Vintage Athletic Information
Saturday, January 19, 2013 6:00 PM

Vintage Athletic Information
520 East 9th Street
Imperial, NE 69033

# Agenda

I. Wrestling Information
II. Football Information
III. Track Information

1976

# THE ZIMMERMAN WRESTLING SCORE BOOK

by

**James L. Zimmerman**
Oakland, Md. 21550

Copyright
1950
by
James L. Zimmerman

# Wrestling Imperial JV vs St. Pats JV.

| NAMES OF CONTESTANTS | | FIRST PERIOD SCORING | Points | SECOND PERIOD SCORING | Points | THIRD PERIOD SCORING | Points | SUMMARY Points | Time Adv. | Total | TEAM SCORE Home | Opp. |
|---|---|---|---|---|---|---|---|---|---|---|---|---|
| 98 POUNDS | Gokie | | | | | | | | | | | |
| | | | | | | | | | | | | |
| 105 POUNDS | Watts | | | | | | | | | | | |
| | | | | | | | | | | | | |
| 112 POUNDS | Einspahr | | 0 | UP R-2 | 2 | | | | | | 0 | |
| | MONJARAS | TD-2 NF-3 | 5 | R-2 Rev-2 | 4 | UP F 5min 3sec | | | | | | 6 |
| 119 POUNDS | Hayes | | | | | | | | | | | |
| | | | | | | | | | | | | |
| 126 POUNDS | Swanson | | | | | | | | | | | |
| | | | | | | | | | | | | |
| 132 POUNDS | Teply | TD-2 NF-3 | 5 | UP | 0 | E-1 | 1 | 6 | — | 6 | 3 | |
| | Reimers | | 0 | R-2 | 2 | UP Rev-2 | 2 | 4 | — | 4 | | 0 |

| | | | | | | | | | | | | | | | | | | | | | | | | | | |
|---|---|---|---|---|---|---|---|---|---|---|---|---|---|---|---|---|---|---|---|---|---|---|---|---|---|---|
| Current Score | Home | 1 | 2 | 3 | 4 | 5 | 6 | 7 | 8 | 9 | 10 | 11 | 12 | 13 | 14 | 15 | 16 | 17 | 18 | 19 | 20 | 21 | 22 | 23 | 24 | 25 |
| | Opp | 1 | 2 | 3 | 4 | 5 | 6 | 7 | 8 | 9 | 10 | 11 | 12 | 13 | 14 | 15 | 16 | 17 | 18 | 19 | 20 | 21 | 22 | 23 | 24 | 25 |

**SCORING:** Takedown—T, Reversal—R, Escape—E, Fall—F, Fall Pred.—f.p.

**SYMBOLS:** Penalty—P, Near Fall—N, Choice—C, Top Position—X

held at _____. _____, 19_____.

| NAMES OF CONTESTANTS | | FIRST PERIOD SCORING | POINTS | SECOND PERIOD SCORING | POINTS | THIRD PERIOD SCORING | POINTS | SUMMARY POINTS | SUMMARY TIME ADV. | SUMMARY TOTAL | TEAM SCORE HOME | TEAM SCORE OPP. |
|---|---|---|---|---|---|---|---|---|---|---|---|---|
| 138 POUNDS | — | | | | | | | | | | | |
| | | | | | | | | | | | | |
| 145 POUNDS | Hotzow | | | | | | | | | | | |
| | | | | | | | | | | | | |
| 155 POUNDS | — | | | | | | | | | | | |
| | | | | | | | | | | | | |
| 167 POUNDS | Krisine | | | | | | | | | | | |
| | | | | | | | | | | | | |
| 185 POUNDS | — | | | | | | | | | | | |
| | | | | | | | | | | | | |
| HVT POUNDS | Mitchell | | | | | | | | | | | |
| | | | | | | | | | | | | |

26 27 28 29 30 31 32 33 34 35 36 37 38 39 40 41 42 43 44 45

26 27 28 29 30 31 32 33 34 35 36 37 38 39 40 41 42 43 44 45

TOTAL TEAM SCORE 3 6

REFEREE _____

TIMER _____

SCORER _____

Time Adv. HOME _____

Timers OPP.

# Wrestling Imperial vs Oberland

| NAMES OF CONTESTANTS | | FIRST PERIOD SCORING | Points | SECOND PERIOD SCORING | Points | THIRD PERIOD SCORING | Points | SUMMARY Points | Time Adv. | Total | TEAM SCORE Home | Opp. |
|---|---|---|---|---|---|---|---|---|---|---|---|---|
| 98 POUNDS | Cokie | | | | | | | | | | | |
| | | | | | | | | | | | | |
| C 105 POUNDS | Watts | | | | | | | | | | | |
| | | | | | | | | | | | | |
| 112 POUNDS | Einspahr | | 0 | up | | | | | | | 0 | |
| | Reid Raulston | TD-2 NF-3 | 5 | R-2 F 3.46 | | | 6 | | | | | 6 |
| C 119 POUNDS | Hayes | | 0 | | 0 | up | | | | | 0 | |
| | ~~Marty Rhodes~~ Barry Richards | TD-2 Per-2 | 4 | up NF-3 NF-3 | 6 | R-2 F 4.12 | 6 | | | | | 6 |
| 126 POUNDS | Swanson | TD-2 TD-2 Per-2 | 6 | up TD-2 | 2 | R-2 | 2 | 10 | | | 3 | |
| | ~~Brad Euhus~~ Brian Jennings | E-1 | 1 | E-1 | 1 | up R-2 NF-2 | 4 | 6 | | | | 0 |
| C 132 POUNDS | Tepley | | | | | | | | | | 0 | |
| | ~~Brad Euhus~~ Anderson | TD-2 Per-2 F 1.48 | | | | | | 6 | | | | 6 |

| | | 1 | 2 | 3 | 4 | 5 | 6 | 7 | 8 | 9 | 10 | 11 | 12 | 13 | 14 | 15 | 16 | 17 | 18 | 19 | 20 | 21 | 22 | 23 | 24 | 25 |
|---|---|---|---|---|---|---|---|---|---|---|---|---|---|---|---|---|---|---|---|---|---|---|---|---|---|---|
| Current Score | Home | | | | | | | | | | | | | | | | | | | | | | | | | |
| | Opp | | | | | | | | | | | | | | | | | | | | | | | | | |

**SCORING:** Takedown—T, Reversal—R, Escape—E, Fall—F, Fall Pred.—f.p.

**SYMBOLS:** Penalty—P, Near Fall—N, Choice—C, Top Position—X

held at Imperial . , 19 .

| NAMES OF CONTESTANTS | FIRST PERIOD SCORING | Points | SECOND PERIOD SCORING | Points | THIRD PERIOD SCORING | Points | SUMMARY Points | Time Adv. | Total | Team Score Home | Opp. |
|---|---|---|---|---|---|---|---|---|---|---|---|
| POUNDS — | | | | | | | | | | | |
| 132 C. Wurm ~~Clarance Benton~~ | | | | | | | | | | | |
| POUNDS — | | | | | | | | | | | |
| 145 HOTRAN | | 0 | | 0 | up | 0 | 0 | | | 0 | |
| C. Barzet ~~Wayne Ni~~ | TD-2 | 2 | up | 0 | E-1 TD-2 | 3 | 5 | | | | 3 |
| POUNDS — | | | | | | | | | | | |
| 155 W. Kathka | | | | | | | | | | | |
| POUNDS ~~Kelsey~~ | | | | | | | | | | | |
| 167 K. Brown | | | | | | | | | | | |
| POUNDS — | | | | | | | | | | | |
| 185 — | | | | | | | | | | | |
| POUNDS Mitchell | | | | | | | | | | 0 | |
| HVVT G. Landau | TD-2 F 1.10 | | | | | | 6 | | | | 6 |

26 27 28 29 30 31 32 33 34 35 36 37 38 39 40 41 42 43 44 45

26 27 28 29 30 31 32 33 34 35 36 37 38 39 40 41 42 43 44 45

TOTAL TEAM SCORE — Home 3 — Opp. 27

REFEREE

TIMER

SCORER

Time Adv. HOME

Timers OPP.

# Wrestling Oberland vs St. Pats

| NAMES OF CONTESTANTS | FIRST PERIOD SCORING | Points | SECOND PERIOD SCORING | Points | THIRD PERIOD SCORING | Points | SUMMARY Points | Time Adv. | Total | TEAM SCORE Home | Opp. |
|---|---|---|---|---|---|---|---|---|---|---|---|
| 98 POUNDS — | | | | | | | | | | | |
| — | | | | | | | | | | | |
| 105 POUNDS — | | | | | | | | | | | |
| — | | | | | | | | | | | |
| 112 POUNDS Reed Roulston | TD-2 Pel-2 | 4 | UP C | 0 | R-2 | 2 | 6 | - | 6 | 3 | |
| Monsaras | R-2 | 2 C | C | 0 | UP | 0 | 2 | - | 2 | | 0 |
| 119 POUNDS Marty Rhodes | | | | | | | | | | | |
| — | | | | | | | | | | | |
| 126 POUNDS Brian Jennings | | | | | | | | | | | |
| — | | | | | | | | | | | |
| 132 POUNDS Brad Eulus | TD-2 NF-3 | 5 C | UP | 0 | R-2 P-1 R-2 | 5 | 10 | - | 10 | 4 | |
| Reimers | | 0 | | 0 | UP R-2 | 2 | 2 | - | 2 | | 0 |

| | | 1 | 2 | 3 | 4 | 5 | 6 | 7 | 8 | 9 | 10 | 11 | 12 | 13 | 14 | 15 | 16 | 17 | 18 | 19 | 20 | 21 | 22 | 23 | 24 | 25 |
|---|---|---|---|---|---|---|---|---|---|---|---|---|---|---|---|---|---|---|---|---|---|---|---|---|---|---|
| Current Score | Home | | | | | | | | | | | | | | | | | | | | | | | | | |
| | Opp | | | | | | | | | | | | | | | | | | | | | | | | | |

**SCORING:** Takedown—T, Reversal—R, Escape—E, Fall—F, Fall Pred.—f.p.

**SYMBOLS:** Penalty—P, Near Fall—N, Choice—C, Top Position—X

held at _____. _____, 19____.

| NAMES OF CONTESTANTS | | FIRST PERIOD SCORING | Points | SECOND PERIOD SCORING | Points | THIRD PERIOD SCORING | Points | SUMMARY Points | Time Adv. | Total | TEAM SCORE Home | Opp. |
|---|---|---|---|---|---|---|---|---|---|---|---|---|
| POUNDS 138 | C. Wurn | | | | | | | | | | | |
| | ~ | | | | | | | | | | | |
| POUNDS 145 | C. Banzet | | | | | | | | | | | |
| | — | | | | | | | | | | | |
| POUNDS 155 | W. Kathka | | | | | | | | | | | |
| | — | | | | | | | | | | | |
| POUNDS 167 | K. Brown | | | | | | | | | | | |
| | — | | | | | | | | | | | |
| POUNDS 185 | — | | | | | | | | | | | |
| | — | | | | | | | | | | | |
| Hwt. POUNDS | G. Landau | | | | | | | | | | | |
| | — | | | | | | | | | | | |

26 27 28 29 30 31 32 33 34 35 36 37 38 39 40 41 42 43 44 45

26 27 28 29 30 31 32 33 34 35 36 37 38 39 40 41 42 43 44 45

TOTAL TEAM SCORE 7 0

REFEREE _____

TIMER _____

SCORER _____

Time Adv. HOME _____

Timers OPP.

Wheatland - EVEN

# Wrestling Imperial J.V.'s vs Madrid Wheatland VAR.

| NAMES OF CONTESTANTS | | FIRST PERIOD SCORING | Points | SECOND PERIOD SCORING | Points | THIRD PERIOD SCORING | Points | SUMMARY Points | Time Adv. | Total | Team Score Home | Opp. |
|---|---|---|---|---|---|---|---|---|---|---|---|---|
| Pounds | Weatherly, Doug | T-2 | 2 | up | – | R-2 | 2 | | | 4 | – | |
| 98 | Leonard, Rick | | – | E1 T-2 | 3 | E-2 FP-2 | 4 | | | 7 | | 3 |
| Pounds | Watts, Rob | T-2 C | 2 | E-1 T-2 | 3 | T-2 | 2 | | | 7 | 3 | |
| 105 | Kraus, Mark | E-1 | 1 | up | 1 | E-1 | 1 | | | 2 | | – |
| Pounds | Einspahr, Brent | | – | up | | | – | | | – | – | |
| 112 | Hagan, Mike | T-2 FP-3 | 5 | R-2 FP-3 F 3:55 | | | 6 | | | 6 | | 6 |
| Pounds | Hayes, Jim | | | | | | | | | | 6 | |
| 119 | | | | | | | | | | | | – |
| Pounds | Swanson, Mark | R-2 FP-3 | 5 | up F 3:57 | – | | | | | 6 | 6 | |
| 126 | Lee, Russell | T-2 | 2 | | | | | | | | | – |
| Pounds | Teply, Rick | | | | | | | | | | 6 | |
| 132 | | | | | | | | | | | | – |

| | | 1 | 2 | 3 | 4 | 5 | 6 | 7 | 8 | 9 | 10 | 11 | 12 | 13 | 14 | 15 | 16 | 17 | 18 | 19 | 20 | 21 | 22 | 23 | 24 | 25 |
|---|---|---|---|---|---|---|---|---|---|---|---|---|---|---|---|---|---|---|---|---|---|---|---|---|---|---|
| Current Score | Home | | | | | | | | | | | | | | | | | | | | | | | | | |
| | Opp | | | | | | | | | | | | | | | | | | | | | | | | | |

**SCORING:** Takedown—T, Reversal—R, Escape—E, Fall—F, Fall Pred.—f.p.

**SYMBOLS:** Penalty—P, Near Fall—N, Choice—C, Top Position—X

33

held at Imperial . Dec 18 , 19 76.

| NAMES OF CONTESTANTS | | FIRST PERIOD SCORING | Points | SECOND PERIOD SCORING | Points | THIRD PERIOD SCORING | Points | SUMMARY Points | Time Adv. | Total | Team Score Home | Opp. |
|---|---|---|---|---|---|---|---|---|---|---|---|---|
| POUNDS 138 | Hoffman, Rob | | | | | | | | | | 6 | |
| | | | | | | | | | | | | — |
| POUNDS 148 | Goddard, Brad | T-2 | 2 | UP F 3:03 | | | 6 | | | | (6) | |
| | Denver, Barry | | | | | | | | | | | |
| POUNDS 155 | — | | | | | | | | | | — | |
| | Hagan, Ron | | | | | | | | | | | 6 |
| POUNDS 167 | Krisine, Kris | | — | R-2 | 2 | UP F 4:53 | 6 | | | | 6 | |
| | Garnier/Walters | T-2 | 2 | UP | — | | — | | | | | — |
| POUNDS 185 | Rowley, Tim | T-2 | | | | | | | | | — | |
| | Sparks, Dean | R-2 F1:44 | | | | | | | | | | 6 |
| POUNDS HWT | Mitchell, Doug | | | | | | | | | | 33 — | |
| | Meyer, Jeff | T-2 F-1:30 | | | | | | | | | 21 | 6 |

26 27 28 29 30 31 32 33 34 35 36 37 38 39 40 41 42 43 44 45

26 27 28 29 30 31 32 33 34 35 36 37 38 39 40 41 42 43 44 45

TOTAL TEAM SCORE 33 27

REFEREE

TIMER

SCORER

Time Adv. HOME

Timers OPP.

# Wrestling Imperial vs Ogallala

| NAMES OF CONTESTANTS | FIRST PERIOD SCORING | Points | SECOND PERIOD SCORING | Points | THIRD PERIOD SCORING | Points | SUMMARY Points | Time Adv. | Total | Team Score Home | Opp. |
|---|---|---|---|---|---|---|---|---|---|---|---|
| 98 POUNDS Swink, Rod | | 0 | | | | | | | | 0 | |
| Brad Olson C | T-2 NF-3 NF-2 NF-3 | 10 | ⊗ F : 2,31 | | | | | | | | 6 |
| 105 POUNDS Watts, Rob C | | 0 | ⊗ | 0 | C E-1 | 1 | | | | 0 | |
| 107 Russ Hoover | T-2 | 2 | E-1 | 3 | R-2 NF-3 | 8 | | | | | 3 |
| 112 POUNDS Einspahr, Brent | P-1 | 1 | | 1 | R-2 | 3 | | | | 0 | |
| 114 Sexton, Tom C | T-2 NF-2 C | 4 | ⊗ NF-2 | 6 | R-2 NF-2 NF-2 | 12 | | | | | 4 |
| 119 POUNDS Hayes, Jim C | | 0 | ⊗ | 0 | P-1 | 1 | | | | 0 | |
| 123 Johnson, Matt | T-2 | 2 | C E-1 | 3 | C NF-2 | 5 | | | | | 3 |
| 126 POUNDS | | | | | | | | | | 0 | |
| Dykes, Tom C | | | | | | | | | | | 6 |
| 132 POUNDS Tepley, Rick C | | | | | | | | | | 0 | |
| Dick Powell | T-2 F : 58 | | | | | | | | | | 6 |

| | | 1 | 2 | 3 | 4 | 5 | 6 | 7 | 8 | 9 | 10 | 11 | 12 | 13 | 14 | 15 | 16 | 17 | 18 | 19 | 20 | 21 | 22 | 23 | 24 | 25 |
|---|---|---|---|---|---|---|---|---|---|---|---|---|---|---|---|---|---|---|---|---|---|---|---|---|---|---|
| Current Score | Home | | | | | | | | | | | | | | | | | | | | | | | | | |
| | Opp | | | | | | | | | | | | | | | | | | | | | | | | | |

SCORING: Takedown—T, Reversal—R, Escape—E, Fall—F, Fall Pred.—f.p.

SYMBOLS: Penalty—P, Near Fall—N, Choice—C, Top Position—X

held at Imperial Neb. Jan 7, 1977.

| NAMES OF CONTESTANTS | FIRST PERIOD SCORING | Points | SECOND PERIOD SCORING | Points | THIRD PERIOD SCORING | Points | SUMMARY Points | Time Adv. | Total | Team Score Home | Opp. |
|---|---|---|---|---|---|---|---|---|---|---|---|
| 138 POUNDS | | | | | | | | | | 0 | |
| 140 Conners, Brad (C) | | | | | | | | | | | 6 |
| POUNDS | | | | | | | | | | 6 | |
| 147 Linebark, Tim (C) | | | | | | | | | | | 6 |
| POUNDS | | | | | | | | | | 0 | |
| 155 Swasenger, Greg (C) | | | | | | | | | | | 6 |
| POUNDS | | | | | | | | | | 0 | |
| 167 Krisine, Kris. (C) | R-2 | 2 | | 2 | | | | | | | |
| Richenberg, Kevin | T-2 | 2 | R-2 NF-3 NF-2 | 9 | (C) NF-3 F-5,44 | | | | | | 6 |
| POUNDS | | | | | | | | | | 0 | |
| 185 Doug Biesner (C) | | | | | | | | | | | |
| POUNDS | | | | | | | | | | 0 | |
| 185 Exhibition Mitchell, Doug (C) | | | exhibition | | | | | | | | |
| Biesner, Doug | T-2 F-1,04 | | | | | | | | | | 6 |

26 27 28 29 30 31 32 33 34 35 36 37 38 39 40 41 42 43 44 45

26 27 28 29 30 31 32 33 34 35 36 37 38 39 40 41 42 43 44 45

TOTAL TEAM SCORE

REFEREE Pete Bunge

TIMER

SCORER

Time Adv. HOME

Timers OPP.

# Wrestling Imperial JV's vs Sidney JV's

| NAMES OF CONTESTANTS | | FIRST PERIOD SCORING | Points | SECOND PERIOD SCORING | Points | THIRD PERIOD SCORING | Points | SUMMARY Points | Time Adv. | Total | Team Score Home | Opp. |
|---|---|---|---|---|---|---|---|---|---|---|---|---|
| 98 Pounds | Swink, Rod | E | 0 | | 0 | | | | | | | |
| | HARPT | T-2, E-1, ~~E-1~~ | 3 | T-2, NF-3 | 8 | NF-3 NF-2 F-6 F 4:32 | | | | | | 6 |
| 105 Pounds | Watts, Rob | ~~T-2~~ | 0 | | 0 | F-6 F 4:26 | | | | | 6 | |
| | TALACH | T-2 | 2 | | 2 | | | | | | | |
| 112 Pounds | Einspahr, Brent | | 0 | | | | | | | | | |
| | Noble | T-2 | 2 | R-2 F-6 F-2:28 | | | | | | | | 6 |
| 119 Pounds | ~~Hayes~~, Jim | | 0 | | 0 | | | | | | | |
| | BAYNE | T-2 ~~NF-3~~ | 5 | NF-3, | 8 | R-2 | ~~2~~ | | | | | 4 |
| 126 Pounds | | | | | | | | | | | | |
| | HARTZLER | | | | | | | | | | | |
| 132 Pounds | Tepley, Rick | E-1 | 1 | E-1 | 2 | E-~~2~~ R-2 | 6 | | | | | |
| | WILSON | T-2 | 2 | ~~R~~-2, ~~E~~ | 4 | E-1, T-2, T-2 | 10 | | | | | 3 |

| | | 1 | 2 | 3 | 4 | 5 | 6 | 7 | 8 | 9 | 10 | 11 | 12 | 13 | 14 | 15 | 16 | 17 | 18 | 19 | 20 | 21 | 22 | 23 | 24 | 25 |
|---|---|---|---|---|---|---|---|---|---|---|---|---|---|---|---|---|---|---|---|---|---|---|---|---|---|---|
| Current Score | Home | | | | | | | | | | | | | | | | | | | | | | | | | |
| | Opp | | | | | | | | | | | | | | | | | | | | | | | | | |

SCORING: Takedown—T, Reversal—R, Escape—E, Fall—F, Fall Pred.—f.p.

SYMBOLS: Penalty—P, Near Fall—N, Choice—C, Top Position—X

held at Sidney NC . JAN 8 , 19 77.

| NAMES OF CONTESTANTS | FIRST PERIOD SCORING | Points | SECOND PERIOD SCORING | Points | THIRD PERIOD SCORING | Points | SUMMARY Points | Time Adv. | Total | Team Score Home | Opp. |
|---|---|---|---|---|---|---|---|---|---|---|---|
| 135 POUNDS Swanson, Mark / ~~Hoffman, Rob~~ | T-2 | 2 | | 2 | R-2 | | | | | 3 | |
| JOHNSON | | 0 | | 0 | | | | | | | |
| 145 POUNDS Hothan, Rob | | 0 | | 0 | | | | | | | |
| SAYLOR | T-2 | 2 | NF-3, | 5 | R-2 | | | | | | 3 |
| 155 POUNDS | | | | | | | | | | | |
| PLATZ | | | | | | | | | | | |
| 167 POUNDS KRBINE, Kris | | 0 | | 0 | E-1, E-1 | | | | | | |
| PRINGLE | T-2, | 2 | T-2 | 4 | T-2, ~~T-2~~ T-2, | | | | | | 3 |
| 185 POUNDS | | | | | | | | | | | |
| EMERSON | | | | | | | | | | | |
| HWT POUNDS Mitchell, Doug | | | | | | | | | | | |
| WHGHTMAN | T-2, E-1, -2 ~~2~~ F-6 | | | | | | | | | | 6 |

26 27 28 29 30 31 32 33 34 35 36 37 38 39 40 41 42 43 44 45

26 27 28 29 30 31 32 33 34 35 36 37 38 39 40 41 42 43 44 45

TOTAL TEAM SCORE 44 9

REFEREE

TIMER

SCORER

Time Adv. HOME

Timers OPP.

# Wrestling Imperial J.V. vs Reg Valley J.V.

| NAMES OF CONTESTANTS | FIRST PERIOD SCORING | Points | SECOND PERIOD SCORING | Points | THIRD PERIOD SCORING | Points | SUMMARY Points | Time Adv. | Total | Team Score Home | Opp. |
|---|---|---|---|---|---|---|---|---|---|---|---|
| POUNDS 98 Swink, Rodney | | | | | | | | | | 0 | |
| | | | | | | | | | | | 0 |
| POUNDS 105 Watts, Rob | | | | | | | | | | 0 | |
| | | | | | | | | | | | 0 |
| POUNDS 112 Bird, Rick | | | | | | | | | | 0 | |
| | | | | | | | | | | | 0 |
| POUNDS 119 | | | | | | | | | | 0 | |
| | :34 | | | | | | | | | | 0 |
| POUNDS 126 | | | | | | | | | | 0 | |
| | | | | | | | | | | | 0 |
| POUNDS 132 Rick Teply | E-1 E-1 | 2 | | | | | | | | | |
| SUGHROUE | T-2 T-2 T-2 | 6 | R-2 F-3,44 | | | | | | | | 6 |

| | | 1 | 2 | 3 | 4 | 5 | 6 | 7 | 8 | 9 | 10 | 11 | 12 | 13 | 14 | 15 | 16 | 17 | 18 | 19 | 20 | 21 | 22 | 23 | 24 | 25 |
|---|---|---|---|---|---|---|---|---|---|---|---|---|---|---|---|---|---|---|---|---|---|---|---|---|---|---|
| Current Score | Home | | | | | | | | | | | | | | | | | | | | | | | | | |
| | Opp | | | | | | | | | | | | | | | | | | | | | | | | | |

SCORING: Takedown—T, Reversal—R, Escape—E, Fall—F, Fall Pred.—f.p.

SYMBOLS: Penalty—P, Near Fall—N, Choice—C, Top Position—X

held at Rip Valley. Feb 1, 1977.

| NAMES OF CONTESTANTS | FIRST PERIOD SCORING | Points | SECOND PERIOD SCORING | Points | THIRD PERIOD SCORING | Points | SUMMARY Points | Time Adv. | Total | Team Score Home | Opp. |
|---|---|---|---|---|---|---|---|---|---|---|---|
| 138 POUNDS | | | | | | | | | | | |
| | | | | | | | | | | | |
| 145 POUNDS | | | | | | | | | | | |
| | | | | | | | | | | | |
| 155 POUNDS | | | | | | | | | | | |
| | | | | | | | | | | | |
| 167 POUNDS | KRISINE, KRIS | P-1 T-2 E-1 F-3:52 | | | | | | | | 6 | |
| | DON McNALLY | T-2 | | | | | | | | | 0 |
| 185 POUNDS | Rawley Tim | | | | | | | | | 0 | |
| | DOANE HOYT | T-2 | | F- 3:55 | | | | | | | 6 |
| HWT POUNDS | Mitchell, Doug | T-2 | 2 | E-1 N-2 T-2 | 7 | F- 4:52 | | | | 6 | |
| | DANN NELMS | | 0 | R-2 | 2 | | | | | | 0 |

26 27 28 29 30 31 32 33 34 35 36 37 38 39 40 41 42 43 44 45

26 27 28 29 30 31 32 33 34 35 36 37 38 39 40 41 42 43 44 45

TOTAL TEAM SCORE 12 12

REFEREE

TIMER

SCORER

Time Adv. HOME

Timers OPP.

# Wrestling X vs Y

| NAMES OF CONTESTANTS | | FIRST PERIOD SCORING | Points | SECOND PERIOD SCORING | Points | THIRD PERIOD SCORING | Points | SUMMARY Points | Time Adv. | Total | Team Home | Score Opp. |
|---|---|---|---|---|---|---|---|---|---|---|---|---|
| POUNDS | X | T-2 R-2 | 4 | ↑ E-1 | 1 | ↓ R-2 F 4:47 | | | | | 6 | |
| | Y | E-1 T-2 | 3 | R-2 | 2 | ↑ | | | | | | 0 |
| POUNDS | X | R-2 | 2 | | 0 | E-1 T-2 N-3 | 6 | | | 8 | 9 | |
| | X | T-2 E-1 | 3 | ↓ R-2 N-2 | 4 | ↑ | 0 | | | 7 | | 0 |
| POUNDS | X | | | | | | | | | | 9 9 | |
| | Y | T-2 N-3 F 1:47 | | | | | | | | | | 6 |
| POUNDS | X | T-2 E-1 | 3 | E-1 T-2 | 3 | N-3 N-2 | 5 | | | 11 | 9 | |
| | Y | R-2 N-3 | 5 | ↑ R-2 N-2 | 4 | ↓ E-1 T-2 | 3 | | | 12 | | 9 |
| POUNDS | X | R-2 N-2 | 4 | ↑ T-2 E-1 | 3 | ↓ | 0 | | | | 9 | |
| | Y | T-2 E-1 T-2 | 5 | E-1 T-2 | 3 | F 5:53 | | | | | | 15 |
| POUNDS | X | T-2 N-3 | 5 | E-1 N-3 | 4 | R-2 N-3 | 5 | | | 14 | 14 | |
| | Y | E-1 | 1 | ↓ T-2 | 2 | ↑ | 0 | | | 3 | | 15 |

| | | | | | | | | | | | | | | | | | | | | | | | | | | |
|---|---|---|---|---|---|---|---|---|---|---|---|---|---|---|---|---|---|---|---|---|---|---|---|---|---|---|
| Current Score | Home | 1 | 2 | 3 | 4 | 5 | (6) | 7 | 8 | (9) | 10 | 11 | 12 | 13 | (14) | 15 | 16 | 17 | 18 | 19 | (20) | 21 | 22 | 23 | 24 | 25 |
| | Opp | 1 | 2 | 3 | 4 | 5 | (6) | 7 | 8 | (9) | 10 | 11 | 12 | 13 | 14 | (15) | 16 | 17 | (18) | 19 | 20 | 21 | 22 | 23 | (24) | 25 |

**SCORING:** Takedown—T, Reversal—R, Escape—E, Fall—F, Fall Pred.—f.p.

**SYMBOLS:** Penalty—P, Near Fall—N, Choice—C, Top Position—X

held at X, XXXX. 12:00 PM, 19__.

| NAMES OF CONTESTANTS | | FIRST PERIOD SCORING | Points | SECOND PERIOD SCORING | Points | THIRD PERIOD SCORING | Points | SUMMARY Points | Time Adv. | Total | TEAM SCORE Home | Opp. |
|---|---|---|---|---|---|---|---|---|---|---|---|---|
| POUNDS | X | T-2 F 1:30 | | | | | | | | | 20 | |
| | X | | | | | | | | | | | 15 |
| POUNDS | X | T-2 | 2 | E-1 T-2 | 3 | T-2 | 2 | | | 7 | 20 | |
| X | Y | E-1 N-3 | 4 | ↑ N-2 | 2 | ↓ R-2 N-3 | 5 | | | 11 | | 18 |
| X POUNDS | X | | | | | | | | | | 20 | |
| | Y | F 1:27 | | | | | | | | | | 24 |
| POUNDS | X | T-2 N-3 | 5 | | 0 | N-3 | 3 | | | 8 | 20 | |
| X | Y | E-1 | 1 | ↓ T-2 N-2 | 4 | ↑ R-2 N-2 | 4 | | | 9 | | 27 |
| X POUNDS | X | F 1:57 1:57 | | | | | | | | | 26 | |
| | Y | | | | | | | | | | | 27 |
| POUNDS | X | T-2, N-3 E-1 | 6 | T-2 N-3 | 5 | F 5:07 | | | | | 32 | |
| X | Y | R-2 | 2 | ↓ | 0 | | | | | | | 27 ~~20~~ |

26 27 28 29 30 31 32 33 34 35 36 37 38 39 40 41 42 43 44 45

26 27 28 29 30 31 32 33 34 35 36 37 38 39 40 41 42 43 44 45

TOTAL TEAM SCORE 32 27

REFEREE

TIMER

SCORER

Time Adv. HOME

Timers OPP.

E-1 T-2 N-2 of 3 R-2 F - Time

# Wrestling Wrestle-offs vs _____

| NAMES OF CONTESTANTS | | FIRST PERIOD SCORING | Points | SECOND PERIOD SCORING | Points | THIRD PERIOD SCORING | Points | SUMMARY Points | Time Adv. | Total | TEAM SCORE Home | Opp. |
|---|---|---|---|---|---|---|---|---|---|---|---|---|
| Pounds | Durland | 2 2 | 4 | ↑ 3 | | N | | | | | 0 | |
| | O'berg | T-2 N-2 | 4 | 2 F | | | | | | | | 6 |
| Pounds | Hayes | | | | | | | | | | 0 | |
| | Swanson | T-2 F | | | | | | | | | | 12 |
| Pounds | Hothan | T-2 | 2 | R-2 | 2 | F | | | | | 6 | |
| | Watts | | 0 | ↑ | 0 | ↓ | | | | | | 12 |
| Pounds | Grosbach | | | | | | | | | | | |
| | Fedders | | | | | | | | | | | |
| Pounds | | | | | | | | | | | | |
| | | | | | | | | | | | | |
| Pounds | | | | | | | | | | | | |
| | | | | | | | | | | | | |

Current Score

Home: 1 2 3 4 5 6 7 8 9 10 11 12 13 14 15 16 17 18 19 20 21 22 23 24 25

Opp: 1 2 3 4 5 6 7 8 9 10 11 12 13 14 15 16 17 18 19 20 21 22 23 24 25

SCORING: Takedown—T, Reversal—R, Escape—E, Fall—F, Fall Pred.—f.p.

SYMBOLS: Penalty—P, Near Fall—N, Choice—C, Top Position—X

1950

# THE ZIMMERMAN WRESTLING SCORE BOOK

by

**James L. Zimmerman**
Oakland, Md. 21550

Copyright
1950
by
James L. Zimmerman

# Wrestling Imperial vs Oshkosh

| NAMES OF CONTESTANTS | FIRST PERIOD SCORING | Points | SECOND PERIOD SCORING | Points | THIRD PERIOD SCORING | Points | SUMMARY Points | Time Adv. | Total | Team Score Home | Opp. |
|---|---|---|---|---|---|---|---|---|---|---|---|
| 98 POUNDS | | | | | | | | | | | |
| | | | | | | | | | | | |
| 105 POUNDS T. Fethers | E-1 | 1 | | 0 | R-2 N-3 | 5 | | | 6 | 3 | |
| Weismann | T-2 | 2 | | 0 | R-2 | 2 | | | 4 | | 0 |
| 112 POUNDS S. Molling | | | | | | | | | | | |
| | | | | | | | | | | | |
| 119 POUNDS D. Weatherly | T-2 | 2 | R-2 N-2 N-3 | 7 | N-2 | 2 | | | 11 | 7 | |
| T. Gray | | 0 | R-2 | 2 | | 0 | | | 2 | | 0 |
| 132 POUNDS F. Costa | | 0 | P-1 | | | | | | 0 | 7 | |
| B Hebbert | T-2 | 2 | Fall - 2:44 | | | | | | 6 | | 6 |
| 138 POUNDS C. Quint | | | | | | 1 | | | 1 | | |
| | | | | | N-3 | | | | 11 | | |

| | | 1 | 2 | 3 | 4 | 5 | 6 | 7 | 8 | 9 | 10 | 11 | 12 | 13 | 14 | 15 | 16 | 17 | 18 | 19 | 20 | 21 | 22 | 23 | 24 | 25 |
|---|---|---|---|---|---|---|---|---|---|---|---|---|---|---|---|---|---|---|---|---|---|---|---|---|---|---|
| Current Score | Home | | | | | | | (7) | | | | | | | | | | | | | | | | | | |
| | Opp | | | | | | | | | (9) | | | | | | | | | | | | | | | | |

SCORING: Takedown—T, Reversal—R, Escape—E, Fall—F, Fall Pred.—f.p.

SYMBOLS: Penalty—P, Near Fall—N, Choice—C, Top Position—X

held at Oshkosh. November 30, 1928.

| NAMES OF CONTESTANTS | | FIRST PERIOD SCORING | Points | SECOND PERIOD SCORING | Points | THIRD PERIOD SCORING | Points | SUMMARY Points | Time Adv. | Total | Team Score Home | Opp. |
|---|---|---|---|---|---|---|---|---|---|---|---|---|
| POUNDS | Bud Boswell | | | E-1 | 1 | R-2 E-1 | 4 | 4 | | | 7 | |
| 142 | R School | T-2 | 2 | P-1 R-2 T-2 | 5 | P-1 | 1 | 8 | | | | 9 |
| POUNDS | T. Dilka | | | | | | | | | | | |
| HWT | — | | | | | | | | | | | |
| POUNDS | | | | | | | | | | | | |
| | 8-0 = 3 | | | | | | | | | | | |
| POUNDS | 9-12 | 4 | | | | | | | | | | |
| | over 12 | 5 | | | | | | | | | | |
| | Pinned | 6 | | | | | | | | | | |
| POUNDS | | | | | | | | | | | | |
| | | | | | | | | | | | | |
| POUNDS | | | | | | | | | | | | |
| | | | | | | | | | | | | |

26 27 28 29 30 31 32 33 34 35 36 37 38 39 40 41 42 43 44 45

26 27 28 29 30 31 32 33 34 35 36 37 38 39 40 41 42 43 44 45

TOTAL TEAM SCORE 7 9

REFEREE

TIMER

SCORER

Time Adv. HOME

Timers OPP.

# Wrestling Imperial vs Bridgeport

| POUNDS | NAMES OF CONTESTANTS | FIRST PERIOD SCORING | FIRST PERIOD POINTS | SECOND PERIOD SCORING | SECOND PERIOD POINTS | THIRD PERIOD SCORING | THIRD PERIOD POINTS | SUMMARY POINTS | SUMMARY TIME ADV. | SUMMARY TOTAL | TEAM SCORE HOME | TEAM SCORE OPP. |
|---|---|---|---|---|---|---|---|---|---|---|---|---|
| 105 | T. Fetters | T-2 Fall-1:35 | | | | | | | | 6 | 6 | |
| | Brown | | | | | | | | | 0 | | 0 |
| 112 | J. Molling | | 0 | | | | | | | 0 | 6 | |
| | K Hall | | 0 | R-2 Fall 1:23 | | | | | | 6 | | 6 |
| | | | | | | | | | | | 6 | |
| | | | | | | | | | | | | 6 |
| 132 | J. Costa | P-1 | 1 | | | | | | | 0 | 6 | |
| | K Sinks | T-2 N-3 P-1 | 6 | Fall-1:18 | | | | 6 | | 6 | | 12 |
| | C. Quint | | 0 | | 0 | P-1 | 1 | | | 1 | 6 | |
| | Panas | T-2 | 2 | R-2 N-3 P-1 | 6 | N-3 | 3 | | | 11 | | 16 |
| | | | | | | | | | | | | |
| | | | | | | | | | | | | |

| | | 1 | 2 | 3 | 4 | 5 | 6 | 7 | 8 | 9 | 10 | 11 | 12 | 13 | 14 | 15 | 16 | 17 | 18 | 19 | 20 | 21 | 22 | 23 | 24 | 25 |
|---|---|---|---|---|---|---|---|---|---|---|---|---|---|---|---|---|---|---|---|---|---|---|---|---|---|---|
| Current Score | Home | | | | | | (6) | | | | | | | | | | | | | | | | | | | |
| | Opp | | | | | | | | | | | | | | | | (16) | | | | | | | | | |

**SCORING:** Takedown—T, Reversal—R, Escape—E, Fall—F, Fall Pred.—f.p.

**SYMBOLS:** Penalty—P, Near Fall—N, Choice—C, Top Position—X

held at Oshkosh. Nov. 30, 19 28.

| NAMES OF CONTESTANTS | | FIRST PERIOD SCORING | Points | SECOND PERIOD SCORING | Points | THIRD PERIOD SCORING | Points | SUMMARY Points | Time Adv. | Total | TEAM SCORE Home | Opp. |
|---|---|---|---|---|---|---|---|---|---|---|---|---|
| POUNDS | | | | | | | | | | | | |
| | | | | | | | | | | | | |
| POUNDS | | | | | | | | | | | | |
| | | | | | | | | | | | | |
| POUNDS | | | | | | | | | | | | |
| | | | | | | | | | | | | |
| POUNDS | | | | | | | | | | | | |
| | | | | | | | | | | | | |
| POUNDS | | | | | | | | | | | | |
| | | | | | | | | | | | | |
| POUNDS | | | | | | | | | | | | |
| | | | | | | | | | | | | |

26 27 28 29 30 31 32 33 34 35 36 37 38 39 40 41 42 43 44 45

26 27 28 29 30 31 32 33 34 35 36 37 38 39 40 41 42 43 44 45

TOTAL TEAM SCORE

REFEREE

TIMER

SCORER

Time Adv. HOME

Timers OPP.

# Wrestling Imperial vs Caliche.

| NAMES OF CONTESTANTS | | FIRST PERIOD SCORING | Points | SECOND PERIOD SCORING | Points | THIRD PERIOD SCORING | Points | SUMMARY Points | Time Adv. | Total | Team Score Home | Opp. |
|---|---|---|---|---|---|---|---|---|---|---|---|---|
| Pounds 126 | Doug Weatherly | TD-2 Fall 1:23 | | | | | | | | | 6 | |
| | John Valdez | | | | | | | | | | | 0 |
| Pounds 138 | Brent Enspahr | TD-2 | 2 | R-2 | 2 | locked hands R-2 | | | | | 9 | |
| | Stan Bolt | | 0 | ↑ | 0 | R-1 R-2 W-stalling | | | | | | 0 |
| Pounds | | | | | | | | | | | | |
| | | | | | | | | | | | | |
| Pounds | | | | | | | | | | | | |
| | | | | | | | | | | | | |
| Pounds | | | | | | | | | | | | |
| | | | | | | | | | | | | |
| Pounds | | | | | | | | | | | | |
| | | | | | | | | | | | | |

| | | 1 | 2 | 3 | 4 | 5 | 6 | 7 | 8 | 9 | 10 | 11 | 12 | 13 | 14 | 15 | 16 | 17 | 18 | 19 | 20 | 21 | 22 | 23 | 24 | 25 |
|---|---|---|---|---|---|---|---|---|---|---|---|---|---|---|---|---|---|---|---|---|---|---|---|---|---|---|
| Current Score | Home | | | | | | | | | | | | | | | | | | | | | | | | | |
| | Opp | | | | | | | | | | | | | | | | | | | | | | | | | |

**SCORING:** Takedown—T, Reversal—R, Escape—E, Fall—F, Fall Pred.—f.p.

**SYMBOLS:** Penalty—P, Near Fall—N, Choice—C, Top Position—X

held at Imperial. December 7, 1978.

| NAMES OF CONTESTANTS | FIRST PERIOD SCORING | Points | SECOND PERIOD SCORING | Points | THIRD PERIOD SCORING | Points | SUMMARY Points | Time Adv. | Total | Team Score Home | Opp. |
|---|---|---|---|---|---|---|---|---|---|---|---|
| POUNDS | | | | | | | | | | | |
| | | | | | | | | | | | |
| POUNDS | | | | | | | | | | | |
| | | | | | | | | | | | |
| POUNDS | | | | | | | | | | | |
| | | | | | | | | | | | |
| POUNDS | | | | | | | | | | | |
| | | | | | | | | | | | |
| POUNDS | | | | | | | | | | | |
| | | | | | | | | | | | |
| POUNDS | | | | | | | | | | | |
| | | | | | | | | | | | |

26 27 28 29 30 31 32 33 34 35 36 37 38 39 40 41 42 43 44 45

26 27 28 29 30 31 32 33 34 35 36 37 38 39 40 41 42 43 44 45

TOTAL TEAM SCORE

REFEREE Ken Conner

TIMER

SCORER Jan Sargent

Time Adv. HOME

Timers OPP.

# Wrestling CCHS vs Holy Cke

| NAMES OF CONTESTANTS | | FIRST PERIOD SCORING | Points | SECOND PERIOD SCORING | Points | THIRD PERIOD SCORING | Points | SUMMARY Points | Time Adv. | Total | Team Score Home | Opp. |
|---|---|---|---|---|---|---|---|---|---|---|---|---|
| POUNDS | Maury Kramer | | 0 | | | | | | | | 0 | |
| 98 | Roy Grosbach | T-2 | 2 | ↑ N-2 Fall 3:56 | | | | | | | | 6 |
| POUNDS | | | | | | | | | | | | |
| 119 | Shane Mollring | | | | | | | | | | | |
| POUNDS | Curt Lebsack | | 0 | E-1 T-2 | 3 | N-2 | 5 | | | | 3 | |
| 132 | Scott Parker | | 0 | ↑ | 0 | R-2 N-2 | 4 | | | | | 6 |
| POUNDS | Arlow Worley | T-2 | 2 | R-2 N-2 N-3 | 9 | N-2 P-1 | 12 | | | | 7 | |
| 138 | Chris Quint | | 0 | ↑ | 0 | E-1 T-2 F-1 | 3 | | | | | 6 |
| POUNDS | Gary Korte | | | | | | | | | | | |
| 132 | Tom Anderson | | | | | | | | | | | |
| POUNDS | Jim Hilscher Helscher | T-2 T-2 | 4 | E-1 T-2 Fall 3:48 | | | | | | | 13 | |
| 145 | Marty Courter | E-1 | 1 | ↑ | | | | | | | | 6 |

| | | 1 | 2 | 3 | 4 | 5 | 6 | 7 | 8 | 9 | 10 | 11 | 12 | 13 | 14 | 15 | 16 | 17 | 18 | 19 | 20 | 21 | 22 | 23 | 24 | 25 |
|---|---|---|---|---|---|---|---|---|---|---|---|---|---|---|---|---|---|---|---|---|---|---|---|---|---|---|
| Current Score | Home | | | | | | | | | | | | | | | | | | | | | | | | | |
| | Opp | | | | | | | | | | | | | | | | | | | | | | | | | |

**SCORING:** Takedown—T, Reversal—R, Escape—E, Fall—F, Fall Pred.—f.p.

**SYMBOLS:** Penalty—P, Near Fall—N, Choice—C, Top Position—X

held at CCHS. Dec 15, 19____.

| NAMES OF CONTESTANTS | | FIRST PERIOD SCORING | FIRST PERIOD POINTS | SECOND PERIOD SCORING | SECOND PERIOD POINTS | THIRD PERIOD SCORING | THIRD PERIOD POINTS | SUMMARY POINTS | SUMMARY TIME ADV. | SUMMARY TOTAL | TEAM HOME | TEAM OPP. |
|---|---|---|---|---|---|---|---|---|---|---|---|---|
| POUNDS | Ray Sagehorn | Ex 1-2 | 2 | ↑ | 2 | R-2 Fall 4:45 | | | | | 19 | |
| 67 | Bud Boswell | | 0 | R-2 | 2 | | | | | | | 6 |
| POUNDS | | | | | | | | | | | | |
| | | | | | | | | | | | | |
| POUNDS | | | | | | | | | | | | |
| | | | | | | | | | | | | |
| POUNDS | | | | | | | | | | | | |
| | | | | | | | | | | | | |
| POUNDS | | | | | | | | | | | | |
| | | | | | | | | | | | | |
| POUNDS | | | | | | | | | | | | |
| | | | | | | | | | | | | |

26 27 28 29 30 31 32 33 34 35 36 37 38 39 40 41 42 43 44 45

26 27 28 29 30 31 32 33 34 35 36 37 38 39 40 41 42 43 44 45

TOTAL TEAM SCORE

REFEREE

TIMER

SCORER

Time Adv. HOME

Timers OPP.

# Wrestling CCHS vs Rep Valley J.V.

| | NAMES OF CONTESTANTS | FIRST PERIOD SCORING | POINTS | SECOND PERIOD SCORING | POINTS | THIRD PERIOD SCORING | POINTS | SUMMARY POINTS | TIME ADV. | TOTAL | TEAM SCORE HOME | OPP. |
|---|---|---|---|---|---|---|---|---|---|---|---|---|
| POUNDS 98 | ~~Roy Grosbach~~ | | | | | | | | | | | |
| POUNDS 105 | | | | | | | | | | | | |
| POUNDS 112 | Chuck Madden RV | T-2 | 0 | | 0 | P-1 R-2 | 3 | | | | | |
| 4 | Troy Fetters I | T-2 | 2 | ↑N-2 | 4 | R-2 P-1 R-2 | 9 | | | | | |
| POUNDS 119 | ~~Doug Weatherly~~ | | | | | | | | | | | |
| POUNDS 126 | Brad Engleman RV | | 0 | ↓ | | | | | | | | |
| 1 | Scott Parker I ~~Shane Mollring~~ | T-2 N-2 N-3 | 7 | Fall 2:15 | | | | | | | | |
| POUNDS 132 | Verlyn Wright RV | | 0 | | | | | | | | | |
| 2 | Brent Einspahr ~~Scott Parker~~ 4 | T-2 N-3 | 5 | ↑ Fall - 3:10 | | | | | | | | |

| | | | | | | | | | | | | | | | | | | | | | | | | | | | | | | |
|---|---|---|---|---|---|---|---|---|---|---|---|---|---|---|---|---|---|---|---|---|---|---|---|---|---|---|---|---|---|---|
| Current | Home | 1 | 2 | 3 | 4 | 5 | 6 | 7 | 8 | 9 | 10 | 11 | 12 | 13 | 14 | 15 | 16 | 17 | 18 | 19 | 20 | 21 | 22 | 23 | 24 | 25 |
| Score | Opp | 1 | 2 | 3 | 4 | 5 | 6 | 7 | 8 | 9 | 10 | 11 | 12 | 13 | 14 | 15 | 16 | 17 | 18 | 19 | 20 | 21 | 22 | 23 | 24 | 25 |

**SCORING:** Takedown—T, Reversal—R, Escape—E, Fall—F, Fall Pred.—f.p.

**SYMBOLS:** Penalty—P, Near Fall—N, Choice—C, Top Position—X

held at CCHS. Dec 16, 1978.

| NAMES OF CONTESTANTS | FIRST PERIOD SCORING | Points | SECOND PERIOD SCORING | Points | THIRD PERIOD SCORING | Points | SUMMARY Points | Time Adv. | Total | Team Score: Home | Opp. |
|---|---|---|---|---|---|---|---|---|---|---|---|
| POUNDS — Mike Teel (IV) | T-2 E-1 | 3 | R-2 Fall 3:07 | | | | | | | | |
| 138 — Tom Anderson (V) | R-2 | 2 | ↑ | | | | | | | | |
| POUNDS | | | | | | | | | | | |
| 145 — ~~Marty Courter~~ | | | | | | | | | | | |
| POUNDS — John Swayze (IV) | T-2 | 2 | ↑ R-2 Fall 3:12 | | | | | | | | |
| 155 — Earl Loop (I) | | 0 | R-2 | | | | | | | | |
| POUNDS | | | | | | | | | | | |
| 167 — ~~Bud Bosswell~~ | | | | | | | | | | | |
| POUNDS | | | | | | | | | | | |
| 185 — ~~forfeit~~ | | | | | | | | | | | |
| POUNDS | | | | | | | | | | | |
| Hvt — ~~Tony Dilka~~ | | | | | | | | | | | |

26 27 28 29 30 31 32 33 34 35 36 37 38 39 40 41 42 43 44 45

26 27 28 29 30 31 32 33 34 35 36 37 38 39 40 41 42 43 44 45

TOTAL TEAM SCORE

REFEREE

TIMER

SCORER

Time Adv. HOME

Timers OPP.

A - 11

# Wrestling CCHS vs Wheatland

| NAMES OF CONTESTANTS | FIRST PERIOD SCORING | Points | SECOND PERIOD SCORING | Points | THIRD PERIOD SCORING | Points | SUMMARY Points | Time Adv. | Total | Team Score Home | Opp. |
|---|---|---|---|---|---|---|---|---|---|---|---|
| POUNDS 98 — Adam Curtis MW | E-1 | 1 | | 1 | | 1 | | | | 2 | |
| Roy Grosbach Jr | T-2 N-2 T-2 N-2 | 8 | ↑ N-3 | 11 | R-2 N-2 | 15 | | | | | 5 |
| POUNDS 105 — Joel Lee MW | | 0 | | | | | | | | 0 | |
| Mike Weatherly Jr | T-2 | 2 | ↑ Fall 2:10 | | | | | | | | 17 |
| POUNDS 112 — Rick Leonard MW 2:00pm | T-2 N-2 | 4 | ↓ P-1 R-2 N-2 N-3 | 12 | Fall 5:33 | | | | | | |
| Troy Fellers Jr | | 0 | | 0 | | | | | | | |
| POUNDS 119 — ~~OPEN~~ Shane Mollring | | | | | | | | | | | |
| POUNDS 126 — Dennis Easter MW | | 0 | | | | | | | | | |
| Doug Weatherly Jr | T-2 N-3 | 5 | ↑ Fall 3:27 | | | | | | | | |
| POUNDS 132 — ~~OPEN~~ Brent Einspahr | | | | | | | | | | | |

| | | 1 | 2 | 3 | 4 | 5 | 6 | 7 | 8 | 9 | 10 | 11 | 12 | 13 | 14 | 15 | 16 | 17 | 18 | 19 | 20 | 21 | 22 | 23 | 24 | 25 |
|---|---|---|---|---|---|---|---|---|---|---|---|---|---|---|---|---|---|---|---|---|---|---|---|---|---|---|
| Current Score | Home | | | | | | | | | | | | | | | | | | | | | | | | | |
| | Opp | | | | | | | | | | | | | | | | | | | | | | | | | |

**SCORING:** Takedown—T, Reversal—R, Escape—E, Fall—F, Fall Pred.—f.p.

**SYMBOLS:** Penalty—P, Near Fall—N, Choice—C, Top Position—X

held at Imperial. December 16, 1978.

| NAMES OF CONTESTANTS | | FIRST PERIOD SCORING | Points | SECOND PERIOD SCORING | Points | THIRD PERIOD SCORING | Points | SUMMARY Points | Time Adv. | Total | Team Score: Home | Team Score: Opp. |
|---|---|---|---|---|---|---|---|---|---|---|---|---|
| POUNDS 138 | Mike Hagan MW | T-2 N-3 N-3 | 8 | R-2 N-2 Fall 2:39 | | | | | | | | |
| | Chris Quint I | | 0 | ↑ | | | | | | | | |
| POUNDS 145 | Larry Hagen MW | T-2 N-3 | 5 | ↑ N-2 | 7 | E-1 T-2 | 10 | | | | | |
| | Marty Courter I | | 0 | R-1 | 1 | R-2 N-3 | 6 | | | | | |
| POUNDS 155 | Joe Lee MW | T-2 N-2 | 4 | R-2 Fall-3:23 | | | | | | | | |
| | Earl Loop I | E-1 | 1 | ↑ | | | | | | | | |
| POUNDS 167 | Bernard ~~B. McLaughlin~~ | | | | | | | | | | | |
| | ~~OPEN~~ | | | | | | | | | | | |
| POUNDS 185 | ~~Chet Harger~~ | | | | | | | | | | | |
| | OPEN | | | | | | | | | | | |
| HWT POUNDS | Martin Meyers MW | T-2 Fall-1:23 | | | | | | | | | | |
| | Tony Dilka I | | | | | | | | | | | |

26 27 28 29 30 31 32 33 34 35 36 37 38 39 40 41 42 43 44 45

26 27 28 29 30 31 32 33 34 35 36 37 38 39 40 41 42 43 44 45

TOTAL TEAM SCORE

REFEREE

TIMER

SCORER

Time Adv. HOME

Timers OPP.

(Richard Wilson) (John Brown)

# Wrestling RV vs Wheatland

| NAMES OF CONTESTANTS | | FIRST PERIOD SCORING | Points | SECOND PERIOD SCORING | Points | THIRD PERIOD SCORING | Points | SUMMARY Points | Time Adv. | Total | Team Score Home | Opp. |
|---|---|---|---|---|---|---|---|---|---|---|---|---|
| POUNDS | Chuck Madden RV | | 0 | | | | | | | | 0 | |
| 112 | Rick Leonard MW | T-2 N-3 | 5 | ↑ Fall 2'59 | | | | | | | | 6 |
| POUNDS | Brad Engleman RV | | 0 | " | | | | | | | 0 | |
| 126 | Dennis Easter MW | T-2 N-2 N-2 | 6 | ↑ Fall 3:50 | | | | | | | | 12 |
| POUNDS | mike teel RV | | 0 | | | | | | | | 0 | |
| 138 | mike Hagen MW | T-2 N-2 N-2 N-2 | 8 | ↑ N-3 Fall 3:26 | | | | | | | | 18 |
| POUNDS | John Swayze RV | | | | | | | | | | 0 | |
| 155 | Joe Lee MW | T-2 Fall 1:54 | | | | | | | | | | 24 |
| POUNDS | Kent Baffrea RV | R-2 N-3 | 5 | E-1 T-2 Fall 2:30 | | | | | | | 6 | |
| 167 | B. McLaughlin MW | T-2 | 2 | ↑ | | | | | | | | 24 |
| POUNDS | | | | | | | | | | | | |
| | | | | | | | | | | | | |

| | | 1 | 2 | 3 | 4 | 5 | 6 | 7 | 8 | 9 | 10 | 11 | 12 | 13 | 14 | 15 | 16 | 17 | 18 | 19 | 20 | 21 | 22 | 23 | 24 | 25 |
|---|---|---|---|---|---|---|---|---|---|---|---|---|---|---|---|---|---|---|---|---|---|---|---|---|---|---|
| Current Score | Home | | | | | | | | | | | | | | | | | | | | | | | | | |
| | Opp | | | | | | | | | | | | | | | | | | | | | | | | | |

**SCORING:** Takedown—T, Reversal—R, Escape—E, Fall—F, Fall Pred.—f.p.

**SYMBOLS:** Penalty—P, Near Fall—N, Choice—C, Top Position—X

Jim Ayres - Ogallala

held at Imperial. December 16, 1978.

| NAMES OF CONTESTANTS | | FIRST PERIOD SCORING | Points | SECOND PERIOD SCORING | Points | THIRD PERIOD SCORING | Points | SUMMARY Points | Time Adv. | Total | Team Score Home | Opp. |
|---|---|---|---|---|---|---|---|---|---|---|---|---|
| POUNDS | | | | | | | | | | | | |
| | | | | | | | | | | | | |
| POUNDS | | | | | | | | | | | | |
| | | | | | | | | | | | | |
| POUNDS | | | | | | | | | | | | |
| | | | | | | | | | | | | |
| POUNDS | | | | | | | | | | | | |
| | | | | | | | | | | | | |
| POUNDS | | | | | | | | | | | | |
| | | | | | | | | | | | | |
| POUNDS | | | | | | | | | | | | |
| | | | | | | | | | | | | |

26 27 28 29 30 31 32 33 34 35 36 37 38 39 40 41 42 43 44 45

26 27 28 29 30 31 32 33 34 35 36 37 38 39 40 41 42 43 44 45

TOTAL TEAM SCORE

REFEREE

TIMER

SCORER

Time Adv. HOME

Timers OPP.

# Wrestling IMPERIAL vs OSAKIS

| | NAMES OF CONTESTANTS | FIRST PERIOD SCORING | Points | SECOND PERIOD SCORING | Points | THIRD PERIOD SCORING | Points | SUMMARY Points | Time Adv. | Total | Team Score Home | Opp. |
|---|---|---|---|---|---|---|---|---|---|---|---|---|
| 103 Pounds | Jack Allen | Osakis - Imperial forfeit T-2 T-2 | 4 | R-2 | 6 | N-2 | 8 | | | | 12 | 3 |
| | R Swzuk | E-1 R-2 | 3 | ↑ N-3 R-2 | 8 | E-1 | 9 | | | | | 3 |
| 119 Pounds | Ron Brown | T-2 N-3 Fall-1' | 16 | | | | | | | | 18 | |
| | S Mollberns | | | | | | | | | | | 3 |
| 126 Pounds | K Drauker | T-2 | 2 | | 2 | | 2 | | | | 21 | |
| | D Wrathell | | 0 | ↑ | 0 | | 0 | | | | | 3 |
| 132 Pounds | Ted Taylor | T-2 R-2 N-3 | 7 | ↑ E-1 T-2 Fall | 3:17 | | | | | | 27 | |
| | S. Parker | E-1 T-2 N-3 | 6 | E-1 T-2 N-3 | | | | | | | | 3 |
| 138 Pounds | Tim Nowak | T-2 Fall 0:51 | | | | | | | | | 33 | |
| | F. Costa | | | | | | | | | | | 3 |
| 145 Pounds | Tim Nelson | T-2 N-2 | 4 | ↑ N-3 N-2 N-2 | 11 | R-2 N-3 R-2 | 18 | | | | 38 | |
| | C Quent | | 0 | | 0 | R-2 N-3 | 5 | | | | | 3 |

Current Score — Home / Opp: 1 2 3 4 5 6 7 8 9 10 11 12 13 14 15 16 17 18 19 20 21 22 23 24 25

**SCORING:** Takedown—T, Reversal—R, Escape—E, Fall—F, Fall Pred.—f.p.

**SYMBOLS:** Penalty—P, Near Fall—N, Choice—C, Top Position—X

held at Imperial . Dec 21 , 1978.

| NAMES OF CONTESTANTS | | FIRST PERIOD SCORING | Points | SECOND PERIOD SCORING | Points | THIRD PERIOD SCORING | Points | SUMMARY Points | Time Adv. | Total | Team Score: Home | Opp. |
|---|---|---|---|---|---|---|---|---|---|---|---|---|
| Pounds | Matt Ruhlman | | | | | | | | | | 50 | |
| 112 | B. Forfeit | | | | | | | | | | | 3 |
| Pounds | Tim Schultz | T-2 | 2 | ↓ | | | | | | | 50 | |
| | T. Dz/ka | R-2 N-2 | 4 | Fall 2:16 | | | | | | | | 9 |
| Pounds | Mitch Armstrong | R-2 Fall 1:51 | | | | | | | | | 56 | |
| 185 | B. Boswell | T-2 N-2 | | | | | | | | | | 9 |
| Pounds | | | | | | | | | | | | |
| | | | | | | | | | | | | |
| Pounds | | | | | | | | | | | | |
| | | | | | | | | | | | | |
| Pounds | | | | | | | | | | | | |
| | | | | | | | | | | | | |

26 27 28 29 30 31 32 33 34 35 36 37 38 39 40 41 42 43 44 45

26 27 28 29 30 31 32 33 34 35 36 37 38 39 40 41 42 43 44 45

TOTAL TEAM SCORE

REFEREE Mike Coats

TIMER

SCORER

Time Adv. HOME

Timers OPP.

# Wrestling Imperial vs Cambridge

| NAMES OF CONTESTANTS | | FIRST PERIOD SCORING | Points | SECOND PERIOD SCORING | Points | THIRD PERIOD SCORING | Points | SUMMARY Points | Time Adv. | Total | Team Score: Home | Team Score: Opp. |
|---|---|---|---|---|---|---|---|---|---|---|---|---|
| 132 POUNDS | Frank Costa | | 0 | ↑C | | | | | | | 0 | |
| | Richard Thomas | T-2 N-3 N-2 | 7 | P-1 R-2 N-3 Fall 3:39 | | | | | | | | 6 |
| HWT POUNDS | Tony Dilka | | 0 | R-2 | 2 | | | | | | 6 | |
| | Scott Adam | | 0 | ↑ | 0 | C Fall-5:11 | | | | | | 6 |
| 167 POUNDS | Bird Boswell | | | | | | | | | | 6 | |
| | Ben Trospen | T-2 Fall 1:52 | | | | | | | | | | 12 |
| POUNDS | | | | | | | | | | | | |
| | | | | | | | | | | | | |
| POUNDS | | | | | | | | | | | | |
| | | | | | | | | | | | | |
| POUNDS | | | | | | | | | | | | |
| | | | | | | | | | | | | |

| | | 1 | 2 | 3 | 4 | 5 | 6 | 7 | 8 | 9 | 10 | 11 | 12 | 13 | 14 | 15 | 16 | 17 | 18 | 19 | 20 | 21 | 22 | 23 | 24 | 25 |
|---|---|---|---|---|---|---|---|---|---|---|---|---|---|---|---|---|---|---|---|---|---|---|---|---|---|---|
| Current Score | Home | | | | | | | | | | | | | | | | | | | | | | | | | |
| | Opp | | | | | | | | | | | | | | | | | | | | | | | | | |

SCORING: Takedown—T, Reversal—R, Escape—E, Fall—F, Fall Pred.—f.p.

SYMBOLS: Penalty—P, Near Fall—N, Choice—C, Top Position—X

**Wrestling** St Pats **vs** Osch

| NAMES OF CONTESTANTS | FIRST PERIOD SCORING | FIRST PERIOD POINTS | SECOND PERIOD SCORING | SECOND PERIOD POINTS | THIRD PERIOD SCORING | THIRD PERIOD POINTS | SUMMARY POINTS | SUMMARY TIME ADV. | SUMMARY TOTAL | TEAM SCORE HOME | TEAM SCORE OPP. |
|---|---|---|---|---|---|---|---|---|---|---|---|
| Steve Reimers St Pats | T-2 | | | | | | | | | | |
| Ted Grey Oshkosh | R-2 Fall-1:51 | | | | | | | | | | |
| Bill Kummer St Pats | | 0 | ↑ | | | | | | | | |
| Tod Menghini Oshkosh | T-2 | 2 | R-2 Fall-3:04 | | | | | | | | |
| Tom Beran St Pats | T-2 | 2 | R-2 | 4 | N-2 | 6 | | | | | |
| Steve Hebbert Oshkosh | | 0 | | 0 | P-1 | 1 | | | | | |

| | | | | | | | | | | | | | | | | | | | | | | | | | | | |
|---|---|---|---|---|---|---|---|---|---|---|---|---|---|---|---|---|---|---|---|---|---|---|---|---|---|---|---|
| Current Score | Home | 1 | 2 | 3 | 4 | 5 | 6 | 7 | 8 | 9 | 10 | 11 | 12 | 13 | 14 | 15 | 16 | 17 | 18 | 19 | 20 | 21 | 22 | 23 | 24 | 25 |
| | Opp | 1 | 2 | 3 | 4 | 5 | 6 | 7 | 8 | 9 | 10 | 11 | 12 | 13 | 14 | 15 | 16 | 17 | 18 | 19 | 20 | 21 | 22 | 23 | 24 | 25 |

T, Reversal—R, Escape—E, Fall—F, Fall Pred.—f.p.
Near Fall—N, Choice—C, Top Position—X

Ken Conner

held at Cambridge. January 4, 1979.

| NAMES OF CONTESTANTS | | FIRST PERIOD SCORING | POINTS | SECOND PERIOD SCORING | POINTS | THIRD PERIOD SCORING | POINTS | SUMMARY POINTS | TIME ADV. | TOTAL | TEAM HOME |
|---|---|---|---|---|---|---|---|---|---|---|---|
| POUNDS | | | | | | | | | | | |
| | | | | | | | | | | | |
| POUNDS | | | | | | | | | | | |
| | | | | | | | | | | | |
| POUNDS | | | | | | | | | | | |
| | | | | | | | | | | | |
| POUNDS | | | | | | | | | | | |
| | | | | | | | | | | | |
| POUNDS | | | | | | | | | | | |
| | | | | | | | | | | | |
| POUNDS | | | | | | | | | | | |
| | | | | | | | | | | | |

26 27 28 29 30 31 32 33 34 35 36 37 38 39 40 41 42 43 44 45

26 27 28 29 30 31 32 33 34 35 36 37 38 39 40 41 42 43 44 45

REFEREE

TIMER

SCORER

Time Adv.

Timers

HOME

OPP.




A - 20

held at Imperial Imp VS. Osh, 1979.

| | NAMES OF CONTESTANTS | FIRST PERIOD SCORING | POINTS | SECOND PERIOD SCORING | POINTS | THIRD PERIOD SCORING | POINTS | SUMMARY POINTS | TIME ADV. | TOTAL | TEAM SCORE HOME | OPP. |
|---|---|---|---|---|---|---|---|---|---|---|---|---|
| Imperial Osh Osh POUNDS 138 | Beau Costa Imp | stalling-w | | | | | | | | | | |
| | Hebbert Osh | stalling-w T-2 Fall-1:18 | | | | | | | | | | |
| 6 POUNDS 155 | ~~Chris Tom Imp~~ ~~Quint~~ Anderson | | | | | | | | | | | |
| | ~~Gary Rodebush Osh~~ | | | | | | | | | | | |
| Imperial Osh Osh POUNDS 119 | Shane Mollring Imp | | | | | | | | | | | |
| | Ted Gray Osh | T-2 Fall-0:22 | | | | | | | | | | |
| 5 POUNDS 138 | Chris Quint Imp | | | | | | | | | | | |
| | Steve Bradly St. Pats | T-2 Fall-1:15 | | | | | | | | | | |
| 2 POUNDS 119 | Shane Mollring Imp | | | | | | | | | | | |
| | Dan Eastman St. Pats | T-2 Fall-1:00 | | | | | | | | | | |
| POUNDS 155 | Chris Quint | | | | | | | | | | | |
| | Gary Roudebush | T-2 N-2 Fall-1:23 | | | | | | | | | | |

26 27 28 29 30 31 32 33 34 35 36 37 38 39 40 41 42 43 44 45

26 27 28 29 30 31 32 33 34 35 36 37 38 39 40 41 42 43 44 45

TOTAL TEAM SCORE

REFEREE Ken Conner

TIMER

SCORER

Time Adv. HOME

Timers OPP.

A - 21

# Wrestling CCHS vs McCook

| NAMES OF CONTESTANTS | | FIRST PERIOD SCORING | Points | SECOND PERIOD SCORING | Points | THIRD PERIOD SCORING | Points | SUMMARY Points | Time Adv. | Total | Team Score Home | Opp. |
|---|---|---|---|---|---|---|---|---|---|---|---|---|
| POUNDS | Mike Newell | T-2 Fall-0:49 | | | | | | | | | | |
| 119 | Shane Mollring | | | | | | | | | | | |
| POUNDS | OPEN | | | | | | | | | | | |
| 126 | ~~Jeff Goddard~~ | | | | | | | | | | | |
| POUNDS | Doug Hofman | T-2 Fall-0:38 | | | | | | | | | | |
| 138 | Chris Quint | | | | | | | | | | | |
| POUNDS | Dave Canfield | T-2 N-3 | 5 | ↑ N-3 E-2 | 10 | R-2 N-3 N-2 | 17 | | | | | |
| 145 | Tom Anderson | R-2 N-3 | 5 | R-2 E-1 | 8 | | 8 | | | | | |
| POUNDS | Mark Kunkee | T-2 | 2 | ↑ | 2 | | 2 | | | | | |
| Hwt | Doug Mitchell | R-2 N-2 | 4 | E-1 T-2 | 3 | | 7 | | | | | |
| POUNDS | 132 Roland Hayes | | | | | | | | | | | |
| | 167 Kent Hicks | | | | | | | | | | | |

| | | 1 | 2 | 3 | 4 | 5 | 6 | 7 | 8 | 9 | 10 | 11 | 12 | 13 | 14 | 15 | 16 | 17 | 18 | 19 | 20 | 21 | 22 | 23 | 24 | 25 |
|---|---|---|---|---|---|---|---|---|---|---|---|---|---|---|---|---|---|---|---|---|---|---|---|---|---|---|
| Current Score | Home | | | | | | | | | | | | | | | | | | | | | | | | | |
| | Opp | | | | | | | | | | | | | | | | | | | | | | | | | |

**SCORING:** Takedown—T, Reversal—R, Escape—E, Fall—F, Fall Pred.—f.p.

**SYMBOLS:** Penalty—P, Near Fall—N, Choice—C, Top Position—X

January - 30

held at Imperial V.S Rep. Valley, 19 79.

| NAMES OF CONTESTANTS | | FIRST PERIOD SCORING | Points | SECOND PERIOD SCORING | Points | THIRD PERIOD SCORING | Points | SUMMARY Points | Time Adv. | Total | Team Score Home | Opp. |
|---|---|---|---|---|---|---|---|---|---|---|---|---|
| Pounds 119 | Mollring | | | | | | | | | | | |
| | | | | | | | | | | | | |
| Pounds 126 | Goddard | | | | | | | | | | | |
| | | | | | | | | | | | | |
| Pounds 136 | Quint | | | | | | | | | | | |
| | | | | | | | | | | | | |
| Pounds 145 | Anderson | | | | | | | | | | | |
| | | | | | | | | | | | | |
| Pounds | | | | | | | | | | | | |
| | | | | | | | | | | | | |
| Pounds | | | | | | | | | | | | |
| | | | | | | | | | | | | |

26 27 28 29 30 31 32 33 34 35 36 37 38 39 40 41 42 43 44 45

26 27 28 29 30 31 32 33 34 35 36 37 38 39 40 41 42 43 44 45

TOTAL TEAM SCORE

REFEREE

TIMER

SCORER

Time Adv. HOME

Timers OPP.

# Wrestling _____ vs _____.

| NAMES OF CONTESTANTS | FIRST PERIOD SCORING | Points | SECOND PERIOD SCORING | Points | THIRD PERIOD SCORING | Points | SUMMARY Points | Time Adv. | Total | Team Score Home | Opp. |
|---|---|---|---|---|---|---|---|---|---|---|---|
| POUNDS Parker | T-2 N-3 | 5 | E-1 T-2 N-3 | 6 | N-3 ↑ | 3 | | | | 14 | |
| JV S. Valentine | | 0 | ↑ | 0 | | 0 | | | | | 0 |
| POUNDS Howard | F-1 E-1 T-2 | 4 | ↑ R-2 | 2 | R-2 N-2 | 4 | | | | 10 | |
| JV Beckett | T-2 N-2 ↑ | 4 | R-2 N-2 | 4 | ↑ | 0 | | | | | 8 |
| POUNDS Beran | R-2 Fall 1:50 | | | | | | | | | | |
| JV Shay | T-2 N-3 | 5 | | | | | | | | | |
| POUNDS Andy F. | T-2 N-3 | 5 | R-2 N-3 ↑ | 5 | ↑ N-3 | 3 | | | | 13 | |
| JV Dole L. | | 0 | ↑ | 0 | | 0 | | | | | 0 |
| POUNDS O'Berg | T-2 | 2 | N-2 R-2 N-3 T-2 | 9 | ↑ Fall 5:05 | | | | | | |
| ? Beran | | 0 | ↑ E-1 E-1 | 2 | | | | | | | |
| POUNDS | | | | | | | | | | | |
| | | | | | | | | | | | |

| | | 1 | 2 | 3 | 4 | 5 | 6 | 7 | 8 | 9 | 10 | 11 | 12 | 13 | 14 | 15 | 16 | 17 | 18 | 19 | 20 | 21 | 22 | 23 | 24 | 25 |
|---|---|---|---|---|---|---|---|---|---|---|---|---|---|---|---|---|---|---|---|---|---|---|---|---|---|---|
| Current Score | Home | | | | | | | | | | | | | | | | | | | | | | | | | |
| | Opp | | | | | | | | | | | | | | | | | | | | | | | | | |

SCORING: Takedown—T, Reversal—R, Escape—E, Fall—F, Fall Pred.—f.p.

SYMBOLS: Penalty—P, Near Fall—N, Choice—C, Top Position—X

# INDIVIDUAL SUMMARY FOR THE SEASON

**SEASON** 19 -19

Teams Scheduled: ST PATS INVITATION

| NAMES OF CONTESTANTS | | H | O | H | O | H | O | H | O | SEASON Bout Results W | L | Team Scores H | O |
|---|---|---|---|---|---|---|---|---|---|---|---|---|---|
| R. Grosbach | B | Dec | Pinned | 8 | 0 | Dec'd | | | | | | | |
| | T | tollet | olofson | Lee | | Elmer | | | | | | | |
| T. Fetters | B | | 8 | Dec'd | | | | | | | | | |
| | T | Dolson | Dubs | | | | | | | | | | |
| R. Swink | B | Dec'd | Dec'd | | | | | | | | | | |
| | T | Fleshman | Preston | | | | | | | | | | |
| R. Watts | B | 7 | 5 | 14 | 3 | 7 | 6 | | | | | | |
| | T | Doyle | Wood | Mackley | | | | | | | | | |
| J. Goddard | B | Pin | 2 | 8 | Pin | 0 | 4 | | | | | | |
| | T | Knoles | Wood | Eastor | | Grosjean | | | | | | | |
| S. Parker | B | Pinned | Pinned | | | | | | | | | | |
| | T | Yauney | Rostrite | | | | | | | | | | |
| B. Einspahr | B | Dec'd | Pinned | | | | | | | | | | |
| | T | Buell | Gunther | | | | | | | | | | |
| M. Courter | B | Dec'd | Pin | Dec'd | | | | | | | | | |
| | T | Hampton | Burcell | Hansen | | | | | | | | | |
| E Loop | B | Pinned | Dec | 0 | 14 | | | | | | | | |
| | T | Kowbeck | Killer | Lee | | | | | | | | | |
| T. Rowley | B | | | | | | | | | | | | |
| | T | Didn't | Make | wt. | | | | | | | | | |
| D. Mitchell | B | Pinned | 5 | 0 | Pin | | | | | | | | |
| | T | Eastburn | Reimer | Dawson | | | | | | | | | |
| | B | | | | | | | | | | | | |
| | T | | | | | | | | | | | | |
| | B | | | | | | | | | | | | |
| | T | | | | | | | | | | | | |
| | B | | | | | | | | | | | | |
| | T | | | | | | | | | | | | |
| | B | | | | | | | | | | | | |
| | T | | | | | | | | | | | | |
| | B | | | | | | | | | | | | |
| | T | | | | | | | | | | | | |
| | B | | | | | | | | | | | | |
| | T | | | | | | | | | | | | |
| | B | | | | | | | | | | | | |
| | T | | | | | | | | | | | | |

# _____Tournament. Held at_____. _____, 19____

## _____Pound Class

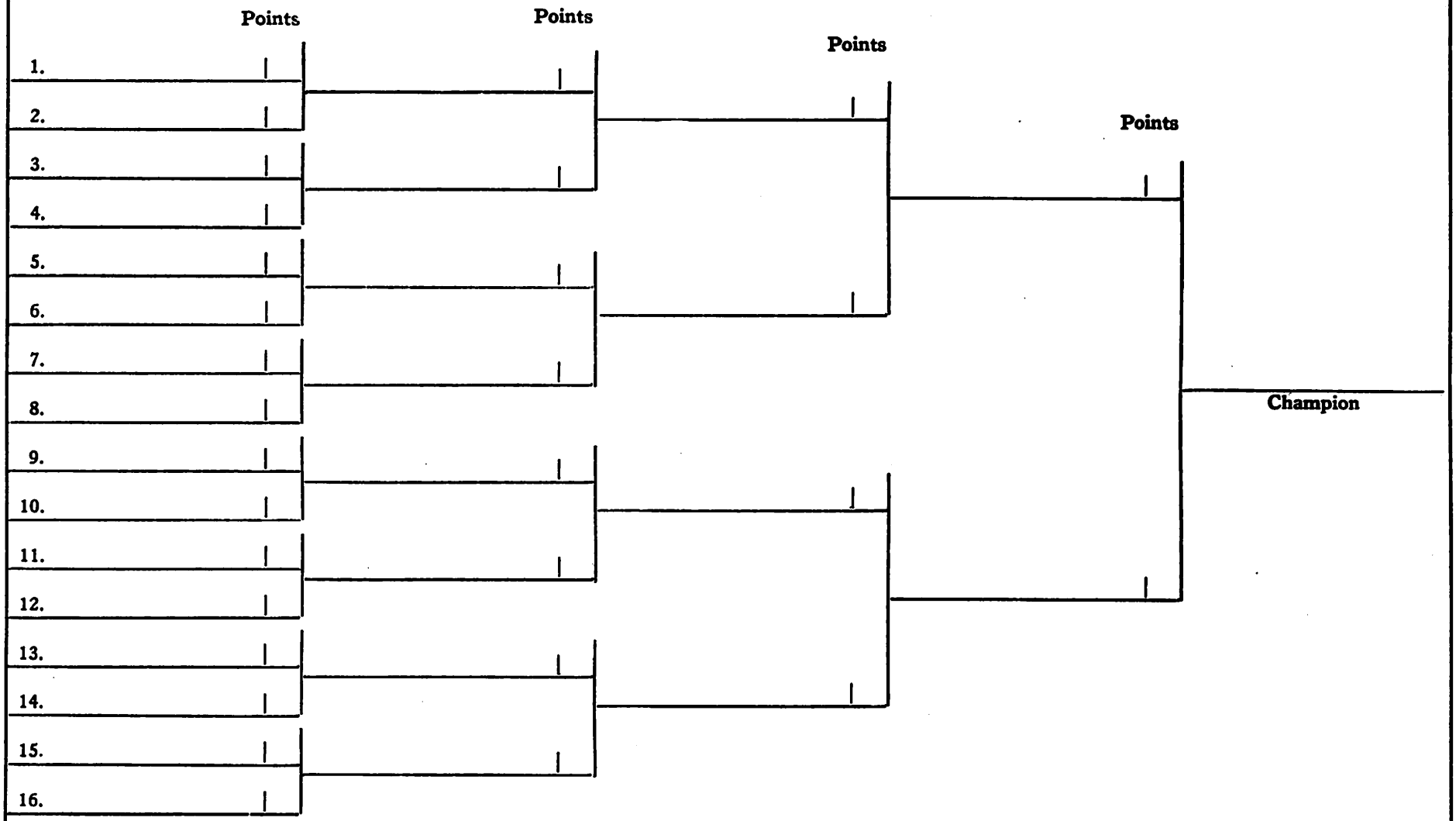


Preliminary Round | Quarter-Finals | Semi-Finals | Finals

Junior Varsity
1979

# THE ZIMMERMAN WRESTLING SCORE BOOK

by

**James L. Zimmerman**
Oakland, Md. 21550

Copyright
1950
by
James L. Zimmerman

13

# Wrestling Imperial vs Bridgeport

| NAMES OF CONTESTANTS | | FIRST PERIOD SCORING | FIRST PERIOD POINTS | SECOND PERIOD SCORING | SECOND PERIOD POINTS | THIRD PERIOD SCORING | THIRD PERIOD POINTS | SUMMARY POINTS | SUMMARY TIME ADV. | SUMMARY TOTAL | TEAM SCORE HOME | TEAM SCORE OPP. |
|---|---|---|---|---|---|---|---|---|---|---|---|---|
| 98 POUNDS | Jessie Ruiz | | | | | | | | | | | |
| | | | | | | | | | | | | |
| 105 POUNDS | Mike Weatherly | | | | | | | | | | | |
| | | | | | | | | | | | | |
| 112 POUNDS | Jon Shay | | | | | | | | | | | |
| | | | | | | | | | | | | |
| 119 POUNDS | | | | | | | | | | | | |
| | | | | | | | | | | | | |
| 126 POUNDS | Doug Weatherly | $T_2$ | 2 | C $E_1$ $T_2$ $NF_3$ | 8 | $FP_2$ 4:24 ↑ | 10 | 6 | | | | |
| | Magnason | $R_2$ | 2 | ↓C | 2 | | 2 | | | | | |
| 132 POUNDS | Kris Kirwan | $T_2$ $N_3$ | 5 | $N_3$ $T_2$ ↑ | 10 | $E_1$ $T_2$ $FP_2$ $T_2$ | 17 | | | | 4 | |
| | Fulton | | 0 | $P_1$ $R_2$ | 3 | ↓$E_1$ $R_2$ | 6 | | | | | |

| | | 1 | 2 | 3 | 4 | 5 | 6 | 7 | 8 | 9 | 10 | 11 | 12 | 13 | 14 | 15 | 16 | 17 | 18 | 19 | 20 | 21 | 22 | 23 | 24 | 25 |
|---|---|---|---|---|---|---|---|---|---|---|---|---|---|---|---|---|---|---|---|---|---|---|---|---|---|---|
| Current Score | Home | | | | | | | | | | | | | | | | | | | | | | | | | |
| | Opp | | | | | | | | | | | | | | | | | | | | | | | | | |

**SCORING:** Takedown—T, Reversal—R, Escape—E, Fall—F, Fall Pred.—f.p.

**SYMBOLS:** Penalty—P, Near Fall—N, Choice—C, Top Position—X

held at Bridgeport. December 10, 19 79.

| NAMES OF CONTESTANTS | FIRST PERIOD SCORING | Points | SECOND PERIOD SCORING | Points | THIRD PERIOD SCORING | Points | SUMMARY Points | Time Adv. | Total | Team Score Home | Opp. |
|---|---|---|---|---|---|---|---|---|---|---|---|
| 138 POUNDS | | | | | | | | | | | |
| | | | | | | | | | | | |
| 145 POUNDS | | | | | | | | | | | |
| | | | | | | | | | | | |
| 155 POUNDS | | | | | | | | | | | |
| | | | | | | | | | | | |
| 167 POUNDS Kevin Harris | $T_2$ | 2 | $E_1 R_2$ ↑ | 5 | $B_1 E_1$ | 7 | | | | | |
| Wiggins | $R_2$ | 2 | $E_1 T_2$ | 5 | ↑ $T_2 C$ | 7 | | | | | |
| 185 POUNDS | | | | | | | | | | | |
| | | | | | | | | | | | |
| HWT POUNDS | | | | | | | | | | | |
| | | | | | | | | | | | |

26 27 28 29 30 31 32 33 34 35 36 37 38 39 40 41 42 43 44 45

26 27 28 29 30 31 32 33 34 35 36 37 38 39 40 41 42 43 44 45

TOTAL TEAM SCORE

REFEREE

TIMER

SCORER

Time Adv. HOME

Timers OPP.

# Wrestling Imperial vs Oshkosh

| NAMES OF CONTESTANTS | | FIRST PERIOD SCORING | Points | SECOND PERIOD SCORING | Points | THIRD PERIOD SCORING | Points | SUMMARY Points | Time Adv. | Total | Team Score Home | Opp. |
|---|---|---|---|---|---|---|---|---|---|---|---|---|
| 98 Pounds | Jessie Ruiz | | | | | | | | | | | |
| | | | | | | | | | | | | |
| 105 Pounds | Mike Weatherly | | | | | | | | | | | |
| | | | | | | | | | | | | |
| 112 Pounds | Jon Shay | T2 :46 | 2 | | | | 2 | | | | 6 | |
| | Chadwick | | 0 | | | | 6 | | | | | |
| 119 Pounds | | | | | | | | | | | | |
| | | | | | | | | | | | | |
| 126 Pounds | Doug Weatherly | T2 N3 | 5 | R2 ↓ 2:06 | 7 | | 7 | | | | 6 | |
| | Kugler | | 0 | T2 | 0 | | 0 | | | | | |
| 132 Pounds | Kris Kirwan | T2 | 2 | T2 R2 ↑ | 6 | E1 3:29 | | | | | | |
| | ~~Mues~~ Mues | | 0 | T2 P1 FP2 R2 | 7 | R2 | 6 | | | | | |

| | | 1 | 2 | 3 | 4 | 5 | 6 | 7 | 8 | 9 | 10 | 11 | 12 | 13 | 14 | 15 | 16 | 17 | 18 | 19 | 20 | 21 | 22 | 23 | 24 | 25 |
|---|---|---|---|---|---|---|---|---|---|---|---|---|---|---|---|---|---|---|---|---|---|---|---|---|---|---|
| Current Score | Home | | | | | | | | | | | | | | | | | | | | | | | | | |
| | Opp | | | | | | | | | | | | | | | | | | | | | | | | | |

**SCORING:** Takedown—T, Reversal—R, Escape—E, Fall—F, Fall Pred.—f.p.

**SYMBOLS:** Penalty—P, Near Fall—N, Choice—C, Top Position—X

held at Bridgeport. December 6, 1979.

| NAMES OF CONTESTANTS | FIRST PERIOD SCORING | Points | SECOND PERIOD SCORING | Points | THIRD PERIOD SCORING | Points | SUMMARY Points | Time Adv. | Total | Team Score Home | Opp. |
|---|---|---|---|---|---|---|---|---|---|---|---|
| 138 POUNDS | | | | | | | | | | | |
| | | | | | | | | | | | |
| 145 POUNDS | | | | | | | | | | | |
| | | | | | | | | | | | |
| 155 POUNDS | | | | | | | | | | | |
| | | | | | | | | | | | |
| 167 POUNDS | Kevin Harris | | | | | | | | | | |
| | | | | | | | | | | | |
| 185 POUNDS | | | | | | | | | | | |
| | | | | | | | | | | | |
| HWT POUNDS | | | | | | | | | | | |
| | | | | | | | | | | | |

26 27 28 29 30 31 32 33 34 35 36 37 38 39 40 41 42 43 44 45

26 27 28 29 30 31 32 33 34 35 36 37 38 39 40 41 42 43 44 45

TOTAL TEAM SCORE

REFEREE

TIMER

SCORER

Time Adv. HOME

Timers OPP.

# Wrestling ~~Cam~~ Imp vs Cambridge

| NAMES OF CONTESTANTS | | FIRST PERIOD SCORING | Points | SECOND PERIOD SCORING | Points | THIRD PERIOD SCORING | Points | SUMMARY Points | Time Adv. | Total | Team Score: Home | Team Score: Opp. |
|---|---|---|---|---|---|---|---|---|---|---|---|---|
| Pounds | Kris Kirwan | $E_1$ $T_2$ | 3 | $R_2$ C | 5 | C C $fP_2$ ↑ | 7 | | | | 3 | |
| 132 | Rod Fiene | $T_2$ | 2 | $P_1$ ↑ | 3 | $P_1$ $P_2$ | 6 | | | | | |
| Pounds | Doug Weatherly | $R_2$ | 2 | $R_2$ $n_3$ $n_3$ | 10 | ↑ 4:13 | | | | | | |
| 132 | Joel Davis | $T_2$ | 2 | ↑ | 2 | | | | | | | |
| Pounds | Kevin Harris | $E_1$ | 1 | $n_3$ $n_3$ | 7 | $E_1$ $T_2$ C ↓ | 10 | | | | | |
| 167 | Rockey Hampton | $T_2$ | 2 | ↓ | 2 | | 2 | | | | | |
| Pounds | | | | | | | | | | | | |
| | | | | | | | | | | | | |
| Pounds | | | | | | | | | | | | |
| | | | | | | | | | | | | |
| Pounds | | | | | | | | | | | | |
| | | | | | | | | | | | | |

| | | 1 | 2 | 3 | 4 | 5 | 6 | 7 | 8 | 9 | 10 | 11 | 12 | 13 | 14 | 15 | 16 | 17 | 18 | 19 | 20 | 21 | 22 | 23 | 24 | 25 |
|---|---|---|---|---|---|---|---|---|---|---|---|---|---|---|---|---|---|---|---|---|---|---|---|---|---|---|
| Current Score | Home | | | | | | | | | | | | | | | | | | | | | | | | | |
| | Opp | | | | | | | | | | | | | | | | | | | | | | | | | |

**SCORING:** Takedown—T, Reversal—R, Escape—E, Fall—F, Fall Pred.—f.p.

**SYMBOLS:** Penalty—P, Near Fall—N, Choice—C, Top Position—X

held at Imperial. December 13, 1979.

| NAMES OF CONTESTANTS | | FIRST PERIOD SCORING | Points | SECOND PERIOD SCORING | Points | THIRD PERIOD SCORING | Points | SUMMARY Points | Time Adv. | Total | Team Score Home | Opp. |
|---|---|---|---|---|---|---|---|---|---|---|---|---|
| POUNDS | | | | | | | | | | | | |
| | | | | | | | | | | | | |
| POUNDS | | | | | | | | | | | | |
| | | | | | | | | | | | | |
| POUNDS | | | | | | | | | | | | |
| | | | | | | | | | | | | |
| POUNDS | | | | | | | | | | | | |
| | | | | | | | | | | | | |
| POUNDS | | | | | | | | | | | | |
| | | | | | | | | | | | | |
| POUNDS | | | | | | | | | | | | |
| | | | | | | | | | | | | |

26 27 28 29 30 31 32 33 34 35 36 37 38 39 40 41 42 43 44 45

26 27 28 29 30 31 32 33 34 35 36 37 38 39 40 41 42 43 44 45

TOTAL TEAM SCORE

REFEREE

TIMER

SCORER

Time Adv. HOME

Timers OPP.

# Wrestling Imperial JV vs Ogallala JVs.

| NAMES OF CONTESTANTS | | FIRST PERIOD SCORING | Points | SECOND PERIOD SCORING | Points | THIRD PERIOD SCORING | Points | SUMMARY Points | Time Adv. | Total | TEAM SCORE Home | Opp. |
|---|---|---|---|---|---|---|---|---|---|---|---|---|
| Pounds | OPEN ~~Dave Parker~~ | | | | | | | | | | | |
| 98 | Mark Quick | | | | | | | | | | | |
| Pounds | Dean Valentine ~~Jessie Ruiz~~ | $T_2$ $N_3$ $N_3$ | 8 | $N_3$ ↑ | 11 | $R_2$ $P_1$ $N_3$ | 17 | | | | 5 | |
| 105 | Wiley Elmshoer | | 0 | C | 0 | ↑ | 0 | | | | | 0 |
| Pounds | Jessie Ruiz ~~OPEN~~ | $T_2$ | 2 | $E_1$ | 3 | ↑ | 3 | | | | | |
| 112 | Tim Trevitha | $E_1$ | 1 | ↑$T_2$ $N_3$ $N_3$ | 9 | $E_1$ $T_2$ $N_3$ | 15 | | | | | 5 |
| Pounds | OPEN | | | | | | | | | | | |
| 119 | | | | | | | | | | | | |
| Pounds | OPEN ~~Dave Fetherly~~ | | | | | | | | | | | |
| 126 | Mike Wheeler | | | | | | | | | | | |
| Pounds | Kris Kirwan | $E_1$ | 1 | ↑ | 1 | $E_1$ | 2 | | | | | |
| 132 | Kent Davison | $T_2$ $N_3$ $T_2$ $f_{P_2}$ $N_3$ | 12 | $R_2$ $N_3$ | 17 | ↑ | 17 | | | | | 5 |

| | | 1 | 2 | 3 | 4 | 5 | 6 | 7 | 8 | 9 | 10 | 11 | 12 | 13 | 14 | 15 | 16 | 17 | 18 | 19 | 20 | 21 | 22 | 23 | 24 | 25 |
|---|---|---|---|---|---|---|---|---|---|---|---|---|---|---|---|---|---|---|---|---|---|---|---|---|---|---|
| Current Score | Home | | | | | | | | | | | | | | | | | | | | | | | | | |
| | Opp | | | | | (5) | | | | | (10) | | | | | | | | | | | | | | | |

**SCORING:** Takedown—T, Reversal—R, Escape—E, Fall—F, Fall Pred.—f.p.

**SYMBOLS:** Penalty—P, Near Fall—N, Choice—C, Top Position—X

held at Ogallala. Jan 11, 1980.

| NAMES OF CONTESTANTS | | FIRST PERIOD SCORING | FIRST PERIOD POINTS | SECOND PERIOD SCORING | SECOND PERIOD POINTS | THIRD PERIOD SCORING | THIRD PERIOD POINTS | SUMMARY POINTS | SUMMARY TIME ADV. | SUMMARY TOTAL | TEAM SCORE HOME | TEAM SCORE OPP. |
|---|---|---|---|---|---|---|---|---|---|---|---|---|
| POUNDS | Doug Weatherly ~~Gary Alberg~~ | T2 | 2 | | | | | | | | | |
| 138 | Rod Tiklip | | 0 | 3:58 | | | | | | | | 6 |
| POUNDS | OPEN | | | | | | | | | | | |
| 145 | | | | | | | | | | | | |
| POUNDS | OPEN | | | | | | | | | | | |
| 155 | | | | | | | | | | | | |
| POUNDS | Dave Hogseff | C | 0 | C | | | | | | | | |
| 167 | Bret Babish | T2 | 2 | P1 R2 2:48 | 5 | | | | | | | 6 |
| POUNDS | Karl Spady | T2C | | | | | | | | | | |
| 185 | Mat Ruhlman | P1 R2 :58 | | | | | | | | | | 6 |
| POUNDS | | | | | | | | | | | | |
| | | | | | | | | | | | | |

26 27 28 29 30 31 32 33 34 35 36 37 38 39 40 41 42 43 44 45

26 27 28 29 30 31 32 33 34 35 36 37 38 39 40 41 42 43 44 45

TOTAL TEAM SCORE

REFEREE

TIMER

SCORER

Time Adv. HOME

Timers OPP.

# Wrestling Imperial vs St. Pats

| NAMES OF CONTESTANTS | FIRST PERIOD SCORING | Points | SECOND PERIOD SCORING | Points | THIRD PERIOD SCORING | Points | SUMMARY Points | Time Adv. | Total | Team Score Home | Opp. |
|---|---|---|---|---|---|---|---|---|---|---|---|
| Pounds: Kris Kirwan | | 0 | ↑ $R_2$ $N_3$ | 0 | | 0 | | | | | |
| 132 Pounds: Dave Nozicka | $T_2$ $N_2$ $N_2$ $N_3$ | 9 | | 14 | ↑ $N_3$ | 17 | | | | | 6 |
| Pounds: Gary OBerg | $T_2$ $E_1$ $R_2$ $P_1$ | 6 | | 6 | ↑ | | | | | | |
| 138 Pounds: Tom Beran | $R_2$ $P_1$ $R_2$ $P_1$ $T_2$ $N_3$ | 11 | $P_2$ $N_2$ | 15 | | | | | | | 6 |
| Pounds: | | | | | | | | | | | |
| Pounds: | | | | | | | | | | | |
| Pounds: | | | | | | | | | | | |
| Pounds: | | | | | | | | | | | |

| | | 1 | 2 | 3 | 4 | 5 | 6 | 7 | 8 | 9 | 10 | 11 | 12 | 13 | 14 | 15 | 16 | 17 | 18 | 19 | 20 | 21 | 22 | 23 | 24 | 25 |
|---|---|---|---|---|---|---|---|---|---|---|---|---|---|---|---|---|---|---|---|---|---|---|---|---|---|---|
| Current Score | Home | | | | | | | | | | | | | | | | | | | | | | | | | |
| | Opp | | | | | | | | | | | | | | | | | | | | | | | | | |

**SCORING:** Takedown—T, Reversal—R, Escape—E, Fall—F, Fall Pred.—f.p.

**SYMBOLS:** Penalty—P, Near Fall—N, Choice—C, Top Position—X

held at North Platte. Jan 17, 1980.

| NAMES OF CONTESTANTS | | FIRST PERIOD SCORING | Points | SECOND PERIOD SCORING | Points | THIRD PERIOD SCORING | Points | SUMMARY Points | Time Adv. | Total | Team Score Home | Opp. |
|---|---|---|---|---|---|---|---|---|---|---|---|---|
| POUNDS | | | | | | | | | | | | |
| | | | | | | | | | | | | |
| POUNDS | | | | | | | | | | | | |
| | | | | | | | | | | | | |
| POUNDS | | | | | | | | | | | | |
| | | | | | | | | | | | | |
| POUNDS | | | | | | | | | | | | |
| | | | | | | | | | | | | |
| POUNDS | | | | | | | | | | | | |
| | | | | | | | | | | | | |
| POUNDS | | | | | | | | | | | | |
| | | | | | | | | | | | | |

26 27 28 29 30 31 32 33 34 35 36 37 38 39 40 41 42 43 44 45

26 27 28 29 30 31 32 33 34 35 36 37 38 39 40 41 42 43 44 45

TOTAL TEAM SCORE

REFEREE

TIMER

SCORER

Time Adv. HOME

Timers OPP.

# Wrestling Imperial vs SF.

| | NAMES OF CONTESTANTS | FIRST PERIOD SCORING | POINTS | SECOND PERIOD SCORING | POINTS | THIRD PERIOD SCORING | POINTS | SUMMARY POINTS | TIME ADV. | TOTAL | TEAM HOME | SCORE OPP. |
|---|---|---|---|---|---|---|---|---|---|---|---|---|
| POUNDS | Jon Shay | | | | | | | | | | | |
| 105 | Jackson Yakley | 2T :44 p.m | | | | | | | | | | 6 |
| POUNDS | Kris Kirwan | | | | | R2 | 2 | | | | | |
| 132 | Mobile Keller | 2T | 2 | 103 | 5 | R2 R2 2P | 11 | | | | | 4 |
| POUNDS | Gary O'Berg | R2 | 2 | | | | | | | | | |
| 126 | Gubbie Sherlock | 2T R2 1:59 | 4 | | | | | | | | | 6 |
| POUNDS | Ron Wallin | 2T :40 | | | | | | | | | 6 | |
| 185 | Bobbie Leeng | | | | | | | | | | | |
| POUNDS | Karl Spady | 2T | 2 | 2:58 | | | | | | | 6 | |
| HWT | Bodin Leeng | | 0 | | | | | | | | | |
| POUNDS | | | | | | | | | | | | |
| | Tom | | | | | | | | | | | |

| | | | | | | | | | | | | | | | | | | | | | | | | | | |
|---|---|---|---|---|---|---|---|---|---|---|---|---|---|---|---|---|---|---|---|---|---|---|---|---|---|---|
| Current | Home | 1 | 2 | 3 | 4 | 5 | 6 | 7 | 8 | 9 | 10 | 11 | 12 | 13 | 14 | 15 | 16 | 17 | 18 | 19 | 20 | 21 | 22 | 23 | 24 | 25 |
| Score | Opp | 1 | 2 | 3 | 4 | 5 | 6 | 7 | 8 | 9 | 10 | 11 | 12 | 13 | 14 | 15 | 16 | 17 | 18 | 19 | 20 | 21 | 22 | 23 | 24 | 25 |

**SCORING:** Takedown—T, Reversal—R, Escape—E, Fall—F, Fall Pred.—r.p.

**SYMBOLS:** Penalty—P, Near Fall—N, Choice—C, Top Position—X

held at _____. _____, 19____.

| NAMES OF CONTESTANTS | | FIRST PERIOD SCORING | FIRST PERIOD POINTS | SECOND PERIOD SCORING | SECOND PERIOD POINTS | THIRD PERIOD SCORING | THIRD PERIOD POINTS | SUMMARY POINTS | SUMMARY TIME ADV. | SUMMARY TOTAL | TEAM SCORE HOME | TEAM SCORE OPP. |
|---|---|---|---|---|---|---|---|---|---|---|---|---|
| POUNDS | | | | | | | | | | | | |
| 105 | | | | | | | | | | | | |
| POUNDS | | | | | | | | | | | | |
| | | | | | | | | | | | | |
| POUNDS | | | | | | | | | | | | |
| | | | | | | | | | | | | |
| POUNDS | | | | | | | | | | | | |
| | | | | | | | | | | | | |
| POUNDS | | | | | | | | | | | | |
| | | | | | | | | | | | | |
| POUNDS | | | | | | | | | | | | |
| | | | | | | | | | | | | |

26 27 28 29 30 31 32 33 34 35 36 37 38 39 40 41 42 43 44 45

26 27 28 29 30 31 32 33 34 35 36 37 38 39 40 41 42 43 44 45

TOTAL TEAM SCORE

REFEREE _____

TIMER _____

SCORER _____

Time Adv. HOME _____

Timers OPP.

# Wrestling Imperial vs Oberlin

| NAMES OF CONTESTANTS | | FIRST PERIOD SCORING | Points | SECOND PERIOD SCORING | Points | THIRD PERIOD SCORING | Points | SUMMARY Points | Time Adv. | Total | Team Score Home | Opp. |
|---|---|---|---|---|---|---|---|---|---|---|---|---|
| 105 Pounds | Ohn Shay | 2-T 3-NF | 5 | ↑ | 0 | ↓ | 0 | 5 | | | | |
| | S. Kelley | | 0 | 2-R | 2 | | 0 | 2 | | | | |
| 126 Pounds | G. O'Berg | | 0 | | 0 | R-2 | 2 | 2 | | | | |
| | R. Henningson | T-2 NF-3 | 5 | ↓ 2-R | 2 | ↑ R-2 NF-2 | 4 | 11 | | | | |
| 132 Pounds | K. Kinwan | R-2 | 2 | T-2 ↑ NF-3 | 3 | E-1 E-1 NF-2 ↓T-2 T-2 | 8 | 15 | | | | |
| | M. Young | T-2 NF-3 E-1 | 6 | E-1 | 1 | R-2 | 2 | 9 | | | | |
| HWT Pounds | R. Wallin | T-2 | 2 | ↑ pin 3:44 Dq | | | | | | | | |
| | B. Klema | R-2 NF-2 | 4 | R-2 | | | | | | | | |
| 118 Pounds | K Spady | E-1 pinned 1:53 | | | | | | | | | | |
| | D Aker | T-2 T-2 NF-3 | | | | | | | | | | |
| Pounds | | | | | | | | | | | | |
| | | | | | | | | | | | | |

| | | 1 | 2 | 3 | 4 | 5 | 6 | 7 | 8 | 9 | 10 | 11 | 12 | 13 | 14 | 15 | 16 | 17 | 18 | 19 | 20 | 21 | 22 | 23 | 24 | 25 |
|---|---|---|---|---|---|---|---|---|---|---|---|---|---|---|---|---|---|---|---|---|---|---|---|---|---|---|
| Current Score | Home | | | | | | | | | | | | | | | | | | | | | | | | | |
| | Opp | | | | | | | | | | | | | | | | | | | | | | | | | |

**SCORING:** Takedown—T, Reversal—R, Escape—E, Fall—F, Fall Pred.—f.p.

**SYMBOLS:** Penalty—P, Near Fall—N, Choice—C, Top Position—X

held at Oberlin. Jan 22, 1980.

| NAMES OF CONTESTANTS | | FIRST PERIOD SCORING | Points | SECOND PERIOD SCORING | Points | THIRD PERIOD SCORING | Points | SUMMARY Points | Time Adv. | Total | Team Score Home | Opp. |
|---|---|---|---|---|---|---|---|---|---|---|---|---|
| POUNDS | | | | | | | | | | | | |
| | | | | | | | | | | | | |
| POUNDS | | | | | | | | | | | | |
| | | | | | | | | | | | | |
| POUNDS | | | | | | | | | | | | |
| | | | | | | | | | | | | |
| POUNDS | | | | | | | | | | | | |
| | | | | | | | | | | | | |
| POUNDS | | | | | | | | | | | | |
| | | | | | | | | | | | | |
| POUNDS | | | | | | | | | | | | |
| | | | | | | | | | | | | |

26 27 28 29 30 31 32 33 34 35 36 37 38 39 40 41 42 43 44 45

26 27 28 29 30 31 32 33 34 35 36 37 38 39 40 41 42 43 44 45

TOTAL TEAM SCORE

REFEREE

TIMER

SCORER

Time Adv. HOME

Timers OPP.

# Wrestling Imperial vs Holyoke

| | NAMES OF CONTESTANTS | FIRST PERIOD SCORING | Points | SECOND PERIOD SCORING | Points | THIRD PERIOD SCORING | Points | SUMMARY Points | Time Adv. | Total | Team Score Home | Team Score Opp. |
|---|---|---|---|---|---|---|---|---|---|---|---|---|
| 120 Pounds | Dave Parker | T2 | 2 | R2 ↑ | 4 | | | 4 | | 4 | | |
| | Dave Dake | 1 | 0 | R2 | 2 | ↑ | | 2 | | 2 | | |
| 130 Pounds | Kris Kirwan | | 0 | R2 fP2 | 4 | ↑ | | 4 | | 4 | | |
| | Tim Beard | T2 N3 | 5 | ↑R2 | 7 | R2 | | 7 | | 7 | | |
| 167 Pounds | Dave Hagsett | T2 & 38 | 2 | | | | | | | | 6 | |
| | Kirt Lebseck | | 0 | | | | | | | | | |
| Pounds | | | | | | | | | | | | |
| | | | | | | | | | | | | |
| Pounds | | | | | | | | | | | | |
| | | | | | | | | | | | | |
| Pounds | | | | | | | | | | | | |
| | | | | | | | | | | | | |

| | | 1 | 2 | 3 | 4 | 5 | 6 | 7 | 8 | 9 | 10 | 11 | 12 | 13 | 14 | 15 | 16 | 17 | 18 | 19 | 20 | 21 | 22 | 23 | 24 | 25 |
|---|---|---|---|---|---|---|---|---|---|---|---|---|---|---|---|---|---|---|---|---|---|---|---|---|---|---|
| Current Score | Home | | | | | | | | | | | | | | | | | | | | | | | | | |
| | Opp | | | | | | | | | | | | | | | | | | | | | | | | | |

**SCORING:** Takedown—T, Reversal—R, Escape—E, Fall—F, Fall Pred.—f.p.

**SYMBOLS:** Penalty—P, Near Fall—N, Choice—C, Top Position—X

held at Imperial . Jan 31 , 1980 .

| NAMES OF CONTESTANTS | | FIRST PERIOD SCORING | FIRST PERIOD POINTS | SECOND PERIOD SCORING | SECOND PERIOD POINTS | THIRD PERIOD SCORING | THIRD PERIOD POINTS | SUMMARY POINTS | SUMMARY TIME ADV. | SUMMARY TOTAL | TEAM SCORE HOME | TEAM SCORE OPP. |
|---|---|---|---|---|---|---|---|---|---|---|---|---|
| POUNDS | | | | | | | | | | | | |
| | | | | | | | | | | | | |
| POUNDS | | | | | | | | | | | | |
| | | | | | | | | | | | | |
| POUNDS | | | | | | | | | | | | |
| | | | | | | | | | | | | |
| POUNDS | | | | | | | | | | | | |
| | | | | | | | | | | | | |
| POUNDS | | | | | | | | | | | | |
| | | | | | | | | | | | | |
| POUNDS | | | | | | | | | | | | |
| | | | | | | | | | | | | |

26 27 28 29 30 31 32 33 34 35 36 37 38 39 40 41 42 43 44 45

26 27 28 29 30 31 32 33 34 35 36 37 38 39 40 41 42 43 44 45

TOTAL TEAM SCORE

REFEREE

TIMER

SCORER

Time Adv. HOME

Timers OPP.

# Wrestling IMPERIAL (I) ST. vs PATS (SP) WHEATLAND (W)

| | NAMES OF CONTESTANTS | FIRST PERIOD SCORING | Points | SECOND PERIOD SCORING | Points | THIRD PERIOD SCORING | Points | SUMMARY Points | Time Adv. | Total | TEAM SCORE Home | Opp. |
|---|---|---|---|---|---|---|---|---|---|---|---|---|
| POUNDS | DAN ROSS (W) | | 0 | | 0 | | 0 | | | | | |
| | J. BROWNELL (SP) | 2T | 2 | TOP 2NF | 4 | 1P 1E | 6 | | | | | |
| POUNDS | S. COOPER (W) | 2T 2NF | 4 | TOP 3NF | 7 | 2R 2NF 3NF | 14 | | | | | |
| | P. GODDARD (I) | | 0 | | 0 | | 0 | | | | | |
| POUNDS | R. FREIMAL (I) | | 0 | TOP | 0 | 1E 2T | 3 | | | | | |
| | J. EASTMAN (SP) | 2T | 2 | 1P | 3 | 1E | 4 | | | | | |
| POUNDS | A. VANCURA (W) | 2R | 2 | TOP | 2 | | | | | | | |
| | J. HARKREADER (SP) | 2T 3NF 2R 2NF | 9 | | 9 | PIN 2:56 | | | | | | |
| POUNDS | R. LEE (W) | | 0 | 2R 1E | 3 | | | | | | | |
| | M. NOZICKA (SP) | 2T | 2 | TOP 2R 1P | 5 | 2R PIN 2:43 | | | | | | |
| POUNDS | J. WESTFAHL (I) | 1P | 1 | TOP | 1 | | 1 | | | | | |
| | B. McGAHAN (SP) | 2T | 2 | 2R 3NF | 7 | | 7 | | | | | |

| | | 1 | 2 | 3 | 4 | 5 | 6 | 7 | 8 | 9 | 10 | 11 | 12 | 13 | 14 | 15 | 16 | 17 | 18 | 19 | 20 | 21 | 22 | 23 | 24 | 25 |
|---|---|---|---|---|---|---|---|---|---|---|---|---|---|---|---|---|---|---|---|---|---|---|---|---|---|---|
| Current Score | Home | | | | | | | | | | | | | | | | | | | | | | | | | |
| | Opp | | | | | | | | | | | | | | | | | | | | | | | | | |

SCORING: Takedown—T, Reversal—R, Escape—E, Fall—F, Fall Pred.—f.p.

SYMBOLS: Penalty—P, Near Fall—N, Choice—C, Top Position—X

# Wrestling _____ vs _____.

| NAMES OF CONTESTANTS | FIRST PERIOD SCORING | Points | SECOND PERIOD SCORING | Points | THIRD PERIOD SCORING | Points | SUMMARY Points | Time Adv. | Total | Team Score Home | Opp. |
|---|---|---|---|---|---|---|---|---|---|---|---|
| COOPER (W) | 2T | 2 | TOP | 2 | 2R | 4 | | | | | |
| ASTUTO (SP) | | 0 | | 0 | | 0 | | | | | |
| LEE (W) | | 0 | | 0 | | 0 | | | | | |
| RAMASKES (SP) | 2T | 2 | TOP 3NF | 5 | | 5 | | | | | |
| MCGAHAN (SP) | 2T PIN :32 | | | | | | | | | | |
| TJADEN (W) | | | | | | | | | | | |
| CORNELIUS (W) | | 0 | TOP | 0 | 1P 1P | 2 | | | | | |
| VALENTINE (I) | 2T 3NF | 5 | 2R 3NF | 10 | 3NF | 13 | | | | | |
| LOEFFLER (I) | 2T | 2 | TOP PIN 1:56 | | | | | | | | |
| SUNDERLUND (W) | 1P | 1 | | | | | | | | | |
| VAN CURA (W) | | 0 | TOP | 6 | | | | | | | |
| EASTMAN (SP) | 2T | 2 | 2R 3NF | 7 | PIN 2:52 | | | | | | |

| | | 1 | 2 | 3 | 4 | 5 | 6 | 7 | 8 | 9 | 10 | 11 | 12 | 13 | 14 | 15 | 16 | 17 | 18 | 19 | 20 | 21 | 22 | 23 | 24 | 25 |
|---|---|---|---|---|---|---|---|---|---|---|---|---|---|---|---|---|---|---|---|---|---|---|---|---|---|---|
| Current Score | Home | | | | | | | | | | | | | | | | | | | | | | | | | |
| | Opp | | | | | | | | | | | | | | | | | | | | | | | | | |

SCORING: Takedown—T, Reversal—R, Escape—E, Fall—F, Fall Pred.—f.p.

PENALS: Penalty—P, Near Fall—N, Choice—C, Top Position—X

held at IMPERIAL . 3-4 , 1980 .

| | NAMES OF CONTESTANTS | FIRST PERIOD SCORING | POINTS | SECOND PERIOD SCORING | POINTS | THIRD PERIOD SCORING | POINTS | SUMMARY POINTS | TIME ADV. | TO |
|---|---|---|---|---|---|---|---|---|---|---|
| POUNDS | P. GODDARD (I) | | 0 | TOP | 0 | | 0 | | | |
| | C. BUHRMAN (SP) | $2_T$ | 2 | $2_R\ 3_{NF}$ | 7 | $3_{NF}$ | 10 | | | |
| POUNDS | CORNELIUS (W) | $2_T$ | 2 | TOP | | | | | | |
| | G. GERDES (SP) | $1_E\ 2_T\ 3_{NF}$ | 6 | $1_E\ 2_T$ PIN 1:55 | | | | | | |
| POUNDS | B. SHAY (I) | $2_T\ 2_R\ 2_T$ | 6 | TOP $1_E\ 2_R$ | 9 | $2_R\ 2_R$ | 13 | | | |
| | P. MOONEY (SP) | $1_E 2_T\ 1_E$ | 4 | $1_E\ 2_T\ 2_R$ | 9 | $1_E\ 2_T\ 1_E$ | 13 | | | |
| POUNDS | D. LOEFFLER (I) | $2_T$ PIN :20 | | | | | | | | |
| | L. SEDLACEK (SP) | | | | | | | | | |
| POUNDS | D. ROSS (W) | | 0 | TOP | 0 | $1_E\ 2_T\ 3_{NF}$ | 6 | | | |
| | D. BANKS (I) | $2_T\ 3_{NF}$ | 5 | $2_R$ | 7 | $2_{NF}$ | 9 | | | |
| POUNDS | K. LEE (W) | | | | | | | | | |
| | B. DODSON (SP) | $2_T$ PIN :59 | | | | | | | | |

26 27 28 29 30 31 32 33 34 35 36 37 38 39 40 41 42 43 44 45

26 27 28 29 30 31 32 33 34 35 36 37 38 39 40 41 42 43 44 45

TOTAL TEAM SCO

REFEREE

TIMER

SCORER

Time Adv.

Timers

HOME

OPP.

held at _____. _____, 19____.

| | NAMES OF CONTESTANTS | FIRST PERIOD SCORING | Points | SECOND PERIOD SCORING | Points | THIRD PERIOD SCORING | Points | SUMMARY Points | Time Adv. | Total | Team Score Home | Opp. |
|---|---|---|---|---|---|---|---|---|---|---|---|---|
| POUNDS | R. FREIMAL (I) | $1_E$ | 1 | TOP | 1 | $1_P\ 1_P\ 1_E$ | 4 | | | | | |
| | J. HARKREADER (SP) | $2_T$ | 2 | $1_P\ 2_R$ | 5 | | 5 | | | | | |
| POUNDS | D. BANKS (I) | $1_E$ | 1 | TOP | 1 | | 1 | | | | | |
| | J. BROWNELL (SP) | $2_T$ | 2 | $2_R$ | 4 | | 4 | | | | | |
| POUNDS | K. LEE (W) | | 0 | TOP $1_E\ 2_T$ | 3 | $2_R\ 3_{NF}$ | 8 | | | | | |
| | S. SPRAGUE (SP) | $2_T$ | 2 | $2_R$ | 4 | | 4 | | | | | |
| POUNDS | B. SHAW (I) | | 0 | $1_E$ | 1 | | 1 | | | | | |
| | R. LEE (W) | $2_T\ 2_{NF}$ | 4 | $3_{NP}$ TOP | 7 | $1_E\ 2_T\ 3_{NF}$ | 13 | | | | | |
| POUNDS | P. MOONEY (SP) | $2_T\ 2_R$ | 4 | | 4 | $2_R$ | 6 | | | | | |
| | S. COOPER (W) | $2_R$ | 2 | TOP | 2 | $2_R$ | 2 | | | | | |
| POUNDS | J. WESTFAHL (I) | $2_T\ 2_{NF}$ | 4 | TOP | 4 | | 4 | | | | | |
| | G. TJADEN (W) | | 0 | | 0 | $3_{NF}$ | 3 | | | | | |

26 27 28 29 30 31 32 33 34 35 36 37 38 39 40 41 42 43 44 45

26 27 28 29 30 31 32 33 34 35 36 37 38 39 40 41 42 43 44 45

TOTAL TEAM SCORE

REFEREE _____

TIMER _____

SCORER _____

Time Adv. HOME _____

Timers OPP.

# Wrestling _____ vs _____

| | NAMES OF CONTESTANTS | FIRST PERIOD SCORING | Points | SECOND PERIOD SCORING | Points | THIRD PERIOD SCORING | Points | SUMMARY Points | Time Adv. | Total | Team Score Home | Opp. |
|---|---|---|---|---|---|---|---|---|---|---|---|---|
| POUNDS | 2. SEDLACEK (SP) | | 0 | TOP | 0 | | | | | | | |
| | B. SUNDERLND (W) | $2_T$ | 2 | $1_E$ $2_T$ | 5 | PIN 2:29 | | | | | | |
| POUNDS | S. VALENTINE (I) | $2_T$ $2_T$ $3_{NF}$ | 7 | $1_E$ $2_T$ | 10 | $1_E$ $2_T$ PIN 2:55 | | | | | | |
| | G. GERDES (SP) | $1_E$ | 1 | TOP $1_P$ | 2 | $1_P$ $2_R$ | | | | | | |
| POUNDS | R. FREIMAL (I) | $2_T$ PIN :39 | | | | | | | | | | |
| | A. VAN CURA (W) | | | | | | | | | | | |
| POUNDS | D. ROSS (W) | $1_E$ | 1 | | 1 | | 1 | | | | | |
| | C. BUHLMAN (SP) | $2_T$ $2_{NF}$ | 4 | TOP | 4 | $1_E$ | 5 | | | | | |
| POUNDS | | | | | | | | | | | | |
| | | | | | | | | | | | | |
| POUNDS | | | | | | | | | | | | |
| | | | | | | | | | | | | |

| | | 1 | 2 | 3 | 4 | 5 | 6 | 7 | 8 | 9 | 10 | 11 | 12 | 13 | 14 | 15 | 16 | 17 | 18 | 19 | 20 | 21 | 22 | 23 | 24 | 25 |
|---|---|---|---|---|---|---|---|---|---|---|---|---|---|---|---|---|---|---|---|---|---|---|---|---|---|---|
| Current Score | Home | | | | | | | | | | | | | | | | | | | | | | | | | |
| | Opp | | | | | | | | | | | | | | | | | | | | | | | | | |

**SCORING:** Takedown—T, Reversal—R, Escape—E, Fall—F, Fall Pred.—f.p.

**SYMBOLS:** Penalty—P, Near Fall—N, Choice—C, Top Position—X

held at _____. _____, 19____.

| NAMES OF CONTESTANTS | | FIRST PERIOD SCORING | Points | SECOND PERIOD SCORING | Points | THIRD PERIOD SCORING | Points | SUMMARY Points | Time Adv. | Total | Team Score Home | Opp. |
|---|---|---|---|---|---|---|---|---|---|---|---|---|
| POUNDS | | | | | | | | | | | | |
| | | | | | | | | | | | | |
| POUNDS | | | | | | | | | | | | |
| | | | | | | | | | | | | |
| POUNDS | | | | | | | | | | | | |
| | | | | | | | | | | | | |
| POUNDS | | | | | | | | | | | | |
| | | | | | | | | | | | | |
| POUNDS | | | | | | | | | | | | |
| | | | | | | | | | | | | |
| POUNDS | | | | | | | | | | | | |
| | | | | | | | | | | | | |

26 27 28 29 30 31 32 33 34 35 36 37 38 39 40 41 42 43 44 45

26 27 28 29 30 31 32 33 34 35 36 37 38 39 40 41 42 43 44 45

TOTAL TEAM SCORE

REFEREE _____

TIMER _____

SCORER _____

Time Adv. HOME _____

Timers OPP.

# Wrestling — Imperial JH vs Holyoke JH.

| NAMES OF CONTESTANTS | | FIRST PERIOD SCORING | Points | SECOND PERIOD SCORING | Points | THIRD PERIOD SCORING | Points | SUMMARY Points | Time Adv. | Total | Team Score Home | Opp. |
|---|---|---|---|---|---|---|---|---|---|---|---|---|
| Pounds 72 | Bob Heldenbrand | $R_2$ | UP 2 | P, | 2 | E, $TD_2$ | 5 | | | | 2 | |
| | Jeff Dragoo | $TD_2$ $R_2$ | 4 | $P_1$ | 5 | | 5 | | | | | 2 |
| Pounds 80 | Shaun Valentine | $TD_2$ | 2 | P, $R_2$ | 5 | | 5 | | | | 3 | |
| | Rowdy Rodeman | | UP 0 | | 0 | | 6 | | | | | 0 |
| Pounds 95 | Phil Goddard | $TD_2$ | UP 2 | | 2 | | 2 | | | | 0 | |
| | Jim O'Neal | $R_2$ | 2 | $R_2$ | 4 | | 4 | | | | | 3 |
| Pounds 90 | John Westfall | | 0 | | 0 | | | | | | 0 | |
| | Kew Turner | $TD_2$ $N_3$ | UP 5 | $N_2$ | 7 | $R_2$ PIN-2:35 | | | | | | 6 |
| Pounds 95 | Doug Banks | | UP 0 | $R_2$ | 0 | $E_1$ | 1 | | | | 0 | |
| | Darryl Board | | 0 | $R_2$ | 2 | E | 2 | | | | | 3 |
| Pounds 109 | Brad Shay | | 0 | | 0 | | | | | | 0 | |
| | Clint Attaberry | $TD_2$ $N_3$ | UP 5 | $N_3$ | 8 | E, $TD_2$ PIN 2:52 | | | | | | 6 |

| | | 1 | 2 | 3 | 4 | 5 | 6 | 7 | 8 | 9 | 10 | 11 | 12 | 13 | 14 | 15 | 16 | 17 | 18 | 19 | 20 | 21 | 22 | 23 | 24 | 25 |
|---|---|---|---|---|---|---|---|---|---|---|---|---|---|---|---|---|---|---|---|---|---|---|---|---|---|---|
| Current Score | Home | | | | | | | | | | | | | | | | | | | | | | | | | |
| | Opp | | | | | | | | | | | | | | | | | | | | | | | | | |

**SCORING:** Takedown—T, Reversal—R, Escape—E, Fall—F, Fall Pred.—f.p.

**SYMBOLS:** Penalty—P, Near Fall—N, Choice—C, Top Position—X

held at Holyoke . March 13 , 1980

| NAMES OF CONTESTANTS | | FIRST PERIOD SCORING | Points | SECOND PERIOD SCORING | Points | THIRD PERIOD SCORING | Points | SUMMARY Points | Time Adv. | Total | TEAM SCORE Home | Opp. |
|---|---|---|---|---|---|---|---|---|---|---|---|---|
| POUNDS | Ron Friemal | | UP 0 | | 0 | $R_2$ $R_2$ | 4 | | | | 2 | |
| 127 | Brad Winters | $TD_2$ | 2 | | 2 | $R_2$ | 4 | | | | | 2 |
| POUNDS | Tim Powell | | 0 | | 0 | | | | | | 0 | |
| 140 | Derek Dirks | $TD_2$ | UP 2 | $N_3$ | 5 | $R_2$ PIN 2:58 | | | | | | 6 |
| POUNDS | Doyle Loefflor | $TD_2$ | UP 2 | $N_3$ | 5 | $R_2$ PIN 2:18 | | | | | 6 | |
| Hwt | Craig Hinch | $P_1$ | 1 | | 1 | | | | | | | 0 |
| POUNDS | | | | | | | | | | | | |
| | | | | | | | | | | | | |
| POUNDS | | | | | | | | | | | | |
| | | | | | | | | | | | | |
| POUNDS | | | | | | | | | | | | |
| | | | | | | | | | | | | |

26 27 28 29 30 31 32 33 34 35 36 37 38 39 40 41 42 43 44 45

26 27 28 29 30 31 32 33 34 35 36 37 38 39 40 41 42 43 44 45

TOTAL TEAM SCORE

REFEREE

TIMER

SCORER

Time Adv. HOME

Timers OPP.

# Wrestling Revere vs Imperial.

| | NAMES OF CONTESTANTS | FIRST PERIOD SCORING | POINTS | SECOND PERIOD SCORING | POINTS | THIRD PERIOD SCORING | POINTS | SUMMARY POINTS | TIME ADV. | TOTAL | TEAM HOME | SCORE OPP. |
|---|---|---|---|---|---|---|---|---|---|---|---|---|
| POUNDS | John Westfahl | | – | ↑ | – | | – | | | | | |
| 96 | Jeff ~~Durbin~~ Lei | | – | $E_1$ $TD_2$ | 3 | | – | | | | | 3 |
| POUNDS | Doug Banks | | – | $P_1$ | 1 | | – | | | | | |
| 112 | Jeff Durbin | $TD_2$ | 2 | ↑ | – | $E_1$ | 1 | | | | | 3 |
| POUNDS | Brad Shay | | – | ↑ $R_2$ | 2 | $R_2$ | 2 | | | | | |
| 115 | Del Pratt | $TD_2$ | 2 | $P_1$ $R_2$ $E_1$ | 4 | $E_1$ $TD_2$ | 3 | | | | | 3 |
| POUNDS | Ron Friemal | $R_2$ | 2 | $E_1$ | 1 | | – | | | | | |
| 130 | Tim Stewart | $TD_2$ $E_1$ | 3 | ↑ | – | $E_1$ | 1 | | | | | 3 |
| POUNDS | Tim Powell | | – | ↑ | – | | | | | | | |
| 150 | Mike DeManche | $TD_2$ $N_2$ | 4 | $E_1$ $TD_2$ $N_3$ | 6 | $N_2$ | 2 | | | | | 5 |
| POUNDS | | | | | | | | | | | | |
| | | | | | | | | | | | | |

| | | | | | | | | | | | | | | | | | | | | | | | | | | |
|---|---|---|---|---|---|---|---|---|---|---|---|---|---|---|---|---|---|---|---|---|---|---|---|---|---|---|
| Current | Home | 1 | 2 | 3 | 4 | 5 | 6 | 7 | 8 | 9 | 10 | 11 | 12 | 13 | 14 | 15 | 16 | 17 | 18 | 19 | 20 | 21 | 22 | 23 | 24 | 25 |
| Score | Opp | 1 | 2 | 3 | 4 | 5 | 6 | 7 | 8 | 9 | 10 | 11 | 12 | 13 | 14 | 15 | 16 | 17 | 18 | 19 | 20 | 21 | 22 | 23 | 24 | 25 |

**SCORING:** Takedown—T, Reversal—R, Escape—E, Fall—F, Fall Pred.—f.p.

**SYMBOLS:** Penalty—P, Near Fall—N, Choice—C, Top Position—X

1980 - 1981

Varsity
345 4500

# THE ZIMMERMAN WRESTLING SCORE BOOK

by

**James L. Zimmerman**
Oakland, Md. 21550

Copyright
1950
by
James L. Zimmerman

10/6

# Wrestling CCHS vs OSHKOSH

| NAMES OF CONTESTANTS | | FIRST PERIOD SCORING | Points | SECOND PERIOD SCORING | Points | THIRD PERIOD SCORING | Points | SUMMARY Points | Time Adv. | Total | Team Score Home | Opp. |
|---|---|---|---|---|---|---|---|---|---|---|---|---|
| 95 Pounds | 10 Dave Parker | T2 N2 | 4 | N2 3:30 ↑ | 10 | | | | | 10 | 6 | |
| | 9 Tim Rogers | | 0 | Pinned | 0 | | | | | 0 | | |
| 103 Pounds | 7 Ricky Robertson | | 0 | R2 N2 | 4 | ~~N3~~ N3 ↑ 5:29 | 6 | | | 10 | 12 | |
| | 11 George Dietlein | T2 N3 | 5 | ↑ | 5 | Pinned | 5 | | | 5 | | 0 |
| 112 Pounds | 11 Dean Valentine | T2 R2 N2 N3 | 9 | R1 ↑ | 10 | R2 5:09 | 12 | | | | 18 | |
| | 12 Rob Wiseman | R2 | 2 | R2 N2 | 6 | ↑ Pinned | 6 | | | | | |
| 119 Pounds | 11 Mike Weatherly | T1 | 1 | Pinned | | ↑ | 1 | | | | 18 | |
| | 10 Mike Matthews | T2 | 2 | Don't know time! ↑ 3:46 | | | 7 | | | | | 6 |
| 126 Pounds | 10 Greg Howard | T2 N2 N3 | 7 | T2 P1 ↑ | 10 | R2 ~~T2~~ | ~~14~~ | | | | 24 | |
| | 10 Rod Chadwick | | 0 | ~~E1~~ T2 R2 | 5 | ↑ | 5 | | | | | 6 |
| 132 Pounds | 12 Gary O'Berg | R2 1:29 Pinned | 2 | | | | | | | | 21 | |
| | 10 Tod Kugler | T2 R2 | 4 | | | | | | | | | 12 |

Current Score — Home / Opp

| | 1 | 2 | 3 | 4 | 5 | 6 | 7 | 8 | 9 | 10 | 11 | 12 | 13 | 14 | 15 | 16 | 17 | 18 | 19 | 20 | 21 | 22 | 23 | 24 | 25 |
|---|---|---|---|---|---|---|---|---|---|---|---|---|---|---|---|---|---|---|---|---|---|---|---|---|---|
| Home | | | | | | | | | | | | | | | | | | | | | | | | | |
| Opp | | | | | | | | | | | | | | | | | | | | | | | | | |

**SCORING:** Takedown—T, Reversal—R, Escape—E, Fall—F, Fall Pred.—i.p.

**SYMBOLS:** Penalty—P, Near Fall—N, Choice—C, Top Position—X

held at Oshkosh. Dec 4, 1980.

| | NAMES OF CONTESTANTS | FIRST PERIOD SCORING | Points | SECOND PERIOD SCORING | Points | THIRD PERIOD SCORING | Points | SUMMARY Points | Time Adv. | Total | Team Score Home | Opp. |
|---|---|---|---|---|---|---|---|---|---|---|---|---|
| 138 Pounds | 11 Dade Beran | Pinned 4:49 | | | | | | | | | 21 | |
| | 11 Tad Gram | T-2 | | | | | | | | | | 18 |
| 145 Pounds | 10 Kris Kirwan | T-2 | 2 | R-2 | 2 | ↑ | 0 | | | 4 | 24 | |
| | 10 Mark Yetter | | 0 | ↑ | | P-1 | 1 | | | 1 | | 18 |
| 152 Pounds | 11 Andy Friemal | R-2 | 2 | ↑ Pinned 3:49 | | | | | | | 24 | |
| | 12 Larry Bacon | T-2 R-2 N-3 | 7 | P-1 R-2 T-2 | | ↑ | | | | | | 24 |
| 167 Pounds | 10 Dave Hoggseff | T-2 R-2 N-2 | 6 | R-2 T-2 | | ↑ 4:29 | | | | | 24 | |
| | 11 Eric Dobson | E-1 R-2 | 3 | ↑ R-2 P-1 E-1 | | | | | | | | 30 |
| 185 Pounds | 11 Kevin Harris | P-1 | 1 | ↑ Pinned 2:59 | | | | | | | 24 | |
| | Gary Roudenbush | T-2 | 2 | R-2 | | | | | | | | 36 |
| Hvt Pounds | Shawn Spady | | | | | | | | | | 30 | |
| | OPEN | | | | | | | | | | | 36 |

26 27 28 29 30 31 32 33 34 35 36 37 38 39 40 41 42 43 44 45

26 27 28 29 30 31 32 33 34 35 (36) 37 38 39 40 41 42 43 44 45

TOTAL TEAM SCORE 30 36

REFEREE

TIMER

SCORER

Time Adv. HOME

Timers OPP.

# Wrestling CCHS vs Bridgeport.

| | NAMES OF CONTESTANTS | FIRST PERIOD SCORING | Points | SECOND PERIOD SCORING | Points | THIRD PERIOD SCORING | Points | SUMMARY Points | Time Adv. | Total | Team Score Home | Opp. |
|---|---|---|---|---|---|---|---|---|---|---|---|---|
| 95 Pounds | 10 Dave Parker | $T_2$ $R_2$ 1:42 $N_3$ | 7 | T | | | | | | 7 | 6 | |
| | 9 Jeff Jay | Pinned | 0 | | | | | | | 0 | | |
| 105 Pounds | 9 Ricky Robertson | | 0 | ↑ | 0 | $R_2$ $T_2$ | 4 | | | 4 | | |
| | 10 Robert Schuler | $T_2$ $N_3$ | 5 | $R_2$ $N_3$ | 5 | ↑ $R_2$ | 2 | | | 12 | | 4 |
| 112 Pounds | 11 Dean Valentine | | 0 | ↑ | 0 | $E_1$ pinned | 1 | | | 1 | 6 | |
| | 12 Kim Lobato | $T_2$ N-2 N-3 N-2 N-2 | 11 | E-1 T-2 | 3 | ↑ $T_2$ 1:21 | 2 | | | 16 | | 10 |
| 119 Pounds | 9 Jeff Dillan | | 0 | ↑ | | | | | | 0 | 6 | |
| | 11 Jack Swires | $T_2$ $N_3$ | 5 | $T_2$ ✱ 2:49 | 2 | ↑ | | | | 7 | | 16 |
| 126 Pounds | 10 Greg Howard | | 0 | stalled | 0 | ↑ | 0 | | | 0 | 6 | |
| | 11 Angelo Treantos | $T_2$ $N_3$ | 5 | ↑ | 0 | $E_1$ $T_2$ $N_2$ $E_1$ $N_2$ | 13 | | | 13 | | 21 |
| 132 Pounds | 12 Gary O'Berg | | | | | | | | | | 12 | |
| | OPEN | | | | | | | | | | | 21 |

| | | 1 | 2 | 3 | 4 | 5 | 6 | 7 | 8 | 9 | 10 | 11 | 12 | 13 | 14 | 15 | 16 | 17 | 18 | 19 | 20 | 21 | 22 | 23 | 24 | 25 |
|---|---|---|---|---|---|---|---|---|---|---|---|---|---|---|---|---|---|---|---|---|---|---|---|---|---|---|
| Current Score | Home | | | | | | | | | | | | | | | | | | | | | | | | | |
| | Opp | | | | | | | | | | | | | | | | | | | | | | | | | |

SCORING: Takedown—T, Reversal—R, Escape—E, Fall—F, Fall Pred.—1.p.

SYMBOLS: Penalty—P, Near Fall—N, Choice—C, Top Position—X

held at Oshkosh. Dec 4, 1980.

| NAMES OF CONTESTANTS | | FIRST PERIOD SCORING | Points | SECOND PERIOD SCORING | Points | THIRD PERIOD SCORING | Points | SUMMARY Points | Time Adv. | Total | TEAM SCORE Home | Opp. |
|---|---|---|---|---|---|---|---|---|---|---|---|---|
| 130 POUNDS | Dave Beran 11 | | 0 | pinned | 0 | | | | | 0 | 12 | |
| | Mike Landregan 10 | T2 N2 N2 | 6 | 3:32 ↑ | 6 | | | | | 6 | | 27 |
| 145 POUNDS | Kris Kirwan 10 | | 0 | ↑ | 0 | | 0 | | | 0 | 12 | |
| | Dale Nichols 12 | T2 | 2 | R2 | 4 | SP1 ↑ | 5 | | | 5 | | 30 |
| 155 POUNDS | Andy Friemal 11 | E1 | 1 | R2 ↑ | 3 | E1 T2 | 6 | | | 6 | 12 | |
| | Tye Wallesen 12 | T2 N2 | 4 | R2 | 6 | P1 ↑ | 7 | | | 7 | | 33 |
| 167 POUNDS | Dave Hogseth 10 | N-2 T-2 T-2 | 6 | ↑ | 0 | | 0 | | | 6 | 15 | |
| | Tom Panas 1 | E-1 | 1 | E-1 | 1 | N-2 | 2 | | | 4 | | 33 |
| 155 POUNDS | Kevin Harris | T-2 T-2 | 4 | ↑ | | | | | | | 21 | |
| | Jerry Wiggins | E-1 | 1 | pinned 3:54 | | | | | | | | 33 |
| HWT POUNDS | Shawn Spady | pinned :48 | | | | | | | | | 21 | |
| | Gary Gooder | 7-2 | | | | | | | | | | 39 |

26 27 28 29 30 31 32 33 34 35 36 37 38 39 40 41 42 43 44 45

26 27 28 29 30 31 32 33 34 35 36 37 38 39 40 41 42 43 44 45

TOTAL TEAM SCORE 21 39

REFEREE

TIMER

SCORER

Time Adv. HOME

Timers OPP.

# Wrestling — Imperial vs Cambridge

| NAMES OF CONTESTANTS | | FIRST PERIOD SCORING | Points | SECOND PERIOD SCORING | Points | THIRD PERIOD SCORING | Points | SUMMARY Points | Time Adv. | Total | Team Score Home | Opp. |
|---|---|---|---|---|---|---|---|---|---|---|---|---|
| 98 Pounds | Dave Darker | T2 N3 P1 | 6 | | | | | | | | 6 | |
| | Blaise Hess | got Pinned 1:41 | 0 | | | | | | | | | |
| 105 Pounds | Dean Valentine | T2 | 3 | | | | | | | | 12 | |
| | Mike Jesse | got Pinned :55 | 0 | | | | | | | | | |
| 112 Pounds | Mike Weatherly | T2 N2 N3 | 7 | E1 T2 | 10 | | | | | | 18 | |
| | Pat Jones | | 0 | got Pinned 3:29 | 0 | | | | | | | |
| 119 Pounds | Greg Howard | | | | | | | | | | 24 | |
| | OPEN | | | | | | | | | | | |
| 126 Pounds | Keith Beckett | | | | | | | | | | 30 | |
| | OPEN | | | | | | | | | | | |
| 132 Pounds | Dave Beran | | | | | | | | | | 36 | |
| | OPEN | | | | | | | | | | | |

| | | 1 | 2 | 3 | 4 | 5 | 6 | 7 | 8 | 9 | 10 | 11 | 12 | 13 | 14 | 15 | 16 | 17 | 18 | 19 | 20 | 21 | 22 | 23 | 24 | 25 |
|---|---|---|---|---|---|---|---|---|---|---|---|---|---|---|---|---|---|---|---|---|---|---|---|---|---|---|
| Current Score | Home | | | | | | | | | | | | | | | | | | | | | | | | | |
| | Opp | | | | | | | | | | | | | | | | | | | | | | | | | |

**SCORING:** Takedown—T, Reversal—R, Escape—E, Fall—F, Fall Pred.—f.p.

**SYMBOLS:** Penalty—P, Near Fall—N, Choice—C, Top Position—X

held at Amboy Dec. 11, 1980

| | NAMES OF CONTESTANTS | FIRST PERIOD SCORING | Points | SECOND PERIOD SCORING | Points | THIRD PERIOD SCORING | Points | SUMMARY Points | Time Adv. | Total | TEAM SCORE Home | Opp. |
|---|---|---|---|---|---|---|---|---|---|---|---|---|
| 138 Pounds | Kris Kirwan | T2 | 2 | E1 | 3 | | 3 | | | | 36 | |
| | Don Pearson | P1 R2 | 3 | T2 | 5 | R2 | 7 | | | | | 3 |
| 145 Pounds | Ron Friend | Got Pinned :47 | 0 | | | | | | | | 36 | |
| | Joel Davis | T2 | 2 | | | | | | | | | 9 |
| 155 Pounds | Doyle Loeffler | | 0 | Got Pinned 3:48 | 0 | | | | | | 36 | |
| | Kurt Miller | T2 N3 | 5 | N2 | 7 | | | | | | | 15 |
| 167 Pounds | Dave Hegsett | R2 R2 N2 | 6 | | 6 | P1 E1 T2 P1 P1 E1 T2 | 10 | | | | 39 | |
| | Mike Petersen | T2 E1 | 2 | P1 | 3 | P1 | 4 | | | | | 15 |
| 185 Pounds | Kevin Harris | T2 | 2 | | | | | | | | 45 | |
| | Lonnie Hampton | Got Pinned :45 | 0 | | | | | | | | | 15 |
| Hvt Pounds | Open | | | | | | | | | | 45 | |
| | | | | | | | | | | | | 15 |

26 27 28 29 30 31 32 33 34 35 36 37 38 39 40 41 42 43 44 45

26 27 28 29 30 31 32 33 34 35 36 37 38 39 40 41 42 43 44 45

TOTAL TEAM SCORE 45 15

REFEREE

TIMER

SCORER

Time Adv. HOME

Timers OPP.

# Wrestling CCHS vs St. Francis

| NAMES OF CONTESTANTS | | FIRST PERIOD SCORING | Points | SECOND PERIOD SCORING | Points | THIRD PERIOD SCORING | Points | SUMMARY Points | Time Adv. | Total | Team Score Home | Opp. |
|---|---|---|---|---|---|---|---|---|---|---|---|---|
| POUNDS | Dave Parker 10 | T-2 N-3 | 5 | ↑ | 0 | N-3 R-2 N-3 | 8 | 13 | | | 5 | |
| 96 | Barnhart | | 0 | P-1 | 1 | ↑ | 0 | 1 | | | | |
| POUNDS | Ricky Robertson 9 | T-2 | 2 | ↑ | 0 | R-2 | | | | | 12 | |
| 105 | Shaw | | 0 | R-2 | 2 | ↑ pinned 5:25 | | | | | | |
| POUNDS | over weight 11 M. Ke Weatherly | T-2 | | | | | | | | | 18 | |
| 112 | Robertson | pinned :39 | | | | | | | | | | 6 |
| POUNDS | Jeff Dillan 9 | T-2 N-3 | 5 | ↑ pinned 4:10 | | | | | | | 11 | |
| 119 | S. Hitt ~~Vam Dike~~ | | 0 | T-2 | | ↑ | | | | | | 12 |
| POUNDS | Jon Shay 10 | | 0 | ↑ pinned 4:35 | | | | | | | 11 | |
| 126 | Vam Dike | N-3 T-2 N-3 | 8 | R-2 | | | | | | | | 18 |
| POUNDS | Gary O'Berg 12 | T-2 N-2 E-1 E-1 | 6 | ↑ E-1 | 1 | E-1 R-2 N-2 | 5 | 12 | | | 14 | |
| 132 | Helt | T-2 R-2 | 4 | T-2 R-2 | 4 | R-2 | 2 | 10 | | | | 18 |

| | | 1 | 2 | 3 | 4 | 5 | 6 | 7 | 8 | 9 | 10 | 11 | 12 | 13 | 14 | 15 | 16 | 17 | 18 | 19 | 20 | 21 | 22 | 23 | 24 | 25 |
|---|---|---|---|---|---|---|---|---|---|---|---|---|---|---|---|---|---|---|---|---|---|---|---|---|---|---|
| Current Score | Home | | | | | | | | | | | | | | | | | | | | | | | | | |
| | Opp | | | | | | | | | | | | | | | | | | | | | | | | | |

**SCORING:** Takedown—T, Reversal—R, Escape—E, Fall—F, Fall Pred.—f.p.

**SYMBOLS:** Penalty—P, Near Fall—N, Choice—C, Top Position—X

held at St. Francis . Dec 19 , 1980

| | NAMES OF CONTESTANTS | FIRST PERIOD SCORING | POINTS | SECOND PERIOD SCORING | POINTS | THIRD PERIOD SCORING | POINTS | SUMMARY POINTS | TIME ADV. | TOTAL | TEAM SCORE HOME | OPP. |
|---|---|---|---|---|---|---|---|---|---|---|---|---|
| POUNDS | Beran ~~Kris Kirwan~~ 10 | T-2 | 2 | 3:26 pinned | | | | | | | 14 | |
| 138 | Vernon | | 0 | ↑ | | | | | | | | 24 |
| POUNDS | Ron Friemel 9 | pinned 1:23 | | | | | | | | | 14 | |
| 145 | Pixler | T-2 | | | | | | | | | | 30 |
| POUNDS | Andy Friemel 11 | R-2 R-2 | 4 | ↑ N-2 | 2 | R-2 | 2 | 8 | | | 19 | |
| 155 | Hartman | T-2 | 2 | R-2 | 2 | ↑ | 0 | 4 | | | | 30 |
| POUNDS | Dave Hogsett 10 | | | | | | | | | | 23 | |
| 167 | Love | | | ~~Fo~~ | | Fall 4:31 | | | | | | 30 |
| POUNDS | Kevin Harris 11 | T-2 | | | | | | | | | 39 | |
| 185 | Lee | pinned 1:03 | | | | | | | | | | 36 |
| POUNDS | OPEN | | | | | | | | | | 30 | |
| HWT | Jolliffe | | | | | | | | | | | 36 |

26 27 28 29 30 31 32 33 34 35 36 37 38 39 40 41 42 43 44 45

26 27 28 29 30 31 32 33 34 35 36 37 38 39 40 41 42 43 44 45

TOTAL TEAM SCORE 29 36

REFEREE

TIMER

SCORER

Time Adv. HOME

Timers OPP.

29 36

# Wrestling CCHS vs Atwood

| POUNDS | NAMES OF CONTESTANTS | FIRST PERIOD SCORING | Points | SECOND PERIOD SCORING | Points | THIRD PERIOD SCORING | Points | SUMMARY Points | Time Adv. | Total | TEAM SCORE Home | Opp. |
|---|---|---|---|---|---|---|---|---|---|---|---|---|
| 98 | Dan Parker 10 | T-2 T-2 | 4 | N-2 ↑ N-2 R-2 | 6 | R-2 N-2 | | | | 6 | 6 | |
| | D. Ill | E-1 | 1 | E-1 | | 5:29 ↑ pinned | | | | 0 | | |
| 105 | Ricky Robertson 9 | T-2 | | | | | | | | 12 | 12 | |
| | Erickson | Pinned :29 | | | | | | | | | | |
| 112 | Mike Weatherly 11 | | 0 | ↑ R-2 N-3 | 5 | E-1 | 1 | 6 | | 12 6 | 18 | |
| | Lanning | T-2 | 2 | N-2 | 1 | ↑ | 0 | 4 | | | | 6 |
| 119 | Seff Dillan 9 | Pinned :49 | | | | | | | | | | |
| | Beims | T-2 | | | | | | | | | | 6 |
| 126 | Jon Shay 10 | 1:52 pinned | | | | | | | | | | |
| | Bray | T-2 | | | | | | | | | | 12 |
| 132 | Gary O'Berg 12 | | 0 | | 0 | N-3 ↑ N-3 T-2 | 8 | 8 | | | 24 | |
| | Brooks | T-2 | 2 | ↑ N-2 N-2 | 4 | E-1 | 1 | 7 | | | | |

| | | 1 | 2 | 3 | 4 | 5 | 6 | 7 | 8 | 9 | 10 | 11 | 12 | 13 | 14 | 15 | 16 | 17 | 18 | 19 | 20 | 21 | 22 | 23 | 24 | 25 |
|---|---|---|---|---|---|---|---|---|---|---|---|---|---|---|---|---|---|---|---|---|---|---|---|---|---|---|
| Current | Home | | | | | | | | | | | | | | | | | | | | | | | | | |
| Score | Opp | | | | | | | | | | | | | | | | | | | | | | | | | |

**SCORING:** Takedown—T, Reversal—R, Escape—E, Fall—F, Fall Pred.—f.p.

**SYMBOLS:** Penalty—P, Near Fall—N, Choice—C, Top Position—X

held at St Francis . Dec 19 , 19 80 .

| | NAMES OF CONTESTANTS | FIRST PERIOD SCORING | POINTS | SECOND PERIOD SCORING | POINTS | THIRD PERIOD SCORING | POINTS | SUMMARY POINTS | TIME ADV. | TOTAL | TEAM SCORE HOME | OPP. |
|---|---|---|---|---|---|---|---|---|---|---|---|---|
| POUNDS | Kris Kirwan 10 | | 0 | pinned ↑ E-1 3:51 | | | | | | | | |
| 138 | Rueber | T-2 N-3 | 5 | T-2 R-2 | | | | | | | | 18 |
| POUNDS | Ron Friemel 9 | | | pinned 3:27 | | | | | | | | |
| 145 | Colgan | T-2 | 2 | ↑ | | | | | | | | 24 |
| POUNDS | Andy Friemel 11 | | | | | | | | | | | |
| 155 | Heble | won by forfeit | | | | | | | | | | 30 |
| POUNDS | Dave Hogsett 10 | T-2 N-2 | | | | | | | | | 30 | |
| 167 | Ludke | pinned :48 | | | | | | | | | | |
| POUNDS | Kevin Harris 11 | T-2 T-2 | 4 | ↑ P-1 | 1 | R-2 P-1 | 8 | | | | 36 | |
| 185 | McKnight | E-1 | 1 | E-1 | 1 | ↑ | 3 | | | | | 30 |
| POUNDS | OPEN | | | | | | | | | | 36 | |
| Hwt | Lewis | | | | | | | | | | | 36 |

26 27 28 29 30 31 32 33 34 35 36 37 38 39 40 41 42 43 44 45

26 27 28 29 30 31 32 33 34 35 36 37 38 39 40 41 42 43 44 45

TOTAL TEAM SCORE 36 36

REFEREE

TIMER

SCORER

Time Adv. HOME

Timers OPP.

# Wrestling CCHS vs Ogallala

| NAMES OF CONTESTANTS | FIRST PERIOD SCORING | Points | SECOND PERIOD SCORING | Points | THIRD PERIOD SCORING | Points | SUMMARY Points | Time Adv. | Total | Team Score Home | Opp. |
|---|---|---|---|---|---|---|---|---|---|---|---|
| 98 POUNDS | | | | | | | | | | | |
| Dave Parker | $T_2$ $W_5$ $N_2$ | 4 | $R_2$ F 3:11 | | | | | | | 6/6 | |
| Tim Eichner C | | 0 | X C | | | | | | | | 0/0 |
| 105 POUNDS | | | | | | | | | | | |
| Rick Robertson C | $T_2$ | 2 | X $E_1$ $T_2$ | 5 | $E_1$ | 6 | | | | 0/6 | |
| Dan McQuillan | | 0 | | 0 | $T_2$ $R_2$ $N_3$ $N_3$ $N_3$ $N_2$ | 15 | | | | | 4/4 |
| 112 POUNDS | | | | | | | | | | | |
| Mike Weatherly | | 0 | $R_2$ $N_3$ | 5 | $N_3$ | 8 | | | | 3/9 | |
| Corey Mann C | $T_2$ | 2 | X | 2 | | 3 | | | | | 0/4 |
| 119 POUNDS | | | | | | | | | | | |
| Greg Howe C | | | X | 0 | E | 0 | | | | 0/9 | |
| Jim Frerichs | $T_2$ | | $E_1$ $T_2$ | 5 | | 5 | | | | | 3/7 |
| 126 POUNDS | | | | | | | | | | | |
| Jon Shay | | | | | | | | | | 0/9 | |
| Greg Raffael | $T_2$ $N_2$ F 0:48 | | | | | | | | | | 6/13 |
| 132 POUNDS | | | | | | | | | | | |
| Gary O'Berg C | | 0 | X C | | | | | | | 0/9 | |
| Mike Crawford | $T_2$ | 2 | $E_1$ $T_2$ F 3:43 | | | | | | | | 6/19 |

Current Score — Home: 1 2 3 4 5 **6** 7 8 **9** 10 11 12 13 **14** 15 16 17 18 19 **20** 21 22 **23** 24 25

Opp: 1 2 3 **4** 5 6 **7** 8 9 10 11 12 **13** 14 15 16 17 18 **19** 20 21 22 **23** 24 25

SCORING: Takedown—T, Reversal—R, Escape—E, Fall—F, Fall Pred.—f.p.

SYMBOLS: Penalty—P, Near Fall—N, Choice—C, Top Position—X

held at Imperial . 1/8/81 , 1981 .

| NAMES OF CONTESTANTS | | FIRST PERIOD SCORING | Points | SECOND PERIOD SCORING | Points | THIRD PERIOD SCORING | Points | SUMMARY Points | Time Adv. | Total | Team Score Home | Opp. |
|---|---|---|---|---|---|---|---|---|---|---|---|---|
| POUNDS | Kris Kirwan | | 0 | | 0 | Ws | 0 | | | | 0/9 | |
| 139 | Dean Tickle C | $T_2$ | 2 | X | 2 | Stall $N_2$ 1 push of Mat $E_1$ $T_2$ | 9 | | | | | 4/23 |
| POUNDS | Ron Friemel | | | | | | | | | | 0/9 | |
| 145 | Dan Crawford | $T_2$ $N_2$ F 1:45 | | | | | | | | | | 6/29 |
| POUNDS | Andy Friemel | | | | | | | | | | 0/9 | |
| 155 | Rod Tickle | $T_2$ F 1:46 | | | | | | | | | | 6/35 |
| POUNDS | Dave Hegsett C | | 0 | X C | 0 | $R_2$ | 2 | | | | 0/9 | |
| 167 | Brett Babish | $T_2$ | 2 | $E_1$ $T_2$ | 5 | $E_1$ $W_2$ | 6 | | | | | 3/39 |
| POUNDS | Kevin Harris | $R_2$ $E_1$ | 3 | Ws $E_1$ | 4 | $R_2$ Stall | 7 | | | | 0/9 | |
| 185 | Matt Ruhlman C | $T_2$ $R_2$ $T_2$ | 6 | X $T_2$ Ws | 8 | $R_2$ C Locked Hands 11 $R_2$ | 14 | | | | | 3/41 |
| POUNDS | Karl Spady | C | | | | | | | | | 0/9 | |
| HWT | Ted Turkington | $T_2$ F 1:49 | | | | | | | | | | 6/47 |

26 27 28 29 30 31 32 33 34 35 36 37 38 39 40 41 42 43 44 45

26 27 28 29 30 31 32 33 34 35 36 37 38 39 40 41 42 43 44 45

TOTAL TEAM SCORE 9 47

REFEREE

TIMER

SCORER

Time Adv. HOME

Timers OPP.

# Wrestling CCHS vs ST Pats - NP.

| NAMES OF CONTESTANTS | FIRST PERIOD SCORING | Points | SECOND PERIOD SCORING | Points | THIRD PERIOD SCORING | Points | SUMMARY Points | Time Adv. | Total | Team Score Home | Opp. |
|---|---|---|---|---|---|---|---|---|---|---|---|
| 98 Pounds — Dave Parker | | 0 | ↑ | 0 | 0 | 0 | 0 | | 3/0 | 3 | |
| Mike Cantrall | T-2 | 2 | E-2 | 2 | ↑ 0 | 0 | 4 | | | | 0 |
| 105 Pounds — Dean Valentine | T-2 fall :34 | | | | | | | | 9/3 | 9 | |
| Billy McGahan | pinned | | | | | | | | | | 0 |
| Tim Dodson | | | | | | | | | | | |
| 112 Pounds — Mike Weatherly | T-2 | | | | | | | | 9-6 | 9 | |
| John D'Isaver | pinned 1:54 | | | | | | | | | | 6 |
| 119 Pounds — Jeff Dillon | pinned 1:50 | | | | | | | | 9-12 | 9 | |
| Pat Dodson | T-2 N-3 N-2 | | | | | | | | | | 12 |
| 126 Pounds — Jon Shay | ~~T-2~~ Pinned :39 | | | | | | | | 9-18 | 9 | |
| Dave George | T-2 | | | | | | | | | | 18 |
| 132 Pounds — Gary O'Bers | | 0 | pinned 1:34 | | | | | | 9-24 | 9 | |
| Mike Fleshman | T-2 | 2 | ↑ N-2 | | | | | | | | 24 |

| | | 1 | 2 | 3 | 4 | 5 | 6 | 7 | 8 | 9 | 10 | 11 | 12 | 13 | 14 | 15 | 16 | 17 | 18 | 19 | 20 | 21 | 22 | 23 | 24 | 25 |
|---|---|---|---|---|---|---|---|---|---|---|---|---|---|---|---|---|---|---|---|---|---|---|---|---|---|---|
| Current Score | Home | | | | | | | | | | | | | | | | | | | | | | | | | |
| | Opp | | | | | | | | | | | | | | | | | | | | | | | | | |

SCORING: Takedown—T, Reversal—R, Escape—E, Fall—F, Fall Pred.—f.p.

SYMBOLS: Penalty—P, Near Fall—N, Choice—C, Top Position—X

held at St. Pat N.P. Jan 15, 1980.

| NAMES OF CONTESTANTS | | FIRST PERIOD SCORING | Points | SECOND PERIOD SCORING | Points | THIRD PERIOD SCORING | Points | SUMMARY Points | Time Adv. | Total | Team Score Home | Opp. |
|---|---|---|---|---|---|---|---|---|---|---|---|---|
| 138 Pounds | Ron Friemel | pinned 1:22 | | | | | | | | | | |
| | Jim Mackly | T-2 | | | | | | | | | | |
| 145 Pounds | Kris Kirwan | | 0 | | 0 | ↑ | 0 | | | | | |
| | Tim Rouzee | T-2 | 2 | ↑ | 0 | R-2 N-3 | 5 | 5 | | | | |
| 152 Pounds | Andy Friemel | | 0 | ↑ | 0 | R-1 | 1 | 1 | | | | |
| | Dave Nozicka | T-2 | 2 | R-2 | 2 | ↑ | 0 | 4 | | | | |
| 167 Pounds | Dave Hossett | pinned :57 | | | | | | | | | | |
| | Ed Keck | T-2 | | | | | | | | | | |
| 185 Pounds | Kevin Harris | | | | | | | | | | | |
| | Larry Piper ← Hunt | | | | | | | | | | | |
| Hvt Pounds | OPEN. | | | | | | | | | | | |
| | Estrada | | | | | | | | | | | |

26 27 28 29 30 31 32 33 34 35 36 37 38 39 40 41 42 43 44 45

26 27 28 29 30 31 32 33 34 35 36 37 38 39 40 41 42 43 44 45

TOTAL TEAM SCORE 18

REFEREE

TIMER

SCORER

Time Adv. HOME

Timers OPP.

# Wrestling CCHS vs Holyoke

| NAMES OF CONTESTANTS | | FIRST PERIOD SCORING | Points | SECOND PERIOD SCORING | Points | THIRD PERIOD SCORING | Points | SUMMARY Points | Time Adv. | Total | Team Home | Score Opp. |
|---|---|---|---|---|---|---|---|---|---|---|---|---|
| 98 Pounds | Dave Parker | pinned :48 | | | | | | | | | 6 | |
| | Lamy Stroh | T-2 | | | | | | | | | | 6 |
| 105 Pounds | Dean Valentine | | 0 | ↑ C-1 | 1 | E-1 T-2 N-2 | 5 | 6 | | | 3 | |
| | Todd Sprague | T-2 | 2 | R-2 | 2 | ↑ | 0 | 4 | | | | 6 |
| 112 Pounds | OPEN | | | | | | | | | | 3 | |
| | David Harris | | | | | | | | | | | 12 |
| 119 Pounds | Greg Hoddard | | 0 | ↑ | 0 | R-2 | 2 | 2 | | | 3 | |
| | Dave Daise | T-2 N-3 | 5 | E-1 T-2 | 3 | ↑ E-1 | 1 | 9 | | | | 15 |
| 126 Pounds | Keith Beckett | N-3 T-2 P-1 R-2 | 8 | pinned 3:41 | | | | | | | 9 | |
| | Craig Houghtelling | E-1 T-2 | 3 | ↑ | | | | | | | | 21 |
| 135 Pounds | Gary O'Berg | T-2 | 2 | ↑ | 0 | N-3 E-1 E-1 T-2 | 9 | 9 | | | 6 | |
| | Gary Vargas | | 0 | P-1 | 1 | ↑ T-2 E-1 | 4 | 4 | | | | 21 |

| | | 1 | 2 | 3 | 4 | 5 | 6 | 7 | 8 | 9 | 10 | 11 | 12 | 13 | 14 | 15 | 16 | 17 | 18 | 19 | 20 | 21 | 22 | 23 | 24 | 25 |
|---|---|---|---|---|---|---|---|---|---|---|---|---|---|---|---|---|---|---|---|---|---|---|---|---|---|---|
| Current Score | Home | | | | | | | | | | | | | | | | | | | | | | | | | |
| | Opp | | | | | | | | | | | | | | | | | | | | | | | | | |

SCORING: Takedown—T, Reversal—R, Escape—E, Fall—F, Fall Pred.—1.p.

SYMBOLS: Penalty—P, Near Fall—N, Choice—C, Top Position—X

held at Holyoke . Jan 24 , 1981 .

| | NAMES OF CONTESTANTS | FIRST PERIOD SCORING | Points | SECOND PERIOD SCORING | Points | THIRD PERIOD SCORING | Points | SUMMARY Points | Time Adv. | Total | TEAM SCORE Home | Opp. |
|---|---|---|---|---|---|---|---|---|---|---|---|---|
| 138 Pounds | Ron Friemel | | 0 | 3:34 pinned | | | | | | | 15 | |
| | Tim Beard | T-2 | 2 | ↑ | | | | | | | | 27 |
| 145 Pounds | Kris Kirwan | R-1 R-2 | 3 | ↑ | 0 | E-1 | 1 | 5 | | | 15 | |
| | Sean O'Neal | T-2 R-2 | 4 | R-2 N-3 | 5 | ↑ T-2 | 2 | 11 | | | | 33 |
| 155 Pounds | Andy Friemel | T-2 | | | | | | | | | 18 | |
| | Kevin Zeiler | pinned 1:38 | | | | | | | | | | 33 |
| 167 Pounds | Dave Hogsett | E-1 | 1 | ↑ pinned 3:48 | | | | | | | 18 | |
| | Tim Bornhoff | T-2 N-3 | 5 | R-2 | | | | | | | | 39 |
| 187 Pounds | Kevin Harris | E-1 T-2 | 3 | R-2 | | | | | | | 24 | |
| | Pat Kropp | T-2 | 2 | ↑ pinned 3:26 | | | | | | | | 39 |
| Hvy Pounds | Karl Spaly | pinned :42 | | | | | | | 24 | | 17 | |
| | Dan Hirsch | T-2 | | | | | | | | 44 | | 38 |

26 27 28 29 30 31 32 33 34 35 36 37 38 39 40 41 42 43 44 45

26 27 28 29 30 31 32 33 34 35 36 37 38 39 40 41 42 43 44 45

TOTAL TEAM SCORE

REFEREE

TIMER

SCORER

Time Adv. HOME

Timers OPP.

# Wrestling CCHS event vs McCook

| NAMES OF CONTESTANTS | | FIRST PERIOD SCORING | Points | SECOND PERIOD SCORING | Points | THIRD PERIOD SCORING | Points | SUMMARY Points | Time Adv. | Total | TEAM SCORE Home | Opp. |
|---|---|---|---|---|---|---|---|---|---|---|---|---|
| POUNDS | Dave Parker | | 0 | $R_2$ $N_2$ $N_2$ | 6 | $N_2$ $N_3$ | 11 | | | | 4 | |
| → | Neil Randal | | 0 | ↑ | 0 | | 0 | | | | | 0 |
| POUNDS | Ricky Robertson | | 0 | ↑ $R_2$ $N_2$ | 4 | $R_2$ | 6 | | | | 3/7 | |
| → | Kevin Harris | $T_2$ | 2 | $R_2$ | 4 | | 4 | | | | | 0 |
| POUNDS | Dean Valentine | $T_2$ $N_2$ | 4 | CE1 $T_2$ $N_2$ $N_2$ | 11 | | 11 | | | | 4/11 | |
| → | Dave Baker | | 0 | ↑ | 0 | P1 | 1 | | | | | 0 |
| POUNDS | Mike Westerly | | 0 | ↑ | 0 | $R_2$ $N_2$ | 4 | | | | 3/14 | |
| → | Travis Gesselman | | 0 | | 0 | | 0 | | | | | 0 |
| POUNDS | Keith Beckett | $T_2$ | 2 | | 2 | | | | | | 14 | |
| → | Jim Ely | $R_2$ $N_3$ $N_2$ | 7 | ↑ $N_3$ $N_3$ $N_3$ | 16 | $R_2$ Fall 5:00 | | | | | | 6/6 |
| POUNDS | Gary O'Berry | | 0 | ↑ | 0 | E1 | 1 | | | | 14 | |
| → | Dale Dack | $T_2$ | 2 | E1 $T_2$ $N_2$ | 7 | $T_2$ | 9 | | | | | 4/10 |

Current Score — Home: 1 2 3 (4) 5 6 (7) 8 9 10 (11) 12 13 14 (15) 16 17 18 19 (20) 21 22 23 24 25

Opp: 1 2 3 4 5 (6) 7 8 9 (10) 11 12 13 14 15 (16) 17 18 (19) 20 21 22 23 24 25

**SCORING:** Takedown—T, Reversal—R, Escape—E, Fall—F, Fall Pred.—f.p.

**SYMBOLS:** Penalty—P, Near Fall—N, Choice—C, Top Position—X

held at CC HS . JAN 27 , 19 87 .

| | NAMES OF CONTESTANTS | FIRST PERIOD SCORING | Points | SECOND PERIOD SCORING | Points | THIRD PERIOD SCORING | Points | SUMMARY Points | Time Adv. | Total | Team Score Home | Opp. |
|---|---|---|---|---|---|---|---|---|---|---|---|---|
| POUNDS | Ron Friemel | | | | | | | | | | 14 | |
| → | Keith Fearing | $T_2$ $N_3$ Fall 1:49 | | | | | | | | | | 6/16 |
| POUNDS | Kris Kirwan | $R_2$ | 2 | ↑ Fall 2:34 | | | | | | | 6/20 | |
| → | monte Boyd | $T_2$ | 2 | | | | | | | | | 0/16 |
| POUNDS | Andy Friemel | $T_2$ | 2 | | 2 | | 2 | | | | 20 | |
| → | Tim Hamil 47.9 | $R_2$ $N_3$ | 5 | ↑ | 5 | E1 | 6 | | | | | 3/19 |
| POUNDS | Dave Hogseth | | 0 | ↑ | 0 | | | | | | 20 | |
| | Richard Marquardt | $T_2$ $N_2$ | 4 | E1 $T_2$ | 7 | Fall 5:46 | | | | | | 6/25 |
| POUNDS | Kevin Harris | | | | | | | | | | 6/26 | |
| | OPEN | | | | | | | | | | | |
| POUNDS | OPEN | | | | | | | | | | | |
| | OPEN | | | | | | | | | | | |

26 27 28 29 30 31 32 33 34 35 36 37 38 39 40 41 42 43 44 45

26 27 28 29 30 31 32 33 34 35 36 37 38 39 40 41 42 43 44 45

TOTAL TEAM SCORE 26 25

REFEREE

TIMER

SCORER

Time Adv. HOME

Timers OPP.

# Wrestling CCHS vs Red Valley

| NAMES OF CONTESTANTS | | FIRST PERIOD SCORING | Points | SECOND PERIOD SCORING | Points | THIRD PERIOD SCORING | Points | SUMMARY Points | Time Adv. | Total | Team Score Home | Opp. |
|---|---|---|---|---|---|---|---|---|---|---|---|---|
| 98 Pounds | Dave Parker | T 2 | 2 | E T<br>1 2 | 5 | C T N<br>2 3 | 12 | | | | 4 | |
| | Bill Wood | | 0 | ↑ | 0 | E<br>1 | 1 | | | | | 0 |
| 105 Pounds | Ricky Robertson | T N<br>2 2 | 4 | ↑ | 4 | ↓ C | 4 | | | | 7 | |
| | Roy Bayliss | | 0 | ↓ C | 0 | ↑ | 0 | | | | | 0 |
| Pounds | OPEN | | | | | | | | | | 6 | |
| 112 | Sean McBride | | | | | | | | | | | 6 |
| Pounds | Greg Howard | F 2 | 1 | | | | | | | | 7 | |
| 119 | Jim Roberts | T 2 T 2 | 4 | T 2 E 1 N 3 T 2 | 8 | | | | | | | 10 |
| Pounds | Keith Beckett | T N E<br>2 2 1 | 5 | ↓ 2 F | | | | | | | 7 | |
| 126 | Bryan Krueger | T T N T N<br>2 2 2 2 2 | 10 | ↑ 2 2 3 | | | | | | | | 16 |
| Pounds | Gary O'Berg | 2 2 ↑<br>N T | 4 | ↑ E T E<br>1 1 1 1 | 8 | | 8 | | | | 7 | |
| 132 | Kevin Wood | ↓ T<br>2 | 2 | ↓ E T C<br>1 2 2 | 7 | ↑<br>2 | 10 | | | | | 19 |

| | | 1 | 2 | 3 | 4 | 5 | 6 | 7 | 8 | 9 | 10 | 11 | 12 | 13 | 14 | 15 | 16 | 17 | 18 | 19 | 20 | 21 | 22 | 23 | 24 | 25 |
|---|---|---|---|---|---|---|---|---|---|---|---|---|---|---|---|---|---|---|---|---|---|---|---|---|---|---|
| Current Score | Home | | | | | | | | | | | | | | | | | | | | | | | | | |
| | Opp | | | | | | | | | | | | | | | | | | | | | | | | | |

**SCORING:** Takedown—T, Reversal—R, Escape—E, Fall—F, Fall Pred.—f.p.

**SYMBOLS:** Penalty—P, Near Fall—N, Choice—C, Top Position—X

held at Rep Valley. Feb 5, 1987.

| NAMES OF CONTESTANTS | | FIRST PERIOD SCORING | Points | SECOND PERIOD SCORING | Points | THIRD PERIOD SCORING | Points | SUMMARY Points | Time Adv. | Total | Team Score Home | Opp. |
|---|---|---|---|---|---|---|---|---|---|---|---|---|
| 135 Pounds | Ron Friemel | E E<br>1 1 | 2 | T E E<br>1 1 | 4 | F 4:47 | 4 | | | 7<br>35 | 7 | |
| | Chris Einspahr | T T T<br>2 2 2 | 6 | E T T T<br>1 2 2 2 | 13 | | 13 | | | | | 55 |
| 145 Pounds | Kris Kirwan | E E E<br>1 1 1 | 3 | E E<br>1 1 | 5 | F | 5 | | | 7<br>31 | 30 | |
| | terry Wood | T T T T<br>2 2 2 2 | 8 | N T T T E<br>2 2 2 2 1 | 17 | 2 5:40 | | | | | | 30 |
| 155 Pounds | Doyle Loeffler | E E<br>1 1 | | E E<br>1 1 | 4 | F | | | | 7 | 7 | |
| | Dave McConville | T T T<br>2 2 2 | | E T T T N<br>1 2 2 2 2 | 15 | N<br>3 5:04 | | | | 37 | | 37 |
| 167 Pounds | Dave Hogsett | T2 | 2 | | 2 | | | | | 7 | 7 | |
| | Jon Helborg | E E<br>1 2 | 1 | T<br>2 | 3 | | | | | 40 | | 40 |
| 185 Pounds | Kevin Harris | T N<br>2 2 | 4 | E<br>1 | 5 | F<br>2 | 7 | | | 7 | 43 | |
| | mike teel | 1 2 | 1 | T N<br>2 5 | | N T T<br>2 2 2 | 13 | | | 43 | | 43 |
| HW Pounds | OPEN | — | | — | | — | | | | | 52 | |
| | mike Davis | — | | — | | — | | | | | 49 | 49 |

26 27 28 29 30 31 32 33 34 35 36 37 38 39 40 41 42 43 44 45

26 27 28 29 30 31 32 33 34 35 36 37 38 39 40 41 42 43 44 45

TOTAL TEAM SCORE 491 749

REFEREE

TIMER M

SCORER

Time Adv. HOME

Timers OPP.

# Wrestling _____ vs _____

| NAMES OF CONTESTANTS | | FIRST PERIOD SCORING | Points | SECOND PERIOD SCORING | Points | THIRD PERIOD SCORING | Points | SUMMARY Points | Time Adv. | Total | Team Score Home | Opp. |
|---|---|---|---|---|---|---|---|---|---|---|---|---|
| Pounds | | | | | | | | | | | | |
| | | | | | | | | | | | | |
| Pounds | | | | | | | | | | | | |
| | | | | | | | | | | | | |
| Pounds | | | | | | | | | | | | |
| | | | | | | | | | | | | |
| Pounds | | | | | | | | | | | | |
| | | | | | | | | | | | | |
| Pounds | | | | | | | | | | | | |
| | | | | | | | | | | | | |
| Pounds | | | | | | | | | | | | |
| | | | | | | | | | | | | |

| | | 1 | 2 | 3 | 4 | 5 | 6 | 7 | 8 | 9 | 10 | 11 | 12 | 13 | 14 | 15 | 16 | 17 | 18 | 19 | 20 | 21 | 22 | 23 | 24 | 25 |
|---|---|---|---|---|---|---|---|---|---|---|---|---|---|---|---|---|---|---|---|---|---|---|---|---|---|---|
| Current Score | Home | | | | | | | | | | | | | | | | | | | | | | | | | |
| | Opp | | | | | | | | | | | | | | | | | | | | | | | | | |

**SCORING:** Takedown—T, Reversal—R, Escape—E, Fall—F, Fall Pred.—1.p.

**SYMBOLS:** Penalty—P, Near Fall—N, Choice—C, Top Position—X

1980 - 81

J V.

# THE ZIMMERMAN WRESTLING SCORE BOOK

by

**James L. Zimmerman**
Oakland, Md. 21550

Copyright
1950
by
James L. Zimmerman

# Wrestling CCHS vs ~~Bridgeport~~ Oshkosh

| NAMES OF CONTESTANTS | | FIRST PERIOD SCORING | Points | SECOND PERIOD SCORING | Points | THIRD PERIOD SCORING | Points | SUMMARY Points | Time Adv. | Total | Team Score Home | Opp. |
|---|---|---|---|---|---|---|---|---|---|---|---|---|
| 9 | Shawn Valentine | | | | | | | | | | | |
| 119 Pounds | | | | | | | | | | | | |
| 10 | Jon Shay | | 0 | ↑ | 0 | | | | | | | |
| 126 Pounds | Preston Cole | | 0 | N-3 R-2 P-1 | 6 | ↑ Fall 5:38 | | | | | | |
| | Keith Beckett | | 0 | | | | | | | | | |
| 126 Pounds | Duke Muses | T-2 Fall 1:55 | 2 | | | | | | | | | |
| | Ron Friemal | | | ↑ | 0 | P-2 pin | | | | | | |
| 134 Pounds | Stuart Emerson | T-2 | 2 | E-1 T-2 N-2 | 5 | ↑ Fall 5:11 | | | | | | |
| | Doyle Loeffler | | 0 | ↑ R-2 | 2 | R-2 R-2 N-2 | 6 | | | 8 | 8 | |
| 155 Pounds | Chuck Saunders | T-2 N-3 | 5 | R-2 N-2 | 4 | ↑ R-2 N-3 | 4 | | | 14 | | 14 |
| | | | | | | | | | | | | |
| 119 Pounds | | | | | | | | | | | | |

| | | 1 | 2 | 3 | 4 | 5 | 6 | 7 | 8 | 9 | 10 | 11 | 12 | 13 | 14 | 15 | 16 | 17 | 18 | 19 | 20 | 21 | 22 | 23 | 24 | 25 |
|---|---|---|---|---|---|---|---|---|---|---|---|---|---|---|---|---|---|---|---|---|---|---|---|---|---|---|
| Current Score | Home | | | | | | | | | | | | | | | | | | | | | | | | | |
| | Opp | | | | | | | | | | | | | | | | | | | | | | | | | |

SCORING: Takedown—T, Reversal—R, Escape—E, Fall—F, Fall Pred.—i.p.

SYMBOLS: Penalty—P, Near Fall—N, Choice—C, Top Position—X

held at GCHS Oshkosh, 19____.

| NAMES OF CONTESTANTS | | FIRST PERIOD SCORING | Points | SECOND PERIOD SCORING | Points | THIRD PERIOD SCORING | Points | SUMMARY Points | Time Adv. | Total | TEAM SCORE Home | Opp. |
|---|---|---|---|---|---|---|---|---|---|---|---|---|
| 95 POUNDS | 9 Shawn Valentine | | | | | | | | | | | |
| 126 POUNDS | 11 Jon Shay | | | | | | | | | | | |
| 126 POUNDS | Keith Beckett | | | | | | | | | | | |
| 135 POUNDS | Ron Friemal | | | | | | | | | | | |
| 155 POUNDS | Doyle Loeffler | | | | | | | | | | | |
| 119 POUNDS | | | | | | | | | | | | |

26 27 28 29 30 31 32 33 34 35 36 37 38 39 40 41 42 43 44 45

26 27 28 29 30 31 32 33 34 35 36 37 38 39 40 41 42 43 44 45

TOTAL TEAM SCORE

REFEREE

TIMER

SCORER

Time Adv. HOME

Timers OPP.

# Wrestling SCHS vs ST FRANCIS

| NAMES OF CONTESTANTS | FIRST PERIOD SCORING | Points | SECOND PERIOD SCORING | Points | THIRD PERIOD SCORING | Points | SUMMARY Points | Time Adv. | Total | Team Score Home | Opp. |
|---|---|---|---|---|---|---|---|---|---|---|---|
| POUNDS 9 Shaun Valentine | T2 | 2 | | 2 | R2 FALL 5:40 | 6 | 6 | | | | |
| 98 VanAllen | | 0 | | 0 | | | | | | | |
| POUNDS 12 ~~ROBERTSON~~ ~~Keith Becker~~ | R2 FALL 1:56 | | | | | 6 | 12 | | | | |
| 106 Zweygardt | T2 | | | | | | | | | | |
| POUNDS 11 Dave Berraw | | | | | | | | | | | |
| 132 | | | | | | | | | | | |
| POUNDS 9 Doyle Loeffler | | 0 | | | | | | | | | |
| 155 ATWOOD Chesmore | T2 N3 | 5 | FALL 3:15 | | | | | | | | |
| POUNDS MIKE WEATHERLY | T2 FALL 1:03 | | | | | | | | | | |
| 112 ROBERTSON-S | | | | | | | | | | | |
| POUNDS DILLAN-F | T2 N3 R2 | 7 | E1 T2 FALL 3:40 | 1 | | | | | | | |
| 119 | R2 R2 | 4 | | | | | | | | | |

Current Score — Home: 1 2 3 4 5 6 7 8 9 10 11 12 13 14 15 16 17 18 19 20 21 22 23 24 25

Current Score — Opp: 1 2 3 4 5 6 7 8 9 10 11 12 13 14 15 16 17 18 19 20 21 22 23 24 25

SCORING: Takedown—T, Reversal—R, Escape—E, Fall—F, Fall Pred.—i.p.

SYMBOLS: Penalty—P, Near Fall—N, Choice—C, Top Position—X

held at _____. _____, 19____.

| NAMES OF CONTESTANTS | | FIRST PERIOD SCORING | Points | SECOND PERIOD SCORING | Points | THIRD PERIOD SCORING | Points | SUMMARY Points | Time Adv. | Total | Team Score Home | Opp. |
|---|---|---|---|---|---|---|---|---|---|---|---|---|
| POUNDS | Shawn Valentine | | | | | | | | | | | |
| 98 | | | | | | | | | | | | |
| POUNDS | Kieth Beckett | | | | | | | | | | | |
| 120 | | | | | | | | | | | | |
| POUNDS | Dave Beran | | | | | | | | | | | |
| 132 | | | | | | | | | | | | |
| POUNDS | ~~Doyle Laffle~~ HOGGSETT | $R_2$ | 2 | $E_1$ ↑ | | | | | | | | |
| 155 | HARTMAN ~~VERNON~~ ST. | $T_2$ N 3 $R_2$ | 7 | $R_2$ FALL 3:10 | | | | | | | | |
| POUNDS | SHAY | | | | | | | | | | | |
| 132 | | $T_2$ FALL 1:35 | | | | | | | | | | |
| POUNDS | M. PIXLER | $R_2$ | 2 | $R_2$ FALL 3:00 | | | | | | | | |
| 145 | RON FREMEL | $T_2$ | 2 | ↑ | | | | | | | | |

26 27 28 29 30 31 32 33 34 35 36 37 38 39 40 41 42 43 44 45

26 27 28 29 30 31 32 33 34 35 36 37 38 39 40 41 42 43 44 45

TOTAL TEAM SCORE

REFEREE _____

TIMER _____

SCORER _____

Time Adv. HOME _____

Timers OPP.

# Wrestling CCHS vs Ogallala

| NAMES OF CONTESTANTS | | FIRST PERIOD SCORING | Points | SECOND PERIOD SCORING | Points | THIRD PERIOD SCORING | Points | SUMMARY Points | Time Adv. | Total | Team Score Home | Opp. |
|---|---|---|---|---|---|---|---|---|---|---|---|---|
| 119 Pounds | Jeff Dillan | $T_2$ | | | | | | | | | 0 | |
| | Trent Ballentine | $R_2$ $N_2$ F 1:56 | | | | | | | | | | 6/6 |
| 155 Pounds | Dayle Hoeffler | $W_5$ $R_2$ $N_2$ | 4 | X | | | | | | | 0 | |
| | Dare Gorman | $T_2$ $N_2$ C | 4 | $R_2$ F 3:08 | | | | | | | | 6/12 |
| Pounds | | | | | | | | | | | | |
| | | | | | | | | | | | | |
| Pounds | | | | | | | | | | | | |
| | | | | | | | | | | | | |
| Pounds | | | | | | | | | | | | |
| | | | | | | | | | | | | |
| Pounds | | | | | | | | | | | | |
| | | | | | | | | | | | | |

| | | 1 | 2 | 3 | 4 | 5 | 6 | 7 | 8 | 9 | 10 | 11 | 12 | 13 | 14 | 15 | 16 | 17 | 18 | 19 | 20 | 21 | 22 | 23 | 24 | 25 |
|---|---|---|---|---|---|---|---|---|---|---|---|---|---|---|---|---|---|---|---|---|---|---|---|---|---|---|
| Current Score | Home | | | | | | | | | | | | | | | | | | | | | | | | | |
| | Opp | | | | | | | | | | | | | | | | | | | | | | | | | |

**SCORING:** Takedown—T, Reversal—R, Escape—E, Fall—F, Fall Pred.—f.p.

**SYMBOLS:** Penalty—P, Near Fall—N, Choice—C, Top Position—X

held at St. Pats, 19____.

| NAMES OF CONTESTANTS | | FIRST PERIOD SCORING | Points | SECOND PERIOD SCORING | Points | THIRD PERIOD SCORING | Points | SUMMARY Points | Time Adv. | Total | Team Score: Home | Opp. |
|---|---|---|---|---|---|---|---|---|---|---|---|---|
| 90 Pounds | Shawn Valentine | | | | | | | | | | | |
| | Conrad Bichrman | | | | | | | | | | | |
| 105 Pounds | Ricky Robertson | R-2 | 2 | R-2 N-2 | 4 | ↑N-3 | 3 | | | | | |
| | Greg Gerdes | T-2 | 1 | ↑ | 0 | | 0 | | | | | |
| 119 Pounds | ~~Grey Howard~~ | | | | | | | | | | | |
| | | | | | | | | | | | | |
| 126 Pounds | ~~Kieth Beckett~~ | | | | | | | | | | | |
| | | | | | | | | | | | | |
| 155 Pounds | Doyle Loeffler | | 0 | R-2 N-3 | 5 | ↑ R-1 | 1 | 6 | | | | |
| | Brian Dodson | T-2 N-3 | 5 | ↑ R-2 N-3 | 5 | | | 5 | | | | |
| Pounds | | | | | | | | | | | | |
| | | | | | | | | | | | | |

26 27 28 29 30 31 32 33 34 35 36 37 38 39 40 41 42 43 44 45

26 27 28 29 30 31 32 33 34 35 36 37 38 39 40 41 42 43 44 45

TOTAL TEAM SCORE

REFEREE

TIMER

SCORER

Time Adv. HOME

Timers OPP.

# Wrestling CCHS JVs vs Holyoke J.V.

| NAMES OF CONTESTANTS | FIRST PERIOD SCORING | Points | SECOND PERIOD SCORING | Points | THIRD PERIOD SCORING | Points | SUMMARY Points | Time Adv. | Total | Team Score: Home | Opp. |
|---|---|---|---|---|---|---|---|---|---|---|---|
| 98 POUNDS Shawn Valentine | R-2 | 2 | | 0 | ↑ | 0 | 2 | | | | |
| Jeff Dragoo | T-2 R-2 | 4 | ↑ R-2 | 2 | | 0 | 6 | | | | |
| 105 POUNDS Ricky Robertson | T-2 | 2 | R-2 N-3 | 5 | ↑ R-2 N-3 | 5 | 12 | | | | |
| Darrell Beard | | 0 | ↑ E-1 | 1 | R-2 | 2 | 3 | | | | |
| 119 POUNDS Jeff Dillan | | | | | | | | | | | |
| | | | | | | | | | | | |
| 155 POUNDS Doyle Coeffler | | | | | | | | | | | |
| | | | | | | | | | | | |
| 120 POUNDS Jon Shay | | | | | | | | | | | |
| | | | | | | | | | | | |
| POUNDS | | | | | | | | | | | |
| | | | | | | | | | | | |

Current Score — Home / Opp: 1 2 3 4 5 6 7 8 9 10 11 12 13 14 15 16 17 18 19 20 21 22 23 24 25

**SCORING:** Takedown—T, Reversal—R, Escape—E, Fall—F, Fall Pred.—f.p.

**SYMBOLS:** Penalty—P, Near Fall—N, Choice—C, Top Position—X

held at CCHS . McCook, 19 1/27/81

| NAMES OF CONTESTANTS | | FIRST PERIOD SCORING | Points | SECOND PERIOD SCORING | Points | THIRD PERIOD SCORING | Points | SUMMARY Points | Time Adv. | Total | TEAM SCORE Home | Opp. |
|---|---|---|---|---|---|---|---|---|---|---|---|---|
| Pounds | Shawn Valentine | $T_2$ $N_3$ | 5 | $R_2$ $N_3$ | 10 | $N_3$ | 13 | | | | 5 | |
| 98 | Todd Ellinger | | 0 | ↑ | 0 | | 0 | | | | | 0 |
| Pounds | Jeff Dillan | $T_2$ $N_3$ | 5 | $R_2$ $N_3$ $R_2$ $N_3$ | 15 | $R_2$ $N_2$ | 19 | | | | 4/9 | |
| 112 | Scott Garey | $P_1$ | 1 | ↑ $R_2$ | 3 | $R_2$ $N_3$ $R_2$ | 10 | | | | | 0 |
| Pounds | Greg Howard | $P_1$ $R_2$ | 3 | $R_2$ $N_2$ | 7 | $N_2$ | 9 | | | | 3/12 | |
| 126 | Randy Wright | $T_2$ $N_3$ | 5 | ↑ | 5 | $E_1$ $T_2$ | 8 | | | | | 0 |
| Pounds | Jon Shax | $T_2$ $N_3$ | 5 | $P_1$ $R_2$ $N_3$ | 11 | | 11 | | | | 4/15 | |
| 132 | Keene Trail | | 0 | ↑ | 0 | | 0 | | | | | 0 |
| Pounds | | | | | | | | | | | | |
| | | | | | | | | | | | | |
| Pounds | | | | | | | | | | | | |
| | | | | | | | | | | | | |

26 27 28 29 30 31 32 33 34 35 36 37 38 39 40 41 42 43 44 45

26 27 28 29 30 31 32 33 34 35 36 37 38 39 40 41 42 43 44 45

TOTAL TEAM SCORE

REFEREE

TIMER

SCORER

Time Adv. Timers

HOME

OPP.

# Wrestling _____ vs _____.

| | NAMES OF CONTESTANTS | FIRST PERIOD SCORING | POINTS | SECOND PERIOD SCORING | POINTS | THIRD PERIOD SCORING | POINTS | SUMMARY POINTS | TIME ADV. | TOTAL | TEAM SCORE HOME | OPP. |
|---|---|---|---|---|---|---|---|---|---|---|---|---|
| POUNDS 98 | Shawn Valentine | N T 3 2 | 5 | ↓ 2 | 7 | C ↑ F 5:17 | | | 5:27 | | 6 | |
| | Todd Helm | | 0 | ↑ | 0 | ↓ | | | | | | 0 |
| POUNDS 112 | Jeff Dillan | F 1:24 N N 2 2 | | | 0 | | | | | | 6 | |
| | Tom Rowland | | 0 | | 0 | | | | | | | 0 |
| POUNDS 126 | | | | | | | | | | | | |
| POUNDS | | | | | | | | | | | | |
| POUNDS | | | | | | | | | | | | |
| POUNDS | | | | | | | | | | | | |

| | | | | | | | | | | | | | | | | | | | | | | | | | |
|---|---|---|---|---|---|---|---|---|---|---|---|---|---|---|---|---|---|---|---|---|---|---|---|---|---|
| Current | Home | 1 | 2 | 3 | 4 | 5 | 6 | 7 | 8 | 9 | 10 | 11 | 12 | 13 | 14 | 15 | 16 | 17 | 18 | 19 | 20 | 21 | 22 | 23 | 24 | 25 |
| Score | Opp | 1 | 2 | 3 | 4 | 5 | 6 | 7 | 8 | 9 | 10 | 11 | 12 | 13 | 14 | 15 | 16 | 17 | 18 | 19 | 20 | 21 | 22 | 23 | 24 | 25 |

**SCORING:** Takedown—T, Reversal—R, Escape—E, Fall—F, Fall Pred.—f.p.

**SYMBOLS:** Penalty—P, Near Fall—N, Choice—C, Top Position—X

held at _____. _____, 19____.

| NAMES OF CONTESTANTS | | FIRST PERIOD SCORING | Points | SECOND PERIOD SCORING | Points | THIRD PERIOD SCORING | Points | SUMMARY Points | Time Adv. | Total | Team Score Home | Opp. |
|---|---|---|---|---|---|---|---|---|---|---|---|---|
| POUNDS | | | | | | | | | | | | |
| | | | | | | | | | | | | |
| POUNDS | | | | | | | | | | | | |
| | | | | | | | | | | | | |
| POUNDS | | | | | | | | | | | | |
| | | | | | | | | | | | | |
| POUNDS | | | | | | | | | | | | |
| | | | | | | | | | | | | |
| POUNDS | | | | | | | | | | | | |
| | | | | | | | | | | | | |
| POUNDS | | | | | | | | | | | | |
| | | | | | | | | | | | | |

26 27 28 29 30 31 32 33 34 35 36 37 38 39 40 41 42 43 44 45

26 27 28 29 30 31 32 33 34 35 36 37 38 39 40 41 42 43 44 45

TOTAL TEAM SCORE

REFEREE _____

TIMER _____

SCORER _____

Time Adv. HOME _____

Timers OPP.

# Wrestling _____ vs _____.

| | NAMES OF CONTESTANTS | FIRST PERIOD SCORING | POINTS | SECOND PERIOD SCORING | POINTS | THIRD PERIOD SCORING | POINTS | SUMMARY POINTS | TIME ADV. | TOTAL | TEAM SCORE HOME | OPP. |
|---|---|---|---|---|---|---|---|---|---|---|---|---|
| POUNDS | Parker | T-2+2 | 4 | ↗ | 0 | R2 N3 | 5 | 9 | | | | |
| 98 | Bye | E1 | 1 | | 0 | ↗ | 0 | 1 | | | | |
| 15 POUNDS | | | | | | | | | | | | |
| | | | | | | | | | | | | |
| POUNDS | | | | | | | | | | | | |
| | | | | | | | | | | | | |
| POUNDS | | | | | | | | | | | | |
| | | | | | | | | | | | | |
| POUNDS | | | | | | | | | | | | |
| | | | | | | | | | | | | |
| POUNDS | | | | | | | | | | | | |
| | | | | | | | | | | | | |

| | | | | | | | | | | | | | | | | | | | | | | | | | |
|---|---|---|---|---|---|---|---|---|---|---|---|---|---|---|---|---|---|---|---|---|---|---|---|---|---|
| Current | Home | 1 | 2 | 3 | 4 | 5 | 6 | 7 | 8 | 9 | 10 | 11 | 12 | 13 | 14 | 15 | 16 | 17 | 18 | 19 | 20 | 21 | 22 | 23 | 24 | 25 |
| Score | Opp | 1 | 2 | 3 | 4 | 5 | 6 | 7 | 8 | 9 | 10 | 11 | 12 | 13 | 14 | 15 | 16 | 17 | 18 | 19 | 20 | 21 | 22 | 23 | 24 | 25 |

**SCORING:** Takedown—T, Reversal—R, Escape—E, Fall—F, Fall Pred.—f.p.

**SYMBOLS:** Penalty—P, Near Fall—N, Choice—C, Top Position—X

held at _____. _____, 19____.

| NAMES OF CONTESTANTS | | FIRST PERIOD SCORING | Points | SECOND PERIOD SCORING | Points | THIRD PERIOD SCORING | Points | SUMMARY Points | Time Adv. | Total | Team Score Home | Opp. |
|---|---|---|---|---|---|---|---|---|---|---|---|---|
| POUNDS | | | | | | | | | | | | |
| | | | | | | | | | | | | |
| POUNDS | | | | | | | | | | | | |
| | | | | | | | | | | | | |
| POUNDS | | | | | | | | | | | | |
| | | | | | | | | | | | | |
| POUNDS | | | | | | | | | | | | |
| | | | | | | | | | | | | |
| POUNDS | | | | | | | | | | | | |
| | | | | | | | | | | | | |
| POUNDS | | | | | | | | | | | | |
| | | | | | | | | | | | | |

26 27 28 29 30 31 32 33 34 35 36 37 38 39 40 41 42 43 44 45

26 27 28 29 30 31 32 33 34 35 36 37 38 39 40 41 42 43 44 45

TOTAL TEAM SCORE

REFEREE _____

TIMER _____

SCORER _____

Time Adv. HOME _____

Timers OPP. _____

# Wrestling _____ vs _____.

| NAMES OF CONTESTANTS | | FIRST PERIOD SCORING | Points | SECOND PERIOD SCORING | Points | THIRD PERIOD SCORING | Points | SUMMARY Points | Time Adv. | Total | Team Score Home | Opp. |
|---|---|---|---|---|---|---|---|---|---|---|---|---|
| Pounds | | | | | | | | | | | | |
| | | | | | | | | | | | | |
| Pounds | | | | | | | | | | | | |
| | | | | | | | | | | | | |
| Pounds | | | | | | | | | | | | |
| | | | | | | | | | | | | |
| Pounds | | | | | | | | | | | | |
| | | | | | | | | | | | | |
| Pounds | | | | | | | | | | | | |
| | | | | | | | | | | | | |
| Pounds | | | | | | | | | | | | |
| | | | | | | | | | | | | |

| | | 1 | 2 | 3 | 4 | 5 | 6 | 7 | 8 | 9 | 10 | 11 | 12 | 13 | 14 | 15 | 16 | 17 | 18 | 19 | 20 | 21 | 22 | 23 | 24 | 25 |
|---|---|---|---|---|---|---|---|---|---|---|---|---|---|---|---|---|---|---|---|---|---|---|---|---|---|---|
| Current Score | Home | | | | | | | | | | | | | | | | | | | | | | | | | |
| | Opp | | | | | | | | | | | | | | | | | | | | | | | | | |

**SCORING:** Takedown—T, Reversal—R, Escape—E, Fall—F, Fall Pred.—i.p.

**SYMBOLS:** Penalty—P, Near Fall—N, Choice—C, Top Position—X

held at _____. _____, 19____.

| NAMES OF CONTESTANTS | | FIRST PERIOD SCORING | POINTS | SECOND PERIOD SCORING | POINTS | THIRD PERIOD SCORING | POINTS | SUMMARY POINTS | TIME ADV. | TOTAL | TEAM SCORE HOME | OPP. |
|---|---|---|---|---|---|---|---|---|---|---|---|---|
| POUNDS | | | | | | | | | | | | |
| | | | | | | | | | | | | |
| POUNDS | | | | | | | | | | | | |
| | | | | | | | | | | | | |
| POUNDS | | | | | | | | | | | | |
| | | | | | | | | | | | | |
| POUNDS | | | | | | | | | | | | |
| | | | | | | | | | | | | |
| POUNDS | | | | | | | | | | | | |
| | | | | | | | | | | | | |
| POUNDS | | | | | | | | | | | | |
| | | | | | | | | | | | | |

26 27 28 29 30 31 32 33 34 35 36 37 38 39 40 41 42 43 44 45

26 27 28 29 30 31 32 33 34 35 36 37 38 39 40 41 42 43 44 45

TOTAL TEAM SCORE

REFEREE _____

TIMER _____

SCORER _____

Time Adv. HOME _____

Timers OPP.

# Wrestling CCHS vs OSHKOSH

| NAMES OF CONTESTANTS | | FIRST PERIOD SCORING | Points | SECOND PERIOD SCORING | Points | THIRD PERIOD SCORING | Points | SUMMARY Points | Time Adv. | Total | Team Score Home | Opp. |
|---|---|---|---|---|---|---|---|---|---|---|---|---|
| 98 Pounds | 10 DAVE PARKER | T2 N2 | 4 | ↑ N2 P:330 | 10 | | 10 | | | | 6 | |
| | 9 TIM ROGERS | | 0 | | 0 | | 0 | | | | | 0 |
| 105 Pounds | 9 RICKY ROBERTSON | | 0 | R2 N2 | 4 | ↑ N3 N3 P529 | 6 | | | | 12 | |
| | 11 GEORGE DIETLEIN | T2 N3 | 5 | ↑ | 5 | | 5 | | | | | 0 |
| 112 Pounds | 11 Dean Valentino | T2 R2 N2 N3 | 9 | ↑ R1 | 10 | R2 P 509 | 12 | | | 1% | 15 | |
| | 12 Rob Wiseman | R2 | 2 | R2 N2 | 6 | ↑ | 6 | | | | | 0 |
| 119 Pounds | 11 Mike Weatherly | E1 | 1 | | | | 1 | | | | 15 | |
| | 10 Mike Matthews | T2 | 2 | ↑ P 346 | | | 7 | | | | | 6 |
| 126 Pounds | 10 Greg Howard | T2 N2 N3 | 7 | ↑ + 2 R1 | 10 | R2 N2 | 14 | | | | 19 | |
| | 10 Ron Chadwick | | 0 | E1 + 2 R2 | 5 | ↑ | 5 | | | | | 6 |
| 132 Pounds | 12 Gary OBerg | R2 | 2 | | | | 7 | 2 | | | 19 | |
| | Tod Kugler | T2 R2 P 1:44 | 4 | | | | 7 | 4 | | | | 12 |

| | | 1 | 2 | 3 | 4 | 5 | 6 | 7 | 8 | 9 | 10 | 11 | 12 | 13 | 14 | 15 | 16 | 17 | 18 | 19 | 20 | 21 | 22 | 23 | 24 | 25 |
|---|---|---|---|---|---|---|---|---|---|---|---|---|---|---|---|---|---|---|---|---|---|---|---|---|---|---|
| Current Score | Home | | | | | | | | | | | | | | | | | | | | | | | | | |
| | Opp | | | | | | | | | | | | | | | | | | | | | | | | | |

**SCORING:** Takedown—T, Reversal—R, Escape—E, Fall—F, Fall Pred.—1.p.

**SYMBOLS:** Penalty—P, Near Fall—N, Choice—C, Top Position—X

held at Oshkosh . Dec 4 , 1980 .

| | NAMES OF CONTESTANTS | FIRST PERIOD SCORING | Points | SECOND PERIOD SCORING | Points | THIRD PERIOD SCORING | Points | SUMMARY Points | Time Adv. | Total | TEAM SCORE Home | Opp. |
|---|---|---|---|---|---|---|---|---|---|---|---|---|
| 138 POUNDS | 11 Dave Beran | | | | | | | | | | 19 | |
| | 11 Tad Gran | T2 P :49 | | | | | | | | | | 18 |
| 145 POUNDS | 10 Kris Kirwin | T2 | 2 | R2 | 2 | ↑ | 0 | | | 4 | 22 | |
| | 10 Mark Luther | | 0 | ↑ | | P-1 | 1 | | | 1 | | 18 |
| 155 POUNDS | Andy Friesmel | R2 | 2 | ↑ | | | | | | | 22 | |
| | LARRY BACON | T2 R2 N3 | 7 | P1 R2 T2 P 349 | | | | | | | | 24 |
| 167 POUNDS | 10 David Hogsett | T2 R2 N2 | 6 | R2 T2 | | ↑ | | | | | 22 | |
| | 11 Eric Dawson | E1 R2 | 3 | ↑ R2 P1 E1 | | pin 4:29 | | | | | | 30 |
| 185 POUNDS | Kevin Harris | P1 | 1 | ↑ | | | | | | | 22 | |
| | Gary Roudenbush | T2 | 2 | R2 Pin 259 | | | | | | | | 36 |
| 1/WT POUNDS | Shawn Spealy | | | | | | | | | | 28 | |
| | OPEN | | | | | | | | | | | 36 |

26 27 28 29 30 31 32 33 34 35 36 37 38 39 40 41 42 43 44 45

26 27 28 29 30 31 32 33 34 35 36 37 38 39 40 41 42 43 44 45

TOTAL TEAM SCORE

REFEREE

TIMER

SCORER

Time Adv. HOME

Timers OPP.

# Wrestling _____ vs _____

| | NAMES OF CONTESTANTS | FIRST PERIOD SCORING | Points | SECOND PERIOD SCORING | Points | THIRD PERIOD SCORING | Points | SUMMARY Points | Time Adv. | Total | Team Score Home | Team Score Opp. |
|---|---|---|---|---|---|---|---|---|---|---|---|---|
| POUNDS | Daniel Parker | T2 R2 N3 Pin 1:42 | 7 | | | | | | | 7 | 3 | 6 |
| | Jeff Jay | ~~Pin~~ | 0 | | | | | | | 0 | | 0 |
| POUNDS | Ricky Robertson 9 | | 0 | ↗ | 0 | R2 T2 | 4 | | | 4 | 6 | |
| | Robert Schuler 10 | T2 N3 | 5 | R2 N3 | 5 | ↗ R2 | 2 | | | 12 | | 4 |
| POUNDS | Dean Valentine | | 0 | ↗ | 0 | E1 | 1 | | | 1 | 6 | |
| | Kim Kobato | T2 N2 N3 N2 N2 | 3 | E1 T2 | 3 | ↗ T2 P 1:21 | 2 | | | 16 | | 10 |
| POUNDS | Jeff Dillon | | 0 | ↗ | | | | | | | 6 | |
| | Jack Swives | T2 N3 | 5 | T2 P 2:49 | | | | | | | | 17 |
| POUNDS | Greg Howard | | 0 | Stall | 0 | ↗ | 0 | | | | | |
| | Angelo Freanko | T2 N3 | 5 | ↗ | 0 | E1 T2 N2 L1 N2 | 13 | | | | | |
| POUNDS | | | | | | | | | | | | |
| | | | | | | | | | | | | |

Current Score — Home / Opp

1 2 3 4 5 6 7 8 9 10 11 12 13 14 15 16 17 18 19 20 21 22 23 24 25

**SCORING:** Takedown—T, Reversal—R, Escape—E, Fall—F, Fall Pred.—f.p.

**SYMBOLS:** Penalty—P, Near Fall—N, Choice—C, Top Position—X

# IMPERIAL INVITATIONAL--1982--Results

## CLASS A

Team Scores

Wray - 189½
Rep. Valley - 119½
Caliche - 113
Imperial - 58½
Holyoke - 42
McCook - 38
Oshkosh - 32
Ogallala - 18½

## CLASS A FINISHERS

98 lbs.

1 Kolles - Caliche
2 Donnalson - Wray
3 Oneal - Holyoke
4 Ruggles - Rep. Valley

105 lbs.

1 Wood - Rep. Valley
2 Stroh - Holyoke
3 Randol - McCook
4 Rogers - Oshkosh

112 lbs.

1 Smith - Wray
2 Bayliss - Rep. Valley
3 Dreitz - Caliche
4 Higgs - Holyoke

119 lbs.

1 Wright - Wray
2 Gesselman - McCook
3 Roberts - Rep. Valley
4 Pyle - Caliche

126 lbs.

1 Barker - Wray
2 Weatherly - Imperial
3 Krueger - Rep. Valley
4 Hamilton - Caliche

132 lbs.

1 Carson - Wray
2 Kipps - Caliche
3 Fearing - McCook
4 McBride - Rep. Valley

138 lbs.

1 Smith - Wray
2 Wood - Rep. Valley
3 Gonzales - Caliche
4 Gray - Oshkosh

145 lbs.

1 Stanley - Caliche
2 Hebbert - Oshkosh
3 Schafer - Wray
4 Kirwan - Imperial

155 lbs.

1 Dillie - Caliche
2 Buchanan - Wray
3 Hogsett - Imperial
4 Yetter - Oshkosh

167 lbs.

1 Helberg - Rep. Valley
2 Akey - Wray
3 Friemel - Imperial
4 Kilm - Holyoke

185 lbs.

1 Harris - Imperial
2 Wiltfany - Wray
3 Metcalf - Caliche
4 Dirks - Holyoke

HWT.

1 Olson - Ogallala
2 Stults - Wray
3 Doris - Rep. Valley
4 Meyer - Wheatland

CLASS B

Team Scores

Wray J.V. - 155
Ogallala J.V. - 130
Beaver City - 108½
McCook J.V. - 54½
Revere - 51½
Maywood - 44
Wheatland - 41
Oshkosh J.V. - 25
Re. Valley J.V. - 24½
Imperial J.V. - 5½
Holyoke J.V. - 0

CLASS B. FINISHERS

98 lbs.

1 Harphom - McCook
2 Jesseph - Beaver City
3 Brunswig - Wray
4 Watson - Ogallala

105 lbs.

1 Ripp - Wray
2 McConnell - McCook
3 Kilgore - Ogallala
4 Fisher - Beaver City

112 lbs.

1 Curtis - Wheatland
2 Rowland - Rep. Valley
3 Ortiz - McCook
4 Siffering - Ogallala

119 lbs.

1 Smith - Wray
2 Mann - Ogallala
3 Luckie - McCook
4 Miller - Maywood

126 lbs.

1 Marston - Wray
2 Linner - Beaver City
3 Gilbert - Maywood
4 Leidiny - Revere

132 lbs.

1 Ballentine - Ogallala
2 Rodenbough - Beaver City
3 Ritchey - Wray
4 Harger - Wheatland

138 lbs.

1 Wisdon - Wray
2 Mues - Oshkosh
3 Moreno - Ogallala
4 Olson - Revere

145 lbs.

1 Merritt - Wray
2 Collins - Revere
3 Ruhlman - Ogallala
4 Saunders - Oshkosh

167 lbs.

1 Becker - Beaver City
2 Boyd - McCook
3 Brobst - Wray
4 Kissack - Ogallala

185 lbs.

1 White - Maywood
2 Schulz - Ogallala
3 Strayer - Beaver City
4 Richards - Oshkosh

HWT

1 Meyer - Wheatland
2 Dickie - Rep. Valley

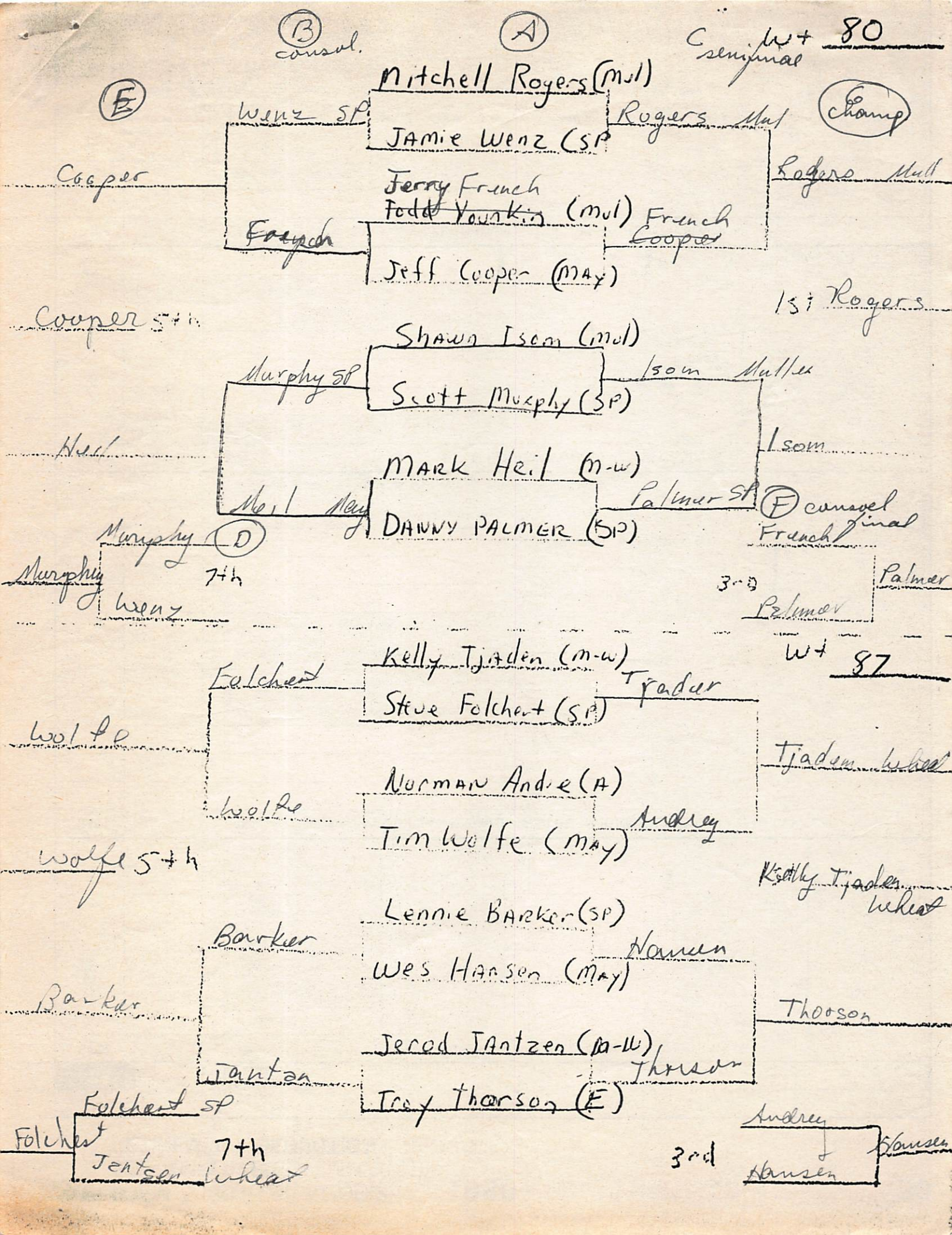
B consol.
A
C semi final
Wt 80
Mitchell Rogers (Mul)
E
Wenz SP
Rogers Mul
Champ
JAmie Wenz (SP
Cooper
Rogers Mull
Jerry French
Todd Younkin (Mul)
French Cooper
Foxych
Jeff Cooper (MAY)
Cooper 5th
1st Rogers
Shawn Isom (Mul)
Murphy SP
Isom Mullen
Scott Murphy (SP)
Heil
Isom
MARK Heil (M-W)
Heil May
Palmer SP
F consol final
DANNY PALMER (SP)
French
Murphy D
7th
Murphy
Palmer
3rd
Wenz
Palmer
Wt 87
Kelly Tjaden (M-W)
Folchert
Tjaden
Steve Folchert (SP)
Wolfe
Tjaden Wheat
Norman Andre (A)
Wolfe
Audrey
Tim Wolfe (MAY)
Wolfe 5th
Kelly Tjaden Wheat
Lennie BArker (SP)
Barker
Hansen
Wes Hansen (MAY)
Barker
Thoeson
Jerod JAntzen (JA-W)
Jantzen
Thorson
Troy Thorson (E)
Folchert SP
Folchert
7th
Audrey
Hansen
Jantzen Wheat
3rd
Hansen

# FORM 5500-K, SELF-EMPLOYED RETIREMENT DEDUCTION



**1980**

CLIENT NO. _____ PAGE NO. _____

PREPARER _____



## IDENTIFICATION DATA

| 5479 | FS (1) | CITY (2) | HW (3) | % FOR PSI (4) • | X TO PREVENT PENALTY CALCULATION (5) | X TO CALC. DED. ONLY (6) | MIN. DED. OVERRIDE (STATE ONLY) (7) | MAX. DED. OVERRIDE (STATE ONLY) (8) | X TO CALC. MAXIM. (OVERRIDES INDEX 5480, FIELD 1) (9) |
|---|---|---|---|---|---|---|---|---|---|
| | | | | | | | | | |

## 5480 CONTRIBUTIONS INFORMATION

| | | | |
|---|---|---|---|
| (1) | TOTAL CONTRIBUTIONS | (8) • | PERCENT OF PARTNERSHIP INCOME IF NOT 100% |
| (2) | AMOUNT ALLOCABLE TO INSURANCE | (9) • | PERCENT OF MISC. INCOME IF NOT 100% |
| (3) • | PERCENT ALLOCABLE TO INSURANCE | (10) | AMOUNT TO DEDUCT FROM SCHEDULE C INCOME |
| (4) • | LIMITATION PERCENTAGE IF NOT 15% | (11) | AMOUNT TO DEDUCT FROM SCHEDULE F INCOME |
| (5) | OVERRIDING EARNED INCOME | (12) | AMOUNT TO DEDUCT FROM PARTNERSHIP INCOME |
| (6) • | PERCENT OF SCHEDULE C INCOME IF NOT 100% | (13) | ADDITIONAL EARNED INCOME |
| (7) • | PERCENT OF SCHEDULE F INCOME IF NOT 100% | | |

## 5481 SPONSOR AND PLAN ADMINISTRATOR INFORMATION

| | |
|---|---|
| (1) | NAME OF SPONSOR |
| (2) | ADDRESS OF SPONSOR |
| (3) | CITY, STATE, AND ZIP CODE OF SPONSOR |
| (4) | EMPLOYER IDENTIFICATION NUMBER OF SPONSOR |
| (5) | TELEPHONE NUMBER OF SPONSOR |
| (6) MO DA YR | EMPLOYER TAXABLE YEAR ENDING DATE |
| (7) | BUSINESS CODE |
| (8) | NAME OF ADMINISTRATOR |
| (9) | ADDRESS OF ADMINISTRATOR |
| (10) | CITY, STATE, AND ZIP CODE OF ADMINISTRATOR |
| (11) | EMPLOYER IDENTIFICATION NUMBER OF ADMINISTRATOR |
| (12) | TELEPHONE NUMBER OF ADMINISTRATOR |

IF OTHER THAN SPONSOR

## 5482 PLAN INFORMATION

| | |
|---|---|
| (1) | ENTER CODE: 1 - PLAN SPONSOR 2 - PLAN ADMINISTRATOR |
| (2) | NAME |
| (3) | ADDRESS |
| (4) | CITY, STATE, AND ZIP |
| (5) | IDENTIFICATION NUMBER |
| (6) | TYPE OF PLAN ENTRY – 1 - SINGLE EMPLOYER 2 - OTHER |
| (7) | SPECIFY OTHER IF 2 IS ENTERED IN FIELD 6 |

FIELDS 1-5: IF PLAN SPONSOR OR ADMINISTRATOR HAS CHANGED SINCE THE LAST REPORT, ENTER INFORMATION AS IT APPEARED ON THE LAST REPORT

## 5483 PLAN IDENTIFICATION

| | |
|---|---|
| (1) | NAME OF PLAN |
| (2) | EFFECTIVE DATE OF PLAN |
| (3) | PLAN NUMBER |
| (4) | CHANGE IN PLAN – ENTER CODE – 1 - CHANGE IN PLAN NAME 2 - CHANGE IN PLAN YEAR 3 - CHANGE IN BOTH PLAN NAME AND PLAN YEAR |
| (5) | PLAN TYPE – ENTER CODE: 1 - DEFINED BENEFIT, 2 - MONEY PURCHASE, 3 - PROFIT SHARING, 4 - PARTICIPANT-DIRECTED ACCOUNT PLAN |
| (6) | NUMBER OF SELF-EMPLOYED PARTICIPANTS |
| (7) • | NUMBER OF OTHER PARTICIPANTS |
| | TOTAL PARTICIPANTS BEGINNING OF YEAR |

Wt 92

John Phipps (Mul)
Peterson
Kelly Peterson (MAY)
Philpps
KPeterson
Widener
Melvin Widener (SH)
Widener
Bye
Bye
~~David Piper~~ (SP)
Shawn
~~Shawn~~ Peterson
1st Mel Widener

DAVID GERMAN (I)
Collier
David German
TRAVIS Collier (SH)
S Peterson
Dodson
SHAWN Peterson (A)
Peterson
Dodson St.
Steve Dodson (SP)
Collier SH
David German
7th
3rd
Widener
M Widener

Wt 98

JW Simonson (SH)
Boyd
Jeff Boyd (SP)
Simonson
~~Jeff Hoffman (I)~~
Boyd
Simones
Jeff Sheets (A)
Marks
Sheets
Mike MARKS (MUL)
Boyd
~~Hall~~
5th
1st

Shane Schmidt (A)
Hall
Schmidt
BRIAN HALL (SH)
Hall
Schmidt
Jody Reynolds (Mul)
Reynolds
Siffring
Mike Siffring (SP)
Marks
Sheets
Marks
7th
3rd
Reynolds
Siffring

Wt 103

Troy Elliott (mul)
Jerry Haffner (I)
Craig Fasse (E)
Derrick Jones (SP)
Ryan Geiser (A)
Billy Kellsey (ST)
Paul Evans (~~mul~~)
Dennis Reiter (SH)
Mike Young (SP)

Jerry Haffner
Haffner
Craig Fasse
Kelsey 5th
Kelsey SP
Reiter Sandhill
Fasse Eustis
7th
Reiter SH
Ellnet Mull.
Elliot
Jones
1st
Geiser
Young
Mike Young
Jones
3rd
Geiser

Bob Ramaekers (SP)
Marco Perez (m-w)
Lyle Houser (May)
Tom Clark (SH)
Shawn Ingold (m-w)
Stuart Gunnerson (A)
Roy Dewey (E)
Scott Evans (mul)

M. Peres M-wheat
Peres
Housen May
5th
Ingold
Ingold
Dewey E
Housen
7th
Dewey E
Ramaekers SPelt
Ramaekers
Clark Sandhill
1st
Gunnerson Arnold
Gunnerson
Evans
clark SH
3rd
Evans Mull

Wt 108

Wt 112

Paul Dodson (SP)

Dodson SPab — Perez — Wheelland

Ramon Perez (M-W)

Dodson — ~~Perez~~ Wheel

Copp Sh

Lee Copp (SH)

Bye — Copp

Bye

~~Chuck~~ ~~Littell~~ (MAY)

Dodson 5th — 1st Perez W

John Tucker (MJ)

Tucker — Gunther

LARRY Gunther (A)

Tucker — Gunther A

Troy Brockmeier (E)

Brockmeire — Parker

Ron Parker (M-W)

Bye — Perez ~~Copp~~ SN

7th — 3rd

Brockmeier — Parker Wheel

Wt 117

Chris Votaw (MAY)

Hahn — Votaw

Troy Hahn (M-W)

Jerry Iverson — 7-2 — Votaw

Terry Pell (SP)

Iverson — Pell

Jerry Iverson (I)

Morris 5th — 1st Votaw

Trevor Tickle (A)

Vlasin — Tickle

Kevin Vlasin (M-W)

Morris — Tickle

Kelly Morris (SP)

Morris SPd — Brown Eust

Youl Brown (E)

Hahn — Pell

Vlasin — 7th — 3rd

Wt 122

Doug Steffes (SP)

Sinner Sand — Les Sinner (SH) — Steffer SPat

Flint — Steffer SP

Bobby Flint (A)

Flint Ar — Jarod Burge (M-W) — Burge Wheat

Sheets 5th — 1st Carr

Tom Carr (Mul)

Sheets — Curtis Sheets (E) — Carr

Sheets — Carr Mull

Richard Harrach (SP)

Harrach — Steve Lee (M-W) — Lee

Sinner — Burge Wh.

7th — 3rd

Harrach — Lee Wh

Wt 127

Brad McDonald (A)

Shimonitz Wheat — David Shimonitz (M-W) — McDonald Ar.

Shimonitz — Sprague SP

Chuck Sprague (SP)

Owens May — Rocky Owens (May) — Sprague SP.

Shimonitz 5th — 1st

Marty DeNaeyer (Mul)

Koubek Ar — Skip Koubek (A) — DeNaeyer Mul

Fox — Dodson SP

James Fox (SH)

Fox SPat — Mark Dodson (SP) — Dodson SPat

Owens — McDonald A

Koubek 7th — 3rd — DeNaeyer Mul

Wt 133

Dick Porath (MVL)

Bye

BYE

Porath

Porath

Mark Votaw (MAY)

Bye

BYE

~~Raul Johnson (CA)~~

Votaw

1st

5th

Fred Farr (MAY)

Converse

David Converse (MVL)

Farr

Converse

Geiser

BYE

Bye

Tad Geiser (A)

Geiser

Votaw

7th

Farr

Wt 142

Bryon Reiker (E)

Reiker

David Boyles (MVL)

Boyles

Reiker

Boyles

John Frickey (M-W)

Frickey

Clay Horst (SH)

Horst

Wayward 5th

1st

Todd Hoatson (MVL)

Bye

Hoatson

Bye

Saner

Hoatson Mall

Mark Haywood (MVL)

Wayward

Troy Saner (SH)

Saner

Wayward

7th

3rd

Horst SH

Hoatson Mall

Wt 155

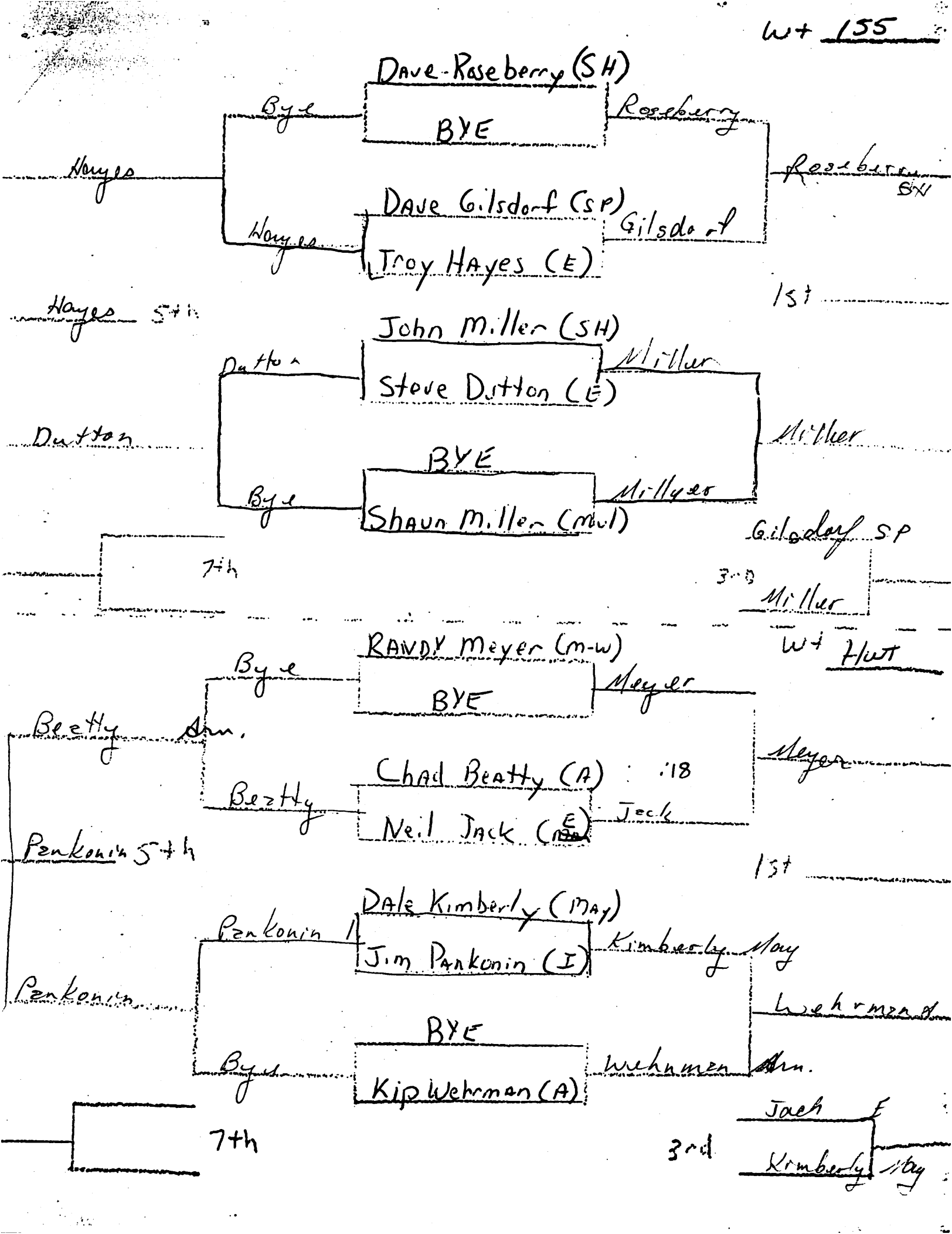
Dave-Roseberry (SH)
Bye
BYE
Roseberry
Hayes
Roseberry SH
Dave Gilsdorf (SP)
Hayes
Troy Hayes (E)
Gilsdorf
Hayes SH
1st
John Miller (SH)
Dutton
Steve Dutton (E)
Miller
Dutton
Miller
BYE
Bye
Shaun Miller (Mul)
Millyard
Gilsdorf SP
7th
3rd
Miller
Wt Hunt
Randy Meyer (M-W)
Bye
BYE
Meyer
Beatty
Abn.
Meyer
Chad Beatty (A) .18
Beatty
Neil Jack (E)
Jack
Pankonin 5th
1st
Dale Kimberly (May)
Pankonin
Jim Pankonin (I)
Kimberly May
Pankonin
Wehrmen
BYE
Bye
Kip Wehrman (A)
Wehrmen
Abn.
Jack E
7th
3rd
Kimberly
May

(1 - 1 - 1)

overtime :30:30 - :38

| | |
|---|---|
| 1st | 20 |
| 2nd | 17 |
| 3erd | 14 |
| 4th | 10 |
| 5th | 8 |
| 6th | 5 |
| 7th | 3 |
| 8th | 1 |

Arnold 208 Sportsmen

Eustis 92½

Imperial 32

Maywood 101½

Mullen 205

Sandhills 156

St. Pats 236

Wheatland 182½

Arnold

Eustis

Imperial

Maywood

Mullen

Sandhills

St Pat.

1

Imperial

72

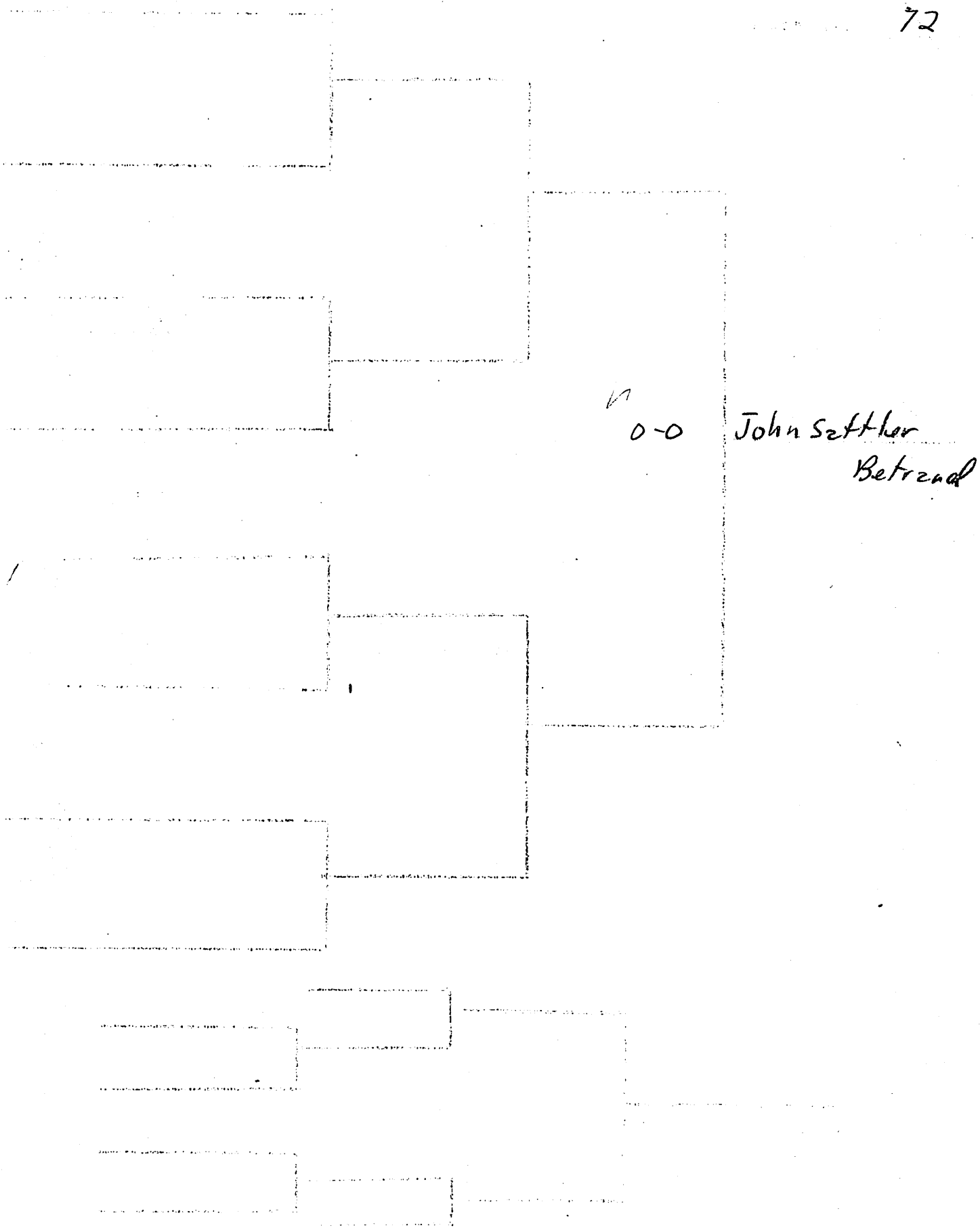

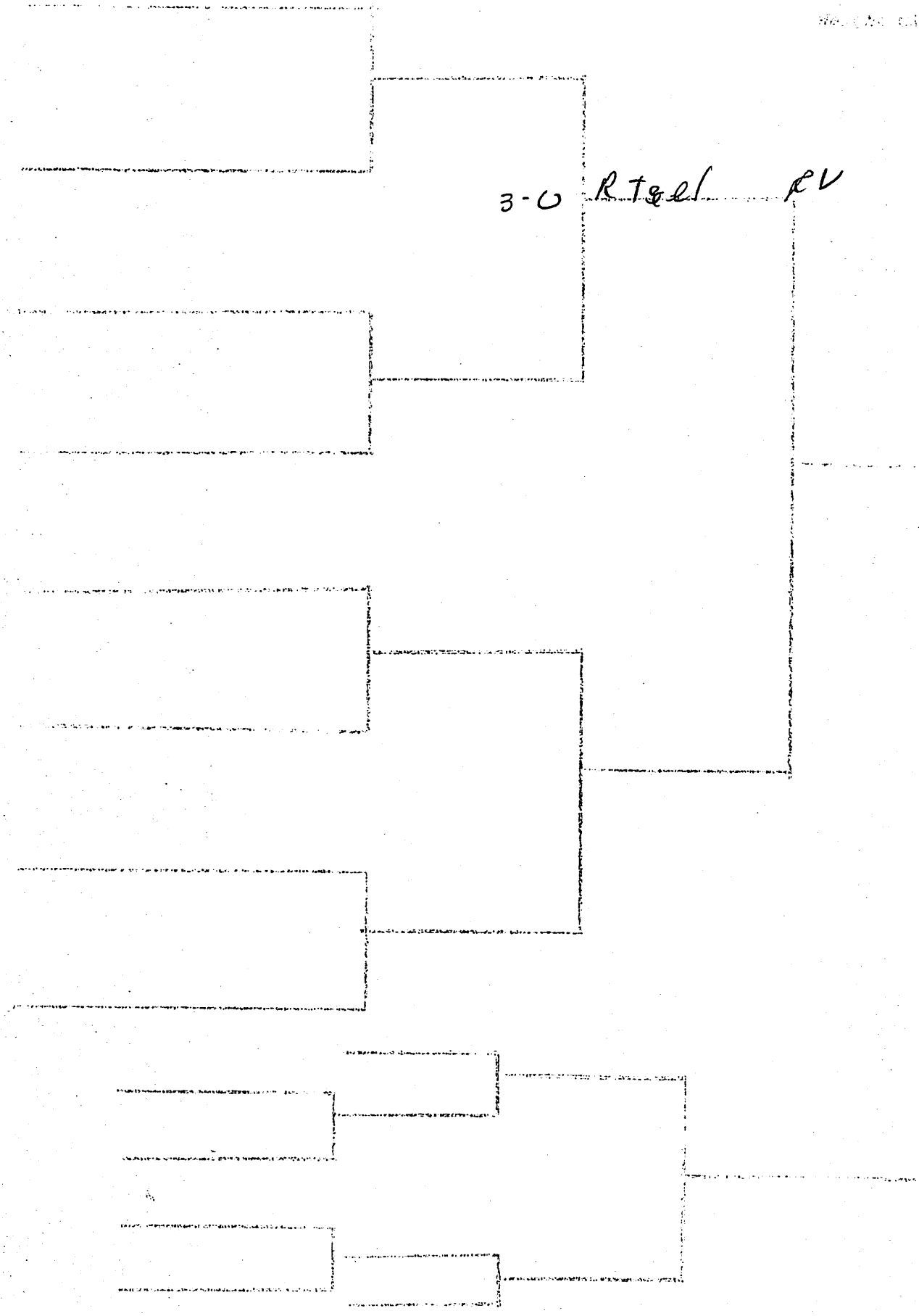
3-0 R T&el RV

1 Terry Hawks Norton 80
4-0

Hawks

Renken

4 Royce Renken Bert
0-1

3 Dave Johnson
0-2

Johnson

Bert

Paulak

2 Robb Paulak Bert
1-0

2-0 Mark Dallke Bert.

3-1 George Boetler Nort.

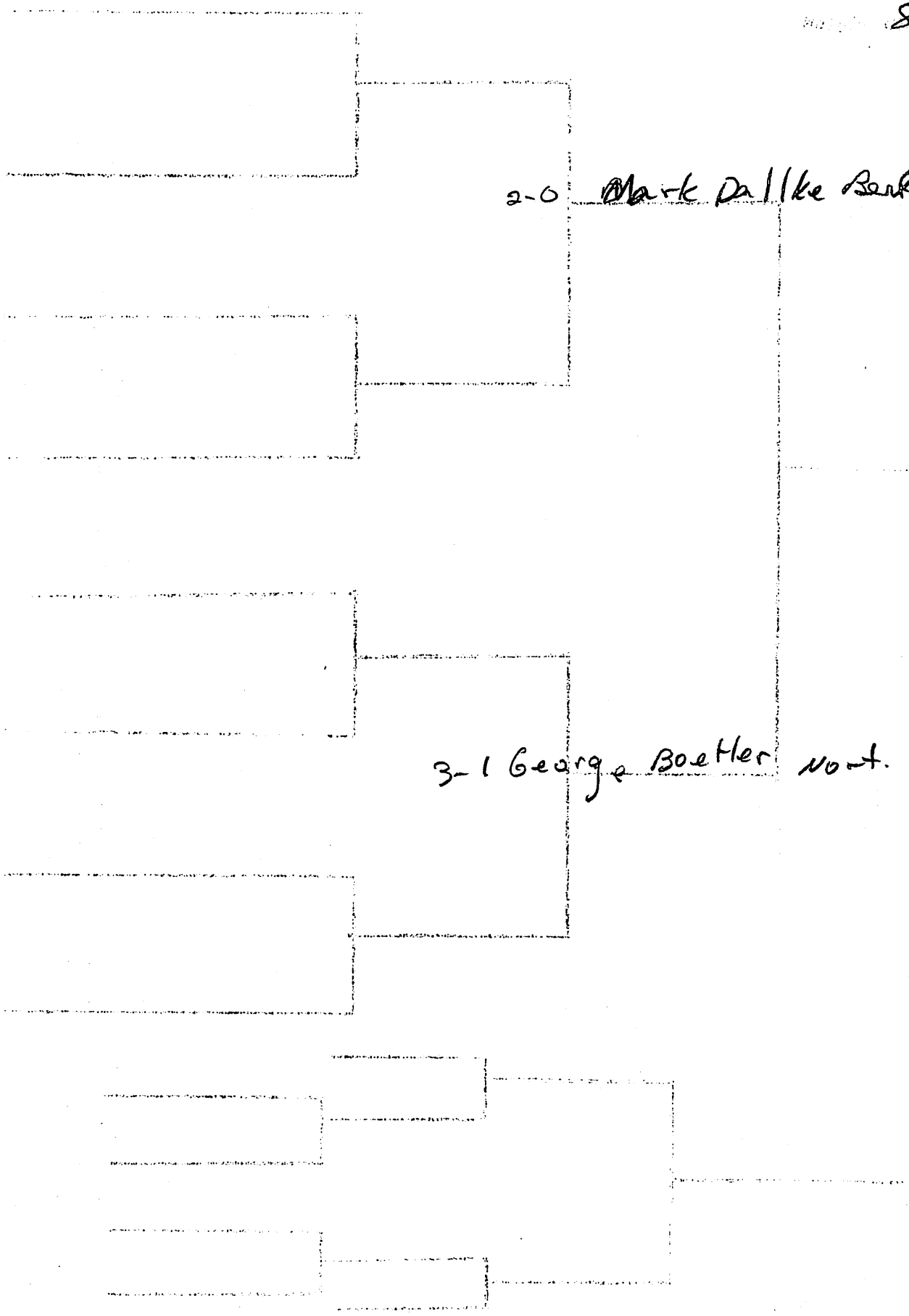

1 Randall Revere Bert. 89
3-0

Revere Bert
14-3

Mike Stokes Franklin
0-0

Barwick

4 Brad Barwick Alma
2-1

3 T. thorsen East.

Thorson

~~F~~ C. Fries Rey Valley
0-1

Carlton

2 Brian Carlton norton
3-1

Stokes

Stokes

Bye

Bye

Fries

Fries RV

RV

92

Weight class

Kurtt Holen Bert.
3-1

Kurt Holen Bert
3-1

Bye

Holen

David German IM
0-0

PIN David German Imp.

T Steffer Elwood
1-1

Mike Calip Nortt
2-2

Culip Nort

Mike Calip Nor

Kurtt Perkins A1 A1
0-2

B. Blume

G Blume RV
3-1

G Blume RV

B Blume RV
1-2

Bye

Steffer

T Steffer Elwood

Blume

0-3

Bye

Perkins Alma.

Perkins

German

R Davis BC
1-3

Davis BC

P Berkhalter El
0-2

McMullen Nort

Derek McMullen Nort-A
0-0

Hock Bed

Hock BeJ

J Van Pelt Ru
1-2

Van Pelt

David Frede Nort-AB
0-0

P Berkhalter El Beckhalter

Frede

Friedl

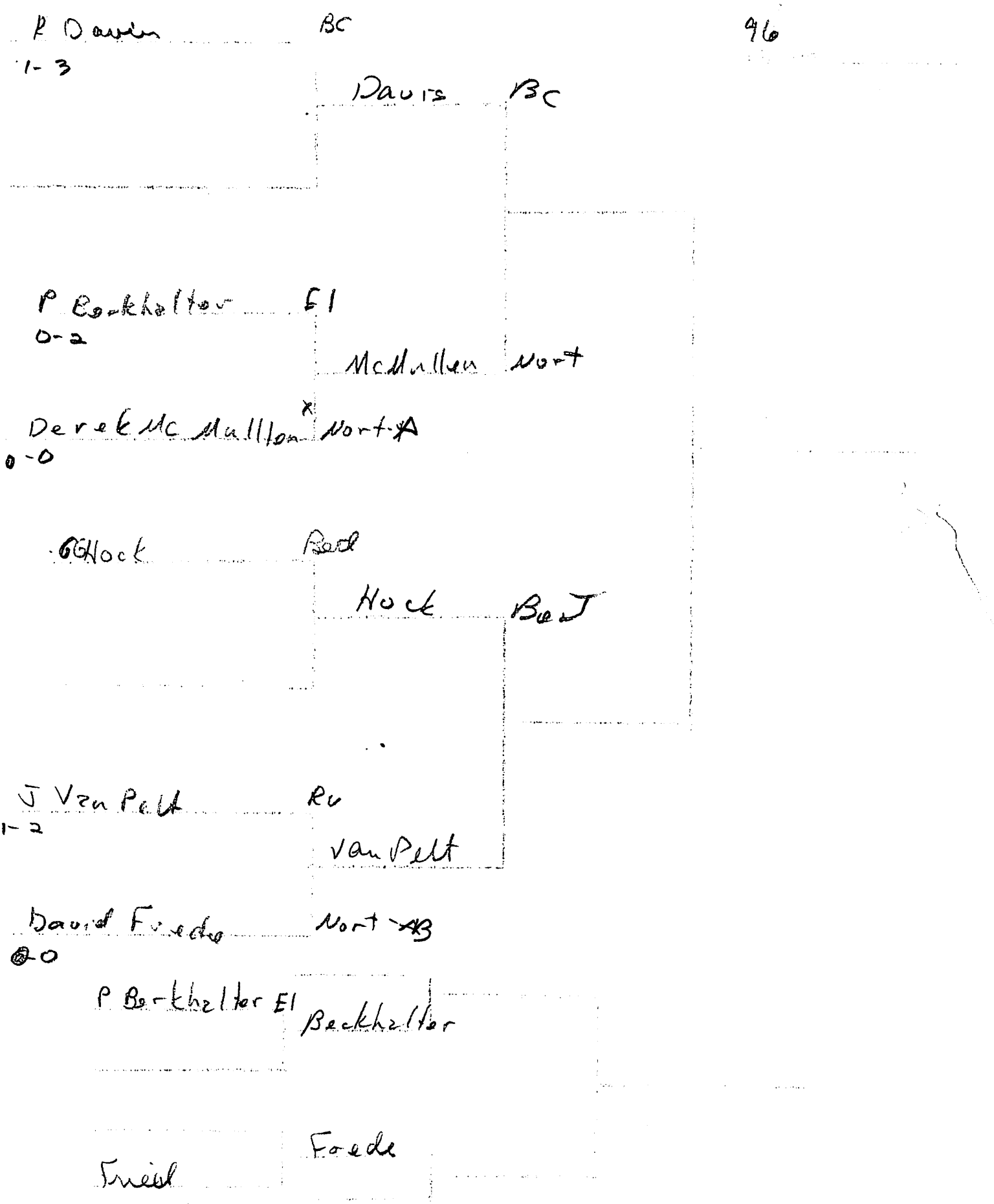

Arlan Seeman Alma A

Seeman A

S Cornelson RV

Smith

S Smith N

Brad Robinson Alma-B

~~Mattison~~ Sonberg

( ~~Sonberg Nort~~)

Mattison Fr

Ed Mattison Fr.

Carlson RV

Robertson

105

Weight Class

Rod Wilfong — Norton
4-0

Wilfrag

Te Hagen — Bert.

Reed Phillips — Bert.
4-1

Phillips

C Fassel — Eustis
1-1

R. Huryta — Bert.

Huryta

Roger Archer
~~P Burkholter~~ — Elwood

W Marsh — Rep Valley
1-3

Cruwell
~~Cruwell~~

Rogren Cruwell — Al

Hagan

Archer

March

N Macke Al
32-0

110

N Macke Al

(~~J [illegible] Nor~~)

Scott Hergick Fr.

Balderston BC

Balderrston BC

E Mapes Nort A

~~Steve Johnson~~ ~~Bert~~
~~E Mapes~~ ~~Nort A~~
Nickley BC

Johnson Bert.

Steve Johnson Bert

Hervick F

Nickull BC

G ~~Hanno~~ ~~Nort~~ 115

Hanno Nort

J Jefferies Bert

Lambert

C Lambert Bc

V Miller Alm

Miller Alma

~~Esch~~ ~~RV~~

Esch RV

Esch RV

Jeffries

Y Brown East 120
2-0

Brown

Jerry Iverson MERIAL

P Wood RV

Wood
Glennemeier

Glennemeier Nor-B

M Loughry Nor-A
3-1

B Nowery Fr.

W Herouff AI

Matt Peterson Bert
4-1

Iverson Glennemeier
Glennemeier

Horouff

Cox BC

Davis

Larry Davis N-C

Hahn Al-A

Kevin Hahn N.-A

T Christenson Al

Christenson

J Railsbach N-B

Sheets Fr

Kahrs

T Kahrs Fr.

Cox

Cox

—

Platt AI

Platt AI

~~J Lucas EI-B~~

Lucas

Mc Bride RV

Schmeckle EI-A

Wilson

Tony Wilson N-B

Karson N-A

Reason N-A

McBride

Schmeckle

Mark Carter N-A

Carter N-A

Chrisman

R Christiansen A1

Blankenship B·C

Blankenship

Richard Powell N-B

Schultz

M Schutz E1

Powell

M Long 2-2 — Fo

Long

W Osterberg — E-B

D Waggoner — AI

W

Rob Smith — N-B

Reiter — E-A

R

D Downey — RV

M

D McMullen — N.-A

Ost — Smith

Sm

Lowry

Jimenez — North - A

4-0



R Burrious El 11 people
3-0

Burrious El

B Brown Al

J. Gardner Fr

PIN Gardner

J Pankonin Im

Mc Clair BC

Doris RV

L Doris RV

Howard N

Murry BE

D Murry BE

Brown Al. Brown

Pankonin IM.

McClain

Wrey Co
Celiche Co
Atwood KS
St Francis KS
Imperial NE
Rep Valley NE
Norton KS
Holyoke Co.
Ogallala NE

WARNING! This belongs to Patti. If you steal it, she will personally cut off your family jewels!!!




Class B

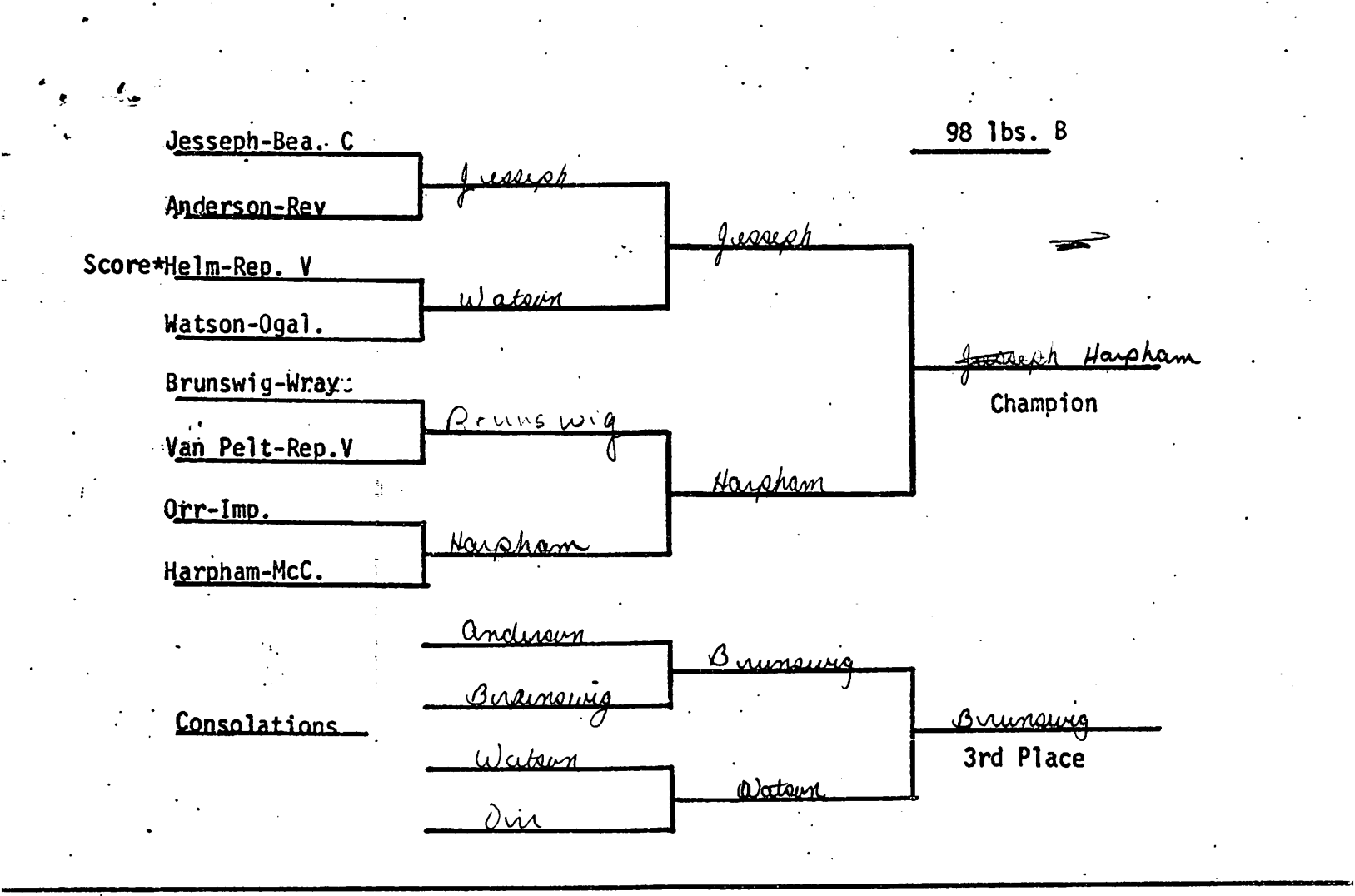
98 lbs. B
Jesseph-Bea. C
Anderson-Rev
Score*Helm-Rep. V
Watson-Ogal.
Brunswig-Wray
Van Pelt-Rep.V
Orr-Imp.
Harpham-McC.
Jesseph
Watson
Brunswig
Harpham
Jesseph
Harpham
Champion
Consolations
Anderson
Brunswig
Watson
Orr
Brunswig
Watson
Brunswig
3rd Place

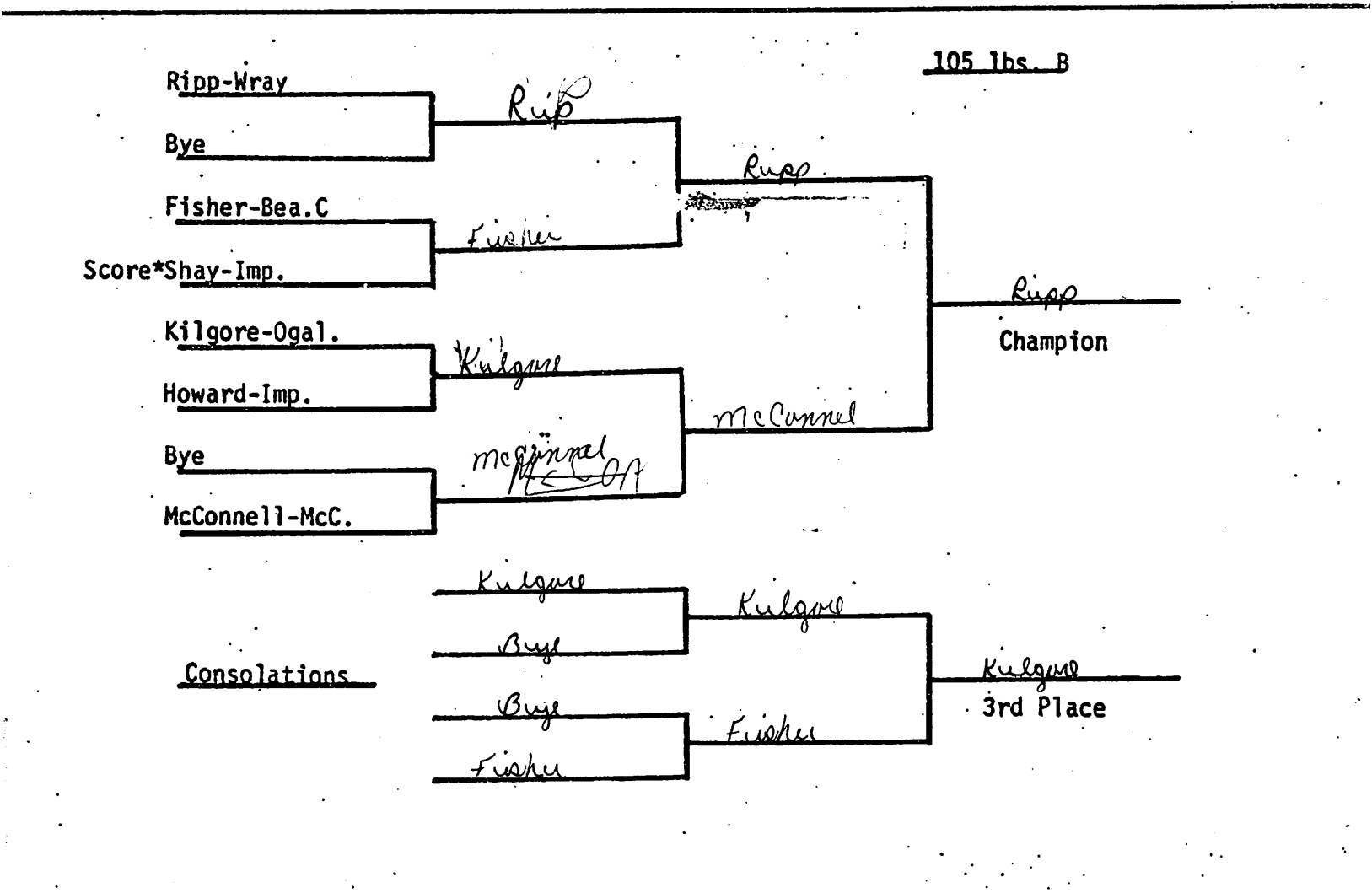
105 lbs. B
Ripp-Wray
Bye
Fisher-Bea.C
Score*Shay-Imp.
Kilgore-Ogal.
Howard-Imp.
Bye
McConnell-McC.
Ripp
Fisher
Kilgore
McConnel
Ripp
McConnel
Ripp
Champion
Consolations
Kilgore
Bye
Bye
Fisher
Kilgore
Fisher
Kilgore
3rd Place

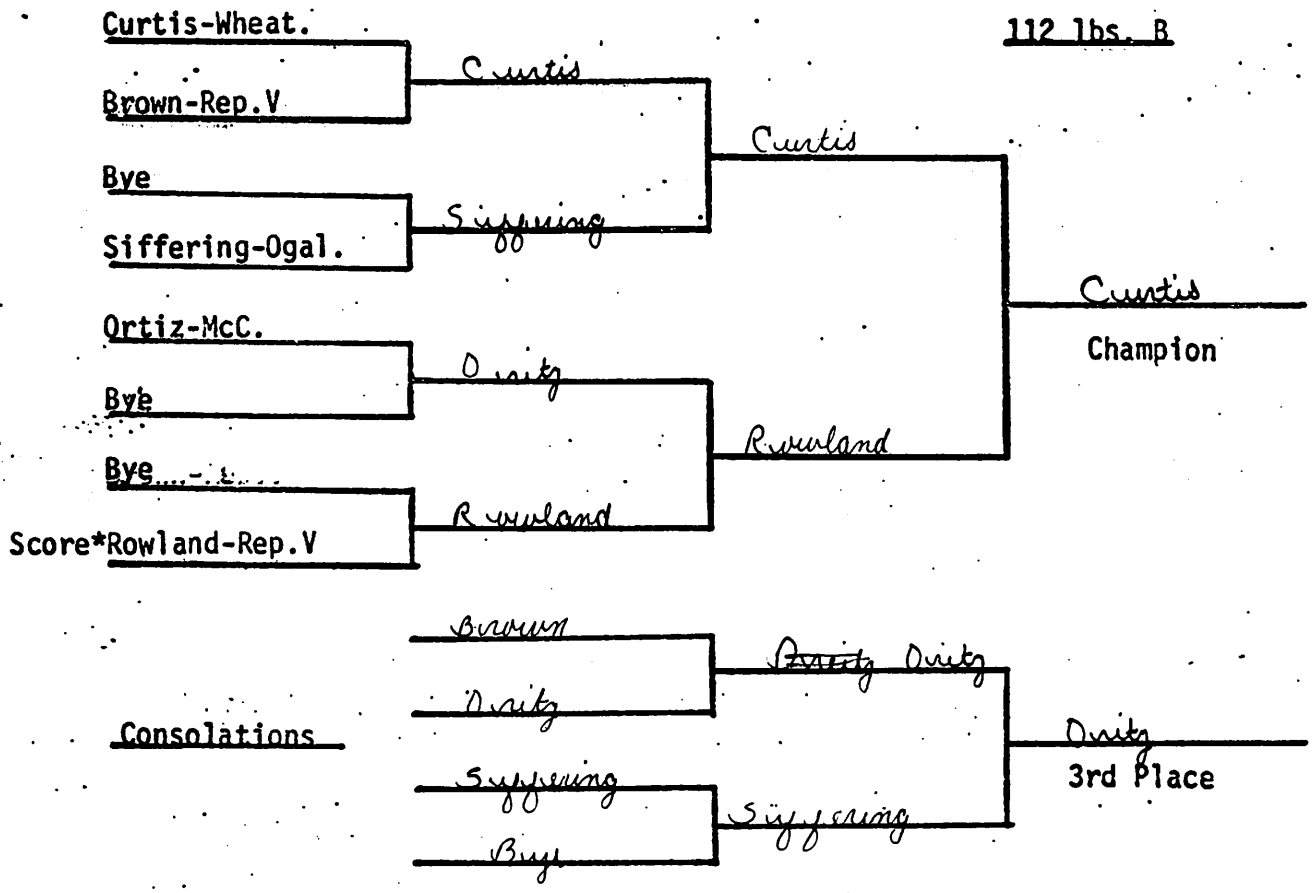
112 lbs. B
Curtis-Wheat.
Brown-Rep.V
Bye
Siffering-Ogal.
Ortiz-McC.
Bye
Bye
Score*Rowland-Rep.V
Curtis
Siffering
Ortiz
Rowland
Curtis
Rowland
Curtis
Champion
Consolations
Brown
Ortiz
Siffering
Bye
Ortiz
Siffering
Ortiz
3rd Place

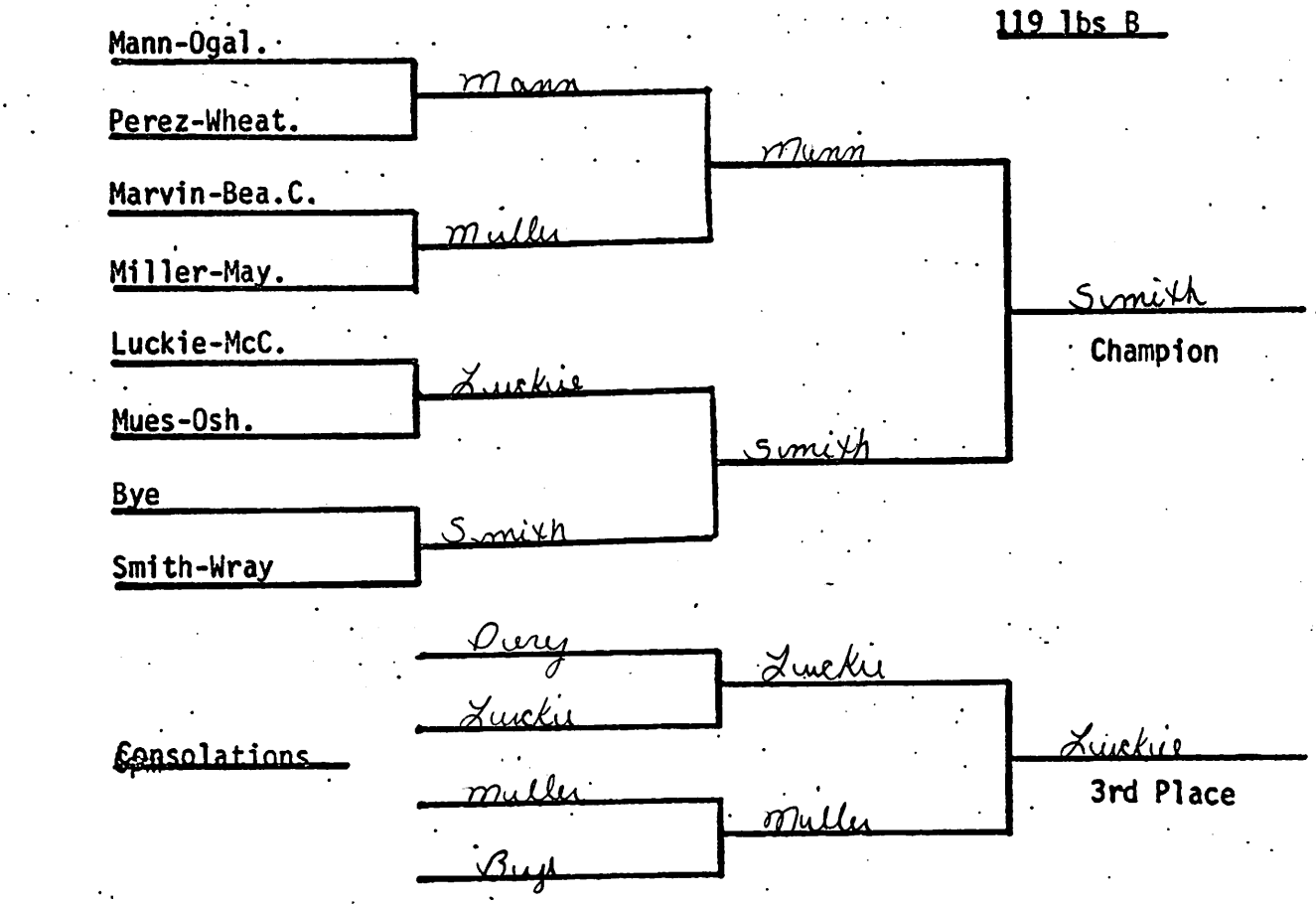
119 lbs B
Mann-Ogal.
Perez-Wheat.
Marvin-Bea.C.
Miller-May.
Luckie-McC.
Mues-Osh.
Bye
Smith-Wray
Mann
Miller
Luckie
Smith
Mann
Smith
Smith
Champion
Consolations
Perez
Luckie
Miller
Bye
Luckie
Miller
Luckie
3rd Place

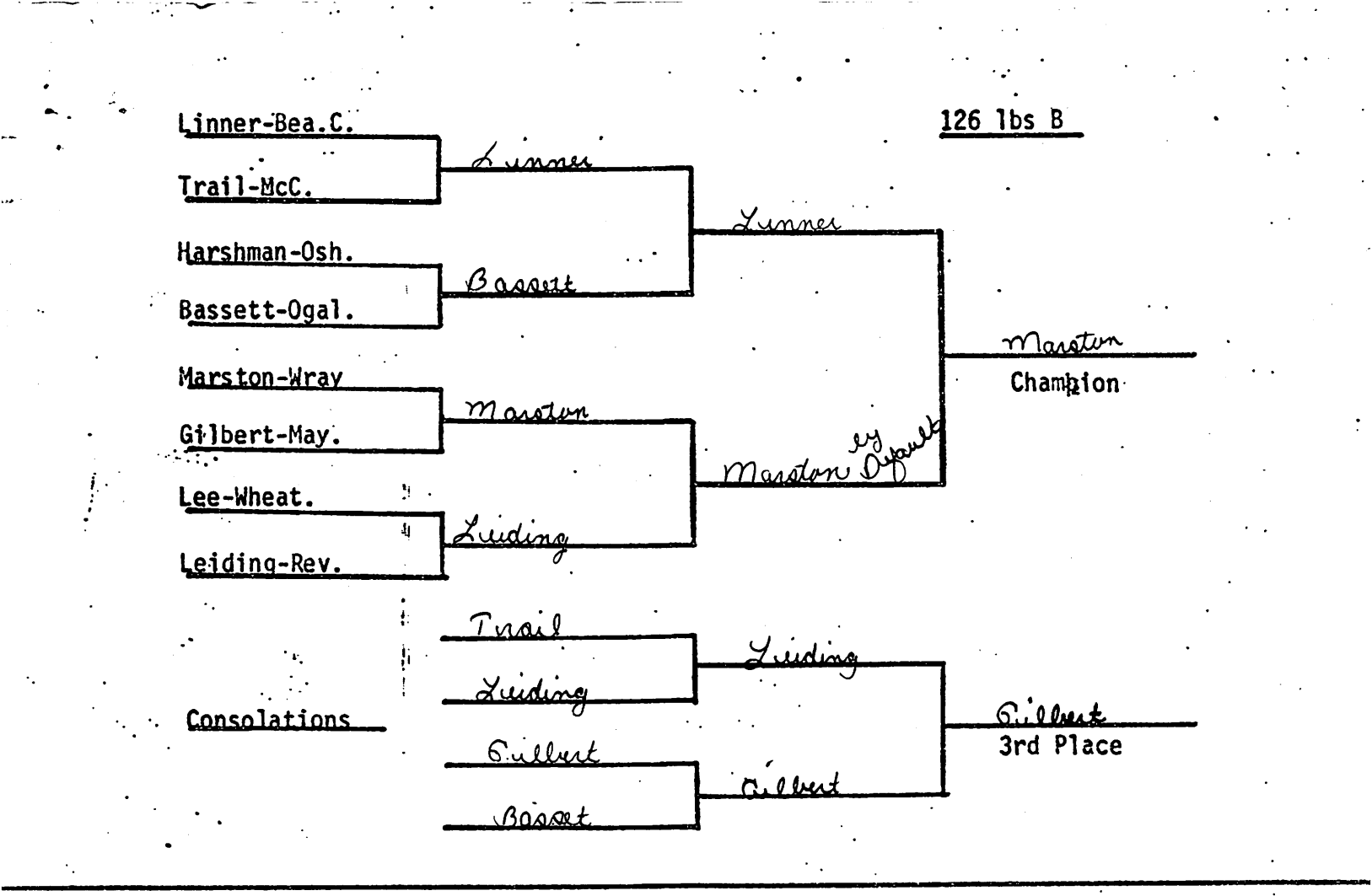
126 lbs B
Linner-Bea.C.
Trail-McC.
Harshman-Osh.
Bassett-Ogal.
Marston-Wray
Gilbert-May.
Lee-Wheat.
Leiding-Rev.
Linner
Bassett
Marston
Leiding
Linner
Marston by Default
Marston
Champion
Trail
Leiding
Gilbert
Bassett
Leiding
Gilbert
Consolations
Gilbert
3rd Place

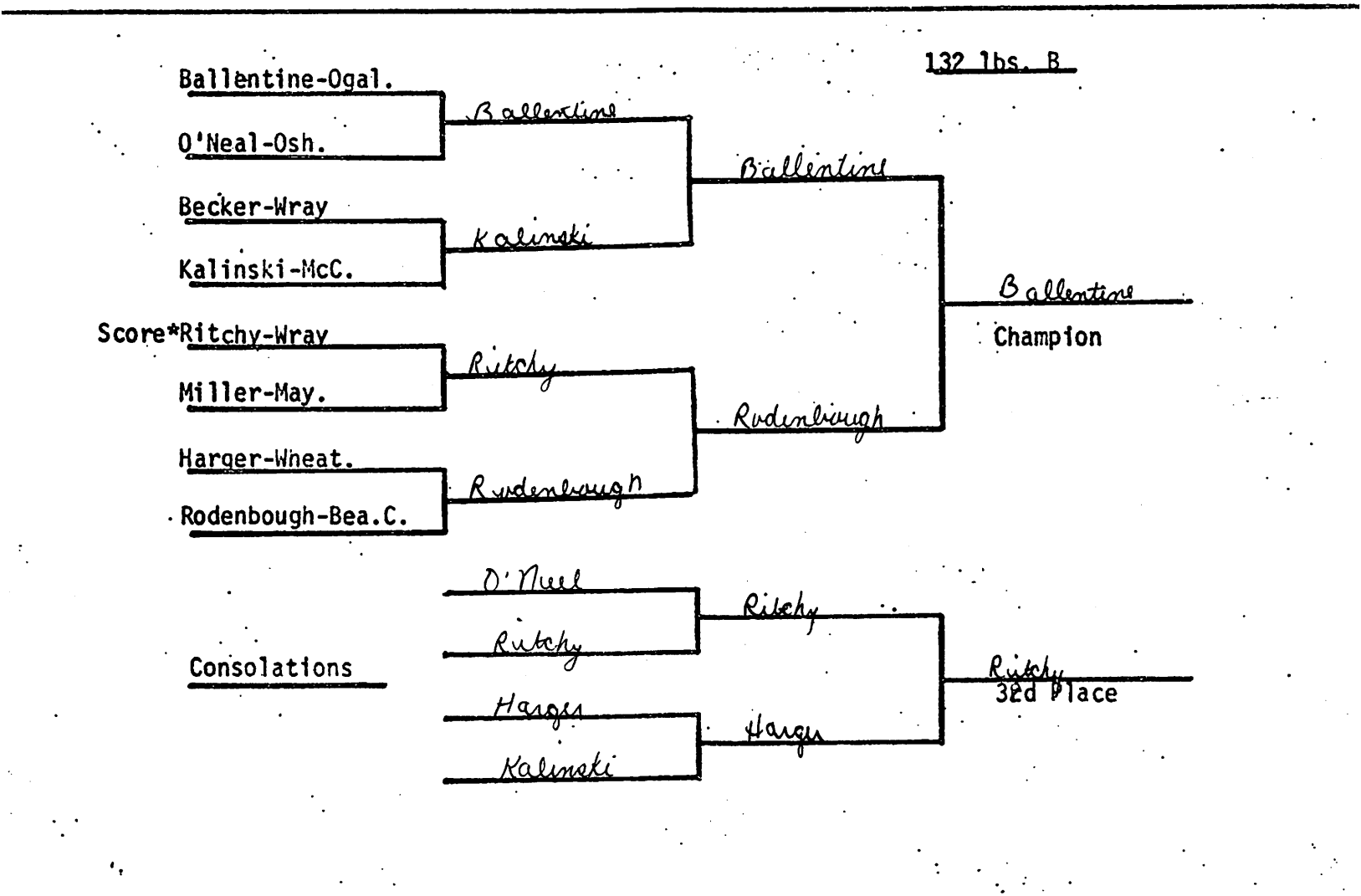
132 lbs. B
Ballentine-Ogal.
O'Neal-Osh.
Becker-Wray
Kalinski-McC.
Score*Ritchy-Wray
Miller-May.
Harger-Wheat.
Rodenbough-Bea.C.
Ballentine
Kalinski
Ritchy
Rodenbough
Ballentine
Rodenbough
Ballentine
Champion
O'Neal
Ritchy
Harger
Kalinski
Consolations
Ritchy
Harger
Ritchy
3rd Place

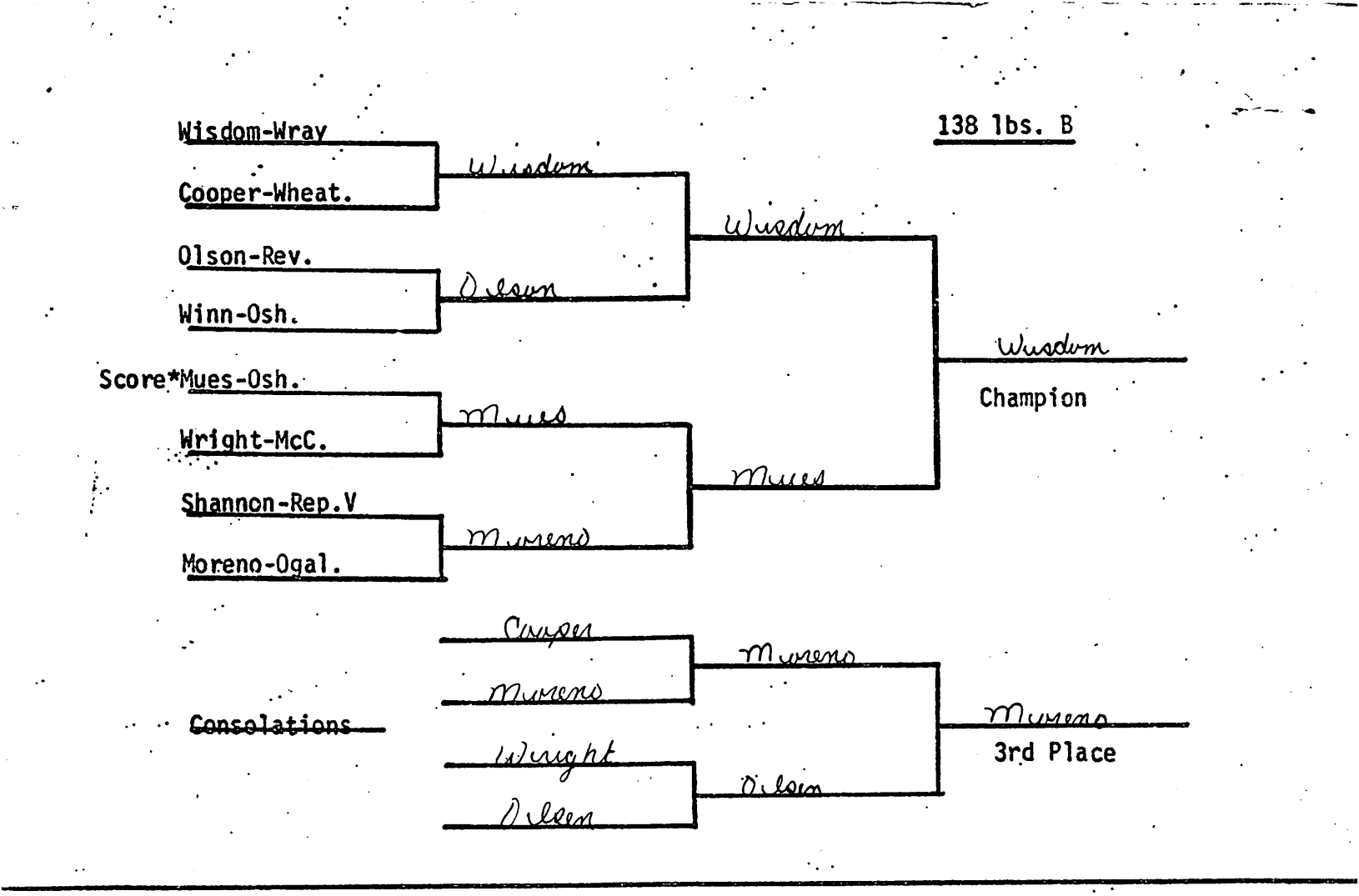
138 lbs. B
Wisdom-Wray
Cooper-Wheat.
Olson-Rev.
Winn-Osh.
Score*Mues-Osh.
Wright-McC.
Shannon-Rep.V
Moreno-Ogal.
Wisdom
Olson
Mues
Moreno
Wisdom
Mues
Wisdom
Champion
Consolations
Cooper
Moreno
Wright
Olson
Moreno
Olson
Moreno
3rd Place

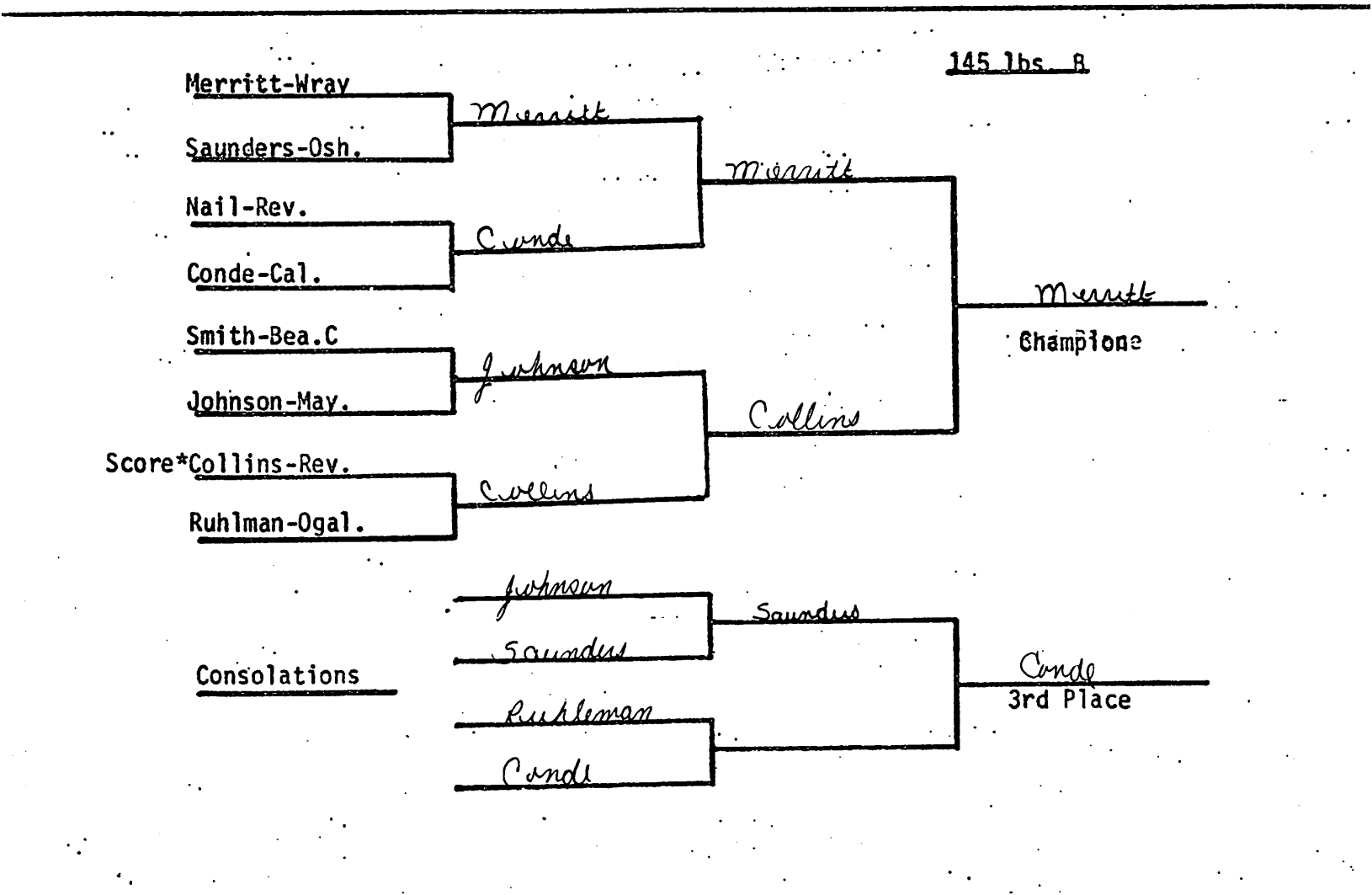
145 lbs. B
Merritt-Wray
Saunders-Osh.
Nail-Rev.
Conde-Cal.
Smith-Bea.C
Johnson-May.
Score*Collins-Rev.
Ruhlman-Ogal.
Merritt
Conde
Johnson
Collins
Merritt
Collins
Merritt
Champione
Consolations
Johnson
Saunders
Ruhleman
Conde
Saunders
Conde
3rd Place

## 155 lbs. B

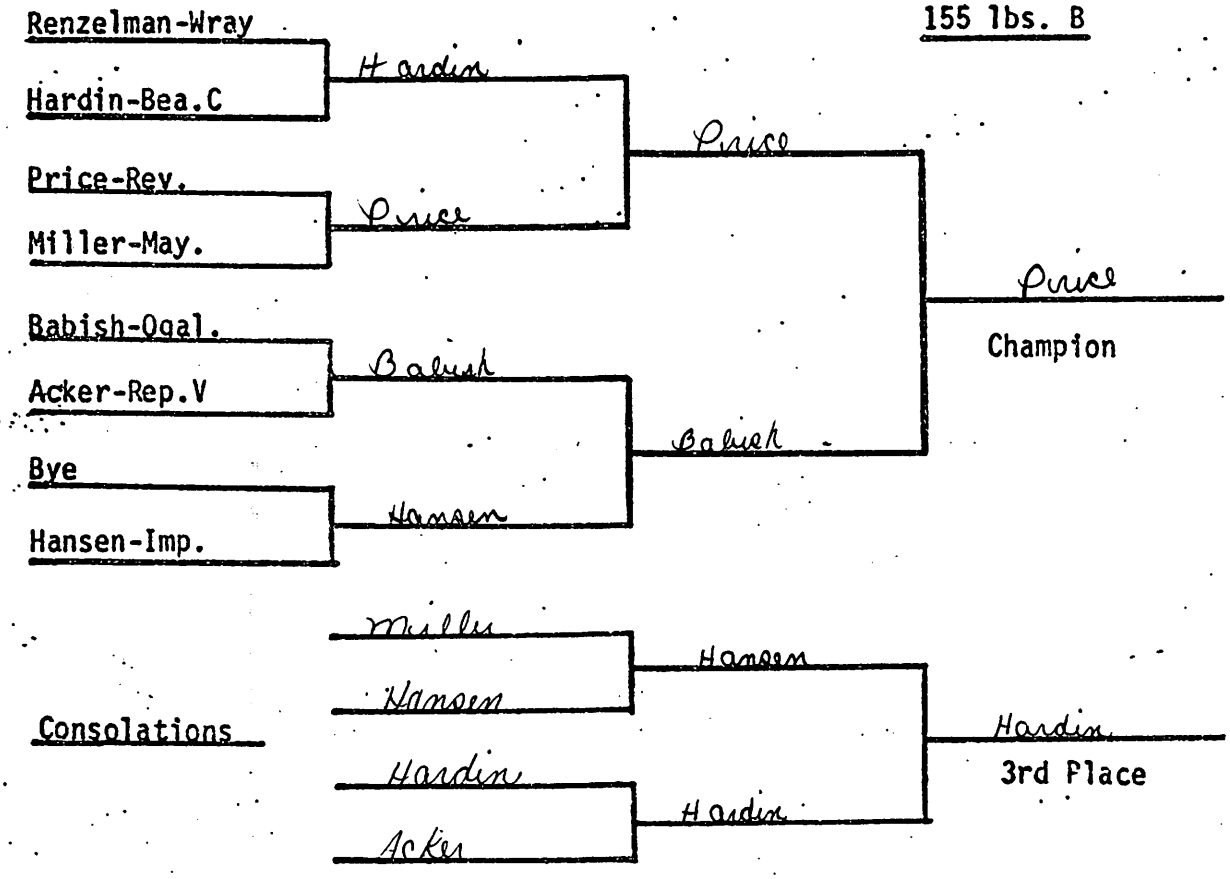


## 167 lbs. B

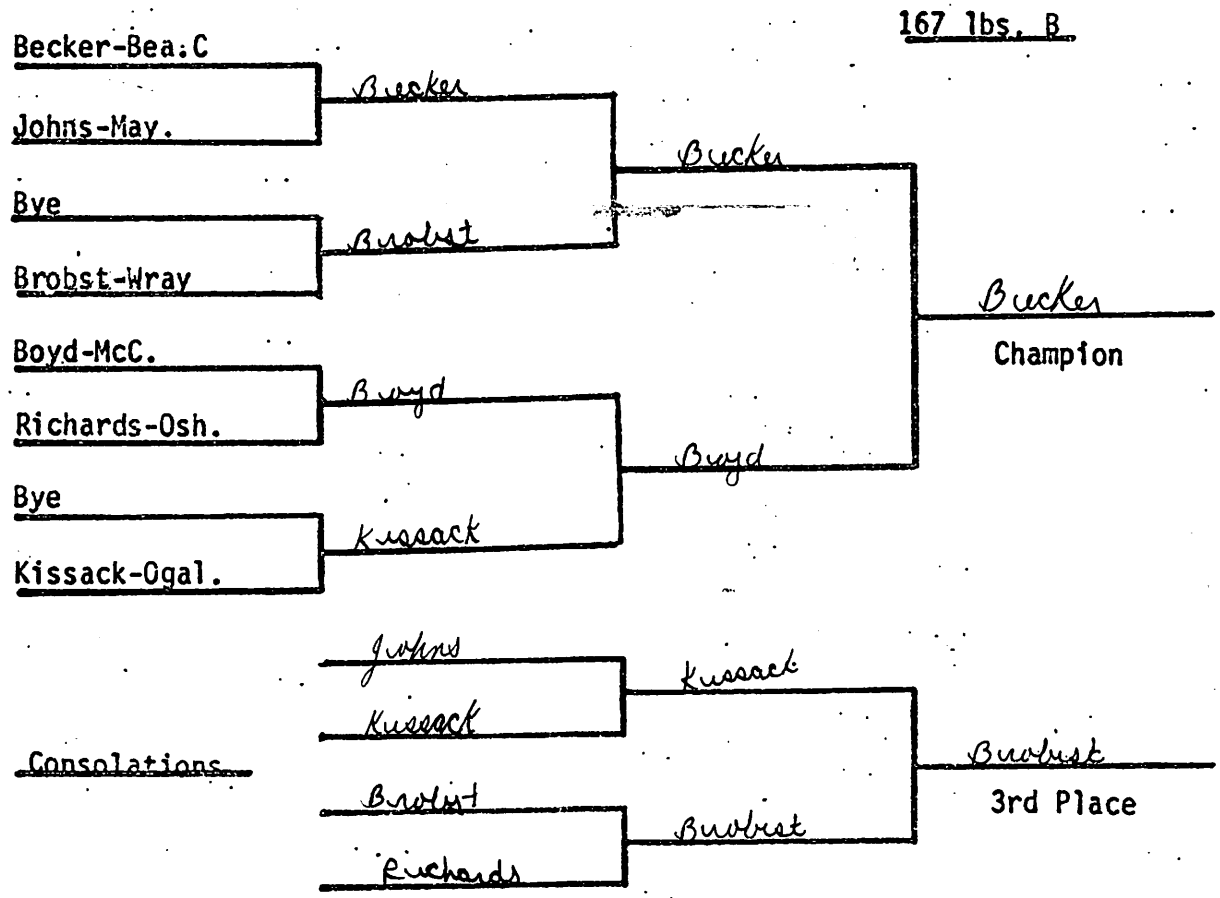

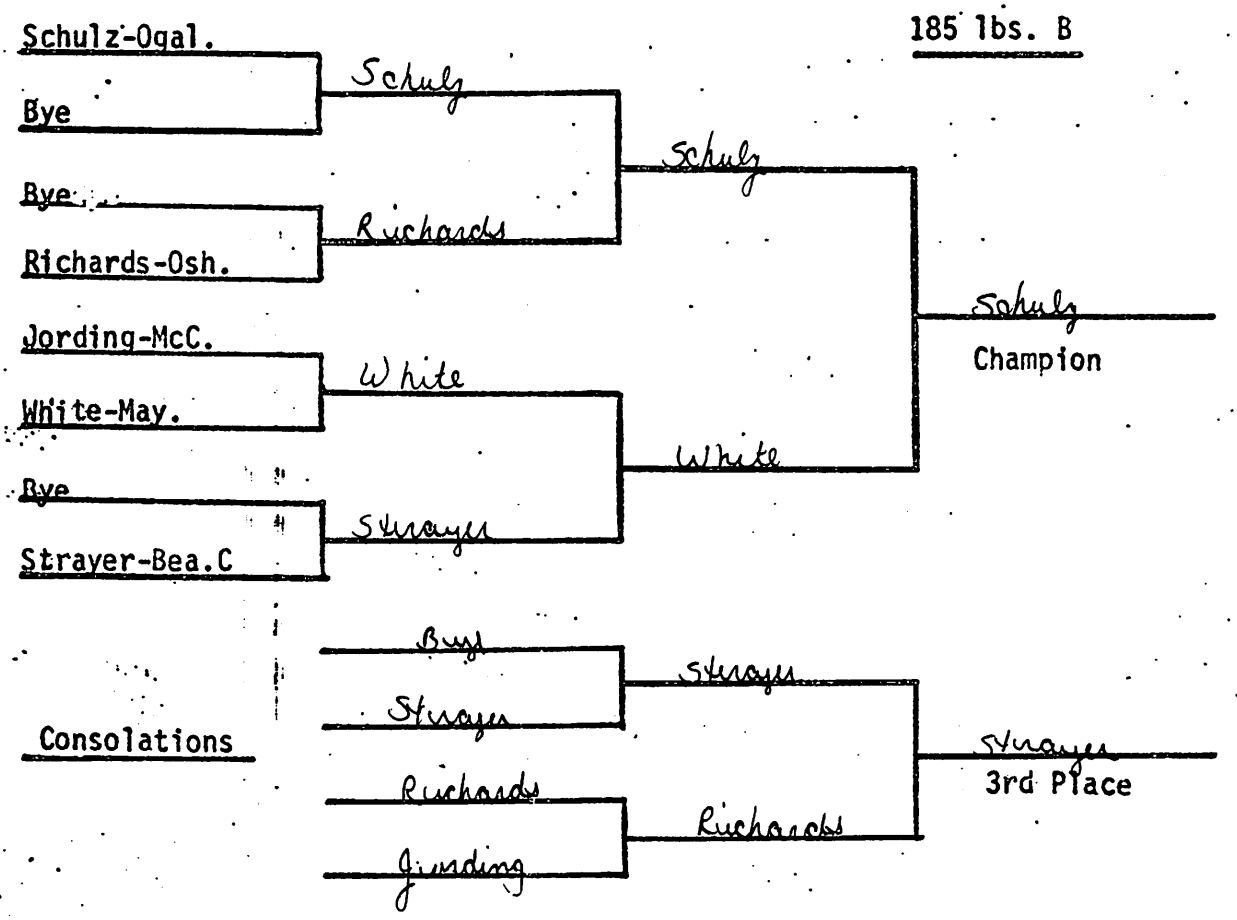
185 lbs. B
Schulz-Ogal.
Bye
Schulz
Bye
Richards-Osh.
Richards
Schulz
Schulz
Champion
Jording-McC.
White-May.
White
White
Bye
Strayer-Bea.C
Strayer
Consolations
Bugl
Strayer
Strayer
3rd Place
Richards
Jording
Richards

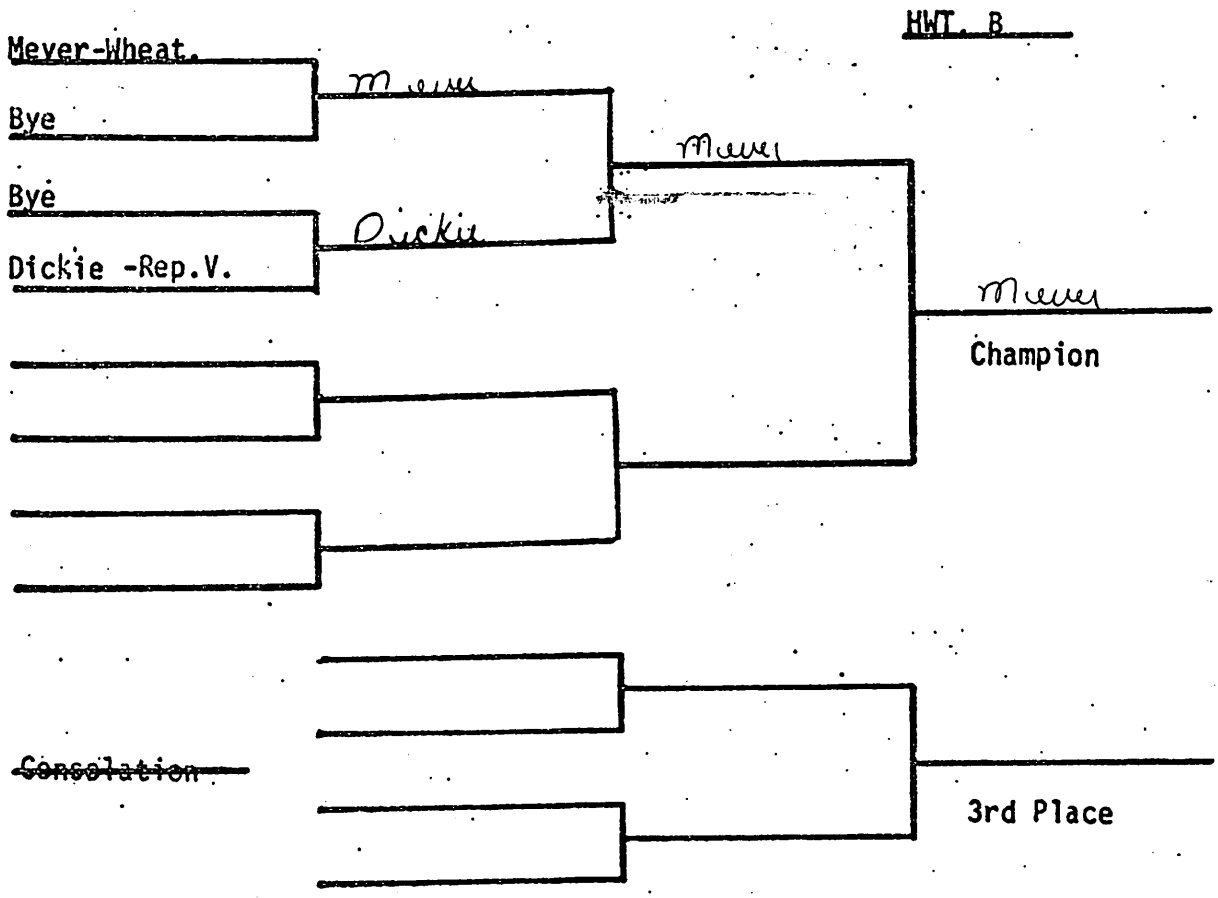
HWT. B
Meyer-Wheat.
Bye
Meyer
Bye
Dickie -Rep.V.
Dickie
Meyer
Meyer
Champion
Consolation
3rd Place

Class

A

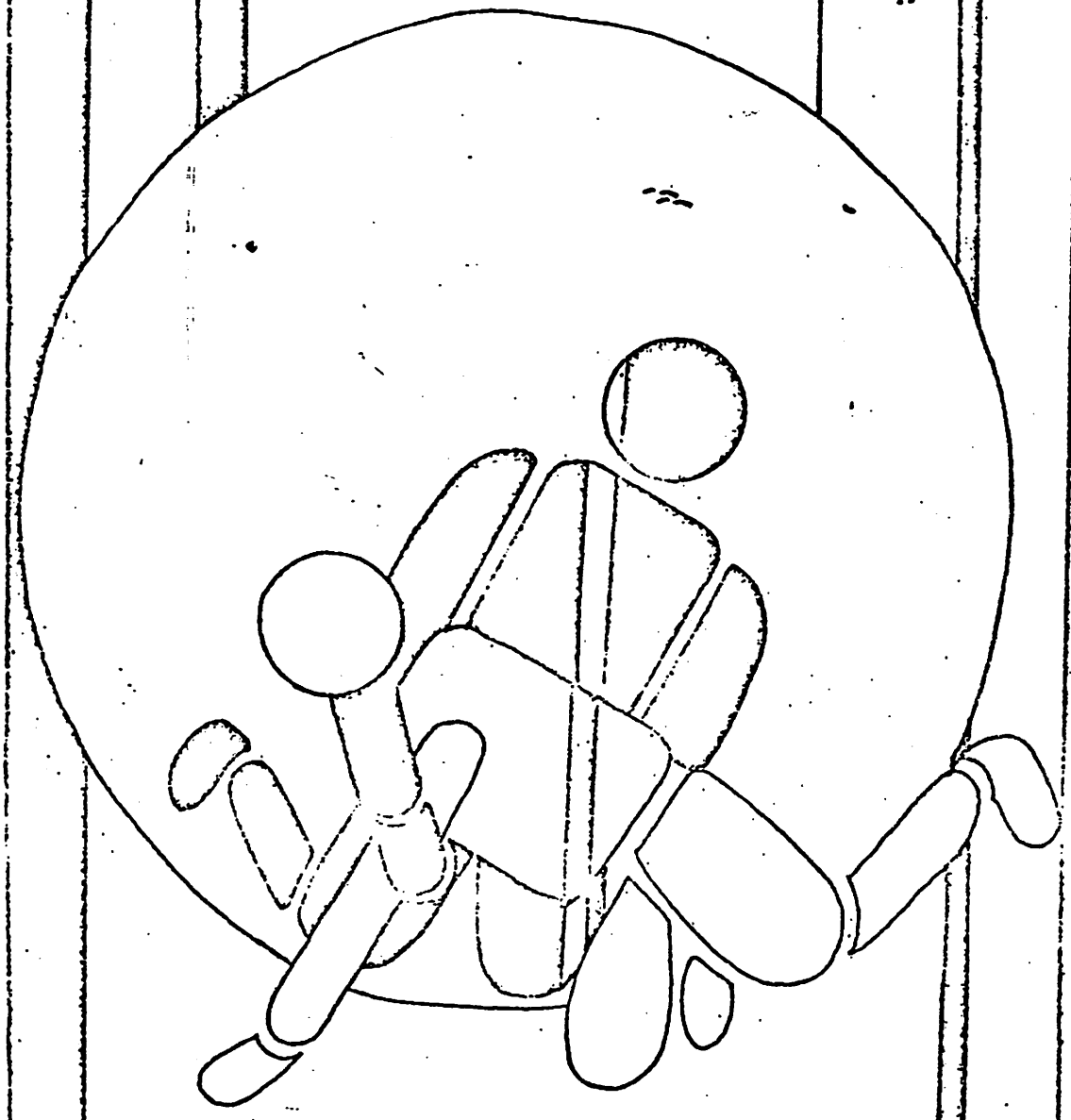

WRESTLING

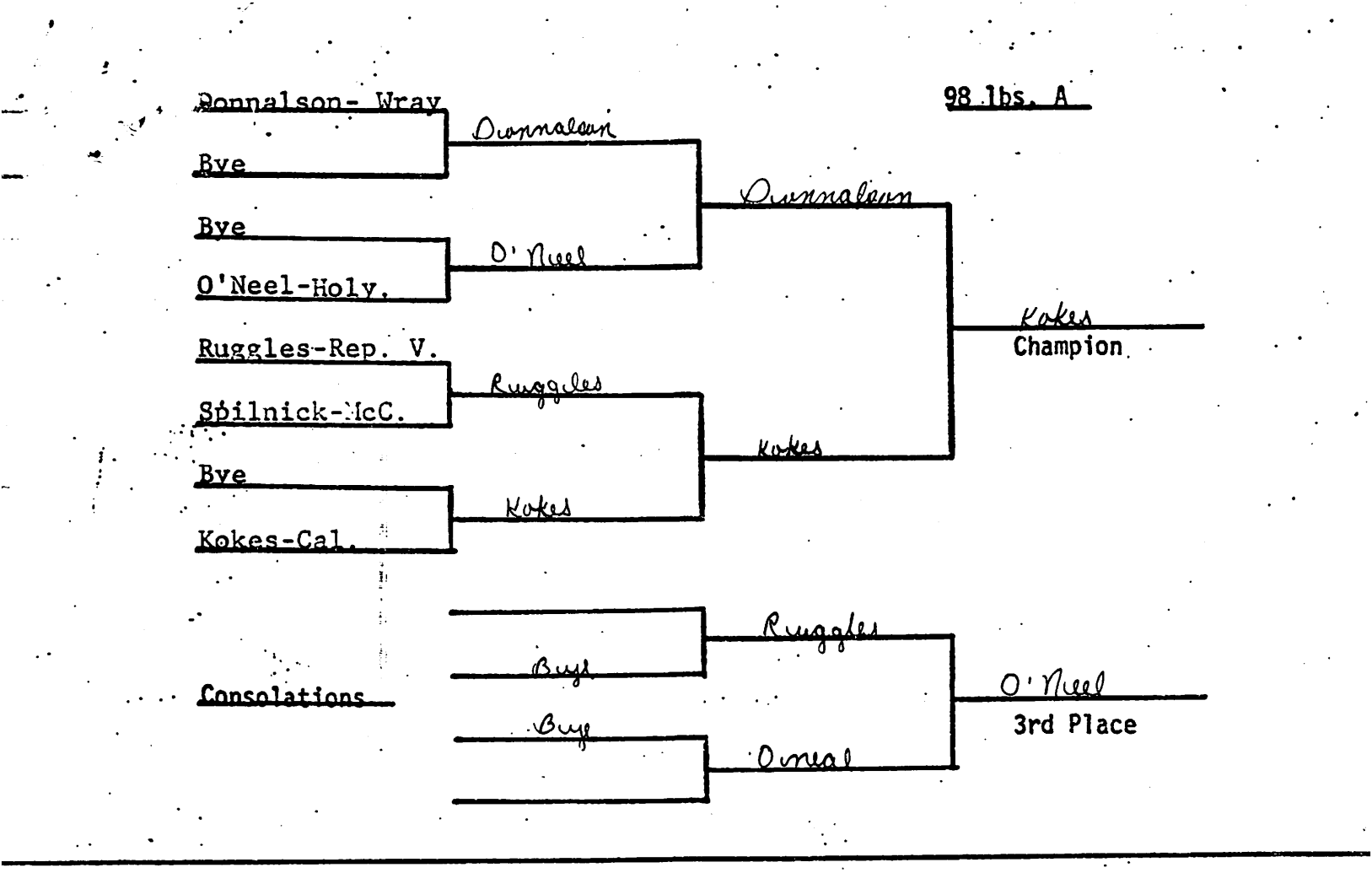
98 lbs. A
Donnalson- Wray
Bye
Bye
O'Neel-Holy.
Ruggles-Rep. V.
Spilnick-McC.
Bye
Kokes-Cal.
Donnalson
O'Neel
Ruggles
Kokes
Donnalson
Kokes
Champion
Consolations
Bye
Bye
Ruggles
Oneal
Ruggles
O'Neel
3rd Place

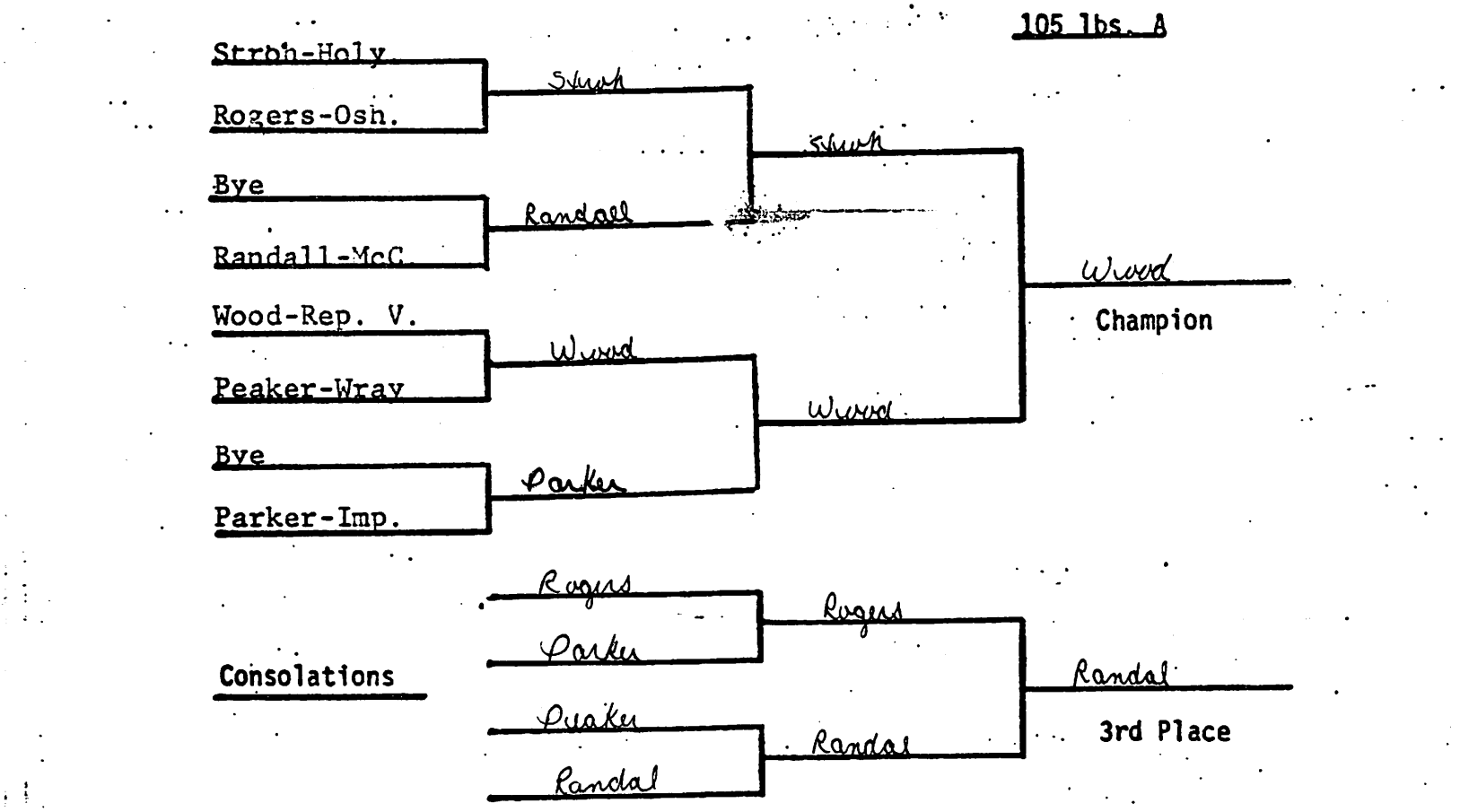
105 lbs. A
Strob-Holy
Rogers-Osh.
Bye
Randall-McC
Wood-Rep. V.
Peaker-Wray
Bye
Parker-Imp.
Strob
Randall
Wood
Parker
Strob
Wood
Wood
Champion
Consolations
Rogers
Parker
Peaker
Randal
Rogers
Randal
Randal
3rd Place

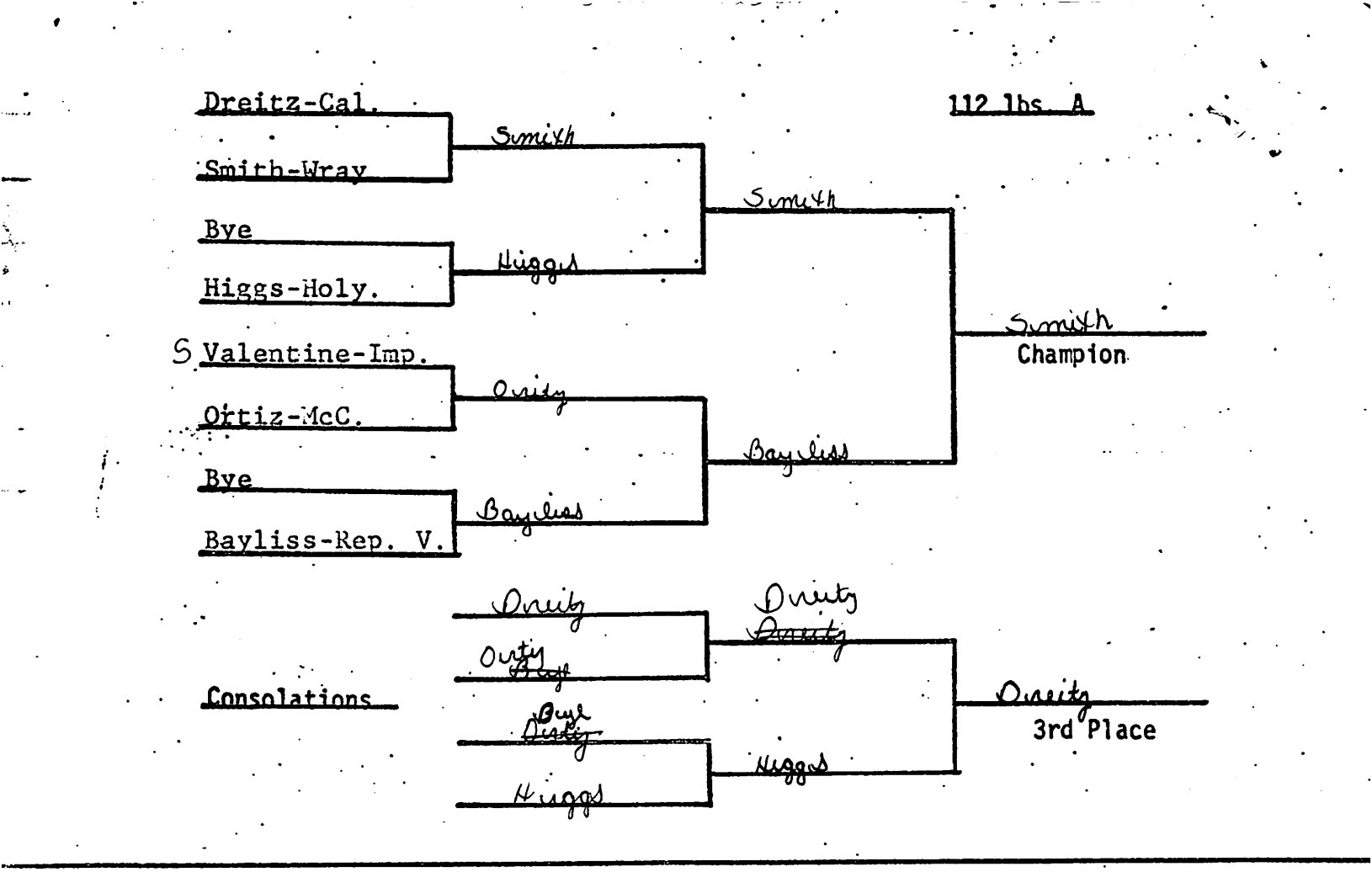
112 lbs. A
Dreitz-Cal.
Smith-Wray
Bye
Higgs-Holy.
Valentine-Imp.
Ortiz-McC.
Bye
Bayliss-Rep. V.
Smith
Higgs
Ortiz
Bayliss
Smith
Bayliss
Smith
Champion
Consolations
Ortiz
Higgs
Ortiz
Higgs
3rd Place

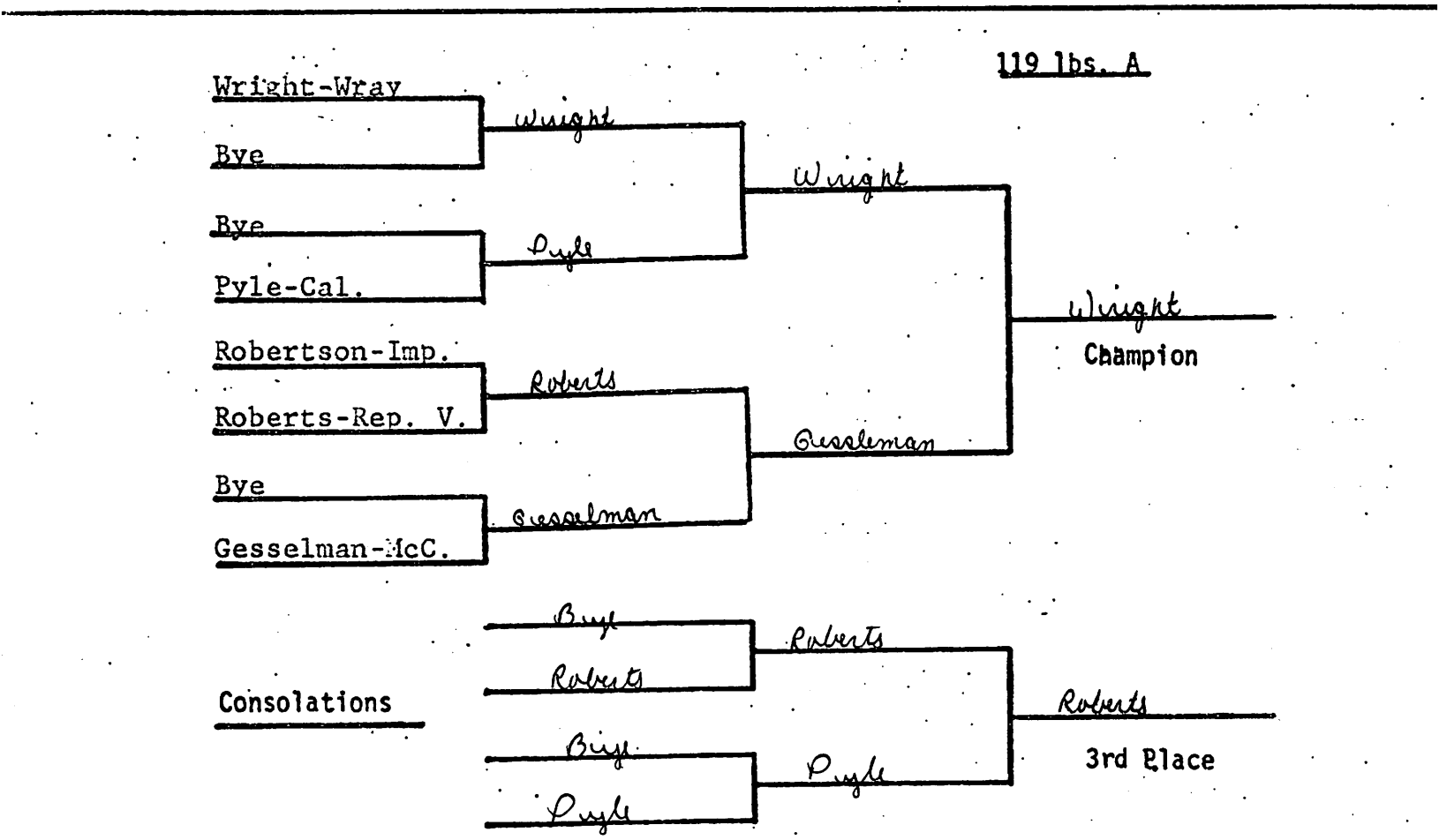
119 lbs. A
Wright-Wray
Bye
Bye
Pyle-Cal.
Robertson-Imp.
Roberts-Rep. V.
Bye
Gesselman-McC.
Wright
Pyle
Roberts
Gesselman
Wright
Gesselman
Wright
Champion
Consolations
Roberts
Pyle
Roberts
Pyle
3rd Place

## 126 lbs. A

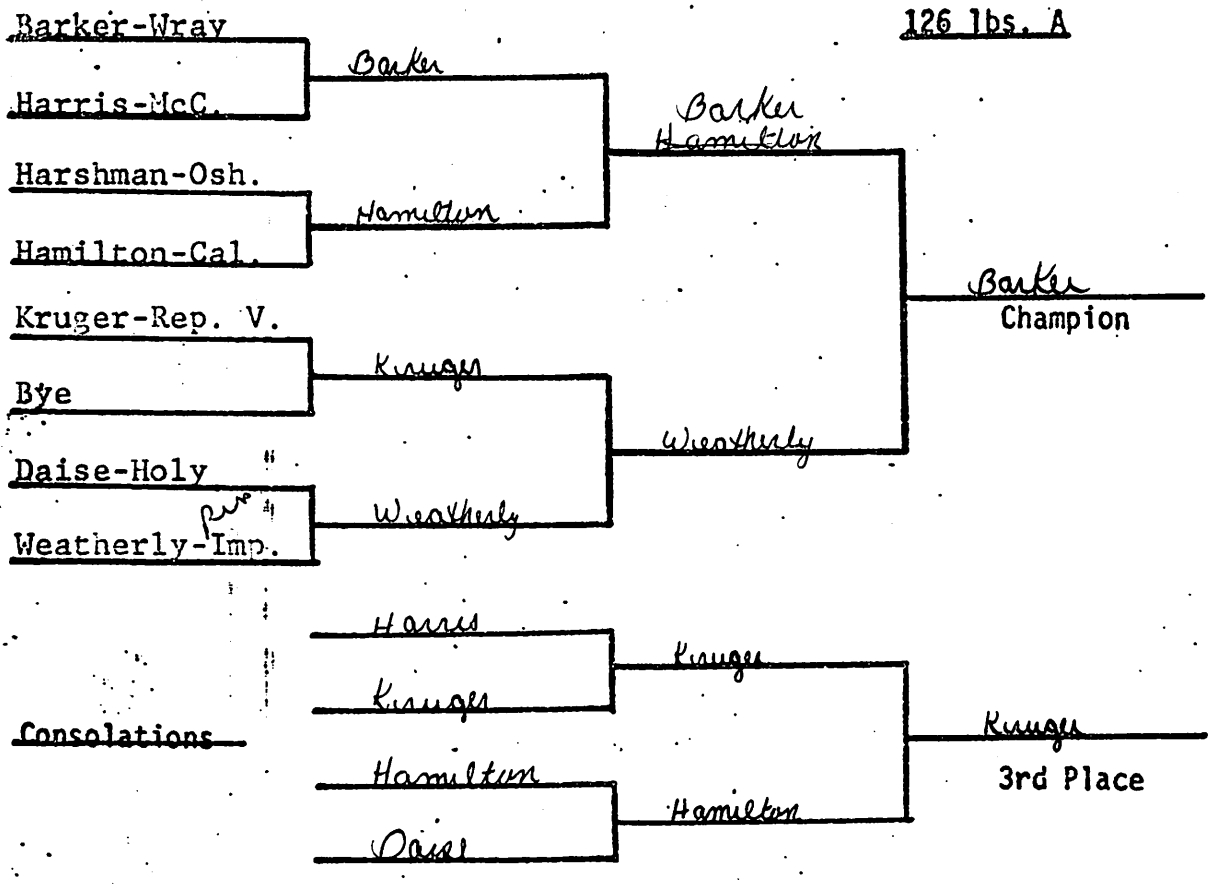


## 132 lbs. A

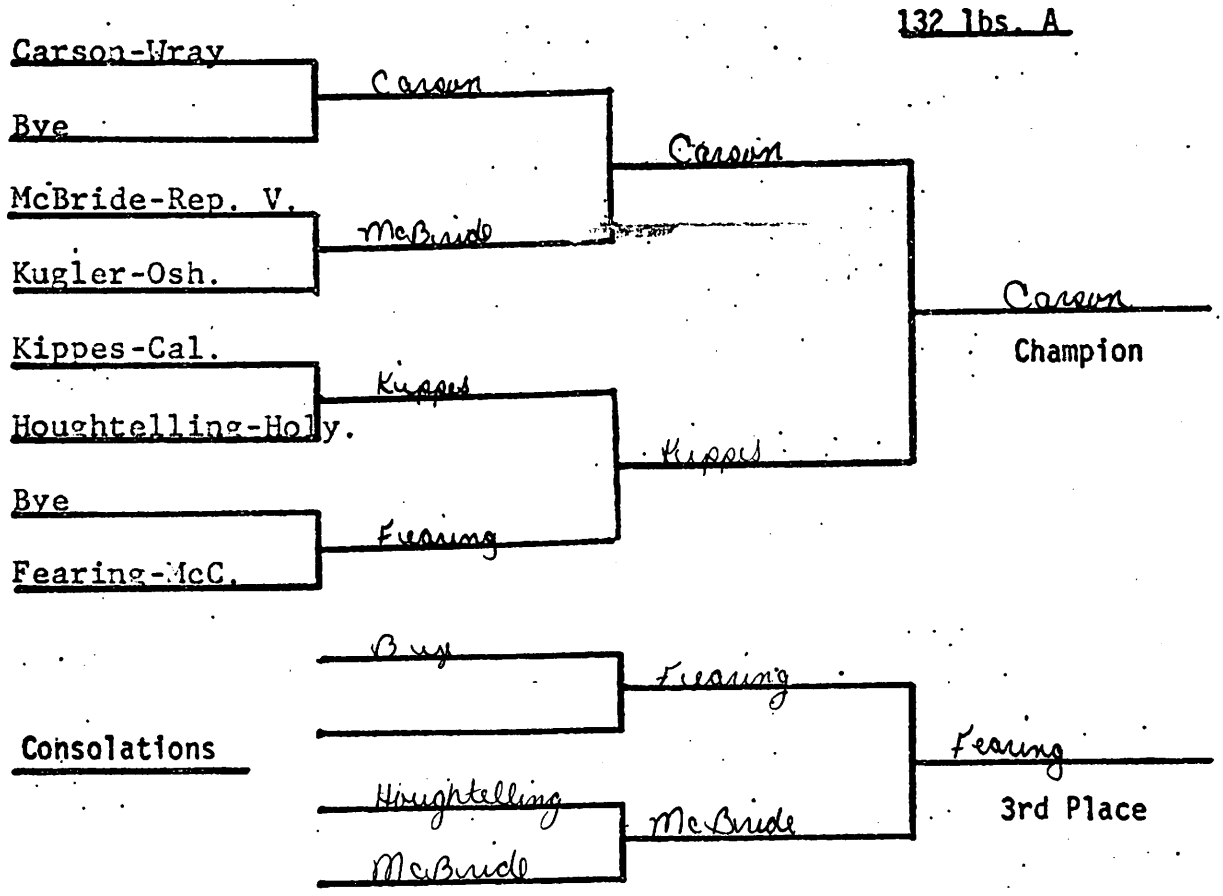

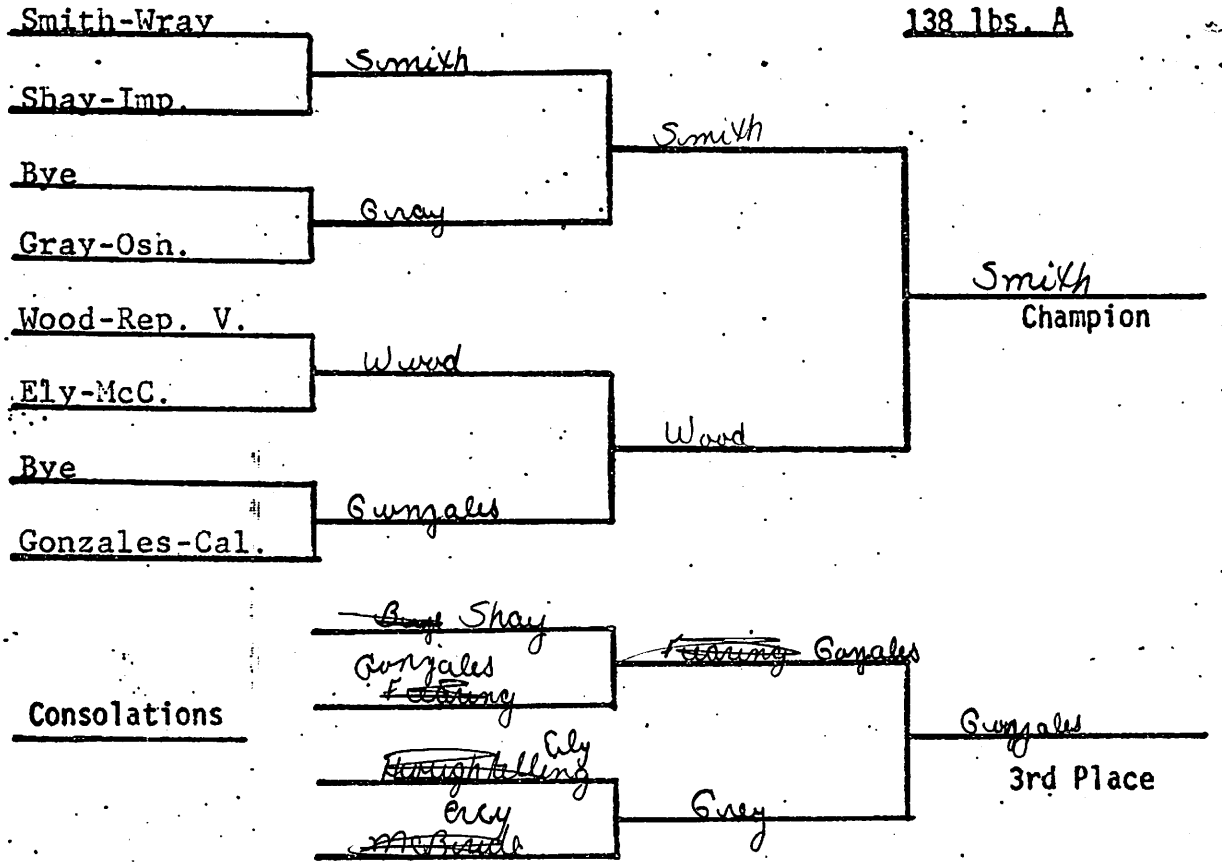
138 lbs. A
Smith-Wray
Shay-Imp.
Bye
Gray-Osh.
Wood-Rep. V.
Ely-McC.
Bye
Gonzales-Cal.
Smith
Champion
Consolations
3rd Place

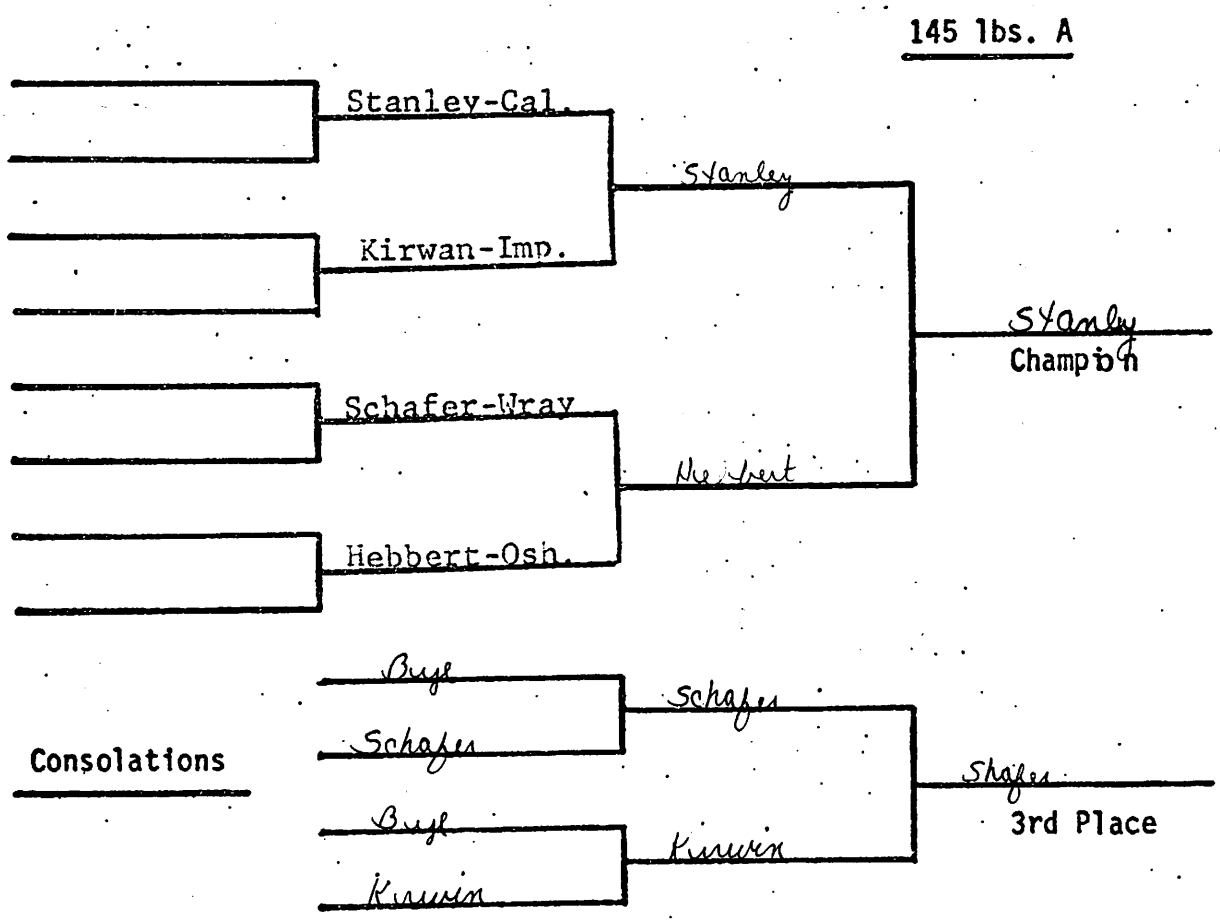
145 lbs. A
Stanley-Cal.
Kirwan-Imp.
Schafer-Wray
Hebbert-Osh.
Stanley
Champion
Consolations
3rd Place

155 lbs. A

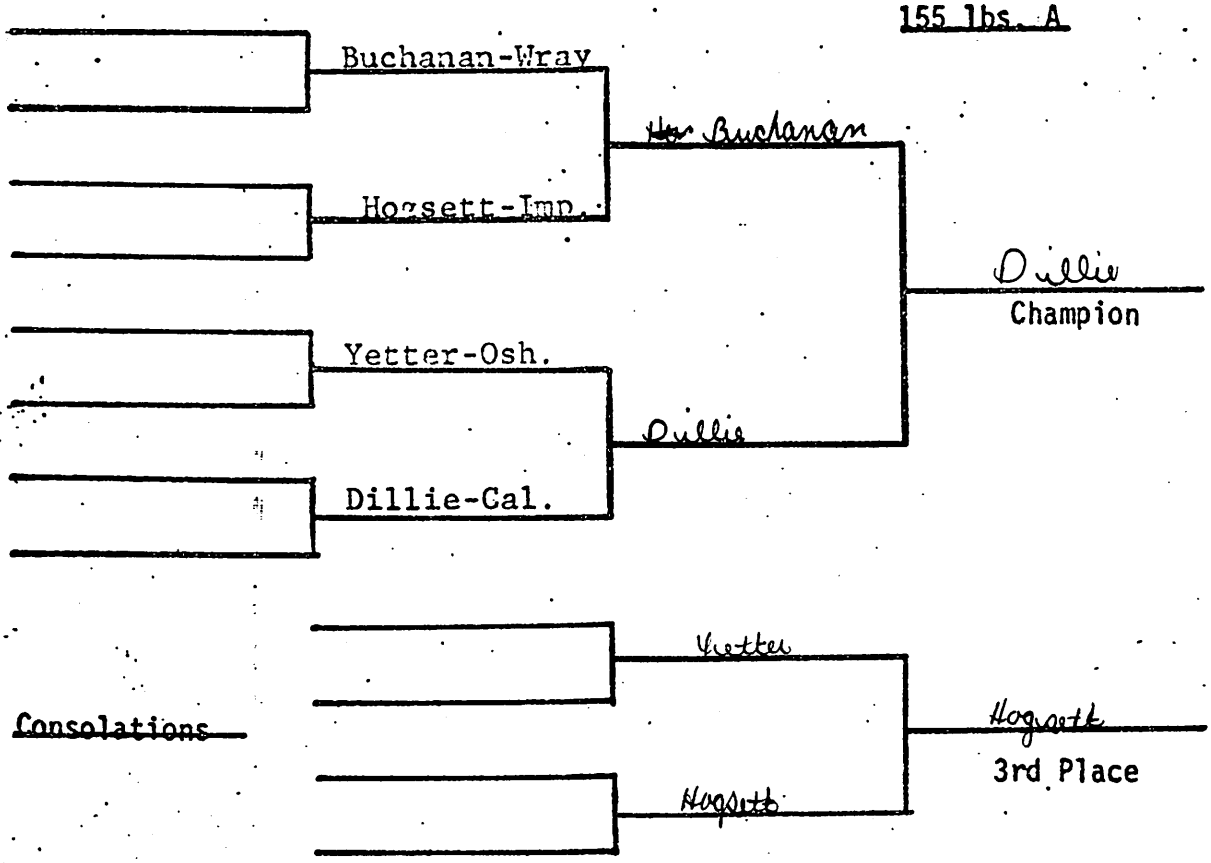


167 lbs. A

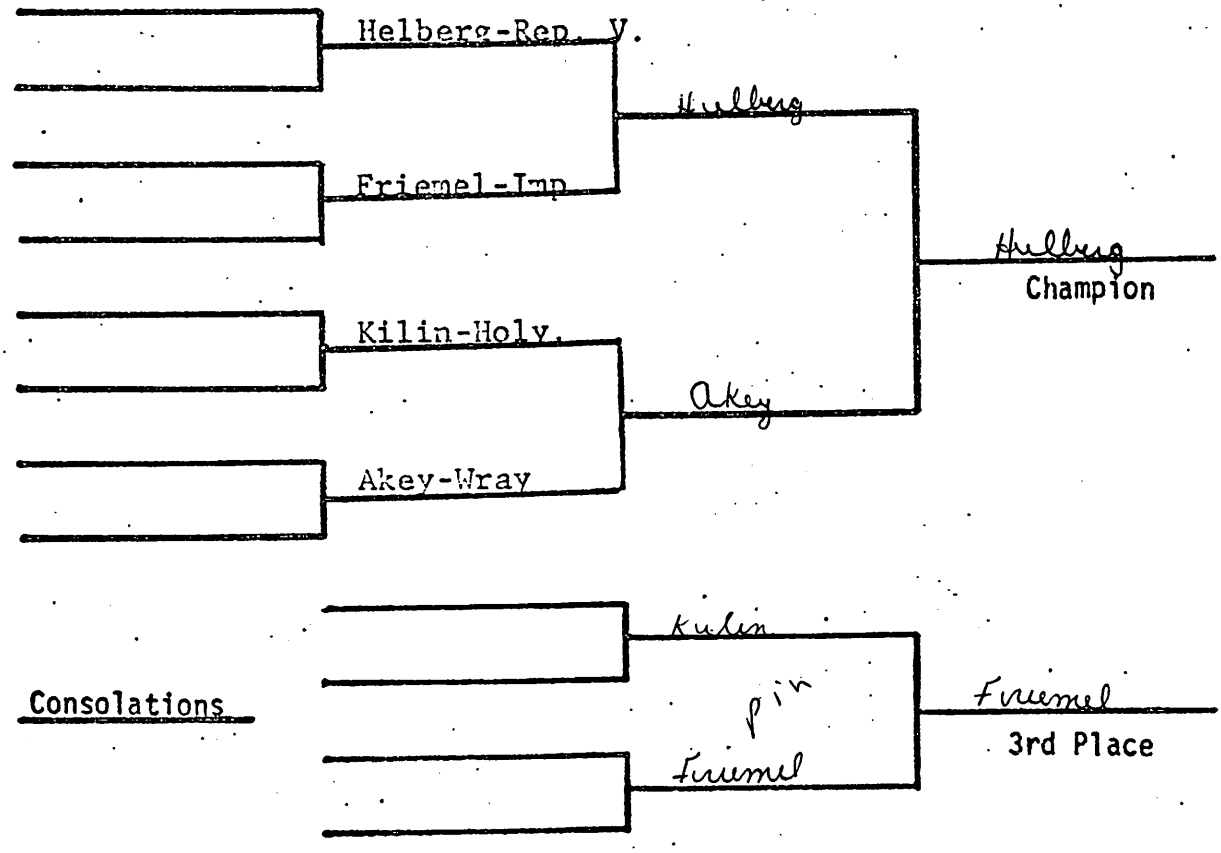

## 185 lbs. A

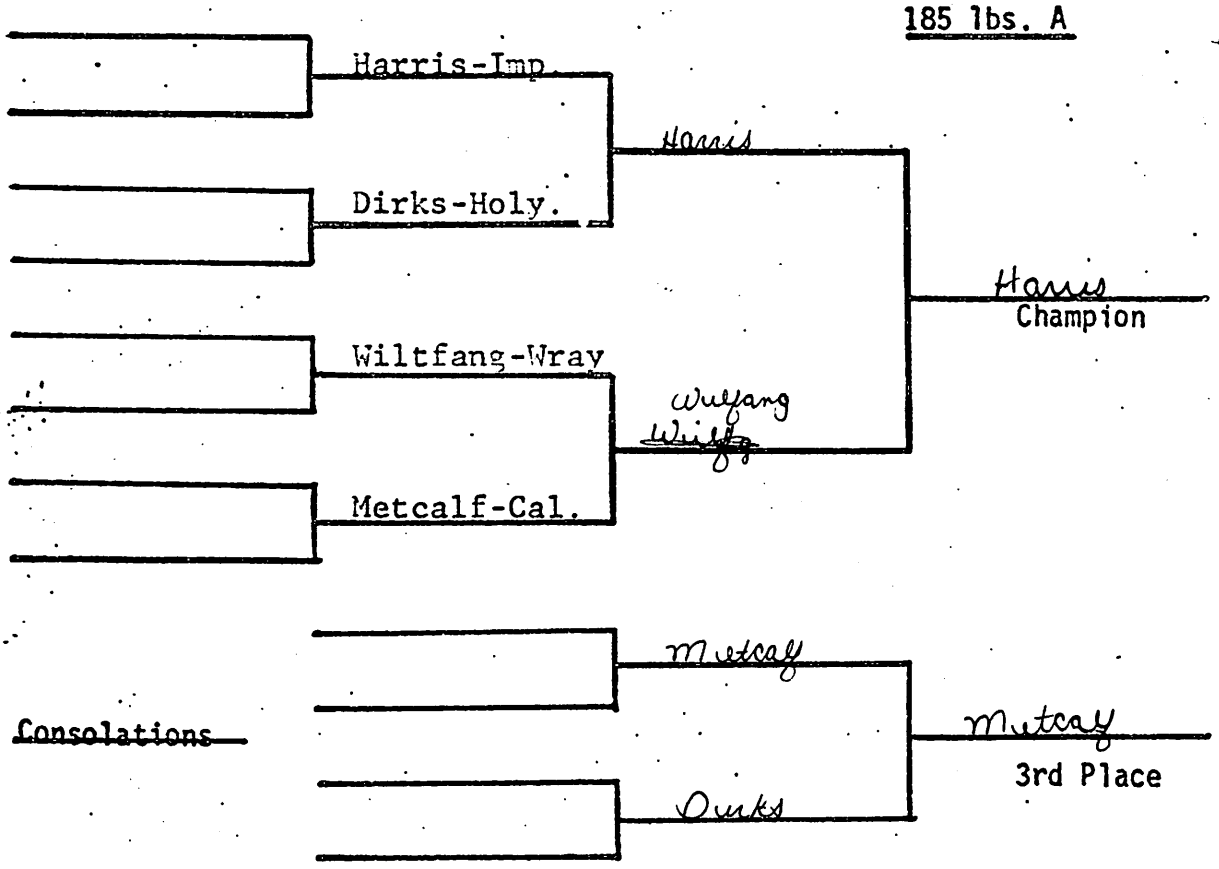


## HWT A

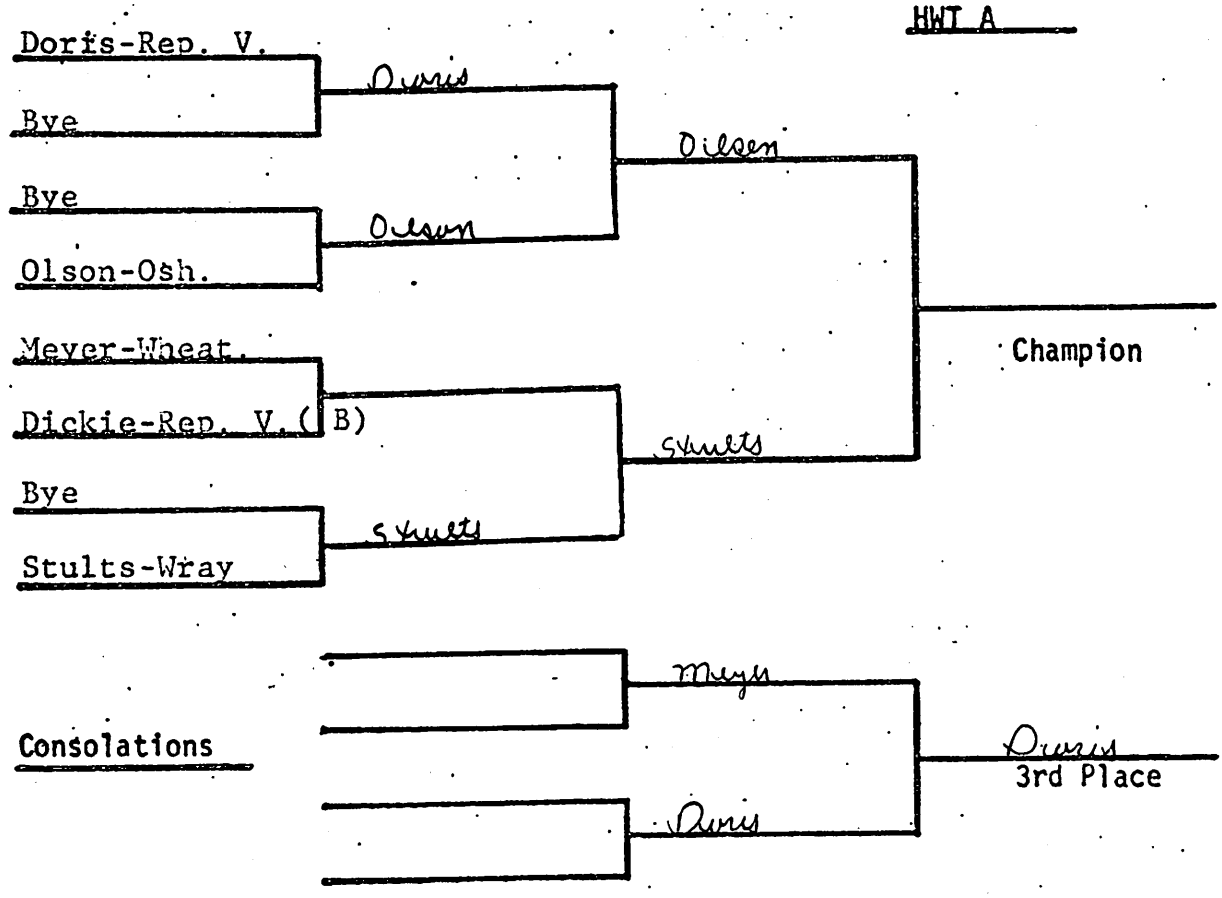

## OPENING ROUND

98 Martin Hanson (BDP) pinned Eric Orr (IMP) in 1:08
112 Dean Valentine (IMP) pinned Jerry Ostdiek (BDP) in 3:46
112 Robert Schuler (ALM) dec. Greg Gerdes (STP) 13 to 6
112 George Krammer (HYA) pinned Bob Crable (BAY) in 3:12
112 Roy Bayliss (RVI) dec. Dan McKeon (RAV) 6 to 1
119 Mike Walton (FRK) pinned Rocky Synder (BAY) in 1:22
119 Darrell Bullington (HYA) dec. Tom Rowland (RVI) 9 to 0
119 Ricky Robertson (IMP) dec. Andy McCright (MIN) 6 to 5
119 Vaughn Toof (RSH) pinned Rick McKeon (RAV) in 1:46
126 Stephen Foster (GIB) pinned James Harshman (OSH) in 3:06
126 Allen Jones (FRK) dec. Marc Ahrens (RAV) 11 to 10
126 Mike Weatherly (IMP) pinned Jack Swires (BDP) in 4:31
126 Brian Kruger (RVI) pinned Ben Burton (RSH) in 3:25
126 Mike Henderson (HYA) pinned Bob Kesler (BAY) in 3:17
126 Rory Foos (MIN) pinned Mike Ibanez (STP) in 1:52
132 Mike James (FRK) pinned Stuart Samuelson (RAV) in 1:05
132 Todd Kugler (OSH) pinned Mike Nozicka (STP) in 1:21
132 Angelo Treantes (BDP) dec. Greg Howard (IMP) 17 to 0
132 Tim Downing (HYA) dec. Lee Pruneda (K-C) 11 to 4
138 Mike Fleshman (STP) pinned Marty Hamm (RSH) in 5:32
138 Scott Catlin (GIB) dec. Todd Siebels (ALM) 5 to 4
138 John Klinginsmith (K-C) pinned Jon Shay (IMP) in 1:40
138 Dan Jameson (FRK) dec. Mick Dubs (HYA) 8 to 0
145 Vernon Churchill (FRK) pinned Tim Crowell (RAV) in 4:36
145 Steve McKenzie (ALM) pinned Scott Vanwinkle (MIN) in 2:31
145 Steve Hebbert (OSH) dec. Loren Dubs (HYA) 4 to 2
155 Bryce Betke (RAV) pinned Tom Dubs (HYA) in 3:29
155 John Honeywell (GIB) pinned Mark Yetter (OSH) in 3:48
155 Don Molitor (RSH) pinned Todd Mickelson (K-C) in 1:09
167 Steve Bretz (GIB) dec. Eldon Nussbaum (HYA) 5 to 0
167 Scott Davis (FRK) pinned Jesper Hansen (IMP) in 2:38
167 Dick Keck (STP) dec. Dan White (K-C) 11 to 6
167 Tom Panas (BDP) dec. Andy Seyler (ALM) 16 to 5
HWT Mike Doris (RVI) pinned Paco Martinez (RAV) in :53
HWT Dean Kameral (BAY) pinned Chris Ring (ALM) in 3:32

## TEAM STANDINGS

| | | | |
|---|---|---|---|
| Franklin | 20½ | Alma | 6 |
| Hyannis | 12½ | North Platte SP | 6 |
| Gibbon | 12 | Oshkosh | 6 |
| Republican Valley | 10 | Bayard | 4 |
| Imperial | 10 | Kearney Catholic | 4 |
| Bridgeport | 10 | Minatare | 4 |
| Rushville | 8 | Ravenna | 4 |

## QUARTERFINALS

98 Shawn Willey (BAY) pinned Billy Williams (HYA) in 1:12
98 Billy McGahan (STP) pinned Monte Scott (ALM) in :41
98 Don Glatter (K-C) pinned Martin Hanson (BDP) in 1:43
98 Art Ruggles (RVI) dec. Kyle Betke (RAV) 7 to 1
105 Bill Wood (RVI) pinned Matt Huck (BAY) in 1:29
105 Lyle Foster (FRK) dec. Wayne Morgan (HYA) 10 to 1
105 Tom Kern (GIB) pinned Tim Rogers (OSH) in :40
105 David Parker (IMP) dec. Joe Brownell (STP) 5 to 0 (OT)
112 Benny Garcia (MIN) dec. Robert Schuler (ALM) 7 to 2
112 George Krammer (HYA) dec. Rod Beguin (RSH) 4 to 1
112 Todd Beach (FRK) pinned Dean Valentine (IMP) in 3:11
112 Richard Kern (GIB) dec. Roy Bayliss (RVI) 16 to 2
119 Tim Dodson (STP) dec. Ricky Robertson (IMP) 6 to 1
119 Kalin Liveringhouse (K-C) dec. Mike Walton (FRK) 5 to 2
119 David Smith (GIB) dec. Darrell Bullington (HYA) 4 to 2
119 Mike Matthews (OSH) dec. Vaughn Toof (RSH) 2 to 0
126 Stephen Foster (GIB) pinned Allen Jones (FRK) in 5:19
126 Mike Henderson (HYA) dec. Brian Kruger (RVI) 8 to 4
126 Mike Weatherly (IMP) dec. Roy Reynolds (ALM) 4 to 3
126 Scott Gardner (K-C) pinned Rory Foos (MIN) in 2:55
132 Mike James (FRK) dec. Ken Cepel (GIB) 5 to 0
132 Angelo Treantes (BDP) dec.Sean McBride (RVI) 4 to 1
132 Todd Kugler (OSH) dec. Mark Hamm (RSH) 10 to 1
132 Kevin Heft (ALM) pinned Tim Downing (HYA) in 4:17
138 Mike Fleshman (STP) pinned Shawn Green (BAY) in :44
138 Kevin Wood (RVI) dec. Scott Catlin (GIB) 7 to 6
138 Kevin Kelly (MIN) pinned Dan Jameson (FRK) in 5:44
138 John Klinginsmith (K-C) dec. Tad Gray (OSH) 8 to 2
145 Steve McKenzie (ALM) dec. Larry Homan (GIB) 10 to 0
145 Jeff Reinke (K-C) pinned Steve Hebbert (OSH) in 5:21
145 Steve Reimers (STP) dec. Vernon Churchill (FRK) 11 to 5
145 Kevin Hall (BDP) dec. Ron Bayne (RSH) 12 to 3
155 Tim Murphy (FRK) pinned Bryce Betke (RAV) in 2:14
155 John Honeywell (GIB) dec. Neil Bell (ALM) 4 to 3
155 Brian Dodson (STP) dec. Jerry Wiggins (BDP) 0 to 0 (OT criteria)
155 Don Molitor (RSH) dec David Hogsett (IMP) 8 to 5
167 Jay Helberg (RVI) dec. Steve Bretz (GIB) 4 to 0
167 Tom Johnson (MIN) pinned Scott Davis (FRK) in 1:27
167 Chane Coomes (RSH) pinned Dick Keck (STP) in 2:00
167 Karl Keaschall (RAV) dec. Tom Panas (BDP) 5 to 0
185 Leonard Haller (RSH) pinned Blaine Skiles (FRK) in 1:57
185 Kevin Harris (IMP) pinned Randy Harouff (ALM) in 3:40
185 Randy Randall (BAY) dec. Jess Kohl (HYA) ? to 1
185 Jeff Crowell (RAV) pinned Randy Leonard (GIB) in 1:12
HWT Jim Christiancy (FRK) pinned Dean Kameral (BAY) in :22
HWT Willie Lewman (MIN) pinned Bruce Bombeck (GIB) in :48
HWT Richard Haller (RSH) pinned Robert Evans (HYA) in 1:38
HWT Mike Doris (RVI) pinned Roman Estrada (STP) in 1:33

## TEAM STANDINGS

| | | | |
|---|---|---|---|
| Franklin | 58 | Imperial | 27 |
| Gibbon | 46 | Bridgeport | 22½ |
| Republican Valley | 45 | Hyannis | 21½ |
| St. Pat's | 43 | Alma | 20½ |
| Kearney Catholic | 43 | Oshkosh | 18½ |
| Rushville | 38 | Bayard | 18 |
| Minatare | 38 | Ravenna | 18 |

## CONSOLATION QUARTERFINALS

98 Martin Hanson (BDP) pinned Billy Williams (HYA) in 1:34
98 Kyle Betke (RAV) pinned Monte Scott (ALM) in 1:33
105 Wayne Morgan (HYA) pinned Matt Huck (BAY) in 2:45
105 Tim Rogers (OSH) over Joe Brownell (STP) injury default
112 Robert Schuler (ALM) over Dean Valentine (IMP) injury default
112 Rod Beguin (RSH) dec. Roy Bayliss (RVI) 3 to 2
119 Mike Walton (FRK) dec. Ricky Robertson (IMP) 4 to 2
119 Darrell Bullington (HYA) dec. Vaughn Toof (RSH) 5 to 4
126 Roy Reynolds (ALM) pinned James Harshman (OSH) in 2:23
126 Brian Kruger (RVI) dec. Rory Foos (MIN) 11 to 6
132 Ken Cepel (GIB) pinned Greg Howard (IMP) in 1:40
132 Mark Hamm (RSH) dec. Tim Downing (HYA) 4 to 3
138 Tad Gray (OSH) pinned Dan Jameson (FRK) in 3:36
138 Scott Catlin (GIB) dec. Shawn Green (BAY) 14 to 2
145 Steve Hebbert (OSH) dec. Ron Bayne (RSH) 8 to 4
145 Larry Homan (GIB) dec. Vernon Churchill (FRK) 8 to 0
155 Mark Yetter (OSH) dec. Bryce Betke (RAV) 9 to 4
155 David Hogsett (IMP) dec. Jerry Wiggins (BDP) 7 to 1
167 Scott Davis (FRK) dec. Tom Panas (BDP) 8 to 7
167 Steve Bretz (GIB) dec. Dick Keck (STP) 6 to 4
185 Randy Leonard (RAV) pinned Blaine Skiles (FRK) in :39
185 Jess Kohl (HYA) dec. Randy Harouff (ALM) 6 to 4
HWT Roman Estrada (STP) pinned Robert Evans (HYA) in :34
HWT Dean Kamerzal (BAY) over Bruce Bombeck (GIB) by forfeit

## TEAM STANDINGS

| | | | |
|---|---|---|---|
| Gibbon | 110 | Imperial | 57 |
| Franklin | 90 | Minatare | 49 |
| Rushville | 88 | Hyannis | 46½ |
| St. Pat's | 87½ | Bridgeport | 39½ |
| Republican Valley | 75 | Bayard | 39 |
| Kearney Catholic | 65 | Ravenna | 35 |
| Alma | 58½ | Oshkosh | 44½ |

## CONSOLATION SEMI-FINALS

98 Art Ruggles (RVI) pinned Martin Hanson (BDP) in 4:02
98 Don Glatter (K-C) pinned Kyle Betke (RAV) in 1:55
105 Lyle Foster (FRK) pinned Tim Rogers (OSH) in 3:15
105 Wayne Morgan (HYA) dec. Tom Kern (GIB) 6 to 3
112 Todd Beach (FRK) dec. Rod Beguin (RSH) 9 to 5
112 Robert Schuler (ALM) over George Krammer (HYA) injury default
119 Mike Walton (FRK) dec. Mike Matthews (OSH) 6 to 2
119 Darrell Bullington (HYA) dec. Kalin Liveringhouse (K-C) 4 to 0
126 Scott Gardner (K-C) pinned Roy Reynolds (ALM) in 1:57
126 Brian Kruger (RVI) dec. Mike Weatherly (IMP) 9 to 3
132 Todd Kugler (OSH) dec. Ken Cepel (GIB) 7 to 4
132 Mike James (FRK) dec. Mark Hamm (RSH) 4 to 0
138 Kevin Kelly (MIN) dec. Scott Catlin (GIB) 5 to 2
138 Kevin Wood (RVI) dec. Tad Gray (OSH) 6 to 3
145 Steve Reimers (STP) dec. Steve Hebbert (OSH) 13 to 4
145 Larry Homan (GIB) over Kevin Hall (BDP) injury default
155 John Honeywell (GIB) dec. David Hogsett (IMP) 6 to 4
155 Brian Dodson (STP) dec. Mark Yetter (OSH) 5 to 4
167 Steve Bretz (GIB) dec. Tom Johnson (MIN) 4 to 3
167 Chane Coomes (RSH) pinned Scott Davis (FRK) in 2:54
185 Jeff Crowell (RAV) dec. Jess Kohl (HYA) 11 to 6
185 Randy Randall (BAY) dec. Randy Leonard (GIB) 5 to 3
HWT Willie Lewman (MIN) pinned Roman Estrada (STP) in 2:19
HWT Mike Doris (RVI) pinned Dean Kamerzal (BAY) in :50

### TEAM STANDINGS

| | | | |
|---|---|---|---|
| Gibbon | 127 | Minatare | 61 |
| Franklin | 112 | Imperial | 57 |
| Republican Valley | 99 | Hyannis | 56½ |
| St. Pat's | 98 | Oshkosh | 49½ |
| Rushville | 95 | Bayard | 44 |
| Kearney Catholic | 79 | Ravenna | 40 |
| Alma | 65½ | Bridgeport | 39½ |

### 5th and 6th place

98 Kyle Betke (RAV) dec. Martin Hanson (BDP) 8 to 5
105 Tom Kern (GIB) dec. Tim Rogers (OSH) 6 to 0
112 Rod Beguin (RSH) over George Krammer (HYA) forfeit
119 Mike Matthews (OSH) pinned Kalin Liveringhouse (K-C) in 2:30
126 Mike Weatherly (IMP) dec. Roy Reynolds (ALM) 2 to 0 (OT)
132 Ken Cepel (GIB) dec. Mark Hamm (RSH) 4 to 0
138 Scott Catlin (GIB) dec. Tad Gray (OSH) 5 to 2
145 Kevin Hall (BDP) dec. Steve Hebbert (OSH) 2 to 0
155 David Hogsett (IMP) dec. Mark Yetter (IMP) 11 to 7
167 Tom Johnson (MIN) pinned Scott Davis (FRK) in 3:51
185 Randy Leonard (GIB) over Jess Kohl (HYA) by forfeit
HWT Roman Estrada (STP) pinned Dean Kamerzal (BAY) in 2:17

### TEAM STANDINGS

| | | | | | | | |
|---|---|---|---|---|---|---|---|
| Gibbon | 137 | St. Pat's | 102 | Rushville | 99 | Alma | 65½ |
| Franklin | 112 | Rep. Valley | 99 | Kearney C. | 79 | Minatare | 65 |
| Imperial | 61 | Hyannis | 56½ | Bayard | 44 | | |
| Bridgeport | 41½ | | | RAVENNA | 42 | | |

## Semi-finals

98 Shawn Willey (BAY) pinned Don Glatter (K-C) in 2:48
98 Billy McGahan (STP) pinned Art Ruggles (RVI) in 4:38
105 David Parker (IMP) dec. Tom Kern (GIB) 8 to 7
105 Bill Wood (RVI) dec. Lyle Foster (FRK) 5 to 2
112 Richard Kern (GIB) dec. George Krammer (HYA) 5 to 0
112 Benny Garcia (MIN) dec. Todd Beach (FRK) 7 to 4
119 Tim Dodson (STP) dec. Kalin Liveringhouse (K-C) 12 to 2
119 David Smith (GIB) dec. Mike Matthews (OSH) 3 to 0
126 Stephen Foster (GIB) pinned Mike Weatherly (IMP) in 1:40
126 Mike Henderson (HYA) dec. Scott Gardner (K-C) 5 to 4
132 Kevin Heft (ALM) pinned Todd Kugler (OSH) in 1:42
132 Angelo Treantes (BDP) dec. Mike James (FRK) 1 to 0
138 John Klinginsmith (K-C) dec. Kevin Kelly (MIN) 4 to 1
138 Mike Fleshman (STP) dec. Kevin Wood (RVI) 5 to 4
145 Jeff Reinke (K-C) dec. Kevin Hall (BDP) 2 to 0
145 Steve McKenzie (ALM) dec. Steve Reimers (STP) 12 to 7
155 Don Molitor (RSH) pinned Brian Dodson (STP) in 3:09
155 Tim Murphy (FRK) dec. John Honeywell (GIB) 9 to 6
167 Karl Keaschall (RAV) dec. Tom Johnson (MIN) 6 to 4
167 Jay Helberg (RVI) dec. Chane Coomes (RSH) 19 to 0
185 Leonard Haller (RSH) pinned Jeff Crowell (RAV) in 3:07
185 Kevin Harris (IMP) dec. Randy Randall (BAY) 4 to 1
HWT Richard Haller (RSH) dec. Mike Doris (RVI) 10 to 4
HWT Jim Christiancy (FRK) pinned Willie Lewman (MIN) in 5:20

## TEAM STANDINGS

| | | | |
|---|---|---|---|
| Gibbon | 83½ | Minatare | 49 |
| Franklin | 82 | Alma | 45½ |
| St. Pat's | 81½ | Bridgeport | 33½ |
| Rushville | 80 | Hyannis | 32½ |
| Republican Valley | 71 | Bayard | 32 |
| Kearney Catholic | 65 | Ravenna | 29 |
| Imperial | 53 | Oshkosh | 23½ |

Patti Bupp

Ogallala Tourney

98

1 P. Bilea (N.P.)

8 Dur - CCHS

5 Buyl

4 Penny (All.)

3 J. Mujica (Boring)

6 Dishman - Goth

7 Buyl

2 J. Hoffman (Og)

P. Bilea

Penny

Mujica

J. Hoffman

Bilea

Mujica

Paul Bilea N. Platte

Buyl

~~Dur~~

Buyl

Dishman

Buyl

Penny

Dishman

~~Dur~~ Hoffman

Penny

~~Dishman~~

~~Dishman~~

J. Mejia Gering
Buyl
Mejia
Mejia
Wightman No. P
Eichner - Ogal
Wightman
Mejia
Randall McCook
Buyl
Randal
Piihl
Shay CCHS
Piihl
Piihl - alliance

Eichner
Whitman
~~Eichner~~
Randal
Randal
Whitman
Randal
~~Shay~~
Shay

1 M Chambers (Gr 4th)
8 Vleyra (NP)
5 Buge
4 Weber (all)
3 Parker (CCHS)
6 Buge
7 Buge
2 D Wozniak (Ger)

Chambers
Weber
Parker
Wozniak

Chambers
Wozniak

Wozniak of Gering

Vleyra
Parker
Weber
Buge

Vleyra
Weber

Vleyra of N. Platte

1 McQuillan (Og)
8 Johnson (UP)
5 Underwood (All)
4 Smith (K)
3 Marquez (Cerino)
6 Sabin (Both)
7 Buye
2 Gessleman (MC)

McQuillan
Underwood
Marquez
Gessleman

Underwood
Marquez

Marquez

Gessleman
Smith
McQuillan
Sabin

Gessleman
McQuillan

Johnson NP
Smith K

McQuillan

1 P. Walleson (Ger)
8 Maginnis (K)
5 DeFruiter (Goth)
4 Harris (Mcc)
3 Geiser (NP)
6 Rezac (Og)
7 Kutschke (all)
2 Weatherly (CCHS)

Walleson
Harris
Geiser
Weatherly

Walleson
Geiser

Walleson

Bugl
Maginnis
Defruiter
Defruiter
Rezac
Kutchke
Kutchke
Harris

Defruiter
Kutchke

Kutchke alliance

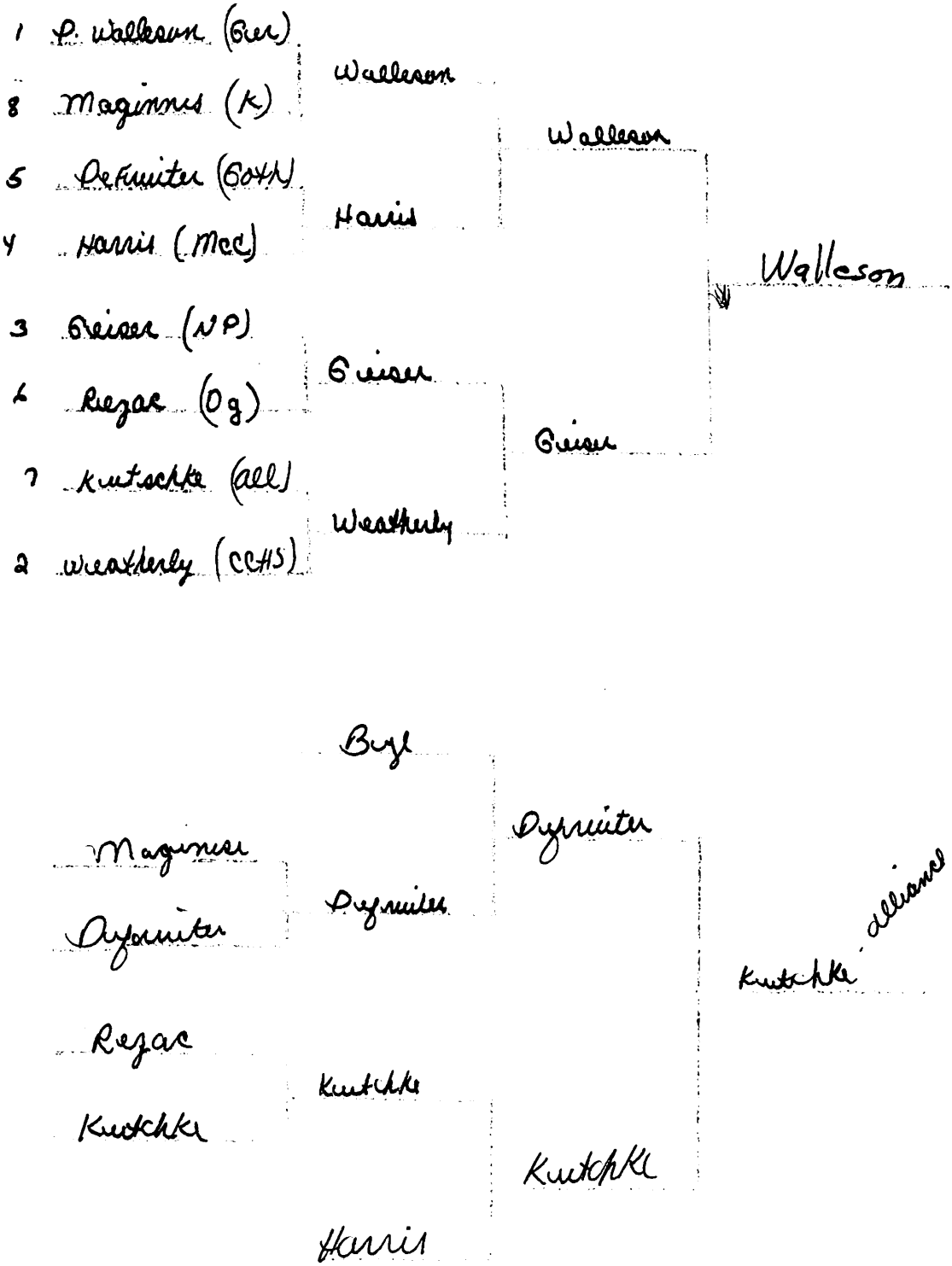

284 - 4544

132

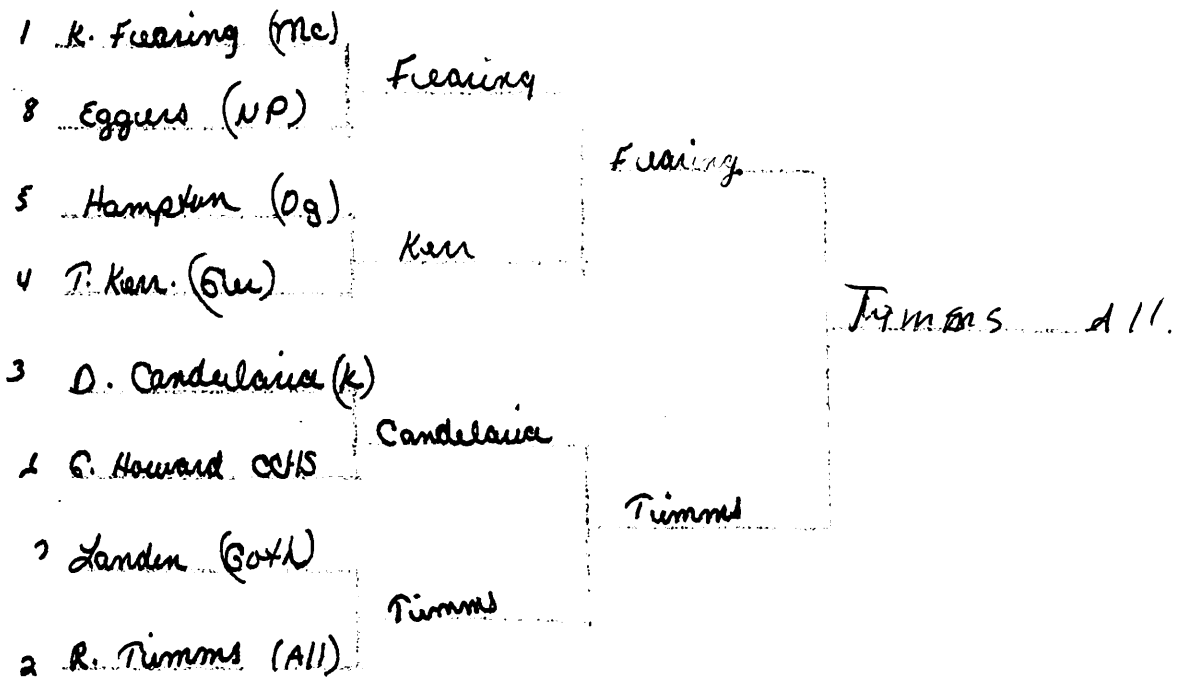
1 K. Fearing (NC)
8 Eggers (NP)
Fearing
5 Hampton (Og)
4 T. Kerr. (Gen)
Kerr
Fearing
Tymms All.
3 D. Candelaria (K)
Candelaria
1 G. Howard (CCHS)
2 R. Timms (All)
Timms
Timms

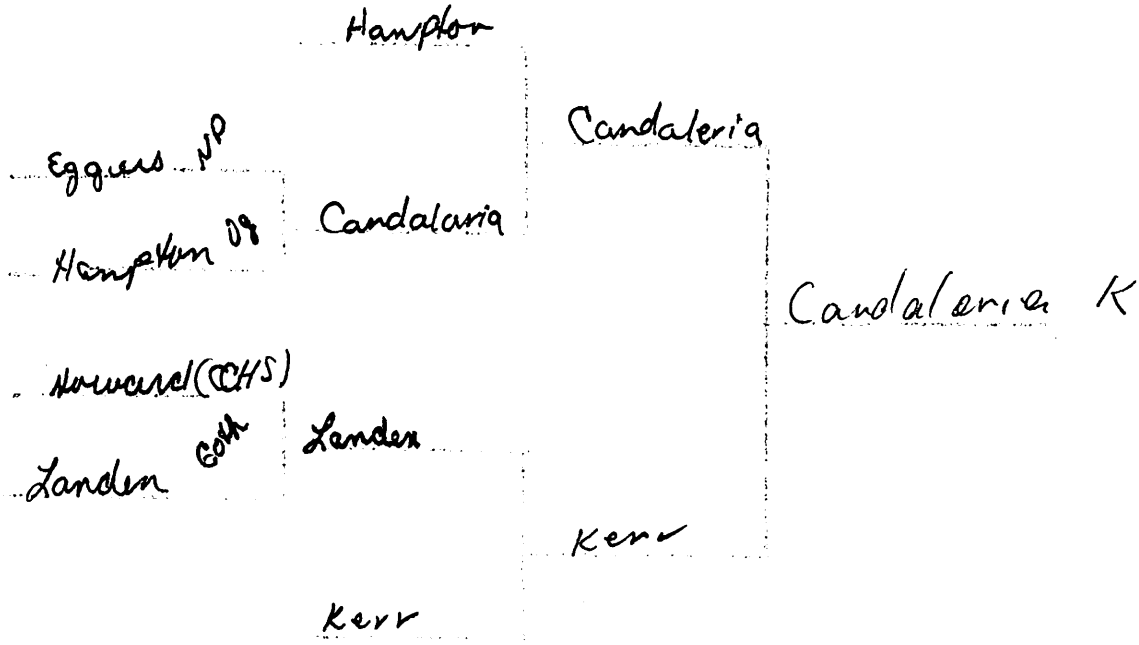
Hampton
Candaleria
Eggers NP
Hampton Og
Candalaria
Candalaria K
Howard (CCHS)
Landen Goth
Landen
Kerr
Kerr

1 M. Wolfe (Gur)
8 Shay (CCHS)
5 Ely (Mc)
4 Montly (Goth)
3 Carter (All)
6 Buze
7 [redacted] Rimply (NP)
2 M. Crawford (O)

Wolfe
Ely
Carter
Crawford

Wolfe
Crawford

Wolfe

Carter - All
Shay
Montly win OT
Shay
Rimply

Carter
Ely

Carter - alliance

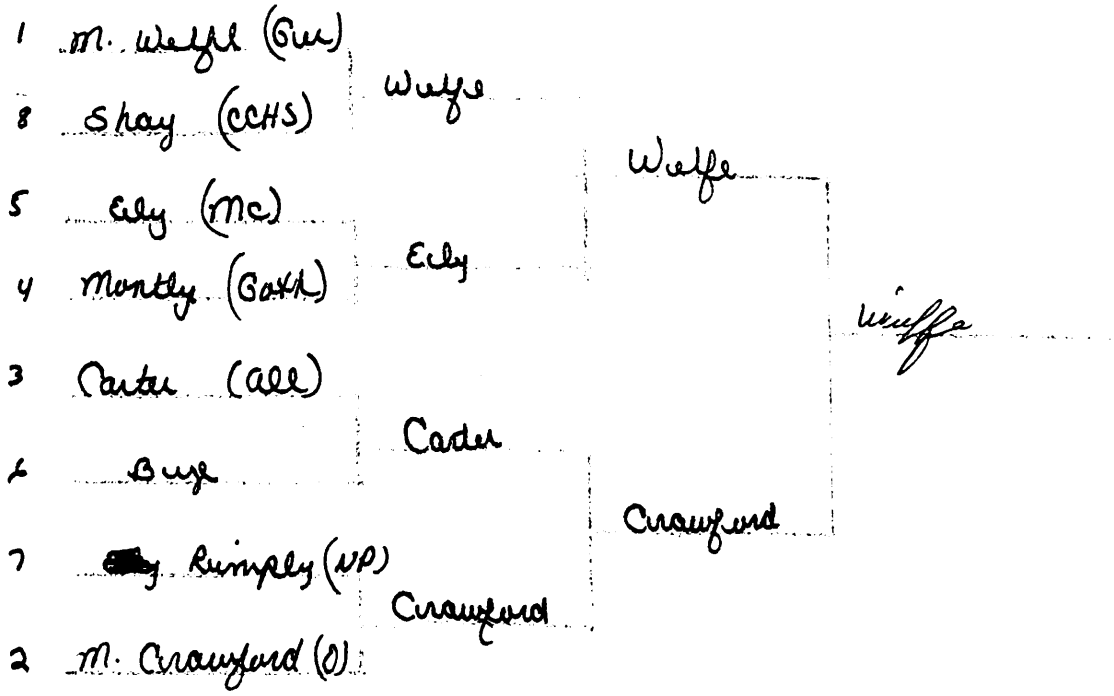

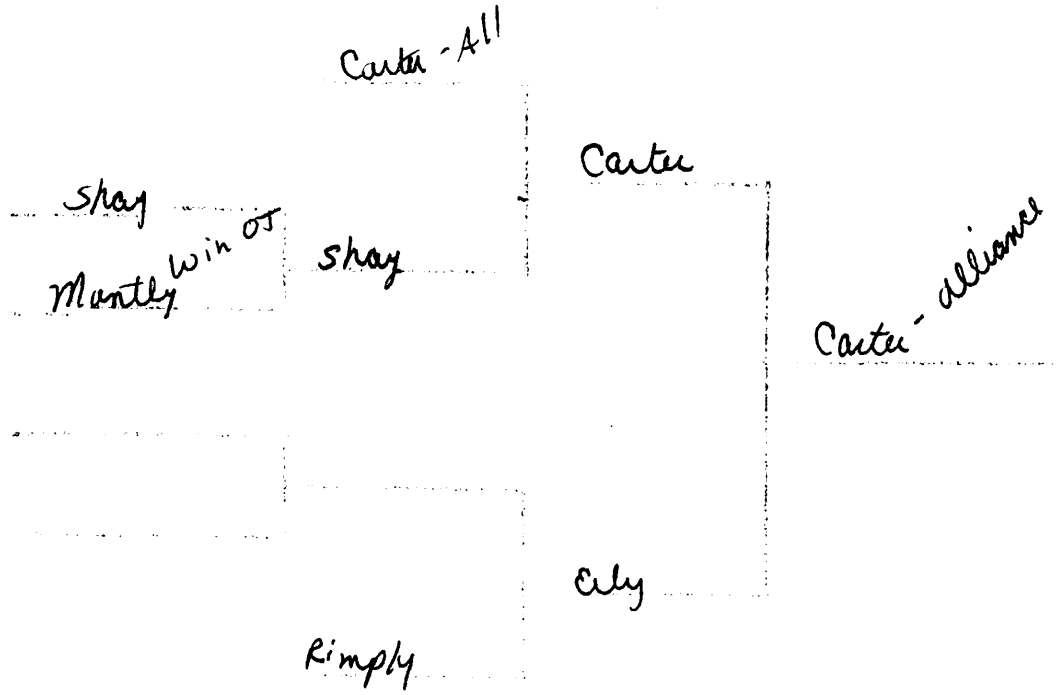

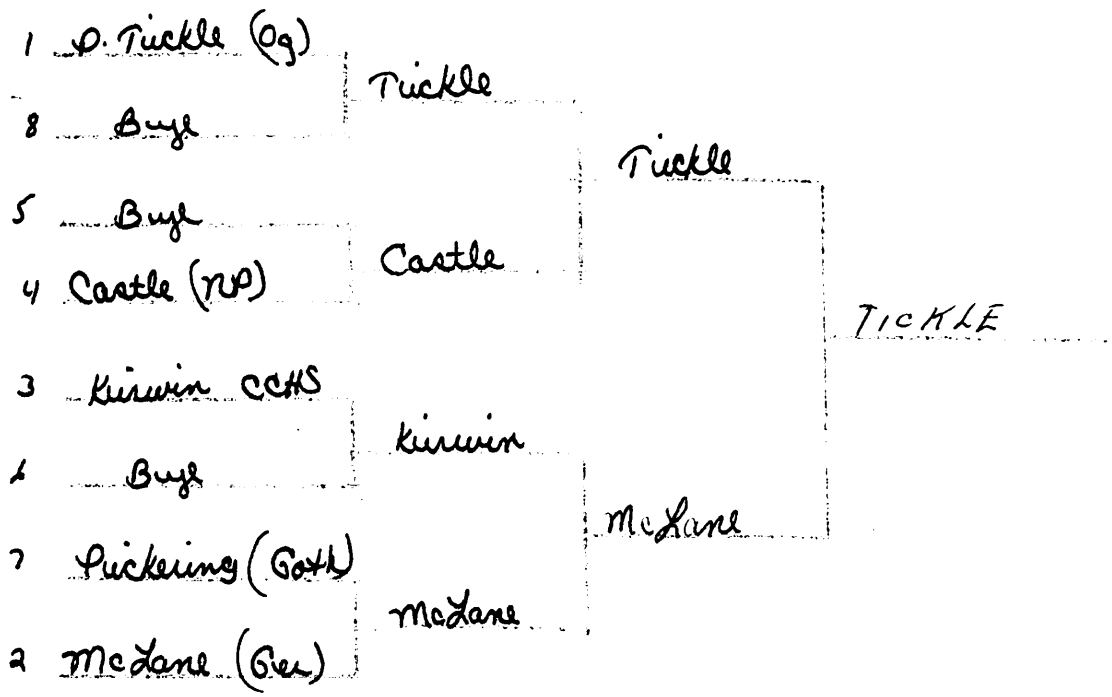
1 D. Tickle (Og)
8 Bugl
5 Bugl
4 Castle (NP)
3 Kinwin CCHS
1 Bugl
7 Pickering (GxH)
2 McLane (Gen)
Tickle
Castle
kinwin
McLane
Tickle
McLane
TICKLE

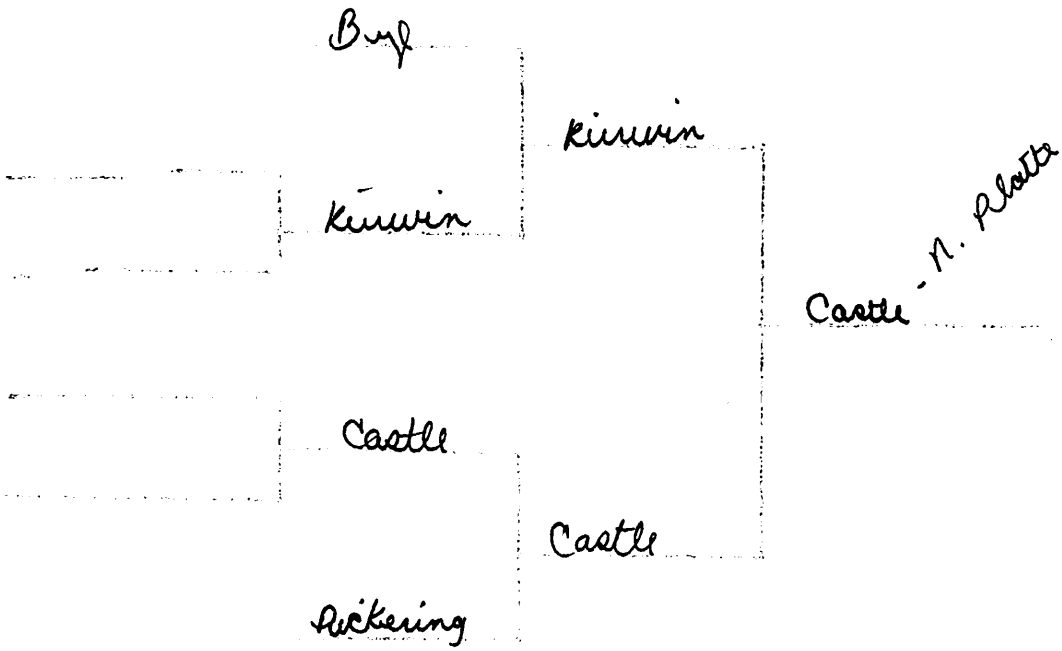
Bugl
Kinwin
Castle
Pickering
kinwin
Castle
Castle - N. Platte

Second round start at 12:30

Wt. 55 169

1 R. Tickle (Ogal)

8 Bye

Tickle

5 Schnell (All)

4 Hogsett CCHS pin

Hogsett

pin

Tickle

TICKLE

3 Tatum (NP)

1 Richter (K)

Tatum

Stevenson

7 Barkmeir (Goth)

2 Stevenson (Cen)

Stevenson

Schnell

Tatum

Tatum

Tatum - NP

Richter K

Barkmeir Goth pin

Barkmeir

pin

Hogsett

Hogsett

67
~~175~~

1 Wilson (All)
8 Huellinger (Ger)
5 Richter (K)
4 Brunkhorst (Goth)
3 Temple (Og)
6 Firemel (CCHS)
7 Byl
2 R. Clang NP

Wilson All
Richter K
Temple Og
Clang NP

Wilson All
Clang NP

WILSON ALL

Huellinger - Gering

Huellinger Ger
Brunkhorst Goth
Temple
Richter
Firemel

Huellinger
Richter

Huellinger - Gering

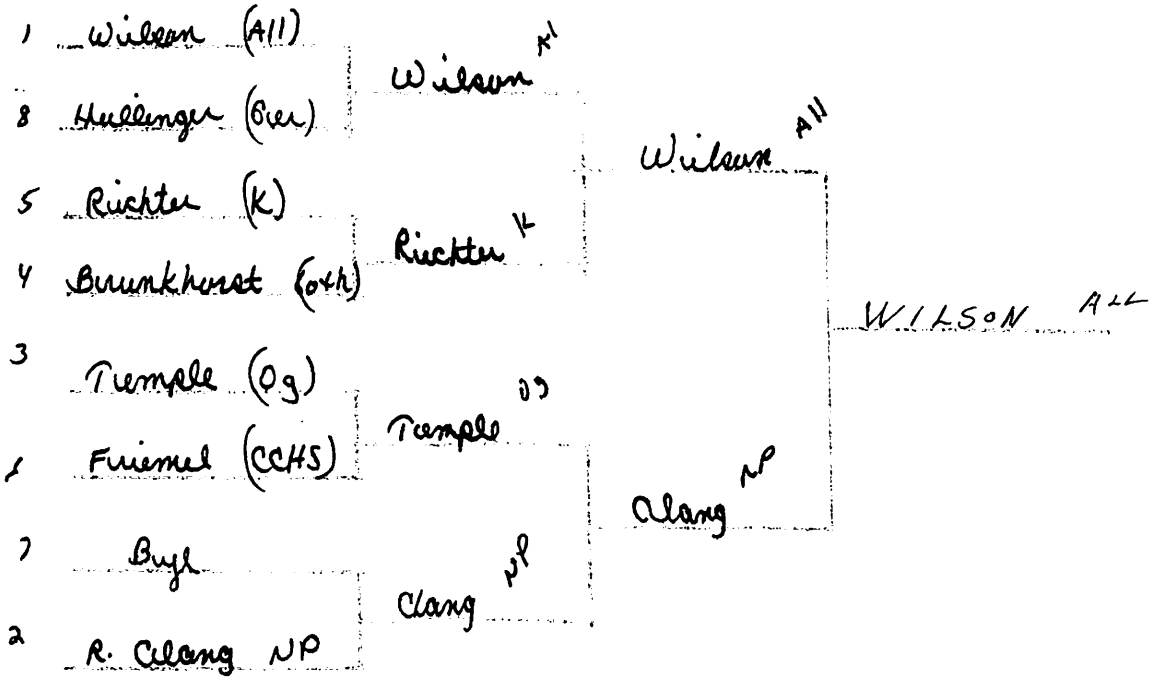

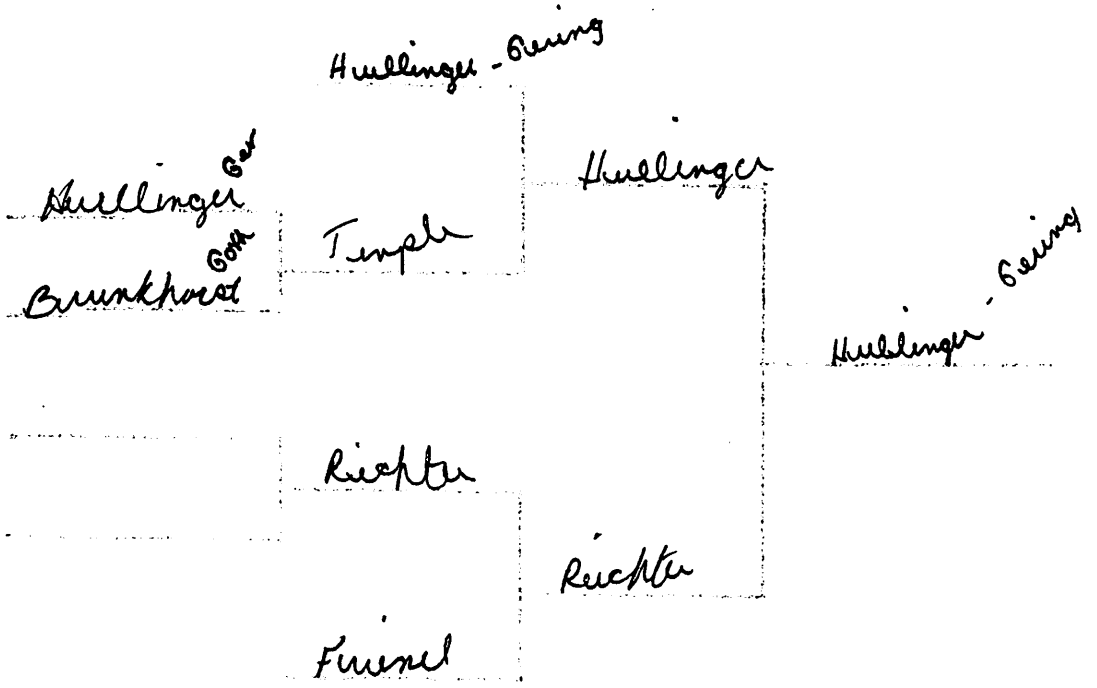


4-0 record
K. Harris CCHS
Harris
0-1 records
Timmerman (WP)
Harris Imp
5
Bugl
George Dg
4
T. George (Dg)
HARRIS I
3
Gable (Gen)
Gable
2
Koenig (K)
Barkmeier
7
Johnson (All)
Barkmeier
2
Barkmeier (Goth)


Timmerman
Gable
Gable
Gable - Koening
Koening
George
Johnson
Johnson
Johnson

HWT

1 Kieiser (Goth)
6 Buye
8 Hull (All)
4 Bergstrom (NP)
3 Ocksen (Og)
6 Buye
7 Buye
2 Fuentes (Gur)

Kieiser
Burgstrom
Ocksen
Fuentes

KEISER
FUENTES

FUENTES

Hull
~~Bergstrom~~
Buyl

Hull
Bergstrom

Hull

SCORES AFTER ROUND ONE

Ogallala - 10
Gering - 28
McCook - ~~12 1/2~~ 8 1/2
Alliance - 14
Imperial - 10
Gothenberg - 6
North Platte - 18
Kimball - 6

1:50 advanced
10 or More

ROUND TWO

| | |
|---|---|
| Ogalla - 55 | 82 |
| Gering - 154 1/2 | 206 1/2 |
| McCook - 20 1/2 | 42 1/2 |
| Alliance - 68 1/2 | 122 |
| Imperial - 25 | 42 |
| Gothenburg - 53 1/2 | 60 1/2 |
| North Platte - 60 | 104 1/2 |
| Kimball - 7 1/2 | 20 1/2 |

IMPERIAL LONGHORNS

INVITATIONAL WRESTLING TOURNAMENT

JANUARY 16, 1982

**"A" Teams:** Oshkosh, Republicar Valley, Hyannis, Caliche, Wray, Holyoke, McCook and Chase County.

**"B" Teams:** Maywood, Wheatland, Revere, Ogallala JV, Beaver City, Wray JV, McCook JV, Holyoke JV, Republican Valley JV, Oshkosh JV, and Chase County JV.

**Officials:** Miles County--Merino, Colorado, Rich Reinert--North Platte, Pete Burger--McCook.

**Times:**

| | | |
|---|---|---|
| Weight-ins | 6:00-7:00 | MST |
| Coaches meeting | 7:00-9:00 | MST "A" |
| Coaches meeting | 7:00-8:00 | MST "B" |
| Opening Round "B" | 8:30 MST | |
| Opening Round "A" | 9:45 MST | |

**Trophies and Medals:** One team trophy is given in each class. Four individual medals given for each weight in each class.

**Coaches Meetings:** "A" to begin at 7:00 MST. Wrestlers will be seeded based upon this years record; head to head competition and common opponent. Byes will be drawn in accordance with the rules.

**Entry Fees:**
$30.00--participation in "A" and "B"
$25.00--participation in "A" only
$20.00--participation in "B" only

**Concessions:** No team meals will be served; however, a concession stand will be available. Imperial has a good restaurant and two fast food places.

**Admission prices:**

| | |
|---|---|
| Adults | $5.00 all day before 1:00 |
| | $3.50 all day after 1:00 |
| Students | $3.00 all day before 1:00 |
| | $2.00 all day after 1:00 |

Team members, coaches, managers, and cheerleaders will be admitted free.

Please send a tentative roster of your wrestlers and their records by January 11, 1981.

**Tournament Director:** Mr. Fred Bessler

A - Finals
A - Semi - Finals
A - quarter Finals
A - consolations

# Chase County's Longhorn Invitational Wrestling Tournament

Imperial Nebraska
January 19, 1980

Weigh In 6:00 – 7:00 AM M.S.T.

Seeding Meetings: 7:00 – 800 "B" 7-9 "A"

"A" Teams: Room 11 CCHS
Seed in accordance with National Federation Guidelines.
Seed 4 wrestlers

"B" Teams: Room 12 CCHS
Seed 2 wrestlers and draw remaining positions

Wrestling Sessions

| | | |
|---|---|---|
| B Teams - | 1st round | 8:30 |
| A Teams | 1st round | 9:45 |
| A+B | 2nd round | 11:00 |
| A+B | Wrestle backs | 1:30 |
| A+B | Consolations | 3:30 |
| A+B | Finals | 5:00 |

Single elimination with cross bracket consolations

"A" Teams  Wray Colo, Og.Allala, Hyannis, Mullan, Rep Valley, Oshkosh, Imperial, Wheatland

"B" Teams  Wray JV, Ogallala JVs, Imperial JVs

Awards. Trophies for 1st place teams. Points scored on four places.

~~Medals Awarded to four places in "A" Three in "B".~~

Three individual medals given in each weigh class

Lockers: North Locker Room ~~(Boys)~~ Imperial, Rep Valley Wheatland, Ogallala, Oshkosh

South Locker Room— Wray, Hyannis, Mullan,

Entry fee: 25.00 Participation in "A" + "B"
20 Participate in "A" only
15 Participate in "B" only

Admission Adult $4.00 All day before 1:00
2.50 All day After 1:00

Student 2.50 All day before 1:00
1.75 All day After 1:00

Team members, coaches, managers and cheerleaders in uniform will be admitted free.

Please send a tentative roster of your wrestlers and their records thru Jan 5th by January 14th.

Tournament Director

Fred Bessler
CCHS
Imperial Ne

## 98 lbs. A

Donnalson-Wray

Bye 1

Donnalson-Wray

Bye

O'Neel-Holy. 2

49 O'Neel-Holy

Donnalson 10 Wray

Ruggles-Rep. V.

Spilnick-McC. 3

Ruggles-Rep V.

Bye

Kokes-Cal. 4

50 Kokes-Cal

Kokes Cal

111 Kokes

Champion

Consolations

Ruggles Rep V 73

Bye

Bye

Oneal 74

Ruggles Rep V 97

Oneal Holy

3 3rd Place + Bye Point

1st Ruggles Rep V.

## 105 lbs. A

Stroh-Holy

Rogers-Osh. 5

51 Randall-McC.

Stroh Holy

Bye

Randall-McC. 6

Wood-Rep. V.

Peaker-Wray 7

52 Parker-Imp.

Wood Rep V

112 Wood

Champion

Bye

Parker-Imp. 8

Consolations

Rogers-Osh

Parker-Imp 75

Rogers Osh 4+2+1 98

Peaker-Wray

Randall McC 76 4+1

Randal McC

3rd Place

4th Rogers Osh

112 lbs. A

Dreitz-Cal.
Smith-Wray 9
Bye
Higgs-Holy. 10
Valentine-Imp.
Ortiz-McC. 11
Bye
Bayliss-Rep. V. 12

Smith-Wray
53
Higgs-Holy
Ortiz-McC.
54
Bayliss-Rep. V.

Smith
Wray
141
Bayliss
Rep. V.

Smith
4 Champion

Consolations

Dreitz
~~Ortiz~~-Cal
Ortiz ~~Bye~~ 77
~~Higgs~~ Bye
Higgs 78
~~Dreitz~~ Holy

Dreitz
~~Ortiz~~
2-1-4 Cal
McC 99
Higgs
Holy
x Bye

Dreitz
3 3rd Place Cal

4th Higgs

---

119 lbs. A

Wright-Wray
Bye 13
Bye
Pyle-Cal. 14
Robertson-Imp.
Roberts-Rep. V. 15
Bye
Gesselman-McC. 16

Wright-Wray
55
Pyle-Cal.
Roberts-Rep. V.
56
Gesselman-McC

Wright
Wray
112
Gesselman
McC

Wright
4 Champion

126
+8
144

Consolations

Bye
Roberts 79
Rep. V.
Bye
Pyle 80
Cal

Roberts
4 Rep. V
100
Pyle
4 Cal

Plus Bye
Roberts
3 3rd Place Rep. V.
Plus Bye

4th Pyle cal

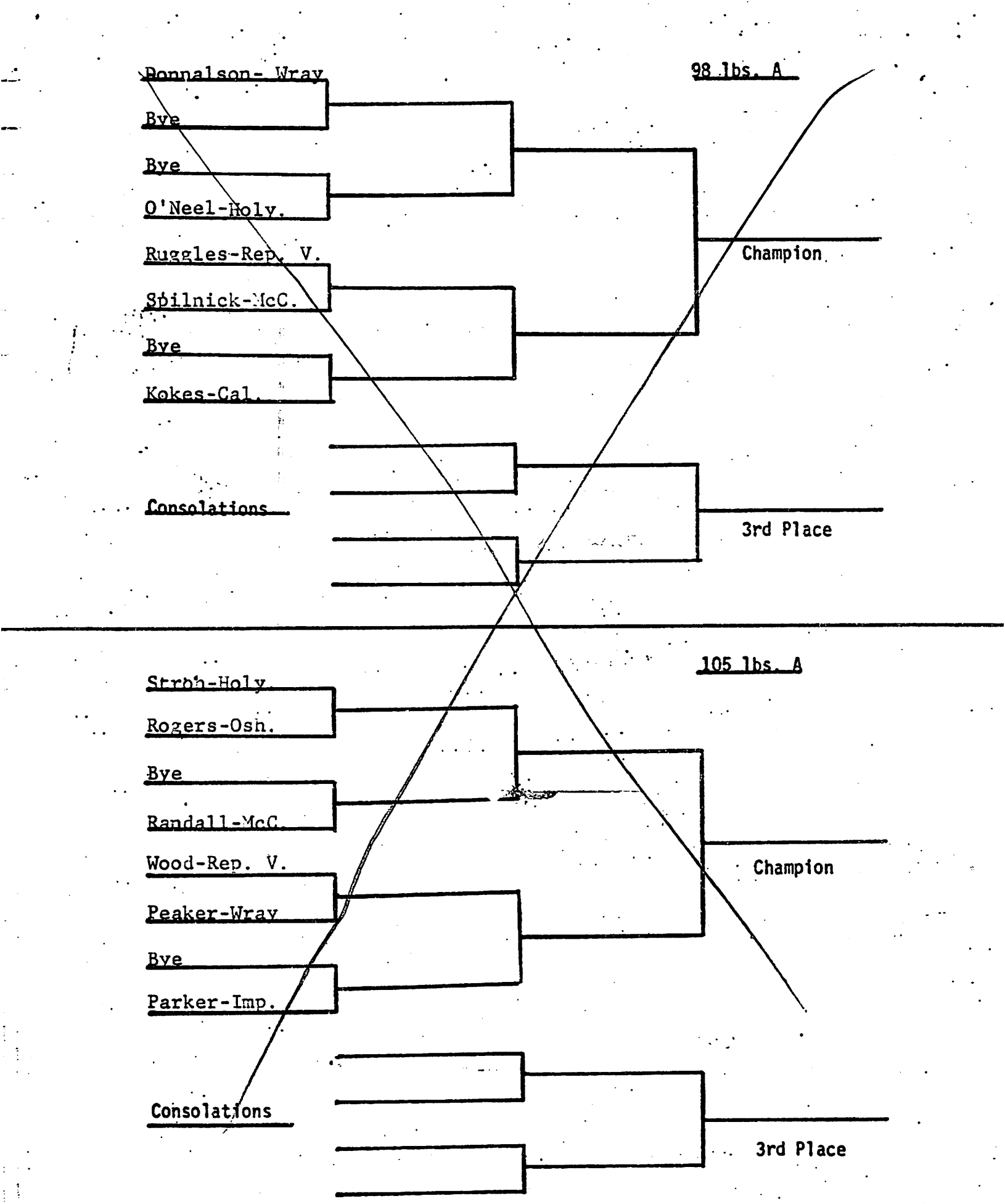
98 lbs. A
Donnalson- Wray
Bye
Bye
O'Neel-Holy.
Ruggles-Rep. V.
Spilnick-McC.
Bye
Kokes-Cal.
Champion
Consolations
3rd Place
105 lbs. A
Strbh-Holy.
Rogers-Osh.
Bye
Randall-McC.
Wood-Rep. V.
Peaker-Wray
Bye
Parker-Imp.
Champion
Consolations
3rd Place

126 lbs. A

Barker-Wray
Harris-McC. 17
Barker-Wray
57
Harshman-Osh.
Hamilton-Cal. 18
Hamilton-Cal
Barker
Wray
113
Barker
4 Champion
+2 dq fault
Kruger-Rep. V.
Bye 19
Kruger-Rep. V.
Daise-Holy
Weatherly-Imp. 20
58
Weatherly-Imp
Weatherly
Imp

Consolations

Harris McC
Kruger 81
Kruger
Rep. V.
Kruger
4 1/2 Rep. V
101
Kruger
3 3rd Place
Rep. V.
Hamilton
Cal 82
Daise
Holy
Hamilton
Cal
4-1
Hamilton
Cal
4th

---

132 lbs. A

Carson-Wray
Bye 21
Carson-Wray
59
McBride-Rep. V.
Kugler-Osh. 22
McBride
Rep. V
Carson
Wray
114
Carson
4 Champion
1/2 major decision
Kippes-Cal.
Houghtelling-Holly. 23
Kippes
Cal
Kippes
Cal
60
Bye
Fearing-McC. 24
Fearing-McC.

Consolations

Bye
Fearing 83
McC
Houghtelling
Holly
McBride 84
Rep V
Fearing
4
McC
102
McBride
4-1
Rep. V
+ Bye
Fearing
McC
3 3rd Place

4th Rep. V.
McBride

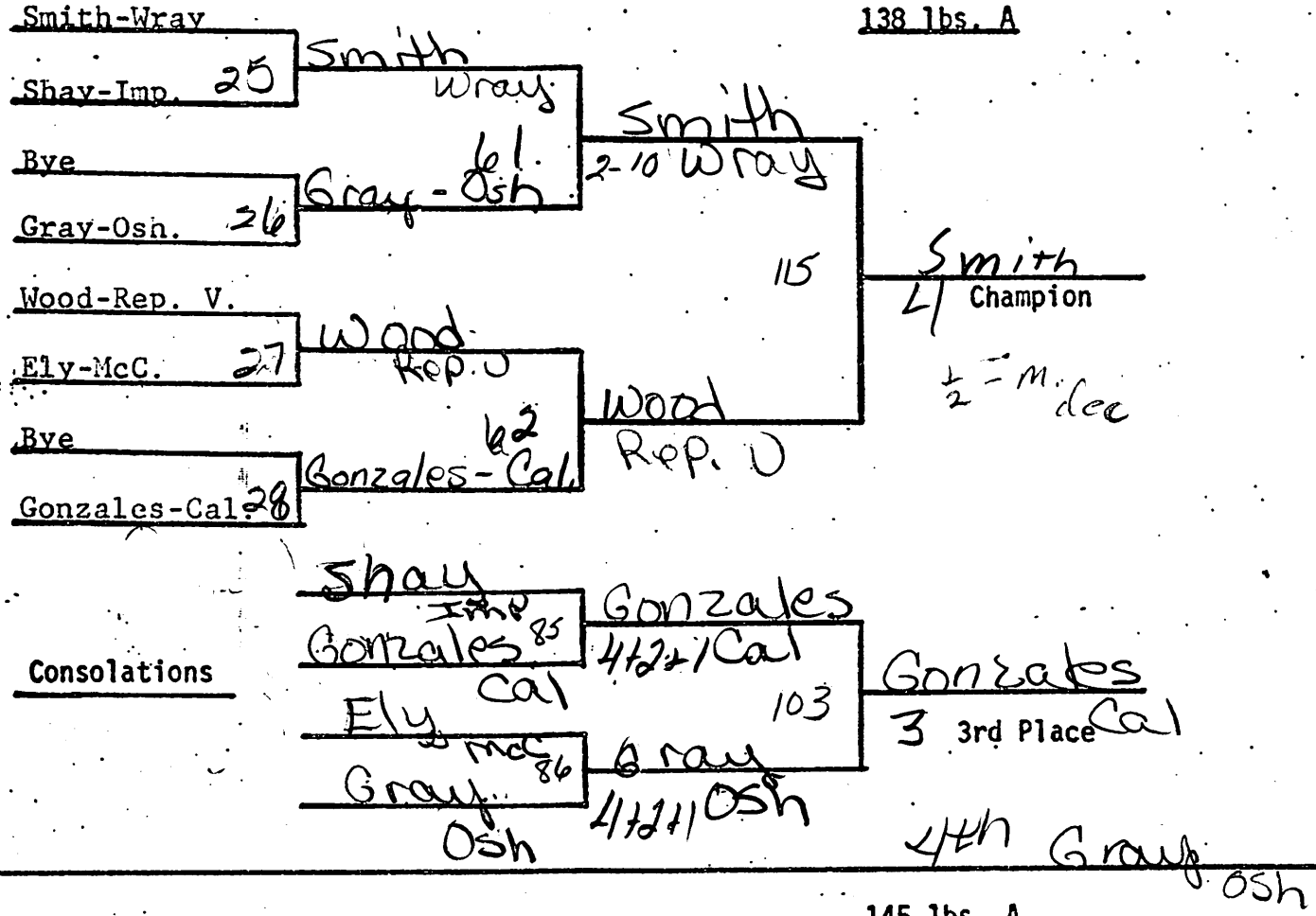
138 lbs. A
Smith-Wray
Shay-Imp. 25
Smith
Wray
Bye
Gray-Osh. 26
61
Gray-Osh
Smith
2-10 Wray
115
Smith
Champion
Wood-Rep. V.
Ely-McC. 27
Wood
Rep. V
Bye
Gonzales-Cal. 28
62
Gonzales-Cal
Wood
Rep. V
½ = M. dec
Consolations
Shay
Imp
Gonzales 85
Cal
Gonzales
4 to 2 Cal
103
Gonzales
3 3rd Place
Cal
Ely
McC 86
Gray
Osh
Gray
4 to 2 to 1 Osh
4th Gray
Osh

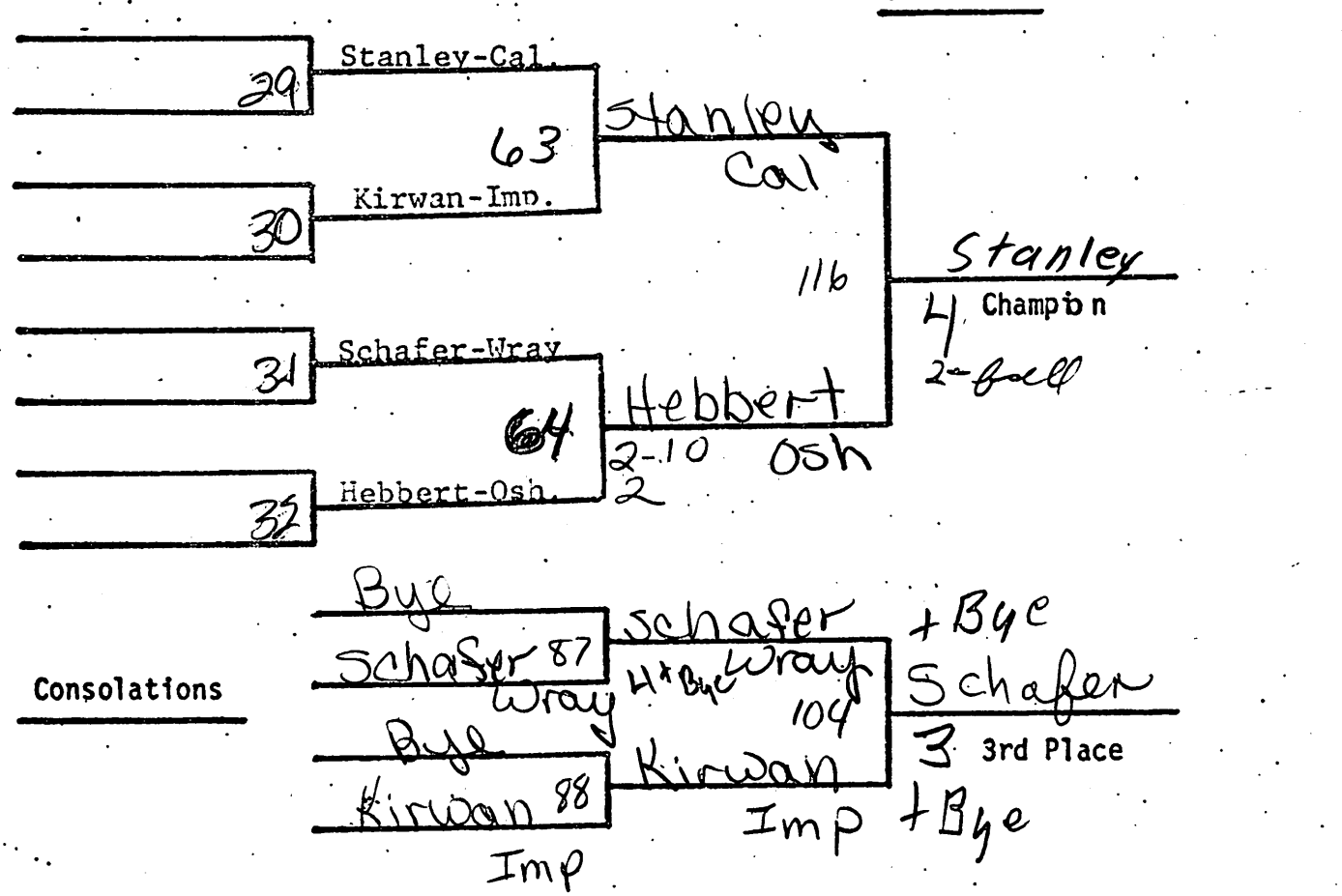
145 lbs. A
29
Stanley-Cal.
63
Stanley
Cal
30
Kirwan-Imp.
116
Stanley
Champion
2-fall
31
Schafer-Wray
64
Hebbert
2-10 Osh
2
32
Hebbert-Osh.
Bye
Schafer 87
Wray
Schafer
4 + Bye
Wray
104
Schafer
3 3rd Place
Consolations
Bye
Kirwan 88
Imp
Kirwan
Imp + Bye

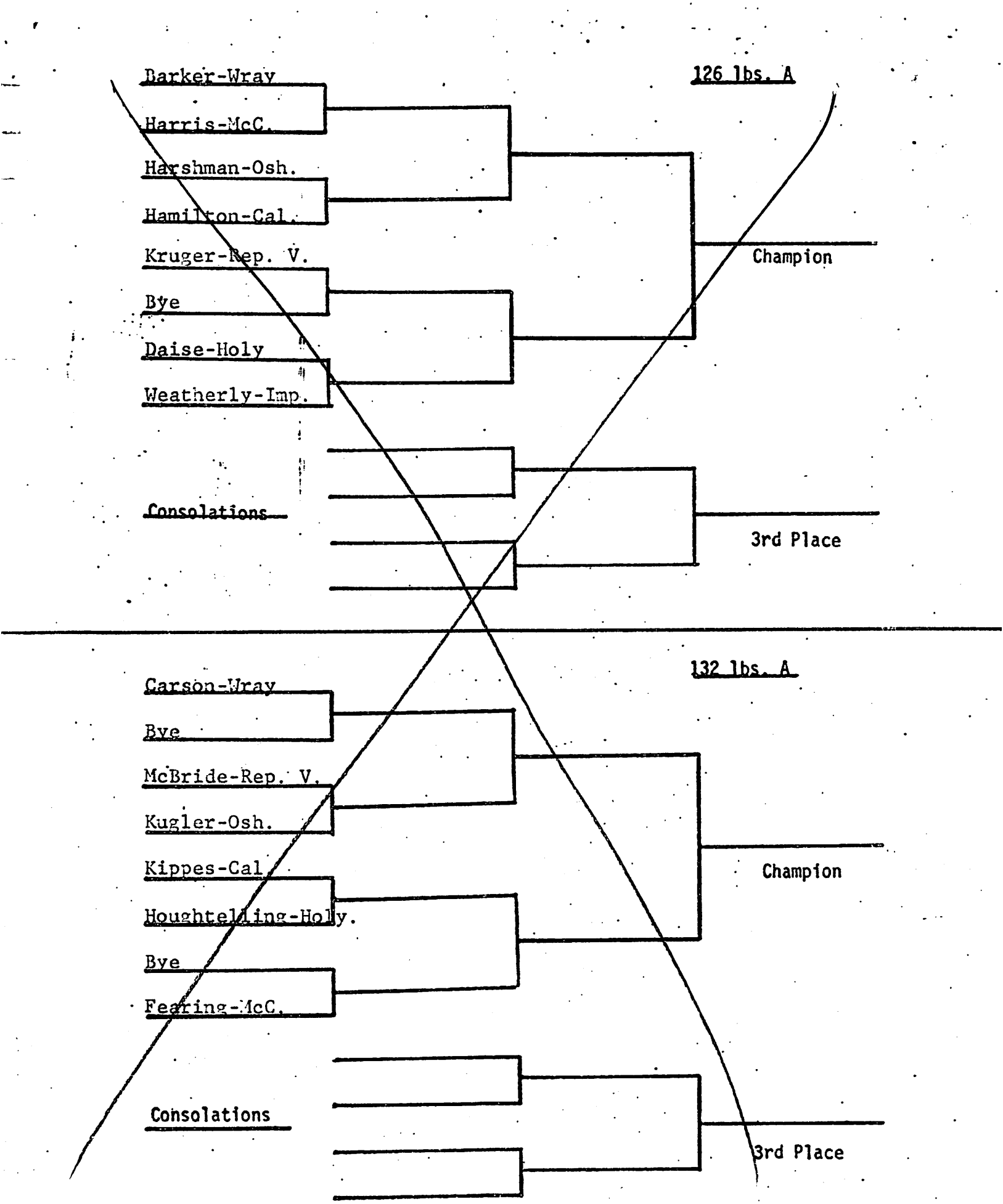
126 lbs. A
Barker-Wray
Harris-McC.
Harshman-Osh.
Hamilton-Cal.
Kruger-Rep. V.
Bye
Daise-Holy
Weatherly-Imp.
Champion
Consolations
3rd Place
132 lbs. A
Carson-Wray
Bye
McBride-Rep. V.
Kugler-Osh.
Kippes-Cal
Houghtelling-Holy.
Bye
Fearing-McC.
Champion
Consolations
3rd Place

155 lbs. A




167 lbs. A

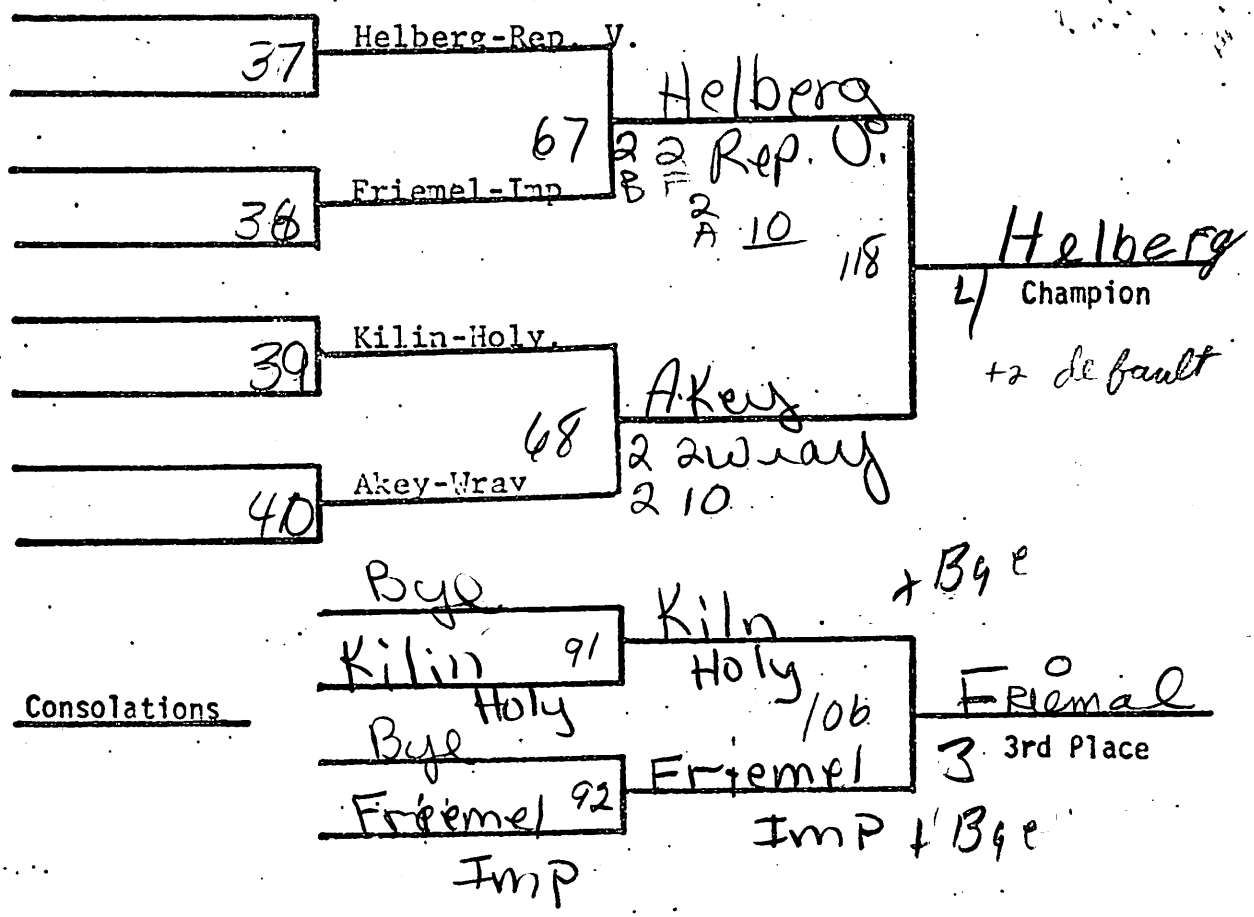

185 lbs. A

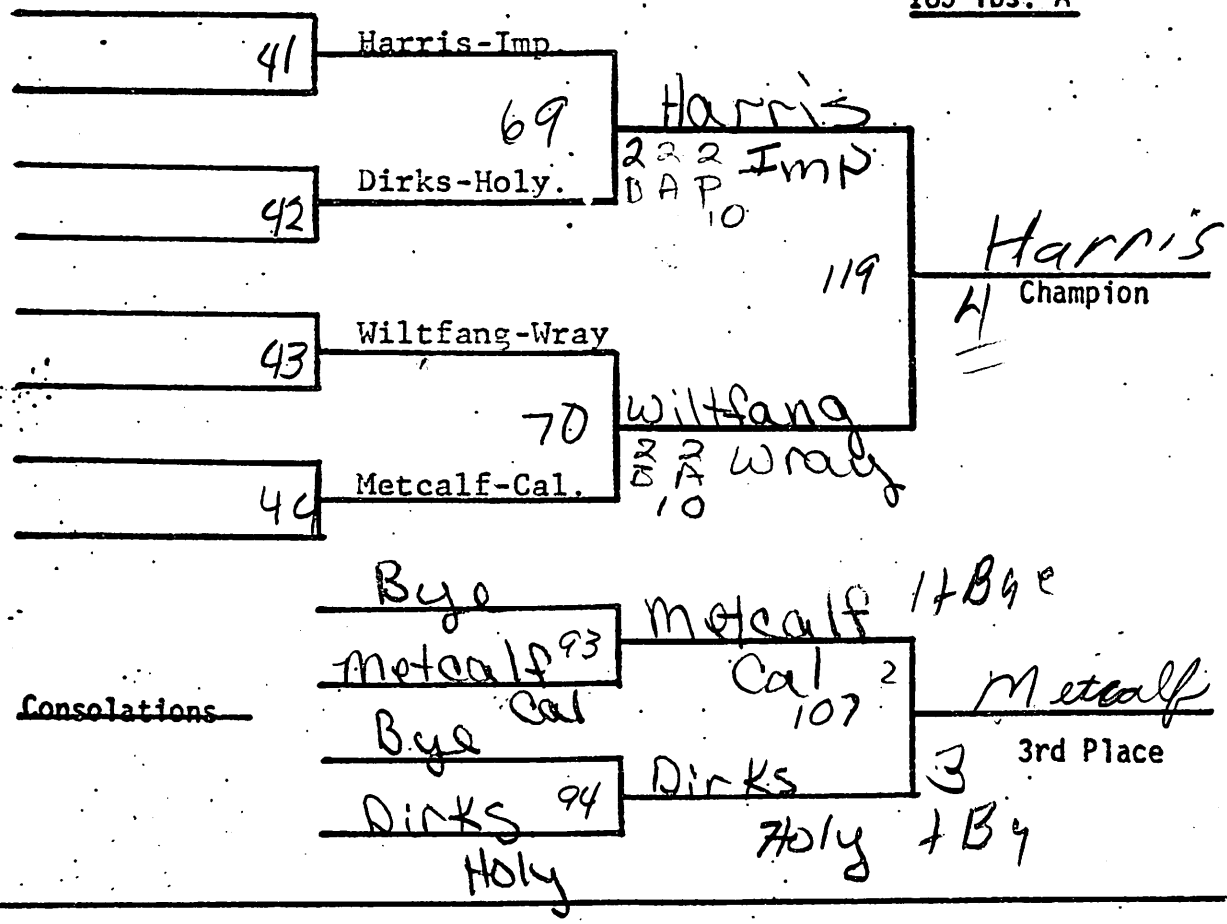


HWT A

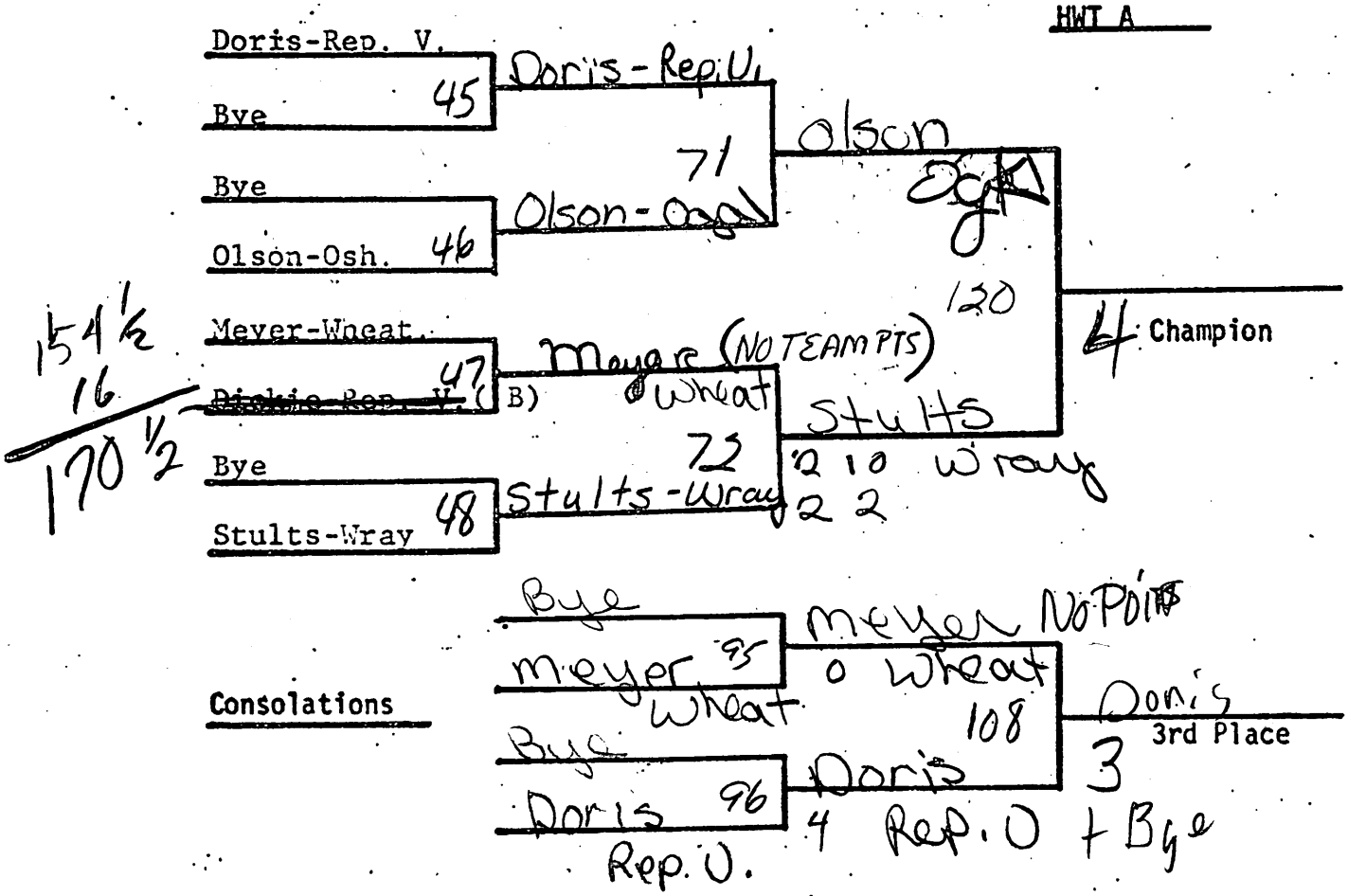

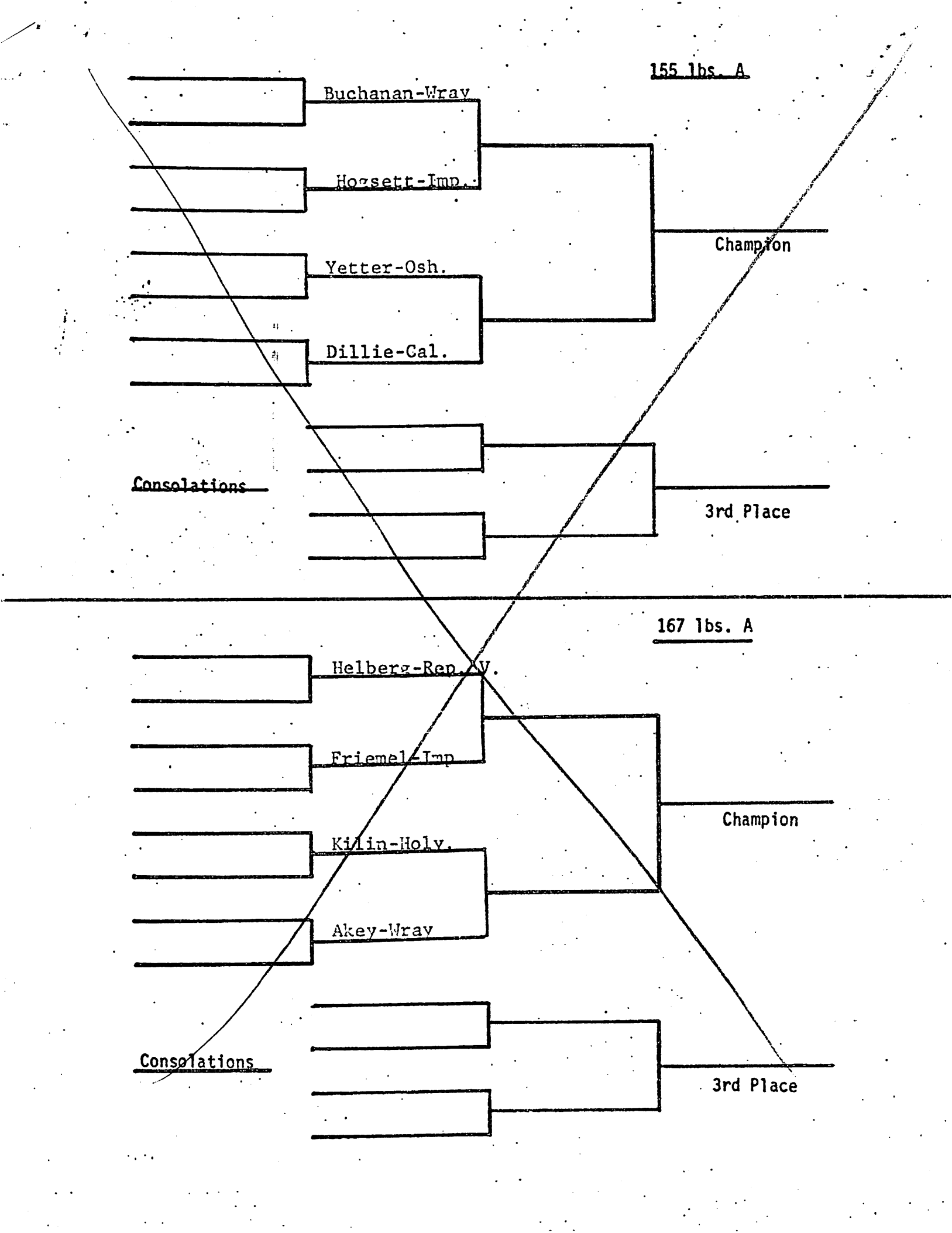
155 lbs. A
Buchanan-Wray
Hoosett-Imp.
Champion
Yetter-Osh.
Dillie-Cal.
Consolations
3rd Place
167 lbs. A
Helberg-Rep. V.
Friemel-Imp
Champion
Kilin-Holy.
Akey-Wray
Consolations
3rd Place

# IMPERIAL INVITATIONAL--1982--Results

## CLASS A

Team Scores

Wray - 189½
Rep. Valley - 119½
Caliche - 113
Imperial - 58½
Holyoke - 42
McCook - 38
Oshkosh - 32
Ogallala - 18½

## CLASS A FINISHERS

98 lbs.

1 Kolles - Caliche
2 Donnalson - Wray
3 Oneal - Holyoke
4 Ruggles - Rep. Valley

105 lbs.

1 Wood - Rep. Valley
2 Stroh - Holyoke
3 Randol - McCook
4 Rogers - Oshkosh

112 lbs.

1 Smith - Wray
2 Bayliss - Rep. Valley
3 Dreitz - Caliche
4 Higgs - Holyoke

119 lbs.

1 Wright - Wray
2 Gesselman - McCook
3 Roberts - Rep. Valley
4 Pyle - Caliche

126 lbs.

1 Barller - Wray
2 Weatherly - Imperial
3 Krueger - Rep. Valley
4 Hamilton - Caliche

132 lbs.

1 Carson - Wray
2 Kipps - Caliche
3 Fearing - McCook
4 McBride - Rep. Valley

138 lbs.

1 Smith - Wray
2 Wood - Rep. Valley
3 Gonzales - Caliche
4 Gray - Oshkosh

145 lbs.

1 Stanley - Caliche
2 Hebbert - Oshkosh
3 Schafer - Wray
4 Kirwan - Imperial

155 lbs.

1 Dillie - Caliche
2 Buchanan - Wray
3 Hogsett - Imperial
4 Yetter - Oshkosh

167 lbs.

1 Helberg - Rep. Valley
2 Akey - Wray
3 Friemel - Imperial
4 Kilm - Holyoke

185 lbs.

1 Harris - Imperial
2 Wiltfany - Wray
3 Metcalf - Caliche
4 Dirks - Holyoke

HWT

1 Olson - Ogallala
2 Stults - Wray
3 Doris - Rep. Valley
4 Meyer - Wheatland

CLASS B

Team Scores

Wray J.V. - 155
Ogallala J.V. - 130
Beaver City - 108½
McCook J.V. - 54½
Revere - 51½
Maywood - 44
Wheatland - 41
Oshkosh J.V. - 25
Re. Valley J.V. - 24½
Imperial J.V. - 5½
Holyoke J.V. - 0

CLASS B. FINISHERS

98 lbs.

1 Harphom - McCook
2 Jesseph - Beaver City
3 Brunswig - Wray
4 Watson - Ogallala

105 lbs.

1 Ripp - Wray
2 McConnell - McCook
3 Kilgore - Ogallala
4 Fisher - Beaver City

112 lbs.

1 Curtis - Wheatland
2 Rowland - Rep. Valley
3 Ortiz - McCook
4 Siffering - Ogallala

119 lbs.

1 Smith - Wray
2 Mann - Ogallala
3 Luckie - McCook
4 Miller - Maywood

126 lbs.

1 Marston - Wray
2 Linner - Beaver City
3 Gilbert - Maywood
4 Leidiny - Revere

132 lbs.

1 Ballentine - Ogallala
2 Rodenbough - Beaver City
3 Ritchey - Wray
4 Harger - Wheatland

138 lbs.

1 Wisdon - Wray
2 Mues - Oshkosh
3 Moreno - Ogallala
4 Olson - Revere

145 lbs.

1 Merritt - Wray
2 Collins - Revere
3 Ruhlman - Ogallala
4 Saunders - Oshkosh

167 lbs.

1 Becker - Beaver City
2 Boyd - McCook
3 Brobst - Wray
4 Kissack - Ogallala

185 lbs.

1 White - Maywood
2 Schulz - Ogallala
3 Strayer - Beaver City
4 Richards - Oshkosh

HWT

1 Meyer - Wheatland
2 Dickie - Rep. Valley

# Results
## Imperial Invitational 1982

### Class B -

Team Scores:

| | |
|---|---|
| Wray J.V | 155 |
| Ogallala J.V | 130 |
| Beaver City | 108 1/2 |
| Mc Cook J.V | 54 1/2 |
| Revere | 51 1/2 |
| May Wood | 44 |
| Wheatland | 41 |
| Oshkosh J.V. | 25 |
| Rep Valley J.V | 24 1/2 |
| Imperial J.V | 5 1/2 |
| Holyoke J.V. | 0 |

### Class A

Team Scores

| | |
|---|---|
| Wray - | 189 1/2 |
| Rep Valley - | 119 1/2 |
| Caliche - | 113 |
| Imperial - | 58 1/2 |
| Holyoke - | 42 |
| McCook - | 38 |
| Oshkosh - | 32 |
| Ogollala - | 18 1/2 |

### Class B Finishers

98 LB

1 Harpham - McCook
2 Jesseph - Beaver City
3 Brunswig - Wray
4 Watson - Ogallala

105

1 Ripp - Wray
2 McConnell - McCook
3 Kilgore - Ogal
4 Fisher - Beaver City

### Class A Finishers

98 lb

1 Kolles - Caliche
2 Donnalson - Wray
3 Oncal - Holyoke
4 Ruggles - Rep. Valle

105

1 Wood - Rep. V.
2 Stroh - Holyoke
3 Randol - McCook
4 Rogers - Oshkosh

## B-

### 112 lb

1 - Curtis - Wheatland
2 Rowland - Rep. Valley
3 Ortiz - McCook
4 Sifferiny - Ogallala

### 119

1 Smith - Wray
2 Mann - Ogallala
3 Luckie - McCook
4 Miller - May Wood

### 126

1 Marston - Wray
2 Linner - Beaver City
3 Gilbert - May Wood
4 Leiding - Revere

### 132

1 Ballentine - Ogal
2 Rodenbaugh - Beaver City
3 Ritchey - - Wray
4 Harger - - Wheatland

### 138

1 Wisdom - Wray
2 Mues - Oshkosh
3 Moreno - Ogal
4 Olson - Revere

## A

### 112 lb

1 Smith - Wray
2 Bayliss - Rep. Valley
3 Dreitz - Caliche
4 Higgs - Holy Oke

### 119

1 Wright - Wray
2 Gesselman - McCook
3 Roberts - Rep. Valley
4 Pyle - Caliche

### 126

1 Barker - Wray
2 Weatherly - Imperial
3 Krueger - Rep. Valley
4 Hamilton - Caliche

### 132

1 Carson - Wray
2 Kipper - Caliche
3 Fearing - McCook
4 McBride - Rep. Valley

### 138

1 Smith - Wray
2 Wood - Rep. Valley
3 Gonzales - Caliche
4 Gray - Oshkosh

## B

### 145

| | | | |
|---|---|---|---|
| 1 | Merritt | - | Wray |
| 2 | Collins | - | Revere |
| 3 | Ruhlman | - | Ogallala |
| 4 | Saunders | - | Oshkosh |

### 155

| | | | |
|---|---|---|---|
| 1 | Price | - | Revere |
| 2 | Babish | - | Ogallala |
| 3 | Hardin | - | Beaver City |
| 4 | Heasen | - | Imperial |

### 167

| | | | |
|---|---|---|---|
| 1 | Beaker | - | Beaver City |
| 2 | Boyd | - | McCook |
| 3 | Brobst | - | Wray |
| 4 | Kissack | - | Ogal |

### 185

| | | | |
|---|---|---|---|
| 1 | White | - | Maywood |
| 2 | Schulz | - | Ogallala |
| 3 | Strayer | - | Beaver City |
| 4 | Richards | - | Oshkosh |

### HWT

| | | | |
|---|---|---|---|
| 1 | Meyer | - | Wheatland |
| 2 | Dickie | - | Rep. Valley |
| 3 | | | |
| 4 | | | |

## A

### 145

| | | | |
|---|---|---|---|
| 1 | Stanley | - | Caliche |
| 2 | Hebbert | - | Oshkosh |
| 3 | Schafer | - | Wray |
| 4 | Kirwan | - | Imperial |

### 155

| | | | |
|---|---|---|---|
| 1 | Dillie | - | Caliche |
| 2 | Buchanan | - | Wray |
| 3 | Hogsett | - | Imperial |
| 4 | Yetter | - | Oshkosh |

### 167

| | | | |
|---|---|---|---|
| 1 | Helberg | - | Rep. Valley |
| 2 | Alley | - | Wray |
| 3 | Friemel | - | Imperial |
| 4 | Kilmer | - | Holy Cross |

### 185

| | | | |
|---|---|---|---|
| 1 | Harris | - | Imperial |
| 2 | Wiltfang | - | Wray |
| 3 | Metcalf | - | Caliche |
| 4 | Dirks | - | Holy Cross |

### HWT

| | | | |
|---|---|---|---|
| 1 | Olson | - | Ogallala |
| 2 | Stults | - | Wray |
| 3 | Doris | - | Rep. Valley |
| 4 | Meyer | - | Wheatland |

CCHS Varsity
1981-82

# THE ZIMMERMAN WRESTLING SCORE BOOK

by

**James L. Zimmerman**
Oakland, Md. 21550

Copyright
1950
by
James L. Zimmerman

# Wrestling Imperial Bo vs Bridgeport

| NAMES OF CONTESTANTS | FIRST PERIOD SCORING | Points | SECOND PERIOD SCORING | Points | THIRD PERIOD SCORING | Points | SUMMARY Points | Time Adv. | Total | Team Score Home | Opp. |
|---|---|---|---|---|---|---|---|---|---|---|---|
| POUNDS D Parker | T-2 Pin in 19sec | | | | | | | | | 6 | |
| M. Hanson | | | | | | | | | | | 0 |
| POUNDS S. Valentine | T-2, N-2, | 4 | | 0 | | 0 | 4 | | | 6 | |
| J. Jay | R-2 N-2 | 4 | N-2 | 2 | R-2 T-1 | 3 | 9 | | | | 3 |
| POUNDS D Valentine | T-2 N-3 | 5 | ↑ N-3 | 3 | R-2 N-3 | 5 | 13 | | | 9 | |
| J. Ostolick | | 0 | | 0 | ↑ | | 0 | | | | 3 |
| POUNDS R. Robertson | | | | | | | | | | 15 | |
| Forfeit | | | | | | | | | | | 3 |
| POUNDS M. Weatherly | T-2 N-2 Pin in 1:58 | | | | | | | | | 21 | |
| J. Swires | | | | | | | | | | | 3 |
| POUNDS G. Howard | | | | | | | | | | 21 | |
| A. Treantes | T-2 Pin in 13secs | | | | | | | | | | 9 |

Current Score

Home 1 2 3 4 5 6 7 8 9 10 11 12 13 14 15 16 17 18 19 20 21 22 23 24 25

Opp 1 2 3 4 5 6 7 8 9 10 11 12 13 14 15 16 17 18 19 20 21 22 23 24 25

**SCORING:** Takedown—T, Reversal—R, Escape—E, Fall—F, Fall Pred.—1.p.

**SYMBOLS:** Penalty—P, Near Fall—N, Choice—C, Top Position—X

held at Emperial . Dec 3 , 19 81 .

| NAMES OF CONTESTANTS | | FIRST PERIOD SCORING | Points | SECOND PERIOD SCORING | Points | THIRD PERIOD SCORING | Points | SUMMARY Points | Time Adv. | Total | Team Score Home | Opp. |
|---|---|---|---|---|---|---|---|---|---|---|---|---|
| POUNDS | J. Shay | T-2 ↑ | 2 | R-2, ↑ N-2 Pin in 3:36 | 4 | | 6 | | | | 27 | |
| | R. Conrad | | 0 | | 0 | | 0 | | | | | 9 |
| POUNDS | K. Kirwin | | 0 | | 0 | ↑ | 0 | 0 | | | 27 | |
| | K. Hass | T-2 ↑ N-2, | 4 | ↑ N-3 , N-2 | 5 | R-2, N2 | 4<br>2 | 13<br># | | | | 14 |
| POUNDS | R. Fruemel | E-1 R-2 | 3 | ↑ R-2 ↑ | 2 | R-2 Pin in 4:25 | 5 | | | | 35 | |
| | J. Wuggens | T-2 T-2 | 4 | E-1 WS T2 | 3 | ↑ | 7 | | | | | 14 |
| POUNDS | D Hagsett | T-2 N-2 Pin in 56 sec. | | | | | | | | | 41 | |
| | ? | | | | | | | | | | | 14 |
| POUNDS | Open | | | | | | | | | | | |
| | T. Panas | | | | | | | | | | | |
| POUNDS | K. Harris | | | | | | | | | | | |
| | Open | | | | | | | | | | | |

26 27 28 29 30 31 32 33 34 35 36 37 38 39 40 41 42 43 44 45

26 27 28 29 30 31 32 33 34 35 36 37 38 39 40 41 42 43 44 45

TOTAL TEAM SCORE — Home: 45 — Opp.: 20

REFEREE

TIMER

SCORER

Time Adv. HOME

Timers OPP.

# Wrestling Imperial vs ~~Bridgeport~~ Oshkosh

| POUNDS | NAMES OF CONTESTANTS | FIRST PERIOD SCORING | FIRST PERIOD POINTS | SECOND PERIOD SCORING | SECOND PERIOD POINTS | THIRD PERIOD SCORING | THIRD PERIOD POINTS | SUMMARY POINTS | SUMMARY TIME ADV. | SUMMARY TOTAL | TEAM SCORE HOME | TEAM SCORE OPP. |
|---|---|---|---|---|---|---|---|---|---|---|---|---|
| | D. Parker | | | | | | | | | | 6 | |
| | open | | | | | | | | | | | 0 |
| | S. Valentine | ~~F~~ | 0 | ↑ E-1 E-1 R-2 N-3 | 7 | R-2 N-2 | 4 | 11 | | | 6 | |
| | T. Rogers | T-2 ↑ N-3 P-1 | 6 5 | R-2 ↑ T-2 T-2 | 6 | ↑ R-2 Pin in 5:58 | 2 | 14 | | | | 6 |
| | D. Valentine | | | | | | | | | | 12 | |
| | open | | | | | | | | | | | 6 |
| | R. Robertson | T-2 N-3 N3 | 8 | ↑ N-3 | 3 | R-2 Pin in 5:08 | 2 | 13 | | | 18 | |
| | R. Chadwick | | 0 | | 0 | ↑ | 0 | 0 | | | | 6 |
| | M. Weatherly | T-2 | 2 | R-2 T-2 N-3 | 7 | ↑ | 0 | 9 | | | 18 | |
| | M. Matheny | | 0 | ↑ E-1 R-2 | 3 | R-2 Pin in 5:15 | 2 | 5 | | | | 12 |
| | ~~G. Harwood~~ forfeit | | | | | | | | | | 18 | |
| | T. Kugler | | | | | | | | | | | 18 |

| | | 1 | 2 | 3 | 4 | 5 | 6 | 7 | 8 | 9 | 10 | 11 | 12 | 13 | 14 | 15 | 16 | 17 | 18 | 19 | 20 | 21 | 22 | 23 | 24 | 25 |
|---|---|---|---|---|---|---|---|---|---|---|---|---|---|---|---|---|---|---|---|---|---|---|---|---|---|---|
| Current Score | Home | | | | | | | | | | | | | | | | | | | | | | | | | |
| | Opp | | | | | | | | | | | | | | | | | | | | | | | | | |

**SCORING:** Takedown—T, Reversal—R, Escape—E, Fall—F, Fall Pred.—1.p.

**SYMBOLS:** Penalty—P, Near Fall—N, Choice—C, Top Position—X

held at Imperial . December 3 , 19 81 .

| | NAMES OF CONTESTANTS | FIRST PERIOD SCORING | Points | SECOND PERIOD SCORING | Points | THIRD PERIOD SCORING | Points | SUMMARY Points | Time Adv. | Total | TEAM SCORE Home | Opp. |
|---|---|---|---|---|---|---|---|---|---|---|---|---|
| POUNDS | g. Schay | T-2 | 2 | | | | | 2 | | | 18 | |
| | T. Grey | R-2 Pinned in 1:15 | 2 | | | | | 2 | | | | 24 |
| POUNDS | K. Kurwen | T-2 | 2 | ↑ R-2 T-2 | 4 | R-2 N-3 | 5 | 11 | | | 21 | |
| | S. Hellbert | R-2 | 2 | R-2 E-1 R-2 | 5 | ↑ | 0 | 7 | | | | 24 |
| POUNDS | R Fuemel | | 0 | | | | | | | | 21 | |
| | G. Roudebush | T-2 Pin in 36 seconds | 2 | | | | | | | | | 30 |
| POUNDS | D. Nagatt | R-2 ↑ | 2 | ↑ | 0 | | 1 | 2 | | | 21 | |
| | E. Dawson | T-2 E-1 | 3 | E-1 T-2 | 3 | ↑ | 0 | 6 | | | | 33 |
| POUNDS | open | | | | | | | | | | 21 | |
| | K. Harris | | | | | | | | | | | 39 |
| POUNDS | | | | | | | | | | | | |
| | | | | | | | | | | | | |

26 27 28 29 30 31 32 33 34 35 36 37 38 39 40 41 42 43 44 45

26 27 28 29 30 31 32 33 34 35 36 37 38 39 40 41 42 43 44 45

TOTAL TEAM SCORE 21 39

REFEREE

TIMER

SCORER

Time Adv. HOME

Timers OPP.

Imperial - even

# Wrestling Imperial vs Cambridge.

| Pounds | Names of Contestants | First Period Scoring | First Period Points | Second Period Scoring | Second Period Points | Third Period Scoring | Third Period Points | Summary Points | Summary Time Adv. | Summary Total | Team Score Home | Team Score Opp. |
|---|---|---|---|---|---|---|---|---|---|---|---|---|
| 98 | E. Orr | | | | | | | | | | 6 | |
| | open | | | | | | | | | | | 0 |
| 105 | D. Parker | T-2 pin in 36 sec | 2 | | | | | 2 | | | 12 | |
| | A. Liess | | 0 | | | | | 0 | | | | 0 |
| 112 | D. Valentine | T-2 | 2 | ↑ N-3 | 3 | R-2, T-2 N-3 N-2 | 7 | 14 | | | 16 | |
| | M. Jesse | | | E-1 | 1 | E-1, R-2 | 3 | 4 | | | | 0 |
| 119 | R. Robertson | T-2 N-3 | 5 | ↑ | 0 | E-1, | 1 | 6 | | | 16 | |
| | B. Liess | | 0 | R-2 N-2, | 4 | T-2 | 5 | 9 | | | | 3 |
| 126 | M. Weatherly | | | | | | | | | | 22 | |
| | open | | | | | | | | | | | 3 |
| 132 | G. Howard | T-2 N-3 ↑ T-2 N-2 | 9 | ↑ pin in 3:50 | | | | | | | 28 | |
| | D. Jones | E-1, | 1 | | | | | | | | | 3 |

| | | | | | | | | | | | | | | | | | | | | | | | | | | |
|---|---|---|---|---|---|---|---|---|---|---|---|---|---|---|---|---|---|---|---|---|---|---|---|---|---|---|
| Current | Home | 1 | 2 | 3 | 4 | 5 | 6 | 7 | 8 | 9 | 10 | 11 | 12 | 13 | 14 | 15 | 16 | 17 | 18 | 19 | 20 | 21 | 22 | 23 | 24 | 25 |
| Score | Opp | 1 | 2 | 3 | 4 | 5 | 6 | 7 | 8 | 9 | 10 | 11 | 12 | 13 | 14 | 15 | 16 | 17 | 18 | 19 | 20 | 21 | 22 | 23 | 24 | 25 |

**SCORING:** Takedown—T, Reversal—R, Escape—E, Fall—F, Fall Pred.—f.p.

**SYMBOLS:** Penalty—P, Near Fall—N, Choice—C, Top Position—X

held at Imperial . December 10 , 19 81 .

| | NAMES OF CONTESTANTS | FIRST PERIOD SCORING | Points | SECOND PERIOD SCORING | Points | THIRD PERIOD SCORING | Points | SUMMARY Points | Time Adv. | Total | Team Score Home | Opp. |
|---|---|---|---|---|---|---|---|---|---|---|---|---|
| Pounds 138 | J. Shay | T-2, Pin in 26 sec | 2 | | | | | 2 | | | 34 | |
| | S. Highland | | 0 | | | | | 0 | | | | 3 |
| Pounds 145 | K. Kinnin | E-1 | 1 | E-1 | | ↑ | 0 | 2 | | | 34 | |
| | D. Pearson | T-2 | 2 | ↑ C T-2 | 2 | R-2 N-2 | 4 | 8 | | | | 6 |
| Pounds 155 | D. Nugsett | | 0 | R-2 Pin in 3'59 | 2 | | | 2 | | | 40 | |
| | R. Fuellie | T-2 | 2 | ↑ N-3 | 3 | | | 5 | | | | 6 |
| Pounds 167 | R. Friemel | | 0 | E-1 | | | | 1 | | | 40 | |
| | S. Carpender | T-2 N-2 | 4 | ↑ T-2 Pin in 3:17 | | | | 6 | | | | 12 |
| Pounds 185 | 2 penalties against K. Harris | T-2, C N-2 | 4 | R-2 N-2 | 4 | ↑ N-3 | 3 | 11 | | | 46 | |
| | K. Fries | P-2, P-2 | 4 | ↑ | 0 | | 0 | 4 | | | | 12 |
| Pounds HWT | open | | | | | | | | | | 46 | |
| | B. Trusper | | | | | | | | | | | 18 |

26 27 28 29 30 31 32 33 34 35 36 37 38 39 40 41 42 43 44 45

26 27 28 29 30 31 32 33 34 35 36 37 38 39 40 41 42 43 44 45

TOTAL TEAM SCORE 46 18

REFEREE Pete Burger

TIMER

SCORER

Time Adv. HOME

Timers OPP.

# Wrestling Imperial Varsity vs Ogallala Varsity

| NAMES OF CONTESTANTS | | FIRST PERIOD SCORING | Points | SECOND PERIOD SCORING | Points | THIRD PERIOD SCORING | Points | SUMMARY Points | Time Adv. | Total | Team Score Ogallala Home | Opp. |
|---|---|---|---|---|---|---|---|---|---|---|---|---|
| Pounds | Eric Orr | E-1 T-2 | 3 | | | | | 3 | | | 6 5 | |
| 98 | J. Hoffman | T-2 N-2 - E-1 Pin in 5:8 N-3 | 8 5 | | | | | 8 | | | | 0 |
| Pounds | B. Howard | P-1 | 1 | | | | | 1 | | | 12 | |
| 105 | T. Eichner | T-2 Pin in 39 | 2 | | | | | 2 | | | | 0 |
| Pounds | D. Parker | T-2 Pin in 1:37 | 2 | | | | | 2 | | | 12 | |
| 112 | J. Kilgore | | 0 | | | | | 0 | | | | 6 |
| Pounds | D. Valentine | T-2 E-1 T-2 | 5 | E-1 | 1 | | | 6 | | | 18 | |
| 119 | D Miguillan | E-1 R-2 N-3 E-1 T-2 | 9 | ↑ T-2 Pin in 2:11 | 2 | | | 11 | | | | 6 |
| Pounds | M. Weatherly | | 0 | ↑ N-3 | 3 | P-1 N-2 | 3 | 6 | | | 18 | |
| 126 | J. Bassett | | 0 | | 0 | ↑ | 0 | 0 | | | | 9 |
| Pounds | G. Navarro | E-1 | 1 | | 0 | ↑ R-2 N-3 | 5 | 6 | | | | |
| 132 | R. Hampton | T-2 T-2 N-3 | 7 | ↑ | 0 | R-2 N-3 | 5 | 12 | | | | |

| | | 1 | 2 | 3 | 4 | 5 | 6 | 7 | 8 | 9 | 10 | 11 | 12 | 13 | 14 | 15 | 16 | 17 | 18 | 19 | 20 | 21 | 22 | 23 | 24 | 25 |
|---|---|---|---|---|---|---|---|---|---|---|---|---|---|---|---|---|---|---|---|---|---|---|---|---|---|---|
| Current Score | Home | | | | | | | | | | | | | | | | | | | | | | | | | |
| | Opp | | | | | | | | | | | | | | | | | | | | | | | | | |

**SCORING:** Takedown—T, Reversal—R, Escape—E, Fall—F, Fall Pred.—f.p.

**SYMBOLS:** Penalty—P, Near Fall—N, Choice—C, Top Position—X

# Wrestling — Imperial JV vs Ogallala 1-5-82

| NAMES OF CONTESTANTS | FIRST PERIOD SCORING | Points | SECOND PERIOD SCORING | Points | THIRD PERIOD SCORING | Points | SUMMARY Points | Time Adv. | Total | Team Score Home | Opp. |
|---|---|---|---|---|---|---|---|---|---|---|---|
| 105 POUNDS — B. Shay | | | | | | | | | | 6 | |
| ~~A. Watson~~ open | | | | | | | | | | | 6 |
| 112 POUNDS — S. Valentine | T-2 | 2 | R-2 P-1 | 3 | ↑ | ~ | 5 | | | 9 | |
| J. Porter | | 0 | ↑ E-1 | 1 | | 0 | 1 | | | | 6 |
| 155 POUNDS — J. Hansen | R-2 N-2 | 4 | R-2 R-2 | 4 2 | ↑ | 0 | 8 | | | 12 | |
| N. Baldwin | T-2 | 2 | ↑ R-2 ~~R-2~~ | 2 | | 0 | 4 | | | | 36 |
| 167 POUNDS — D. Hughes | T-2 | 2 | R-2 | 2 | ↑ N-2 | 2 | 6 | | | 15 | |
| S Kovarik | | 0 | ↑ | 0 | | 0 | 0 | | | | 36 |
| 119 POUNDS — P. Goddard | | C | | | | | 0 | | | 9 | |
| C. Mann | T-2 Pin in 1Psce | 2 | | | | | 2 | | | | 12 |
| POUNDS | | | | | | | | | | | |
| | | | | | | | | | | | |

Current Score — Home / Opp: 1 2 3 4 5 6 7 8 9 10 11 12 13 14 15 16 17 18 19 20 21 22 23 24 25

SCORING: Takedown—T, Reversal—R, Escape—E, Fall—F, Fall Pred.—f.p.

SYMBOLS: Penalty—P, Near Fall—N, Choice—C, Top Position—X

held at Ogallala . January 5 , 19 82 .

| POUNDS | NAMES OF CONTESTANTS | FIRST PERIOD SCORING | POINTS | SECOND PERIOD SCORING | POINTS | THIRD PERIOD SCORING | POINTS | SUMMARY POINTS | TIME ADV. | TOTAL | TEAM SCORE HOME | OPP. |
|---|---|---|---|---|---|---|---|---|---|---|---|---|
| | J. Silay | | 0 | | | | | 0 | | | 27 | |
| 138 | M. Crawford | T-2 N-2 Pin in 1:02 | 4 | | | | | 4 | | | | 9 |
| | K. Kuiken | | 0 | E-1 | 1 | | | 1 | | | 33 | |
| 145 | D. Tuckle | T-2 | 2 | ↑ T-2 Pin in 2:28 | 2 | | | 4 | | | | 9 |
| | D Nugent | | | ↑ | | | | 0 | | | 39 | |
| 155 | R. Tuckle | T-2 | | R-2 Pin in 2:43 | | | | 4 | | | | 9 |
| | R Friend | | 0 | | | | | 0 | | | 45 | |
| 167 | R. Temple | T-2 Pin in 14 sec | 2 | R | | | | 2 | | | | 9 |
| | K. Nard | E-1 R-2 R | 3 | D-1 | 1 | ↑ R-2 R-2 | 4 | 8 | | | 45 | |
| 185 | T. Georgi | T-2 K-2 | 4 | ↑ | 0 | N-2 | 2 | 6 | | | | 15 |
| | — | | | | | | | | | | | |
| HWT | D Olsen | | | | | | | | | | | |

26 27 28 29 30 31 32 33 34 35 36 37 38 39 40 41 42 43 44 45

26 27 28 29 30 31 32 33 34 35 36 37 38 39 40 41 42 43 44 45

TOTAL TEAM SCORE 51 12

REFEREE

TIMER

SCORER

Time Adv. HOME

Timers OPP.

Mtn County 6:55 PM

# Wrestling — Imperial Longhorns vs No. Platte St. Pat's

| NAMES OF CONTESTANTS | | FIRST PERIOD SCORING | Points | SECOND PERIOD SCORING | Points | THIRD PERIOD SCORING | Points | SUMMARY Points | Time Adv. | Total | Team Score Home | Opp. |
|---|---|---|---|---|---|---|---|---|---|---|---|---|
| Pounds | C. Orr | | 0 | | | | | 0 | | | 0 | |
| 98 | B. McGahan | T-2 Pin in 37 sec | 2 | | | | | 2 | | | | 6 |
| Pounds | D. Parker | | | | | | | | | | 6 | |
| 105 | J. ~~Brownell~~ open | | | | | | | | | | | 6 |
| Pounds | S. Valentine | | 0 | 1-E | 1 | | 0 | 1 | | | 8 | |
| 112 | G. Gerdes | | 0 | ↑ | 0 | E-1 | 1 | 1 | | | | 8 |
| Pounds | R. Robertson | T-2 P-1 | 3 | ↑ E-1 | 1 | | 0 | 4 | | | 8 | |
| 119 | P. Dodson | R-2 | 2 | R-2 T-2 | 4 | | 0 | 6 | | | | 11 |
| Pounds | M. Weatherly | T-2 | 2 | R-2 Pin in 3:17 | 2 | | | 4 | | | 14 | |
| 126 | M. Tierney | | 0 | ↑ | 0 | | | 0 | | | | 11 |
| Pounds | G. Howard | R-2 N-3 | 5 | ↑ P-1 R-2 N-3 P-1 | 7 | N-3 R-2 | 5 3 | 17 | | | 17 | |
| 132 | M. Nozicka | T-2 R-2 P-1 | 5 | R-2 R-2 | 4 | ↑ E-1 | 1 | 10 | | | | 11 |

| | | 1 | 2 | 3 | 4 | 5 | 6 | 7 | 8 | 9 | 10 | 11 | 12 | 13 | 14 | 15 | 16 | 17 | 18 | 19 | 20 | 21 | 22 | 23 | 24 | 25 |
|---|---|---|---|---|---|---|---|---|---|---|---|---|---|---|---|---|---|---|---|---|---|---|---|---|---|---|
| Current | Home | | | | | | | | | | | | | | | | | | | | | | | | | |
| Score | Opp | | | | | | | | | | | | | | | | | | | | | | | | | |

SCORING: Takedown—T, Reversal—R, Escape—E, Fall—F, Fall Pred.—f.p.

SYMBOLS: Penalty—P, Near Fall—N, Choice—C, Top Position—X

held at _____. _____, 19____.

| NAMES OF CONTESTANTS | | FIRST PERIOD SCORING | Points | SECOND PERIOD SCORING | Points | THIRD PERIOD SCORING | Points | SUMMARY Points | Time Adv. | Total | TEAM SCORE Home | Opp. |
|---|---|---|---|---|---|---|---|---|---|---|---|---|
| Pounds | J. Shay | | 0 | | | | | 0 | | | 17 | |
| 138 | M. Fleishman | T-2 Pin in 1:24 | 2 | | | | | 2 | | | | 17 |
| Pounds | K. Kinwin | | 0 | ↑ | 0 | | 0 | 0 | | | 17 | |
| 45 | S. Reimers | T-2 N-3 | 5 | E-1 T-2 | 3 | | 0 | 8 | | | | 21 ~~20~~ |
| Pounds | D Nugsett | | 0 | ↑ | 0 | | 0 | 0 | | | 17 | |
| 55 | B. Davison | | 0 | R-2 | 2 | ~~R-2~~ Pin in 4:34 | 0 | 2 | | | | 27 |
| Pounds | Jesper Hansen | | | | | | | | | | 23 | |
| 67 | open | | | | | | | | | | | 27 |
| Pounds | Ron Fiumel | | | | | | | | | | 29 | |
| 85 | open | | | | | | | | | | | 27 |
| Pounds | K. Harris | T-2 | 2 | ↑ Pin in 2:22 | | | | 0 | 2 | | 35 | |
| Hwt | R. Estrada | | 0 | ~~Pin~~ | | | | 0 | 0 | | | 27 |

26 27 28 29 30 31 32 33 34 35 36 37 38 39 40 41 42 43 44 45

26 27 28 29 30 31 32 33 34 35 36 37 38 39 40 41 42 43 44 45

TOTAL TEAM SCORE

REFEREE _____

TIMER _____ Time Adv. HOME

SCORER _____ Timers OPP.

# Wrestling Imperial vs Holyoke CO.

| NAMES OF CONTESTANTS | | FIRST PERIOD SCORING | Points | SECOND PERIOD SCORING | Points | THIRD PERIOD SCORING | Points | SUMMARY Points | Time Adv. | Total | Team Score Home | Opp. |
|---|---|---|---|---|---|---|---|---|---|---|---|---|
| POUNDS | E. Orr | | | | 0 | | 0 | 0 | | | 0 | |
| | J. Dragoo | T-2 Pin in 28 | | | 0 | | 0 | 2 | | | | 6 |
| POUNDS | B. Shax | | 0 | | | | | 0 | | | 0 | |
| | L. Stroh | T-2 Pin in 47 | 2 | | | | | 2 | | | | 12 |
| POUNDS | D. Valentine | T-2 Pin in 1:06 | 2 | ↑ | | | | 2 | | | 6 | |
| | C. Higgs | | 0 | False start R-1 | | | | 0 | | | | 12 |
| POUNDS | R. Robertson | T-2 | 2 | ↑ | 0 | R-2 | 2 | 4 | | | 9 | |
| | D. Beard | | 0 | | 0 | ↑ | 0 | 1 | | | | 12 |
| POUNDS | M. Weatherly | | | | | | | | | | 15 | |
| | open | | | | | | | | | | | 10 |
| POUNDS | G. Howard | T-2 T-2 N-2 | 6 | ↑ | 0 | R-2 N-3 | 5 | 11 | | | 19 | |
| | C. Houghtelling | E-1 | 1 | E-1 T-2 | 3 | E-1 T-2 N-3 | 6 | 10 | | | | 12 |

| | | 1 | 2 | 3 | 4 | 5 | 6 | 7 | 8 | 9 | 10 | 11 | 12 | 13 | 14 | 15 | 16 | 17 | 18 | 19 | 20 | 21 | 22 | 23 | 24 | 25 |
|---|---|---|---|---|---|---|---|---|---|---|---|---|---|---|---|---|---|---|---|---|---|---|---|---|---|---|
| Current Score | Home | | | | | | | | | | | | | | | | | | | | | | | | | |
| | Opp | | | | | | | | | | | | | | | | | | | | | | | | | |

**SCORING:** Takedown—T, Reversal—R, Escape—E, Fall—F, Fall Pred.—f.p.

**SYMBOLS:** Penalty—P, Near Fall—N, Choice—C, Top Position—X

Jay-Vee

Jan 25

held at Holyoke - Imperial Held at Imperial, 19 1982.

| NAMES OF CONTESTANTS | | FIRST PERIOD SCORING | FIRST PERIOD POINTS | SECOND PERIOD SCORING | SECOND PERIOD POINTS | THIRD PERIOD SCORING | THIRD PERIOD POINTS | SUMMARY POINTS | SUMMARY TIME ADV. | SUMMARY TOTAL | TEAM SCORE HOME | TEAM SCORE OPP. |
|---|---|---|---|---|---|---|---|---|---|---|---|---|
| POUNDS 119 | S Valentine; S | | 0 | ↑ R-2 | 2 | | 0 | 2 | | | | |
| | Daise | T-2 N-3 | 5 | E-1 T-2 | 3 | N-3 | 3 | 11 | | | | |
| POUNDS | | | | | | | | | | | | |
| | | | | | | | | | | | | |
| POUNDS | | | | | | | | | | | | |
| | | | | | | | | | | | | |
| POUNDS | | | | | | | | | | | | |
| | | | | | | | | | | | | |
| POUNDS | | | | | | | | | | | | |
| | | | | | | | | | | | | |
| POUNDS | | | | | | | | | | | | |
| | | | | | | | | | | | | |

26 27 28 29 30 31 32 33 34 35 36 37 38 39 40 41 42 43 44 45

26 27 28 29 30 31 32 33 34 35 36 37 38 39 40 41 42 43 44 45

TOTAL TEAM SCORE

REFEREE

TIMER

SCORER

Time Adv. HOME

Timers OPP.

# Wrestling _____ vs _____.

| NAMES OF CONTESTANTS | | FIRST PERIOD SCORING | Points | SECOND PERIOD SCORING | Points | THIRD PERIOD SCORING | Points | SUMMARY Points | SUMMARY Time Adv. | SUMMARY Total | Team Score Home | Team Score Opp. |
|---|---|---|---|---|---|---|---|---|---|---|---|---|
| POUNDS | | | | | | | | | | | | |
| | | | | | | | | | | | | |
| POUNDS | | | | | | | | | | | | |
| | | | | | | | | | | | | |
| POUNDS | | | | | | | | | | | | |
| | | | | | | | | | | | | |
| POUNDS | | | | | | | | | | | | |
| | | | | | | | | | | | | |
| POUNDS | | | | | | | | | | | | |
| | | | | | | | | | | | | |
| POUNDS | | | | | | | | | | | | |
| | | | | | | | | | | | | |

| | | 1 | 2 | 3 | 4 | 5 | 6 | 7 | 8 | 9 | 10 | 11 | 12 | 13 | 14 | 15 | 16 | 17 | 18 | 19 | 20 | 21 | 22 | 23 | 24 | 25 |
|---|---|---|---|---|---|---|---|---|---|---|---|---|---|---|---|---|---|---|---|---|---|---|---|---|---|---|
| Current Score | Home | | | | | | | | | | | | | | | | | | | | | | | | | |
| | Opp | | | | | | | | | | | | | | | | | | | | | | | | | |

SCORING: Takedown—T, Reversal—R, Escape—E, Fall—F, Fall Pred.—f.p.

SYMBOLS: Penalty—P, Near Fall—N, Choice—C, Top Position—X

held at _____. _____, 19____.

| | NAMES OF CONTESTANTS | FIRST PERIOD SCORING | Points | SECOND PERIOD SCORING | Points | THIRD PERIOD SCORING | Points | SUMMARY Points | Time Adv. | Total | TEAM SCORE Home | Opp. |
|---|---|---|---|---|---|---|---|---|---|---|---|---|
| POUNDS | J. Shay | | 0 | ↑ P-1 | | | | 0 | | | 18 | |
| | Y.S. Crawford | T-2 N-3 | 5 | caution Pin in 2:35 | | | | 5 | | | | 18 |
| POUNDS | Kirwan | T-2 | 2 | ↑ | 0 | | 0 | 2 | | | 18 | |
| | T. Beard | E-1 T-2 | 3 | caution R-2 N-3 | 5 | | 0 | 8 | | | | 21 |
| POUNDS | Hogseff 6pts | | | | | | | | | | 24 | |
| | Open | | | | | | | | | | | 21 |
| POUNDS | Friemel 6pts | | | | | | | | | | 30 | |
| | Open | | | | | | | | | | | 21 |
| POUNDS | Harris | T-2 Pin in 25 | 2 | | | | | 2 | | | 36 | |
| | Dirks | | | | | | | 0 | | | | 21 |
| POUNDS | Open 6pts | | | | | | | | | | | |
| | Open 6pts | | | | | | | | | | | |

26 27 28 29 30 31 32 33 34 35 36 37 38 39 40 41 42 43 44 45

26 27 28 29 30 31 32 33 34 35 36 37 38 39 40 41 42 43 44 45

TOTAL TEAM SCORE

REFEREE

TIMER

SCORER David Parker

Time Adv. HOME

Timers OPP.

Imperial odd matches

# Wrestling Imperial Varsity vs McClark Varsity

| NAMES OF CONTESTANTS | FIRST PERIOD SCORING | Points | SECOND PERIOD SCORING | Points | THIRD PERIOD SCORING | Points | SUMMARY Points | Time Adv. | Total | Team Home | Team Score Opp. |
|---|---|---|---|---|---|---|---|---|---|---|---|
| POUNDS 98 Brad Shay | T-2 R-2 | 4 | ↑ R-2 | 2 | | 0 | 6 | | | 0 | |
| Tom Spilnik | R-2 | 2 | R-2 R-2 N-2 ⊕ | 6 | Pin in 5:30 | 0 | 8 | | | | 6 |
| POUNDS 105 Open | | | | | | | | | | 0 | |
| Neal Rondel | | | | | | | | | | | 12 |
| POUNDS 112 Shawn Valentine | T-2 | 2 | ↑ T-2 N-2 | 4 | | 0 | 6 | | | 3 | |
| Bill Ortiz | R-2 | 2 | E-1 | 1 | | 0 | 3 | | | | 12 |
| POUNDS 119 open | | | | | | | | | | 3 | |
| Travis Gessleman | | | | | | | | | | | 18 |
| POUNDS 126 mike Weatherly | T-2 | 2 | ↑ N-2 N-2 | 4 | | 0 | 6 | | | 6 | |
| Kieven Harris | R-2 | 2 | | 0 | | 0 | 2 | | | | 18 |
| POUNDS 132 open | | | | | | | | | | 6 | |
| Rob Kalinski | | | | | | | | | | | 24 |

| | | 1 | 2 | 3 | 4 | 5 | 6 | 7 | 8 | 9 | 10 | 11 | 12 | 13 | 14 | 15 | 16 | 17 | 18 | 19 | 20 | 21 | 22 | 23 | 24 | 25 |
|---|---|---|---|---|---|---|---|---|---|---|---|---|---|---|---|---|---|---|---|---|---|---|---|---|---|---|
| Current Score | Home | | | | | | | | | | | | | | | | | | | | | | | | | |
| | Opp | | | | | | | | | | | | | | | | | | | | | | | | | |

SCORING: Takedown—T, Reversal—R, Escape—E, Fall—F, Fall Pred.—i.p.

SYMBOLS: Penalty—P, Near Fall—N, Choice—C, Top Position—X

Jay - Vlee

Jan 26

held at McCook - Imperial . Held at McCook , 19 1982

| NAMES OF CONTESTANTS | | FIRST PERIOD SCORING | Points | SECOND PERIOD SCORING | Points | THIRD PERIOD SCORING | Points | SUMMARY Points | Time Adv. | Total | Team Score Home | Opp. |
|---|---|---|---|---|---|---|---|---|---|---|---|---|
| Pounds | E. Ose | | 0 | | | | | 0 | | | 0 | |
| 98 | D. Harpham | T-2 Pin in 1:27 | 2 | | | | | 2 | | | | 6 |
| Pounds | D. Parker | T-2 N-3 | 5 | ↑ N-3 | 3 | R-2 Pin in 4:28 | 2 | 10 | | | 0 6 | |
| 112 | D. Dority | | 0 | R-2 | 2 | | 0 | 2 | | | | 12 12 |
| Pounds | J. Nansen | T-2 Pin 1:05 | 2 | | | | | 2 | | | 12 | |
| 155 | P. Bischmeyer | | 0 | | | | | 0 | | | | 12 |
| Pounds | | | | | | | | | | | | |
| | | | | | | | | | | | | |
| Pounds | | | | | | | | | | | | |
| | | | | | | | | | | | | |
| Pounds | | | | | | | | | | | | |
| | | | | | | | | | | | | |

26 27 28 29 30 31 32 33 34 35 36 37 38 39 40 41 42 43 44 45

26 27 28 29 30 31 32 33 34 35 36 37 38 39 40 41 42 43 44 45

TOTAL TEAM SCORE 42 12

REFEREE

TIMER

SCORER

Time Adv. HOME

Timers OPP.

# Wrestling _____ vs _____.

| NAMES OF CONTESTANTS | | FIRST PERIOD SCORING | Points | SECOND PERIOD SCORING | Points | THIRD PERIOD SCORING | Points | SUMMARY Points | Time Adv. | Total | Team Score Home | Opp. |
|---|---|---|---|---|---|---|---|---|---|---|---|---|
| POUNDS | | | | | | | | | | | | |
| | | | | | | | | | | | | |
| POUNDS | | | | | | | | | | | | |
| | | | | | | | | | | | | |
| POUNDS | | | | | | | | | | | | |
| | | | | | | | | | | | | |
| POUNDS | | | | | | | | | | | | |
| | | | | | | | | | | | | |
| POUNDS | | | | | | | | | | | | |
| | | | | | | | | | | | | |
| POUNDS | | | | | | | | | | | | |
| | | | | | | | | | | | | |

| | | 1 | 2 | 3 | 4 | 5 | 6 | 7 | 8 | 9 | 10 | 11 | 12 | 13 | 14 | 15 | 16 | 17 | 18 | 19 | 20 | 21 | 22 | 23 | 24 | 25 |
|---|---|---|---|---|---|---|---|---|---|---|---|---|---|---|---|---|---|---|---|---|---|---|---|---|---|---|
| Current Score | Home | | | | | | | | | | | | | | | | | | | | | | | | | |
| | Opp | | | | | | | | | | | | | | | | | | | | | | | | | |

**SCORING:** Takedown—T, Reversal—R, Escape—E, Fall—F, Fall Pred.—f.p.

**SYMBOLS:** Penalty—P, Near Fall—N, Choice—C, Top Position—X

held at McCook, Nebraska. January 26, 1982.

| NAMES OF CONTESTANTS | FIRST PERIOD SCORING | Points | SECOND PERIOD SCORING | Points | THIRD PERIOD SCORING | Points | SUMMARY Points | Time Adv. | Total | Team Score Home | Opp. |
|---|---|---|---|---|---|---|---|---|---|---|---|
| POUNDS 138 — Jon Shay | R-2 N-3 | 5 | ↑ | 0 | R-2 | 2 | 7 | | | 6 | |
| Jim Ely | T-2 N-3 E-1 | 6 | P1 R-2 | 3 | | 0 | 9 | | | | 27 |
| POUNDS 145 — Doyle Langfeldt | ~~R-2 N-3~~ | 0 | ↑ | 0 | | 0 | 0 / ~~0~~ | | | 6 | |
| Keith Freiring | T-2 N-2 N-3 N-2 | 9 | R-2 N-3 P1 | 6 / ~~3~~ | Pin in 3:15 | 0 | 15 / ~~11~~ | | | | 33 |
| POUNDS 155 — Kris Kinnin | T-2 | 2 | ↑ | 0 | R-2 | 2 | 4 | | | 9 | |
| Monte Boyd | | 0 | | 0 | ↑ | 0 | 0 | | | | 33 |
| POUNDS 167 — Dave Hogsett | | | | | | | | | | | |
| open | | | | | | | | | | | 33 |
| POUNDS 185 — Ron Fiemel | | | | | | | | | | | |
| open | | | | | | | | | | | 33 |
| POUNDS HWT — K. Harris | | | | | | | | | | | |
| open | | | | | | | | | | | 33 |

26 27 28 29 30 31 32 33 34 35 36 37 38 39 40 41 42 43 44 45

26 27 28 29 30 31 32 33 34 35 36 37 38 39 40 41 42 43 44 45

TOTAL TEAM SCORE — Home 27 — Opp. 33

REFEREE

TIMER

SCORER

Time Adv. HOME

Timers OPP.

# Wrestling Imperial Varsity vs Republican Valley. Feb 4

| NAMES OF CONTESTANTS | | FIRST PERIOD SCORING | Points | SECOND PERIOD SCORING | Points | THIRD PERIOD SCORING | Points | SUMMARY Points | Time Adv. | Total | TEAM SCORE Home | Opp. |
|---|---|---|---|---|---|---|---|---|---|---|---|---|
| 98 POUNDS | Brad Shay | R-2 | 2 | P-1 | 1/3 | ↑ | 0/3 | 3 | | | 0 | |
| | Art Ruggles | T-2 R2 N2 | 6 | ↑ N-2 N2 | 4/10 | P-1 E-1 T-2 | 4/14 | 14 | | | | 4 |
| 105 POUNDS | Brian Howard | T-2 | 2 | ↑ | 0 | | ● | 2 | | | 0 | |
| | Bill Wood | E-1 T-2 N-3 | 6 | R-2 Pin 3:21 | 2 | ↑ | ● | 8 | | | | 10 |
| 112 POUNDS | Dean Valentine | T-2 N-3 | 5 | E-1 T2 N-3 P1 | 7/12 | ↑ N-3 | 3/15 | 15 | | | 5 | |
| | Roy Bayliss | | 0 | ↑ [redacted] E-1 | 1 | R-2 | 2/3 | 3 | | | | 10 |
| 119 POUNDS | Rick Robertson | T-2 | 2 | ↑ | 0/2 | E-1 T-2 | 3/5 | 5 | | | 8 | |
| | Tom Rowland | | 0 | | 0 | ↑ | 0 | 0 | | | | 10 |
| 126 POUNDS | Mike Weatherly | | | | | | | | | | 14 | |
| | OPEN | | | | | | | | | | | 10 |
| 132 POUNDS | Greg Howard | | 0 | | | | | 0 | | | 14 | |
| | Bryan Kruger | T-2 Pin :49 | | | | | | 2 | | | | 16 |

| | | 1 | 2 | 3 | 4 | 5 | 6 | 7 | 8 | 9 | 10 | 11 | 12 | 13 | 14 | 15 | 16 | 17 | 18 | 19 | 20 | 21 | 22 | 23 | 24 | 25 |
|---|---|---|---|---|---|---|---|---|---|---|---|---|---|---|---|---|---|---|---|---|---|---|---|---|---|---|
| Current Score | Home | | | | | | | | | | | | | | | | | | | | | | | | | |
| | Opp | | | | | | | | | | | | | | | | | | | | | | | | | |

**SCORING:** Takedown—T, Reversal—R, Escape—E, Fall—F, Fall Pred.—f.p.

**SYMBOLS:** Penalty—P, Near Fall—N, Choice—C, Top Position—X

Jay-Vee Feb 2

held at Imperial · Rep Valley . Held at Imperial , 1992.

| NAMES OF CONTESTANTS | | FIRST PERIOD SCORING | POINTS | SECOND PERIOD SCORING | POINTS | THIRD PERIOD SCORING | POINTS | SUMMARY POINTS | TIME ADV. | TOTAL | TEAM SCORE HOME | OPP. |
|---|---|---|---|---|---|---|---|---|---|---|---|---|
| POUNDS | | | | | | | | | | | | |
| | | | | | | | | | | | | |
| POUNDS | | | | | | | | | | | | |
| | | | | | | | | | | | | |
| POUNDS | | | | | | | | | | | | |
| | | | | | | | | | | | | |
| POUNDS | | | | | | | | | | | | |
| | | | | | | | | | | | | |
| POUNDS | | | | | | | | | | | | |
| | | | | | | | | | | | | |
| POUNDS | | | | | | | | | | | | |
| | | | | | | | | | | | | |

26 27 28 29 30 31 32 33 34 35 36 37 38 39 40 41 42 43 44 45

26 27 28 29 30 31 32 33 34 35 36 37 38 39 40 41 42 43 44 45

TOTAL TEAM SCORE

REFEREE

TIMER

SCORER

Time Adv. HOME

Timers OPP.

# Wrestling Imperial J V vs Rep Valley Feb 2.

| NAMES OF CONTESTANTS | FIRST PERIOD SCORING | Points | SECOND PERIOD SCORING | Points | THIRD PERIOD SCORING | Points | SUMMARY Points | Time Adv. | Total | Team Score Home | Team Score Opp. |
|---|---|---|---|---|---|---|---|---|---|---|---|
| 98 POUNDS<br>Eric Orr | E-1<br>E-1 E-1 | 3 | E-1 E-1<br>↑ | 2/5 | E-1 | 6 | 6 | | | | |
| Todd Helm | T-2<br>T-2 T-2 W | 6 | T-2 T-2<br>E-1 T2 | 7/13 | N-2 N-2<br>↑ T-2 N3 | 9/22 | 22 | | | | |
| 115 POUNDS<br>Doyle Loeffler | | | | | | | | | | | |
| OPEN | | | | | | | | | | | |
| 155 POUNDS<br>Jesper Hanson | | | | | | | | | | | |
| OPEN | | | | | | | | | | | |
| 112 POUNDS<br>Shawn Valentine | T-2 N-2 | 4 | R-2 N3<br>C | 5/9 | T-2<br>↑ | 2/11 | 11 | | | | |
| Troy Brown | | 0 | ↑ | 0 | P-1 E-1 E1<br>P-1 | 4 | 4 | | | | |
| POUNDS | | | | | | | | | | | |
| | | | | | | | | | | | |
| POUNDS | | | | | | | | | | | |
| | | | | | | | | | | | |

| | | 1 | 2 | 3 | 4 | 5 | 6 | 7 | 8 | 9 | 10 | 11 | 12 | 13 | 14 | 15 | 16 | 17 | 18 | 19 | 20 | 21 | 22 | 23 | 24 | 25 |
|---|---|---|---|---|---|---|---|---|---|---|---|---|---|---|---|---|---|---|---|---|---|---|---|---|---|---|
| Current Score | Home | | | | | | | | | | | | | | | | | | | | | | | | | |
| | Opp | | | | | | | | | | | | | | | | | | | | | | | | | |

SCORING: Takedown—T, Reversal—R, Escape—E, Fall—F, Fall Pred.—f.p.

SYMBOLS: Penalty—P, Near Fall—N, Choice—C, Top Position—X

held at Imperial . February 4th , 1982.

| | NAMES OF CONTESTANTS | FIRST PERIOD SCORING | FIRST PERIOD POINTS | SECOND PERIOD SCORING | SECOND PERIOD POINTS | THIRD PERIOD SCORING | THIRD PERIOD POINTS | SUMMARY POINTS | SUMMARY TIME ADV. | SUMMARY TOTAL | TEAM SCORE HOME | TEAM SCORE OPP. |
|---|---|---|---|---|---|---|---|---|---|---|---|---|
| 138 POUNDS | Jon Shay | T-2 Pin :56 | 2 | | | | | 2 | | | 20 | |
| | Dennis Shannon | | 0 | | | | | 0 | | | | 16 |
| 145 POUNDS | Kris Kirwin | | 0 | E-1 | 1 | E-1 | 1/2 | 2 | | | 20 | |
| | Kevin Wood | T 2 N-2 | 4 | E-1 T-2 N-3 W | 6/10 | T-2 N-3 | 5/15 | 15 | | | | 21 |
| 155 POUNDS | David Hoysett | | | | | | | | | | 26 | |
| | OPEN | | | | | | | | | | | 21 |
| 167 POUNDS | Ron Friemal | | 0 | | 0 | | 0 | 0 | | | 26 | |
| | Jay Helberg ~~Charles Ackler~~ | T-2 N-2 | 4 | R-2 N-2 N-2 | 6/10 | Pin 5:22 | D | 10 | | | | 27 |
| 185 POUNDS | Kevin Harris | T-2 N-2 N-3 Pin 1:15 | 7 | | | | | 7 | | | 32 | |
| | Charles Acker ~~Jay Helberg~~ | | 0 | | | | | 0 | | | | |
| HVY POUNDS | OPEN | | | | | | | | | | 32 | |
| | MIKE DORIS | | | | | | | | | | | 33 |

26 27 28 29 30 31 32 33 34 35 36 37 38 39 40 41 42 43 44 45

26 27 28 29 30 31 32 33 34 35 36 37 38 39 40 41 42 43 44 45

TOTAL TEAM SCORE 32 33

REFEREE

TIMER

SCORER

Time Adv. HOME

Timers OPP.

Consolation quarterfinals

# Wrestling Imperial vs Rep. Valley Inv.

| | NAMES OF CONTESTANTS | FIRST PERIOD SCORING | POINTS | SECOND PERIOD SCORING | POINTS | THIRD PERIOD SCORING | POINTS | SUMMARY POINTS | TIME ADV. | TOTAL | TEAM HOME | SCORE OPP. |
|---|---|---|---|---|---|---|---|---|---|---|---|---|
| 119 POUNDS | Robertson | $T^2$ | 2 | | 2 | | 2 | 2 | | | | |
| | (Imp) | | 0 | | 0 | $T^1$ | 1 | 1 | | | | |
| 119 POUNDS | Roland | | | | | | | | | | | |
| | (R.V) | | | | | | | | | | | |
| 145 POUNDS | Kirwin | | | $R^2$ $NF^2$ | 4 | | | | | | | |
| | Imp | | 0 | | 0 | $R^2$ pin | | | | | | |
| POUNDS | Dawson | | | | | | | | | | | |
| | (Qx) | | 0 | | | | | | | | | |
| 138 POUNDS | Shay | $T^2$ | 2 | | 2 | $R^2$ $T^2$ | 6 | 6 | | | | |
| | Imp | | 0 | $R^2$ $NF^3$ | 5 | $E^1$ $R^2$ | 8 | 8 | | | | |
| POUNDS | Siembo | | | | | | | | | | | |
| | (AT) | | | | | | | | | | | |

| | | | | | | | | | | | | | | | | | | | | | | | | | | | | | | |
|---|---|---|---|---|---|---|---|---|---|---|---|---|---|---|---|---|---|---|---|---|---|---|---|---|---|---|---|---|---|---|
| Current | Home | 1 | 2 | 3 | 4 | 5 | 6 | 7 | 8 | 9 | 10 | 11 | 12 | 13 | 14 | 15 | 16 | 17 | 18 | 19 | 20 | 21 | 22 | 23 | 24 | 25 |
| Score | Opp | 1 | 2 | 3 | 4 | 5 | 6 | 7 | 8 | 9 | 10 | 11 | 12 | 13 | 14 | 15 | 16 | 17 | 18 | 19 | 20 | 21 | 22 | 23 | 24 | 25 |

**SCORING:** Takedown—T, Reversal—R, Escape—E, Fall—F, Fall Pred.—f.p.

**SYMBOLS:** Penalty—P, Near Fall—N, Choice—C, Top Position—X

held at _____. _____, 19____.

| NAMES OF CONTESTANTS | FIRST PERIOD SCORING | Points | SECOND PERIOD SCORING | Points | THIRD PERIOD SCORING | Points | SUMMARY Points | Time Adv. | Total | Team Score: Home | Opp. |
|---|---|---|---|---|---|---|---|---|---|---|---|
| Pounds 167 — Friemal | | 0 | | | | | | | | | |
| Imp. | | | | | | | | | | | |
| Pounds — Davis | $T^2$ | 2 | $R^2$ pin — | | | | | | | | |
| Frk. | | | | | | | | | | | |
| Consol Finals Pounds 119 — Robertson (Imp.) | | 0 | $NF^3$ pin 2:11 | | 3 | | pin | | | | |
| Liess (Cumb.) | $T^2$ | 2 | $NF^3$ pin | | 2 | | | | | | |
| Consol Finals Pounds 155 — Hogsett (Imp.) | $T^2$ $NF^3$ | 5 | $NF^3$ 2:28 | 21 | | 1 | 16 pin | | | | |
| Best (Cox) | | 0 | | 6 | | 0 | 0 | | | | |
| Consol Finals Pounds 98 — Shay (Imp.) | | 0 | | 0 | | 0 | 0 | | | | |
| Helm (CRV) | T | 2 | $NF^3$ | 5 | $R^2$ | 7 | 7 | | | | |
| Pounds | | | | | | | | | | | |
| | | | | | | | | | | | |

26 27 28 29 30 31 32 33 34 35 36 37 38 39 40 41 42 43 44 45

26 27 28 29 30 31 32 33 34 35 36 37 38 39 40 41 42 43 44 45

TOTAL TEAM SCORE

REFEREE

TIMER

SCORER

Time Adv. HOME

Timers OPP.

# Wrestling _____ vs _____.

| | NAMES OF CONTESTANTS | FIRST PERIOD SCORING | POINTS | SECOND PERIOD SCORING | POINTS | THIRD PERIOD SCORING | POINTS | SUMMARY POINTS | TIME ADV. | TOTAL | TEAM HOME | SCORE OPP. |
|---|---|---|---|---|---|---|---|---|---|---|---|---|
| Finals POUNDS | Parker (Imp) | | 0 | | 0 | | 0 | 0 | | | | |
| | Wood (RU) | ↑ | 0 | | 0 | E' | 1 | 1 | | | | |
| POUNDS | Valentine (Imp) | $T^2$ $R^2$ $E'$ | 5 | | | | | | | | | |
| | Harding (BC) | $R^2$ $R^2$ $T^2$ | 6 | $NF^3$ pin | | | | | | | | |
| POUNDS | Weatherly Imp | $T^2$ | 2 | $R^2$ | 4 | $T^2$ $NF^3$ | 9 | | | | | |
| | Kuggler (RU) | | 0 | | 0 | $E'$ $R^2$ pin | 3 | | | | | |
| POUNDS | Harris (Imp) | $T^2$ $NF^3$ pin 1:59 | 5 | | | | | | | | | |
| | White (Man) | | 0 | | | | | | | | | |
| POUNDS | | | | | | | | | | | | |
| | | | | | | | | | | | | |
| POUNDS | | | | | | | | | | | | |
| | | | | | | | | | | | | |

| | | | | | | | | | | | | | | | | | | | | | | | | | |
|---|---|---|---|---|---|---|---|---|---|---|---|---|---|---|---|---|---|---|---|---|---|---|---|---|---|
| Current | Home | 1 | 2 | 3 | 4 | 5 | 6 | 7 | 8 | 9 | 10 | 11 | 12 | 13 | 14 | 15 | 16 | 17 | 18 | 19 | 20 | 21 | 22 | 23 | 24 | 25 |
| Score | Opp | 1 | 2 | 3 | 4 | 5 | 6 | 7 | 8 | 9 | 10 | 11 | 12 | 13 | 14 | 15 | 16 | 17 | 18 | 19 | 20 | 21 | 22 | 23 | 24 | 25 |

**SCORING:** Takedown—T, Reversal—R, Escape—E, Fall—F, Fall Pred.—f.p.

**SYMBOLS:** Penalty—P, Near Fall—N, Choice—C, Top Position—X

held at _____. _____, 19____.

| NAMES OF CONTESTANTS | | FIRST PERIOD SCORING | Points | SECOND PERIOD SCORING | Points | THIRD PERIOD SCORING | Points | SUMMARY Points | Time Adv. | Total | Team Score Home | Opp. |
|---|---|---|---|---|---|---|---|---|---|---|---|---|
| POUNDS | | | | | | | | | | | | |
| | | | | | | | | | | | | |
| POUNDS | | | | | | | | | | | | |
| | | | | | | | | | | | | |
| POUNDS | | | | | | | | | | | | |
| | | | | | | | | | | | | |
| POUNDS | | | | | | | | | | | | |
| | | | | | | | | | | | | |
| POUNDS | | | | | | | | | | | | |
| | | | | | | | | | | | | |
| POUNDS | | | | | | | | | | | | |
| | | | | | | | | | | | | |

26 27 28 29 30 31 32 33 34 35 36 37 38 39 40 41 42 43 44 45

26 27 28 29 30 31 32 33 34 35 36 37 38 39 40 41 42 43 44 45

TOTAL TEAM SCORE

REFEREE _____

TIMER _____

SCORER _____

Time Adv. HOME _____

Timers OPP. _____

Holyoke

# Wrestling Tournament.

| | NAMES OF CONTESTANTS | FIRST PERIOD SCORING | POINTS | SECOND PERIOD SCORING | POINTS | THIRD PERIOD SCORING | POINTS | SUMMARY POINTS | TIME ADV. | TOTAL | TEAM SCORE |
|---|---|---|---|---|---|---|---|---|---|---|---|
| POUNDS | Green Eric Dun of CCHS | M# 2 | 0 | R# | | B# | 0 | 0 | | | |
| 98 | Pragoo of Holyoke | O# T-2 Pin in 50 | 2 | T# | | S# | | 2 | | | |
| POUNDS | Green David Parker of CCHS | M# 2 T-2 Pin in 49sec | 2 | R# | | B# | | 2 | | | |
| 105 | O'neil of Holyoke | O# | 0 | T# | | S# | 0 | 0 | | | |
| POUNDS | Red D. Valentine of CCHS | M# 1 T-2 Pin in 1:02 | 2 | R# | | B# | 2 | 2 | | | |
| 112 | Adams of Caliche | O# | 0 | T# | | S# | | 0 | | | |
| POUNDS | M. Weatherly of CCHS | M# | | R# | | B# | | | | | |
| 126 | of | O# | | T# | | S# | | | | | |

in JV

**SCORING:** Takedown—T, Reversal—R, Escape—E, Mat—M, Round—R, Bout—B, Official—O,
**SYMBOLS:** Penalty—P, Near Fall—N, Fall—F, Fall Pred.—f.p., Top Position—X, Scorer—S, Timer—T

held at Holyoke Colorado, December 12, 1981.

| POUNDS | NAMES OF CONTESTANTS | FIRST PERIOD SCORING | POINTS | SECOND PERIOD SCORING | POINTS | THIRD PERIOD SCORING | POINTS | SUMMARY POINTS | TIME ADV. | TOTAL | TEAM SCORE |
|---|---|---|---|---|---|---|---|---|---|---|---|
| 132 | G. Howard - Red<br>of CCHS | M# 2<br>T-2 N-2 T-2 R-2 | 8 | R# ↑ | 0 | B#<br>R-2 ↑ | 2 | 10 | | | |
| | Hamilton<br>of Calichy | O#<br>R-2 ↑ T-2 E-1 N-2 | 7 | T#<br>R-2 N-3 | 5 | S#<br>↑ R-2 | 2 | 14 | | | |
| 138 | Green<br>Jon Shay<br>of CCHS | M# 2<br>T-2<br>Pin in 56 sec | 2 | R# | | B# | | 2 | | | |
| | Walters<br>of Otis | O# | 0 | T# | | S# | | 0 | | | |
| 145 | R-d<br>K. Kurwin<br>of CCHS | M# 2<br>T-2 R-2 Pin<br>39 sec | 4 | R# | | B# | | | | | |
| | Gamble<br>of Hayton | O#<br>R-2 T-2 | 4 | T# | | S# | | | | | |
| 155 | Red<br>D. Hagsett<br>of | M# 1<br>T-2 N-2<br>N-3 ? N-3 | 10 | R#<br>R-2<br>Pin in 2:38 | 10 | B# | | 10 | | | |
| | Perry<br>of Haxtun | O# | 0 | T# ↑ | 0 | S# | | 0 | | | |

| Officials: | | Timers: | | Scorers: | |
|---|---|---|---|---|---|
| 1. | 2. | 1. | 2. | 1. | 2. |
| 3. | 4. | 3. | 4. | 3. | 4. |

# Wrestling Tournament.

| NAMES OF CONTESTANTS | | FIRST PERIOD SCORING | Points | SECOND PERIOD SCORING | Points | THIRD PERIOD SCORING | Points | SUMMARY Points | Time Adv. | Total | Team Score |
|---|---|---|---|---|---|---|---|---|---|---|---|
| POUNDS | Red R. Fuenel of OCHS | M# 1 | 0 | R# ↑ | 0 | B# R-2 N-2 | 4 | 4 | | | |
| 167 | Dillie of Caliche | O# T-2 N-2 ↑ | 4 | T# R-2 | 2 | S# N-3 | 3 | 9 | | | |
| POUNDS | K. Harris of OCHS | M# | | R# | | B# | | | | | |
| 185 | of | O# | | T# | | S# | | | | | |
| POUNDS | R. Robertson of OCHS | M# T-2, | 2 | R# ↑ R-2 N-2 | 4 | B# R-2 Pin in 3:43 | 2 | 8 | | | |
| 119 | D. Boerner of Fleming | O# R-2 E-1 | 3 | T# R-2 | 2 | S# ↑ | 0 | 5 | | | |
| POUNDS | Green R. Robertson of OCHS | M# 2 | 0 | R# ↑ | 0 | B# | 0 | 0 | | | |
| 119 | Dreitz of Caliche | O# | 0 | T# R-2 | 2 | S# | D | 2 | | | |

SCORING: Takedown—T, Reversal—R, Escape—E, Mat—M, Round—R, Bout—B, Official—O,
SYMBOLS: Penalty—P, Near Fall—N, Fall—F, Fall Pred.—f.p., Top Position—X, Scorer—S, Timer—T

held at _____, _____, 19____.

| NAMES OF CONTESTANTS | | FIRST PERIOD SCORING | Points | SECOND PERIOD SCORING | Points | THIRD PERIOD SCORING | Points | SUMMARY Points | Time Adv. | Total | Team Score |
|---|---|---|---|---|---|---|---|---|---|---|---|
| POUNDS | green Shay of CCHS | M# 1 | 0 | R# | | B# | 0 | 0 | | | |
| | Fix of Hartwin | O# T-2 Pin in 1:13 5 | 2 | T# | | S# | 2 | 2 | | | |
| POUNDS | Red Howard of CCHS | M# T-2 | 2 | R# ↑ | 0 | B# | 0 | 2 | | | |
| | Olson of Hartun | O# | 0 | T# E-1 R-2 | 3 | S# ↑ Pin in 2:54 | 0 | 3 | | | |
| 105 POUNDS | Green Parker of CCHS | M# 1 R-2 | 2 | R# R-2 | 2 | B# ↑ S-1 | 1 | 5 | | | |
| | Payne of Otis | O# T-2 ↑ W-S | 2 | T# ↑ | 0 | S# | 0 | 2 | | | |
| POUNDS | of | M# | | R# | | B# | | | | | |
| | of | O# | | T# | | S# | | | | | |

Officials: 1. 2. 3. 4.

Timers: 1. 2. 3. 4.

Scorers: 1. 2. 3. 4.

Ogallala Jan 9, 1982

# Wrestling Tournament.

| | NAMES OF CONTESTANTS | FIRST PERIOD SCORING | POINTS | SECOND PERIOD SCORING | POINTS | THIRD PERIOD SCORING | POINTS | SUMMARY POINTS | TIME ADV. | TOTAL | TEAM SCORE |
|---|---|---|---|---|---|---|---|---|---|---|---|
| 98 POUNDS | C. Orr of CCHS | M# Lost by Default | | R# | | B# | | | | | |
| | P. Bilea of North Platte | O# | | T# | | S# | | | | | |
| 105 POUNDS | B. Snay of CCHS | M# | 0 | R# ↑ | 0 | B# | 0 | 0 | | | |
| | Pirihl of Alliance | O# T-2 N-3 N-3 | 8 | T# T-2 E-1 N-3 | 6 | S# ↑ Pin in 5:25 | | 14 | | | |
| 112 POUNDS | D. Parker of CCHS | M# R-2 ?-2 | 4 | R# ↑ | 0 | B# P-1 | 1 | 5 | | | |
| | D. Wojniak of Gering | O# T-2 N-3 P-1 E-1 R-2 N-3 N-3 | 15 | T# R-2 N-2 | 4 | S# N-3 | 3 | 22 | | | |
| 121 POUNDS | Home green M. Weatherly of CCHS | M# E-1 | 1 | R# ↑ N-3 | 3 | B# E-1 R-2 T-2 = 11 N-2 T-2 ↑ N-3 E-1 | 6 | 6 | | | |
| | Kuntchke of Alliance | O# T-2 T-2 | 4 | T# | 0 | S# T-2 E-1 R-2 ?-2 11 | 0 | 0 | | | |

2nd round

Overtime

SCORING: Takedown—T, Reversal—R, Escape—E, Mat—M, Round—R, Bout—B, Official—O,
SYMBOLS: Penalty—P, Near Fall—N, Fall—F, Fall Pred.—f.p., Top Position—X, Scorer—S, Timer—T

held at _____, _____, 19____.

| NAMES OF CONTESTANTS | FIRST PERIOD SCORING | Points | SECOND PERIOD SCORING | Points | THIRD PERIOD SCORING | Points | SUMMARY Points | Time Adv. | Total | Team Score |
|---|---|---|---|---|---|---|---|---|---|---|
| 132 POUNDS<br>C. Nunward<br>of CCHS | M# E-1 D-1 | 2 | R# E-1 | 1 | B# | 0 | 3 | | | |
| D. Candelaria<br>of Kimball | O# T-2 T-2 N-3 N-3 | 10 | T# ↑ T-2 N-3 | 5 | S# R-2 Pin in 4:31 | 2 | 17 | | | |
| 130 POUNDS<br>J. Shay<br>of CCHS | M# — | 0 | R# — | 0 | B# — | 0 | 0 | | | |
| M. Wulfl<br>of Gering | O# T-2 Pin in 18 sec | 2 | T# | 0 | S# | 0 | 2 | | | |
| 2nd Round<br>145 POUNDS<br>Kinwin<br>of CCHS | M# | | R# | | B# | | | | | |
| #<br>of | O# | | T# | | S# | | | | | |
| #<br>Nugent<br>of CCHS | M# T-2 R-2 | 4 | R# R-2 Pin in 2:58 | 2 | B# | 0 | 6 | | | |
| 155 POUNDS<br>Schnell<br>of Alliance | O# R-2 | 2 | T# ↑ | 0 | S# | 0 | 2 | | | |

Officials: 1. 2. 3. 4.

Timers: 1. 2. 3. 4.

Scorers: 1. 2. 3. 4.

# Wrestling Tournament.

| NAMES OF CONTESTANTS | | FIRST PERIOD SCORING | Points | SECOND PERIOD SCORING | Points | THIRD PERIOD SCORING | Points | SUMMARY Points | Time Adv. | Total | Team Score |
|---|---|---|---|---|---|---|---|---|---|---|---|
| 167 POUNDS | Home<br>R. Fuemel<br>of CCHS | M#<br>T-2 | 2 | R#<br>R-2 O-1 | 3 | B# ↑<br>P-1 | 1 | 6 | | | |
| | Tienpale<br>of Ogallala | O#<br>R-2 E-1 | 3 | T# ↑<br>R-2 R-2 | 4 | S#<br>R-2<br>Pin in 5:49 | 2 | 9 | | | |
| 185 POUNDS | Vis<br>K. Harris<br>of CCHS | M#<br>T-2 | | R#<br>Pin in 1:08 | 2 | B# | | 2 | | | |
| | Timmerman<br>of N. Platte | O# | 0 | T# | 0 | S# | | 0 | | | |
| POUNDS | E. Orr<br>of CCHS | M#<br>Lost By Default | | R# | | B# | | | | | |
| | Dishman<br>of Gothenburg | O# | | T# | | S# | | | | | |
| POUNDS | Shay<br>of CCHS | M# | 0 | R# ↑ | | B# | | | | | |
| | Wightman<br>~~Eachner~~<br>of ~~Ogallala~~ NP | O#<br>T-2 N-3 | 5 | T#<br>R-2 N-3 N-2<br>Pin in 3:24 | | S# | | | | | |

Conrad.

Conrad.

SCORING: Takedown—T, Reversal—R, Escape—E, Mat—M, Round—R, Bout—B, Official—O,
SYMBOLS: Penalty—P, Near Fall—N, Fall—F, Fall Pred.—f.p., Top Position—X, Scorer—S, Timer—T

held at _____, _____, 19____.

| NAMES OF CONTESTANTS | FIRST PERIOD SCORING | Points | SECOND PERIOD SCORING | Points | THIRD PERIOD SCORING | Points | SUMMARY Points | Time Adv. | Total | Team Score |
|---|---|---|---|---|---|---|---|---|---|---|
| 2nd Round<br>Pounds 124<br>Weatherly of CCHS | M# Match Stopped Cause of Injury | 0 | R# | 0 | B# | 0 | 0 | | | |
| Geiser of N. Platte | O# T-2 | 2 | T# | 0 | S# | 0 | 2 | | | |
| Conn<br>Pounds 132<br>Howard of CCHS | M# | 0 | R# | 0 | B# ↑ | 0 | 0 | | | |
| Landen of Gothenburg | O# ↑ T-2 ~~N-3~~ | 2<br>~~5~~ | T# N-3 | 3 | S# R-2 N-3 | 5 | 10 | | | |
| Conn V. Tim<br>Pounds 138<br>Shay of CCHS | M# | 0 | R# ↑ N-2 | 2 | B# (P-stalling)$^{3}$ R-2 ?-1 OT T-2 ↑ N-2 R-2 | 3 | 5 | | | |
| Mantly of Gothenburg | O# T-2 N-3 | 5 | T# | 0 | S# | 0 | 5 | | | |
| 2nd Round<br>Pounds<br>V:3 Kinnick of CCHS | M# | 0 | R# ↑ | | B# P-1 | 1 | 1 | | | |
| 145<br>McLane of Gering | O# T-2 N-3 | 5 | T# E-1 T-2 N-3 N-3 N-2 N-3 | 14 | S# | 0 | 19 | | | |

Officials: 1. 2. 3. 4.

Timers: 1. 2. 3. 4.

Scorers: 1. 2. 3. 4.

# Wrestling Tournament.

| | NAMES OF CONTESTANTS | FIRST PERIOD SCORING | POINTS | SECOND PERIOD SCORING | POINTS | THIRD PERIOD SCORING | POINTS | SUMMARY POINTS | TIME ADV. | TOTAL | TEAM SCORE |
|---|---|---|---|---|---|---|---|---|---|---|---|
| 2nd Round 155 POUNDS | Nogisett of CCHS | M# | 0 | R# R-2 | 2 | B# | 0 | 2 | | | |
| | Tuckle of Ogallala | O# T-2 | 2 | T# ↑ R-2 | 2 | S# N-3 | 3 | 7 | | | |
| 2nd Round Consol. 167 POUNDS | Firemel of CCHS | M# | | R# ↑ | 0 | B# R-2 N-3 | 5 | 5 | | | |
| | Richter of Kimball | O# T-2 | | T# R-2 N-3 N-2 | 4 | S# | 0 | 9 | | | |
| 2nd Round 185 POUNDS | Harris of CCHS | M# T-2 | 2 | R# ↓ R-2 N-3 | 5 | B# Pin in 4:30 | 0 | 7 | | | |
| | George of Ogallala | O# | 0 | T# | 0 | S# | 0 | 0 | | | |
| 138 POUNDS | Shay of CCHS | M# | 0 | R# ↑ | 0 | B# | 0 | 7 | | | |
| | Carter of Alliance | O# T-2 N-3 | 5 | T# N-3 N-2 N-2 | 7 | S# 0 | 0 | 0 | | | |

**SCORING:** Takedown—T, Reversal—R, Escape—E, Mat—M, Round—R, Bout—B, Official—O,
**SYMBOLS:** Penalty—P, Near Fall—N, Fall—F, Fall Pred.—f.p., Top Position—X, Scorer—S, Timer—T

held at _____, _____, 19____.

| NAMES OF CONTESTANTS | FIRST PERIOD SCORING | Points | SECOND PERIOD SCORING | Points | THIRD PERIOD SCORING | Points | SUMMARY Points | Time Adv. | Total | Team Score |
|---|---|---|---|---|---|---|---|---|---|---|
| 155 POUNDS<br>Nugsett<br>of CCHS | M#<br>T-2 | 2 | R#<br>N-2 Pin in 3:35 | | B# | | | | | |
| Barkmeir<br>of G'Menberg | O# | 0 | T# ↑ | | S# | | | | | |
| POUNDS<br>Kinnin<br>of CCHS | M#<br>T-2 | 2 | R# | | B# | | | | | |
| Castle<br>of N Platte | O# | 0 | T# ↑<br>Pin in 1:43 | | S# | | | | | |
| POUNDS<br>Nugsett<br>of CCHS | M#<br>~~E-2~~ | 0 | R# ↑<br>P-1 | 1 | B#<br>E-1 E-1 | 2 | 3 | | | |
| Tatum<br>of N. Platte | O#<br>T-2 E-1 | 3 | T#<br>T-2 | 2 | S#<br>T-2 T-2 | 4 | 9 | | | |
| POUNDS<br>Harris<br>of CCHS | M#<br>T-2 N-2 E-1<br>T-2 | 7 | R#<br>↑ PIN 3:24 | | B# | | | | | |
| Barkmeir<br>of G'Menberg | O#<br>R-2 | 2 | T# | | S# | | | | | |

Officials: 1. 2. 3. 4.

Timers: 1. 2. 3. 4.

Scorers: 1. 2. 3. 4.

_____ Tournament. Held at _____. _____, 19____

## _____ Pound Class

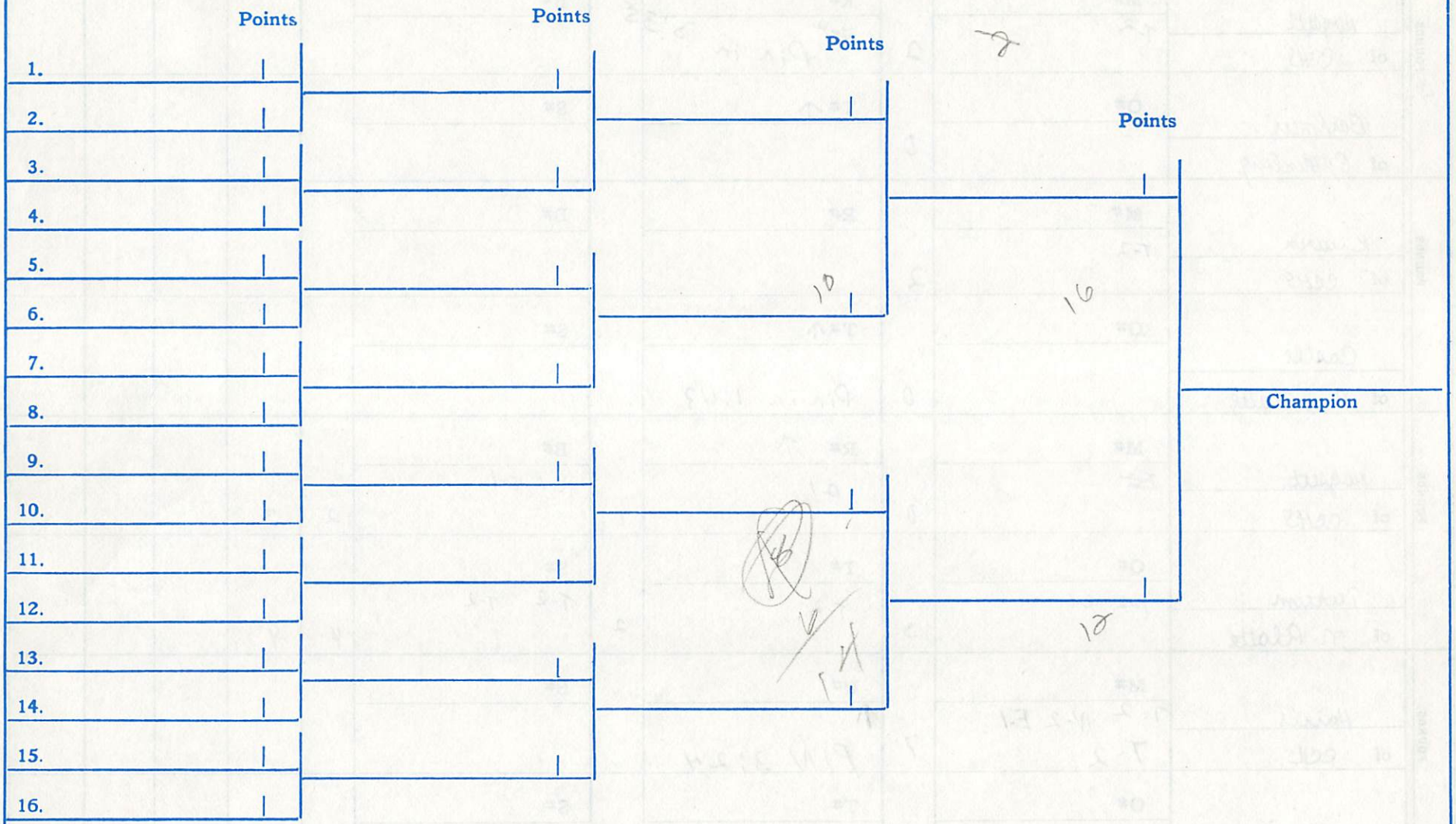


Preliminary Round | Quarter-Finals | Semi-Finals | Finals

R1 Chart

# Yuma Invitational Wrestling Tournament. Dec 16 1981

| Round 1 | NAMES OF CONTESTANTS | FIRST PERIOD SCORING | POINTS | SECOND PERIOD SCORING | POINTS | THIRD PERIOD SCORING | POINTS | SUMMARY POINTS | TIME ADV. | TOTAL | TEAM SCORE |
|---|---|---|---|---|---|---|---|---|---|---|---|
| P | POUNDS: Eric Orr of CCHS | M# | 0 | R# | | B# | | 0 | | | |
| 98 | R Richard of Sumia | O# P T-2 N-2 P1.40 | 4 | T# | | S# | | 4 | | | |
| "B" | POUNDS: Brian Howard of CCHS | M# | | R# | | B# | | 2 | | | |
| 105 | M Swanson of Stratton | O# 1 + T 2D NF 3 2R P1.30 | | T# | | S# | | 7 | | | |
| | POUNDS: B Shaw of CCHS | M# | 0 | R# | | B# | | 0 | | | |
| | J Mahoney of University | O# + 2 N 3 P 12.5 | 5 | T# | | S# | | 5 | | | |
| | POUNDS: P Gerard of CCHS | M# | 0 | R# | | B# | | 0 | | | |
| 119 | T Holcomb of Yuma | O# + 2 P 2 2 | 2 | T# | | S# | | 2 | | | |

**SCORING:** Takedown—T, Reversal—R, Escape—E, Mat—M, Round—R, Bout—B, Official—O,
**SYMBOLS:** Penalty—P, Near Fall—N, Fall—F, Fall Pred.—f.p., Top Position—X, Scorer—S, Timer—T

# Yuma Invitational Wrestling Tournament. Dec 16 1981

| Round 1 | NAMES OF CONTESTANTS | FIRST PERIOD SCORING | POINTS | SECOND PERIOD SCORING | POINTS | THIRD PERIOD SCORING | POINTS | SUMMARY POINTS | TIME ADV. | TOTAL | TEAM SCORE |
|---|---|---|---|---|---|---|---|---|---|---|---|
| B POUNDS | S Valentine of CCHS | M# T-2 E-1 | 3 | R# ↑ N-2 T-2 N-3 | 7 | B# E-1 T-2 E-1 | 4 # | 14 | | | |
| 105 | G Beaupre of Yuma | O# R-2 | 2 | T# E-1 | 1 | S# ↑ T-2 | 2 | 5 | | | |
| Consol / consol B POUNDS | B Howard of CCHS | M# R-2 | 2 | R# ↑ R-2 N-2 | 4 | B# | 0 | 6 | | | |
| 105 | G. Beaupre of Yuma | O# T-2 ~~R-2~~ | 2 | T# R-2 R-2 | 4 | S# N-3 N-2 N-3 | 8 | 14 | | | |
| Round 2 A POUNDS | Green D. Parker of CCHS | M# T-2 T-2 | 4 | R# ↑ T-2 | 2 | B# E-1 | 1 | 7 | | | |
| 105 | Norning of Stratton | O# E-1 | 1 | T# E-1 | 1 | S# ↑ | 0 | 2 | | | |
| POUNDS | green home D Valentine of CCHS | M# T-2 Pin in 34 | | R# | | B# | | 2 | | | |
| | D Baucke of Yuma | O# | | T# | | S# | | 0 | | | |

**SCORING:** Takedown—T, Reversal—R, Escape—E, Mat—M, Round—R, Bout—B, Official—O,
**SYMBOLS:** Penalty—P, Near Fall—N, Fall—F, Fall Pred.—f.p., Top Position—X, Scorer—S, Timer—T

# Yuma Invitational Wrestling Tournament. Dec 16 1981

Round 1

| POUNDS | NAMES OF CONTESTANTS | FIRST PERIOD SCORING | FIRST PERIOD POINTS | SECOND PERIOD SCORING | SECOND PERIOD POINTS | THIRD PERIOD SCORING | THIRD PERIOD POINTS | SUMMARY POINTS | SUMMARY TIME ADV. | SUMMARY TOTAL | SUMMARY TEAM SCORE |
|---|---|---|---|---|---|---|---|---|---|---|---|
| | Green | M# | | R# | | B# | | | | | |
| | G. Navarro | T-2 pin in 39 | | | | | | | | | |
| | of CCHS | | 2 | | | | 2 | 2 | | | |
| | | O# | | T# | | S# | | | | | |
| | B. Baker | | | | | | | | | | |
| 132 | of Sunset | | 0 | | | | 6 | 0 | | | |
| | Red | M# | | R# | | B# | | | | | |
| | J. Shay | | | | | | | | | | |
| | of CCHS | | 0 | | | | | 2 | | | |
| | | O# | | T# | | S# | | | | | |
| | B Brockenbrough | T-2 | | | | | | | | | |
| 138 | of Sunset | Pin in 23 sec | 2 | | | | | 2 | | | |
| | Green | M# | | R# | | B# | | | | | |
| | D Zaiglen | T-2 | | | | | | | | | |
| | of CCHS | | 2 | | | | | 2 | | | |
| | | O# | | T# ↑ | | S# | | | | | |
| | J. Smith | R-2 N-3 | | | | | | | | | |
| 145 | of Yuma | Pin in 3:07 | 5 | | | | | 5 | | | |
| | Red | M# | | R# | | B# | | | | | |
| | D. Nugent | T-2 | | R-2 N-3 | 5 | ~~B~~ N-2 N-2 | | | | | |
| | of CCHS | | 2 | | 2 | | 4 | 11 | | | |
| | Green | O# | | T# ↑ | | S# | | | | | |
| | J. Nansen | | | | | | 0 | 0 | | | |
| 155 | of CCHS | | 0 | | 0 | | | | | | |

SCORING: Takedown—T, Reversal—R, Escape—E, Mat—M, Round—R, Bout—B, Official—O,
SYMBOLS: Penalty—P, Near Fall—N, Fall—F, Fall Pred.—f.p., Top Position—X, Scorer—S, Timer—T

# Yuma Invitational Wrestling Tournament. Dec 16 1981

Round 1

| POUNDS | NAMES OF CONTESTANTS | FIRST PERIOD SCORING | FIRST PERIOD POINTS | SECOND PERIOD SCORING | SECOND PERIOD POINTS | THIRD PERIOD SCORING | THIRD PERIOD POINTS | SUMMARY POINTS | SUMMARY TIME ADV. | SUMMARY TOTAL | SUMMARY TEAM SCORE |
|---|---|---|---|---|---|---|---|---|---|---|---|
| | R. Fuemell of CCHS | M# | | R# | | B# | | | | | |
| | | O# | | T# | | S# | | | | | |
| | of | | | | | | | | | | |
| POUNDS | K. Norris of CCHS | M# | | R# | | B# | | | | | |
| | | O# | | T# | | S# | | | | | |
| | of | | | | | | | | | | |
| POUNDS | R. Robitaille of CCHS | M# T-2 N-2 | 4 | R# R-2 T-2 N-2 | 4 | B# N-3 | 3 | 11 | | | |
| 119 | J. Herman of Yuma | O# E-1 | 1 | T# ↑ | 0 | S# | 0 | 1 | | | |
| POUNDS | Red K. Kunyon of CCHS | M# T-2 | 2 | R# ↑ R-2 | 2 4 | B# | 0 | 4 | | | |
| 145 | Spurlin of Shuaten | O# | 0 | T# R-2 | 2 | S# | 0 | 2 | | | |

SCORING: Takedown—T, Reversal—R, Escape—E, Mat—M, Round—R, Bout—B, Official—O,
SYMBOLS: Penalty—P, Near Fall—N, Fall—F, Fall Pred.—f.p., Top Position—X, Scorer—S, Timer—T

# Yuma Invitational Wrestling Tournament. Dec 16 1981

| | NAMES OF CONTESTANTS | FIRST PERIOD SCORING | POINTS | SECOND PERIOD SCORING | POINTS | THIRD PERIOD SCORING | POINTS | SUMMARY POINTS | TIME ADV. | TOTAL | TEAM SCORE |
|---|---|---|---|---|---|---|---|---|---|---|---|
| Consol Round 1 B POUNDS | Phil Goddard of CCHS | M# | 0 | R# | | B# | | 0 | | | |
| | ~~Hen~~ Herman of Yuma | O# T 2 N2 N3 | 7 | T# ↗ N3 P 58 | | S# | | 10 | | | |
| Gal 1 A POUNDS | Jon Shay of | M# | 0 | R# ↗ | 0 | B# | 0 | 0 | | | |
| 138 | Sweedore of Yuma | O# T2 | 2 | T# E1 T2 P 340 | 3 | S# ~~E1~~ | | 5 | | | |
| Round 2 B POUNDS | Green S Valentine of CCHS | M# T-2 E-1 | 3 | R# E-1 | 1 | B# ↑ ~~N-2~~ E-1 | 1 | 5 | | | |
| 105 | M. Swanson of Stratton | O# R-2 ~~E-1~~ T-2 | 4 | T# ↑ T-2 | 2 | S# N-2 E-1 T-2 | 5 | 11 | | | |
| Consol B POUNDS | Green J. Hansen of CCHS | M# ~~0~~ | 0 | R# | | B# | | 0 | | | |
| 155 | J. Knapston of Yuma | O# T2 Pin in 3/secs | 0 | T# ↑ | | S# | | 0 | | | |

**SCORING:** Takedown—T, Reversal—R, Escape—E, Mat—M, Round—R, Bout—B, Official—O,
**SYMBOLS:** Penalty—P, Near Fall—N, Fall—F, Fall Pred.—f.p., Top Position—X, Scorer—S, Timer—T

# Yuma Invitational Wrestling Tournament. Dec 16 1981

Round 2

| POUNDS | NAMES OF CONTESTANTS | FIRST PERIOD SCORING | FIRST PERIOD POINTS | SECOND PERIOD SCORING | SECOND PERIOD POINTS | THIRD PERIOD SCORING | THIRD PERIOD POINTS | SUMMARY POINTS | SUMMARY TIME ADV. | SUMMARY TOTAL | SUMMARY TEAM SCORE |
|---|---|---|---|---|---|---|---|---|---|---|---|
| | A Robertson of CCHS | M# | | R# | | B# | | 0 | | | |
| 119 | Holcomb of Yuma | O# T-2 Pin in 4:1 | | T# | | S# | | 2 | | | |
| | guest Weakley of CCHS | M# T-2 | 2 | R# N-2 | 2 | B# E-1 | 1 | 5 | | | |
| 126 | Pyle of Caliche | O# E-1 T-2 | 3 | T# | 0 | S# | 0 | 3 | | | |
| | C Howard of CCHS | M# | 0 | R# | 0 | B# | 0 | 0 | | | |
| 132 | Brophy of Yuma | O# T-2 | 2 | T# N-3 | 3 | S# R-2 | 2 | 7 | | | |
| | of | M# | | R# | | B# | | | | | |
| | of | O# | | T# | | S# | | | | | |

SCORING: Takedown—T, Reversal—R, Escape—E, Mat—M, Round—R, Bout—B, Official—O,
SYMBOLS: Penalty—P, Near Fall—N, Fall—F, Fall Pred.—f.p., Top Position—X, Scorer—S, Timer—T

held at _____, _____, 19____.

| Pounds | NAMES OF CONTESTANTS | FIRST PERIOD SCORING | POINTS | SECOND PERIOD SCORING | POINTS | THIRD PERIOD SCORING | POINTS | SUMMARY POINTS | TIME ADV. | TOTAL | TEAM SCORE |
|---|---|---|---|---|---|---|---|---|---|---|---|
| POUNDS | Red Home Kirwin of CCHS | M# T-2 N-3 | 5 | R# ↑ | 0 | B# E-1 | 1 | 6 | | | |
| 145 | Newton of Yuma | O# | 0 | T# R-2 | 2 | S# ↑ E-1 | 1 ~~0~~ | 3 2 | | | |
| Pound 2 POUNDS | Home R. Kriemel of CCHS | M# ~~R-2~~ | 0 | R# R-2 | 2 | B# ↑ R-2 P-2 | 4 | 6 | | | |
| | Medrano of ~~CC~~ Yuma | O# T-2 | 2 | T# | 0 | S# | 0 | 2 | | | |
| POUNDS | guest Hogsett of CCHS | M# ~~R-2~~ T-2 R-2 | 4 | R# ↑ | | B# | | 4 | | | |
| 155 | Knapstone of Yuma | O# R-2 | 2 | T# R-2 pin in 253 | | S# ~~R-2~~ | | 4 | | | |
| 5-6 POUNDS | Orr of CCHS | M# T-2 | 2 | R# | | B# | | 2 | | | |
| 98 | Bartlett of Blue Mtn University | O# R-2 - N2 N2 | 6 | T# | | S# | | 6 | | | |

| Officials: 1. | 2. | Timers: 1. | 2. | Scorers: 1. | 2. |
|---|---|---|---|---|---|
| 3. | 4. | 3. | 4. | 3. | 4. |

630

**held at** Yuma Colorado, December 19, 19 81.

| | NAMES OF CONTESTANTS | FIRST PERIOD SCORING | POINTS | SECOND PERIOD SCORING | POINTS | THIRD PERIOD SCORING | POINTS | SUMMARY POINTS | TIME ADV. | TOTAL | TEAM SCORE |
|---|---|---|---|---|---|---|---|---|---|---|---|
| 5-Lib B POUNDS | Red D. Loffler of CCHS | M# | | R# | | B# ↗ | | | | | |
| | Spurlin of Stratton | O# 2 T2 | | T# ↗ N·2 | | S# R2 P1:41 | | | | | |
| ~~Champ~~ P POUNDS | D. Parker of CCHS | M# | | R# | | B# | | | | | |
| | M. Swanson of Stratton | O# | | T# | | S# | | | | | |
| 3rd B POUNDS | S. Valentine of CCHS | M# | 0 | R# | 0 | B# R·2 | 2 | 2 | | | |
| 105 | T. Horning of Stratton | O# R·2 | 2 | T# ↑ R·2 | 2 | S# | 0 | 4 | | | |
| 3rd A POUNDS | Robertson of CCHS | M# T·2 N3 | 5 | R# | | B# OT | 0 | 0 | | | |
| 119 | Driety of Calich | O# R·2 | 2 | T# ↑ N-3 | | S# T-2 R·2 | 4 | 4 | | | |

| Officials: | 1. | 2. | Timers: | 1. | 2. | Scorers: | 1. | 2. |
|---|---|---|---|---|---|---|---|---|
| | 3. | 4. | | 3. | 4. | | 3. | 4. |

held at Yuma, Colorado, December 19, 1981, 19____.

| | NAMES OF CONTESTANTS | FIRST PERIOD SCORING | POINTS | SECOND PERIOD SCORING | POINTS | THIRD PERIOD SCORING | POINTS | SUMMARY POINTS | TIME ADV. | TOTAL | TEAM SCORE |
|---|---|---|---|---|---|---|---|---|---|---|---|
| 3 end POUNDS | Red guest C Howard of CCHS | M# | 0 | R# E-1 R-2 | 3 | B# E-1 | 1 | 4 | | | |
| | D Hamilton of Caliche | O# ↑ T-2 N-2 | 4 | T# ↑ T-2 N-3 R-2 N-2 | 9 9 | S# T-2 | 2 | 16 | | | |
| 3 end POUNDS | green D Hogsett of CCHS | M# T-2 | 2 | R# ↑ | 0 | B# N-2 T-2 | 4 | 6 | | | |
| | T. Lakin of University | O# ~~X~~ | 0 | T# E-1 | 1 | S# ↑ R-2 | 2 | 3 | | | |
| Finals 105 POUNDS | Finals Parker of CCHS | M# T-2 N-2 | 4 | R# | | B# ↑ | | | | | |
| | Swanson of Stratton | O# | 0 | T# ↑ | | S# P-1 R-2 Pin in 5:34 | | | | | |
| Finals 112 POUNDS | home D Valentine of CCHS | M# | 0 | R# | 0 | B# ↑ | 0 | 0 | | | |
| | Steegmer of Stratton | O# T-2 | 2 | T# ↑ P-1 N-2 | 3 | S# R-2 Pin in 4:28 | 2 | 7 | | | |

| Officials: 1. | 2. | Timers: 1. | 2. | Scorers: 1. | 2. |
|---|---|---|---|---|---|
| 3. | 4. | 3. | 4. | 3. | 4. |

held at _____, _____, 19____.

| NAMES OF CONTESTANTS | FIRST PERIOD SCORING | Points | SECOND PERIOD SCORING | Points | THIRD PERIOD SCORING | Points | SUMMARY Points | Time Adv. | Total | Team Score |
|---|---|---|---|---|---|---|---|---|---|---|
| 126 Pounds Finals<br>Red guest<br>of CCHS | M# | 0 | R# ↑ | 0 | B# ↑ | 0 | 0 | | | |
| <br>Beucke<br>of Yuma | O#<br>T-2 | 2 | T#<br>R-2 | 2 | S#<br>P-1 ½ Standing | 1<br>0 | 5 | | | |
| 138 Pounds Finals<br>Kim<br>Kirwin<br>of CCHS | M# | 0 | R# | | B# | | | | | |
| <br>Corrales<br>of Caliche | O#<br>T-2 N-3 N-3<br>Pin in | 8 | T# ↑<br>Pin in 3:52 | | S# | | | | | |
| 167 Pounds Finals<br>Friemel<br>of CCHS | M# | 0 | R#<br>R-2 | | B# | | | | | |
| <br>A. Beaupre<br>of Yuma | O#<br>T-2 | 2 | T# ↑<br>R-2<br>Pin in 4:51 | | S# | | | | | |
| 185 Pounds Finals<br>Red<br>K. Harris<br>of CRS | M#<br>R-2 N-3 R-2<br>N-2 N-2 | 11 | R#<br>E-1 T-2<br>Pin in 2:39 | 3 | B# | | 14 | | | |
| <br>Auer<br>of Yuma | O#<br>T-2 R-2 | 4 | T# ↑ | 0 | S# | | 4 | | | |

| Officials: 1. | 2. | Timers: 1. | 2. | Scorers: 1. | 2. |
|---|---|---|---|---|---|
| 3. | 4. | 3. | 4. | 3. | 4. |

Parker — the best

Weatherly — good

Harris — good - too much power work

Ricky — very talented & fast - guts

D Valentine — good

Round 1

# Imperial Varsity Wrestling Tournament.

| | NAMES OF CONTESTANTS | FIRST PERIOD SCORING | POINTS | SECOND PERIOD SCORING | POINTS | THIRD PERIOD SCORING | POINTS | SUMMARY POINTS | TIME ADV. | TOTAL | TEAM SCORE |
|---|---|---|---|---|---|---|---|---|---|---|---|
| 105 POUNDS | Parker of CCHS | M# R-2 | | R# | | B# | | | | | |
| | Wood of Rep. Val | O# T-2 L-2 Pin in 1:59 | | T# | | S# | | | | | |
| 112 POUNDS | Valentine of CCHS | M# T-2 N-2 | 4 | R# | | B# | | 4 | | | |
| | Ortiz of McCook | O# R-2 | 2 | T# ↑ Pin in 3:35 | | S# | | 2 | | | |
| 119 POUNDS | Robertson of CCHS | M# T-2 | 2 | R# ↑ T-2 N-2 | 4 | B# | 0 | 6 | | | |
| | Roberts of Rep V. | O# R-2 N-3 | 5 | T# E-1 E-1 | 2 | S# | 0 | 7 | | | |
| 126 POUNDS | Weatherly of CCHS | M# T-2 | 2 | R# R-2 Pin in 3:54 | | B# | | | | | |
| | Daise of Holyoke | O# | 0 | T# ↑ | | S# | | | | | |

SCORING: Takedown—T, Reversal—R, Escape—E, Mat—M, Round—R, Bout—B, Official—O,
SYMBOLS: Penalty—P, Near Fall—N, Fall—F, Fall Pred.—f.p., Top Position—X, Scorer—S, Timer—T

# Inp. Varsity Wrestling Tournament.

| NAMES OF CONTESTANTS | | FIRST PERIOD SCORING | Points | SECOND PERIOD SCORING | Points | THIRD PERIOD SCORING | Points | SUMMARY Points | Time Adv. | Total | Team Score |
|---|---|---|---|---|---|---|---|---|---|---|---|
| 138 Pounds | Shay of CCHS | M# | 0 | R# ↑ | 0 | B# | | 0 | | | |
| | Smith of Wray | O# T-2 N-2 N-2 | 6 | T# R-2 N-3 Pin in 3:00 | 5 | S# | | 11 | | | |
| 45 Pounds (Round 2) | Kuruin of CCHS | M# | 6 | R# | 0 | B# | | | | | |
| | Stanley of Galicke | O# T-2 | 2 | T# ↑ N-3 | 3 | S# R-2 Pin in 5:16 | | | | | |
| 52 Pounds | Hogsett of CCHS | M# | | R# | | B# | | | | | |
| | Buchanan of Wray | O# Pin in | 14 | T# | | S# | | | | | |
| 67 Pounds | Friemel of CCHS | M# E1 | | R# | | B# | | | | | |
| | Hullberg of Rep. V | O# Fall 0 +2 #2 | | T# | | S# | | | | | |

SCORING: Takedown—T, Reversal—R, Escape—E, Mat—M, Round—R, Bout—B, Official—O,
SYMBOLS: Penalty—P, Near Fall—N, Fall—F, Fall Pred.—f.p., Top Position—X, Scorer—S, Timer—T

# _____ Wrestling Tournament.

| NAMES OF CONTESTANTS | FIRST PERIOD SCORING | Points | SECOND PERIOD SCORING | Points | THIRD PERIOD SCORING | Points | SUMMARY Points | Time Adv. | Total | Team Score |
|---|---|---|---|---|---|---|---|---|---|---|
| Consolation 138 POUNDS<br>Shay<br>of CCHS | M# | 0 | R# | | B# | | 0 | | | |
| Canales<br>of Caledo | O#<br>T-2 N-2 | 4 | T# ↑<br>Pin in 2 44 | | S# | | 4 | | | |
| Consolation Finals 145 POUNDS<br>Kinnin<br>of CCHS | M# | 0 | R#<br>R-2 | 2 | B# | 0 | 2 | | | |
| Schafer<br>of Wray | O#<br>T-2 | 2 | T# ↑ | 0 | S#<br>R2 N-2 N-3 | 7 | 9 | | | |
| Consolation Finals 155 POUNDS<br>Haggard<br>of CCHS | M#<br>T-2 | 2 | R# ↑<br>N-2 | 2 | B#<br>R-2 | 2 | 6 | | | |
| Yetter<br>of Oshkosh | O#<br>E2 | 0 | T# | 0 | S#<br>E-1 T-2 | 3 | 3 | | | |
| Consolation Finals 167 POUNDS<br>Friemel<br>of CCHS | M#<br>T-2 N-3 | 5 | R#<br>R-2 Pin in 3:02 | 2 | B# | | 7 | | | |
| Kulin<br>of Hoxie | O# | 0 | T# ↑ | 0 | S# | | 0 | | | |

SCORING: Takedown—T, Reversal—R, Escape—E, Mat—M, Round—R, Bout—B, Official—O,
SYMBOLS: Penalty—P, Near Fall—N, Fall—F, Fall Pred.—f.p., Top Position—X, Scorer—S, Timer—T

# Imp Var Wrestling Tournament.

| | NAMES OF CONTESTANTS | FIRST PERIOD SCORING | POINTS | SECOND PERIOD SCORING | POINTS | THIRD PERIOD SCORING | POINTS | SUMMARY POINTS | TIME ADV. | TOTAL | TEAM SCORE |
|---|---|---|---|---|---|---|---|---|---|---|---|
| POUNDS | Harris of CCHS | M# T-2 Pin in 55 | 2 | R# | | B# | | 2 | | | |
| | Dirks of Hodgoke | O# E | 0 | T# | | S# | | 0 | | | |
| POUNDS | Weatherly of CCHS | M# T-2 N-3 P-1 | 6 | R# R-2 N-2 | 4 | B# E-1 T-2 N-2 | 5 3 | 15 | | | |
| | Kruger of Rep. V. | O# E-1 R-2 | 3 | T# | 0 | S# | 0 | 3 | | | |
| POUNDS | Parker of CCHS | M# Forfeit | | R# | | B# | | | | | |
| | Rogers of Oshkosh | O# | | T# | | S# | | | | | |
| POUNDS | Weatherly of CCHS | M# | | R# | | B# | | | | | |
| | Barker of Wray | O# | | T# | | S# | | | | | |

2nd round

consolation semis

SCORING: Takedown—T, Reversal—R, Escape—E, Mat—M, Round—R, Bout—B, Official—O,
SYMBOLS: Penalty—P, Near Fall—N, Fall—F, Fall Pred.—f.p., Top Position—X, Scorer—S, Timer—T

# _____ Wrestling Tournament.

| POUNDS | NAMES OF CONTESTANTS | FIRST PERIOD SCORING | Points | SECOND PERIOD SCORING | Points | THIRD PERIOD SCORING | Points | SUMMARY Points | Time Adv. | Total | Team Score |
|---|---|---|---|---|---|---|---|---|---|---|---|
| | Harris of CCHS | M# T-2 N-3 | 5 | R# R-2 N-2 R-2 | 6 | B# N-2 | 2 | 13 | | | |
| Champ | Willyang of Wray | O# | 0 | T# ↑ R-2 | 2 | S# | 0 | 2 | | | |
| | Weatherly of CCHS | M# | 0 | R# ~~F~~ | | B# | | 0 | | | |
| Champ | Barker of Wray | O# T-2 Dia in 1:14 | 2 | T# | | S# | | 2 | | | |
| | of | M# | | R# | | B# | | | | | |
| | of | O# | | T# | | S# | | | | | |
| | of | M# | | R# | | B# | | | | | |
| | of | O# | | T# | | S# | | | | | |

SCORING: Takedown—T, Reversal—R, Escape—E, Mat—M, Round—R, Bout—B, Official—O,
SYMBOLS: Penalty—P, Near Fall—N, Fall—F, Fall Pred.—f.p., Top Position—X, Scorer—S, Timer—T

# IMPERIAL ~~JV~~ Wrestling Tournament.

| NAMES OF CONTESTANTS | FIRST PERIOD SCORING | FIRST PERIOD POINTS | SECOND PERIOD SCORING | SECOND PERIOD POINTS | THIRD PERIOD SCORING | THIRD PERIOD POINTS | SUMMARY POINTS | SUMMARY TIME ADV. | SUMMARY TOTAL | SUMMARY TEAM SCORE |
|---|---|---|---|---|---|---|---|---|---|---|
| 105 POUNDS<br>B. Shay ~~E. Orr~~<br>of CCHS | M# | 0 | R# ↑ | 0 | B# | 0 | 0 | | | |
| <br>Fisher<br>of Bea. City | O# N-3 T-2 | 5 | T# Pin in 2:30 | 0 | S# | 6 | 5 | | | |
| 105 POUNDS<br>B Howard<br>of CCHS | M# T-2 | | R# | | B# | | | | | |
| <br>Jeff Kilgore<br>of Ogallala | O# R-2 Pin in 1:19 | | T# | | S# | | | | | |
| 98 POUNDS<br>E. Orr<br>of CCHS | M# | 0 | R# | | B# | 0 | | | | |
| <br>Harpham<br>of McCook | O# T-2 Pin in 25 | 2 | T# | | S# | 2 | | | | |
| 155 POUNDS<br>Hansen<br>of CCHS | M# | 0 | R# ↑ | 0 | B# R-2 | 2 | 2 | | | |
| <br>Babish<br>of Ogallala | O# T-2 | 2 | T# D-1 R-2 | 3 | S# R-2 N-2 Pin in 4:45 | 4 | 9 | | | |

SCORING: Takedown—T, Reversal—R, Escape—E, Mat—M, Round—R, Bout—B, Official—O,
SYMBOLS: Penalty—P, Near Fall—N, Fall—F, Fall Pred.—f.p., Top Position—X, Scorer—S, Timer—T

held at Twin Vee , , 19 .

| NAMES OF CONTESTANTS | | FIRST PERIOD SCORING | Points | SECOND PERIOD SCORING | Points | THIRD PERIOD SCORING | Points | SUMMARY Points | Time Adv. | Total | Team Score |
|---|---|---|---|---|---|---|---|---|---|---|---|
| Pounds | Ours of CCHS | M# | 0 | R# | | B# | | 0 | | | |
| Pounds | Watson of Dgallala | O# T-2 N-3 | 5 | T# ↑ Pin in 2:21 | | S# | | 5 | | | |
| Pounds | Hansen of CCHS | M# R-2 N-2 | 4 | R# E-1 T-2 N-3 | 6 | B# P-1 | 1 | 11 | | | |
| Pounds | Miller of Maywood | O# T-2 | 2 | T# ↑ ~~T-2~~ | 0 | S# | 0 | 2 | | | |
| Pounds | Hansen of CCHS | M# | 0 | R# E-1 R-2 N-2 | 5 | B# ~~P-1~~ R-2 P-1 | 3 | 8 | | | |
| Pounds | Hardin of B.C | O# T-2 N-3 | 5 | T# ↑ T-2 | 2 | S# R-2 | 2 | 9 | | | |
| Pounds | of | M# | | R# | | B# | | | | | |
| Pounds | of | O# | | T# | | S# | | | | | |

| Officials: 1. | 2. | Timers: 1. | 2. | Scorers: 1. | 2. |
|---|---|---|---|---|---|
| 3. | 4. | 3. | 4. | 3. | 4. |

Parker

Weatherly

Valentine

Harris

Robertson

Shay J

Hogsett

Kirwin

Valentine

Howard

Beckett

Loeffler

Hanson

Friemal

Found

Rep Valley

# Wrestling Tournament.

| NAMES OF CONTESTANTS | | FIRST PERIOD SCORING | Points | SECOND PERIOD SCORING | Points | THIRD PERIOD SCORING | Points | SUMMARY Points | Time Adv. | Total | Team Score |
|---|---|---|---|---|---|---|---|---|---|---|---|
| 98 Pounds | B. Shay of Imperial | M# 2 | 0 | R# #1. ↑ ~~R² NF³~~ | 0 | B# ↓ R² NF³ | ~~5~~ | 5 | | | |
| | T. Helm of RVB. | O# T² | 2 | T# ↓ E¹ T² NF³ ~~NF³~~ | 6 | S# ↑ NF³ | 8 | 11 | | | |
| 105 Pounds | D. Parker of Imp. | M# #1 ~~R² NF² NF³~~ | 2 | R# 1 ↓ R² NF² NF³ | 8 | B# pin 4:32 | 9 | 8 | | | |
| | Fisher of BC | O# | 0 | T# ↑ | 0 | S# | 0 | 0 | | | |
| 112 Pounds | P. Valentine of Imp | M# 2 T² NF-3 pin 2:21 | | R# 1. | | B# | 5 | | | | |
| | Woodruff of Ox | O# | | T# | | S# | 6 | | | | |
| 119 Pounds | R. Robertson of | M# #2 R² NF³ pin 2:47 | | R# 1 | | B# | 5 | | | | |
| | Scott of Alma | O# T² | | T# | | S# | 2 | | | | |

SCORING: Takedown—T, Reversal—R, Escape—E, Mat—M, Round—R, Bout—B, Official—O,
SYMBOLS: Penalty—P, Near Fall—N, Fall—F, Fall Pred.—f.p., Top Position—X, Scorer—S, Timer—T

2,

~~Ogallala~~ Rep Valley **Wrestling Tournament.**

| | NAMES OF CONTESTANTS | FIRST PERIOD SCORING | POINTS | SECOND PERIOD SCORING | POINTS | THIRD PERIOD SCORING | POINTS | SUMMARY POINTS | TIME ADV. | TOTAL | TEAM SCORE |
|---|---|---|---|---|---|---|---|---|---|---|---|
| 126 POUNDS | M. Weatherly of | M# 1 $T^2$ $NF^3$ pin 101 | | R# 1. | | B# | S pin | 5 | | | |
| | Lehmann of Eustis | O# | | T# | | S# | 0 | 0 | | | |
| 132 POUNDS | G. Howard of Imp | M# 1 $R^2$ | 2 | R# 1. | 2 | B# ~~E~~. | 0 | 2 | | | |
| | Heft of Alma | O# $T^2$ $NF^2$ $R^2$ $NF^2$ | 8 | T# $NF^3$ $NF^3$ $NF^3$ | 17 | S# $T^2$ $N^F$ 5:46 | 23 | 23 | | | |
| 138 POUNDS | J. Shay of Imp | M# 1 $T^2$ $NF^3$ | 5 | R# 1. $R^2$ $NF^3$ pin 3:49 | 10 | B# | 10 | 10 | | | |
| | Winter of EUSTIS | O# $S^c$ | 0 | T# $FS^c$ | 0 | S# | 0 | 0 | | | |
| 145 POUNDS | K. Kirwin of Imp. | M# 1 $S^c$ | 0 | R# 1 T | 0 | B# $E^1$ | 1 | 1. | | | |
| | Pearson of Cambe | O# $T^2$ $S^1$ | 3 | T# $E^1$ | 4 | S# | 4 | 4 | | | |

SCORING: Takedown—T, Reversal—R, Escape—E, Mat—M, Round—R, Bout—B, Official—O,
SYMBOLS: Penalty—P, Near Fall—N, Fall—F, Fall Pred.—f.p., Top Position—X, Scorer—S, Timer—T

# _____ Wrestling Tournament.

| NAMES OF CONTESTANTS | | FIRST PERIOD SCORING | Points | SECOND PERIOD SCORING | Points | THIRD PERIOD SCORING | Points | SUMMARY Points | Time Adv. | Total | Team Score |
|---|---|---|---|---|---|---|---|---|---|---|---|
| 155 Pounds | D. Hogsett of Imp | M# $T^2 NF^3$ pin :52 | 5 | R# #1. | | B# | 5 | 5 | | | |
| | Schaff of Maywood | O# | 0 | T# | | S# | 8 | pin 8 | | | |
| 167 Pounds | R. Fennel of | M# 1 | | R# 1 ↑ | 0 | B# | 0 | 0 | | | |
| | Carpenter of Camb. | O# $T^2$ [illegible]$^2$ | | T# $E^1 T^2 NF^3$ pin 3:53 | 10 | S# | 10 | 10 | | | |
| 132 Pounds | G. Howard of (Imp) | M# | [illegible] | R# | 0 | B# $RF^1 R^2$ | 3 | 3 | | | |
| | Breining of (Ox) | O# $T^2 NF^3$ | 0 | T# $E^1 T^2 NF^3$ | 10 | S# $T^2$ | 12 | 12 | | | |
| Pounds | Hogsett of Imp | M# $T^2$ $NF^3$ | 5 | R# [illegible]$^3 R^2 NF^3$ pin 2:22 | | B# | 10 | 10 pin | 2:22 | | |
| | Fiene of (Camb) | O# | 0 | T# | | S# [illegible] | | 0 | | | |

SCORING: Takedown—T, Reversal—R, Escape—E, Mat—M, Round—R, Bout—B, Official—O,
SYMBOLS: Penalty—P, Near Fall—N, Fall—F, Fall Pred.—f.p., Top Position—X, Scorer—S, Timer—T

4

held at _____. _____, 19____.

| Rd 2 NAMES OF CONTESTANTS | FIRST PERIOD SCORING | POINTS | SECOND PERIOD SCORING | POINTS | THIRD PERIOD SCORING | POINTS | SUMMARY POINTS | TIME ADV. | TOTAL | TEAM SCORE HOME | OPP. |
|---|---|---|---|---|---|---|---|---|---|---|---|
| 105 POUNDS Parker | | 0 | E1 NF3 pin 5:06 | 1 | | 4 | ~~4~~ pin | | | | |
| Imp. | | 0 | ↑ | 0 | | 0 | 0 | | | | |
| POUNDS Breinging | | | | | | | | | | | |
| Oxford | | | | | | | | | | | |
| 112 POUNDS Valentine | T2 R2 NF2 | 6 | E1 | 7 | FSc NF2 NF3 | 11 | 13 | | | | |
| Imp. | | | | | | | | | | | |
| POUNDS Beach | E1 T2 | 3 | ↑ T2 | 4 | R2 NF3 | 9 | 9 | | | | |
| Franklin | | | | | | | | | | | |
| 119 POUNDS Robertson | | 0 | | 0 | | 4 | 4 | | | | |
| Imp. | | | | | | | | | | | |
| POUNDS Walton | Sc T2 PDc R | 2 | R2 ~~NF3~~ | 4 | NF3 | 7 | 7 | | | | |
| Franklin | | | | | | | | | | | |

26 27 28 29 30 31 32 33 34 35 36 37 38 39 40 41 42 43 44 45

26 27 28 29 30 31 32 33 34 35 36 37 38 39 40 41 42 43 44 45

TOTAL TEAM SCORE

REFEREE

TIMER

SCORER

Time Adv. HOME

Timers OPP.

A - 27

held at _____, [redacted], 19[redacted].

| NAMES OF CONTESTANTS | FIRST PERIOD SCORING | Points | SECOND PERIOD SCORING | Points | THIRD PERIOD SCORING | Points | SUMMARY Points | Time Adv. | Total | Team Score |
|---|---|---|---|---|---|---|---|---|---|---|
| 126 POUNDS<br>Weatherly<br>of | M# $P^2$ $R^2$ | 2 | R# Round 2 ↑ | 4 | B# $R^2$ $F^3$ pin 5:00 | | 9 pin | | | |
| <br>of Rynolds (Al. | O# $T^2$ $E'T^2$ | 5 | T# | 5 | S# | | 5 | | | |
| 138 POUNDS<br>Jon Shay<br>of (Imp) | M# $T^2$ | 2 | R# Round 2 | 2 | B# | 2 | 2 | | | |
| <br>Quine<br>of (Ox) | O# $R^2$ $NF^3$ pin | 3 | T# | 5 | S# | 5 | Spin | | | |
| 155 POUNDS<br>Haggett<br>of Imp | M# | 0 | R# 2 | 0 | B# $E'E'T^2$ | 6 | 5 | | | |
| <br>Ball<br>of (Al) | O# | 0 | T# $E'T^2$ | 3 | S# $T^2$ | | 6 | | | |
| 185 POUNDS<br>Harris<br>of | M# $T^2$ $NE^3$ pin | 5 | R# | | B# | | 5 pin | | | |
| <br>Ivies<br>of Cumb. | O# | 0 | T# | | S# | | 0 | | | |

Officials: 1. 2. 3. 4.

Timers: 1. 2. 3. 4.

Scorers: 1. 2. 3. 4.

Rep Valley **Wrestling Tournament.**

| NAMES OF CONTESTANTS | | FIRST PERIOD SCORING | Points | SECOND PERIOD SCORING | Points | THIRD PERIOD SCORING | Points | SUMMARY Points | Time Adv. | Total | Team Score |
|---|---|---|---|---|---|---|---|---|---|---|---|
| 132 Pounds | Howard of (Imp) | M# T² E¹ | 3 | Consolation R# ↓ R² NF³ pin :38 | | B# | 10 | 10 pin | | | |
| | Miller of (May) | O# R² | 2 | T# | | S# | 2 | 2 | | | |
| 145 Pounds | Kirwin of (Imp) | M# T² NF³ pin :20 | 5 | R# Consolation | 5 | B# | 5 | 5 | | | |
| | Johnson of (May) | O# | 0 | T# | 0 | S# / | 0 | 0 | | | |
| 167 Pounds | Friend of (Imp) | M# | | R# Consolation R² NF³ pin 3:38 | 5 | B# | 5 | 5 pin | | | |
| | Wagner of (East) | O# | | T# | 0 | S# | 0 | 0 | | | |
| 98 Pounds | B. Shaw of (Imp) | M# | 0 | R# Consolation ↑ R² N² R² | | B# NF³ pin 4:27 | 9 | 9 pin | | | |
| | Scott of (Al) | O# | 0 | T# R² R² R² | | S# / | 0 | 0 | | | |

SCORING: Takedown—T, Reversal—R, Escape—E, Mat—M, Round—R, Bout—B, Official—O,
SYMBOLS: Penalty—P, Near Fall—N, Fall—F, Fall Pred.—f.p., Top Position—X, Scorer—S, Timer—T

| RV | Fr | Im |
|---|---|---|
| \|\|\| | ~~\|\|\|\|~~ | \|\|\|\| |
| | \|\| | \|\| |

R 1

| | | | |
|---|---|---|---|
| Al, | 14 | 81 | 81 |
| BC | 8 | 57 | 50 |
| C | 12 | 66½ | 72½ |
| E | 2½ | 22½ | 22½ |
| Fr | 22 | 116½ | |
| CC | 24 | 109 | |
| May | 6 | 20 | 20 |
| Ox | 16 | 56½ | 51½ |
| RV | 24 | 113 | |
| R4 | 6 | 18 | 21 |

| | | |
|---|---|---|
| Frank | 116½ | 123½ |
| Rep V | 113 | 117 |
| Imp | 109 | 119 |
| Al | 81 | |

| | | | |
|---|---|---|---|
| Frank | 123½ | \|\|\| | 136 |
| Imp | 119 | \| | 125 |
| RV | 117 | \|\|\|\| | 137 |
| Al | 81 | | |
| Can | 72½ | | |
| Ox | 51½ | \| | |
| Bc | 50 | \| | |
| Eus | 22½ | \| | |

Wrestling Imperial vs. Rop Valley

Consolation quarterfinals

| Pounds | Names of Contestants | First Period Scoring | Points | Second Period Scoring | Points | Third Period Scoring | Points | Time |
|---|---|---|---|---|---|---|---|---|
| 119 | Robertson (Imp) | $T^2$ | 2 | | 2 | | | |
| | | | 0 | | 0 | $T^1$ | | |
| 119 | Roland (R.U) | | | | | | | |
| 145 | Kirwin Imp | | 0 | $R^2$ $NF^2$ | 4 | | | |
| | | | | | 0 | $R^2$ pin | | |
| | Dawson (Qx) | | 0 | | | | | |
| 138 | Shay Imp | $T^2$ | 2 | | 2 | $R^2$ $T^2$ | 6 | |
| | | | 0 | $R^2$ $NF^3$ | 5 | $E^1$ $R^2$ | 8 | |
| | Tol & Sandels (AT) | | | | | | | |

Current Home 1 2 3 4 5 6 7 8 9 10 11 12 13 14 17 18 19 20 21

Scoring Top 1 2 3 4 5 6 7 8 9 10 11 12 13 14 17 18 19 20 21

SCORING: Takedown—T, Reversal—R, Escape—E, Fall—F, Fall Pred.—f.p.

[illegible] Fall—N, Choice—C, Top [illegible]

| | | | | | | | | | |
|---|---|---|---|---|---|---|---|---|---|
| 167 | Friemel | | 0 | | | | | | |
| | Imp. | | | | | | | | |
| | Davis | $T^2$ | 2 | $R^2$ pin | | | | | |
| | Frk. | | | | | | | | |
| consol Finals 119 | Robertson (Imp.) | | 0 | $NF^3$ pin 2:11 | | | 3 | ~~3~~ | pin |
| | Liess (Lumb.) | $T^2$ | 2 | ~~$NF^3$ pin~~ | | | 2 | ~~2~~ | |
| consol Finals 155 | Hogsett (Imp.) | $T^2$ $NF^3$ | 5 | $NF^3$ 3:28 | 11 | | 11 | ~~11~~ | pin |
| | Best (OX) | | 0 | | 0 | | 0 | 0 | |
| consol Finals 98 | Shay (Imp.) | | 0 | | 0 | | 0 | 0 | |
| | Helm (RV) | $T^2$ | 2 | $NF^3$ ~~$R^2$~~ | 5 | $R^2$ | 7 | 7 | |

26 27 28 29 30 31 32 33 34 35 36 37 38 39 40

26 27 28 29 30 31 32 33 34 35 36 37 38 39 40

TIMER

SCORER

Time Adv.

TAL TEAM SC

Finals

| NAMES OF CONTESTANTS | FIRST PERIOD SCORING | Points | SECOND PERIOD | Points | THIRD PERIOD SCORING | Points |
|---|---|---|---|---|---|---|
| POUNDS | | | | | | |
| R Parker (Imp) | | 0 | | 0 | | |
| Wood (RU) | | 0 | | 0 | E' | 1 |
| POUNDS | | | | | | |
| Valentine (Imp) | T² R² E' | 5 | | | | |
| (BC) Harding | R² R² T² | 6 | NF³ pin | | | |
| POUNDS | | | | | | |
| Imp Weatherly | T² | 2 | R² | 4 | ~~E'~~ T² NF³ | 9 |
| Kuggler (RU) | | 0 | | 0 | E' R² pin | 3 |
| POUNDS | | | | | | |
| Harris (Imp) | T² NF³ pin | 5 | | | | |
| White (BC) | | 0 | | | | |
| POUNDS | | | | | | |
| | | | | | | |
| POUNDS | | | | | | |
| | | | | | | |

| | | 1 | 2 | 3 | 4 | 5 | 6 | 7 | 8 | 9 | 10 | 11 | 12 | 13 | 14 | 15 | 16 | 19 | 20 | 21 | 22 | 23 |
|---|---|---|---|---|---|---|---|---|---|---|---|---|---|---|---|---|---|---|---|---|---|---|
| Current Score | Home | | | | | | | | | | | | | | | | | | | | | |
| | Opp. | | | | | | | | | | | | | | | | | | | | | |

SCORING: Takedown—T, Reversal—R, Escape—E, Fall—F, Full Pin—pin

SYMBOLS: Penalty—P, Near Fall—N, Choice—C, Top Position—X

27 pages

1

District at North Platte St. Patrick

## _____ Wrestling Tournament.

| POUNDS | NAMES OF CONTESTANTS | FIRST PERIOD SCORING | FIRST PERIOD POINTS | SECOND PERIOD SCORING | SECOND PERIOD POINTS | THIRD PERIOD SCORING | THIRD PERIOD POINTS | SUMMARY POINTS | SUMMARY TIME ADV. | SUMMARY TOTAL | SUMMARY TEAM SCORE |
|---|---|---|---|---|---|---|---|---|---|---|---|
| | Orr Imp. | Mat M# 1. | | Round R# 1 | | Bout B# | | | | | |
| | of | | 0 | | 0 | | 0 | pin | | | |
| | Hansen | Official O# | | Timer T# | | Scorer S# | | | | | |
| | of Bridgeport | $T^2$ $NF^3$ pin | 5 | | 5 | | 5 | pin | | | |
| | Valentine | M# 1. | | R# 1 | | B# | | | | | |
| | of Imp. | $T^2$ $NF^3$ $N^3$ | 7 | $R^2$ pin 3:36 | 9 | | 9 | 9 pin | | | |
| | Ostdiek | O# | | T# | | S# | | | | | |
| | of Bridgeport | | 0 | | 0 | | 0 | 0 | | | |
| | Robertson | M# | | R# | | B# | | | | | |
| | of Imp | $T^2$ | 2 | 1. | 2 | $R^2$ $ER^2$ | 6 | 6 | | | |
| | McCaight | O# | | T# | | S# | | | | | |
| | of Minatare | E | 1 | | 1 | $R^2$ $NF^2$ | 5 | 5 | | | |
| | Weathery | M# 1. | | R# 1. | | B# | | | | | |
| | of Imperial | $T^2$ $NF^2$ | 4 | $ET^2$ $NF^3$ | 9 | $NF^3$ pin 4:31 | 11 | pin | | | |
| | Swings | O# | | T# | | S# | | | | | |
| | of Bridgeport | | 0 | | 0 | | 0 | | | | |

SCORING: Takedown—T, Reversal—R, Escape—E, Mat—M, Round—R, Bout—B, Official—O,
SYMBOLS: Penalty—P, Near Fall—N, Fall—F, Fall Pred.—f.p., Top Position—X, Scorer—S, Timer—T

A - 42

# Wrestling Tournament.

| | NAMES OF CONTESTANTS | FIRST PERIOD SCORING | POINTS | SECOND PERIOD SCORING | POINTS | THIRD PERIOD SCORING | POINTS | SUMMARY POINTS | TIME ADV. | TOTAL | TEAM SCORE |
|---|---|---|---|---|---|---|---|---|---|---|---|
| POUNDS | Howard of Imp. | M# Mat II | 0 | R# Round 1. ↑ | 0 | B# Bout | 0 | 0 | | | |
| 138 | Troantos of Bridgeport | O# Official $T^2$ $NF^3$ | 5 | T# Timer $E^1$ $T^2$ $NF^3$ ~~$NF^3$~~ | 14 | S# Score Keeper $NF^3$ $NF^3$ | 17 | 17 | | | |
| POUNDS | Shay ~~Troantos~~ of Imperial | M# II | 0 | R# 1 | 0 | B# | 0 | 0 | | | |
| | Klingersmith of K. Catholic | O# $T^2$ $NF^3$ pin | 5 | T# | 5 | S# | 5 | 5 pin | | | |
| POUNDS | Hansen of Imp. | M# PTY' | 0 | R# | 0 | B# | 0 | 0 | | | |
| 167 | Davis ~~Mitare~~ of Franklin | O# $T^2$ $NF^2$ | 4 | T# ↗ $R^2$ $NF^2$ pin | 8 | S# | 8 | 8 pin | | | |
| POUNDS | Parker of Imp. | M# | 0 | R# ↑ | 0 | B# $E^1$ | 1 | 1 | Overtime 6 | | |
| | Brownell of SP | O# | 0 | T# | 0 | S# $S^1$ | 1 | 1 | 0 | | |

SCORING: Takedown—T, Reversal—R, Escape—E, Mat—M, Round—R, Bout—B, Official—O,
SYMBOLS: Penalty—P, Near Fall—N, Fall—F, Fall Pred.—f.p., Top Position—X, Scorer—S, Timer—T

# Wrestling Tournament.

| NAMES OF CONTESTANTS | | FIRST PERIOD SCORING | Points | SECOND PERIOD SCORING | Points | THIRD PERIOD SCORING | Points | SUMMARY Points | Time Adv. | Total | Team Score |
|---|---|---|---|---|---|---|---|---|---|---|---|
| 112 Pounds | Valentine of Imp. | M# Mat | | R# Round Champ | | B# Bout | | | | | |
| | | T² E¹ T² T² | | | | | 8 | 8 | | | |
| | Beach of Trk. | O# Official | | T# Timer | | S# Score keeper | | | | | |
| | | T² R² R² | | pin 3:11 | | | 6 | 6 pin | | | |
| 119 Pounds | Robertson of Imp. | M# | | R# | | B# | | | | | |
| | | | 0 | 1 | 0 | E¹ | 1 | 1 | | | |
| | Dodson of STP | O# | | T# | | S# | | | | | |
| | | T² | 2 | R² E¹E² | 4 | | 6 | 6 | | | |
| 126 Pounds | Weatherly of Imp. | M# | | R# | | B# | | | | | |
| | | R² | 2 | R² | 4 | | 4 | 4 | | | |
| | Reynolds of Alma | O# | | T# | | S# | | | | | |
| | | T² E¹ | 3 | 1 | 3 | | 3 | 3 | | | |
| 155 Pounds | Haggsett of Imp. | M# | | R# Champ - Round 2 | | B# | | | | | |
| | | T-2 | 2 | el T2 | 4 | | 4 | | | | |
| | Motter of Rushville | O# | | T# | | S# | | | | | |
| | | R-2 | 2 | E-1 T2 | 6 | N-2 | 8 | | | | |

SCORING: Takedown—T, Reversal—R, Escape—E, Mat—M, Round—R, Bout—B, Official—O,
SYMBOLS: Penalty—P, Near Fall—N, Fall—F, Fall Pred.—f.p., Top Position—X, Scorer—S, Timer—T

120 1:20



# Wrestling Tournament.

| | NAMES OF CONTESTANTS | FIRST PERIOD SCORING | POINTS | SECOND PERIOD SCORING | POINTS | THIRD PERIOD SCORING | POINTS | SUMMARY POINTS | TIME ADV. | TOTAL | TEAM SCORE |
|---|---|---|---|---|---|---|---|---|---|---|---|
| POUNDS | Harris of Imp. | M# Mat 2 T-2 T2 N2 | 6 | R# Roundup Round 2 T-2 PIN 40 | | B# Bout | | | | | |
| 185 | Hoffcouff of Alma | O# Official E-1 E-1 | 2 | T# Timer | | S# Score Keeper | | | | | |
| POUNDS | Howard of | M# T-2 N2 | 4 | R# Consolations R-2 | 6 | B# R-2 | 6 | | | | |
| 132 | McBride of RVI 13-13 | O# | 0 | T# R-2 | 2 | S# R-2 | 4 | | | | |
| POUNDS | Shay of | M# | 0 | R# Consolation ~~E1~~ | 0 | B# | | | | | |
| 138 | Grey of Osh. 16-6 | O# T-2 NF-3 | 5 | T# E1 T-2 | 8 | S# PW 32 | | | | | |
| POUNDS | Hogsett of | M# 8 secs T-2 N2 | 4 | R# 7 secs R-2 piv 44 | | B# | | | | | |
| 155 | Nickelson of KC 1-18 | O# | 0 | T# | | S# | | | | | |

SCORING: Takedown—T, Reversal—R, Escape—E, Mat—M, Round—R, Bout—B, Official—O,
SYMBOLS: Penalty—P, Near Fall—N, Fall—F, Fall Pred.—f.p., Top Position—X, Scorer—S, Timer—T

# _____ Wrestling Tournament.

| NAMES OF CONTESTANTS | FIRST PERIOD SCORING | Points | SECOND PERIOD SCORING | Points | THIRD PERIOD SCORING | Points | SUMMARY Points | Time Adv. | Total | Team Score |
|---|---|---|---|---|---|---|---|---|---|---|
| 105 Pounds<br>Parker<br>of Imp. | M# Mat II<br>R² | 0 | R# Round 1<br>5' | 3 | B# Bout<br>T² R² | 8 | 8 | | | |
| Kern<br>of Gibbon | O# Official<br>T² NF³ | 5 | T# Timer<br>↑ 0' | 5 | S# Score Keeper<br>E' | 7 | 7 | | | |
| 126 Pounds<br>Weathery<br>of Imp. | M# T<br> | 0 | R# 1<br> | 0 | B#<br> | 0 | 0 | | | |
| S. Foster<br>of Gibbon | O#<br>T² NF³ pin | 5 | T#<br> | 5 | S#<br> | 5 | 5 | | | |
| Pounds<br>~~Harris~~<br>of Imp. | M#<br> | 0 | R# Consi Semi<br>P' E' | 2 | B#<br>↑ T² | 4 | 4 | | | |
| Randy Randal<br>~~Kenebel~~<br>of ~~Bayard~~ | O#<br> | 0 | T#<br>T~~00~~ | 0 | S#<br>E' | 1 | 1 | | | |
| Pounds<br>Riberton<br>of | M# II<br> | 0 | R# Consol Semi<br>R | 2 | B#<br> | | 2 | | | |
| Walton<br>of Franklin | O#<br>T-2 N-2 | ∅ | T#<br>↑ | 4 | S#<br> | | 4 | | | |

SCORING: Takedown—T, Reversal—R, Escape—E, Mat—M, Round—R, Bout—B, Official—O,
SYMBOLS: Penalty—P, Near Fall—N, Fall—F, Fall Pred.—f.p., Top Position—X, Scorer—S, Timer—T

# Wrestling Tournament.

| | NAMES OF CONTESTANTS | FIRST PERIOD SCORING | POINTS | SECOND PERIOD SCORING | POINTS | THIRD PERIOD SCORING | POINTS | SUMMARY POINTS | TIME ADV. | TOTAL | TEAM SCORE |
|---|---|---|---|---|---|---|---|---|---|---|---|
| 132 POUNDS | Howard of CCHS | M# | 0 | R# consolation quarter finals | | B# | | | | | |
| | Ken Cebl of Gibbon 3-2 | O# T-2 | 2 | T# R-2 pl N:40 | | S# | | | | | |
| 153 POUNDS | D. Hogsett of | M# | 0 | R# consolation quarter finals T-2 / N 2 | 4 | B# R-2 1stall | 7 | 7 | | | |
| | J. Wiggins of Bridgeport 15-6 | O# | 0 | T# E-1 C-stall | 1 | S# | 1 | 1 | | | |
| 126 POUNDS | M Weatherly of CCHS | M# LH¹ E¹ | 0 | R# | | B# E¹ | 3 | 3 | | | |
| | B Kruger of Rep Valley 20-9 | O# T² | 1 | T# E¹ T² S¹ | 6 | S# P P¹ | 9 | 9 | | | |
| 155 POUNDS | D Hogsett of CCHS | M# | 0 | R# E¹ E¹ | 2 | B# T² | 4 | 4 | | | |
| | J Honeywell of Gibbon 13-5-1 | O# | 0 | T# T² | 2 | S# E¹ E¹ T² | 6 | 6 | | | |

SCORING: Takedown—T, Reversal—R, Escape—E, Mat—M, Round—R, Bout—B, Official—O,
SYMBOLS: Penalty—P, Near Fall—N, Fall—F, Fall Pred.—f.p., Top Position—X, Scorer—S, Timer—T



# _____ Wrestling Tournament.

| NAMES OF CONTESTANTS | FIRST PERIOD SCORING | Points | SECOND PERIOD SCORING | Points | THIRD PERIOD SCORING | Points | SUMMARY Points | Time Adv. | Total | Team Score |
|---|---|---|---|---|---|---|---|---|---|---|
| 132 Pounds<br>Weatherly<br>of | M# Mat<br>E¹ | | R# Round<br>R² | 3 | B# Bout | 3 | 3 | 2 overtime | | |
| Reynolds<br>of Alma | O# Official<br>T² | | T# Timer<br>↑ S¹ | 3 | S# Score keeper | 3 | 3 | 0 | | |
| 138 Pounds<br>Hoggatt<br>of Imp. | M#<br>T² | | R#<br>R² NF² R² | | B# | 8 | | | | |
| Yetter<br>of Osk. | O# | | T# | | S# | 6 | | | | |
| 155 Pounds<br>Parker<br>of Imp. | M# Finals<br> | 0 | R#<br>↑T² NF² | 4 | B#<br>E¹ E¹ pin 1:33 | 6 | | | | |
| Wood<br>of R.V. | O#<br> | 0 | T#<br>↑ E¹ | 2 | S#<br>↑ T-2 T-2 | 6 | | | | |
| 185 Pounds<br>Harris<br>of Imperial 19-0 | M#<br> | 0 | R#<br> | 0 | B#<br> | 0 | 0 | | | |
| Haller<br>of Rushville 19-1 | O#<br>↑ | 2 | T#<br>NF³ | 5 | S#<br>E¹ R² | 8 | 8 | | | |

SCORING: Takedown—T, Reversal—R, Escape—E, Mat—M, Round—R, Bout—B, Official—O,
SYMBOLS: Penalty—P, Near Fall—N, Fall—F, Fall Pred.—f.p., Top Position—X, Scorer—S, Timer—T

# State championship Wrestling Tournament.

| NAMES OF CONTESTANTS | FIRST PERIOD SCORING | Points | SECOND PERIOD SCORING | Points | THIRD PERIOD SCORING | Points | SUMMARY Points | Time Adv. | Total | Team Score |
|---|---|---|---|---|---|---|---|---|---|---|
| POUNDS<br>David Parker<br>of CCHS | M# 7<br>T-2 T-2 N-3 pin 1:58 | 8 | R# First round | | B# 14 | | | | | |
| Louis Kucirek 10-5<br>of Omaha Cathedral | O#<br>E1 | 1 | T# | | S# | | | | | |
| POUNDS<br>Kevin Harris<br>of CCHS | M# 7<br>T-2 R-2<br>W-S | 4 | R# First round<br>R-2 p: 1:05 | | B# 83 | | | | | |
| Duane Seger 16-10<br>of Atkinson West Holt | O# 7<br>R-2 N-2 | 5 | T# | | S# | | | | | |
| POUNDS<br>Dave Parker<br>of CCHS | M# 7<br>E1 | 1 | R# Quarterfinals<br>R-2 | 3 | B# 103<br>N-2 N-3 | 8 | | | | |
| 105<br>Jerry ~~Dunn~~ Dennis<br>of Osmond 25-0 | O#<br>T-2 T-2 | 2 | T# | 2 | S# | 3 | | | | |
| POUNDS<br>Kevin Harris<br>of Imperial | M# 5 | 6 | R# Quarterfinals | | B# 138 | 0 | | | | |
| 185<br>Mike Fierding<br>of Bennington 27-0 | O#<br>T-2 N-3 | 5 | T#<br>R-2 PIN 4:59 | | S# | 7 | | | | |

SCORING: Takedown—T, Reversal—R, Escape—E, Mat—M, Round—R, Bout—B, Official—O,
SYMBOLS: Penalty—P, Near Fall—N, Fall—F, Fall Pred.—f.p., Top Position—X, Scorer—S, Timer—T

# State Championship Wrestling Tournament.

| NAMES OF CONTESTANTS | FIRST PERIOD SCORING | Points | SECOND PERIOD SCORING | Points | THIRD PERIOD SCORING | Points | SUMMARY Points | Time Adv. | Total | Team Score |
|---|---|---|---|---|---|---|---|---|---|---|
| POUNDS<br>Kevin Harris<br>of CCHS | M# 7<br>TD | 2 | R# consolation first<br>R-2 Pin :44 | | B# 186 | 2 | | | | |
| 185 Jeff Gillett<br>of Osceola 18-9 | O#<br>↗ | 0 | T# | | S# | 0 | | | | |
| POUNDS<br>Kevin Harris<br>of CCHS | M# 7<br>TD | 2 | R# Consolation quarter finals<br>R-2 | 4 | B# 213<br>↗ N 3 | 7 | | | | |
| 185 Kim Colburn<br>of Sandy Creek 15-5 | O#<br>R-2 | 2 | T#<br>↗ R-2 | 4 | S#<br>F1 | 5 | | | | |
| POUNDS<br>David Parker<br>of CCHS | M# 8<br>Csta 11 | 0 | R# Semi-finals<br>R-2 F-1 | 3 | B# 220<br>↗ | 3 | | | | |
| 105 Mark Jones<br>of GICC 27-3 | O# "2"<br>↗ | 0 | T#<br>↗ R-2 T-2 | 4 | S#<br>R-2 PIN 41 | 6 | | | | |
| POUNDS<br>Kevin Harris<br>of CCHS | M# 8 | 6 | R# consolation Semi finals<br>↗ T-2 | 2 | B# 261<br>R-2 | 4 | | | | |
| 185 Duane Hemenway<br>of Popejohn 16-2 | O# 7<br>T-2 | 2 | T#<br>F1 F1 T2 N3 | 8 | S#<br>↗ R1 R-2 | 12 | | | | |

SCORING: Takedowns, Pin, Decision, Default, Forfeit

# State Championship Wrestling Tournament.

| | NAMES OF CONTESTANTS | FIRST PERIOD SCORING | POINTS | SECOND PERIOD SCORING | POINTS | THIRD PERIOD SCORING | POINTS | SUMMARY POINTS | TIME ADV. | TOTAL | TEAM SCORE |
|---|---|---|---|---|---|---|---|---|---|---|---|
| POUNDS 105 | Dave Parker red of CCHS | M# 7 w-stall T-2 | 2 | Consolation R# Semi-final # E 1 R-2 | 5 | B# 243 ↗ R-2 | 7 | | | | |
| | Joe Schulte of Norfolk Cathlic | O# Dean Talbot Sinsworth R-2 | 2 | T# ↗ T-2 | 4 | S# R-2 | 6 | | | | |
| POUNDS 105 | David Parker of CCHS 16-8 | M# C L | 0 | Consolation R# Finals E-1 T-2 | 3 | B# 278 ↗ R-2 N-2 | 7 | | | | |
| | Lyle Foster of Franklin 24-6 | O# 1H | 0 | T# ↗ w stall | 0 | S# R-2 FL T-2 | 5 | | | | |
| POUNDS 185 | Kevin Harris of CCHS 22-3 | M# | | R# 5th & 6th place | | B# 275 | | | | | |
| | for fit of Dave Pearson Oakland-Craig | O# | | T# | | S# | | | | | |
| POUNDS | of | M# | | R# | | B# | | | | | |
| | of | O# | | T# | | S# | | | | | |

SCORING: Takedown—T, Reversal—R, Escape—E, Mat—M, Round—R, Bout—B, Official—O,

Mat 1 left
mat 2 right

# Yuma Classic

December 19,
1981



# RESULTS OF 1980 YUMA CLASSIC INVITATIONAL

| TEAM | POINTS | CHAMPS | 2nd | 3rd | 4th | 5th | 6th |
|---|---|---|---|---|---|---|---|
| Yuma | 210 | 6 | 2 | 3 | 0 | 1 | 0 |
| Burlington | 189 | 3 | 4 | 3 | 1 | 1 | 0 |
| Weld Central | 135 | 3 | 2 | 2 | 1 | 0 | 1 |
| Cheyenne East J.V. | 75 | 0 | 2 | 3 | 0 | 1 | 2 |
| University | 53 | 0 | 1 | 0 | 0 | 2 | 1 |
| Frederick | 49 | 0 | 1 | 0 | 3 | 0 | 1 |
| Yuma J.V. | 47 | 0 | 0 | 0 | 4 | 1 | 2 |
| Weld Central J.V. | 28 | 0 | 0 | 0 | 0 | 1 | 1 |
| Otis | 26½ | 0 | 0 | 0 | 2 | 2 | 0 |

## CHAMPIONS

| WT. | NAME | GRADE | SCHOOL |
|---|---|---|---|
| 98 | Jeff Serl | 11 | Yuma |
| 105 | Jerry Cooksey | 10 | Weld Central |
| 112 | Tony Holcomb | 12 | Yuma |
| 119 | Don Brophy | 10 | Yuma |
| 126 | Andy Harvey | 12 | Burlington |
| 132 | Tony Amador | 11 | Weld Central |
| 138 | Lee Fletcher | 12 | Yuma |
| 145 | Rich Strick | 11 | Burlington |
| 155 | Mark Beaupres | 12 | Yuma |
| 167 | Clint Gerkin | 12 | Weld Central |
| 185 | Mike Whitmore | 12 | Burlington |
| HWT | Kelvin Kerst | 12 | Yuma |

## RUNNER-UPS

| WT. | NAME | GRADE | SCHOOL |
|---|---|---|---|
| 98 | Steve Boyd | 9 | Burlington |
| 105 | Scott Aeschliman | 10 | Burlington |
| 112 | Joe Trevino | 12 | Burlington |
| 119 | Brett Diethrich | 11 | Cheyenne East |
| 126 | Vince Gerkin | 9 | Weld Central |
| 132 | Todd Schlosser | 11 | Burlington |
| 138 | Harold Erker | 12 | Weld Central |
| 145 | Rex Buck | 12 | Yuma |
| 155 | John McCollum | 11 | Frederick |
| 167 | Todd Weltner | 12 | University |
| 185 | Derek Buoltell | 12 | Yuma |
| HWT | Gary Kamees | 11 | Cheyenne East |

***** TIME SCHEDULE *****

7:30 a.m. Weigh-ins
8:30 a.m. Coaches meeting for seeding
9:00 a.m. Weigh-ins end
9:30 a.m. 1st round on 2 mats
1:30 p.m. 2nd round on 2 mats; includes:
A. Loser's side of bracket first
B. Winner's side of bracket
C. Consolation Championships
6:30 p.m. 3rd round (3rd & 4th place) on 2 mats
7:30 p.m. Finals on 1 mat - CHAMPIONSHIPS
9:00 p.m. (or after finals) Awarding trophies

# YUMA CLASSIC

Loser left

WT. CLASS 98

Winner right

L Hubbard - (Sim)
~~D Parker~~ - Imperial

Bugl

L Hubbard

Bugl

Eric Orr

Eric Orr - (Imp)
~~Rusty Ruckart~~
Simlet

Eric Orr

R Richart
~~E Orr~~

R. Richart (Sim)
~~Eric Orr~~ (I)

Hubbard

Bartlett
5th PLACE

Orr
5th

Dave Thorn Yuma
~~M. Kokes - Calexico~~

CHAMPION

Bartlett

K. Bartlett (Univ)
~~Dave Thorn (4)~~

Thorn

Bartlett

Bugl
~~Chris Bartlett~~ (Univ)

Kokes

Kokes

M. Kokes - (Cal)
~~L. Hubbard - (Sim)~~

Kokes

Ruckart

4th
Thorn

2nd PLACE

2nd

3rd

4th

5th Barlett

1981

# YUMA CLASSIC

WT. CLASS 105

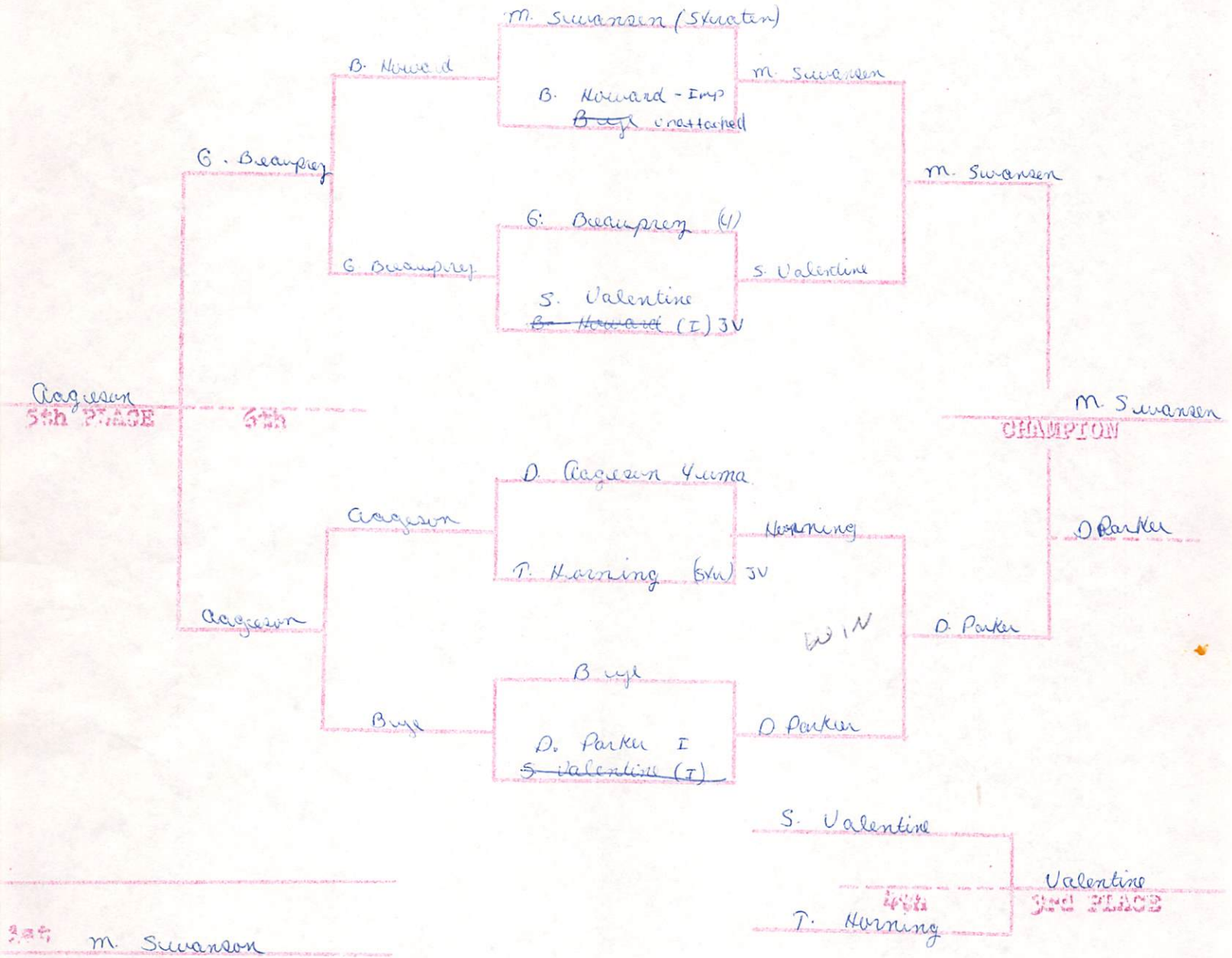


1st M. Swanson

2nd D. Parker

3rd Valentine

4th Horning

5th Aagesen

1981

# YUMA CLASSIC

WT. CLASS 112

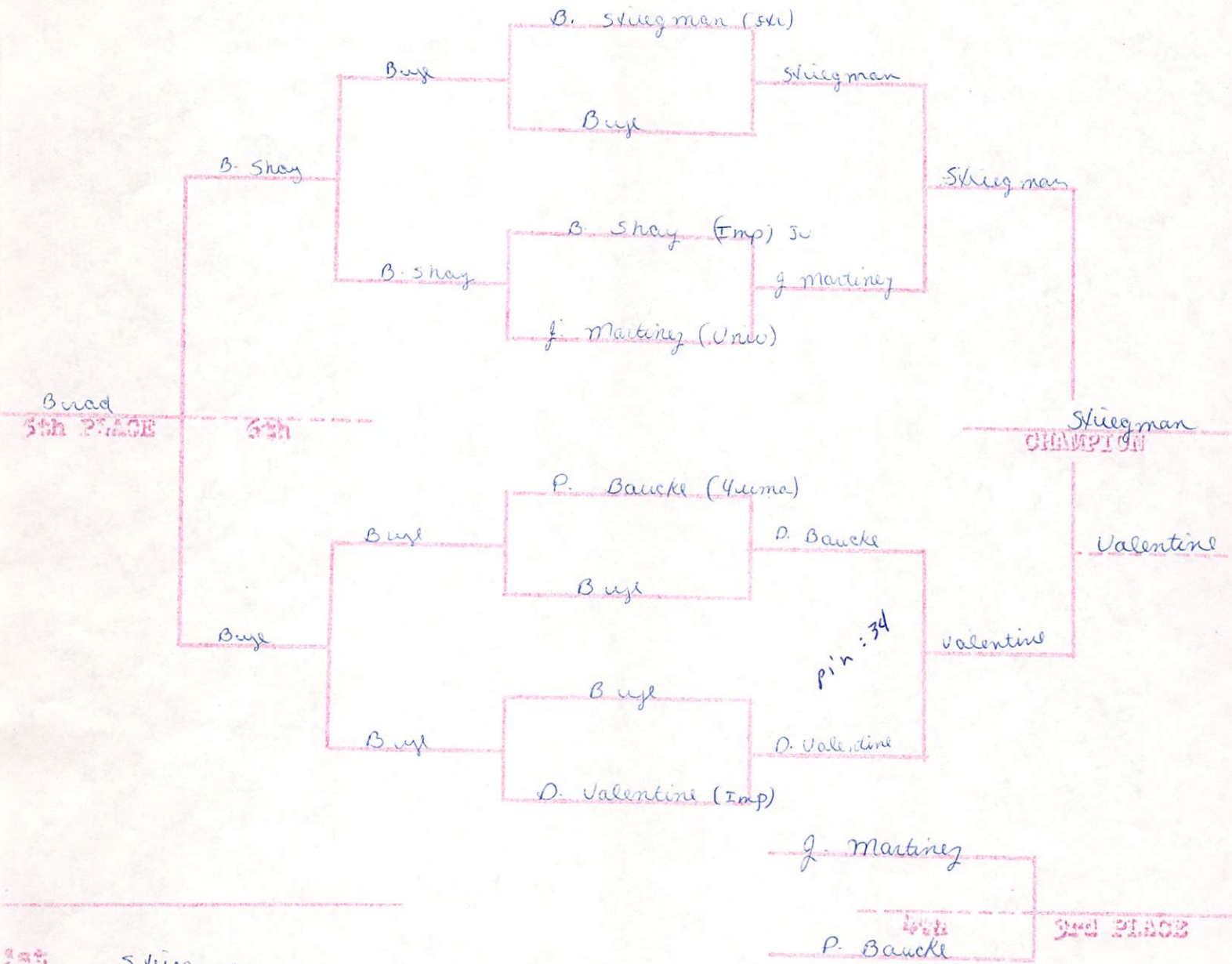


1st Stiegman

2nd Valentine

3rd J. Martinez

4th P. Baucke

5th Brad Shay

1981

# YUMA CLASSIC

WT. CLASS 119

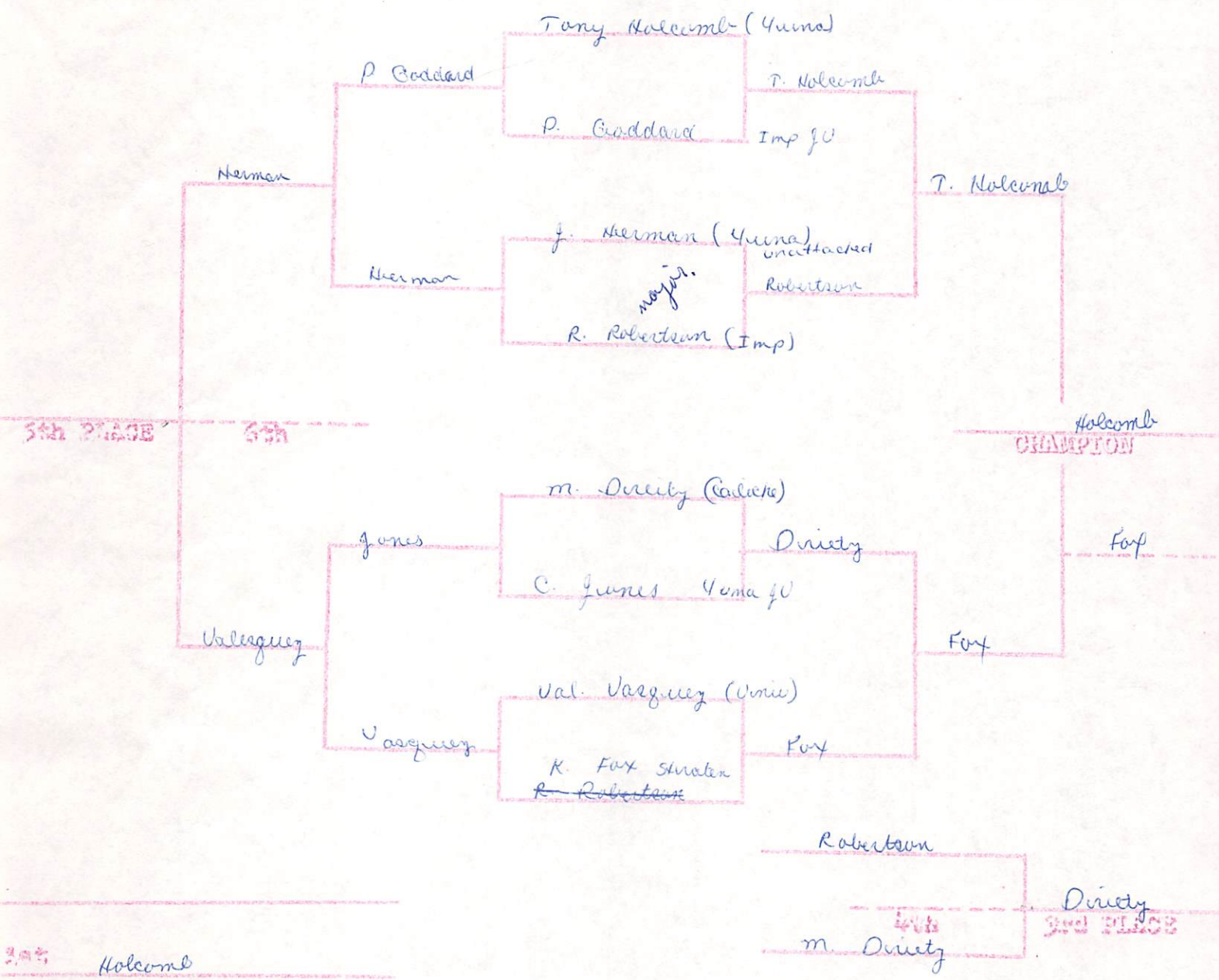


1st Holcomb

2nd Fox

3rd Driedy - Caliche

R. Robertson

4th ~~Vasquez~~ - O

Vasquez

5th ~~Herman~~ Yuma JV

1981

# YUMA CLASSIC

WT. CLASS 126

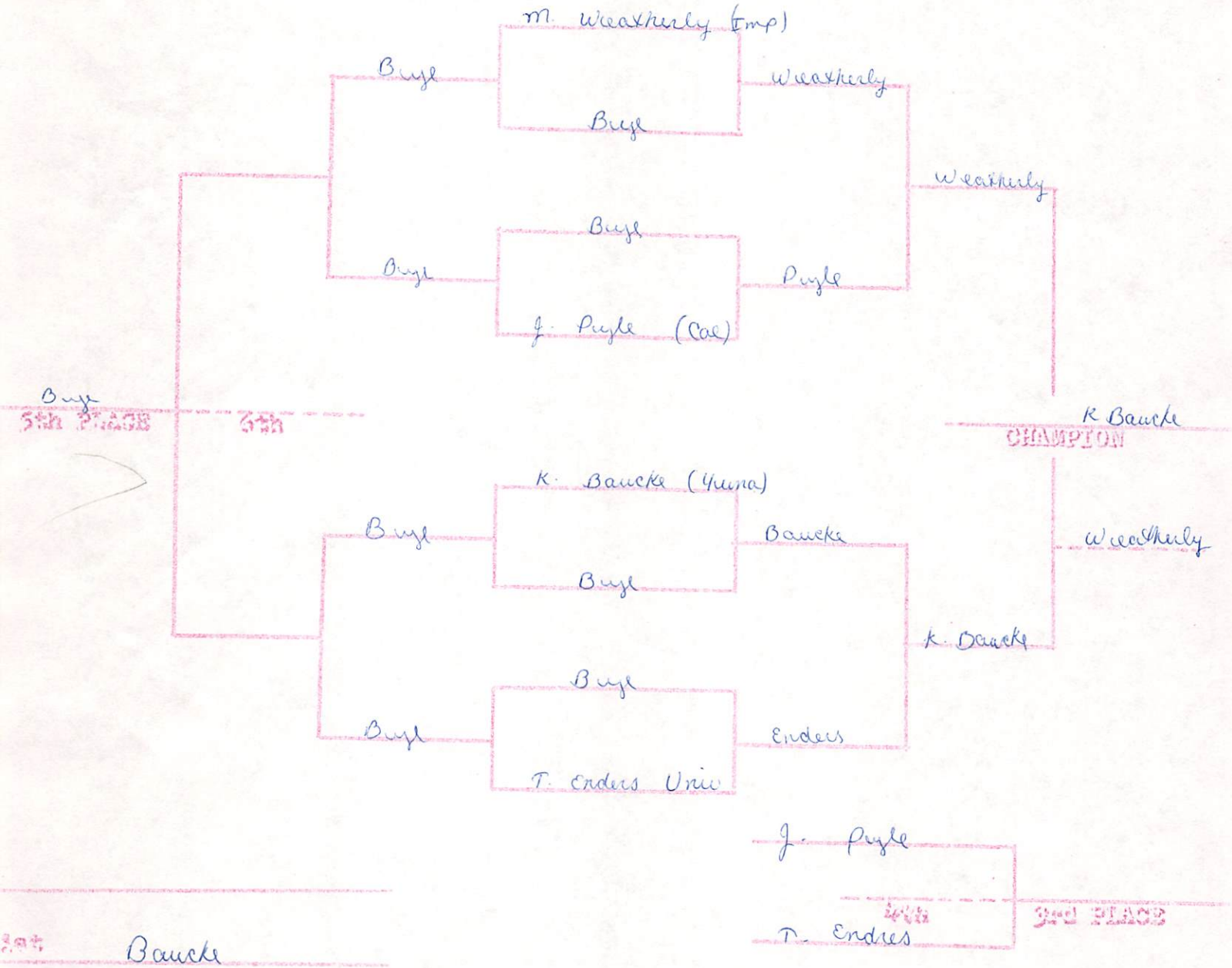


1st Baucke

2nd Weatherly

3rd J. Pyle

4th T. Enders

5th Bye

1981

# YUMA CLASSIC

WT. CLASS 132

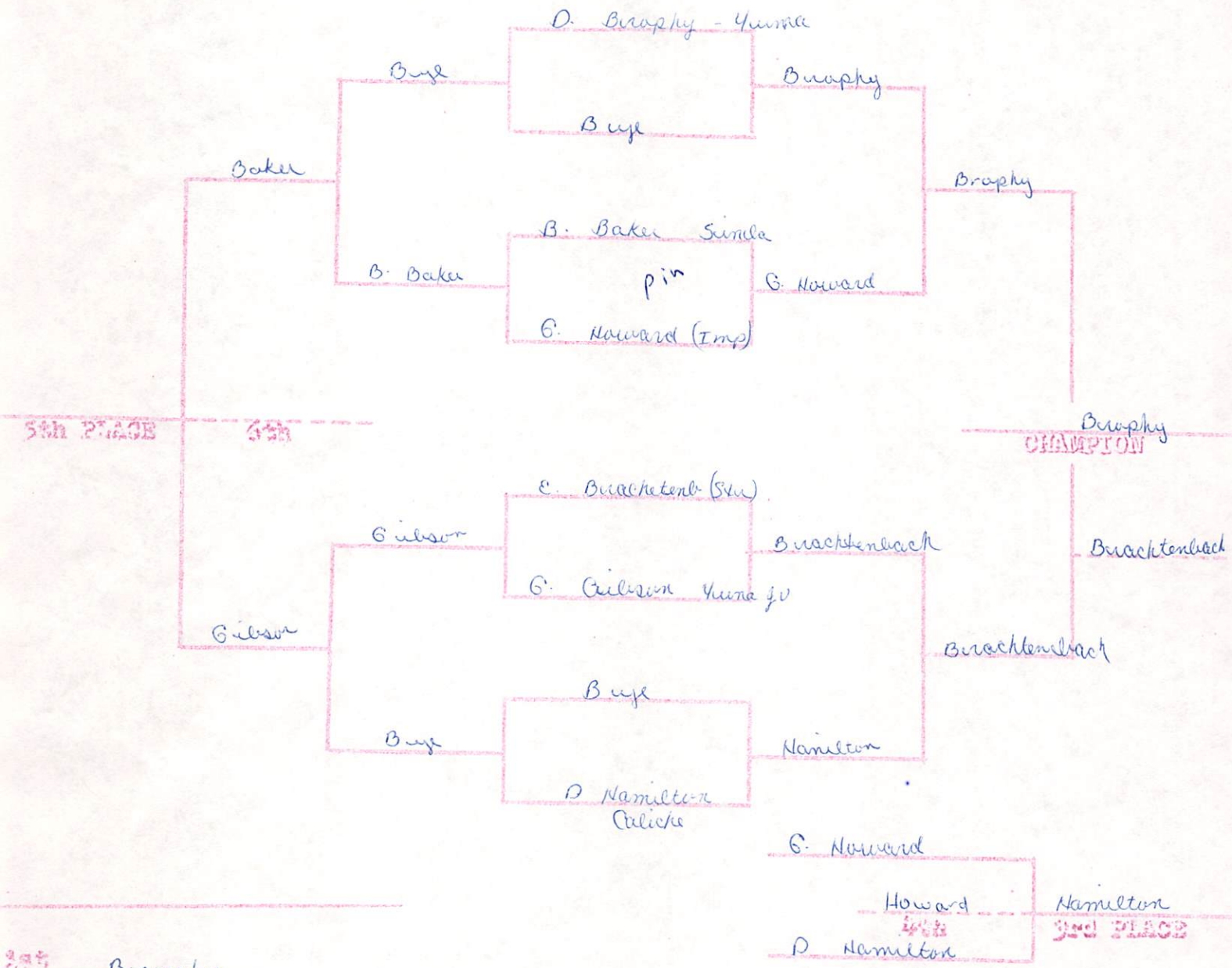


1st Brophy

2nd Brachtenbach

3rd Hamilton

4th Howard

5th Gibson JV Yuma

1981

# YUMA CLASSIC

WT. CLASS 138

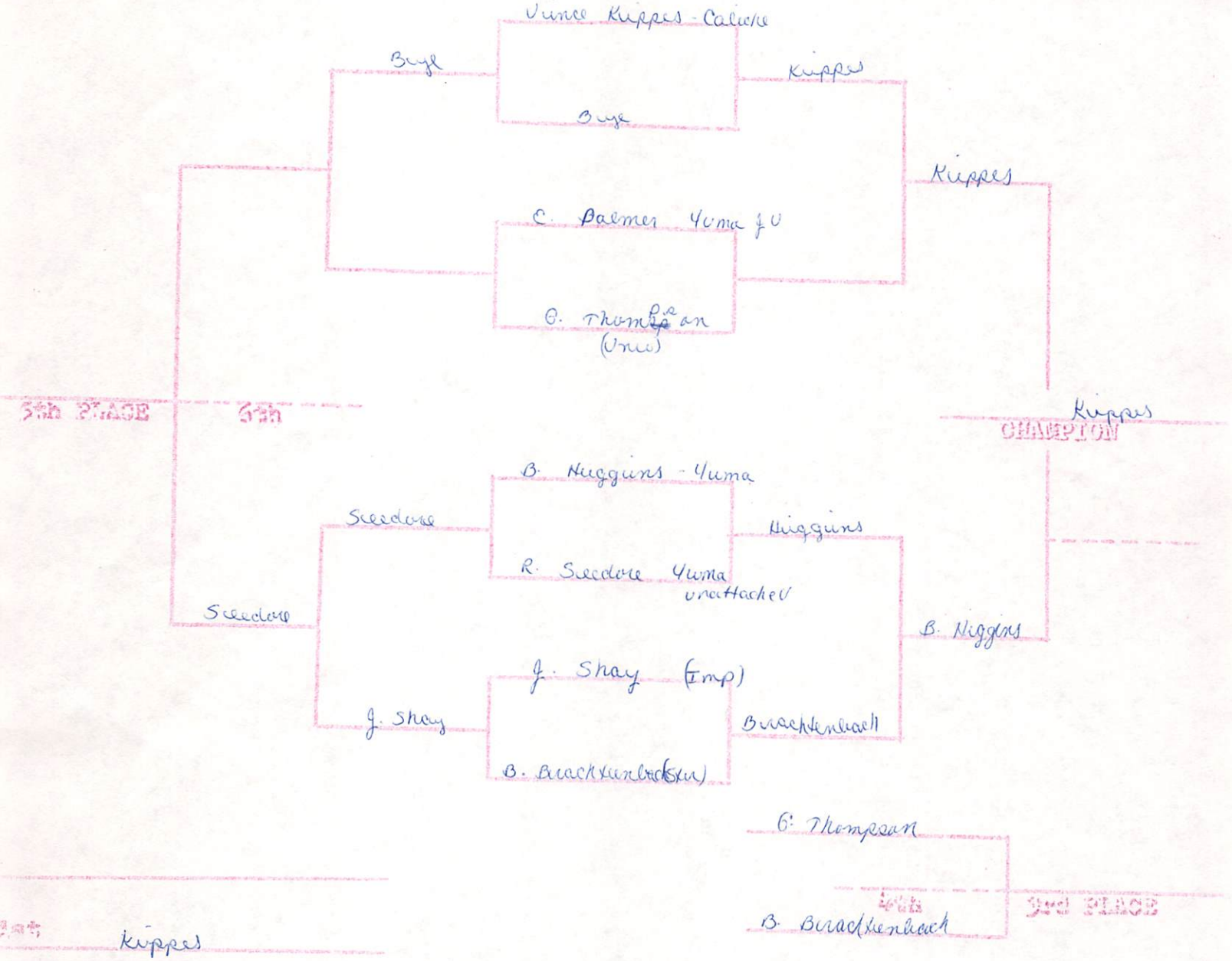


1st Kuppes

2nd Huggins

3rd Brachtenbach

4th Thompson

5th Seeder Yuma

1981

YUMA CLASSIC

WT. CLASS 145

J. Gonzales - Caliche

Gonzales

Buy

Gonzales

J. Smith Yuma Jv

Loffler

Smith

D Loffler Imp Jv

5th PLACE 6th

Gonzales

K. Kinwin (Imp)

Spurlin

Kinwin

Kinwin

D. Spurlin (Stn)

Kinwin

Newton

B. Conde - Calicha Jv

Newton

P. Newton Yuma

J. Smith

P. Newton

3rd PLACE

Gonzales

Kinwin

1983

YUMA CLASSIC



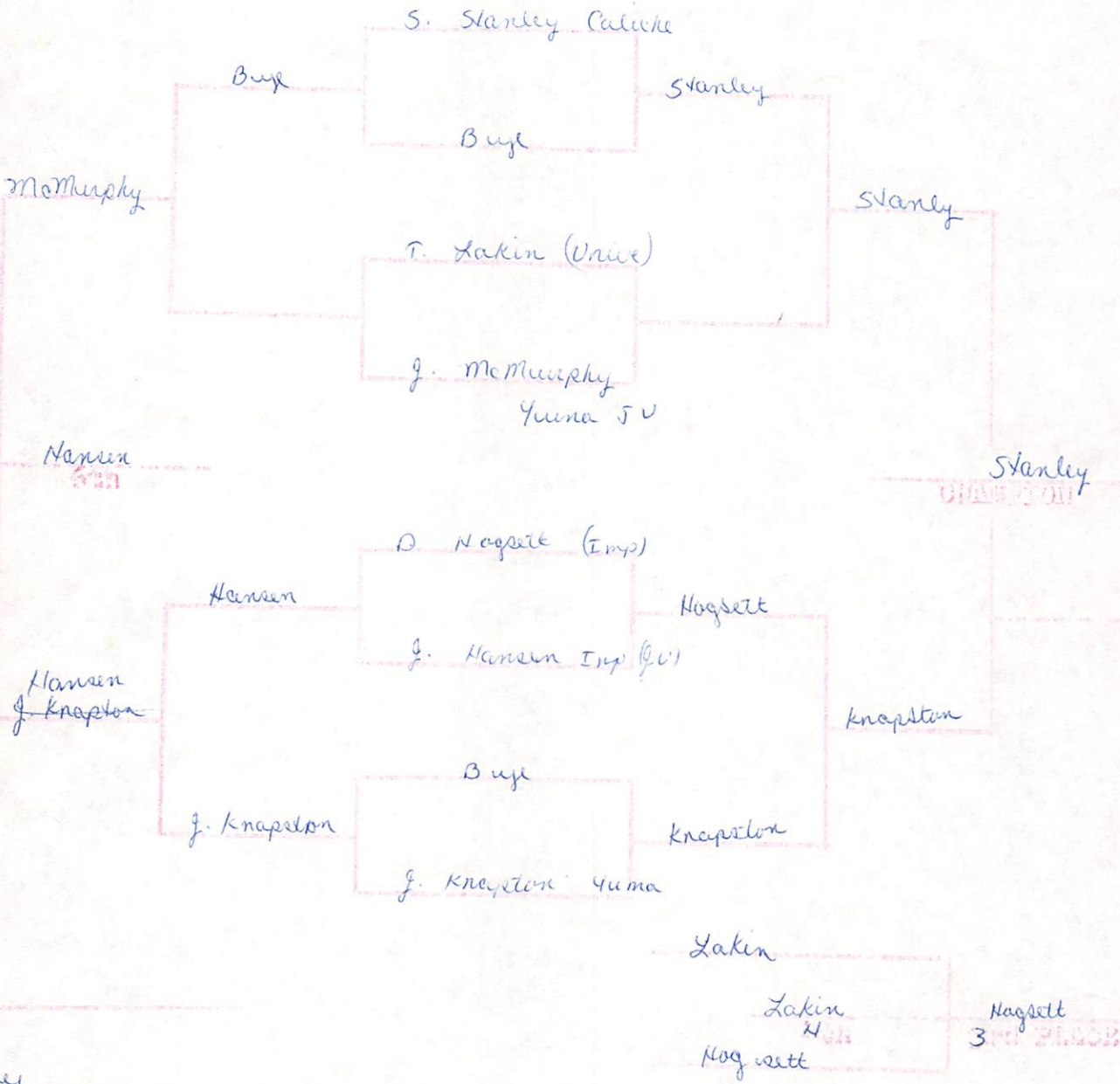

# YUMA CLASSIC

WT. CLASS 167

A. Beaupre Yuma

A. Beaupre

Bye

A. Beaupre

5th PLACE

6th

Beaupre

CHAMPION

J. Medrano Yuma Jr.

Medrano

Friemel

Bye

Friemel

Bye

Friemel

R. Friemel (Emp)

J. Medrano

J. Medrano

4th

2nd PLACE

Bye

1st Beaupre

2nd Friemel

3rd Medrano

4th

5th

6th

1981

# YUMA CLASSIC

WT. CLASS 185

1 Yuma
2 - 136 - Imper
3 - Stratton
6th - JU

K. Harris Imp

Bye

K. Harris

K. Harris

Bye

5th PLACE 6th

K Harris

CHAMPION

L. Aurer Yuma

Bye

Aurer

Aurer

Bye

Metcalf

S. Metcalf

Calicke

Bye

Metcalf

4th

Metcalf

3rd PLACE

st Harris

nd Aurer

rd Metcalf

th

th

1981

# YUMA CLASSIC

WT. CLASS: _____

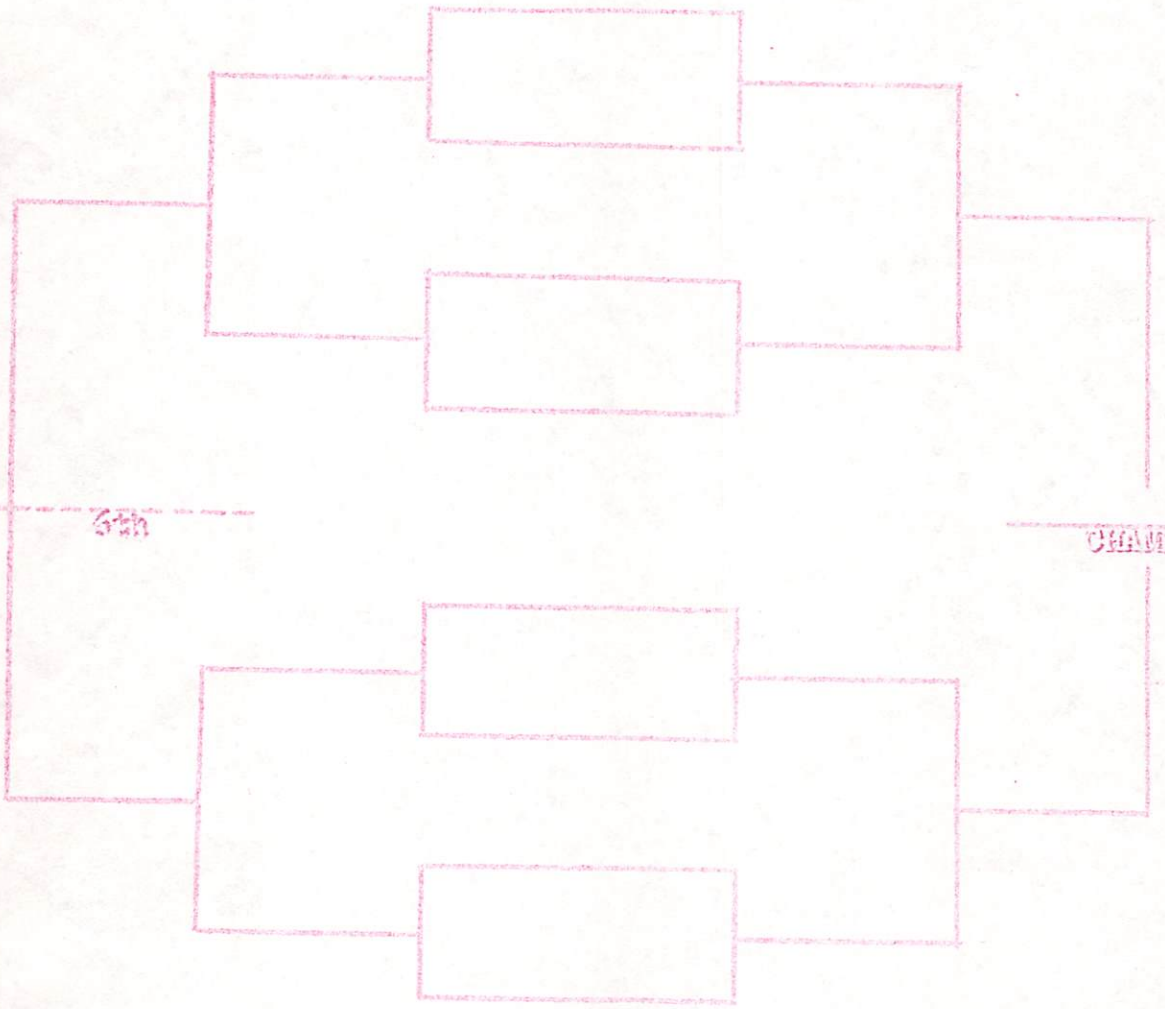

5th PLACE _____ 4th _____

CHAMPION _____

_____ 4th 3rd PLACE

_____

_____

_____

_____

_____

1981

# YUMA CLASSIC INVITATIONAL

| | 98 | 105 | 112 | 119 | 126 | 132 | 138 | 145 | 155 | 167 | 185 | HWT | TOTAL |
|---|---|---|---|---|---|---|---|---|---|---|---|---|---|
| CALICHE "BUFFALOES" | | | | | | | | | | | | | |
| IMPERIAL "LONGHORNS" | | | | | | | | | | | | | |
| SIMLA "CUBS" | | | | | | | | | | | | | |
| STRATTON "EAGLES" | | | | | | | | | | | | | |
| UNIVERSITY "BULLDOGS" | | | | | | | | | | | | | |
| YUMA "INDIANS" | | | | | | | | | | | | | |
| | | | | | | | | | | | | | |
| | | | | | | | | | | | | | |

Team Scores after 1st round

Yuma - 88 1/2
Imperial - 78
Calicha - 62
Stratton - 58
University - 36
Simla - 11
Imp JV - 9 1/2
stratton JV - 9

2nd round scores

| | |
|---|---|
| Yuma - 161 | 1 80 |
| Imp - 128 | 136 - |
| Stratten - 111 | 128 |
| Calicha - 104 | 119 |
| University - 52 | 70 |
| Yuma JV - 34 | 34. |
| Sitna - 11 | 11 |
| Imp JV - 9 1/2 | 9 1/2 |
| Stratton JV - 9 | 9 |

Imp

RV Wrestling Tourney

98
Wt.





# RV Wrestling Tourney

105 Wt.

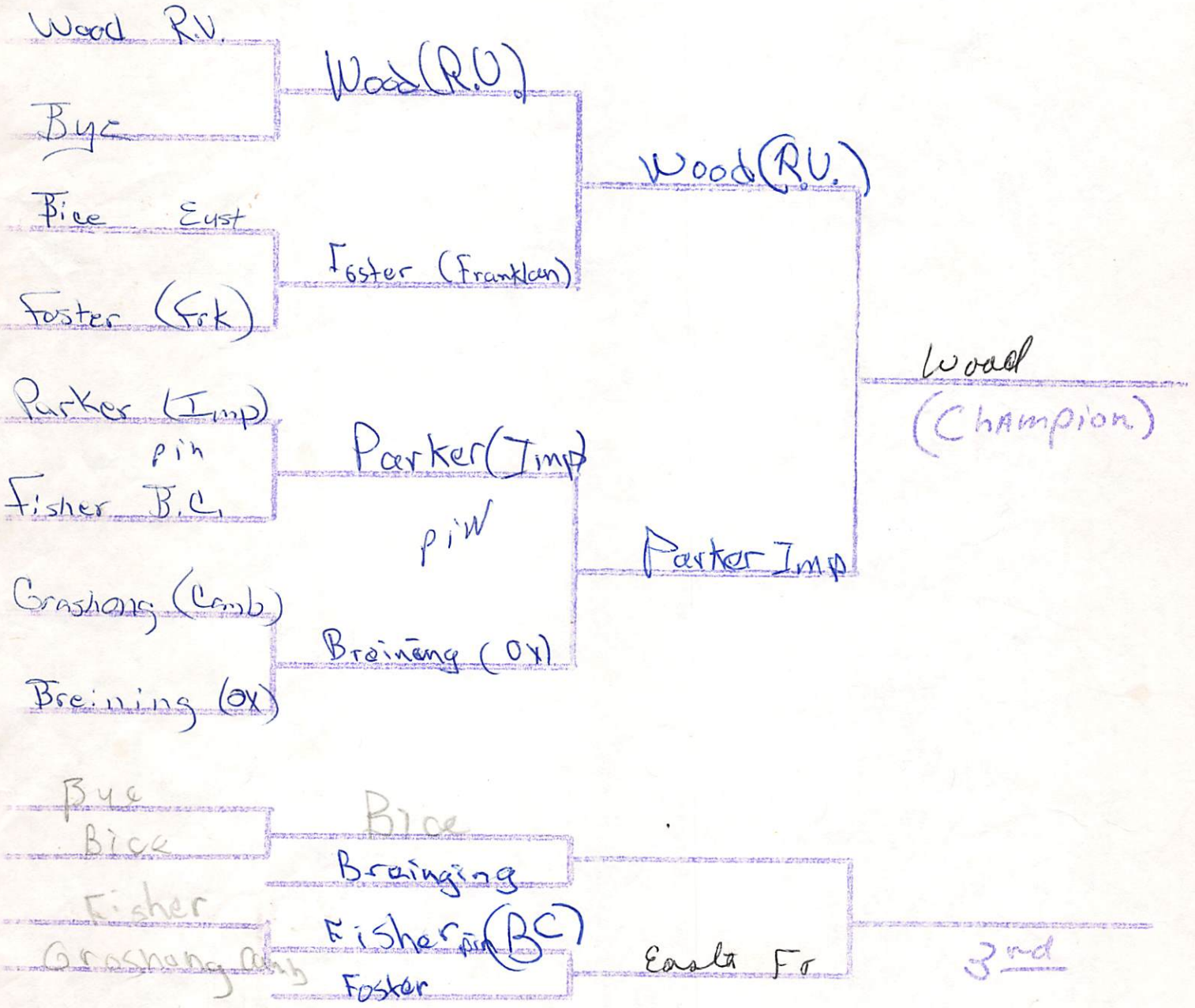

# RV Wrestling Tourney

112 Wt.

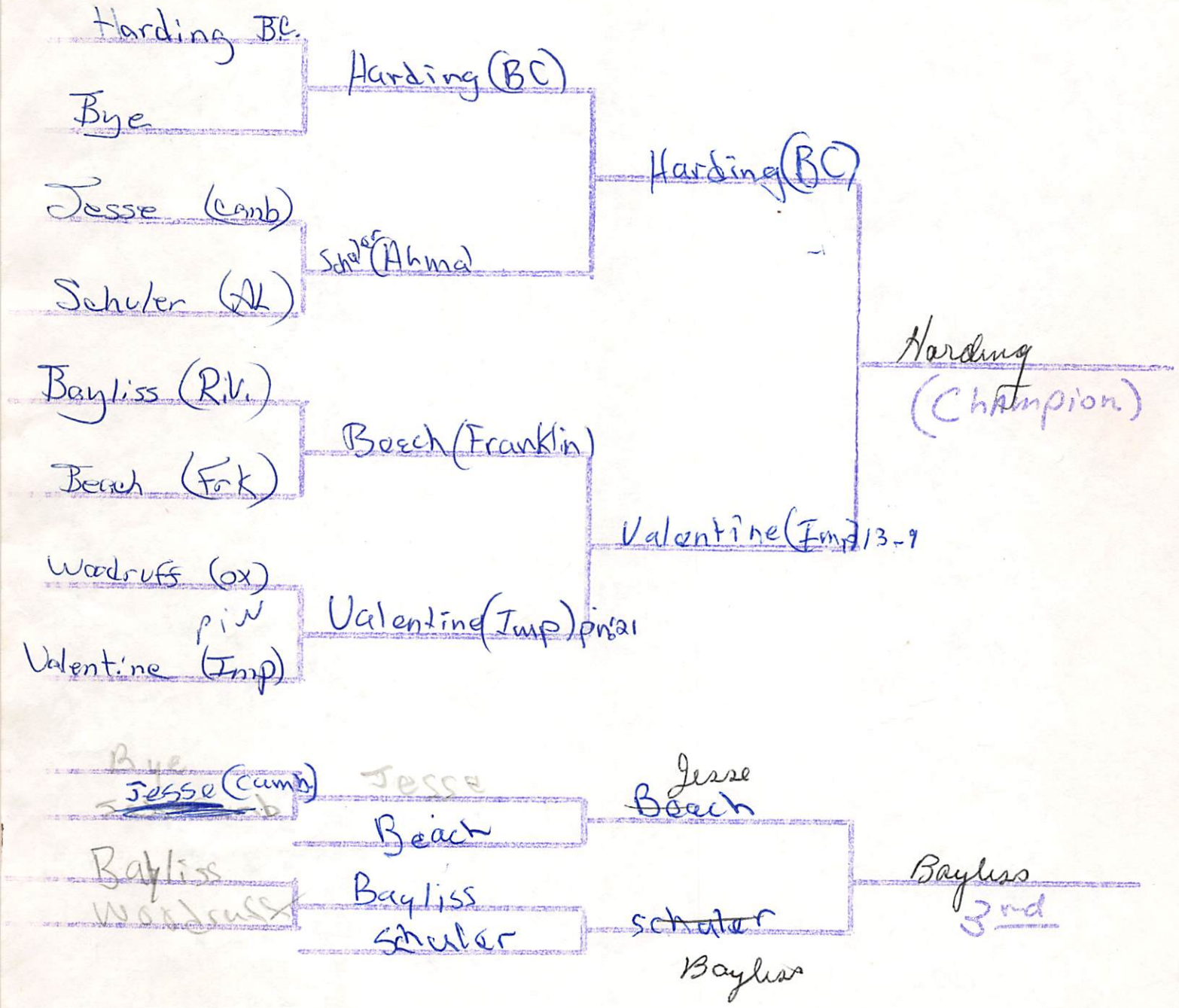

R Wrestling Tourney

119
Wt.

Walton (Frk)
Marvin JC
miles may
~~Marvin~~ BC
miller may
4 Robertson (Imp)
5 Scott (Alma) pin

Walton
Robertson Imp pin 1

Walton
Wolfe (Eust)

Wolfe
(Champion)

Liess (Camb)
6 Brown (OX)

Liess (camb)
Wolfe (Eust) 9-0

7 Rowland (RV)
Wolfe (Eust)

Scott
Miles (May)
Brown
Roland

Scott
Baise Leiss
~~Miles (Maywood)~~
Roland
Robertson

Blaise Leiss
~~Scott~~
pin
Robertson

Robertson
3rd

# RV Wrestling Tourney

~~119~~ 126 Wt.

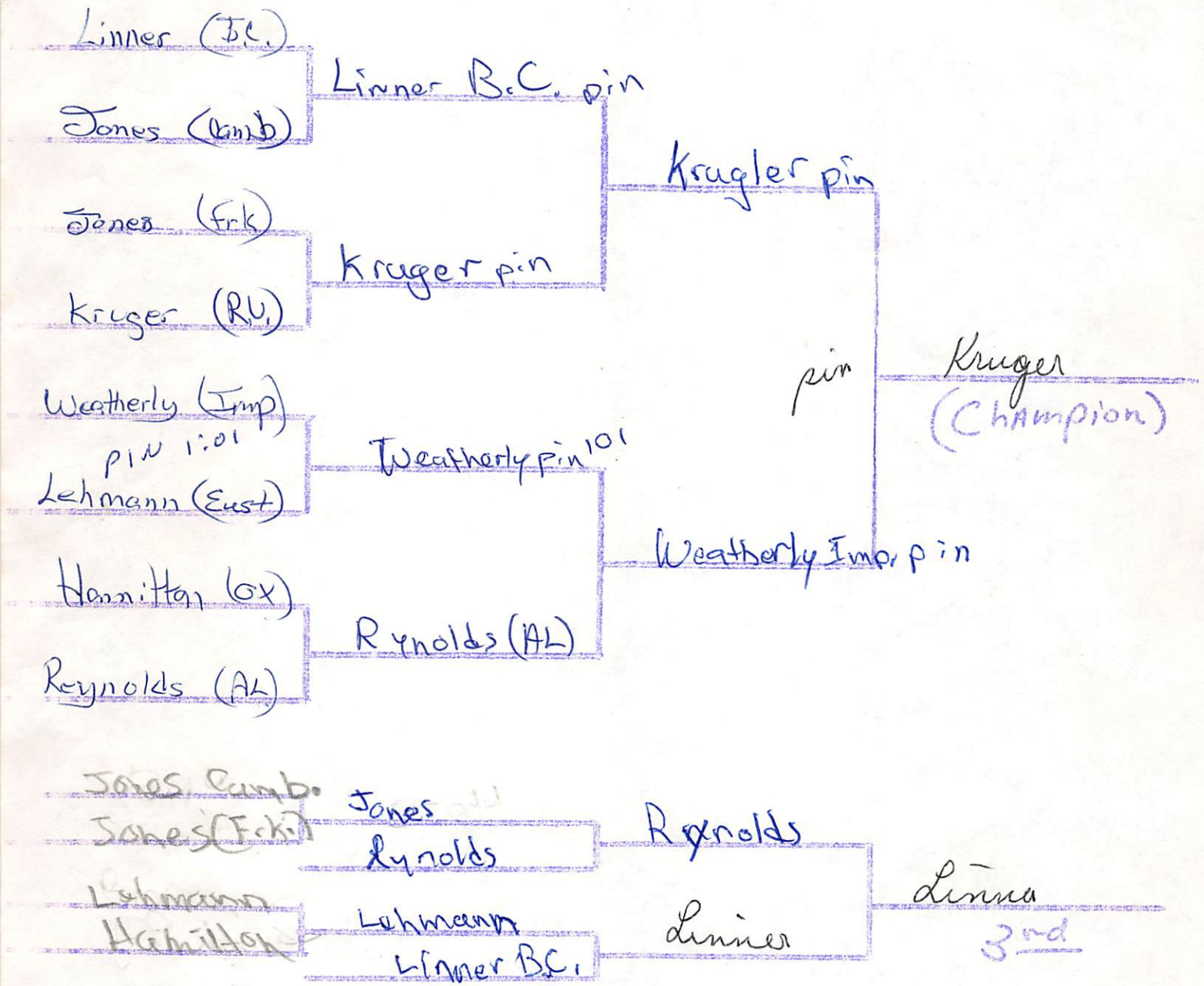

# RV Wrestling Tourney

132 Wt.



# RV Wrestling Tourney

138 Wt.

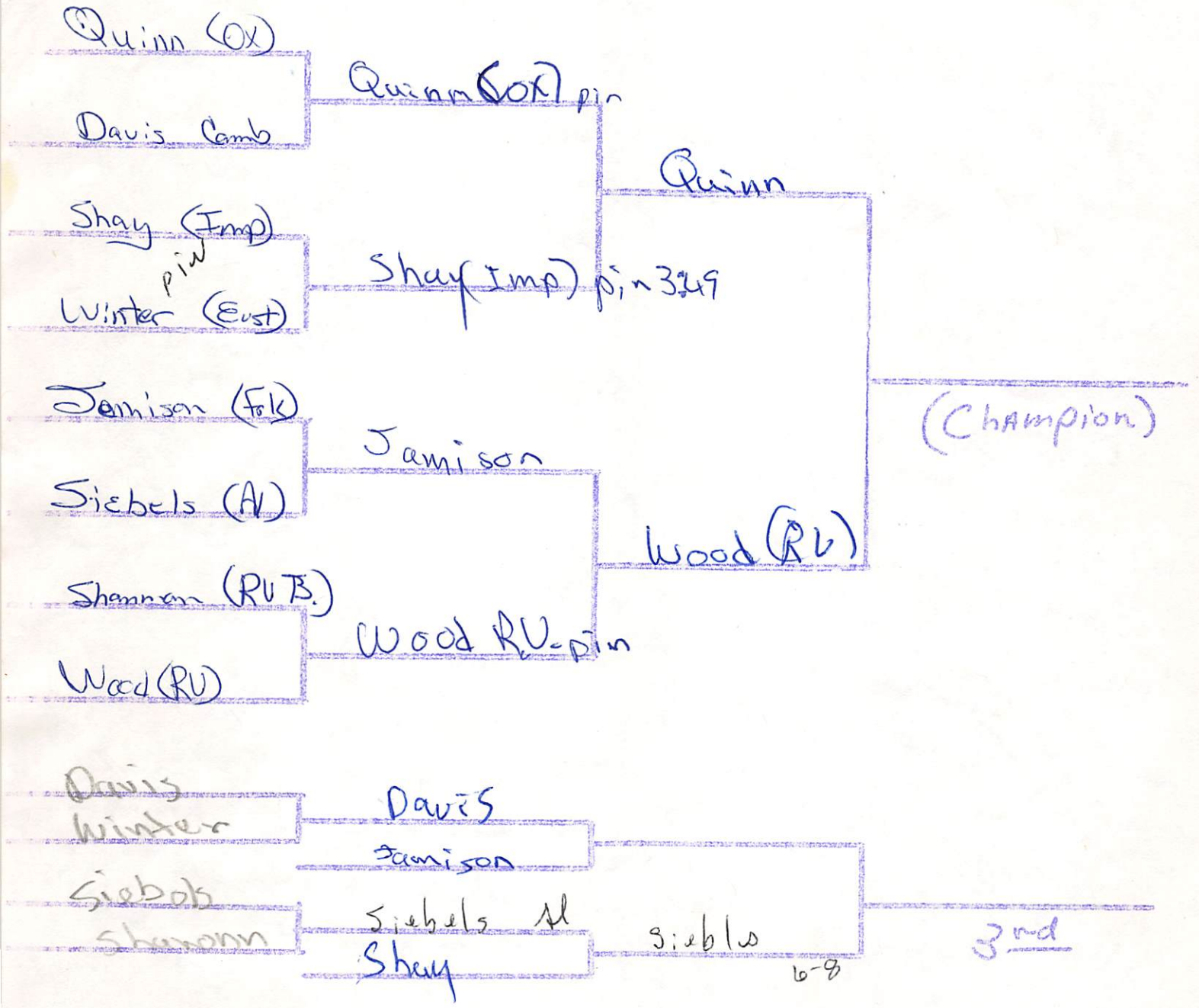

# RV Wrestling Tourney

145 Wt.



# RV Wrestling Tourney

155 Wt.



# RV Wrestling Tourney

167 Wt.



# RV Wrestling Tourney

185 Wt.



# RV Wrestling Tourney

Wt.

Trosper (camb)

Bye

Trosper (camb)

Todd Dickie RUB

Pickie RUB

~~Strayer~~ (B.C.)

Jeff Strayer (B.C.)

Trosper (camb)

Mike Doris (RU)

(Champion)

Doris (RU)

Chris Ring (B)

Christianey (Frk)

Bye.

Christianey (Frk)

Jim Christianey (Frk)

Bye

Strayer

Strayer

Ring

Bye

Ring

3rd

Holyoke

WEIGHT CLASS

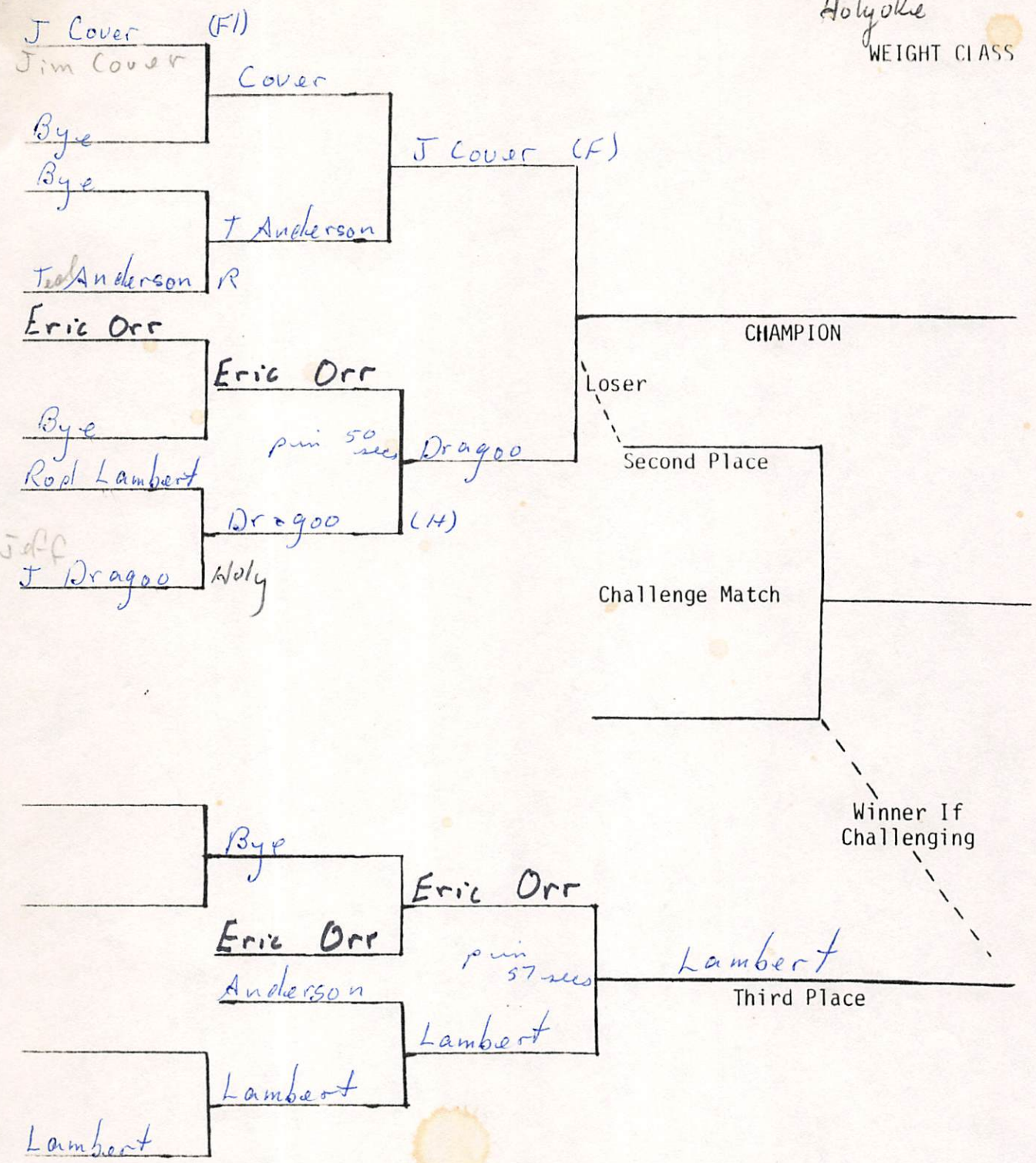

WEIGHT CLASS

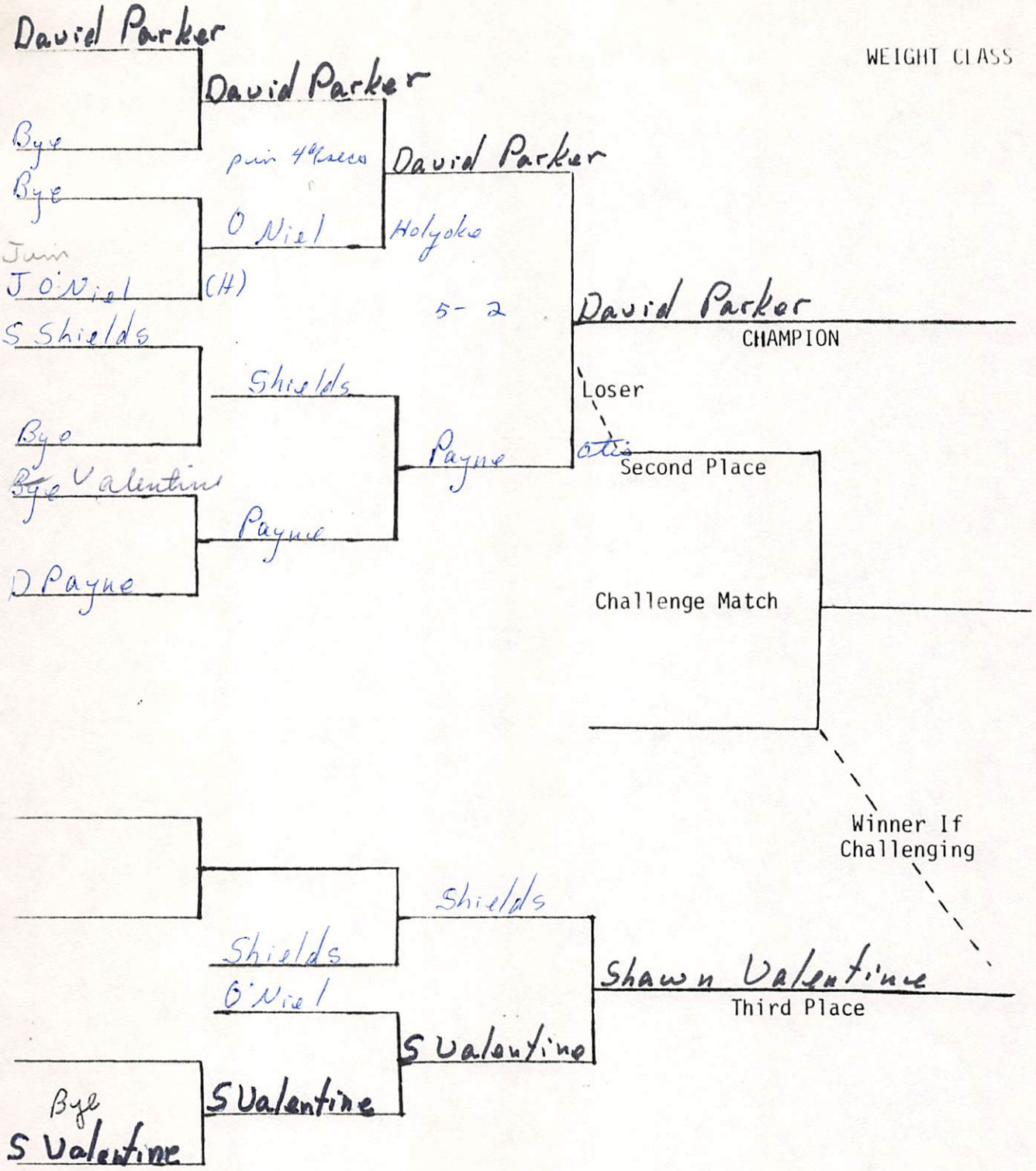

WEIGHT CLASS

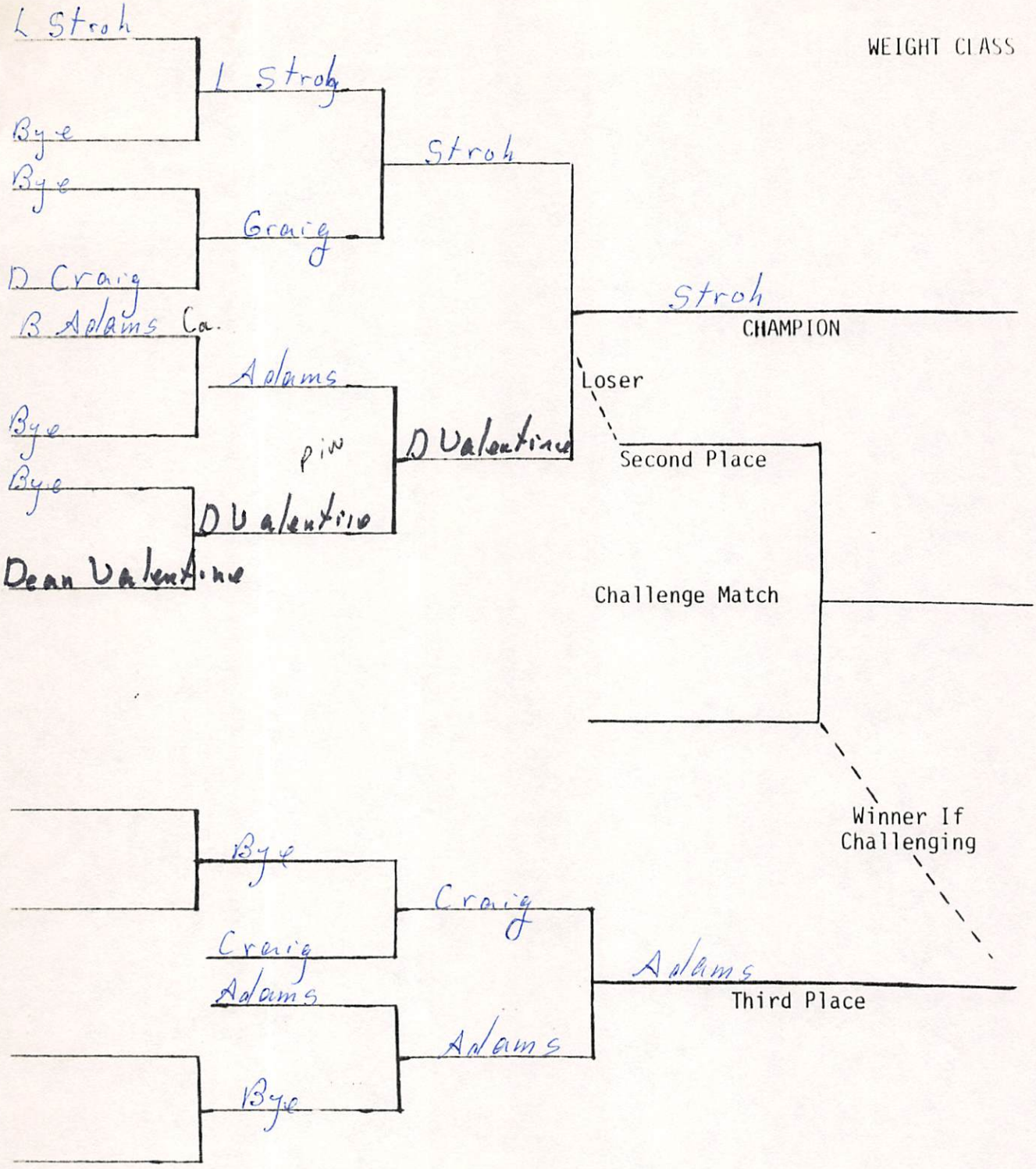

WEIGHT CLASS 119

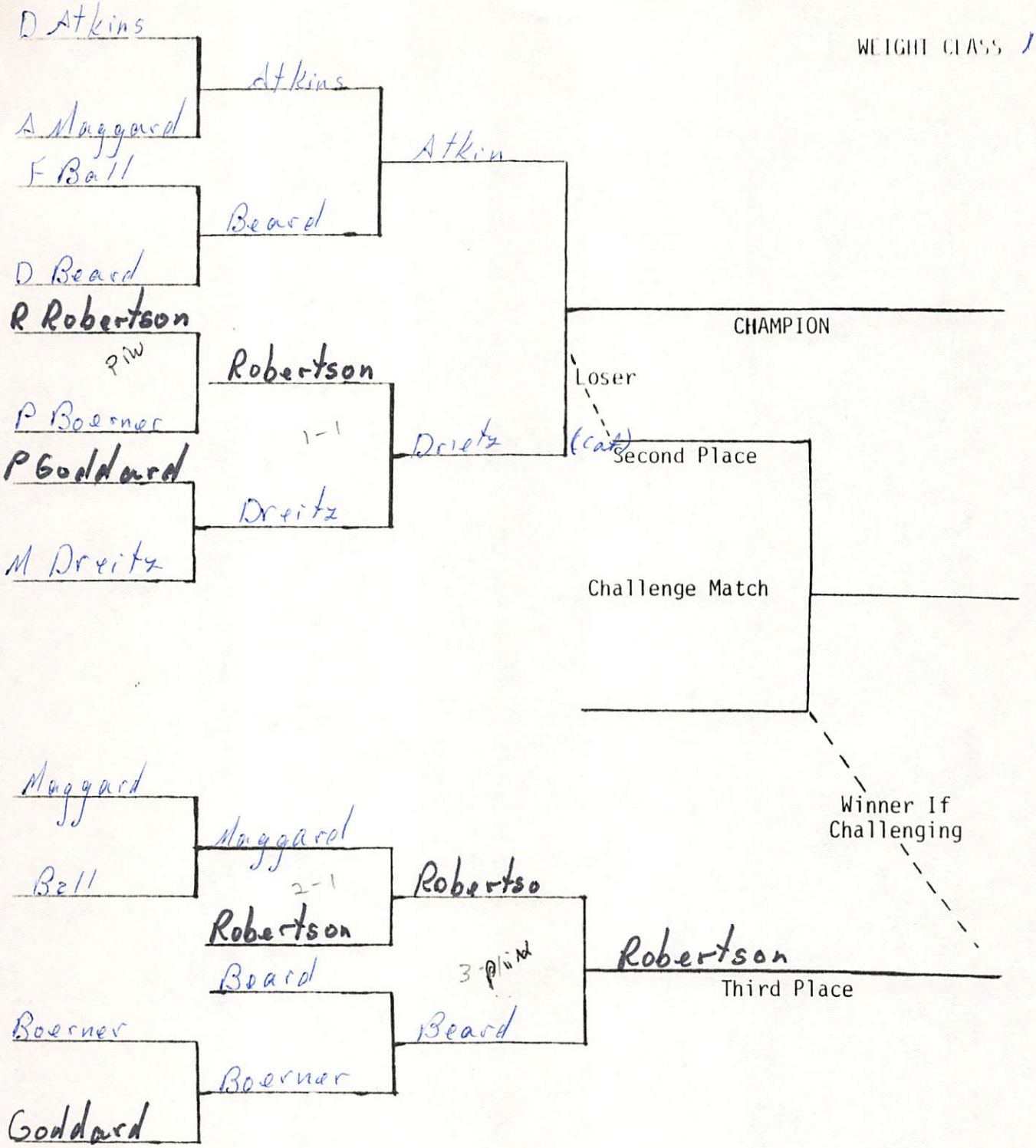

WEIGHT CLASS 126

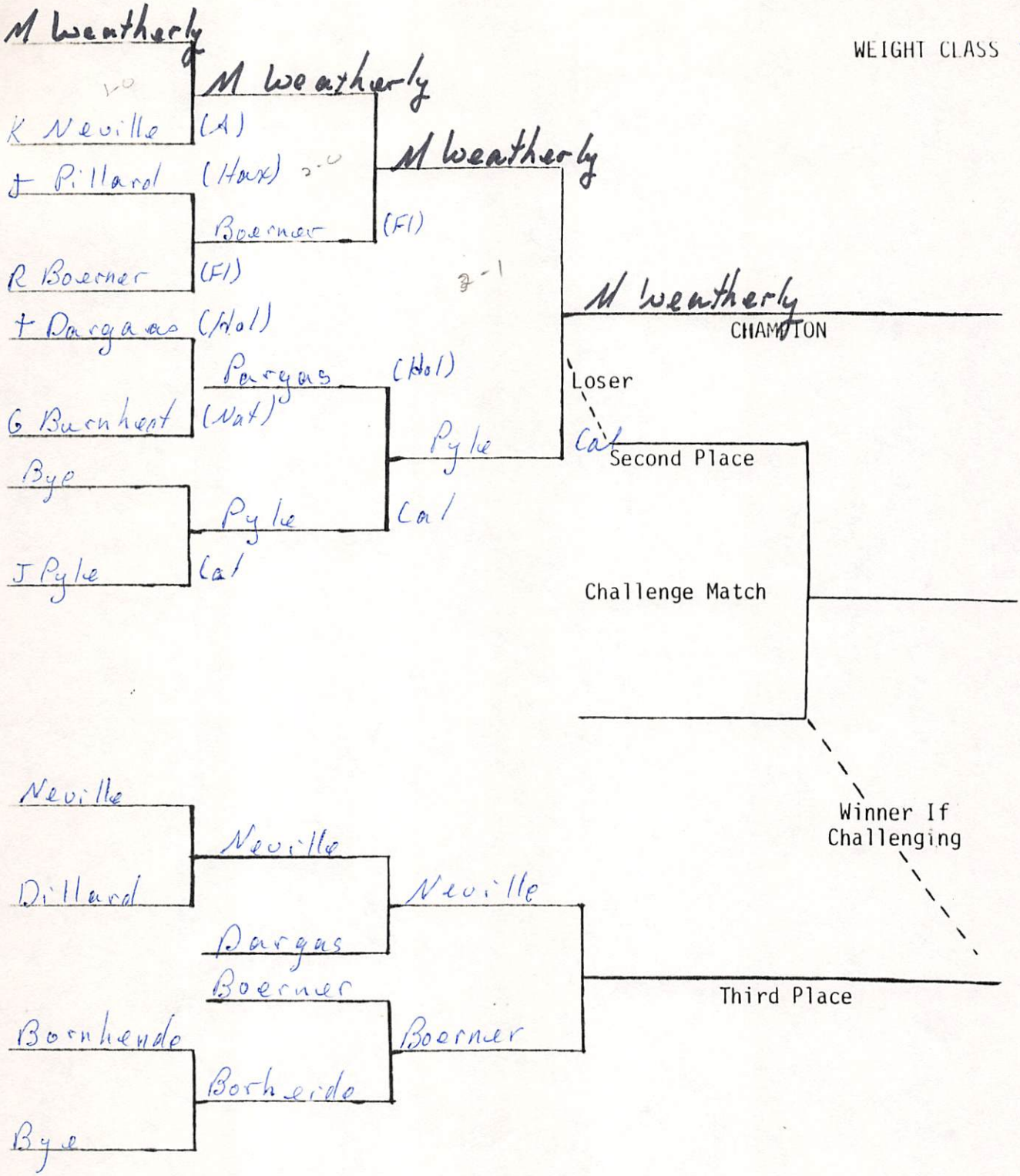

WEIGHT CLASS 132

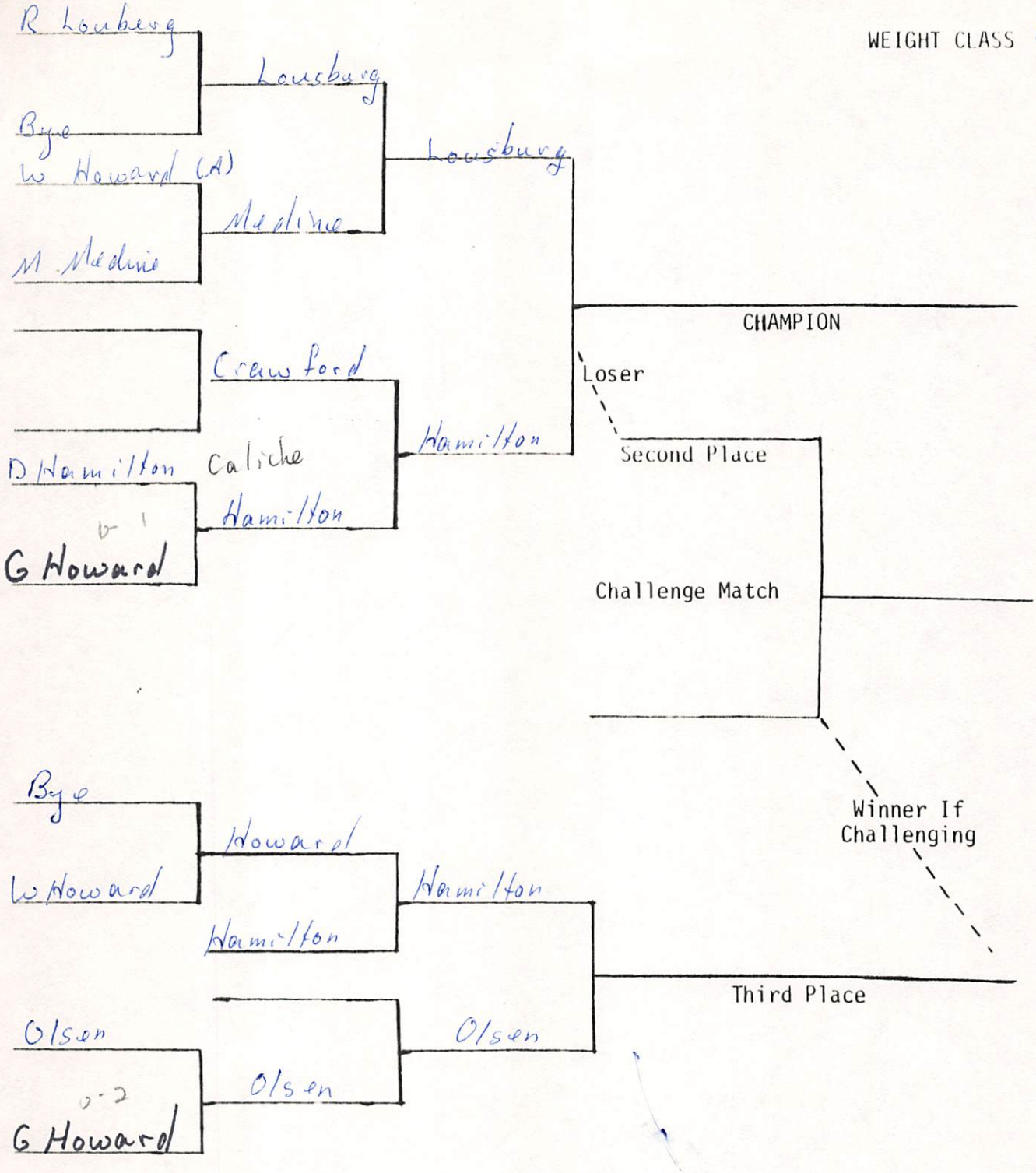

WEIGHT CLASS 138

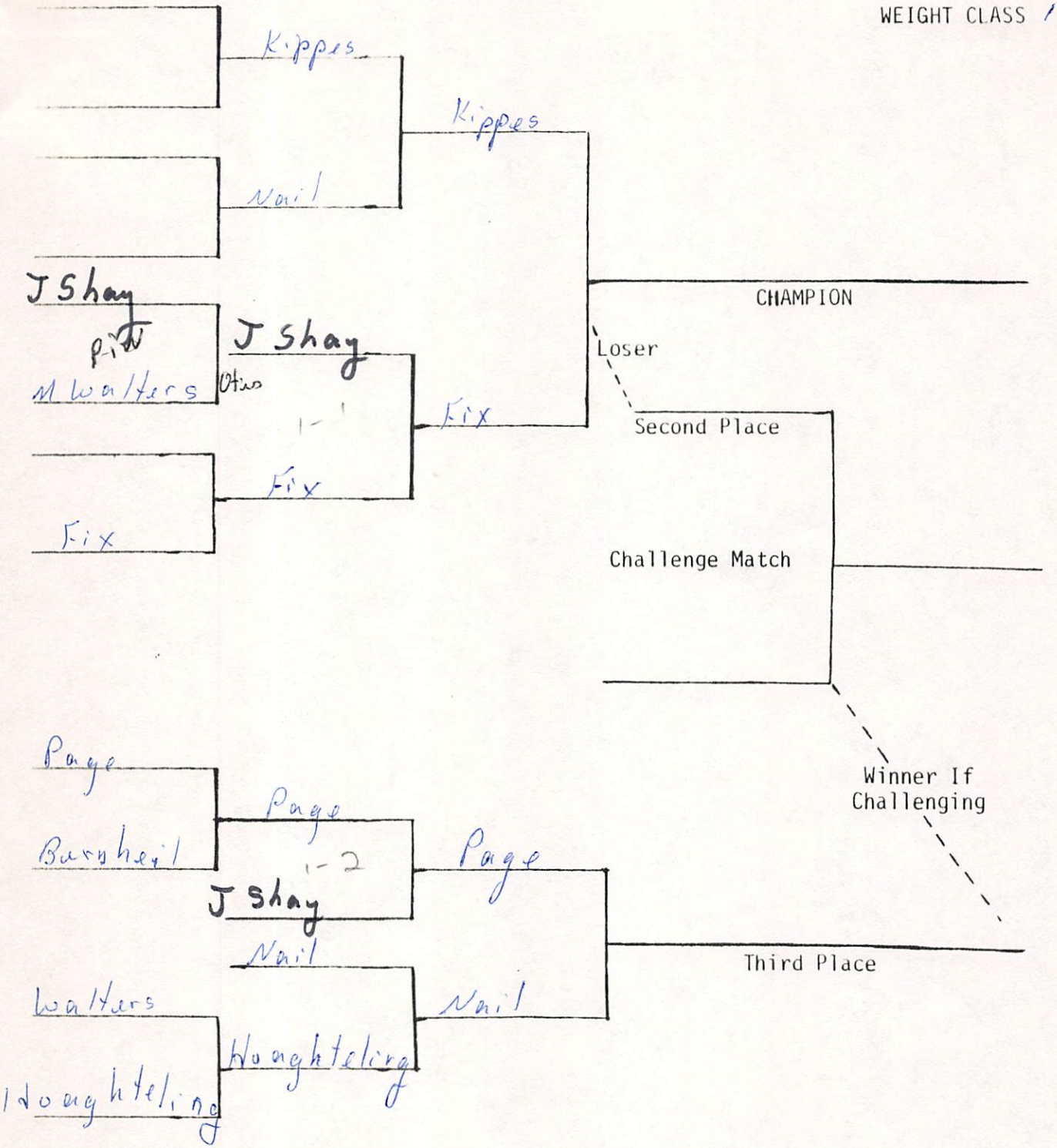

WEIGHT CLASS

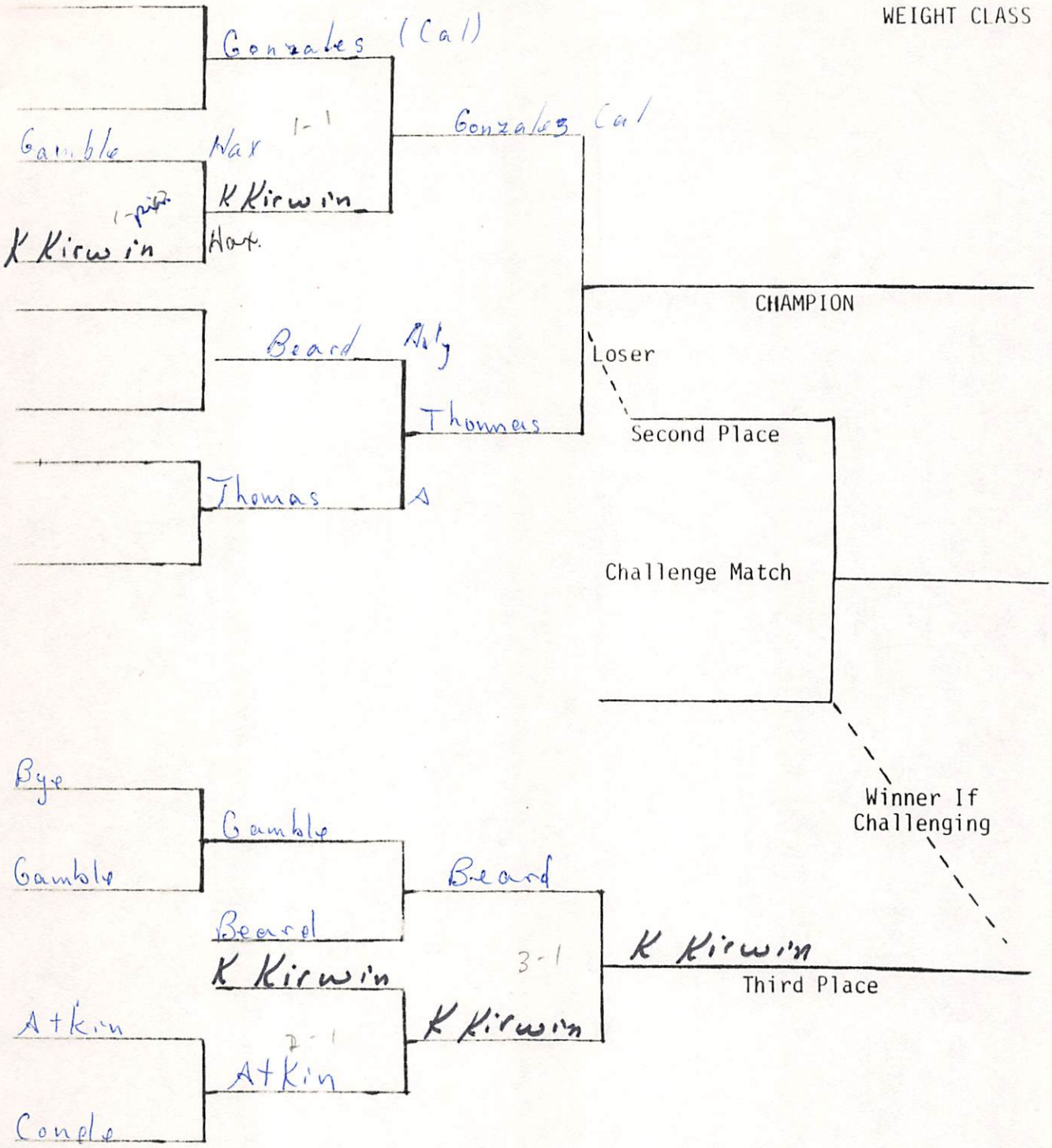

WEIGHT CLASS 135

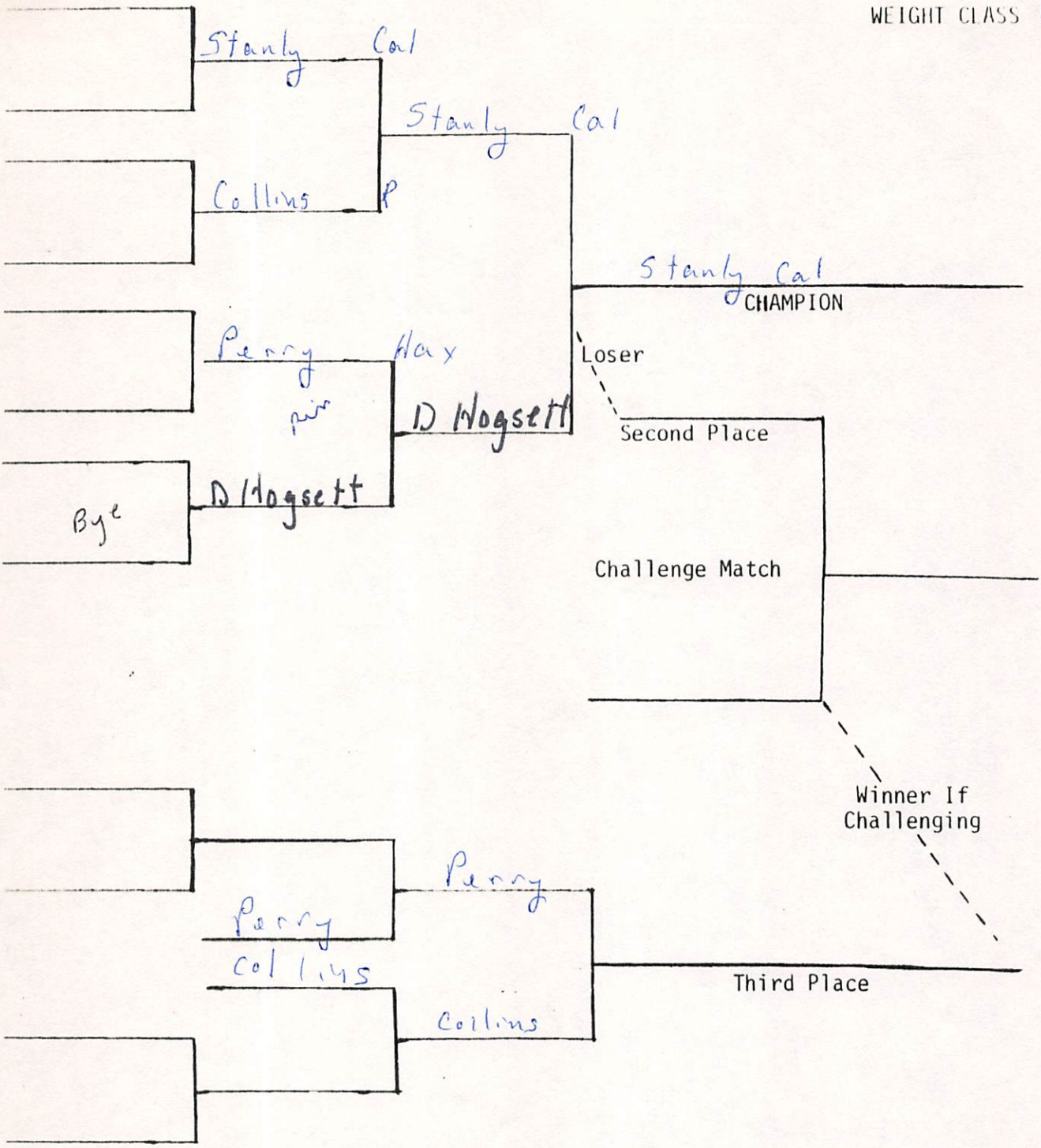

WEIGHT CLASS 167

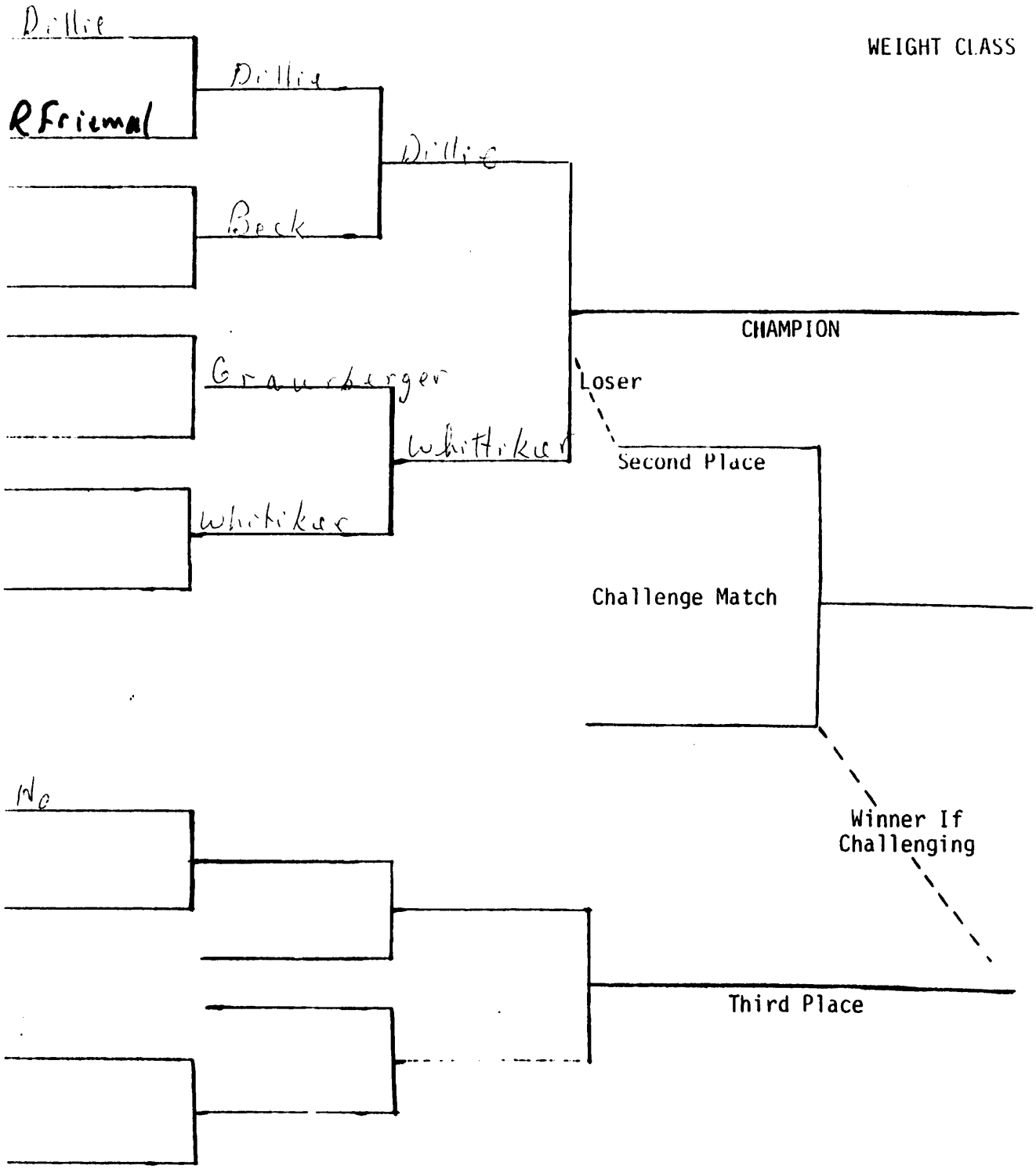

WEIGHT CLASS 185

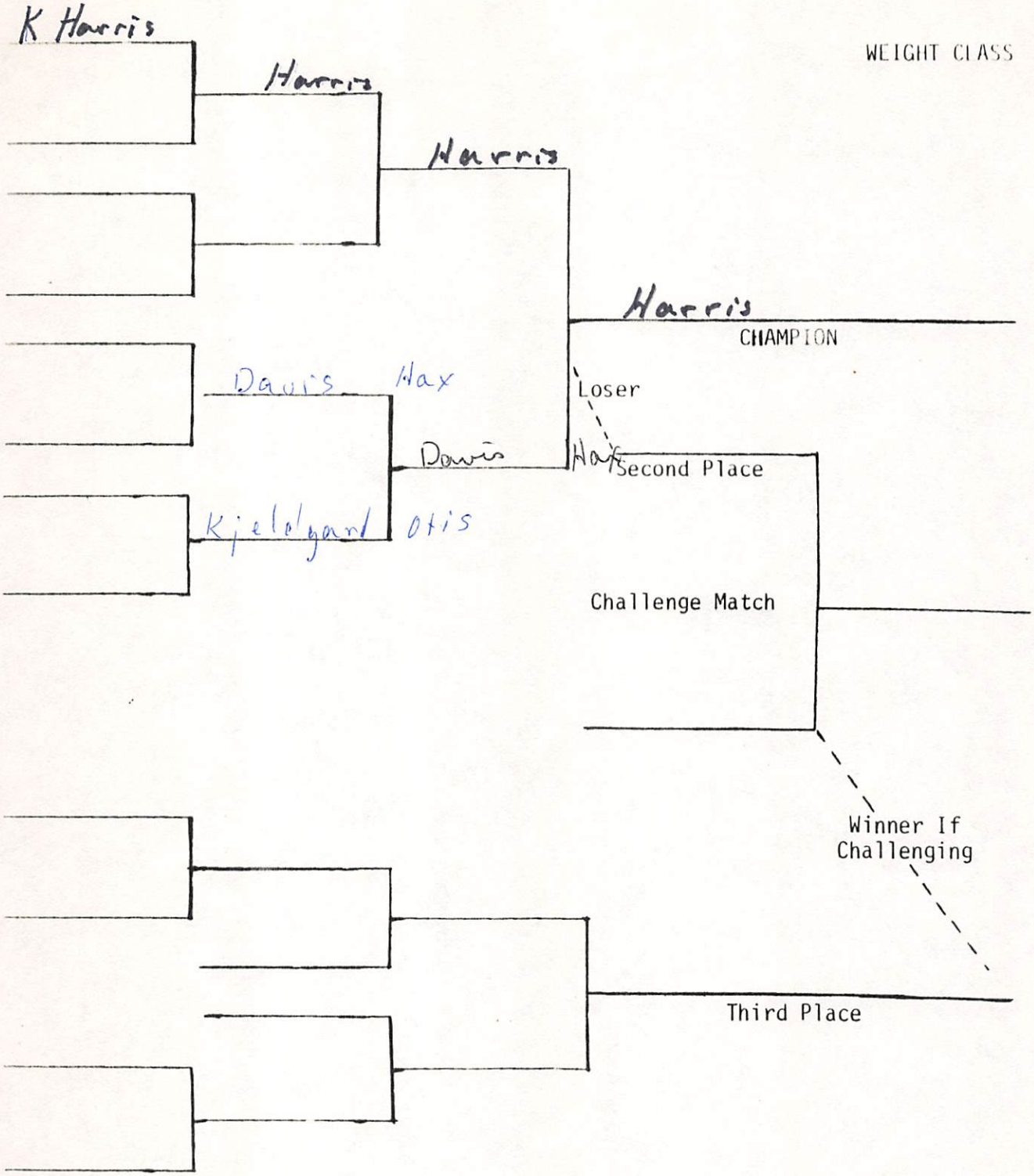

WEIGHT CLASS

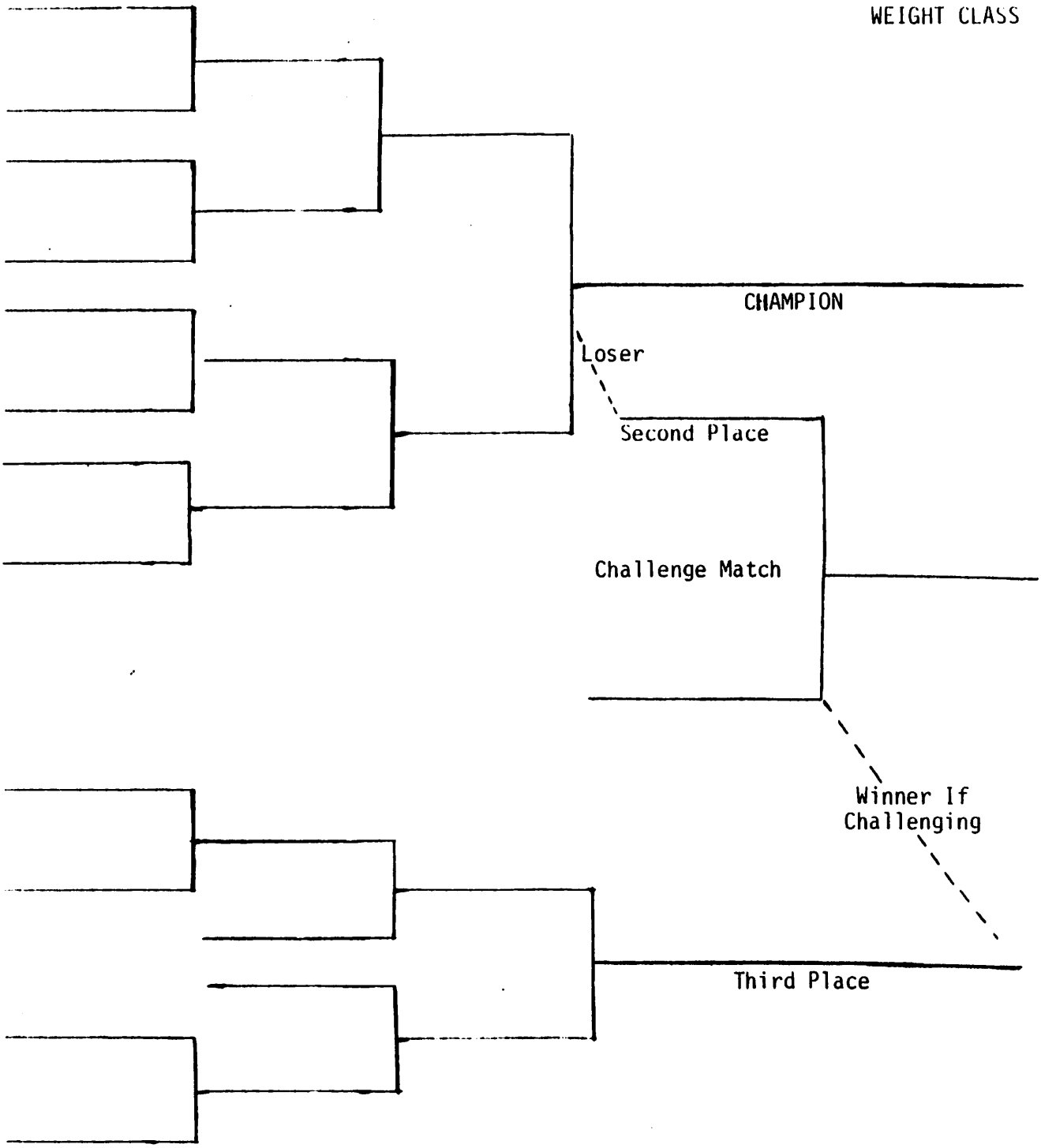

Round 1

| | |
|---|---|
| Holyoke | 16 |
| CCHS | 16 |
| Fleming | 12 |
| Caliche | 10 |
| Arickaree | 6 |
| Haxton | 4 |
| Otis | 2 |
| Revere | 2 |

Round 2

| | |
|---|---|
| CCHS | 38 |
| Caliche | 31 |
| Holyoke | 29 |
| Fleming | 27 |
| Haxton | 22 1/2 |
| Arickaree | 9 1/2 |
| Revere | 5 |
| Otis | 4 1/2 |

Round 3

| | |
|---|---|
| CCHS | 126 |
| Caliche | 116 |
| Fleming | 89 |
| Haxton | 82 1/2 |
| Holyoke | 81 1/2 |
| Arikaree | 53 1/2 |
| Otis | 26 1/2 |
| Revere | 22 |

Results – Ogallala Wrestling Inv.

98 lbs Round I

Eric orr (I) default To Blea (N.P), Penny (A) bye, Mejia (Ger.) dec. Dishman (Go), Hoffmann (O) Bye.

Round II Blea dec. Penny, Mejia dec Hoffmann,

Round III Blea dec. Mejia

Consolation – Penny dec. dishman, Hoffmann dec Penny for 3rd.

Round I

105 lbs. Mejia (Ger) Bye, wightman (N.P.) dec. Eichner (O), Randal (Mc) Bye, Shay (I) dec Piihl (A)

Round II – Mejia (Ger) Pinned wightman, Piihl Pinned Randal.

Round III – Mejia dec. Piihl

Consolation – Randal pinned Eichner, wightman pinned Shay, Randal pinned wightman for 3rd.

112 lbs Round I Chambers (Go) dec. Vieyra (NP), weber (A) bye, Parker (I) bye, Wozniak (Ger) bye

Round II Chambers pinned Weber, Wozniak dec Parker,

Round III Wozniak dec Chambers.

Consolation Parker default To Vieyra, Vieyra dec weber for 3rd.

19 lbs Round I – McQuillan (O) pinned Johnson (NP), Underwood (A) Pinned Smith (K), Marquez (Ger) Pinned Sabin (Go), Gessleman (Mc) bye.

Round II – Underwood dec McQuillan, Marquez Pinned Gessleman

Round III Marquez pinned underwood

Consolation – Smith (K) dec. Johnson (NP) Gessleman dec. Smith, McQuillan dec Sabin, McQuillan pinned Gessleman for 3rd.

26 lbs Round I – Wallesen (Ger) dec Maginnis (K), Harris (Mc) dec DeFruiter (Go) Geiser (NP) Pinned Rezac (O), Weatherly (I) dec Kutschke (A)

Round II – Wallesen pinned Harris, Geiser dec. Weatherly – default

Round III – Wallesen dec. Geiser

Consolation – DeFruiter Pinned Maginnis, Kutschke pinned Rezac, Kutschke pinned Harris, Kutschke pinned Defruiter for 3rd.

132 Round I - Fearing (Mc) Pinned Eggers (WP), Kerr (Cen) dec Hampton (O), Candelaria Pinned Howard (I), Timms (A) Pinned Landeal (Go)

Round II - Fearing dec Kerr, Timms dec Candelaria

Round III - Timms dec Fearing

Consolation - Hampton dec Eggers, Landeal dec Howard, Candelaria dec Hampton, Kerr dec Landeal, Candelaria dec Kerr for 3rd

138 Round I Welpl (Cen) pinned Shay (I), Ely Mc dec Montley (Go), Carter (A) bye, Crawford (O) dec Rimpley (Go)

Round II Welpl pinned Ely, Carter pinned Crawford

Consolation - Shay dec Montley, Carter dec Shay, Ely dec Rimpley, Carter dec Ely for 3rd.

145 Round I Tickle (O) bye, Castle (WP) bye, Kirwin (I) bye, McIlane (Cen) Pinned Pickering (Go)

Round II - Tickle pinned Castle, McIlane dec Kirwin

Round III - Tickle dec. McIlane

Consolation - Castle dec Pickering, Castle pinned Kirwin for 3rd

125 Round I - Tickle (O) bye, Hogsett (I) Pinned Schnell (A), Tatum (WP) pinned Richter (K) Severson (Cen) pinned Barkmeier (Gotl)

Round II Tickle dec Hogsett, Sev

Consolation - Barkmeier dec Richter, Hogsett pinned Barkmeier, Tatum dec Schnell, Tatum dec Hogsett for 3rd.

167 Round I - Wilson (A) dec Hullinger (Cen), Richter (K) dec Brunkhorst (Go), Temple (O) Pinned Friemel (I), Clang (WP) bye

Round II - Wilson pinned Richter, Clang dec Temple

Round III - Wilson dec Clang

Consolation - Hullinger dec Brunkhorst, Hullinger dec Temple, Richter dec. Friemel, Hullinger dec Richter for 3rd.

185 Round I - Harris (T) pinned Timmermans (WP), George (O) bye,
Gable (Gar) dec Koenig (K), Barkmeier (Gotha) dec
Johnson (A)

Round II - Harris (T) pinned George, Barkmeier pinned Gable,

Round III - Harris pinned Barkmeier

Consolation - Koenig dec Johnson, Johnson dec George, Gable dec
Timmermans, Gable dec Johnson for 3rd.

Hwt Round I - Kaiser (Gotha) bye, Bergstrom (WP) dec Hull (A),
Olson (O) bye, Fuentes (Gar) bye,

Round II - Kaiser pinned Bergstrom, Fuentes dec. Olson,

Round III - Fuentes pinned Kaiser

Consolation - Hull dec Olson, Hull dec Bergstrom
For 3rd

# Yuma Classic 1982





# RESULTS OF 1981 YUMA CLASSIC INVITATIONAL

| TEAM | Points | Champs | 2nd | 3rd | 4th | 5th | 6th |
|---|---|---|---|---|---|---|---|
| YUMA | 186½ | 4 | 3 | 2 | 1 | 1 | 0 |
| IMPERIAL | 136 | 1 | 5 | 1 | 2 | 0 | 1 |
| STRATTON | 129½ | 3 | 2 | 1 | 0 | 1 | 0 |
| CALICHE | 124½ | 3 | 1 | 3 | 1 | 0 | 0 |
| UNIVERSITY | 58 | 0 | 0 | 3 | 2 | 2 | 0 |
| YUMA J.V. | 34 | 0 | 0 | 1 | 1 | 2 | 2 |
| SIMLA | 11 | 0 | 0 | 0 | 1 | 0 | 1 |
| IMPERIAL JV | | 0 | 0 | 0 | 1 | 1 | 2 |
| STRATTON JV | | 0 | 0 | 1 | 0 | 0 | 0 |

| | CHAMPIONS | | | RUNNER-UP | | |
|---|---|---|---|---|---|---|
| WT. | NAME | GRADE | SCHOOL | NAME | GR. | SCHOOL |
| 98 lbs. | Larry Hubbard | 9 | Stratton | Marvin Kokes | 10 | Caliche |
| 105 lbs. | Mitch Swanson | 10 | Stratton | Dave Parker | 11 | Imperi |
| 112 lbs. | Bernie Stegman | 11 | Stratton | Dave Valentine | 12 | Imperi |
| 119 lbs. | Tony Holcomb | 12 | Yuma | Ken Fox | 10 | Stratt |
| 126 lbs. | Kent Baucke | 11 | Yuma | Mike Weatherly | 12 | Imperi |
| 132 lbs. | Don Brophy | 11 | Yuma | Eric Brachtenbach | 9 | Stract |
| 138 lbs. | Vince Kippes | 12 | Caliche | Bob Higgins | 10 | Yuma |
| 145 lbs. | Julian Gonzales | 12 | Caliche | Kris Kirwin | 11 | Imperi |
| 155 lbs. | Scott Stanley | 12 | Caliche | Jeff Knapton | 10 | Yuma |
| 167 lbs. | Adam Beauprez | 12 | Yuma | Ron Friemel | 10 | Imperi |
| 185 lbs. | Kevin Harris | 12 | Imperial | Lyle Auker | 12 | Yuma |
| HVT. | none | | | none | | |

****** TIME SCHEDULE ******

7:30 AM ..... Weigh-ins begin

8:30 AM ..... Coaches meeting for seeding

9:00 AM ..... Weigh-ins end
9:30 AM ..... First round on two mats
1:30 PM ..... Second round on two mats, include:
A. Loser's side of bracket first
B. Winners side of bracket
C. Consolation championships(5th & 6th)

6:30 PM ..... Third round(third and 4th place on 2 mats)

7:30 PM ..... Finals on 1 mat - Championships
9:00 PM ..... (or after finals) - Awarding of trophies

# 1982 YUMA CLASSIC

WEIGHT CLASS 98

Tracy Clark
Yuma - 9

Bye

Tracy Clark (Y)

Bye

Dan Shulda (S)

Dan Shulda
Stratton - 11

Tracy Clark
Yuma

CHAMPION

Chris Bartlett
University - 9

Bye

Chris Bartlett (U)

RUNNER-UP

Chris Bartlett
University

Tom Watley
Caliche - 9

Brad Shay (I)

Brad Shay
Imperial - 11

Dan Shulda
Stratton - 11

Brad Shay
Imperial

THIRD PLACE

Tom Watley (C)

Tom Watley

Tom Watley
Caliche

FIFTH PLACE

# 1982 YUMA CLASSIC

WEIGHT CLASS 105

Robert Schulta
Stratton- 11

Bye

Robert Schultz (5)

Bye

Robert Schultz
Stratton

Dave Lovenberg
Imperial- 9

Dave Lovenburg (1)

CHAMPION

Shawn Madsen
Yuma-9

Shawn Madsen (4)

RUNNER-UP

Bye

Steve Ramsey
Bennett

Bye

Steve Ramsey (8)

Steve Ramsey
Bennett-11

Dave Lovenburg
Imperial

THIRD PLACE

Shawn Madsen
Yuma

FIFTH PLACE

# 1982 YUMA CLASSIC

WEIGHT CLASS 112

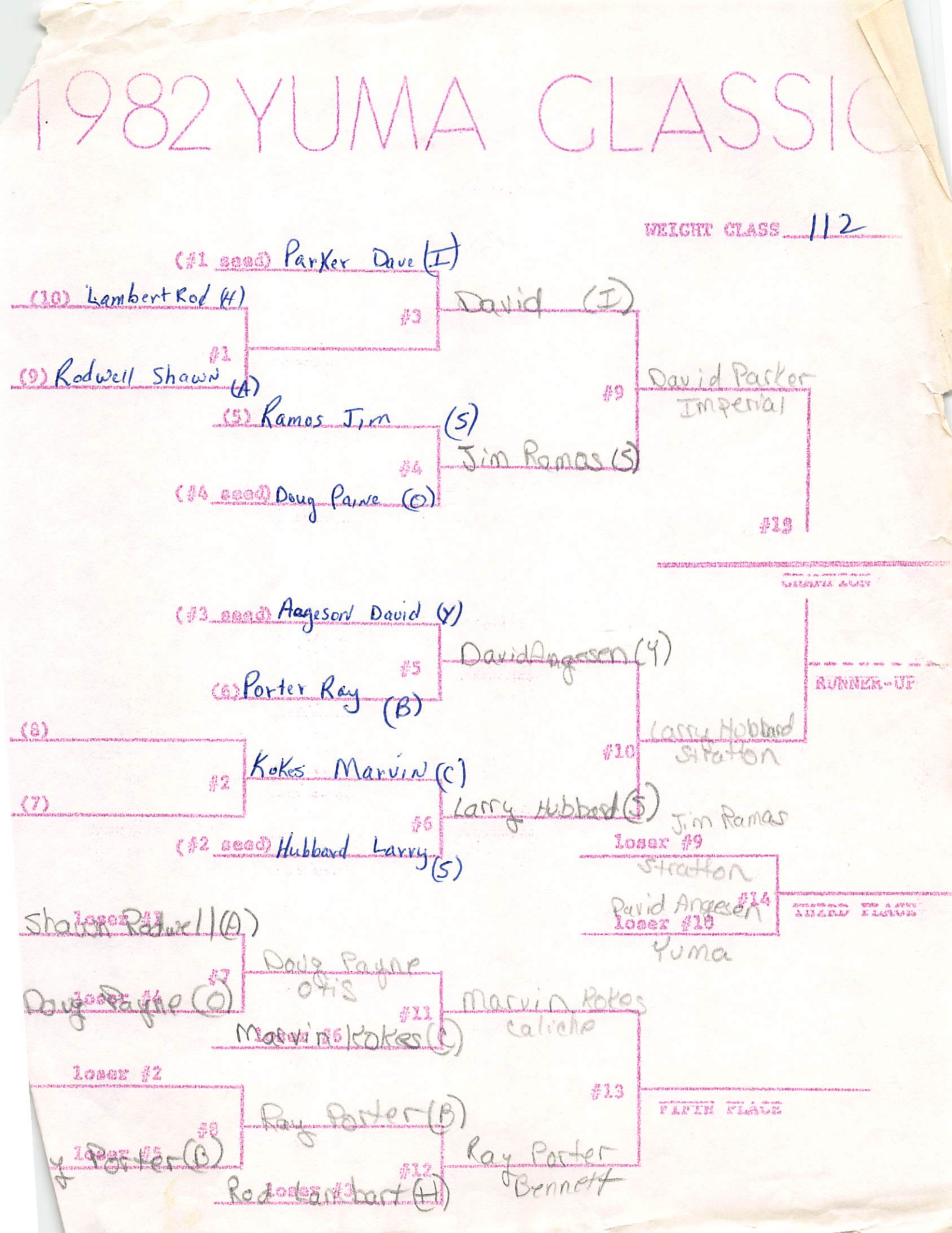

# 1982 YUMA CLASSIC

WEIGHT CLASS 119 lbs

Rod Kippes
Caliche-12

Mitch Swanson
Stratton-11

Robin Murheid
Yuma-9 (un)

Mitch Swanson (S)

Rod Kippes (C)

Fred Ball
Baxton-12

Dave Thorn

Dave Thorn (Y)

Rod Kippes
caliche

CHAMPION

Chris Montoya
Stratton-12

Nathan Tippits
University-9

Chris Montoys (S)

RUNNER-UP

Chris Montoys
Stratton

Brian Ernst
Arickaree-11

Shawn Valentine
Imperial-11

Brian Ernst (A)

Randy Dicksen
Liberty-11

Brian Ernst (A)

Dave Thorn
Yuma

Brian Ernst
Arickaree

THIRD PLACE

Robin Murheid (Y)

Fred Ball (H)

Robin Murheid
Yuma

Randy Dicksen (L)

Robin Murheid
Yuma

Shawn Valentine (I)

Nathan Tippits (U)

Shawn Valentine
Imperial

Mitch Swanson (S)
Stratton

Mitch Swanson
Stratton

Mitch Swanson Stratton

FIFTH PLACE

# 1982 YUMA CLASSIC

WEIGHT CLASS 126

Ken Fox
Stratton - 11

Ken Ridgeway
Bennett - 11 (UN)

Kris Jonas
Yuma - 10

Ken Fox (S)

Ken Ridgeway (B)

Greg Howard
Imperial - 12

Phillip Baucke
Yuma J.V. - 10

Greg Howard (I)

Ken Fox
Stratton

CHAMPION

Greg Moler
Bennett - 10

Ed May
Stratton - 10 (UN)

Greg Moler (B)

RUNNER-UP

Greg Moler
Bennett

Allen Householder
Hamtum - 10

Jim Pyle
Calicha - 11

Jim Pyle (C)

Greg Howard
Imperial

THIRD PLACE

Jim Pyle
Calicha

Kris Jones (Y)

Phillip Baucke (Y)

Kris Jones
Yuma

Allen Householder (H)

Kris Jones
Yuma

FIFTH PLACE

Jones (Y)

Ed May (S)

Ed May (S)

Ken Ridgeway (B)

Ken Ridgeway
Bennett

# 1982 YUMA CLASSIC

WEIGHT CLASS 132

Kent Boucke
Yuma - 12

Howard Craig
Scratton - 9 (UN)

David Croissant
Yuma - 9 (UN)

Kevin Wolbach
Arickaree - 11

Dave Tipetts
University - 10

Marty Dreits
Caliche - 11

Jim Hornung
Scratton - 11

Brant Beaupres
Yuma J.V. - 10

Rusty Olsen
Hamtun - 12

John Ingrahm
Bennett - 12

Kent Boucke (Y)

David Croissant (Y)

Kent Boucke (Y)

Dave Tipetts (U)

Jim Hornung (S)

Rusty Olsen (H)

John Ingrahm (B)

Howard Craig (S)

Kevin Walbach (A)

Brant Beaupree (Y)

Marty Dreits (C)

Dave Croissant (Y)

Kent Boucks
Yuma

CHAMPION

RUNNER-UP

John Ingrahm
Bennett

Dave Tipetts
University

THIRD PLACE

Jim Hornung
Strattor

Kevin Walbach
Arickaree

Rusty Olsen (H)

Kevin Walbach
Arickaree

Walbach (A)

FIFTH PLACE

Marty Dreits
Caliche

Marty Dreits
Caliche

# 1982 YUMA CLASSIC

WEIGHT CLASS 138

Don Brophy
Yuma - 12

Greg Thompson
University - 11

Greg Engel
Stratton - 10

Stan Stone
Haxtun - 9

Doyle Loeffler
Imperial - 11

Daylon Hamilton
Caliche - 11

Eric Palmer
Yuma J.V. - 11

Dennis Weis
Liberty - 9

Mike Medina
Arickaree - 11

Dan Barber
Bennett - 12

Don Brophy (Y)
Greg Thompson (U)
Stan Stone
Doyle Loeffler (I)
Daylon Hamilton (C)
Dennis Weiss (L)
Dan Barber (B)
Greg Engel (S)
Stan Stone (H)
Mike Medina (A)
Eric Palmer (Y)
Greg Thompson (U)

Don Brophy
Yuma

CHAMPION

Dan Barber
Bennett

RUNNER-UP

Doyle Loeffler
Imperial

THIRD PLACE

Daylon Hamilton
Caliche

Dennis Weiss
Liberty

Weiss (L)

FIFTH PLACE

Eric Palmer
Yuma

# 1982 YUMA CLASSIC

WEIGHT CLASS 145

Terry Lakin
University - 12

Scott Morrison
Bennett - 12 (UN)

Ted Comer
Liberty - 11

Greg Gibson
Yuma J.V. - 11

Shorty Christensen
Imperial - 12

Bob Higgins
Yuma - 11

Jim Gerten
Calicha - 9

Ervin Josh
Yuma - 11 (UN)

Rick Barber
Bennett - 9

Terry Lakin (U)
Scott Morrison (B)
Terry Lakin (U)
Greg Gibson (Y)
Terry Lakin University
CHAMPION
Bob Higgins (Y)
RUNNER-UP
Bob Higgins Of Yuma
Rick Barber (B)
Greg Gibson
THIRD PLACE
Rick Barber
Tad Comer (L)
Tad Comer Liberty
Shorty Christensen (I)
Ervis Josh (Y)
Tod Comer Liberty
Morrison (B)
FIFTH PLACE
Jim Gerten (C)
Jim Gerten (C)
Scott Morrison (B)
Scott Morrison Bennett

# 1982 YUMA CLASSIC

WEIGHT CLASS 155

Scott Stanley
Calicho - 12

Royce McDonald
Bennett - 11

Ives Neven
University - 12

Carl Jackson
Hamtum - 12

Jim Smith
Yuma - 10

Dave Hogsett
Imperial - 11 (UN)

Steve Maroon
Hamtum - 11 (UN)

Ed Duke
Yuma - 12

Troy Guernsey
Bennett - 9 (UN)

Doren Spurlin
Stratton - 12

Scott Stanley
Royce McDonald
Jim Smith
Dave Hogsett
Ed Duke
Doren Spurlin
Ives Neyen
Carl Jackson
Troy Guernsey
Steve Maroon
Royce McDonald

Scott Stanley
Calicho

CHAMPION

Dave Hogsett
Imperial

RUNNER

Jim Smith
Yuma

Doren Spurlin
Stratton

THIRD PLA

McDonald (B)

FIFTH PLACE

# 982 YUMA CLASSIC

WEIGHT CLASS 167

Ron Friemal
Imperial - 11

Carl Gamble
Haxtun - 11

Gary Bradford
University - 12

Tim Ernst
Arickaree - 11

Eric Kjeldgaard
Otis - 11

Bye

Simon Medrano
Yuma - 9

Charlie Marguesso
Bennett - 11

Gary Bradford

Simon Medrano

Carl Gamble

Ron

Tim Ernst

Eric Kjeldgaard

Charlie Marguesso

Gary Bradford
University

Carl Gamble

Ron Freimal
Imperial

Eric Kjeldgaard
Otis

Tim Ernst
Arickaree

Charlie Marguesso
Bennett

Brad Ford (4)

CHAMPION

RUNNER-UP

THIRD PLACE

FIFTH PLACE

# 1982 YUMA CLASSIC

WEIGHT CLASS 185

Jeff Knapton
Yuma - 11

John Harms
Otis - 12

Jeff Knapton

Leroy Frazee
Stratton - 12

John Shay
Imperial - 12

Jon

Jeff Knapton
Yuma

CHAMPION

Shawn Metcalf
Caliche - 12

Bye

Shawn Metcalf

RUNNER-UP

Doug Whittaker
Haxtun

Graeme Collins
Bennett - 11

Doug Whittaker

Doug Whittaker
Haxtun - 11

Jon Shay
Imperial

THIRD PLACE

Shawn Metcalf
Caliche

Leroy Frazee

G. Collins
Bennett

G. Collins

Harms
FIFTH PLACE

(Otis)

J. Harms

J. Harms

# 1982 YUMA CLASSIC

WEIGHT CLASS HWT

Billy Stump
Caliche-5th

Billy Stump(C)

Bye

Keith Davis
Aaxtun-1st

Keith Davis (H)

Keith Davis
Aaxtun-1st

CHAMPION

Glen Davis
Imperial-1st

Glen Davis(I)

Bye

RUNNER-UP

Glen Davis
Imperial

Bye

Larry Yoder (S)

Larry Yoder
Stratton-1st

Billy Stump
Caliche

THIRD PLACE

Larry Yoder
Stratton

FIFTH PLACE

| | 98 | 105 | 112 | 119 | 126 | 132 | 138 | 145 | 155 | 167 | 185 | HWT | TOTAL |
|---|---|---|---|---|---|---|---|---|---|---|---|---|---|
| ARICKAREE "INDIANS" | | | | | | | | | | | | | |
| CALICHE "BUFFALOES" | | | | | | | | | | | | | |
| BENNETT "TIGERS" | | | | | | | | | | | | | |
| HAXTUN "BULLDOGS" | | | | | | | | | | | | | |
| IMPERIAL "LONGHORNS" | | | | | | | | | | | | | |
| LIBERTY "KNIGHTS" | | | | | | | | | | | | | |
| OTIS "BULLDOGS" | | | | | | | | | | | | | |
| STRATTON "EAGLES" | | | | | | | | | | | | | |
| UNIVERSITY "BULLDOGS" | | | | | | | | | | | | | |
| YUMA "INDIANS" | | | | | | | | | | | | | |

Name Jerry Hoffmann Tournament Lincoln

weight 98

| | | | |
|---|---|---|---|
| Hoffmann | | | |
| 2nd Johnson | | | |

| | 1 | | 2 | | 3 | |
|---|---|---|---|---|---|---|
| Parker | T2 NF2 | 4 | R1 E1 | 6 | E1 T2 | 9 |
| Randy Lonowski Elec | E1 | 1 | S1 | 2 | E1 T2 | 5 |

| | | | | |
|---|---|---|---|---|
| Valentin | | 10 | Pinned 3:01 | |
| Brandt Schacht Fairbury Schacht Fr | T2 NF3 | 5 | R2 | |

| | | | | |
|---|---|---|---|---|
| Parker | 0 | | T2 E1 | E1 T2 R2 NF2 10 |
| Doug Scott North Bend | 0 | | E1 E1 T2 | E1 T2 7 |

| | | | | | | | |
|---|---|---|---|---|---|---|---|
| Parker | | 0 | E1 T2 | 3 | | 3 | 3/4 |
| John Stauffer Central City | S1 | 1 | ↑ | 1 | E1 T2 | 4 | |

| | | | | | | |
|---|---|---|---|---|---|---|
| Parker | | 0 | R2 | 2 | R2 | 4 |
| Tevon Fisher Alliance | | 0 | ↑ E1 | 1 | R2 E1 | 4 |
| Overtime | | 0 | ↑ | 0 | R2 | 2 [2] |
| | | 0 | | 0 | | 0 |
| Parker | | 0 | ↑ | 0 | | 0 |
| Mike Wados ord | T2 | 2 | R2 | 4 | | 4 |

Name Period 1 Period 2 Period 3 Sc.

held at Yuma. December 18, 1982.

| | | NAMES OF CONTESTANTS | FIRST PERIOD SCORING | POINTS | SECOND PERIOD SCORING | POINTS | THIRD PERIOD SCORING | POINTS | SUMMARY POINTS | TIME ADV. | TOTAL | TEAM SCORE HOME | OPP |
|---|---|---|---|---|---|---|---|---|---|---|---|---|---|
| Rickaree | 119 POUNDS | Shawn Va[illegible] | | | up | | R 2 | | 2 | | | | |
| | | Brian Ernst | T 2 | | R 2 | | up | | 4 | | | | |
| Caliche | 98 POUNDS | Brad Shay | R NF 2 3 | | up R 2 | | | | 7 | | | | |
| | | Tom Watley | T 2 | | R NF 2 2 Pinned 3:46 | | | | 6 | | | | |
| Yuma | 126 POUNDS | Greg Howard | R 2 | | | | | | 2 | | | | |
| | | Phillip Baucke | T 2 Pinned :24 | | | | | | 2 | | | | |
| Hartun | 138 POUNDS | Doyle Loeffler | | | up | | R 2 | | 2 | | | | |
| | | Stan Stone | T 2 | | | | up Pinned 4:48 | | 2 | | | | |
| Yuma | 145 POUNDS | Shorty Christensen | T 2 | | | | up Pinned 5:04 | | 2 | | | | |
| | | Greg Gibson | | | up NF 3 | | R P 2 1 | | 6 | | | | |
| Hartun | 155 POUNDS | Dave Hogsett | T 2 | | | | | | | | | | |
| | | Steve Maroon | Pinned 4:45 | | | | | | | | | | |

26 27 28 29 30 31 32 33 34 35 36 37 38 39 40 41 42 43 44 45

26 27 28 29 30 31 32 33 34 35 36 37 38 39 40 41 42 43 44 45

TOTAL TEAM SCORE

REFEREE

TIMER

SCORER

Time Adv. HOME

Timers OPP.

60
24
36

held at _____. _____, 19____.

| | NAMES OF CONTESTANTS | FIRST PERIOD SCORING | POINTS | SECOND PERIOD SCORING | POINTS | THIRD PERIOD SCORING | POINTS | SUMMARY POINTS | TIME ADV. | TOTAL | TEAM SCORE HOME | OPP. |
|---|---|---|---|---|---|---|---|---|---|---|---|---|
| 167 POUNDS | Ron Freimal | T 2 NF 3 | | UP | | | | 5 | | | | |
| | Carl Gambla | R 2 NF 2 | | Pinned 3:36 | | | | 4 | | | | |
| 125 POUNDS | Jon Shay | R 2 | | | | | | 2 | | | | |
| | Leroy Freeze | T 2 Pinned 1:15 | | | | | | 2 | | | | |
| 112 POUNDS | David Parker | T 2 NF 3 NF 3 NF 3 | | R 2 NF 2 R 2 NF 3 | | UP | | 20 | | | | |
| | Rod Lambert | | | UP R 2 | | Pinned 4:22 | | 2 | | | | |
| 119 POUNDS | Shawn Valentine | T 2 NF 3 | | UP NF 2 NF 3 | | E 1 | | 13 | | | | |
| | Nathan Tippits | | | | | UP P 1 Pinned 4:22 | | 1 | | | | |
| 145 POUNDS | Shorty Christensen | | | | | UP | | 0 | | | | |
| | Tad Turner | T 2 | | UP | | R 2 NF 3 NF 3 | | 10 | | | | |
| 98 POUNDS | Brad Shay | R 2 | | | | UP | | 2 | | | | |
| | Chris Bartlett | T 2 R 2 | | UP P 1 | | R 2 | | 7 | | | | |

26 27 28 29 30 31 32 33 34 35 36 37 38 39 40 41 42 43 44 45

26 27 28 29 30 31 32 33 34 35 36 37 38 39 40 41 42 43 44 45

TOTAL TEAM SCORE

REFEREE

TIMER

SCORER

Time Adv. HOME

Timers OPP.

University Liberty Clayton Hatton

60
31
22

60
45
15

held at _____, 19____.

| NAMES OF CONTESTANTS | FIRST PERIOD SCORING | POINTS | SECOND PERIOD SCORING | POINTS | THIRD PERIOD SCORING | POINTS | SUMMARY POINTS | TIME ADV. | TOTAL | TEAM SCORE HOME | OPP. |
|---|---|---|---|---|---|---|---|---|---|---|---|
| 105 POUNDS Stratton — Dave Lauenberg | Pinned 1:55 | | | | | | 0 | | | | |
| Robert Schultz | T 2 | | | | | | 2 | | | | |
| 112 POUNDS Stratton — David Parker | T 2 NF 3 | | P 1 R 2 | | | | 8 | | | | |
| Jim Ramos | | | UP Pinned 3:07 | | | | 0 | | | | |
| 126 POUNDS Stratton — Greg Howard | | | NF 3 Pinned 3:40 UP | | | | 3 | | | | |
| Ken Fox | T 2 NF 3 | | T 2 | | | | 7 | | | | |
| 138 POUNDS Yuma — Boyle Loeffler | | | Pinned 2:53 UP | | | | 0 | | | | |
| Dan Brophy | T 2 NF 2 NF 3 | | | | | | 7 | | | | |
| 155 POUNDS Stratton — Dave Haggett | won by default | | | | | | 0 | | | | |
| Dosen Squilin | | | | | | | 0 | | | | |
| 167 POUNDS Arickaree — Ron Friemal | T 2 | | UP NF 2 | | R 2 UP Pinned 3:56 | | 6 | | | | |
| Tim Ernest | | | | | | | 0 | | | | |

26 27 28 29 30 31 32 33 34 35 36 37 38 39 40 41 42 43 44 45

26 27 28 29 30 31 32 33 34 35 36 37 38 39 40 41 42 43 44 45

TOTAL TEAM SCORE

REFEREE

TIMER — Time Adv. — HOME

SCORER — Timers — OPP.

65
24
6
69
53

held at _____, 19____.

| NAMES OF CONTESTANTS | | FIRST PERIOD SCORING | POINTS | SECOND PERIOD SCORING | POINTS | THIRD PERIOD SCORING | POINTS | SUMMARY POINTS | TIME ADV. | TOTAL | TEAM HOME | TEAM OPP. |
|---|---|---|---|---|---|---|---|---|---|---|---|---|
| Kuna POUNDS 125 | Joe Shay | Pinned 1:57 | | | | | | 0 | | | | |
| | Jeff Knapton | T 2 WF 3 | | | | | | 5 | | | | |
| Stratton POUNDS Hutt | Glen Davis | | | R 2 | | | | 2 | | | | |
| | Larry Baker | T 2 | | UP Pinned 3:12 | | | | 2 | | | | |
| Stratton POUNDS 119 | Shaun Valentine | | | R 2 UP E | | UP E 1 | | 4 | | | | |
| | Mitch Samson | | | | | R 2 T 2 F 2 | | 7 | | | | |
| Stratton POUNDS 98 | Brad Clay | | | UP E 1 | | R 2 | | 3 | | | | |
| | Dan Shultz | T 2 | | R 2 R 2 | | UP Pinned 4:36 | | 6 | | | | |
| Kuna POUNDS 85 | Dave Lovenburg | Pinned 1:42 | | | | | | | | | | |
| | Todd Madsen | | | | | | | | | | | |
| Stratton POUNDS 112 | David Baker | T 2 | | E 1 T 2 | | UP E | | 1 | | | | |
| | Larry Hubbard | | | UP | | R 2 | | 2 | | | | |

26 27 28 29 30 31 32 33 34 35 36 37 38 39 40 41 42 43 44 45

26 27 28 29 30 31 32 33 34 35 36 37 38 39 40 41 42 43 44 45

TOTAL TEAM SCORE

REFEREE _____

TIMER _____ Time Adv. HOME _____

SCORER _____ Timers OPP. _____

held at _____ , 19 .

| NAMES OF CONTESTANTS | | FIRST PERIOD SCORING | POINTS | SECOND PERIOD SCORING | POINTS | THIRD PERIOD SCORING | POINTS | SUMMARY | TEAM SCORE |
|---|---|---|---|---|---|---|---|---|---|
| POUNDS | | | | | | | | | |
| 126 | Greg Hovind | T 2 | | E 1 | | UP | | 3 | 4th |
| | Jim Pyle | | | UP | | E P T E 1 2 1 | | 4 | |
| POUNDS | | | | | | | | | |
| 138 | Doug Loessler | | | UP E 1 T 2 | | R 2 | | 5 | 4th |
| | Dan Hamilton | | | R 2 | | UP R 2 NF 3 | | 7 | |
| POUNDS | | | | | | | | | |
| 154 | Dave Hagerott | T 2 | | UP E 1 | | E E R 1 2 | | 7 | 2nd |
| | Scott Bailey | R 2 | | R T 2 2 | | UP T NF E 2 3 1 | | 12 | |
| POUNDS | | | | | | | | | |
| 167 | Ron Hensel | T 2 | | E 1 T 2 NF 3 UP | | UP R 2 NF 3 | | 13 | 3rd |
| | Eric Fjedgaard | | | | | R 2 | | 2 | |
| POUNDS | | | | | | | | | |
| 185 | Joe Stacy | T NF 2 3 | | R 2 | | UP R 2 | | 9 | 3rd |
| | Dave Ford | | | UP NF 3 | | R 2 | | 5 | |
| POUNDS | | | | | | | | | |
| Hvy | Glen Davis | T 2 | | UP Pinned 2:35 | | | | 2 | 2nd |
| | Leon Davis | R NF 2 3 | | R 2 | | | | 7 | |

26 27 28 29 30 31 32 33 34 35 36 37 38 39 40 41 42 43 44 45

26 27 28 29 30 31 32 33 34 35 36 37 38 39 40 41 42 43 44 45

TOTAL TEAM SCORE

REFEREE

TIMER — Time Adv. — HOME

SCORER — Timers — OPP.

Carlisle 0 Carlisle Carlisle Carlisle

Wrestling Imperial

Wray, ~~Holyoke, Wheatland, Beaver City~~,
vs Caliche, Red Valley, McCook

| NAME OF CONTESTANTS | | FIRST PERIOD SCORING | Points | SECOND PERIOD SCORING | Points | THIRD PERIOD SCORING | Points | SUMMARY Points | Time Adv | Total | Team Score Home | Team Score Opp |
|---|---|---|---|---|---|---|---|---|---|---|---|---|
| Wray | 126 | Mike Francis | 0 | Pinned 3:10 | 0 | | | 0 | | | | |
| | | Wee Peaker | T NF NF 2 3 2 | UP NF 2 | 2 | | | 9 | | | | |
| Holyoke | 112 | Dave Parker | T NF R NF 2 2 2 2 | UP NF NF NF 3 3 3 | 9 | R 2 | | 17 | | | | |
| | | Rick Prattsman | R 2 | | 0 | UP Pinned 4:30 | | 2 | | | | |
| Wheatland | 126 | Greg Howard | | UP Pinned 2:54 | 0 | | | 0 | | | | |
| | | Mark Engel | T NF 2 3 | ET 1 2 | 3 | | | 8 | | | | |
| Holyoke | 145 | Shorty Christensen | T NF 2 3 Pinned 1:19 | 5 | | | | 5 | | | | |
| | | Pay Desautels | | 0 | | | | 0 | | | | |
| Beaver City | 98 | Dave Loverburg | Pinned :34 | | | | | | | | | |
| Wray | | Greg Brophy | T 2 | | | | | | | | | |
| | 105 | Sid Peterson | 0 | | 0 | UP Pinned 5:45 | 0 | 0 | | | | |
| | | Jim Joseph | T NF 2 3 | UP NF 3 NF 3 NF 3 | 9 | R NF 2 3 | 5 | 19 | | | | |

Current Score — Home / Opp: 1 2 3 4 5 6 7 8 9 10 11 12 13 14 15 16 17 18 19 20 21 22 23 24 25

SCORING: Takedown—T, Reversal—R, Escape—E, Fall—F, Fall Pred.—f.p.

TERMS: Penalty—P, Near Fall—N, Referee—C, Top Position—X

Orange-A

# Wrestling _____ vs _____

| | Names of Contestants | First Period Scoring | Points | Second Period Scoring | Points | Third Period Scoring | Points | Summary Points | Time Adv. | Total | Team Score Home | Team Score Opp |
|---|---|---|---|---|---|---|---|---|---|---|---|---|
| Wray 105 | Brad Shay | | 0 | Pinned 3:31 | 0 | | | 0 | | | | |
| | Darus Fix | T 2 NF 3 | 5 | UP NF 3 | 3 | | | 8 | | | | |
| Caliche 112 | Dave Parker | T 2 | 2 | UP NF 2 R 2 | 4 | R 2 UP P 1 NF 3 | 6 | 12 | | | | |
| | Marvin Kokes | | 0 | R 2 | 2 | | | 2 | | | | |
| Wray 138 | Doyle Loeffler | | 0 | E 1 E 1 UP Pinned 3:49 | 2 | | | 2 | | | | |
| | Derek Fix | T 2 | 2 | T 2 T 2 | 4 | | | 6 | | | | |
| Caliche 145 | Shorty Christenson | Pinned 1:17 | | | | | | 0 | | | | |
| | Scott Stanley | T 2 NF 2 | | | | | | 4 | | | | |
| Wheatland HWT | Glen Davis | R 2 | 2 | UP | | | | 2 | | | | |
| | Randy Meyer | T 2 | 2 | Pinned 3:41 | | | | 2 | | | | |
| Mt Valley 155 | Dave Hogsett | T 2 | 2 | | | | | 2 | | | | |
| | Lavry Doris | Pinned :30 | 0 | | | | | 0 | | | | |

Current Home 1 2 3 4 5 6 7 8 9 10 11 12 13 14 15 16 17 18 19 20 21 22 23 24 25

Score Opp 1 2 3 4 5 6 7 8 9 10 11 12 13 14 15 16 17 18 19 20 21 22 23 24 25

SCORING: Takedown—T, Reversal—R, Escape—E, Fall—F, Fall Pred.—i.p.

SYMBOLS: Penalty—P, Near Fall—N, Choice—C, Top Position—X

# Wrestling

VS

Halyake Red Valley Caliche McCook Wray Wray

| NAMES OF CONTESTANTS | | FIRST PERIOD SCORING | Points | SECOND PERIOD SCORING | Points | THIRD PERIOD SCORING | Points | SUMMARY Points | Time Adv. | Total | Team Score: Home | Opp. |
|---|---|---|---|---|---|---|---|---|---|---|---|---|
| Ron Friemal | 167 Pounds | T R<br>2 2 | 4 | R<br>2 | 2 | up<br>E<br>-1 | 1 | 7 | | | | |
| Jason Wiltfang | | R<br>2 | 2 | up<br>R<br>2 | 2 | R NF NF<br>2 3 2 | 7 | 11 | | | | |
| Jon Shay | 185 Pounds | Pinned<br>1:40 | 0 | | | | | 0 | | | | |
| Curt Akey | | T NF NF<br>2 2 3 | 7 | | | | | 7 | | | | |
| Greg Howard | 126 Pounds | R<br>2 | 2 | | 0 | up | 0 | 2 | | | | |
| Travis Gesselman | | T<br>2 | 2 | up | 0 | E T<br>1 2 | 3 | 5 | | | | |
| Mike Francis | 126 Pounds | E<br>1 | 1 | Pinned<br>1:44 | 0 | | | 1 | | | | |
| Kevin Breidenbach | | T<br>2 | 2 | up<br>NF<br>2 | 2 | | | 4 | | | | |
| Dave Lovenburg | 98 Pounds | | 0 | Pinned<br>1:29 | 0 | | | 0 | | 4th | | |
| Curt VanPelt | | T<br>2 | 2 | up | 0 | | | 2 | | | | |
| Brad Shay | 105 Pounds | | 0 | up<br>Pinned<br>2:13 | 0 | | | 0 | | 4th | | |
| Jim O'Neal | | T<br>2 | 2 | E T<br>1 2 | 3 | | | 5 | | | | |

| | | 1 | 2 | 3 | 4 | 5 | 6 | 7 | 8 | 9 | 10 | 11 | 12 | 13 | 14 | 15 | 16 | 17 | 18 | 19 | 20 | 21 | 22 | 23 | 24 | 25 |
|---|---|---|---|---|---|---|---|---|---|---|---|---|---|---|---|---|---|---|---|---|---|---|---|---|---|---|
| Current Score | Home | | | | | | | | | | | | | | | | | | | | | | | | | |
| | Opp | | | | | | | | | | | | | | | | | | | | | | | | | |

SCORING: Takedown—T, Reversal—R, Escape—E, Fall—F, Fall Pred.—f.p.

SYMBOLS: Penalty—P, Near Fall—N, Choice—C, Top Position—X

Wrestling _____ vs _____

| Name of Contestants | First Period Scoring | Points | Second Period Scoring | Points | Third Period Scoring | Points | Summary Points | Time Adv. | Total | Team Score Home | Team Score Opp. |
|---|---|---|---|---|---|---|---|---|---|---|---|
| Wray 105 Pounds: Sid Peterson | | 0 | UP Pinned 2:59 | 0 | | | 0 | | 4th | | |
| Jeff Teetor | T NF 2 3 | 5 | R NF NF 2 3 2 | 7 | | | 12 | | | | |
| McCook 138 Pounds: Doyle Loeffler | | 0 | R 2 | 2 | UP | 0 | 2 | | 4th | | |
| Jim Ely | T 2 | 2 | UP E T 1 2 | 3 | R 2 | 2 | 7 | | | | |
| Wray 145 Pounds: Shorty Christenson | | 0 | | 0 | UP Pinned 3:29 | 0 | 0 | | 4th | | |
| Clint Wisdom | T NF 2 2 | 4 | UP | 0 | E T 1 2 | 3 | 7 | | | | |
| Oshkosh 167 Pounds: Ron Friemal | E 1 | 1 | UP R NF R 2 3 2 | 7 | R 2 | 2 | 10 | | 3rd | | |
| Steve Richards | T 2 | 2 | R 2 | 2 | UP Pinned 3:37 | 0 | 4 | | | | |
| Rep Valley 185 Pounds: Jon Shay | T 2 | 2 | UP R 2 | 2 | R P R 2 1 2 | 5 | 9 | | | | |
| Todd Dickie | | 0 | R R 2 2 | 4 | UP NF T 3 2 | 5 | 9 | | | | |
| Rep Valley 185 Pounds: Jon Shay | T NF 2 2 | 4 | P E 1 1 | 2 | UP | 0 | 6 | | 3rd | | |
| Todd Dickie | R NF 2 3 | 5 | UP | 0 | | 0 | 5 | | | | |

overtime

Current Score — Home 1 2 3 4 5 6 7 8 9 10 11 12 13 14 15 16 17 18 19 20 21 22 23 24 25
Opp 1 2 3 4 5 6 7 8 9 10 11 12 13 14 15 16 17 18 19 20 21 22 23 24 25

[illegible]: Takedown—T, Reversal—R, Escape—E, Fall—F, Fall Pred.—r.p.

[illegible]: [illegible]—P, Near Fall—N, Choice—C, Top Position—X

Wrestling _____ vs _____

| Rep Valley | Rep Valley Ogallala Wray | NAMES OF CONTESTANTS | FIRST PERIOD SCORING | FIRST PERIOD POINTS | SECOND PERIOD SCORING | SECOND PERIOD POINTS | THIRD PERIOD SCORING | THIRD PERIOD POINTS | SUMMARY POINTS | SUMMARY TIME ADV. | SUMMARY TOTAL | TEAM SCORE HOME | TEAM SCORE OPP |
|---|---|---|---|---|---|---|---|---|---|---|---|---|---|
| 112 | | Dave Parker | T 2 | 2 | UP | 0 | R 2 P 1 UP | 3 | 5 | | | | |
| | | Bill Wood | R 2 NF 3 | 5 | | 0 | | 0 | 5 | | | | |
| 155 | | Dave Hogsett | T 2 T 2 NF 2 | 6 | R 2 UP | 2 | UP P 1 | 1 | 9 | 1 | 5+ | | |
| | | Randy Tucker | E 1 | 1 | | 0 | | 0 | 1 | | | | |
| HWT | | Glen Davis | Pinned :24 | 0 | | | | | 0 | | 2 RA | | |
| | | Ernie Schultz | T 2 | 2 | | | | | 2 | | | | |
| 112 | | Dave Parker | T 2 NF 2 | 4 | UP | 0 | R 2 NF 2 UP | 4 | 8 | 1 | 5+ | | |
| | | Bill Wood | R 2 NF 2 | 4 | R 2 | 2 | | 0 | 6 | | | | |

OVERTIME

| | | | | | | | | | | | | | | | | | | | | | | | | | | |
|---|---|---|---|---|---|---|---|---|---|---|---|---|---|---|---|---|---|---|---|---|---|---|---|---|---|---|
| Current | Home | 1 | 2 | 3 | 4 | 5 | 6 | 7 | 8 | 9 | 10 | 11 | 12 | 13 | 14 | 15 | 16 | 17 | 18 | 19 | 20 | 21 | 22 | 23 | 24 | 25 |
| Score | Opp | 1 | 2 | 3 | 4 | 5 | 6 | 7 | 8 | 9 | 10 | 11 | 12 | 13 | 14 | 15 | 16 | 17 | 18 | 19 | 20 | 21 | 22 | 23 | 24 | 25 |

SCORING: Takedown—T, Reversal—R, Escape—E, Fall—F, Fall Pred.—i.p.

SYMBOLS: Penalty—P, Near Fall—N, Choice—C, Top Position—X

Wrestling Tri-Dosial — Rep Valley, Beaver City, Franklin, Oxford vs Cascade, Maywood, Alma, Eustis,

| NAMES OF CONTESTANTS | FIRST PERIOD SCORING | Points | SECOND PERIOD SCORING | Points | THIRD PERIOD SCORING | Points | SUMMARY Points | Time Adv | Total | Team Score: Home | Team Score: Opp |
|---|---|---|---|---|---|---|---|---|---|---|---|
| Beaver City 126 — Greg Howard | T 2 NF 3 NF 2 | 7 | | | | | | | | | |
| Les Marvin | R 2 | 2 | | | | | | | | | |
| Franklin 98 — Dave Lovenburg | T 2 | 2 | CP E 1 | 1 | R 2 CP | 2 | 5 | | | | |
| Lonnie Schreiner | | 0 | E T 1 2 | 3 | P 1 | 1 | 4 | | | | |
| Rep Valley 98 — Brad Shay | | 0 | CP | 0 | R NF 2 3 CP | 5 | 5 | | | | |
| Curt VanPelt | T NF 2 3 | 5 | R 2 | 2 | R 2 | 2 | 9 | | | | |
| Alma 112 — Dave Parker | T 2 Pinned 152 | 2 | | | | | 2 | | | | |
| Monte Scah | | 0 | | | | | 0 | | | | |
| Oxford 119 — Shawn Valentine | P 1 | 1 | CP R 2 E | 3 | R 2 NF 2 T 2 CP | 6 | 10 | | | | |
| Warren Breinig | | 0 | R R T NF 2 2 2 2 CP | 8 | E 1 | 1 | 9 | | | | |
| Beaver City 132 — Mike Francis | R T R 2 2 2 | 6 | CP | 2 | R P T P 2 L 2 1 CP | 6 | 12 | | | | |
| Dave Majors | T NF E E T NF 2 3 1 1 2 2 | 11 | P 1 | 1 | E 1 | 1 | 13 | | | | |

| | | 1 | 2 | 3 | 4 | 5 | 6 | 7 | 8 | 9 | 10 | 11 | 12 | 13 | 14 | 15 | 16 | 17 | 18 | 19 | 20 | 21 | 22 | 23 | 24 | 25 |
|---|---|---|---|---|---|---|---|---|---|---|---|---|---|---|---|---|---|---|---|---|---|---|---|---|---|---|
| Current Score | Home | | | | | | | | | | | | | | | | | | | | | | | | | |
| | Opp | | | | | | | | | | | | | | | | | | | | | | | | | |

SCORING: Takedown—T, Reversal—R, Escape—E, Fall—F, Fall Pred.—Lp.

SYMBOLS: Near Fall—N, Choice—C, Top Position—X

Wrestling VS

| NAMES OF CONTESTANTS | FIRST PERIOD SCORING | Points | SECOND PERIOD SCORING | Points | THIRD PERIOD SCORING | Points | SUMMARY Points | Time Adv. | Total | Team Score Home | Team Score Opp. |
|---|---|---|---|---|---|---|---|---|---|---|---|
| Sac Cambridge Braves 24 | | | UP | | | | | | | | |
| 138 Doyle Loeffler | T 2 | 2 | | 0 | | 0 | 2 | | | | |
| Jeff Rodenbaugh | | 0 | RP NF 2 1 2 | 5 | UP | 0 | 5 | | | | |
| Alma 145 Shorty Christiansen | T 2 NF 2 | 4 | | | | | 4 | | | | |
| Steve Highland | Pinned 1:00 | 0 | | | | | 0 | | | | |
| Rep Valley 167 Ron Friemal | T 2 NF 3 NF 3 | 8 | R 2 UP | 2 | UP Pinned 4:52 | 0 | 10 | | | | |
| Dave Olson | | 0 | | 0 | | 0 | 0 | | | | |
| Cambridge 185 Jon Shay | T 2 NF 3 | 5 | UP NF 3 | 3 | R 2R Pinned 5:02 | 2 | 10 | | | | |
| Todd Dickie | | 0 | | 0 | | 0 | 0 | | | | |
| Rep Valley 138 Doyle Loeffler | T 2 | 2 | UP Pinned 2:02 | | | | 2 | | | | |
| Pat Jones | | 0 | | | | | 0 | | | | |
| 98 Dave Lovenburg | Pinned 1:20 | 1 | | | | | 1 | | | | |
| Todd Helm | T 2 T 2 | 4 | | | | | 4 | | | | |

| | | 1 | 2 | 3 | 4 | 5 | 6 | 7 | 8 | 9 | 10 | 11 | 12 | 13 | 14 | 15 | 16 | 17 | 18 | 19 | 20 | 21 | 22 | 23 | 24 | 25 |
|---|---|---|---|---|---|---|---|---|---|---|---|---|---|---|---|---|---|---|---|---|---|---|---|---|---|---|
| Current Score | Home | | | | | | | | | | | | | | | | | | | | | | | | | |
| | Opp | | | | | | | | | | | | | | | | | | | | | | | | | |

SCORING: Takedown—T, Reversal—R, Escape—E, Fall—F, Fall Pred.—Up.

PENALTIES: Penalty—P, Near Fall—N, Choice—C, Top Position—X

Wrestling vs

| NAMES OF CONTESTANTS | | FIRST PERIOD SCORING | Points | SECOND PERIOD SCORING | Points | THIRD PERIOD SCORING | Points | SUMMARY Points | Time Adv. | Total | TEAM Home | TEAM Opp |
|---|---|---|---|---|---|---|---|---|---|---|---|---|
| Beaver City | 112 | Dave Parker | T 2 | R 2 UP | 2 | UP 2 F 3 | 3 | 7 | | | | |
| Beaver City | | Shane Balderston | | UP | 0 | | 0 | 0 | | | | |
| Beaver City | 119 | Shawn Valentine | | UP R 2 | 2 | E T 1 2 UP | 3 | 5 | | | | |
| | | Chad Fisher | 0 | P R 1 2 | 3 | | | 3 | | | | |
| Franklin | 145 | Shorty Christansen | T 2 | R 2 UP Pinned 2:57 | 2 | | | 4 | | | | |
| | | Frank Bohrer | 0 | | 0 | | | 6 | | | | |
| Rep Valley | 155 | Dave Hogsett | T 2 Pinned :20 | 2 | | | | 2 | | | | |
| | | Larry Davis | 0 | | | | | 0 | | | | |
| Beaver City | 167 | Ron Friemal | Pinned 1:00 | 0 | | | | 0 | | | | |
| | | Jamie Hardin | T 2 | 0 | | | | 2 | | | | |
| Cambridge | 185 | Jon Shay | T 2 | UP P 1 | 1 | E T 1 2 NF 2 UP | 5 | 8 | | | | |
| | | Mike Mausel | 0 | | 0 | | 0 | 0 | | | | |

| | | 1 | 2 | 3 | 4 | 5 | 6 | 7 | 8 | 9 | 10 | 11 | 12 | 13 | 14 | 15 | 16 | 17 | 18 | 19 | 20 | 21 | 22 | 23 | 24 | 25 |
|---|---|---|---|---|---|---|---|---|---|---|---|---|---|---|---|---|---|---|---|---|---|---|---|---|---|---|
| Current Score | Home | | | | | | | | | | | | | | | | | | | | | | | | | |
| | Opp | | | | | | | | | | | | | | | | | | | | | | | | | |

SCORING: Takedown—T, Reversal—R, Escape—E, Fall—F, Fall Pred.—t.p.

PENALTIES: Penalty—P, Near Fall—N, Choice—C, Top Position—X

Wrestling _____ vs _____

| | NAMES OF CONTESTANTS | FIRST PERIOD SCORING | POINTS | SECOND PERIOD SCORING | POINTS | THIRD PERIOD SCORING | POINTS | SUMMARY POINTS | TIME ADV. | TOTAL | TEAM SCORE HOME | OPP. |
|---|---|---|---|---|---|---|---|---|---|---|---|---|
| Rep Valley HWT POUNDS | Glen Davis | Pinned 1:06 | 0 | | | | | 0 | | | | |
| | Mike Doris | T 2 | 2 | | | | | 2 | | | | |
| 98 POUNDS | Brad Shay | T 2 | | | | | | 2 | | | | |
| | Dave Lovenburg | Pinned :48 | | | | | | 0 | | | | |
| Alma 132 POUNDS | [illegible] Francis | | 0 | E 1 UP | 1 | UP Pinned 3:30 | 0 | 1 | | | | |
| | Brett Wright | T 2 NF 2 | 4 | T 2 UP | 2 | R 2 | 2 | 8 | | | | |
| Oxford 138 POUNDS | Doyle Loeffler | T 2 | 2 | R 2 | 2 | R 2 NF 2 NF 2 NF 2 UP | 8 | 12 | | | | |
| | Gene Johnson | | 0 | R 2 | 2 | | 0 | 2 | | | | |
| Maywood 167 POUNDS | Ron Friemal | T 2 NF 3 | 5 | R 2 NF 2 P 1 UP | 5 | | | 10 | | | | |
| | Allen Miller | E 1 | 1 | Pinned 1:55 | 0 | | | 1 | | | | |
| Alma HWT POUNDS | Glen Davis | T 2 | 2 | | | | | 2 | | | | |
| | Bubba Brown | Pinned :35 | 0 | | | | | 0 | | | | |

Current Home 1 2 3 4 5 6 7 8 9 10 11 12 13 14 15 16 17 18 19 20 21 22 23 24 25

Score Opp 1 2 3 4 5 6 7 8 9 10 11 12 13 14 15 16 17 18 19 20 21 22 23 24 25

SCORING: Takedown—T, Reversal—R, Escape—E, Fall—F, Fall Pred.—i.p.

SYMBOLS: Penalty—P, Near Fall—N, Choice—C, Top Position—X

Wrestling _____ vs _____

| Name of Contestants | First Period Scoring | Points | Second Period Scoring | Points | Third Period Scoring | Points | Summary Points | Time Adv | Total | Team Score Home | Opp. |
|---|---|---|---|---|---|---|---|---|---|---|---|
| Brad Shay | T 2 NF 2 | 4 | UP | 0 | R 2 | 2 | 6 | 3rd | | | |
| Roger Gruwell | | 0 | P 1 R 2 | 3 | UP Pinned 3:45 | 0 | 3 | | | | |
| Doyle Loeffler | Won by forfeit | 0 | | | | | 0 | 3rd | | | |
| Stan Gilbert | | 0 | | | | | 0 | | | | |
| Ron Friemal | | 0 | R 2 UP | 2 | UP | | 0 | 3rd | | | |
| Dave Olson | | 0 | | 0 | | | 0 | | | | |
| Glen Davis | Won by forfeit | | | | | | 0 | 3rd | | | |
| Mark Goebel | | | | | | | 0 | | | | |
| Dave Parker | | 0 | UP R 2 NF 3 | 5 | E 1 T 2 UP | 3 | 8 | 1st | | | |
| Bill Wood | | 0 | R 2 R 2 | 4 | | 0 | 4 | | | | |
| Shawn Valentine | | 0 | E 1 Pinned 3:59 | 1 | | | 1 | 2nd | | | |
| Bryan Kruger | T 2 | 2 | UP T 2 | 2 | | | 4 | | | | |

Red Valley 119 — Red Valley 112 — Franklin AWT — Cambridge 167 — Maywood 138 — Alma 98

Current Score: Home 1 2 3 4 5 6 7 8 9 10 11 12 13 14 15 16 17 18 19 20 21 22 23 24 25
Opp 1 2 3 4 5 6 7 8 9 10 11 12 13 14 15 16 17 18 19 20 21 22 23 24 25

SCORING: Takedown—T, Reversal—R, Escape—E, Fall—F, Fall Pred.—i.p.

SYMBOLS: Penalty—P, Near Fall—N, Choice—C, Top Position—X

Alma Oxford

vs

| NAMES OF CONTESTANTS | | FIRST PERIOD SCORING | Points | SECOND PERIOD SCORING | Points | THIRD PERIOD SCORING | Points | SUMMARY Points | Time Adv. | Total | Team Score Home | Opp. |
|---|---|---|---|---|---|---|---|---|---|---|---|---|
| Shorty Christiansen | 145 | T R<br>2 2 | 4 | R NF T<br>2 3 2 | 7 | UP | | 11 | 1 | 5th | | |
| Loren Breinig | | R R NF<br>3 2 2 | 6 | UP Pinned<br>NF 2 1 3:49 | 3 | | | 9 | | | | |
| Dave Hogsett | 155 | T NF<br>2 3 | 5 | UP | | | | 5 | 1 | 5th | | |
| Rob Best | | | 0 | Pinned<br>3:10 | | | | 0 | | | | |
| Jon Shay | 185 | R NF P<br>2 3 1 | 6 | UP Pinned<br>3:10 | | | | 6 | | 2nd | | |
| Jim Stone | | T E T<br>2 1 2 | 5 | R<br>2 | | | | 7 | | | | |
| | | | | | | | | | | | | |
| | | | | | | | | | | | | |
| | | | | | | | | | | | | |
| | | | | | | | | | | | | |

Current Score — Home / Opp

1 2 3 4 5 6 7 8 9 10 11 12 13 14 15 16 17 18 19 20 21 22 23 24 25

SCORING: Takedown—T, Reversal—R, Escape—E, Fall—F, Fall Pred.—f.p.

PENALTIES: Penalty—P, Near Fall—N, Choice—C, Top Position—X

# Wrestling

vs

| NAMES OF CONTESTANTS | | FIRST PERIOD SCORING | Points | SECOND PERIOD SCORING | Points | THIRD PERIOD SCORING | Points | SUMMARY Points | SUMMARY Time Adv. | SUMMARY Total | Team Score Home | Team Score Opp. |
|---|---|---|---|---|---|---|---|---|---|---|---|---|
| 105lbs | | | | | | | | | | | | |
| | | | | | | | | | | | | |
| 112lbs | | | | | | | | | | | | |
| | | | | | | | | | | | | |
| 119lbs | | | | | | | | | | | | |
| | | | | | | | | | | | | |
| 125lbs | | | | | | | | | | | | |
| | | | | | | | | | | | | |
| 135lbs | | | | | | | | | | | | |
| | | | | | | | | | | | | |
| 145lbs | | | | | | | | | | | | |
| | | | | | | | | | | | | |

| | | 1 | 2 | 3 | 4 | 5 | 6 | 7 | 8 | 9 | 10 | 11 | 12 | 13 | 14 | 15 | 16 | 17 | 18 | 19 | 20 | 21 | 22 | 23 | 24 | 25 |
|---|---|---|---|---|---|---|---|---|---|---|---|---|---|---|---|---|---|---|---|---|---|---|---|---|---|---|
| Current Score | Home | | | | | | | | | | | | | | | | | | | | | | | | | |
| | Opp | | | | | | | | | | | | | | | | | | | | | | | | | |

SCORING: Takedown—T, Reversal—R, Escape—E, Fall—F, Fall Pred.—f.p.

SYMBOLS: Penalty—P, Near Fall—N, Choice—C, Top Position—X

Wrestling vs.

| NAMES OF CONTESTANTS | | FIRST PERIOD SCORING | Points | SECOND PERIOD SCORING | Points | THIRD PERIOD SCORING | Points | SUMMARY Points | Time Adv. | Total | Team Score: Home | Opp. |
|---|---|---|---|---|---|---|---|---|---|---|---|---|
| 105 lbs. | | | | | | | | | | | | |
| | | | | | | | | | | | | |
| 112 lbs. | | | | | | | | | | | | |
| | | | | | | | | | | | | |
| 120 lbs. | | | | | | | | | | | | |
| 126 lbs. | | | | | | | | | | | | |
| 132 lbs. | | | | | | | | | | | | |
| | | | | | | | | | | | | |
| 138 lbs. | | | | | | | | | | | | |
| | | | | | | | | | | | | |

| | | 1 | 2 | 3 | 4 | 5 | 6 | 7 | 8 | 9 | 10 | 11 | 12 | 13 | 14 | 15 | 16 | 17 | 18 | 19 | 20 | 21 | 22 | 23 | 24 | 25 |
|---|---|---|---|---|---|---|---|---|---|---|---|---|---|---|---|---|---|---|---|---|---|---|---|---|---|---|
| Current Score | Home | | | | | | | | | | | | | | | | | | | | | | | | | |
| | Opp | | | | | | | | | | | | | | | | | | | | | | | | | |

SCORING: Takedown—T, Reversal—R, Escape—E, Fall—F, Fall Pred.—f.p.

PENALTIES: Penalty—P, Near Fall—N, Choice—C, Top Position—X

# Wrestling

Vs _____

| NAMES OF CONTESTANTS | FIRST PERIOD SCORING | Points | SECOND PERIOD SCORING | Points | THIRD PERIOD SCORING | Points | SUMMARY Points | SUMMARY Time Adv. | SUMMARY Total | Team Score Home | Team Score Opp. |
|---|---|---|---|---|---|---|---|---|---|---|---|
| 103 POUNDS | | | | | | | | | | | |
| | | | | | | | | | | | |
| 112 POUNDS | | | | | | | | | | | |
| | | | | | | | | | | | |
| 126 POUNDS | | | | | | | | | | | |
| | | | | | | | | | | | |
| 145 POUNDS | | | | | | | | | | | |
| | | | | | | | | | | | |
| 167 POUNDS | | | | | | | | | | | |
| | | | | | | | | | | | |
| HEAVY WEIGHT | | | | | | | | | | | |
| | | | | | | | | | | | |

| | | 1 | 2 | 3 | 4 | 5 | 6 | 7 | 8 | 9 | 10 | 11 | 12 | 13 | 14 | 15 | 16 | 17 | 18 | 19 | 20 | 21 | 22 | 23 | 24 | 25 |
|---|---|---|---|---|---|---|---|---|---|---|---|---|---|---|---|---|---|---|---|---|---|---|---|---|---|---|
| Current Score | Home | | | | | | | | | | | | | | | | | | | | | | | | | |
| | Opp | 1 | 2 | 3 | 4 | 5 | 6 | 7 | 8 | 9 | 10 | 11 | 12 | 13 | 14 | 15 | 16 | 17 | 18 | 19 | 20 | 21 | 22 | 23 | 24 | 25 |

SCORING: Takedown—T, Reversal—R, Escape—E, Fall—F, Fall Pred.—f.p.

PENALTIES: Penalty—P, Near Fall—N, Choice—C, Top Position—X

Green - Home
Red - Visitor

held at Ogallala . January 8 , 1983 .

Kimball North Platte Ogallala North Platte Gothenburg Alliance

| | NAMES OF CONTESTANTS | FIRST PERIOD SCORING | POINTS | SECOND PERIOD SCORING | POINTS | THIRD PERIOD SCORING | POINTS | SUMMARY POINTS | TIME ADV. | TOTAL | TEAM SCORE HOME | OPP |
|---|---|---|---|---|---|---|---|---|---|---|---|---|
| 98 POUNDS | Brad Shay | Pinned 1:13 | 0 | | | | | 0 | | | | |
| | Jim Penny | T 2 NF 3 | 5 | | | | | 5 | | | | |
| 105 POUNDS | Dave Lovenburg | | 0 | | | | | 0 | | | | |
| | Mark [illegible] | T 2 E 1 T 2 | 5 | | | | | 5 | | | | |
| 112 POUNDS | Dave Packer | T 2 NF 3 P 1 | 6 | R 2 T 2 NF 2 | 6 | UP | 0 | 12 | | | | |
| | Kyle Fritz | | 0 | UP E 1 | 1 | Pinned 4:16 | 0 | 1 | | | | |
| 126 POUNDS | Shawn Valentine | E 1 | 1 | UP Pinned 3:41 | 0 | | | 1 | | | | |
| | Dan McQuillan | T 2 T 2 | 4 | R 2 | 2 | | | 6 | | | | |
| 132 POUNDS | Greg Howard | | 0 | UP | 0 | | 0 | 0 | | | | |
| | Kord Eggers | T 2 | 2 | E 1 T 2 | 3 | UP NF 2 | 2 | 7 | | | | |
| 138 POUNDS | Doyle Loeffler | T 2 | 2 | UP | 0 | Pinned 4:29 | | 2 | | | | |
| | Kelan Janicek | R 2 NF 3 | 5 | R 2 NF 3 | 5 | UP | | 10 | | | | |

26 27 28 29 30 31 32 33 34 35 36 37 38 39 40 41 42 43 44 45

26 27 28 29 30 31 32 33 34 35 36 37 38 39 40 41 42 43 44 45

TOTAL TEAM SCORE

REFEREE

TIMER

SCORER

Time Adv. HOME

Timers OPP.

held at _____ . _____ , 19____ .

| | | NAMES OF CONTESTANTS | FIRST PERIOD SCORING | POINTS | SECOND PERIOD SCORING | POINTS | THIRD PERIOD SCORING | POINTS | SUMMARY POINTS | TIME ADV. | TOTAL | TEAM SCORE HOME | OPP. |
|---|---|---|---|---|---|---|---|---|---|---|---|---|---|
| Gothenburg | 145 POUNDS | Shorty Christiansen | T 2 NF 2 T 2 NF 2 | 8 | UP R 2 | 2 | E 1 T 2 R 2 | 5 | 15 | | | | |
| | | Robbie Ostergard | E 1 | 1 | R 2 | 2 | UP R 2 | 2 | 5 | | | | |
| Cgallala | 155 POUNDS | Dave Hogsett | T 2 | 2 | UP | 0 | R 2 P 1 | 3 | 5 | | | | |
| | | Heath Rabish | | 0 | | 0 | UP P 1 | 1 | 1 | | | | |
| Gothenburg | 167 POUNDS | Ron Friemal | T 2 | 2 | | | | | 2 | | | | |
| | | Brian Motley | Pinned 1:42 | 0 | | | | | 0 | | | | |
| Cgallala | 185 POUNDS | Jon Shay | | 0 | UP | 0 | Pinned 5:34 | 0 | 0 | | | | |
| | | George Tye | T 2 | 2 | E 1 | 1 | UP NF 2 | 2 | 5 | | | | |
| North Platte | 105 POUNDS | Dave Lovenburg | | 0 | Pinned 2:30 | 0 | | | 0 | | | | |
| | | Rudy Guerra | T 2 NF 2 | 4 | | 4 | | | 4 | | | | |
| Alliance | 112 POUNDS | Dave Parker | R 2 | 2 | E 1 | 1 | UP P 1 | 1 | 4 | | | | |
| | | Kirt Pühl | T 2 | 2 | UP NF 2 R 2 | 4 | R 2 | 2 | 8 | | | | |

26 27 28 29 30 31 32 33 34 35 36 37 38 39 40 41 42 43 44 45

26 27 28 29 30 31 32 33 34 35 36 37 38 39 40 41 42 43 44 45

TOTAL TEAM SCORE

REFEREE

TIMER

SCORER

Time Adv. HOME

Timers OPP.

held at _____, _____, 19____.

| NAMES OF CONTESTANTS | | FIRST PERIOD SCORING | Points | SECOND PERIOD SCORING | Points | THIRD PERIOD SCORING | Points | SUMMARY Points | Time Adv. | Total | Team Score HOME | OPP. |
|---|---|---|---|---|---|---|---|---|---|---|---|---|
| Kimball | 126 POUNDS | | | | | UP | | | | | | |
| | Shawn Valentine | | 0 | | 0 | R 2 | 2 | 2 | | | | |
| | Paul Vigil | | 0 | UP | 0 | E T E 1 2 1 | 4 | 4 | | | | |
| Kimball | 132 POUNDS | | | Pinned | | | | | | | | |
| | Greg Howard | T 2 | 2 | 2:58 | 0 | | | 2 | | | | |
| | Isay Smith | | 0 | UP | 0 | | | 0 | | | | |
| Gaithersburg | 138 POUNDS | | | Pinned | | | | | | | | |
| | Doyle Loeffler | T 2 | 2 | 1:15 | 0 | | | 2 | | | | |
| | Alan Dishman | | 0 | R 2 | 2 | | | 2 | | | | |
| Gering | 145 POUNDS | | | Pinned | | | | | | | | |
| | Shorty Christianson | | 0 | E 1 UP | 1 | 2:33 | | 1 | | | | |
| | Matt Messersmith | T NF 2 2 | 4 | T 2 | 2 | | | 6 | | | | |
| Kimball | 155 POUNDS | | | | | UP | | | | | | |
| | Dave Hogsett | | 0 | E T 1 2 | 3 | T T 2 2 | 4 | 7 | | | | |
| | Steve Greenlee | T 2 | 2 | UP 1 | 1 | E E 1 1 | 2 | 5 | | | | |
| North Platte | 167 POUNDS | Pinned 1:04 | | | | | | | | | | |
| | Ron Friemal | | 0 | | | | | 0 | | | | |
| | Steve Tatum | T 2 | 2 | | | | | 2 | | | | |

26 27 28 29 30 31 32 33 34 35 36 37 38 39 40 41 42 43 44 45

26 27 28 29 30 31 32 33 34 35 36 37 38 39 40 41 42 43 44 45

TOTAL TEAM SCORE

REFEREE

TIMER — Time Adv. — HOME

SCORER — Timers — OPP.

held at _____, 19____.

| NAMES OF CONTESTANTS | | FIRST PERIOD SCORING | POINTS | SECOND PERIOD SCORING | POINTS | THIRD PERIOD SCORING | POINTS | SUMMARY POINTS | TIME ADV. | TOTAL | TEAM SCORE HOME | TEAM SCORE OPP. |
|---|---|---|---|---|---|---|---|---|---|---|---|---|
| Gering | | | | | | | | | | | | |
| 185 POUNDS | Jon Shay | PT 1 2 | 3 | UP | 0 | E T P 1 2 1 | 4 | 7 | | | | |
| | Paula Pena | | 0 | | 0 | UP | 0 | 0 | | | | |
| McCook | | | | | | | | | | | | |
| HWT POUNDS | Glen Davis | Pinned 1:13 | 0 | | | | | 0 | | | | |
| | Dwane Olson | T 2 | 2 | | | | | 2 | | | | |
| Cozad | | | | | | | | | | | | |
| 98 POUNDS | Brad Shay | | 0 | | 0 | UP | 0 | 0 | | | | |
| | Tom Spilinek | T 2 | 2 | UP | 0 | R NF 2 3 | 5 | 7 | | | | |
| Gothenburg | | | | | | | | | | | | |
| 112 POUNDS | Dave Parker | T 2 | 2 | UP | 0 | | | 2 | | | | |
| | Albert Rodreguez | | 0 | Pinned 1:41 | 0 | | | 0 | | | | |
| McCook | | | | | | | | | | | | |
| 145 POUNDS | Shorty Christianson | T NF 2 3 | 5 | UP | 0 | | | 5 | | | | |
| | Kynan Trail | | 0 | Pinned 2:06 | 0 | | | 0 | | | | |
| Alliance | | | | | | | | | | | | |
| 167 POUNDS | Ron Eriemal | | 0 | E E 1 1 | 2 | UP T 2 | 2 | 4 | | | | |
| | Willie Krantz | T NF 2 3 | 5 | UP NF T NF 3 2 3 | 8 | E R NF 1 2 3 | 6 | 19 | | | | |

26 27 28 29 30 31 32 33 34 35 36 37 38 39 40 41 42 43 44 45

26 27 28 29 30 31 32 33 34 35 36 37 38 39 40 41 42 43 44 45

TOTAL TEAM SCORE

REFEREE _____

TIMER _____ Time Adv. HOME

SCORER _____ Timers OPP.

held at _____, 19____

| NAMES OF CONTESTANTS | | FIRST PERIOD SCORING | Points | SECOND PERIOD SCORING | Points | THIRD PERIOD SCORING | Points | SUMMARY Points | Time Adv. | Total | TEAM SCORE Home | Opp. |
|---|---|---|---|---|---|---|---|---|---|---|---|---|
| 185 POUNDS | Jon Shay | | 0 | | 0 | UP<br>T<br>2 | 2 | 2 | | | | |
| | Steve Richter | T<br>2 | 2 | UP<br>NF<br>3 | 3 | E<br>1 | 1 | 6 | | | | |
| 112 POUNDS | Dave Parker | | 0 | E R<br>1 2 | 3 | UP<br>P NF<br>1 3 | 4 | 7 | | | | |
| | Neil Randal | | 0 | UP<br>R NF R<br>2 2 2 | 6 | | 0 | 6 | | | | |
| 145 POUNDS | Shorty Christianson | | 0 | | 0 | UP | 0 | 0 | | | | |
| | Kevin Piil | | 0 | UP<br>NF<br>3 | 3 | E T<br>1 2 | 3 | 6 | | | | |
| 155 POUNDS | Dave Hagsett | T<br>2 | 2 | | 0 | UP Pinned 4:48 | | | | | | |
| | Greg McLane | E R<br>1 2 | 3 | UP<br>NF NF<br>2 2 | 4 | E T<br>1 2 | | | | | | |
| POUNDS | | | | | | | | | | | | |
| | | | | | | | | | | | | |
| POUNDS | | | | | | | | | | | | |
| | | | | | | | | | | | | |

26 27 28 29 30 31 32 33 34 35 36 37 38 39 40 41 42 43 44 45

26 27 28 29 30 31 32 33 34 35 36 37 38 39 40 41 42 43 44 45

TOTAL TEAM SCORE

REFEREE

TIMER — Time Adv. HOME

SCORER — Timers OPP.

Alliance McCook Kimball

Gering

Cering 190½
Alliance 161½
Ogallala 154
North Platte 96
Imperial 42½
McCook 30½
Kimball 19
Gothenburg 14

# Yuma Classic 1982



Bennett
Liberty
Caliche
Stratton
Hoxton
Otis
Universal
Arcano
Universal
YUMA

RESULTS OF 1981 YUMA CLASSIC INVITATIONAL

| TEAM | Points | Champs | 2nd | 3rd | 4th | 5th | 6th |
|---|---|---|---|---|---|---|---|
| YUMA | 185½ | 4 | 3 | 2 | 1 | 1 | 0 |
| IMPERIAL | 136 | 1 | 5 | 1 | 2 | 0 | 1 |
| STRATTON | 129½ | 3 | 2 | 1 | 0 | 1 | 0 |
| CALICHE | 124½ | 3 | 1 | 3 | 1 | 0 | 0 |
| UNIVERSITY | 58 | 0 | 0 | 3 | 2 | 2 | 0 |
| YUMA J.V | 34 | 0 | 0 | 1 | 1 | 2 | 2 |
| SIMLA | 11 | 0 | 0 | 0 | 1 | 0 | 1 |
| IMPERIAL JV | | 0 | 0 | 0 | 1 | 1 | 2 |
| STRATTON JV | | 0 | 0 | 1 | 0 | 0 | 0 |

| | CHAMPIONS | | | RUNNER-UP | | |
|---|---|---|---|---|---|---|
| WT. | NAME | GRADE | SCHOOL | NAME | GR. | SCHOOL |
| 98 lbs. | Larry Hubbard | 9 | Stratton | Marvin Kokes | 10 | Cal |
| 105 lbs. | Mitch Swanson | 10 | Stratton | Dave Parker | 11 | Imp |
| 112 lbs. | Bernie Stegman | 11 | Stratton | Dave Valentine | 12 | Imp |
| 119 lbs. | Tony Holcomb | 12 | Yuma | Ken Fox | 10 | Str |
| 126 lbs. | Kent Baucke | 11 | Yuma | Mike Weatherly | 12 | Imp |
| 132 lbs. | Don Brophy | 11 | Yuma | Eric Brachtenbach | 9 | Str |
| 138 lbs. | Vince Kippee | 12 | Caliche | Bob Higgins | 10 | Yuma |
| 145 lbs. | Julian Gonzales | 12 | Caliche | Kris Kirwin | 11 | Imp |
| 156 lbs. | Scott Stanley | 12 | Caliche | Jeff Knapton | 10 | Yuma |
| 167 lbs. | Adam Beauprez | 12 | Yuma | Ron Friemal | 10 | Imp |
| 185 lbs. | Kevin Harris | 12 | Imperial | Lyle Auker | 12 | Yuma |
| HWT. | none | | | none | | |

**** TIME SCHEDULE ****

7:30 AM ..... Weigh-ins begin

8:30 AM ..... Coaches meeting for seeding

9:00 AM ..... Weigh-ins end
9:30 AM ..... First round on two mats
1:30 PM ..... Second round on two mats, include:
A. Loser's side of bracket first
B. Winners side of bracket
C. Consolation championships(5th & 6th)

6:30 PM ..... Third round(third and 4th place on 2 mats)

7:30 PM ..... Finals on 1 mats - Championships

9:00 PM

# 1982 YUMA CLASSIC

WEIGHT CLASS 98

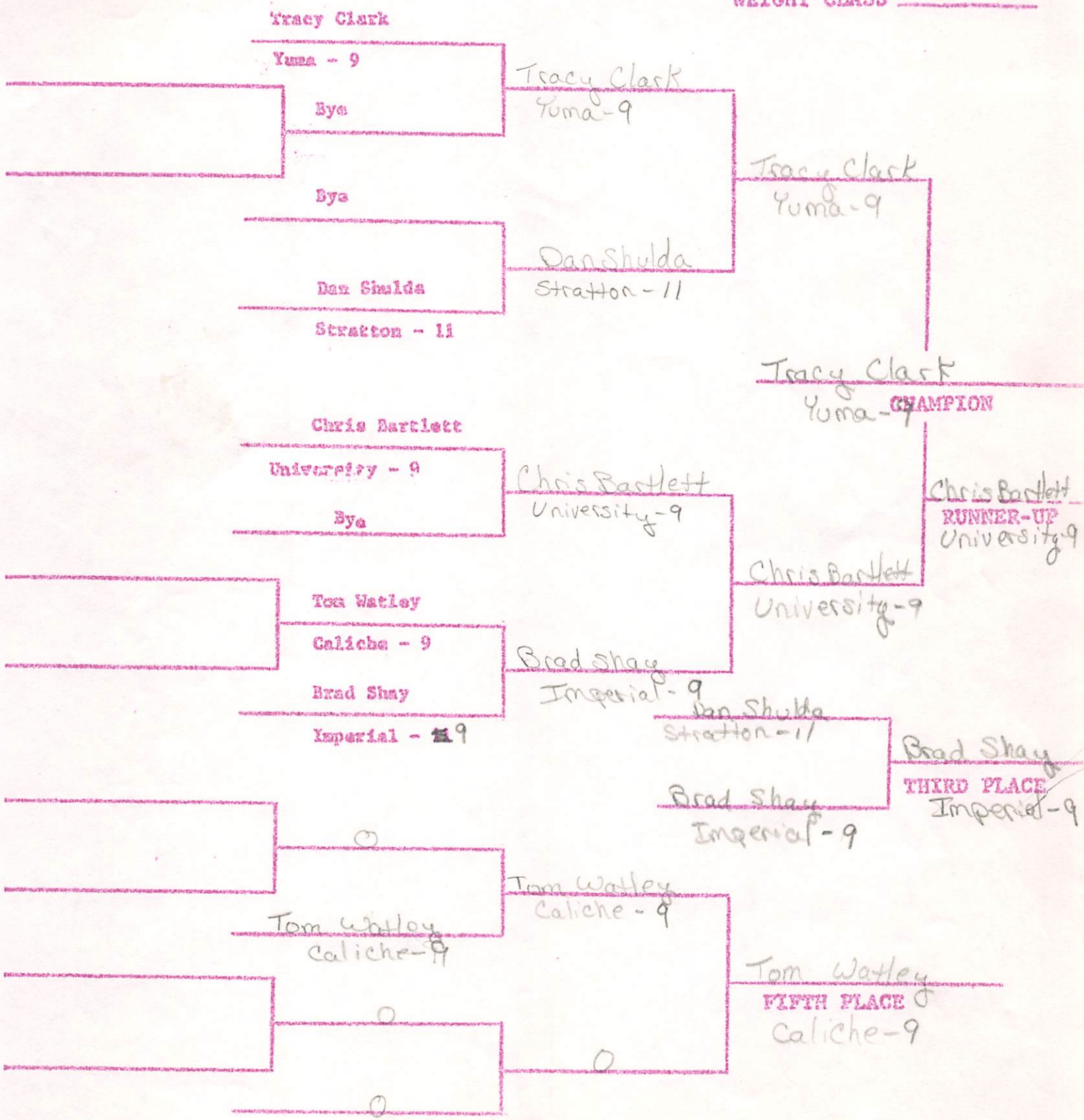

# 1982 YUMA CLASSIC

WEIGHT CLASS 105

Robert Schulta
Stratton- 11

Bye

Bye

Dave Lovenberg
Imperial- 9

Shawn Madsen
Yuma-9

Bye

Bye

Steve Ramney
Bennett-11

Robert Schultz
Stratton-11

Dave Lovenburg
Imperial-9

Shawn Madsen
Yuma-9

Steve Ramney
Bennett-11

Robert Schultz
Stratton-11

Steve Ramney
CHAMPION
Bennett-11

Robert Schultz
RUNNER-UP
Stratton-11

Dave Lovenburg
Imperial-9

Shawn Madsen
THIRD PLACE
Yuma-9

Shawn Madsen
Yuma-9

FIFTH PLACE

# 1982 YUMA CLASSIC

WEIGHT CLASS 112 lbs

David Parker
Imperial-12

Rod Lambert
Haxtun-12

Rod Lambert
Haxtun-12

Shawn Rodwell
Arickaree-9

Jim Ramas
Stratton-9

Doug Payne
Otis-10

David Parker
Imperial-12

Jim Ramas
Stratton-9

David Parker
Imperial-12

David Parker
Imperial-12
CHAMPION

David Aagesen
Yuma-11

Ray Parter
Bennett-11

David Aagesen
Yuma-11

Larry Hubbard
RUNNER-UP
Stratton-10

Larry Hubbard
Stratton-10

Marvin Kokes
Caliche-12

Larry Hubbard
Stratton-10

Larry Hubbard
Stratton-10

Jim Ramas
Stratton-9

Jim Ramas
THIRD PLACE
Stratton

David Aagesen
Yuma-11

Shawn Rodwell
Arickaree-9

Doug Payne
Otis-10

Doug Payne
Otis-10

Marvin Kokes
Caliche-12

Marvin Kokes
Caliche-12

Marvin Kokes
FIFTH PLACE
Caliche-12

0

Ray Parter
Bennett-11

Ray Parter
Bennett-11

Ray Parter
Bennett-11

Rod Lambert
Haxtun-12

# 1982 YUMA CLASSIC

WEIGHT CLASS 119 lbs

Rod Kippes
Caliche-12

Mitch Swanson
Stratton-11

Rod Kippes
Caliche-12

Mitch Swanson
Stratton-11

Robin Murheid
Yuma-9

Rod Kippes
Caliche-12

Fred Ball
Haxtun-12

Dave Thorn
Yuma

Dave Thorn
Yuma

Chris Montoys
CHAMPION
Bennett-12

Chris Montoya
Bennett-12

Rod Kippes
RUNNER-UP
Caliche-12

Nathan Tippits
University-9

ChrisMontoys
Bennett-12

Chris Montoys
Bennett-12

Brian Ernst
Yuma-9

Brian Ernst
Arickaree-11

Shawn Valentine
Imperial-11

Brian Ernst
Arickaree-11

Randy Dicksen
Liberty-11

Dave Thorn
Yuma

Dave Thorn
THIRD PLACE
Yuma

Robin Murheid
Yuma-9

Brian Ernst
Arickaree-11

Robin Murheid
Yuma-9

Fred Ball
Haxtun-12

Robin Murheid
Yuma-9

Randy Dicksen
Liberty-11

Shawn Valentine
Imperial-11

Robin Murheid
FIFTH PLACE
Yuma-9

Shawn Valentine
Imperial-11

Mitch Swanson
Stratton-11

Nathan Tippits
University-9

Mitch Swanson
Stratton-11

# 1982 YUMA CLASSIC

WEIGHT CLASS 126

Ken Fox
Stratton - 11

Ken Ridgeway
Bennett - 11 (UN)

Kris Jones
Yuma - 10

Ken Ridgeway
Bennett - 11

Ken Fox
Stratton - 11

Greg Howard
Imperial - 12

Phillip Baucke
Yuma J.V. - 10

Greg Howard
Imperial - 12

Ken Fox
Stratton - 11

Greg Moler
Bennett - CHAMPION

Greg Moler
Bennett - 10

Ed May
Stratton - 10 (UN)

Greg Moler
Bennett - 10

Ken Fox
RUNNER-UP
Stratton - 11

Allen Householder
Haxtun - 10

Jim Pyle
Caliche - 11

Jim Pyle
Caliche - 11

Greg Howard
Imperial - 12

Jim Pyle
THIRD PLACE
Caliche - 11

Kris Jones
Yuma - 10

Phillip Baucke
Yuma - 10

Kris Jones
Yuma - 10

Allen Householder
Haxtun - 10

Kris Jones
Yuma - 10

Kris Jones
FIFTH PLACE
Yuma - 10

Ed May
Stratton - 10

Ed May
Stratton - 10

Ken Ridgeway
Bennett - 11

Ken Ridgeway
Bennett - 11

# 1982 YUMA CLASSIC

WEIGHT CLASS 132

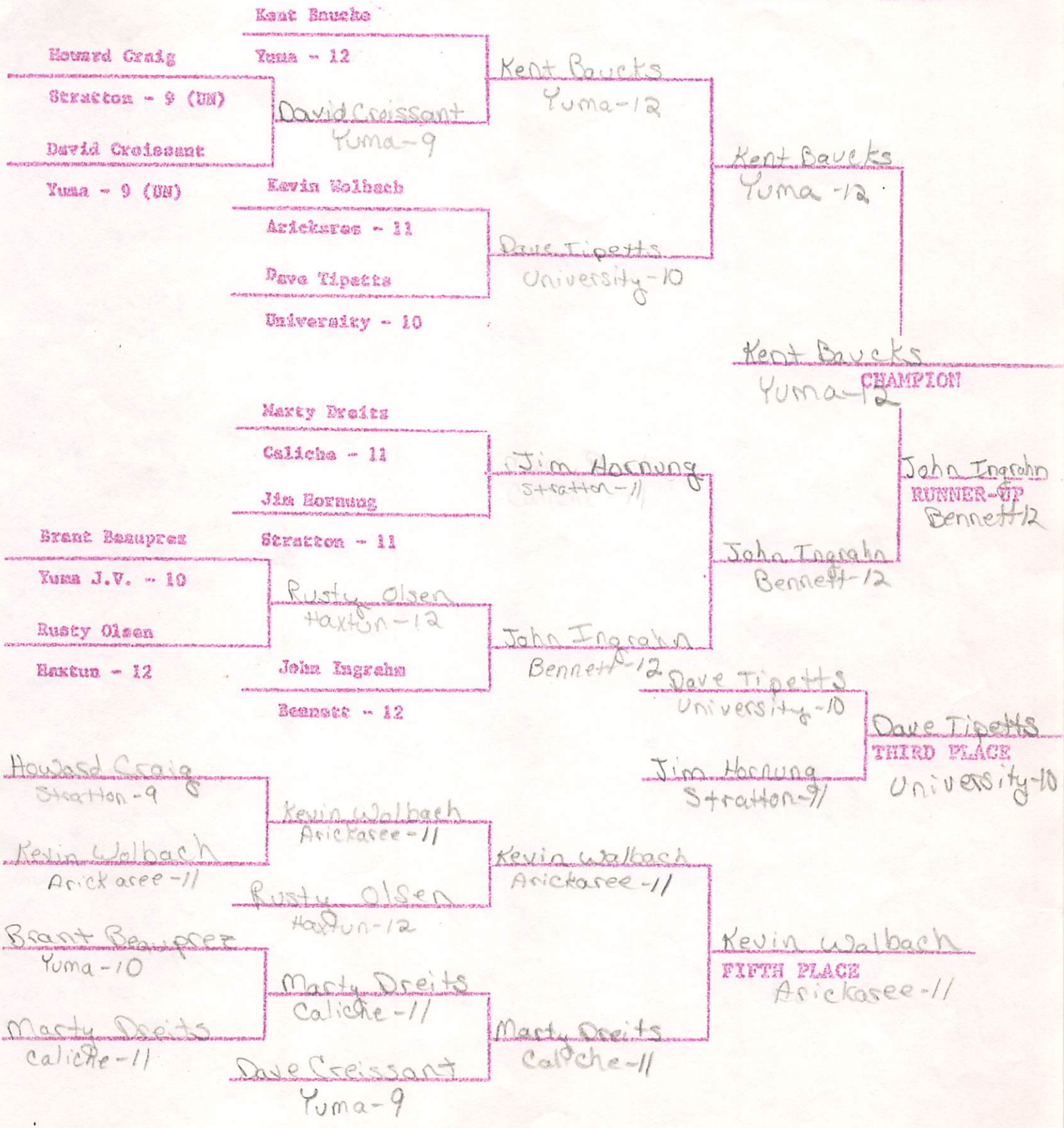

# 1982 YUMA CLASSIC

WEIGHT CLASS 138

Don Brophy
Yuma - 12

Greg Thompson
University - 11

Greg Engel
Stratton - 10

Stan Stone
Haxtun - 9

Doyle Loeffler
Imperial - 11

Daylan Hamilton
Caliche - 11

Eric Palmer
Yuma J.V. - 11

Dennis Weis
Liberty - 9

Mike Medina
Arickaree - 11

Dan Barber
Bennett - 12

Greg Thompson
University - 11

Dan Brophy
Yuma - 12

Doyle Loeffler
Imperial - 11

Dan Brophy
Yuma - 12
CHAMPION

Daylan Hamilton
Caliche - 11

Dan Barber
Bennett - 12

Dan Barber
RUNNER-U
Bennett - 12

Doyle Loeffler
Imperial - 11

Daylan Hamilton
THIRD PLAC

Daylan Hamilton
Caliche - 11

Stan Stone
Haxtun - 9

Dennis Weiss
Liberty - 9

Dennis Weiss
Liberty - 9

Eric Palmer
Yuma - 11

Eric Palmer
Yuma - 11

Greg Thompson
University - 11

Dennis Weiss
FIFTH PLACE
Liberty - 9

# 1982 YUMA CLASSIC

WEIGHT CLASS 145

Terry Lakin
University - 12

Scott Morrison
Bennett - 12 (UN)

Ted Comer
Liberty - 11

Terry Lakin
University - 12

Scott Morrison
Bennett - 12

Terry Lakin
University

Greg Gibson
Yuma J.V. - 11

Shorty Christensen
Imperial - 12

Greg Gibson
Yuma - 11

Bob Higgins
Yuma

CHAMPION

Bob Higgins
Yuma - 11

Tim Gerten
Caliche - 9

Bob Higgins
Yuma - 11

Terry Lakin
RUNNER-UP
University

Bob Higgins
Yuma - 11

Ervin Josh
Yuma - 11 (UN)

Rick Barbar
Bennett - 9

Rick Barbar
Bennett - 9

Greg Gibson
Yuma - 11

Rick Barbar
THIRD PLACE
Bennett - 9

Rick Barbar
Bennett - 9

Ted Comer
Liberty - 11

Ted Comer
Liberty - 11

Shorty Christensen
Imperial - 12

Ervin Josh
Yuma - 11

Ted Comer
Liberty - 11

Scott Morrison
FIFTH PLACE
Bennett - 12

Tim Gerten
Caliche - 9

Scott Morrison
Bennett - 12

Tim Gerten
Caliche - 9

Scott Morrison
Bennett - 12



# 1982 YUMA CLASSIC

WEIGHT CLASS 155

Scott Stanley
Caliche - 12

Royce McDonald
Bennett - 11

Yves Neven
University - 12

Carl Jackson
Haxtun - 12

Jim Smith
Yuma - 10

Dave Hogsett
Imperial - 11 (UN)

Steve Mason
Haxtun - 11 (UN)

Ed Duke
Yuma - 12

Troy Guernsey
Bennett - 9 (UN)

Doren Spurlin
Stratton - 12

Scott Stanley
Caliche-12

Jim Smith
Yuma-10

Scott Stanley
Caliche-12

Scott Stanley
Caliche-12 CHAMPION

Dave Hogsett
Imperial-11

Dave Hogsett
Imperial-11

Dave Hogsett
RUNNER
Imperial-11

Ed Duke
Yuma-12

Doren Spurlin
Stratton-12

Jim Smith
Yuma-10

Jim Smith
THIRD PLA
Yuma-10

Doren Spurlin
Stratton-12

Yves Neven
University-12

Carl Jackson
Haxtun-12

Carl Jackson
Haxtun-12

Ed Duke
Yuma-12

Ed Duke
Yuma-12

Ed Duke
Yuma-12

Troy Guernsey
Bennett-9

Steve Mason
Haxtun-11

Steve Mason
Haxtun-11

Royce McDonald
Bennett-11

Royce McDonald
Bennett-11

Royce McDonald
FIFTH PLACE
Bennett-11

# 982 YUMA CLASSIC

WEIGHT CLASS 167

Ron Friemal
Imperial - 11

Carl Gamble
Haxtun - 11

Gary Bradford
University - 12

Tim Ernst
Arickaree - 11

Eric Kjeldgaard
Otis - 11

Bye

Simon Medrano
Yuma - 9

Charlie Marguesso
Bennett - 11

Gary Bradford
University - 12

Simon Medrano
Yuma - 9

Carl Gamble
Haxtun - 11

Ron Friemal
Imperial - 11

Tim Ernst
Arickaree - 11

Ron Friemal
Imperial - 11

Eric Kjeldgaard
Otis - 11

Charlie Marguesso
Bennett - 11

Tim Ernst
Arickaree - 11

Ron Friemal
Imperial CHAMPION

Eric Kjeldgaard
RUNNER-UP
Otis - 11

Eric Kjeldgaard
Otis - 11

Charlie Marguesso
Bennett - 11

Tim Ernst
THIRD PLACE
Arickaree - 11

Gary Bradford
University - 12

Carl Gamble
Haxtun - 11

Gary Bradford
FIFTH PLACE
University - 12

# 1982 YUMA CLASSIC

WEIGHT CLASS 105

Jeff Knapton
Yuma - 11

John Harris
Otis - 12

Jeff Knapton
Yuma-11

Lexoy Freeze
Stratton - 12

Jon Shay
Imperial-12

John Shay
Imperial - 12

Jeff Knapton
Yuma-11

Doug Whittaker
Haxtun CHAMPION

Shawn Metcalf
Caliche - 12

Shawn Metcalf
Caliche-12

Bye

Jeff Knapton
RUNNER-UP
Yuma-11

Doug Whittaker
Haxtun-11

Gregory Collins
Bennett - 11

Doug Whittaker
Haxtun-11

Doug Whittaker
Haxtun - 11

Jon Shay
Imperial 12

Jon Shay
THIRD PLACE
Imperial-12

Shawn Metcalf
Caliche-12

Lexoy Freeze
Stratton-12

G. Collins
Bennett-11

G. Collins
Bennett-11

J. Harms
FIFTH PLACE
Otis-12

J. Harms
Otis-12

J. Harms
Otis-12

# 1982 YUMA CLASSIC

WEIGHT CLASS HWT

Billy Stump
Caliche-9th

Billy Stump(C)

Bye

Keith Davis
Haxton-11

Keith Davis
Haxton-11th

Keith Davis
CHAMPION

Glen Davis
Imperial-11th

Glen Davis(I)

Bye

Glen Davis
RUNNER-UP
Imperial-11

Bye

Glen Davis
Imperial-11th

Larry Yoder (s)

Larry Yoder
Stratton-11th

Billy Stump
Caliche-9

Billy Stump
THIRD PLACE
Caliche-9

Larry Yoder
Stratton-11

FIFTH PLACE

| | 98 | 105 | 112 | 119 | 126 | 132 | 138 | 145 | 155 | 167 | 185 | HWT | TOTAL |
|---|---|---|---|---|---|---|---|---|---|---|---|---|---|
| ARICKAREE "INDIANS" | | | | | | | | | | | | | |
| CALICHE "BUFFALOES" | | | | | | | | | | | | | |
| BENNETT "TIGERS" | | | | | | | | | | | | | |
| HANTUN "BULLDOGS" | | | | | | | | | | | | | |
| IMPERIAL "LONGHORNS" | | | | | | | | | | | | | |
| LIBERTY "KNIGHTS" | | | | | | | | | | | | | |
| OTIS "BULLDOGS" | | | | | | | | | | | | | |
| STRATTON "EAGLES" | | | | | | | | | | | | | |
| UNIVERSITY "BULLDOGS" | | | | | | | | | | | | | |
| YUMA "INDIANS" | | | | | | | | | | | | | |

# THE ZIMMERMAN WRESTLING SCORE BOOK

by

**James L. Zimmerman**
Oakland, Md. 21550

Copyright
1950
by
James L. Zimmerman

# Wrestling — Imperial vs Oshkosh

| NAMES OF CONTESTANTS | FIRST PERIOD SCORING | Points | SECOND PERIOD SCORING | Points | THIRD PERIOD SCORING | Points | SUMMARY Points | Time Adv. | Total | Team Score: Home | Opp. |
|---|---|---|---|---|---|---|---|---|---|---|---|
| 98 Pounds — Dave Lovenburg | T E T R<br>2 1 2 2 | | R NF<br>2 2 | | UP | | 11 | | | 6 | |
| 98 Pounds — Mike Fought | R P P<br>2 2 1 | | UP | | Pinned 4:03 | | 5 | | | | 0 |
| 105 Pounds — Brad Shaw | | | | | | | | | | 6 | |
| 105 Pounds | | | | | | | | | | | 0 |
| 112 Pounds — Brian Howard | R<br>2 | | Pinned 3:47 | | | | 2 | | | 0 | |
| 112 Pounds — Tim Rogers | T R R NF<br>2 3 2 3 | | UP | | | | 10 | | | | 6 |
| 119 Pounds — Dave Parker | | | | | | | | | | 6 | |
| 119 Pounds | | | | | | | | | | | 0 |
| 126 Pounds — Shawn Valentine | E<br>1 | | R R<br>2 2 | | UP<br>P E<br>1 1 | | 7 | | | 6 | |
| 126 Pounds — Dan Mattheus | T<br>2 | | UP<br>E T<br>1 2 | | E R T<br>1 2 2 | | 10 | | | | 3 |
| 132 Pounds — Greg Howard | E<br>1 | | UP Pinned 3:31 | | | | 1 | | | 0 | |
| 132 Pounds — Mike Mattheus | T NF NF<br>2 2 2 | | R NF<br>2 2 | | | | 10 | | | | 6 |

| | | 1 | 2 | 3 | 4 | 5 | 6 | 7 | 8 | 9 | 10 | 11 | 12 | 13 | 14 | 15 | 16 | 17 | 18 | 19 | 20 | 21 | 22 | 23 | 24 | 25 |
|---|---|---|---|---|---|---|---|---|---|---|---|---|---|---|---|---|---|---|---|---|---|---|---|---|---|---|
| Current Score | Home | | | | | | | | | | | | | | | | | | | | | | | | | |
| | Opp | | | | | | | | | | | | | | | | | | | | | | | | | |

**SCORING:** Takedown—T, Reversal—R, Escape—E, Fall—F, Fall Pred.—f.p.

**SYMBOLS:** Penalty—P, Near Fall—N, Choice—C, Top Position—X

held at Oshkosh. December 2, 1982.

| | NAMES OF CONTESTANTS | FIRST PERIOD SCORING | Points | SECOND PERIOD SCORING | Points | THIRD PERIOD SCORING | Points | SUMMARY Points | Time Adv. | Total | TEAM SCORE Home | Opp. |
|---|---|---|---|---|---|---|---|---|---|---|---|---|
| 138 POUNDS | Doyle Loeffler | E 1 R 2 | | | | UP NF 2 | | 5 | | | 6 | |
| | James Harshman | T 2 T 2 R 2 | | UP NF 3 | | Pinned 4:15 | | 9 | | | | 0 |
| 145 POUNDS | Shorty Christiansen | E 1 | | UP R 2 | | | | 3 | | | 6 | |
| | Bruce Winn | T 2 | | R NF NF Pinned 2 2 3 1:44 | | | | 9 | | | | 0 |
| 155 POUNDS | Jon Shay | | | P NF P R 1 2 1 2 | | UP | | 6 | | | 0 | |
| | Mark Yetter | T 2 | | UP R NF 2 3 | | R 2 | | 9 | | | | 3 |
| 167 POUNDS | Dave Hogseth | T 2 T 2 NF 3 | | R 2 | | UP E 2 | | 11 | | | 3 | |
| | Steve Richards | E 1 | | UP R NF 2 3 | | E 1 T 2 | | 9 | | | | 0 |
| 185 POUNDS | Ron Friemal | T NF 2 3 | | R 2 | | UP | | 7 | | | 6 | |
| | James Richards | | | UP | | Pinned 4:51 | | 0 | | | | 0 |
| Hvt. POUNDS | Glen Davis | | | | | | | | | | 6 | |
| | | | | | | | | | | | | 0 |

26 27 28 29 30 31 32 33 34 35 36 37 38 39 40 41 42 43 44 45

26 27 28 29 30 31 32 33 34 35 36 37 38 39 40 41 42 43 44 45

TOTAL TEAM SCORE 45 18

REFEREE

TIMER

SCORER

Time Adv. HOME

Timers OPP.

# Wrestling — Imperial vs Bridgeport

| | NAMES OF CONTESTANTS | FIRST PERIOD SCORING | Points | SECOND PERIOD SCORING | Points | THIRD PERIOD SCORING | Points | SUMMARY Points | Time Adv. | Total | Team Score Home | Opp. |
|---|---|---|---|---|---|---|---|---|---|---|---|---|
| 98 Pounds | Dave Lovenburg | | | | | | | | | | 6 | 0 |
| | | | | | | | | | | | | |
| 105 Pounds | Brad Shay | | | UP | | | | 0 | | | 6 | |
| | Martin Hanson | I 2 | | Pinned 2:51 | | | | 2 | | | | 0 |
| 112 Pounds | Brian Howard | P 1 | | UP E 1 2 | | | | 4 | | | 0 | |
| | Jeff Jay | T 2 NF 3 | | R 2 T 2 NF 3 | | UP | | 12 | | | | 3 |
| 119 Pounds | Dave Parker | NF 3 I 2 | | UP NF 2 | | R 2 | | 9 | | | 6 | |
| | Robert Schuler | | | | | UP Pinned 5:02 | | 0 | | | | 0 |
| 126 Pounds | Shawn Valentine | T 2 | | | | | | 2 | | | 6 | |
| | Tim Lobato | pinned 1:07 | | | | | | 0 | | | | 0 |
| 132 Pounds | Greg Howard | | | | | | | | | | 6 | |
| | | | | | | | | | | | | 0 |

| | | 1 | 2 | 3 | 4 | 5 | 6 | 7 | 8 | 9 | 10 | 11 | 12 | 13 | 14 | 15 | 16 | 17 | 18 | 19 | 20 | 21 | 22 | 23 | 24 | 25 |
|---|---|---|---|---|---|---|---|---|---|---|---|---|---|---|---|---|---|---|---|---|---|---|---|---|---|---|
| Current Score | Home | | | | | | | | | | | | | | | | | | | | | | | | | |
| | Opp | | | | | | | | | | | | | | | | | | | | | | | | | |

**SCORING:** Takedown—T, Reversal—R, Escape—E, Fall—F, Fall Pred.—i.p.

**SYMBOLS:** Penalty—P, Near Fall—N, Choice—C, Top Position—X

held at Oshkosh. December 2, 1982.

| | NAMES OF CONTESTANTS | FIRST PERIOD SCORING | Points | SECOND PERIOD SCORING | Points | THIRD PERIOD SCORING | Points | SUMMARY Points | Time Adv. | Total | TEAM SCORE Home | Opp. |
|---|---|---|---|---|---|---|---|---|---|---|---|---|
| 134 POUNDS | Doyle Loeffler | | | | | | | | | | 6 | |
| | | | | | | | | | | | | 0 |
| 145 POUNDS | Shorty Christansen | | | | | | | | | | 6 | |
| | | | | | | | | | | | | 0 |
| 155 POUNDS | Jon Shay | | | | | | | | | | 6 | |
| | | | | | | | | | | | | 0 |
| 167 POUNDS | Dave Hogsett | | | | | | | | | | 6 | |
| | | | | | | | | | | | | 0 |
| 185 POUNDS | Ron Friemal | Pinned 0:40 | | | | | | 0 | | | 0 | |
| | Jerry Wiggins | T/2 | | | | | | 2 | | | | 6 |
| Hvt POUNDS | Glen Davis | | | | | | | | | | 6 | |
| | | | | | | | | | | | | 0 |

26 27 28 29 30 31 32 33 34 35 36 37 38 39 40 41 42 43 44 45

26 27 28 29 30 31 32 33 34 35 36 37 38 39 40 41 42 43 44 45

TOTAL TEAM SCORE 60 9

REFEREE

TIMER

SCORER

Time Adv. HOME

Timers OPP.

Even

# Wrestling — Imperial vs Cambridge

| | NAMES OF CONTESTANTS | FIRST PERIOD SCORING | Points | SECOND PERIOD SCORING | Points | THIRD PERIOD SCORING | Points | SUMMARY Points | Time Adv. | Total | Team Score Home | Opp. |
|---|---|---|---|---|---|---|---|---|---|---|---|---|
| 98 Pounds | D. Lovenburg | | | | | | 0 | | | | 6 | |
| | open | | | | | | 0 | | | | | 0 |
| 105 Pounds | B. Shay | R P<br>2 1 | | up | | | 3 | | | | 0 | |
| | Jim Phillips | T R<br>2 2 | | R NF NF NF<br>2 2 2 3 | | up | 13 | | | | | 4 |
| 112 Pounds | D. Parker | T<br>2 | | R NF NF<br>2 2 2 | | up | 8 | | | | 6 | |
| | Denny Cornett | | | up<br>P<br>1 | | Pinned<br>5:14 | 1 | | | | | 0 |
| 119 Pounds | O Pen | | | | | | 0 | | | | 0 | |
| | Mike Jesse | | | | | | 0 | | | | | 6 |
| 126 Pounds | M. Frangs | Pinned<br>1:27 | | | | | 0 | | | | 0 | |
| | Andy Liess | T NF<br>2 2 | | | | | 4 | | | | | 6 |
| 132 Pounds | G. Howard | E<br>1 | | up | | Pinned<br>5:48 | 1 | | | | 0 | |
| | Blaise Liess | T<br>2 | | E T NF<br>1 2 3 | | up | 8 | | | | | 6 |

| | | 1 | 2 | 3 | 4 | 5 | 6 | 7 | 8 | 9 | 10 | 11 | 12 | 13 | 14 | 15 | 16 | 17 | 18 | 19 | 20 | 21 | 22 | 23 | 24 | 25 |
|---|---|---|---|---|---|---|---|---|---|---|---|---|---|---|---|---|---|---|---|---|---|---|---|---|---|---|
| Current Score | Home | | | | | | | | | | | | | | | | | | | | | | | | | |
| | Opp | | | | | | | | | | | | | | | | | | | | | | | | | |

**SCORING:** Takedown—T, Reversal—R, Escape—E, Fall—F, Fall Pred.—f.p.

**SYMBOLS:** Penalty—P, Near Fall—N, Choice—C, Top Position—X

1:53
1:52

held at Cambridge. December 9, 1982.

| NAMES OF CONTESTANTS | | FIRST PERIOD SCORING | Points | SECOND PERIOD SCORING | Points | THIRD PERIOD SCORING | Points | SUMMARY Points | Time Adv. | Total | TEAM SCORE Home | Opp. |
|---|---|---|---|---|---|---|---|---|---|---|---|---|
| 138 POUNDS | D. Loffler | T 2 NF 2 | | R 2 | | | 6 | | | | 6 | |
| | Pat Jones | | | UP Pinned 3:23 | | | 0 | | | | | 0 |
| 145 POUNDS | S. Christianson | T 2 NF 3 | | UP injury default | | | 5 | | | | 0 | |
| | Steve Highland | P 1 P 1 | | | | | 2 | | | | | 6 |
| 155 POUNDS | D. Hogsett | | | | | | 0 | | | | 6 | |
| | open | | | | | | 0 | | | | | 0 |
| 167 POUNDS | J. Shoy | T 2 NF 2 | | UP | | | 4 | | | | 6 | |
| | Roger Hein | | | Pinned 2:24 | | | 0 | | | | | 0 |
| 185 POUNDS | R. Friemel | | | R 2 | | | 2 | | | | 6 | |
| | Jim Druse | T 2 NF 3 | | UP Pinned 2:33 | | | 5 | | | | | 0 |
| HWT POUNDS | G. Davis | E P 1 P 1 | | UP E Pinned 3:38 | | | 4 | | | | 0 | |
| | Clayton Hampton | T 2 T 2 NF 3 | | E 1 R 2 T 2 | | | 12 | | | | | 6 |

26 27 28 29 30 31 32 33 34 35 36 37 38 39 40 41 42 43 44 45

26 27 28 29 30 31 32 33 34 35 36 37 38 39 40 41 42 43 44 45

TOTAL TEAM SCORE 36 34

REFEREE

TIMER

SCORER

Time Adv. HOME

Timers OPP.

# Wrestling Imperial vs Arickaree, Caliche, Fleming, Haxtun, Holyoke, Otis, Revere.

| NAMES OF CONTESTANTS | | FIRST PERIOD SCORING | Points | SECOND PERIOD SCORING | Points | THIRD PERIOD SCORING | Points | SUMMARY Points | Time Adv. | Total | Team Score Home | Team Score Opp. |
|---|---|---|---|---|---|---|---|---|---|---|---|---|
| 112 Pounds | Dave Parker | T 2 | | | | | 2 | | | | | |
| | Shawn Rodwell | Pinned :25 | | | | | 0 | | | | | |
| 112 Pounds | Sid Peterson | Pinned :14 | | | | | 0 | | | | | |
| | Doug Payne | T 2 | | | | | 2 | | | | | |
| 119 Pounds | Shawn Valentine | | | UP NF 2 | | E T 2 | 7 | | | | | |
| | Fred Bell | | | | | UP Pinned 4:26 | 0 | | | | | |
| 132 Pounds | Mike Francis | Pinned :31 | | | | | 0 | | | | | |
| | Gary Buttenhedo | T 2 | | | | | 2 | | | | | |
| 138 Pounds | Doyle Loeffler | T 2 NF 3 | | UP | | | 5 | | | | | |
| | Dayton Hamilton | | | Pinned 3:40 | | | 0 | | | | | |
| 145 Pounds | Shorty Christeson | Pinned 1:57 | | | | | 0 | | | | | |
| | David Daige | T 2 | | | | | 2 | | | | | |

| | | 1 | 2 | 3 | 4 | 5 | 6 | 7 | 8 | 9 | 10 | 11 | 12 | 13 | 14 | 15 | 16 | 17 | 18 | 19 | 20 | 21 | 22 | 23 | 24 | 25 |
|---|---|---|---|---|---|---|---|---|---|---|---|---|---|---|---|---|---|---|---|---|---|---|---|---|---|---|
| Current Score | Home | | | | | | | | | | | | | | | | | | | | | | | | | |
| | Opp | | | | | | | | | | | | | | | | | | | | | | | | | |

**SCORING:** Takedown—T, Reversal—R, Escape—E, Fall—F, Fall Pred.—f.p.

**SYMBOLS:** Penalty—P, Near Fall—N, Choice—C, Top Position—X

ARICKAREE CALICHE FLEMING HAXTUN OTIS HOLYOKE

held at Holyoke. Dec 11, 1982.

| NAMES OF CONTESTANTS | | FIRST PERIOD SCORING | Points | SECOND PERIOD SCORING | Points | THIRD PERIOD SCORING | Points | SUMMARY Points | Time Adv. | Total | Team Score Home | Opp. |
|---|---|---|---|---|---|---|---|---|---|---|---|---|
| 155 POUNDS | David Hogsett | T 2 | | | | | 2 | | | | | |
| | Roy Deslauriers | Pinned 1:54 | | | | | 0 | | | | | |
| 167 POUNDS | Ron Friemal | T 2 | | R 2 NF 3 | | | 7 | | | | | |
| | Eric Kjeldgaard | | | UP Pinned 8:50 | | | 0 | | | | | |
| 112 POUNDS | Sid Peterson | Pinned 1:39 | | | | | 0 | | | | | |
| | Rod Lambert | T 2 | | | | | 2 | | | | | |
| 132 POUNDS | Mike Francis | Pinned 1:39 | | | | | 0 | | | | | |
| | Matty Dreite | T 2 | | | | | 2 | | | | | |
| 98 POUNDS | Brad Shay | T 2 | | | | | 2 | | | | | |
| | Tom Whitley | Pinned 1:11 | | | | | 0 | | | | | |
| 105 POUNDS | David Lovenburg | Pinned 1:35 | | | | | 0 | | | | | |
| | Chad Brown | T 2 | | | | | 2 | | | | | |

26 27 28 29 30 31 32 33 34 35 36 37 38 39 40 41 42 43 44 45

26 27 28 29 30 31 32 33 34 35 36 37 38 39 40 41 42 43 44 45

TOTAL TEAM SCORE

REFEREE

TIMER

SCORER

Time Adv. HOME

Timers OPP.

Holyoke Caliche Caliche HAYTUN ORLA HOLYOKE

# Wrestling — Imperial vs Arickaree, Caliche, Fleming, Haxton, Holyoke, Otis, Revere

Caliche Revere Haxton Arickaree Revere Caliche

| NAMES OF CONTESTANTS | | FIRST PERIOD SCORING | Points | SECOND PERIOD SCORING | Points | THIRD PERIOD SCORING | Points | SUMMARY Points | Time Adv. | Total | Team Score: Home | Team Score: Opp. |
|---|---|---|---|---|---|---|---|---|---|---|---|---|
| 112 Pounds | David Parker | T NF 3 | | up NF 3 | | R NF 3 | | 16 | | | | |
| | Marvin Kokes | | | | | up | | 0 | | | | |
| 119 Pounds | Shawn Valentine | E | | up P 1 | | P 1 | | 3 | | | | |
| | Gavin Pena | T | | E | | up NF 2 | | 5 | | | | |
| 130 Pounds | Doyle Loeffler | T R P | | P R R NF | | up P R | | 18 | | | | |
| | Mike Medina | R | | up NF R | | E R NF | | 15 | | | | |
| 135 Pounds | David Hogsett | T NF 2 | | up | | | | 4 | | | | |
| | Steve Mason | | | Pinned 2:48 | | | | 0 | | | | |
| 167 Pounds | Ron Fsiemaj | T | | R NF 3 | | up | | 7 | | | | |
| | Larry Wail | | | up | | Pinned 5:15 | | 0 | | | | |
| 185 Pounds | Jon Shay | R | | R NF Pinned 2 3:33 | | | | 6 | | | | |
| | Shawn Mendez | T | | up R | | | | 4 | | | | |

| | | 1 | 2 | 3 | 4 | 5 | 6 | 7 | 8 | 9 | 10 | 11 | 12 | 13 | 14 | 15 | 16 | 17 | 18 | 19 | 20 | 21 | 22 | 23 | 24 | 25 |
|---|---|---|---|---|---|---|---|---|---|---|---|---|---|---|---|---|---|---|---|---|---|---|---|---|---|---|
| Current Score | Home | | | | | | | | | | | | | | | | | | | | | | | | | |
| | Opp | | | | | | | | | | | | | | | | | | | | | | | | | |

SCORING: Takedown—T, Reversal—R, Escape—E, Fall—F, Fall Pred.—f.p.

SYMBOLS: Penalty—P, Near Fall—N, Choice—C, Top Position—X

held at Holyoke . Dec 11 , 19 82.

| | NAMES OF CONTESTANTS | FIRST PERIOD SCORING | POINTS | SECOND PERIOD SCORING | POINTS | THIRD PERIOD SCORING | POINTS | SUMMARY POINTS | TIME ADV. | TOTAL | TEAM SCORE HOME | OPP. |
|---|---|---|---|---|---|---|---|---|---|---|---|---|
| HLT POUNDS | Glen Davis | | | UP | | E 1 | | 1 | 3rd | | | |
| | Ted Smith | T 2 | | R 1 T 2 NF 3 | | UP T 2 | | 10 | | | | |
| 126 POUNDS | Shawn Valentine | T 2 | | UP NF 3 | | R 2 | | 7 | | | | |
| | Eric Sperber | E 1 | | | | UP Pinned 2:56 | | 1 | | | | |
| 145 POUNDS | Shorty Christensen | P 1 | | P 1 E 1 | | UP | | 2 | | | | |
| | David Daise | T 2 | | UP | | | | 2 | | | | |
| 145 POUNDS | Shorty Christensen | T 2 | | R 2 T 2 NF 3 | | UP R 2 NF 3 | | 14 | | | | |
| | David Daise | | | UP E 1 | | R 2 NF 3 | | 6 | | | | |
| 185 POUNDS | Jon Shay | T 2 NF 3 | | UP R 2 | | R 2 4:50 Pinned | | 9 | | | | |
| | Keith Davis | | | R 2 R 2 | | UP E 1 T 2 | | 7 | | | | |
| 98 POUNDS | Brad Shay | | | UP | | | | 0 | 2nd | | | |
| | Jeff Dragoo | T 2 NF 3 NF 2 NF 2 | | R 2 | | UP NF 2 NF 3 | | 16 | | | | |

26 27 28 29 30 31 32 33 34 35 36 37 38 39 40 41 42 43 44 45

26 27 28 29 30 31 32 33 34 35 36 37 38 39 40 41 42 43 44 45

TOTAL TEAM SCORE

REFEREE

TIMER

SCORER

Time Adv. HOME

Timers OPP.

Holyoke Haxtun OVERTIME Holyoke HOLYOKE Haxtun

# Wrestling Imperial vs Caliche, Holyoke, Fleming, Haxtun Arickaree, Revere, Otis.

| Pounds | Names of Contestants | First Period Scoring | Points | Second Period Scoring | Points | Third Period Scoring | Points | Summary Points | Time Adv. | Total | Team Home | Score Opp. |
|---|---|---|---|---|---|---|---|---|---|---|---|---|
| 105 | David Lovenburg | | | UP Pinned 2:16 | | | | 0 | 4th | | | |
| | Jim Cover | T 2 | | E 1 T 2 | | | | 5 | | | | |
| 112 | David Parker | T 2 | | | | | | 1st 2 | | | | |
| | Doug Payne | Pinned 1:39 | | | | | | 0 | | | | |
| 126 | Shawn Valentine | T 2 | | UP | | | | 2 | 3rd | | | |
| | David Boerner | R 2 | | Pinned 2:26 | | | | 2 | | | | |
| 138 | Doyle Loeffler | | | | | UP | | 0 | 2nd | | | |
| | Daylan Hamilton | T 2 NF 2 NF 2 | | UP NF 2 | | R 2 NF 2 NF 2 | | 14 | | | | |
| 145 | Shorty Christensen | | | UP | | R 2 | | 2 | 3rd | | | |
| | Kent Kokes | | | | | UP | | 0 | | | | |
| 155 | Dave Hogsett | | | UP R 2 NF 2 | | | | 4 | 2nd | | | |
| | Scott Stanley | T 2 | | E 1 P 1 R 2 | | UP NF 3 | | 9 | | | | |

Caliche Fleming Otis Fleming

| Current Score | | 1 | 2 | 3 | 4 | 5 | 6 | 7 | 8 | 9 | 10 | 11 | 12 | 13 | 14 | 15 | 16 | 17 | 18 | 19 | 20 | 21 | 22 | 23 | 24 | 25 |
|---|---|---|---|---|---|---|---|---|---|---|---|---|---|---|---|---|---|---|---|---|---|---|---|---|---|---|
| | Home | 1 | 2 | 3 | 4 | 5 | 6 | 7 | 8 | 9 | 10 | 11 | 12 | 13 | 14 | 15 | 16 | 17 | 18 | 19 | 20 | 21 | 22 | 23 | 24 | 25 |
| | Opp | 1 | 2 | 3 | 4 | 5 | 6 | 7 | 8 | 9 | 10 | 11 | 12 | 13 | 14 | 15 | 16 | 17 | 18 | 19 | 20 | 21 | 22 | 23 | 24 | 25 |

**SCORING:** Takedown—T, Reversal—R, Escape—E, Fall—F, Fall Pred.—f.p.

**SYMBOLS:** Penalty—P, Near Fall—N, Choice—C, Top Position—X

held at Holyoke . Dec. 11 , 19 82.

| | NAMES OF CONTESTANTS | FIRST PERIOD SCORING | POINTS | SECOND PERIOD SCORING | POINTS | THIRD PERIOD SCORING | POINTS | SUMMARY POINTS | TIME ADV. | TOTAL | TEAM SCORE HOME | OPP. |
|---|---|---|---|---|---|---|---|---|---|---|---|---|
| Fleming 167 POUNDS | Ron Friemal | R 2 | | | | | | 2 | | | | |
| | Jim Grauberger | R 2 Pinned 1:51 | | | | | | 2 | | 1st | | |
| POUNDS | | | | | | | | | | | | |
| | | | | | | | | | | | | |
| POUNDS | | | | | | | | | | | | |
| | | | | | | | | | | | | |
| POUNDS | | | | | | | | | | | | |
| | | | | | | | | | | | | |
| POUNDS | | | | | | | | | | | | |
| | | | | | | | | | | | | |
| POUNDS | | | | | | | | | | | | |
| | | | | | | | | | | | | |

26 27 28 29 30 31 32 33 34 35 36 37 38 39 40 41 42 43 44 45

26 27 28 29 30 31 32 33 34 35 36 37 38 39 40 41 42 43 44 45

TOTAL TEAM SCORE

REFEREE

TIMER

SCORER

Time Adv. HOME

Timers OPP.

15 sec

# Wrestling Imperial vs Ogallala

| NAMES OF CONTESTANTS | | FIRST PERIOD SCORING | Points | SECOND PERIOD SCORING | Points | THIRD PERIOD SCORING | Points | SUMMARY Points | Time Adv. | Total | TEAM SCORE Home | Opp. |
|---|---|---|---|---|---|---|---|---|---|---|---|---|
| 98 | Brad Shay | P E E E<br>1 1 1 1 | 4 | up<br>E E<br>1 1 | 2 | Pinned<br>E E E 5:38<br>1 1 1 | 3 | 9 | | | 0 | |
| | Jerry Hoffman | T T NF T NF T NF<br>2 2 3 2 3 2 2 | 16 | E T NF T NF T NF<br>1 2 3 2 3 2 3 | 16 | up<br>T NF T NF T<br>2 3 2 2 2 | 11 | 43 | | | | 6 |
| 105 | Dave Lovenburg | | | | | | | 0 | | | 6 | |
| | open | | | | | | | 0 | | | | 0 |
| 112 | Dave Parker | T<br>2 | 2 | | | | | 2 | | | 6 | |
| | Pat Stokey | Pinned<br>:54 | 0 | | | | | 0 | | | | 0 |
| 119 | open | | | | | | | 0 | | | 0 | |
| | Corey Mann | | | | | | | 0 | | | | 6 |
| 126 | Shawn Valentine | | 0 | E<br>1 | 1 | up | | 1 | | | 0 | |
| | Dan McQuillan | | 0 | up<br>T NF<br>2 3 | 5 | P R NF<br>1 2 3 | | 11 | | | | 4 |
| 132 | Greg Howard | | 0 | up Pinned<br>3:36 | 0 | | | 0 | | | 0 | |
| | John Bassett | T NF<br>2 3 | 5 | E T<br>1 2 | 3 | | | 8 | | | | 6 |

Current Score — Home / Opp

| | 1 | 2 | 3 | 4 | 5 | 6 | 7 | 8 | 9 | 10 | 11 | 12 | 13 | 14 | 15 | 16 | 17 | 18 | 19 | 20 | 21 | 22 | 23 | 24 | 25 |
|---|---|---|---|---|---|---|---|---|---|---|---|---|---|---|---|---|---|---|---|---|---|---|---|---|---|
| Home | | | | | | | | | | | | | | | | | | | | | | | | | |
| Opp | | | | | | | | | | | | | | | | | | | | | | | | | |

**SCORING:** Takedown—T, Reversal—R, Escape—E, Fall—F, Fall Pred.—i.p.

**SYMBOLS:** Penalty—P, Near Fall—N, Choice—C, Top Position—X

held at Imperial . January 6 , 19 83 .

| | NAMES OF CONTESTANTS | FIRST PERIOD SCORING | POINTS | SECOND PERIOD SCORING | POINTS | THIRD PERIOD SCORING | POINTS | SUMMARY POINTS | TIME ADV. | TOTAL | TEAM SCORE HOME | OPP. |
|---|---|---|---|---|---|---|---|---|---|---|---|---|
| 138 POUNDS | Doyle Loeffler | T 2 | 2 | UP | 0 | | 0 | 2 | | | 0 | |
| | Rob Hampton | R 2 NF 3 | 5 | R 2 NF 2 NF 3 NF 2 | 9 | UP NF 2 | 2 | 16 | | | | 5 |
| 145 POUNDS | Shorty Christiansen | T 2 | 2 | UP Pinned 2:20 | 0 | | | 2 | | | 0 | |
| | Trent Ballentine | R 2 NF 3 NF 2 | 7 | R 2 | 2 | | | 9 | | | | 6 |
| 155 POUNDS | Dave Hogsett | T 2 T 2 | 4 | R 2 | 2 | UP NF 3 | 3 | 9 | | | 3 | |
| | Heath Babish | E 1 | 1 | UP P 1 | 1 | | 0 | 2 | | | | 0 |
| 167 POUNDS | Ron Friemel | E 1 | 1 | UP | 0 | pinned 5:39 | 0 | 1 | | | 0 | |
| | Rod Tickle | T 2 NF 3 | 5 | E 1 T 2 NF 3 | 6 | UP NF 2 | 2 | 13 | | | | 6 |
| 185 POUNDS | Jon Shay | Pinned 1:46 | 0 | | | | | 0 | | | 0 | |
| | Tye George | T 2 | 2 | | | | | 2 | | | | 6 |
| HWT POUNDS | Glen Davis | Pinned :28 | 0 | | | | | 0 | | | 0 | |
| | Duane Olson | T 2 | 2 | | | | | 2 | | | | 6 |

26 27 28 29 30 31 32 33 34 35 36 37 38 39 40 41 42 43 44 45

26 27 28 29 30 31 32 33 34 35 36 37 38 39 40 41 42 43 44 45

TOTAL TEAM SCORE 15 51

REFEREE [signature]

TIMER

SCORER

Time Adv. HOME

Timers OPP.

# Wrestling — Imperial vs St. Pats

| NAMES OF CONTESTANTS | | FIRST PERIOD SCORING | Points | SECOND PERIOD SCORING | Points | THIRD PERIOD SCORING | Points | SUMMARY Points | Time Adv. | Total | TEAM SCORE Home | Opp. |
|---|---|---|---|---|---|---|---|---|---|---|---|---|
| 98 Pounds | Dave Lovensburg | | 0 | | 0 | | | 0 | | | 0 | |
| | Mike Siffring | I 2 | 2 | D 3 2:23 pinned | 3 | | | 5 | | | | 6 |
| 105 Pounds | Brad Shay | | 0 | | 0 | | | 0 | | | 0 | |
| | Billy McGahan | I 2 NF 3 | 5 | X 2 NF 2 NF 3 | 7 | NF 2 4:54 pinned | 2 | 14 | | | | 6 |
| 112 Pounds | Dave Parker | I 2 NF 3 | 5 | R 2 NF 2 | 4 | NF 2 | 2 | 11 | | | 6 | |
| | Greg Verdes | | 0 | | 0 | | 0 | 0 | | | | 0 |
| 119 Pounds | Shawn Valentine | E 1 | 1 | | 0 | E 1 | 1 | 2 | | | 0 | |
| | Joe Brownell | I 2 I 2 NF 2 | 6 | E 1 I 2 | 3 | | 0 | 9 | | | | 3 |
| 126 Pounds | Mike Francis | | 0 | | | | 0 | | | | | |
| | Chuck Sprague | I 2 pin 1:19 | 2 | | | | 2 | | | | 6 | |
| 132 Pounds | Open | | | | | | | | | | 6 | |
| | Mike Ibanez | | | | | | | | | | | 0 |

| | | 1 | 2 | 3 | 4 | 5 | 6 | 7 | 8 | 9 | 10 | 11 | 12 | 13 | 14 | 15 | 16 | 17 | 18 | 19 | 20 | 21 | 22 | 23 | 24 | 25 |
|---|---|---|---|---|---|---|---|---|---|---|---|---|---|---|---|---|---|---|---|---|---|---|---|---|---|---|
| Current Score | Home | | | | | | | | | | | | | | | | | | | | | | | | | |
| | Opp | | | | | | | | | | | | | | | | | | | | | | | | | |

**SCORING:** Takedown—T, Reversal—R, Escape—E, Fall—F, Fall Pred.—i.p.

**SYMBOLS:** Penalty—P, Near Fall—N, Choice—C, Top Position—X

held at North Platte . Jan. 13 , 1983 .

| NAMES OF CONTESTANTS | | FIRST PERIOD SCORING | Points | SECOND PERIOD SCORING | Points | THIRD PERIOD SCORING | Points | SUMMARY Points | Time Adv. | Total | TEAM SCORE Home | Opp. |
|---|---|---|---|---|---|---|---|---|---|---|---|---|
| 138 POUNDS | Doyle Loetfler | R 2, NF 3 | 5 | R 2 | 2 | | 0 | 7 | | | 3 | |
| | Doug Steffes | I 2 | 2 | | 0 | | 0 | 2 | | | | 0 |
| 145 POUNDS | Shorty Christianson | I 2, NF 3, I 2 | 7 | R 2, R 2 | 4 | NF 3 | 3 | 14 | | | 3 | |
| | Mark Dodson | | 0 | I 2, R 2 | 4 | | 0 | 4 | | | | 0 |
| 155 POUNDS | Dave Hogsett | I 2, F 2, F 2, NF 3 | 9 | R 2, F 2 3:16 pin | 4 | | 0 | 13 | | | 6 | |
| | Mike Nozicka | | 0 | | 0 | | 0 | 0 | | | | 0 |
| 167 POUNDS | Ron Friemel | | 0 | | 0 | R 2 | 2 | 2 | | | 0 | |
| | Brian Dodson | I 2, F 2 | 4 | E 1, I 2 | 3 | | | 7 | | | | 3 |
| 185 POUNDS | Jon Shay | R 2 | 2 | | | | | | | | 24 0 | |
| | Dick Keck | I 2, E 1 | 3 | 2:48 pin | | | | | | | | 6 |
| HWT POUNDS | OPEN | | | | | | | | | | 0 | |
| | Roman Estrada | | | | | | | | | | | 6 |

26 27 28 29 30 31 32 33 34 35 36 37 38 39 40 41 42 43 44 45

26 27 28 29 30 31 32 33 34 35 36 37 38 39 40 41 42 43 44 45

TOTAL TEAM SCORE 24 36

REFEREE

TIMER

SCORER

Time Adv. HOME

Timers OPP.

# Wrestling Imperial vs Holyoke

| NAMES OF CONTESTANTS | | FIRST PERIOD SCORING | Points | SECOND PERIOD SCORING | Points | THIRD PERIOD SCORING | Points | SUMMARY Points | Time Adv. | Total | Team Score Home | Opp. |
|---|---|---|---|---|---|---|---|---|---|---|---|---|
| 98 Pounds | Dave Lowenburg | | 0 | UP | 0 | | 0 | 0 | | | 0 | |
| | Jeff Drogoo | T NF NF<br>2 2 2 | 6 | R T NF NF NF<br>2 2 2 2 2 | 10 | UP<br>NF NF<br>3 2 | 5 | 21 | | | | 5 |
| 105 Pounds | Brad Shay | T R<br>2 2 | 4 | | 0 | UP | 0 | 4 | | | 0 | |
| | Jim O'Neal | P R R<br>1 2 2 | 5 | UP | 0 | | 0 | 5 | | | | 3 |
| 112 Pounds | Sid Peterson | Pinned<br>:38 | 0 | UP | | | | 0 | | | 0 | |
| | Rick Prottsman | T<br>2 | 2 | | | UP | | 2 | | | | 6 |
| 119 Pounds | Shawn Valentine | T R<br>2 2 | 4 | R NF<br>2 3 | 5 | UP<br>R<br>2 | 2 | 11 | | | 6 | |
| | Chris Higgs | R NF NF R<br>2 2 2 2 | 8 | UP | 0 | Pinned<br>R 4:50<br>2 | 2 | 10 | | | | 0 |
| 126 Pounds | Greg Howard | T NF NF<br>2 2 2 | 6 | UP | | | | 6 | | | 6 | |
| | Jeff Robbins | Pinned<br>1:52 | 0 | | | UP | | 0 | | | | 0 |
| 132 Pounds | Mike Francis | | 0 | Pinned<br>2:24 | | UP | | 0 | | | 0 | |
| | David Daise | T NF<br>2 3 | 5 | UP | | | | 5 | | | | 6 |

| | | | | | | | | | | | | | | | | | | | | | | | | | |
|---|---|---|---|---|---|---|---|---|---|---|---|---|---|---|---|---|---|---|---|---|---|---|---|---|---|
| Current Score | Home | 1 | 2 | 3 | 4 | (5) | 6 | 7 | (8) | 9 | 10 | 11 | 12 | 13 | (14) | 15 | 16 | 17 | 18 | 19 | (20) | 21 | 22 | 23 | 24 | 25 |
| | Opp | 1 | 2 | 3 | 4 | 5 | (6) | 7 | 8 | 9 | 10 | 11 | (12) | 13 | 14 | (15) | 16 | 17 | 18 | 19 | 20 | (21) | 22 | 23 | 24 | 25 |

**SCORING:** Takedown—T, Reversal—R, Escape—E, Fall—F, Fall Pred.—f.p.

**SYMBOLS:** Penalty—P, Near Fall—N, Choice—C, Top Position—X

60
25
37

**held at** Holyoke . January 22 , 19 83 .

| | NAMES OF CONTESTANTS | FIRST PERIOD SCORING | POINTS | SECOND PERIOD SCORING | POINTS | THIRD PERIOD SCORING | POINTS | SUMMARY POINTS | TIME ADV. | TOTAL | TEAM SCORE HOME | OPP. |
|---|---|---|---|---|---|---|---|---|---|---|---|---|
| 138 POUNDS | Doyle Loeffler | T 2 | 2 | UP R 2 | 2 | R 2 R 2 | 4 | 8 | | | 3 | |
| | Greg Wood | | 0 | R 2 | 2 | UP R 2 | 2 | 4 | | | | 0 |
| 145 POUNDS | Shorty Christiansen | T 2 | 2 | | | UP | | 2 | | | 6 | |
| | Roy Delauriers | Pinned 35 | 0 | UP | | | | 0 | | | | 0 |
| 155 POUNDS | Dave Hogsett | | | | | | | | | | 6 | |
| | open | | | | | | | | | | | 0 |
| 167 POUNDS | Ron Friemel | | | | | | | | | | 6 | |
| | open | | | | | | | | | | | 0 |
| 185 POUNDS | Jon Shay | | | | | | | | | | 6 | |
| | open | | | | | | | | | | | 0 |
| Hwy POUNDS | Glen Davis | | | | | | | | | | 6 | |
| | Open | | | | | | | | | | | 0 |

26 27 28 29 30 31 32 33 34 35 36 37 38 39 40 41 42 43 44 45

26 (27) 28 29 30 31 32 33 34 35 36 37 38 39 40 41 42 43 44 45

TOTAL TEAM SCORE 45 20

REFEREE

TIMER

SCORER

Time Adv. HOME

Timers OPP.

# Wrestling — Imperial vs McCook

| NAMES OF CONTESTANTS | | FIRST PERIOD SCORING | Points | SECOND PERIOD SCORING | Points | THIRD PERIOD SCORING | Points | SUMMARY Points | Time Adv. | Total | TEAM SCORE Home | Opp. |
|---|---|---|---|---|---|---|---|---|---|---|---|---|
| Pounds 98 | Brad Shaf | T 2 NF 2 P 1 R 2 | 7 | R 2 NF 3 | 5 | UP | 0 | 12 | | | 4 | |
| | Tom Spilinck | R 2 | 2 | UP | 0 | | 0 | 2 | | | | 0 |
| Pounds 105 | Dave Lauenburg | | | | | | | | | | 6 | |
| | Open | | | | | | | | | | | 0 |
| Pounds 112 | Dave Parker | | | | | | | | | | 6 | |
| | Open | | | | | | | | | | | 0 |
| Pounds 119 | Open | | | | | | | | | | 0 | |
| | Bill Ortiz | | | | | | | | | | | 6 |
| Pounds 126 | Mike Frances | | 0 | | 0 | UP | 0 | 0 | | | 0 | |
| | Travis Gesselman | T 2 NF 2 NF 2 | 6 | UP | 0 | R 2 | 2 | 8 | | | | 4 |
| Pounds 132 | Greg Howard | T 2 NF 3 | 5 | UP NF 3 | | | | | | | 6 | |
| | Randy Wright | | 0 | Pinned 3:32 | | | | | | | | 0 |

| | | 1 | 2 | 3 | 4 | 5 | 6 | 7 | 8 | 9 | 10 | 11 | 12 | 13 | 14 | 15 | 16 | 17 | 18 | 19 | 20 | 21 | 22 | 23 | 24 | 25 |
|---|---|---|---|---|---|---|---|---|---|---|---|---|---|---|---|---|---|---|---|---|---|---|---|---|---|---|
| Current Score | Home | | | | | | | | | | | | | | | | | | | | | | | | | |
| | Opp | | | | | | | | | | | | | | | | | | | | | | | | | |

**SCORING:** Takedown—T, Reversal—R, Escape—E, Fall—F, Fall Pred.—f.p.

**SYMBOLS:** Penalty—P, Near Fall—N, Choice—C, Top Position—X

held at Imperial. January 27, 1983.

| NAMES OF CONTESTANTS | | FIRST PERIOD SCORING | Points | SECOND PERIOD SCORING | Points | THIRD PERIOD SCORING | Points | SUMMARY Points | Time Adv. | Total | TEAM SCORE Home | Opp. |
|---|---|---|---|---|---|---|---|---|---|---|---|---|
| Pounds | Doyle Loeffler | | 0 | | 0 | UP | 0 | 0 | | | 0 | |
| 138 | Jim Ely | T 2 | 2 | UP<br>NF 2 | 2 | R 2 | 2 | 6 | | | | 3 |
| Pounds | Shorty Christianson | T 2 | 2 | UP | 0 | R T<br>2 2 | 4 | 6 | | | 3 | |
| 141 | Kynan Trail | | 0 | | 0 | UP<br>E | 1 | 1 | | | | 0 |
| Pounds | Dave Hogsett | T 2 | 2 | R E T<br>2 1 2 | 5 | UP<br>T T NF<br>2 2 3 | 7 | 14 | | | 4 | |
| 155 | Jon VanBibber | | 0 | UP<br>R 2 | 2 | P E E<br>1 1 1 | | 5 | | | | 0 |
| Pounds | Ron Friemel | | | | | | | | | | 6 | |
| 167 | Open | | | | | | | | | | | 0 |
| Pounds | Jon Shay | | | | | | | | | | 6 | |
| 185 | open | | | | | | | | | | | 0 |
| Pounds | Glen Davis | | | | | | | | | | 6 | |
| 165 | Open | | | | | | | | | | | 0 |

26 27 28 29 30 31 32 33 34 35 36 37 38 39 40 41 42 43 44 45

26 27 28 29 30 31 32 33 34 35 36 37 38 39 40 41 42 43 44 45

TOTAL TEAM SCORE 47 13

REFEREE

TIMER

SCORER

Time Adv. HOME

Timers OPP.

# Wrestling Imperial vs Rep Valley

| NAMES OF CONTESTANTS | | FIRST PERIOD SCORING | Points | SECOND PERIOD SCORING | Points | THIRD PERIOD SCORING | Points | SUMMARY Points | Time Adv. | Total | Team Score Home | Opp. |
|---|---|---|---|---|---|---|---|---|---|---|---|---|
| 98 Pounds | Brad Shay | E E<br>1 1 | 2 | E R<br>1 2 | 3 | UP | 0 | 5 | | | 0 | |
| | Todd Helm | T T T<br>2 2 2 | 6 | UP<br>T R<br>2 2 | 4 | R<br>2 | 2 | 12 | | | | 3 |
| 105 Pounds | Dave Lovenburg | Pinned<br>1:02 | 0 | | | | | 0 | | | 0 | |
| | Tom Rowland | T<br>2 | 2 | | | | | 2 | | | | 6 |
| 112 Pounds | Dave Parker | T NF<br>2 3 | 5 | E E T<br>1 1 2 | 4 | UP | 0 | 9 | | | 3 | |
| | Bill Wood | | 0 | UP<br>T<br>2 | 2 | E T P P<br>1 2 1 1 | 5 | 7 | | | | 0 |
| 119 Pounds | Shawn Valentine | E T<br>1 2 | 3 | UP Pinned<br>3:09 | 0 | | | 3 | | | 0 | |
| | Bryan Kruger | T R<br>2 2 | 4 | R<br>2 | 2 | | | 6 | | | | 6 |
| 126 Pounds | Greg Howard | T NF T NF<br>2 2 2 2 | 8 | E Pinned<br>1 3:18 | 1 | | | 9 | | | 0 | |
| | Rick Edwards | E R<br>1 2 | 3 | UP<br>NF T<br>3 2 | 5 | | | 8 | | | | 6 |
| 132 Pounds | Mike Francis | R<br>2 | 2 | UP<br>E<br>1 | 1 | E<br>1 | 1 | 4 | | | 6 | |
| | Paul Wood | T E<br>2 1 | 3 | R<br>2 | 2 | UP | 0 | 5 | | | | 3 |

| | | | | | | | | | | | | | | | | | | | | | | | | | |
|---|---|---|---|---|---|---|---|---|---|---|---|---|---|---|---|---|---|---|---|---|---|---|---|---|---|
| Current Score | Home | 1 | 2 | (3) | 4 | 5 | 6 | 7 | 8 | (9) | 10 | 11 | 12 | 13 | (14) | 15 | 16 | 17 | 18 | 19 | (20) | 21 | 22 | 23 | 24 | 25 |
| | Opp | 1 | 2 | (3) | 4 | 5 | 6 | 7 | 8 | (9) | 10 | 11 | 12 | 13 | 14 | (15) | 16 | 17 | 18 | 19 | 20 | (21) | 22 | 23 | (24) | 25 |

**SCORING:** Takedown—T, Reversal—R, Escape—E, Fall—F, Fall Pred.—i.p.

**SYMBOLS:** Penalty—P, Near Fall—N, Choice—C, Top Position—X

held at Rep Valley . February 3 , 1983.

| | NAMES OF CONTESTANTS | FIRST PERIOD SCORING | Points | SECOND PERIOD SCORING | Points | THIRD PERIOD SCORING | Points | SUMMARY Points | Time Adv. | Total | Team Score Home | Opp. |
|---|---|---|---|---|---|---|---|---|---|---|---|---|
| 138 Pounds | Doyle Loeffler | E 1 | 2 | UP E 1 | 1 | R 1 | 1 | 4 | | | 0 | |
| | Kevin Wood | T 2 T 2 NF 3 T 2 | 9 | R NFT NF 2 3 2 3 | 10 | UP NF 2 | 2 | 21 | | | | 0 |
| 145 Pounds | Shorty Christensen | T 2 | 2 | | | | | 2 | | | 6 | |
| | Shane McBride | Pinned 1:01 | 0 | | | | | 0 | | | | 0 |
| 155 Pounds | Dave Hogsett | T NF NF NF 2 3 3 2 | 10 | E T NF NF T NF 1 2 3 2 2 2 | 12 | UP NF NF 3 2 | 5 | 27 | | | 5 | |
| | Larry Doris | | 0 | UP E 1 | 1 | | 1 | 1 | | | | 0 |
| 167 Pounds | Ron Friemel | | 0 | UP R 2 | 2 | | 0 | 2 | | | 0 | |
| | Jay Helberg | T 2 | 2 | R R 2 2 | 4 | UP NF 2 | 2 | 8 | | | | 3 |
| 185 Pounds | Jon Shay | T 2 | 2 | | | UP | | 2 | | | 6 | |
| | Todd Dickey | Pinned 1:46 | 0 | UP | | | | 0 | | | | 0 |
| Hvt Pounds | Glen Davis | T 2 Pinned 1:04 | 2 | UP | | | | 2 | | | 0 | |
| | Mike Doris | E T 1 2 | 3 | | | UP | | 3 | | | | 6 |

26 27 28 29 30 31 32 33 34 35 36 37 38 39 40 41 42 43 44 45

26 27 28 (29) 30 31 (32) 33 34 35 36 37 (38) 39 40 41 42 43 44 45

TOTAL TEAM SCORE

REFEREE

TIMER

SCORER

Time Adv. HOME

Timers OPP.

# Wrestling _____ vs _____.

| NAMES OF CONTESTANTS | | FIRST PERIOD SCORING | Points | SECOND PERIOD SCORING | Points | THIRD PERIOD SCORING | Points | SUMMARY Points | Time Adv. | Total | Team Score Home | Opp. |
|---|---|---|---|---|---|---|---|---|---|---|---|---|
| Pounds | | | | | | | | | | | | |
| | | | | | | | | | | | | |
| Pounds | | | | | | | | | | | | |
| | | | | | | | | | | | | |
| Pounds | | | | | | | | | | | | |
| | | | | | | | | | | | | |
| Pounds | | | | | | | | | | | | |
| | | | | | | | | | | | | |
| Pounds | | | | | | | | | | | | |
| | | | | | | | | | | | | |
| Pounds | | | | | | | | | | | | |
| | | | | | | | | | | | | |

| | | 1 | 2 | 3 | 4 | 5 | 6 | 7 | 8 | 9 | 10 | 11 | 12 | 13 | 14 | 15 | 16 | 17 | 18 | 19 | 20 | 21 | 22 | 23 | 24 | 25 |
|---|---|---|---|---|---|---|---|---|---|---|---|---|---|---|---|---|---|---|---|---|---|---|---|---|---|---|
| Current Score | Home | | | | | | | | | | | | | | | | | | | | | | | | | |
| | Opp | | | | | | | | | | | | | | | | | | | | | | | | | |

**SCORING:** Takedown—T, Reversal—R, Escape—E, Fall—F, Fall Pred.—f.p.

**SYMBOLS:** Penalty—P, Near Fall—N, Choice—C, Top Position—X

# The Rep. Valley Mustangs



Welcome You To The 11th Annual

# REPUBLICAN VALLEY
## INVITATIONAL
# WRESTLING TOURNAMENT

**TEAMS COMPETING**

90 ★ Alma
47 ★ Beaver City
77 ★ Cambridge
39 ★ Eustis
31 ★ Franklin



149 ★ Imperial
14 ★ Maywood
51 ★ Oxford
194 ★ Rep. Valley
37 ★ Rep. Valley (Reserves)

**1st Session**
**10:00 AM**
Quarter Finals

**2nd Session**
**1:00 PM**
Semi-Finals
& Wrestlebacks

**3rd Session**
**4:30 PM**
Consolation Finals

**5:30 PM**
Championship Finals

Program Compliments Of .....


# THE BANK OF INDIANOLA

# TEAM ROSTERS

| | ALMA | BEAVER CITY | CAMBRIDGE | EUSTIS | FRANKLIN |
|---|---|---|---|---|---|
| 98 | Roger Gruwell | (Open) | (Open) | (Open) | Lonnie Schreiner |
| 105 | Arlen Seeman | Jim Jesseph | Jim Phillips | (Open) | (Open) |
| 112 | Monte Scott | Shane Balderston | Denny Cornett | (Open) | (Open) |
| 119 | (Open) | Chad Fisher | Mike Jesse | Brian Tate | Todd Beach |
| 126 | George Scott | Lester Marvin | Andy Liess | Barton Koch | Lenny Wagner |
| 132 | Brett Wright | Dane Majors | Blaise Liess | Brett Wolf | Mike Walton |
| 138 | Todd Siebels | Jeff Rodenbaugh | Pat Jones | (Open) | Mike James |
| 145 | Todd Bell | (Open) | Steve Highland | Randy Winters | Don Jamison |
| 155 | Randy Harouff | Deano Lambert | Roger Hein | Brian Ulrich | Frank Bohrer |
| 167 | Andy Seyler | Lance Hardin | Jim Druse | Dale Wagner | Steve Detlefson |
| 185 | Jim Stone | (Open) | Mike Mousel | Roger Searls | (Open) |
| HWT | Chris Ring | (Open) | Clayton Hampton | (Open) | Mike Gobel |
| | Coach<br>Mike Laue | Coach<br>Doug Jones | Coach<br>Jim Bonesteel | Coach<br>Lynn Young | Coach<br>Stacey Burke |

| | IMPERIAL | MAYWOOD | OXFORD | REP. VALLEY | JVS |
|---|---|---|---|---|---|
| 98 | Brad Shay | (Open) | (Open) | Todd Helm | Dave Lovenburg-IMP<br>Curt VanPelt-RV |
| 105 | (Open) | (Open) | (Open) | Tom Rowland | Jim Gillespie-RV<br>Art Ruggles-RV |
| 112 | Dave Parker | Lyle Houser | Trent Woodruff | Bill Wood | Scott Cornelson-RV |
| 119 | Shawn Valentine | Roland Miller | Warren Breinig | Bryan Kruger | |
| 126 | Greg Howard | (Open) | Todd Brown | Sean McBride | Rick Edwards-RV |
| 132 | Mike Francis | Randy Miller | Ray Wright | Roy Bayliss | Paul Wood-RV |
| 138 | Doyle Loeffler | Stan Gilbert | Gene Johnson | Kevin Wood | |
| 145 | Shorty Christiansen | Pat Zwickl | Loren Breinig | Shane McBride | Dennis Shannon-RV |
| 155 | Dave Hagsett | Rod Johnson | Rob Best | Larry Doris | |
| 167 | Ron Friemel | Allen Miller | D. Waters | Jay Helberg | |
| 185 | Jon Shay | (Open) | Glen Browning | Todd Dickie | John Barber-RV |
| HWT | Glen Davis | (Open) | D. Stewart | Mike Doris | Bubba Brown-ALMA |
| | Coach<br>Skip Martin | Coach<br>Morris Johnson | Coach<br>Carl Feeken | Coach<br>Mike Simpson | |

| | ALMA | BEAVER CITY | CALEDONIA | EUSTIS | FRANKLIN |
|---|---|---|---|---|---|
| 98 | Roger Grunell | (Open) | (Open) | (Open) | Lonnie Schreiner |
| 105 | Arlen Sexsmith | Jim Peacock | Jim Phillips | (Open) | (Open) |
| 112 | Monte Scott | Steve Hollibaugh | Doug Conrad | (Open) | (Open) |
| 119 | (Open) | Dick Palmer | Mike Gerue | Brian Tate | Todd Beach |
| 126 | George Scott | Gaylor Harris | Rudy Lyles | Barton Koch | Larry Wagner |
| 133 | Bruce Wright | Dave Fehrs | Glenn Lyles | Brent Wolf | Mike Watson |
| 140 | Tim Crabb | Clint Hollenbaugh | Ron Gross | (Open) | Mike Gross |
| 147 | Todd Neff | (Open) | Steve Highland | Randy Winters | Don Anderson |
| 155 | Rocky Herge Jr | Lance Lockard | Roger Hole | Brian Wirth | Frank Bohner |
| 161 | Rocky Saylor | Lance Gerdts | Jim Bruce | Bob Wagner | Steve Bollerman |
| 168 | Jim Crane | (Open) | Mike Mussel | Roger Sears | (Open) |
| HWY | Chris Rhea | (Open) | Clayton Hampton | (Open) | Mike Gehl |
| | Canon<br>Mike Lane | Gerdts<br>Clay Hollenbaugh | Canon<br>Jim Bonesteel | Canon<br>Lynn Young | Canon<br>Stacey Curtis |

| | Penalties | Offside | Offside | Red Valley | Ark |
|---|---|---|---|---|---|
| 98 | Grant Eby | [illegible] | [illegible] | Todd Hahn | Dave [illegible] [illegible] |
| 105 | (Open) | [illegible] | (Open) | Tom Moreland | [illegible] |
| 112 | Duane Fowler | [illegible] | Trent Kennedy | Bill Neal | Gerald [illegible] |
| 119 | Shawn [illegible] | [illegible] | Nathan Brumley | Bryan Kruger | |
| 126 | Greg Howard | [illegible] | Todd Brown | Sean McInnis | [illegible] |
| 133 | Mike Tupper | [illegible] | Jay Bridges | Ray Sykes | Paul [illegible] |
| 140 | Doyle Spradlin | [illegible] | [illegible] | Kevin Neal | |
| 147 | Sherry Underwood | [illegible] | [illegible] | Shane Prescott | [illegible] |
| 155 | Dave Rupert | [illegible] | [illegible] | Larry Travis | |
| 161 | Ron Brown | [illegible] | [illegible] | Jay Nelson | |
| 168 | Jon Shaw | [illegible] | [illegible] | Todd Wiebe | [illegible] |
| HWY | [illegible] | [illegible] | [illegible] | [illegible] | [illegible] |
| | [illegible]<br>Sal Montes | [illegible] | [illegible] | Dan [illegible] | |

REPUBLICAN VALLEY INVITATIONAL

98

WT. CLASS

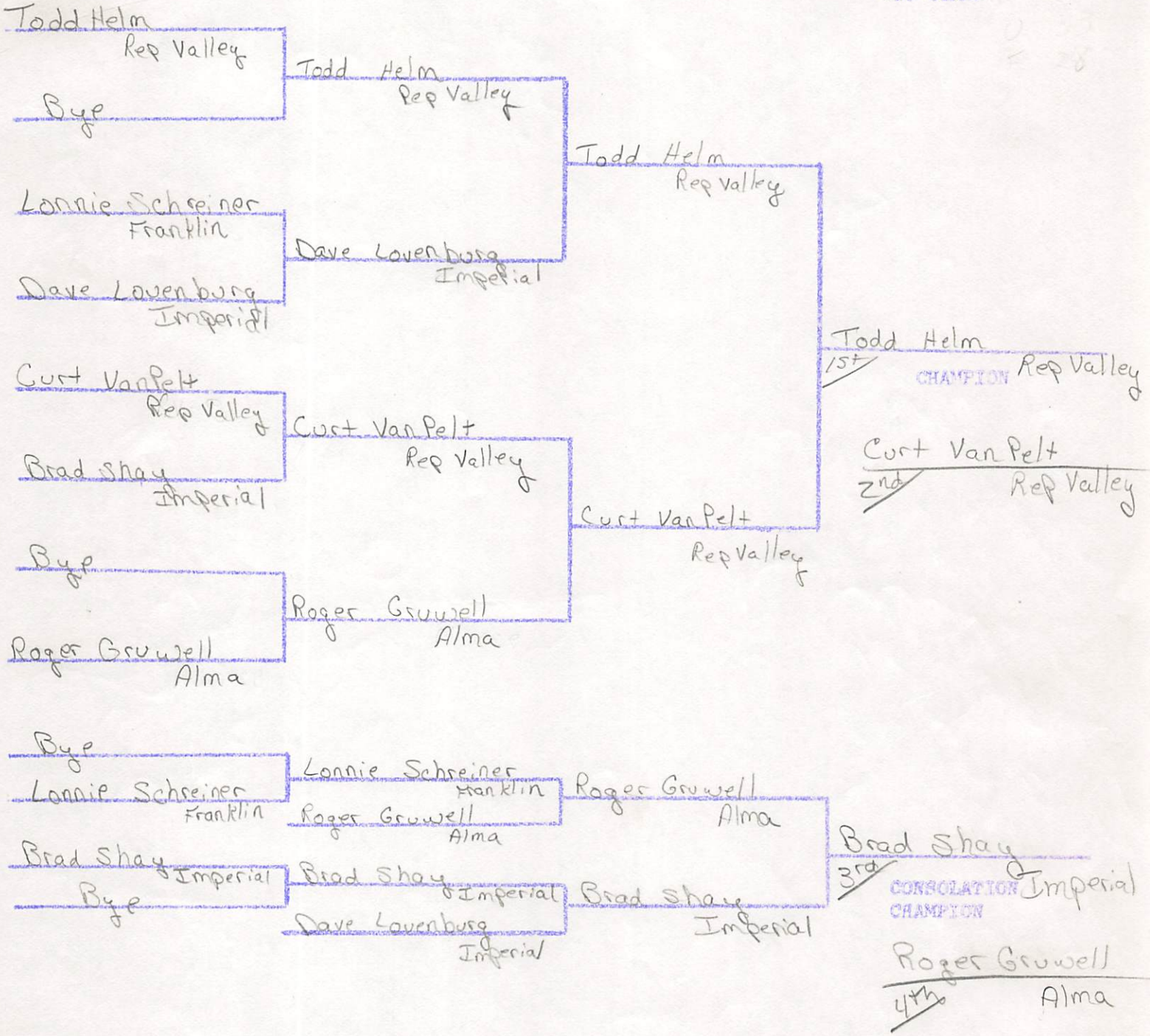

REPUBLICAN VALLEY INVITATIONAL

105
WT. CLASS

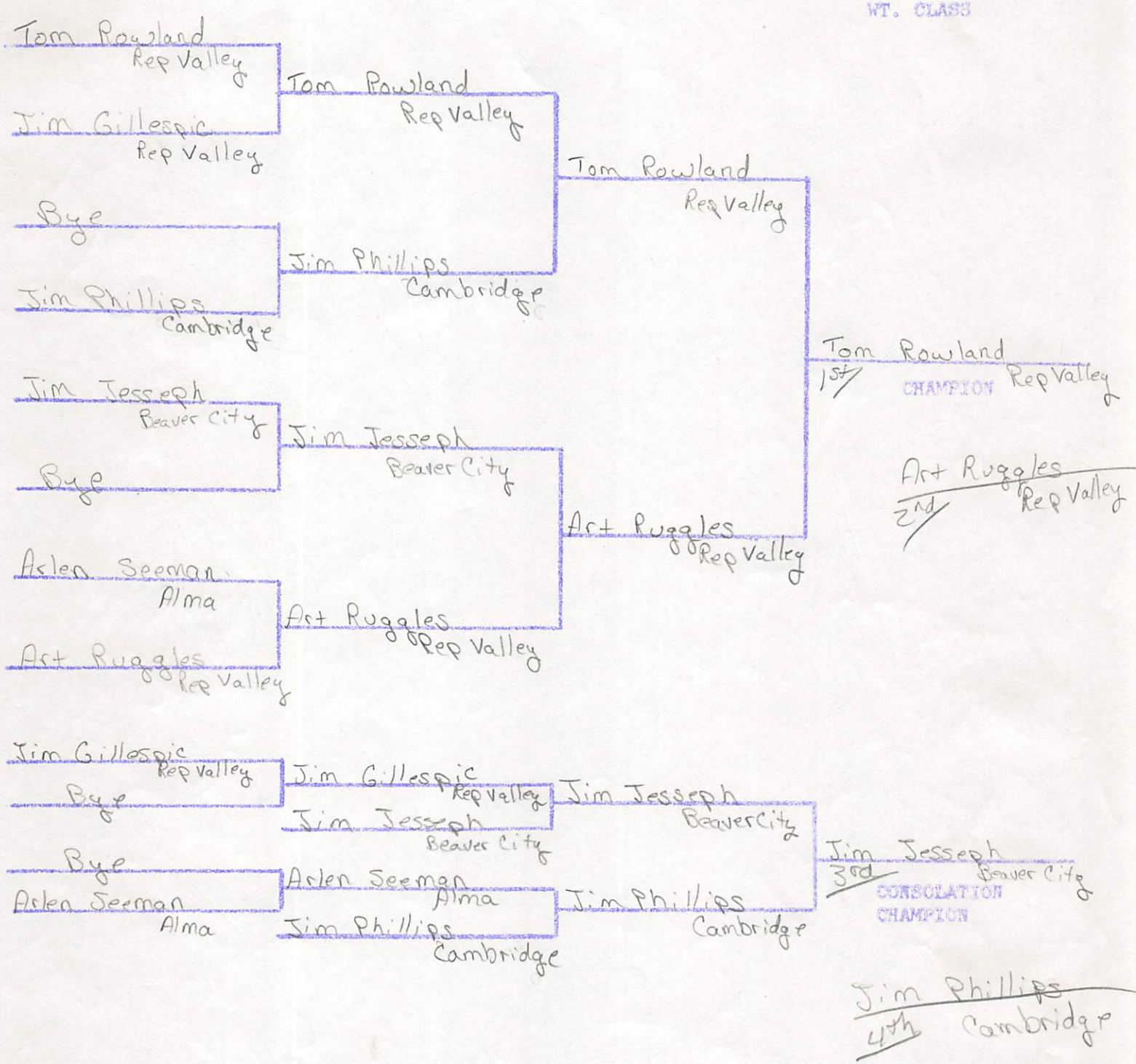

REPUBLICAN VALLEY INVITATIONAL

112

WT. CLASS

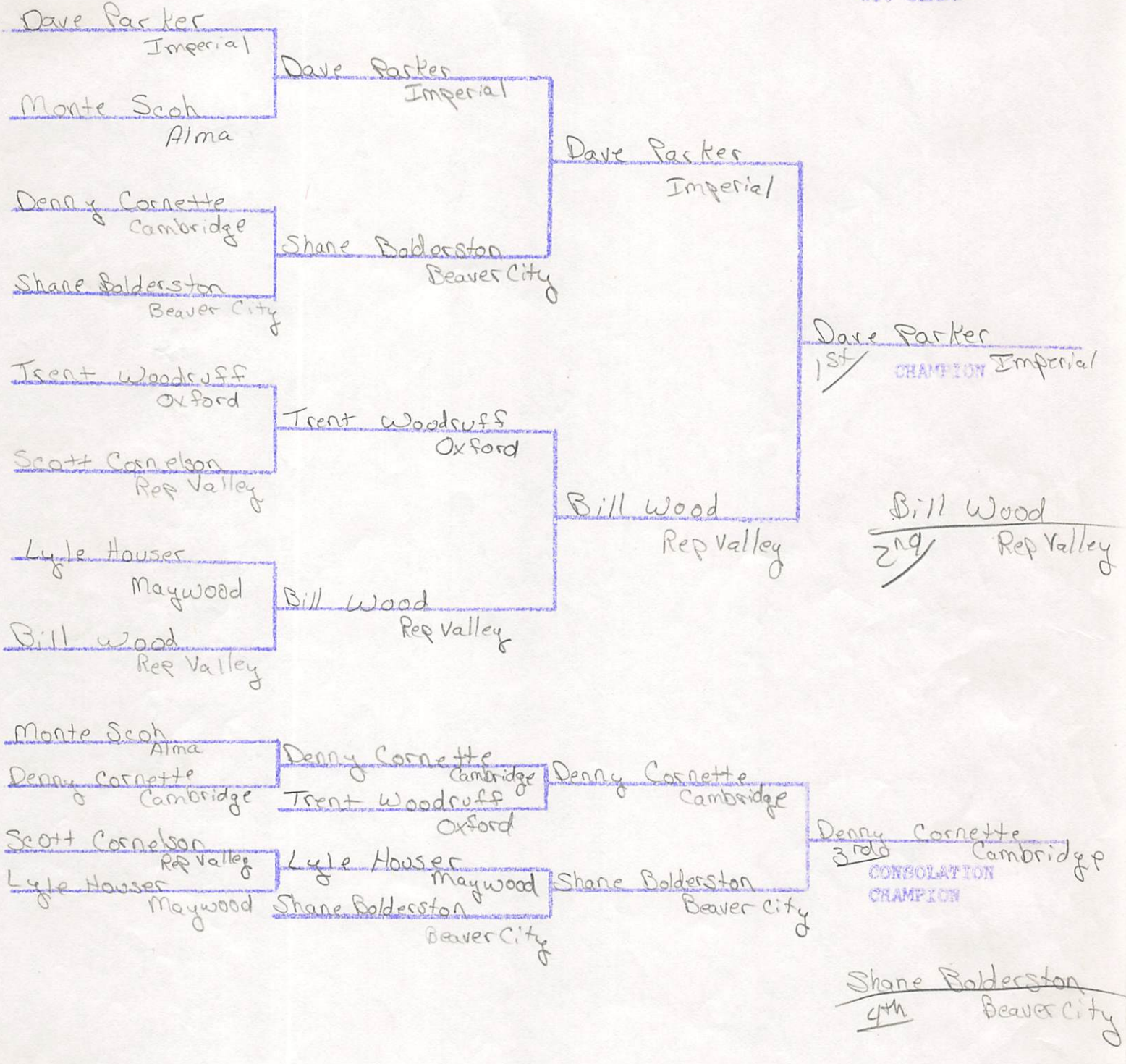

# REPUBLICAN VALLEY INVITATIONAL

119

WT. CLASS

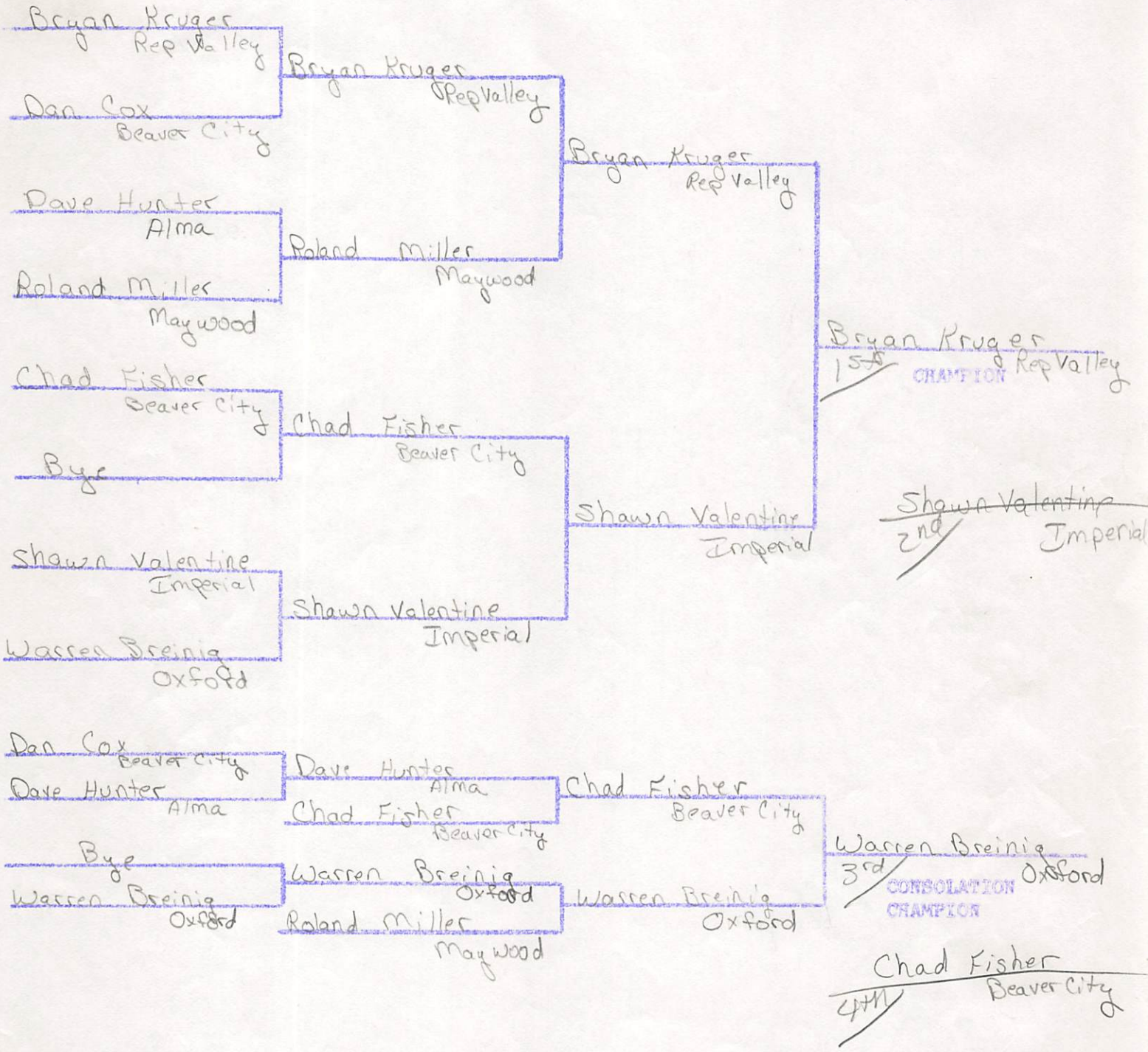

REPUBLICAN VALLEY INVITATIONAL

126

WT. CLASS

George Scoh
Alma

Les Marvin
Beaver City

George Scoh
Alma

Les Marvin
Beaver City
Imperial

George Scoh
Alma

Rick Edwards
Rep Valley

Andy Leiss
Cambridge

Andy Leiss
Cambridge

Roy Bayliss
1st
CHAMPION Rep Valley

Baston Koch
Eustus

Baston Koch
Eustus

George Scoh
2nd
Alma

Todd Brown
Oxford

Roy Bayliss
Rep Valley

Roy Bayliss
Rep Valley

Lenny Wagner
Franklin

Roy Bayliss
Rep Valley

Roy Bayliss
Rep Valley

Les Marvin
Beaver City

Rick Edwards
Rep Valley

Rick Edwards
Rep Valley

Rick Edwards
Rep Valley

Rick Edwards
Rep Valley

Baston Koch
Eustus

Andy Leiss
3rd
Cambridge
CONSOLATION CHAMPION

Todd Brown
Oxford

Todd Brown
Oxford

Andy Leiss
Cambridge

Lenny Wagner
Franklin

Andy Leiss
Cambridge

Rick Edwards
4th
Rep Valley

REPUBLICAN VALLEY INVITATIONAL

132

WT. CLASS

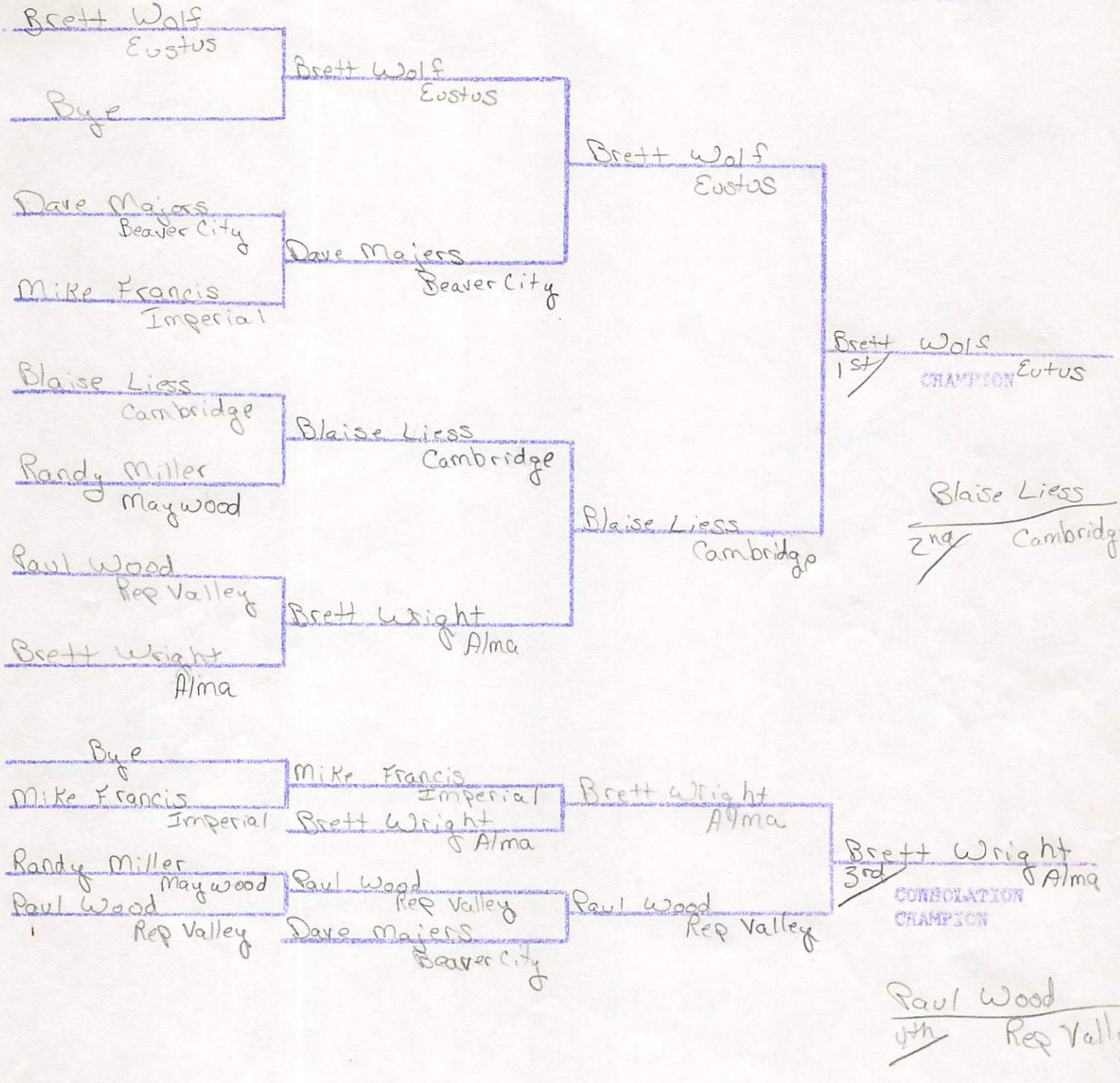

REPUBLICAN VALLEY INVITATIONAL

138
WT. CLASS

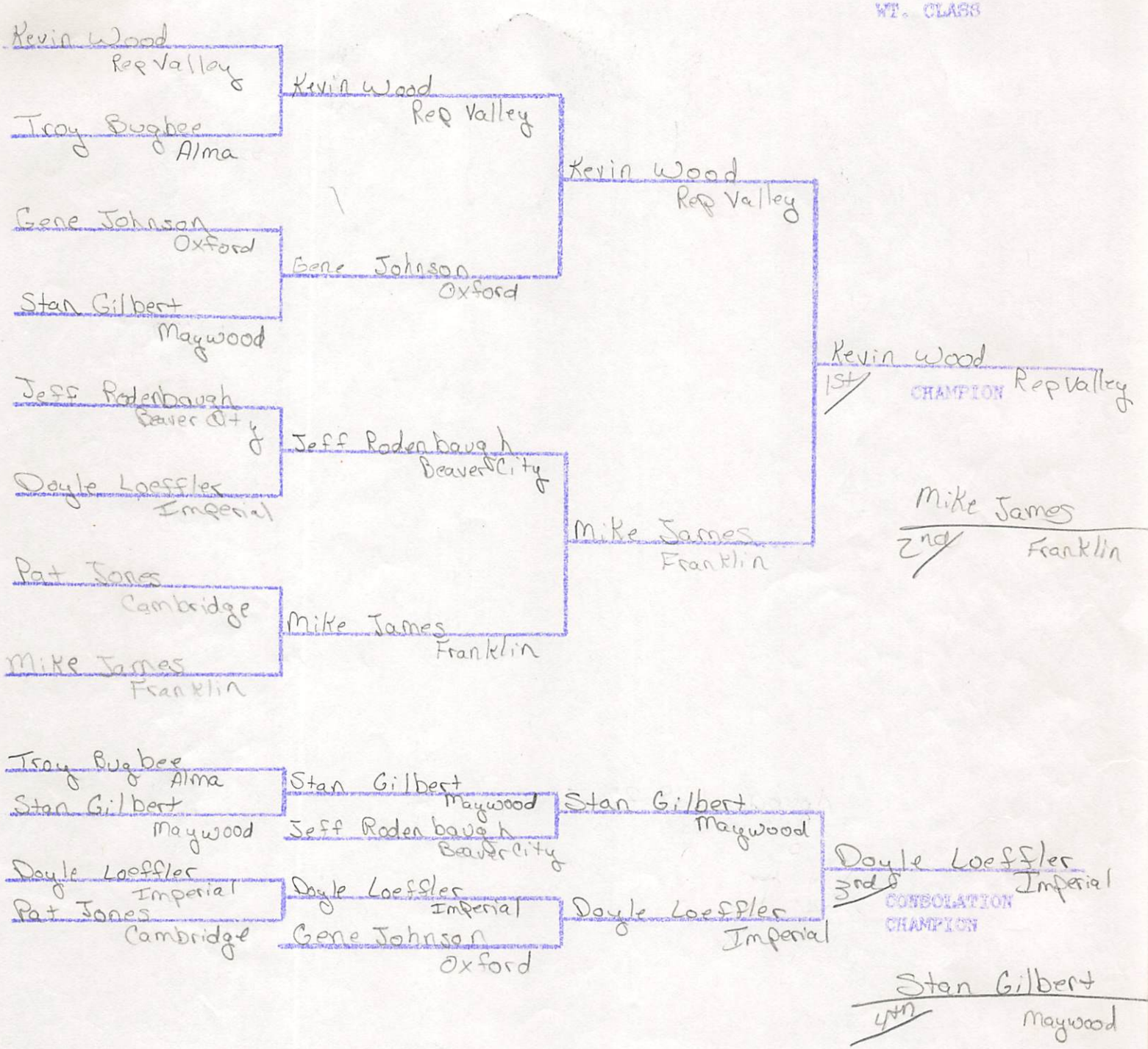


Kevin Wood
1st CHAMPION Rep Valley

Mike James
2nd Franklin

Doyle Loeffler
3rd CONSOLATION CHAMPION Imperial

Stan Gilbert
4th Maywood

REPUBLICAN VALLEY INVITATIONAL

145
WT. CLASS

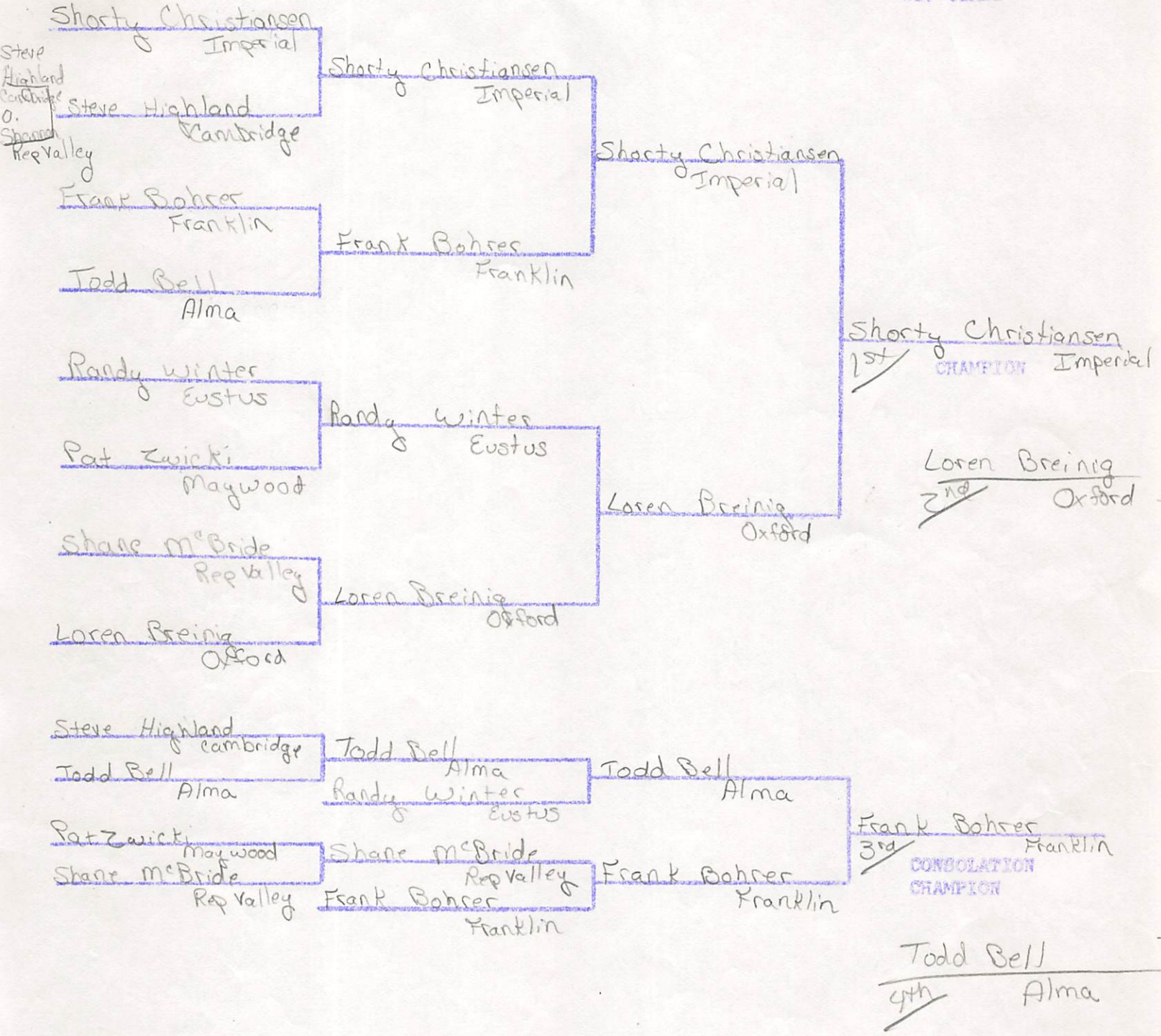


Shorty Christiansen
1st CHAMPION Imperial

Loren Breinig
2nd Oxford

Frank Bohrer
3rd Franklin
CONSOLATION CHAMPION

Todd Bell
4th Alma

REPUBLICAN VALLEY INVITATIONAL

155
WT. CLASS

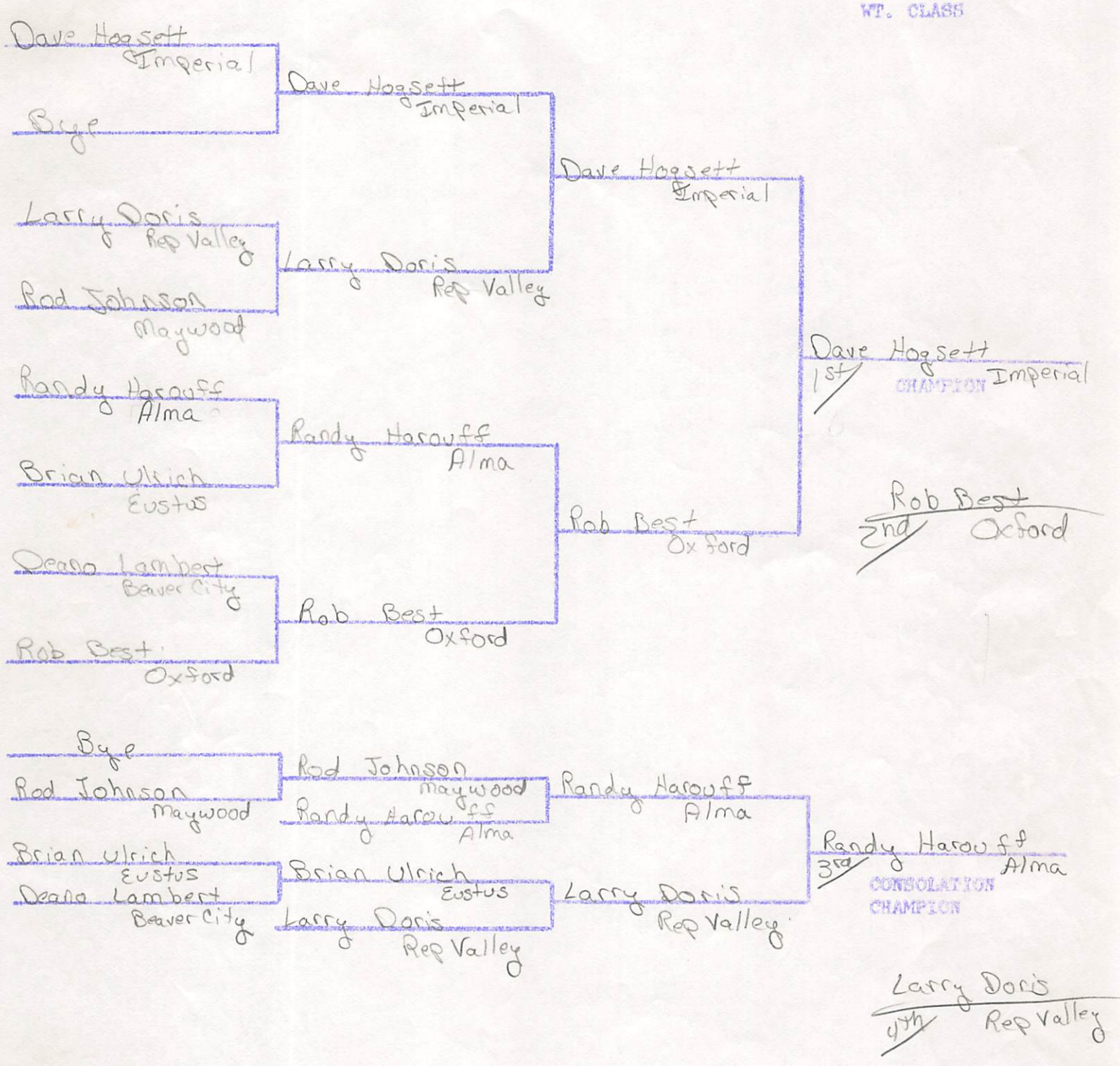

REPUBLICAN VALLEY INVITATIONAL

167

WT. CLASS

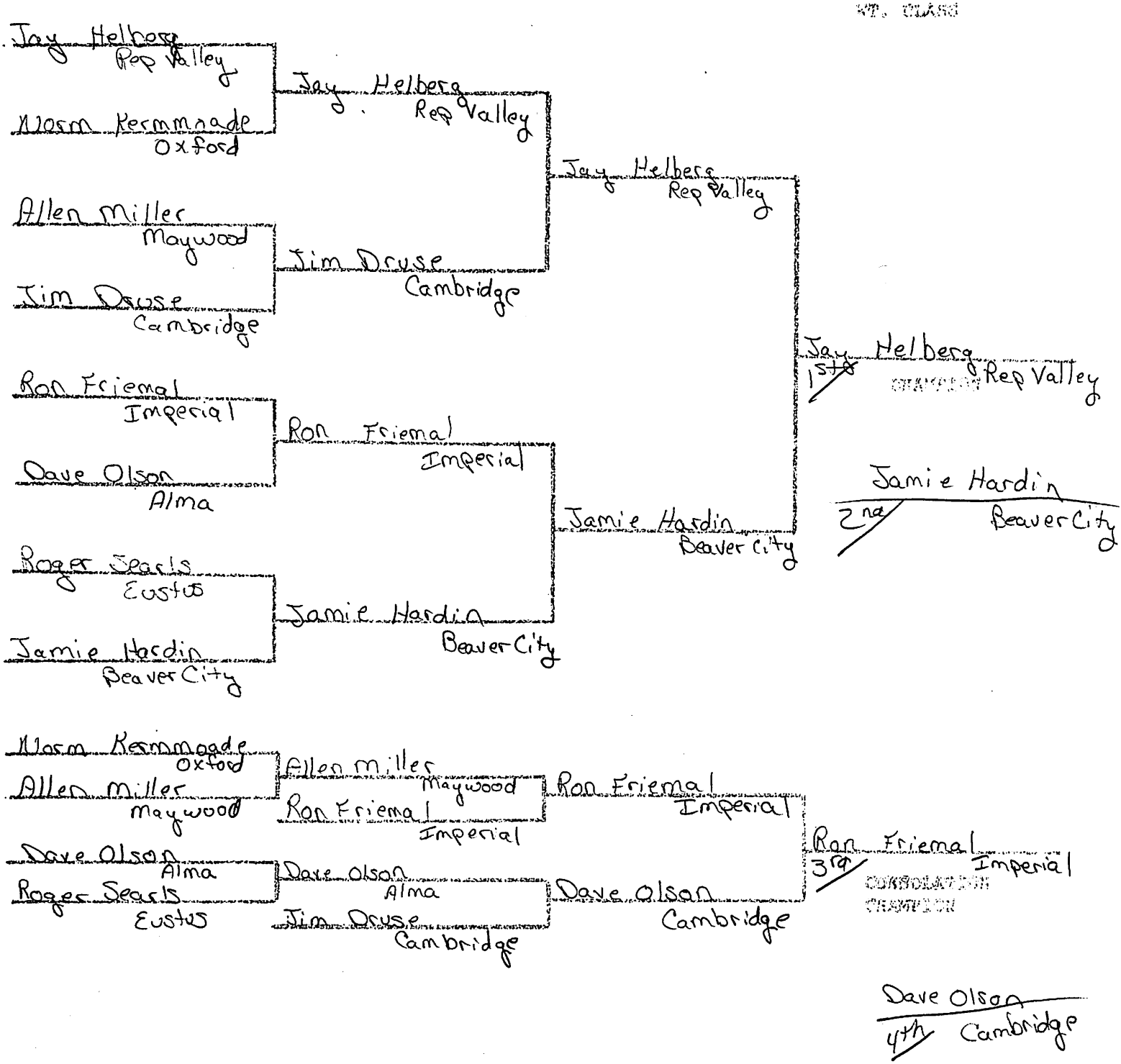

REPUBLICAN VALLEY INVITATIONAL

185
WT. CLASS

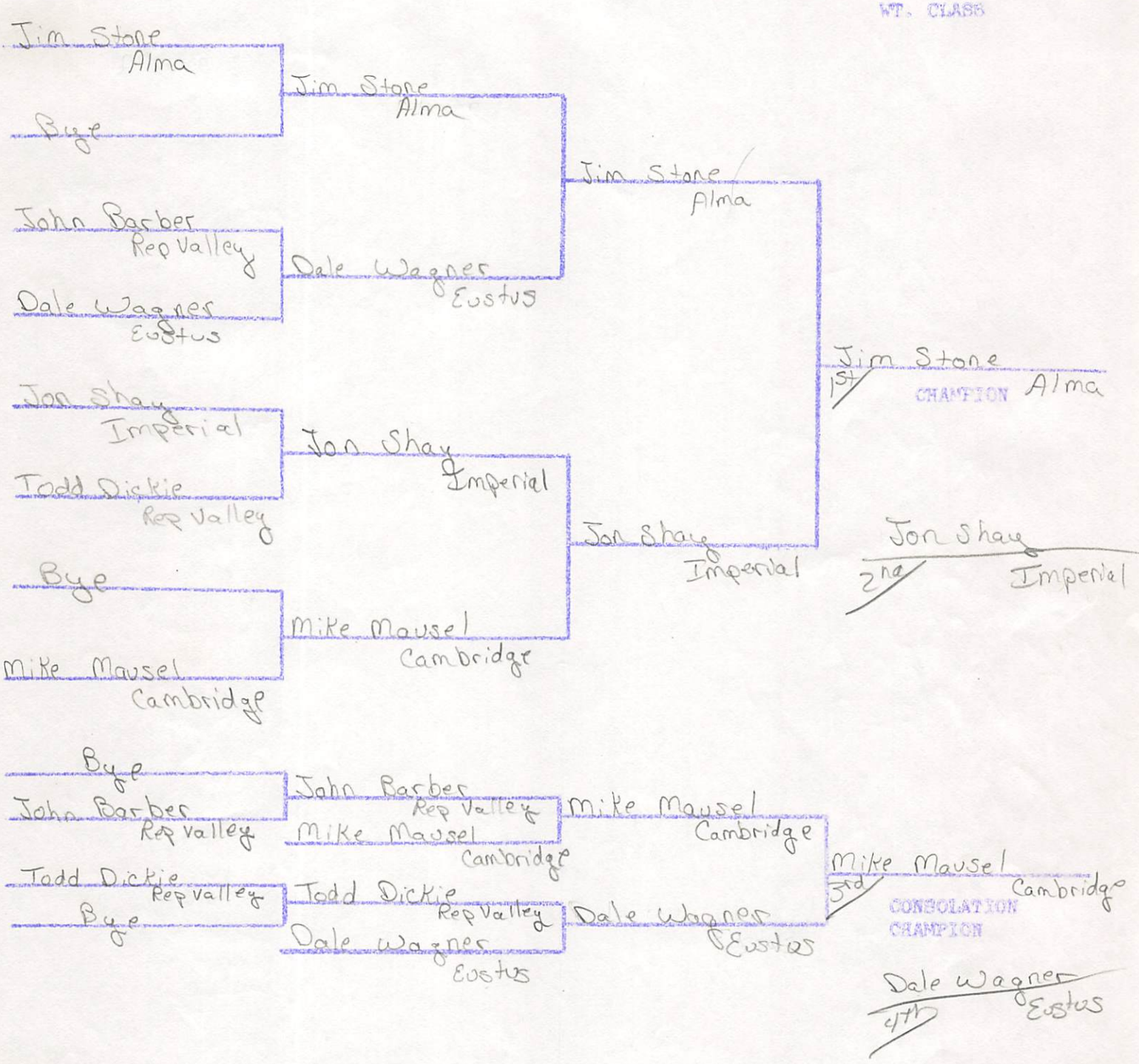

REPUBLICAN VALLEY INVITATIONAL

HWT

WT. CLASS

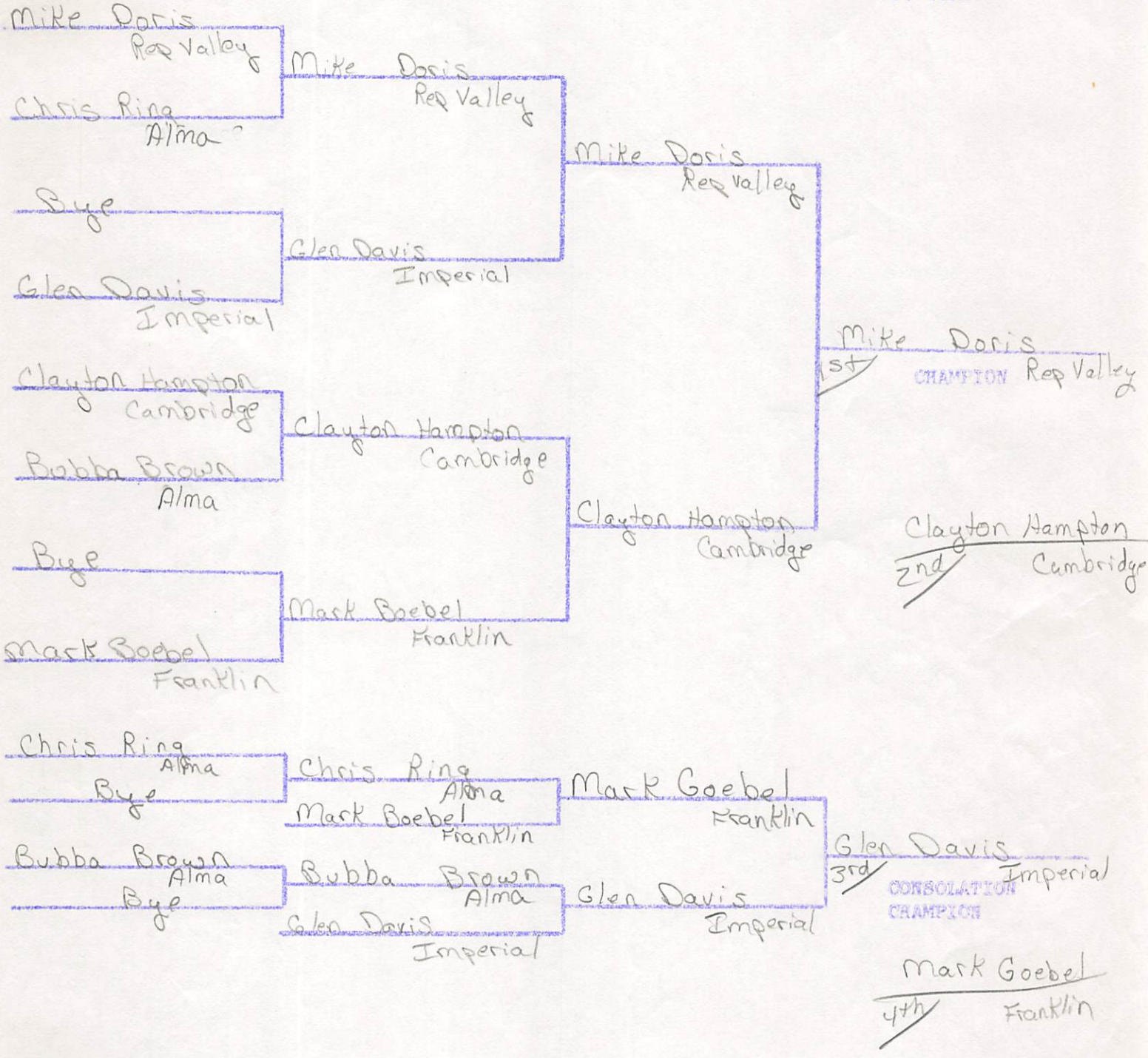

# B-4 DISTRICT

## CHAMPIONS BRACKET 98 LBS. CLASS

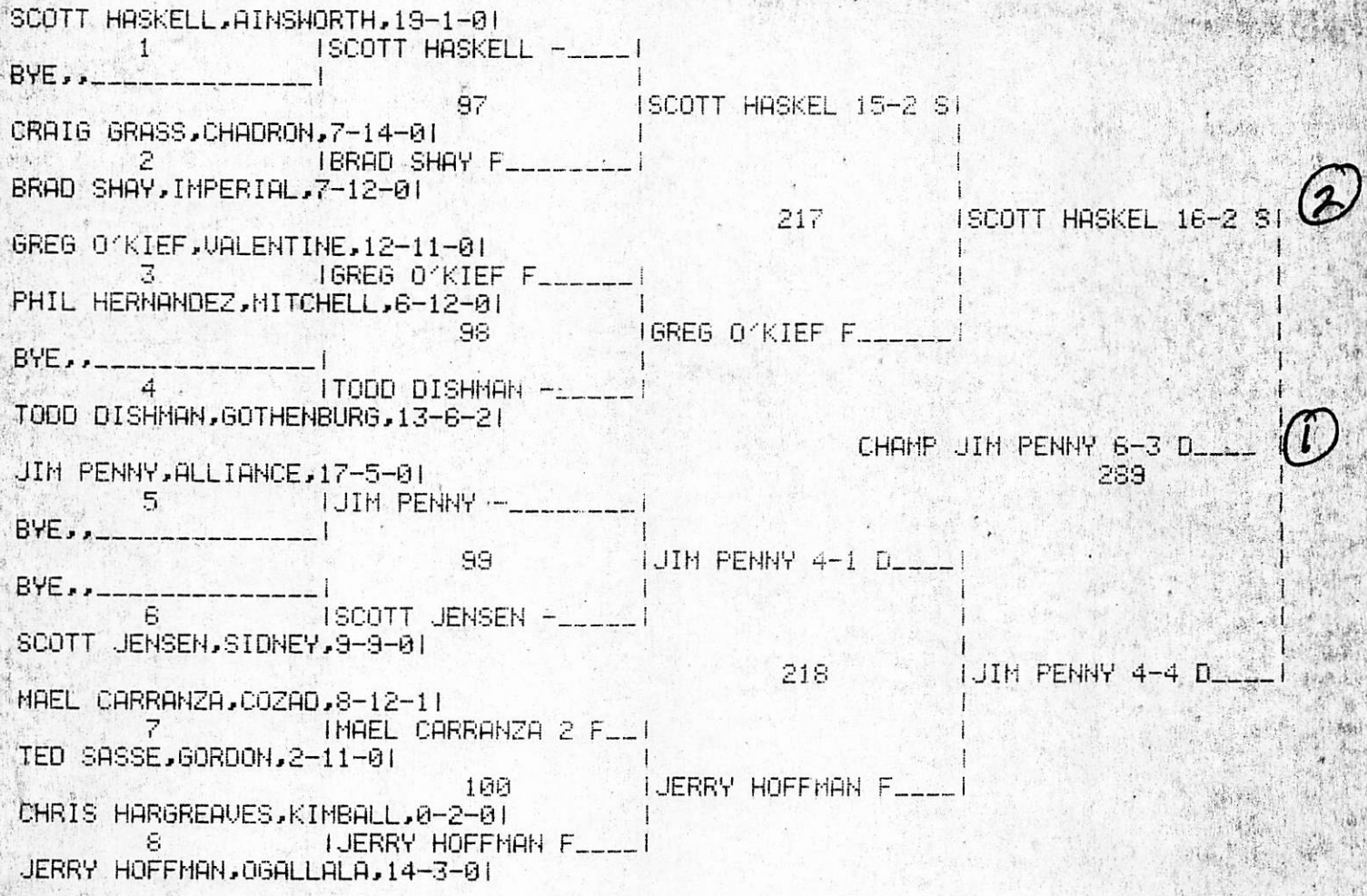


## CONSOLATION BRACKET 98 LBS. CLASS

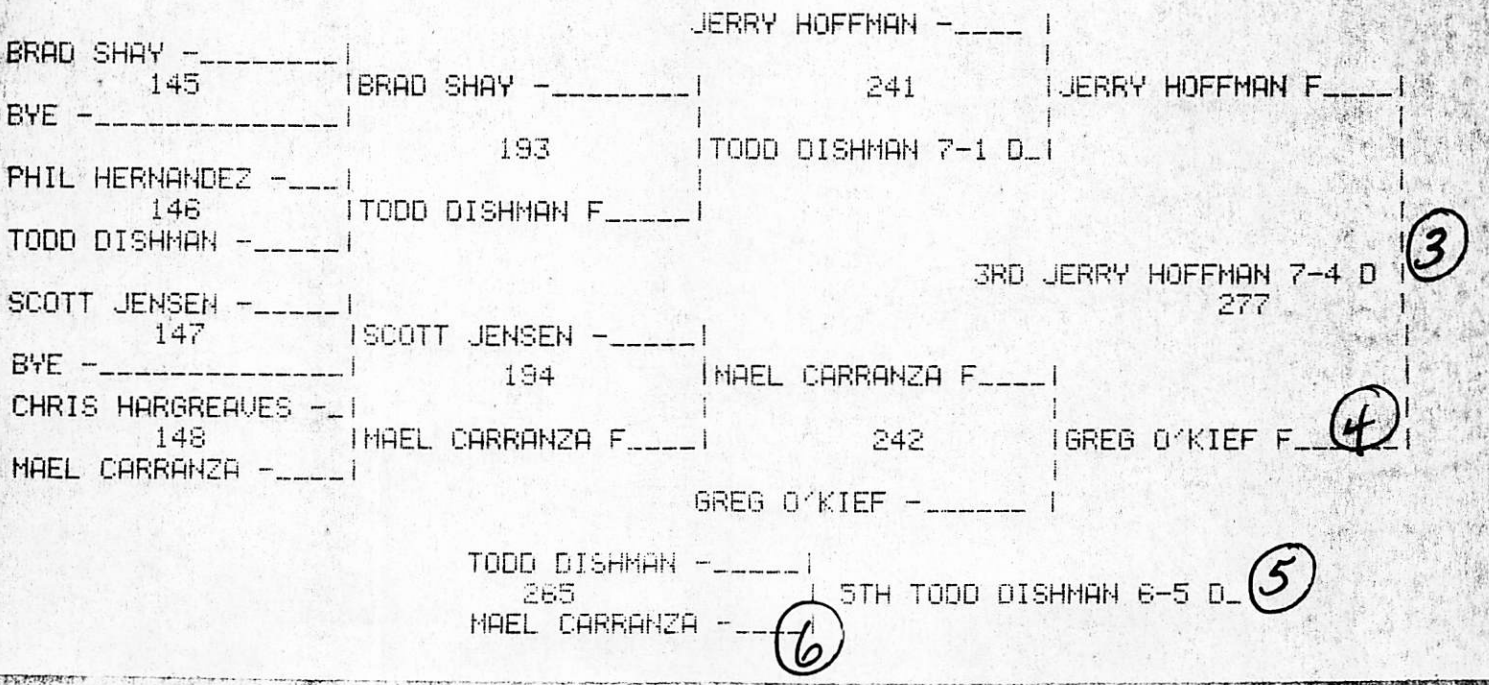

# B-4 DISTRICT

## CHAMPIONS BRACKET 105 LBS. CLASS

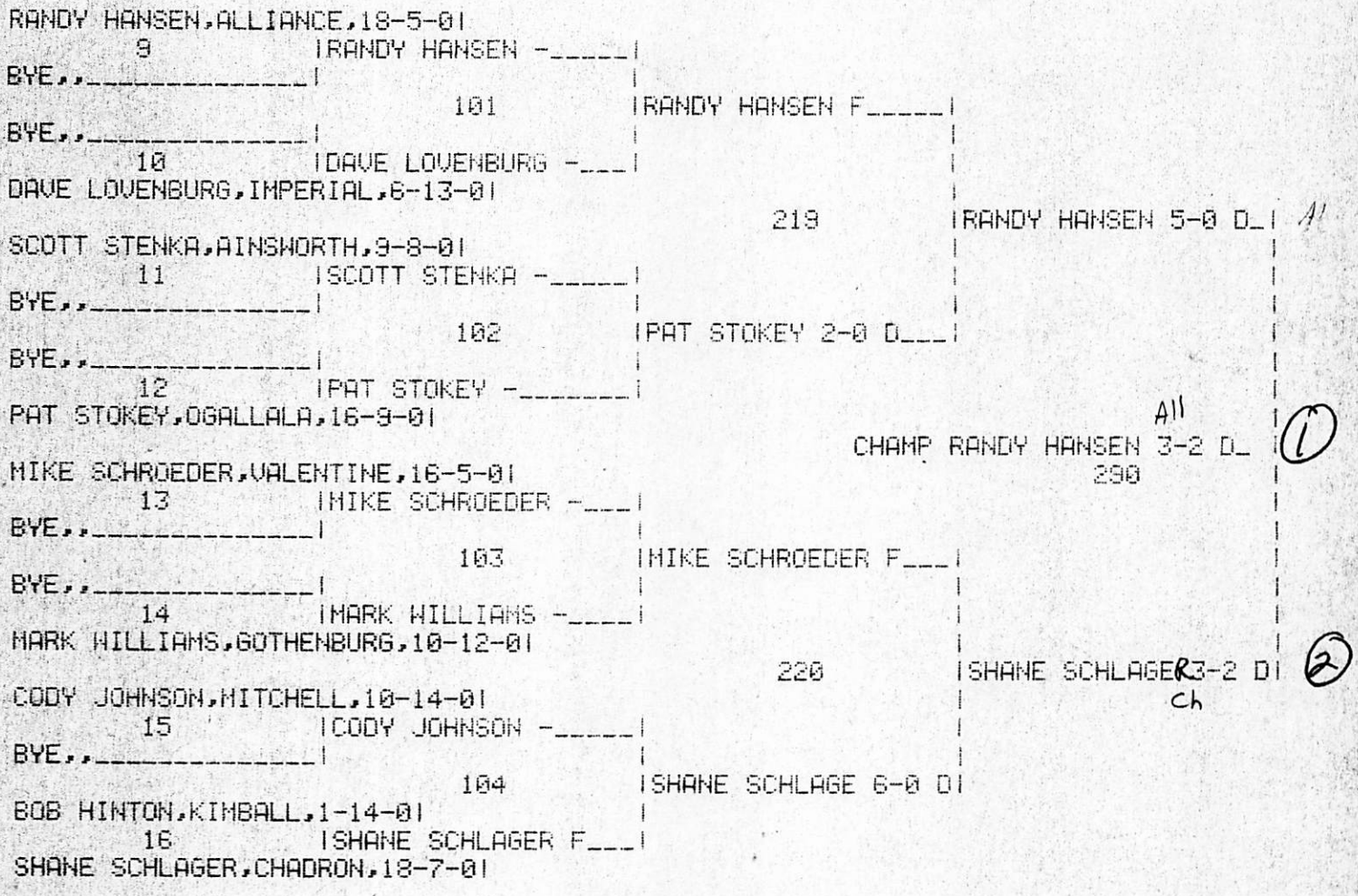


## CONSOLATION BRACKET 105 LBS. CLASS

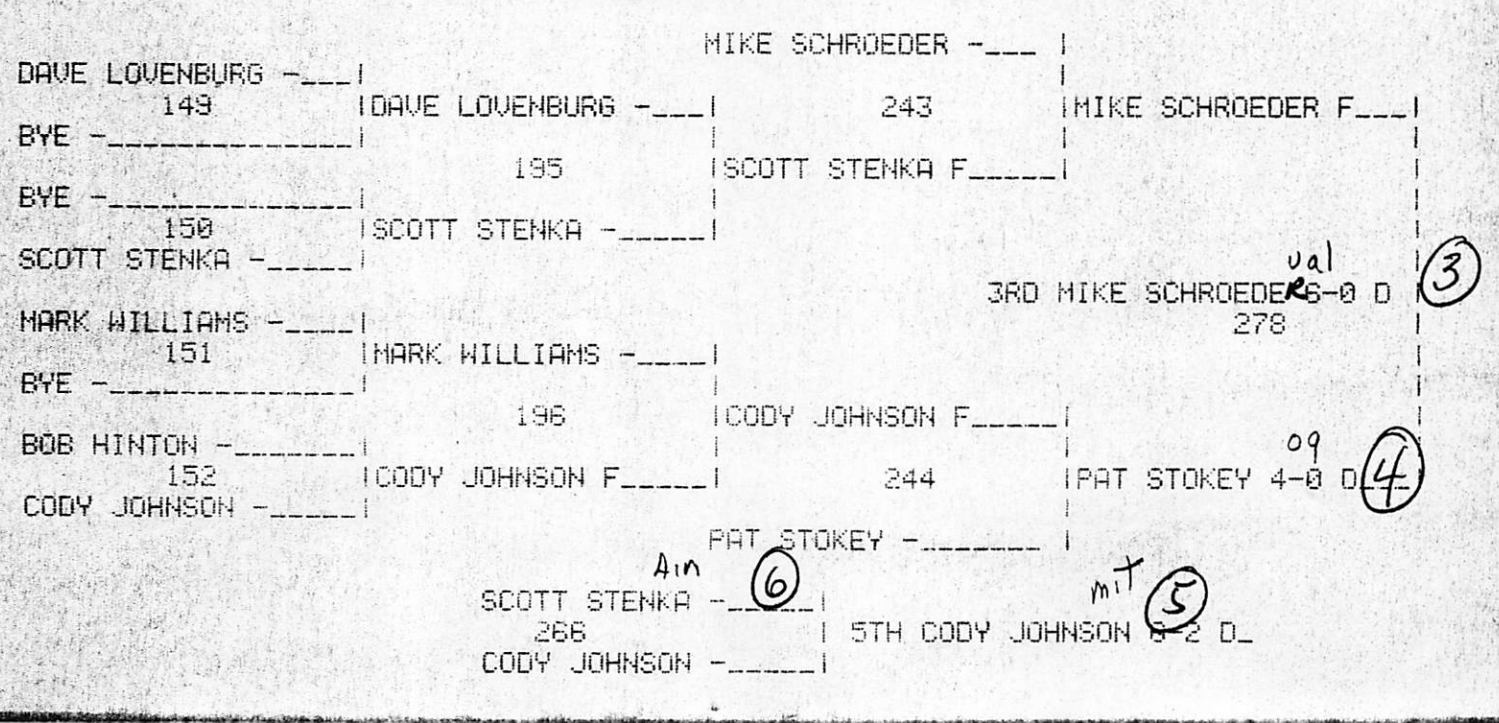

# 8-4 DISTRICT

## CHAMPIONS BRACKET 112 LBS. CLASS

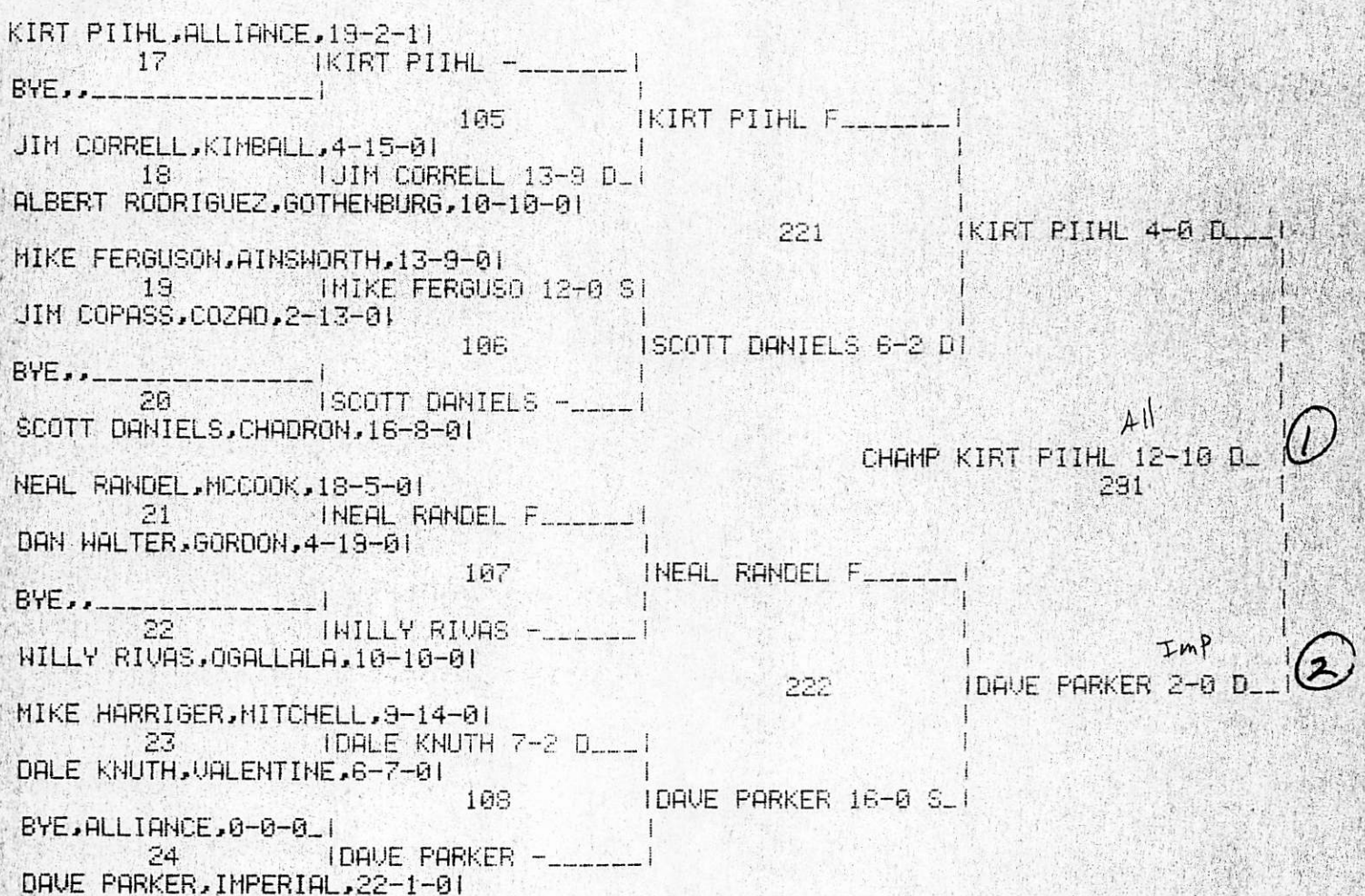


## CONSOLATION BRACKET 112 LBS. CLASS

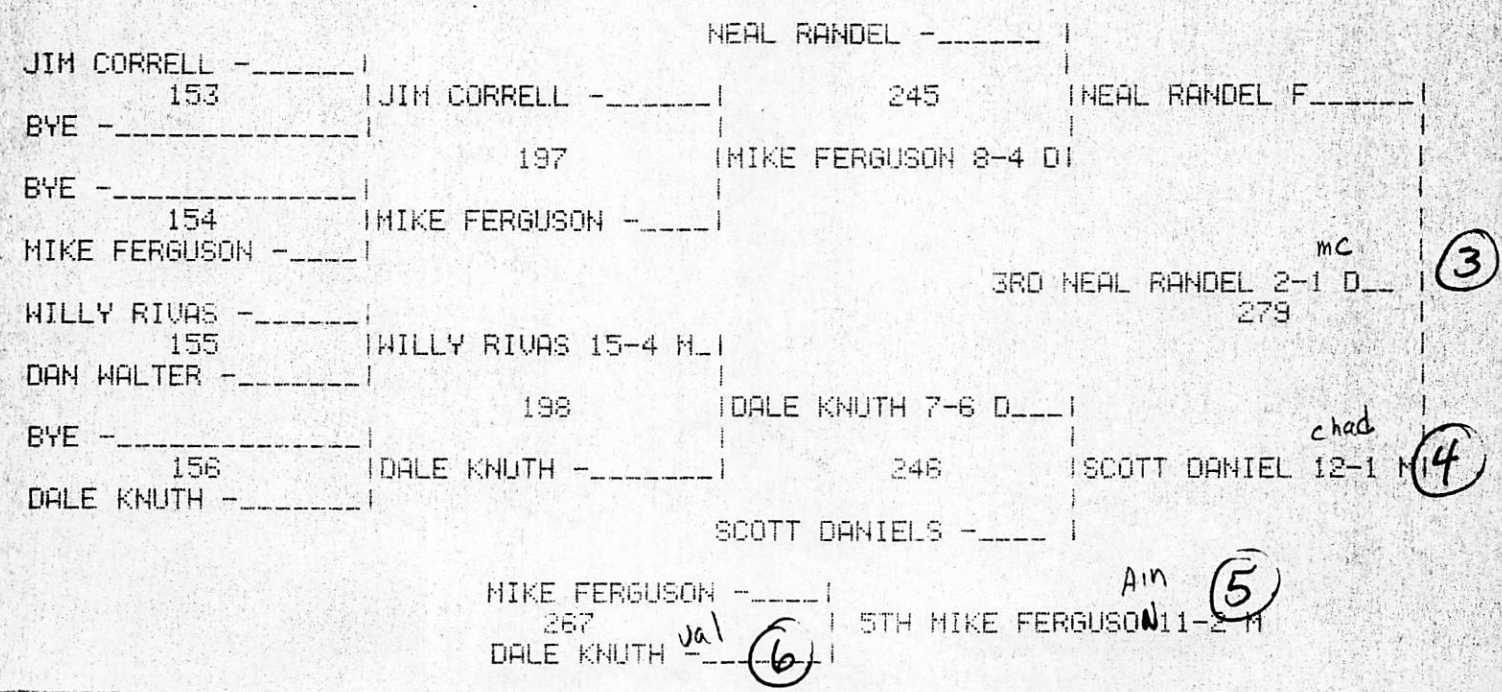

8-4 DISTRICT

CHAMPIONS BRACKET 119 LBS. CLASS

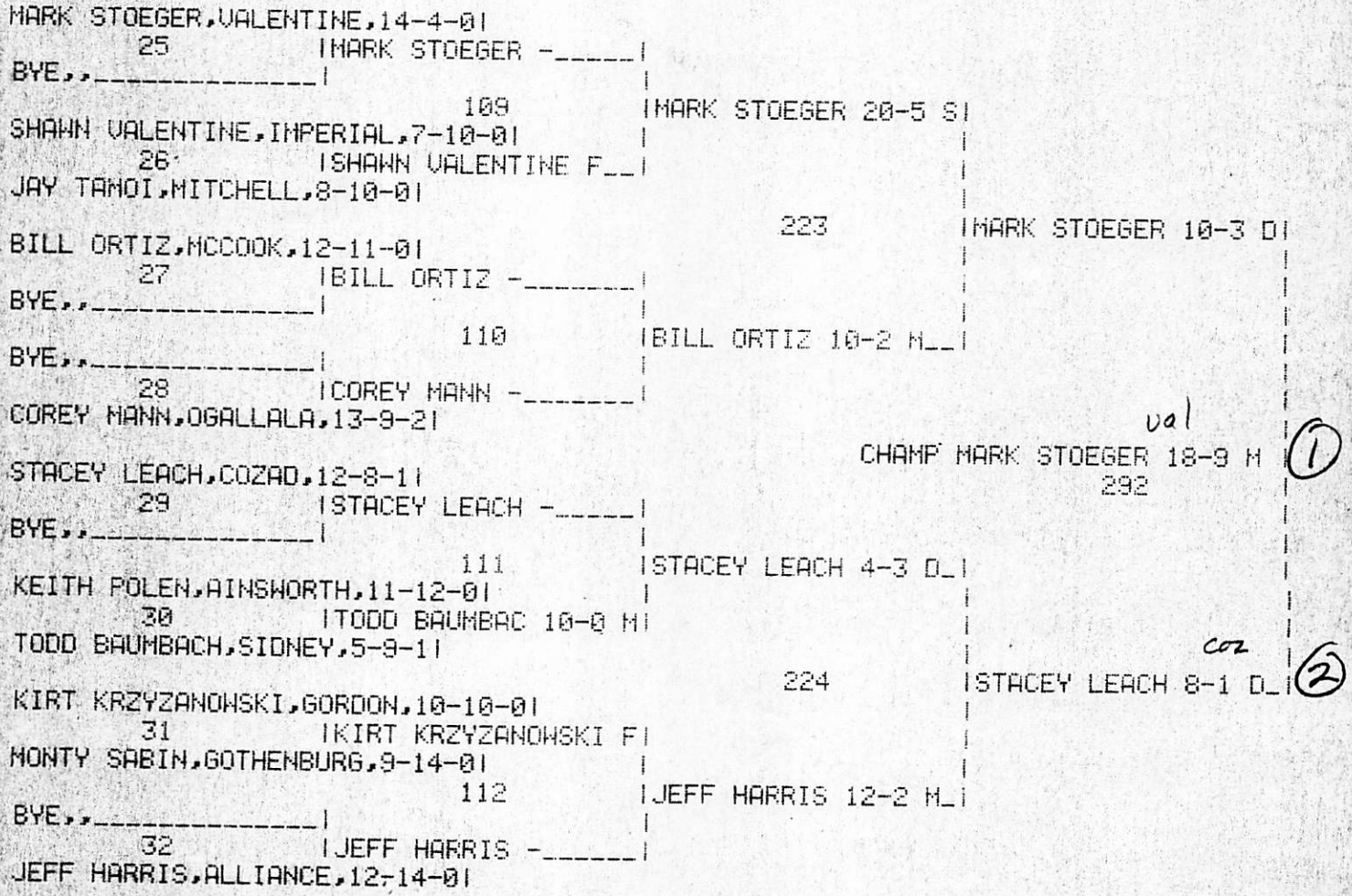


CONSOLATION BRACKET 119 LBS. CLASS



B-4 DISTRICT

CHAMPIONS BRACKET 126 LBS. CLASS




CONSOLATION BRACKET 126 LBS. CLASS

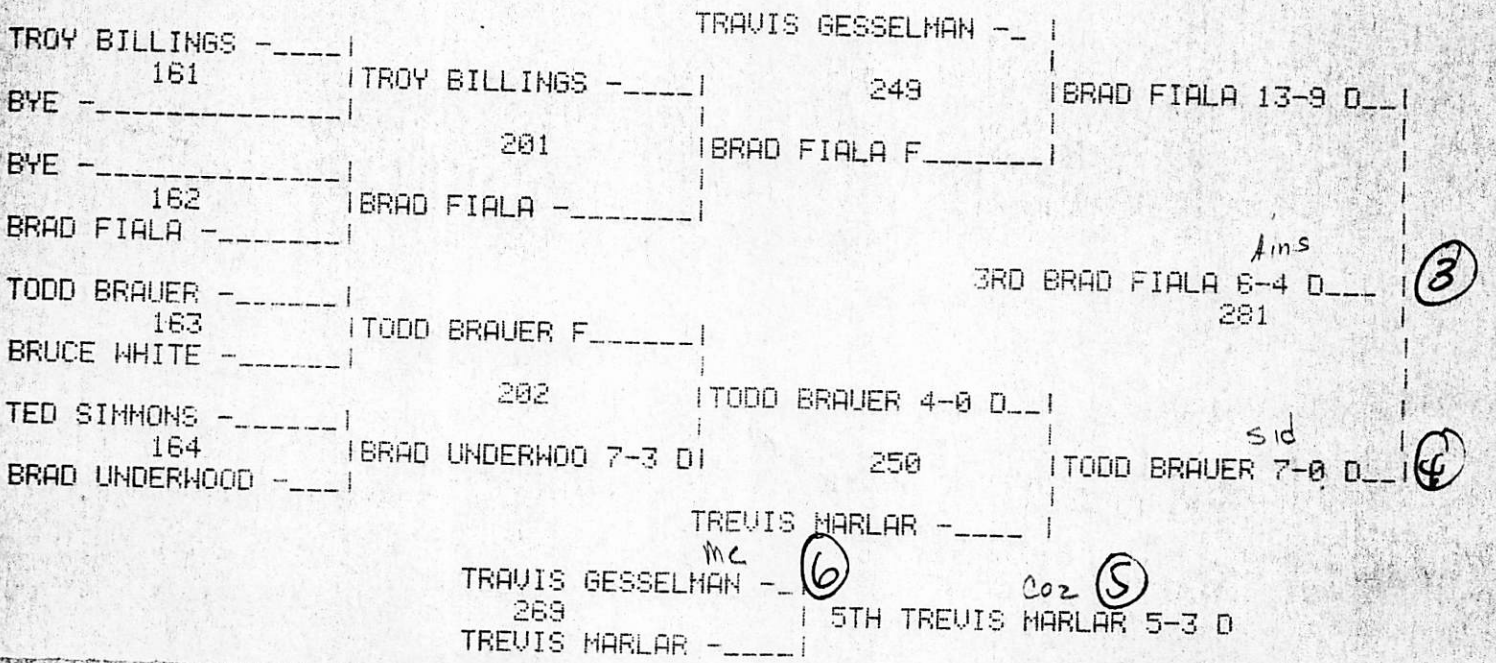

B-4 DISTRICT

CHAMPIONS BRACKET 132 LBS. CLASS




CONSOLATION BRACKET 132 LBS. CLASS

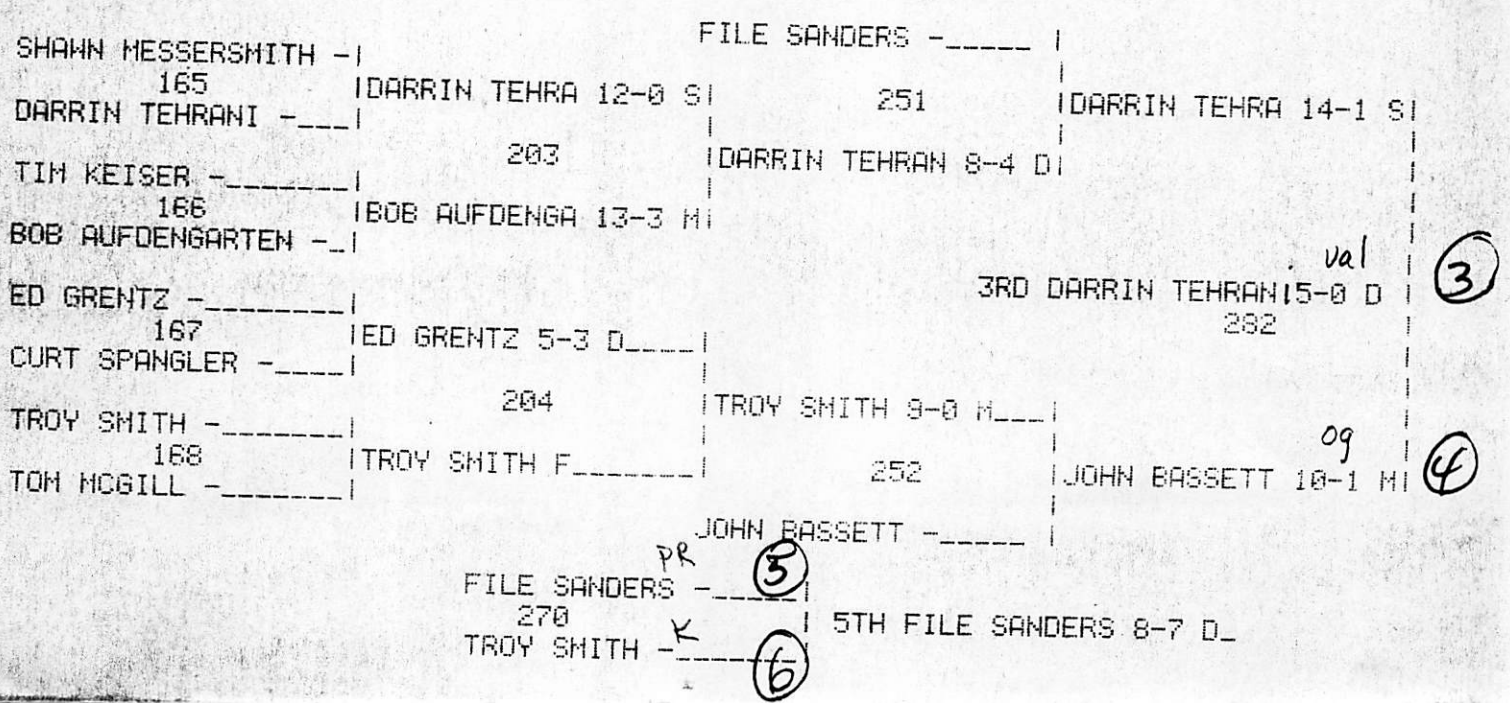

8-4 DISTRICT

CHAMPIONS BRACKET 138 LBS. CLASS

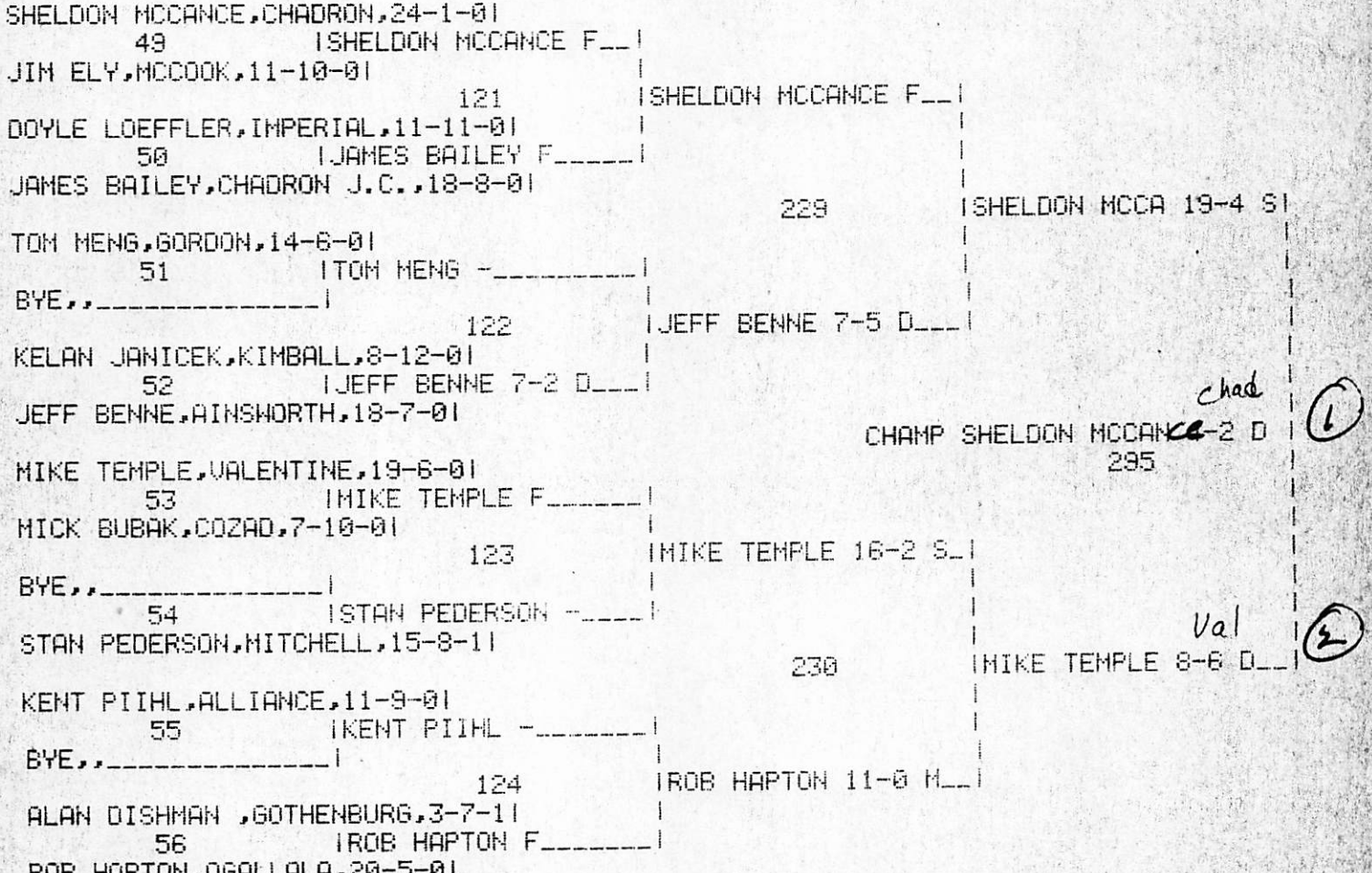


CONSOLATION BRACKET 138 LBS. CLASS

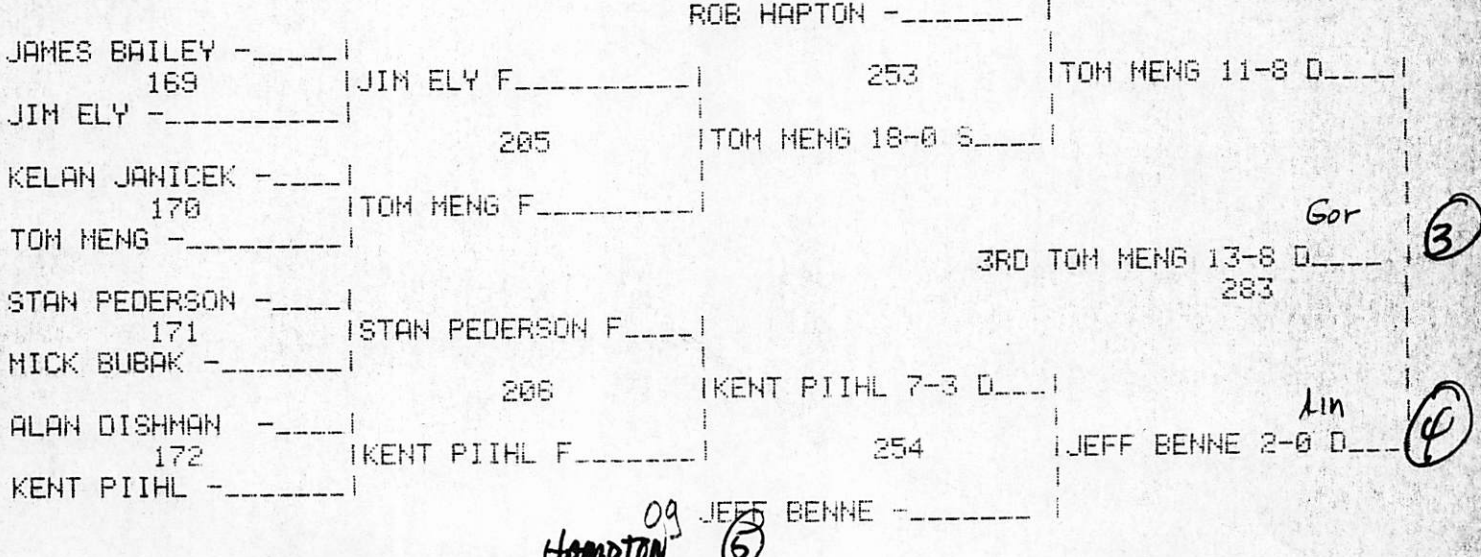

# B-4 DISTRICT

## CHAMPIONS BRACKET 145 LBS. CLASS

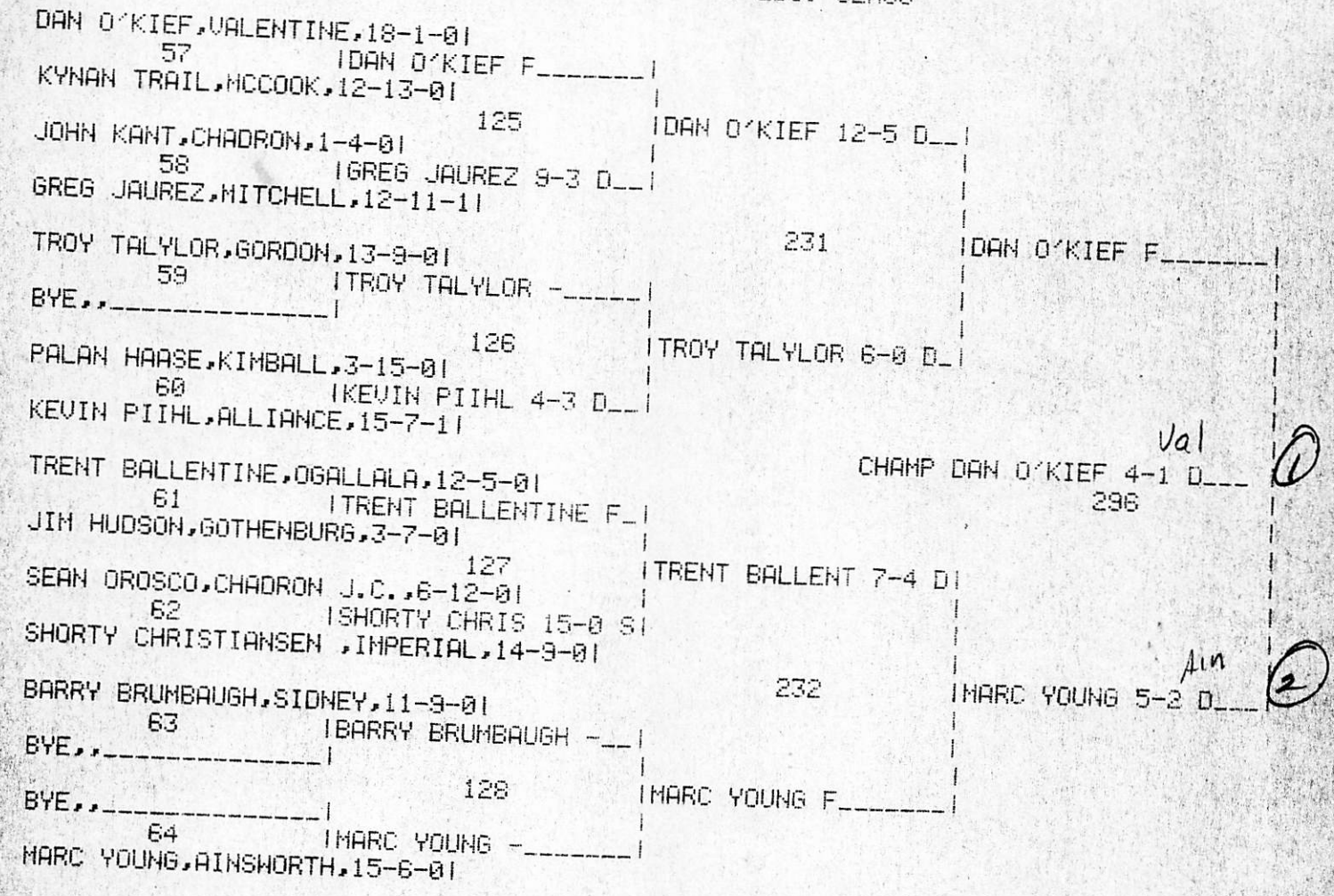


## CONSOLATION BRACKET 145 LBS. CLASS

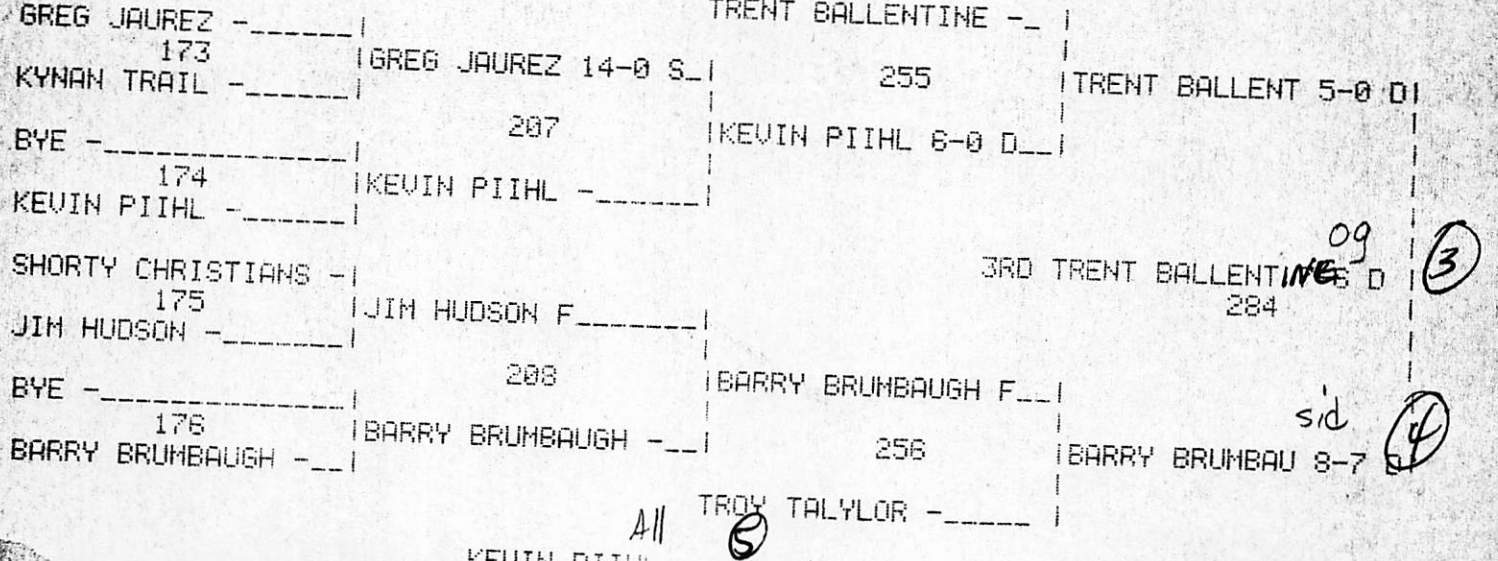

B-4 DISTRICT

CHAMPIONS BRACKET 155 LBS. CLASS

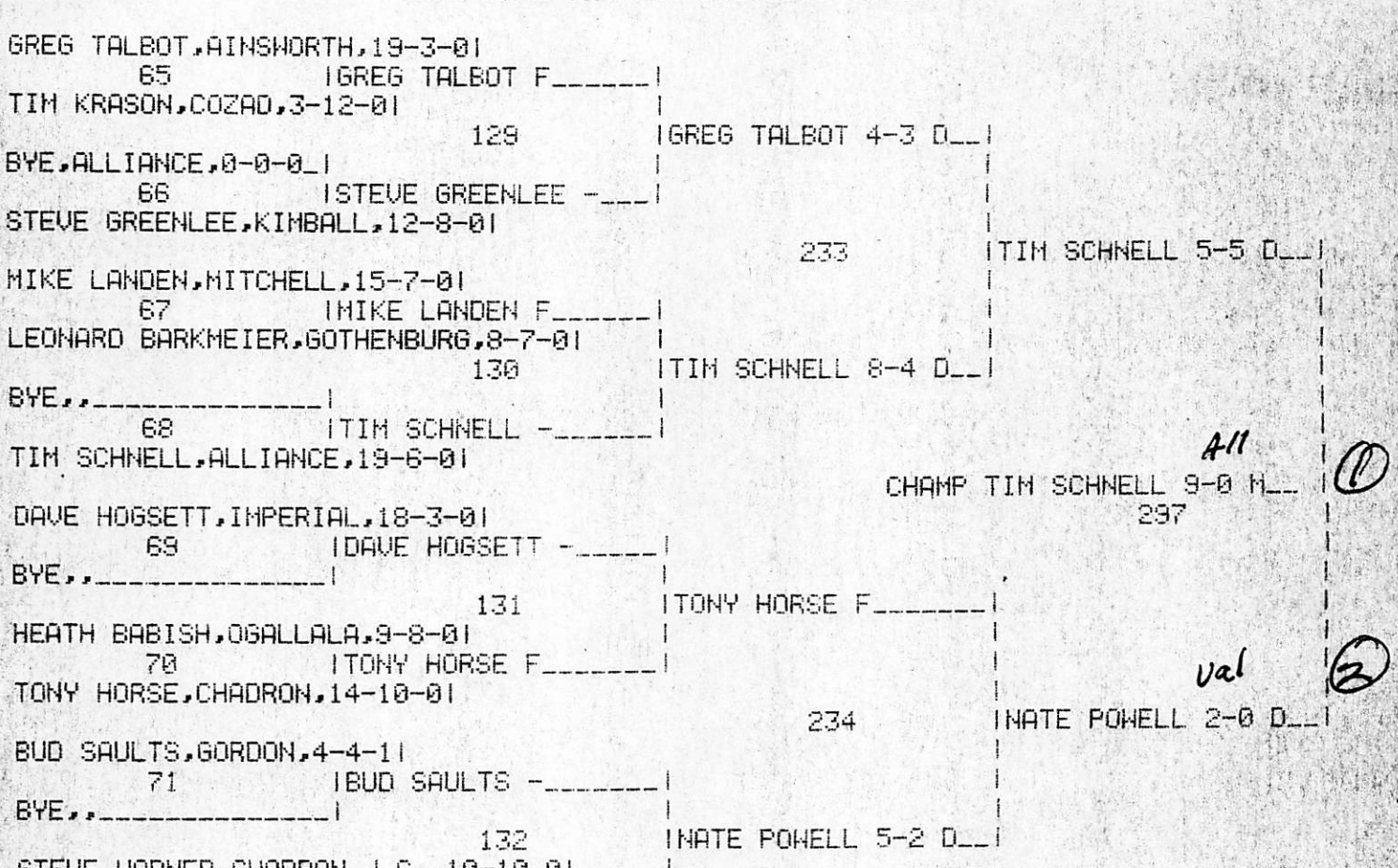


CONSOLATION BRACKET 155 LBS. CLASS

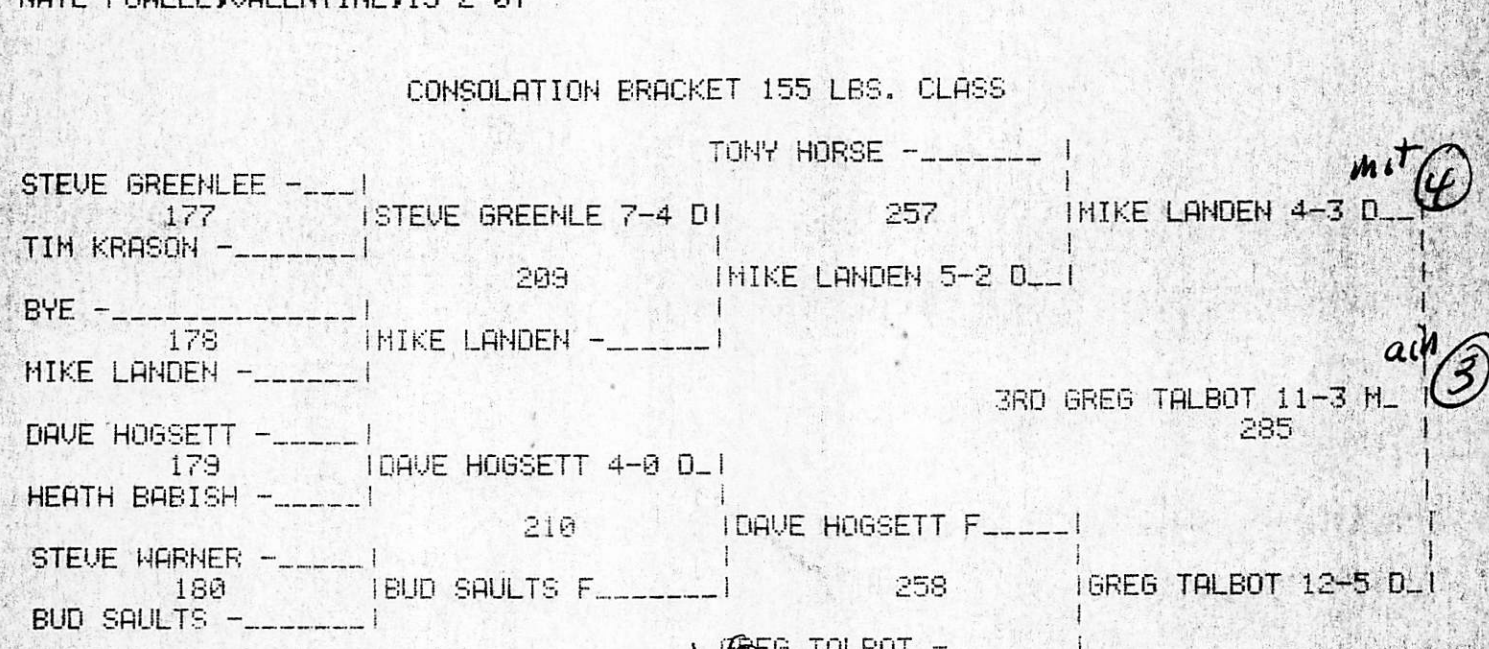

# 8-4 DISTRICT

## CHAMPIONS BRACKET 167 LBS. CLASS

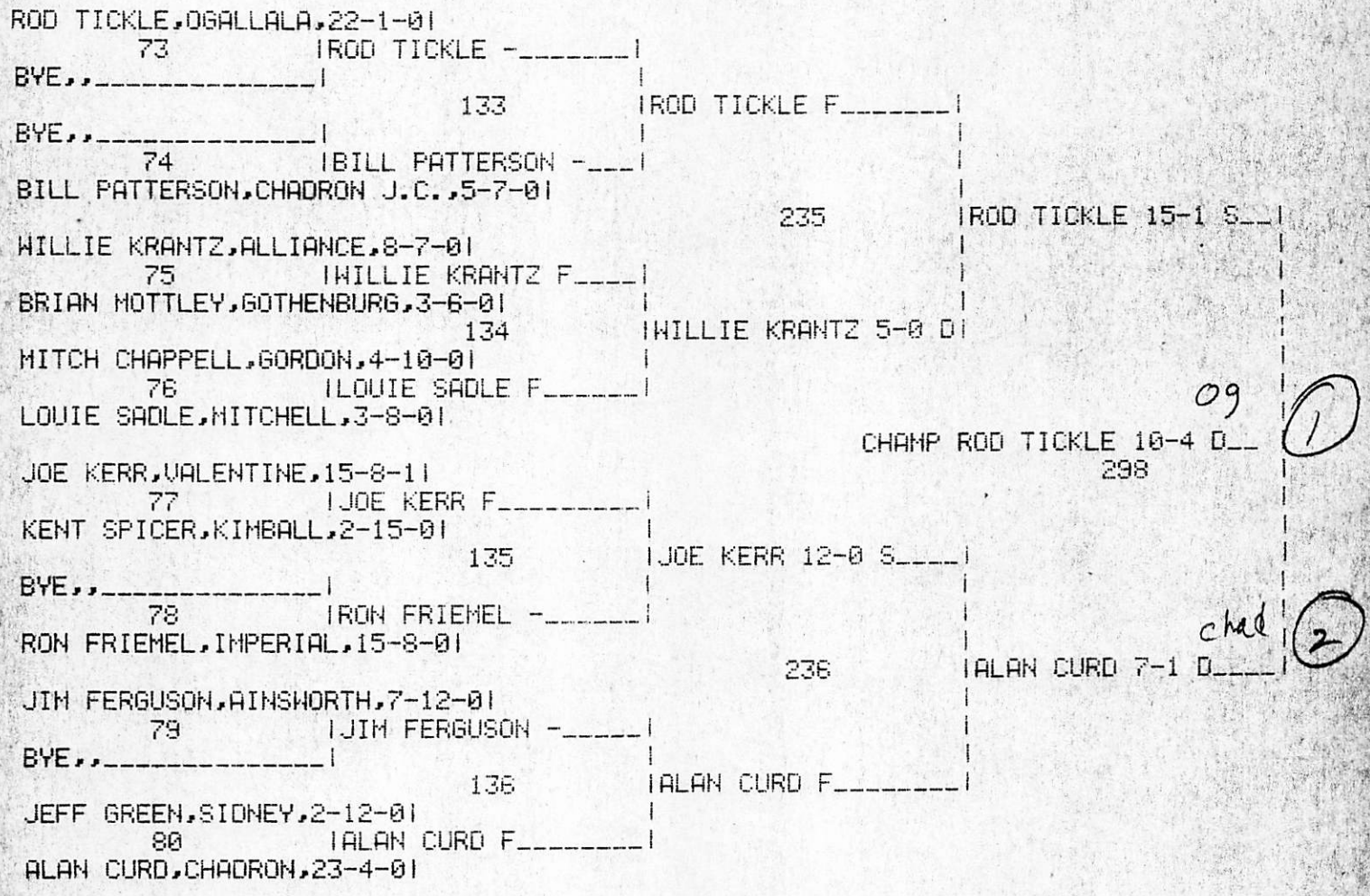


## CONSOLATION BRACKET 167 LBS. CLASS

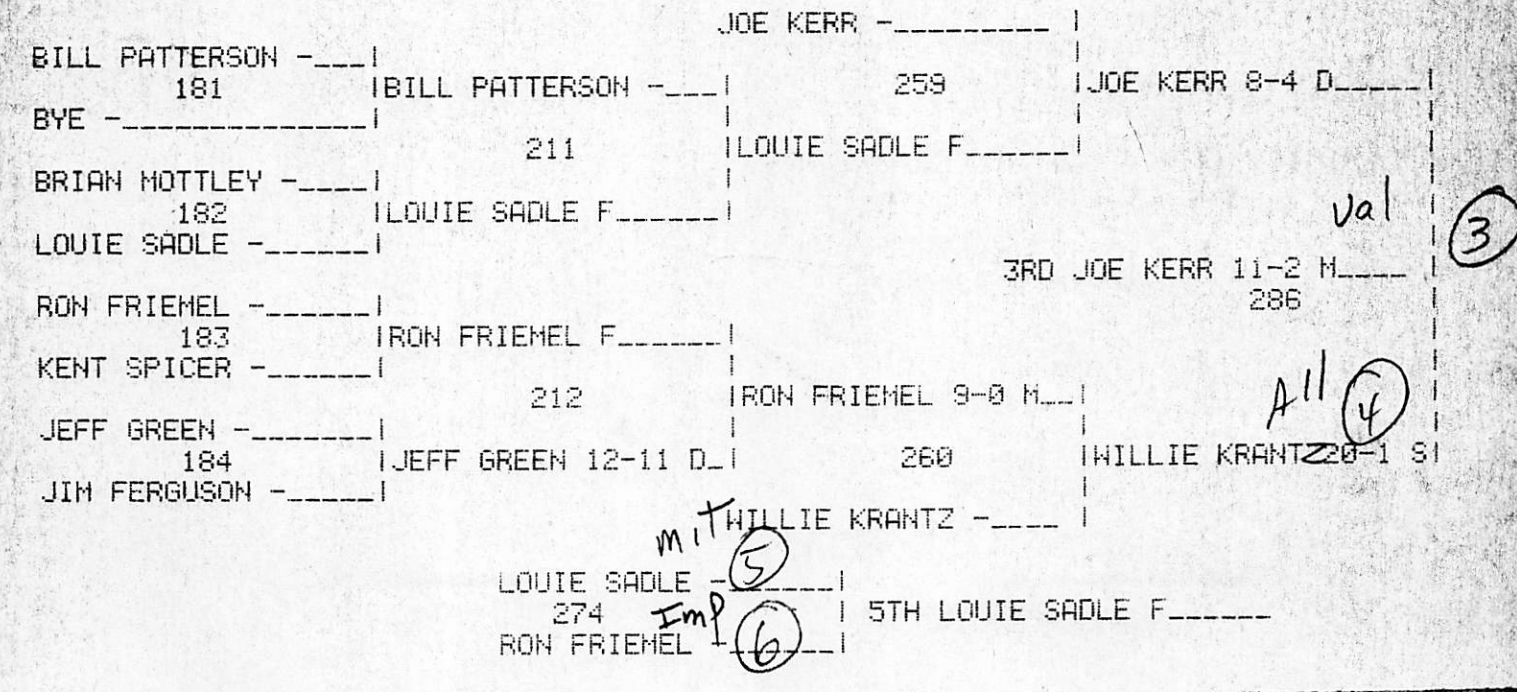

B-4 DISTRICT

CHAMPIONS BRACKET 185 LBS. CLASS

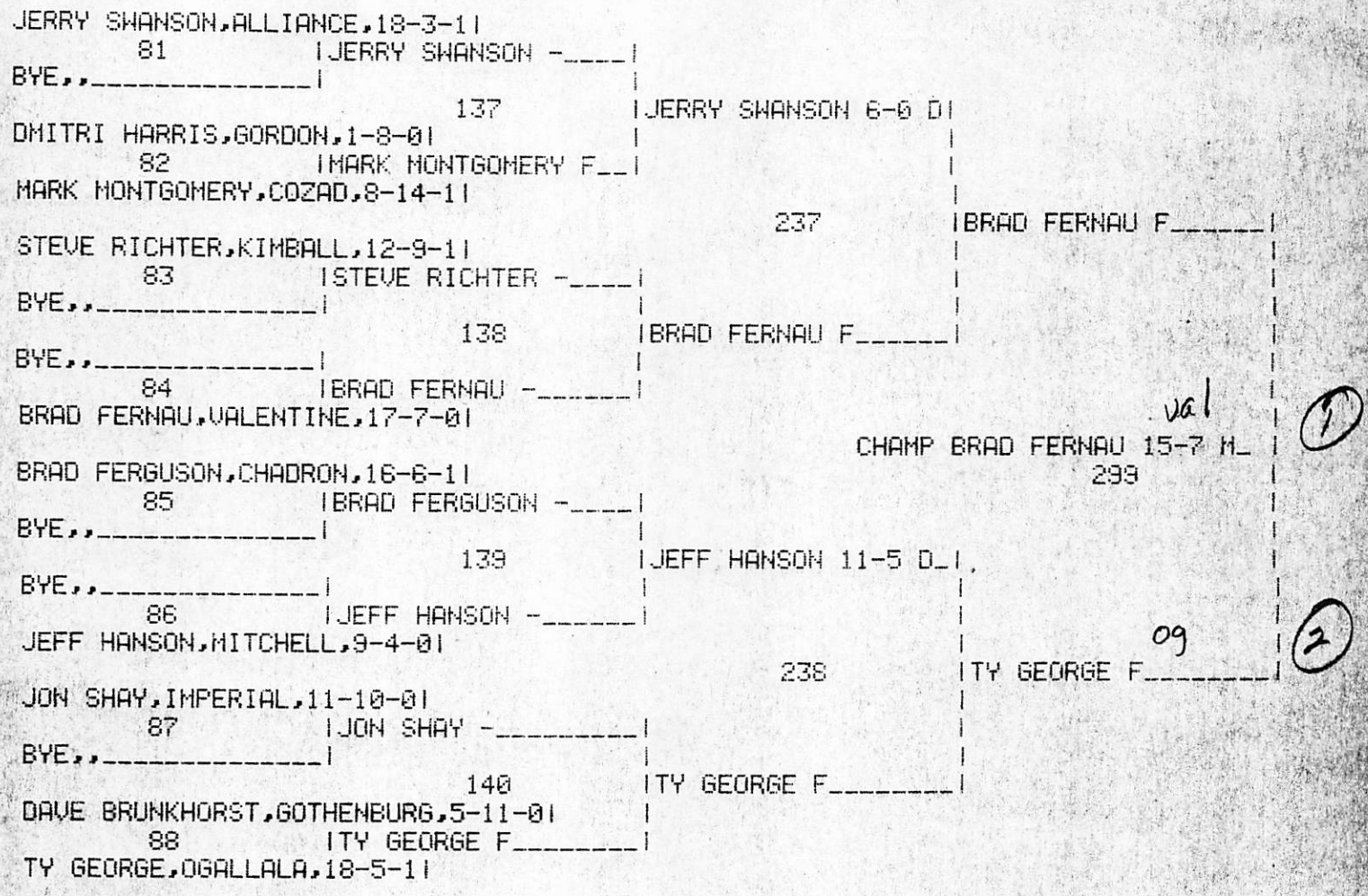


CONSOLATION BRACKET 185 LBS. CLASS

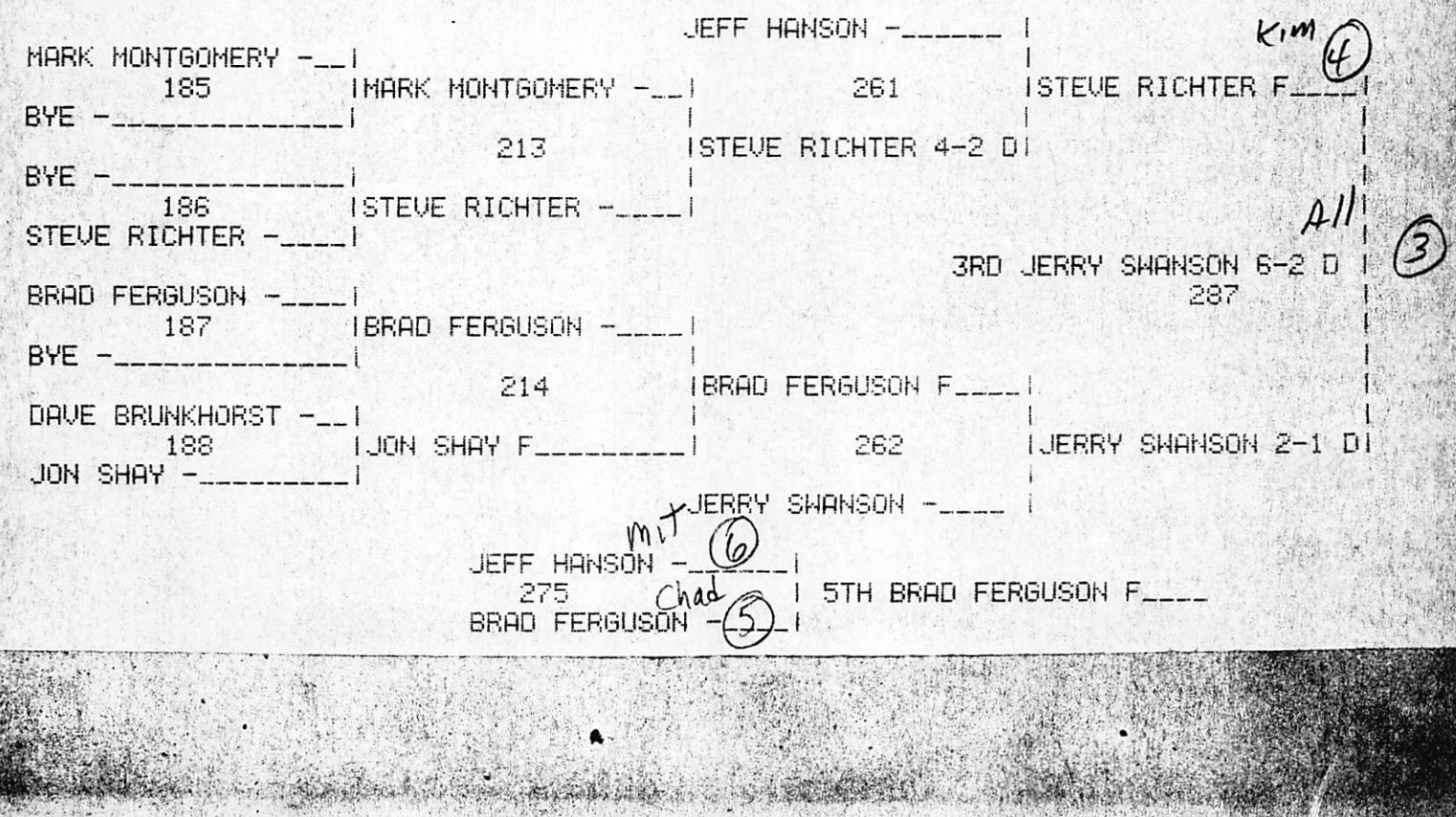

# B-4 DISTRICT

## CHAMPIONS BRACKET WT LBS. CLASS

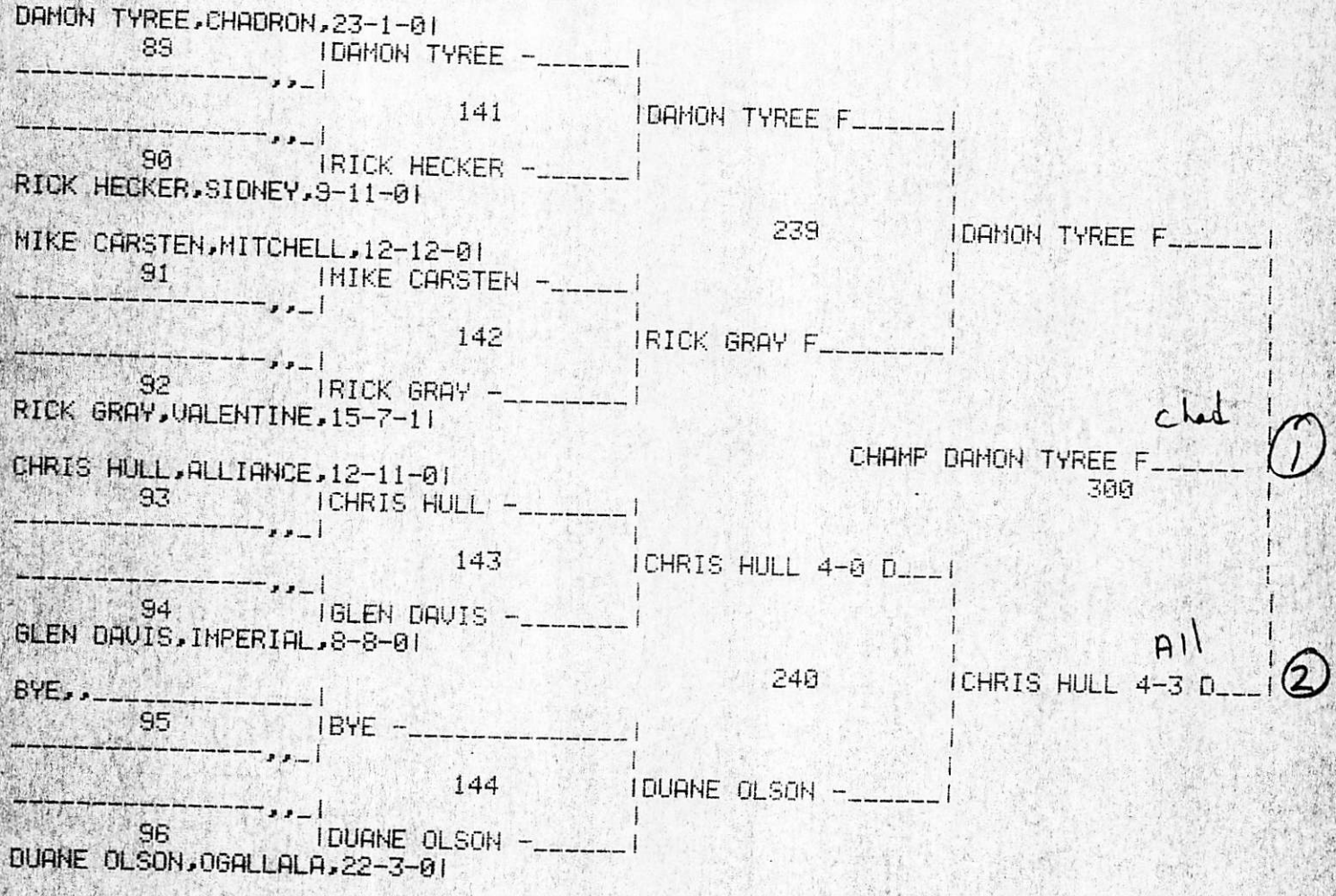


## CONSOLATION BRACKET WT LBS. CLASS

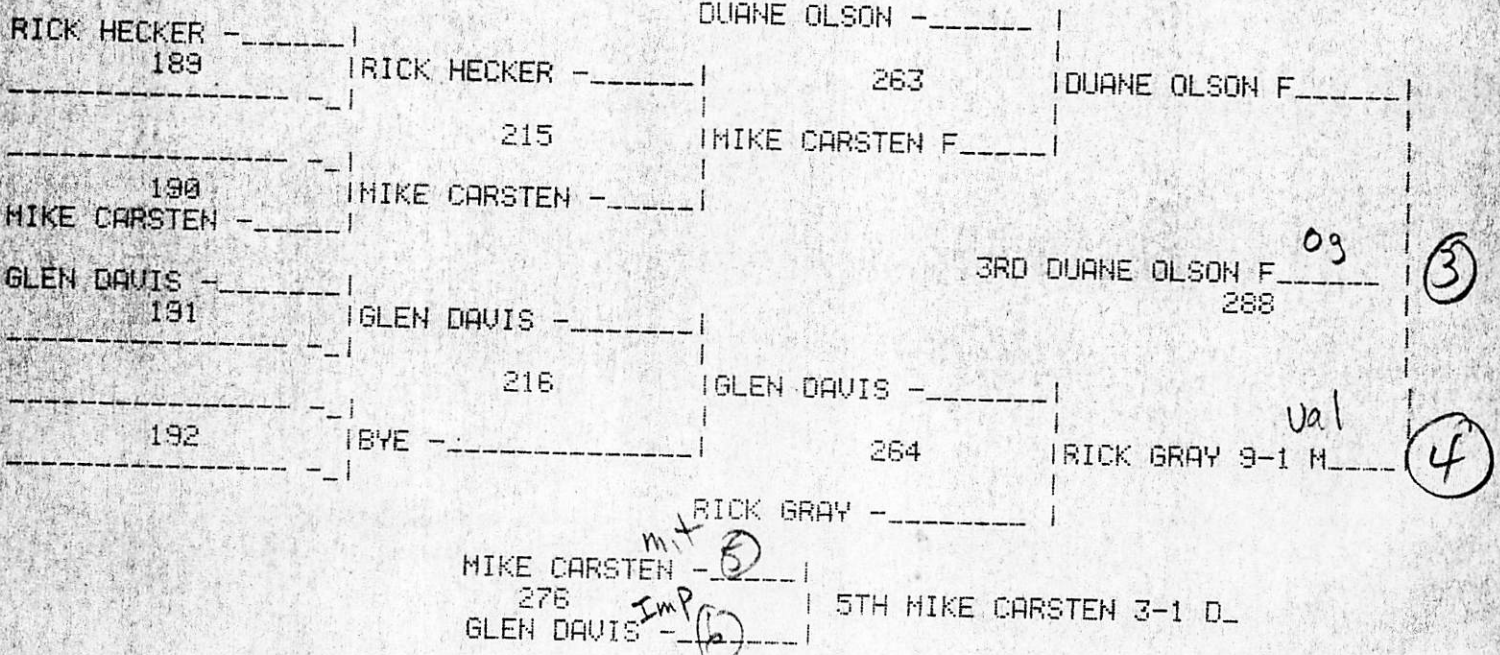

1 These Stats. are through the Rep. Valley Tourn.

| wt. | Name | Takedowns | Reversals | Escapes | Near Fall | Pins | Record | |
|---|---|---|---|---|---|---|---|---|
| 98 | Dave Lauenburg | 3 | 3 | 3 | 1 | 1 | 6-13 | 6-15 |
| 98 | Brad Shay | 5 | 9 | 12 | 4 | 5 | 7-12 | 8-14 |
| ~~105~~ | ~~Sid Peterson~~ | | | | | | | |
| 112 | Dave Parker | 22 | 18 | 6 | 30 | 11 | 22-1 | 24-2 |
| 119 | Shawn Valentine | 8 | 11 | 15 | 7 | 5 | 7-10 | 10-12 |
| 126 | Mike Francis | 4 | 5 | 5 | 0 | 0 | ~~1-12~~ | |
| 126 | Greg Howard | 7 | 2 | 4 | 9 | 2 | ~~4-11~~ | |
| 138 | Doyle Loeffler | 11 | 17 | 7 | 8 | 5 | ~~11-11~~ | |
| 145 | Shorty Christianser | 18 | 9 | 4 | 9 | 8 | 14-9 | 15-11 |
| 155 | Dave Hogsett | 26 | 9 | 6 | 19 | 7 | 18-3 | 21-5 |
| 167 | Ron Friemel | 12 | 17 | 6 | 12 | 11 | 15-8 | 17-11 |
| 185 | Jon Shay | 13 | 12 | 3 | 10 | 4 | 11-10 | 12-12 |
| Hwt. | Glen Davis | 2 | 2 | 3 | 0 | 3 | 8-8 | 8-11 |

# IMPERIAL INVITATIONAL--1982--Results

## CLASS A

Team Scores

Wray - 189½
Rep. Valley - 119½
Caliche - 113
Imperial - 58½
Holyoke - 42
McCook - 38
Oshkosh - 32
Ogallala - 18½

## CLASS A FINISHERS

98 lbs.

1 Kolles - Caliche
2 Donnalson - Wray
3 Oneal - Holyoke
4 Ruggles - Rep. Valley

105 lbs.

1 Wood - Rep. Valley
2 Stroh - Holyoke
3 Randol - McCook
4 Rogers - Oshkosh

112 lbs.

1 Smith - Wray
2 Bayliss - Rep. Valley
3 Dreitz - Caliche
4 Higgs - Holyoke

119 lbs.

1 Wright - Wray
2 Gesselman - McCook
3 Roberts - Rep. Valley
4 Pyle - Caliche

126 lbs.

1 Barller - Wray
2 Weatherly - Imperial
3 Krueger - Rep. Valley
4 Hamilton - Caliche

132 lbs.

1 Carson - Wray
2 Kipps - Caliche
3 Fearing - McCook
4 McBride - Rep. Valley

138 lbs.

1 Smith - Wray
2 Wood - Rep. Valley
3 Gonzales - Caliche
4 Gray - Oshkosh

145 lbs.

1 Stanley - Caliche
2 Hebbert - Oshkosh
3 Schafer - Wray
4 Kirwan - Imperial

155 lbs.

1 Dillie - Caliche
2 Buchanan - Wray
3 Hogsett - Imperial
4 Yetter - Oshkosh

167 lbs.

1 Helberg - Rep. Valley
2 Akey - Wray
3 Friemel - Imperial
4 Kilm - Holyoke

185 lbs.

1 Harris - Imperial
2 Wiltfany - Wray
3 Metcalf - Caliche
4 Dirks - Holyoke

HWT

1 Olson - Ogallala
2 Stults - Wray
3 Doris - Rep. Valley
4 Meyer - Wheatland

CLASS B

Team Scores

Wray J.V. - 155
Ogallala J.V. - 130
Beaver City - 108½
McCook J.V. - 54½
Revere - 51½
Maywood - 44
Wheatland - 41
Oshkosh J.V. - 25
Re. Valley J.V. - 24½
Imperial J.V. - 5½
Holyoke J.V. - 0

CLASS B. FINISHERS

98 lbs.

1 Harphom - McCook
2 Jesseph - Beaver City
3 Brunswig - Wray
4 Watson - Ogallala

105 lbs.

1 Ripp - Wray
2 McConnell - McCook
3 Kilgore - Ogallala
4 Fisher - Beaver City

112 lbs.

1 Curtis - Wheatland
2 Rowland - Rep. Valley
3 Ortiz - McCook
4 Siffering - Ogallala

119 lbs.

1 Smith - Wray
2 Mann - Ogallala
3 Luckie - McCook
4 Miller - Maywood

126 lbs.

1 Marston - Wray
2 Linner - Beaver City
3 Gilbert - Maywood
4 Leidiny - Revere

132 lbs.

1 Ballentine - Ogallala
2 Rodenbough - Beaver City
3 Ritchey - Wray
4 Harger - Wheatland

138 lbs.

1 Wisdon - Wray
2 Mues - Oshkosh
3 Moreno - Ogallala
4 Olson - Revere

145 lbs.

1 Merritt - Wray
2 Collins - Revere
3 Ruhlman - Ogallala
4 Saunders - Oshkosh

167 lbs.

1 Becker - Beaver City
2 Boyd - McCook
3 Brobst - Wray
4 Kissack - Ogallala

185 lbs.

1 White - Maywood
2 Schulz - Ogallala
3 Strayer - Beaver City
4 Richards - Oshkosh

HWT

1 Meyer - Wheatland
2 Dickie - Rep. Valley

Class B

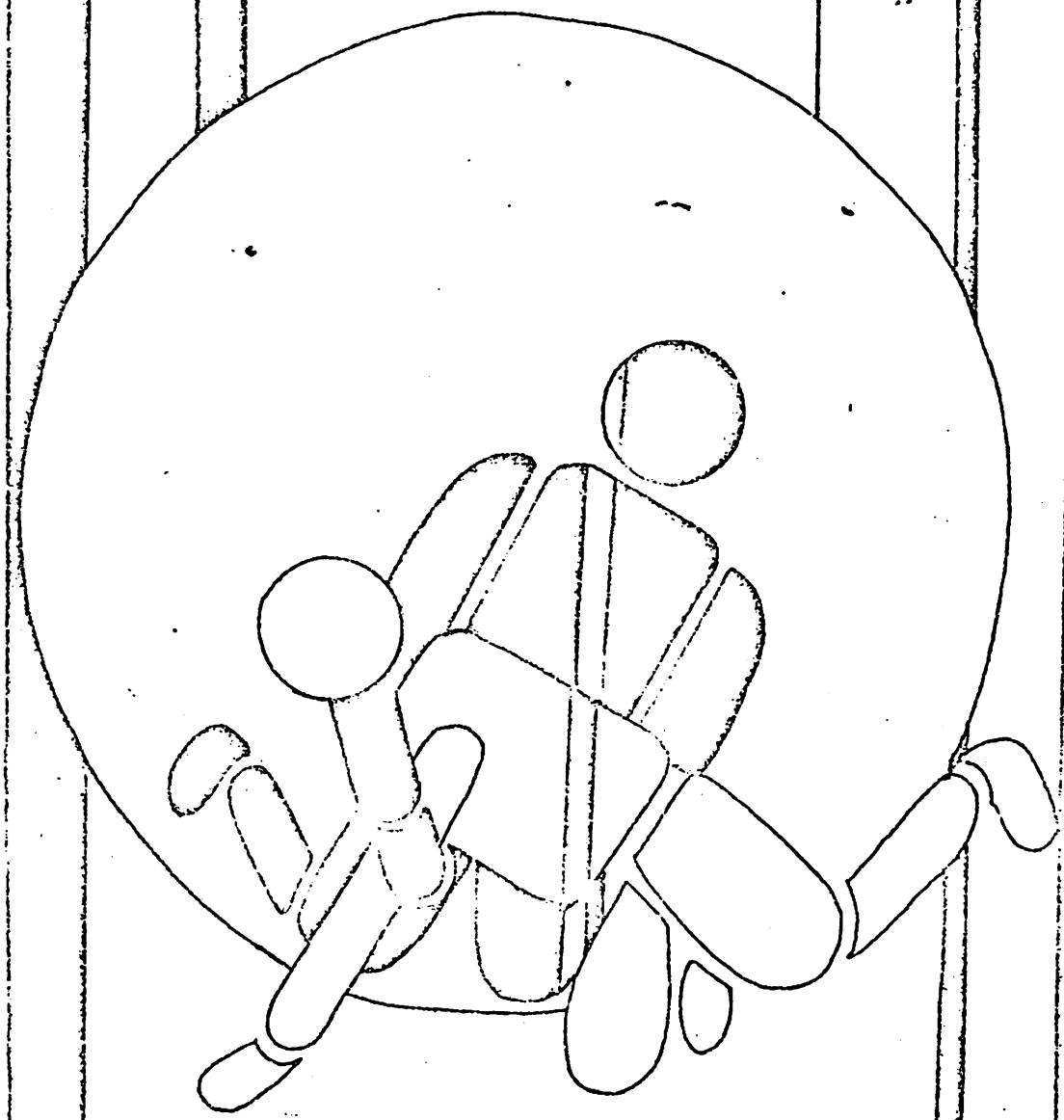

# WRESTLING

## 98 lbs. B

Greg Brophy (Wray)

Mike Fought (Osh.)

Greg Brophy (Wray)

Bye

Dave Lovenburg (I)

Dave Lovenburg Imperial

Greg Brophy (Wray)

Greg Brophy Wray
Champion

Jim Cover (Flem.)

Bye

Jim Cover Fleming

Jim Cover Fleming

Kelly Tjaden (Wh.)

Curt VanPelt (R.V.)

Curt VanPelt Rep Valley

Jim Cover
2nd Fleming

Consolations

Curt VanPelt Rep Valley

Mike Fought Oshkosh

Curt VanPelt Rep Valley

Curt Van Pelt
3rd Place Rep Valley

Dave Lovenburg Imperial

Bye

Dave Lovenburg Imperial

Dave Lovenburg
4th Imperial

---

## 105 lbs. B

Jim Jesseph (B.C.)

Bye

Jim Jesseph Beaver City

Jim Jesseph Beaver City

Bye

Sid Peterson (I)

Sid Peterson Imperson

Art Ruggles Rep Valley
Champion

Art Ruggles (R.V.)

Bye

Art Ruggles Rep Valley

Art Ruggles Rep Valley

Jim Jesseph
2nd Beaver City

Bye

Jeff Teetor (Wray)

Jeff Teetor (Wray)

Consolations

Jeff Teetor Wray

Bye

Jeff Teetor Wray

Jeff Teetor
3rd Place Wray

Bye

Sid Peterson Imperial

Sid Peterson Imperial

Sid Peterson
4th Imperial

## 112 lbs. B

Shane Balderston (B.C.)

Bye

Shane Balderston — Beaver City

Dennis Miyamoto (Wheat.)

John Kleckner (Mc)

Dennis Miyamoto — Wheatland

Dennis Miyamoto — Wheatland

Willey Rivas (Og.)

Bye

Willey Rivas — Ogallala

Bye

Scott Cornelson (R.V.)

Scott Cornelson — Rep Valley

Willey Rivas — Ogallala

Willey Rivas — Ogallala

Champion

Dennis Miyamoto — Wheatland

2nd

John Kleckner — McCook

Scott Cornelson — Rep Valley

John Kleckner — McCook

Consolations

Bye

Shane Balderston — Beaver City

Shane Balderston — Beaver City

Shane Balderston — Beaver City

3rd Place

John Kleckner — McCook

4th

---

## 119 lbs B

Chan Fisher (B.C.)

Russ Yetter (Osh.)

Chan Fisher — Beaver City

David Boerner (Flem.)

Barry Slagle (Og.)

David Boerner — Fleming

Chad Fisher — Beaver City

James Gillespie (R.V.)

Darrin Harpham (Mc)

Darrin Harpham — McCook

Dan Cox (B.C.)

Gary Wright (Wray)

Gary Wright — Wray

Gary Wright — Wray

Champion

Chad Fisher — Beaver City

2nd

Russ Yetter — Oshkosh

Darrin Harpham — McCook

Darrin Harpham — McCook

Consolations

Dan Cox — Beaver City

David Boerner — Fleming

David Boerner — Fleming

David Boerner — Fleming

3rd Place

Darrin Harpham — McCook

4th

## 126 lbs B

Wee Peaker (Wray)
Mike Francis (I)
Wee Peaker Wray
Bye
Brian Waterman (Og.)
Brian Waterman Ogallala
Wee Peaker Wray
Kevin Breidenbach (Ca.)
Lester Marvin (B.C.)
Kevin Breidenbach Caliche
Kyle Rice (Osh.)
Victor Perez (Wheat.)
Victor Perez Wheatland
Victor Perez Wheatland
Wee Peaker Champion Wray
Victor Perez 2nd Wheatland

Mike Francis Imperial
Kevin Breidenbach Caliche
Kevin Breidenbach Caliche
Kyle Rice Oshkosh
Brian Waterman Ogallala
Kyle Rice Oshkosh
Kevin Breidenbach 3rd Place Caliche
Kyle Rice 4th Oshkosh

Consolations

---

## 132 lbs B

Doug Lenz (Wray)
Randy Wright (Mc.)
Doug Lenz Wray
Rick Edwards (R.V.)
Gary Burnheidi (Flem)
Rick Edwards Rep Valley
Doug Lenz Wray
Jeff Lei (Re.)
David Majors (B.C.)
Jeff Lei Revere
Rod Chadwick (Osh.)
Randy Rivas (Og.)
Rod Chadwick Oshkosh
Jeff Lei Revere
Doug Lenz Champion Wray
Jeff Lei 2nd Revere

Randy Wright & McCook
Rod Chadwick Oshkosh
Randy Wright & McCook
David Majors Beaver City
Rick Edwards Rep Valley
Rick Edwards Rep Valley
Randy Wright 3rd Place McCook
Rick Edwards 4th Rep Valley

Consolations

## 138 lbs. B

Rod Boerner (Flem.)
Bruce Mues (Osh.)
→ Rod Boerner, Fleming

Kynan Trail (Mc)
X Shane Becker (Wray)
→ Shane Becker, Wray

→ Shane Becker, Wray

Darrell O'Neal (Osh)
Fred Ruiz (rev.)
→ Darrell O'Neal, Oshkosh

Ron Lovins (Og.)
Jeff Marston (wray)
→ Jeff Marston, Wray

→ Jeff Marston, Wray

→ Champion: Jeff Marston, Wray

Shane Becker
2nd Wray

Kynan Trail, m'Cook
Darrell O'Neal, Oshkosh
→ Kynan Trail, m'Cook

Ron Lovins, Ogallala
Rod Boerner, Fleming
→ Rod Boerner, Fleming

Consolations

→ 3rd Place: Kynan Trail, m'Cook

Rod Boerner
4th Fleming

---

## 145 lbs. B

Aaron Buck (Og.)
Bye
→ Aaron Buck, Ogallala

Bye
X Kent Welp (Wray)
→ Kent Welp, Wray

→ Aaron Buck, Ogallala

Bob Atkin (Fleming)
Dennis Shannon (R.V.)
→ Bob Atkin, Fleming

Bye
Cliff Merritt (Wray)
→ Cliff Merritt, Wray

→ Cliff Merritt, Wray

→ Champion: Cliff Merritt, Wray

Aaron Buck
2nd Ogallala

Bye
Bob Atkin, Fleming
→ Bob Atkin, Fleming

Bye
Kent Welp, Wray
→ Kent Welp, Wray

Consolations

→ 3rd Place: Bob Atkin, Fleming

Kent Welp
4th Wray

## 155 lbs. B

Deano Lambert (B.C.)

Bye

Deano Lambert
Beaver City

Bye

Bye

Bye

Deano Lambert
Beaver City

Tim Hannaford (Og.)

Bye

Tim Hannaford
Ogallala

Bye

Buck Whomble (Wray)

Buck Whomble
Wray

Tim Hannaford
Ogallala

Tim Hannaford
Ogallala
Champion

Deano Lambert
2nd Beaver City

Consolations

Bye

Buck Whomble
Wray

Bye

Bye

Bye

Buck Whomble
Wray

Buck Whomble
3rd Place Wray

---

## 167 lbs. B

Heath Babish (Og.)

Bye

Heath Babish
Ogallala

Steve Donjon (Rev.)

Doug Renzelman
Wray

Doug Renzelman (Wray)

Heath Babish
Ogallala

Jamie Hardin
Beaver City
Champion

Jamie Hardin (B.C.)

Bye

Jamie Hardin
Beaver City

X Charles Acker (Wray)

Jim Grauberger
Fleming

Jim Grauberger (Flem.)

Jamie Hardin
Beaver City

Heath Babish
2nd Ogallala

Consolations

Bye

Jim Grauberger
Fleming

Jim Grauberger
Fleming

Bye

Doug Renzelman
Wray

Doug Renzelman
Wray

Jim Grauberger
3rd Place Fleming

Doug Renzelman
4th Wray

## 185 lbs. B

Tom Ruhlman (Og.)

Bye

Tom Ruhlman Ogallala

Bye

James Richards (Osh.)

James Richards Oshkosh

Tom Ruhlman Ogallala

John Barber (R.V.)

John Barber Rep Valley

Bye

Brett Brobst (Wray)

Brett Brobst Wray

Brett Brobst Wray

Tom Ruhlman Ogallala — Champion

Brett Brobst — 2nd — Wray

Consolations

Bye

John Barber Rep Valley

John Barber Rep Valley

Bye

James Richards Oshkosh

James Richards Oshkosh

John Barber Rep Valley — 3rd Place

James Richards — 4th — Oshkosh

---

## HWT. B

Ernie Shultz (Og.)

Bye

Ernie Shultz Ogallala

Bye

Greg Jording (Mc.)

Greg Jording McCook

Ernie Shultz Ogallala

Randy Meyer (Wheat.)

Randy Meyer Wheatland

Bye

Glen Davis (I)

Glen Davis Imperial

Glen Davis Imperial

Ernie Schultz Ogallala — Champion

Glen Davis — 2nd — Imperial

~~Consolation~~

Bye

Randy Meyer Wheatland

Randy Meyer Wheatland

Bye

Greg Jording McCook

Greg Jording McCook

Randy Meyer Wheatland — 3rd Place

Greg Jording — 4th — McCook

Class A



WRESTLING

98 lbs. A

Dragoo, Jeff (H)

Bye

Dragoo Jeff
Holyoke

Waitley, Tom (C)

Spilinek, Tom (Mc)

Tom Spilinek
mcCook

Jeff Dragoo
Holyoke

Helm, Todd (R.V.)

Bye

Helm, Todd
Rep Valley

Bye

Briggs, Beau (W)

Briggs Beau
Wray

Beau Briggs
Wray

Jeff Dragoo
Champion Holyoke

Beau Briggs
2nd Wray

Consolations

Todd Helm
Rep Valley

Bye

Todd Helm
Rep Valley

Tom Spilinek
mcCook

Bye

Tom Spilinek
mcCook

Todd Helm
3rd Place Rep Valley

Tom Spilinek
4th mcCook

---

105 lbs. A

Rowland, Tom (RV)

O'Neal, Jim (H)

Tom Rowland
Rep Valley

Shay, Brad (I)

Fix, Darus (W)

Darus Fix
Wray

Tom Rowland
Champion Rep Valley

Darus Fix
2nd Wray

Consolations

Brad Shay
Imperial

Bye

Jim O'Neal
Holyoke

Bye

Brad Shay
Imperial

Jim O'Neal
Holyoke

Jim O'Neal
3rd Place Holyoke

Brad Shay
4th Imperial

## 112 lbs. A

Parker, Dave (I)

Prottsman, Rick (H)

Dave Parker
Imperial

Kokes, Marvin (C)

Bye

Kokes, Marvin
Caliche

Dave Parker
Imperial

Dave Parker
Champion Imperial

Randel, Neil (Mc)

Bye

Randel, Neil
McCook

Bye

Wood, Bill (RV)

Wood, Bill
Rep Valley

Bill Wood
Rep Valley

Bill Wood
2nd Rep Valley

Rick Prottsman
Holyoke

Neil Randel
McCook

Neil Randel
McCook

Consolations

Neil Randel
3rd Place McCook

Bye

Marvin Kokes
Caliche

Marvin Kokes
Caliche

Marvin Kokes
4th Caliche

## 119 lbs. A

Kippes, Rod (C)

Bye

Kippes, Rod
Caliche

Rod Kippes
Caliche

Wood, Paul (RV)

Ortiz, Bill (Mc)

Bill Ortiz
McCook

Rod Kippes
Caliche
Champion

Higgs, Chris (H)

Bye

Higgs, Chris
Holyoke

Brian Smith
Wray

Brian Smith
2nd Wray

Bye

Smith, Brian (W)

Smith, Brian
Wray

Chris Higgs
Holyoke

Chris Higgs
Holyoke

Consolations

Bye

Bill Ortiz
McCook

Bill Ortiz
3rd Place

Bill Ortiz
McCook

Bye

Bill Ortiz
McCook

Chris Higgs
4th Holyoke

## 126 lbs. A

Matthews, Mike (C)

Bayliss, Roy (RV)

Mike Matthews
Oskosh

Bye

Gesselman, Travis (Mc)

Gesselman, Travis
McCook

Mike Matthews
Oshkosh

Engel, Mark (W)

Howard, Greg (I)

Mark Engel
Wray

Bye

Pyle, Jim (C)

Pyle, Jim
Caliche

Mark Engel
Wray

Mark Engel
Champion Wray

Mike Matthews
2nd Oshkosh

Consolations

Roy Bayliss
Rep Valley

Jim Pyle
Caliche

Roy Bayliss
Rep Valley

Greg Howard
Imperial

Travis Gesselman
McCook

Travis Gesselman
McCook

Roy Bayliss Rep Valley
3rd Place

4th Travis Gesselman
McCook

---

## 132 lbs. A

Barker, Scott (W)

Bye

Backes, Scott
Wray

Bye

McBride, Sean (RV)

McBride, Sean
Rep Valley

Scott Barker
Wray

Daise, David (H)

Harshman, James (O)

James Harshman
Oshkosh

Bye

Dreitz, Matty (C)

Dreitz, Matty
Caliche

Matty Dreitz
Caliche

Scott Barker
Champion Wray

Matty Dreitz
2nd Caliche

Consolations

James Harshman
Oshkosh

Bye

Bye

Sean McBride
Rep Valley

James Harshman
Oshkosh

Sean McBride
Rep Valley

Sean McBride
Rep Valley
3rd Place

James Harshman
4th Oshkosh

## 138 lbs. A

Fix, Derek (W)

Woods, Greg (H)

Fix, Derek — Wray

Bye

Loeffler, Doyle — Imperial

Loffler, Doyle (I)

Derek Fix — Wray

Derek Fix — Champion Wray

Ely, Jim (Mc)

Davis, Matt (O)

Jim Ely — McCook

Daylan Hamilton — Caliche

Daylan Hamilton — 2nd Caliche

Bye

Hamilton, Daylan — Caliche

Hamilton, Daylan (C)

### Consolations

Greg Woods — Holyoke

Jim Ely — McCook

Jim Ely — McCook

Doyle Loeffler — Imperial

Bye

Doyle Loeffler — Imperial

Jim Ely — McCook 3rd Place

Doyle Loeffler — 4th Imperial

## 145 lbs. A

Stanley, Scott (C)

Bye

Stanley, Scott — Caliche

Scott Stanley — Caliche

Desiauriers, Roy (H)

Christensen, Shorty (I)

Shorty Christensen — Imperial

Kevin Wood — Champion Rep Valley

Wisdom, Clint (W)

Winn, Bruce (O)

Clint Wisdom — Wray

Kevin Wood — Rep Valley

Scott Stanley — 2nd Caliche

Bye

Wood, Kevin — Rep Valley

Wood, Kevin (RV)

### Consolations

Clint Wisdom — Wray

Clint Wisdom — Wray

Bye

Clint Wisdom — Wray 3rd Place

Bye

Shorty Christensen — Imperial

Shorty Christensen — Imperial

Shorty Christensen — 4th Imperial

## 155 lbs. A

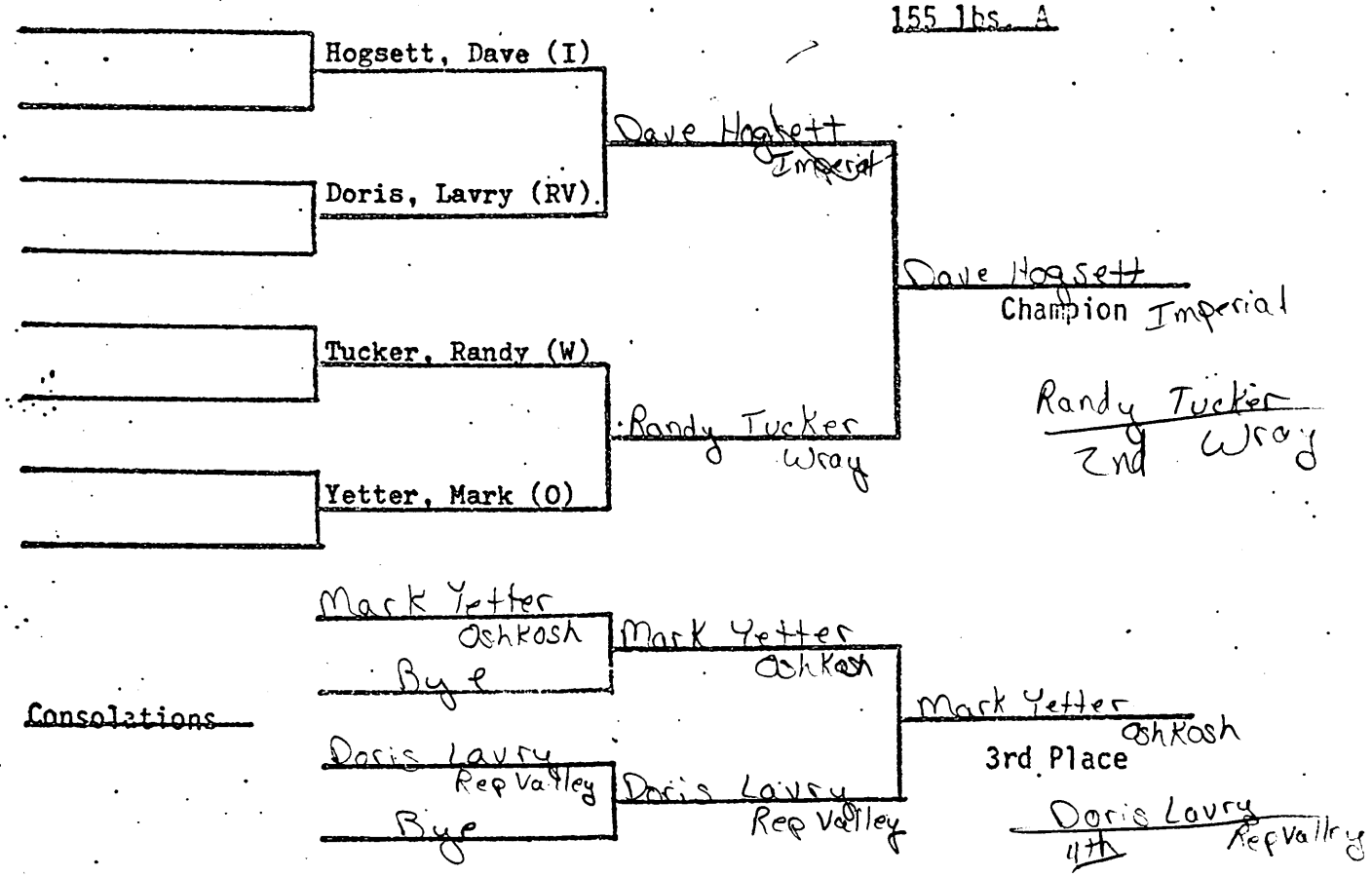


## 167 lbs. A

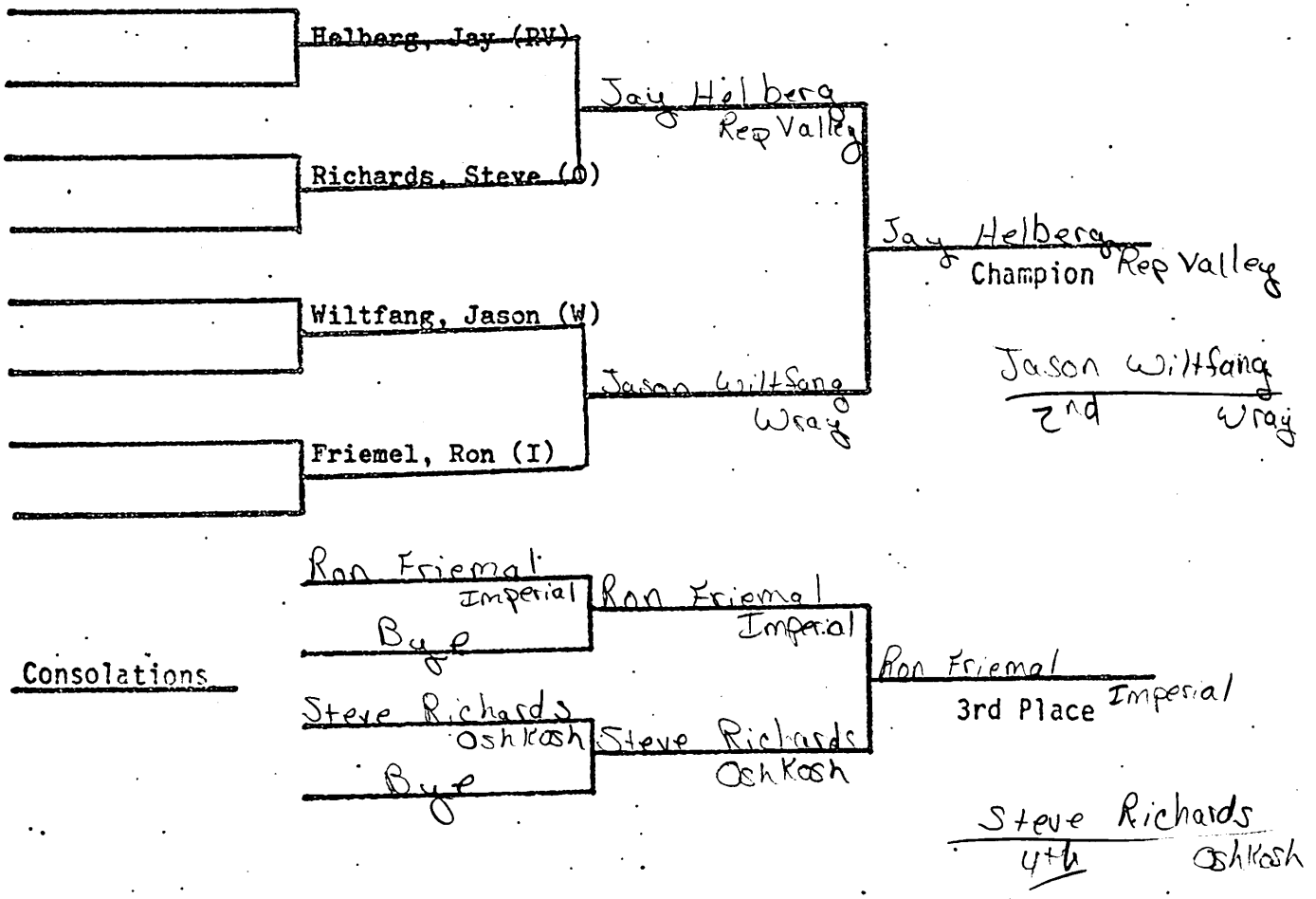

185 lbs. A

Akey, Curt (W)

Shay, JOn (I)

Curt Akey
Wray

Dickie, Todd (RV)

Shawn Metcalf
Caliche

Metcalf, Shawm (C)

Curt Akey
Champion Wray

Shawn Metcalf
2nd Caliche

Todd Dickie
Rep Valley

Bye

Todd Dickie
Rep Valley

Consolations

Jon Shay
Imperial

Bye

Jon Shay
Imperial

Jon Shay
3rd Place Imperial

Todd Dickie
4th Rep Valley

---

HWT A

Doris, Mike (RV)

Stump, Bill (C)

Mike Doris
Rep Valley

Meyer, Dan (WH)

Stults, Jeff (W)

Jeff Stults
Wray

Mike Doris RV
Champion

Dan Meyer
Wheatland

Bye

Bye

Bill Stump
Caliche

Consolations

Dan Meyer
Wheatland

Bill Stump
Caliche

Dan Meyer
3rd Place Wheatland

Bill Stump
4th Caliche

# IMPERIAL INVITATIONAL--1983--Results

## CLASS A

Team Scores

Wray - 190½
Rep. Valley - 121
Caliche - 92½
Imperial - 73½
McCook - 45½
Oshkosh - 38
Holyoke - 32
Wheatland - 8½

## CLASS A FINISHERS

98 lbs.

1st Jeff Dragoo-Holyoke
2nd Beau Briggs- Wray
3rd Todd Helm-Rep. Valley
4th Tom Spilinek-McCook

105 lbs.

1st Tom Rowland-Rep. Valley
2nd Darus Fix- Wray
3rd Jim O'Neal-Holyoke
4th Brad Shay-Imperial

112 lbs.

1st Dave Parker-Imperial
2nd Bill Wood-Rep. Valley
3rd Neil Randel-McCook
4th Marvin Kokes-Caliche

119 lbs.

1st Rod Kippes-Caliche
2nd Brian Smith-Wray
3rd Bill Ortiz-McCook
4th Chris Higgs-Holyoke

126 lbs.

1st Mark Engel- Wray
2nd Mike Matthews-Oshkosh
3rd Roy Bayliss-Rep. Valley
4th Travis Gesselman-McCook

132 lbs.

1st Scott Barker- Wray
2nd Matty Dreitz-Caliche
3rd Sean McBride- Rep. Valley
4th James Harshman-Oshkosh

138 lbs.

1st Derek Fix-Wray
2nd Daylan Hamilton-Caliche
3rd Jim Ely-McCook
4th Doyle Loeffler-Imperial

145 lbs.

1st Kevin Wood-Rep. Valley
2nd Scott Stanley-Caliche
3rd Clint Wisdom-Wray
4th Shorty Christiansen-Imperial

155 lbs.

1st Dave Hogsett-Imperial
2nd Randy Tucker- Wray
3rd Mark Yetter-Oshkosh
4th Doris Lavry-Rep. Valley

167 lbs.

1st Jay Helberg-Rep. Valley
2nd Jason Wiltfang-Wray
3rd Ron Friemel-Imperial
4th Steve Richards-Oshkosh

185 lbs.

1st Curt Akey-Wray
2nd Shawn Metcalf-Caliche
3rd Jon Shay-Imperial
4th Todd Dickie-Rep. Valley

HWT

1st Mike Doris-Rep. Valley
3rd Dan Meyer-Wheatland
4th Bill Stump-Caliche

CLASS B

Team Scores

Wray 177
Ogallala 124
Fleming 65½
Beaver City 54
Rep. Valley 51
McCook 50½
Wheatland 44
Imperial 22
Oshkosh 19
Revere 16½
Caliche 14½
Holyoke 0

CLASS B. FINISHERS

98 lbs

1st Greg Brophy-Wray
2nd Jim Cover-Fleming
3rd Curt VanPelt-Rep. Valley
4th Dave Lovenburg-Imperial

105 lbs.

1st Art Ruggles-Rep. VAlley
2nd Jim Jesseph-Beaver City
3rd Jeff Teetor-Wray
4th Sid Peterson-Imperial

112 lbs.

1st Willey Rivas-Ogallala
2nd Dennis Miyamoto-Wheatland
3rd Shane Balderston-Beaver City
4th John Kleckner-McCook

119 lbs.

1st Gary Wright-Wray
2nd Chad Fisher-Beaver City
3rd David Boerner-Fleming
4th Darrin Harpham-McCook

126 lbs.

1st Wee Peakes-Wray
2nd Victor Perez-Wheatland
3rd Kevin Breidenbach-Caliche
4th Kyle Rice-Oshkosh

132 lbs.

1st Doug Lenz-Wray
2nd Jeff Lei-Revere
3rd Randy Wright-McCook
4th Rick Edwards-Rep. Valley

138 lbs.

1st Jeff Marston-Wray
2nd Shane Becker-Wray
3rd Kynan Trail-McCook
4th Rod Boerner-Fleming

145 lbs.

1st Cliff Merritt-Wray
2nd Aaron Buck-Ogallala
3rd Bob Atkin-Fleming
4th Kent Welp-Wray

155 lbs.

1st Tim Tannaford-Ogallala
2nd Deano Lambert-Beaver City
3rd Buck Whomble-Wray

167 lbs.

1st Jamie Hardin-Beaver City
2nd Heath Babish-Ogallala
3rd Jim Grauberger-Fleming
4th Doug Renzelman-Wray

185 lbs.

1st Tom Ruhlman-Ogallala
2nd Brett Brobst-Wray
3rd John Barber-Rep. Valley
4th James Richards-Oshkosh

HWT

1st Ernie Schultz-Ogallala
2nd Glen Davis-Imperial
3rd Randy Meyer-Wheatland
4th Greg Jording-McCook

# IMPERIAL INVITATIONAL--1983--Results

## CLASS A

Team Scores

Wray - 190½
Rep. Valley - 121
Caliche - 92½
Imperial - 73½
McCook - 45½
Oshkosh - 38
Holyoke - 32
Wheatland - 8½

## CLASS A FINISHERS

98 lbs.

1st Jeff Dragoo-Holyoke
2nd Beau Briggs- Wray
3rd Todd Helm-Rep. Valley
4th Tom Spilinek-McCook

105 lbs.

1st Tom Rowland-Rep. Valley
2nd Darus Fix- Wray
3rd Jim O'Neal-Holyoke
4th Brad Shay-Imperial

112 lbs.

1st Dave Barker-Imperial
2nd Bill Wood-Rep. Valley
3rd Neil Randel-McCook
4th Marvin Kokes-Caliche

119 lbs.

1st Rod Kippes-Caliche
2nd Brian Smith-Wray
3rd Bill Ortiz-McCook
4th Chris Higgs-Holyoke

126 lbs.

1st Mark Engel- Wray
2nd Mike Matthews-Oshkosh
3rd Roy Bayliss-Rep. Valley
4th Travis Gesselman-McCook

132 lbs.

1st Scott Barker- Wray
2nd Matty Dreitz-Caliche
3rd Sean McBride- Rep. Valley
4th James Harshman-Oshkosh

138 lbs.

1st Derek Fix-Wray
2nd Dayan Hamilton-Caliche
3rd Jim Ely-McCook
4th Doyle Loeffler-Imperial

145 lbs.

1st Kevin Wood-Rep. Valley
2nd Scott Stanley-Caliche
3rd Clint Wisdom-Wray
4th Shorty Christiansen-Imperial

155 lbs.

1st Dave Hogsett-Imperial
2nd Randy Tucker- Wray
3rd Mark Yetter-Oshkosh
4th Doris Lavry-Rep. Valley

167 lbs.

1st Jay Helberg-Rep. Valley
2nd Jason Wiltfang-Wray
3rd Ron Friemel-Imperial
4th Steve Richards-Oshkosh

185 lbs.

1st Curt Akey-Wray
2nd Shawn Metcalf-Caliche
3rd Jon Shay-Imperial
4th Todd Dickie-Rep. Valley

HWT

1st Mike Doris-Rep. Valley
3rd Dan Meyer-Wheatland
4th Bill Stump-Caliche

CLASS B

Team Scores

Wray 177
Ogallala 124
Fleming 65½
Beaver City 54
Rep. Valley 51
McCook 50½
Wheatland 44
Imperial 22
Oshkosh 19
Revere 16½
Caliche 14½
Holyoke 0

CLASS B. FINISHERS

98 lbs

1st Greg Brophy-Wray
2nd Jim Cover-Fleming
3rd Curt VanPelt-Rep. Valley
4th Dave Lovenburg-Imperial

105 lbs.

1st Art Ruggles-Rep. VAlley
2nd Jim Jesseph-Beaver City
3rd Jeff Teetor-Wray
4th Sid Peterson-Imperial

112 lbs.

1st Willey Rivas-Ogallala
2nd Dennis Miyamoto-Wheatland
3rd Shane Balderston-Beaver City
4th John Kleckner-McCook

119 lbs.

1st Gary Wright-Wray
2nd Chad Fisher-Beaver City
3rd David Boerner-Fleming
4th Darrin Harpham-McCook

126 lbs.

1st Wee Peakes-Wray
2nd Victor Perez-Wheatland
3rd Kevin Breidenbach-Caliche
4th Kyle Rice-Oshkosh

132 lbs.

1st Doug Lenz-Wray
2nd Jeff Lei-Revere
3rd Randy Wright-McCook
4th Rick Edwards-Rep. Valley

138 lbs.

1st Jeff Marston-Wray
2nd Shane Becker-Wray
3rd Kynan Trail-McCook
4th Rod Boerner-Fleming

145 lbs.

1st Cliff Merritt-Wray
2nd Aaron Buck-Ogallala
3rd Bob Atkin-Fleming
4th Kent Welp-Wray

155 lbs.

1st Tim Tannaford-Ogallala
2nd Deano Lambert-Beaver City
3rd Buck Whomble-Wray

167 lbs.

1st Jamie Hardin-Beaver City
2nd Heath Babish-Ogallala
3rd Jim Grauberger-Fleming
4th Doug Renzelman-Wray

185 lbs.

1st Tom Ruhlman-Ogallala
2nd Brett Boobst-Wray
3rd John Barber-Rep. Valley
4th James Richards-Oshkosh

HWT

1st Ernie Schultz-Ogallala
2nd Glen Davis-Imperial
3rd Randy Meyer-Wheatland
4th Greg Jording-McCook

# IMPERIAL INVITATIONAL--1983--Results

## CLASS A

Team Scores

Wray - 190½
Rep. Valley - 121
Caliche - 92½
Imperial - 73½
McCook - 45½
Oshkosh - 38
Holyoke - 32
Wheatland - 8½

## CLASS A FINISHERS

98 lbs.

1st Jeff Dragoo-Holyoke
2nd Beau Briggs- Wray
3rd Todd Helm-Rep. Valley
4th Tom Spilinek-McCook

105 lbs.

1st Tom Rowland-Rep. Valley
2nd Darus Fix- Wray
3rd Jim O'Neal-Holyoke
4th Brad Shay-Imperial

112 lbs.

1st Dave Parker-Imperial
2nd Bill Wood-Rep. Valley
3rd Neil Randel-McCook
4th Marvin Kokes-Caliche

119 lbs.

1st Rod Kippes-Caliche
2nd Brian Smith-Wray
3rd Bill Ortiz-McCook
4th Chris Higgs-Holyoke

126 lbs.

1st Mark Engel- Wray
2nd Mike Matthews-Oshkosh
3rd Roy Bayliss-Rep. Valley
4th Travis Gesselman-McCook

132 lbs.

1st Scott Barker- Wray
2nd Matty Dreitz-Caliche
3rd Sean McBride- Rep. Valley
4th James Harshman-Oshkosh

138 lbs.

1st Derek Fix-Wray
2nd Daylan Hamilton-Caliche
3rd Jim Ely-McCook
4th Doyle Loeffler-Imperial

145 lbs.

1st Kevin Wood-Rep. Valley
2nd Scott Stanley-Caliche
3rd Clint Wisdom-Wray
4th Shorty Christiansen-Imperial

155 lbs.

1st Dave Hogsett-Imperial
2nd Randy Tucker- Wray
3rd Mark Yetter-Oshkosh
4th Doris Lavry-Rep. Valley

167 lbs.

1st Jay Helberg-Rep. Valley
2nd Jason Wiltfang-Wray
3rd Ron Friemel-Imperial
4th Steve Richards-Oshkosh

185 lbs.

1st Curt Akey-Wray
2nd Shawn Metcalf-Caliche
3rd Jon Shay-Imperial
4th Todd Dickie-Rep. Valley

HWT

1st Mike Doris-Rep. Valley
3rd Dan Meyer-Wheatland
4th Bill Stump-Caliche

CLASS B

Team Scores

Wray 177
Ogallala 124
Fleming 65½
Beaver City 54
Rep. Valley 51
McCook 50½
Wheatland 44
Imperial 22
Oshkosh 19
Revere 16½
Caliche 14½
Holyoke 0

CLASS B. FINISHERS

98 lbs

1st Greg Brophy-Wray
2nd Jim Cover-Fleming
3rd Curt VanPelt-Rep. Valley
4th Dave Lovenburg-Imperial

105 lbs.

1st Art Ruggles-Rep. VAlley
2nd Jim Jesseph-Beaver City
3rd Jeff Teetor-Wray
4th Sid Peterson-Imperial

112 lbs.

1st Willey Rivas-Ogallala
2nd Dennis Miyamoto-Wheatland
3rd Shane Balderston-Beaver City
4th John Kleckner-McCook

119 lbs.

1st Gary Wright-Wray
2nd Chad Fisher-Beaver City
3rd David Boerner-Fleming
4th Darrin Harpham-McCook

126 lbs.

1st Wee Peakes-Wray
2nd Victor Perez-Wheatland
3rd Kevin Breidenbach-Caliche
4th Kyle Rice-Oshkosh

132 lbs.

1st Doug Lenz-Wray
2nd Jeff Lei-Revere
3rd Randy Wright-McCook
4th Rick Edwards-Rep. Valley

138 lbs.

1st Jeff Marston-Wray
2nd Shane Becker-Wray
3rd Kynan Trail-McCook
4th Rod Boerner-Fleming

145 lbs.

1st Cliff Merritt-Wray
2nd Aaron Buck-Ogallala
3rd Bob Atkin-Fleming
4th Kent Welp-Wray

155 lbs.

1st Tim Tannaford-Ogallala
2nd Deano Lambert-Beaver City
3rd Buck Whomble-Wray

167 lbs.

1st Jamie Hardin-Beaver City
2nd Heath Babish-Ogallala
3rd Jim Grauberger-Fleming
4th Doug Renzelman-Wray

185 lbs.

1st Tom Ruhlman-Ogallala
2nd Brett Brobst-Wray
3rd John Barber-Rep. Valley
4th James Richards-Oshkosh

HWT

1st Ernie Schultz-Ogallala
2nd Glen Davis-Imperial
3rd Randy Meyer-Wheatland
4th Greg Jording-McCook



# DISTRICT B-4
# WRESTLING
## Gering High School
## February 8 & 9

# Nebraska B-4 District Wrestling

# Gering High School

## TOURNAMENT SCHEDULE

**Friday, February 8**

12 a.m. - Weigh ins
3:00 p.m. - 1st Session

**Saturday, February 9**

9:30 & 1:00 p.m. - 2nd Session
4:00 p.m. - 3rd Session

Meet Director ..... Terry Miller
Master Scorer ..... Frank Craft
Match Assignments ..... Henry Meter
Dr. Harold Koch
Announcers ..... John Hardt
Mick Reavis

## COACHES

Ainsworth - John Lucero
Alliance - Pat Cullen
Chadron - Bill Kant
Chadron Job Corps - Clarence Simones
Cozad - Jim Bonesteel
Gering - Chuck Deter
Gordon - Mike Cruickshank
Gothenburg - Bryan Brede
Imperial - LaVern Phelps
Kimball - David Christian
McCook - Dave Gordon
Mitchell - Jim Hanson
Ogallala - Kirk Melson
Sidney - John Ganser
Valentine - Boyd Powell

## OFFICIALS

Kester Akers, Lusk, Wyo.
Jim Ayres, Ogallala
Pete Burger, McCook

# B-4 DISTRICT WRESTLING TEAM ROSTERS

| Gr. | Ainsworth | Weight - Class | Alliance | Gr. |
|---|---|---|---|---|
| 9 | Troy Lucero | 98 | Jeff Hood | 10 |
| — | Open | 105 | Mike Weston | 9 |
| 10 | Ford Dodds | 112 | Kory Piihl | 10 |
| 11 | Dan Moylan | 119 | Randy Hansen | 11 |
| 12 | Scott Haskell | 126 | Billy Alvarado | 12 |
| 11 | Mike Ferguson | 132 | Jim Krantz | 11 |
| 12 | Ken Stenka | 138 | Jim Holdeman | 12 |
| 12 | Mike Young | 145 | Mike Schnell | 10 |
| — | Open | 155 | David Fedderson | 10 |
| 12 | Ryan Sylvester | 167 | Scott Rand | 11 |
| 12 | Gary Taylor | 185 | Brad Herman | 10 |
| — | Open | Unl. | Jeff Colwell | 9 |

| Gr. | Chadron | Weight - Class | Chadron Job Corps | Gr. |
|---|---|---|---|---|
| 9 | Tim Doyle | 98 | Open | — |
| 10 | Kourt Hageman | 105 | Open | — |
| 10 | Scott Brenn | 112 | Open | — |
| 12 | Shane Schlager | 119 | Open | — |
| 11 | Scot Daniels | 126 | Earnie Larkin | 12 |
| 11 | Lonnie Anderson | 132 | Ron Reed | 10 |
| 10 | Rob Simones | 138 | Lyle Hall | 12 |
| 12 | Matt Reeves | 145 | Leon Hall | 11 |
| 12 | Cory Voycheske | 155 | Jaye White | 12 |
| 10 | Tucker Thompson | 167 | Roger Parkinson | 11 |
| 12 | Brad Ferguson | 185 | Open | 11 |
| 10 | Tim Carrick | Unl. | Allen Smith | 11 |

| Gr. | Cozad | Weight - Class | Gering | Gr. |
|---|---|---|---|---|
| 9 | Mike Dorsey | 98 | Felipe Palomo | 12 |
| 10 | Tim Pflaster | 105 | Joe Mejia | 12 |
| 11 | Mael Carranza | 112 | Mike Schoonover | 12 |
| 10 | Jack Gomez | 119 | Jeff Milburn | 12 |
| 11 | Khoi Vu | 126 | Eddie Salazar | 11 |
| 12 | Trent Netherton | 132 | Troy Presher | 12 |
| 11 | Tony Predmore | 138 | Tom Rodriquez | 10 |
| 10 | Bill Fleharty | 145 | Eric Berger | 12 |
| 12 | Tim Gibbens | 155 | Mike Hullinger | 11 |
| 12 | Rick Maier | 167 | Scott Cowan | 10 |
| 12 | Ken Highley | 185 | Kevin Hoppens | 12 |
| 10 | Steve Lindeman | Unl. | Mark Foos | 12 |

| Gr. | Gordon | Weight - Class | Gothenburg | Gr. |
|---|---|---|---|---|
| 9 | Kurt Hebbert | 98 | Open | — |
| 9 | Scott Ganshert | 105 | Open | — |
| — | Open | 112 | Larry Dishman | 9 |
| 11 | Ted Sasse | 119 | Travis Brock | 11 |
| 11 | Dan Walters | 126 | Albert Rodriguez | 11 |
| 11 | Kirk Krzyzanowski | 132 | Detrick Brock | 10 |
| 9 | Mitch Gallant | 138 | Rodney Lohse | 11 |
| 10 | Shane Dukat | 145 | Alan Dishman | 12 |
| 11 | Les Thayer | 155 | Jessie Sheffield | 9 |
| 12 | Mark Slater | 167 | Jim Hudson | 12 |
| 12 | Eric Brakeman | 185 | Chris Brede | 11 |
| 9 | Lee Luebke | Unl. | Scott Simants | 11 |

*"Welcome to Bulldog Country"*

| Gr. | Imperial | Weight - Class |
|---|---|---|
| 9 | Wayne Bahler | 98 |
| 9 | Pat Beran | 105 |
| 11 | Dave Lovenburg | 112 |
| 10 | Dave German | 119 |
| 11 | Shannon Hamilton | 126 |
| 10 | Blaine Spady | 132 |
| 12 | Mike Francis | 138 |
| 12 | Brad Shay | 145 |
| 11 | Wayne Spickelmeier | 155 |
| 11 | Jeff Bubak | 167 |
| 10 | Mike Van Vleet | 185 |
| – | Open | Unl. |

| Kimball | Gr. |
|---|---|
| Rob Ring | 10 |
| Open | – |
| Kirk Bemis | 10 |
| Chris Hargreaves | 11 |
| Craig Morgan | 10 |
| Mike Bemis | 11 |
| Andy Evertson | 12 |
| Tim Wangler | 12 |
| Greg Johnson | 11 |
| Kent Spicer | 12 |
| Brad Reader | 11 |
| Open | – |

| Gr. | McCook | Weight - Class |
|---|---|---|
| – | Open | 98 |
| 12 | Tom Spilinek | 105 |
| 12 | Soke Seng | 112 |
| 10 | Dave Lambert | 119 |
| 12 | Bill Ortiz | 126 |
| – | Open | 132 |
| 12 | Darrin Harpham | 138 |
| 12 | Rick Edwards | 145 |
| – | Open | 155 |
| – | Open | 167 |
| – | Open | 185 |
| 12 | Greg Jording | Unl. |

| Mitchell | Gr. |
|---|---|
| Phil Hernandez | 11 |
| Tim Douglass | 10 |
| Rich King | 11 |
| Eric Bevins | 9 |
| Mike Harriger | 10 |
| Tom Lase | 9 |
| Tom Billingsley | 12 |
| Cody Johnson | 11 |
| Paul Murrell | 12 |
| Rich January | 12 |
| Steve Carstens | 12 |
| Open | – |

| Gr. | Ogallala | Weight - Class |
|---|---|---|
| – | Open | 98 |
| – | Open | 105 |
| – | Open | 112 |
| 11 | Pat Stokey | 119 |
| 10 | Jim Jara | 126 |
| 11 | Willy Rivas | 132 |
| 12 | Jerry Hoffmann | 138 |
| 11 | Andy McLane | 145 |
| 12 | Terry Kuenle | 155 |
| 12 | Tom Ruhlman | 167 |
| 12 | Ernie Schulz | 185 |
| 12 | Ty George | Unl. |

| Sidney | Gr. |
|---|---|
| Jon Brestel | 9 |
| Jeremie Eckley | 9 |
| Scott Jensen | 11 |
| Ross Balfour | 11 |
| Cory Thiel | 10 |
| Jim Dickman | 11 |
| Mike Goscha | 12 |
| Open | – |
| Dave Rasmussen | 11 |
| Open | – |
| Myron Reker | 11 |
| Open | – |

| Gr. | Valentine | Weight - Class |
|---|---|---|
| 9 | John O'Kief | 98 |
| 9 | Joe O'Kief | 105 |
| 9 | Scott Grooms | 112 |
| 10 | Gary Bauch | 119 |
| 12 | Brent Stichka | 126 |
| 9 | Mike O'Kief | 132 |
| 12 | Mike Schoeder | 138 |
| 10 | Ron Temple | 145 |
| 11 | Tobin Powell | 155 |
| 11 | Tim Nutter | 167 |
| 11 | Ron Lee | 185 |
| 11 | Bob Beel | Unl. |

*"Welcome to Bulldog Country"*


1st session
2nd session
3rd session
98
Pepe Palomo (Cer)
Bye
Palomo
97
Palomo
Bye
2
Tim Doyle (Chad)
Doyle
217
Palomo
Phil Hernandez (Mt.)
3
Jon Brestel Sid.
Hernandez
98
Hernandez
Bye
4
John O'[illegible] Rob Ring (Mnh)
Ring
266
First
Troy Lucero (Ams)
5
Bye
Lucero
99
O'Kief
Bye
6
John O'Kief (Val)
O'Kief
218
Mike Dorsey (Cozad)
7
Wayne Bahler (Dnp)
Dorsey
100
Hood
Bye
8
Jeff Hood (AL)
Hood
1st session
2nd session
2nd session
3rd session
Bye
145
Doyle
Doyle
241
193
Ring
Brestol
146
Ring
Ring
265
Third
Lucero
147
Lucero
Bye
194
Lucero
Dorsey
148
Dorsey
242
Bye
Hernandez



105

| | 1st session | 2nd session | 3rd session |
|---|---|---|---|
| | Mejio (Cer) / ...ott Canshert (Coord) | Mejio | |
| 10 | Bye / ~~Joe~~ Tim Pflaster (Coord) | Pflaster | 101 Mejio |
| 11 | Kourt Hageman (Chord) / Bye | Hageman | |
| 12 | Bye / Mike Weston (AL) | Weston | 102 Weston |
| 13 | Jeremie Eckley Sid. / PAT. Beran | ~~Beran~~ Eckley | |
| 14 | Bye / Joe O'Kief (Jul) / ~~Tim Douglas (Mitch)~~ | O'Kief | 103 Eckley |
| 15 | ~~Tim Pflaster~~ (Coz) / Tim Douglas - (Mitch) / Bye | Douglas | |
| 16 | Bye / Tom Spilinek (Me) | Spilinek | 104 Spilinek |

219 Mejio

220 Eckley

268 First

| | 1st session | 2nd session | 2nd session | 3rd session |
|---|---|---|---|---|
| 149 | Gunshert / Pflaster | Pflaster | | |
| 150 | | Hageman | 195 ~~Hager~~ Pflaster | Spilinek |
| 151 | Beran / O'Kief | O'Kief | | |
| 152 | Douglas / Bye | Douglas | 196 Weston | |

243

244

267 Third


1st session
2nd session
3rd session
112
Pihl ad
Bye
Pihl
105
Pihl
Roy Swartz (M)
15 Kurt Bemis K.nb.
Bemis
221
Pihl
Scott Croons (Val)
19 Ford Dodds (Ads)
Croons
106
Carranza
Bye
20 Mael Carranza (Sos.d)
Carranza
270
First
Mike Schoonover Cer.
21
Bye
Schoonover
107
Schoonover
Bye
22 ~~Roy Schwartz~~ Dave Lovenb (Sup)
Lovenburg
222
Harry Dishman Colt
23 Rich King (Mitch)
King
108
Jensen
Bye
24 Scott Jensen (S.d)
Jensen
1st session
2nd session
2nd session
3rd session
Bye
153
Bemis
Bemis
245
197
Croon
154
Croons
Bye
269
Third
Bye
155
Lovenburg
Lov
198
Lovenburg
King
156
King
246
Bye
Carranza



1st session 2nd session 3rd session

119

| | | | | | |
|---|---|---|---|---|---|
| | ...y Hanson (Ah) / ...ary Baroch (Val) | Hanson | | | |
| | | | 109 | Hanson | |
| 26 | Russ Balfour (Sd) / Ted Sasse (Gard) | ~~Balfour~~ Sasse | | | |
| | | | | 223 | |
| 27 | Pat Stoky (Ogallala) / Paau German Dup | Stoky | | | |
| | | | 110 | Stoky | |
| 28 | Bye / Jeff Milburn (Ger) | Milburn | | | |
| | | | | | 272 First |
| 29 | Travis Brock - Goth / Chris Haugreaves (Kirb) | Brock | | | |
| | | | 111 | | |
| 30 | Jack Gomez Cozad / Eric Bevins Mitch | Bevins | | | |
| | | | | 224 | |
| 31 | Dan Moylan (Ans) / Bye | Moylan | | | |
| | | | 112 | Schlager | |
| 32 | Dave Lambert (McCook) / Shane Schlager (Chad) | Schlager | | | |

1st session 2nd session 2nd session 3rd session

| | | | | | |
|---|---|---|---|---|---|
| 157 | Barch / ~~Balfour~~ Sasse | Baroch | | 247 | |
| | | | 199 | | |
| 158 | German / Milburn | Milburn | | | |
| | | | | | 271 Third |
| 159 | | | | | |
| | | | 200 | | |
| 160 | Moylan / Leembert | Moylan | | 248 | |

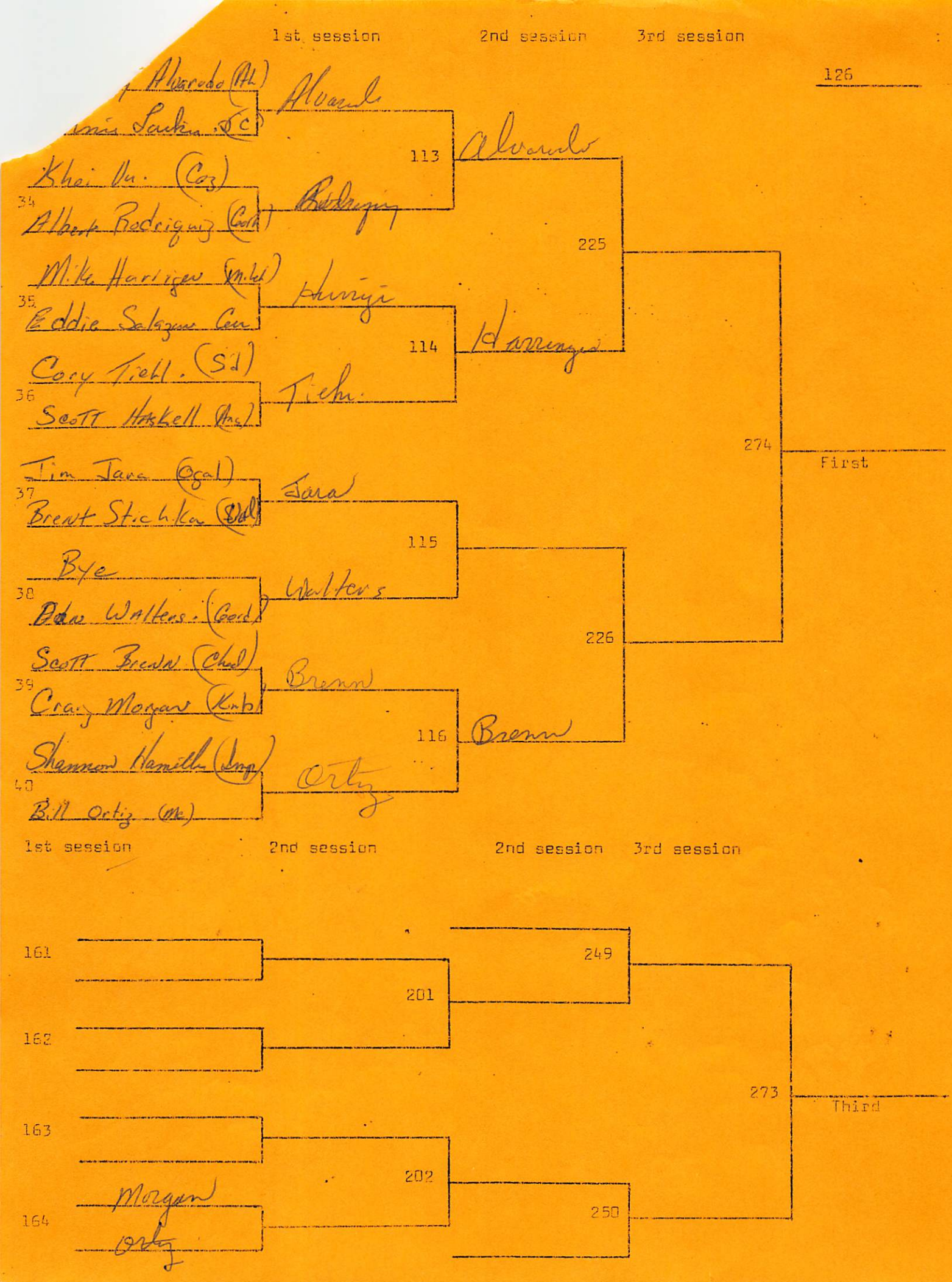

1st session 2nd session 3rd session

126

| | | | | | |
|---|---|---|---|---|---|
| | Alvarado (Al) | Alvarado | | | |
| | Louis Lacker (DC) | | 113 | Alvarado | |
| | Khai Vu (Coz) | | | | |
| 34 | Albert Rodriguez (Cork) | Rodriguez | | | |
| | Mike Harriger (Mike) | | | 225 | |
| 35 | Eddie Salazar (Cen) | Harriger | | | |
| | Cory Tiehl (Sd) | | 114 | Harriger | |
| 36 | Scott Haskell (Ans) | Tiehl | | | |
| | | | | | 274 First |
| | Jim Jara (Ogal) | | | | |
| 37 | Brent Stichka (Val) | Jara | | | |
| | | | 115 | | |
| | Bye | | | | |
| 38 | Dan Walters (Gord) | Walters | | | |
| | | | | 226 | |
| | Scott Brenn (Chad) | | | | |
| 39 | Craig Morgan (Kmb) | Brenn | | | |
| | | | 116 | Brenn | |
| | Shannon Hamilton (Imp) | | | | |
| 40 | Bill Ortiz (Me) | Ortiz | | | |

1st session 2nd session 2nd session 3rd session

| | | | | | |
|---|---|---|---|---|---|
| 161 | | | | 249 | |
| | | | 201 | | |
| 162 | | | | | |
| | | | | | 273 Third |
| 163 | | | | | |
| | | | 202 | | |
| 164 | Morgan | | | 250 | |
| | Ortiz | | | | |

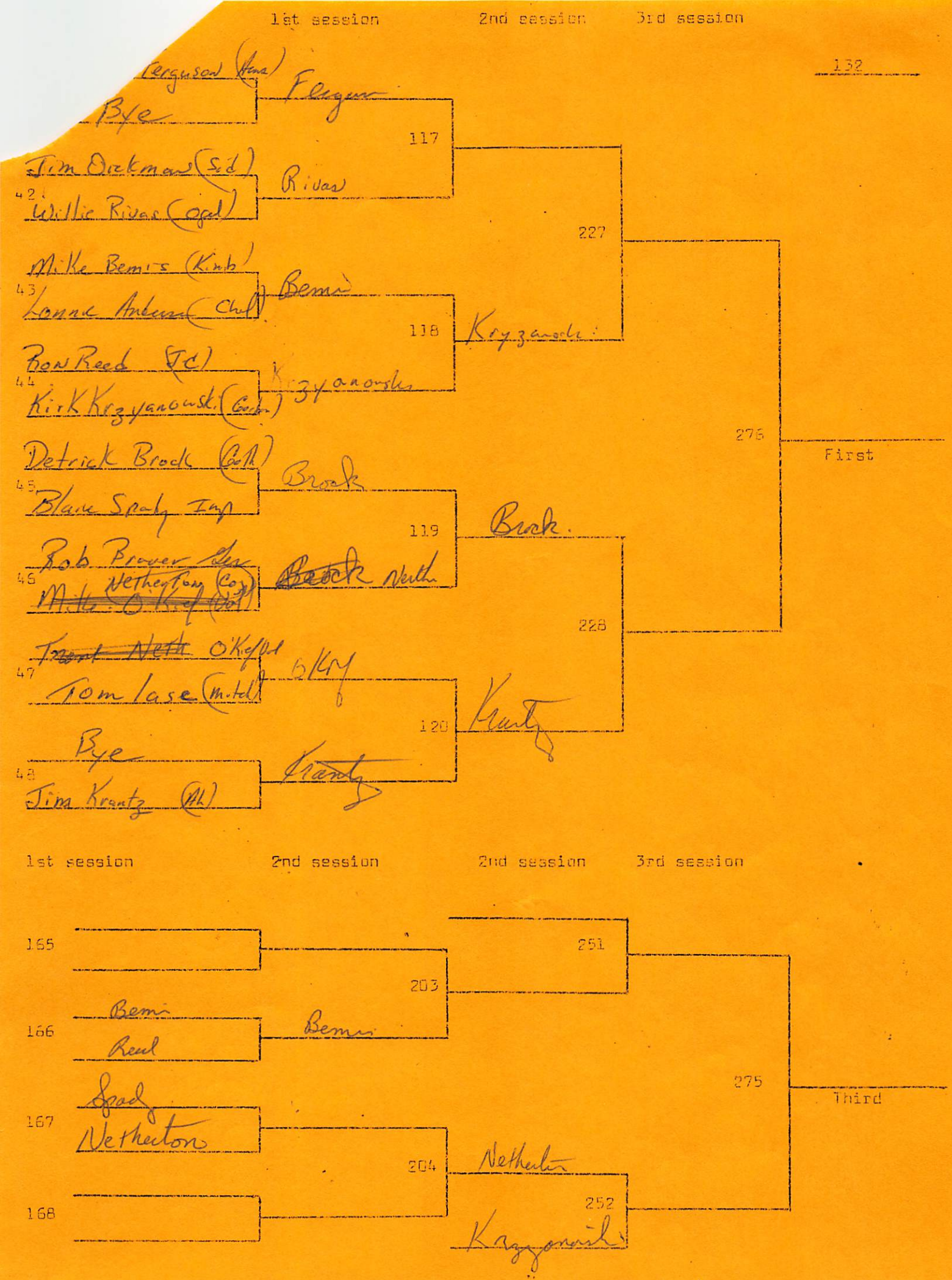

1st session 2nd session 3rd session

132

Ferguson (Ams)
Bye
Ferguson
117
Jim Dickman (Sid)
42 Willie Rivas (Opal)
Rivas
227
Mike Bemis (Kimb)
43 Lonnie Anderson (Chel)
Bemis
118
Kryzanowski
Ron Reed (JC)
44 Kirk Krzyanowski (Gerber)
Krzyanowski
276
First
Detrick Brock (Goth)
45 Blaine Spady Imp
Brock
119
Brock
Rob Brower Ger
46 ~~Mike O'Kief (Vol)~~ Netherton (Cozy)
~~Brock~~ Netherton
228
~~Trent Neth~~ O'Kief Vol
47 Tom Iase (Mitch)
O'Kief
120
Krantz
Bye
48 Jim Krantz (Ah)
Krantz

1st session 2nd session 2nd session 3rd session

165
251
203
Bemis
166 Reed
Bemis
275
Third
Spady
167 Netherton
204
Netherton
252
168
Krzyanowski

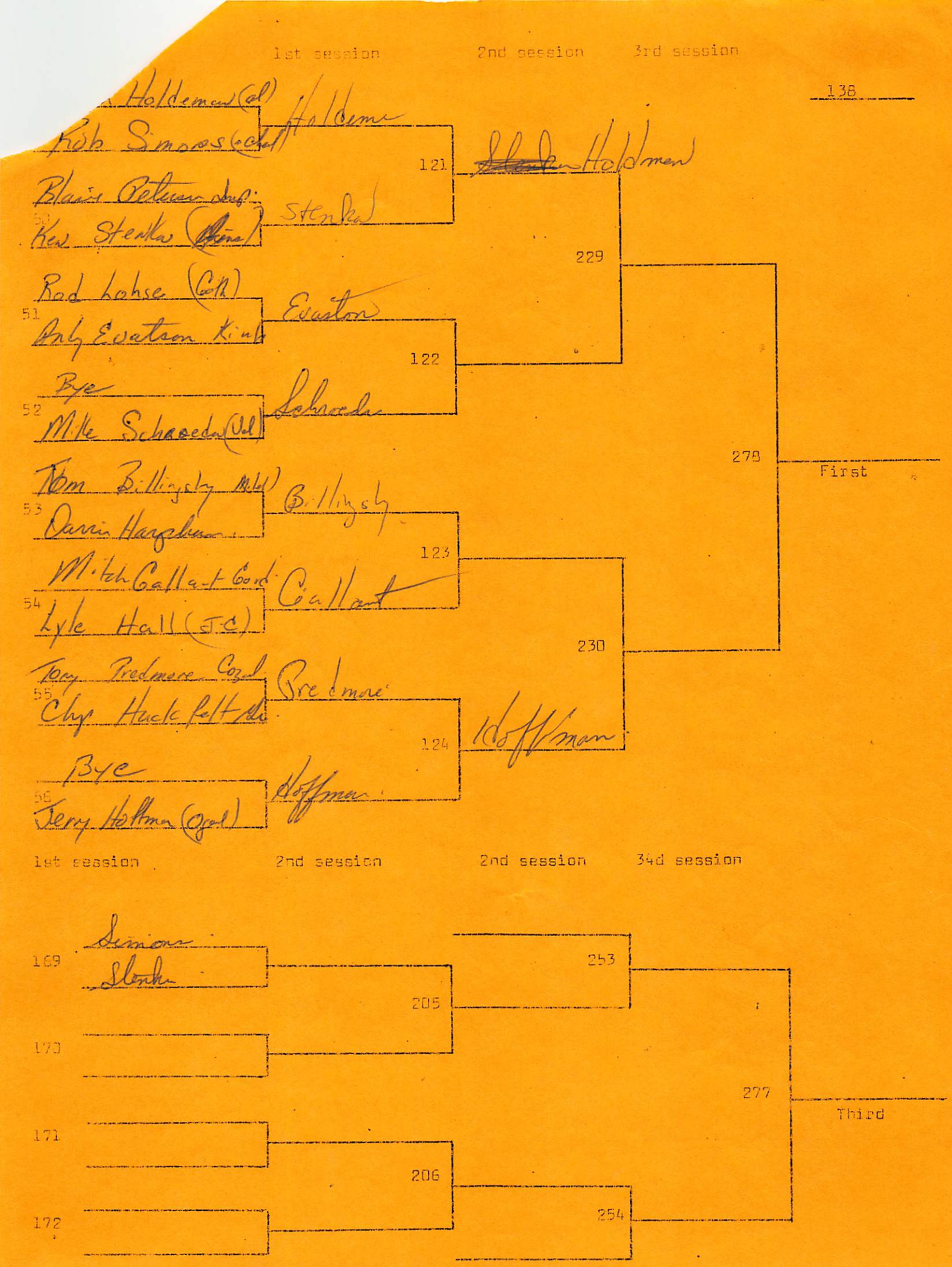

1st session 2nd session 3rd session

138

Holdeman (al)
Rob Simons (Chal)
Holdeman
121
~~Stenka~~ Holdman

Blaine Peterson Imp.
50 Ken Stenka (Ains)
Stenka

229

Rod Lohse (Coth)
51 Andy Evatson Kind
Evaston
122

Bye
52 Mike Schroeder (Val)
Schroeder

278
First

Tom Billingsley Mitch
53 Darrin Hargbaum
Billingsley
123

Mitch Gallant Cord
54 Lyle Hall (J.C)
Gallant

230

Tony Predmore Cozal
55 Chip Huckfelt Ai
Predmore
124
Hoffman

Bye
56 Jerry Hoffman (Ogal)
Hoffman

1st session 2nd session 2nd session 34d session

Simons
169 Stenka
253
205
170
277
Third
171
206
172
254



1st session | 2nd session | 3rd sessi

Barger (Ger)
Flehart (CB)
Leon Hall (JC)
58 Rick Edwards (Mc)
Matt Reeve Chd
59 Tim Wrangler Kimb.
Bye
60 Alan Dishman Coth.
Cody Johnson Mtd
61 Bye
Brad Shay
62 Ron Temple (Val)
Mike Young Ains
63 Andy McLane (Ogd)
Les Thayer Coord.
64 Mike Schnell (al)

Barger
125
Edwards
Reeve
126
Dishman
Johnson
127
Temple
Young
128
Schnell

Barger
231
Reeves
Temple
232
Schnell

280
First

1st session | 2nd session | 2nd session | 3rd session

173 Flehart
Edwards
174
175 Johnson
Shay
176 Young
Thayer

207
Johnson
208

255
256

279
Third



1st session 2nd session 3rd session

155

Voychesle (Chel)
...ve Rasmussen (Sd)
Voychesle
129
Voychesle
Bye
Mark Slater (Gordon)
Slater
233
Tobin Powell (Val)
Mike Hallinger Cen.
Powell
130
Bye
Terry Kuenle Ogd
Kuenle
282
First
...ve Fedderson (Al)
Bye
Fedderson
131
Fedderson
...A White (JC)
Spickelman
Spickelman
234
...hons (Cozad)
...w Kouts
Johnson
132
Murrell
...ll (Mich)

2nd session 2nd session 3rd session

Slater
257
209
281
Third
...man
210
258
...nson



1st session 2nd session 3rd session

167

| | | | | | |
|---|---|---|---|---|---|
| | + Rand (al) | Rand | | | |
| | Kent Spicer (Korb) | | 133 | Rand | |
| | Rick Maire Cozal | | | | |
| 74 | Ryan Sylvester (Ans) | Maire | | | |
| | | | | 235 | |
| | Jim Hudson (Cath) | | | | |
| 75 | Bye | Hudson | | | |
| | | | 134 | Hudson | |
| | Bye | | | | |
| 76 | Scott Cowen (Car) | Cowen | | | |
| | | | | | 284 |
| | Tom Ruhlman (Ozal) | | | | First |
| 77 | Bye | Ruhlman | | | |
| | | | 135 | Ruhlman | |
| | Bye | | | | |
| 78 | Rich Janway Milch | Janway | | | |
| | | | | 236 | |
| | Tim Nutter (Val) | | | | |
| 79 | Eric Brakeman Cord | Nutter | | | |
| | | | 136 | Thompson | |
| | Jeff Bubak Inf | | | | |
| 80 | Tucker Thompson (Chel) | Thompson | | | |

1st session 2nd session 2nd session 3rd session

| | | | | | |
|---|---|---|---|---|---|
| | Spicer | | | | |
| 181 | Maire | | | 259 | |
| | | | 211 | | |
| | Bye | | | | |
| 182 | Cowen | Cowen | | | |
| | | | | | 283 |
| | Bye | | | | Third |
| 183 | Janway | Janway | | | |
| | | | 212 | | |
| | Nutter | | | | |
| 184 | Bubak :10 | Nutter | | 260 | |



1st session 2nd session 3rd session

185

Ferguson (Chel)
Brad Herman Ol.
Ferguson
137
Ferguson
Chris Brede Cath
82
Ernie Schultz (Ogal)
Schultz
237
Steve Carstens (Mitch)
83
Bye
Carstens
138
Bye
84
Gary Taylor (Aim)
Taylor
286
First
Ken Highley Cozal
85
Brad Reader (Kent)
Highley
139
Highley
Mike Van Vleet
86
Ron Lee Val
Lee
238
Myron Rekow (Sid)
87
Bye
Rekow
140
Bye
88
Kevin Hoppens (Cer)
Hoppens

1st session 2nd session 2nd session 3rd session

Herman
185
Schultz
261
213
186
285
Third
187
214
262
188

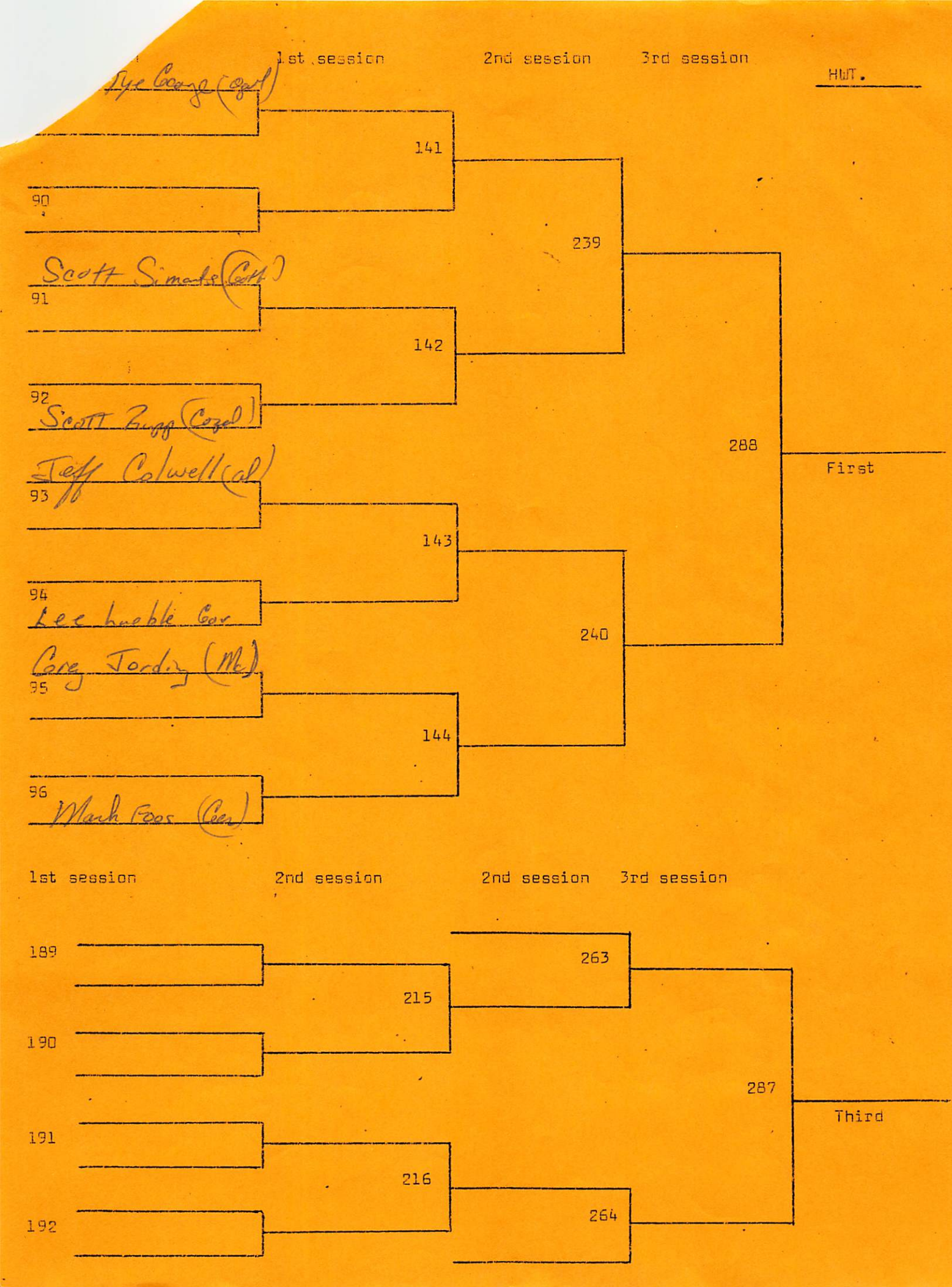

HWT.

1st session 2nd session 3rd session

Tye Coorge (Ozal)

141

90

239

Scott Simants (Coth)

91

142

92 Scott Zupp (Cozal)

288

First

Jeff Colwell (al)

93

143

94 Lee Lueble Cov

240

Corey Jordin (Mc)

95

144

96 Mark Foos (Cee)

1st session 2nd session 2nd session 3rd session

189

263

215

190

287

Third

191

216

192

264

# NEBRASKA STATE TOURNAMENT
# SCHEDULE
# BOB DEVANEY
# SPORTS CENTER

## THURSDAY, FEBRUARY 14

| | | | |
|---|---|---|---|
| | Weigh-Ins | A and D | 8:00 A.M. - 10:30 A.M. |
| | | B and C | 11:30 A.M. - 2:00 P.M. |
| 1st Session | 1st Round | A and D | 11:00 A.M. |
| | | B and C | 2:30 P.M. |
| 2nd Session | Quarterfinals | A and D | 7:30 P.M. |
| | | B and C | 9:30 P.M. |

## FRIDAY, FEBRUARY 15

| | | | |
|---|---|---|---|
| | Weigh-Ins | A and D | 8:00 A.M. - 10:30 A.M. |
| | | B and C | 9:30 A.M. - 12:00 Noon |
| 3rd Session | 1st Round Consolations | A and D | 11:00 A.M. |
| | | B and C | 12:30 P.M. |
| | 2nd Round Consolations | A and D | 2:30 P.M. |
| | | B and C | 3:30 P.M. |
| 4th Session | Semifinals | All Classes | 7:00 P.M. |
| | Consolation Semifinals | All Classes | 9:00 P.M. |

## SATURDAY, FEBRUARY 16

| | | |
|---|---|---|
| | Weigh-Ins | All Classes 7:00 A.M. - 9:00 A.M. |
| 5th Session | Fifth Place Matches | 9:30 A.M. |
| | Consolation Finals | 11:00 A.M. |
| | Finals | 1:30 P.M. |

# Rules For High School Wrestling

There shall be three two-minute periods unless one wrestler secures a fall before termination of any two-minute period.

FIRST PERIOD-Both wrestlers start from a standing position. Each wrestler tries to gain control of the other by taking him down and maintaining a position of advantage.

SECOND PERIOD-Wrestlers start from referee's position. Offensive wrestler is on the top and has position of advantage. He attempts to break down defensive wrestler and secure a fall. Defensive wrestler attempts to gain position of advantage or a reversal or to excape from underneath and gain a neutral position.

THIRD PERIOD-This period also starts from referee's position. The wrestler who was in defensive position at the beginning of the second period is now placed in position of advantage and vice-versa.

# SCORING - The Point System

## Part 1 - "Mat" Points

TAKE DOWN-2 points: When a wrestler takes his opponent to the mat from a standing or neutral position and is able to maintain position of advantage.

REVERSAL-2 points: When the defensive wrestler comes from underneath to the position of advantage.

ESCAPE-1 point: When the defensive wrestler manages to free himself and get into a neutral position.

NEAR FALL-2 points: Offensive wrestler has control of his opponent in a pinning situation and (1) both shoulders of the defensive wrestler are held within four inches of the mat or less for one full second, or (2) when one shoulder is touching the mat, and the other shoulder is held at an angle of 45 degrees of less for one second.

3 points: When the criteria for a 2-point near fall has been met uninterrupted for five seconds.

FOUL-1 or 2 points: To the offended wrestler when its opponent uses illegal hold, unnecessary roughness or abusive language.

# TEAM SCORING

| | |
|---|---|
| First place | 14 points |
| Second place | 10 points |
| Third place | 7 points |
| Fourth place | 4 points |
| Fall | 2 points |
| Default | 2 points |
| Forfeit | 2 points |
| Disqualification | 2 points |
| Advancement | |
| Champ. bracket | 2 points |
| Consol. bracket | 1 point |
| Superior decision | 1 point |
| Major decision | ½ point |
| Bye-advancement points | |
| Awarded if wrestler wins next match | |

**(TOP FOUR INDIVIDUALS QUALIFY FOR NEBRASKA STATE CLASS "B" CHAMPIONSHIPS)**

# 1983-84 Wrestling Results.

12-8-83 Cambridge 47 Imperial - 30

12-10-83 Holyoke Invit - Caliche - 162½ Arickaree 102
Holyoke - 92 Imperial 83½ Haxton 59
Fleming 47½ Liberty 35½ Otis - 40.

12-13-83 Oshkosh 48 CCHS 24 CCHS 32 Bridgeport 29

12-17-83 Wray Invit - Wray 191½ St Francis 148 Lamar 126
Rep Valley 110½ Brush 84½ Holyoke 29½
Strasburg 23 Imperial 17

1-3-84 Ogallala - 52 CCHS - 9

1-7-84 Alliance 204 Cozing 124½ Ogallala 98
North Platte - 82½ CCHS 50½ McCook 43 Kimb - 42 G. Bay 35½

1-12-84 SPVA - Quad St Pats - 177½ Oshkosh 161
Imperial 97 Hershey 73

1-14-84 Imperial Invit - Wray - 193, R.V 116½ Caliche - 85
McCook - 64, Hyannis - 57½ Imperial 46½ Holyoke - 33½
CCHS - 8pts - 8.

1-21- CCHS 28 Haxtun - 36
30 Holyoke 36
21 Merino - 40

1-24- CCHS 18 McCook - 41 -

2-2- CCHS 21 RepValley 48

2-4 Rep-Valley Invit 3rd -
Ravana 159½ RepValley 156½
Imperial 85½ - Franklin - 77½ Alma 73
Oxford - 58½ R.V-J.V - 42 - Cambridge 37½
Eustis 30 Maywood - 11 Hershey 5½

Dave Cerman

| | | |
|---|---|---|
| 105 | Won by Forfeit Cambridge - | 1-0 |
| 112 (2nd) | Pinned Mryon Ueker Hax 1:53 | 2-0 |
| | Pinned John Hooper Liberty 5:05 | 3-0 |
| | Dec by Payne Otis - 21-1 | 3-1 |
| 105 | Pinned Fought Osh 3:56 | 4-1 |
| | Dec by Hanson Brid. 13-4 | 4-2 |
| 98 | Dec by Lance Loftus Lamon 16-0 | 4-3 |
| | Dec by Bass Brunk 4-1 | 4-4 |
| 105 | Dec by Tim Eichner Ogal 12-2 | 4-5 |
| 98 | Dec Little N/P - 9-6 | 5-5 |
| | Pinned by Matiw Cer. 1:37 | 5-6 |
| | Dec by Muehling Ogal. 11-2 | 5-7 |
| 98 (1st SPVR) | Pinned Lookabill ST P 1:00 | 6-7 |
| | Pinned Austinstall Osh. 3:26 | 7-7 |
| | Dec by Spilinek Mc 12-0 | 7-8 |
| | Dec by Teel R.V. 11-7 | 7-9 |
| | Dec by Spilinek Mc 15-0 | 7-10 |
| 98 | Dec Teel R.V. 2-1 | 8-10 |
| 98 2nd RVE | Pinned - Schriner FR 1:07 | 9-10 |
| | Dec by Bettke Raw 12-0 | 9-11 |
| | Dec by Olson Valentine - 13-0 | 9-12 |

Season End - 9-12

98 1st Spk Pinned Leakable Str P 1.00 6-7

Pinned Hirstingstall Osh. 3.26 7-7

Dec by Spilinek Mc 12-0 7-8

Dec by Keel Kill 11-7 7-9

Dec by [illegible] 10-0 [illegible]

Dave Lovenbury

| | | |
|---|---|---|
| 112 | Pinned by Phillips Cambridge 2:52 | 0-1 |
| 105 | Dec by Sprague Holyoke 5-1 OT | 0-2 |
| 3rd | Dec Terry ETL Haxton 17-9 | 1-2 |
| 112 | Pinned by Rogers osh. :30 | 1-3 |
| | Draw with Reis Brid 7-7 | 1-3-1 |
| 105 | Pinned by Rowland R.V. 1:16 | 1-4-1 |
| | Dec by Brown Wray 5-0 | 1-5-1 |
| 112 | Pinned by Willz Reis ogal :47 | 1-6-1 |
| 105 | Pinned by Eichner ogal - 3rd - | 1-7-1 |
| | Dec by Guerra - N/P 4-1 | 1-8-1 |
| 105 | Dec Foght Osh - 13-10 | 2-8-1 |
| | Dec by Barker ST P. 8-6 | 2-9-1 |
| | Pinned by Rowland R.V. 1:42 | 2-10-1 |
| | Dec by Williams Hy 6-5 | 2-11-1 |
| | Won by Default Haxton - | 3-11-1 |
| | Dec Paxton - Merino - 4-2 | 4-11-1 |
| | Pinned by ~~Higgs~~ O-Neil Holyoke | 4-12-1 |
| | Dec Heili Mc 4-0 | 5-12-1 |
| 105 | Won by Default Fries R.V. | 6-12-1 |
| 105 | Dec Sandly Hav 10-2 | 7-12-1 |
| 3rd RJ | ~~Dec~~ Pinned by Frieg. R.V. OT 56 | 7-13-1 |
| | Dec Miller Ravana 6-4 | 8-13-1 |
| | Pinned by Eichner Ogallala 1:56 | 8-14-1 |
| | Season End - | 8-14-1 |

Brad Shay.

| | | |
|---|---|---|
| 126 | Dec by B. Leiss Cambridge - 18-1 | 0-1 |
| 119. | Pinned Jim Cover. Flemin 4.50 | 1-1 |
| 119. | Pinned by Trevor Fix Hoyton 4.50 | 1-2 |
| | Dec by Rodwell Arick 7-0 | 1-3 |
| 112. | Pinned by Gary Mauch Laman 2.49. | 1-4 |
| | Dec O'Neil Holyoke 11-8 | 2-4 |
| | Dec by Flores Brush - 11-7 | 2-5 |
| 126 | Dec by Jim Jara agal 13-1 | 2-6 |
| 112 | Dec Seng Mc. 10-5 | 3-6 |
| | Pinned by Pihl Al - 1.38 | 3-7 |
| | Dec by Davis N/P. 13-0 | 3-8 |
| 112 | Dec by Siffrin st P 2-0 | 3-9 |
| | Pinned Decent Her. 2.32 | 4-9 |
| 112 | Dec Seng Mc 4-2 | 5-9 |
| 1st Imperial Invit | Dec Renselmen Wray 9-5 | 6-9 |
| | Dec Van Pelt R.V 8-4 | 7-9 |
| | Won by forfeit Hoyton | 8-9 |
| | Won by forfeit Holyoke. | 9-9 |
| | Dec by Nester Merino - 9-0 | 9-10 |
| | Dec Seng Mc 4-2 | 10-10 |
| 112 | Pinned by Rowland R.V. 3.19 | 10-11 |

over →

| | | |
|---|---|---|
| | | 10-11 |
| 112. | Dec by Vangelf RV. 2-0 | 10-12 |
| 4th | Dec Brown Oxford 12-8 | 11-12 |
| RVI | Dec Cooper Maywood - 6-4 | 12-12 |
| | Dec by VanBelt R.V. 2-0 | 12-13 |
| 112 | Pinned Morgan Kimball 1:53 | 13-13 |
| | Pinned by Pickl Allison 3:46 | 13-14 |

Lonnie Hoggett

| | | |
|---|---|---|
| 126. | Pinned by Noud Cal :18 | 0-1 |
| 4th | Dec Peterson Ing 18-8 | 1-1 |
| | Pinned by Noud Cal :37 | 1-2 |
| | Pinned by Beam Osh :36 | 1-3 |
| | Pinned by Benewvedes Brid 1:30 | 1-4 |
| 119. | Pinned by Fix Wray :58 | 1-5 |
| | Pinned by Lorsheck Strasburg :22 | 1-6 |
| | Pinned by Stoky Ogal 1:31 | 1-7 |
| 119 | Pinned by Richards Ger. 1:32 | 1-8 |
| | Pinned by Cooper - N/P. :34 | 1-9 |
| | Pinned by McCohan STF 1:40 | 1-10 |
| | ~~Pinned~~ Dec by Dike Her. 4-1 | 1-11 |
| | Pinned by Rivas Ogal :29 | 1-12 |
| | Pinned by Noud Cal 1:31 | 1-13 |
| | Pinned by Fix- Haxtum | 1-14 |
| | Pinned by Higgs Holyoke | 1-15 |
| | Pinned by Paxton Merino | 1-16 |
| | Pinned by Randall Mc. 1:00 | 1-17 |
| 119 | Pinned by VanPelt R.V. 2:48 | 1-18 |
| 4th | Pinned by Seeny AL. 17 | 1-19 |
| pvt | Pinned Kush Ox 4:30 | 2-19 |
| | Pinned by Consolsen RV. 2:22 | 2-20 |
| | Pinned by Richards Seeny 1:05 | 2-21 |
| | Pinned by Stokes Ogallala | 2-22 |

Blaine Peterson

| | | |
|---|---|---|
| 126 | Pinned by Dutton Arck. 1:44 | 0-1 |
| 126. | Dec by Hogsitt Dup 16-8 | 0-2 |
| | Dec by McConnell Brid 8-7 | 0-3 |
| 126 | Pinned by Alvarado Al 1:03 | 0-4 |
| | Pinned by Fritz N/P. :54 | 0-5 |
| | Pinned by Brownell ST7. 1:48 | 0-6 |
| | Pinned by Hudson Hev :47 | 0-7 |
| | Pinned by Jara Ogall :27 | 0-8 |
| | Pinned by Connelson R.V. :35 | 0-9 |
| | Pinned by Ortiz mc :51 | 0-10 |
| 126 | Pinned by Vander Griff R.V. 39 | 0-11 |
| | Pinned by Vanderguff 1:19 - | 0-12 |
| | Pinned by Hewett Rav. 3:57 | 0-13 |
| | Pinned by Ensried Serg :48 | 0-14 |
| | Pinned by Johnson Mitchell 2:03. | 0-15 |

Season End — 0-15

Pinned by Brownell 37 P. 1:48 0-6

Pinned by Hutson Alen :42 0-7

Pinned by Sara Ogall :27 0-8

Pinned by Connelson R.W. :25 0-9

Shawn Valentine.

| | | |
|---|---|---|
| 138 | Dec Coinett Camb. 7-2 | 1-0 |
| 132 | Pinned Joh Debas Cal. 3:48 | 2-0 |
| | Dec by R. Dickson Liberty OT 8-6 | 2-1 |
| | Pinned ~~by~~ Mark Drehen. Lib. 3:00 | 3-1 |
| | Pinned Pete Dillie. Cal. 3:34 | 4-1 |
| 138 | Pinned Rice Osh 3:48 | 5-1 |
| | Won by Defaut - Brid | 6-1 |
| 132 | Dec by Shaman Strasburg 6-4 | 6-2 |
| | Dec by Clem Brush 7-5 | 6-3 |
| 145 | Dec Terry Kuenle Ogal 10-8 | 7-3 |
| 132 | Dec by Underwood Al. 8-0 | 7-4 |
| 3rd | Dec Lohse Gothenburg. 10-2 | 8-4 |
| Ogallala - | Pinned Wright Mc. 4:55 | 9-4 |
| 132. | Dec Sprague - STP 5-3 | 10-4 |
| | Dec by Matthews Osh 7-4 | 10-5 |
| | Dec Dreitz Kalichie. 7-2 | 11-5 |
| | Pinned by Wood R.V. 5:06 | 11-6 |
| | Dec by Merrihew Hy OT 6-4 | 11-7 |
| | Dec House Holden - Hoxton | 12-7 |
| | Won by Forfeit - Merino | 13-7 |
| | Pinned Wood Holyoke - | 14-7 |
| 138 | Dec Edwards Mc 8-3 | 15-7 |
| 132 | Pinned by Wood R.V. 4:36 | 15-8 |

Over →

| | | |
|---|---|---|
| | | 15-8 |
| 132 | Pinnick Nisson Rav 35 | 16-8 |
| | Dec by James Fr - 4-1 | 16-9 |
| | Dec by Leiss Canil OT 6-2 | 16-10 |
| | Dec Presser Sevey 14-5 | 17-10 |
| | Dec by Meny Gordon 22-6 | 17-11 |
| | Dec Baumlach Sedny 6-5 | 18-11 |

Shannon Hamilton

| | | | |
|---|---|---|---|
| 132. | Pinned by Matthews - Osh. | 1:15 | 0-1 |
| | Pinned Warrwich Brid | 1:41 | 1-1 |
| | Pinned by Oxley Lamar | :30 | 1-2 |
| | Pinned by Bain St Francis | 2:26 | 1-3 |
| | Pinned by Balenlive Ogal - | | 1-4 |
| | Pinned by - Janicek Kimb. | 40 | 1-5 |
| | Pinned by - Matthews - N/P | 3:55 | 1-6 |
| | Won by forfit - Holyoke. | | 2-6 |
| | Won by forfit Hoxton | | 3-6 |
| | Pinned by Mertis Mercer | | 3-7 |
| 132 | Pinned by Harphan Mc. 2nd | | 3-8 |
| -138 | Pinned by McBride R.V. 57 | | 3-9 |
| 138 | Pinned Avy Ravane. | | 4-9 |
| | Pinned by James Fr 2:44 | | 4-10 |
| | Pinned by Miller Maynard 1:20 | | 4-11 |
| | Pinned by McCane Chodron 3:55 | | 4-12 |
| | Pinned by Billingsly Mitchell | | 4-13 |

Season Ent 4-13

Mike Orr.

| | | |
|---|---|---|
| 145 | Pinned by Hyke Camb 1:57 | 0-1 |
| | Pinned by Daylon Hamilton Cal | 0-2 |
| | Won by Default Liberty | 1-2 |
| | Pinned by Davis Dsh. 2:36 | 1-3 |
| | Won by Disqual Brid | 2-3 |
| | Pinned by Butchall N/P :34 | 2-4 |
| | Pinned by Dishman Coth. :34 | 2-5 |

Out.

Mike Van Vleet

| | | | |
|---|---|---|---|
| 155 | Pinned by Banzhoff Cumd | 2:57. | 0-1 |
| 155. | Pinned by Gamble Hox. | :22 | 0-2 |
| | Pinned by Stump Col. | 2:48. | 0-3 |
| | Pinned by Winn Osh | | 0-4 |
| | Dec by Garska Brid | 16-2 | 0-5 |
| | Pinned by Dryess Lamar | 1:10 | 0-6 |
| | Pinned by Banzhoff R.V. | :58 | 0-7 |
| | Pinned by Babbish Ogal | 1:31 | 0-8 |
| | Pinned by Dodson ST P. | 2:44 | 0-9 |
| | ~~Pinned~~ Dec by Ars Dall Her. | 9-6 | 0-10 |
| | Pinned by Lilly Ogallala. | :58 | 0-11 |
| | Pinned by Whomble Wray | :33 | 0-12 |
| | Pinned by Pillard Hoxton | | 0-13 |
| | Pinned by Ruger Merino | | 0-14 |
| | Pinned by Crawford Holyoke. | | 0-15 |
| | Pinned by Trail Mc 1st | | 0-16 |
| | Pinned by Shannon R.V. ~~#~~ 1:32 | | 0-17 |
| | Pinned by Banzhoff R.V | | 0-18 |
| | Pinned by Hudson Gotherly | | 0-19 |

Season End 0-19

Row Reiemel

| | | |
|---|---|---|
| 167. 1st. | Pinned Bob Bowland OTis 2:34 | 1-0 |
| | Pinned Helman Cal :40 | 2-0 |
| | Pinned Michael Haxton 1:49 | 3-0 |
| | Pinned Pyrnes Osh. 2:21 | 4-0 |
| | Won by forfeit Bird | 5-0 |
| | Dec by Tucker Wray 6-4 | 5-1 |
| | Pinned Whombee Wray :21 | 6-1 |
| | Dec by Joieff Brush 7-4 | 6-2 |
| | Dec by Ruhlman Ogal 12-2 | 6-3 |
| 2nd Gallala. | Pinned McCanee Gothenburg 2:58 | 7-3 |
| | Dec Currillo Cer 4-2 | 8-3 |
| | Dec by Schnell Al 7-2 | 8-4 |
| 1st SDIA. | Pinned DAVIS Osh 2:19 | 9-4 |
| | Dec Nozaker STP 8-4 | 10-4 |
| | Dec Parker Hy 5-0 | 11-4 |
| | Pinned by Tucker Wray 1:42 | 11-5 |
| | Pinned Michael Haxton 3:07 | 12-5 |
| | Pinned Schenel Moreno 2:52 | 13-5 |
| | Pinned Deslauriers Holy 1:08 | 14-5 |
| | Dec Van Bibber Mc 5-0 | 15-5 |
| 167 | Pinned Doris R.V. :58 | 16-5 |

Over →

| | | |
|---|---|---|
| | | 16-5 |
| 167 | Pinned Copley Fr 1:59 | 17-5 |
| 1st RV | Pinned Ooin RV 5:14 | 18-5 |
| | Dec Sherwood OX 14-0 | 19-5 |
| | Pinned Reither Kimball | 20-5 |
| 4th | Dec by Rahlman ozal 7-2 | 20-6 |
| Dist | Dec Carillo Gering 5-1 | 21-6 |
| | Dec by Ferguson Ann Wirth 7-3 | 21-7 |
| | Dec by Keema Plattsmouth 10-6 | 21-8 |
| | Dec by Banker ~~Wes~~ Elkhorn 9-3 | 21-9 |
| | State qualifier 21-9 | |

Colen Davis

| | | | |
|---|---|---|---|
| Hwt 3rd Hwt Hol Invit | Dec Hampton Cambridge | 4-3 | 1-0 |
| | Ded by Wood Lib- | 9-1 | 1-1 |
| | Pinned West Flemy | :15 | 2-1 |
| | Won by forft Osk | | 3-1 |
| | Won by forft Bird | | 4-1 |
| 3rd Wray Invit | Pinned by Brochat Brush | 1:42 | 4-2 |
| | Pinned Alba - Lamar | 1:43 | 5-2 |
| | Pinned Small Saint Francis - | 1:56 | 6-2 |
| | Dec Brochat Brush - | 7-2 | 7-2 |
| | Dec by Schultz Ogal | 8-4 | 7-3 |
| 2nd Ogallala | Pinned Reader Kimb - | :50 | 8-3 |
| | Dec Schultz Ogallala - | 10-4 | 9-3 |
| | Pinned by Foos Cer - | :53 | 9-4 |
| | Pinned Richards Osh. | 2:32 | 10-4 |
| | Dec by Dodson STP | 11-4 | 10-5 |
| | ~~Pinned~~ Dec Stumpf Calicie | 11-2 | 11-5 |
| | Dec by Stalts Wray. | 3-2 | 11-6 |
| | Won by forft | | 12-6 |
| | Won by forft | | 13-6 |
| | Pinned by Whitehead Hayton | | 13-7 |
| | Pinned - Kellner Hayton | 3:56 | 14-7 |
| | Pinned. Jordine Mc | :25 | 15-7 |
| | Pinned Davis R.V. | 5:31 | 16-7 |

OVW

| | | |
|---|---|---|
| | | 16-7 |
| Ind pvt | Pinned - Kearny Alma - :41. | 17-7 |
| | Pinned Wagner Eust 4:60 | 18-7 |
| | Dec by Odin Rv 11-8 | 18-8 |
| | Pinned Lindemann Cozad 4:53 | 19-8 |
| | Pinned by Gray Valentin 1:58 | 19-9 |

Mike Francis

| | | |
|---|---|---|
| 132 | Pinned by A. Leiss Camb - 1:53 | 0-1 |
| 132 | Dec by Yetter - Osh - 14-10 | 0-2 |
| 126 | Pinned by Kobata Brid - 3:30 | 0-3 |
| 126 | Pinned by Scott Hilt Saint Francis '27 | 0-4 |
| | Pinned by Prottsman Holyoke 1:25 | 0-5 |
| | Won by Defaut McQuillen Qual | 1-5 |

Quit 1-4-84

Mike John

| | | |
|---|---|---|
| 119 | Won by Forfeit Cambridge. | 1-0 |
| 119 | Pinned by Kokes Caliche - 1:15 | 1-1 |
| | Dec by Rodwell Arickaree 4-1 | 1-2 |
| 119 | Pinned by Gray Osh. 1:26 | 1-3 |

Quit

Brad Brauer

| | | | |
|---|---|---|---|
| 138 | Pinned by | Stone Hox. | 0-1 |
| | Pinned by | Forman Merino | 0-2 |
| | Pinned by | Wood Holy | 0-3 |
| | Pinned by | Wright Mc | 0-4. |
| | Pinned by | Wood - Rep Valley - '48 | 0-5 |
| | Pinned by | McKeon Rav | 0-6 |
| | Pinned by | Miller Mag | 0-7 |
| | Pinned by | Beever Chadwick | 0-8 |

# 1984-85 WRESTLING CERTIFICATION OF MINIMUM WEIGHT

## Team Certification Roster

CERTIFICATION must be completed after November 28 and before December 25, 1984. The minimum weight of all competitors must be compiled, from the individual forms, onto this form. A wrestler cannot be entered below this weight class in any further competition.

This report should be filled out and sent to the NSAA by January 4. The individual forms are kept on file in the school.

| | | | |
|---|---|---|---|
| 98 Lb. | Wayne Bahler | 138 Lb. | Mike Francis |
| | | | Blaine Peterson |
| | | | Troy Roller |
| 105 Lb. | Pat Beran | 145 Lb. | Brad Shay |
| | | | Brad Brauer |
| | | | |
| 112 Lb. | Dave Lovenburg | 155 Lb. | Wayne Spickelmeier |
| | | | |
| | | | |
| 119 Lb. | Tom Griess | 167 Lb. | Mike Van Vleet |
| | Dave German | | Jeff Bubak |
| | Kevin McDonald | | |
| 126 Lb. | Shannon Hamilton | 185 Lb. | |
| | Blaine Spady | | |
| | | | |
| 132 Lb. | | Unl. | |
| | | | |
| | | | |

Signature Skip Martin A.D. Skip Martin Date 12-21-84
(Superintendent/Principal)

Signature La Vern Phelps
(Coach)

Chase County High School, Imperial
(School)

Mail one copy by January 4 to the NSAA, P. O. Box 5463, Lincoln, Nebraska 68505, and one copy later to your district tournament director with your entry. One copy should be kept in your school files.

Vern
Your Copy
Mailed 1/23/85

1984-85

# DISTRICT WRESTLING ENTRY

Due January 28

Mail one copy to your district director and one copy to the NSAA, P.O. Box 5463, Lincoln, NE 68505.

No additional entry is required for the state tournament.

Substitutions may be made until the deadline established by the district tournament director.

Type name in full. Only one entry allowed in each class.

| Weight | Name First Last | Grade | Season Record Wins | Losses |
|---|---|---|---|---|
| 98 lb. | Wayne Bahler | 9 | 5 | 11 |
| 105 lb. | Pat Beran | 9 | 5 | 11 |
| 112 lb. | Dave Lovenburg | 11 | 7 | 9 |
| 119 lb. | Dave German | 10 | 8 | 10 |
| 126 lb. | Shannon Hamilton | 11 | 2 | 12 |
| 132 lb. | Blaine Spady | 10 | 1 | 6 |
| 138 lb. | Mike Francis | 12 | 6 | 11 |
| 145 lb. | Brad Shay | 12 | 9 | 9 |
| 155 lb. | Wayne Spickelmeier | 11 | 10 | 10 |
| 167 lb. | Jeff Bubak | 11 | 7 | 10 |
| 185 lb. | Mike Van Vleet | 10 | 3 | 11 |
| Hwt. | Open | - | - | - |

I certify the above boys are eligible according to the rules of the N.S.A.A.

Skip Martin Principal — Superintendent or Principal

Imperial (Chase County) — School

Vern Phelps — Wrestling Coach

B-4 — Class and District No.

(Cut along this line)

**SCHOOLS:** _____ **VS.** Haxtun **DATE** 1-21- **REFEREE** _____

**SCORING SYMBOLS:**

Takedown – T-2
Reversal – R-2
Escape – E-1
Near Fall – N-2
Near Fall – N-3
Penalty – P-1
Penalty – C
Caution – P-2
Warning – W

| WT. | CONTESTANTS | MATCH SCORE: FIRST PERIOD | Choice | SECOND PERIOD | THIRD PERIOD | TIME ADV. | FALL TIME | TOTAL MATCH SCORE | TEAM SCORE: HOME | VIS. |
|---|---|---|---|---|---|---|---|---|---|---|
| 98 | Open | | | | | | | | — | — |
| | open | | | | | | | | — | — |
| 105 | Lavenburg | | | | | | | | 6 | 0 |
| | open | | | | | | | | — | 0 |
| 112 | Shay | | | | | | | | 6 | 0 |
| | open | | | | | | | | — | 0 |
| 119 | Hopitt | E1 | | | | | | | 0 | — |
| | Trever Fix- | T2 T2 NF2 Pin | | | | | | | — | 6 |
| 126 | open | | | | | | | | 0 | — |
| | Luke Kain | | | | | | | | — | 6 |
| 132 | ~~Valentine~~ - Hamelin - | | | | | | | | 6 | — |
| | open | | | | | | | | — | 0 |
| 138 | Shawn Valent | T2 NF2 | | NF2 | R2 | | | | 4 | — |
| | Householder Kevin | | | | | | | | — | 0 |
| 145 | Brewer | | | | | | | | 0 | — |
| | Stan Stone | T2 Pin | | | | | | | — | 6 |
| 155 | Van Vleet | | | | R2 P1 | | | | 0 | — |
| | Todd Pillard | T2 | | R2 P1 | P1 R2 Pin | | | | — | 6 |
| 167 | Frenel - | T2 NF3 | | E1 T2 Pin | | | 3:07 | | 6 | — |
| | Dean Michael | P1 | | | | | | | — | 0 |
| 185 | open | | | | | | | | 0 | — |
| | Keith Davis | | | | | | | | — | 6 |
| Hvt | Davis - | | | | | | | | 0 | — |
| | Whittaker Doug | T2 Pin | | | | | 1:50 | | — | 6 |
| | | | | | | | | | | — |
| | | | | | | | | | — | |
| | | | | | | | | | | — |
| | | | | | | | | | — | |
| | Hamilton | | | | | | | | | — |
| | Mang - Mer | T2 Pin | | | | | | | — | |
| | | | | | | | | | | — |
| | | | | | | | | | — | |
| | | | | | | | | | | — |
| | | | | | | | | | — | |

**SCHOOLS:** _____ **VS.** Marina **DATE** _____ **REFEREE** _____

**SCORING SYMBOLS:**

Takedown – T-2
Reversal – R-2
Escape – E-1
Near Fall – N-2
Near Fall – N-3
Penalty – P-1
Penalty – C
Caution – P-2
Warning – W

| WT. | CONTESTANTS | MATCH SCORE FIRST PERIOD | Choice | SECOND PERIOD | THIRD PERIOD | TIME ADV. | FALL TIME | TOTAL MATCH SCORE | TEAM SCORE HOME | TEAM SCORE VIS. |
|---|---|---|---|---|---|---|---|---|---|---|
| 98 | Open | | | | | | | | 0 | — |
| | Ken Shino | | | | | | | | — | 6 |
| 105 | Dave Lovenburg | W | | T2 | R2 | | | 4 | 3 | — |
| | Ray Paxton | W | | E1 P1 | | | | 3 | — | 0 |
| 112 | Brad Shay | | | | | | | 0 | 0 | — |
| | Rod Nesta | T2 NF3 | | | R2 NF2 | | | 9 | — | 4 |
| 119 | Lonnie Hogseth | | | | | | | | 0 | — |
| | Tim Paxton | T2 NF3 | | R2 Pin | | | | | — | 6 |
| 126 | ~~Ted Mertens~~ Open | | | | | | | | — | — |
| | Open | | | | | | | | — | — |
| 132 | Shannon Hamilton | T2 | | | | | | | 0 | — |
| | Ted Mertens | R2 NF3 NF2 | | | | | | | — | 6 |
| 138 | S. Valentine | | | | | | | | 6 | — |
| | ~~S. Hale~~ Open | | | | | | | | — | 0 |
| 145 | B. Brauer | | | | | | | | 9 | — |
| | Matt Fagman | T2 | | | | | | | — | 6 |
| 155 | M. VanVleet | R2 | | | E | | | | 0 | — |
| | Ken Ruger | T2 R2 NF3 | | R2 | | | | | — | 6 |
| 167 | R. Forcucci | ~~T2~~ NF3 | | R2 NF3 | | | 3:55 | | 6 | — |
| | Andy Schendel | | | | | | | | — | 0 |
| 185 | ~~Open~~ | | | | | | | | — | — |
| | Open | | | | | | | | — | 6 |
| HWT | Davis | | | R2 | | | | | 6 | — |
| | Mark Mertens | R2 | | O E1 | E T2 | | | | — | 0 |
| | | | | | | | | | | — |
| | | | | | | | | | — | — |
| | | | | | | | | | — | — |
| | | | | | | | | | — | — |
| | | | | | | | | | — | — |

**SCHOOLS:** _____ **VS.** Holyoke **DATE** _____ **REFEREE** _____

**SCORING SYMBOLS:**

Takedown – T-2
Reversal – R-2
Escape – E-1
Near Fall – N-2
Near Fall – N-3
Penalty – P-1
Penalty – C
Caution – P-2
Warning – W

| WT. | CONTESTANTS | MATCH SCORE: FIRST PERIOD | Choice | SECOND PERIOD | THIRD PERIOD | TIME ADV. | FALL TIME | TOTAL MATCH SCORE | TEAM SCORE: HOME | VIS. |
|---|---|---|---|---|---|---|---|---|---|---|
| 98 | ~~Joper~~ | | | | | | | | 0 | — |
| | Jeff Drago | | | | | | | | — | 6 |
| 105 | ~~Loven Lory~~ | | | | | | | | | — |
| | Jim O'Neil | T2 NF2 Pin | | | | | | | — | 6 |
| 112 | ~~Shay~~ | | | | | | | | 6 | — |
| | Open | | | | | | | | — | 0 |
| 119 | ~~Nogsett~~ | | | | | | | | 0 | — |
| | Chris Higgs | T2 NF2 NF2 NF2 NF2 | | | | | 1:40 | | — | 6 |
| 126 | Open | | | | | | | | 0 | — |
| | Probtsman | | | | | | | | — | 6 |
| 132 | ~~Hamilton~~ Valentine | T2 NF2 Pin | | | | | | | 6 | — |
| | Billy Wilson | | | | | | | | — | |
| 138 | ~~Valentine~~ Hamilton | | | | | | | | 6 | — |
| | ~~S Valentine~~ Open | | | | | | | | — | 0 |
| 145 | Brauer | T2 ~~Pin~~ | | | | | | | | — |
| | Corey Wood | T2 Pin | | | | | | | — | 6 |
| 155 | Van Vleet | P1 | | | | | | | | — |
| | Crawford | T2 Pin | | | | | | | — | 6 |
| 167 | Fritzmeyer | T2 NF2 P1 | | R2 | | | | | 6 | — |
| | Deslaurien | | | | | | | | — | |
| 185 | Open | | | | | | | | 0 | — |
| | Open | | | | | | | | — | 0 |
| Hwt | Davies | | | | | | | | 6 | — |
| | Open | | | | | | | | — | 0 |
| | | | | | | | | | | — |
| | | | | | | | | | — | |
| | | | | | | | | | | — |
| | | | | | | | | | — | |
| | Davis | T2 NF3 | | NF3 T2 Pin | 3:56 | | | | | — |
| | Koellner Nox. | | | E-1 | | | | | — | |
| | | | | | | | | | | — |
| | | | | | | | | | — | |
| | | | | | | | | | | — |
| | | | | | | | | | — | |

**SCHOOLS:** CCHS **VS.** McCook **DATE** 1-24-84 **REFEREE**

Even

**SCORING SYMBOLS:**

Takedown – T-2
Reversal – R-2
Escape – E-1
Near Fall – N-2
Near Fall – N-3
Penalty – P-1
Penalty – C
Caution – P-2
Warning – W

| WT. | CONTESTANTS | MATCH SCORE: FIRST PERIOD | Choice | SECOND PERIOD | THIRD PERIOD | TIME ADV. | FALL TIME | TOTAL MATCH SCORE | TEAM SCORE: HOME | VIS. |
|---|---|---|---|---|---|---|---|---|---|---|
| 98 | Dave German | | | | | | | 0 | | — |
| | Tom Spilinik | T2 NF2 | | NF3 NF3 | R2 NF3 | | | 5 | — | 5 |
| 105 | Dave Lovenberg | T2 | | | R2 C | | | 4 | 3 | — |
| | Mike Heili | | | | | | | 0 | — | |
| 112 | Brad Shay | R2 | | R2 | | | | 4 | 3 | — |
| | Soke Seng | T2 | | | | | | 2 | — | |
| 119 | Lonnie Hagsett | 1:30 | | | | | | | | — |
| | Neil Randall | T2 Pin | | | | | | | — | 6 |
| 126 | Blaine Peterson | | | | | | | | | — |
| | Bill Ortiz | T2 | | | | | :51 | | — | 6 |
| 132 | Shannon Hamilton | | | | | | | | | — |
| | Darren Harphan | T2 NF3 NF3 | | P1 R2 Pin | | | | | — | 6 |
| 138 | Shawn Valentine | T2 R2 | | R2 T2 | | | | 8 | 3 | — |
| | Rick Edwards | R2 | | E1 | | | | 3 | — | |
| 145 | Brad Brauer | | | | | | | | | — |
| | Randy Wright | T2 Pin :37 | | | | | | | — | |
| 155 | Mike Van Vleet | | | | | | | | | — |
| | Keenan Trail | T2 Pin | | | | | | | — | 6 |
| 167 | Ron Friemel | | | | R2 NF3 | | | 5 | 3 | — |
| | John Van Bibber | | | | | | | 0 | — | |
| 185 | open | | | | | | | | | — |
| | Cox | | | | | | | | — | 6 |
| Hwt. | Glen Davis | T2 Pin | | :41 | | | | | 6 | — |
| | Craig Jording | | | | | | | | — | |
| | | | | | | | | | | — |
| | | | | | | | | | — | |
| | | | | | | | | | | — |
| | | | | | | | | | — | |
| | | | | | | | | | | — |
| | | | | | | | | | — | |
| | | | | | | | | | | — |
| | | | | | | | | | — | |

**SCHOOLS:** Rep Valley **VS.** Imperial **DATE** 1-2-8[illegible] **REFEREE** [illegible]

**SCORING SYMBOLS:**

- Takedown – T-2
- Reversal – R-2
- Escape – E-1
- Near Fall – N-2
- Near Fall – N-3
- Penalty – P-1
- Penalty – C
- Caution – P-2
- Warning – W

| WT. | CONTESTANTS | MATCH SCORE: FIRST PERIOD | Choice | SECOND PERIOD | THIRD PERIOD | TIME ADV. | FALL TIME | TOTAL MATCH SCORE | TEAM SCORE: HOME | TEAM SCORE: VIS. |
|---|---|---|---|---|---|---|---|---|---|---|
| 98 | Rick Teel * | | | | CP-1 | | | 1 | 3 | — |
| | Dave Cermeno | T-2 | | | ↑ WW | | | 2 | — | 0 |
| 105 | Kris Fries | E1 T-2 | | injury | ↑ | | | | 9 | — |
| | Dave Lovenburg * | T-2 | | default | | | | | — | 0 |
| 112 | Tom Rowland | T-2 N-2 N-2 | | - FALL - | | | 3:19 | | 9 | — |
| | Brad Shay. | | | | | | | | — | 6 |
| 119 | Kurt Van Pelt | R-2 N-2 N-2 | | E-1 T-2 Fall | | | 2:48 | | 9 | — |
| | Lonnie Hayseth * | T-2 | | | | | | | — | 12 |
| 126 | Aaron VanderCraft | T-2 N-3 Fall | | | | | :39 | | 9 | — |
| | Blaine Peterson | | | | | | | | — | 18 |
| 132 | Bill Wood | R-2 | | R-2 | ↑ N-3 Fall | | 4:36 | | 9 | — |
| | VALENTINE * | T-2 | | N-2 C | | | | | — | 24 |
| 138 | Sean McBride | T-2 Fall | | | | | :57 | | 9 | — |
| | HAMILTON | P-1 | | | | | | | — | 30 |
| 145 | Paul Wood | R-2 Fall | | | | | :49 | | 9 | — |
| | Brad Braver. * | C T-2 N-2 | | | | | | | — | 36 |
| 155 | Dennis Shannon | T-2 Fall | | | | | 1:32 | | 9 | — |
| | Mike VanVleet | | | | | | | | — | 42 |
| 167 | Larry Doris | | | | | | | | 15 | — |
| | Rod Friemel * | T-2 Fall | | | | | :58 | | — | 42 |
| 185 | Dane Downey | | | | | | | | 15 | — |
| | Open | | | | | | | | — | 48 |
| Hwt | Mike Doris | E-1 T-2 | | W R-2 | * R-2 | | | | 21 | — |
| | Glen Davis * | T-2 | | E-1 T-2 | R-2 E-1 T-2 F | | 5:31 | | — | 48 |
| | | | | | | | | | | — |
| | | | | | | | | | — | |
| | | | | | | | | | | — |
| | | | | | | | | | — | |
| | | | | | | | | | | — |
| | | | | | | | | | — | |
| | | | | | | | | | | — |
| | | | | | | | | | — | |

**SCHOOLS:** R.V. Tournament **VS.** _____ **DATE** _____ **REFEREE** _____

**SCORING SYMBOLS:**

- Takedown – T-2
- Reversal – R-2
- Escape – E-1
- Near Fall – N-2
- Near Fall – N-3
- Penalty – P-1
- Penalty – C
- Caution – P-2
- Warning – W

| WT. | CONTESTANTS | MATCH SCORE: FIRST PERIOD | Choice | SECOND PERIOD | THIRD PERIOD | TIME ADV. | FALL TIME | TOTAL MATCH SCORE | TEAM SCORE: HOME | VIS. |
|---|---|---|---|---|---|---|---|---|---|---|
| 138 | Hamilton<br>Avey Rav | Pin<br>T2 NF2 | | | | | | | — | — |
| 125 | Van Vleet<br>Banzhoff RV. | [illegible]<br>T2 | | R2<br>R2 Pin | | | | | — | — |
| 105 | Dave Loverby<br>Sandby Hw. | R2<br>T2 | | NF3 | C R2 NF3<br>P1 | | | 10<br>3 | — | — |
| 112 | Shay<br>Van Relt RV | [illegible]<br>T2 | | | | | | 0<br>2 | — | — |
| 119 | Hagsett<br>Seemar AL. | T2 Pin | | | | | | | — | — |
| 132 | Valentine<br>Nisson Rav. | R2 Pin<br>T2 | | | | | | | — | — |
| 145 | Brauer<br>McKeon Rav | Pined<br>T2 | | | | | | | — | — |
| Hwt | ~~Fr~~ Davis<br>Kearny Al-JV. | T2<br>Pined | | | | | 39 | | — | — |
| 167 | Friemel<br>Copley # Frk | T2 Pin | | | | | | | — | — |
| 138 | Hamilton<br>Jameson – Frk | T2 NF2 NF3 | | R2 NF3 Pin | | | | | — | — |
| 98 | Dave German<br>Shriner Frak. | T2 Pin | | | | | | | — | — |
| 105 | Dave Loverby. Ovt<br>Fries. RV. | T2 X<br>P1 T2 Pin | | R3 | WW<br>E1 ~~W W~~ R1 P1 | | | | — | — |
| 126 | Peterson<br>Vandergrift RV | E1<br>T2 T2 Pin | | | | | | | — | — |
| 132 | Valentine<br>Jamer Frak. | T2 | | C<br>R2 | E1<br>W T2 | | | | — | — |
| 167 | Friemel<br>Davis RV | T2 P1<br>W W | ✓<br>^ | R2 NF3 NF3 C<br>P1 | | | | | — | — |
| Hwt | Davis<br>Wagner – 'Eus | T2 | | T2 NF2 R2 NF3 R3 Pin<br>E1 R2 | | | | | — | — |
| | | | | | | | | | — | — |

**SCHOOLS:** RV **VS.** _____ **DATE** _____ **REFEREE** _____

**SCORING SYMBOLS:**

- Takedown – T-2
- Reversal – R-2
- Escape – E-1
- Near Fall – N-2
- Near Fall – N-3
- Penalty – P-1
- Penalty – C
- Caution – P-2
- Warning – W

| WT. | CONTESTANTS | MATCH SCORE: FIRST PERIOD | Choice | SECOND PERIOD | THIRD PERIOD | TIME ADV. | FALL TIME | TOTAL MATCH SCORE | TEAM SCORE: HOME | VIS. |
|---|---|---|---|---|---|---|---|---|---|---|
| 112 | Shay<br>Brown OX | T2 NF3 | | R2 R2 NF3<br>R2 | R2 NF2 NF2 | | | 12<br>8 | — | — |
| 119 | ~~Hoggsett~~<br>Kuck OX | | | | | | | | — | — |
| 145 | Brewer<br>Miller May | T2<br>R2 | | | | | | | — | — |
| 138 | Hamelton<br>~~Cor.~~ Miller May | T2 NF3 | | R2 Pin | | | | | — | — |
| | | | | | | | | | — | — |
| 112 | Shay<br>Cooper Maywood | | | R2 NF2<br>R2 | R2<br>R2 | | | | — | — |
| 119 | Hoggsett<br>Kuck OX. | T2<br>R2 | | E1 E1 T2<br>T2 W | Pin | | | | — | — |
| 126 | Peterson<br>Herbert - Rav | T2 NF3 | | R2<br>R2 NF2 Pin | | | | | — | — |
| 132 | Valentine Ov-T<br>Riess-camp | T2 | | E1<br>T2 NF2 | E1 E1 W R2<br>T2 T2 NF2 E1 T2 | | | | — | — |
| 105 | Lovenburg<br>Mügel Rav | T2<br>E1 | | T2<br>R E1 | E1 WW<br>P1 | | | | — | — |
| 112 | Shay v v m Pelt RV<br>~~Cooper May~~ | T2 | | | | | | | — | — |
| 119 | Hoggsett<br>Cornelson RV | T2 | | R2 NF2 Pin | | | | | — | — |
| 98 | Bethel Rav<br>German | T2 NF2 NF3 | | NF3 | R2 | | | | — | — |
| 167 | Fremal<br>Sherwood OX | T2 NF3 | | R2 NF3 NF2 | NF2 | | | 14<br>0 | — | — |
| HWT | Davis<br>Davis RV | E1 T2 T2<br>T2 E1 | | E1<br>R2 NF2 | E1 E1<br>T2 T2 | | | | — | — |
| | | | | | | | | | — | — |
| | | | | | | | | | — | — |

**SCHOOLS:** District **VS.** _____ **DATE** 2 **REFEREE** _____

**SCORING SYMBOLS:**

- Takedown – T-2
- Reversal – R-2
- Escape – E-1
- Near Fall – N-2
- Near Fall – N-3
- Penalty – P-1
- Penalty – C
- Caution – P-2
- Warning – W

| WT. | CONTESTANTS | MATCH SCORE: FIRST PERIOD | Choice | SECOND PERIOD | THIRD PERIOD | TIME ADV. | FALL TIME | TOTAL MATCH SCORE | TEAM SCORE: HOME | VIS. |
|---|---|---|---|---|---|---|---|---|---|---|
| 98 | D. German<br>M. Olson Val | T2 NF3 | | R2 NF3 | NF3 | | | 0<br>13 | — | — |
| 105 | O. Lovenburg<br>Eichner Ogd | T2 Pin | | | | | 1:50 | | — | — |
| 112 | Shay –<br>C. Morgan (Kmb) | T2 | | | | | 1:53 | | — | — |
| 119 | L. Hogsett<br>P. Richard Ger. | T2 | | | | | 1:05 | | — | — |
| 126 | Peterson<br>Ensrud Ger | T2 | | | | | :48 | | — | — |
| 132 | Valentine<br>T. Presher Ger | T2 | | R2 NF3<br>E1 T2 | R2 NF3 R2<br>R2 | | | 14<br>5 | — | — |
| 138 | Hamilton<br>McCance Chad | P1<br>T2 NF2 NF2 NF3 | | R2 NF3 | | | 3:55 | | — | — |
| 145 | B. Brauer<br>Reever Chad | Pined<br>T2 | | | | | | | — | — |
| 155 | Van Vleet<br>J. Hudson Coth | T2 NF2 NF3 NF3 | | R2 | | | 2:22 | | — | — |
| Hut | Davis –<br>S. Linderman (Coz) | T2<br>E1 | | R2 T2<br>E1 | | | 4:53 | | — | — |
| | | | | | | | | | — | — |
| 112 | Shay<br>Piihl Al. | T2 NF3 | | R2 NF3 | | | 3:46 | | — | — |
| 132 | Valentine –<br>Merry Gord | R2<br>T2 NF2 E1 T2 NF3 | | R2<br>E1 NF3 NF2 | R2<br>E1 T2 NF3 | | | | — | — |
| 167 | Friemel<br>Richert Kmb | R2<br>T2 | | Pin<br>E1 T2 | | | | | — | — |
| Hut | Davis<br>Grey Val. | T2 NF2 | | | | | 1:58 | | — | — |
| | | | | | | | | | — | — |
| | | | | | | | | | — | — |

**SCHOOLS:** CCHS. **VS.** Cambridge **DATE** 12-8-83 **REFEREE** J. **SC**

**SCORING SYMBOLS:**

- Takedown – T-2
- Reversal – R-2
- Escape – E-1
- Near Fall – N-2
- Near Fall – N-3
- Penalty – P-1
- Penalty – C
- Caution – P-2
- Warning – W

| WT. | CONTESTANTS | MATCH SCORE FIRST PERIOD | Choice | SECOND PERIOD | THIRD PERIOD | TIME ADV. | FALL TIME | TOTAL MATCH SCORE | Hu | |
|---|---|---|---|---|---|---|---|---|---|---|
| 98 | OPEN | | | | | | | | 6 | |
| | OPEN. | | | | | | | | — | |
| 105 | DAVE German | | | | | | | | 12 | — |
| | OPEN. | | | | | | | | — | 6 |
| 112 | DAVE hovenburg | C | | | | | | | 12 | — |
| | Jim Phillips | T-2 | | R-2 (F 2:52) | | | 2:52 | | — | 12 |
| 119 | Mike Jahn | | | | | | | | 18 | — |
| | OPEN. | | | | | | | | — | 12 |
| 126 | Brad Shay | E1 | | | | | | 1 | 18 | — |
| | Blaise Leiss | T-2 T2 N-3 N-3 | | R-2 N-3 | N3 | | | 18 | — | 17 |
| 132 | Mike Francis | E-1 | | | | | | | 18 | — |
| | Andy Leiss | T-2 N-2 C T-2 (F 1:53) | | | | | 1:53 | | — | 23 |
| 138 | Shawn Valentine | T-2 N-3 | | | R-2 C | | | 7 | 21 | — |
| | Denny Coinett | | | E-1 | W | | | 1 | — | 23 |
| 145 | Mike Orr | | | | | | | | 21 | — |
| | Tim Hyke | T-2 N-3 F 1:56 | | | | | 1:56 | | — | 29 |
| 155 | Mike VanVleet | T-2 | | P-1 | | | | | 21 | — |
| | Lavern Bangshaf | R-2 N-3 | | | | | 2:57 | | — | 35 |
| 167 | OPEN | | | | | | | | 27 | — |
| | OPEN. | | | | | | | | — | 41 |
| 185 | OPEN. | | | | | | | | 27 | — |
| | Jim Druse | | | | | | | | — | 47 |
| Hwt | Glen DAVIS. | P-1 | | E-1 | T-2 | | | 4 | 30 | — |
| | Clayton Hampton | T-2 | | | E-1 | | | 3 | — | 47 |
| | | | | | | | | | | — |
| | | | | | | | | | — | |
| | | | | | | | | | | — |
| | | | | | | | | | — | |
| | | | | | | | | | | — |
| | | | | | | | | | — | |
| | | | | | | | | | | — |
| | | | | | | | | | — | |

**CHOOLS:** Holyoke Inv. **VS.** _____ **DATE** 12-10-85 **REFEREE** _____

**SCORING SYMBOLS:**

- Takedown – T-2
- Reversal – R-2
- Escape – E-1
- Near Fall – N-2
- Near Fall – N-3
- Penalty – P-1
- Penalty – C
- Caution – P-2
- Warning – W

| WT. | CONTESTANTS | MATCH SCORE: FIRST PERIOD | Choice | SECOND PERIOD | THIRD PERIOD | TIME ADV. | FALL TIME | TOTAL MATCH SCORE | TEAM SCORE: HOME | VIS. |
|---|---|---|---|---|---|---|---|---|---|---|
| 112 | Dave German | T2 NF3 Pin 1:53 | | | | | | | | |
| | Mryon Uedan Hax. | P-1 | | | | | | | | |
| 119 | Mike John | | | | | | | | | |
| | Marvin Kokes (Cal) | T2 Pin - 1:15 | | | | | | | | |
| 119 | Brad Shay | R2 | | R2 NF3 | Pin - 4:50 | | | | | |
| | Jim Cover (Fl.) | T2 R2 | | | | | | | | |
| 126 | Lonnie Hogsett | | | | | | | | | |
| | Kale Nourd | T-2 Pin 18 | | | | | | | | |
| 132 | Shawn Valentine | T2 NF2 | | R-2 Pin - 3:48 | | | | | | |
| | John Debus (Cal) | | | | | | | | | |
| 155 | Mik. Van Vleet | | | | | | | | | |
| | Carl Gamble Hax. | T2 Pin - :22 | | | | | | | | |
| 167 | Ron Friend | P-1 R-2 R2 | | Pin 2:34 | | | | | | |
| | Bob Bowland otis | T2 R2 | | | | | | | | |
| 105 | Dave Lovenberg | T2 R2 | | R2 | C E-1 | | | 1 | | |
| | Bryan Sprague Hol | R2 | | R2 | R2 T2 E-1 T2 | | | 5 | | |
| 112 | Dave German | | | | Pin 5:05 | | | | | |
| | John Hoopes Lib | T2 NF3 | | NF3 | P1 | | | | | |
| 119 | Mike John | | | P1 | | | | 1 | | |
| | Shawn Bodwell (Arick) | T2 | | | R2 | | | 4 | | |
| 119 | Brad Shay | T. | | | | | | | | |
| | Treven Fix - Hax. | T2 NF2 | | E-1 T2 NF3 | Pin 4:50 | | | | | |
| 126 | Blaine Peterson | | | | | | | | | |
| | Ken Dutton (Ar.) | T2 Pin 1:59 | | | | | | | | |
| 132 | Shawn Valentine | | | E-1 T2 | R2 NF3 R2 | NF2 R2 | | | | |
| | Randy Dickson Lib | | | R2 R2 | R2 NF2 T2 E-1 | R2 NF3 | | | | |
| 145 | Mike Orr | | | | | | | | | |
| | Raylin Hamilton (Cal) | T2 Pin | | | | | | | | |
| 167 | Ron Friend | T2 Pin :40 | | | | | | | | |
| | Steve Holman (Cal) | | | | | | | | | |
| Hut | Glen Davis | | | E1 | | | | 1 | | |
| | Todd Wood Lib | T2 NF3 | | T2 | R2 | | | 9 | | |
| | | | | | | | | | | |
| | | | | | | | | | | |

15x

WB

Semi's Wrestle B

**SCHOOLS:** _____ **VS.** _____ **DATE** _____ **REFEREE** _____

**SCORING SYMBOLS:**

- Takedown – T-2
- Reversal – R-2
- Escape – E-1
- Near Fall – N-2
- Near Fall – N-3
- Penalty – P-1
- Penalty – C
- Caution – P-2
- Warning – W

| WT. | CONTESTANTS | MATCH SCORE: FIRST PERIOD | Choice | SECOND PERIOD | THIRD PERIOD | TIME ADV. | FALL TIME | TOTAL MATCH SCORE | TEAM SCORE: HOME | VIS. |
|---|---|---|---|---|---|---|---|---|---|---|
| 119 | Hayes Ft<br>Stoney Ogal | T2 Pin | | | | | | | — | — |
| 126 | Peterson<br>Johnson - Mitchell | T2 NF3 | | | | | 3:03 | 3 | — | — |
| 132 | Valentine<br>Baumlach Sid | T2 C<br>R2 | | E1 R2<br>T2 | R2<br>R2 | | | 7<br>6 | — | — |
| 138 | Hamilton<br>Billingsley Mitch | T2 | | | | | :46 | | — | — |
| | | | | | | | | | — | — |
| 112 | Shay<br>Haskell - Ains - | T2 NF2 | | NF3 | R2 | | 4:40 | | — | — |
| 132 | Valentine -<br>Loshe - Goth - | | | E1 T2 | R2 | | | 3<br>2 | — | — |
| 167 | Friemel -<br>Rahlman Ogal | T2 | | E1 T2 | R2<br>NF2 | | | 2<br>7 | — | — |
| Hwt | Davis -<br>Hoppes - Alliance | | | E1 | E1 T2 | | | | — | — |
| | | | | | | | | | — | — |
| 132 | Valentine OVT<br>Hunke Coyd | T2 X | | E1 W | C R2 C<br>W P1 E1 W | | | | — | — |
| 167 | Friemel<br>Corillo - Hering | | | E1 T2 T2<br>E1 | | | | 5<br>1 | — | — |
| Hwt | Davis<br>Hecker Sid - | T2 NF3 | | P1 | P1<br>W | | | 2<br>5 | — | — |
| | | | | | | | | | — | — |
| 132 | Valentine<br>Handon Mitchell | | | E1<br>E1 T2 | R2<br>R2 NF2 | | | 3<br>7 | — | — |
| 167 | Friemel -<br>Ferguson | | | R2<br>E1 T2 | R2 1<br>R2 NF3 | | | | — | — |
| Hwt | Davis<br>[illegible] | T2 | | NF3 | R2 | | | 7<br>0 | — | — |

**SCHOOLS:** _____ **VS.** _____ **DATE** _____ **REFEREE** _____

**SCORING SYMBOLS:**

Takedown – T-2
Reversal – R-2
Escape – E-1
Near Fall – N-2
Near Fall – N-3
Penalty – P-1
Penalty – C
Caution – P-2
Warning – W

| WT. | CONTESTANTS | MATCH SCORE | | | | TIME ADV. | FALL TIME | TOTAL MATCH SCORE | TEAM SCORE | |
|---|---|---|---|---|---|---|---|---|---|---|
| | | FIRST PERIOD | Choice | SECOND PERIOD | THIRD PERIOD | | | | HOME | VIS. |
| | | | ▲▼ | | | | | | | — |
| | | | ▲▼ | | | | | | — | |
| | | | ▲▼ | | | | | | | — |
| | | | ▲▼ | | | | | | — | |
| | | | ▲▼ | | | | | | | — |
| | | | ▲▼ | | | | | | — | |
| | | | ▲▼ | | | | | | | — |
| | | | ▲▼ | | | | | | — | |
| | | | ▲▼ | | | | | | | — |
| | | | ▲▼ | | | | | | — | |
| | | | ▲▼ | | | | | | | — |
| | | | ▲▼ | | | | | | — | |
| | | | ▲▼ | | | | | | | — |
| | | | ▲▼ | | | | | | — | |
| | | | ▲▼ | | | | | | | — |
| | | | ▲▼ | | | | | | — | |
| | | | ▲▼ | | | | | | | — |
| | | | ▲▼ | | | | | | — | |
| | | | ▲▼ | | | | | | | — |
| | | | ▲▼ | | | | | | — | |
| | | | ▲▼ | | | | | | | — |
| | | | ▲▼ | | | | | | — | |
| | | | ▲▼ | | | | | | | — |
| | | | ▲▼ | | | | | | — | |
| | | | ▲▼ | | | | | | | — |
| | | | ▲▼ | | | | | | — | |
| | | | ▲▼ | | | | | | | — |
| | | | ▲▼ | | | | | | — | |
| | | | ▲▼ | | | | | | | — |
| | | | ▲▼ | | | | | | — | |
| | | | ▲▼ | | | | | | | — |
| | | | ▲▼ | | | | | | — | |
| | | | ▲▼ | | | | | | | — |
| | | | ▲▼ | | | | | | — | |
| | | | ▲▼ | | | | | | | — |
| | | | ▲▼ | | | | | | — | |
| | | | ▲▼ | | | | | | | — |
| | | | ▲▼ | | | | | | — | |
| | | | ▲▼ | | | | | | | — |
| | | | ▲▼ | | | | | | — | |
| | | | ▲▼ | | | | | | | — |
| | | | ▲▼ | | | | | | — | |

**SCHOOLS:** _____ **VS.** _____ **DATE** _____ **REFEREE** _____

**SCORING SYMBOLS:**

- Takedown – T-2
- Reversal – R-2
- Escape – E-1
- Near Fall – N-2
- Near Fall – N-3
- Penalty – P-1
- Penalty – C
- Caution – P-2
- Warning – W

Ho M
Ha - I
Ho - Hoch
M - Im
M - Hex
Ho Ir

| WT. | CONTESTANTS | MATCH SCORE: FIRST PERIOD | Choice | SECOND PERIOD | THIRD PERIOD | TIME ADV. | FALL TIME | TOTAL MATCH SCORE | TEAM SCORE: HOME | VIS. |
|---|---|---|---|---|---|---|---|---|---|---|
| 167 | Currillo Gen<br>Fremal | T2 | | R2 | R2 | | | | — | — |
| Hwt | Schulz og<br>Davis | P1 | | E1<br>E1 T2 | E1 E1 E1<br>NF2 T2 T2 | | | | — | — |
| | | | | | | | | | — | — |
| 98 | German<br>Muling og | R2<br>T2 R2 NF3 | | [illegible] | R2 NF2 | | | | — | — |
| 112 | Sharp<br>Davis N/P | T2 | | R2 NF3 | NF3 NF3 | | | | — | — |
| 132 | Valintine<br>Lohse Goth | [illegible] | | R2 R2 NF3<br>R2 | NF3 | | 10/2 | | — | — |
| 145 | Dishman Goth<br>Orr | T2 | | | | | 39 | | — | — |
| 105 | Lovenburg<br>Guerra N/P | P1<br>T2 | | [illegible] | R2 | | | 4 | — | — |
| 137 | ~~Fremal~~ Valintine<br>Wright Mc | T2 NF3 | | NF2<br>P1 | R2 | | 4:05 | | — | — |
| 167 | Fremal<br>Schnell al | R2<br>T2 E1 T2 | | R2 P1<br>W R2 | | | | | — | — |
| Hwt | Davis<br>Foos Gen | T2 | | | | | 53 | | — | — |
| | | | | | | | | | — | — |
| | | | | | | | | | — | — |
| | | | | | | | | | — | — |
| | | | | | | | | | — | — |
| | | | | | | | | | — | — |
| | | | | | | | | | — | — |

**SCHOOLS:** Oggallala Fnv **VS.** _____ **DATE** 1-7-83 **REFEREE** _____

**SCORING SYMBOLS:**

- Takedown – T-2
- Reversal – R-2
- Escape – E-1
- Near Fall – N-2
- Near Fall – N-3
- Penalty – P-1
- Penalty – C
- Caution – P-2
- Warning – W

| WT. | CONTESTANTS | MATCH SCORE: FIRST PERIOD | Choice | SECOND PERIOD | THIRD PERIOD | TIME ADV. | FALL TIME | TOTAL MATCH SCORE | TEAM SCORE: HOME | VIS. |
|---|---|---|---|---|---|---|---|---|---|---|
| 98 | D. Littel NP | R2 NF3 | | | P1 | | | | | — |
| | German | T2 NF3 R1 | | NF3 | | | | | — | |
| 112 | Seng MC | T2 | | E1 T2 | | | | 5 | | — |
| | Shary | R2 NF3 | | | P1 R2 NF3 | | | 10 | — | |
| 119 | Richards | T2 | | | | | 1:37 | | | — |
| | Hogseth Ge | | | | | | | | — | |
| 126 | Alvarado A | T2 | | | | | 1:03 | | | — |
| | Peterson | | | | | | | | — | |
| 138 | Kelan K | T2 NF3 | | | | | :46 | | | — |
| | Hamilton | | | | | | | | — | |
| 145 | Butchwell | T2 | | | | | :39 | | | — |
| | Orr | | | | | | | | — | |
| 167 | McCance | | | | | | | | | — |
| | Fremal | T2 NF3 | | | | | 2:58 | | — | |
| Hwt | Reader K | T2 | | | | | | | | — |
| | Davis T | R2 | | | | | :50 | | — | |
| | | | | | | | | | | — |
| | | | | | | | | | — | |
| 98 | Mejia (Ge) | T2 | | | | | 1:37 | | | — |
| | German | | | | | | X | | — | |
| 105 | Eichner (O) | T2 C1 | | R2 NF3 | | | | | | — |
| | Lovenborg | | | | | | | | — | |
| 112 | Pühl A | T2 | | | | | 1:38 | | | — |
| | Shary | | | | | | | | — | |
| 119 | Cooper NP | T2 | | | | | :34 | | | — |
| | Hogseth | | | | | | | | — | |
| 126 | Fritz | T2 | | | | | :54 | | | — |
| | Peterson | | | | | | | | — | |
| 132 | Underwood | T2 | | E1 T2 | NF3 | | | | | — |
| | Valentine | | | | | | | | — | |
| 138 | Mathews | T2 NF3 | | R2 NF3 NF3 | NF3 | | 3:55 | | | — |
| | Hamilton | | | | | | | | — | |
| 145 | | | | | | | | | | — |
| | | | | | | | | | — | |

Tode

**SCHOOLS:** CCHS **VS.** Ogallala **DATE** 1-3-84 **REFEREE**

odd

**SCORING SYMBOLS:**

Takedown – T-2
Reversal – R-2
Escape – E-1
Near Fall – N-2
Near Fall – N-3
Penalty – P-1
Penalty – C
Caution – P-2
Warning – W

| WT. | CONTESTANTS | MATCH SCORE: FIRST PERIOD | Choice | SECOND PERIOD | THIRD PERIOD | TIME ADV. | FALL TIME | TOTAL MATCH SCORE | TEAM SCORE: HOME | VIS. |
|---|---|---|---|---|---|---|---|---|---|---|
| 98 | OPEN<br>Mike Muehling | | | | | | | | 6 | — |
| 105 | Dave German<br>Tim Eichner | P1<br>T2 NF2 NF3 | | P1 | R2 NF3 | | | 2<br>12 | 4 | — |
| 112 | Dave Lovenburg<br>Willie Rivas | T2 | | | | | 1:47 | | 6 | — |
| 119 | Lonnie Nogsett<br>Pat Stokey | T2 NF3 NF3 | | | | | 1:38 | | 6 | — |
| 126 | Brad Shay<br>Jim Jara | E1<br>T2 NF3 T2 | | E1 T2 NF3 | | | | 1<br>13 | 4 | — |
| 132 | Mike Francis<br>Dan McQuillen | P1<br>T2 | | | | | | | 0 | 6 |
| 138 | Shannon Hamilton<br>Trent Ballentine | T2 NF3 | | | | | 0:54 | | 6 | — |
| 145 | Shawn Valentine<br>Terry Kuenle | T2 NF2 C | | R2 W R2<br>R2 | C R2<br>R1 R1 R2 R2 | | | | — | 3<br>0 |
| 155 | Mike Van Vleet<br>Heath Babish | T2 NF3 | | | | | 1:13 | | 6 | — |
| 167 | Ron Friemel<br>Tom Ruhlman | T2 NF3 | | R2<br>NF2 | R2 R2 R1 | | | 2<br>12 | 4 | — |
| 185 | Open<br>Tye George | | | | | | | | 0 | — |
| Hut | Glen Davis<br>Ernie Schultz | R1<br>T2 | | E1 T2<br>E1 T2 | W E1 T2 | | | 4<br>8 | 4 | — |
| | | | | | | | | | — | — |
| | | | | | | | | | — | — |
| | | | | | | | | | — | — |
| | | | | | | | | | — | — |
| | | | | | | | | | — | — |

**SCHOOLS:** _____ **VS.** _____ **DATE** _____ **REFEREE** _____

**SCORING SYMBOLS:**

- akedown – T-2
- eversal – R-2
- scape – E-1
- ear Fall – N-2
- ear Fall – N-3
- enalty – P-1
- enalty – C
- aution – P-2
- Varning – W

| WT. | CONTESTANTS | MATCH SCORE: FIRST PERIOD | Choice | SECOND PERIOD | THIRD PERIOD | TIME ADV. | FALL TIME | TOTAL MATCH SCORE | TEAM SCORE: HOME | VIS. |
|---|---|---|---|---|---|---|---|---|---|---|
| 167 | Fremel<br>Whombee WR | T2 :21 | | | | | | | | |
| Hwt | Davis<br>Small SF | T2 R2 1:56<br>E1, T2 | | | | | | | | |
| 98 | Greman<br>Bass-Br | <br>T2 | | P1<br>R2 | | | | | | |
| 105 | Rovenburg<br>Brown W | <br>T2 | | <br>E1 T2 | | | | | | |
| 112 | Shay<br>Flores Br | <br>T2 NF2 | | <br>E1 T2 NF3 | R2 T2 NF3<br>NF2 E1 | | | | | |
| 167 | Fremal<br>Jorett Br | <br>T2 | | NF2<br>E1 T2 | R2<br>NF2 | | | | | |
| ~~Hwt~~ | ~~Jorett Br~~ | | | | | | | | | |
| Hwt | Davis<br>Alba V Lamar | | | 1:43 | | | | | | |
| | | | | | | | | | | |
| HWT | Davis<br>Brachet | T2 | | E1 T2<br>E1 | T2<br>E1 | | | | | |
| | | | | | | | | | | |
| | | | | | | | | | | |
| | | | | | | | | | | |
| | | | | | | | | | | |
| | | | | | | | | | | |
| | | | | | | | | | | |
| | | | | | | | | | | |

1983-84

## DISTRICT WRESTLING ENTRY

Due January 30

ıil one copy to your district director and one copy
› the NSAA, P.O. Box 5463, Lincoln, NE 68505.

› additional entry is required for the state tournament.

ıbstitutions may be made until the deadline established
r the district tournament director.

Type name in full. Only one entry allowed in each class.

| eight | Name First | Last | Grade | Season Record Wins | Losses |
|---|---|---|---|---|---|
| 98 lb. | Dave German | | 9 | 7 | 10 |
| 05 lb. | Dave Lovenburg | | 10 | 5 | 12-1 |
| 12 lb. | Brad Shay | | 11 | 10 | 10 |
| 19 lb. | Lonnie Hogsett | | 10 | 1 | 17 |
| 26 lb. | Blaine Peterson | | 9 | 0 | 10 |
| 32 lb. | Shawn Valentine | | 12 | 15 | 7 |
| 38 lb. | Shannon Hamilton | | 10 | 3 | 8 |
| 45 lb. | Brad Brauer | | 10 | 0 | 4 |
| 55 lb. | Mike VanVleet | | 9 | 0 | 16 |
| 67 lb. | Ron Friemel | | 12 | 15 | 4 |
| 85 lb. | Open | | | | |
| ıl. | Glen Davis | | 12 | 15 | 7 |

I certify the above boys are eligible according to the rules of the N.S.A.A.

Skip Martin — Imperial (CCHS)

Superintendent or Principal — School

(Cut along this line)


1983-84

## DISTRICT WRESTLING ENTRY

Due January 30

Mail one copy to your district director and one copy to the NSAA, P.O. Box 5463, Lincoln, NE 68505.

No additional entry is required for the state tournament.

Substitutions may be made until the deadline established by the district tournament director.

Type name in full. Only one entry allowed in each class.


| Weight | Name First | Last | Grade | Season Record Wins | Losses |
|---|---|---|---|---|---|
| 98 lb. | Dave German | | 9 | 7 | 10 |
| 105 lb. | Dave Lovenburg | | 10 | 5 | 12-1 |
| 112 lb. | Brad Shay | | 11 | 10 | 10 |
| 119 lb. | Lonnie Hogsett | | 10 | 1 | 17 |
| 126 lb. | Blaine Peterson | | 9 | 0 | 10 |
| 132 lb. | Shawn Valentine | | 12 | 15 | 7 |
| 138 lb. | Shannon Hamilton | | 10 | 3 | 8 |
| 145 lb. | Brad Brauer | | 10 | 0 | 4 |
| 155 lb. | Mike VanVleet | | 9 | 0 | 16 |
| 167 lb. | Ron Friemel | | 12 | 15 | 4 |
| 185 lb. | Open | | | | |
| Unl. | Glen Davis | | 12 | 15 | 7 |


I certify the above boys are eligible according to the rules of the N.S.A.A.


Skip Martin — Imperial (CCHS)

Superintendent or Principal — School

ch,

In order to comply with State regulations, I need one more entry form to rify your entries. Would you please return the form to me by Wednesday, bruary 10, 1984.

Thank you. Please print or type.

| AME<br>irst Last | Grade | DISTRICT WEIGHT | MATCHES AT THIS WEIGHT | TOTAL SEASON Won | Lost |
|---|---|---|---|---|---|
| Dave German | 9 | 98 | ~~13~~ 16 | ~~7~~ 9 | ~~10~~ 11 |
| Dave Lovenburg | 10 | 105 | 14 18 | ~~5~~ 8 | ~~12~~ X 13-1 |
| Brad Shay | 11 | 112 | 15 20 | ~~10~~ 12 | ~~10~~ 13 |
| Lonnie Hogsett | 10 | 119 | 15 19 | X 2 | ~~17~~ 20 |
| Blaine Peterson | 9 | 126 | 10 13 | 0 | ~~10~~ 13 |
| Shawn Valentine | 12 | 132 | 17 21 | ~~15~~ 16 | ~~7~~ 10 |
| Shannon Hamilton | 10 | 138 | 9 13 | ~~3~~ 4 | ~~8~~ 11 |
| Brad Brauer | 10 | 145 | 4 7 | 0 | ~~4~~ 7 |
| Mike VanVleet | 9 | 155 | 16 18 | 0 | ~~16~~ 18 |
| Ron Friemel | 12 | 167 | 20 24 | ~~15~~ 19 | 5 |
| Open | | | | | |
| Glen Davis | 12 | HWT | 22 26 | ~~15~~ 18 | ~~7~~ 8 |

These records and matches are as of Jan 26, 1984, We have a dual and a tourament left. These kids will wrestle at these weights at these meets.

I Wasn't sure if you wanted these on Wed or Friday, so I sent them early.

Vern Phelps

Return to:

Terry Miller
Activities Director
Gering Public Schools
Gering, Nebraska 69341

**SCHOOLS:** _____ **VS.** _____ **DATE** _____ **REFEREE** _____

**SCORING SYMBOLS:**

- Takedown – T-2
- Reversal – R-2
- Escape – E-1
- Near Fall – N-2
- Near Fall – N-3
- Penalty – P-1
- Penalty – C
- Caution – P-2
- Warning – W

| WT. | CONTESTANTS | MATCH SCORE: FIRST PERIOD | Choice | SECOND PERIOD | THIRD PERIOD | TIME ADV. | FALL TIME | TOTAL MATCH SCORE | TEAM SCORE: HOME | VIS. |
|---|---|---|---|---|---|---|---|---|---|---|
| 98 | Dave Germer<br>Lance Loflin Larmor | T2 NF3 | | R2 NF3 | NF3 NF3 | | | | — | — |
| 105 | Dave Lovenby<br>Tom Rowland R.V | T2 1:16 | | | | | | | — | — |
| 112 | Brad Shay<br>Gary Mauch Lar | T2 NF2 | | 2:49 | | | | | — | — |
| 119 | Lonnie Hoggett<br>Davis Fix Wr | T2 :48 | | | | | | | — | — |
| 126 | Mike Francis<br>Scott Hilt SF | T2 1:27 | | | | | | | — | — |
| 132 | Shawn Valentine<br>Scott Shuman Stra | T2 NF3 | | R2 T2<br>E1 | | | | | — | — |
| 138 | Shannon Hamilton<br>Shawn Oxley Lar | T2 :30 | | | | | | | — | — |
| 155 | Mike Van Vleet<br>~~Ken Banghart~~ Dayess Lamar RV | T2 1:10 | | | | | | | — | — |
| 167 | Ron Fnirmel<br>Randy Tucker Wr | T2 | | R | R2 NF2<br>NF2 R2 | | | | — | — |
| Hut | Davis<br>Bob Brochet Br. | E1<br>T2 NF3 T2 1:42 | | | | | | | — | — |
| | | | | | | | | | — | — |
| 112 | Shay<br>O'Neil Ho. | T2<br>~~R2 NF2~~ | | R2 NF3<br>R2 NF2 | R2 NF2<br>R2 NF2 | | | | — | — |
| 119 | Hoggsett<br>Larcheck Str. | T2 :22 | | | | | | | — | — |
| 126 | Francis<br>Prottsman Ho | T2 NF2 | | 1:35 | | | | | — | — |
| 132 | Valentine<br>Clem Br. | | | E1 E1 T2<br>T2 | E1<br>E1 T2 NF2 | | | | — | — |
| 138 | Hamilton<br>Bain St. | E1<br>T2 R2 | | R2<br>R2 R2 2:20 | | | | | — | — |
| 155 | Van Vleet<br>Banghart RV | T2 :58 | | | | | | | — | — |

**SCHOOLS:** CCHS **VS.** Bridgeport **DATE** 12-13-83 **REFEREE** _____

**SCORING SYMBOLS:**

- Takedown – T-2
- Reversal – R-2
- Escape – E-1
- Near Fall – N-2
- Near Fall – N-3
- Penalty – P-1
- Penalty – C
- Caution – P-2
- Warning – W

| WT. | CONTESTANTS | MATCH SCORE: FIRST PERIOD | Choice | SECOND PERIOD | THIRD PERIOD | TIME ADV. | FALL TIME | TOTAL MATCH SCORE | TEAM SCORE: HOME | VIS. |
|---|---|---|---|---|---|---|---|---|---|---|
| | open | | | | | | | | 0 | — |
| 98 | Dwight Nolte. | | | | | | | | — | 6 |
| | Dave German | R2 NF2 | | | | | | 4 | 0 | — |
| 105 | Martin Hansen | T2 E1 | | R2 NF3 | NF2 NF3 | | | 13 | — | 10 |
| | Dave Lovenberg. | E1 X | | E1 T2 E1 | R2 Tie | | | 7 | 2 | — |
| 112 | Ron Liem | T2 | | R2 P1 | R2 W | | | 7 | — | 12 |
| | Andy Benevedes. | E1 T2 1:30 | | | | | | | 2 | — |
| 119 | ~~Mike Sabo~~ Lonnie Hossack | T2 X | | | | | | | — | 18 |
| | Mike Francis | E1 E1 X E1 | | P1 R2 E1 | | | | | 2 | — |
| 126 | Tim Lobato. | T2 C T2 W T2 NF2 | | NF2 ~~E2~~ 3:30 | | | | | — | 24 |
| | Shannon Hamilton | P1 P1 P1 R2 1:41 | | | | | | | 8 | — |
| 132 | Troy Warrick. | T2 NF3 C | | | | | | | — | 24 |
| | Shawn Valentine | | | | | | | | 14 | — |
| 138 | open | | | | | | | | — | 24 |
| | ~~Mike~~ Orr. | | | | | | | | 20 | — |
| 145 | Pete Darsaklis | T2 :47 | | Disqualified Did Not Weigh In | | | | | — | 24 |
| | Mike Van Vleet | | | | C R2 | | | | 20 | — |
| 155 | open | T2 NF2 NF2 C X | | NF3 NF3 | R2 R2 | | | | — | 29 |
| | Ron Friend | | | | | | | | 26 | — |
| 167 | Travis Garstka | | | | | | | | — | 29 |
| | open | | | | | | | | 26 | — |
| 185 | open | | | | | | | | — | 29 |
| | Glen Davis | | | | | | | | 32 | — |
| Wt | open | | | | | | | | — | 29 |
| | | | | | | | | | | — |
| | | | | | | | | | — | |
| | | | | | | | | | | — |
| | Blaine Peterson | T2 X | | P1 R2 NF2 | P1 | | | 7 | | — |
| | Mick McConnel. | R2 NF3 | | C NF3 | P1 | | | 8 | — | |
| | | | | | | | | | | — |
| | | | | | | | | | — | |
| | | | | | | | | | | — |
| | | | | | | | | | — | |

**SCHOOLS:** CCHS **VS.** Oshkosh **DATE** 12-13-83 **REFEREE**

**SCORING SYMBOLS:**

Takedown – T-2
Reversal – R-2
Escape – E-1
Near Fall – N-2
Near Fall – N-3
Penalty – P-1
Penalty – C
Caution – P-2
Warning – W

| WT. | CONTESTANTS | MATCH SCORE: FIRST PERIOD | Choice | SECOND PERIOD | THIRD PERIOD | TIME ADV. | FALL TIME | TOTAL MATCH SCORE | TEAM SCORE: HOME | VIS. |
|---|---|---|---|---|---|---|---|---|---|---|
| 98 | Open<br>Troy Arstingstall | | | | | | | | 0<br>— | —<br>6 |
| 105 | Dave German<br>Mike Fought | T2 NF3 | | Pin 3:56 | | | | | 6<br>— | —<br>0 |
| 112 | Dave Lovenbury<br>Tim Rogers | T2 :30 | | ~~T2~~ | | | | | 6<br>— | —<br>12 |
| 119 | Mike Jahn<br>Ty. Gray | T2<br>R2 1:26 | | | | | | | 6<br>— | —<br>18 |
| 126 | Lonnie Hogsett<br>Mike Beam | T2 :36 | | | | | | | 6<br>— | —<br>24 |
| 132 | Shannon Hamilton<br>Dan Matthews | T2 NF2 1:15 | | | | | | | 6<br>— | —<br>30 |
| 138 | Shawn Valentine<br>Kyle Rice | T2 NF3<br>P1 | | E1 R2 P1 3:28 | | | | | 12<br>— | —<br>30 |
| 145 | Mike Orr.<br>Matt Davis. | T2 NF3 NF3 NF2 NF2 | | R2 2:25 | | | | | 12<br>— | —<br>36 |
| 155 | Mike Van Vleet<br>Bruce Winn | T2 NF3 1:38 | | ~~T~~ | | | | | 12<br>— | —<br>42 |
| 167 | Ron Friemel<br>B.T. Dyrnes | T2 NF3 | NF | ~~3B~~ 2:21 | | | | | 18<br>— | —<br>42 |
| 185 | Open<br>Tam Richards | | | | | | | | 18<br>— | —<br>48 |
| Hwt | Glen Davis<br>Open | | | | | | | | 24<br>— | —<br>48 |
| | | | | | | | | | — | — |
| | | | | | | | | | — | — |
| | Russ Yetter<br>Mike Francis | T2 E1<br>R2 | | R2 NF2 R2 P1 NF2 T2<br>R2 NF2 P1 E1 R2 | | | | | — | — |
| | | | | | | | | | — | — |
| | | | | | | | | | — | — |

**SCHOOLS:** _____ **VS.** _____ **DATE** _____ **REFEREE** _____

**CORING YMBOLS:**

akedown – T-2
eversal – R-2
scape – E-1
ear Fall – N-2
ear Fall – N-3
enalty – P-1
enalty – C
aution – P-2
arning – W

| WT. | CONTESTANTS | MATCH SCORE: FIRST PERIOD | Choice | SECOND PERIOD | THIRD PERIOD | TIME ADV. | FALL TIME | TOTAL MATCH SCORE | TEAM SCORE: HOME | VIS. |
|---|---|---|---|---|---|---|---|---|---|---|
| 119 | Brad Shaw | | | | | | 0 | | | — |
| | Shawn Rodwell (Ar) | T2 NF2 | | R2 | | | 7 | | — | |
| 126 | Blair Peters | R2 | | E-1 | E-1 R2 NF2 | | 8 | | | — |
| | Lonnie Hogsett | T2 | | T2 NF3 | R2 NF2 T2 NF3 | | 16 | | — | |
| 132 | Shawn Valentine | T2 NF3 | | R2 Pin | | | | | | — |
| | Mark Orchner | | | | | | | | — | |
| 155 | Mike VanVleet | | | | | | | | | — |
| | Bob Stung Cal | T2 NF2 | | E1 T2 Pin | 2:48 | | | | — | |
| | | | | | | | | | | — |
| | | | | | | | | | — | |
| 105 | Dave Lovenburg | W | | R2 C R2 NF3 | T1 R2 T2 NF3 R2 | 15 | 17 | | | — |
| | Terry ETL (Flem) | | | R2 E-1 T2 T1 | R2 | 9 | 9 | | — | |
| 112 | Dave Germann | P1 | | | | | 1 | | | — |
| | Doug Payne OTis | T2 NF3 NF3 | | NF3 NF3 | R2 NF3 | | 21 | | — | |
| 126 | Lonnie Hogsett | | | | | | | | | — |
| | Kale Noud Ar. | T2 Pin :37 | | | | | | | — | |
| 132 | Shawn Valentine | ~~R2 P1~~ | | R2 P1 T2 | T2 Pin 3:34 | | | | | — |
| | Pete Dillie Cal. | | | E1 | E-1 | | | | — | |
| 145 | Mike Orr | working buff | | | | | | | | — |
| | Dennis Weis (Lib) | | | | | | | | — | |
| 167 | Ron Friemel | T2 E-1 T2 Pin 1:49 | | | | | | | | — |
| | Dean Michael Hax | R2 | | | | | | | — | |
| Hwt | Glen Davis | T2 Pin :15 | | | | | | | | — |
| | Roy West FL | | | | | | | | — | |
| | | | | | | | | | | — |
| | | | | | | | | | — | |
| | | | | | | | | | | — |
| | | | | | | | | | — | |
| | | | | | | | | | | — |
| | | | | | | | | | — | |
| | | | | | | | | | | — |
| | | | | | | | | | — | |




1983-84

# WRESTLING

| | | |
|---|---|---|
| DEC. | 1 – IMPERIAL - BRIDGEPORT 1:30 | (H) |
| DEC. | 3 – Mullen Invitational | |
| DEC. | 8 – SIDNEY - REVERE 6:00 | (H) |
| DEC. | 10 – Harrisburg Invitational | |
| DEC. | 17 – Bridgeport Invitational | |
| JAN. | 7 – North Platte Valley Tourney | |
| JAN. | 12 – S. P. V. A. Quadrangular 5, Imperial | |
| JAN. | 21 – Mullen Invitational | |
| JAN. | 26 – BAYARD - HYANNIS 4:30 | (H) |
| JAN. | 28 – N. P. St. Pats Invitational | |
| FEB. | 4 – Hyannis Invitational | |
| FEB. | 10 - 11 – Districts | |
| FEB. | 16-17-18 – State Tournament | |

## OSHKOSH

| | |
|---|---|
| 98 | Troy Arstingstall |
| 105 | Mike Fought |
| 112 | Tim Rogers |
| 119 | T. Gray |
| 126 | Mike Beam |
| 132 | Dan Matthews |
| 138 | Kyle Rice |
| 145 | Matt Davis |
| 155 | Bruce Winn |
| 167 | B.T. Dyrnes |
| 185 | James Richards |
| Hwt. | open |

JUNIOR VARSITY

| | |
|---|---|
| 132 | Russell Yetter |
| 138 | Bruce Mues |

Coaches: Ron Klemke
Ken Wendland

## IMPERIAL

| | |
|---|---|
| 98 | OPEN |
| 105 | Dave German |
| 112 | Dave Lovenburg |
| 119 | Mike John |
| 126 | Mike Francis |
| 132 | Shaun Valentine |
| 138 | Shannon Hamilton |
| 145 | Mike Orr |
| 155 | Mike VanVleet |
| 167 | Ron Frimel |
| 185 | open |
| Hwt. | Glen Davis |

JUNIOR VARSITY

| | |
|---|---|
| 112 | Brad Shay |
| 119 | Lonnie Hogsett |
| 126 | Blaine Peterson |

Coach: Vern Phelps

## Bridgeport

| | |
|---|---|
| 98 | Dwight Nolte |
| 105 | Martin Hanson |
| 112 | Ron Lien |
| 119 | Tim Lobato |
| 126 | Jeff Jay |
| 132 | Troy Warrick |
| 138 | open |
| 145 | open |
| 155 | open |
| 167 | Travis Garska |
| 185 | open |
| Hwt. | open |

JUNIOR VARSITY

| | |
|---|---|
| 105 | Mark Hanson |
| 112 | Andy Bonevides |
| 119 | Brian Stanley |
| 126 | Rick McConnell |

Coach: Kurt Christensen

# WRESTLING

CCHS 29 Vs Cambridge 41 Date 12-8-83

| NAME | TD | TDL | RW | RL | [illegible] | [illegible] | [illegible] | [illegible] | [illegible] | DL | P | PL | Draw | [illegible] | [illegible] | [illegible] |
|---|---|---|---|---|---|---|---|---|---|---|---|---|---|---|---|---|
| Dave German | | | | | | | | | | | | | | 6 | 6 | 1-0 |
| Dave Lovenburg | | 1 | | 1 | | | | | | | | 1 | | 0 | 0 | 0-1 |
| Mike Jahn | | | | | | | | | | | | | | 6 | 6 | 1-0 |
| Brad Shay | - | 2 | - | 1 | 1 | - | - | 4 | - | 1 | - | - | - | 0 | 0 | 0-1 |
| Mike Francis | - | 2 | - | - | 1 | - | - | 2 | - | - | - | 1 | - | 0 | 0 | 0-1 |
| Shawn Valentine | 1 | - | 1 | - | - | 1 | 1 | - | 1 | - | - | | - | 3 | 3 | 1-0 |
| Mike Orr | | 1 | | | | | | 1 | | | | 1 | | 0 | 0 | 0-1 |
| Mike Van Vleet | 1 | | | 1 | | | | 1 | | | | 1 | | 0 | 0 | 0-1 |
| Glen Davis | 1 | 1 | | | 1 | 1 | | | 1 | | | | | 3 | 3 | 1-0 |
| TOTALS | 3 | 7 | 1 | 3 | 3 | 2 | 1 | 8 | 2 | 1 | - | 4 | | 18 | 18 | 4-5 |

Comments:

# WRESTLING

CCHS 30 Vs Cambridge 47 Date 12-8-83

| NAME | TD | TDL | RW | RL | RN | EL | NEW | NFL | DW | DL | P | PL | Draw | Team Points | Total Points | Record |
|---|---|---|---|---|---|---|---|---|---|---|---|---|---|---|---|---|
| Dave German | | won by forfeit | | | | | | | | | | | | 6 | 6 | 1-0 |
| Dave Lovenburg | | 1 | | 1 | | | | | | | | 1 | | 0 | 0 | 0-1 |
| Mike Jahn | | won by forfeit | | | | | | | | | | | | 6 | 6 | 1-0 |
| Brad Shay | | 2 | | 1 | 1 | | | 4 | | 1 | | | | 0 | 0 | 0-1 |
| Mike Francis | | 2 | | | 1 | | | 2 | | | | 1 | | 0 | 0 | 0-1 |
| Shawn Valentine | 1 | | 1 | | | 1 | 1 | | 1 | | | | | 3 | 3 | 1-0 |
| Mike Orr | | 1 | | | | | | 1 | | | | 1 | | 0 | 0 | 0-1 |
| Mike VanVleet | 1 | | | 1 | | | | 1 | | | | 1 | | 0 | 0 | 0-1 |
| Glen Davis | 1 | 1 | | | 1 | 1 | | | 1 | | | | | 3 | 3 | 1-0 |
| TOTALS | 3 | 7 | 1 | 3 | 3 | 2 | 1 | 8 | 2 | 1 | - | 4 | - | 18 | 18 | 4-5 |

Comments:

# WRESTLING

CCHS 4th (83½) Vs Holyoke Invit. DATE 12-10-83

| NAME | TD | TDL | RW | RL | EW | EL | NW | NFL | DW | DL | P | PL | DRAW | Varsity Points | JV Points | Record |
|---|---|---|---|---|---|---|---|---|---|---|---|---|---|---|---|---|
| Dave German | 1 | 2 | - | 1 | - | - | 1 | 7 | - | 1 | 2 | - | - | 18 | - | 2-1 |
| Dave Lovenburg | 2 | 3 | 6 | 5 | 1 | 2 | 2 | - | 1 | 1 | - | - | - | 7½ | - | 1-1 |
| Mike Jahn | - | 2 | - | 1 | - | - | - | - | - | 1 | - | 1 | - | - | - | 0-2 |
| Brad Shay | - | 4 | 2 | 2 | - | 1 | 1 | 3 | - | 1 | 1 | 1 | - | * 5½ | - | 1-2 |
| Lonnie Hogsett | 3 | 2 | 1 | 2 | - | 2 | 3 | 1 | 1 | - | - | 2 | - | * 4 | - | 1-2 |
| Blaine Peterson | - | 4 | 2 | 1 | 2 | - | 1 | 3 | - | 1 | - | 1 | - | - | - | 0-2 |
| Shawn Valentine | 5 | 1 | 6 | 4 | 1 | 3 | 4 | 2 | - | 1 | 3 | - | - | 16 | - | 3-1 |
| Mike Orr | - | 1 | - | - | - | - | - | - | - | - | - | 1 | - | 9 | - | 1-1 |
| Mike Van Vleet | - | 3 | - | - | - | 1 | - | 1 | - | - | - | 2 | - | 0 | - | 0-2 |
| Ron Friemel | 3 | 1 | 2 | 2 | 1 | - | - | - | - | - | 3 | - | - | 24 | - | 3-0 |
| Glen Davis | 1 | 2 | - | 1 | 1 | - | - | 1 | - | 1 | 1 | - | - | 9 | - | 1-1 |
| | | | | | | | | | | | | | | | | |
| | | | | | | | | | | | | | | | | |
| | | | | | | | | | | | | | | | | |
| | | | | | | | | | | | | | | | | |
| TOTALS | 15 | 25 | 19 | 19 | 6 | 9 | 12 | 18 | 2 | 7 | 10 | 8 | - | 83½ | - | 13-15 |

Comments: We Need more work on Take down's and Bottom Wrestling - Keep Working IT Will Come

* JV Points - Do Not Count on Varsity Score -

# WRESTLING

CCHS _____ Vs Season Totals Holyoke Jr. High Date 12-10-83

| NAME | TD | TDL | RW | RL | EW | EL | NW | NFL | DW | DL | P | PL | DRAW | Team Points | Ind. Points | Record |
|---|---|---|---|---|---|---|---|---|---|---|---|---|---|---|---|---|
| Dave Germain | 1 | 2 | - | 1 | - | - | 1 | 7 | - | 1 | 2 | - | - | 24 | 24 | 3-1 |
| Dave Lovenburg. | 2 | 4 | 6 | 6 | 1 | 2 | 2 | - | 1 | 1 | - | 1 | - | 7½ | 7½ | 1-2 |
| Mike Jahn. | - | 2 | - | 1 | - | - | - | - | - | 1 | - | 1 | - | 6 | 6 | 1-2 |
| Brad Shay | - | 6 | 2 | 2 | 1 | 1 | 1 | 7 | - | 2 | 1 | 1 | - | 5½ | 5½ | 1-3 |
| Mike Francis | - | 2 | - | - | 1 | - | - | 2 | - | - | - | 1 | - | 0 | 0 | 0-1 |
| Lonnie Hogsett | 3 | 2 | 1 | 2 | - | 2 | 3 | 1 | 1 | - | - | 2 | - | 4 | - | 1-2 |
| Blaine Peterson | - | 4 | 2 | 1 | 2 | - | 1 | 3 | - | 1 | - | 1 | - | - | - | 0-2 |
| Shawn Valentine | 6 | 1 | 7 | 4 | 1 | 4 | 5 | 2 | 1 | 1 | 3 | - | - | 19 | 19 | 4-1 |
| Mike Orr. | - | 2 | - | - | - | - | - | 1 | - | - | - | 1 | - | 9 | 9 | 1-2 |
| Mike VanVleet | 1 | 3 | - | 1 | - | 1 | - | 2 | - | - | - | 3 | - | 0 | 0 | 0-3 |
| Ron Friend | 3 | 1 | 2 | 2 | 1 | - | - | - | - | - | 3 | - | - | 24 | 24 | 3-0 |
| Glen Davis | 2 | 3 | - | 1 | 2 | 1 | - | 1 | 1 | 1 | 1 | - | - | 12 | 12 | 2-1 |
| | | | | | | | | | | | | | | | | |
| | | | | | | | | | | | | | | | | |
| | | | | | | | | | | | | | | | | |
| TOTALS | 18 | 32 | 20 | 22 | 9 | 11 | 13 | 26 | 4 | 8 | 10 | 12 | - | 113½ | | 17-20 |

Comments

# Letter Points.

18 - To Letter.

1 - Varsity Match  1 - Win  1 - Pin  1 - Effort

Do NOT MAKE Weight Lose All Points earned To date.

| | Cambridge | Holyoke Invit | Oshkosh Brid | Wray Invit | Ogallala | Ogallala Invit | SPVA Quad | Imperial Invit | Holyoke | McCook | Rep Valley | Rep Valley Invit | Districts |
|---|---|---|---|---|---|---|---|---|---|---|---|---|---|
| Dave German | 2/2 | 10/12 | 6/18 | | | | | | | | | | |
| Dave Lovenburg | 2/2 | 5/7 | 4/11 | | | | | | | | | | |
| Mike Jahn | 2/2 | 3/5 | 2/7 | | | | | | | | | | |
| Brad Shay | 2/2 | 8*/8 | 0/8 | | | | | | | | | | |
| Mike Francis | 2/2 | 0/2 | 2*/2 | | | | | | | | | | |
| Shawn Valentine | 3/3 | 13/16 | 6*/6 | | | | | | | | | | |
| Mike Orr | 2/2 | 4/6 | 4/10 | | | | | | | | | | |
| Mike Van Vleet | 2/2 | 4/6 | 4/10 | | | | | | | | | | |
| Ron Friemel | 0/0 | 12/12 | 6/18 | | | | | | | | | | |
| Glen Davis | 3/3 | 6/9 | 4/13 | | | | | | | | | | |
| Lonnie Hoggett | 0/0 | 7/7 | 4/11 | | | | | | | | | | |
| Blaine Peterson | 0/0 | 4/4 | 0/4 | | | | | | | | | | |
| Shannon Hamilton | 0/0 | 0/0 | 6/6 | | | | | | | | | | |

* Did Not Make Weight (Certified)

# WRESTLING

CCHS ~~12-13~~ 24-24 Vs Oshkosh 48 Date 12-13-83

| NAME | TD | TDL | RW | RL | EW | EL | NFW | NFL | DW | DL | P | PL | Draw | [illegible] | [illegible] | Record |
|---|---|---|---|---|---|---|---|---|---|---|---|---|---|---|---|---|
| Dave German | 1 | | | | | | 1 | | | | 1 | | | 6 | | 1-0 |
| Dave Lovenburg | | 1 | | | | | | | | | | 1 | | 0 | | 0-1 |
| Mike Jahn | 1 | | | 1 | | | | | | | | 1 | | 0 | | 0-1 |
| Lonnie Hogsett | | 1 | | | | | | | | | | 1 | | 0 | | 0-1 |
| Shawn Valentine | 2 | | | | 1 | | 1 | | | | 1 | | | 6 | | 1-0 |
| Mike Orr | | 1 | | 1 | | | | 4 | | | | 1 | | 0 | | 0-1 |
| Mike Van Vleet | | 1 | | | | | | 1 | | | | 1 | | 0 | | 0-1 |
| Shannon Hamilton | | 1 | | | | | | 1 | | | | 1 | | 0 | | 0-1 |
| Ron Friemel | 1 | | | | | | 1 | | | | 1 | | | 6 | | 1-0 ~~0-1~~ |
| Glen Davis | | Won | by | Forfeit | | | | | | | | | | 6 | | 1-0 |
| | | | | | | | | | | | | | | | | |
| | | | | | | | | | | | | | | | | |
| | | | | | | | | | | | | | | | | |
| | | | | | | | | | | | | | | | | |
| | | | | | | | | | | | | | | | | |
| | | | | | | | | | | | | | | | | |
| TOTALS | 5 | 5 | 0 | 2 | 1 | 0 | 3 | 6 | 0 | 0 | 3 | 6 | - | 24 | - | 4-6 |

Comments:

# WRESTLING

CCHS 32 Vs Bridgeport 29 Date 12-13-82

| NAME | TD | TDL | RW | RL | FW | FL | NFW | NFL | DW | DL | P | PL | DRAW | TEAM POINTS | TEAM BONUS | Record |
|---|---|---|---|---|---|---|---|---|---|---|---|---|---|---|---|---|
| Dave German | | 1 | 1 | 1 | | 1 | 1 | 3 | | 1 | | | | 0 | | 0-1 |
| Dave Lovenberg | 1 | 1 | 2 | 2 | 3 | | | | | | | | 1 | 2 | | 0-1 |
| Lonnie Hazsett | 1 | 1 | | | | 1 | | | | | | 1 | | 0 | | 0-1 |
| Mike Francis | - | 3 | - | - | 4 | - | - | 2 | - | - | - | 1 | - | 0 | | 0-1 |
| Shannon Hamilton | | 1 | 1 | | | | | 1 | | | 1 | | | 6 | | 1-0 |
| Shawn Valentine | won by forfeit | | | | | | | | | | | | | 6 | | 1-0 |
| Mike Orr | won by Disqualification | | | | | | | | | | | | | 6 | | 1-0 |
| Mike VanVleet | | 1 | 1 | 2 | | | | 4 | | 1 | | | | 0 | | 0-1 |
| Ron Friend | won by forfeit | | | | | | | | | | | | | 6 | | 1-0 |
| Glen Davis | won by forfeit | | | | | | | | | | | | | 6 | | 1-0 |
| | | | | | | | | | | | | | | | | |
| | | | | | | | | | | | | | | | | |
| | | | | | | | | | | | | | | | | |
| | | | | | | | | | | | | | | | | |
| | | | | | | | | | | | | | | | | |
| | | | | | | | | | | | | | | | | |
| TOTALS | 2 | 8 | 5 | 4 | 7 | 2 | 1 | 10 | - | 2 | 1 | 2 | 1 | 32 | | 5-4-1 |

Comments:

# WRESTLING

CCHS _____ Vs Season Totals Oshkosh Bridgfld DATE 12-13-83

| NAME | TD | TDL | RW | RL | GW | GL | MW | ML | DW | DL | P | PL | Draw | Team Points | Ind. Points | Record |
|---|---|---|---|---|---|---|---|---|---|---|---|---|---|---|---|---|
| Dave German | 2 | 2 | 1 | 2 | - | 1 | 3 | 10 | - | 2 | 3 | - | - | 6 | 30 | 4-2 |
| Dave Lovenburg | 3 | 6 | 8 | 7 | 4 | 2 | 2 | - | 1 | 1 | - | 2 | 1 | 2 | 9½ | 1-2-1 |
| Mike Jahn | 1 | 2 | - | 2 | - | - | - | - | - | 1 | - | 2 | - | 0 | 6 | 1-3 |
| Brad Shay | - | 6 | 2 | 3 | 1 | 1 | 1 | 7 | - | 2 | 1 | 1 | - | 0 | 5½ | 1-3 |
| Lonnie Hogsett | 4 | 4 | 1 | 2 | - | 3 | 3 | 1 | 1 | - | - | 4 | - | 0 | 4 | 1-4 |
| *Mike Francis | - | 5 | - | - | 5 | - | - | 4 | - | - | - | 2 | - | 0 | 0 | 0-2 |
| Shannon Hamilton | - | 2 | 1 | - | - | - | - | 2 | - | - | 1 | 1 | - | 6 | 6 | 1-1 |
| Shawn Valentine | 8 | 1 | 7 | 4 | 2 | 4 | 6 | 2 | 1 | 1 | 4 | - | - | 12 | 31 | 6-1 |
| *Blaine Peterson | - | 4 | 2 | 1 | 2 | - | 1 | 3 | - | 1 | - | 1 | - | - | - | 0-2 |
| Mike Orr | - | 3 | - | 1 | - | - | - | 5 | - | - | - | 2 | - | 6 | 15 | 2-3 |
| Mike VanVleet | 1 | 5 | 1 | 3 | - | 1 | - | 7 | - | 1 | - | 4 | - | 0 | 0 | 0-5 |
| Ron Friemal | 4 | 1 | 2 | 2 | 1 | - | 1 | - | - | - | 4 | - | - | 12 | 36 | 5-0 |
| Glen Davis | 2 | 3 | - | 1 | 2 | 1 | - | 1 | 1 | 1 | 1 | - | - | 12 | 24 | 4-1 |
| | | | | | | | | | | | | | | | | |
| | | | | | | | | | | | | | | | | |
| TOTALS | 25 | 45 | 25 | 28 | 17 | 12 | 17 | 42 | 4 | 10 | 14 | 19 | 1 | 56 | 169½ | 26-29-1 |

Comments: *Does NOT Include J.V MATCHES @ Oshkosh.

# 21st Annual Wray Invitational Wrestling Tournament



Saturday December 17, 1983

Wray High School

## BRUSH

League: Northern Plains
Mascot: Beatdiggers
Colors: Maroon / Gold
Coaches: Bob Luke - Mike Greek

## HOLYOKE

League: Lower Platte
Mascot: Dragons
Colors: Green, White, Gold
Coaches: Jeff Cogburn - Tony Petrick

## IMPERIAL

League: South Platte Valley
Mascot: Longhorns
Colors: Orange / Black
Coaches: Vern Phelps - Mark Shay

## LAMAR

League: Santa Fe
Mascot: Savages
Colors: Orange / Black
Coaches: Dan Temple - Amos Coghill

## REPUBLICAN VALLEY

League: Republican Valley
Mascot: Mustangs
Colors: Purple / Gold
Coaches: Mike Simpson - Rich Wilson

## ST. FRANCIS

League: Northwest Kansas
Mascot: Indians
Colors: Green / Gold
Coaches: Larry Gabel - Steve Jenkins

## STRASBURG

League: Union Pacific
Mascot: Indians
Colors: Red / Black
Coaches: Bob Rosso

## WRAY

League: Lower Platte
Mascot: Eagles
Colors: Purple / White
Coaches: Bob Smith - Ivan McIlvanie

## TEAM SCORING FOR TOURNAMENT MATCHES

| | |
|---|---|
| First Place | 14 points |
| Second Place | 10 points |
| Third Place | 7 points |
| Fourth Place | 4 points |
| Forfeit or default | 2 points |
| Advance to next round | |
| Championship bracket | 2 points |
| Consolation bracket | 1 point |
| Fall | 2 points |
| Superior decision (12 points or more) | 1 point |
| Major decision (8-11 points) | ½ point |

| | Brush | Holyoke | Imperial | Lamar | Rep. Valley | St. Francis | Strasburg | Wra |
|---|---|---|---|---|---|---|---|---|
| WEIGHT | | | | | | | | |
| 98 | | | | | | | | |
| 105 | | | | | | | | |
| 112 | | | | | | | | |
| 119 | | | | | | | | |
| 126 | | | | | | | | |
| 132 | | | | | | | | |
| 138 | | | | | | | | |
| 145 | | | | | | | | |
| 155 | | | | | | | | |
| 167 | | | | | | | | |
| 185 | | | | | | | | |
| HWT. | | | | | | | | |

T2 NF3 B2 NF3 NF3 NH3

T2
P.W.
1:16.

98
WEIGHT

Jeff Dragoo (Ho)

Dragoo

John Archer (Wr X)

Dragoo

B. Bass (Br)

Bass

Rick Teel R.V.

Broph
CHAMPION

Lance Loflin (Lamar)

16-0

Loflin

Dave Cerman I

Broph

Bye

Broph

Greg. Broph (Wic)

Archer

Archer

Teel

Loflin

Loflin

Loflin
THIRD

Bass

4-1

Bass

Cerman

Cerman

Bye

105
WEIGHT

Tom Rowland R.V.

Dave Lovenburg I

Rowland

Bye

Greg Moser Br.

Moser

Rowland

Rowland

CHAMPION

Bart Brown (Wr)

B Sprague (Wr)

Brown

Matt Carson (Wr.X)

Mark Sherlock (SF)

Sherlock

Sherlock

Lovenb.

Bye

Lovenburg

5-0

Brown

Brown

Moser

Sprague

Carson

Carson

Brown

Moser

Brown

THIRD

~~105~~ 112
WEIGHT

Mike Sherlock (SF)

Tim O'Neil Ha

Sherlock

Brad Shay Imp.

(Pin)

Cary Mauch (La)

Mauch

Sherlock

Sherlock

CHAMPION

Beau Briggs (Wr)

D Rengelman (Wr)

Briggs

Curt Van Pelt R.V.

Gerald Flores (Bc)

Flores

Briggs

O'Neil 11-8

Shay

Shay

5

Flores

Flores

Mauch

Rengelman

Van Pelt

Vanpelt

Flores

Flores

THIRD

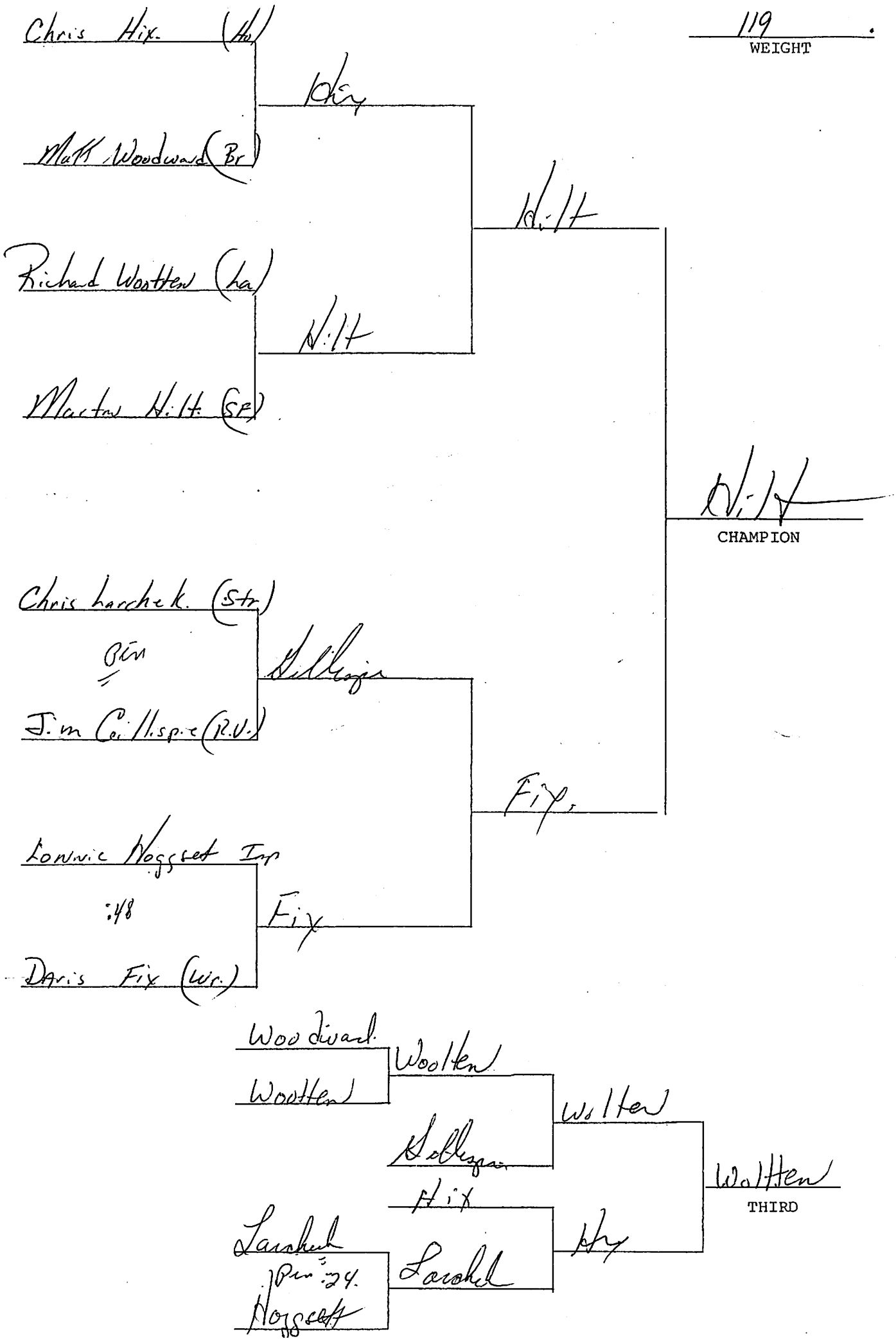

119
WEIGHT

Chris Hix (Ho)

Hix

Matt Woodward (Br)

Hilt

Richard Wootten (La)

Hilt

Martin Hilt (SF)

Hilt
CHAMPION

Chris Larchek (Str)

Pin

Gillispie

Jim Gillispie (R.V.)

Fix

Lonnie Hoggset Imp

:48

Fix

Davis Fix (Wr.)

Woodward

Wootten

Wootten

Gillispie

Wolten

Hix

Larchek

Pin :24

Hoggset

Larchek

Hix

Wolten
THIRD

~~112~~ 126
WEIGHT

Darren Dolach (Lar)

Dolach

Ronald Pierce (Br)

Dolach

Bye

Kechter

John Kechter (Stra)

Dolach
CHAMPION

Aaron Vandergrift (R.V)

Vandergrift

Rick Prottsman (Ho)

Hilt

Mike Francis Imp

P.W 1:27

Hilt

Scott Hilt (SF)

Pierce

Bye

Pierce

Vandergrift

Vandergrift

Vandergrift
THIRD

Kechter

Kechter

Prottsman

Prottsman

Francis

132
WEIGHT

Darrell Vandike (SF)

B. Clem (Br)

Vandike

Scott Shuman (Strasburg)

64

Shaun Valentine Imp.

Shuman

Vandike

Wood
CHAMPION

Carey Wright (Wr)

MATT Cumcho (Lam)

~~Bill Clem~~ Br

Wright

R. Ritchey (Wr X)

Bill Wood (R.V)

Wood

Clem

Valentine

Clem

Wright

Wright

Shuman

Cumcho

Richey

Richey

Wright
THIRD

~~HW~~ 138
WEIGHT

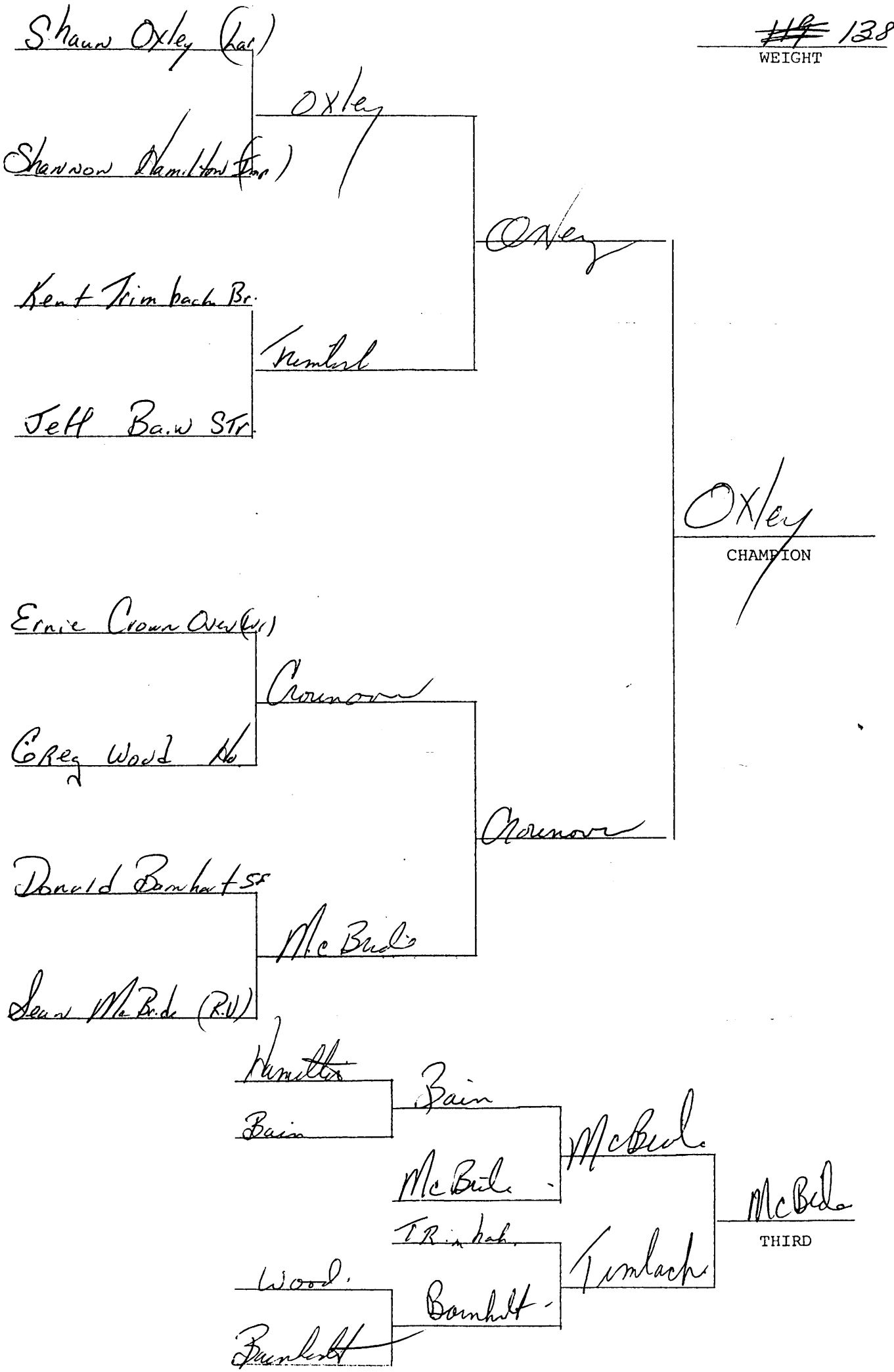

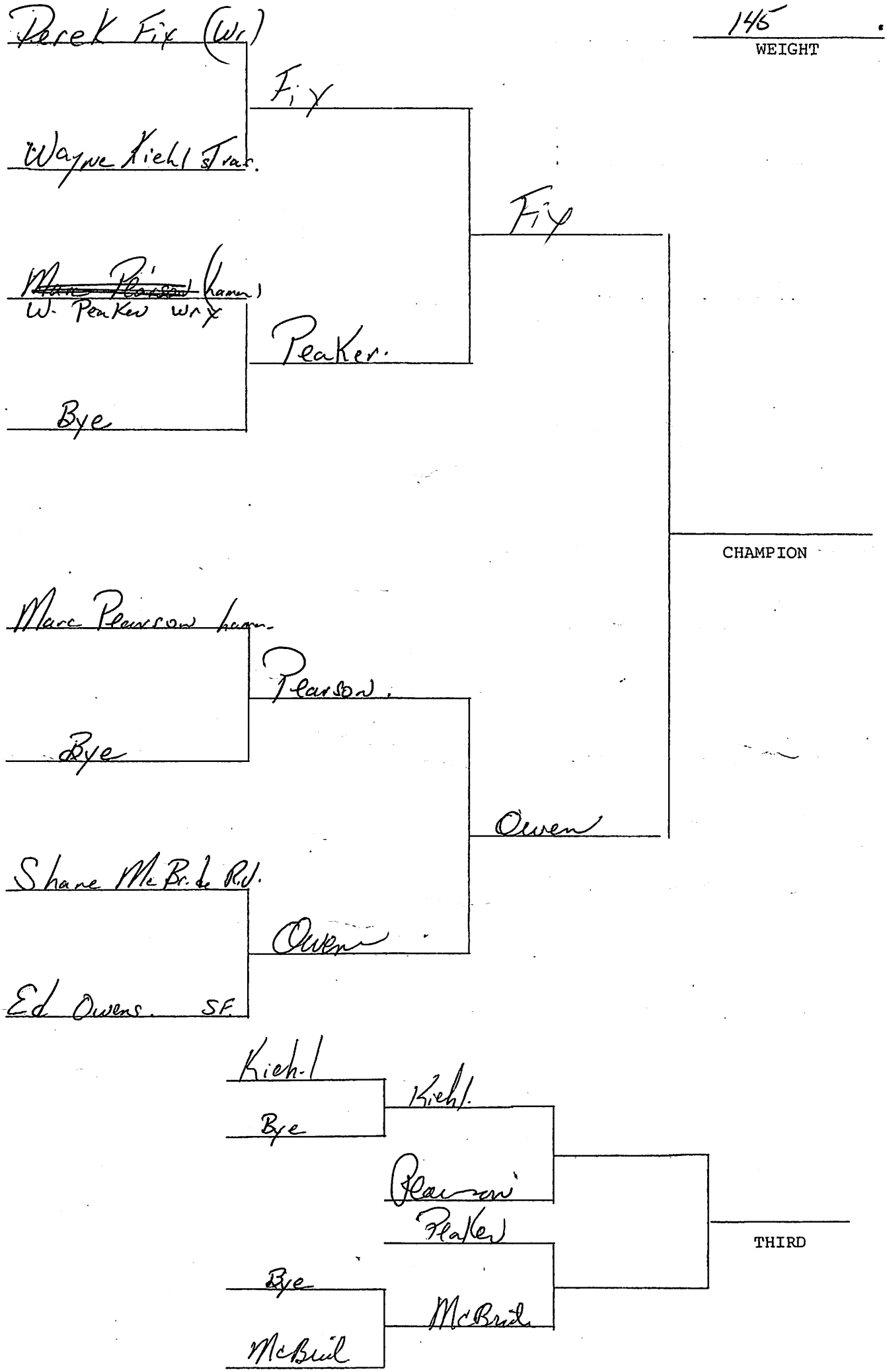

145

WEIGHT

Derek Fix (Wr)

Fix

Wayne Kiehl Trav.

Fix

~~Marc Pearson~~ (hamm)

W. Peaker wrx

Peaker.

Bye

CHAMPION

Marc Pearson hamm.

Pearson.

Bye

Owen

Shane McBride R.V.

Owen

Ed Owens. SF.

Kiehl

Kiehl.

Bye

Pearson

Peaker

THIRD

Bye

McBride

McBride

155
WEIGHT

Scott Barker (Wr)

Barker

Roy Deslauriers (Ho)

Barker

Troy Long (Stras.)

Vernon

Shaun Vernon (SF)

CHAMPION

Greg Woodward (Br.)

Woodward

Ken Banzhaf (RV)

Dyess

Mike Van Vleet Imp.

Dyess

Jarrod Dyess (Lam)

Deslauriers

Long

~~Deslauriers~~ Long

Long

Woodward

Vernon

THIRD

Banzhaff

Van Vleet

Banzhaff

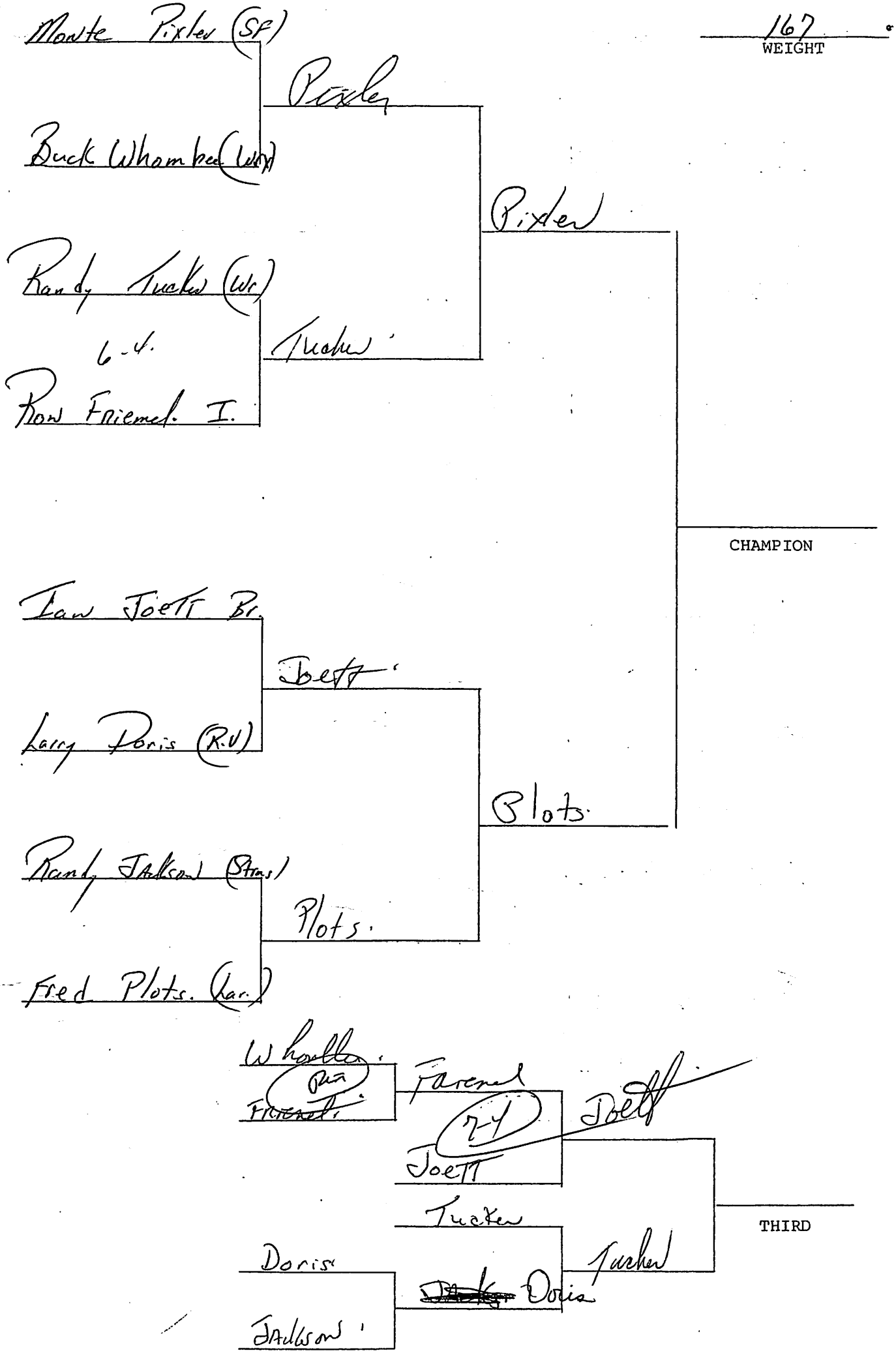

167
WEIGHT

Monte Pixler (SF)

Pixler

Buck Whomber (Wrx)

Pixler

Randy Tucker (Wr)

6-4.

Tucker

Ron Friemel. I.

CHAMPION

Ian Joett Br.

Joett

Larry Doris (R.V)

Plots.

Randy Jackson (Strns)

Plots.

Fred Plots. (Lar.)

Whomber.

Pin

Friemel.

Friemel

7-4

Joett

Joett

Tucker

Tucker

THIRD

Doris

~~Jack~~ Doris

Jackson

185

WEIGHT

Barry Quinlin (Br)

John (Love) (SFX)

Quinlin

Dave Downey (RV)

Steve Damron (LOM)

~~Damron~~ Damron

Quinlin

CHAMPION

Doug Renzleman (Wr)

Rich Meeds. (WrX)

Renzleman

Charles Acker (WrX)

Kelly Hilt (SF)

Hilt

Renzleman

Love

Downey

Love

Hilt

Damron

Meeds.

Acker

Meeds

THI

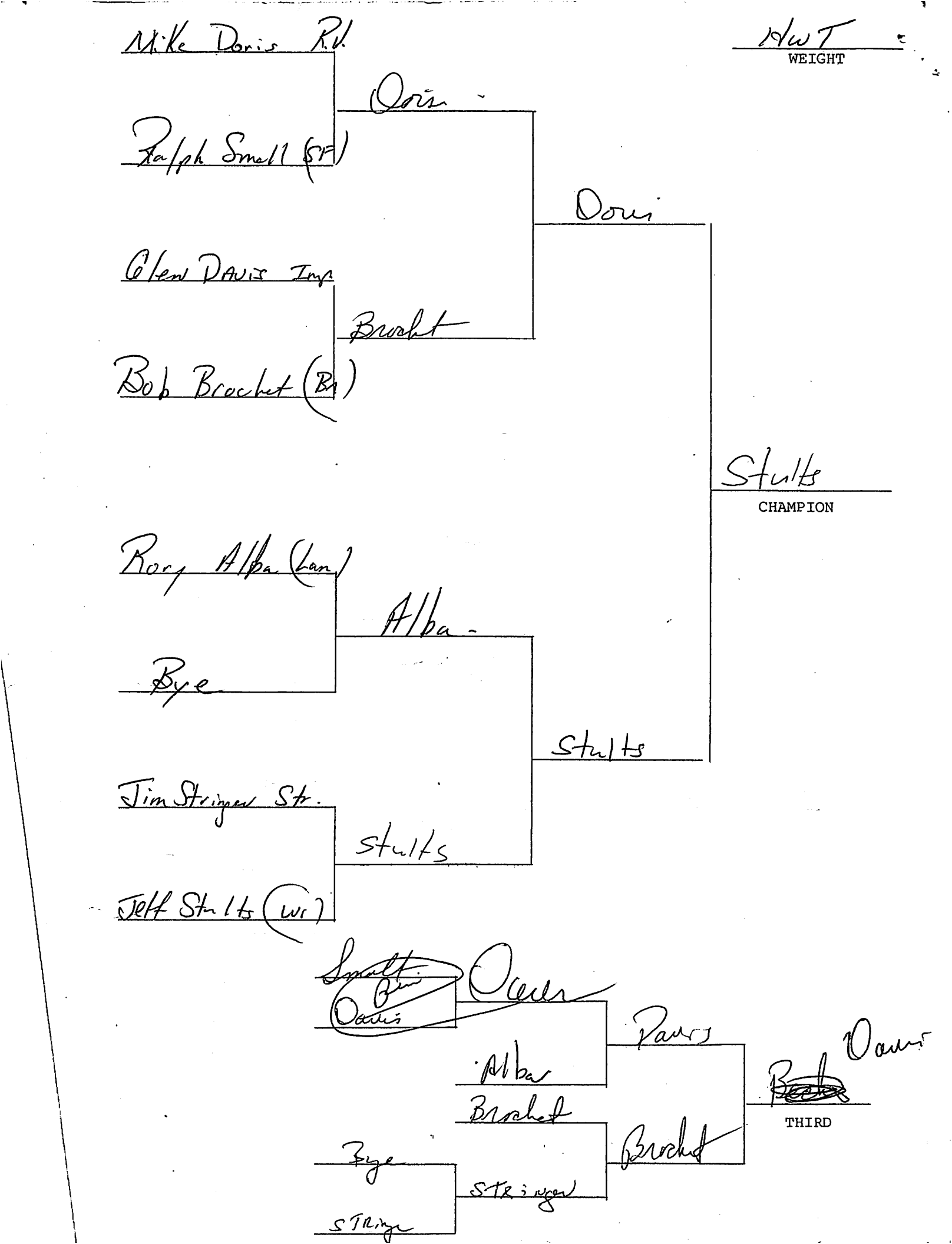

HWT
WEIGHT

Mike Doris R.V.

Doris

Ralph Small (SF)

Doris

Glen DAVIS Imp

Brochet

Bob Brochet (Br)

Stults
CHAMPION

Rory Alba (Lan)

Alba

Bye

Stults

Jim Stringer Str.

Stults

Jeff Stults (Wr)

~~Small~~ ~~Bye~~ ~~Davis~~

Davis

Davis

Alba

~~Brochet~~

Brochet

Bye

Stringer

Stringer

Davis
THIRD

| | | |
|---|---|---|
| Wray | 141½ | 191½ |
| St Francis | 123 | 148 |
| Lamar | 82½ | 126 |
| R.V. | 71½ | 110½ |
| Brush | 39 | 84½ |
| Holy | 22½ | 25½ |
| Stra Burg | 9 | 23 |
| Imperial | 7 | 17 |

# WRESTLING

CCHS _____ Vs Wray Invit _____ Date 12-17-83

| Name | TD | TDL | RW | RL | EW | EL | NW | NEL | TW | DL | P | PL | Draw | Team Points | Total Points | Record |
|---|---|---|---|---|---|---|---|---|---|---|---|---|---|---|---|---|
| Dave German | - | 2 | - | 2 | - | - | - | 4 | - | 2 | - | - | - | - | 0 | 0-2 |
| Dave Lovenburg | - | 3 | - | - | - | 1 | - | - | - | 1 | - | 1 | - | - | 0 | 0-2 |
| Brad Shay | 2 | 3 | 3 | 2 | - | 2 | 3 | 6 | 1 | 1 | - | 1 | - | - | 1 | 1-2 |
| Lonnie Hogsett | - | 2 | - | - | - | - | - | - | - | - | - | 2 | - | - | 0 | 0-2 |
| Mike Francis | - | 2 | - | - | - | - | - | 1 | - | - | - | 2 | - | - | 0 | 0-2 |
| Shawn Valentine | 2 | 3 | 1 | - | 3 | 2 | - | 2 | - | 2 | - | - | - | - | 0 | 0-2 |
| Shannon Hamilton | - | 3 | 1 | 2 | 1 | - | - | - | - | - | - | 2 | - | - | 0 | 0-2 |
| Mike VanVleet | - | 2 | - | - | - | - | - | - | - | - | - | 2 | - | - | 0 | 0-2 |
| Ron Friemal | 1 | 3 | 2 | 1 | - | 1 | 2 | 2 | - | 2 | 1 | - | - | - | 3 | 1-2 |
| Glen Davis | 4 | 3 | 1 | - | 2 | 3 | - | 0 | + | - | 2 | 1 | - | - | 13 | 3-1 |
| | | | | | | | | | | | | | | | | |
| | | | | | | | | | | | | | | | | |
| | | | | | | | | | | | | | | | | |
| | | | | | | | | | | | | | | | | |
| | | | | | | | | | | | | | | | | |
| | | | | | | | | | | | | | | | | |
| TOTALS | 9 | 26 | 8 | 7 | 6 | 9 | 5 | 15 | 2 | 8 | 3 | 11 | - | - | 17 | 5-19 |

Comments: There were No Prisoners Taken

Time To Regroup -

# WRESTLING

CCHS _____ Vs SPVA Quad _____ Date 1-12-83

| NAME | TD | TDL | RW | RL | EW | EL | NFW | NFL | DW | DL | P | PL | Draw | Team Points | Total Points | Record |
|---|---|---|---|---|---|---|---|---|---|---|---|---|---|---|---|---|
| Dave German | 2 | - | - | - | - | - | - | - | - | - | 2 | - | - | | 20 | 2-0 |
| Dave Lovenburg | 4 | 1 | 3 | 3 | 1 | 3 | - | 1 | 1 | 1 | - | - | - | - | 12 | 1-1 |
| Brad Shay | - | 2 | 2 | - | - | - | 1 | 1 | - | 1 | 1 | - | - | - | 9 | 1-1 |
| Lonnie Hogsett | - | 3 | - | - | 2 | - | - | 1 | - | 1 | - | 1 | - | - | 4 | 0-2 |
| Blaine Peterson | - | 2 | - | - | - | - | - | 2 | - | - | - | 2 | - | - | 4 | 0-2 |
| Shawn Valentine | - | 2 | 2 | 1 | 1 | 2 | 2 | - | 1 | 1 | - | - | - | - | 12 | 1-1 |
| Mike Van Vleet | 1 | 1 | 2 | 2 | - | - | - | 2 | - | 1 | - | 1 | - | - | 4 | 0-2 |
| Ron Friemal | 1 | 1 | 2 | 1 | - | - | 3 | - | 1 | - | 1 | - | - | - | 18 | 2-0 |
| Glen Davis | 1 | 5 | 1 | 1 | 4 | 1 | - | - | - | 1 | 1 | - | - | - | 14 | 1-1 |
| TOTALS | 9 | 17 | 12 | 8 | 8 | 6 | 6 | 7 | 3 | 6 | 5 | 4 | - | - | 97 | 8-10 |

Comments:
ST Pats 177½
Oshkosh 161
Imp 97
Hershey 73

# WRESTLING

CCHS _____ Vs Season Totals SPVA _____ Date 1-12-84

| NAME | TD | TDL | RW | RL | EV | EL | NPN | NFL | DN | DL | P | PL | Draw | [illegible] | [illegible] | Record |
|---|---|---|---|---|---|---|---|---|---|---|---|---|---|---|---|---|
| Dave German | 5 | 8 | 3 | 8 | - | 1 | 5 | 20 | 1 | 6 | 5 | 1 | - | - | 52 | 7-7 |
| Dave Lovenburg | 7 | 13 | 11 | 12 | 5 | 6 | 2 | 2 | 2 | 4 | - | 5 | 1 | - | 25½ | 2-9-1 |
| Mike Jahn | 1 | 2 | - | 2 | - | - | - | - | - | 1 | - | 2 | - | - | 6 | 1-3 |
| Brad Shay | 2 | 18 | 8 | 7 | 2 | 5 | 7 | 19 | 2 | 6 | 2 | 3 | - | - | 17½ | 4-9 |
| Lonnie Hogsett | 4 | 12 | 1 | 2 | 2 | 3 | 3 | 4 | 1 | 1 | - | 10 | - | - | 4 | 1-11 |
| Blaine Peterson | - | 8 | 2 | 1 | 2 | - | 1 | 5 | - | 1 | - | 5 | - | - | 4 | 0-6 |
| Mike Francis | - | 8 | - | - | 5 | - | - | 5 | - | - | - | 4 | - | - | 6 | 1-4 |
| Shawn Valentine | 12 | 8 | 16 | 9 | 6 | 9 | 13 | 5 | 4 | 5 | 5 | - | - | - | 53½ | 10-5 |
| Shannon Hamilton | - | 8 | 2 | 3 | 1 | - | - | 8 | - | - | 1 | 6 | - | - | 6 | 1-6 |
| Mike ORR | - | 5 | - | 1 | - | - | - | 5 | - | - | - | 5 | - | - | 15 | 2-5 |
| Mike Van Vleet | 2 | 9 | 3 | 5 | - | 1 | - | 10 | - | 2 | - | 8 | - | - | 4 | 0-10 |
| Ron Friemel | 8 | 8 | 10 | 8 | 1 | 2 | 7 | 4 | 2 | 4 | 7 | - | - | - | 73 | 10-4 |
| Glen Davis | 11 | 16 | 3 | 2 | 10 | 11 | 1 | 1 | 3 | 3 | 5 | 2 | - | - | 67 | 10-5 |
| | | | | | | | | | | | | | | | | |
| | | | | | | | | | | | | | | | | |
| TOTALS | 52 | 123 | 59 | 60 | 34 | 38 | 39 | 88 | 15 | 33 | 25 | 51 | 1 | - | 333½ | 49-84-1 |

Comments:

# WRESTLING

CCHS 21 Vs Rep Valley 48 Date 2-2-84

| NAME | TD | TDL | RW | RL | EN | EL | NFN | NFL | DW | DL | P | PL | Draw | Team Points | Total Points | Record |
|---|---|---|---|---|---|---|---|---|---|---|---|---|---|---|---|---|
| Dave German | 1 | - | - | - | - | - | - | - | 1 | - | - | - | - | 3 | 3 | 1-0 |
| Dave Lovenburg | 1 | 1 | - | - | - | 1 | - | - | - | - | 1 | - | - | 6 | 6 | 1-0 |
| Brad Shay | - | 1 | - | - | - | - | - | 2 | - | - | - | 1 | - | 0 | 0 | 0-1 |
| Lonnie Hogsett | 1 | 1 | - | 1 | - | 1 | - | 2 | - | - | - | 1 | - | 0 | 0 | 0-1 |
| Blaine Peterson | - | 1 | - | - | - | - | - | 1 | - | - | - | 1 | - | 0 | 0 | 0-1 |
| Shawn Valentine | 1 | - | - | 2 | - | - | 1 | 1 | - | - | - | 1 | - | 0 | 0 | 0-1 |
| Shannon Hamilton | - | 1 | - | - | - | - | - | - | - | - | - | 1 | - | 0 | 0 | 0-1 |
| Brad Braver | 1 | - | - | 1 | - | - | 1 | - | - | - | - | 1 | - | 0 | 0 | 0-1 |
| Mike Van Vleet | - | 1 | - | - | - | - | - | - | - | - | - | 1 | - | 0 | 0 | 0-1 |
| Ron Fricmel | 1 | - | - | - | - | - | 1 | - | - | - | 1 | - | - | 6 | 6 | 1-0 |
| Glen Davis | 3 | 1 | 1 | 2 | 2 | 1 | - | - | - | - | 1 | - | - | 6 | 6 | 1-0 |
| TOTAL's | 9 | 7 | 1 | 6 | 2 | 3 | 3 | 6 | 1 | - | 3 | 7 | - | 21 | 21 | 4-7 |

Comments: Best effort yet. We won. Take down's
Still Need To Work on Reversal's etc
Keep Working IT'll Come

# WRESTLING

CCHS 18 Vs McCook-41 Date 1-24-84

| NAME | TD | TDL | RW | RL | EW | EL | NFW | NFL | DW | DL | P | PL | Draw | Years Points | Total Points | Record |
|---|---|---|---|---|---|---|---|---|---|---|---|---|---|---|---|---|
| Dave German | - | 1 | - | 1 | - | - | - | 4 | - | 1 | - | - | - | - | - | 0-1 |
| Dave Lovenburg | 1 | - | 1 | - | - | - | - | - | 1 | - | - | - | - | - | 3 | 1-0 |
| Brad Shay | - | 1 | 2 | - | - | - | - | - | 1 | - | - | - | - | - | 3 | 1-0 |
| Lonnie Hogsett | - | 1 | - | - | - | - | - | - | - | - | - | 1 | - | - | - | 0-1 |
| Blaine Peterson | - | 1 | - | - | - | - | - | - | - | - | - | 1 | - | - | - | 0-1 |
| Shawn Valentine | 2 | - | 2 | 1 | - | 1 | - | - | 1 | - | - | - | - | - | 3 | 1-0 |
| Shannon Hamilton | - | 1 | - | 1 | - | - | - | 2 | - | - | - | 1 | - | - | - | 0-1 |
| Brad Brawer | - | 1 | - | - | - | - | - | - | - | - | - | 1 | - | - | - | 0-1 |
| Mike VanVleet | - | 1 | - | - | - | - | - | - | - | - | - | 1 | - | - | - | 0-1 |
| Ron Friemel | - | - | 1 | - | - | - | 1 | - | 1 | - | - | - | - | - | 3 | 1-0 |
| Glen Davis | 1 | - | - | - | - | - | - | - | - | - | 1 | - | - | - | 6 | 1-0 |
| | | | | | | | | | | | | | | | | |
| | | | | | | | | | | | | | | | | |
| | | | | | | | | | | | | | | | | |
| | | | | | | | | | | | | | | | | |
| TOTALS | 4 | 7 | 6 | 3 | - | 1 | 1 | 6 | 4 | 1 | 1 | 5 | - | - | 18 | 5-6 |

Comments: Much more Aggresive
Much Better

# WRESTLING

CCHS _____ Vs Season Totals McCook Date 1-24-84

| NAME | TD | TDL | RW | RL | EW | EL | NW | NL | DW | DL | P | PL | DRAW | INJ DEF | PTS | Record |
|---|---|---|---|---|---|---|---|---|---|---|---|---|---|---|---|---|
| Dave German | 6 | 12 | 3 | 11 | 2 | 1 | 6 | 30 | 1 | 9 | 5 | 1 | - | - | 52 | 7-10 |
| Dave Lovenburg | 9 | 16 | 15 | 14 | 6 | 7 | 2 | 3 | 4 | 5 | - | 7 | 1 | - | 37½ | 5-12-1 |
| Mike Jahn | 1 | 2 | - | 2 | - | - | - | - | - | 1 | - | 2 | - | - | 6 | 1-3 |
| Brad Shay | 3 | 22 | 14 | 9 | 2 | 6 | 11 | 23 | 6 | 7 | 2 | 3 | - | - | 50½ | 10-10 |
| Lonnie Hogsett | 4 | 19 | 1 | 4 | 3 | 3 | 3 | 8 | 1 | 1 | - | 16 | - | - | 8 | 1-17 |
| Blaine Peterson | - | 11 | 2 | 1 | 2 | - | 1 | 5 | - | 1 | - | 8 | - | - | 4 | 0-9 |
| Shawn Valentine | 19 | 8 | 24 | 17 | 6 | 12 | 18 | 9 | 7 | 6 | 6 | 1 | - | - | 74½ | 15-7 |
| Mike Francis | - | 8 | - | - | 5 | - | - | 5 | - | - | - | 4 | - | - | 6 | 1-4 |
| Shannon Hamilton | 1 | 9 | 2 | 5 | 1 | - | - | 12 | - | - | 1 | 8 | - | - | 18 | 3-8 |
| Mike Orr | - | 5 | - | 1 | - | - | - | 5 | - | - | - | 5 | - | - | 15 | 2-5 |
| Brad Brauer | - | 4 | - | - | - | - | - | - | - | - | - | 4 | - | - | 0 | 0-4 |
| Mike Van Vleet | 2 | 15 | 5 | 9 | - | 1 | - | 11 | - | 2 | - | 14 | - | - | 4 | 0-16 |
| Ron Friemel | 12 | 9 | 14 | 8 | 2 | 2 | 13 | 4 | 4 | ~~1~~ | 10 | 1 | - | - | 106 | 15-5 |
| Glen Davis | 16 | 19 | 5 | 3 | 10 | 15 | 2 | 1 | 4 | 5 | 7 | 3 | - | - | 99½ | 15-7 |
| | | | | | | | | | | | | | | | | |
| TOTALS | 73 | 159 | 85 | 84 | 39 | 45 | 56 | 116 | 27 | 41 | 30 | 77 | 1 | - | 485 | 73-117-1 |

5½

73-117-1

Comments:

# WRESTLING

CCHS _____ Vs Holyoke Quad Season Totals _____ Date 1-21-84

| NAME | TD | TDL | RW | RL | EW | EL | NW | NFL | DW | DL | P | PL | Draw | Team Points | Total Points | Record |
|---|---|---|---|---|---|---|---|---|---|---|---|---|---|---|---|---|
| Dave Geesman | 6 | 11 | 3 | 10 | 2 | 1 | 6 | 26 | 1 | 8 | 5 | 1 | - | - | 52 | 7-9 |
| Dave Lavenburg | 8 | 16 | 14 | 14 | 6 | 7 | 2 | 3 | 3 | 5 | - | 7 | 1 | - | 34½ | 4-12-1 |
| Mike Jahn | 1 | 2 | - | 2 | - | - | - | - | - | 1 | - | 2 | - | - | 6 | 1-3 |
| Brad Shay | 3 | 21 | 12 | 9 | 2 | 6 | 11 | 23 | 5 | 7 | 2 | 3 | - | - | 47½ | 9-10 |
| Lonnie Hogsitt | 4 | 18 | 1 | 4 | 3 | 3 | 3 | 8 | 1 | 1 | - | 15 | - | - | 8 | 1-16 |
| Blaine Peterson | - | 10 | 2 | 1 | 2 | - | 1 | 5 | - | 1 | - | 7 | - | - | 4 | 0-8 |
| Shawn Valentine | 17 | 8 | 22 | 16 | 6 | 11 | 18 | 9 | 6 | 6 | 6 | 1 | - | - | 71½ | 14-7 |
| Mike Francis | - | 8 | - | - | 5 | - | - | 5 | - | - | - | 4 | - | - | 6 | 1-4 |
| Shawnon Hamilton | 1 | 8 | 2 | 4 | 1 | - | - | 10 | - | - | 1 | 7 | - | - | 18 | 3-7 |
| Mike Orr | - | 5 | - | 1 | - | - | - | 5 | - | - | - | 5 | - | - | 15 | 2-5 |
| Brad Brauer | - | 3 | - | - | - | - | - | - | - | - | - | 3 | - | - | 0 | 0-3 |
| Mike Van Vleet | 2 | 14 | 5 | 9 | - | 1 | - | 11 | - | 2 | - | 13 | - | - | 4 | 0-15 |
| Ron Friemel | 12 | 9 | 13 | 8 | 2 | 2 | 12 | 4 | 3 | 4 | 10 | 1 | - | - | 103 | 14-5 |
| Glen Davis | 15 | 19 | 5 | 3 | 10 | 15 | 2 | 1 | 4 | 5 | 6 | 3 | - | - | 93½ | 14-7 |
| | | | | | | | | | | | | | | | | |
| TOTALS | 69 | 152 | 79 | 81 | 39 | 44 | 55 | 110 | 23 | 40 | 29 | 72 | 1 | - | 467 | 68-111-1 |

Comments:

# WRESTLING

CCHS _____ Vs C.C.H.S Invit _____ Date 1-14-84

| NAME | TD | TDL | RW | RL | EW | EL | NFW | NFL | DW | DL | P | PL | Draw | [illegible] | [illegible] | [illegible] |
|---|---|---|---|---|---|---|---|---|---|---|---|---|---|---|---|---|
| Dave German | 1 | 3 | - | 2 | 2 | - | 1 | 6 | - | 2 | - | - | - | - | - | 0-2 |
| Dave Lovenburg | - | 2 | 2 | 2 | 1 | - | - | - | - | 1 | - | 1 | - | - | - | 0-2 |
| Brad Shay | 1 | 2 | 4 | 1 | - | 1 | 4 | 2 | 3 | - | - | - | - | - | 18 | 3-0 |
| Lonnie Hogsitt | - | 2 | - | 1 | - | - | - | - | - | - | - | 2 | - | - | 4 | 0-2 |
| Blaine Peterson | - | 2 | - | - | - | - | - | - | - | - | - | 2 | - | - | 4 | 0-2 |
| Shawn Valentine | 3 | - | 5 | 7 | - | 2 | 2 | 4 | 1 | 1 | - | 1 | - | - | 2 | 1-2 |
| Mike Van Vleet | - | 2 | - | - | - | - | - | - | - | - | - | 2 | - | - | - | 0-2 |
| Ron ~~Davis~~ Friemel | - | 1 | 1 | - | - | - | 1 | - | 1 | - | - | 1 | - | - | 12 | 1-1 |
| Glen Davis | 4 | - | 1 | 1 | - | 3 | 1 | - | 1 | 1 | - | - | - | - | 14½ | 1-1 |
| | | | | | | | | | | | | | | | | |
| | | | | | | | | | | | | | | | | |
| | | | | | | | | | | | | | | | | |
| Varsity | 9 | 8 | 13 | 13 | 3 | 6 | 9 | 12 | 6 | 5 | - | 3 | - | - | 46½ | 6-8 |
| J.V | 0 | 6 | - | 1 | - | - | - | - | - | - | - | 6 | - | - | 8 | 0-6 |
| | | | | | | | | | | | | | | | | |
| TOTALS | 9 | 14 | 13 | 14 | 3 | 6 | 9 | 12 | 6 | 5 | - | 9 | - | - | 54½ | 6-14 |

Varsity - 6-8
JV 0-6

Comments:

# WRESTLING

CCHS Quad - 28 Haxtun 36
30 Vs Holyoke 36
21 Merino 40

DATE _____

| NAME | TD | TDL | RW | RL | EW | EL | NFW | NFL | DW | DL | P | PL | DRAW | Team Points | Individual Points | Record |
|---|---|---|---|---|---|---|---|---|---|---|---|---|---|---|---|---|
| Dave Lovenburg | 1 | 1 | 1 | - | - | 1 | - | 1 | 1 | - | - | 1 | - | - | 9 | 2-1 |
| Brad Shay | - | 1 | - | 1 | - | - | - | 2 | - | 1 | - | - | - | - | 12 | 2-1 |
| Lonnie Hogsitt | - | 4 | - | 1 | 1 | - | - | 4 | - | - | - | 3 | - | - | 0 | 0-3 |
| Shawn Valentine | 2 | - | 1 | - | - | - | 3 | - | 1 | - | 1 | - | - | - | 16 | 3-0 |
| Shannon Hamilton | 1 | - | - | 1 | - | - | - | 2 | - | - | - | 1 | - | - | 12 | 2-1 |
| Brad Brauer | - | 3 | - | - | - | - | - | - | - | - | - | 3 | - | - | 0 | 0-3 |
| Mike Van Vleet | - | 3 | 2 | 4 | - | - | - | 1 | - | - | - | 3 | - | - | 0 | 0-3 |
| Ron Freimel | 4 | - | 2 | - | 1 | - | 4 | - | - | - | 3 | - | - | - | 18 | 3-0 |
| Colen Davis | - | 3 | 1 | - | - | 1 | - | - | - | 1 | - | 1 | - | - | 12 | 2-1 |
| | | | | | | | | | | | | | | | | |
| | | | | | | | | | | | | | | | | |
| | | | | | | | | | | | | | | | | |
| | | | | | | | | | | | | | | | | |
| | | | | | | | | | | | | | | | | |
| | | | | | | | | | | | | | | | | |
| TOTALS | 8 | 15 | 7 | 7 | 2 | 2 | 7 | 10 | 2 | 2 | 4 | 12 | - | - | 79 | 14-13 |

Comments: We Need To do a lot of work on Fundamentals

# WRESTLING

CCHS _____ Vs _____ Date _____

| Name | TD | TDL | RW | RL | EW | EL | NW | NFL | DW | DL | P | PL | Draw | Match Points | Total Points | Record |
|---|---|---|---|---|---|---|---|---|---|---|---|---|---|---|---|---|
| Dave Lovenburg | 1 | 1 | 1 | | | 1 | | 1 | 1 | | | 1 | | 6+3 | | |
| Brad Shay | | 1 | | 1 | | | | 11 | | 1 | | | | 6+6 | | |
| Lonnie Hogsett | | IIII | | 1 | 1 | | | IIII | | | | III | | | | |
| Shawn Valentine | II | | 1 | | | | III | | 1 | | 1 | | | 4+6 +6 | | |
| Shannon Hamilton | 1 | | | 1 | | | | II | | | | 1 | | 6 | | |
| Brad Brawner | | III | | | | | | | | | | III | | | | |
| Mike Van Vleet | | III | II | IIII | | | | 1 | | | | III | | | | |
| Ron Friemel | IIII | | II | | 1 | | IIII | | | | III | | | 6+6 6 | | |
| Glen Davis | | III | 1 | | | 1 | | | | 1 | | 1 | | 6+6 | | |
| | | | | | | | | | | | | | | | | |
| | | | | | | | | | | | | | | | | |
| | | | | | | | | | | | | | | | | |
| | | | | | | | | | | | | | | | | |
| | | | | | | | | | | | | | | | | |
| | | | | | | | | | | | | | | | | |
| TOTALS | | | | | | | | | | | | | | | | |

Comments:

# WRESTLING

CCHS Invit Vs Season Totals Date 1-14-84

| NAME | TD | TDL | RW | RL | EW | EL | NFW | NFL | DW | DL | P | PL | Draw | Team Points | Total Points | Record |
|---|---|---|---|---|---|---|---|---|---|---|---|---|---|---|---|---|
| Dave German | 6 | 11 | 3 | 10 | 2 | 1 | 6 | 26 | 1 | 8 | 5 | 1 | - | - | 52 | 7-9 |
| Dave Lovenburg | 7 | 15 | 13 | 14 | 6 | 6 | 2 | 2 | 2 | 5 | - | 6 | 1 | - | 25½ | 2-11-1 |
| Mike Jahn | 1 | 2 | - | 2 | - | - | - | - | - | 1 | - | 2 | - | - | 6 | 1-3 |
| Brad Shay | 3 | 20 | 12 | 8 | 2 | 6 | 11 | 21 | 5 | 6 | 2 | 3 | - | - | 35½ | 7-9 |
| Lonnie Hogsitt | 4 | 14 | 1 | 3 | 2 | 3 | 3 | 4 | 1 | 1 | - | 12 | - | - | 8 | 1-13 |
| Blaine Peterson | - | 10 | 2 | 1 | 2 | - | 1 | 5 | - | 1 | - | 7 | - | - | 4 | 0-8 |
| Mike Francis | - | 8 | - | - | 5 | - | - | 5 | - | - | - | 4 | - | - | 6 | 1-4 |
| Shawn Valentine | 15 | 8 | 21 | 16 | 6 | 11 | 15 | 9 | 5 | 6 | 5 | 1 | - | - | 55½ | 11-7 |
| Shannon Hamilton | - | 8 | 2 | 3 | 1 | - | - | 8 | - | - | 1 | 6 | - | - | 6 | 1-6 |
| Mike ORR | - | 5 | - | 1 | - | - | - | 5 | - | - | - | 5 | - | - | 15 | 2-5 |
| Mike Van Vleet | 2 | 11 | 3 | 5 | - | 1 | - | 10 | - | 2 | - | 10 | - | - | 4 | 0-12 |
| Ron Friemel | 8 | 9 | 11 | 8 | 1 | 2 | 8 | 4 | 3 | 4 | 7 | 1 | - | - | 85 | 11-5 |
| Glen Davis | 15 | 16 | 4 | 3 | 10 | 14 | 2 | 1 | 4 | 4 | 5 | 2 | - | - | 81½ | 11-6 |
| TOTALS | 61 | 137 | 72 | 74 | 37 | 42 | 48 | 100 | 21 | 38 | 25 | 60 | 1 | - | 388 | 54-98-1 |

1
29 14
467 68

Comments:

RVI
TEAM RANKINGS

1 . RAVENNA - 159.5
2 . REP VALLEY - 156.5
3 . IMPERIAL - 85.5
4 . FRANKLIN - 77.5
5 . ALMA - 73
6 . OXFORD - 58.5
7 . REP VALLEY RES - 42
8 . CAMBRIDGE - 37.5
9 . EUSTIS - 30
10 . MAYWOOD - 11
11 . HERSHEY - 5.5

# RVI CHAMPIONSHIP BRACKET 98 LBS.

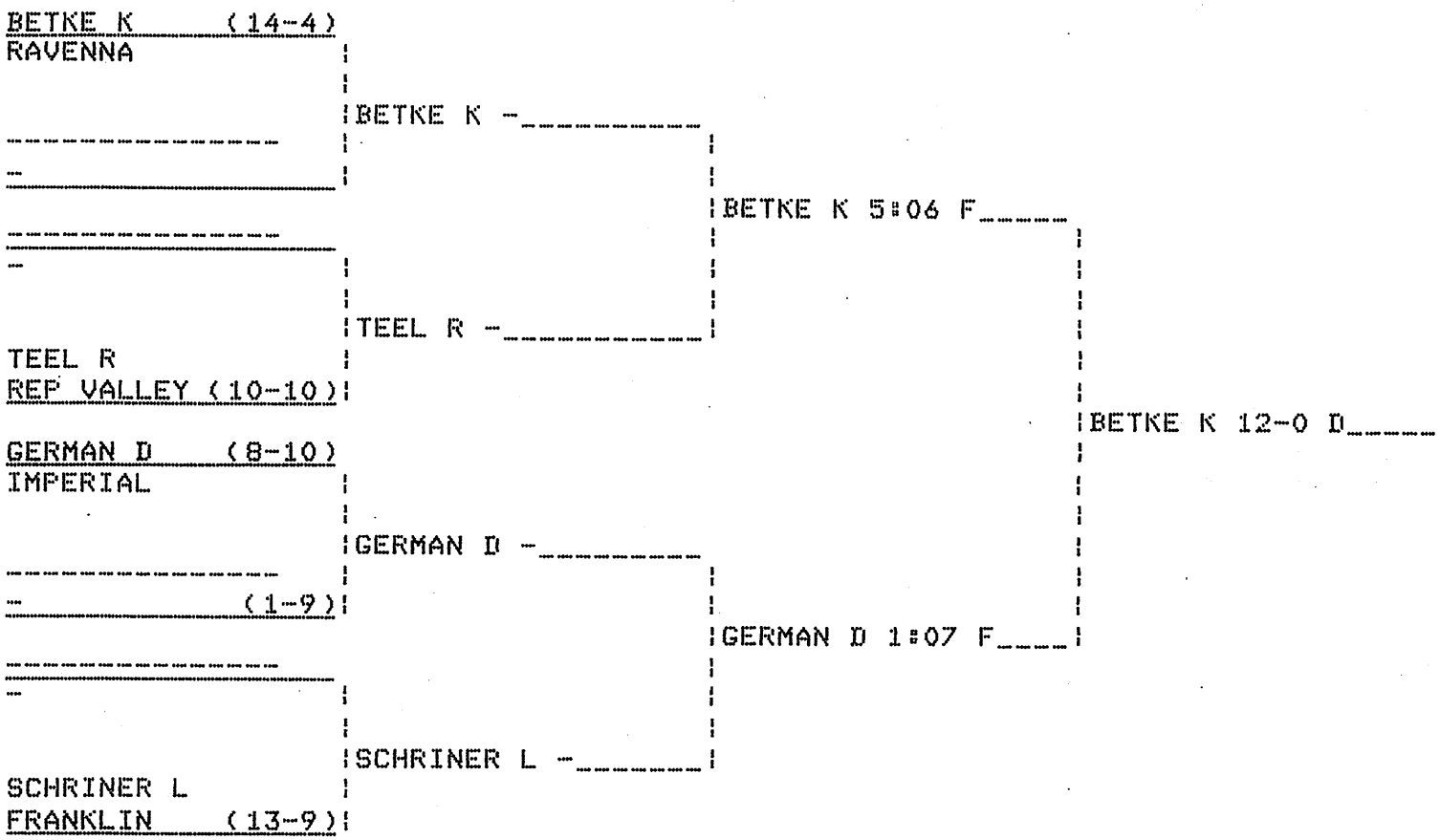


# CONS. BRACKET 98 LBS.

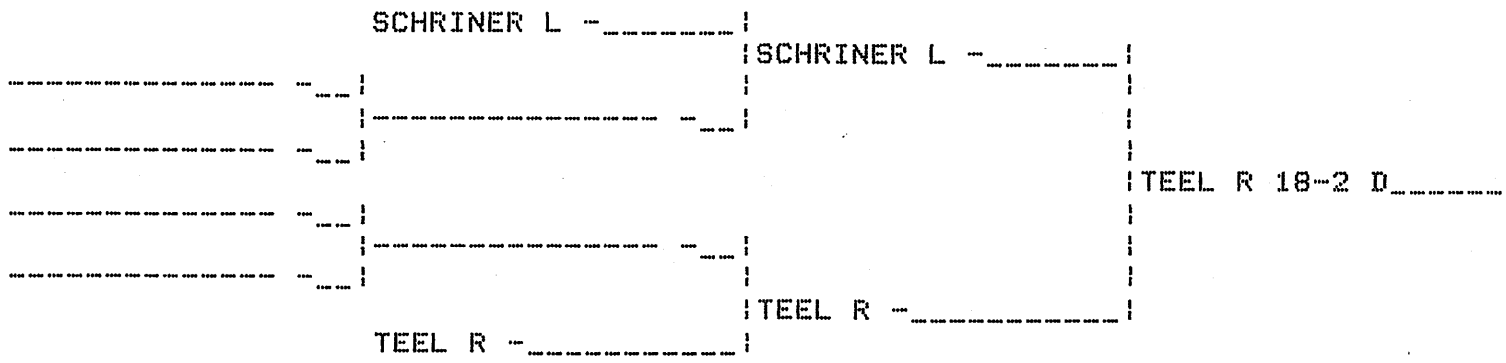


1. BETKE K
2. GERMAN D
3. TEEL R
4. SCHRINER L

# RVI CHAMPIONSHIP BRACKET 105 LBS.

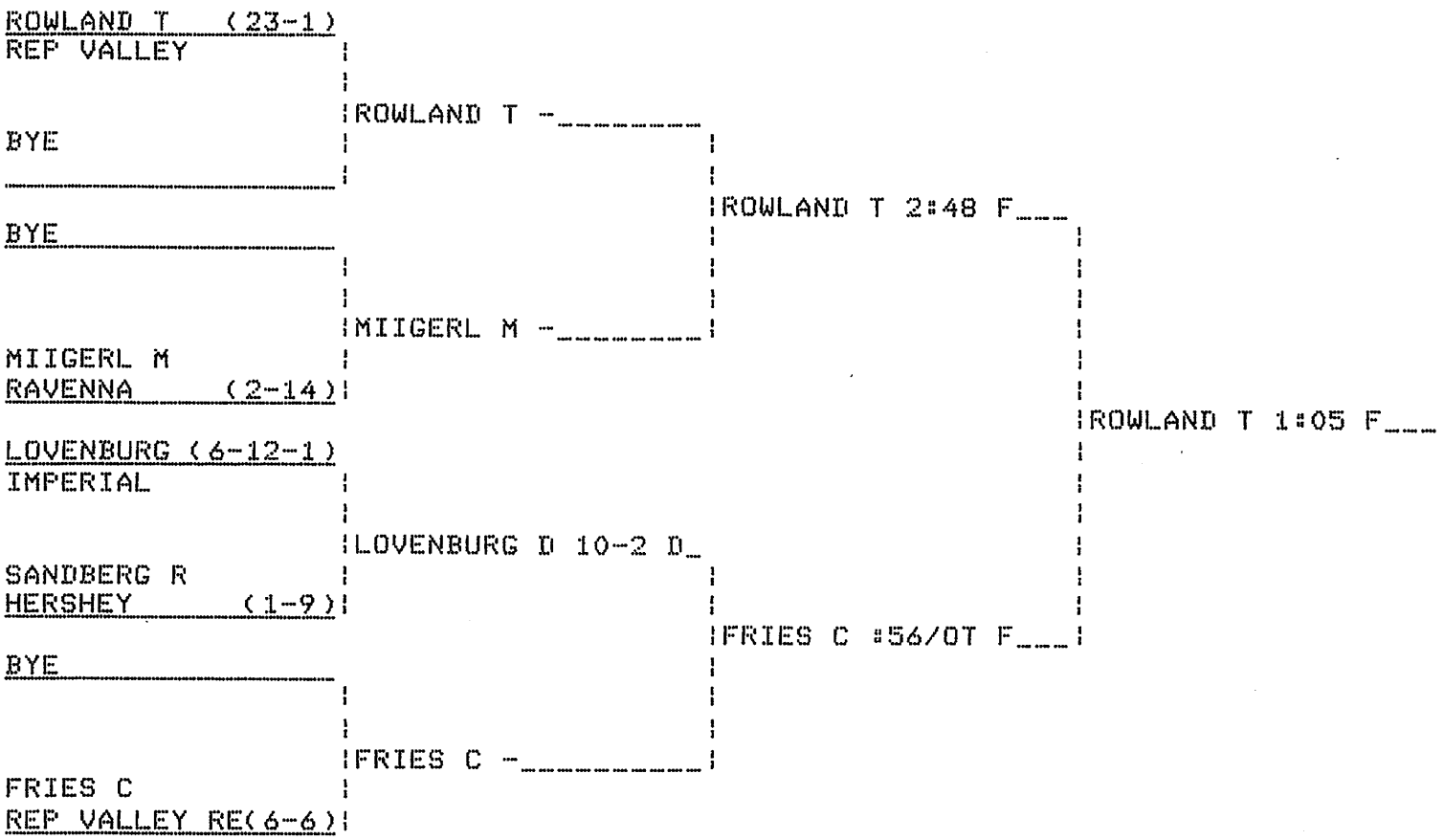


# CONS. BRACKET 105 LBS.




1. ROWLAND T
2. FRIES C
3. LOVENBURG D
4. MIIGERL M

# RVI CHAMPIONSHIP BRACKET 112 LBS.




# CONS. BRACKET 112 LBS.

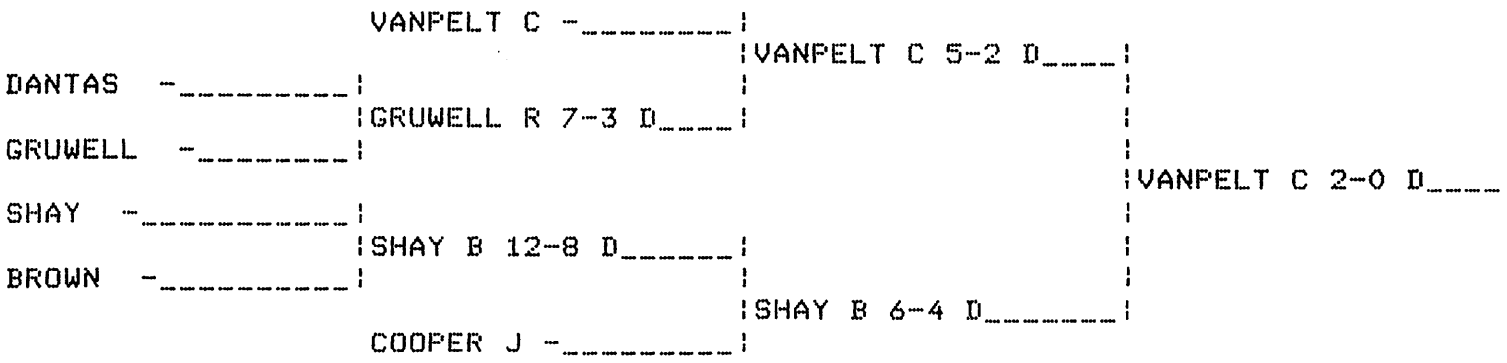


1.NESIBA E

2.PHILLIPS J

3.VANPELT C

4.SHAY B

# RVI CHAMPIONSHIP BRACKET 119 LBS.

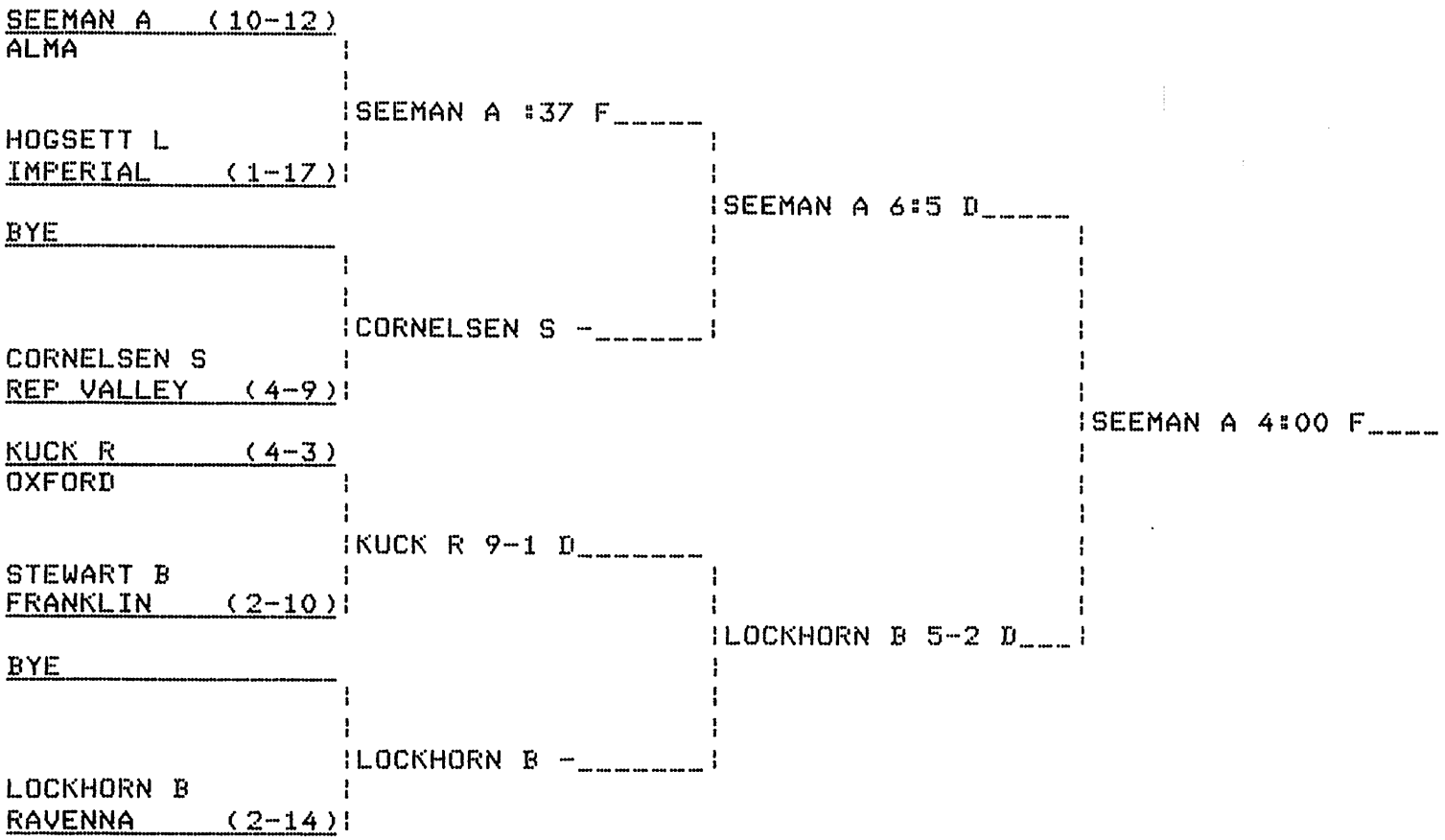


## CONS. BRACKET 119 LBS.

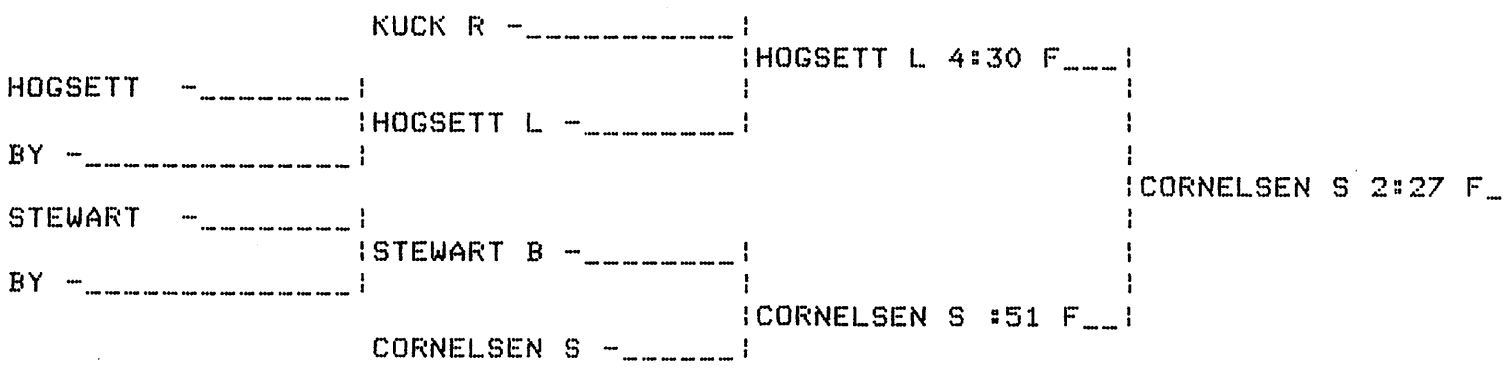


1. SEEMAN A
2. LOCKHORN B
3. CORNELSEN S
4. HOGSETT L

# RVI CHAMPIONSHIP BRACKET 126 LBS.

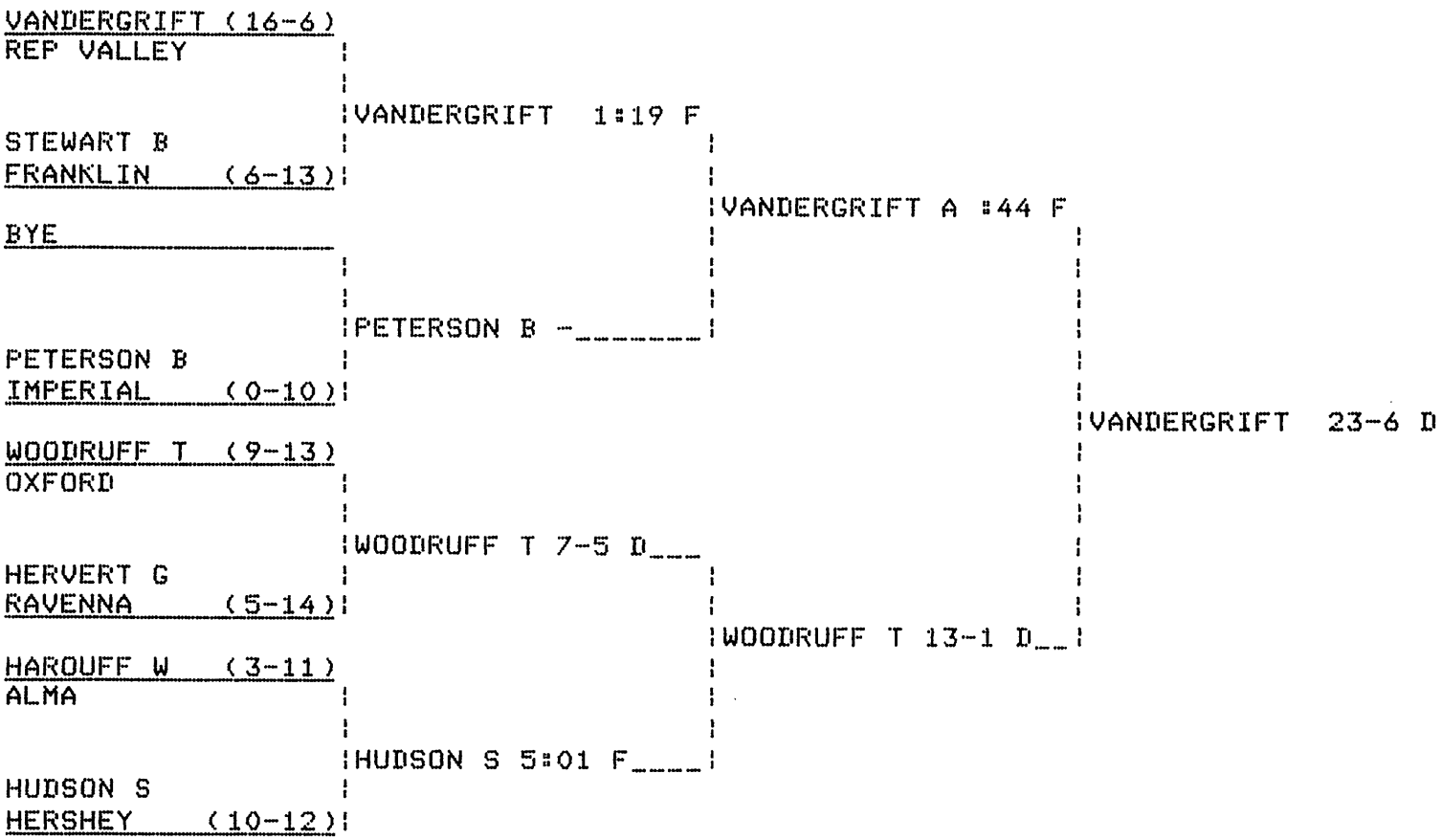


## CONS. BRACKET 126 LBS.

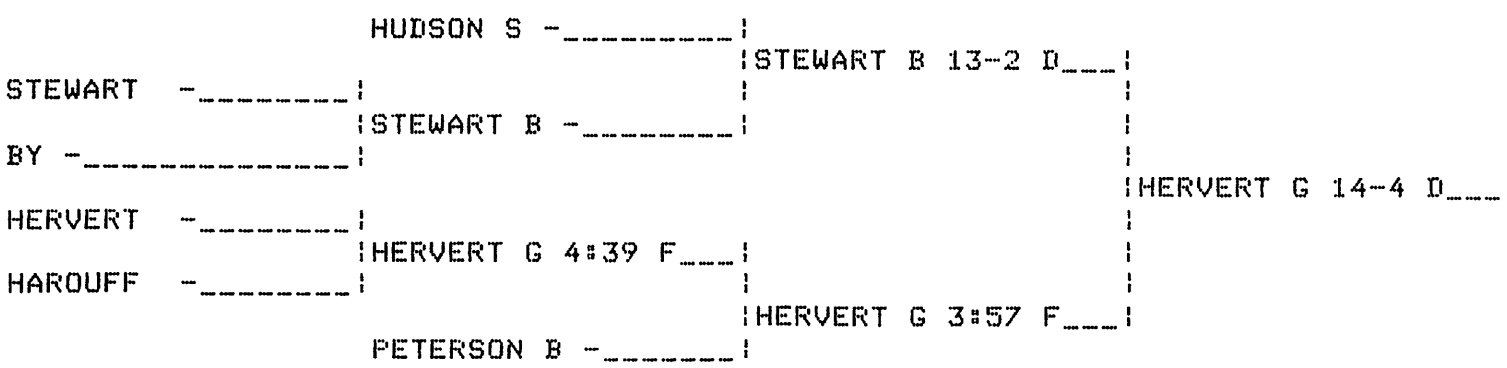


1. VANDERGRIFT
2. WOODRUFF T
3. HERVERT G
4. STEWART B

# RVI CHAMPIONSHIP BRACKET 132 LBS.

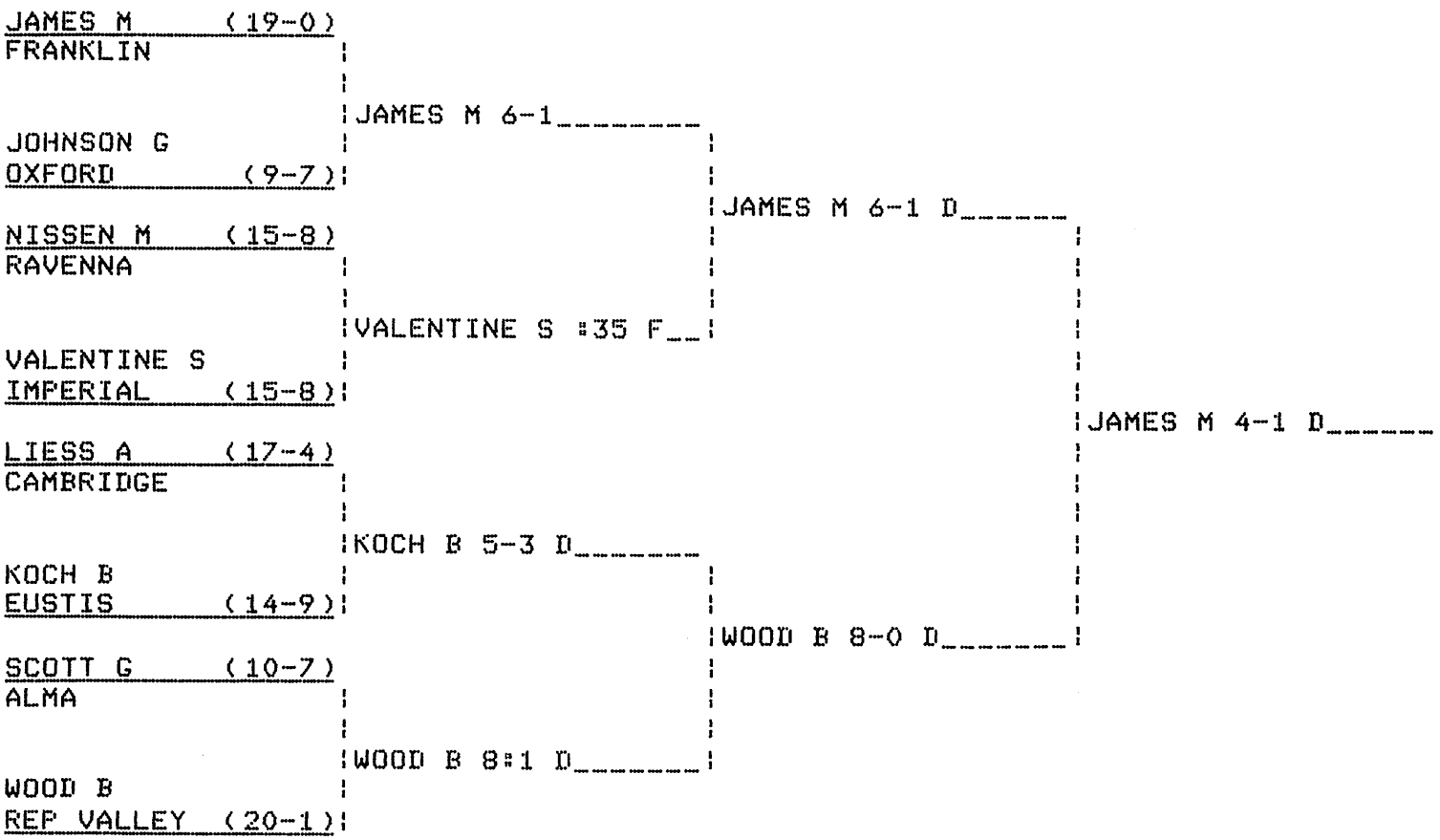


# CONS. BRACKET 132 LBS.

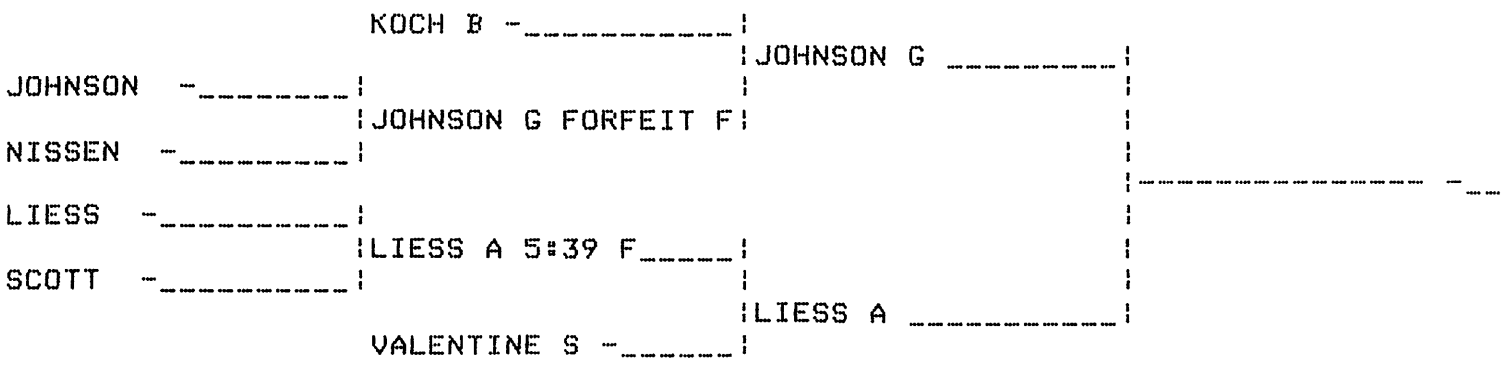


1.JAMES M

2.WOOD B

3.----------

4.----------

# RVI CHAMPIONSHIP BRACKET 138 LBS.

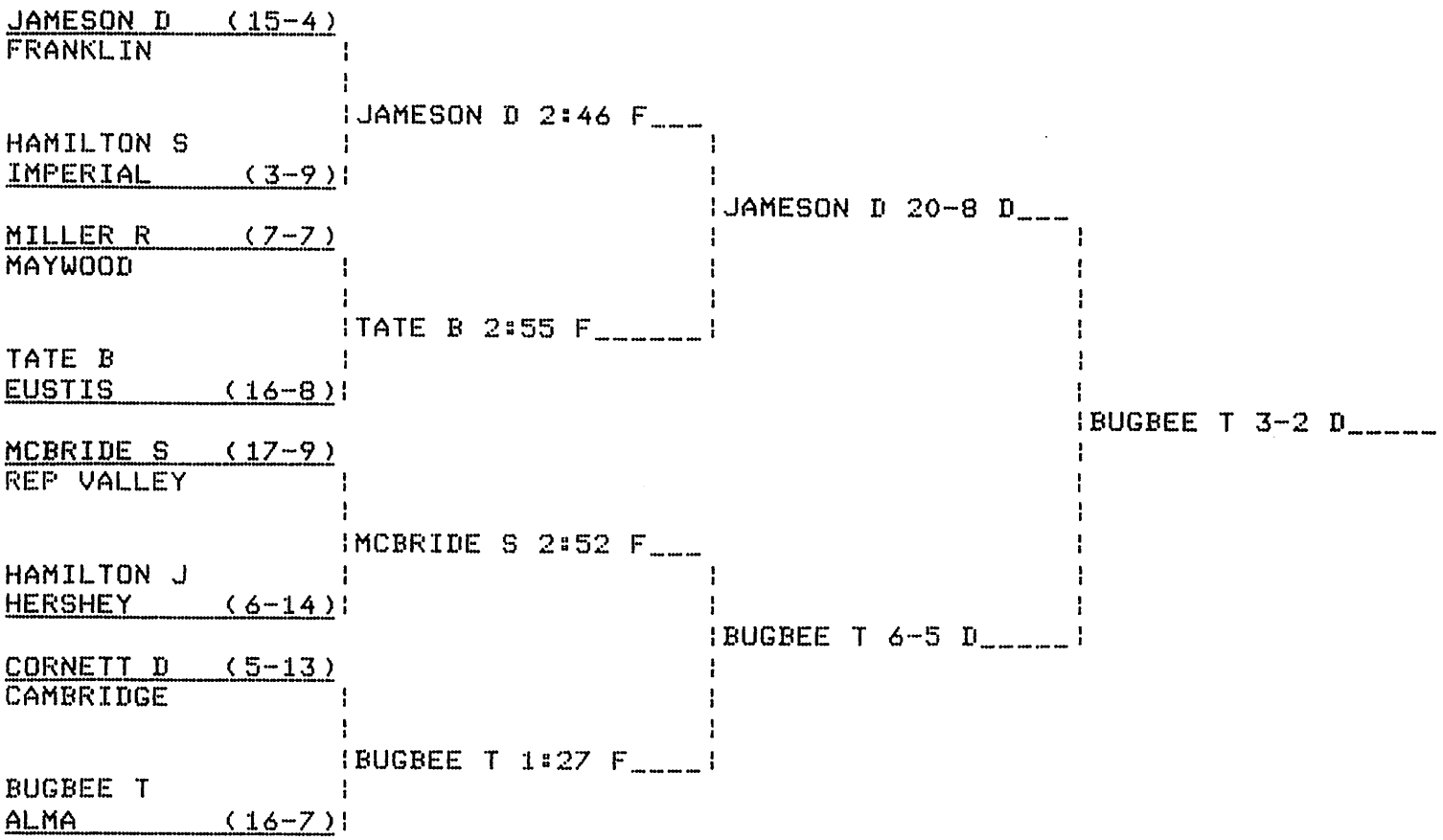


# CONS. BRACKET 138 LBS.

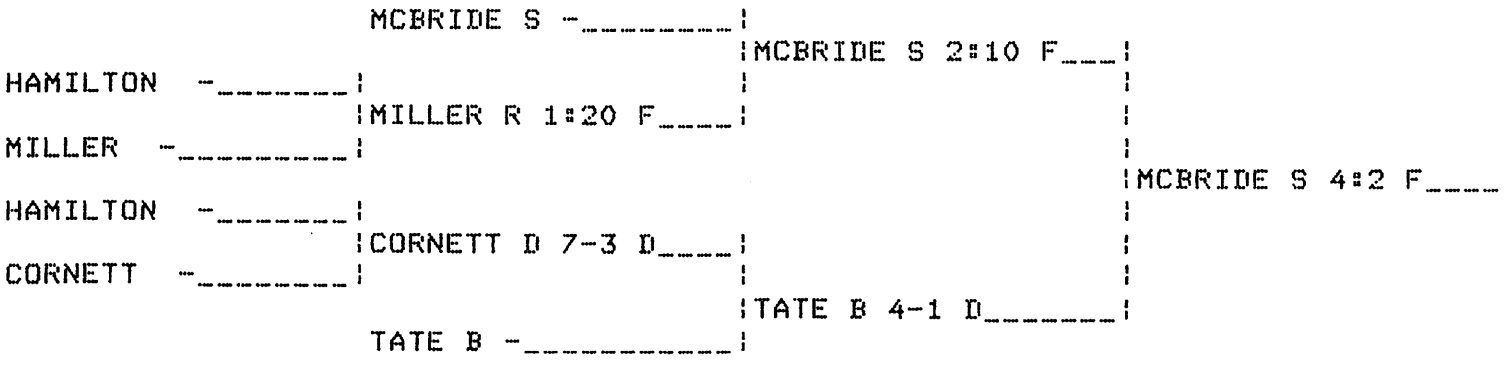


1.BUGBEE T

2.JAMESON D

3.MCBRIDE S

4.TATE B

# RVI CHAMPIONSHIP BRACKET 145 LBS.

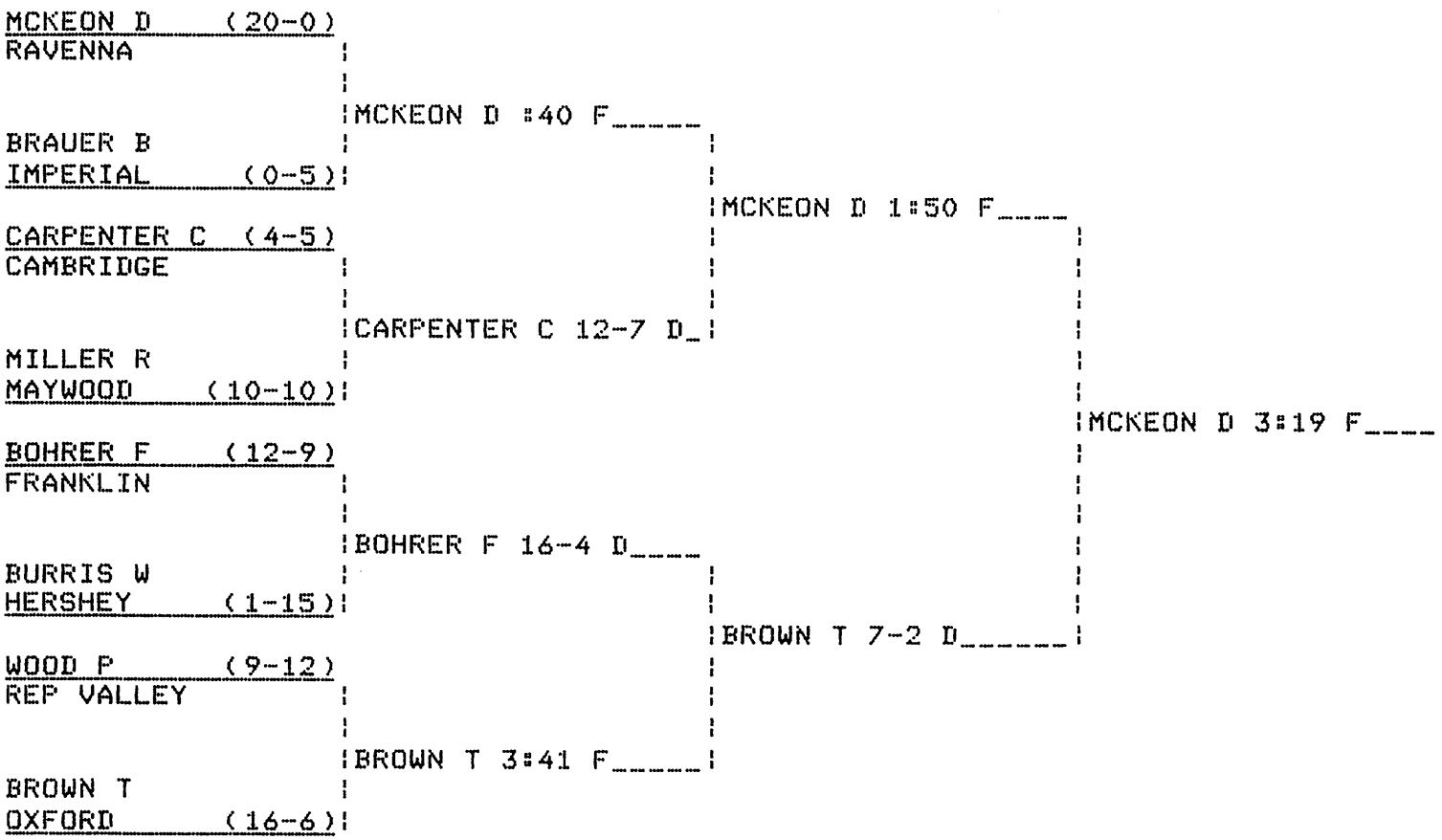


# CONS. BRACKET 145 LBS.

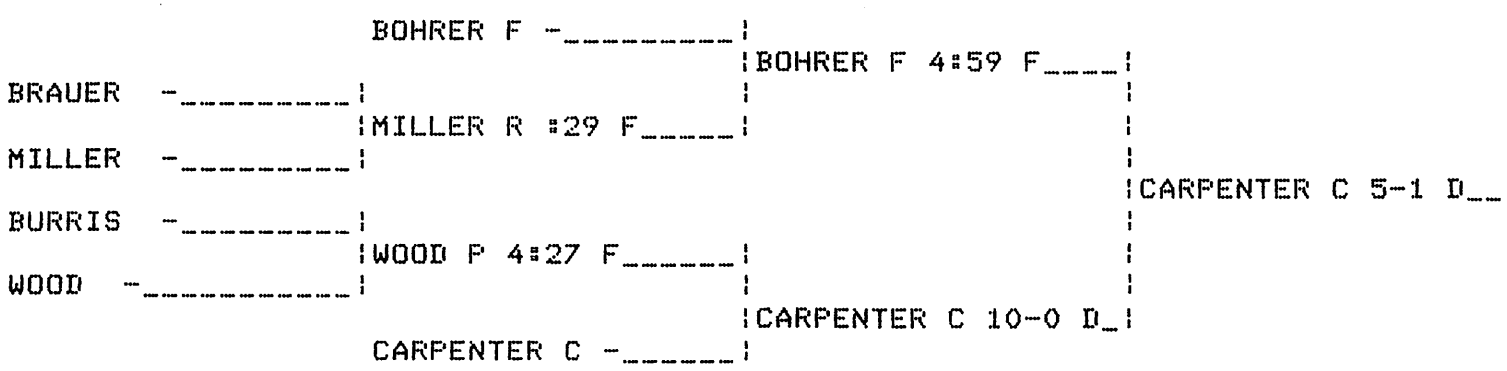


1. MCKEON D
2. BROWN T
3. CARPENTER C
4. BOHRER F

# RVI CHAMPIONSHIP BRACKET 155 LBS.

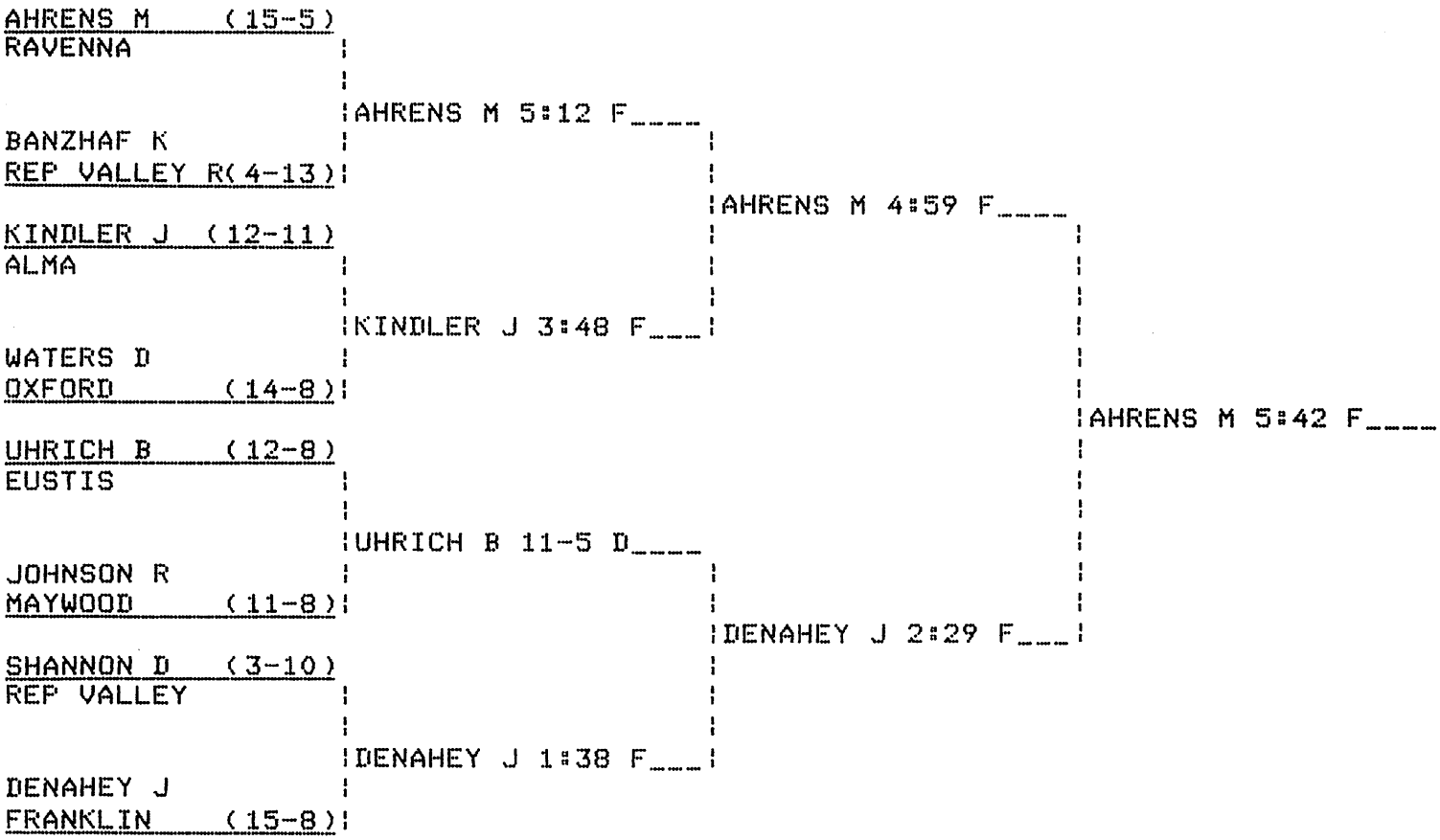


# CONS. BRACKET 155 LBS.

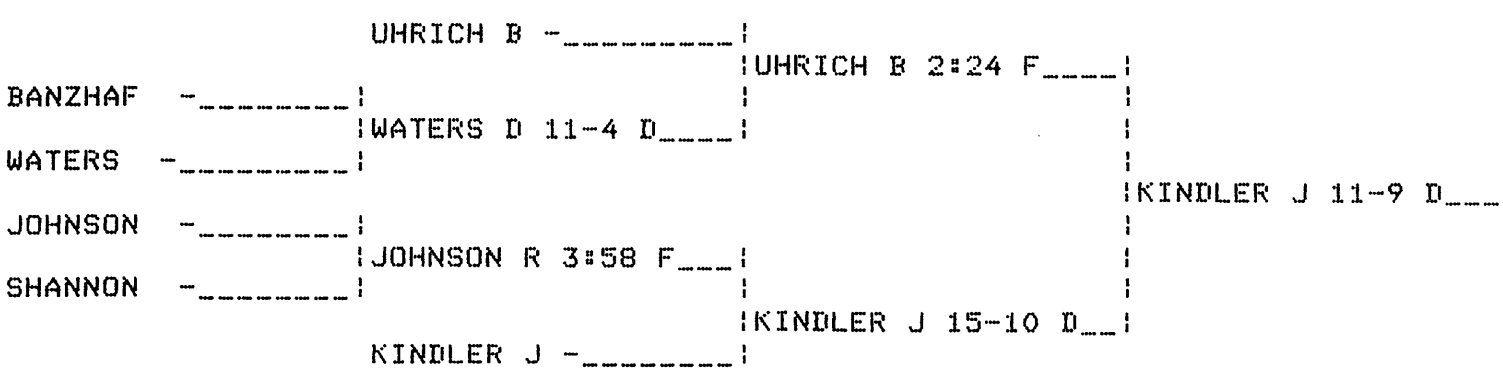


1.AHRENS M

2.DENAHEY J

3.KINDLER J

4.UHRICH B

# RVI CHAMPIONSHIP BRACKET 167 LBS.

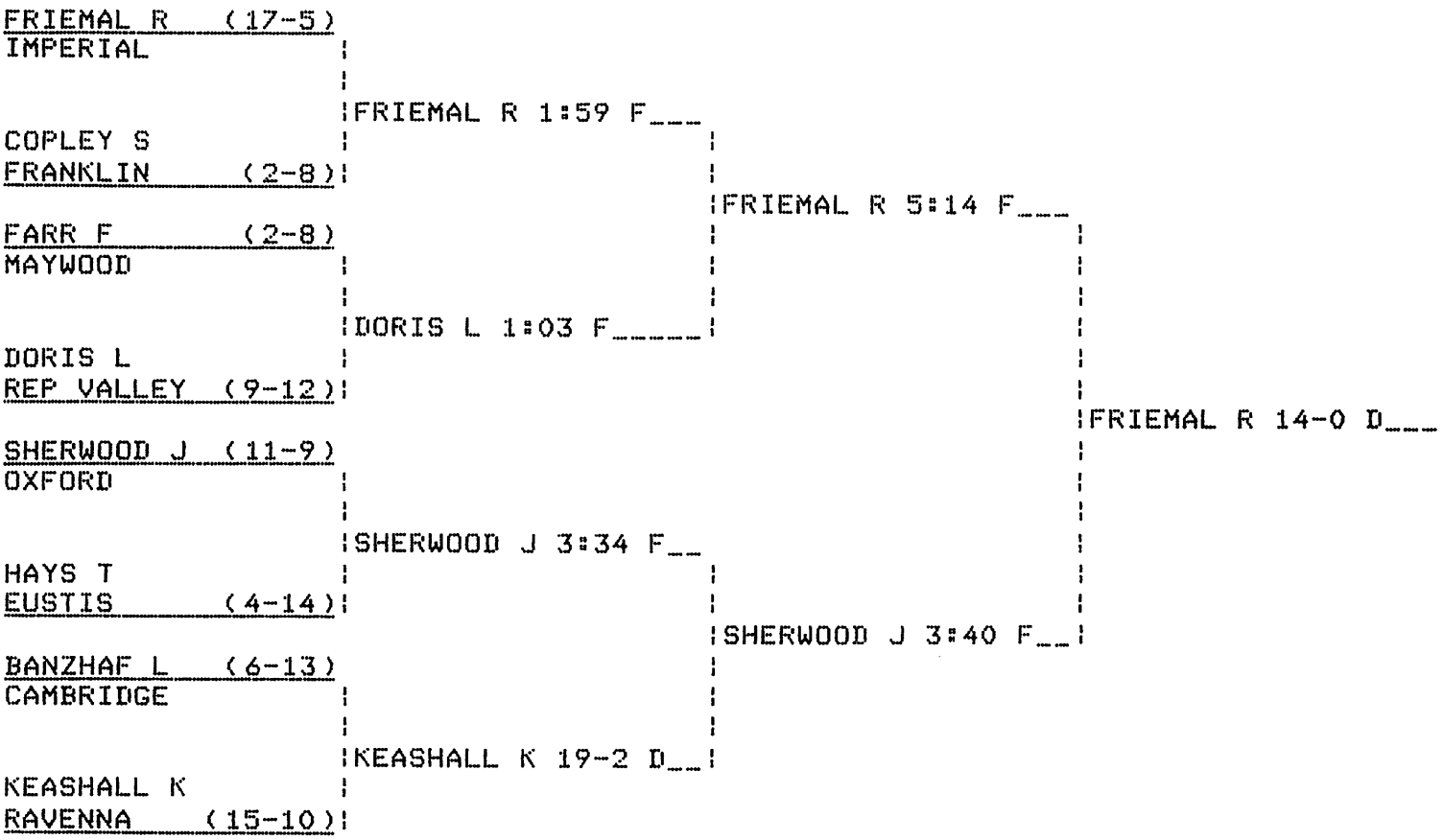


# CONS. BRACKET 167 LBS.

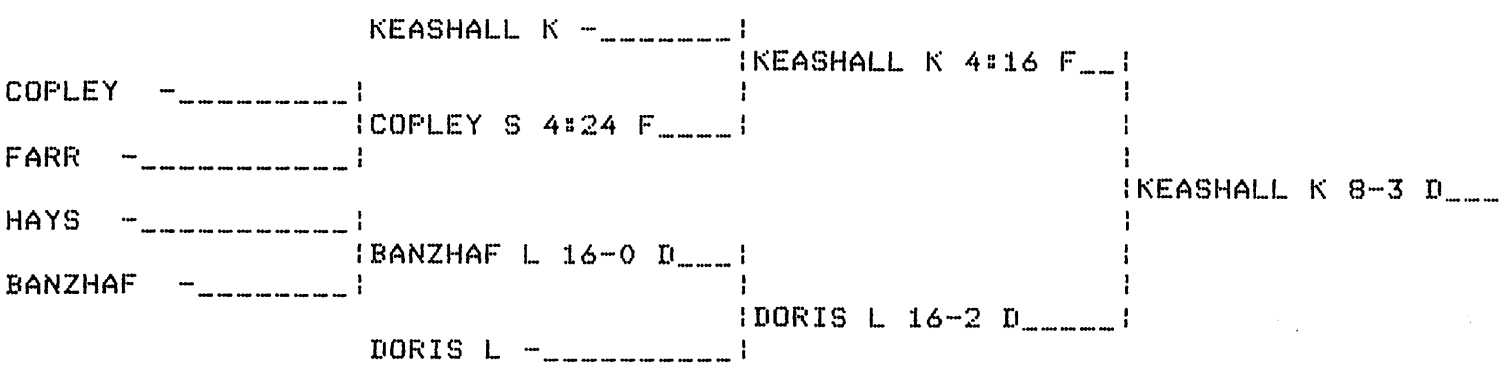


1.FRIEMAL R

2.SHERWOOD J

3.KEASHALL K

4.DORIS L

# RVI CHAMPIONSHIP BRACKET 185 LBS.

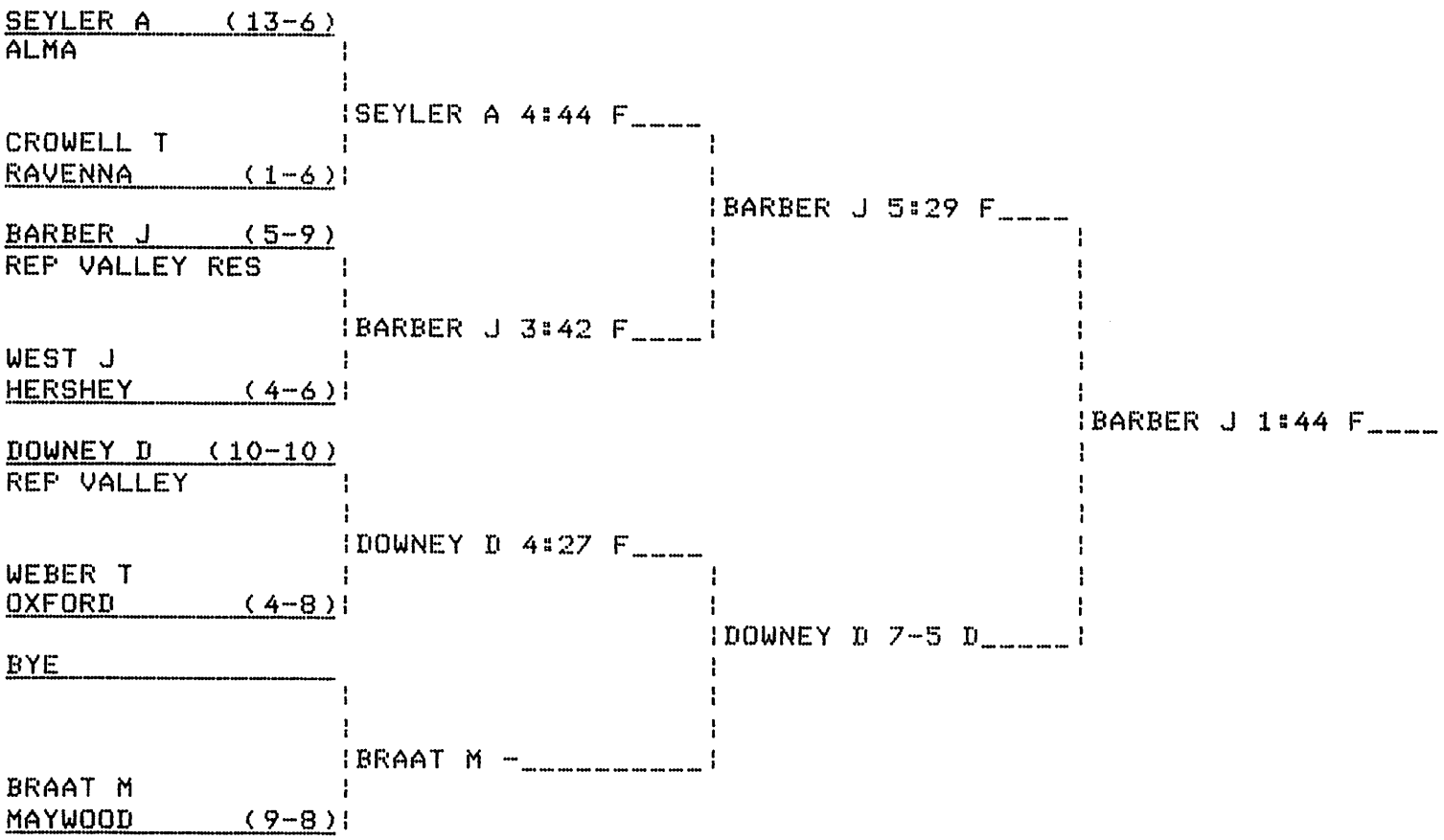


## CONS. BRACKET 185 LBS.

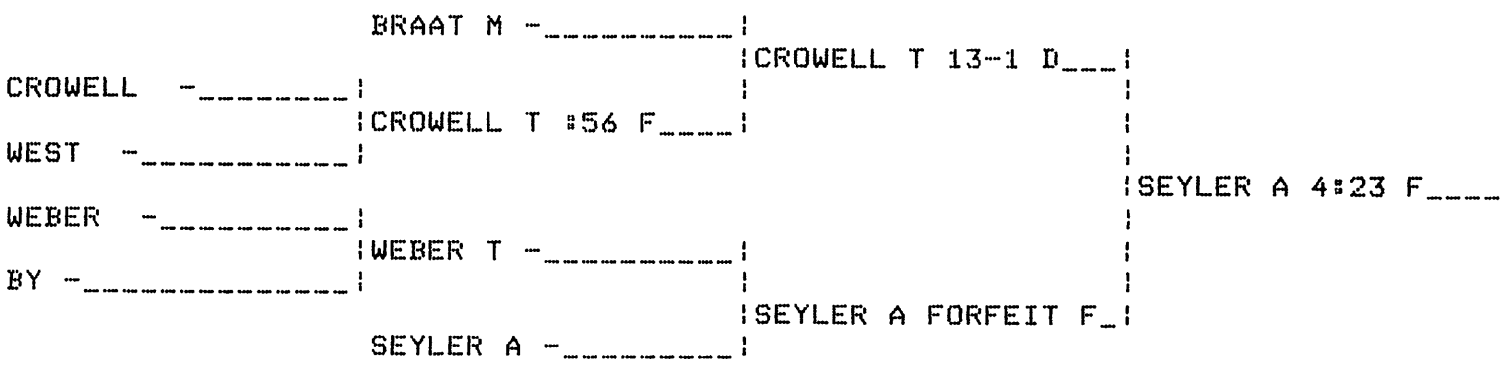


1. BARBER J
2. DOWNEY D
3. SEYLER A
4. CROWELL T

# RVI CHAMPIONSHIP BRACKET UNL LBS.

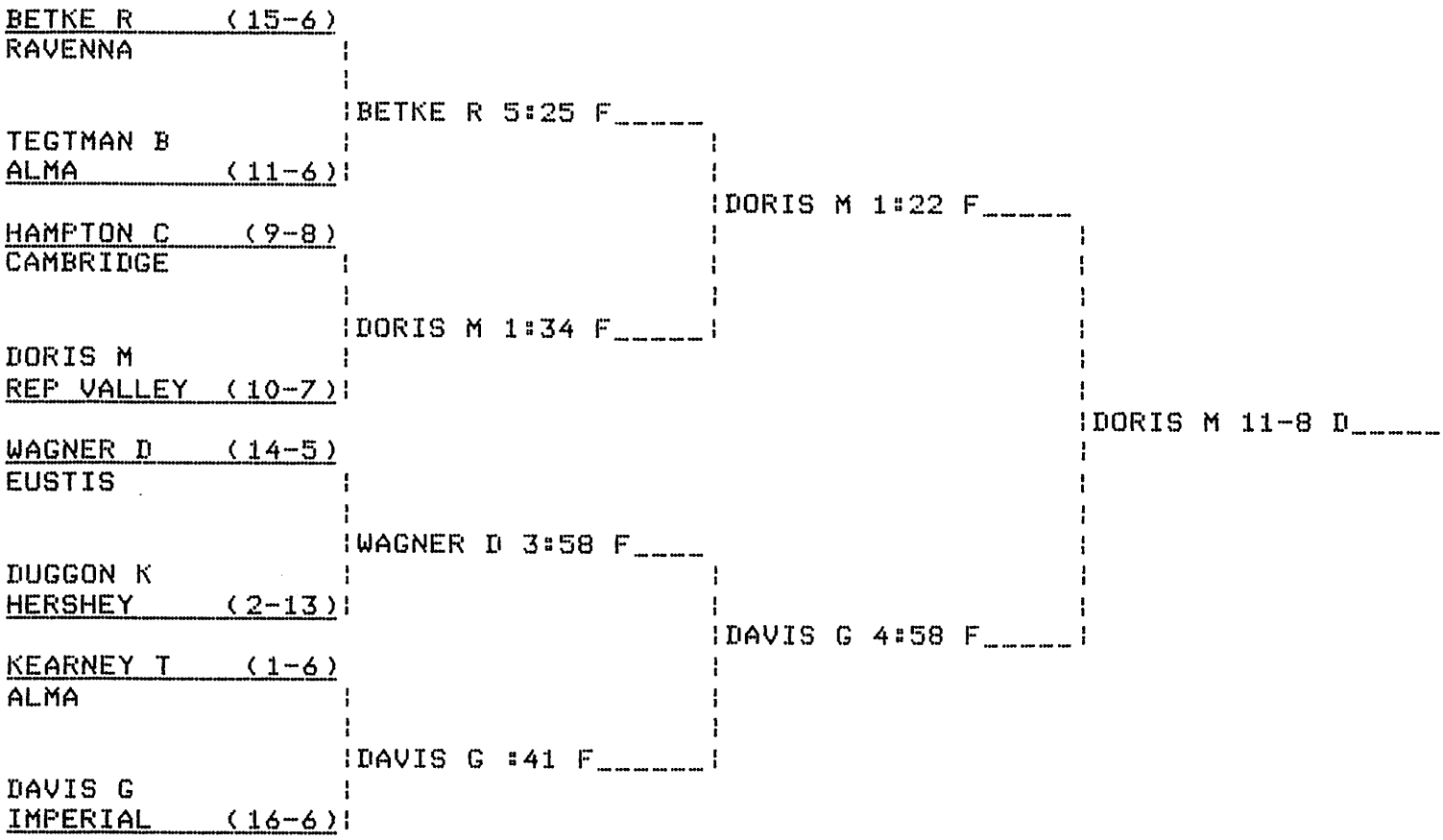


# CONS. BRACKET UNL LBS.

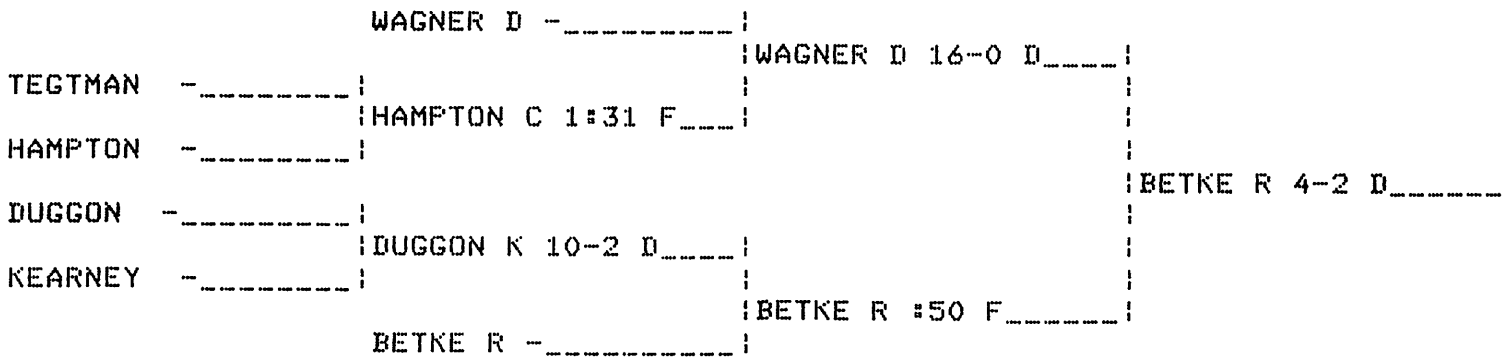


1.DORIS M

2.DAVIS G

3.BETKE R

4.WAGNER D

RVI
TEAM RANKINGS

1 . RAVENNA - 159.5
2 . REP VALLEY - 156.5
3 . IMPERIAL - 85.5
4 . FRANKLIN - 77.5
5 . ALMA - 73
6 . OXFORD - 58.5
7 . REP VALLEY RES - 42
8 . CAMBRIDGE - 37.5
9 . EUSTIS - 30
10 . MAYWOOD - 11
11 . HERSHEY - 5.5

# RVI CHAMPIONSHIP BRACKET 98 LBS.

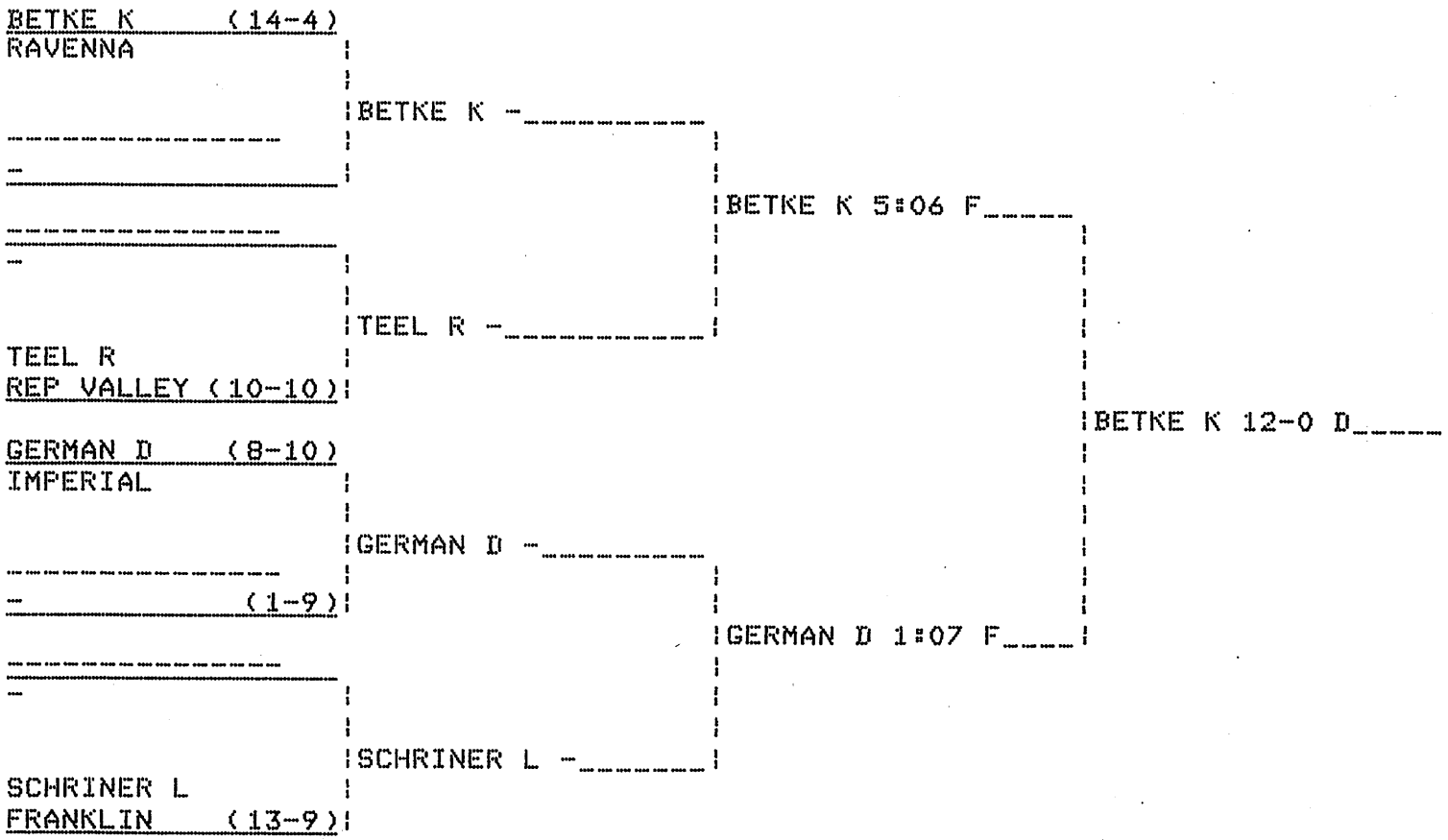


## CONS. BRACKET 98 LBS.

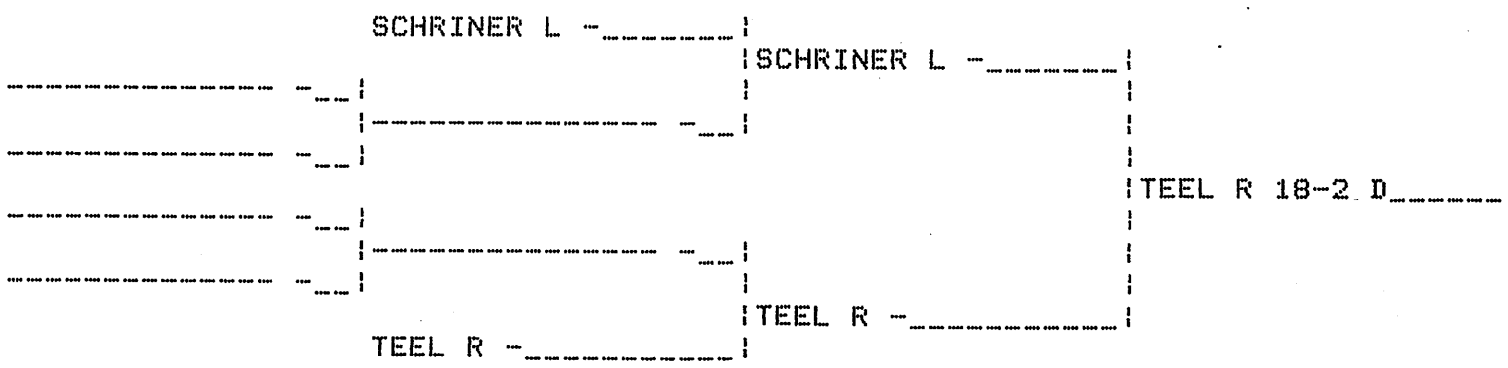


1. BETKE K
2. GERMAN D
3. TEEL R
4. SCHRINER L

# RVI CHAMPIONSHIP BRACKET 105 LBS.

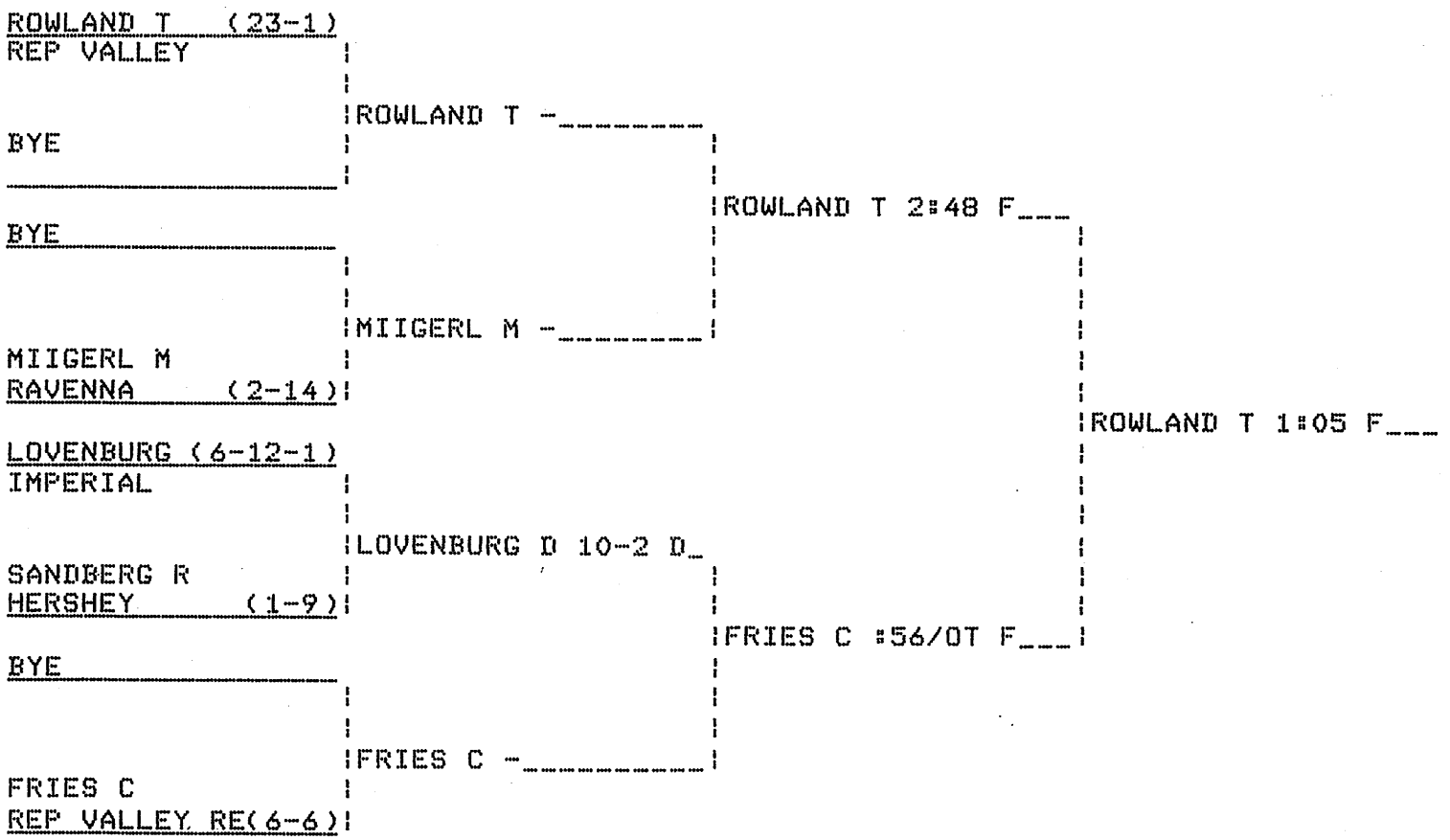


# CONS. BRACKET 105 LBS.




1. ROWLAND T
2. FRIES C
3. LOVENBURG D
4. MIIGERL M

# RVI CHAMPIONSHIP BRACKET 112 LBS.

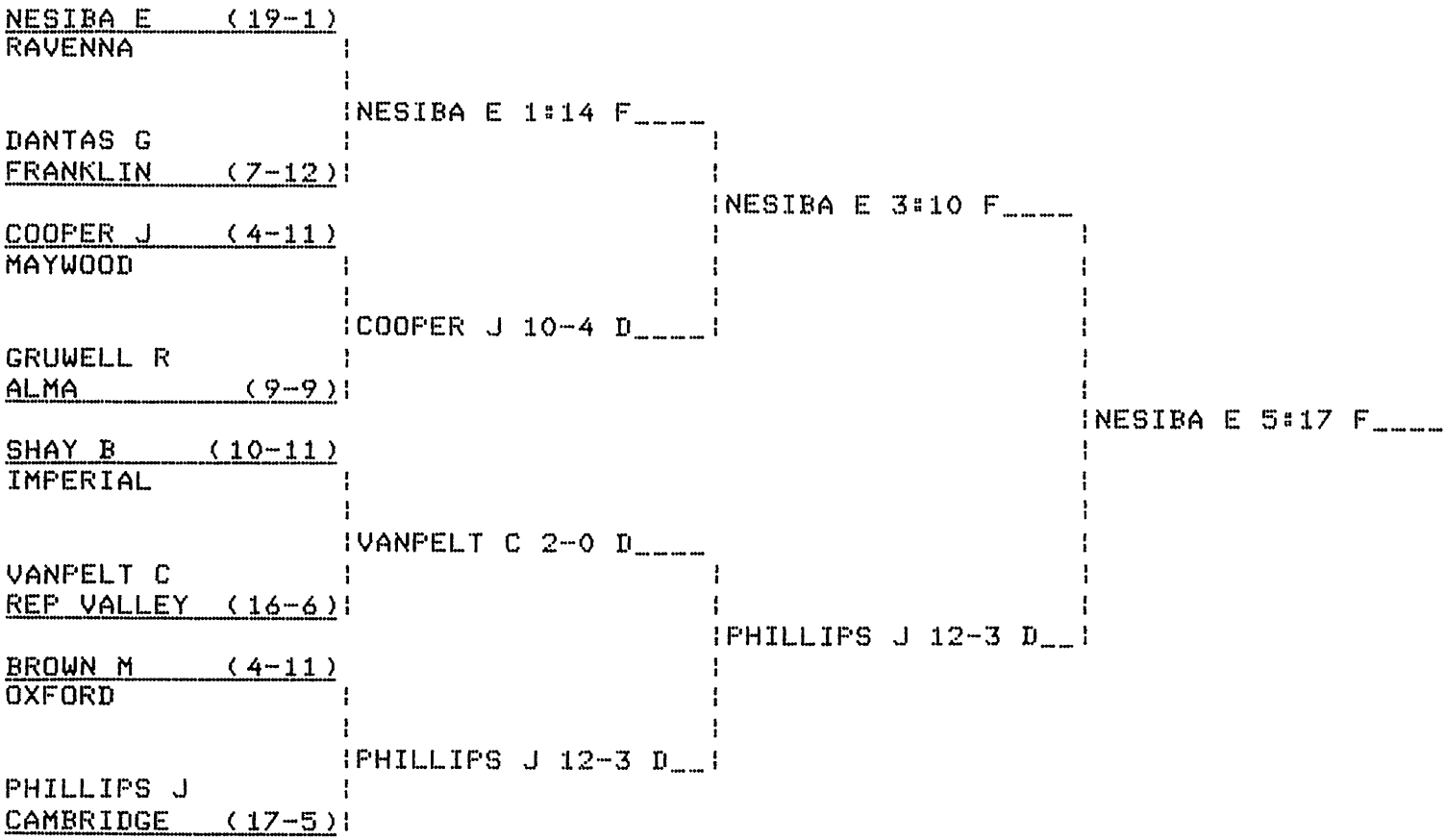


# CONS. BRACKET 112 LBS.

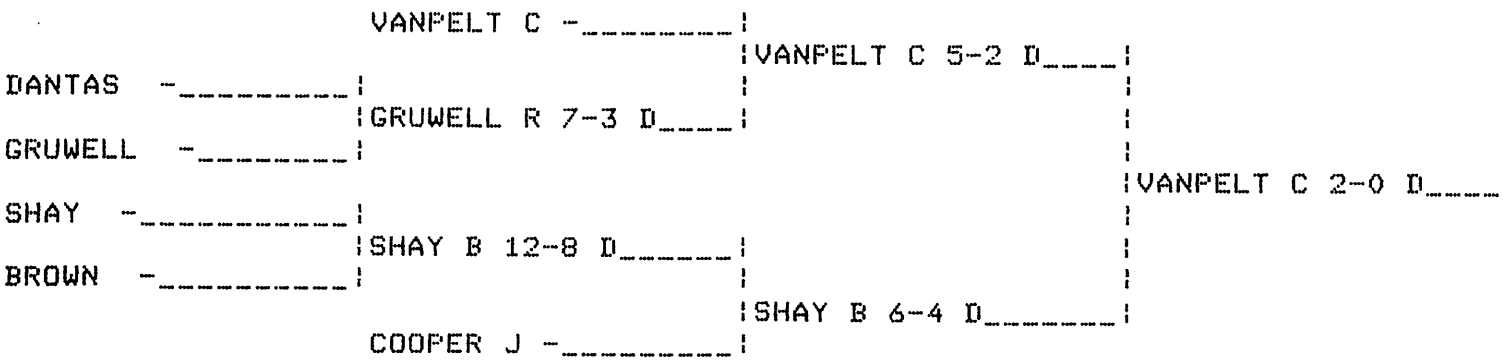


1.NESIBA E

2.PHILLIPS J

3.VANPELT C

4.SHAY B

# RVI CHAMPIONSHIP BRACKET 119 LBS.

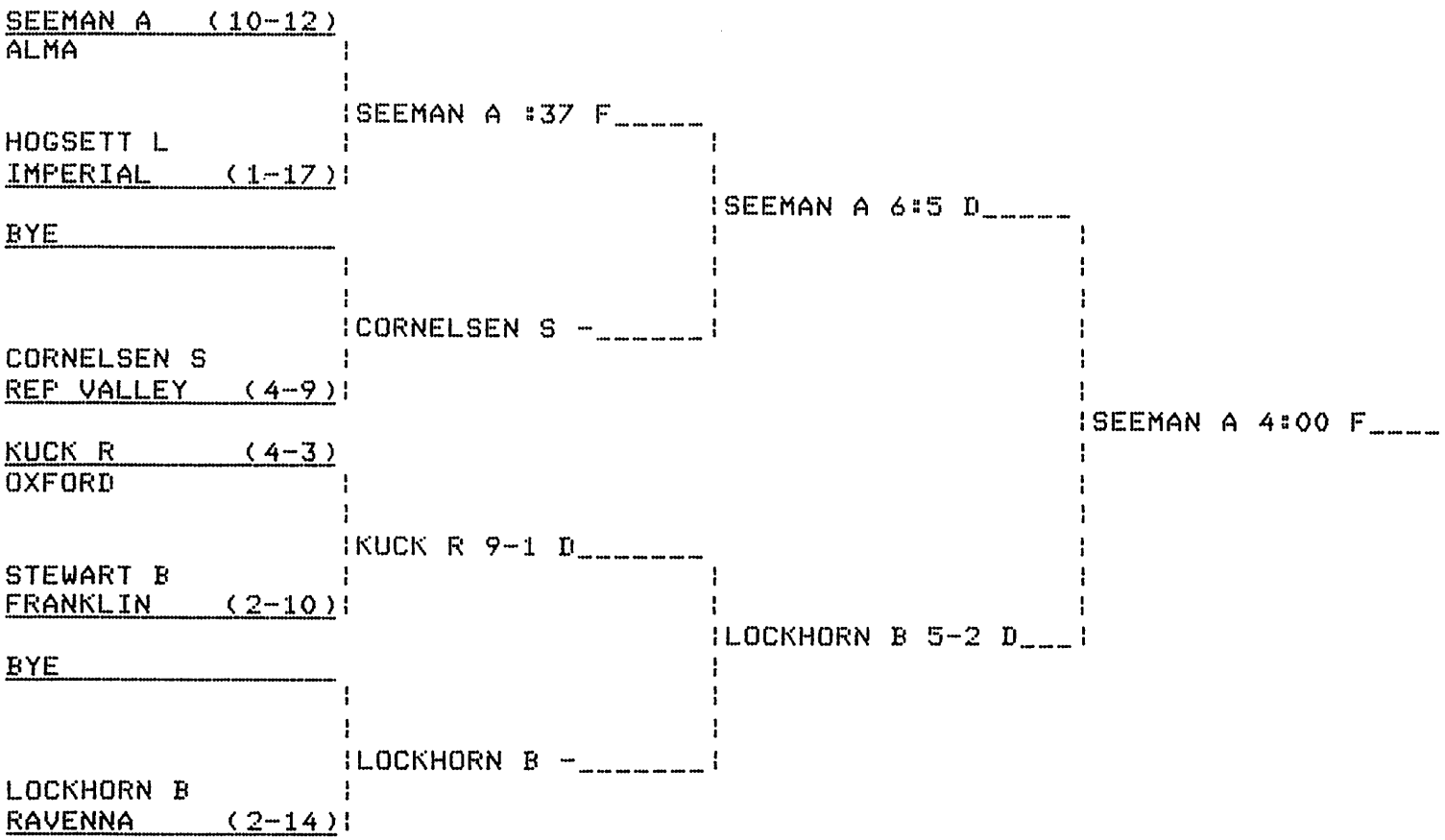


# CONS. BRACKET 119 LBS.

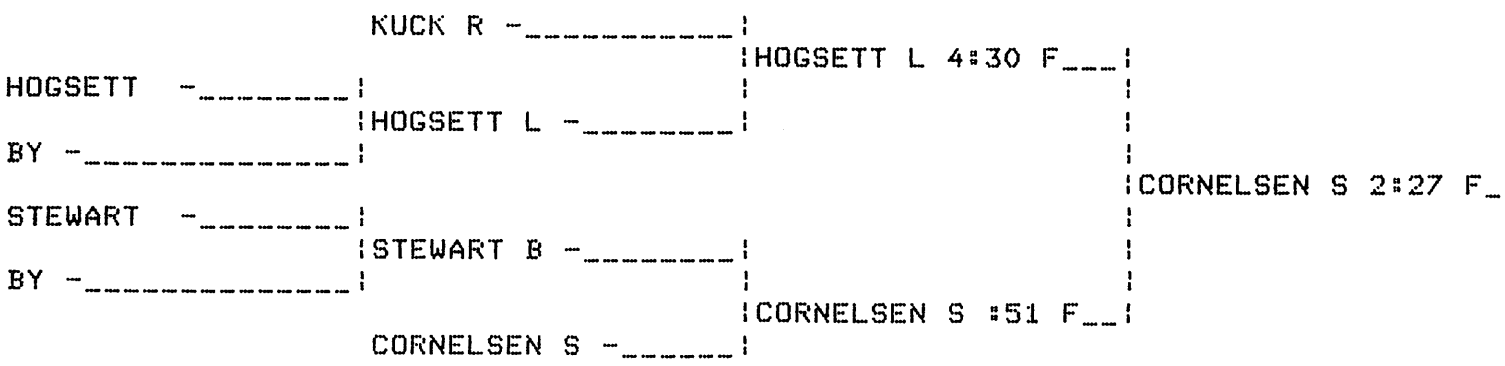


1.SEEMAN A

2.LOCKHORN B

3.CORNELSEN S

4.HOGSETT L

# RVI CHAMPIONSHIP BRACKET 126 LBS.

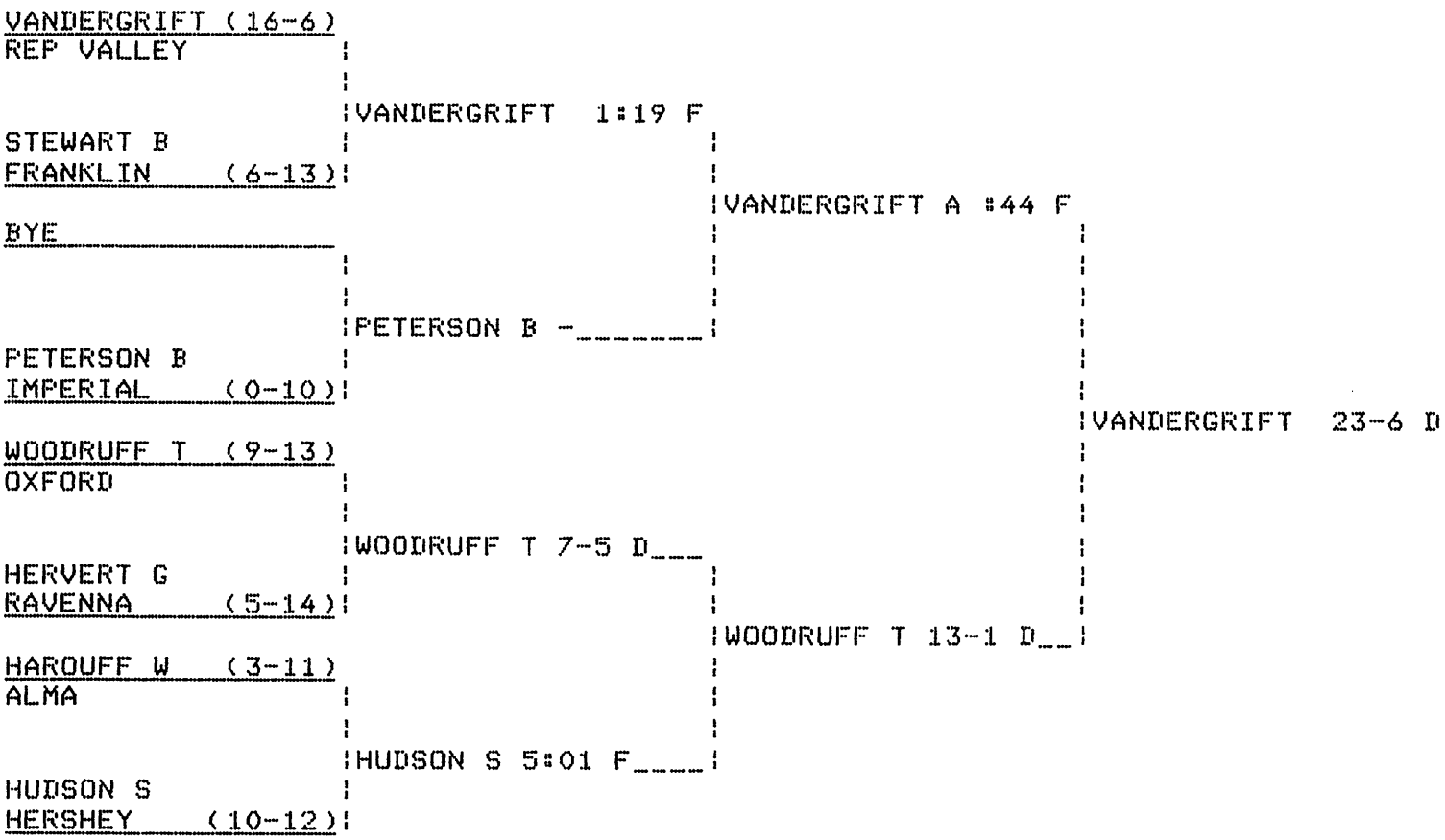


# CONS. BRACKET 126 LBS.

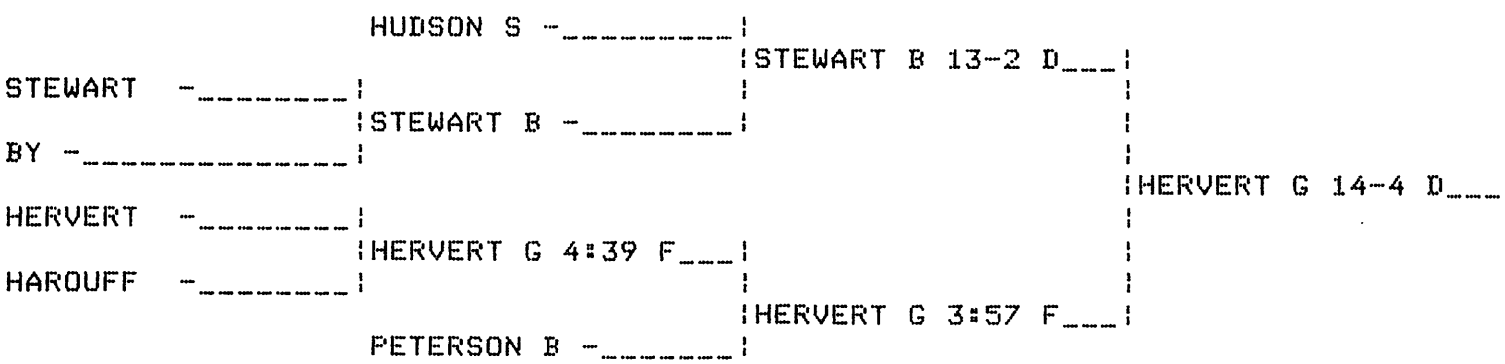


1. VANDERGRIFT
2. WOODRUFF T
3. HERVERT G
4. STEWART B

# RVI CHAMPIONSHIP BRACKET 132 LBS.

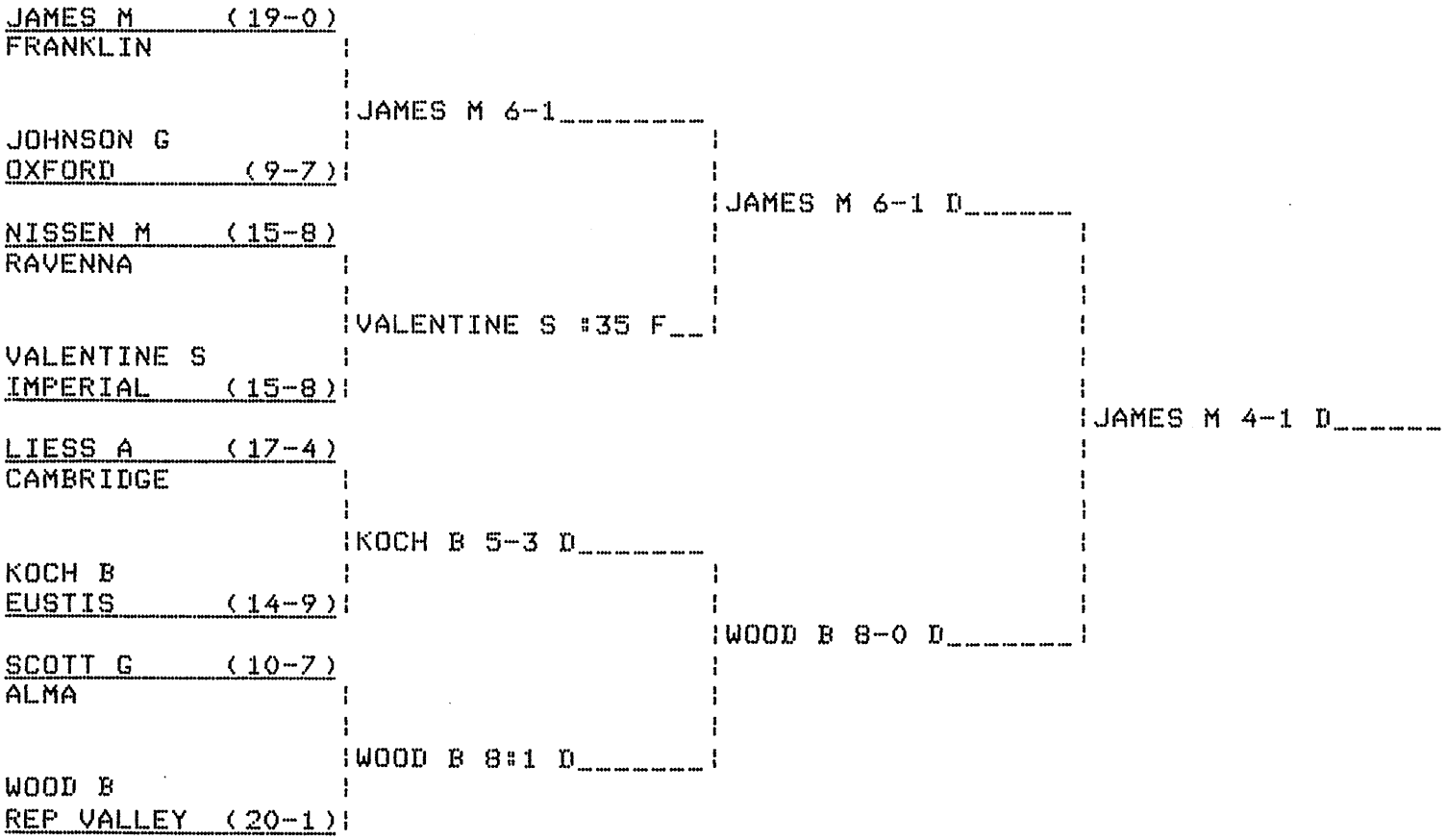


# CONS. BRACKET 132 LBS.

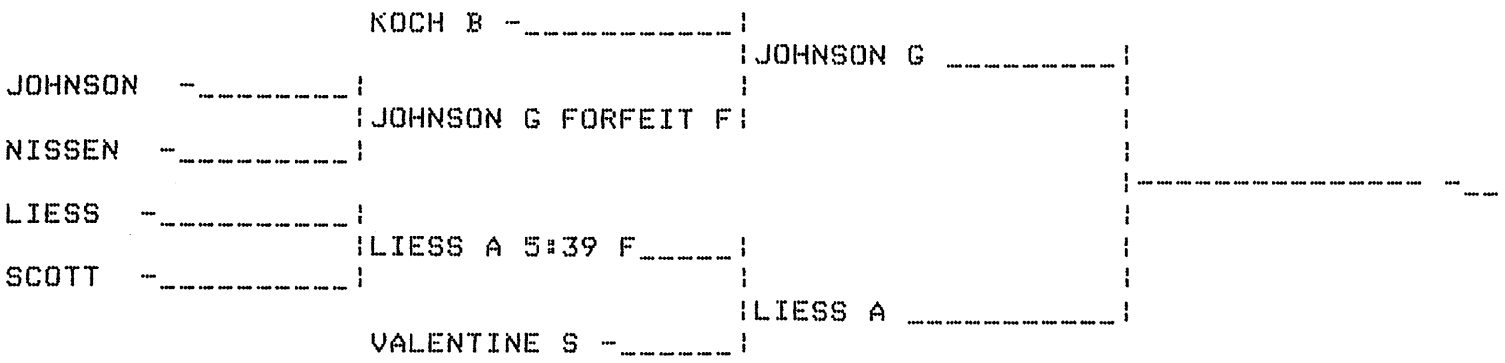


1.JAMES M

2.WOOD B

3._____

4._____

# RVI CHAMPIONSHIP BRACKET 138 LBS.

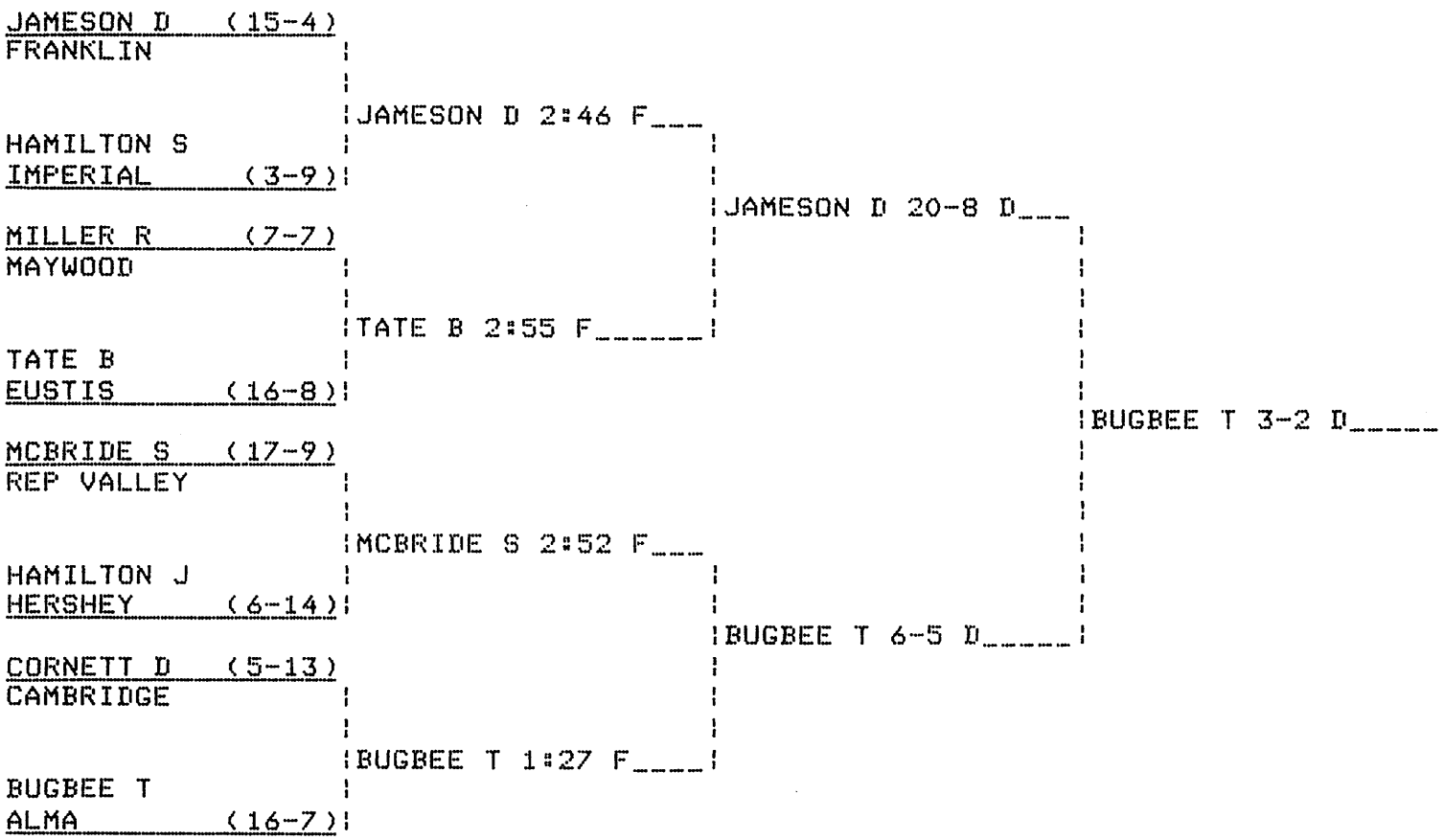


## CONS. BRACKET 138 LBS.

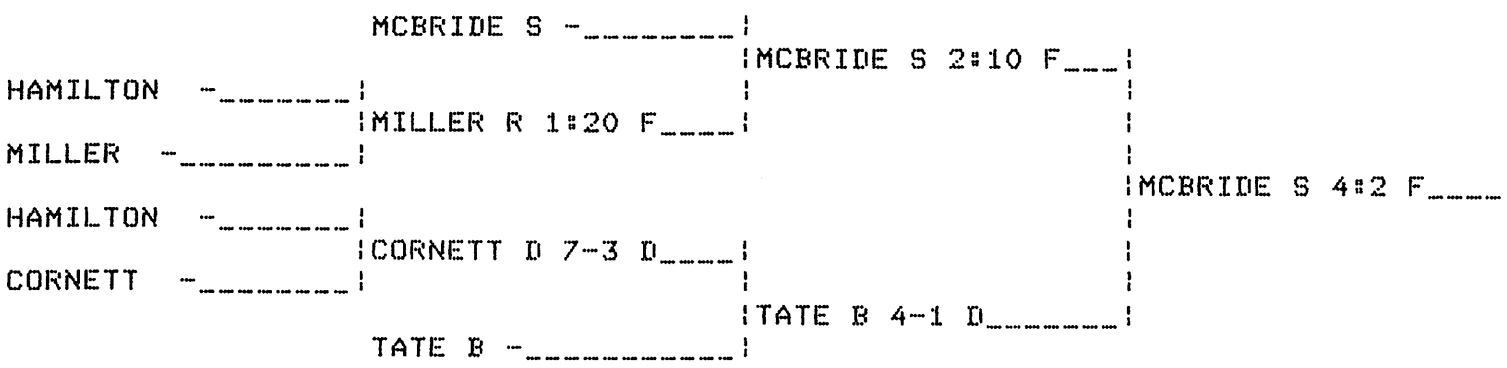


1. BUGBEE T
2. JAMESON D
3. MCBRIDE S
4. TATE B

# RVI CHAMPIONSHIP BRACKET 145 LBS.

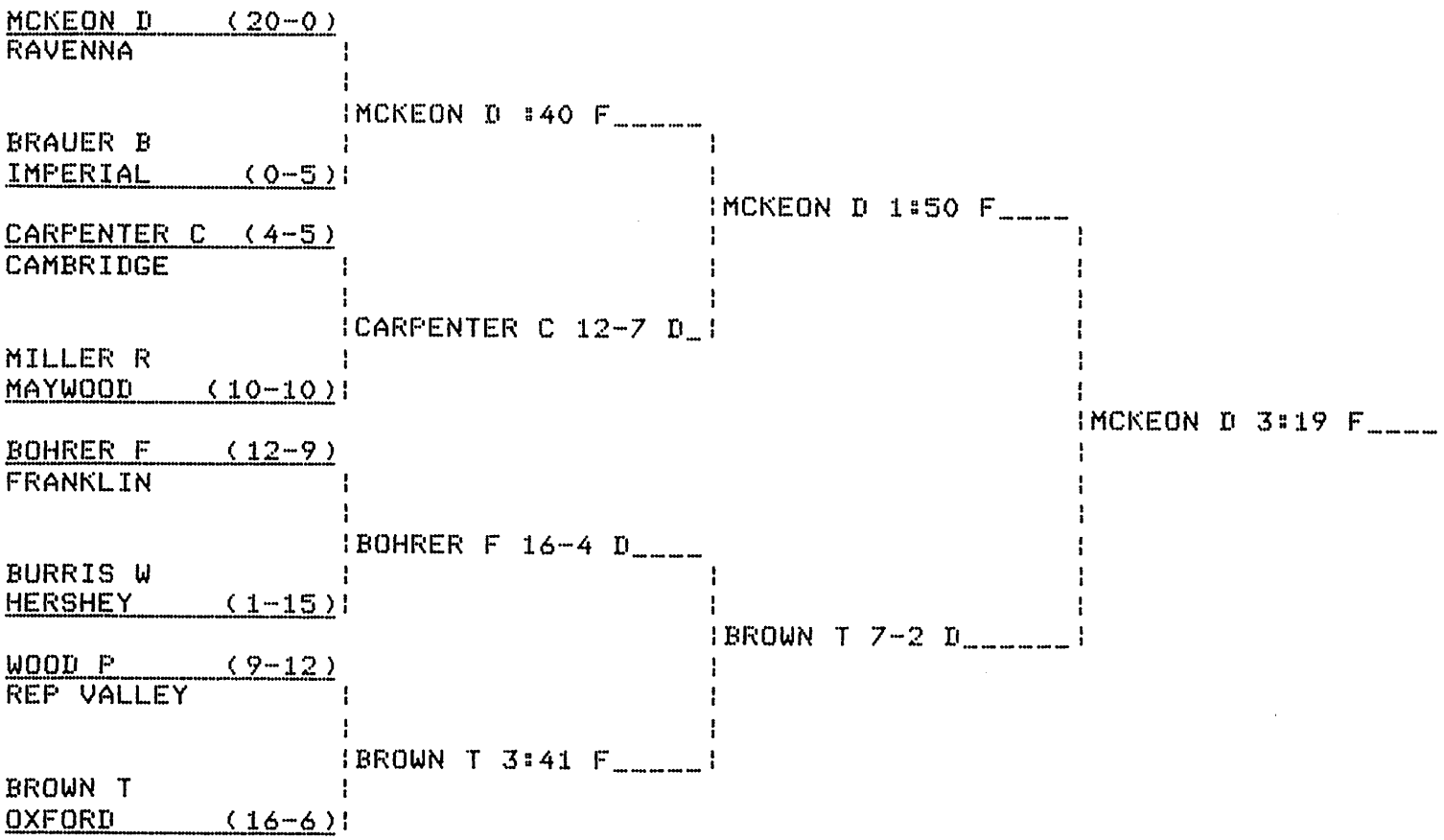


# CONS. BRACKET 145 LBS.

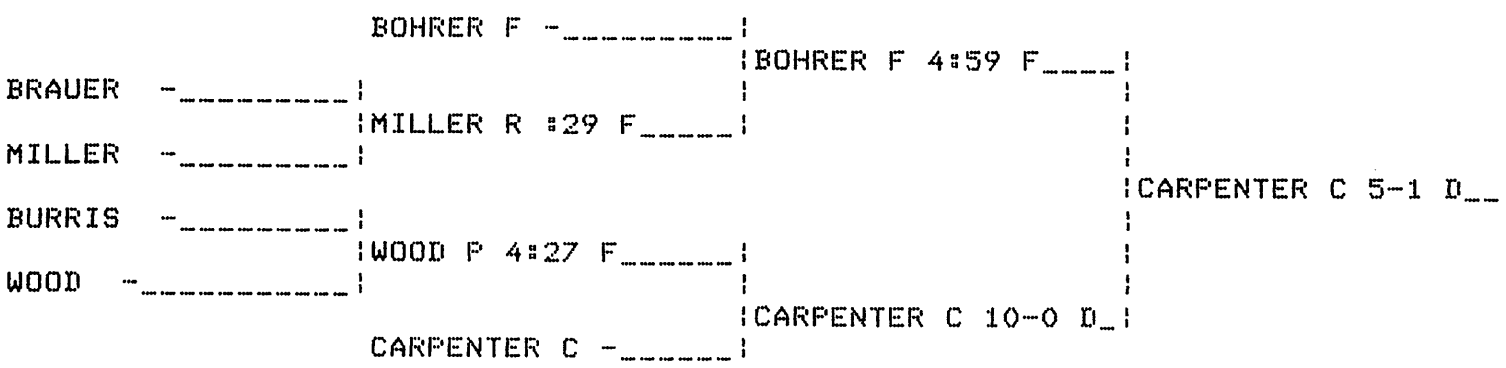


1.MCKEON D

2.BROWN T

3.CARPENTER C

4.BOHRER F

# RVI CHAMPIONSHIP BRACKET 155 LBS.

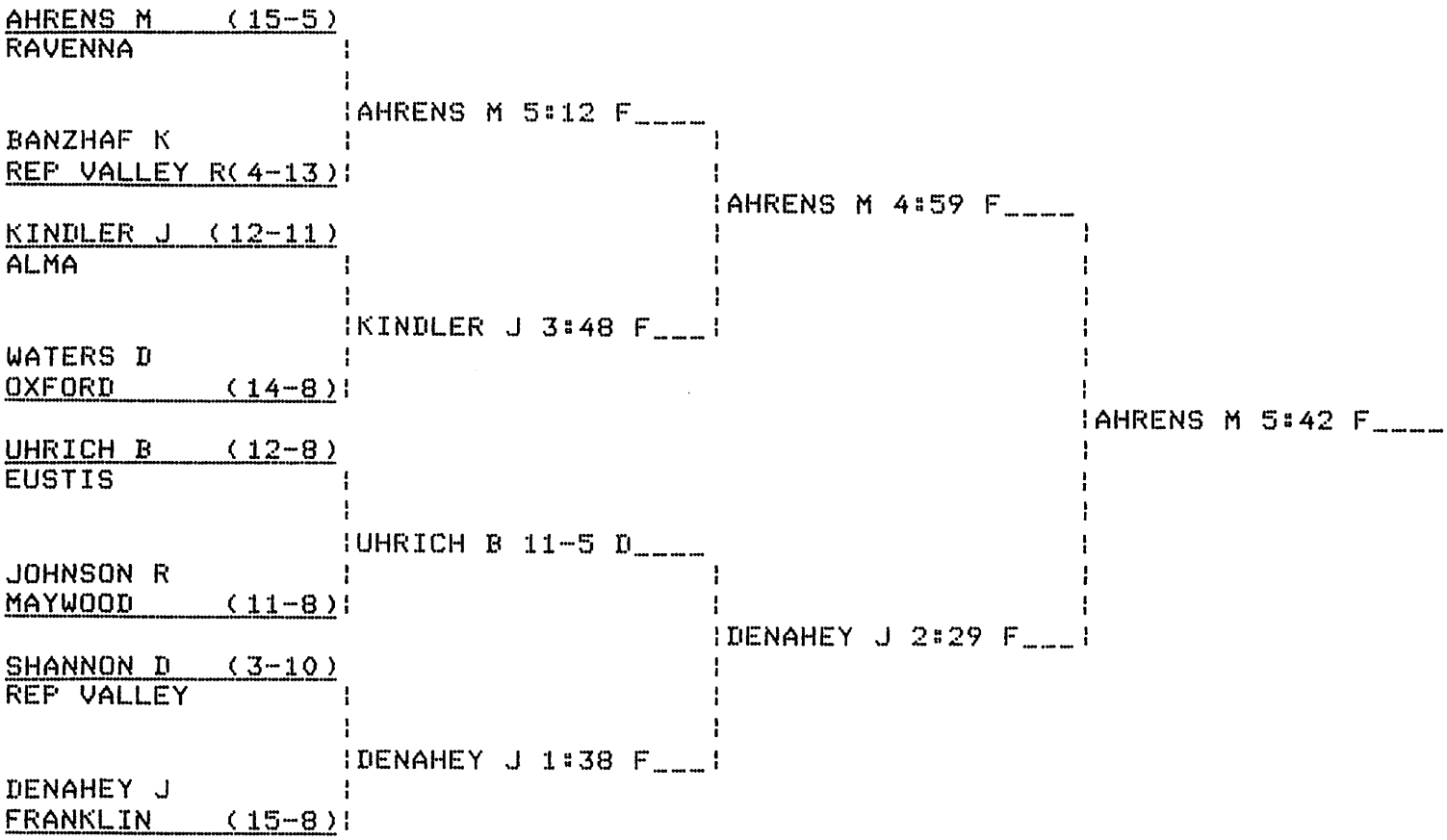


# CONS. BRACKET 155 LBS.

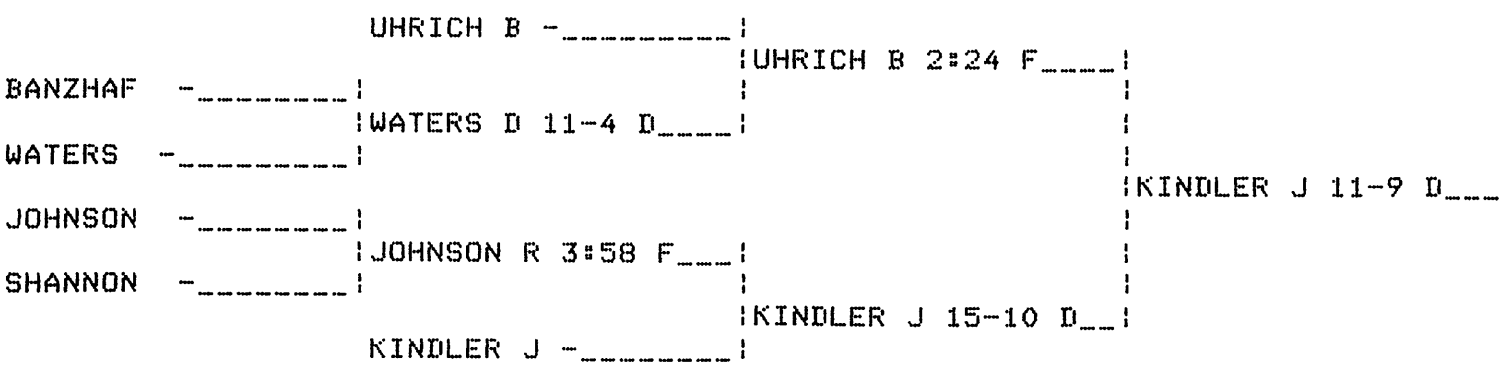


1.AHRENS M

2.DENAHEY J

3.KINDLER J

4.UHRICH B

# RVI CHAMPIONSHIP BRACKET 167 LBS.

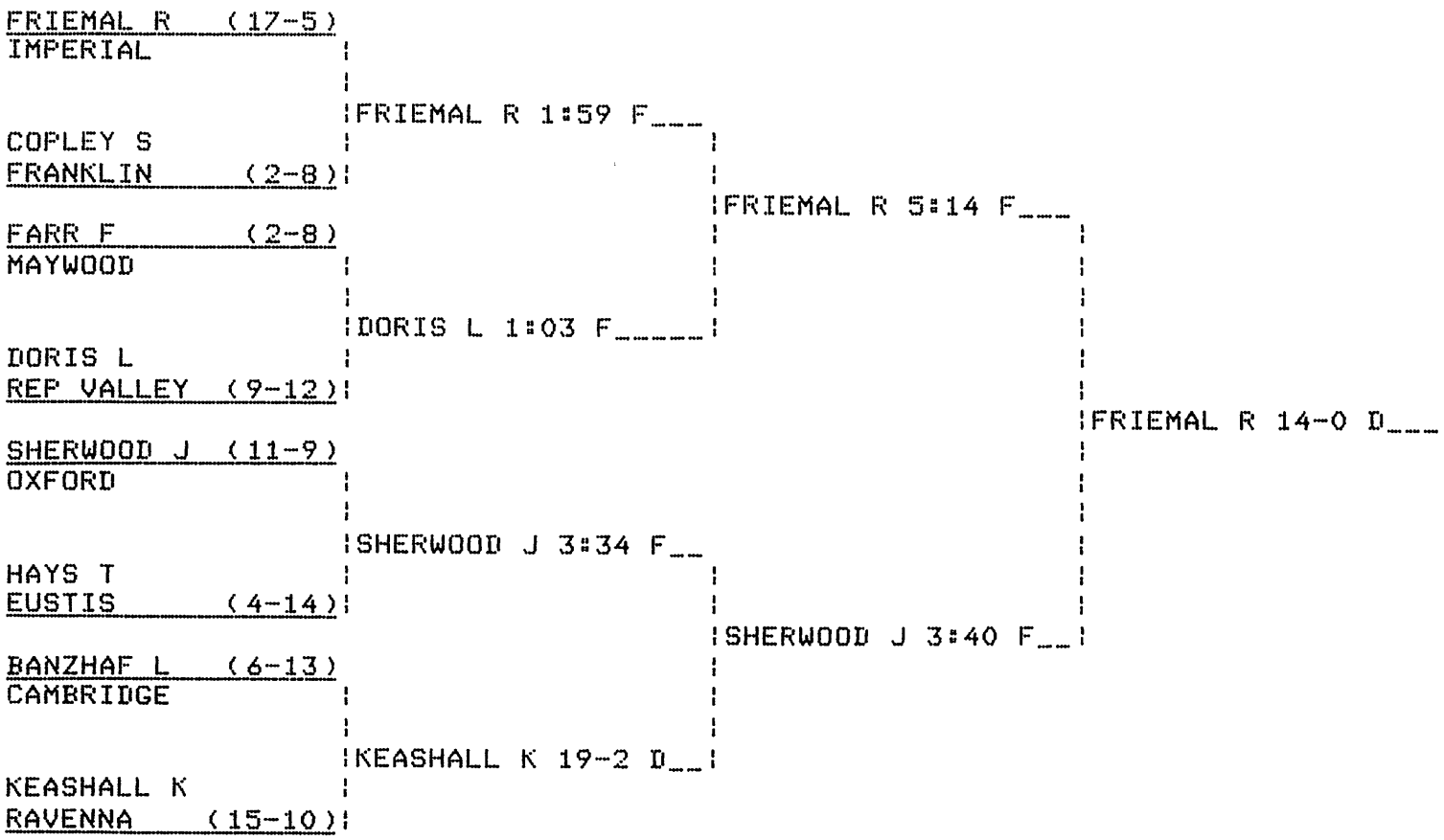


# CONS. BRACKET 167 LBS.

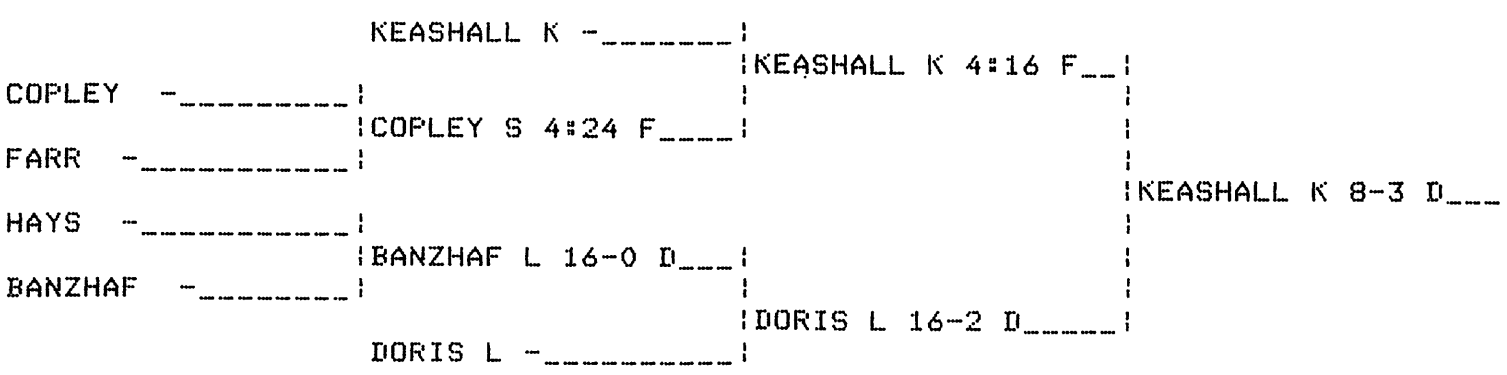


1.FRIEMAL R

2.SHERWOOD J

3.KEASHALL K

4.DORIS L

# RVI CHAMPIONSHIP BRACKET 185 LBS.

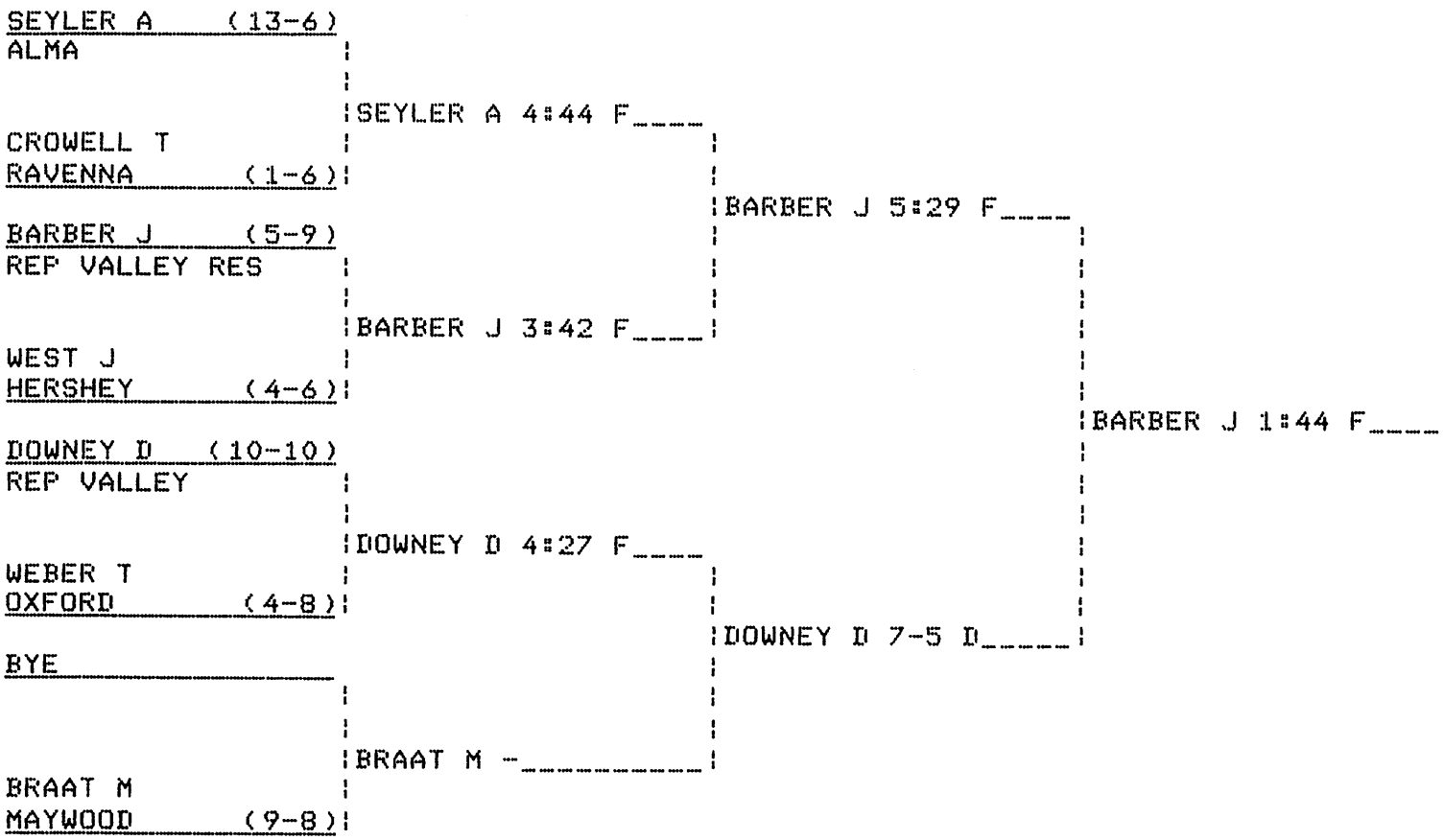


# CONS. BRACKET 185 LBS.

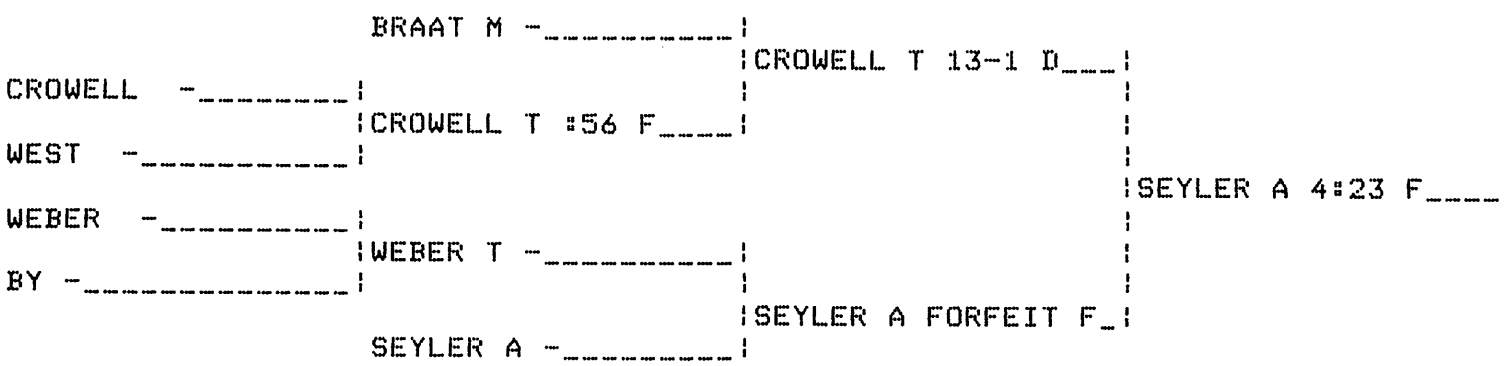


1. BARBER J
2. DOWNEY D
3. SEYLER A
4. CROWELL T

# RVI CHAMPIONSHIP BRACKET UNL LBS.

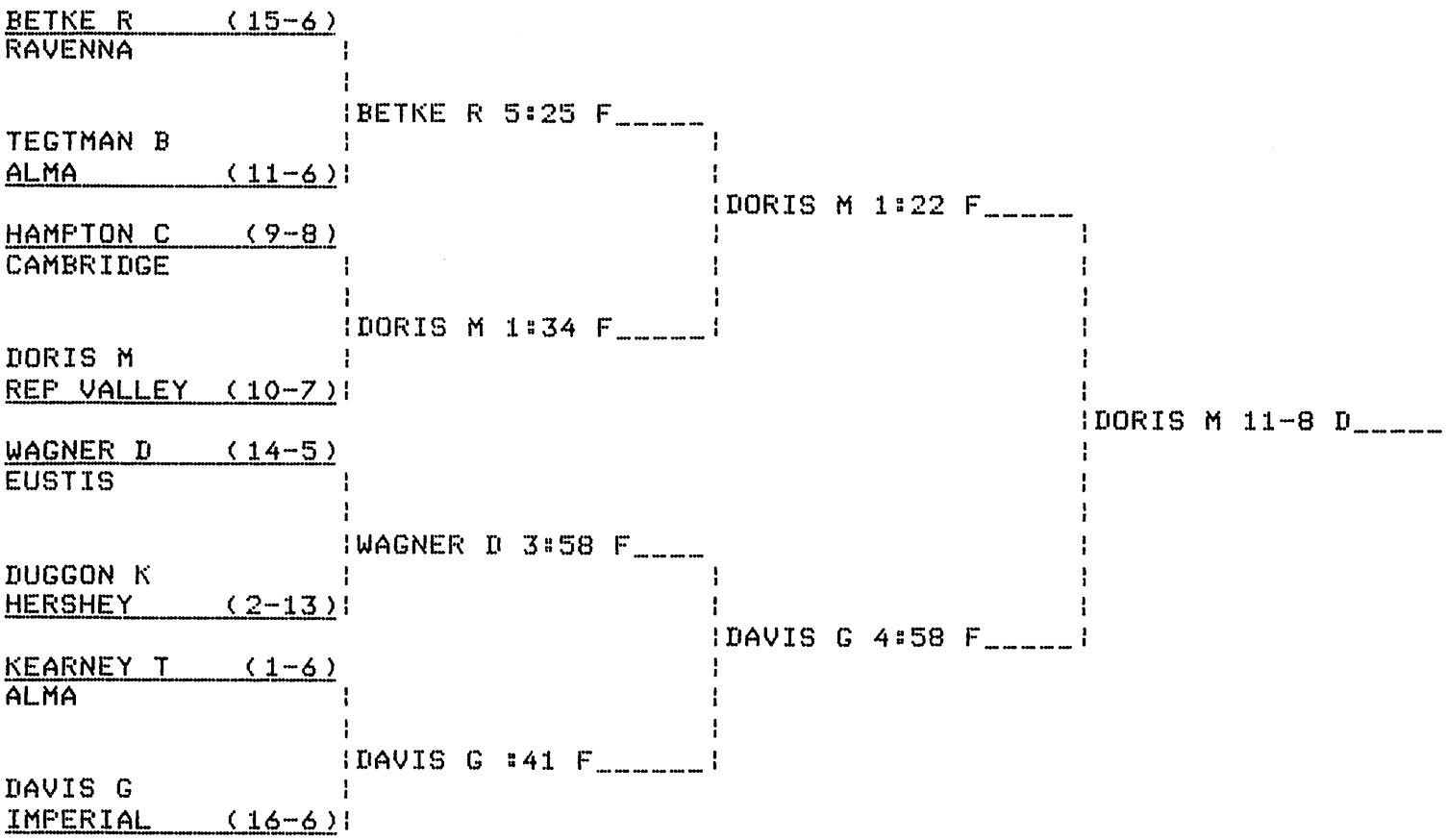


# CONS. BRACKET UNL LBS.

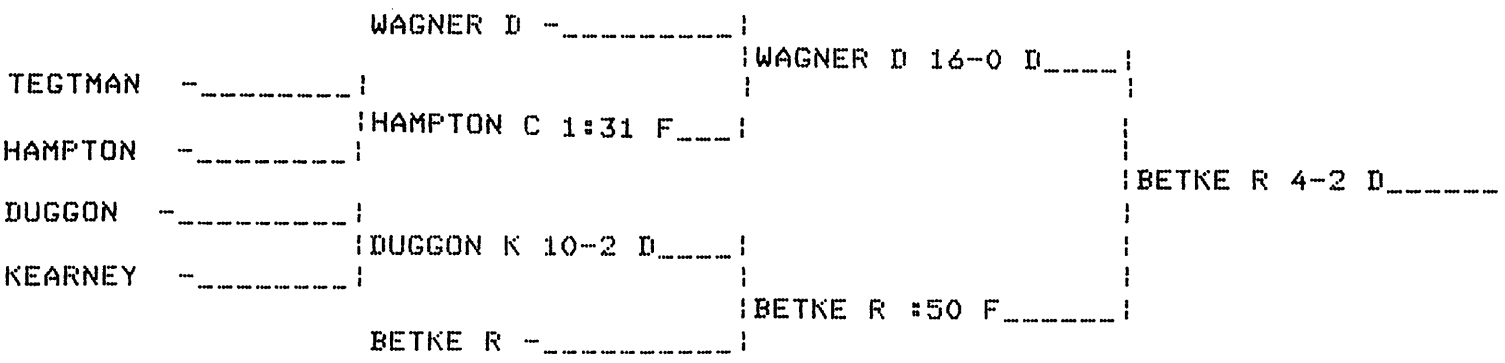


1.DORIS M

2.DAVIS G

3.BETKE R

4.WAGNER D

1984 OGALLALA INVITATIONAL
TEAM RANKINGS

1. ALLIANCE - 204
2. GERING - 124.5
3. OGALLALA - 98
4. NORTH PLATTE - 82.5
5. IMPERIAL - 50.5
6. MCCOOK - 43
7. KIMBALL - 42
8. GOTHENBURG - 35.5




1st 14
10
7
4

A.Ch. 2 B 2
A Con 1 B 1

Pins 2
M .5
S 1
F 2

# 1984 OGALLALA INVITATIONAL

## CHAMPIONS BRACKET 98 LBS. CLASS

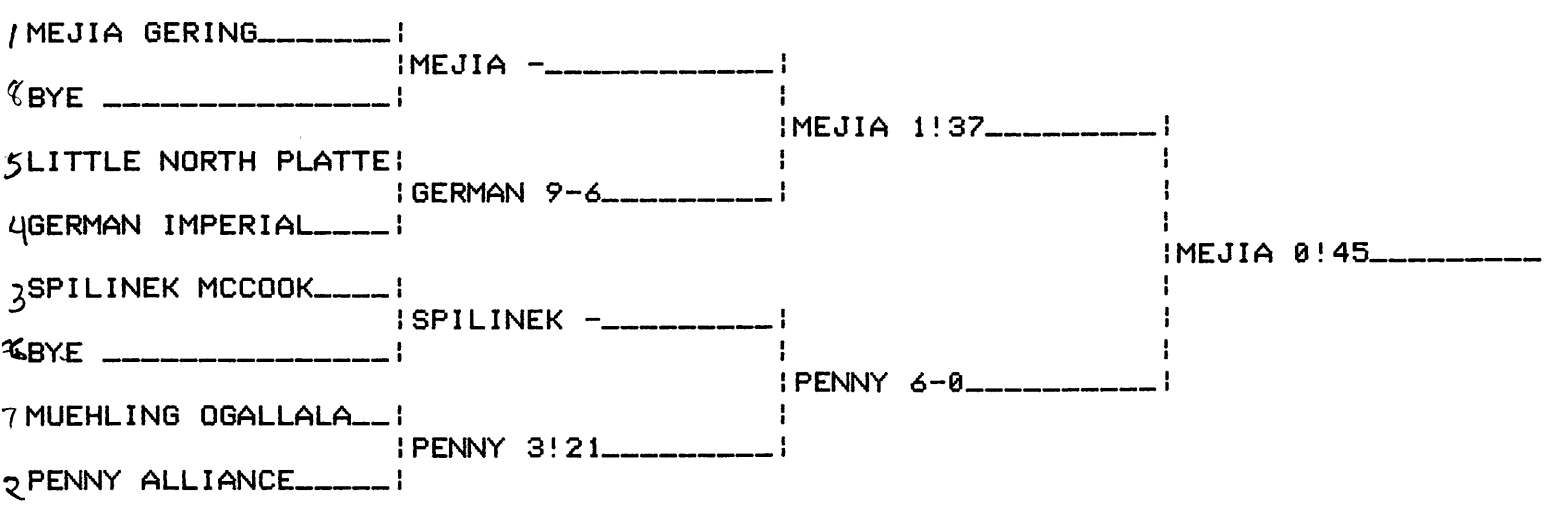


## CONSOLATION BRACKET 98 LBS. CLASS

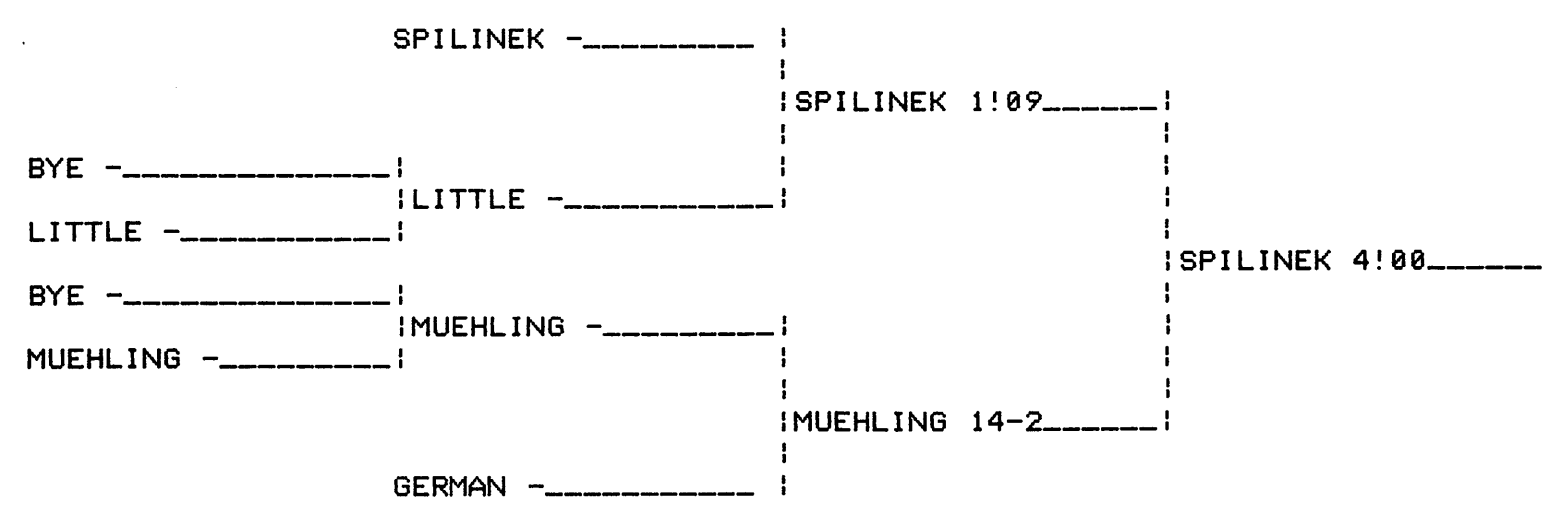

# 1984 OCALLALA INVITATIONAL

## CHAMPIONS BRACKET 98 LBS. CLASS




## CONSOLATION BRACKET 98 LBS. CLASS

98 LBS. CLASS RESULTS.

MEJIA - GERING: 22 PTS.
PENNY - ALLIANCE: 16 PTS.
SPILINEK - MCCOOK: 12 PTS.
GERMAN - IMPERIAL: 2 PTS.
LITTLE - NORTH PLATTE: 0 PTS.
MUEHLING - OGALLALA: 7 PTS.

1 MEJIA
2 PENNY
3 SPILINEK
4 MUEHLING

1984 OGALLALA INVITATIONAL

CHAMPIONS BRACKET 105 LBS. CLASS

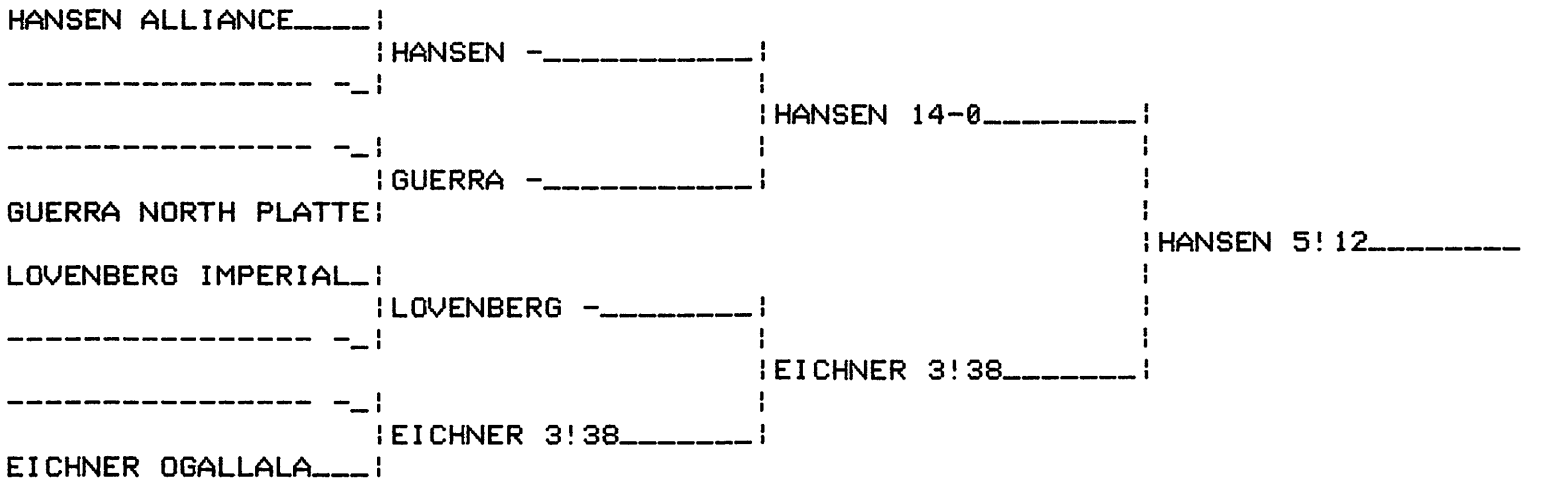


CONSOLATION BRACKET 105 LBS. CLASS

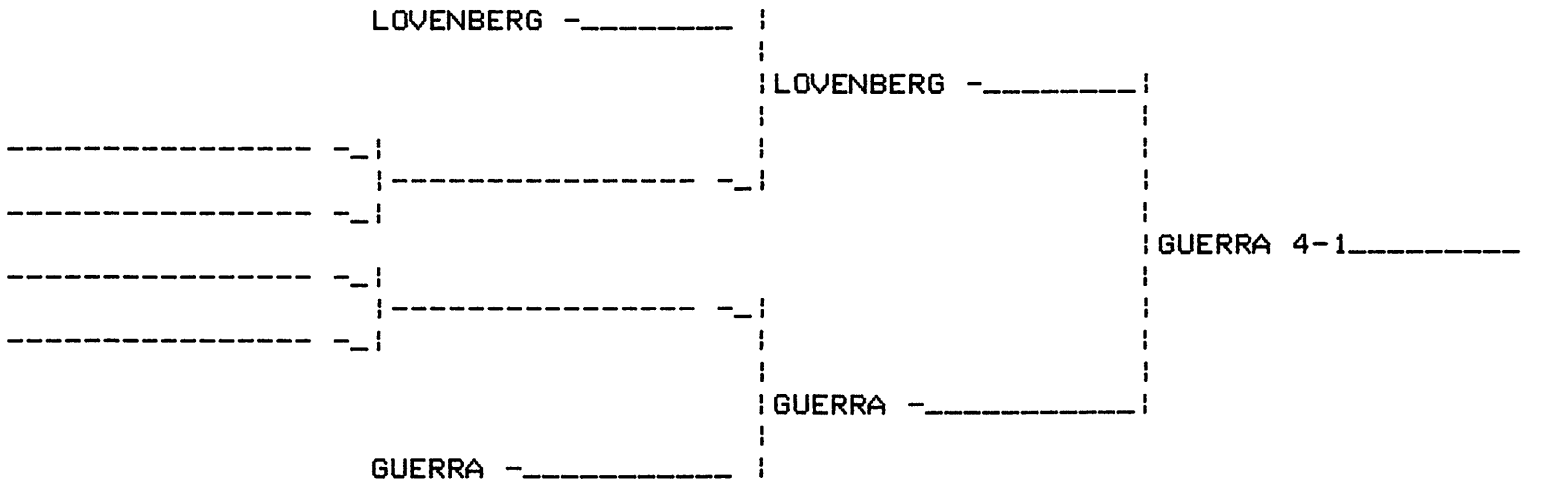

1984 ODALLALA INVITATIONAL

CHAMPIONS BRACKET 10S LBS. CLASS




CONSOLATION BRACKET 10S LBS. CLASS

105 LBS. CLASS RESULTS.

HANSEN - ALLIANCE: 19 PTS.
EICHNER - OGALLALA: 16 PTS.
LOVENBERG - IMPERIAL: 4 PTS.
GUERRA - NORTH PLATTE: 7 PTS.

1 HANSEN
2 EICHNER
3 GUERRA
4 LOVENBERG

105 LBS. CLASS RESULTS.

HANSEN - ALLIANCE: 17 PTS.
EICHNER - OGALLALA: 16 PTS.
LOVENBERG - IMPERIAL: 4 PTS.
GUERRA - NORTH PLATTE: 7 PTS.

1 HANSEN
2 EICHNER
3 GUERRA
4 LOVENBERG

# 1984 OGALLALA INVITATIONAL

## CHAMPIONS BRACKET 112 LBS. CLASS

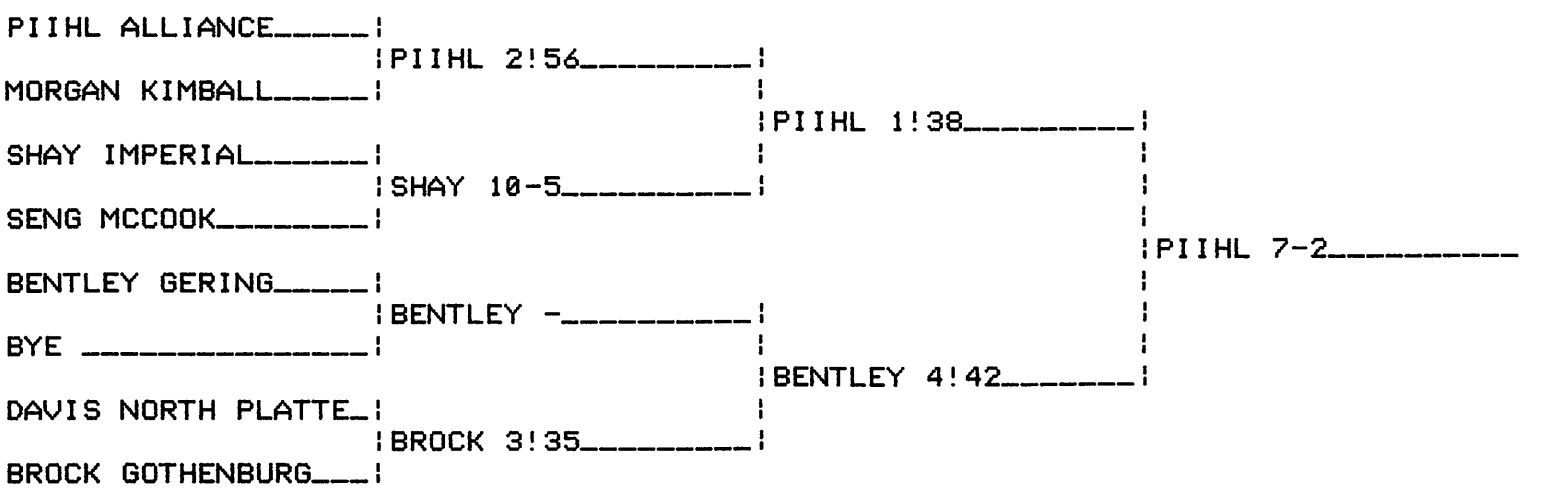


## CONSOLATION BRACKET 112 LBS. CLASS

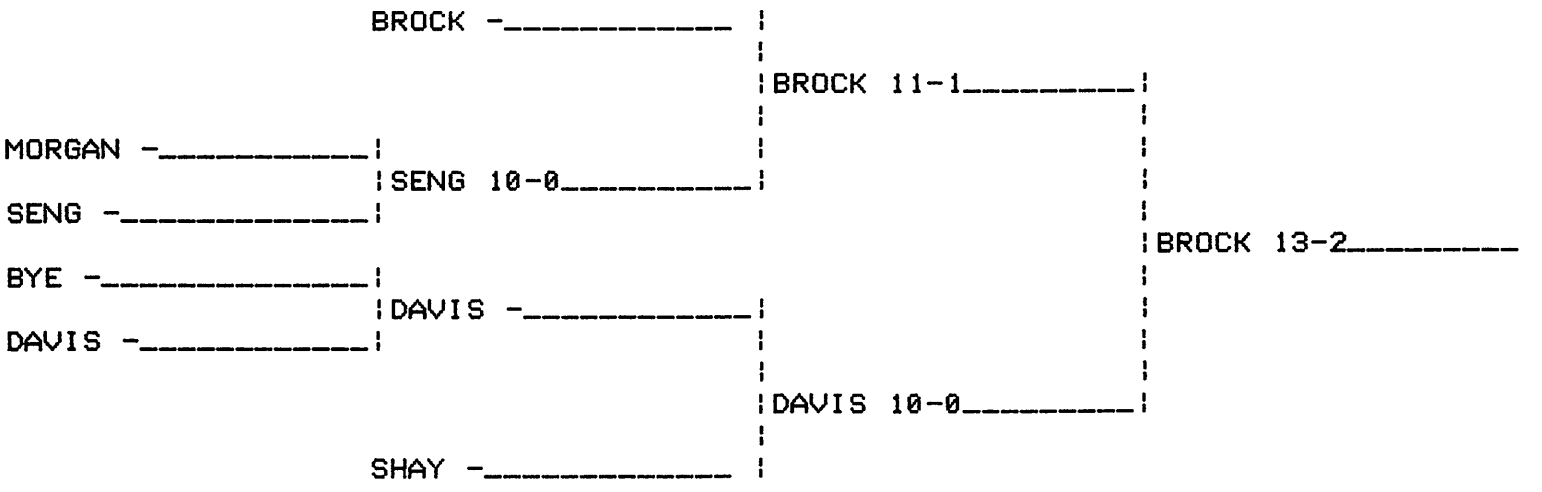

1984 OGALLALA INVITATIONAL

CHAMPIONS BRACKET 112 LBS. CLASS

PIIHL ALLIANCE
PIIHL 2:56
MORGAN KIMBALL
PIIHL 1:38
SHAY IMPERIAL
SHAY 10-5
SENG MCCOOK
PIIHL 7-2
BENTLEY GERING
SENTLEY -
BYE
BENTLEY 4:42
DAVIS NORTH PLATTE
BROCK 3:35
BROCK GOTHENBURG

CONSOLATION BRACKET 112 LBS. CLASS

BROCK -
BROCK 11-1
MORGAN -
SENG 10-6
SENG -
BROCK 13-2
BYE -
DAVIS -
DAVIS -
DAVIS 10-0
SHAY -

112 LBS. CLASS RESULTS.

PIIHL - ALLIANCE: 22 PTS.
BROCK - GOTHENBURG: 13 PTS.
BENTLEY - GERING: 16 PTS.
SENG - MCCOOK: 1.5 PTS.
SHAY - IMPERIAL: 2 PTS.
DAVIS - NORTH PLATTE: 6.5 PTS.
MORGAN - KIMBALL: 0 PTS.

1 PIIHL
2 BENTLEY
3 BROCK
4 DAVIS

1:2 LBS. CLASS RESULTS.

PITHL - ALLIANCE: 22 PTS.
BROCK - GOTHENBURG: 13 PTS.
BENTLEY - SERINS: 16 PTS.
SENS - MCCOOK: 1.5 PTS.
SHAY - IMPERIAL: 2 PTS.
DAVIS - NORTH PLATTE: 6.5 PTS.
MORGAN - KIMBALL: 0 PTS.

1 PITHL
2 BENTLEY
3 BROCK
4 DAVIS

# 1984 OGALLALA INVITATIONAL

## CHAMPIONS BRACKET 119 LBS. CLASS

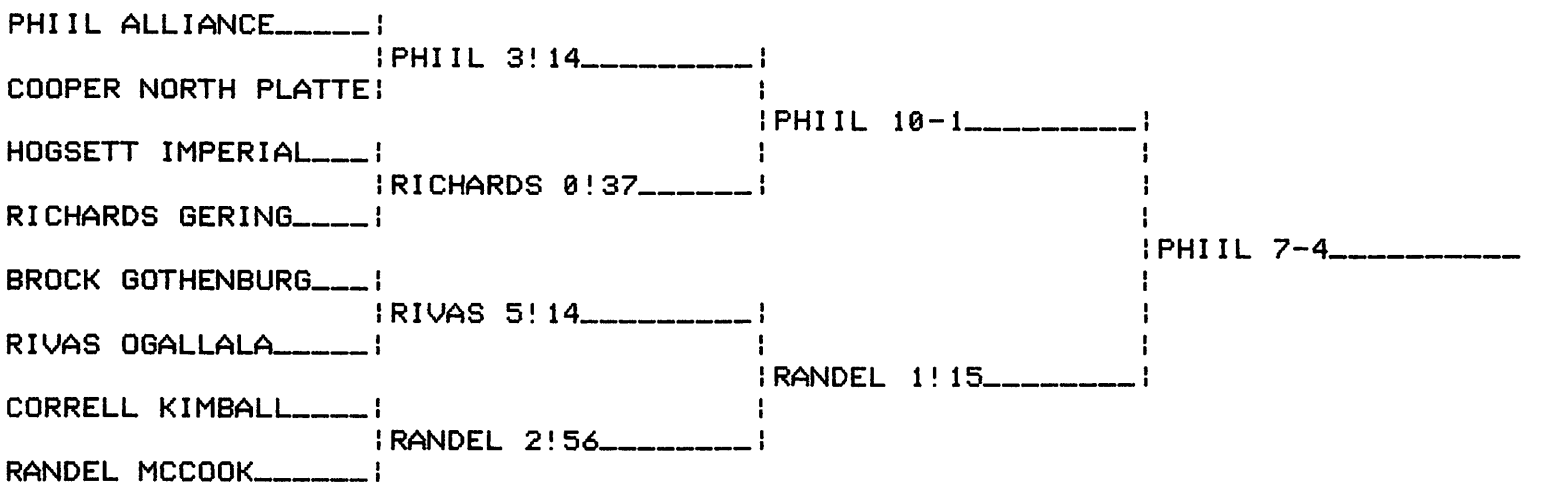


## CONSOLATION BRACKET 119 LBS. CLASS

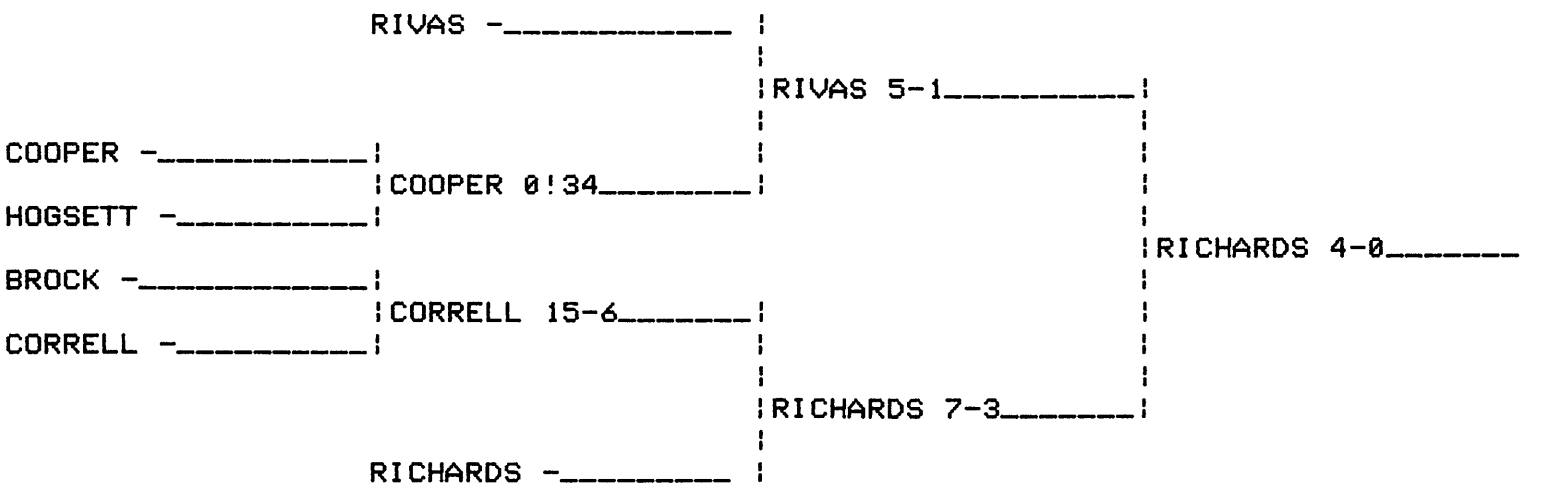

1984 OBALLA INVITATIONAL

CHAMPIONS BRACKET 119 LBS. CLASS




CONSOLATION BRACKET 119 LBS. CLASS

119 LBS. CLASS RESULTS.

PHIIL - ALLIANCE: 20.5 PTS.
RANDEL - MCCOOK: 18 PTS.
BROCK - GOTHENBURG: 0 PTS.
RICHARDS - GERING: 12 PTS.
HOGSETT - IMPERIAL: 0 PTS.
RIVAS - OGALLALA: 9 PTS.
CORRELL - KIMBALL: 1.5 PTS.
COOPER - NORTH PLATTE: 3 PTS.

1 PHIIL
2 RANDEL
3 RICHARDS
4 RIVAS

1?? LBS. CLASS RESULTS.

PHILL - ALLIANCE: 20.5 PTS.
RANDEL - MCCOOK: 18 PTS.
BROCK - SOTHENBURG: 0 PTS.
RICHARDS - GERING: 12 PTS.
HOOSETT - IMPERIAL: 0 PTS.
RIVAS - OGALLALA: ? PTS.
CORRELL - KIMBALL: 1.5 PTS.
COOPER - NORTH PLATTE: 3 PTS.

1 PHILL
2 RANDEL
3 RICHARDS
4 RIVAS

# 1984 OGALLALA INVITATIONAL

## CHAMPIONS BRACKET 126 LBS. CLASS

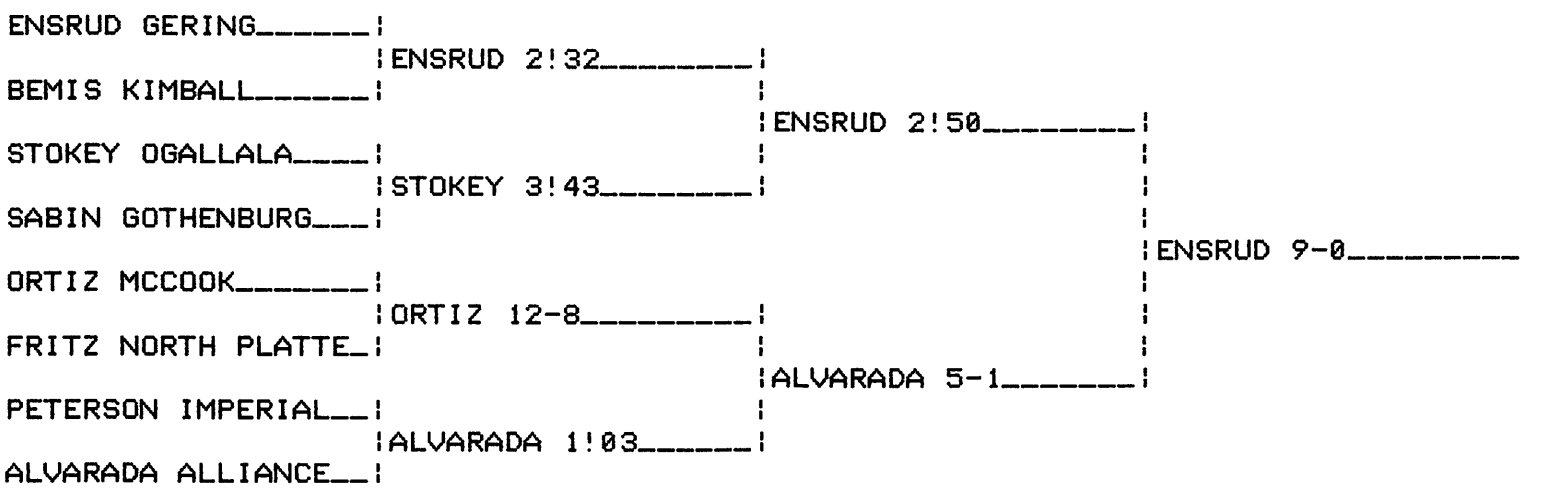


## CONSOLATION BRACKET 126 LBS. CLASS

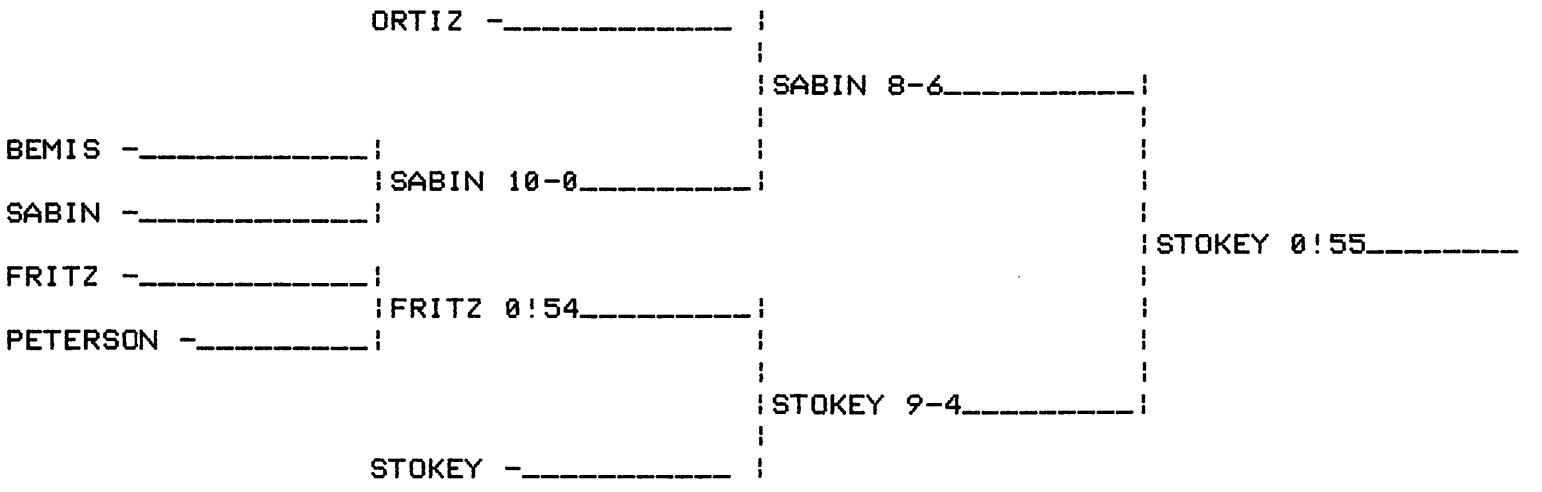

1984 OGALLALA INVITATIONAL

CHAMPIONS BRACKET 126 LBS. CLASS

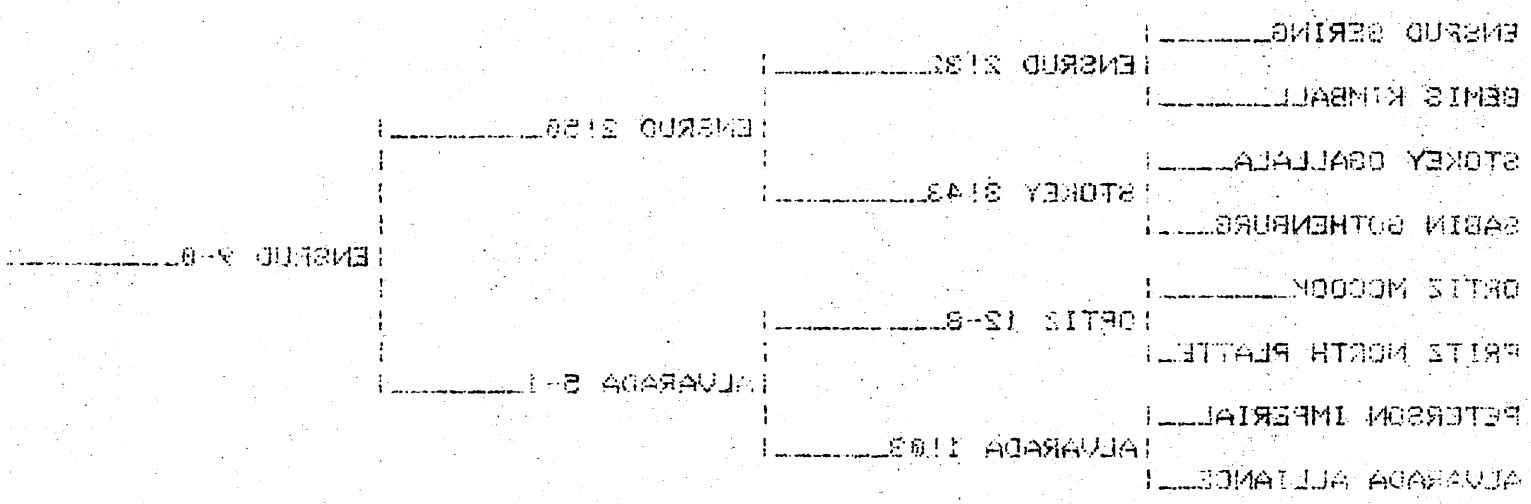


CONSOLATION BRACKET 126 LBS. CLASS

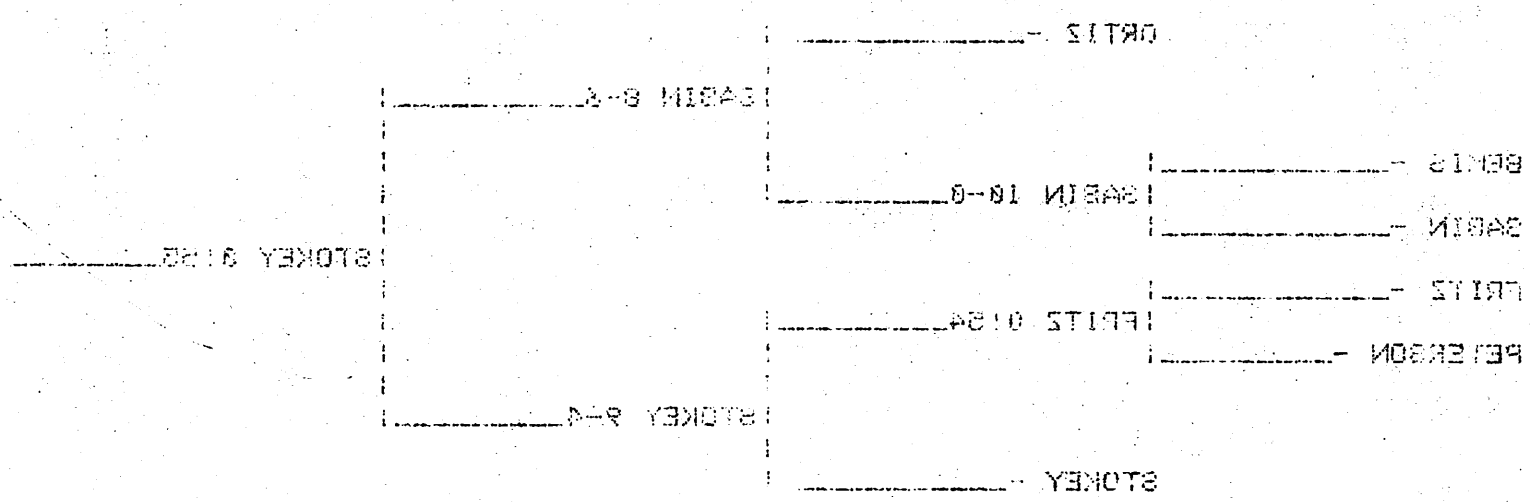

126 LBS. CLASS RESULTS.

ENSRUD - GERING: 22.5 PTS.
ALVARADA - ALLIANCE: 16 PTS.
ORTIZ - MCCOOK: 2 PTS.
SABIN - GOTHENBURG: 6.5 PTS.
STOKEY - OGALLALA: 14 PTS.
FRITZ - NORTH PLATTE: 3 PTS.
PETERSON - IMPERIAL: 0 PTS.
BEMIS - KIMBALL: 0 PTS.

1 ENSRUD
2 ALVARADA
3 STOKEY
4 SABIN

# 1984 OGALLALA INVITATIONAL

## CHAMPIONS BRACKET 132 LBS. CLASS

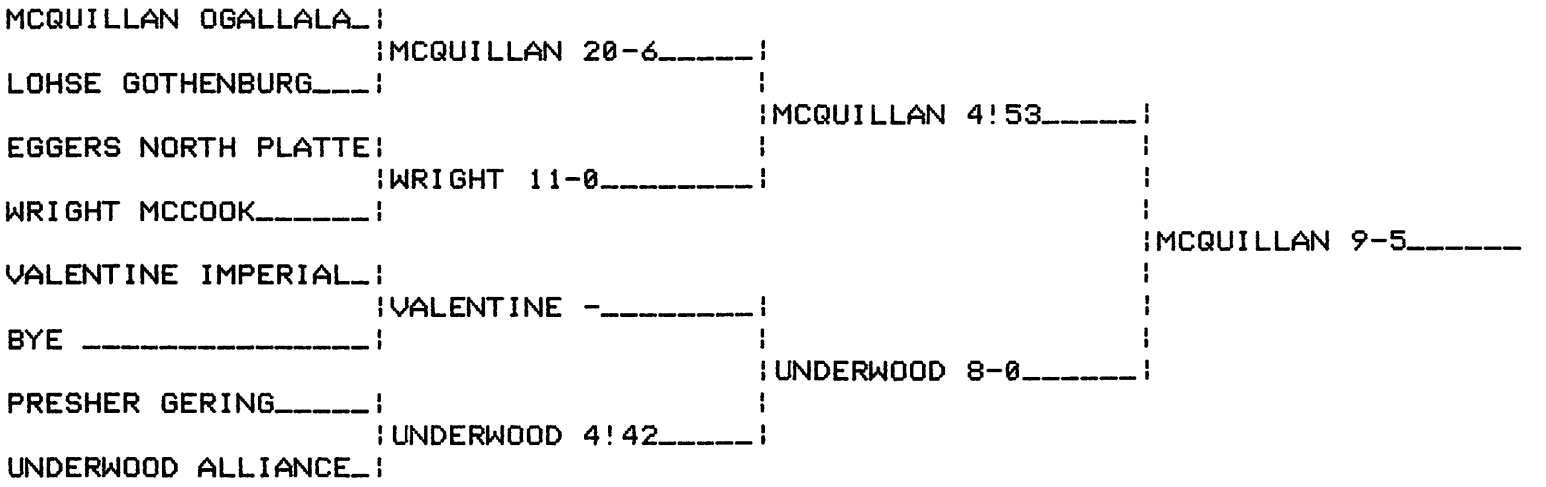


## CONSOLATION BRACKET 132 LBS. CLASS

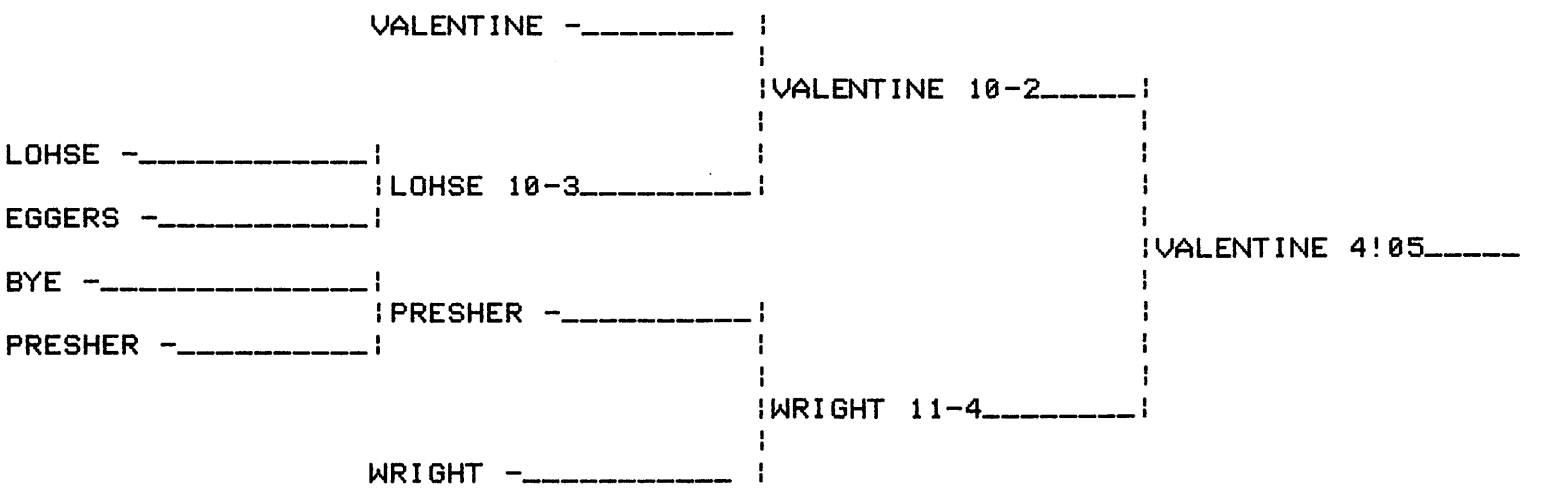

# 1984 GOALLALA INVITATIONAL

## CHAMPIONS BRACKET 132 LBS. CLASS

MCQUILLAN GOALLALA
MCQUILLAN 20-4
LOHSE GOTHENBURG
MCQUILLAN 4:53
EGGERS NORTH PLATTE
WRIGHT 11-0
WRIGHT MCCOOK
MCQUILLAN 9-5
VALENTINE IMPERIAL
VALENTINE -
BYE
UNDERWOOD 8-0
PRESHER GERING
UNDERWOOD 4:42
UNDERWOOD ALLIANCE

## CONSOLATION BRACKET 132 LBS. CLASS

VALENTINE -
VALENTINE 10-2
LOHSE -
LOHSE 10-3
EGGERS -
VALENTINE 4:05
BYE -
PRESHER -
PRESHER -
WRIGHT 11-4
WRIGHT -

132 LBS. CLASS RESULTS.

MCQUILLAN - OGALLALA: 21 PTS.
UNDERWOOD - ALLIANCE: 16.5 PTS.
VALENTINE - IMPERIAL: 10.5 PTS.
WRIGHT - MCCOOK: 7.5 PTS.
EGGERS - NORTH PLATTE: 0 PTS.
PRESHER - GERING: 0 PTS.
LOHSE - GOTHENBURG: 1 PTS.

1 MCQUILLAN
2 UNDERWOOD
3 VALENTINE
4 WRIGHT

# 1984 OGALLALA INVITATIONAL

## CHAMPIONS BRACKET 138 LBS. CLASS

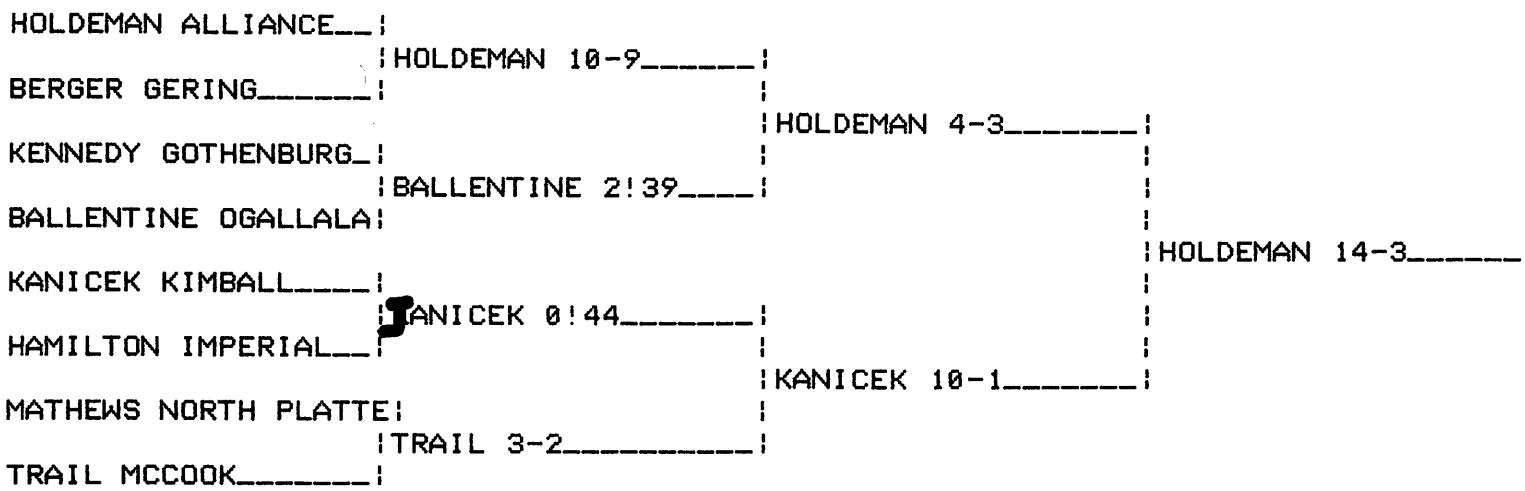


## CONSOLATION BRACKET 138 LBS. CLASS

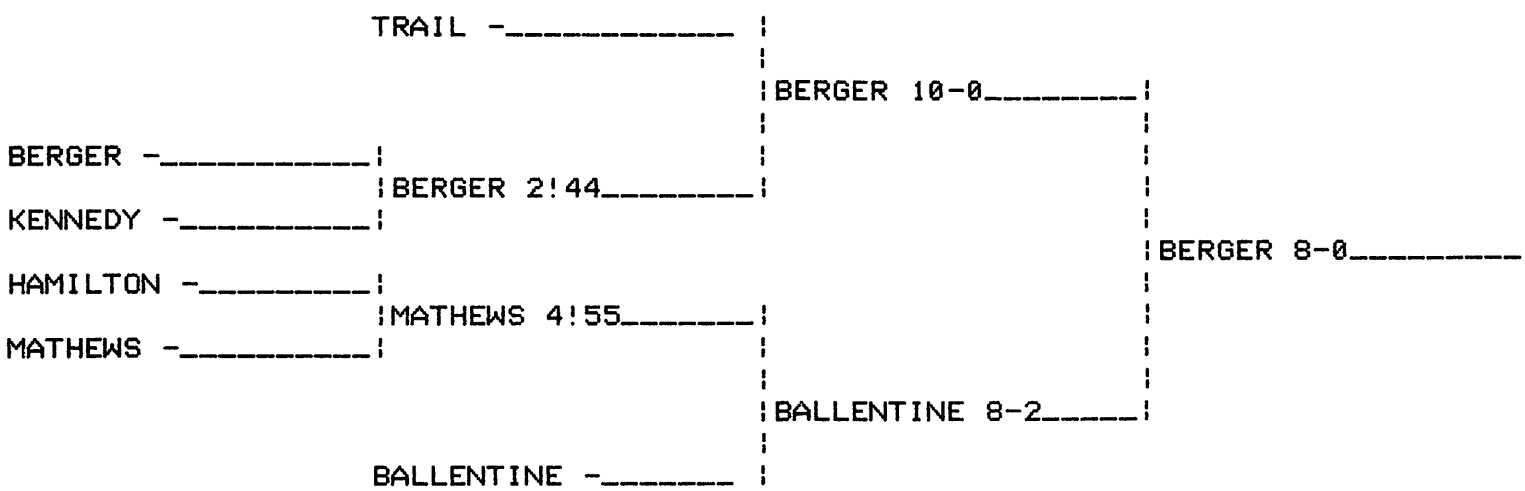

HOLDEMAN ALLIANCE
HOLDEMAN 10-9
BERGER GERING
HOLDEMAN 4-3
KENNEDY SOUTHENSURG
BALLENTINE 2!39
BALLENTINE OAKLAND
HOLDEMAN 14-3
KANICEK KIMBALL
KANICEK 9!44
HAMILTON IMPERIAL
KANICEK 10-1
MATHEWS NORTH PLATTE
TRAIL 9-2
TRAIL MCCOOK


TRAIL
BERGER 10-9
BERGER
BERGER 2!44
KENNEDY
BERGER 8-9
HAMILTON
MATHEWS 4!52
MATHEWS
BALLENTINE 9-2
BALLENTINE

138 LBS. CLASS RESULTS.

HOLDEMAN - ALLIANCE: 18.5 PTS.
TRAIL - MCCOOK: 2 PTS.
JANICEK - KIMBALL: 16.5 PTS.
BALLENTINE - OGALLALA: 9 PTS.
KENNEDY - GOTHENBURG: 0 PTS.
HAMILTON - IMPERIAL: 0 PTS.
MATHEWS - NORTH PLATTE: 3 PTS.
BERGER - GERING: 12 PTS.

1 HOLDEMAN
2 JANICEK
3 BERGER
4 BALLENTINE

# 1984 OGALLALA INVITATIONAL

## CHAMPIONS BRACKET 145 LBS. CLASS

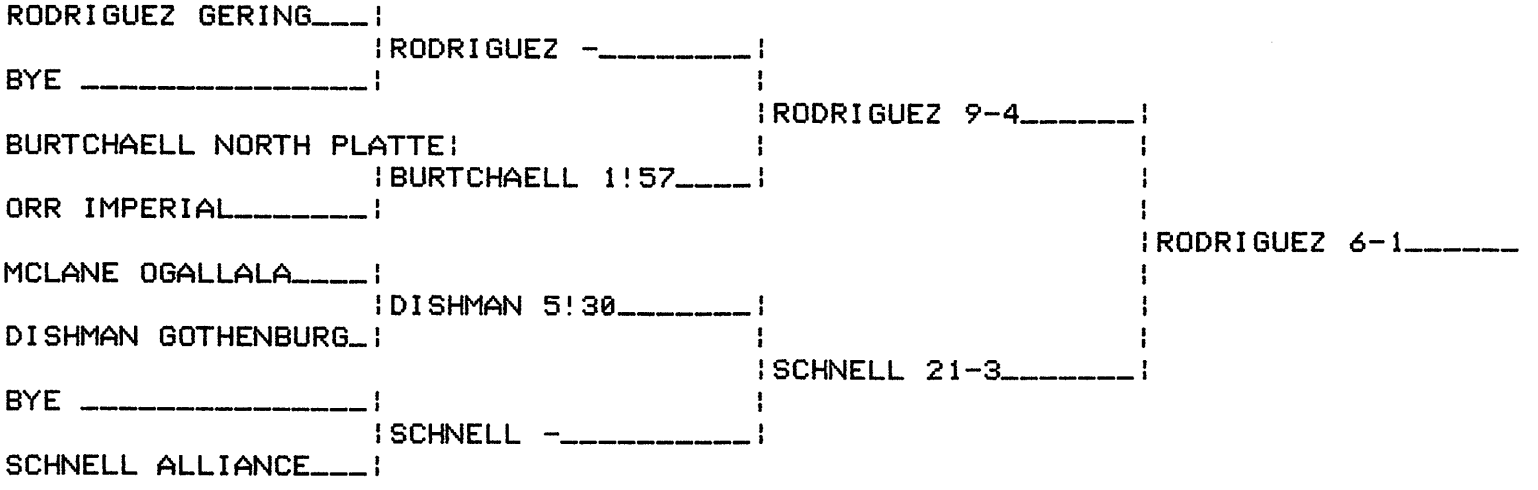


## CONSOLATION BRACKET 145 LBS. CLASS

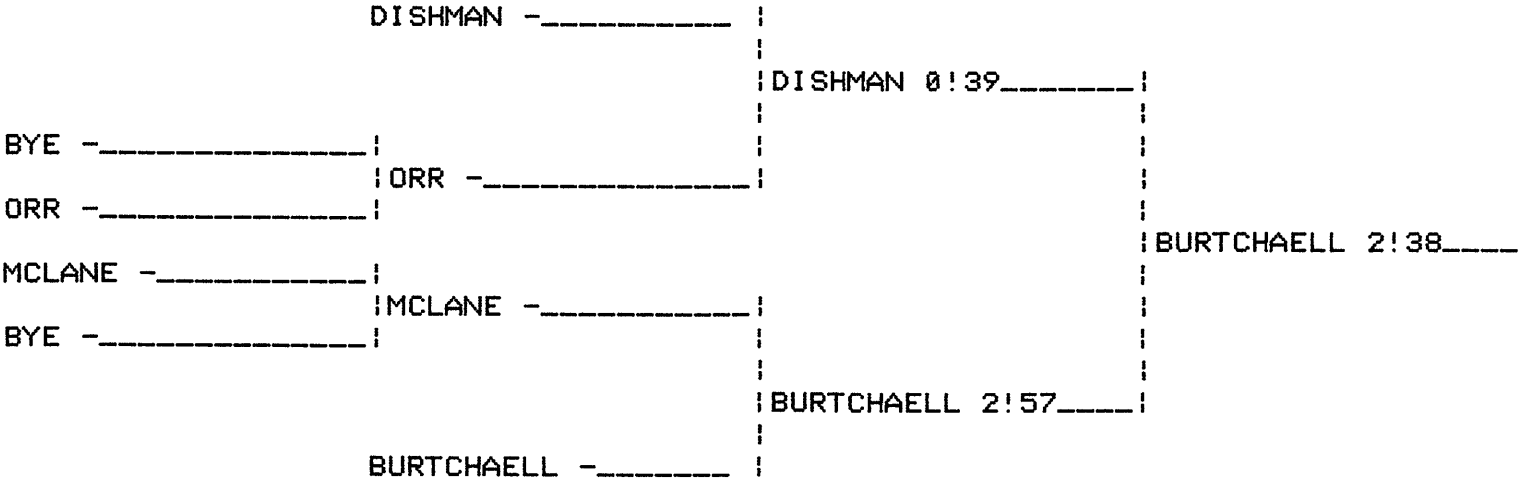

CONSOLATION BRACKET 1N2 LBS. CLASS




CHAMPIONS BRACKET 1N1 LBS. CLASS

1994 ODALLAIA INVITATIONAL

145 LBS. CLASS RESULTS.

RODRIGUEZ - GERING: 18 PTS.
SCHNELL - ALLIANCE: 15 PTS.
MCLANE - OGALLALA: 0 PTS.
ORR - IMPERIAL: 0 PTS.
BURTCHAELL - NORTH PLATTE: 16 PTS.
DISHMAN - GOTHENBURG: 11 PTS.

1 RODRIGUEZ
2 SCHNELL
3 BURTCHAELL
4 DISHMAN

# 1984 OGALLALA INVITATIONAL

## CHAMPIONS BRACKET 155 LBS. CLASS

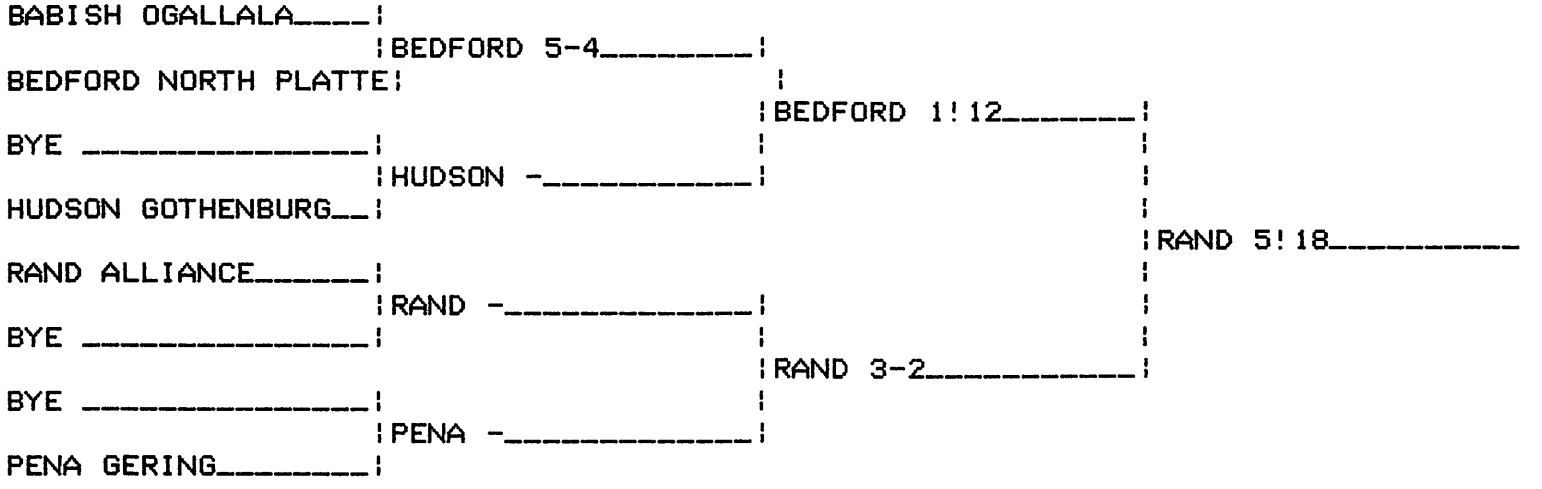


## CONSOLATION BRACKET 155 LBS. CLASS

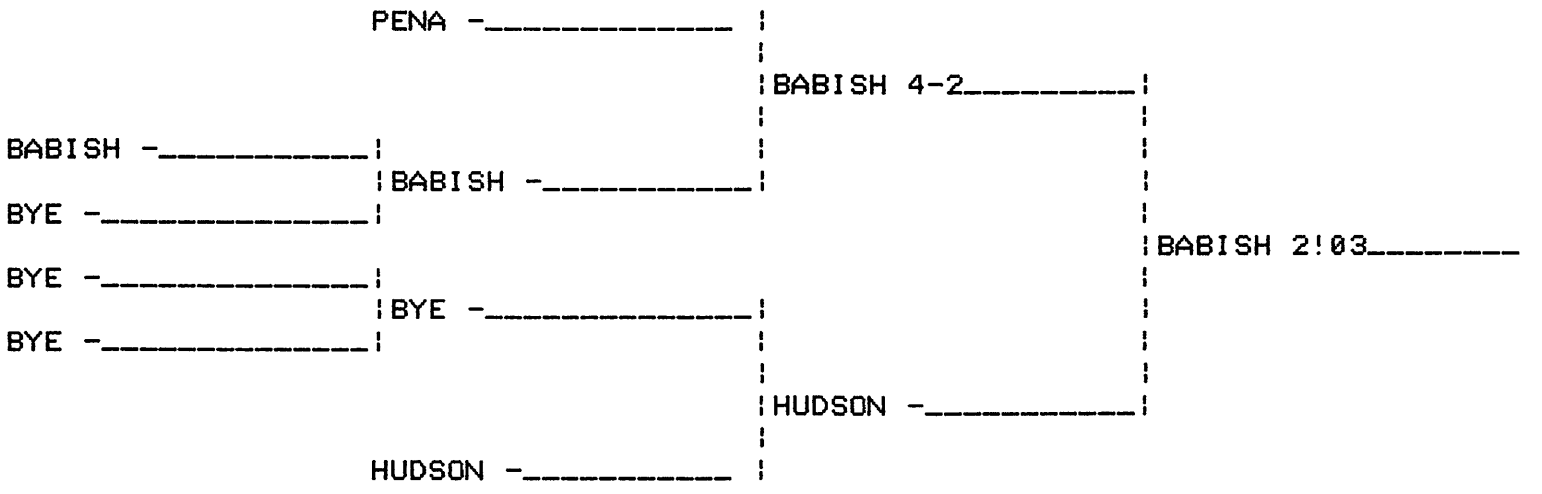

1984 OGALLALA INVITATIONAL

CHAMPIONS BRACKET 155 LBS. CLASS

```
BABISH OGALLALA____|
                   |BEDFORD 5-4_____|
BEDFORD NORTH PLATTE|                |
                   |BEDFORD 1!12_____|
BYE ______________|                |
                   |HUDSON -_____________|
HUDSON GOTHENBURG__|                |
RAND ALLIANCE______|                |RAND 3!18_____________
                   |RAND -_____________|
BYE ______________|                |
                   |RAND 2-2_____________|
BYE ______________|                |
                   |PENA -_____________|
PENA GERING_______|
```

CONSOLATION BRACKET 155 LBS. CLASS

```
                   |PENA -_____________|
                   |
                   |BABISH 4-2_____________|
                   |
BABISH -___________|                |
                   |BABISH -_____________|
BYE -______________|                |
                   |BABISH 2!03_____________
BYE -______________|                |
                   |BYE -_____________|
BYE -______________|                |
                   |HUDSON -_____________|
                   |
                   |HUDSON -_____________|
```

155 LBS. CLASS RESULTS.

BABISH - OGALLALA: 11 PTS.
PENA - GERING: 0 PTS.
RAND - ALLIANCE: 20 PTS.
HUDSON - GOTHENBURG: 4 PTS.
BEDFORD - NORTH PLATTE: 16 PTS.

1 RAND
2 BEDFORD
3 BABISH
4 HUDSON

# 1984 OGALLALA INVITATIONAL

## CHAMPIONS BRACKET 167 LBS. CLASS

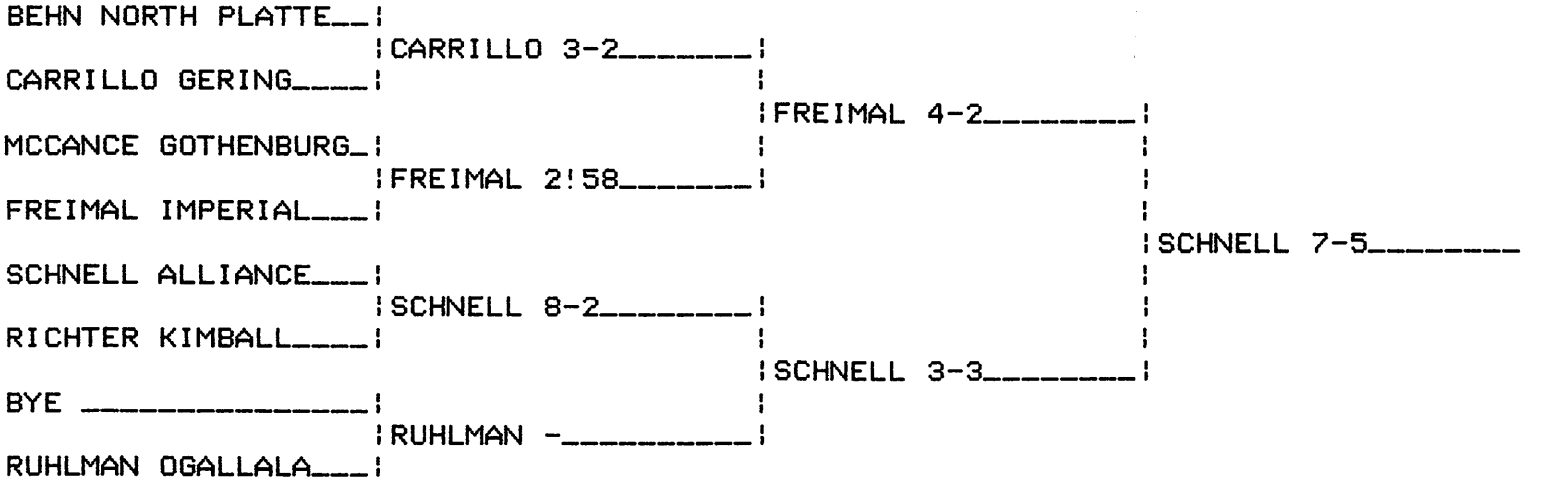


## CONSOLATION BRACKET 167 LBS. CLASS

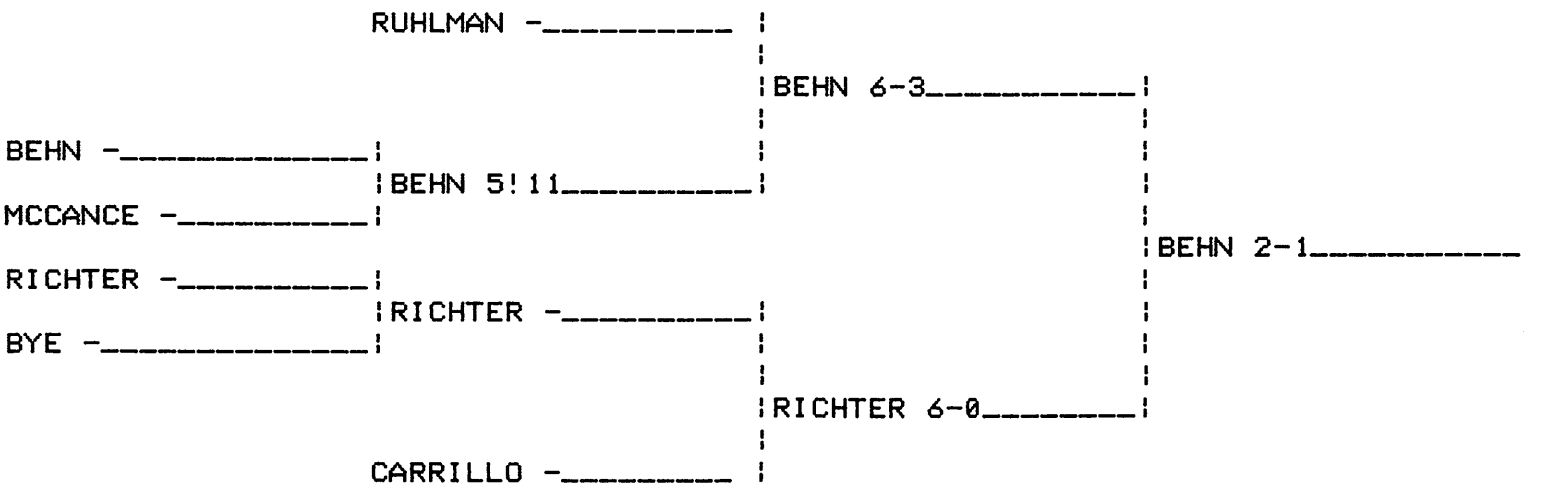

167 LBS. CLASS RESULTS.

BEHN - NORTH PLATTE: 11 PTS.
RUHLMAN - OGALLALA: 0 PTS.
SCHNELL - ALLIANCE: 18 PTS.
FREIMAL - IMPERIAL: 16 PTS.
MCCANCE - GOTHENBURG: 0 PTS.
RICHTER - KIMBALL: 6 PTS.
CARRILLO - GERING: 2 PTS.

1 SCHNELL
2 FREIMAL
3 BEHN
4 RICHTER

# 1984 OGALLALA INVITATIONAL

## CHAMPIONS BRACKET 185 LBS. CLASS

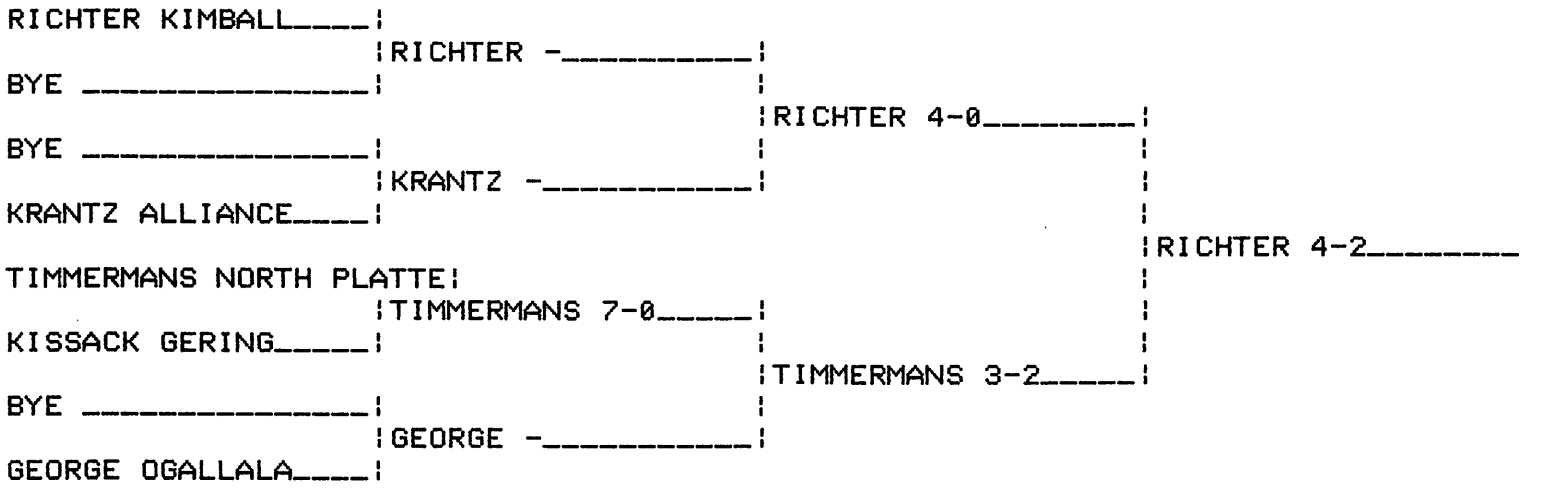


## CONSOLATION BRACKET 185 LBS. CLASS

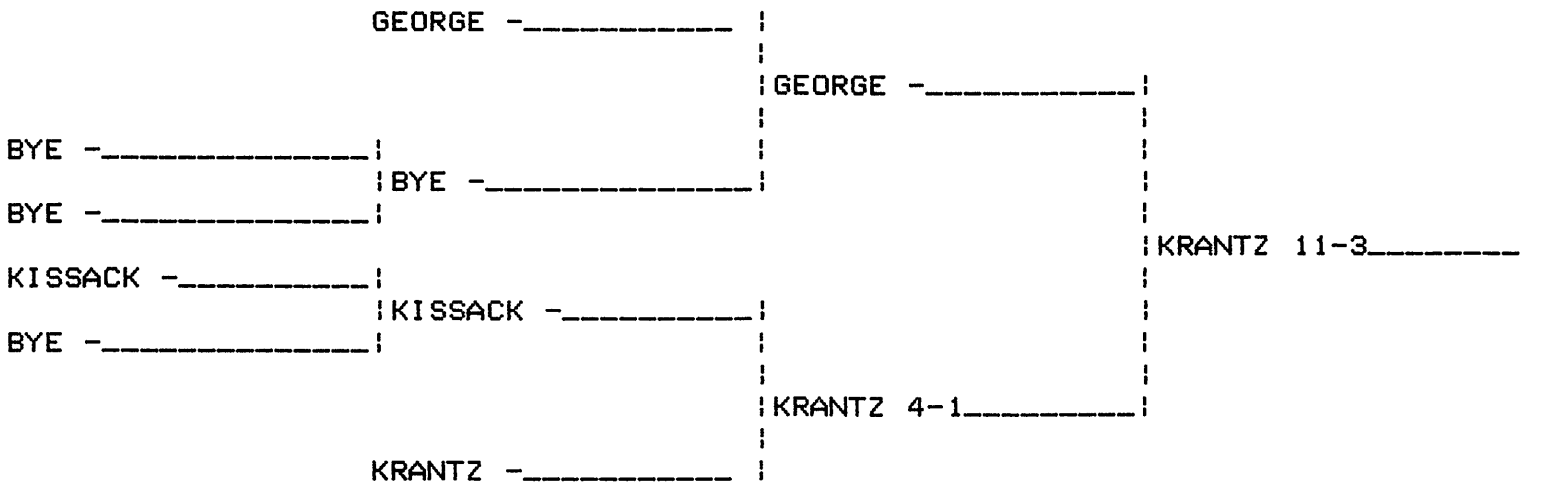

1984 OGALLALA INVITATIONAL

CHAMPIONS BRACKET 185 LBS. CLASS

```
RICHTER KIMBALL_____|
                    |RICHTER -_____________|
BYE _______________|                      |
                    |RICHTER 4-0_____________|
BYE _______________|                      |
                    |KRANTZ -_____________|
KRANTZ ALLIANCE____|                      |
                                           |RICHTER 4-2_____________
TIMMERMANS NORTH PLATTE|                   |
                    |TIMMERMANS 7-6_____|
KISSACK GERING_____|                      |
                    |TIMMERMANS 3-2_____|
BYE _______________|                      |
                    |GEORGE -_____________|
GEORGE OGALLALA____|
```

CONSOLATION BRACKET 185 LBS. CLASS

```
                    |GEORGE -_____________|
                    |                      |
                    |GEORGE -_____________|
                    |                      |
BYE -_______________|                      |
                    |BYE -_____________|
BYE -_______________|                      |
                    |KRANTZ 11-3_____________|
KISSACK -___________|                      |
                    |KISSACK -_____________|
BYE -_______________|                      |
                    |KRANTZ 4-1_____________|
                    |
                    |KRANTZ -_____________|
```

185 LBS. CLASS RESULTS.

RICHTER - KIMBALL: 18 PTS.
GEORGE - OGALLALA: 4 PTS.
TIMMERMANS - NORTH PLATTE: 14 PTS.
KRANTZ - ALLIANCE: 8.5 PTS.
KISSACK - GERING: 0 PTS.

1 RICHTER
2 TIMMERMANS
3 KRANTZ
4 GEORGE

# 1984 OGALLALA INVITATIONAL

## CHAMPIONS BRACKET UNL LBS. CLASS

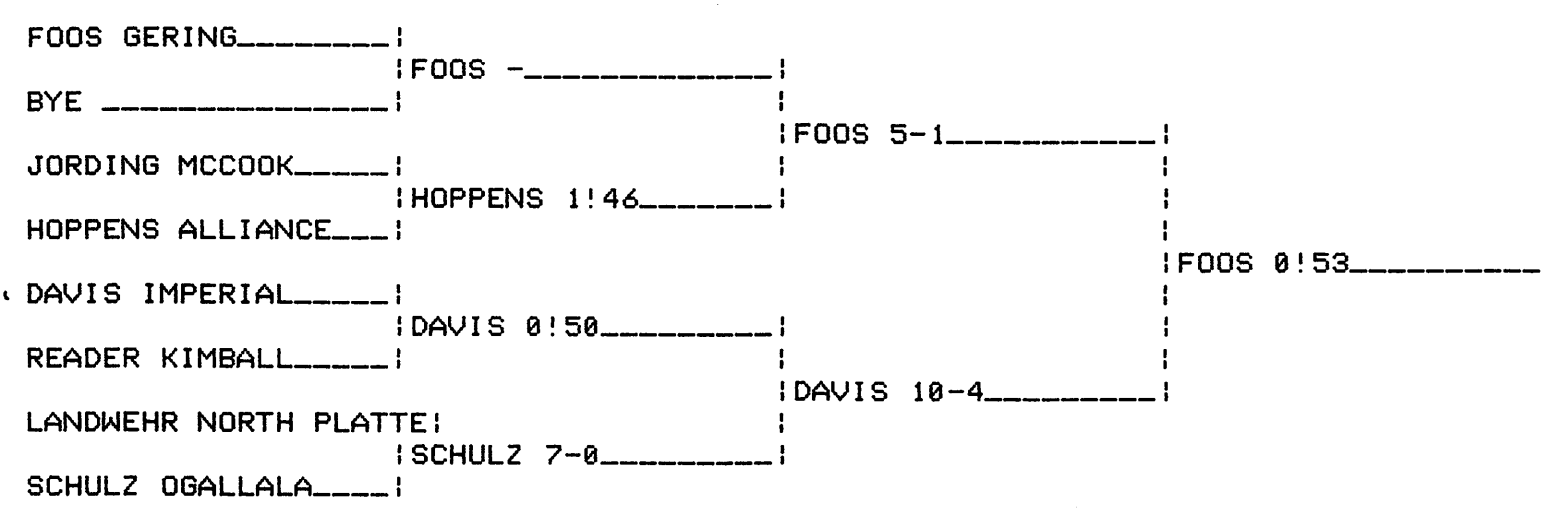


## CONSOLATION BRACKET UNL LBS. CLASS

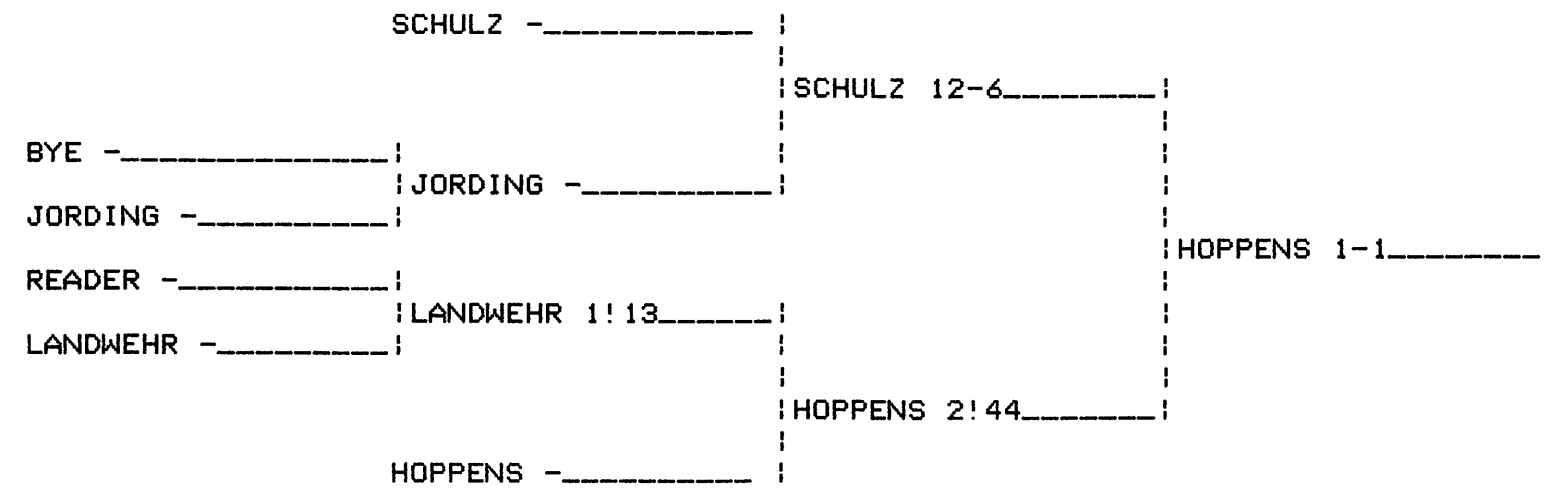

1984 OGALLALA INVITATIONAL

CHAMPIONS BRACKET UNL LBS. CLASS

```
FOOS GERING_________|
                    |FOOS -_____________|
BYE ______________|
                    |FOOS 5-1___________|
JORDING MCCOOK_____|
                    |HOPPENS 1146_______|
HOPPENS ALLIANCE___|
                    |FOOS 8153__________|
DAVIS IMPERIAL_____|
                    |DAVIS 8150_________|
READER KIMBALL_____|
                    |DAVIS 10-4_________|
LANDWEHR NORTH PLATTE|
                    |SCHULZ 7-8_________|
SCHULZ OGALLALA____|
```

CONSOLATION BRACKET UNL LBS. CLASS

```
                    |SCHULZ -___________|
                    |SCHULZ 12-6_________|
BYE -______________|
                    |JORDING -___________|
JORDING -__________|
                    |HOPPENS 1-1_________|
READER -___________|
                    |LANDWEHR 1113_______|
LANDWEHR -_________|
                    |HOPPENS 2144_______|
                    |HOPPENS -___________|
```

UNL LBS. CLASS RESULTS.

FOOS - GERING: 20 PTS.
SCHULZ - OGALLALA: 7 PTS.
DAVIS - IMPERIAL: 16 PTS.
HOPPENS - ALLIANCE: 14 PTS.
JORDING - MCCOOK: 0 PTS.
READER - KIMBALL: 0 PTS.
LANDWEHR - NORTH PLATTE: 3 PTS.

1 FOOS
2 DAVIS
3 HOPPENS
4 SCHULZ

# WRESTLING

CCHS _____ Vs Season Totals - Wray Invit DATE 12-17-82

| NAME | TD | TDL | RW | BL | EW | EL | NEW | NFL | DW | DL | P | PL | Draw | Team Points | Total Points | Record |
|---|---|---|---|---|---|---|---|---|---|---|---|---|---|---|---|---|
| Dave Germer | 2 | 5 | 1 | 4 | - | 1 | 3 | 14 | - | 4 | 3 | - | - | 0 | 30 | 4-4 |
| Dave Lovenberg | 3 | 9 | 8 | 7 | 4 | 3 | 2 | - | 1 | 2 | - | 3 | 1 | 0 | 9½ | 1-4-1 |
| Mike Jahn | 1 | 2 | - | 2 | - | - | - | - | - | 1 | - | 2 | - | 0 | 6 | 1-3 |
| Brad Shay | 2 | 9 | 5 | 5 | 1 | 3 | 4 | 13 | 1 | 3 | 1 | 2 | - | 0 | 6½ | 2-5 |
| Lonnie Hagsett | 4 | 6 | 1 | 2 | - | 3 | 3 | 1 | 1 | - | - | 6 | - | 0 | 4 | 1-6 |
| Mike Francis | - | 7 | - | - | 5 | - | - | 5 | - | - | - | 4 | - | 0 | 0 | 0-4 |
| Shawn Valentine | 10 | 4 | 8 | 4 | 5 | 6 | 6 | 4 | 1 | 3 | 4 | - | - | 0 | 31 | 6-3 |
| Shannon Hamilton | - | 5 | 2 | 2 | 1 | - | - | 2 | - | - | 1 | 3 | - | 0 | 6 | 1-3 |
| Blaine Peterson | - | 4 | 2 | 1 | 2 | - | 1 | 3 | - | 1 | - | 1 | - | - | 0 | 0-2 |
| Mike Orr | - | 3 | - | 1 | - | - | - | 5 | - | - | - | 2 | - | - | 15 | 2-3 |
| Mike Van Vleet | 1 | 7 | 1 | 3 | - | 1 | - | 7 | - | 1 | - | 6 | - | - | - | 0-7 |
| Ron Friemel | 5 | 4 | 4 | 3 | 1 | 1 | 3 | 2 | - | 2 | 5 | - | - | - | 29 | 6-2 |
| Glen Davis | 6 | 6 | 1 | 1 | 4 | 4 | - | 1 | 2 | 1 | 3 | 1 | - | 13 | 37 | 7-2 |
| | | | | | | | | | | | | | | | | |
| | | | | | | | | | | | | | | | | |
| TOTALS | 34 | 71 | 33 | 35 | 23 | 22 | 22 | 57 | 6 | 18 | 17 | 30 | 1 | 17 | 186½ | 31-48-1 |

Comments:

# WRESTLING

CCHS _____ Vs Season Totals Ogallala  Date 1-3-83

| NAME | TD | TDL | RW | RL | EW | EL | NFW | NFL | DW | DL | P | PL | Draw | Team Points | Total Points | Record |
|---|---|---|---|---|---|---|---|---|---|---|---|---|---|---|---|---|
| Dave German | 2 | 6 | 1 | 5 | - | 1 | 3 | 17 | - | 5 | 3 | - | - | - | 30 | 4-5 |
| Dave Lovenburg | 3 | 10 | 8 | 7 | 4 | 3 | 2 | - | 1 | 2 | - | 4 | 1 | - | 9½ | 1-5-1 |
| Mike Jahn | 1 | 2 | - | 2 | - | - | - | - | - | 1 | - | 2 | - | - | 6 | 1-3 |
| Brad Shay | 2 | 12 | 5 | 5 | 2 | 4 | 4 | 15 | 1 | 4 | 1 | 2 | - | - | 6½ | 2-6 |
| Lonnie Hogsett | 4 | 7 | 1 | 2 | - | 3 | 3 | 3 | 1 | - | - | 7 | - | - | 4 | 1-7 |
| Mike Francis | - | 8 | - | - | 5 | - | - | 5 | - | - | - | 4 | - | - | 6 | 1-4 |
| Shawn Valentine | 11 | 4 | 11 | 7 | 5 | 6 | 7 | 4 | 2 | 3 | 4 | - | - | - | 31 | 7-3 |
| Shannon Hamilton | - | 6 | 2 | 2 | 1 | - | - | 3 | - | - | 1 | 4 | - | - | 6 | 1-4 |
| Blaine Peterson | - | 4 | 2 | 1 | 2 | - | 1 | 3 | - | 1 | - | 1 | - | - | 0 | 0-2 |
| Mike Orr | - | 3 | - | 1 | - | - | - | 5 | - | - | - | 2 | - | - | 15 | 2-3 |
| Mike Van Vleet | 1 | 8 | 1 | 3 | - | 1 | - | 8 | - | 1 | - | 7 | - | - | 0 | 0-8 |
| Ron Friemal | 5 | 5 | 5 | 5 | 1 | 1 | 3 | 4 | - | 3 | 5 | - | - | - | 39 | 6-3 |
| Glen Davis | 7 | 9 | 1 | 1 | 5 | 6 | - | 1 | 2 | 2 | 3 | 1 | - | - | 37 | 7-3 |
| | | | | | | | | | | | | | | | | |
| | | | | | | | | | | | | | | | | |
| TOTALS | 36 | 84 | 37 | 41 | 25 | 25 | 23 | 68 | 7 | 22 | 17 | 34 | 1 | - | 195½ | 33-56-1 |

Comments:

# WRESTLING

CCHS 9 Vs Ogallala 52 Date 1-3-84

| NAME | TD | TDL | RW | RL | EW | EL | NFW | NFL | DW | DL | P | PL | Draw | Team Points | Total Points | Record |
|---|---|---|---|---|---|---|---|---|---|---|---|---|---|---|---|---|
| Dave German | - | 1 | - | 1 | - | - | ~~1~~ | 3 | - | 1 | - | - | - | 0 | | 0-1 |
| Dave Lovenburg | - | 1 | - | - | - | - | - | - | - | - | - | 1 | - | 0 | | 0-1 |
| Brad Shay | - | 3 | - | - | 1 | 1 | ~~1~~ | 2 | - | 1 | - | - | - | 0 | | 0-1 |
| Lonnie Hogsett | | 1 | | | | | | 2 | | | | 1 | | 0 | | 0-1 |
| Shawn Valentine | 1 | - | 3 | 3 | - | - | 1 | - | 1 | - | - | - | - | 3 | | 1-0 |
| Mike Francis | - | 1 | - | - | - | - | - | - | - | - | - | - | - | 6 | - | Won by Default 1-0 |
| Shannon Hamilton | - | 1 | | | | | | 1 | | | | 1 | | 0 | - | 0-1 |
| Mike Van Vleet | - | 1 | | | | | | 1 | | | | 1 | | 0 | | 0-1 |
| Ron Friemel | | 1 | 1 | 2 | | | | 2 | | 1 | | | | 0 | | 0-1 |
| Glen Davis | 1 | 3 | | | 1 | 2 | | | | 1 | | | | 0 | | 0-1 |
| | | | | | | | | | | | | | | | | |
| | | | | | | | | | | | | | | | | |
| | | | | | | | | | | | | | | | | |
| | | | | | | | | | | | | | | | | |
| | | | | | | | | | | | | | | | | |
| | | | | | | | | | | | | | | | | |
| TOTALS | 2 | 13 | 4 | 6 | 2 | 3 | 1 | 11 | 1 | 4 | - | 4 | - | 9 | - | 2-8 |

Comments:

# WRESTING

CCHS 5TH Vs Ogallala Invit Date 1-7-84

| NAME | TD | TDL | RW | RL | FW | FL | MW | MFL | DW | DL | P | PL | Dkk | Team Points | Ind. Points | Record |
|---|---|---|---|---|---|---|---|---|---|---|---|---|---|---|---|---|
| DAVE German | 1 | 2 | 2 | 3 | - | - | 2 | 3 | 1 | 1 | - | 1 | - | 2 | 2 | 1-2 |
| DAVE Lovenburg | - | 2 | - | 2 | - | - | - | 1 | - | 1 | - | 1 | - | 4 | 4 | 0-2 |
| Brad Shay | - | 4 | 1 | 2 | - | 1 | 2 | 3 | 1 | 1 | - | 1 | - | 2 | 2 | 1-2 |
| Lonnie Hogsett | - | 2 | - | - | - | - | - | - | - | - | - | 2 | - | 0 | 0 | 0-2 |
| Blaine Peterson | - | 2 | - | - | - | - | - | - | - | - | - | 2 | - | 0 | 0 | 0-2 |
| Shawn Valentine | 1 | 2 | 2 | 1 | - | 1 | 4 | 1 | 1 | 1 | 1 | - | - | 10½ | 10½ | 2-1 |
| Shawnon Hamilton | - | 2 | - | 1 | - | - | - | 5 | - | - | - | 2 | - | 0 | 0 | 0-2 |
| Mike Orr | - | 2 | - | - | - | - | - | - | - | - | - | 2 | - | 0 | 0 | 0-2 |
| Ron Friemel | 2 | 2 | 2 | 2 | - | 1 | 1 | - | 1 | 1 | 1 | - | - | 16 | 16 | 2-1 |
| Glen DAVis | 3 | 2 | 1 | - | 1 | 4 | 1 | - | 1 | - | 1 | 1 | - | 16 | 16 | 2-1 |
| TOTALS | 7 | 22 | 10 | 11 | 1 | 7 | 10 | 13 | 5 | 5 | 3 | 12 | - | 50½ | 50½ | 8-17 |

Comments: Alliance - 204
Gering - 184½
Ogallala - 98
North Platte - 82½
Imperial - 60½
McCook - 43
Kimball - 42
Gothenburg - 35½

# WRESTLING

CCHS _____ Vs Season Totals - Ogallala Invit Date 1-7-84

| NAME | TD | TDL | RW | RL | EW | EL | NFW | NFL | DW | DL | P | PL | Draw | Team Points | Total Points | Records |
|---|---|---|---|---|---|---|---|---|---|---|---|---|---|---|---|---|
| Dave German | 3 | 8 | 3 | 8 | - | 1 | 5 | 20 | 1 | 6 | 3 | 1 | - | - | 32 | 5-7 |
| Dave Lovenburg | 3 | 12 | 8 | 9 | 4 | 3 | 2 | 1 | 1 | 3 | - | 5 | 1 | - | 13½ | 1-8-1 |
| Mike Jahn | 1 | 2 | - | 2 | - | - | - | - | - | 1 | - | 2 | - | - | 6 | 1-3 |
| Brad Shay | 2 | 16 | 6 | 7 | 2 | 5 | 6 | 18 | 2 | 5 | 1 | 3 | - | - | 8½ | 3-8 |
| Lonnie Hogsett | 4 | 9 | 1 | 2 | - | 3 | 3 | 3 | 1 | - | - | 9 | - | - | 4 | 1-9 |
| Blaine Peterson | - | 6 | 2 | 1 | 2 | - | 1 | 3 | - | 1 | - | 3 | - | - | 0 | 0-4 |
| Mike Francis | - | 8 | - | - | 5 | - | - | 5 | - | - | - | 4 | - | - | 6 | 1-4 |
| Shawn Valentine | 12 | 6 | 14 | 8 | 5 | 7 | 11 | 5 | 3 | 4 | 5 | - | - | - | 41½ | 9-4 |
| Shannon Hamilton | - | 8 | 2 | 3 | 1 | - | - | 8 | - | - | 1 | 6 | - | - | 6 | 1-6 |
| Mike Orr | - | 5 | - | 1 | - | - | - | 5 | - | - | - | 5 | - | - | 15 | 2-5 |
| Mike VanVleet | 1 | 8 | 1 | 3 | - | 1 | - | 8 | - | 1 | - | 7 | - | - | 0 | 0-8 |
| Ron Friemal | 7 | 7 | 8 | 7 | 1 | 2 | 4 | 4 | 1 | 4 | 6 | - | - | - | 55 | 8-4 |
| Glen Davis | 10 | 11 | 2 | 1 | 6 | 10 | 1 | 1 | 3 | 3 | 4 | 2 | - | - | 53 | 9-4 |
| | | | | | | | | | | | | | | | | |
| | | | | | | | | | | | | | | | | |
| TOTALS | 43 | 106 | 47 | 52 | 26 | 32 | 33 | 81 | 12 | 27 | 20 | 46 | 1 | - | 246 | 41-73-1 |

Comments:

# WRESTLING

CCHS 3rd Place vs Rep Valley Invit  Date 2-4-84

| Name | TD | TDL | RW | RL | EW | EL | NFW | NFL | DW | DL | P | PL | [illegible] | [illegible] | [illegible] | [illegible] |
|---|---|---|---|---|---|---|---|---|---|---|---|---|---|---|---|---|
| Dave German | 1 | 1 | - | 1 | - | - | - | 3 | - | 1 | 1 | - | - | 14 | - | 1-1 |
| Dave Lovenburg | 4 | 2 | 3 | - | 1 | 3 | 2 | - | 2 | - | - | 1 | - | 10½ | - | 2-1 |
| Brad Shay | 1 | 2 | 4 | 4 | - | - | 3 | 2 | 2 | 2 | - | - | - | 6 | - | 2-2 |
| Lonnie Hogsett | 2 | 3 | - | 2 | 2 | - | - | 1 | - | - | 1 | 2 | - | 8 | - | 1-2 |
| Blaine Peterson | - | 3 | 1 | 1 | 1 | - | - | 2 | - | - | - | 2 | - | 0 | - | 0-2 |
| Shawn Valentine | 1 | 4 | 4 | 1 | 4 | 1 | - | 2 | - | 2 | 1 | - | - | 4 | - | 1-2 |
| Shannon Hamilton | - | 3 | 1 | 2 | - | - | - | 5 | - | - | 1 | 2 | - | 2 | - | 1-2 |
| Brad Braver | 1 | 1 | - | 1 | - | - | - | - | - | - | - | 2 | - | 0 | - | 0-2 |
| Mike Van Vleet | - | 1 | 1 | 1 | - | - | - | - | - | - | - | 1 | - | 0 | - | 0-1 |
| Ron Friemel | 3 | - | 2 | - | - | - | 6 | - | 1 | - | 2 | - | - | 23 | - | 3-0 |
| Glen Davis | 4 | 4 | 2 | 2 | 4 | 2 | 2 | 1 | - | 1 | 2 | - | - | 18 | - | 2-1 |
| | | | | | | | | | | | | | | | | |
| | | | | | | | | | | | | | | | | |
| | | | | | | | | | | | | | | | | |
| | | | | | | | | | | | | | | | | |
| TOTAL's | 17 | 24 | 18 | 15 | 12 | 6 | 13 | 16 | 5 | 6 | 8 | 10 | - | 85½ | | 13-16 |

Comments:

# WRESTLING

CCHS _____ v. Season Totals R.V. Invit. Date 2-4-84

| NAME | TD | TDL | RW | RL | EW | EL | NFW | NFL | DW | DL | P | PL | Draw | [illegible] | Total Points | Record |
|---|---|---|---|---|---|---|---|---|---|---|---|---|---|---|---|---|
| Dave German | 8 | 13 | 3 | 12 | 2 | 1 | 6 | 33 | 2 | 10 | 6 | 1 | - | | 69 | 9-11 |
| Dave Lovenburg | 14 | 19 | 18 | 14 | 7 | 11 | 4 | 3 | 7 | 5 | 1 | 8 | 1 | | 54 | 8-13-1 |
| Mike Jahn | 1 | 2 | - | 2 | - | - | - | - | - | 1 | - | 2 | - | - | 6 | 1-3 |
| Brad Shay | 4 | 25 | 18 | 13 | 2 | 6 | 14 | 27 | 8 | 9 | 2 | 4 | - | - | 56½ | 12-13 |
| Lonnie Hogsett | 7 | 23 | 1 | 7 | 5 | 4 | 3 | 11 | 1 | 1 | 1 | 19 | - | - | 16 | 2-20 |
| Blaine Peterson | - | 15 | 3 | 2 | 3 | - | 1 | 8 | - | 1 | - | 11 | - | - | 4 | 0-12 |
| Shawn Valentine | 21 | 12 | 28 | 20 | 10 | 13 | 18 | 12 | 7 | 8 | 7 | 2 | - | - | 78½ | 16-10 |
| Mike Francis | - | 8 | - | - | 5 | - | - | 5 | - | - | - | 4 | - | - | 6 | 1-4 |
| Shannon Hamilton | 1 | 13 | 3 | 7 | 1 | - | - | 17 | - | - | 2 | 11 | - | - | 20 | 4-11 |
| Mike Orr | - | 5 | - | 1 | - | - | - | 5 | - | - | - | 5 | - | - | 15 | 2-5 |
| Brad Braver | 2 | 5 | - | 2 | - | - | 1 | - | - | - | - | 7 | - | - | 0 | 0-7 |
| Mike Van Vleet | 2 | 17 | 6 | 10 | - | 1 | 0 | 11 | - | 2 | - | 16 | - | - | 0 | 0-18 |
| Ron Friemel | 16 | 9 | 16 | 8 | 2 | 2 | 20 | 4 | 5 | 4 | 13 | 1 | - | - | 135 | 19-5 |
| Glen Davis | 23 | 24 | 8 | 7 | 16 | 18 | 4 | 2 | 4 | 5 | 10 | 3 | - | - | 123½ | 18-8 |
| | | | | | | | | | | | | | | | | |
| TOTALS | 99 | 190 | 104 | 105 | 53 | 54 | 72 | 138 | 33 | 47 | 41 | 94 | 1 | - | 591½ | 90-140-1 |

Comments:

(90-140-1)

# WRESTLING

CCHS _____ VS Season Totals Rep Valley Dual DATE 2-2-84

| NAME | TD | TDL | RW | RL | EW | EL | NFW | NFL | DW | DL | P | PL | DRW | [illegible] | [illegible] | [illegible] |
|---|---|---|---|---|---|---|---|---|---|---|---|---|---|---|---|---|
| Dave German | 7 | 12 | 3 | 11 | 2 | 1 | 6 | 30 | 2 | 9 | 5 | 1 | - | | 55 | 8-10 |
| Dave Lovenburg | 10 | 17 | 15 | 14 | 6 | 8 | 2 | 3 | 4 | 5 | 1 | 7 | 1 | | 43½ | 6-12-1 |
| Mike Jahn | 1 | 2 | - | 2 | - | - | - | - | - | 1 | - | 2 | - | - | 6 | 1-3 |
| Brad Shay | 3 | 23 | 14 | 9 | 2 | 6 | 11 | 25 | 6 | 7 | 2 | 4 | - | - | 50½ | 10-11 |
| Lonnie Hogsett | 5 | 20 | 1 | 5 | 3 | 4 | 3 | 10 | 1 | 1 | - | 17 | - | - | 8 | 1-18 |
| Blaine Peterson | - | 12 | 2 | 1 | 2 | - | 1 | 6 | - | 1 | - | 9 | - | - | 4 | 0-10 |
| Shawn Valentine | 20 | 8 | 24 | 19 | 6 | 12 | 18 | 10 | 7 | 6 | 6 | 2 | - | - | 0 | 15-8 |
| Mike Francis | - | 8 | - | - | 5 | - | - | 5 | - | - | - | 4 | - | - | 6 | 1-4 |
| Shannon Hamilton | 1 | 10 | 2 | 5 | 1 | - | - | 12 | - | - | 1 | 9 | - | - | 0 | 3-9 |
| Mike Orr | - | 5 | - | 1 | - | - | - | 5 | - | - | - | 5 | - | - | 15 | 2-5 |
| Brad Braver | 1 | 4 | - | 1 | - | - | 1 | - | - | - | - | 5 | - | - | 0 | 0-5 |
| Mike VanVleet | 2 | 16 | 5 | 9 | - | 1 | - | 11 | - | 2 | - | 15 | - | - | 0 | 0-17 |
| Ron Friemel | 13 | 9 | 14 | 8 | 2 | 2 | 14 | 4 | 4 | 4 | 11 | 1 | - | - | 112 | 16-5 |
| Glen Davis | 19 | 20 | 6 | 5 | 12 | 16 | 2 | 1 | 4 | 5 | 8 | 3 | - | - | 105½ | 16-7 |
| | | | | | | | | | | | | | | | | |
| TOTALS | 82 | 166 | 86 | 90 | 41 | 48 | 59 | 122 | 28 | 41 | 33 | 84 | 1 | - | 506 | 77-124-1 |

77-124-1

Comments:

January 13, 1984

TO: Athletic Directors, Wrestling Coaches, Officials, and NSAA.

FROM: Terry Miller

SUBJECT: 8-4 District Wrestling Tournament

SCHOOLS: Ainsworth, Alliance, Chadron, Chadron Job Corps, Cozad, Gering, Gordon, Gothenburg, Imperial, Kimball, McCook, Mitchell, Ogallala, Sidney, Valentine

SITE: Gering High School (Teams please enter through the South doors of the gym.)

DATE: February 10 and 11 of 1984

DIRECTOR: Terry Miller

GENERAL: Enclosed is information concerning the 8-4 District Wrestling Tournament. On Friday, February 10, we will begin wrestling at 3:00 and continue until the first session is completed. The Tournament will be conducted under tournament rules adopted by the state association. Please read this information carefully. If you have any questions or I can help you in any way please call.

Terry Miller
Activities Director
Gering City Schools
308-436-3121 or
308-436-3122

B-4 DISTRICT WRESTLING TOURNAMENT
February 10 and 11, 1984
GERING, NEBRASKA

Tournament Schedule:

Friday, Febr. 10

| | |
|---|---|
| 12:00 - 2:30 | Weigh-ins |
| 12:00 | Seedings |
| 3:00 | 1st session - 3 mats (1st, 2nd rounds) |

Saturday, Febr. 11

| | |
|---|---|
| 7:00 - 9:30 | Weigh-ins |
| 10:00 | 2nd session - 3 mats (Semi-finals & Wrestlebacks) |
| 4:00 | 3rd session - 2 mats (Consolation and Finals) |

Weigh-ins

Weigh-ins will be conducted in the Northeast Locker room of the high school. Any unusual circumstances or discrepancies will be determined by the meet officials. The scales will be made available to teams at 11:00.

Seeding Meeting:

There will be a seeding meeting at 12:00 in room 101. All wrestlers will be seeded according to the rule book.

Match Regulations:

A. The matches will be conducted under the tournament rules adopted by the state association. All final decisions will be made by the meet director using the National Federation rule book.

B. Cross bracketing as specified in the rule book will be used in the wrestlebacks.

C. Team Scoring:

| | |
|---|---|
| First place | 16 points |
| Second place | 12 points |
| Third place | 9 points |
| Fourth place | 7 " |
| Fifth place | 5 " |
| Sixth place | 3 " |
| Fall | 2 " |
| Default | 2 " |
| Forfeit | 2 " |
| Disqualification | 2 " |

Advancement:

| | |
|---|---|
| Championship bracket | 2 points |
| Consolation bracket | 1 point |
| Superior decision | 1 point |
| Major decision | ½ point |
| Bye | Advancement points awarded if wrestler wins next match |

OFFICIALS: Kester Akers - Lusk, Wyo., Weigh-ins
Jim Ayres - Ogallala - Seeding
Dean Talbot - Ainsworth,- Seeding

Awards:

The championship and runner-up plaques will be awarded at the conclusion of the meet. Medals for the top six individual place winners and brackets will be awarded after the finals in each weight division.

Locker Accommodations:

Northeast Locker Room
Ainsworth
Alliance
Chadron
Chadron Job Corps
Cozad
Gering
Gordon
Gothenburg

Northwest Locker Room
Imperial
Kimball
McCook
Mitchell
Ogallala
Sidney
Valentine

Please bring your own towels. We will not furnish towels. We will not be responsible for your valuables.

Tickets:

18 tikcets have been included in your team packets. Each wrestler must have a pass; No one will be admitted without a pass.

Admission:

| | Adults: | Students: |
|---|---|---|
| Each Session: | $2.00 | $1.50 |
| Tournament Pass: | 5.00 | 3.50 |

Meals:

We will serve two training meals during the tournament. (Roast beef, baked potatoe, peaches, toast and honey, and milk.)

Friday, Febr. 10: One meal, serving from 1:00 to 2:00

Saturday, Febr. 11: One meal, serving from 12:00 to 1:00

Please complete the attached form for meal reservations. We would like to have an accurate count. Cost of each meal will be $3.00

Motels:

Candlelight Inn, 822 East 20th, Scottsbluff-635-3751
Capri Motel, 2424 Avenue I, Scottsbluff-635-2057
*Cavalier Motel, Terrytown-635-3176
Circle S Lodge, Highway 92 East Gering-436-2157
Lamplighter Motel 606 East 27th Scottsbluff-632-7108
Park Motel 209 West 27th Scottsbluff-632-6176
Sands Motel 814 West 27th Scottsbluff-632-6191
Scottsbluff Inn 1901 21st Avenue Scottsbluff-635-3111

* Best accommodation that is close.

Restaurants:

Arby's - 601 W 27th - Scottsbluff - 632-3300
*Big John's Barbeque Pit - 1001 West 27th - Scottsbluff - 632-7222
Big T Family Restaurant - 1140 10th - Gering - 436-4545
Buster's Choice - 405 W 27th - Scottsbluff - 635-0777
Chuck Wagon Restaurant - 522 East Overland - Scottsbluff - 635-1910
Country Kitchen - 3605 N 10th - Gering - 635-3800
Dairy Queen - 714 West 27th - Scottsbluff - 632-3663
*Dos Banditos - Terry Blvd. - Gering - 635-1515
*Gas Light Restaurant & Lounge - Terrytown - 632-7315
Godfather's Pizza - 2207 Broadway - Scottsbluff - 632-3644
Grampy's Pancake House - 1802 E 20th - Scottsbluff - 632-6906
Ken's Pizza - 3650 N 10th - Gering - 632-3212
Kentucky Fried Chicken - 502 S Broadway - Scottsbluff - 632-3221
*Oriental House - 1502 E 20th - Scottsbluff - 632-3922
Pizza Hut - 726 W 27th - Scottsbluff - 632-3022
*Platte River Junction - 3810 10th - Gering - 632-5030
Scotty's Drive In - 618 E 27th - Scottsbluff - 635-3314
Sirloin Stockade - 305 W. 27th - Scottsbluff - 632-5353
Valentino's - Hwy 71 and Country Club Rd. - Gering - 635-2726
Wendy's - 3580 N 10th - Gering - 632-4200

*Family dining.

---

Coach,

Would you please complete the following meal reservation form and return to me by Wednesday, February 1, 1984

| | Number |
|---|---|
| FRIDAY training meals | _____ |
| SATURDAY training meals | _____ |

School_____

Coach_____

Return to:

Terry Miller
Activities Director
Gering Public Schools
Gering, Nebraska 69341

P.S. If meal reservations are not made you will not be allowed to eat in the cafeteria.

# WRESTLING

CCHS _____ Vs District _____ DATE 2-10-11

| NAME | TD | TDL | RW | RL | EW | EL | NW | NFL | DJ | DL | P | PL | DRAW | MATCH POINTS | TEAM POINTS | Record |
|---|---|---|---|---|---|---|---|---|---|---|---|---|---|---|---|---|
| DAVE Lovenburg | - | 1 | - | - | - | - | - | - | - | - | - | 1 | - | - | 0 | 0-1 |
| DAVE German | - | 1 | - | 1 | - | - | - | 3 | - | 1 | - | - | - | - | 0 | 0-1 |
| BRAD Shay | 1 | 2 | 1 | 1 | - | - | - | 4 | - | - | 1 | 2 | - | - | 4 | 1-2 |
| LONNIE Hogsett | - | 2 | - | - | - | - | - | - | - | - | - | 2 | - | - | 0 | 0-2 |
| Blaine Peterson | - | 2 | - | - | - | - | - | 1 | - | - | - | 2 | - | - | 0 | 0-2 |
| Shawn Valentine | 3 | 8 | 10 | 5 | 5 | 5 | 2 | 6 | 3 | 3 | - | - | - | - | 7½ | 3-3 |
| Shannon Hamilton | - | 2 | - | 1 | - | - | - | 4 | - | - | - | 2 | - | - | 0 | 0-2 |
| BRAD BRAUER | - | 1 | - | - | - | - | - | - | - | - | - | 1 | - | - | 0 | 0-1 |
| MIKE Van Vleet | - | 1 | - | 1 | - | - | - | 3 | - | - | - | 1 | - | - | 0 | 0-1 |
| RON FRIEMEL | 3 | 4 | 4 | 1 | 1 | 4 | - | 2 | 1 | 2 | 1 | - | - | - | 14 | 2-2 |
| GLEN DAVIS | 4 | 2 | 2 | - | 1 | 4 | 1 | 1 | 2 | 1 | 1 | 1 | - | - | 11 | 3-2 |
| | | | | | | | | | | | | | | | | |
| | | | | | | | | | | | | | | | | |
| | | | | | | | | | | | | | | | | |
| | | | | | | | | | | | | | | | | |
| TOTALS | 11 | 26 | 17 | 10 | 7 | 12 | 3 | 24 | 6 | 7 | 3 | 12 | - | - | 36½ | 9-19 |

Comments:

# WRESTLING

CCHS _____ VS Season Totals District DATE _____

| NAME | TD | TDL | RW | RL | EW | EL | NFW | NFL | DW | DL | P | PL | DRAW | Team Points | Ind. Points | Record |
|---|---|---|---|---|---|---|---|---|---|---|---|---|---|---|---|---|
| Dave German | 8 | 14 | 3 | 13 | 2 | 1 | 6 | 36 | 2 | 11 | 6 | 1 | - | - | 69 | 9-12 |
| Dave Lovenberg | 14 | 20 | 18 | 14 | 7 | 11 | 4 | 3 | 7 | 5 | 1 | 9 | 1 | - | 54 | 8-14-1 |
| Mike Jahn | 1 | 2 | - | 2 | - | - | - | - | - | 1 | - | 2 | - | - | 6 | 1-3 |
| Brad Shay | 5 | 27 | 19 | 14 | 2 | 6 | 14 | 31 | 8 | 9 | 3 | 6 | - | - | 60½ | 13-15 |
| Lonnie Hogsett | 7 | 25 | 1 | 7 | 5 | 4 | 2 | 11 | 1 | 1 | 1 | 21 | - | - | 16 | 2-22 |
| Blaine Peterson | - | 17 | 3 | 2 | 3 | - | 1 | 9 | - | 1 | - | 13 | - | - | 4 | 0-14 |
| Shawn Valentine | 24 | 20 | 28 | 25 | 15 | 18 | 20 | 18 | 10 | 11 | 7 | 2 | - | - | 86 | 19-13 |
| Mike Francis | - | 8 | - | - | 5 | - | - | 5 | - | - | - | 4 | - | - | 6 | 1-4 |
| Shannon Hamilton | 1 | 15 | 3 | 8 | 1 | - | - | 21 | - | - | 2 | 12 | - | - | 20 | 4-13 |
| Mike Orr | - | 5 | - | 1 | - | - | - | 5 | - | - | - | 5 | - | - | 15 | 2-5 |
| Brad Braver | 2 | 6 | - | 2 | - | - | 1 | - | - | - | - | 8 | - | - | 0 | 0-8 |
| Mike Van Vleet | 2 | 18 | 6 | 11 | - | 1 | 0 | 14 | - | 2 | - | 17 | - | - | 0 | 0-19 |
| Ron Friemel | 19 | 12 | 20 | 9 | 3 | 6 | 20 | 6 | 6 | 6 | 14 | 1 | - | - | 149 | 21-7 |
| Glen Davis | 27 | 26 | 10 | 7 | 17 | 22 | 5 | 3 | 6 | 6 | 11 | 4 | - | - | 134½ | 21-10 |
| | | | | | | | | | | | | | | | | |
| TOTALS | 110 | 216 | 121 | 112 | 60 | 67 | 75 | 162 | 39 | 54 | 44 | 106 | 1 | - | 638 | 99-159-1 |

Comments:

(99-159-1)

# MITCHELL VOLUNTEER FIRE DEPT.

# OLD TIMER

# WRESTLING TOURNAMENT AND CALCUTTA

**Advance Entry Only !!**

Date: March 24th

Place: Mitchell High School Gym

Rules: Must be out of High School and not have been a member of a college wrestling team during the 1983-84 season or a college redshirt. Collegiate Style Rules will be used.

Weights: 130, 140, 147, 154, 161, 170, 180, 190, 200, HWT. Wresters may not change weight classes after 12:00 noon - March 23rd

Awards: Individual Medals - Top 3 places, Team awards (cash) 3-man teams, and Special Awards.

Weighins: Friday evening 6:30 - 7:30 at Mitchell High School
Saturday morning 8:30 - 9:30 Start wrestling at 10:00, will go straight thru except a lunch break.

Calcutta: 8:00 P. M., March 23, at Fire Hall - 12st + Center Ave., Mitchell

Entry Fee: $5 Individual
$30 Team
Make checks payable to Mitchell Volunteer Fire Dept.

Entry Deadline: Postmarked by March 21st

Mail Entries to: David McNair
P.O. Box 62
Mitchell, NE
69357

For more information call
David McNair 308-623-1663
After 6:00 p.m. MST.

# Letter Points.

18 - To Letter.

1 - Varsity Match  1 - Win  1 - Pin  1 - Effort

Do Not Make Weight Lose All Points earned to date.

| | Cambridge | Holyoke Invit | Oshkosh Brd | Wisc Invit | Osseola | Osseola Invit | Spirit Quad | Imprint Invit | Hi Score | Mac Duals | Ron Valley | Regional Invit | Districts | State |
|---|---|---|---|---|---|---|---|---|---|---|---|---|---|---|
| Dave German | 2 / 2 | 10 / 12 | 6 / 18 | 4 / 22 | 2 / 24 | 6 / 30 | 8 / 38 | 2 / 40 | 0 / 40 | 2 / 42 | 3 / 45 | 6 / 51 | 2 / 53 | |
| Dave Lovenburg | 2 / 2 | 5 / 7 | 4 / 11 | 3 / 14 | 1 / 15 | 4 / 19 | 4 / 23 | 3 / 26 | 5 / 31 | 3 / 34 | 3 / 37 | 6 / 43 | 2 / 45 | |
| Mike Jeter | 2 / 2 | 3 / 5 | 2 / 7 | 0 / 7 | 0 / 7 | 0 / 7 | 0 / 7 | 0 / 7 | 0 / 7 | 0 / 7 | | | | |
| Brad Shay | 2 / 2 | (8*) / 8 | 0 / 8 | 7 / 15 | 1 / 16 | 6 / 22 | 5 / 27 | 9 / 36 | 3 / 39 | 3 / 42 | 1 / 43 | 8 / 51 | 8 / 59 | |
| Mike Francis | 2 / 2 | 0 / 2 | (2*) / 2 | 3 / 5 | 3 / 8 | 0 / 8 | 0 / 8 | 0 / 8 | 0 / 8 | 0 / 8 | | | | |
| Shawn Valentine | 3 / 3 | 13 / 16 | (6*) / 6 | 4 / 10 | 3 / 13 | 8 / 21 | 4 / 25 | 7 / 32 | 6 / 38 | 2 / 40 | 2 / 42 | 8 / 50 | 15 / 65 | |
| Mike Orr | 2 / 2 | 4 / 6 | 4 / 10 | 2 / 12 | 0 / 12 | 0 / 12 | 0 / 12 | 0 / 12 | 0 / 12 | 0 / 12 | | | | |
| Mike VanVleet | 2 / 2 | 4 / 6 | 4 / 10 | 4 / 14 | 2 / 16 | 0 / 16 | 2 / 18 | 4 / 22 | 3 / 25 | 2 / 27 | 2 / 29 | 2 / 31 | 2 / 33 | |
| Ron Friemel | 0 / 0 | 12 / 12 | 6 / 18 | 8 / 26 | 2 / 28 | 4 / 32 | 7 / 44 | 5 / 49 | 12 / 61 | 3 / 64 | 4 / 68 | 11 / 79 | 11 / 90 | 4 / 94 |
| Glen Davis | 3 / 3 | 6 / 9 | 4 / 13 | 13 / 26 | 2 / 28 | 9 / 37 | 6 / 43 | 6 / 49 | 3 / 52 | 4 / 56 | 4 / 60 | 11 / 71 | 11 / 82 | |
| Lonnie Hassett | 0 / 0 | 7 / 7 | 4 / 11 | 3 / 14 | 2 / 16 | 3 / 19 | 2 / 21 | 3 / 24 | 3 / 27 | 2 / 29 | 2 / 31 | 8 / 39 | 4 / 43 | |
| Blaine Peterson | 0 / 0 | 4 / 4 | 0 / 4 | 0 / 4 | 0 / 4 | 4 / 8 | 4 / 12 | 4 / 16 | 0 / 16 | 2 / 18 | 2 / 20 | 4 / 24 | 4 / 28 | |
| Shannon Hamilton | 0 / 0 | 0 / 0 | 6 / 6 | 4 / 10 | 2 / 12 | 4 / 16 | 0 / 16 | 0 / 16 | 5 / 21 | 2 / 23 | 2 / 25 | 8 / 33 | 4 / 37 | |
| Brad Brauer | | | | | | | | | 6 / 6 | 2 / 8 | 2 / 10 | 4 / 14 | 2 / 16 | |

* Did Not Make Weight (Certified)



# WRESTLING

CCHS State - VS Season Totals

Date 2-21-1984

| NAME | TD | TDL | RW | RL | EW | EL | NFW | NFL | DW | DL | P | PL | Draw | Injury Forfeits | Total Points | Record |
|---|---|---|---|---|---|---|---|---|---|---|---|---|---|---|---|---|
| Dave German | 8 | 14 | 3 | 13 | 2 | 1 | 6 | (36) | 2 | (11) | 6 | 1 | - | - | 69 | 9-12 |
| Dave Lovenburg | 14 | 20 | 18 | 14 | 7 | 11 | 4 | 3 | 7 | 5 | 1 | 9 | (1) | - | 54 | 8-14-1 |
| Mike Jahn | 1 | 2 | - | 2 | - | - | - | - | - | 1 | - | 2 | - | - | 6 | 1-3 |
| Brad Shay | 5 | (27) | 19 | 14 | 2 | 6 | 14 | 31 | 8 | 9 | 3 | 6 | - | - | 60½ | 13-6 |
| Lonnie Hogsett | 7 | 25 | 1 | 7 | 5 | 4 | 3 | 11 | 1 | 1 | 1 | (21) | - | - | 16 | 2-22 |
| Blaine Peterson | - | 17 | 3 | 2 | 3 | - | 1 | 9 | - | 1 | - | 13 | - | - | 4 | 0-14 |
| Shawn Valentine | 24 | 20 | (38) | (25) | 15 | 18 | (20) | 18 | (10) | (11) | 7 | 2 | - | - | 86 | 19-13 |
| Mike Francis | - | 8 | - | - | 5 | - | - | 5 | - | - | - | 4 | - | - | 6 | 1-4 |
| Shannon Hamilton | 1 | 15 | 3 | 8 | 1 | - | - | 21 | - | - | 2 | 13 | - | - | 20 | 4-13 |
| Mike Orr | - | 5 | - | 1 | - | - | - | 5 | - | - | - | 5 | - | - | 15 | 2-3 |
| Brad Brauer | 2 | 6 | - | 2 | - | - | 1 | - | - | - | - | 8 | - | - | 0 | 0-8 |
| Mike VanVleet | 2 | 18 | 6 | 11 | - | 1 | - | 14 | - | 2 | - | 17 | - | - | 0 | 0-19 |
| Ron Friemel | 19 | 16 | 24 | 12 | 4 | 7 | (20) | 9 | 6 | 8 | (14) | 1 | - | - | (149) | 21-9 |
| Glen Davis | (27) | 26 | 10 | 7 | (17) | (22) | 5 | 3 | 6 | 6 | 11 | 4 | - | - | 134½ | 21-10 |
| | | | | | | | | | | | | | | | | |
| TOTALS | 110 | 219 | 125 | 118 | 61 | 68 | 75 | 165 | 39 | 56 | 44 | 106 | 1 | - | 638 | 99-161-1 |

Comments:

(99-161-1)




VERNON T. SCHICK, OWNER

HIGHWAY 26, CITY ROUTE
WEST 27th STREET AND AVENUE B
SCOTTSBLUFF, NEBRASKA 69361
TELEPHONE (308) 632-6176

Mr. Price,

The wrestlers from your school that we had here last weekend were certainly a nice bunch of kids. Thier demeanor was polite, mature and respectful of the management and the other guests. I wish I could say that about all the groups of kids (teams, cheerleaders etc.) that stay with us.

These young men and thier coaches deserve a pat on the back, for the things they have done off the mats as well as on them.

We wish the best of luck to the CCHS wrestling squad for the rest of the year. We sure hope they come home with some state tournament medals.

Your young ambassidors speak well for your school system and for your community. We hope to have occasion to serve you again soon. Thank you very much.

Kent D. Dixson
Manager





# Letter Points

18 - To Letter

1 - Varsity Match  1 - Win  1 - Pin  1 - Effort

Do not make weight - Lose All Points earned To date.

| | Oshkosh Bridgeport | Cambridge | Holyoke Inv. | Wray Inv. | Hershey | Ogalalla Inv. | Hershey, Oshkosh, St Pat's. | Imperial Inv. | Holyoke | McCook | Rep Valley | Rep Valley Inv. | District |
|---|---|---|---|---|---|---|---|---|---|---|---|---|---|
| Wayne Babler | 4/4 | 2/6 | 6/12 | 4/16 | 2/18 | 2/20 | 1/21 | 4/25 | 1/26 | 1/27 | 1/28 | 4/32 | 4/36 |
| Pat Berau | 6/6 | 2/8 | 4/12 | 4/16 | 3/19 | 3/22 | 4/26 | 7/33 | 1/34 | 1/35 | 1/36 | 9/45 | 2/47 |
| Dave Levenberg | 5/5 | 3/8 | 9/17 | 2/19 | 2/21 | 5/26 | 1/27 | 5/32 | 1/33 | 1/34 | 2/36 | 13/49 | 2/56 |
| Tom Conyers | 3/3 | 2/5 | 10/15 | 0/15 | 2/17 | -/17 | -/17 | Quit | | | | | 0/0 |
| Kevin McCandless | -/- | -/- | 4/4 | 0/4 | -/4 | -/4 | -/4 | 3/7 | -/7 | -/7 | 2/9 | 7/16 | -/16 |
| Dave Coerman | 3/3 | 2/5 | 13/18 | 2/20 | 2/22 | 2/24 | 5/29 | 8/37 | 1/38 | 1/38 | 2/40 | 10/50 | 4/54 |
| Shannon Hamilton | 5/5 | 2/7 | 0/7 | 4/11 | 1/12 | 3/15 | 2/17 | 2/19 | 1/20 | 1/21 | 0/21 | 2/23 | 2/25 |
| Blaine Sandy | -/- | -/- | -/- | -/- | -/- | 4/4 | -/4 | 3/7 | 2/9 | 1/10 | 0/10 | 0/10 | 4/14 |
| Blaine Peterson | -/- | -/- | 4/4 | 0*/0 | -/- | -/- | -/- | 11/11 | -/11 | 1/12 | -/12 | -/12 | 4/16 |
| Mike Francis | 4/4 | 2/6 | 10/16 | 4/20 | 2/22 | 2/24 | 3/27 | 7/34 | 4/38 | 0/38 | 2/40 | 6/46 | /46 |
| Troy Roller | -/- | -/- | -/- | 0/0 | -/- | -/- | -/- | -/- | -/- | -/- | -/- | Quit | -/- |
| Brad Shay | 5/5 | 2/7 | 12*/12 | 0*/0 | -/- | 2/2 | 5/7 | 6/13 | 1/14 | 1/15 | 3/18 | 6/24 | 2/26 |
| Brad Beaver | -/- | -/- | 4/4 | 3/7 | 1/8 | -/8 | -/8 | 7/15 | -/15 | 1/16 | -/16 | -/16 | -/16 |
| Wayne Spickelmier | 5/5 | 2/7 | 11/18 | 4/22 | 3/25 | 8/33 | 5/38 | 12/50 | 3/53 | -/53 | 2/55 | 6/61 | 8/69 |
| Mike VanVleet | 4/4 | 2/6 | 7/13 | 0/13 | -/13 | 2/15 | 3/18 | 8/24 | 1/25 | 1/26 | 2/28 | 4/32 | 2/34 |
| Jeff Bubak | 4/4 | 4/8 | 8/16 | 8/24 | 4/28 | 2/30 | 5/35 | 5/40 | 1/41 | 1/42 | 2/44 | 14/58 | 4/62 |
| Brian Shay | -/- | -/- | -/- | -/- | -/- | -/- | -/- | ← Injury Quit → | | | | | |

* Did Not MAKE Weight.

# WRESTLING

CCHS _____ VS WRAY INV.t Season Totals DATE 12-15-84

| NAME | TD | TDL | RW | RL | EW | EL | NFW | NFL | DW | DL | P | PL | | | | |
|---|---|---|---|---|---|---|---|---|---|---|---|---|---|---|---|---|
| Wayne Bahler | 2 | 7 | - | - | - | 4 | - | 5 | - | 1 | - | 4 | - | - | 4 | 3-5 |
| Pat Beran | 3 | 3 | 1 | 3 | - | - | - | 3 | - | - | 1 | 5 | - | - | 19 | 2-5 |
| Dave Lovenburg | 5 | 4 | 6 | 5 | 1 | 3 | 8 | 3 | 3 | 3 | 1 | 1 | - | - | 24 | 4-1 |
| Tom Criess | 4 | 4 | 3 | 6 | - | 5 | 3 | 2 | 2 | - | - | 5 | - | - | 6 | 2-5 |
| Dave Cerman | 5 | 8 | 8 | 8 | 4 | 3 | 6 | 14 | 1 | 4 | 2 | 2 | - | - | 13 | 3-6 |
| Shannon Hamilton | 1 | 5 | 2 | 2 | 2 | 1 | 1 | 4 | - | - | 1 | 4 | - | - | 6 | 1-4 |
| Blaine Peterson | 1 | 2 | 2 | 1 | - | - | 3 | - | 1 | - | - | 2 | - | - | 4 | 1-2 |
| Mike Francis | 5 | 9 | 4 | 4 | 6 | 8 | 2 | 6 | 2 | 3 | - | 2 | - | - | 20 | 3-5 |
| Brad Shay | 5 | 4 | 6 | 6 | - | 1 | 4 | 6 | 2 | 1 | 2 | 2 | - | - | 19 | 5-3 |
| Brad Braver | 2 | 4 | - | 2 | 1 | 1 | - | 2 | - | - | - | 4 | - | - | 0 | 0-4 |
| Wayne Spickelmeier | 5 | 6 | 1 | 4 | 5 | 1 | - | 6 | 1 | 1 | 1 | 5 | - | - | 14 | 3-6 |
| Mike Van Vleet | 2 | 4 | 2 | 3 | - | 1 | 2 | 8 | 1 | - | - | 5 | - | - | 10 | 1-5 |
| Jeff Bubak | 3 | 7 | - | - | 1 | - | 2 | 10 | - | - | 3 | 6 | - | - | 17 | 3-6 |
| Troy Roller | 1 | 1 | 1 | - | 1 | - | 1 | - | - | - | 1 | - | - | - | 6 | 1-0 |
| Blaine Spady | 1 | - | - | - | - | - | - | - | - | - | 1 | - | - | - | 6 | 1-0 |
| Kevin McDonald | 1 | 2 | 2 | 5 | 1 | - | 1 | 6 | - | 1 | - | 2 | - | - | - | 0-3 |
| Totals | 46 | 70 | 39 | 49 | 22 | 26 | 35 | 75 | 13 | 14 | 13 | 49 | - | - | 168 | 33-63 |

# WRESTLING

CCHS _____ Vs Wray Invit _____ Date 12-15-84

| NAME | TD | TDL | RW | RL | EW | EL | NFW | NFL | DW | DL | P | PL | Draw | Team Points | Total Points | Record |
|---|---|---|---|---|---|---|---|---|---|---|---|---|---|---|---|---|
| Wayne Bahler | 1 | 3 | - | - | - | 2 | - | 2 | - | 1 | - | 1 | - | - | 0 | 0-2 |
| PAT Beran | 2 | - | - | 2 | - | - | - | 1 | - | - | - | 2 | - | - | 0 | 0-2 |
| Dave Lovenburg | - | 1 | - | 1 | - | - | - | 1 | - | 1 | - | 1 | - | - | 0 | 0-2 |
| Dave German | - | 4 | 1 | 1 | 2 | - | - | 5 | - | 1 | - | 1 | - | - | 0 | 0-2 |
| Shannon Hamilton | - | 2 | - | 1 | - | - | 1 | 3 | - | - | - | 2 | - | - | 0 | 0-2 |
| Mike Francis | - | 5 | 2 | 1 | 3 | 2 | 2 | 3 | - | 1 | - | 1 | - | - | 0 | 0-2 |
| Brad Braver | - | 2 | - | - | - | - | - | 1 | - | - | - | 2 | - | - | 0 | 0-2 |
| Wayne Spickelmeier | 2 | 3 | - | 1 | 4 | 1 | - | 3 | - | 1 | - | 1 | - | - | 0 | 0-2 |
| Jeff Bubak | 1 | 3 | - | - | 1 | - | - | 6 | - | - | 1 | 2 | - | - | 3 | 1-2 |
| Totals | 6 | 23 | 3 | 7 | 10 | 3 | 3 | 25 | - | 5 | 1 | 13 | - | - | 3 | 1-18 |

# WRESTLING

CCHS 3 vs Rep Valley 57 DATE 1-31-85

| NAME | TD | TDL | RW | RL | FW | FL | NFW | NFL | DW | DL | P | PL | DNP | WPR | WPR | Record |
|---|---|---|---|---|---|---|---|---|---|---|---|---|---|---|---|---|
| Wayne Bahler | | 1 | | | | | | 1 | | | | 1 | | | | 0-1 |
| Pat Beran | | 1 | | | | | | | | | | 1 | | | | 0-1 |
| Dave Lovenburg | 1 | 1 | | 2 | 1 | | | 1 | | 1 | | | | | | 0-1 |
| Dave German | 1 | | | 2 | | | | 2 | | 1 | | | | | | 0-1 |
| Kevin McDonald | 1 | | 1 | | | 1 | | 1 | | 1 | | | | | | 0-1 |
| Mike Francis | 2 | 1 | | 2 | 2 | 1 | | | | | | 1 | | | | 0-1 |
| Brad Shay | 2 | | 1 | 1 | | 1 | 2 | 1 | 1 | | | | | | 3 | 1-0 |
| Wayne Spickelmier | | 1 | | 1 | 1 | | | 1 | | | | 1 | | | | 0-1 |
| Jeff Bubak | 1 | 1 | | | 1 | | | | | | | 1 | | | | 0-1 |
| Mike Van Vleet | | 1 | | | | | | | | | | 1 | | | | 0-1 |
| Brad Braver | 2 | 1 | 1 | | | 2 | 1 | | | | 1 | | | | | 1-0 |
| Totals | 10 | 8 | 3 | 8 | 5 | 5 | 3 | 7 | 1 | 3 | 1 | 6 | - | - | 3 | 2-9 |

# WRESTLING

CCHS _____ Vs SPVA Quad _____ Date 1-10-85

| Name | | | | | | | | | | | | | | | | |
|---|---|---|---|---|---|---|---|---|---|---|---|---|---|---|---|---|
| Wayne Bahler | – | 1 | – | – | – | – | – | – | – | – | – | 1 | – | – | 7 | 0-1 |
| Pat Beran | 1 | 3 | 1 | 1 | 2 | – | 2 | 1 | 1 | – | – | 1 | – | – | 7 | 1-1 |
| Dave Lorenburg | – | 1 | 1 | – | – | – | – | – | – | 1 | – | – | – | – | 10 | 0-1 |
| Tom Griess | Quit → | | | | | | | | | | | | | | | |
| Dave German | 1 | 1 | 2 | 2 | – | – | 3 | 5 | – | 1 | 1 | – | – | – | 14 | 1-1 |
| Shannon Hamilton | – | 2 | 1 | 2 | – | – | – | 3 | – | – | – | 2 | – | – | 4 | 0-2 |
| Blaine Peterson | 2 | 2 | – | – | 2 | 1 | – | 1 | – | – | – | 1 | 1 | – | – | 0-1-1 |
| Mike Francis | – | 1 | – | 1 | 2 | – | – | – | – | 1 | – | – | – | – | 9 | 1-1 |
| Brad Shay | 2 | 1 | 3 | 2 | 1 | 1 | 1 | 2 | 1 | 1 | – | – | – | – | 7 | 1-1 |
| Brad Braver | 2 | 1 | 1 | 1 | – | 1 | – | 1 | – | – | 1 | 1 | – | – | – | 1-1 |
| Wayne Spickelmeier | 3 | – | – | – | 1 | – | – | 1 | 1 | 1 | – | – | – | – | 7 | 1-1 |
| Mike Van Vleet | – | 2 | – | 1 | – | – | – | 1 | – | – | – | 2 | – | – | 4 | 0-2 |
| Jeff Bubak | 1 | 1 | 1 | – | – | – | 1 | 4 | 1 | – | – | 1 | – | – | 7 | 1-1 |
| Troy Roller | 3 | 4 | 3 | – | 3 | 4 | 1 | 2 | – | 1 | 1 | – | – | – | – | 1-1 |
| Blaine Spady | → | | | | | | | | | | | | | | | |
| Kevin McDonald | – | 1 | 1 | 2 | – | – | – | 2 | – | – | F | – | – | – | – | 0-1 |
| Totals | 16 | 21 | 14 | 12 | 11 | 7 | 8 | 23 | 4 | 6 | 3 | 10 | – | – | 70 | 8-16-1 |

St Pats 184 Imperial 76
Osh 135
Hershey 91

WRESTLING

CCHS SPVA Quad Season Totals Date 1-10-85

| NAME | TD | TDL | RW | BL | EW | EL | NFW | NFL | DW | DL | P | PL | Draw | Team Points | Total Points | Record |
|---|---|---|---|---|---|---|---|---|---|---|---|---|---|---|---|---|
| Wayne Bahler | 2 | 11 | - | - | - | 4 | - | 6 | - | 1 | - | 7 | - | - | 17 | 4-8 |
| PAT Beran | 7 | 8 | 2 | 5 | 3 | 2 | 3 | 7 | 2 | - | 2 | 8 | - | - | 29 | 4-8 |
| Dave Lovenburg | 5 | 7 | 10 | 7 | 1 | 3 | 8 | 3 | 4 | 5 | 1 | 2 | - | - | 42 | 6-7 |
| Tom Griess | 4 | 4 | 3 | 6 | - | 5 | 3 | 2 | 2 | - | - | 5 | - | - | 12 | 3-5 |
| Dave German | 7 | 13 | 10 | 13 | 4 | 4 | 11 | 26 | 2 | 6 | 3 | 3 | - | - | 30 | 5-9 |
| Shannon Hamilton | 1 | 11 | 4 | 4 | 2 | 2 | 1 | 9 | - | - | 1 | 9 | - | - | 13 | 2-9 |
| Blaine Peterson | 6 | 6 | 3 | 3 | 5 | 1 | 3 | 2 | 1 | 1 | 1 | 4 | 1 | - | 6 | 2-4-1 |
| Mike Francis | 5 | 14 | 5 | 8 | 12 | 9 | 5 | 18 | 2 | 5 | - | 4 | - | - | 29 | 4-9 |
| Brad Shay | 8 | 9 | 14 | 15 | 1 | 2 | 8 | 16 | 3 | 4 | 3 | 3 | - | - | 13 | 7-7 |
| Brad Braver | 4 | 6 | 1 | 3 | 1 | 1 | - | 3 | - | - | 1 | 6 | - | - | - | 1-6 |
| Wayne Spickelmeier | 10 | 11 | 4 | 5 | 6 | 5 | - | 13 | 3 | 2 | 2 | 7 | - | - | 27 | 6-9 |
| Mike Van Vleet | 2 | 9 | 4 | 5 | - | 2 | 2 | 10 | 1 | - | - | 9 | - | . | 14 | 1-9 |
| Jeff Bubak | 4 | 13 | 1 | 1 | 2 | - | 4 | 17 | 1 | - | 4 | 9 | - | - | 30 | 5-9 |
| Troy Roller | 4 | 7 | 4 | 1 | 5 | 4 | 2 | 4 | - | 1 | 2 | 1 | - | - | 6 | 2-2 |
| Blaine Spady | 1 | 3 | 1 | 2 | - | - | - | 5 | - | - | 1 | 3 | - | - | 6 | 1-3 |
| Kevin McDonald | 1 | 4 | 3 | 8 | 1 | - | - | 12 | - | 1 | - | 3 | - | - | 0 | 0-5 |
| Totals | 71 | 136 | 69 | 86 | 43 | 43 | 51 | 153 | 21 | 26 | 20 | 84 | 1 | - | 297 | 53-109-1 |

297
82
379

53
15
68 -

109
13
10
132 -1

IMPERIAL INVITATIONAL A DIVISION

CHAMPIONS BRACKET 98 LBS. CLASS

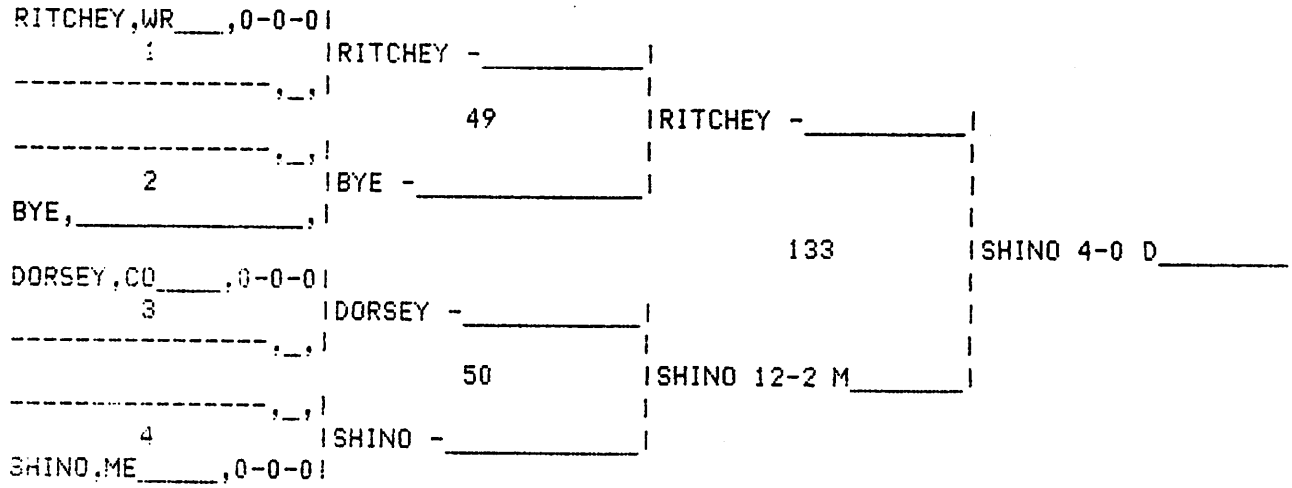


CONSOLATION BRACKET 98 LBS. CLASS

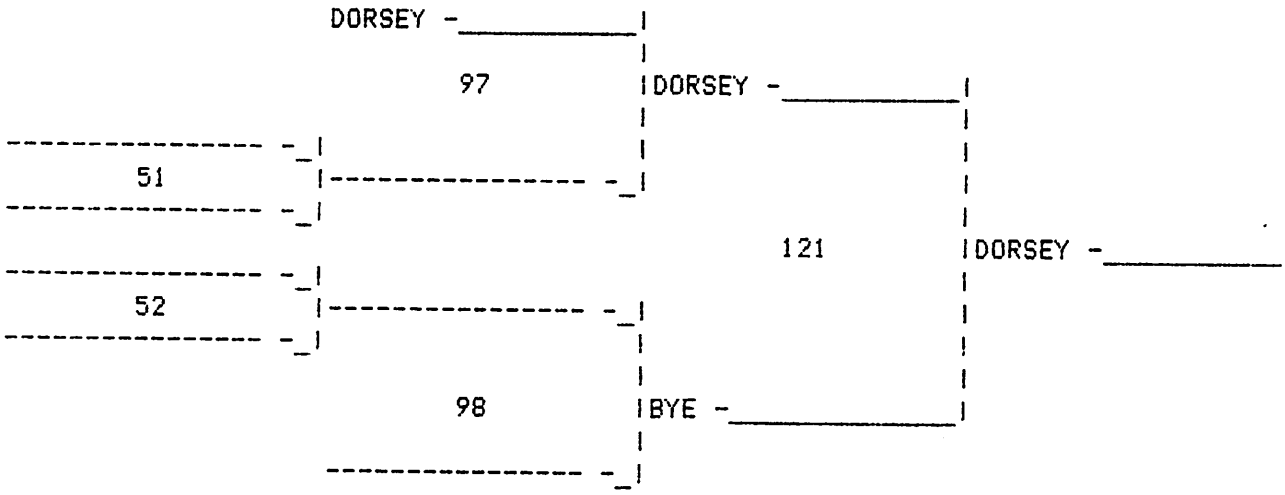


98 LBS. CLASS RESULTS.

RITCHEY - WR 0-1-0: 10 PTS.
SHINO - ME 2-0-0: 16.5 PTS.
DORSEY - CO 0-1-0: 7 PTS.

1 SHINO - ME - 4-0 D
2 RITCHEY - WR - -
3 DORSEY - CO - -

IMPERIAL INVITATIONAL A DIVISION

CHAMPIONS BRACKET 105 LBS. CLASS

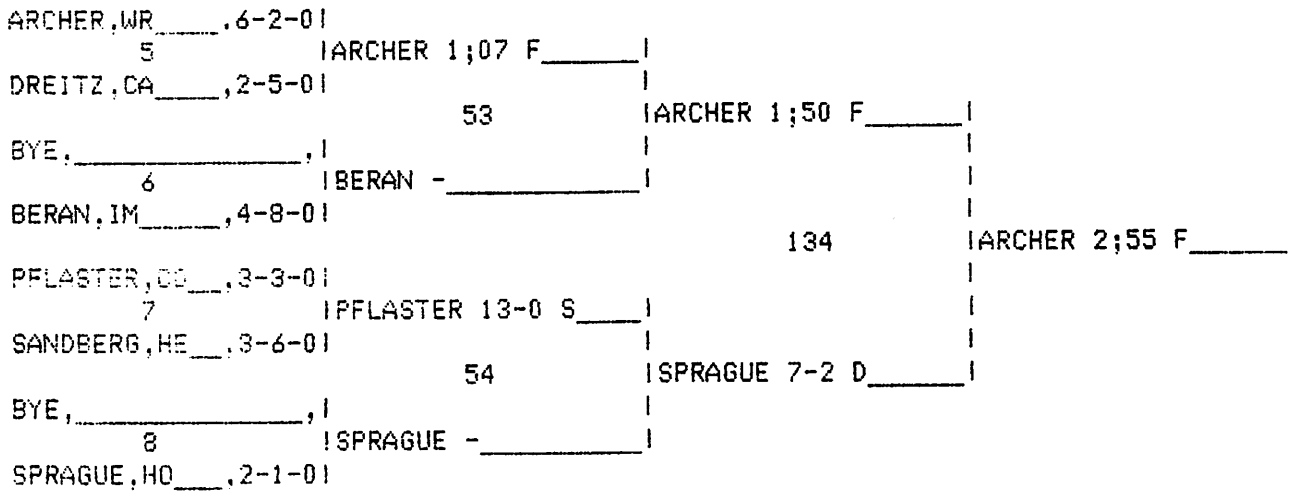


CONSOLATION BRACKET 105 LBS. CLASS

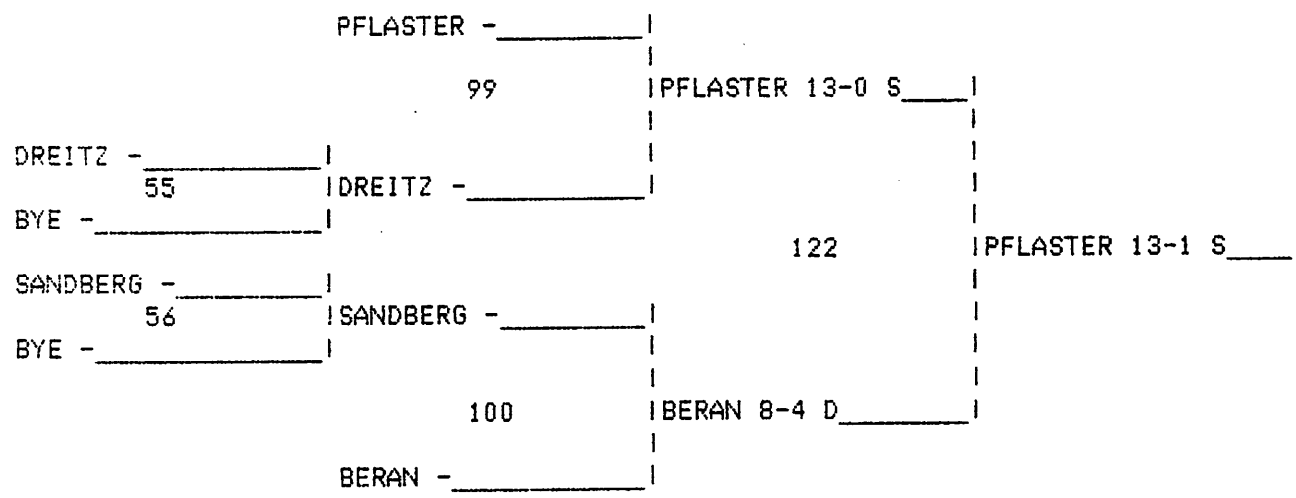


105 LBS. CLASS RESULTS.

ARCHER - WR 9-2-0: 24 PTS.
SPRAGUE - HO 3-2-0: 14 PTS.
PFLASTER - CO 6-4-0: 13 PTS.
BERAN - IM 5-10-0: 5 PTS.
SANDBERG - HE 3-8-0: 0 PTS.
DREITZ - CA 2-7-0: 0 PTS.

1 ARCHER - WR - 2;55 F
2 SPRAGUE - HO - -
3 PFLASTER - CO - 13-1 S
4 BERAN - IM - -

# IMPERIAL INVITATIONAL A DIVISION

## CHAMPIONS BRACKET 112 LBS. CLASS

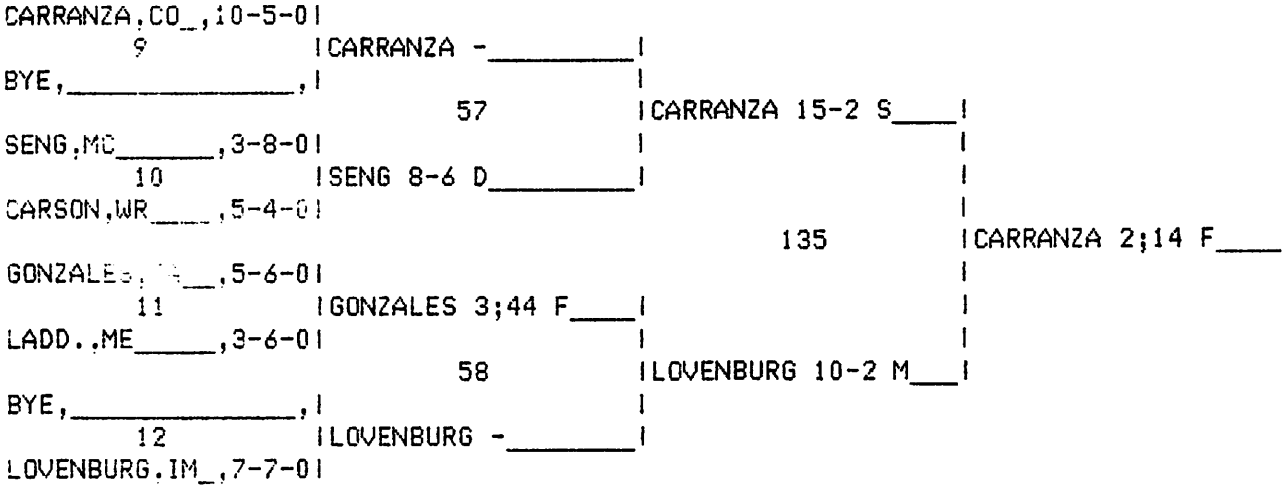


## CONSOLATION BRACKET 112 LBS. CLASS

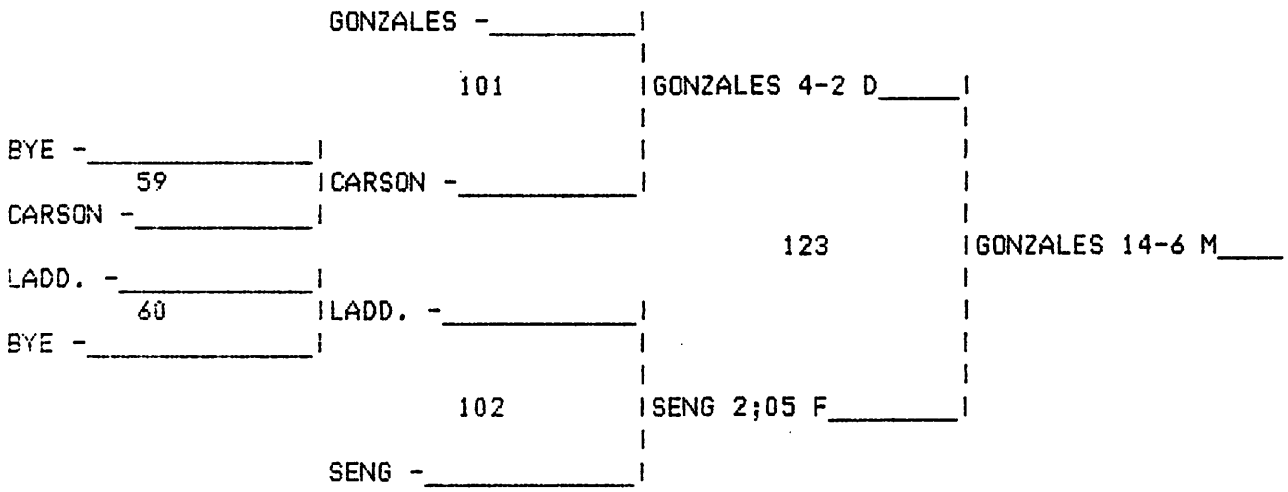


112 LBS. CLASS RESULTS.

CARRANZA - CO 12-5-0: 21 PTS.
LOVENBURG - IM 8-8-0: 14.5 PTS.
GONZALES - CA 8-7-0: 12.5 PTS.
CARSON - WR 5-6-0: 0 PTS.
SENG - MC 5-10-0: 9 PTS.
LADD. - ME 3-8-0: 0 PTS.

1 CARRANZA - CO - 2;14 F
2 LOVENBURG - IM - -
3 GONZALES - CA - 14-6 M
4 SENG - MC - -

IMPERIAL INVITATIONAL A DIVISION

CHAMPIONS BRACKET 119 LBS. CLASS

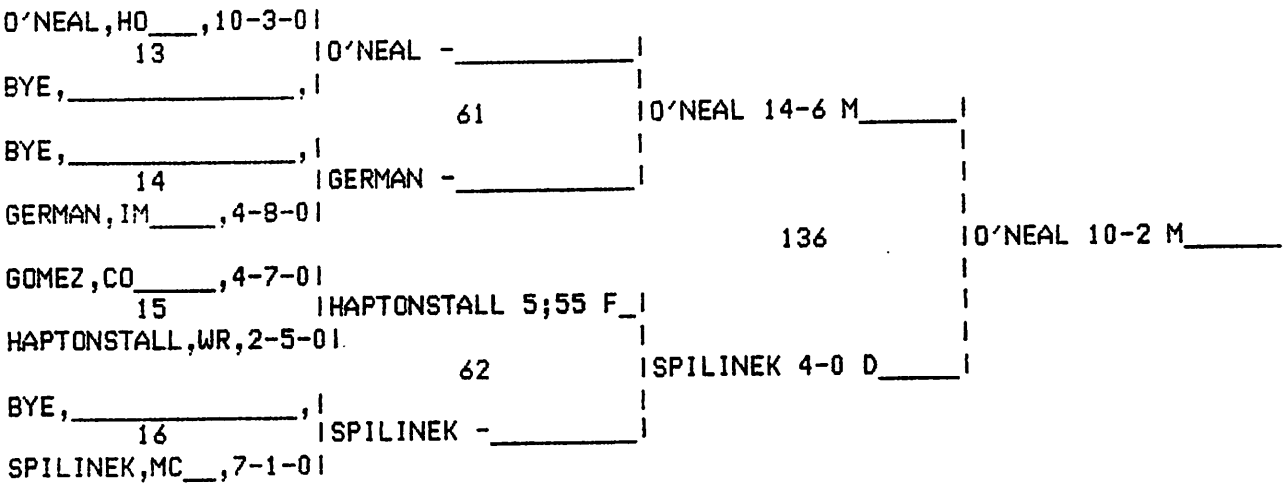


CONSOLATION BRACKET 119 LBS. CLASS

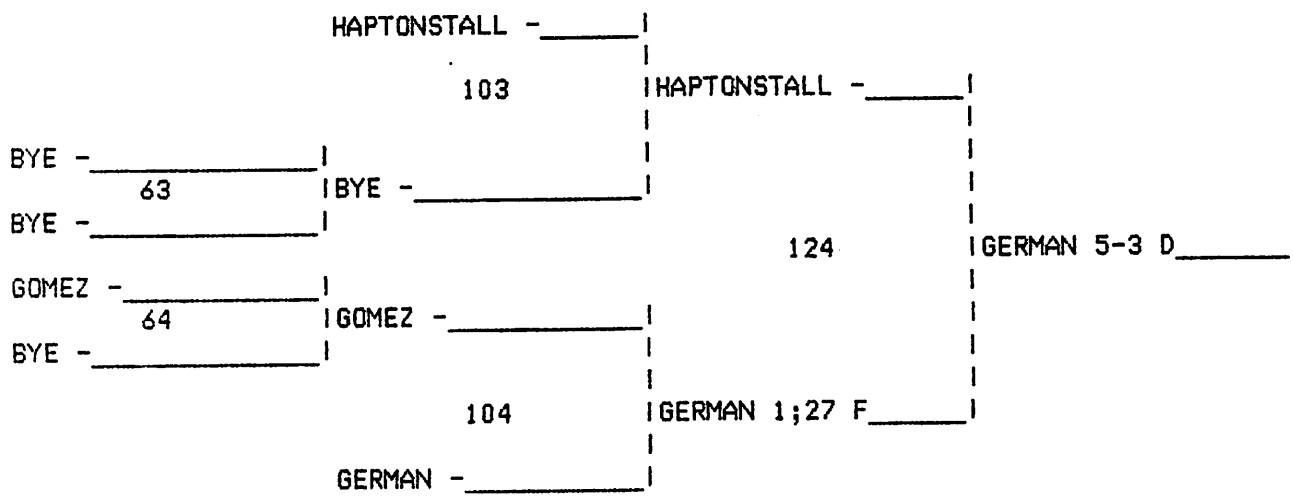


119 LBS. CLASS RESULTS.

O'NEAL - HO 12-3-0: 19 PTS.
SPILINEK - MC 8-2-0: 14 PTS.
GOMEZ - CO 4-9-0: 0 PTS.
GERMAN - IM 6-9-0: 10 PTS.
HAPTONSTALL - WR 3-7-0: 8 PTS.

1 O'NEAL - HO - 10-2 M
2 SPILINEK - MC - -
3 GERMAN - IM - 5-3 D
4 HAPTONSTALL - WR - -

# IMPERIAL INVITATIONAL A DIVISION

## CHAMPIONS BRACKET 126 LBS. CLASS

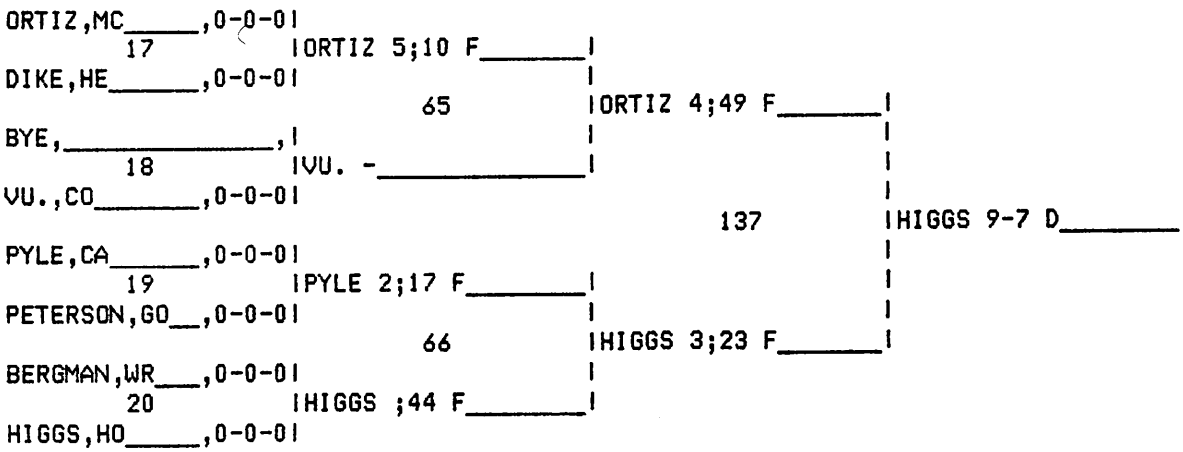


## CONSOLATION BRACKET 126 LBS. CLASS

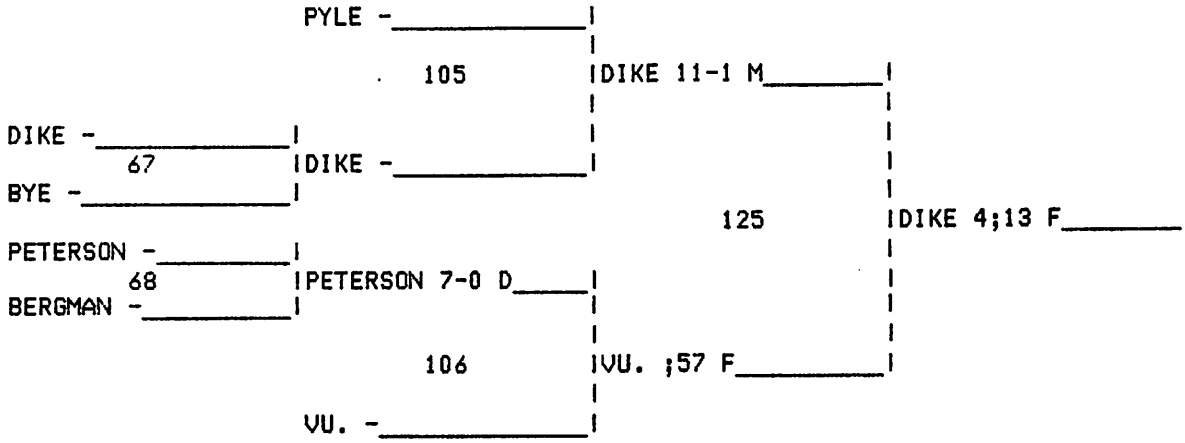


126 LBS. CLASS RESULTS.

ORTIZ - MC 2-1-0: 18 PTS.
HIGGS - HO 3-0-0: 22 PTS.
PYLE - CA 1-2-0: 4 PTS.
VU. - CO 1-2-0: 7 PTS.
PETERSON - GO 1-2-0: 1 PTS.
BERGMAN - WR 0-2-0: 0 PTS.
DIKE - HE 2-1-0: 11.5 PTS.

1 HIGGS - HO - 9-7 D
2 ORTIZ - MC - -
3 DIKE - HE - 4;13 F
4 VU. - CO - -

# IMPERIAL INVITATIONAL A DIVISION

## CHAMPIONS BRACKET 132 LBS. CLASS

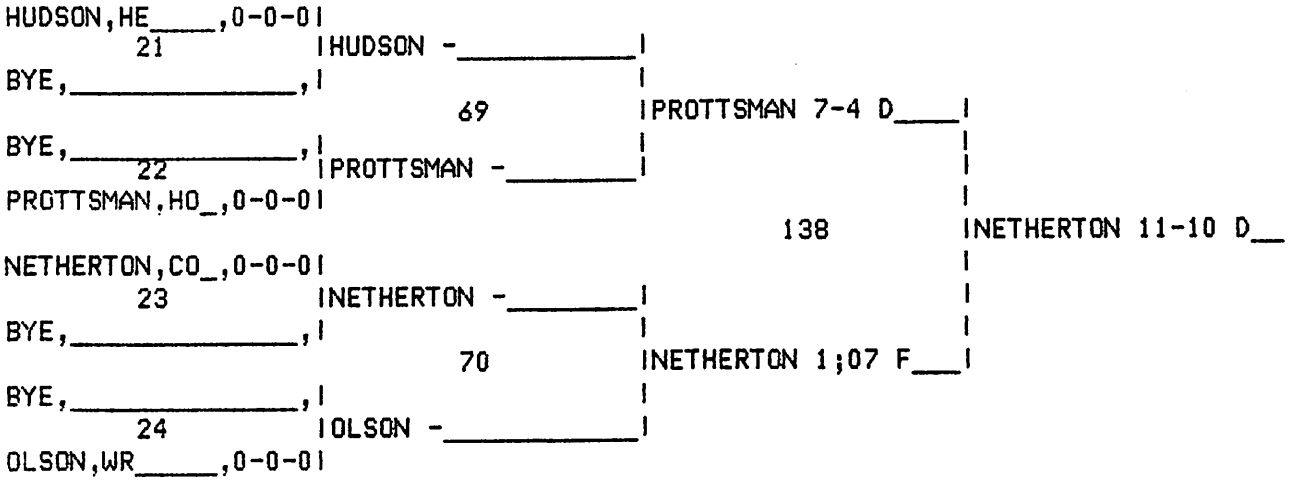


## CONSOLATION BRACKET 132 LBS. CLASS

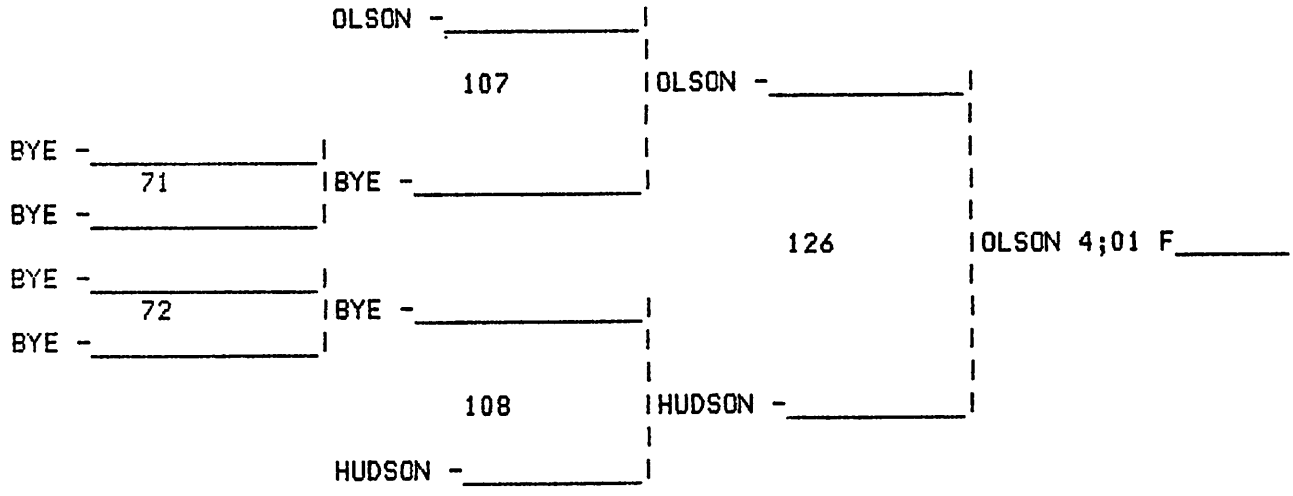


132 LBS. CLASS RESULTS.

HUDSON - HE 0-2-0: 0 PTS.
OLSON - WR 1-1-0: 6 PTS.
NETHERTON - CO 2-0-0: 20 PTS.
PROTTSMAN - HO 1-1-0: 14 PTS.

1 NETHERTON - CO - 11-10 D
2 PROTTSMAN - HO - -
3 OLSON - WR - 4;01 F
4 HUDSON - HE - -

# IMPERIAL INVITATIONAL A DIVISION

## CHAMPIONS BRACKET 138 LBS. CLASS

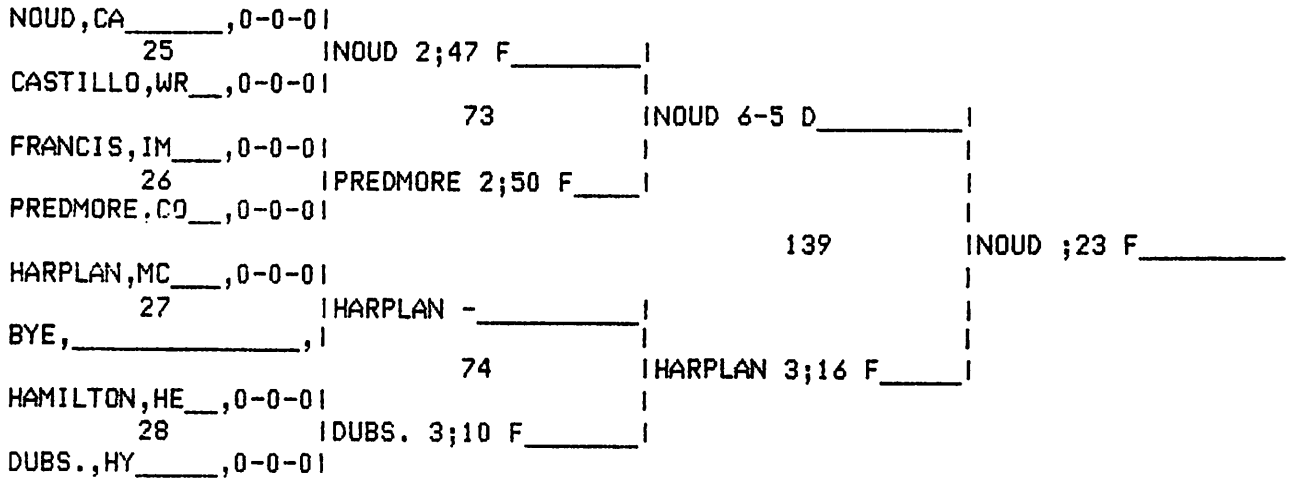


## CONSOLATION BRACKET 138 LBS. CLASS

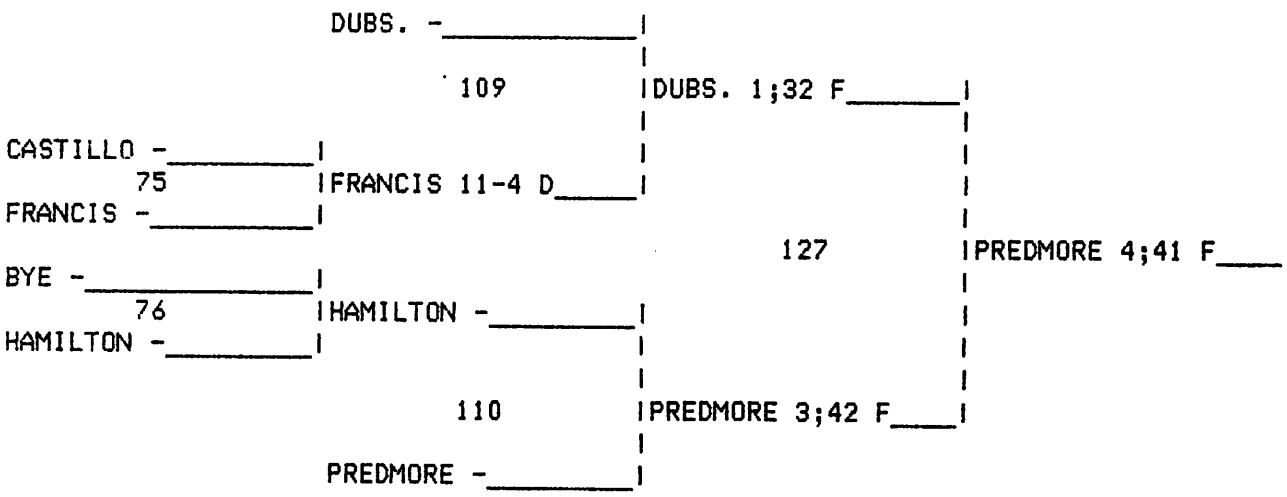


138 LBS. CLASS RESULTS.

NOUD - CA 3-0-0: 22 PTS.
DUBS. - HY 2-2-0: 11 PTS.
HARPLAN - MC 1-1-0: 16 PTS.
PREDMORE - CO 3-1-0: 16 PTS.
FRANCIS - IM 1-2-0: 1 PTS.
HAMILTON - HE 0-2-0: 0 PTS.
CASTILLO - WR 0-2-0: 0 PTS.

1 NOUD - CA - ;23 F
2 HARPLAN - MC - -
3 PREDMORE - CO - 4;41 F
4 DUBS. - HY - -

# IMPERIAL INVITATIONAL A DIVISION

## CHAMPIONS BRACKET 145 LBS. CLASS

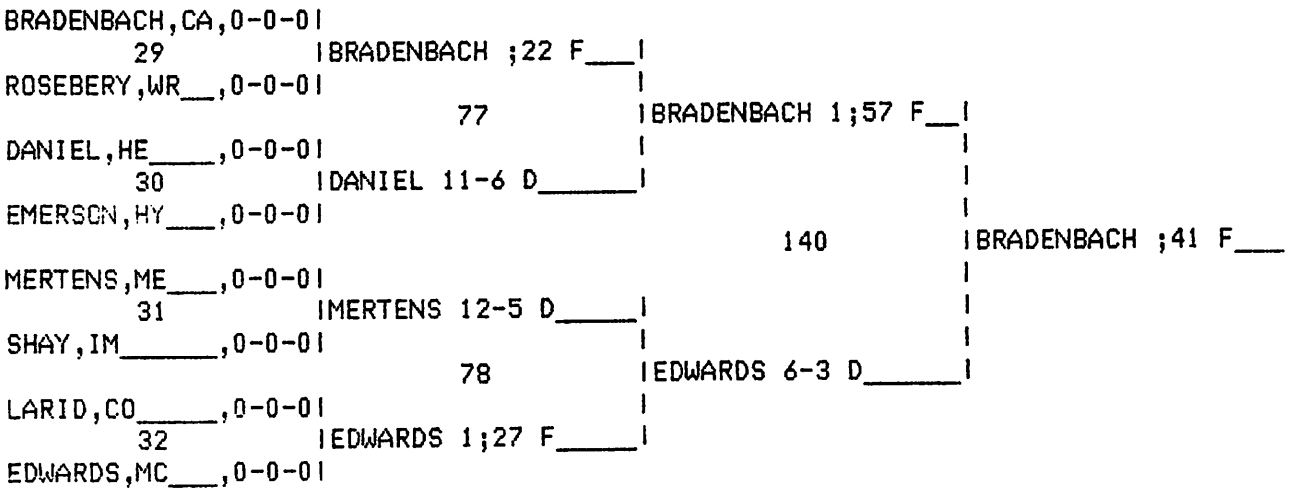


## CONSOLATION BRACKET 145 LBS. CLASS

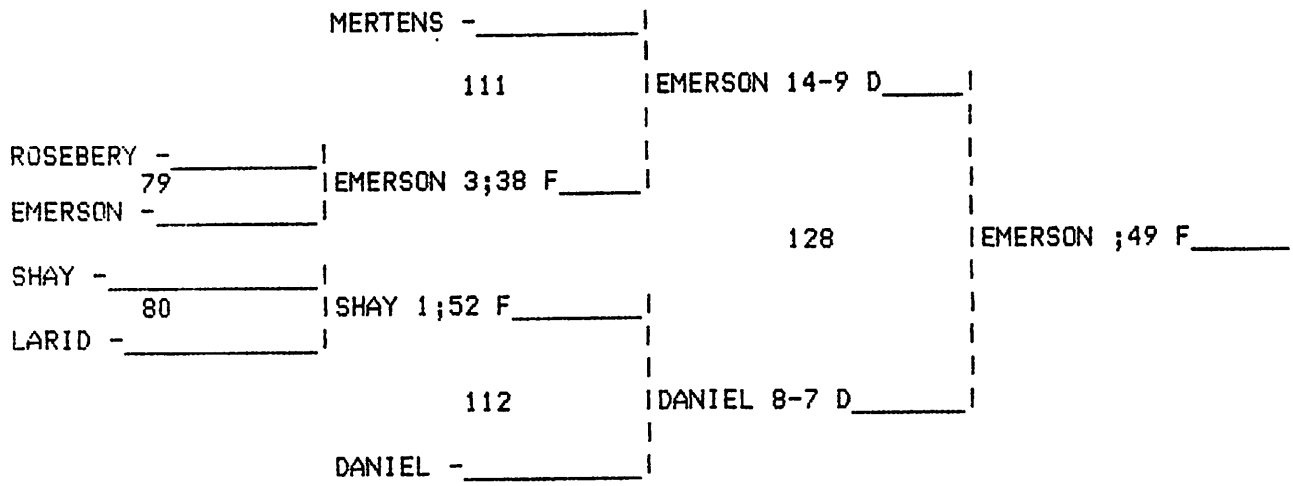


145 LBS. CLASS RESULTS.

BRADENBACH - CA 3-0-0: 24 PTS.
EDWARDS - MC 2-1-0: 16 PTS.
MERTENS - ME 1-2-0: 2 PTS.
EMERSON - HY 3-1-0: 13 PTS.
DANIEL - HE 2-2-0: 7 PTS.
SHAY - IM 1-2-0: 3 PTS.
LARID - CO 0-2-0: 0 PTS.
ROSEBERY - WR 0-2-0: 0 PTS.

1 BRADENBACH - CA - ;41 F
2 EDWARDS - MC - -
3 EMERSON - HY - ;49 F
4 DANIEL - HE - -

# IMPERIAL INVITATIONAL A DIVISION

## CHAMPIONS BRACKET 155 LBS. CLASS

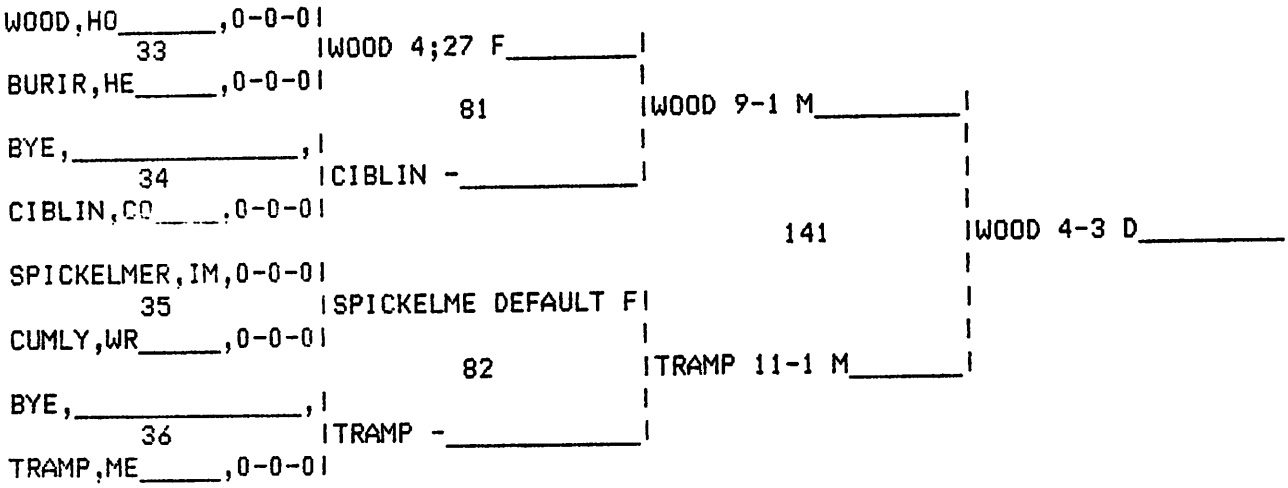


## CONSOLATION BRACKET 155 LBS. CLASS

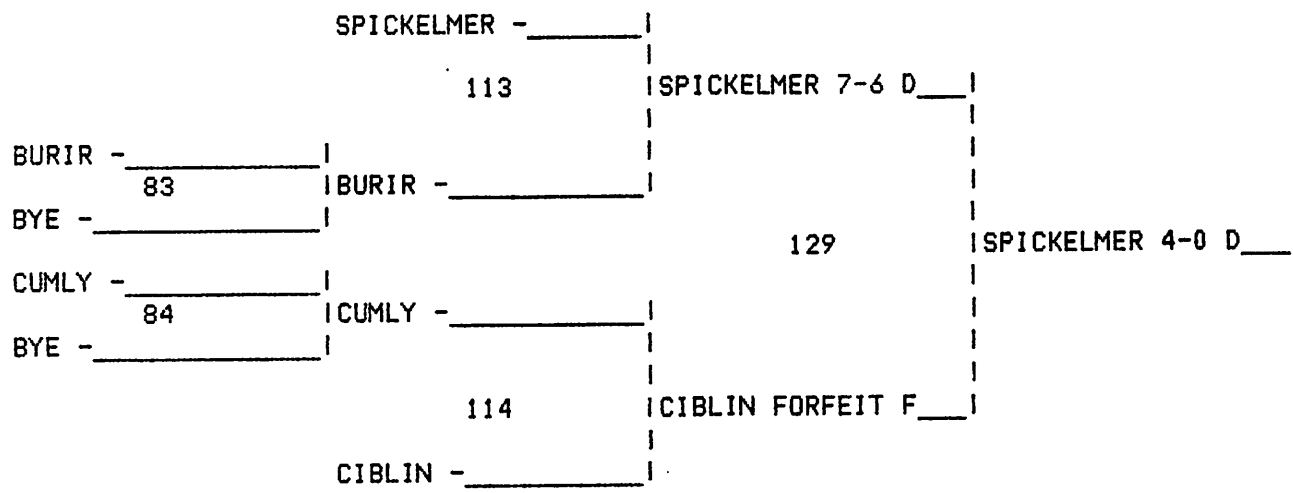


155 LBS. CLASS RESULTS.

WOOD - HO 3-0-0: 20.5 PTS.
TRAMP - ME 1-1-0: 14.5 PTS.
SPICKELMER - IM 3-1-0: 12 PTS.
CIBLIN - CO 1-2-0: 7 PTS.
CUMLY - WR 0-2-0: 0 PTS.
BURIR - HE 0-2-0: 0 PTS.

1 WOOD - HO - 4-3 D
2 TRAMP - ME - -
3 SPICKELMER - IM - 4-0 D
4 CIBLIN - CO - -

## IMPERIAL INVITATIONAL A DIVISION

### CHAMPIONS BRACKET 167 LBS. CLASS

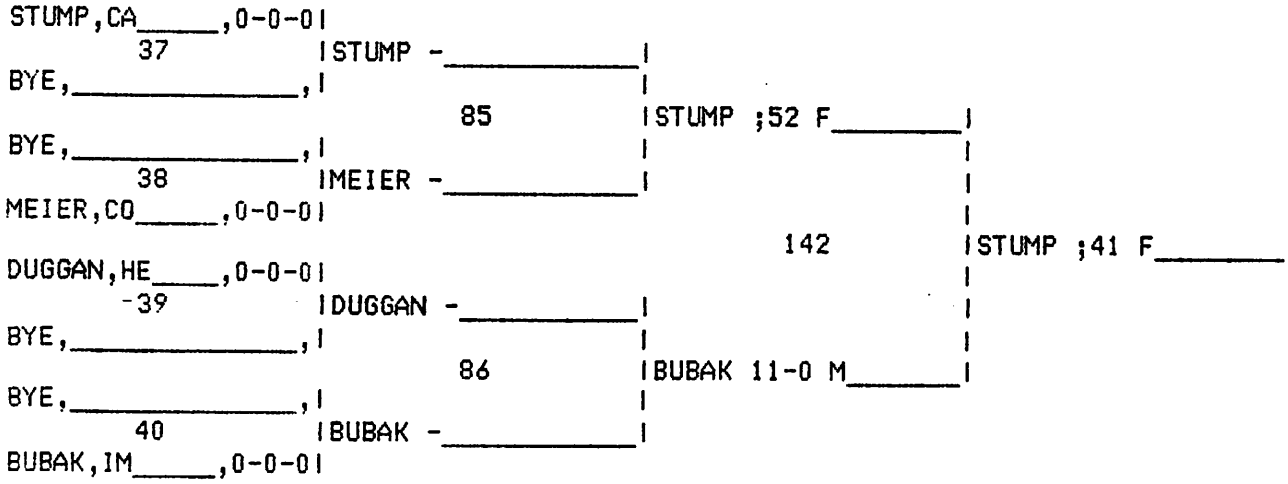


### CONSOLATION BRACKET 167 LBS. CLASS

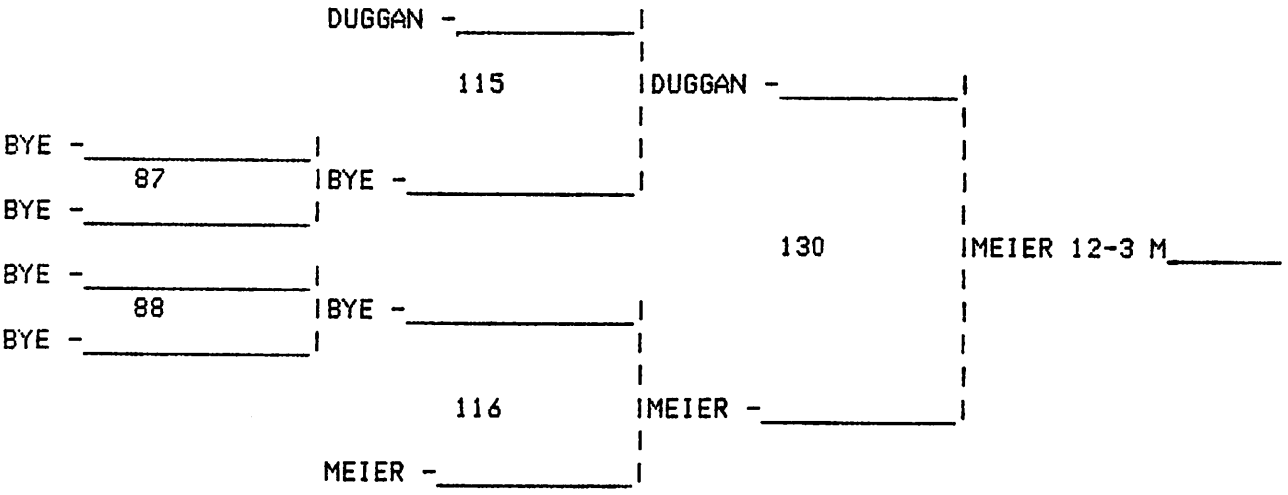


167 LBS. CLASS RESULTS.

STUMP - CA 2-0-0: 22 PTS.
BUBAK - IM 1-1-0: 14.5 PTS.
DUGGAN - HE 0-2-0: 0 PTS.
MEIER - CO 1-1-0: 4.5 PTS.

1 STUMP - CA - ;41 F
2 BUBAK - IM - -
3 MEIER - CO - 12-3 M
4 DUGGAN - HE - -

# IMPERIAL INVITATIONAL A DIVISION

## CHAMPIONS BRACKET 185 LBS. CLASS

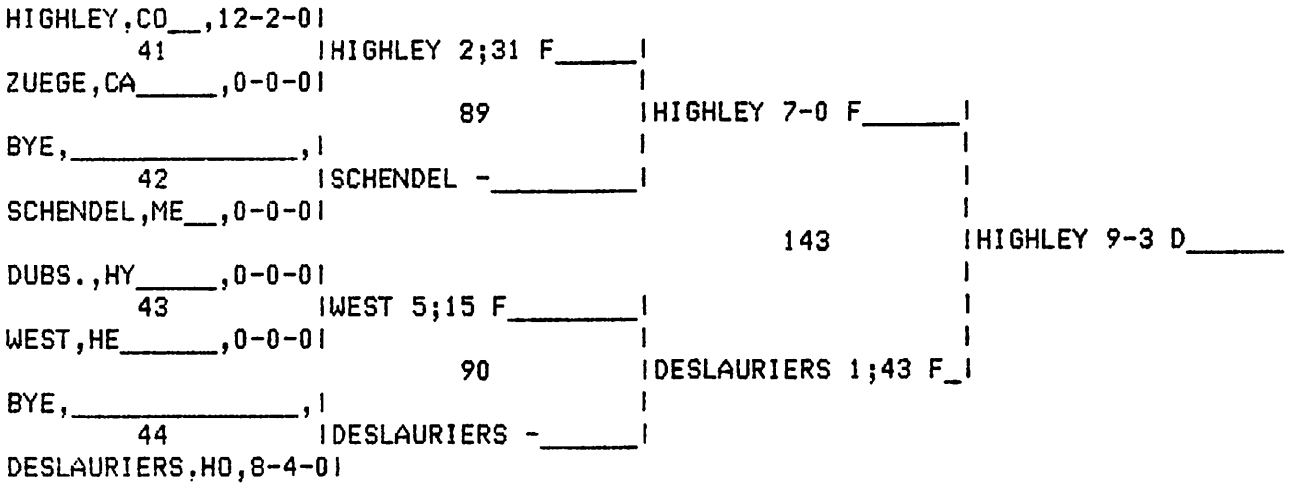


## CONSOLATION BRACKET 185 LBS. CLASS

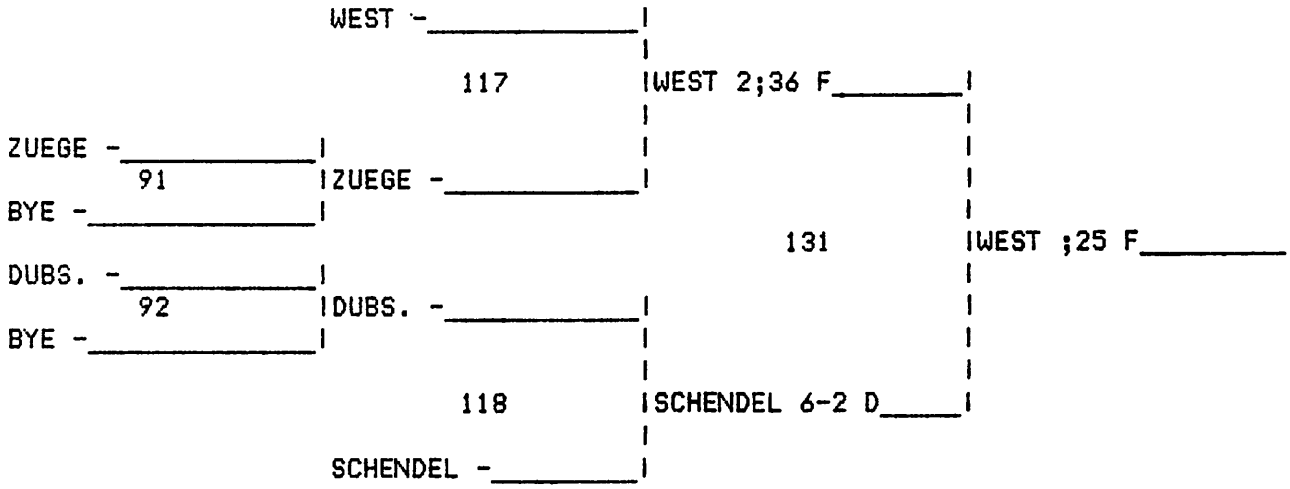


185 LBS. CLASS RESULTS.

HIGHLEY - CO 15-2-0: 22 PTS.
DESLAURIERS - HO 9-5-0: 16 PTS.
DUBS. - HY 0-2-0: 0 PTS.
SCHENDEL - ME 1-2-0: 5 PTS.
WEST - HE 3-1-0: 16 PTS.
ZUEGE - CA 0-2-0: 0 PTS.

1 HIGHLEY - CO - 9-3 D
2 DESLAURIERS - HO - -
3 WEST - HE - ;25 F
4 SCHENDEL - ME - -

# IMPERIAL INVITATIONAL A DIVISION

## CHAMPIONS BRACKET HWT LBS. CLASS

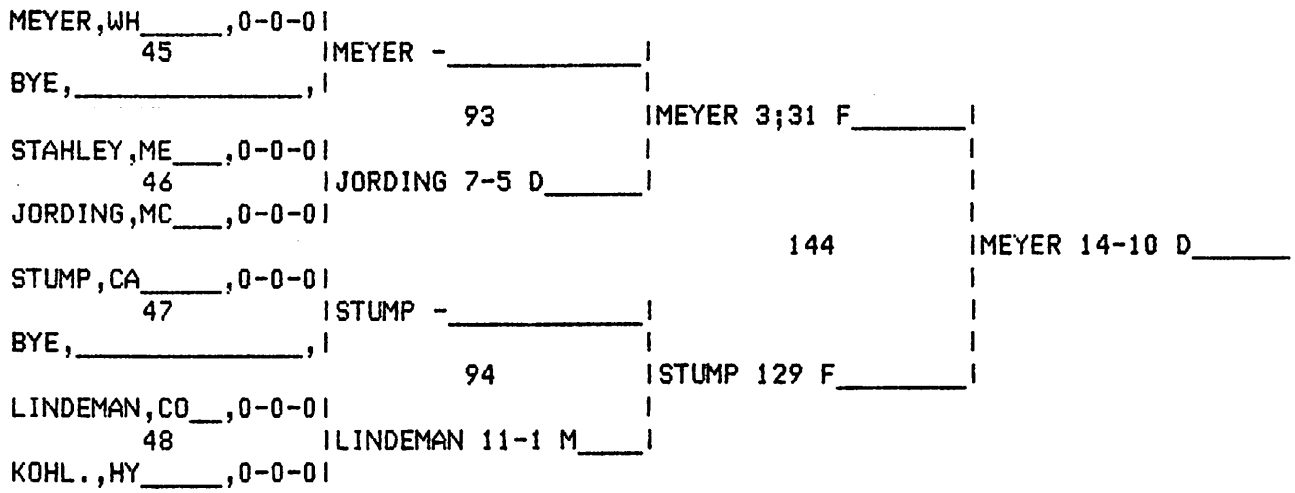


## CONSOLATION BRACKET HWT LBS. CLASS

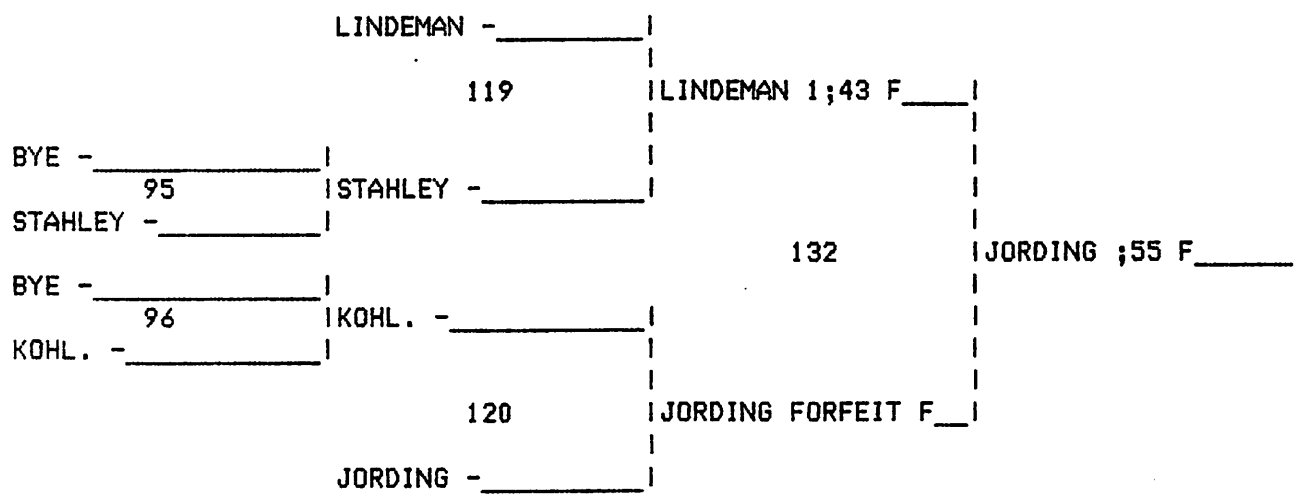


HWT LBS. CLASS RESULTS.

MEYER - WH 2-0-0: 20 PTS.
KOHL. - HY 0-2-0: 0 PTS.
STUMP - CA 1-1-0: 16 PTS.
JORDING - MC 3-1-0: 14 PTS.
STAHLEY - ME 0-2-0: 0 PTS.
LINDEMAN - CO 2-2-0: 9.5 PTS.

1 MEYER - WH - 14-10 D
2 STUMP - CA - -
3 JORDING - MC - ;55 F
4 LINDEMAN - CO - -

IMPERIAL INVITATIONAL A DIVISION
TEAM RANKINGS

1. CO - 127
2. HO - 105.5
3. CA - 100.5
4. MC - 87
5. IM - 60
6. WR - 48
7. ME - 38
8. HE - 34.5
9. HY - 24
10. WH - 20
11. GO - 1
12. FL - 0

IMPERIAL INVITATAIONAL B-DIVISION

CHAMPIONS BRACKET 98 LBS. CLASS

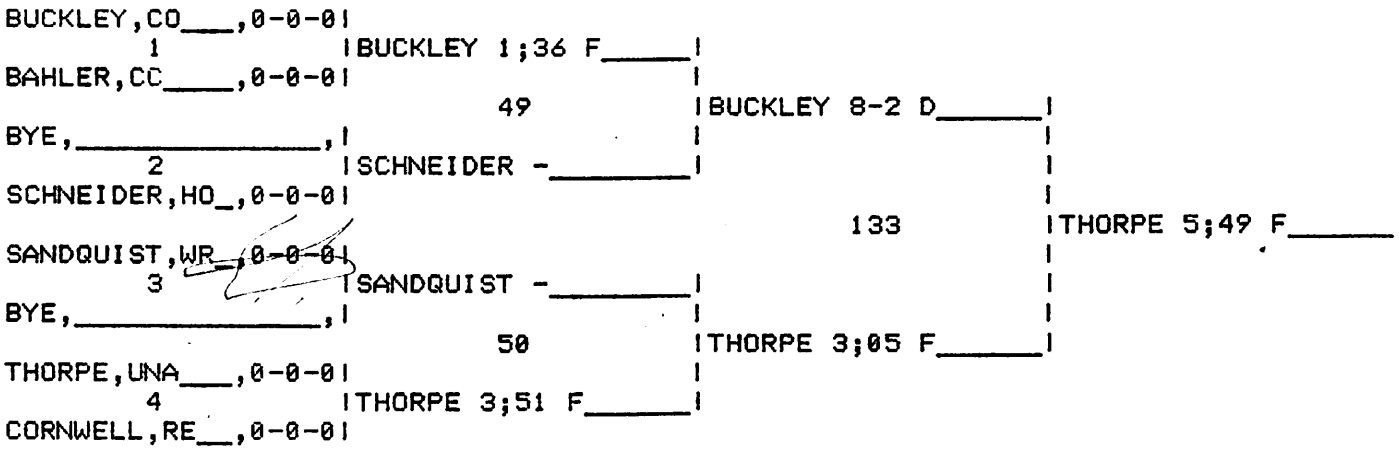


IMPERIAL INVITATAIONAL B-DIVISION

CONSOLATION BRACKET 98 LBS. CLASS

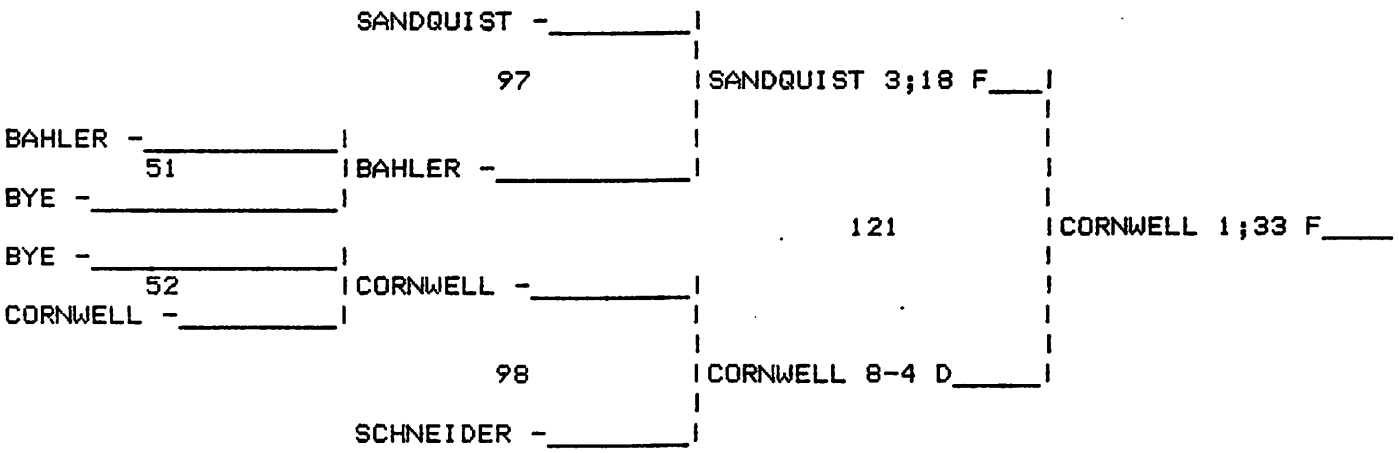


98 LBS. CLASS RESULTS.

BUCKLEY - CO 2-1-0: 16 PTS.
CORNWELL - RE 2-1-0: 11 PTS.
SANDQUIST - WR 1-2-0: 7 PTS.
SCHNEIDER - HO 0-2-0: 0 PTS.
THORPE - UNA 3-0-0: 24 PTS.
BAHLER - CC 0-2-0: 0 PTS.

1 THORPE - UNA - 5;49 F
2 BUCKLEY - CO - -
3 CORNWELL - RE - 1;33 F
4 SANDQUIST - WR - -

# IMPERIAL INVITATAIONAL B-DIVISION

## CHAMPIONS BRACKET 105 LBS. CLASS

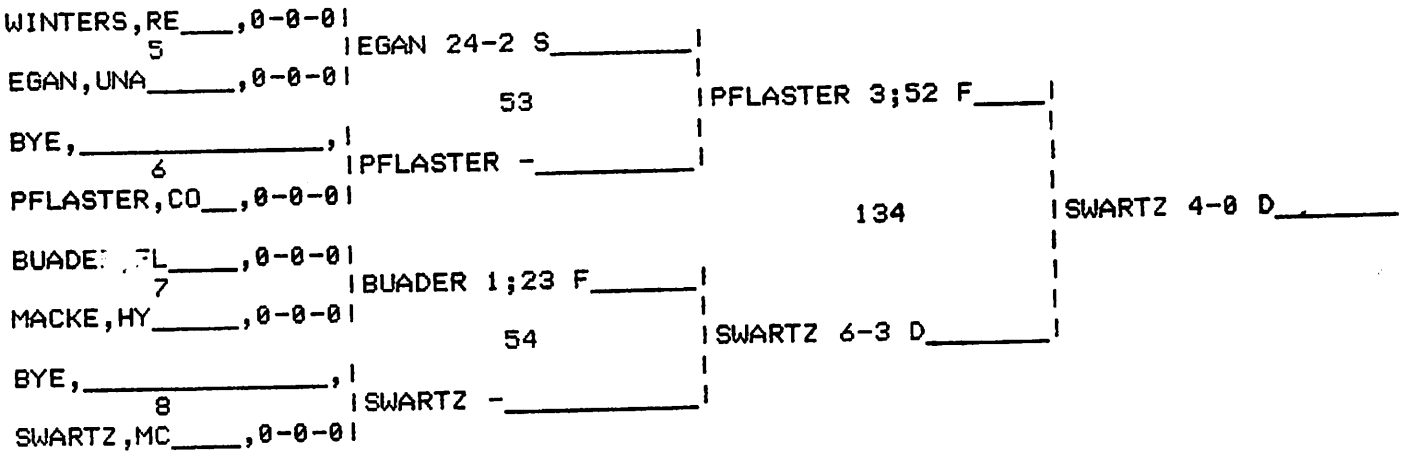


## CONSOLATION BRACKET 105 LBS. CLASS

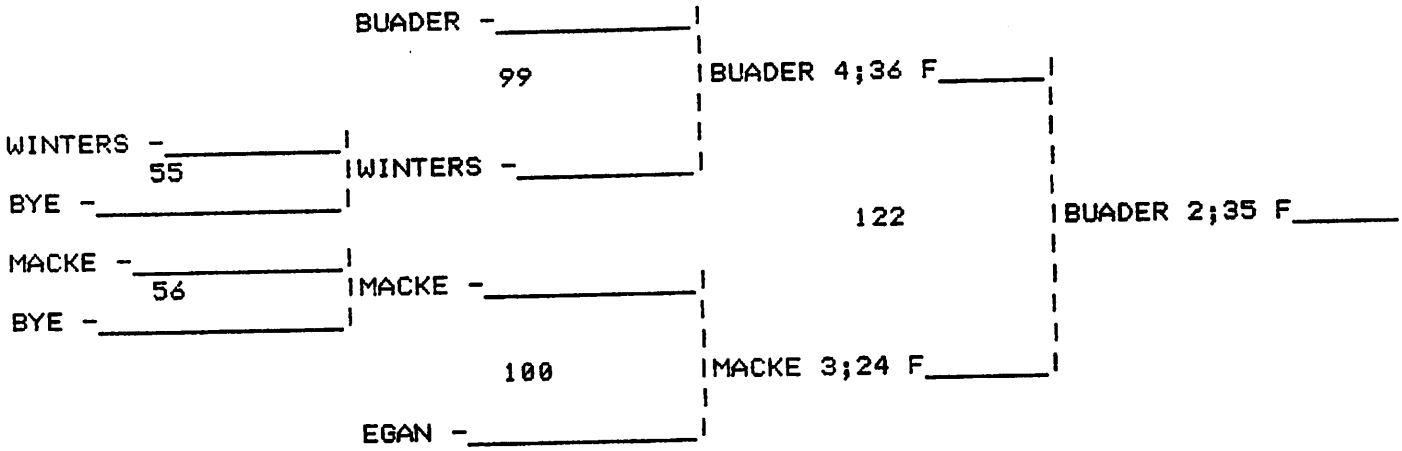


105 LBS. CLASS RESULTS.

WINTERS - RE 0-2-0: 0 PTS.
SWARTZ - MC 2-0-0: 18 PTS.
BUADER - FL 3-1-0: 16 PTS.
PFLASTER - CO 1-1-0: 16 PTS.
MACKE - HY 1-2-0: 8 PTS.
EGAN - UNA 1-2-0: 3 PTS.

1 SWARTZ - MC - 4-0 D
2 PFLASTER - CO - -
3 BUADER - FL - 2;35 F
4 MACKE - HY - -

IMPERIAL INVITATAIONAL B-DIVISION

CHAMPIONS BRACKET 112 LBS. CLASS

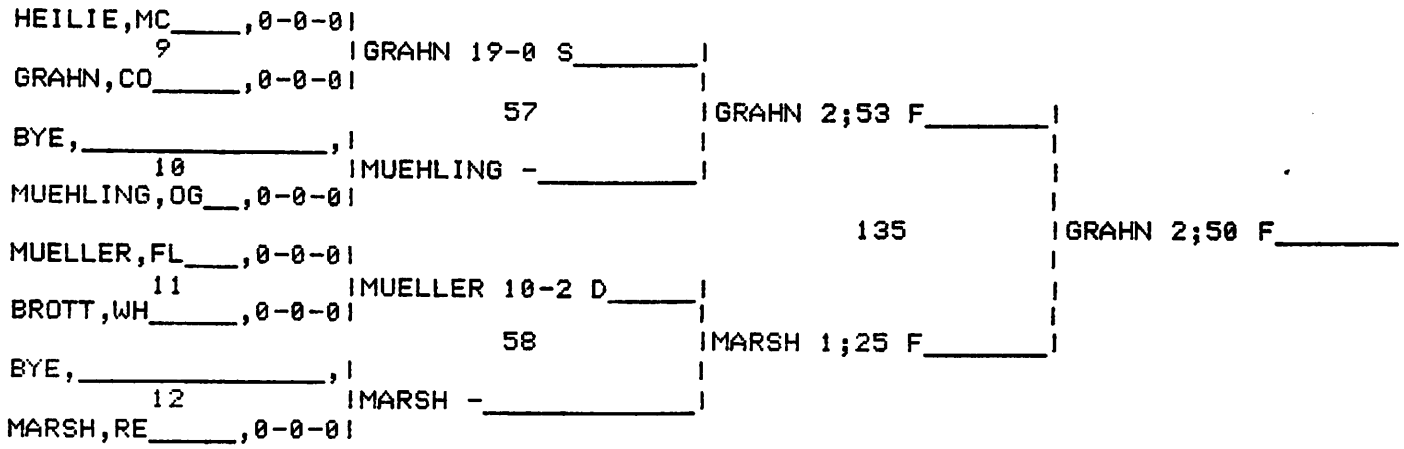


CONSOLATION BRACKET 112 LBS. CLASS

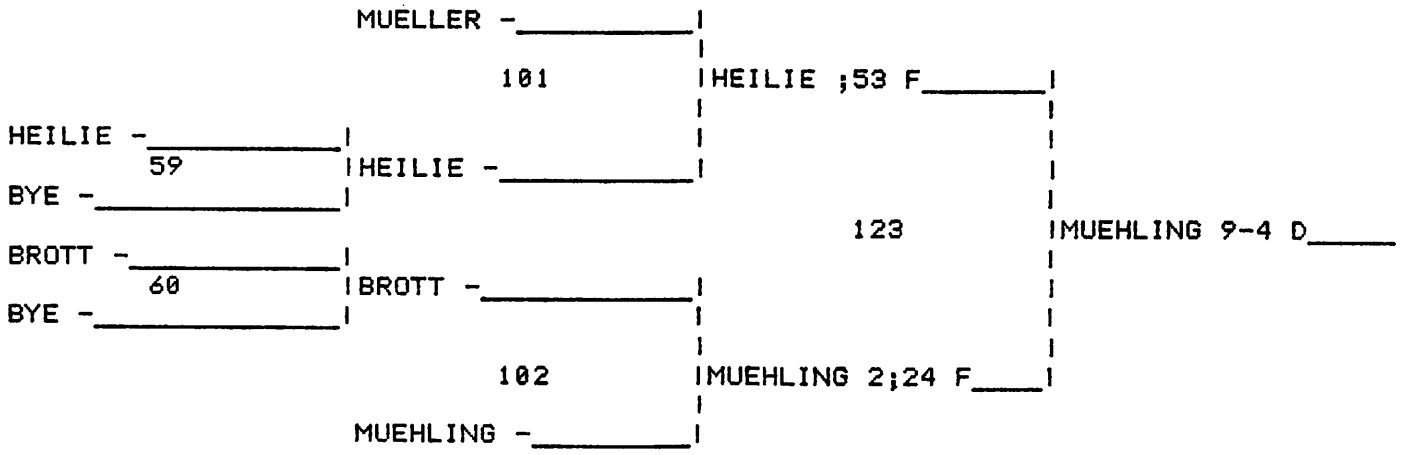


112 LBS. CLASS RESULTS.

HEILIE - MC 1-2-0: 8 PTS.
MARSH - RE 1-1-0: 16 PTS.
MUELLER - FL 1-2-0: 2 PTS.
MUEHLING - OG 2-1-0: 10 PTS.
BROTT - WH 0-2-0: 0 PTS.
GRAHN - CO 3-0-0: 23 PTS.

1 GRAHN - CO - 2;50 F
2 MARSH - RE - -
3 MUEHLING - OG - 9-4 D
4 HEILIE - MC - -

# IMPERIAL INVITATAIONAL B-DIVISION

## CHAMPIONS BRACKET 119 LBS. CLASS

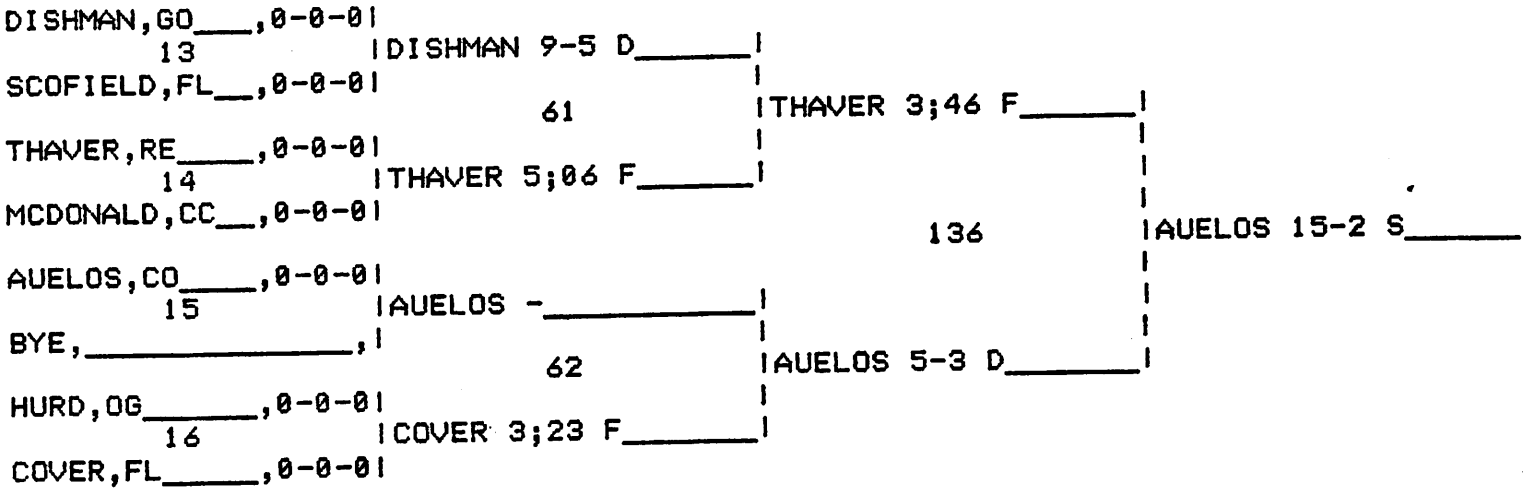


## CONSOLATION BRACKET 119 LBS. CLASS

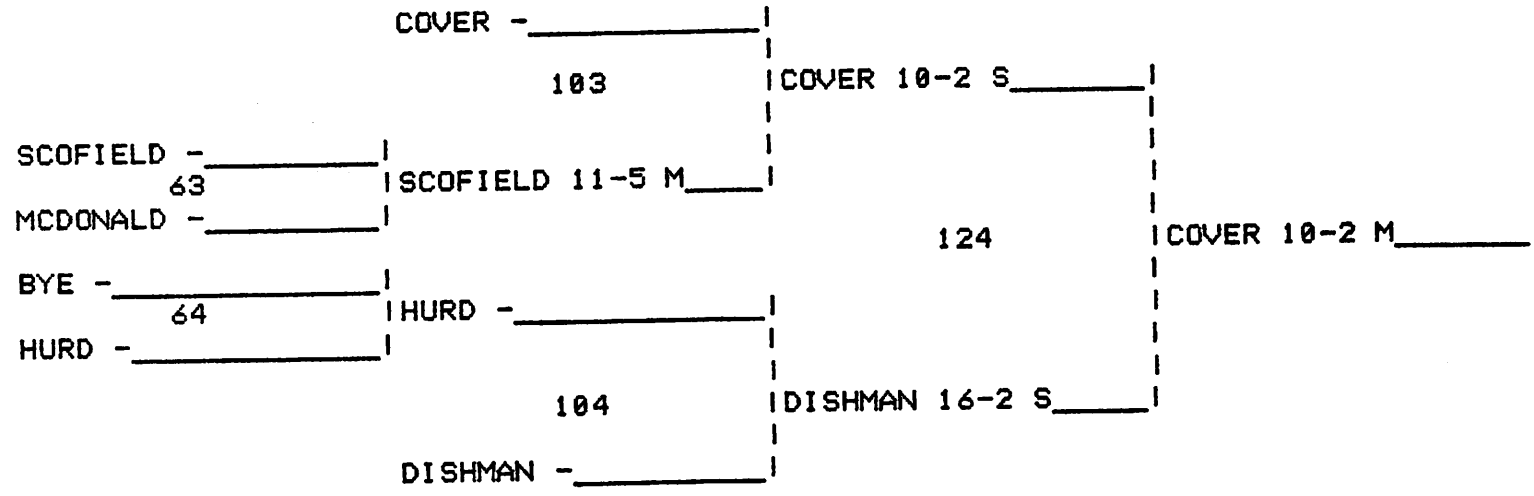


119 LBS. CLASS RESULTS.

DISHMAN - GO 2-2-0: 8 PTS.
COVER - FL 3-1-0: 13.5 PTS.
AUELOS - CO 2-0-0: 19 PTS.
MCDONALD - CC 0-2-0: 0 PTS.
THAVER - RE 2-1-0: 18 PTS.
HURD - OG 0-2-0: 0 PTS.
SCOFIELD - FL 1-2-0: 1.5 PTS.

1 AUELOS - CO - 15-2 S
2 THAVER - RE - -
3 COVER - FL - 10-2 M
4 DISHMAN - GO - -

# IMPERIAL INVITATAIONAL B-DIVISION

## CHAMPIONS BRACKET 126 LBS. CLASS

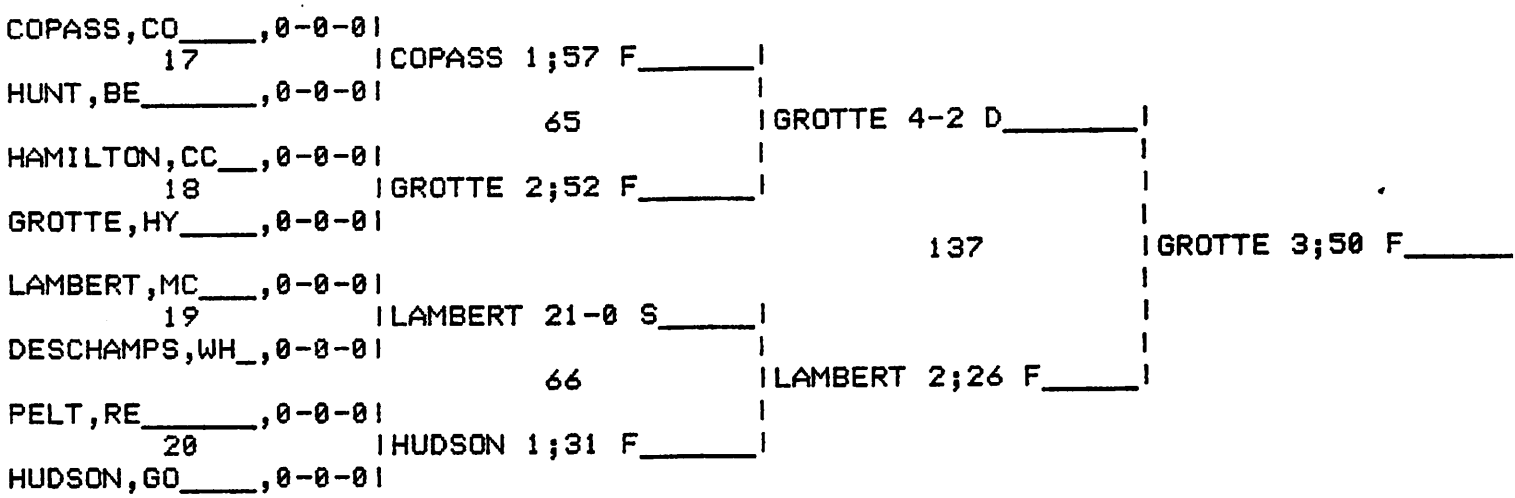


## CONSOLATION BRACKET 126 LBS. CLASS

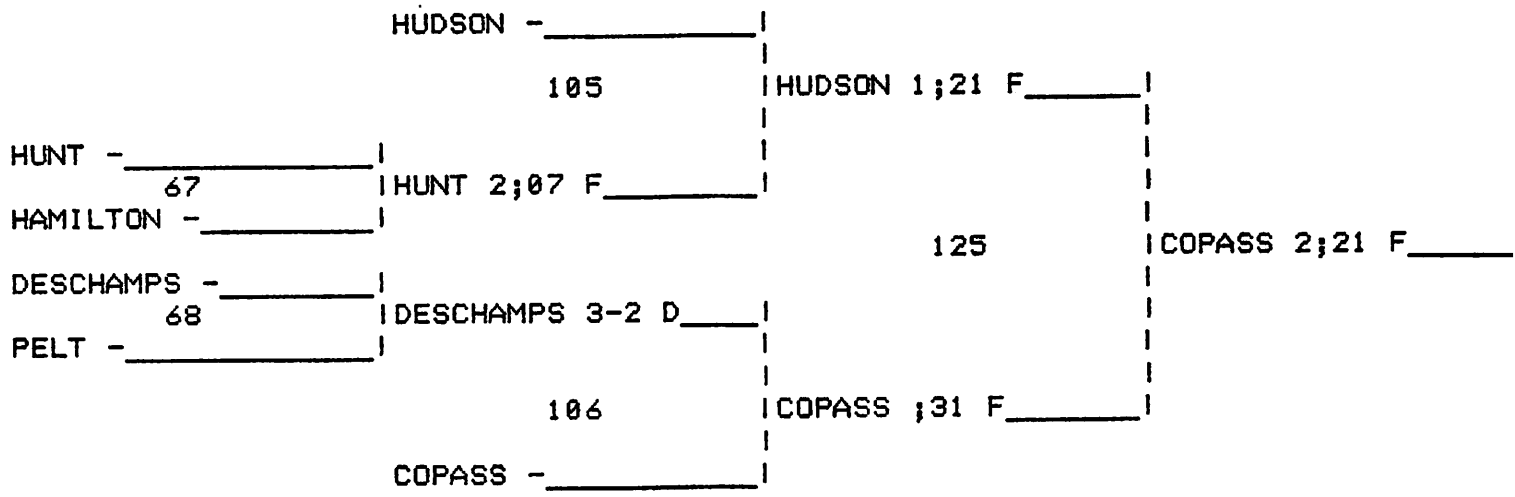


126 LBS. CLASS RESULTS.

COPASS - CO 3-1-0: 16 PTS.
HUDSON - GO 2-2-0: 11 PTS.
LAMBERT - MC 2-1-0: 17 PTS.
GROTTE - HY 3-0-0: 22 PTS.
HAMILTON - CC 0-2-0: 0 PTS.
DESCHAMPS - WH 1-2-0: 1 PTS.
PELT - RE 0-2-0: 0 PTS.
HUNT - BE 1-2-0: 3 PTS.

1 GROTTE - HY - 3;50 F
2 LAMBERT - MC - -
3 COPASS - CO - 2;21 F
4 HUDSON - GO - -

# IMPERIAL INVITATAIONAL B-DIVISION

## CHAMPIONS BRACKET 132 LBS. CLASS

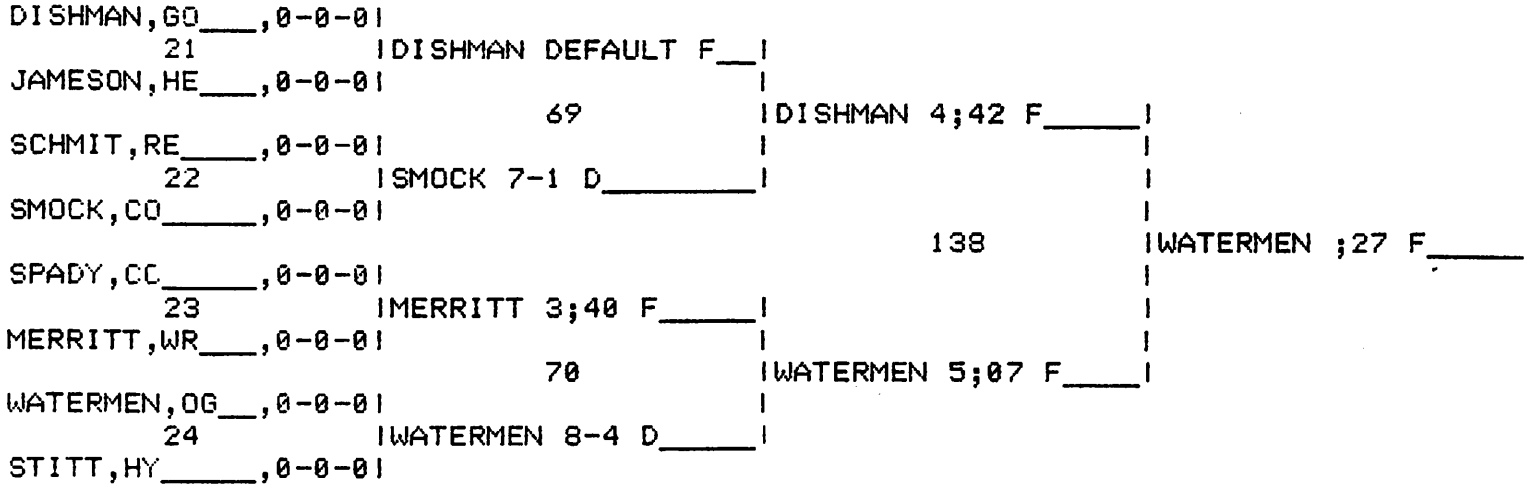


## CONSOLATION BRACKET 132 LBS. CLASS

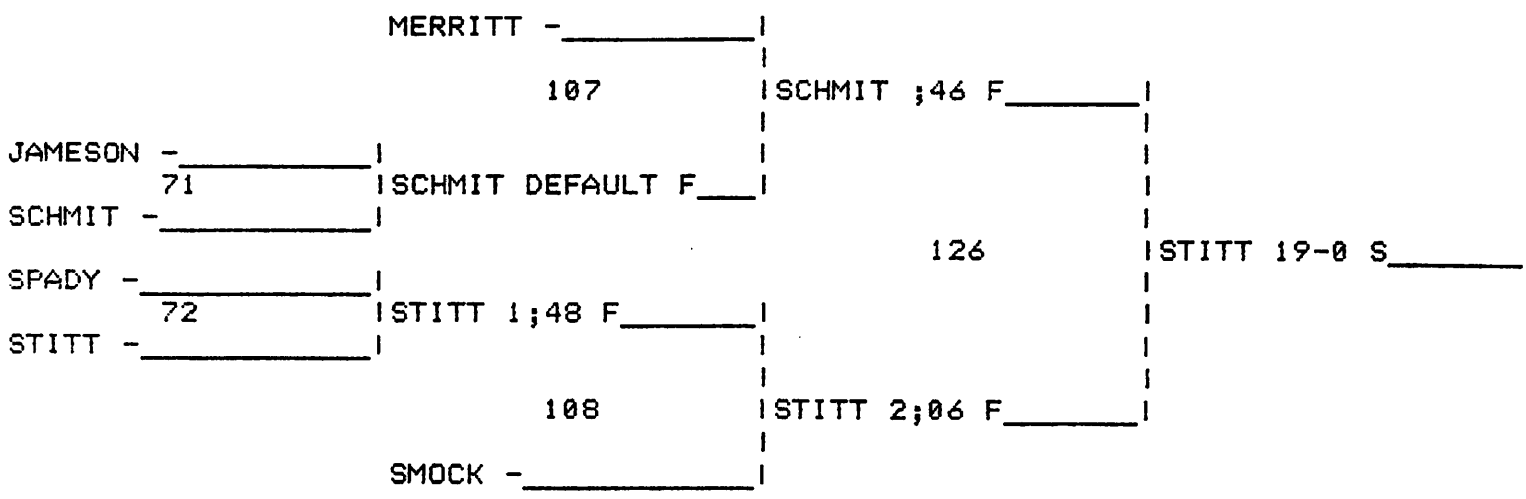


132 LBS. CLASS RESULTS.

DISHMAN - GO 2-1-0: 18 PTS.
STITT - HY 3-1-0: 14 PTS.
SPADY - CC 0-2-0: 0 PTS.
SMOCK - CO 1-2-0: 2 PTS.
SCHMIT - RE 2-2-0: 10 PTS.
MERRITT - WR 1-2-0: 4 PTS.
WATERMEN - OG 3-0-0: 22 PTS.
JAMESON - HE 0-2-0: 0 PTS.

1 WATERMEN - OG - ;27 F
2 DISHMAN - GO - -
3 STITT - HY - 19-0 S
4 SCHMIT - RE - -

# IMPERIAL INVITATIONAL B-DIVISION

## CHAMPIONS BRACKET 138 LBS. CLASS

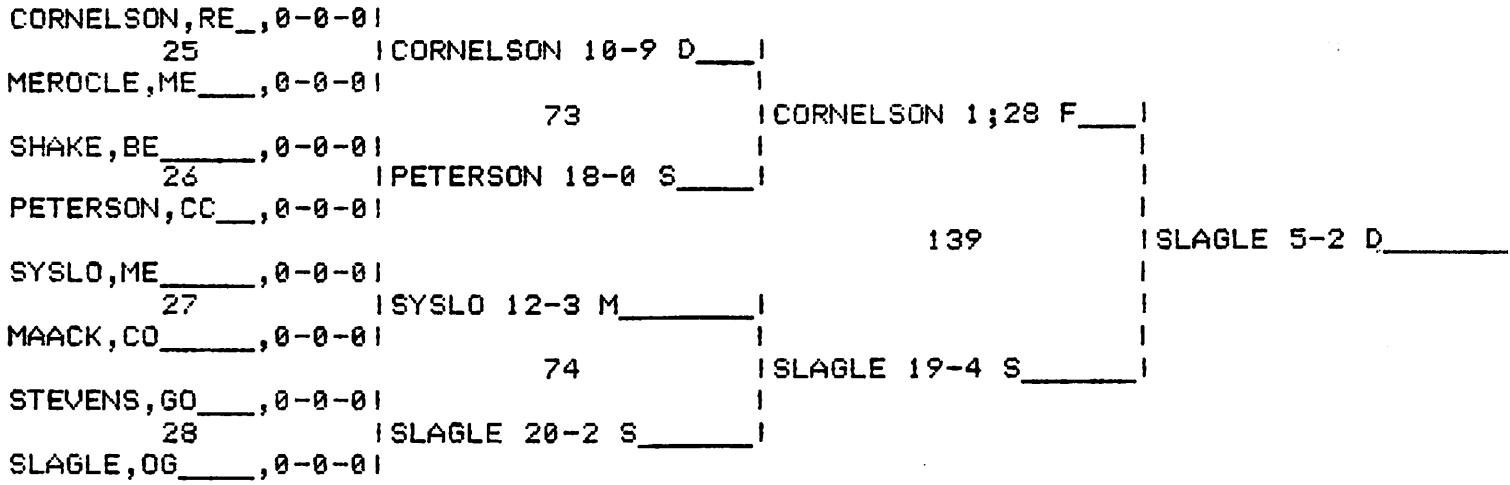


## CONSOLATION BRACKET 138 LBS. CLASS

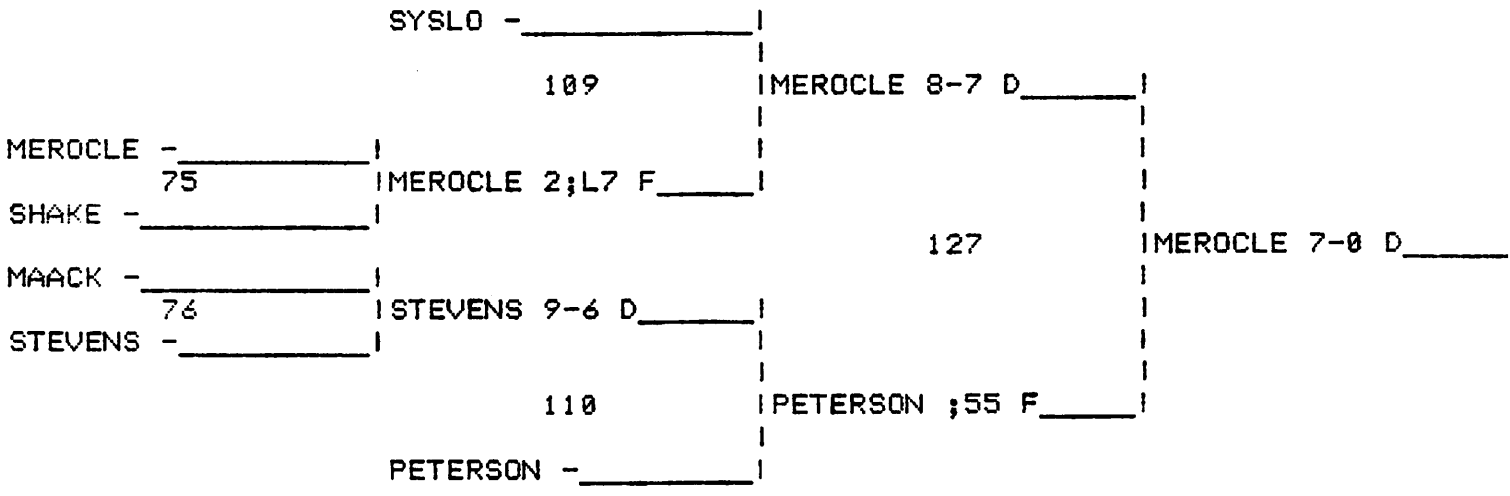


138 LBS. CLASS RESULTS.

CORNELSON - RE 2-1-0: 16 PTS.
SLAGLE - OG 3-0-0: 20 PTS.
SYSLO - ME 1-2-0: 2.5 PTS.
PETERSON - CC 2-2-0: 10 PTS.
SHAKE - BE 0-2-0: 0 PTS.
MAACK - CO 0-2-0: 0 PTS.
STEVENS - GO 1-2-0: 1 PTS.
MEROCLE - ME 3-1-0: 11 PTS.

1 SLAGLE - OG - 5-2 D
2 CORNELSON - RE - -
3 MEROCLE - ME - 7-0 D
4 PETERSON - CC - -

# IMPERIAL INVITATIONAL B-DIVISION

## CHAMPIONS BRACKET 145 LBS. CLASS

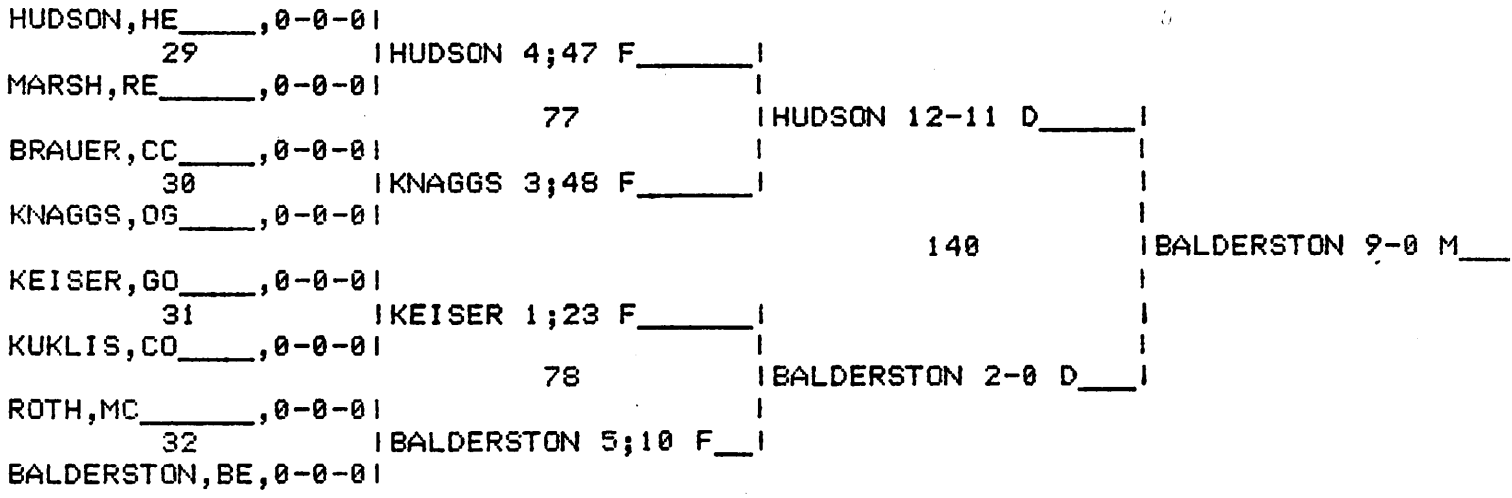


## CONSOLATION BRACKET 145 LBS. CLASS

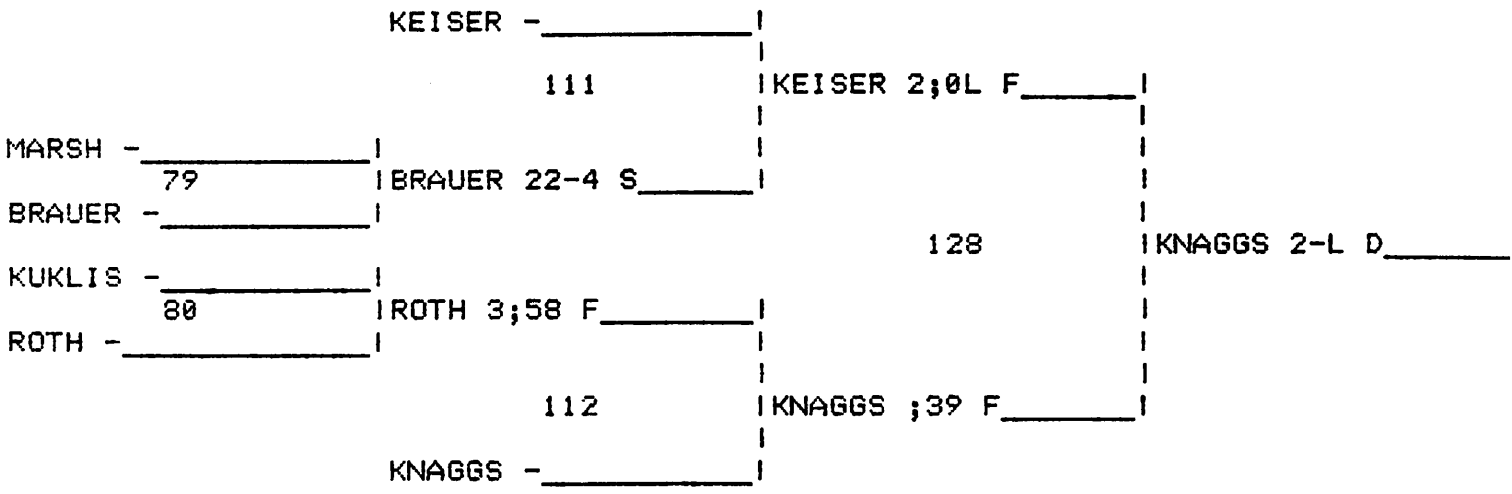


145 LBS. CLASS RESULTS.

HUDSON - HE 2-1-0: 16 PTS.
BALDERSTON - BE 3-0-0: 20.5 PTS.
KEISER - GO 2-2-0: 11 PTS.
KNAGGS - OG 3-1-0: 14 PTS.
BRAUER - CC 1-2-0: 2 PTS.
KUKLIS - CO 0-2-0: 0 PTS.
ROTH - MC 1-2-0: 3 PTS.
MARSH - RE 0-2-0: 0 PTS.

1 BALDERSTON - BE - 9-0 M
2 HUDSON - HE - -
3 KNAGGS - OG - 2-L D
4 KEISER - GO - -

# IMPERIAL INVITATIONAL B-DIVISION

## CHAMPIONS BRACKET 155 LBS. CLASS

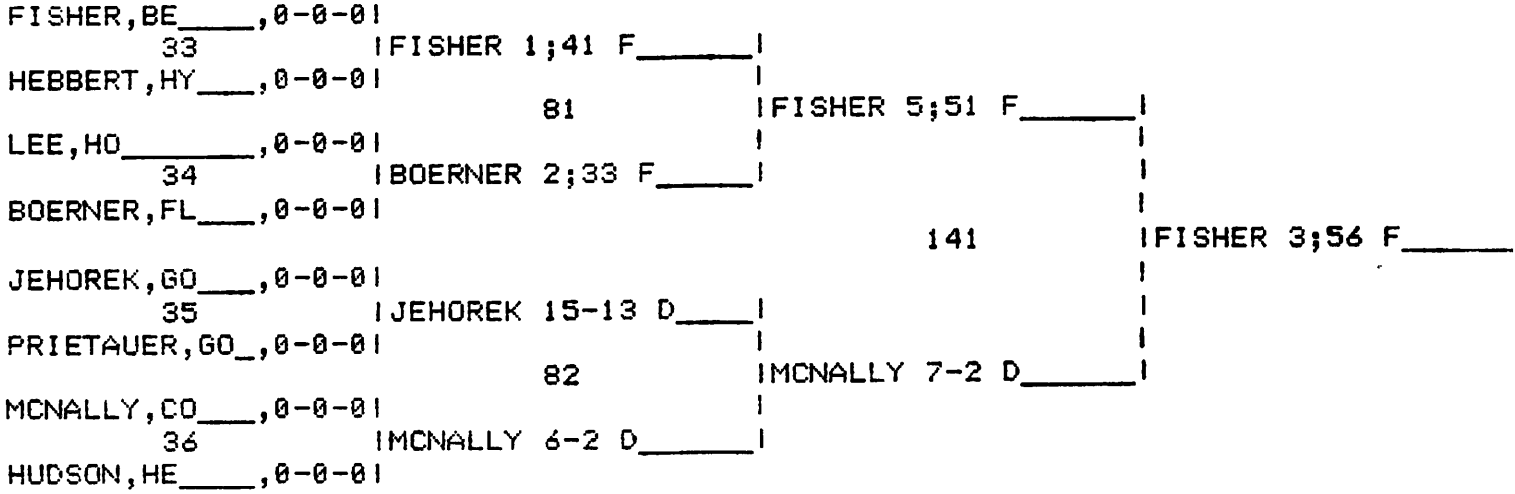


## CONSOLATION BRACKET 155 LBS. CLASS

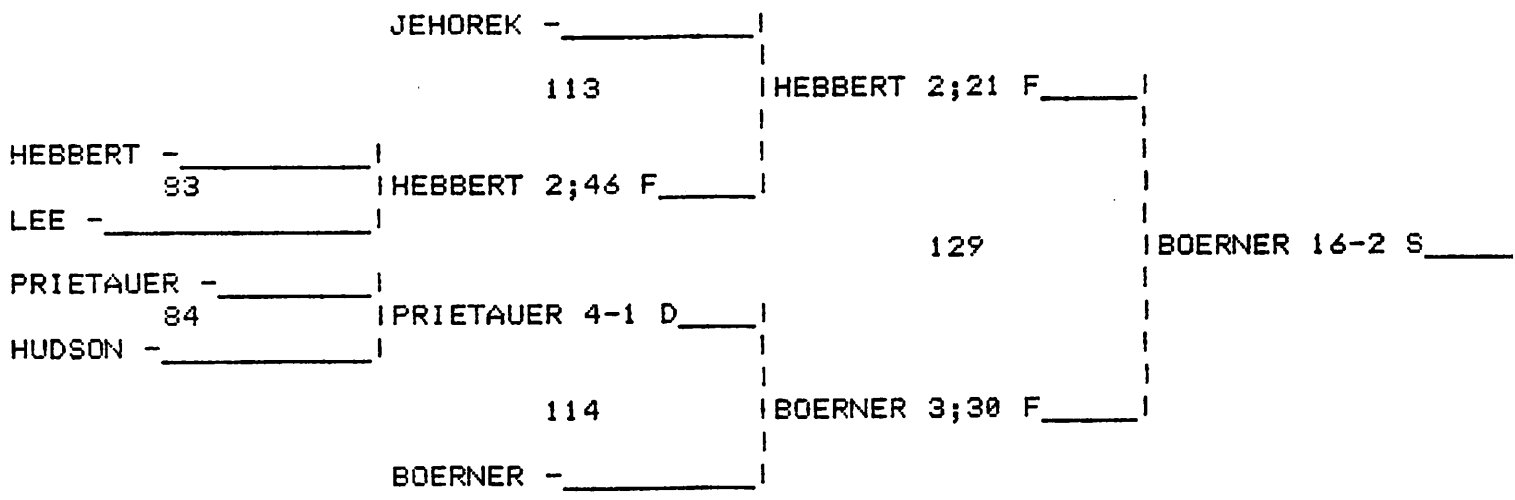


155 LBS. CLASS RESULTS.

FISHER - BE 3-0-0: 24 PTS.
HUDSON - HE 0-2-0: 0 PTS.
JEHOREK - GO 1-2-0: 2 PTS.
BOERNER - FL 3-1-0: 15 PTS.
LEE - HO 0-2-0: 0 PTS.
PRIETAUER - GO 1-2-0: 1 PTS.
MCNALLY - CO 2-1-0: 14 PTS.
HEBBERT - HY 2-2-0: 10 PTS.

1 FISHER - BE - 3;56 F
2 MCNALLY - CO - -
3 BOERNER - FL - 16-2 S
4 HEBBERT - HY - -

# IMPERIAL INVITATIONAL B-DIVISION

## CHAMPIONS BRACKET 167 LBS. CLASS

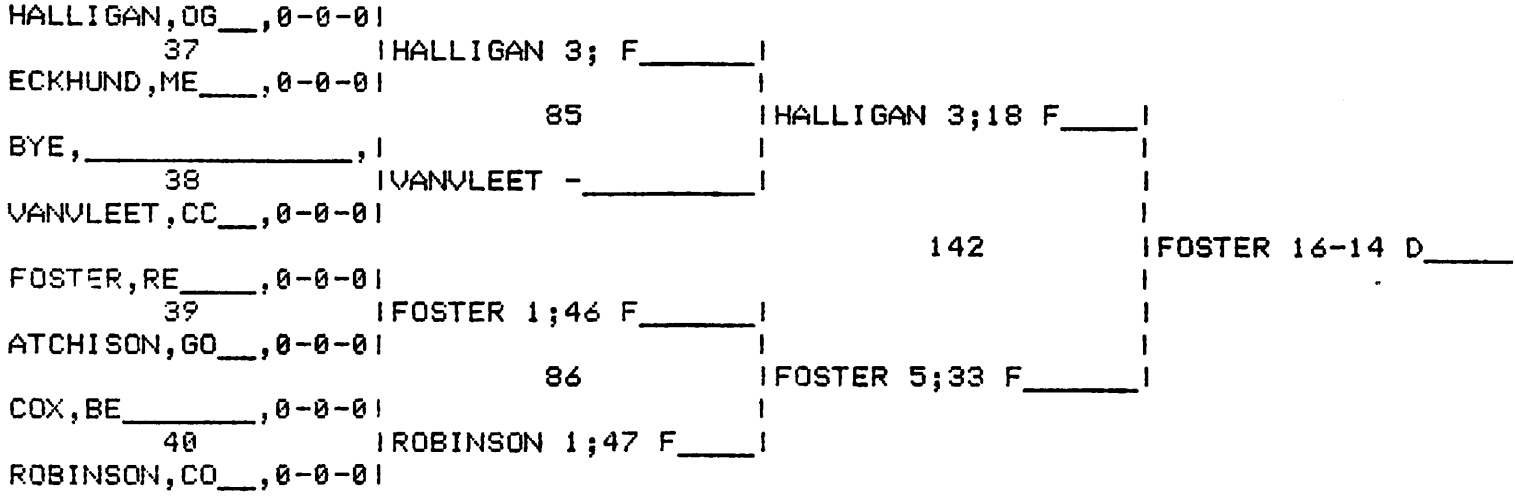


## CONSOLATION BRACKET 167 LBS. CLASS

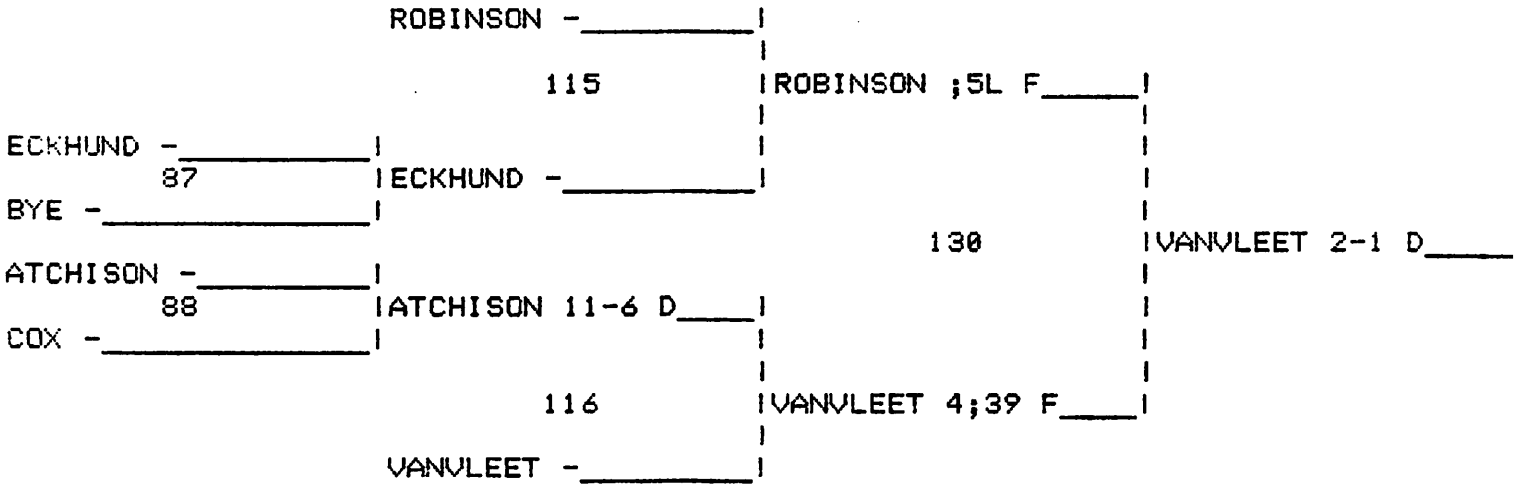


167 LBS. CLASS RESULTS.

HALLIGAN - OG 2-1-0: 18 PTS.
ROBINSON - CO 2-2-0: 11 PTS.
FOSTER - RE 3-0-0: 22 PTS.
VANVLEET - CC 2-1-0: 10 PTS.
ATCHISON - GO 1-2-0: 1 PTS.
COX - BE 0-2-0: 0 PTS.
ECKHUND - ME 0-2-0: 0 PTS.

1 FOSTER - RE - 16-14 D
2 HALLIGAN - OG - -
3 VANVLEET - CC - 2-1 D
4 ROBINSON - CO - -

# IMPERIAL INVITATIONAL B-DIVISION

## CHAMPIONS BRACKET 185 LBS. CLASS

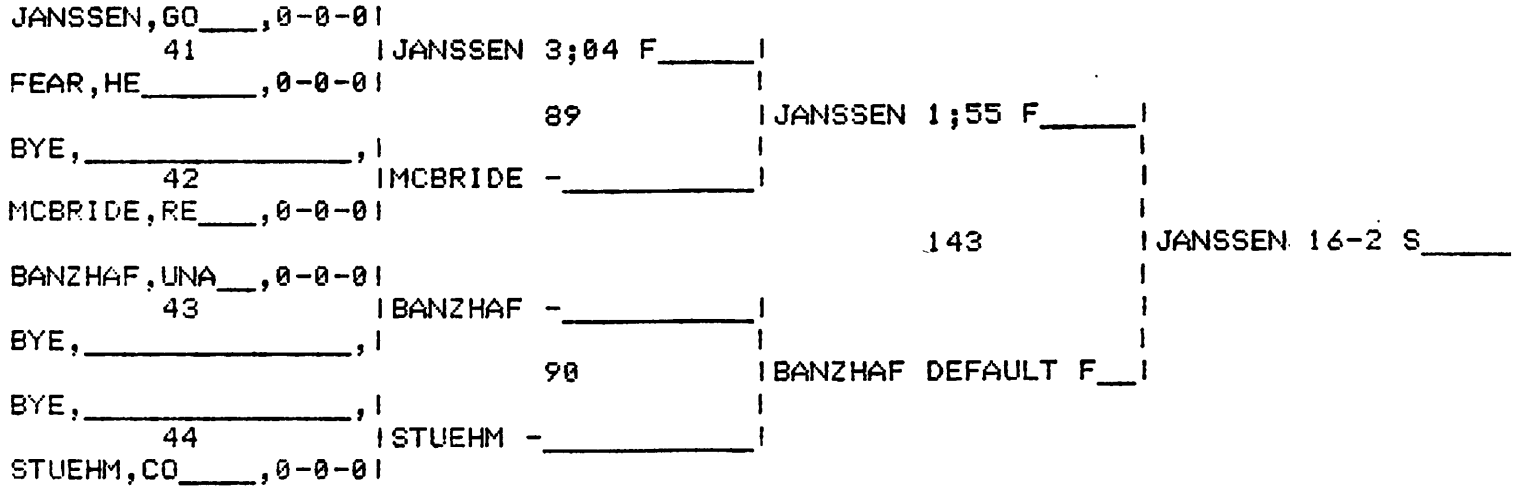


## CONSOLATION BRACKET 185 LBS. CLASS

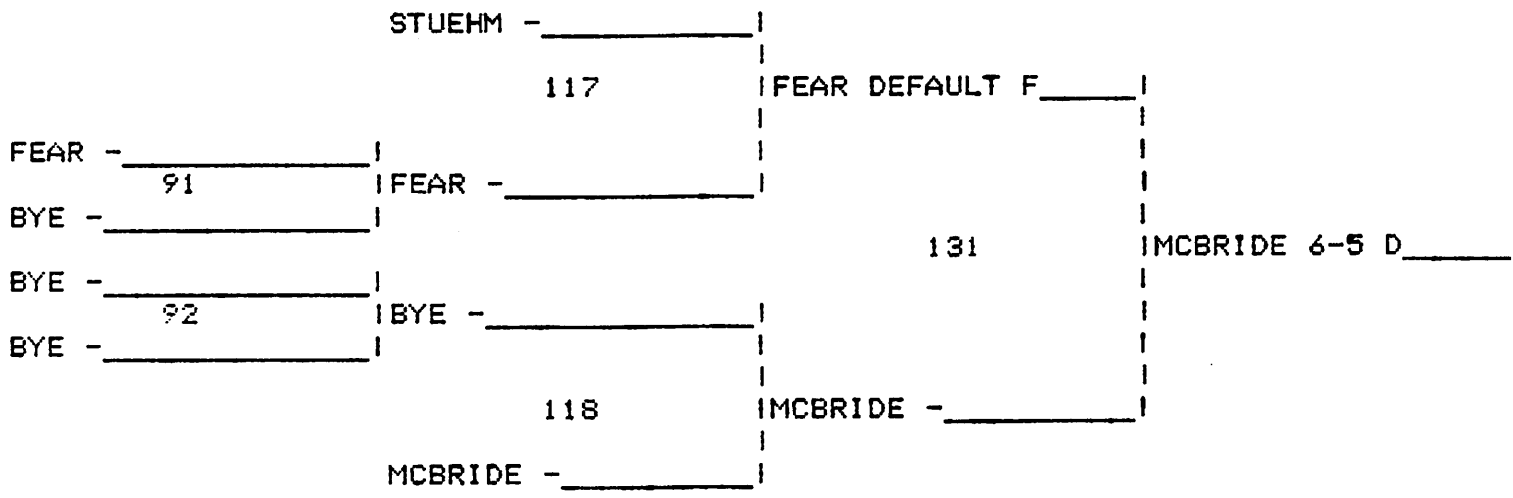


185 LBS. CLASS RESULTS.

JANSSEN - GO 3-0-0: 23 PTS.
STUEHM - CO 0-2-0: 0 PTS.
BANZHAF - UNA 1-1-0: 16 PTS.
MCBRIDE - RE 1-1-0: 8 PTS.
FEAR - HE 1-2-0: 8 PTS.

1 JANSSEN - GO - 16-2 S
2 BANZHAF - UNA - -
3 MCBRIDE - RE - 6-5 D
4 FEAR - HE - -

# IMPERIAL INVITATIONAL B-DIVISION

## CHAMPIONS BRACKET UNL LBS. CLASS

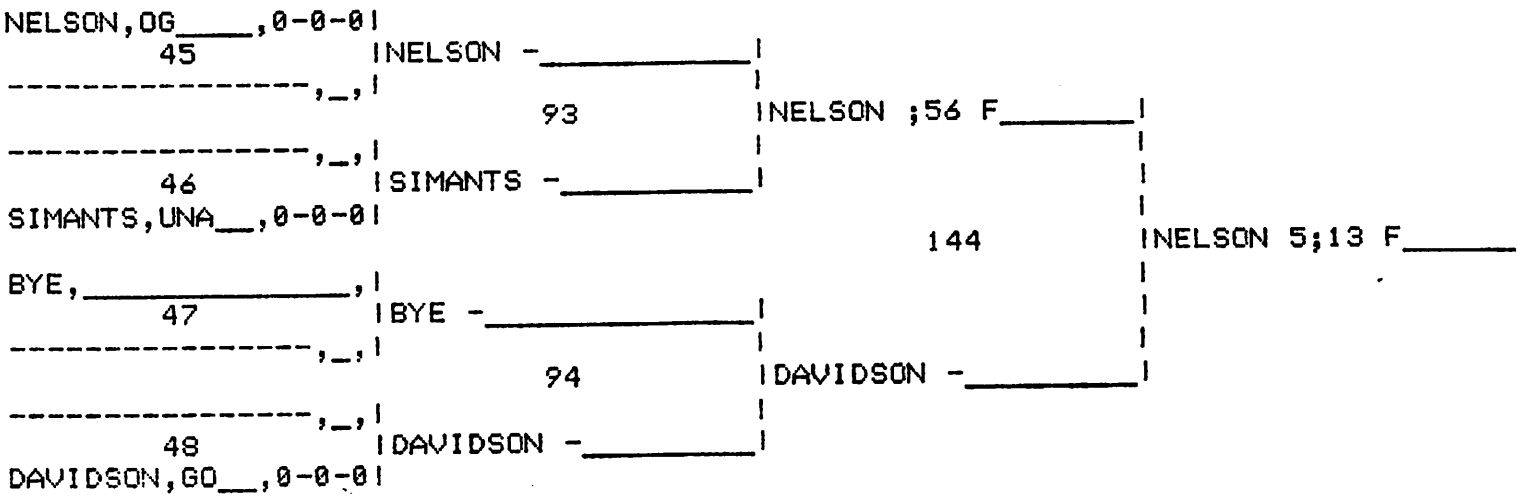


## CONSOLATION BRACKET UNL LBS. CLASS

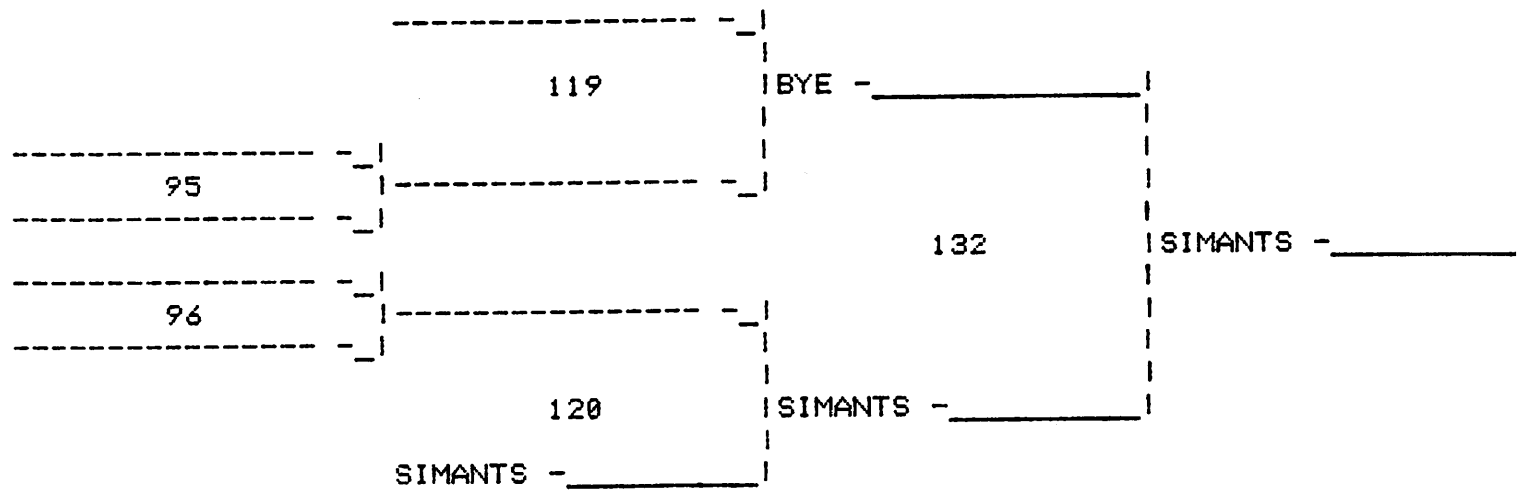


## IMPERIAL INVITATIONAL B-DIVISION
## TEAM RANKINGS

1. CO - 117
2. OG - 104
3. RE - ~~101~~ 103
4. GO - 85
5. HY - 54
6. MC - ~~48~~ 50
7. BE - 47.5
8. FL - 46
9. ME - ~~29.5~~ 31.5
10. HE - 24
11. UNA - 23
12. CC - 22
13. WR - 11
14. WH - 1
15. HO - 0
16. CA - 0

## UNL LBS. CLASS RESULTS.

NELSON - OG 2-0-0: 20 PTS.
DAVIDSON - GO 0-1-0: 10 PTS.
SIMANTS - UNA 0-1-0: 7 PTS.

1 NELSON - OG - 5;13 F
2 DAVIDSON - GO - -
3 SIMANTS - UNA - -

RESULTS OF HERSHEY SPVA WRESTLING TOURNAMENT - THURSDAY, JANUARY 10, 1985

TEAM SCORES:

| | |
|---|---|
| St. Pat's | 184 |
| Oshkosh | 135 |
| Hershey | 91 |
| Imperial | 76 |

ROUND I:

| WEIGHT | | | | TIME |
|---|---|---|---|---|
| 98 | Travis Bayne, Hershey | Pinned | Wayne Bahler, Imperial | 1:34 |
| | Eric Lookabill, St. Pat's | Bye | | |
| 105 | Mark Riedel, Oshkosh | Decision | Rusty Sandberg, Hershey | 15 to 0 |
| | Randy Barker, St. Pat's | Pinned | Pat Beran, Imperial | 5:41 |
| 112 | Steve Folchert, St. Pat's | Pinned | Troy Arstingstall, Oshkosh | 5:54 |
| | Dave Lovenburg, Imperial | Bye | | |
| 119 | Dave German, Imperial | Pinned | Craig Vincent, Oshkosh | 5:58 |
| | David Piper, St. Pat's | Bye | | |
| 126 | Kelly Dike, Hershey | Pinned | Shannon Hamilton, Imperial | 4:46 |
| | Mike Siffring, St. Pat's | Pinned | Darren Borges, Oshkosh | 3:53 |
| 132 | Steve Hudson, Hershey | Decision | Mike Beam, Oshkosh | 5 to 2 |
| | Joe Brownell, St. Pat's | Bye | | |
| 138 | Steve Ramaekers, St. Pat's | Decision | Mike Francis, Imperial | 4 to 2 |
| | Ty Gray, Oshkosh | Decision | Jim Hamilton, Hershey | Overtime Tie (Criteria 2) |
| 145 | Dan Matthews, Oshkosh | Pinned | Kevin Folchert, St. Pat's | 1:21 |
| | Pat Daniel, Hershey | Decision | Brad Shay, Imperial | 13 to 10 |
| 155 | Russ Yetter, Oshkosh | Pinned | Wayne Burris, Hershey | 5:15 |
| | Paul Dodson, St. Pat's | Decision | Wayne Spickelmier, Imperial | 4 to 2 |
| 167 | Doug Steffes, St. Pat's | Pinned | Dale Duggan, Hershey | 1:57 |
| | James Harshman, Oshkosh | Pinned | Jeff Bubak, Imperial | 2:33 |
| 185 | Matt Davis, Oshkosh | Pinned | Jim West, Hershey | 3:32 |
| | Mike Nozicka, St. Pat's | Pinned | Mike Van Vleet, Imperial | :32 |
| Heavy | Ira Cotton, Oshkosh | Bye | | |
| | Gregg Fear, Hershey | Bye | | |

ROUND II CONSOLATION:

| WEIGHT | | | | TIME |
|---|---|---|---|---|
| 98 | Wayne Bahler, Imperial | Bye | | |
| 105 | Pat Beran, Imperial | Decision | Rusty Sandberg, Hershey | 12 to 6 |
| 112 | Troy Arstingstall, Oshkosh | Bye | | |
| 119 | Craig Vincent, Oshkosh | Bye | | |
| 126 | Darren Borges, Oshkosh | Pinned | Shannon Hamilton, Imperial | 2:21 |
| 132 | Mike Beam, Oshkosh | Bye | | |
| 138 | Mike Francis, Imperial | Default | Jim Hamilton, Hershey | |
| 145 | Brad Shay, Imperial | Decision | Kevin Folchert, St. Pat's | 7 to 0 |
| 155 | Wayne Spickelmier, Imperial | Decision | Wayne Burris, Hershey | 5 to 1 |
| 167 | Jeff Bubak, Imperial | Decision | Dale Duggan, Hershey | 6 to 5 |
| 185 | Jim West, Hershey | Pinned | Mike Van Vleet, Imperial | 3:22 |

ROUND II CHAMPIONSHIP:

| | | | | |
|---|---|---|---|---|
| 98 | Eric Lookabill, St. Pat's | Pinned | Travis Bayne, Hershey | 3:44 |
| 105 | Randy Barker, St. Pat's | Decision | Mark Riedel, Oshkosh | 8 to 4 |
| 112 | Steve Folchert, St. Pat's | Decision | Dave Lovenburg, Imperial | 6 to 3 |
| 119 | Dave Piper, St. Pat's | Decision | Dave German, Imperial | 16 to 1 |
| 126 | Mike Siffring, St. Pat's | Pinned | Kelly Dike, Hershey | 1:22 |
| 132 | Joe Brownell, St. Pat's | Decision | Steve Hudson | 13 to 1 |
| 138 | Steve Ramaekers, St. Pat's | Pinned | Ty Gray, Oshkosh | 3:18 |
| 145 | Dan Matthews, Oshkosh | Pinned | Pat Daniel, Hershey | 2:51 |
| 155 | Russ Yetter, Oshkosh | Decision | Paul Dodson, St. Pat's | 10 to 3 |
| 167 | James Harshman, Oshkosh | Decision | Doug Steffes, St. Pat's | 6 to 4 |
| 185 | Mike Nozicka, St. Pat's | Pinned | Matt Davis, Oshkosh | 3:22 |
| Heavy | Gregg Fear, Hershey | Pinned | Ira Cotton, Oshkosh | 2:39 |

98 WEIGHT




105 WEIGHT



112 WEIGHT




119 WEIGHT

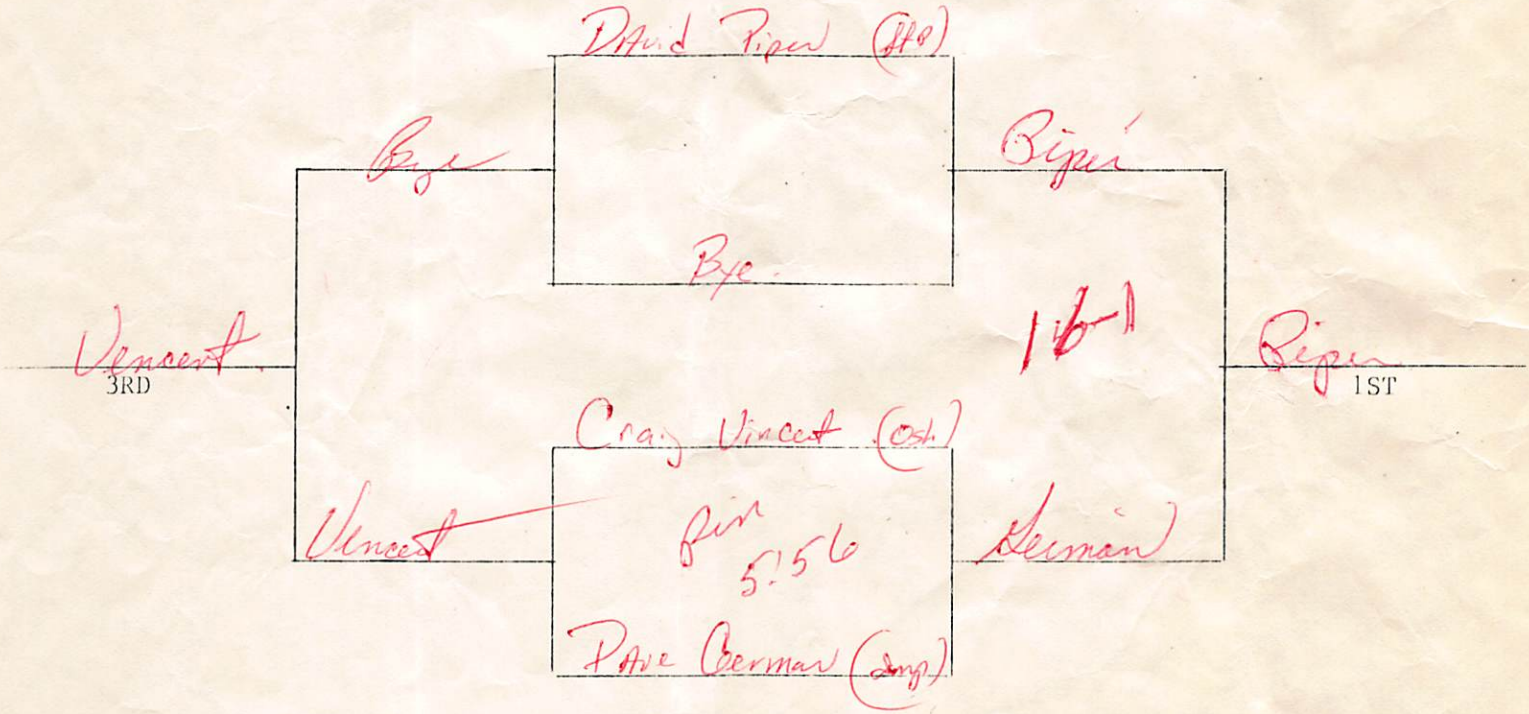

126 WEIGHT

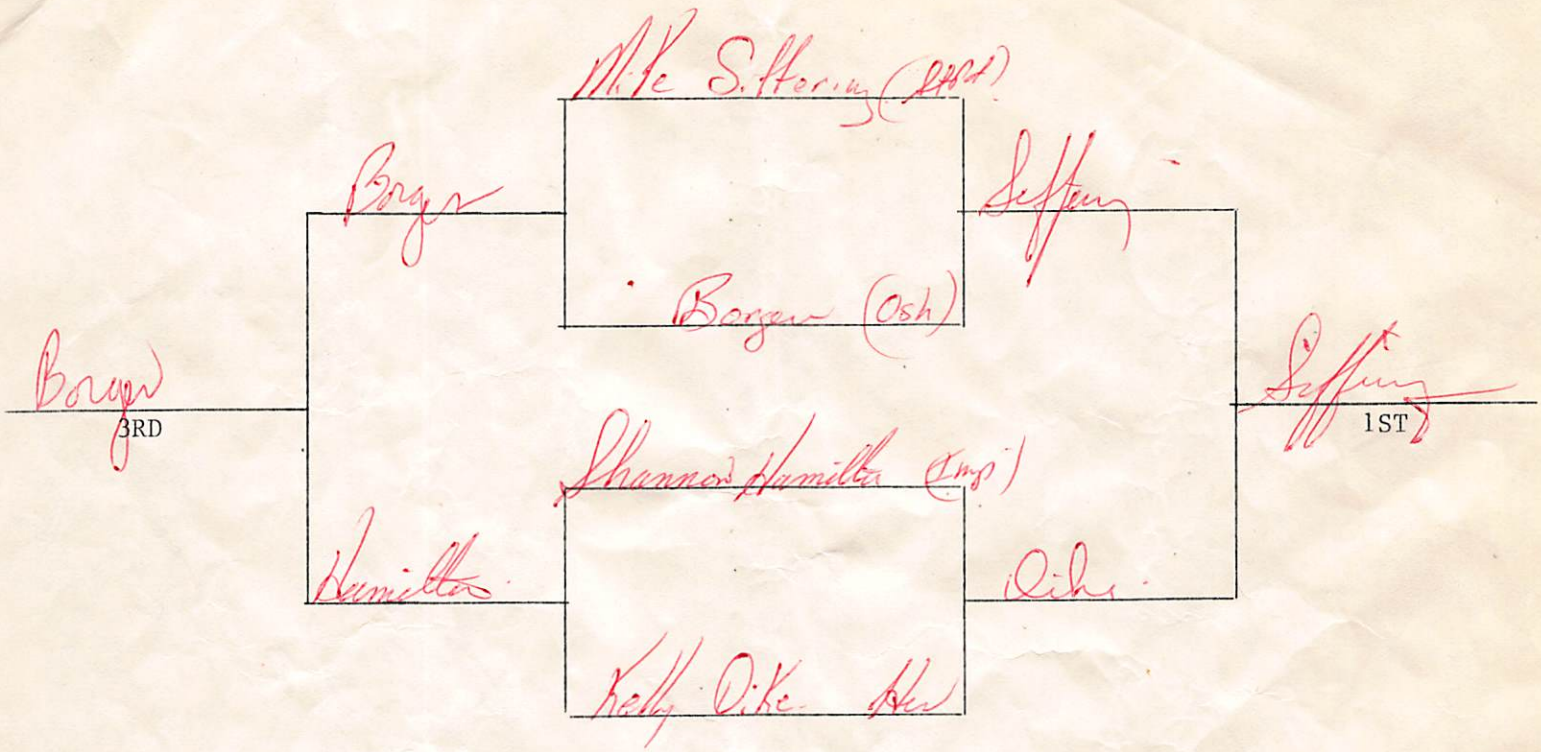


132 WEIGHT



138 WEIGHT

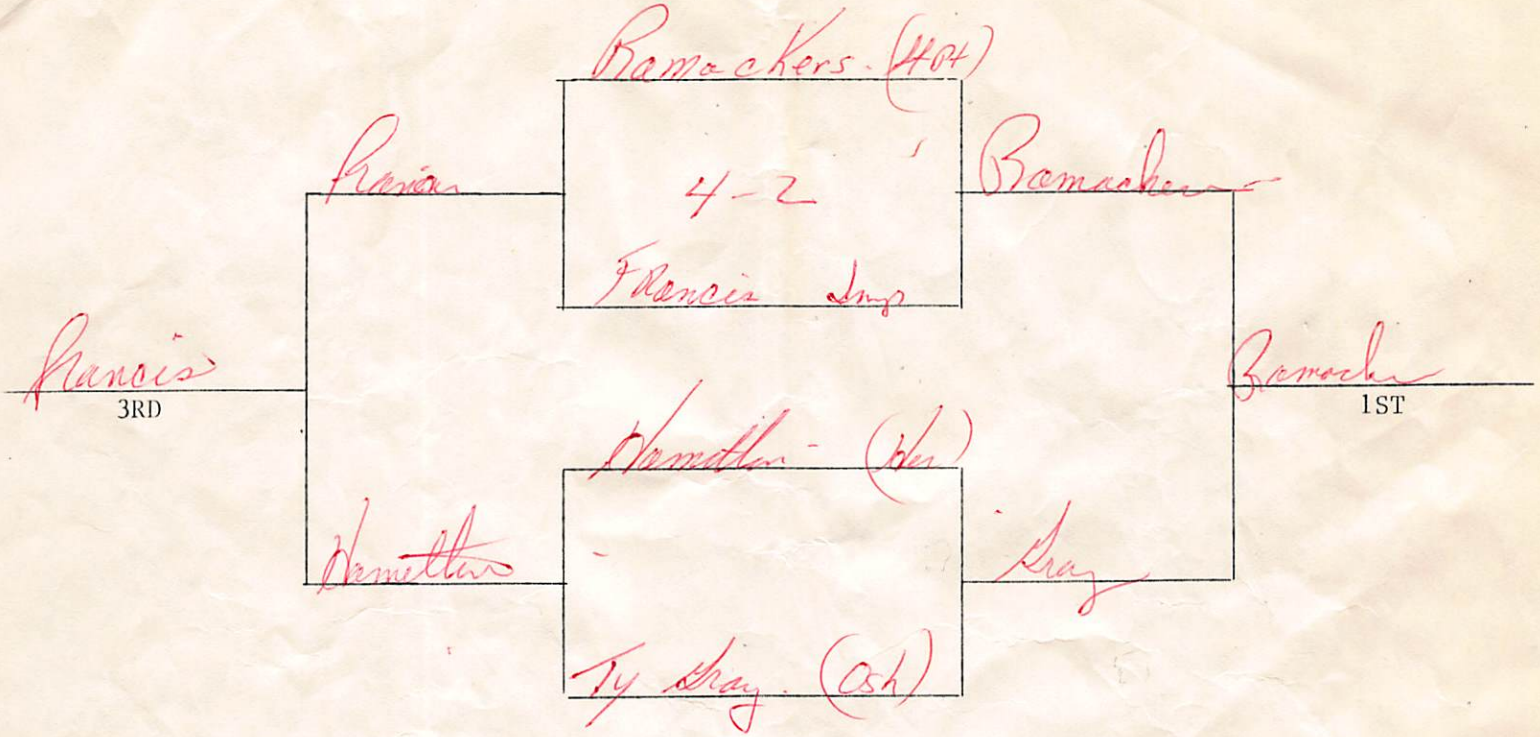


145 WEIGHT



68
3
67

155 WEIGHT




167 WEIGHT



185 WEIGHT




Heat WEIGHT

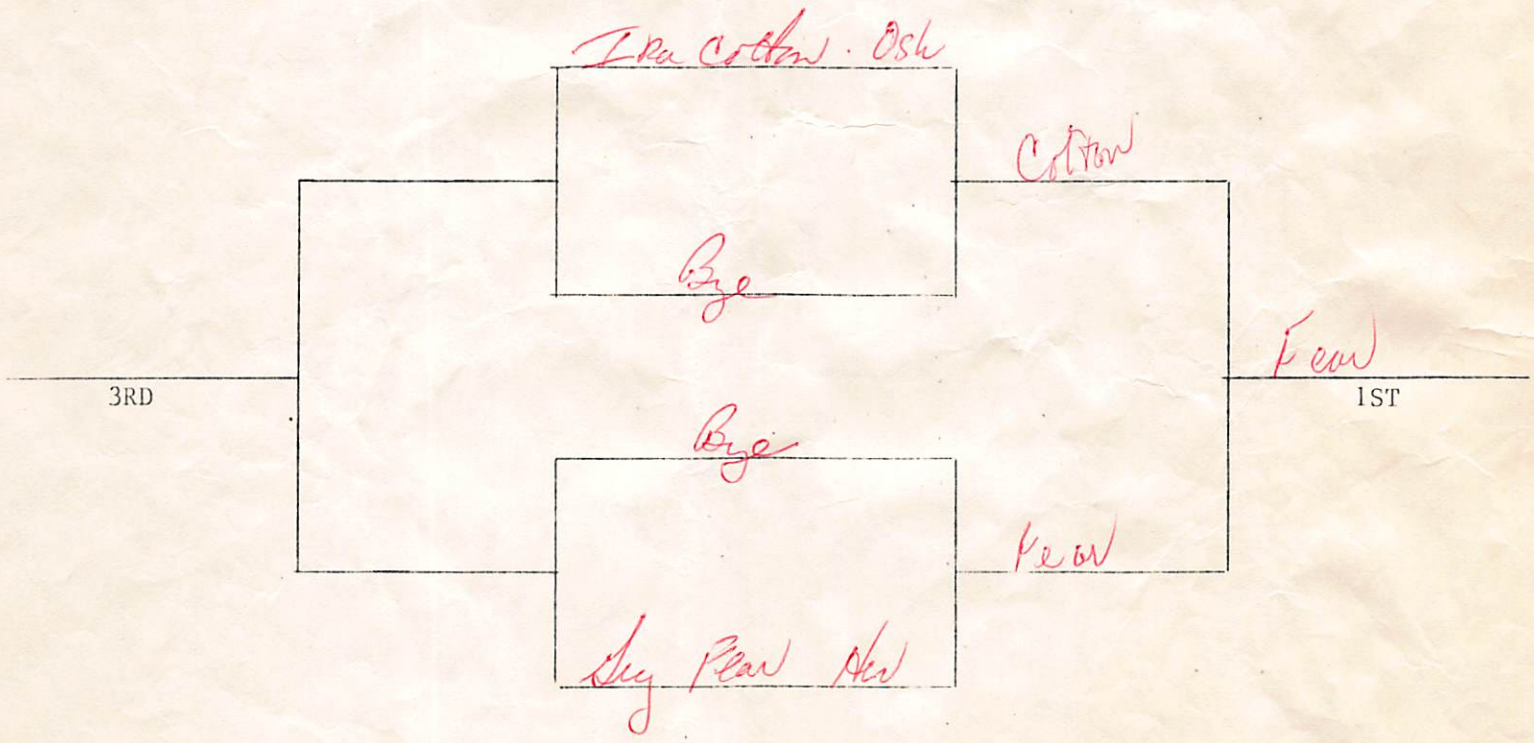

Bakk
Bayn. T2 Pin (1:24)

| | |
|---|---|
| At | 136 |
| osh | 107 |
| Hev | 80 |
| Imp | 56 |

Danny
Jones

184 - SP
135 O
91 H
76 I.

CHASE COUNTY HIGH SCHOOL
1984-85 WRESTLING ROSTER

| NAME | WEIGHT | GRADE |
|---|---|---|
| Wayne Bahler | 98 | 9 |
| Pat Beran | 105 | 9 |
| *Dave Lovenburg | 112 | 11 |
| Kevin McDonald | 112 | 10 |
| *Dave German | 119 | 10 |
| Tom Griess | 119 | 9 |
| Blaine Spady | 126 | 10 |
| *Shannon Hamilton | 126 | 11 |
| *Brad Shay | 138 | 12 |
| Mike Francis | 138 | 12 |
| *Blaine Peterson | 138 | 10 |
| Troy Roller | 138 | 9 |
| *Brad Brauer | 145 | 11 |
| Wayne Spickelmeier | 155 | 11 |
| Curt Goddard | 167 | 11 |
| *Mike Van Vleet | 167 | 10 |
| Jeff Bubak | 185 | 11 |

Head Coach: Vern Phelps
Asst Coach: Gary Patch
Student Mgr: Brian Shay, Lori Reeder, Tabitha Null

*Denotes Letterman

# WRESTLING

CCHS _____ VS. Season Totals Reg Valley DATE _____

| NAME | TD | TDL | RW | RL | EW | EL | NFW | NFL | DW | DL | P | PL | F | MF | DF | Record |
|---|---|---|---|---|---|---|---|---|---|---|---|---|---|---|---|---|
| Wayne Bahler | 2 | 15 | - | 1 | - | 4 | - | 9 | - | 1 | - | 11 | - | - | 23 | 5-12 |
| Pat Beran | 9 | 15 | 3 | 9 | 6 | 3 | 3 | 14 | 3 | 1 | 2 | 12 | - | - | 34 | 5-13 |
| Dave Lovenbury | 7 | 13 | 13 | 10 | 2 | 5 | 10 | 5 | 5 | 7 | 1 | 3 | - | - | 56½ | 7-11 |
| Tom Caress | 4 | 4 | 3 | 6 | - | 5 | 3 | 2 | 2 | - | - | 5 | - | - | 12 | 3-5 |
| Dave German | 10 | 17 | 13 | 17 | 6 | 4 | 4 | 38 | 3 | 9 | 4 | 3 | - | - | 46 | 8-12 |
| Shannon Hamilton | 1 | 14 | 4 | 5 | 3 | 2 | 1 | 10 | - | - | 1 | 12 | - | - | 19 | 3-12 |
| Blaine Spady | 2 | 5 | 1 | 5 | - | - | - | 9 | - | 1 | 1 | 5 | - | - | 12 | 2-6 |
| Blaine Peterson | 8 | 8 | 3 | 4 | 5 | 1 | 9 | 4 | 2 | 2 | 2 | 6 | + | - | 16 | 4-7-1 |
| Mike Francis | 13 | 17 | 6 | 12 | 17 | 12 | 7 | 20 | 3 | 5 | 1 | 7 | - | - | 36 | 6-12 |
| Brad Shay | 11 | 13 | 22 | 21 | 1 | 5 | 11 | 22 | 4 | 7 | 4 | 3 | - | - | 25 | 10-10 |
| Brad Brauer | 13 | 8 | 2 | 4 | 2 | 10 | 2 | 4 | + | - | 2 | 8 | - | - | 8 | 4-8 |
| Wayne Spickelmier | 15 | 15 | 6 | 7 | 12 | 8 | 2 | 19 | 6 | 3 | 3 | 8 | - | - | 42 | 10-11 |
| Jeff Bubak | 6 | 15 | 2 | 1 | 3 | - | 7 | 17 | 2 | - | 4 | 11 | - | - | 56½ | 8-11 |
| Mike Van Vleet | 4 | 12 | 5 | 6 | - | 2 | 2 | 10 | 2 | - | 1 | 12 | - | - | 30 | 4-12 |
| Troy Roller | 4 | 7 | 4 | 1 | 2 | 4 | 2 | 4 | - | 1 | 2 | 1 | - | - | 6 | 2-2 |
| Kevin McDonald | 4 | 5 | 7 | 4 | 1 | 2 | 3 | 9 | - | 3 | - | 4 | - | - | 0 | 0-7 |
| Totals | 113 | 184 | 94 | 119 | 64 | 66 | 78 | 192 | 34 | 40 | 27 | 113 | 1 | - | 445 | 81-152-1 |

# Letter Points

18 - To Letter

1 - Varsity Match  1 - Win  1 - Pin  1 - Effort

Do Not Make Weight - Lose All Points earned To date -

| | Oshkosh Bridgeport | Campbridge | Holyoke Inv. | Wray Inv. | Hershey | Ogalalla Inv. | Hershey, Oshkosh St. Paul's | Imperial Inv. | Holyoke | McCook | RepValley | Rep Valley Inv. | District |
|---|---|---|---|---|---|---|---|---|---|---|---|---|---|
| Wayne Bahler | 2/4 | 2/6 | 6/12 | 4/16 | 2/18 | 2/20 | 1/21 | 4/25 | 1/26 | 1/27 | | | |
| Pat Beran | 6/6 | 2/8 | 4/12 | 4/16 | 3/19 | 3/22 | 4/26 | 7/33 | 1/34 | 1/35 | | | |
| Dave Lovenberg | 5/5 | 3/8 | 9/17 | 2/19 | 2/21 | 5/26 | 1/27 | 5/32 | 1/33 | 1/34 | | | |
| Tom Conress | 3/3 | 2/5 | 10/15 | 0/15 | 2/17 | -/- | -/- | -/- | -/- | -/- | | | |
| Kevin McDonald | -/- | -/- | 4/4 | 0/4 | 0/4 | -/4 | -/4 | 3/7 | -/7 | -/7 | | | |
| Dave Coerman | 3/3 | 2/5 | 13/18 | 2/20 | 2/22 | 2/24 | 5/29 | 8/37 | 1/38 | 1/39 | | | |
| Shannon Hamilton | 5/5 | 2/7 | 0/7 | 4/11 | 1/12 | 3/15 | 2/17 | 2/19 | 1/20 | 1/21 | | | |
| Blaine Spady | -/- | -/- | -/- | -/- | -/- | 4/4 | -/4 | 3/7 | 2/9 | 1/10 | | | |
| Blaine Peterson | -/- | -/- | 4/4 | 0*/0 | -/- | -/- | -/- | 11/11 | -/11 | 1/12 | | | |
| Mike Francis | 4/4 | 2/6 | 10/16 | 4/20 | 2/22 | 2/24 | 3/27 | 7/34 | 4/38 | -/38 | | | |
| Troy Roller | -/- | -/- | -/- | -/- | -/- | -/- | -/- | -/- | -/- | -/- | | | |
| Brad Shay | 5/5 | 2/7 | 12*/12 | 0*/0 | -/- | 2/2 | 5/7 | 6/13 | 1/14 | 1/15 | | | |
| Brad Brauer | -/- | -/- | 4/4 | 3/7 | 1/8 | -/8 | -/8 | 17/17 | -/15 | 1/16 | | | |
| Wayne Spickelmeier | 5/5 | 2/7 | 11/18 | 4/22 | 3/25 | 8/33 | 5/38 | 12/50 | 3/53 | -/53 | | | |
| Mike VanVleet | 4/4 | 2/6 | 7/13 | 0/13 | -/13 | 2/15 | 3/18 | 8/24 | 1/25 | 1/26 | | | |
| Jeff Bubak | 4/4 | 4/8 | 8/16 | 8/24 | 4/28 | 2/30 | 5/35 | 5/40 | 1/41 | 1/42 | | | |
| Brian Shay | -/- | -/- | -/- | -/- | -/- | -/- | -/- | -/- | -/- | -/- | | | |

* Did Not Make Weight -



# The Rep. Valley Mustangs



Welcome You To The 13th Annual

# REPUBLICAN VALLEY
## INVITATIONAL
# WRESTLING TOURNAMENT

### TEAMS COMPETING

- ★ Alma
- ★ Beaver City
- ★ Cambridge
- ★ Eustis
- ★ Franklin
- ★ Hershey
- ★ Imperial
- ★ Maywood
- ★ Oxford
- ★ Rep. Valley
- ★ Rep. Valley Reserves

| YEAR | CHAMPION | RUNNERUP |
|---|---|---|
| 1973 | Rep. Valley | Imperial |
| 1974 | Axtell | Cambridge |
| 1975 | Rep. Valley | Imperial |
| 1976 | Cambridge | Imperial |
| 1977 | Cambridge | Rep. Valley |
| 1978 | Rep. Valley | Imperial |
| 1979 | Cambridge | Franklin |
| 1980 | Franklin | Cambridge |
| 1981 | Franklin | Rep. Valley |
| 1982 | Rep. Valley | Franklin |
| 1983 | Rep. Valley | Imperial |
| 1984 | Ravenna | Rep. Valley |

**OFFICIALS: Pete Burger, Jerry Frahm, Vince Urban**

**1st Session**
**10:00 AM**
Quarter Finals



**2nd Session**
**1:00 PM**
Semi-Finals
& Wrestlebacks

**3rd Session**
**4:30 PM**
Consolation Finals

**5:30 PM**
Championship Finals

Program Compliments Of.....


# INDIANOLA OIL CO.
# Indianola, Nebr.

ALMA

League: Republican Valley
Mascot: Cardinals
Colors: Red/White
Coach: John James

BEAVER CITY

League: Southern Frontier
Mascot: Bearcats
Colors: Blue/White
Coach: Doug Jones

CAMBRIDGE

League: Republican Valley
Mascot: Trojans
Colors: Orange/Black
Coach: Robert Fuller

EUSTIS

League: Central Platte
Mascot: Tigers
Colors: Orange/Black
Coach: Lynn Young

FRANKLIN

League: Twin Valley
Mascot: Flyers
Colorss: Red, White/Black
Coach: Stacey Burke

HERSHEY

League: South Platte Valley
Mascot: Panthers
Colors: Blue/White
Coach: Marv Rankin

IMPERIAL

League: South Platte Valley
Mascot: Longhorns
Colors: Orange/Black
Coach: LaVern Phelps

Maywood

League: Central Platte
Mascot: Tigers
Colors: Orange/Black
Coach: Morris Johnson

OXFORD

League: Republican Valley
Mascot: Cardinals
Colors: Red/White
Coach: Lee Fry

REPUBLICAN VALLEY

League: Republican Valley
Mascot: Mustangs
Colors: Purple/Gold
Coaches: Mike Simpson-Rich Wilson

TEAM SCORING FOR TOURNAMENT MATCHES

| | |
|---|---|
| First Place | 14points |
| Second Place | 10 points |
| Third Place | 7 points |
| Fourth Place | 4 points |
| Forfeit or default | 2 points |
| Advance to next round | |
| Championship bracket | 2 points |
| Consolation bracket | 1 point |
| Fall | 2 points |
| Superior decision (12 points or more) | 1 point |
| Major decision (8-11 points) | ½ point |

REPUBLICAN VALLEY WRESTLING INVITATIONAL

98 lb. class

Rick Teel (RV - 19-6)
Bye
Teel
Bye
Wayne Bahler (Im - 4-11)
Bahler
Mike Stiff (Fr - 4-12)
Bye
Stiff
Troy Merritt (Ma - 5-11)
George Cornwell (RVB-- 6-3)
Cornwell
Teel
Cornwell
Teel
CHAMPION

Stiff
Stiff
Bye
Merritt
Merritt
Bahler
Merritt
cons. champ

105 lb. class

Curt VanPelt (RV - 18-6)
Bye
Van Pelt
Bye
Jerry Gruwell (Al - 6-7)
Gruwell
Rusty Sandberg (H - 4-10)
Pat Beran (Im 5-11)
Beran
T2 NF3
Bye
Ken Winters (RVJV - 2-3)
Bz Winters
Vanpelt
Beran
VanPelt
CHAMPION

Winters
Sandberg
~~Gruwell~~
Sandberg
Cornwell
Sandberg
cons. champ

112 lb. class

Art Ruggles (RV-16-8)

Jim Marsh (RV-JV-3-7)

Ruggles

7-0

Jim Sexton (Ce-7-12)

Dave Lovenberg (Imp-7-9)

Lovenberg

Ruggles

Ruggles

CHAMPION

Lonnie Schriner (Frk-10-8)

Bye

Schriner

Schriner

Tony Deharky (E-6-13)

Kurt Jensen (May-16-3)

Kensen

Marsh

Marsh

Sexton

Jenson

Jensen

Lovenberg

cons. champ

Deharky

Lovenberg

Lovenberg

T2 P.W. :58

119 lb. class

Dave German (Imp-7-11)

John Pickett (May 0-4)

German

German

Blaine Stewart (Frk-4-2)

Troy Thorson (Eus-8-10)

Thorson

CHAMPION

Robert Thayer (RV-4-6)

John Ellis (Ox-1-2)

Thayer

Elwood

Howard Wagoner (Frk-4-2)

Larry Elwood (Al-5-7)

Elwood

Pickett

Thorson Stewart

Stewart

Thayer

Thayer

Ellis

Ellis

Thorson

Wagoner

cons. champ


Aaron Vandegrift (RV - 16-1)
Kerry Brockmeier (Eu - 2-11)
Steve Gugelman (Ma - 5-11)
Kelly Dike (H - 11-11)
Travis Arnold (Ca - 4-13)
Arlen Seeman (Al - 9-12)
Martin Waters (Ox - 13-7)
Rick Hunt (BC - 2-13)
Kevin Macdonald (Im - 0-7)
Blake Stewart (Fr - 8-13)
126 lb. class
CHAMPION
cons. champ
Iag Groshong (Ca - 14-7)
Shannon Hamilton (Im - 2-11)
Brett Schmidt (RVJV - 6-12)
Scott Cornelson (RV - 18-8)
Steve Hudson (H - 14-13)
132 lb. class
CHAMPION
Jim Jesseph (BC - 13-9)
Tim Wolfe (Ma - 14-10)
Rob Albers (Fr - 2-2)
Joe Bihlmeier (EU - 1-1)
Mike Brown (Ox - 13-10)
cons. champ



138 lb. class

Orion Tate (Rus-17-7) Tate

Tate

Wes Harouff (Al-0-6)

Tate

Mike Francis (Imp - 6-12)

Jameson

Leon Jameson (Frk-9-6)

Jim Hamilton (Her.-10-10)

Hamilton

Wes Hansen (May-3-12)

Hamilton

CHAMPION

Chris Shake (BC-0-6)

Wood

Paul Wood (RV-15-10)

Harouff

Francis

Francis

Wood

Wood

Hansen

Hanson

Shake

Jameson

cons. champ

Chris Votaw (May-14-5)

Votaw

145 lb. class

Will March (RV-2-8)

Bohrer

Bohrer

Brad Shay (Imp-10-10)

Bohrer

Frank Bohrer (Frk-13-6)

Shane Balderston (BC-20-5)

Balderston

Bye

Johnson

SHAMPION

Dick Hudson (Her-6-6)

Johnson

Gene Johnson (Ox-16-5)

March

Shay

Shay

Balderson

Balderson

Hudson

Votaw

cons. champ

155 lb. class

Todd Fisher (BC - 19-2)

Tom Koch (Eu - 4-14)

Dennis Shannon (RVJV - 3-4)

Denny Cornett (Ca - 18-6)

Thad Cudmore (RV - 14-9)

Randy Miller (Ma - 15-7)

Wayne Spickelmeier (Im - 11-11)

Dale Duggin (H - 3-7)

Dave Waggoner (Al - 2-4)

John Denehay (Fr - 14-9)

CHAMPION

cons. champ

167 lb. class

Brian Ulrich (Eu - 15-4)

Sam Park (H - 8-4)

Shannon McBride (RV - 4-7)

Ken Banzhaf (RVJV - 4-5)

Rod Johnson (Ma - 14-8)

Lavern Banzhaf (Ca - 13-11)

Jeff Bubak (Im - 8-11)

Rick DeKiese (Fr - 2-3)

Dan Cox (BC - 0-13)

Trent Kearney (Al - 3-4)

Jeff Sherwood (Ox - 16-2)

CHAMPION

cons. champ

185 lb. class

Larry Doris (RV-19-7)

Keith Roberts (Ca-2-15)

Greg Fear (Her-4-8)

Troy Hays (Eus-10-11)

Dave Waters (Ox-9-8)

Clint Hosick (May-12-9)

Mike VanVleet (Imp-3-11)

Brad Tegtman (Al-5-10)

Steve Detlefson (Frk-14-6)

CHAMPION

cons. champ

Dale Wagner (Eus-17-0)

Keith Brown (Al-JV-1-4)

Shawn Colson (Ca-JV-0-2)

Craig Brown (Al-10-13)

Jamie Gardner (Frk-17-6)

Bye

Dave Downey (RV-10-8)

Clayton Hampton (Ca-14-6)

CHAMPION

cons. champ

HVT. class

WRESTLING

CCHS _____ V Holyoke Season Totals DATE 1-18-85

| NAME | TD | TDL | RW | RL | EW | EL | NFW | NFL | DW | DL | P | PL | [illegible] | [illegible] | [illegible] | Record |
|---|---|---|---|---|---|---|---|---|---|---|---|---|---|---|---|---|
| Wayne Bahler | 2 | 14 | - | 1 | - | 4 | - | 8 | - | 1 | - | 10 | - | - | 17 | 4-11 |
| Pat Beran | 9 | 12 | 3 | 7 | 5 | 3 | 3 | 12 | 3 | 1 | 2 | 10 | - | - | 34 | 5-11 |
| Dave Lovenburg | 5 | 11 | 12 | 7 | 1 | 4 | 10 | 3 | 5 | 5 | 1 | 3 | - | - | 56½ | 7-9 |
| Tom Griess | 4 | 4 | 3 | 6 | - | 5 | 3 | 2 | 2 | - | - | 5 | - | - | 12 | 3-5 |
| Dave German | 9 | 16 | 13 | 14 | 6 | 4 | 14 | 32 | 3 | 7 | 4 | 3 | - | - | 46 | 8-10 |
| Shannon Hamilton | 1 | 14 | 4 | 5 | 3 | 2 | 1 | 16 | - | - | 1 | 12 | - | - | 13 | 2-12 |
| Blaine Spady | 2 | 5 | 1 | 5 | - | - | - | 9 | - | 1 | 1 | 5 | - | - | 6 | 1-6 |
| Blaine Peterson | 8 | 7 | 3 | 4 | 5 | 1 | 9 | 4 | 2 | 2 | 2 | 5 | 1 | - | 16 | 4-6-1 |
| Mike Francis | 11 | 16 | 6 | 10 | 15 | 11 | 7 | 20 | 3 | 5 | 1 | 6 | - | - | 36 | 6-11 |
| Brad Shay | 9 | 11 | 18 | 19 | 1 | 3 | 9 | 19 | 3 | 6 | 4 | 3 | - | - | 22 | 9-9 |
| Brad Braver | 11 | 7 | 1 | 4 | 2 | 8 | 1 | 4 | - | - | 1 | 8 | - | - | 2 | 2-8 |
| Wayne Spickelmeier | 15 | 14 | 6 | 6 | 11 | 8 | 2 | 18 | 6 | 3 | 3 | 7 | - | - | 42 | 10-10 |
| Jeff Bubak | 5 | 14 | 2 | 1 | 2 | - | 7 | 17 | 2 | - | 4 | 10 | - | - | 50½ | 7-10 |
| Mike Van Vleet | 4 | 11 | 5 | 6 | - | 2 | 2 | 10 | 2 | - | 1 | 11 | - | - | 24 | 3-11 |
| Troy Roller | 4 | 7 | 4 | 1 | 5 | 4 | 2 | 4 | - | 1 | 2 | 1 | - | - | 6 | 2-2 |
| Kevin McDonald | 3 | 5 | 6 | 4 | 1 | 1 | 3 | 8 | - | 2 | - | 4 | - | - | - | 0-6 |
| Totals | 102 | 169 | 87 | 106 | 58 | 59 | 75 | 176 | 32 | 34 | 26 | 105 | 1 | - | 406 | 73-138-1 |

# WRESTLING

CCHS 27 Vs Holyoke 35 Date 1-18-85

| NAME | TD | TDL | RW | RL | EW | EL | NFW | NFL | DW | DL | P | PL | Draw | Team Points | Total Points | Record |
|---|---|---|---|---|---|---|---|---|---|---|---|---|---|---|---|---|
| Wayne Bahler | | 1 | | | | | | | | | | 1 | | | - | 0-1 |
| PAT Beran | | 1 | | | | | | 1 | | | | 1 | | | - | 0-1 |
| DAVE Lovenburg | | 1 | | | | | | | | | | 1 | | | - | 0-1 |
| DAVE German | | Won by forfeit | | | | | | | | | | | | | 6 | 1-0 |
| Shannon Hamilton | | 1 | | | | | | | | | | 1 | | | - | 0-1 |
| Blaine Spady | | 1 | | 1 | | | | 1111 | | 1 | | | | | - | 0-1 |
| Mike Francis | 2 | | | | 1 | | 1 | | | | 1 | | | | 6 | 1-0 |
| Brad Shay | | Won by forfeit | | | | | | | | | | | | | 6 | 1-0 |
| Wayne Spickelmeier | 2 | 1 | 1 | | 1 | 1 | 1 | 2 | 1 | | | | | | 3 | 1-0 |
| Jeff Bubak | | Won by forfeit | | | | | | | | | | | | | 6 | 1-0 |
| Mike Van Vleet | | 1 | | | | | | | | | | 1 | | | - | 0-1 |
| Totals | 4 | 7 | 1 | 1 | 2 | 1 | 2 | 7 | 1 | 1 | 1 | 5 | - | - | 27 | 5-6 |

IMPERIAL INVITATIONAL A DIVISION

CHAMPIONS BRACKET 98 LBS. CLASS

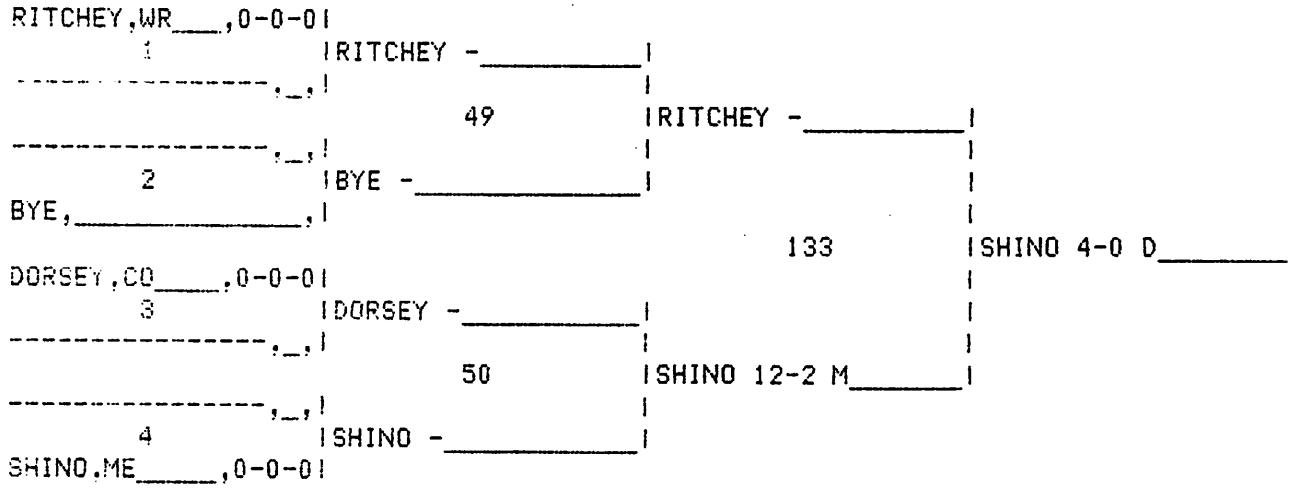


CONSOLATION BRACKET 98 LBS. CLASS

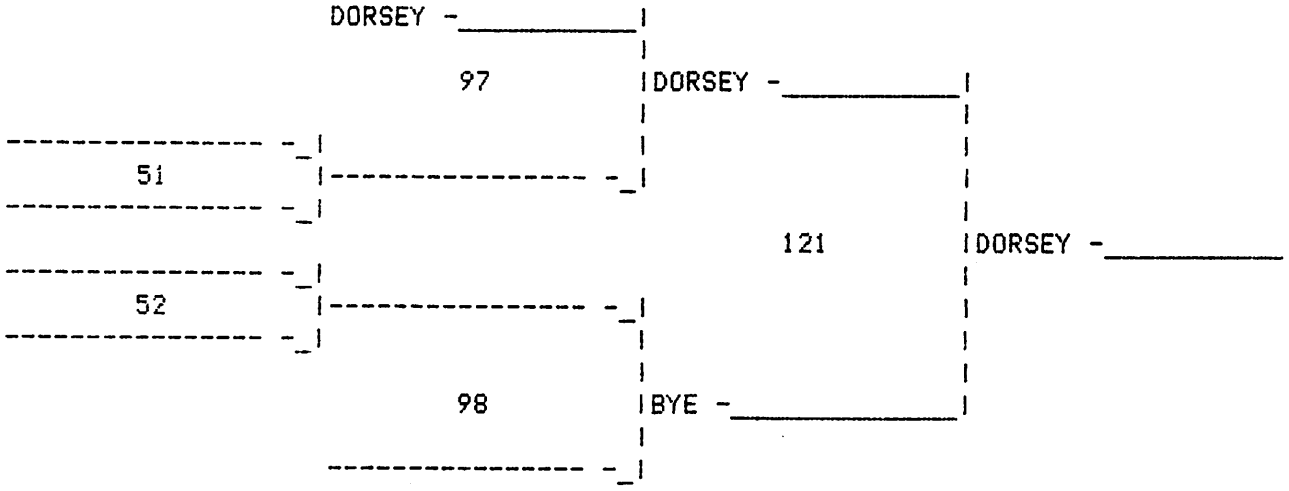


98 LBS. CLASS RESULTS.

RITCHEY - WR 0-1-0: 10 PTS.
SHINO - ME 2-0-0: 16.5 PTS.
DORSEY - CO 0-1-0: 7 PTS.

1 SHINO - ME - 4-0 D
2 RITCHEY - WR - -
3 DORSEY - CO - -

IMPERIAL INVITATIONAL A DIVISION

CHAMPIONS BRACKET 105 LBS. CLASS

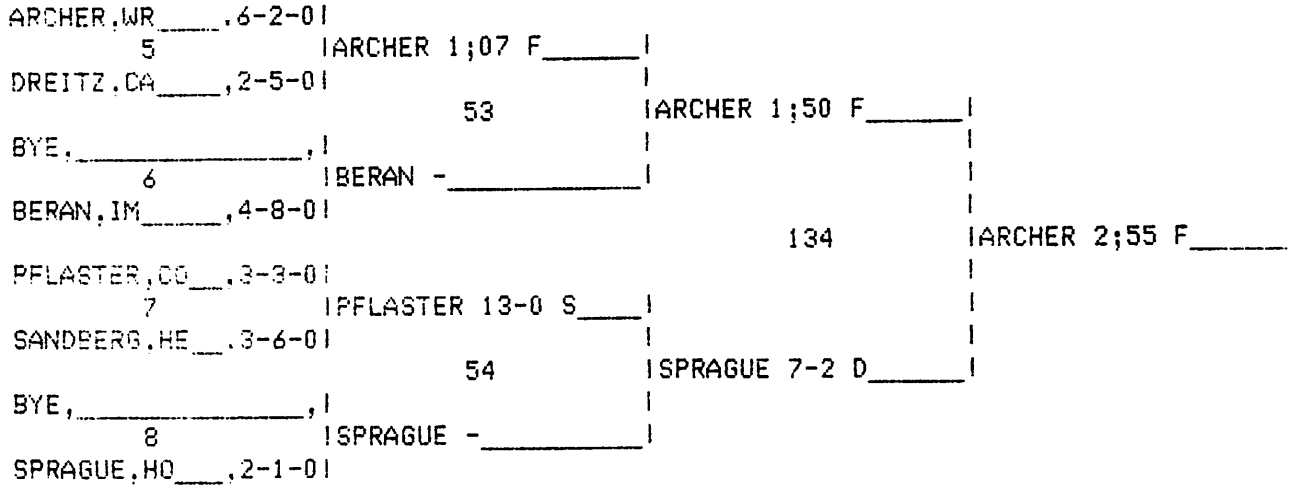


CONSOLATION BRACKET 105 LBS. CLASS

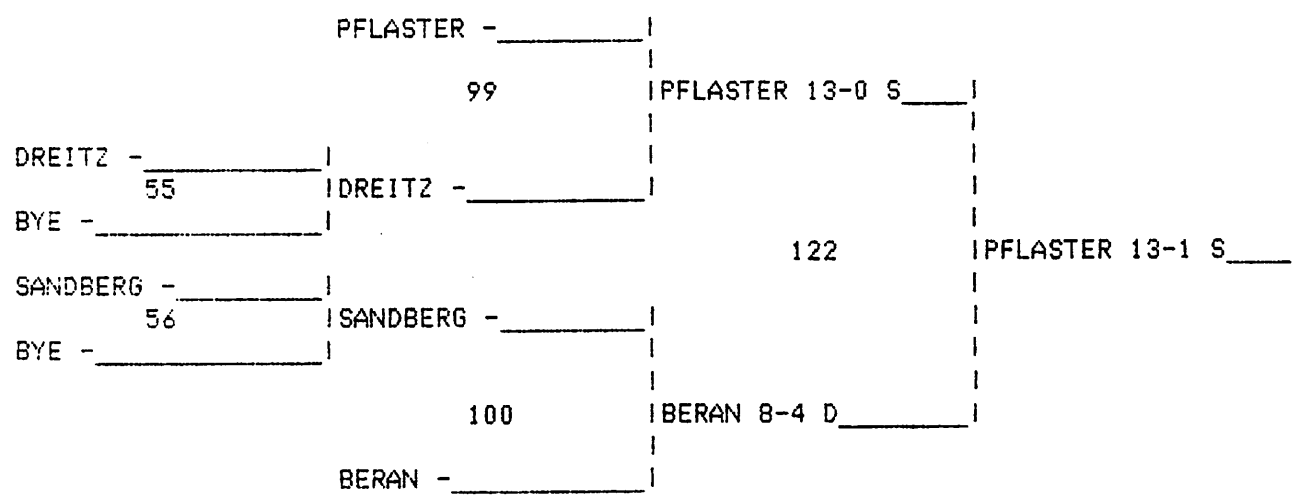


105 LBS. CLASS RESULTS.

ARCHER - WR 9-2-0: 24 PTS.
SPRAGUE - HO 3-2-0: 14 PTS.
PFLASTER - CO 6-4-0: 13 PTS.
BERAN - IM 5-10-0: 5 PTS.
SANDBERG - HE 3-8-0: 0 PTS.
DREITZ - CA 2-7-0: 0 PTS.

1 ARCHER - WR - 2;55 F
2 SPRAGUE - HO - -
3 PFLASTER - CO - 13-1 S
4 BERAN - IM - -

# IMPERIAL INVITATIONAL A DIVISION

## CHAMPIONS BRACKET 112 LBS. CLASS

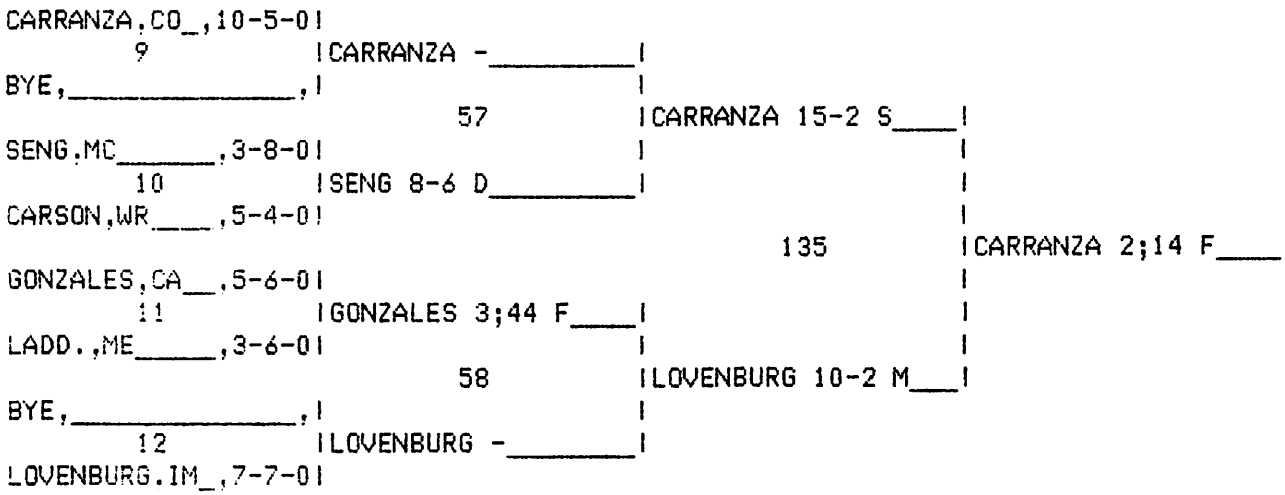


## CONSOLATION BRACKET 112 LBS. CLASS

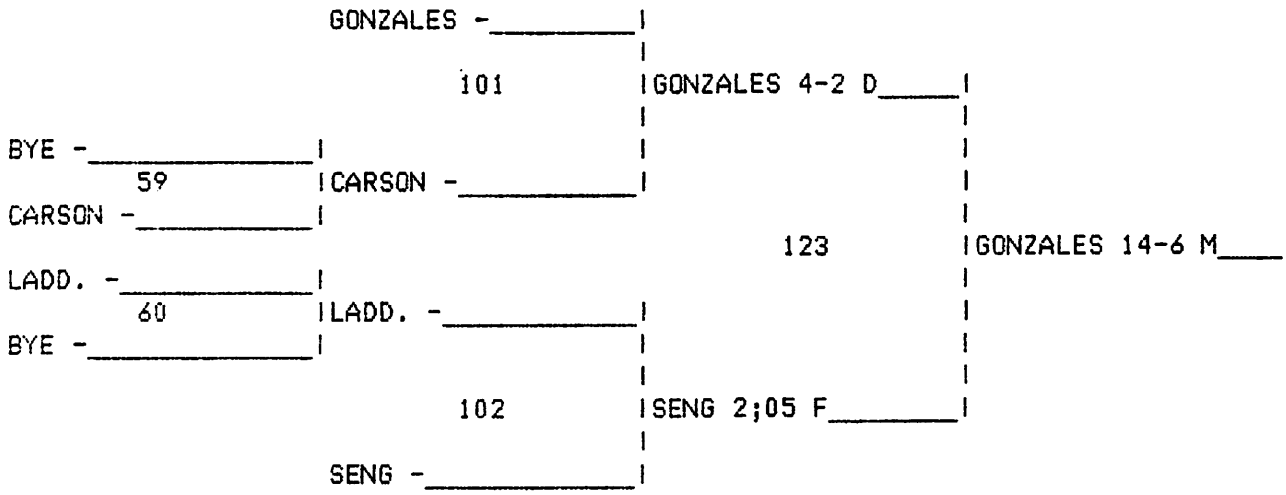


112 LBS. CLASS RESULTS.

CARRANZA - CO 12-5-0: 21 PTS.
LOVENBURG - IM 8-8-0: 14.5 PTS.
GONZALES - CA 8-7-0: 12.5 PTS.
CARSON - WR 5-6-0: 0 PTS.
SENG - MC 5-10-0: 9 PTS.
LADD. - ME 3-8-0: 0 PTS.

1 CARRANZA - CO - 2;14 F
2 LOVENBURG - IM - -
3 GONZALES - CA - 14-6 M
4 SENG - MC - -

IMPERIAL INVITATIONAL A DIVISION

CHAMPIONS BRACKET 119 LBS. CLASS

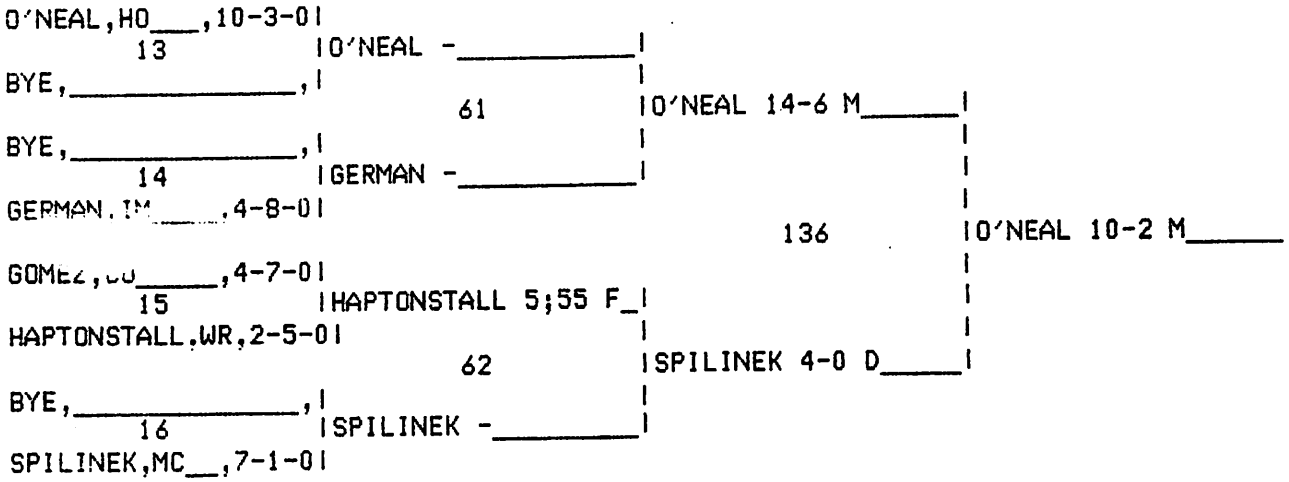


CONSOLATION BRACKET 119 LBS. CLASS

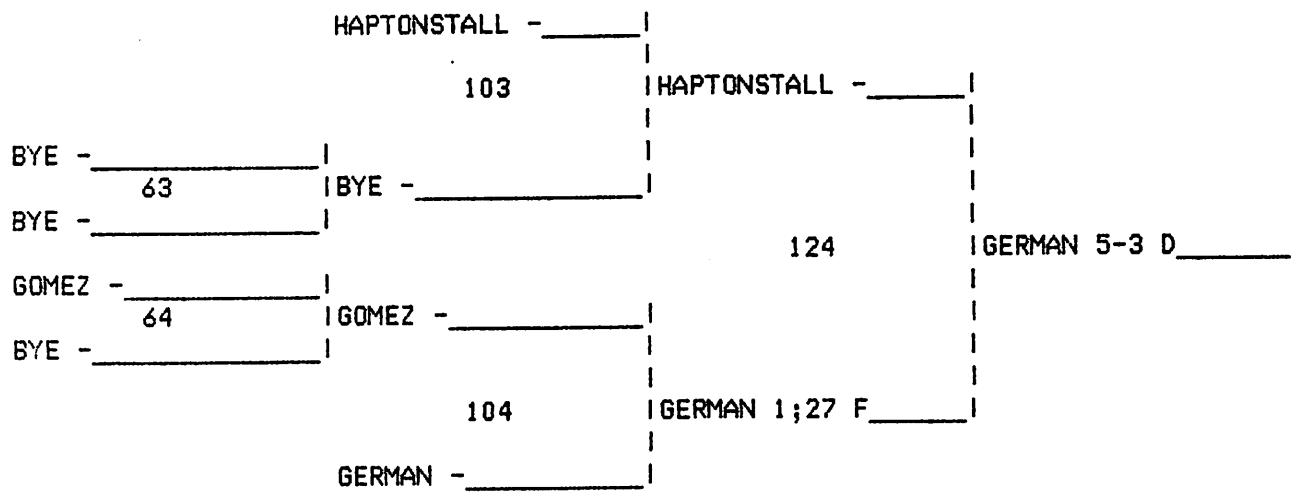


119 LBS. CLASS RESULTS.

O'NEAL - HO 12-3-0: 19 PTS.
SPILINEK - MC 8-2-0: 14 PTS.
GOMEZ - CO 4-9-0: 0 PTS.
GERMAN - IM 6-9-0: 10 PTS.
HAPTONSTALL - WR 3-7-0: 8 PTS.

1 O'NEAL - HO - 10-2 M
2 SPILINEK - MC - -
3 GERMAN - IM - 5-3 D
4 HAPTONSTALL - WR - -

## IMPERIAL INVITATIONAL A DIVISION

### CHAMPIONS BRACKET 126 LBS. CLASS

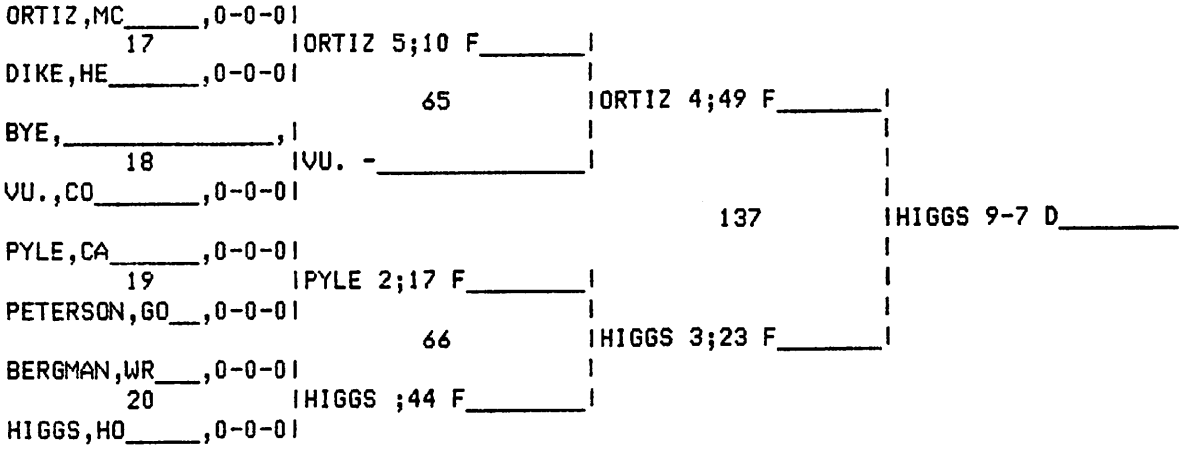


### CONSOLATION BRACKET 126 LBS. CLASS

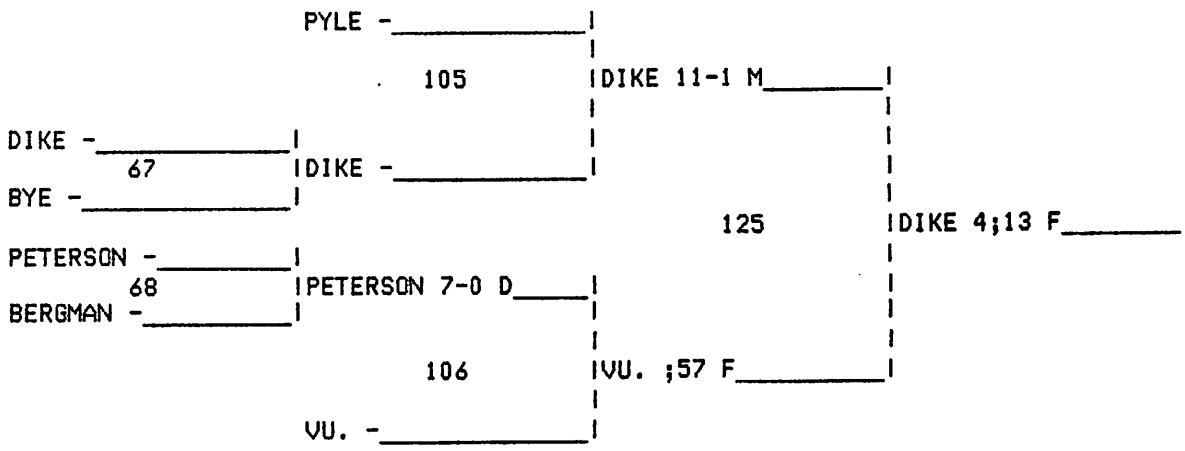


126 LBS. CLASS RESULTS.

ORTIZ - MC 2-1-0: 18 PTS.
HIGGS - HO 3-0-0: 22 PTS.
PYLE - CA 1-2-0: 4 PTS.
VU. - CO 1-2-0: 7 PTS.
PETERSON - GO 1-2-0: 1 PTS.
BERGMAN - WR 0-2-0: 0 PTS.
DIKE - HE 2-1-0: 11.5 PTS.

1 HIGGS - HO - 9-7 D
2 ORTIZ - MC - -
3 DIKE - HE - 4;13 F
4 VU. - CO - -

IMPERIAL INVITATIONAL A DIVISION

CHAMPIONS BRACKET 132 LBS. CLASS

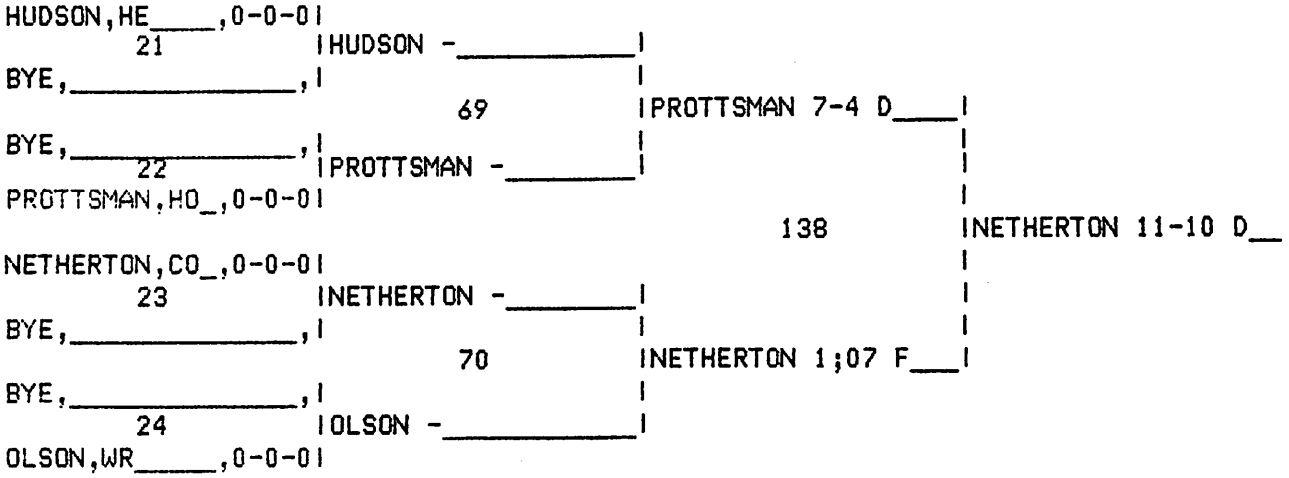


CONSOLATION BRACKET 132 LBS. CLASS

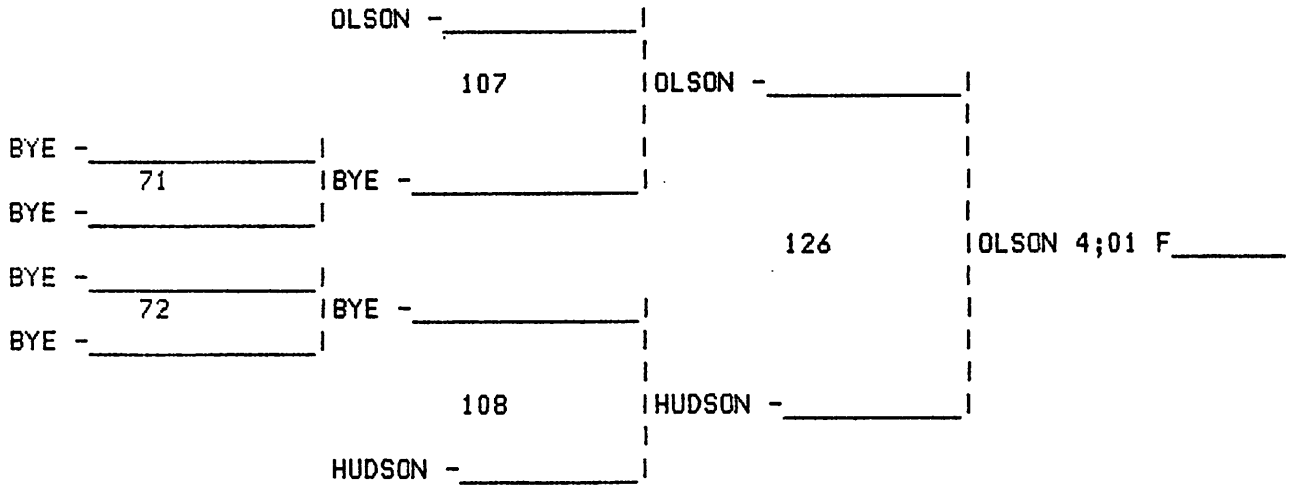


132 LBS. CLASS RESULTS.

HUDSON - HE 0-2-0: 0 PTS.
OLSON - WR 1-1-0: 6 PTS.
NETHERTON - CO 2-0-0: 20 PTS.
PROTTSMAN - HO 1-1-0: 14 PTS.

1 NETHERTON - CO - 11-10 D
2 PROTTSMAN - HO - -
3 OLSON - WR - 4;01 F
4 HUDSON - HE - -

# IMPERIAL INVITATIONAL A DIVISION

## CHAMPIONS BRACKET 138 LBS. CLASS

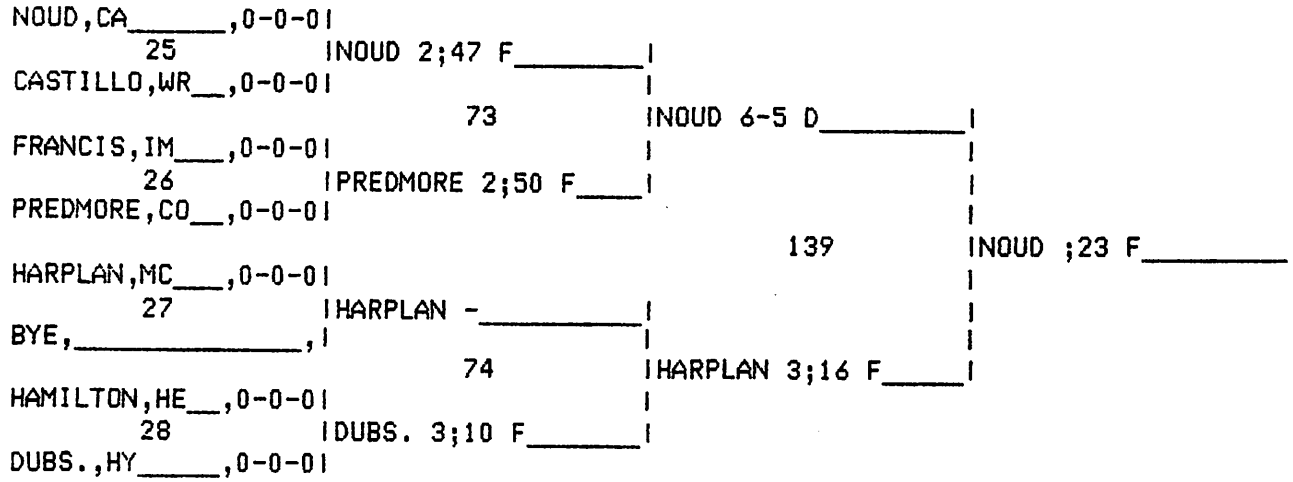


## CONSOLATION BRACKET 138 LBS. CLASS

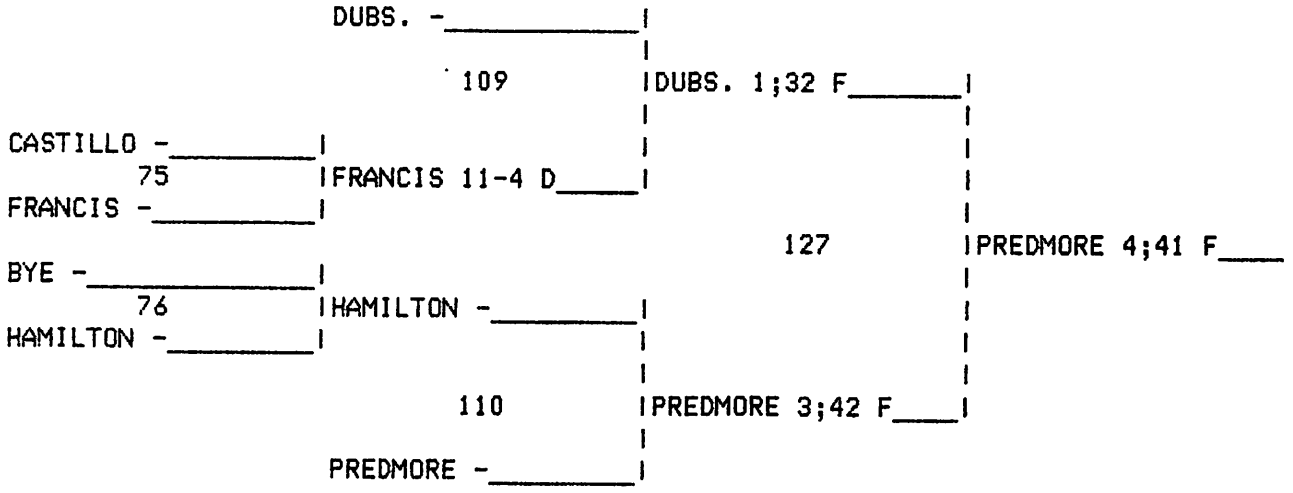


138 LBS. CLASS RESULTS.

NOUD - CA 3-0-0: 22 PTS.
DUBS. - HY 2-2-0: 11 PTS.
HARPLAN - MC 1-1-0: 16 PTS.
PREDMORE - CO 3-1-0: 16 PTS.
FRANCIS - IM 1-2-0: 1 PTS.
HAMILTON - HE 0-2-0: 0 PTS.
CASTILLO - WR 0-2-0: 0 PTS.

1 NOUD - CA - ;23 F
2 HARPLAN - MC - -
3 PREDMORE - CO - 4;41 F
4 DUBS. - HY - -

## IMPERIAL INVITATIONAL A DIVISION

### CHAMPIONS BRACKET 145 LBS. CLASS

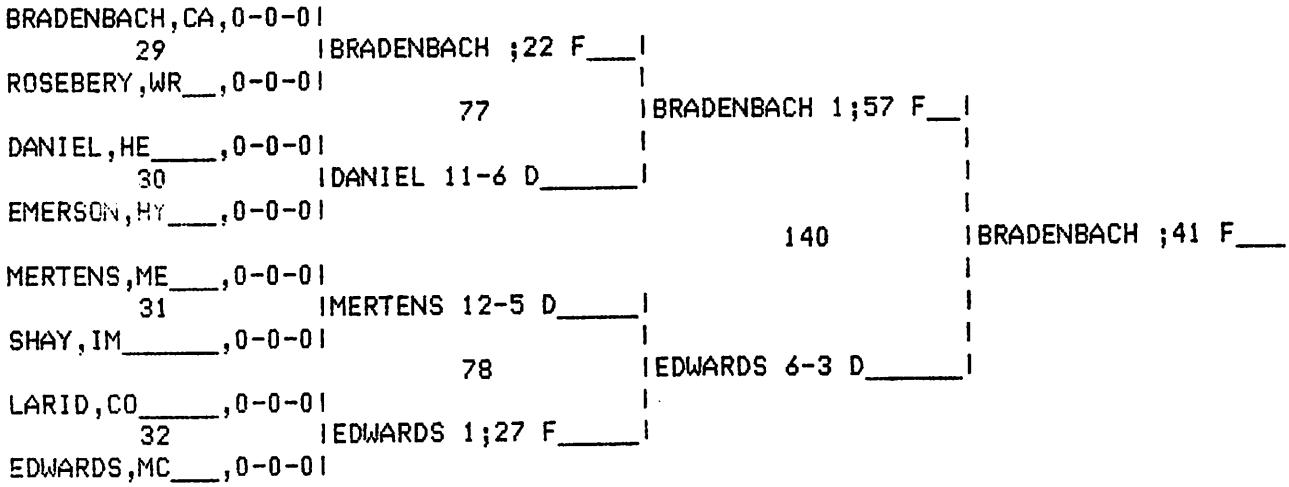


### CONSOLATION BRACKET 145 LBS. CLASS

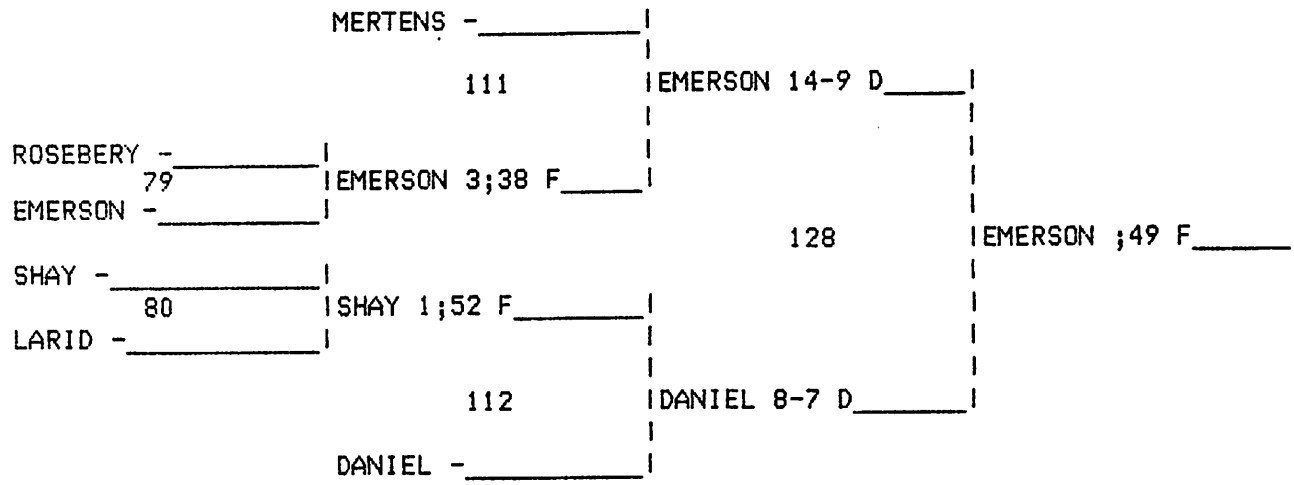


145 LBS. CLASS RESULTS.

BRADENBACH - CA 3-0-0: 24 PTS.
EDWARDS - MC 2-1-0: 16 PTS.
MERTENS - ME 1-2-0: 2 PTS.
EMERSON - HY 3-1-0: 13 PTS.
DANIEL - HE 2-2-0: 7 PTS.
SHAY - IM 1-2-0: 3 PTS.
LARID - CO 0-2-0: 0 PTS.
ROSEBERY - WR 0-2-0: 0 PTS.

1 BRADENBACH - CA - ;41 F
2 EDWARDS - MC - -
3 EMERSON - HY - ;49 F
4 DANIEL - HE - -

IMPERIAL INVITATIONAL A DIVISION

CHAMPIONS BRACKET 155 LBS. CLASS

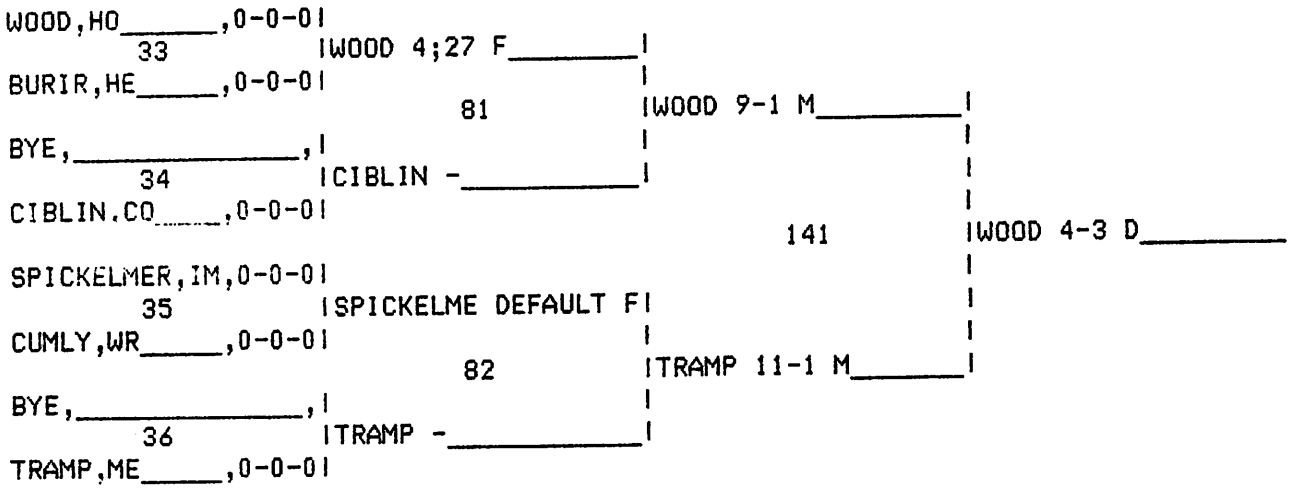


CONSOLATION BRACKET 155 LBS. CLASS

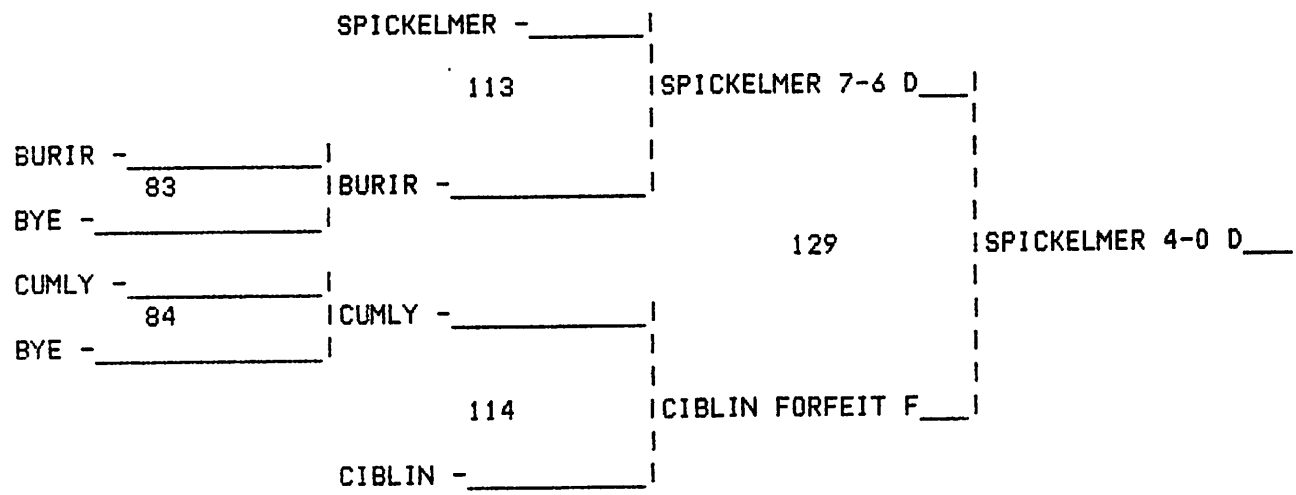


155 LBS. CLASS RESULTS.

WOOD - HO 3-0-0: 20.5 PTS.
TRAMP - ME 1-1-0: 14.5 PTS.
SPICKELMER - IM 3-1-0: 12 PTS.
CIBLIN - CO 1-2-0: 7 PTS.
CUMLY - WR 0-2-0: 0 PTS.
BURIR - HE 0-2-0: 0 PTS.

1 WOOD - HO - 4-3 D
2 TRAMP - ME - -
3 SPICKELMER - IM - 4-0 D
4 CIBLIN - CO - -

# IMPERIAL INVITATIONAL A DIVISION

## CHAMPIONS BRACKET 167 LBS. CLASS

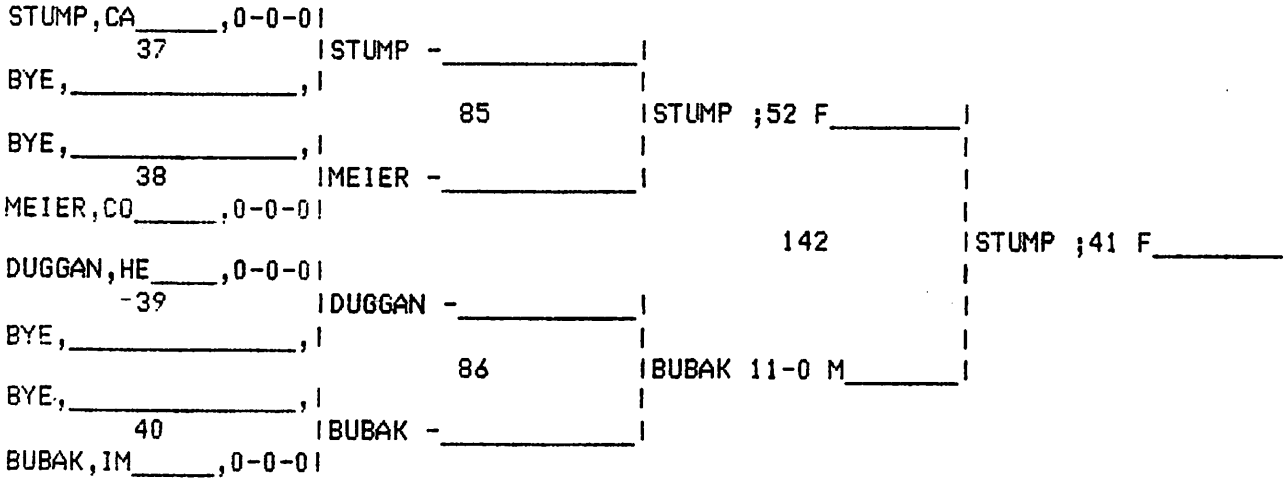


## CONSOLATION BRACKET 167 LBS. CLASS

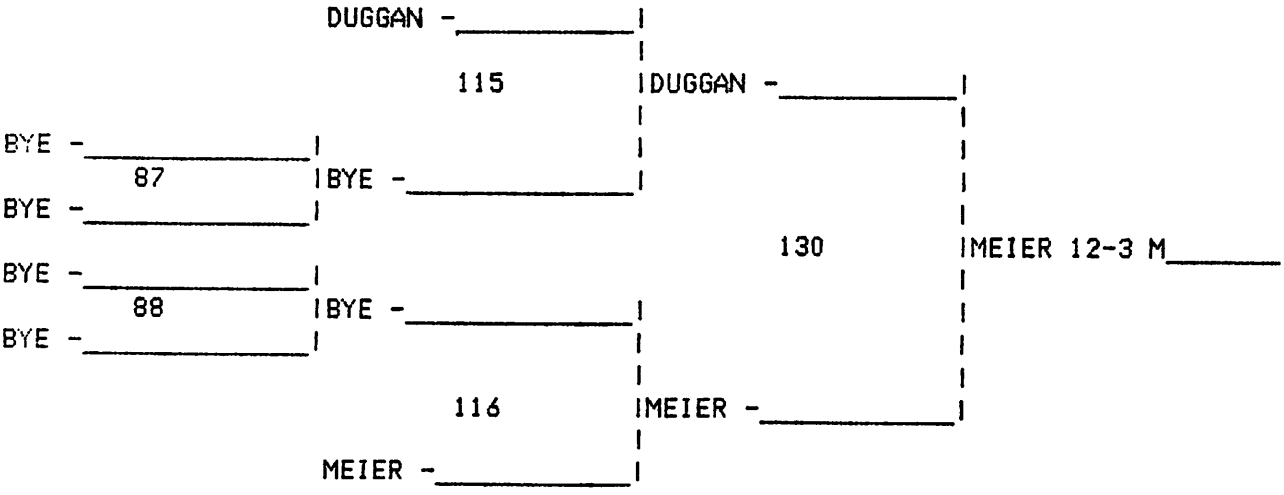


167 LBS. CLASS RESULTS.

STUMP - CA 2-0-0: 22 PTS.
BUBAK - IM 1-1-0: 14.5 PTS.
DUGGAN - HE 0-2-0: 0 PTS.
MEIER - CO 1-1-0: 4.5 PTS.

1 STUMP - CA - ;41 F
2 BUBAK - IM - -
3 MEIER - CO - 12-3 M
4 DUGGAN - HE - -

# IMPERIAL INVITATIONAL A DIVISION

## CHAMPIONS BRACKET 185 LBS. CLASS

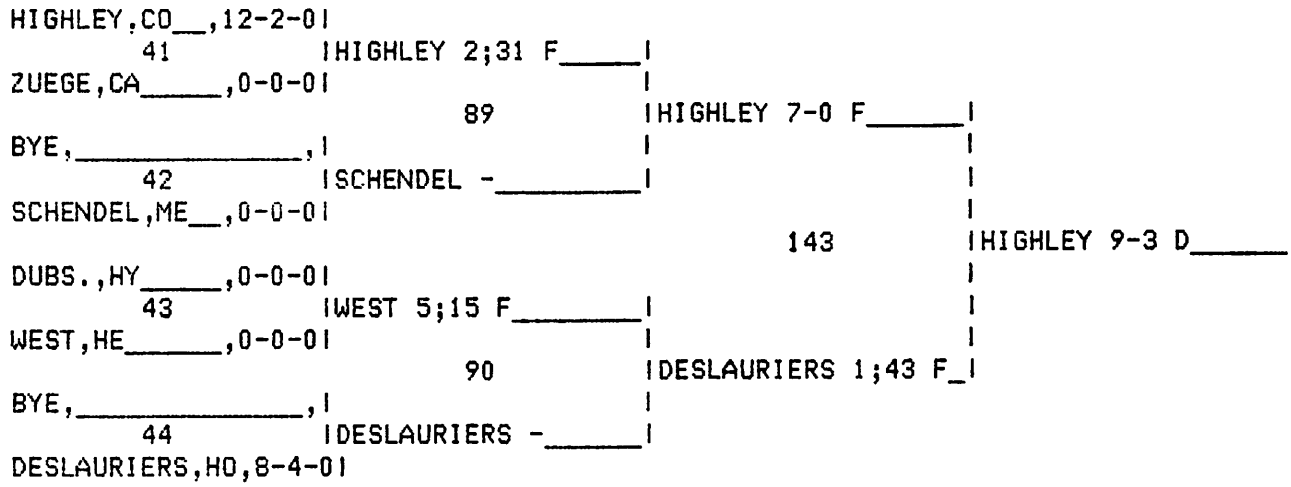


## CONSOLATION BRACKET 185 LBS. CLASS

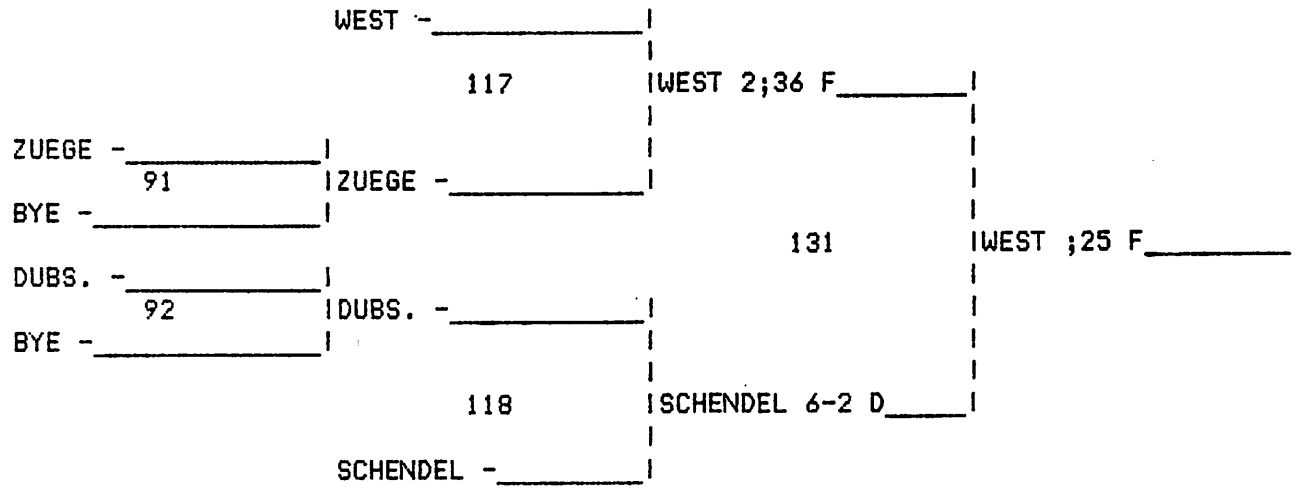


185 LBS. CLASS RESULTS.

HIGHLEY - CO 15-2-0: 22 PTS.
DESLAURIERS - HO 9-5-0: 16 PTS.
DUBS. - HY 0-2-0: 0 PTS.
SCHENDEL - ME 1-2-0: 5 PTS.
WEST - HE 3-1-0: 16 PTS.
ZUEGE - CA 0-2-0: 0 PTS.

1 HIGHLEY - CO - 9-3 D
2 DESLAURIERS - HO - -
3 WEST - HE - ;25 F
4 SCHENDEL - ME - -

# IMPERIAL INVITATIONAL A DIVISION

## CHAMPIONS BRACKET HWT LBS. CLASS

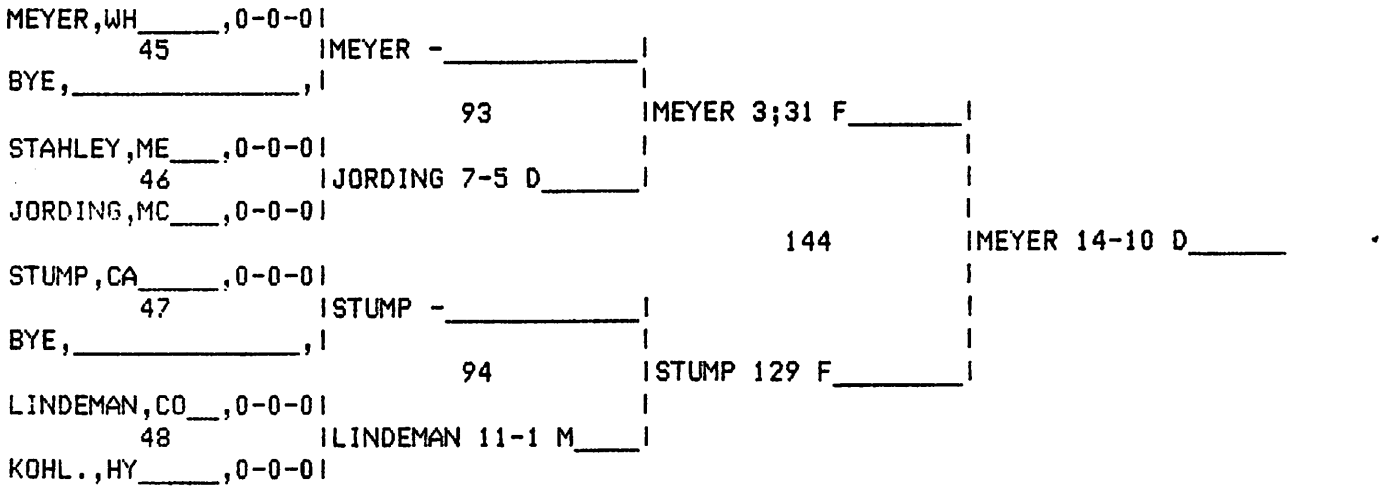


## CONSOLATION BRACKET HWT LBS. CLASS

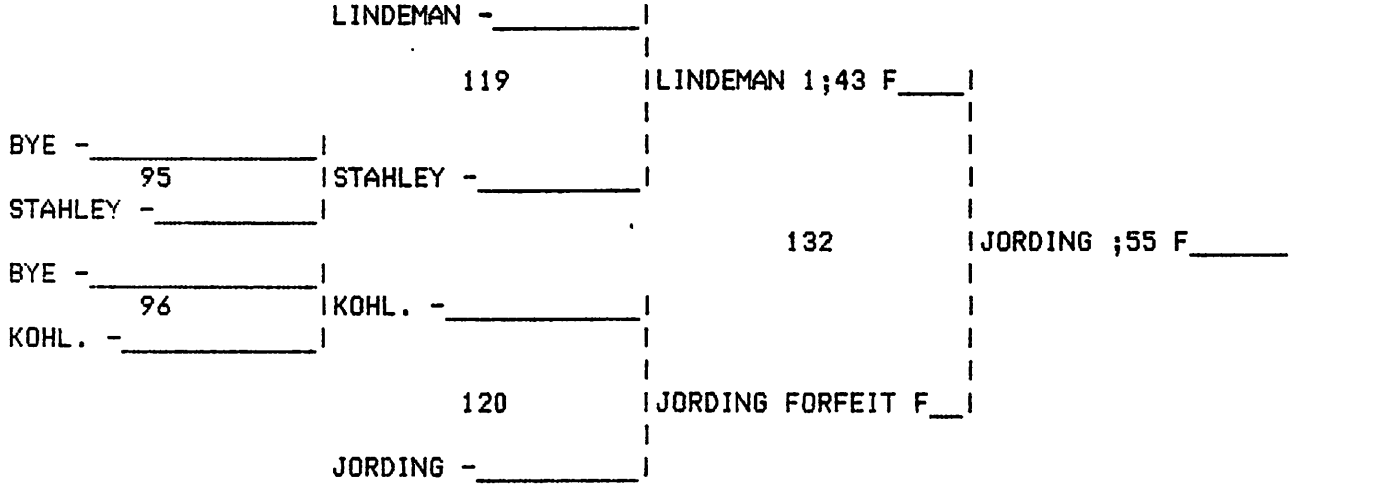


HWT LBS. CLASS RESULTS.

MEYER - WH 2-0-0: 20 PTS.
KOHL. - HY 0-2-0: 0 PTS.
STUMP - CA 1-1-0: 16 PTS.
JORDING - MC 3-1-0: 14 PTS.
STAHLEY - ME 0-2-0: 0 PTS.
LINDEMAN - CO 2-2-0: 9.5 PTS.

1 MEYER - WH - 14-10 D
2 STUMP - CA - -
3 JORDING - MC - ;55 F
4 LINDEMAN - CO - -

IMPERIAL INVITATIONAL A DIVISION
TEAM RANKINGS

~~1~~. CO - 127
2. HO - 105.5
3. CA - 100.5
~~4~~. MC - 87
~~5~~. IM - 60
6. WR - 48
~~7~~. ME - 38
~~8~~. HE - 34.5
~~9~~. HY - 24
~~10~~. WH - 20
~~11~~. GO - 1
~~12~~. FL - 0

# WRESTLING

CCHS _____ Vs Season Totals - McCook Date 1-24-85

| NAME | TD | TDL | RW | RL | EW | EL | NFW | NFL | DW | DL | P | PL | Draw | Tenure Points | Total Points | Record |
|---|---|---|---|---|---|---|---|---|---|---|---|---|---|---|---|---|
| Wayne Bohler | 2 | 14 | - | 1 | - | 4 | - | 8 | - | 1 | - | 10 | - | - | 23 | 5-11 |
| Pat Beran | 9 | 14 | 3 | 9 | 6 | 3 | 3 | 14 | 3 | 1 | 2 | 11 | - | - | 34 | 5-12 |
| Dave Lovenburg | 6 | 12 | 13 | 8 | 1 | 5 | 10 | 4 | 5 | 6 | 1 | 3 | - | - | 56½ | 7-10 |
| Tom Criess | 4 | 4 | 3 | 6 | - | 5 | 3 | 2 | 2 | - | - | 5 | - | - | 12 | 3-5 |
| Dave German | 9 | 17 | 13 | 15 | 6 | 4 | 4 | 36 | 3 | 8 | 4 | 3 | - | - | 46 | 8-11 |
| Shannon Hamilton | 1 | 14 | 4 | 5 | 3 | 2 | 1 | 10 | - | - | 1 | 12 | - | - | 19 | 3-12 |
| Blaine Spady | 2 | 5 | 1 | 5 | - | - | - | 9 | - | 1 | 1 | 5 | - | - | 12 | 2-6 |
| Blaine Peterson | 8 | 8 | 3 | 4 | 5 | 1 | 9 | 4 | 2 | 2 | 2 | 6 | - | - | 16 | 4-7-1 |
| Mike Francis | 11 | 16 | 6 | 10 | 15 | 11 | 7 | 20 | 3 | 5 | 1 | 6 | - | - | 36 | 6-11 |
| Brad Shay | 9 | 13 | 21 | 20 | 1 | 4 | 9 | 21 | 3 | 7 | 4 | 3 | - | - | 22 | 9-10 |
| Brad Brauer | 11 | 7 | 1 | 4 | 2 | 8 | 1 | 4 | 1 | - | 1 | 8 | - | - | 8 | 3-8 |
| Wayne Spickelmeier | 15 | 14 | 6 | 6 | 11 | 8 | 2 | 18 | 6 | 3 | 3 | 7 | - | - | 42 | 10-10 |
| Jeff Bubak | 5 | 14 | 2 | 1 | 2 | - | 7 | 17 | 2 | - | 4 | 10 | - | - | 56½ | 8-10 |
| Mike Van Vleet | 4 | 11 | 5 | 6 | - | 2 | 2 | 10 | 2 | - | 1 | 11 | - | - | 30 | 4-11 |
| Troy Roller | 4 | 7 | 4 | 1 | 5 | 4 | 2 | 4 | - | 1 | 2 | 1 | - | - | 6 | 2-2 |
| Kevin McDonald | 3 | 5 | 6 | 4 | 1 | 1 | 3 | 8 | - | 2 | - | 4 | - | - | - | 0-6 |
| Totals | 103 | 176 | 91 | 111 | 59 | 61 | 75 | 185 | 32 | 37 | 26 | 107 | 1 | - | 442 | 79-143-1 |

# WRESTLING

CCHS _____ Vs CCHS Invit A-Div- Varsity. Date 1-12-85

| NAME | TD | TDL | RW | RL | EW | EL | NFW | NFL | DW | DL | P | PL | Draw | Extra Points | Total Points | Record |
|---|---|---|---|---|---|---|---|---|---|---|---|---|---|---|---|---|
| PAT Beran. | 2 | 3 | 1 | 2 | 2 | 1 | - | 4 | 1 | 1 | - | 1 | - | - | 5 | 1-2 |
| Dave Lovenburg | - | 3 | 2 | - | - | 1 | 2 | - | 1 | - | - | 1 | - | - | 14½ | 1-1 |
| Dave German | 2 | 3 | 3 | 1 | 2 | - | 3 | 6 | 1 | 1 | 1 | - | - | - | 10 | 2-1 |
| Mike Francis | 4 | 2 | 1 | 2 | 2 | 2 | 1 | 2 | 1 | - | - | 2 | - | - | 1 | 1-2 |
| Brad Shay | 1 | 2 | 4 | 4 | - | 1 | 1 | 3 | - | 2 | 1 | - | - | - | 3 | 1-2 |
| Wayne Spickelmeier. | 3 | 2 | 1 | 1 | 4 | 2 | 1 | 3 | 2 | 1 | 1 | - | - | - | 12 | 3-1 |
| Jeff Bubak | 1 | 1 | 1 | - | - | - | 3 | 0 | 1 | - | - | 1 | - | - | 14½ | 1-1 |
| Totals | 13 | 16 | 13 | 10 | 10 | 7 | 11 | 18 | 7 | 5 | 3 | 5 | - | - | 60 | 10-10 |

* Team Point Deducted for Coach -

* $-\frac{1}{59}$

# WRESTLING

CCHS _____ Vs CCHS Invit DATE 1-12-85

| NAME | TD | TDL | RW | BL | FW | FL | NFW | NFL | DW | DL | P | PL | F | | | Record |
|---|---|---|---|---|---|---|---|---|---|---|---|---|---|---|---|---|
| Wayne Bahler | - | 2 | - | 1 | - | - | - | 2 | - | - | - | 2 | - | - | 0 | 0-2 |
| Kevin McDonald | 2 | 2 | 3 | 2 | 1 | 1 | 3 | 3 | - | 1 | - | 1 | - | - | 0 | 0-2 |
| Shannon Hamilton | - | 2 | - | 1 | 1 | - | - | 1 | - | - | - | 2 | - | - | 0 | 0-2 |
| Blaine Spady | 1 | 1 | - | 2 | - | - | - | - | - | - | - | 2 | - | - | 0 | 0-2 |
| Blaine Peterson | 2 | 1 | - | 1 | - | - | 6 | 2 | 1 | 1 | 1 | 1 | - | - | 10 | 2-2 |
| Brad Brauer | 7 | 1 | - | 1 | 1 | 7 | 1 | - | 1 | - | - | 2 | - | - | 2 | 1-2 |
| Mike VanVleet | 2 | 1 | 1 | 1 | - | - | - | - | 1 | - | 1 | 1 | - | - | 10 | 2-1 |
| | | | | | | | | | | | | | | | | |
| Totals | 14 | 10 | 4 | 9 | 3 | 8 | 11 | 8 | 3 | 2 | 2 | 11 | - | - | 22 | 5-13 |

# WRESTLING

CCHS _____ Vs Season Totals. CCHS Invit  DATE 1-12-85

| NAME | TD | TDL | RW | RL | EW | EL | NFW | NFL | DW | DL | P | PL | Draw | Forfeit Points | Total Points | Record |
|---|---|---|---|---|---|---|---|---|---|---|---|---|---|---|---|---|
| Wayne Bahler | 2 | 13 | - | 1 | - | 4 | - | 8 | - | 1 | - | 9 | - | - | 17 | 4-10 |
| Pat Beran | 9 | 11 | 3 | 7 | 5 | 3 | 3 | 11 | 3 | 1 | 2 | 9 | - | - | 34 | 5-10 |
| Dave Lovenburg | 5 | 10 | 12 | 7 | 1 | 4 | 10 | 3 | 5 | 5 | 1 | 2 | - | - | 56½ | 7-8 |
| Tom Criess | 4 | 4 | 3 | 6 | - | 5 | 3 | 2 | 2 | - | - | 5 | - | - | 12 | 3-5 |
| Dave German | 9 | 16 | 13 | 14 | 6 | 4 | 14 | 32 | 3 | 7 | 4 | 3 | - | - | 40 | 7-10 |
| Shannon Hamilton | 1 | 13 | 4 | 5 | 3 | 2 | 1 | 10 | - | - | 1 | 11 | - | - | 13 | 2-11 |
| Blaine Spady | 2 | 4 | 1 | 4 | - | - | - | 5 | - | - | 1 | 5 | - | - | 6 | 1-5 |
| Blaine Peterson | 8 | 7 | 3 | 4 | 5 | 1 | 9 | 4 | 2 | 2 | 2 | 5 | 1 | - | 16 | 4-6-1 |
| Mike Francis | 9 | 16 | 6 | 10 | 14 | 11 | 6 | 20 | 3 | 5 | - | 6 | - | - | 30 | 5-11 |
| Brad Shay | 9 | 11 | 18 | 19 | 1 | 3 | 9 | 19 | 3 | 6 | 4 | 3 | - | - | 16 | 8-9 |
| Brad Brauer | 11 | 7 | 1 | 4 | 2 | 8 | 1 | 4 | - | - | 1 | 8 | - | - | 2 | 2-8 |
| Wayne Spickelmeier | 13 | 13 | 5 | 6 | 10 | 7 | 1 | 16 | 5 | 3 | 3 | 7 | - | - | 39 | 9-10 |
| Jeff Bulak | 5 | 14 | 2 | 1 | 2 | - | 7 | 17 | 2 | - | 4 | 10 | - | - | 44½ | 6-10 |
| Mike Van Vleet | 4 | 10 | 5 | 6 | - | 2 | 2 | 10 | 2 | - | 1 | 10 | - | - | 24 | 3-10 |
| Troy Roller | 4 | 7 | 4 | 1 | 5 | 4 | 2 | 4 | - | 1 | 2 | 1 | - | - | 6 | 2-2 |
| Kevin McDonald | 3 | 5 | 6 | 4 | 1 | 1 | 3 | 8 | - | 2 | - | 4 | - | - | - | 0-6 |
| Totals | 98 | 162 | 86 | 105 | 56 | 58 | 73 | 169 | 31 | 33 | 25 | 100 | + | - | 379 | 68-132-1 |

IMPERIAL INVITATIONAL A DIVISION

CHAMPIONS BRACKET 98 LBS. CLASS

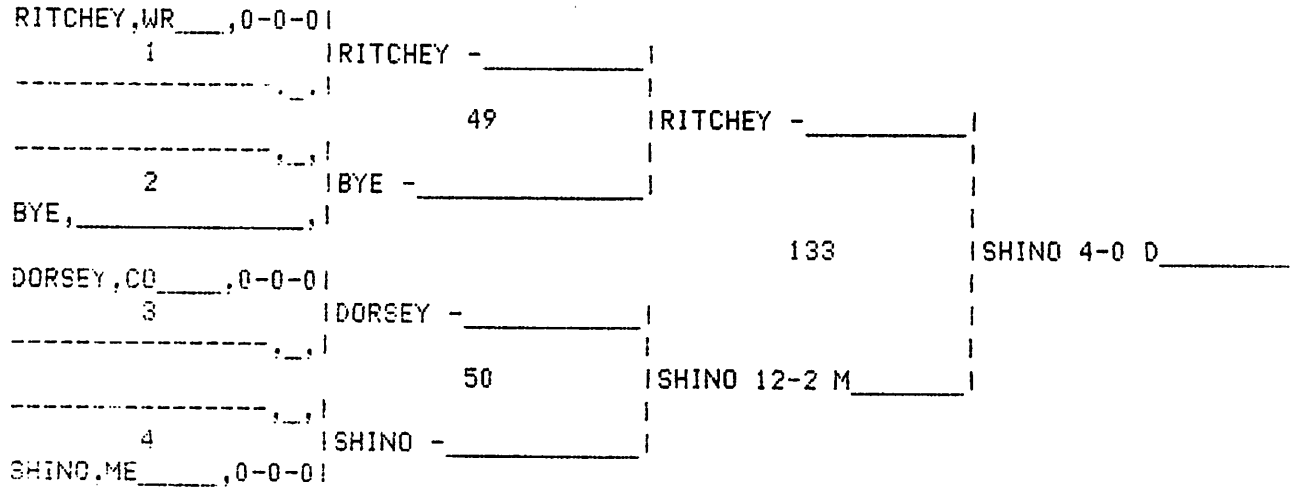


CONSOLATION BRACKET 98 LBS. CLASS

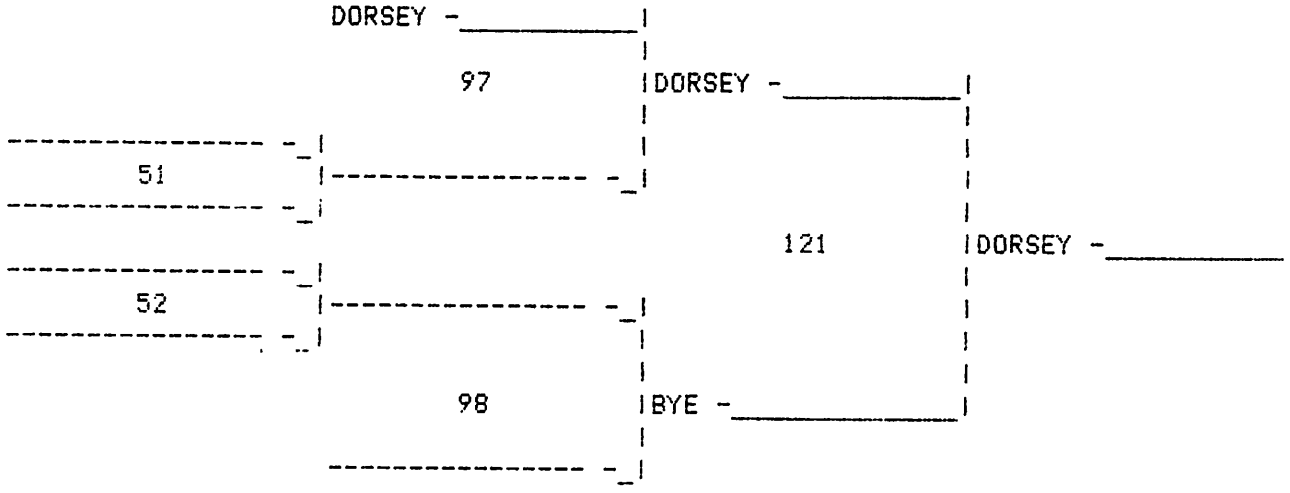


98 LBS. CLASS RESULTS.

RITCHEY - WR 0-1-0: 10 PTS.
SHINO - ME 2-0-0: 16.5 PTS.
DORSEY - CO 0-1-0: 7 PTS.

1 SHINO - ME - 4-0 D
2 RITCHEY - WR - -
3 DORSEY - CO - -

IMPERIAL INVITATIONAL A DIVISION

CHAMPIONS BRACKET 105 LBS. CLASS

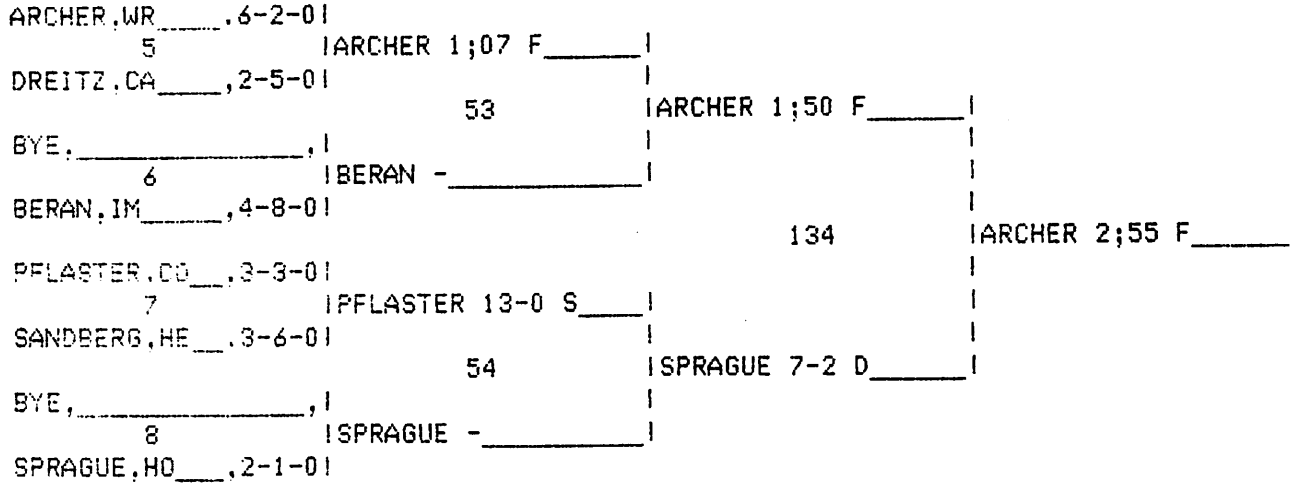


CONSOLATION BRACKET 105 LBS. CLASS

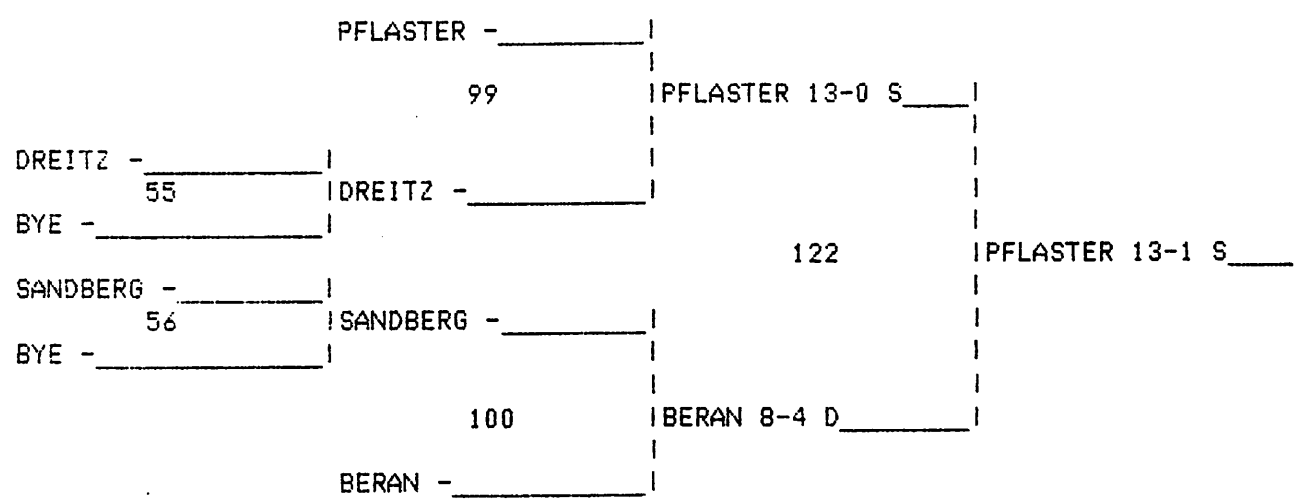


105 LBS. CLASS RESULTS.

ARCHER - WR 9-2-0: 24 PTS.
SPRAGUE - HO 3-2-0: 14 PTS.
PFLASTER - CO 6-4-0: 13 PTS.
BERAN - IM 5-10-0: 5 PTS.
SANDBERG - HE 3-8-0: 0 PTS.
DREITZ - CA 2-7-0: 0 PTS.

1 ARCHER - WR - 2;55 F
2 SPRAGUE - HO - -
3 PFLASTER - CO - 13-1 S
4 BERAN - IM - -

# IMPERIAL INVITATIONAL A DIVISION

## CHAMPIONS BRACKET 112 LBS. CLASS

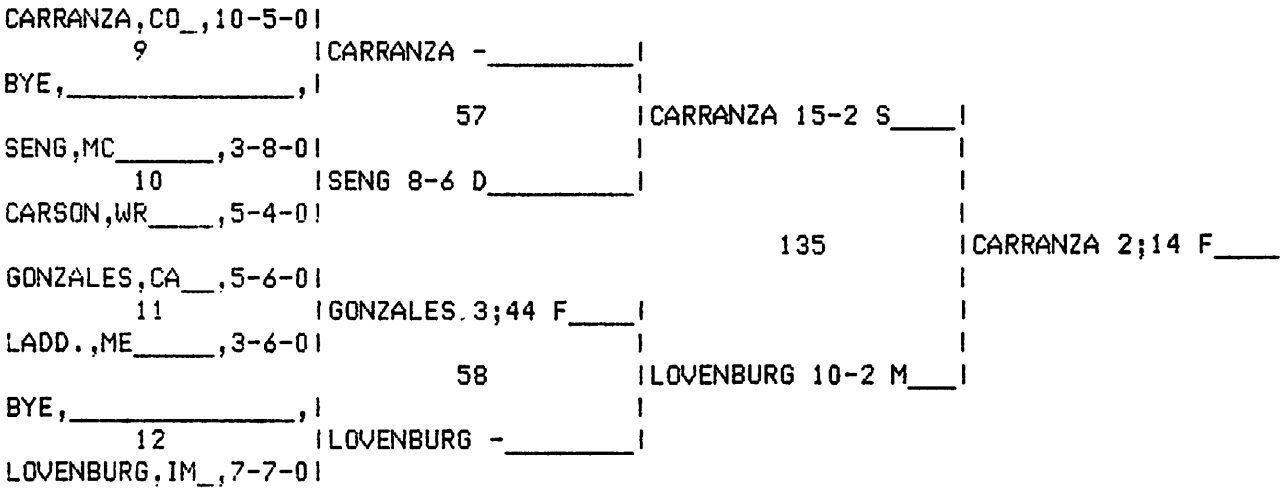


## CONSOLATION BRACKET 112 LBS. CLASS

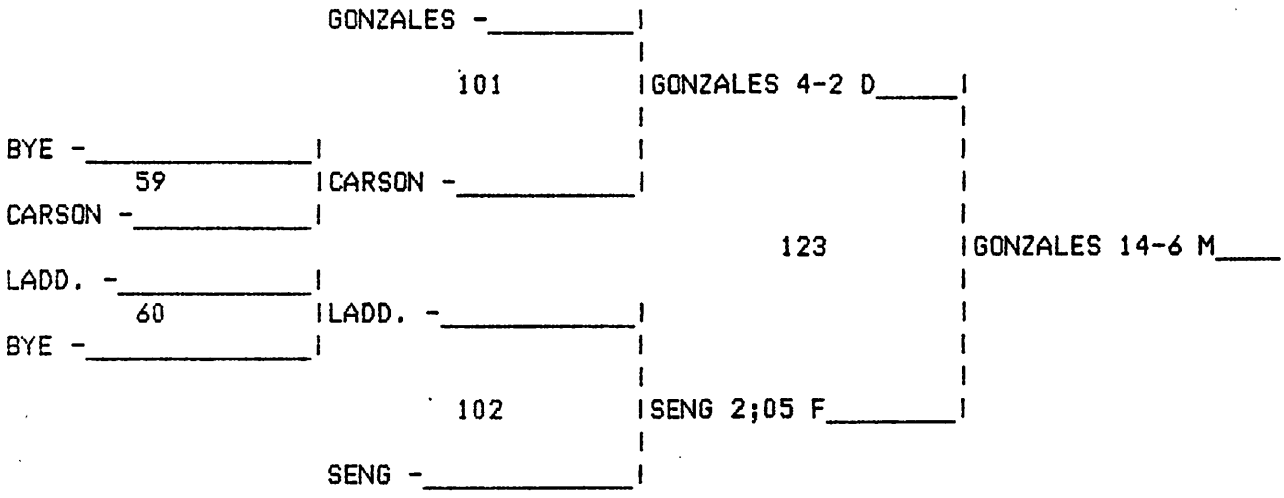


112 LBS. CLASS RESULTS.

CARRANZA - CO 12-5-0: 21 PTS.
LOVENBURG - IM 8-8-0: 14.5 PTS.
GONZALES - CA 8-7-0: 12.5 PTS.
CARSON - WR 5-6-0: 0 PTS.
SENG - MC 5-10-0: 9 PTS.
LADD. - ME 3-8-0: 0 PTS.

1 CARRANZA - CO - 2;14 F
2 LOVENBURG - IM - -
3 GONZALES - CA - 14-6 M
4 SENG - MC - -

IMPERIAL INVITATIONAL A DIVISION

CHAMPIONS BRACKET 119 LBS. CLASS

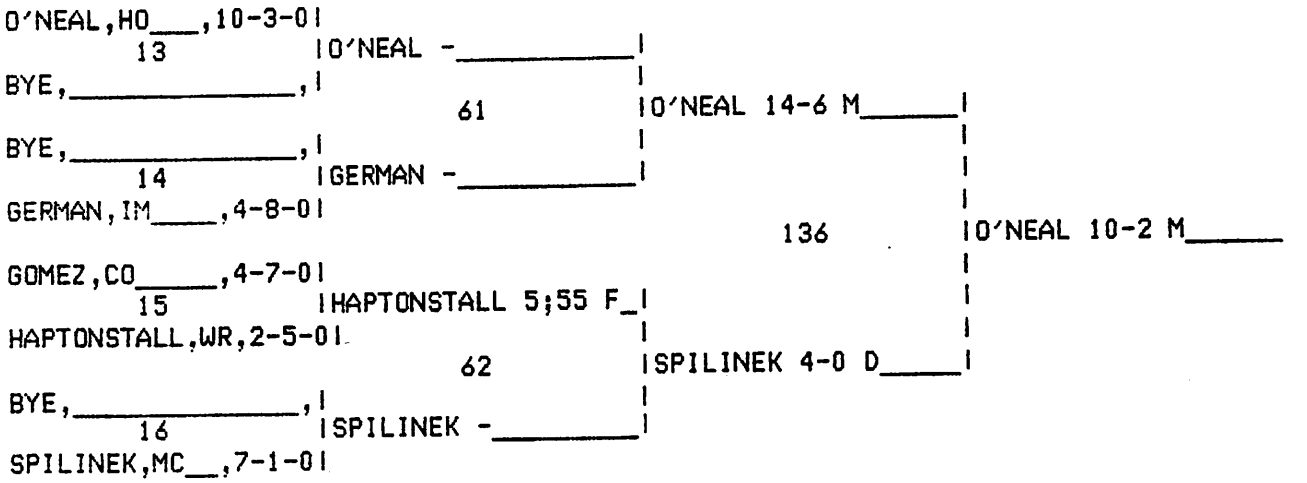


CONSOLATION BRACKET 119 LBS. CLASS

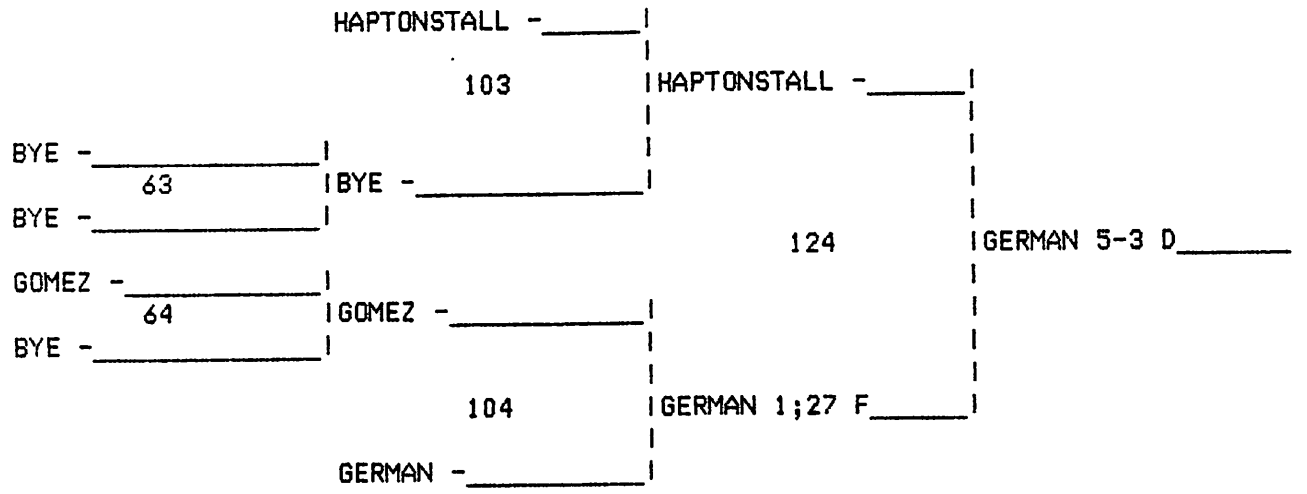


119 LBS. CLASS RESULTS.

O'NEAL - HO 12-3-0: 19 PTS.
SPILINEK - MC 8-2-0: 14 PTS.
GOMEZ - CO 4-9-0: 0 PTS.
GERMAN - IM 6-9-0: 10 PTS.
HAPTONSTALL - WR 3-7-0: 8 PTS.

1 O'NEAL - HO - 10-2 M
2 SPILINEK - MC - -
3 GERMAN - IM - 5-3 D
4 HAPTONSTALL - WR - -

## IMPERIAL INVITATIONAL A DIVISION

### CHAMPIONS BRACKET 126 LBS. CLASS

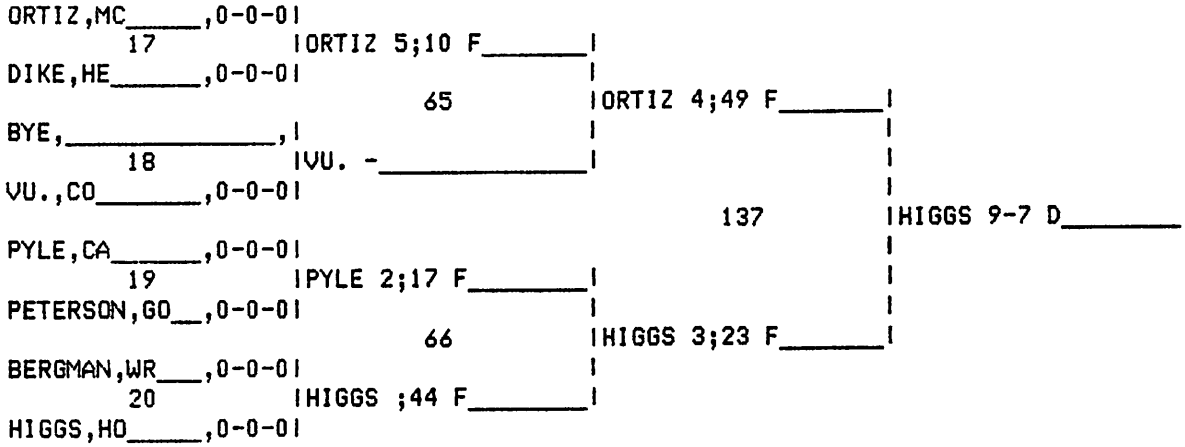


### CONSOLATION BRACKET 126 LBS. CLASS

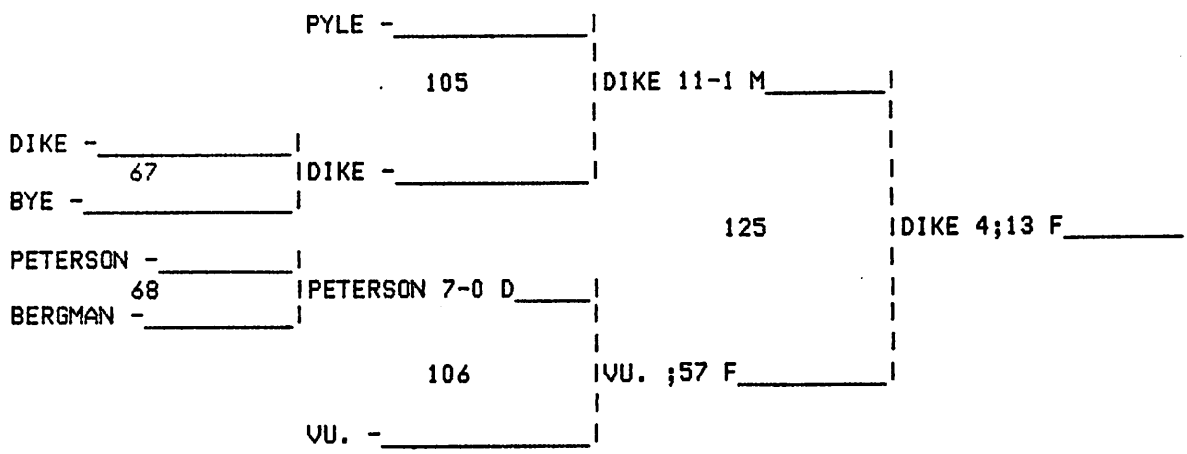


126 LBS. CLASS RESULTS.

ORTIZ - MC 2-1-0: 18 PTS.
HIGGS - HO 3-0-0: 22 PTS.
PYLE - CA 1-2-0: 4 PTS.
VU. - CO 1-2-0: 7 PTS.
PETERSON - GO 1-2-0: 1 PTS.
BERGMAN - WR 0-2-0: 0 PTS.
DIKE - HE 2-1-0: 11.5 PTS.

1 HIGGS - HO - 9-7 D
2 ORTIZ - MC - -
3 DIKE - HE - 4;13 F
4 VU. - CO - -

IMPERIAL INVITATIONAL A DIVISION

CHAMPIONS BRACKET 132 LBS. CLASS

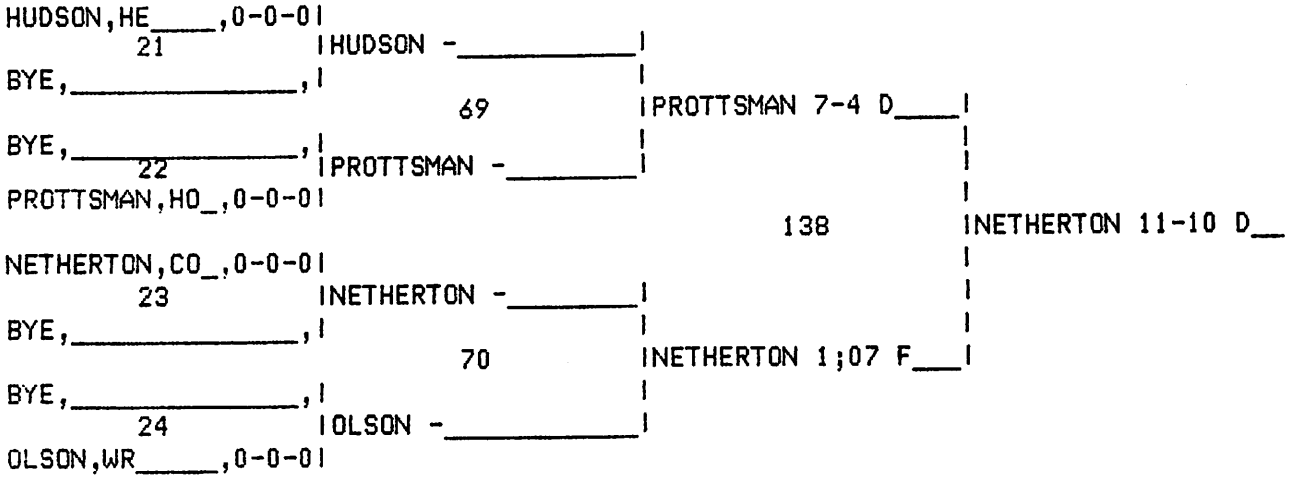


CONSOLATION BRACKET 132 LBS. CLASS

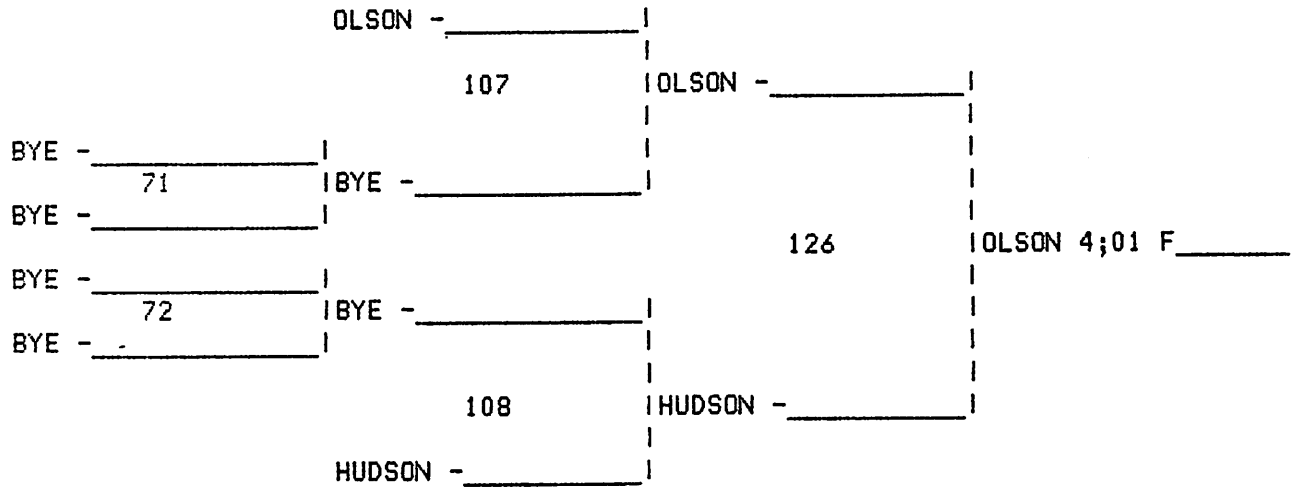


132 LBS. CLASS RESULTS.

HUDSON - HE 0-2-0: 0 PTS.
OLSON - WR 1-1-0: 6 PTS.
NETHERTON - CO 2-0-0: 20 PTS.
PROTTSMAN - HO 1-1-0: 14 PTS.

1 NETHERTON - CO - 11-10 D
2 PROTTSMAN - HO - -
3 OLSON - WR - 4;01 F
4 HUDSON - HE - -

# IMPERIAL INVITATIONAL A DIVISION

## CHAMPIONS BRACKET 138 LBS. CLASS

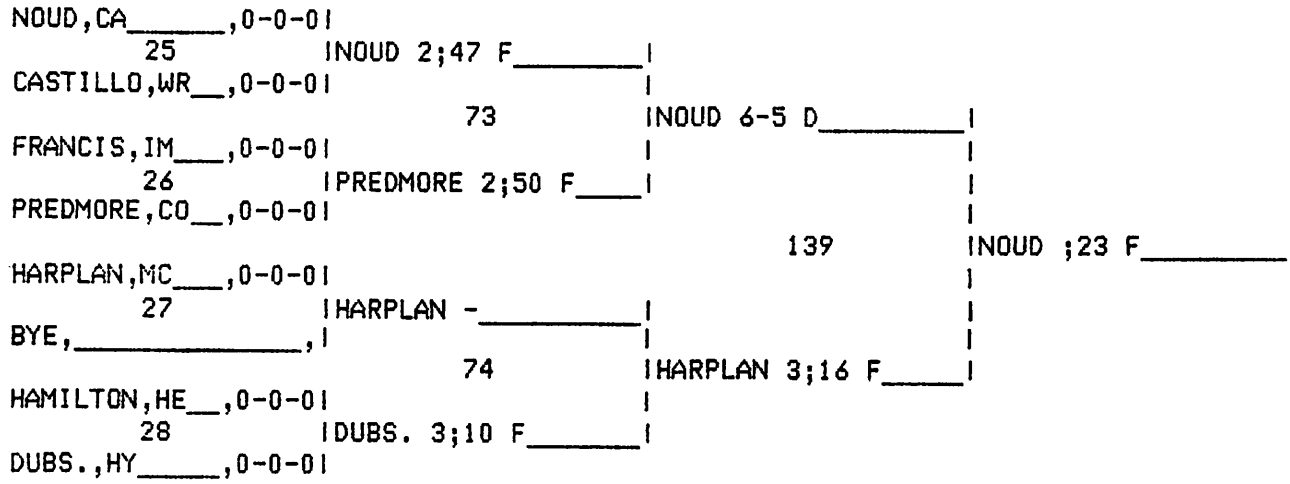


## CONSOLATION BRACKET 138 LBS. CLASS

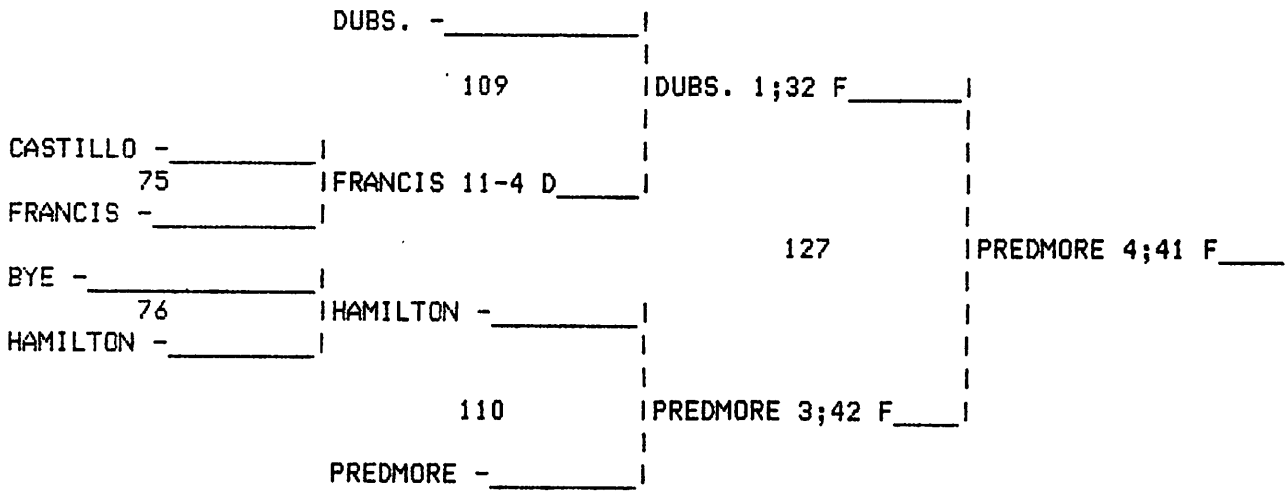


138 LBS. CLASS RESULTS.

NOUD - CA 3-0-0: 22 PTS.
DUBS. - HY 2-2-0: 11 PTS.
HARPLAN - MC 1-1-0: 16 PTS.
PREDMORE - CO 3-1-0: 16 PTS.
FRANCIS - IM 1-2-0: 1 PTS.
HAMILTON - HE 0-2-0: 0 PTS.
CASTILLO - WR 0-2-0: 0 PTS.

1 NOUD - CA - ;23 F
2 HARPLAN - MC - -
3 PREDMORE - CO - 4;41 F
4 DUBS. - HY - -

## IMPERIAL INVITATIONAL A DIVISION

### CHAMPIONS BRACKET 145 LBS. CLASS

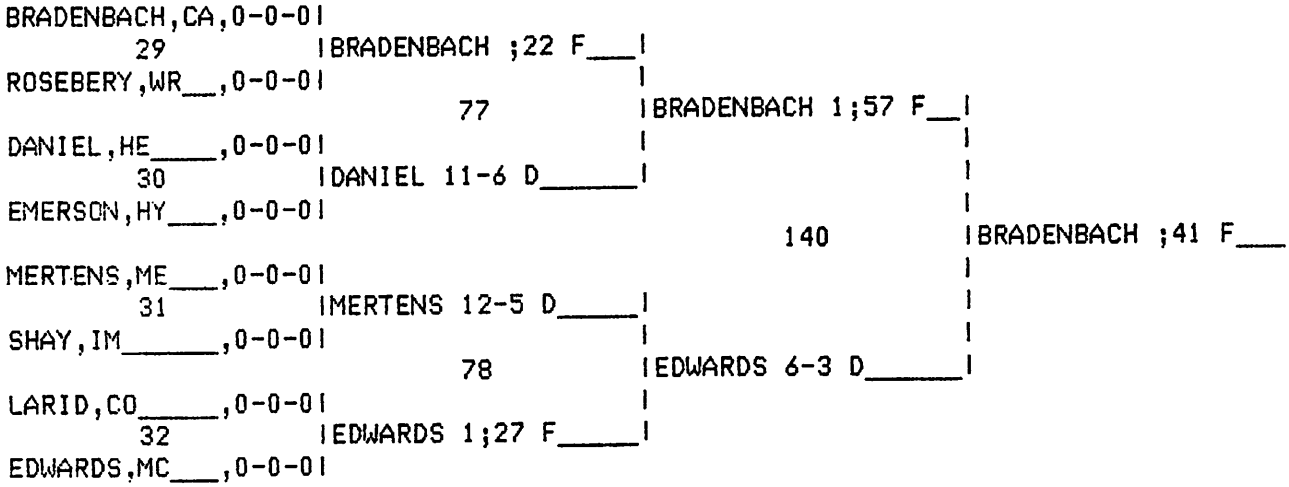


### CONSOLATION BRACKET 145 LBS. CLASS

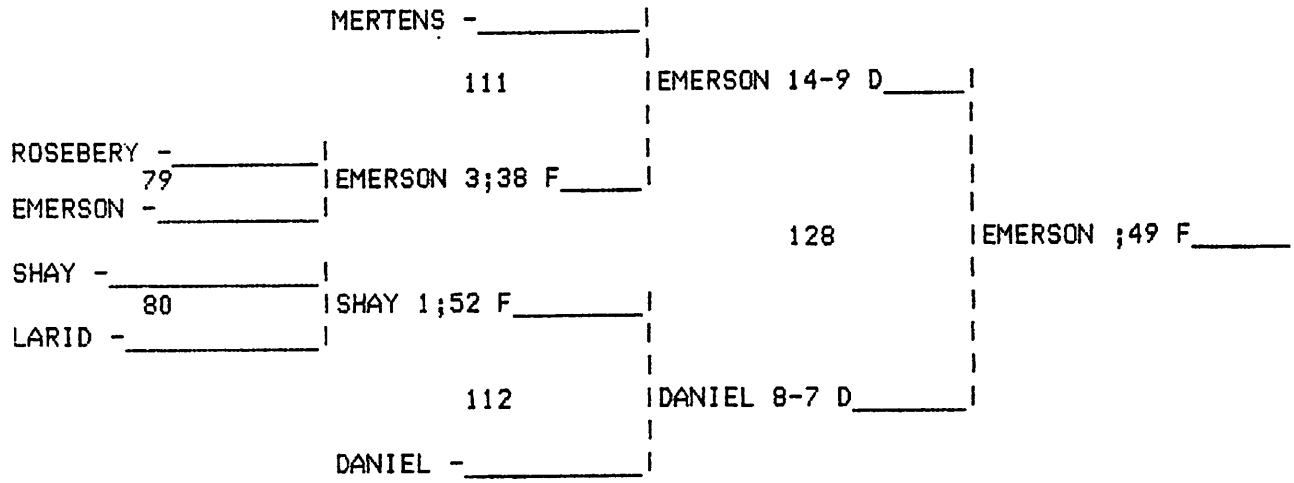


145 LBS. CLASS RESULTS.

BRADENBACH - CA 3-0-0: 24 PTS.
EDWARDS - MC 2-1-0: 16 PTS.
MERTENS - ME 1-2-0: 2 PTS.
EMERSON - HY 3-1-0: 13 PTS.
DANIEL - HE 2-2-0: 7 PTS.
SHAY - IM 1-2-0: 3 PTS.
LARID - CO 0-2-0: 0 PTS.
ROSEBERY - WR 0-2-0: 0 PTS.

1 BRADENBACH - CA - ;41 F
2 EDWARDS - MC - -
3 EMERSON - HY - ;49 F
4 DANIEL - HE - -

IMPERIAL INVITATIONAL A DIVISION

CHAMPIONS BRACKET 155 LBS. CLASS

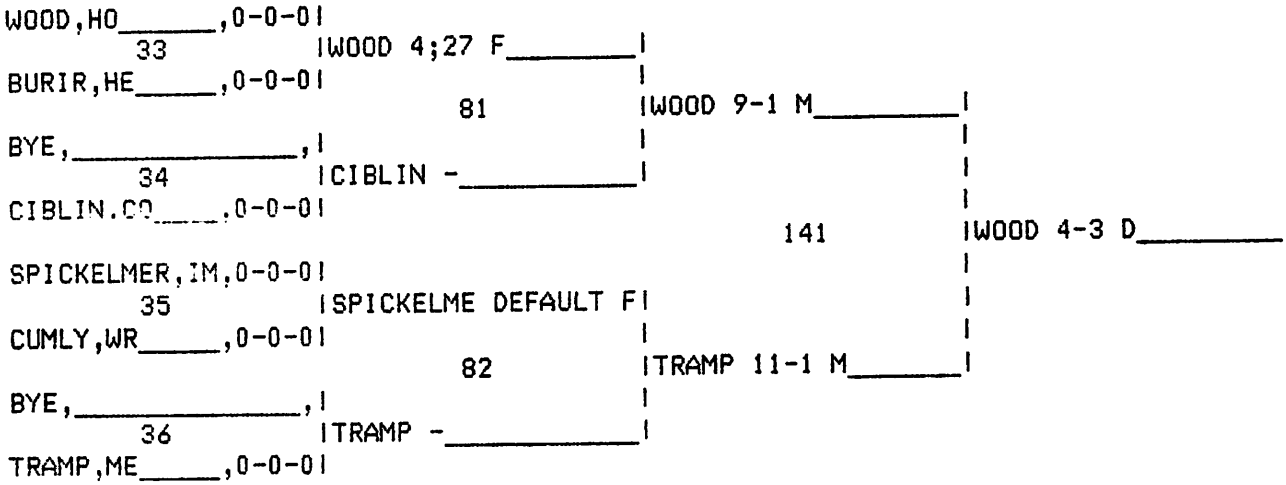


CONSOLATION BRACKET 155 LBS. CLASS

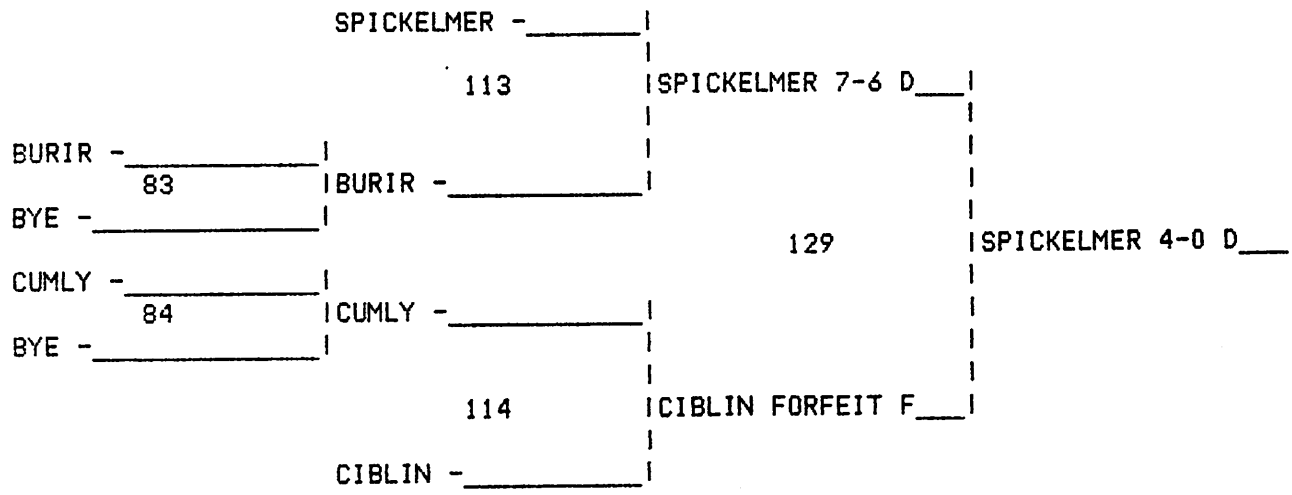


155 LBS. CLASS RESULTS.

WOOD - HO 3-0-0: 20.5 PTS.
TRAMP - ME 1-1-0: 14.5 PTS.
SPICKELMER - IM 3-1-0: 12 PTS.
CIBLIN - CO 1-2-0: 7 PTS.
CUMLY - WR 0-2-0: 0 PTS.
BURIR - HE 0-2-0: 0 PTS.

1 WOOD - HO - 4-3 D
2 TRAMP - ME - -
3 SPICKELMER - IM - 4-0 D
4 CIBLIN - CO - -

IMPERIAL INVITATIONAL A DIVISION

CHAMPIONS BRACKET 167 LBS. CLASS

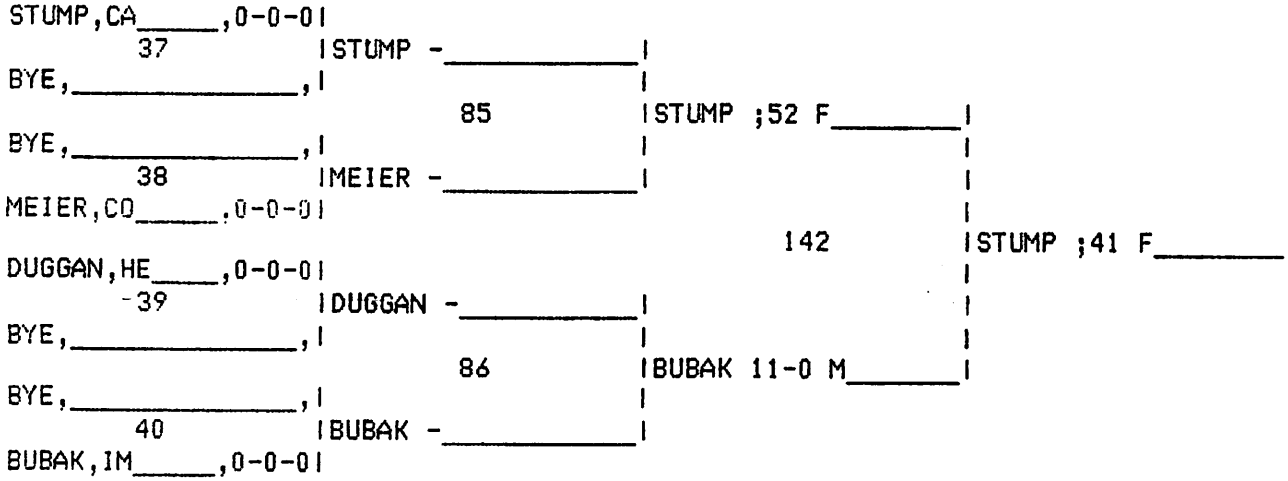


CONSOLATION BRACKET 167 LBS. CLASS

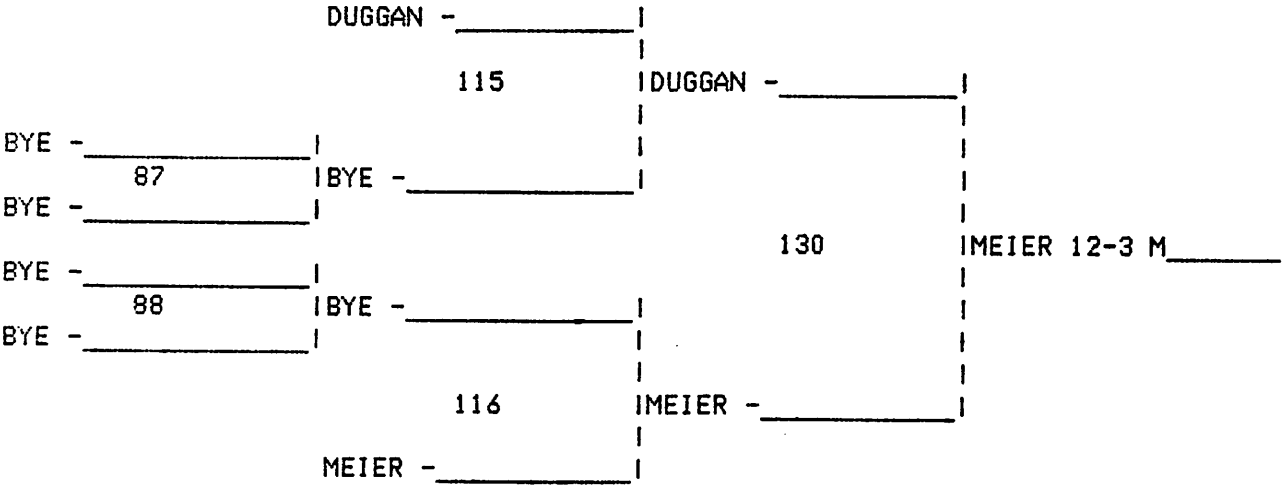


167 LBS. CLASS RESULTS.

STUMP - CA 2-0-0: 22 PTS.
BUBAK - IM 1-1-0: 14.5 PTS.
DUGGAN - HE 0-2-0: 0 PTS.
MEIER - CO 1-1-0: 4.5 PTS.

1 STUMP - CA - ;41 F
2 BUBAK - IM - -
3 MEIER - CO - 12-3 M
4 DUGGAN - HE - -

# IMPERIAL INVITATIONAL A DIVISION

## CHAMPIONS BRACKET 185 LBS. CLASS

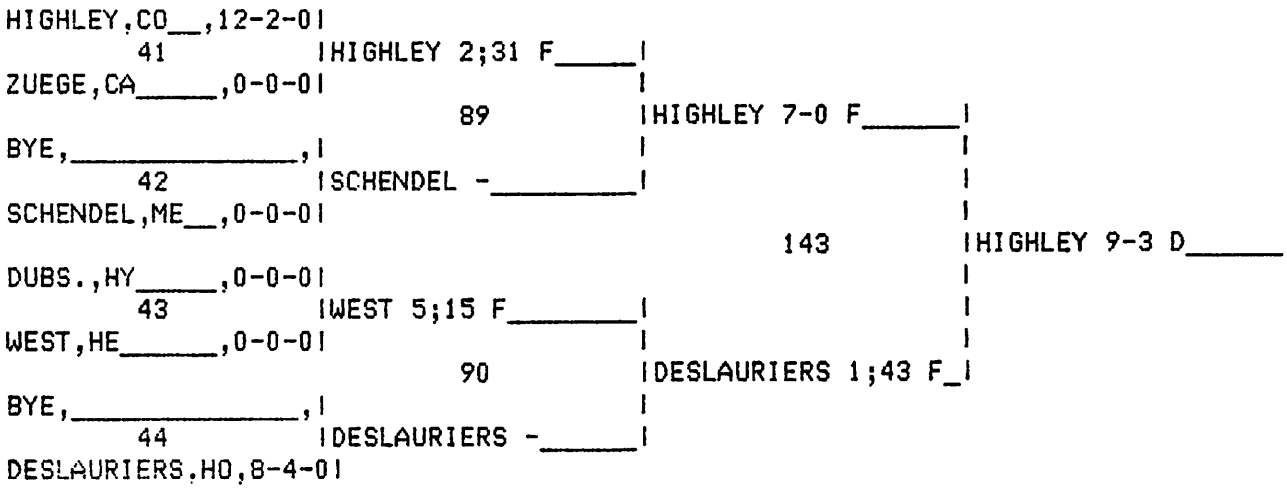


## CONSOLATION BRACKET 185 LBS. CLASS

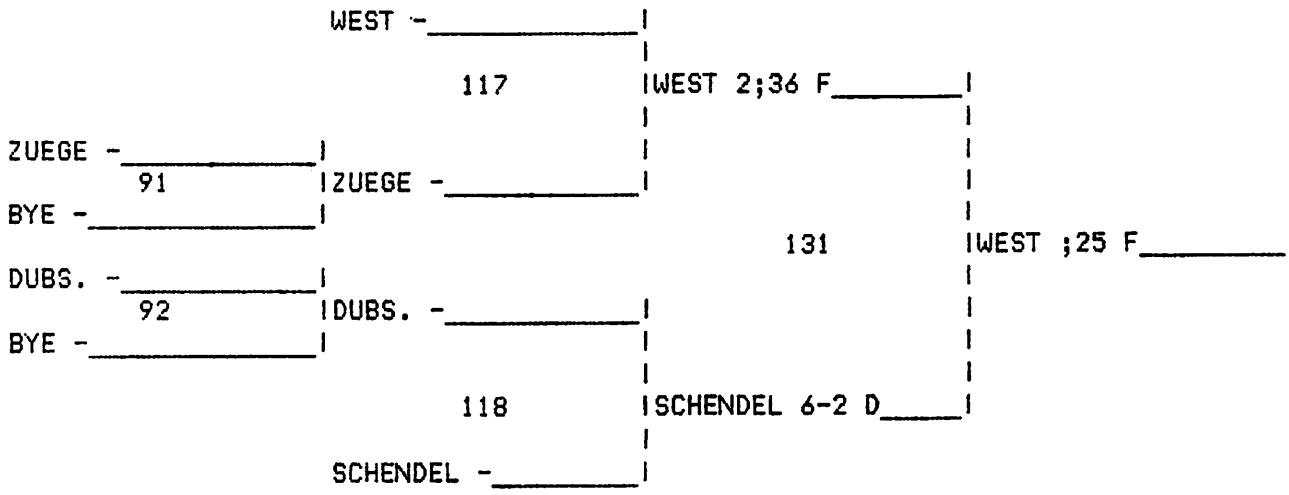


185 LBS. CLASS RESULTS.

HIGHLEY - CO 15-2-0: 22 PTS.
DESLAURIERS - HO 9-5-0: 16 PTS.
DUBS. - HY 0-2-0: 0 PTS.
SCHENDEL - ME 1-2-0: 5 PTS.
WEST - HE 3-1-0: 16 PTS.
ZUEGE - CA 0-2-0: 0 PTS.

1 HIGHLEY - CO - 9-3 D
2 DESLAURIERS - HO - -
3 WEST - HE - ;25 F
4 SCHENDEL - ME - -

# IMPERIAL INVITATIONAL A DIVISION

## CHAMPIONS BRACKET HWT LBS. CLASS

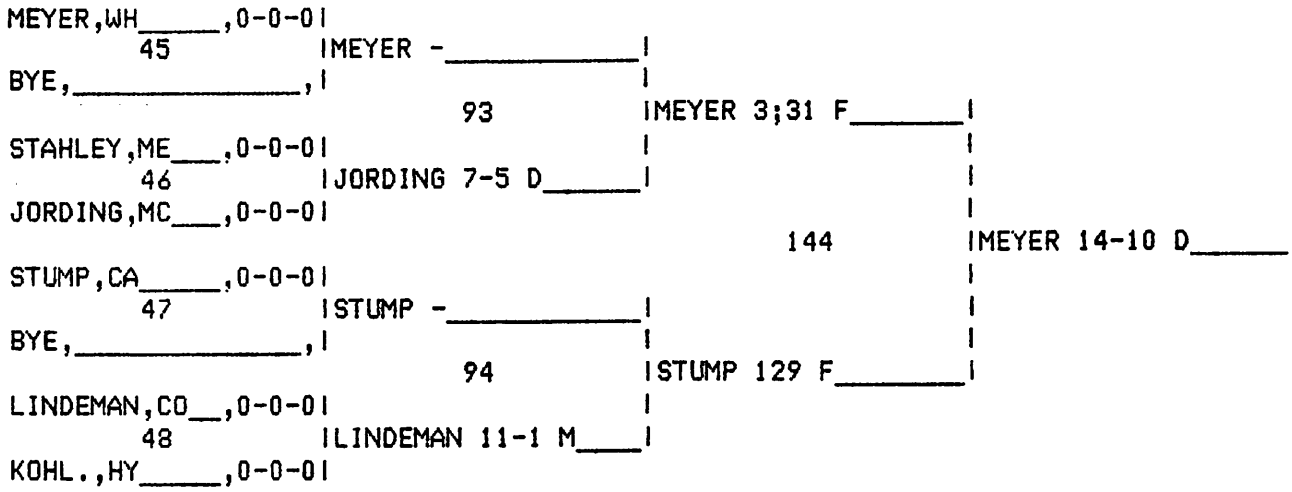


## CONSOLATION BRACKET HWT LBS. CLASS

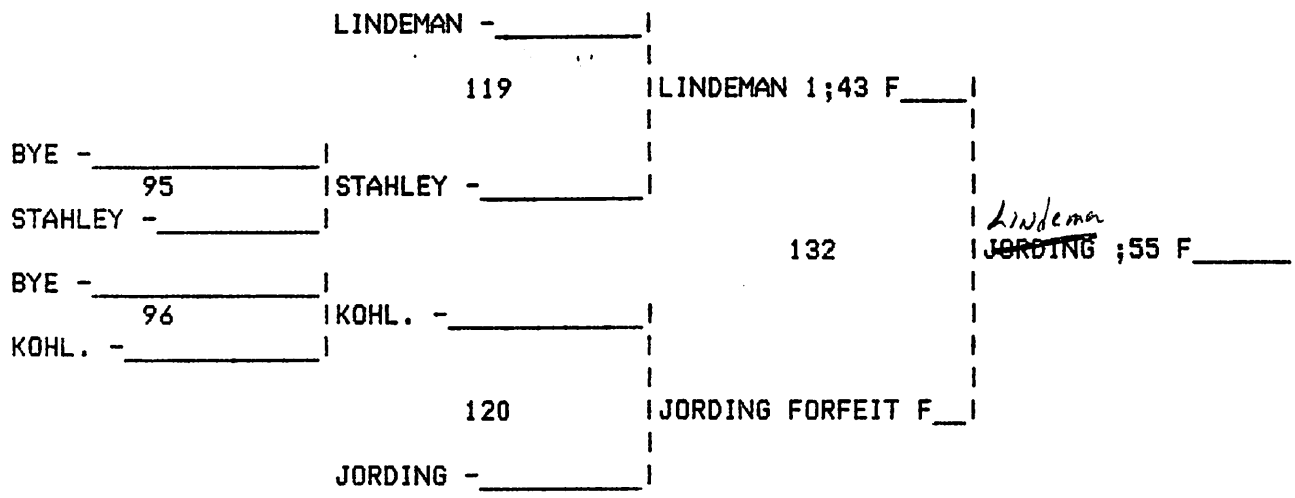


HWT LBS. CLASS RESULTS.

MEYER - WH 2-0-0: 20 PTS.
KOHL. - HY 0-2-0: 0 PTS.
STUMP - CA 1-1-0: 16 PTS.
JORDING - MC 3-1-0: 14 PTS.
STAHLEY - ME 0-2-0: 0 PTS.
LINDEMAN - CO 2-2-0: 9.5 PTS.

1 MEYER - WH - 14-10 D
2 STUMP - CA - -
3 JORDING - MC - ;55 F
4 LINDEMAN - CO - -

IMPERIAL INVITATIONAL A DIVISION
TEAM RANKINGS

1. CO - ~~127~~ 132
2. HO - 105.5
3. CA - 100.5
4. MC - ~~87~~ 82
5. IM - 60
6. WR - 48
7. ME - 38
8. HE - 34.5
9. HY - 24
10. WH - 20
11. GO - 1
12. FL - 0

# WRESTLING

CCHS Season Totals Vs Oshkosh-Bridgeport Date _____

| NAME | TD | TDL | RW | RL | EW | EL | NFW | NFL | DW | DL | P | PL | Draw | Team Points | Total Points | Record |
|---|---|---|---|---|---|---|---|---|---|---|---|---|---|---|---|---|
| Wayne Bahler | | | | | | | | | | | | | | | 12 | 2-0 |
| Pat Beran | 1 | 1 | 1 | 1 | - | - | - | 2 | - | - | 1 | 1 | - | - | 6 | 1-1 |
| Dave Lovenburg | 1 | 1 | 3 | 4 | 1 | 1 | 2 | - | 1 | 1 | - | - | - | - | 3 | 1-1 |
| Tom Griess | 1 | 1 | 1 | 3 | - | 3 | - | - | - | - | - | 2 | - | - | 0 | 0-2 |
| Dave German | - | 3 | 1 | 3 | 2 | 1 | - | 2 | - | 2 | - | - | - | - | 0 | 0-2 |
| Shannon Hamilton | 1 | 2 | 2 | 1 | 2 | 1 | - | 1 | - | - | 1 | 1 | - | - | 6 | 1-1 |
| Mike Francis | 1 | 2 | 2 | 3 | 3 | 2 | 1 | 3 | - | 2 | - | - | - | - | 0 | 0-2 |
| Brad Shay | - | 1 | - | 1 | - | - | - | 2 | - | 1 | - | - | - | - | 6 | 1-1 |
| Wayne Spickelmeier | 1 | - | - | 1 | - | - | - | 1 | - | - | - | 1 | - | - | 6 | 1-1 |
| Mike Van Vleet | - | 2 | - | 1 | - | - | - | 4 | - | - | - | 2 | - | - | 0 | 0-2 |
| Jeff Bubak | - | 2 | - | - | - | - | - | 1 | - | - | - | 2 | - | - | 0 | 0-2 |
| Totals | 6 | 15 | 10 | 18 | 8 | 8 | 3 | 16 | 1 | 6 | 2 | 9 | - | - | 39 | 7-15 |

# WRESTLING

CCHS 9 Vs Oshkosh 52 DATE 11-29-84

| NAME | TD | TDL | RW | RL | EW | EL | NW | NFL | DW | DL | P | PL | | | BP | Record |
|---|---|---|---|---|---|---|---|---|---|---|---|---|---|---|---|---|
| Wayne Bahler | | | Won by Forfeit | | | | | | | | | | | | 6 | 1-0 |
| Pat Beran | | 1 | | 1 | | | | 2 | | | | 1 | | | - | 0-1 |
| Dave Lovenburg | 1 | | 1 | 1 | | 1 | 2 | | 1 | | | | | | 3 | 1-0 |
| Tom Griess | 1 | | 1 | 3 | | 3 | | | | | | 1 | | | - | 0-1 |
| Dave German | | 1 | | 2 | | | | | | 1 | | | | | - | 0-1 |
| Shannon Hamilton | | 1 | | | | | | | | | | 1 | | | - | 0-1 |
| Mike Francis | | 1 | 2 | 2 | 2 | 1 | 1 | 2 | | 1 | | | | | - | 0-1 |
| Brad Shay | | 1 | | 1 | | | | 2 | | 1 | | | | | - | 0-1 |
| Wayne Spickelmier | 1 | | | 1 | | | | 1 | | | | 1 | | | - | 0-1 |
| Mike VanVleet | | 1 | | 1 | | | | 4 | | | | | | | - | 0-1 |
| Jeff Bubak | | 1 | | | | | | 1 | | | | | | | - | 0-1 |
| Totals | 3 | 7 | 4 | 12 | 2 | 5 | 3 | 12 | 1 | 3 | - | 4 | - | - | 9 | 2-9 |

# WRESTLING

CCHS 30 VS Bridgeport 34 DATE 11-29-84

| NAME | TD | TDL | RW | RL | FW | FL | NW | NFL | DW | DL | P | PL | | | | |
|---|---|---|---|---|---|---|---|---|---|---|---|---|---|---|---|---|
| Wayne Bahler | | Won by Forfeit | | | | | | | | | | | | | 6 | 1-0 |
| Pat Beran | 1 | | 1 | | | | | | | | 1 | | | | 6 | 1-0 |
| Dave Lovenburg | | 1 | 2 | 3 | 1 | | | | | 1 | | | | | - | 0-1 |
| Tom Griess | | 1 | | | | | | | | | | 1 | | | - | 0-1 |
| Dave German | | 2 | 1 | 1 | 2 | 1 | | 2 | | 1 | | | | | - | 0-1 |
| Shannon Hamilton | 1 | 1 | 2 | 1 | 2 | 1 | | 1 | | | 1 | | | | 6 | 1-0 |
| Mike Francis | 1 | 1 | | 1 | 1 | 2 | | 1 | | 1 | | | | | - | 0-1 |
| Brad Shay | | Won by Forfeit | | | | | | | | | | | | | 6 | 1-0 |
| Wayne Spickelmeier | | Won by Forfeit | | | | | | | | | | | | | 6 | 1-0 |
| Mike Van Vleet | | 1 | | | | | | | | | | 1 | | | - | 0-1 |
| Jeff Babak | | 1 | | | | | | | | | | 1 | | | - | 0-1 |
| | | | | | | | | | | | | | | | | |
| Totals | 3 | 8 | 6 | 6 | 6 | 4 | - | 4 | - | 3 | 2 | 3 | - | - | 30 | 5-6 |

# WRESTLING

CCHS _____ Vs Oshkosh Bridgeport DATE 11-29-84

J.V MATCH

| NAME | TD | TDL | RW | RL | EW | EL | NFW | NFL | DW | DL | P | PL | BF | MP | Rec | Record |
|---|---|---|---|---|---|---|---|---|---|---|---|---|---|---|---|---|
| Kevin McDonald | | 1 | 2 | 2 | 1 | | 1 | 2 | | 1 | - | - | - | - | - | 0-1 |
| Blaine Spady | 1 | | | | | | | | | | 1 | | | | 6 | 1-0 |
| Blaine Peterson | 1 | | 2 | 1 | | | 3 | | 1 | | | | | | 4 | 1-0 |
| Troy Roller. | 1 | 1 | 1 | | 1 | | 1 | | | | 1 | | | | 6 | 1-0 |
| | | | | | | | | | | | | | | | | |
| Totals | 3 | 2 | 5 | 3 | 2 | - | 5 | 2 | 1 | 1 | 2 | - | - | - | 16 | 3-1 |

# WRESTLING

CCHS _____ Vs Season Totals Hershey Date 12-6-2084

| NAME | TD | TDL | RW | RL | EW | EL | NFW | NFL | DW | DL | P | PL | Draw | Team Points | Total Points | Rec |
|---|---|---|---|---|---|---|---|---|---|---|---|---|---|---|---|---|
| Wayne Bahler | 2 | 7 | - | - | - | 4 | - | 5 | - | 1 | - | 4 | - | - | 10 | 4-5 |
| Pat Beran | 6 | 3 | 1 | 3 | 1 | 2 | 1 | 3 | 1 | - | 2 | 5 | - | - | 22 | 3-5 |
| Dave Lovenburg | 5 | 4 | 6 | 5 | 1 | 3 | 8 | 3 | 3 | 3 | 1 | 1 | - | - | 30 | 5-4 |
| Tom Griess | 4 | 4 | 3 | 6 | - | 5 | 3 | 2 | 2 | - | - | 5 | - | - | 12 | 3-5 |
| Dave German | 6 | 9 | 8 | 9 | 4 | 4 | 8 | 14 | 2 | 4 | 2 | 2 | - | - | 16 | 4-6 |
| Shannon Hamilton | 1 | 6 | 2 | 2 | 2 | 1 | 1 | 4 | - | - | 1 | 5 | - | - | 6 | 1-5 |
| Blaine Peterson | 4 | 4 | 3 | 3 | 3 | - | 3 | 1 | 1 | 1 | - | 3 | - | - | 6 | 2-3 |
| Mike Francis | 5 | 10 | 5 | 6 | 7 | 8 | 5 | 9 | 2 | 4 | - | 2 | - | - | 20 | 3-6 |
| Brad Shay | 5 | 6 | 10 | 10 | - | 1 | 6 | 6 | 2 | 1 | 3 | 3 | - | - | 6 | 6-4 |
| Brad Braver | 2 | 5 | - | 2 | 1 | 1 | - | 2 | - | - | - | 5 | - | - | 0 | 0-5 |
| Wayne Spickelmeier | 7 | 6 | 2 | 4 | 5 | 2 | - | 6 | 2 | 1 | 1 | 5 | - | - | 13 | 4-6 |
| Mike Van Vleet | 2 | 4 | 3 | 3 | - | 1 | 2 | 8 | 1 | - | - | 5 | - | - | 10 | 1-5 |
| Jeff Bubak | 3 | 9 | - | - | 2 | - | 3 | 10 | - | - | 4 | 6 | - | - | 23 | 4-6 |
| Troy Roller | 1 | 3 | 1 | 1 | 2 | - | 1 | 2 | - | - | 1 | 1 | - | - | 6 | 1-1 |
| Blaine Spady | 1 | 1 | 1 | 1 | - | - | - | 1 | - | - | 1 | 1 | - | - | 6 | 1-1 |
| Kevin McDonald | 1 | 3 | 2 | 6 | 1 | - | - | 10 | - | 1 | - | 3 | - | - | 0 | 0-4 |
| Totals | 55 | 84 | 47 | 61 | 29 | 30 | 42 | 86 | 16 | 16 | 15 | 56 | - | - | 213 | 42-71 |

# WRESTLING

CCHS _____ Vs Hershey - JV DATE 12-20 84

| NAME | TD | TDL | RW | RL | EW | EL | NFW | NFL | DW | DL | P | PL | Draw | Team Points | Total Points | Record |
|---|---|---|---|---|---|---|---|---|---|---|---|---|---|---|---|---|
| Kevin McDonald - SUCS | | 1 | | 1 | | | | 4 | | | | 1 | | | | 0-1 |
| Brad Shay | - | 2 | 4 | 4 | - | - | 2 | - | - | - | 1 | 1 | - | - | 6 | 1-1 |
| Troy Roller | | 2 | | 1 | 1 | | | 2 | | | | 1 | | - | | 0-1 |
| Blaine Peterson | 3 | 2 | 1 | 2 | 3 | | | 1 | | 1 | | 1 | | | 6 | 1-1 |
| Blaine Spady | | 1 | 1 | 1 | | | | 1 | | | | 1 | | | - | 0-1 |
| Totals | 3 | 8 | 6 | 9 | 4 | - | 2 | 8 | - | 1 | 1 | 5 | - | - | 12 | 2-5 |

# WRESTLING

CCHS 33 Vs Hershey 27 DATE 12-20-84

| NAME | TD | TDL | RW | RL | FW | FL | NFW | NFL | DW | DL | P | PL | | | | Result |
|---|---|---|---|---|---|---|---|---|---|---|---|---|---|---|---|---|
| Wayne Bahlow | | Won by Forfeit | | | | | | | | | | | | | 6 | 1-0 |
| Pat Beran | 3 | | | | 1 | 2 | 1 | | 1 | | | | | | 3 | 1-0 |
| DAve Lovenbury | | | Won by Forfeit | | | | | | | | | | | | 6 | 1-0 |
| Tom Griess | | | Won by Forfeit | | | | | | | | | | | | 6 | 1-0 |
| DAve German | 1 | 1 | | 1 | | 1 | 2 | | 1 | | | | | | 3 | 1-0 |
| Shannon Hamilton | | 1 | | | | | | | | | | 1 | | | - | 0-1 |
| Mike Francis | | 1 | 1 | 2 | 1 | | 1 | 3 | | 1 | | | | | - | 0-1 |
| Brad Brauer | | 1 | | | | | | | | | | 1 | | | - | 0-1 |
| Wayne Spickelmier | 2 | | 1 | | | 1 | | | 1 | | | | | | 3 | 1-0 |
| Jeff Bubak | | 2 | | | 1 | | 1 | | | | 1 | | | | 6 | 1-0 |
| Totals | 6 | 6 | 2 | 3 | 3 | 4 | 5 | 3 | 3 | 1 | 1 | 2 | - | - | 33 | 7-3 |

We Still HAve a lot of Work To do - Good - Win -

# WRAY INVITATIONAL WRESTLING TOURNEY

Dear Coach,

Reference: 1984 Tournament Rules and Regulations-NFSHSA Rule Book

The following information concerns the Twenty-Second Annual Wray Invitational Wrestling Tournament to be held at Wray on December 15, 1984.

Weigh in Time: 7:15 to 8:30 a.m. - Wrestling Room

Coaches and Officials meeting immediately following weigh in - 8:30 a.m. for Drawing Brackets. (Please be ready to seed wrestlers at 8:30 a.m. SHARP)!

The first round will begin at 10:00 a.m. and will run on two mats.

The second round will begin at 1:30 p.m. and the Championship and Consolation round will begin at 7:30 p.m.

Ribbons will be furnished for the first four place winners in each weight class. The ribbons will be presented right after the matches in each weight. The first and second place teams will be presented a trophy after the final heavyweight match.

Dressing Rooms: Lamar and St. Francis will share the girls dressing room in the new gym. Imperial, Holyoke, & Strasburg will share the boys dressing room in the Jr. High. Brush and Republican Valley will share the girls dressing room in the Jr. High.

| Admission: | | | |
|---|---|---|---|
| | First Round | Students. . . . $1.00 | Adults. . . . $2.00 |
| | Second Round | Students. . . . $1.00 | Adults. . . . $2.00 |
| | Finals | Students. . . . $1.00 | Adults. . . . $2.00 |

Passes or stamps will be provided for the Wrestlers, Managers, and coaches at weigh in time.

Each team will provide their own towels, and take care of their own valuables.

I would like to have the following information no later than the first weekend in December. We need this information for our programs, please send it soon.

1. League
2. Nickname
3. School Colors
4. Names of all Coaches
5. Last year's Record
6. Outstanding Wrestler-District or State Placers & Years - or any boy you feel is good enough to be seperated from another good boy.
7. 1984 District and State team standings.

If you have any questions or comments, please let us know soon, so we can make the necessary changes.

Sincerely,

Robert C. Smith

Robert C. Smith, Wrestling Coach
Wray High School, Wray CO 80758

P.S. We will be serving two meals in our Jr. High School cafeteria again this year. Please send me the number of people you will have eating. The price will be $3.00 each meal. We are asking that you pay for your meals in advance so we can be sure of the right amount and amount of food. THANK YOU!

# 22nd Annual Wray Invitational Wrestling Tournament



Saturday December 15, 1984

Wray High School

Rick Teel RV

98 lb
WEIGHT

Teel

John Sandquist (WrTV)

Teel

Keller. StF

Bass

Wes Bass (Br)

CHAMPION

Travis Ritchey (Wr)

:43

Ritchey

Wayne Bahler. (Imp)

Loftin

Ryan Schneider. (Hol)

Loftin

Lance Loftin (La)

Sandquist

Keller

Keller

Ritchey

Ritchey

Bass

THIRD

Bass

Bahler

Schneider

Schneider

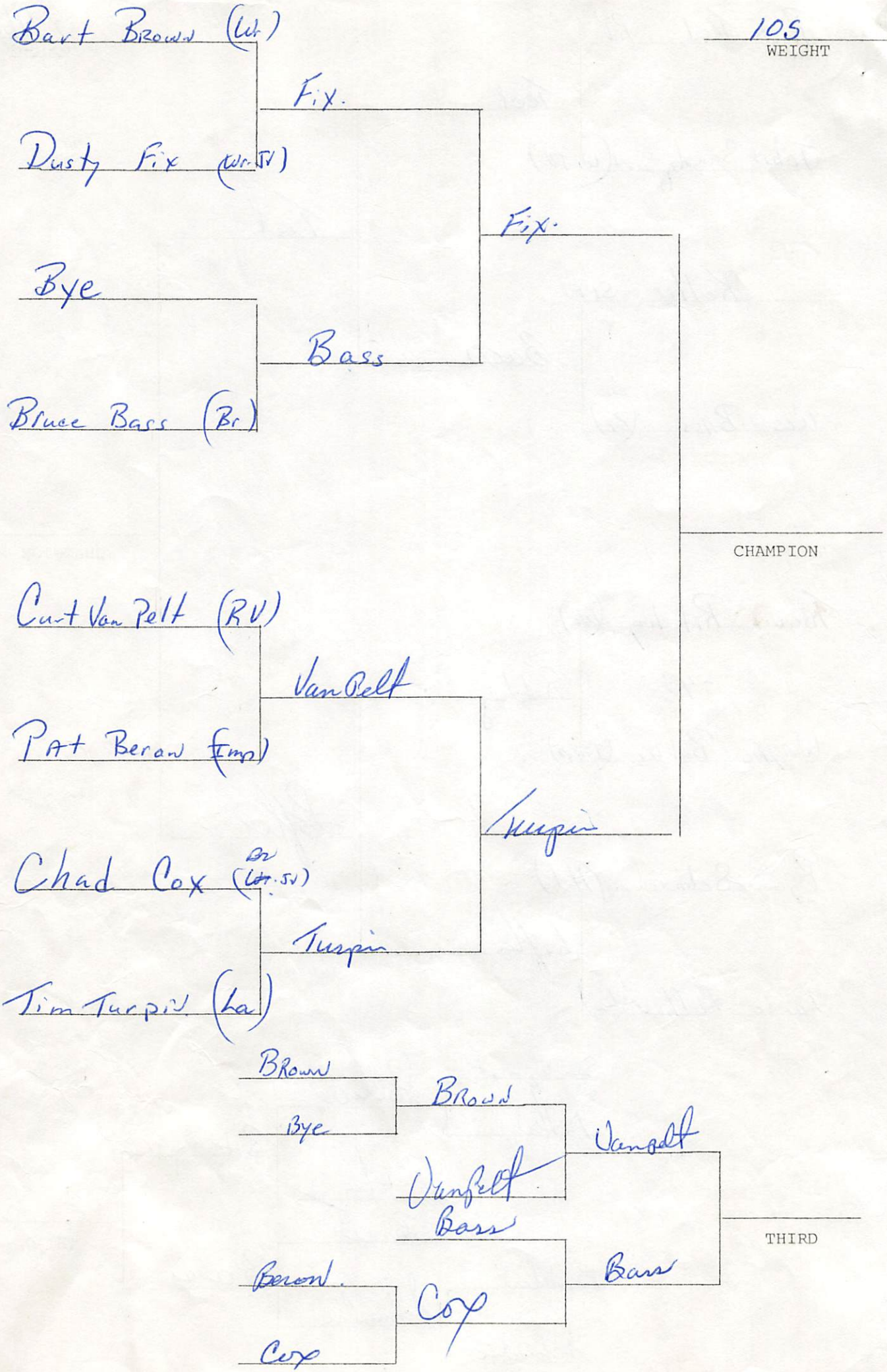
Bart Brown (Ut.)
105
WEIGHT
Fix.
Dusty Fix (Wr.-SV)
Fix.
Bye
Bass
Bruce Bass (Br.)
CHAMPION
Curt Van Pelt (RV)
VanPelt
Pat Berow (Emp.)
Turpin
Chad Cox (Ut.-SV)
Turpin
Tim Turpin (La.)
Brown
Brown
Bye
Vandelt
Vanfelt
Bass
THIRD
Bass
Berow
Cop
Cop

112

WEIGHT

Beau Briggs (Wr)

Briggs

Cory Small (Lamar)

Briggs

Curt Wecks Br.

Weeks

Dave Lovenburg (Imp)

CHAMPION

Art Ruggles. R.V.

Ruggles

Bye

Degood

John Archer (Wray X)

De Good

Darris De Good (Stf)

Small.

Small

Lovenburg

Ruggles

Ruggles.

Wecks

THIRD

Bye

Wecks.

Archer

Archer

119
WEIGHT

Mark Sherlock (St P)

Bye

Sherlock

Matt Carson (Fr)

Kruger

Jim Kruger (Fr.)

Sherlock

CHAMPION

Greg Moser Br.

DAve Germann Jr

Moser

O'Neil

Bye

Jim O'Neil (Ho)

O'Neil

Bye

Carson

Carson

Moser

Moser

Kruger

Kruger

THIRD

Germann

Bye

Germann

126
WEIGHT

Darus Fix (W.)

Fix

Ricardo Figueroa (La)

Fix

Shannon Hamilton

Higgs

Chris Higgs (Ha)

CHAMPION

Martin Hilt (TF)

Hilt

Gerrard Flores Br.

Vandygrift

John Crannell (W. JV)

Vandygrift

Aaron Vandergrift (RV)

Figueroa

Hamilton

Figueroa

Hilt

Higgs

THIRD

Flores

Crannell

Flores

132
WEIGHT

Darrow DeLoach (La)

Bye

Deloach.

Olsen Wr.

Cornelsen

Cornelsen RV.

DeLoach

CHAMPION

Woodward (Br)

Prottsman (Ho)

Woodward

Pierce - Br (Wr JV)

Faulkender

Faulkender (StF)

Faulkender

Bye

Olsens

Olsen

Woodward.

Cornelsen

Prottsman

Prottsmen.

Pierce

THIRD

138
WEIGHT

Darrell Vandike (St A.)

Robert Luth (Ho)

Vandike

Jay Owen (La.)

Paul Wood (RV)

Owen

Vandike

CHAMPION

Bill Clem (Br)

Mike Francis I.

Clem

Crownover

Castillo

Ernie Crownover (Wi)

Crownover

Luth.

Wood.

Wood

Clem

Owen

Francis

Castillo

Castillo

THIRD

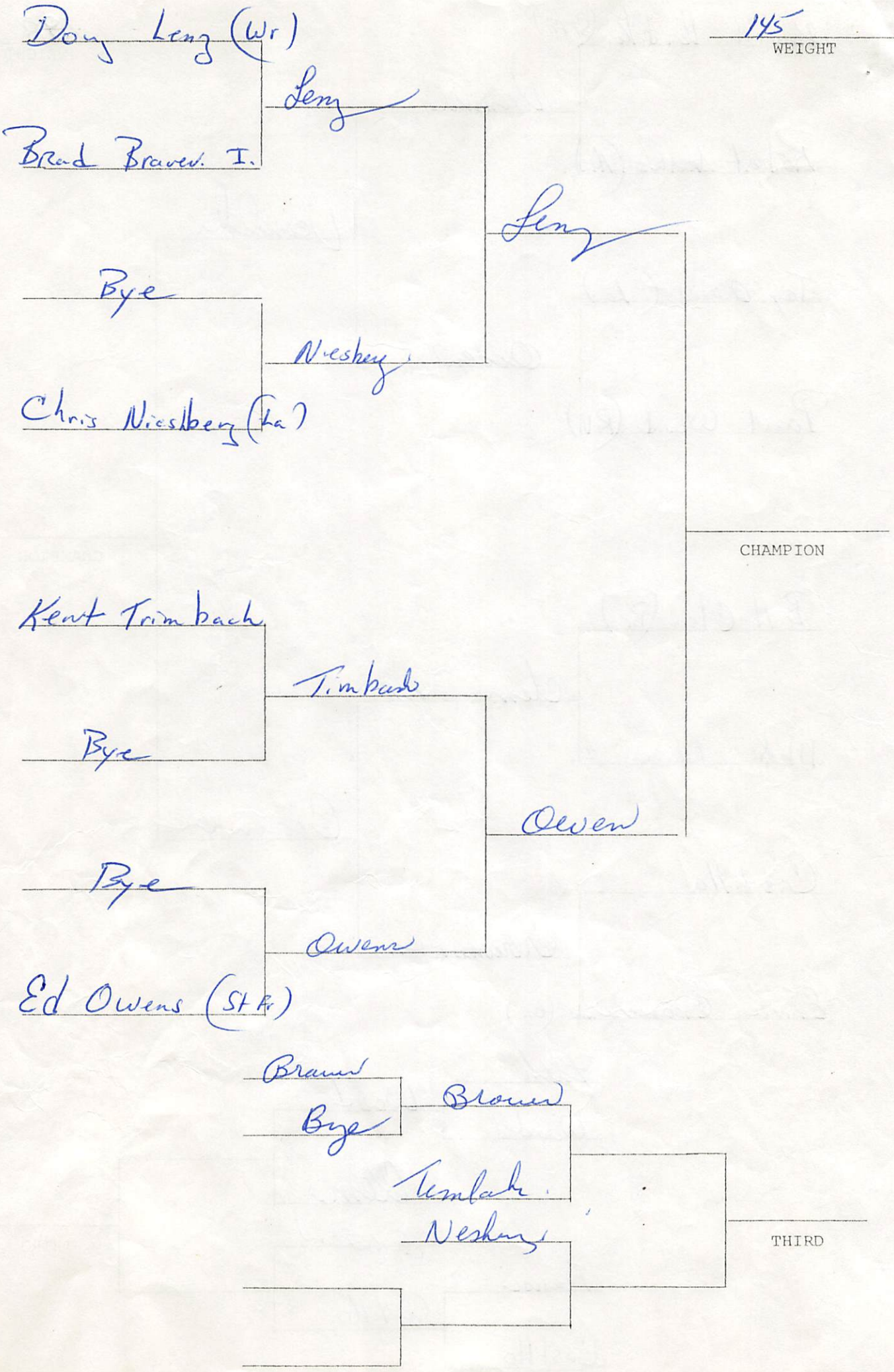
145
WEIGHT
Doug Leng (Wr)
Leng
Brad Braver. I.
Leng
Bye
Niesberg
Chris Niesberg (Ha)
CHAMPION
Kent Trimback
Timback
Bye
Owen
Bye
Owens
Ed Owens (St R.)
Brown
Bye
Brown
Timback
Nesberg
THIRD

155
WEIGHT

Deick Fix (Wr)

Fix

K. Yonn Lee
~~Grey Wood~~ Ho (JV)

Fix

Marc Pearson (La)

Wood

Grey Wood Ho

CHAMPION

Brooks-Massey Br.

Massey

Kevin Cumly (Wr-JV)

Massey

Wayne Spickelmeier I.

Vernon

Darren Vernon (St Fr)

K Youn Lee

Pearson

Lee

Vernon

Wood

Cumly

Cumly

Spickelmeier

THIRD

WEIGHT

Ian Jouett (Br)
T2 NF3 NF3
P.W 1:00

Jouett

Jeff Bubak. I.

Whomble - (Wr. JV)

Whomble

Marvin Rosencrans (La)

CHAMPION

Wes Peaker (Wr)

Peaker

Shannon McBride (PV)

Small.

Bye -

Small.

Donnie Small (S+F)

Bubak

Bubak.

RoseCrash

Peaker

THIRD

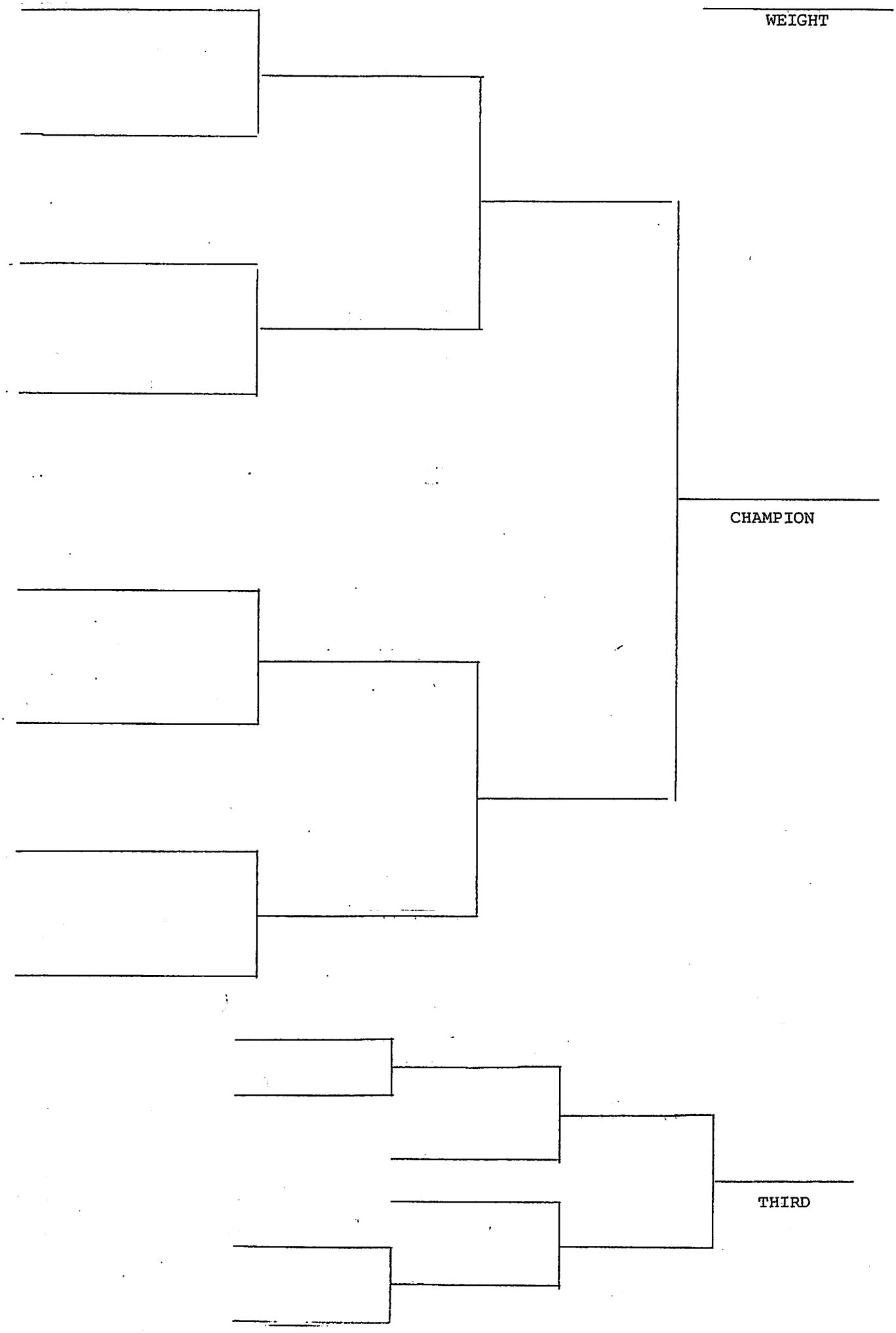
WEIGHT
CHAMPION
THIRD

WEIGHT

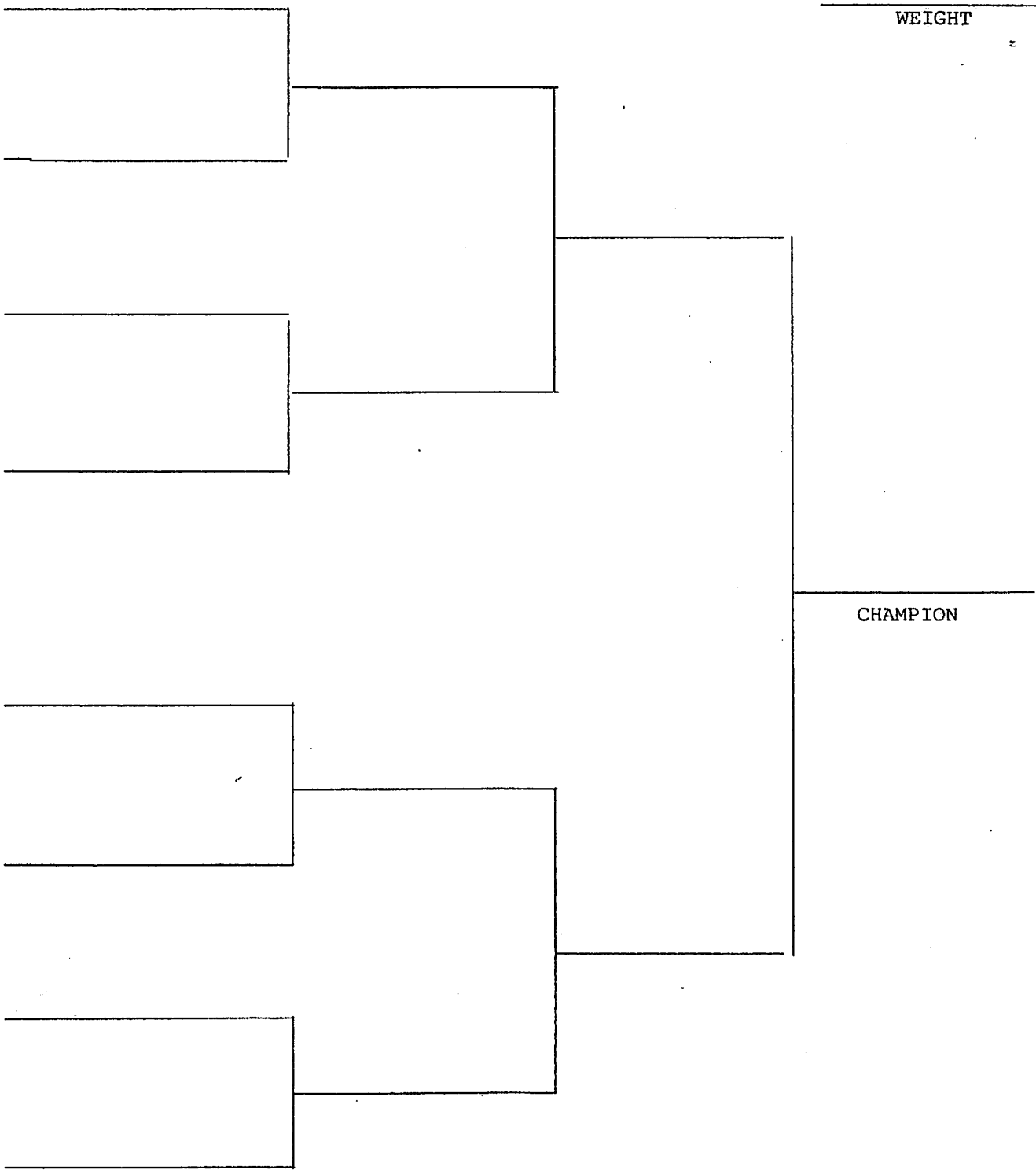


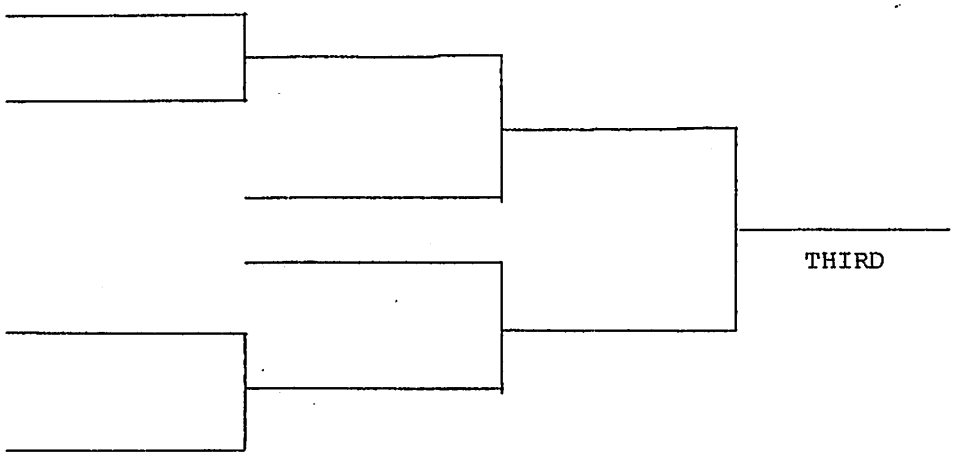

[illegible] 1984-85 [illegible] Season Totals [illegible]

| | | | | | | | | | | | | | | | | |
|---|---|---|---|---|---|---|---|---|---|---|---|---|---|---|---|---|
| Wayne Bohler | 2 | 24 | - | 1 | 4 | 5 | - | 14 | - | 1 | - | 14 | - | - | 23 | 5-1[illegible] |
| Pat Beran | 13 | 13 | 5 | [illegible] | 7 | [illegible] | 5 | 15 | 4 | [illegible] | 3 | 15 | - | - | 50 | 7-[illegible] |
| [illegible] | 14 | [illegible] | [illegible] | [illegible] | 2 | 7 | [illegible] | [illegible] | 7 | 9 | 3 | [illegible] | - | - | [illegible] | [illegible] |
| Tom Gross | 4 | 4 | 3 | 6 | - | 5 | 3 | 2 | 2 | - | - | 5 | - | - | 12 | 3-5 |
| Dave German | 12 | 19 | 13 | 20 | 6 | 4 | 5 | 45 | 3 | 12 | 6 | 3 | - | - | 64 | 10-15 |
| Shannon Hamilton | 2 | 13 | 5 | 6 | 3 | 2 | 1 | 11 | - | 1 | 1 | 13 | - | - | 19 | 3-14 |
| Blaine Spoth | 2 | 7 | 1 | 5 | - | - | - | 10 | - | 1 | 1 | 7 | - | - | 12 | 2-[illegible] |
| Blaine Peterson | 8 | 9 | 2 | 4 | 5 | 1 | 9 | 4 | 2 | 2 | 2 | 7 | 1 | - | 16 | [illegible] |
| Mike Francis | 15 | 18 | 9 | 15 | 17 | 15 | 8 | 24 | 3 | 7 | 2 | 7 | - | - | 39 | 7-[illegible] |
| Brad [illegible] | [illegible] | [illegible] | [illegible] | [illegible] | [illegible] | [illegible] | 11 | [illegible] | [illegible] | [illegible] | [illegible] | [illegible] | - | - | [illegible] | [illegible] |
| Brad Bauer | 13 | 8 | 2 | 4 | 2 | 11 | 2 | 4 | - | - | 2 | 9 | - | - | 8 | 4-[illegible] |
| Wayne [illegible] | 14 | 26 | 7 | 9 | [illegible] | 12 | 2 | 26 | 6 | 6 | 4 | 9 | - | - | 49 | [illegible] |
| [illegible] | 11 | 17 | 2 | 2 | 5 | 2 | 17 | 17 | 4 | - | 5 | 12 | - | - | [illegible] | [illegible] |
| [illegible] | 5 | 14 | 7 | 7 | 2 | - | 3 | 14 | 2 | 2 | 1 | 2 | - | - | 30 | 4-[illegible] |
| Troy Buller | 4 | 7 | 4 | 1 | 5 | 4 | 2 | 4 | - | 1 | 2 | 1 | - | - | 6 | 2-2 |
| Kevin McDonald | 6 | 1 | 8 | 6 | 1 | 2 | 3 | 1 | 1 | 3 | - | 6 | - | - | 0 | 1-[illegible] |
| Totals | 142 | 227 | 109 | 139 | 82 | 81 | 92 | 252 | 40 | 56 | 36 | 133 | 1 | - | 517½ | 97-188.1 |

# WRESTLING

CCHS (5th) Vs Holyoke Invit. DATE 12-8-84

| NAME | TD | TDL | RW | BL | FW | FL | NFW | NFL | DW | DL | P | PL | BF | WF | Score | Record |
|---|---|---|---|---|---|---|---|---|---|---|---|---|---|---|---|---|
| Wayne Bahler | 1 | 4 | - | - | - | 2 | - | 3 | - | - | - | 3 | - | - | 4 | 0-3 |
| Pat Beran | - | 2 | - | - | - | - | - | - | - | - | - | 2 | - | - | 7 | 0-2 |
| Dave Lovenburg | 1 | 2 | 2 | - | - | - | 4 | 2 | 1 | 1 | 1 | - | - | - | 16 | 2-1 |
| Dave German | 4 | 1 | 4 | 3 | - | 2 | 6 | 5 | 1 | - | 2 | 1 | - | - | 13 | 3-1 |
| Kevin McDonald | 1 | 1 | - | 3 | - | - | - | 4 | - | - | - | 2 | - | - | 0 | 0-2 |
| Blaine Peterson | - | 2 | - | - | - | - | - | - | - | - | - | 2 | - | - | 0 | 0-2 |
| Mike Francis | 4 | 2 | 2 | - | - | 4 | 1 | - | 2 | - | - | 1 | - | - | 14 | 2-1 |
| Brad Braver | 2 | 2 | - | 2 | 1 | 1 | - | 1 | - | - | - | 2 | - | - | 0 | 0-2 |
| Wayne Spickelmeier | 2 | 2 | 1 | 1 | - | - | - | 2 | 1 | - | 1 | 2 | - | - | 8 | 2-2 |
| Jeff Bubak | 1 | 2 | - | - | - | - | 1 | 3 | - | - | 1 | 2 | - | - | 8 | 1-2 |
| Mike VanVleet | 1 | 2 | 3 | 1 | - | 1 | 2 | 4 | 1 | - | - | 2 | - | - | 10 | 1-2 |
| Brad Shay | 5 | 2 | 6 | 5 | - | 1 | 4 | 4 | 2 | - | 2 | 1 | - | - | (13) | 4-1 |
| Tom Griess | 3 | 2 | 2 | 3 | - | 2 | 3 | 1 | 2 | - | - | 2 | - | - | (5) | 2-2 |
| Totals | 25 | 26 | 20 | 18 | 1 | 13 | 21 | 29 | 10 | 1 | 7 | 22 | | | 80 | 17-23 |

| | | | |
|---|---|---|---|
| Caliche - | 123 | Imperial | 80 |
| Holyoke - | 113½ | Fleming | 44½ |
| Haxton | 104 | Liberty | 32 |
| Wray JV | 93 | Arickaree | 28½ |

# WRESTLING

CCHS _____ Vs Holyoke Invt 1 Season Totals. Date 12-8-84.

| Name | TD | TDL | RW | RL | FW | FL | NFW | NFL | DW | DL | P | PL | | | | Record |
|---|---|---|---|---|---|---|---|---|---|---|---|---|---|---|---|---|
| Wayne Bahler | 1 | 4 | - | - | - | 2 | - | 3 | - | - | - | 3 | - | - | 4 | 3-3 |
| Pat Beran | 1 | 3 | 1 | 1 | - | - | - | 2 | - | - | 1 | 3 | - | - | 19 | 2-3 |
| Dave Lovenbury | 5 | 3 | 6 | 4 | 1 | 3 | 8 | 2 | 3 | 2 | 1 | - | - | - | 24 | 4-2 |
| Tom Griess | 4 | 4 | 3 | 6 | - | 5 | 3 | 2 | 2 | - | - | 5 | - | - | 6 | 2-5 |
| Dave German | 5 | 4 | 7 | 7 | 2 | 3 | 6 | 9 | 1 | 3 | 2 | 1 | - | - | 13 | 3-4 |
| Shawnon Hamilton | 1 | 3 | 2 | 1 | 2 | 1 | - | 1 | - | - | 1 | 2 | - | - | 6 | 1-2 |
| Blaine Peterson | 1 | 2 | 2 | 1 | - | - | 3 | - | 1 | - | - | 2 | - | - | 4 | 1-2 |
| Mike Francis | 5 | 4 | 2 | 3 | 3 | 6 | 2 | 3 | 2 | 2 | - | 1 | - | - | 20 | 3-3 |
| Brad Shay | 5 | 4 | 6 | 6 | - | 1 | 4 | 6 | 2 | 1 | 2 | 2 | - | - | 19 | 5-3 |
| Brad Braver | 2 | 2 | - | 2 | 1 | 1 | - | 1 | - | - | - | 2 | - | - | 0 | 0-2 |
| Wayne Spickelmeier | 3 | 3 | 1 | 3 | 1 | - | - | 3 | 1 | - | 1 | 4 | - | - | 14 | 3-4 |
| Mike VanVleet | 2 | 4 | 3 | 3 | - | 1 | 2 | 8 | 1 | - | - | 5 | - | - | 10 | 1-5 |
| Jeff Bubak | 2 | 4 | - | - | - | - | 2 | 4 | - | - | 2 | 4 | - | - | 14 | 2-4 |
| Troy Roller | 1 | 1 | 1 | - | 1 | - | 1 | - | - | - | 1 | - | - | - | 6 | 1-0 |
| Blaine Spady | 1 | - | - | - | - | - | - | - | - | - | 1 | - | - | - | 6 | 1-0 |
| Kevin McDonald | 1 | 2 | 2 | 5 | 1 | - | 1 | 6 | - | 1 | - | 2 | - | - | - | 0-3 |
| Totals | 40 | 47 | 36 | 42 | 12 | 23 | 32 | 50 | 13 | 9 | 12 | 36 | - | - | 165 | 32-45 |

112 lbs

# Dave Lovenburg

3 wins 1 loss for The Week

2nd Place Holyoke Invit

Record for The Year 4 wins 2 Loses

Dave Loveu burg

1 DS

7 1 2

# WRESTLING

CCHS 29 Vs Cambridge 39 Date 12-6-84

| NAME | TD | TDL | RW | RL | EW | EL | NFW | NFL | DW | DL | P | PL | Draw | Team Points | Total Points | Record |
|---|---|---|---|---|---|---|---|---|---|---|---|---|---|---|---|---|
| Wayne Bahler | | Won by forfeit | | | | | | | | | | | | | 6 | 1-0 |
| Pat Beran | | Won by forfeit | | | | | | | | | | | | | 6 | 1-0 |
| Dave Lovenburg | 3 | | 1 | | | 2 | 2 | | 1 | | | | | | 5 | 1-0 |
| Tom Griess | | 1 | | | | | | 1 | | | | 1 | | | 0 | 0-1 |
| Dave German | 1 | | 2 | 1 | | | | 2 | | 1 | | | | | 0 | 0-1 |
| Shannon Hamilton | | 1 | | | | | | | | | | 1 | | | 0 | 0-1 |
| Mike Franers | | Won by forfeit | | | | | | | | | | | | | 6 | 1-0 |
| Brad Shay | | 1 | | | | | | | | | | 1 | | | 0 | 0-1 |
| Wayne Spickelmore | | 1 | | 1 | 1 | | | | | | | 1 | | | 0 | 0-1 |
| Mike VanVleet | 1 | | | 1 | | | | | | | | 1 | | | 0 | 0-1 |
| Jeff Bubak | 1 | | | | | | 1 | | | | 1 | | | | 6 | 1-0 |
| Totals | 6 | 4 | 3 | 3 | 1 | 2 | 3 | 3 | 1 | 1 | 1 | 5 | - | - | 29 | 5-6 |

# WRESTLING

CCHS _____ VS Season Camhide DATE _____

| NAME | TD | TDL | RW | RL | EW | EL | NW | NL | DW | DL | P | PL | F | PF | Score | Record |
|---|---|---|---|---|---|---|---|---|---|---|---|---|---|---|---|---|
| Wayne Bahler | | | | | | | | | | | | | | | 18 | 3-0 |
| Pat Beran | 1 | 1 | 1 | 1 | - | - | - | 2 | - | - | 1 | 1 | - | - | 12 | 2-1 |
| Dave Lovenburg | 4 | 1 | 4 | 4 | 1 | 3 | ~~1~~ 0 | 2 | 1 | - | - | - | - | - | 8 | 2-1 |
| Tom Coriess | 1 | 2 | 1 | 3 | - | 3 | - | 1 | - | - | - | 3 | - | - | 0 | 0-3 |
| Dave German | 1 | 3 | 3 | 4 | 2 | 1 | - | 4 | - | 3 | - | - | - | - | 0 | 0-3 |
| Shannon Hamilton | 1 | 3 | 2 | 1 | 2 | 1 | - | 1 | - | - | 1 | 2 | - | - | 6 | 1-2 |
| Mike Frances | 1 | 2 | 2 | 3 | 3 | 2 | 1 | 3 | - | 2 | - | - | - | - | 6 | 1-2 |
| Brad Shay | - | 2 | - | 1 | - | - | - | 2 | - | 1 | - | 1 | - | - | 6 | 1-2 |
| Wayne Spickelmeier | 1 | 1 | - | 2 | 1 | - | - | 1 | - | - | - | 2 | - | - | 6 | 1-2 |
| Mike VanVleet | 1 | 2 | - | 2 | - | - | - | 4 | - | - | - | 3 | - | - | 0 | 0-3 |
| Jeff Bubak | 1 | 2 | - | - | - | - | 1 | 1 | - | - | 1 | 2 | - | - | 6 | 1-2 |
| | | | | | | | | | | | | | | | | |
| Totals | 12 | 19 | 13 | 21 | 9 | 10 | 6 | 19 | 2 | 7 | 3 | 14 | - | - | 68 | 12-21 |




## Cambridge Wrestlers

Front row, from left, Denny Cornett, Tag Groshong, Travis Arnold, Jim Phillips, Tim Sexton, student manager Sheryl Stine. Second row, Tim Hyke, Andy Liess, LaVern Banzhaf, Clayton Hampton, student manager Sharla Trosper. Third row, Keith Roberts, Bob Trosper, Eric Morgan, Shawn Colson, Coach Bob Fuller. Not shown, J.D. Rauburn. (Gazette photo)

Henderson noted Cheylin should have a quick team capable of playing a running game and pressure defense.

Three of the leading offensive players return from last year's team including 5-7 senior Vickie Peters who was All-Liberty League and honorable mention All-State; Jennifer Dorsch, a 5-4 senior, who was second team All-League last year; and Jeanette Voorhies, a 5-6 junior.

As for the question mark areas, Henderson said some good rebounders and people who can play the interior defense will have to surface.

Among the strongest teams Cheylin will face, Henderson said, are Wheatland, Wray, Brewster and Grinnell.

Jan. 15-18-19 Oberlin Tourney
Jan. 25 at Brewster
Jan. 29 at St. Francis
Feb. 1 at Grinnell
Feb. 5 Tri-Plains
Feb. 8 Tribune
Feb. 15 Golden Plains

| Player | Ht. | Yr. |
|---|---|---|
| Jennifer Dorsh | 5-4 | 12 |
| Cheryl Knapp | 5-8 | 12 |
| Vickie Peters | 5-7 | 12 |
| Tarina Seymour | 5-9 | 11 |
| Jeanette Voorhies | 5-6 | 11 |
| Connie Knapp | 5-8 | 10 |
| Sonya Merklin | 5-4 | 10 |
| Melissa Officer | 5-7 | 10 |
| Tammy Walden | 5-3 | 10 |
| Lori Wright | 5-7 | 10 |
| Joan Antholz | 5-5 | 9 |
| Janet Bressler | 5-8 | 9 |
| Sheila Elijah | 5-6 | 9 |
| Cindy Lambert | 5-5 | 9 |
| Denise Nelsen | 5-10 | 9 |
| Nichole Seymour | 5-6 | 9 |
| Rachelle Voorhies | 5-4 | 9 |




**Chey**

**Front row, from left, Sheila Elijah, Lori Wright, Cheryl Knapp, Meli Officer, Tarina Seymour, Connie Knapp, Denise Nelson, Janet Bress Back row, Assistant Coach Irene Cookson, Cindy Lambert, Tam**



# WELCOME LONGHORNS



| CAMBRIDGE TROJANS | | | | | | IMPERIAL LONGHORNS |
|---|---|---|---|---|---|---|
| **MATCH SCORE** | | | | | **TEAM SCORE** | |
| 98-Open 97 | | | | | 97½ | 98-Wayne Bahler |
| 105-Open | | | | | 104 | 105-Pat Beran Waiver |
| 112-Tim Sexton 110½ | | | | | 112 | 112-Dave Lovenburg |
| 119-Jim Phillips 119 | | | | | 117½ | 119-Tom Griess |
| 126-Travis Arnold 124 | | | | | 121½ | 126-Dave German |
| 132-Tag Groshong 131 | | | | | 129½ | 132-Shannon Hamilton |
| 138-Open | | | | | 136 | 138-Mike Francis |
| 145-Andy Liess 143 | | | | | 144 | 145-Brad Shay |
| 155-Denny Cornett 152 | | | | | 152½ | 155-Wayne Spickelmeier |
| 167-LaVern Banzhaf 165½ | | | | | 163 | 167-Mike Van Vleet |
| 185-Keith Roberts 162 | | | | | 169 | 185-Jeff Bubak |
| HWT-Clayton Hampton | | | | | | HWT-Open |
| HEAD COACH: Robert Fuller | | | | | | HEAD COACH: Vern Phelps |


CAMBRIDGE STATE BANK
CAMBRIDGE, NEBRASKA 69022
MEMBER F.D.I.C.

CAMBRIDGE INSURANCE AGENCY INC.
Keith Klocke, Agent
Paul Minnick, Agent

# The Cambridge "Trojans"



CAMBRIDGE WRESTLERS - Front row left to right: Clayton Hampton, Jim Phillips, Andy Liess, Tag Groshong, Denny Cornet, Tim Hyke, and Travis Arnold. Back row: Bob Trosper, Keith Roberts, Eric Morgan, LaVerne Banzhaf, J.D. Raburn, Shawn Colson and Tim Sexton.

# ★ The Cambridge ★ "Trojans"

## CHS WRESTLING SEASON 1984-85

WRESTLING



Scoreboard donated by the Cambridge State Bank in 1981



**Program Compliments Of . . .**


CAMBRIDGE STATE BANK

CAMBRIDGE, NEBRASKA 69022

MEMBER F.D.I.C.



# WELCOME LONGHORNS



**CAMBRIDGE TROJANS**

**IMPERIAL LONGHORNS**

| MATCH SCORE | | | | TEAM SCORE | | | |
|---|---|---|---|---|---|---|---|
| 98-Open | | | | | | | 98-Wayne Bahler |
| 105-Open | | | | | | | 105-Pat Beran |
| 112-Tim Sexton | | | | | | | 112-Dave Lovenburg |
| 119-Jim Phillips | | | | | | | 119-Tom Griess |
| 126-Travis Arnold | | | | | | | 126-Dave German |
| 132-Tag Groshong | | | | | | | 132-Shannon Hamilton |
| 138-Open | | | | | | | 138-Mike Francis |
| 145-Andy Liess | | | | | | | 145-Brad Shay |
| 155-Denny Cornett | | | | | | | 155-Wayne Spickelmeier |
| 167-LaVern Banzhaf | | | | | | | 167-Mike Van Vleet |
| 185-Keith Roberts | | | | | | | 185-Jeff Bubak |
| HWT-Clayton Hampton | | | | | | | HWT-Open |

HEAD COACH: Robert Fuller

HEAD COACH: Vern Phelps


CAMBRIDGE STATE BANK

CAMBRIDGE, NEBRASKA 69022

MEMBER F.D.I.C.

**CAMBRIDGE INSURANCE AGENCY INC.**

Keith Klocke, Agent

Paul Minnick, Agent

The Cambridge "Trojans"



CAMBRIDGE WRESTLERS - Front row left to right: Clayton Hampton, Jim Phillips, Andy Liess, Tag Groshong, Denny Cornet, Tim Hyke, and Travis Arnold. Back row: Bob Trosper, Keith Roberts, Eric Morgan, LaVerne Banzhaf, J.D. Raburn, Shawn Colson and Tim Sexton.

# ★ The Cambridge ★ "Trojans"

## CHS WRESTLING

## 1984-85 SEASON

WRESTLING



Scoreboard donated by the Cambridge State Bank in 1981



Program Compliments Of . . .


CAMBRIDGE STATE BANK

CAMBRIDGE, NEBRASKA 69022

MEMBER F.D.I.C.

C C A S Sussex Ft 15 vs Oshkosh-Bridgeport Date

| | | | | | | | | | | | | | | | | |
|---|---|---|---|---|---|---|---|---|---|---|---|---|---|---|---|---|
| Wayne Bahler | | | | | | | | | | | | | | | 12 | 2-0 |
| Pat Berun | 1 | 1 | 1 | 1 | - | - | - | 2 | - | - | 1 | 1 | - | - | 6 | 1-1 |
| Dave Lovenberg | 1 | 1 | 3 | 4 | 1 | 1 | 2 | - | 1 | 1 | - | - | - | - | 3 | 1-1 |
| Tom Griess | 1 | 1 | 1 | 3 | - | 3 | - | - | - | - | - | 2 | - | - | 0 | 0-2 |
| Dave German | - | 3 | 1 | 3 | 2 | 1 | - | 2 | - | 2 | - | - | - | - | 0 | 0-2 |
| Shannon Hamilton | 1 | 2 | 2 | 1 | 2 | 1 | - | 1 | - | - | 1 | 1 | - | - | 6 | 1-1 |
| Mike Francis | 1 | 2 | 2 | 3 | 3 | 2 | 1 | 3 | - | 2 | - | - | - | - | 0 | 0-2 |
| Brad Shay | - | 1 | - | 1 | - | - | - | 2 | - | 1 | - | - | - | - | 6 | 1-1 |
| Wayne Spickelman | 1 | - | - | 1 | - | - | - | 1 | - | - | - | 1 | - | - | 6 | 1-1 |
| Mike Van Vleet | - | 2 | - | 1 | - | - | - | 4 | - | - | - | 2 | - | - | 0 | 0-2 |
| Jeff Bubak | - | 2 | - | - | - | - | - | 1 | - | - | - | 2 | - | - | 0 | 0-2 |
| Totals | 6 | 15 | 10 | 18 | 8 | 8 | 3 | 16 | 1 | 6 | 2 | 9 | - | - | 39 | 7-15 |

# WRESTLING

CCHS _____ vs Oshkosh Bradley Tech Dec 16 1981

T. V. Match

| Name | | | | | | | | | | | | | | | | |
|---|---|---|---|---|---|---|---|---|---|---|---|---|---|---|---|---|
| Kevin McDonald | 1 | | 2 | 2 | 1 | | 1 | 2 | | 1 | | - | | - | - | C 1 |
| Blaine Brady | 1 | | | | | | | | | | 1 | | | | 6 | 1-C |
| Blaine Petersen | 1 | | 2 | 1 | | | 3 | | 1 | | | | | | 4 | 1-C |
| Trey Roller | 1 | 1 | 1 | | 1 | | 1 | | | | 1 | | | | 6 | 1-C |
| | | | | | | | | | | | | | | | | |
| | | | | | | | | | | | | | | | | |
| | | | | | | | | | | | | | | | |

Weight Class 98

Round Robin

1984-85

Holyoke Invt

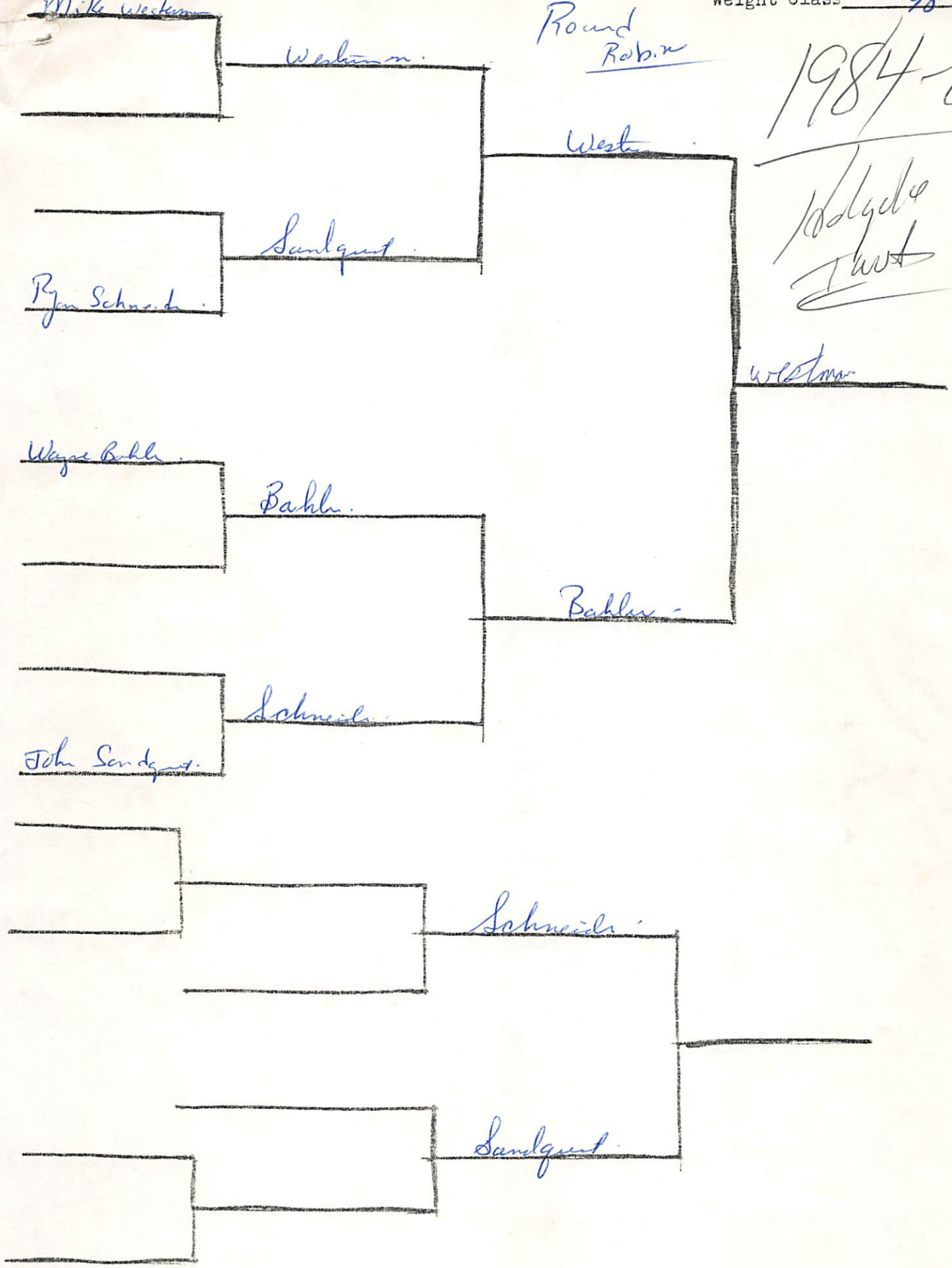

Weight Class 105

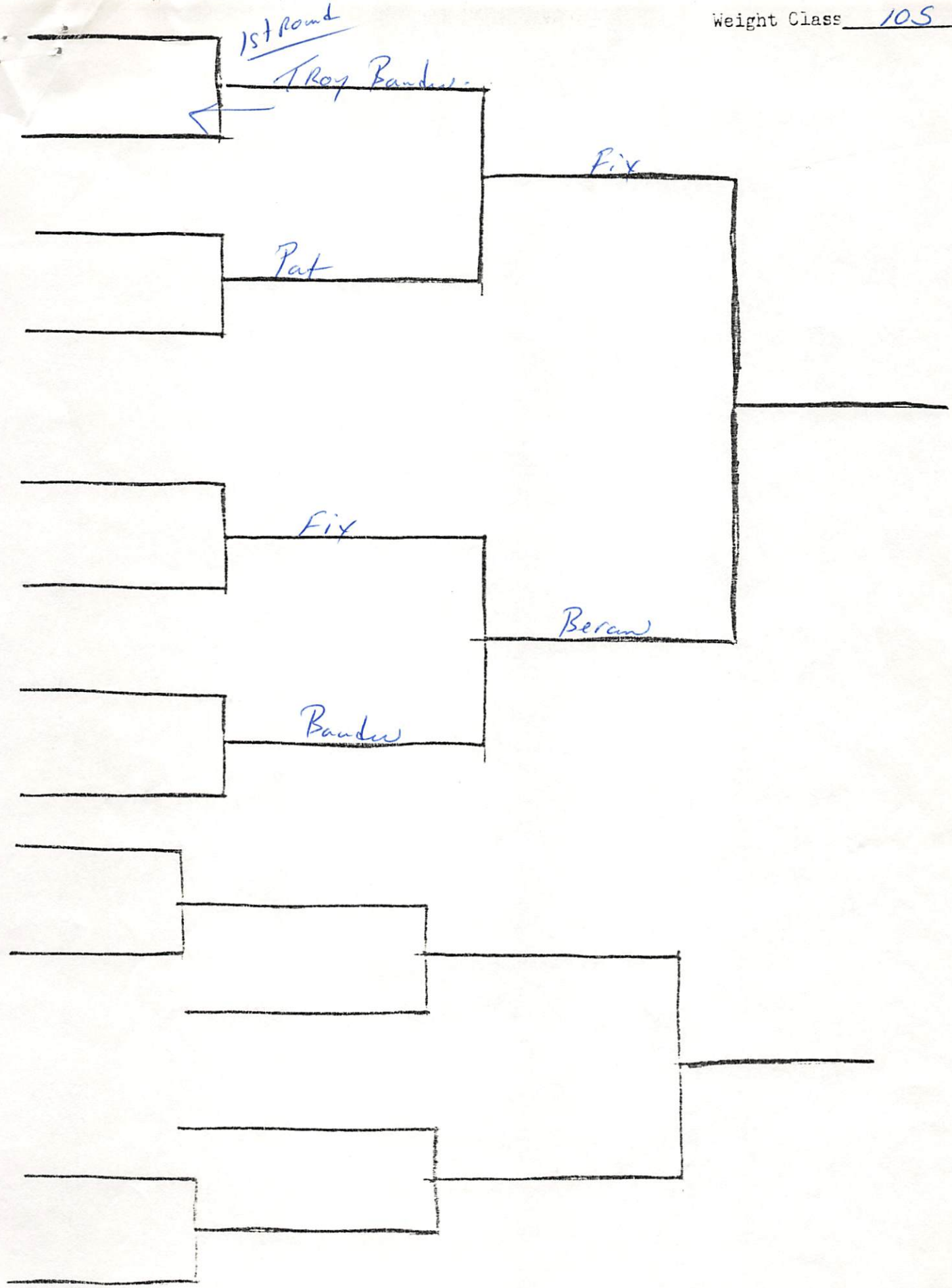

Weight Class 112

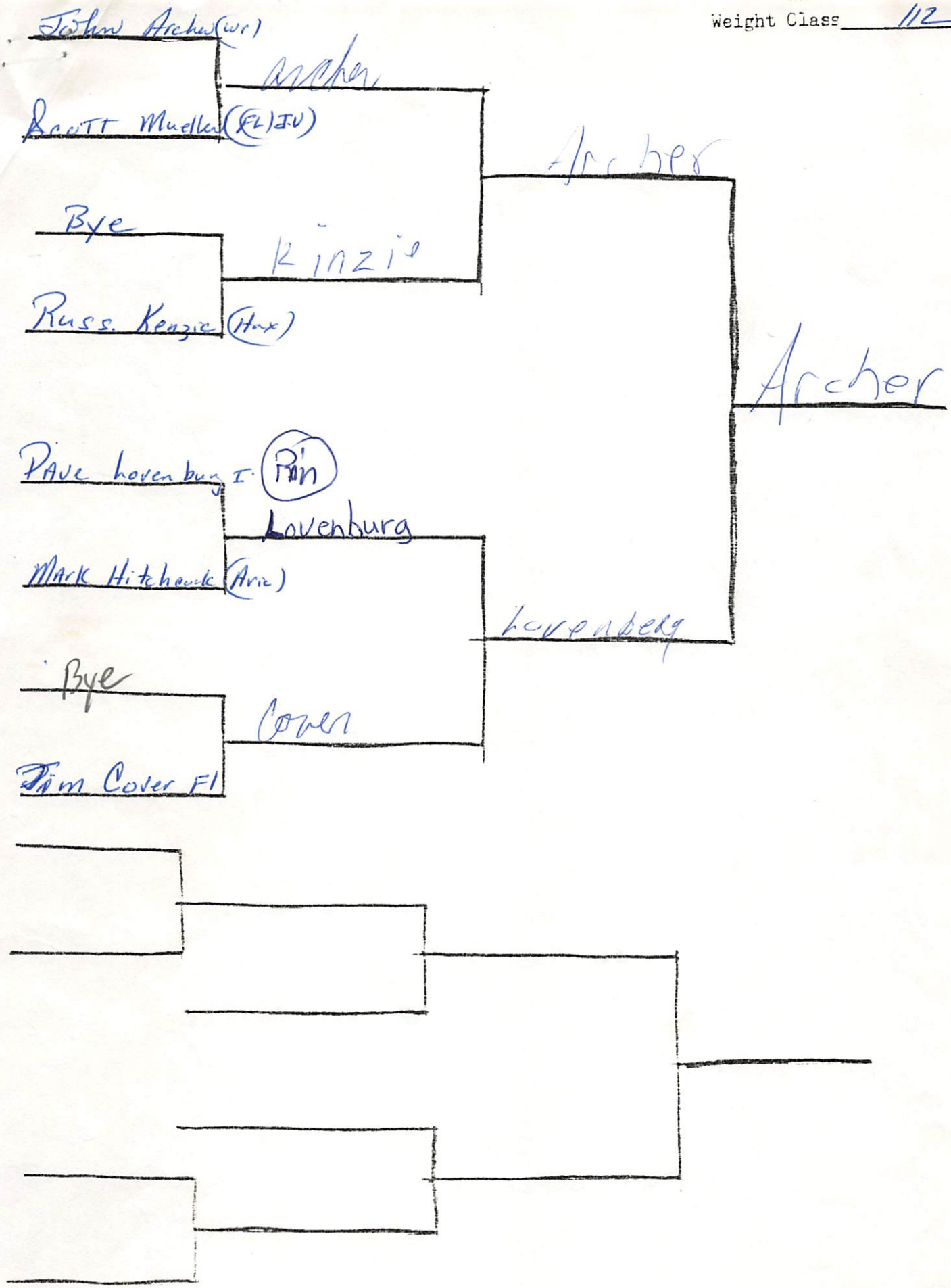

Weight Class 119



Weight Class 126

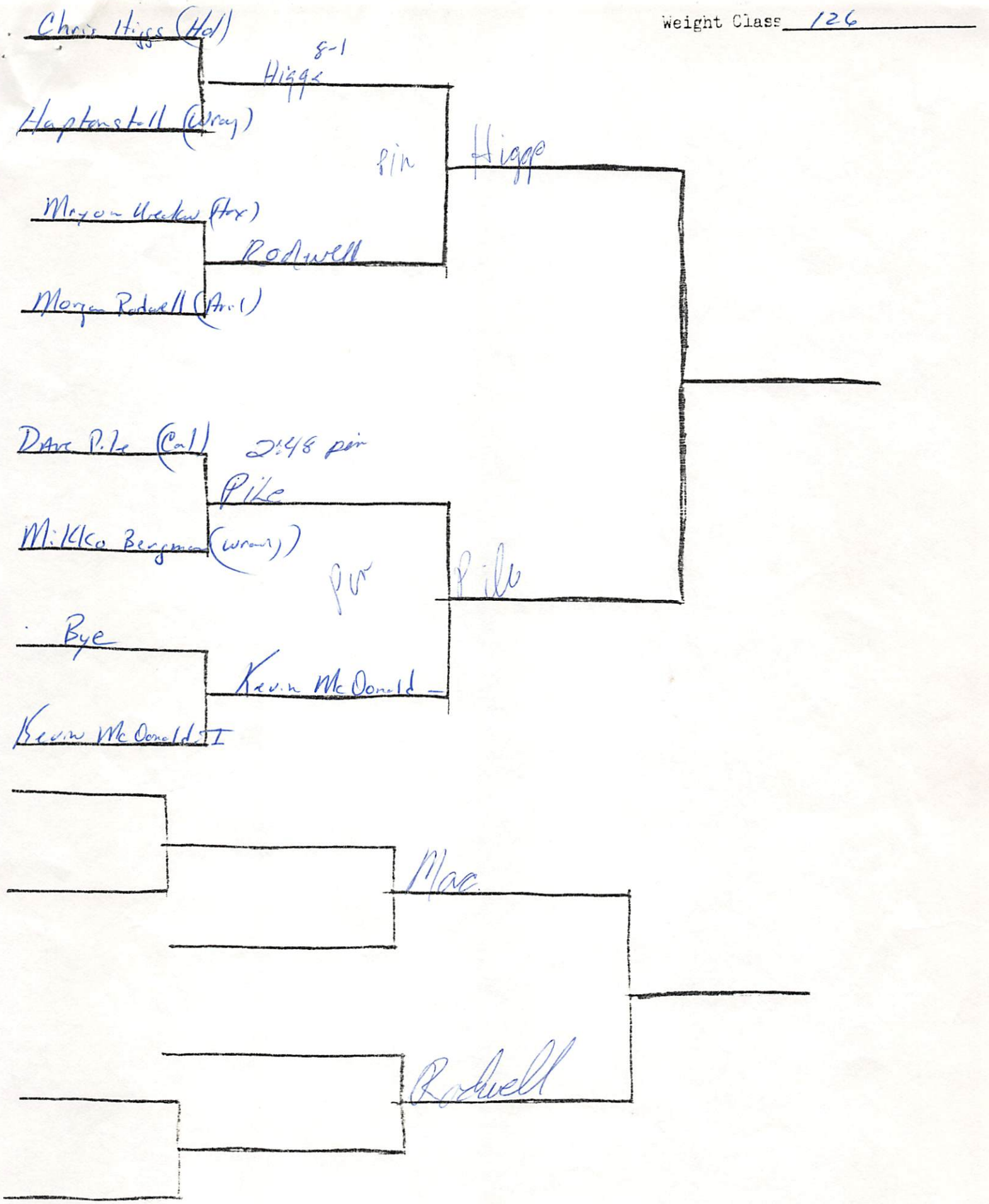

Weight Class 132

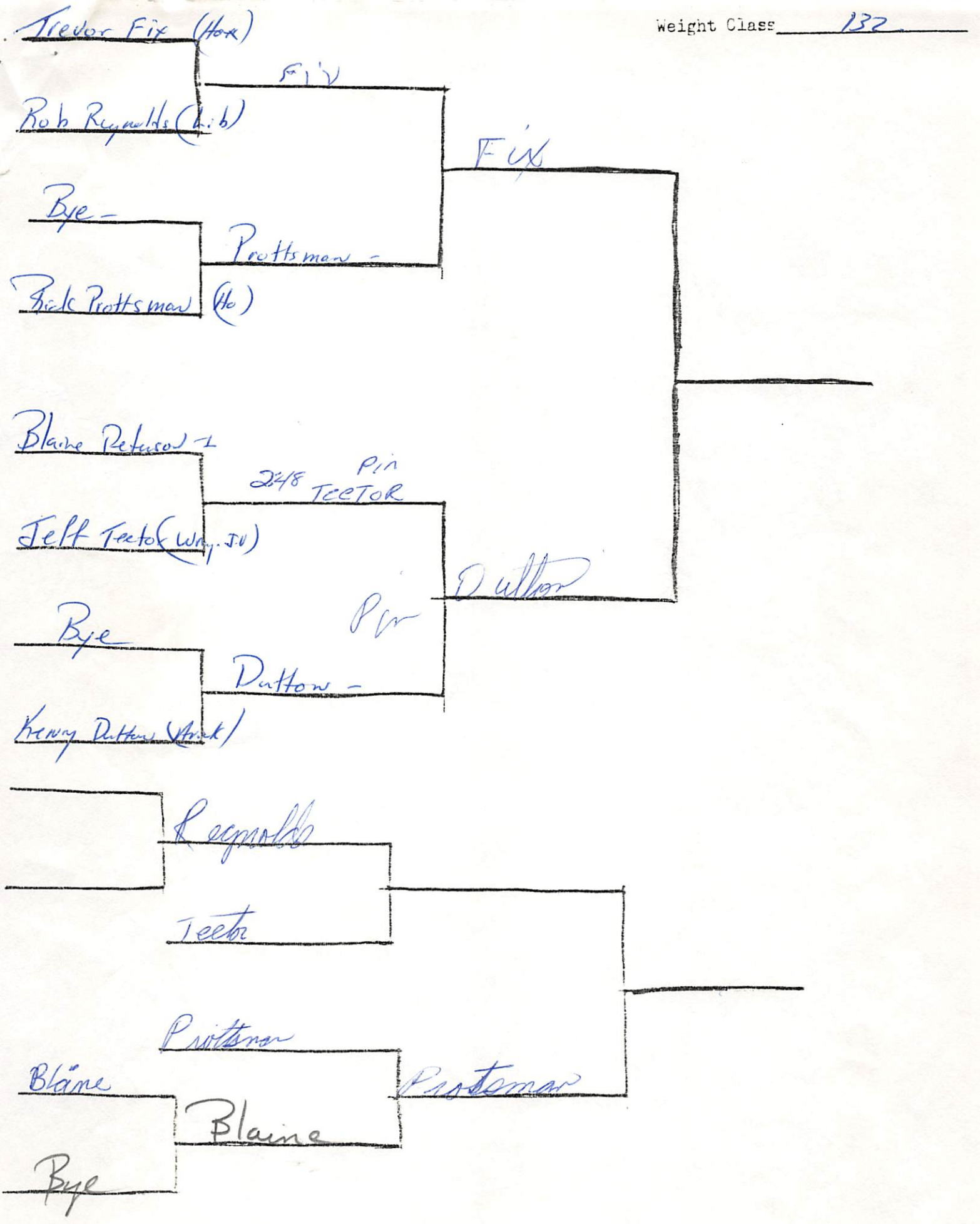

Weight Class 138

*. Luke Kain (Hor)

Kain

Castillo (Wrd)

Mike

Mike Fransis (Jm)

Mike 7-1 ~~10-5~~

Jake Ripp (Fl.) 10-5

~~Ropert Luth (Hol)~~

Ropert Luth (Hol)

Luth

Bye

Nord

Wilson (Ua)

Pin

Nord

~~Kale Nord~~ (Cal)

Castillo

~~Castillo~~ Luth

~~Ripp~~ Luth

Wilson

Wilson

Weight Class 145



Weight Class 155.



Weight Class 167

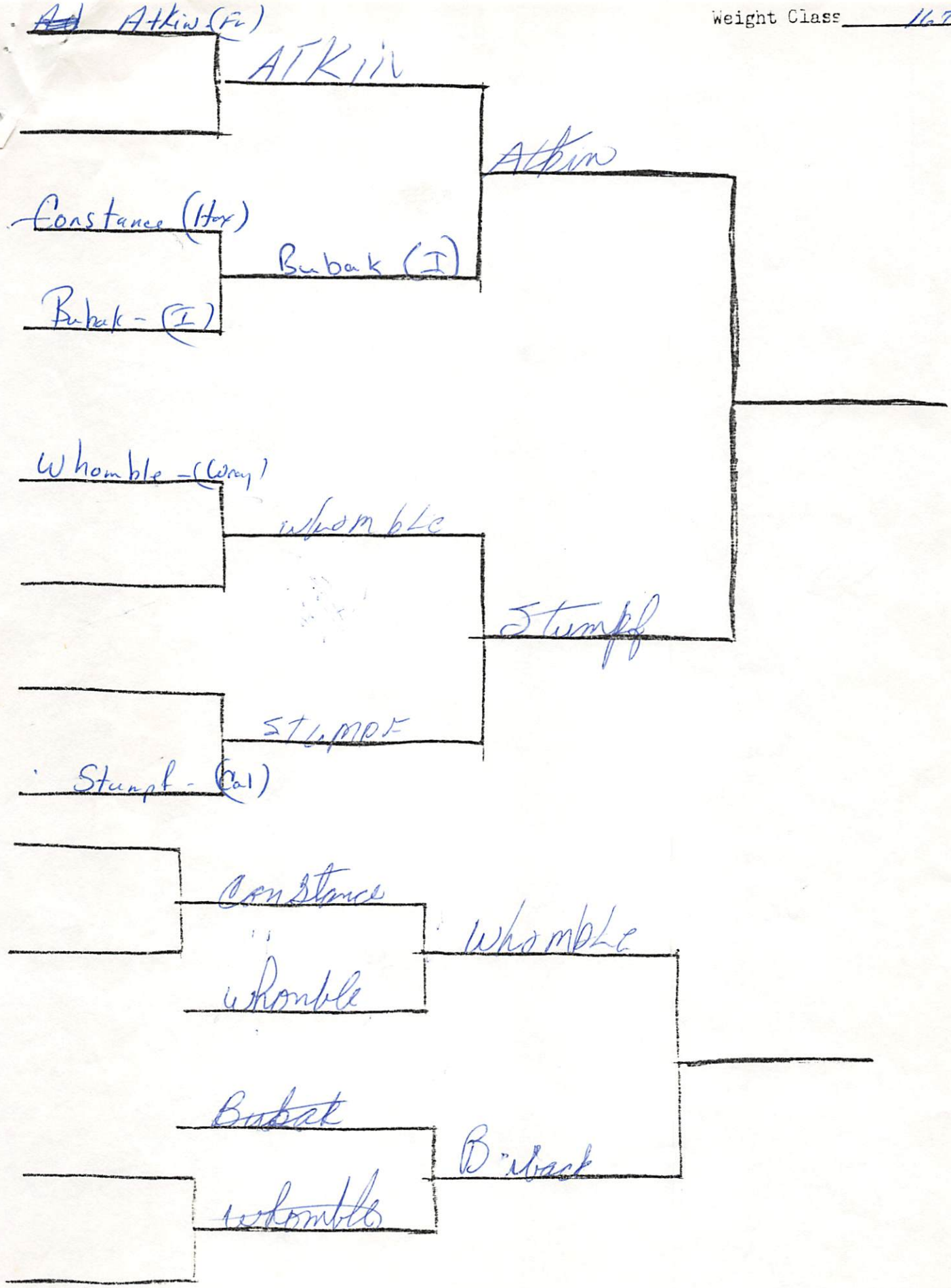

Weight Class 185

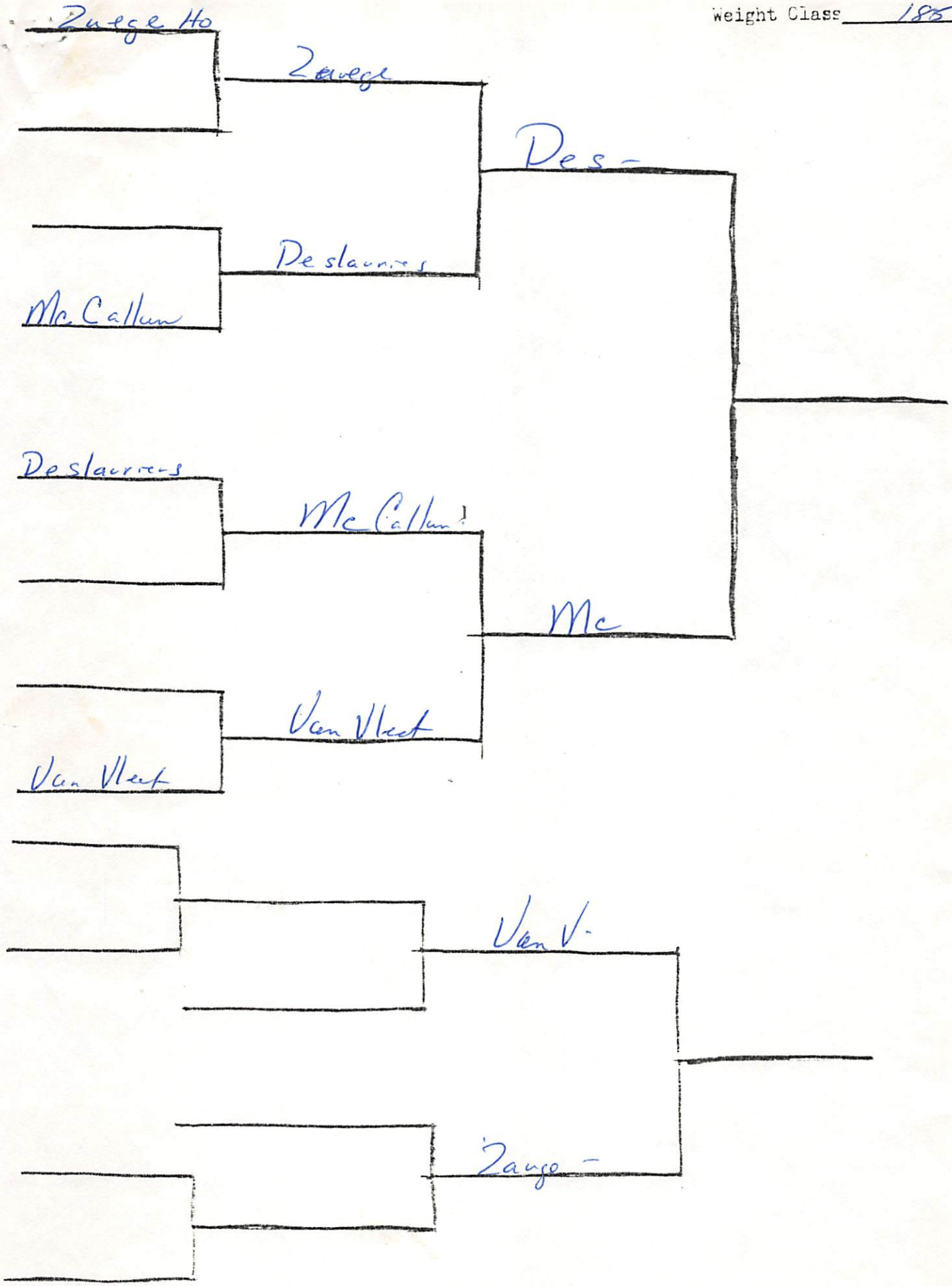

Weight Class_____

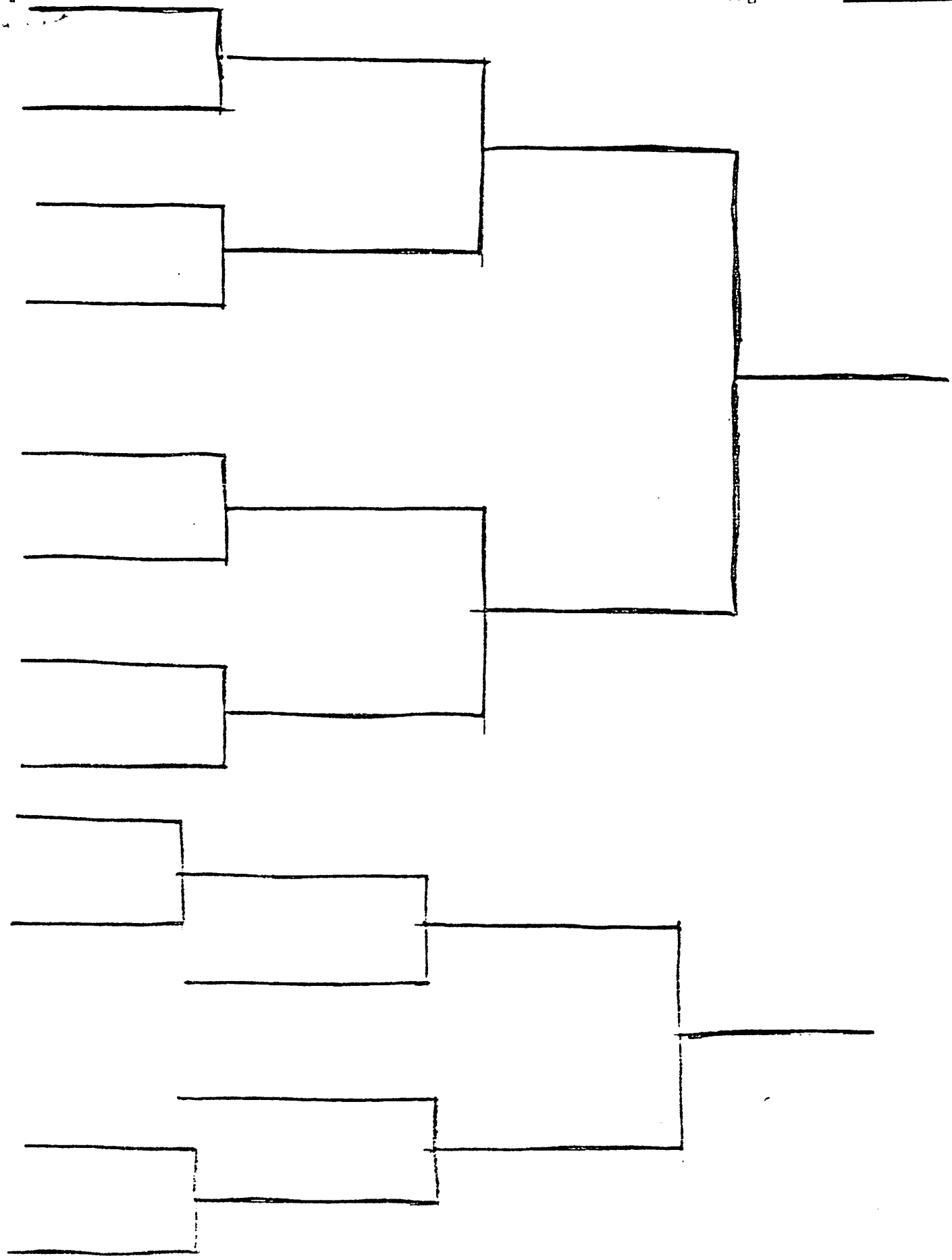

# WRAY INVITATIONAL

## CHAMPIONS BRACKET HWT. LBS. CLASS

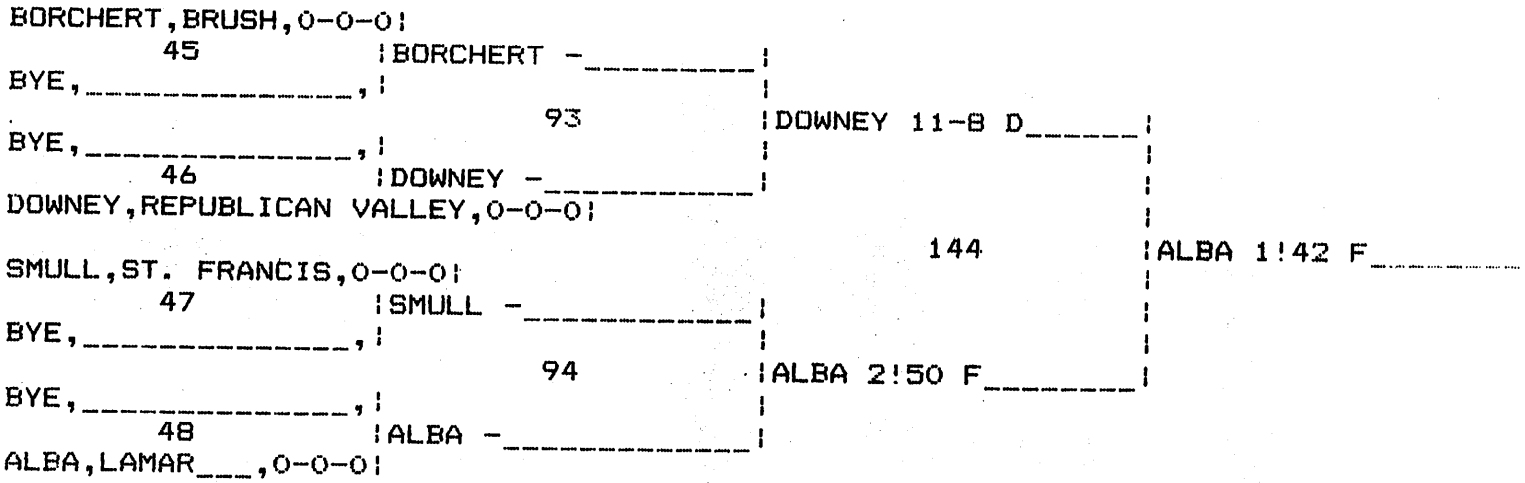


## CONSOLATION BRACKET HWT. LBS. CLASS

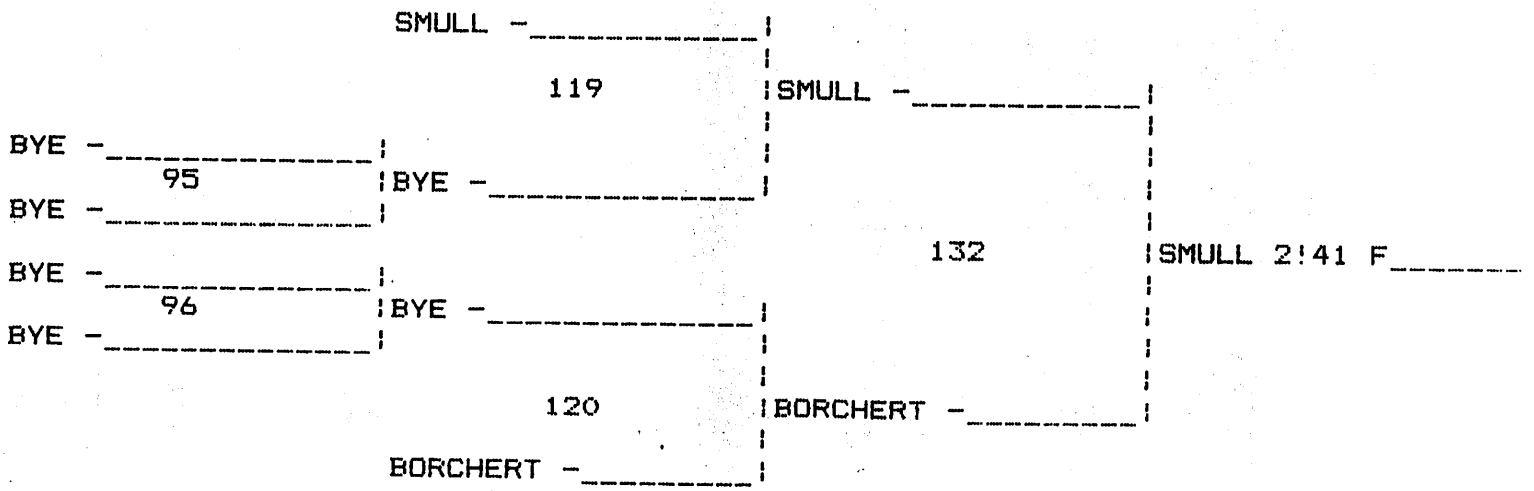

# WRAY INVITATIONAL

## CHAMPIONS BRACKET 185 LBS. CLASS

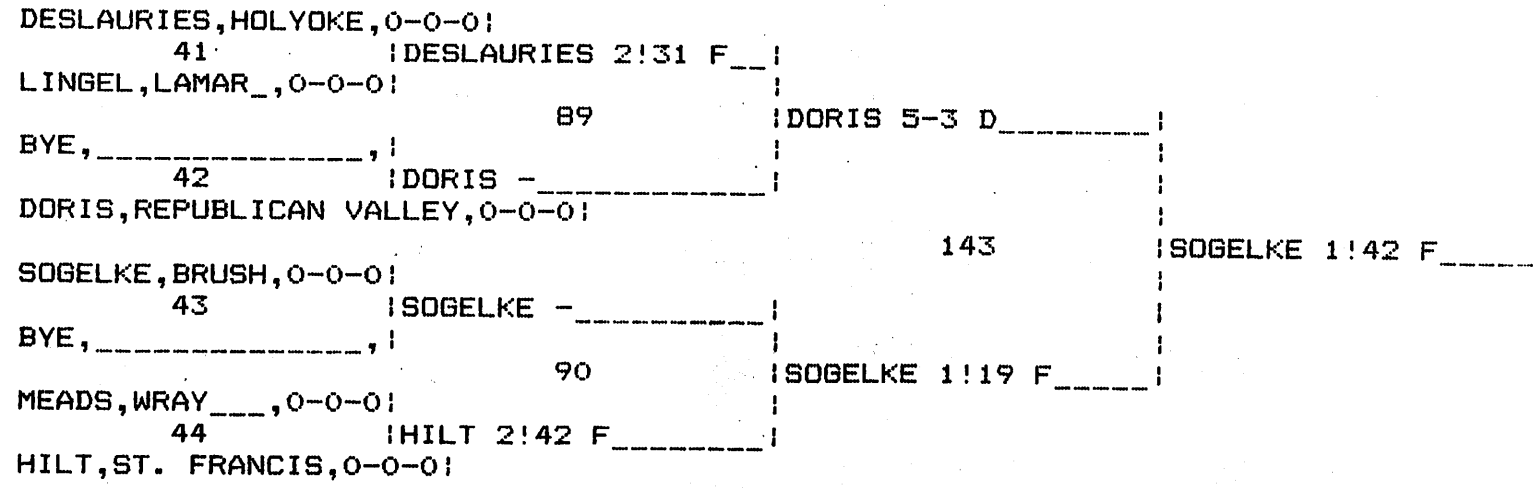


## CONSOLATION BRACKET 185 LBS. CLASS

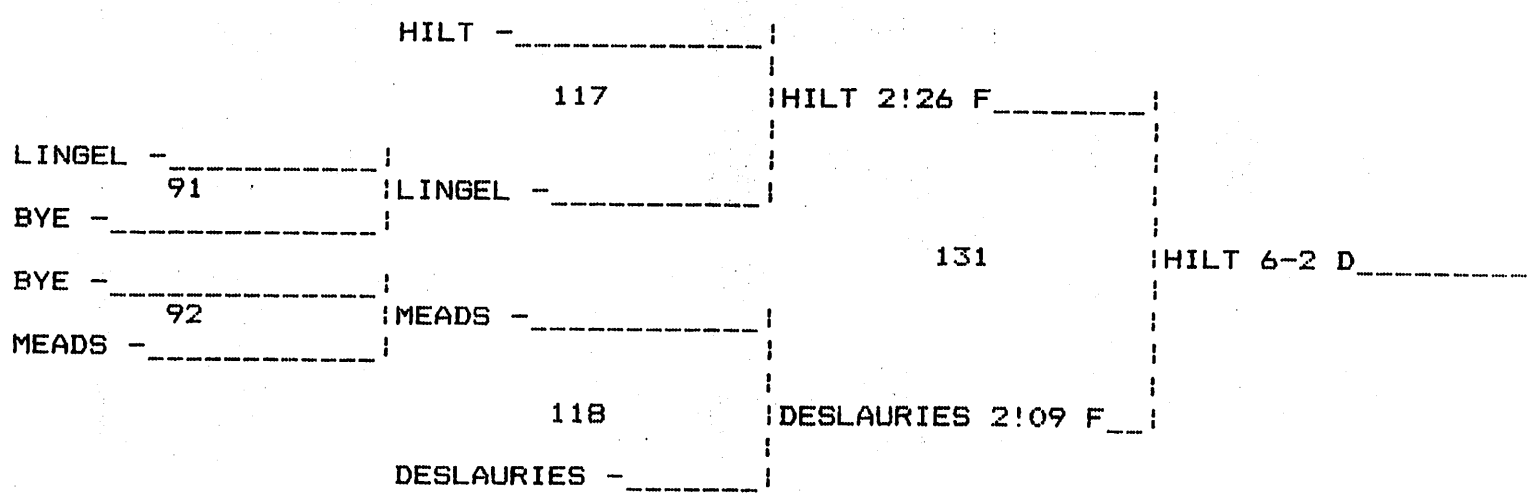

# WRAY INVITATIONAL

## CHAMPIONS BRACKET 167 LBS. CLASS

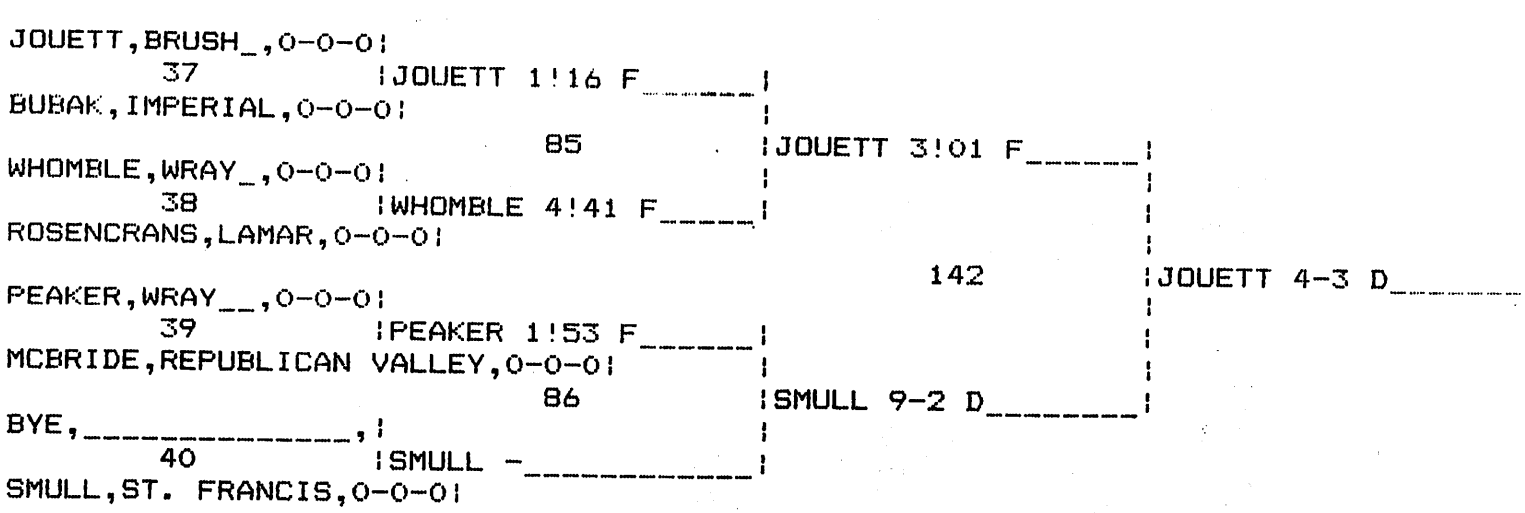


## CONSOLATION BRACKET 167 LBS. CLASS

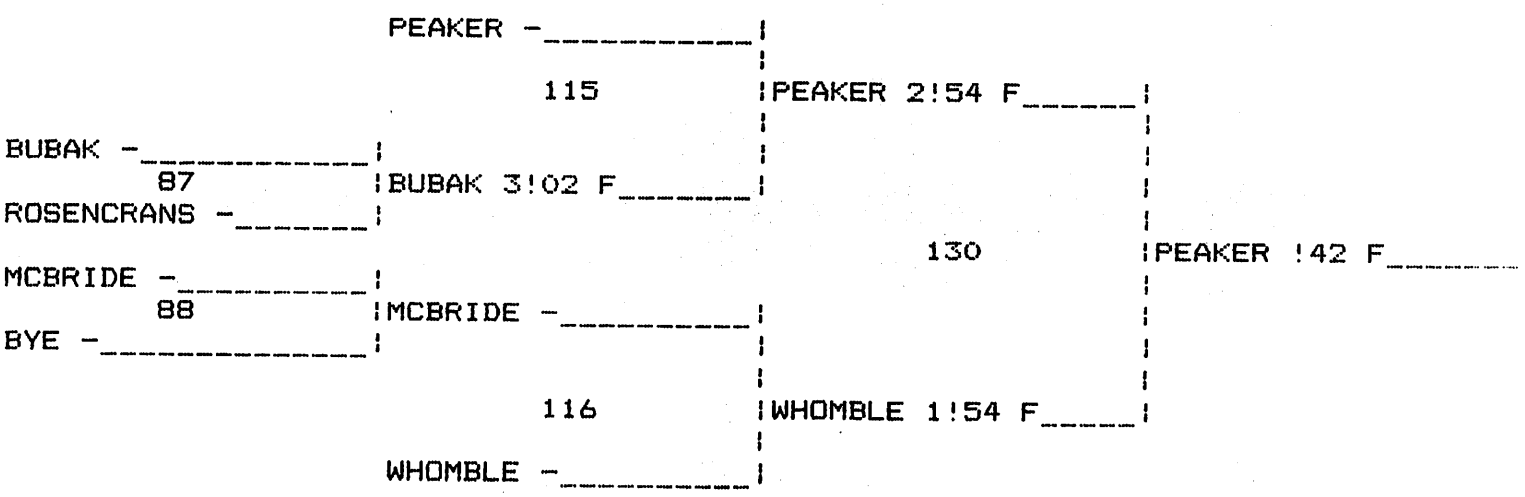

# WRAY INVITATIONAL

## CHAMPIONS BRACKET 155 LBS. CLASS

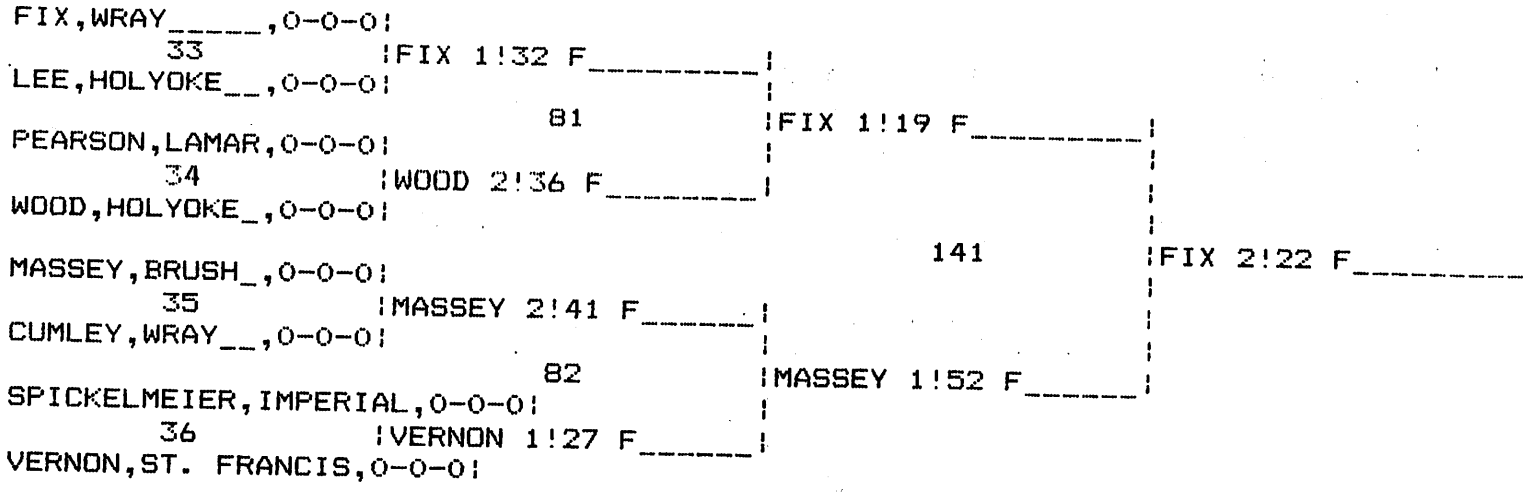


## CONSOLATION BRACKET 155 LBS. CLASS

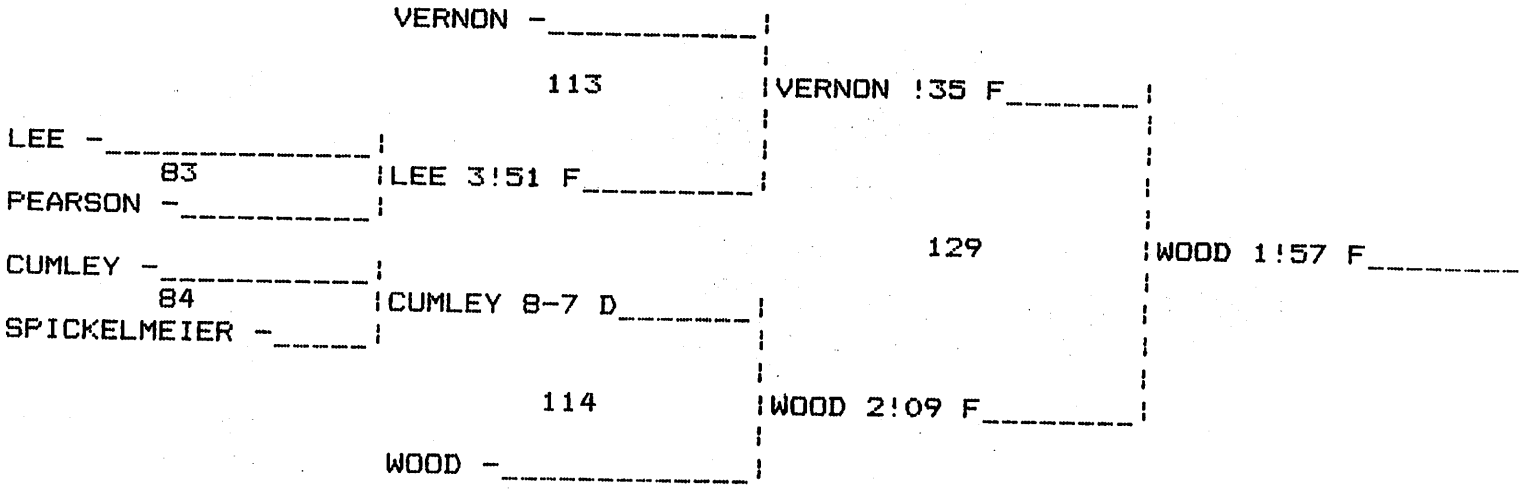

# WRAY INVITATIONAL

## CHAMPIONS BRACKET 145 LBS. CLASS

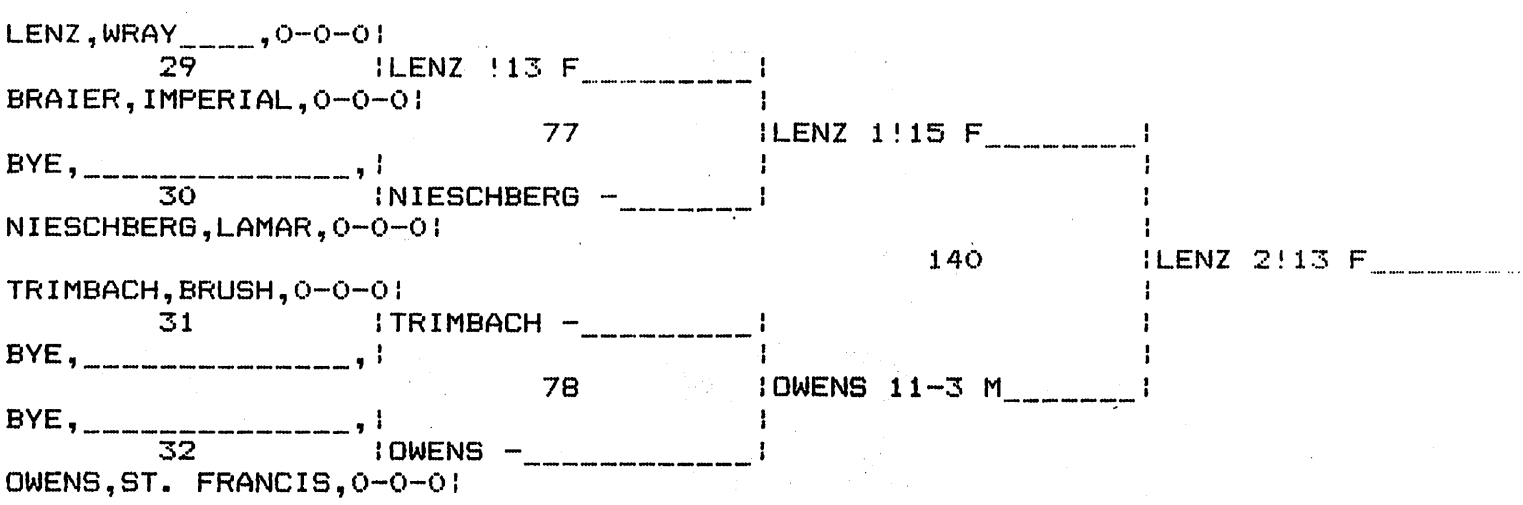


## CONSOLATION BRACKET 145 LBS. CLASS

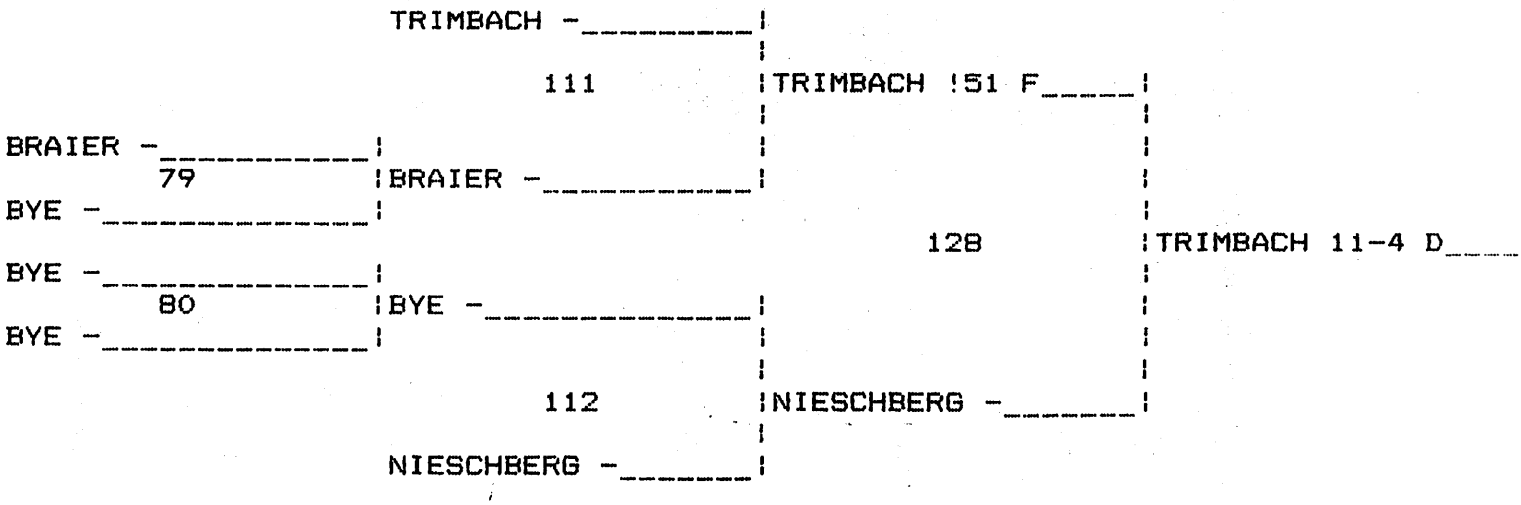

# WRAY INVITATIONAL

## CHAMPIONS BRACKET 138 LBS. CLASS

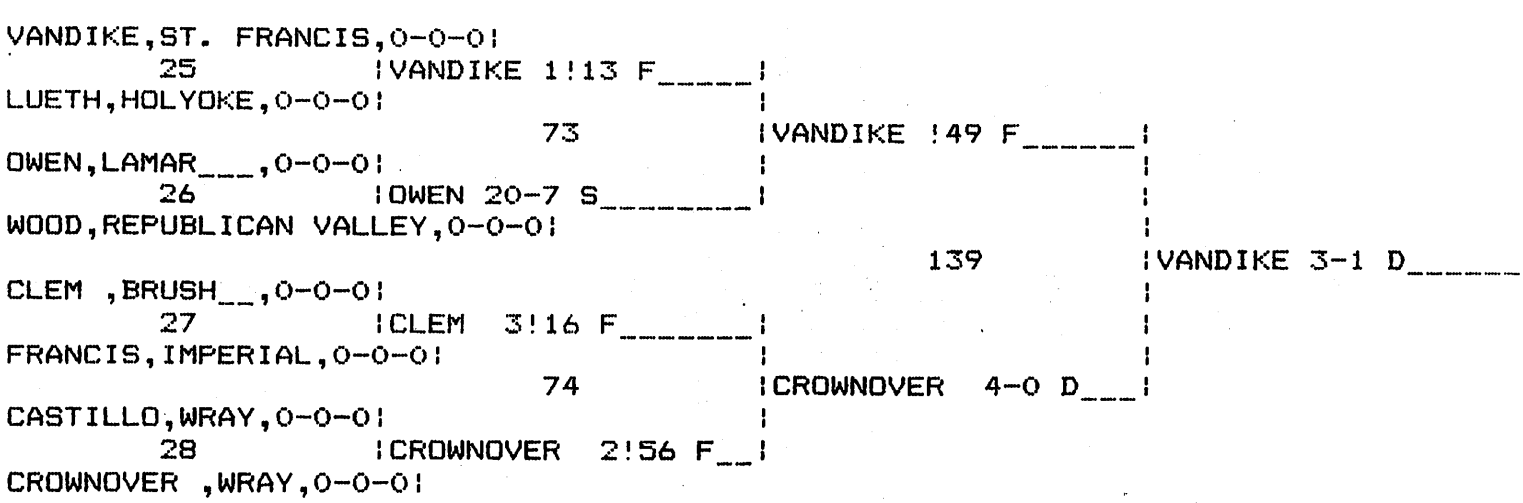


## CONSOLATION BRACKET 138 LBS. CLASS

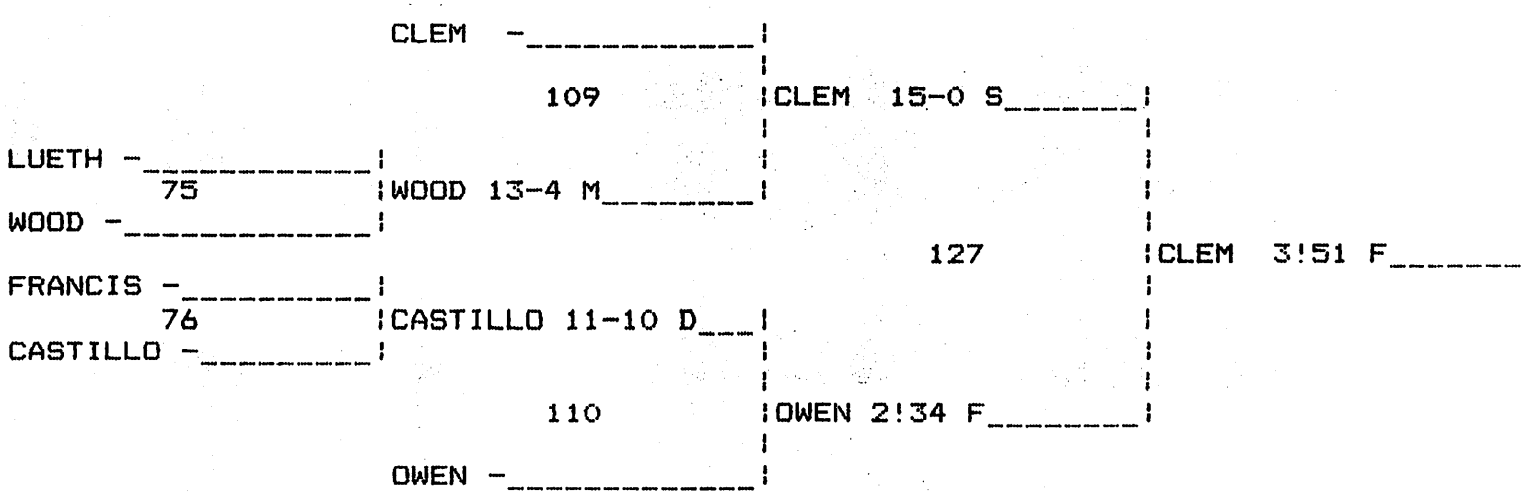

# WRAY INVITATIONAL

## CHAMPIONS BRACKET 132 LBS. CLASS

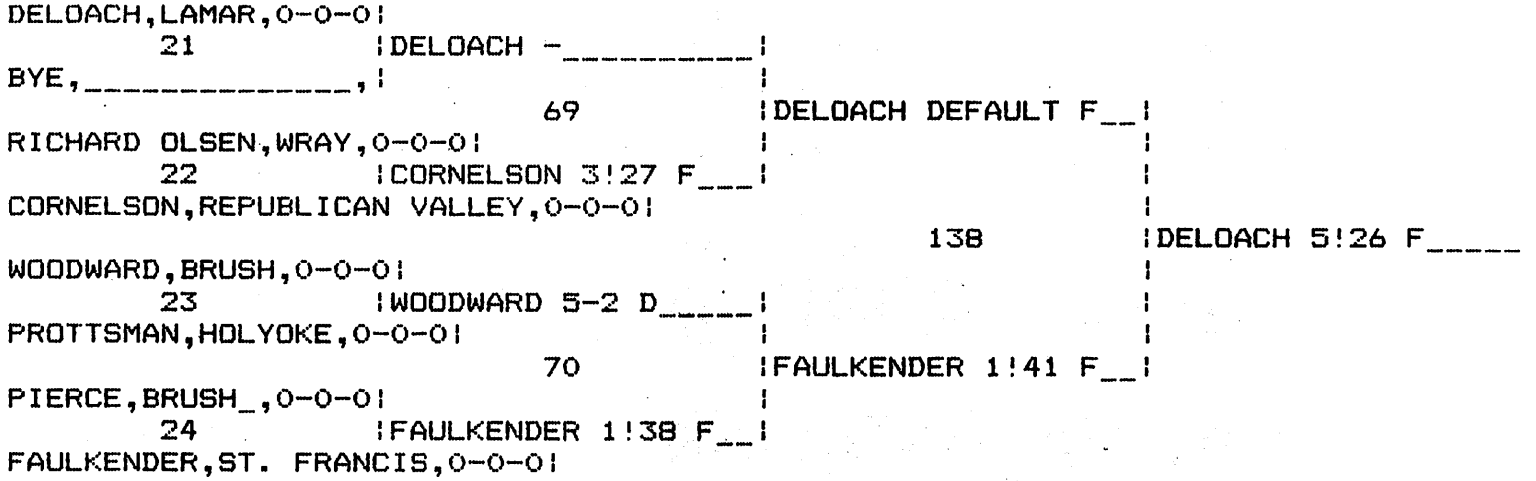


## CONSOLATION BRACKET 132 LBS. CLASS

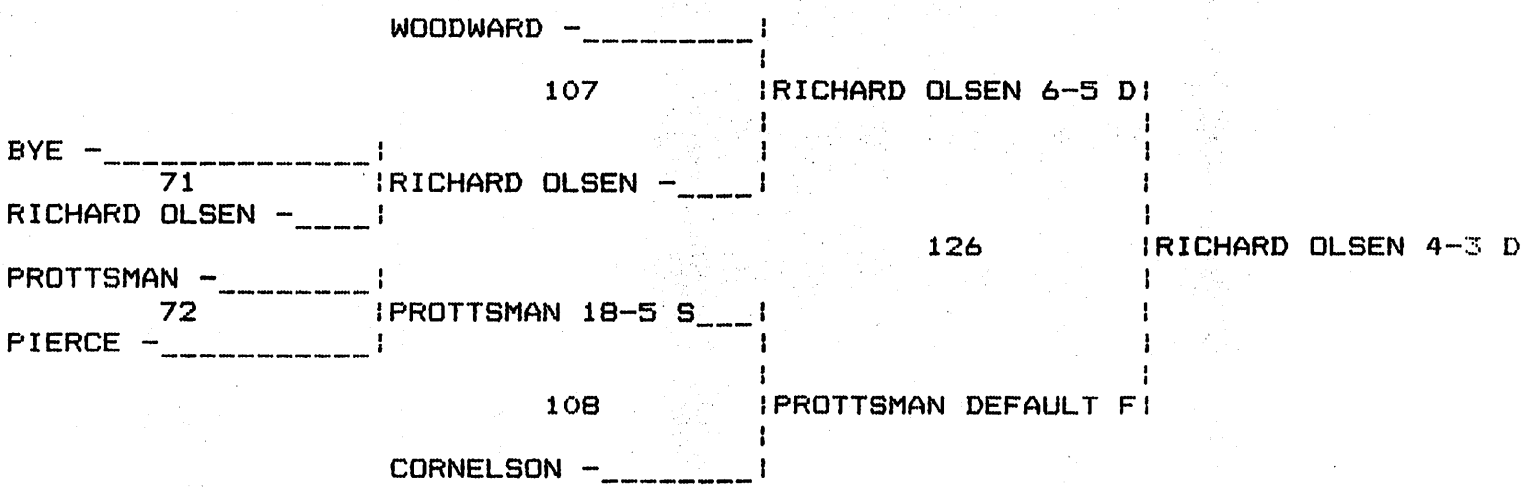

# WRAY INVITATIONAL

## CHAMPIONS BRACKET 126 LBS. CLASS

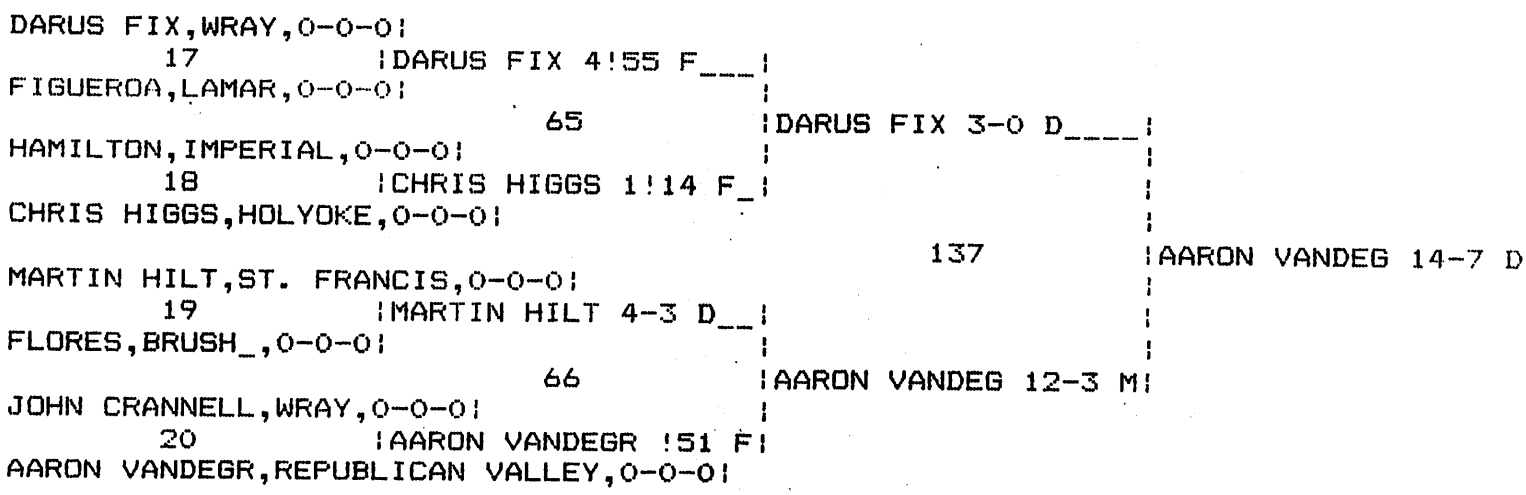


## CONSOLATION BRACKET 126 LBS. CLASS

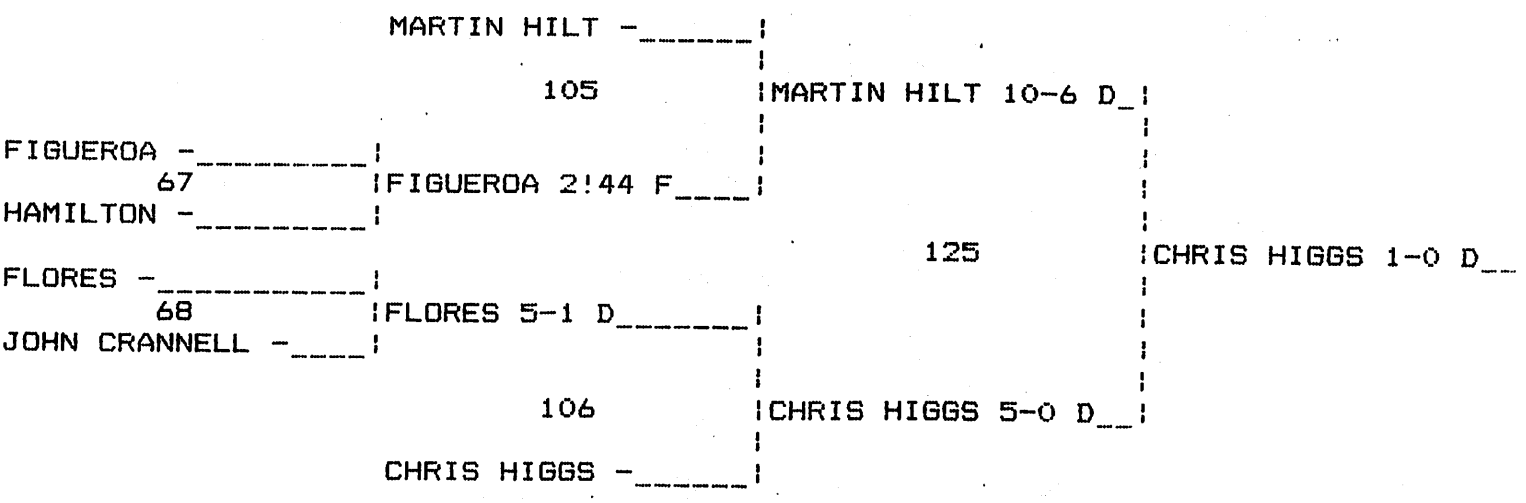

# WRAY INVITATIONAL

## CHAMPIONS BRACKET 105 LBS. CLASS

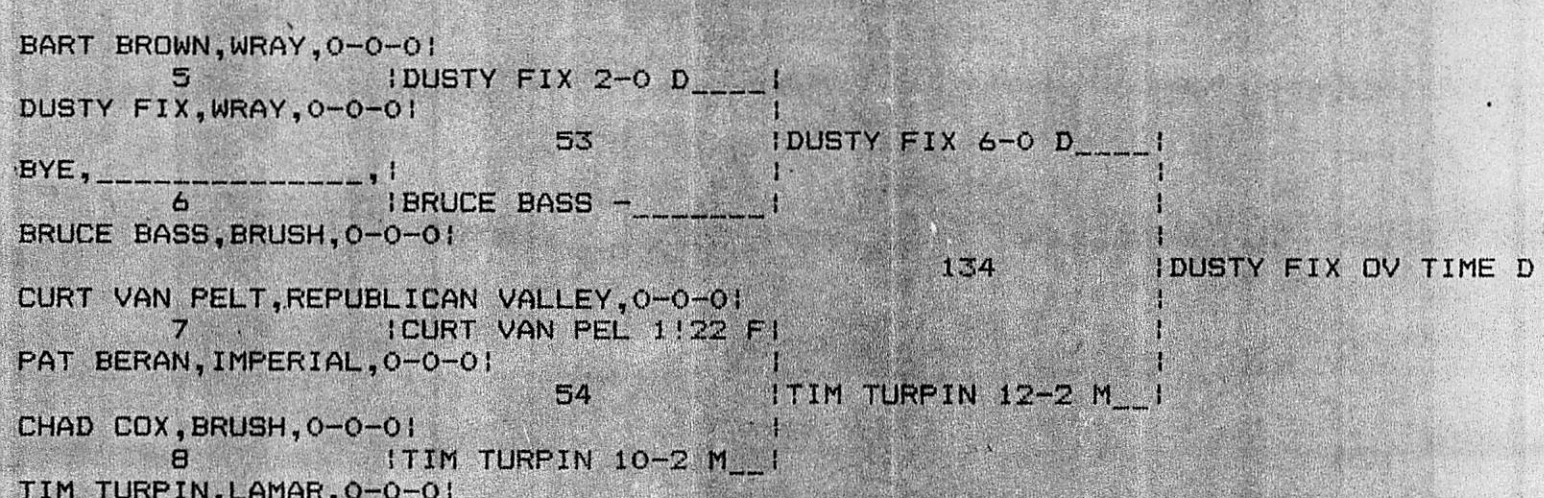


## CONSOLATION BRACKET 105 LBS. CLASS

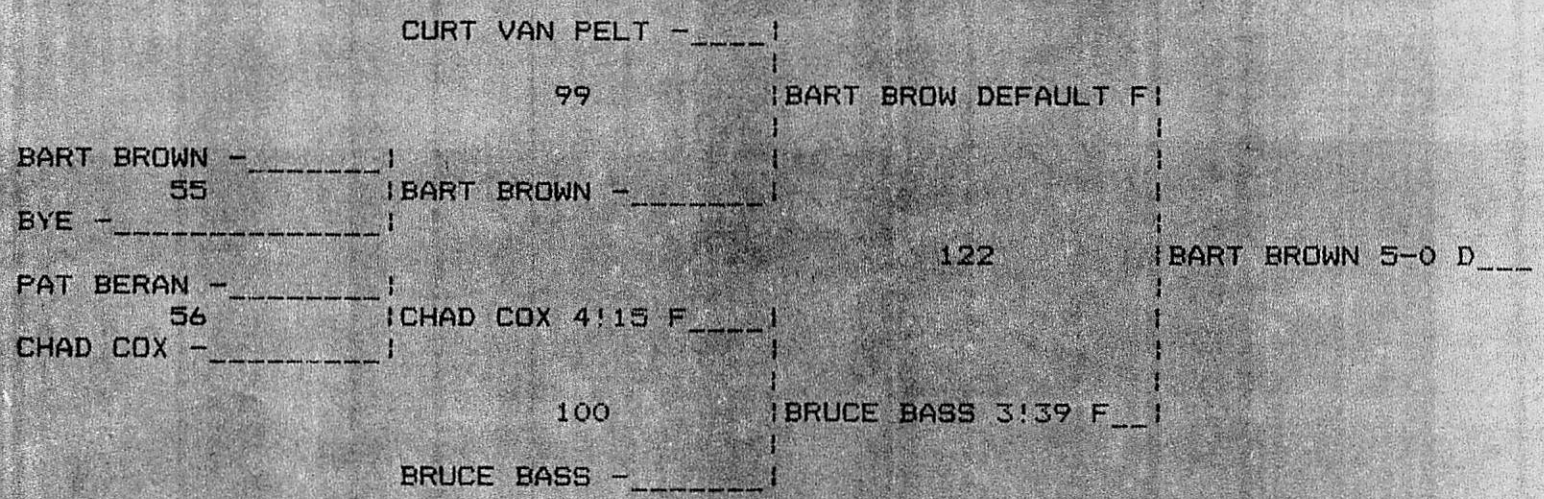

# WRAY INVITATIONAL

## CHAMPIONS BRACKET 98 LBS. CLASS

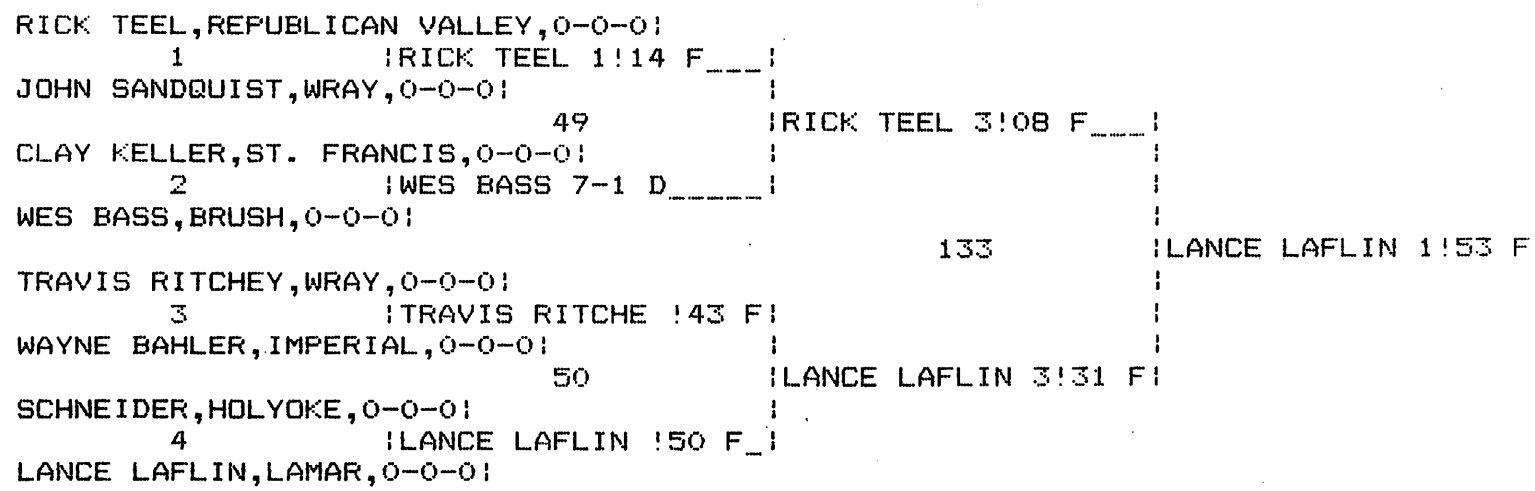


## CONSOLATION BRACKET 98 LBS. CLASS

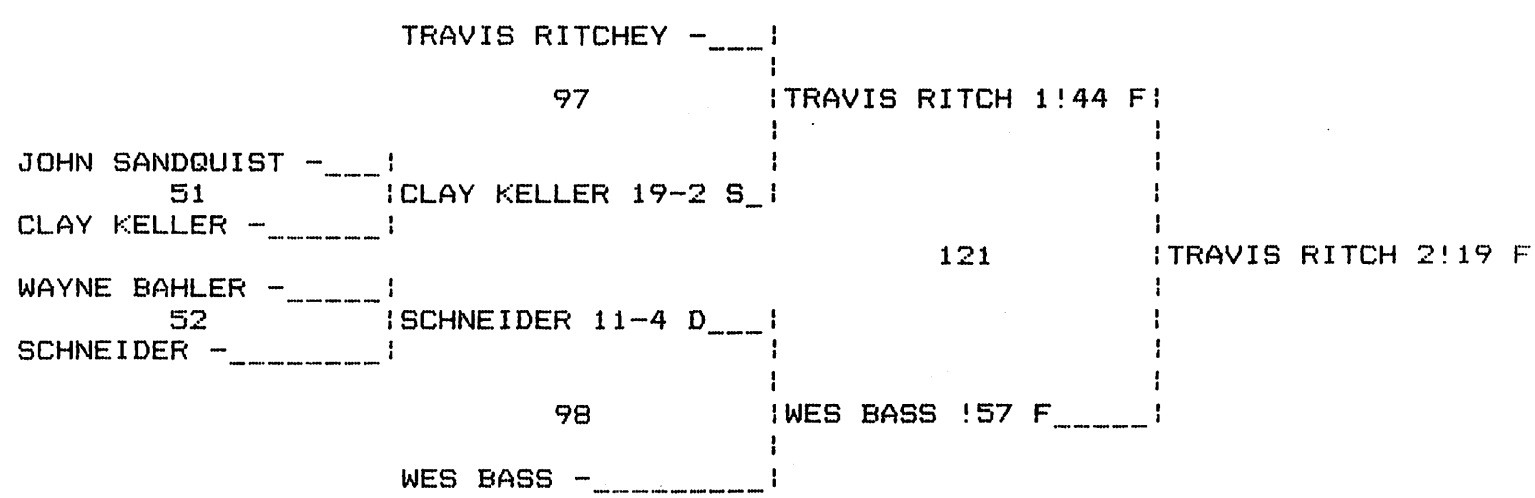

# WRESTLING

CCHS _____ Vs Ogallala Invit DATE 1-5-85

| NAME | TD | TDL | RW | RL | FW | FL | NW | NFL | DW | DL | P | PL | BF | BP | BR | Record |
|---|---|---|---|---|---|---|---|---|---|---|---|---|---|---|---|---|
| Wayne Bahler | - | 3 | - | - | - | - | - | 1 | - | - | - | 2 | - | - | 0 | 0-2 |
| Pat Beran | - | 2 | - | 1 | - | - | - | 3 | - | - | - | 2 | - | - | 0 | 0-2 |
| Dave Lovenburg | - | 2 | 3 | 2 | - | - | - | - | 1 | 1 | - | 1 | - | - | 2 | 1-2 |
| Dave German | - | 3 | - | 2 | - | - | 0 | 7 | - | 1 | - | 1 | - | - | 0 | 0-2 |
| Shannon Hamilton | - | 3 | 1 | - | - | 1 | - | 2 | - | - | - | 2 | - | - | 3 | 1-2 |
| Blaine Spady | - | 2 | - | 1 | - | - | - | 4 | - | - | - | 2 | - | - | 0 | 0-2 |
| Mike Francis | - | 3 | - | 1 | 3 | 1 | - | 9 | - | - | - | 2 | - | - | 0 | 0-2 |
| Brad Shay | - | 2 | 1 | 3 | - | - | 1 | 8 | - | 2 | - | - | - | - | 0 | 0-2 |
| Wayne Spickelmeier | - | 5 | 2 | 1 | - | 3 | - | 6 | - | - | 1 | 2 | - | - | 3 | 1-2 |
| Jeff Bubak | - | 3 | - | 1 | - | - | - | 3 | - | - | - | 2 | - | - | 0 | 0-2 |
| Mike Van Vleet | - | 3 | 1 | 1 | - | 1 | - | 1 | - | - | - | 2 | - | - | 0 | 0-2 |
| Totals | - | 31 | 8 | 13 | 3 | 6 | 1 | 44 | 1 | 4 | 1 | 18 | - | - | 8 | 3-22 |

I Believe These STATS Tell The Story!!!

# WRESTLING

CCHS _____ Vs Ogallala Invit Season Totals DATE 1-5-85

| NAME | TD | TDL | RW | RL | EW | EL | NW | NL | DW | DL | P | PL | DEF | MF | SF | Record |
|---|---|---|---|---|---|---|---|---|---|---|---|---|---|---|---|---|
| Wayne Bahler | 2 | 10 | - | - | - | 4 | - | 6 | - | 1 | - | 6 | - | - | 10 | 4-7 |
| Pat Beran | 6 | 5 | 1 | 4 | 1 | 2 | 1 | 6 | 1 | - | 2 | 7 | - | - | 22 | 3-7 |
| Dave Hovenburg | 5 | 6 | 9 | 7 | 1 | 3 | 8 | 3 | 4 | 4 | 1 | 2 | - | - | 32 | 6-6 |
| Tom Griess | 4 | 4 | 3 | 6 | - | 5 | 3 | 2 | 2 | - | - | 5 | - | - | 12 | 3-5 |
| Dave German | 6 | 12 | 8 | 11 | 4 | 4 | 8 | 21 | 2 | 5 | 2 | 3 | - | - | 16 | 4-8 |
| Shannon Hamilton | 1 | 9 | 3 | 2 | 2 | 2 | 1 | 6 | - | - | 1 | 7 | - | - | 9 | 2-7 |
| Blaine Peterson | 4 | 4 | 3 | 3 | 3 | - | 3 | 1 | 1 | 1 | - | 3 | - | - | 6 | 2-3 |
| Mike Francis | 5 | 13 | 5 | 7 | 16 | 9 | 5 | 18 | 2 | 4 | - | 4 | - | - | 20 | 3-8 |
| Brad Shay | 5 | 8 | 11 | 13 | - | 1 | 7 | 14 | 2 | 3 | 3 | 3 | - | - | 6 | 6-6 |
| Brad Brauer | 2 | 5 | - | 2 | 1 | 1 | - | 2 | - | - | - | 5 | - | - | 0 | 0-5 |
| Wayne Spickelmier | 7 | 11 | 4 | 5 | 5 | 5 | - | 12 | 2 | 1 | 2 | 7 | - | - | 20 | 5-8 |
| Mike VanVleet | 2 | 7 | 4 | 4 | - | 2 | 2 | 9 | 1 | - | - | 7 | - | - | 16 | 1-7 |
| Jeff Bubak | 3 | 12 | - | 1 | 2 | - | 3 | 13 | - | - | 4 | 8 | - | - | 23 | 4-8 |
| Troy Poller | 1 | 3 | 1 | 1 | 2 | - | 1 | 2 | - | - | 1 | 1 | - | - | 6 | 1-1 |
| Blaine Spady | 1 | 3 | 1 | 2 | - | - | - | 5 | - | - | 1 | 3 | - | - | 6 | 1-2 |
| Kevin McDonald | 1 | 3 | 2 | 6 | 1 | - | - | 10 | - | 1 | - | 3 | - | - | 0 | 0-4 |
| Totals | 55 | 115 | 55 | 74 | 32 | 36 | 43 | 130 | 17 | 20 | 16 | 74 | - | - | 221 | 45-93 |

26
297

OGALLALA INVITATIONAL
TEAM RANKINGS

1. ALLIANCE - 193
2. GERING - 178.5
3. OGALLALA - 112
4. NORTH PLATTE - 85
5. GOTHENBURG - 67
6. MCCOOK - 34
7. KIMBALL - 25.5
8. IMPERIAL - 8

# OGALLALA INVITATIONAL

## CHAMPIONS BRACKET 98 LBS. CLASS

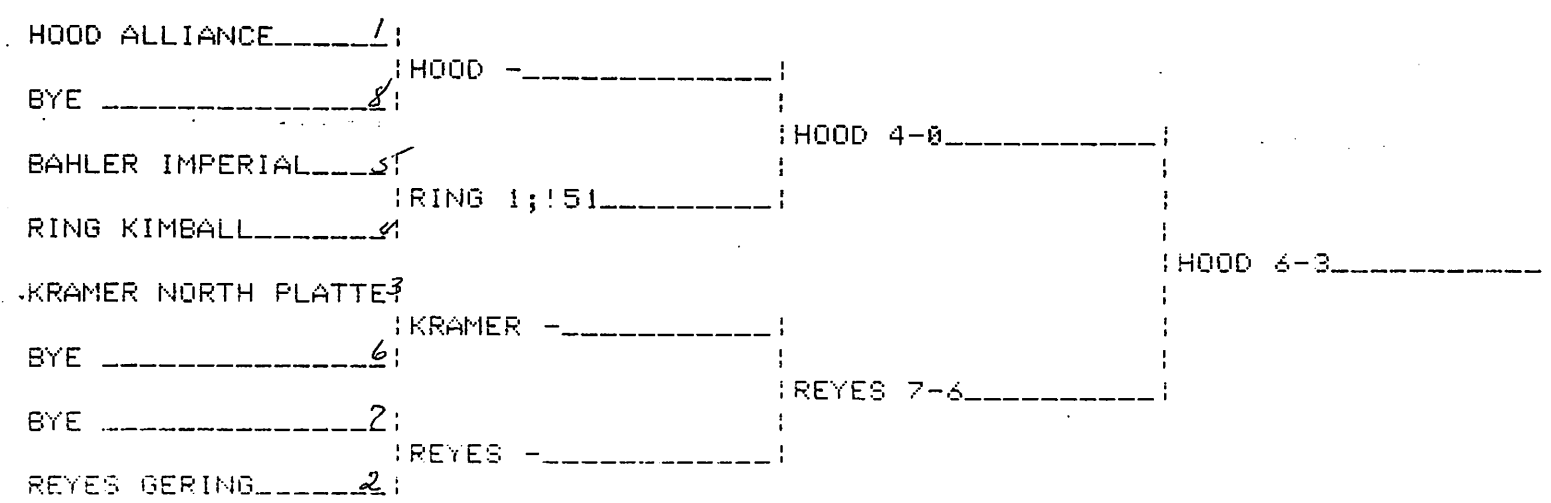


## CONSOLATION BRACKET 98 LBS. CLASS

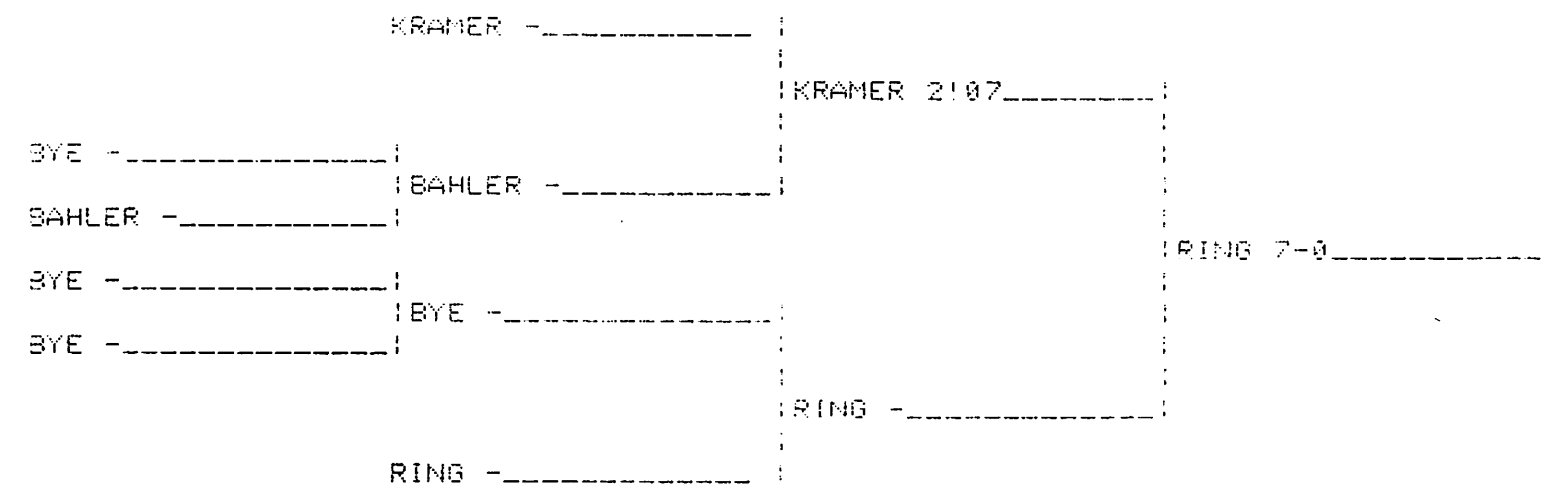


98 LBS. CLASS RESULTS.

HOOD - ALLIANCE: 18 PTS.
REYES - GERING: 14 PTS.
KRAMER - NORTH PLATTE: 7 PTS.
RING - KIMBALL: 12 PTS.
BAHLER - IMPERIAL: 0 PTS.

1 HOOD
2 REYES
3 RING
4 KRAMER

# OGALLALA INVITATIONAL

## CHAMPIONS BRACKET 105 LBS. CLASS

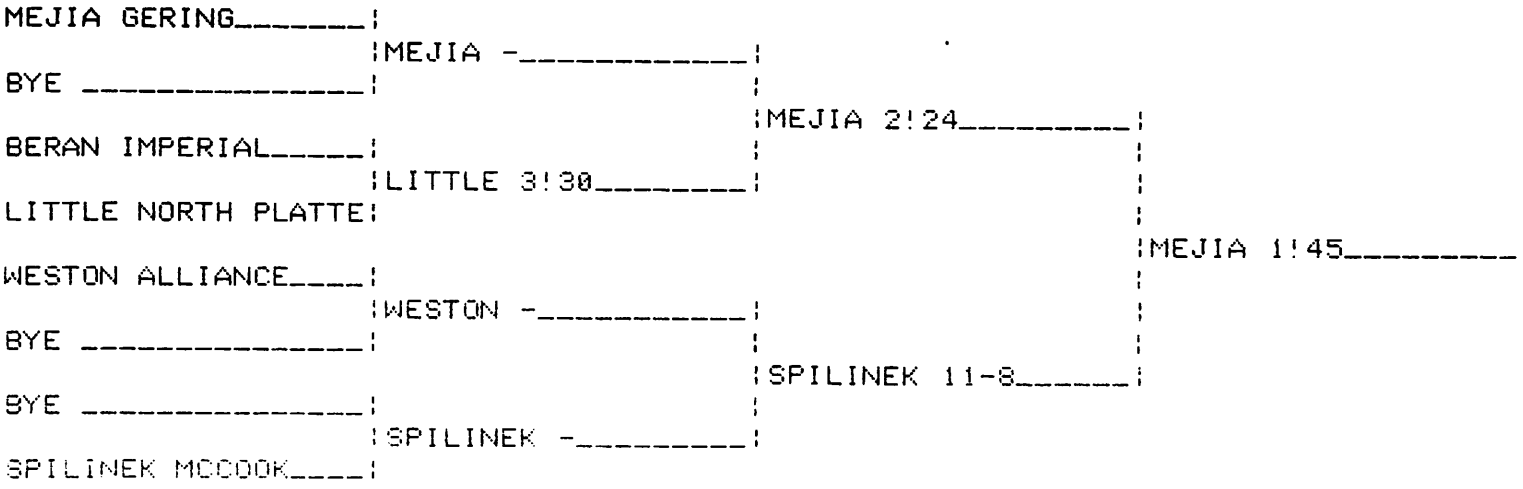


## CONSOLATION BRACKET 105 LBS. CLASS

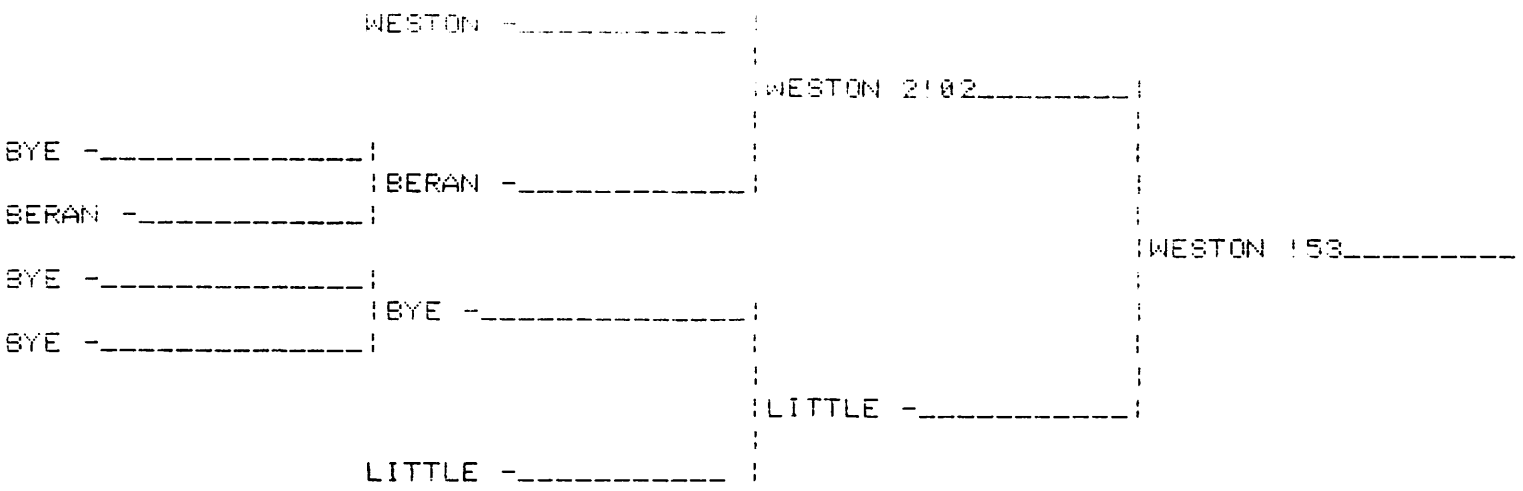


105 LBS. CLASS RESULTS.

MEJIA - GERING: 22 PTS.
SPILINEK - MCCOOK: 14 PTS.
WESTON - ALLIANCE: 12 PTS.
LITTLE - NORTH PLATTE: 8 PTS.
BERAN - IMPERIAL: 0 PTS.

1 MEJIA
2 SPILINEK
3 WESTON
4 LITTLE

# OGALLALA INVITATIONAL

## CHAMPIONS BRACKET 112 LBS. CLASS

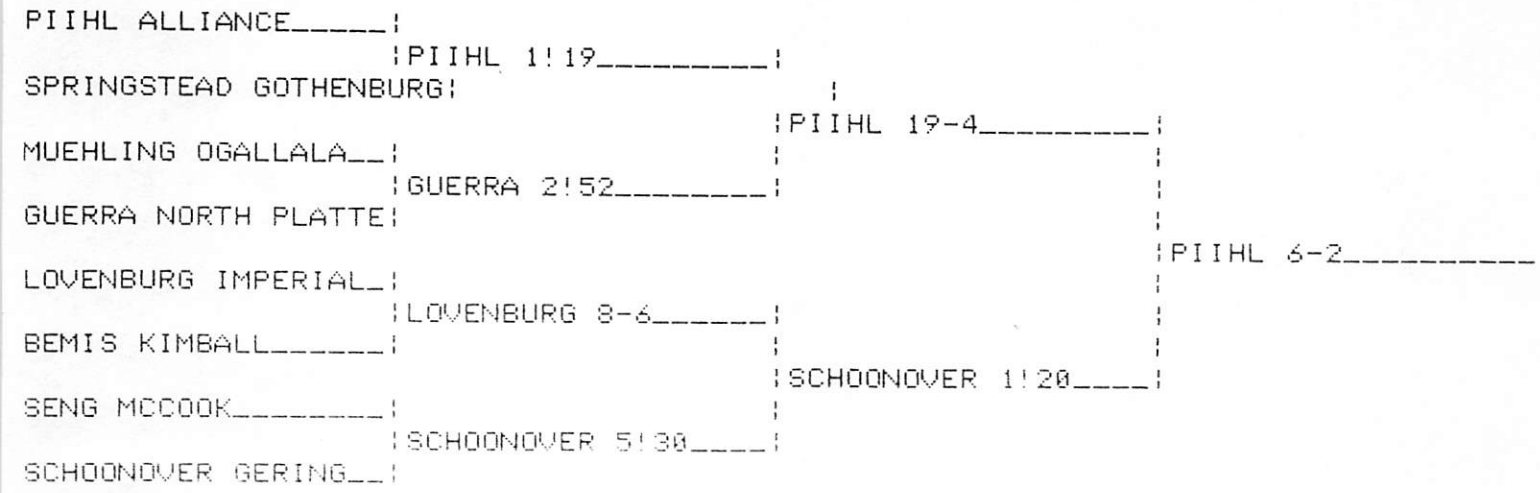


## CONSOLATION BRACKET 112 LBS. CLASS

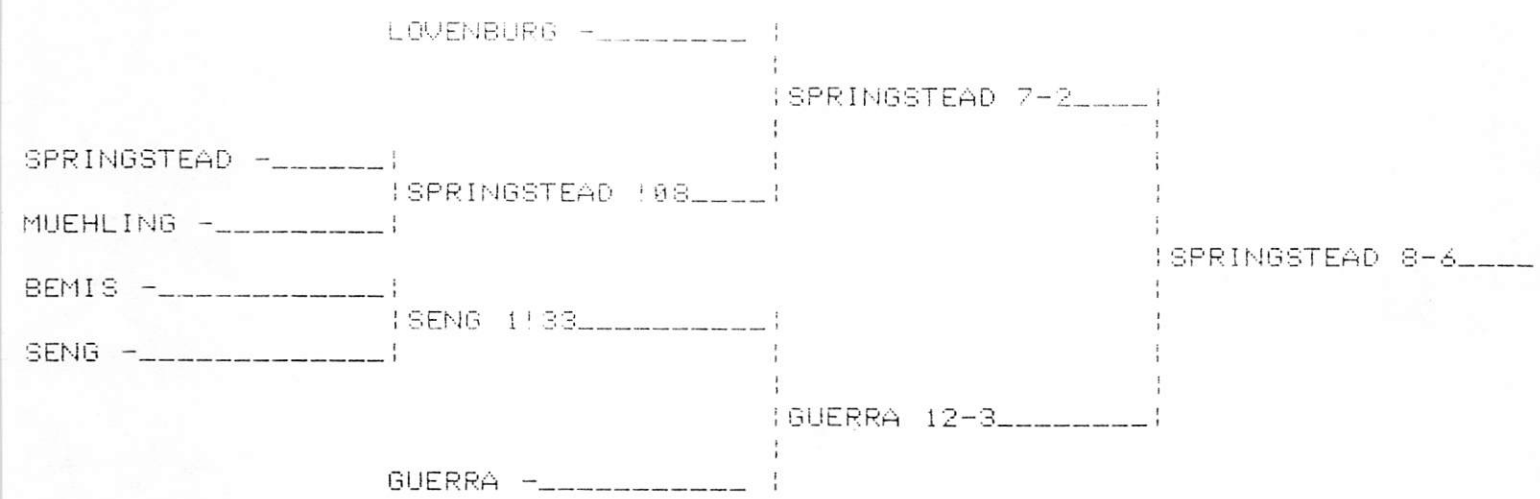


112 LBS. CLASS RESULTS.

PIIHL - ALLIANCE: 21 PTS.
SCHOONOVER - GERING: 18 PTS.
LOVENBURG - IMPERIAL: 2 PTS.
GUERRA - NORTH PLATTE: 9.5 PTS.
MUEHLING - OGALLALA: 0 PTS.
BEMIS - KIMBALL: 0 PTS.
SENG - MCCOOK: 3 PTS.
SPRINGSTEAD - GOTHENBURG: 11 PTS.

1 PIIHL
2 SCHOONOVER
3 SPRINGSTEAD
4 GUERRA

# OGALLALA INVITATIONAL

## CHAMPIONS BRACKET 119 LBS. CLASS

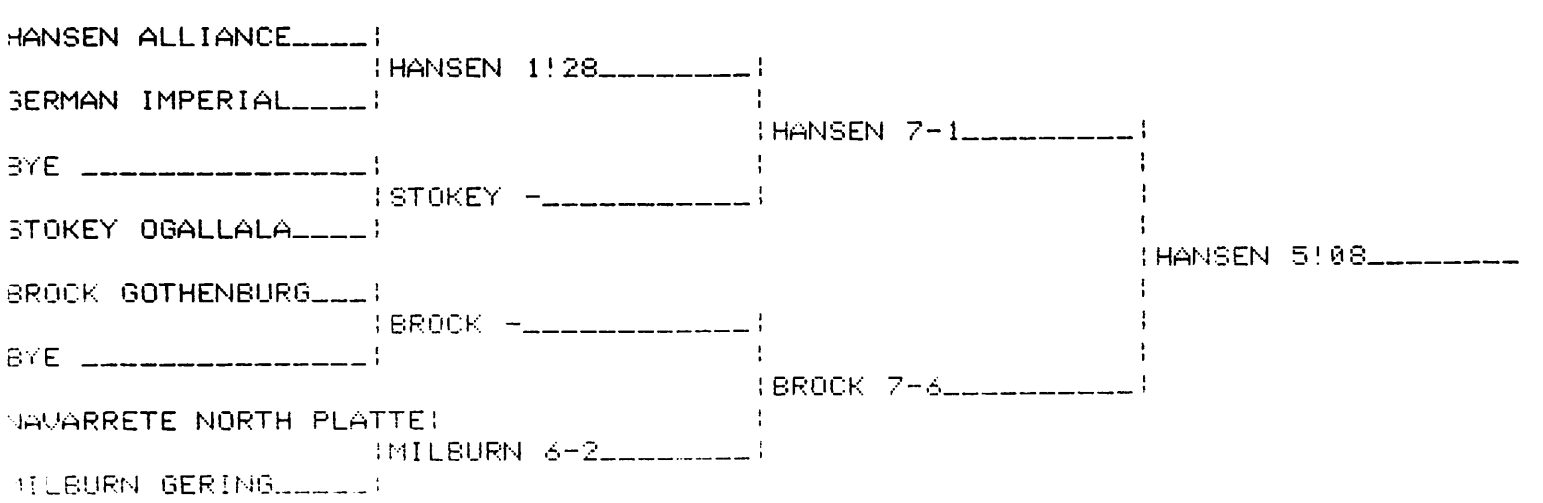


## CONSOLATION BRACKET 119 LBS. CLASS

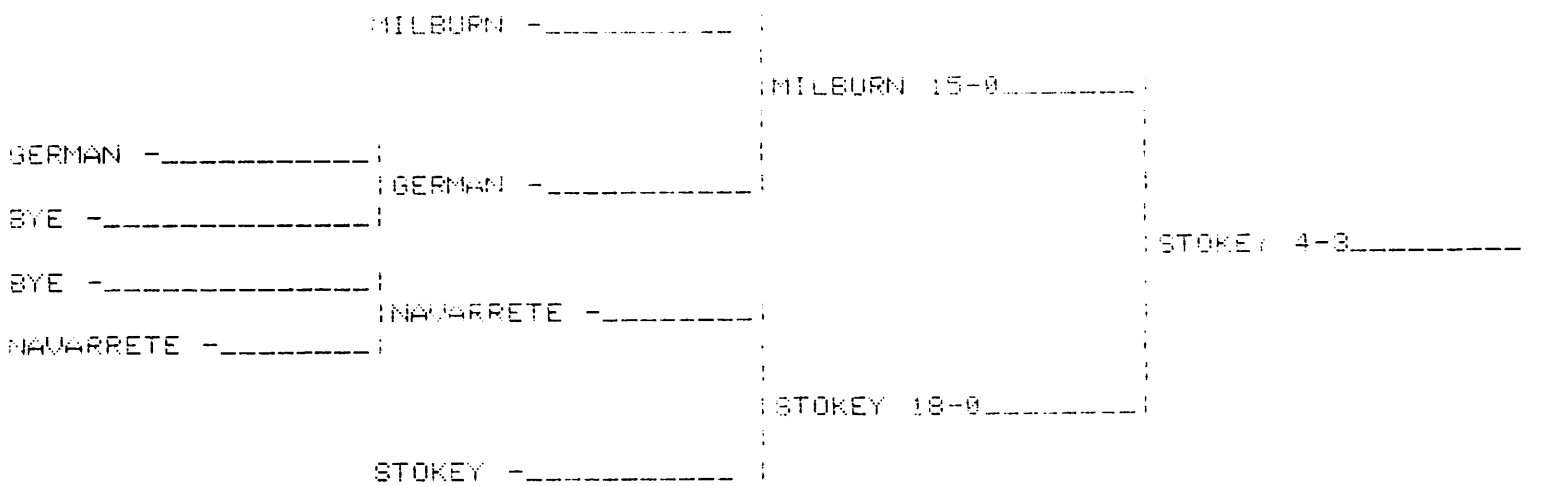


119 LBS. CLASS RESULTS.

HANSEN - ALLIANCE: 22 PTS.
MILBURN - GERING: 8 PTS.
BROCK - GOTHENBURG: 14 PTS.
STOKEY - OGALLALA: 9 PTS.
NAVARRETE - NORTH PLATTE: 0 PTS.
GERMAN - IMPERIAL: 0 PTS.

1 HANSEN
2 BROCK
3 STOKEY
4 MILBURN

# OGALLALA INVITATIONAL

## CHAMPIONS BRACKET 126 LBS. CLASS

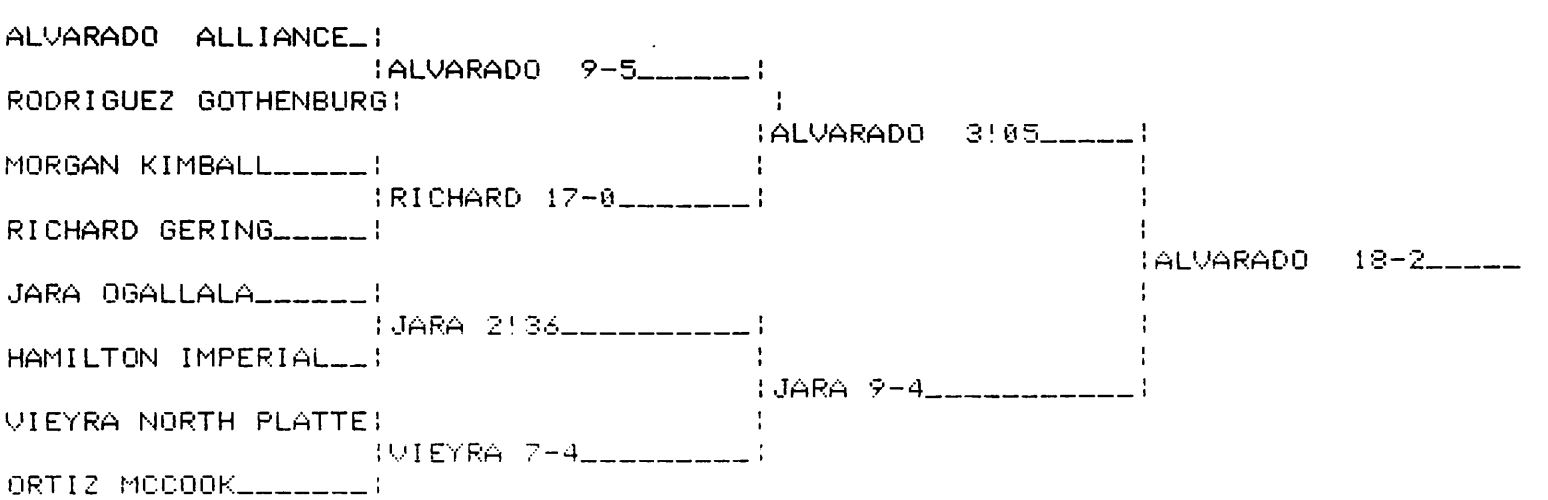


## CONSOLATION BRACKET 126 LBS. CLASS

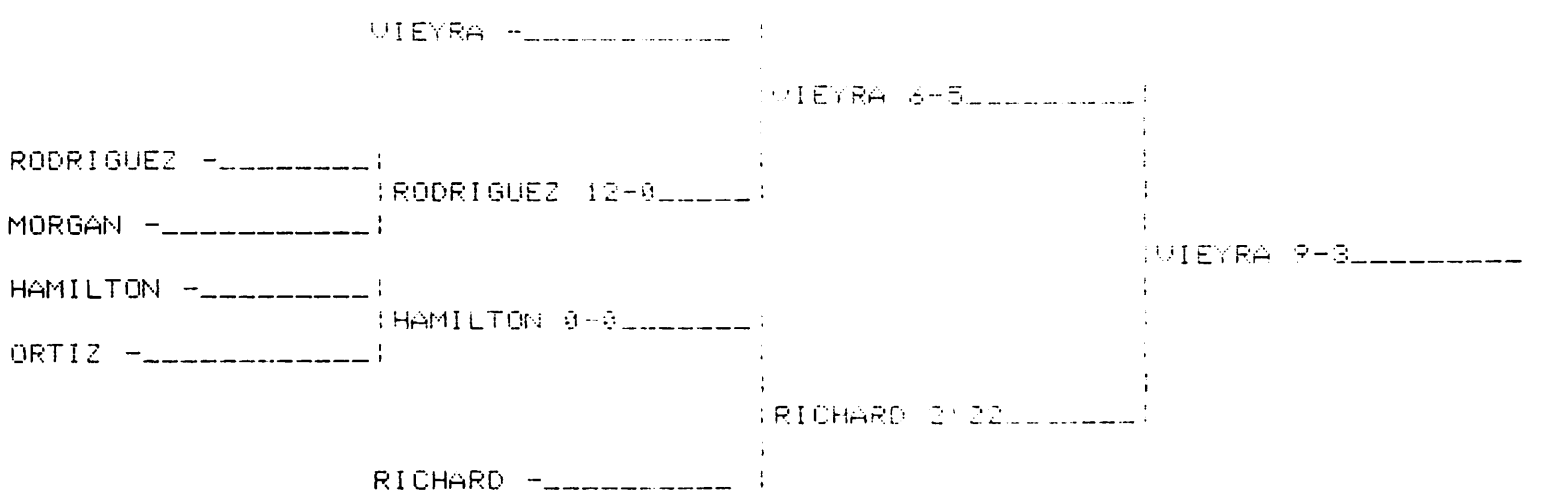


126 LBS. CLASS RESULTS.

ALVARADO - ALLIANCE: 21 PTS.
ORTIZ - MCCOOK: 0 PTS.
JARA - OGALLALA: 16 PTS.
RICHARD - GERING: 10 PTS.
MORGAN - KIMBALL: 0 PTS.
HAMILTON - IMPERIAL: 3 PTS.
VIEYRA - NORTH PLATTE: 10 PTS.
RODRIGUEZ - GOTHENBURG: 2 PTS.

1 ALVARADO
2 JARA
3 VIEYRA
4 RICHARD

# OGALLALA INVITATIONAL

## CHAMPIONS BRACKET 132 LBS. CLASS

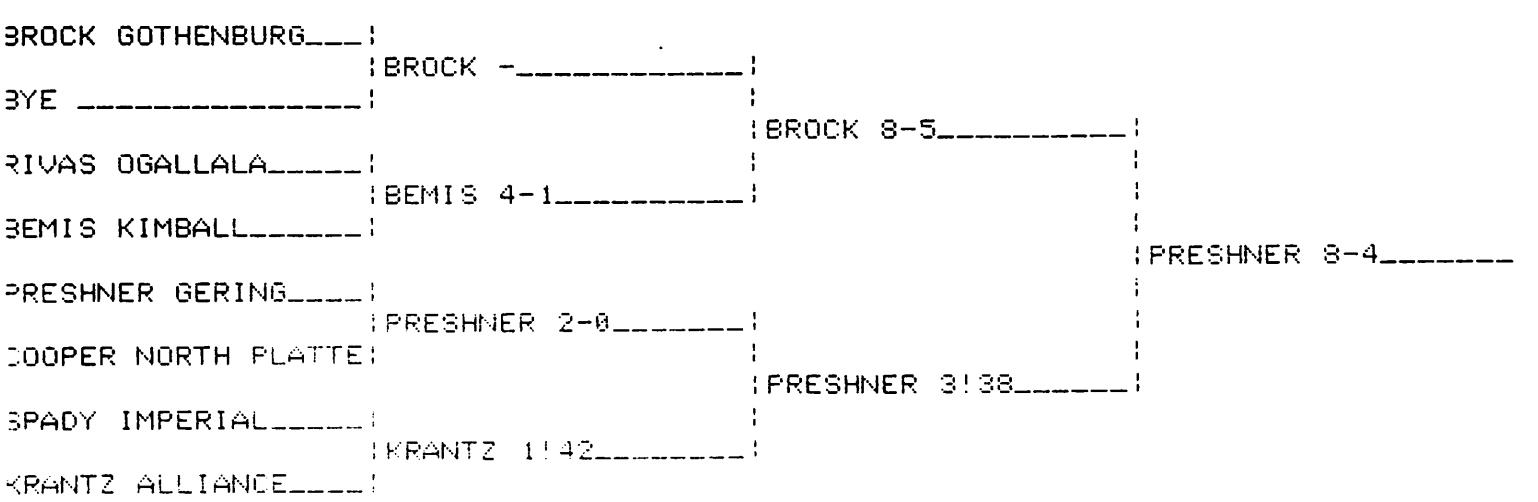


## CONSOLATION BRACKET 132 LBS. CLASS

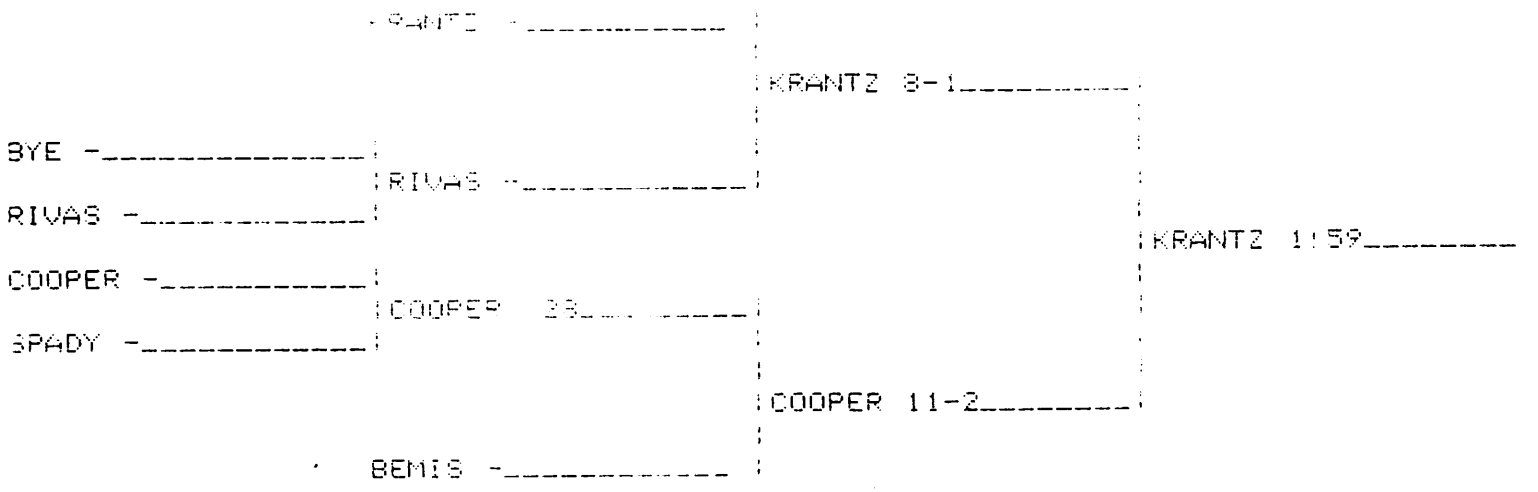


132 LBS. CLASS RESULTS.

BROCK - GOTHENBURG: 14 PTS.
KRANTZ - ALLIANCE: 14 PTS.
PRESHNER - GERING: 20 PTS.
BEMIS - KIMBALL: 2 PTS.
RIVAS - OGALLALA: 0 PTS.
COOPER - NORTH PLATTE: 8.5 PTS.
SPADY - IMPERIAL: 0 PTS.

1 PRESHNER
2 BROCK
3 KRANTZ
4 COOPER

# OGALLALA INVITATIONAL

## CHAMPIONS BRACKET 138 LBS. CLASS

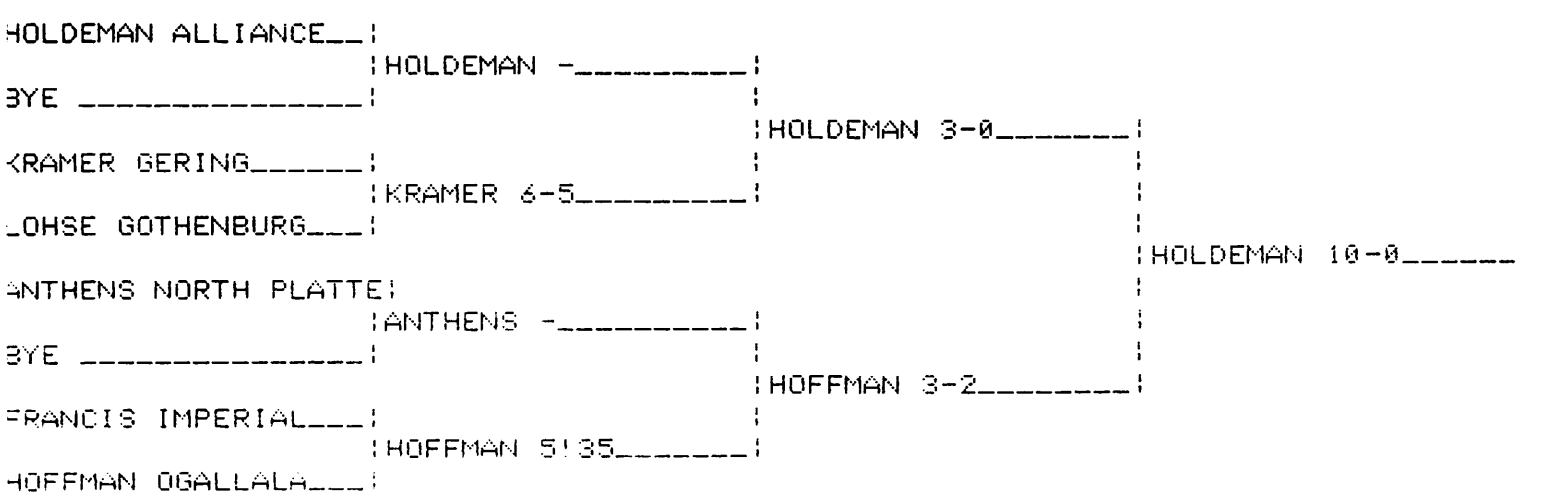


## CONSOLATION BRACKET 138 LBS. CLASS

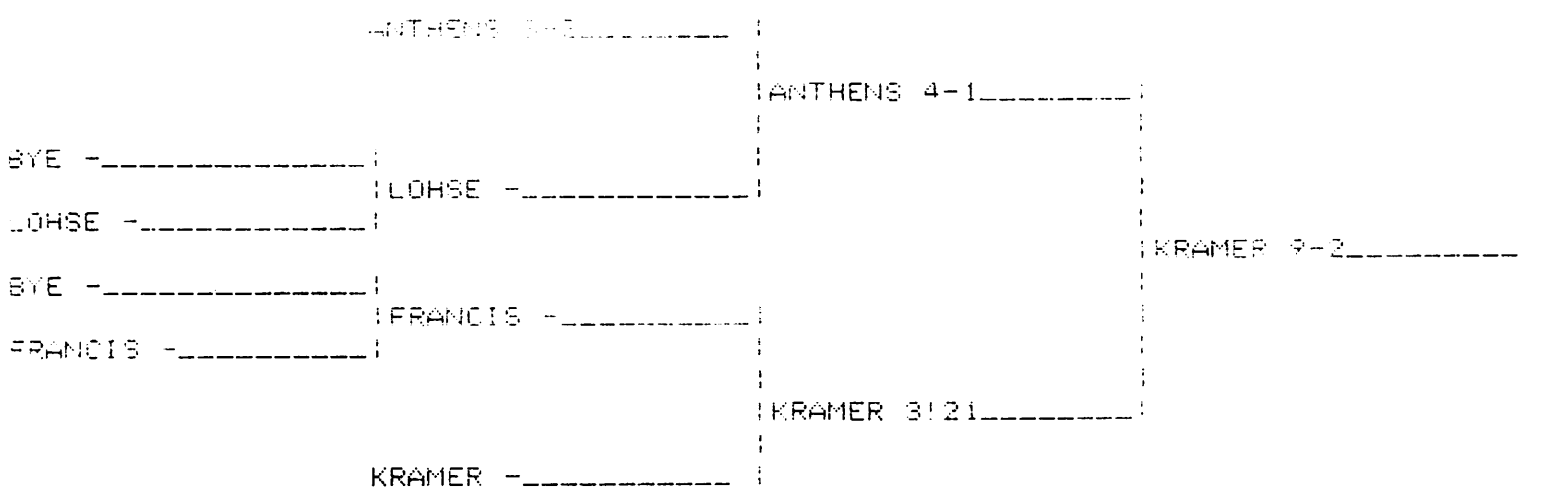


138 LBS. CLASS RESULTS.

HOLDEMAN - ALLIANCE: 18.5 PTS.
HOFFMAN - OGALLALA: 16 PTS.
ANTHENS - NORTH PLATTE: 5 PTS.
LOHSE - GOTHENBURG: 0 PTS.
KRAMER - GERING: 12 PTS.
FRANCIS - IMPERIAL: 0 PTS.

1 HOLDEMAN
2 HOFFMAN
3 KRAMER
4 ANTHENS

# OGALLALA INVITATIONAL

## CHAMPIONS BRACKET 145 LBS. CLASS

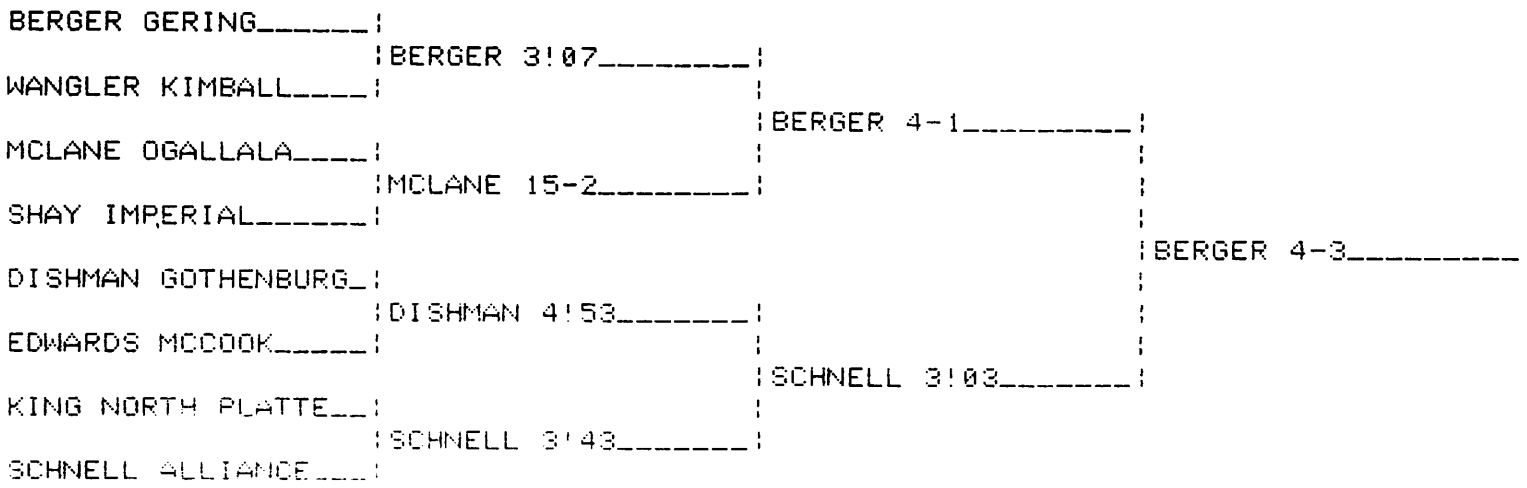


## CONSOLATION BRACKET 145 LBS. CLASS

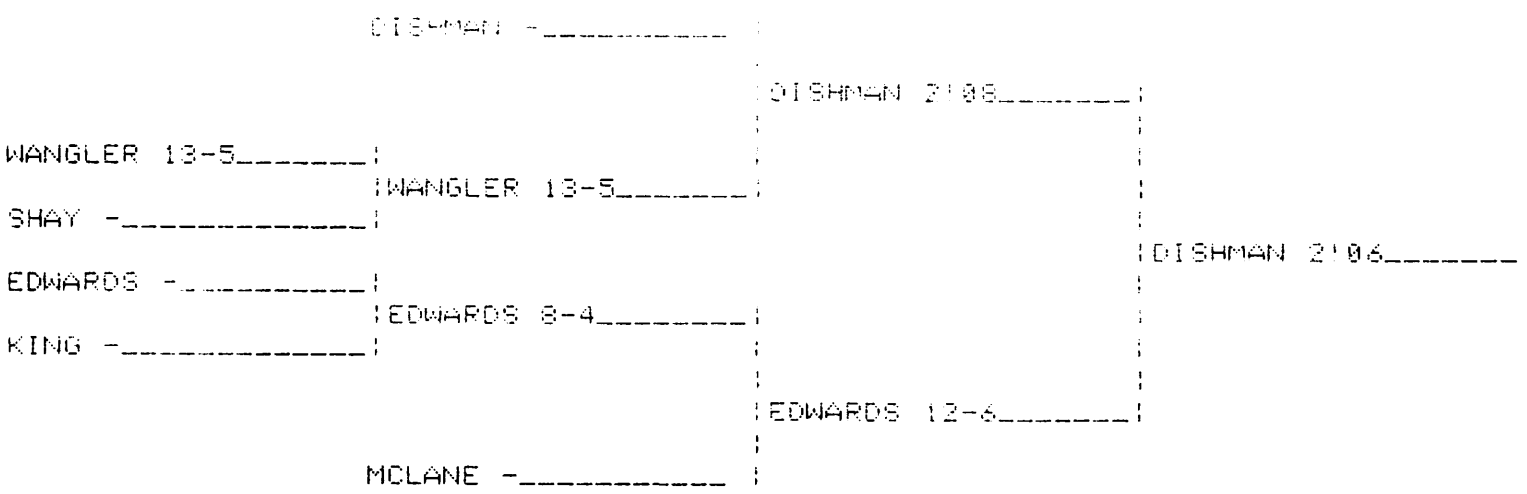


145 LBS. CLASS RESULTS.

BERGER - GERING: 20 PTS.
SCHNELL - ALLIANCE: 18 PTS.
DISHMAN - GOTHENBURG: 16 PTS.
SHAY - IMPERIAL: 0 PTS.
MCLANE - OGALLALA: 3 PTS.
EDWARDS - MCCOOK: 6 PTS.
KING - NORTH PLATTE: 0 PTS.
WANGLER - KIMBALL: 1.5 PTS.

1 BERGER
2 SCHNELL
3 DISHMAN
4 EDWARDS

# OGALLALA INVITATIONAL

## CHAMPIONS BRACKET 155 LBS. CLASS

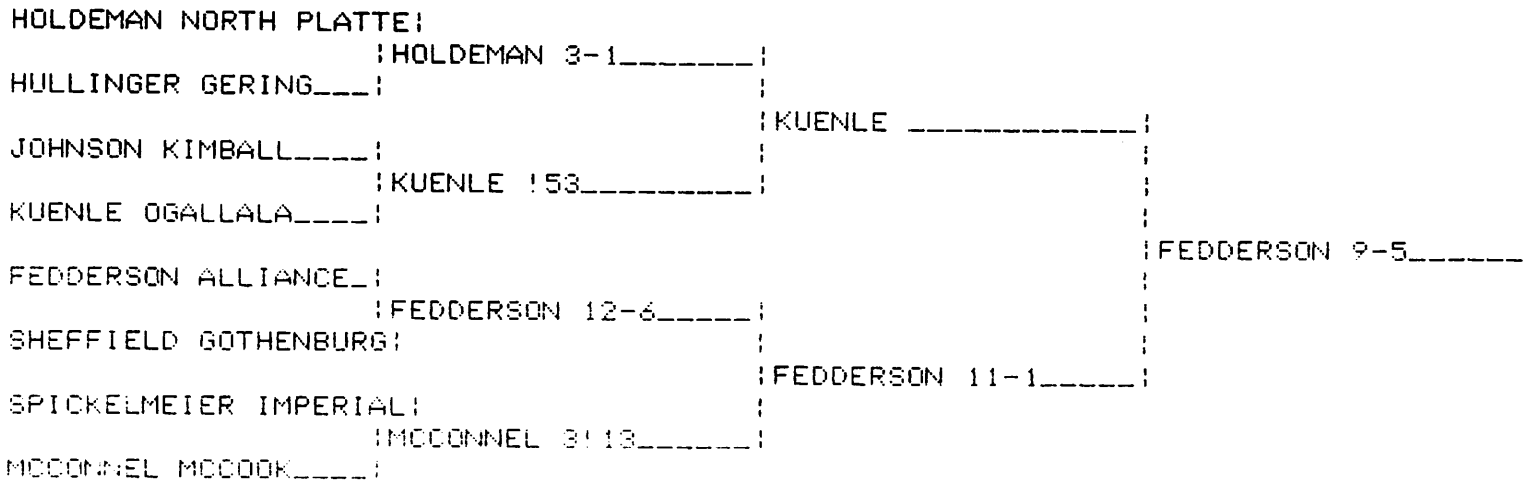


## CONSOLATION BRACKET 155 LBS. CLASS

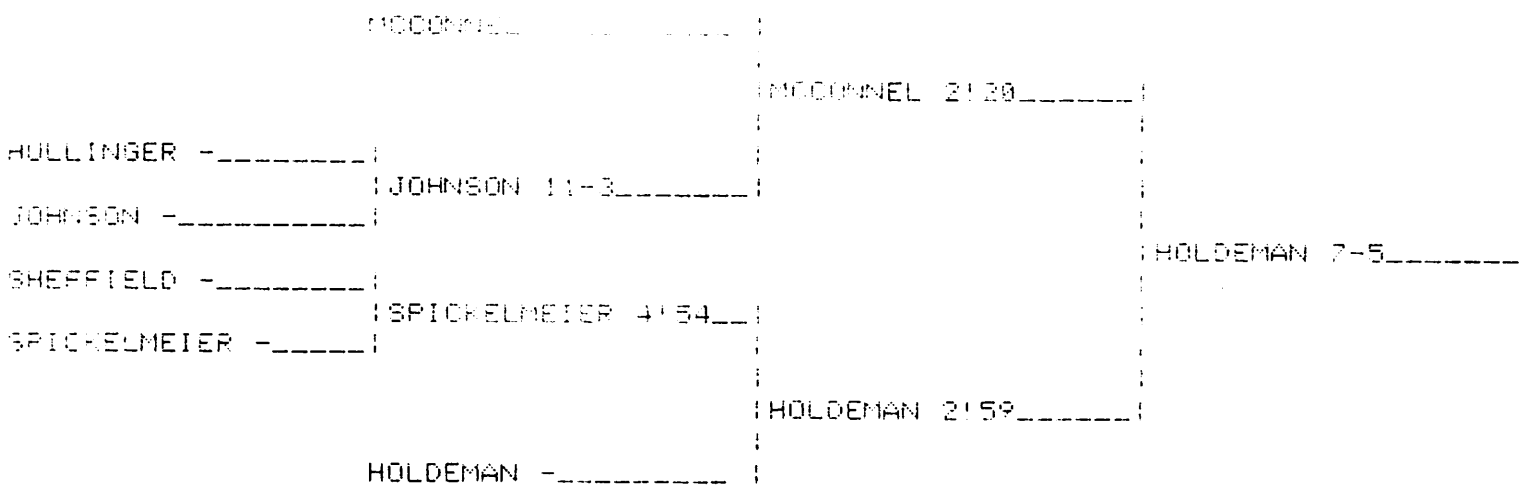


155 LBS. CLASS RESULTS.

HOLDEMAN - NORTH PLATTE: 12 PTS.
MCCONNEL - MCCOOK: 11 PTS.
FEDDERSON - ALLIANCE: 18.5 PTS.
KUENLE - OGALLALA: 18 PTS.
JOHNSON - KIMBALL: 1.5 PTS.
SHEFFIELD - GOTHENBURG: 0 PTS.
SPICKELMEIER - IMPERIAL: 3 PTS.
HULLINGER - GERING: 0 PTS.

1 FEDDERSON
2 KUENLE
3 HOLDEMAN
4 MCCONNEL

# OGALLALA INVITATIONAL

## CHAMPIONS BRACKET 167 LBS. CLASS

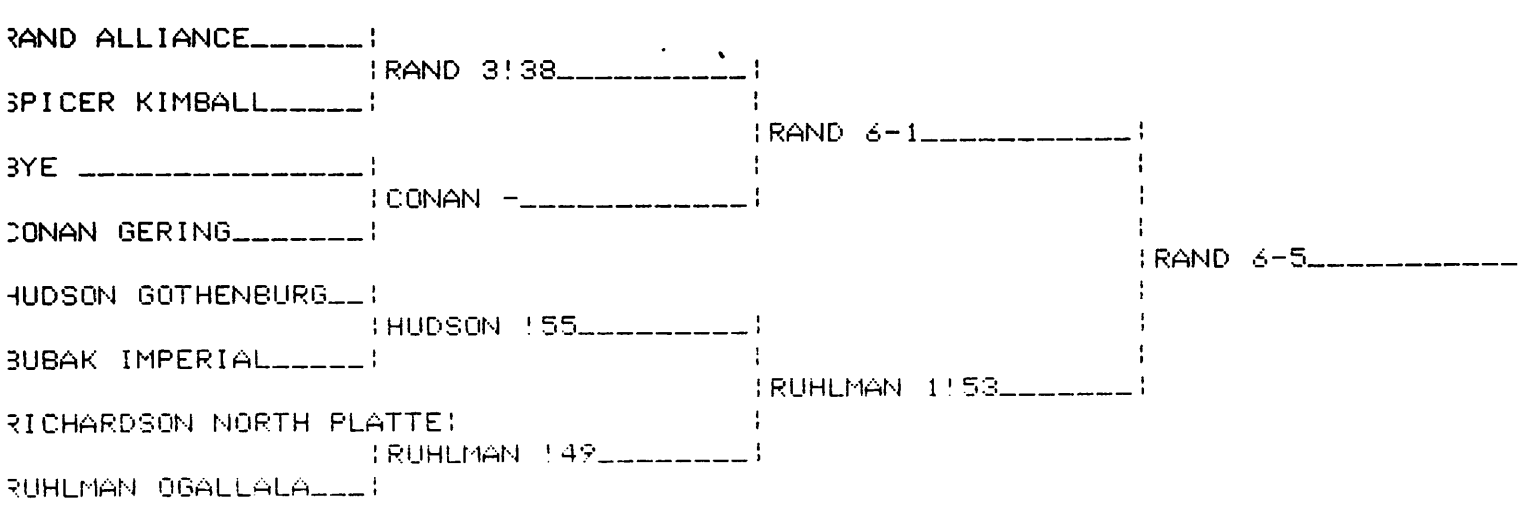


## CONSOLATION BRACKET 167 LBS. CLASS

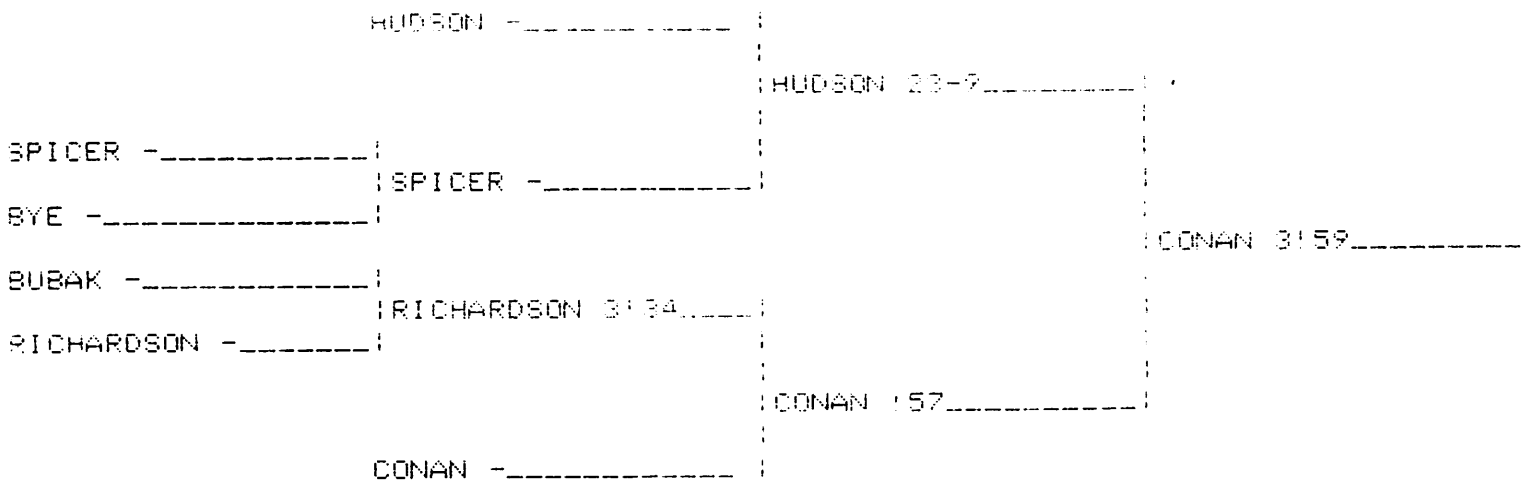


167 LBS. CLASS RESULTS.

RAND - ALLIANCE: 20 PTS.
RUHLMAN - OGALLALA: 18 PTS.
HUDSON - GOTHENBURG: 10 PTS.
CONAN - GERING: 12 PTS.
BUBAK - IMPERIAL: 0 PTS.
RICHARDSON - NORTH PLATTE: 3 PTS.
SPICER - KIMBALL: 0 PTS.

1 RAND
2 RUHLMAN
3 CONAN
4 HUDSON

# OGALLALA INVITATIONAL

## CHAMPIONS BRACKET 185 LBS. CLASS

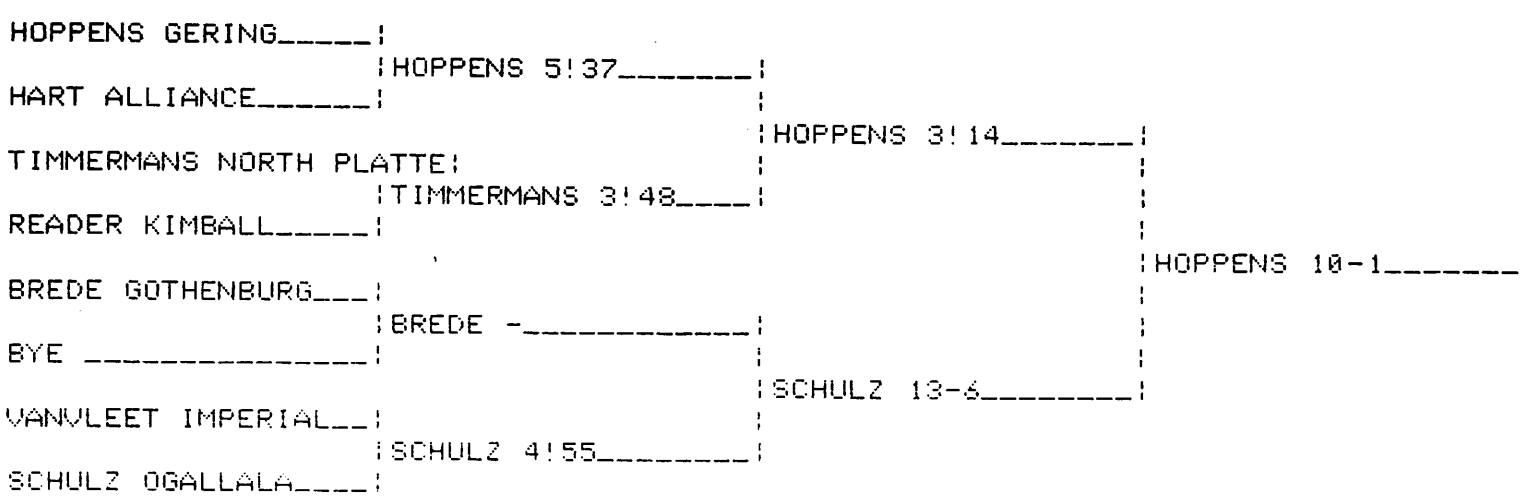


## CONSOLATION BRACKET 185 LBS. CLASS

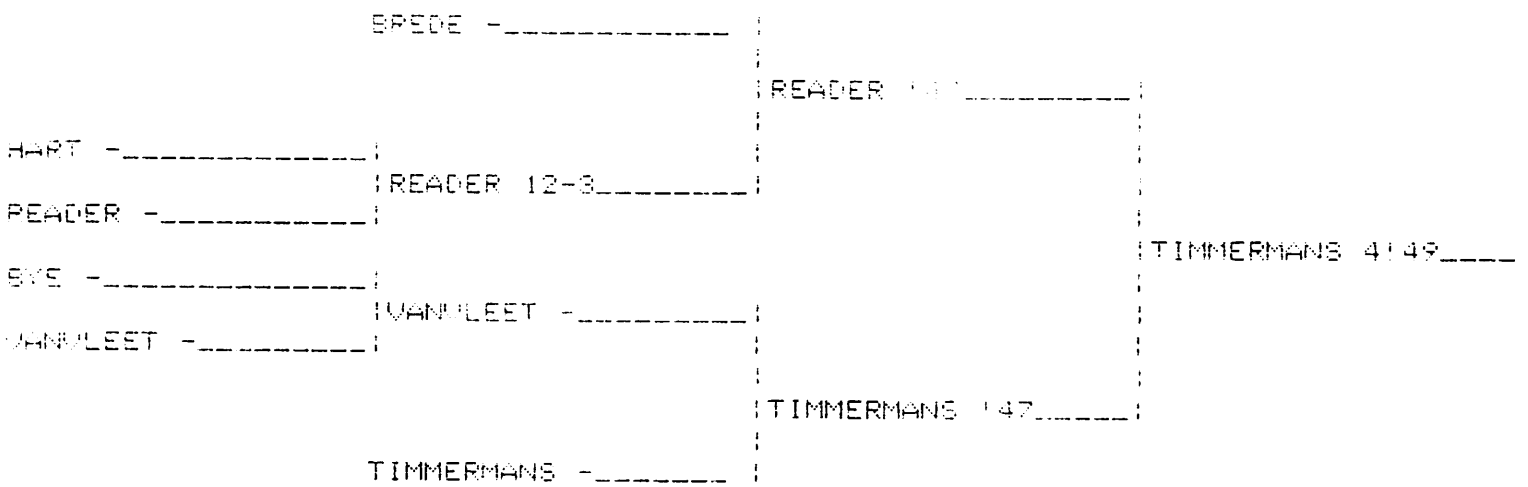


185 LBS. CLASS RESULTS.

HOPPENS - GERING: 22.5 PTS.
SCHULZ - OGALLALA: 16 PTS.
BREDE - GOTHENBURG: 0 PTS.
READER - KIMBALL: 8.5 PTS.
TIMMERMANS - NORTH PLATTE: 16 PTS.
VANVLEET - IMPERIAL: 0 PTS.
HART - ALLIANCE: 0 PTS.

1 HOPPENS
2 SCHULZ
3 TIMMERMANS
4 READER

# OGALLALA INVITATIONAL

## CHAMPIONS BRACKET UNL LBS. CLASS

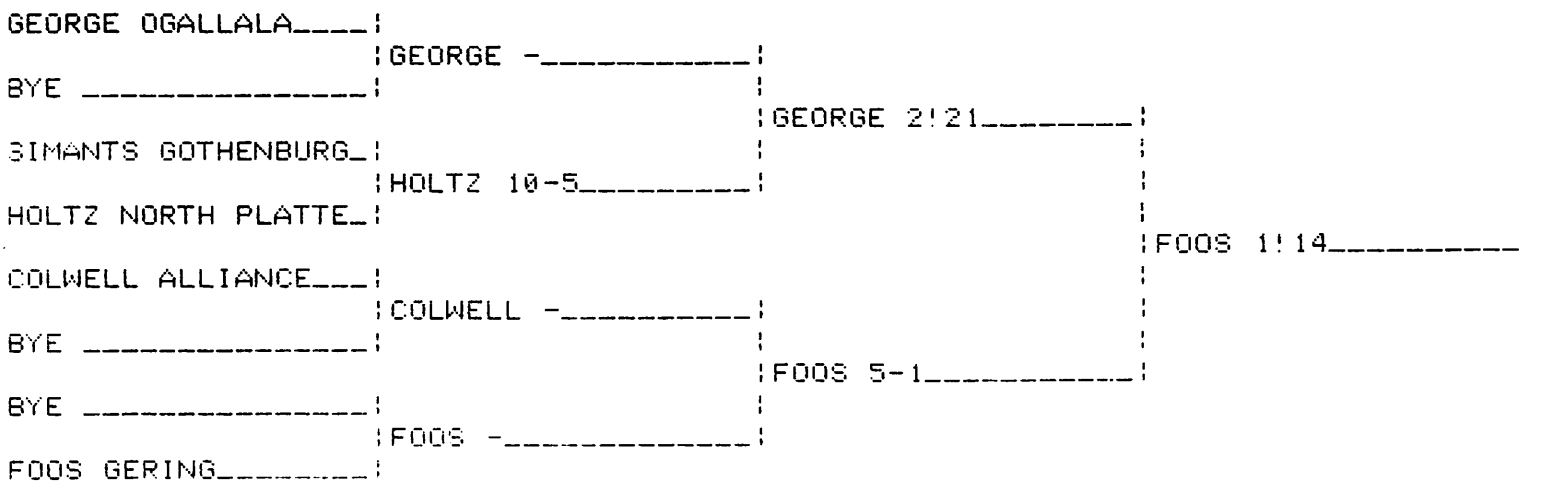


## CONSOLATION BRACKET UNL LBS. CLASS

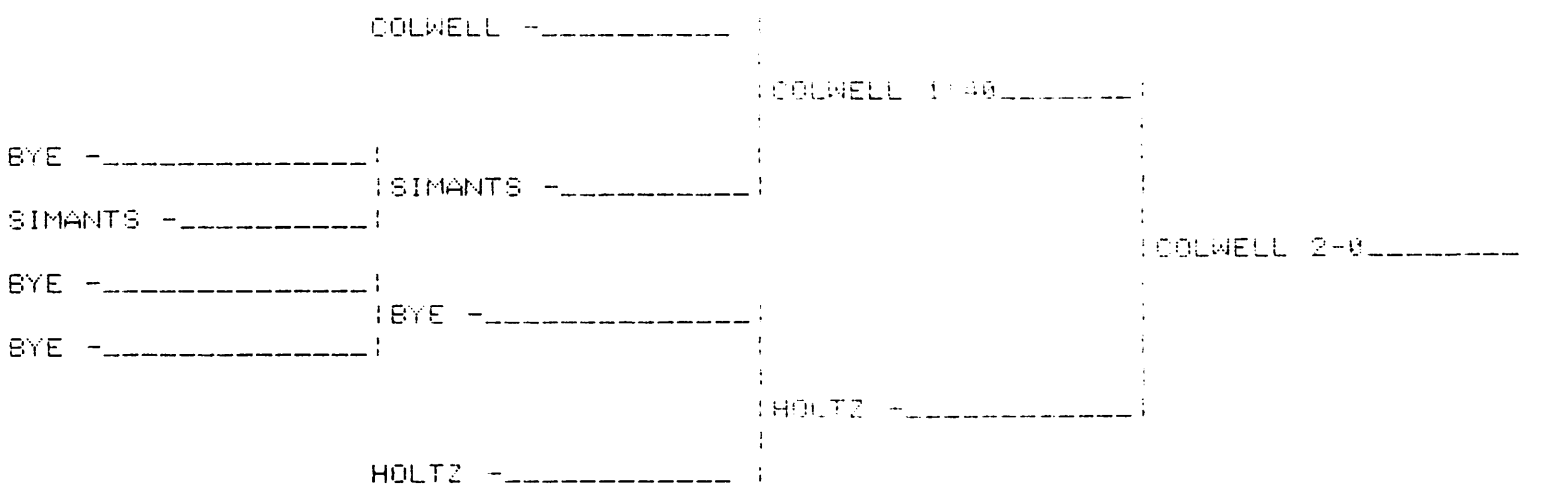


UNL LBS. CLASS RESULTS.

GEORGE - OGALLALA: 16 PTS.
FOOS - GERING: 20 PTS.
COLWELL - ALLIANCE: 10 PTS.
HOLTZ - NORTH PLATTE: 6 PTS.
SIMANTS - GOTHENBURG: 0 PTS.

1 FOOS
2 GEORGE
3 COLWELL
4 HOLTZ

# WRESTLING

CCHS _____ Vs Rep Valley Invt DATE 2-2-85

| NAME | TD | TDL | RW | RL | EW | EL | NFW | NFL | DW | DL | P | PL | Draw | Team Points | Total Points | Record |
|---|---|---|---|---|---|---|---|---|---|---|---|---|---|---|---|---|
| Wayne Bahlw | - | 8 | - | - | 4 | 1 | - | 5 | - | - | - | 2 | - | - | 0 | 0-2 |
| Pat Beran | 4 | 2 | 2 | 1 | 1 | 3 | 2 | - | 1 | - | 1 | 1 | - | - | 16 | 2-1 |
| Dave Lovenbury | 6 | 2 | 2 | 1 | - | 1 | 3 | 2 | 1 | 1 | 2 | - | - | - | 14 | 3-1 |
| Dave German | 2 | - | - | 1 | - | - | 1 | - | - | 1 | 2 | - | - | - | 18 | 2-1 |
| Kevin McDonald | 2 | 1 | 1 | 2 | - | - | - | 2 | 1 | - | - | 2 | - | - | 0 | 1-2 |
| Shannon Hamilton | 1 | - | 1 | 1 | - | - | - | 1 | - | 1 | - | - | - | - | 0 | 0-1 |
| Mike Francis | 2 | 1 | 3 | 3 | - | 3 | 1 | 4 | - | 2 | 1 | - | - | - | 3 | 1-2 |
| Brad Shay | 1 | 3 | 1 | 1 | 1 | - | - | 5 | - | 2 | 1 | - | - | - | 3 | 1-2 |
| Wayne Spickelmeir | 1 | 5 | - | 1 | 5 | 1 | - | 4 | - | 2 | - | - | - | - | 3 | 1-2 |
| Jeff Bulak | 5 | - | - | 1 | 2 | 2 | 6 | 1 | 2 | - | 1 | 2 | - | - | 9½ | 3-2 |
| Mike Van Vleet | 1 | 1 | 2 | - | 2 | - | 1 | 1 | - | 1 | - | 1 | - | - | 0 | 0-2 |
| | | | | | | | | | | | | | | | | |
| Totals | 25 | 23 | 12 | 12 | 15 | 11 | 14 | 25 | 5 | 10 | 8 | 8 | - | - | 66½ | 14-18 |

1985-86

# DISTRICT WRESTLING ENTRY

Due February 3

Mail one copy to your district director and one copy to the NSAA, P.O. Box 5463, Lincoln, NE 68505.

No additional entry is required for the state tournament.

Substitutions may be made until the deadline established by the district tournament director.

Type name in full. Only one entry allowed in each class.

| Weight | Name First Last | Grade | Season Record Wins | Losses |
|---|---|---|---|---|
| 98 lb. | Open | | | |
| 105 lb. | Open | | | |
| 112 lb. | John Pankonin | 9 | 7 | 8 |
| 119 lb. | Jason McNair | 9 | 12 | 4 |
| 126 lb. | Dave Lovenburg | 12 | 9 | 10 |
| 132 lb. | Dave German | 11 | 11 | 9 |
| 138 lb. | Kevin McDonald | 11 | 6 | 9 |
| 145 lb. | Brad Brauer | 12 | 7 | 11 |
| 155 lb. | Wayne Spickelmeier | 12 | 10 | 9-1 |
| 167 lb. | Mike Van Vleet | 11 | 4 | 0 |
| 185 lb. | Jeff Bubak | 12 | 10 | 6 |
| UNL. | Steve Davis | 9 | 1 | 4 |

I certify the above boys are eligible according to the rules of the N.S.A.A.

Skip Martin Principal
Superintendent or Principal

Vern Phelps
Wrestling Coach

Chase County High School
School

"B-7"
Class and District No.

1985 CLASS A STATE

CHAMPIONSHIP BRACKET 185 LBS. CLASS




CONSOLATION BRACKET 185 LBS. CLASS




1985 CLASS A STATE

CHAMPIONSHIP BRACKET UNL LBS. CLASS

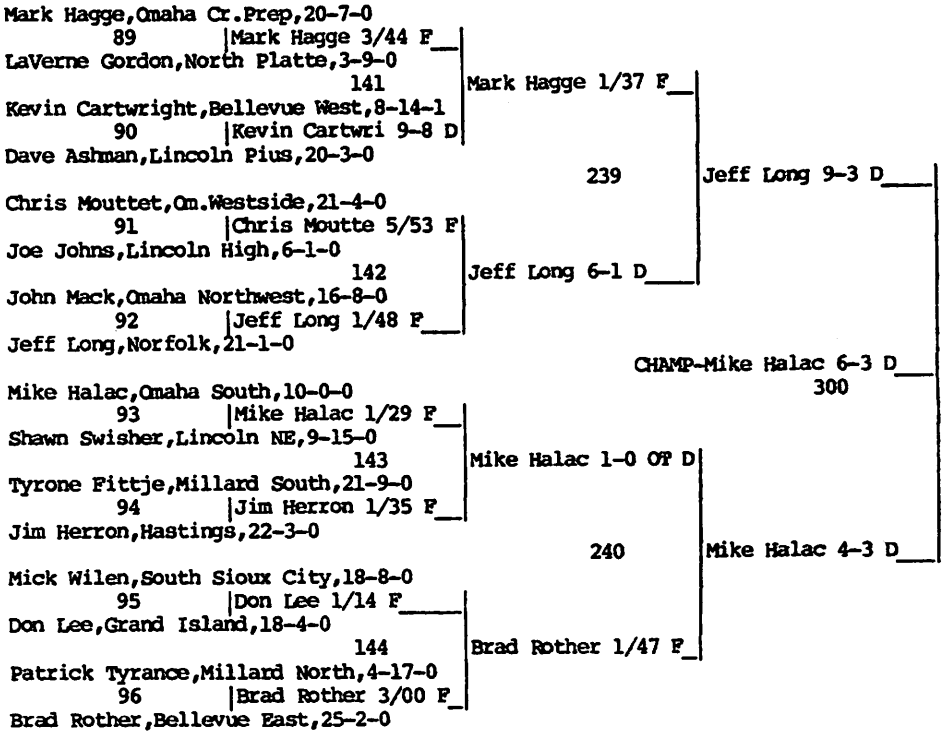


CONSOLATION BRACKET UNL LBS. CLASS

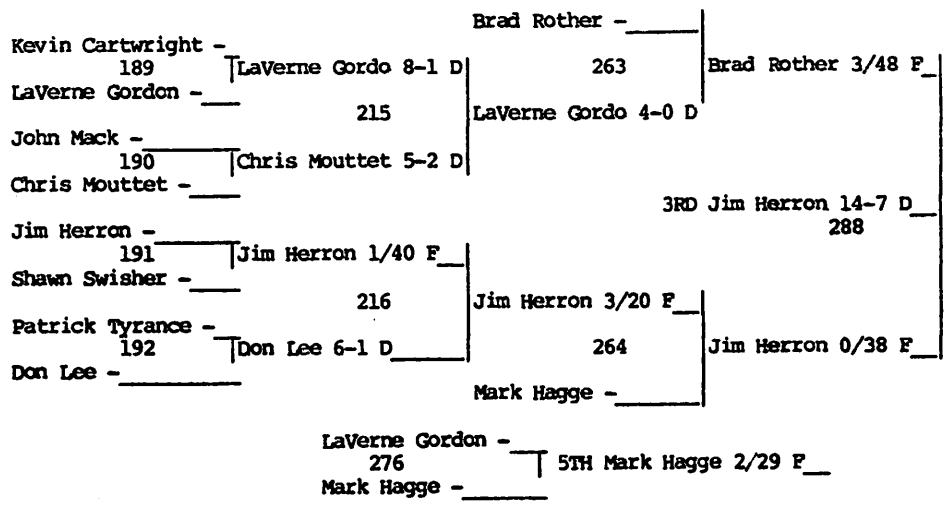

## 1985 CLASS A STATE

### CHAMPIONSHIP BRACKET 155 LBS. CLASS

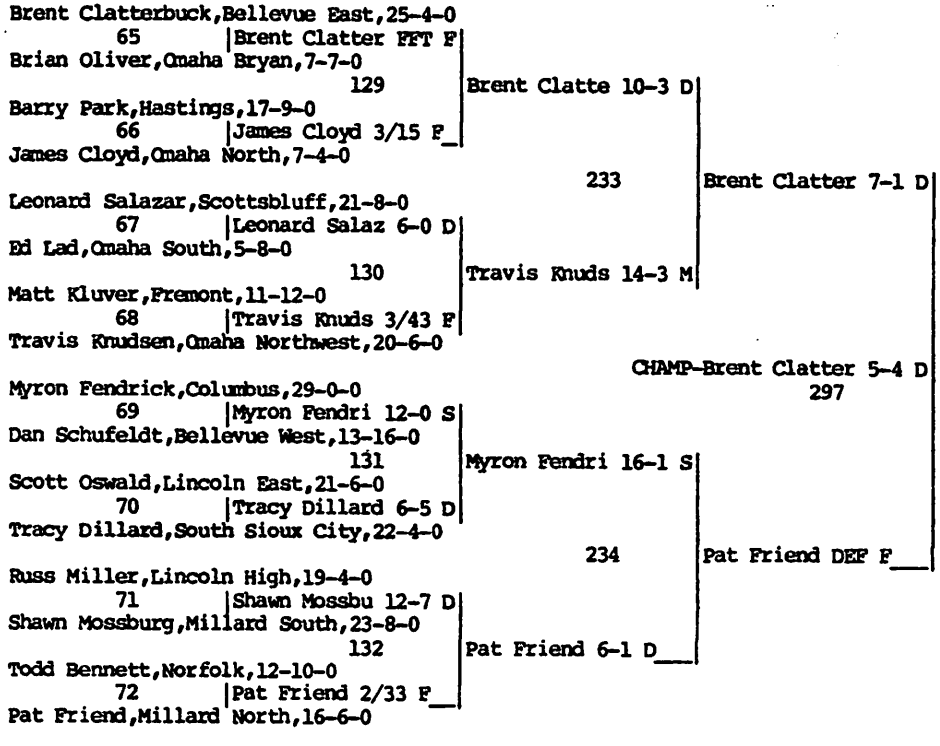


### CONSOLATION BRACKET 155 LBS. CLASS

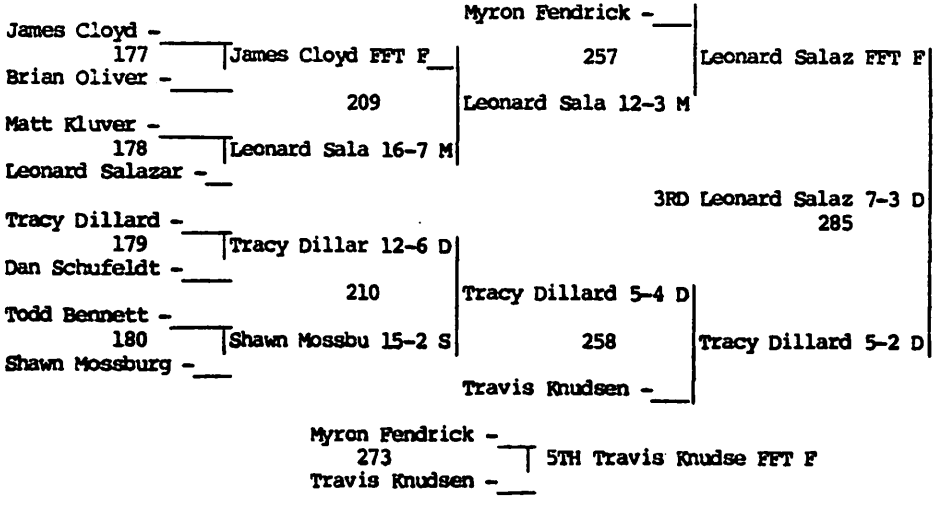


## 1985 CLASS A STATE

### CHAMPIONSHIP BRACKET 167 LBS. CLASS




### CONSOLATION BRACKET 167 LBS. CLASS

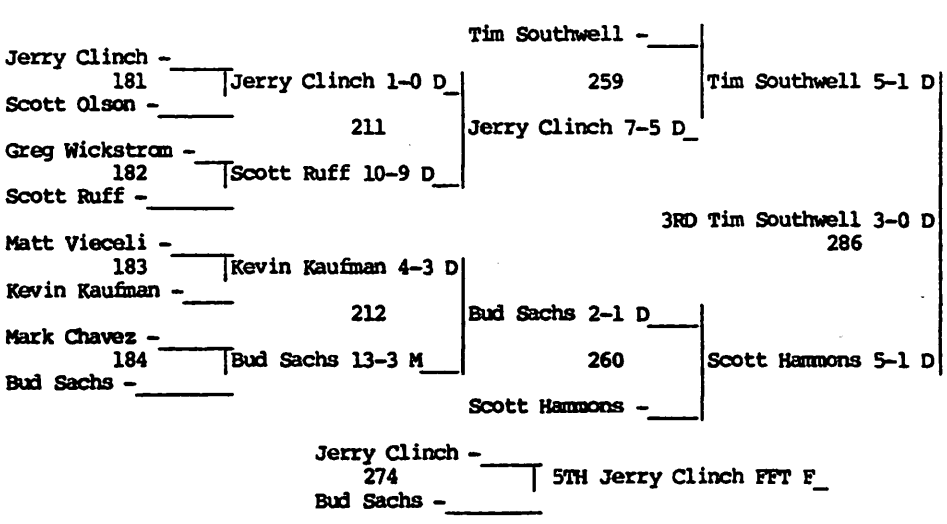

## 1985 CLASS A STATE

### CHAMPIONSHIP BRACKET 138 LBS. CLASS




### CONSOLATION BRACKET 138 LBS. CLASS

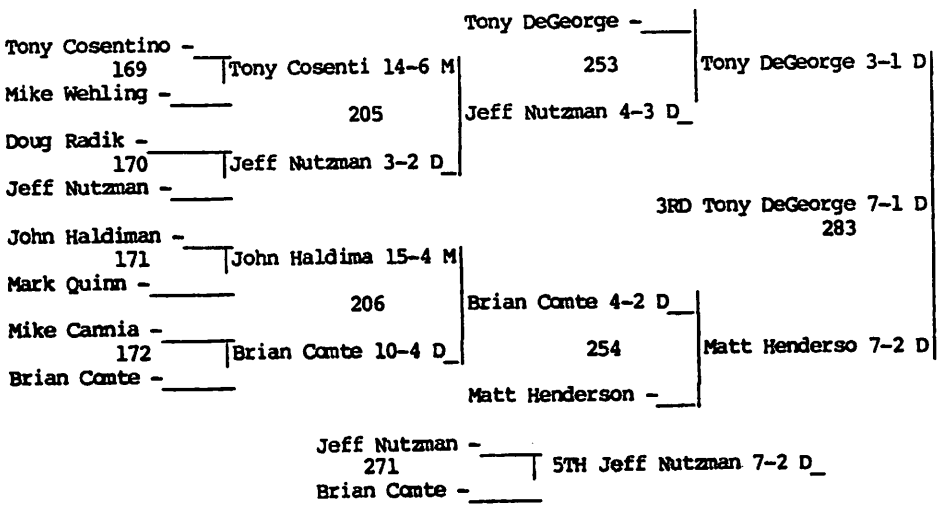


## 1985 CLASS A STATE

### CHAMPIONSHIP BRACKET 145 LBS. CLASS

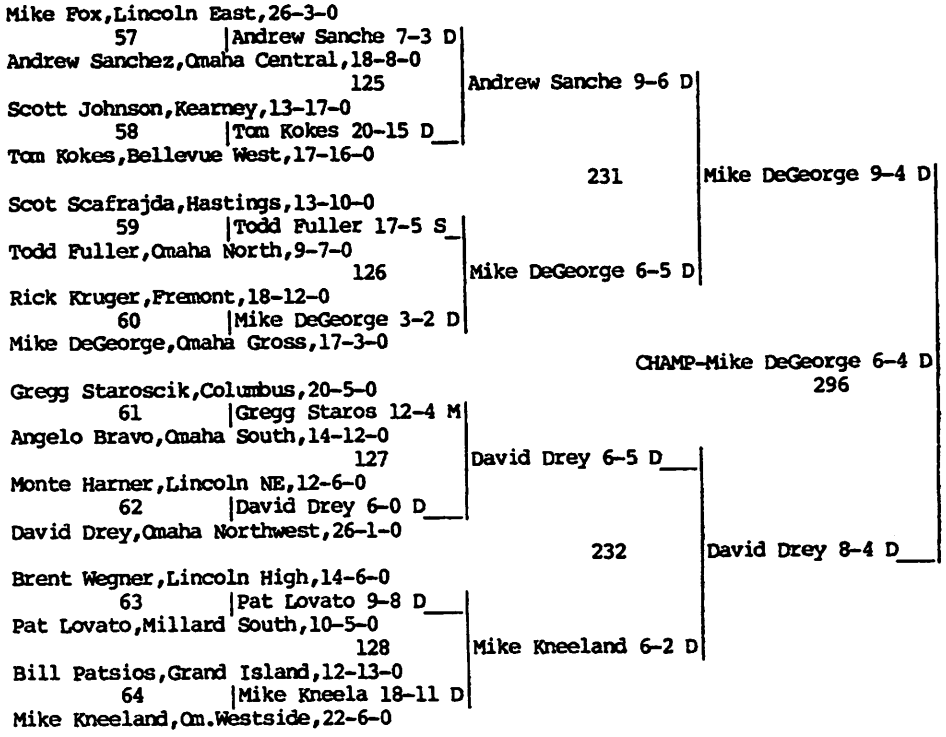


### CONSOLATION BRACKET 145 LBS. CLASS

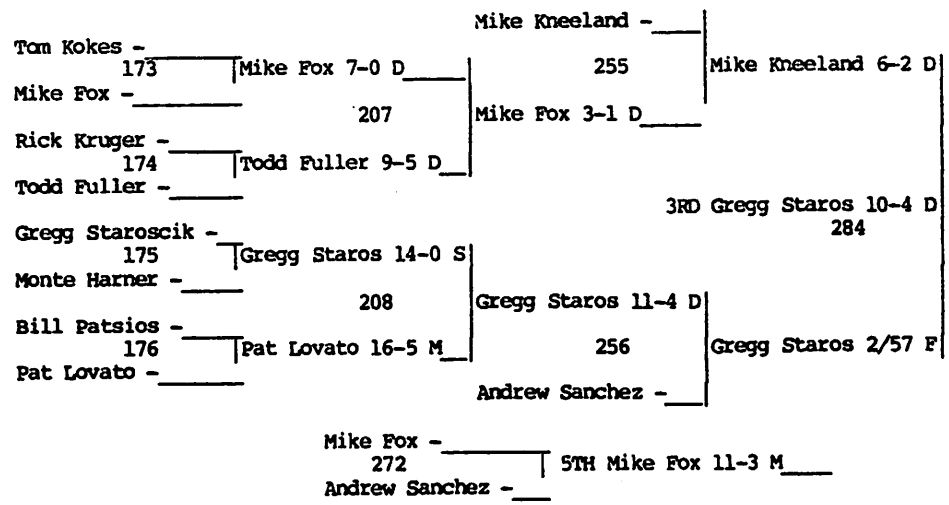

1985 CLASS A STATE

CHAMPIONSHIP BRACKET 126 LBS. CLASS




CONSOLATION BRACKET 126 LBS. CLASS




1985 CLASS A STATE

CHAMPIONSHIP BRACKET 132 LBS. CLASS




CONSOLATION BRACKET 132 LBS. CLASS



## 1985 CLASS B STATE

### CHAMPIONSHIP BRACKET 98 LBS. CLASS

Bruce Cerny,Crete,23-2-0
1 | Bruce Cerny 2/21 F
Rob Hagen,Cm.Roncalli,3-2-0
97 | Jeff Hood 8-4 D
Jeff Hood,Alliance,24-5-0
2 | Jeff Hood 9-1 M
Troy Nelson,Broken Bow,27-2-0
217 | Jason Dethle 4/40 F
John O'Kief,Valentine,19-7-0
3 | Brad Woehrle 4/50 F
Brad Woehrle,Lexington,23-5-0
98 | Jason Dethle 4/26 F
Russ Teten,Auburn,15-10-0
4 | Jason Dethle 3/29 F
Jason Dethlefs,Bennington,29-0-0
CHAMP-Jason Dethle 2/57 F
289
Felipe Palomo,Gering,19-0-0
5 | Felipe Palom 2/58 F
Rob Zakrzewski,O'Neill,18-14-0
99 | Felipe Palom 27-2 S
Troy Steinhausen,Norris,20-7-1
6 | Tim Olsen 4-0 D
Tim Olsen,Blair,25-5-0
218 | Felipe Palomo 9-2 D
Shawn Miller,Falls City,18-8-0
7 | Shawn Miller 11-3 M
Bill Eickmeier,D.C.Aquinas,18-11-0
100 | Frank Hawk 7-1 D
Phil Hernandez,Mitchell,19-9-0
8 | Frank Hawk 3/19 F
Frank Hawk,Gr.Island NW,25-2-0

### CONSOLATION BRACKET 98 LBS. CLASS

Frank Hawk -
Bruce Cerny -
145 | Troy Nelson 11-4 D
241 | Troy Nelson 2-0 D
Troy Nelson -
193 | Troy Nelso 5-4 OT D
Russ Teten -
146 | Brad Woehrle 1/40 F
Brad Woehrle -
3RD Troy Nelson 8-7 D
277
Tim Olsen -
147 | Rob Zakrzew 14-11 D
Rob Zakrzewski -
194 | Shawn Miller 1/31 F
Phil Hernandez -
148 | Shawn Miller 5-4 D
242 | Jeff Hood 11-0 M
Shawn Miller -
Jeff Hood -
Frank Hawk -
265 | 5TH Frank Hawk 14-2 S
Shawn Miller -

## 1985 CLASS B STATE

### CHAMPIONSHIP BRACKET 105 LBS. CLASS

Dan Palmer,Bennington,25-2-0
9 | Dan Palmer 18-3 S
Tom Spilnek,McCook,15-4-0
101 | Dan Palmer 17-3 S
Jody Bernert ,Broken Bow,24-6-0
10 | Jody Bernert 13-2 M
Bob Hammer,Nebraska City,26-4-0
219 | Dan Palmer 6-5 D
Dean Johnson,Lexington,21-7-0
11 | Dean Johnson 3/15 F
Patrick Severson,Norris,22-9-0
102 | Joe Mejia 1/59 F
Jeff Bothwell,Gretna,16-9-0
12 | Joe Mejia 2/16 F
Joe Mejia,Gering,28-0-0
CHAMP-Dan Palmer 7-5 D
290
Larry Lieb,O'Neill,21-3-0
13 | Larry Lieb 2/43 F
Mike Green,Plattsmouth,5-7-0
103 | Jeremie Eckle 6-1 D
Jim Nielsen,Blair,23-7-0
14 | Jeremie Eckl 3/43 F
Jeremie Eckley,Sidney,21-6-0
220 | Jeremie Eckl 5/19 F
Tim Jackson,Boys Town,20-5-0
15 | Mike Weston 3/10 F
Mike Weston,Alliance,15-7-0
104 | Mike Weston 10-0 M
Matt Neppl,Gr.Island NW,21-4-0
16 | Brian Burgess 6-4 D
Brian Burgess,York,21-8-0

### CONSOLATION BRACKET 105 LBS. CLASS

Mike Weston -
Jody Bernert -
149 | Tom Spilnek 4-3 D
243 | Dean Johnson 11-5 D
Tom Spilnek -
195 | Dean Johnson 12-4 M
Jeff Bothwell -
150 | Dean Johnson 4/59 F
Dean Johnson -
3RD Joe Mejia 2/02 F
278
Larry Lieb -
151 | Jim Nielsen 15-4 M
Jim Nielsen -
196 | Jim Nielsen 12-11 D
Tim Jackson -
152 | Tim Jackson 10-1 M
244 | Joe Mejia 2/25 F
Brian Burgess -
Joe Mejia -
Mike Weston -
266 | 5TH Jim Nielsen 2/04 F
Jim Nielsen -

## 1985 CLASS B STATE

### CHAMPIONSHIP BRACKET 112 LBS. CLASS

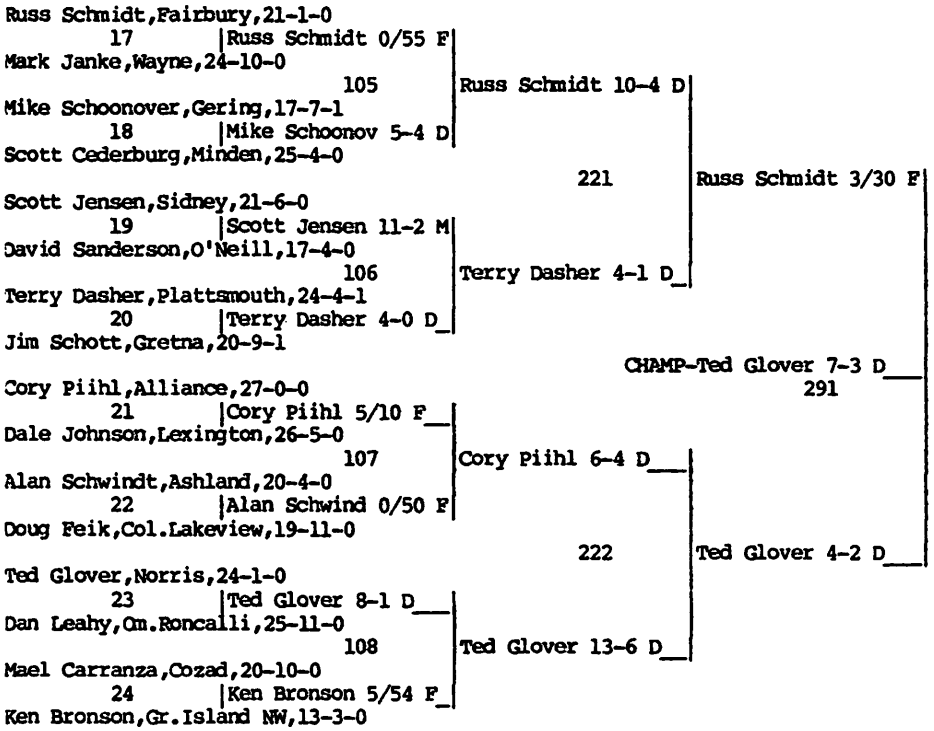


### CONSOLATION BRACKET 112 LBS. CLASS

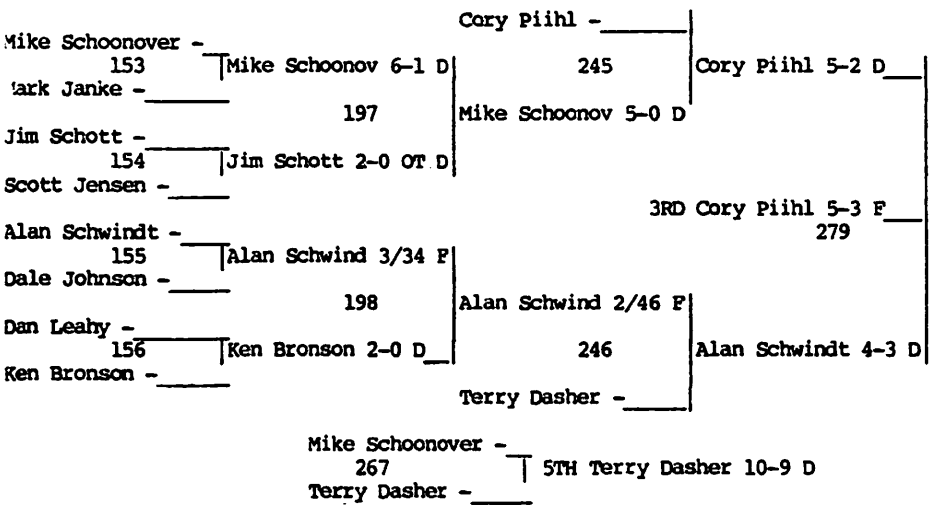


## 1985 CLASS B STATE

### CHAMPIONSHIP BRACKET 119 LBS. CLASS

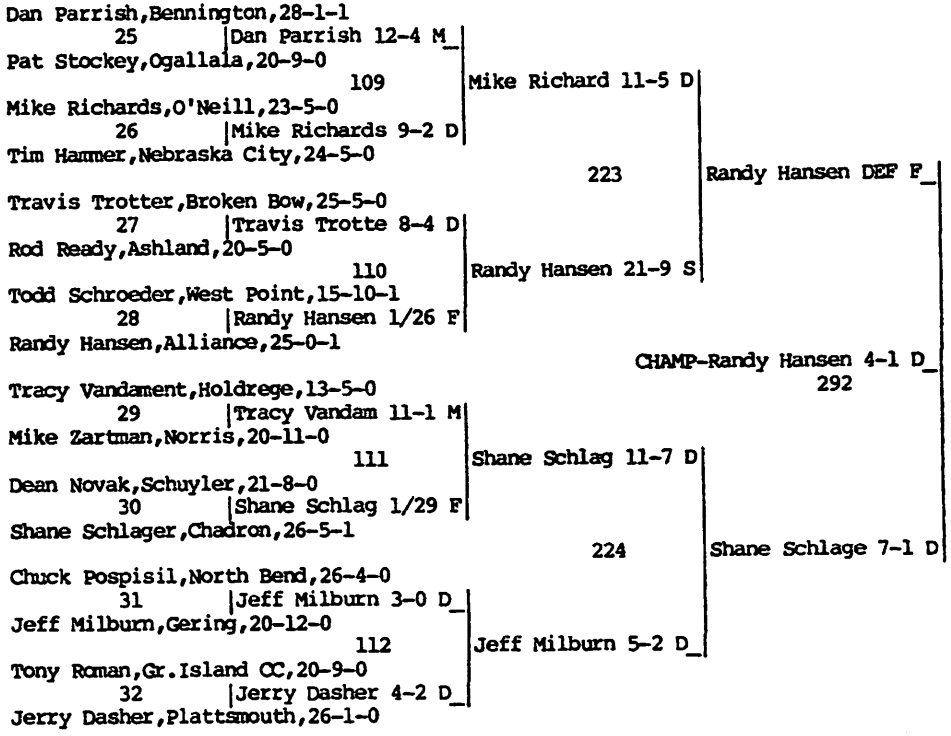


### CONSOLATION BRACKET 119 LBS. CLASS



## 1985 CLASS B STATE

### CHAMPIONSHIP BRACKET 126 LBS. CLASS

Bill Alvarado,Alliance,28-0-0
33 Bill Alvarad 18-3 S
Troy Burgess,York,22-11-0
113 Bill Alvarad 3/16 F
Brian Klenda,D.C.Aquinas,18-5-0
34 Brian Dieken 5/55 F
Brian Dieken,Wood River,21-7-0
225 Bill Alvarado 7-3 D
Steve Nastase,Elkhorn,18-5-0
35 Steve Nastas 1/05 F
Jeff Bacon,Gr.Island NW,16-11-0
114 Steve Nastase 7-2 D
Ed Salazar,Gering,9-10-0
36 Scott Peters 9-7 D
Scott Peters,Nebraska City,16-5-0
CHAMP-Bill Alvarado 7-0 D
Rick Grint,Om.Roncalli,26-4-0 293
37 Rick Grint 6-2 D
Tom Richardson,Central City,15-5-0
115 Rick Grint 6-1 D
Bill Ortiz,McCook,20-9-0
38 Brian McInty 10-2 M
Brian McIntyre,Waverly,27-3-0
226 Rick Grint 1/34 F
Scott Brenn,Chadron,13-8-0
39 Jamie Bates 10-0 M
Jamie Bates,Crete,28-3-0
116 Pat Hellwege 6-2 D
Larry Nielsen,Blair,22-10-1
40 Pat Hellwege 8-7 D
Pat Hellwege,St.Paul,32-0-0

### CONSOLATION BRACKET 126 LBS. CLASS

Pat Hellwege -
Brian Dieken -
161 Brian Dieken 7-4 D
249 Brian Dieken 1/39 F
Troy Burgess -
201 Brian Dieken 1-0 D
Jeff Bacon -
162 Scott Peters 2/18 F
Scott Peters -
3RD Jamie Bates 8-2 D
281
Brian McIntyre -
163 Brian McIntyr 5-0 D
Tom Richardson -
202 Jamie Bates 8-5 D
Larry Nielsen -
164 Jamie Bates 5-1 D
250 Jamie Bate 5-3 OT D
Jamie Bates -
Steve Nastase -

Pat Hellwege -
269 5TH Pat Hellwege 7-4 D
Steve Nastase -

## 1985 CLASS B STATE

### CHAMPIONSHIP BRACKET 132 LBS. CLASS

Jim Krantz,Alliance,24-5-0
41 Jim Krantz 11-4 D
Brian Block,Ray. Central,16-6-0
117 Jim Krantz 1/59 F
Dan Moeller,Bennington,24-8-1
42 Doug Smith 2-0 D
Doug Smith,O'Neill,17-13-1
227 Jim Krantz 7-2 D
Doug Kavan,North Bend,21-5-0
43 Doug Kavan 7-3 D
Dick Herman,Adams Central,19-9-0
118 Mike Egger 1/20 F
Kirk Krzyzanowski,Gordon,23-11-0
44 Mike Egger 1/32 F
Mike Egger,Crete,30-1-0
CHAMP-Mike Leaman 12-10 D
Mike Blizzard,Gretna,25-4-0 294
45 Mike Blizzar 3/48 F
Chuck Wiseman,Wood River,23-8-0
119 Mike Francavi 2-1 D
Willy Rivas,Ogallala,12-8-0
46 Mike Francavi 1-0 D
Mike Francavilla,Platteview,25-8-0
228 Mike Leaman 2/31 F
Mike Ferguson,Ainsworth,21-4-0
47 Mike Rodebus 13-6 D
Mike Rodebush,Syracuse,18-6-0
120 Mike Leaman 3/19 F
Ed Ballweg,Col.Lakeview,18-12-0
48 Mike Leaman 1/46 F
Mike Leaman,Gr.Island NW,27-1-0

### CONSOLATION BRACKET 132 LBS. CLASS

Mike Francavilla -
Doug Smith -
165 Brian Block 2/50 F
251 Mike Francavi 1-0 D
Brian Block -
203 Brian Block 2/16 F
Kirk Krzyzanowski -
166 Kirk Krzyzan 3/39 F
Doug Kavan -
3RD Mike Egger 8-4 D
282
Mike Blizzard -
167 Willy Rivas 5-4 D
Willy Rivas -
204 Mike Rodebush 7-3 D
Ed Ballweg -
168 Mike Rodebus 3/50 F
252 Mike Egger 1-0 D
Mike Rodebush -
Mike Egger -

Brian Block -
270 5TH Mike Rodebush 8-4 D
Mike Rodebush -

## 1985 CLASS B STATE

### CHAMPIONSHIP BRACKET 138 LBS. CLASS

Jim Holdeman,Alliance,27-0-0
49 | Jim Holdeman 1/28 F
Tom Brammier,Syracuse,19-3-0
121 | Jim Holdeman 10-2 M
Pat Stillmock,Omaha St.Joe,27-8-0
50 | Andy Kraus 5/05 F
Andy Kraus,Gr.Island CC,25-7-0
229 | Jim Holdeman 10-3 D
Todd Dorcey,Wayne,23-10-0
51 | Todd Dorcey 4-2 D
Jay Rainforth,Wood River,20-9-0
122 | Ed Weldon 4-2 D
Jerry Hoffman,Ogallala,17-5-0
52 | Ed Weldon 4-3 D
Ed Weldon,York,24-4-0
CHAMP-Bruce Loeff 17-14 D
Bruce Loeffler,Elkhorn,23-4-0
295
53 | Bruce Loeffl 3/29 F
Lance Miller,Broken Bow,23-8-0
123 | Bruce Loeffl 1/33 F
Mike Schroeder,Valentine,12-5-0
54 | Mike Schroede 5-1 D
Mark Munn,Falls City,21-10-0
230 | Bruce Loeffl 5/08 F
Tom Billingsley,Mitchell,9-5-0
55 | Tom Billings 15-6 M
Brad Smith,Nebraska City,21-11-0
124 | Rob Riedy 3-2 OT D
John Wilson,Boys Town,22-6-0
56 | Rob Riedy 3-1 D
Rob Riedy,Gr.Island NW,28-1-0

### CONSOLATION BRACKET 138 LBS. CLASS

Rob Riedy -
Andy Kraus -
169 | Andy Kraus 9-4 D
253 | Andy Kraus 9-6 D
Tom Brammier -
205 | Andy Kraus DEF F
Jerry Hoffman -
170 | Jerry Hoffma 16-2 S
Todd Dorcey -
3RD Andy Kraus 13-9 D
Mike Schroeder -
283
171 | Lance Miller 7-3 D
Lance Miller -
206 | Tom Billingsl 4-1 D
John Wilson -
172 | Tom Billingsl 5-1 D
254 | Tom Billingsl 6-2 D
Tom Billingsley -
Ed Weldon -
Rob Riedy -
271 | 5TH Rob Riedy 4-1 D
Ed Weldon -

## 1985 CLASS B STATE

### CHAMPIONSHIP BRACKET 145 LBS. CLASS

Dan Haynes,Auburn,21-1-0
57 | Dan Haynes 19-8 M
Bob Hoffman,West Point,21-7-0
125 | Dan Haynes 6-1 D
Matt Reeves,Chadron,21-12-0
58 | Matt Reeve 2-0 OT D
Mike Cumpston,Broken Bow,22-4-0
231 | Dan Haynes 9-4 D
Mike Schnell,Alliance,16-6-0
59 | Mike Schnell 9-8 D
Mark Erlandson,Central City,19-10-0
126 | Ross Scheppy 9-5 D
Jeff Woods,Syracuse,16-8-0
60 | Ross Scheppy 12-5 D
Ross Scheppy,Elkhorn,32-0-0
CHAMP-Steve Knigge 7-0 D
Eric Berger,Gering,24-5-0
296
61 | Eric Berger 13-2 M
C.B. Moudry,Ord,18-8-0
127 | Eric Berger 13-9 D
Matt Witte,York,25-6-0
62 | Matt Witte 2/41 F
Chris Burghardt,Omaha St.Joe,27-6-0
232 | Steve Knigge 9-2 D
Steve Knigge,Fairbury,26-1-0
63 | Steve Knigge 9-0 M
Brad Lane,Schuyler,21-10-0
128 | Steve Knigge 2/45 F
Ron Temple,Valentine,17-11-0
64 | Kirt Lambrec 15-0 S
Kirt Lambrecht,Wood River,25-5-0

### CONSOLATION BRACKET 145 LBS. CLASS

Eric Berger -
Matt Reeves -
173 | Matt Reeves 6-3 D
255 | Mike Schnell FFT F
Bob Hoffman -
207 | Mike Schne 4-0 OT D
Jeff Woods -
174 | Mike Schnell 6-3 D
Mike Schnell -
3RD Ross Scheppy 5-2 D
Matt Witte -
284
175 | Matt Witte 7-1 D
C.B. Moudry -
208 | Kirt Lambrec 13-5 M
Brad Lane -
176 | Kirt Lambr 4-2 OT D
256 | Ross Scheppy 8-3 D
Kirt Lambrecht -
Ross Scheppy -
Eric Berger -
272 | 5TH Kirt Lambrech FFT F
Kirt Lambrecht -

## 1985 CLASS B STATE

### CHAMPIONSHIP BRACKET 155 LBS. CLASS




### CONSOLATION BRACKET 155 LBS. CLASS

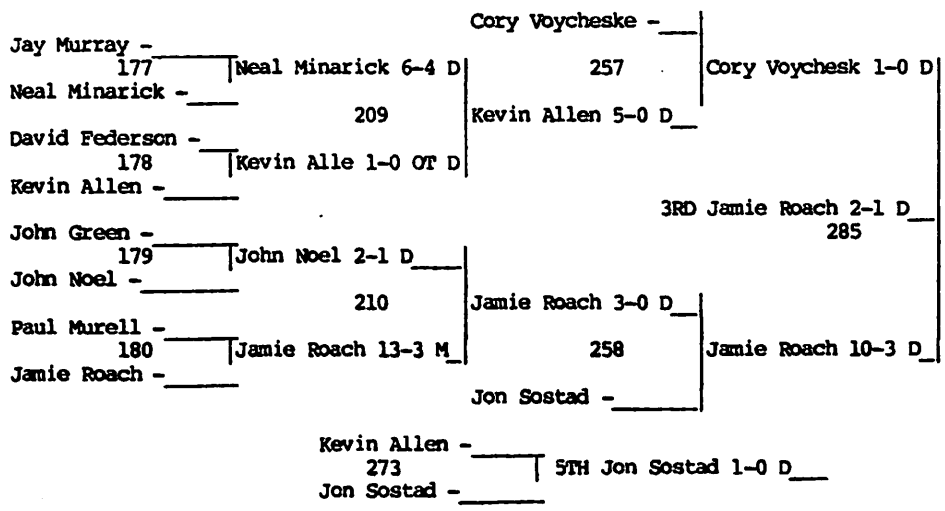


## 1985 CLASS B STATE

### CHAMPIONSHIP BRACKET 167 LBS. CLASS




### CONSOLATION BRACKET 167 LBS. CLASS



## 1985 CLASS B STATE

### CHAMPIONSHIP BRACKET 185 LBS. CLASS

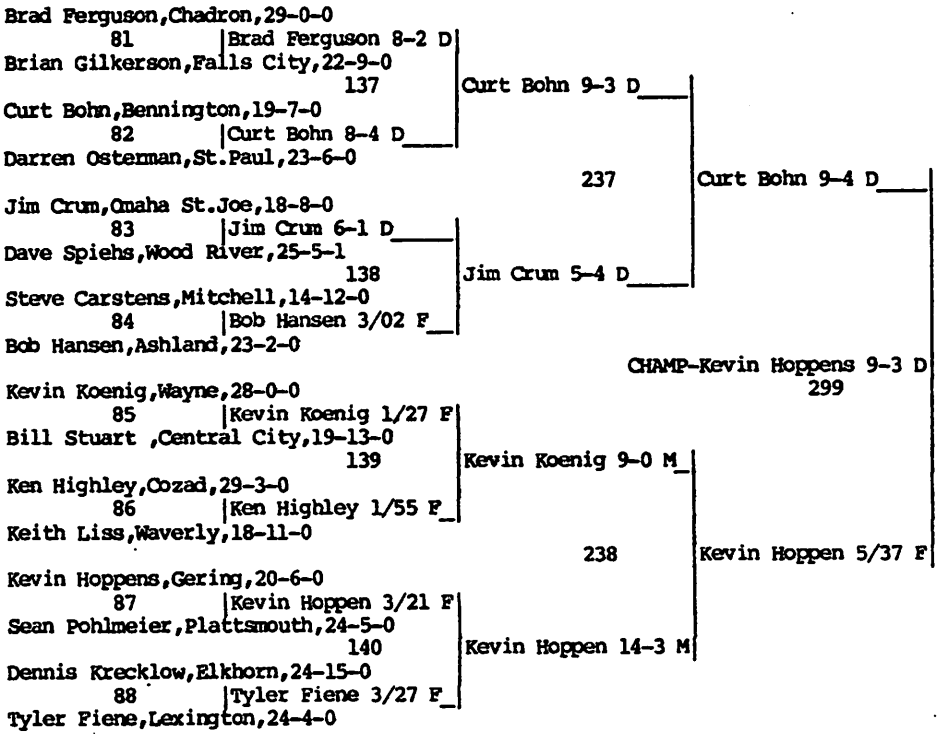


### CONSOLATION BRACKET 185 LBS. CLASS

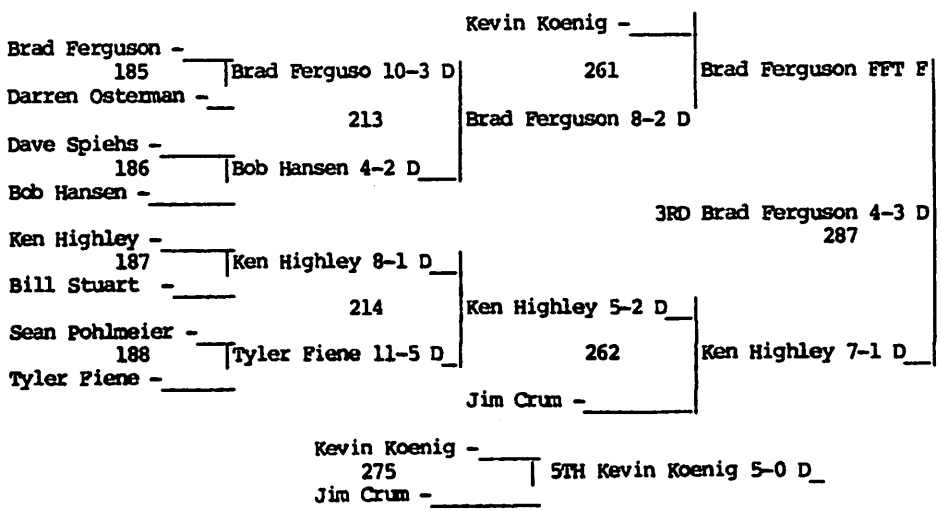


## 1985 CLASS B STATE

### CHAMPIONSHIP BRACKET UNL LBS. CLASS




### CONSOLATION BRACKET UNL LBS. CLASS

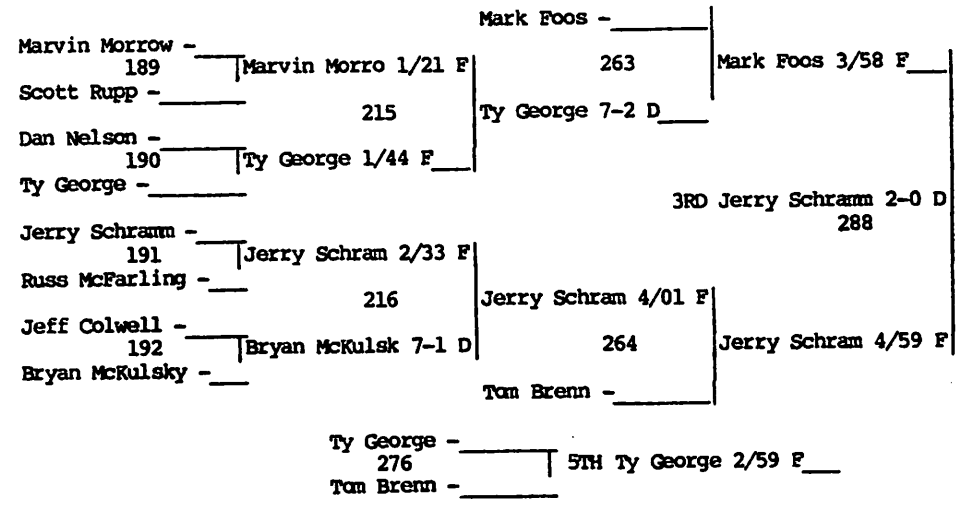

1985 CLASS C STATE

CHAMPIONSHIP BRACKET 98 LBS. CLASS




CONSOLATION BRACKET 98 LBS. CLASS

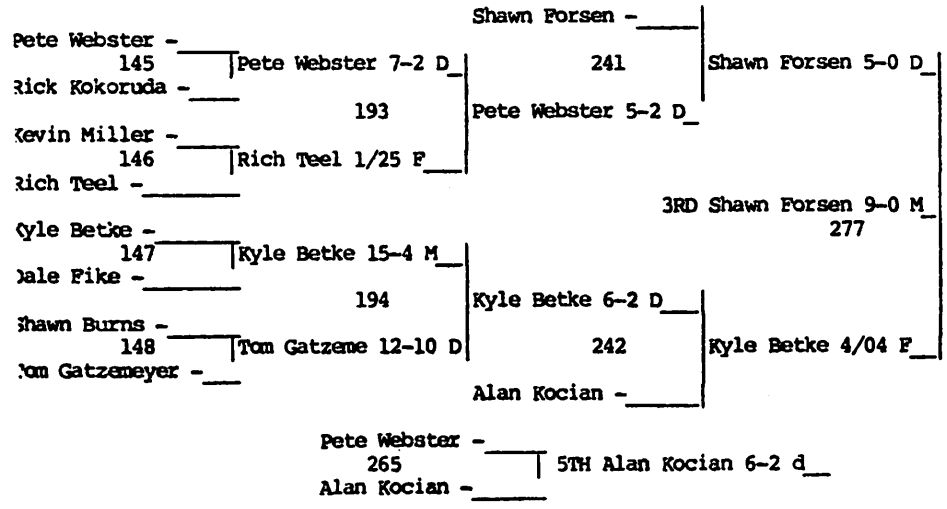


1985 CLASS C STATE

CHAMPIONSHIP BRACKET 105 LBS. CLASS




CONSOLATION BRACKET 105 LBS. CLASS

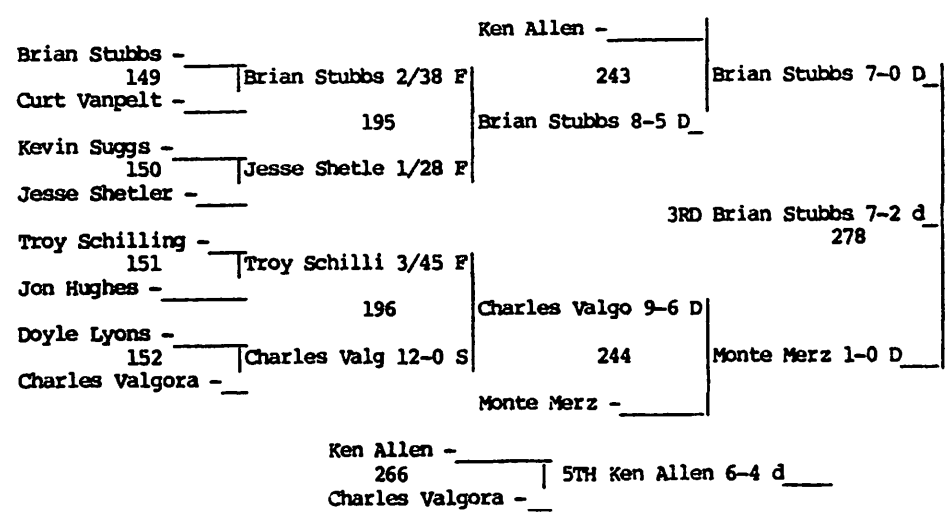

## 1985 CLASS C STATE

### CHAMPIONSHIP BRACKET 112 LBS. CLASS




### CONSOLATION BRACKET 112 LBS. CLASS

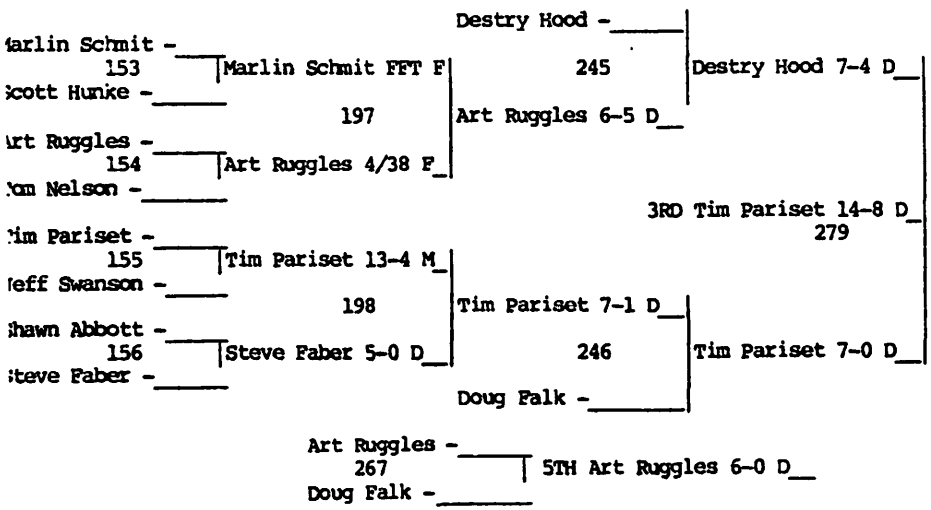


## 1985 CLASS C STATE

### CHAMPIONSHIP BRACKET 119 LBS. CLASS




### CONSOLATION BRACKET 119 LBS. CLASS

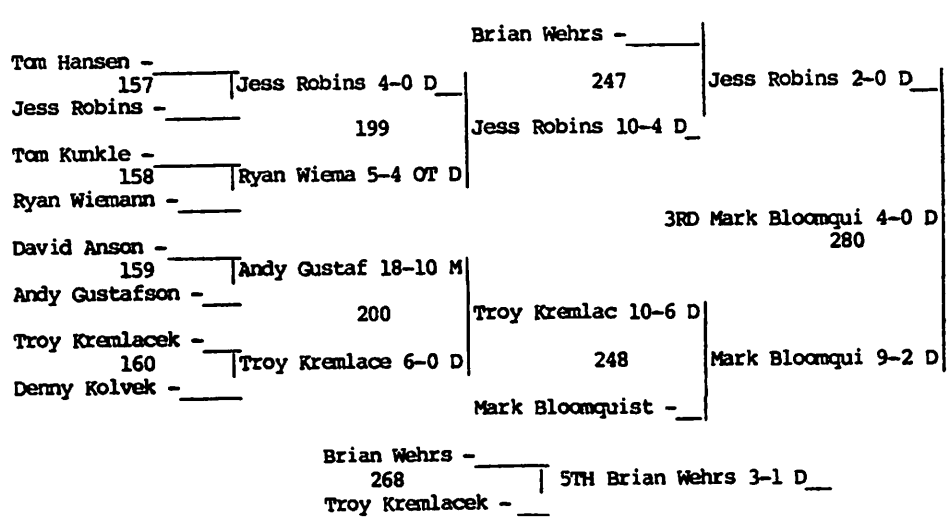

## 1985 CLASS C STATE

### CHAMPIONSHIP BRACKET 126 LBS. CLASS

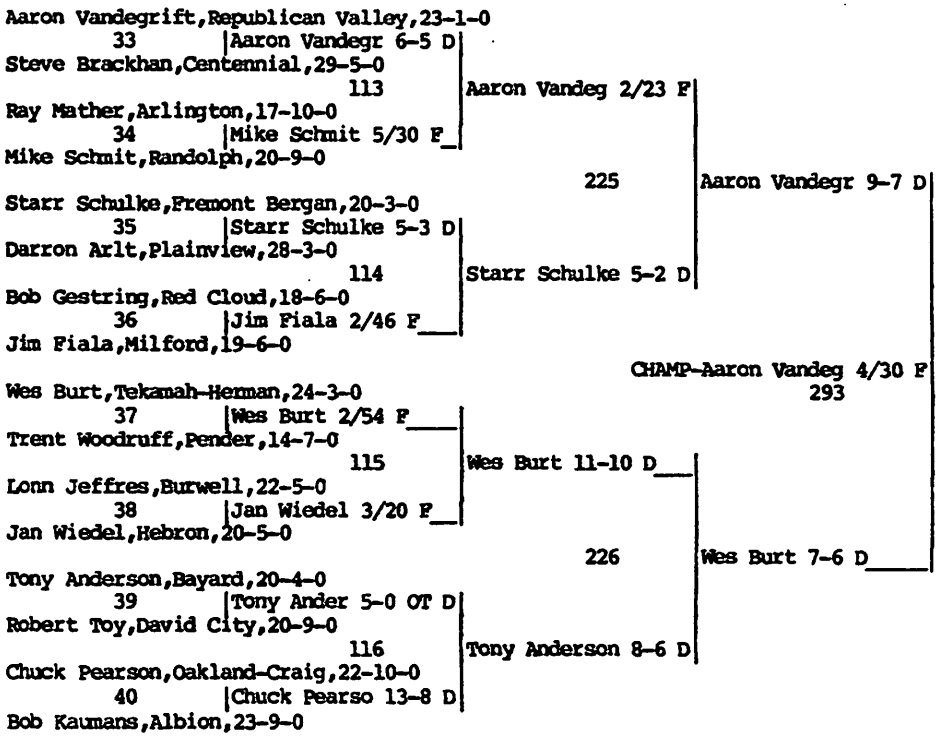


### CONSOLATION BRACKET 126 LBS. CLASS




## 1985 CLASS C STATE

### CHAMPIONSHIP BRACKET 132 LBS. CLASS




### CONSOLATION BRACKET 132 LBS. CLASS

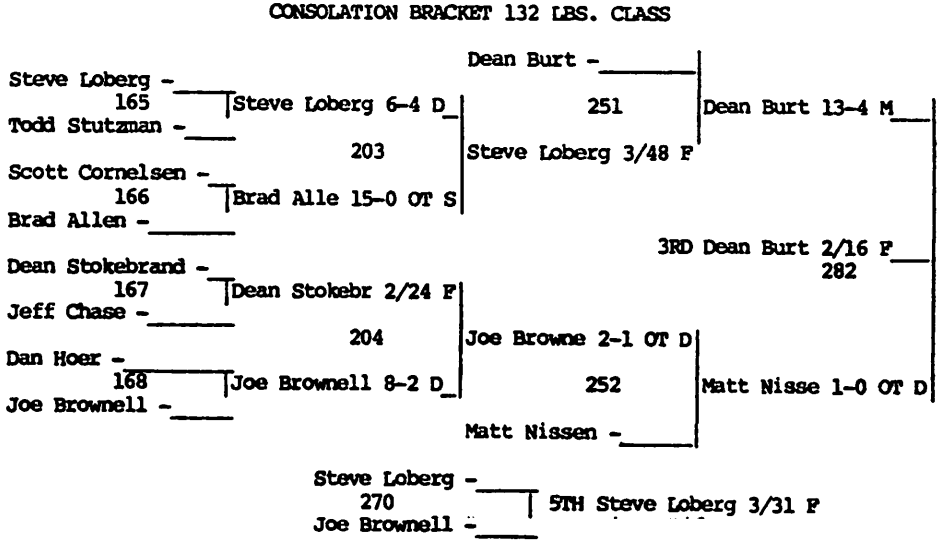

1985 CLASS C STATE

CHAMPIONSHIP BRACKET 138 LBS. CLASS

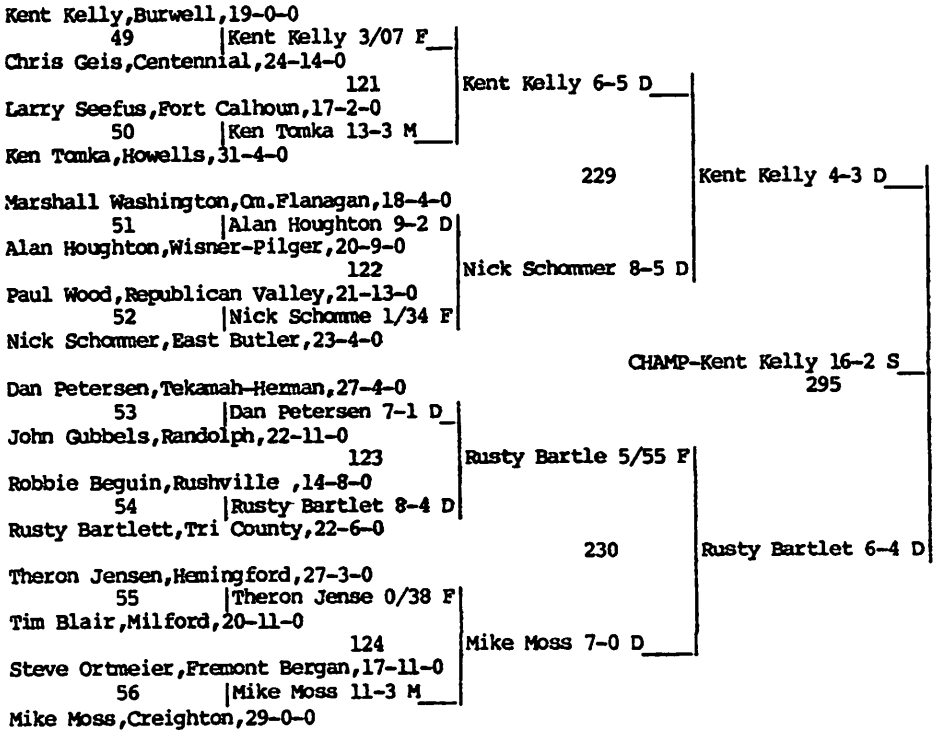


CONSOLATION BRACKET 138 LBS. CLASS

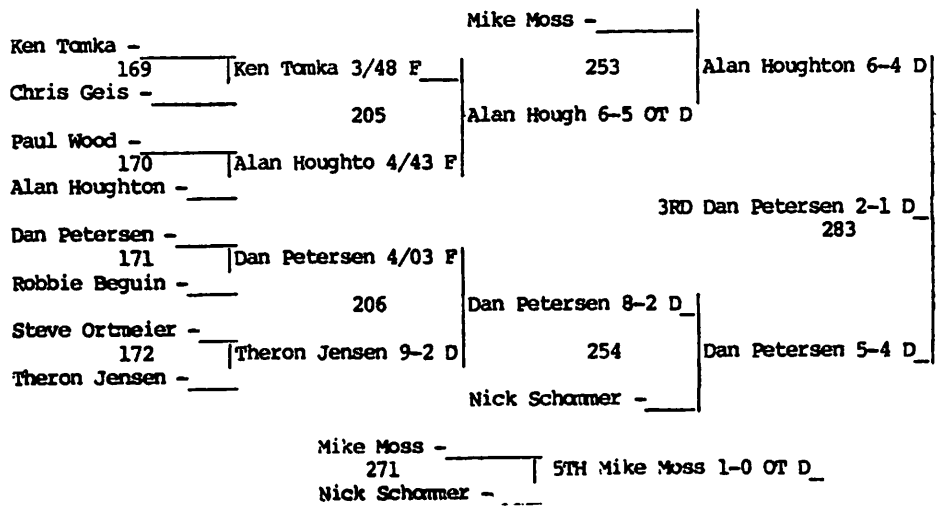


1985 CLASS C STATE

CHAMPIONSHIP BRACKET 145 LBS. CLASS




CONSOLATION BRACKET 145 LBS. CLASS

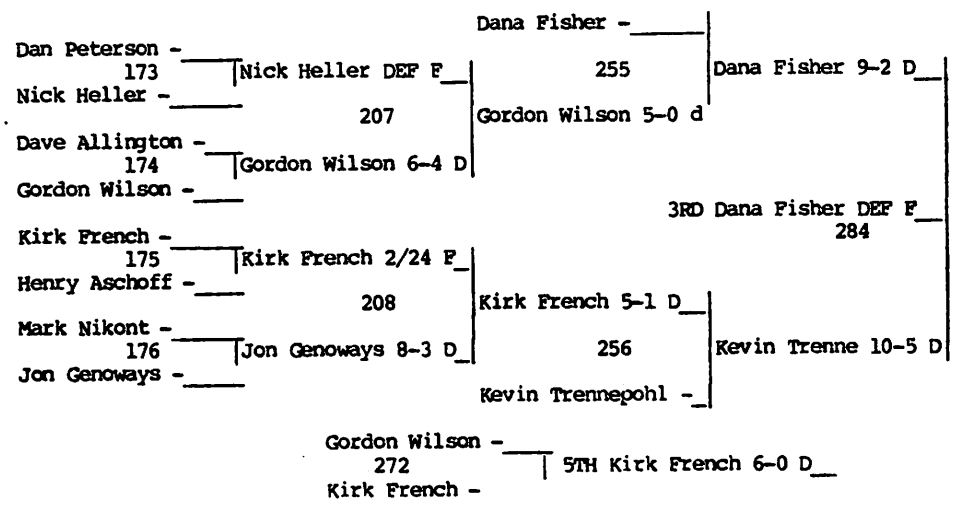

1985 CLASS C STATE

## CHAMPIONSHIP BRACKET 155 LBS. CLASS

Steve Andreasen,Genoa,27-7-0
65 | Steve Andrea 0/58 F
Mike Fitzgerald,Fremont Bergan,8-10-0
129 | Tim Johannsen 6-2 D
Tim Johannsen,Gibbon,23-5-1
66 | Tim Johannsen 4-2 D
Dale Anderson,Pender,23-4-0
233 | Tim Johannsen 7-6 D
John Denahey,Franklin,19-10-0
67 | John Denahey 2/27 F
Kelly Brucker,Norfolk Cath.,23-5-0
130 | Ted Nutte 0/54 OT F
Steve Parrish,Tecumseh,14-13-0
68 | Ted Nutter 4/39 F
Ted Nutter,Weeping Water,11-2-0
CHAMP-Darin Loberg 3/53 F
297
Matt Gideon,Burwell,23-3-0
69 | Matt Gideon 7-2 D
Mark Mosel,Neligh,19-8-0
131 | Matt Gideon 5/12 F
Thad Boman,Hebron,20-8-0
70 | Mike Rowe 2/42 F
Mike Rowe,Valley,10-8-0
234 | Darin Loberg 5/50 F
Tom Nider,Tri County,19-10-1
71 | Jimmie Metzl 12-2 M
Jimmie Metzler,Tekamah-Herman,20-11-0
132 | Darin Loberg 3/27 F
Greg Alles,Bayard,17-7-1
72 | Darin Loberg 6-5 D
Darin Loberg,Randolph,26-5-0

## CONSOLATION BRACKET 155 LBS. CLASS

Matt Gideon -
Steve Andreasen -
177 | Steve Andrea 16-3 S
257 | John Denahey 6-1 D
Dale Anderson -
209 | John Denahey 4-0 D
Steve Parrish -
178 | John Denahey 3/43 F
John Denahey -
3RD John Denahey 10-8 D
285
Mike Rowe -
179 | Mike Rowe 4-2 D
Mark Mosel -
210 | Jimmie Metzl 16-5 M
Greg Alles -
180 | Jimmie Metzle 6-3 D
258 | Jimmie Metzle 9-2 D
Jimmie Metzler -
Ted Nutter -
Matt Gideon -
273 | 5TH Matt Gideon 14-4 M
Ted Nutter -

1985 CLASS C STATE

## CHAMPIONSHIP BRACKET 167 LBS. CLASS

Dave Thompson,Fremont Bergan,24-2-0
73 | Dave Thompso 2/25 F
Lance Bailey,Gibbon,22-13-0
133 | Dave Thompso 11-4 D
Troy Wells,Plainview,19-9-0
74 | Mitch Pesek 6-2 D
Mitch Pesek,Tri County,19-3-0
235 | Dave Thompson 8-7 D
Mark Wageman,Pender,21-4-0
75 | Mark Wageman 1/36 F
Randy Howser,Fullerton,13-10-0
134 | Marc Ahrens 9-4 D
Jay Frahm,Oakland-Craig,4-3-0
76 | Marc Ahrens 3/11 F
Marc Ahrens,Ravenna,25-0-0
CHAMP-Dave Thompson FFT F
298
Doug Evans,Albion,25-0-0
77 | Doug Evans 3/29 F
Brian Akset,Sutton,16-12-0
135 | Doug Evans 9-0 M
Tom Svara,Wahoo,13-14-0
78 | Bill Deisley 2/57 F
Bill Deisley,Red Cloud,23-2-0
236 | Doug Evans 10-8 D
Brian Lapour,Tekamah-Herman,26-5-0
79 | Rick Bayne 8-4 D
Rick Bayne,Rushville ,25-4-0
136 | Brian Stara 5-2 D
Jason Wagner,Creighton,15-6-0
80 | Brian Stara 4/40 F
Brian Stara,David City,28-4-0

## CONSOLATION BRACKET 167 LBS. CLASS

Brian Stara -
Mitch Pesek -
181 | Lance Bailey DEF F
259 | Mark Wageman 6-2 D
Lance Bailey -
211 | Mark Wageman 4/07 F
Jay Frahm -
182 | Mark Wageman 4/27 F
Mark Wageman -
3RD Marc Ahrens 5-0 D
286
Bill Deisley -
183 | Bill Deisley 3/30 F
Brian Akset -
212 | Rick Bayne 11-7 D
Jason Wagner -
184 | Rick Bayne 6-3 D
260 | Marc Ahrens 8-6 D
Rick Bayne -
Marc Ahrens -
Brian Stara -
274 | 5TH Rick Bayne 6-2 D
Rick Bayne -

1985 CLASS C STATE

CHAMPIONSHIP BRACKET 185 LBS. CLASS

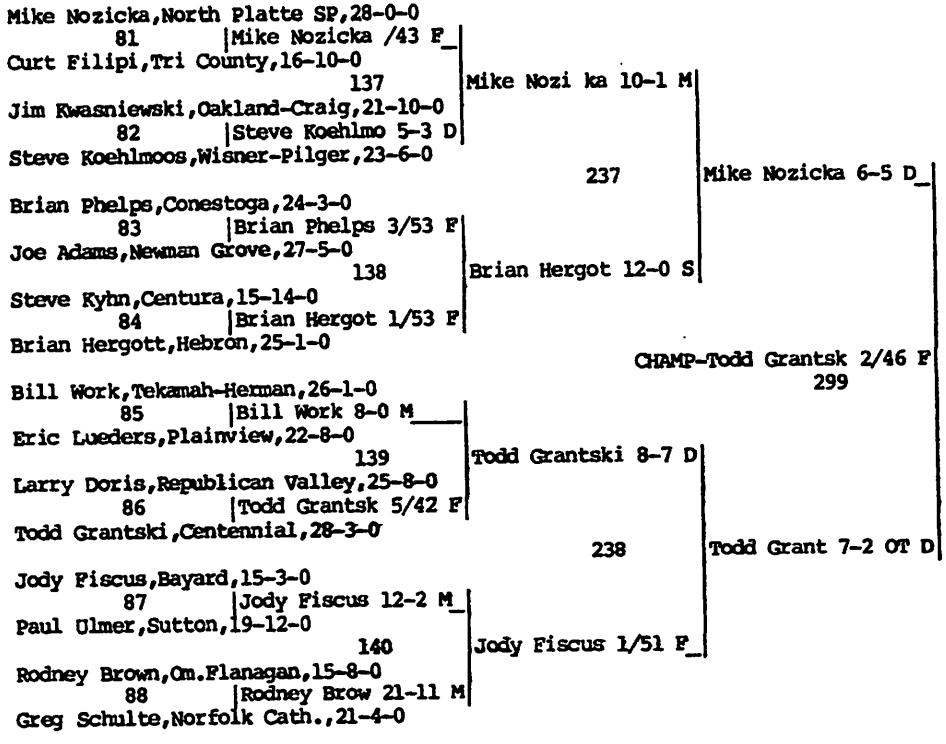


CONSOLATION BRACKET 185 LBS. CLASS

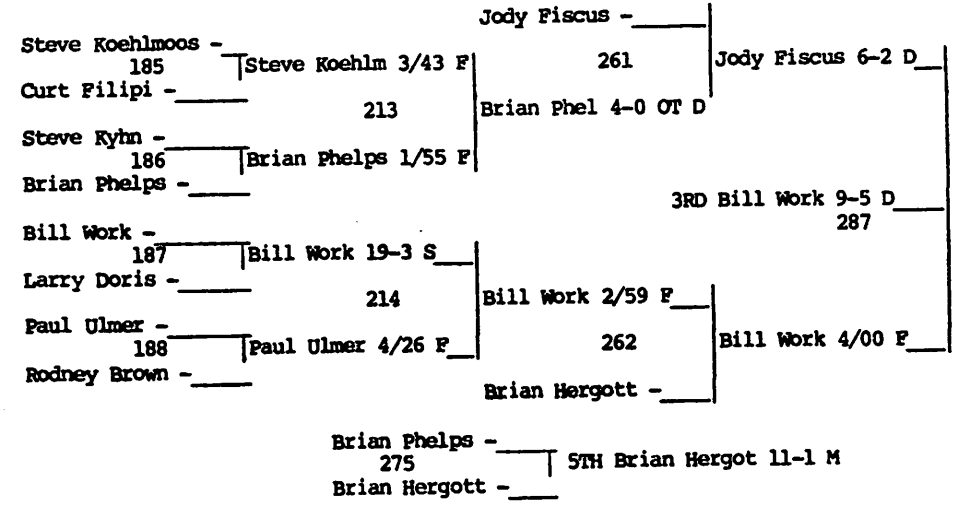


1985 CLASS C STATE

CHAMPIONSHIP BRACKET UNL LBS. CLASS

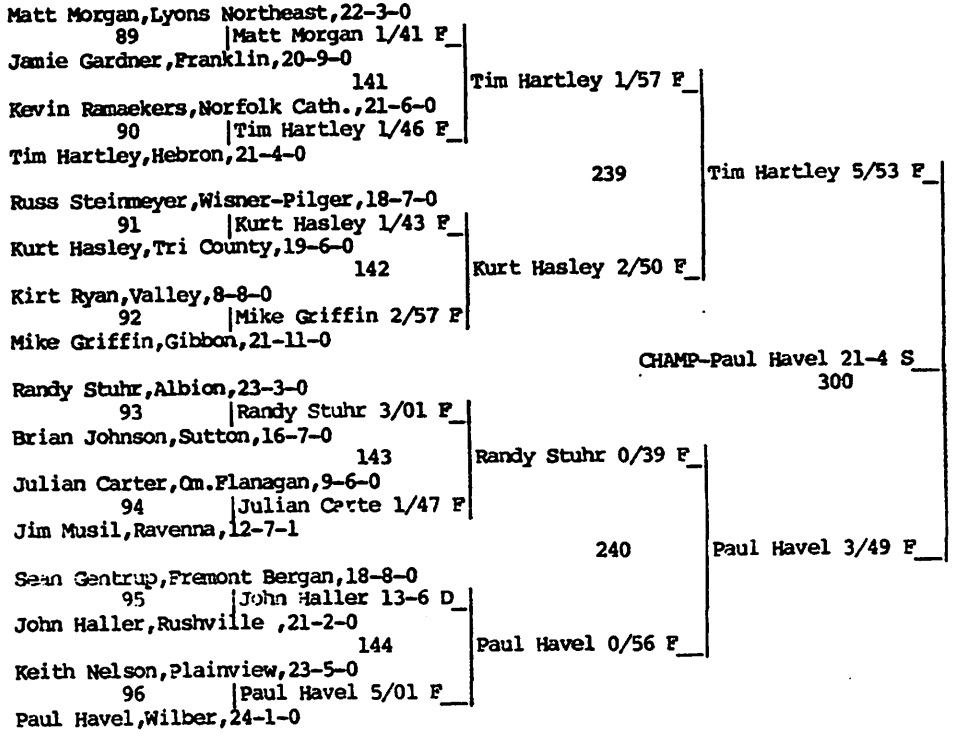


CONSOLATION BRACKET UNL LBS. CLASS



## 1985 CLASS D STATE

### CHAMPIONSHIP BRACKET 126 LBS. CLASS

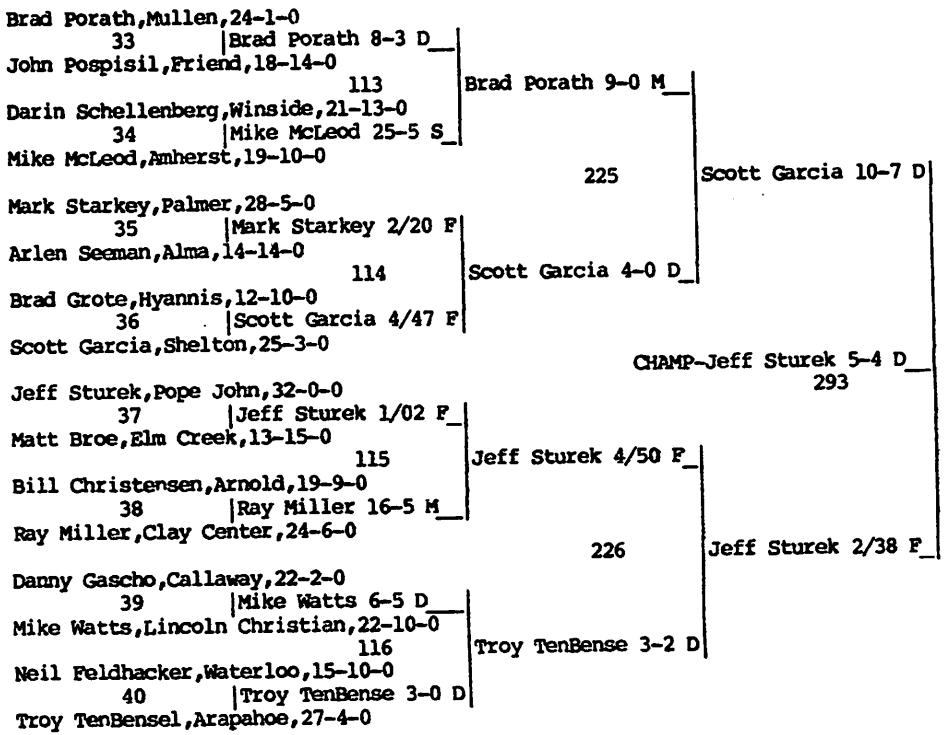


### CONSOLATION BRACKET 126 LBS. CLASS

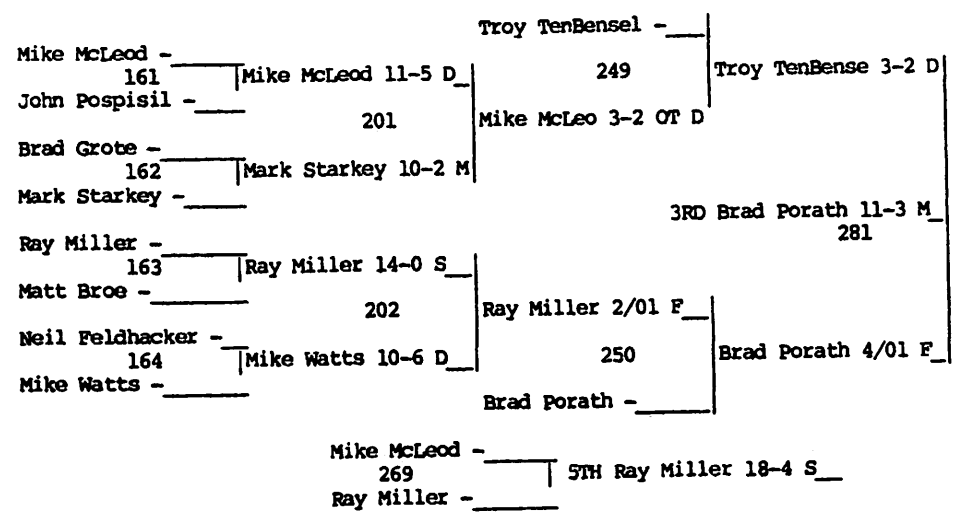


## 1985 CLASS D STATE

### CHAMPIONSHIP BRACKET 132 LBS. CLASS

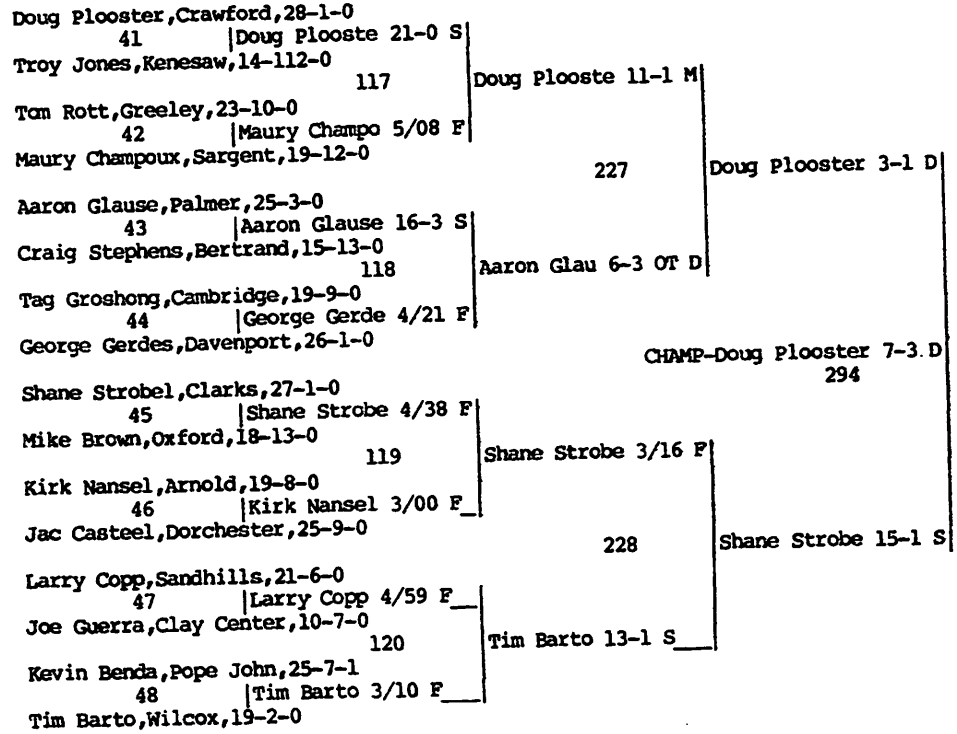


### CONSOLATION BRACKET 132 LBS. CLASS

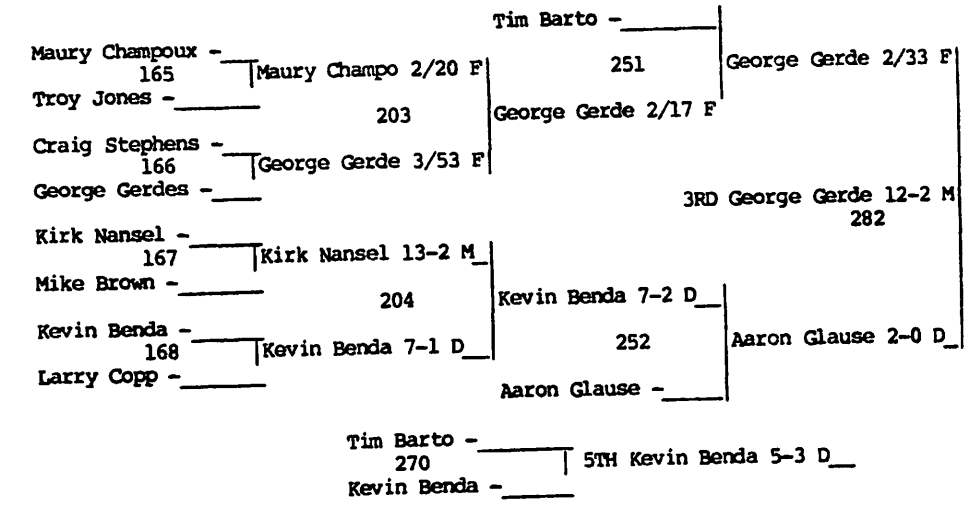

1985 CLASS D STATE

CHAMPIONSHIP BRACKET 138 LBS. CLASS

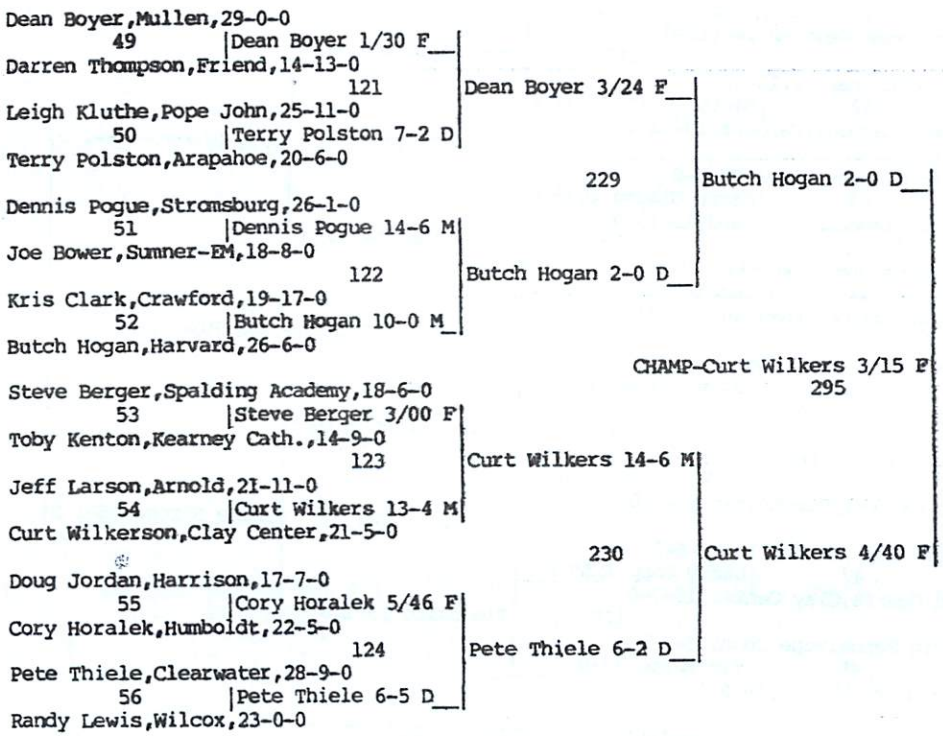


CONSOLATION BRACKET 138 LBS. CLASS




1985 CLASS D STATE

CHAMPIONSHIP BRACKET 145 LBS. CLASS

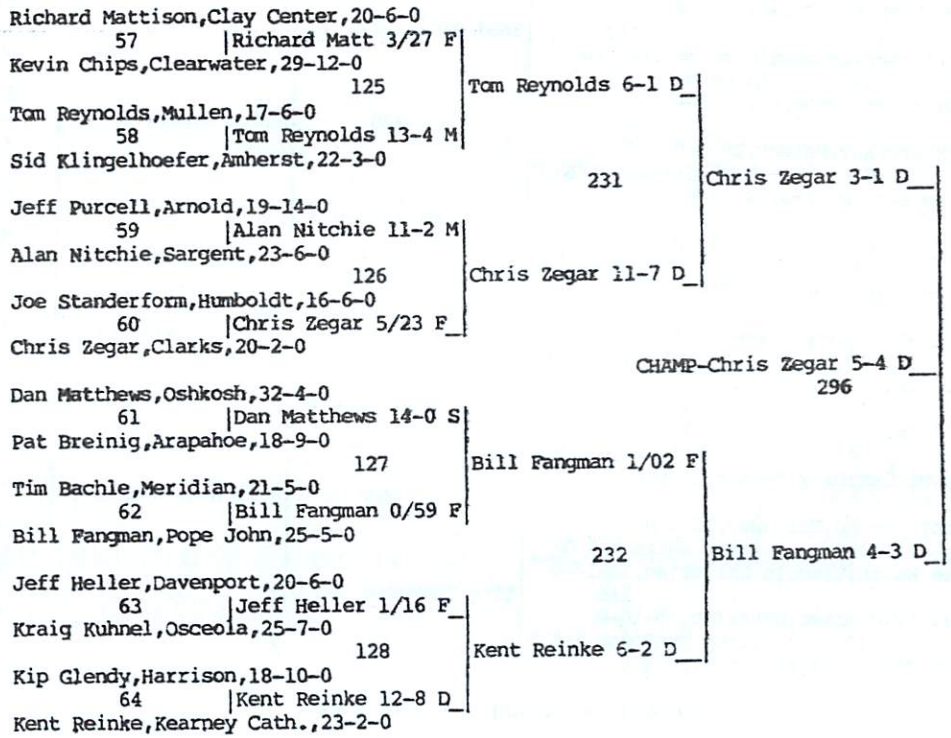


CONSOLATION BRACKET 145 LBS. CLASS

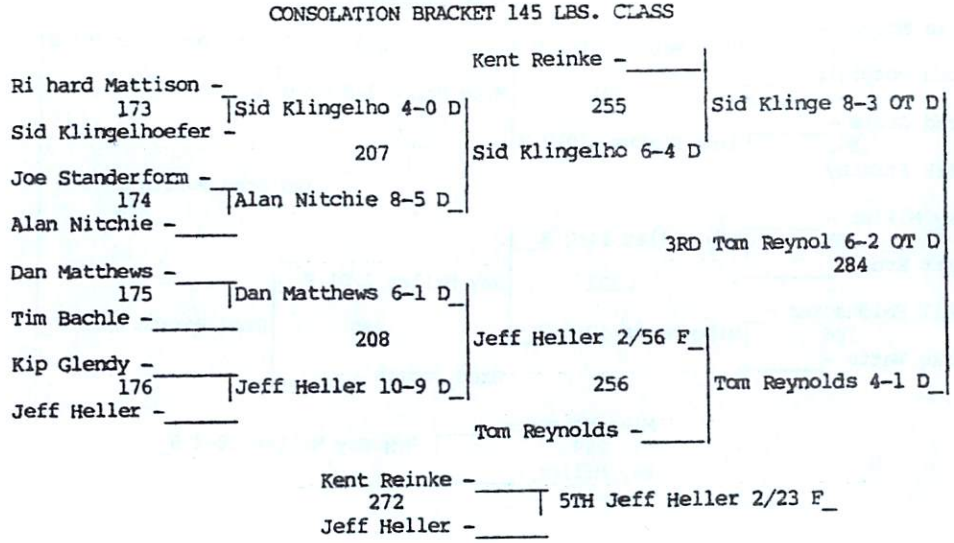

## 1985 CLASS D STATE

### CHAMPIONSHIP BRACKET 155 LBS. CLASS

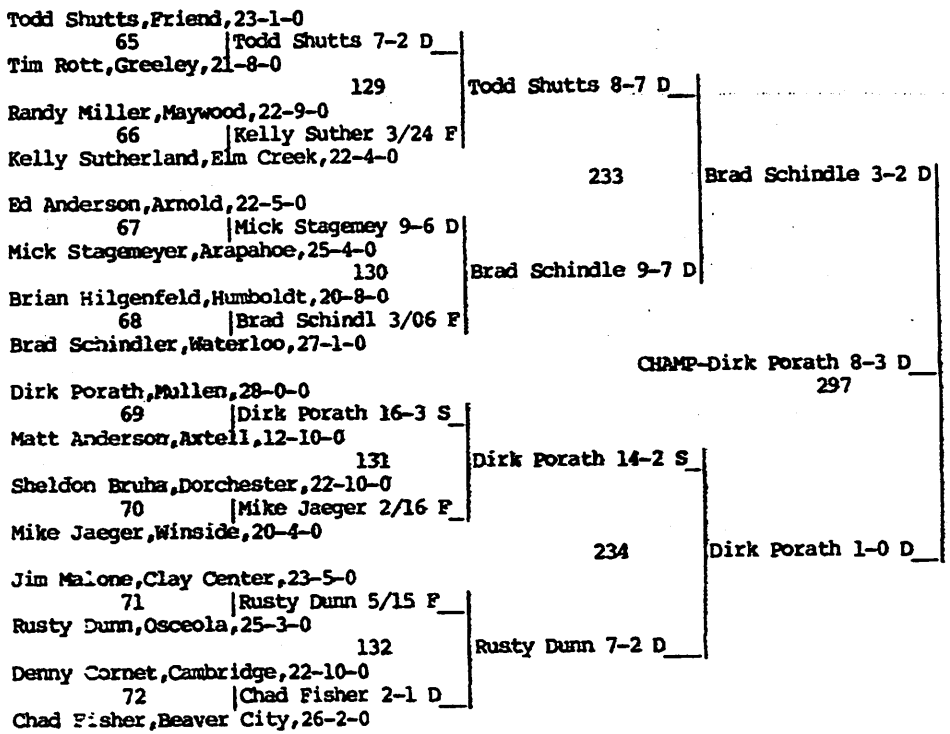


### CONSOLATION BRACKET 155 LBS. CLASS

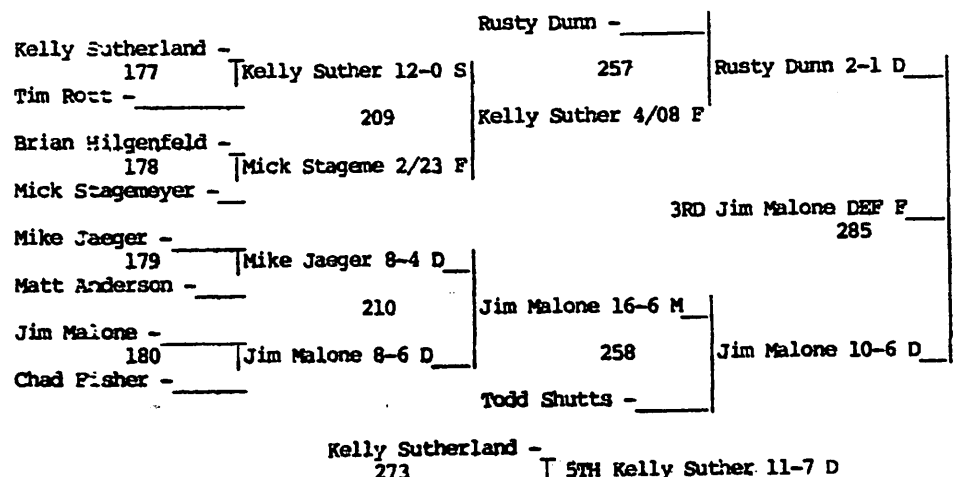


## 1985 CLASS D STATE

### CHAMPIONSHIP BRACKET 167 LBS. CLASS




### CONSOLATION BRACKET 167 LBS. CLASS

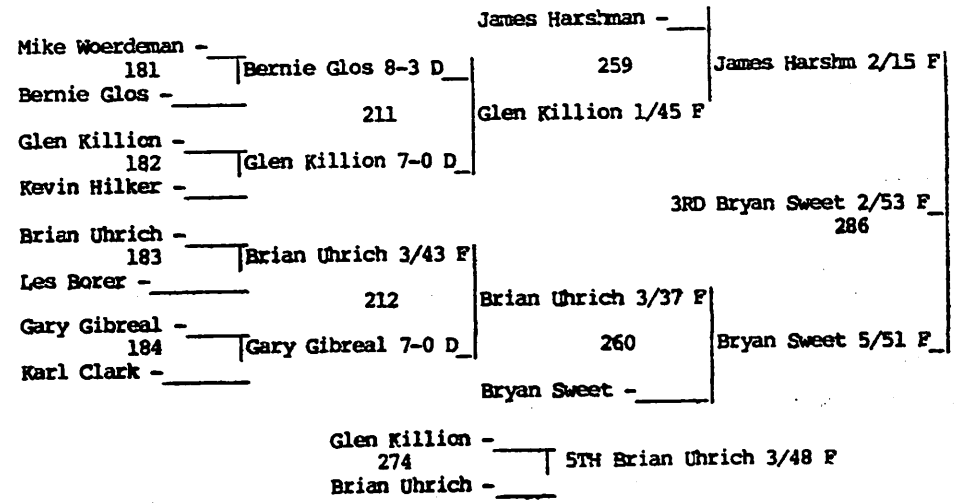

1985 CLASS D STATE

CHAMPIONSHIP BRACKET 185 LBS. CLASS




CONSOLATION BRACKET 185 LBS. CLASS




1985 CLASS D STATE

CHAMPIONSHIP BRACKET UNL LBS. CLASS




CONSOLATION BRACKET UNL LBS. CLASS

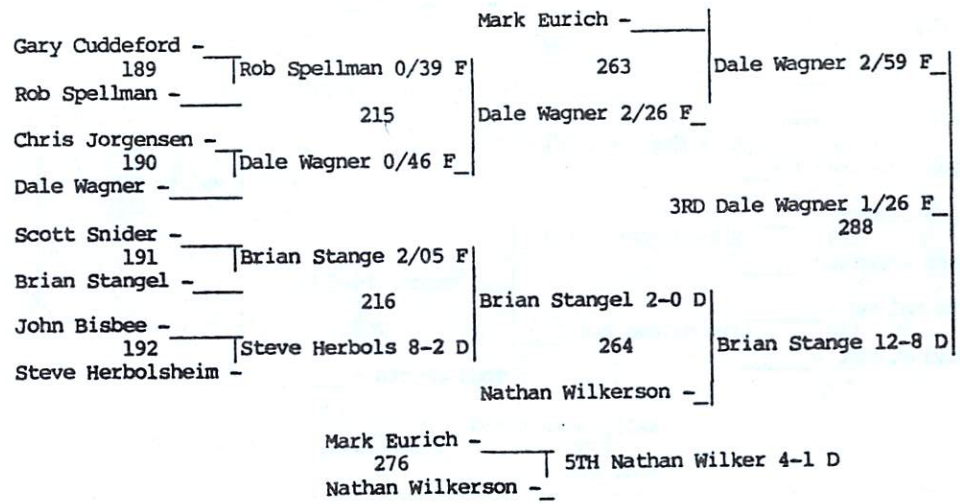

1986

B-7 SUB-DISTRICT

# WRESTLING TOURNAMENT

AT THE

COZAD HIGH SCHOOL GYM

## TUESDAY, FEBRUARY 11

## 3:30 P.M.

TOURNAMENT WILL RUN CONTINUOUS WITH SHORT BREAKS
USING THREE MATS THROUGH THE ENTIRE TOURNAMENT

MAT ONE ----- 98 LB., 105 LB., 112 LB., & 118 LB.

MAT TWO ----- 126 LB., 132 LB., 138 LB., & 145 LB.

MAT THREE ---- 155 LB., 167 LB., 185 LB,, & HWT.

ADMISSION: ALL DAY ADULTS - $5.00 --- STUDENTS - $4.00
FINALS ONLY ---- $2.50 --- STUDENTS - $2.00
(7:00 P.M. ON)
--- NO SINGLE SESSION TICKETS ---

## PARTICIPATING TEAMS

| | | | |
|---|---|---|---|
| COZAD | GIBBON | GOTHENBURG | HOLDREGE |
| IMPERIAL | LEXINGTON | McCOOK | MINDEN |

B-7 SUB-DISTRICT

MEET DIRECTOR ..... BILL ISRAELSON

ANNOUNCER ..... BILL GETTMAN

SCORER & MATCH ASSIGNMENTS ..... GARY MORROW

HEAD SCOREKEEPER ..... TIM HANSEN

---

| SCHOOLS | COACHES |
|---|---|
| COZAD | JIM BONESTEEL |
| GIBBON | ROD WIETJES |
| GOTHENBURG | BRIAN BREDE |
| HOLDREGE | GAIL BECKSTEAD |
| IMPERIAL | LaVERN PHELPS |
| LEXINGTON | AL SHIRLEY |
| McCOOK | DAVE GORDON |
| MINDEN | PHILLIP HOYT |

---

OFFICIALS

PETE BURGER -- McCOOK

SCOTT FULTON -- KEARNEY

GARY KEGLEY --- KEARNEY

---

PLEASE -- NO FOOD OR DRINK IN THE GYM

ALL PARENTS & FANS MUST STAY ON NORTH BLEACHERS

B-7 SUBDISTRICT

CHAMPIONS BRACKET 98 LBS. CLASS




CONSOLATION BRACKET 98 LBS. CLASS



B-7 SUBDISTRICT

CHAMPIONS BRACKET 105 LBS. CLASS




CONSOLATION BRACKET 105 LBS. CLASS



B-7 SUBDISTRICT

CHAMPIONS BRACKET 112 LBS. CLASS




CONSOLATION BRACKET 112 LBS. CLASS



B-7 SUBDISTRICT

CHAMPIONS BRACKET 119 LBS. CLASS




CONSOLATION BRACKET 119 LBS. CLASS



B-7 SUBDISTRICT

CHAMPIONS BRACKET 126 LBS. CLASS




CONSOLATION BRACKET 126 LBS. CLASS

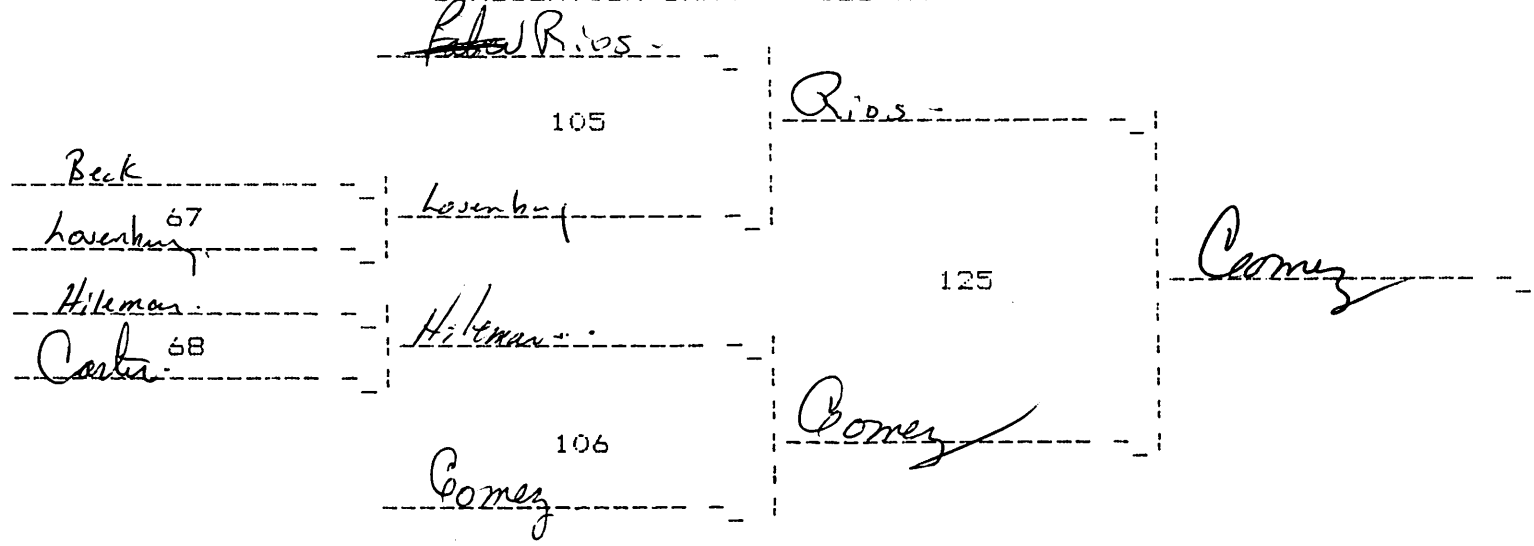

B-7 SUBDISTRICT

CHAMPIONS BRACKET 132 LBS. CLASS




CONSOLATION BRACKET 132 LBS. CLASS



# B-7 SUBDISTRICT

## CHAMPIONS BRACKET 138 LBS. CLASS




## CONSOLATION BRACKET 138 LBS. CLASS

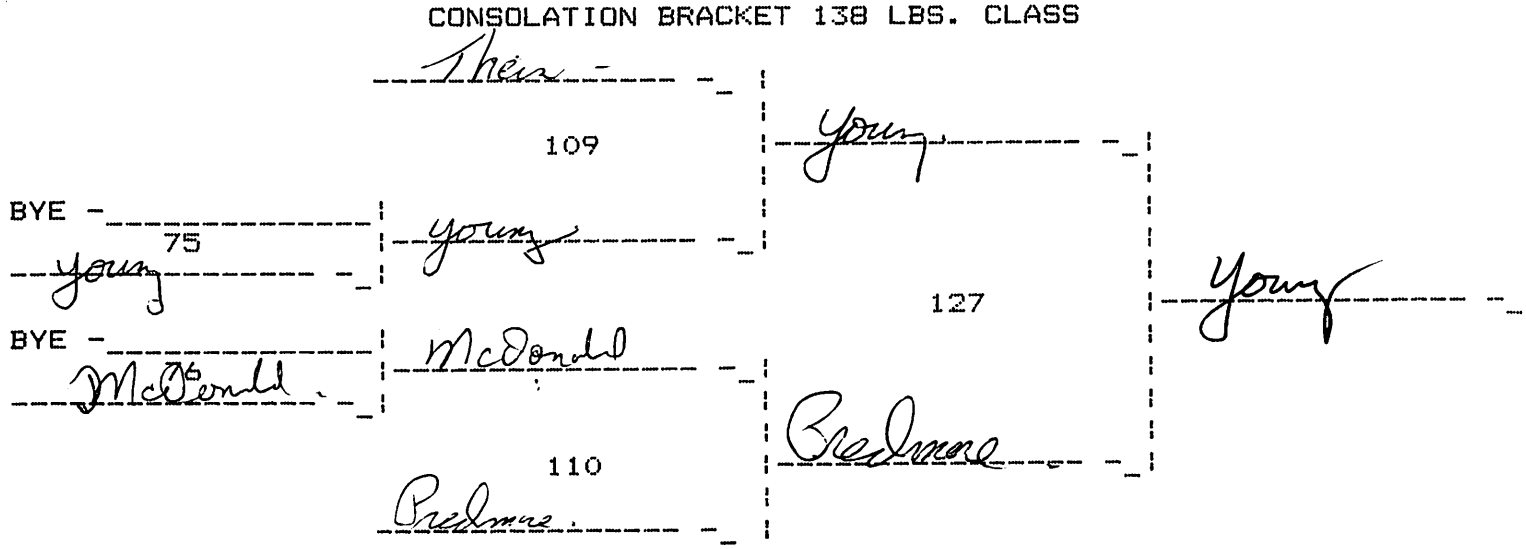

B-7 SUBDISTRICT

CHAMPIONS BRACKET 145 LBS. CLASS




CONSOLATION BRACKET 145 LBS. CLASS

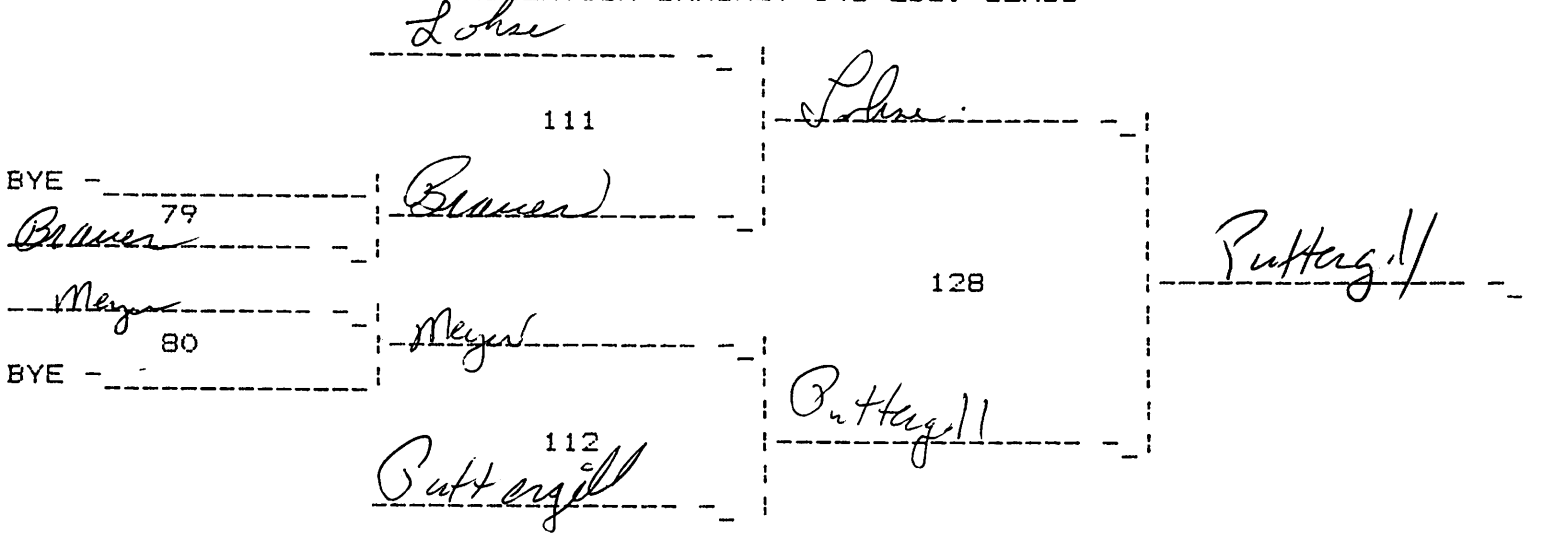

B-7 SUBDISTRICT

CHAMPIONS BRACKET 155 LBS. CLASS




CONSOLATION BRACKET 155 LBS. CLASS



B-7 SUBDISTRICT

CHAMPIONS BRACKET 167 LBS. CLASS




CONSOLATION BRACKET 167 LBS. CLASS



# B-7 SUBDISTRICT

## CHAMPIONS BRACKET 185 LBS. CLASS




## CONSOLATION BRACKET 185 LBS. CLASS



# B-7 SUBDISTRICT

## CHAMPIONS BRACKET HWT LBS. CLASS




## CONSOLATION BRACKET HWT LBS. CLASS



# RULES FOR HIGH SCHOOL WRESTLING

There shall be three two-minute periods unless one wrestler sceures a fall before termination of any two-minute period.

FIRST PERIOD - Both wrestlers start from a standing position. Each wrestler tries to gain control of the other by taking him down and maintaining a position of advantage.

SECOND PERIOD - Wrestlers start from referee's position. Offensive wrestler is on the top and has position of advantage. He attempts to break down defensive wrestler and secure a fall. Defensive wrestler attempts to gain a neutral position.

THIRD PERIOD - This period also starts from the referee's position. the wrestler who was in defensive position at the beginning of the second period is now placed in position of advantage and vice-versa.

## SCORING - THE POINT SYSTEM

### PART 1 - "MAT" POINTS

TAKE DOWN - 2 points: When a wrestler takes his opponent to the mat from a standing or neutral position and is able to maintain position of advantage.

REVERSAL - 2 points: When the defensive wrestler manages to free himself and get into a neutral position.

NEAR FALL - 2 points: Offensive wrestler has control of his opponent in a pinning situation and (1) both shoulders of the defensive wrestler are held within four inches of the mat or less for one full second, or (2) when one shoulder is touching the mat, and the other shoulder is held at an angle of 45 degrees or less for one second.

THREE POINTS: When the criteria for a 2-point near fall has been met uninterrupted for five seconds.

INFRACTIONS - 1 or 2 points: To the offended wrestler when his opponent uses an illegal hold, unnecessary roughness or abusive language.

### PART II - "TEAM" SCORING

| | | | |
|---|---|---|---|
| FIRST PLACE | 14 POINTS | FALL | 2 POINTS |
| SECOND PLACE | 10 POINTS | DEFAULT | 2 POINTS |
| THIRD PLACE | 7 POINTS | FORFEIT | 2 POINTS |
| FOURTH PLACE | 4 POINTS | DISQUALIFICATION | 2 POINTS |
| | | ADVANCEMENT CAHMP. BRACKET | 2 POINTS |
| | | CONSOLATION BRACKET | 1 POINT |
| | | SUPERIOR DECISION<br>WIN BY 12 PT. OR MORE | 1 POINT |
| | | MAJOR DECISION<br>WIN BY 8 - 11 POINTS | ½ POINT |



# Haymaker Boosters

DAIRY QUEEN BRAZIER
EVANS FROZEN BAKERY
BILL & SANDY GETTMAN
L & W SERVICE CENTER
MEAD LUMBER OF COZAD
PRINCESS & THE CHAMP
KEN & SARALYN PARISH
RON & BARB RITTERBUSH
NORM & ESTHER NIERMAN
BILL & DEBE ISRAELSON
ALLEN & MAXINE WRIGHT
RICH & NANCY LINDEMAN
JENSEN'S GIFT & PAINT
BOB'S BETTER BUILDERS
CONTINENTAL GRAIN CO.
DICK & BEV KRUSHENISKY
COZAD FLORAL & NURSERY
DR. MIKE & FRED HECOX
JEFF & SUSIE CORNELIUS

JO FOGED
FOOD TOWN
BAUER'S 66
MONROE AUTO
DUANE FRITZ
CUT & STYLE
HOWELL LUMBER
R.A. SITORIUS
COACH'S CORNER
COAST TO COAST
COZAD FASHIONS
ZOOK'S WELDING
DR. JAMES ACKER
ANDERSON STUDIO
CENTURY STYLING
COZAD AUTO BODY
COZAD TELEPHONE
ROD & WANDA KOCH
BRUCE HART ATTY.
KATHERINE SHEETS
McCOY'S PHARMACY
STRAWBERRY PATCH
HI-GAIN FEED LOT

BILL & PATSY KOCH
BUD & JENNIE YORK
MIKE & LEANN KARR
NAN'S HEADHUNTERS
WAYNES SHOE STORE
F & S SAUSAGE CO.
FRAZIER'S JEWELRY
RUSS & KAREN HOLEN
FIRST BANK & TRUST
ROY & GLORIA WOLDT
BOB & MELANIE NUTT
FIVE STAR FLOORING
HAYMAKER DRIVE INN
SHOOP'S CORK & CAP
BELLAMY GRAIN CORP.
BOB & DEB KLOEPPING
TOM & MARY FLANAGAN
CIRCLE S RESTAURANT
TIM & BONNIE HANSEN
RANDY & FRONJA PECK
MARK TIETSORT DNST.
GARY & SANDY WARING
HENNEK'S TRUE VALUE

VERN & LARAINE CULLERS
VALLEY VENDING SERVICE
LARRY & CONNIE BRATTON
TRUSDALE & TRUSDALE PC
JERRY & FREDDIE TICKLE
McNALLY & KEZEOR CPA'S
MR. & MRS. R.R. GARNER
BERRECKMAN & BERRECKMAN
NATHAN & ALEX ISRAELSON
WENDELL & LOIS ATCHISON
THOMPSON SERVICE AGENCY
MR. & MRS. BILL WIGGINS
PHIL HANSEN CONSTRUCTION
COZAD STATE BANK & TRUST
CLAUDE & KAREN BERRECKMAN
MARY S POCKETFUL OF POSIES
JOHNSON TV & RADIO SERVICE
DR. OLIVER HOLBEIN & FAMILY

GARY WILCHER WOODMAN INSURANCE
WESTERN REAL ESTATE & INSURANCE
GENE DICKEY LEXINGTON MEMORIALS

COZAD HAYMAKERS

COZAD HAYMAKERS

Wt. Class 98

John Wiemers (STP)
Bye
John Wiemers (STP)
Bye
Jarid Childears (HER)
Jarid Childers (HER)
John Wiemers (STP) 1st (pin :35)
Bye
Bye
Bye
3rd

Wt. Class 105

Mike Fought (OSH)
Troy Derra (STP)
Mike Fought (OSH) 9-2
Bye
Bobby McClellen (HER)
Bobby McClellen (HER)
Mike Fought (OSH) 1st (10-6)
Troy Derra (STP)
Troy Derra (STP)
Bye
3rd

Wt. Class 112

Craig Vincent (OSH)
John Pankonin (IMP)
Craig Vincent (OSH) pin 5:52
Bye
Jason Langford (STP)
Jason Langford (STP)
Jason Langford (STP) 1st (pin 3:55)
John Pankonin (IMP)
John Pankonin (IMP)
Bye
3rd

Wt. Class 119

Jason McNair (IMP)
Mark Riedel (OSH)
Mark Riedel (OSH) 9-4
Bye
Boomer Nida (STP)
Boomer Nida (STP)
Mark Riedel (OSH) 1st (pin 4.36)
Jason McNair (IMP)
Jason McNair (IMP)
Bye
3rd

Wt. Class 126

Steve Folchert (STP)
Jason Walters (HER)
Dave Lovenburg (IMP)
Troy Arstingstall (OSH)

Steve Folchert (SP) pin 4:54
Troy Arstingstall (OSH) 9-4

Steve Folchert (SP) 9-3
Dave Lovenburg (IMP) 7-0

Steve Folchert 1st (SP)
Dave Lovenburg (IMP) 3rd
Jason Walters (HER)
Dave Lovenburg (IMP)

Wt. Class 132

Dave Piper (STP)
Terje Dahl (HER)
Dave German (IMP)
Tom Coats (OSH)

Dave Piper (STP) pin 3:06
Dave German (IMP) pin 2:59

Dave Piper (STP) pin 5:20
Terje Dahl (HER) pin 2:15

Dave Piper 1st (STP)
Terje Dahl (HER) 3rd
Terje Dahl (HER)
Tom Coats (OSH)

Wt. Class 138

Ty Gray (OSH)
Kevin McDonald (IMP)
Craig Jameson (HER)
Jeff Cooper (STP)

Kevin McDonald (IMP) pin 5:37
Jeff Cooper (STP) 10-6

Jeff Cooper (STP) pin 1:33
Craig Jameson (HER) forfeit

Jeff Cooper 1st (STP)
Craig Jameson (HER) 3rd
Ty Gray (OSH)
Craig Jameson (HER)

Wt. Class 145

Dan Matthews (OSH)
Chuck Sprague (STP)
Brad Brauer (IMP)
Chad Hudson (HER)

Dan Matthews (OSH) 7-2
Chad Hudson (HER) pin 2:40

Dan Matthews (OSH) 16-1
Brad Brauer (IMP) DQ

Dan Matthews 1st (OSH)
Brad Brauer (IMP) 3rd
Chuck Sprague (STP)
Brad Brauer (IMP)

Proposed JV matches:

5:00
112 Pat Beran vs Eric Lookabill STP
126 Dave Oxford IMP vs Mike Schneider STP
Jim Bush - 126 ~~Jason Walters~~ HER vs Paul Davis OSH
138 Shane Toll STP vs. ~~Bob Mendenhall IMP~~ Dave Hoatson
145 ~~Dave Hoatson HER~~ vs. Kevin McGahan STP
145 Bob Ramaekers STP vs. Blaine Peterson IMP
167 Tyler Glissman OSH vs Tony Ferris STP

AFTER OPENING ROUND

Rory Kostman
105 ~~Choan Liewer~~ HER vs. Tim Outson OSH
105 Scott Plog OSH vs. ~~Rory Kostman HER~~ ~~[illegible]~~ Choan Liewer -
~~112 Pat Beran IMP vs. [illegible] OSH~~
119 Eric Lookabill STP vs. Kinley Cotent IMP
119 Randy Barker STP vs Josh Arstingstall OSH
126 Mike Schneider STP vs. Fred Schuff OSH
132 Scott Burkey HER vs. J. J. Ranck STP
~~138 Bob Mendenhall IMP vs. Ted Torres STP~~
145 Blaine Peterson IMP vs. ~~Dan Ormsbee STP~~ Kevin McGahan - STP's
155 Joe Campbell HER vs. Ron Moffat OSH
155 Jody Friemel IMP vs. Jeff Boyd ~~IMP~~ OSH
155 Kevin Dodson STP vs. Greg Cooper OSH
167 ~~Brian Hamil COR IMP~~ vs. Tony Ferris STP
167 Mike Van Vleet IMP vs -
~~145 Dave Hoatson~~ -

Wt. Class 155

Steve Ramaekers (STP)
Dale Duggan (HER)
Wayne Spickelmeier (IMP)
Mike Riedel (OSH)

Steve Ramaekers (STP) 8-2
Mike Riedel (OSH) 9-0
Wayne Spickelmeier (IMP) 4-0
Mike Riedel (OSH) 13-2

1st Mike Riedel (OSH)
3rd Dale Duggan (HER)
Wayne Spickelmeier (IMP)

Wt. Class 167

Doug Steffes (STP)
Brian Hamilton (IMP)
Russ Yetter (OSH)
Sam Park (HER)

Doug Steffes (STP) pin 1:36
Doug Steffes (STP) pin 1:09
Russ Yetter (OSH) 6-0
Sam Park (HER) pin 3:41

1st Doug Steffes (STP)
3rd Brian Hamilton (IMP)
Sam Park (HER)

Wt. Class 185

Matt Davis (OSH)
Scott Butrick (HER)
Mark Dodson (STP)
Jeff Bubak (IMP)

Matt Davis (OSH) pin 1:13
Mark Dodson (STP) pin 1:45
Matt Davis (OSH) pin 1:19
Jeff Bubak (IMP) pin 2:21

1st Matt Davis (OSH)
3rd Jeff Bubak (IMP)
Scott Butrick (HER)
Jeff Bubak (IMP)

Wt. Class HWT

Scott Pell
Bye
Bye
Bye

Scott Pell
Bye
Scott Pell (STP)
Bye
Bye

1st Scott Pell (STP)
3rd Bye
Bye

| School | 98 (2+10+Pin win) | 105 | 112 | 119 (4 loss) | 126 | 132 | 138 | 145 | 155 | 167 | 185 | Hwt | Total |
|---|---|---|---|---|---|---|---|---|---|---|---|---|---|
| HERSHEY | 10 / 10 | 10 / 20 | — / 20 | — / 20 | 4 / 24 | 4 / 28 | 4 / 32 | 2+10+2 / 46 | 4 / 50 | 4 / 54 | 4 / 58 | — / 58 | 58 |
| IMPERIAL | — / 0 | — / 0 | 4 / 4 | 4 / 8 | 4 / 12 | 2+10+2 / 26 | 2+10+2 / 40 | 4 / 44 | 4 / 48 | 4 / 52 | 4 / 56 | — / 56 | 56 |
| Oshkosh | — / 0 | 2+10 / 12 | 2+10+2 / 26 | 2+10 / 38 | 2+10 / 50 | 4 / 54 | 4 / 58 | 2+10 / 70 | 2+10+½ / 82½ | 2+10 / 94½ | 2+10+2 / 108½ | — / 108½ | 108½ |
| ST. PATS | 10 / 10 | 4 / 14 | 10 / 24 | 10 / 34 | 2+10+2 / 48 | 2+10+2 / 62 | 2+10 / 74 | 4 / 78 | 2+10 / 90 | 2+10+2 / 104 | 2+10+2 / 118 | 10 / 128 | 128 |
| 4+Pin=Bye win 3+Pin win HERSHEY | 0 / 0 | x 0 / 0 | — / 0 | — / 0 | 0 / 0 | 3+2 / 5 | 3+2 / 10 | 0 / 10 | 0 / 10 | 3+2 / 15 | 0 / 15 | — / 15 | 58 / 15 / 73 |
| IMPERIAL | — / 0 | — / 0 | 3 / 3 | 3 / 6 | 3 / 9 | 0 / 9 | 0 / 9 | 3+2 / 14 | 3 / 17 | 0 / 17 | 3+2 / 22 | — / 22 | 56 / 22 / 78 |
| Oshkosh | — / 0 | 4 / 4 | 0 / 4 | 4+2 / 10 | 0 / 10 | 0 / 10 | 0 / 10 | 4+2 / 16 | 4+½ / 20½ | 0 / 20½ | 4+2 / 26½ | — / 26½ | 108½ / 26½ / 135 |
| ST. PATS | 4+2 / 6 | 3 / 9 | x 4+2+2 / 17 | x 0 / 17 | 4 / 21 | 4+2 / 27 | 4+2 / 33 | 0 / 33 | 0 / 33 | 4+2 / 39 | 0 / 39 | 4 / 43 | 128 / 43 / 171 |

# The Cambridge "Trojans"



CAMBRIDGE WRESTLERS - Front row left to right: Travis Arnold, Palle Johansen, Jim Phillips, Denny Cornett, Lavern Banzhaf, Clayton Hampton, Keith Roberts. 2nd row: J.D. Raburn, Bill Hanna, Tim Sexton, Gordon Collicott, Mike Jorgensen, Bob Fries, Chris Eisenhart. Back row: Coach Dennis Wahlmeier, Troy Mousel, Rick Sayer, Virgil Banzhaf, Dana Hlvinka, Kelly Niemeier [student Mgr.], Jon Davis, Asst. Coach. [Student Mgr. Sheryl Stine not pictured]

WRESTLING





Holiday Greetings

**Program Compliments Of . . . . . .**

CSB CAMBRIDGE STATE BANK CSB
CAMBRIDGE, NEBRASKA 69022

98 lb.

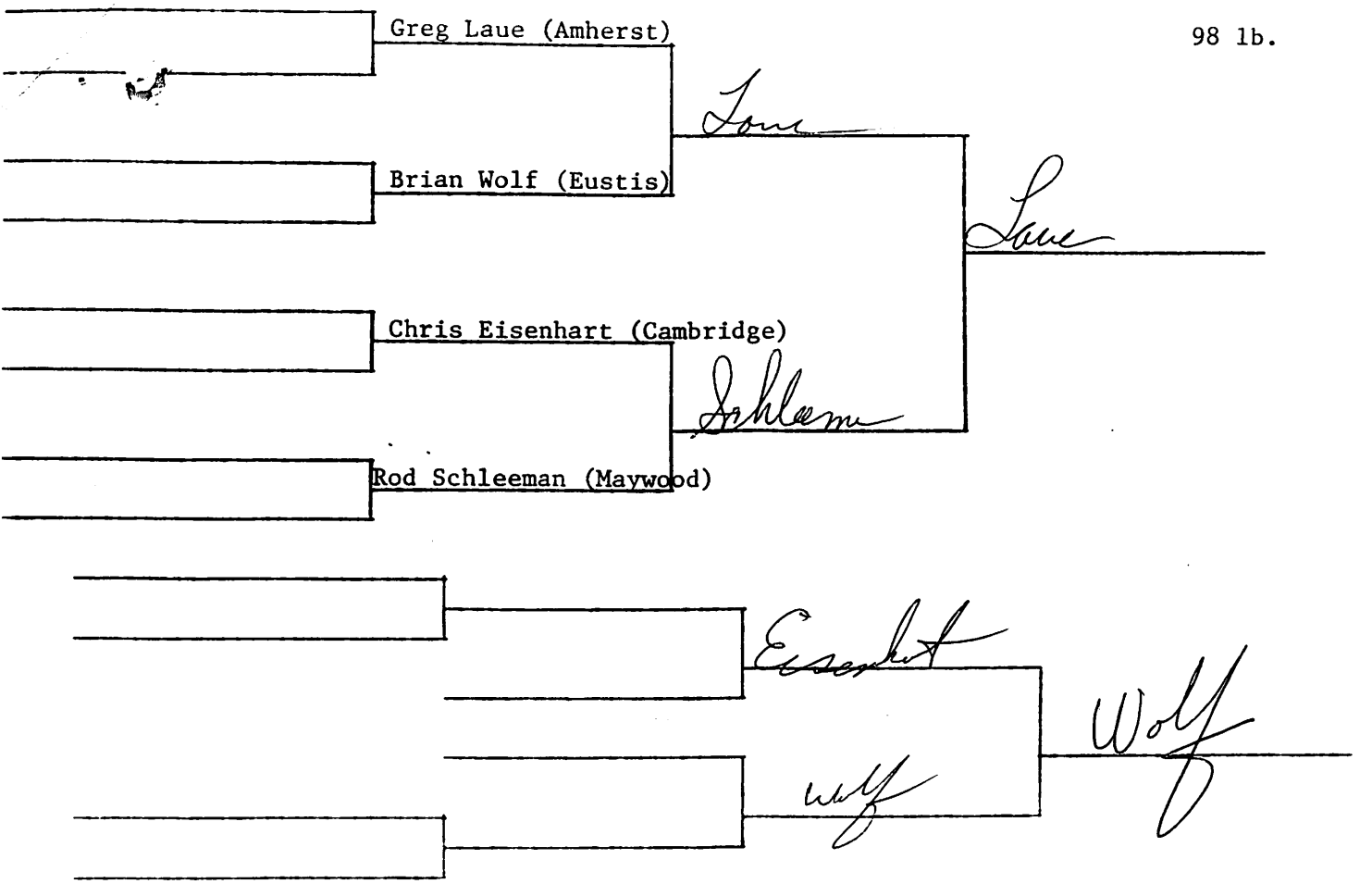
Greg Laue (Amherst)
Brian Wolf (Eustis)
Chris Eisenhart (Cambridge)
Rod Schleeman (Maywood)
Laue
Schleeman
Eisenhart
Wolf
Wolf

105 lb.


Johnny Sattler (Bertrand)
BYE
Nick Lind (Elwood)
Craig Hoselton (Eustis)
Matt Waugh (Elm Creek)
BYE
BYE
Dana Hlavinka (Cambridge)
Sattler
Hoselton
Waugh
D Hlavinka
Sattler
Hlavinka
Bye
Lind
Lind
Waugh
Hoselton
Bye
Bye
Lind
Hoselton
Lind

112 lb.

John Pankonin (Imperial)

Palle Johansen (Cambridge)

Corey Bergt (Amherst)

Teague Sutherland (Elm Creek)

Randall LaVene (Bertrand)

Troy Meritt (Maywood)

Bye

Jason Lamprecht (Oxford)

119 lb.

Jason McNair (Imperial)

Shawn Swartwood (Elm Creek)

Clint Debban (Elwood)

Tim Sexton (Cambridge)

Jim Phillippi (Bertrand)

Shannon Rupe (Eustis)

BYE

Kurt Jensen (Maywood)

Bye

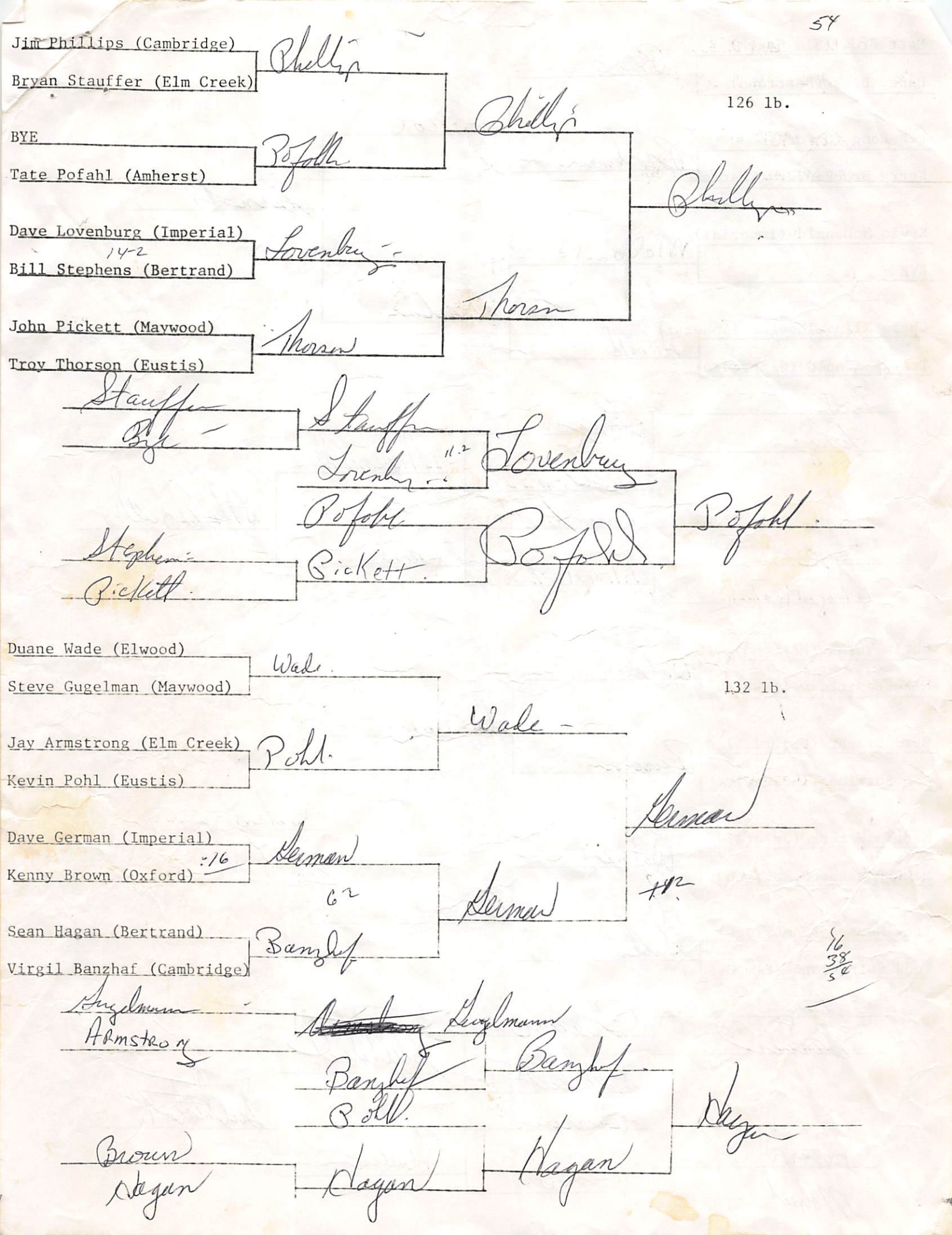
Jim Phillips (Cambridge)
Bryan Stauffer (Elm Creek)
126 lb.
BYE
Tate Pofahl (Amherst)
Dave Lovenburg (Imperial)
Bill Stephens (Bertrand)
John Pickett (Maywood)
Troy Thorson (Eustis)
Duane Wade (Elwood)
Steve Gugelman (Maywood)
132 lb.
Jay Armstrong (Elm Creek)
Kevin Pohl (Eustis)
Dave German (Imperial)
Kenny Brown (Oxford)
Sean Hagan (Bertrand)
Virgil Banzhaf (Cambridge)

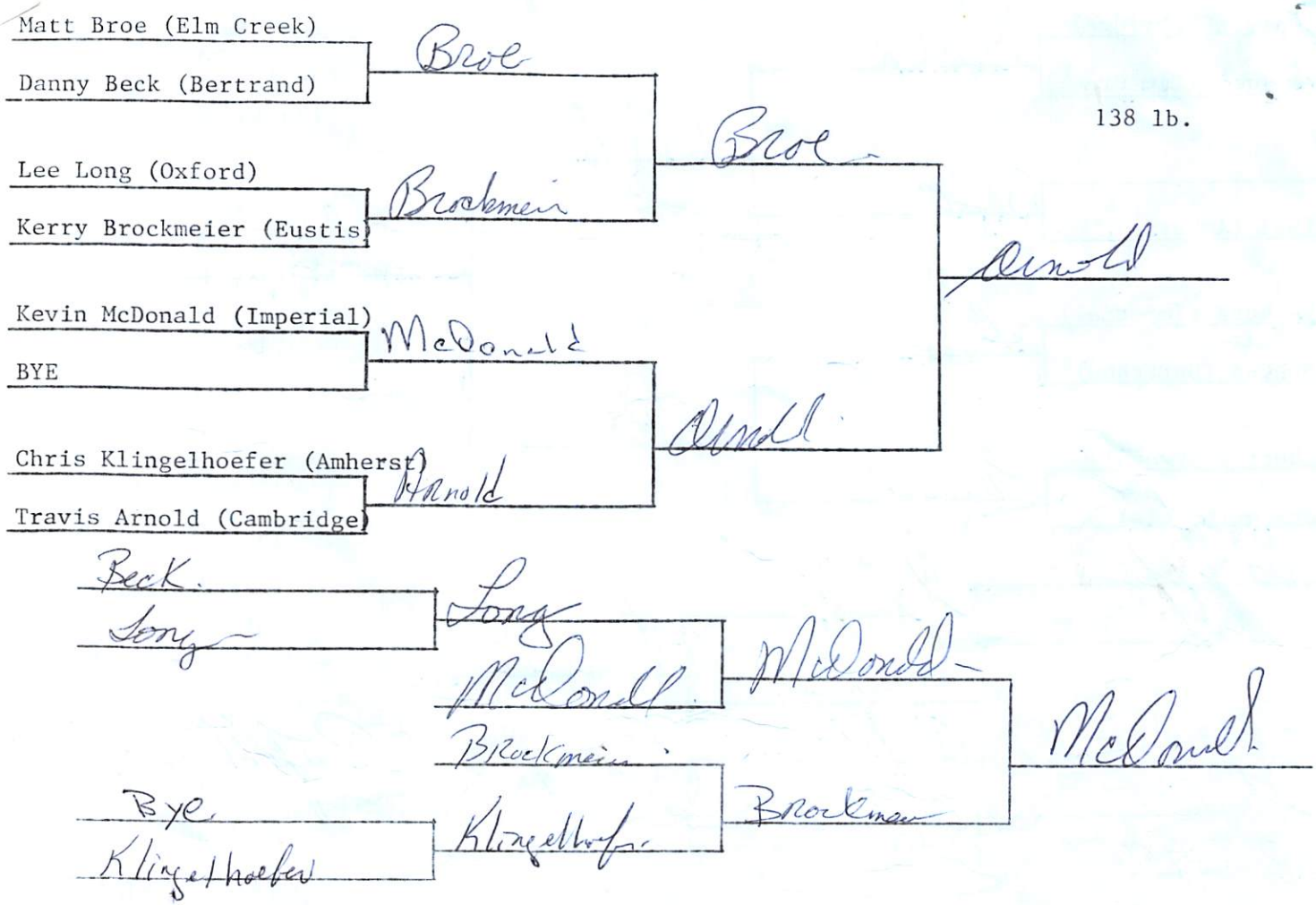
Matt Broe (Elm Creek)
Danny Beck (Bertrand)
Broe
Lee Long (Oxford)
Kerry Brockmeier (Eustis)
Brockmeier
Broe
138 lb.
Arnold
Kevin McDonald (Imperial)
BYE
McDonald
Arnold
Chris Klingelhoefer (Amherst)
Travis Arnold (Cambridge)
Arnold
Beck
Long
Long
McDonald
McDonald
Brockmeier
McDonald
Bye
Klingelhoefer
Klingelhoefer
Brockman


Chris Votaw (Maywood)
Mike Easterday (Eustis)
Votaw
Brad Brauer (Imperial)
Bob Burrious (Elwood)
Burrious
Votaw
145 lb.
Votaw
Martin Waters (Oxford)
Matt Roesener (Bertrand)
Waters
Troy Mousel (Cambridge)
Todd Sutherland (Elm Creek)
Sutherland
Waters
Easterday
Brauer
Brauer
Sutherland
Sutherland
Sutherland
Burrious
Roesner
Mousel
Roesner
Burrious


Denny Cornett (Cambridge)
Richard Roeder (Amherst)
Cornett
155 lb.
BYE
Wayne Spickelmeier (Imperial)
Spickelmeier
Cornett
Salisbury
Craig Stephens (Bertrand)
Mark Hoban (Elm Creek)
Stephen
Mike Brown (Oxford)
Chris Salisbury (Elwood)
Salisbury
Roeder
Bye
Roeder
Stephen
Roeder
Spickelmeier
Hoban - Brown
Hoban
Spickelmeier
Jeff Sherwood (Oxford)
BYE
Sherwood
167 lb.
Tom Kock (Eustis)
Ron Trampe (Amherst) EC.
Kock
Sherwood
LaVern Banzhaf (Cambridge)
BYE
Banzhaf
Lance Hatfield (Bertrand)
Don De Moss (Elwood)
DeMoss
DeMoss
Bye
Trampe
Banzhaf
Kock
Banzhaff
Bye
Hatfield
Hatfield

116
12
14
14
56

185 lb.

Richard Burrious (Elwood)

Steve Davis (Imperial)

Burrious

Keith Roberts (Cambridge)

Paul Hanson (Bertrand)

Hanson

Burrious

Dave Waters (Oxford)

John Heaston (Elm Creek)

Waters

Dobish

BYE

Mark Dobish (Amherst)

Dobish

Davis

Robert

Roberts

Walter

Walter

Hanson

Hanson

Heaston

Bye

Heaston

Clayton Hampton (Cambridge)

BYE

Hampton

Hampton

Hwt.

Matt Maaske (Bertrand)

Jim Leybold (Elm Creek)

Leybold

Troy Hays (Eustis)

Thad Long (Oxford)

Hays

Jameson

BYE

Curtis Jameson (Amherst)

Jameson

Maaske

Hayes

Leybold

Maaske

Leybold

Tony

# CAMBRIDGE PUBLIC SCHOOLS

Jim Tenopir, Superintendent
Don Stine, Sec. Principal
Bob Fuller, Elem. Principal

Box 100
CAMBRIDGE, NEBRASKA 69022
Phone: 308-697-3322

11-25-85

Athletic Director
Wrestling Coach
Tournament Schools

Gentlemen:

Here is the information for the Cambridge Invitational Wrestling Tournament to be held on December 21, 1985.

1. Weigh-Ins will be held from 9:00-10:00 AM

2. Coaches meeting will begin at 9:00 AM. We will try to seed four wrestlers.

3. Sessions:

| | |
|---|---|
| 10:30 | First round and wrestlebacks |
| 1:00 | Semi-finals and Wrestlebacks |
| 3:30 | Finals and Consolation finals |

There will be four place medals and two team trophies awarded

The teams this year are: Amherst, Bertrand, Cambridge, Elm Creek, Elwood, Eustis, Imperial, Maywood, and Oxford.

There will be a food stand open...but no specific wrestlers meals will be served.

Dressing rooms will be assigned upon your arrival. Each school will be responsible for its own valuables.

Wrestlers, Coaches, Student Managers, and Bus Drivers will be stamped upon arrival.

There will be an entry fee of $30.00. Please mail, or bring it with you.

We do request that your wrestlers keep the liquids from the gym.

Admission will be as follows:

| | |
|---|---|
| $1.50 | per adult session. |
| $1.00 | per student session |
| $4.00 | Tournament tecket adult |
| $2.50 | Tournament ticket student |

Thank you,
Don Stine Don Stine

John
Jason.
Paul.
Dave

98

WT

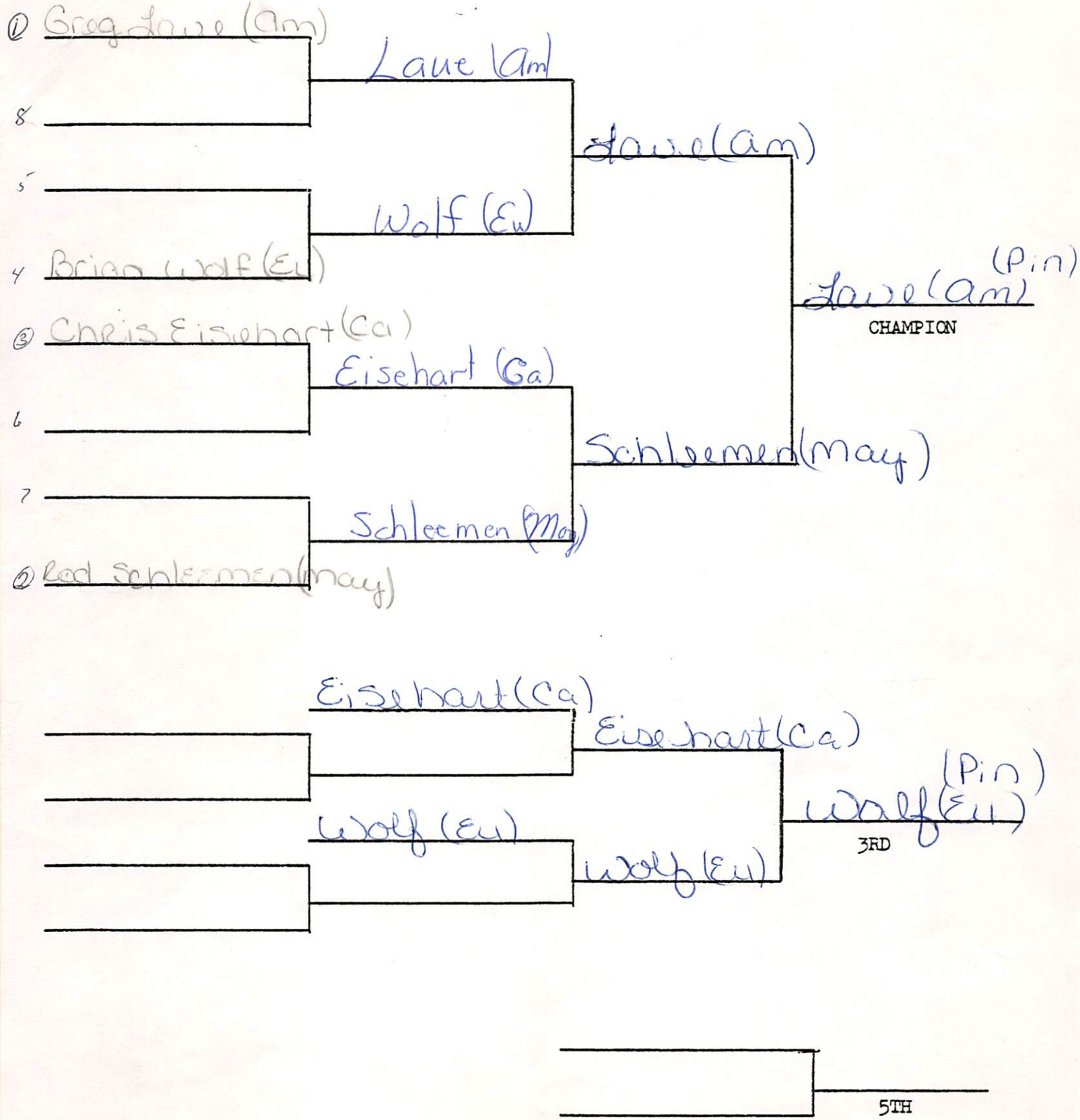

① Greg Lave (Am)
8
Lave (Am)
5
Wolf (Eu)
4 Brian Wolf (Eu)
Lave (Am)
(Pin)
Lave (Am)
CHAMPION
③ Chris Eisehart (Ca)
Eisehart (Ca)
6
Schleemen (May)
7
Schleemen (May)
② Rod Schleemen (May)
Eisehart (Ca)
Eisehart (Ca)
(Pin)
Wolf (Eu)
Wolf (Eu)
Wolf (Eu)
3RD
5TH

112

WT

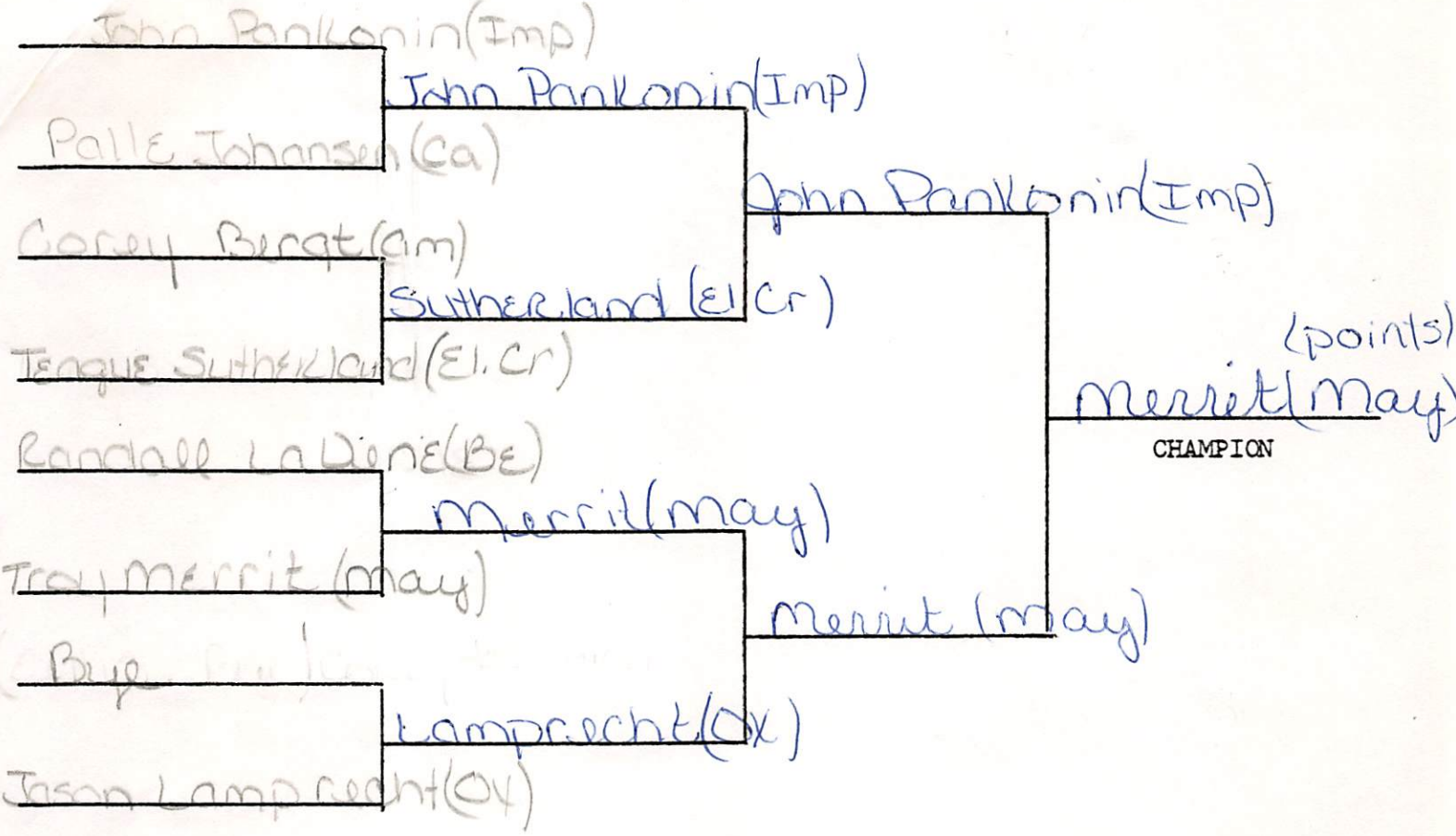
John Pankonin(Imp)
John Pankonin(Imp)
Palle Johansen (Ca)
John Pankonin(Imp)
Corey Berat(Am)
Sutherland (El Cr)
Tenque Sutherland (El. Cr)
(points)
Merrit(May)
CHAMPION
Randall LaDiene(BE)
Merrit(may)
Troy Merrit (may)
Merrit (May)
Bye
Lamprecht(OK)
Jason Lamprecht(OK)

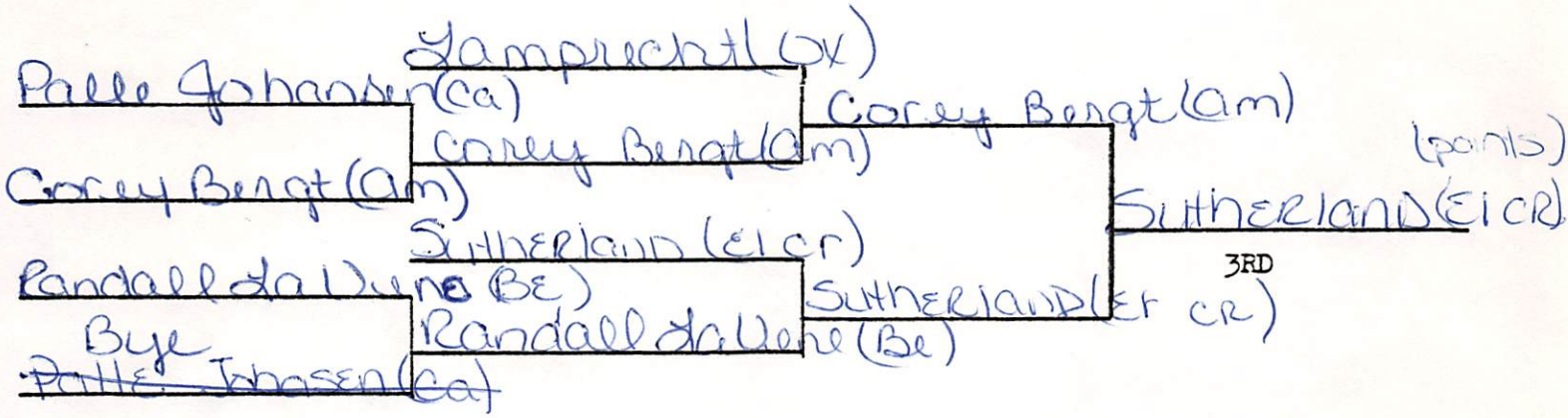
Lamprecht(OK)
Palle Johansen(Ca)
Corey Berat(Am)
Corey Berat(Am)
(points)
Corey Berat(Am)
Sutherland(El Cr)
3RD
Sutherland (El cr)
Randall LaDiene BE)
Sutherland(El Cr)
Bye
Randall LaDiene (Be)
Palle Johansen(Ca)


5TH

105
WT

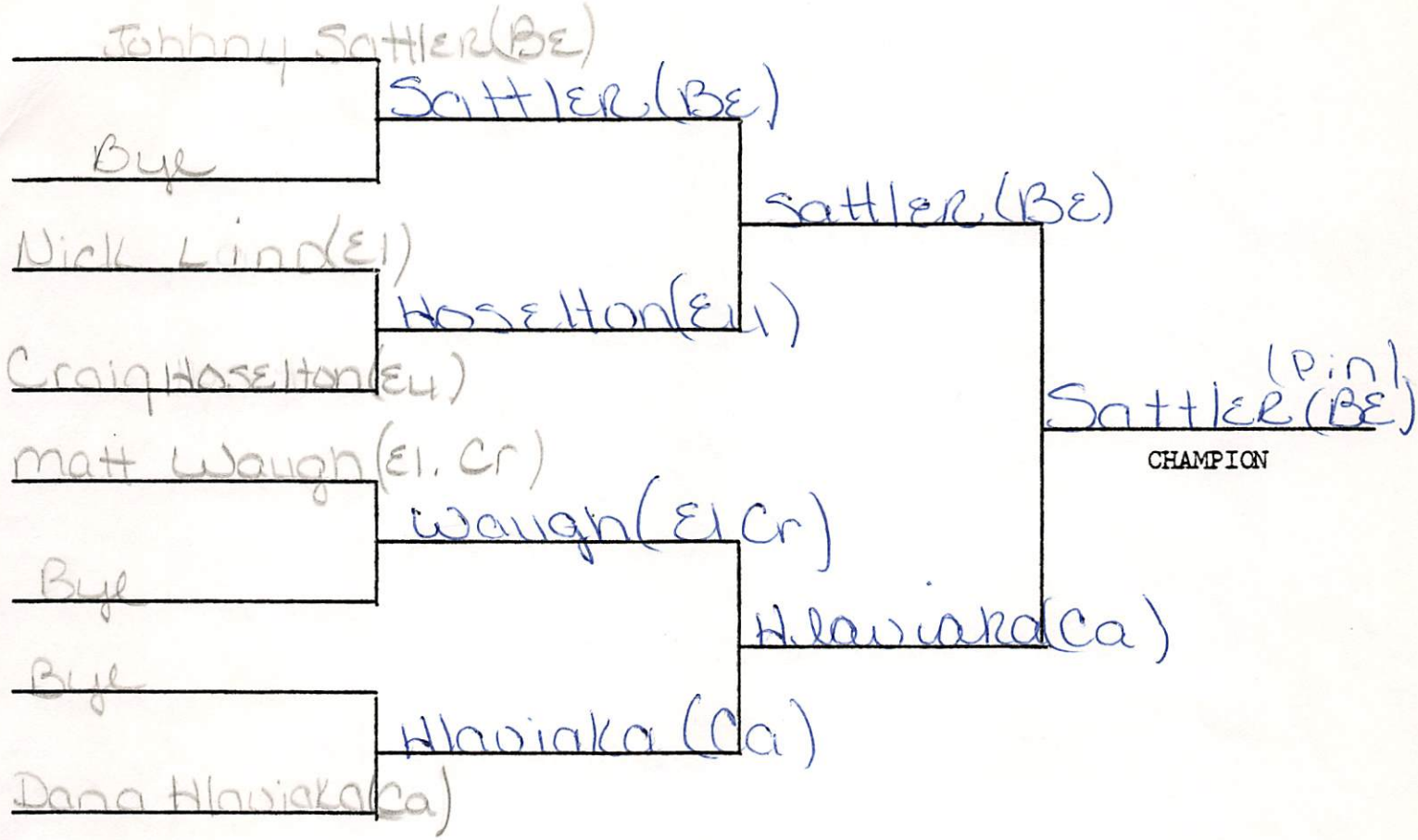
Johnny Sattler (BE)
Sattler (BE)
Bye
Sattler (BE)
Nick Lind (El)
Hoselton (El)
Craig Hoselton (El)
Sattler (BE) (Pin)
CHAMPION
Matt Waugh (El, Cr)
Waugh (El Cr)
Bye
H. Haviaka (Ca)
Bye
Haviaka (Ca)
Dana Haviaka (Ca)

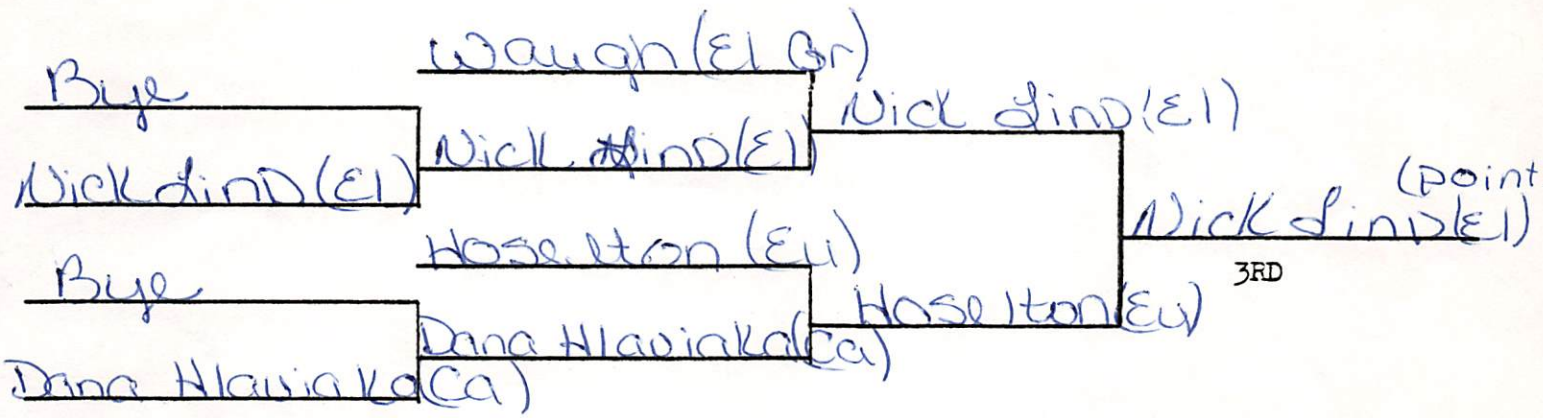
Waugh (El Cr)
Bye
Nick Lind (El)
Nick Lind (El)
Nick Lind (El) (points)
3RD
Hoselton (El)
Bye
Hoselton (El)
Dana Haviaka (Ca)
Dana Haviaka (Ca)


5TH

119

WT


Jason McNair (Imp)
McNair
Shawn Swartwood (El. Cr)
McNair (Pin)
Clint Debbon (El)
Tim Seyton (Ca)
Tim Seyton (Ca)
McNair (Points)
CHAMPION
Jim Phillippi (Be)
Jim Phillippi (Be)
Shannon Rupe (El)
Kurt Jensen (May)
Bye
Kurt Jensen (May)
Kurt Jensen (May)


Jim Phillippi (Be)
Shawn Swartwood (El. Cr)
Jim Phillippi (Be)
Clint Debbon (El)
Clint Debbon (El)
Jim Phillippi (Be)
3RD
Tim Sexton (Ca)
Shannon Rupe (El)
Tim Sexton (Ca)
Shannon Rupe (El)
Kurt Jensen (May)

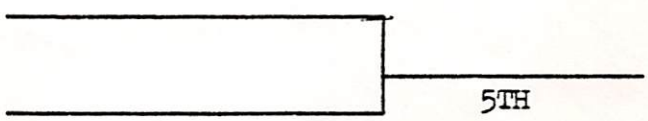
5TH

126

WT

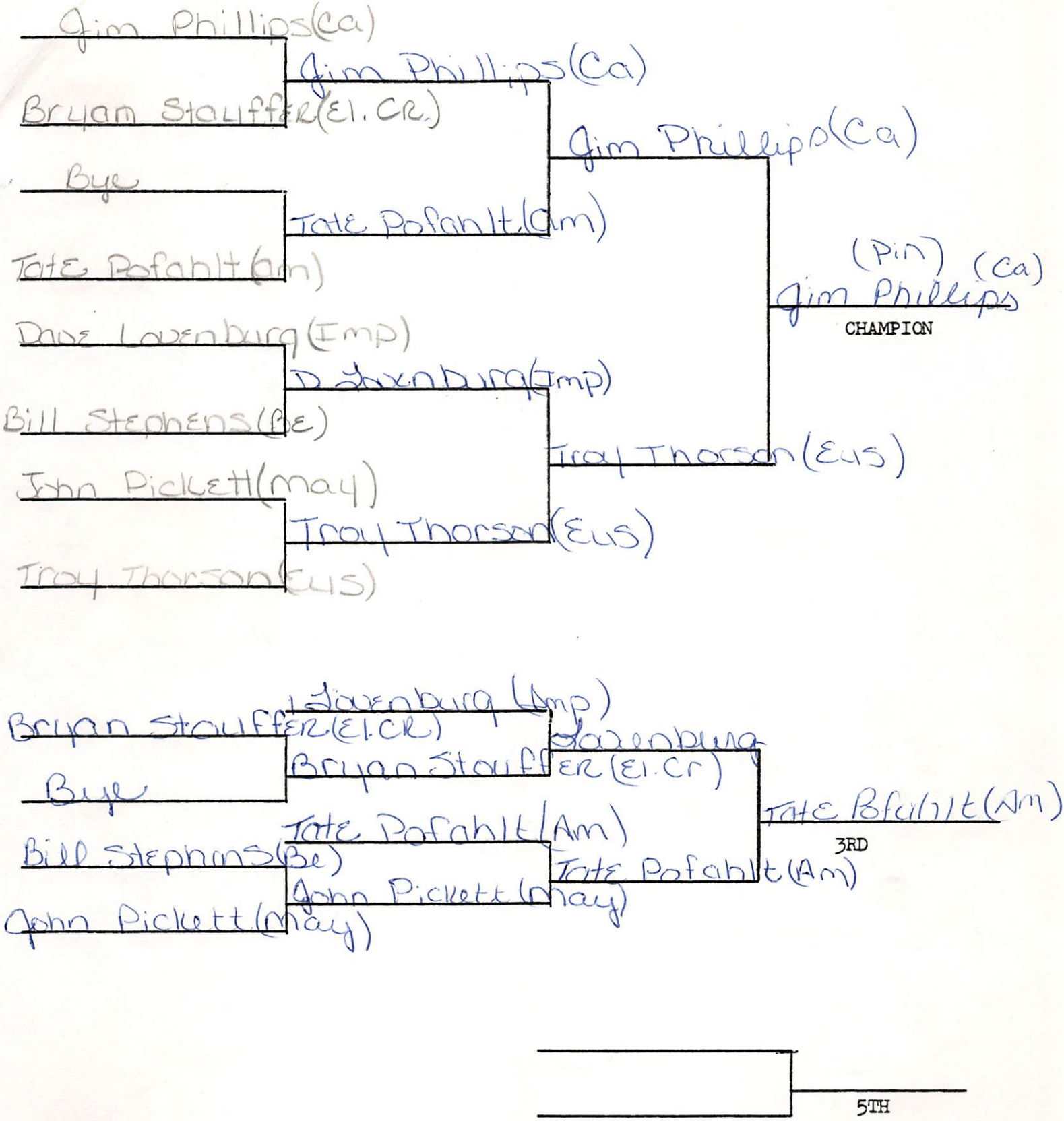
Jim Phillips(Ca)
Jim Phillips(Ca)
Bryan Stauffer(El. CR.)
Jim Phillips(Ca)
Bye
Tate Pofahlt.(Am)
Tate Pofahlt(Am)
(Pin) (Ca)
Jim Phillips
CHAMPION
Dave Lavenburg(Emp)
D Lavenburg(Emp)
Bill Stephens(Be)
Tray Thorson(Eus)
John Pickett(May)
Tray Thorson(Eus)
Tray Thorson(Eus)
Lavenburg (Emp)
Bryan Stauffer(El.CR)
Lavenburg
Bye
Bryan Stauffer(El.Cr)
Tate Pofahlt(Am)
3RD
Tate Pofahlt/Am)
Bill Stephens(Be)
Tate Pofahlt(Am)
John Pickett(May)
John Pickett(May)
5TH

132

WT


Duane Wade(El)
Duane Wade(El)
Steve Gugelman(may)
Duane Wade(El)
Jay Armstrong(El. Cr)
Kevin Pohl(Eli)
Kevin Pohl(Eli)
(overtime)
Dave German(points)
CHAMPION
Dave German(Imp)
Dave German(Imp) Pin :26
Kenny Brown(Ox)
Dave German(Imp)
Sean Hogan(Ber)
Virgil Bonzhaf(Ca)
Virgil Bonzhaf(Ca)


Steve Gugelman(may)
Steve. Gugelman(may)
Virgil Bonzhaf(Ca)
Virgil Bonzhaf(Ca)
(Pin)
Sean Hogan(Be)
Jay Armstrong(El. Cr)
3RD
Kevin Pohl(Eli)
Kenny Braun(Ox)
Sean Hogan(Be)
Sean Hogan(Be)
Sean Hogan(Be)


5TH

138

WT

Matt Broe (El. Cr.)

Matt Broe (El. Cr)

Danny Beck (Be)

Matt Broe (El cr)

Lee Long (Ox)

Kerry Brockmeir (Eu)

Kerry Brockmeir (Eu)

(points)

Travis Arnold (Ca)

CHAMPION

Kevin MacDonald (Imp)

Kevin MacDonald (Imp)

Bye

Travis Arnold (Ca)

Chris Kling (am)

Travis Arnold (Ca)

Travis Arnold (Ca)

Kevin McDonald (Imp)

Danny Beck (Be)

Kevin MacDonald (Imp)

Lee Long (Ox)

Lee Long (Ox)

(points)

Kevin MacDonald

3RD

Kerry Brockmeir (Eu)

Bye

Kerry Brockmeir (Eu)

Chris Kling (am)

Chris Kling (am)

5TH







145

WT


Chris Votaw (may)
Chris Votaw (may)
Mike Easterday (El)
Chris Votaw (may)
Brad Brauer (Imp)
Bob Burrious (El)
Bob Burrious (El)
Chris Votaw (may)
CHAMPION
Martin Waters (OK)
Martin Waters (OK)
Matt Roesener (Be)
Martin Waters (OK)
Troy Mousel (Ca)
Todd Sutherland (El. Cr)
Todd Sutherland (El. Cr.)


Todd Sutherland (El Cr)
Mike Easterday (El)
Todd Sutherland (El cr.)
Brad Brauer (Imp)
Brad Brauer (Imp)
(judge) (points)
Bob Burrious (El)
Todd Sutherland
Matt Roesener (Be)
3RD
(El. cr.)
Bob Burrious (El)
Matt Roesener (Be)
Troy Mousel (Ca)


5TH

155

WT


Denny Cornett(Cam)
Denny Cornett(Cam)
Richard Roeder(Am)
Denny Cornett
Bye
Spick (Imp)
Spick (Imp)
Chris Salisbury (Elw)
CHAMPION
Craig Stephens(Be)
Craig Stephens(Be)
Mark Hoban(El. Cr)
Chris Salisbury (Elw)
Mike Brown(Ox)
Chris Salisbury(Elw)
Chris Salisbury(Elw)
Craig Stephens(Be)
Richard Roeder(Am)
Richard Roeder(Am)
Richard Roeder(Am)
Bye
Spick (points)
3RD
Spick (Imp)
Spick (Imp)
Mark Hoban(El Cr)
Mark Hoban (El Cr)
Mike Brown(Ox)
5TH

167

WT

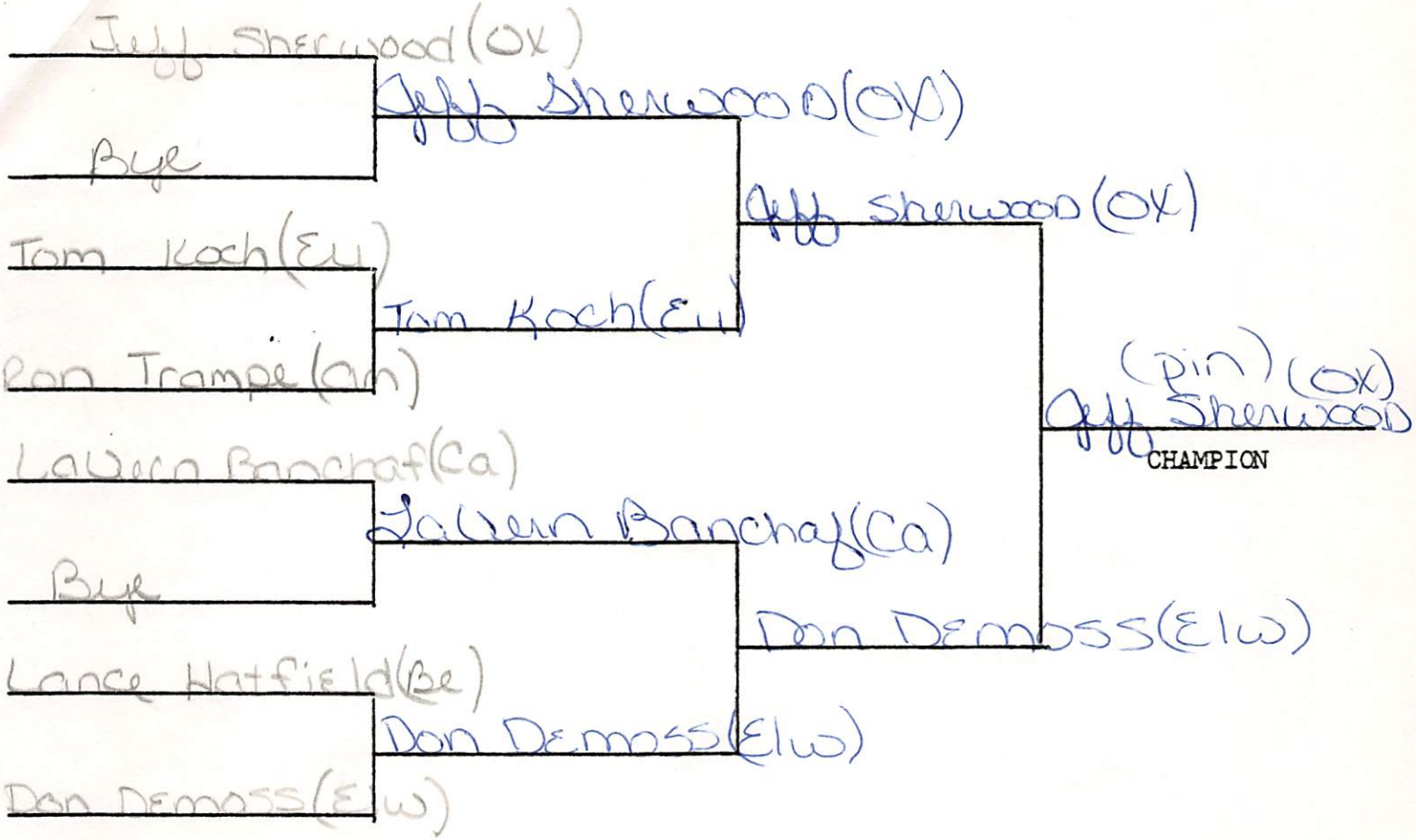
Jeff Sherwood (OK)
Bye
Jeff Sherwood (OK)
Tom Koch (EL)
Ron Trampe (Cr)
Tom Koch (EL)
Jeff Sherwood (OK)
(pin) (OK)
Jeff Sherwood
CHAMPION
LaVern Banchaf (Ca)
Bye
LaVern Banchaf (Ca)
Don Demoss (Elw)
Lance Hatfield (Be)
Don Demoss (Elw)
Don Demoss (Elw)


LaVern Banchaf (Ca)
Bye
LaVern Banchaf (Ca)
Ron Trampe (El Cr)
Ron Trampe (Elm. Cr.)
(points)
LaVern Banchaf (Ca)
3RD
Tom Koch (EL)
Bye
Tom Koch (EL)
Lance Hatfield (Be)
Lance Hatfield (Be)


5TH

185

WT

R. BURRIOUS (El)

STEVE DAVIS (Imp)

R. DURRIOUS (El)

KEITH ROBERTS (Ca)

PAUL HANSON (Be)

PAUL HANSON (Be)

R. DURRIOUS (El)

CHAMPION

DAVE WATERS (Ox)

JOHN HEASTON (El Cr.)

DAVE WATERS (Ox)

MARK DOBISH (Am)

BYE

MARK DOBISH (Am)

MARK DOBISH (Am)

DAVE WATERS (Ox)

STEVE DAVIS (Imp)

DAVE WATERS (Ox)

KEITH ROBERTS (Ca)

KEITH ROBERTS (Ca)

(pin)

DAVE WATERS (Ox)

3RD

PAUL HANSON (Be)

JOHN HEASTON (El Cr)

PAUL HANSON (Be)

JOHN HEASTON (El Cr)

BYE

5TH

HWT

WT

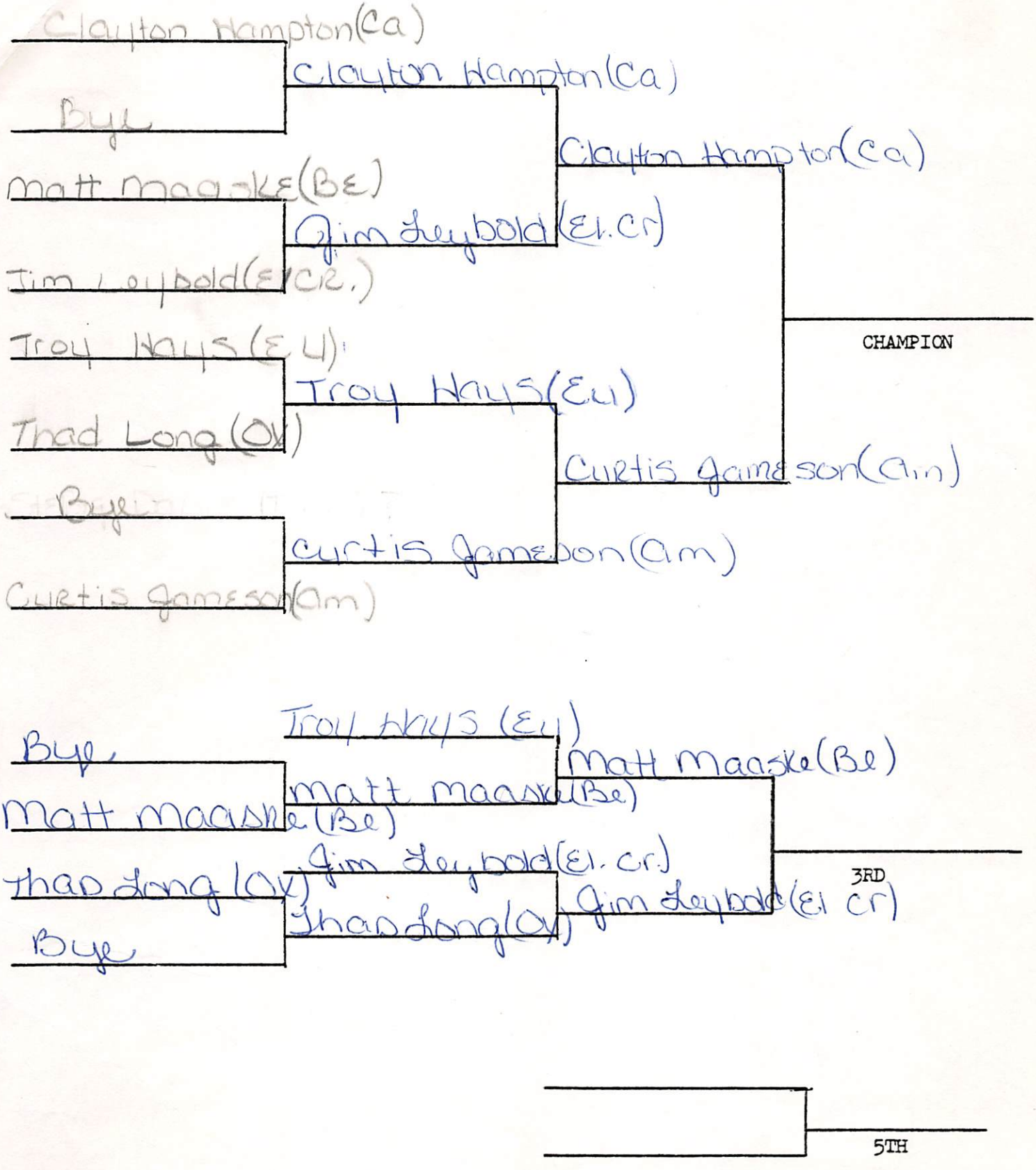
Clayton Hampton(Ca)
Clayton Hampton(Ca)
Bye
Clayton Hampton(Ca)
Matt Maaske(BE)
Jim Leybold(El. Cr)
Jim Leybold(El Cr.)
Troy Hays(EL)
CHAMPION
Troy Hays(EL)
Thad Long(Ox)
Curtis Jameson(Am)
Bye
Curtis Jameson(Am)
Curtis Jameson(Am)
Troy Hays(EL)
Bye
Matt Maaske(Be)
Matt Maaske(Be)
Matt Maaske(Be)
Jim Leybold(El. Cr.)
3RD
Thad Long(Ox)
Jim Leybold(El Cr)
Thad Long(Ox)
Bye
5TH

AM- RED white
OK- Red white
BE- Blue
Elw. Maroon Gold
Elmcr. blue Gold
REST - orange & black

3rd CCHS Varsity vs Cambridge Invit

12-21-85

| Name | TD | TDL | RW | RL | EW | EL | NFW | NFL | DW | DL | P | PL | Draw | Team Points | Total Pts | |
|---|---|---|---|---|---|---|---|---|---|---|---|---|---|---|---|---|
| John Pawkowin | 4 | 2 | 4 | 7 | 1 | 1 | 6 | 3 | 2 | 1 | - | - | - | 14 | 14 | 2-1 |
| Jason McNair | 3 | 2 | 1 | 1 | 3 | - | 3 | - | 1 | - | 2 | - | - | 22½ | 22½ | 3-0 |
| Dave Lovenburg | 4 | 3 | 4 | 2 | - | 5 | 4 | 2 | 2 | 2 | - | - | - | 8 | 8 | 2-2 |
| Dave Coerman | 6 | 2 | 1 | 1 | 1 | 2 | 1 | - | 2 | - | 1 | - | - | 20 | 20 | 3-0 |
| Kevin McDonald | 3 | - | - | 1 | - | - | 1 | - | 1 | - | 1 | 1 | - | 10 | 10 | 2-1 |
| Brad Braver | 5 | 1 | 2 | 1 | - | 1 | 1 | - | - | - | 1 | 2 | - | 3 | 3 | 1-2 |
| Wayne Spickelmeyer | 5 | 2 | - | 1 | 4 | 1 | 1 | 2 | 1 | 1 | 1 | - | - | 10 | 10 | 2-1 |
| Steve Davis | - | 2 | 1 | 1 | - | - | 2 | - | - | - | - | 2 | - | 0 | 0 | 0-2 |
| | | | | | | | | | | | | | | | | |
| | | | | | | | | | | | | | | | | |
| | | | | | | | | | | | | | | | | |
| | | | | | | | | | | | | | | | | |
| | | | | | | | | | | | | | | | | |
| | | | | | | | | | | | | | | | | |
| | | | | | | | | | | | | | | | | |
| | | | | | | | | | | | | | | | | |
| | | | | | | | | | | | | | | | | |
| | | | | | | | | | | | | | | | | |
| | | | | | | | | | | | | | | | | |
| | | | | | | | | | | | | | | | | |
| | | | | | | | | | | | | | | | | |
| | | | | | | | | | | | | | | | | |
| | | | | | | | | | | | | | | | | |
| | | | | | | | | | | | | | | | | |
| | | | | | | | | | | | | | | | | |
| | | | | | | | | | | | | | | | | |
| TOTALS | 30 | 14 | 13 | 15 | 9 | 10 | 19 | 7 | 9 | 4 | 6 | 5 | - | 87½ | 87½ | 15-9 |

Comments:

| | | | |
|---|---|---|---|
| Cambridge | 135½ | Maywood | 76½ |
| Elwood | 97½ | Amherst | 72½ |
| Imperial | 87½ | Eustis | 61 |
| Bertrand | 77 | Elm Creek | 57½ |
| | | Oxford | 56 |

CCHS JV vs Cambridge Totals

| Name | TD | TOL | RW | RL | EW | EL | NEW | NFL | DW | DL | P | PL | Draw | Team Points | Total Pts | |
|---|---|---|---|---|---|---|---|---|---|---|---|---|---|---|---|---|
| Pat Berau | 1 | 1 | 2 | 2 | - | 1 | 1 | 3 | - | - | - | 1 | - | - | - | 0-1 |
| Kinley Cotant | 2 | 1 | 2 | 3 | - | 1 | 1 | 6 | - | - | 1 | 1 | - | 6 | 6 | 1-1 |
| Dan Courtover | - | 2 | 2 | 3 | - | - | 1 | 2 | 1 | - | - | 1 | - | 0 | 3 | 1-1 |
| Dave Oxford | 2 | 2 | - | 1 | 1 | - | 3 | 1 | - | - | 2 | 1 | - | 6 | 12 | 2-1 |
| Kevin McDonald | - | 2 | 1 | - | 1 | - | 1 | 1 | - | - | - | 1 | - | - | - | 0-1 |
| Bob Mendenhall | - | 1 | 1 | - | - | - | - | 1 | - | - | 1 | - | - | 6 | 6 | 1-0 |
| Blaine Peterson | 2 | 3 | 2 | 1 | - | 2 | 3 | 4 | - | 1 | 2 | - | - | 6 | 12 | 2-1 |
| Joedy Fricmel | 1 | - | - | - | - | - | - | - | - | - | 1 | - | - | 6 | 6 | 1-0 |
| Bryan Hamilton | 5 | - | - | - | 1 | 3 | 1 | - | 1 | - | 1 | - | - | 6 | 9 | 2-0 |
| Mike VanVleet | 5 | - | 2 | - | - | - | 7 | 1 | - | - | 3 | - | - | 6 | 18 | 3-0 |
| Lyle Goddard | 2 | - | - | - | - | - | 3 | - | - | - | 2 | - | - | 6 | 12 | 2-0 |
| | | | | | | | | | | | | | | | | |
| | | | | | | | | | | | | | | | | |
| | | | | | | | | | | | | | | | | |
| | | | | | | | | | | | | | | | | |
| | | | | | | | | | | | | | | | | |
| | | | | | | | | | | | | | | | | |
| | | | | | | | | | | | | | | | | |
| | | | | | | | | | | | | | | | | |
| | | | | | | | | | | | | | | | | |
| | | | | | | | | | | | | | | | | |
| | | | | | | | | | | | | | | | | |
| | | | | | | | | | | | | | | | | |
| TOTAL's | 20 | 12 | 12 | 10 | 3 | 7 | 21 | 19 | 2 | 1 | 13 | 5 | - | 48 | 84 | 15-6 |

Comments:

CCHS JV 48 Vs Cambridge - 6

| Name | TD | TDL | RW | RL | EW | EL | NFW | NFL | DW | DL | P | PL | Draw | Team Points | Total Pts | |
|---|---|---|---|---|---|---|---|---|---|---|---|---|---|---|---|---|
| Kinley Cotant | 2 | - | 1 | 1 | - | 1 | 1 | 2 | - | - | 1 | - | - | 6 | - | 1-0 |
| Dan Gartner | - | 1 | - | 1 | - | - | - | 2 | - | - | - | 1 | - | 0 | - | 0-1 |
| Dave Oxford | 1 | - | 1 | - | - | - | 1 | - | - | - | 1 | - | - | 6 | - | 1-0 |
| Bob Mendenhall | - | 1 | 1 | - | - | - | - | 1 | - | - | 1 | - | - | 6 | - | 1-0 |
| Blaine Peterson | 1 | - | - | - | - | - | - | - | - | - | 1 | - | - | 6 | - | 1-0 |
| Joedy Friemel | 1 | - | - | - | - | - | - | - | - | - | 1 | - | - | 6 | - | 1-0 |
| Bryan Hamilton | 3 | - | - | - | - | 2 | 1 | - | - | - | 1 | - | - | 6 | - | 1-0 |
| Mike VanVleet | 2 | - | 1 | - | - | - | 3 | 1 | - | - | 1 | - | - | 6 | - | 1-0 |
| Lyle Goddard | 1 | - | - | - | - | - | 3 | - | - | - | 1 | - | - | 6 | - | 1-0 |
| | | | | | | | | | | | | | | | | |
| | | | | | | | | | | | | | | | | |
| | | | | | | | | | | | | | | | | |
| | | | | | | | | | | | | | | | | |
| | | | | | | | | | | | | | | | | |
| | | | | | | | | | | | | | | | | |
| | | | | | | | | | | | | | | | | |
| | | | | | | | | | | | | | | | | |
| | | | | | | | | | | | | | | | | |
| | | | | | | | | | | | | | | | | |
| | | | | | | | | | | | | | | | | |
| | | | | | | | | | | | | | | | | |
| | | | | | | | | | | | | | | | | |
| | | | | | | | | | | | | | | | | |
| | | | | | | | | | | | | | | | | |
| TOTAL's | 11 | 2 | 3 | 2 | - | 3 | 9 | 6 | - | - | 8 | 1 | - | 48 | - | 8-1 |

I Like This → → ↑

Comments: Keep Working To Improve Each Week. You Make Our Varsity Better. By You Getting Better.

CCHs 24 vs Cambridge 40

| Name | TD | TOL | RW | RL | EW | EL | NFW | NFL | DW | DL | P | PL | Draw | Team Points | Total Pts | |
|---|---|---|---|---|---|---|---|---|---|---|---|---|---|---|---|---|
| John Pankowin | 2 | - | - | - | - | - | 2 | - | - | - | 1 | - | - | 6 | - | 1-0 |
| Jason McNair | 1 | - | 1 | - | - | - | 1 | - | 1 | - | - | - | - | 3 | - | 1-0 |
| Dave Lovenburg | - | 1 | - | 2 | 2 | - | - | 3 | - | 1 | - | - | - | 0 | - | 0-1 |
| Dave German | 1 | - | - | 1 | - | - | 3 | 1 | - | - | - | INJ w/ Det-1 | - | 0 | - | 0-1 |
| Kevin McDonald | 1 | 2 | - | 1 | 2 | 1 | - | 2 | - | - | - | 1 | - | 0 | - | 0-1 |
| Brad Braver | - | 1 | 1 | - | - | - | - | - | - | - | 1 | - | - | 6 | - | 1-0 |
| Wayne Spickelmeier | 2 | - | - | - | 1 | - | - | - | - | - | 1 | - | - | 6 | - | 1-0 |
| Jeff Bubak | 1 | - | 2 | 1 | - | 1 | 1 | 1 | 1 | - | - | - | - | 3 | - | 1-0 |
| Steve Davis | - | 1 | - | - | - | - | - | - | - | - | - | 1 | - | 0 | - | 0-1 |
| | | | | | | | | | | | | | | | | |
| | | | | | | | | | | | | | | | | |
| | | | | | | | | | | | | | | | | |
| | | | | | | | | | | | | | | | | |
| | | | | | | | | | | | | | | | | |
| | | | | | | | | | | | | | | | | |
| | | | | | | | | | | | | | | | | |
| | | | | | | | | | | | | | | | | |
| | | | | | | | | | | | | | | | | |
| | | | | | | | | | | | | | | | | |
| | | | | | | | | | | | | | | | | |
| | | | | | | | | | | | | | | | | |
| | | | | | | | | | | | | | | | | |
| | | | | | | | | | | | | | | | | |
| | | | | | | | | | | | | | | | | |
| TOTAL's | 8 | 5 | 4 | 5 | 5 | 2 | 7 | 7 | 2 | 1 | 3 | 3 | - | 24 | - | 5-4 |

Comments: Much Better - We won on the Mat 24-22. Keep working to improve each week.

CCHs _____ Vs Cambridge Totals

| Name | TD | TOL | RW | RL | EW | EL | NEW | NFL | DW | DL | P | PL | Draw | Team Points | Total PTS | |
|---|---|---|---|---|---|---|---|---|---|---|---|---|---|---|---|---|
| John Pankevin | 2 | 3 | 3 | 1 | 2 | 3 | 3 | - | 0 | 1 | 1 | 1 | - | 6 | 6 | 1-2 |
| Jason McNair | 3 | - | 1 | - | 1 | - | 1 | - | 1 | - | 1 | - | - | 3 | 15 | 3-0 |
| Dave Lovenburg | - | 7 | 2 | 2 | 3 | 2 | - | 7 | - | 2 | - | 1 | - | 0 | 0 | 0-3 |
| Dave German | 1 | 5 | - | 2 | - | 0 | 3 | 6 | - | - | - | 3 | - | 0 | 0 | 0-3 |
| Bob Mendenhall | 1 | 2 | - | 1 | 2 | - | 1 | - | - | - | 1 | 1 | - | 0 | 6 | 1-1 |
| Kevin McDonald | 1 | 2 | - | 1 | 2 | 1 | - | 2 | - | - | - | 1 | - | 0 | 0 | 0-1 |
| Joedy Friemel | - | 1 | - | 1 | - | - | - | 5 | - | - | - | 1 | - | - | 0 | 0-1 |
| Brad Brauer | 3 | 2 | 1 | 2 | 2 | - | - | - | 1 | - | 1 | 1 | - | 6 | 9 | 2-1 |
| Wayne Spickelmier | 3 | 4 | 1 | 1 | 3 | - | 2 | 2 | - | - | 2 | 1 | - | 6 | 12 | 2-1 |
| Jeff Babak | 1 | 3 | 2 | 1 | - | 1 | 1 | 5 | 1 | - | - | 2 | - | 3 | 3 | 1-2 |
| Steve Davis | - | 2 | - | - | - | - | - | - | - | - | - | 2 | - | 0 | 6 | 1-2 |
| | | | | | | | | | | | | | | | | |
| | | | | | | | | | | | | | | | | |
| | | | | | | | | | | | | | | | | |
| | | | | | | | | | | | | | | | | |
| | | | | | | | | | | | | | | | | |
| | | | | | | | | | | | | | | | | |
| | | | | | | | | | | | | | | | | |
| | | | | | | | | | | | | | | | | |
| | | | | | | | | | | | | | | | | |
| | | | | | | | | | | | | | | | | |
| | | | | | | | | | | | | | | | | |
| | | | | | | | | | | | | | | | | |
| TOTAL's | 15 | 31 | 10 | 12 | 15 | 7 | 11 | 27 | 3 | 3 | 6 | 14 | - | 24 | 57 | 11-17 |

Comments:

CCHS J.V vs Holyoke Invit Totals

| Name | TD | TOL | RW | RL | EW | EL | NFW | NFL | DW | DL | P | PL | Draw | Team Points | Total PTS | |
|---|---|---|---|---|---|---|---|---|---|---|---|---|---|---|---|---|
| Pat Berard | 6 | 4 | 4 | 4 | 3 | 4 | 2 | 4 | 1 | 1 | - | 1 | - | 7 | 7 | 1-2 |
| Kinley Cotant | 2 | 1 | 2 | 3 | - | 1 | 1 | 6 | - | - | 1 | 1 | - | 6 | 6 | 1-1 |
| Dan Gartner | - | 2 | 1/2 | 3 | - | - | 1 | 2 | 1 | - | - | 1 | - | 0 | 3 | 1-1 |
| Dave Oxford | 3 | 4 | - | 1 | 1 | - | 3 | 1 | - | - | 3 | 3 | - | 2 | 14 | 3-3 |
| Kevin McDonald | - | 2 | 1 | - | 1 | - | 1 | 1 | - | - | - | 1 | - | - | - | 0-1 |
| Bob Mendenhall | - | 1 | 1 | - | - | - | - | 1 | - | - | 1 | - | - | 0 | 6 | 1-0 |
| Blaine Peterson | 8 | 3 | 3 | 3 | - | 4 | 3 | 5 | 1 | 2 | 2 | - | - | 14 | 26 | 3-2 |
| Joedy Friemel | 1 | - | - | - | - | - | - | - | - | - | 1 | - | - | 0 | 6 | 1-0 |
| Bryan Hamilton | 5 | - | - | - | 1 | 3 | 1 | - | 1 | - | 1 | - | - | 0 | 9 | 2-0 |
| Mike Dan Vleet | 5 | - | 2 | - | - | - | 7 | 1 | - | - | 3 | - | - | 0 | 18 | 3-0 |
| Lyle Goddard | 3 | 3 | - | 1 | 1 | - | 3 | 2 | - | - | 3 | 2 | - | 4 | 16 | 3-2 |
| | | | | | | | | | | | | | | | | |
| | | | | | | | | | | | | | | | | |
| | | | | | | | | | | | | | | | | |
| | | | | | | | | | | | | | | | | |
| | | | | | | | | | | | | | | | | |
| | | | | | | | | | | | | | | | | |
| | | | | | | | | | | | | | | | | |
| | | | | | | | | | | | | | | | | |
| | | | | | | | | | | | | | | | | |
| | | | | | | | | | | | | | | | | |
| | | | | | | | | | | | | | | | | |
| TOTALS | 33 | 20 | 15 | 15 | 7 | 12 | 22 | 23 | 4 | 3 | 15 | 9 | - | 27 | 101 | 19-12 |

Comments:

# CCHs _____ Vs Hershey Totals

1-9-86

| Name | TD | TOL | RW | RL | EW | EL | NEW | NFL | DW | DL | P | PL | Draw | Team Points | Total Pts | |
|---|---|---|---|---|---|---|---|---|---|---|---|---|---|---|---|---|
| John Pavkovic | 8 | 8 | 9 | 9 | 4 | 8 | 12 | 6 | 3 | 3 | 2 | 1 | - | - | 40 | 5-4 |
| Jason McNair. | 10 | 5 | 3 | 1 | 7 | 1 | 5 | 1 | 2 | 1 | 5 | - | - | 6 | 56½ | 9-1 |
| Dave Lovenburg | 13 | 10 | 8 | 8 | 4 | 9 | 7 | 9 | 4 | 4 | 2 | 1 | - | 4 | 34 | 6-5 |
| Dave German | 10 | 8 | 1 | 3 | 3 | 3 | 5 | 8 | 3 | 1 | 4 | 3 | - | 6 | 39 | 7-4 |
| Bob Mendenhall | 4 | 6 | - | 1 | 6 | 1 | 2 | 1 | 1 | - | 1 | 3 | - | - | 8 | 2-3 |
| Kevin McDonald | 8 | 4 | - | 3 | 2 | 2 | 1 | 2 | 2 | - | 3 | 4 | - | - | 23 | 5-4 |
| Joedy Friemel | - | 1 | - | 1 | - | - | - | 5 | - | - | - | 1 | - | 0 | 0 | 0-1 |
| Brad Braver | 13 | 4 | 4 | 6 | 3 | 3 | 4 | 1 | 2 | - | 3 | 6 | - | 0 | 22 | 4-6 |
| Wayne Spickelmeyer. | 15 | 13 | 3 | 2 | 12 | 2 | 5 | 8 | 3 | 1 | 3 | 2 | 1 | 2 | 31 | 6-4-1 |
| Brian Hamilton | - | 3 | - | - | - | - | - | 1 | - | - | - | 2 | - | 0 | 0 | 0-2 |
| Blaine Peterson | 6 | - | - | - | 1 | 4 | 1 | - | 1 | - | - | - | - | 5 | 5 | 1-0 |
| Jeff Bubak | 5 | 5 | 3 | 2 | 2 | 2 | 3 | 6 | 3 | - | - | 3 | - | 3 | 20 | 3-3 |
| Steve Davis | 1 | 7 | 1 | 1 | - | 2 | 2 | 2 | - | 2 | - | 4 | - | 0 | 6 | 1-6 |
| | | | | | | | | | | | | | | | | |
| | | | | | | | | | | | | | | | | |
| | | | | | | | | | | | | | | | | |
| | | | | | | | | | | | | | | | | |
| | | | | | | | | | | | | | | | | |
| | | | | | | | | | | | | | | | | |
| | | | | | | | | | | | | | | | | |
| | | | | | | | | | | | | | | | | |
| | | | | | | | | | | | | | | | | |
| | | | | | | | | | | | | | | | | |
| TOTAL's | 93 | 74 | 32 | 38 | 44 | 37 | 47 | 50 | 24 | 13 | 23 | 30 | 1 | 26 | 271½ | 49-43-1 |

56 - 38 - 1

Comments:

CCHS 26 Vs Hershey 29

1-9-86

| NAME | TD | TOL | RW | RL | EW | EL | NFW | NFL | DW | DL | P | PL | DRAW | Team Points | Total Pts | |
|---|---|---|---|---|---|---|---|---|---|---|---|---|---|---|---|---|
| John Pankowin | - | 2 | 1 | - | - | 2 | - | 1 | - | 1 | - | - | - | - | 0 | 0-1 |
| Jason McNair | | | Won by Forfeit | | | | | | | | | | | 6 | 6 | 1-0 |
| Dave Lovenbury | 3 | | 1 | | 1 | 1 | 1 | | 1 | | | | | 4 | 4 | 1-0 |
| Dave Geerman | 1 | | | | | | | | | | 1 | | | 6 | 6 | 1-0 |
| Kevin McDonald | | 1 | | 1 | | | | | | | | 1 | | 0 | 0 | 0-1 |
| Brad Braver | | 1 | | | | | | | | | | 1 | | 0 | 0 | 0-1 |
| Wayne Spickelmeier | 2 | 2 | 1 | - | 2 | - | - | 2 | - | - | - | - | 1 | 2 | 2 | 0-0-1 |
| Blaine Peterson | 6 | | | | 1 | 4 | 1 | | 1 | | | | | 5 | 5 | 1-0 |
| Jeff Bubak | 1 | | 1 | | | | 1 | | 1 | | | | | 3 | 3 | 1-0 |
| TOTAL's | 13 | 6 | 3 | 1 | 4 | 7 | 3 | 3 | 3 | 1 | 1 | 2 | 1 | 26 | 26 | 5-3-1 |

Comments: We lost this match in the Practice Room. and at the Dining Room Table.

# CHASE COUNTY HIGH SCHOOL INVITATIONAL

## CHAMPIONS BRACKET 98 LBS. CLASS

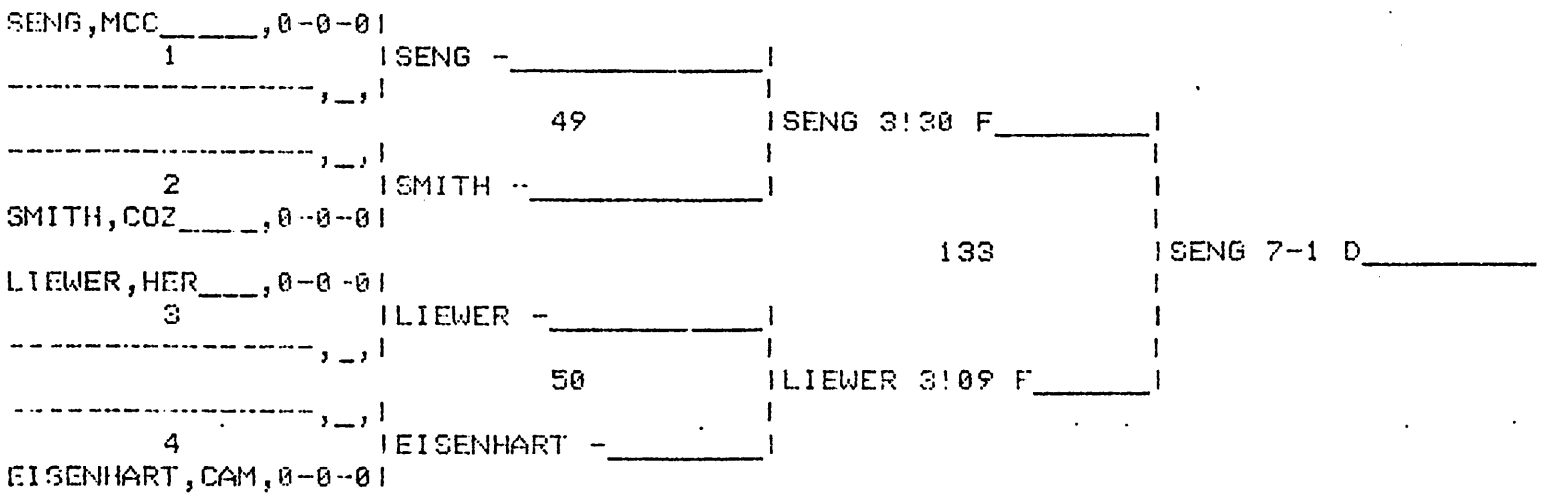


## CONSOLATION BRACKET 98 LBS. CLASS

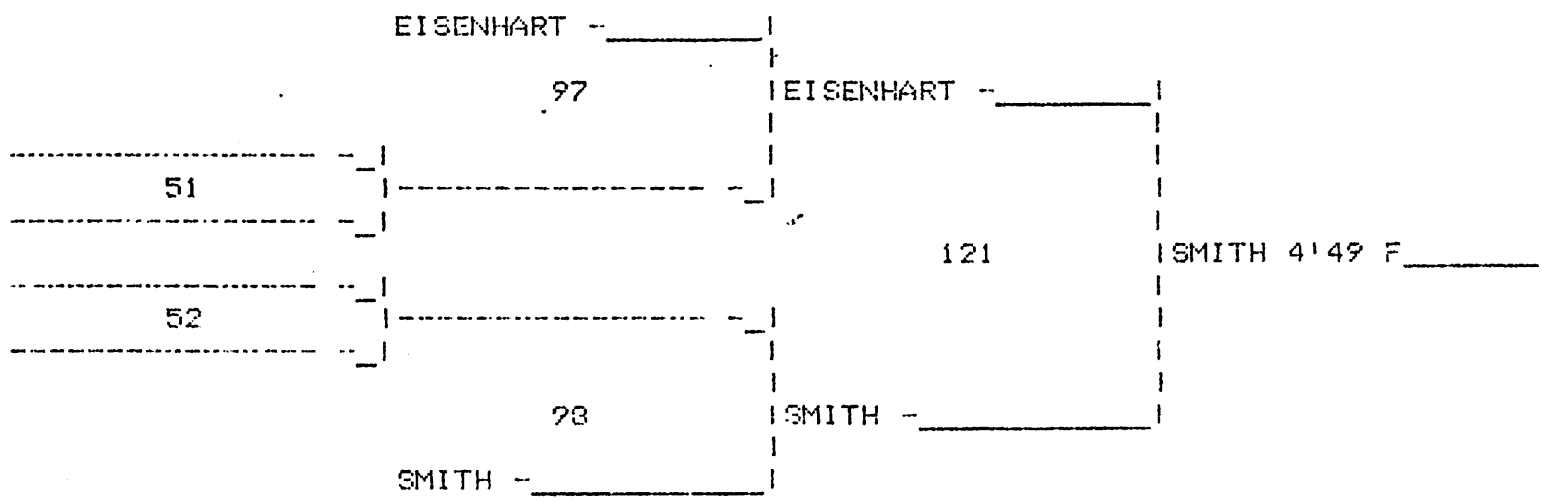


98 LBS. CLASS RESULTS.

SENG - MCC 2-0-0: 18 PTS.
EISENHART - CAM 0-2-0: 4 PTS.
LIEWER - HER 1-1-0: 14 PTS.
SMITH - COZ 1-1-0: 9 PTS.

1 SENG - MCC - 7-1 D
2 LIEWER - HER - -
3 SMITH - COZ - 4:49 F
4 EISENHART - CAM - -

# CHASE COUNTY HIGH SCHOOL INVITATIONAL

## CHAMPIONS BRACKET 105 LBS. CLASS

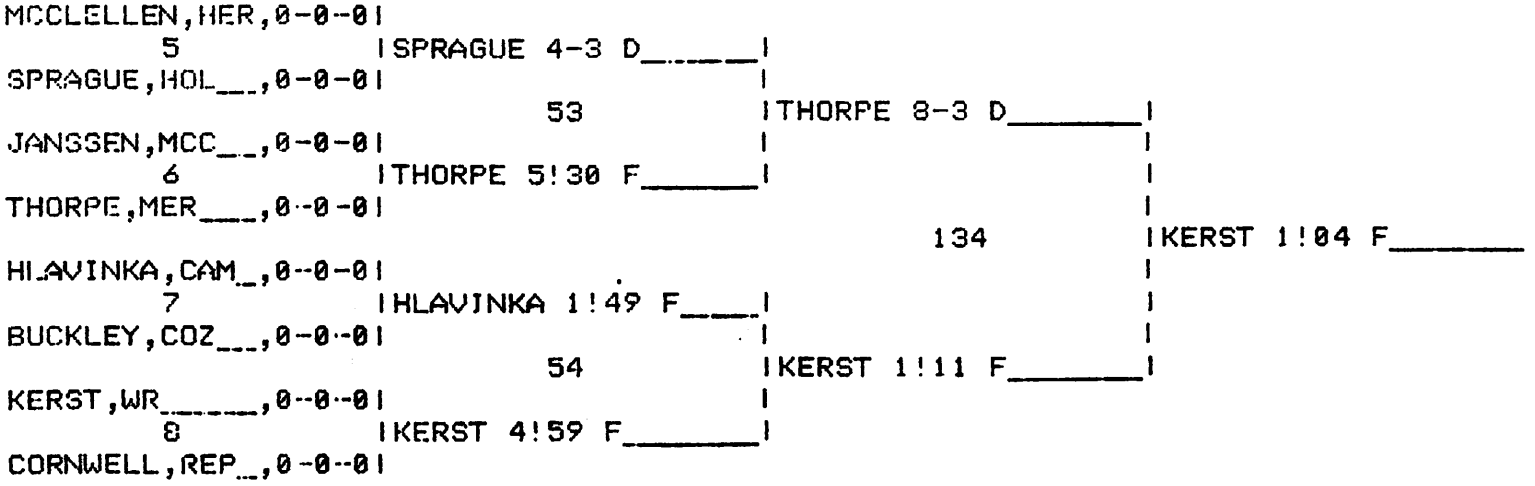


## CONSOLATION BRACKET 105 LBS. CLASS

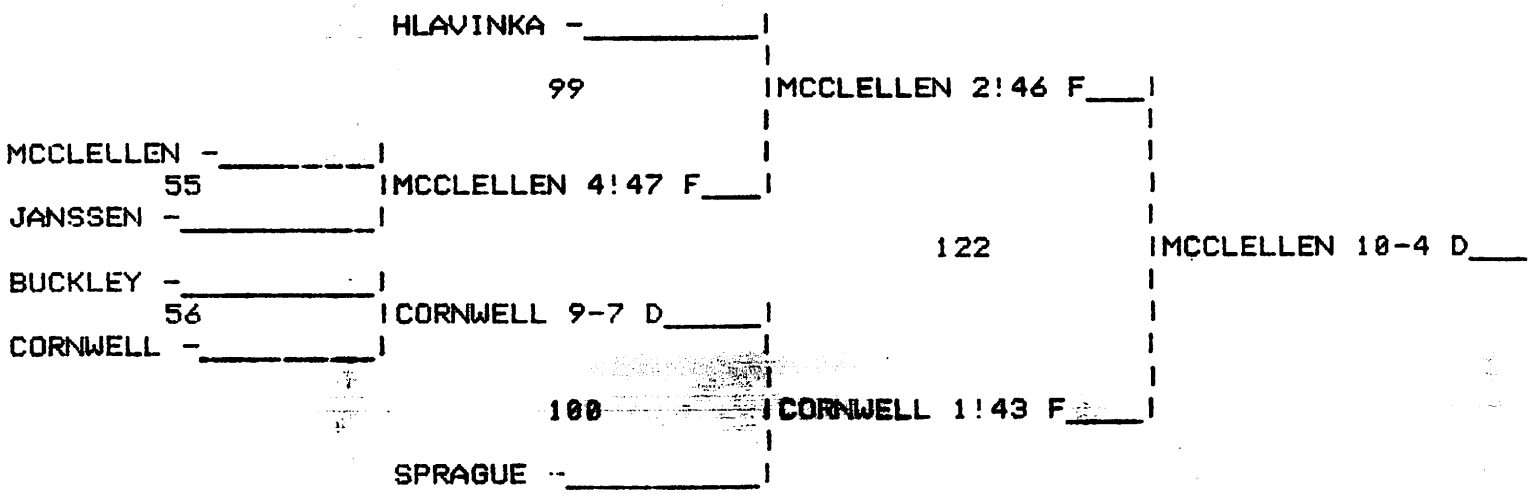


105 LBS. CLASS RESULTS.

MCCLELLEN - HER 3-1-0: 13 PTS.
CORNWELL - REP 2-2-0: 8 PTS.
HLAVINKA - CAM 1-2-0: 4 PTS.
THORPE - MER 2-1-0: 16 PTS.
JANSSEN - MCC 0-2-0: 0 PTS.
BUCKLEY - COZ 0-2-0: 0 PTS.
KERST - WR 3-0-0: 24 PTS.
SPRAGUE - HOL 1-2-0: 2 PTS.

1 KERST - WR - 1!04 F
2 THORPE - MER - -
3 MCCLELLEN - HER - 10-4 D
4 CORNWELL - REP - -

# CHASE COUNTY HIGH SCHOOL INVITATIONAL

## CHAMPIONS BRACKET 112 LBS. CLASS

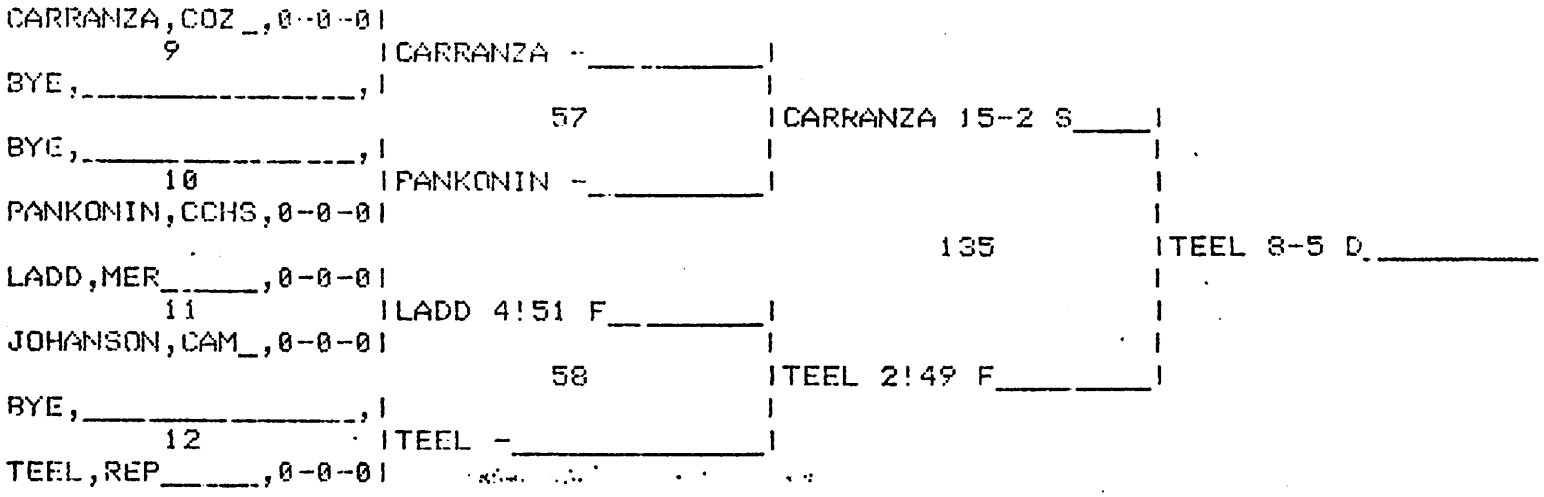


## CONSOLATION BRACKET 112 LBS. CLASS

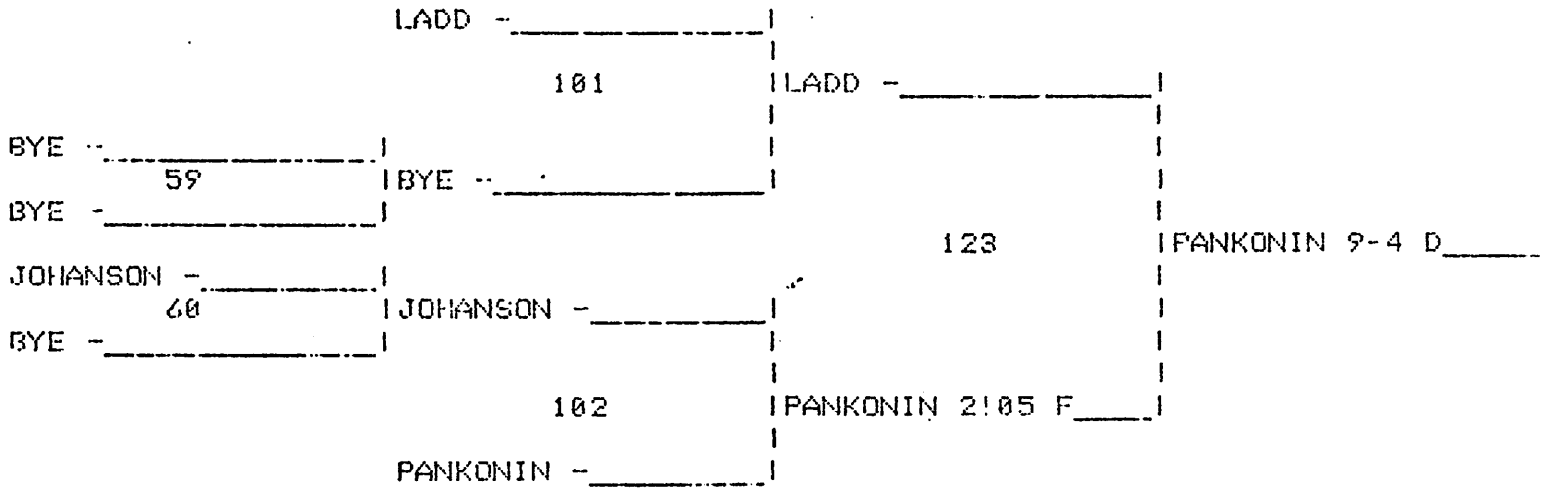


112 LBS. CLASS RESULTS.

CARRANZA - COZ 1-1-0: 15 PTS.
TEEL - REP 2-0-0: 20 PTS.
LADD - MER 1-2-0: 8 PTS.
PANKONIN - CCHS 2-1-0: 10 PTS.
JOHANSON - CAM 0-2-0: 0 PTS.

1 TEEL - REP - 8-5 D
2 CARRANZA - COZ - -
3 PANKONIN - CCHS - 9-4 D
4 LADD - MER - -

# CHASE COUNTY HIGH SCHOOL INVITATIONAL

## CHAMPIONS BRACKET 119 LBS. CLASS

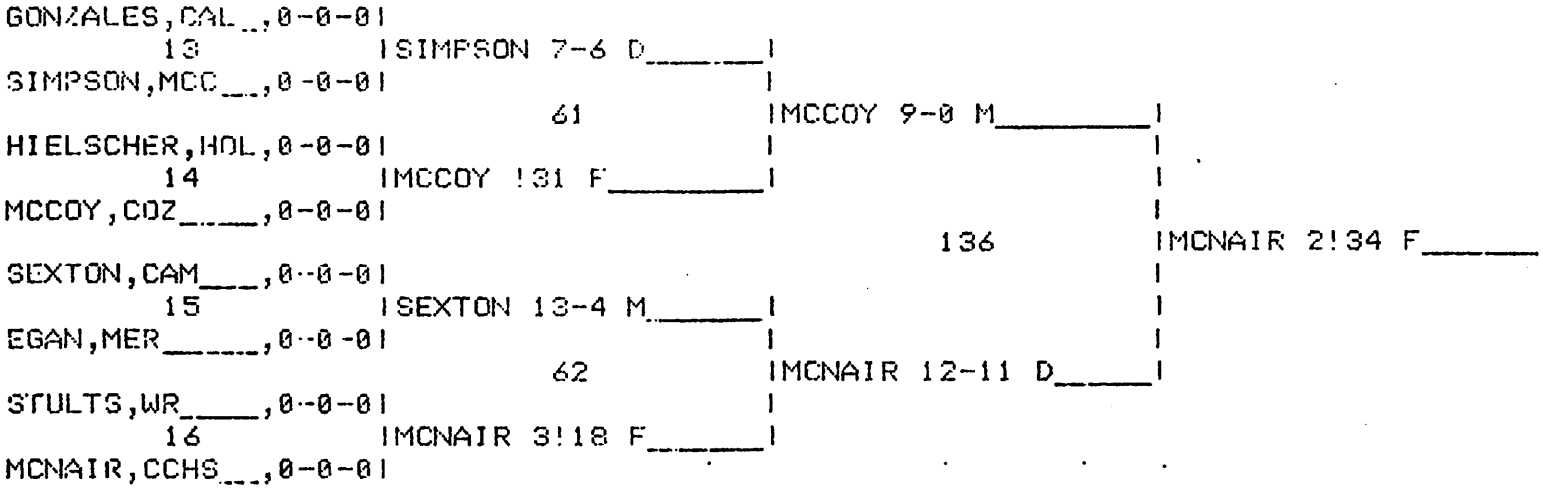


## CONSOLATION BRACKET 119 LBS. CLASS

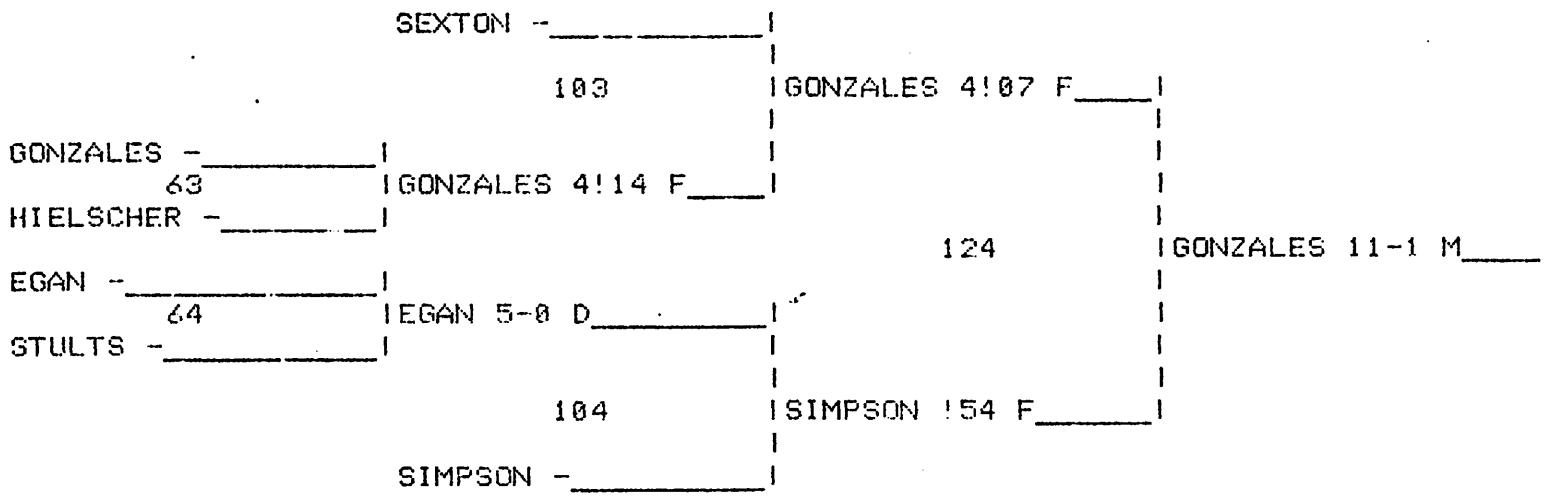


119 LBS. CLASS RESULTS.

GONZALES - CAL 3-1-0: 13.5 PTS.
MCNAIR - CCHS 3-0-0: 22 PTS.
SEXTON - CAM 1-2-0: 2.5 PTS.
MCCOY - COZ 2-1-0: 16.5 PTS.
HIELSCHER - HOL 0-2-0: 0 PTS.
EGAN - MER 1-2-0: 1 PTS.
STULTS - WR 0-2-0: 0 PTS.
SIMPSON - MCC 2-2-0: 9 PTS.

1 MCNAIR - CCHS - 2!34 F
2 MCCOY - COZ - -
3 GONZALES - CAL - 11-1 M
4 SIMPSON - MCC - -

# CHASE COUNTY HIGH SCHOOL INVITATIONAL

## CHAMPIONS BRACKET 126 LBS. CLASS




## CONSOLATION BRACKET 126 LBS. CLASS

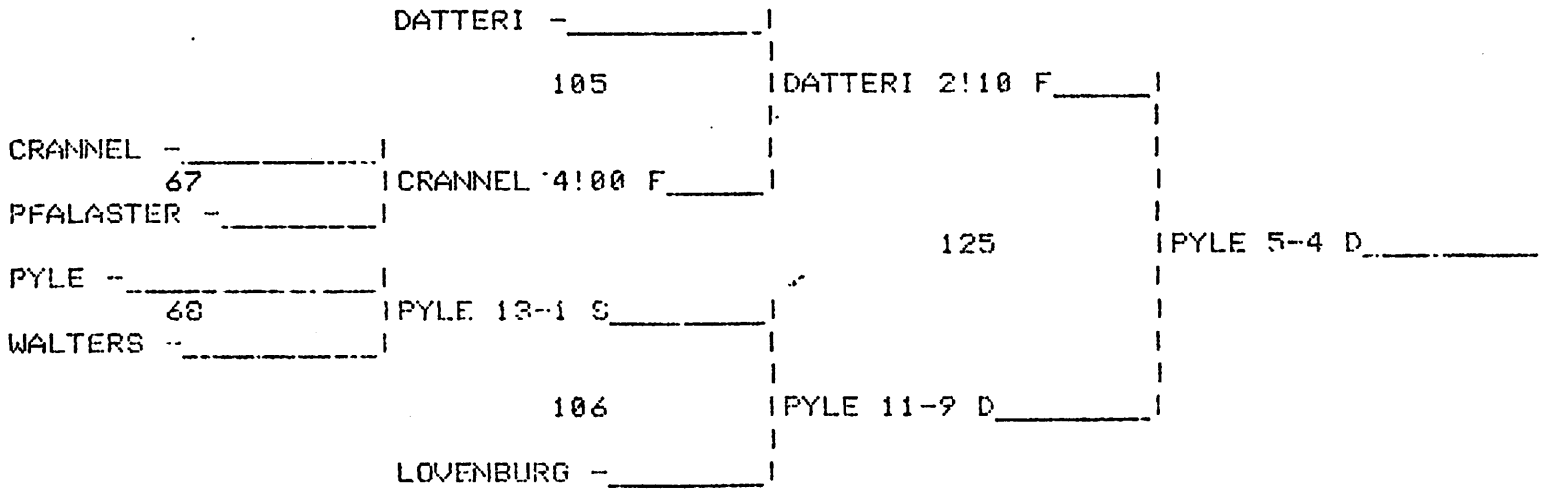


126 LBS. CLASS RESULTS.

PHILLIPS - CAM 3-0-0: 21.5 PTS.
FRIES - REP 2-1-0: 18 PTS.
PYLE - CAL 3-1-0: 10 PTS.
LOVENBURG - CCHS 1-2-0: 2 PTS.
PFALASTER - COZ 0-2-0: 0 PTS.
DATTERI - MER 2-2-0: 9 PTS.
WALTERS - HER 0-2-0: 0 PTS.
CRANNEL - WR 1-2-0: 3 PTS.

1 PHILLIPS - CAM - 14-4 M
2 FRIES - REP - -
3 PYLE - CAL - 5-4 D
4 DATTERI - MER - -

CHASE COUNTY HIGH SCHOOL INVITATIONAL

CHAMPIONS BRACKET 132 LBS. CLASS

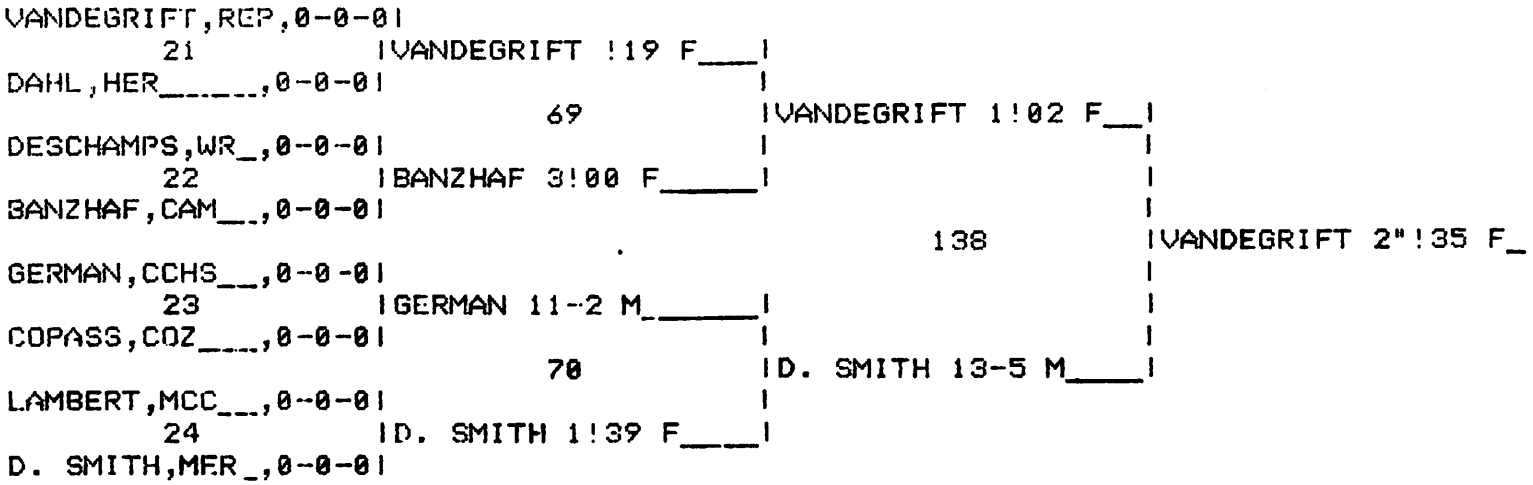


CONSOLATION BRACKET 132 LBS. CLASS

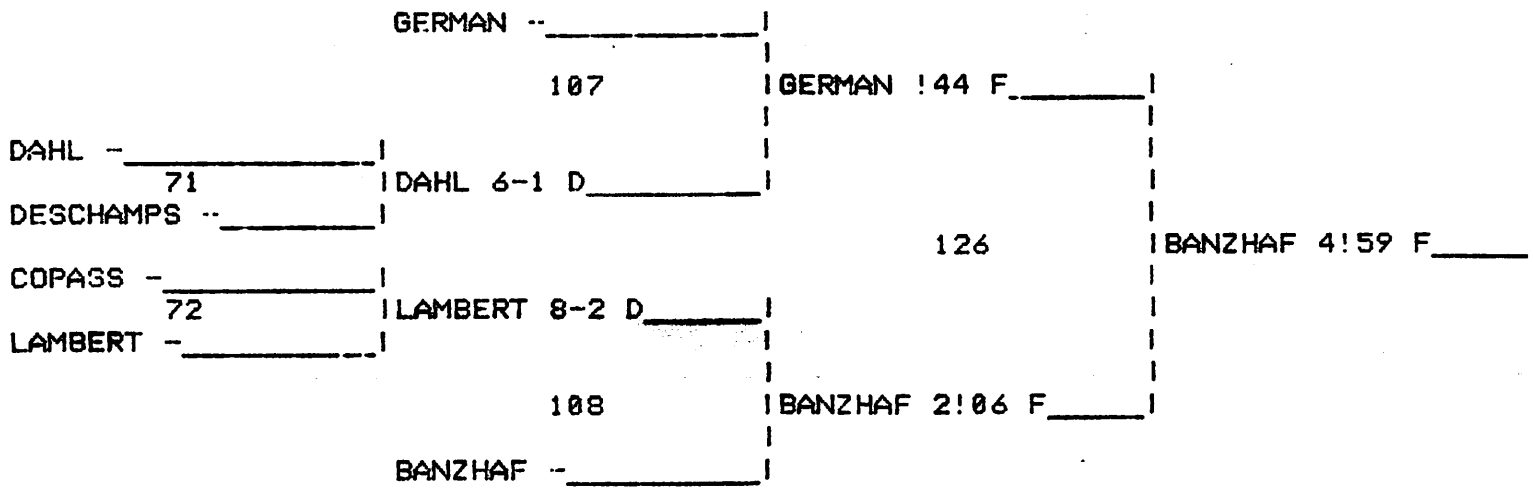


132 LBS. CLASS RESULTS.

VANDEGRIFT - REP 3-0-0: 24 PTS.
D. SMITH - MER 2-1-0: 16.5 PTS.
GERMAN - CCHS 2-2-0: 9.5 PTS.
BANZHAF - CAM 3-1-0: 16 PTS.
DESCHAMPS - WR 0-2-0: 0 PTS.
COPASS - COZ 0-2-0: 0 PTS.
LAMBERT - MCC 1-2-0: 1 PTS.
DAHL - HER 1-2-0: 1 PTS.

1 VANDEGRIFT - REP - 2"!35 F
2 D. SMITH - MER - -
3 BANZHAF - CAM - 4!59 F
4 GERMAN - CCHS - -

# CHASE COUNTY HIGH SCHOOL INVITATIONAL

## CHAMPIONS BRACKET 138 LBS. CLASS

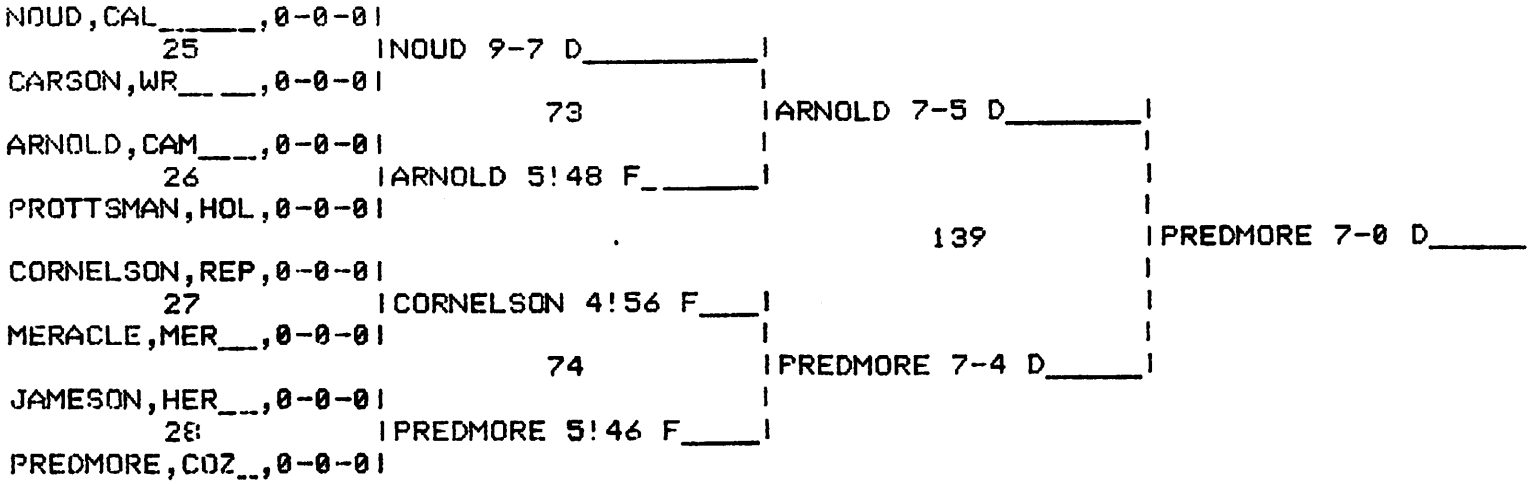


## CONSOLATION BRACKET 138 LBS. CLASS

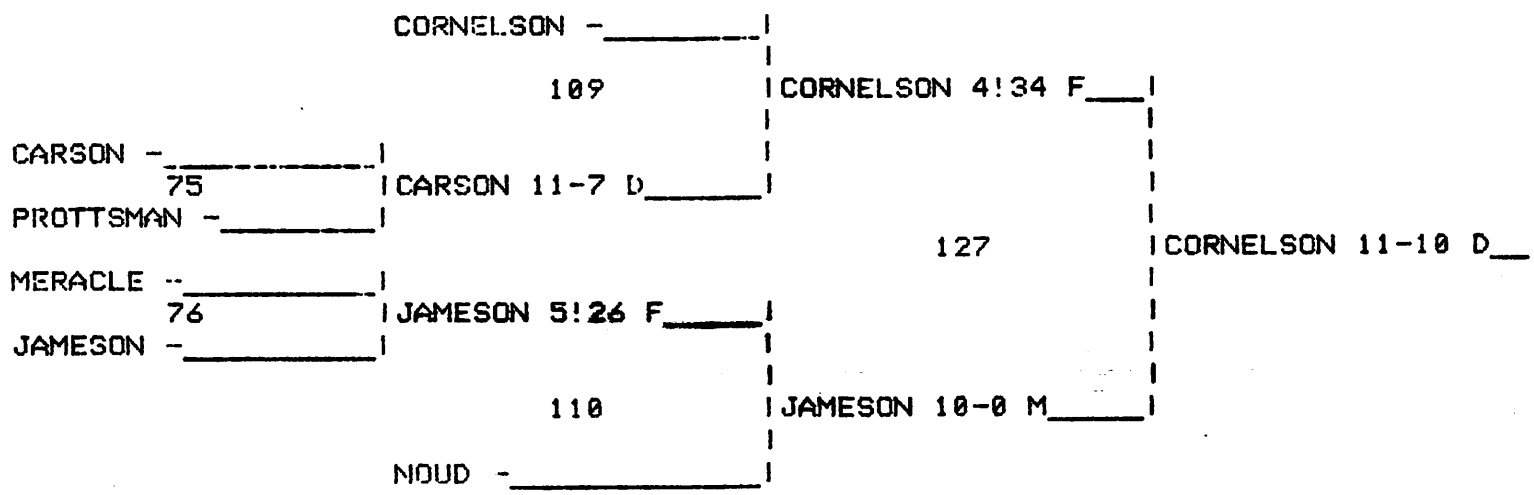


138 LBS. CLASS RESULTS.

NOUD - CAL 1-2-0: 2 PTS.
PREDMORE - COZ 3-0-0: 20 PTS.
CORNELSON - REP 3-1-0: 14 PTS.
PROTTSMAN - HOL 0-2-0: 0 PTS.
ARNOLD -- CAM 2-1-0: 16 PTS.
MERACLE -- MER 0-2-0: 0 PTS.
JAMESON -- HER 2-2-0: 8.5 PTS.
CARSON - WR 1-2-0: 1 PTS.

1 PREDMORE -- COZ - 7-0 D
2 ARNOLD -- CAM -- --
3 CORNELSON - REP -- 11-10 D
4 JAMESON -- HER - --

# CHASE COUNTY HIGH SCHOOL INVITATIONAL

## CHAMPIONS BRACKET 145 LBS. CLASS

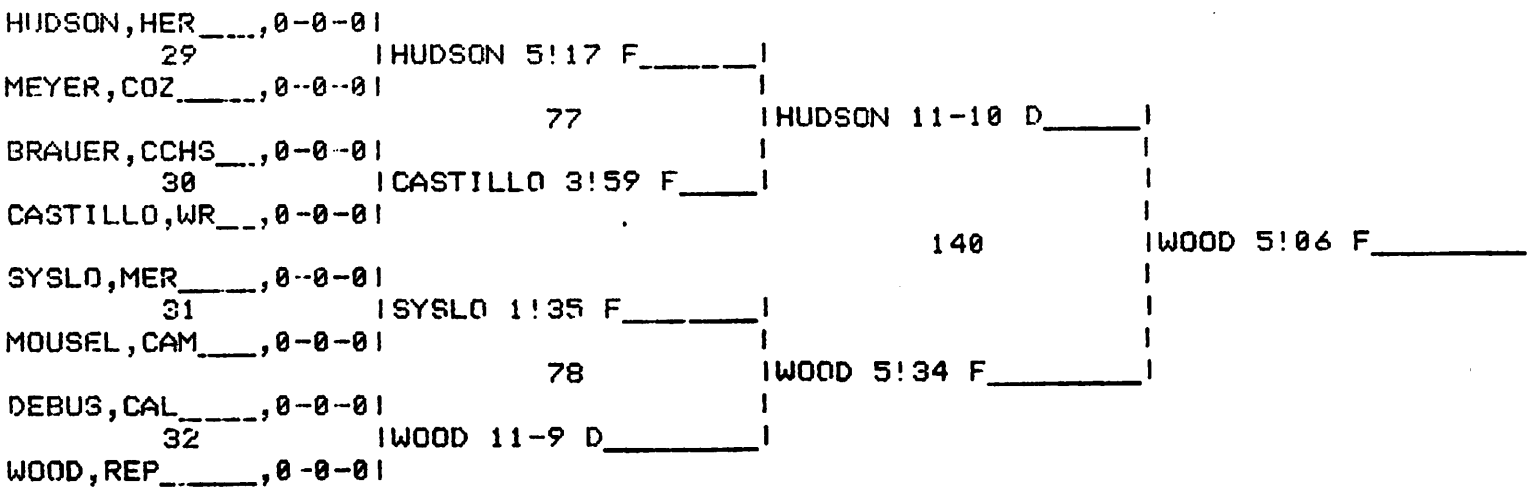


## CONSOLATION BRACKET 145 LBS. CLASS

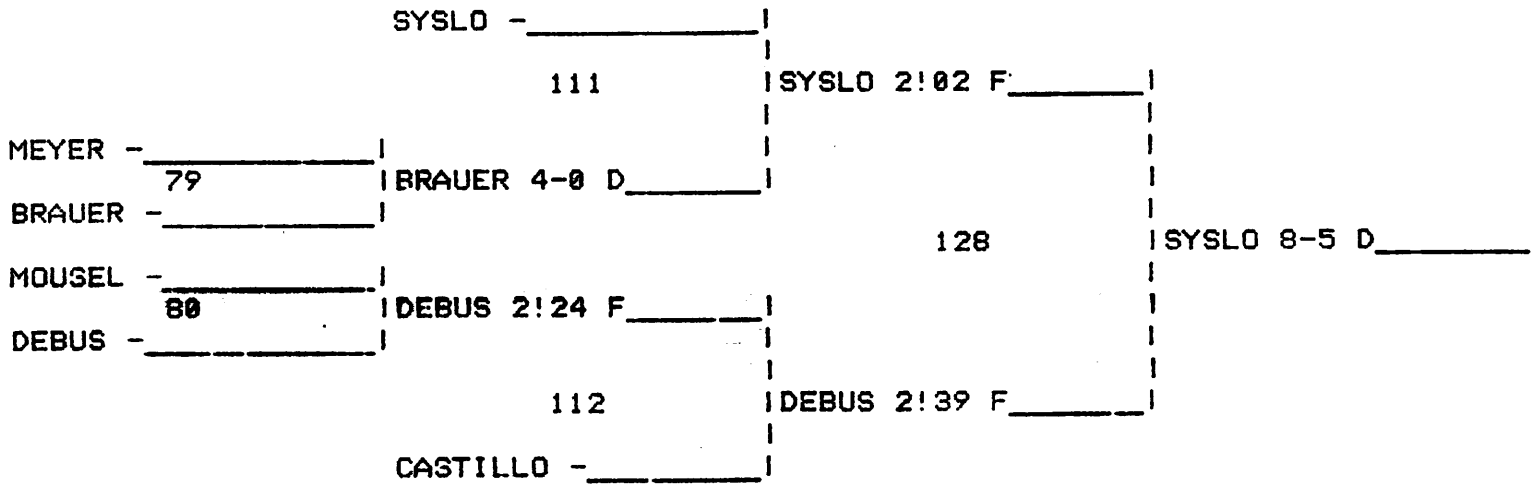


145 LBS. CLASS RESULTS.

HUDSON - HER 2-1-0: 16 PTS.
WOOD - REP 3-0-0: 22 PTS.
SYSLO - MER 3-1-0: 14 PTS.
CASTILLO - WR 1-2-0: 4 PTS.
BRAUER - CCHS 1-2-0: 1 PTS.
MOUSEL - CAM 0-2-0: 0 PTS.
DEBUS - CAL 2-2-0: 10 PTS.
MEYER - COZ 0-2-0: 0 PTS.

1 WOOD - REP - 5:06 F
2 HUDSON -- HER - -
3 SYSLO - MER - 8-5 D
4 DEBUS -- CAL - --

# CHASE COUNTY HIGH SCHOOL INVITATIONAL

## CHAMPIONS BRACKET 155 LBS. CLASS

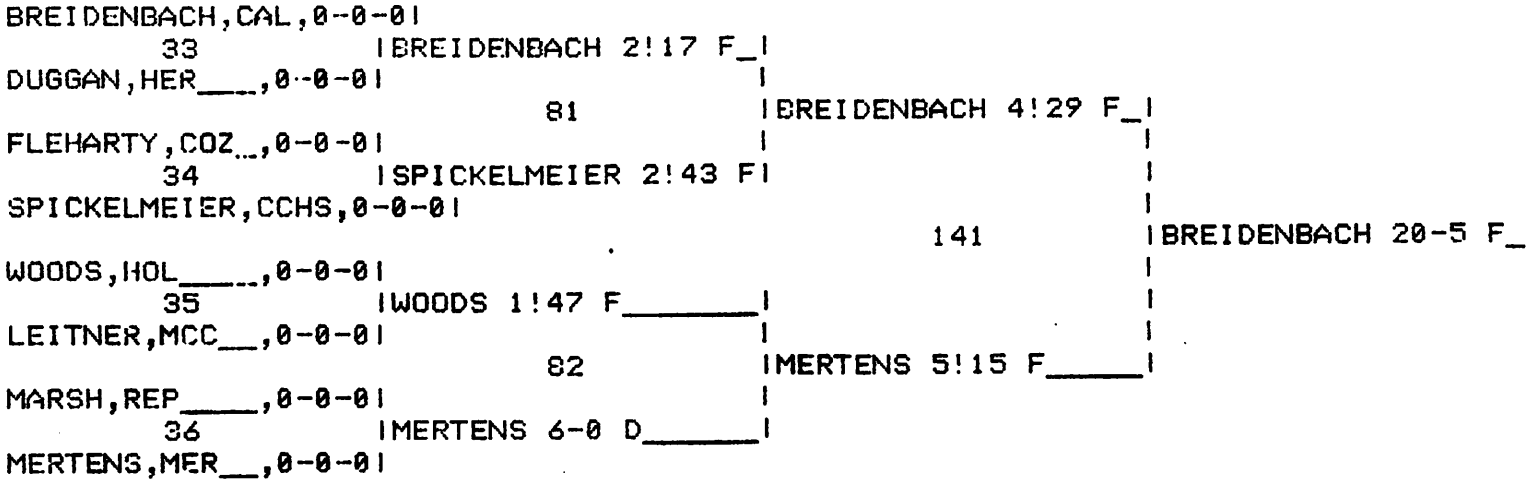


## CONSOLATION BRACKET 155 LBS. CLASS

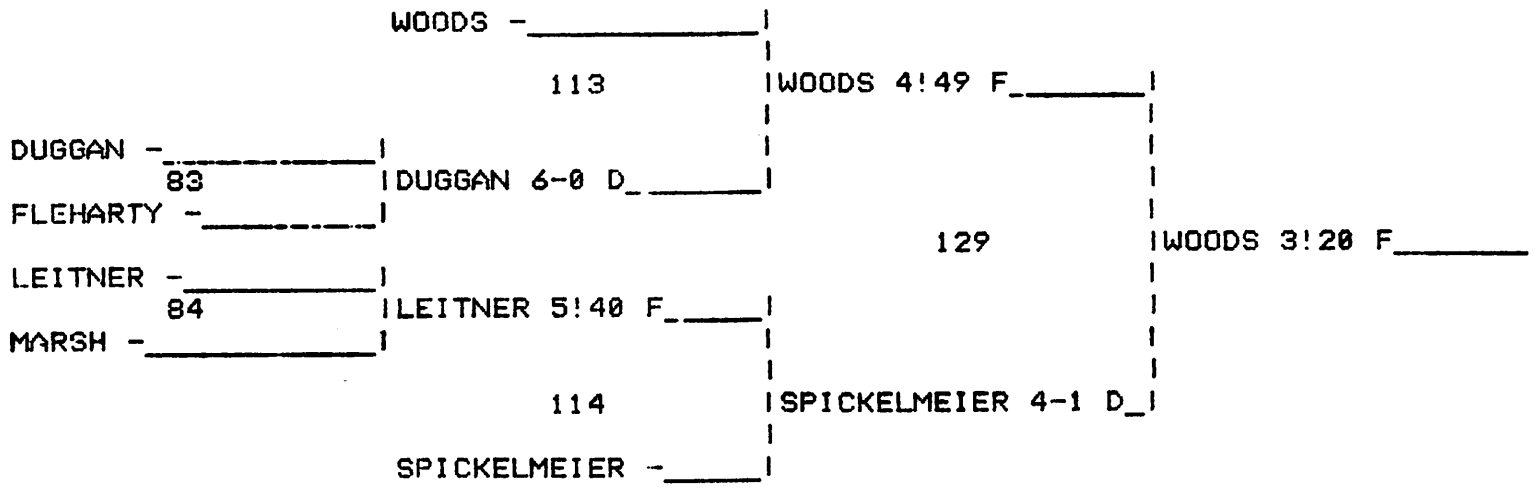


155 LBS. CLASS RESULTS.

BREIDENBACH - CAL 3-0-0: 24 PTS.
MERTENS -- MER 2-1-0: 16 PTS.
WOODS - HOL 3-1-0: 16 PTS.
SPICKELMEIER - CCHS 2-2-0: 9 PTS.
FLEHARTY - COZ 0-2-0: 0 PTS.
LEITNER -- MCC 1-2-0: 3 PTS.
MARSH - REP 0-2-0: 0 PTS.
DUGGAN -- HER 1-2-0: 1 PTS.

1 BREIDENBACH - CAL - 20-5 F
2 MERTENS - MER -- --
3 WOODS -- HOL - 3:20 F
4 SPICKELMEIER - CCHS -- --

CHASE COUNTY HIGH SCHOOL INVITATIONAL

CHAMPIONS BRACKET 167 LBS. CLASS

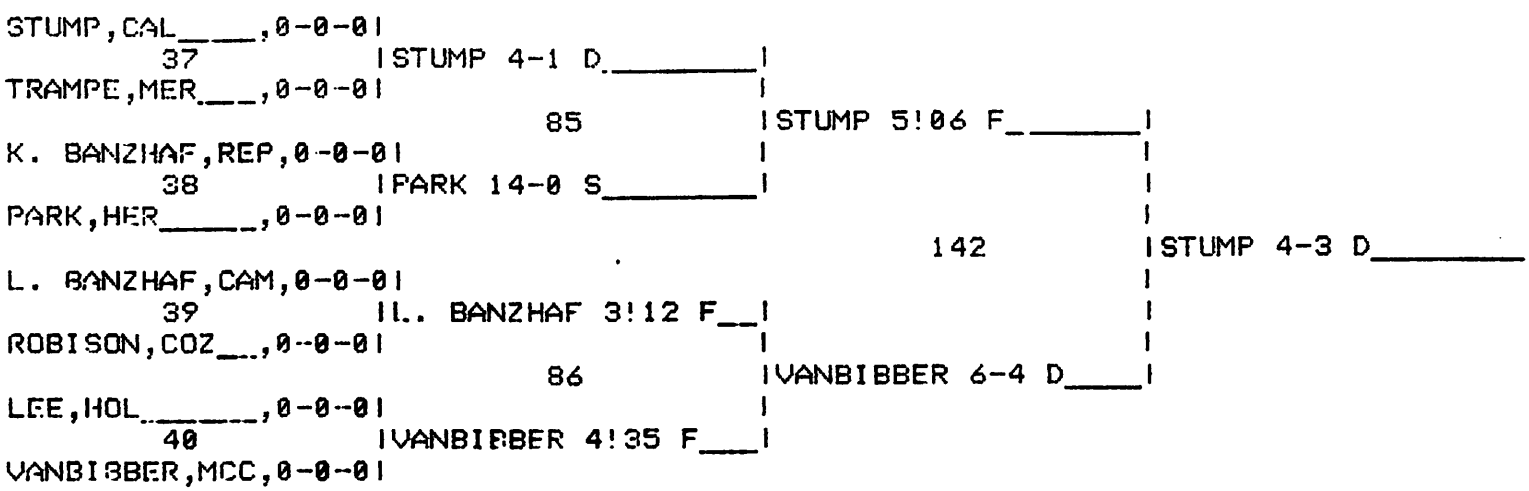


CONSOLATION BRACKET 167 LBS. CLASS

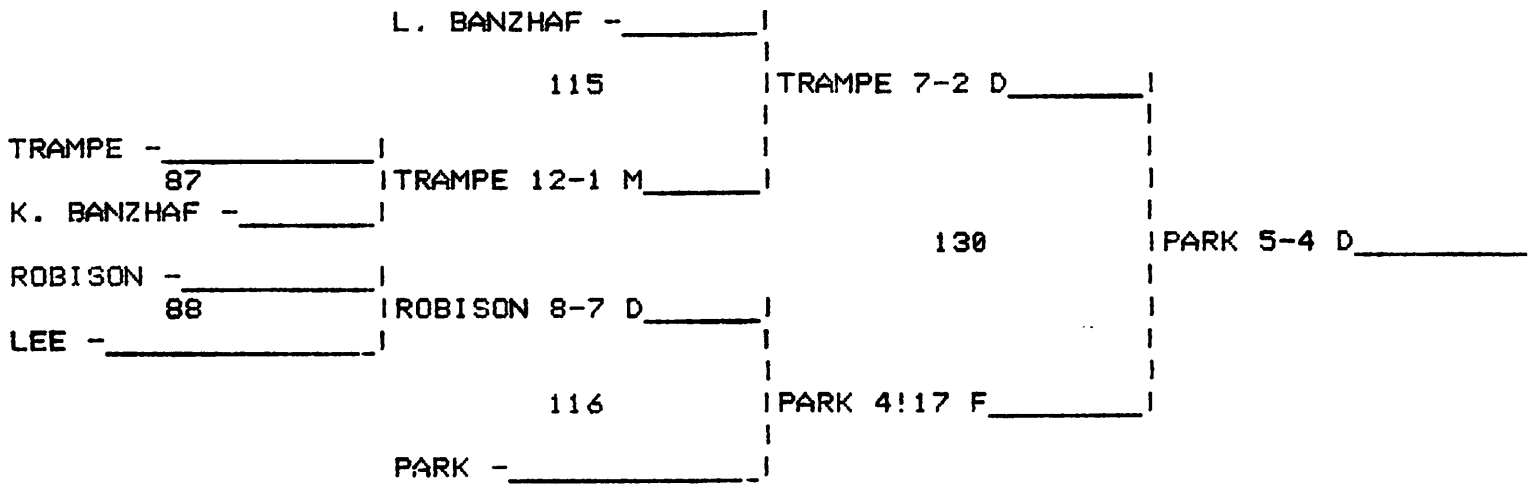


167 LBS. CLASS RESULTS.

STUMP - CAL 3-0-0: 20 PTS.
VANBIBBER - MCC 2-1-0: 16 PTS.
L. BANZHAF - CAM 1-2-0: 4 PTS.
PARK - HER 3-1-0: 13 PTS.
K. BANZHAF - REP 0-2-0: 0 PTS.
ROBISON - COZ 1-2-0: 1 PTS.
LEE - HOL 0-2-0: 0 PTS.
TRAMPE - MER 2-2-0: 6.5 PTS.

1 STUMP - CAL - 4-3 D
2 VANBIBBER - MCC - -
3 PARK - HER - 5-4 D
4 TRAMPE - MER - -

# CHASE COUNTY HIGH SCHOOL INVITATIONAL

## CHAMPIONS BRACKET 185 LBS. CLASS

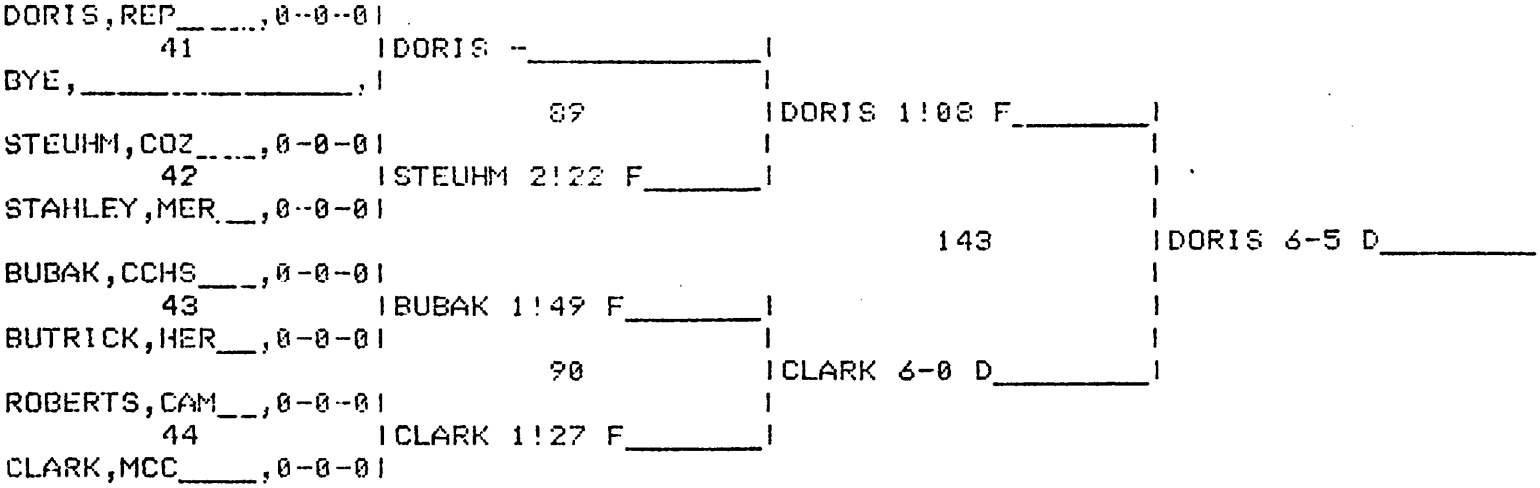


## CONSOLATION BRACKET 185 LBS. CLASS

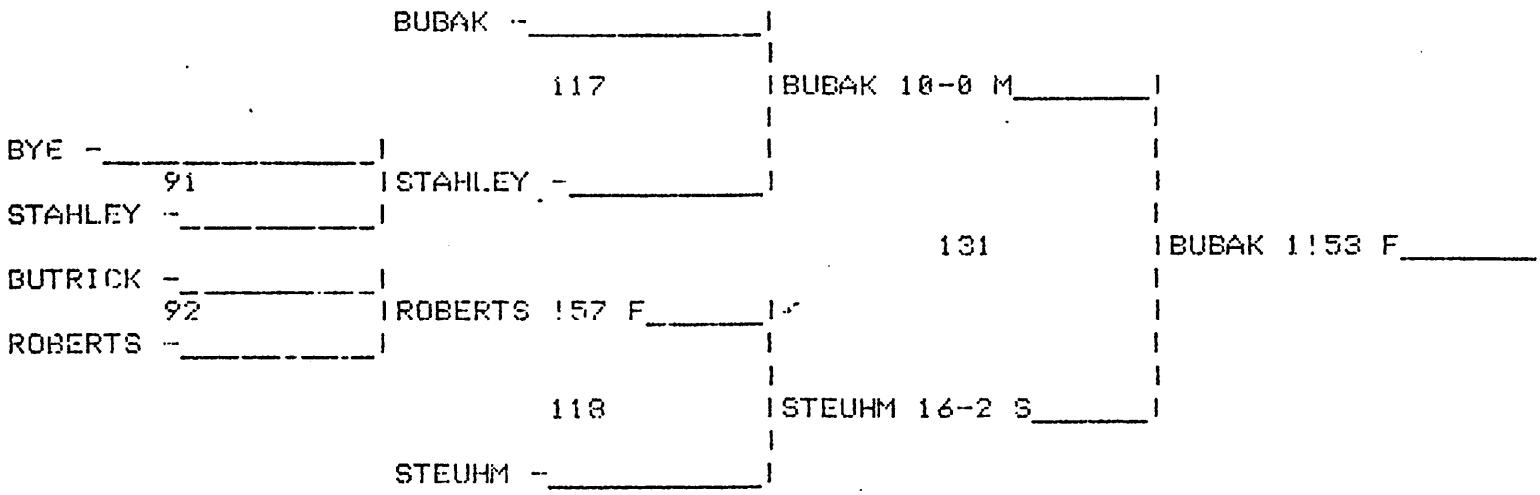


185 LBS. CLASS RESULTS.

DORIS - REP 2-0-0: 20 PTS.
CLARK - MCC 2--1-0: 16 PTS.
BUBAK - CCHS 3-1-0: 14.5 PTS.
STAHLEY - MER 0-2-0: 0 PTS.
STEUHM - COZ 2--2-0: 10 PTS.
BUTRICK -- HER 0--2-0: 0 PTS.
ROBERTS - CAM 1-2-0: 3 PTS.

1 DORIS - REP -- 6--5 D
2 CLARK -- MCC - -
3 BUBAK - CCHS -- 1!53 F
4 STEUHM - COZ -- --

# CHASE COUNTY HIGH SCHOOL INVITATIONAL

## CHAMPIONS BRACKET HWT LBS. CLASS

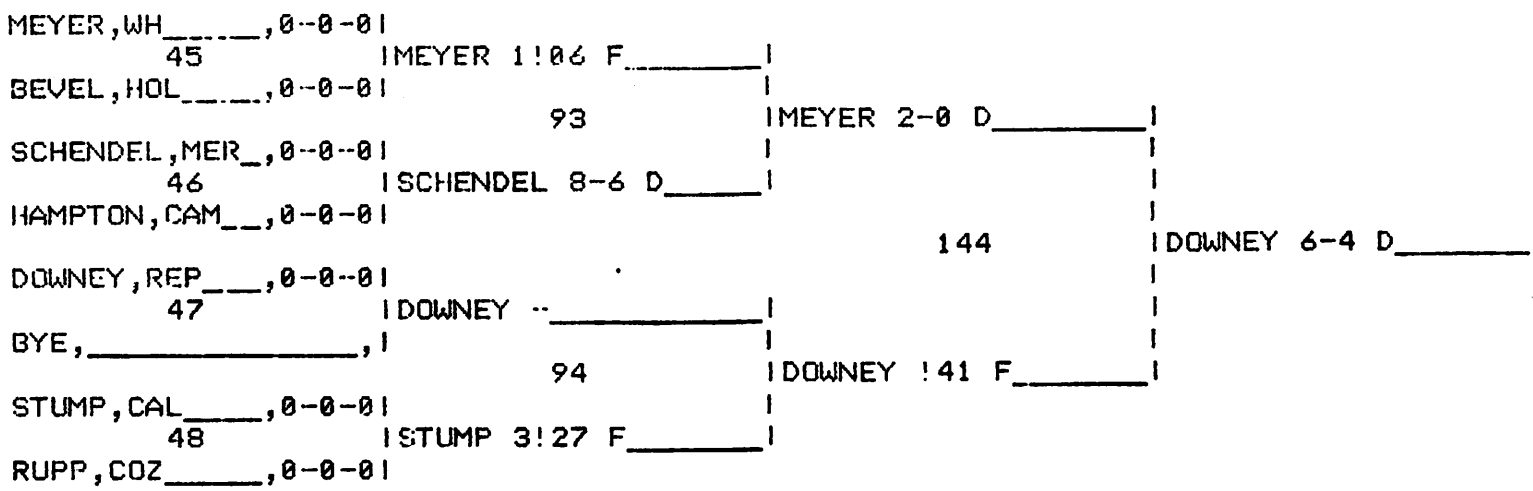


## CONSOLATION BRACKET HWT LBS. CLASS

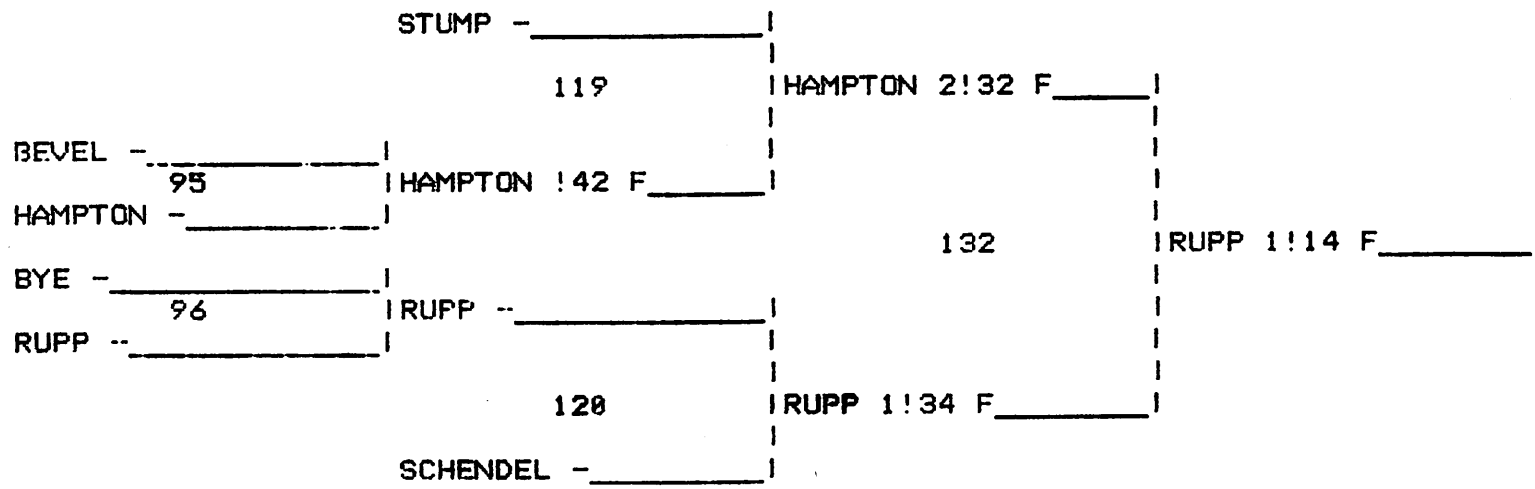


HWT LBS. CLASS RESULTS.

MEYER - WH 2-1-0: 16 PTS.
RUPP - COZ 2-1-0: 13 PTS.
DOWNEY - REP 2-0-0: 20 PTS.
HAMPTON - CAM 2-2-0: 10 PTS.
SCHENDEL - MER 1-2-0: 2 PTS.
STUMP - CAL 1-2-0: 4 PTS.
BEVEL -- HOL 0-2-0: 0 PTS.

1 DOWNEY -- REP -- 6-4 D
2 MEYER - WH - -
3 RUPP - COZ - 1!14 F
4 HAMPTON - CAM - -

CCHs JV vs McCook Season Totals.

| Name | TD | TOL | RW | RL | EW | EL | NEW | NFL | DW | DL | P | PL | Draw | Team Points | Total Pts | |
|---|---|---|---|---|---|---|---|---|---|---|---|---|---|---|---|---|
| Pat Beran | 8 | 9 | 5 | 6 | 5 | 4 | 2 | 13 | 1 | 3 | 2 | 1 | 1 | - | 24 | 3-4-1 |
| Kenly Cotant | 5 | 8 | 4 | 2 | 3 | 4 | 4 | 9 | 1 | 2 | 2 | 1 | - | - | 23 | 3-3 |
| Dan Gartner | - | 2 | 2 | 3 | - | - | 1 | 2 | 1 | - | - | 1 | - | - | 3 | 1-1 |
| Dave Oxford * | 10 | 8 | 2 | 3 | 2 | 3 | 5 | 6 | 1 | 1 | 5 | 5 | - | 3 | 22 | 6-6 |
| Kevin McDonald | - | 2 | 1 | - | 1 | - | 1 | 1 | - | - | - | 1 | - | - | 0 | 0-1 |
| Lyle Goddard | 4 | 5 | 1 | 1 | 2 | 1 | 3 | 3 | - | - | 4 | 2 | - | 0 | 22 | 4-2 |
| Bob Mendenhall | 15 | 5 | 2 | 3 | 2 | 9 | - | 3 | 1 | - | 4 | 3 | - | - | 27 | 5-3 |
| Blaine Peterson | 14 | 3 | 6 | 5 | - | 7 | 8 | 5 | 3 | 3 | 4 | 1 | - | - | 43½ | 7-4 |
| Jodie Friemel | 6 | 3 | - | 2 | - | 3 | 1 | 6 | - | 2 | 5 | - | - | 6 | 36 | 6-1 |
| Brian Hamilton | 9 | 6 | 3 | 1 | 3 | 8 | 1 | 6 | 1 | 1 | 3 | 1 | - | 6 | 21 | 4-2 |
| Mike VanVleet | 6 | - | 3 | - | - | - | 9 | 1 | 1 | - | 3 | - | - | - | 22 | 4-0 |
| | | | | | | | | | | | | | | | | |
| | | | | | | | | | | | | | | | | |
| | | | | | | | | | | | | | | | | |
| | | | | | | | | | | | | | | | | |
| | | | | | | | | | | | | | | | | |
| | | | | | | | | | | | | | | | | |
| | | | | | | | | | | | | | | | | |
| | | | | | | | | | | | | | | | | |
| | | | | | | | | | | | | | | | | |
| | | | | | | | | | | | | | | | | |
| * | | | | | | | | | | | | | | | | |
| Dave Oxford - Holyoke | 12 | 9 | 5 | 5 | 4 | 3 | 5 | 9 | 1 | 2 | 6 | 5 | - | 6 | 28 | 7-7 |
| | | | | | | | | | | | | | | | | |
| TOTAL's | 77 | 51 | 30 | 31 | 18 | 39 | 35 | 55 | 10 | 12 | 32 | 15 | - | 15 | 100½ | 42-27-1 |

Comments:

CCHS 12 Vs Oshkosh 51

| Name | TD | TDL | RW | RL | EW | EL | NEW | NFL | DW | DL | P | PL | Draw | Team Points | Total Pts | |
|---|---|---|---|---|---|---|---|---|---|---|---|---|---|---|---|---|
| John Pawkowin | | 1 | | 1 | | | | 1 | | | | 1 | | | | 0-1 |
| Jason McNair | 2 | | | | 1 | | | | | | 1 | | | 6 | 6 | 1-0 |
| Dave Lovenburg | | 3 | 1/2 | | 1 | 1 | | | | 1 | | | | | | 0-1 |
| Dave German | | 3 | | | 1 | | | 4 | | | | 1 | | | | 0-1 |
| Bob Mendenhall | | 1 | | | | | | | | | | 1 | | | | 0-1 |
| Joedy Friemel | | 1 | | 1 | | | | 5 | | | | 1 | | | | 0-1 |
| Brad Brauer | | 1 | | | | | | | | | | 1 | | | | 0-1 |
| Wayne Spickelmeier | | 4 | 1 | 1 | 2 | | | 2 | | | | 1 | | | | 0-1 |
| Jeff Bubak | | 2 | | | | | | 4 | | | | 1 | | | | 0-1 |
| Steve Davis | Won by Forfeit | | | | | | | | | | | | | 6 | 6 | 1-0 |
| | | | | | | | | | | | | | | | | |
| | | | | | | | | | | | | | | | | |
| | | | | | | | | | | | | | | | | |
| | | | | | | | | | | | | | | | | |
| | | | | | | | | | | | | | | | | |
| | | | | | | | | | | | | | | | | |
| | | | | | | | | | | | | | | | | |
| | | | | | | | | | | | | | | | | |
| | | | | | | | | | | | | | | | | |
| | | | | | | | | | | | | | | | | |
| | | | | | | | | | | | | | | | | |
| | | | | | | | | | | | | | | | | |
| | | | | | | | | | | | | | | | | |
| TOTAL's | 2 | 16 | 3 | 3 | 5 | 1 | - | 16 | | 1 | 1 | 7 | | 12 | 12 | 2-8 |

Comments:

CCHs 21 Vs BridgePort 38

| Name | TD | TOL | RW | RL | EW | EL | NEW | NFL | DW | DL | P | PL | Draw | Team Points | Total Pts | |
|---|---|---|---|---|---|---|---|---|---|---|---|---|---|---|---|---|
| John Pankonin | | 2 | 3 | | | 2 | 1 | 2 | | 1 | | | | | | 0-1 |
| Jason McNair | | Won | by | Forfeit | | | | | | | | | | 6 | 6 | 1-0 |
| Dave Hovenburg | | 3 | 1 | | | 1 | | 4 | | | | 1 | | | | 0-1 |
| Dave German | | 2 | | | | | | 1 | | | | 1 | | | | 0-1 |
| Bob Mendenhall | 1 | 1 | | 1 | 2 | | 1 | | | | 1 | | | 6 | 6 | 1-0 |
| Brad Brauer | 3 | | | 2 | 2 | | | | 1 | | | | | 3 | 3 | 1-0 |
| Wayne Spickelmeier | 1 | | | | | | 2 | | | | 1 | | | 6 | 6 | 1-0 |
| Jeff Bubak | | 1 | | | | | | | | | | 1 | | | | 0-1 |
| Steve Davis | | 1 | | | | | | | | | | 1 | | | | 0-1 |
| | | | | | | | | | | | | | | | | |
| | | | | | | | | | | | | | | | | |
| | | | | | | | | | | | | | | | | |
| | | | | | | | | | | | | | | | | |
| | | | | | | | | | | | | | | | | |
| | | | | | | | | | | | | | | | | |
| | | | | | | | | | | | | | | | | |
| | | | | | | | | | | | | | | | | |
| | | | | | | | | | | | | | | | | |
| | | | | | | | | | | | | | | | | |
| | | | | | | | | | | | | | | | | |
| | | | | | | | | | | | | | | | | |
| | | | | | | | | | | | | | | | | |
| | | | | | | | | | | | | | | | | |
| Totals | 5 | 10 | 3 | 3 | 4 | 3 | 4 | 7 | 1 | 1 | 2 | 4 | | 21 | 21 | 4-5 |

Comments:

CCHS J.V. vs Oshkosh - Bridgeport

| Name | TD | TDL | RW | RL | EW | EL | NFW | NFL | DW | DL | P | PL | Draw | Team Points | Total Pts | |
|---|---|---|---|---|---|---|---|---|---|---|---|---|---|---|---|---|
| Pat Beran | 1 | 1 | 2 | 2 | | 1 | 1 | 3 | | | | 1 | | | | 0-1 |
| Kinley Cotant | | 1 | 1 | 2 | | | | 4 | | | | 1 | | | | 0-1 |
| Dan Gartner | | 1 | 2 | 2 | | | 1 | | 1 | | | | | 3 | 3 | 1-0 |
| Lyle Caddard | 1 | | | | | | | | | | 1 | | | 6 | 6 | 1-0 |
| Dave Oxford | 1 | 2 | | 1 | 1 | | 2 | 1 | | | 1 | 1 | | 6 | 6 | 1-1 |
| Kevin McDonald | | 2 | 1 | | 1 | | 1 | 1 | | | | 1 | | | | 0-1 |
| Blaine Peterson | 1 | 3 | 2 | 1 | | 2 | 3 | 4 | | 1 | 1 | | | 6 | 6 | 1-1 |
| Brian Hamilton | 2 | | | | 1 | 1 | | | 1 | | | | | 3 | 3 | 1-0 |
| Mike Van Vleet | 3 | | 1 | | | | 4 | | | | 2 | | | 12 | 12 | 2-0 |
| | | | | | | | | | | | | | | | | |
| | | | | | | | | | | | | | | | | |
| | | | | | | | | | | | | | | | | |
| | | | | | | | | | | | | | | | | |
| | | | | | | | | | | | | | | | | |
| | | | | | | | | | | | | | | | | |
| | | | | | | | | | | | | | | | | |
| | | | | | | | | | | | | | | | | |
| | | | | | | | | | | | | | | | | |
| | | | | | | | | | | | | | | | | |
| | | | | | | | | | | | | | | | | |
| | | | | | | | | | | | | | | | | |
| | | | | | | | | | | | | | | | | |
| | | | | | | | | | | | | | | | | |
| | | | | | | | | | | | | | | | | |
| TOTALS | 9 | 10 | 9 | 8 | 3 | 4 | 12 | 13 | 2 | 1 | 5 | 4 | | 36 | 36 | 7-5 |

Comments:

CCHs _____ Vs Osh Kosh - Bridgeport - TOTALS.

| NAME | TD | TOL | RW | RL | EW | EL | NEW | NFL | DW | DL | P | PL | DRAW | Team Points | Total Pts | |
|---|---|---|---|---|---|---|---|---|---|---|---|---|---|---|---|---|
| John Pawkonin | | 3 | 3 | 1 | | 2 | 1 | 3 | | 1 | | 1 | | | | 0-2 |
| Jason McNair. | 2 | | | | 1 | | | | | | 1 | | | 12 | 12 | 2-0 |
| Dave Lovenbury | | 6 | 2 | | 1 | 2 | | 4 | | 1 | | 1 | | | | 0-2 |
| Dave German | | 5 | | | 1 | | | 5 | | | | 2 | | | | 0-2 |
| Bob Mendenhall | 1 | 2 | | 1 | 2 | | 1 | | | | 1 | 1 | | 6 | 6 | 1-1 |
| Joedy Friemel | | 1 | | 1 | | | | 5 | | | | 1 | | | | 0-1 |
| Brad Braver | 3 | 1 | | 2 | 2 | | | | 1 | | | 1 | | 3 | 3 | 1-1 |
| Wayne Spickelmeier | 1 | 4 | 1 | 1 | 2 | | 2 | 2 | | | 1 | 1 | | 6 | 6 | 1-1 |
| Jeff Bubak | | 3 | | | | | | 1 | | | | 2 | | | | 0-2 |
| Steve Davis | | 1 | | | | | | | | | | 1 | | 6 | 6 | 1-1 |
| | | | | | | | | | | | | | | | | |
| | | | | | | | | | | | | | | | | |
| | | | | | | | | | | | | | | | | |
| | | | | | | | | | | | | | | | | |
| | | | | | | | | | | | | | | | | |
| | | | | | | | | | | | | | | | | |
| | | | | | | | | | | | | | | | | |
| | | | | | | | | | | | | | | | | |
| | | | | | | | | | | | | | | | | |
| | | | | | | | | | | | | | | | | |
| | | | | | | | | | | | | | | | | |
| | | | | | | | | | | | | | | | | |
| | | | | | | | | | | | | | | | | |
| | | | | | | | | | | | | | | | | |
| TOTALS | 7 | 26 | 6 | 6 | 9 | 4 | 4 | 23 | 1 | 2 | 3 | 11 | | 33 | 33 | 6-13 |

Comments: TAKEdowns Stink-



longhorns vs. eagles vs. bulldogs

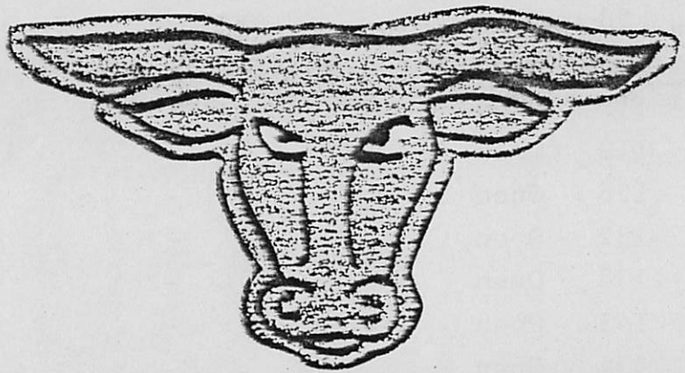



# WRESTLING

## IMPERIAL LONGHORNS

| VARSITY WEIGHT | | GRADE |
|---|---|---|
| 98 | Open | - |
| 105 | Open | - |
| 112 | Hohn Pankonin | 9 |
| 119 | Jason McNair | 9 |
| 126 | Dave Lovenburg | 12 |
| 132 | Dave German | 11 |
| 138 | Kevin McDonald | 11 |
| 145 | Brad Brauer | 12 |
| 155 | Jody Friemel | 9 |
| 167 | Wayne Spikelmeier | 12 |
| 185 | Jeff Bubak | 12 |
| HWT | Steve Davis | 9 |

| JUNIOR VARSITY | | |
|---|---|---|
| 98 | Open | - |
| 105 | Open | - |
| 112 | John Pankonin | 9 |
| 119 | Lyle Goddard | 9 |
| | Kinley Cotant | 9 |
| | Dan Garfner | 9 |
| 126 | Dave Oxford | 9 |
| 132 | Bob Mendenhall | 9 |
| 138 | Open | - |
| 145 | Blaine Peterson | 11 |
| 155 | Bryan Hamilton | 9 |
| 167 | Mike VanVlect | 11 |
| 185 | Open | - |
| HWT | Open | - |

Coach: LaVern Phelps

## OSHKOSH EAGLES

| VARSITY WEIGHT | | GRADE |
|---|---|---|
| 98 | Open | - |
| 105 | Mike Fought | 12 |
| 112 | Craig Vincent | 11 |
| 119 | Paul Davis | 9 |
| 126 | Troy Arstingstall | 11 |
| 132 | Mike Beam | 11 |
| 138 | Ty Gray | 11 |
| 145 | Dan Matthews | 12 |
| 155 | Mike Riedel | 11 |
| 167 | Russ Yetter | 12 |
| 185 | Matt Davis | 12 |
| HWT | Open | - |

| JUNIOR VARSITY | | |
|---|---|---|
| 98 | Open | - |
| 105 | Scott Plog | 9 |
| | Tim Outson | 9 |
| 112 | Dave Schwartz | 9 |
| 119 | Fred Schuff | 9 |
| | Josh Arstingstall | 9 |
| | Mark Riedel | 10 |
| 126 | Open | - |
| 132 | Tom Coats | 10 |
| 138 | Open | - |
| 145 | Open | - |
| 155 | Greg Cooper | 9 |
| | Ron Moffat | 11 |
| 167 | Tyler Glissman | 11 |
| 185 | Open | - |
| HWT | Open | - |

Coaches: Ron Klemke
Doug Leonold

## BRIDGEPORT BULLDOGS

| VARSITY WEIGHT | | GRADE |
|---|---|---|
| 98 | Open | - |
| 105 | Howard Christenson | 9 |
| 112 | Andy Benavides | 12 |
| 119 | Keith Peters | 9 |
| 126 | Tim Lobato | 12 |
| 132 | Cliff Sulack | 10 |
| 138 | Rick McConnel | 11 |
| 145 | Jeff Guerreo | 10 |
| 155 | Tim Muhr | 11 |
| 167 | Travis Garska | 12 |
| 185 | Brian Peters | 12 |
| HWT | Regan Hass | 12 |

| JUNIOR VARSITY | | |
|---|---|---|
| 98 | Open | - |
| 105 | Open | - |
| 112 | Open | - |
| 119 | Open | - |
| 126 | Open | - |
| 132 | Open | - |
| 138 | Open | - |
| 145 | Open | - |
| 155 | Open | - |
| 167 | Open | - |
| 185 | Open | - |
| HWT | Open | - |

Coach: Kevin McCurley



longhorns vs. eagles vs. bulldogs





# WRESTLING

## IMPERIAL LONGHORNS

### VARSITY

| WEIGHT | | GRADE |
|---|---|---|
| 98 | Open | - |
| 105 | Open | - |
| 112 | Hohn Pankonin | 9 |
| 119 | Jason McNair | 9 |
| 126 | Dave Lovenburg | 12 |
| 132 | Dave German | 11 |
| 138 | Kevin McDonald | 11 |
| 145 | Brad Brauer | 12 |
| 155 | Jody Friemel | 9 |
| 167 | Wayne Spikelmeier | 12 |
| 185 | Jeff Bubak | 12 |
| HWT | Steve Davis | 9 |

### JUNIOR VARSITY

| | | |
|---|---|---|
| 98 | Open | - |
| 105 | Open | - |
| 112 | John Pankonin | 9 |
| 119 | Lyle Goddard | 9 |
| | Kinley Cotant | 9 |
| | Dan Garfner | 9 |
| 126 | Dave Oxford | 9 |
| 132 | Bob Mendenhall | 9 |
| 138 | Open | - |
| 145 | Blaine Peterson | 11 |
| 155 | Bryan Hamilton | 9 |
| 167 | Mike VanVlect | 11 |
| 185 | Open | - |
| HWT | Open | - |

Coach: LaVern Phelps

## OSHKOSH EAGLES

### VARSITY

| WEIGHT | | GRADE |
|---|---|---|
| 98 | Open | - |
| 105 | Mike Fought | 12 |
| 112 | Craig Vincent | 11 |
| 119 | Paul Davis | 9 |
| 126 | Troy Arstingstall | 11 |
| 132 | Mike Beam | 11 |
| 138 | Ty Gray | 11 |
| 145 | Dan Matthews | 12 |
| 155 | Mike Riedel | 11 |
| 167 | Russ Yetter | 12 |
| 185 | Matt Davis | 12 |
| HWT | Open | - |

### JUNIOR VARSITY

| | | |
|---|---|---|
| 98 | Open | - |
| 105 | Scott Plog | 9 |
| | Tim Outson | 9 |
| 112 | Dave Schwartz | 9 |
| 119 | Fred Schuff | 9 |
| | Josh Arstingstall | 9 |
| | Mark Riedel | 10 |
| 126 | Open | - |
| 132 | Tom Coats | 10 |
| 138 | Open | - |
| 145 | Open | - |
| 155 | Greg Cooper | 9 |
| | Ron Moffat | 11 |
| 167 | Tyler Glissman | 11 |
| 185 | Open | - |
| HWT | Open | - |

Coaches: Ron Klemke
Doug Leonold

## BRIDGEPORT BULLDOGS

### VARSITY

| WEIGHT | | GRADE |
|---|---|---|
| 98 | Open | - |
| 105 | Howard Christenson | 9 |
| 112 | Andy Benavides | 12 |
| 119 | Keith Peters | 9 |
| 126 | Tim Lobato | 12 |
| 132 | Cliff Sulack | 10 |
| 138 | Rick McConnel | 11 |
| 145 | Jeff Guerreo | 10 |
| 155 | Tim Muhr | 11 |
| 167 | Travis Garska | 12 |
| 185 | Brian Peters | 12 |
| HWT | Regan Hass | 12 |

### JUNIOR VARSITY

| | | |
|---|---|---|
| 98 | Open | - |
| 105 | Open | - |
| 112 | Open | - |
| 119 | Open | - |
| 126 | Open | - |
| 132 | Open | - |
| 138 | Open | - |
| 145 | Open | - |
| 155 | Open | - |
| 167 | Open | - |
| 185 | Open | - |
| HWT | Open | - |

Coach: Kevin McCurley

CCHS _____ Vs Holyoke Invit

| Name | TD | TDL | RW | RL | EW | EL | NFW | NFL | DW | DL | P | PL | Draw | Team Points | Total Pts | |
|---|---|---|---|---|---|---|---|---|---|---|---|---|---|---|---|---|
| John Pankowiw | 2 | 1 | 1 | 1 | 1 | 2 | 3 | 2 | 1 | - | 1 | - | - | | 20 | 2-0 |
| Jason McNair. | 4 | 3 | 1 | - | 3 | 1 | 1 | 1 | - | 1 | 2 | - | - | | 12 | 2-1 |
| Dave Lovenbury | 6 | - | 2 | 4 | - | 1 | 2 | - | 1 | - | 2 | - | - | | 22 | 3-0 |
| Dave Germann | 2 | 1 | - | - | 2 | 1 | 1 | 2 | 1 | 1 | 2 | - | - | | 13 | 3-1 |
| Bob Mendenhall | 3 | 4 | - | - | 4 | 1 | 1 | 1 | 1 | - | - | 2 | - | | 2 | 1-2 |
| Kevin McDonald | 4 | 1 | - | - | - | 1 | - | - | 1 | - | 2 | 1 | - | - | 13 | 3-1 |
| Brad Braver | 5 | - | 1 | 3 | 1 | 2 | 3 | 1 | 1 | - | 1 | 2 | - | | 10 | 1-2 |
| Wayne Spickelmeier. | 5 | 5 | 1 | - | 3 | 1 | 2 | 2 | 2 | 1 | - | 1 | - | | 7 | 2-2 |
| Bryan Hamilton | - | 3 | - | - | - | - | - | 1 | - | - | - | 2 | - | - | 0 | 0-2 |
| Jeff Bubak | 3 | 2 | - | 1 | 2 | 1 | 1 | 1 | 1 | - | - | 1 | - | - | 14 | 1-1 |
| Steve Davis | 1 | 3 | - | 1 | - | 2 | - | 2 | - | 2 | - | - | - | - | 0 | 0-2 |
| | | | | | | | | | | | | | | | | |
| | | | | | | | | | | | | | | | | |
| | | | | | | | | | | | | | | | | |
| | | | | | | | | | | | | | | | | |
| | | | | | | | | | | | | | | | | |
| | | | | | | | | | | | | | | | | |
| | | | | | | | | | | | | | | | | |
| | | | | | | | | | | | | | | | | |
| | | | | | | | | | | | | | | | | |
| | | | | | | | | | | | | | | | | |
| | | | | | | | | | | | | | | | | |
| | | | | | | | | | | | | | | | | |
| | | | | | | | | | | | | | | | | |
| TOTAL's | 35 | 23 | 6 | 10 | 16 | 13 | 14 | 13 | 9 | 5 | 10 | 9 | - | | 101 | 18-14 |

Comments:

Calichie- 137
Holyoke- 115½
Imperial 101
Haxton 96

Wray J.V. 82
Arickaree- 36½
Fleming 36
Yuma J.V. 22.

# CCHS Varsity - vs Holyoke Invit Totals.

| Name | TD | TDL | RW | RL | EW | EL | NFW | NFL | DW | DL | P | PL | Draw | Team Points | Total Pts | |
|---|---|---|---|---|---|---|---|---|---|---|---|---|---|---|---|---|
| John Pankevich | 4 | 4 | 4 | 2 | 3 | 5 | 6 | 2 | 1 | 1 | 2 | 1 | - | 20 | 26 | 3-2 |
| Jason McNair. | 7 | 3 | 2 | - | 4 | 1 | 2 | 1 | 1 | 1 | 3 | - | - | 13 | 28 | 5-1 |
| Dave Lovenburg. | 6 | 7 | 4 | 6 | 3 | 3 | 2 | 7 | 1 | 2 | 2 | 1 | - | 22 | 22 | 3-3 |
| Dave German | 3 | 6 | - | 2 | 2 | 1 | 4 | 8 | 1 | 1 | 2 | 3 | - | 13 | 13 | 3-4 |
| Bob Mendenhall | 4 | 6 | - | 1 | 6 | 1 | 2 | 1 | 1 | - | 1 | 3 | - | 2 | 8 | 2-3 |
| Kevin McDonald | 5 | 3 | - | 1 | 2 | 2 | - | 2 | 1 | - | 2 | 2 | - | 13 | 13 | 3-2 |
| Joedy Friemel | - | 1 | - | 1 | - | - | - | 5 | - | - | - | 1 | - | 0 | 0 | 0-1 |
| Brad Braver. | 8 | 2 | 2 | 5 | 3 | 2 | 3 | 1 | 2 | - | 2 | 3 | - | 16 | 19 | 3-3 |
| Wayne Spickelmeier. | 8 | 9 | 2 | 1 | 6 | 1 | 4 | 4 | 2 | 1 | 2 | 2 | - | 7 | 19 | 4-3 |
| Bryan Hamilton | - | 3 | - | - | - | - | - | 1 | - | - | - | 2 | - | 0 | 0 | 0-2 |
| Jeff Bubak | 4 | 5 | 2 | 2 | 2 | 2 | 2 | 6 | 2 | - | - | 3 | - | 14 | 17 | 2-3 |
| Steve Davis | 1 | 5 | - | 1 | - | 2 | - | 2 | - | 2 | - | 2 | - | 0 | 6 | 1-4 |
| | | | | | | | | | | | | | | | | |
| | | | | | | | | | | | | | | | | |
| | | | | | | | | | | | | | | | | |
| | | | | | | | | | | | | | | | | |
| | | | | | | | | | | | | | | | | |
| | | | | | | | | | | | | | | | | |
| | | | | | | | | | | | | | | | | |
| | | | | | | | | | | | | | | | | |
| | | | | | | | | | | | | | | | | |
| | | | | | | | | | | | | | | | | |
| | | | | | | | | | | | | | | | | |
| | | | | | | | | | | | | | | | | |
| TOTAL's | 50 | 54 | 16 | 22 | 31 | 20 | 25 | 40 | 12 | 8 | 16 | 23 | - | 101 | 158 | 31 |

Comments:

## ARICKAREE

| Wt. | | Grade |
|---|---|---|
| 98 | - | |
| 105 | - | |
| 112 | - | |
| 119 | - Mark Hitchcock | 11 |
| 126 | - | |
| 132 | - Ken Dutton | 11 |
| 138 | - Shawn Rodwell | 12 |
| 145 | - | |
| 155 | - | |
| 167 | - | |
| 185 | - | |
| HWT | - | |

COACH: Ben Keefer
SUPERINTENDENT: John A. Pierce

MASCOT: Indians
COLORS: Green and White

## CALICHE

| Wt. | | Grade |
|---|---|---|
| 98 | - Grady Ring | |
| 105 | - | |
| 112 | - | |
| 119 | - Fraulon Gonzales | |
| 126 | - Dave Pyle | |
| 132 | - | |
| 138 | - Kal Noud | 12 |
| 145 | - John Debus | |
| 155 | - Kevin Briedenback | 12 |
| | Mike Sellers | |
| 167 | - Bob Stump | |
| 185 | - | |
| HWT | - Billy Stump | 12 |

COACH: Monty Anderson
SUPERINTENDENT: Roger O. Blake

MASCOT: Buffalos
COLORS: Black and Gold

## FLEMING

| Wt. | | Grade |
|---|---|---|
| 98 | - | |
| 105 | - Cory Felzein | 9 |
| 112 | - Sam Reed | 10 |
| 119 | - Troy Bauder | 10 |
| 126 | - | |
| 132 | - Scott Mueller | 10 |
| 138 | - | |
| 145 | - Loren Boerner | 11 |
| 155 | - Jake Ripp | 10 |
| 167 | - | |
| 185 | - Brad Wernsman | 12 |
| HWT | - | |

COACH: Jerry Bauder
SUPERINTENDENT: Richard Shiveley

MASCOT: Wildcats
COLORS: Green and White

## Haxtun

| Wt. | | Grade |
|---|---|---|
| 98 | - Mike Westerman | 11 |
| 105 | - Jerry Gunn | 9 |
| 112 | - | |
| 119 | - | |
| 126 | - | |
| 132 | - | |
| 138 | - Luke Kain | 11 |
| | Roger Brown | 10 |
| 145 | - Trever Fix | 11 |
| | Myron Uecker (UA) | 11 |
| 155 | - Stan Stone | 12 |
| | Billy Wilson (UA) | 12 |
| 167 | - Gary Constance | 11 |
| 185 | - | |
| HWT | -Greg Koellner | 11 |
| | Dave McCallum (UA) | 11 |

COACH: Leonard Hainley
SUPERINTENDENT: Eldon Reutter

MASCOT: Bulldogs
COLORS: Cherry and Black

## HOLYOKE

| Wt. | | Grade |
|---|---|---|
| 98 | - | |
| 105 | - Brian Sprague | 12 |
| 112 | - | |
| 119 | - James Baker | 10 |
| 126 | - Gordon Heilscher | 9 |
| 132 | - Ben Vogelgesang | 10 |
| | Mike Popken (UA) | 9 |
| 138 | - Rick Prottsman | 12 |
| 145 | - Robert Lueth | 10 |
| | Jerry Oviedo (UA) | 9 |
| 155 | - Greg Wood | 12 |
| 167 | - Ki Yoon Lee | 10 |
| 185 | - Roy Deslauriers | 12 |
| HWT | - Brian Bevel | 10 |

COACH: Warren Piper
SUPERINTENDENT: Dennis Krominga

MASCOT: Dragons
COLORS: Green, Gold, and White

## WRAY JV

| Wt. | | Grade |
|---|---|---|
| 98 | - | |
| 105 | - Tate Kerst | |
| 112 | - | |
| 119 | - Jim Tener | |
| | Steve Stults (UA) | |
| 126 | - Larry Merritt | |
| | Bobby Robinson (UA) | |
| 132 | - John Cranwell | |
| | Dan Harouff (UA) | |
| 138 | - Matt Carson | |
| | Tim DesChamps (UA) | |
| | David Hinkle (UA) | |
| 145 | - Larry Seeley | |
| 155 | - Albert Castillo | |
| | Darin Renzelman | |
| 167 | - Ty Tener | |
| 185 | - | |
| HWT | - | |

COACH: Robert C. Smith
SUPERINTENDENT: Robert L. Cooley

MASCOT: Eagles
COLORS: Purple and White

## IMPERIAL

| Wt. | | Grade |
|---|---|---|
| 98 | - | |
| 105 | - | |
| 112 | - John Pankonin | 9 |
| | Pat Becan (UA) | 10 |
| 119 | - Jason McNair | 9 |
| | Kinley Cotant (UA) | 9 |
| | Lyle Goddard (UA) | 9 |
| | Dan Gartner (UA) | 9 |
| 126 | - Dave Lovenburg | 12 |
| | Dave Oxford (UA) | 9 |
| 132 | - Dave German | 11 |
| 138 | - Bob Mendenhall | 9 |
| | Kevin McDonald (UA) | 11 |
| 145 | - Brad Brauer | 12 |
| | Joedy Friemel (UA) | 9 |
| | Blaine Peterson (UA | 11 |
| 155 | - Wayne Spickelmeier | 12 |
| | Bryan Hamilton (UA) | 9 |
| 167 | - | |
| 185 | - Jeff Bubak | 12 |
| HWT | - Steve Davis | 9 |

COACH: Vern Phelps

SUPERINTENDENT:

MASCOT: Longhorns
COLORS: Orange and Black

## YUMA JV

| Wt. | | Grade |
|---|---|---|
| 98 | - Brendy Allen | 9 |
| 105 | - | |
| 112 | - | |
| 119 | - Brian Harvey | 9 |
| 126 | - | |
| 132 | - Tom Clark | 9 |
| 138 | - Shane Madson | 9 |
| 145 | - Todd Sigmon | 10 |
| | Justin Blach (UA) | 9 |
| 155 | - Kevin Riley | 9 |
| 167 | - Brian Walker | 10 |
| 185 | - Mike Wacker | 11 |
| HWT | - | |

COACH: David Seedorf
SUPERINTENDENT: James Weatherill

MASCOT: Indians
COLORS: Red and White

Weight Class 98

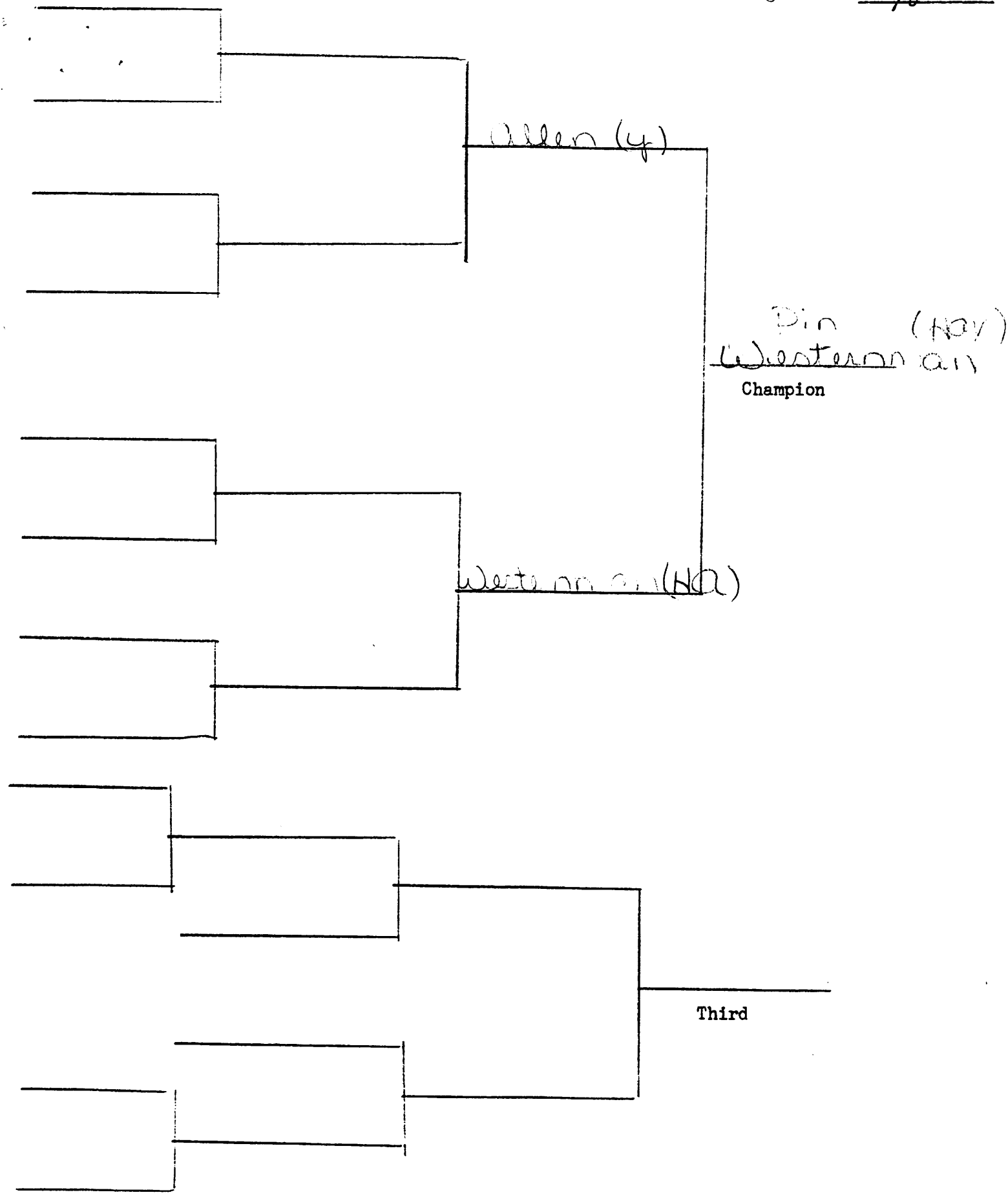

Weight Class 105

Round Robin

Champion

Third

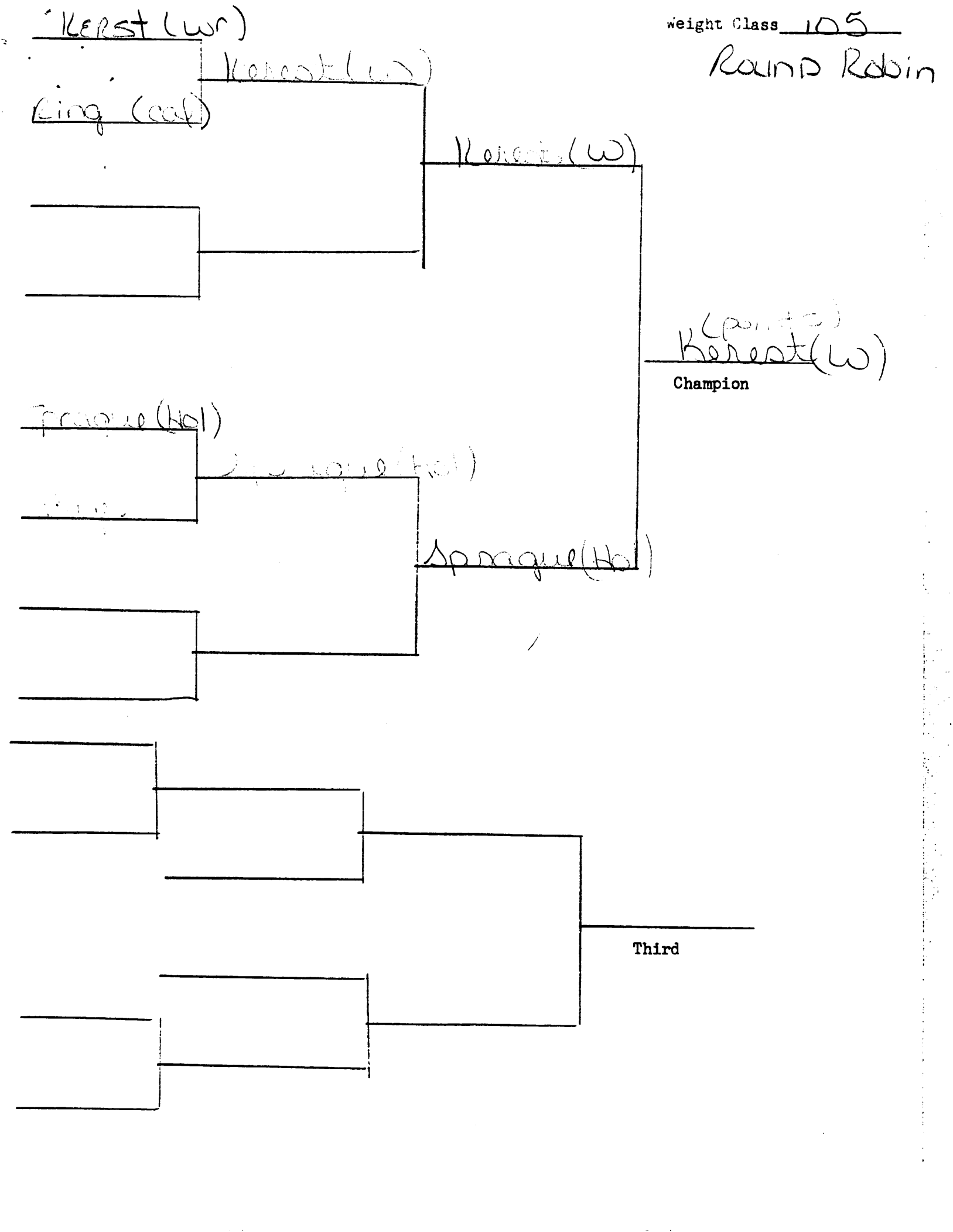

Weight Class 112

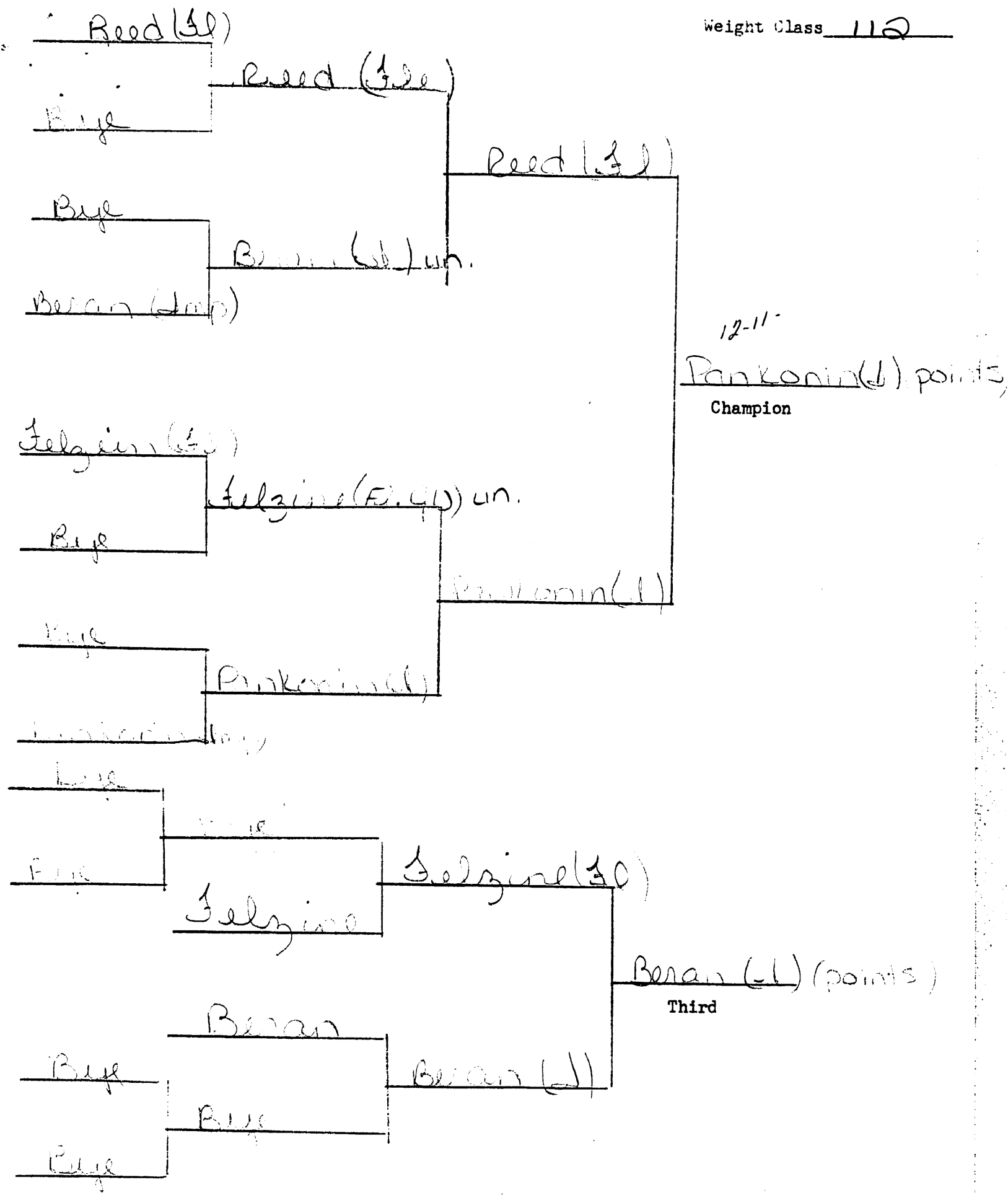

Weight Class 119

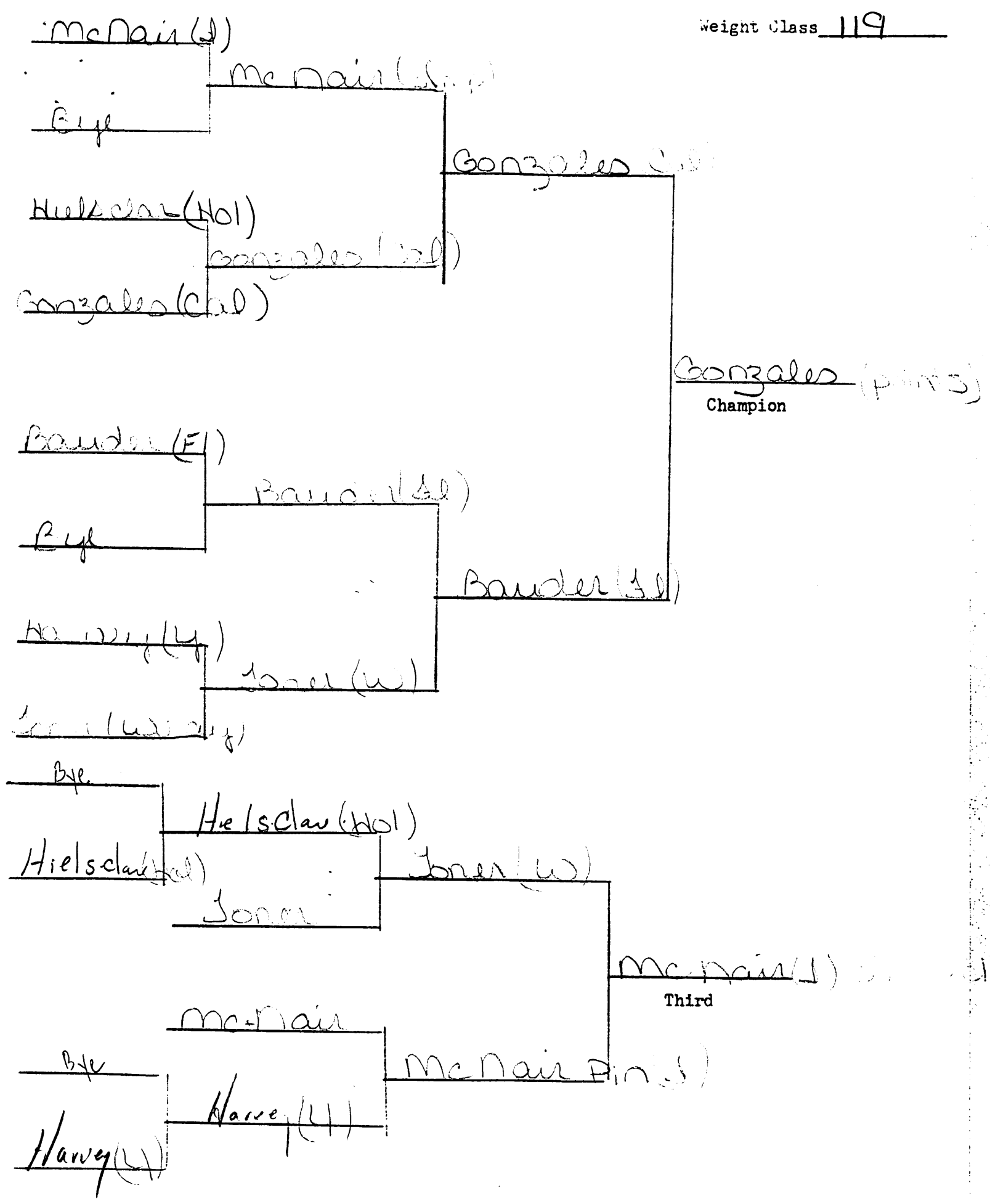

Weight Class 126

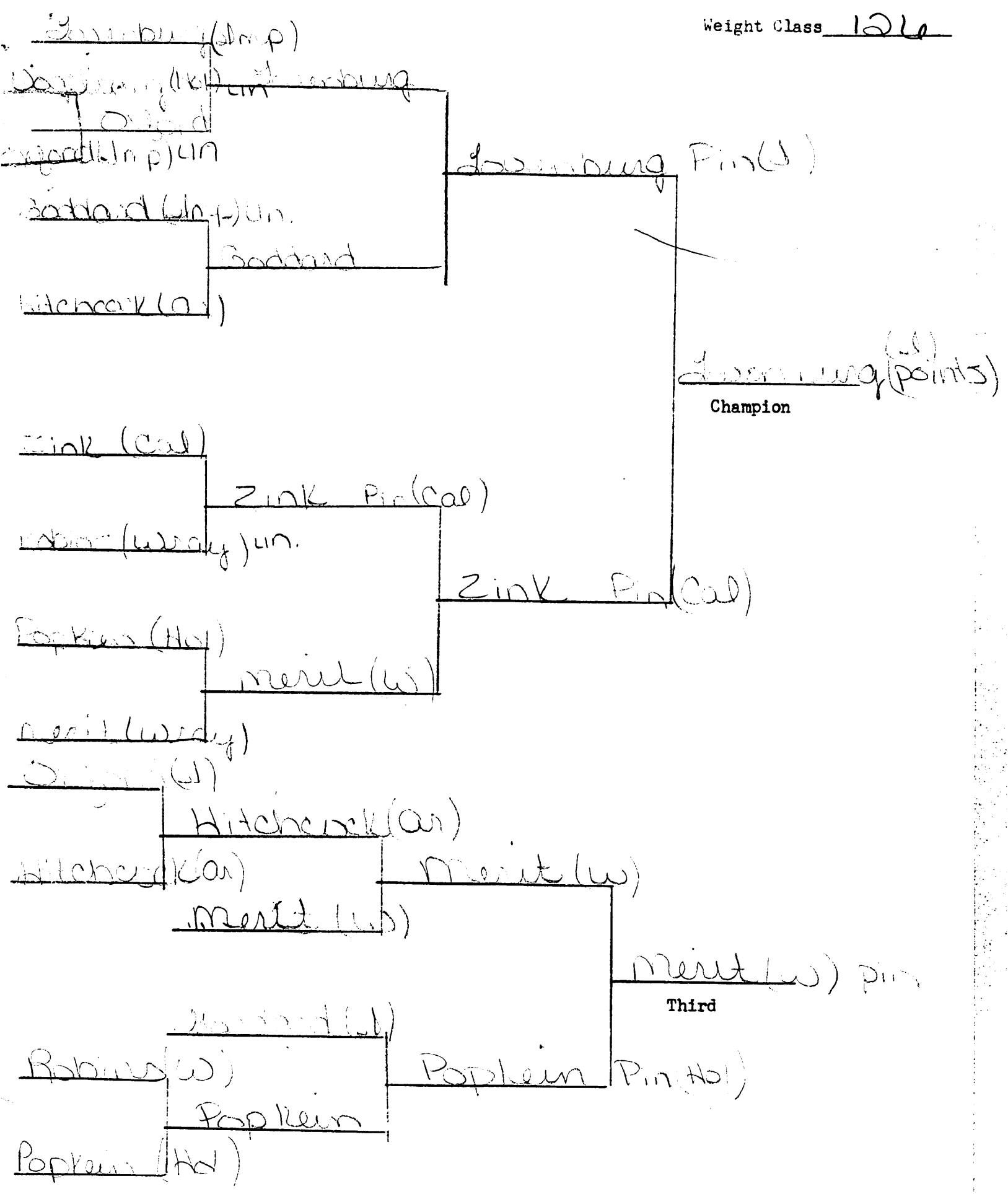

Weight Class 132

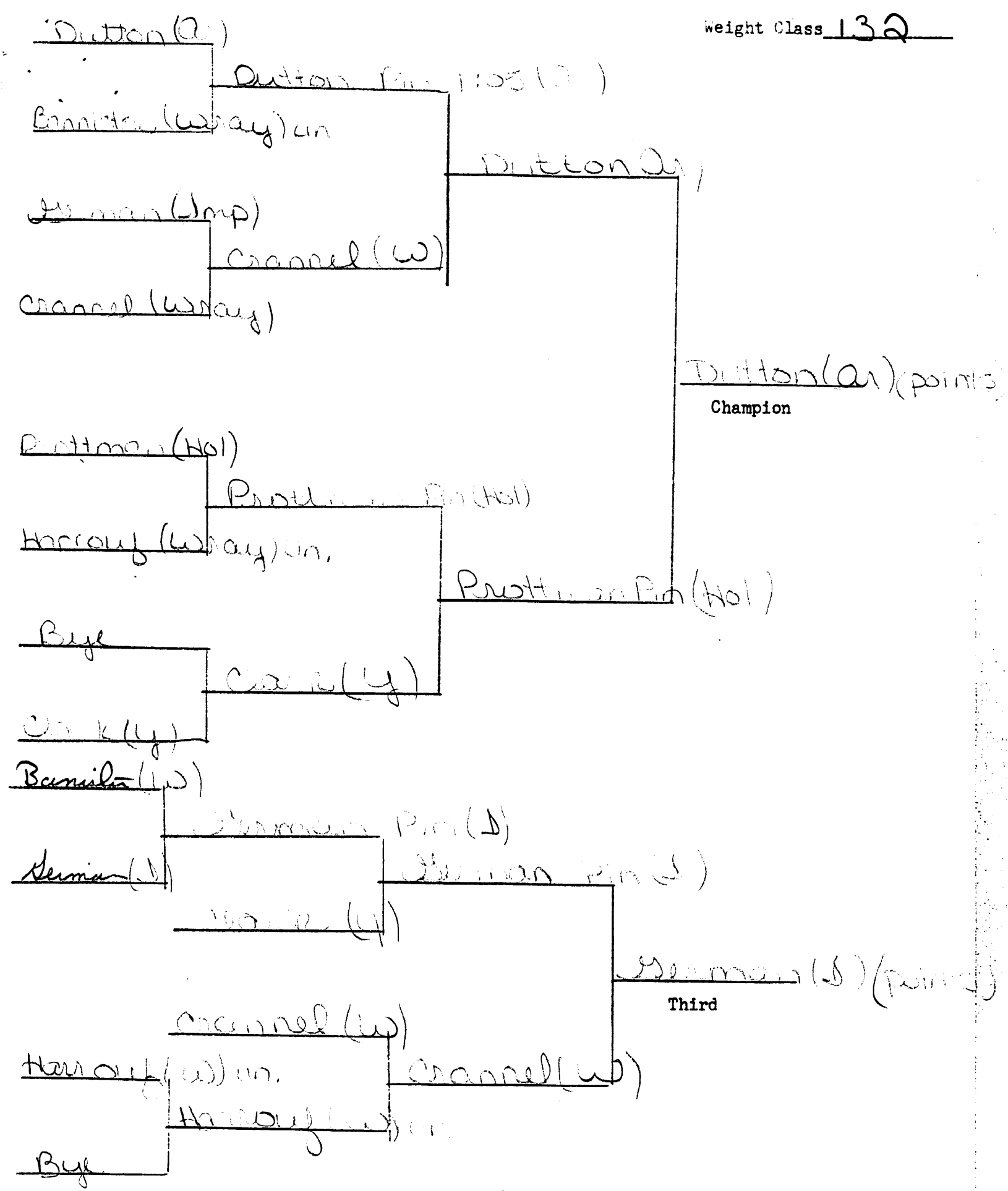

Weight Class 138

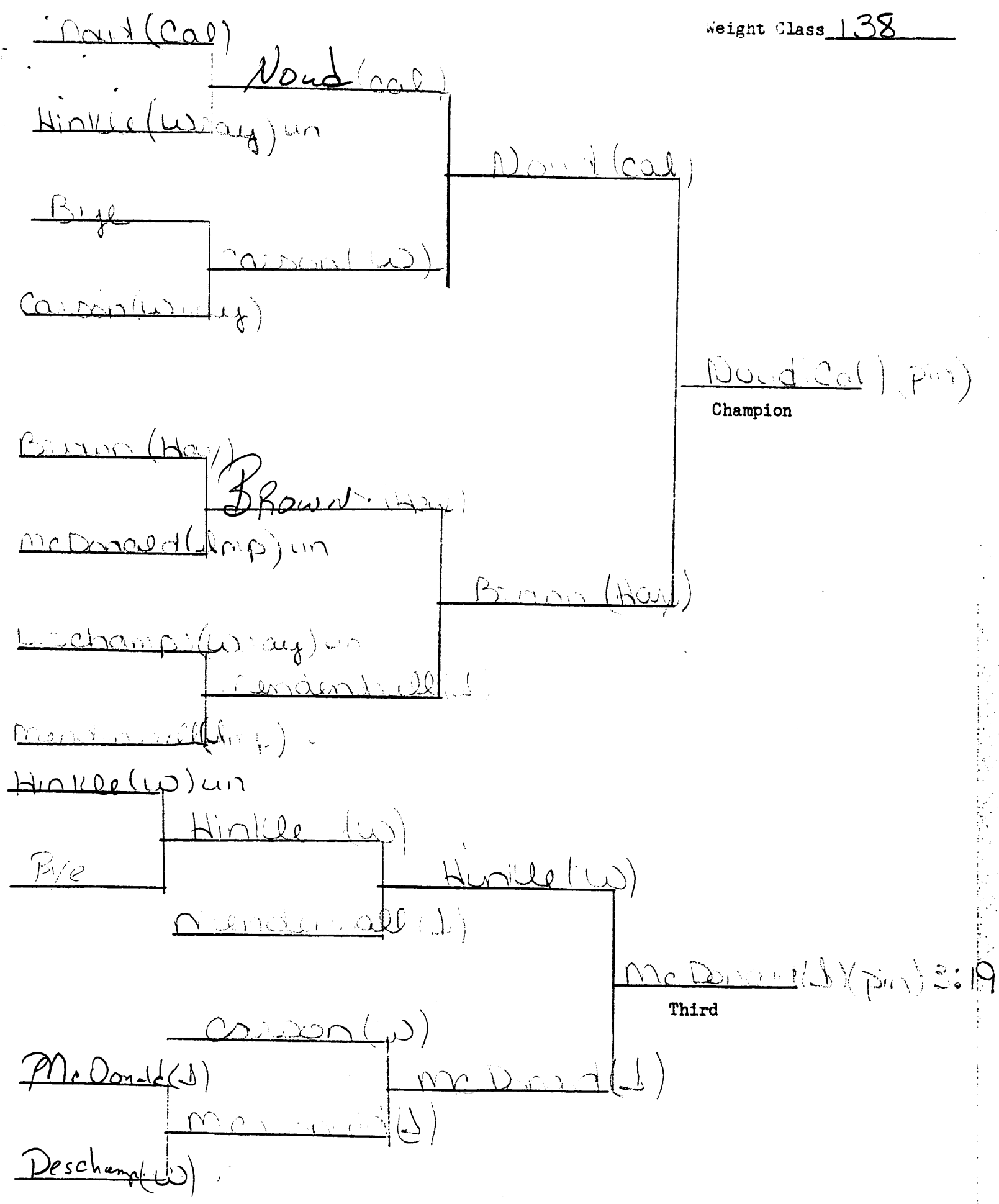

Weight Class 145



145 (9.0)

(Jmp) Peterson

Peterson...

Bye

Peterson(W)

Bye

Uecker

Uecker (Hax.)

Kain (Hax) (points)

Seeley

Seeley (Wray)

Bye

Kain (Hax.)

Black (4)

Kain

Kain (Hax)

Weight Class 155

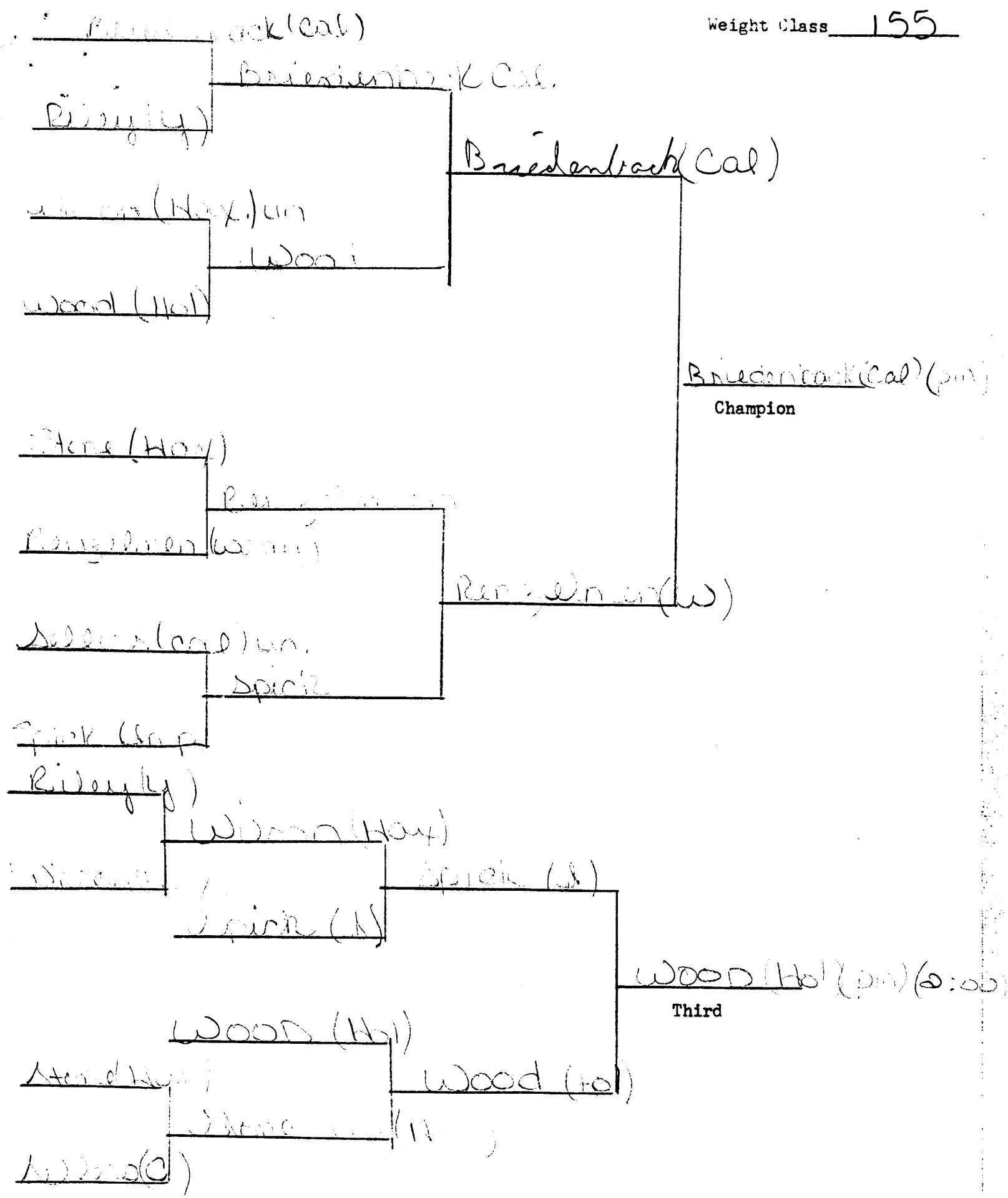

Weight Class 167

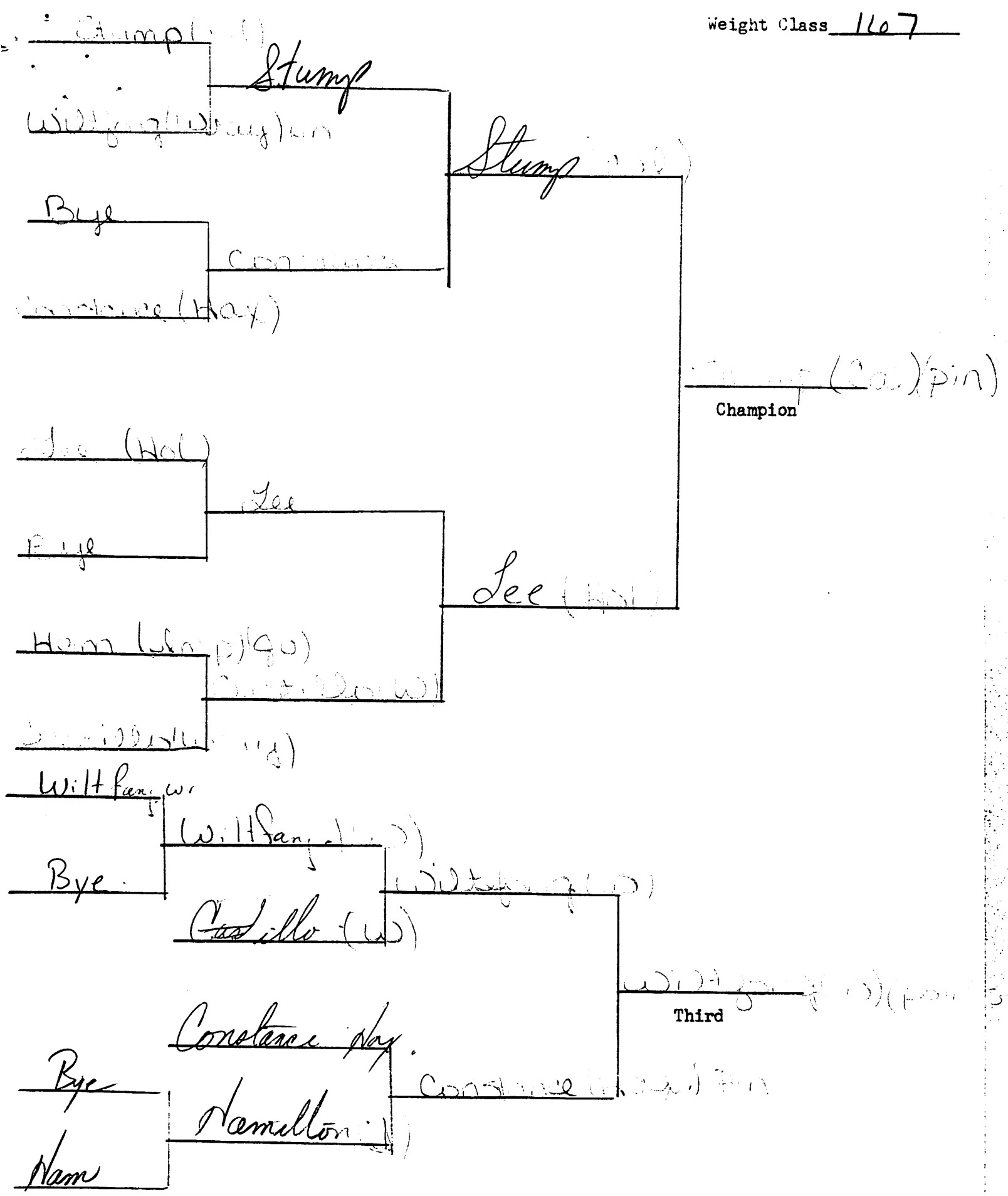

Weight Class 185

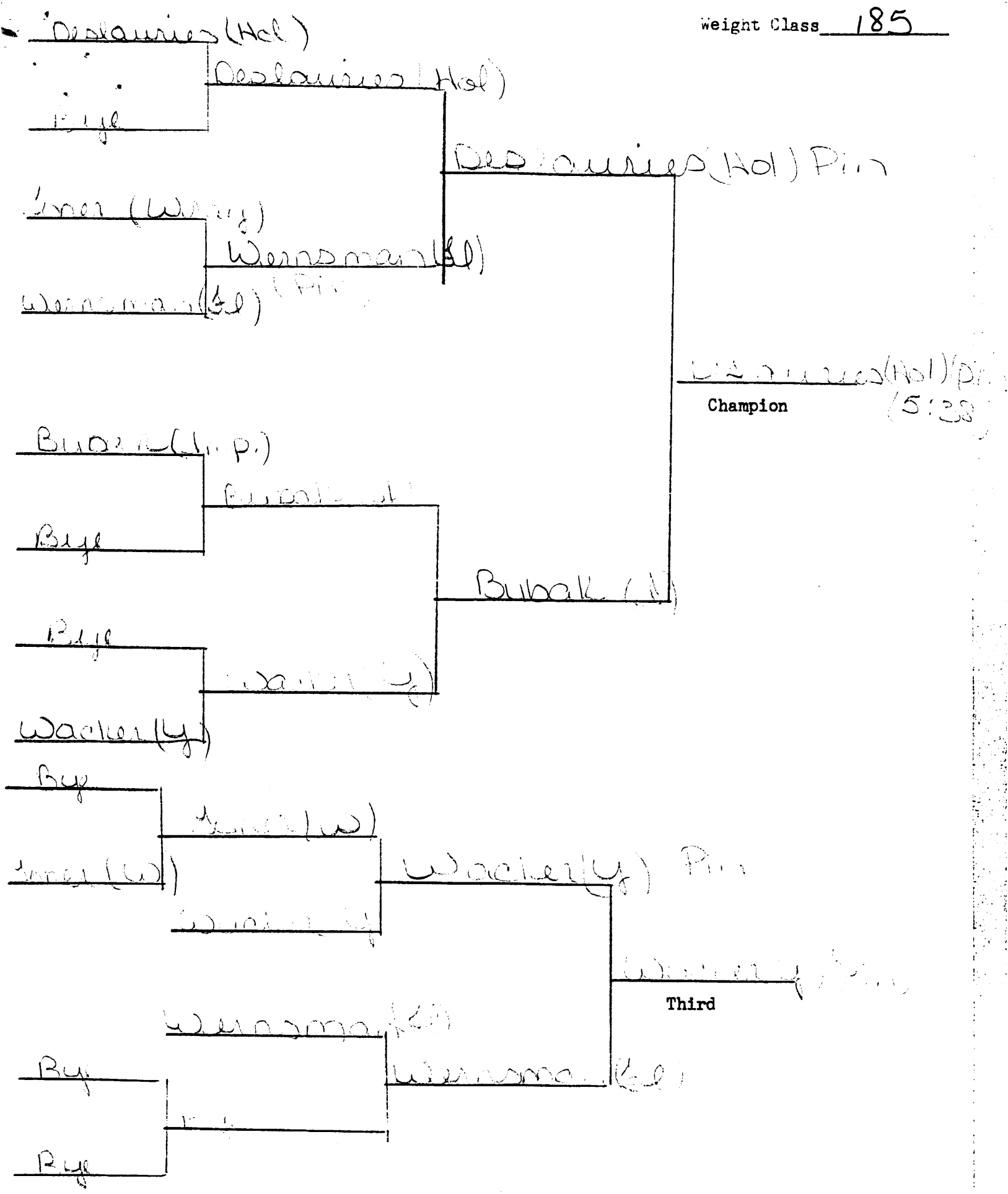

Weight Class HWT

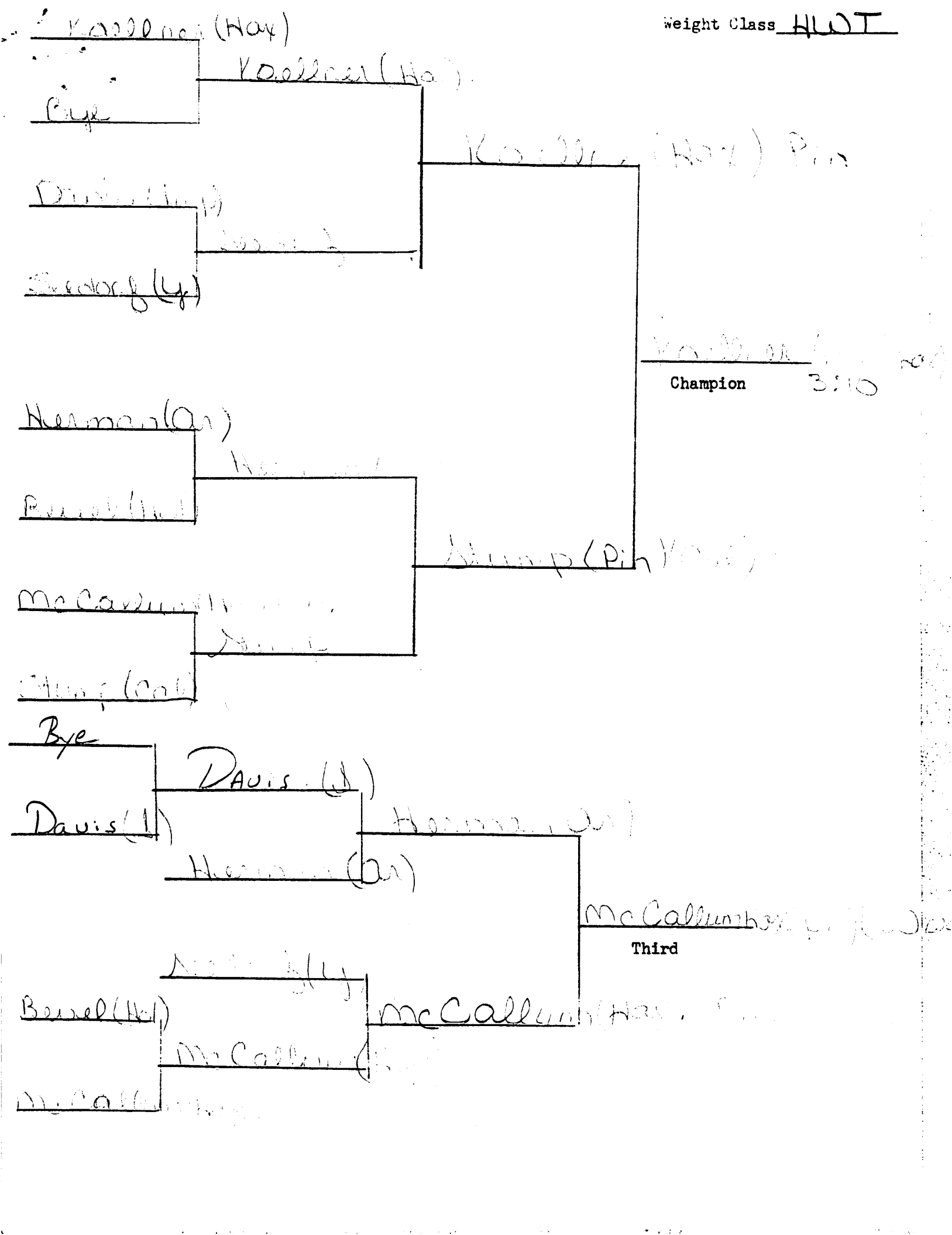

Caliche 137
Holyoke 115½
Imperial 101
Haxtun 96
Wray J.U 82
Arickaree 36½
Fleming 36
Yuma 22

OGALLALA INVITE
TEAM RANKINGS

1. ALLIANCE - 235
2. GERING - 134.5
3. NORTH PLATTE - 116
4. KIMBALL - 80
5. OGALLALA - 66.5
6. GOTHENBURG - 47.5
7. IMPERIAL - 29.5
8. OGALLALA JV'S - 9

# OGALLALA INVITE

## CHAMPIONS BRACKET 98 LBS. CLASS

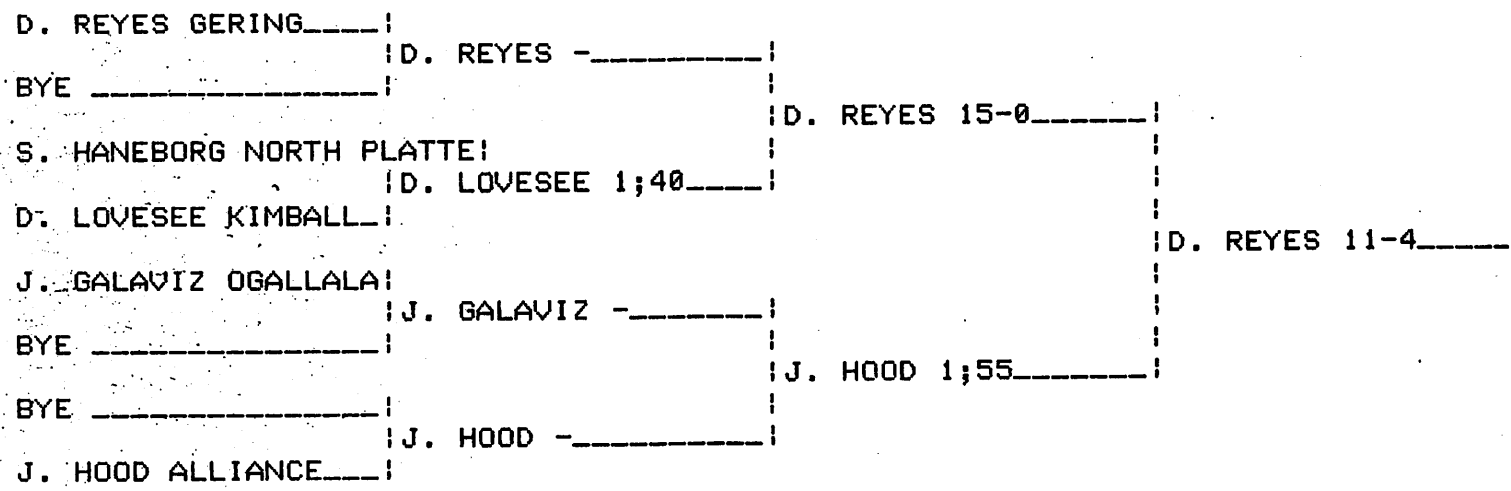


## CONSOLATION BRACKET 98 LBS. CLASS

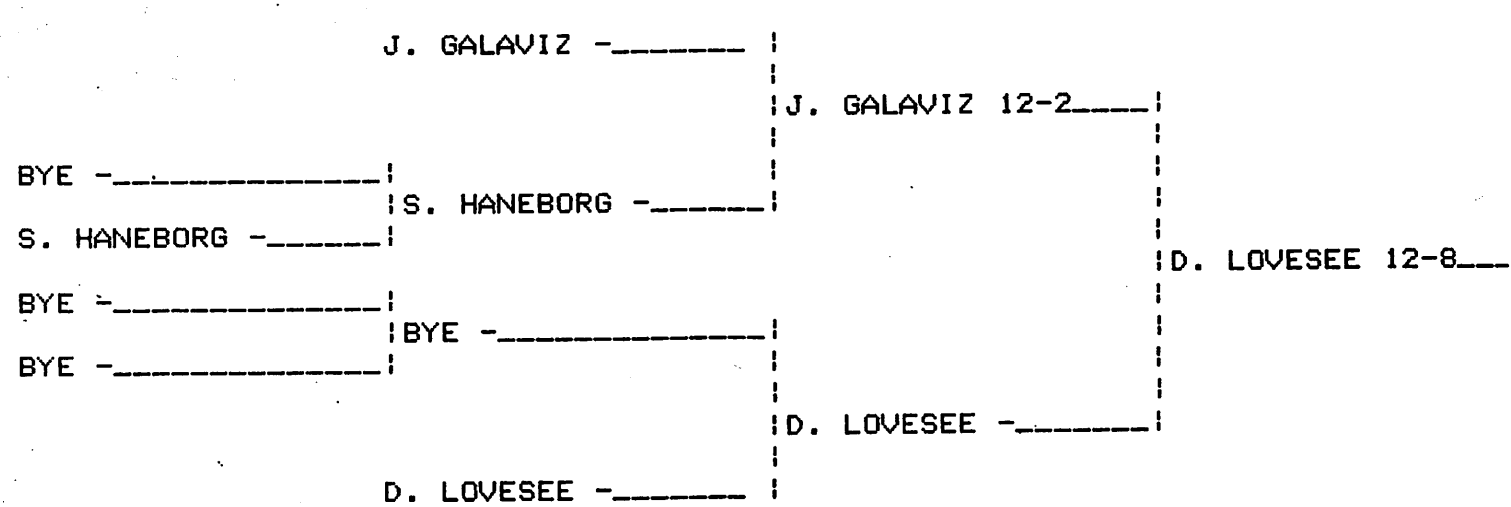


98 LBS. CLASS RESULTS.

D. REYES - GERING: 20 PTS.
J. HOOD - ALLIANCE: 16 PTS.
J. GALAVIZ - OGALLALA: 5.5 PTS.
D. LOVESEE - KIMBALL: 12 PTS.
S. HANEBORG - NORTH PLATTE: 0 PTS.

1 D. REYES
2 J. HOOD
3 D. LOVESEE
4 J. GALAVIZ

# OGALLALA INVITE

## CHAMPIONS BRACKET 105 LBS. CLASS

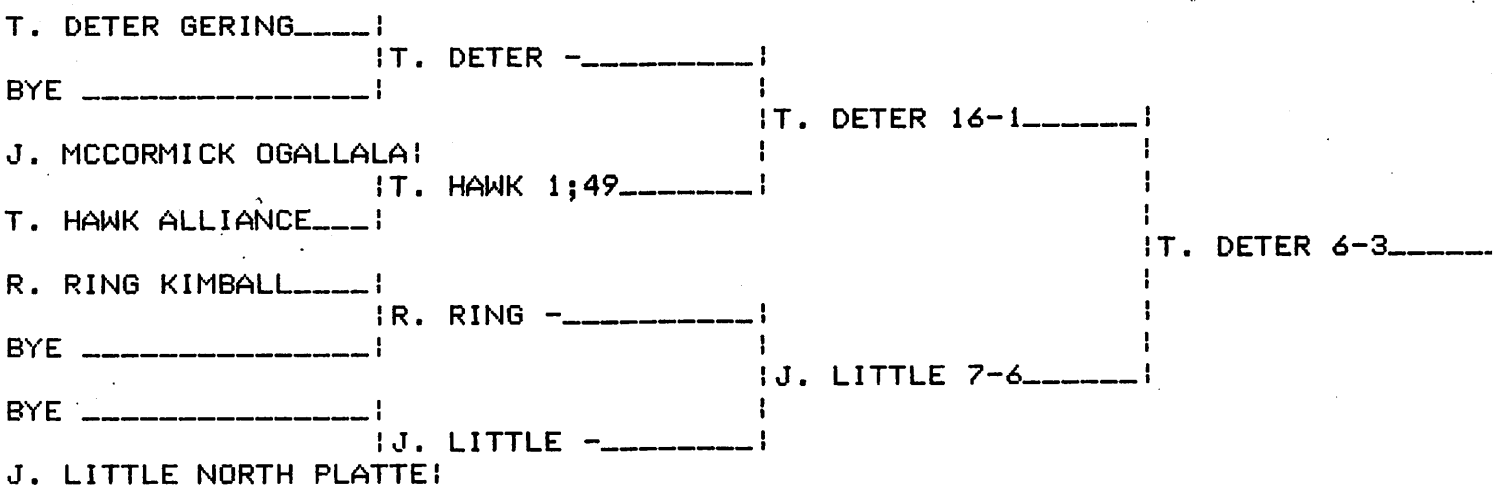


## CONSOLATION BRACKET 105 LBS. CLASS

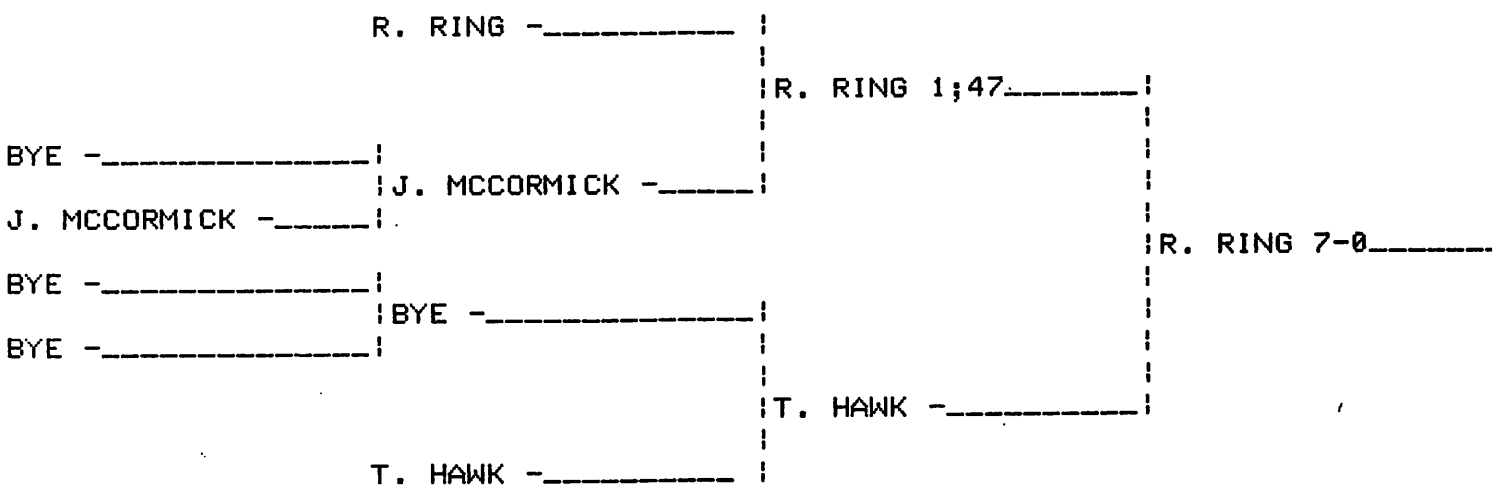


105 LBS. CLASS RESULTS.

T. DETER - GERING: 20 PTS.
J. LITTLE - NORTH PLATTE: 14 PTS.
R. RING - KIMBALL: 10 PTS.
T. HAWK - ALLIANCE: 8 PTS.
J. MCCORMICK - OGALLALA: 0 PTS.

1 T. DETER
2 J. LITTLE
3 R. RING
4 T. HAWK

# OGALLALA INVITE

## CHAMPIONS BRACKET 112 LBS. CLASS

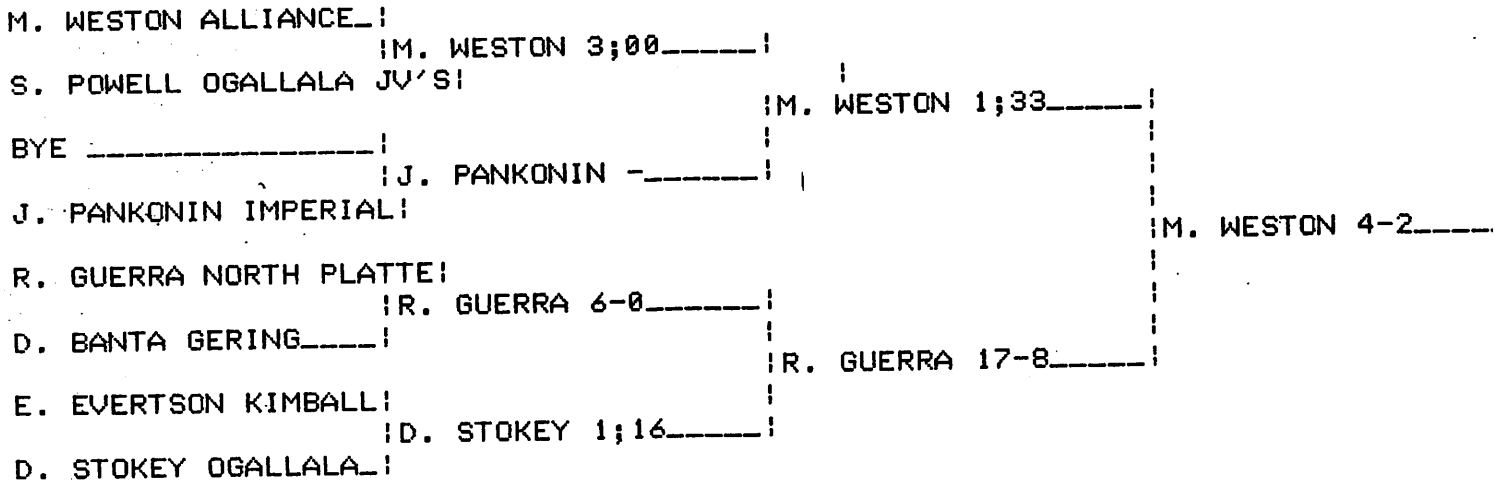


## CONSOLATION BRACKET 112 LBS. CLASS

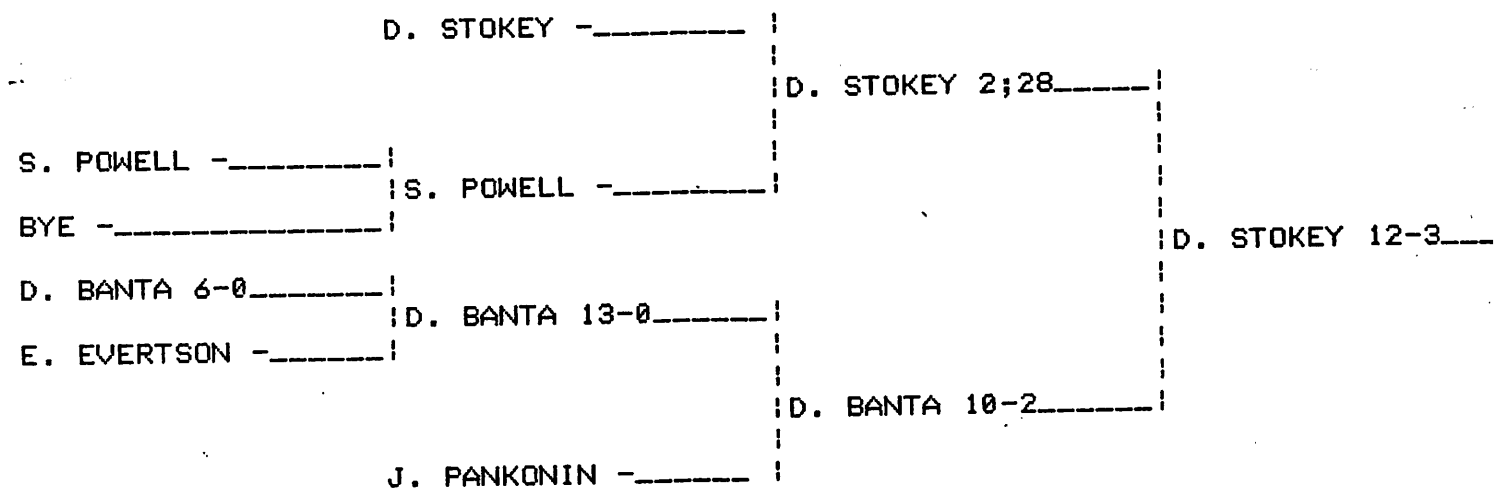


112 LBS. CLASS RESULTS.

M. WESTON - ALLIANCE: 22 PTS.
D. STOKEY - OGALLALA: 14.5 PTS.
R. GUERRA - NORTH PLATTE: 14.5 PTS.
J. PANKONIN - IMPERIAL: 0 PTS.
D. BANTA - GERING: 7.5 PTS.
E. EVERTSON - KIMBALL: 0 PTS.
S. POWELL - OGALLALA JV'S: 0 PTS.

1 M. WESTON
2 R. GUERRA
3 D. STOKEY
4 D. BANTA

# OGALLALA INVITE

## CHAMPIONS BRACKET 119 LBS. CLASS

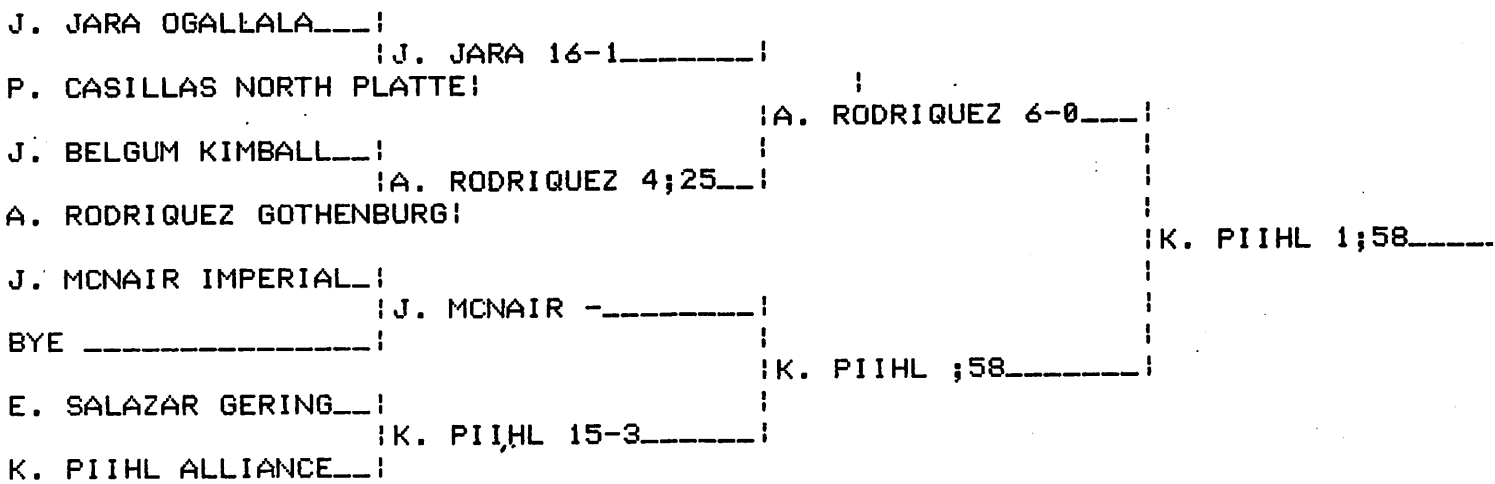


## CONSOLATION BRACKET 119 LBS. CLASS

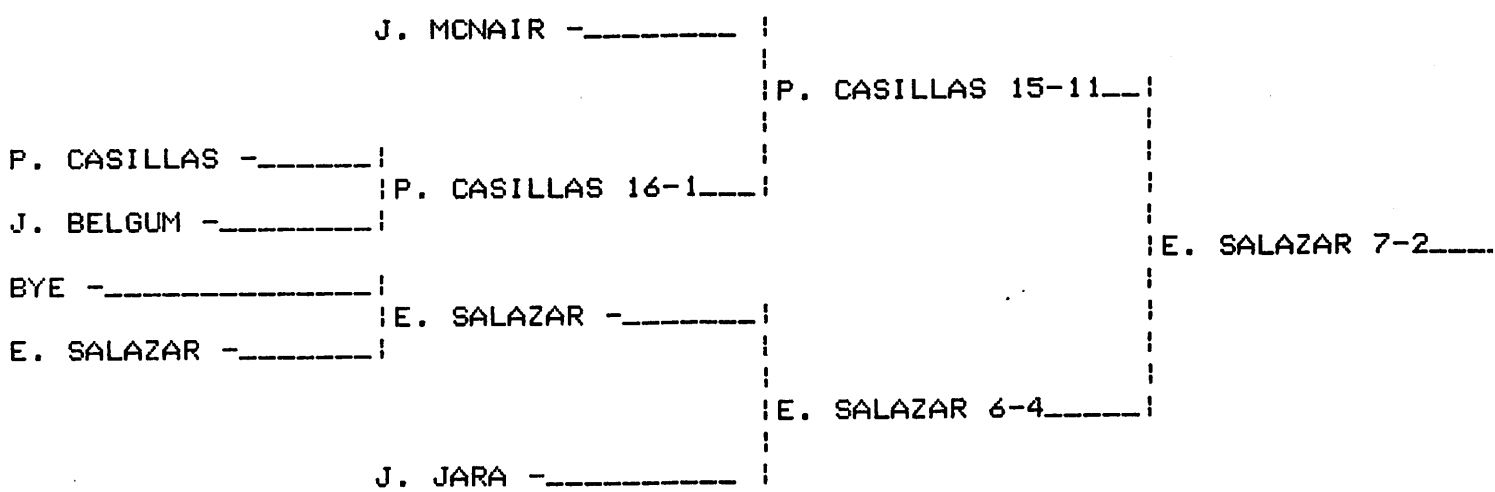


119 LBS. CLASS RESULTS.

J. JARA - OGALLALA: 4 PTS.
K. PIIHL - ALLIANCE: 23 PTS.
J. MCNAIR - IMPERIAL: 0 PTS.
A. RODRIQUEZ - GOTHENBURG: 16 PTS.
J. BELGUM - KIMBALL: 0 PTS.
E. SALAZAR - GERING: 9 PTS.
P. CASILLAS - NORTH PLATTE: 8 PTS.

1 K. PIIHL
2 A. RODRIQUEZ
3 E. SALAZAR
4 P. CASILLAS

# OGALLALA INVITE

## CHAMPIONS BRACKET 126 LBS. CLASS

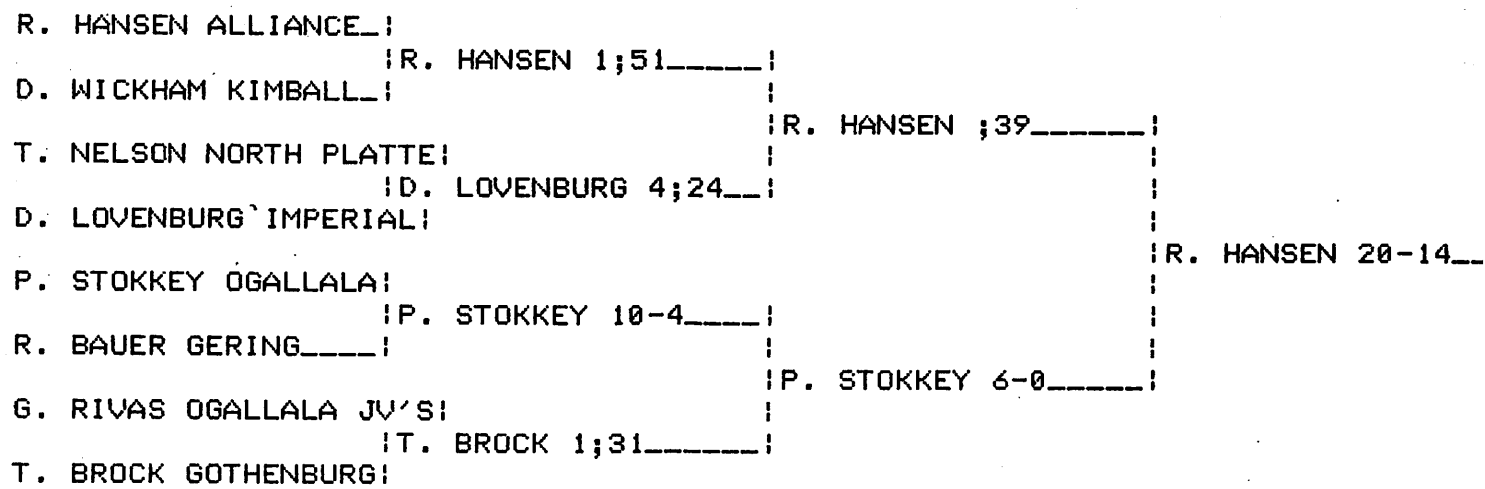


## CONSOLATION BRACKET 126 LBS. CLASS

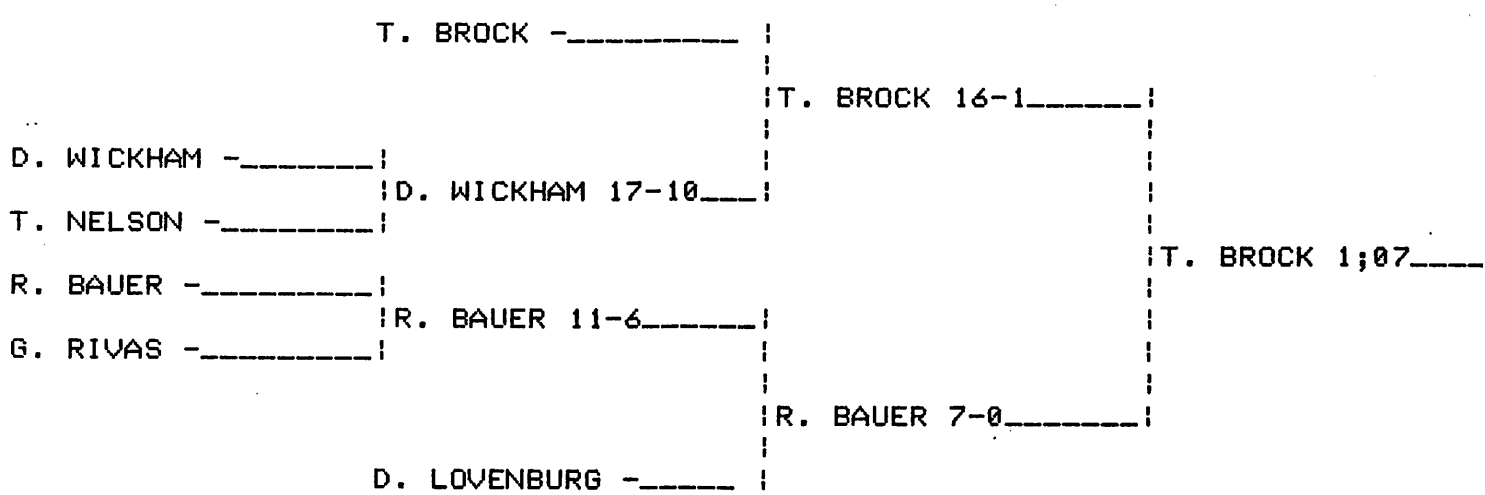


126 LBS. CLASS RESULTS.

R. HANSEN - ALLIANCE: 22 PTS.
T. BROCK - GOTHENBURG: 16 PTS.
P. STOKKEY - OGALLALA: 14 PTS.
D. LOVENBURG - IMPERIAL: 4 PTS.
T. NELSON - NORTH PLATTE: 0 PTS.
R. BAUER - GERING: 6 PTS.
G. RIVAS - OGALLALA JV'S: 0 PTS.
D. WICKHAM - KIMBALL: 1 PTS.

1 R. HANSEN
2 P. STOKKEY
3 T. BROCK
4 R. BAUER

# OGALLALA INVITE

## CHAMPIONS BRACKET 132 LBS. CLASS

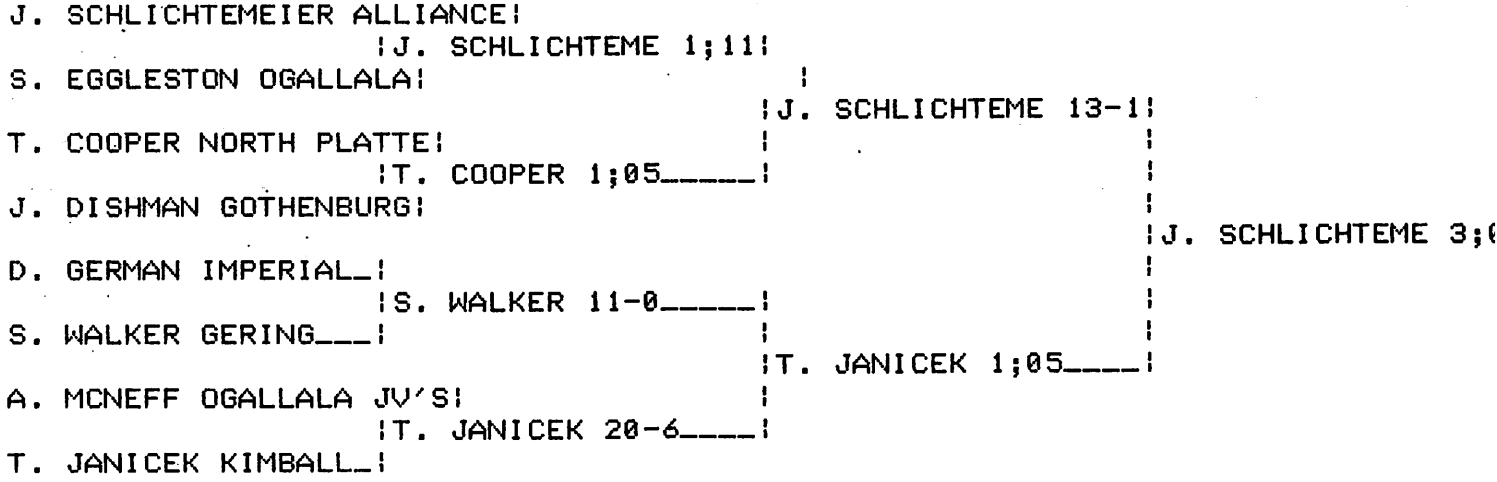


## CONSOLATION BRACKET 132 LBS. CLASS

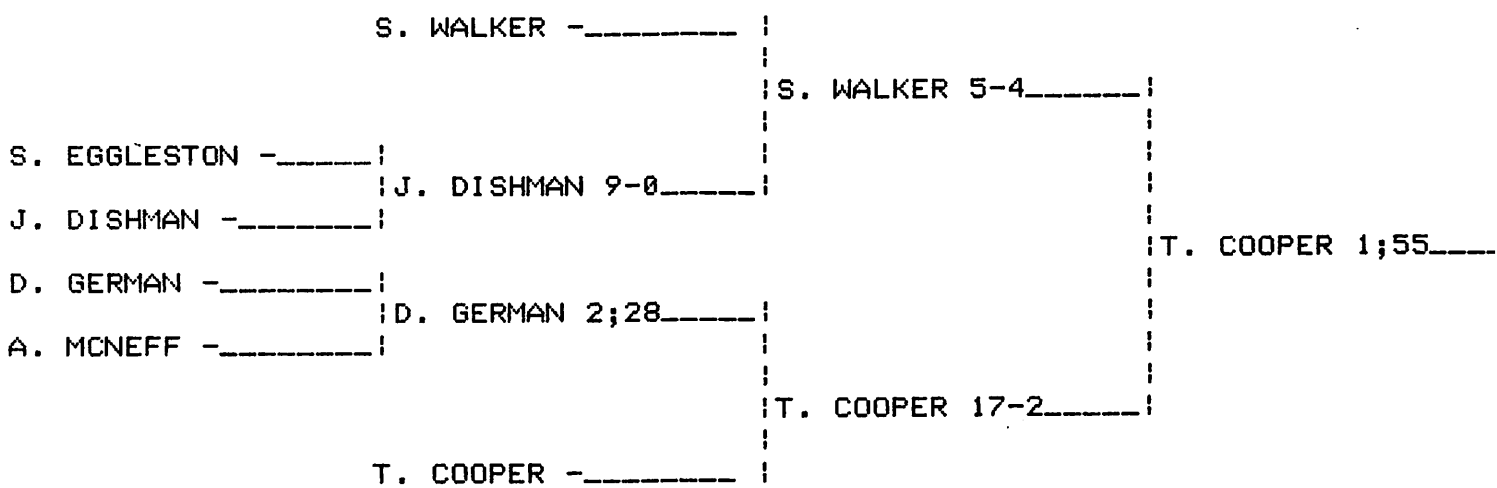


132 LBS. CLASS RESULTS.

J. SCHLICHTEMEIER - ALLIANCE: 23 PTS.
T. JANICEK - KIMBALL: 17 PTS.
D. GERMAN - IMPERIAL: 3 PTS.
J. DISHMAN - GOTHENBURG: 1.5 PTS.
T. COOPER - NORTH PLATTE: 16 PTS.
S. WALKER - GERING: 7.5 PTS.
A. MCNEFF - OGALLALA JV'S: 0 PTS.
S. EGGLESTON - OGALLALA: 0 PTS.

1 J. SCHLICHTEMEIER
2 T. JANICEK
3 T. COOPER
4 S. WALKER

# OGALLALA INVITE

## CHAMPIONS BRACKET 138 LBS. CLASS

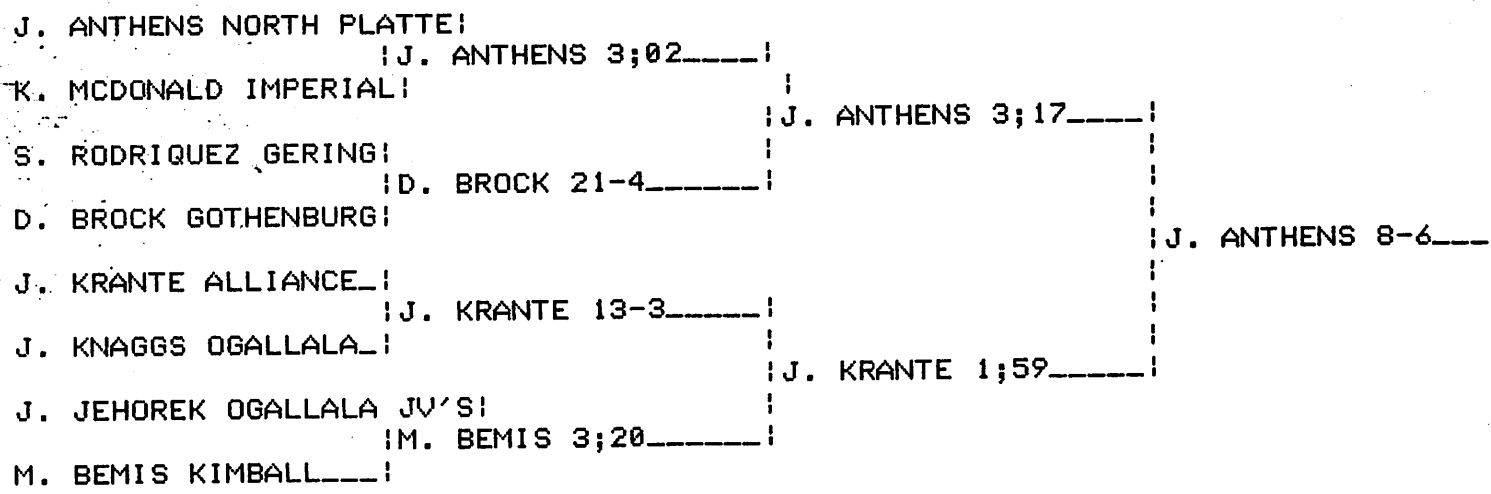


## CONSOLATION BRACKET 138 LBS. CLASS

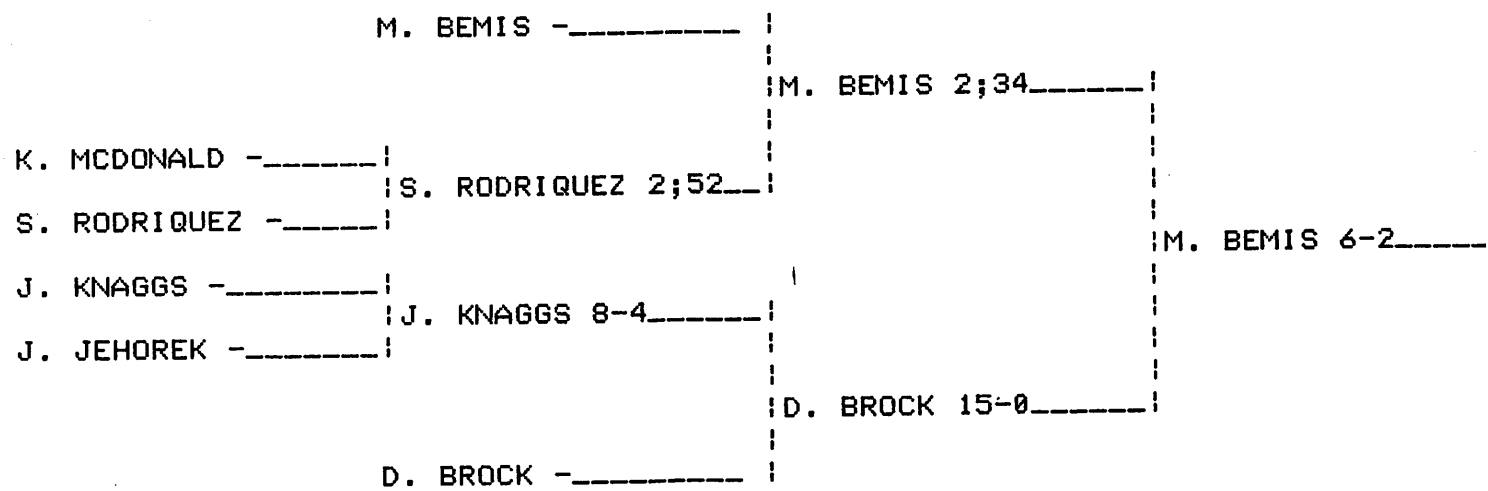


138 LBS. CLASS RESULTS.

J. ANTHENS - NORTH PLATTE: 22 PTS.
M. BEMIS - KIMBALL: 14 PTS.
J. KRANTE - ALLIANCE: 16.5 PTS.
D. BROCK - GOTHENBURG: 11 PTS.
S. RODRIQUEZ - GERING: 3 PTS.
J. KNAGGS - OGALLALA: 1 PTS.
J. JEHOREK - OGALLALA JV'S: 0 PTS.
K. MCDONALD - IMPERIAL: 0 PTS.

1 J. ANTHENS
2 J. KRANTE
3 M. BEMIS
4 D. BROCK

# OGALLALA INVITE

## CHAMPIONS BRACKET 145 LBS. CLASS

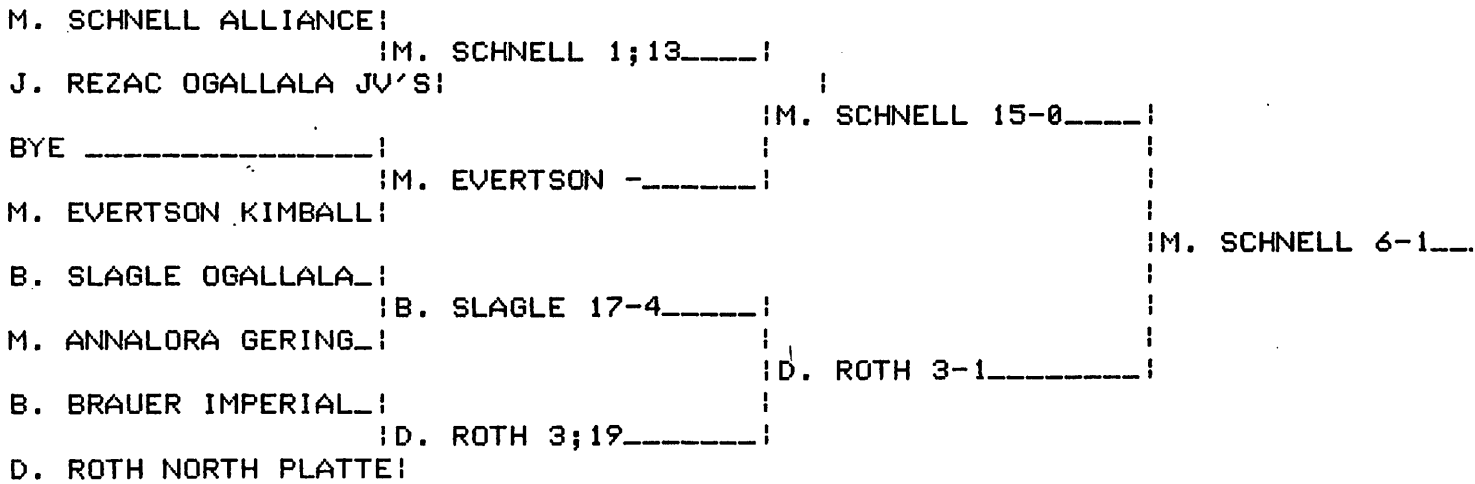


## CONSOLATION BRACKET 145 LBS. CLASS

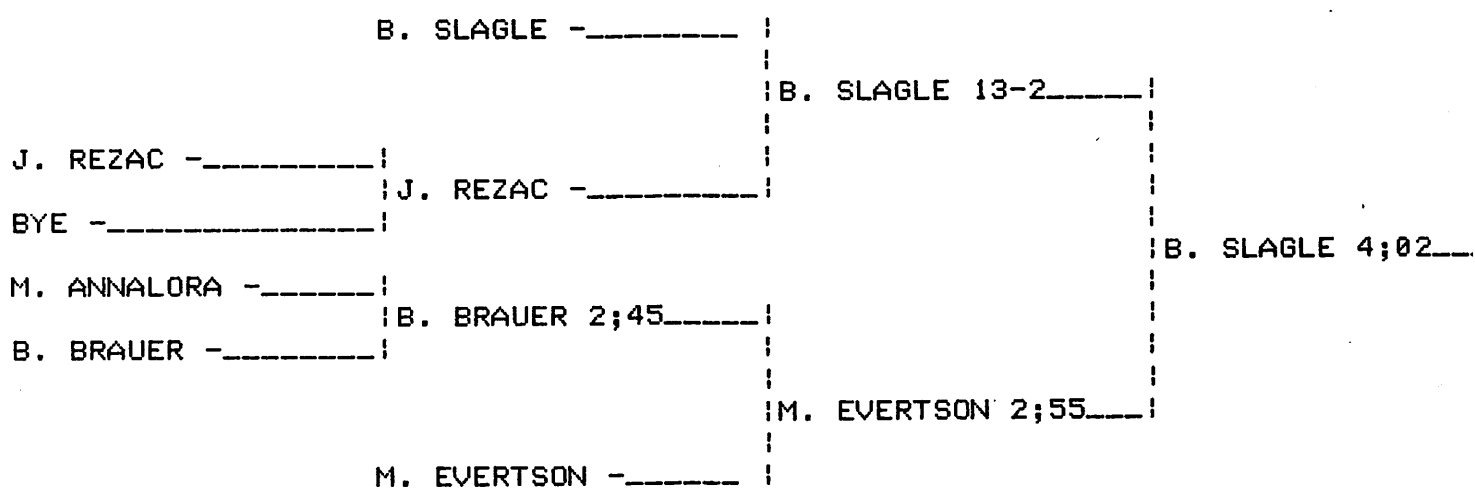


145 LBS. CLASS RESULTS.

M. SCHNELL - ALLIANCE: 22 PTS.
D. ROTH - NORTH PLATTE: 16 PTS.
B. SLAGLE - OGALLALA: 13.5 PTS.
M. EVERTSON - KIMBALL: 7 PTS.
M. ANNALORA - GERING: 0 PTS.
B. BRAUER - IMPERIAL: 3 PTS.
J. REZAC - OGALLALA JV'S: 0 PTS.

1 M. SCHNELL
2 D. ROTH
3 B. SLAGLE
4 M. EVERTSON

# OGALLALA INVITE

## CHAMPIONS BRACKET 155 LBS. CLASS

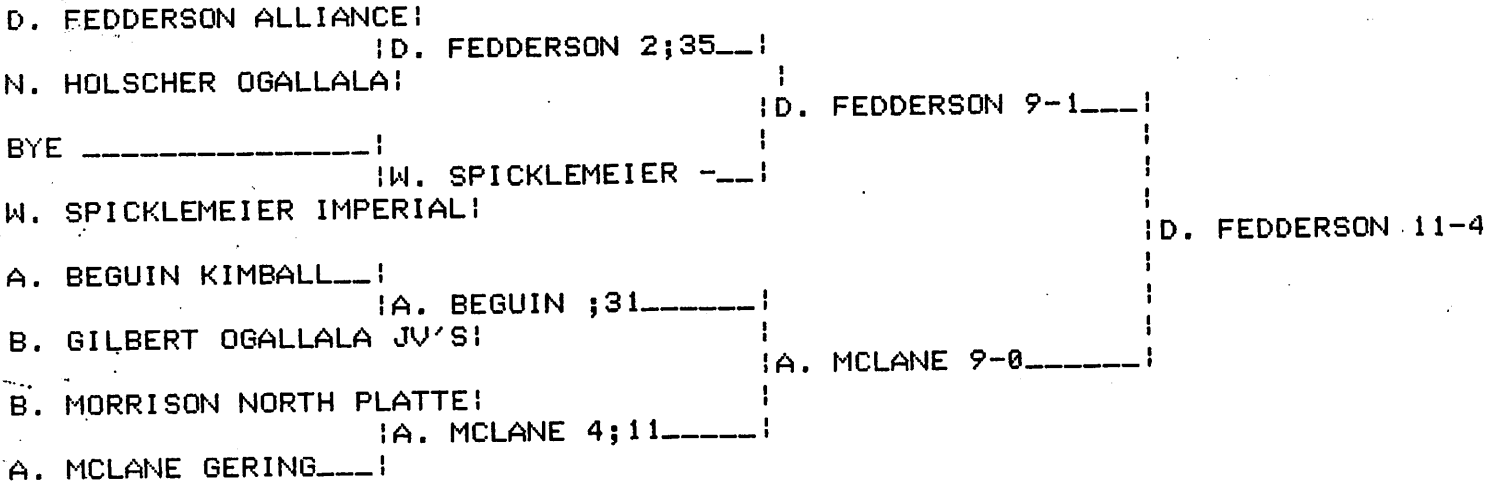


## CONSOLATION BRACKET 155 LBS. CLASS

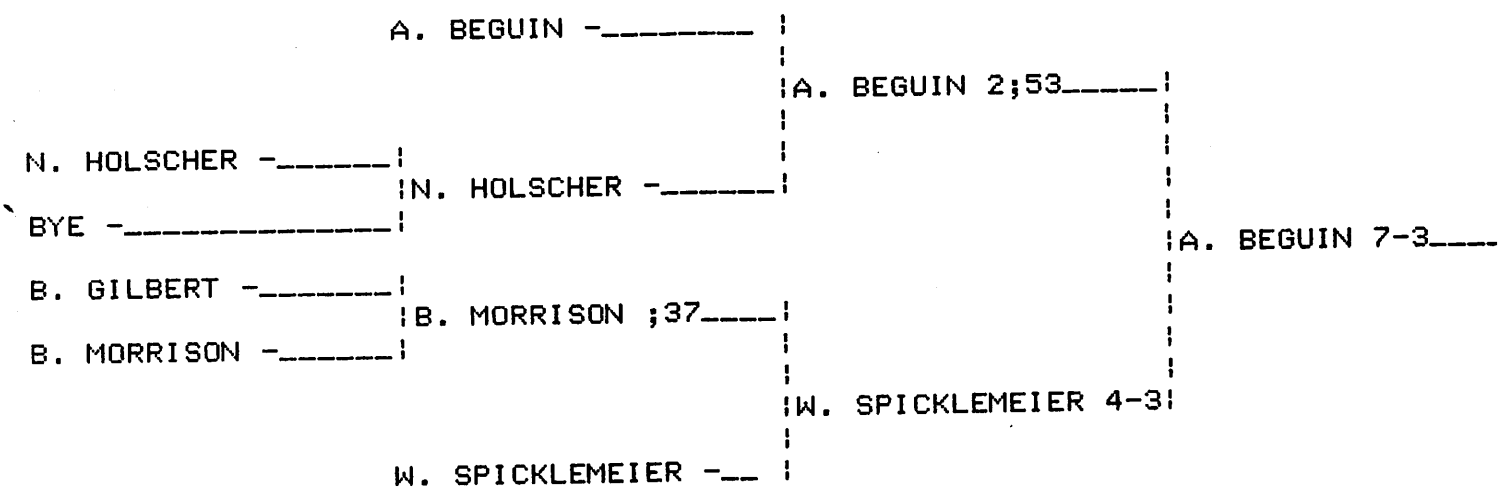


155 LBS. CLASS RESULTS.

D. FEDDERSON - ALLIANCE: 20.5 PTS.
A. MCLANE - GERING: 16.5 PTS.
A. BEGUIN - KIMBALL: 14 PTS.
W. SPICKLEMEIER - IMPERIAL: 5 PTS.
B. GILBERT - OGALLALA JV'S: 0 PTS.
B. MORRISON - NORTH PLATTE: 3 PTS.
N. HOLSCHER - OGALLALA: 0 PTS.

1 D. FEDDERSON
2 A. MCLANE
3 A. BEGUIN
4 W. SPICKLEMEIER

# OGALLALA INVITE

## CHAMPIONS BRACKET 167 LBS. CLASS

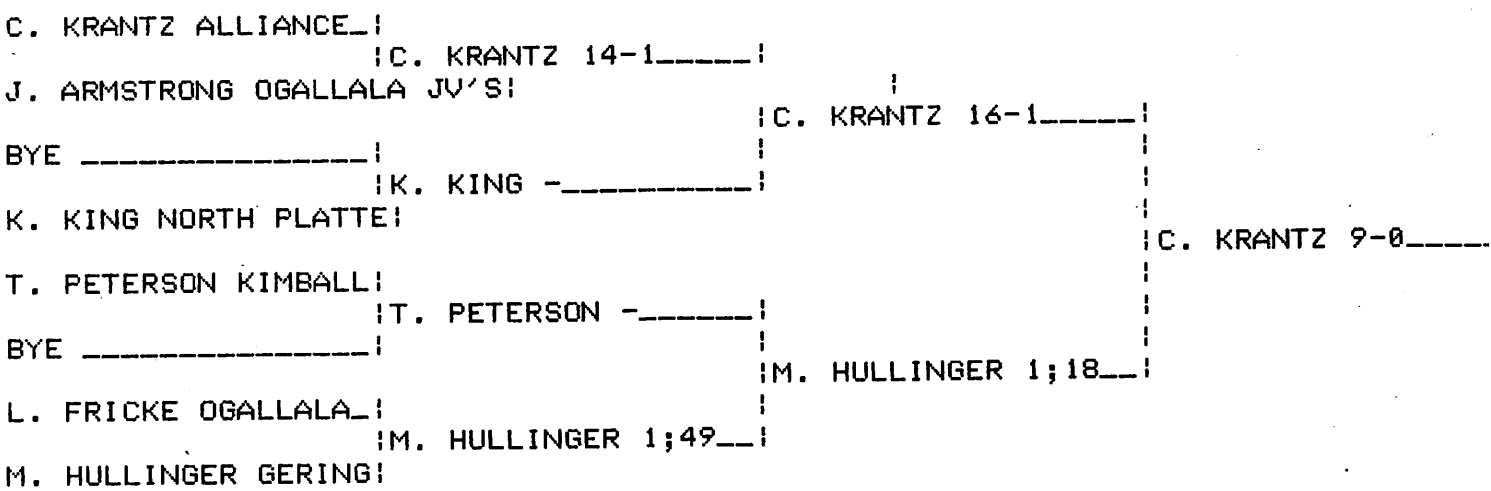


## CONSOLATION BRACKET 167 LBS. CLASS

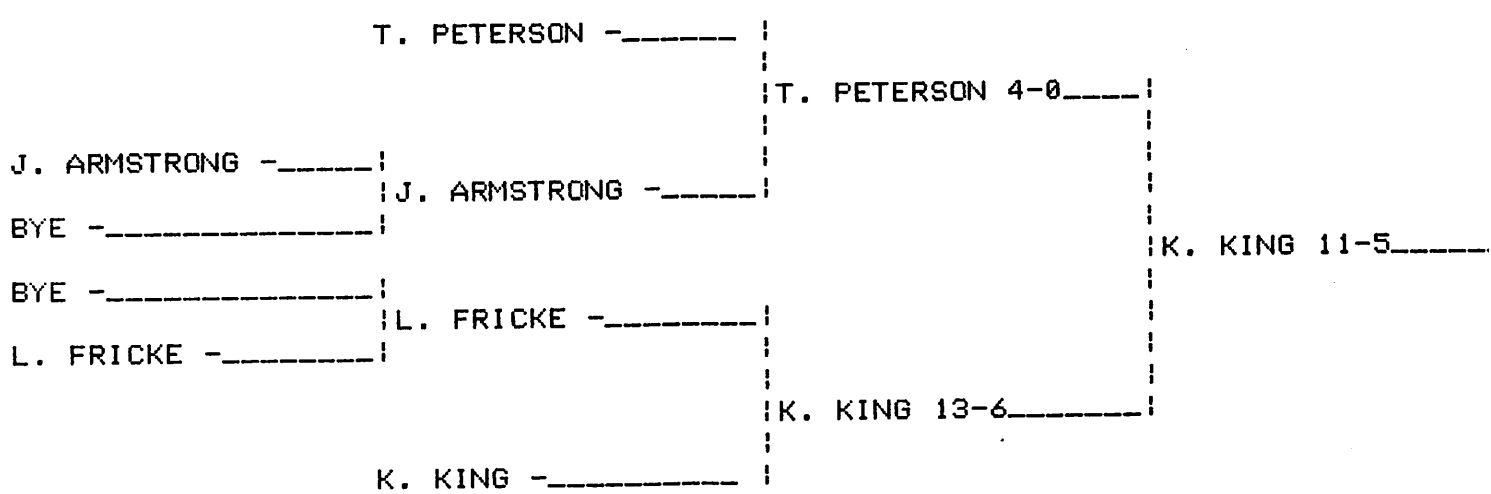


167 LBS. CLASS RESULTS.

C. KRANTZ - ALLIANCE: 21.5 PTS.
M. HULLINGER - GERING: 18 PTS.
T. PETERSON - KIMBALL: 5 PTS.
K. KING - NORTH PLATTE: 8 PTS.
L. FRICKE - OGALLALA: 0 PTS.
J. ARMSTRONG - OGALLALA JV'S: 0 PTS.

1 C. KRANTZ
2 M. HULLINGER
3 K. KING
4 T. PETERSON

# OGALLALA INVITE

## CHAMPIONS BRACKET 185 LBS. CLASS

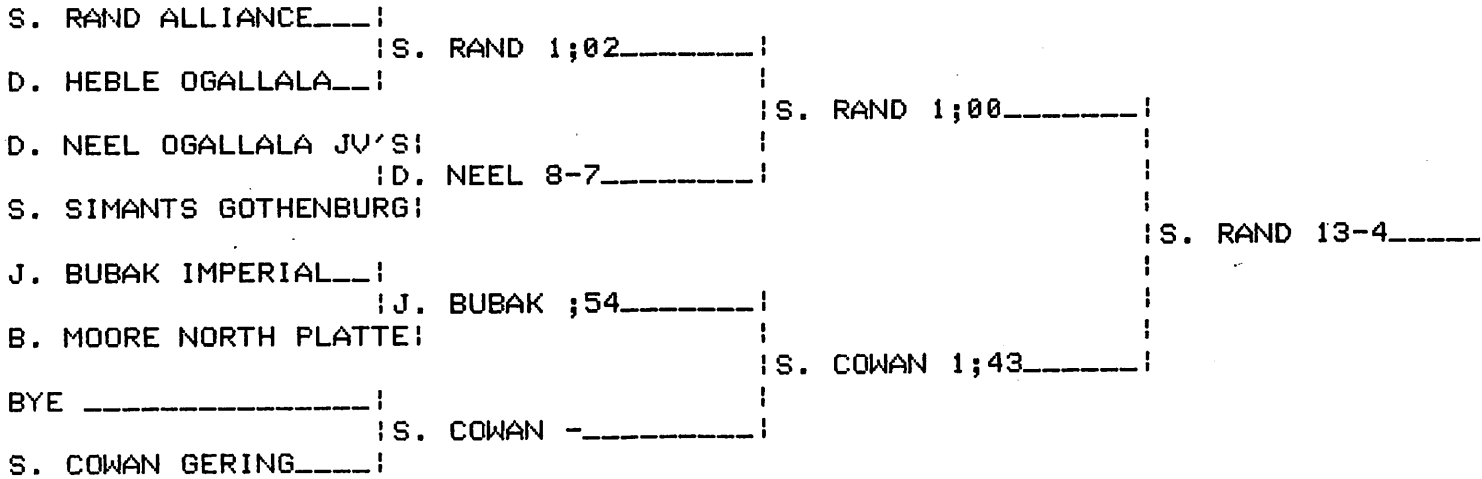


## CONSOLATION BRACKET 185 LBS. CLASS

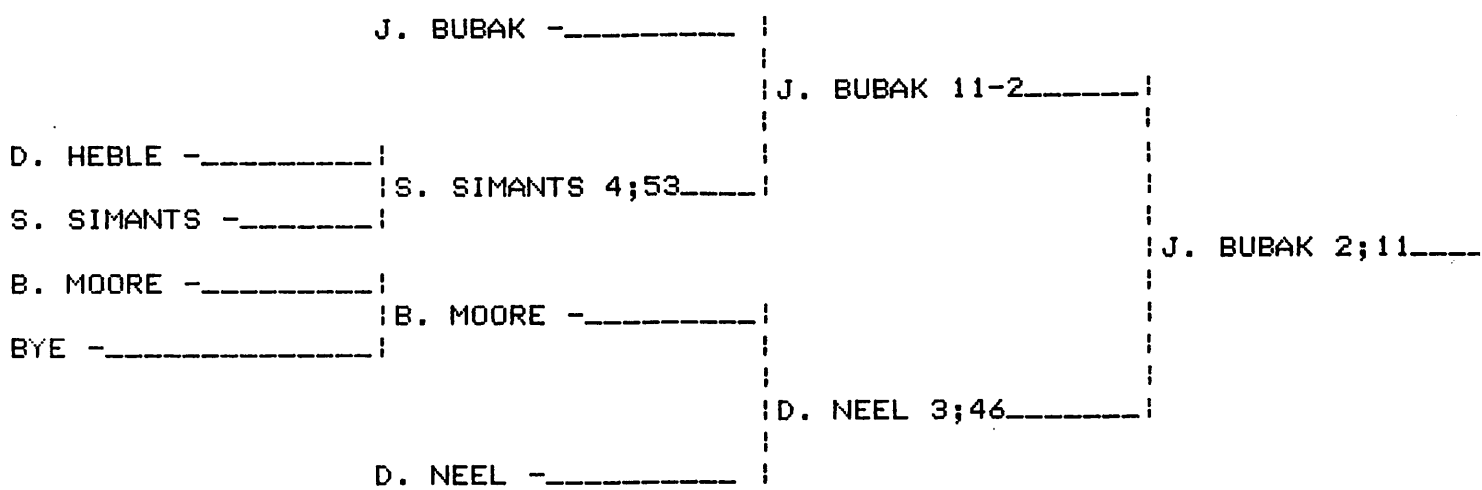


185 LBS. CLASS RESULTS.

S. RAND - ALLIANCE: 22.5 PTS.
S. COWAN - GERING: 16 PTS.
J. BUBAK - IMPERIAL: 14.5 PTS.
S. SIMANTS - GOTHENBURG: 3 PTS.
D. NEEL - OGALLALA JV'S: 9 PTS.
B. MOORE - NORTH PLATTE: 0 PTS.
D. HEBLE - OGALLALA: 0 PTS.

1 S. RAND
2 S. COWAN
3 J. BUBAK
4 D. NEEL

# OGALLALA INVITE

## CHAMPIONS BRACKET UNL LBS. CLASS

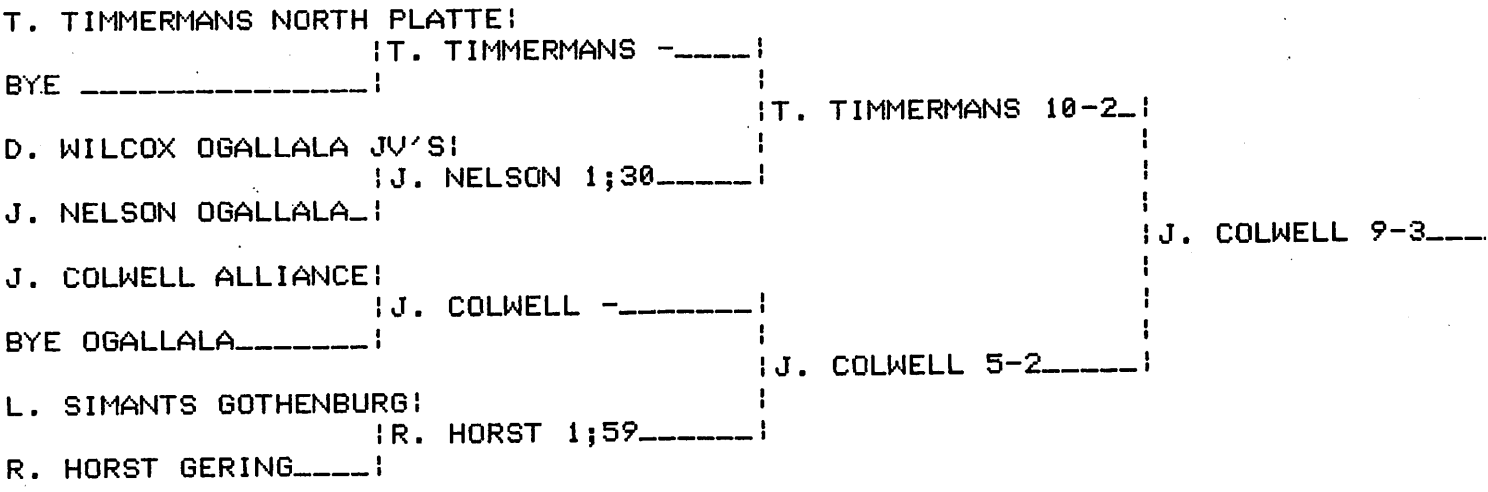


## CONSOLATION BRACKET UNL LBS. CLASS

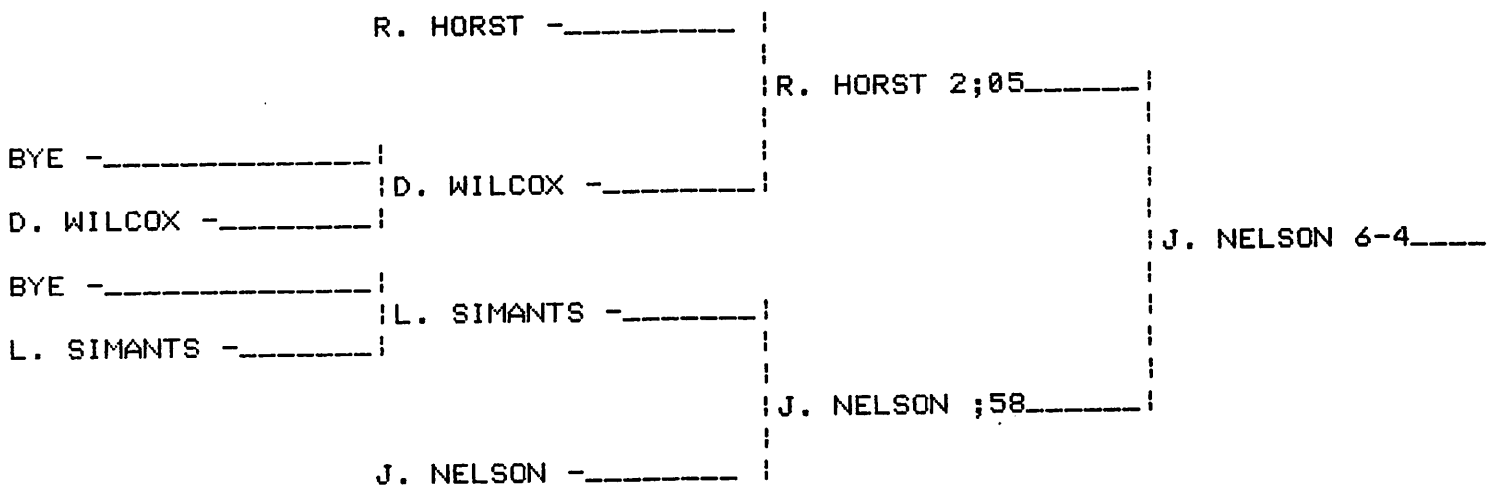


UNL LBS. CLASS RESULTS.

T. TIMMERMANS - NORTH PLATTE: 14.5 PTS.
R. HORST - GERING: 11 PTS.
J. COLWELL - ALLIANCE: 18 PTS.
J. NELSON - OGALLALA: 14 PTS.
D. WILCOX - OGALLALA JV'S: 0 PTS.
L. SIMANTS - GOTHENBURG: 0 PTS.

1 J. COLWELL
2 T. TIMMERMANS
3 J. NELSON
4 R. HORST

CCHs 29 Vs Hershey J.V's 2

1-9-86

| Name | TD | TOL | RW | RL | EW | EL | NEW | NFL | DW | DL | P | PL | DRAW | Team Points | Total Pts | |
|---|---|---|---|---|---|---|---|---|---|---|---|---|---|---|---|---|
| Pat Beran | - | 1 | - | - | 2 | - | - | - | - | - | - | - | 1 | 2 | 2 | 0-0-1 |
| Kenley Cotant | 2 | 1 | 1 | 1 | 2 | 1 | 3 | - | 1 | - | - | - | - | 3 | 3 | 1-0 |
| Lyle Goddard | 1 | 2 | 1 | - | 1 | 1 | - | 1 | - | - | 1 | - | - | 6 | 6 | 1-0 |
| Bob Mendenhall | 2 | 1 | - | 1 | - | 1 | - | - | - | - | 1 | - | - | 6 | 6 | 1-0 |
| Joedy Friemal | 2 | - | - | - | - | 1 | 1 | - | - | - | 1 | - | - | 6 | 6 | 1-0 |
| Bryan Hamilton | 2 | 2 | 3 | - | - | 3 | - | 2 | - | - | 1 | - | - | 6 | 6 | 1-0 |
| TOTALS | 9 | 7 | 5 | 2 | 5 | 7 | 4 | 3 | 1 | - | 4 | - | 1 | 29 | 29 | 5-0-1 |

Comments:

CCHs J.V Vs Holyoke Invit

| Name | TD | TOL | RW | RL | EW | EL | NEW | NFL | DW | DL | P | PL | Draw | Team Points | Total Pts | |
|---|---|---|---|---|---|---|---|---|---|---|---|---|---|---|---|---|
| Pat Beran | 5 | 3 | 2 | 2 | 3 | 3 | 1 | 1 | 1 | 1 | - | - | - | 7 | 7 | 1-1 |
| Dave Oxford | 1 | 2 | - | - | - | - | - | - | - | - | 1 | 2 | - | 2 | 2 | 1-2 |
| Lyle Goddard | 1 | 3 | 1- | 1 | 1 | - | - | 2 | - | - | 1 | 2 | - | 4 | 4 | 1-2 |
| Blaine Peterson | 6 | - | 1 | 2 | - | 2 | - | 1 | 1 | 1 | - | - | - | 14 | 14 | 1-1 |
| | | | | | | | | | | | | | | | | |
| | | | | | | | | | | | | | | | | |
| | | | | | | | | | | | | | | | |

CCHs _____ vs Ogallala Invit

1-11-86

| Name | TD | TOL | RW | RL | EW | EL | NEW | NFL | DW | DL | P | PL | Draw | Team Points | Total Pts | |
|---|---|---|---|---|---|---|---|---|---|---|---|---|---|---|---|---|
| John Pavkovin | – | 4 | 1 | – | 1 | 1 | – | 2 | – | 1 | – | 1 | – | 0 | – | 0-2 |
| Jason McNair | 2 | 5 | 1 | – | 4 | 1 | – | 2 | – | 1 | – | 1 | – | 0 | – | 0-2 |
| Dave Lovenberg | 1 | 3 | 3 | 2 | – | 1 | 1 | 2 | – | 1 | 1 | 1 | – | 4 | 4 | 1-2 |
| Dave Geerman | 2 | 3 | – | 2 | – | 1 | 1 | 7 | – | 2 | 1 | – | – | 3 | 3 | 1-2 |
| Kevin McDonald | 2 | 6 | – | 1 | 3 | 1 | – | 4 | – | – | – | 2 | – | 0 | 0 | 0-2 |
| Brad Brauer | 4 | 3 | 1 | 2 | 1 | 1 | 2 | 4 | – | – | 1 | 2 | – | 3 | 3 | 1-2 |
| Wayne Spickelmier | 3 | 3 | – | 1 | 2 | 1 | – | 3 | 1 | 2 | – | – | – | 5 | 5 | 1-2 |
| Jeff Bubak | 4 | 2 | 1 | 1 | 2 | 1 | 1 | 1 | 1 | – | 2 | 1 | – | 14½ | 14½ | 3-1 |
| TOTALS | 18 | 29 | 7 | 9 | 13 | 8 | 5 | 25 | 2 | 7 | 5 | 8 | – | 29½ | 29½ | 7-15 |

Comments:

Alliance 235
Gering - 134½
North Platte - 116
Kimball 80
Ogallala - 66½
Gothenburg. 47½
Imperial 29½
Ogallala JVs - 9

CCHs _____ Vs Hershey J.V. Totals.

1-9-86

| Name | TD | TOL | RW | RL | EW | EL | NFW | NFL | DW | DL | P | PL | Draw | Team Points | Total Pts | |
|---|---|---|---|---|---|---|---|---|---|---|---|---|---|---|---|---|
| Pat Beran | 6 | 5 | 4 | 4 | 5 | 4 | 2 | 4 | 1 | 1 | - | 1 | 1 | 2 | 9 | 1-2-1 |
| Kenly Cotant | 4 | 2 | 3 | 4 | 2 | 2 | 4 | 6 | 1 | - | 1 | 1 | - | 3 | 9 | 2-1 |
| Dan Gartner | - | 2 | 2 | 3 | - | - | 1 | 2 | 1 | - | - | 1 | - | 0 | 3 | 1-1 |
| Dave Oxford | 3 | 4 | - | 1 | 1 | - | 3 | 1 | - | - | 3 | 3 | - | 0 | 14 | 3-3 |
| Kevin McDonald | - | 2 | 1 | - | 1 | - | 1 | 1 | - | - | - | 1 | - | - | 0 | 0-1 |
| Lyle Goddard | 4 | 5 | 1 | 1 | 2 | 1 | 3 | 3 | - | - | 4 | 2 | - | 6 | 22 | 4-2 |
| Bob Mendenhall | 2 | 2 | 1 | 1 | - | 1 | - | 1 | - | - | 2 | - | - | 6 | 12 | 2-0 |
| Blaine Peterson | 8 | 3 | 3 | 3 | - | 4 | 3 | 5 | 1 | 2 | 2 | - | - | 0 | 26 | 3-2 |
| Joedy Friemel | 3 | - | - | - | - | 1 | 1 | - | - | - | 2 | - | - | 6 | 12 | 2-0 |
| Bryan Hamilton | 7 | 2 | 3 | - | 1 | 6 | 1 | 2 | 1 | - | 2 | - | - | 6 | 15 | 3-0 |
| Mike VanVleet | 5 | - | 2 | - | - | - | 7 | 1 | - | - | 3 | - | - | 0 | 18 | 3-0 |
| | | | | | | | | | | | | | | | | |
| | | | | | | | | | | | | | | | | |
| | | | | | | | | | | | | | | | | |
| | | | | | | | | | | | | | | | | |
| | | | | | | | | | | | | | | | | |
| | | | | | | | | | | | | | | | | |
| | | | | | | | | | | | | | | | | |
| | | | | | | | | | | | | | | | | |
| | | | | | | | | | | | | | | | | |
| | | | | | | | | | | | | | | | | |
| | | | | | | | | | | | | | | | | |
| | | | | | | | | | | | | | | | | |
| TOTAL's | 42 | 27 | 20 | 17 | 12 | 19 | 26 | 26 | 5 | 3 | 19 | 9 | - | 29 | 150 | 24-12-1 |

Comments:

CCHS _____ Vs McCook Season Totals.
1-30-86

| Name | TD | TDL | RW | RL | EW | EL | NEW | NFL | DW | DL | P | PL | Draw | Team Points | Total Pts | |
|---|---|---|---|---|---|---|---|---|---|---|---|---|---|---|---|---|
| John Pankonin | 11 | 16 | 14 | 14 | 6 | 10 | 13 | 12 | 4 | 5 | 3 | 3 | - | 6 | 63 | 8-8 |
| Kenley Cotant | - | 1 | 1 | 2 | 1 | - | - | 2 | - | 1 | - | - | - | - | - | 0-1 |
| Pat Beran | - | 2 | - | 1 | 1 | - | - | 4 | - | 1 | - | - | - | - | - | 0-1 |
| Jason McNair | 18 | 14 | 9 | 3 | 11 | 5 | 5 | 7 | 3 | 3 | 7 | 1 | - | - | 85½ | 12-4 |
| Dave Lovenburg | 19 | 18 | 16 | 16 | 4 | 10 | 9 | 15 | 6 | 8 | 3 | 2 | - | - | 47 | 9-10 |
| Dave Geerman | 19 | 17 | 4 | 11 | 4 | 7 | 10 | 22 | 5 | 5 | 7 | 4 | - | 3 | 68½ | 12-9 |
| Bob Mendenhall | 4 | 6 | - | 1 | 6 | 1 | 2 | 1 | 1 | - | 1 | 3 | - | - | 8 | 2-3 |
| Kevin McDonald | 16 | 13 | 2 | 7 | 6 | 6 | 3 | 8 | 2 | 1 | 5 | 7 | - | 6 | 43 | 2-8 |
| Jodie Friemal | - | 1 | - | 1 | - | - | - | 5 | - | - | - | 1 | - | - | 0 | 0-1 |
| Brad Brauer | 22 | 8 | 7 | 10 | 4 | 4 | 6 | 6 | 3 | - | 5 | 10 | - | - | 35 | 7-11 |
| Wayne Spickelmier | 24 | 25 | 5 | 5 | 15 | 9 | 5 | 15 | 6 | 4 | 4 | 5 | - | - | 52 | 10-10-1 |
| Brian Hamilton | - | 6 | - | - | 1 | - | - | 3 | - | - | - | 4 | - | - | 4 | 0-4 |
| Blaine Peterson | 7 | - | - | - | 1 | 4 | 1 | - | 1 | - | 1 | - | - | 6 | 11 | 2-0 |
| Jeff Bubak | 16 | 10 | 6 | 4 | 6 | 4 | 9 | 10 | 5 | 2 | 5 | 5 | - | - | 58 | 10-2 |
| Steve Davis | 1 | 2 | 1 | 1 | - | 2 | 2 | 2 | - | 2 | - | 4 | - | - | 6 | 1-6 |
| | | | | | | | | | | | | | | | | |
| | | | | | | | | | | | | | | | | |
| | | | | | | | | | | | | | | | | |
| | | | | | | | | | | | | | | | | |
| | | | | | | | | | | | | | | | | |
| | | | | | | | | | | | | | | | | |
| | | | | | | | | | | | | | | | | |
| | | | | | | | | | | | | | | | | |
| TOTAL's | 157 | 143 | 65 | 77 | 66 | 62 | 65 | 112 | 36 | 33 | 41 | 50 | 1 | 27 | 473 | 80-83-1 |

Comments:

CCHs 27 Vs McCook 43

| Name | TD | TOL | RW | RL | EW | EL | NFW | NFL | DW | DL | P | PL | Draw | Team Points | Total Pts | |
|---|---|---|---|---|---|---|---|---|---|---|---|---|---|---|---|---|
| John VanKonin | | | Won | by | Fall | | | | | | | | | 6 | 6 | 1-0 |
| Kenly Cotant | - | 1 | 1 | 2 | 1 | - | - | 2 | - | 1 | - | - | - | - | - | 0-1 |
| Pat Beran | - | 2 | L | 1 | 1 | - | - | 4 | - | 1 | - | - | - | - | - | 0-1 |
| Dave German | 2 | - | 1 | 2 | - | 1 | - | - | 1 | - | - | - | - | 3 | 3 | 1-0 |
| Kevin McDonald | 2 | - | - | - | - | 1 | 2 | - | - | - | 1 | - | - | 6 | 6 | 1-0 |
| Blaine Peterson | 1 | - | - | - | - | - | - | - | - | - | 1 | - | - | 6 | 6 | 1-0 |
| Wayne Spickelmeier | - | 1 | - | - | - | - | - | - | - | - | - | 1 | - | - | - | 0-1 |
| Jeff Bubak | 1 | 1 | - | - | 2 | 1 | - | 1 | - | 1 | - | - | - | - | - | 0-1 |
| | | | | | | | | | | | | | | | | |
| Rec'd 6 pts at 162 - No Match | | | | | | | | | | | | | | 6 | 6 | |
| | | | | | | | | | | | | | | | | |
| | | | | | | | | | | | | | | | | |
| | | | | | | | | | | | | | | | | |
| | | | | | | | | | | | | | | | | |
| | | | | | | | | | | | | | | | | |
| | | | | | | | | | | | | | | | | |
| | | | | | | | | | | | | | | | | |
| | | | | | | | | | | | | | | | | |
| | | | | | | | | | | | | | | | | |
| | | | | | | | | | | | | | | | | |
| | | | | | | | | | | | | | | | | |
| | | | | | | | | | | | | | | | | |
| | | | | | | | | | | | | | | | | |
| TOTALS | 6 | 5 | 2 | 5 | 4 | 3 | 2 | 7 | 1 | 3 | 2 | 1 | - | 27 | 27 | 4-4 |

Comments: Score was 19-15 on the Mat.

CCHS JV 15 vs McCook JV 6

| Name | TD | TOL | RW | RL | EW | EL | NFW | NFL | DW | DL | P | PL | DRAW | Team Points | Total Pts | |
|---|---|---|---|---|---|---|---|---|---|---|---|---|---|---|---|---|
| Dave Oxford | 4 | - | 1 | 1 | 1 | 2 | - | - | 1 | - | - | - | - | 3 | 3 | 1-0 |
| Bob Mendenhall | 1 | 2 | - | - | - | 2 | - | - | - | - | - | 1 | - | 0 | 0 | 0-1 |
| Jodie Friemel | 2 | - | 1 | - | - | 1 | - | - | - | - | 1 | - | - | 6 | 6 | 1-0 |
| Bryan Hamilton | - | 1 | - | - | - | - | - | 1 | - | - | 1 | - | - | 6 | 6 | 1-0 |
| | | | | | | | | | | | | | | | | |
| | | | | | | | | | | | | | | | | |
| | | | | | | | | | | | | | | | | |
| | | | | | | | | | | | | | | | | |
| | | | | | | | | | | | | | | | | |
| | | | | | | | | | | | | | | | | |
| | | | | | | | | | | | | | | | | |
| | | | | | | | | | | | | | | | | |
| | | | | | | | | | | | | | | | | |
| | | | | | | | | | | | | | | | | |
| | | | | | | | | | | | | | | | | |
| | | | | | | | | | | | | | | | | |
| | | | | | | | | | | | | | | | | |
| | | | | | | | | | | | | | | | | |
| Add Holyoke Dual | | | | | | | | | | | | | | | | |
| Dave Oxford | 2 | 1 | 3 | 2 | 2 | - | - | 3 | - | 1 | 1 | - | - | 6 | 6 | 1-1 |
| | | | | | | | | | | | | | | | | |
| | | | | | | | | | | | | | | | | |
| | | | | | | | | | | | | | | | | |
| TOTAL's | 7 | 3 | 1 | 1 | 1 | 5 | - | 1 | 1 | - | 2 | 1 | - | 15 | 15 | 3-1 |

Comments:

# CCHS JV's vs CCHS Invit-

1-18-86

| Name | TD | TOL | RW | RL | EW | EL | NEW | NFL | DW | DL | P | PL | Draw | Team Points | Total Pts |
|---|---|---|---|---|---|---|---|---|---|---|---|---|---|---|---|
| Pat Beran | 2 | 1 | - | 1 | - | - | - | 5 | - | 1 | 2 | - | - | 13 | 2-1 |
| Kenley Cotant | 1 | 3 | - | 1 | 1 | 1 | - | 1 | - | 1 | 1 | - | - | 14 | 1-1 |
| Dave Oxford | 3 | 3 | 1 | 1 | - | 1 | 2 | 4 | - | 1 | 2 | 1 | - | 5 | 2-2 |
| Bob Mendenhall | 12 | 1 | 1 | 2 | 2 | 6 | - | 2 | 1 | - | 2 | 1 | - | 15 | 3-1 |
| Blaine Peterson | 4 | - | 2 | 1 | - | 2 | 5 | - | 1 | 1 | 2 | - | - | 14½ | 3-1 |
| Jodie Friemel | 1 | 2 | 1 | - | - | 1 | - | 3 | - | 1 | 2 | - | - | 18 | 2-1 |
| Bryan Hamilton | 2 | 3 | - | 1 | 2 | 2 | - | 3 | - | 1 | - | 1 | - | 0 | 0-2 |
| TOTAL's | 25 | 13 | 5 | 7 | 5 | 13 | 7 | 18 | 2 | 6 | 11 | 3 | - | 80½ | 13-9 |

Comments:

Cozad 139.5
Ogallala 95
CCHS 80.5
McCook 54.5
Wheatland 40
Beaver City 39

Hyannis - 37
Republic - 35
Fleming 30.5
Merna - 31.5
Cambridge - 25
Calhoun - 18

Hershey 10
Holyoke - 4
Wray - 0

# CCHs JV's vs SPUA Quad

| Name | TD | TOL | RW | RL | EW | EL | NEW | NFL | DW | DL | P | PL | Draw | Team Points | Total Pts | |
|---|---|---|---|---|---|---|---|---|---|---|---|---|---|---|---|---|
| Pat Beraw | - | 3 | 1 | 1 | - | - | - | 4 | - | 1 | - | - | - | - | - | 0-1 |
| Kenley Cotant | - | 3 | 1 | 2 | - | 1 | - | 2 | - | 1 | - | - | - | - | - | 0-1 |
| Dave Oxford | - | 1 | - | - | - | - | - | 1 | - | - | - | 1 | - | - | - | 0-1 |
| Blaine Peterson | 2 | - | 1 | 1 | - | 1 | - | - | 1 | - | - | 1 | - | 3 | - | 1-1 |
| Jodie Friemel | - | 1 | - | 2 | - | - | - | 3 | - | 1 | - | - | - | - | - | 0-1 |
| Mike VanVleet | 1 | - | 1 | - | - | - | 2 | - | 1 | - | - | - | - | 4 | - | 1-0 |
| | | | | | | | | | | | | | | | | |
| | | | | | | | | | | | | | | | | |
| | | | | | | | | | | | | | | | | |
| | | | | | | | | | | | | | | | | |
| | | | | | | | | | | | | | | | | |
| | | | | | | | | | | | | | | | | |
| | | | | | | | | | | | | | | | | |
| | | | | | | | | | | | | | | | | |
| | | | | | | | | | | | | | | | | |
| | | | | | | | | | | | | | | | | |
| | | | | | | | | | | | | | | | | |
| | | | | | | | | | | | | | | | | |
| | | | | | | | | | | | | | | | | |
| | | | | | | | | | | | | | | | | |
| | | | | | | | | | | | | | | | | |
| | | | | | | | | | | | | | | | | |
| | | | | | | | | | | | | | | | | |
| TOTAL's | 3 | 8 | 4 | 6 | - | 2 | 2 | 10 | 2 | 3 | - | 2 | - | 7 | 7 | 2-5 |

Comments:

CCHs - Vs SPVA - Quad -

1-16-86

| Name | TD | TDL | RW | RL | EW | EL | NEW | NFL | DW | DL | P | PL | Draw | Team Points | Total Pts | |
|---|---|---|---|---|---|---|---|---|---|---|---|---|---|---|---|---|
| John Pankowin | - | 1 | - | 2 | - | - | - | 2 | - | - | - | 1 | - | 7 | 7 | 0-1 |
| Jason McNair | - | 3 | 1 | - | - | - | - | 1 | - | 1 | - | - | - | 7 | 7 | 0-1 |
| Dave Lovenburg | 3 | 3 | 1 | 1 | - | - | 1 | - | 1 | 1 | - | - | - | 7 | 7 | 1-1 |
| Dave German | 2 | 3 | - | 2 | 1 | 1 | 1 | - | - | - | 1 | 1 | - | 14 | 14 | 1-1 |
| Kevin McDonald | 2 | 3 | 2 | 1 | 1 | 1 | - | 2 | - | - | 1 | 1 | - | 14 | 14 | 1-1 |
| Brad Brauer | 2 | 1 | 1 | 2 | - | - | - | 1 | - | - | 1 | 1 | - | 9 | 9 | 1-1 |
| Wayne Spickelmier | 2 | 3 | 1 | - | - | 2 | - | - | 1 | 1 | - | - | - | 7 | 7 | 1-1 |
| Bryan Hamilton | - | 3 | - | - | 1 | - | - | 2 | - | - | - | 2 | - | 4 | 4 | 0-2 |
| Jeff. Bubak | 4 | 1 | - | - | - | - | 1 | 1 | - | - | 1 | 1 | - | 9 | 9 | 1-1 |
| | | | | | | | | | | | | | | | | |
| | | | | | | | | | | | | | | | | |
| | | | | | | | | | | | | | | | |

CCHs - _____ Vs Chase County Invit

1-18-86

| Name | TD | TDL | RW | RL | EW | EL | NEW | NFL | DW | DL | P | PL | Draw | Team Points | Total Pts | |
|---|---|---|---|---|---|---|---|---|---|---|---|---|---|---|---|---|
| John Pankonin | 3 | 3 | 4 | 3 | 1 | 1 | 1 | 2 | 1 | 1 | 1 | - | - | 10 | 10 | 2-1 |
| Jason McNair | 6 | 1 | 4 | 2 | - | 3 | - | 3 | 1 | - | 2 | - | - | 22 | 22 | 3-0 |
| Dave Lovenbury | 2 | 2 | 4 | 5 | - | - | - | 4 | 1 | 2 | - | - | - | 2 | 2 | 1-2 |
| Dave German | 3 | 3 | 2 | 2 | - | 1 | 3 | 7 | 1 | 2 | 1 | - | - | 9½ | 9½ | 2-2 |
| Kevin McDonald | 2 | - | - | 2 | - | 1 | - | - | - | 1 | - | - | - | 0 | -1 | 0-1 |
| Brad Brauer | 3 | - | 1 | - | - | - | - | - | 1 | - | - | 2 | - | 1 | 1 | 1-2 |
| Wayne Spickelmeier | 4 | 5 | 1 | 2 | 1 | 4 | - | 4 | 1 | - | 1 | 2 | - | 9 | 9 | 2-2 |
| Jeff Bubak | 2 | 1 | 2 | 1 | - | - | 4 | 1 | 1 | 1 | 2 | - | - | 14½ | 14½ | 3-1 |
| | | | | | | | | | 7 | | | | | | | |
| Total's | 25 | 15 | 18 | 17 | 2 | 10 | 8 | 21 | [redacted] | 7 | 7 | 4 | | 67 | 67 | 14-11 |

Comments:

| | | | | | |
|---|---|---|---|---|---|
| Rep Valley | 146 | Cambridge | 81 | Wray | 32 |
| Meeno - | 89 | CCHs | 67 | Holyoke. | 18 |
| Cozad | 86.5 | Hershey | 66.5 | Wheatland. | 16 |
| Calichie. | 83.5 | McCook | 63 | | |

CCHS 21 vs Rep Valley 49

| Name | TD | TOL | RW | RL | EW | EL | NEW | NFL | DW | DL | P | PL | Draw | Team Points | Total Pts | |
|---|---|---|---|---|---|---|---|---|---|---|---|---|---|---|---|---|
| John PanKevin | - | 1 | 1 | 2 | - | - | 1 | 2 | - | 1 | - | - | - | - | - | 0-1 |
| Jason McNair | 1 | - | 1 | - | - | - | 1 | - | - | - | 1 | - | - | 6 | 6 | 1-0 |
| Dave Lovenbury | - | 1 | 1 | - | - | - | - | - | - | - | - | 1 | - | 0 | 0 | 0-1 |
| Dave Coerman | - | 3 | 1 | 2 | 2 | - | - | 3 | - | 1 | - | - | - | 0 | 0 | 0-1 |
| Kevin McDonald | 1 | 1 | - | 1 | - | - | 1 | 3 | - | 1 | - | - | - | 0 | 0 | 0-1 |
| Brad Braver | 2 | - | 1 | 1 | - | 1 | 2 | - | - | - | 1 | - | - | 6 | 6 | 1-0 |
| Wayne Spickelmeier | 2 | - | - | 2 | - | - | 2 | 1 | 1 | - | - | - | - | 3 | 3 | 1-0 |
| Mike VanVleet | 1 | - | 1 | 1 | - | - | 1 | - | - | - | - | 1 | - | 0 | 0 | 0-1 |
| Jeff Bubak | - | 3 | - | 1 | 3 | - | - | 2 | - | - | - | 1 | - | 0 | 0 | 0-1 |
| Steve Davis | - | 1 | - | - | - | - | - | - | - | - | - | 1 | - | 0 | 0 | 01 |
| | | | | | | | | | | | | | | | | |
| | | | | | | | | | | | | | | | | |
| | | | | | | | | | | | | | | | | |
| | | | | | | | | | | | | | | | | |
| | | | | | | | | | | | | | | | | |
| | | | | | | | | | | | | | | | | |
| | | | | | | | | | | | | | | | | |
| | | | | | | | | | | | | | | | | |
| | | | | | | | | | | | | | | | | |
| | | | | | | | | | | | | | | | | |
| | | | | | | | | | | | | | | | | |
| | | | | | | | | | | | | | | | | |
| | | | | | | | | | | | | | | | | |
| | | | | | | | | | | | | | | | | |
| TOTALS | 7 | 10 | 5 | 10 | 5 | 1 | 8 | 11 | 1 | 3 | 2 | 4 | - | 15 | 15 | 3-7 |

Comments: Good Effort on Everyone's Part

# CCHS J.V.'s vs Rep Valley Invit

| Name | TD | TOL | RW | RL | EW | EL | NEW | NFL | DW | DL | P | PL | Draw | Team Points | Total Pts | |
|---|---|---|---|---|---|---|---|---|---|---|---|---|---|---|---|---|
| Pat Beran | 4 | 3 | 1 | 3 | 1 | 1 | - | 5 | - | 1 | 1 | 1 | - | 3 | 3 | 1-2 |
| Bob Mendenhall | 2 | 3 | 1 | - | 2 | 3 | - | - | - | 1 | - | - | - | - | - | 0-1 |
| Jodie Friemal | - | 1 | - | 2 | - | - | - | 4 | - | 1 | - | 1 | - | 3 | 3 | 1-2 |
| Brian Hamilton | 3 | 6 | 1 | 1 | 2 | - | - | 6 | - | 1 | 1 | 1 | - | 3 | 3 | 1-2 |
| Mike VanVleet | 3 | 6 | 4 | 3 | 1 | 1 | 5 | 2 | 2 | - | - | 2 | - | 3½ | 3½ | 2-2 |
| Steve Davis | - | 3 | - | - | - | - | - | - | - | - | - | 2 | - | - | - | 0-2 |
| | | | | | | | | | | | | | | | | |
| | | | | | | | | | | | | | | | | |
| | | | | | | | | | | | | | | | | |
| | | | | | | | | | | | | | | | | |
| | | | | | | | | | | | | | | | | |
| | | | | | | | | | | | | | | | | |
| | | | | | | | | | | | | | | | | |
| | | | | | | | | | | | | | | | | |
| | | | | | | | | | | | | | | | | |
| | | | | | | | | | | | | | | | | |
| | | | | | | | | | | | | | | | | |
| | | | | | | | | | | | | | | | | |
| | | | | | | | | | | | | | | | | |
| | | | | | | | | | | | | | | | | |
| | | | | | | | | | | | | | | | | |
| | | | | | | | | | | | | | | | | |
| | | | | | | | | | | | | | | | | |
| | | | | | | | | | | | | | | | | |
| | | | | | | | | | | | | | | | | |
| TOTAL's | 12 | 22 | 7 | 9 | 6 | 5 | 5 | 17 | 2 | 4 | 2 | 7 | - | 12½ | 12½ | 5-11 |

Comments:

CCHs _____ Vs Reg Valley Season Totals
2-6-86

| Name | TD | TOL | RW | RL | EW | EL | NEW | NFL | DW | DL | P | PL | Draw | Team Points | Total Pts | |
|---|---|---|---|---|---|---|---|---|---|---|---|---|---|---|---|---|
| John Pankowin | 12 | 18 | 16 | 17 | 8 | 10 | 14 | 15 | 4 | 7 | 3 | 3 | - | - | 63 | 8-10 |
| Kenly Cotant | - | 1 | 1 | - | 2 | 1 | - | - | 2 | - | 1 | - | - | - | - | 0-1 |
| Pat Beran | 3 | 3 | 1 | 3 | 3 | - | - | 4 | - | 1 | 1 | - | - | 6 | 6 | 1-1 |
| Jason McNair. | 22 | 15 | 10 | 3 | 12 | 6 | 9 | 8 | 3 | 3 | 9 | 1 | - | 6 | 97½ | 14-4 |
| Dave Lovenbury | 19 | 19 | 16 | 16 | 4 | 10 | 9 | 15 | 6 | 8 | 3 | 3 | - | - | 47 | 9-10 |
| Dave German | 19 | 24 | 6 | 13 | 6 | 8 | 10 | 27 | 5 | 7 | 7 | 4 | - | - | 68½ | 12-11 |
| Bob Mendenhall | 4 | 6 | - | 1 | 6 | 1 | 2 | 1 | 1 | - | 1 | 3 | - | - | 8 | 2-3 |
| Kevin McDonald | 17 | 14 | 2 | 8 | 6 | 6 | 4 | 11 | 2 | 2 | 5 | 7 | - | - | 49 | 8-9 |
| Jodie Friemal | - | 2 | - | 1 | - | - | - | 5 | - | - | - | 2 | - | - | 0 | 0-2 |
| Brad Braver | 24 | 8 | 8 | 11 | 4 | 5 | 8 | 6 | 3 | - | 6 | 10 | - | 6 | 41 | 8-11 |
| Wayne Spickelmeier | 27 | 26 | 5 | 7 | 15 | 10 | 7 | 16 | 7 | 4 | 4 | 6 | 1 | 3 | 55 | 11-11-1 |
| Brian Hamilton | - | 6 | - | - | 1 | - | - | 3 | - | - | - | 4 | - | - | 4 | 0-4 |
| Blaine Peterson | 7 | 1 | - | 1 | 2 | 4 | 1 | 1 | 1 | - | 1 | 1 | - | - | 11 | 2-1 |
| Jeff Bubak | 16 | 13 | 6 | 5 | 9 | 4 | 9 | 12 | 5 | 2 | 5 | 6 | - | - | 58 | 10-8 |
| M. Ke VanVleet | 1 | - | 1 | 1 | - | - | 1 | - | - | - | - | 1 | - | - | 0 | 0-1 |
| Steve Davis | 1 | 8 | 1 | 1 | - | 2 | 2 | 2 | - | 2 | - | 5 | - | - | 6 | 1-7 |
| | | | | | | | | | | | | | | | | |
| | | | | | | | | | | | | | | | | |
| | | | | | | | | | | | | | | | | |
| | | | | | | | | | | | | | | | | |
| | | | | | | | | | | | | | | | | |
| | | | | | | | | | | | | | | | | |
| | | | | | | | | | | | | | | | | |
| TOTALS | 172 | 163 | 92 | 91 | 77 | 66 | 76 | 128 | 37 | 38 | 45 | 57 | 1 | 21 | 512 | 86-95-1 |

Comments:

CCHs _____ Vs Ogallala Twist Season Totals:

| Name | TD | TOL | RW | RL | EW | EL | NEW | NFL | DW | DL | P | PL | Draw | Team Points | Total Pts | |
|---|---|---|---|---|---|---|---|---|---|---|---|---|---|---|---|---|
| John Pankonin | 8 | 12 | 10 | 9 | 5 | 9 | 12 | 8 | 3 | 4 | 2 | 2 | - | 0 | 46 | 5-6 |
| Jason McNair | 12 | 10 | 4 | 1 | 11 | 2 | 5 | 3 | 2 | 2 | 5 | 1 | - | 0 | 56½ | 9-3 |
| Dave Lowenburg | 14 | 13 | 11 | 10 | 4 | 10 | 8 | 11 | 4 | 5 | 3 | 2 | - | 4 | 38 | 7-7 |
| Dave Geeman | 12 | 11 | 1 | 5 | 3 | 4 | 6 | 15 | 3 | 3 | 5 | 3 | - | 3 | 42 | 8-6 |
| Bob Mendenhall | 4 | 6 | - | 1 | 6 | 1 | 2 | 1 | 1 | - | 1 | 3 | - | - | 8 | 2-3 |
| Kevin McDonald | 10 | 10 | - | 4 | 5 | 3 | 1 | 6 | 2 | - | 3 | 6 | - | - | 23 | 5-6 |
| Joe Friemel | - | 1 | - | 1 | - | - | - | 5 | - | - | - | 1 | - | - | 0 | 0-1 |
| Brad Braver | 17 | 7 | 5 | 8 | 4 | 4 | 6 | 5 | 2 | - | 4 | 8 | - | 3 | 25 | 5-8 |
| Wayne Spickelmeier | 18 | 16 | 3 | 3 | 14 | 3 | 5 | 11 | 4 | 3 | 3 | 2 | 1 | 5 | 36 | 7-6-1 |
| Brian Hamilton | - | 3 | - | - | - | - | - | 1 | - | - | - | 2 | - | - | 0 | 0-2 |
| Blaine Peterson | 6 | - | - | - | 1 | 4 | 1 | - | 1 | - | - | - | - | - | 5 | 1-0 |
| Jeff Bubak | 9 | 7 | 4 | 3 | 4 | 3 | 4 | 7 | 4 | - | 2 | 4 | - | 14½ | 34½ | 6-4 |
| Steve Davis | 1 | 7 | 1 | 1 | - | 2 | 2 | 2 | - | 2 | - | 4 | - | - | 6 | 1-6 |
| | | | | | | | | | | | | | | | | |
| | | | | | | | | | | | | | | | | |
| | | | | | | | | | | | | | | | | |
| | | | | | | | | | | | | | | | | |
| | | | | | | | | | | | | | | | | |
| | | | | | | | | | | | | | | | | |
| | | | | | | | | | | | | | | | | |
| | | | | | | | | | | | | | | | | |
| | | | | | | | | | | | | | | | | |
| | | | | | | | | | | | | | | | | |
| TOTALS | 111 | 103 | 39 | 47 | 57 | 45 | 52 | 75 | 26 | 20 | 28 | 38 | 1 | 29½ | 301 | 56-58-1 |

Comments:



CCHs _____ Vs _____

| Name | TD | TDL | RW | RL | EW | EL | NEW | NFL | DW | DL | P | PL | Draw | Team Points | Total Pts | |
|---|---|---|---|---|---|---|---|---|---|---|---|---|---|---|---|---|
| | | | | | | | | | | | | | | | | |
| | | | | | | | | | | | | | | | | |
| | | | | | | | | | | | | | | | | |
| | | | | | | | | | | | | | | | | |
| | | | | | | | | | | | | | | | | |
| | | | | | | | | | | | | | | | | |
| | | | | | | | | | | | | | | | | |
| | | | | | | | | | | | | | | | | |
| | | | | | | | | | | | | | | | | |
| | | | | | | | | | | | | | | | | |
| | | | | | | | | | | | | | | | | |
| | | | | | | | | | | | | | | | | |
| | | | | | | | | | | | | | | | | |
| | | | | | | | | | | | | | | | | |
| | | | | | | | | | | | | | | | | |
| | | | | | | | | | | | | | | | | |
| | | | | | | | | | | | | | | | | |
| | | | | | | | | | | | | | | | | |
| | | | | | | | | | | | | | | | | |
| | | | | | | | | | | | | | | | | |
| | | | | | | | | | | | | | | | | |
| | | | | | | | | | | | | | | | | |
| | | | | | | | | | | | | | | | | |
| TOTAL's | | | | | | | | | | | | | | | | |

Comments:

CCHS JV's vs SPUA-CCHS Invit Season Totals

1-18-86

| Name | TD | TOL | RW | RL | EW | EL | NEW | NFL | DW | DL | P | PL | Draw | Team Points | Total Pts | |
|---|---|---|---|---|---|---|---|---|---|---|---|---|---|---|---|---|
| Pat Beran | 8 | 9 | 5 | 6 | 5 | 4 | 2 | 13 | 1 | 3 | 2 | 1 | 1 | 15 | 24 | 3-4-1 |
| Kenley Cotant | 5 | 8 | 4 | 7 | 3 | 4 | 4 | 9 | 1 | 2 | 2 | 1 | - | 14 | 23 | 3-3 |
| Dan Gartner | - | 2 | ½ | 3 | - | - | 1 | 2 | 1 | - | - | 1 | - | 0 | 3 | 1-1 |
| Dave Oxford | 6 | 8 | 1 | 2 | 1 | 1 | 5 | 6 | - | 1 | 5 | 5 | - | 5 | 19 | 5-6 |
| Kevin McDonald | - | 2 | 1 | - | 1 | - | 1 | 1 | - | - | - | 1 | - | - | 0 | 0-1 |
| Lyle Goddard | 4 | 5 | 1 | 1 | 2 | 1 | 3 | 3 | - | - | 4 | 2 | - | 0 | 22 | 4-2 |
| Bob Mendenhall | 14 | 3 | 2 | 3 | 2 | 7 | - | 3 | 1 | - | 4 | 2 | - | 15 | 27 | 5-2 |
| Blaine Peterson | 14 | 3 | 6 | 5 | - | 7 | 8 | 5 | 3 | 3 | 4 | 1 | - | 17½ | 43½ | 7-4 |
| Jodie Friemel | 4 | 3 | - | 2 | - | 2 | 1 | 6 | - | 2 | 4 | - | - | 18 | 30 | 5-1 |
| Bryan Hamilton | 9 | 5 | 3 | 1 | 3 | 8 | 1 | 5 | 1 | 1 | 2 | 1 | - | 0 | 15 | 3-2 |
| Mike VanVleet | 6 | - | 3 | - | - | - | 9 | 1 | 1 | - | 3 | - | - | 4 | 22 | 4-0 |
| | | | | | | | | | | | | | | | | |
| | | | | | | | | | | | | | | | | |
| | | | | | | | | | | | | | | | | |
| | | | | | | | | | | | | | | | | |
| | | | | | | | | | | | | | | | | |
| | | | | | | | | | | | | | | | | |
| | | | | | | | | | | | | | | | | |
| | | | | | | | | | | | | | | | | |
| | | | | | | | | | | | | | | | | |
| | | | | | | | | | | | | | | | | |
| | | | | | | | | | | | | | | | | |
| | | | | | | | | | | | | | | | | |
| | | | | | | | | | | | | | | | | |
| TOTALS | 70 | 48 | 29 | 30 | 17 | 34 | 35 | 54 | 9 | 12 | 30 | 14 | - | 87½ | 244½ | 39-26-1 |

Comments:

SPVA

CCHs _____ Vs CCHS Invit Totals

1-18-86

| Name | TD | TDL | RW | RL | EW | EL | NEW | NFL | DW | DL | P | PL | Draw | Team Points | Total Pts | |
|---|---|---|---|---|---|---|---|---|---|---|---|---|---|---|---|---|
| John Pawkowin | 11 | 16 | 14 | 14 | 6 | 10 | 13 | 12 | 4 | 5 | 3 | 3 | - | 17 | 57 | 7-8 |
| Jason McNair | 18 | 14 | 9 | 3 | 11 | 5 | 5 | 7 | 3 | 3 | 7 | 1 | - | 29 | 85½ | 12-4 |
| Dave Lovenburg | 19 | 18 | 16 | 16 | 4 | 10 | 9 | 15 | 6 | 8 | 3 | 2 | - | 9 | 47 | 9-10 |
| Dave German | 17 | 17 | 3 | 9 | 4 | 6 | 10 | 22 | 4 | 5 | 7 | 4 | - | 65½ | | 11-9 |
| Bob Mendenhall | 4 | 6 | - | 1 | 6 | 1 | 2 | 1 | 1 | - | 1 | 3 | - | - | 8 | 2-3 |
| Kevin McDonald | 14 | 13 | 2 | 7 | 6 | 5 | 1 | 8 | 2 | 1 | 4 | 7 | - | ~~34~~ | ~~37~~ | 6-8 |
| Jodie Friemel | - | 1 | - | 1 | - | - | - | 5 | - | - | - | 1 | - | - | 0 | 0-1 |
| Brad Brauer | 22 | 8 | 7 | 10 | 4 | 4 | 6 | 6 | 3 | - | 5 | 10 | - | 10 | 35 | 7-11 |
| Wayne Spickelmeier | 24 | 24 | 5 | 5 | 15 | 9 | 5 | 15 | 6 | 4 | 4 | 4 | - | 16 | 52 | 10-9-1 |
| Brian Hamilton | - | 6 | - | - | 1 | - | - | 3 | - | - | - | 4 | - | 4 | 4 | 0-4 |
| Blaine Peterson | 6 | - | - | - | 1 | 4 | 1 | - | 1 | - | - | - | - | - | 5 | 1-0 |
| Jeff Bubalo | 15 | 9 | 6 | 4 | 4 | 3 | 9 | 9 | 5 | 1 | 5 | 5 | - | 23½ | 58 | 10-6 |
| TOTAL's | 151 | 138 | 63 | 72 | 62 | 59 | 63 | 105 | 35 | 30 | 39 | 49 | 1 | 145 | 444 | 76-29-1 |

Comments:

98 lbs. B

R. Riox (Hex) 18-5 — Rios
Bye
Kile (Min) 2-9
Young (Hol)
Seng (Me) 15-7 — Seng
Bye
Smith (Coz) 3-14
A. Kemp (C.b) 17-3

Champion

Consolations

3rd Place

---

105 lbs B

P. Webster (C.b) 22-1
P. Olson Hol 5-8
D. Janssen (Me) 6-13
R Crismon (Coth) 5-7
M. Warta (Hex) 11-12 — Warta
Bye
T. Klukas (Min) 0-8
M. Buckley (Coz) 12-15

Champion

Consolations

3rd Place

112 lbs. B

B Hagen (C.b) 24-0
J Pankonin (Im) 8-10
Bye
Haight (Min) 16-9
Carranza (Coz) 17-13
Bye
K. Kirwon (Hol) 1-17
B Woehole (Lex) 16-5

Haight
Carranza

Champion

Consolations

3rd Place

---

119 lbs B

Cederburg Min 20-2
Simpson (Me) 8-14
Luedere (Hol) 1-16
Shires (C.b) 17-6
Rodriguez (Coth) 20-7
McCoy Cozad 8-13
Rogers (Lex) 12-11
McNain (Im) 14-4

Champion

Consolations

3rd Place

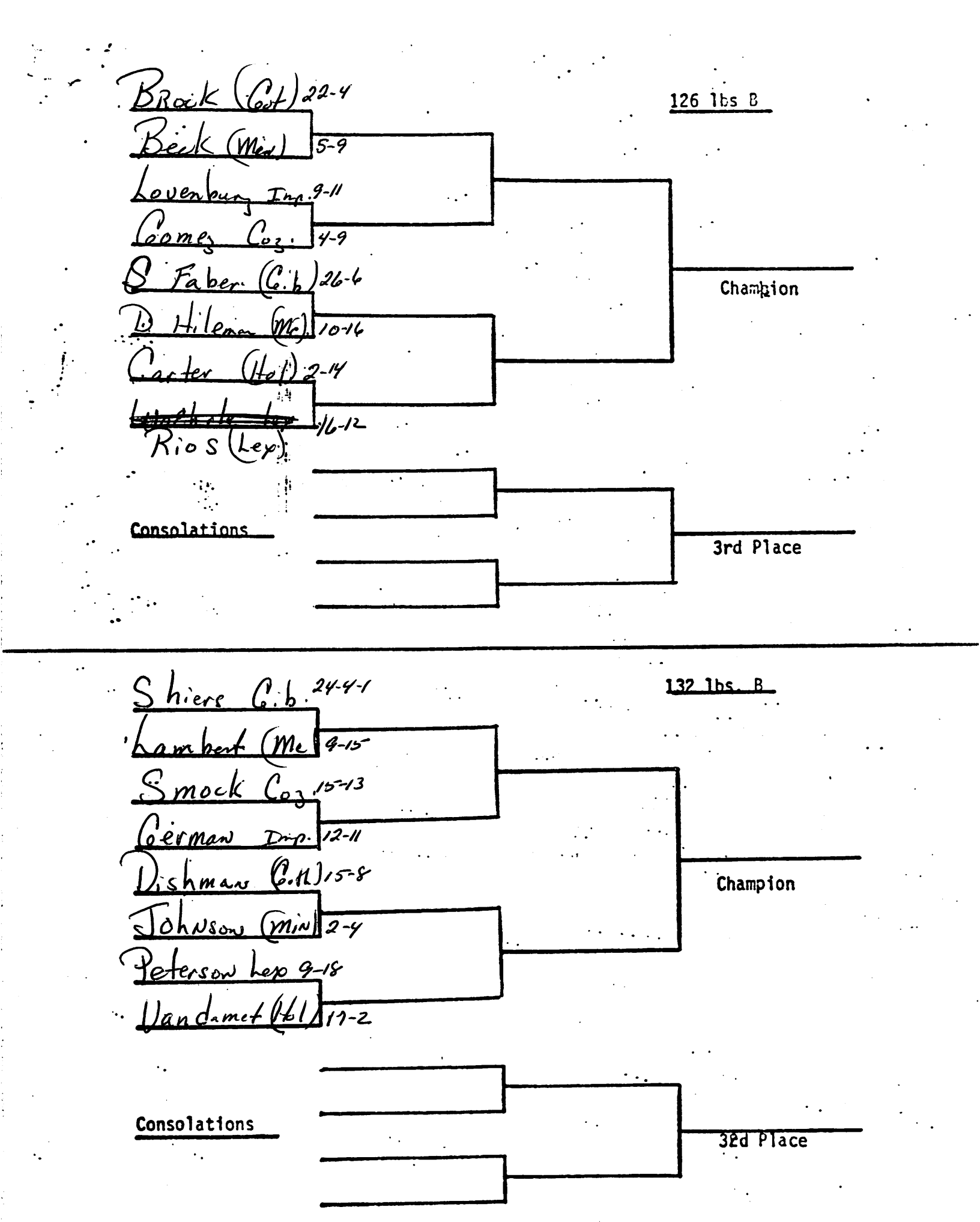
126 lbs B
Brock (Cst) 22-4
Beck (Med) 5-9
Lovenburg Imp. 9-11
Gomez Coz. 4-9
S Faber (C.b) 26-6
D Hileman (Mc) 10-16
Carter (Hol) 2-14
16-12
Rios (Lep)
Champion
Consolations
3rd Place
132 lbs B
Shiers C.b. 24-4-1
Lambert (Mc 9-15
Smock Coz. 15-13
German Imp. 12-11
Dishman (C.M) 15-8
Johnson (Min) 2-4
Peterson Lep 9-18
Vandamet (Hol) 17-2
Champion
Consolations
3rd Place



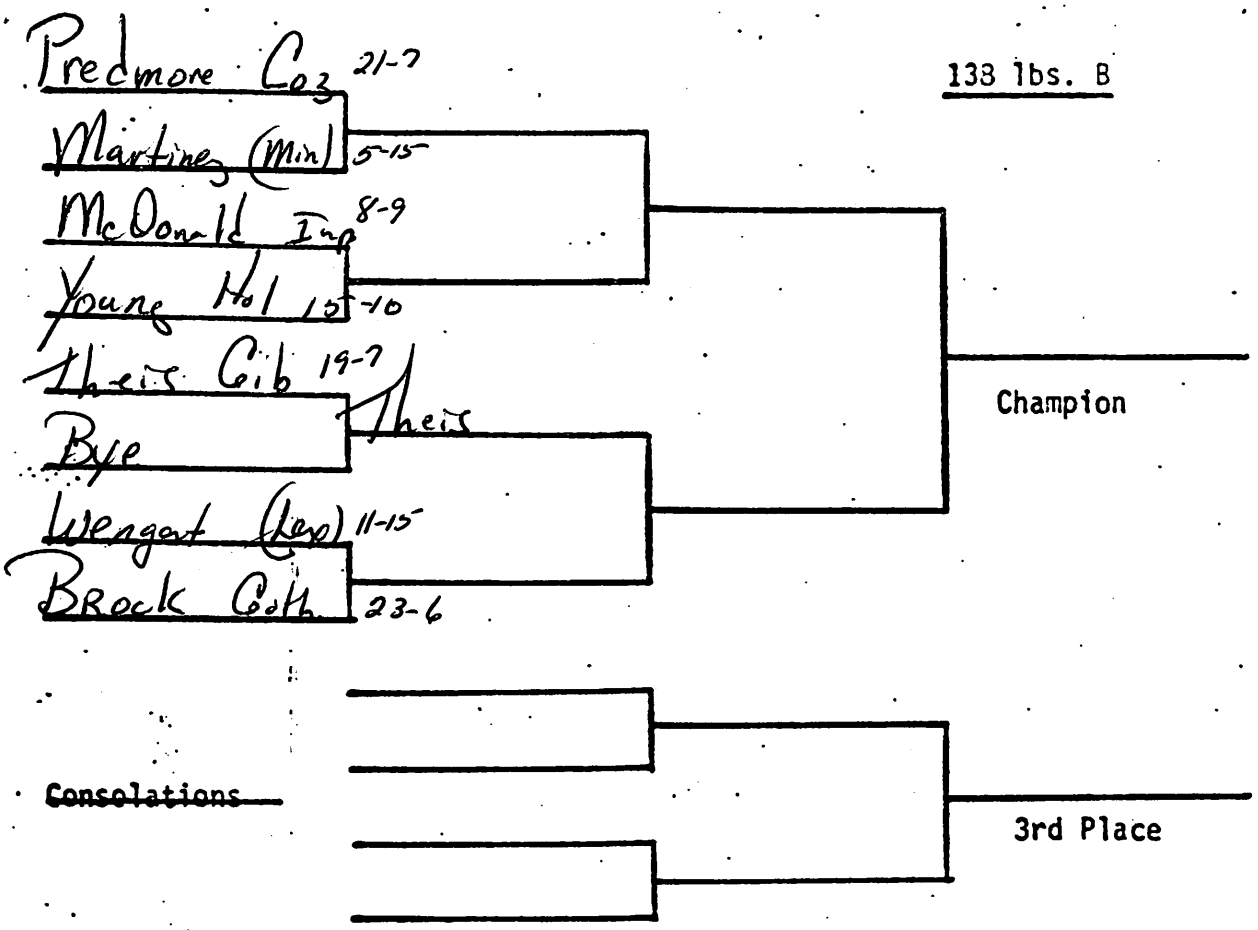

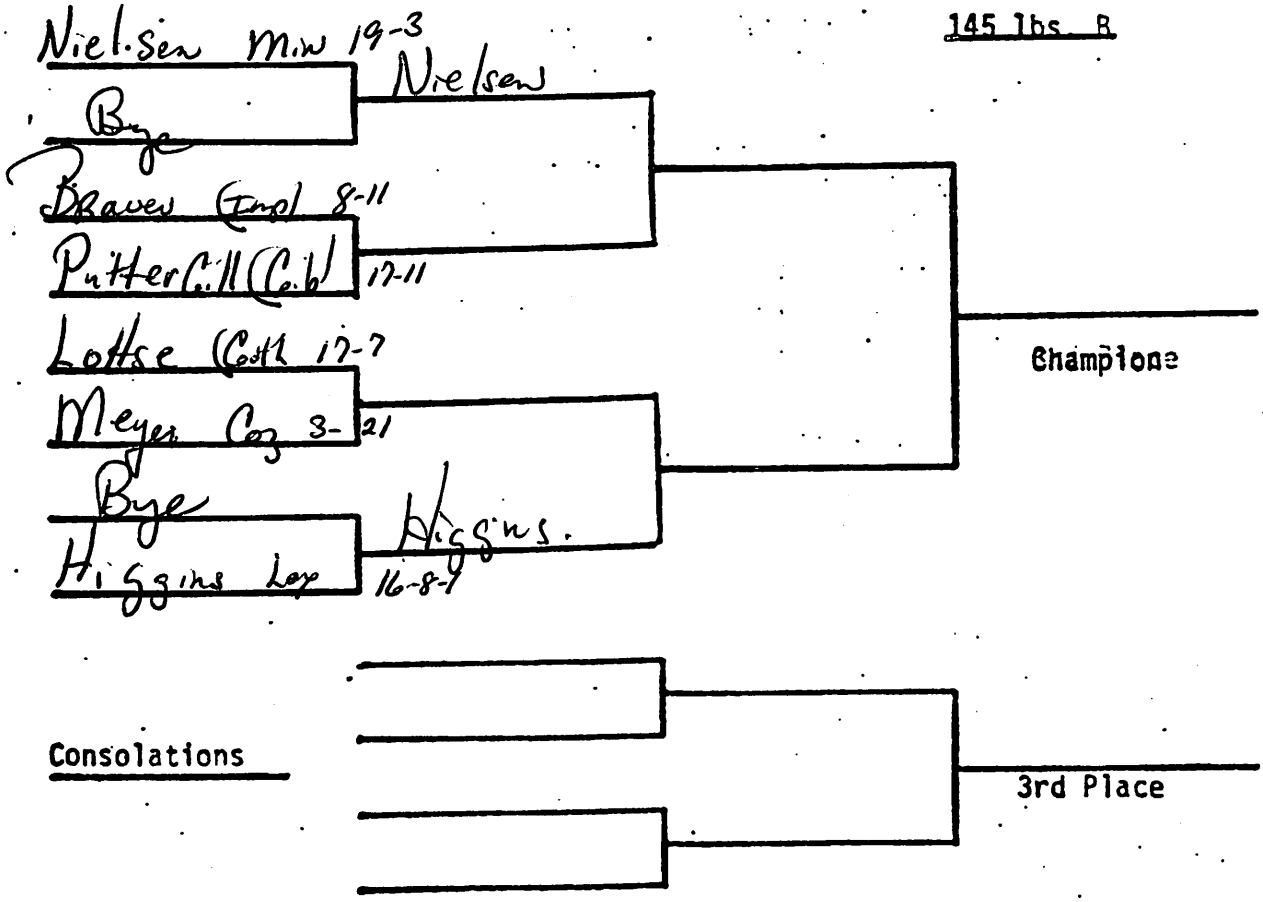

138 lbs. B

Predmore Coz 21-7
Martinez (Min) 5-15
McDonald Imp 8-9
Young Hol 15-10
Theis Gib 19-7
Bye
Theis
Wengert (Lex) 11-15
Brock Goth 23-6

Champion

Consolations

3rd Place

---

145 lbs. B

Nielsen Min 19-3
Bye
Nielsen
Braver (Imp) 8-11
Putter Gill (Gib) 17-11
Lottse (Goth 17-7
Meyer Coz 3-21
Bye
Higgins Lex 16-8-1
Higgins.

Champions

Consolations

3rd Place



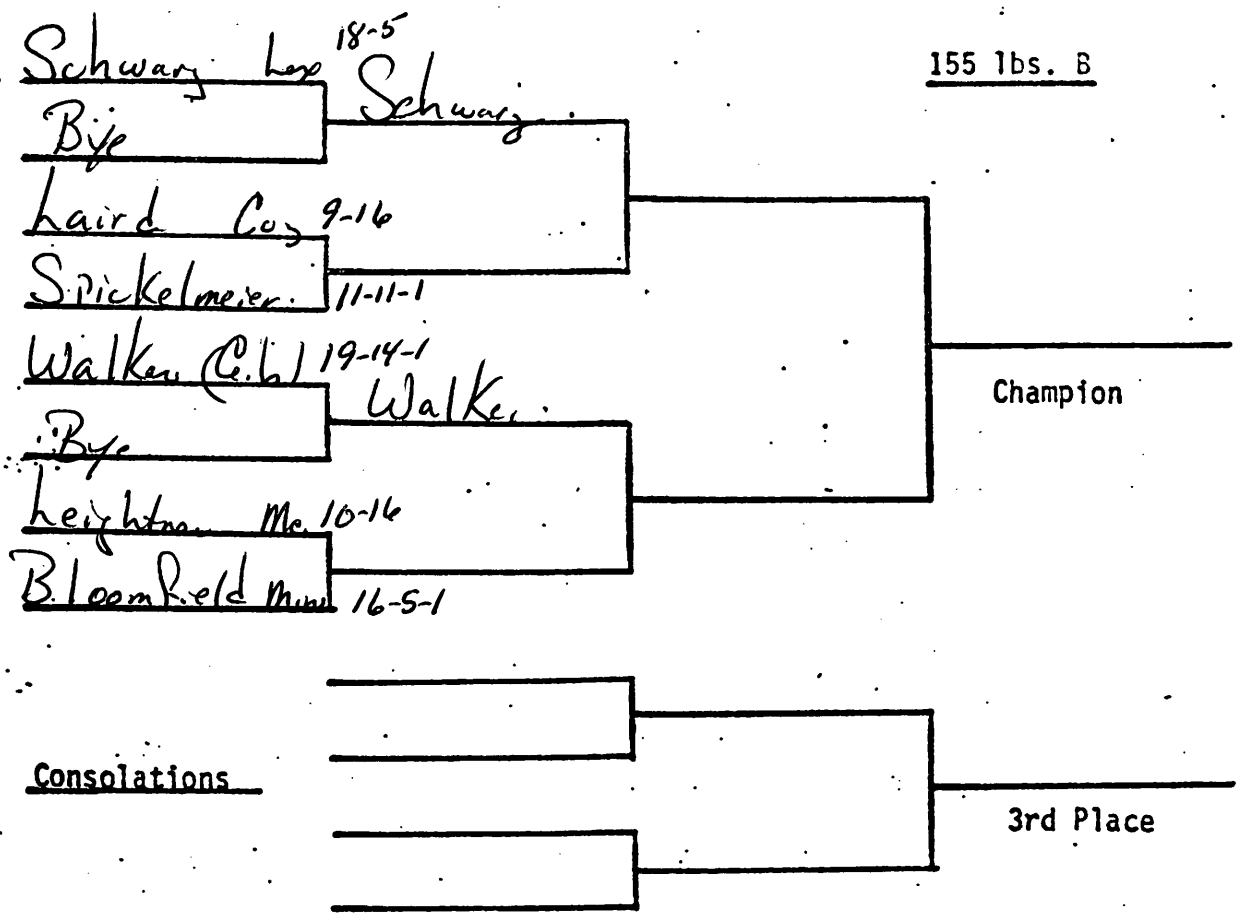

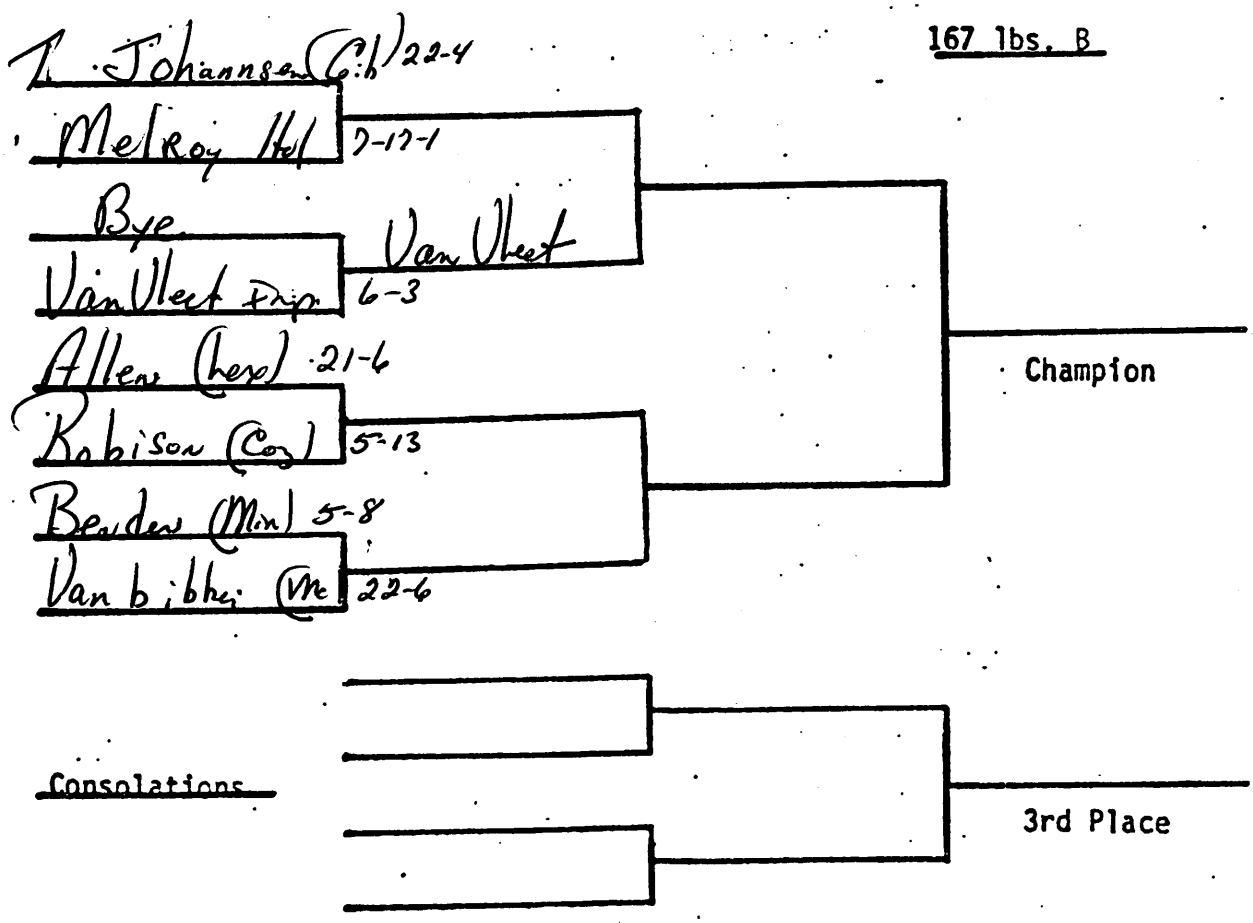

155 lbs. B

Schwarz Lex 18-5
Bye
Schwarz
Laird Cos 9-16
Spickelmeier 11-11-1
Walker (C.b) 19-14-1
Bye
Walker
Leightner Mc 10-16
Bloomfield Min 16-5-1

Champion

Consolations

3rd Place

---

167 lbs. B

T. Johannsen (C.b) 22-4
Melroy Hol 7-17-1
Bye
Van Vleet
Van Vleet Imp 6-3
Allen (Lex) 21-6
Robison (Cos) 5-13
Bender (Min) 5-8
Van bibber (Mc 22-6

Champion

Consolations

3rd Place

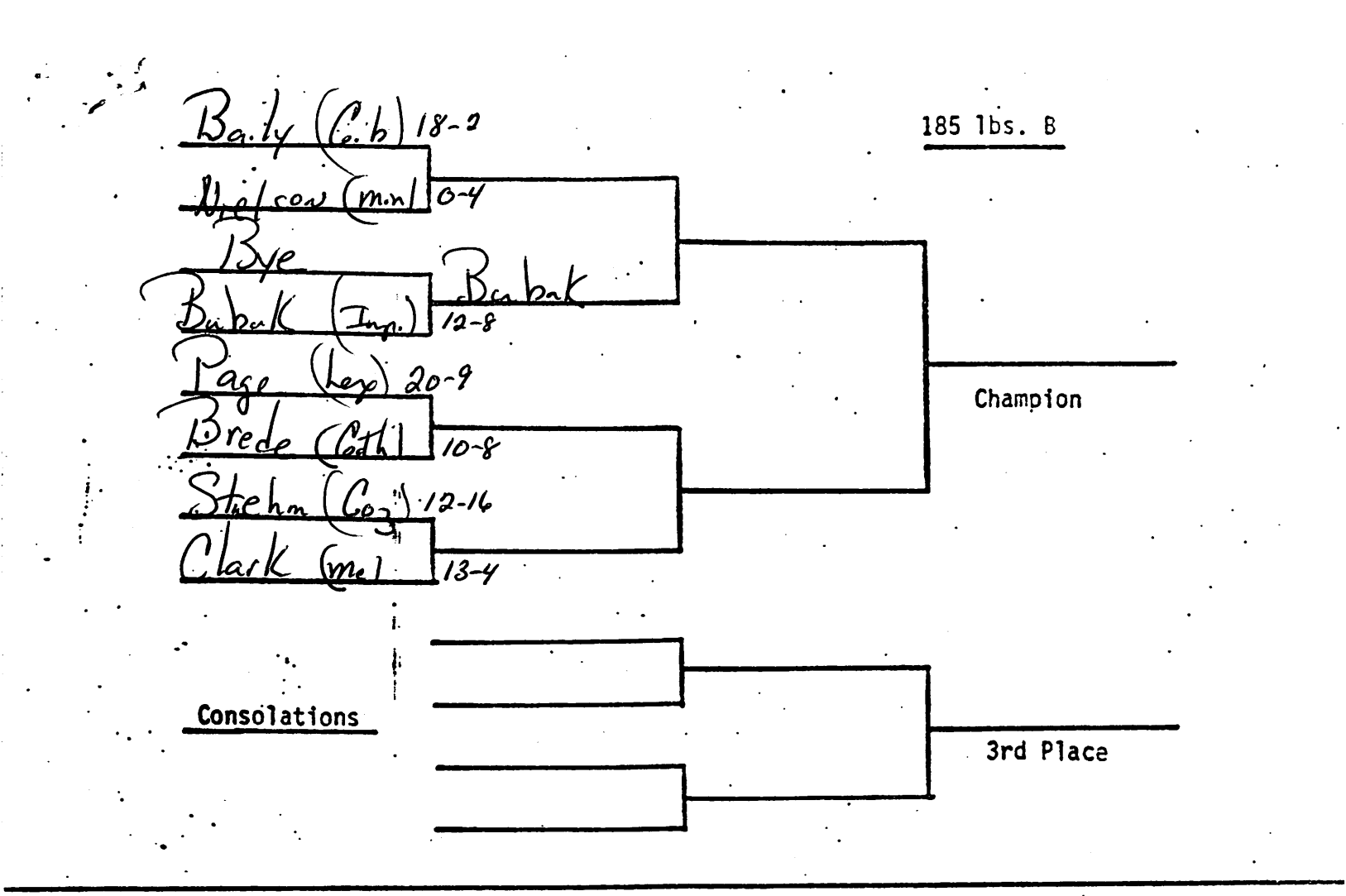
185 lbs. B
Champion
Consolations
3rd Place

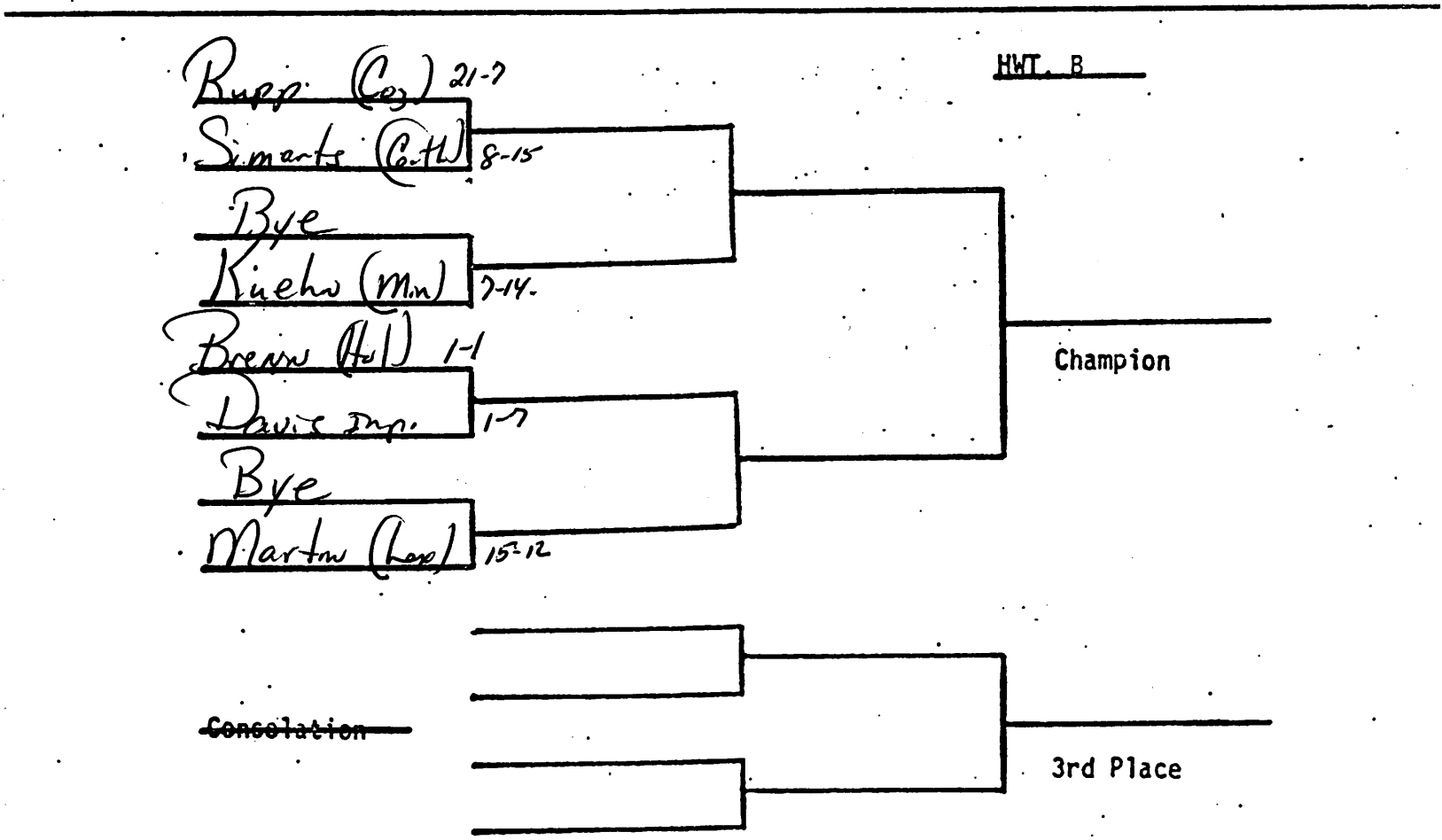
HWT. B
Champion
Consolation
3rd Place

CCHs _____ Vs Sub District.

2-11-86.

| Name | TD | TOL | RW | RL | EW | EL | NEW | NFL | DW | DL | P | PL | Draw | Team Points | Total Pts | |
|---|---|---|---|---|---|---|---|---|---|---|---|---|---|---|---|---|
| John Pankowin | - | 3 | 1 | 1 | - | - | - | 3 | - | 1 | - | 1 | - | - | - | 0-2 |
| Jason McNair | 6 | 9 | - | 2 | 5 | 3 | 1 | 3 | 1 | 2 | 1 | — | - | · | 9 | 2-2 |
| Dave Lovenbury | - | 4 | ½ | - | · | 1 | - | 5 | - | 1 | - | 1 | - | - | 3 | 1-2 |
| Dave German | 1 | 4 | - | 1 | - | - | · | 3 | - | 1 | - | 1 | - | - | - | 0-2 |
| Kevin McDonald | 2 | 3 | 1 | 3 | - | - | - | 8 | - | 2 | - | - | - | - | - | 0-2 |
| Brad Brauer | 1 | 3 | 1 | 2 | - | 2 | 1 | 1 | - | 1 | - | 1 | - | - | · | 0-2 |
| Wayne Spickelmeier. | 4 | 2 | 3 | 1 | 3 | 3 | - | - | 1 | 1 | 1 | 1 | - | | 9 | 2-2 |
| Mike VanVleet | 5 | 1 | - | 1 | - | 1 | 2 | 3 | 2 | - | - | 1 | - | - | 8 | 2-1 |
| Jeff Bubalk | 5 | 3 | 1 | 1 | 5 | - | 1 | - | 2 | - | 1 | - | - | - | 20 | 3-0 |
| Steve Davis. | - | 2 | - | - | - | - | - | - | - | - | - | 2 | - | - | - | 0-2 |
| | | | | | | | | | | | | | | | | |
| | | | | | | | | | | | | | | | | |
| | | | | | | | | | | | | | | | | |
| | | | | | | | | | | | | | | | | |
| | | | | | | | | | | | | | | | | |
| | | | | | | | | | | | | | | | | |
| | | | | | | | | | | | | | | | | |
| | | | | | | | | | | | | | | | | |
| | | | | | | | | | | | | | | | | |
| | | | | | | | | | | | | | | | | |
| | | | | | | | | | | | | | | | | |
| | | | | | | | | | | | | | | | | |
| TOTAL's | 24 | 34 | 8 | 12 | 13 | 10 | 5 | 26 | 6 | 9 | 3 | 8 | - | - | 49 | 10-17 |

Comments:

| Name | Oshkosh | Bridgeport | Cambridge | Holyoke Invit. | Cambridge Invit. | Hershey | Ogilala Invit. | SPHA Quad | Imperial Invit. | Holyoke | McCook | Rep Valley | Sub Dist | Dist |
|---|---|---|---|---|---|---|---|---|---|---|---|---|---|---|
| John Pankevin | 3 / 3 | 4 / 7 | 7 / 14 | X8 / 22 | 1 / 23 | 3 / 26 | 1 / 27 | 9 / 36 | 1 / 37 | 1 / 38 | 2 / 40 | 4 / 44 | - / 44 | |
| PAT Beran | - / - | - / - | 5 / 5 | 0 / 5 | 0 / 5 | - / 5 | - / 5 | 5 / 10 | 2 / 12 | 6 / 18 | 4 / 22 | - / 22 | - / 22 | |
| JASON McNair | 5 / 5 | 3 / 8 | 10 / 18 | X11 / 29 | 2 / 31 | 3 / 34 | 1 / 35 | 11 / 46 | 4 / 50 | - / 50 | 4 / 54 | 11 / 65 | - / | |
| Kirby Cotant | - / - | - / - | - / - | - / - | - / - | - / - | - / - | 6 / 6 | - / 6 | 2 / 8 | - / 8 | - / 8 | - / 8 | |
| Lyle Goddard | - / - | - / - | 8 / 8 | - / 8 | - / 8 | - / 8 | - / - | - / - | - / - | - / - | - / - | - / - | - / - | |
| Dan Gartner | - / - | - / - | - / - | - / - | - / - | - / - | - / - | - / - | - / - | - / - | - / - | - / - | - / - | |
| Dave Oxford | - / - | - / - | 8 / 8 | - / 8 | - / 8 | - / 8 | - / 8 | 6 / 14 | - / 14 | - / 14 | - / 14 | - / 14 | - / 14 | |
| Dave Loverburg | 3 / 3 | 2 / 5 | 11 / 16 | X10 / 26 | 3 / 29 | 7 / 36 | 3 / 39 | 6 / 45 | - / 45 | - / 45 | 2 / 47 | 2 / 49 | - / 49 | |
| Dave Gorman | 2 / 2 | 2 / 4 | 13 / 17 | X10 / 27 | 4 / 31 | 6 / 37 | 4 / 41 | 10 / 51 | 1 / 52 | 2 / 54 | 2 / 56 | 2 / 58 | - / 58 | |
| Bob Merdenhall | 5 / 5 | - / 5 | 7 / 12 | - / 12 | - / 12 | - / 12 | - / 12 | 7 / 19 | - / 19 | - / 19 | 1 / 20 | - / 20 | - / 20 | |
| Brad Braver | 4 / 4 | 4 / 8 | 10 / 18 | Me / 24 | 1 / 25 | 6 / 31 | 3 / 34 | 5 / 39 | - / 39 | - / 39 | 4 / 43 | 2 / 45 | - / 45 | |
| Blaine Peterson | - / - | - / - | 5 / 5 | - / 5 | 3 / 8 | - / 8 | - / 8 | 7 / 15 | 1 / 16 | 4 / 20 | - / 20 | - / 20 | - / 20 | |
| Bryan Hamilton | - / - | - / - | 4 / 4 | - / 4 | - / 4 | - / 4 | 2 / 6 | 2 / 8 | - / 8 | - / 8 | 5 / 13 | - / 13 | - / 13 | |
| Wayne Spickelmeier | 5 / 5 | 4 / 9 | 10 / 19 | X9 / 28 | 2 / 30 | 7 / 37 | 3 / 40 | 10 / 50 | 2 / 52 | 0 / 52 | 3 / 55 | 11 / 66 | | |
| Jeff Bubak | 3 / 3 | 3 / 6 | 5 / 11 | - / 11 | 3 / 14 | 13 / 27 | 4 / 31 | 13 / 44 | 0 / 44 | 2 / 46 | 2 / 48 | 10 / 58 | | |
| Mike VanVleet | - / - | - / - | - / - | - / - | - / - | - / - | - / - | - / - | - / - | - / - | 12 / 12 | 8 / 20 | | |
| Steve Davis | 2 / 2 | 2 / 4 | 4 / 8 | 4 / 12 | - / 12 | - / 12 | - / 12 | - / - | - / 12 | - / 12 | 6 / 18 | 2 / 20 | - / 20 | |
| Joedy Friemel | 2 / 2 | - / 2 | - / 2 | - / 2 | - / 2 | 2 / 2 | - / 2 | 5 / 7 | 2 / 9 | - / 9 | 4 / 13 | - / 13 | - / 13 | |
| Kevin McDonald | - / - | 2 / 2 | 13 / 15 | X9 / 24 | 1 / 25 | 2 / 27 | 4 / 31 | 1 / 32 | 2 / 34 | 4 / 38 | 2 / 40 | 4 / 44 | - / 44 | |
| | / | / | / | / | / | / | / | / | / | / | / | / | / | |
| | / | / | / | / | / | / | / | / | / | / | / | / | / | |
| | / | / | / | / | / | / | / | / | / | / | / | / | / | |

Letter Points. 1 - Varsity Match 1 - Win. 1 - Pin 1 - Effort

Need 20 pts to Letter.
Can be Taken Away by Not Making Weight

CCHS 1984-85 vs Season Totals 2-8-85

| Name | TD | | | | | | | | | | | | | | | |
|---|---|---|---|---|---|---|---|---|---|---|---|---|---|---|---|---|
| Wayne Bahler | 2 | 24 | - | 1 | 4 | 5 | - | 14 | - | 1 | - | 14 | - | - | 23 | 5-15 |
| Pat Beran | 13 | 19 | 5 | 11 | 7 | 6 | 5 | 15 | 4 | 1 | 3 | (15) | - | - | 50 | 7-16 |
| Dave Lovenberg | 14 | 16 | 16 | 12 | 2 | 7 | (13) | 10 | (7) | 8 | 3 | 5 | - | - | 72½ | (11-14) |
| Tom Caress * | 4 | 4 | 3 | 6 | - | 5 | 3 | 2 | 2 | - | - | 5 | - | - | 12 | 3-5 |
| Dave German | 12 | 19 | 13 | 20 | 6 | 4 | 5 | (45) | 3 | (12) | 6 | 3 | - | - | 64 | 10-15 |
| Shannon Hamilton | 2 | 15 | 5 | 6 | 3 | 2 | 1 | 11 | - | 1 | 1 | 13 | - | - | 19 | 3-13 |
| Blaine Spady | 2 | 7 | 1 | 5 | - | - | - | 10 | - | 1 | 1 | 7 | - | - | 12 | 2-8 |
| Blaine Peterson | 8 | 9 | 3 | 4 | 5 | 1 | 9 | 4 | 2 | 2 | 2 | 7 | 1 | - | 16 | 4-8-1 |
| Mike Francis | 15 | 18 | 9 | 15 | (17) | (15) | 8 | 24 | 3 | 7 | 2 | 7 | - | - | 39 | 7-14 |
| Brad Shay | 12 | 17 | (24) | (24) | 2 | 5 | 11 | 34 | 4 | 11 | 5 | 3 | - | - | 28 | (11-14) |
| Brad Braver | 13 | 8 | 2 | 4 | 2 | 10 | 2 | 4 | 1 | - | 2 | 8 | - | - | 8 | 4-8 |
| Wayne Spickelmeier | (19) | (26) | 7 | 9 | (20) | 12 | 2 | 26 | 6 | 6 | 4 | 9 | - | - | 49 | (12-15) |
| Jeff Babak | 11 | 17 | 2 | 2 | 5 | 2 | (13) | 18 | 4 | - | 5 | (15) | - | - | 66 | (11-15) |
| Mike Van Vleet | 5 | 14 | 7 | 7 | 2 | - | 3 | 14 | 2 | 2 | 1 | 13 | - | - | 30 | 4-15 |
| Troy Roller * | 4 | 7 | 4 | 1 | 5 | 4 | 2 | 4 | - | 1 | 2 | 1 | - | - | 6 | 2-2 |
| Kevin McDonald | 6 | 6 | 8 | 6 | 1 | 2 | 3 | 11 | 1 | 3 | - | 6 | - | - | 0 | 1-9 |
| Totals | 142 | 227 | 109 | 139 | 82 | 81 | 92 | 252 | 40 | 56 | 36 | 133 | 1 | - | 519½ | 97-188-1 |

CCHs _____ Vs Season Totals

| Name | TD | TDL | RW | RL | EW | EL | NEW | NFL | DW | DL | P | PL | Draw | Team Points | Total Pts | |
|---|---|---|---|---|---|---|---|---|---|---|---|---|---|---|---|---|
| John PanKonin | 12 | 21 | 17 | 18 | 8 | 10 | 14 | 18 | 4 | 8 | 3 | 4 | - | - | 63 | 8-12 |
| Kenley Cotant | - | 1 | 1 | - | 2 | 1 | - | - | 2 | - | 1 | - | - | - | - | 0-1 |
| Pat Beran | 3 | 3 | - | 3 | 3 | - | - | 4 | - | 1 | 1 | - | - | - | 6 | 1-1 |
| Jason McNair. | 28 | 27 | 10 | 5 | 18 | 9 | 10 | 17 | 4 | 6 | 10 | 2 | - | - | 106½ | 16-8 |
| Dave Lovenburg | 19 | 23 | 17 | 16 | 4 | 11 | 9 | 26 | 6 | 9 | 3 | 4 | - | - | 47 | 10-12 |
| Dave Cerman | 20 | 28 | 6 | 14 | 6 | 8 | 10 | 30 | 5 | 8 | 7 | 5 | - | - | 68½ | 12-13 |
| Bob Mendenhall | 4 | 6 | - | 1 | 6 | 1 | 2 | 1 | 1 | - | 1 | 3 | - | - | 8 | 2-3 |
| Kevin McDonald | 19 | 17 | 3 | 11 | 6 | 6 | 4 | 19 | 2 | 4 | 5 | 7 | - | - | 49 | 8-11 |
| Jodie Friemel | - | 2 | - | 1 | - | - | - | 5 | - | - | - | 2 | - | - | 0 | 0-2 |
| Brad Brazer | 25 | 11 | 9 | 13 | 4 | 7 | 9 | 7 | 3 | 1 | 6 | 11 | - | - | 41 | 9-13 |
| Wayne Spickelmeier | 31 | 30 | 9 | 9 | 18 | 15 | 7 | 17 | 8 | 6 | 5 | 9 | 1 | - | 64 | 13-15-1 |
| Bryan Hamilton | - | 6 | - | - | 1 | - | - | 3 | - | - | - | 4 | - | - | 4 | 0-4 |
| Blaine Peterson | 7 | 1 | - | 1 | 2 | 4 | 1 | 1 | 1 | - | 1 | 1 | - | - | 11 | 2-1 |
| Mike Van Vleet | 6 | 3 | 1 | 4 | - | 1 | 3 | 9 | 2 | 1 | 1 | 3 | - | 0 | 11 | 3-4 |
| Jeff Barbak | 26 | 19 | 8 | 9 | 18 | 6 | 17 | 15 | 8 | 4 | 7 | 8 | - | - | 88 | 15-12 |
| Steve Davis | 1 | 10 | 1 | 1 | - | 2 | 2 | 2 | - | 2 | - | 7 | - | - | 6 | 1-9 |
| | | | | | | | | | | | | | | | | |
| | | | | | | | | | | | | | | | | |
| | | | | | | | | | | | | | | | | |
| | | | | | | | | | | | | | | | | |
| | | | | | | | | | | | | | | | | |
| | | | | | | | | | | | | | | | | |
| | | | | | | | | | | | | | | | | |
| TOTALS | 201 | 207 | 82 | 109 | 95 | 86 | 88 | 170 | 44 | 52 | 50 | 71 | 1 | - | 574 | 99-122-1 |

Comments:

CCHs JV's vs Rep Valley Season Totals

(2-8-86) Final - Season Totals

| Name | TD | TOL | RW | RL | EW | EL | NFW | NFL | DW | DL | P | PL | Draw | Team Points | Total Pts | |
|---|---|---|---|---|---|---|---|---|---|---|---|---|---|---|---|---|
| Pat Beran | 12 | 12 | 6 | 9 | 6 | 5 | 2 | 18 | 1 | 4 | 3 | 2 | 1 | 3 | 27 | 4-6-1 |
| Kewley Colant | 5 | 8 | 4 | 7 | 3 | 4 | 4 | 9 | 1 | 2 | 2 | 1 | - | - | 23 | 3-3 |
| Dan Cartner | - | 2 | ½ | 3 | - | - | 1 | 2 | 1 | - | - | 1 | - | - | 3 | 1-1 |
| Dave Oxford | 12 | 9 | 5 | 5 | 4 | 3 | 5 | 9 | 1 | 2 | 6 | 5 | - | - | 28 | 7-7 |
| Kevin McDonald | - | 2 | 1 | - | 1 | - | 1 | 1 | - | - | - | 1 | - | - | 0 | 0-1 |
| Lyle Goddard | 4 | 5 | 1 | 1 | 2 | 1 | 3 | 3 | - | - | 4 | 2 | - | 0 | 22 | 4-2 |
| Bob Mendenhall | 17 | 8 | 3 | 3 | 4 | 12 | - | 3 | 1 | 1 | 4 | 3 | - | - | 27 | 5-4 |
| Blaine Peterson | 14 | 3 | 6 | 5 | - | 7 | 8 | 5 | 3 | 3 | 4 | 1 | - | - | 43½ | 7-4 |
| Jodie Friemel | 6 | 4 | - | 4 | - | 3 | 1 | 10 | - | 3 | 5 | 1 | - | 3 | 39 | 7-3 |
| Brian Hamilton | 12 | 12 | 4 | 2 | 5 | 8 | 1 | 12 | 1 | 2 | 4 | 2 | - | 3 | 24 | 5-4 |
| Mike VanVleet | 9 | 6 | 7 | 3 | 1 | 1 | 14 | 3 | 3 | - | 3 | 2 | - | 3½ | 25½ | 6-2 |
| Steve Davis | - | 3 | - | - | - | - | . | - | - | - | - | 2 | - | - | - | 0-2 |
| | | | | | | | | | | | | | | | | |
| | | | | | | | | | | | | | | | | |
| | | | | | | | | | | | | | | | | |
| | | | | | | | | | | | | | | | | |
| | | | | | | | | | | | | | | | | |
| | | | | | | | | | | | | | | | | |
| | | | | | | | | | | | | | | | | |
| | | | | | | | | | | | | | | | | |
| | | | | | | | | | | | | | | | | |
| | | | | | | | | | | | | | | | | |
| | | | | | | | | | | | | | | | | |
| TOTAL's | 89 | 73 | 37 | 40 | 24 | 44 | 40 | 72 | 12 | 16 | 34 | 22 | 1 | 12½ | 115 | 47-38-1 |

Comments:

CCHs _____ Vs Sub District Season Totals
2-11-86

| Name | TD | TDL | RW | RL | EW | EL | NEW | NFL | DW | DL | P | PL | Draw | Team Points | Total Pts | |
|---|---|---|---|---|---|---|---|---|---|---|---|---|---|---|---|---|
| John Pawkowski | 12 | 21 | 17 | 18 | 8 | 10 | 14 | 18 | 4 | 8 | 3 | 4 | - | - | 63 | 8-12 |
| Kenley Cotant | - | 1 | 1 | - | 2 | 1 | - | - | 2 | - | 1 | - | - | - | - | 0-1 |
| Pat Beran | 3 | 3 | L | 3 | 3 | - | - | 4 | - | 1 | 1 | - | - | - | 6 | 1-1 |
| Jason McNair | 28 | 24 | 10 | 5 | 17 | 9 | 10 | 11 | 4 | 5 | 10 | 1 | - | 9 | 106½ | 16-6 |
| Dave Lovenburg | 19 | 23 | 17 | 16 | 4 | 11 | 9 | 20 | 6 | 9 | 3 | 4 | - | - | 47 | 10-12 |
| Dave Coerman | 20 | 28 | 6 | 14 | 6 | 8 | 10 | 30 | 5 | 8 | 7 | 5 | - | - | 68½ | 12-13 |
| Bob Mendenhall | 4 | 6 | - | 1 | 6 | 1 | 2 | 1 | 1 | - | 1 | 3 | - | - | 8 | 2-3 |
| Kevin McDonald | 19 | 17 | 3 | 11 | 6 | 6 | 4 | 19 | 2 | 4 | 5 | 7 | - | - | 49 | 8-11 |
| Jodie Friemal | - | 2 | - | 1 | - | - | - | 5 | - | - | - | 2 | - | - | 0 | 0-2 |
| Brad Brauer | 25 | 11 | 9 | 13 | 4 | 7 | 9 | 7 | 3 | 1 | 6 | 11 | - | - | 41 | 9-13 |
| Wayne Spickelmeier | 31 | 28 | 8 | 8 | 18 | 13 | 7 | 16 | 8 | 5 | 5 | 7 | 1 | 9 | 64 | 13-13-1 |
| Brian Hamilton | - | 6 | - | - | 1 | - | - | 3 | - | - | - | 4 | - | - | 4 | 0-4 |
| Blaine Peterson | 7 | 1 | - | 1 | 2 | 4 | 1 | 1 | 1 | - | 1 | 1 | - | - | 11 | 2-1 |
| Mike VanVleet | 6 | 1 | 1 | 2 | - | 1 | 3 | 3 | 2 | - | - | 2 | - | 8 | 8 | 2-2 |
| Jeff Bubak | 21 | 16 | 7 | 6 | 14 | 4 | 10 | 12 | 7 | 2 | 6 | 6 | - | 20 | 78 | 13-8 |
| Steve Davis | 1 | 10 | 1 | 1 | - | 2 | 2 | 2 | - | 2 | - | 7 | - | - | 6 | 1-9 |
| | | | | | | | | | | | | | | | | |
| | | | | | | | | | | | | | | | | |
| | | | | | | | | | | | | | | | | |
| | | | | | | | | | | | | | | | | |
| | | | | | | | | | | | | | | | | |
| | | | | | | | | | | | | | | | | |
| | | | | | | | | | | | | | | | | |
| TOTAL's | 196 | 197 | 80 | 103 | 90 | 76 | 81 | 154 | 43 | 47 | 48 | 65 | 1 | 49 | 561 | 96-112-1 |

Comments:

CCHs _____ Vs State

| Name | TD | TOL | RW | RL | EW | EL | NFW | NFL | DW | DL | P | PL | Draw | Team Points | Total Pts | |
|---|---|---|---|---|---|---|---|---|---|---|---|---|---|---|---|---|
| Jeff Bubak | - | 2 | | 1 | 3 | | | 1 | | 1 | | 1 | | | | 0-2 |
| | | | 1 | | | | | | | | | | | | | |
| TOTAL's | - | 2 | - | 1 | 3 | - | - | 1 | - | 1 | - | 1 | - | - | 0 | 0-2 |

Comments:

CCHs _____ vs District Season Totals
2-15-86

| Name | TD | TOL | RW | RL | EW | EL | NEW | NFL | DW | DL | P | PL | Draw | Team Points | Total Pts | |
|---|---|---|---|---|---|---|---|---|---|---|---|---|---|---|---|---|
| John Pankonin | 12 | 21 | 17 | 18 | 8 | 10 | 14 | 18 | 4 | 8 | 3 | 4 | - | - | 63 | 8-12 |
| Kenley Cotant | - | 1 | 1 | - | 2 | 1 | - | - | 2 | - | 1 | - | - | - | - | 0-1 |
| Pat Beran | 3 | 3 | - | 3 | 3 | - | - | 4 | - | 1 | 1 | - | - | - | 6 | 1-1 |
| Jason McNair | 28 | 27 | 10 | 5 | 18 | 9 | 10 | 17 | 4 | 6 | 10 | 2 | - | - | 106½ | 16-8 |
| Dave Lovenburg | 19 | 23 | 17 | 16 | 4 | 11 | 9 | 20 | 6 | 9 | 3 | 4 | - | - | 47 | 10-12 |
| Dave German | 20 | 28 | 6 | 14 | 6 | 8 | 10 | 30 | 5 | 8 | 7 | 5 | - | - | 68½ | 12-13 |
| Bob Mendenhall | 4 | 6 | - | 1 | 6 | 1 | 2 | 1 | 1 | - | 1 | 3 | - | - | 8 | 2-3 |
| Kevin McDonald | 19 | 17 | 3 | 11 | 6 | 6 | 4 | 19 | 2 | 4 | 5 | 7 | - | - | 49 | 8-11 |
| Jodie Friemel | - | 2 | - | 1 | - | - | - | 5 | - | - | - | 2 | - | - | 0 | 0-2 |
| Brad Brauer | 25 | 11 | 9 | 13 | 4 | 7 | 9 | 7 | 3 | 1 | 6 | 11 | - | - | 41 | 9-13 |
| Wayne Spickelmier | 31 | 30 | 9 | 9 | 18 | 15 | 7 | 17 | 8 | 6 | 5 | 9 | 1 | - | 64 | 13-15-1 |
| Brian Hamilton | - | 6 | - | - | 1 | - | - | 3 | - | - | - | 4 | - | - | 4 | 0-4 |
| Blaine Peterson | 2 | 1 | - | 1 | 2 | 4 | 1 | 1 | 1 | - | 1 | 1 | - | - | 11 | 2-1 |
| Mike Van Vleet | 6 | 3 | 1 | 4 | - | 1 | 3 | 9 | 2 | 1 | 1 | 3 | - | 3 | 11 | 3-4 |
| Jeff Bubak | 26 | 17 | 8 | 8 | 15 | 6 | 17 | 14 | 8 | 3 | 7 | 7 | - | 16 | 88 | 15-10 |
| Steve Davis | 1 | 10 | 1 | 1 | - | 2 | 2 | 2 | - | 2 | - | 7 | - | - | 6 | 1-9 |
| | | | | | | | | | | | | | | | | |
| | | | | | | | | | | | | | | | | |
| | | | | | | | | | | | | | | | | |
| | | | | | | | | | | | | | | | | |
| | | | | | | | | | | | | | | | | |
| | | | | | | | | | | | | | | | | |
| | | | | | | | | | | | | | | | | |
| TOTALS | 201 | 205 | 82 | 108 | 92 | 80 | 88 | 169 | 44 | 51 | 50 | 70 | 1 | 13 | 574 | 99-120-1 |

Comments:

CCHs _____ Vs District

2-15-86 -

| Name | TD | TOL | RW | RL | EW | EL | NEW | NFL | DW | DL | P | PL | Draw | Team Points | Total Pts | |
|---|---|---|---|---|---|---|---|---|---|---|---|---|---|---|---|---|
| Jason McNair. | - | 3 | - | - | 1 | - | - | 6 | - | 1 | - | 1 | - | - | - | 0-2 |
| Wayne Spickelmier | - | 2 | 1 | 1 | - | 2 | - | 1 | - | 1 | - | 2 | - | - | - | 0-2 |
| Mike Van Vleet | - | 2 | - | 2 | - | - | - | 6 | - | 1 | 1 | 1 | - | 3 | 3 | 1-2 |
| Jeff Bubak | 5 | 1 | 1 | 2 | 1 | 2 | 7 | 2 | 1 | 1 | 1 | 1 | - | 10 | 10 | 2-2 |
| | | | | | | | | | | | | | | | | |
| | | | | | | | | | | | | | | | | |
| | | | | | | | | | | | | | | | | |
| | | | | | | | | | | | | | | | | |
| | | | | | | | | | | | | | | | | |
| | | | | | | | | | | | | | | | | |
| | | | | | | | | | | | | | | | | |
| | | | | | | | | | | | | | | | | |
| | | | | | | | | | | | | | | | | |
| | | | | | | | | | | | | | | | | |
| | | | | | | | | | | | | | | | | |
| | | | | | | | | | | | | | | | | |
| | | | | | | | | | | | | | | | | |
| | | | | | | | | | | | | | | | | |
| | | | | | | | | | | | | | | | | |
| | | | | | | | | | | | | | | | | |
| | | | | | | | | | | | | | | | | |
| | | | | | | | | | | | | | | | | |
| | | | | | | | | | | | | | | | | |
| | | | | | | | | | | | | | | | | |
| TOTAL's | 5 | 8 | 2 | 5 | 2 | 4 | 7 | 15 | 1 | 4 | 2 | 5 | - | 13 | 13 | 3-8 |

Comments:

## ALL CLASS NEBRASKA H.S. (INDIVIDUAL) WRESTLING RECORDS

| DESCRIPTION OF RECORD | RECORD | WRESTLER | SCHOOL | COACH | DATE |
|---|---|---|---|---|---|
| Career Tour. 1st's | 28 | Scott Minnick | Franklin | S. Burke | 1975-79 |
| Fastest Pin | :06 | Marc Ahrens | Ravenna | D. Reicks | 1983-84 |
| Most Pins (1 season) | 28 | James Dacus | Elkhorn | J. Frerichs | |
| Most Pins (career) | 89 | Cory Horalek | Humboldt | J. James | 1982-86 |
| Most Pins in St. Tournament (career) | 9 | Jeff Stone | Harvard | D. Nielsen | 1982-85 |
| Consecutive Pins | 24 | Ron Soucie | Sandy Creek | J. Lucero | 1979 |
| Most Wins (1 season) | 37 | Duaine Martin | Omaha North | C. Alexander | 1984-85 |
| Most Wins (career) | 126 | Duane Martin | Omaha North | C. Alexander | 1983-86 |
| Consecutive Wins | 99 | Jason Dethleffs | Bennington | R. Allgood | 1982-86 |
| Most Take Downs (1 season) | 156 | Ross Sheppy | Elkhorn | J. Friechs | 1984-85 |
| Most Take Downs (career) | 276 | Charlie Sherertz | Columbus | C. Sherertz | 1982-84 |

## ALL CLASS NEBRASKA H.S. (team & coaching) WRESTLING RECORDS

| DESCRIPTION OF RECORD | RECORD | SCHOOL | COACH | DATE |
|---|---|---|---|---|
| State Champs Produced | 122 | Omaha South | | |
| 3-Time St. Champs Produced | 7 | Omaha Central | | |
| Best Dual Meet Record At Present School 3 yrs. in NE (record & %) | 91-3 (96.8) | Republican Valley | M. Simpson | 1976-86 |
| Best Dual Meet Record At Least 5 yrs. Exp. in NE (record & %) | 50-2 (96.0) | Columbus | C. Sherertz | |
| Consecutive Dual Wins | 92 | Gering | C. Deter | |
| Team Pins (1 season) | 184 | Harrison | B. Pyle | |
| Team Pins (1 tourney) | 23 | Franklin<br>Republican Valley | S. Burke<br>M. Simpson | 1978<br>1984 |
| Consecutive Tour. Champ. | 15 | Tekama Herman | G. Mytty | |
| Most Pts. Scored in State Tournament | 171½ | Alliance | P. Cullen | 1985 |
| Most St. Team Titles | 19 | Omaha South | B. Hazlip | |
| Most St. Placers 1 year | 8 | Omaha North<br>Republican Valley | C. Alexander<br>M. Simpson | 1985<br>1983 |
| Most Team Pins in District Tour. | 19 | Albion | D. Bonge | 1985 |
| Most Team Pins in St. Tour. | 8 | Omaha North<br>Republican Valley | C. Alexander<br>M. Simpson | 1985<br>1983 |
| Most State Champs (1 year) | 4 | Omaha North | C. Alexander | 1985 |

SEND UPDATED RECORD INFORMATION TO:

MIKE SIMPSON
REPUBLICAN VALLEY H.S.
INDIANOLA, NE 69034

## CLASS A NEBRASKA H.S. (INDIVIDUAL) WRESTLING RECORDS

| DESCRIPTION OF RECORD | RECORD | WRESTLER | SCHOOL | COACH | DATE |
|---|---|---|---|---|---|
| Career Tour. 1st's | 23 | Charlie Sherertz | Columbus | C. Sherertz | 1982-84 |
| Fastest Pin | NO RECORD SUBMITTED | | | | |
| Most Pins (1 season) | 25 | Jim Herron | Hastings | H. Sheley | 1984-85 |
| Most Pins (career) | 59 | John Sherlock | Omaha South | B. Hazlip | |
| Most Pins in State Tournament (career) | NO RECORD SUBMITTED | | | | |
| Consecutive Pins | 13 | Jim Herron | Hastings | H. Sheley | 1984-85 |
| Most Wins (1 season) | 37 | Duaine Martin | Omaha North | C. Alexander | 1984-85 |
| Most Wins (career) | 94 | Charlie Sherertz | Columbus | C. Sherertz | 1982-84 |
| Consecutive Wins | 67 | Charlie Sherertz | Columbus | C. Sherertz | 1982-84 |
| Most Take Downs (1 season) | 139 | Charlie Sherertz | Columbus | C. Sherertz | |
| Most Take Downs (career) | 276 | Charlie Sherertz | Columbus | C. Sherertz | 1982-84 |

## CLASS A NEBRASKA H.S. (team & coaching) WRESTLING RECORDS

| DESCRIPTION OF RECORD | RECORD | SCHOOL | COACH | DATE |
|---|---|---|---|---|
| State Champs Produced | 121 | Omaha South | | |
| 3-Time St. Champs Produced | 7 | Omaha Central | | |
| Best Dual Meet Record At Present School 3 yrs. in NE (record & %) | 50-2 (96.0) | Columbus | C. Sherertz | |
| Best Dual Meet Record At Least 5 yrs. Exp. in NE (record & %) | 50-2 (96.0) | Columbus | C. Sherertz | |
| Consecutive Dual Wins | 92 | Gering | C. Deter | 1973-83 |
| Team Pins (1 season) | 155 | Bellevue West | G. Scheet | |
| Team Pins (1 tournament) | NO RECORD SUBMITTED | | | |
| Consecutive Tour. Champ. | 8 | Gering | C. Deter | |
| Most Pts. Scored in State Tournament | 143 | Columbus | C. Sherertz | |
| Most St. Team Titles | 19 | Omaha South | | |
| Most St. Placers 1 year | 8 | Columbus | C. Sherertz | |
| Most Team Pins in St. Tour. | 8 | Omaha North | C. Alexander | 1985 |
| Most Team Pins in District Tournament | NO RECORD SUBMITTED | | | |
| Most State Champs (1 year) | 4 | Omaha North | C. Alexander | 1985 |

SEND UPDATED RECORD INFORMATION TO:

MIKE SIMPSON
REPUBLICAN VALLEY H.S.
INDIANOLA, NE 69034

## CLASS B NEBRASKA H.S. (INDIVIDUAL) WRESTLING RECORDS

| DESCRIPTION OF RECORD | RECORD | WRESTLER | SCHOOL | COACH | DATE |
|---|---|---|---|---|---|
| Career Tour. 1st's | 23 | Jason Dethlefs | Bennington | D. Allgood | 1983-86 |
| Fastest Pin | :07 | Tom Brenn | Holdredge | | 1/10/85 |
| Most Pins (1 season) | 28 | James Dacus | Elkhorn | J. Frerichs | |
| Most Pins (career) | 60 | Damon Tyree | Chadron | B. Kant | |
| Most Pins in State Tournament (career) | NO RECORD SUBMITTED | | | | |
| Consecutive Pins | 23 | Brian Dart | D.C. Aquinas | C. Hinshaw | 1983-84 |
| Most Wins (1 season) | 36 | Pat Hellwege | St. Paul | | 1984-85 |
| | | R. Scheppy | Elkhorn | J. Frerichs | 1984-85 |
| Most Wins (career) | 115 | Jerry Roe | Valentine | M. Tehrani | 1973-76 |
| Consecutive Wins | 85 | Jason Dethlefs | Bennington | R. Allgood | 1983-85 |
| Most Take Downs (1 season) | 156 | Ross Scheppy | Elkhorn | J. Frerichs | 1984-85 |
| Most Take Downs (career) | 252 | Ross Scheppy | ELkhorn | J. Frerichs | 1983-85 |

## CLASS B NEBRASKA H.S. (team & coaching) WRESTLING RECORDS

| DESCRIPTION OF RECORD | RECORD | SCHOOL | COACH | DATE |
|---|---|---|---|---|
| State Champs Produced | 29 | Cozad | | |
| 3-time St. Champs Produced | NO RECORD SUBMITTED | | | |
| Best Dual Meet Record At Present School 3 yrs. in NE (record & %) | 147-20-4 (88.16%) | Gering | C. Deter | |
| Best Dual Meet Record At Least 5 yrs. Esp. in NE (record & %) | 174-30-5 (84.47%) | Gering | C. Deter | |
| Consecutive Dual Wins | 92 | Gering | C. Deter | 1978-83 |
| Team Pins (1 season) | 129 | Broken Bow | M. Patch | 1984-85 |
| Team Pins (1 tournament) | 19 | Ord | D. Shroder | |
| Consecutive Tour. Champ. | 15 | Tekama Herman | G. Mytty | |
| Most Pts. Scored in State Tournament | 171½ | Alliance | P. Cullen | 1985 |
| Most State Team Titles | 5 | Cozad | | |
| Most State Placers (1 year) | 8 | Alliance | P. Cullen | 1985 |
| Most Team Pins in St. Tour. | 6 | Alliance | P. Cullen | 1985 |
| Most Team Pins in District Tournament | 19 | Albion | D. Bonge | 1985 |
| Most State Champs (1 year) | 4 | Chadron | J. Kant | 1978 |

SEND UPDATED RECORD INFORMATION TO:

MIKE SIMPSON
REPUBLICAN VALLEY H.S.
INDIANOLA, NE 69034

## CLASS C NEBRASKA H.S. (INDIVIDUAL) WRESTLING RECORDS

| DESCRIPTION OF RECORD | RECORD | WRESTLER | SCHOOL | COACH | DATE |
|---|---|---|---|---|---|
| Career Tour. 1st's | 28 | Scott Minnick | Franklin | S. Burke | 1975-79 |
| Fastest Pin | :06 | Marc Ahrens | Ravenna | D. Reicks | 1985 |
| Most Pins (1 season) | 27 | Larry Warner | Bennington | R. Allgood | 1972 |
| Most Pins (career) | 67 | Larry Warner | Bennington | R. Allgood | 1969-72 |
| Most Pins in State Tournament (career) | 6 | Ron Soucie<br>Bill Wood | Sandy Creek<br>Rep. Valley | J. Lucero<br>M. Simpson | 1977-79<br>1982-84 |
| Consecutive Pins | 24 | Ron Soucie | Sandy Creek | J. Lucero | 1978-79 |
| Most Wins (1 season) | 33 | Aaron Vandegrift | Rep. Valley | M. Simpson | 1985-86 |
| Most Wins (career) | 122 | Dan Palmer | Bennington | R. Allgood | 1982-85 |
| Consecutive Wins | 65 | Dan Palmer | Bennington | R. Allgood | 1982-84 |
| Most Take Downs (1 seaon) | 90 | Pat Walton | Franklin | S. Burke | 1977-78 |
| Most Take Downs (career) | 175 | Aaron Vandegrift | Rep. Valley | M. Simpson | 1983-86 |

## CLASS C NEBRASKA H.S. (team & coaching) WRESTLING RECORDS

| DESCRIPTION OF RECORD | RECORD | SCHOOL | COACH | DATE |
|---|---|---|---|---|
| State Champs Produced | 14 | Gibbon | R. Ozanne<br>R. Wietjes | |
| 3-time St. Champs Produced | 1 | Gibbon | R. Ozanne | 1978-80 |
| Best Dual Meet Record at Present School 3 yrs. Exp. in NE (record & %) | 91-3 (96.8%) | Republican Valley | M. Simpson | 1974-86 |
| Best Dual Meet Record At least 5 yrs. Exp. in NE (record & %) | 91-3 (96.8%) | Republican Valley | M. Simpson | 1976-86 |
| Consecutive Dual Wins | 73 | Republican Valley | M. Simpson | 1976-86 |
| Team Pins (1 season) | 164 | Franklin | S. Burke | 1978-79 |
| Team Pins (1 tournament) | 23 | Franklin<br>Republican Valley | S. Burke<br>M. Simpson | 1978-79<br>12/8/84 |
| Consecutive Tour. Champ. | 15 | Tekama Herman | G. Mytty | |
| Most Pt. Scored in St. Tour. | 125½ | Tekama Herman | G. Mytty | 1985 |
| Most State Team Titles | 2 | Franklin, Wymore Southern, North Platte St. Pats, Tekama Herman | | |
| Most State Placers (1 year) | 7 | Republican Valley | M. Simpson | 1983 |
| Most Team Pins in St. Tour. | 8 | Republican Valley<br>Franklin | M. Simpson<br>S. Burke | 1983<br>1978 |
| Most Team Pins in Dist. Tour. | 18 | Franklin | S. Burke | 1978 |
| Most State Champs (1 year) | 3 | Franklin | S. Burke | 1979 |

SEND UPDATED RECORD INFORMATION TO:

MIKE SIMPSON
REPUBLICAN VALLEY H.S.
INDIANOLA, NE 69034

## CLASS D NEBRASKA H.S. (INDIVIDUAL) WRESTLING RECORDS

| DESCRIPTION OF RECORD | RECORD | WRESTLER | SCHOOL | COACH | DATE |
|---|---|---|---|---|---|
| Career Tour. 1st's | 27 | Brad Porath | Mullen | D. Brost | 1981-85 |
| | | Shane Folk | Mullen | D. Brost | 1979-82 |
| Fastest Pin | :07 | Roger Witte | Cambridge | F. Jorgenson | 1976-77 |
| Most Pins (1 season) | 27 | George Gerdes | Davenport | O. Quandt | 1984-85 |
| Most Pins (career) | 89 | Cory Horalek | Humboldt | J. James | 1982-86 |
| Most Pins in State Tournament (career) | 9 | Jeff Stone | Harvard | D. Nielsen | 1982-85 |
| Consecutive Pins | 19 | Cory Horalek | Humboldt | J. James | 1985-86 |
| Most Wins (1 season) | 36 | Jeff Sturek | Elgin P.J. | T. Ascherl | 1984-85 |
| Most Wins (career) | 119 | Jeff Sturek | Elgin P.J. | T. Ascherl | 1982-86 |
| Consecutive Wins | 68 | Jeff Sturek | Elgin P.J. | T. Ascherl | 1982-86 |
| Most Take Downs (1 season) | 85 | Brad Porath | Mullen | D. Brost | 1984-85 |
| Most Take Downs (career) | 210 | Brad Porath | Mullen | D. Brost | 1981-85 |

## CLASS D NEBRASKA H.S. (team & coaching) WRESTLING RECORDS

| DESCRIPTION OF RECORD | RECORD | SCHOOL | COACH | DATE |
|---|---|---|---|---|
| State Champs Produced | 22 | Amherst | J. Daake | |
| 3-time St. Champs Produced | 2 | Clarks | N. Manstedt | |
| Best Dual Meet Record at Present School Exp. in NE (record & %) | 118-16-1 (87.77%) | Harvard | D. Nielsen | 1968-85 |
| Best Dual Meet Record At least 5 yrs. Exp. in NE (record & %) | 118-16-1 (87.77%) | Harvard | D. Nielsen | 1969-85 |
| Consecutive Dual Wins | 33 | Harrison | B. Pyle | 1975-76 |
| Team Pins (1 season) | 184 | Harrison | B. Pyle | 1975-76 |
| Team Pins (1 tournament) | 19 | Arapahoe | D. Barnes | 12-1985 |
| Consecutive Tour. Champ. | 12 | Harrison | B. Pyle | |
| Most Pt. Scored in St. Tour. | 144 | Harvard | D. Nielsen | 1984 |
| Most State Team Titles | 4 | Mullen | | |
| Most State Placers (1 year) | 7 | Harvard | D. Nielsen | 1984 |
| Most Team Pins in St. Tour. | NO RECORD SUBMITTED | | | |
| Most Team Pins in Dist. Tour. | NO RECORD SUBMITTED | | | |
| Most State Champs (1 year) | NO RECORD SUBMITTED | | | |

SEND UPDATED RECORD INFORMATION TO:

MIKE SIMPSON
REPUBLICAN VALLEY H.S.
INDIANOLA, NE 69034

CCHS _____ Vs Final Totals Varsity and J.V

1985-86

| Name | TD | TDL | RW | RL | EW | EL | NEW | NFL | DW | DL | P | PL | Draw | Team Points | Total Pts | |
|---|---|---|---|---|---|---|---|---|---|---|---|---|---|---|---|---|
| John Pankonin | 12 | 21 | 17 | 18 | 8 | 10 | 14 | 18 | 4 | 8 | 3 | 4 | — | - | 63 | 8-12 |
| Kenley Colant | 5 | 9 | 5 | 7 | 5 | 5 | 4 | 9 | 3 | 2 | 3 | 1 | - | - | 23 | 3-4 |
| Pat Beran | 15 | 15 | 6 | 12 | 9 | 5 | 2 | 22 | 1 | 5 | 4 | 2 | 1 | - | 33 | 5-7-1 |
| Jason McNair | 28 | 27 | 10 | 5 | 18 | 9 | 10 | 17 | 4 | 6 | 10 | 2 | - | - | 106½ | 16-8 |
| Dan Gartner | - | 2 | 2 | 3 | - | - | 1 | 2 | 1 | — | - | 1 | - | - | 3 | 1-1 |
| Dave Oxford | 12 | 9 | 5 | 5 | 4 | 3 | 5 | 9 | 1 | 2 | 6 | 5 | - | - | 28 | 7-2 |
| Lyle Goddard | 4 | 5 | 1 | 1 | 2 | 1 | 3 | 3 | - | - | 4 | 2 | - | - | 22 | 4-2 |
| Dave Lovenbury | 19 | 23 | 17 | 16 | 4 | 11 | 9 | 20 | 6 | 9 | 3 | 4 | — | - | 47 | 10-12 |
| Dave German | 20 | 28 | 6 | 14 | 6 | 8 | 10 | 30 | 5 | 8 | 7 | 5 | — | - | 18½ | 12-13 |
| Bob Mendenhall | 21 | 14 | 3 | 4 | 10 | 13 | 2 | 4 | 2 | 1 | 5 | 6 | - | - | 35 | 7-7 |
| Kevin McDonald | 19 | 19 | 4 | 11 | 7 | 6 | 5 | 20 | 2 | 4 | 5 | 8 | - | - | 49 | 8-12 |
| Jodie Friemel | 6 | 6 | - | 5 | - | 3 | 1 | 15 | - | 3 | 5 | 3 | - | - | 39 | 7-5 |
| Brad Brauer | 25 | 11 | 9 | 13 | 4 | 7 | 9 | 7 | 3 | 1 | 6 | 11 | - | - | 41 | 9-13 |
| Wayne Spickelmeier | 31 | 30 | 9 | 9 | 18 | 15 | 7 | 17 | 8 | 6 | 5 | 9 | 1 | - | 64 | 13-15-1 |
| Bryan Hamilton | 12 | 18 | 4 | 2 | 6 | 8 | 1 | 15 | 1 | 2 | 4 | 6 | — | - | 28 | 5-8 |
| Blaine Peterson | 21 | 4 | 6 | 6 | 2 | 11 | 9 | 6 | 4 | 3 | 5 | 2 | - | - | 54½ | 9-5 |
| Mike VanVleet | 15 | 9 | 8 | 7 | 1 | 2 | 17 | 12 | 5 | 1 | 4 | 5 | - | - | 36½ | 9-6 |
| Jeff Bubak | 26 | 19 | 8 | 9 | 18 | 6 | 17 | 15 | 8 | 4 | 7 | 8 | — | - | 88 | 15-12 |
| Steve Davis | 1 | 13 | 1 | 1 | - | 2 | 2 | 2 | - | 2 | - | 9 | - | - | 6 | 1-11 |
| | | | | | | | | | | | | | | | | |
| | | | | | | | | | | | | | | | | |
| | | | | | | | | | | | | | | | | |
| | | | | | | | | | | | | | | | | |
| TOTAL's | 290 | 280 | 119 | 149 | 119 | 124 | 128 | 242 | 56 | 68 | 84 | 93 | 2 | - | 689 | 146-160-2 |

Comments:

| Name | Oshkosh Bridgeport | Cambridge | Holyoke Invit | Cambridge Invit | Hershey | Ogallala Inv | SPVA Quad | Imperial Inv | Holyoke | McCook | Rep Valley | Sub Dist | Dist |
|---|---|---|---|---|---|---|---|---|---|---|---|---|---|
| John Pankonin | 3/3 | 4/7 | 7/14 | *8/22 | 1/23 | 3/26 | 1/27 | 9/36 | 1/37 | 1/38 | 2/40 | 4/44 | -/44 |
| PAT Beran | -/- | -/- | 5/5 | 0/5 | 0/5 | -/5 | -/5 | 5/10 | 2/12 | 6/18 | 4/22 | -/22 | -/22 |
| Jason McNair | 5/5 | 3/8 | 10/18 | *11/29 | 2/31 | 3/34 | 1/35 | 11/46 | 4/50 | -/50 | 4/54 | 11/65 | |
| Kinley Cotant | -/- | -/- | -/- | -/- | -/- | -/- | -/- | 6/6 | -/6 | 2/8 | -/8 | -/8 | -/8 |
| Lyle Goddard | -/- | -/- | 8/8 | -/8 | -/8 | -/8 | -/- | -/- | -/- | -/- | -/- | -/- | -/- |
| Dan Gartner | -/- | -/- | -/- | -/- | -/- | -/- | -/- | -/- | -/- | -/- | -/- | -/- | -/- |
| Dave Oxford | -/- | -/- | 8/8 | -/8 | -/8 | -/8 | -/8 | 6/14 | -/14 | -/14 | -/14 | -/14 | -/14 |
| Dave Lovenburg | 3/3 | 2/5 | 11/16 | *10/26 | 3/29 | 7/36 | 3/39 | 6/45 | -/45 | -/45 | 2/47 | 2/49 | -/49 |
| Dave German | 2/2 | 2/4 | 13/17 | *10/27 | 4/31 | 6/37 | 4/41 | 10/51 | 1/52 | 2/54 | 2/56 | 2/58 | -/58 |
| Bob Mendenhall | 5/5 | -/5 | 7/12 | -/12 | -/12 | -/12 | -/12 | 7/19 | -/19 | -/19 | 1/20 | -/20 | -/20 |
| Brad Braver | 4/4 | 4/8 | 10/18 | *6/24 | 1/25 | 6/31 | 3/34 | 5/39 | -/39 | -/39 | 4/43 | 2/45 | -/45 |
| Blaine Peterson | -/- | -/- | 5/5 | -/5 | 3/8 | -/8 | -/8 | 7/15 | 1/16 | 4/20 | -/20 | -/20 | -/20 |
| Bryan Hamilton | -/- | -/- | 4/4 | -/4 | -/4 | -/4 | 2/6 | 2/8 | -/8 | -/8 | 5/13 | -/13 | -/13 |
| Wayne Spickelmeier | 5/5 | 4/9 | 10/19 | *9/28 | 2/30 | 7/37 | 3/40 | 10/50 | 2/52 | 0/52 | 3/55 | 11/66 | |
| Jeff Bubak | 3/3 | 3/6 | 5/11 | -/11 | 3/14 | 13/27 | 4/31 | 13/44 | 0/44 | 2/46 | 2/48 | 10/58 | |
| Mike VanVleet | -/- | -/- | -/- | -/- | -/- | -/- | -/- | -/- | -/- | -/- | 12/12 | 8/20 | |
| Steve Davis | 2/2 | 2/4 | 4/8 | 4/12 | -/12 | -/12 | -/12 | -/- | -/12 | -/12 | 6/18 | 2/20 | -/20 |
| Toedy Friemel | 2/2 | -/2 | -/2 | -/2 | -/2 | -/2 | -/2 | 5/7 | 2/9 | -/9 | 4/13 | -/13 | -/13 |
| Kevin McDonald | -/- | 2/2 | 13/15 | *9/24 | 1/25 | 2/27 | 4/31 | 1/32 | 2/34 | 4/38 | 2/40 | 4/44 | -/44 |
| | | | | | | | | | | | | | |
| | | | | | | | | | | | | | |
| | | | | | | | | | | | | | |

Letter Points. 1 - Varsity Match 1 - Win. 1 - Pin 1 - Effort

Need 20 pts To Letter.

Can be Taken Away by Not Making Weight

# WRESTLING

CCHS 1984-85 Vs Season Totals DATE 2-8-9-85

| NAME | TD | TDL | RW | RL | EW | EL | NFW | NFL | DW | DL | P | PL | [illegible] | [illegible] | [illegible] | Record |
|---|---|---|---|---|---|---|---|---|---|---|---|---|---|---|---|---|
| Wayne Bahler | 2 | 24 | - | 1 | 4 | 5 | - | 14 | - | 1 | - | 14 | - | - | 23 | 5-15 |
| Pat Beran | 13 | 19 | 5 | 11 | 7 | 6 | 5 | 15 | 4 | 1 | 3 | 15 | - | - | 50 | 7-16 |
| Dave Lovenburg | 14 | 16 | 16 | 12 | 2 | 7 | 13 | 10 | 7 | 9 | 3 | 5 | - | - | 72½ | 11-14 |
| Tom Griess * | 4 | 4 | 3 | 6 | - | 5 | 3 | 2 | 2 | - | - | 5 | - | - | 12 | 3-5 |
| Dave German | 12 | 19 | 13 | 20 | 6 | 4 | 5 | 45 | 3 | 12 | 6 | 3 | - | - | 64 | 10-15 |
| Shannon Hamilton | 2 | 15 | 5 | 6 | 3 | 2 | 1 | 11 | - | 1 | 1 | 13 | - | - | 19 | 3-14 |
| Blaine Spady | 2 | 7 | 1 | 5 | - | - | - | 10 | - | 1 | 1 | 7 | - | - | 12 | 2-8 |
| Blaine Peterson | 8 | 9 | 3 | 4 | 5 | 1 | 9 | 4 | 2 | 2 | 2 | 7 | 1 | - | 16 | 4-8-1 |
| Mike Francis | 15 | 18 | 9 | 15 | 17 | 15 | 8 | 24 | 3 | 7 | 2 | 7 | - | - | 39 | 7-14 |
| Brad Shay | 12 | 17 | 24 | 24 | 2 | 5 | 11 | 34 | 4 | 11 | 5 | 3 | - | - | 28 | 11-14 |
| Brad Braver | 13 | 8 | 2 | 4 | 2 | 10 | 2 | 4 | 1 | - | 2 | 8 | - | - | 8 | 4-8 |
| Wayne Spickelmeier | 19 | 26 | 7 | 9 | 20 | 12 | 2 | 26 | 6 | 6 | 4 | 9 | - | - | 49 | 12-15 |
| Jeff Bubak | 11 | 17 | 2 | 2 | 5 | 2 | 13 | 18 | 4 | - | 5 | 15 | - | - | 66 | 11-15 |
| Mike Van Vleet | 5 | 14 | 7 | 7 | 2 | - | 3 | 14 | 2 | 2 | 1 | 13 | - | - | 30 | 4-15 |
| Troy Roller * | 4 | 7 | 4 | 1 | 5 | 4 | 2 | 4 | - | 1 | 2 | 1 | - | - | 6 | 2-2 |
| Kevin McDonald | 6 | 6 | 8 | 6 | 1 | 2 | 3 | 11 | 1 | 3 | - | 6 | - | - | 0 | 1-9 |
| Totals | 142 | 227 | 109 | 139 | 82 | 81 | 92 | 252 | 40 | 56 | 36 | 133 | 1 | - | 517½ | 97-188-1 |

IMPERIAL INVITATIONAL A DIVISION

CHAMPIONS BRACKET 98 LBS. CLASS

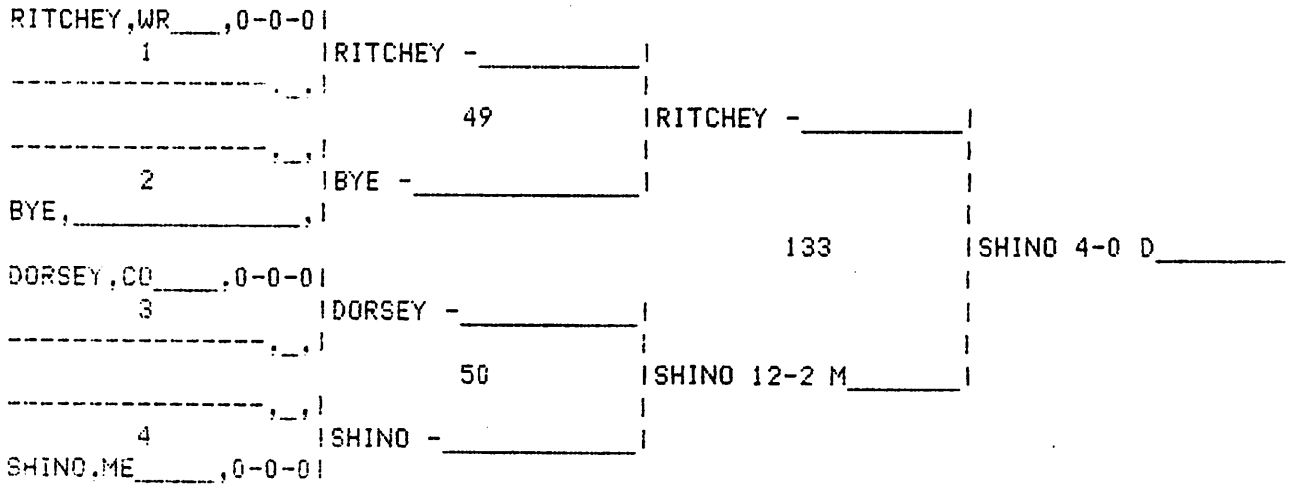


CONSOLATION BRACKET 98 LBS. CLASS

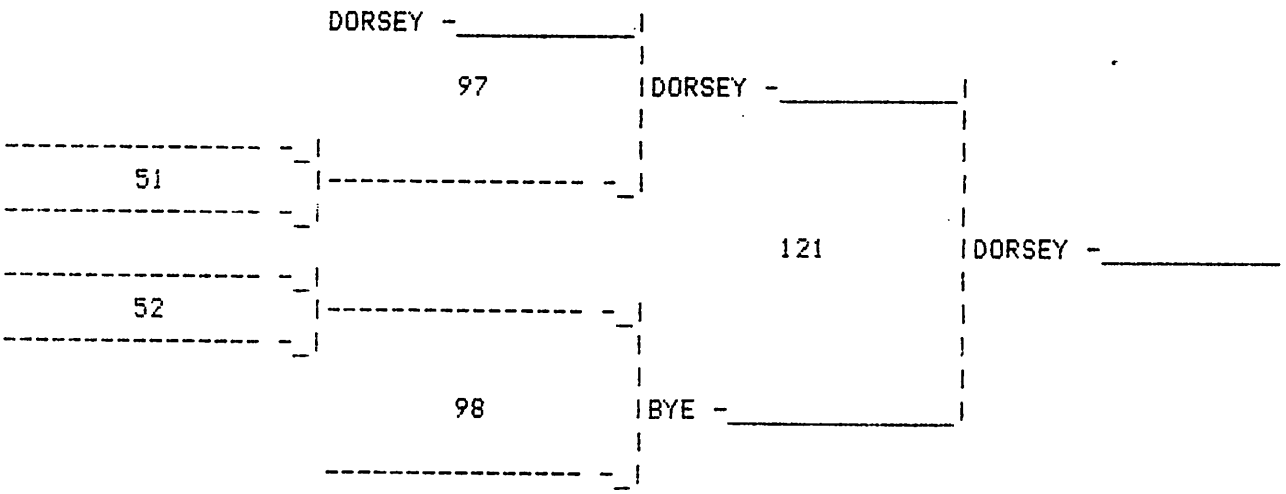


98 LBS. CLASS RESULTS.

RITCHEY - WR 0-1-0: 10 PTS.
SHINO - ME 2-0-0: 16.5 PTS.
DORSEY - CO 0-1-0: 7 PTS.

1 SHINO - ME - 4-0 D
2 RITCHEY - WR - -
3 DORSEY - CO - -

IMPERIAL INVITATIONAL A DIVISION

CHAMPIONS BRACKET 105 LBS. CLASS

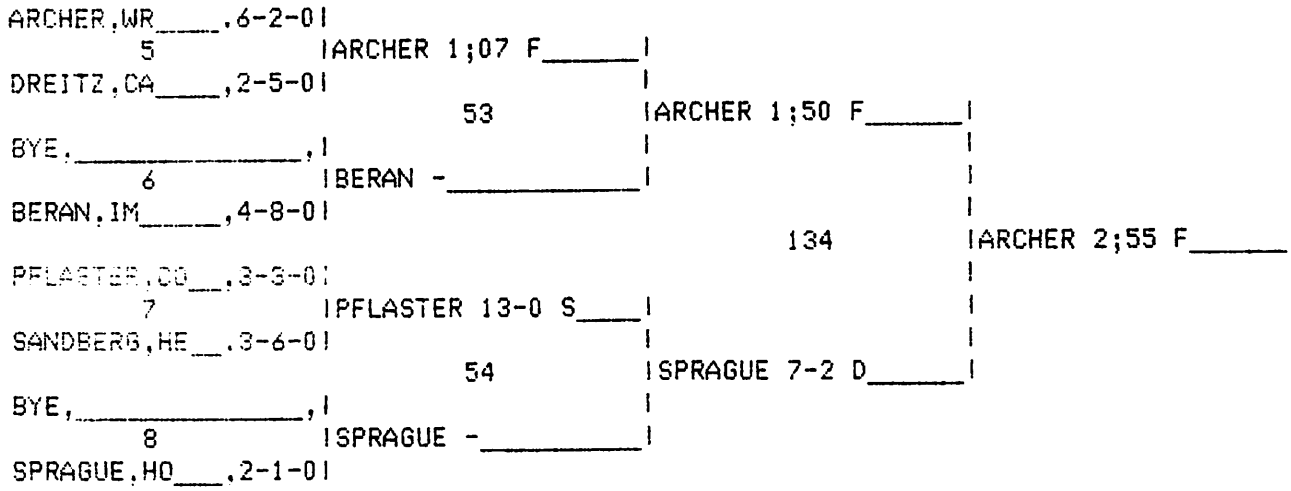


CONSOLATION BRACKET 105 LBS. CLASS

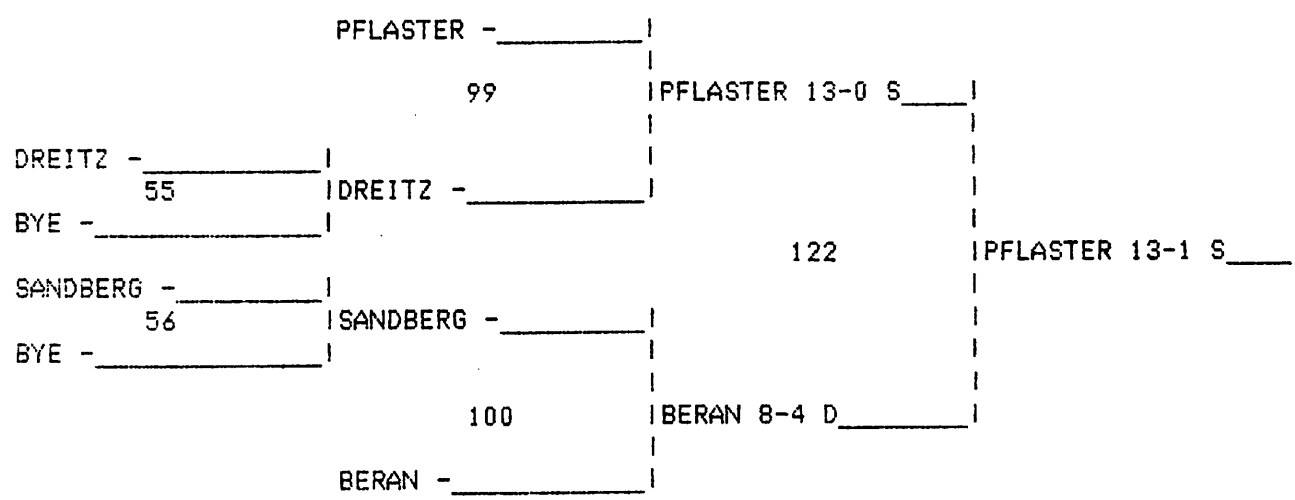


105 LBS. CLASS RESULTS.

ARCHER - WR 9-2-0: 24 PTS.
SPRAGUE - HO 3-2-0: 14 PTS.
PFLASTER - CO 6-4-0: 13 PTS.
BERAN - IM 5-10-0: 5 PTS.
SANDBERG - HE 3-8-0: 0 PTS.
DREITZ - CA 2-7-0: 0 PTS.

1 ARCHER - WR - 2;55 F
2 SPRAGUE - HO - -
3 PFLASTER - CO - 13-1 S
4 BERAN - IM - -

# IMPERIAL INVITATIONAL A DIVISION

## CHAMPIONS BRACKET 112 LBS. CLASS

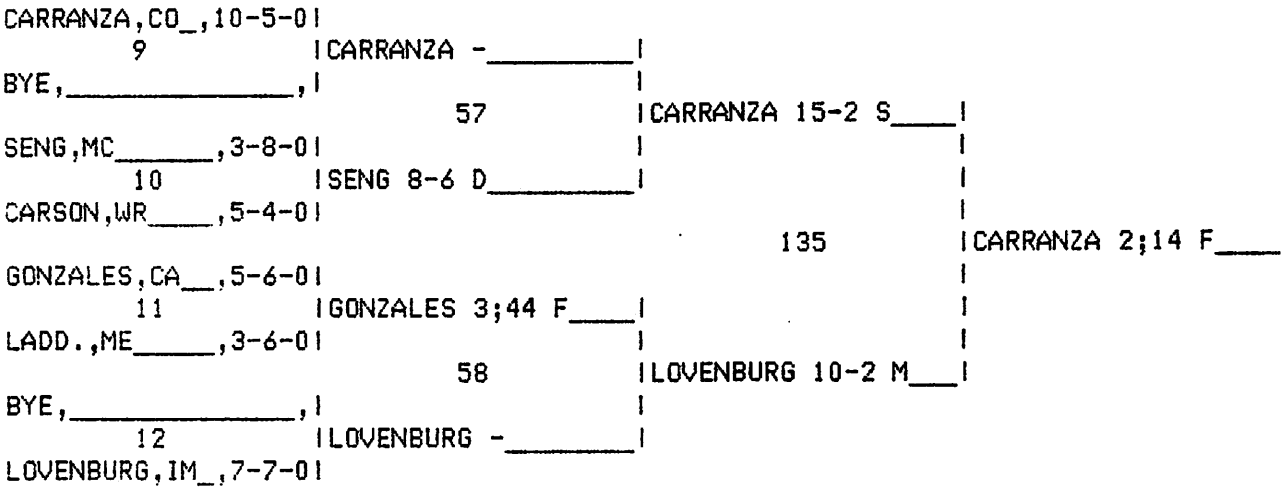


## CONSOLATION BRACKET 112 LBS. CLASS

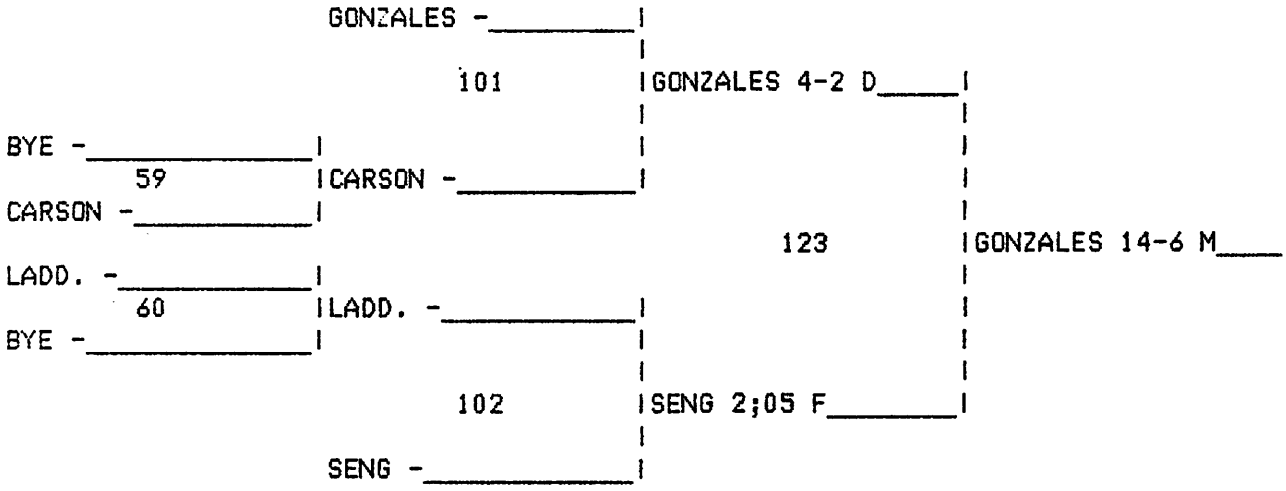


112 LBS. CLASS RESULTS.

CARRANZA - CO 12-5-0: 21 PTS.
LOVENBURG - IM 8-8-0: 14.5 PTS.
GONZALES - CA 8-7-0: 12.5 PTS.
CARSON - WR 5-6-0: 0 PTS.
SENG - MC 5-10-0: 9 PTS.
LADD. - ME 3-8-0: 0 PTS.

1 CARRANZA - CO - 2;14 F
2 LOVENBURG - IM - -
3 GONZALES - CA - 14-6 M
4 SENG - MC - -

# IMPERIAL INVITATIONAL A DIVISION

## CHAMPIONS BRACKET 119 LBS. CLASS

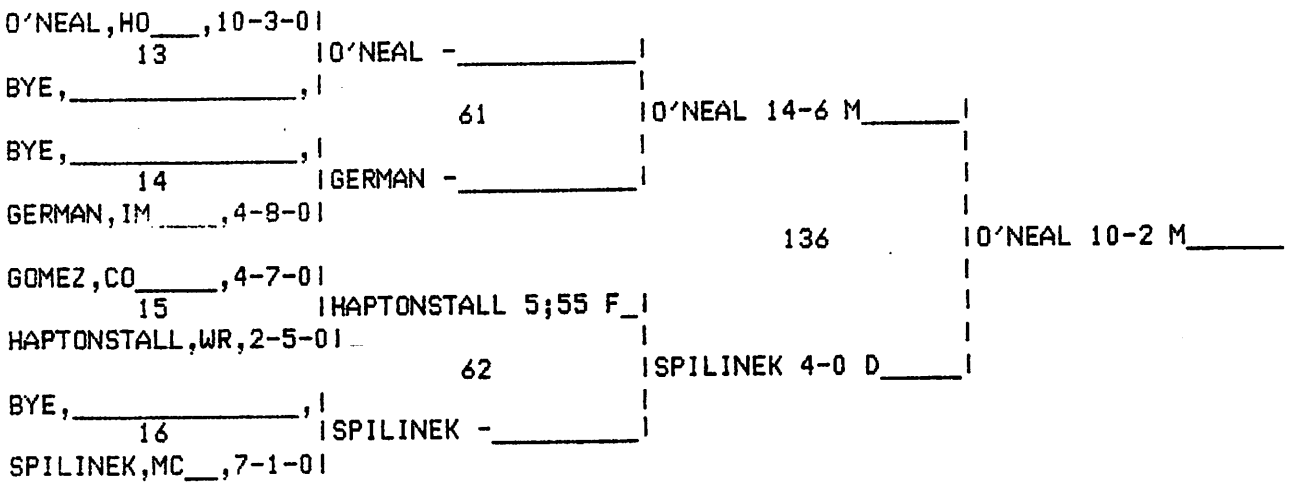


## CONSOLATION BRACKET 119 LBS. CLASS

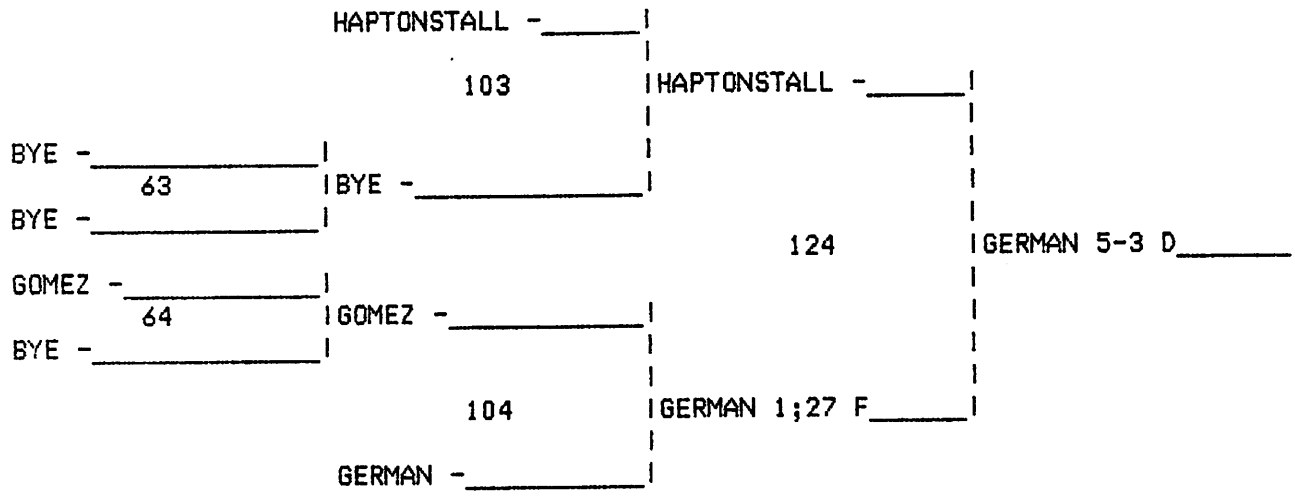


119 LBS. CLASS RESULTS.

O'NEAL - HO 12-3-0: 19 PTS.
SPILINEK - MC 8-2-0: 14 PTS.
GOMEZ - CO 4-9-0: 0 PTS.
GERMAN - IM 6-9-0: 10 PTS.
HAPTONSTALL - WR 3-7-0: 8 PTS.

1 O'NEAL - HO - 10-2 M
2 SPILINEK - MC - -
3 GERMAN - IM - 5-3 D
4 HAPTONSTALL - WR - -

# IMPERIAL INVITATIONAL A DIVISION

## CHAMPIONS BRACKET 126 LBS. CLASS

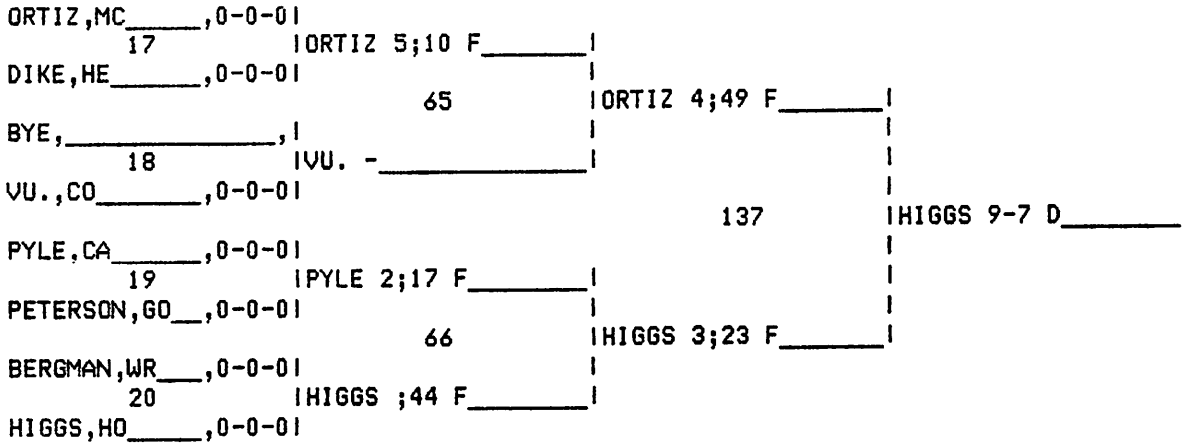


## CONSOLATION BRACKET 126 LBS. CLASS

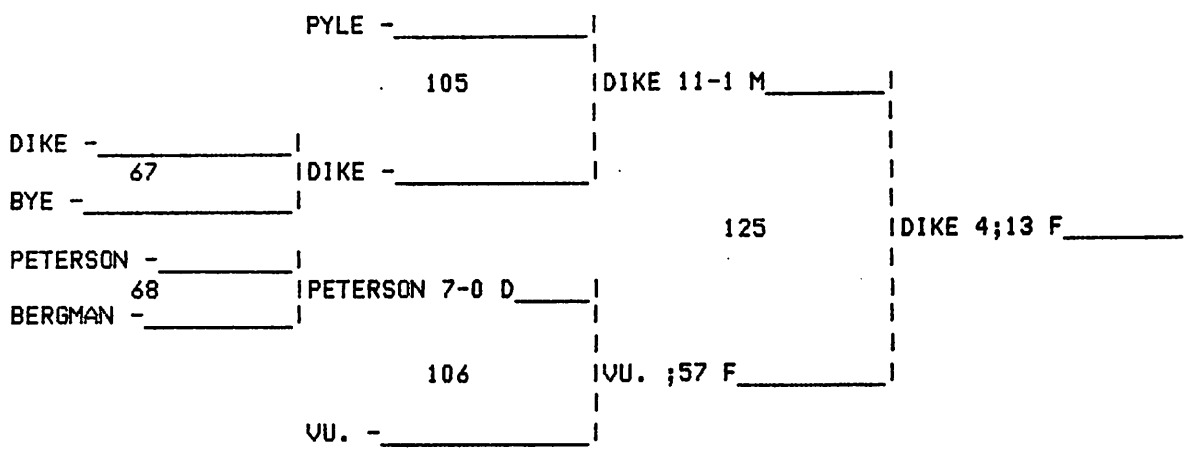


126 LBS. CLASS RESULTS.

ORTIZ - MC 2-1-0: 18 PTS.
HIGGS - HO 3-0-0: 22 PTS.
PYLE - CA 1-2-0: 4 PTS.
VU. - CO 1-2-0: 7 PTS.
PETERSON - GO 1-2-0: 1 PTS.
BERGMAN - WR 0-2-0: 0 PTS.
DIKE - HE 2-1-0: 11.5 PTS.

1 HIGGS - HO - 9-7 D
2 ORTIZ - MC - -
3 DIKE - HE - 4;13 F
4 VU. - CO - -

IMPERIAL INVITATIONAL A DIVISION

CHAMPIONS BRACKET 132 LBS. CLASS

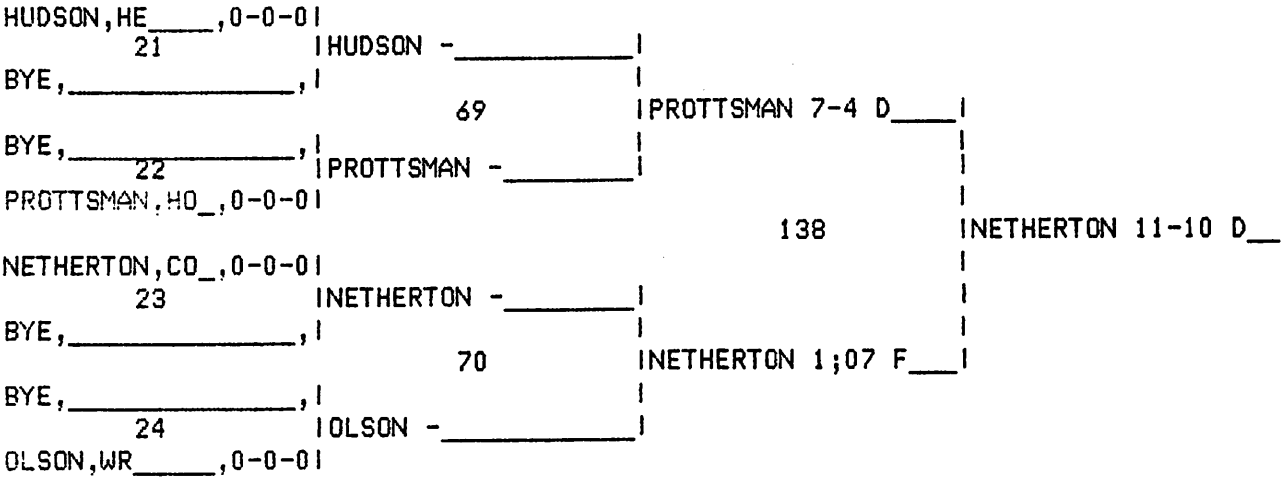


CONSOLATION BRACKET 132 LBS. CLASS

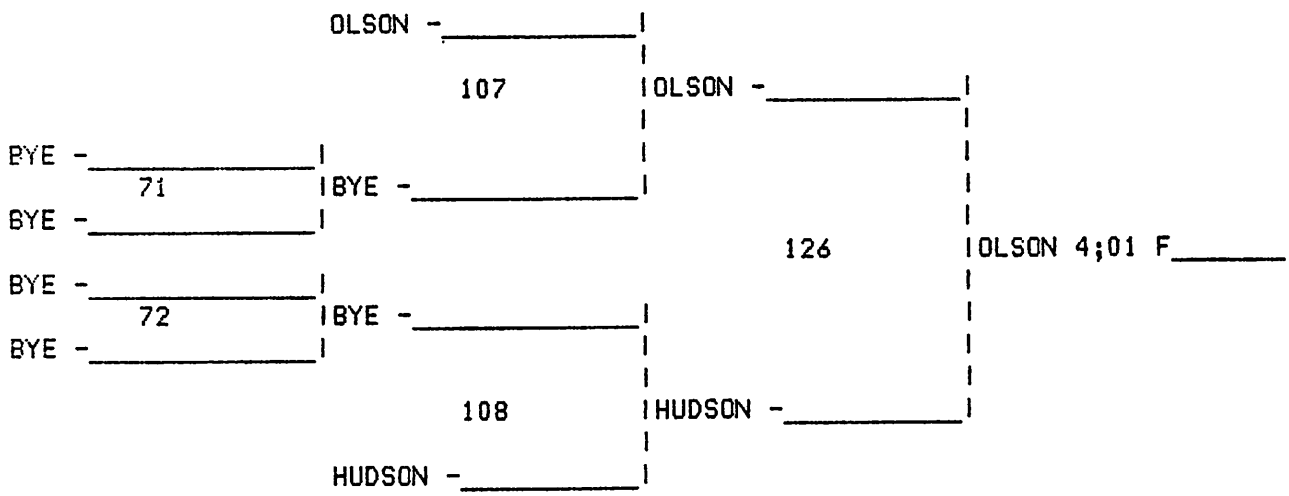


132 LBS. CLASS RESULTS.

HUDSON - HE 0-2-0: 0 PTS.
OLSON - WR 1-1-0: 6 PTS.
NETHERTON - CO 2-0-0: 20 PTS.
PROTTSMAN - HO 1-1-0: 14 PTS.

1 NETHERTON - CO - 11-10 D
2 PROTTSMAN - HO - -
3 OLSON - WR - 4;01 F
4 HUDSON - HE - -

# IMPERIAL INVITATIONAL A DIVISION

## CHAMPIONS BRACKET 138 LBS. CLASS

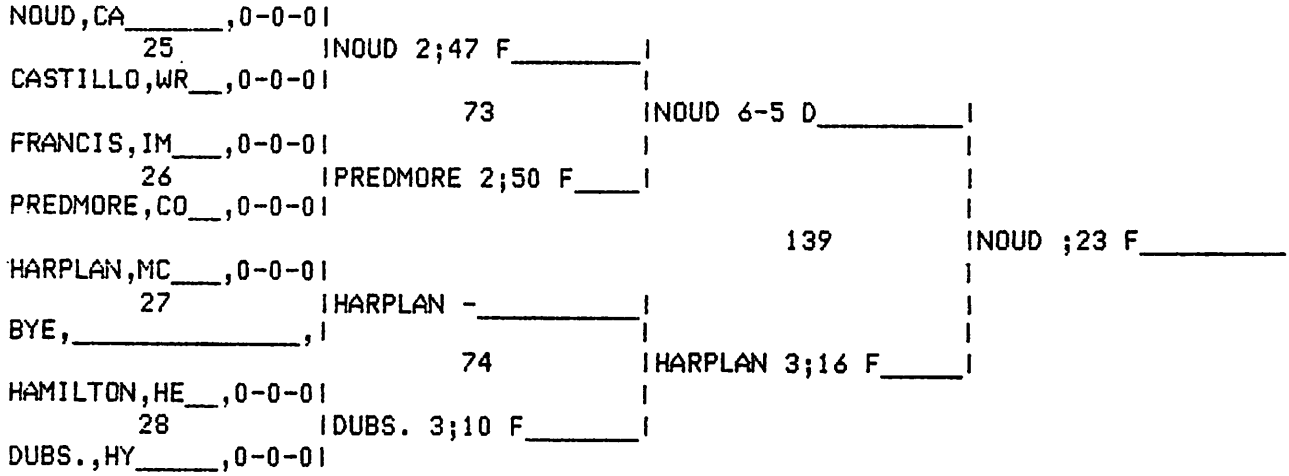


## CONSOLATION BRACKET 138 LBS. CLASS

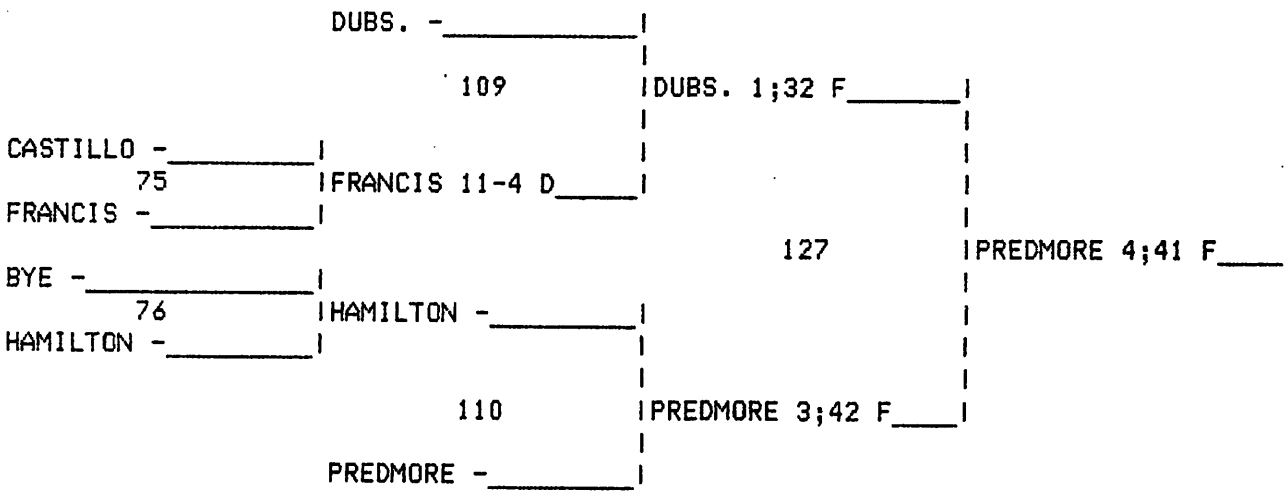


138 LBS. CLASS RESULTS.

NOUD - CA 3-0-0: 22 PTS.
DUBS. - HY 2-2-0: 11 PTS.
HARPLAN - MC 1-1-0: 16 PTS.
PREDMORE - CO 3-1-0: 16 PTS.
FRANCIS - IM 1-2-0: 1 PTS.
HAMILTON - HE 0-2-0: 0 PTS.
CASTILLO - WR 0-2-0: 0 PTS.

1 NOUD - CA - ;23 F
2 HARPLAN - MC - -
3 PREDMORE - CO - 4;41 F
4 DUBS. - HY - -

# IMPERIAL INVITATIONAL A DIVISION

## CHAMPIONS BRACKET 145 LBS. CLASS

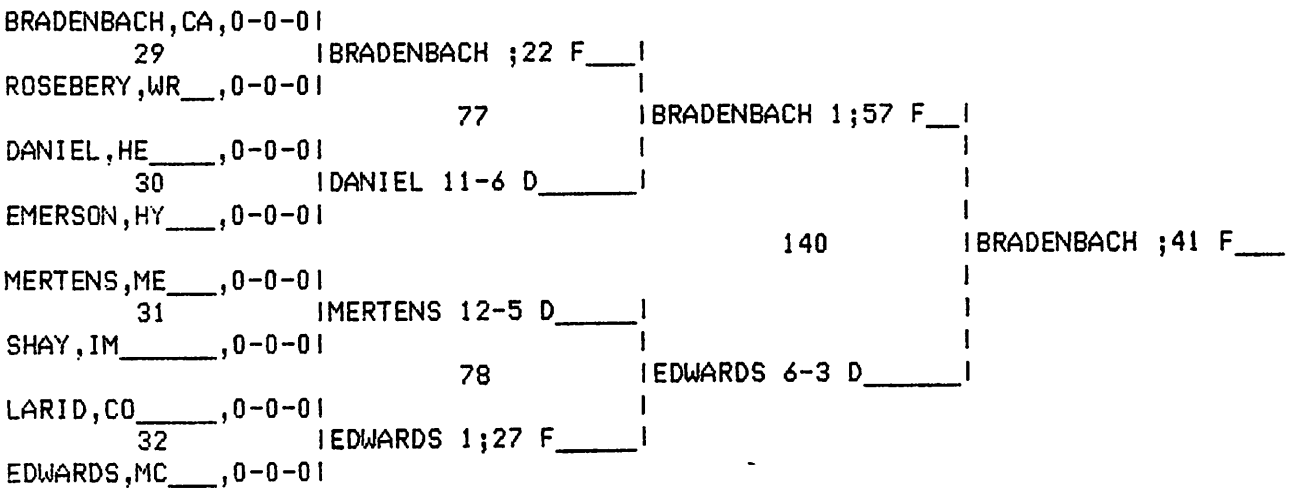


## CONSOLATION BRACKET 145 LBS. CLASS

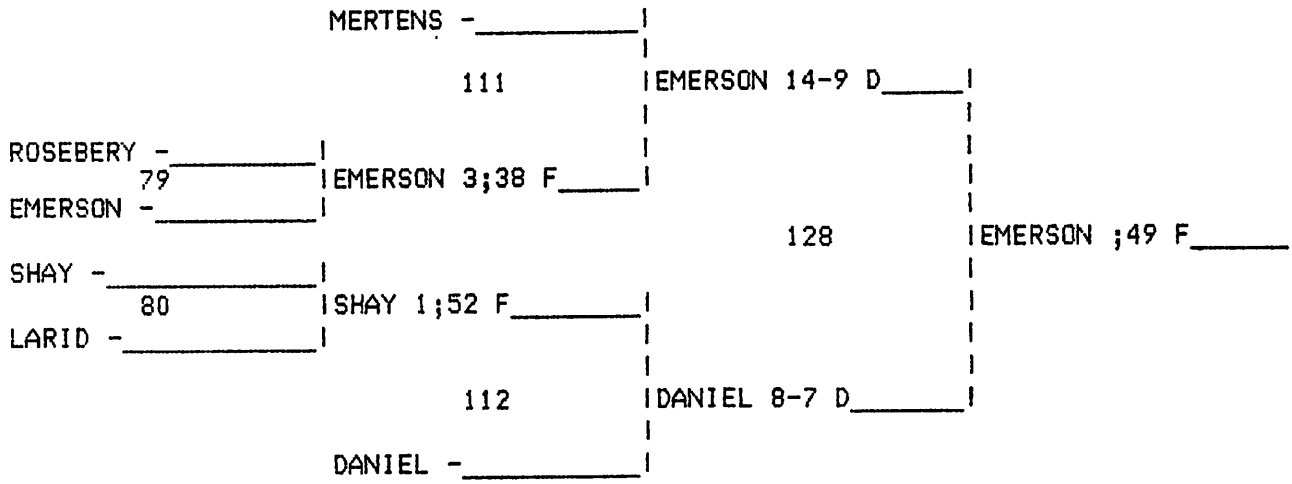


145 LBS. CLASS RESULTS.

BRADENBACH - CA 3-0-0: 24 PTS.
EDWARDS - MC 2-1-0: 16 PTS.
MERTENS - ME 1-2-0: 2 PTS.
EMERSON - HY 3-1-0: 13 PTS.
DANIEL - HE 2-2-0: 7 PTS.
SHAY - IM 1-2-0: 3 PTS.
LARID - CO 0-2-0: 0 PTS.
ROSEBERY - WR 0-2-0: 0 PTS.

1 BRADENBACH - CA - ;41 F
2 EDWARDS - MC - -
3 EMERSON - HY - ;49 F
4 DANIEL - HE - -

IMPERIAL INVITATIONAL A DIVISION

CHAMPIONS BRACKET 155 LBS. CLASS

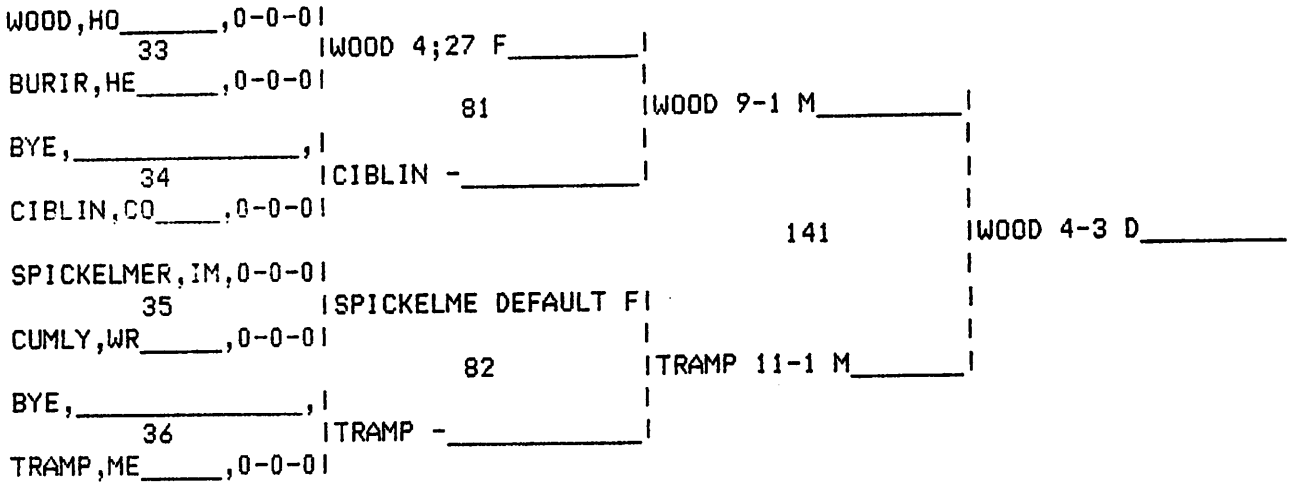


CONSOLATION BRACKET 155 LBS. CLASS

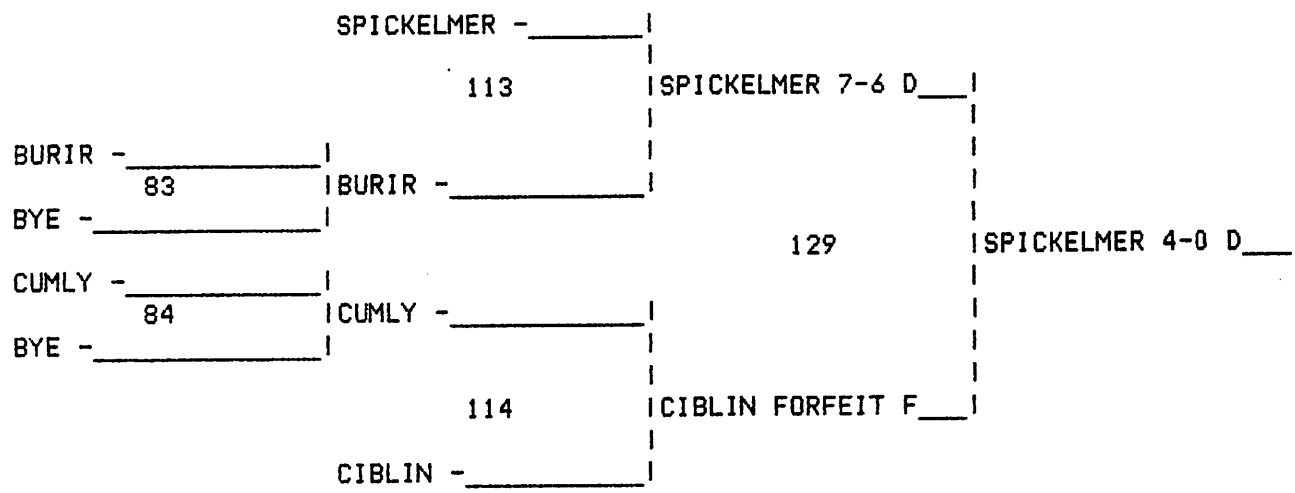


155 LBS. CLASS RESULTS.

WOOD - HO 3-0-0: 20.5 PTS.
TRAMP - ME 1-1-0: 14.5 PTS.
SPICKELMER - IM 3-1-0: 12 PTS.
CIBLIN - CO 1-2-0: 7 PTS.
CUMLY - WR 0-2-0: 0 PTS.
BURIR - HE 0-2-0: 0 PTS.

1 WOOD - HO - 4-3 D
2 TRAMP - ME - -
3 SPICKELMER - IM - 4-0 D
4 CIBLIN - CO - -

# IMPERIAL INVITATIONAL A DIVISION

## CHAMPIONS BRACKET 167 LBS. CLASS

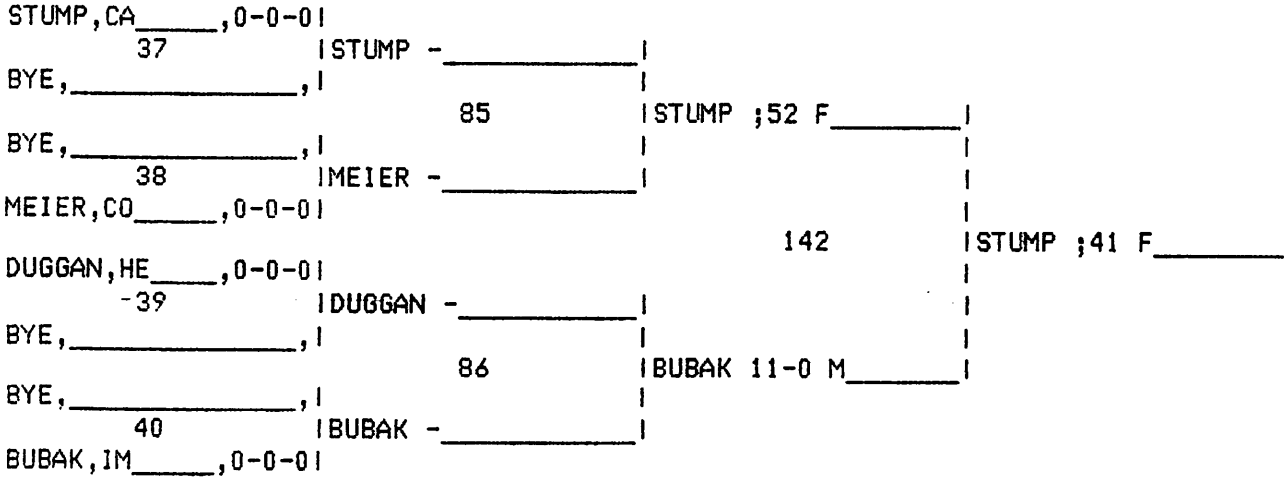


## CONSOLATION BRACKET 167 LBS. CLASS

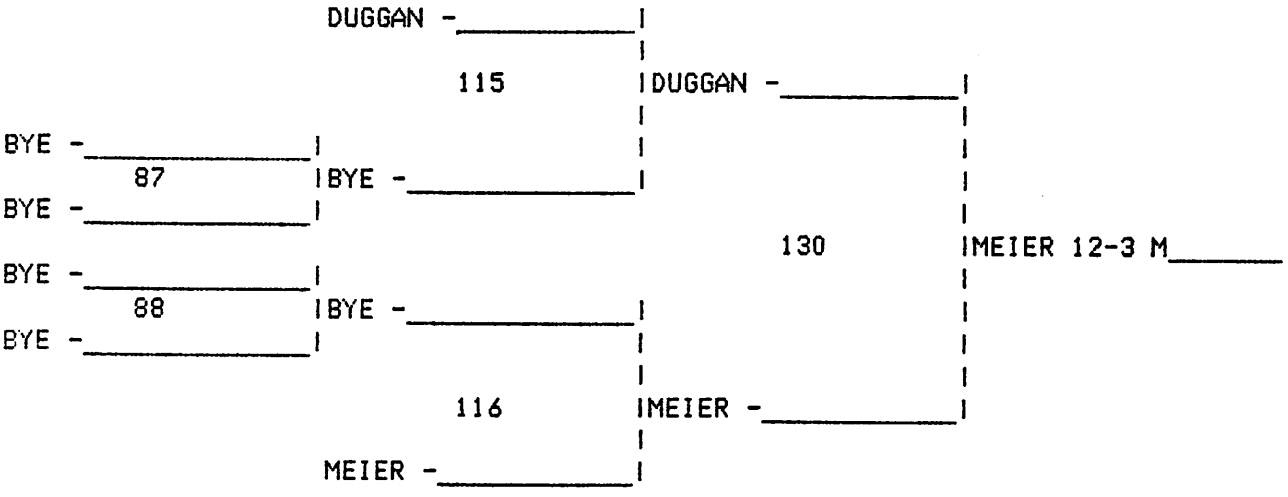


167 LBS. CLASS RESULTS.

STUMP - CA 2-0-0: 22 PTS.
BUBAK - IM 1-1-0: 14.5 PTS.
DUGGAN - HE 0-2-0: 0 PTS.
MEIER - CO 1-1-0: 4.5 PTS.

1 STUMP - CA - ;41 F
2 BUBAK - IM - -
3 MEIER - CO - 12-3 M
4 DUGGAN - HE - -

IMPERIAL INVITATIONAL A DIVISION

CHAMPIONS BRACKET 185 LBS. CLASS

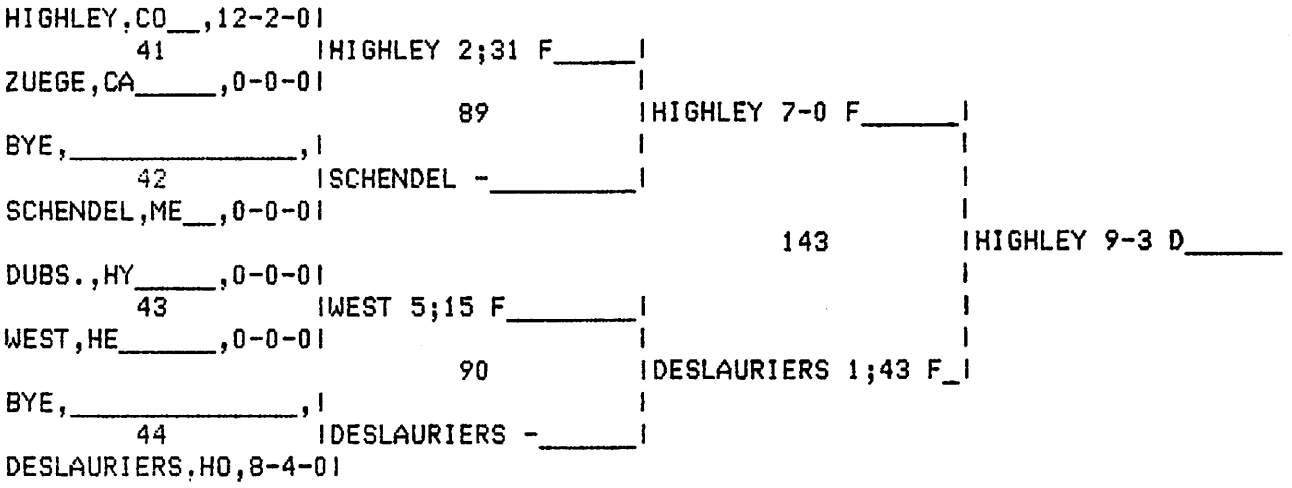


CONSOLATION BRACKET 185 LBS. CLASS

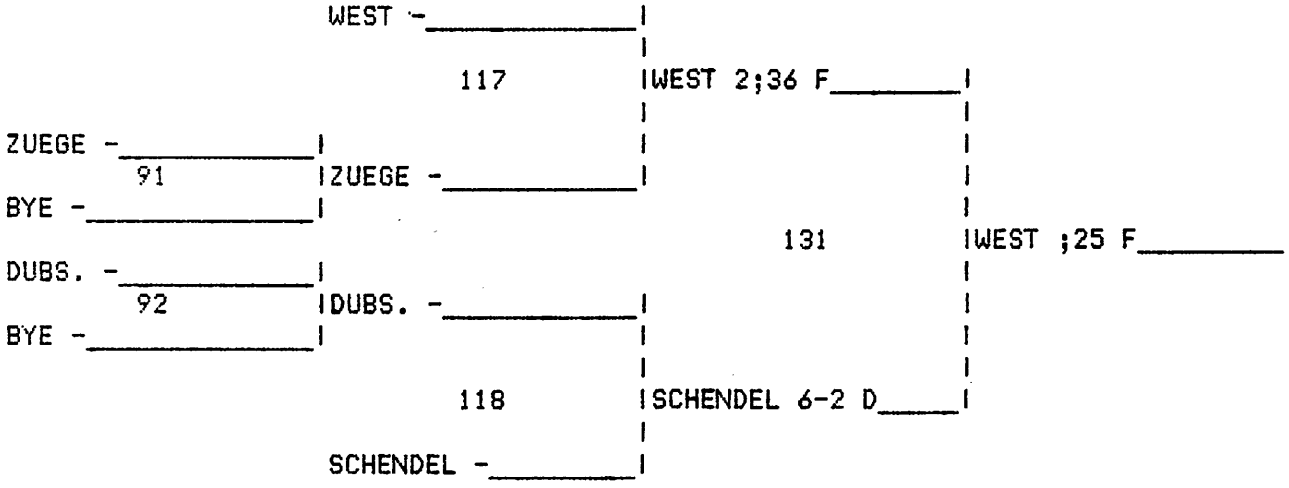


185 LBS. CLASS RESULTS.

HIGHLEY - CO 15-2-0: 22 PTS.
DESLAURIERS - HO 9-5-0: 16 PTS.
DUBS. - HY 0-2-0: 0 PTS.
SCHENDEL - ME 1-2-0: 5 PTS.
WEST - HE 3-1-0: 16 PTS.
ZUEGE - CA 0-2-0: 0 PTS.

1 HIGHLEY - CO - 9-3 D
2 DESLAURIERS - HO - -
3 WEST - HE - ;25 F
4 SCHENDEL - ME - -

42-27-1
80-83-1
122-110 2

IMPERIAL INVITATIONAL A DIVISION

CHAMPIONS BRACKET HWT LBS. CLASS

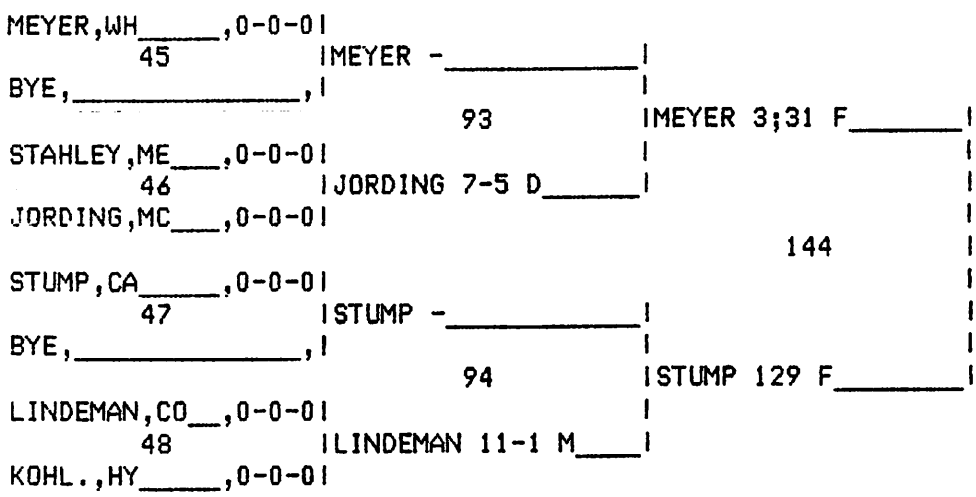

```
MEYER,WH_____,0-0-0|
        45         |MEYER -____________|
BYE,______________,|                   |
                          93           |MEYER 3;31 F_______|
STAHLEY,ME___,0-0-0|                   |                   |
        46         |JORDING 7-5 D______|                   |
JORDING,MC___,0-0-0|                                       |
                                              144          |MEYER 14-10 D_____
STUMP,CA_____,0-0-0|                                       |
        47         |STUMP -____________|                   |
BYE,______________,|                   |                   |
                          94           |STUMP 129 F________|
LINDEMAN,CO__,0-0-0|                   |
        48         |LINDEMAN 11-1 M____|
KOHL.,HY_____,0-0-0|
```

122
110
232

173

CONSOLATION BRACKET HWT LBS. CLASS

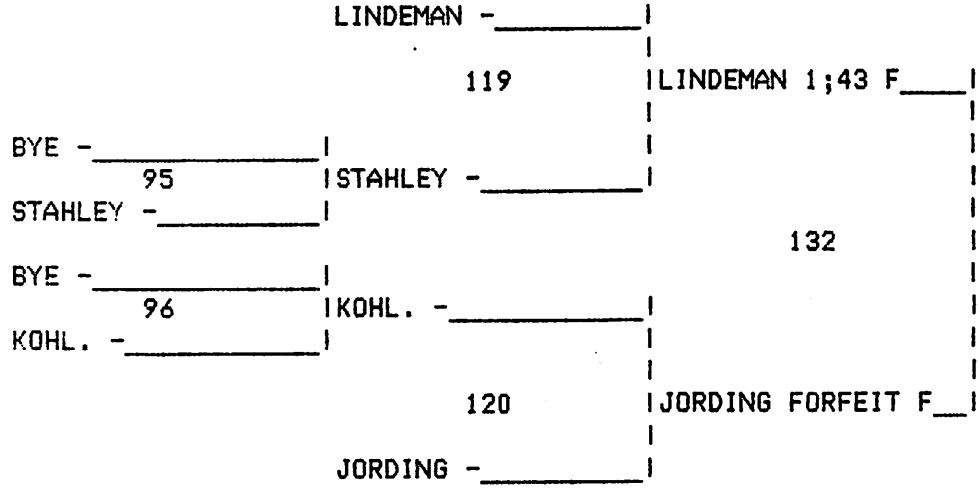

```
                   LINDEMAN -_________|
                                      |
                          119         |LINDEMAN 1;43 F____|
                                      |                   |
BYE -______________|                  |                   |
        95         |STAHLEY -__________|                   |
STAHLEY -__________|                                       |
                                              132          |Lindem ~~JORDING~~ ;55 F_____
BYE -______________|                                       |
        96         |KOHL. -____________|                   |
KOHL. -____________|                  |                   |
                                      |                   |
                          120         |JORDING FORFEIT F__|
                                      |
                   JORDING -__________|
```

128

135
36%

IMPERIAL INVITATIONAL A DIVISION
TEAM RANKINGS

1. CO - ~~127~~ 132
2. HO - 105.5
3. CA - 100.5
4. MC - ~~87~~ 82
5. IM - 60
6. WR - 48
7. ME - 38
8. HE - 34.5
9. HY - 24
10. WH - 20
11. GO - 1
12. FL - 0

49%

HWT LBS. CLASS RESULTS.

MEYER - WH 2-0-0: 20 PTS.
KOHL. - HY 0-2-0: 0 PTS.
STUMP - CA 1-1-0: 16 PTS.
JORDING - MC 3-1-0: 14 PTS.
STAHLEY - ME 0-2-0: 0 PTS.
LINDEMAN - CO 2-2-0: 9.5 PTS.

1 MEYER - WH - 14-10 D
2 STUMP - CA - -
3 JORDING - MC - ;55 F
4 LINDEMAN - CO - -

# CCHS Varsity vs Cambridge Invt Totals

12-21-85

| Name | TD | TDL | RW | RL | EW | EL | NEW | NFL | DW | DL | P | PL | Draw | Team Points | Total Pts | |
|---|---|---|---|---|---|---|---|---|---|---|---|---|---|---|---|---|
| John Pankonin | 8 | 6 | 8 | 9 | 4 | 6 | 12 | 5 | 3 | 2 | 2 | 1 | - | 14 | 40 | 5-3 |
| Jason McNair. | 10 | 5 | 3 | 1 | 7 | 1 | 5 | 1 | 2 | 1 | 5 | - | - | 22½ | 50½ | 8-1 |
| Dave Lovenburg. | 10 | 10 | 8 | 8 | 3 | 8 | 6 | 9 | 3 | 4 | 2 | 1 | - | 8 | 30 | 5-5 |
| Dave German | 9 | 8 | 1 | 3 | 3 | 3 | 5 | 8 | 3 | 1 | 3 | 3 | - | 20 | 33 | 6-4 |
| Bob Mendenhall | 4 | 6 | - | 1 | 6 | 1 | 2 | 1 | 1 | - | 1 | 3 | - | - | 8 | 2-3 |
| Kevin McDonald | 8 | 3 | - | 2 | 2 | 2 | 1 | 2 | 2 | - | 3 | 3 | - | 10 | 23 | 5-3 |
| Joedy Friemal | - | 1 | - | 1 | - | - | - | 5 | - | - | - | 1 | - | 0 | 0 | 0-1 |
| Brad Braver. | 13 | 3 | 4 | 6 | 3 | 3 | 4 | 1 | 2 | - | 3 | 5 | - | 3 | 22 | 4-5 |
| Wayne Spickelmeier. | 13 | 11 | 2 | 2 | 10 | 2 | 5 | 6 | 3 | 1 | 3 | 2 | - | 10 | 29 | 6-4 |
| Bryan Hamilton | - | 3 | - | - | - | - | - | 1 | - | - | - | 2 | - | 0 | 0 | 0-2 |
| Jeff Bubak | 4 | 5 | 2 | 2 | 2 | 2 | 2 | 6 | 2 | - | - | 3 | - | 0 | 17 | 2-3 |
| Steve Davis | 1 | 7 | 1 | 1 | - | 2 | 2 | 2 | - | 2 | - | 4 | - | 6 | 6 | 1-6 |
| TOTALS | 80 | 68 | 29 | 37 | 40 | 30 | 44 | 47 | 21 | 12 | 22 | 28 | - | 87½ | 245½ | 44-40 |

Comments:

# WRESTLING

# B-4 DIST TOURNAMENT

## GERING HIGH SCHOOL
## GERING, NEBRASKA
## FEB 8-9, 1985

AINSWORTH
~~ALLIANCE~~
CHADRON
COZAD
GERING
GOTHENBURG
GORDON
IMPERIAL
~~JOB CORPS~~ Servite
KIMBALL
MCCOOK
MITCHELL
OGALLALA
SIDNEY
VALENTINE

BY. LORI HOFFBAUER

B-4 DISTRICT TOURNAMENT
TEAM RANKINGS

1. ALLIANCE - 232.5
2. GERING - 168
3. OGALLALA - 106.5
4. CHADRON - 106
5. MITCHELL - 73.5
6. COZAD - 69.5
7. VALENTINE - 68.5
8. SIDNEY - 44
9. GOTHENBURG - 42
10. MCCOOK - 40.5
11. AINSWORTH - 32
12. KIMBALL - 30
13. GORDON - 19
14. IMPERIAL - 6
15. JOB CORPS - 0

98 LBS. CLASS RESULTS.

FELIPE PALOMO - GERING 19-0-0: 26 PTS.
JEFF HOOD - ALLIANCE 24-5-0: 14 PTS.
TROY LUCERO - AINSWORTH 19-6-0: 4 PTS.
ROB RING - KIMBALL 17-12-0: 4.5 PTS.
PHIL HERNANDEZ - MITCHELL 19-9-0: 11.5 PTS.
JOHN O'KIEF - VALENTINE 19-7-0: 16 PTS.
MIKE DORSEY - COZAD 9-17-0: 4 PTS.
TIM DOYLE - CHADRON 3-15-0: 0 PTS.
WAYNE BAHLER - IMPERIAL 5-15-0: 0 PTS.
JON BRESTEL - SIDNEY 3-15-0: 0 PTS.

1 FELIPE PALOMO - GERING 19-0-0
2 JOHN O'KIEF - VALENTINE 19-7-0
3 JEFF HOOD - ALLIANCE 24-5-0
4 PHIL HERNANDEZ - MITCHELL 19-9-0

105 LBS. CLASS RESULTS.

JOE MEJIA - GERING 28-0-0: 28 PTS.
TOM SPILINEK - MCCOOK 15-4-0: 9.5 PTS.
JEREMIE ECKLEY - SIDNEY 21-6-0: 20 PTS.
MIKE WESTON - ALLIANCE 15-7-0: 12.5 PTS.
KOURT HAGEMAN - CHADRON 22-9-0: 0 PTS.
JOE O'KIEF - VALENTINE 9-13-0: 3 PTS.
TIM DOUGLASS - MITCHELL 13-12-1: 2 PTS.
TIM PFLASTER - COZAD 12-11-0: 5 PTS.
PAT BERAN - IMPERIAL 7-16-0: 0 PTS.
SCOTT GANSHERT - GORDON 0-24-0: 0 PTS.

1 JOE MEJIA - GERING 28-0-0
2 JEREMIE ECKLEY - SIDNEY 21-6-0
3 MIKE WESTON - ALLIANCE 15-7-0
4 TOM SPILINEK - MCCOOK 15-4-0

112 LBS. CLASS RESULTS.

KORY PIIHL - ALLIANCE 27-0-0: 26 PTS.
SCOTT JENSEN - SIDNEY 21-6-0: 18 PTS.
MIKE SCHOONOVER - GERING 17-7-1: 16 PTS.
MAEL CARRANZA - COZAD 20-10-0: 11 PTS.
SCOTT GROOMS - VALENTINE 9-8-0: 4 PTS.
DAVE LOVENBURG - IMPERIAL 11-14-0: 2 PTS.
LARRY DISHMAN - GOTHENBURG 4-7-0: 0 PTS.
KIRK BEMIS - KIMBALL 6-15-0: 6 PTS.
TROY SWARTZ - MCCOOK 1-1-0: 0 PTS.
RICH KING - MITCHELL 3-13-0: 2 PTS.
FORD DODDS - AINSWORTH 2-12-0: 0 PTS.

1 KORY PIIHL - ALLIANCE 27-0-0
2 SCOTT JENSEN - SIDNEY 21-6-0
3 MIKE SCHOONOVER - GERING 17-7-1
4 MAEL CARRANZA - COZAD 20-10-0

119 LBS. CLASS RESULTS.

RANDY HANSEN - ALLIANCE 25-0-1: 24 PTS.
SHANE SCHLAGER - CHADRON 26-5-1: 20 PTS.
TRAVIS BROCK - GOTHENBURG 18-12-0: 6 PTS.
JEFF MILBURN - GERING 20-12-0: 15 PTS.
PAT STOKEY - OGALLALA 20-9-0: 11 PTS.
ERIC BEVINS - MITCHELL 16-12-0: 8.5 PTS.
DAN MOYLAN - AINSWORTH 8-7-0: 3 PTS.
TED SASSE - GORDON 12-14-1: 2 PTS.
ROSS BALFOUR - SIDNEY 4-9-0: 0 PTS.
JACK GOMEZ - COZAD 6-16-0: 0 PTS.
DAVE GERMAN - IMPERIAL 10-15-0: 0 PTS.
CHRIS HARGREAVES - KIMBALL 0-5-0: 0 PTS.
DAVE LAMBERT - MCCOOK 10-14-0: 0 PTS.
GARY BAUCH - VALENTINE 6-16-0: 1 PTS.

1 RANDY HANSEN - ALLIANCE 25-0-1
2 SHANE SCHLAGER - CHADRON 26-5-1
3 JEFF MILBURN - GERING 20-12-0
4 PAT STOKEY - OGALLALA 20-9-0

126 LBS. CLASS RESULTS.

BILLY ALVARADO - ALLIANCE 28-0-0: 26 PTS.
BILL ORTIZ - MCCOOK 20-9-0: 18 PTS.
JIM JARA - OGALLALA 17-10-0: 3 PTS.
SCOTT HASKELL - AINSWORTH 14-7-0: 0 PTS.
MIKE HARRIGER - MITCHELL 16-8-0: 5.5 PTS.
DAN WALTERS - GORDON 12-9-0: 1 PTS.
SCOTT BRENN - CHADRON 13-8-0: 17 PTS.
ALBERT RODRIGUEZ - GOTHENBURG 14-13-0: 7 PTS.
KHOI VU - COZAD 5-16-0: 0 PTS.
CRAIG MORGAN - KIMBALL 2-18-1: 0 PTS.
EDDIE SALAZAR - GERING 9-10-0: 7 PTS.
CORY THIEL - SIDNEY 7-20-0: 2 PTS.
BRENT STICHKA - VALENTINE 8-16-0: 0 PTS.
SHANNON HAMILTON - IMPERIAL 3-14-0: 0 PTS.
EARNIE LARKIN - JOB CORPS 8-16-0: 0 PTS.

1 BILLY ALVARADO - ALLIANCE 28-0-0
2 SCOTT BRENN - CHADRON 13-8-0
3 BILL ORTIZ - MCCOOK 20-9-0
4 EDDIE SALAZAR - GERING 9-10-0

132 LBS. CLASS RESULTS.

MIKE FERGUSON - AINSWORTH 21-4-0: 16 PTS.
JIM KRANTZ - ALLIANCE 24-5-0: 21.5 PTS.
DETRICK BROCK - GOTHENBURG 26-6-0: 8 PTS.
KIRK KRZYZANOWSKI - GORDON 23-11-0: 11 PTS.
MIKE BEMIS - KIMBALL 13-9-1: 5 PTS.
TRENT NETHERTON - COZAD 15-10-1: 8 PTS.
MIKE O'KIEF - VALENTINE 12-10-0: 2.5 PTS.
WILLY RIVAS - OGALLALA 12-8-0: 14.5 PTS.
JIM DICKMAN - SIDNEY 3-10-0: 0 PTS.
TOM LASE - MITCHELL 3-15-0: 0 PTS.
ROB BAUER - GERING 4-3-0: 0 PTS.
LONNIE ANDERSON - CHADRON 9-17-1: 0 PTS.
RON REED - JOB CORPS 2-19-0: 0 PTS.
BLAINE SPADY - IMPERIAL 2-8-0: 0 PTS.

1 JIM KRANTZ - ALLIANCE 24-5-0
2 MIKE FERGUSON - AINSWORTH 21-4-0
3 WILLY RIVAS - OGALLALA 12-8-0
4 KIRK KRZYZANOWSKI - GORDON 23-11-0

138 LBS. CLASS RESULTS.

JIM HOLDEMAN - ALLIANCE 27-0-0: 24.5 PTS.
JERRY HOFFMAN - OGALLALA 17-5-0: 10 PTS.
TOM BILLINGSLEY - MITCHELL 9-5-0: 20 PTS.
MIKE SCHROEDER - VALENTINE 12-5-0: 12 PTS.
RODNEY LOHSE - GOTHENBURG 17-14-0: 4 PTS.
LYLE HALL - JOB CORPS 12-13-0: 0 PTS.
TONY PREDMORE - COZAD 13-18-1: 6.5 PTS.
KEN STENKA - AINSWORTH 8-16-0: 5 PTS.
BLAINE PETERSON - IMPERIAL 4-8-1: 0 PTS.
CHIP HUCKFELDT - GERING 5-4-0: 0 PTS.
MITCH GALLANT - GORDON 5-13-0: 2 PTS.
ANDY EVERTSON - KIMBALL 6-13-0: 0 PTS.
DARRIN HARPHAM - MCCOOK 11-16-0: 3 PTS.
ROB SIMONES - CHADRON 8-12-0: 0 PTS.

1 JIM HOLDEMAN - ALLIANCE 27-0-0
2 TOM BILLINGSLEY - MITCHELL 9-5-0
3 MIKE SCHROEDER - VALENTINE 12-5-0
4 JERRY HOFFMAN - OGALLALA 17-5-0

145 LBS. CLASS RESULTS.

ERIC BERGER - GERING 24-5-0: 24 PTS.
MIKE SCHNELL - ALLIANCE 16-6-0: 20 PTS.
CODY JOHNSON - MITCHELL 10-8-0: 2 PTS.
ALAN DISHMAN - GOTHENBURG 14-11-0: 0 PTS.
MATT REEVES - CHADRON 21-12-0: 14 PTS.
RON TEMPLE - VALENTINE 17-11-0: 9 PTS.
MIKE YOUNG - AINSWORTH 11-12-0: 4 PTS.
RICK EDWARDS - MCCOOK 15-17-0: 6 PTS.
LEON HALL - JOB CORPS 3-6-0: 0 PTS.
ANDY MCLANE - OGALLALA 9-10-0: 0 PTS.
BRAD SHAY - IMPERIAL 11-14-0: 0 PTS.
TIM WANGLER - KIMBALL 8-13-1: 4 PTS.
LES THAYER - GORDON 8-17-0: 0 PTS.
BILL FLEHARTY - COZAD 2-8-1: 0 PTS.

1 ERIC BERGER - GERING 24-5-0
2 MIKE SCHNELL - ALLIANCE 16-6-0
3 MATT REEVES - CHADRON 21-12-0
4 RON TEMPLE - VALENTINE 17-11-0

155 LBS. CLASS RESULTS.

CORY VOYCHESKE - CHADRON 24-2-0: 23 PTS.
PAUL MURRELL - MITCHELL 17-7-0: 12 PTS.
DAVID FEDDERSON - ALLIANCE 19-9-1: 18 PTS.
TERRY KUENLE - OGALLALA 21-7-0: 18 PTS.
TOBIN POWELL - VALENTINE 11-11-0: 6 PTS.
WAYNE SPICKELMEIER - IMPERIAL 12-15-0: 4 PTS.
TIM GIBBENS - COZAD 10-18-0: 0 PTS.
MARK SLAFER - GORDON 7-16-0: 3 PTS.
GREG JOHNSON - KIMBALL 6-18-1: 4.5 PTS.
JAYE WHITE - JOB CORPS 6-18-0: 0 PTS.
MIKE HULLINGER - GERING 6-17-0: 0 PTS.
DAVE RASMUSSEN - SIDNEY 8-13-1: 0 PTS.

1 CORY VOYCHESKE - CHADRON 24-2-0
2 DAVID FEDDERSON - ALLIANCE 19-9-1
3 TERRY KUENLE - OGALLALA 21-7-0
4 PAUL MURRELL - MITCHELL 17-7-0

167 LBS. CLASS RESULTS.

SCOTT RAND - ALLIANCE 24-0-0: 26 PTS.
TUCKER THOMPSON - CHADRON 27-6-0: 8 PTS.
TOM RUHLMAN - OGALLALA 19-6-0: 20 PTS.
SCOTT COWAN - GERING 19-12-0: 14 PTS.
JIM HUDSON - GOTHENBURG 23-10-0: 13 PTS.
RICH JANUARY - MITCHELL 15-10-0: 0 PTS.
TIM NUTTER - VALENTINE 19-10-0: 8 PTS.
RYAN SYLVESTER - AINSWORTH 5-7-1: 0 PTS.
RICK MAIER - COZAD 5-17-0: 2 PTS.
ERIC BRAKEMAN - GORDON 3-16-0: 0 PTS.
JEFF BUBAK - IMPERIAL 11-15-0: 0 PTS.
KENT SPICER - KIMBALL 7-16-0: 3 PTS.

1 SCOTT RAND - ALLIANCE 24-0-0
2 TOM RUHLMAN - OGALLALA 19-6-0
3 SCOTT COWAN - GERING 19-12-0
4 JIM HUDSON - GOTHENBURG 23-10-0

185 LBS. CLASS RESULTS.

BRAD FERGUSON - CHADRON 29-0-0: 24 PTS.
KEVIN HOPPENS - GERING 20-6-0: 18 PTS.
KEN HIGHLEY - COZAD 29-3-0: 20 PTS.
GARY TAYLOR - AINSWORTH 12-11-1: 0 PTS.
STEVE CARSTENS - MITCHELL 14-12-0: 10 PTS.
RON LEE - VALENTINE 12-14-0: 3 PTS.
MYRON REKER - SIDNEY 12-14-0: 4 PTS.
ERNIE SCHULZ - OGALLALA 11-12-0: 4 PTS.
CHRIS BREDE - GOTHENBURG 10-19-0: 0 PTS.
MIKE VAN VLEET - IMPERIAL 4-15-0: 0 PTS.
BRAD READER - KIMBALL 9-14-0: 3 PTS.
BRAD HERMAN - ALLIANCE 4-8-1: 4 PTS.

1 BRAD FERGUSON - CHADRON 29-0-0
2 KEVIN HOPPENS - GERING 20-6-0
3 KEN HIGHLEY - COZAD 29-3-0
4 STEVE CARSTENS - MITCHELL 14-12-0

UNL LBS. CLASS RESULTS.

TY GEORGE - OGALLALA 19-2-0: 26 PTS.
MARK FOOS - GERING 21-2-0: 20 PTS.
JEFF COLWELL - ALLIANCE 20-9-0: 16 PTS.
SCOTT RUPP - COZAD 13-10-0: 13 PTS.
SCOTT SIMANTS - GOTHENBURG 7-19-0: 4 PTS.
LEE LUEBKE - GORDON 11-13-0: 0 PTS.
GREG JORDING - MCCOOK 8-14-1: 4 PTS.
ALLEN SMITH - JOB CORPS 13-14-0: 0 PTS.
BOB BEEL - VALENTINE 8-13-0: 4 PTS.

1 TY GEORGE - OGALLALA 19-2-0
2 MARK FOOS - GERING 21-2-0
3 JEFF COLWELL - ALLIANCE 20-9-0
4 SCOTT RUPP - COZAD 13-10-0

ALLIANCE

98 - JEFF HOOD - 14 PTS.
105 - MIKE WESTON - 12.5 PTS.
112 - KORY PIIHL - 26 PTS.
119 - RANDY HANSEN - 24 PTS.
126 - BILLY ALVARADO - 26 PTS.
132 - JIM KRANTZ - 21.5 PTS.
138 - JIM HOLDEMAN - 24.5 PTS.
145 - MIKE SCHNELL - 20 PTS.
155 - DAVID FEDDERSON - 18 PTS.
167 - SCOTT RAND - 26 PTS.
185 - BRAD HERMAN - 4 PTS.
UNL - JEFF COLWELL - 16 PTS.
ALLIANCE TEAM POINTS = 232.5

GERING

98 - FELIPE PALOMO - 26 PTS.
105 - JOE MEJIA - 28 PTS.
112 - MIKE SCHOONOVER - 16 PTS.
119 - JEFF MILBURN - 15 PTS.
126 - EDDIE SALAZAR - 7 PTS.
132 - ROB BAUER - 0 PTS.
138 - CHIP HUCKFELDT - 0 PTS.
145 - ERIC BERGER - 24 PTS.
155 - MIKE HULLINGER - 0 PTS.
167 - SCOTT COWAN - 14 PTS.
185 - KEVIN HOPPENS - 18 PTS.
UNL - MARK FOOS - 20 PTS.
GERING TEAM POINTS = 168

OGALLALA

119 - PAT STOKEY - 11 PTS.
126 - JIM JARA - 3 PTS.
132 - WILLY RIVAS - 14.5 PTS.
138 - JERRY HOFFMAN - 10 PTS.
145 - ANDY MCLANE - 0 PTS.
155 - TERRY KUENLE - 18 PTS.
167 - TOM RUHLMAN - 20 PTS.
185 - ERNIE SCHULZ - 4 PTS.
UNL - TY GEORGE - 26 PTS.
OGALLALA TEAM POINTS = 106.5

CHADRON

98 - TIM DOYLE - 0 PTS.
105 - KOURT HAGEMAN - 0 PTS.
119 - SHANE SCHLAGER - 20 PTS.
126 - SCOTT BRENN - 17 PTS.
132 - LONNIE ANDERSON - 0 PTS.
138 - ROB SIMONES - 0 PTS.
145 - MATT REEVES - 14 PTS.
155 - CORY VOYCHESKE - 23 PTS.
167 - TUCKER THOMPSON - 8 PTS.
185 - BRAD FERGUSON - 24 PTS.
CHADRON TEAM POINTS = 106

MITCHELL

98 - PHIL HERNANDEZ - 11.5 PTS.
105 - TIM DOUGLASS - 2 PTS.
112 - RICH KING - 2 PTS.
119 - ERIC BEVINS - 8.5 PTS.
126 - MIKE HARRIGER - 5.5 PTS.
132 - TOM LASE - 0 PTS.
138 - TOM BILLINGSLEY - 20 PTS.
145 - CODY JOHNSON - 2 PTS.
155 - PAUL MURRELL - 12 PTS.
167 - RICH JANUARY - 0 PTS.
185 - STEVE CARSTENS - 10 PTS.
MITCHELL TEAM POINTS = 73.5

COZAD

98 - MIKE DORSEY - 4 PTS.
105 - TIM PFLASTER - 5 PTS.
112 - MAEL CARRANZA - 11 PTS.
119 - JACK GOMEZ - 0 PTS.
126 - KHOI VU - 0 PTS.
132 - TRENT NETHERTON - 8 PTS.
138 - TONY PREDMORE - 6.5 PTS.
145 - BILL FLEHARTY - 0 PTS.
155 - TIM GIBBENS - 0 PTS.
167 - RICK MAIER - 2 PTS.
185 - KEN HIGHLEY - 20 PTS.
UNL - SCOTT RUPP - 13 PTS.
COZAD TEAM POINTS = 69.5

VALENTINE

98 - JOHN O'KIEF - 16 PTS.
105 - JOE O'KIEF - 3 PTS.
112 - SCOTT GROOMS - 4 PTS.
119 - GARY BAUCH - 1 PTS.
126 - BRENT STICHKA - 0 PTS.
132 - MIKE O'KIEF - 2.5 PTS.
138 - MIKE SCHROEDER - 12 PTS.
145 - RON TEMPLE - 9 PTS.
155 - TOBIN POWELL - 6 PTS.
167 - TIM NUTTER - 8 PTS.
185 - RON LEE - 3 PTS.
UNL - BOB BEEL - 4 PTS.
VALENTINE TEAM POINTS = 68.5

SIDNEY

98 - JON BRESTEL - 0 PTS.
105 - JEREMIE ECKLEY - 20 PTS.
112 - SCOTT JENSEN - 18 PTS.
119 - ROSS BALFOUR - 0 PTS.
126 - CORY THIEL - 2 PTS.
132 - JIM DICKMAN - 0 PTS.
155 - DAVE RASMUSSEN - 0 PTS.
185 - MYRON REKER - 4 PTS.
SIDNEY TEAM POINTS = 44

GOTHENBURG

112 - LARRY DISHMAN - 0 PTS.
119 - TRAVIS BROCK - 6 PTS.
126 - ALBERT RODRIGUEZ - 7 PTS.
132 - DETRICK BROCK - 8 PTS.
138 - RODNEY LOHSE - 4 PTS.
145 - ALAN DISHMAN - 0 PTS.
167 - JIM HUDSON - 13 PTS.
185 - CHRIS BREDE - 0 PTS.
UNL - SCOTT SIMANTS - 4 PTS.
GOTHENBURG TEAM POINTS = 42

MCCOOK

105 - TOM SPILINEK - 9.5 PTS.
112 - TROY SWARTZ - 0 PTS.
119 - DAVE LAMBERT - 0 PTS.
126 - BILL ORTIZ - 18 PTS.
138 - DARRIN HARPHAM - 3 PTS.
145 - RICK EDWARDS - 6 PTS.
UNL - GREG JORDING - 4 PTS.
MCCOOK TEAM POINTS = 40.5

AINSWORTH

98 - TROY LUCERO - 4 PTS.
112 - FORD DODDS - 0 PTS.
119 - DAN MOYLAN - 3 PTS.
126 - SCOTT HASKELL - 0 PTS.
132 - MIKE FERGUSON - 16 PTS.
138 - KEN STENKA - 5 PTS.
145 - MIKE YOUNG - 4 PTS.
167 - RYAN SYLVESTER - 0 PTS.
185 - GARY TAYLOR - 0 PTS.
AINSWORTH TEAM POINTS = 32

KIMBALL

98 - ROB RING - 4.5 PTS.
112 - KIRK BEMIS - 6 PTS.
119 - CHRIS HARGREAVES - 0 PTS.
126 - CRAIG MORGAN - 0 PTS.
132 - MIKE BEMIS - 5 PTS.
138 - ANDY EVERTSON - 0 PTS.
145 - TIM WANGLER - 4 PTS.
155 - GREG JOHNSON - 4.5 PTS.
167 - KENT SPICER - 3 PTS.
185 - BRAD READER - 3 PTS.
KIMBALL TEAM POINTS = 30

GORDON

105 - SCOTT GANSHERT - 0 PTS.
119 - TED SASSE - 2 PTS.
126 - DAN WALTERS - 1 PTS.
132 - KIRK KRZYZANOWSKI - 11 PTS.
138 - MITCH GALLANT - 2 PTS.
145 - LES THAYER - 0 PTS.
155 - MARK SLAFER - 3 PTS.
167 - ERIC BRAKEMAN - 0 PTS.
UNL - LEE LUEBKE - 0 PTS.
GORDON TEAM POINTS = 19

IMPERIAL

98 - WAYNE BAHLER - 0 PTS.
105 - PAT BERAN - 0 PTS.
112 - DAVE LOVENBURG - 2 PTS.
119 - DAVE GERMAN - 0 PTS.
126 - SHANNON HAMILTON - 0 PTS.
132 - BLAINE SPADY - 0 PTS.
138 - BLAINE PETERSON - 0 PTS.
145 - BRAD SHAY - 0 PTS.
155 - WAYNE SPICKELMEIER - 4 PTS.
167 - JEFF BUBAK - 0 PTS.
185 - MIKE VAN VLEET - 0 PTS.
IMPERIAL TEAM POINTS = 6

JOB CORPS

126 - EARNIE LARKIN - 0 PTS.
132 - RON REED - 0 PTS.
138 - LYLE HALL - 0 PTS.
145 - LEON HALL - 0 PTS.
155 - JAYE WHITE - 0 PTS.
UNL - ALLEN SMITH - 0 PTS.
JOB CORPS TEAM POINTS = 0

# B-4 DISTRICT TOURNAMENT

## CHAMPIONS BRACKET 98 LBS. CLASS

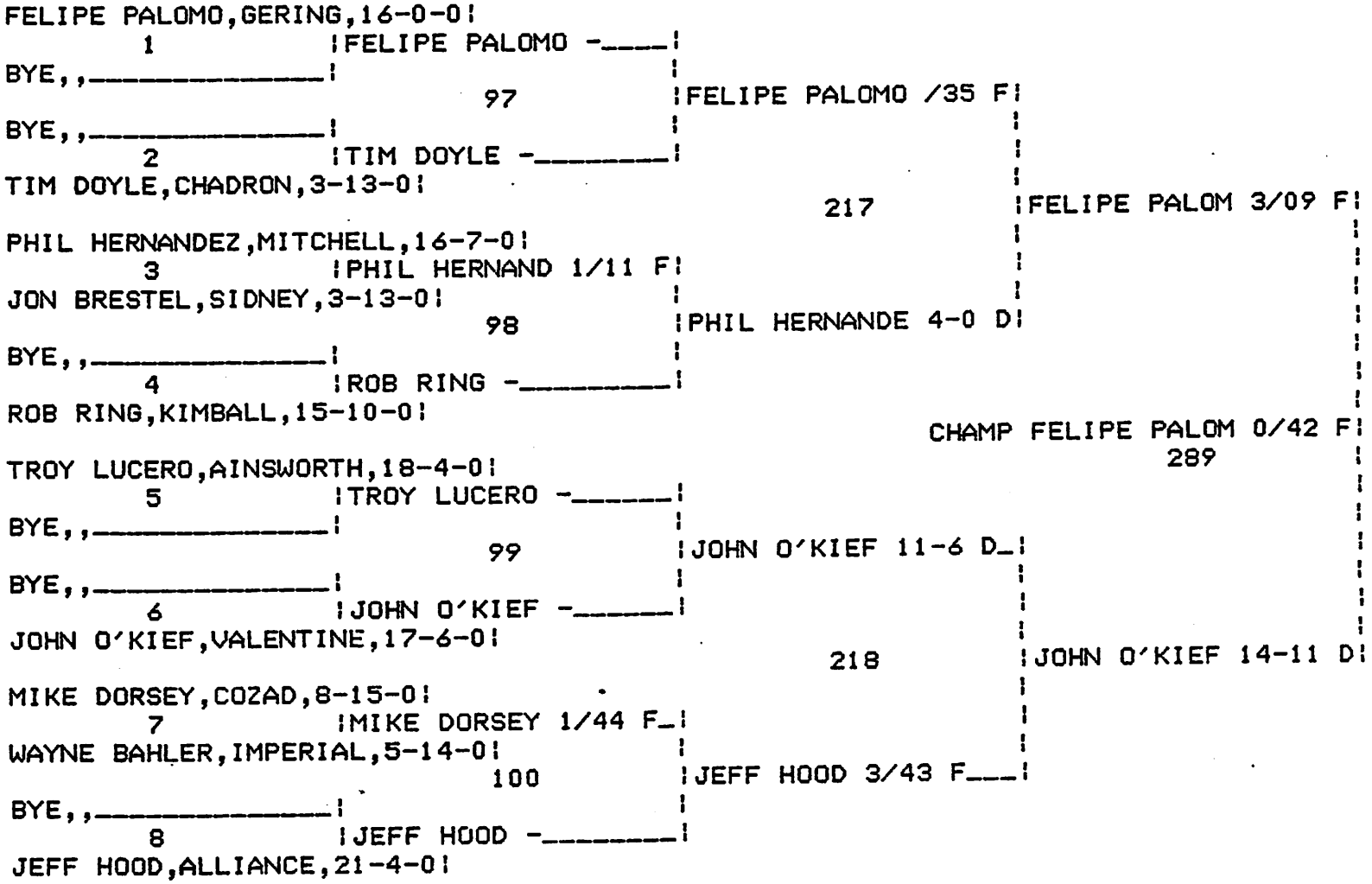


## CONSOLATION BRACKET 98 LBS. CLASS

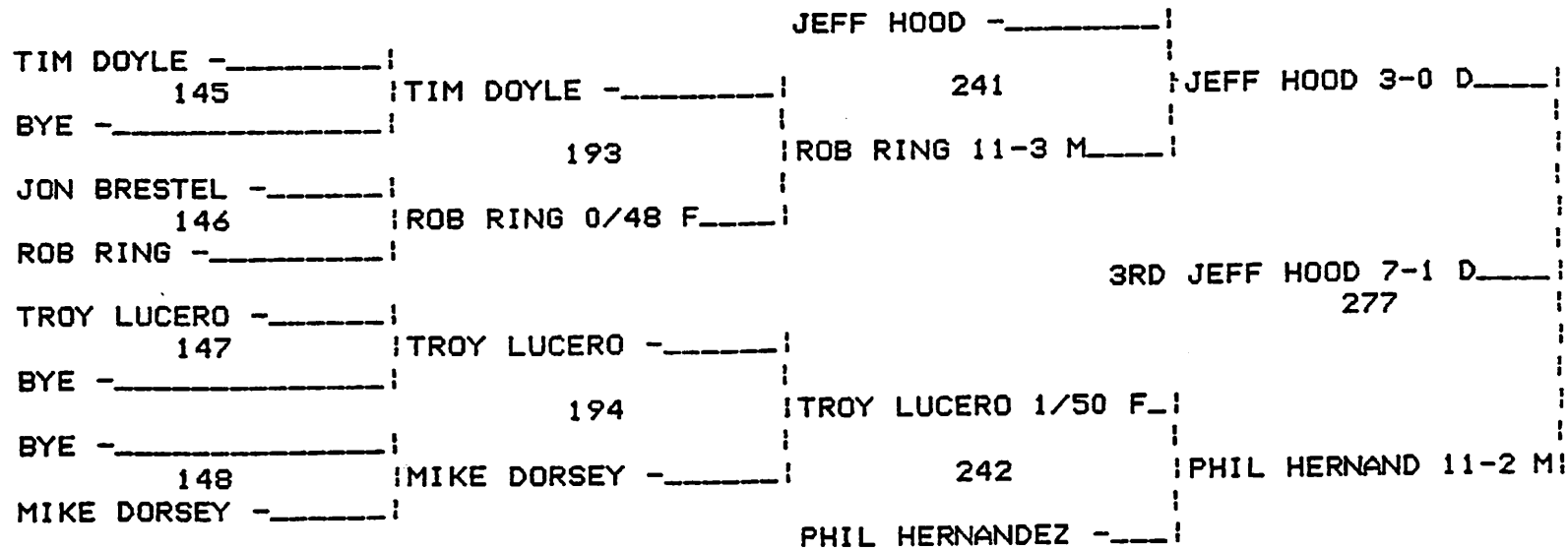

# B-4 DISTRICT TOURNAMENT

## CHAMPIONS BRACKET 105 LBS. CLASS

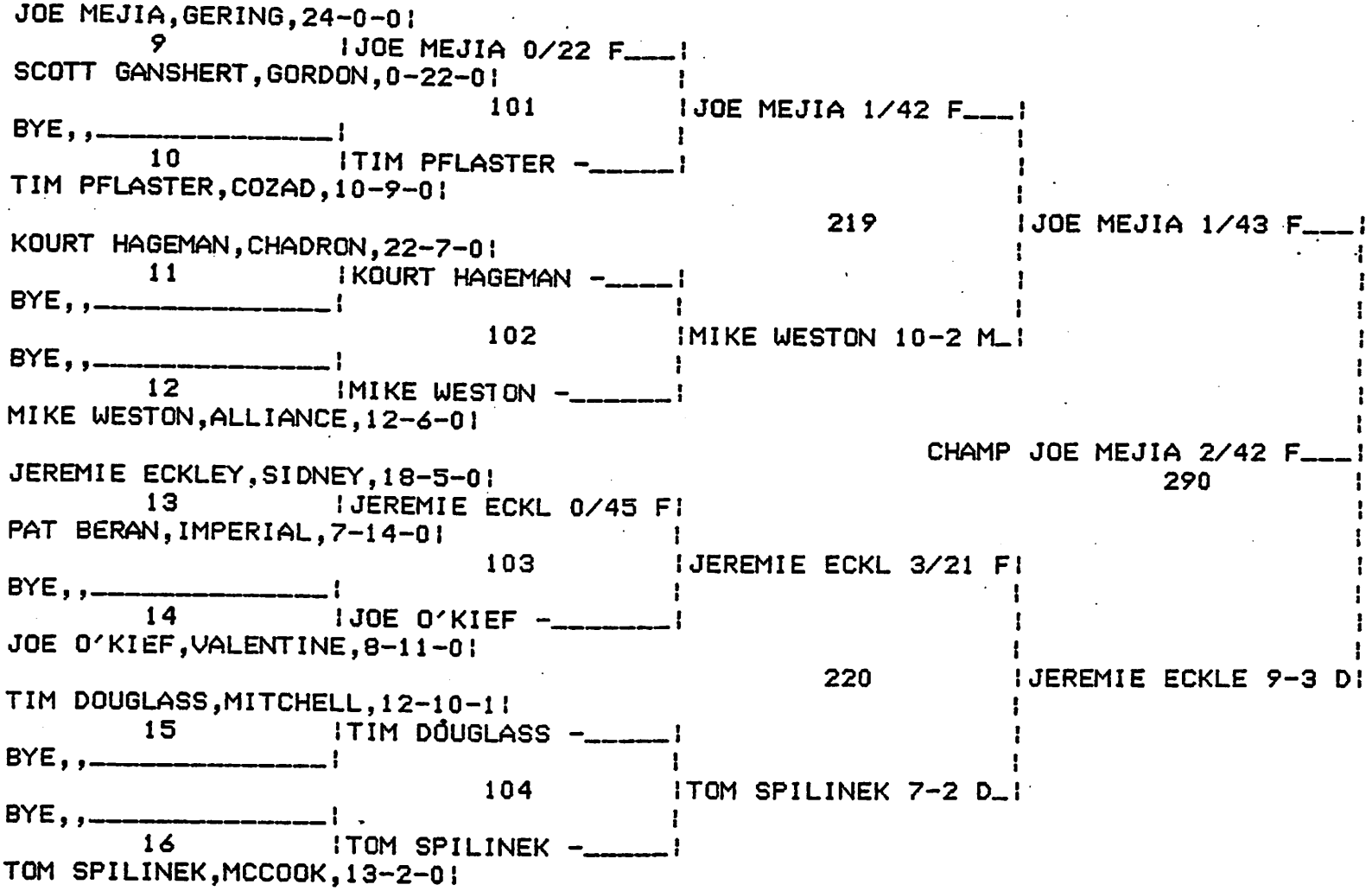


## CONSOLATION BRACKET 105 LBS. CLASS

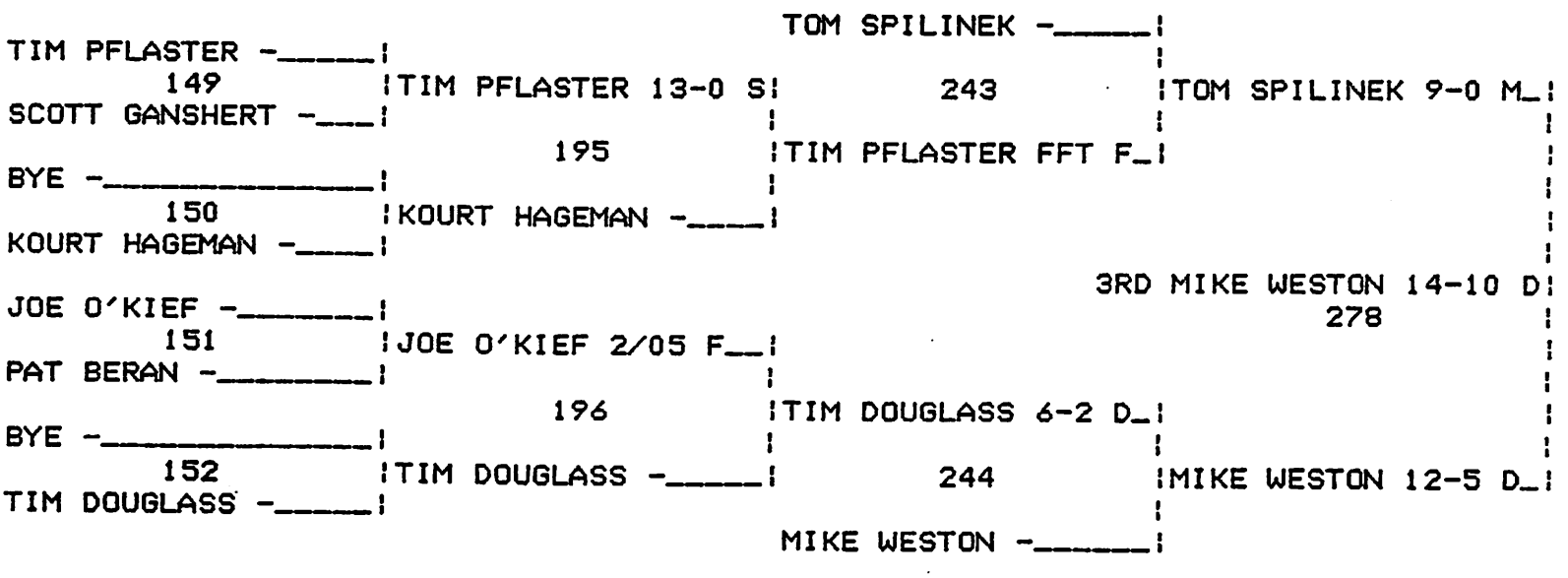

# B-4 DISTRICT TOURNAMENT

## CHAMPIONS BRACKET 112 LBS. CLASS

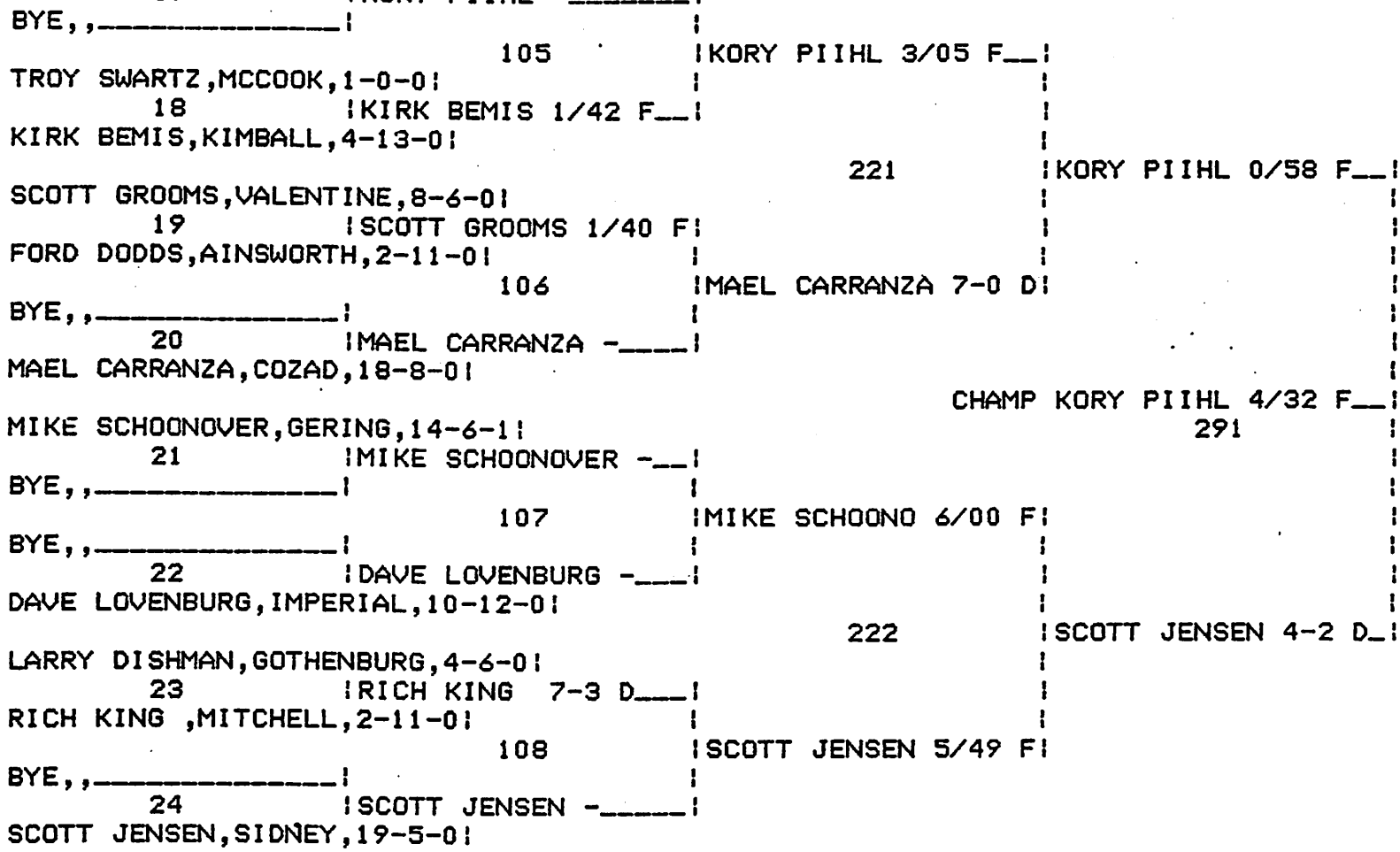


## CONSOLATION BRACKET 112 LBS. CLASS

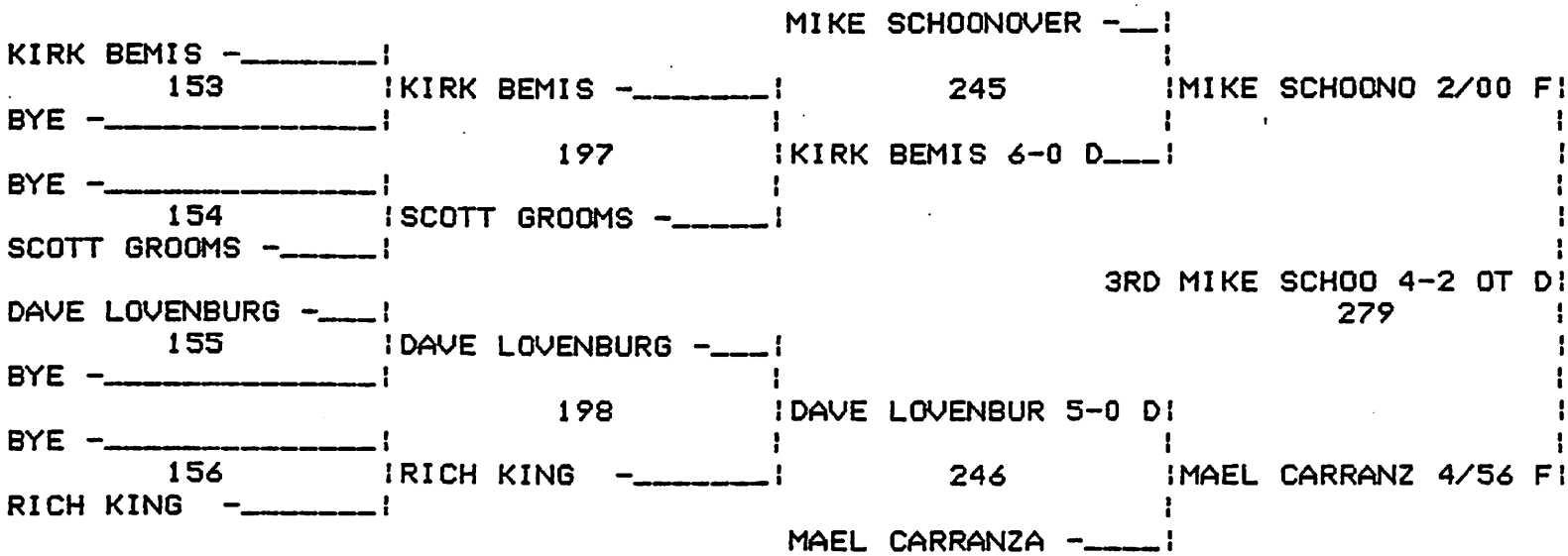

# B-4 DISTRICT TOURNAMENT

## CHAMPIONS BRACKET 119 LBS. CLASS

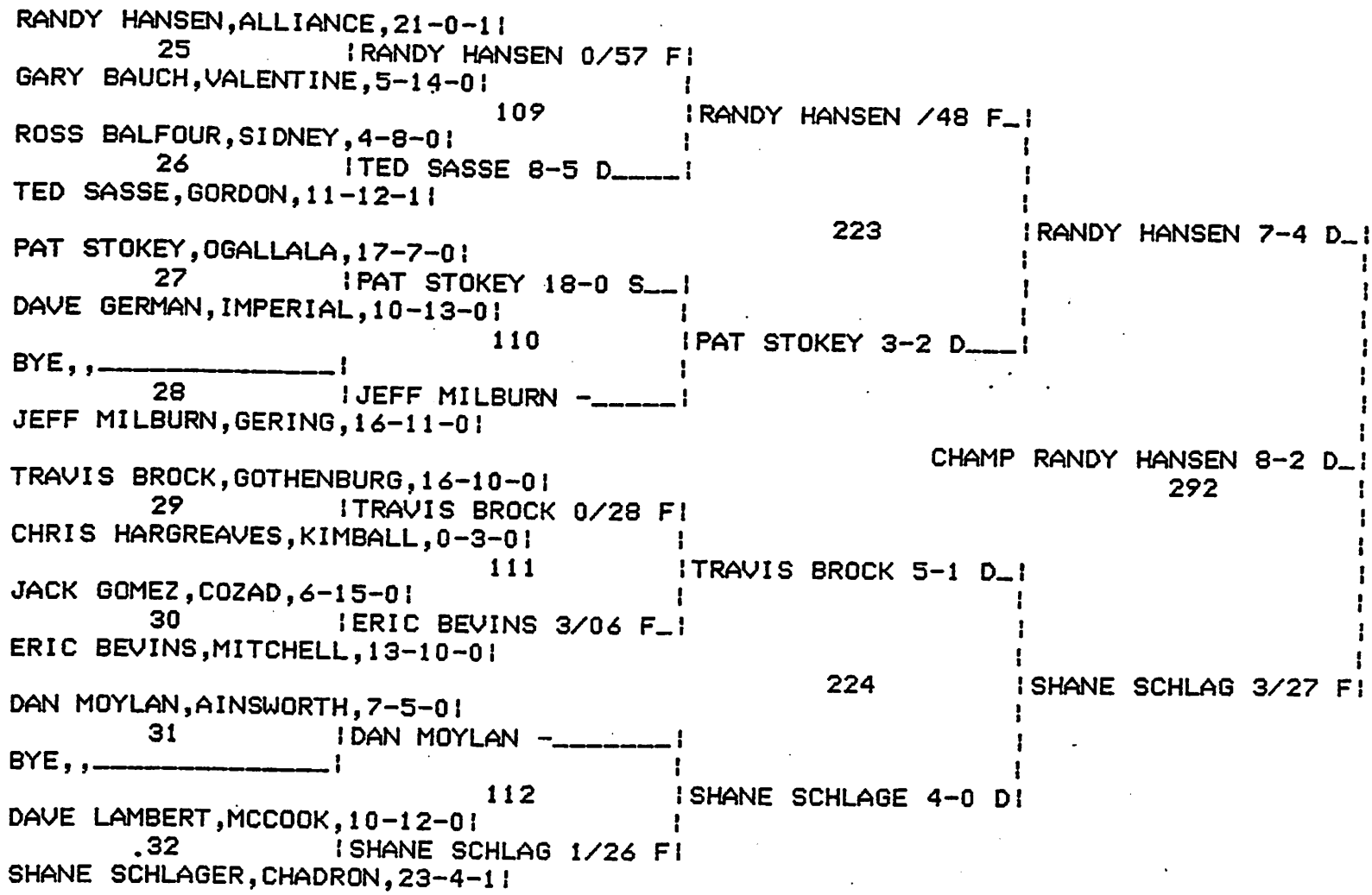


## CONSOLATION BRACKET 119 LBS. CLASS

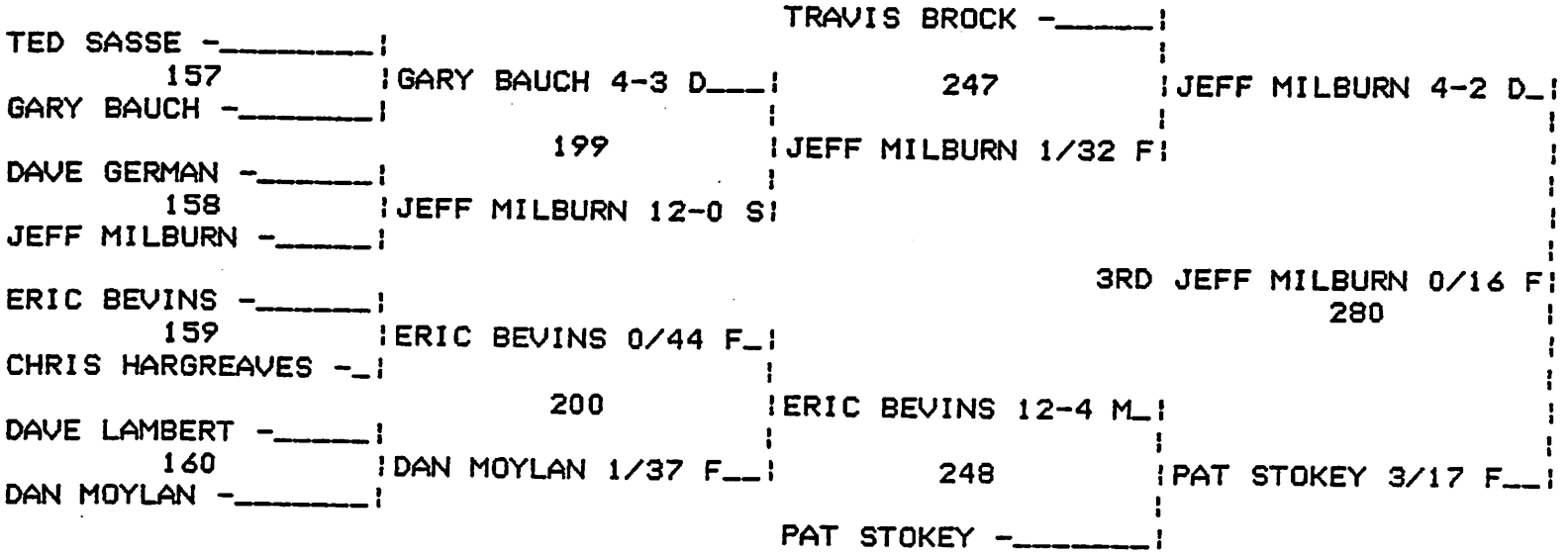

# B-4 DISTRICT TOURNAMENT

## CHAMPIONS BRACKET 126 LBS. CLASS




## CONSOLATION BRACKET 126 LBS. CLASS

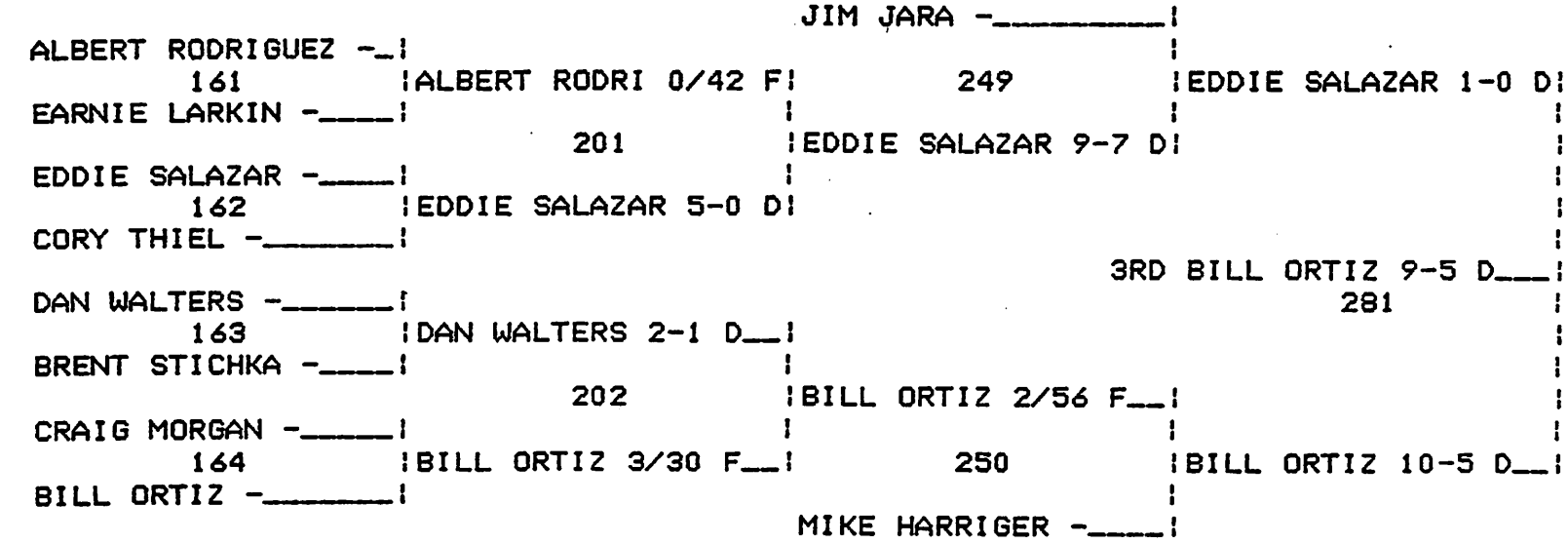

# B-4 DISTRICT TOURNAMENT

## CHAMPIONS BRACKET 132 LBS. CLASS

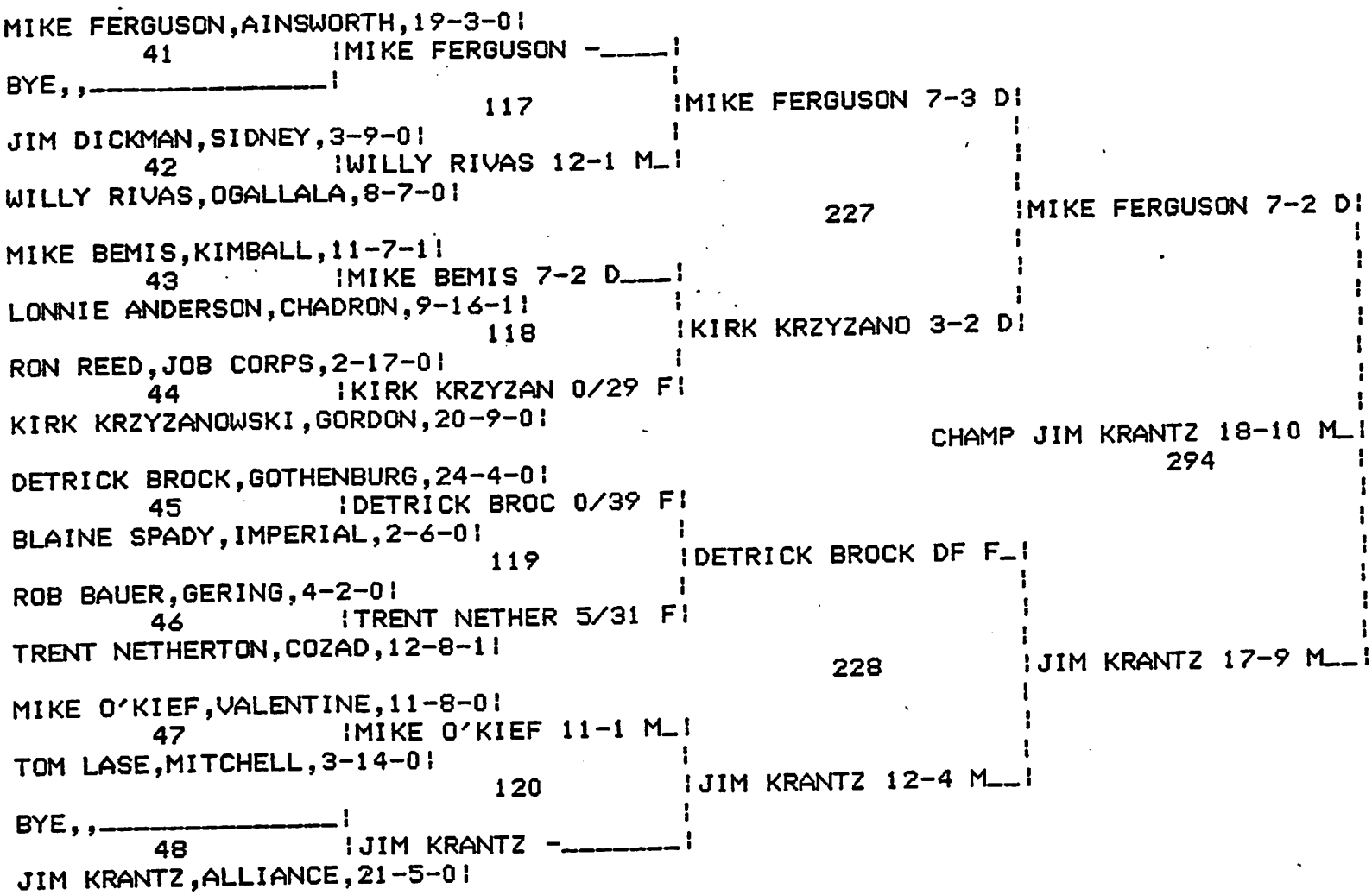


## CONSOLATION BRACKET 132 LBS. CLASS

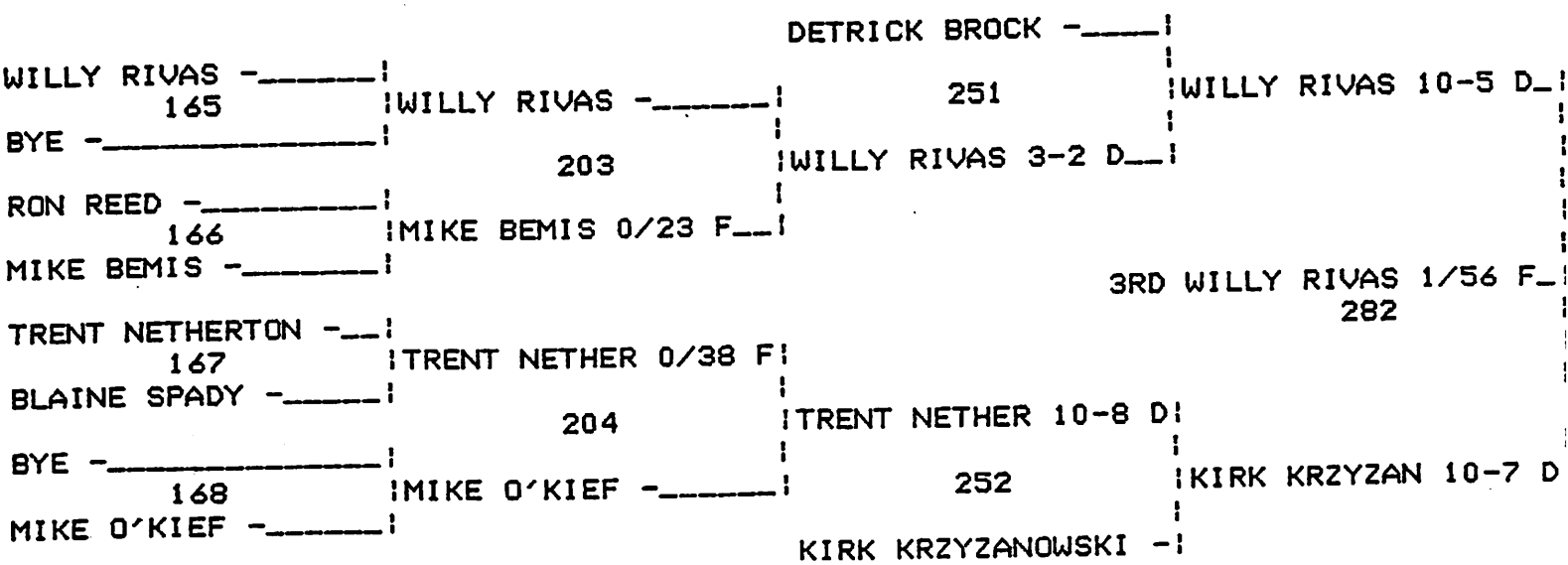

# B-4 DISTRICT TOURNAMENT

## CHAMPIONS BRACKET 167 LBS. CLASS

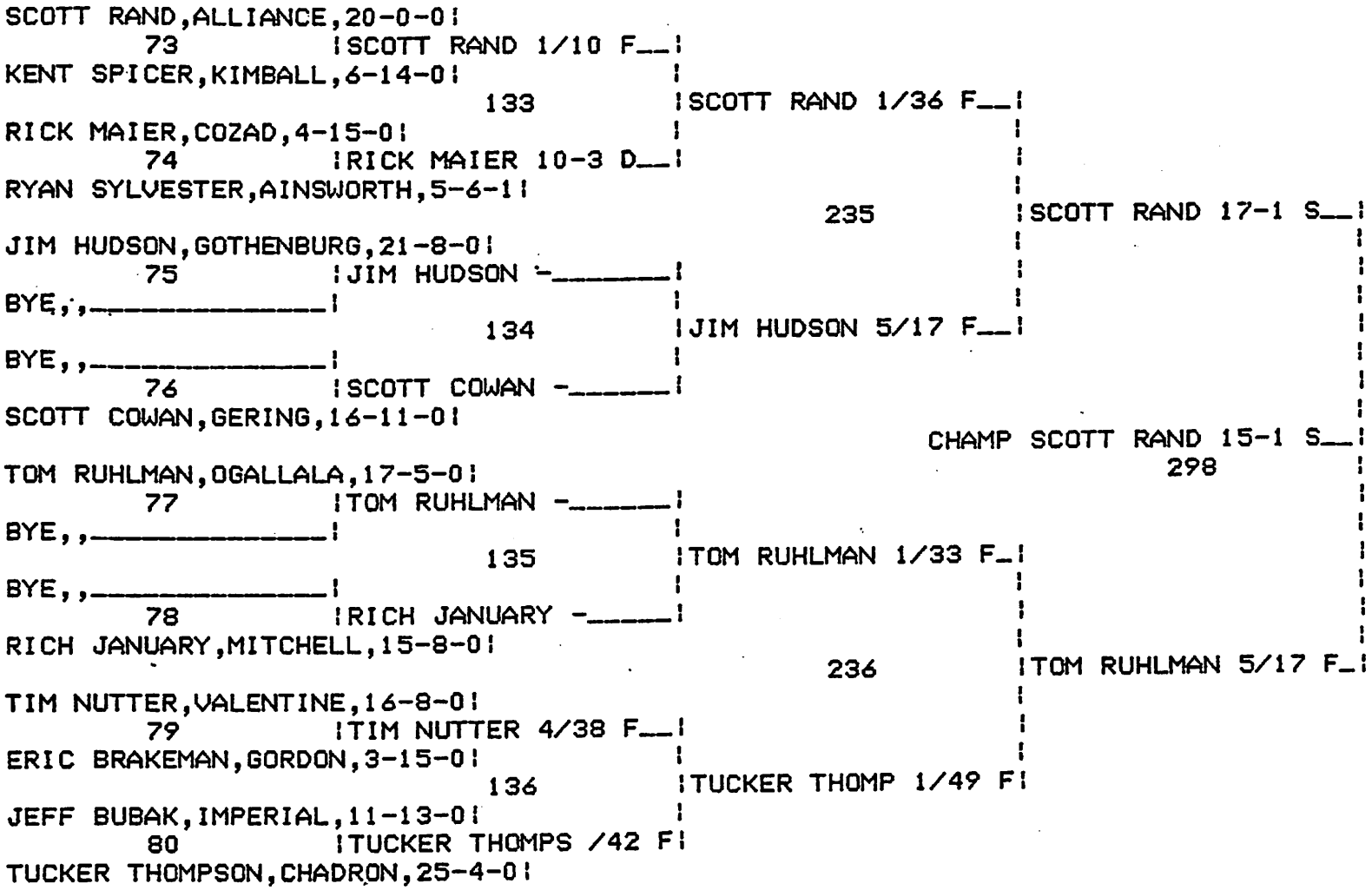


## CONSOLATION BRACKET 167 LBS. CLASS

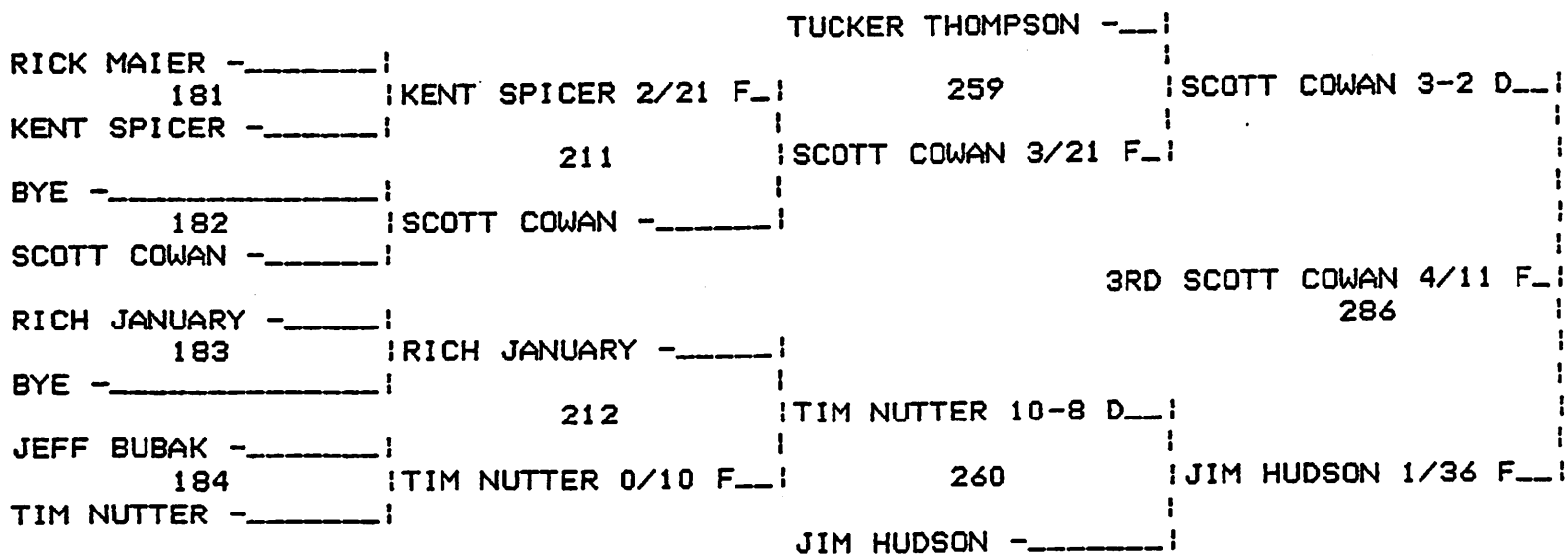

# B-4 DISTRICT TOURNAMENT

## CHAMPIONS BRACKET 185 LBS. CLASS




## CONSOLATION BRACKET 185 LBS. CLASS

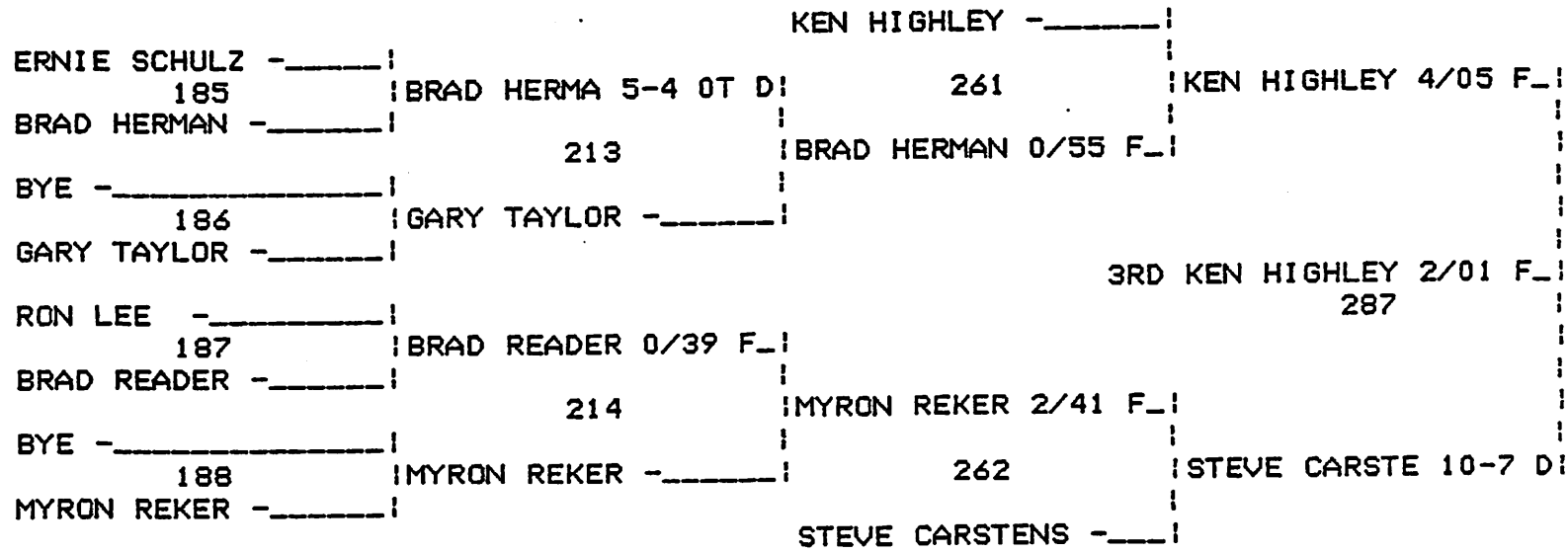

# B-4 DISTRICT TOURNAMENT

## CHAMPIONS BRACKET UNL LBS. CLASS

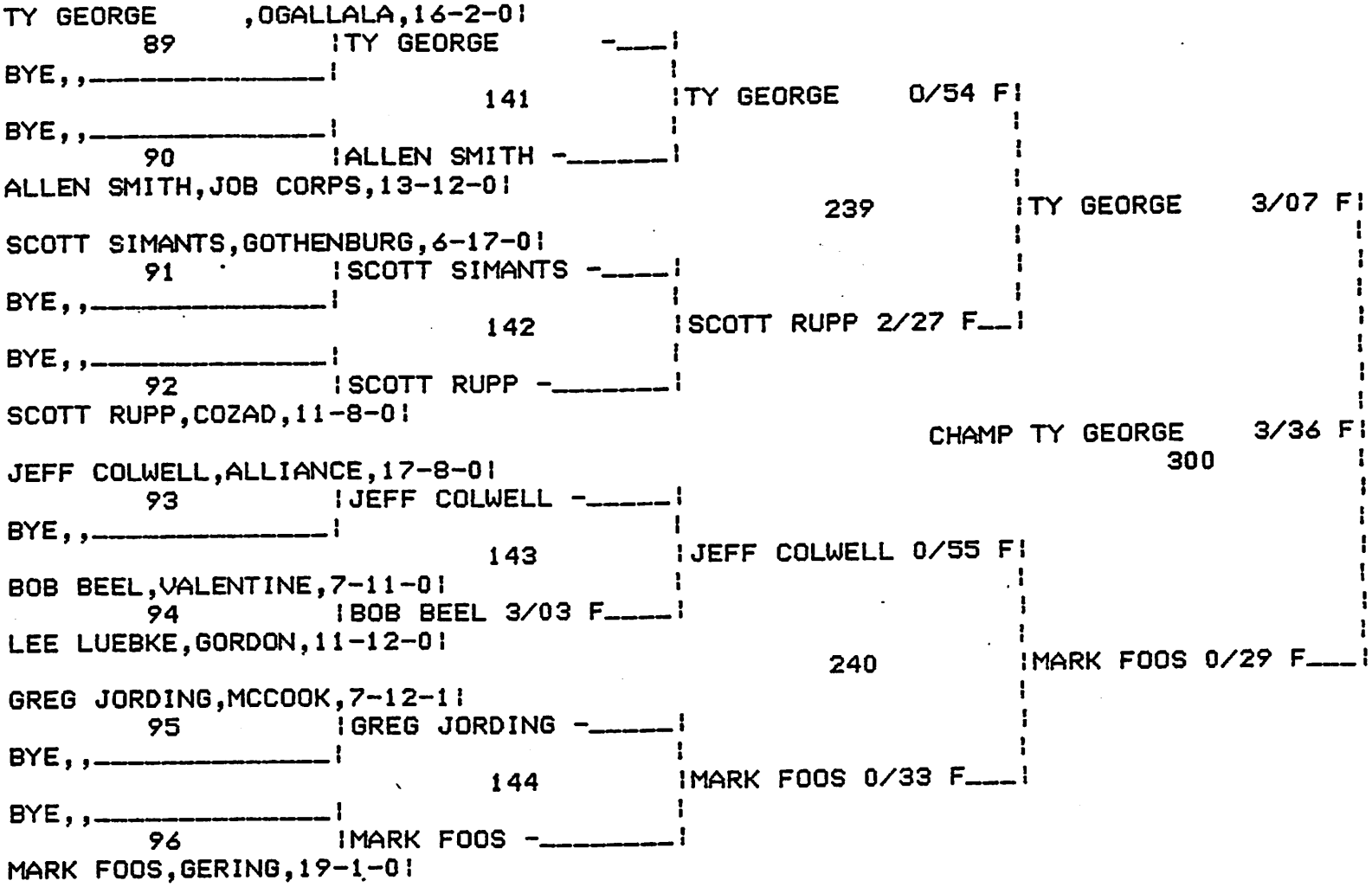


## CONSOLATION BRACKET UNL LBS. CLASS

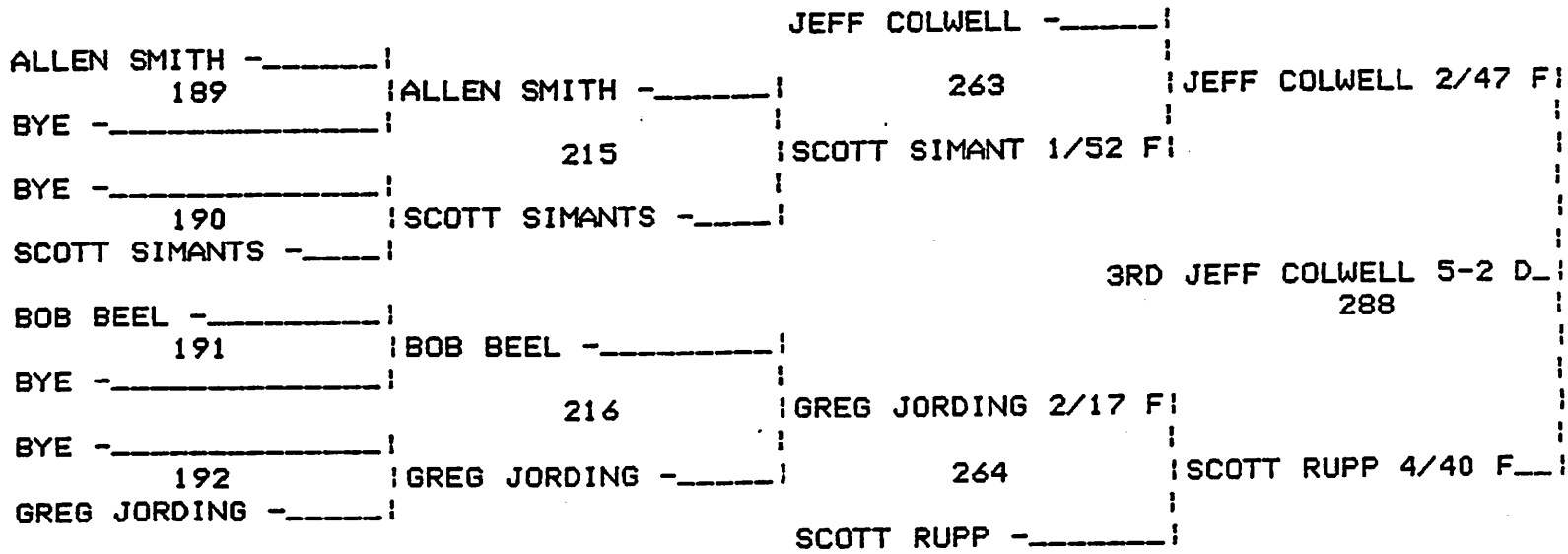

# Coca-Cola

INVITATIONAL

TOURNAMENT

Saturday, January 11, 1986

Wrestling begins at 9:30 a.m.

ALLIANCE BULLDOGS -- Pat Cullen

GERING BULLDOGS -- Chuck Deter

GOTHENBURG SWEDES -- Bryan Brede

IMPERIAL LONGHORNS -- LaVern Phelps

KIMBALL LONGHORNS -- David Christian

NORTH PLATTE BULLDOGS -- Duane Skiles

OGALLALA INDIANS -- Bart Boycheske

## TEAM SCORING

2 Points for advancements in championship bracket (except to 1st place)

1 Point for advancements in consolation bracket (except to 3rd place)

2 Points for each fall or technical fall.

2 Points for win by forfeit, default, or disqualification

1 Point for superior decision (win by difference of 12 or more points)

½ Point for major decision (win by difference of 8-11 points)

1st place = 14 team points
2nd place = 10 team points
3rd place = 7 team points
4th place = 4 team points

# PLACE WINNERS - 1986

98
Hood--Alliance
Reyes--Gering
Ring--Kimball
Kramer--North Platte

105
Mejia--Gering
Spilinek--McCook
Weston--Alliance
Little--North Platte

112
Piihl--Alliance
Schoonover--Gering
Springstead--Gothenburg
Guerra--North Platte

119
Hansen--Alliance
Brock--Gothenburg
Stokey--Ogallala
Milburn--Gering

126
Alvarado--Alliance
Jara--Ogallala
Vieyra--North Platte
Richard--Gering

132
Presher--Gering
Brock--Gothenburg
Krantz--Alliance
Cooper--North Platte

138
Holdeman--Alliance
Hoffmann--Ogallala
Kramer--Gering
Anthens--North Platte

145
Berger--Gering
Schnell--Alliance
Dishman--Gothenburg
Edwards--McCook

155
Fedderson--Alliance
Kuenle--Ogallala
Holdeman--North Platte
McConnel--McCook

167
Rand--Alliance
Ruhlman--Ogallala
Conan--Gering
Hudson--Gothenburg

185
Hoppens--Gering
Schulz--Ogallala
Timmermans--North Platte
Reader--Kimball

HWT
Foos--Gering
George--Ogallala
Colwell--Alliance
Holtz--North Platte

## TEAM SCORE

Alliance--193
Gering--178.5
Ogallala--112
North Platte--85
Gothenburg--67
McCook--34
Kimball--25.5
Imperial--8

98 LB. WT. CLASS







105 LB. WT. CLASS






## 112 LB. WT. CLASS

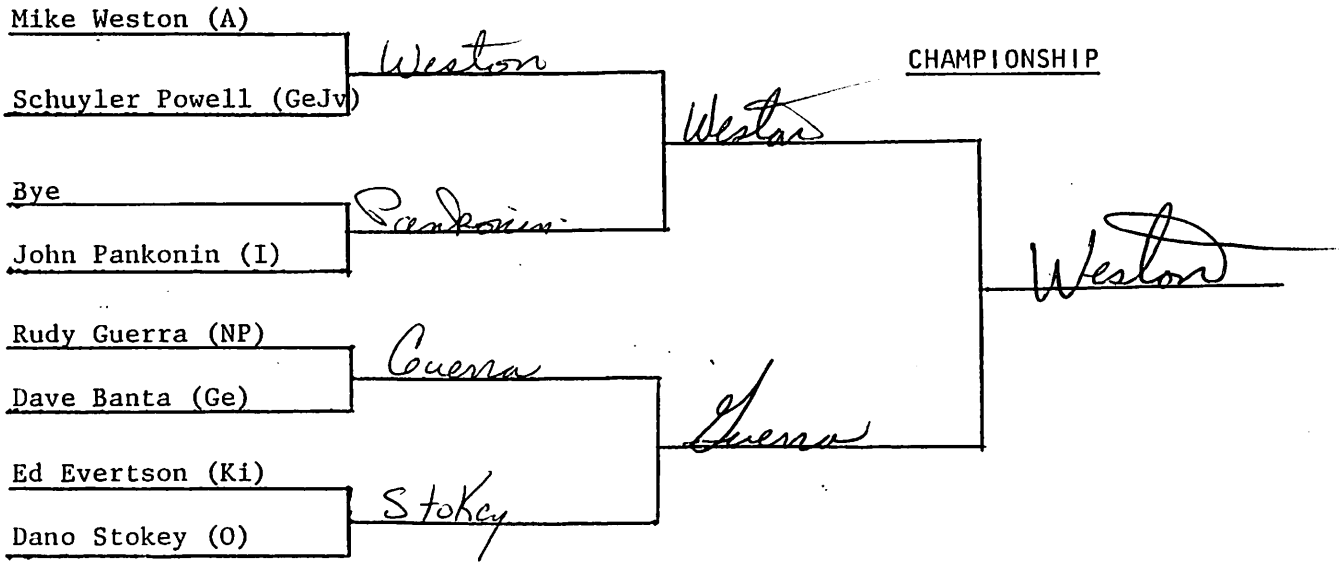





## 119 LB. WT. CLASS

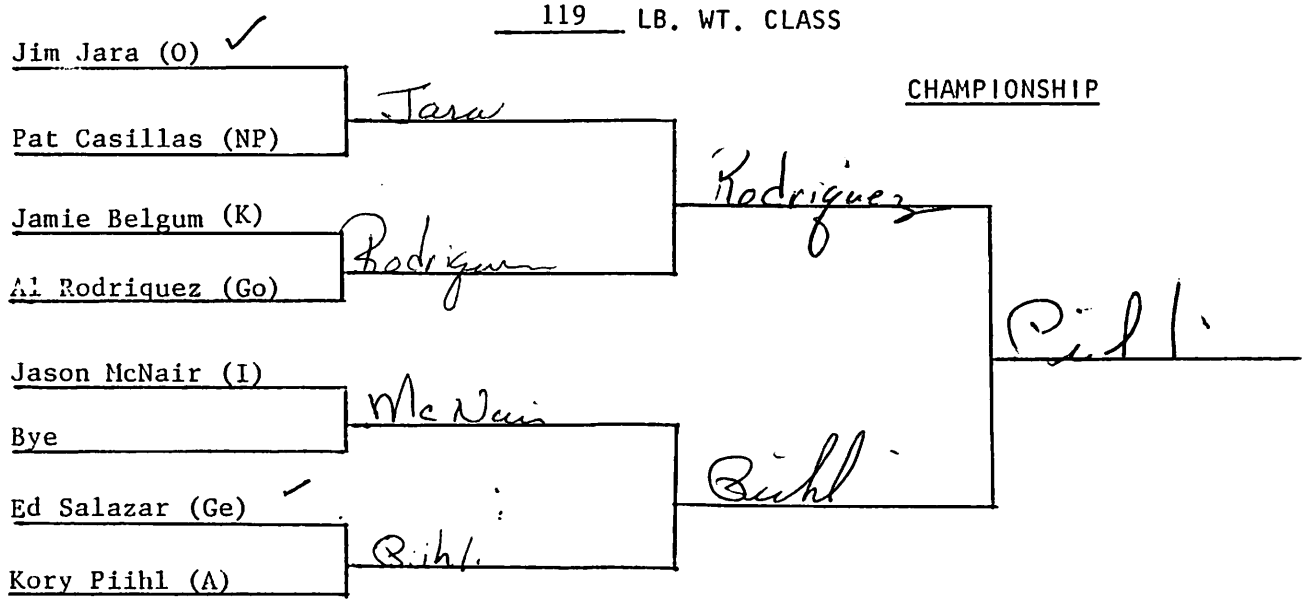




## 126 LB. WT. CLASS

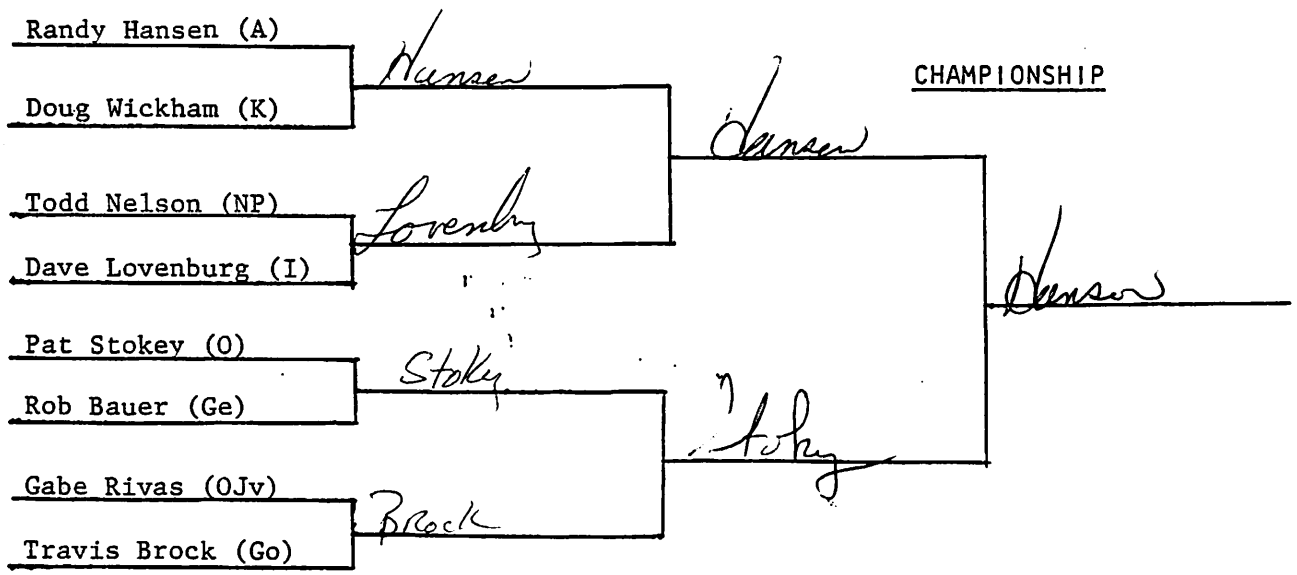


## 132 LB. WT. CLASS

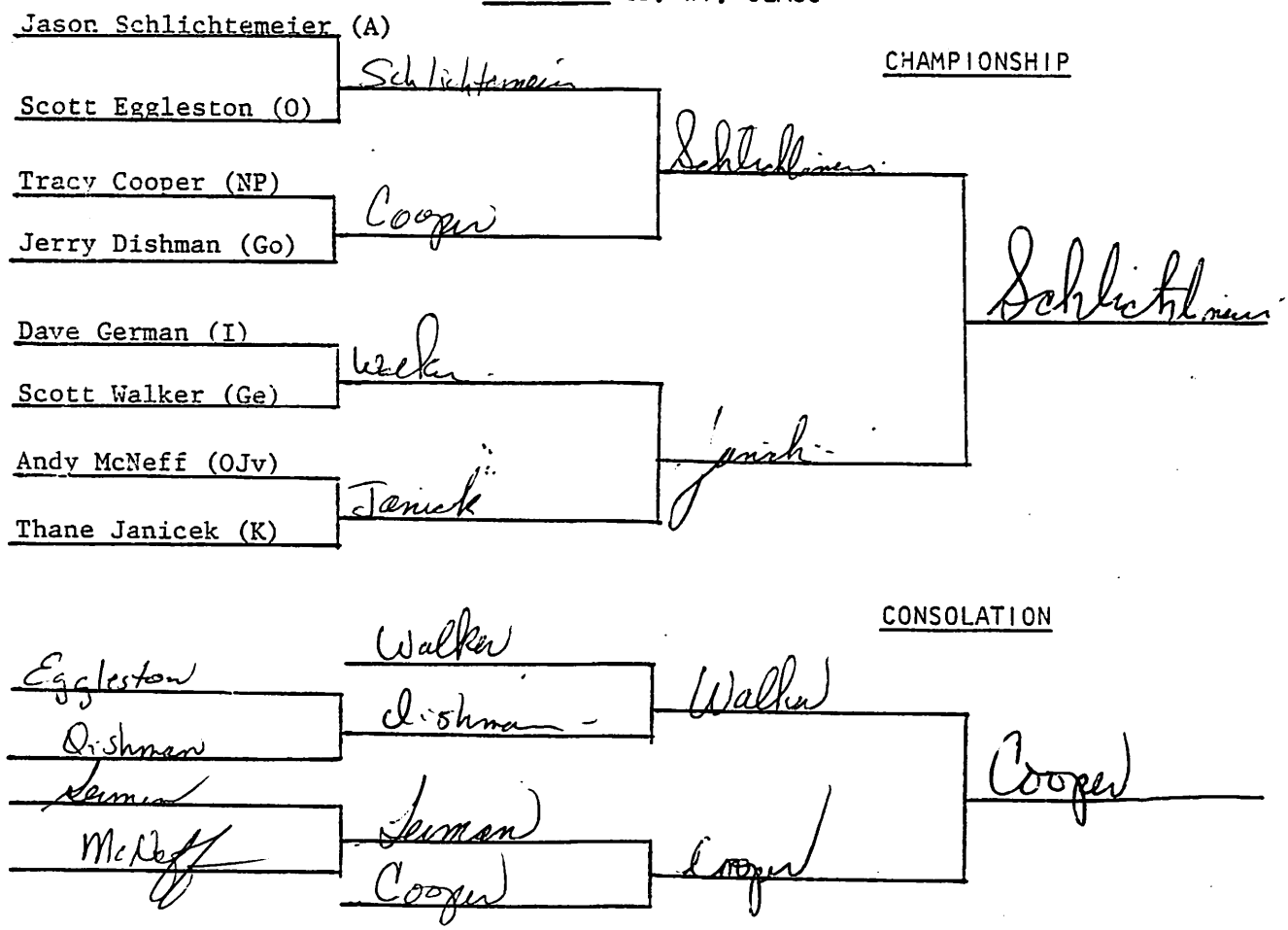

## 138 LB. WT. CLASS







## 145 LB. WT. CLASS






## 155 LB. WT. CLASS




## 167 LB. WT. CLASS

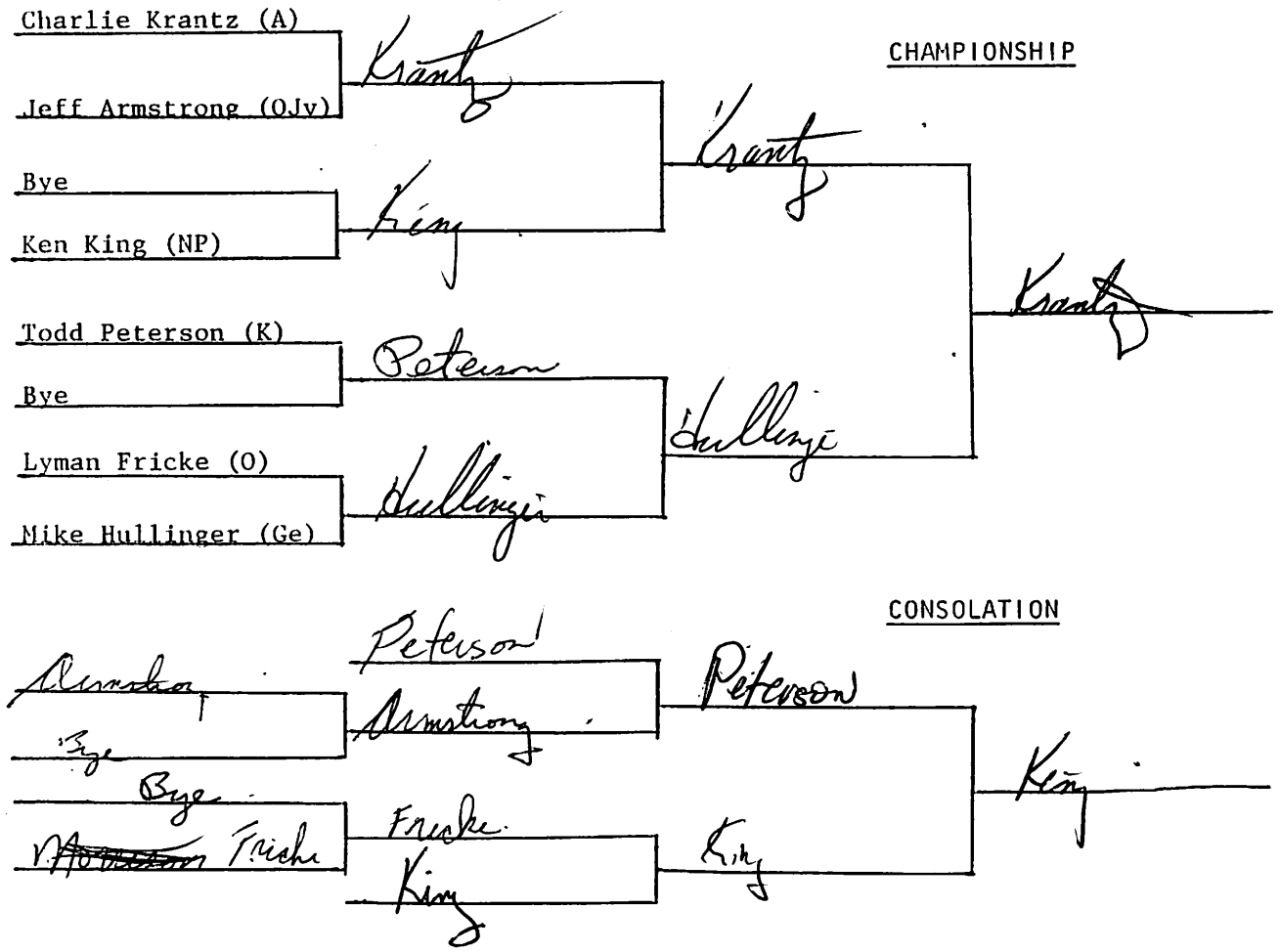

## 185 LB. WT. CLASS

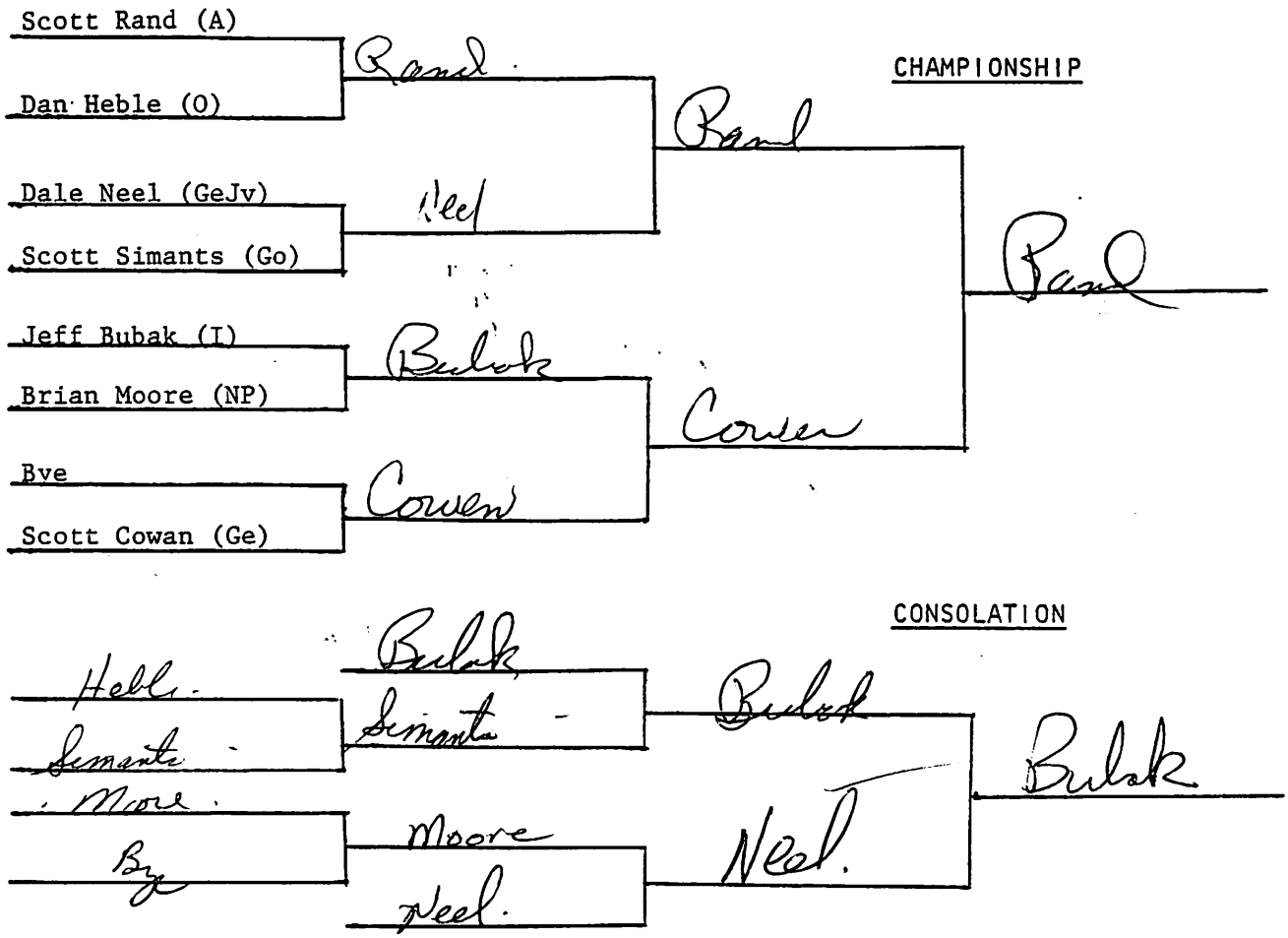


## HWT LB. WT. CLASS



Alliance 235
Gering 134
North Platte 116
Kimball 80
Ogallala 66½
Bothenburg 47½
Imperial 29½
Ogal. J.V. 9

CHASE COUNTY INVITATIONAL
TEAM RANKINGS

13

1. OG - 153
2. COZ - 120.5
3. HY - 75.5
4. MCC - 69
5. CAM - 45
6. BC - 37
7. HER - 36
8. CCHS - 34
9. HAX - 20
10. CAL - 18
11. WR - 0

CHASE COUNTY INVITATIONAL - 5

CHAMPIONS BRACKET 98 LBS. CLASS

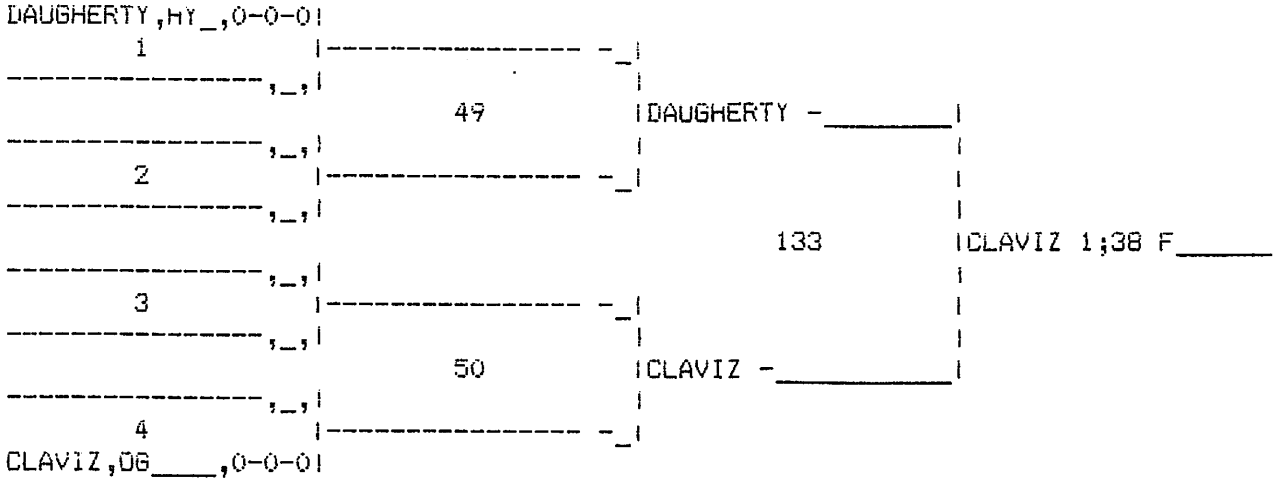


CONSOLATION BRACKET 98 LBS. CLASS

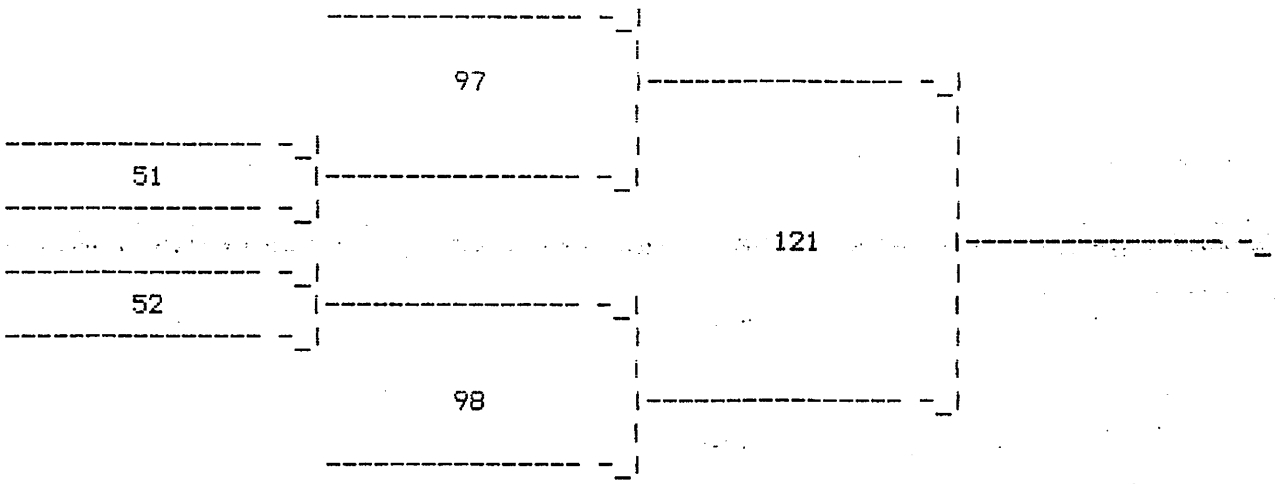


98 LBS. CLASS RESULTS.

DAUGHERTY - HY 0-1-0: 10 PTS.
CLAVIZ - OG 1-0-0: 16 PTS.

1 CLAVIZ - OG - 1;38 F
2 DAUGHERTY - HY - -

CHASE COUNTY INVITATIONAL - B

CHAMPIONS BRACKET 105 LBS. CLASS

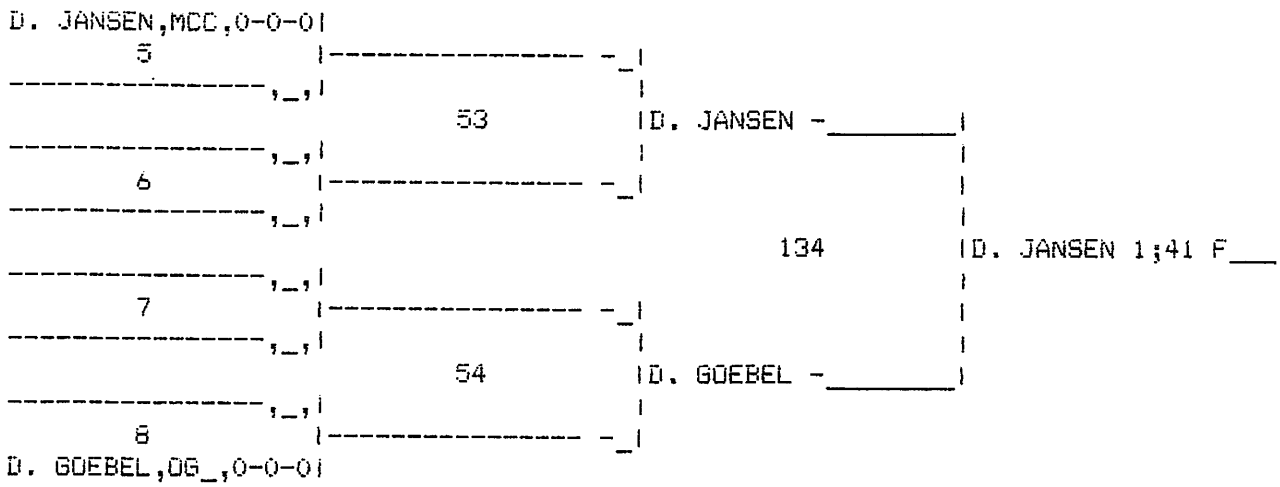


CONSOLATION BRACKET 105 LBS. CLASS

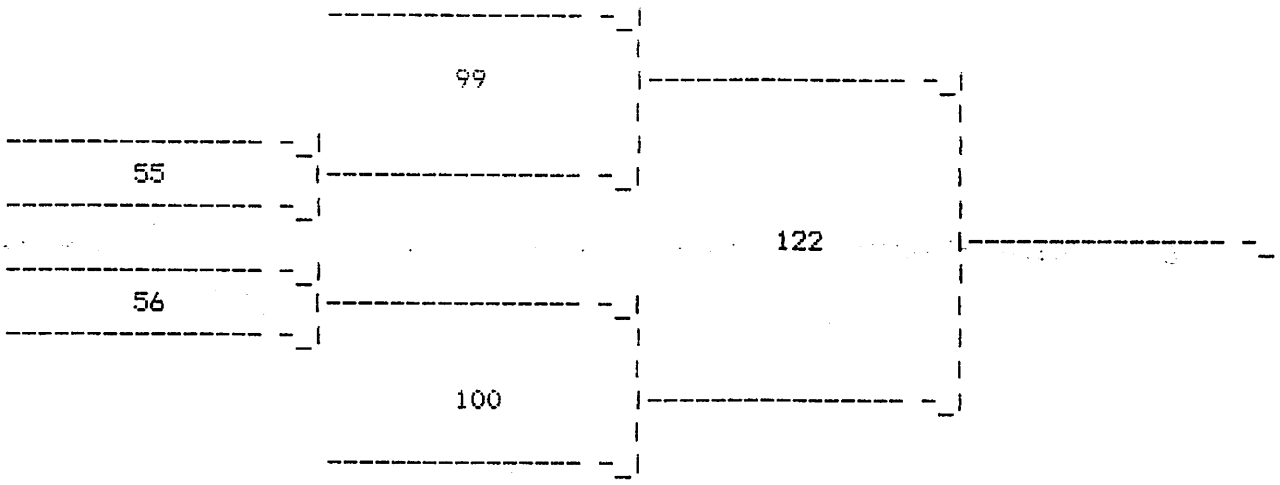


105 LBS. CLASS RESULTS.

D. JANSEN - MCC 1-0-0: 16 PTS.
D. GOEBEL - OG 0-1-0: 10 PTS.

1 D. JANSEN - MCC - 1;41 F
2 D. GOEBEL - OG - -

CHASE COUNTY INVITATIONAL

CHAMPIONS BRACKET 112 LBS. CLASS

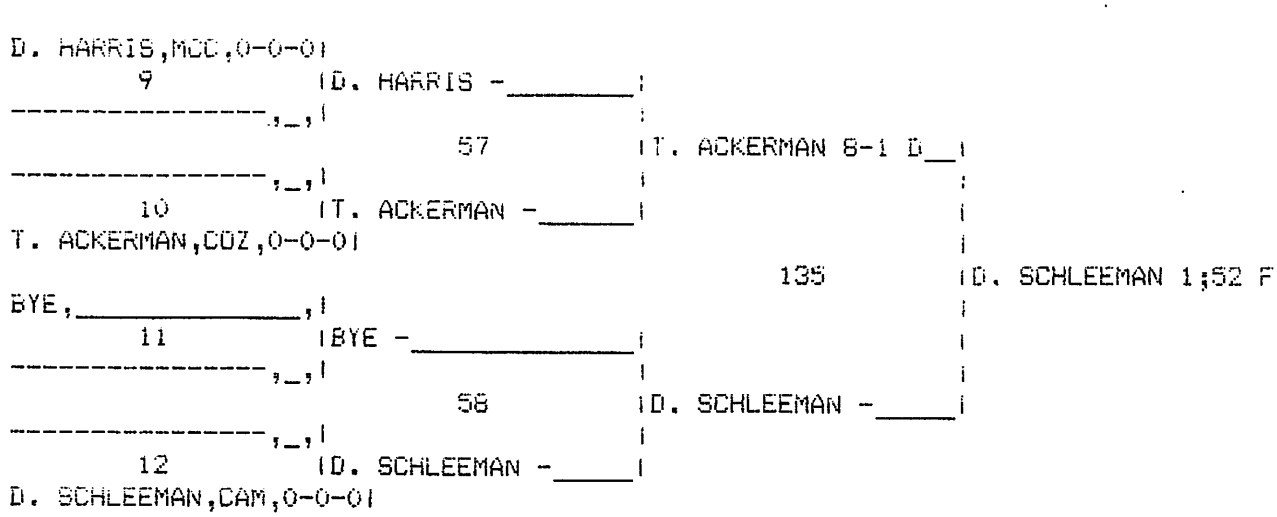


CONSOLATION BRACKET 112 LBS. CLASS

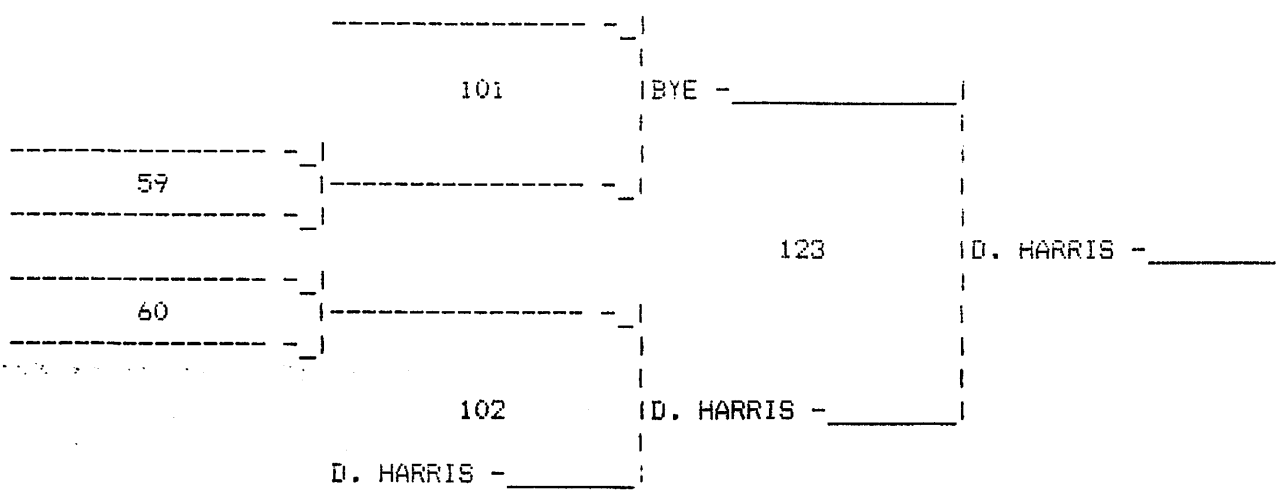


112 LBS. CLASS RESULTS.

D. HARRIS - MCC 0-1-0: 7 PTS.
D. SCHLEEMAN - CAM 1-0-0: 18 PTS.
T. ACKERMAN - COZ 1-1-0: 12 PTS.

1 D. SCHLEEMAN - CAM - 1;52 F
2 T. ACKERMAN - COZ - -
3 D. HARRIS - MCC - -

CHASE COUNTY INVITATIONAL

CHAMPIONS BRACKET 119 LBS. CLASS B

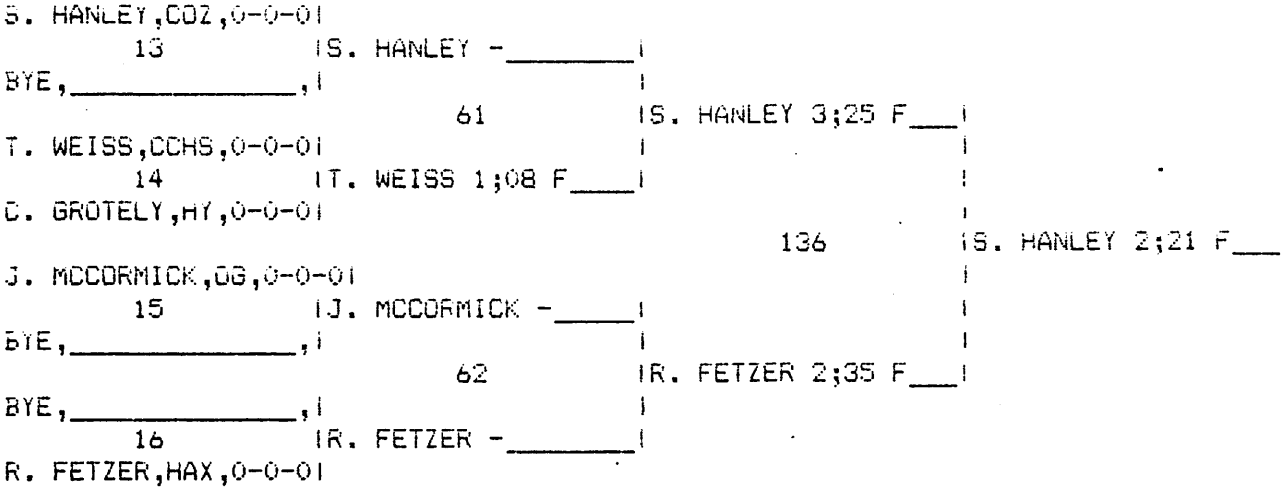


CONSOLATION BRACKET 119 LBS. CLASS

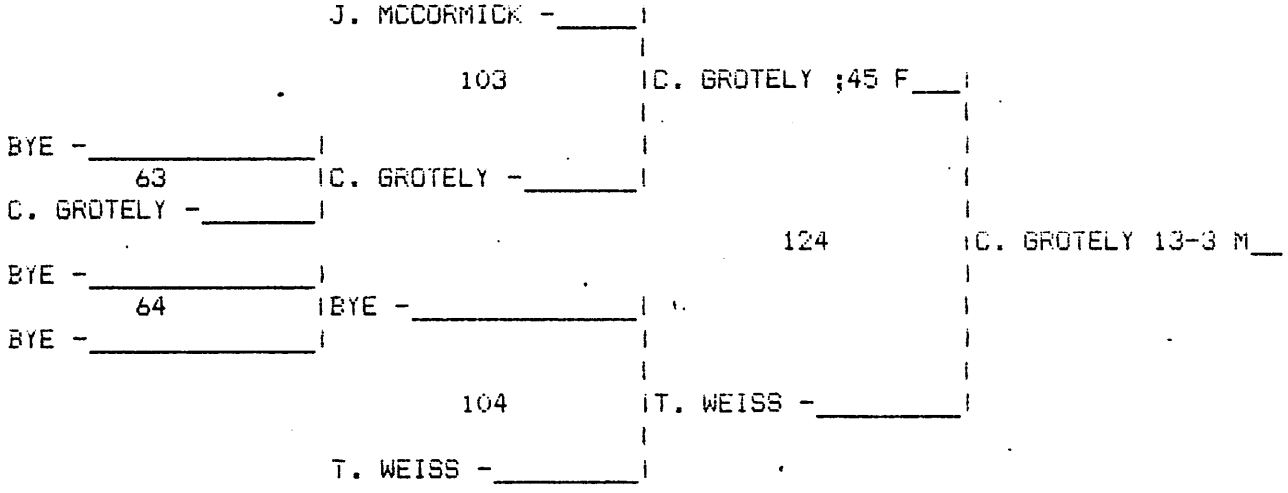


119 LBS. CLASS RESULTS.

S. HANLEY - COZ 2-0-0: 22 PTS.
R. FETZER - HAX 1-1-0: 16 PTS.
J. MCCORMICK - OG 0-2-0: 0 PTS.
C. GROTELY - HY 2-1-0: 11.5 PTS.
T. WEISS - CCHS 1-2-0: 8 PTS.

1 S. HANLEY - COZ - 2;21 F
2 R. FETZER - HAX - -
3 C. GROTELY - HY - 13-3 M
4 T. WEISS - CCHS - -

B-

# CHASE COUNTY INVITATIONAL

## CHAMPIONS BRACKET 126 LBS. CLASS

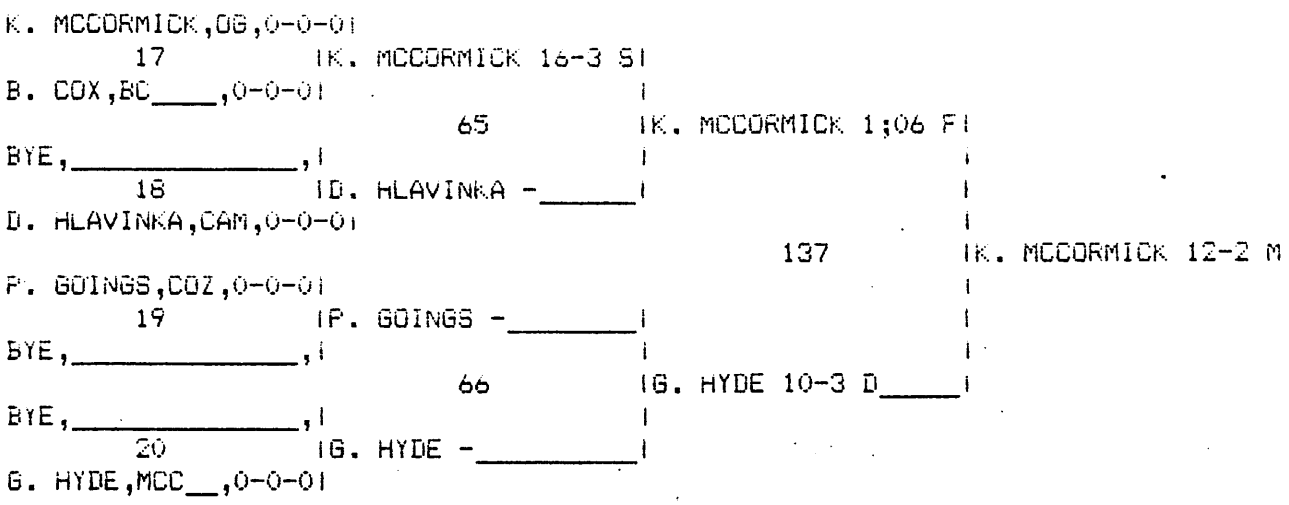


## CONSOLATION BRACKET 126 LBS. CLASS

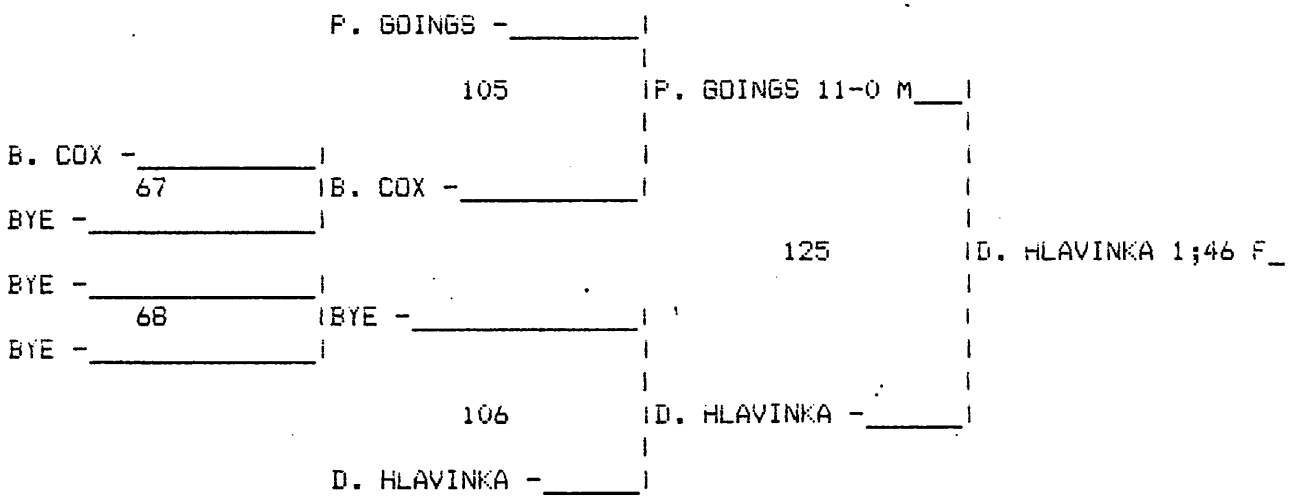


126 LBS. CLASS RESULTS.

K. MCCORMICK - OG 3-0-0: 21.5 PTS.
G. HYDE - MCC 1-1-0: 14 PTS.
P. GOINGS - COZ 1-2-0: 5.5 PTS.
D. HLAVINKA - CAM 1-1-0: 10 PTS.
B. COX - BC 0-2-0: 0 PTS.

1 K. MCCORMICK - OG - 12-2 M
2 G. HYDE - MCC - -
3 D. HLAVINKA - CAM - 1;46 F
4 P. GOINGS - COZ - -

B-

CHASE COUNTY INVITATIONAL

CHAMPIONS BRACKET 132 LBS. CLASS

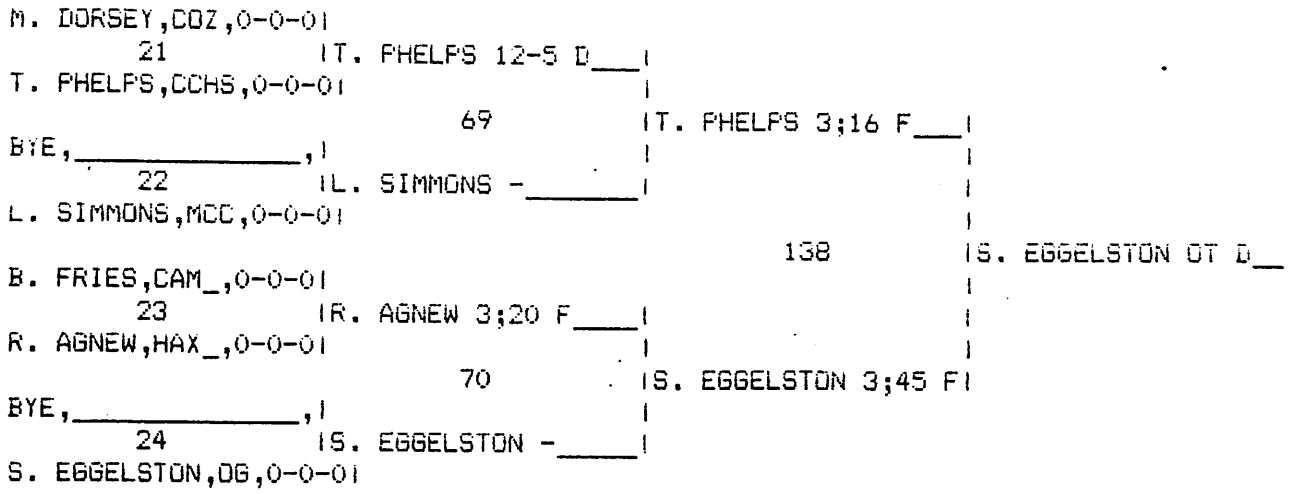


CONSOLATION BRACKET 132 LBS. CLASS

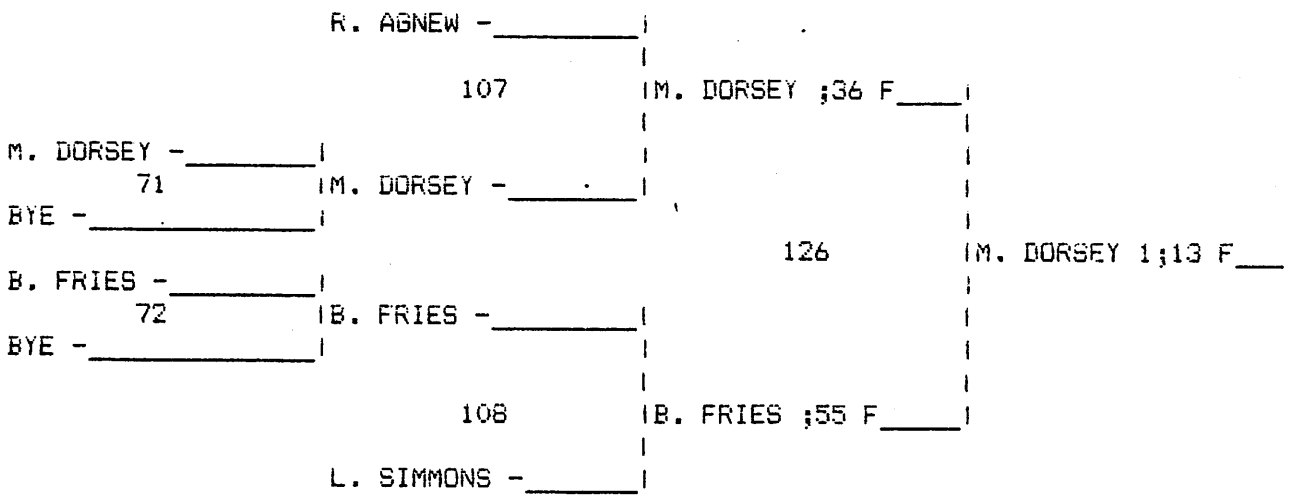


132 LBS. CLASS RESULTS.

M. DORSEY - COZ 2-1-0: 13 PTS.
S. EGGELSTON - DG 2-0-0: 20 PTS.
B. FRIES - CAM 1-2-0: 8 PTS.
L. SIMMONS - MCC 0-2-0: 0 PTS.
R. AGNEW - HAX 1-2-0: 4 PTS.
T. PHELPS - CCHS 2-1-0: 16 PTS.

1 S. EGGELSTON - DG - OT D
2 T. PHELPS - CCHS - -
3 M. DORSEY - COZ - 1;13 F
4 B. FRIES - CAM - -

B

CHASE COUNTY INVITATIONAL

CHAMPIONS BRACKET 138 LBS. CLASS

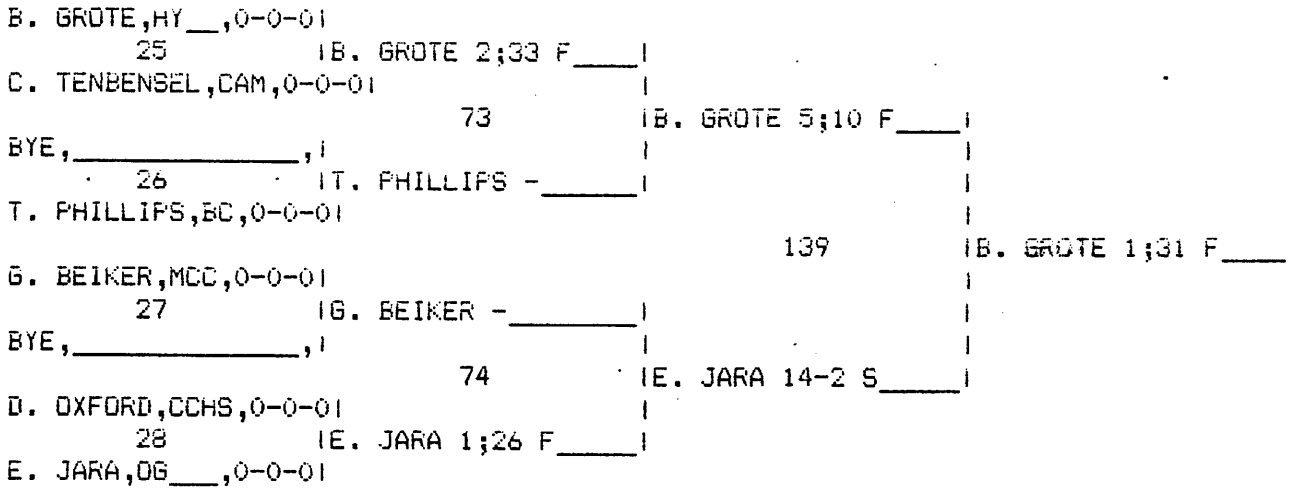


CONSOLATION BRACKET 138 LBS. CLASS

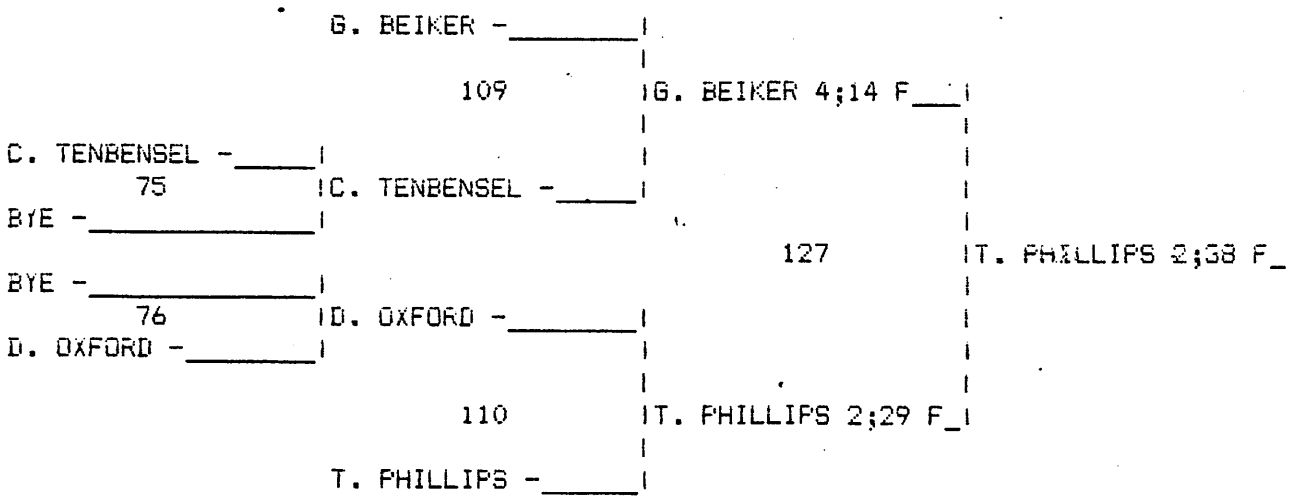


138 LBS. CLASS RESULTS.

B. GROTE - HY 3-0-0: 24 PTS.
E. JARA - OG 2-1-0: 17 PTS.
G. BEIKER - MCC 1-2-0: 7 PTS.
T. PHILLIPS - BC 2-1-0: 12 PTS.
D. OXFORD - CCHS 0-2-0: 0 PTS.
C. TENBENSEL - CAM 0-2-0: 0 PTS.

1 B. GROTE - HY - 1;31 F
2 E. JARA - OG - -
3 T. PHILLIPS - BC - 2;38 F
4 G. BEIKER - MCC - -

B-

# CHASE COUNTY INVITATIONAL

## CHAMPIONS BRACKET 145 LBS. CLASS

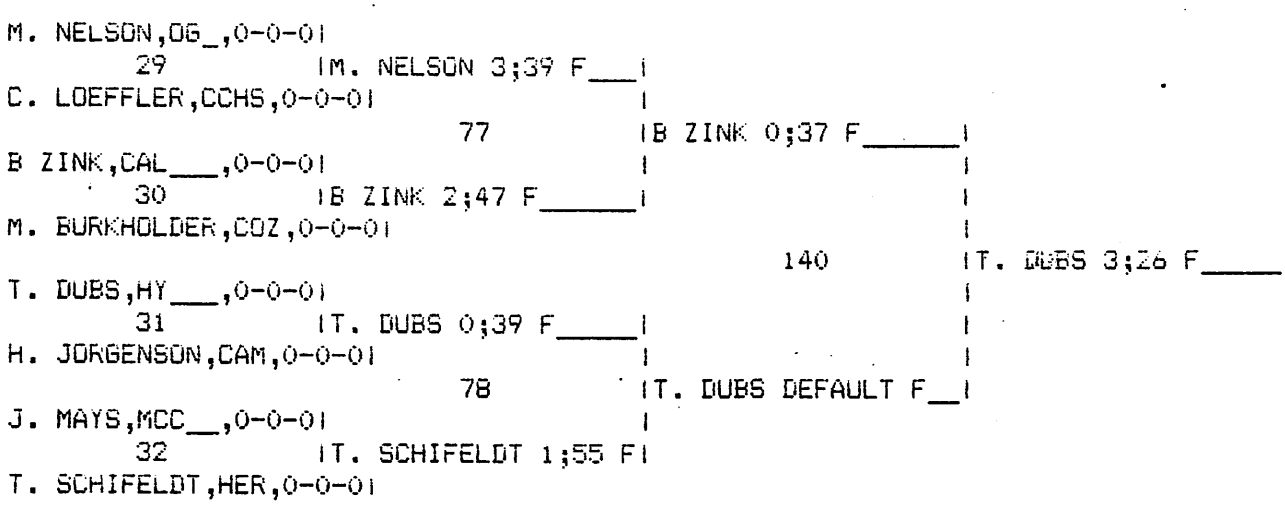


## CONSOLATION BRACKET 145 LBS. CLASS

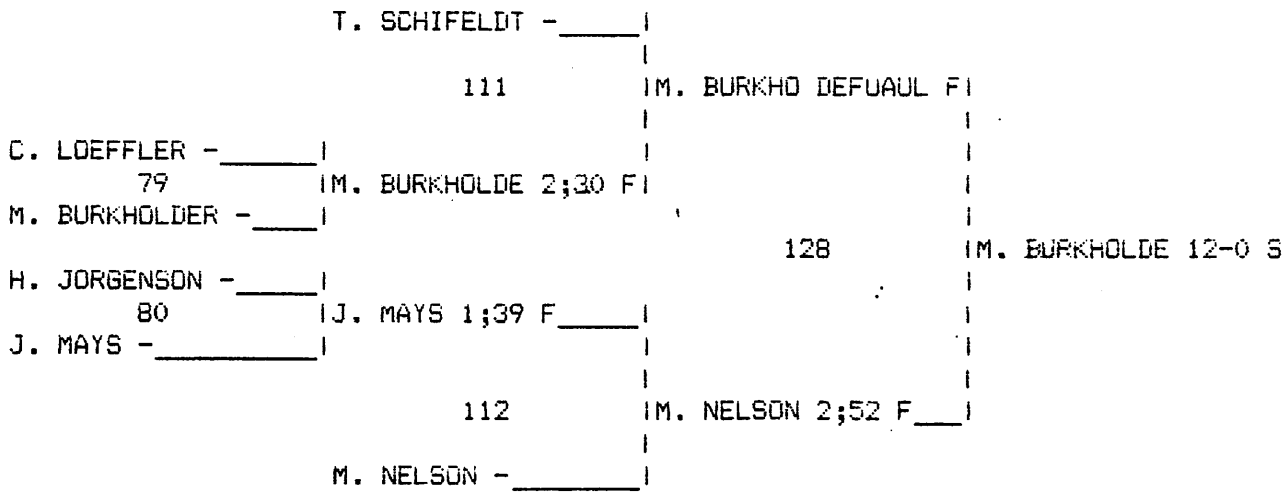


145 LBS. CLASS RESULTS.

M. NELSON - OG 2-2-0: 11 PTS.
T. SCHIFELDT - HER 1-2-0: 4 PTS.
T. DUBS - HY 3-0-0: 24 PTS.
M. BURKHOLDER - COZ 3-1-0: 14 PTS.
B ZINK - CAL 2-1-0: 18 PTS.
H. JORGENSON - CAM 0-2-0: 0 PTS.
J. MAYS - MCC 1-2-0: 3 PTS.
C. LOEFFLER - CCHS 0-2-0: 0 PTS.

1 T. DUBS - HY - 3;26 F
2 B ZINK - CAL - -
3 M. BURKHOLDER - COZ - 12-0 S
4 M. NELSON - OG - -

B-

# CHASE COUNTY INVITATIONAL

## CHAMPIONS BRACKET 155 LBS. CLASS

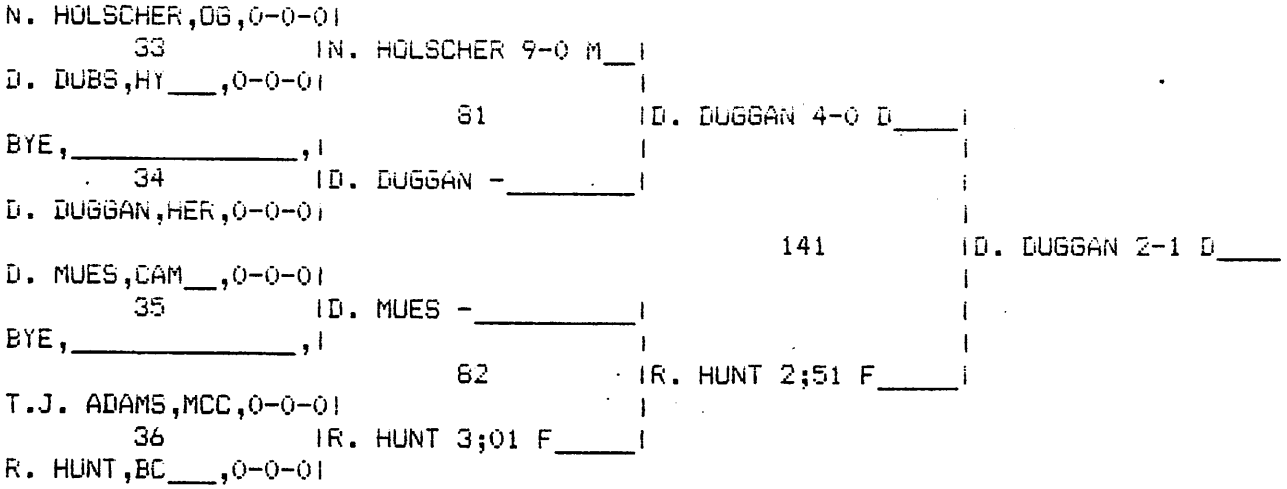


## CONSOLATION BRACKET 155 LBS. CLASS

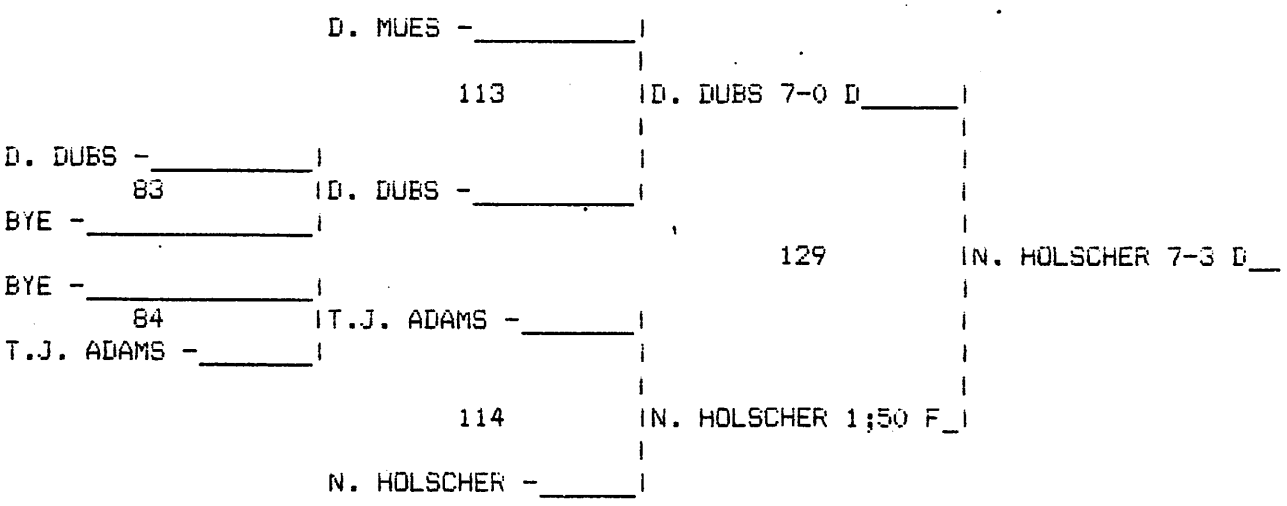


155 LBS. CLASS RESULTS.

N. HOLSCHER - OG 3-1-0: 12.5 PTS.
R. HUNT - BC 2-1-0: 18 PTS.
D. MUES - CAM 0-2-0: 0 PTS.
D. DUGGAN - HER 2-0-0: 18 PTS.
T.J. ADAMS - MCC 0-2-0: 0 PTS.
D. DUBS - HY 1-2-0: 6 PTS.

1 D. DUGGAN - HER - 2-1 D
2 R. HUNT - BC - -
3 N. HOLSCHER - OG - 7-3 D
4 D. DUBS - HY - -

CHASE COUNTY INVITATIONAL

CHAMPIONS BRACKET 167 LBS. CLASS B

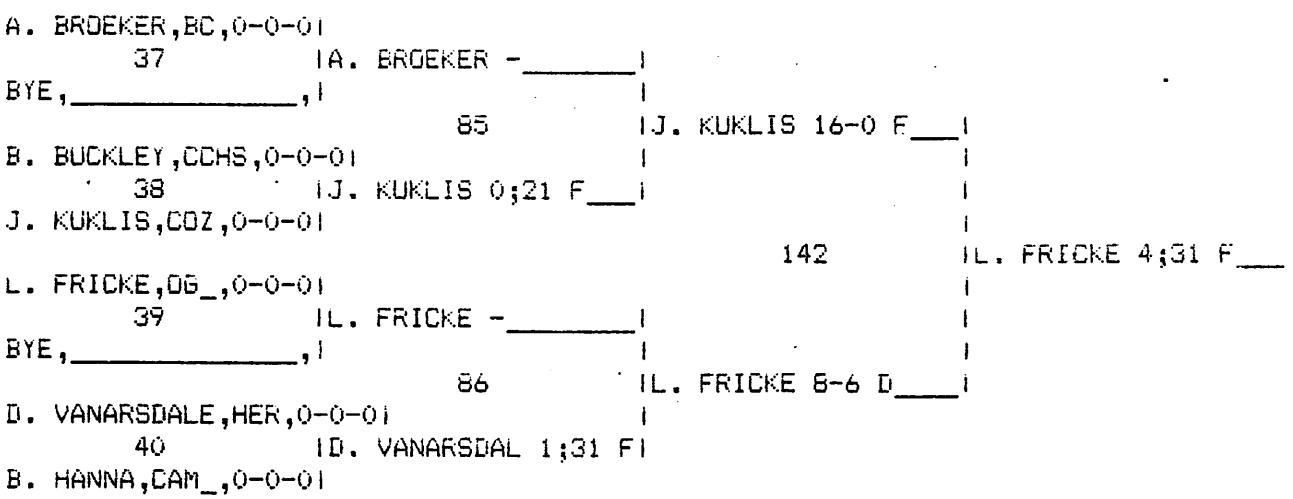


CONSOLATION BRACKET 167 LBS. CLASS

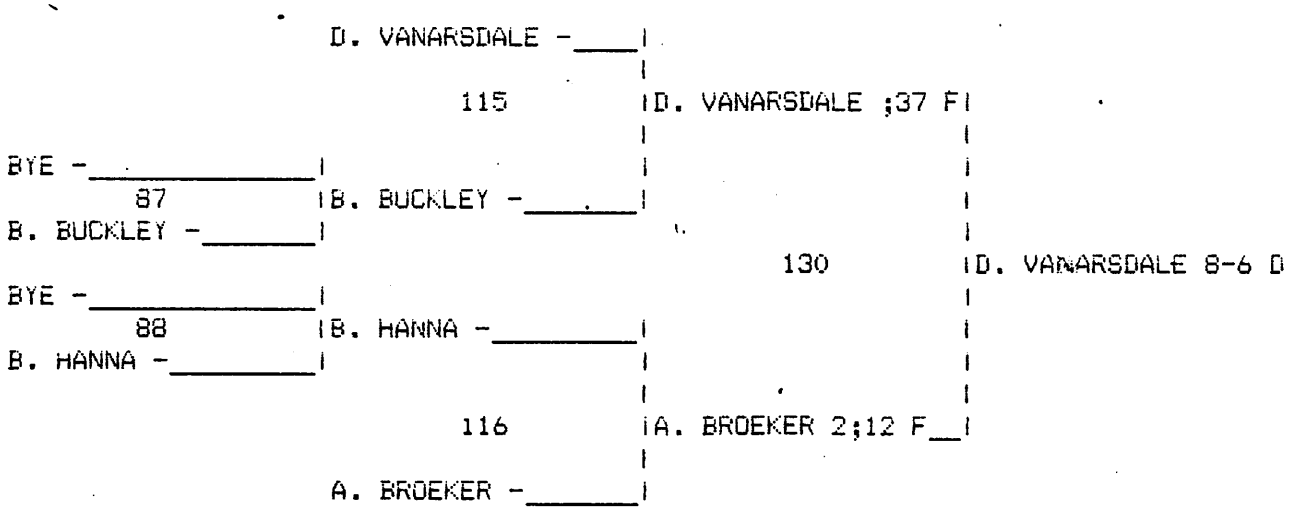


167 LBS. CLASS RESULTS.

A. BROEKER - BC 1-2-0: 7 PTS.
B. HANNA - CAM 0-2-0: 0 PTS.
L. FRICKE - OG 2-0-0: 20 PTS.
J. KUKLIS - COZ 2-1-0: 18 PTS.
B. BUCKLEY - CCHS 0-2-0: 0 PTS.
D. VANARSDALE - HER 3-1-0: 14 PTS.

1 L. FRICKE - OG - 4;31 F
2 J. KUKLIS - COZ - -
3 D. VANARSDALE - HER - 8-6 D
4 A. BROEKER - BC - -

D

CHASE COUNTY INVITATIONAL

CHAMPIONS BRACKET 185 LBS. CLASS

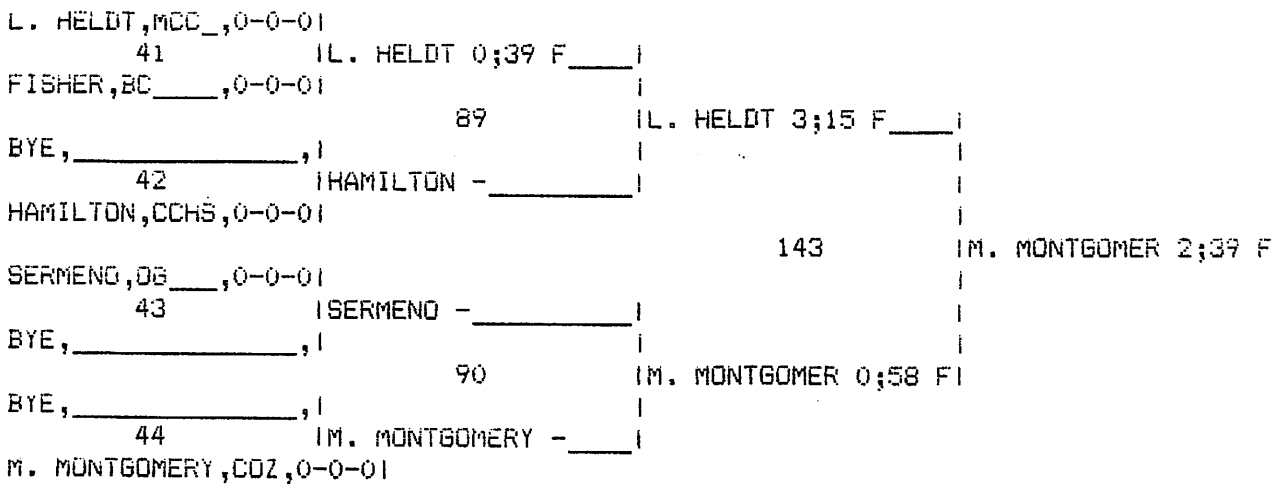


CONSOLATION BRACKET 185 LBS. CLASS

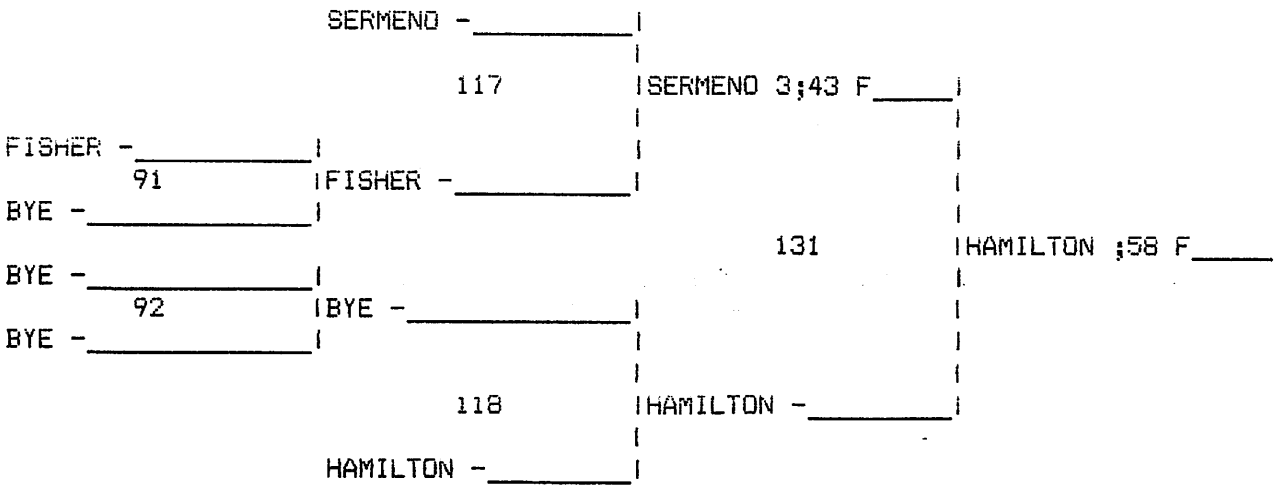


185 LBS. CLASS RESULTS.

L. HELDT - MCC 2-1-0: 18 PTS.
M. MONTGOMERY - COZ 2-0-0: 22 PTS.
SERMENO - OG 1-2-0: 7 PTS.
HAMILTON - CCHS 1-1-0: 10 PTS.
FISHER - BC 0-2-0: 0 PTS.

1 M. MONTGOMERY - COZ - 2;39 F
2 L. HELDT - MCC - -
3 HAMILTON - CCHS - ;58 F
4 SERMENO - OG - -

CHASE COUNTY INVITATIONAL 9

CHAMPIONS BRACKET UNL LBS. CLASS

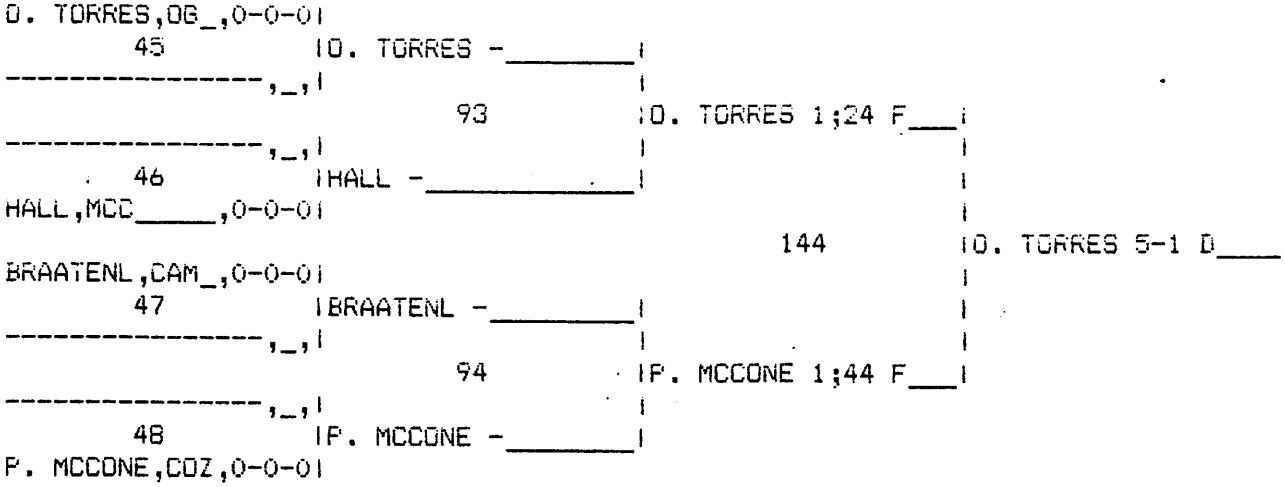


CONSOLATION BRACKET UNL LBS. CLASS

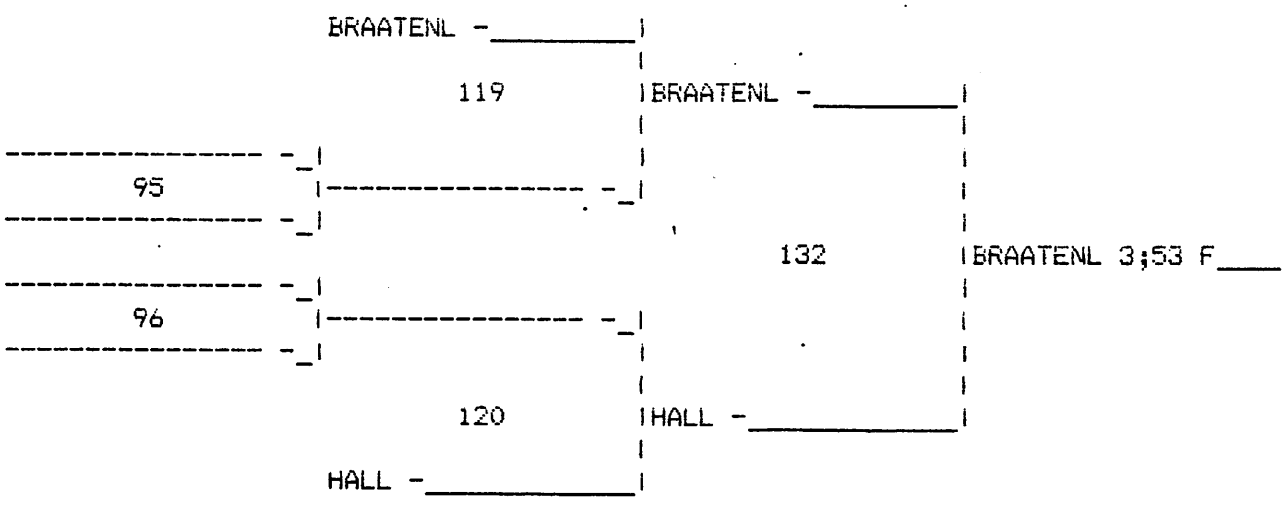


UNL LBS. CLASS RESULTS.

O. TORRES - OG 2-0-0: 18 PTS.
P. MCCONE - COZ 1-1-0: 14 PTS.
BRAATENL - CAM 1-1-0: 9 PTS.
HALL - MCC 0-2-0: 4 PTS.

1 O. TORRES - OG - 5-1 D
2 P. MCCONE - COZ - -
3 BRAATENL - CAM - 3;53 F
4 HALL - MCC - -

"B" 1986

CHASE COUNTY INVITATIONAL
TEAM RANKINGS

1. COZ - 137.5 + 2 = 139.5
2. OG - 95
3. CCHS - 78.5 +2 = 80.5
4. MCC - 54.5
5. WH - 40
6. BC - 39
7. HY - 35 +2 = 37
8. REP - 33 +2 = 35
9. FL - 30.5
10. MER - 29 +2 = 31
11. CAM - 25
12. CAL - 18
13. ~~HER~~ - 8 +2 = 10
14. HOL - 4
15. WR - 0

B - 1986

CHASE COUNTY INVITATIONAL

CHAMPIONS BRACKET 98 LBS. CLASS

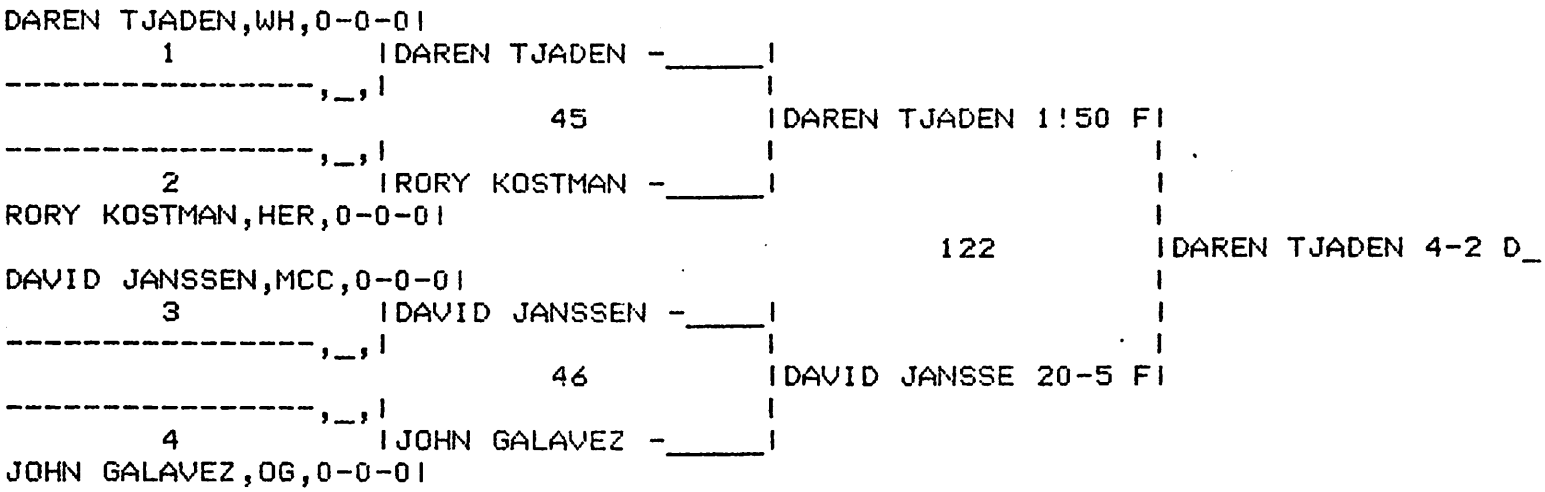


CONSOLATION BRACKET 98 LBS. CLASS

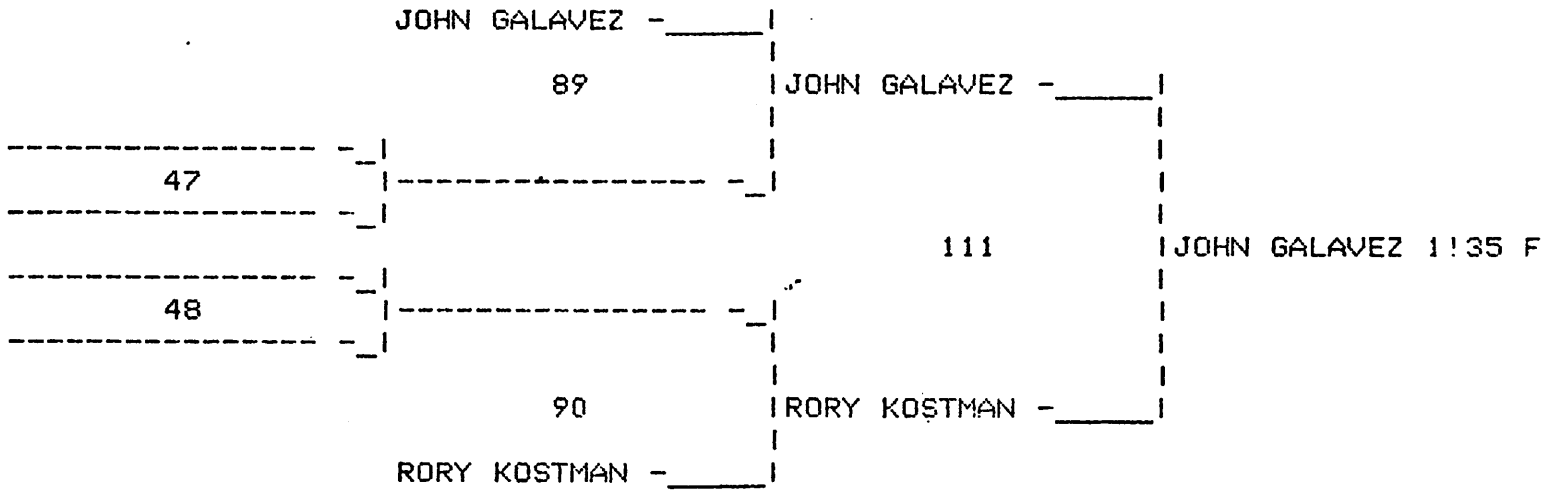


98 LBS. CLASS RESULTS.

DAREN TJADEN - WH 2-0-0: 18 PTS.
JOHN GALAVEZ - OG 1-1-0: 9 PTS.
DAVID JANSSEN - MCC 1-1-0: 14 PTS.
RORY KOSTMAN - HER 0-2-0: 4 PTS.

1 DAREN TJADEN - WH - 4-2 D
2 DAVID JANSSEN - MCC - -
3 JOHN GALAVEZ - OG - 1:35 F
4 RORY KOSTMAN - HER - -

# CHASE COUNTY INVITATIONAL

## CHAMPIONS BRACKET 112 LBS. CLASS

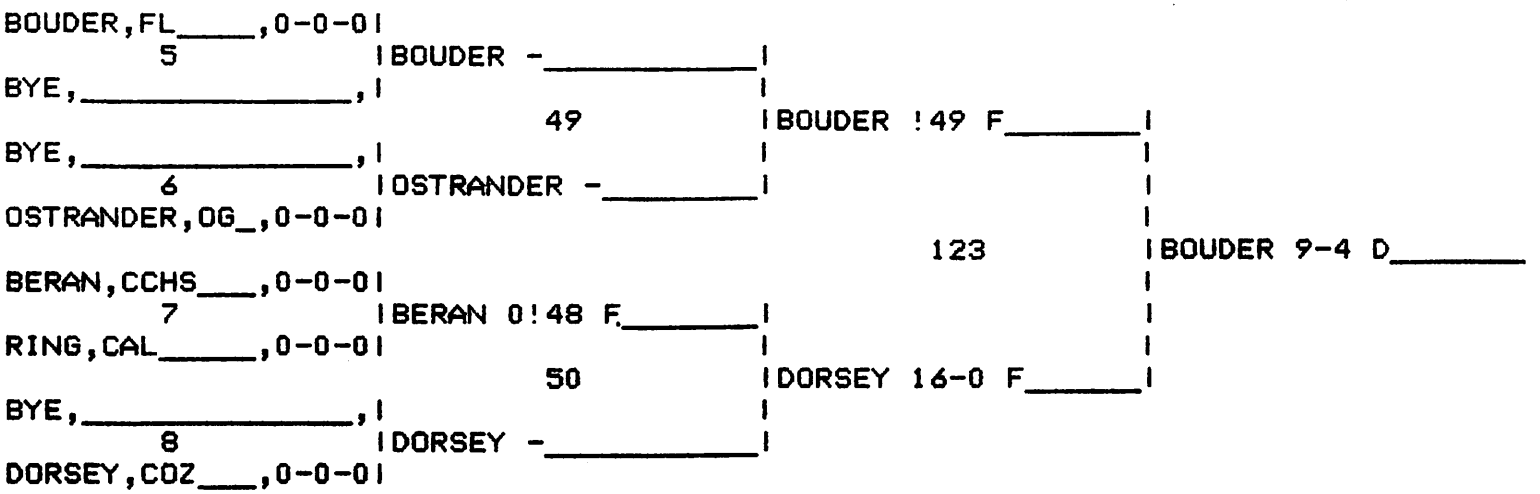


## CONSOLATION BRACKET 112 LBS. CLASS

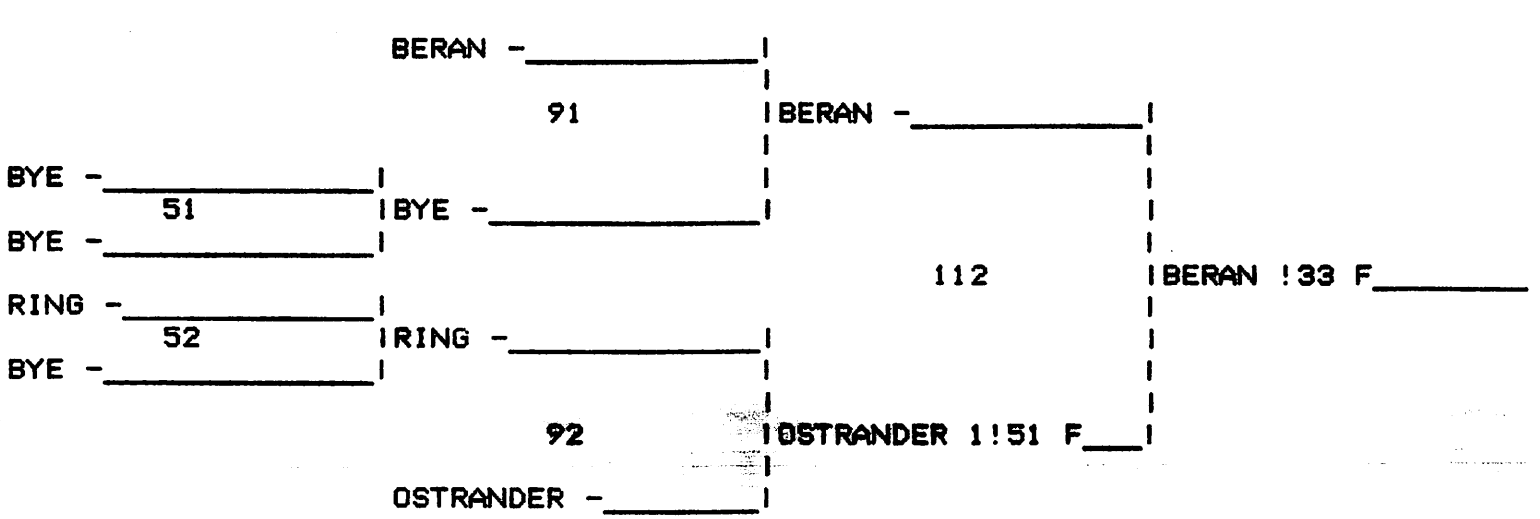


112 LBS. CLASS RESULTS.

BOUDER - FL 2-0-0: 20 PTS.
DORSEY - COZ 1-1-0: 16 PTS.
BERAN - CCHS 2-1-0: 14 PTS.
OSTRANDER - OG 1-2-0: 7 PTS.
RING - CAL 0-2-0: 0 PTS.

1 BOUDER - FL - 9-4 D
2 DORSEY - COZ - -
3 BERAN - CCHS - !33 F
4 OSTRANDER - OG - -

## CHAMPIONS BRACKET 119 LBS. CLASS

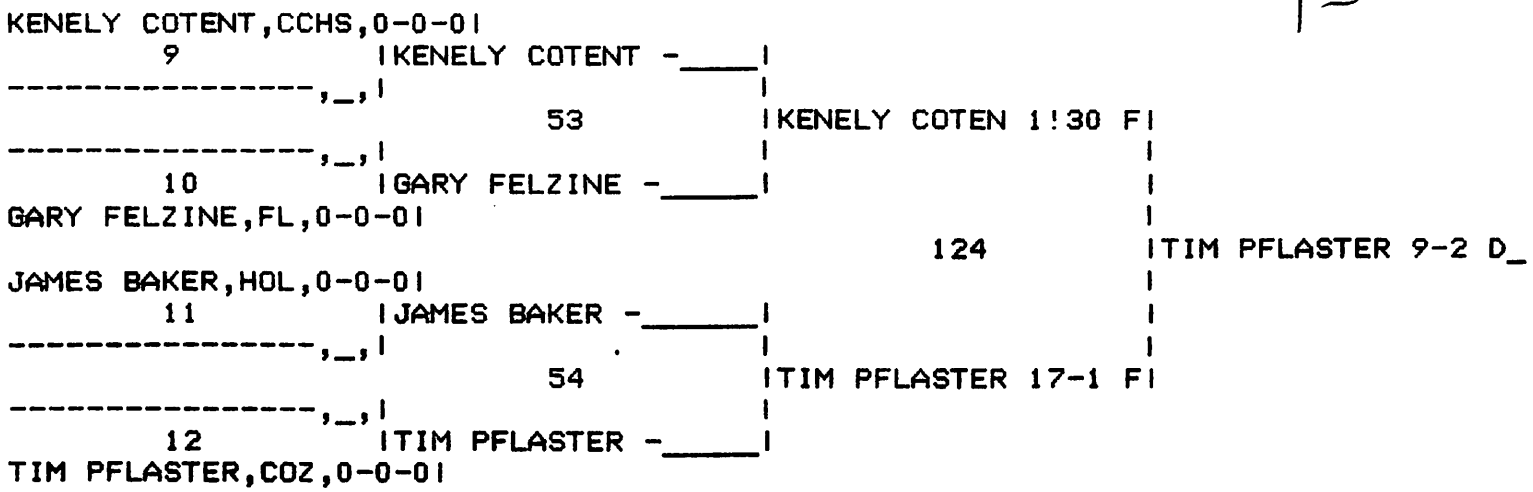


## CONSOLATION BRACKET 119 LBS. CLASS

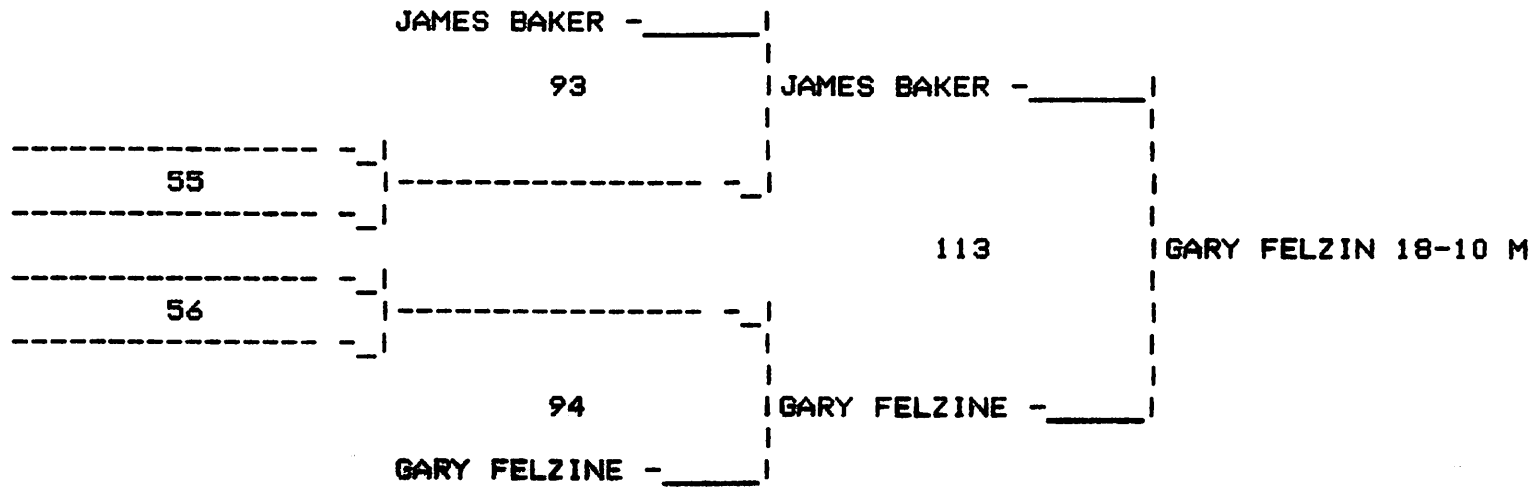


119 LBS. CLASS RESULTS.

KENELY COTENT - CCHS 1-1-0: 14 PTS.
TIM PFLASTER - COZ 2-0-0: 18 PTS.
JAMES BAKER - HOL 0-2-0: 4 PTS.
GARY FELZINE - FL 1-1-0: 7.5 PTS.

1 TIM PFLASTER - COZ - 9-2 D
2 KENELY COTENT - CCHS - -
3 GARY FELZINE - FL - 18-10 M
4 JAMES BAKER - HOL - -

## CHAMPIONS BRACKET 126 LBS. CLASS

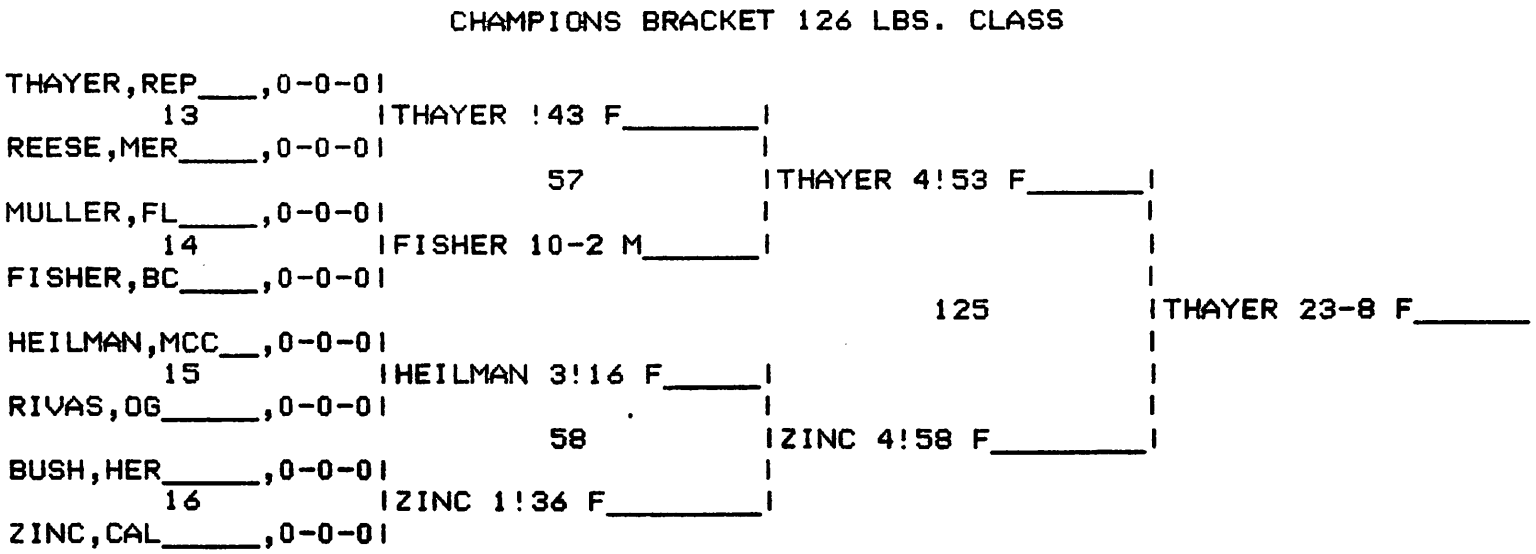


## CONSOLATION BRACKET 126 LBS. CLASS

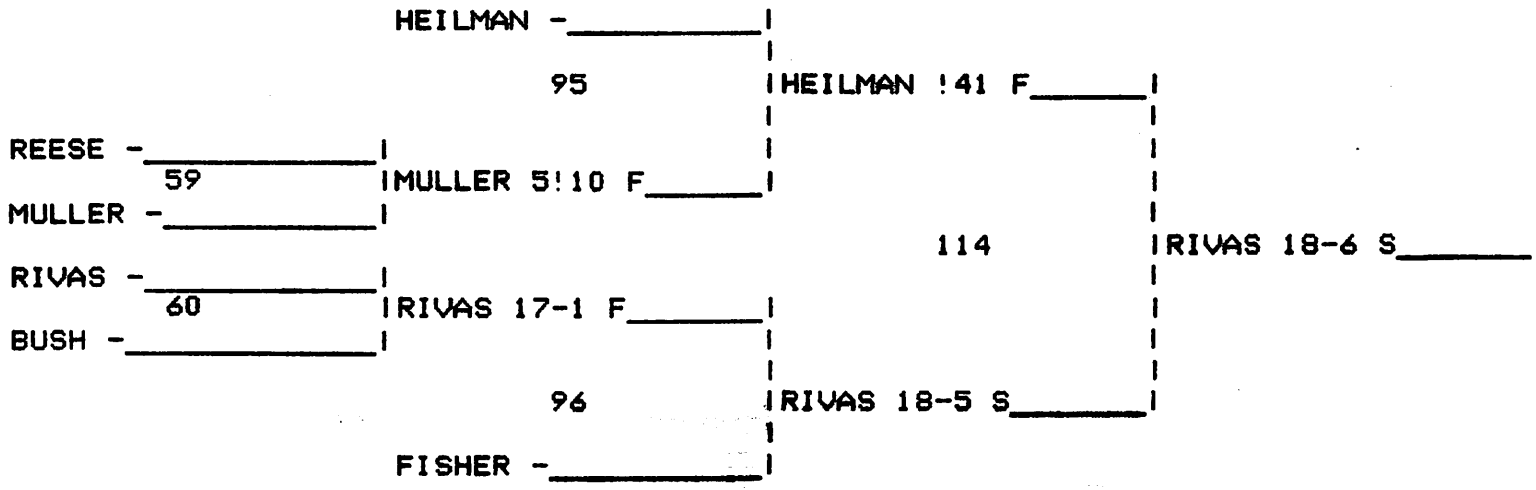


126 LBS. CLASS RESULTS.

THAYER - REP 3-0-0: 24 PTS.
ZINC - CAL 2-1-0: 18 PTS.
HEILMAN - MCC 2-2-0: 11 PTS.
FISHER - BC 1-2-0: 2.5 PTS.
MULLER - FL 1-2-0: 3 PTS.
RIVAS - OG 3-1-0: 13 PTS.
BUSH - HER 0-2-0: 0 PTS.
REESE - MER 0-2-0: 0 PTS.

1 THAYER - REP - 23-8 F
2 ZINC - CAL - -
3 RIVAS - OG - 18-6 S
4 HEILMAN - MCC - -

# CHASE COUNTY INVITATIONAL

## CHAMPIONS BRACKET 132 LBS. CLASS

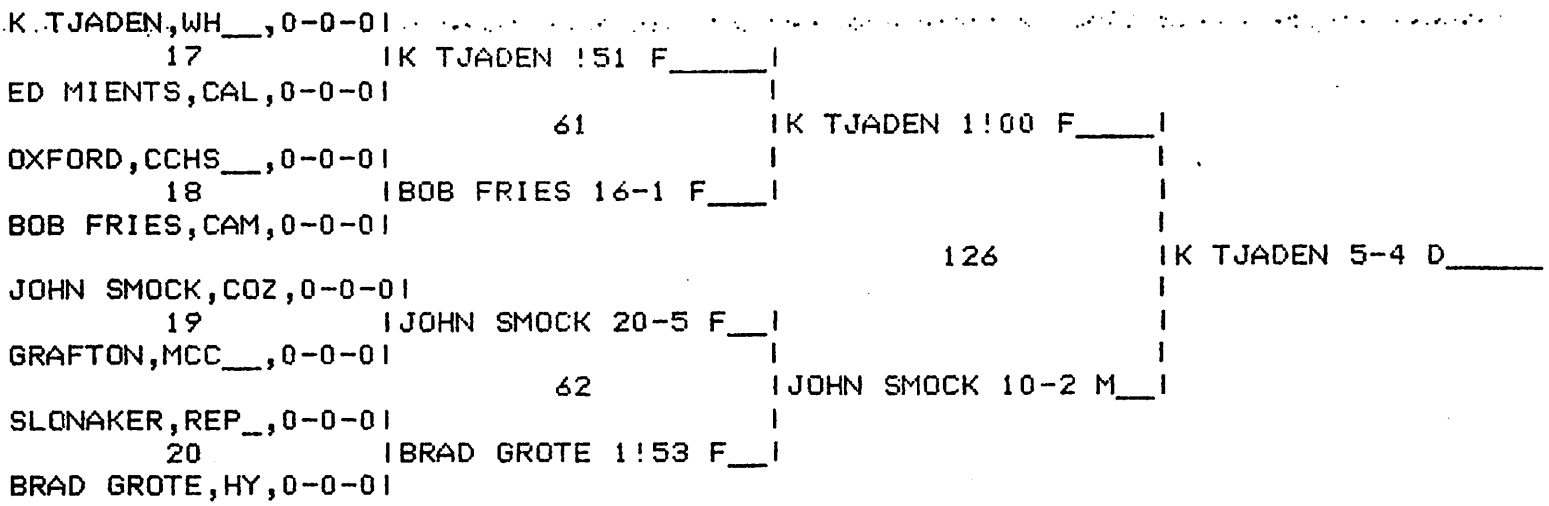


## CONSOLATION BRACKET 132 LBS. CLASS

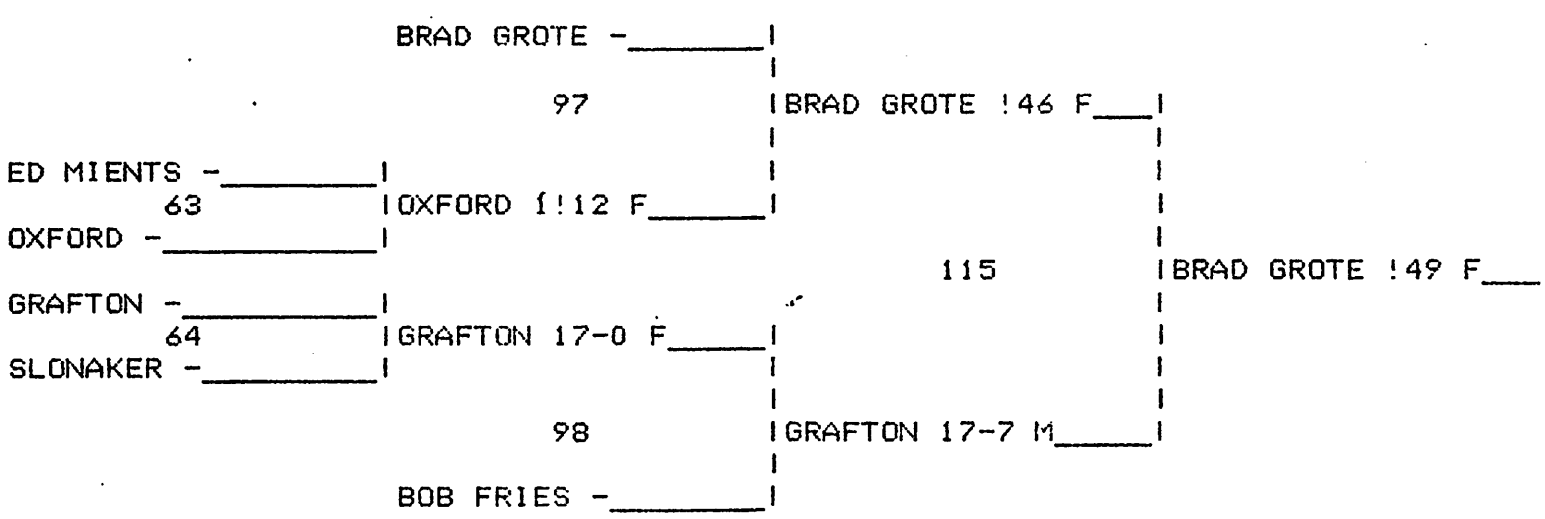


132 LBS. CLASS RESULTS.

K TJADEN - WH 3-0-0: 22 PTS.
BRAD GROTE - HY 3-1-0: 16 PTS.
JOHN SMOCK - COZ 2-1-0: 16.5 PTS.
BOB FRIES - CAM 1-2-0: 4 PTS.
OXFORD - CCHS 1-2-0: 3 PTS.
GRAFTON - MCC 2-2-0: 8.5 PTS.
SLONAKER - REP 0-2-0: 0 PTS.
ED MIENTS - CAL 0-2-0: 0 PTS.

1 K TJADEN - WH - 5-4 D
2 JOHN SMOCK - COZ - -
3 BRAD GROTE - HY - !49 F
4 GRAFTON - MCC - -

# CHASE COUNTY INVITATIONAL

## CHAMPIONS BRACKET 138 LBS. CLASS

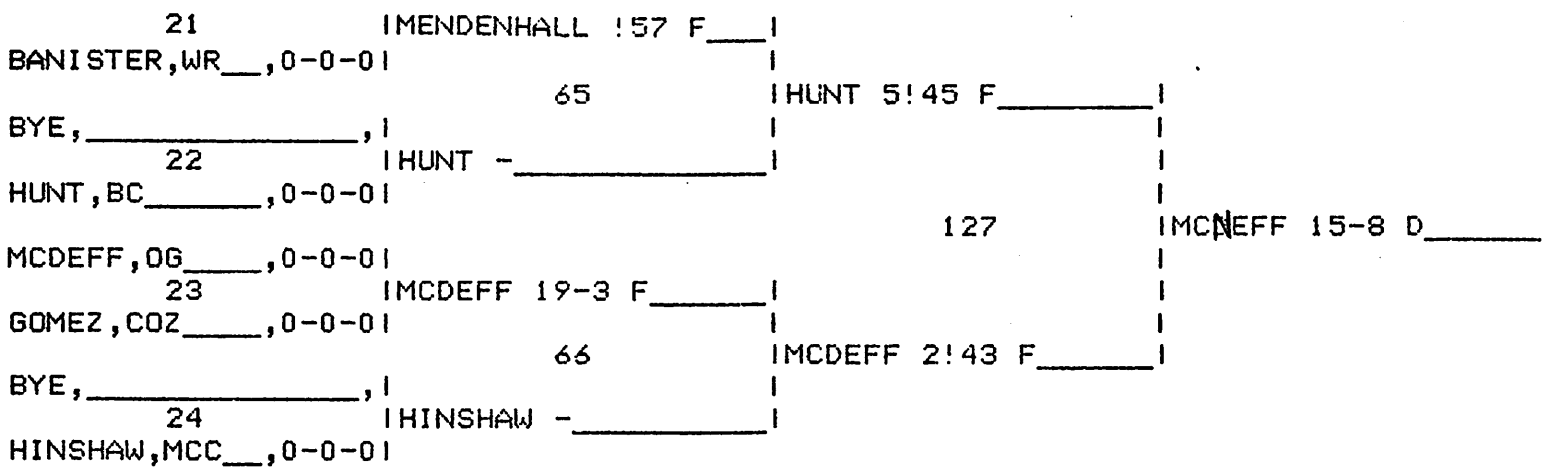


## CONSOLATION BRACKET 138 LBS. CLASS

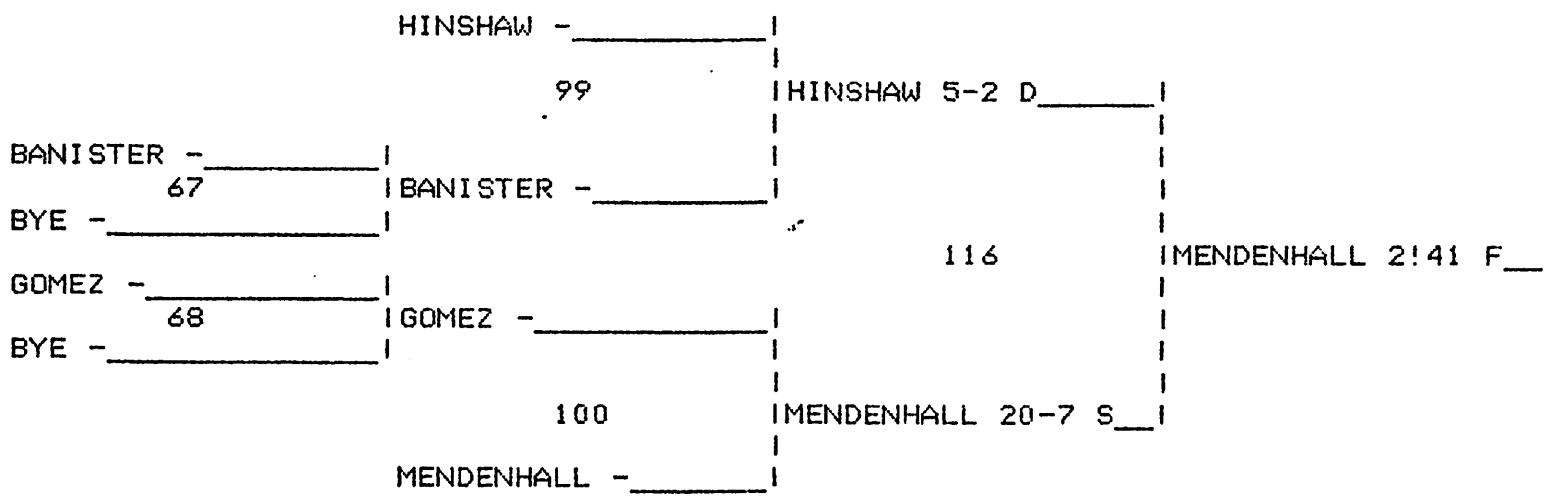


138 LBS. CLASS RESULTS.

MENDENHALL - CCHS 3-1-0: 15 PTS.
HINSHAW - MCC 1-2-0: 5 PTS.
MCDEFF - OG 3-0-0: 22 PTS.
HUNT - BC 1-1-0: 16 PTS.
GOMEZ - COZ 0-2-0: 0 PTS.
BANISTER - WR 0-2-0: 0 PTS.

1 MCDEFF - OG - 15-8 D
2 HUNT - BC - -
3 MENDENHALL - CCHS - 2!41 F
4 HINSHAW - MCC - -

## CHAMPIONS BRACKET 145 LBS. CLASS

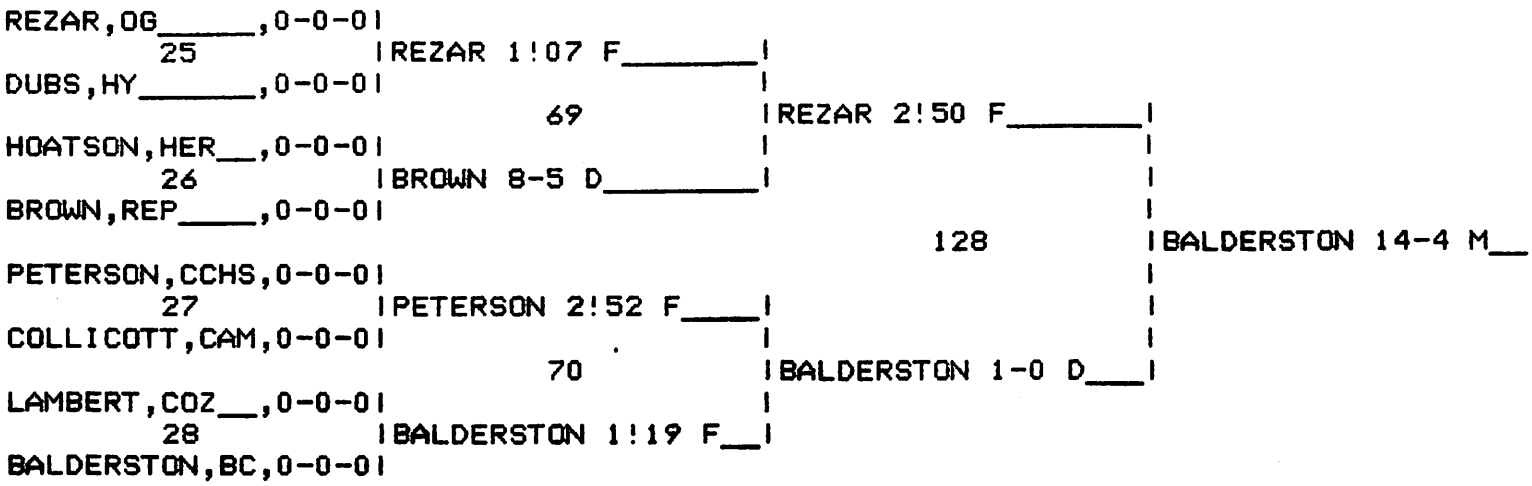


## CONSOLATION BRACKET 145 LBS. CLASS

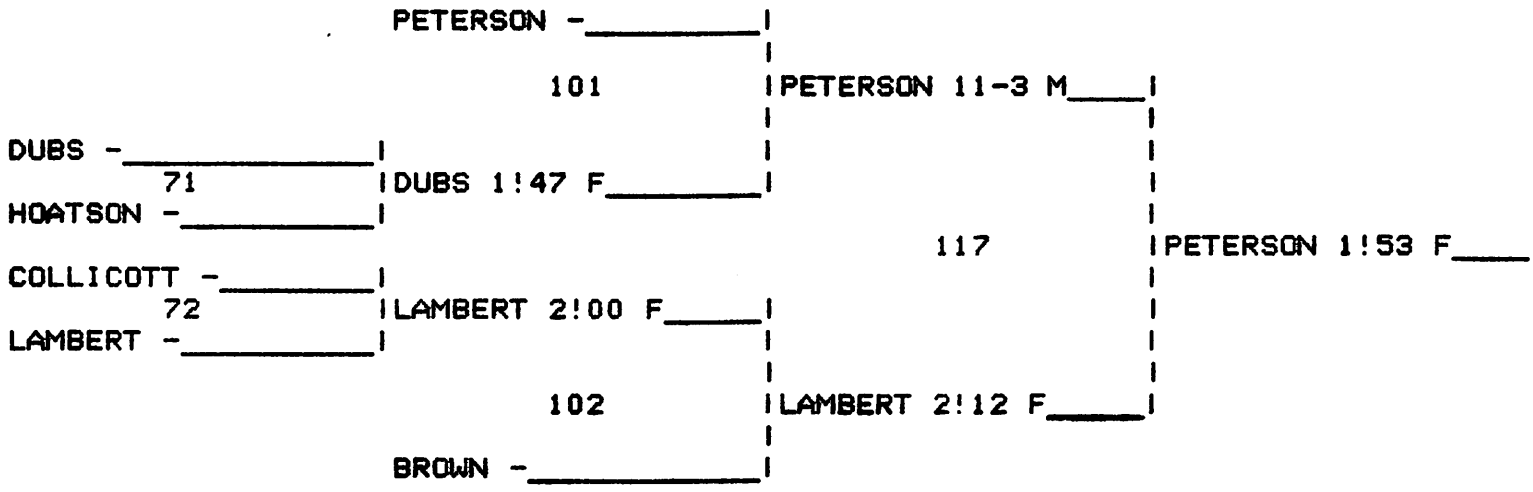


**145 LBS. CLASS RESULTS.**

REZAR - OG 2-1-0: 18 PTS.
BALDERSTON - BC 3-0-0: 20.5 PTS.
PETERSON - CCHS 3-1-0: 14.5 PTS.
BROWN - REP 1-2-0: 2 PTS.
HOATSON - HER 0-2-0: 0 PTS.
COLLICOTT - CAM 0-2-0: 0 PTS.
LAMBERT - COZ 2-2-0: 10 PTS.
DUBS - HY 1-2-0: 3 PTS.

1 BALDERSTON - BC - 14-4 M
2 REZAR - OG - -
3 PETERSON - CCHS - 1:53 F
4 LAMBERT - COZ - -

# CHASE COUNTY INVITATIONAL

## CHAMPIONS BRACKET 155 LBS. CLASS

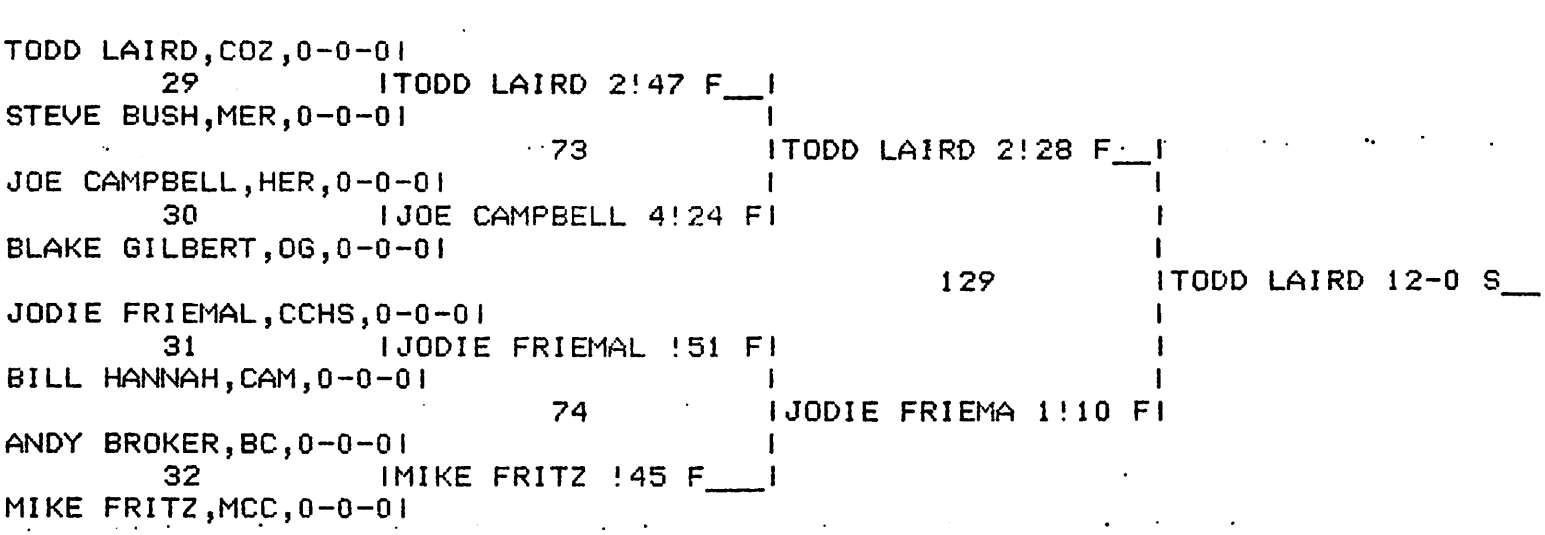


## CONSOLATION BRACKET 155 LBS. CLASS

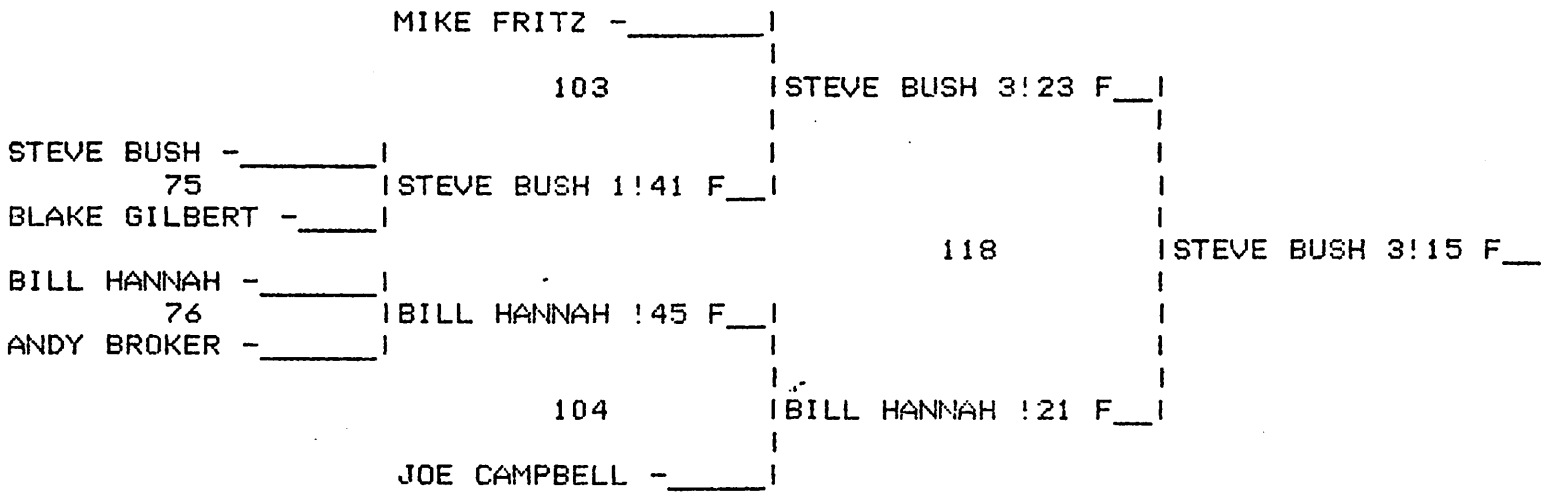


155 LBS. CLASS RESULTS.

TODD LAIRD - COZ 3-0-0: 23 PTS.
MIKE FRITZ - MCC 1-2-0: 4 PTS.
JODIE FRIEMAL - CCHS 2-1-0: 18 PTS.
BLAKE GILBERT - OG 0-2-0: 0 PTS.
JOE CAMPBELL - HER 1-2-0: 4 PTS.
BILL HANNAH - CAM 2-2-0: 10 PTS.
ANDY BROKER - BC 0-2-0: 0 PTS.
STEVE BUSH - MER 3-1-0: 15 PTS.

1 TODD LAIRD - COZ - 12-0 S
2 JODIE FRIEMAL - CCHS - -
3 STEVE BUSH - MER - 3!15 F
4 BILL HANNAH - CAM - -

# CHASE COUNTY INVITATIONAL

## CHAMPIONS BRACKET 167 LBS. CLASS

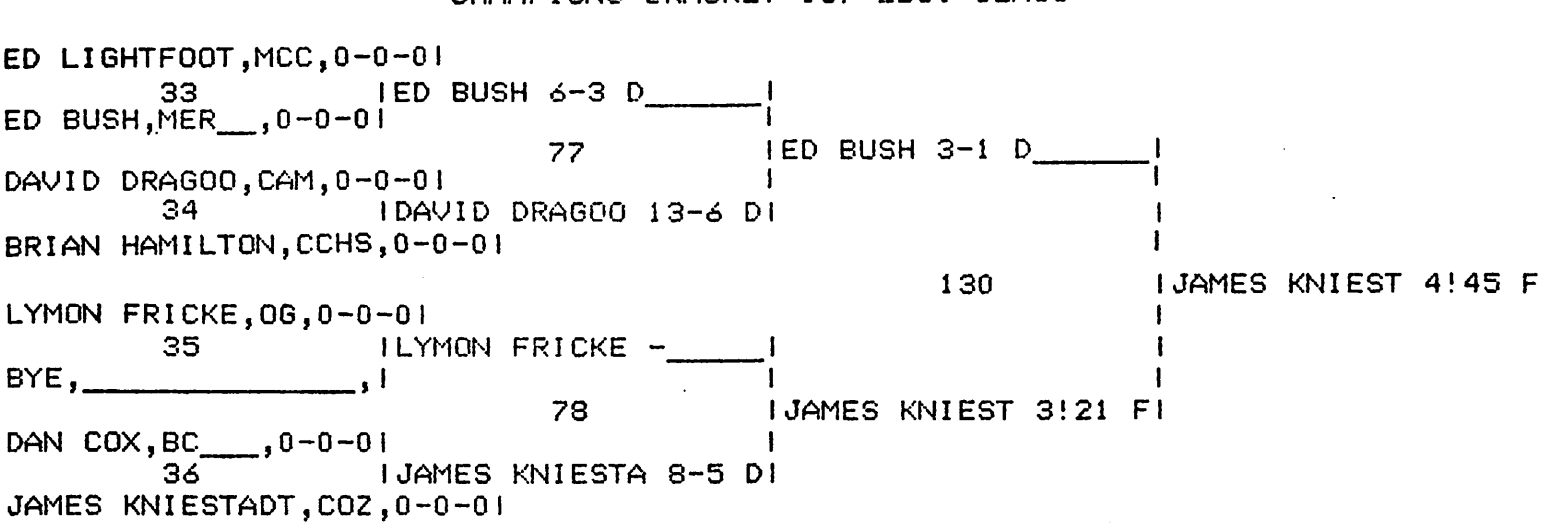


## CONSOLATION BRACKET 167 LBS. CLASS

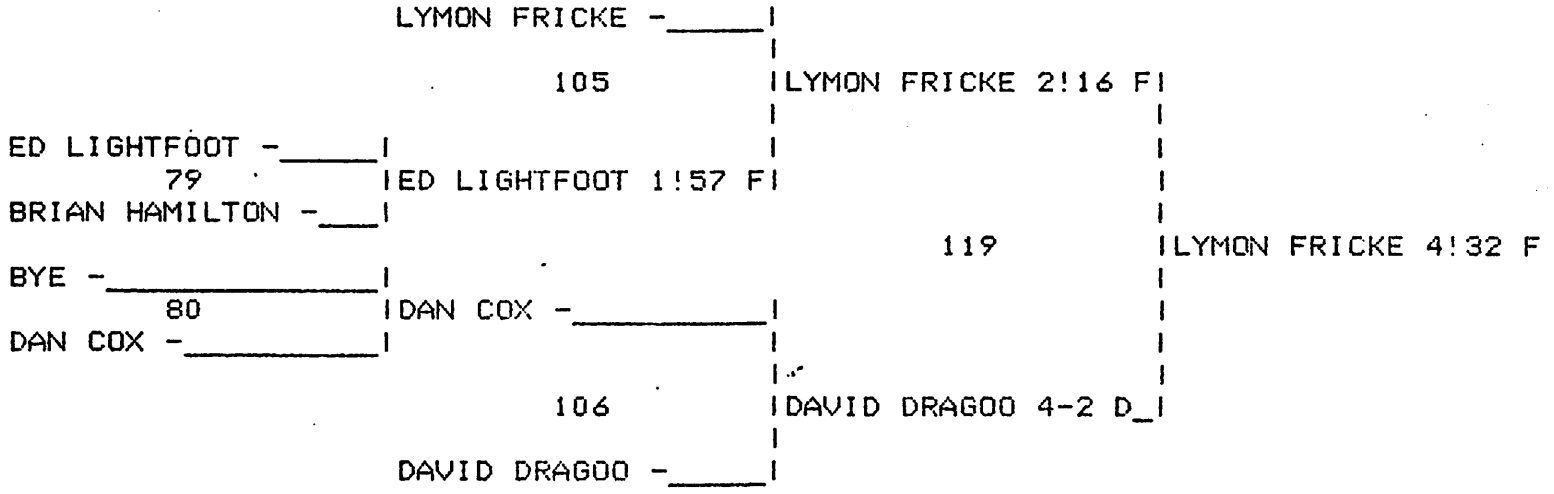


167 LBS. CLASS RESULTS.

ED LIGHTFOOT - MCC 1-2-0: 3 PTS.
JAMES KNIESTADT - COZ 3-0-0: 22 PTS.
LYMON FRICKE - OG 2-1-0: 12 PTS.
BRIAN HAMILTON - CCHS 0-2-0: 0 PTS.
DAVID DRAGOO - CAM 2-2-0: 7 PTS.
DAN COX - BC 0-2-0: 0 PTS.
ED BUSH - MER 2-1-0: 14 PTS.

1 JAMES KNIESTADT - COZ - 4!45 F
2 ED BUSH - MER - -
3 LYMON FRICKE - OG - 4!32 F
4 DAVID DRAGOO - CAM - -

## CHAMPIONS BRACKET 185 LBS. CLASS

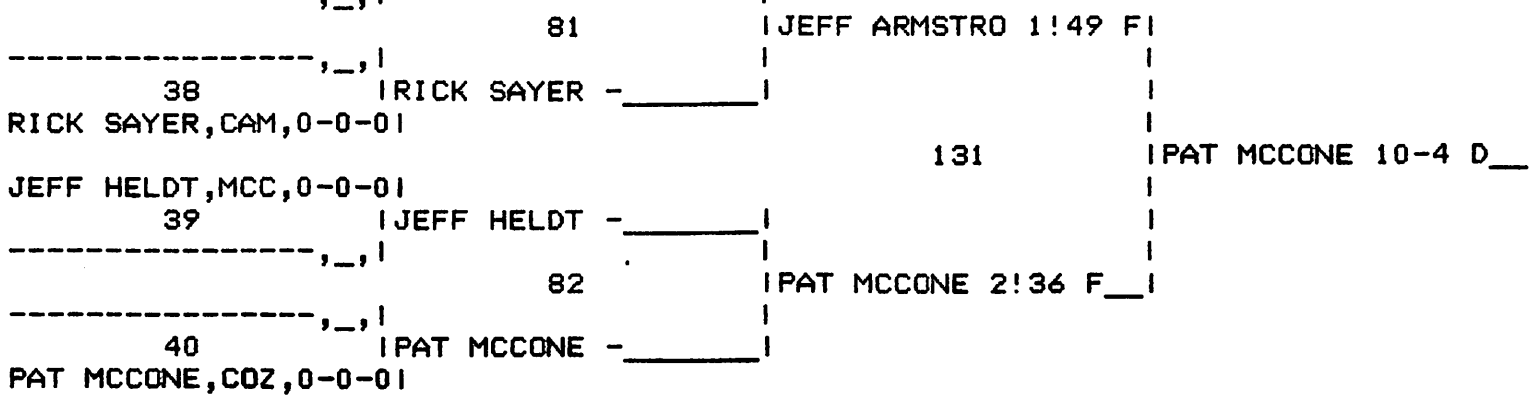


## CONSOLATION BRACKET 185 LBS. CLASS

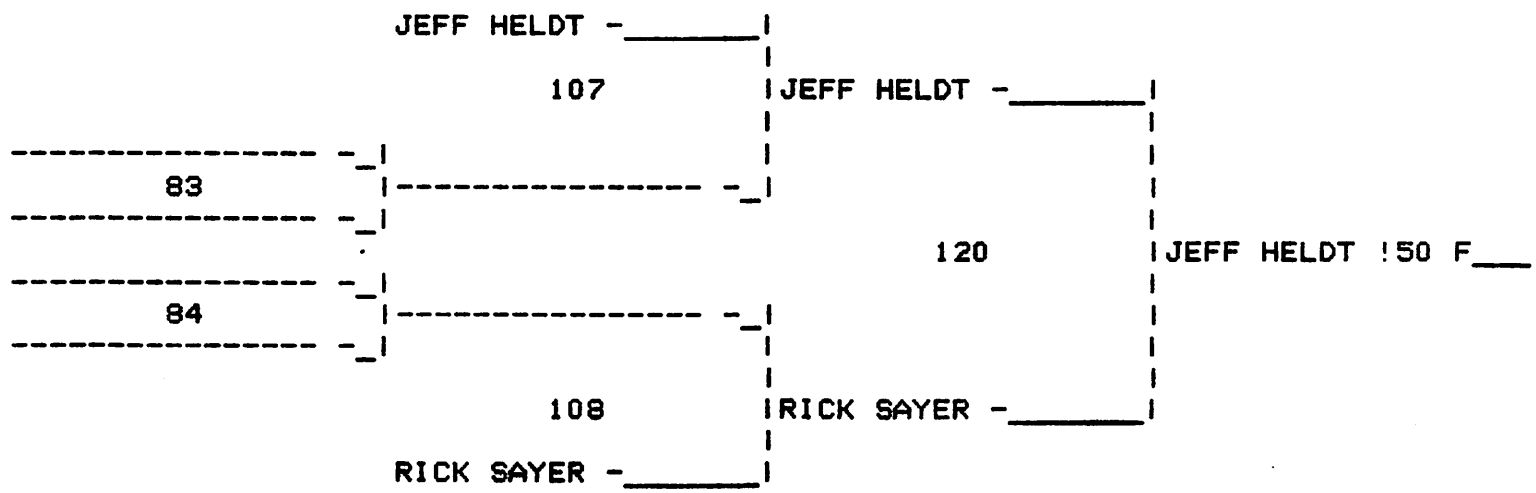


185 LBS. CLASS RESULTS.

JEFF ARMSTRONG - OG 1-1-0: 14 PTS.
PAT MCCONE - COZ 2-0-0: 18 PTS.
JEFF HELDT - MCC 1-1-0: 9 PTS.
RICK SAYER - CAM 0-2-0: 4 PTS.

1 PAT MCCONE - COZ - 10-4 D
2 JEFF ARMSTRONG - OG - -
3 JEFF HELDT - MCC - :50 F
4 RICK SAYER - CAM - -

# CHASE COUNTY INVITATIONAL

## CHAMPIONS BRACKET HWT LBS. CLASS

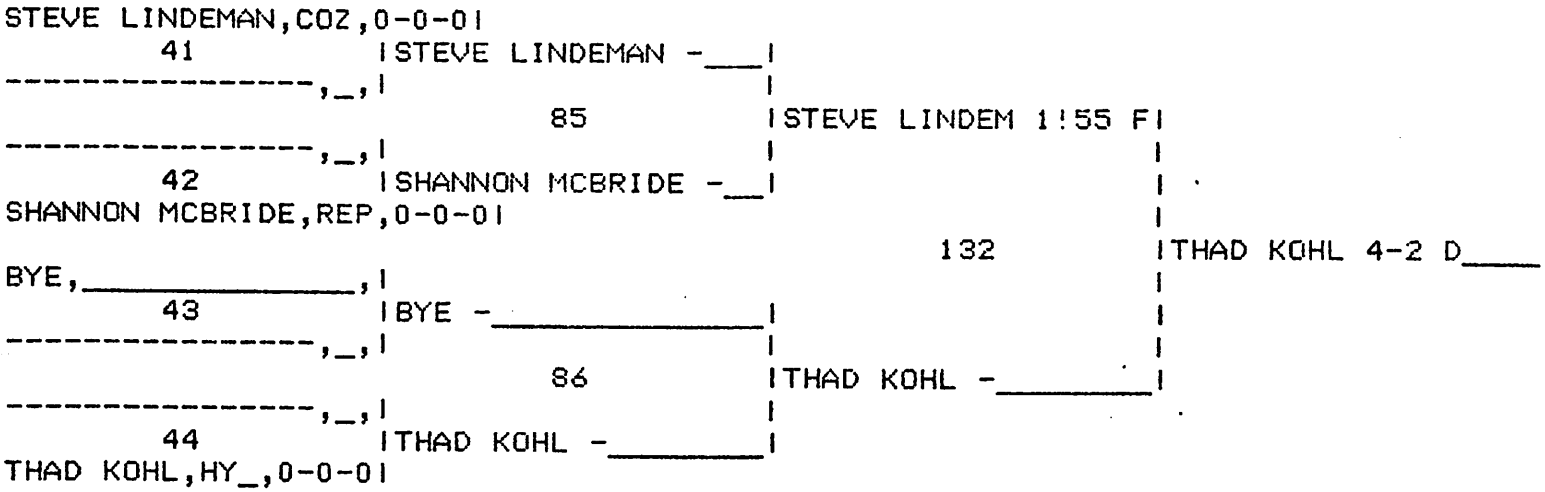


## CONSOLATION BRACKET HWT LBS. CLASS

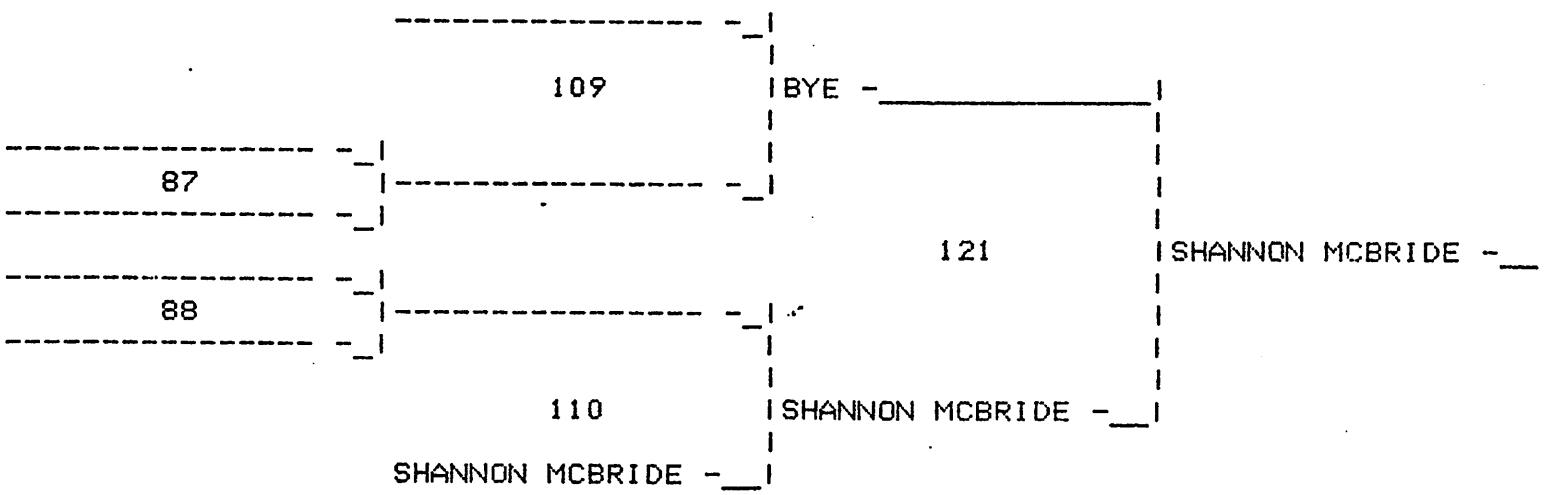


HWT LBS. CLASS RESULTS.

STEVE LINDEMAN - COZ 1-1-0: 14 PTS.
THAD KOHL - HY 1-0-0: 16 PTS.
SHANNON MCBRIDE - REP 0-1-0: 7 PTS.

1 THAD KOHL - HY - 4-2 D
2 STEVE LINDEMAN - COZ - -
3 SHANNON MCBRIDE - REP - -

"A" - 1984

GE COUNTY HIGH SCHOOL INVITATIONAL
TEAM RANKINGS

1. REP - 146
2. MER - 89
3. COZ - 84.5 + 2 = 86.5
4. CAL - 83.5
5. CAM - 81
6. CCHS - 68 - 1 67
7. HER - 66.5
8. MCC - 63
9. WR - 32
10. HOL - 18
11. WH - 16

A - 1986

# CHASE COUNTY HIGH SCHOOL INVITATIONAL

## CHAMPIONS BRACKET 98 LBS. CLASS

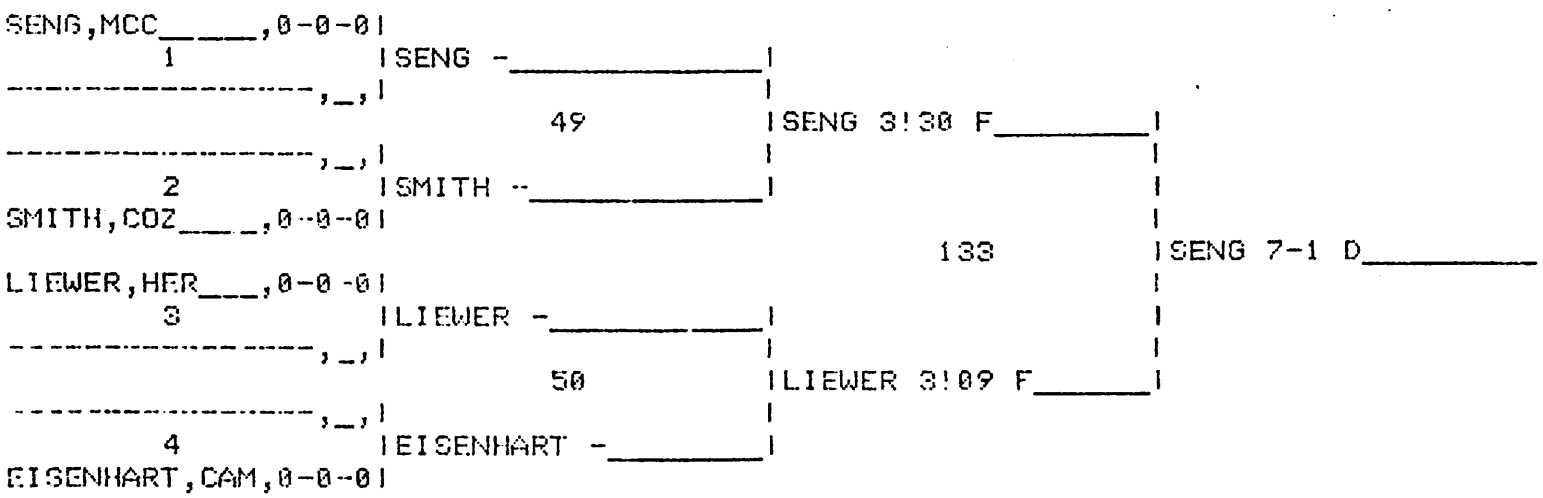


## CONSOLATION BRACKET 98 LBS. CLASS

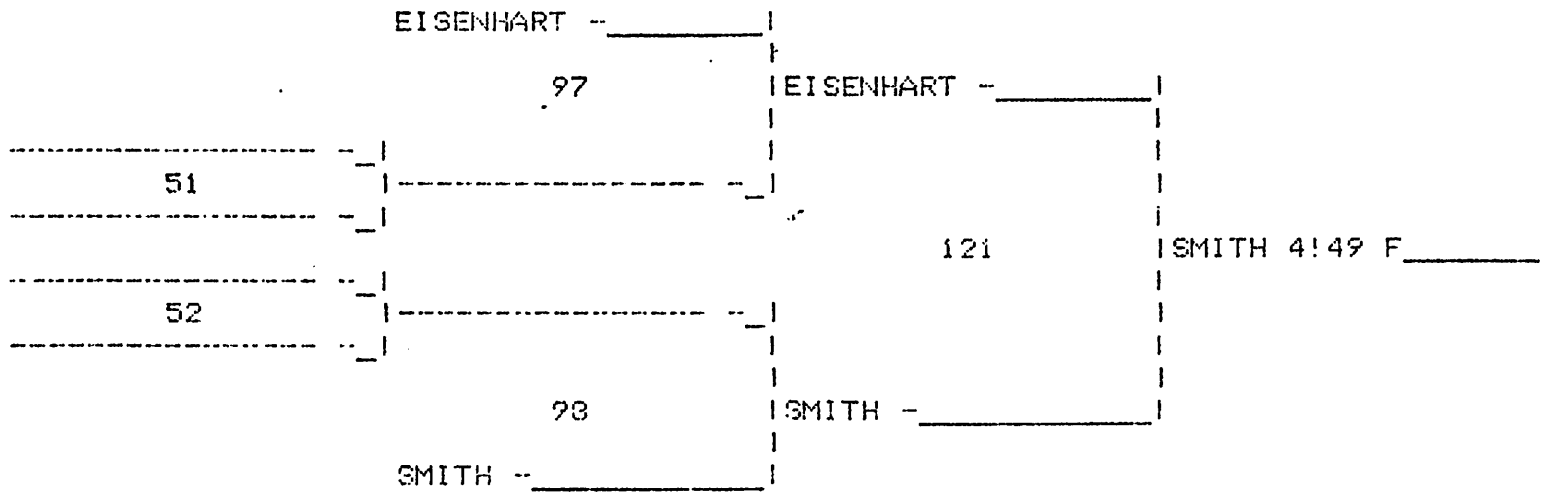


98 LBS. CLASS RESULTS.

SENG - MCC 2-0-0: 18 PTS.
EISENHART - CAM 0-2-0: 4 PTS.
LIEWER - HER 1-1-0: 14 PTS.
SMITH - COZ 1-1-0: 9 PTS.

1 SENG - MCC - 7-1 D
2 LIEWER - HER - -
3 SMITH - COZ - 4!49 F
4 EISENHART - CAM - -

# CHASE COUNTY HIGH SCHOOL INVITATIONAL

## CHAMPIONS BRACKET 105 LBS. CLASS

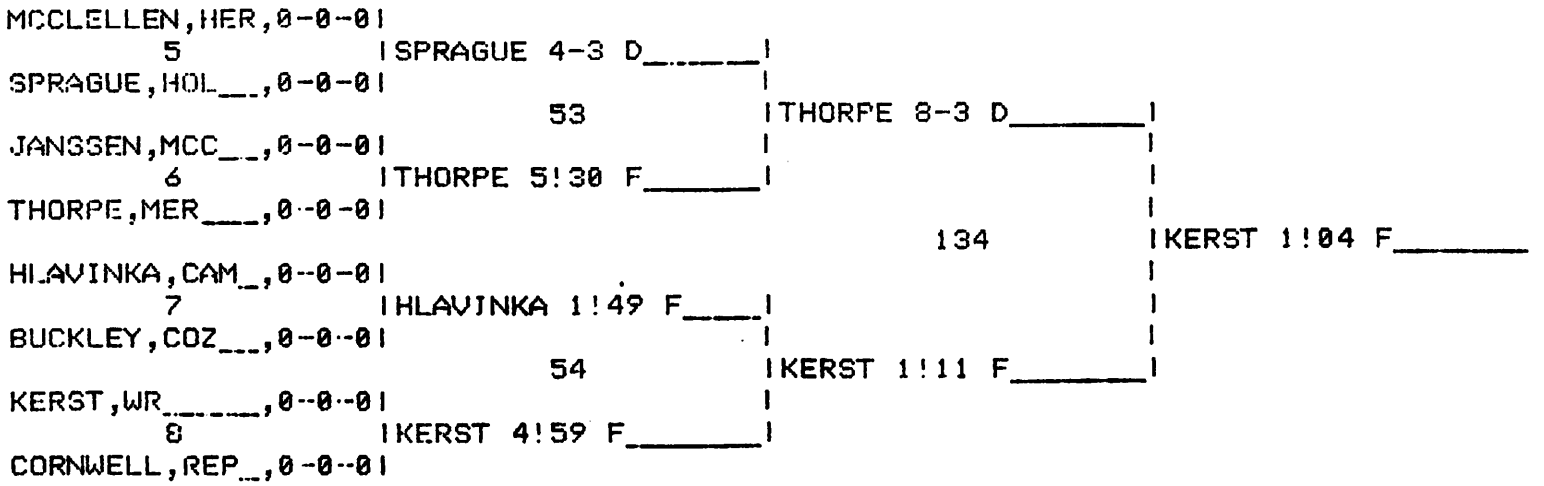


## CONSOLATION BRACKET 105 LBS. CLASS

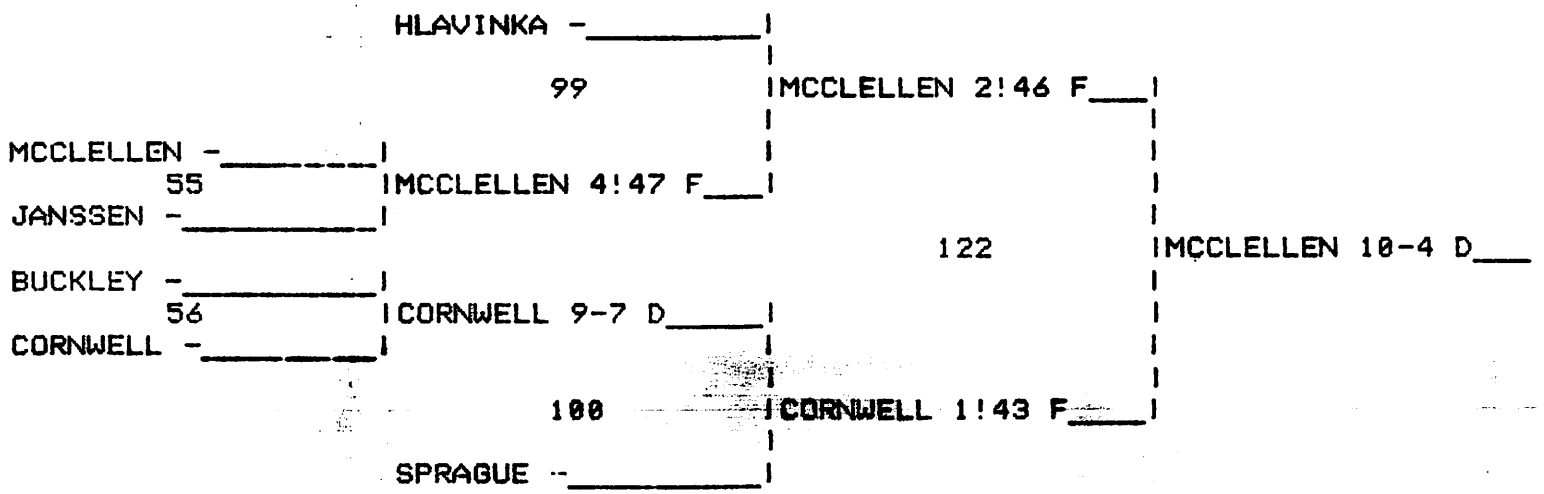


105 LBS. CLASS RESULTS.

MCCLELLEN - HER 3-1-0: 13 PTS.
CORNWELL -- REP 2-2-0: 8 PTS.
HLAVINKA -- CAM 1-2-0: 4 PTS.
THORPE - MER 2-1-0: 16 PTS.
JANSSEN - MCC 0-2-0: 0 PTS.
BUCKLEY - COZ 0-2-0: 0 PTS.
KERST -- WR 3-0-0: 24 PTS.
SPRAGUE - HOL 1-2-0: 2 PTS.

1 KERST - WR - 1!04 F
2 THORPE - MER - -
3 MCCLELLEN - HER - 10-4 D
4 CORNWELL - REP -- -

# CHASE COUNTY HIGH SCHOOL INVITATIONAL

## CHAMPIONS BRACKET 112 LBS. CLASS

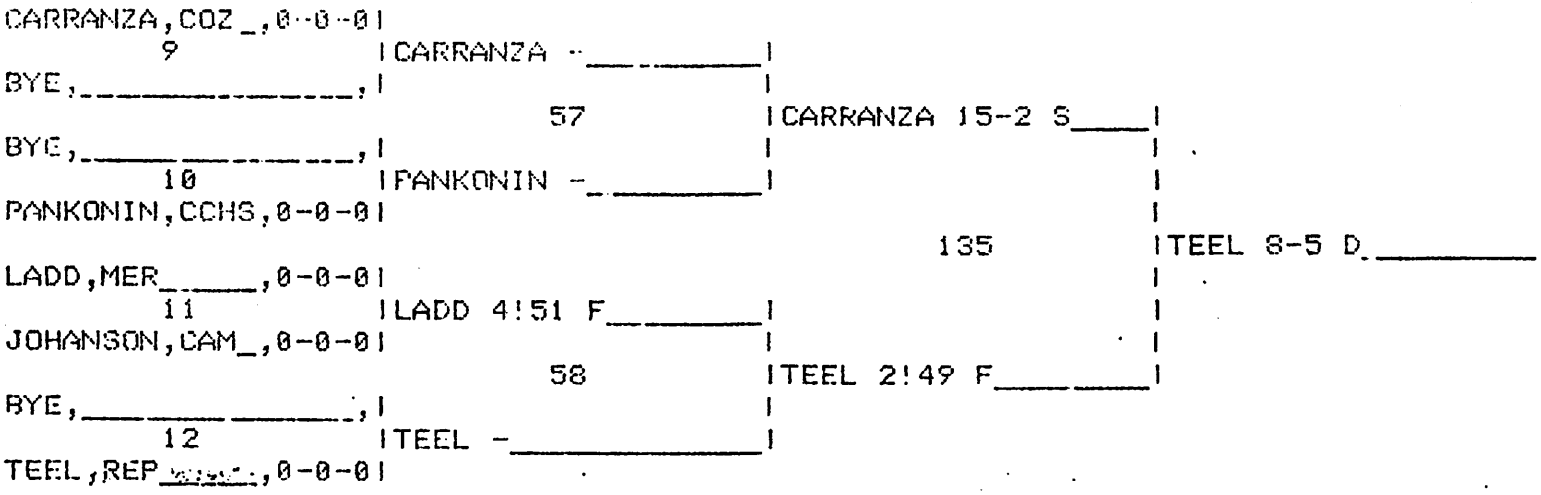


## CONSOLATION BRACKET 112 LBS. CLASS

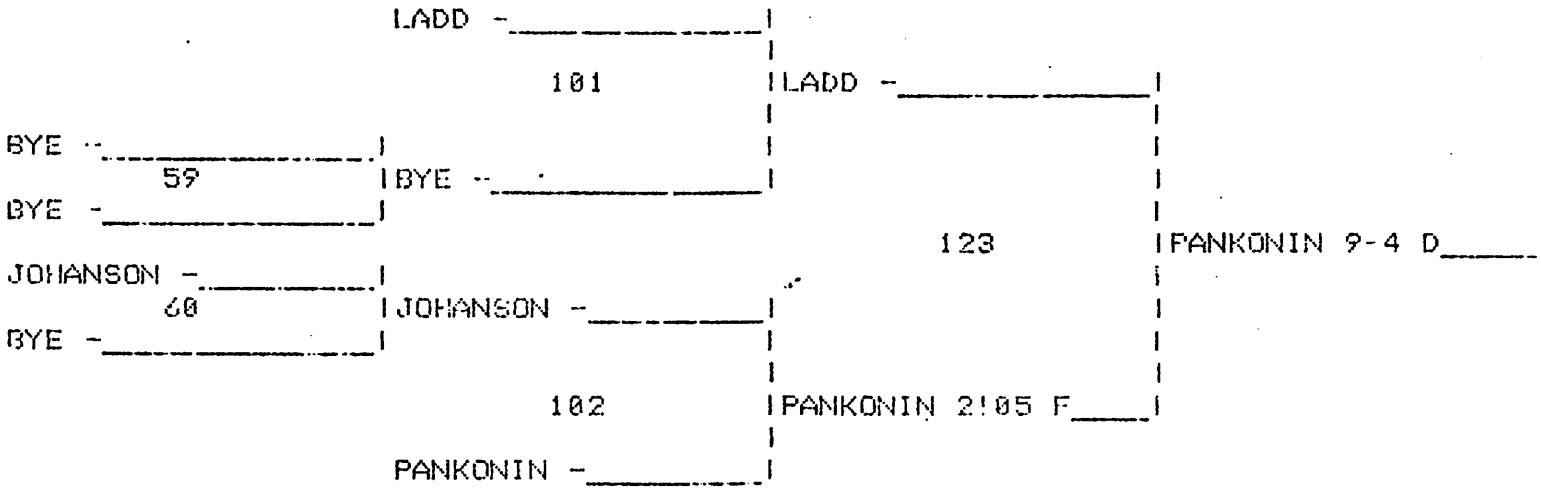


112 LBS. CLASS RESULTS.

CARRANZA - COZ 1-1-0: 15 PTS.
TEEL - REP 2-0-0: 20 PTS.
LADD - MER 1-2-0: 8 PTS.
PANKONIN - CCHS 2-1-0: 10 PTS.
JOHANSON - CAM 0-2-0: 0 PTS.

1 TEEL - REP - 8-5 D
2 CARRANZA - COZ - -
3 PANKONIN - CCHS - 9-4 D
4 LADD - MER - -

# CHASE COUNTY HIGH SCHOOL INVITATIONAL

## CHAMPIONS BRACKET 119 LBS. CLASS

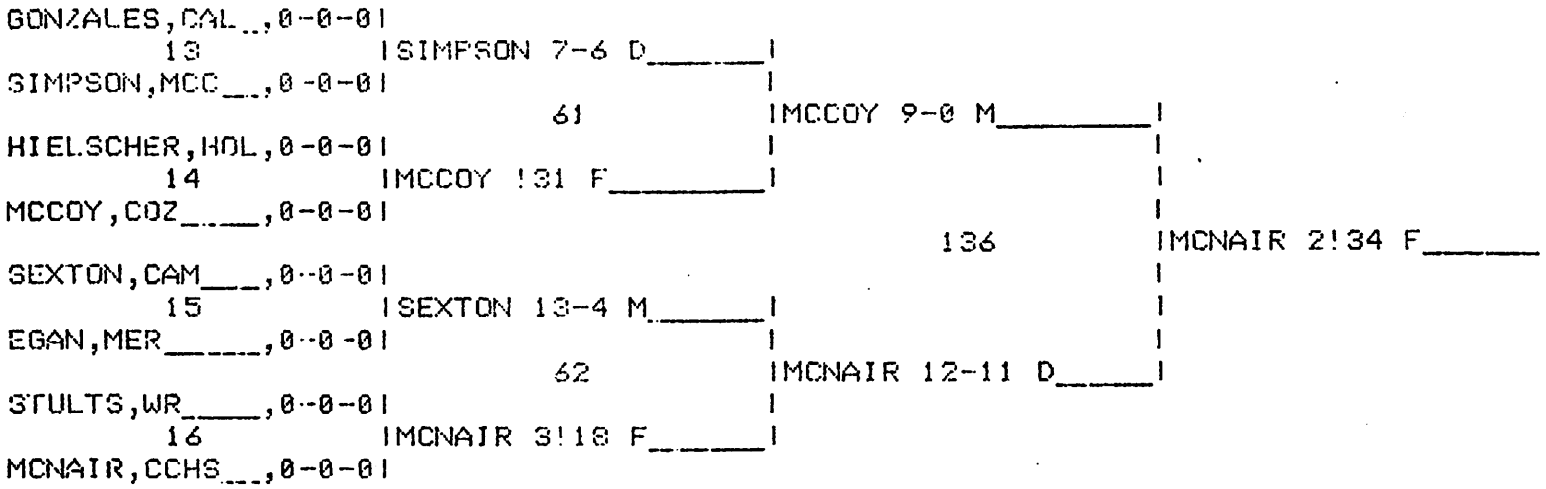


## CONSOLATION BRACKET 119 LBS. CLASS

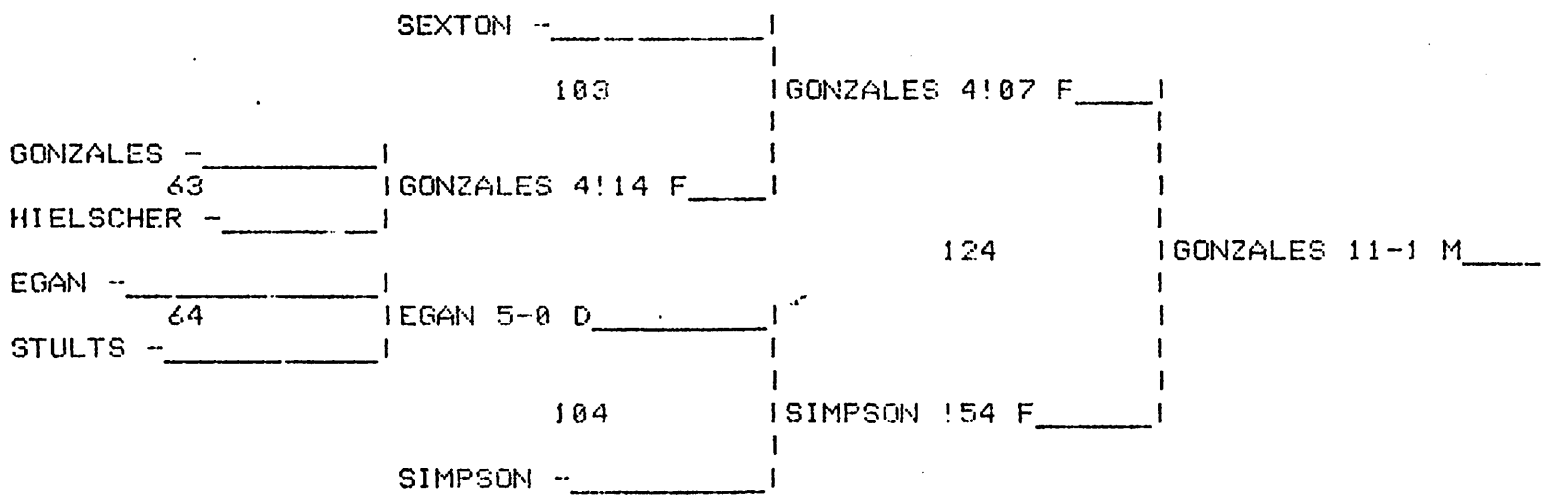


119 LBS. CLASS RESULTS.

GONZALES - CAL 3-1-0: 13.5 PTS.
MCNAIR - CCHS 3-0-0: 22 PTS.
SEXTON - CAM 1-2-0: 2.5 PTS.
MCCOY - COZ 2-1-0: 16.5 PTS.
HIELSCHER - HOL 0-2-0: 0 PTS.
EGAN - MER 1-2-0: 1 PTS.
STULTS - WR 0-2-0: 0 PTS.
SIMPSON - MCC 2-2-0: 9 PTS.

1 MCNAIR - CCHS - 2!34 F
2 MCCOY - COZ - -
3 GONZALES - CAL - 11-1 M
4 SIMPSON - MCC - -

# CHASE COUNTY HIGH SCHOOL INVITATIONAL

## CHAMPIONS BRACKET 126 LBS. CLASS




## CONSOLATION BRACKET 126 LBS. CLASS

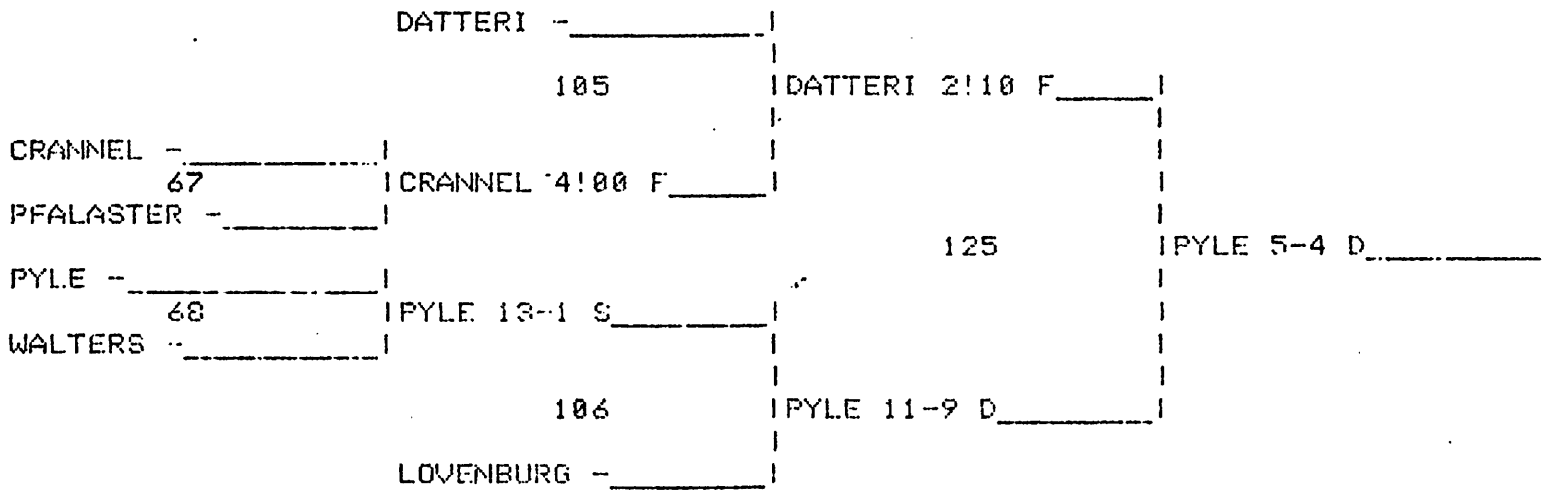


126 LBS. CLASS RESULTS.

PHILLIPS -- CAM 3-0-0: 21.5 PTS.
FRIES -- REP 2-1-0: 18 PTS.
PYLE - CAL 3-1-0: 10 PTS.
LOVENBURG - CCHS 1-2-0: 2 PTS.
PFALASTER - COZ 0-2-0: 0 PTS.
DATTERI - MER 2-2-0: 9 PTS.
WALTERS - HER 0-2-0: 0 PTS.
CRANNEL - WR 1-2-0: 3 PTS.

1 PHILLIPS - CAM - 14-4 M
2 FRIES - REP - -
3 PYLE - CAL -- 5-4 D
4 DATTERI - MER - -

# CHASE COUNTY HIGH SCHOOL INVITATIONAL

## CHAMPIONS BRACKET 132 LBS. CLASS

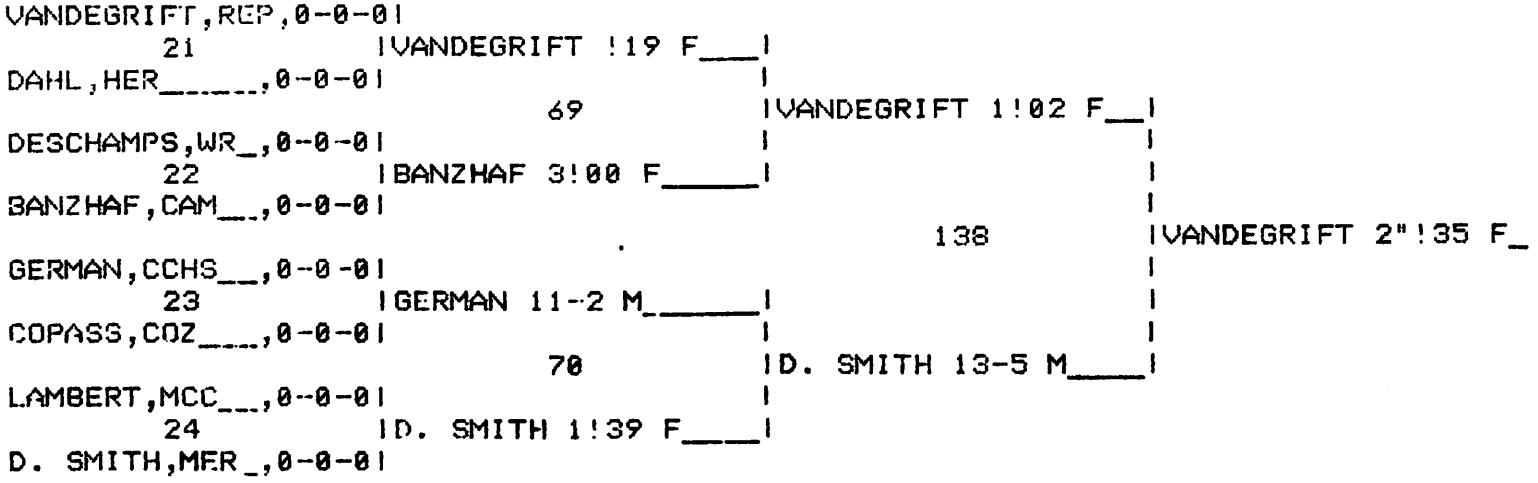


## CONSOLATION BRACKET 132 LBS. CLASS

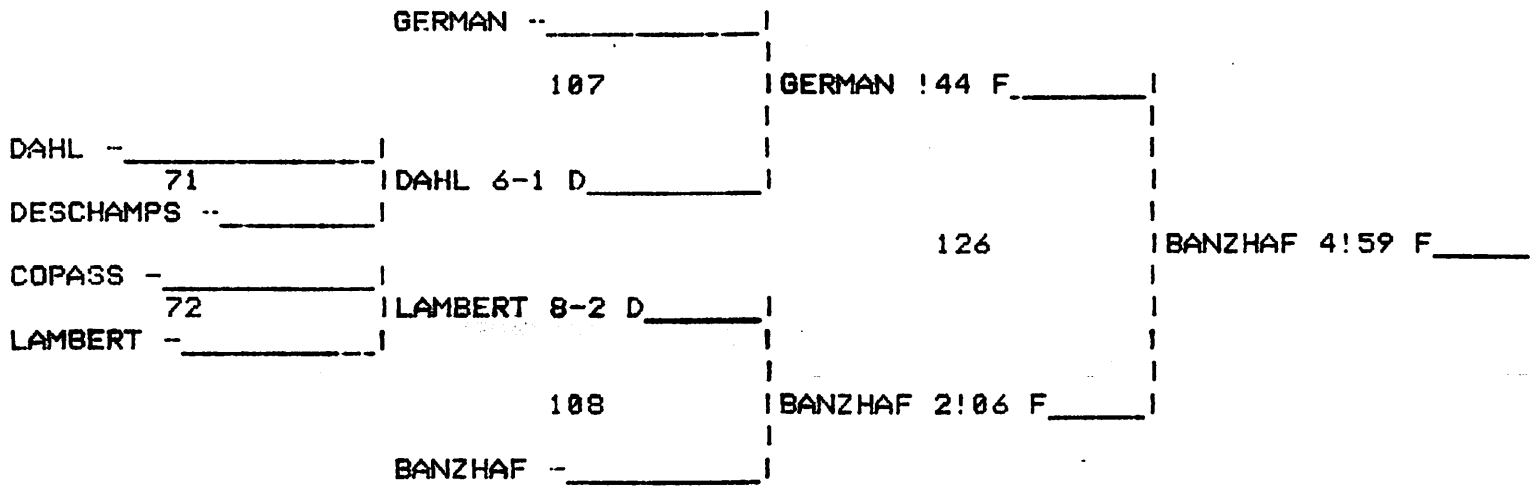


132 LBS. CLASS RESULTS.

VANDEGRIFT - REP 3-0-0: 24 PTS.
D. SMITH - MER 2-1-0: 16.5 PTS.
GERMAN - CCHS 2-2-0: 9.5 PTS.
BANZHAF - CAM 3-1-0: 16 PTS.
DESCHAMPS - WR 0-2-0: 0 PTS.
COPASS - COZ 0-2-0: 0 PTS.
LAMBERT -- MCC 1-2-0: 1 PTS.
DAHL - HER 1-2--0: 1 PTS.

1 VANDEGRIFT - REP - 2"!35 F
2 D. SMITH - MER - -
3 BANZHAF - CAM - 4!59 F
4 GERMAN - CCHS - -

# CHASE COUNTY HIGH SCHOOL INVITATIONAL

## CHAMPIONS BRACKET 138 LBS. CLASS

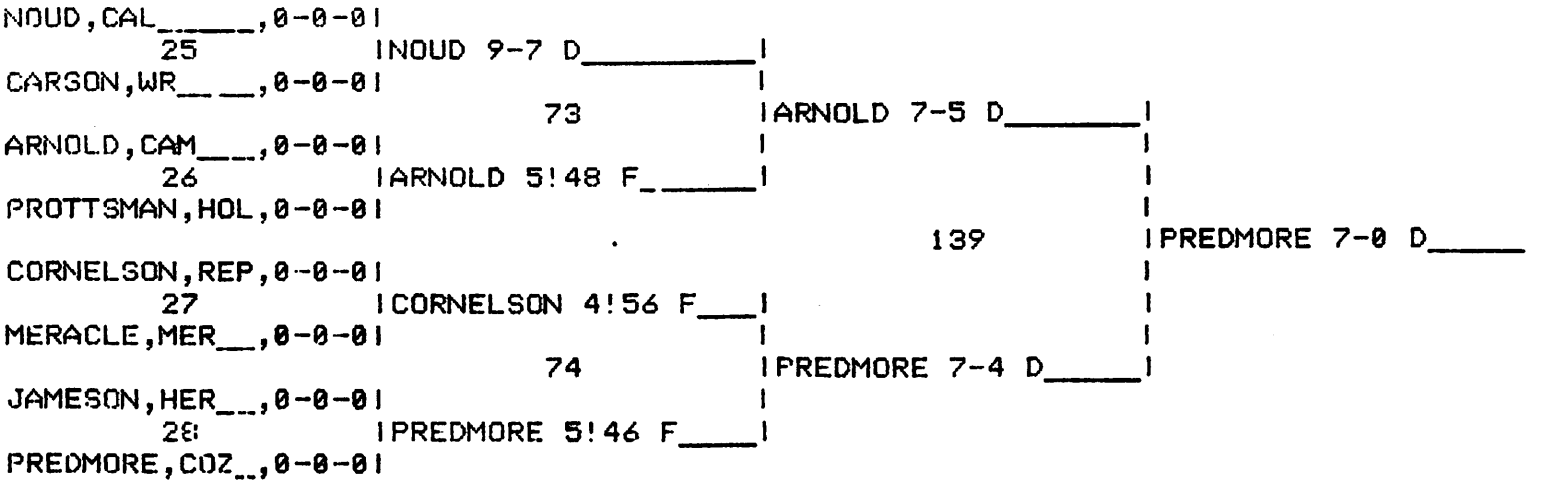


## CONSOLATION BRACKET 138 LBS. CLASS

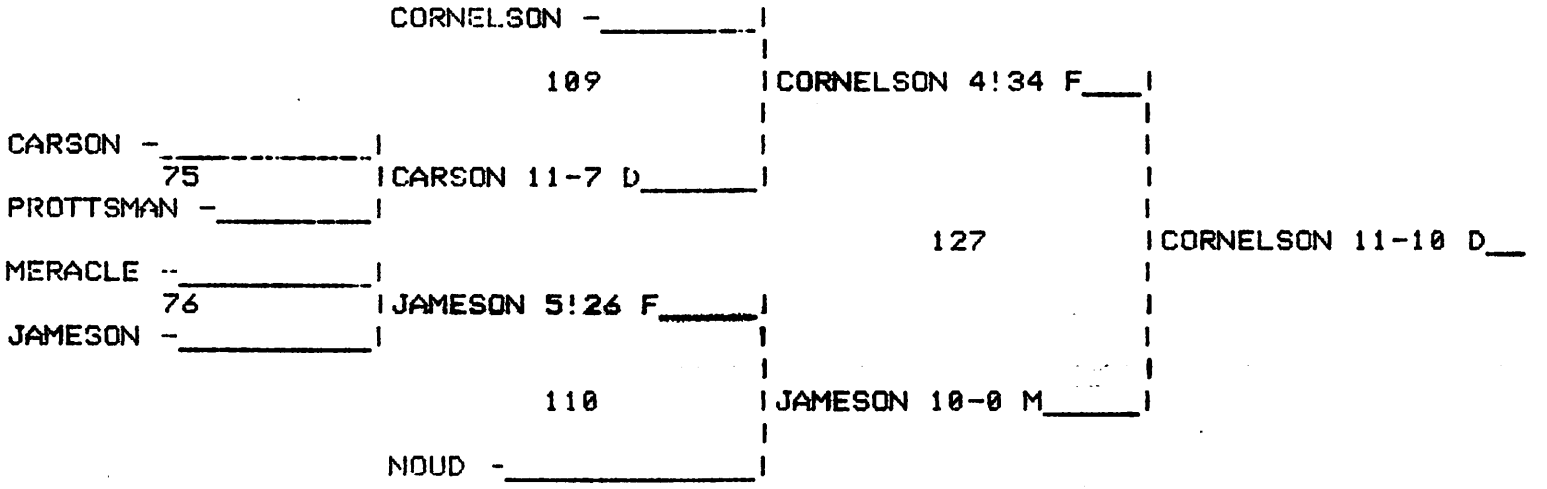


138 LBS. CLASS RESULTS.

NOUD - CAL 1-2-0: 2 PTS.
PREDMORE - COZ 3-0-0: 20 PTS.
CORNELSON - REP 3-1-0: 14 PTS.
PROTTSMAN - HOL 0-2-0: 0 PTS.
ARNOLD -- CAM 2-1-0: 16 PTS.
MERACLE - MER 0-2-0: 0 PTS.
JAMESON -- HER 2-2-0: 8.5 PTS.
CARSON - WR 1-2-0: 1 PTS.

1 PREDMORE - COZ - 7-0 D
2 ARNOLD -- CAM - --
3 CORNELSON - REP -- 11-10 D
4 JAMESON -- HER - --

# CHASE COUNTY HIGH SCHOOL INVITATIONAL

## CHAMPIONS BRACKET 145 LBS. CLASS

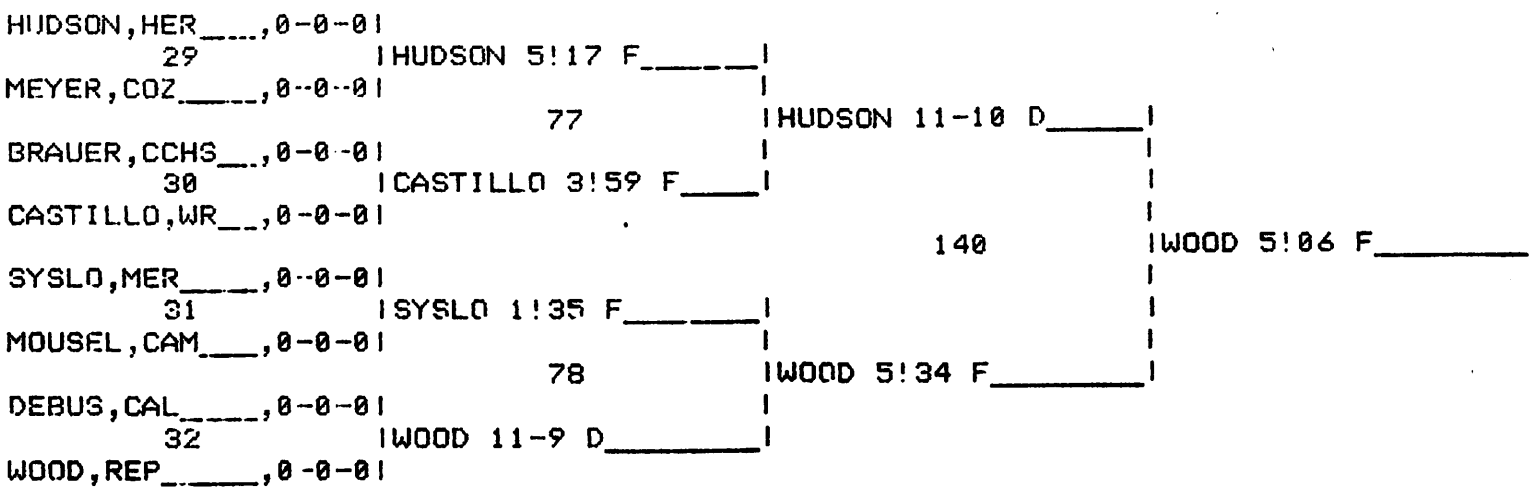


## CONSOLATION BRACKET 145 LBS. CLASS

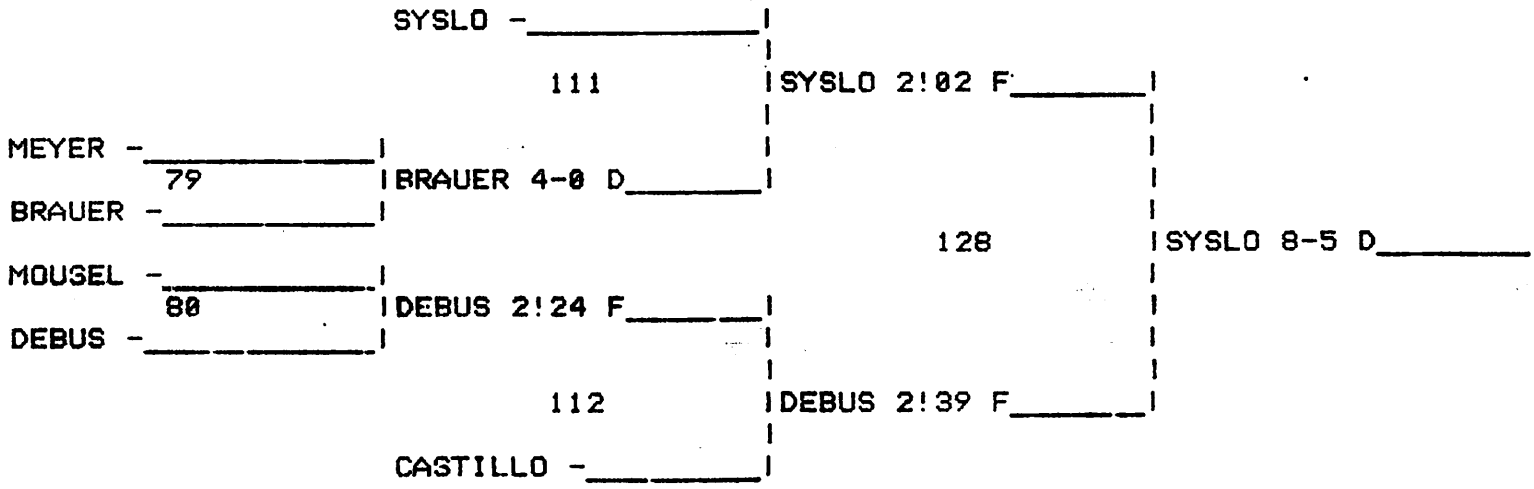


145 LBS. CLASS RESULTS.

HUDSON - HER 2-1-0: 16 PTS.
WOOD - REP 3-0-0: 22 PTS.
SYSLO - MER 3-1-0: 14 PTS.
CASTILLO - WR 1-2-0: 4 PTS.
BRAUER - CCHS 1-2-0: 1 PTS.
MOUSEL - CAM 0-2-0: 0 PTS.
DEBUS - CAL 2-2-0: 10 PTS.
MEYER - COZ 0-2-0: 0 PTS.

1 WOOD - REP - 5:06 F
2 HUDSON -- HER - -
3 SYSLO - MER - 8-5 D
4 DEBUS -- CAL - -

# CHASE COUNTY HIGH SCHOOL INVITATIONAL

## CHAMPIONS BRACKET 155 LBS. CLASS

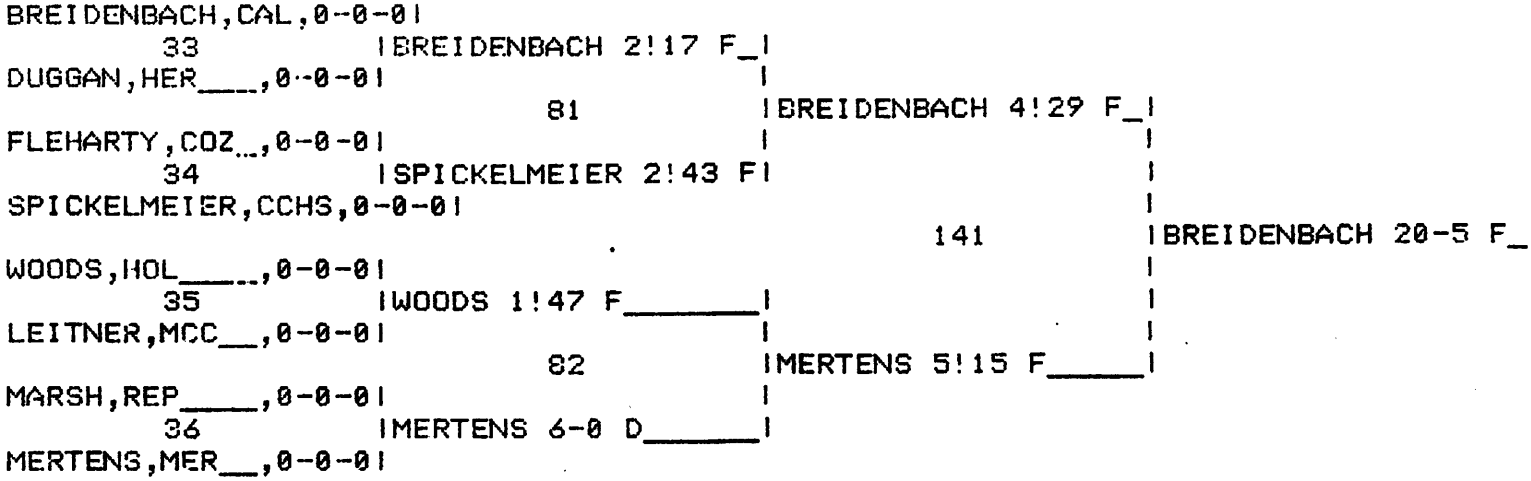


## CONSOLATION BRACKET 155 LBS. CLASS

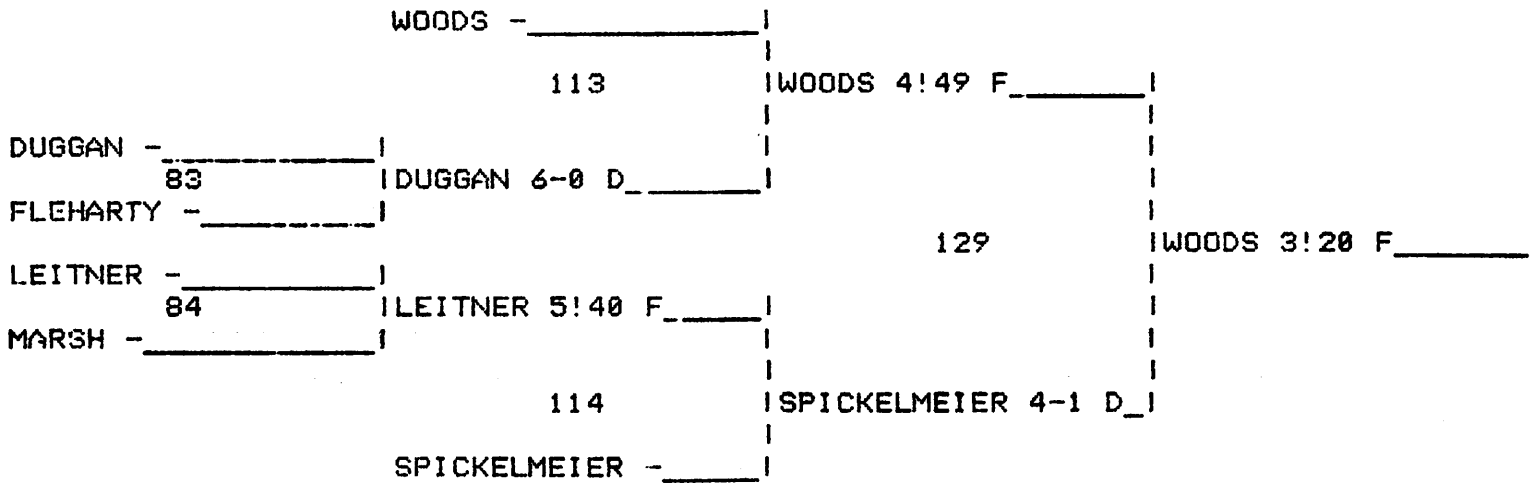


155 LBS. CLASS RESULTS.

BREIDENBACH - CAL 3-0-0: 24 PTS.
MERTENS -- MER 2-1-0: 16 PTS.
WOODS - HOL 3-1-0: 16 PTS.
SPICKELMEIER - CCHS 2-2-0: 9 PTS.
FLEHARTY -- COZ 0-2-0: 0 PTS.
LEITNER -- MCC 1-2-0: 3 PTS.
MARSH - REP 0-2-0: 0 PTS.
DUGGAN -- HER 1-2-0: 1 PTS.

1 BREIDENBACH - CAL - 20-5 F
2 MERTENS - MER -- --
3 WOODS -- HOL - 3:20 F
4 SPICKELMEIER - CCHS -- --

# CHASE COUNTY HIGH SCHOOL INVITATIONAL

## CHAMPIONS BRACKET 167 LBS. CLASS

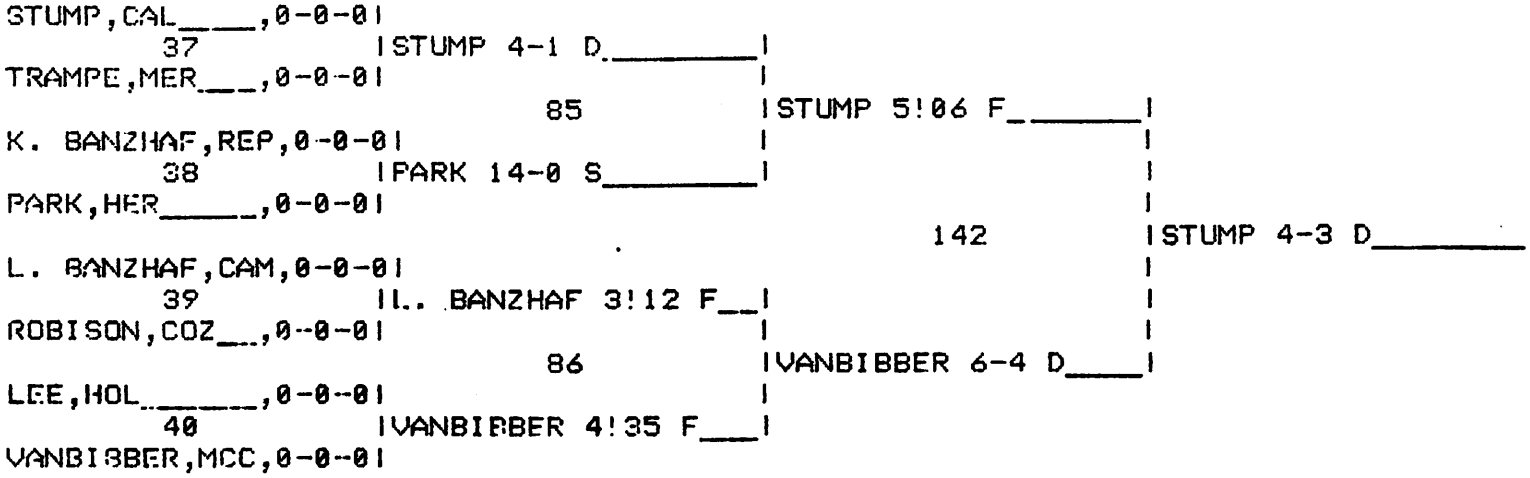


## CONSOLATION BRACKET 167 LBS. CLASS

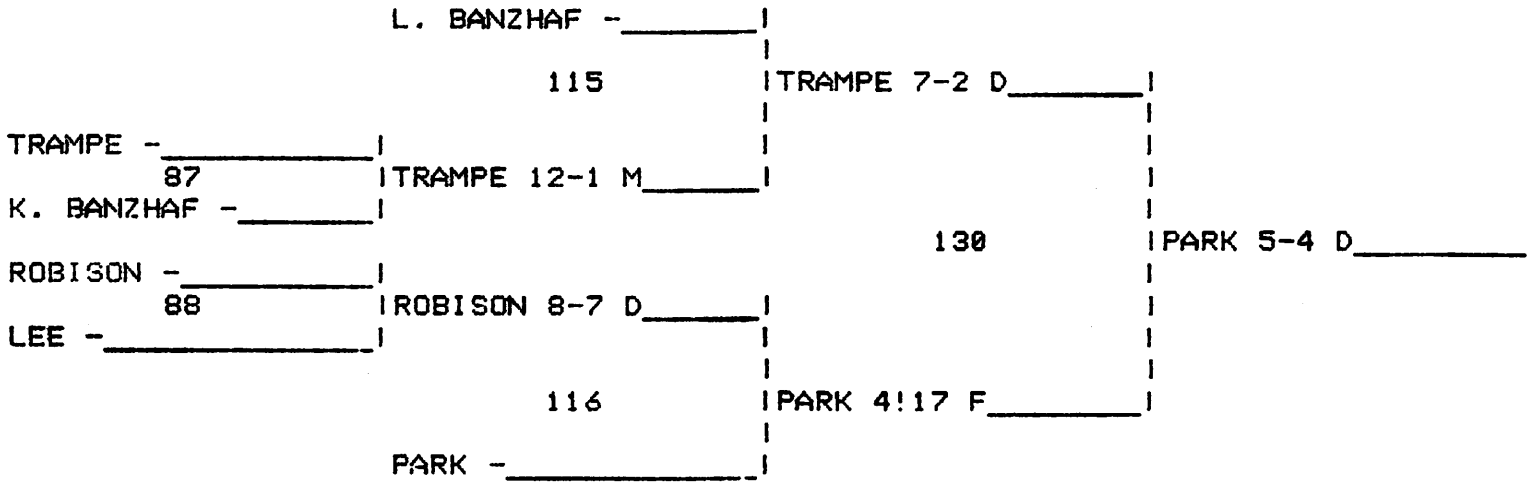


167 LBS. CLASS RESULTS.

STUMP -- CAL 3-0-0: 20 PTS.
VANBIBBER - MCC 2-1-0: 16 PTS.
L. BANZHAF - CAM 1-2-0: 4 PTS.
PARK -- HER 3-1-0: 13 PTS.
K. BANZHAF - REP 0-2-0: 0 PTS.
ROBISON - COZ 1-2-0: 1 PTS.
LEE -- HOL 0-2-0: 0 PTS.
TRAMPE - MER 2-2-0: 6.5 PTS.

1 STUMP - CAL - 4-3 D
2 VANBIBBER - MCC - -
3 PARK - HER - 5-4 D
4 TRAMPE -- MER - -

# CHASE COUNTY HIGH SCHOOL INVITATIONAL

## CHAMPIONS BRACKET 185 LBS. CLASS

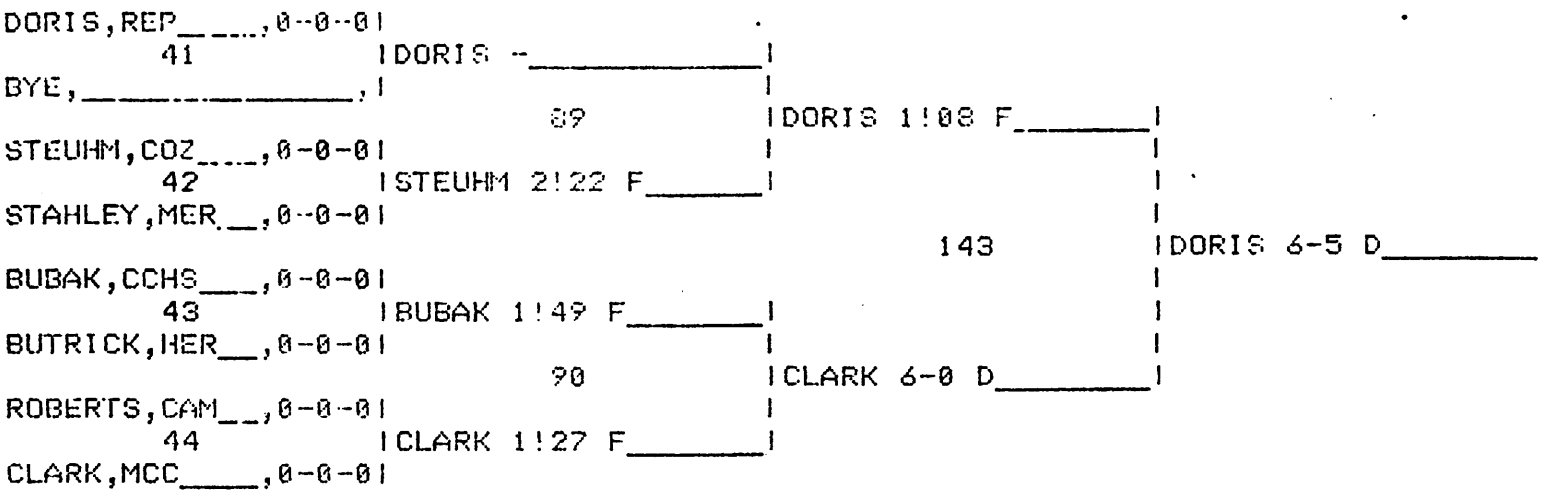


## CONSOLATION BRACKET 185 LBS. CLASS

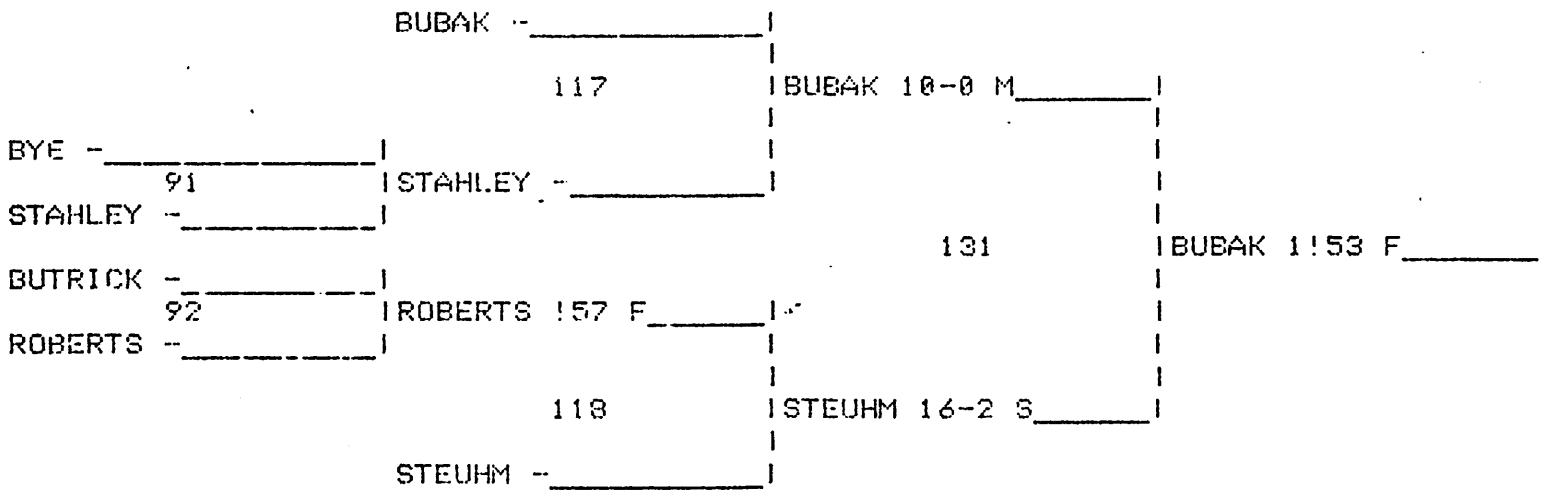


185 LBS. CLASS RESULTS.

DORIS - REP 2-0-0: 20 PTS.
CLARK - MCC 2-1-0: 16 PTS.
BUBAK - CCHS 3-1-0: 14.5 PTS.
STAHLEY - MER 0-2-0: 0 PTS.
STEUHM - COZ 2-2-0: 10 PTS.
BUTRICK - HER 0-2-0: 0 PTS.
ROBERTS - CAM 1-2-0: 3 PTS.

1 DORIS - REP - 6-5 D
2 CLARK - MCC - -
3 BUBAK - CCHS - 1!53 F
4 STEUHM - COZ - -

# CHASE COUNTY HIGH SCHOOL INVITATIONAL

## CHAMPIONS BRACKET HWT LBS. CLASS

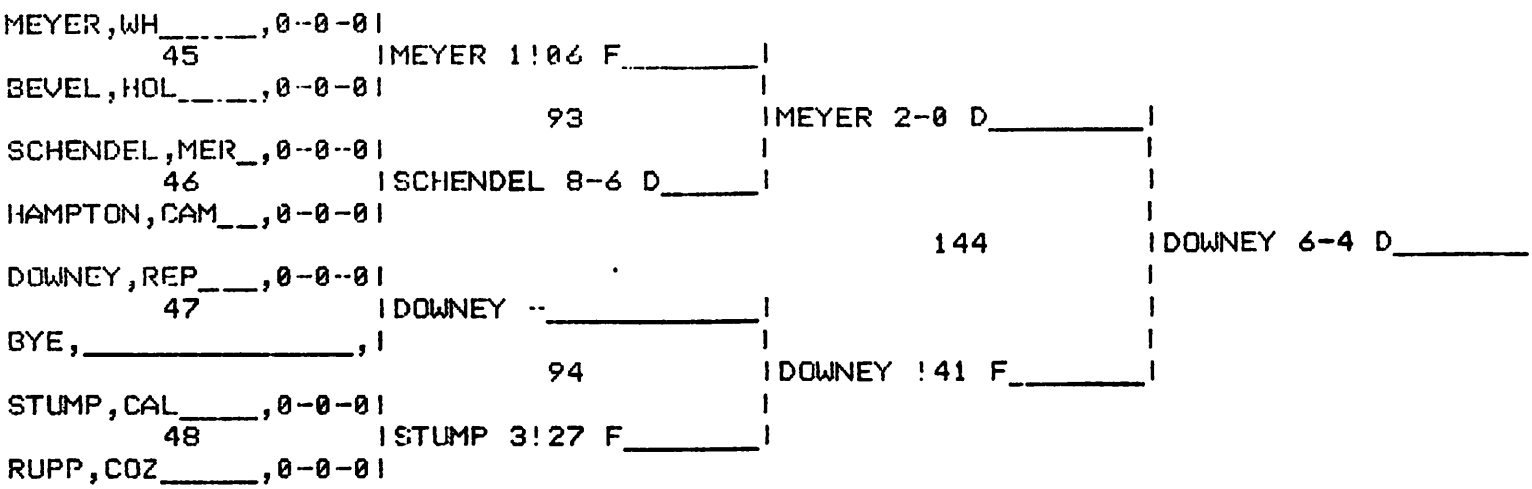


## CONSOLATION BRACKET HWT LBS. CLASS

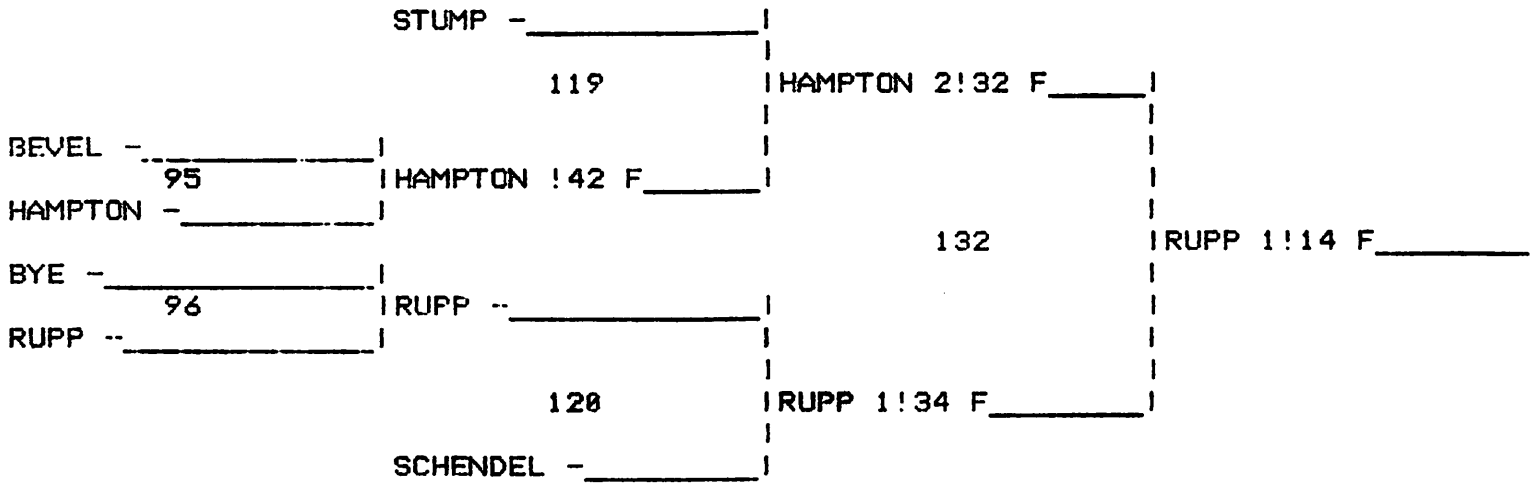


HWT LBS. CLASS RESULTS.

MEYER - WH 2-1-0: 16 PTS.
RUPP - COZ 2-1-0: 13 PTS.
DOWNEY - REP 2-0-0: 20 PTS.
HAMPTON - CAM 2-2-0: 10 PTS.
SCHENDEL - MER 1-2-0: 2 PTS.
STUMP - CAL 1-2-0: 4 PTS.
BEVEL -- HOL 0-2-0: 0 PTS.

1 DOWNEY -- REP -- 6-4 D
2 MEYER - WH - -
3 RUPP - COZ - 1!14 F
4 HAMPTON - CAM - -

# CCHS _____ vs Holyoke Season Totals

| Name | TD | TOL | RW | RL | EW | EL | NEW | NFL | DW | DL | P | PL | Draw | Team Points | Total Pts | |
|---|---|---|---|---|---|---|---|---|---|---|---|---|---|---|---|---|
| John Pawkowin | 12 | 17 | 15 | 15 | 8 | 10 | 13 | 13 | 4 | 6 | 3 | 3 | - | - | 63 | 8-9 |
| Kenley Cotant | - | 1 | 1 | 2 | 1 | - | - | 2 | - | 1 | - | - | - | - | - | 0-1 |
| Pat Beran | 3 | 3 | 1 | 3 | 3 | - | - | 4 | - | 1 | 1 | - | - | 6 | 6 | 1-1 |
| Jason McNair | 21 | 15 | 9 | 3 | 12 | 6 | 8 | 8 | 3 | 3 | 8 | 1 | - | 6 | 91½ | 13-4 |
| Dave Loverbury | 19 | 18 | 16 | 16 | 4 | 10 | 9 | 15 | 6 | 8 | 3 | 2 | - | - | 47 | 9-10 |
| Dave German | 19 | 21 | 5 | 11 | 4 | 8 | 10 | 24 | 5 | 6 | 7 | 4 | - | - | 68½ | 12-10 |
| Bob Meadenhall | 4 | 6 | - | 1 | 6 | 1 | 2 | 1 | 1 | - | 1 | 3 | - | - | 8 | 2-3 |
| Kevin McDonald | 16 | 13 | 2 | 7 | 6 | 6 | 3 | 8 | 2 | 1 | 5 | 7 | - | 6 | 49 | 8-8 |
| Jodie Friemel | - | 2 | - | 1 | - | - | - | 5 | - | - | - | 2 | - | - | 0 | 0-2 |
| Brad Braven | 22 | 8 | 7 | 10 | 4 | 4 | 6 | 6 | 3 | - | 5 | 10 | - | - | 35 | 7-11 |
| Wayne Spickelmeier | 25 | 26 | 5 | 5 | 15 | 10 | 5 | 15 | 6 | 4 | 4 | 6 | 1 | - | 52 | 10-11-1 |
| Brian Hamilton | - | 6 | - | - | 1 | - | - | 3 | - | - | - | 4 | - | - | 4 | 0-4 |
| Blaine Peterson | 7 | 1 | - | 1 | 2 | 4 | 1 | 1 | 1 | - | 1 | 1 | - | - | 11 | 2-1 |
| Jeff Bubak | 16 | 10 | 6 | 4 | 6 | 4 | 9 | 10 | 5 | 2 | 5 | 5 | - | - | 58 | 10-2 |
| Steve Davis | 1 | 7 | 1 | 1 | - | 2 | 2 | 2 | - | 2 | - | 4 | - | - | 6 | 1-6 |
| | | | | | | | | | | | | | | | | |
| | | | | | | | | | | | | | | | | |
| | | | | | | | | | | | | | | | | |
| | | | | | | | | | | | | | | | | |
| | | | | | | | | | | | | | | | | |
| | | | | | | | | | | | | | | | | |
| | | | | | | | | | | | | | | | | |
| | | | | | | | | | | | | | | | | |
| | | | | | | | | | | | | | | | | |
| TOTALS | 165 | 153 | 67 | 81 | 72 | 65 | 68 | 117 | 36 | 35 | 43 | 53 | 1 | 18 | 491½ | 83-88-1 |

Comments:

CCHS 18 Vs Holyoke 44

| Name | TD | TOL | RW | RL | EW | EL | NEW | NFL | DW | DL | P | PL | DRAW | Team Points | Total Pts | |
|---|---|---|---|---|---|---|---|---|---|---|---|---|---|---|---|---|
| Pat Beran | 3 | 1 | - | 2 | 2 | - | - | - | - | - | 1 | - | - | 6 | 6 | 1-0 |
| John Pankonin | 1 | 1 | 1 | 1 | 2 | - | - | 1 | - | 1 | - | - | - | - | - | 0-1 |
| Jason McNair | 3 | 1 | - | - | 1 | 1 | 3 | 1 | - | - | 1 | - | - | 6 | 6 | 1-0 |
| Dave German | - | 4 | 1 | - | - | 1 | - | 2 | - | 1 | - | - | - | - | - | 0-1 |
| Kevin McDonald | won by Forfeit | | | | | | | | | | | | | | | 1-0 |
| Blaine Peterson | - | 1 | - | 1 | 1 | - | - | 1 | - | - | - | 1 | - | - | - | 0-1 |
| Wayne Spickelmier | 1 | 1 | - | - | - | 1 | - | - | - | - | - | 1 | - | - | - | 0-1 |
| Jodie Friemel | - | 1 | - | - | - | - | - | - | - | - | - | 1 | - | - | - | 0-1 |
| | | | | | | | | | | | | | | | | |
| | | | | | | | | | | | | | | | | |
| | | | | | | | | | | | | | | | | |
| | | | | | | | | | | | | | | | | |
| | | | | | | | | | | | | | | | | |
| | | | | | | | | | | | | | | | | |
| | | | | | | | | | | | | | | | | |
| | | | | | | | | | | | | | | | | |
| | | | | | | | | | | | | | | | | |
| | | | | | | | | | | | | | | | | |
| | | | | | | | | | | | | | | | | |
| | | | | | | | | | | | | | | | | |
| | | | | | | | | | | | | | | | | |
| | | | | | | | | | | | | | | | | |
| | | | | | | | | | | | | | | | | |
| TOTAL's | 8 | 10 | 2 | 4 | 6 | 3 | 3 | 5 | - | 2 | 2 | 3 | - | 18 | 18 | 3-5 |

Comments:

# Wrestling 1985-86 -

Practice Procedures:

I Routine Skeleton - 5-7 min

II Four Basic Drills - (Stations) 20 min 4-min each

| | | | |
|---|---|---|---|
| (a) | Hip Hoist | R + L | 30 Sec. each |
| (b) | High Leg Over | R + L | |
| (c) | Heel Set | R + L | |
| (d) | Heel - Toe - Knee - | R + L. | |

III Clear - Head - 25 each.

A. Block Inside. ✓

B. Control Elbow ✓

c) Russian Tie

d Heel - Off. ✓

e Shuck.

IV Takedowns - ✓ 10-15 Movement - Penetration -

V Teaching Techniques -

VI Refining Skills -

VII Conditioning -

VIII Warm-down -

1986-87

# DISTRICT WRESTLING ENTRY

Due February 2

Classes A-C-D: Mail one copy to your district director and one copy to the NSAA, P.O. Box 5463, Lincoln, NE 68505.

Class B: Mail one copy to your subdistrict director and one copy to the NSAA, P.O. Box 5463, Lincoln, NE 68505.

No additional entry is required for the state tournament.

Substitutions may be made until the deadline established by the district tournament director.

Type name in full. Only one entry allowed in each class.

| Weight | Name | | Grade | Season Record | | |
|---|---|---|---|---|---|---|
| | First | Last | | Wins | Losses | Draws |
| 98 lb. | Kelly | Rowley | 9 | 7 | 6 | 0 |
| 105 lb. | Chris | Barger | 10 | 4 | 12 | 0 |
| 112 lb. | Pat | Beran | 11 | 9 | 11 | 0 |
| 119 lb. | Steve | Silvester | 9 | 12 | 5 | 0 |
| 126 lb. | John | Pankonin | 10 | 17 | 6 | 0 |
| 132 lb. | Jason | McNair | 10 | 13 | 7 | 0 |
| 138 lb. | Todd | Phelps | 9 | 12 | 11 | 0 |
| 145 lb. | Dave | German | 12 | 13 | 8 | 0 |
| 155 lb. | Kevin | McDonald | 12 | 16 | 7 | 0 |
| 167 lb. | Joedy | Friemel | 10 | 12 | 11 | 0 |
| 185 lb. | Bryan | Hamilton | 10 | 7 | 14 | 0 |
| Hwt. | Open | | | | | |

I certify the above boys are eligible according to the rules of the N.S.A.A.

Bruce Vires
Superintendent or Principal

Vern Phelps
Wrestling Coach

Chase County-Imperial
School

B-4
Class and District No.

(Cut along this line)


1986-87

DISTRICT WRESTLING ENTRY

Due February 2

Classes A-C-D: Mail one copy to your district director and one copy to the NSAA, P.O. Box 5463, Lincoln, NE 68505.

Class B: Mail one copy to your subdistrict director and one copy to the NSAA, P.O. Box 5463, Lincoln, NE 68505.

No additional entry is required for the state tournament.

Substitutions may be made until the deadline established by the district tournament director.

Type name in full. Only one entry allowed in each class.

| Weight | Name | | Grade | Season Record | | |
|---|---|---|---|---|---|---|
| | First | Last | | Wins | Losses | Draws |
| 98 lb. | Kelly | Rowley | 9 | 7 | 6 | 0 |
| 105 lb. | Chris | Barger | 10 | 4 | 12 | 0 |
| 112 lb. | Pat | Beran | 11 | 9 | 11 | 0 |
| 119 lb. | Steve | Silvester | 9 | 12 | 5 | 0 |
| 126 lb. | John | Pankonin | 10 | 17 | 6 | 0 |
| 132 lb. | Jason | McNair | 10 | 13 | 7 | 0 |
| 138 lb. | Todd | Phelps | 9 | 12 | 11 | 0 |
| 145 lb. | Dave | German | 12 | 13 | 8 | 0 |
| 155 lb. | Kevin | McDonald | 12 | 16 | 7 | 0 |
| 167 lb. | Joedy | Friemel | 10 | 12 | 11 | 0 |
| 185 lb. | Bryan | Hamilton | 10 | 7 | 14 | 0 |
| Hwt. | Open | | | | | |

I certify the above boys are eligible according to the rules of the N.S.A.A.

Bruce Vires
Superintendent or Principal

Vern Phelps
Wrestling Coach

Chase County-Imperial
School

B-4
Class and District No.

1986-87

# DISTRICT WRESTLING ENTRY

Due February 2

Classes A-C-D: Mail one copy to your district director and one copy to the NSAA, P.O. Box 5463, Lincoln, NE 68505.

Class B: Mail one copy to your subdistrict director and one copy to the NSAA, P.O. Box 5463, Lincoln, NE 68505.

No additional entry is required for the state tournament.

Substitutions may be made until the deadline established by the district tournament director.

Type name in full. Only one entry allowed in each class.

| Weight | Name First | Name Last | Grade | Season Record Wins | Losses | Draws |
|---|---|---|---|---|---|---|
| 98 lb. | Kelly | Rowley | 9 | 7 | 6 | 0 |
| 105 lb. | Chris | Barger | 10 | 4 | 12 | 0 |
| 112 lb. | Pat | Beran | 11 | 9 | 11 | 0 |
| 119 lb. | Steve | Silvester | 9 | 12 | 5 | 0 |
| 126 lb. | John | Pankonin | 10 | 17 | 6 | 0 |
| 132 lb. | Jason | McNair | 10 | 13 | 7 | 0 |
| 138 lb. | Todd | Phelps | 9 | 12 | 11 | 0 |
| 145 lb. | Dave | German | 12 | 13 | 8 | 0 |
| 155 lb. | Kevin | McDonald | 12 | 16 | 7 | 0 |
| 167 lb. | Joedy | Friemal | 10 | 12 | 11 | 0 |
| 185 lb. | Bryan | Hamilton | 10 | 7 | 14 | 0 |
| Hwt. | Open | | | | | |

I certify the above boys are eligible according to the rules of the N.S.A.A.

Bruce Vires
Superintendent or Principal

Chase County Imperial
School

Vern Phelps
Wrestling Coach

"B-4"
Class and District No.



(Cut along this line)

1986-87

DISTRICT WRESTLING ENTRY

Due February 2

Classes A-C-D: Mail one copy to your district director and one copy to the NSAA, P.O. Box 5463, Lincoln, NE 68505.

Class B: Mail one copy to your subdistrict director and one copy to the NSAA, P.O. Box 5463, Lincoln, NE 68505.

No additional entry is required for the state tournament.

Substitutions may be made until the deadline established by the district tournament director.

Type name in full. Only one entry allowed in each class.

| Weight | Name First | Name Last | Grade | Season Record Wins | Losses | Draws |
|---|---|---|---|---|---|---|
| 98 lb. | | | | | | |
| 105 lb. | | | | | | |
| 112 lb. | | | | | | |
| 119 lb. | | | | | | |
| 126 lb. | | | | | | |
| 132 lb. | | | | | | |
| 138 lb. | | | | | | |
| 145 lb. | | | | | | |
| 155 lb. | | | | | | |
| 167 lb. | | | | | | |
| 185 lb. | | | | | | |
| Hwt. | | | | | | |

I certify the above boys are eligible according to the rules of the N.S.A.A.

Superintendent or Principal

School

Wrestling Coach

Class and District No.

CCHS _____ Vs Ogallala Inv. 7 Season Totals
1-10-87

| Name | TD | TOL | RW | RL | EW | EL | NEW | NFL | DW | DL | P | PL | Draw | Team Points | Total Pts | |
|---|---|---|---|---|---|---|---|---|---|---|---|---|---|---|---|---|
| Kelly Rowley | 5 | 4 | 5 | 1 | - | 2 | 3 | 2 | 1 | 1 | 3 | 2 | - | - | 35 | 5-3 |
| Chris Barger | 2 | 13 | 3 | - | 1 | 1 | 1 | 5 | - | 2 | 3 | 6 | - | - | 22 | 3-8 |
| Pat Beran | 9 | 12 | 2 | 8 | 6 | 3 | 6 | 11 | 1 | 3 | 3 | 4 | - | - | 34 | 6-7 |
| Steve Silvester | 4 | 7 | 4 | 4 | - | 1 | 4 | 6 | - | 3 | 5 | - | - | - | 40 | 5-3 |
| Tony Weiss | 1 | 1 | - | 2 | - | - | - | - | - | 1 | - | 1 | - | - | - | 0-2 |
| John Pawkowin | 12 | 13 | 17 | 7 | 3 | 5 | 7 | 11 | 2 | 4 | 6 | - | - | 7 | 59½ | 9-4 |
| Jason McNair. | 18 | 10 | 4 | 6 | 9 | 9 | 9 | 6 | - | 3 | 8 | 1 | - | 18 | 70 | 8-4 |
| Todd Phelps | 9 | 18 | 7 | 6 | 7 | 8 | 9 | 6 | 5 | 4 | 1 | 3 | - | 2 | 27 | 6-7 |
| Dave Cerman | 12 | 12 | 4 | 7 | 5 | 4 | 13 | 8 | 3 | 6 | 5 | - | - | 1 | 43½ | 8-6 |
| Kevin McDonald | 18 | 5 | 4 | 8 | 3 | 8 | 8 | 4 | 2 | 2 | 7 | 3 | - | 6½ | 56 | 9-5 |
| Joedy Friemal | 14 | 10 | 3 | 3 | 3 | 4 | 3 | 6 | 1 | 3 | 6 | 4 | - | 4 | 37 | 7-7 |
| Bryan Hamilton | 3 | 13 | 3 | 4 | - | 1 | 2 | 10 | 1 | - | 1 | 10 | - | 8 | 10 | 2-10 |
| | | | | | | | | | | | | | | | | |
| | | | | | | | | | | | | | | | | |
| | | | | | | | | | | | | | | | | |
| | | | | | | | | | | | | | | | | |
| | | | | | | | | | | | | | | | | |
| | | | | | | | | | | | | | | | | |
| | | | | | | | | | | | | | | | | |
| | | | | | | | | | | | | | | | | |
| | | | | | | | | | | | | | | | | |
| | | | | | | | | | | | | | | | | |
| TOTAL's | 107 | 106 | 56 | 57 | 37 | 46 | 65 | 75 | 17 | 32 | 47 | 34 | - | 46½ | 434 | 68-64 |

Comments:

# CCHs 6th Vs Ogallala Invit

1-10-87

| Name | TD | TOL | RW | RL | EW | EL | NFW | NFL | DW | DL | P | PL | Draw | Team Points | Total Pts | |
|---|---|---|---|---|---|---|---|---|---|---|---|---|---|---|---|---|
| Chris Barger | - | 3 | 1 | - | - | 1 | 1 | 1 | - | 1 | - | 1 | - | - | - | 0-2 |
| Pat Beran | - | 2 | - | 2 | - | - | 1 | 3 | - | 1 | - | 1 | - | - | - | 0-2 |
| Steve Silvester | - | 3 | - | 3 | - | - | - | 6 | - | 2 | - | - | - | - | - | 0-2 |
| John Pavkovic | - | 8 | 4 | 1 | - | 1 | - | 7 | - | 2 | 1 | - | - | 7 | 7 | 1-2 |
| Jason McNair | 3 | 3 | - | 2 | 3 | 1 | 3 | 4 | - | 1 | 2 | - | - | 18 | 18 | 2-1 |
| Todd Phelps | 1 | 4 | 1 | 1 | 2 | 4 | - | 1 | 1 | 1 | | 1 | - | 2 | 2 | 1-2 |
| Dave German | 3 | 5 | - | 2 | 2 | 1 | 3 | 1 | 1 | 2 | - | - | - | 1 | 1 | 1-2 |
| Kevin McDonald | 4 | 2 | 3 | 6 | 1 | 5 | 2 | 3 | 1 | 1 | - | 1 | - | 6½ | 6½ | 1-2 |
| Joedy Fricman | 4 | 3 | 2 | 3 | 2 | 1 | - | 1 | - | 1 | 1 | 1 | - | 4 | 4 | 1-2 |
| Bryan Hamilton | 1 | 4 | 1 | 2 | - | 1 | - | 5 | - | - | 1 | 2 | - | 8 | 8 | 1-2 |
| | | | | | | | | | | | | | | | | |
| | | | | | | | | | | | | | | | | |
| | | | | | | | | | | | | | | | | |
| | | | | | | | | | | | | | | | | |
| | | | | | | | | | | | | | | | | |
| | | | | | | | | | | | | | | | | |
| | | | | | | | | | | | | | | | | |
| | | | | | | | | | | | | | | | | |
| | | | | | | | | | | | | | | | | |
| | | | | | | | | | | | | | | | | |
| | | | | | | | | | | | | | | | | |
| | | | | | | | | | | | | | | | | |
| | | | | | | | | | | | | | | | | |
| | | | | | | | | | | | | | | | | |
| TOTAL's | 16 | 35 | 12 | 22 | 10 | 15 | 10 | 32 | 3 | 12 | 5 | 7 | - | 46½ | 46½ | 8-19 |

Comments:

| | | | |
|---|---|---|---|
| Alliance | 213½ | Kimball | 57 |
| Gering | 168½ | Imperial | 46½ |
| Ogallala | 130½ | Gothenburg | 34 |
| North Platte | 73½ | Ogallala JV | 19 |

Vern

# OGALLALA INVITATIONAL WRESTLING TOURNEY

| | |
|---|---|
| SITE: | Ogallala High School Auditorium, East 6th and B. |
| DATE: | Saturday, January 10, 1987 |
| WEIGH-INS: | Stage of Auditorium, 8:00-9:00. Give the official a copy of your lineup. |
| PAIRINGS: | 8:00--meet across the way in the middle school. We will seed four. |
| SESSIONS: | We will begin Prelims at 9:30. Semi-finals and first round of the wrestlebacks will begin about 45 minutes after the end of the Prelims. A short break will follow. We will then resume with completion of the wrestlebacks. Another short break will occur. We will resume with consolation matches and championships on two mats at the same time. By having shorter breaks, we feel we can have you on the way home an hour or two earlier. Coaches' and officials' fatigue will determine length of breaks. |
| ADMISSION: | Adults--$2.00 per session; Adult Tourney Ticket--$5.00<br>Students--$1.00 per session; Student Tourney Ticket--$2.50 |
| TOWELS: | Furnish your own. |
| VALUABLES: | Please take care of your own. |
| MEALS: | We do not have cafeteria facilities. |
| CHEERLEADERS: | Please notify cheerleaders that we do not allow megaphones in the auditorium. They are to remain behind the basketball out-of-bounds line. Free admission if in uniform. |
| DRESSING ROOMS: | South--Alliance, Gering, Gothenburg, Imperial<br>North--Ogallala, Kimball, North Platte |
| AWARDS: | Medals for first three places. First place team trophy. Medals awarded following championships--98 following 105, 105 following 112, etc. |
| ENTRIES: | We will make programs after your arrival. Please give scorers a list of your wrestlers when you check in. |
| MATCHES: | Wrestlers are to report to the announcer's table when called. Pick up score sheets and leg bands from the announcer. We will have boys escort wrestlers to the proper mat. Give leg bands to the official following match. |

OGALLALA INVITATIONAL
TEAM RANKINGS

1. ALL - 213.5
2. GE - 168.5
3. OG - 130.5
4. NP - 73.5
5. KI - 57
6. IM - 46.5
7. GO - 34
8. JV - 19

# OGALLALA INVITATIONAL

## CHAMPIONS BRACKET 98 LBS. CLASS

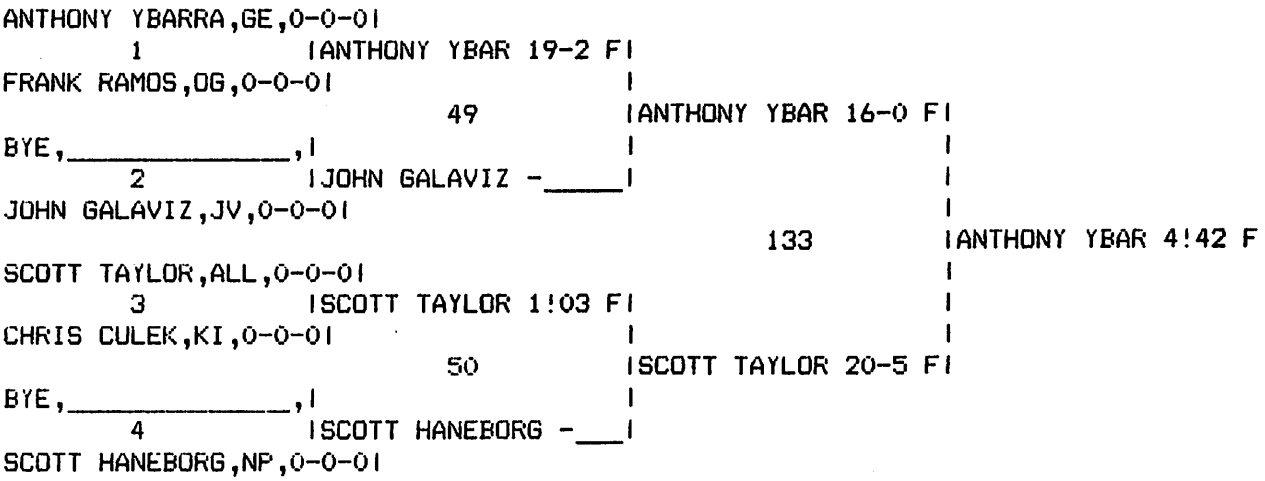


## CONSOLATION BRACKET 98 LBS. CLASS

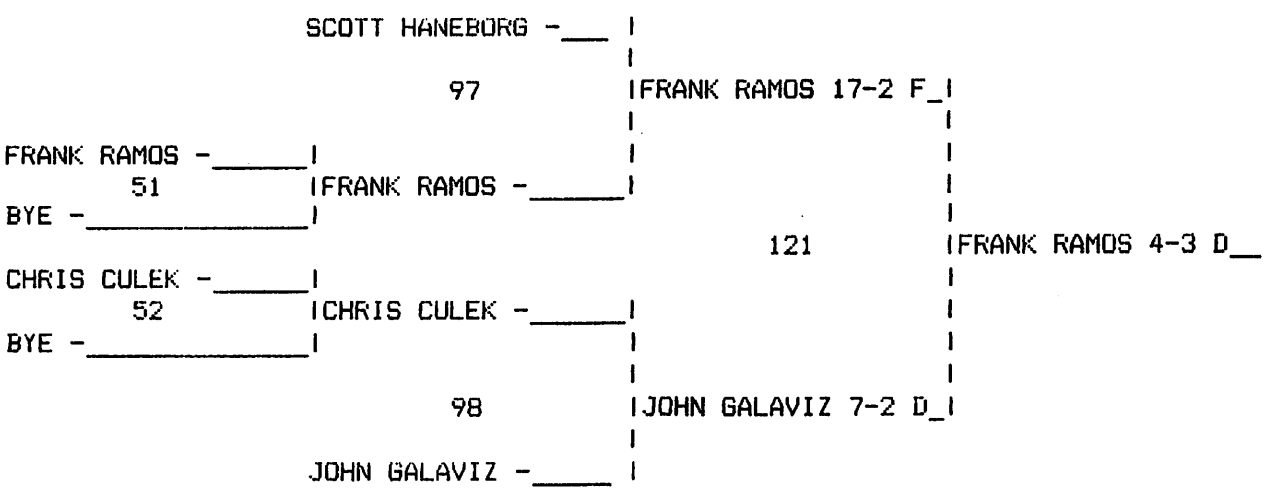


98 LBS. CLASS RESULTS.

ANTHONY YBARRA - GE 3-0-0: 24 PTS.
SCOTT HANEBORG - NP 0-2-0: 0 PTS.
SCOTT TAYLOR - ALL 2-1-0: 18 PTS.
JOHN GALAVIZ - JV 1-2-0: 5 PTS.
CHRIS CULEK - KI 0-2-0: 0 PTS.
FRANK RAMOS - OG 2-1-0: 11 PTS.

1 ANTHONY YBARRA - GE - 4!42 F
2 SCOTT TAYLOR - ALL - -
3 FRANK RAMOS - OG - 4-3 D
4 JOHN GALAVIZ - JV - -

OGALLALA INVITATIONAL

CHAMPIONS BRACKET 105 LBS. CLASS

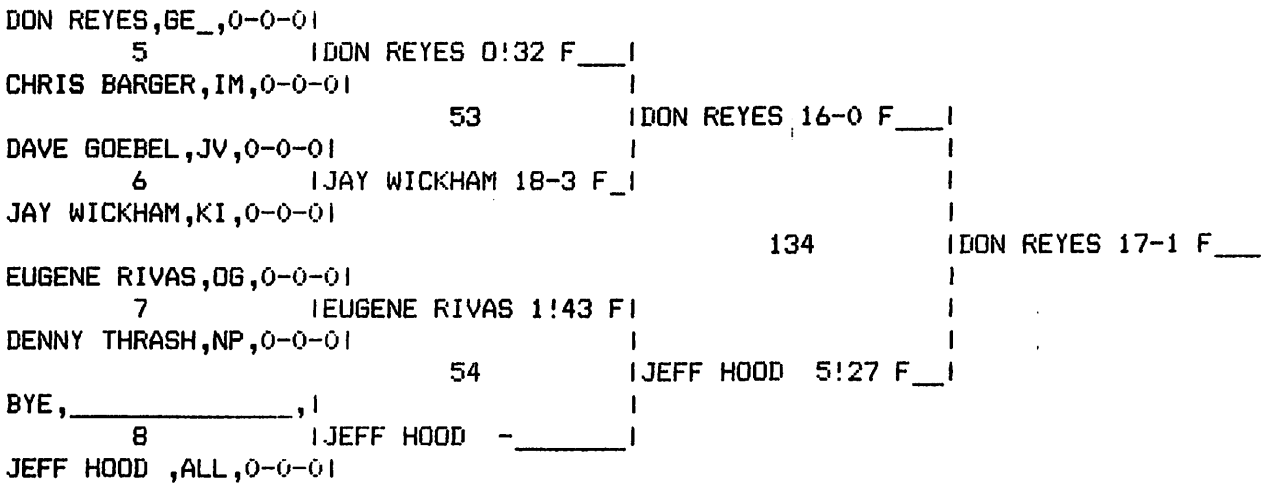


CONSOLATION BRACKET 105 LBS. CLASS

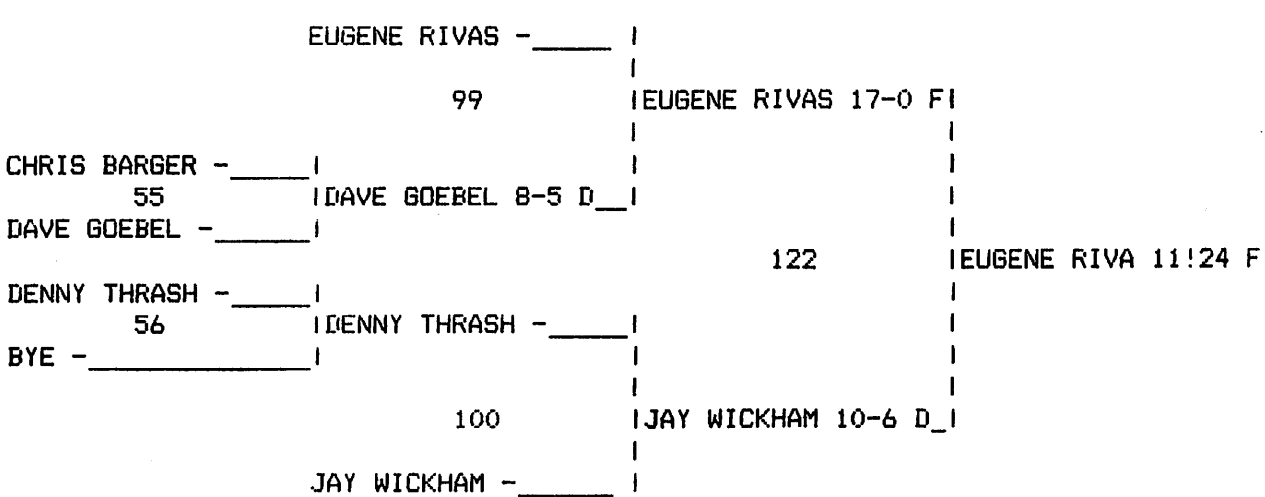


105 LBS. CLASS RESULTS.

DON REYES - GE 3-0-0: 24 PTS.
JEFF HOOD - ALL 1-1-0: 16 PTS.
EUGENE RIVAS - OG 3-1-0: 16 PTS.
JAY WICKHAM - KI 2-2-0: 9 PTS.
DAVE GOEBEL - JV 1-2-0: 1 PTS.
DENNY THRASH - NP 0-2-0: 0 PTS.
CHRIS BARGER - IM 0-2-0: 0 PTS.

1 DON REYES - GE - 17-1 F
2 JEFF HOOD - ALL - -
3 EUGENE RIVAS - OG - 11!24 F
4 JAY WICKHAM - KI - -

OGALLALA INVITATIONAL

CHAMPIONS BRACKET 112 LBS. CLASS

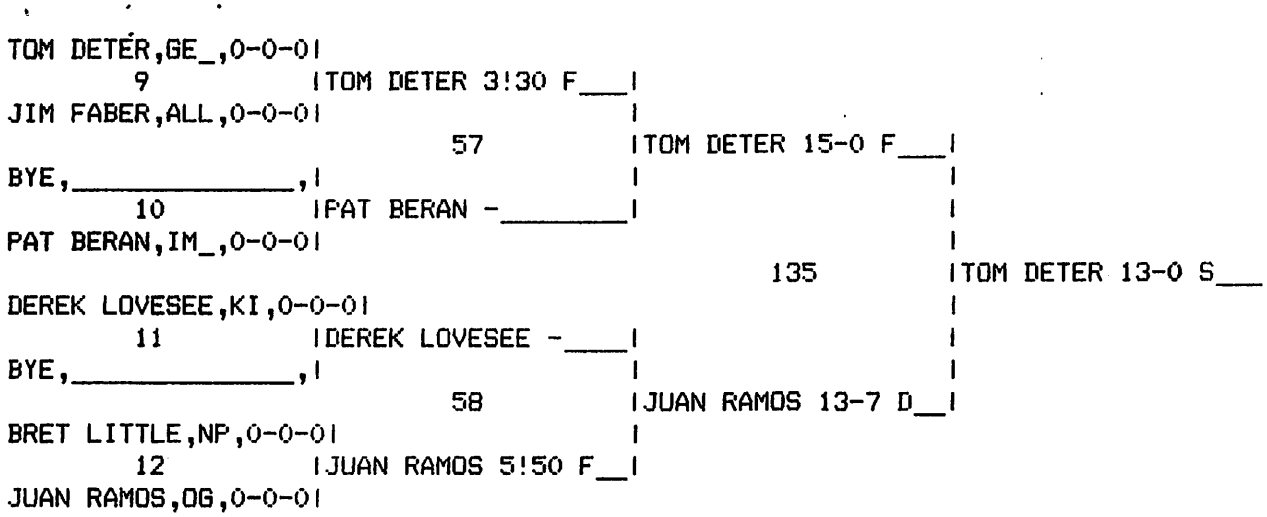


CONSOLATION BRACKET 112 LBS. CLASS

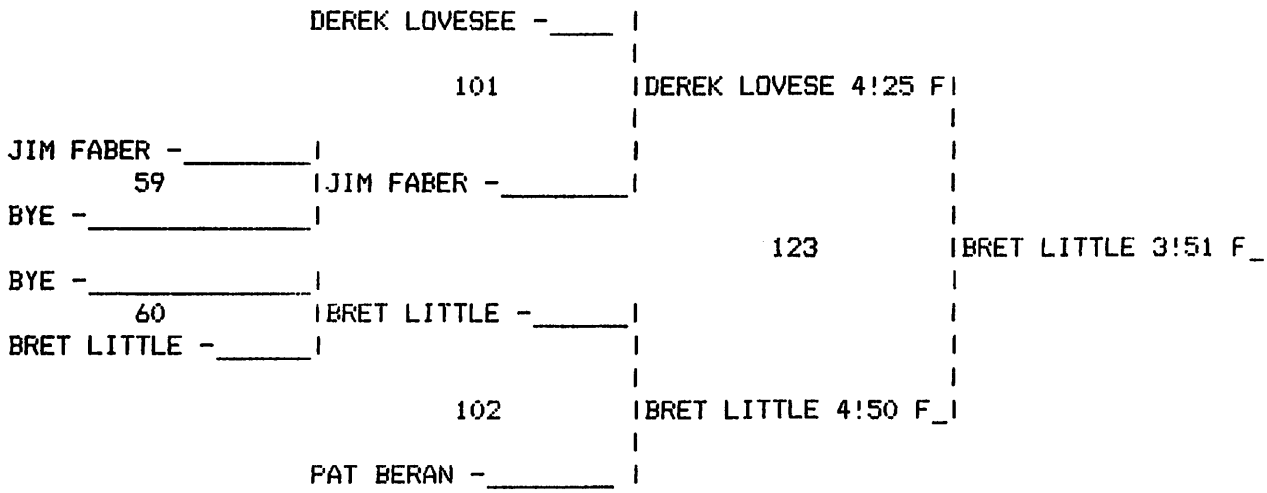


112 LBS. CLASS RESULTS.

TOM DETER - GE 3-0-0: 23 PTS.
JUAN RAMOS - OG 2-1-0: 16 PTS.
DEREK LOVESEE - KI 1-2-0: 7 PTS.
PAT BERAN - IM 0-2-0: 0 PTS.
BRET LITTLE - NP 2-1-0: 13 PTS.
JIM FABER - ALL 0-2-0: 0 PTS.

1 TOM DETER - GE - 13-0 S
2 JUAN RAMOS - OG - -
3 BRET LITTLE - NP - 3!51 F
4 DEREK LOVESEE - KI - -

# OGALLALA INVITATIONAL

## CHAMPIONS BRACKET 119 LBS. CLASS

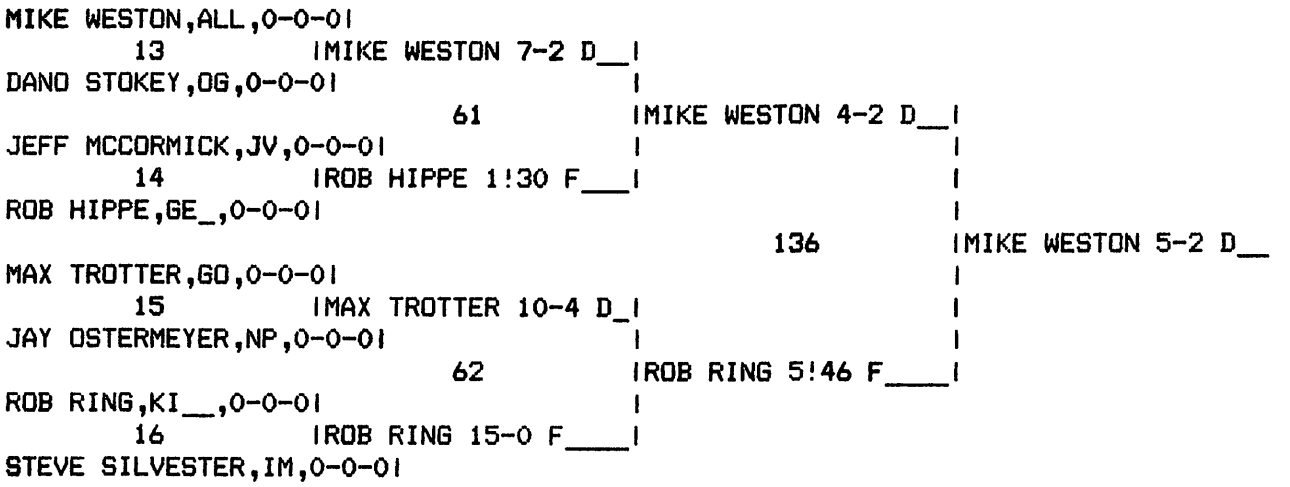


## CONSOLATION BRACKET 119 LBS. CLASS

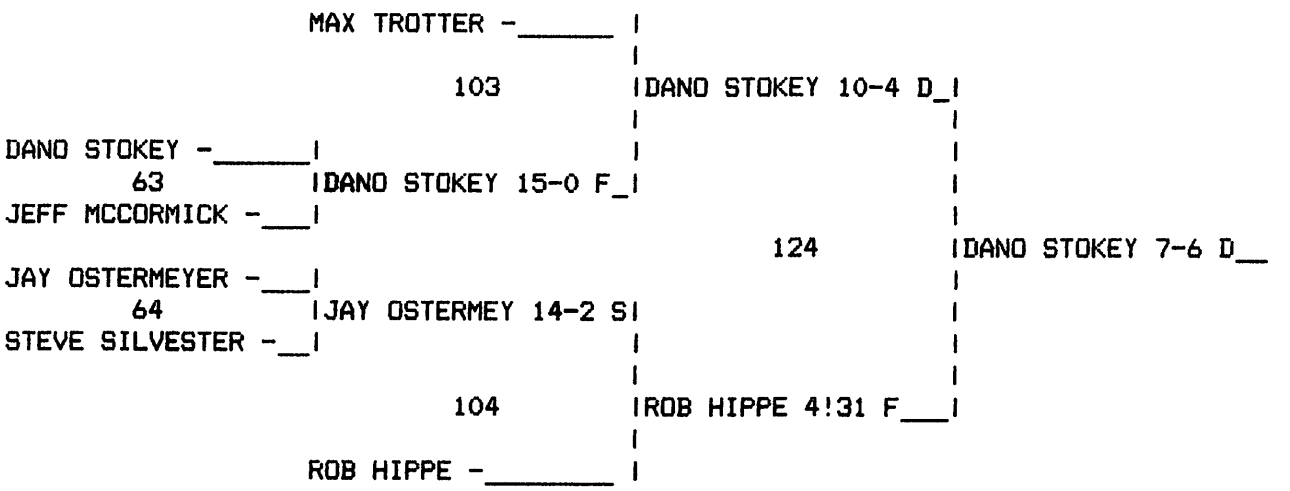


119 LBS. CLASS RESULTS.

MIKE WESTON - ALL 3-0-0: 18 PTS.
STEVE SILVESTER - IM 0-2-0: 0 PTS.
MAX TROTTER - GO 1-2-0: 2 PTS.
ROB HIPPE - GE 2-2-0: 11 PTS.
JEFF MCCORMICK - JV 0-2-0: 0 PTS.
JAY OSTERMEYER - NP 1-2-0: 2 PTS.
ROB RING - KI 2-1-0: 18 PTS.
DANO STOKEY - OG 3-1-0: 11 PTS.

1 MIKE WESTON - ALL - 5-2 D
2 ROB RING - KI - -
3 DANO STOKEY - OG - 7-6 D
4 ROB HIPPE - GE - -

# UGALLALA INVITATIONAL

## CHAMPIONS BRACKET 119 LBS. CLASS

```
MIKE WESTON,ALL,0-0-0!
13          !MIKE WESTON 7-2 D__!
DANO STOKEY,OG,0-0-0!                 !
61          !MIKE WESTON 4-2 D__!
JEFF MCCORMICK,JV,0-0-0!              !
14          !ROB HIPPE 1!30 F___!
ROB HIPPE,GE_,0-0-0!                  !
136         !MIKE WESTON 5-2 D__
MAX TROTTER,GO,0-0-0!                 !
15          !MAX TROTTER 10-4 D_!
JAY OSTERMEYER,NP,0-0-0!              !
62          !ROB RING 5!46 F____!
ROB RING,KI__,0-0-0!                  !
16          !ROB RING 15-0 F____!
STEVE SILVESTER,IM,0-0-0!
```

## CONSOLATION BRACKET 119 LBS. CLASS

```
MAX TROTTER -_______ !
103         !DANO STOKEY 10-4 D_!
DANO STOKEY -_______!
63          !DANO STOKEY 15-0 F_!
JEFF MCCORMICK -___!
124         !DANO STOKEY 7-6 D__
JAY OSTERMEYER -___!
64          !JAY OSTERMEY 14-2 S!
STEVE SILVESTER -__!
104         !ROB HIPPE 4!31 F___!
ROB HIPPE -________ !
```

## 119 LBS. CLASS RESULTS.

MIKE WESTON - ALL 3-0-0: 18 PTS.
STEVE SILVESTER - IM 0-2-0: 0 PTS.
MAX TROTTER - GO 1-2-0: 2 PTS.
ROB HIPPE - GE 2-2-0: 11 PTS.
JEFF MCCORMICK - JV 0-2-0: 0 PTS.
JAY OSTERMEYER - NP 1-2-0: 2 PTS.
ROB RING - KI 2-1-0: 18 PTS.
DANO STOKEY - OG 3-1-0: 11 PTS.

1 MIKE WESTON - ALL - 5-2 D
2 ROB RING - KI - -
3 DANO STOKEY - OG - 7-6 D
4 ROB HIPPE - GE - -

# OGALLALA INVITATIONAL

## CHAMPIONS BRACKET 126 LBS. CLASS

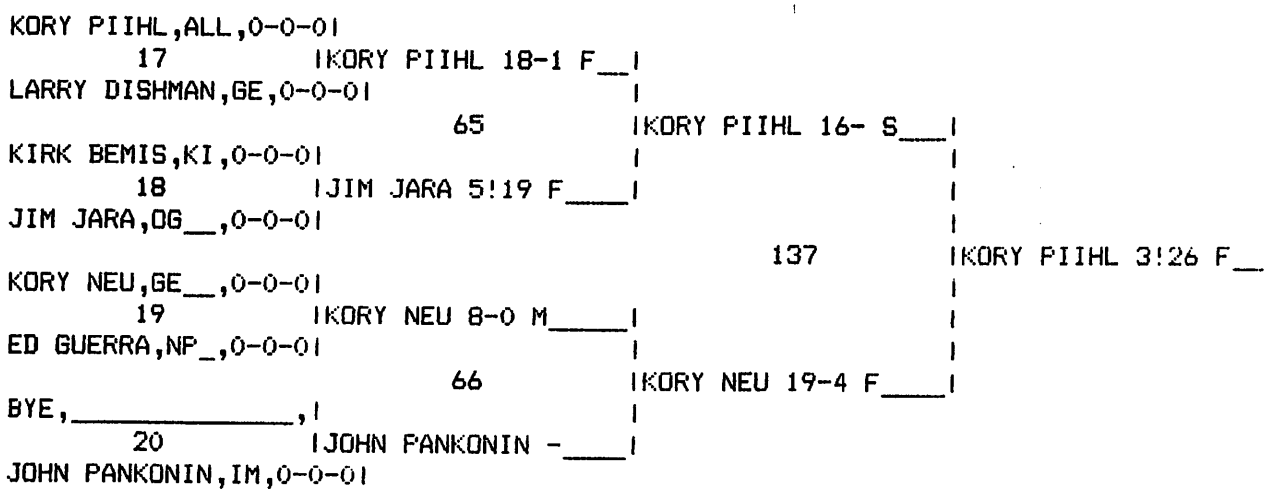


## CONSOLATION BRACKET 126 LBS. CLASS

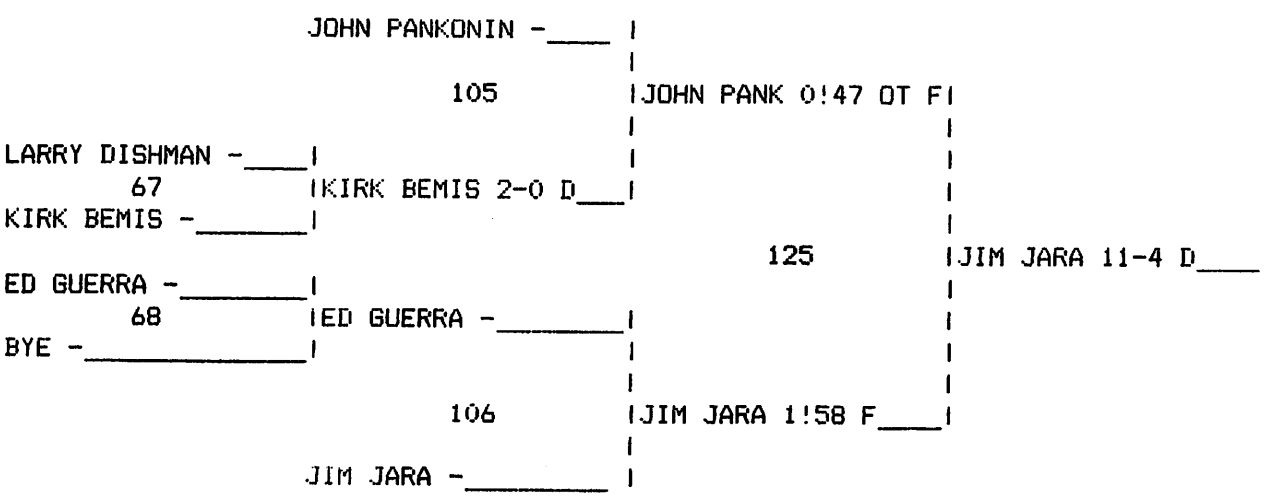


126 LBS. CLASS RESULTS.

KORY PIIHL - ALL 3-0-0: 23 PTS.
JOHN PANKONIN - IM 1-2-0: 7 PTS.
KORY NEU - GE 2-1-0: 16.5 PTS.
JIM JARA - OG 3-1-0: 14 PTS.
KIRK BEMIS - KI 1-2-0: 1 PTS.
ED GUERRA - NP 0-2-0: 0 PTS.
LARRY DISHMAN - GE 0-2-0: 0 PTS.

1 KORY PIIHL - ALL - 3!26 F
2 KORY NEU - GE - -
3 JIM JARA - OG - 11-4 D
4 JOHN PANKONIN - IM - -

# OGALLALA INVITATIONAL

## CHAMPIONS BRACKET 132 LBS. CLASS

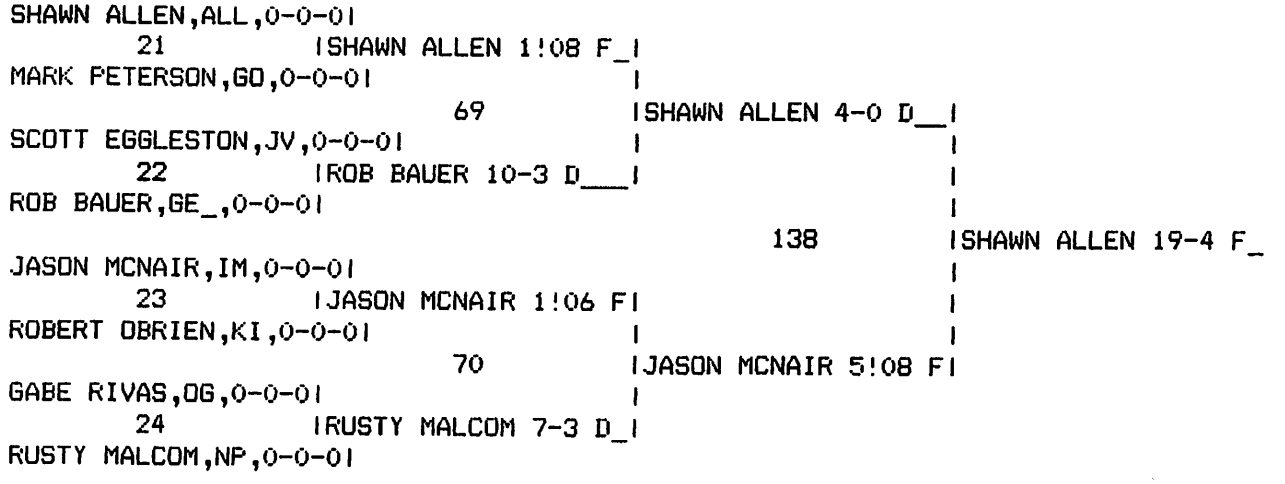


## CONSOLATION BRACKET 132 LBS. CLASS

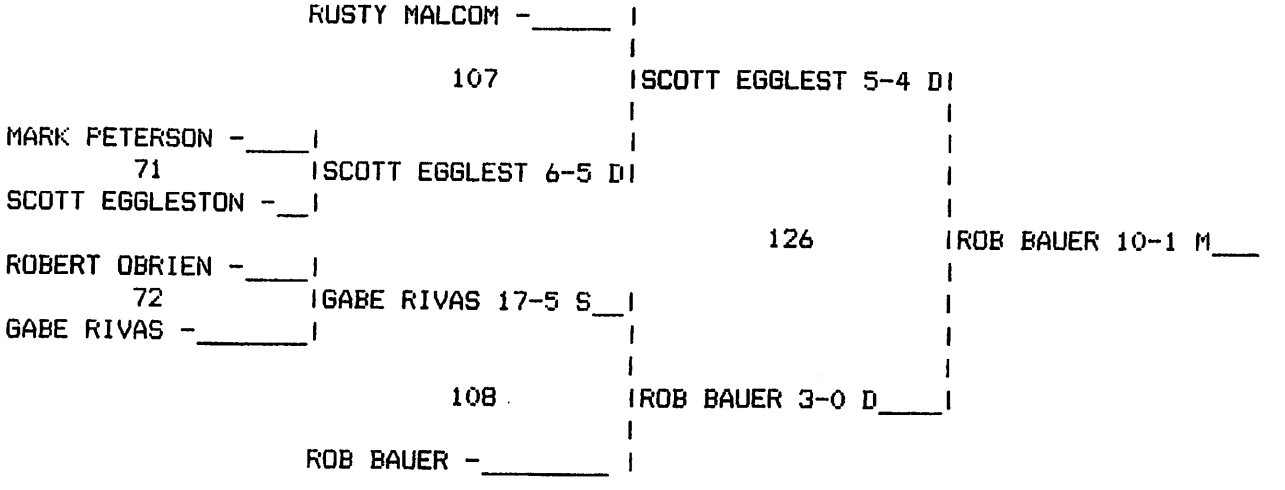


132 LBS. CLASS RESULTS.

SHAWN ALLEN - ALL 3-0-0: 22 PTS.
RUSTY MALCOM - NP 1-2-0: 2 PTS.
JASON MCNAIR - IM 2-1-0: 18 PTS.
ROB BAUER - GE 3-1-0: 10.5 PTS.
SCOTT EGGLESTON - JV 2-2-0: 6 PTS.
ROBERT OBRIEN - KI 0-2-0: 0 PTS.
GABE RIVAS - OG 1-2-0: 2 PTS.
MARK PETERSON - GO 0-2-0: 0 PTS.

1 SHAWN ALLEN - ALL - 19-4 F
2 JASON MCNAIR - IM - -
3 ROB BAUER - GE - 10-1 M
4 SCOTT EGGLESTON - JV - -

OGALLALA INVITATIONAL

CHAMPIONS BRACKET 138 LBS. CLASS

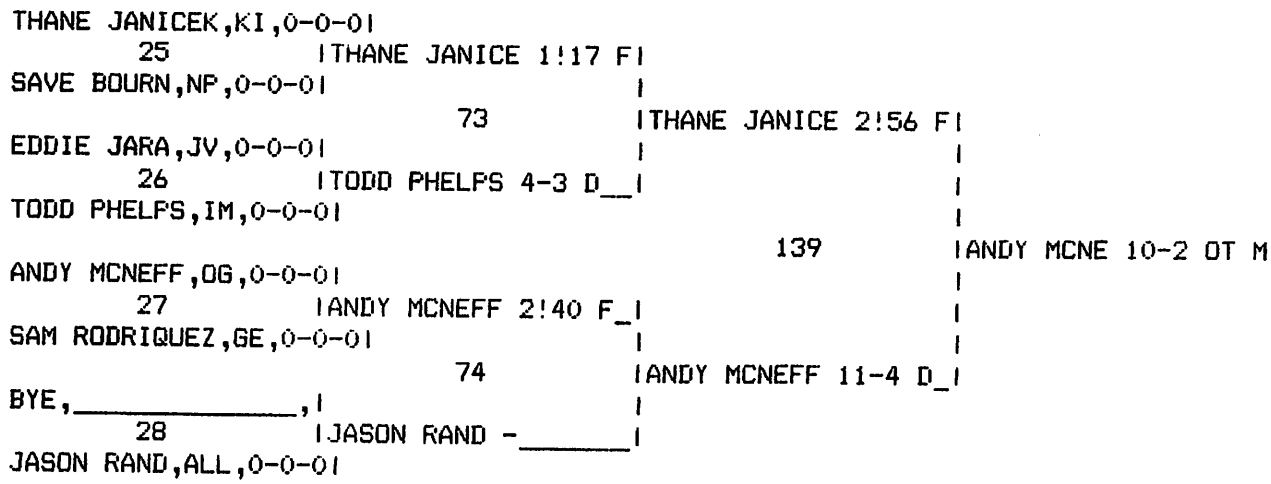


CONSOLATION BRACKET 138 LBS. CLASS

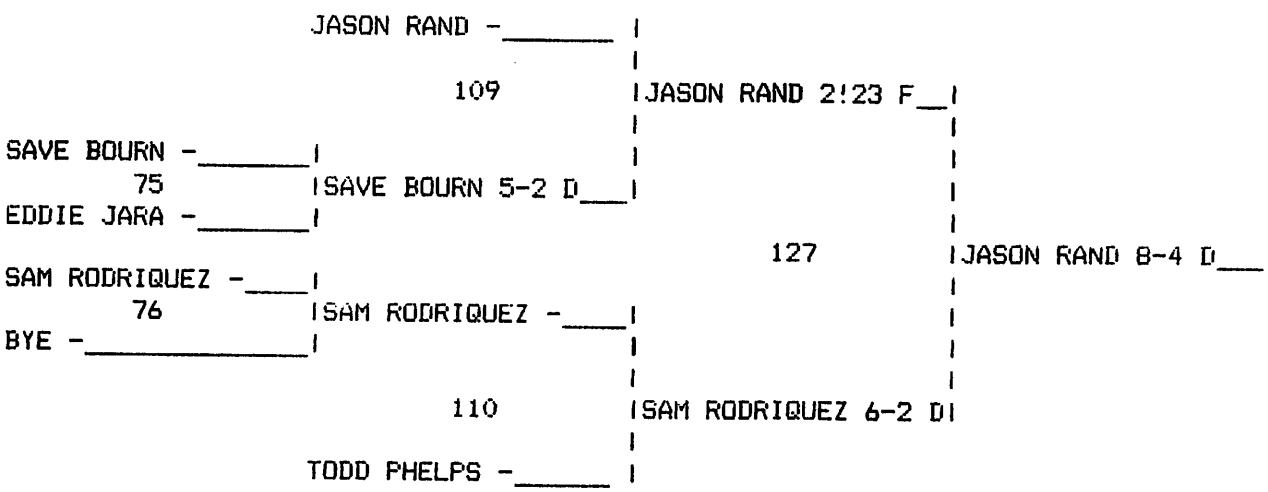


138 LBS. CLASS RESULTS.

THANE JANICEK - KI 2-1-0: 18 PTS.
JASON RAND - ALL 2-1-0: 10 PTS.
ANDY MCNEFF - OG 3-0-0: 20.5 PTS.
TODD PHELPS - IM 1-2-0: 2 PTS.
EDDIE JARA - JV 0-2-0: 0 PTS.
SAM RODRIQUEZ - GE 1-2-0: 6 PTS.
SAVE BOURN - NP 1-2-0: 1 PTS.

1 ANDY MCNEFF - OG - 10-2 OT M
2 THANE JANICEK - KI - -
3 JASON RAND - ALL - 8-4 D
4 SAM RODRIQUEZ - GE - -

OGALLALA INVITATIONAL

CHAMPIONS BRACKET 145 LBS. CLASS

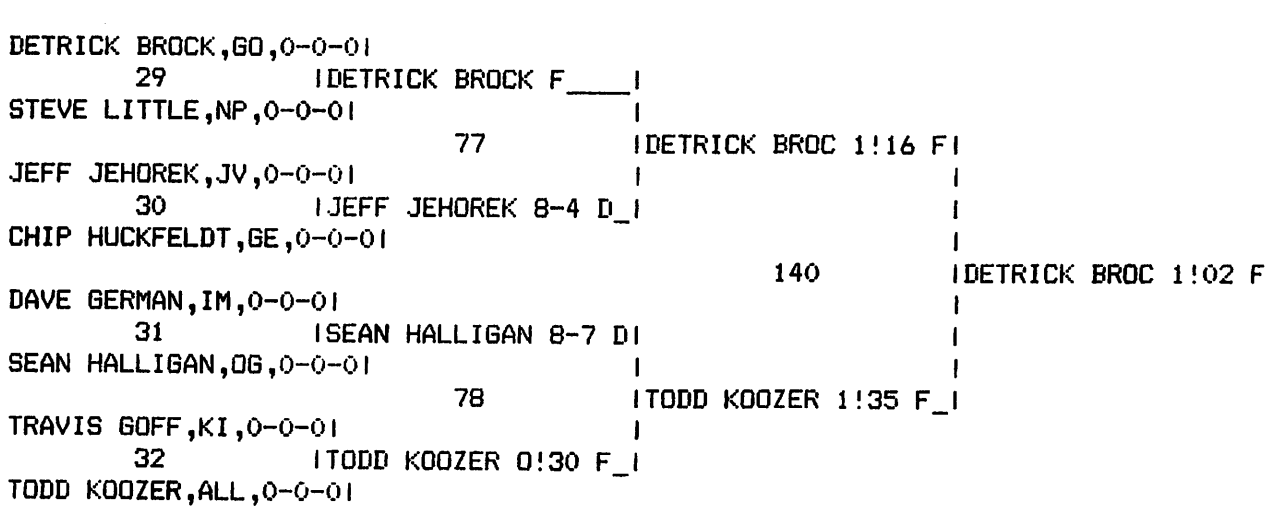


CONSOLATION BRACKET 145 LBS. CLASS

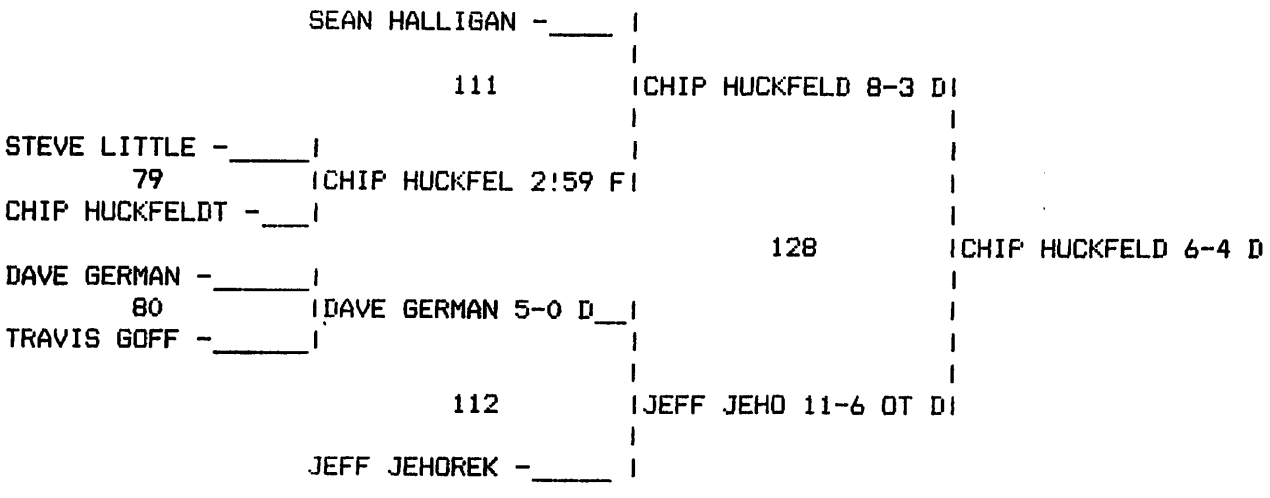


145 LBS. CLASS RESULTS.

DETRICK BROCK - GO 3-0-0: 24 PTS.
TODD KOOZER - ALL 2-1-0: 18 PTS.
DAVE GERMAN - IM 1-2-0: 1 PTS.
CHIP HUCKFELDT - GE 3-1-0: 11 PTS.
JEFF JEHOREK - JV 2-2-0: 7 PTS.
SEAN HALLIGAN - OG 1-2-0: 2 PTS.
TRAVIS GOFF - KI 0-2-0: 0 PTS.
STEVE LITTLE - NP 0-2-0: 0 PTS.

1 DETRICK BROCK - GO - 1:02 F
2 TODD KOOZER - ALL - -
3 CHIP HUCKFELDT - GE - 6-4 D
4 JEFF JEHOREK - JV - -

OGALLALA INVITATIONAL

CHAMPIONS BRACKET 155 LBS. CLASS

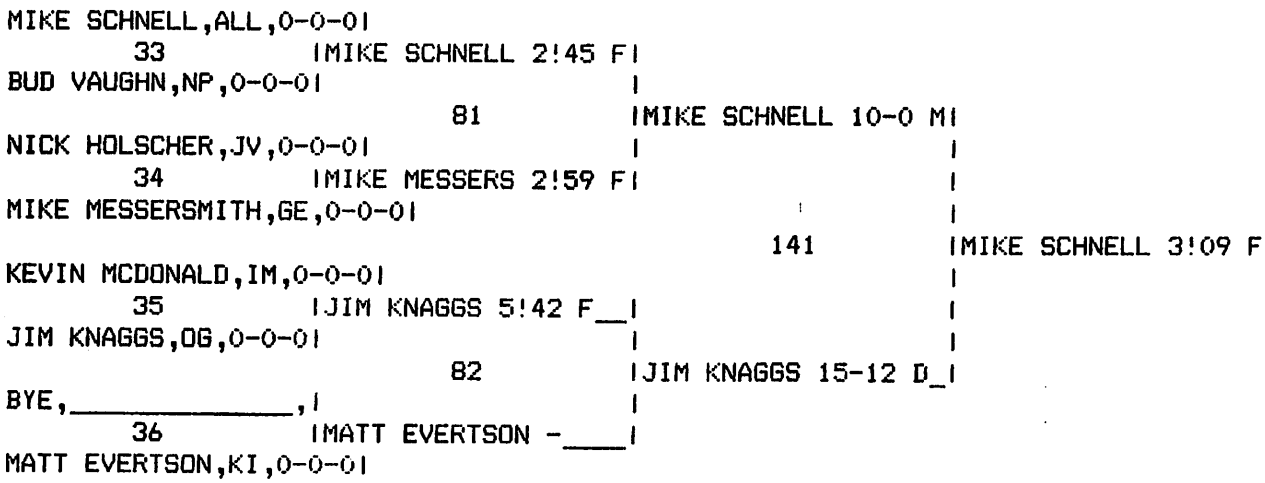


CONSOLATION BRACKET 155 LBS. CLASS

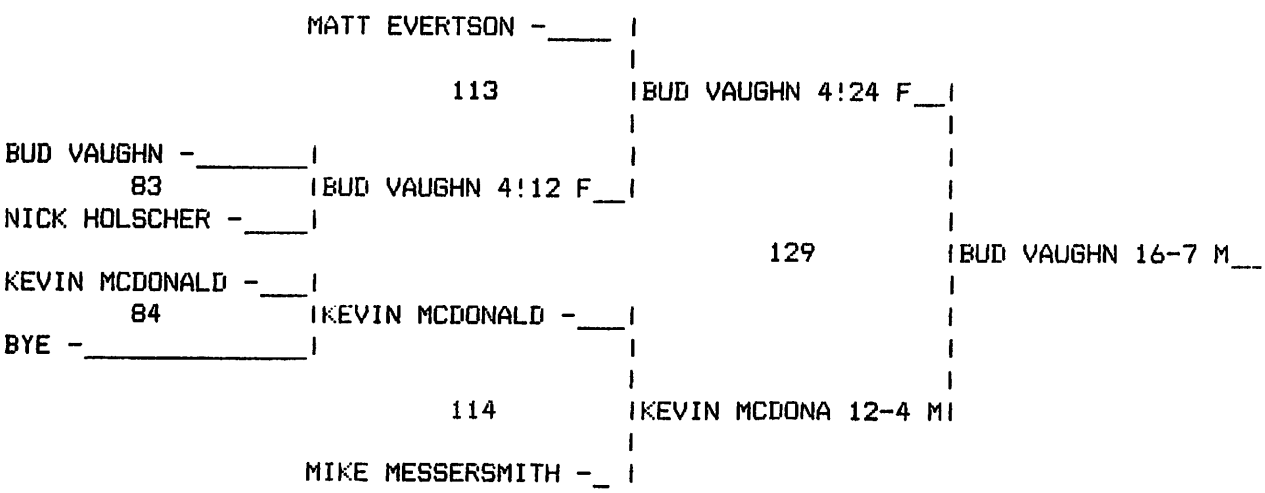


155 LBS. CLASS RESULTS.

MIKE SCHNELL - ALL 3-0-0: 22.5 PTS.
MATT EVERTSON - KI 0-2-0: 0 PTS.
KEVIN MCDONALD - IM 1-2-0: 6.5 PTS.
MIKE MESSERSMITH - GE 1-2-0: 4 PTS.
NICK HOLSCHER - JV 0-2-0: 0 PTS.
JIM KNAGGS - OG 2-1-0: 16 PTS.
BUD VAUGHN - NP 3-1-0: 13.5 PTS.

1 MIKE SCHNELL - ALL - 3:09 F
2 JIM KNAGGS - OG - -
3 BUD VAUGHN - NP - 16-7 M
4 KEVIN MCDONALD - IM - -

OGALLALA INVITATIONAL

CHAMPIONS BRACKET 167 LBS. CLASS

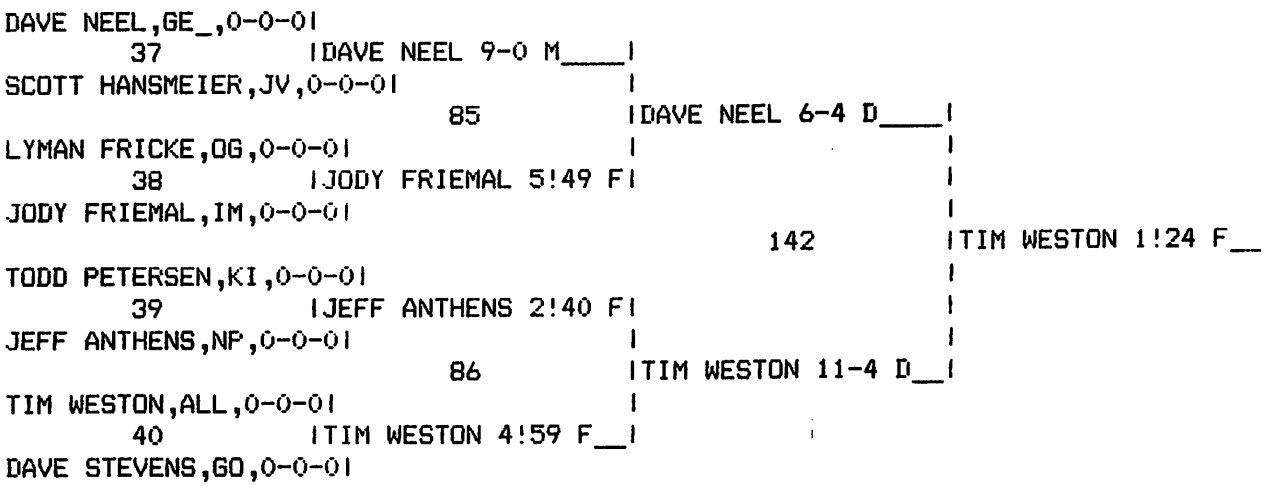


CONSOLATION BRACKET 167 LBS. CLASS

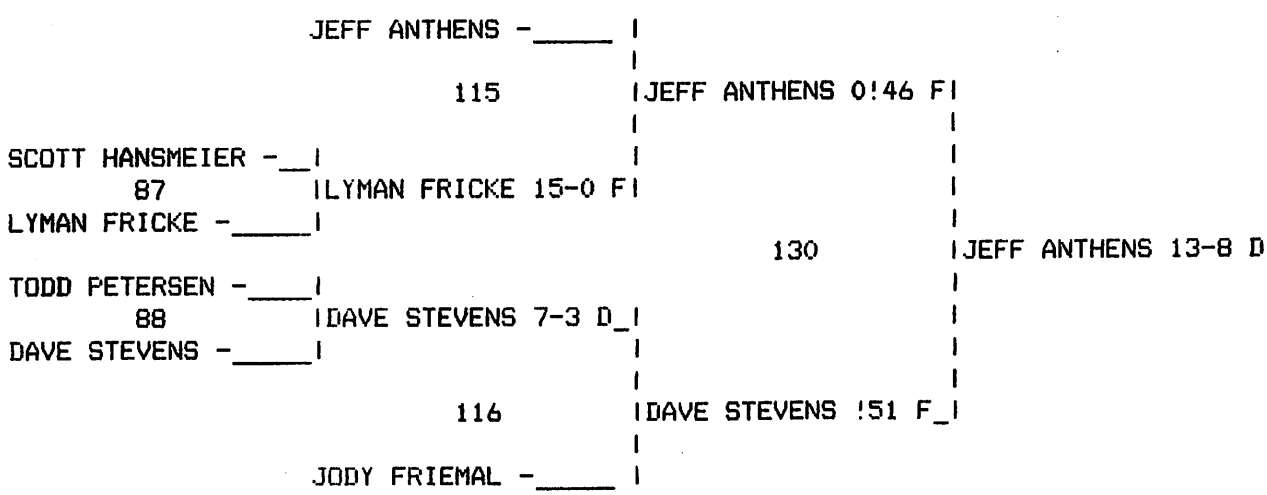


167 LBS. CLASS RESULTS.

DAVE NEEL - GE 2-1-0: 14.5 PTS.
DAVE STEVENS - GO 2-2-0: 8 PTS.
TODD PETERSEN - KI 0-2-0: 0 PTS.
JODY FRIEMAL - IM 1-2-0: 4 PTS.
LYMAN FRICKE - OG 1-2-0: 3 PTS.
JEFF ANTHENS - NP 3-1-0: 14 PTS.
TIM WESTON - ALL 3-0-0: 22 PTS.
SCOTT HANSMEIER - JV 0-2-0: 0 PTS.

1 TIM WESTON - ALL - 1!24 F
2 DAVE NEEL - GE - -
3 JEFF ANTHENS - NP - 13-8 D
4 DAVE STEVENS - GO - -

# OGALLALA INVITATIONAL

## CHAMPIONS BRACKET 185 LBS. CLASS

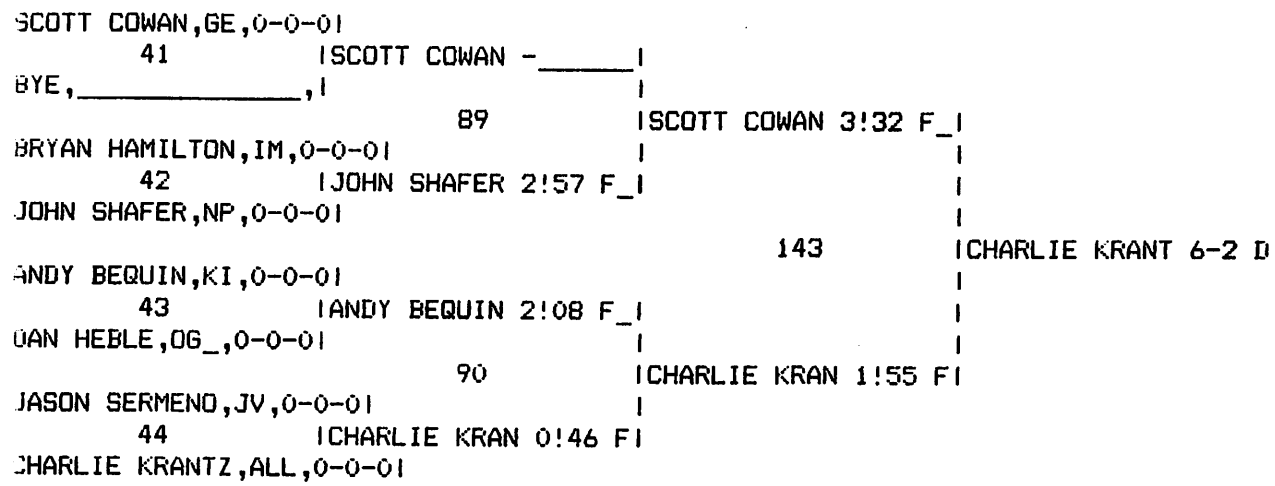


## CONSOLATION BRACKET 185 LBS. CLASS

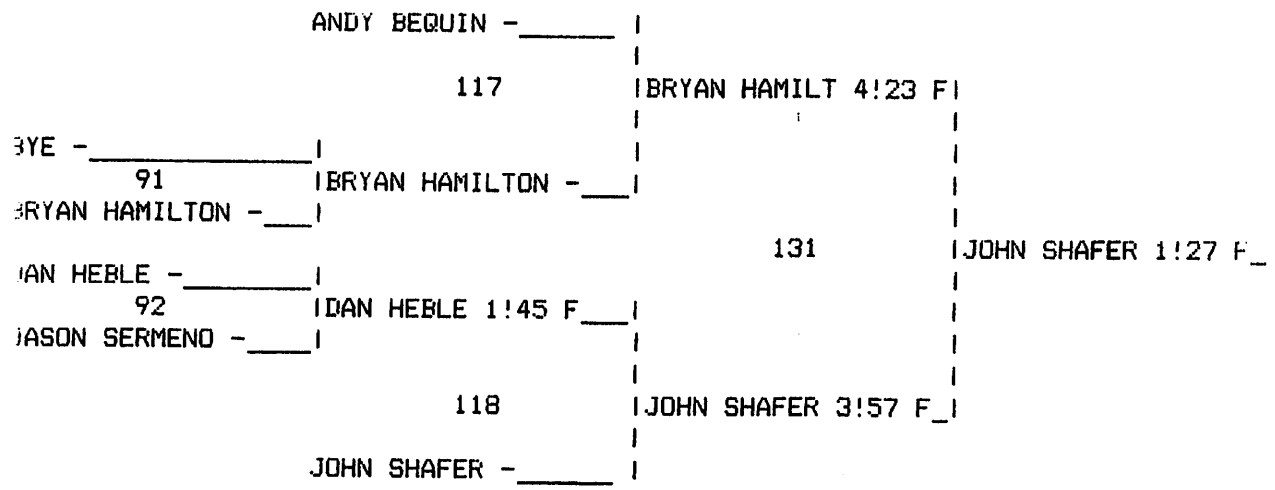


## 185 LBS. CLASS RESULTS.

SCOTT COWAN - GE 1-1-0: 16 PTS.
CHARLIE KRANTZ - ALL 3-0-0: 22 PTS.
ANDY BEQUIN - KI 1-2-0: 4 PTS.
JOHN SHAFER - NP 3-1-0: 16 PTS.
BRYAN HAMILTON - IM 1-2-0: 8 PTS.
DAN HEBLE - OG 1-2-0: 3 PTS.
JASON SERMENO - JV 0-2-0: 0 PTS.

CHARLIE KRANTZ - ALL - 6-2 D
SCOTT COWAN - GE - -
JOHN SHAFER - NP - 1:27 F
BRYAN HAMILTON - IM - -

OGALLALA INVITATIONAL

CHAMPIONS BRACKET UNL LBS. CLASS

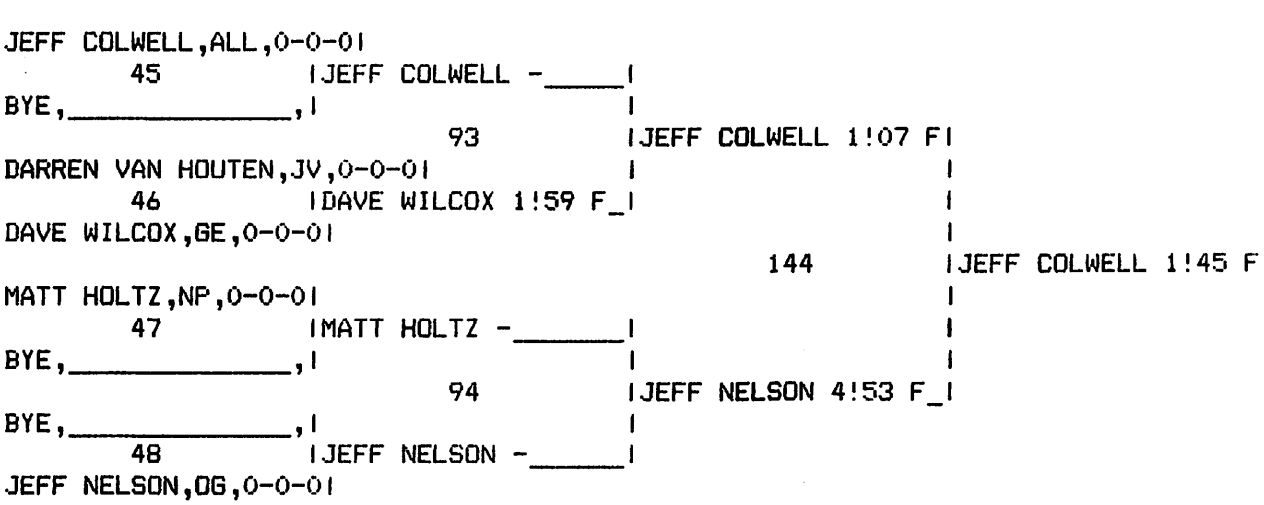


CONSOLATION BRACKET UNL LBS. CLASS

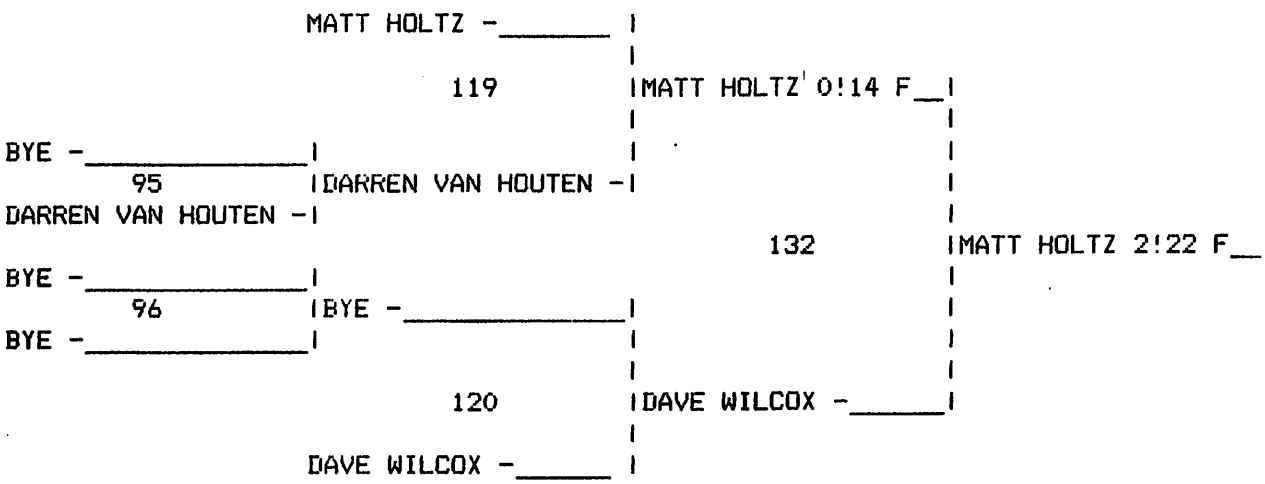


UNL LBS. CLASS RESULTS.

JEFF COLWELL - ALL 2-0-0: 22 PTS.
JEFF NELSON - OG 1-1-0: 16 PTS.
MATT HOLTZ - NP 2-1-0: 12 PTS.
DAVE WILCOX - GE 1-2-0: 8 PTS.
DARREN VAN HOUTEN - JV 0-2-0: 0 PTS.

1 JEFF COLWELL - ALL - 1:45 F
2 JEFF NELSON - OG - -
3 MATT HOLTZ - NP - 2:22 F
4 DAVE WILCOX - GE - -

# Oglala Wrestling

## INVITATIONAL TOURNAMENT

Saturday, January 10, 1987

Wrestling begins at 9:30 a.m.

ALLIANCE BULLDOGS -- Pat Cullen

GERING BULLDOGS -- Chuck Deter

GOTHENBURG SWEDES -- Bryan Brede

IMPERIAL LONGHORNS -- LaVern Phelps

KIMBALL LONGHORNS -- David Christian

NORTH PLATTE BULLDOGS -- Duane Skiles

OGALLALA INDIANS -- Bart Voycheske

## SUMMARY OF SCORING

### Individual Match

Takedown .....2 pts.

Escape .....1 pt.

Reversal .....2 pts.

Near Fall.....2 or 3 pts.

### Tournament

Fall .....2 pts.
Technical Fall .....2 pts.
Default .....2 pts.
Forfeit.....2 pts.
Disqualification .....2 pts.
Advancement
Champ. Bracket.....2 pts.
Consol. Bracket..... 1 pt.
Superior Decision .....1 pt.
Major Decision .....½ pt.

### Dual Meet

Fall .....6 pts.

Technical Fall .....6 pts.

Forfeit.....6 pts.

Default .....6 pts.

Disqualification .....6 pts.

Superior Decision.....5 pts.
(by 12 or more points)
Major Decision .....4 pts.
(by 8 to 11 points)
Regular Decision.....3 pts.

Draw .....2 pts.

# PLACE WINNERS - 1986

98
Reyes--Gering
Hood--Alliance
Lovesee--Kimball
Galaviz--Ogallala

105
Deter--Gering
Little--North Platte
Ring--Kimball
Hawk--Alliance

112
Weston--Alliance
Guerra--North Platte
Stokey--Ogallala
Banta--Gering

119
Piihl--Alliance
Rodriquez--Gothenburg
Salazar--Gering
Casillas--North Platte

126
Hansen--Alliance
Stokey--Ogallala
Brock--Gothenburg
Bauer--Gering

132
Schlichtemeier--Alliance
Janicek--Kimball
Cooper--North Platte
Walker--Gering

138
Anthens--North Platte
Krante--Alliance
Bemis--Kimball
Brock--Gothenburg

145
Schnell--Alliance
Roth--North Platte
Slagle--Ogallala
Evertson--Kimball

155
Fedderson--Alliance
McLane--Gering
Beguin--Kimball
Spicklemeier--Imperial

167
Krantz--Alliance
Hullinger--Gering
King--North Platte
Peterson--Kimball

185
Rand--Alliance
Cowan--Gering
Bubak--Imperial
Neel--Gering J.V.

HWT
Colwell--Alliance
Timmermans--North Platte
Nelson--Ogallala
Horst--Gering

## TEAM SCORE

1 Alliance--235 — 213.5
2 Gering--134.5 — 168.5
4 North Platte--116 — 73.5
5 Kimball--80 — 57
3 Ogallala--66.5 — 130.5
7 Gothenburg--47.5 — 34
6 Imperial--29.5 — 46.5
8 Ogallala J.V.'s--9 — 19

98 LB. WT. CLASS

Anthony Ybarra (Ge)
Frank Ramos (Og)
Bye
John Galaviz (Og-J)
Scott Taylor (All)
Chris Culek (Ki)
Bye
Scott Haneborg (NP)

CHAMPIONSHIP

CONSOLATION

Bye
Chris Culek
Bye
Frank Ramos

105 LB. WT. CLASS

Don Reyes (Ge)
Chris Barger (I)
Dave Goebel (Og-J)
Jay Wickham (Ki)
Eugene Rivas (Og)
Denny Thrash (NP)
Bye
Jeff Hood (Al)

CHAMPIONSHIP

CONSOLATION

## 112 LB. WT. CLASS

Tom Deter (Ge)
Jim Faber (Al)
Tom Deter (Ge)
15-0
Bye
Pat Beran (I)
Pat Beran (I)
Derek Lovesee (Ki)
Bye
Derek Lovesee (Ki)
13-7
Bret Little (NP)
Juan Ramos (Og)
Juan Ramos (Og)

CHAMPIONSHIP

Deter (Ge)
Ramos (Og)
Deter (Ge)

CONSOLATION

Bye
Faber (Al)
Bret Little
Lovesee (Ki)
Faber (Al)
Lovesee (Ki)
Little (NP)
Juan Ramos
Little (NP)
Beran (I) Pin
Little (NP)
Little (NP)

## 119 LB. WT. CLASS

Mike Weston (Al)
7-2
Dano Stokey (Og)
Weston (Al)
Jeff McCormick (Og-J)
Rob Hippe (Ge)
Hippe (Ge)
McCormick (Og-J)
Pin
Max Trotter (Go)
10-4
Jay Ostermeyer (NP)
Trotter (Go)
Rob Ring (Ki)
15-0
Steve Silvester (I)
Ring (Ki)

CHAMPIONSHIP

Weston (Al)
Weston (Al)
Ring (Ki)

CONSOLATION

Stokey (Og)
McCormick (Og-J)
Ostermeyer (NP)
14-2
Silvester (I)
Trotter (Go)
Stokey (Og)
Ostermeyer (NP)
Hippe (Ge)
Stokey (Og)
7-6
Hippe (Ge)
Stokey (Og)

126 LB. WT. CLASS

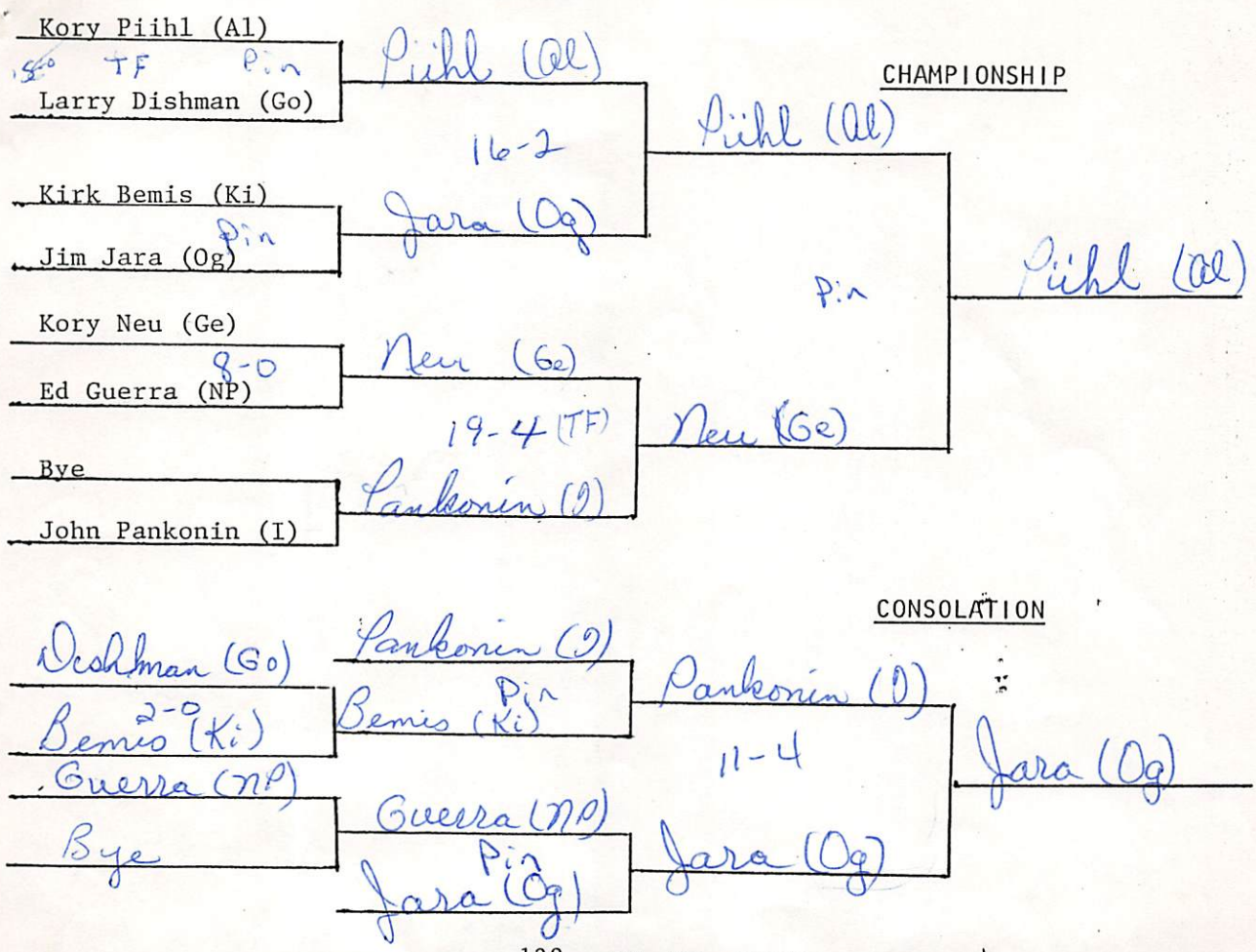


132 LB. WT. CLASS

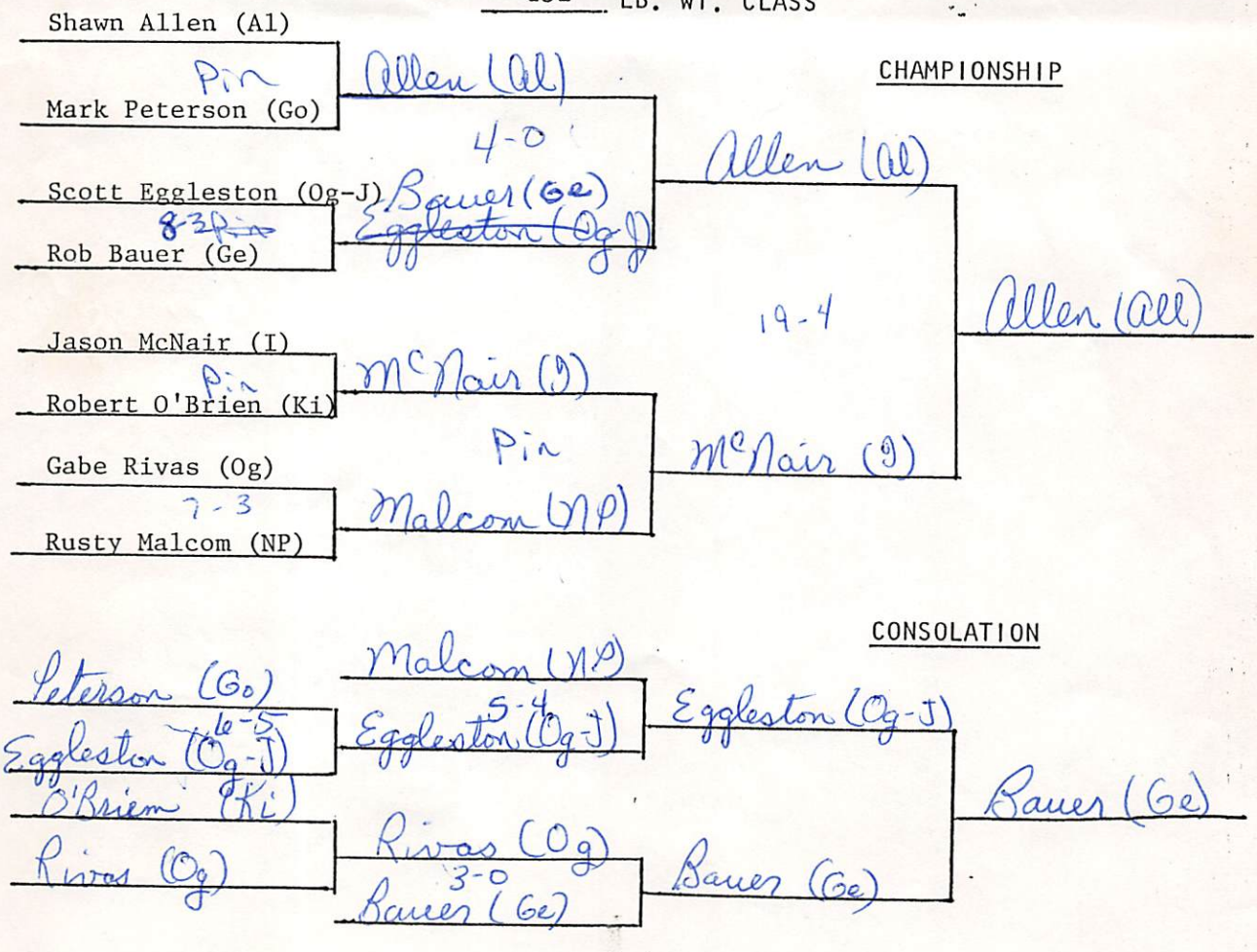

## 138 LB. WT. CLASS

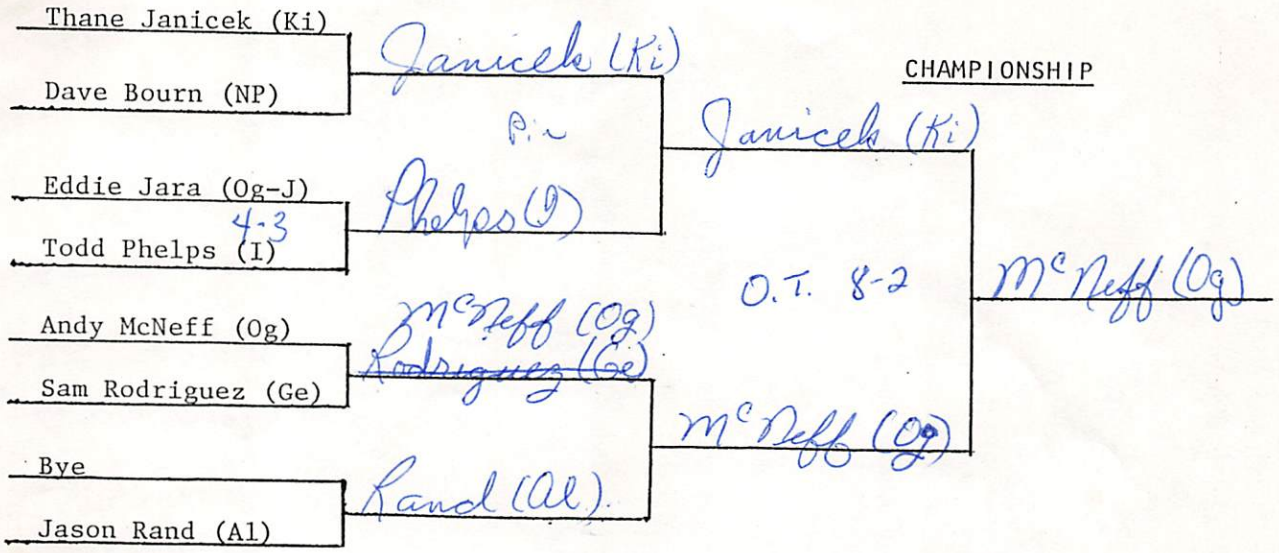


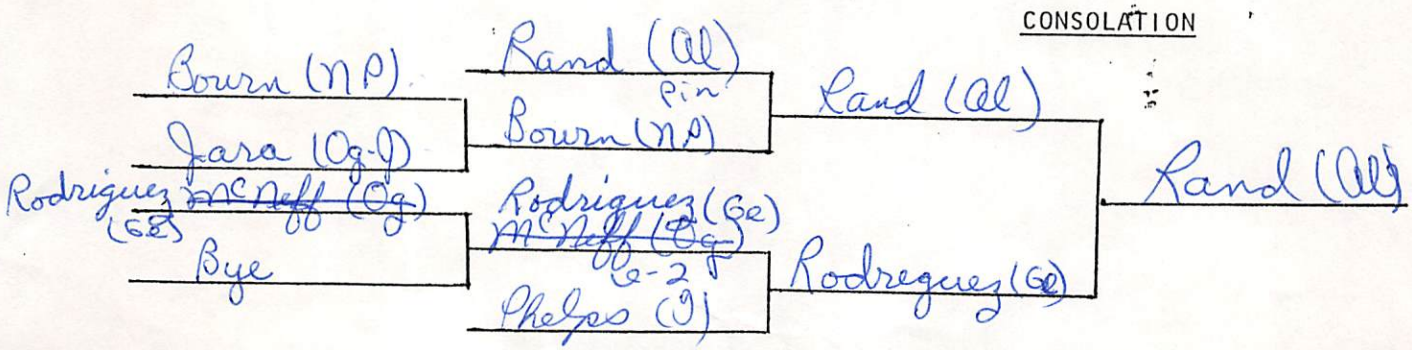


## 145 LB. WT. CLASS

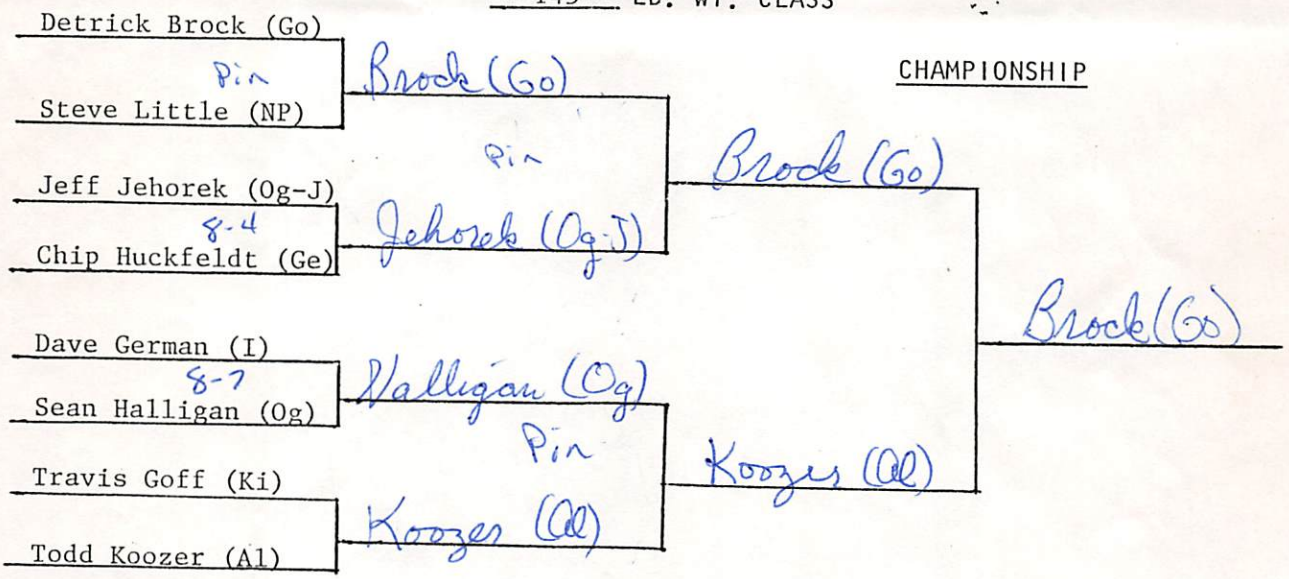


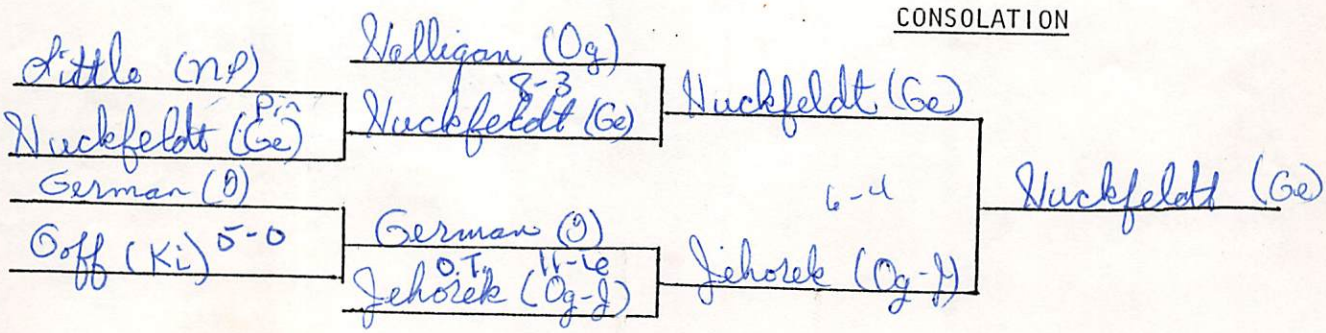

## 155 LB. WT. CLASS

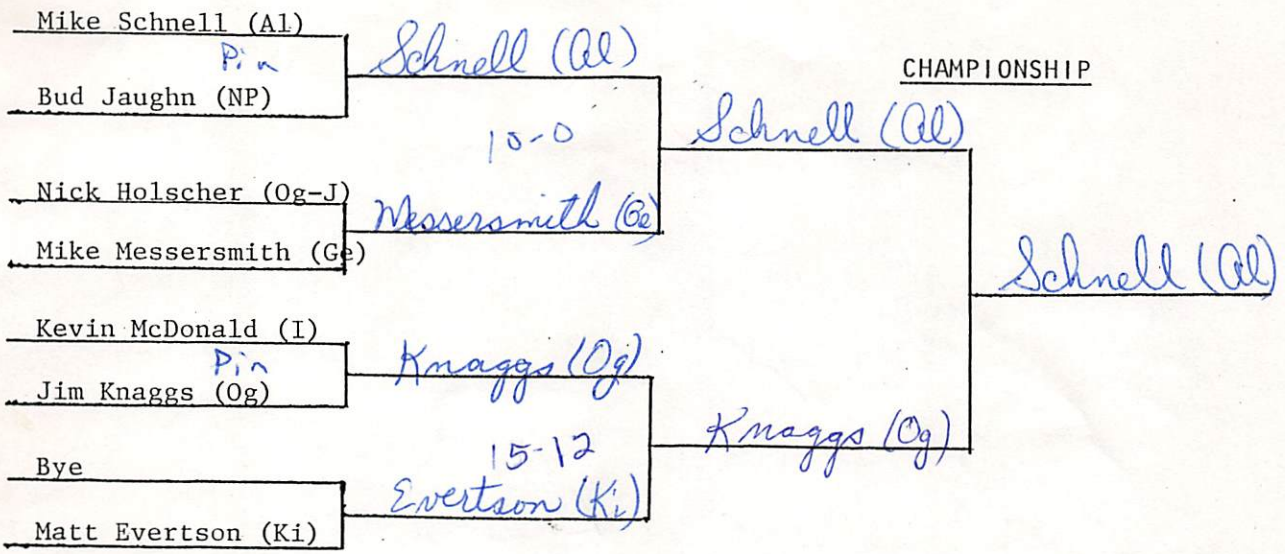





## 167 LB. WT. CLASS

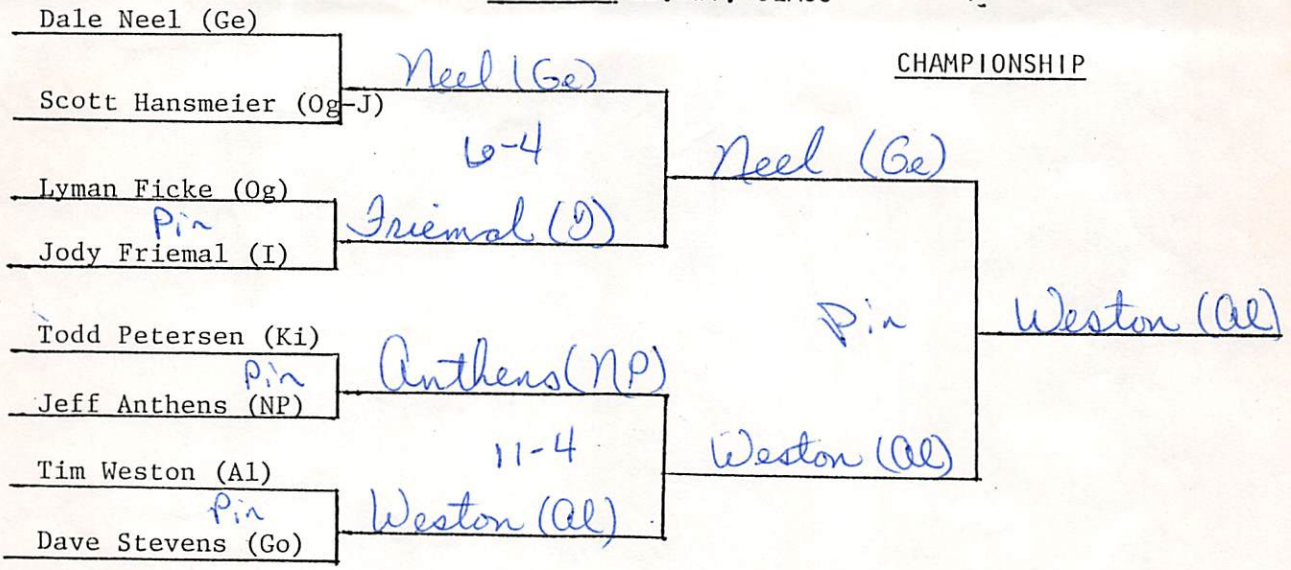


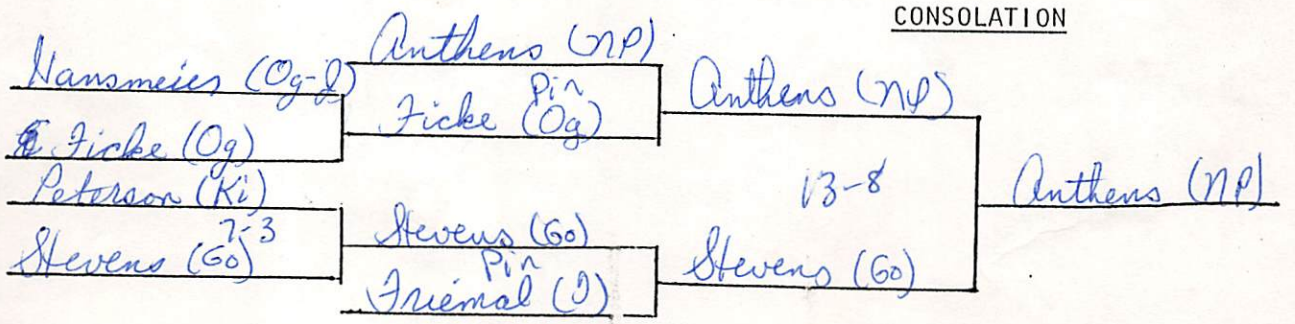

## 185 LB. WT. CLASS

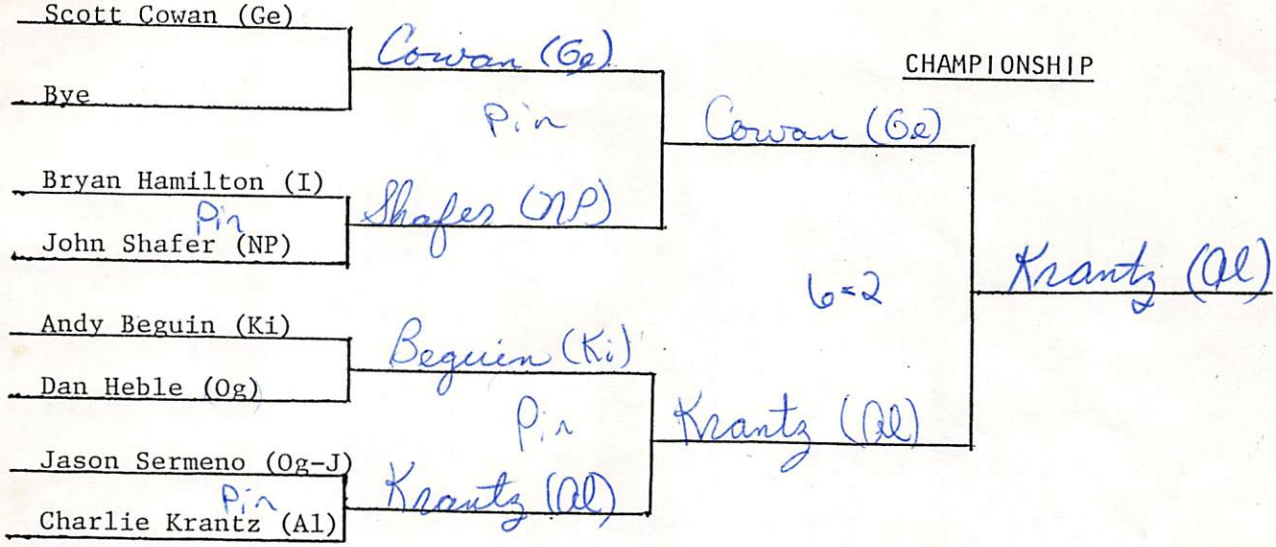





## HWT LB. WT. CLASS

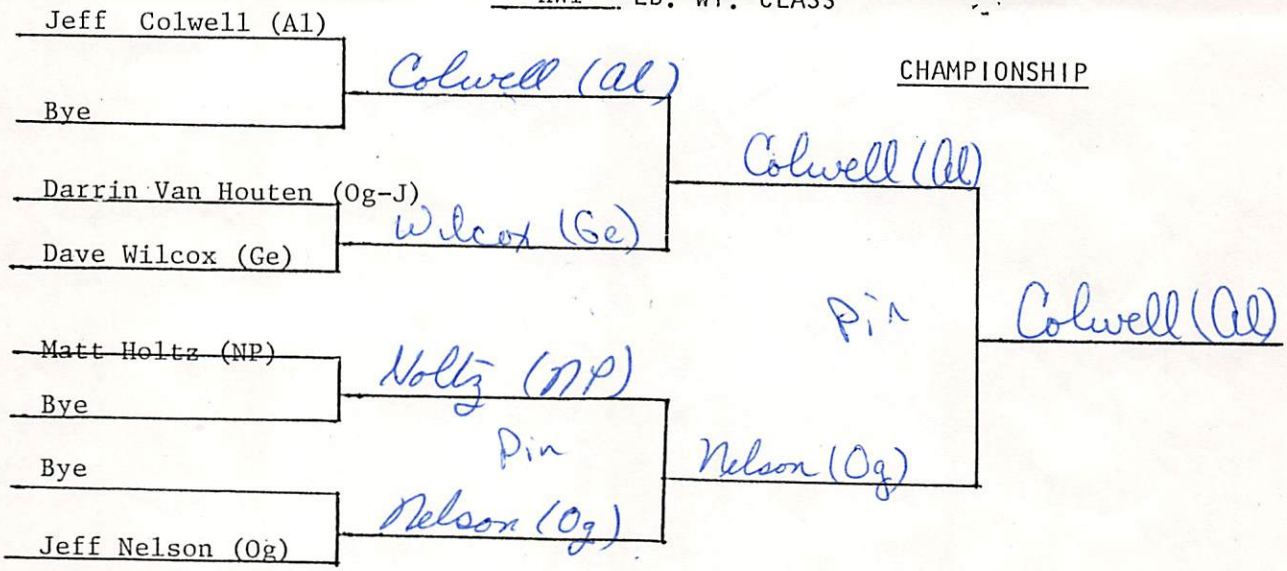


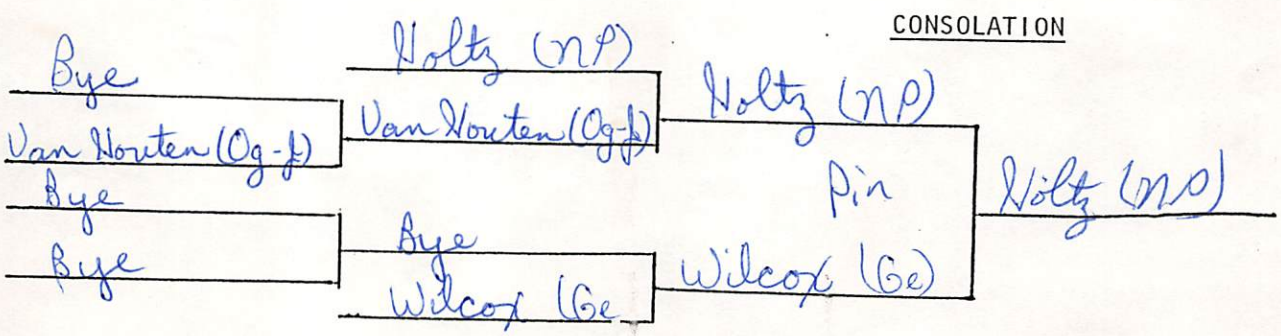

# B-4 WRESTLING DISTRICT FINALS
# Ogallala High School Auditorium
# February 15, 1986

TEAMS

IIII CHADRON CARDINALS--Bill Kant - 4
I COZAD HAYMAKERS--Jim Bonesteel - 1
IIIII GERING BULLDOGS--Chuck Deter - 6
IIIII GIBBON BUFFALOES--Rod Wietjes - 5
III GORDON BRONCS--John Poncelet - 3
III GOTHENBURG SWEDES--Bryan Brede - 3
III HOLDREGE DUSTERS--Gail Beckstead - 3
I IMPERIAL LONGHORNS--LaVern Phelps - 1
II KIMBALL LONGHORNS--Dave Christian - 2
III LEXINGTON MINUTEMEN--Al Shirley - 3
II MCCOOK BISON--Dave Gordon - 2
IIII MINDEN WHIPPETS--Phillip Hoyt - 4
IIIII MITCHELL TIGERS--Jim Hanson - 5
III OGALLALA INDIANS--Bart Voycheske - 3
IIIII SIDNEY RED RAIDERS--John Ganser - 5



98 LB. WT. CLASS

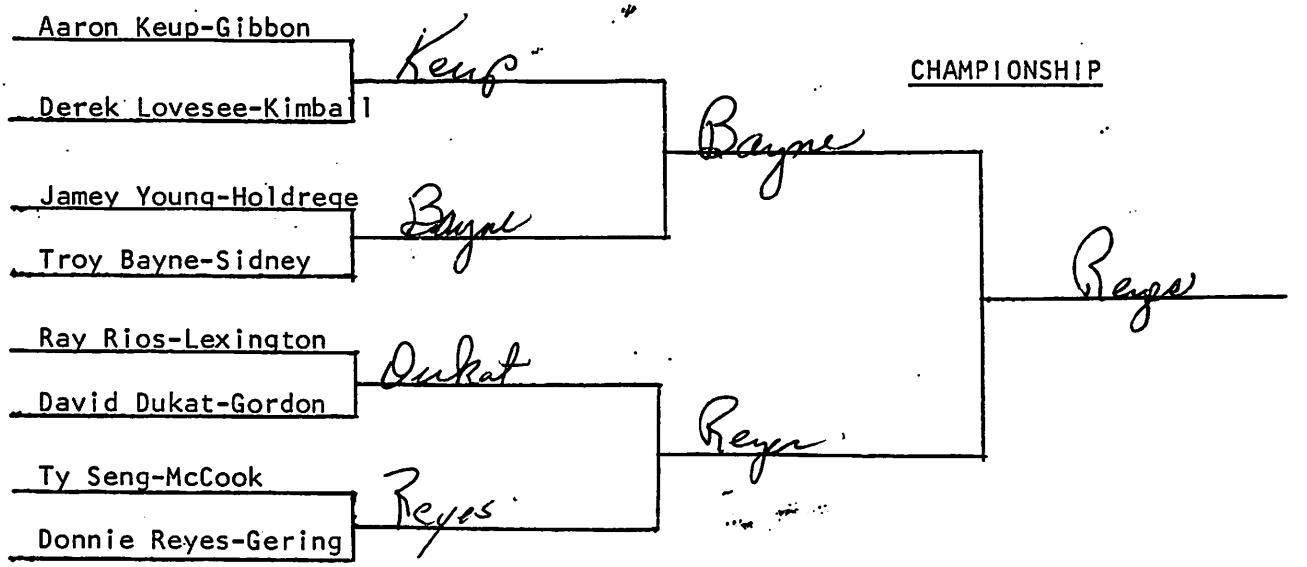





105 LB. WT. CLASS






## 112 LB. WT. CLASS

Brian Haggan-Gibbon
Rob Hippe-Gering
Haggan
Mael Carranza-Cozad
Tim Douglass-Mitchell
Douglass
Haggan
CHAMPIONSHIP
Haggan
Brad Woehrle-Lexington
Dano Stokey-Ogallala
Woehrle
Sean Haight-Minden
Jeremie Eckley-Sidney
Eckley
Eckley

CONSOLATION

Hippe
Carranza
Woehrle
Hippe
Woehrle
Stokey
Haight
Stokey
Douglass
Douglass
Woehrle

## 119 LB. WT. CLASS

Scott Cederberg-Minden
Kevin Schenbeck-Chadron
Cederberg
Jame Shiers-Gibbon
Scott Jensen-Sidney
Jensen
Cederberg
CHAMPIONSHIP
Salazar
Albert Rodreguez-Gothenburg
Jim Jara-Ogallala
Jara
Jason McNair-Imperial
Eddie Salazar-Gering
Salazar
Salazar

CONSOLATION

Schenbeck
Shiers
Jara
Shiers
Jara
Rodreguez
McNair
Rodreguez
Jensen
Jensen
Jensen

126 LB. WT. CLASS

Travis Brock-Gothenburg
Justin Katen-Sidney
Jack Gomez-Cozad
Mike Harriger-Mitchell
Steve Faber-Gibbon
Dan Walters-Gordon
Tim Rios-Lexington
Pat Stokey-Ogallala

CHAMPIONSHIP

CONSOLATION

132 LB. WT. CLASS

John Shires-Gibbon
Thane Janicek-Kimball
Jerry Dishman-Gothenburg
Kyrk Krzyzanowski-Gordon
Tracy Vandament-Holdrege
Eric Bevins-Mitchell
Craig Peterson-Lexington
Scott Daniels-Chadron

CHAMPIONSHIP

CONSOLATION

## 138 LB. WT. CLASS

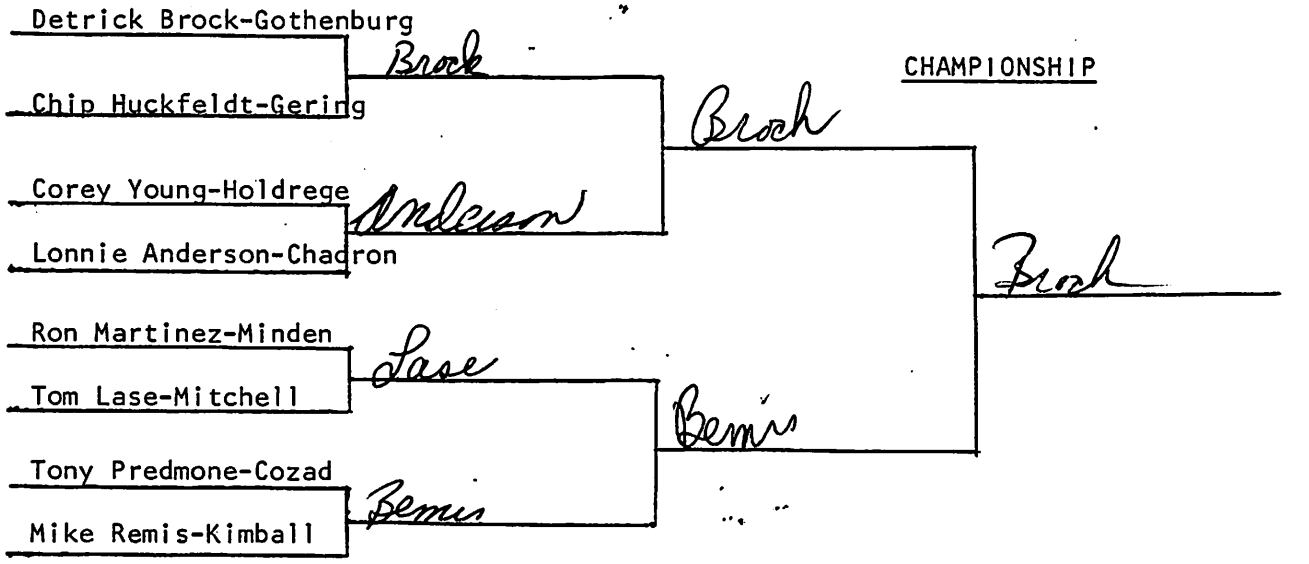





## 145 LB. WT. CLASS






## 155 LB. WT. CLASS







## 167 LB. WT. CLASS






185 LB. WT. CLASS

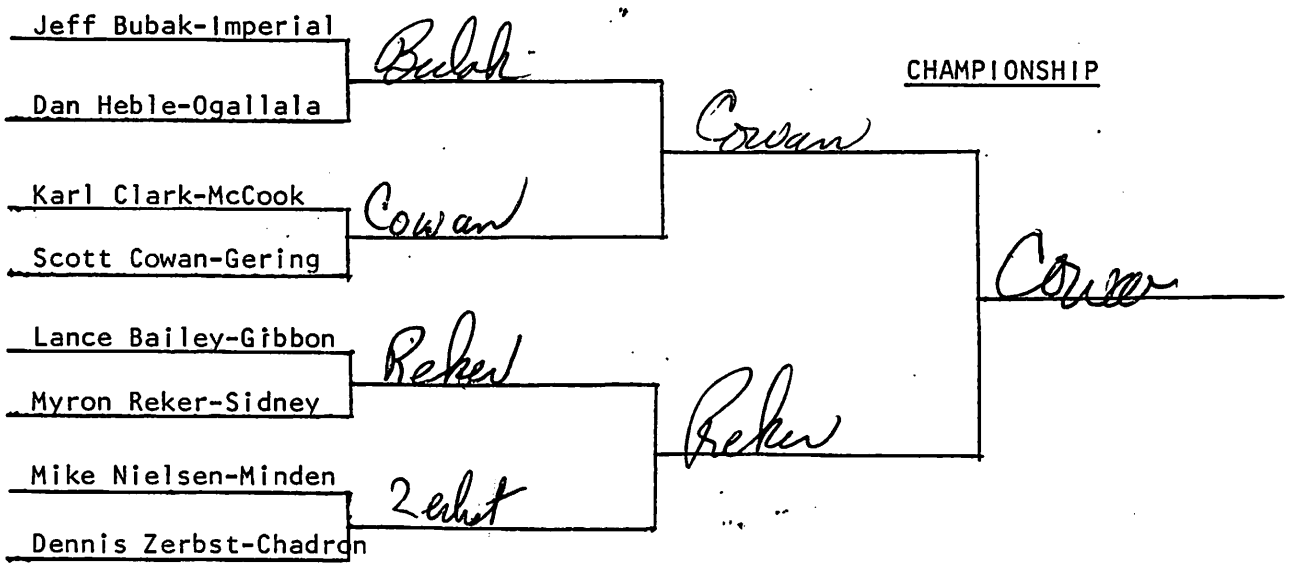





HWT LB. WT. CLASS






Geray - 122
Gibbon - 89½
Sidney - 71½
Chadron - 66
G-Bay - 51½
Minden - 53½
Lex 46
Mitch 46
Ogallala 46. — Holdrege - 46½ +6
Kimball 39.
McCook - 33
Gordon - 29½
Imperial - 13.
Cozad - 12.

IMPERIAL -VS- CAMBRIDGE DUAL

Dec. 12, 1985

| IMPERIAL | | | CAMBRIDGE | | |
|---|---|---|---|---|---|
| WEIGHT | NAME | GRADE | WEIGHT | NAME | GRADE |
| 98 | Open | | 98 | Chris Eisenhart 96 | 9 |
| 105 | Open | | 105 | Dana Hlavinka 105 | 9 |
| 112 | John Pankonin 111 | 9 | 112 | Palle Johansen 111 | 12 |
| 119 | Jason McNair 119 | 9 | 119 | Tim Sexton 117 | 10 |
| 126 | Dave Lovenburg 125 | 12 | 126 | Jim Phillips 124 | 12 |
| 132 | Dave German 131 | 11 | 132 | Virgil Banzhaf 128 | 9 |
| 138 | Kevin McDonald 137 | 11 | 138 | Travis Arnold 137 | 10 |
| 145 | Brad Brauer 144 | 12 | 145 | Troy Mousel 144 | 12 |
| 155 | Wayne Spickelmeir 153 | 12 | 155 | Dennis Cornett 152 | 12 |
| 167 | Open | | 167 | LaVern Banzhaf 170 | 11 |
| 185 | Jeff Bubak 183 | 12 | 185 | Keith Roberts 165 | 11 |
| Hwt. | Steve Davis 187 | 9 | Hwt. | Clayton Hampton 244 | 12 |
| 119 | Pat Bevan 117 | | | | |
| 119 | Kenley Cotant 121 | 9 | | | |
| | Lyle Goddard 123 | 9 | | | |
| 126 | Dan Gartner 123 | 9 | 126 | Bob Fries | 9 |
| | Dave Oxford 126 | 9 | | Mike Jorgensen 125 | 9 |
| 138 | Bob Mendenhall 135 | 9 | | | |
| 145 | Blaine Peterson 144 | 11 | 145 | | |
| | Joedy Friemel 145 | 9 | | Bill Hannah | 9 |
| 155 | Bryan Hamilton 152 | 9 | 155 | Gordon Collicott | 9 |
| 167 | Mike VanVleet 167 | 11 | 167 | Rick Sayer 177 | 9 |

Head Coach: Vern Phelps
Asst Coach: Gary Patch
Mat Maids: Tammy Berry, Trish Sines, Carrie Lovenburg, Melissa Moran, Shea Thompson
Filmer: Stannette Null

Head Coach: Dennis Wahlmeier
Asst Coach: Jon Davis
Student Managers: Sheryl Stine, Kelly Niemeier

5:10

CCHs 40 Vs Cambridge 27

| Name | TD | TOL | RW | RL | EW | EL | NEW | NFL | DW | DL | P | PL | Draw | Team Points | Total Pts | |
|---|---|---|---|---|---|---|---|---|---|---|---|---|---|---|---|---|
| Kelly Rowley | | Won | By | Forfeit | | | | | | | | | - | 6 | 6 | 1-0 |
| Chris Barger | 1 | | 1 | | | | | | | | 1 | | | 6 | 6 | 1-0 |
| Pat Beran | 1 | | 1 | | | | | | | | 1 | | | 6 | 6 | 1-0 |
| Steve Silvester | 1 | | | | | | 1 | | | | 1 | | | 6 | 6 | 1-0 |
| John Pankowin | 1 | 1 | 1 | | | 1 | | | | | 1 | | | 6 | 6 | 1-0 |
| Jason McNair | 1 | | | 1 | | | | | | | | 1 | | - | - | 0-1 |
| Todd Phelps | 1 | 1 | 1 | | | | 2 | | 1 | | | | | 4 | 4 | 1-0 |
| Dave Coerman | 1 | 2 | | | 1 | 1 | 1 | 2 | | 1 | | | | - | - | 0-1 |
| Kevin McDonald | 1 | | | | | | | | | | 1 | | | 6 | 6 | 1-0 |
| Joedy Friemal | | 1 | | | | | | | | | | 1 | | - | - | 0-1 |
| Bryan Hamilton | | 1 | | | | | | | | | | 1 | | - | - | 0-1 |
| | | | | | | | | | | | | | | | | |
| | | | | | | | | | | | | | | | | |
| | | | | | | | | | | | | | | | | |
| | | | | | | | | | | | | | | | | |
| | | | | | | | | | | | | | | | | |
| | | | | | | | | | | | | | | | | |
| | | | | | | | | | | | | | | | | |
| | | | | | | | | | | | | | | | | |
| | | | | | | | | | | | | | | | | |
| | | | | | | | | | | | | | | | | |
| | | | | | | | | | | | | | | | | |
| | | | | | | | | | | | | | | | | |
| | | | | | | | | | | | | | | | | |
| TOTAL's | 8 | 6 | 3 | 1 | 1 | 2 | 4 | 2 | 1 | 1 | 5 | 3 | - | 40 | 40 | 7-4 |

Comments: Nice Win. Keep Improving.

# CCHs Carlisle Vs Season Totals

| Name | TD | TOL | RW | RL | EW | EL | NFW | NFL | DW | DL | P | PL | Draw | Team Points | Total Pts | |
|---|---|---|---|---|---|---|---|---|---|---|---|---|---|---|---|---|
| Kelly Rowley | 2 | 1 | 2 | - | - | - | 2 | 2 | - | - | 1 | 1 | - | 6 | 12 | 2-1 |
| Chris Barger | 1 | 2 | 1 | - | - | - | - | - | - | - | 1 | 2 | - | 6 | 6 | 1-2 |
| PAT Beran | 1 | - | 1 | - | - | - | - | - | - | - | 1 | - | - | 6 | 18 | 3-0 |
| Steve Silvester | 2 | 3 | 3 | - | - | 1 | 4 | - | - | 1 | 2 | - | - | 6 | 12 | 2-1 |
| John Pankonin | 1 | 3 | 2 | 2 | 1 | 1 | - | 1 | - | 1 | 1 | - | - | 6 | 12 | 2-1 |
| JASON McNair | 5 | - | 1 | 2 | 1 | 2 | 1 | - | - | - | 2 | 1 | - | 0 | 12 | 2-1 |
| Todd Phelps | 3 | 5 | 1 | 2 | 4 | - | 4 | 2 | 2 | 1 | - | - | - | 4 | 7 | 2-1 |
| DAVE Coerman | 3 | 4 | 1 | 1 | 2 | 1 | 1 | 3 | - | 1 | 2 | - | - | - | 12 | 2-1 |
| Kevin McDonald | 2 | 1 | 1 | - | - | - | 1 | - | - | - | 2 | 1 | - | 6 | 12 | 2-1 |
| Joedy Freimal | 3 | 1 | - | - | - | 1 | 2 | - | - | - | 2 | 1 | - | 0 | 12 | 2-1 |
| Bryan Hamilton | - | 3 | - | - | - | - | - | 1 | - | - | - | 3 | - | 0 | 0 | 0-3 |
| | | | | | | | | | | | | | | | | |
| | | | | | | | | | | | | | | | | |
| | | | | | | | | | | | | | | | | |
| | | | | | | | | | | | | | | | | |
| | | | | | | | | | | | | | | | | |
| | | | | | | | | | | | | | | | | |
| | | | | | | | | | | | | | | | | |
| | | | | | | | | | | | | | | | | |
| | | | | | | | | | | | | | | | | |
| | | | | | | | | | | | | | | | | |
| | | | | | | | | | | | | | | | | |
| | | | | | | | | | | | | | | | | |
| TOTAL's | 23 | 23 | 12 | 7 | 8 | 6 | 15 | 9 | 2 | 4 | 14 | 9 | - | 40 | 115 | 20-13 |

Comments:

CCHs _____ Vs Cambridge JV

| Name | TD | TOL | RW | RL | EW | EL | NEW | NFL | DW | DL | P | PL | Draw | Team Points | Total Pts | |
|---|---|---|---|---|---|---|---|---|---|---|---|---|---|---|---|---|
| Tony Weiss | - | 1 | 1 | 2 | - | - | 1 | - | - | - | - | 1 | - | - | - | 0-1 |
| Dave Oxford | 1 | 1 | - | 1 | - | 1 | - | - | - | - | - | 1 | - | - | - | 0-1 |
| Craig Loeffler | 3 | 1 | - | - | - | 1 | 1 | - | - | - | - | 1 | - | - | - | 0-1 |
| Ben Buckley | - | 1 | - | - | - | - | - | - | - | - | - | 1 | - | - | - | 0-1 |
| | | | | | | | | | | | | | | | | |
| | | | | | | | | | | | | | | | | |
| | | | | | | | | | | | | | | | |

CCHs Camhuf vs Season Totals J.V.

| Name | TD | TOL | RW | RL | EW | EL | NEW | NFL | DW | DL | P | PL | Draw | Team Points | Total Pts | |
|---|---|---|---|---|---|---|---|---|---|---|---|---|---|---|---|---|
| Tony Weiss | - | 4 | 3 | 5 | 1 | - | 1 | 3 | - | 1 | - | 2 | - | - | - | 0-3 |
| Dave Oxford | 3 | 2 | 1 | 2 | - | 1 | - | 1 | - | - | 1 | 2 | - | - | 6 | 1-2 |
| Craig Loeffler | 3 | 2 | 1 | 1 | - | 1 | 1 | 1 | - | - | - | 2 | - | - | - | 0-2 |
| Ben Buckley | - | 3 | - | - | - | - | - | - | - | - | - | 3 | - | - | - | 0-3 |
| | | | | | | | | | | | | | | | | |
| | | | | | | | | | | | | | | | | |
| | | | | | | | | | | | | | | | | |
| | | | | | | | | | | | | | | | | |
| | | | | | | | | | | | | | | | | |
| | | | | | | | | | | | | | | | | |
| | | | | | | | | | | | | | | | | |
| | | | | | | | | | | | | | | | | |
| | | | | | | | | | | | | | | | | |
| | | | | | | | | | | | | | | | | |
| | | | | | | | | | | | | | | | | |
| | | | | | | | | | | | | | | | | |
| | | | | | | | | | | | | | | | | |
| | | | | | | | | | | | | | | | | |
| | | | | | | | | | | | | | | | | |
| | | | | | | | | | | | | | | | | |
| | | | | | | | | | | | | | | | | |
| | | | | | | | | | | | | | | | | |
| | | | | | | | | | | | | | | | | |
| | | | | | | | | | | | | | | | | |
| TOTAL's | 6 | 11 | 5 | 8 | 1 | 2 | 2 | 5 | - | 1 | 1 | 9 | - | - | 6 | 1-10 |

Comments:



# WELCOME LONGHORNS



| CAMBRIDGE TROJANS | | | IMPERIAL LONGHORNS |
|---|---|---|---|
| **MATCH SCORE** | | **TEAM SCORE** | |
| 98-Open | | | 98-Kelly Rowley |
| 105-Chris Eisenhart | | Pinned | 105-Chris Barger |
| 112-Ken Koerperich | | Pinned | 112-Pat Beran |
| 119-Dana Hlavinka | | Pinned | 119-Steve Silvester |
| 126-Tim Sexton | | Pinned | 126-John Pankonin |
| 132-Virgil Banzhaf | Pinned | | 132-Jason McNair |
| 138-Doug Liess | | 10-2 | 138-Todd Phelps |
| 145-Travis Arnold | 11-10 | | 145-Dave German |
| 155-Andy Wier | | Pinned | 155-Kevin McDonald |
| 167-LaVern Banzhaf | Pinned | | 167-Joedy Friemal |
| 185-Keith Roberts | Pinned | | 185-Bryan Hamilton |
| UNL-Shawn Colson | 27 | 30 | UNL-Open |
| HEAD COACH: Dennis Wahlmeier<br>ASST. COACH: Kirk tenBensel | | | HEAD COACH: LaVern Phelps |

★ ★ ★ *The Program Sponsors Appreciate Your Support* ★ ★ ★



**CAMBRIDGE WRESTLERS:** (Front row, from left) Chris Eisenhart, Dana Hlavinka, Travis Arnold, Bill Hannah, Dave Dragoo, Virgil Banzhaf, Brad Lewis, LaVern Banzhaf, Florian Bennit. (Second row) Misty Cotton (student manager), Bobby Fries, Dusty Trosper, Corey tenBensel, Ken Koerperich, Dennis Hendrick, Darren Mues, John Smith, Doug Liess, Dean Schleeman, Kelly Niemeier (student manager). (Third row) Bob Trosper, Mike Jorgensen, Joe Sexton, Andy Wier, Shawn Colson, Tim Sexton, Keith Roberts, Shannon Braaton, Coach Dennis Wahlmeier. Not pictured: J.D. Raburn.

# 1986-87 Cambridge Trojans

# WRESTLING

**This program sponsored by...**


CAMBRIDGE STATE BANK
CAMBRIDGE, NEBRASKA 69022

A FULL SERVICE BANK

MEMBER F.D.I.C.

For:
- Savings
- Checking With Interest
- Money Market Rate Certificates
- Auto, Pickup & Boat Loans
- Student Loans

See

Home Federal Savings of Nebraska
617 Patterson
Cambridge, Nebr. 69022
697-4337

FSLIC
A U.S. Government Agency

WE'RE A PART OF LIFE!

Serving the area since 1887

fnb

Member FDIC

the first national bank
Cambridge, Nebraska 69022

P.O. BOX 10

308-697-3335



# WELCOME LONGHORNS



| CAMBRIDGE TROJANS | | | | | | IMPERIAL LONGHORNS |
|---|---|---|---|---|---|---|
| | MATCH SCORE | | | TEAM SCORE | | |
| 98-Open | | | | | | 98-Kelly Rowley |
| 105-Chris Eisenhart | | | | | | 105-Chris Barger |
| 112-Ken Koerperich | | | | | | 112-Pat Beran |
| 119-Dana Hlavinka | | | | | | 119-Steve Silvester |
| 126-Tim Sexton | | | | | | 126-John Pankonin |
| 132-Virgil Banzhaf | | | | | | 132-Jason McNair |
| 138-Doug Liess | | | | | | 138-Todd Phelps |
| 145-Travis Arnold | | | | | | 145-Dave German |
| 155-Andy Wier | | | | | | 155-Kevin McDonald |
| 167-LaVern Banzhaf | | | | | | 167-Joedy Friemal |
| 185-Keith Roberts | | | | | | 185-Bryan Hamilton |
| UNL-Shawn Colson | | | | | | UNL-Open |

HEAD COACH: Dennis Wahlmeier
ASST. COACH: Kirk tenBensel

HEAD COACH: LaVern Phelps

★ ★ ★ *The Program Sponsors Appreciate Your Support* ★ ★ ★



**CAMBRIDGE WRESTLERS:** (Front row, from left) Chris Eisenhart, Dana Hlavinka, Travis Arnold, Bill Hannah, Dave Dragoo, Virgil Banzhaf, Brad Lewis, LaVern Banzhaf, Florian Bennit. (Second row) Misty Cotton (student manager), Bobby Fries, Dusty Trosper, Corey tenBensel, Ken Koerperich, Dennis Hendrick, Darren Mues, John Smith, Doug Liess, Dean Schleeman, Kelly Niemeier (student manager). (Third row) Bob Trosper, Mike Jorgensen, Joe Sexton, Andy Wier, Shawn Colson, Tim Sexton, Keith Roberts, Shannon Braaton, Coach Dennis Wahlmeier. Not pictured: J.D. Raburn.

# 1986-87 Cambridge Trojans

# WRESTLING

**This program sponsored by...**


CAMBRIDGE STATE BANK
CAMBRIDGE, NEBRASKA 69022

A FULL SERVICE BANK

MEMBER F.D.I.C.

For:
- Savings
- Checking With Interest
- Money Market Rate Certificates
- Auto, Pickup & Boat Loans
- Student Loans

See

Home Federal Savings of Nebraska
617 Patterson
Cambridge, Nebr. 69022
697-4337

FSLIC
A U.S. Government Agency

WE'RE A PART OF LIFE!

Serving the area since 1887

fnb

Member FDIC

the first national bank
Cambridge, Nebraska 69022

P.O. BOX 10

308-697-3335



# WELCOME LONGHORNS



| CAMBRIDGE TROJANS | | | | | | IMPERIAL LONGHORNS |
|---|---|---|---|---|---|---|
| | MATCH SCORE | | | TEAM SCORE | | |
| 98-Open | | | | | | 98-Kelly Rowley |
| 105-Chris Eisenhart | | | | | | 105-Chris Barger |
| 112-Ken Koerperich | | | | | | 112-Pat Beran |
| 119-Dana Hlavinka | | | | | | 119-Steve Silvester |
| 126-Tim Sexton | | | | | | 126-John Pankonin |
| 132-Virgil Banzhaf | | | | | | 132-Jason McNair |
| 138-Doug Liess | | | | | | 138-Todd Phelps |
| 145-Travis Arnold | | | | | | 145-Dave German |
| 155-Andy Wier | | | | | | 155-Kevin McDonald |
| 167-LaVern Banzhaf | | | | | | 167-Joedy Friemal |
| 185-Keith Roberts | | | | | | 185-Bryan Hamilton |
| UNL-Shawn Colson | | | | | | UNL-Open |

HEAD COACH: Dennis Wahlmeier
ASST. COACH: Kirk tenBensel

HEAD COACH: LaVern Phelps

★ ★ ★ *The Program Sponsors Appreciate Your Support* ★ ★ ★



CAMBRIDGE WRESTLERS: (Front row, from left) Chris Eisenhart, Dana Hlavinka, Travis Arnold, Bill Hannah, Dave Dragoo, Virgil Banzhaf, Brad Lewis, LaVern Banzhaf, Florian Bennit. (Second row) Misty Cotton (student manager), Bobby Fries, Dusty Trosper, Corey tenBensel, Ken Koerperich, Dennis Hendrick, Darren Mues, John Smith, Doug Liess, Dean Schleeman, Kelly Niemeier (student manager). (Third row) Bob Trosper, Mike Jorgensen, Joe Sexton, Andy Wier, Shawn Colson, Tim Sexton, Keith Roberts, Shannon Braaton, Coach Dennis Wahlmeier. Not pictured: J.D. Raburn.

# 1986-87 Cambridge Trojans

# WRESTLING

**This program sponsored by...**


CAMBRIDGE STATE BANK
CAMBRIDGE, NEBRASKA 69022

A FULL SERVICE BANK

MEMBER F.D.I.C.

For:
- Savings
- Checking With Interest
- Money Market Rate Certificates
- Auto, Pickup & Boat Loans
- Student Loans

See

Home Federal Savings of Nebraska
617 Patterson
Cambridge, Nebr. 69022
697-4337

FSLIC
A U.S. Government Agency

WE'RE A PART OF LIFE!

Serving the area since 1887

fnb

Member FDIC

the first national bank
Cambridge, Nebraska 69022

P.O. BOX 10

308-697-3335



# WELCOME LONGHORNS



| CAMBRIDGE TROJANS | | | | | | IMPERIAL LONGHORNS |
|---|---|---|---|---|---|---|
| | | | MATCH SCORE | | TEAM SCORE | |
| 98-Open | | | | | | 98-Kelly Rowley |
| 105-Chris Eisenhart | | | | | | 105-Chris Barger |
| 112-Ken Koerperich | | | | | | 112-Pat Beran |
| 119-Dana Hlavinka | | | | | | 119-Steve Silvester |
| 126-Tim Sexton | | | | | | 126-John Pankonin |
| 132-Virgil Banzhaf | | | | | | 132-Jason McNair |
| 138-Doug Liess | | | | | | 138-Todd Phelps |
| 145-Travis Arnold | | | | | | 145-Dave German |
| 155-Andy Wier | | | | | | 155-Kevin McDonald |
| 167-LaVern Banzhaf | | | | | | 167-Joedy Friemal |
| 185-Keith Roberts | | | | | | 185-Bryan Hamilton |
| UNL-Shawn Colson | | | | | | UNL-Open |

HEAD COACH: Dennis Wahlmeier
ASST. COACH: Kirk tenBensel

HEAD COACH: LaVern Phelps

★ ★ ★ *The Program Sponsors Appreciate Your Support* ★ ★ ★



CAMBRIDGE WRESTLERS: (Front row, from left) Chris Eisenhart, Dana Hlavinka, Travis Arnold, Bill Hannah, Dave Dragoo, Virgil Banzhaf, Brad Lewis, LaVern Banzhaf, Florian Bennit. (Second row) Misty Cotton (student manager), Bobby Fries, Dusty Trosper, Corey tenBensel, Ken Koerperich, Dennis Hendrick, Darren Mues, John Smith, Doug Liess, Dean Schleeman, Kelly Niemeier (student manager). (Third row) Bob Trosper, Mike Jorgensen, Joe Sexton, Andy Wier, Shawn Colson, Tim Sexton, Keith Roberts, Shannon Braaton, Coach Dennis Wahlmeier. Not pictured: J.D. Raburn.

# 1986-87 Cambridge Trojans

# WRESTLING

**This program sponsored by...**


CAMBRIDGE STATE BANK
CAMBRIDGE, NEBRASKA 69022

A FULL SERVICE BANK

MEMBER F.D.I.C.

For:
- Savings
- Checking With Interest
- Money Market Rate Certificates
- Auto, Pickup & Boat Loans
- Student Loans

See

Home Federal Savings of Nebraska
617 Patterson
Cambridge, Nebr. 69022
697-4337

FSLIC
A U.S. Government Agency

WE'RE A PART OF LIFE!

Serving the area since 1887

fnb

Member FDIC

the first national bank
Cambridge, Nebraska 69022

P.O. BOX 10

308-697-3335

# CCHS Bridge Port Oshkosh Totals

| Name | TD | TDL | RW | RL | EW | EL | NFW | NFL | DW | DL | P | PL | Draw | Team Points | Total Pts | |
|---|---|---|---|---|---|---|---|---|---|---|---|---|---|---|---|---|
| Kelly Rowley | 2 | 1 | 2 | - | - | - | 2 | 2 | - | - | 1 | 1 | - | 6 | 6 | 1-1 |
| Chris Barger | - | 2 | - | - | - | - | - | - | - | - | - | 2 | - | - | 0 | 0-2 |
| Pat Beran | | | 1 | | | | | | | | | | | 12 | 12 | 2-0 |
| Steve Sylvester | 1 | 3 | 3 | - | - | 1 | 3 | - | - | 1 | 1 | - | - | 6 | 6 | 1-1 |
| John Pawkowin | - | 2 | 1 | 2 | 1 | - | - | 1 | - | 1 | - | - | - | 6 | 6 | 1-1 |
| Jason McNair | 4 | - | 1 | 1 | 1 | 2 | 1 | - | - | - | 2 | - | - | 12 | 12 | 2-0 |
| Todd Phelps | 2 | 4 | - | 2 | 4 | - | 2 | 2 | 1 | 1 | - | - | - | 3 | 3 | 1-1 |
| Dave Germain | 2 | 2 | 1 | 1 | 1 | - | - | 1 | - | - | 2 | - | - | 12 | 12 | 2-0 |
| Kevin McDonald | 1 | 1 | 1 | - | - | - | 1 | - | - | - | 1 | 1 | - | 6 | 6 | 1-1 |
| Joedy Friemal | 3 | - | - | - | - | 1 | 2 | - | - | - | 2 | - | - | 12 | 12 | 2-0 |
| Bryan Hamilton | - | 2 | - | - | - | - | - | 1 | - | - | - | 2 | - | 0 | 0 | 0-2 |
| | | | | | | | | | | | | | | | | |
| | | | | | | | | | | | | | | | | |
| | | | | | | | | | | | | | | | | |
| | | | | | | | | | | | | | | | | |
| | | | | | | | | | | | | | | | | |
| | | | | | | | | | | | | | | | | |
| | | | | | | | | | | | | | | | | |
| | | | | | | | | | | | | | | | | |
| | | | | | | | | | | | | | | | | |
| | | | | | | | | | | | | | | | | |
| | | | | | | | | | | | | | | | | |
| | | | | | | | | | | | | | | | | |
| Totals | 15 | 17 | 9 | 6 | 7 | 4 | 11 | 7 | 1 | 3 | 9 | 6 | - | 75 | 75 | 13-9 |

Comments: CCHS 30 Oshkosh - 33
CCHS 45 Bridgeport 24

CCHs 30 Vs OshKosh 33

| Name | TD | TOL | RW | RL | EW | EL | NEW | NFL | DW | DL | P | PL | Draw | Team Points | Total Pts | |
|---|---|---|---|---|---|---|---|---|---|---|---|---|---|---|---|---|
| Kelly Rowley | 2 | | 2 | | | | 2 | | | | 1 | | | 6 | 6 | 1-0 |
| Chris Barger | | 1 | | | | | | | | | | 1 | | | | 0-1 |
| Pat Beran | | W o/w | | by | forfeit | | | | | | | | | 6 | 6 | 1-0 |
| Steve Sylvester | | 3 | 1 | | | 1 | 1 | | | 1 | | | | | | 0-1 |
| John Pawkowin | | 2 | 1 | 2 | 1 | | | 1 | | 1 | | | | | | 0-1 |
| Jason McNair | 2 | | | | 1 | 1 | 1 | | | | 1 | | | 6 | 6 | 1-0 |
| Todd Phelps | | 2 | | | 1 | | | 1 | | 1 | | | | | | 0-1 |
| Dave German | 1 | | | | | | | | | | 1 | | | 6 | 6 | 1-0 |
| Kevin McDonald | | 1 | | | | | | | | | | 1 | | | | 0-1 |
| Joedy Friemal | 2 | | | | | 1 | 1 | | | | 1 | | | 6 | 6 | 1-0 |
| Bryan Hamilton | | 1 | | | | | | 1 | | | | 1 | | | | 0-1 |
| | | | | | | | | | | | | | | | | |
| | | | | | | | | | | | | | | | | |
| | | | | | | | | | | | | | | | | |
| | | | | | | | | | | | | | | | | |
| | | | | | | | | | | | | | | | | |
| | | | | | | | | | | | | | | | | |
| | | | | | | | | | | | | | | | | |
| | | | | | | | | | | | | | | | | |
| | | | | | | | | | | | | | | | | |
| | | | | | | | | | | | | | | | | |
| | | | | | | | | | | | | | | | | |
| | | | | | | | | | | | | | | | | |
| TOTALS | 7 | 10 | 4 | 2 | 3 | 3 | 5 | 3 | - | 3 | 4 | 3 | - | 30 | 30 | 5-6 |

Comments: NICE JOB - Strive To Improve -

CCHs 45 Vs Bridgeport 24

| Name | TD | TOL | RW | RL | EW | EL | NFW | NFL | DW | DL | P | PL | Draw | Team Points | Total Pts | |
|---|---|---|---|---|---|---|---|---|---|---|---|---|---|---|---|---|
| Kelly Rowley | | 1 | | | | | | 2 | | | | 1 | | - | - | 0-1 |
| Chris Barger | | 1 | | | | | | | | | | 1 | | | | 0-1 |
| Pat Beran | | | Won | by | For | Pet | | | | | | | | 6 | 6 | 1-0 |
| Steve Sylvester | 1 | | 2 | | | | 2 | | | | 1 | | | 6 | 6 | 1-0 |
| John Pawkowski | | | Won | by | For | Pet | | | | | | | | 6 | 6 | 1-0 |
| Jason McNair | 2 | | 1 | 1 | | 1 | | | | | 1 | | | 6 | 6 | 1-0 |
| Todd Phelps | 2 | 2 | | 2 | 3 | | 2 | 1 | 1 | | | | | 3 | 3 | 1-0 |
| Dave German | 1 | 2 | 1 | 1 | 1 | | | 1 | | | 1 | | | 6 | 6 | 1-0 |
| Kevin McDonald | 1 | | 1 | | | | 1 | | | | 1 | | | 6 | 6 | 1-0 |
| Joedy Friemal | 1 | | | | | | 1 | | | | 1 | | | 6 | 6 | 1-0 |
| Bryan Hamilton | | 1 | | | | | | | | | | 1 | | - | - | 0-1 |
| | | | | | | | | | | | | | | | | |
| | | | | | | | | | | | | | | | | |
| | | | | | | | | | | | | | | | | |
| | | | | | | | | | | | | | | | | |
| | | | | | | | | | | | | | | | | |
| | | | | | | | | | | | | | | | | |
| | | | | | | | | | | | | | | | | |
| | | | | | | | | | | | | | | | | |
| | | | | | | | | | | | | | | | | |
| | | | | | | | | | | | | | | | | |
| | | | | | | | | | | | | | | | | |
| | | | | | | | | | | | | | | | | |
| TOTAL's | 8 | 7 | 5 | 4 | 4 | 1 | 6 | 4 | 1 | - | 5 | 3 | - | 45 | 45 | 8-3 |

Comments: NICE JOB

CCHs _____ Vs Oshkosh B-Port. JV.

12-4-86

| Name | TD | TOL | RW | RL | EW | EL | NEW | NFL | DW | DL | P | PL | Draw | Team Points | Total Pts | |
|---|---|---|---|---|---|---|---|---|---|---|---|---|---|---|---|---|
| Tony Weiss | - | 3 | 2 | 3 | 1 | - | - | 3 | - | 1 | - | 1 | - | - | - | 0-2 |
| Dave Oxford | 2 | 1 | 1 | 1 | - | - | - | 1 | - | - | 1 | 1 | - | 6 | 6 | 1-0 |
| Craig Haeffner | - | 1 | 1 | 1 | - | - | - | 1 | - | - | - | 1 | - | - | - | 0-1 |
| Ben Buckley | - | 2 | - | - | - | - | - | - | - | - | - | 2 | - | - | - | 0-2 |
| | | | | | | | | | | | | | | | | |
| | | | | | | | | | | | | | | | | |
| | | | | | | | | | | | | | | | |

CCHs _____ vs Holyoke Invit Season Totals

| Name | TD | TDL | RW | RL | EW | EL | NEW | NFL | DW | DL | P | PL | Draw | Team Points | Total Pts | |
|---|---|---|---|---|---|---|---|---|---|---|---|---|---|---|---|---|
| Kelly Rowley | 4 | 1 | 4 | 1 | - | - | 3 | 2 | 1 | - | 2 | 1 | - | 16 | 28 | 4-1 |
| Chris Barger | 2 | 4 | 2 | - | - | - | - | - | - | - | 3 | 3 | - | 12 | 18 | 3-3 |
| PAT Beraw | 7 | 4 | 1 | 5 | 3 | 3 | - | 5 | 1 | 1 | 2 | 1 | - | 9 | 27 | 5-2 |
| Steve Silvester | 3 | 4 | 4 | 1 | - | 1 | 4 | - | - | 1 | 4 | - | - | 22 | 34 | 4-1 |
| John Pawkowm | 8 | 4 | 9 | 6 | 3 | 4 | 2 | 4 | 2 | 2 | 2 | - | - | 12½ | 24½ | 5-2 |
| JASON McNair | 9 | 2 | 1 | 4 | 2 | 4 | 3 | 1 | - | 1 | 4 | 1 | - | 18 | 30 | 4-2 |
| Todd Phelps | 4 | 11 | 4 | 5 | 4 | 3 | 6 | 3 | 2 | 2 | 1 | 1 | - | 3 | 10 | 3-3 |
| DAVE Coerman | 6 | 4 | 2 | 3 | 2 | 2 | 5 | 3 | 2 | 2 | 2 | - | - | 16 | 28 | 4-2 |
| Kevin McDonald | 6 | 2 | 1 | 1 | 1 | - | 2 | 1 | - | 1 | 5 | 1 | - | 15 | 27 | 5-2 |
| Joedy Friemal | 5 | 3 | 1 | - | - | 2 | 2 | 2 | - | 1 | 4 | 1 | - | 11 | 23 | 4-3 |
| Bryan Hamilton | - | 6 | - | - | - | - | - | 3 | - | - | - | 5 | - | 0 | 0 | 0-5 |
| ~~Jas~~ | | | | | | | | | | | | | | | | |
| | | | | | | | | | | | | | | | | |
| | | | | | | | | | | | | | | | | |
| | | | | | | | | | | | | | | | | |
| | | | | | | | | | | | | | | | | |
| | | | | | | | | | | | | | | | | |
| | | | | | | | | | | | | | | | | |
| | | | | | | | | | | | | | | | | |
| | | | | | | | | | | | | | | | | |
| | | | | | | | | | | | | | | | | |
| | | | | | | | | | | | | | | | | |
| | | | | | | | | | | | | | | | | |
| TOTAL's | 54 | 45 | 29 | 26 | 15 | 19 | 27 | 24 | 8 | 11 | 29 | 15 | - | 134½ | 249½ | 41-26 |

Comments:

CCHs _____ Vs Holyoke Inuit J.V

SEASON TOTALS

| NAME | TD | TDL | RW | RL | EW | EL | NEW | NFL | DW | DL | P | PL | DRAW | Team Points | Total Pts | |
|---|---|---|---|---|---|---|---|---|---|---|---|---|---|---|---|---|
| Tony Weiss | 1 | 5 | 3 | 7 | 1 | - | 1 | 3 | - | 1 | - | 4 | - | - | - | 0-5 |
| DAve Oxford | 3 | 2 | 1 | 2 | - | 1 | - | 1 | - | - | 1 | 2 | - | - | 6 | 1-2 |
| Craig Hoeffler | 4 | 3 | 1 | 1 | - | 2 | 1 | 1 | - | - | - | 3 | - | - | 0 | 0-3 |
| Bew Barkley | - | 5 | - | - | - | - | - | - | - | - | - | 5 | - | - | 0 | 0-5 |
| | | | | | | | | | | | | | | | | |
| | | | | | | | | | | | | | | | | |
| | | | | | | | | | | | | | | | | |
| | | | | | | | | | | | | | | | | |
| | | | | | | | | | | | | | | | | |
| | | | | | | | | | | | | | | | | |
| | | | | | | | | | | | | | | | | |
| | | | | | | | | | | | | | | | | |
| | | | | | | | | | | | | | | | | |
| | | | | | | | | | | | | | | | | |
| | | | | | | | | | | | | | | | | |
| | | | | | | | | | | | | | | | | |
| | | | | | | | | | | | | | | | | |
| | | | | | | | | | | | | | | | | |
| | | | | | | | | | | | | | | | | |
| | | | | | | | | | | | | | | | | |
| | | | | | | | | | | | | | | | | |
| | | | | | | | | | | | | | | | | |
| | | | | | | | | | | | | | | | | |
| | | | | | | | | | | | | | | | | |
| | | | | | | | | | | | | | | | | |
| TOTAL's | 8 | 15 | 5 | 10 | 1 | 3 | 2 | 5 | - | 1 | 1 | 14 | - | - | 6 | 1-15 |

Comments:

CCHS _____ Vs Holyoke Invit (2nd)

| Name | TD | TOL | RW | RL | EW | EL | NEW | NFL | DW | DL | P | PL | Draw | Team Points | Total Pts | |
|---|---|---|---|---|---|---|---|---|---|---|---|---|---|---|---|---|
| Kelly Bowley | 2 | - | 2 | 1 | - | - | 1 | - | 1 | - | 1 | - | - | 16 | 16 | 2-0 |
| Chris Barger | 1 | 2 | 1 | - | - | - | - | - | - | - | 2 | 1 | - | 12 | 12 | 2-1 |
| PAT Beran | 6 | 4 | 1 | 5 | 3 | 3 | - | 5 | 1 | 1 | 1 | 1 | - | 9 | 9 | 2-2 |
| Steve Silvester | 1 | 1 | 1 | 1 | - | - | - | - | - | - | 2 | - | - | 22 | 22 | 2-0 |
| John Pankonin | 7 | 1 | 7 | 4 | 2 | 3 | 2 | 3 | 2 | 1 | 1 | - | - | 12½ | 12½ | 3-1 |
| Jason McNair | 4 | 2 | - | 2 | 1 | 2 | 2 | 1 | - | 1 | 2 | - | - | 18 | 18 | 2-1 |
| Todd Phelps | 1 | 6 | 3 | 3 | - | 3 | 2 | 1 | - | 1 | 1 | 1 | - | 3 | 3 | 1-2 |
| Dave Coerman | 3 | - | 1 | 2 | - | 1 | 4 | - | 2 | 1 | - | - | - | 16 | 16 | 2-1 |
| Kevin McDonald | 4 | 1 | - | 1 | 1 | - | 1 | 1 | - | 1 | 3 | - | - | 15 | 15 | 3-1 |
| Joedy Friemal | 2 | 2 | 1 | - | - | 1 | - | 2 | - | 1 | 2 | 1 | - | 11 | 11 | 2-2 |
| Bryan Hamilton | - | 3 | - | - | - | - | - | 2 | - | - | - | 2 | - | 0 | 0 | 0-2 |
| | | | | | | | | | | | | | | | | |
| | | | | | | | | | | | | | | | | |
| | | | | | | | | | | | | | | | | |
| | | | | | | | | | | | | | | | | |
| | | | | | | | | | | | | | | | | |
| | | | | | | | | | | | | | | | | |
| | | | | | | | | | | | | | | | | |
| | | | | | | | | | | | | | | | | |
| | | | | | | | | | | | | | | | | |
| | | | | | | | | | | | | | | | | |
| | | | | | | | | | | | | | | | | |
| | | | | | | | | | | | | | | | | |
| | | | | | | | | | | | | | | | | |
| TOTAL's | 31 | 22 | 17 | 19 | 7 | 13 | 12 | 15 | 6 | 7 | 15 | 6 | - | 134½ | 134½ | 21-13 |

Comments:

| | | | | | |
|---|---|---|---|---|---|
| Calachie - | 142½ | Arickaree | 57½ | Ft Lupton J.V. | 22 |
| Imperial | 134½ | Holyoke | 52 | Yuma JV. | 9 |
| Wray JV | 130½ | Otis | 35½ | | |
| Haxtun | 59½ | Fleming | 33½ | | |

CCHs _____ Vs Holyoke Invt. J.V.

| Name | TD | TOL | RW | RL | EW | EL | NFW | NFL | DW | DL | P | PL | Draw | Team Points | Total Pts | |
|---|---|---|---|---|---|---|---|---|---|---|---|---|---|---|---|---|
| Tony Weiss | 1 | 1 | - | 2 | - | - | - | - | - | - | - | 2 | - | 0 | 0 | 0-2 |
| Craig Doerflow | 1 | 1 | - | - | - | 1 | - | - | - | - | - | 1 | - | 0 | 0 | 0-1 |
| Ben Buckley | - | 2 | L | - | - | - | - | - | - | - | - | 2 | - | 0 | 0 | 0-2 |
| | | | | | | | | | | | | | | | | |
| | | | | | | | | | | | | | | | | |
| | | | | | | | | | | | | | | | |

# HOLYOKE INVITATIONAL



Calachie - 142½
- Imperial 133½
- Wray J.V. 130½
HAXton 59½
Hackaree 57½
Holyoke - 52
Fleming - 33½
Otis 35½

FT Lup J.V 22
Yuma - 9

# WRESTLING TOURNAMENT

November 13th

12TH ANNUAL HOLYOKE INVITATIONAL
WRESTLING TOURNAMENT

HOLYOKE, COLORADO 80734

DECEMBER 13, 1986

PLACE:

Holyoke High School
Holyoke, Colorado 80734
303-854-3421 -- Holyoke High School
303-854-3640 -- Jim Drescher - Activities Director

TIME:

9:30 -- 10:30 -- Weigh Ins
10:30 ---------- Coaches Seeding Meeting
12:00 ---------- Session I 1st round championship & 1st round consolatio
2:00 ---------- Session II 2nd round championship & 2nd round consolatio
5:00 ---------- Session III Championship and 3rd Place

PARTICIPATING TEAMS:

116 - Caliche
26 Fleming
15 Ft. Lupton J.V.
53½ Haxtun
46 Holyoke
100½ Imperial
115 Wray J.V.
9 Yuma J.V.
12½ Arickaree
Otis

WEIGHTS:

In accordance with CHSAA rules and regulations 98, 105, 112, 119, 126, 132, 138, 145, 155, 167, 185, HWT

AWARDS:

Trophies for 1st and 2nd Place teams
Championship medal for each wight
2nd, 3rd, and 4rth place ribbons for each weight

BRACKETING:

8 man championship bracket & consolation with cross-bracketing will be used -- Wrestlers will be seeded according to the criteria listed in the National Federation Wrestling Rules Book. The seeding meeting will be held at 10:30 a.m. in the high school.

MATS:

Green Mat is #1
White Mat is #2

LOCKERS:

West Locker Room: Holyoke, Ft. Lupton, Haxtun, Fleming
East Locker Room: Imperial, Caliche, Wray J.V., Yuma J.V.

Note: Please have someone take care of your valuables as the locker rooms will not be locked and the host school assumes no liability for lost valuables.

PASSES:

Contestants will be stamped at weigh-in. We will admit coaches, managers administrators, and bus drivers.

ADMISSION PRICES:

Adults: ----$3.00
Students: --$2.00

One admission good for all day.

ELIGIBILITY LISTS:

Please submit an eligibility list signed by your Principal or Athletic Director by December 9, 1986. We must have this information on time so that programs can be prepared.

TEAM SEATING:

Please have all wrestlers who are not competing sit in the bleachers. This will cut down on confusion around the mats.

QUESTIONS:

If you have any question, please contact Jim Drescher.

ENTRY FEE:

Please send entry fee with Team Roster. $25

Weight Class 98

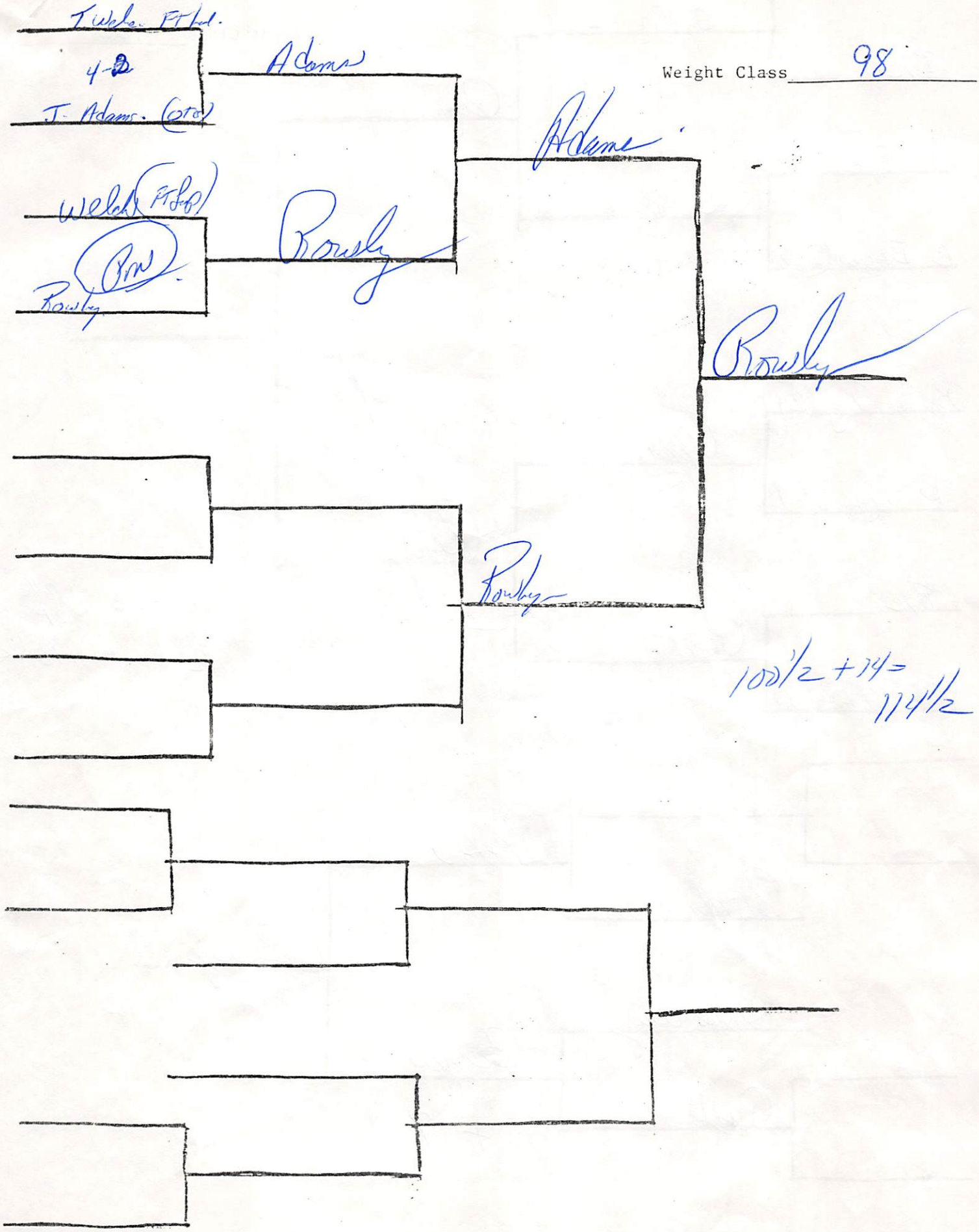

Weight Class 105

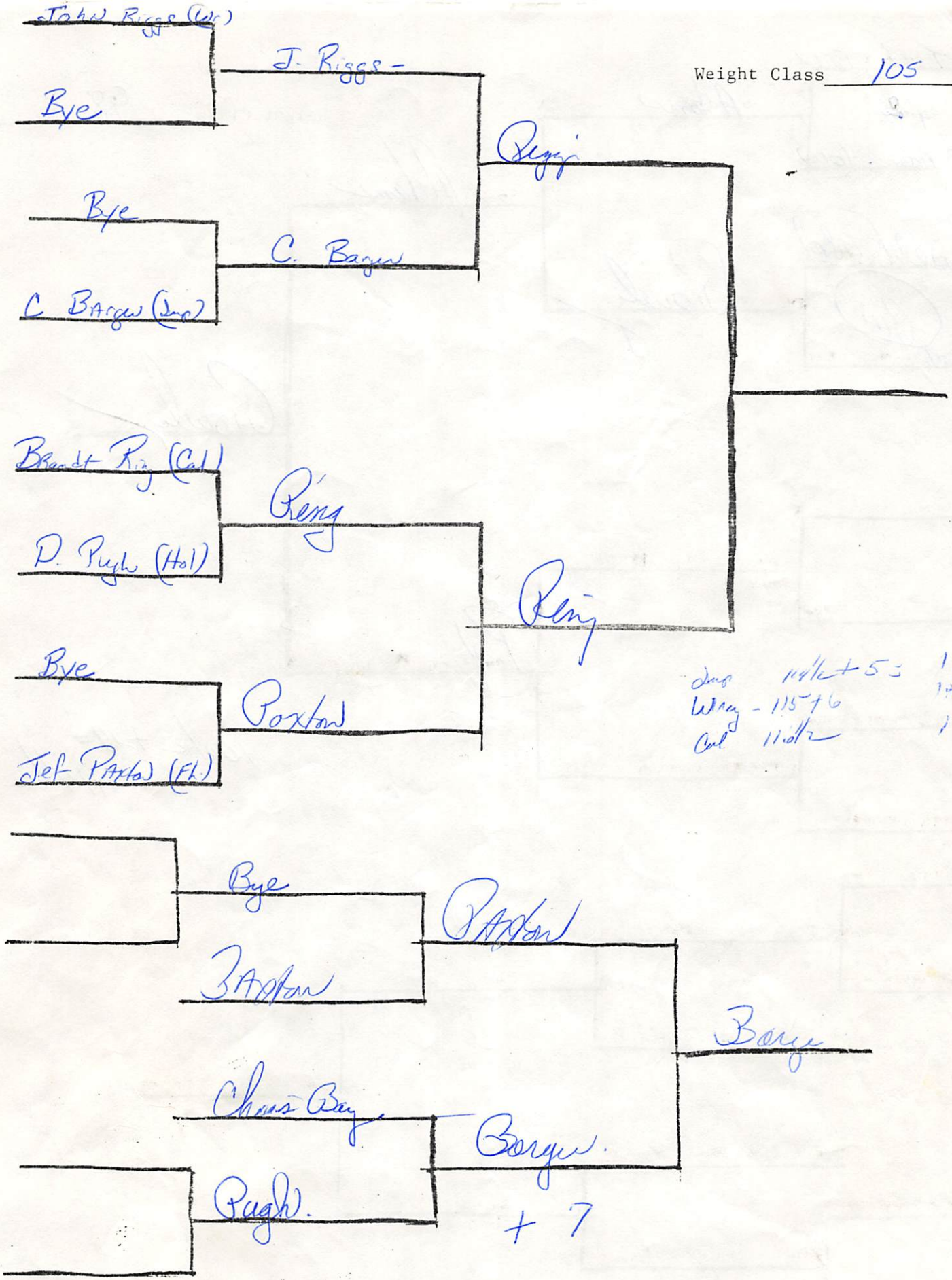


Imp 114½ + 5 = 119½
Wrong - 115 + 6 121
Cal 116½ 116½

Weight Class 112



Weight Class 119




119½ +6 = 125½
121
116½

Weight Class 126



Weight Class 132

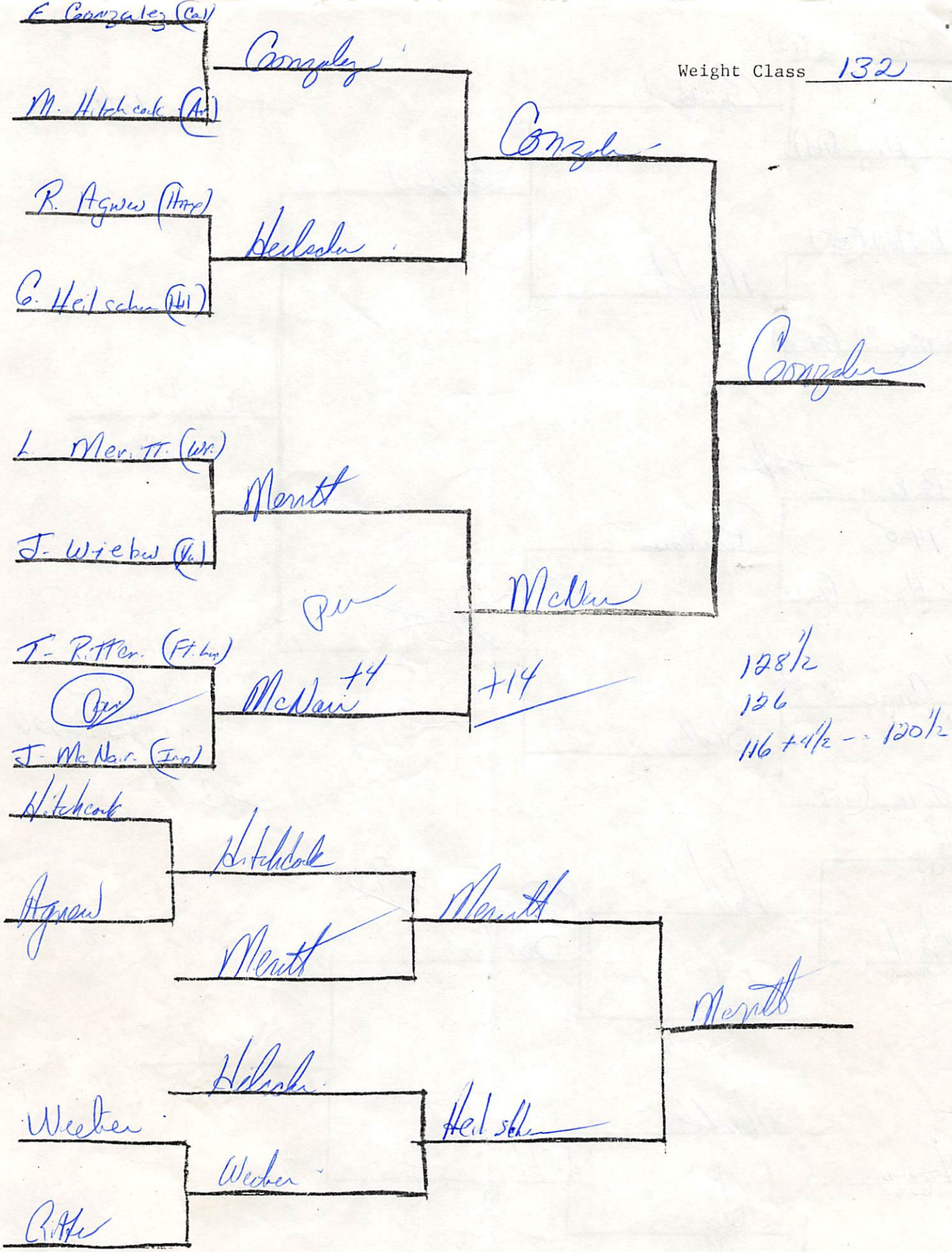


128½
126
116 + 4½ = 120½

Weight Class 138



Weight Class 145

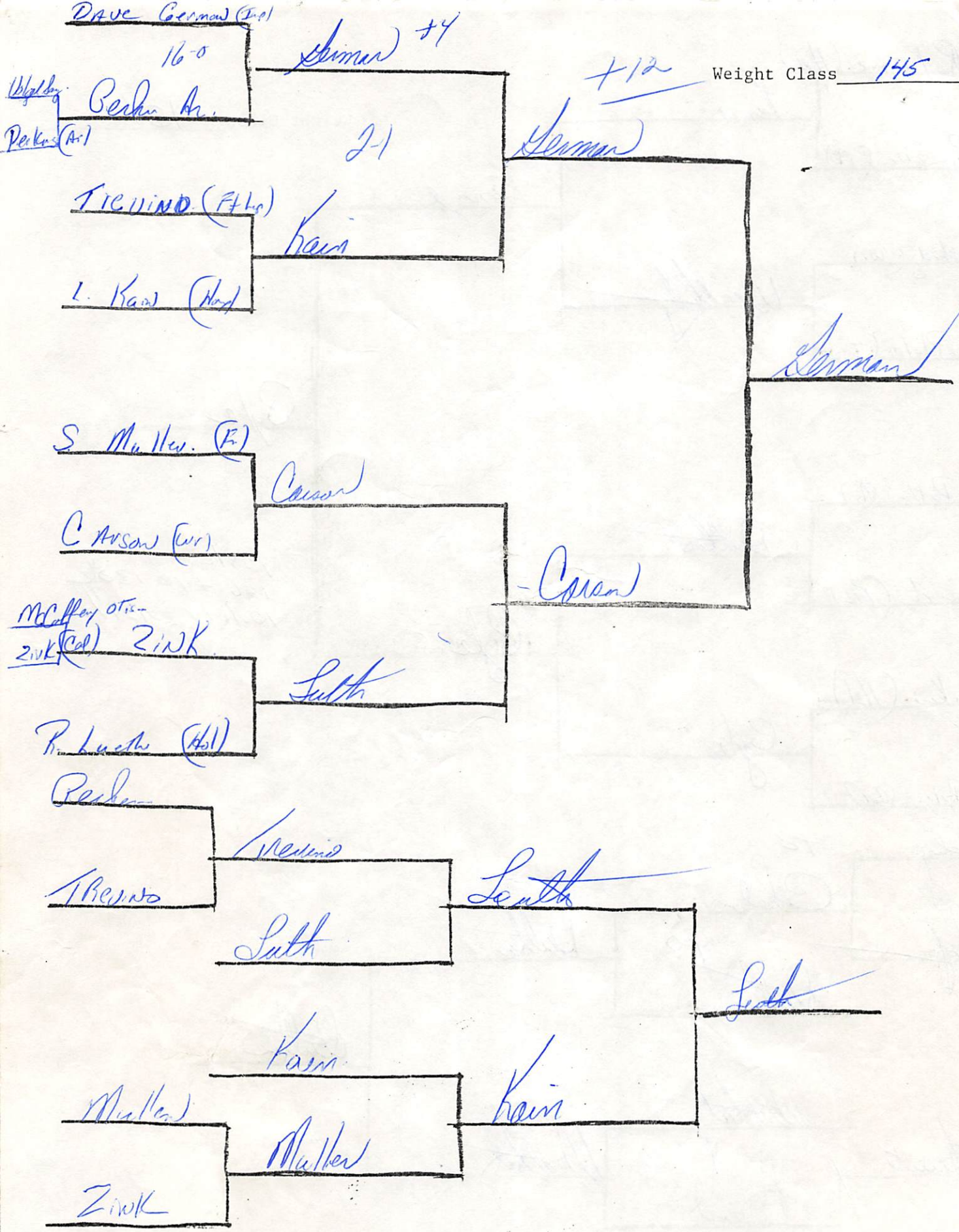

Weight Class 155




124 1/2 + 6 = 130 1/2

130 1/2

125 1/2

+5

135 1/2

Weight Class 167

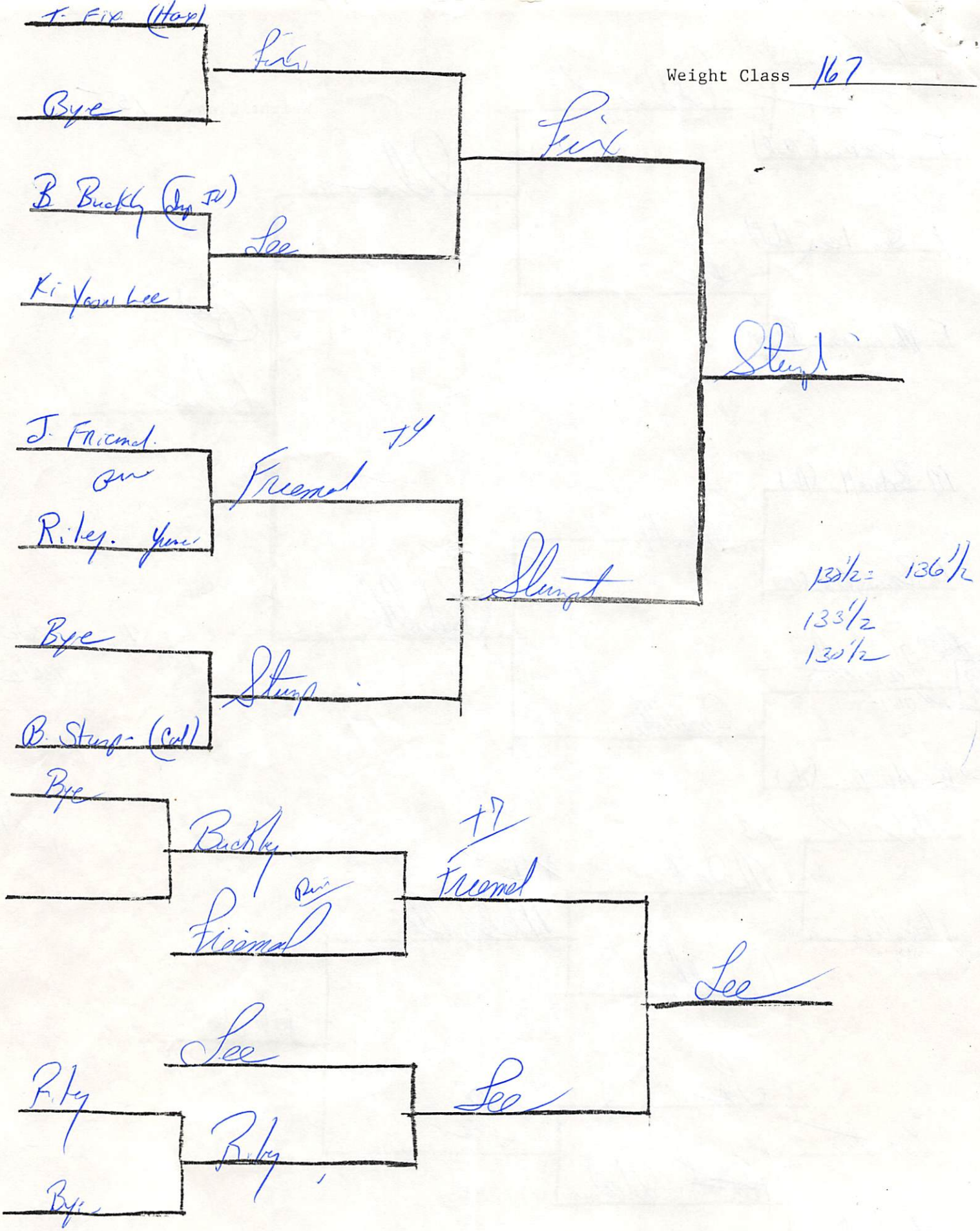


133½ = 136½
133½
130½

Weight Class 185

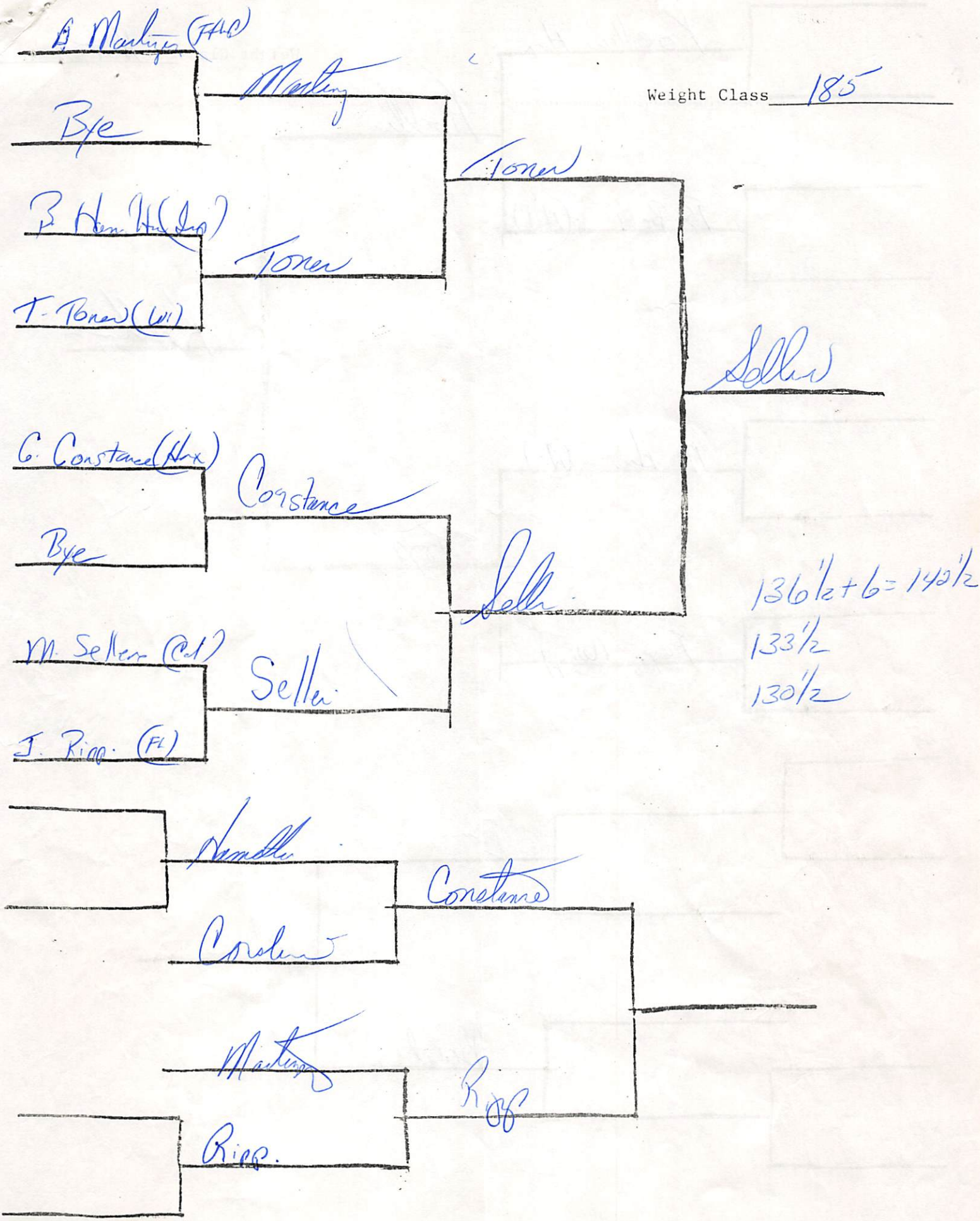

Weight Class Hut

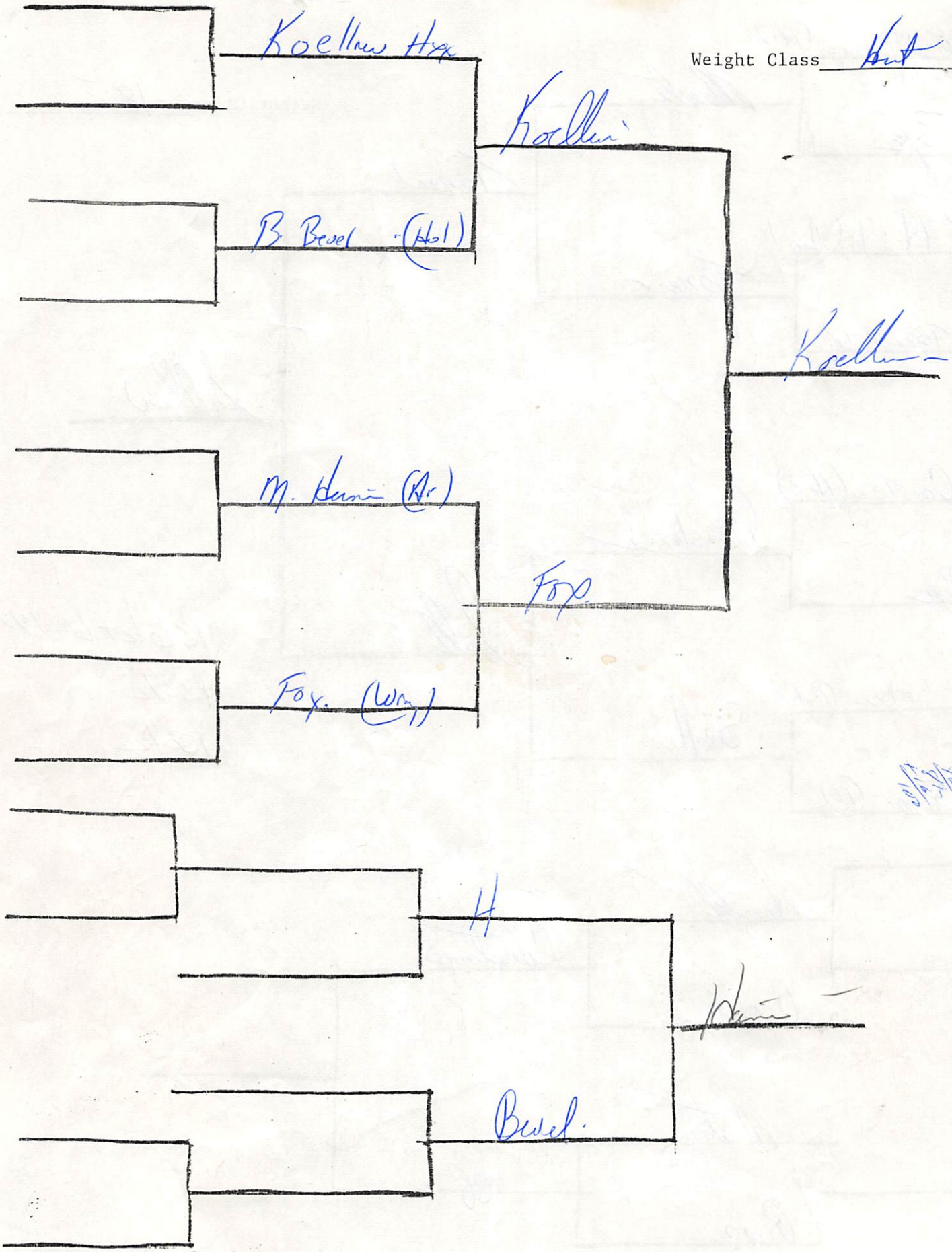

# HOLYOKE INVITATIONAL

1. Caliche - 142½
2. Imperial - 133½
3. 130½ - Wray J.V.
4. Hatton 54½ → Arcadia 57½
Holyoke 52
Otis - 35½
Fleming 23½
St Lupton 22
Yuma - 9



# WRESTLING TOURNAMENT

November 13th

# 12TH ANNUAL HOLYOKE INVITATIONAL
# WRESTLING TOURNAMENT

HOLYOKE, COLORADO 80734

DECEMBER 13, 1986

PLACE:

Holyoke High School
Holyoke, Colorado 80734
303-854-3421 -- Holyoke High School
303-854-3640 -- Jim Drescher - Activities Director

TIME:

9:30 -- 10:30 -- Weigh Ins
10:30 ---------- Coaches Seeding Meeting
12:00 ---------- Session I 1st round championship & 1st round consolatio
2:00 ---------- Session II 2nd round championship & 2nd round consolatio
5:00 ---------- Session III Championship and 3rd Place

PARTICIPATING TEAMS:

Caliche
Fleming
Ft. Lupton J.V.
Haxtun
Holyoke
Imperial
Wray J.V.
Yuma J.V.
Arickaree
Otis

WEIGHTS:

In accordance with CHSAA rules and regulations 98, 105, 112, 119, 126, 132, 138, 145, 155, 167, 185, HWT

AWARDS:

Trophies for 1st and 2nd Place teams
Championship medal for each wight
2nd, 3rd, and 4rth place ribbons for each weight

BRACKETING:

8 man championship bracket & consolation with cross-bracketing will be used -- Wrestlers will be seeded according to the criteria listed in the National Federation Wrestling Rules Book. The seeding meeting will be held at 10:30 a.m. in the high school.

MATS:

Green Mat is #1
White Mat is #2

LOCKERS:

West Locker Room: Holyoke, Ft. Lupton, Haxtun, Fleming
East Locker Room: Imperial, Caliche, Wray J.V., Yuma J.V.

Note: Please have someone take care of your valuables as the locker rooms will not be locked and the host school assumes no liability for lost valuables.

PASSES:

Contestants will be stamped at weigh-in. We will admit coaches, managers administrators, and bus drivers.

ADMISSION PRICES:

Adults: ----$3.00
Students: --$2.00

One admission good for all day.

ELIGIBILITY LISTS:

Please submit an eligibility list signed by your Principal or Athletic Director by December 9, 1986. We must have this information on time so that programs can be prepared.

TEAM SEATING:

Please have all wrestlers who are not competing sit in the bleachers. This will cut down on confusion around the mats.

QUESTIONS:

If you have any question, please contact Jim Drescher.

ENTRY FEE:

Please send entry fee with Team Roster. $25

Weight Class 98

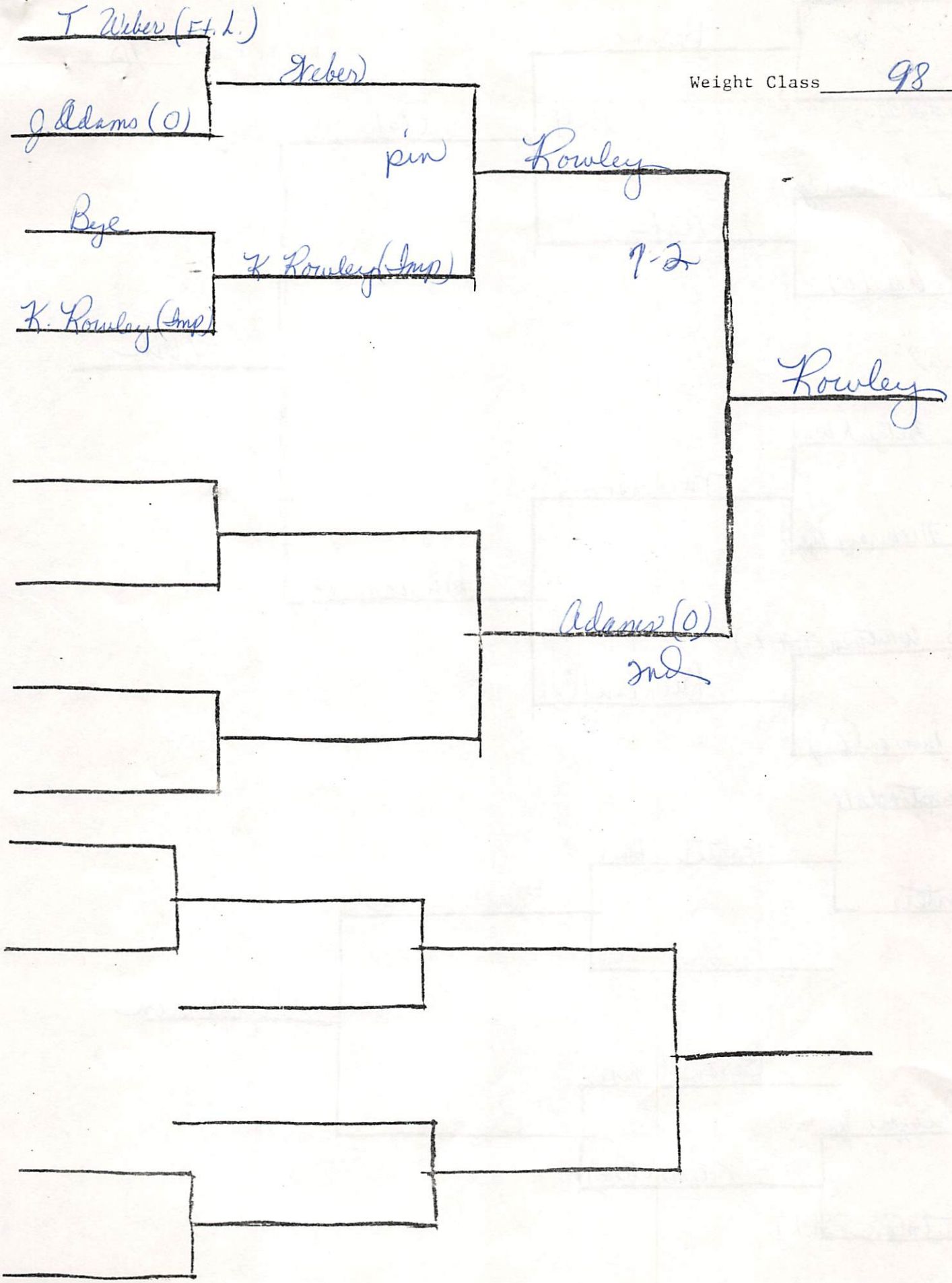

Weight Class 112

P. Beran (Imp)

pin

Ulibarri (F+L.)

Haptonstall (Wr.)

Beran

20-4

Ash (O)

G. Porter (Yp)

Ash

K. Ash (O)

Ash

K. Fritzer (Wr)

Nickerson (Ar)

S. Nickerson (Ar)

Duncan (Ca)

B. Whitman (F. L.)

Duncan (Ca)

R. Duncan (Ca)

Haptonstall

Porter (Yp)

Porter

Nickerson (Ar)

Nickerson (Ar)

Nickerson

Beran (Imp)

Fritzer (Wr)

8-6

Beran

Fritzer (Wr)

Whitman (F. L.)

Weight Class 105

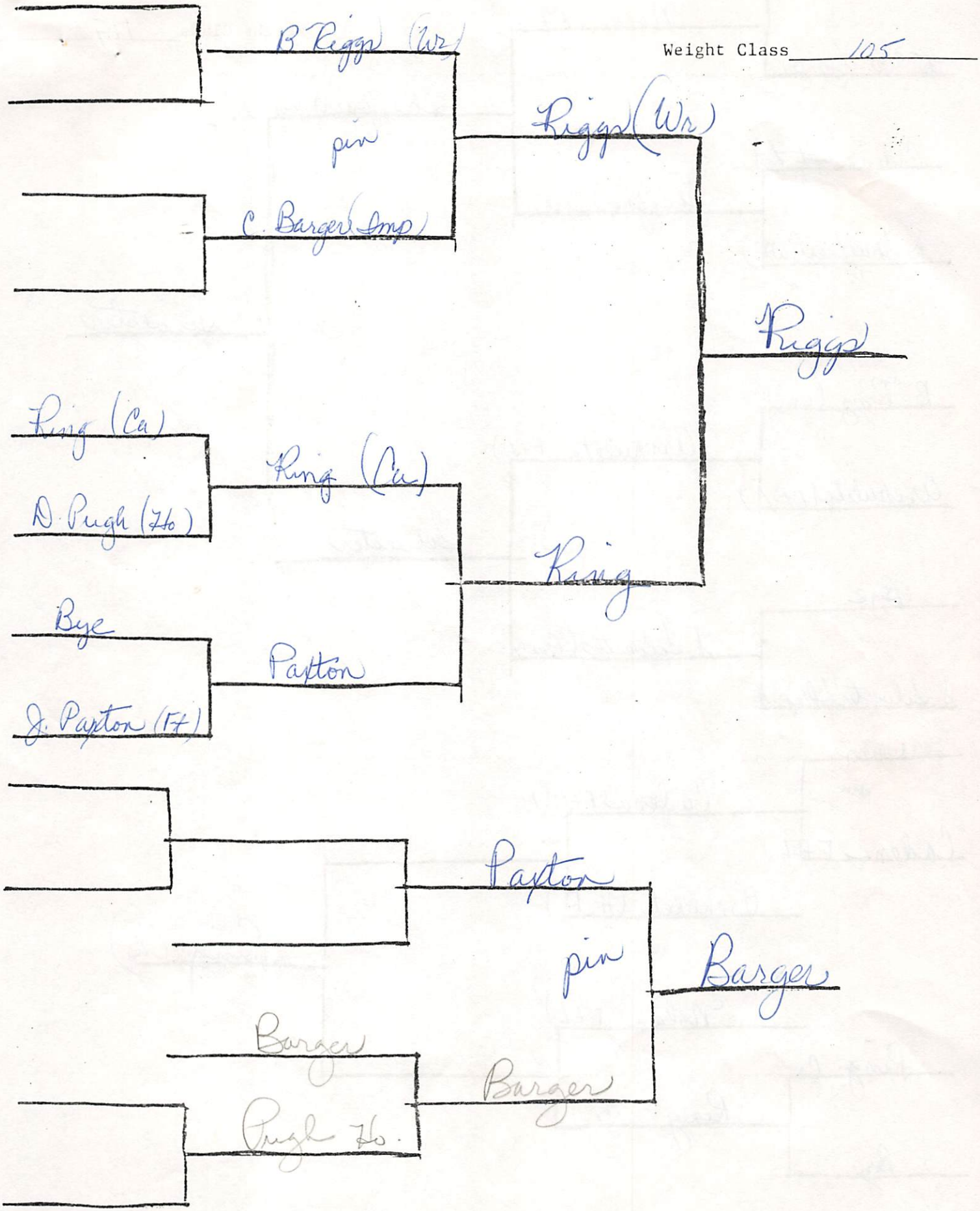

Weight Class 119

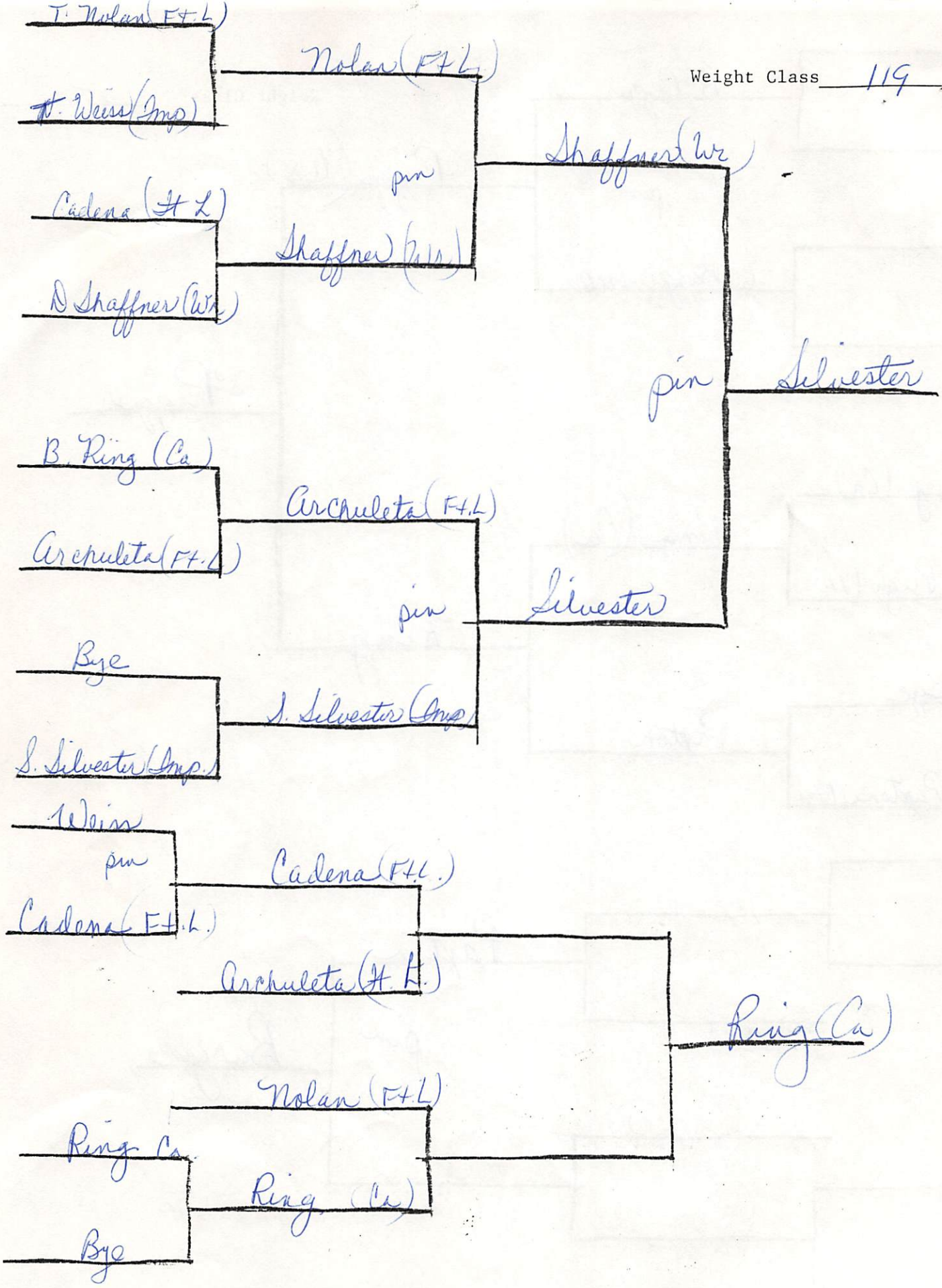

Weight Class 126



Weight Class 132

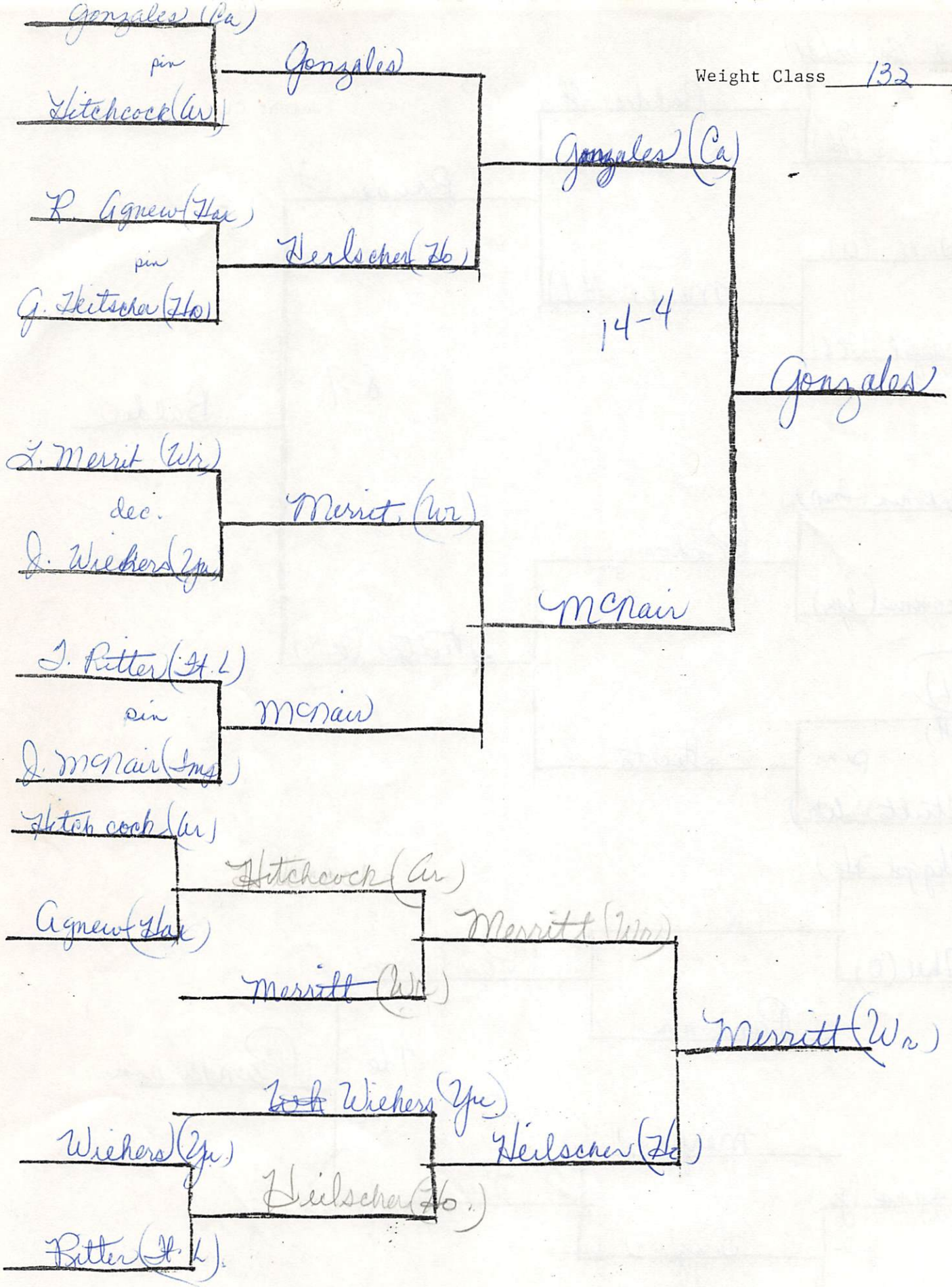

Weight Class 138



Weight Class 145

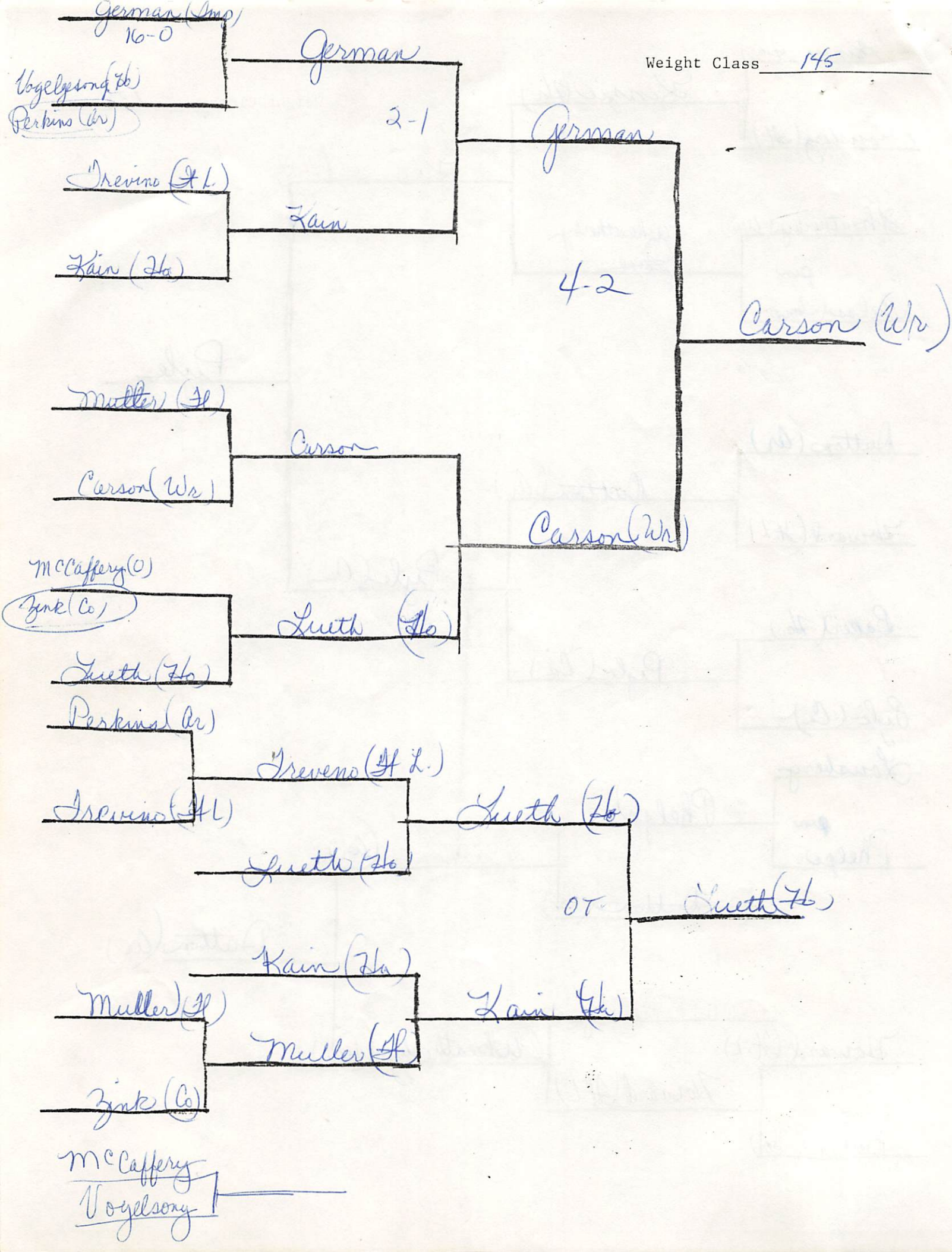

Weight Class 155

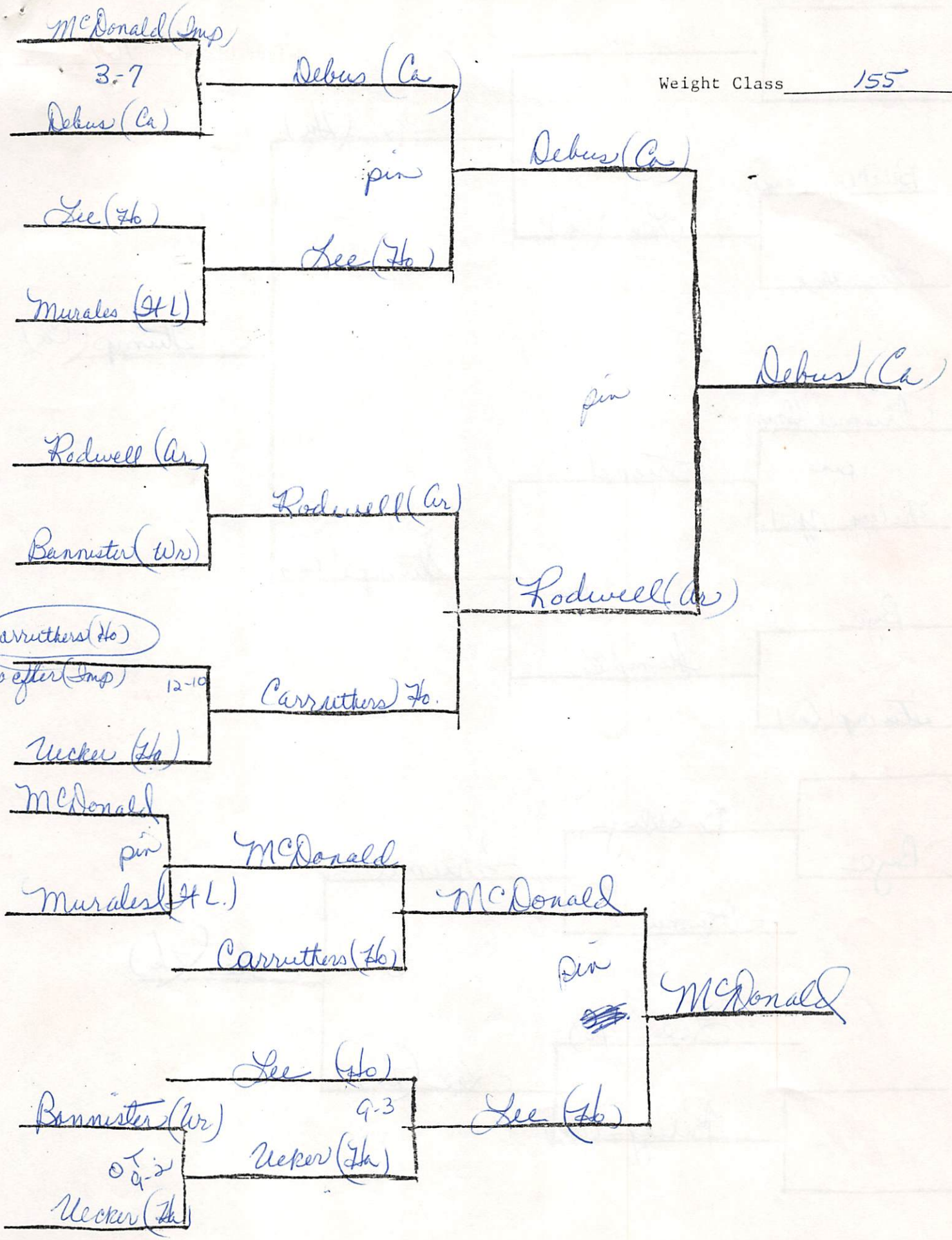

Weight Class 167

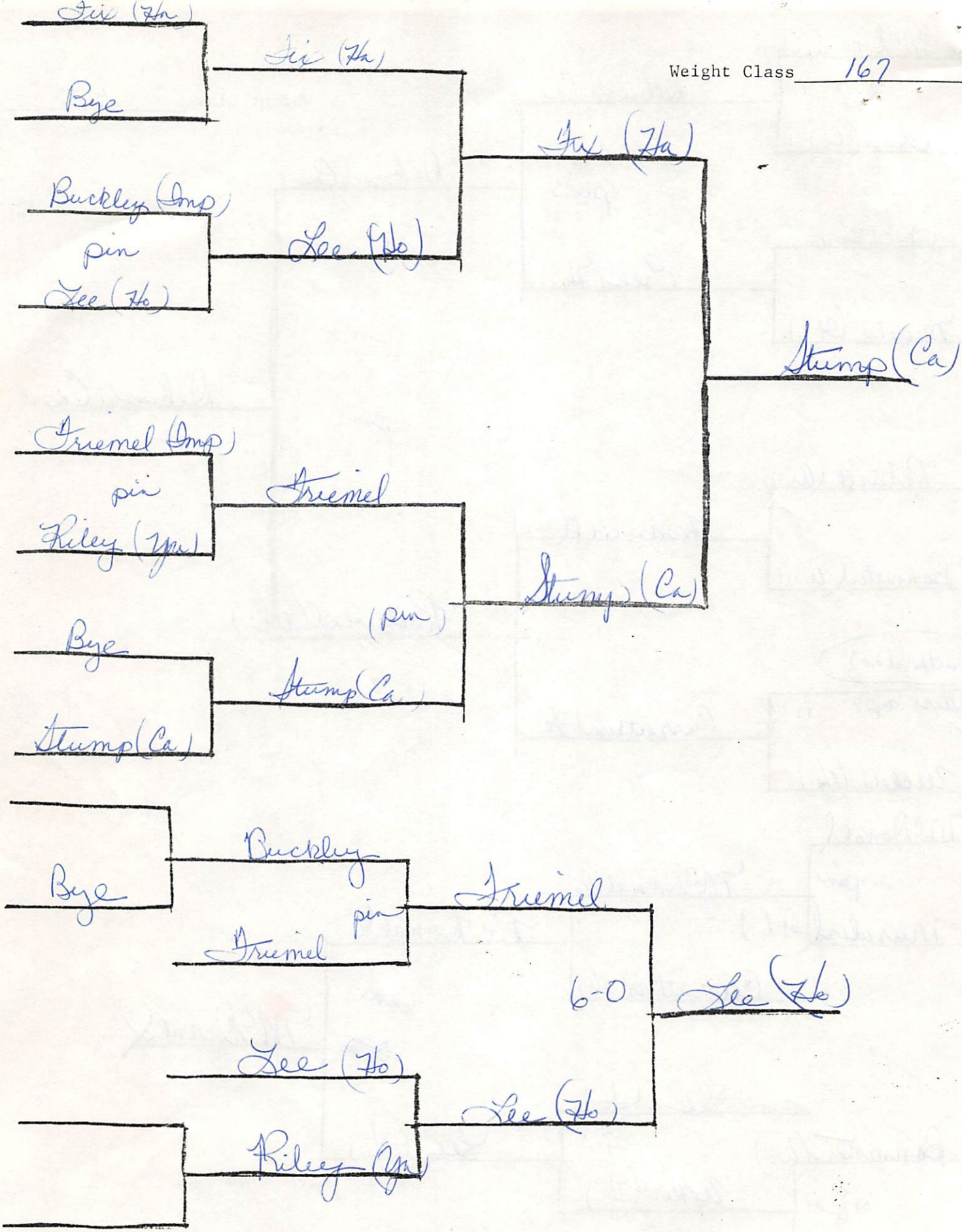

Weight Class 185



Weight Class Hvt.

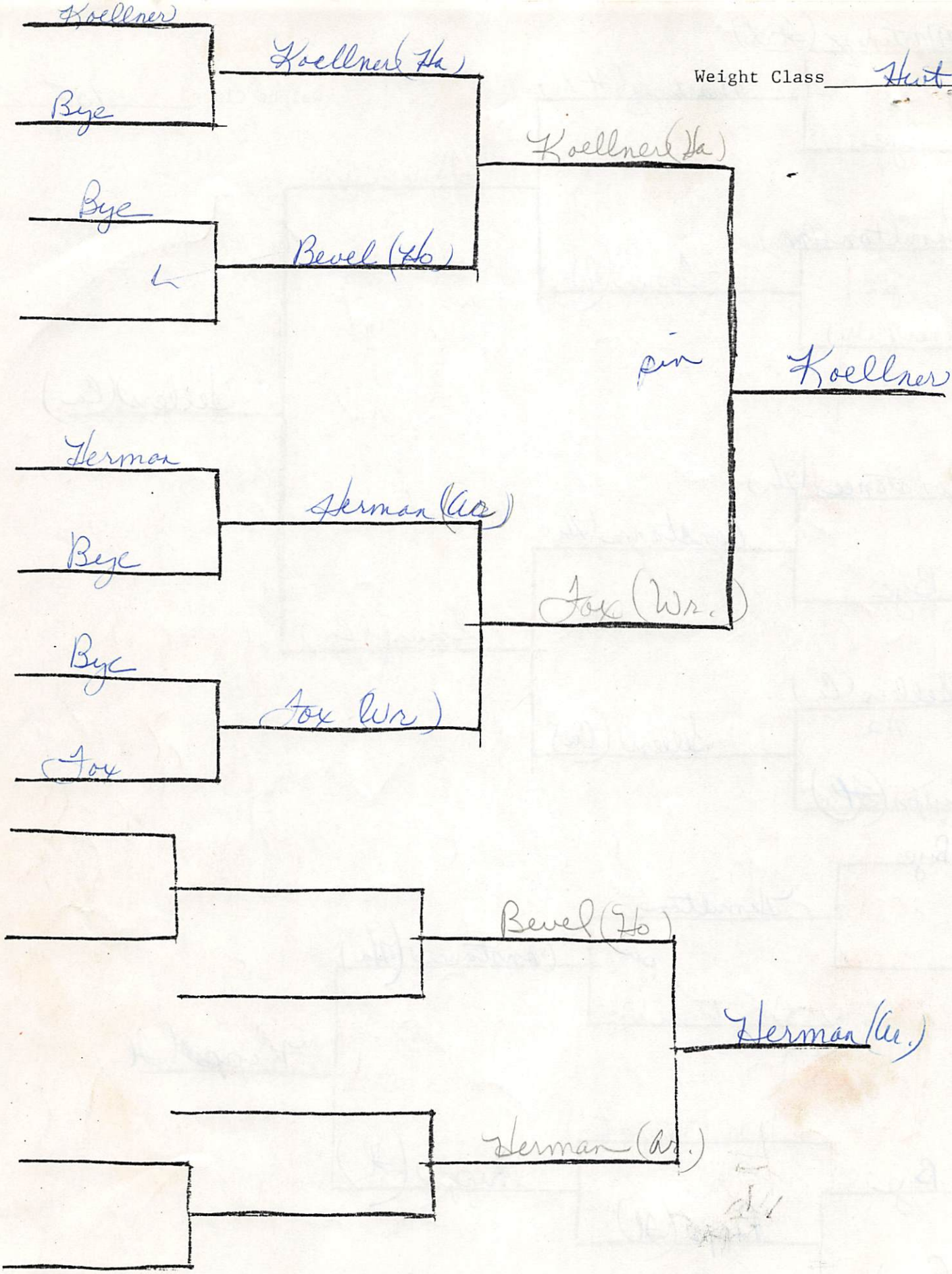

CCHs 27 Vs Hershey 30 1-8-87

| Name | TD | TDL | RW | RL | EW | EL | NEW | NFL | DW | DL | P | PL | Draw | Team Points | Total Pts | |
|---|---|---|---|---|---|---|---|---|---|---|---|---|---|---|---|---|
| Chris Barger | - | 2 | - | - | - | - | - | - | - | - | - | 1 | - | - | - | 0-1 |
| Pat Becan | - | 1 | - | - | - | - | - | - | - | - | - | 1 | - | - | - | 0-1 |
| Steve Silvester | 1 | - | 1 | - | - | - | - | - | - | - | 1 | - | - | 6 | 6 | 1-0 |
| John Pankevin | 2 | 1 | 2 | - | - | - | 3 | - | - | - | 1 | - | - | 6 | 6 | 1-0 |
| Jason McNair | 3 | - | 2 | - | - | 2 | 2 | - | - | - | 1 | - | - | 6 | 6 | 1-0 |
| Todd Phelps | - | 2 | - | - | - | 1 | - | 2 | - | 1 | - | - | - | - | - | 0-1 |
| Dave German | - | 2 | - | - | - | 1 | - | 2 | - | 1 | - | - | - | - | - | 0-1 |
| Kevin McDonald | 1 | - | - | - | - | - | 2 | - | - | - | 1 | - | - | 6 | 6 | 1-0 |
| Joedy Friemal | 2 | - | - | - | - | 1 | 1 | - | 1 | - | - | - | - | 3 | 3 | 1-0 |
| Bryan Hamilton | - | 1 | - | - | - | - | - | - | - | - | - | 1 | - | - | - | 0-1 |
| | | | | | | | | | | | | | | | | |
| | | | | | | | | | | | | | | | | |
| | | | | | | | | | | | | | | | | |
| | | | | | | | | | | | | | | | | |
| | | | | | | | | | | | | | | | | |
| | | | | | | | | | | | | | | | | |
| | | | | | | | | | | | | | | | | |
| | | | | | | | | | | | | | | | | |
| | | | | | | | | | | | | | | | | |
| | | | | | | | | | | | | | | | | |
| | | | | | | | | | | | | | | | | |
| | | | | | | | | | | | | | | | | |
| | | | | | | | | | | | | | | | | |
| TOTAL's | 9 | 9 | 4 | 0 | 0 | 5 | 8 | 4 | 1 | 2 | 4 | 3 | - | 27 | 27 | 5-5 |

Comments:

CCHs _____ Vs Hershey Season Totals

1-8-87

| Name | TD | TOL | RW | RL | EW | EL | NEW | NFL | DW | DL | P | PL | Draw | Team Points | Total Pts | |
|---|---|---|---|---|---|---|---|---|---|---|---|---|---|---|---|---|
| Kelly Rowley | 5 | 4 | 5 | 1 | - | 2 | 3 | 2 | 1 | 1 | 3 | 2 | - | - | 35 | 5-3 |
| Chris Barger | 2 | 10 | 2 | - | 1 | - | - | 4 | - | 1 | 3 | 5 | - | - | 22 | 3-6 |
| PAT Beran | 9 | 10 | 2 | 6 | 6 | 3 | 5 | 8 | 1 | 2 | 3 | 3 | - | - | 34 | 6-5 |
| Steve Silvester. | 4 | 4 | 4 | 1 | - | 1 | 4 | - | - | 1 | 5 | - | - | 6 | 40 | 5-1 |
| Tony Weiss | 1 | 1 | - | 2 | - | - | - | - | - | 1 | - | 1 | - | - | - | 0-2 |
| John Pawkowin | 12 | 5 | 13 | 6 | 3 | 4 | 7 | 4 | 2 | 2 | 5 | - | - | 6 | 59½ | 8-2 |
| Jason McNair. | 15 | 7 | 4 | 4 | 6 | 8 | 6 | 2 | - | 2 | 6 | 1 | - | 6 | 52 | 6-3 |
| Todd Phelps | 8 | 14 | 6 | 5 | 5 | 4 | 9 | 5 | 4 | 3 | 1 | 2 | - | - | 25 | 5-5 |
| DAVE German | 9 | 7 | 4 | 5 | 3 | 3 | 10 | 7 | 2 | 4 | 5 | - | - | - | 49½ | 7-4 |
| Kevin McDonald | 14 | 3 | 1 | 2 | 2 | 3 | 6 | 1 | 1 | 1 | 7 | 2 | - | 6 | 49½ | 8-3 |
| Joedy Frieman | 10 | 7 | 1 | - | 1 | 3 | 3 | 5 | 1 | 2 | 5 | 3 | - | 3 | 33 | 6-5 |
| Bryan Hamilton | 2 | 9 | 2 | 2 | - | - | 2 | 5 | 1 | - | - | 8 | - | - | 2 | 1-8 |
| | | | | | | | | | | | | | | | | |
| | | | | | | | | | | | | | | | | |
| | | | | | | | | | | | | | | | | |
| | | | | | | | | | | | | | | | | |
| | | | | | | | | | | | | | | | | |
| | | | | | | | | | | | | | | | | |
| | | | | | | | | | | | | | | | | |
| | | | | | | | | | | | | | | | | |
| | | | | | | | | | | | | | | | | |
| | | | | | | | | | | | | | | | | |
| | | | | | | | | | | | | | | | | |
| | | | | | | | | | | | | | | | | |
| TOTAL's | 91 | 81 | 44 | 35 | 27 | 31 | 55 | 43 | 14 | 20 | 42 | 27 | - | 27 | 387½ | 60-45 |

Comments:

CCHS _____ Vs Hershey J.V.

1-8-87

| Name | TD | TDL | RW | RL | EW | EL | NEW | NFL | DW | DL | P | PL | Draw | Team Points | Total Pts | |
|---|---|---|---|---|---|---|---|---|---|---|---|---|---|---|---|---|
| Tony Weiss | - | 1 | 4 | 1 | - | - | 2 | - | - | - | 1 | - | - | 6 | 6 | 1-0 |
| Craig Loeffler | - | 1 | - | - | - | - | - | 4 | - | - | - | 1 | - | - | - | 0-1 |
| Ben Buckley | - | 1 | - | - | - | - | - | - | - | - | - | 1 | - | - | - | 0-1 |
| | | | | | | | | | | | | | | | | |
| | | | | | | | | | | | | | | | | |
| Totals | - | 3 | 4 | 1 | - | - | 2 | 4 | - | - | 1 | 2 | - | 6 | 6 | 1-2 |
| | | | | | | | | | | | | | | | | |
| | | | | | | | | | | | | | | | | |
| | | | Season Totals- | | | | | | | | | | | | | |
| | | | | | | | | | | | | | | | | |
| Tony Weiss | 1 | 6 | 7 | 8 | 1 | - | 3 | 3 | - | 1 | 1 | 4 | - | 6 | 6 | 1-5 |
| Dave Oxford | 3 | 2 | 1 | 2 | - | 1 | - | 1 | - | - | 1 | 2 | - | - | 6 | 1-2 |
| Craig Loeffler | 6 | 4 | 1 | 1 | - | 2 | 1 | 5 | - | - | 2 | 4 | - | - | 12 | 2-4 |
| Ben Buckley | - | 6 | - | - | - | - | - | - | - | - | - | 6 | - | - | - | 0-6 |
| | | | | | | | | | | | | | | | | |
| | | | | | | | | | | | | | | | | |
| | | | | | | | | | | | | | | | | |
| | | | | | | | | | | | | | | | | |
| | | | | | | | | | | | | | | | | |
| | | | | | | | | | | | | | | | | |
| | | | | | | | | | | | | | | | | |
| | | | | | | | | | | | | | | | | |
| | | | | | | | | | | | | | | | | |
| | | | | | | | | | | | | | | | | |
| Totals | 10 | 18 | 9 | 11 | 1 | 3 | 4 | 9 | - | 1 | 4 | 16 | - | 6 | 24 | 4-17 |

Comments:

# 1987 G.C.H.S. INVITATIO..

wt 98lbs

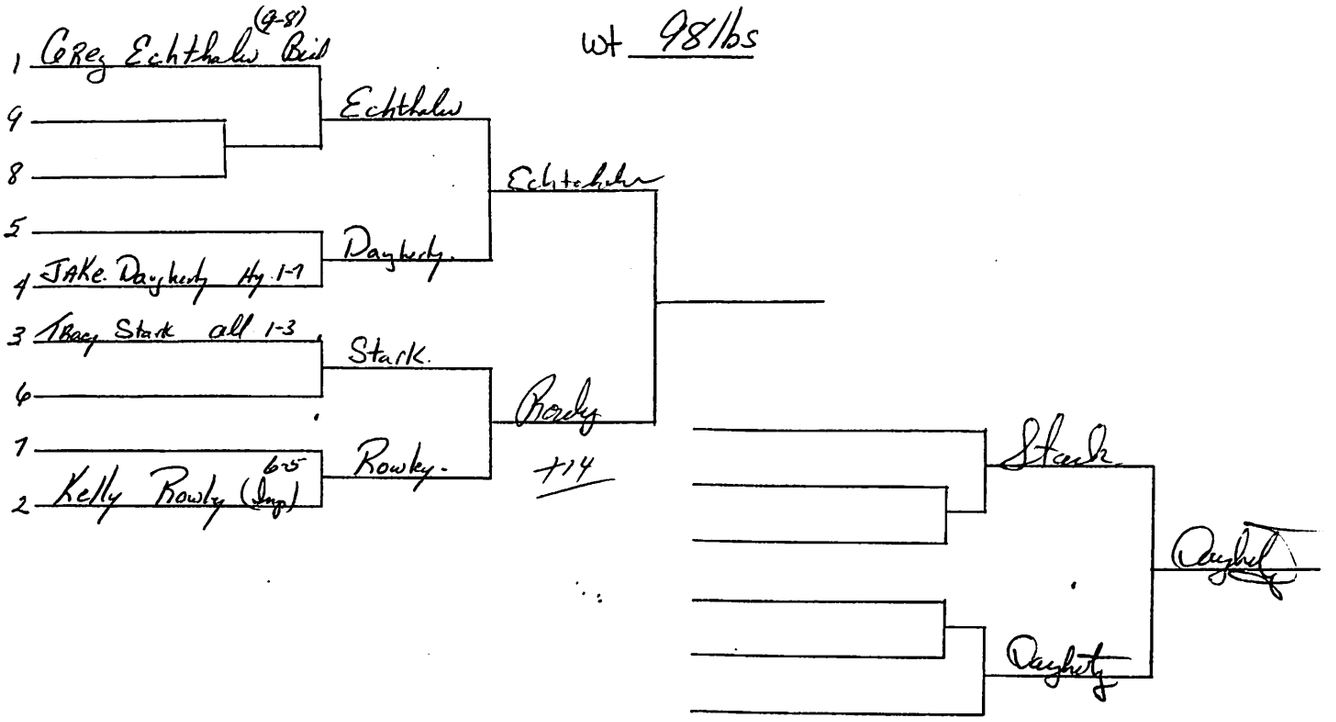


wt 105

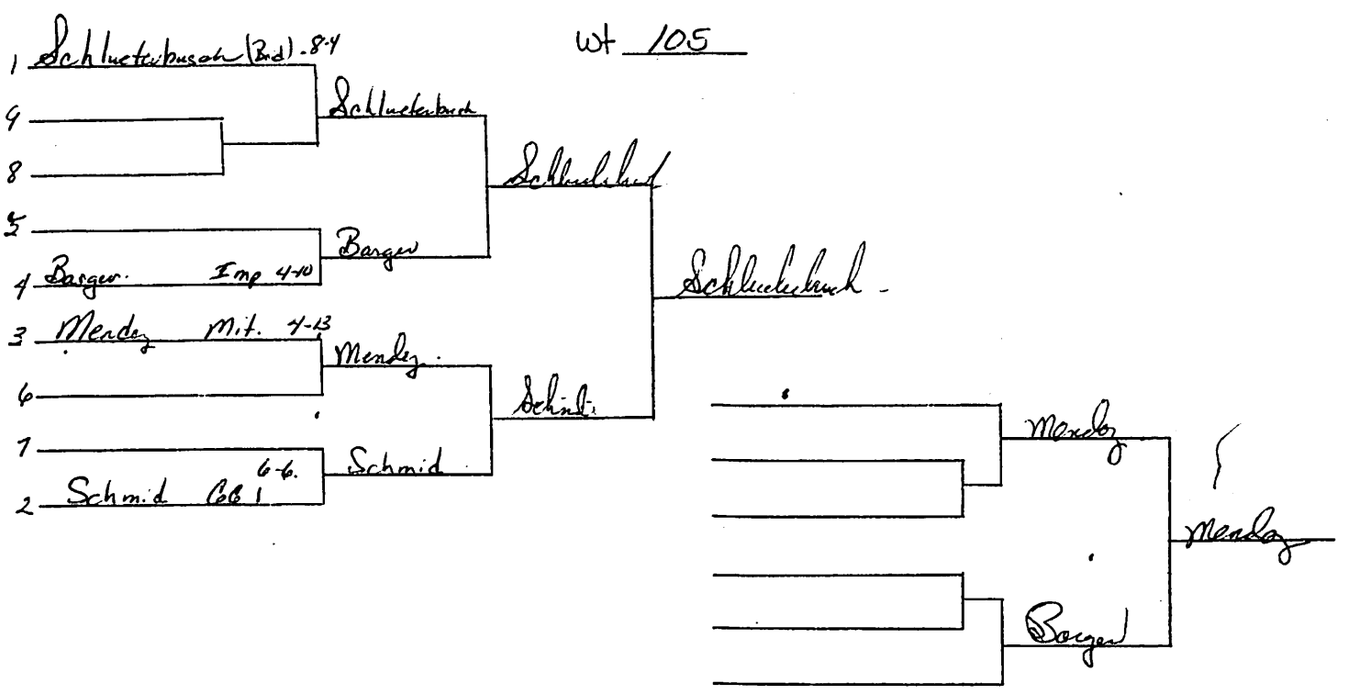


wt 112

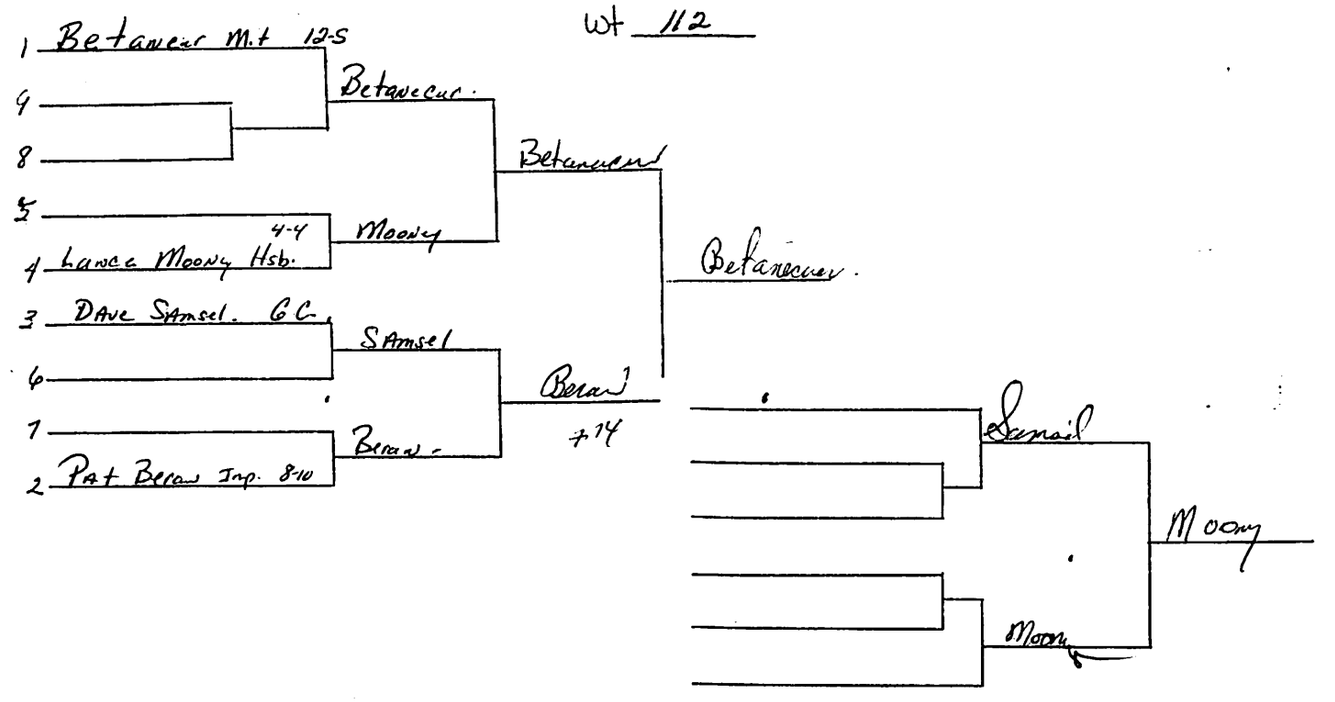



# 1987 G.C.H.S. INVITATIO..

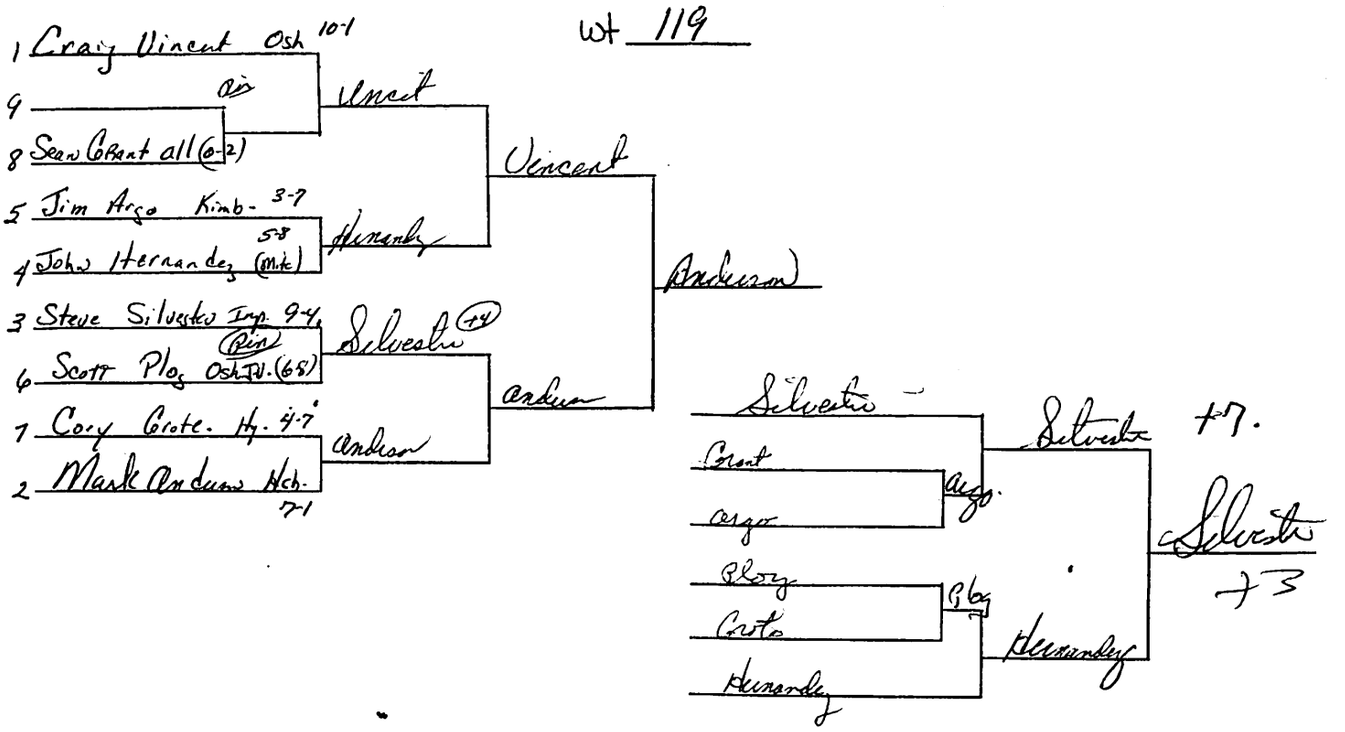


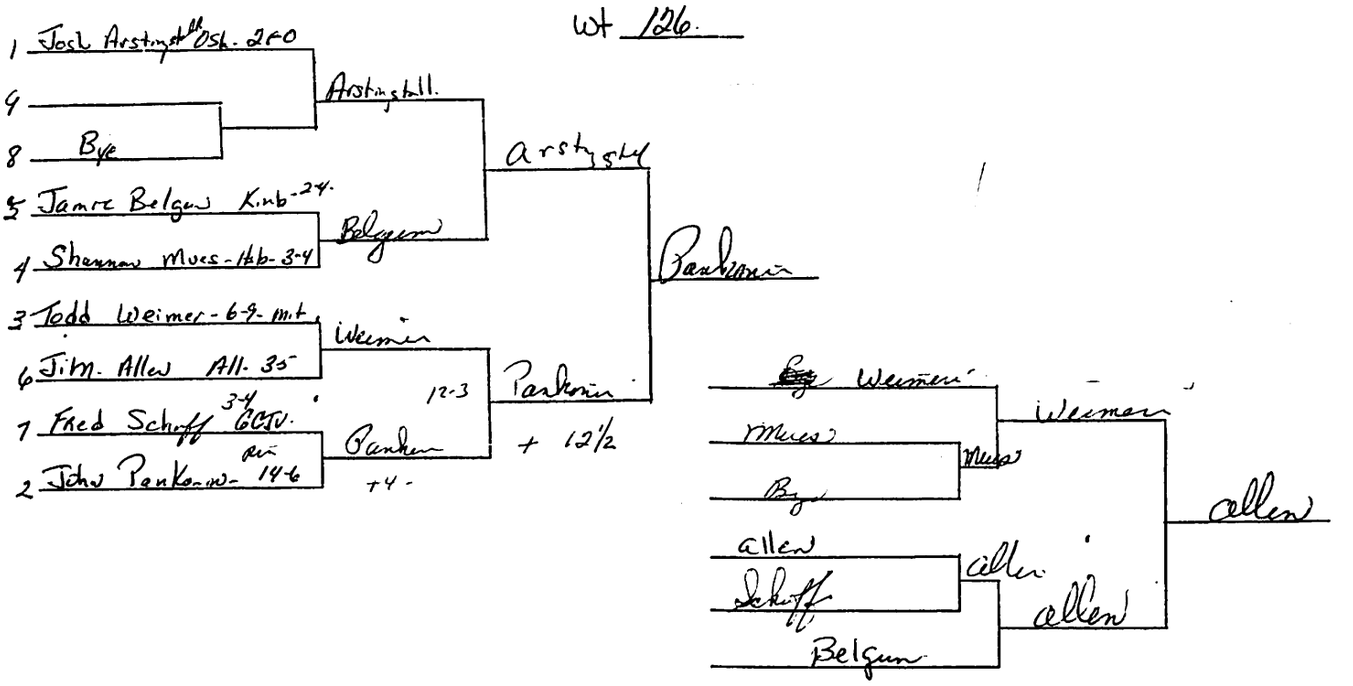


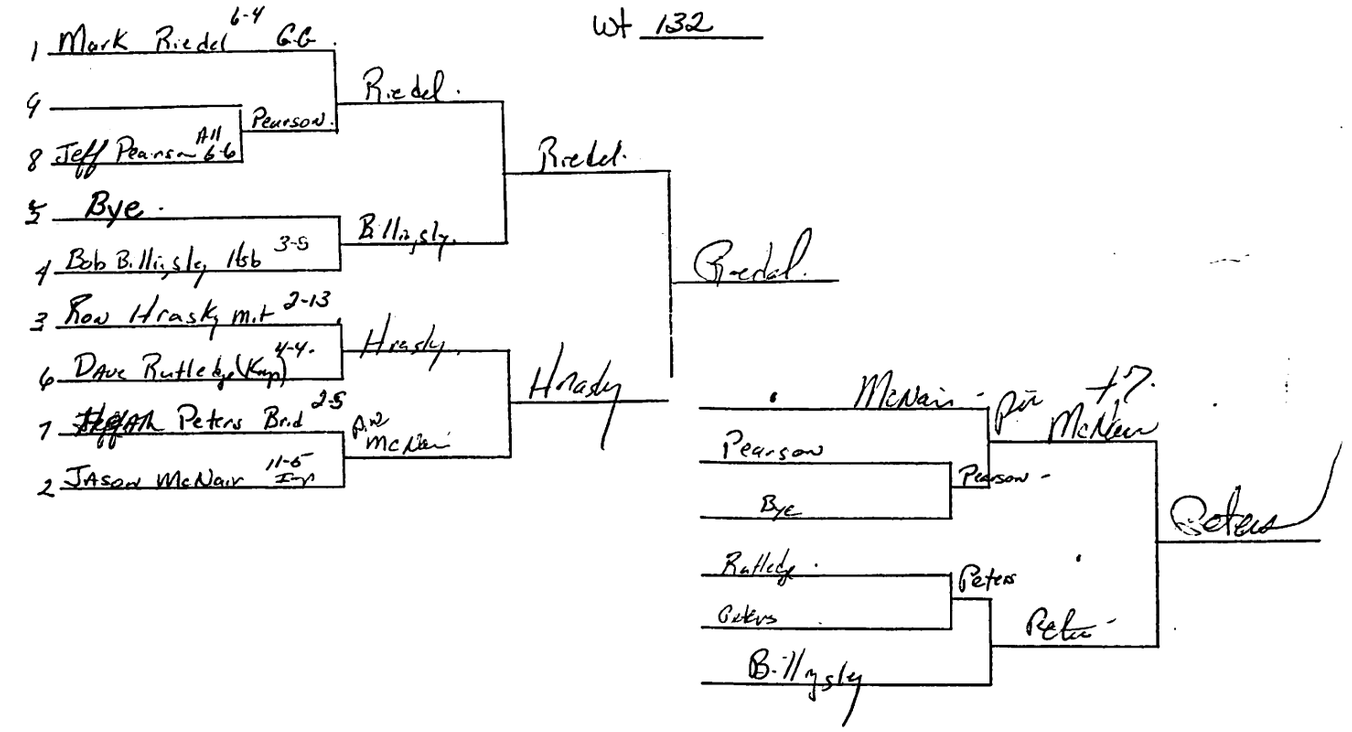



# 1987 G.C.H.S. INVITATIONAL

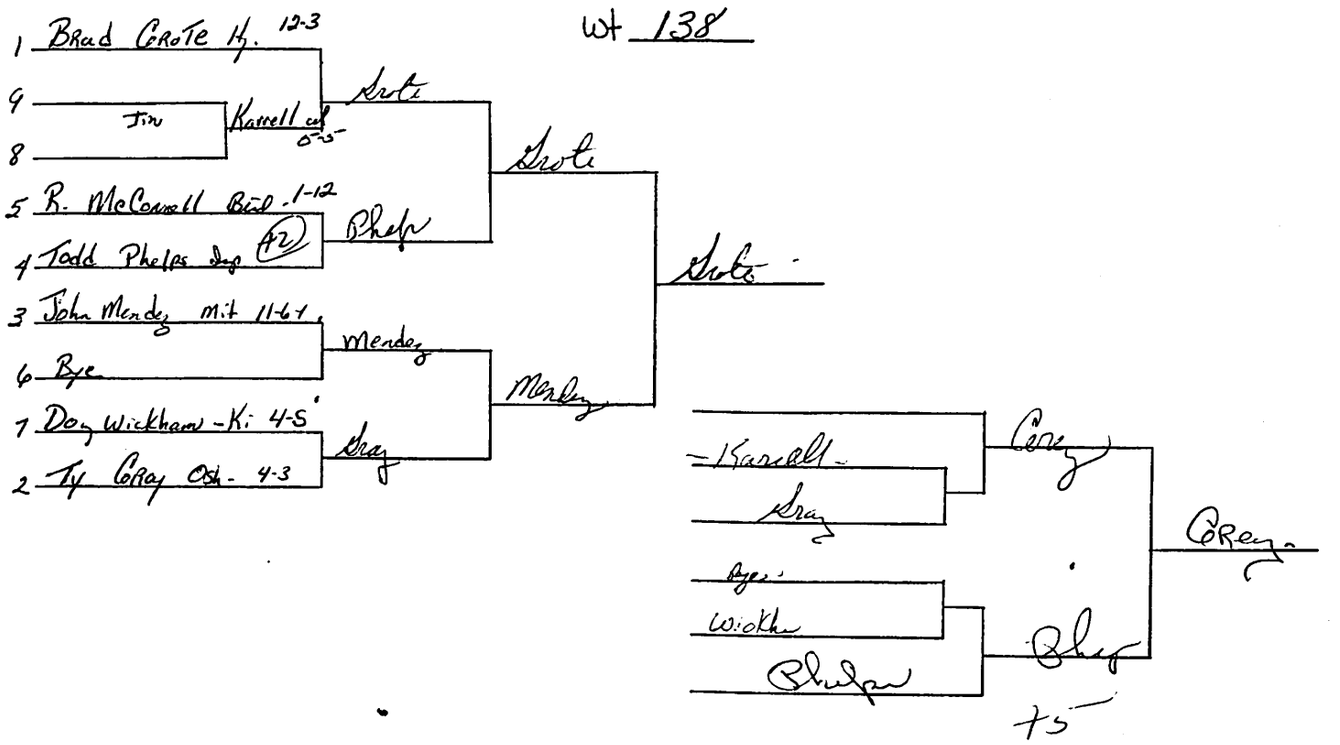


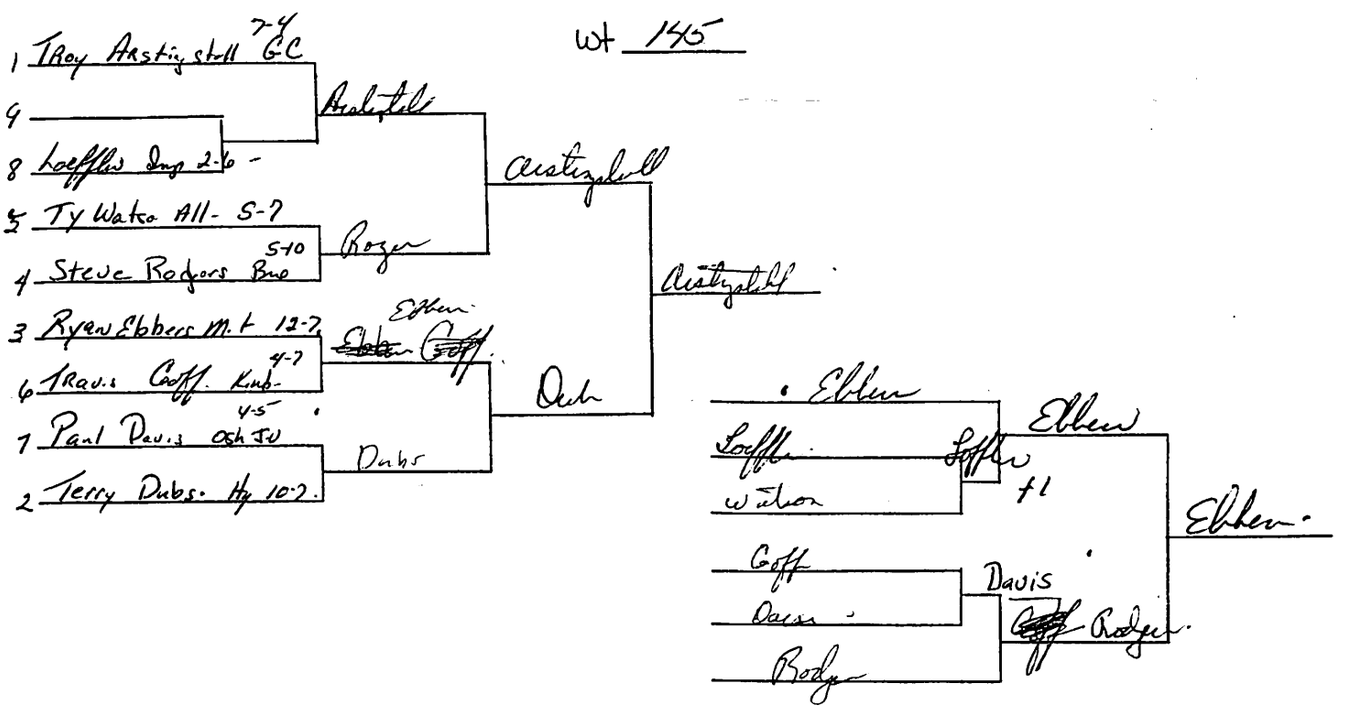






# 1987 G.C.H.S. INVITATIONAL

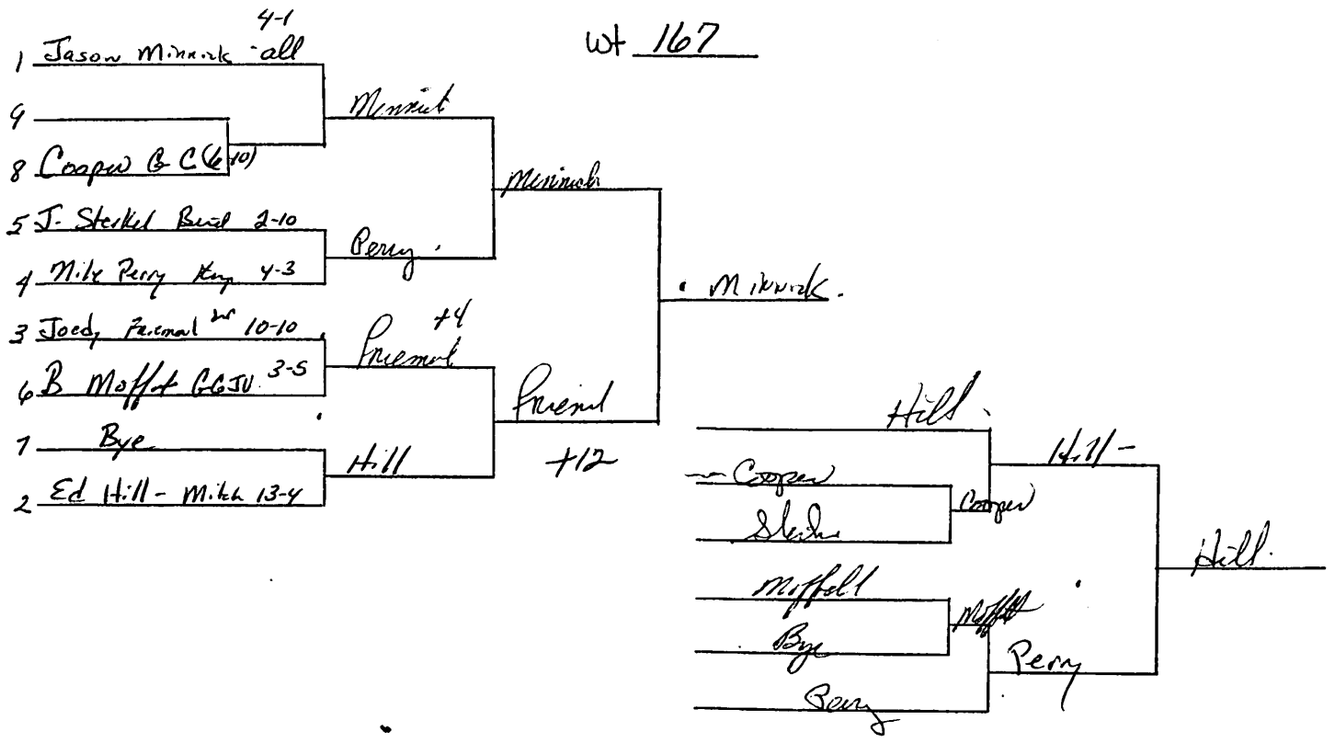


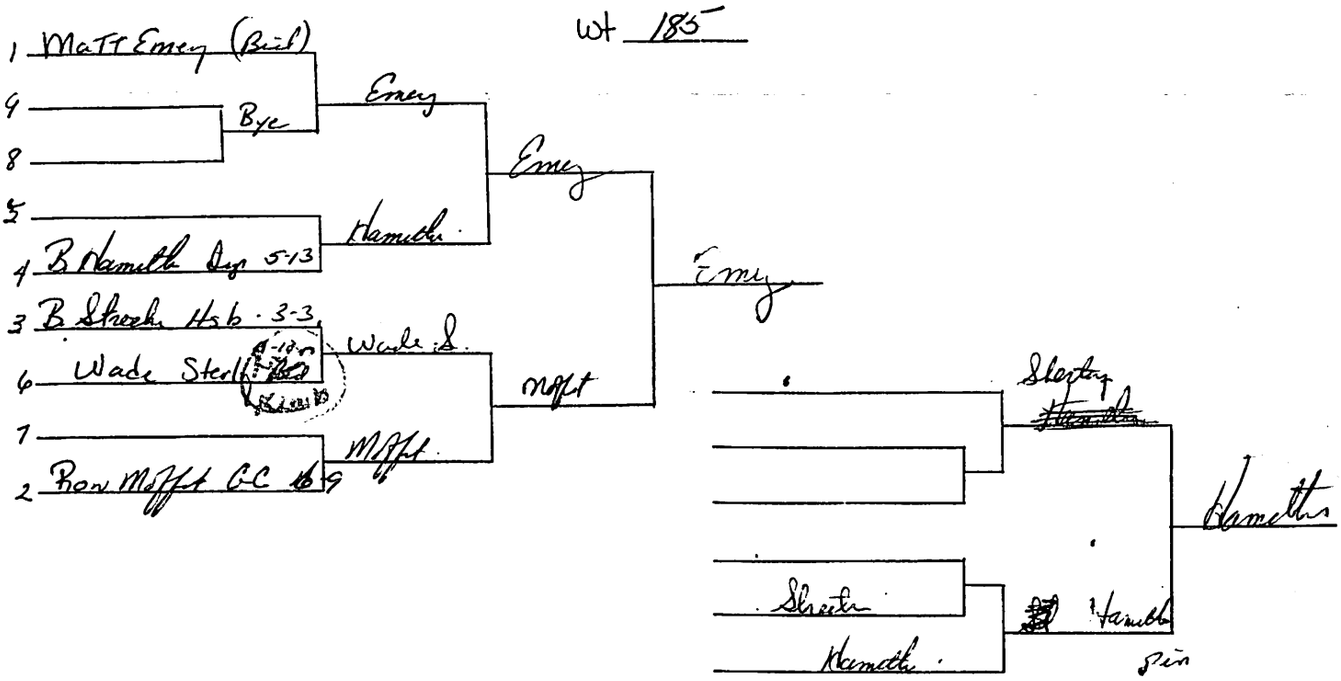


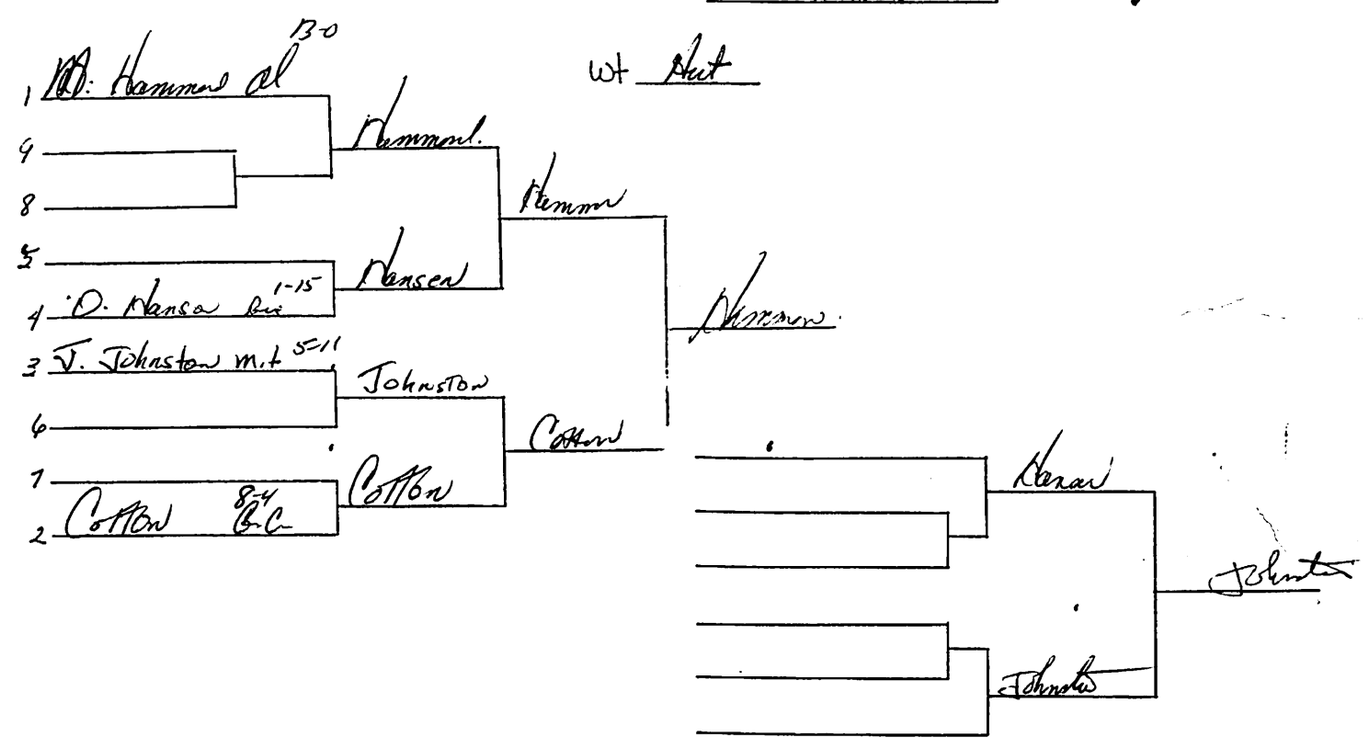

Imp (22) + 14 = 36 + 14 = 50 + 12½ 62½ + 12 = 74½ + 1 75½

GCHS 20
Mit 13½
K- 10
Hy 8
BP 4½
A 4
Hsb 4
GJU 0

98 - 105 112 - 119 126 - 132 138 145 155 167 - 185

75½ + 32 = 4 7 7 5 7 7 75/37
37/112½

98 - 105 - 112 - 119 - 126 - 132 - 138 - 145 - 155 - 167 - 185 - Hwd

Osh 150
Imp 112½
Mit 103
Brid 76
All 49
Hy 41
Kirb 22½
Hsb 21
GGJU 4

3 - 115½ 4/119½ + 3½ = 123 - 75 = 128 - 1 = 127.

+ 6/104 - + 6 = 115 | 0/115 +3/118 -1 75 = 123

GCHS - 170
Imperial 127
Mitch 126
Brid 96
Al 62½
Hy 49
Hsb 30
Kirb 22.5
GGJU 4

# IRISH INVITE

## CHAMPIONS BRACKET 98 LBS. CLASS

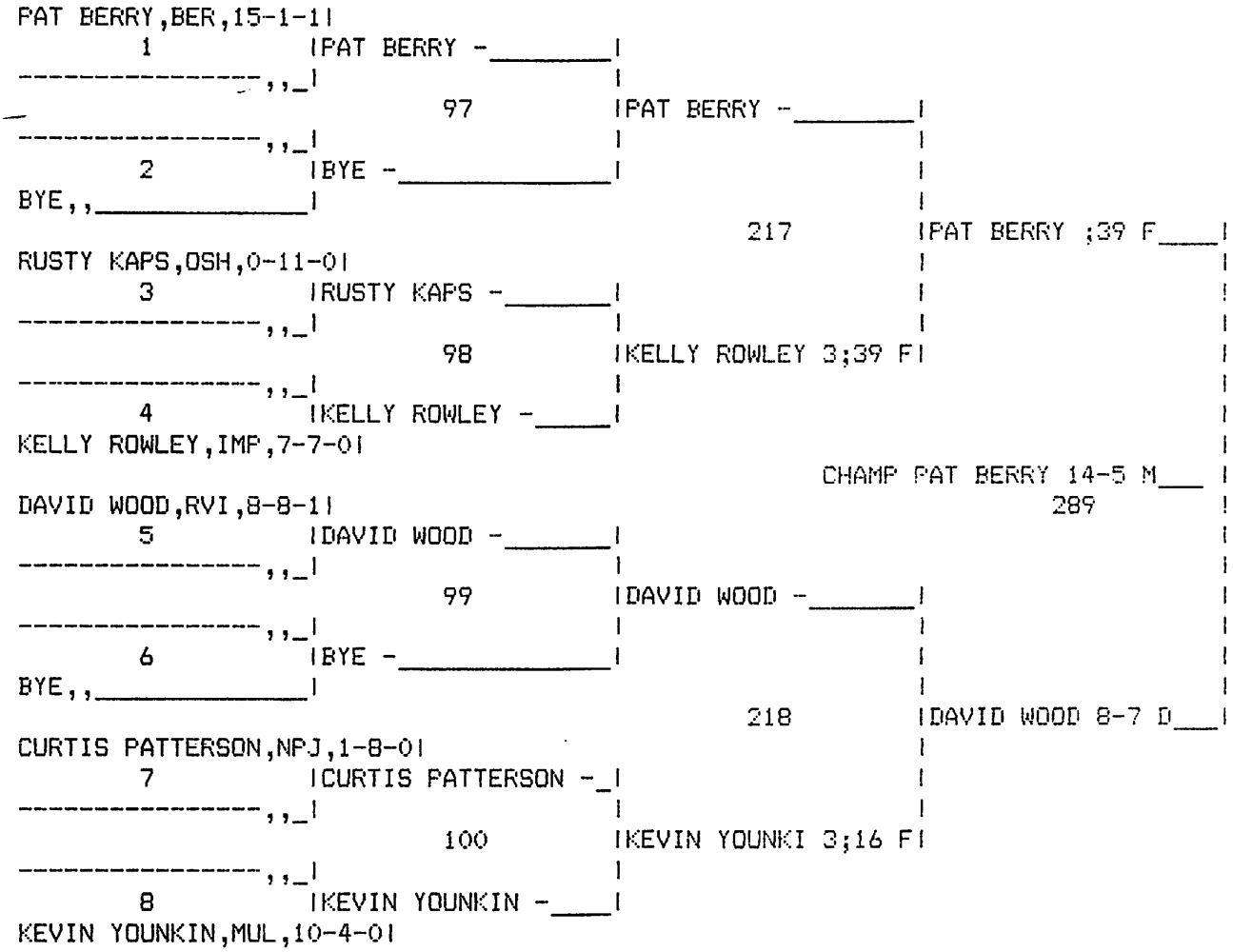


## CONSOLATION BRACKET 98 LBS. CLASS

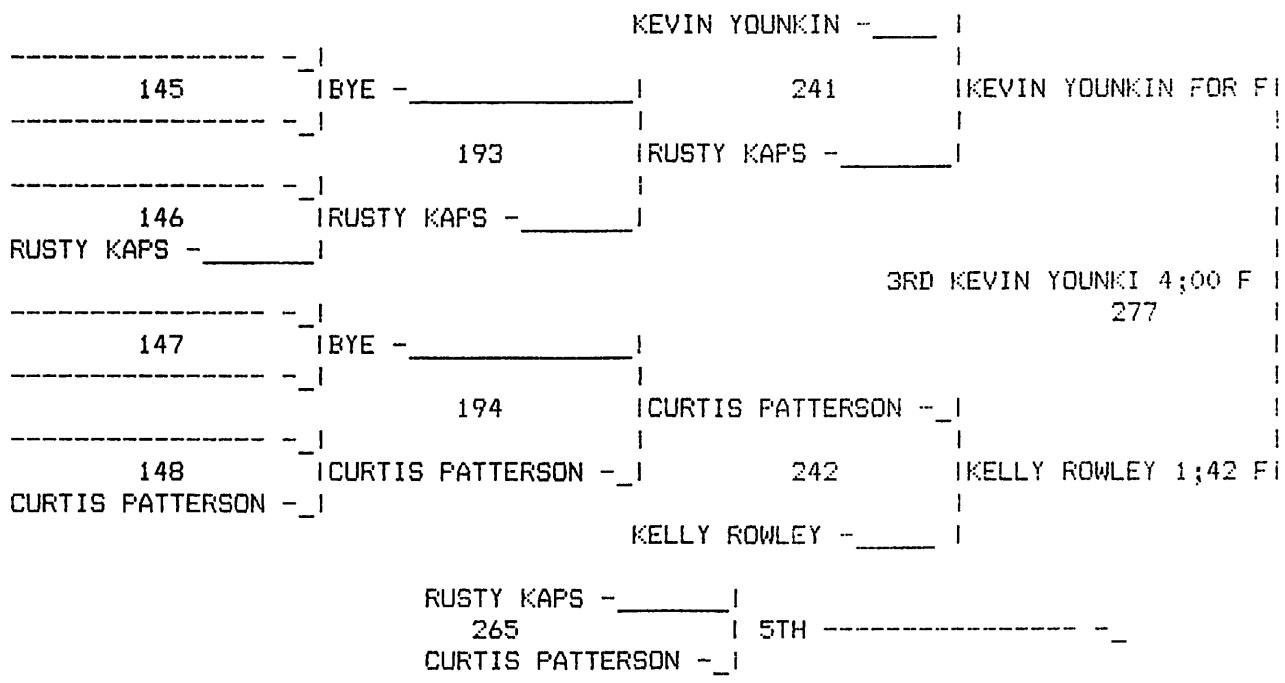

# IRISH INVITE

## CHAMPIONS BRACKET 105 LBS. CLASS

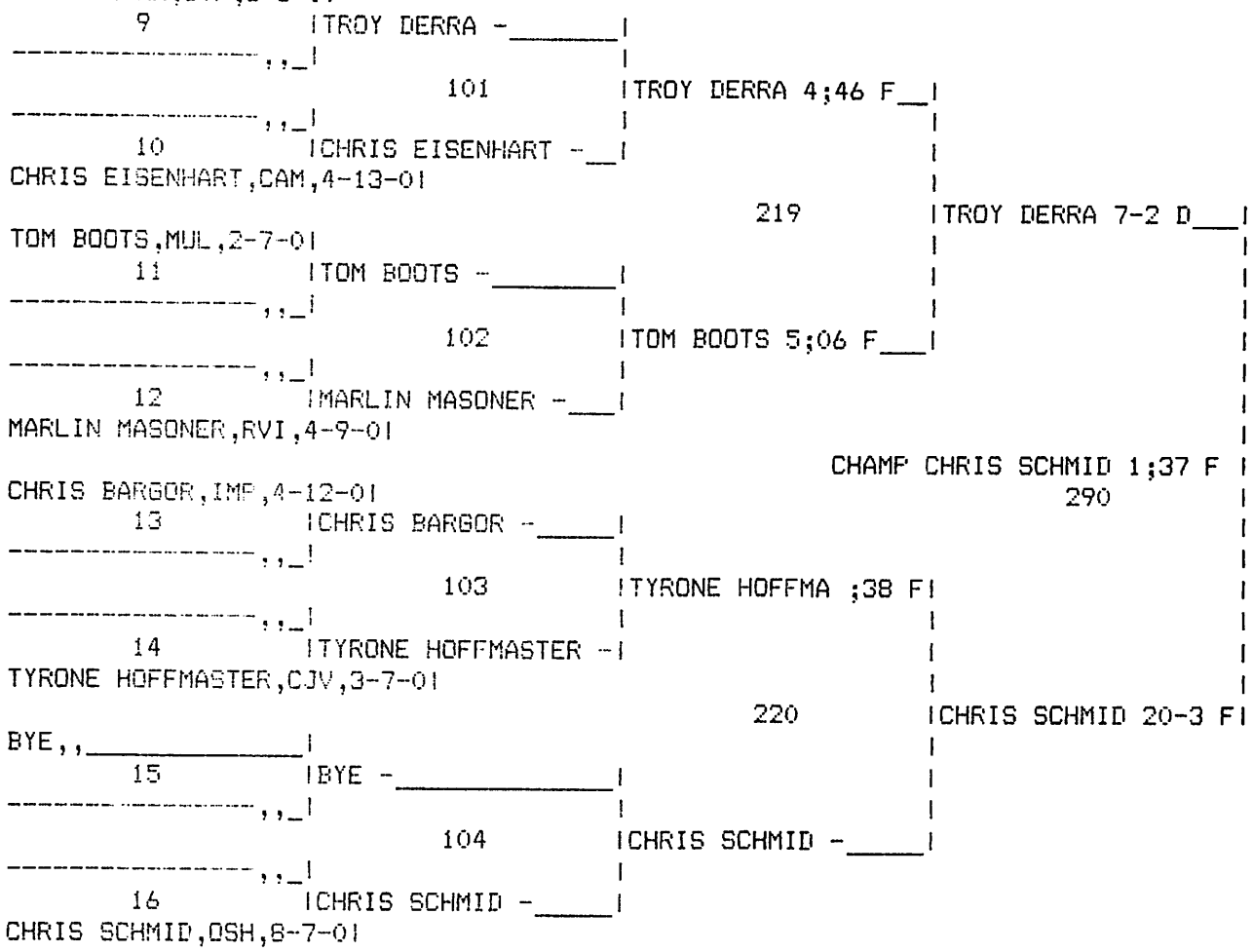


## CONSOLATION BRACKET 105 LBS. CLASS

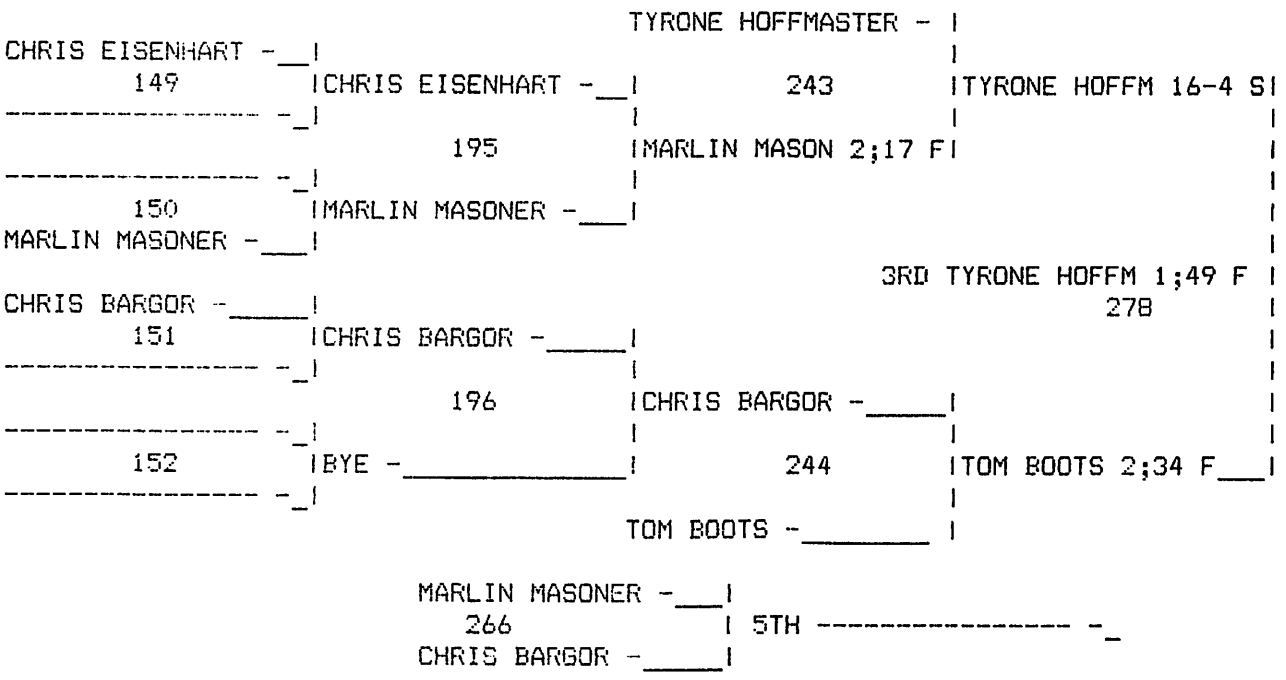

# IRISH INVITE

## CHAMPIONS BRACKET 112 LBS. CLASS

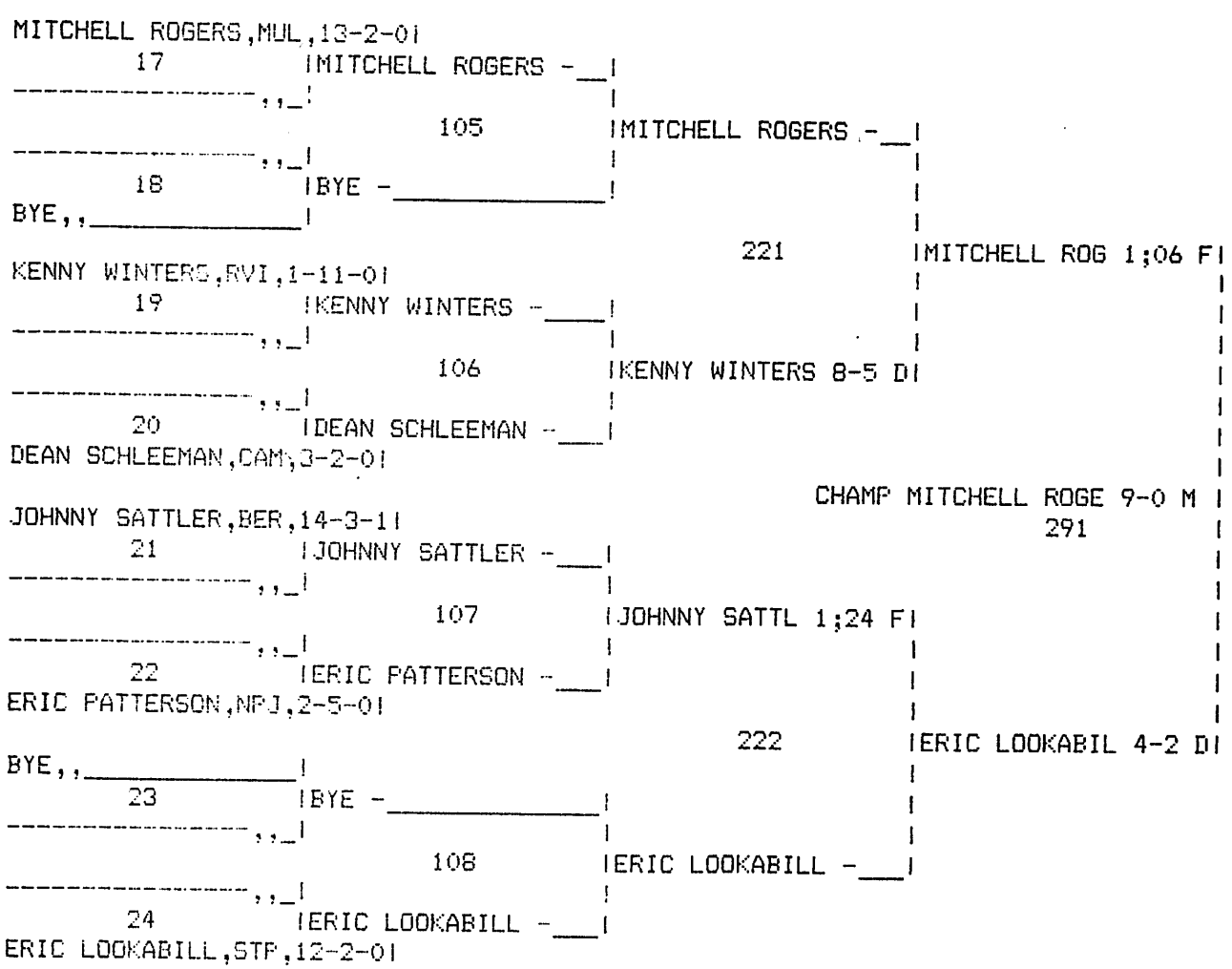


## CONSOLATION BRACKET 112 LBS. CLASS

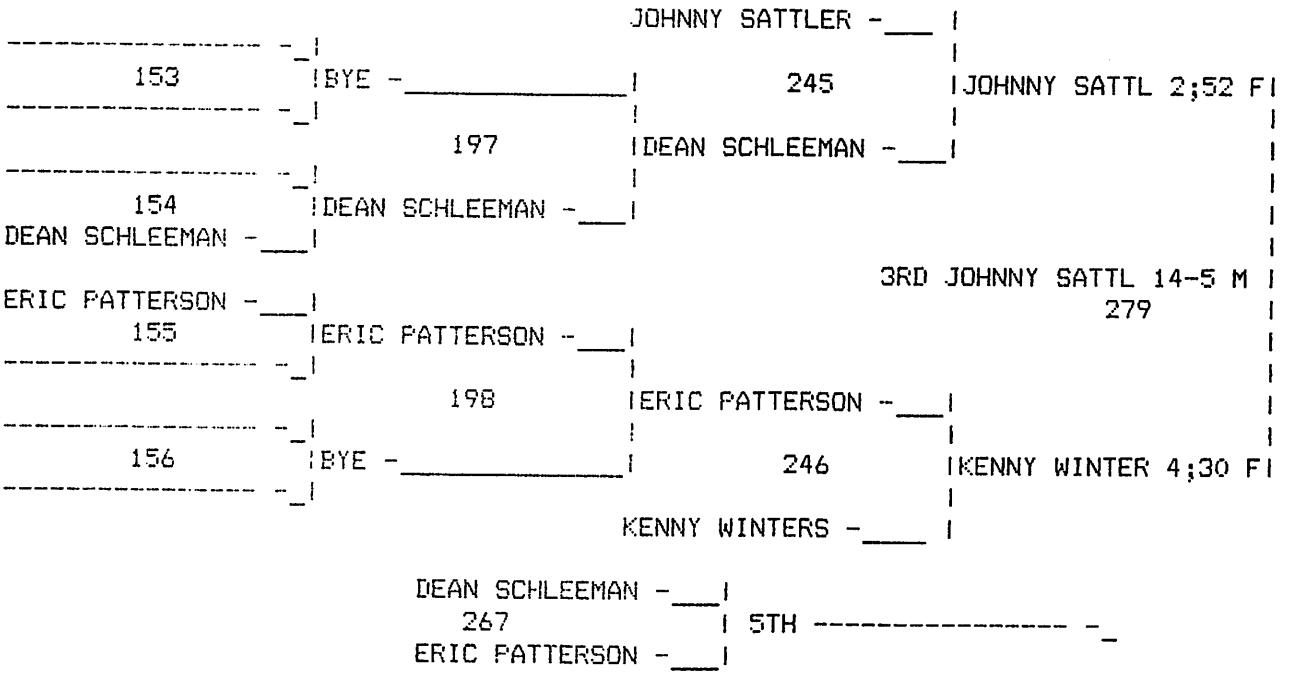

## CHAMPIONS BRACKET 119 LBS. CLASS

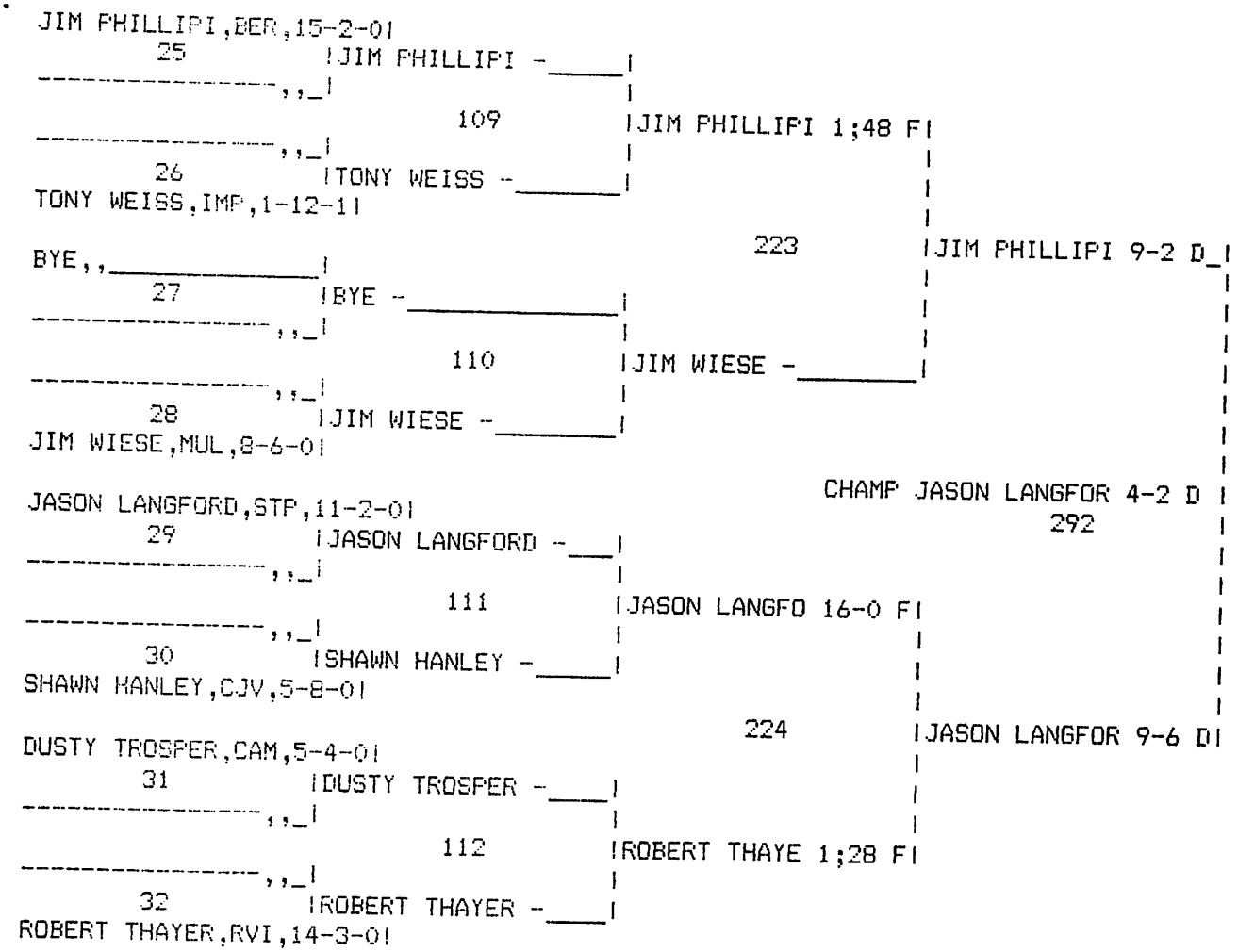


## CONSOLATION BRACKET 119 LBS. CLASS

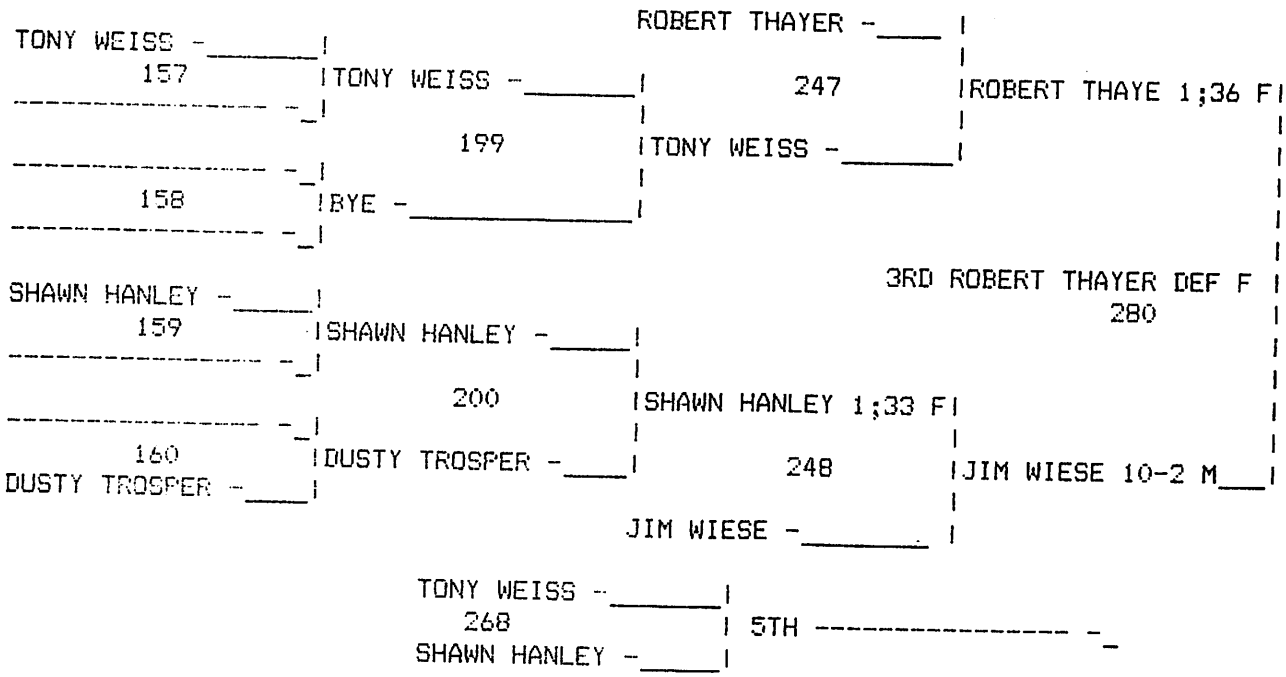

IRISH INVITE

## CHAMPIONS BRACKET 126 LBS. CLASS

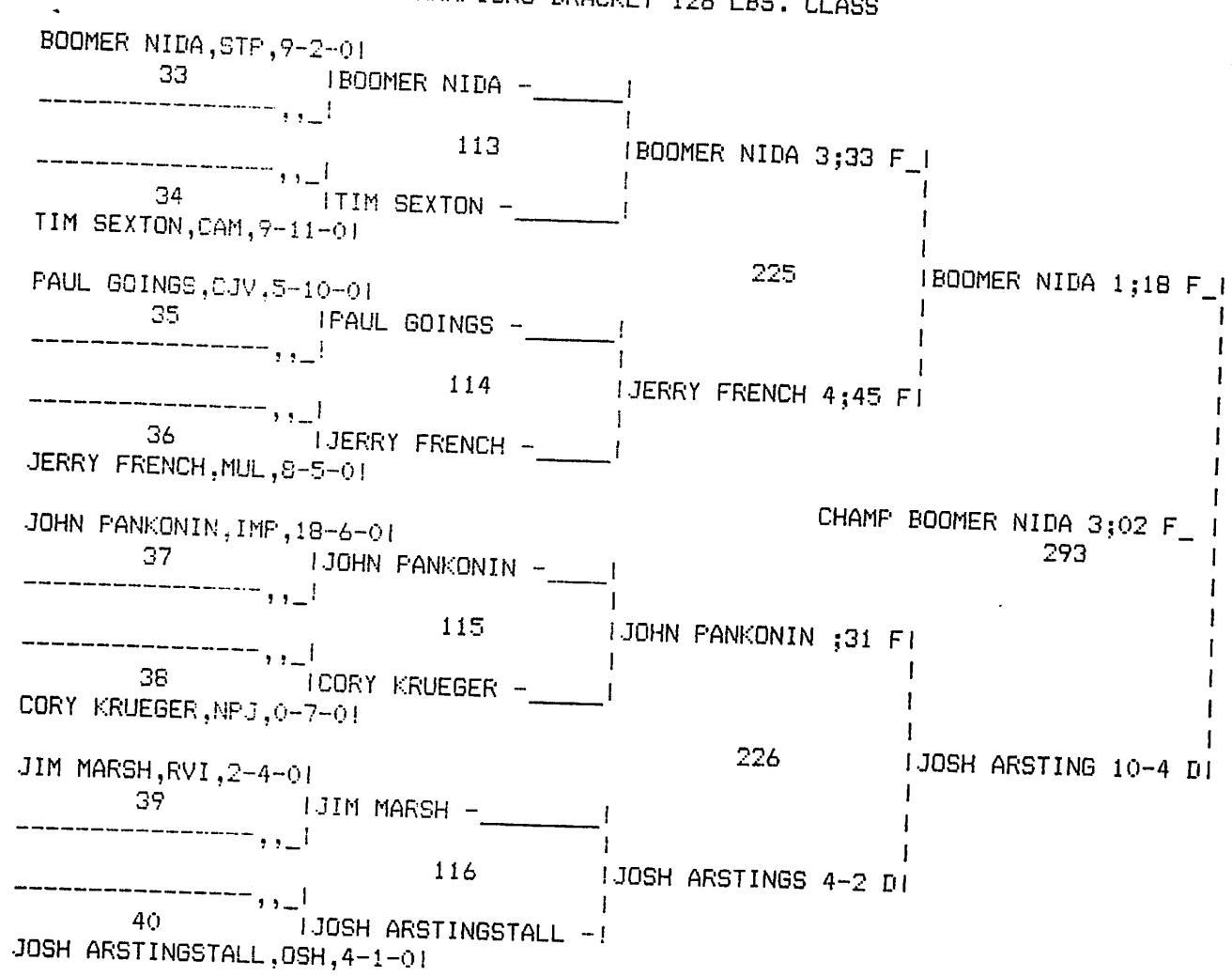


## CONSOLATION BRACKET 126 LBS. CLASS

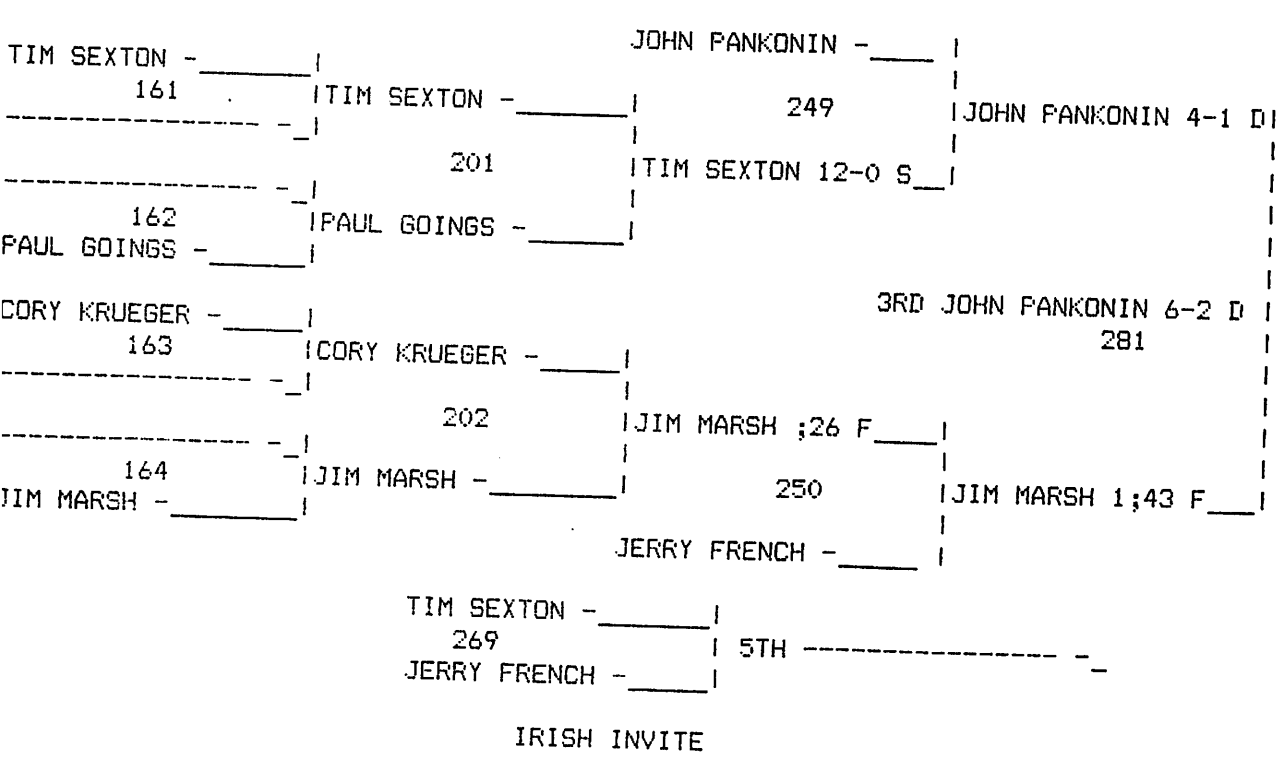


IRISH INVITE

# IRISH INVITE

## CHAMPIONS BRACKET 132 LBS. CLASS

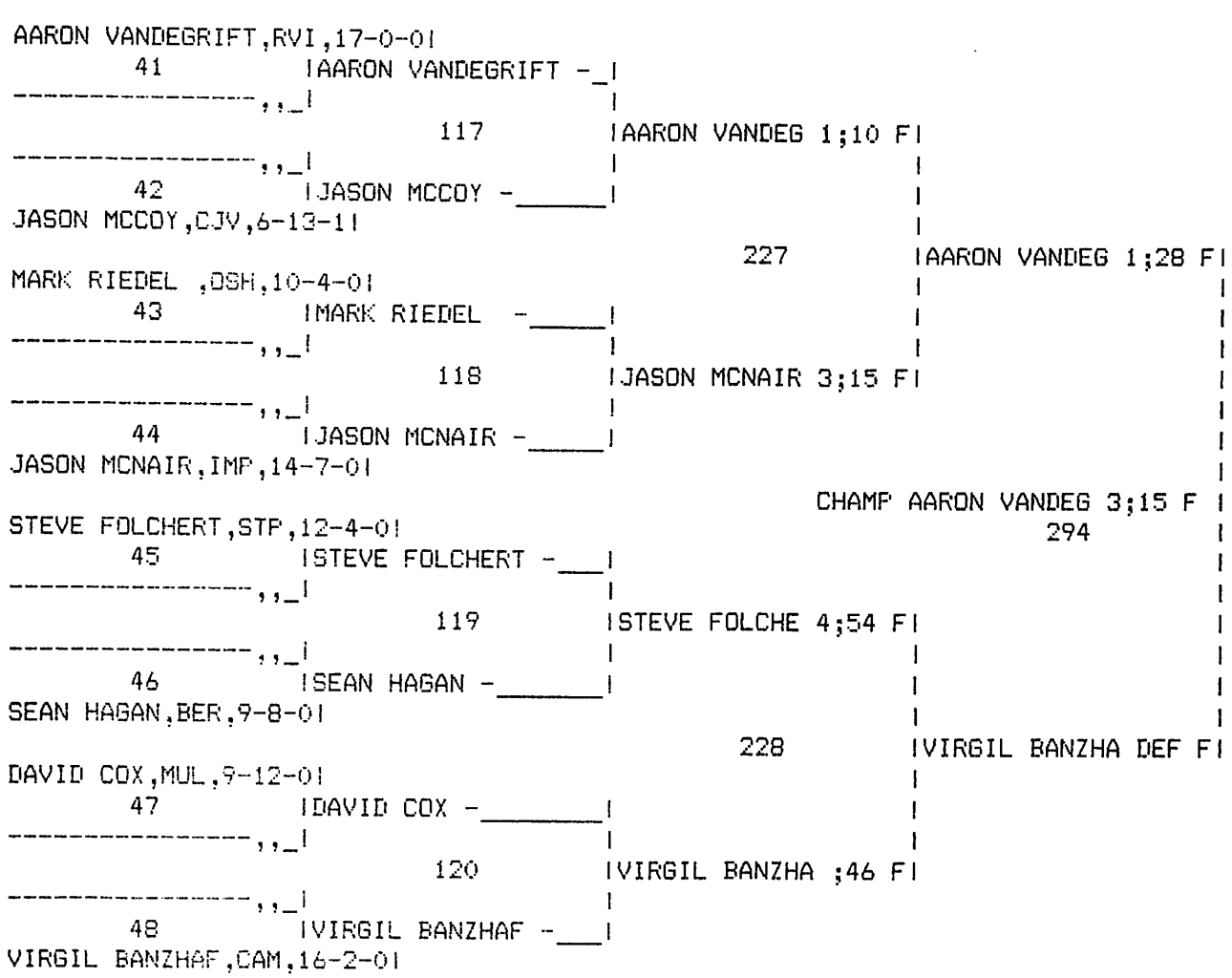


## CONSOLATION BRACKET 132 LBS. CLASS

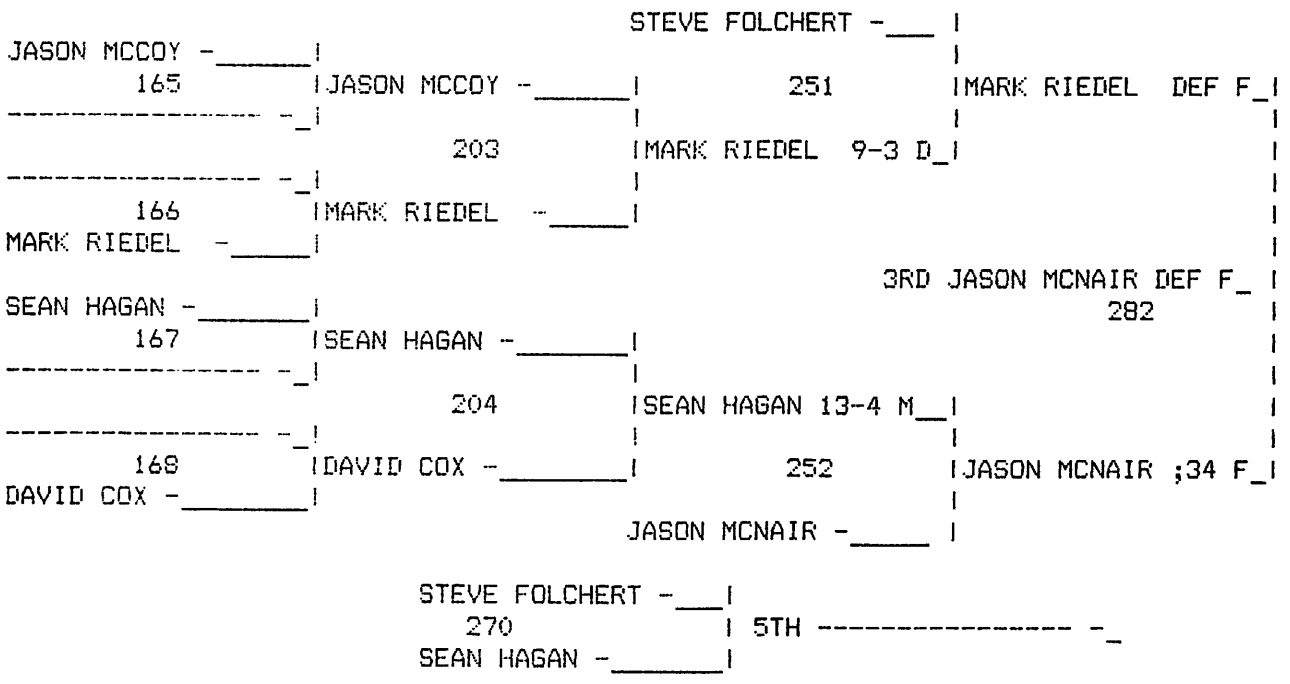

# IRISH INVITE

## CHAMPIONS BRACKET 138 LBS. CLASS

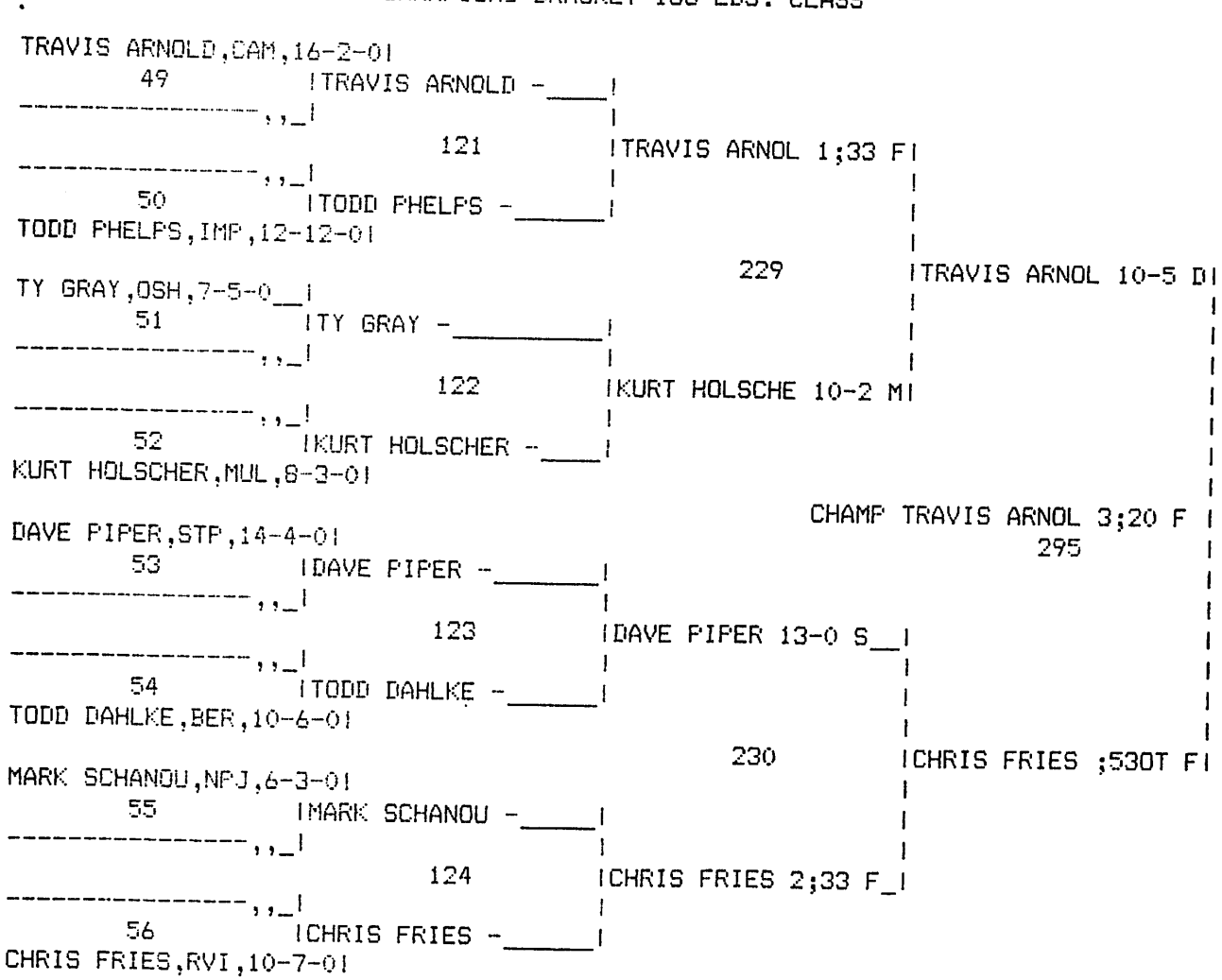


## CONSOLATION BRACKET 138 LBS. CLASS

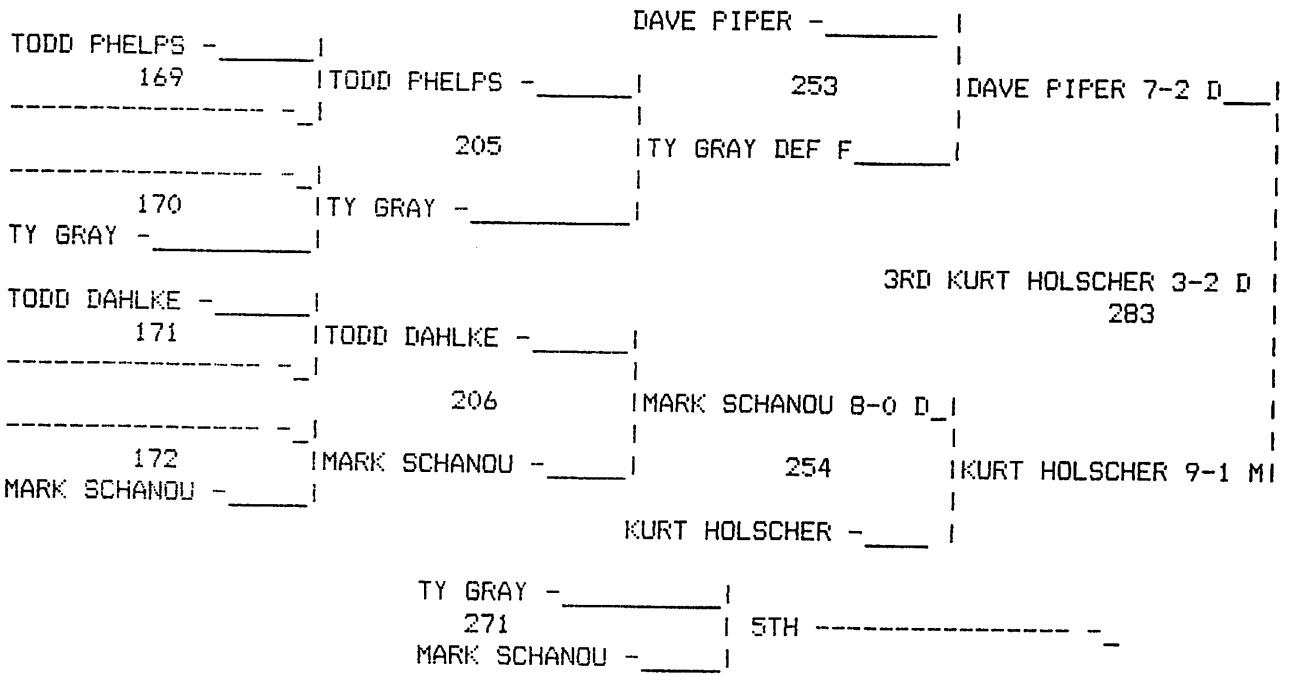

# IRISH INVITE

## CHAMPIONS BRACKET 145 LBS. CLASS

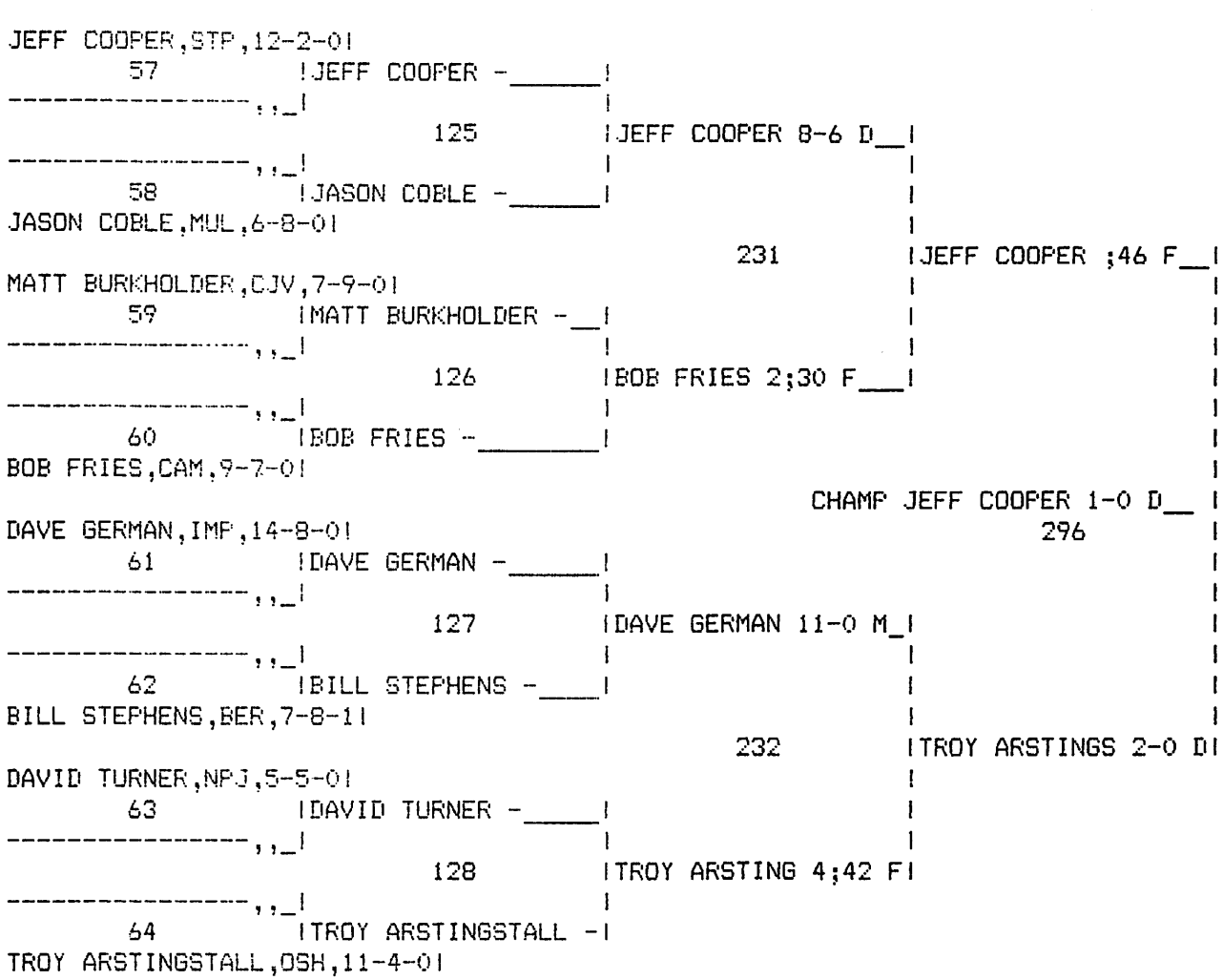


## CONSOLATION BRACKET 145 LBS. CLASS

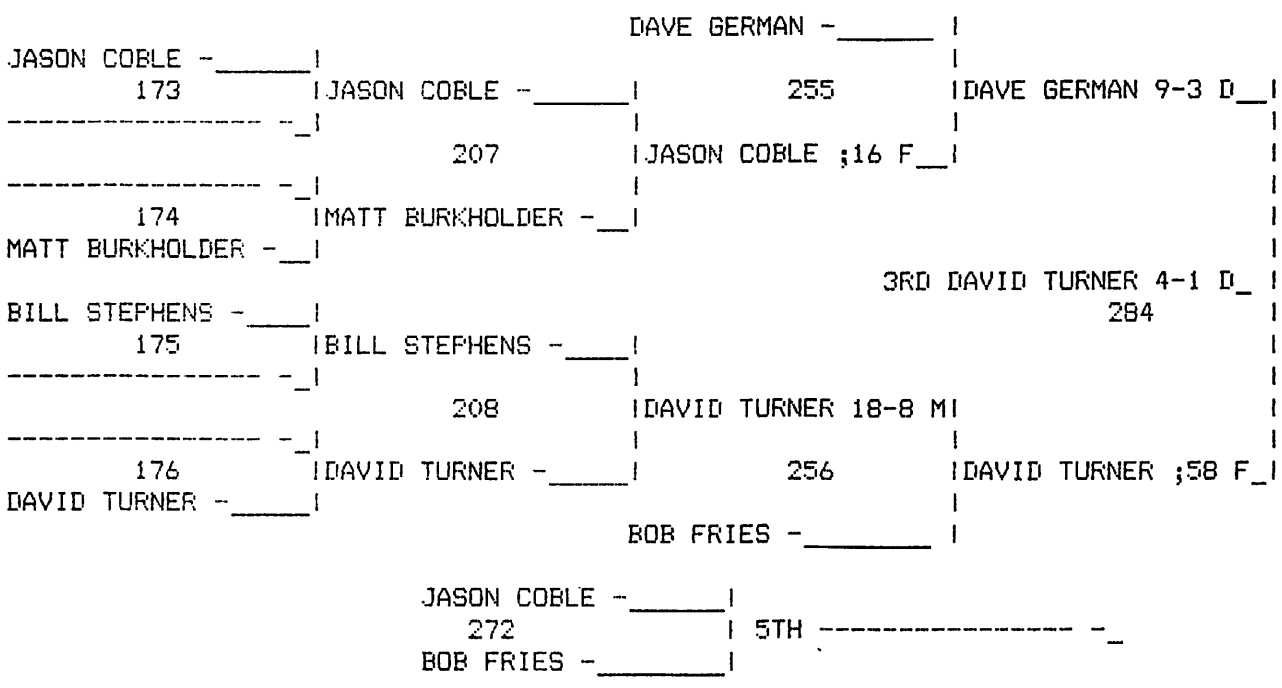

# IRISH INVITE

## CHAMPIONS BRACKET 155 LBS. CLASS

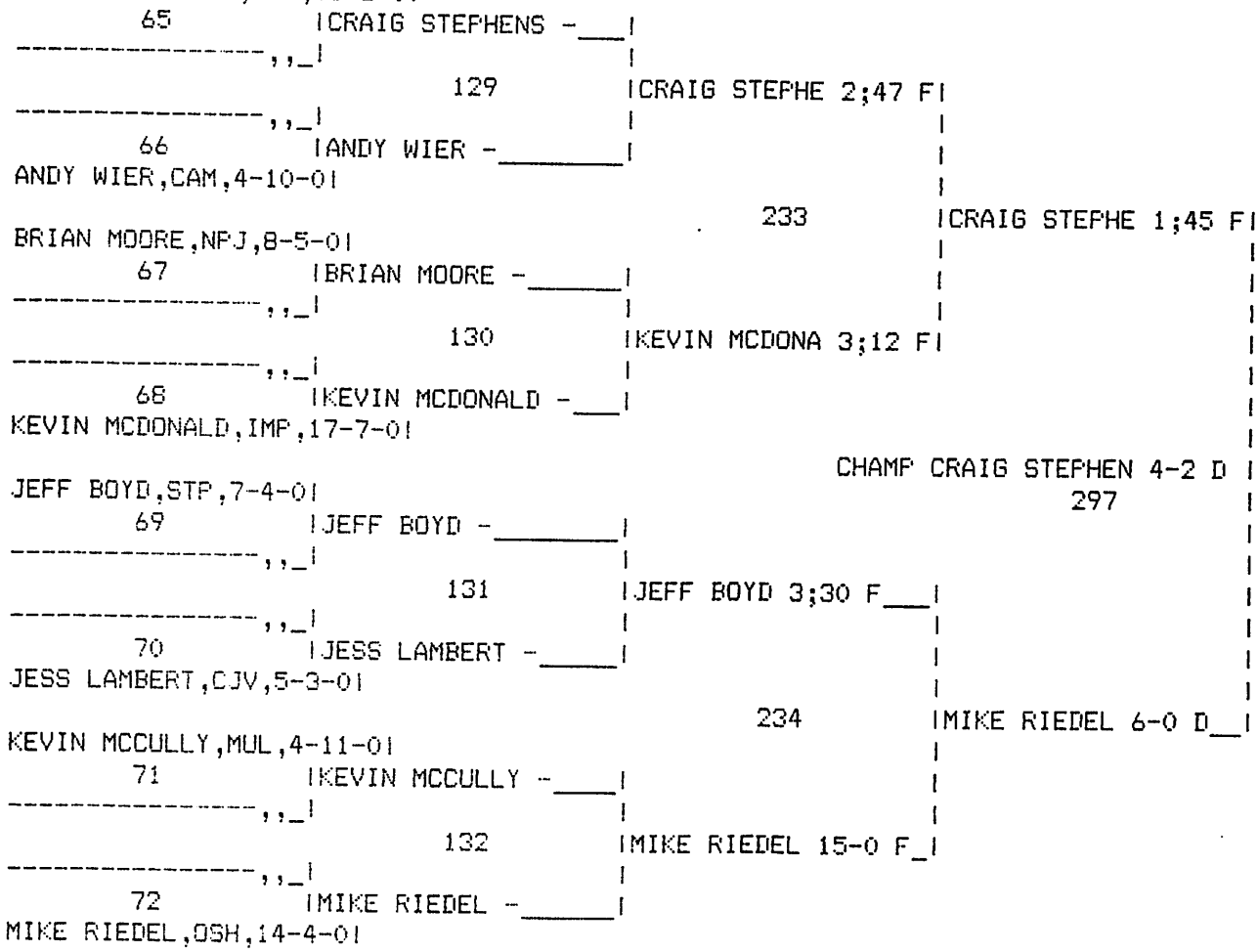


## CONSOLATION BRACKET 155 LBS. CLASS

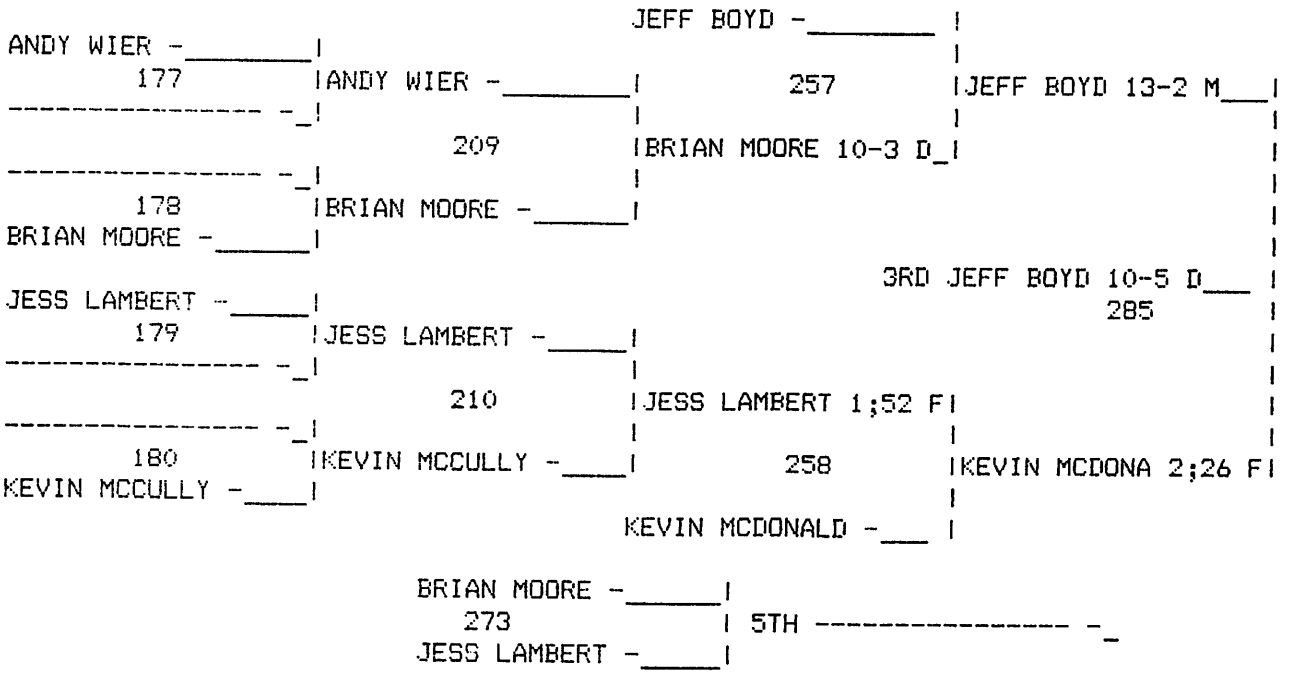

# IRISH INVITE

## CHAMPIONS BRACKET 167 LBS. CLASS

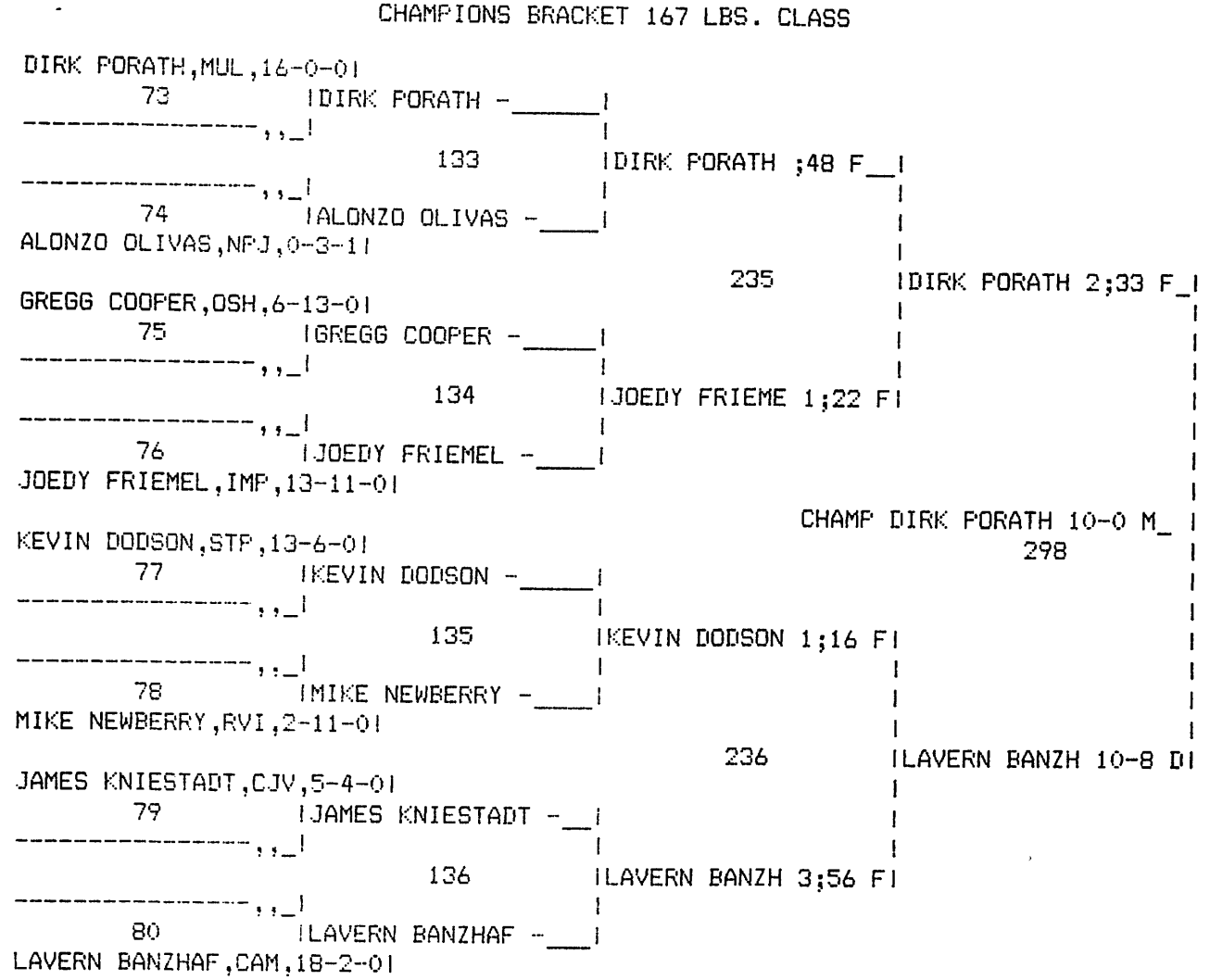


## CONSOLATION BRACKET 167 LBS. CLASS

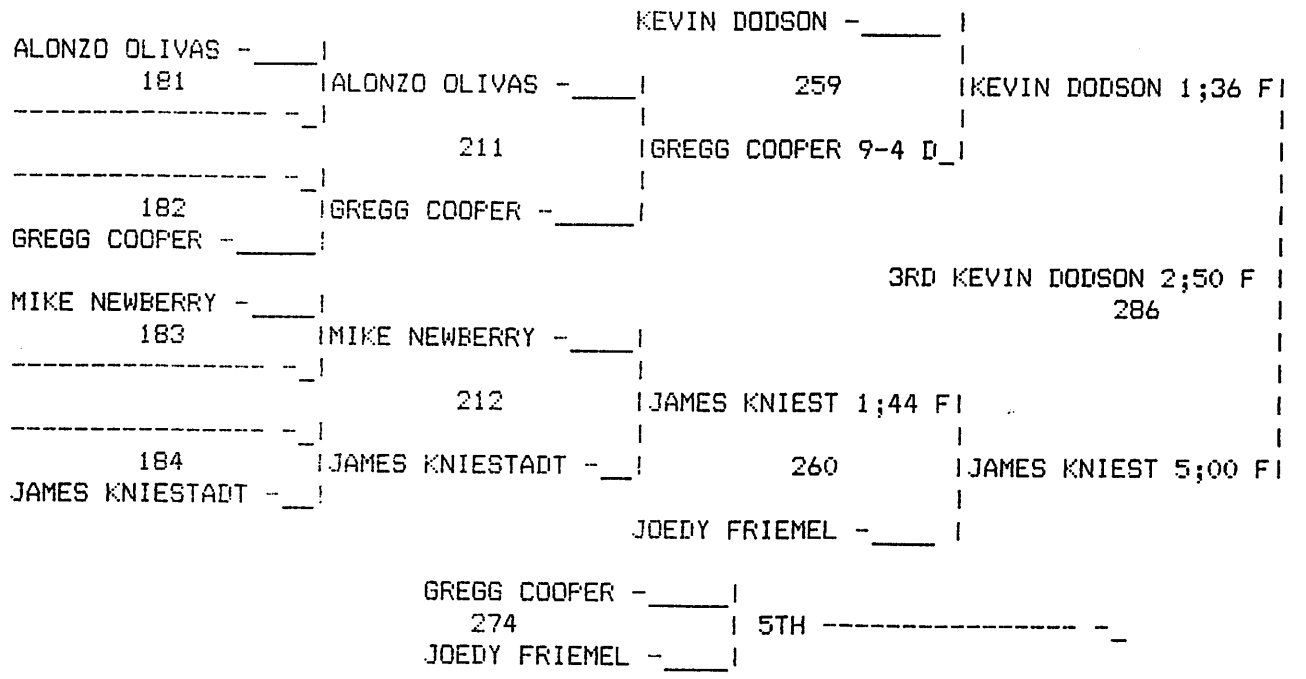

IRISH INVITE

CHAMPIONS BRACKET 185 LBS. CLASS

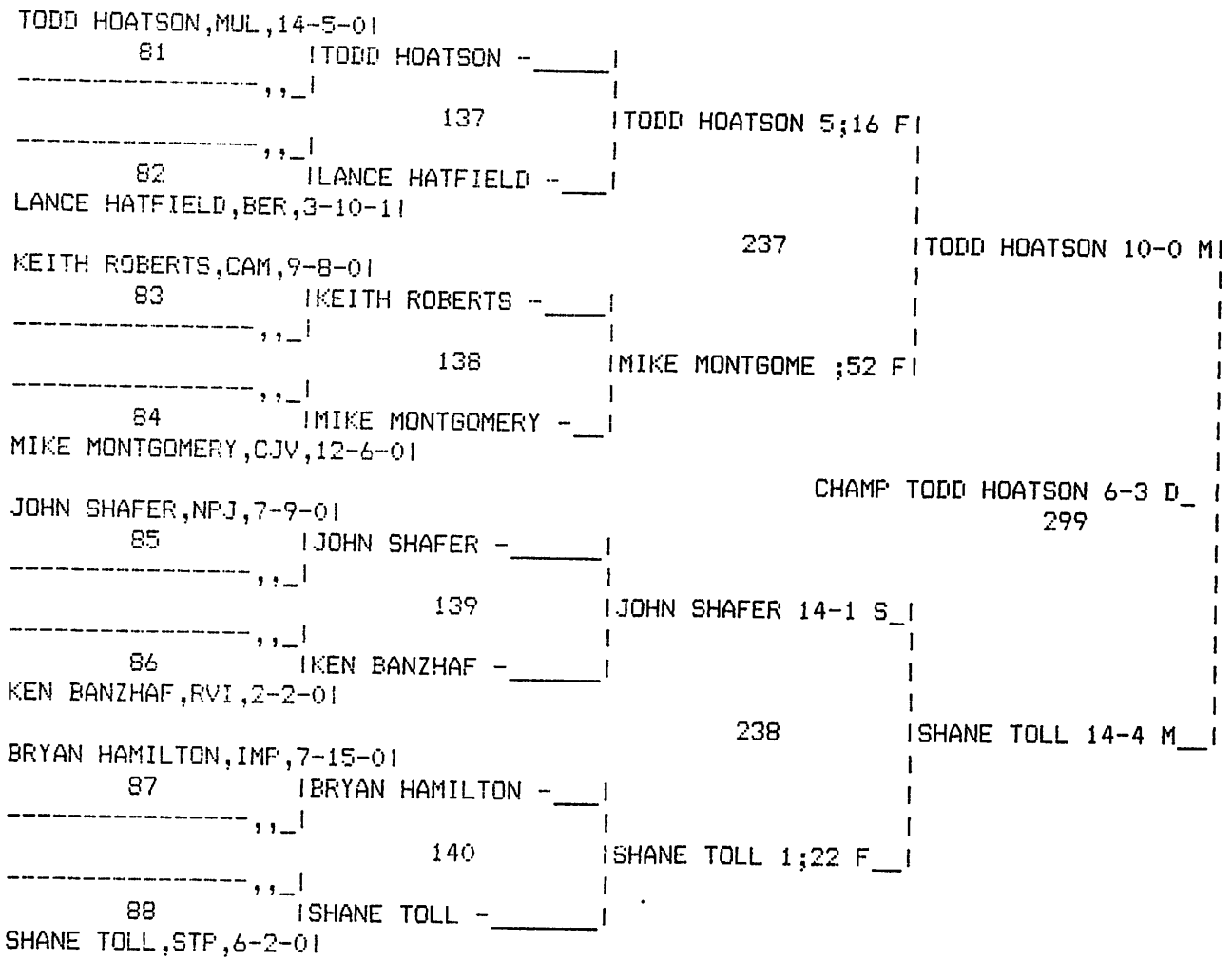


CONSOLATION BRACKET 185 LBS. CLASS

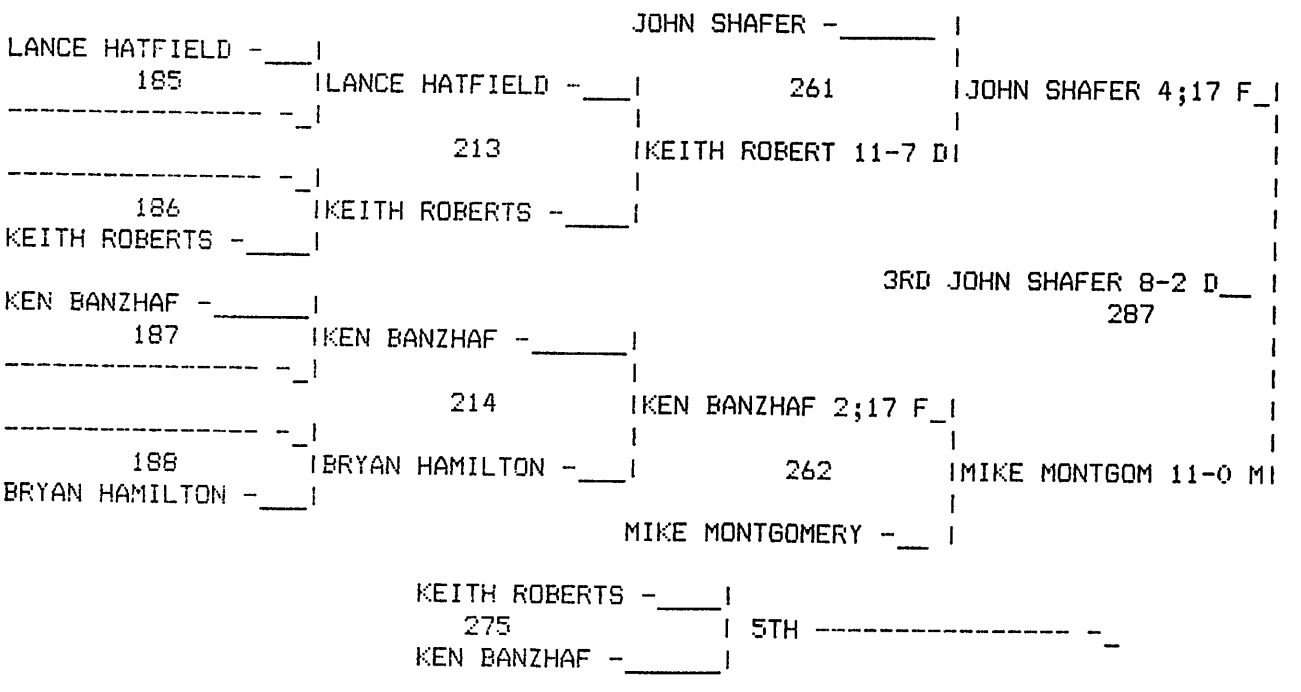


IRISH INVITE

## CHAMPIONS BRACKET UNL LBS. CLASS

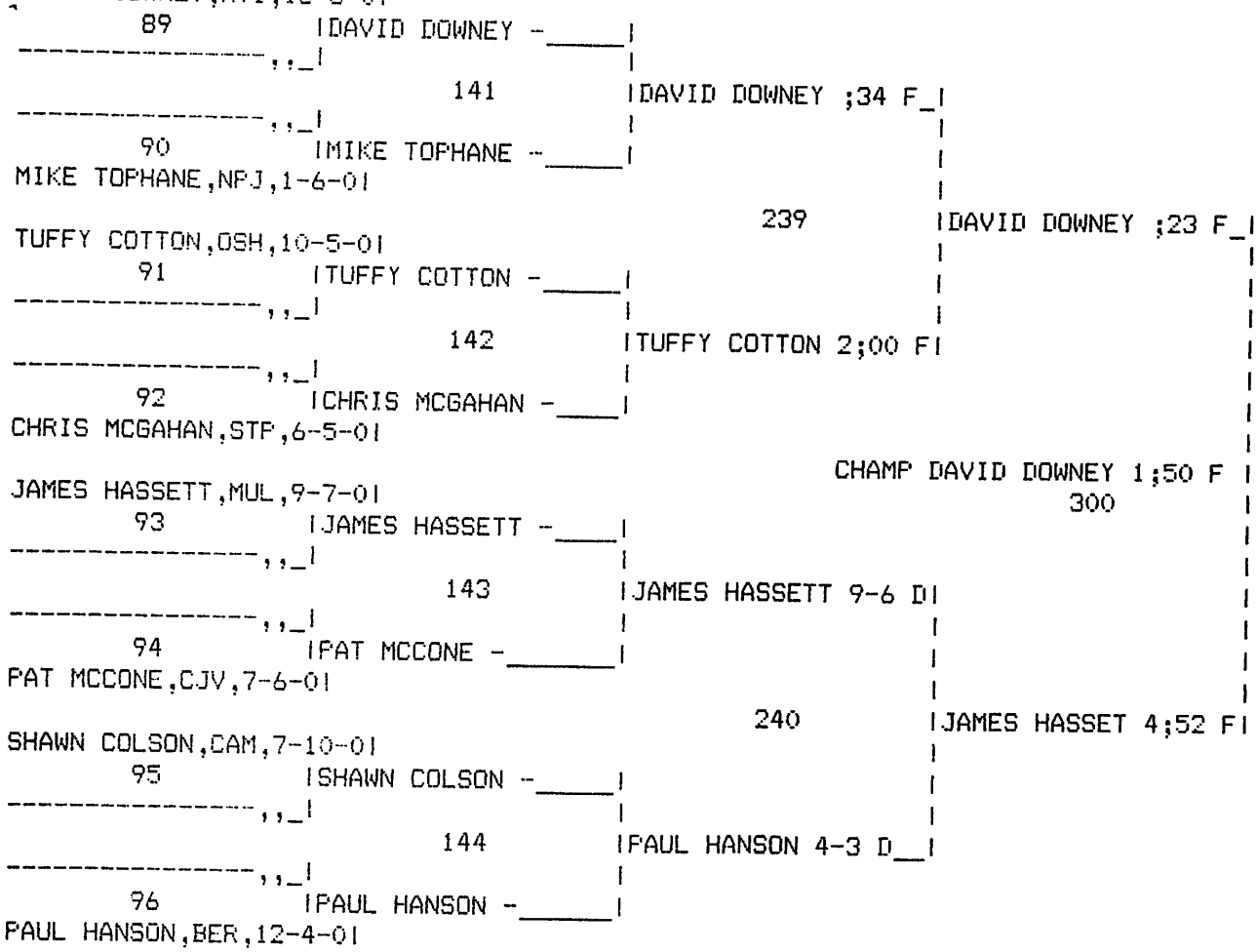


## CONSOLATION BRACKET UNL LBS. CLASS

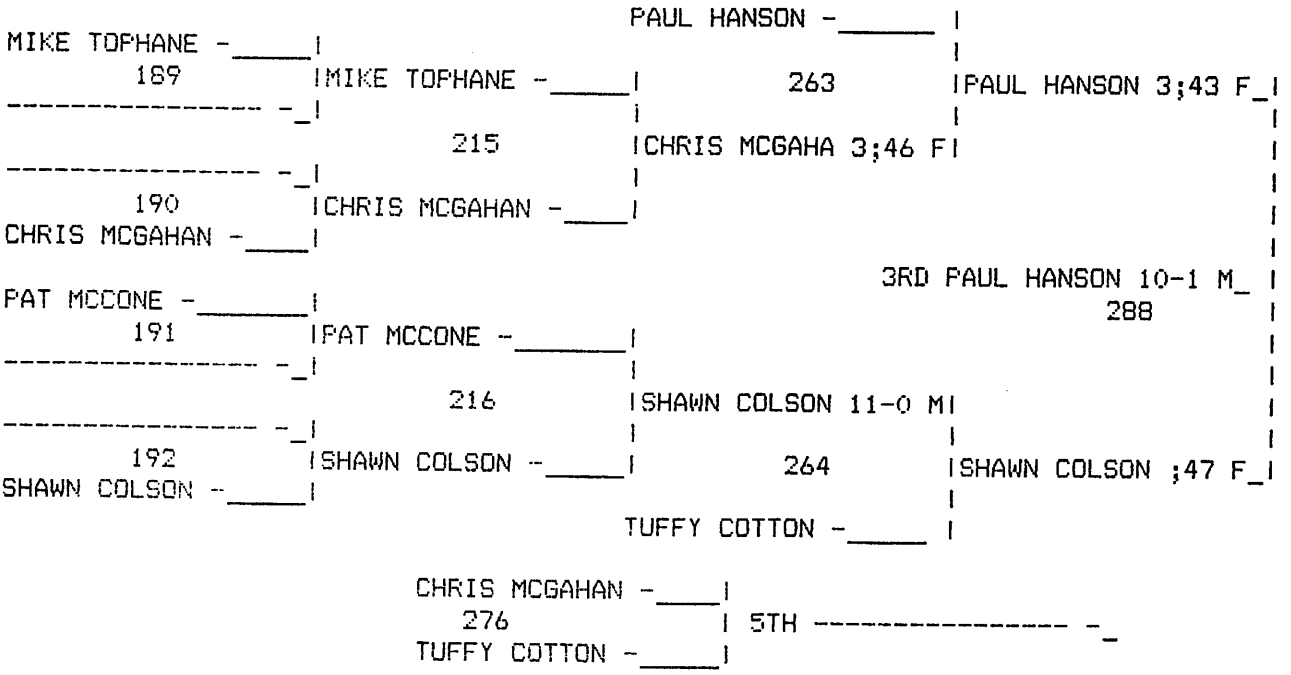


PLEASE STAND BY

SJP - 154

MUL - 126

RU - 121

BER - 87

OSH - 84

Cam - 73½

Imp - 64½

CJU - 42½

NPJU - 27

Outstanding Wrestler - Aaron Vandergrift

Pinner award - 3 pins. 2:47. Dave Downey

CCHs _____ Vs Cambridge Invt (3rd)

| Name | TD | TOL | RW | RL | EW | EL | NFW | NFL | DW | DL | P | PL | Draw | Team Points | Total Pts | |
|---|---|---|---|---|---|---|---|---|---|---|---|---|---|---|---|---|
| Kelly Rowley | 1 | 3 | 1 | 1 | - | 2 | - | - | - | 1 | 1 | 1 | - | 7 | 7 | 1-2 |
| Chris Barger | - | 4 | - | - | 1 | - | - | 4 | - | 1 | - | 1 | - | 4 | 4 | 0-2 |
| PAT Beran | 2 | 5 | 1 | 1 | 3 | - | 5 | 3 | - | 1 | 1 | 1 | - | 7 | 7 | 1-2 |
| Tony Weiss | 1 | 1 | - | 2 | - | - | - | - | 0 | 1 | - | 1 | - | - | - | 0-2 |
| John Pankonin | 2 | - | 2 | - | - | - | 2 | - | - | - | 2 | - | - | 22 | 22 | 2-0 |
| Jason McNair | 3 | 5 | 1 | - | 4 | 2 | 1 | 1 | - | 1 | 1 | - | - | 16 | 16 | 1-1 |
| Todd Phelps | 4 | 1 | 2 | - | 1 | - | 3 | - | 2 | - | - | 1 | - | 15 | 15 | 2-1 |
| DAVE Gorman | 3 | 1 | 2 | 2 | 1 | - | 5 | 2 | 1 | 1 | 2 | - | - | 14½ | 14½ | 3-1 |
| Kevin McDonald | 7 | 1 | - | 1 | 1 | 3 | 2 | - | 1 | - | 1 | 1 | - | 16½ | 16½ | 2-1 |
| Joedy Friedman | 3 | 4 | - | - | 1 | - | - | 3 | - | 1 | 1 | 1 | - | 7 | 7 | 1-2 |
| Bryan Hamilton | 2 | 2 | 2 | 2 | - | - | 2 | 2 | 10 | - | - | 2 | - | 2 | 2 | 1-2 |
| | | | | | | | | | | | | | | | | |
| | | | | | | | | | | | | | | | | |
| | | | | | | | | | | | | | | | | |
| | | | | | | | | | | | | | | | | |
| | | | | | | | | | | | | | | | | |
| | | | | | | | | | | | | | | | | |
| | | | | | | | | | | | | | | | | |
| | | | | | | | | | | | | | | | | |
| | | | | | | | | | | | | | | | | |
| | | | | | | | | | | | | | | | | |
| | | | | | | | | | | | | | | | | |
| | | | | | | | | | | | | | | | | |
| TOTAL's | 28 | 27 | 11 | 9 | 12 | 7 | 20 | 15 | 5 | 7 | 9 | 9 | - | 111 | 111 | 14-16 |

Comments:

Elwood 143
Cambridge 114½
Imperial 111
Elm Creek 96
Bertrand 94½
Maywood 55
Oxford 47
Eustis 37
Amherst 14

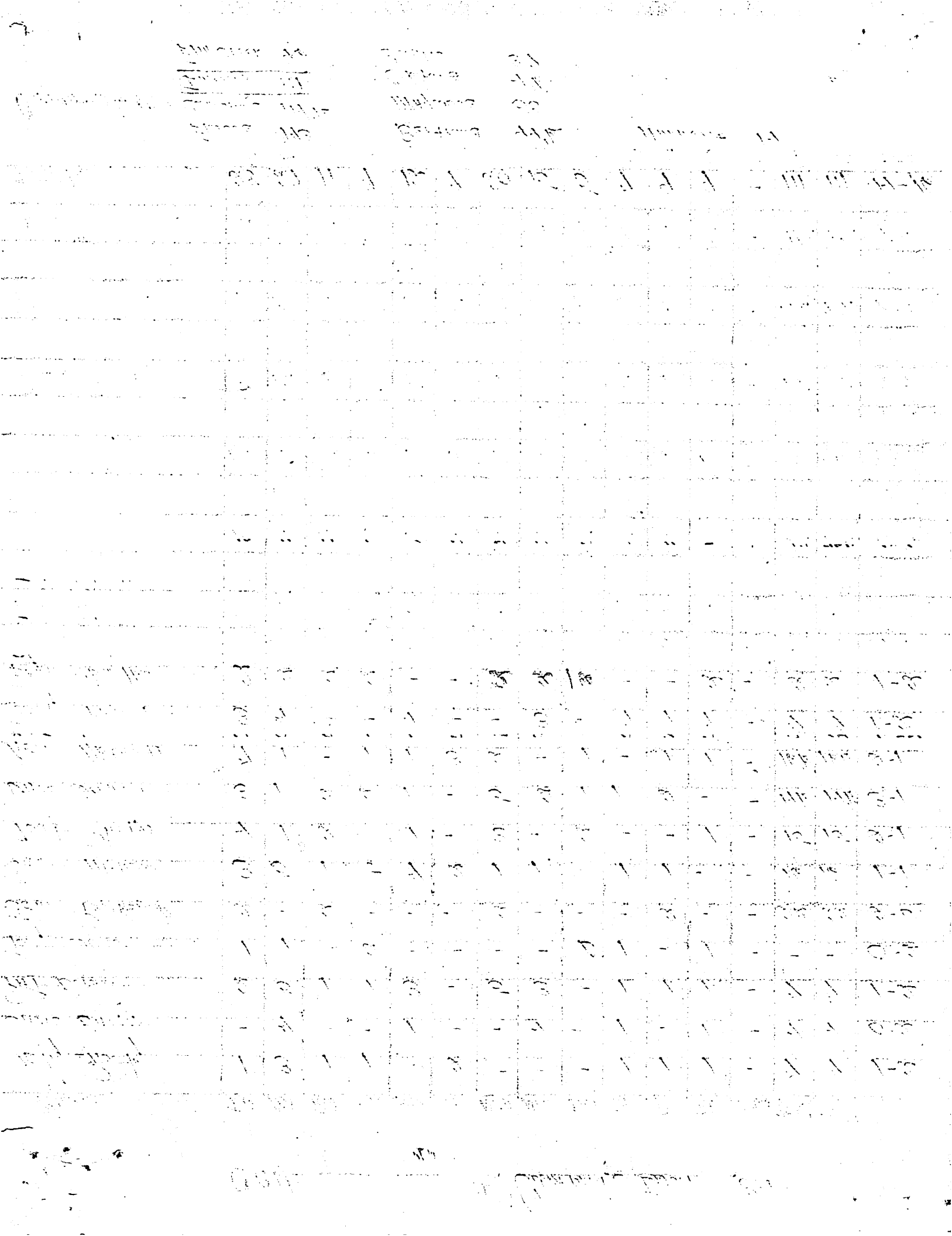

CCHs _____ Vs Cambridge Season Totals
Invit.

| Name | TD | TOL | RW | RL | EW | EL | NEW | NFL | DW | DL | P | PL | Draw | Team Points | Total Pts | |
|---|---|---|---|---|---|---|---|---|---|---|---|---|---|---|---|---|
| Kelly Rowley | 5 | 4 | 5 | 1 | - | 2 | 3 | 2 | 1 | 1 | 3 | 2 | - | 7 | 35 | 5-3 |
| Chris Barger | 2 | 8 | 2 | - | 1 | - | - | 4 | - | 1 | 3 | 4 | - | 4 | 22 | 3-5 |
| PAT Beran | 9 | 9 | 2 | 6 | 6 | 3 | 5 | 8 | 1 | 2 | 3 | 2 | - | 7 | 34 | 6-4 |
| Steve Silvester | 3 | 4 | 4 | 1 | - | 1 | 4 | - | - | 1 | 4 | - | - | - | 34 | 4-1 |
| Tony Weiss | 1 | 1 | - | 2 | - | - | - | - | - | 1 | - | 1 | - | - | - | 0-2 |
| John Pankowin | 10 | 4 | 11 | 6 | 3 | 4 | 4 | 4 | 2 | 2 | 4 | - | - | 22 | 46½ | 7-2 |
| Jason McNain | 12 | 7 | 2 | 4 | 6 | 6 | 4 | 2 | - | 2 | 5 | 1 | - | 16 | 46 | 5-3 |
| Todd Phelps | 8 | 12 | 6 | 5 | 5 | 3 | 9 | 3 | 4 | 2 | 1 | 2 | - | 15 | 25 | 5-4 |
| Dave German | 9 | 5 | 4 | 5 | 3 | 2 | 10 | 5 | 3 | 3 | 5 | - | - | 14½ | 42½ | 7-3 |
| Kevin McDonald | 13 | 3 | 1 | 2 | 2 | 3 | 4 | 1 | 1 | 1 | 6 | 2 | - | 16½ | 43½ | 7-3 |
| Joedy Friemel | 8 | 7 | 1 | - | 1 | 2 | 2 | 5 | - | 2 | 5 | 3 | - | 7 | 30 | 5-5 |
| Bryan Hamilton | 2 | 8 | 2 | 2 | - | - | 2 | 5 | 1 | - | - | 7 | - | 2 | 2 | 1-7 |
| | | | | | | | | | | | | | | | | |
| | | | | | | | | | | | | | | | | |
| | | | | | | | | | | | | | | | | |
| | | | | | | | | | | | | | | | | |
| | | | | | | | | | | | | | | | | |
| | | | | | | | | | | | | | | | | |
| | | | | | | | | | | | | | | | | |
| | | | | | | | | | | | | | | | | |
| | | | | | | | | | | | | | | | | |
| | | | | | | | | | | | | | | | | |
| TOTAL's | 82 | 72 | 40 | 35 | 27 | 26 | 47 | 39 | 13 | 18 | 38 | 24 | - | 111 | 360½ | 55-40 |

Comments:

CCHs J.V. Vs Cambridge Invit

| Name | TD | TOL | RW | RL | EW | EL | NEW | NFL | DW | DL | P | PL | Draw | Team Points | Total Pts | |
|---|---|---|---|---|---|---|---|---|---|---|---|---|---|---|---|---|
| Craig Loeffler | 2 | - | - | - | - | - | - | - | - | - | 2 | - | - | 12 | 12 | 2-0 |
| | | | 1 | | | | | | | | | | | | | |
| TOTAL's | 2 | - | - | - | - | - | - | - | - | - | 2 | - | - | 12 | 12 | 2-0 |

Comments:

CCHs _____ Vs Cumbr. Jr. Invt Season Totals.
J.V.

| Name | TD | TOL | RW | RL | EW | EL | NEW | NFL | DW | DL | P | PL | Draw | Team Points | Total Pts | |
|---|---|---|---|---|---|---|---|---|---|---|---|---|---|---|---|---|
| Tony Weiss | 1 | 5 | 3 | 7 | 1 | - | 1 | 3 | - | 1 | - | 4 | - | - | - | 0-5 |
| Dave Oxford | 3 | 2 | 1 | 2 | - | 1 | - | 1 | - | - | 1 | 2 | - | - | 6 | 1-2 |
| Craig Hoeffler | 6 | 3 | 1 | 1 | - | 2 | 1 | 1 | - | - | 2 | 3 | - | 12 | 12 | 2-3 |
| Ben Buckly | - | 5 | - | - | - | - | - | - | - | - | - | 5 | - | - | 0 | 0-5 |
| | | | | | | | | | | | | | | | | |
| | | | | | | | | | | | | | | | | |
| | | | | | | | | | | | | | | | |



**CAMBRIDGE WRESTLERS:** (Front row, from left) Chris Eisenhart, Dana Hlavinka, Travis Arnold, Bill Hannah, Dave Dragoo, Virgil Banzhaf, Brad Lewis, LaVern Banzhaf, Florian Bennit. (Second row) Misty Cotton (student manager), Bobby Fries, Dusty Trosper, Corey tenBensel, Ken Koerperich, Dennis Hendrick, Darren Mues, John Smith, Doug Liess, Dean Schleeman, Kelly Niemeier (student manager). (Third row) Bob Trosper, Mike Jorgensen, Joe Sexton, Andy Wier, Shawn Colson, Tim Sexton, Keith Roberts, Shannon Braaton, Coach Dennis Wahlmeier. Not pictured: J.D. Raburn.


**This Program Sponsored By....**

CAMBRIDGE STATE BANK
CAMBRIDGE, NEBRASKA 69022
A FULL SERVICE BANK
MEMBER F.D.I.C.

Season's Greetings

PEACE

For:
- Savings
- Checking With Interest
- Money Market Rate Certificates
- Auto, Pickup & Boat Loans
- Student Loans

See
Home Federal Savings of Nebraska
617 Patterson
Cambridge, Nebr. 69022
697-4337
FSLIC
A U.S. Government Agency
WE'RE A PART OF LIFE!


# Holiday Wrestling Tournament


Serving the area since 1887
fnb
Member FDIC
the first national bank
Cambridge, Nebraska 69022
P.O. BOX 10
308-697-3335

13 + 16 + 16 + 12½ + 12½

29 + 16 = 45 + 12½ = 57½ + 12½ = 70 pts

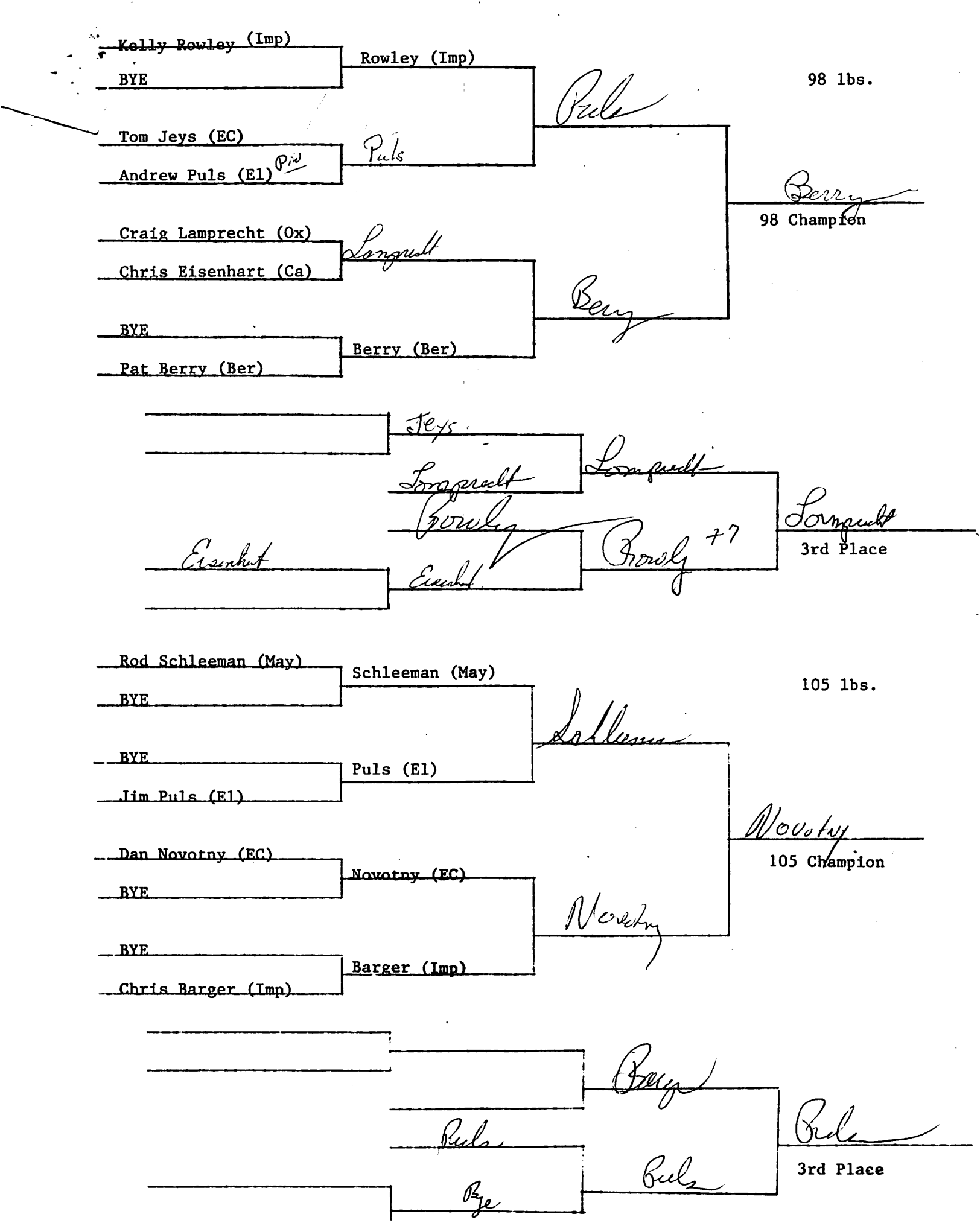
Kelly Rowley (Imp)
BYE
Rowley (Imp)
Tom Jeys (EC)
Andrew Puls (El) Pin
Puls
98 lbs.
Craig Lamprecht (Ox)
Chris Eisenhart (Ca)
Lamprecht
BYE
Pat Berry (Ber)
Berry (Ber)
Berry
98 Champion
Jeys
Lamprecht
Lamprecht
Rowley
Eisenhart
Eisenhart
Rowley +7
Lamprecht
3rd Place
Rod Schleeman (May)
BYE
Schleeman (May)
105 lbs.
BYE
Jim Puls (El)
Puls (El)
Schleeman
Dan Novotny (EC)
BYE
Novotny (EC)
Novotny
105 Champion
BYE
Chris Barger (Imp)
Barger (Imp)
Barger
Puls
Bye
Puls
3rd Place


112 lbs.
Nick Lind (El)
BYE
Lind (El)
Dusty Trosper (Ca)
Gene Swartwood (EC)
Pat Beran (Imp)
BYE
Beran (Imp)
13-3
BYE
John Sattler (Ber)
Sattler (Ber)
112 Champion
3rd Place
119 lbs.
Jim Phillippi (Ber)
Dana Hlavinka (Ca)
Tony Weiss (Imp)
2-0
Kerry Tauber (May)
Craig Hoselton (Eu)
BYE
Hoselton (Eu)
Cory Bergt (Am)
3-1
Teague Sutherland (EC)
119 Champion
3rd Place
Bye



126 lbs.

Jo... Pankonin (Imp)
BYE
Pankonin (Imp)
+16
Pankonin

Tim Sexton (Ca)
Dean Trampe (Am) pin
Sexton pin
Pankonin
+6 pin
Pankonin
126 Champion

Tony DeHarty (Eu)
BYE
DeHarty (Eu)
Swartwood

Tom Smith (Ber)
Shane Swartwood (EC) pin
Swartwood

Bye
Trampe
Trampe
DeHarty
~~Banzhaf~~ Trampe
~~Sexton~~
Sexton
Sexton
3rd Place

Bye
Smith
Smith

132 lbs.

Virgil Banzhaf (Ca)
Justin Anderson (EC) pin
Banzhaf
Banzhaf

BYE
Travis Johnson (Eu)
Johnson (Eu)
Banzhaf
132 Champion

Troy Merritt (May)
Lonnie Kenney (Am)
Merritt
pin
+16
McNair

BYE
Jason McNair (Imp)
McNair (Imp)

Anderson
Bye
Anderson
Merritt
Merritt
Johnson
Merritt
3rd Place

Kenney
Bye
Kenney
Johnson

Travis Arnold (Ca)

James Zuke (Am) Pin

Sean Hagan (Ber)

Jamie Wright (EC)

Joe Araujo (Ox)

Billy Moore (El)

Scott Earhart (May)

Todd Phelps (Imp) 11-0

11-0

+ 12½

138 Champion

Zuke

Wright

Moore

Araujo

Earhart

Hagan

3rd Place

145 lbs.

Todd Sutherland (EC)

Kenny Brown (Ox) Pin.

Ryan Trampe (Am)

Bob Fries (Ca)

Bill Stephens (Ber) Pin

145 Champion

Duane Wade (El)

Wes Hansen (May)

Mike Easterday (Eu)

Dave German (Imp) Pin

12-3

Brown

Stephens

Fries

Hansen

Easterday

German

3rd Place


McDonald (Imp)
Andy Wier (Cam)
Stan Kreutzer (Am)
Kerry Brockmeier (Eu)
Tim Wolfe (May)
Bob Burrious (El)
Nick Thill (Ox)
Craig Stephens (Ber)
155 lbs.
155 Champion
3rd Place
LaVern Banzhaf (Cam)
BYE
John Beck (Ber)
Mike Brown (Ox)
Joedy Friemel (Imp)
BYE
Shawn Wood (May)
Chris Salisbury (El)
167 lbs.
167 Champion
3rd Place

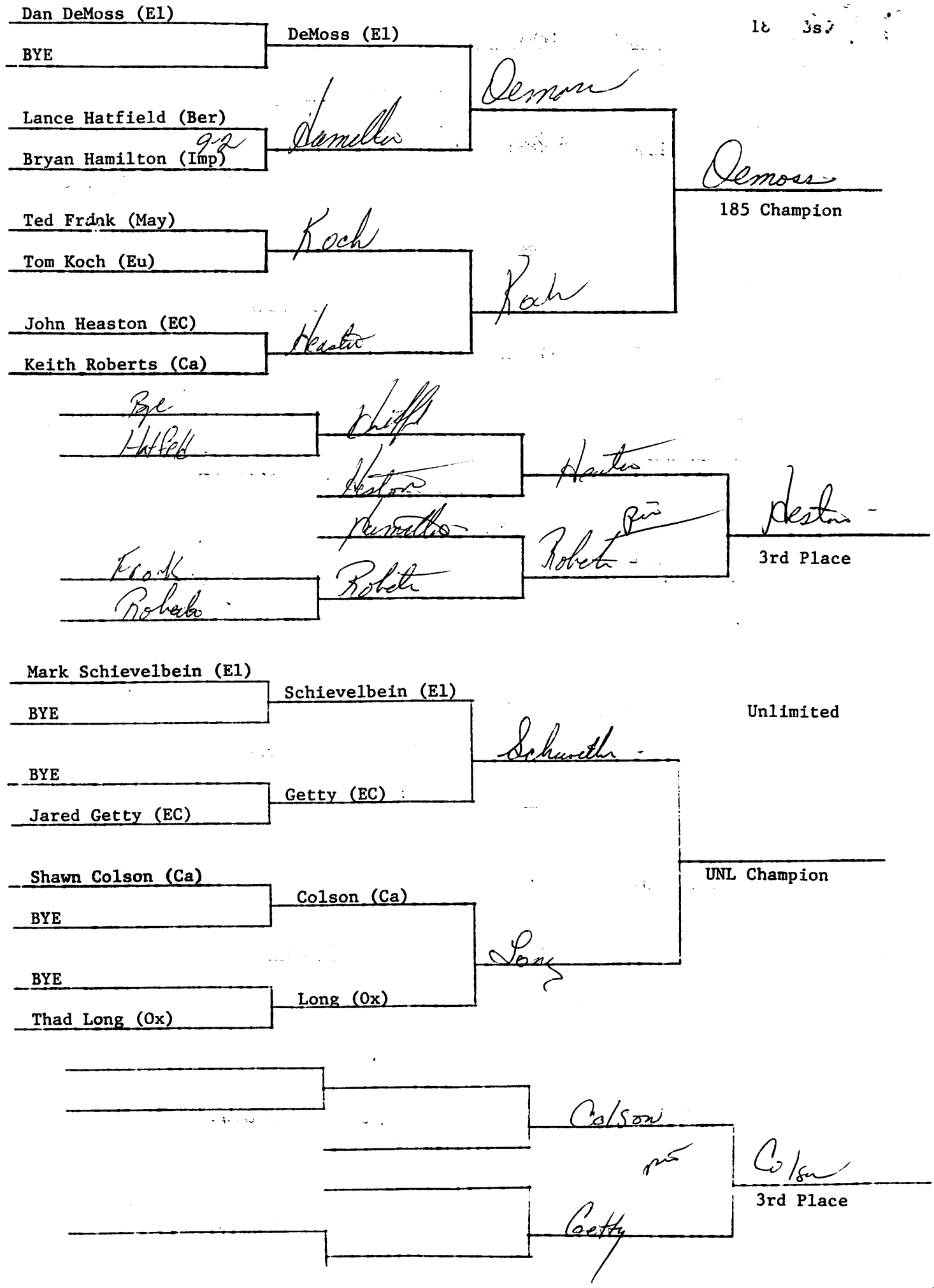
Dan DeMoss (El)
BYE
DeMoss (El)
Lance Hatfield (Ber)
Bryan Hamilton (Imp)
Ted Frink (May)
Tom Koch (Eu)
John Heaston (EC)
Keith Roberts (Ca)
185 Champion
Bye
Hatfield
Frank
Roberts
3rd Place
Mark Schievelbein (El)
BYE
Schievelbein (El)
BYE
Jared Getty (EC)
Getty (EC)
Shawn Colson (Ca)
BYE
Colson (Ca)
BYE
Thad Long (Ox)
Long (Ox)
Unlimited
UNL Champion
3rd Place

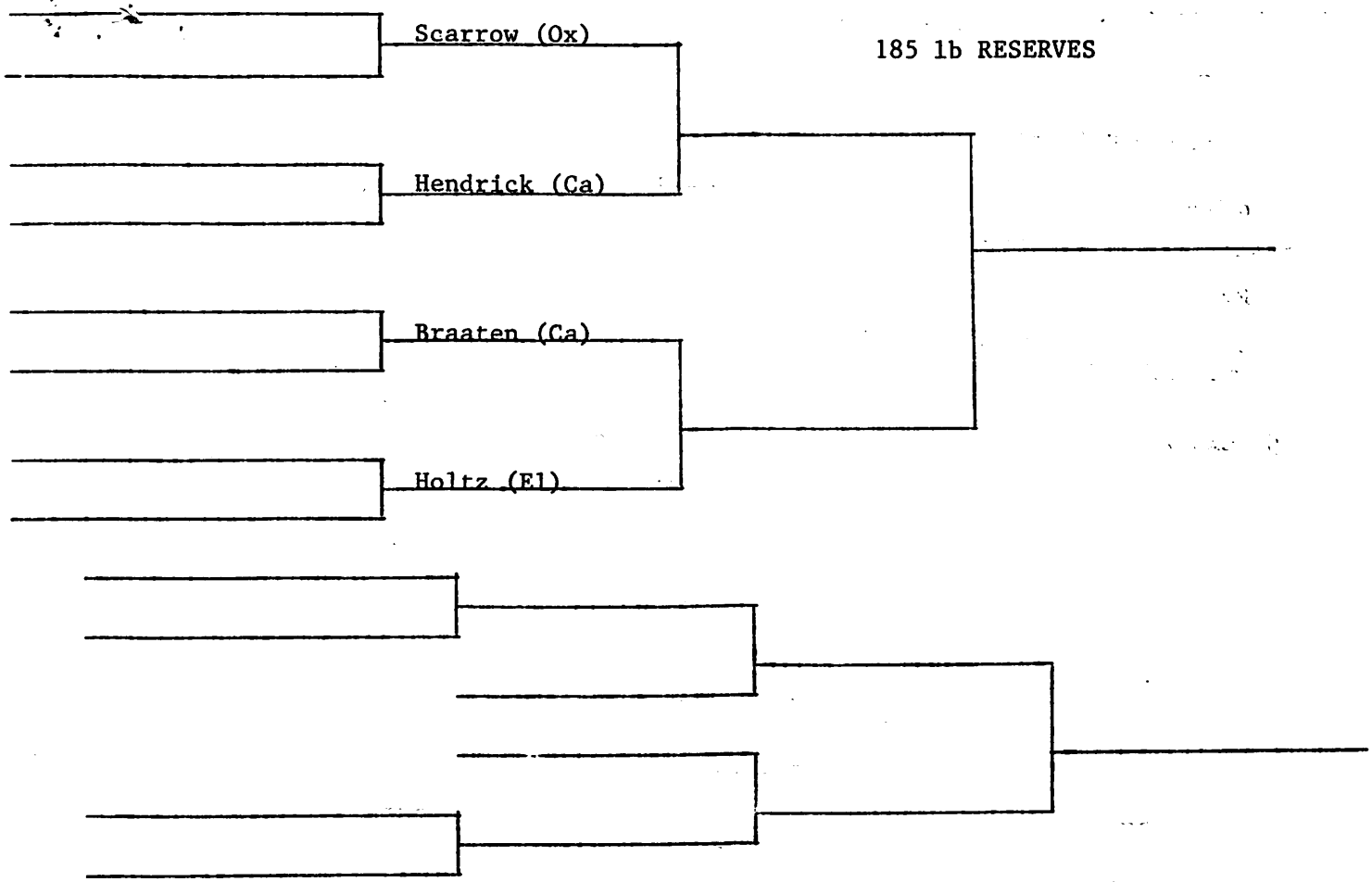
Scarrow (Ox)
185 1b RESERVES
Hendrick (Ca)
Braaten (Ca)
Holtz (El)



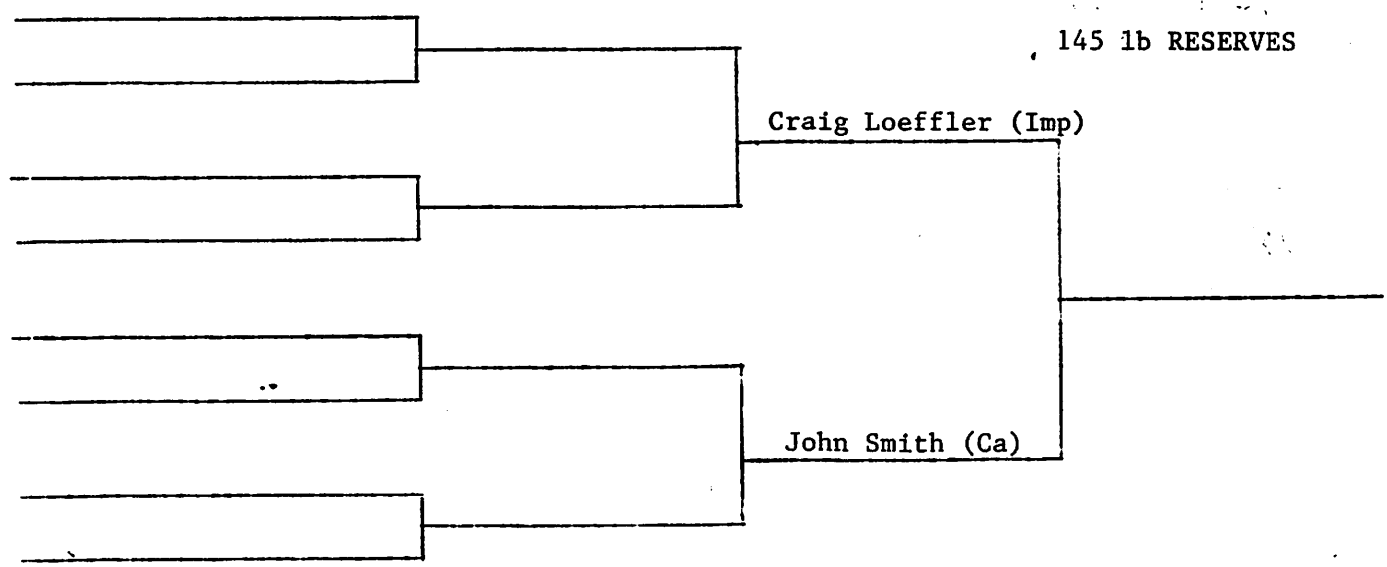
145 1b RESERVES
Craig Loeffler (Imp)
John Smith (Ca)

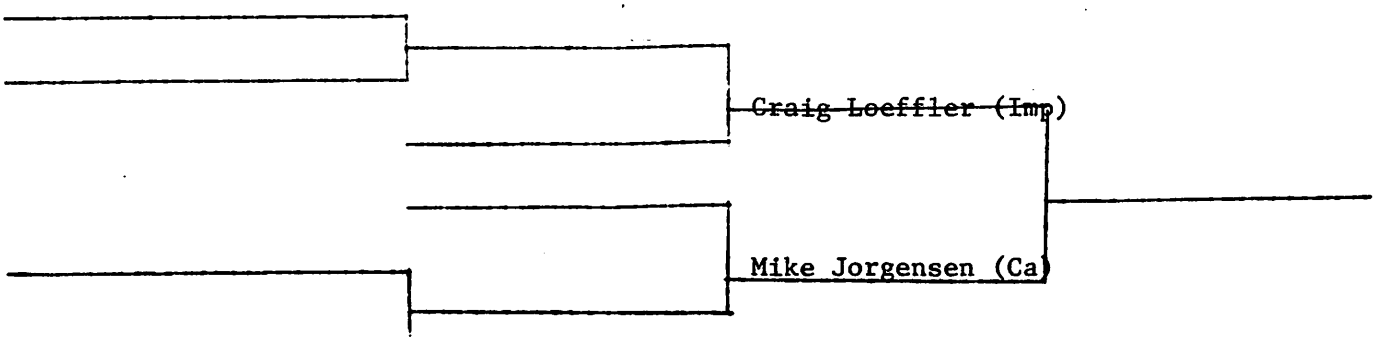
~~Craig Loeffler (Imp)~~
Mike Jorgensen (Ca)

| | | |
|---|---|---|
| Elwood - | 100½ + 5½ = 106 + 2 = 113 | 113 |
| E.C | 70 + 5½ = 75½ | 75½ |
| Imp | 69½ + 7 + 7 = 83½ + 7 90½ + 7 = 97½ | 97½ + 4 = 101½ |
| Bert | 68½ + 7 75½ | 75½ |
| Camb | 57 + 7 + 7 + 7 = 78 | 78 |
| Maywood - | 29 + 7 + 7 + 7 | 50 |
| Oxford | 35 + 7 = 42 | 42 |
| Eustis - | 22 + 5 = 27 + 7 | 34 |
| Amhrst | 0 + 5 + 7 | 12 |

+5+6=11

| | |
|---|---|
| 8 Elwood III | 113 + 4 = 117 + 5 = 122 |
| IIII Imp IIII | 101½ + 6 = 107½ + 3½ = 111 |
| III Cambridge IIII | 78 - 86 + 5 = 91 + 5 = 96 + 4 = 100 + 6 = 106 + 3½ = 109½ + 5 = 114½ |
| IIII E.C III | 75½ = 79 + 4 = 83 + 5 = |
| III Bert I | 75½ + 3½ = 79 + 5 |
| I Maywood III | 50 |
| II Oxford | 42 + 5 = 47 |
| I Eustis II | 34 |
| Amhrst II | 14 |

| | |
|---|---|
| Elwood | 143 |
| Cambridge | 114½ |
| Imperial | 111 |

| | |
|---|---|
| ElmCrest | 96 |
| Bertrand | 94½ |
| Maywood | 55 |
| Oxford | 47 |
| Eustis | 37 |
| Amhrst | 14 |

# CAMBRIDGE INVITATIONAL 1986

98 LBS. CLASS RESULTS.

KELLY ROWLEY - IMPERIAL: 7 PTS.
PAT BERRY - BERTRAND: 20.5 PTS.
CRAIG LAMPRECHT - OXFORD: 16 PTS.
ANDREW PULS - ELWOOD: 16 PTS.
TOM JEYS - ELM CREEK: 0 PTS.
CHRIS EISENHART - CAMBRIDGE: 0 PTS.

1 PAT BERRY
2 ANDREW PULS
3 CRAIG LAMPRECHT
4 KELLY ROWLEY

105 LBS. CLASS RESULTS.

ROD SCHLEEMAN - MAYWOOD: 14 PTS.
CHRIS BARGER - IMPERIAL: 4 PTS.
DAN NOVOTNY - ELM CREEK: 18 PTS.

ENTRY FEE
PLEASE

1 TEAGUE SUTHERLAND
2 JIM PHILLIPPI
3 CRAIG HOSELTON
4 CORY BERGT

126 LBS. CLASS RESULTS.

JOHN PANKONIN - IMPERIAL: 22 PTS.
SHANE SWARTWOOD - ELM CREEK: 18 PTS.
TONY DEHARTY - EUSTIS: 0 PTS.
DEAN TRAMPE - AMHERST: 8 PTS.
TIM SEXTON - CAMBRIDGE: 16 PTS.
TOM SMITH - BERTRAND: 0 PTS.

1 JOHN PANKONIN
2 SHANE SWARTWOOD
3 TIM SEXTON
4 DEAN TRAMPE

132 LBS. CLASS RESULTS.

VIRGIL BANZHAF - CAMBRIDGE: 22 PTS.
JASON MCNAIR - IMPERIAL: 16 PTS.
TROY MERRITT - MAYWOOD: 16 PTS.
TRAVIS JOHNSON - EUSTIS: 7 PTS.
LONNIE KENNEY - AMHERST: 0 PTS.
JUSTIN ANDERSON - ELM CREEK: 0 PTS.

1 VIRGIL BANZHAF
2 JASON MCNAIR
3 TROY MERRITT
4 TRAVIS JOHNSON

3 DAVE GERMAN
4 WES HANSEN

155 LBS. CLASS RESULTS.

KEVIN MCDONALD - IMPERIAL: 16.5 PTS.
CRAIG STEPHENS - BERTRAND: 22 PTS.
TIM WOLFE - MAYWOOD: 10 PTS.
KERRY BROCKMEIER - EUSTIS: 4 PTS.
STAN KREUTZER - AMHERST: 0 PTS.
BOB BURRIOUS - ELWOOD: 12 PTS.
NICK THILL - OXFORD: 0 PTS.
ANDY WIER - CAMBRIDGE: 3 PTS.

1 CRAIG STEPHENS
2 KEVIN MCDONALD
3 BOB BURRIOUS
4 TIM WOLFE

167 LBS. CLASS RESULTS.

LAVERN BANZHAF - CAMBRIDGE: 10.5 PTS.
CHRIS SALISBURY - ELWOOD: 24 PTS.
JOEDY FRIEMEL - IMPERIAL: 7 PTS.
MIKE BROWN - OXFORD: 16 PTS.
JOHN BECK - BERTRAND: 0 PTS.
SHAWN WOOD - MAYWOOD: 0 PTS.

1 CHRIS SALISBURY
2 MIKE BROWN
3 LAVERN BANZHAF
4 JOEDY FRIEMEL

CAMBRIDGE-86
TEAM RANKINGS

1. ELWOOD - 143
2. CAMBRIDGE - 115.5
3. IMPERIAL - 111
4. ELM CREEK - 96
5. BERTRAND - 94.5
6. MAYWOOD - 55
7. OXFORD - 47
8. EUSTIS - 37
9. AMHERST - 14




# Cambridge wrestlers

(Front row, from left) Chris Eisenhart, Dana Halavinka, Travis Arnold, Bill Hannah, Dave Dragoo, Virgil Banzhaf, Brad Lewis, LaVern Banzhaf, Florian Bennit. (Second row) Misty Cotton (student manager), Bobby Fries, Dusty Trosper, Corey tenBensel, Ken Koerperich, Dennis Hendrick, Darren Mues, John Smith, Doug Liess, Dean Schleeman, Kelly Niemeier (student manager). (Third row) Bob Trosper, Mike Jorgensen, Joe Sexton, Andy Wier, Shawn Colson, Tim Sexton, Keith Roberts, Shannon Braaton, Coach Dennis Wahlmeier. Not pictured: J.D. Raburn.

**Republican Valley 36, Cambridge 33**

98—Dave Wood, RV, won by forfeit.
105—Marlin Masoner, RV, pinned Chris Eisenhart, 5:08.
112—Ken Koerperich, Cambridge, won by forfeit.
119—George Cornwell, RV, pinned Dana Hlavinka, 1:26.
126—Rick Teel, RV, pinned Tim Sexton, 4:26.
132—Aaron Vandegrift, RV, pinned Doug Liess, :37.
138—Chris Fries, RV, was dec. by Virgil Banzhaf, 10-6.
145—Rex Eschliman, RV, was pinned by Travis Arnold, 3:10.
155—Bill Leak, RV, was pinned by Dave Dragoo, 5:23.
167—Bill Hanna, Cambridge, won by forfeit.
185—Ken Banzhaf, RV, lost by technical fall to LaVern Banzhaf.
Hwt—Dave Downey, RV, pinned Shawn Colson, 3:41.

JV matches

126—Jim Marsh, RV, dec. Joe Sexton, 7-6.
145—Tom Marsh, RV, pinned John Smith, 4:55.
185—Mike Newberry, RV, was pinned by Dennis Hendrick, 2:18.

**Cambridge 56, Alma 11**

98—Rodney Barwick, Alma, won by forfeit.
105—Chris Eisenhart, Cambridge, won by forfeit.
112—Ken Koerperich, Cambridge, won by forfeit.
119—Dana Hlavinka, Cambridge, won by forfeit.
126—Tim Sexton, Cambridge, dec. Wes Harouff, 9-0.
132—Virgil Banzhaf, Cambridge, won by forfeit.
138—Bob Fries, Cambridge, was pinned by Larry Elwood, 1:03.
145—Travis Arnold, Cambridge, pinned Rex Harouff, 1:25.
155—Dave Dragoo, Cambridge, won by forfeit.
167—LaVern Banzhaf, Cambridge, dec. Trent Kearney, 12-3.
185—Keith Roberts, Cambridge, won by forfeit.
Hwt—Shawn Colson, Cambridge, pinned Ed Long, 2:36.

# CAMBRIDGE PUBLIC SCHOOLS

Jim Tenopir, Superintendent
Don Stine, Sec. Principal
Bob Fuller, Elem. Principal

Box 100
CAMBRIDGE, NEBRASKA 69022
Phone: 308-697-3322

12-1-86

Leave 5:30 AM?
Bruce

Athletic Director
Wrestling Coach
Tournament Schools

Gentlemen:

Here is the information for the Cambridge Invitational Wrestling Tournament to be held on Saturday, December 20, 1986.

6:00 8:00 - 10:00

1. Weigh-Ins will be held from 9:00-10:00 AM
2. Coaches meeting will begin at 9:00 AM. We will try to seed four wrestlers.
3. Sessions; 10:30 First round and wrestlebacks
   1:00 Semi-Finals and wrestlebacks
   3:30 Finals and Consolation finals

There will be four place medals and two team trophies awarded.

The teams this year are: Amherst, Bertrand, Cambridge, Elm Creek, Elwood, Eustis, Imperial, Maywood, and Oxford.

There will be a food stand open...but no specific wrestling meals will be served.

Dressing rooms will be assigned upon your arrival. Each school will be responsible for its own valuables.

Wrestlers, Coaches, Student Managers, and Bus Drivers will be stamped upon arrival.

There will be an entry fee of $30.00. Please mail, or bring it with you.

Each Coach is responsible for the elimination of liquids and blast boxes from the gym. PLEASE pass this word on to your students.

Admission will be as follows:

$1.50 Per adult session
$1.00 Per student session
$4.00 Per tournament ticket-adult
$2.50 Per tournament ticket-Student

Thank you,

Don Stine

Don Stine
Principal
Cambridge High School
Cambridge, Nebraska 69022

B4 DISTRICT
TEAM RANKINGS

1. GERING - 172.5
2. LEXINGTON - 106
3. VALENTINE - 102
4. SIDNEY - 101.5
5. CHADRON - 100.5
6. MITCHELL - 100
7. OGALLALA - 87
8. GOTHENBURG - 55
9. AINSWORTH - 53.5
10. KIMBALL - 48.5
11. MCCOOK - 43
12. GORDON - 25
13. COZAD - 24.5
14. IMPERIAL - 13

B4 DISTRICT

CHAMPIONS BRACKET 98 LBS. CLASS

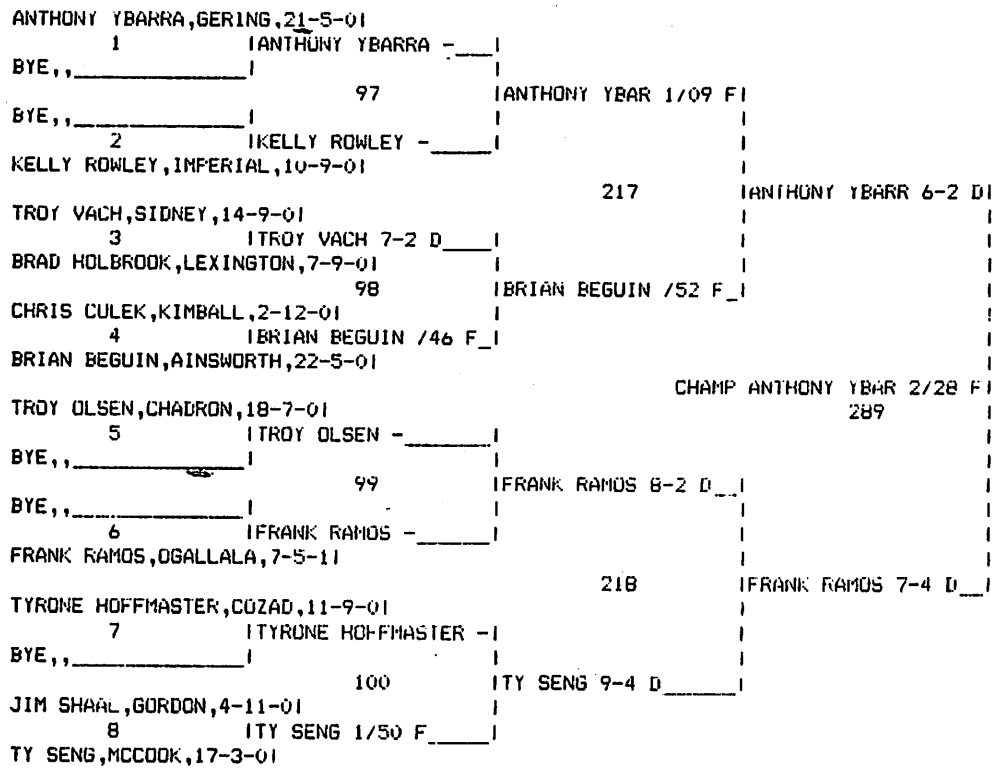


CONSOLATION BRACKET 98 LBS. CLASS

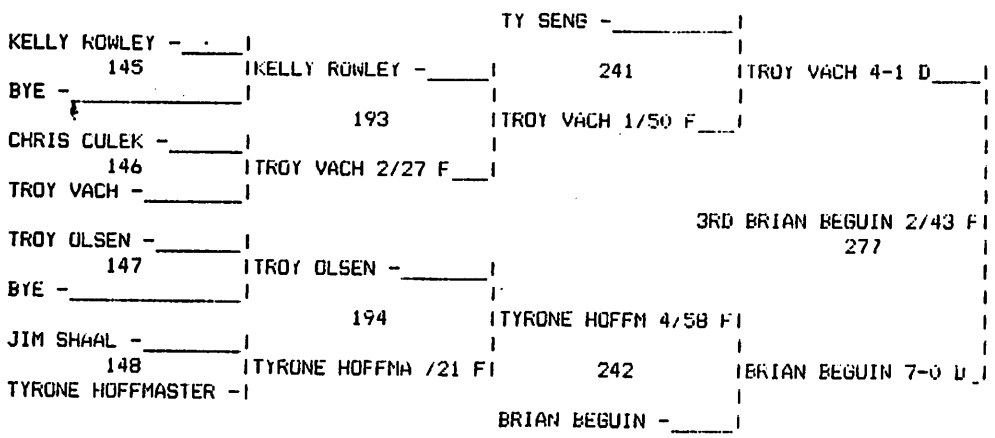


98 LBS. CLASS RESULTS.

ANTHONY YBARRA - GERING 24-5-0: 24 PTS.
TY SENG - MCCOOK 19-5-0: 6 PTS.
TROY OLSEN - CHADRON 18-9-0: 0 PTS.
BRIAN BEGUIN - AINSWORTH 26-6-0: 18 PTS.
TROY VACH - SIDNEY 18-11-0: 13 PTS.
FRANK RAMOS - OGALLALA 9-6-1: 16 PTS.
TYRONE HOFFMASTER - COZAD 13-11-0: 6 PTS.
KELLY ROWLEY - IMPERIAL 10-11-0: 0 PTS.
BRAD HOLBROOK - LEXINGTON 7-10-0: 0 PTS.
CHRIS CULEK - KIMBALL 2-14-0: 0 PTS.
JIM SHAAL - GORDON 4-13-0: 0 PTS.

1 ANTHONY YBARRA - GERING 24-5-0
2 FRANK RAMOS - OGALLALA 9-6-1
3 BRIAN BEGUIN - AINSWORTH 26-6-0
4 TROY VACH - SIDNEY 18-11-0

B4 DISTRICT

CHAMPIONS BRACKET 105 LBS. CLASS

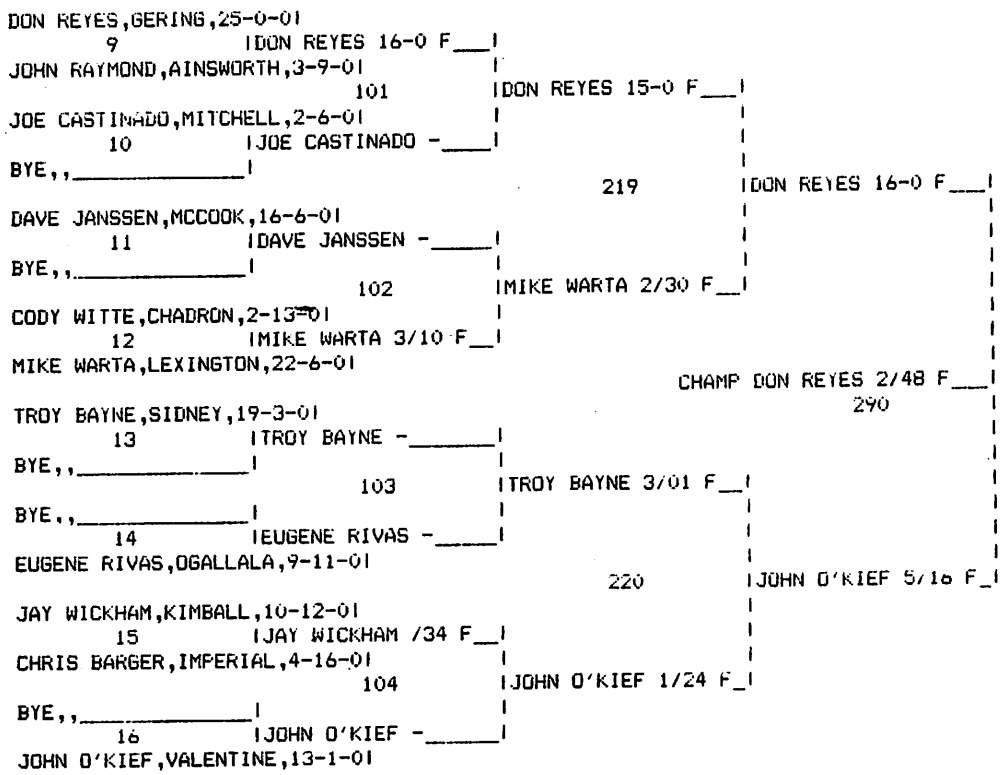


CONSOLATION BRACKET 105 LBS. CLASS

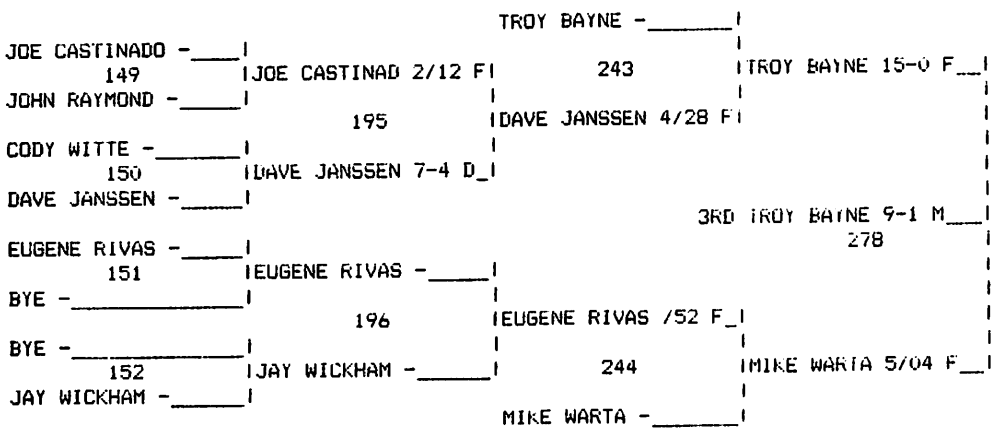


105 LBS. CLASS RESULTS.

DON REYES - GERING 29-0-0: 28 PTS.
JOHN O'KIEF - VALENTINE 15-2-0: 20 PTS.
TROY BAYNE - SIDNEY 22-4-0: 16.5 PTS.
MIKE WARTA - LEXINGTON 25-8-0: 15 PTS.
DAVE JANSSEN - MCCOOK 18-8-0: 4 PTS.
EUGENE RIVAS - OGALLALA 10-13-0: 4 PTS.
JAY WICKHAM - KIMBALL 11-14-0: 4 PTS.
JOE CASTINADO - MITCHELL 3-8-0: 3 PTS.
CHRIS BARGER - IMPERIAL 4-17-0: 0 PTS.
CODY WITTE - CHADRON 2-15-0: 0 PTS.
JOHN RAYMOND - AINSWORTH 3-11-0: 0 PTS.

1 DON REYES - GERING 29-0-0
2 JOHN O'KIEF - VALENTINE 15-2-0
3 TROY BAYNE - SIDNEY 22-4-0
4 MIKE WARTA - LEXINGTON 25-8-0

## 84 DISTRICT

### CHAMPIONS BRACKET 112 LBS. CLASS

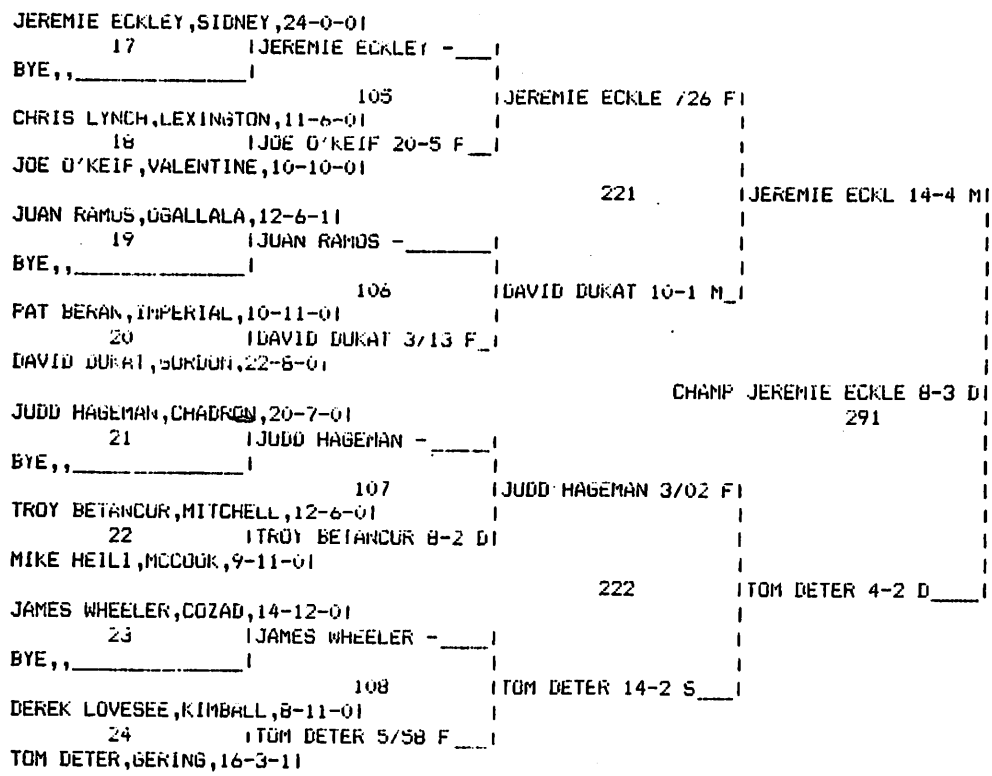


### CONSOLATION BRACKET 112 LBS. CLASS

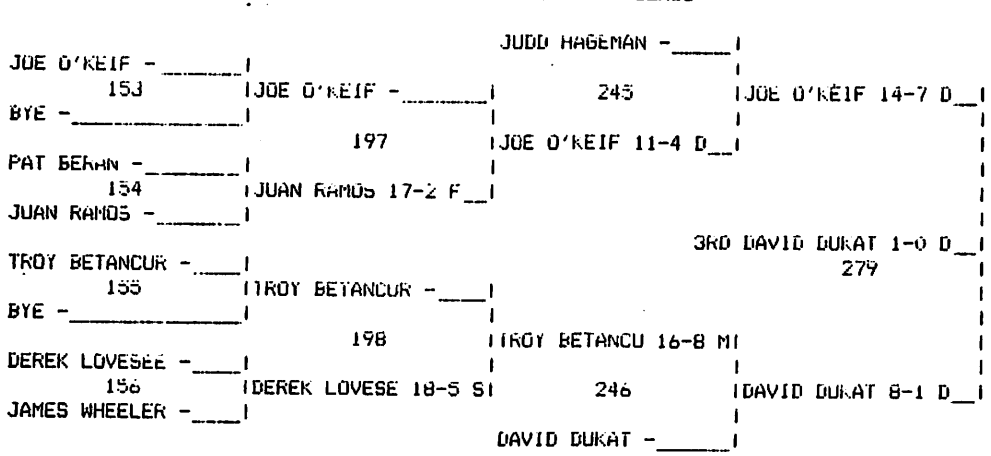


### 112 LBS. CLASS RESULTS.

JEREMIE ECKLEY - SIDNEY 27-0-0: 22.5 PTS.
TOM DETER - GERING 19-4-1: 19 PTS.
JUDD HAGEMAN - CHADRON 21-9-0: 6 PTS.
DAVID DUKAT - GORDON 26-9-0: 14.5 PTS.
JUAN RAMOS - OGALLALA 13-8-1: 2 PTS.
MIKE HEILI - MCCOOK 9-12-0: 0 PTS.
JAMES WHEELER - COZAD 14-14-0: 0 PTS.
JOE O'KEIF - VALENTINE 13-12-0: 11 PTS.
CHRIS LYNCH - LEXINGTON 11-7-0: 0 PTS.
TROY BETANCUR - MITCHELL 14-8-0: 4.5 PTS.
PAT BERAN - IMPERIAL 10-13-0: 0 PTS.
DEREK LOVESEE - KIMBALL 9-13-0: 2 PTS.

1 JEREMIE ECKLEY - SIDNEY 27-0-0
2 TOM DETER - GERING 19-4-1
3 DAVID DUKAT - GORDON 26-9-0
4 JOE O'KEIF - VALENTINE 13-12-0

## B4 DISTRICT

### CHAMPIONS BRACKET 119 LBS. CLASS

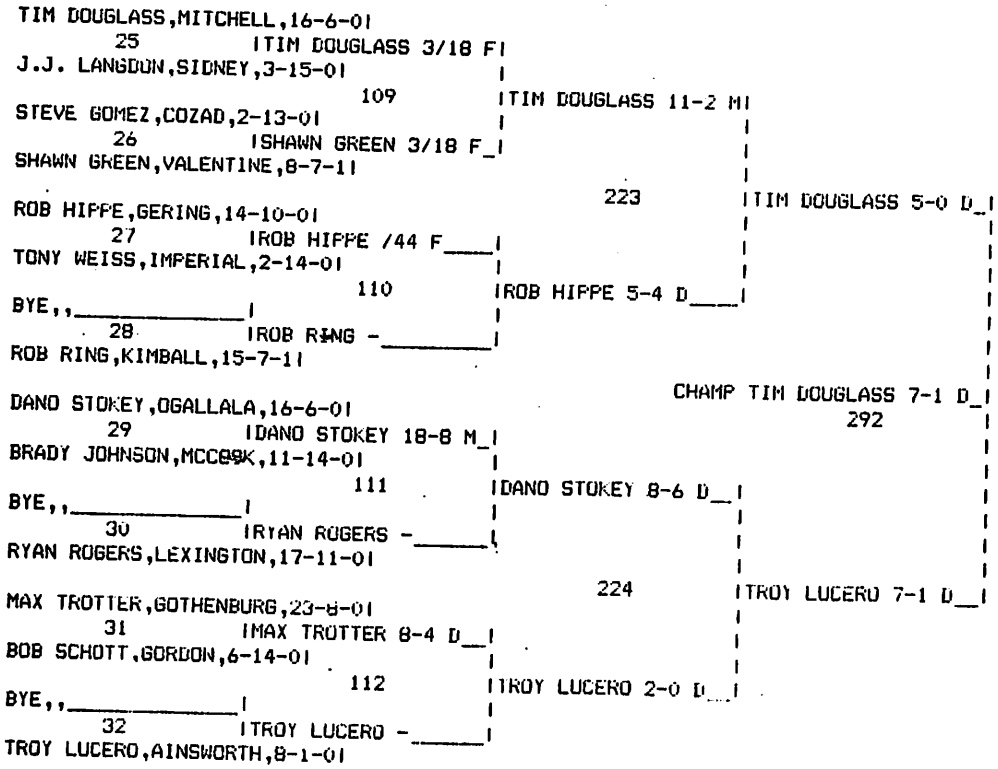


### CONSOLATION BRACKET 119 LBS. CLASS

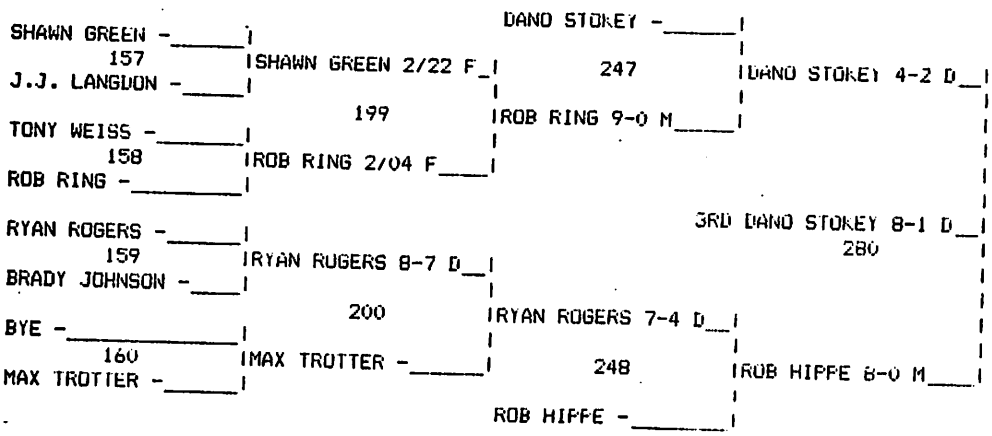


### 119 LBS. CLASS RESULTS.

TIM DOUGLASS - MITCHELL 20-6-0: 22.5 PTS.
TROY LUCERO - AINSWORTH 10-2-0: 16 PTS.
DANO STOKEY - OGALLALA 20-7-0: 12.5 PTS.
ROB RING - KIMBALL 17-9-1: 4.5 PTS.
ROB HIPPE - GERING 17-12-0: 11.5 PTS.
RYAN ROGERS - LEXINGTON 19-13-0: 2 PTS.
MAX TROTTER - GOTHENBURG 24-10-0: 2 PTS.
SHAWN GREEN - VALENTINE 10-9-1: 7 PTS.
STEVE GOMEZ - COZAD 2-14-0: 0 PTS.
BOB SCHOTT - GORDON 6-15-0: 0 PTS.
TONY WEISS - IMPERIAL 2-16-0: 0 PTS.
BRADY JOHNSON - MCCOOK 11-16-0: 0 PTS.
J.J. LANGDON - SIDNEY 3-17-0: 0 PTS.

1 TIM DOUGLASS - MITCHELL 20-6-0
2 TROY LUCERO - AINSWORTH 10-2-0
3 DANO STOKEY - OGALLALA 20-7-0
4 ROB HIPPE - GERING 17-12-0

## CHAMPIONS BRACKET 126 LBS. CLASS

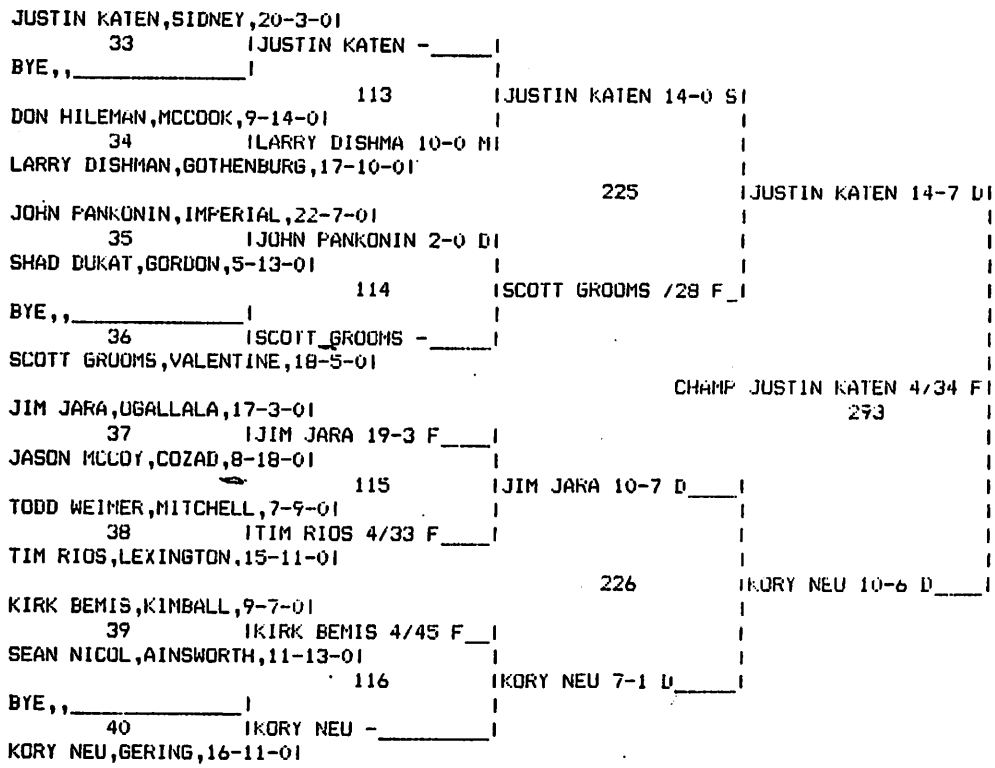


## CONSOLATION BRACKET 126 LBS. CLASS

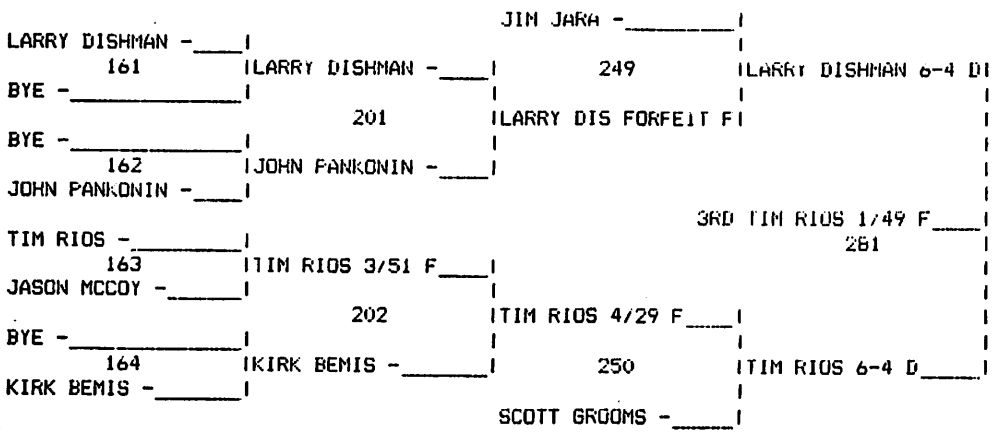


126 LBS. CLASS RESULTS.

JUSTIN KATEN - SIDNEY 23-3-0: 23 PTS.
KORY NEU - GERING 18-12-0: 16 PTS.
JIM JARA - OGALLALA 19-5-0: 6 PTS.
SCOTT GROOMS - VALENTINE 19-7-0: 6 PTS.
JOHN PANKONIN - IMPERIAL 23-9-0: 2 PTS.
TIM RIOS - LEXINGTON 20-12-0: 20 PTS.
KIRK BEMIS - KIMBALL 10-9-0: 4 PTS.
LARRY DISHMAN - GOTHENBURG 20-12-0: 11.5 PTS.
DON HILEMAN - MCCOOK 9-15-0: 0 PTS.
SEAN NICOL - AINSWORTH 11-14-0: 0 PTS.
TODD WEIMER - MITCHELL 7-10-0: 0 PTS.
SHAD DUKAT - GORDON 5-14-0: 0 PTS.
JASON MCCOY - COZAD 8-20-0: 0 PTS.

1 JUSTIN KATEN - SIDNEY 23-3-0
2 KORY NEU - GERING 18-12-0
3 TIM RIOS - LEXINGTON 20-12-0
4 LARRY DISHMAN - GOTHENBURG 20-12-0

## CHAMPIONS BRACKET 132 LBS. CLASS

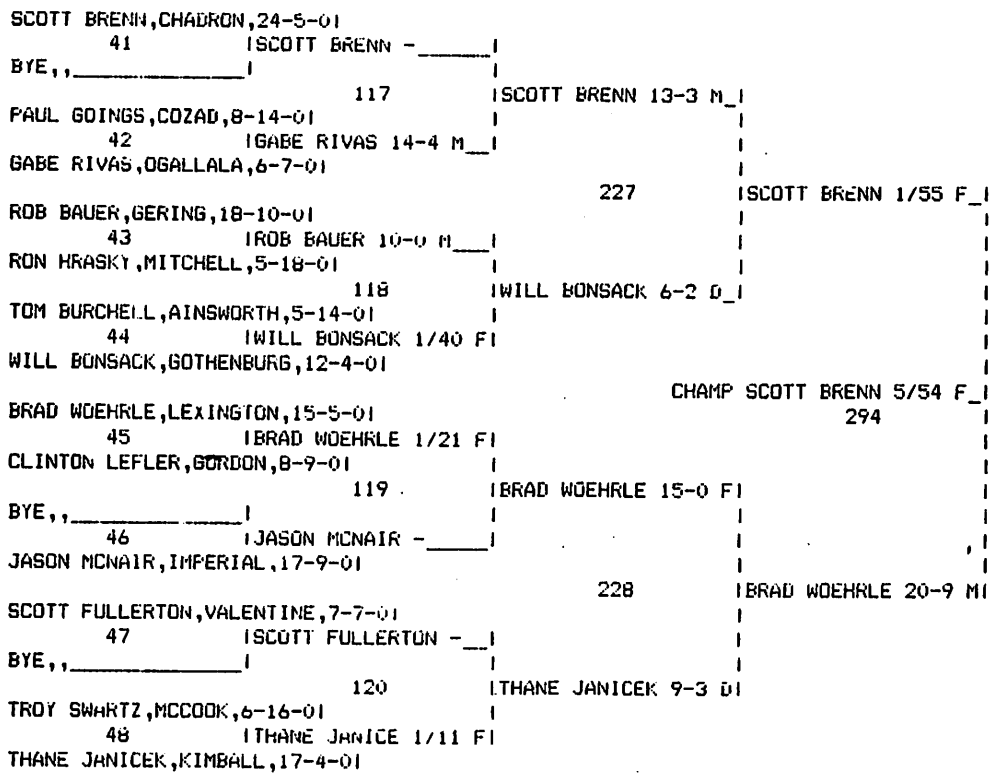


## CONSOLATION BRACKET 132 LBS. CLASS




132 LBS. CLASS RESULTS.

SCOTT BRENN - CHADRON 27-5-0: 24.5 PTS.
THANE JANICEK - KIMBALL 21-5-0: 17 PTS.
BRAD WOEHRLE - LEXINGTON 18-6-0: 20.5 PTS.
WILL BONSACK - GOTHENBURG 15-6-0: 11 PTS.
ROB BAUER - GERING 21-12-0: 5 PTS.
JASON MCNAIR - IMPERIAL 19-11-0: 4 PTS.
SCOTT FULLERTON - VALENTINE 7-9-0: 0 PTS.
GABE RIVAS - OGALLALA 7-9-0: 2.5 PTS.
PAUL GOINGS - COZAD 8-15-0: 0 PTS.
RON HRASKY - MITCHELL 5-19-0: 0 PTS.
TOM BURCHELL - AINSWORTH 5-16-0: 0 PTS.
CLINTON LEFLER - GORDON 8-11-0: 0 PTS.
TROY SWARTZ - MCCOOK 7-18-0: 1.5 PTS.

1 SCOTT BRENN - CHADRON 27-5-0
2 BRAD WOEHRLE - LEXINGTON 18-6-0
3 THANE JANICEK - KIMBALL 21-5-0
4 WILL BONSACK - GOTHENBURG 15-6-0

B4 DISTRICT

CHAMPIONS BRACKET 138 LBS. CLASS

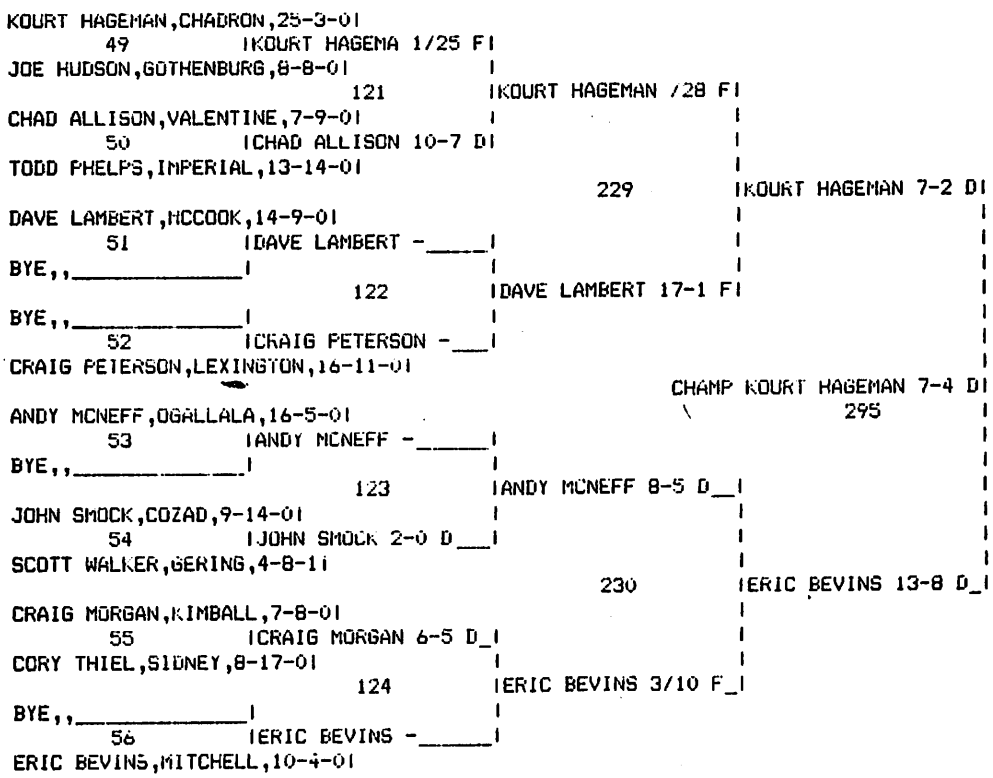


CONSOLATION BRACKET 138 LBS. CLASS

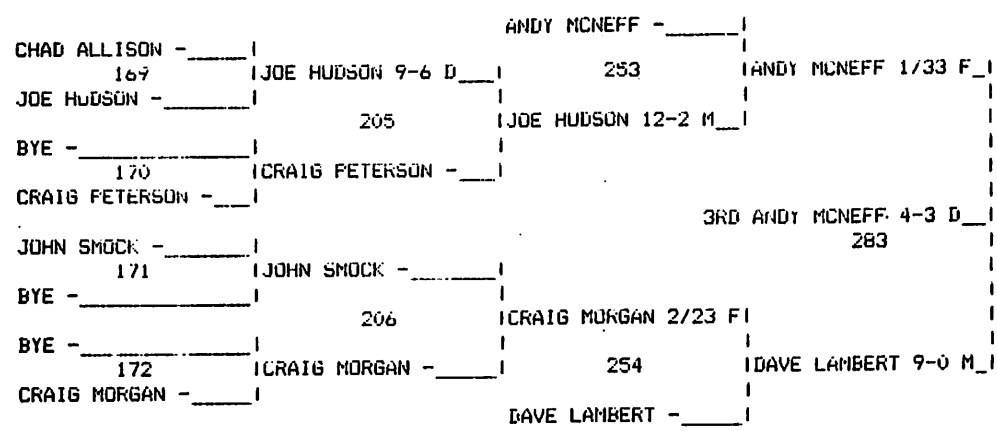


138 LBS. CLASS RESULTS.

KOURT HAGEMAN - CHADRON 29-3-0: 23 PTS.
ERIC BEVINS - MITCHELL 12-5-0: 18 PTS.
ANDY MCNEFF - OGALLALA 19-6-0: 14 PTS.
CRAIG PETERSON - LEXINGTON 16-13-0: 0 PTS.
DAVE LAMBERT - MCCOOK 16-11-0: 11.5 PTS.
SCOTT WALKER - GERING 4-9-1: 0 PTS.
CRAIG MORGAN - KIMBALL 9-10-0: 6 PTS.
TODD PHELPS - IMPERIAL 13-15-0: 0 PTS.
CHAD ALLISON - VALENTINE 8-11-0: 2 PTS.
CORY THIEL - SIDNEY 8-18-0: 0 PTS.
JOHN SMOCK - COZAD 10-16-0: 2 PTS.
JOE HUDSON - GOTHENBURG 10-10-0: 2.5 PTS.

1 KOURT HAGEMAN - CHADRON 29-3-0
2 ERIC BEVINS - MITCHELL 12-5-0
3 ANDY MCNEFF - OGALLALA 19-6-0
4 DAVE LAMBERT - MCCOOK 16-11-0

## CHAMPIONS BRACKET 145 LBS. CLASS

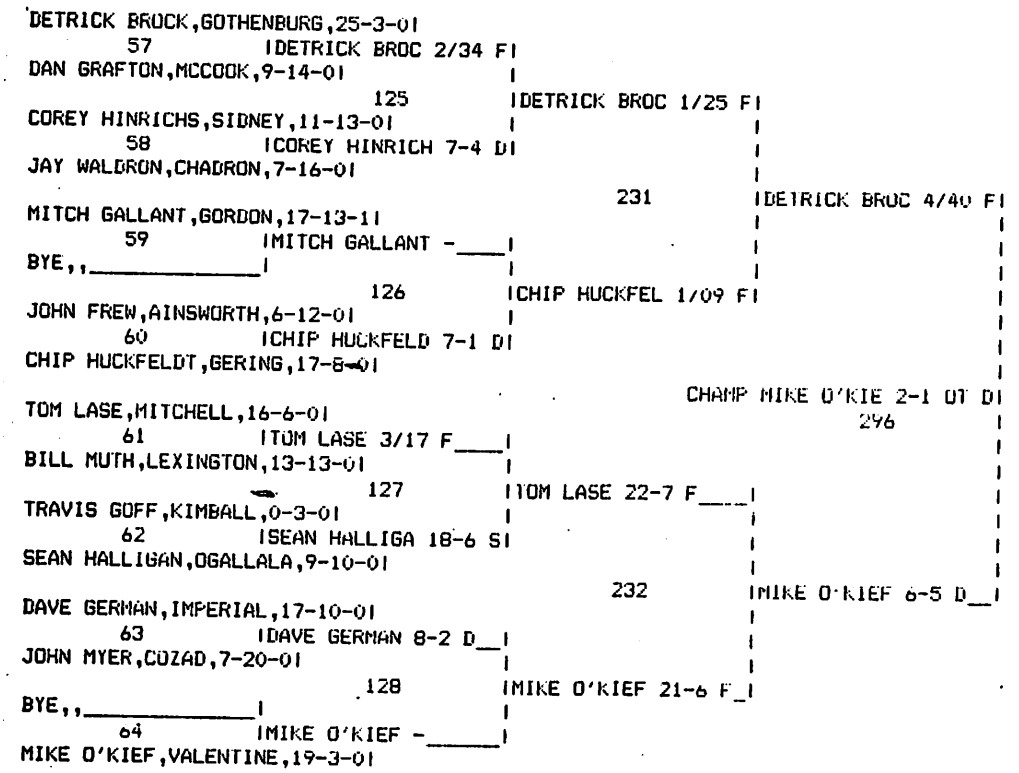


## CONSOLATION BRACKET 145 LBS. CLASS

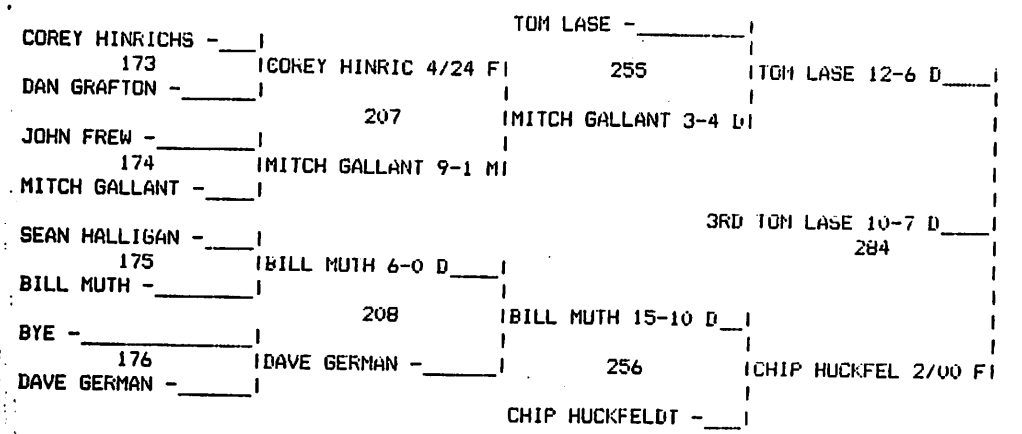


145 LBS. CLASS RESULTS.

DETRICK BROCK - GOTHENBURG 28-4-0: 22 PTS.
MIKE O'KIEF - VALENTINE 22-3-0: 22 PTS.
TOM LASE - MITCHELL 20-7-0: 16 PTS.
CHIP HUCKFELDT - GERING 20-10-0: 13 PTS.
MITCH GALLANT - GORDON 19-15-1: 2.5 PTS.
SEAN HALLIGAN - OGALLALA 10-12-0: 3 PTS.
DAVE GERMAN - IMPERIAL 18-12-0: 2 PTS.
JAY WALDRON - CHADRON 7-17-0: 0 PTS.
COREY HINRICHS - SIDNEY 13-15-0: 5 PTS.
JOHN MYER - COZAD 7-21-0: 0 PTS.
TRAVIS GOFF - KIMBALL 0-4-0: 0 PTS.
JOHN FREW - AINSWURTH 6-14-0: 0 PTS.
BILL MUTH - LEXINGTON 15-15-0: 2 PTS.
DAN GRAFTON - MCCOOK 9-16-0: 0 PTS.

1 MIKE O'KIEF - VALENTINE 22-3-0
2 DETRICK BROCK - GOTHENBURG 28-4-0
3 TOM LASE - MITCHELL 20-7-0
4 CHIP HUCKFELDT - GERING 20-10-0

B4 DISTRICT

CHAMPIONS BRACKET 155 LBS. CLASS

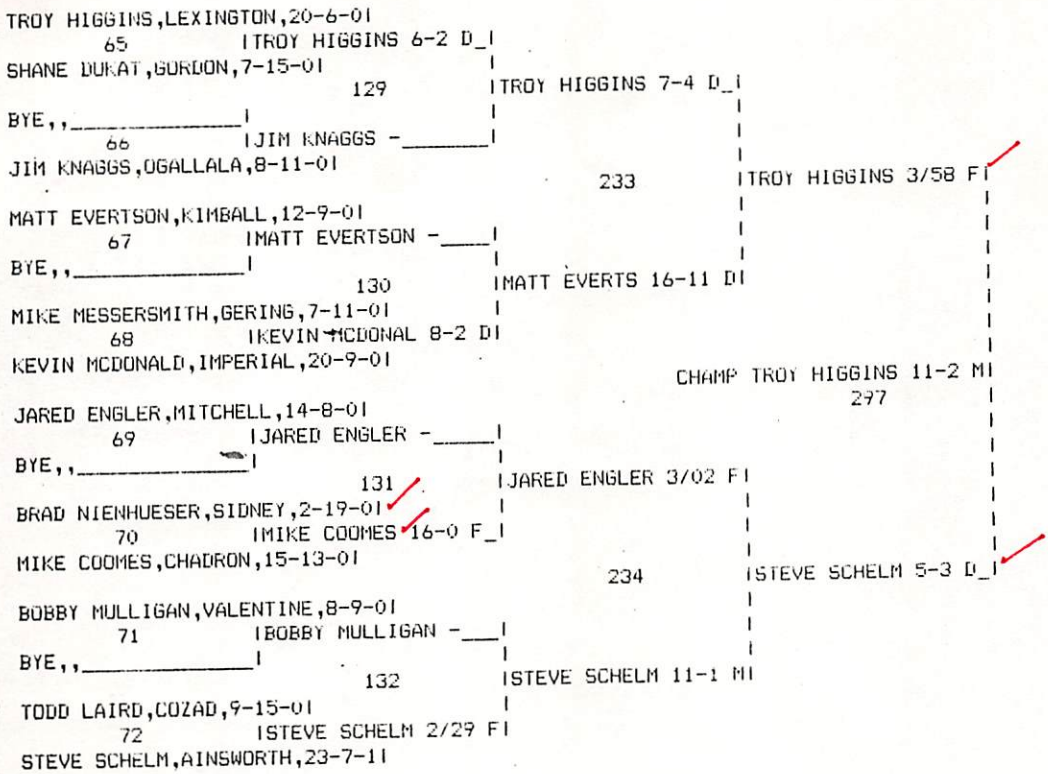


CONSOLATION BRACKET 155 LBS. CLASS

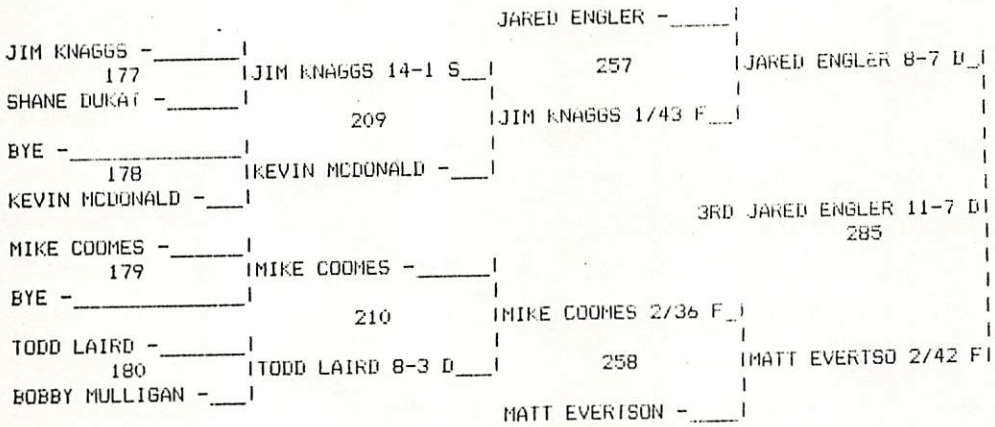


155 LBS. CLASS RESULTS.

TROY HIGGINS - LEXINGTON 24-6-0: 22.5 PTS.
STEVE SCHELM - AINSWORTH 26-8-1: 18.5 PTS.
JARED ENGLER - MITCHELL 17-9-0: 14 PTS.
KEVIN MCDONALD - IMPERIAL 21-11-0: 1 PTS.
MATT EVERTSON - KIMBALL 14-11-0: 11 PTS.
MIKE COOMES - CHADRON 17-15-0: 8 PTS.
BOBBY MULLIGAN - VALENTINE 8-11-0: 0 PTS.
JIM KNAGGS - OGALLALA 10-13-0: 5 PTS.
BRAD NIENHUESER - SIDNEY 2-20-0: 0 PTS.
MIKE MESSERSMITH - GERING 7-12-0: 0 PTS.
TODD LAIRD - COZAD 10-17-0: 1 PTS.
SHANE DUKAT - GORDON 7-17-0: 0 PTS.

1 TROY HIGGINS - LEXINGTON 24-6-0
2 STEVE SCHELM - AINSWORTH 26-8-1
3 JARED ENGLER - MITCHELL 17-9-0
4 MATT EVERTSON - KIMBALL 14-11-0

B4 DISTRICT

CHAMPIONS BRACKET 167 LBS. CLASS

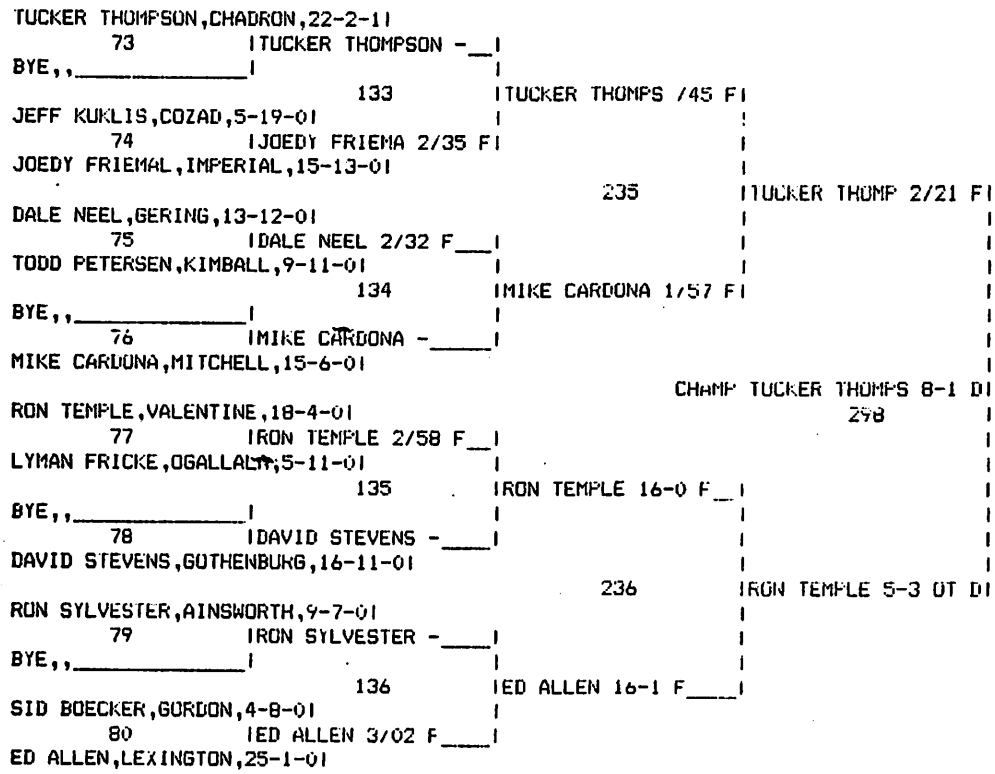


CONSOLATION BRACKET 167 LBS. CLASS

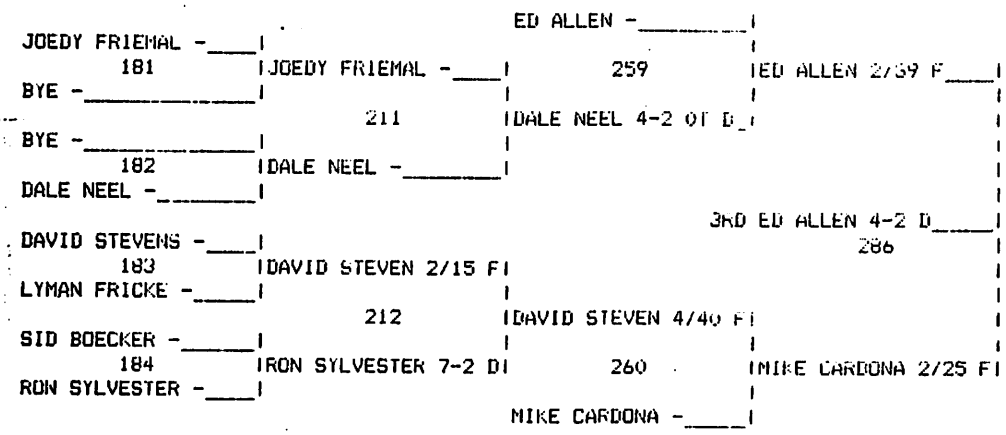


167 LBS. CLASS RESULTS.

TUCKER THOMPSON - CHADRON 25-2-1: 24 PTS.
ED ALLEN - LEXINGTON 29-2-0: 18 PTS.
RON TEMPLE - VALENTINE 21-5-0: 20 PTS.
MIKE CARDONA - MITCHELL 17-8-0: 13 PTS.
DALE NEEL - GERING 15-14-0: 6 PTS.
DAVID STEVENS - GOTHENBURG 18-13-0: 6 PTS.
RON SYLVESTER - AINSWORTH 10-9-0: 1 PTS.
JOEDY FRIEMAL - IMPERIAL 16-15-0: 4 PTS.
JEFF KUKLIS - COZAD 5-20-0: 0 PTS.
TODD PETERSEN - KIMBALL 9-12-0: 0 PTS.
LYMAN FRICKE - OGALLALA 5-13-0: 0 PTS.
SID BOECKER - GORDON 4-10-0: -1 PTS.

1 TUCKER THOMPSON - CHADRON 25-2-1
2 RON TEMPLE - VALENTINE 21-5-0
3 ED ALLEN - LEXINGTON 29-2-0
4 MIKE CARDONA - MITCHELL 17-8-0

## B4 DISTRICT

### CHAMPIONS BRACKET 185 LBS. CLASS

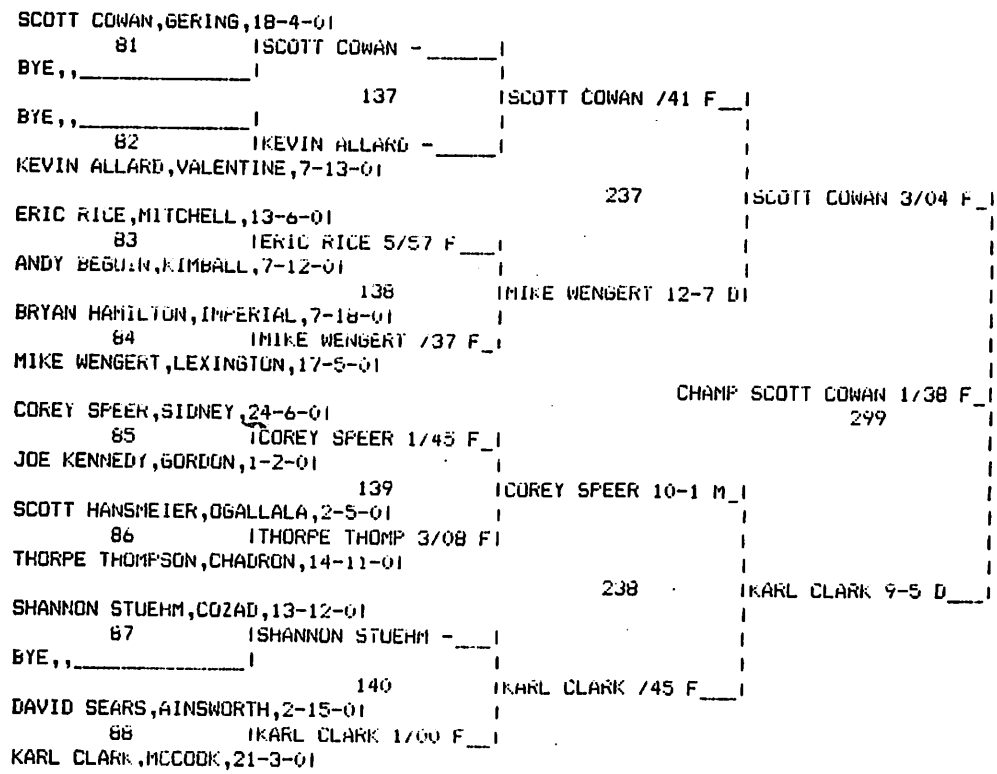


### CONSOLATION BRACKET 185 LBS. CLASS

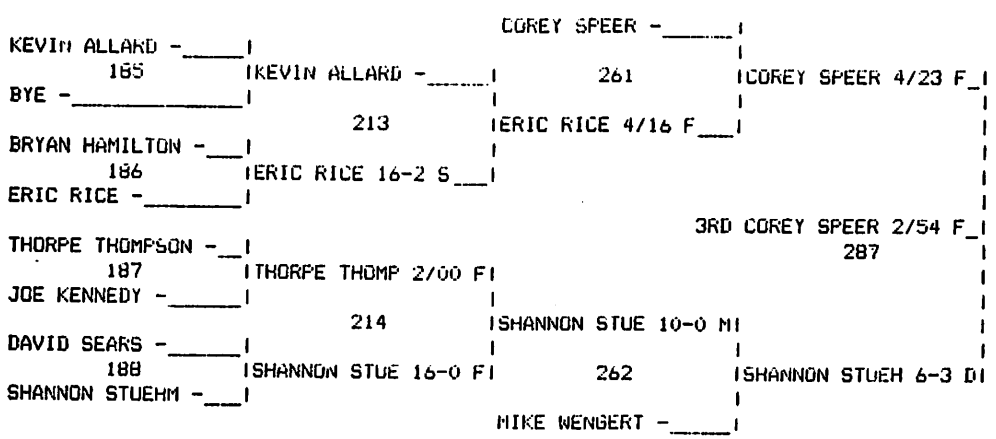


### 185 LBS. CLASS RESULTS.

SCOTT COWAN - GERING 21-4-0: 26 PTS.
KARL CLARK - MCCOOK 24-4-0: 20 PTS.
COREY SPEER - SIDNEY 28-7-0: 18.5 PTS.
MIKE WENGERT - LEXINGTON 19-7-0: 6 PTS.
ERIC RICE - MITCHELL 16-8-0: 9 PTS.
THORPE THOMPSON - CHADRON 16-13-0: 7 PTS.
SHANNON STUEHM - COZAD 16-14-0: 9.5 PTS.
KEVIN ALLARD - VALENTINE 7-15-0: 0 PTS.
SCOTT HANSMEIER - OGALLALA 2-6-0: 0 PTS.
ANDY BEGUIN - KIMBALL 7-13-0: 0 PTS.
BRYAN HAMILTON - IMPERIAL 7-20-0: 0 PTS.
JOE KENNEDY - GORDON 1-4-0: 0 PTS.
DAVID SEARS - AINSWORTH 2-17-0: 0 PTS.

1 SCOTT COWAN - GERING 21-4-0
2 KARL CLARK - MCCOOK 24-4-0
3 COREY SPEER - SIDNEY 28-7-0
4 SHANNON STUEHM - COZAD 16-14-0

## CHAMPIONS BRACKET HWT LBS. CLASS

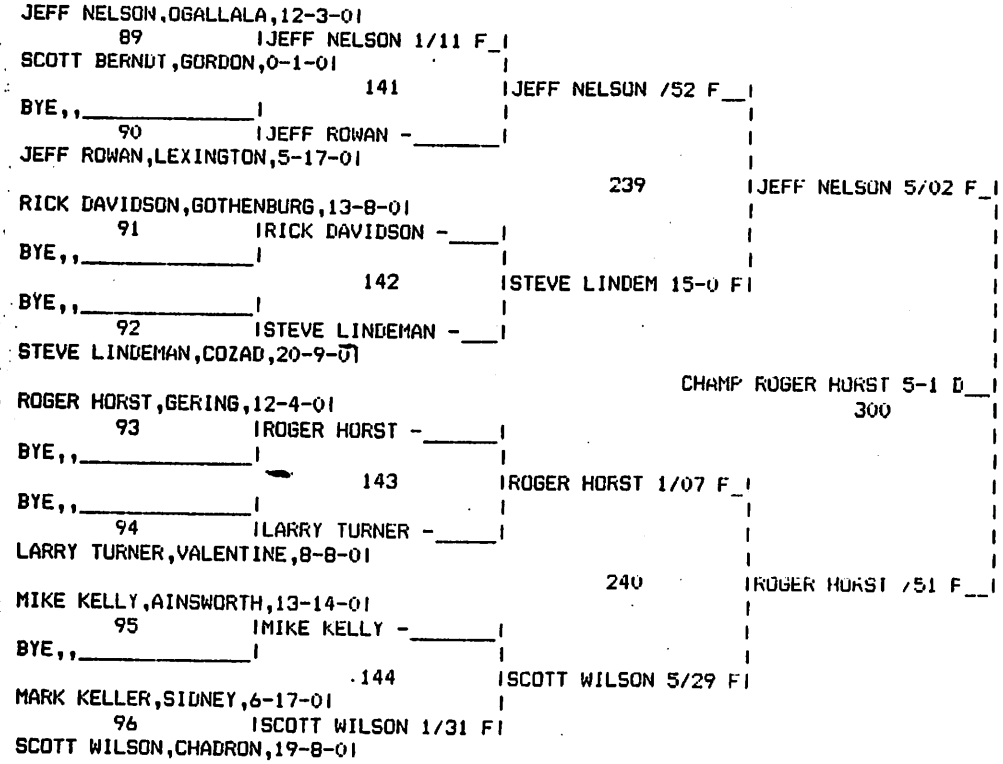


## CONSOLATION BRACKET HWT LBS. CLASS

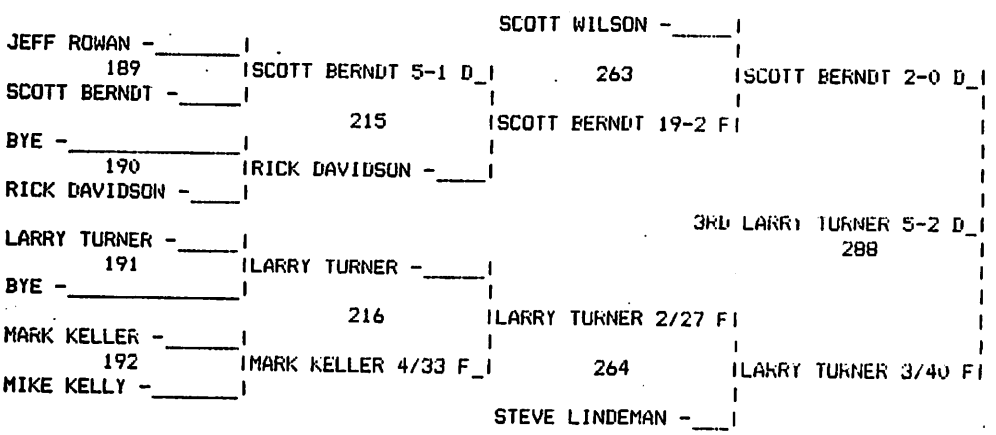


HWT LBS. CLASS RESULTS.

JEFF NELSON - OGALLALA 15-4-0: 22 PTS.
SCOTT WILSON - CHADRON 21-10-0: 8 PTS.
ROGER HORST - GERING 15-4-0: 24 PTS.
STEVE LINDEMAN - COZAD 21-11-0: 6 PTS.
RICK DAVIDSON - GOTHENBURG 13-10-0: 0 PTS.
LARRY TURNER - VALENTINE 11-9-0: 14 PTS.
MIKE KELLY - AINSWORTH 13-16-0: 0 PTS.
JEFF ROWAN - LEXINGTON 5-19-0: 0 PTS.
MARK KELLER - SIDNEY 7-19-0: 3 PTS.
SCOTT BERNDT - GORDON 3-3-0: 9 PTS.

1 ROGER HORST - GERING 15-4-0
2 JEFF NELSON - OGALLALA 15-4-0
3 LARRY TURNER - VALENTINE 11-9-0
4 SCOTT BERNDT - GORDON 3-3-0

LCHS _____ vs SPVA @ OshKosh

1-15-87

| Name | TD | TOL | RW | RL | EW | EL | NEW | NFL | DW | DL | P | PL | Draw | Team Points | Total Pts | |
|---|---|---|---|---|---|---|---|---|---|---|---|---|---|---|---|---|
| Kelly Rowley | - | 2 | - | - | - | - | - | 1 | - | - | - | 1 | - | 10 | 10 | 0-1 |
| PAT Beran | 2 | 1 | 1 | 2 | 2 | 2 | 1 | 2 | - | 1 | 1 | - | - | 9 | 9 | 1-1 |
| Steve Silvester | 2 | 3 | 3 | - | - | 2 | - | 1 | - | 1 | 1 | - | - | 9 | 9 | 1-1 |
| John Pankow | 1 | 4 | 3 | 2 | 1 | 1 | 1 | 1 | 1 | - | - | 1 | - | 12 | 12 | 1-1 |
| Todd Phelps | 1 | 2 | 1 | 2 | - | 1 | - | 2 | 1 | 1 | - | - | - | 7 | 7 | 1-1 |
| Dale Germann | 1 | 1 | 2 | 1 | - | - | 2 | 1 | 1 | 1 | - | - | - | 7½ | 7½ | 1-1 |
| Kevin McDonald | 1 | 4 | 2 | 1 | 3 | 3 | 2 | 1 | 1 | 1 | - | - | - | 7½ | 7½ | 1-1 |
| Joedy Friemal | 2 | 2 | - | 2 | 3 | - | 1 | 1 | 1 | 1 | - | - | - | 12 | 12 | 1-1 |
| Bryan Hamilton | 1 | 3 | 1 | 2 | - | - | - | 3 | - | - | - | 2 | - | 4 | 4 | 0-2 |
| | | | | | | | | | | | | | | | | |
| | | | | | | | | | | | | | | | | |
| | | | | | | | | | | | | | | | | |
| | | | | | | | | | | | | | | | | |
| | | | | | | | | | | | | | | | | |
| | | | | | | | | | | | | | | | | |
| | | | | | | | | | | | | | | | | |
| | | | | | | | | | | | | | | | | |
| | | | | | | | | | | | | | | | | |
| | | | | | | | | | | | | | | | | |
| | | | | | | | | | | | | | | | | |
| | | | | | | | | | | | | | | | | |
| | | | | | | | | | | | | | | | | |
| | | | | | | | | | | | | | | | | |
| | | | | | | | | | | | | | | | | |
| TOTALS | 11 | 22 | 13 | 12 | 9 | 9 | 7 | 13 | 5 | 6 | 2 | 4 | - | 78 | 78 | 7-10 |

Comments: St Pats - 190 Hershey 95

OshKosh 118 Imperial 78

LCHS _____ vs SPVA Season Totals

1-15-87

| Name | TD | TOL | RW | RL | EW | EL | NEW | NFL | DW | DL | P | PL | Draw | Team Points | Total Pts | |
|---|---|---|---|---|---|---|---|---|---|---|---|---|---|---|---|---|
| Kelly Rowley | 5 | 6 | 5 | 1 | - | 2 | 3 | 3 | 1 | 1 | 3 | 3 | - | 10 | 45 | 5-4 |
| Chris Barger | 2 | 13 | 3 | - | 1 | 1 | 1 | 5 | - | 2 | 3 | 6 | - | - | 22 | 3-8 |
| PAT Beran | 11 | 13 | 3 | 10 | 8 | 5 | 7 | 13 | 1 | 4 | 4 | 4 | - | 9 | 43 | 7-8 |
| Steve Silvester | 6 | 10 | 7 | 4 | - | 3 | 4 | 7 | - | 4 | 6 | - | - | 9 | 49 | 6-4 |
| Tony Weiss | 1 | 1 | - | 2 | - | - | - | - | - | 1 | - | 1 | - | - | - | 0-2 |
| John VanKown | 13 | 17 | 20 | 9 | 4 | 6 | 8 | 12 | 3 | 4 | 6 | 1 | - | 12 | 71½ | 10-5 |
| Jason McNair | 18 | 10 | 4 | 6 | 9 | 9 | 9 | 6 | - | 3 | 8 | 1 | - | - | 70 | 8-4 |
| Todd Phelps | 10 | 20 | 8 | 8 | 7 | 9 | 9 | 8 | 6 | 5 | 1 | 3 | - | 7 | 34 | 7-8 |
| DAVE German | 13 | 13 | 6 | 8 | 5 | 4 | 15 | 9 | 4 | 7 | 5 | - | - | 7½ | 51 | 9-7 |
| Kevin McDonald | 19 | 9 | 6 | 9 | 6 | 11 | 10 | 5 | 3 | 3 | 7 | 3 | - | 7½ | 63½ | 10-6 |
| Joedy Friemal | 16 | 12 | 3 | 5 | 6 | 4 | 4 | 7 | 2 | 4 | 6 | 4 | - | 12 | 49 | 8-8 |
| Bryan Hamilton | 4 | 16 | 4 | 6 | - | 1 | 2 | 13 | 1 | - | 1 | 12 | - | 4 | 14 | 2-12 |
| | | | | | | | | | | | | | | | | |
| | | | | | | | | | | | | | | | | |
| | | | | | | | | | | | | | | | | |
| | | | | | | | | | | | | | | | | |
| | | | | | | | | | | | | | | | | |
| | | | | | | | | | | | | | | | | |
| | | | | | | | | | | | | | | | | |
| | | | | | | | | | | | | | | | | |
| | | | | | | | | | | | | | | | | |
| | | | | | | | | | | | | | | | | |
| | | | | | | | | | | | | | | | | |
| TOTAL's | 118 | 128 | 69 | 69 | 46 | 55 | 72 | 88 | 22 | 38 | 49 | 38 | - | 78 | 512 | 75-74 |

Comments:

LCHS J.V. vs SPVA @ Oshkosh

| Name | TD | TDL | RW | RL | EW | EL | NEW | NFL | DW | DL | P | PL | Draw | Team Points | Total Pts | |
|---|---|---|---|---|---|---|---|---|---|---|---|---|---|---|---|---|
| Tony Weiss | 1 | 1 | 2 | 1 | - | 1 | - | - | - | - | - | 1 | 1 | 2 | - | 0-1-1 |
| Dave Oxford | 1 | 2 | 1 | 5 | 5 | 1 | - | 2 | - | 1 | - | 1 | - | - | - | 0-2 |
| Ben Buckley | - | 2 | - | - | - | - | - | - | - | - | - | 2 | - | - | - | 0-2 |
| | | | | | | | | | | | | | | | | |
| Totals | 2 | 5 | 3 | 6 | 5 | 2 | - | 2 | - | 1 | - | 4 | 1 | 2 | - | 0-5-1 |
| | | | | | | | | | | | | | | | | |
| | | | | | | | | | | | | | | | | |
| | | | | | | | | | | | | | | | | |
| | | | Season Totals - | | | | | | | | | | | | | |
| | | | | | | | | | | | | | | | | |
| Tony Weiss | 2 | 7 | 9 | 9 | 1 | 1 | 3 | 3 | - | 1 | 1 | 4 | 1 | 2 | 8 | 1-6-1 |
| Dave Oxford | 4 | 4 | 2 | 7 | 5 | 2 | - | 3 | - | 1 | 1 | 3 | - | - | 6 | 1-4 |
| Craig Loeffler | 6 | 4 | 1 | 1 | - | 2 | 1 | 5 | - | - | 2 | 4 | - | - | 12 | 2-4 |
| Ben Buckley | - | 8 | - | - | - | - | - | - | - | - | - | 8 | - | - | 0 | 0-8 |
| | | | | | | | | | | | | | | | | |
| | | | | | | | | | | | | | | | | |
| | | | | | | | | | | | | | | | | |
| | | | | | | | | | | | | | | | | |
| | | | | | | | | | | | | | | | | |
| | | | | | | | | | | | | | | | | |
| | | | | | | | | | | | | | | | | |
| | | | | | | | | | | | | | | | | |
| | | | | | | | | | | | | | | | | |
| Totals | 12 | 23 | 12 | 17 | 6 | 5 | 4 | 11 | - | 2 | 4 | 19 | 1 | 2 | 26 | 4-22-1 |

Comments:

## 167 lb class

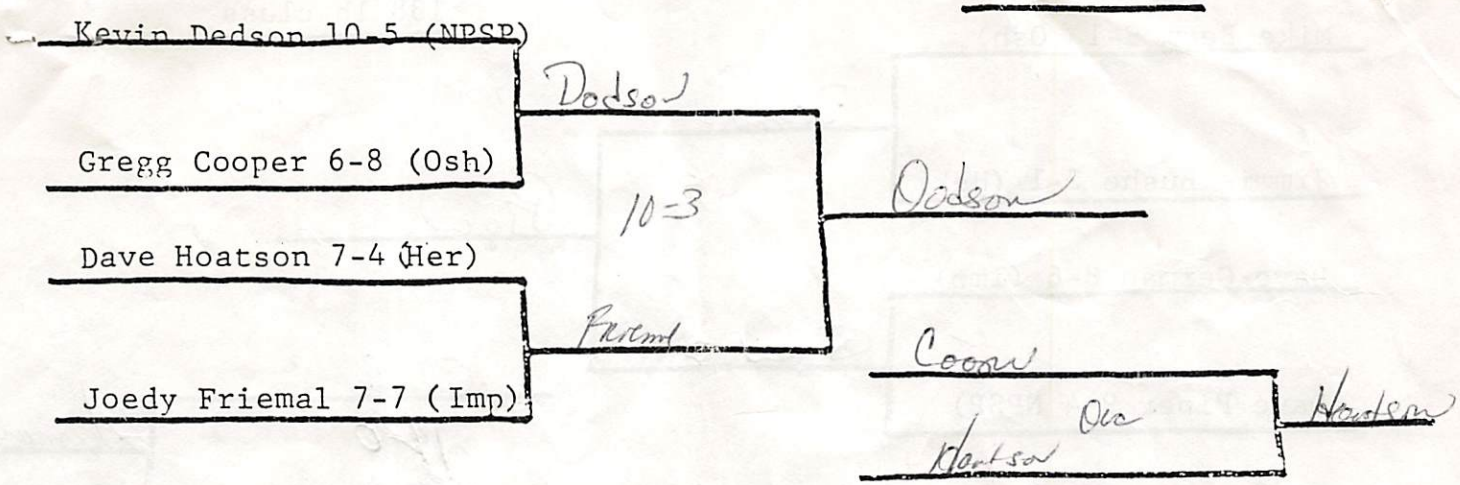


## 185 lb class

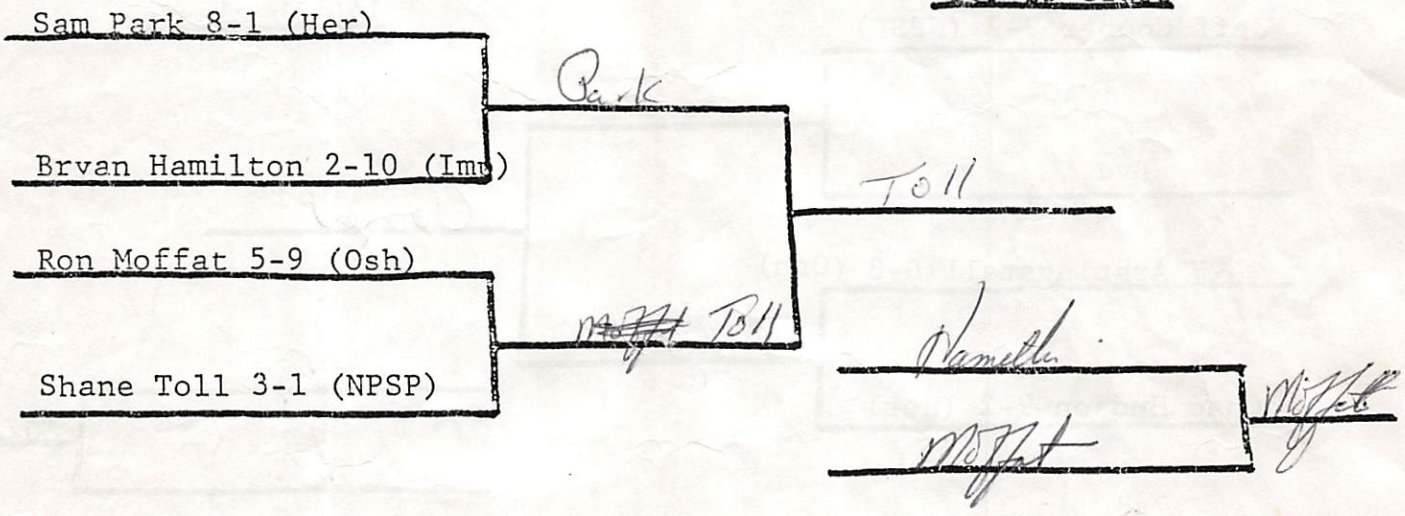


## HWT class

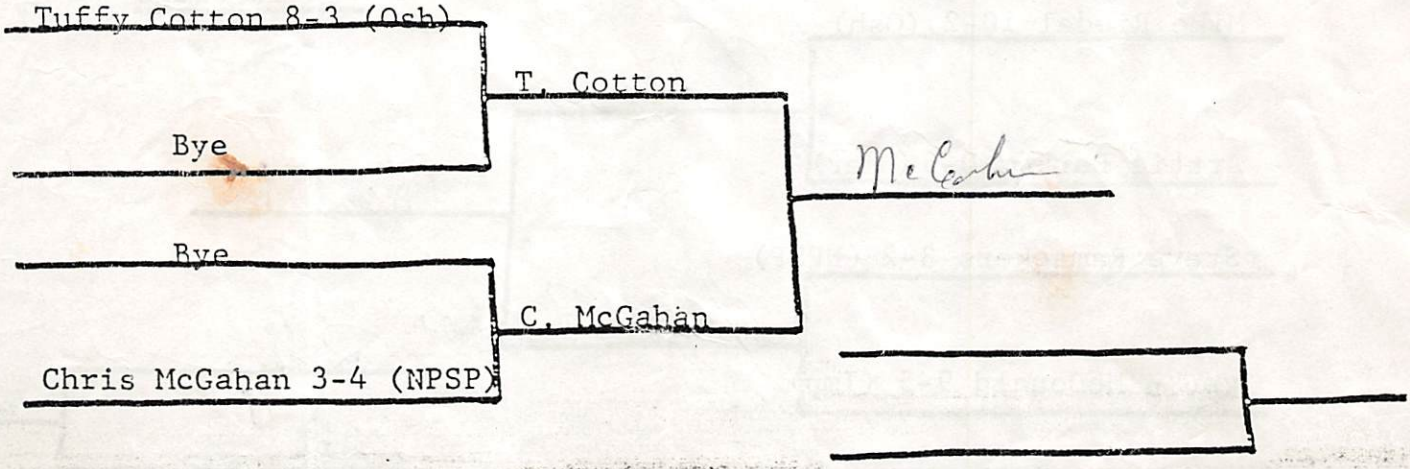

## 138 lb class




## 145 lb class

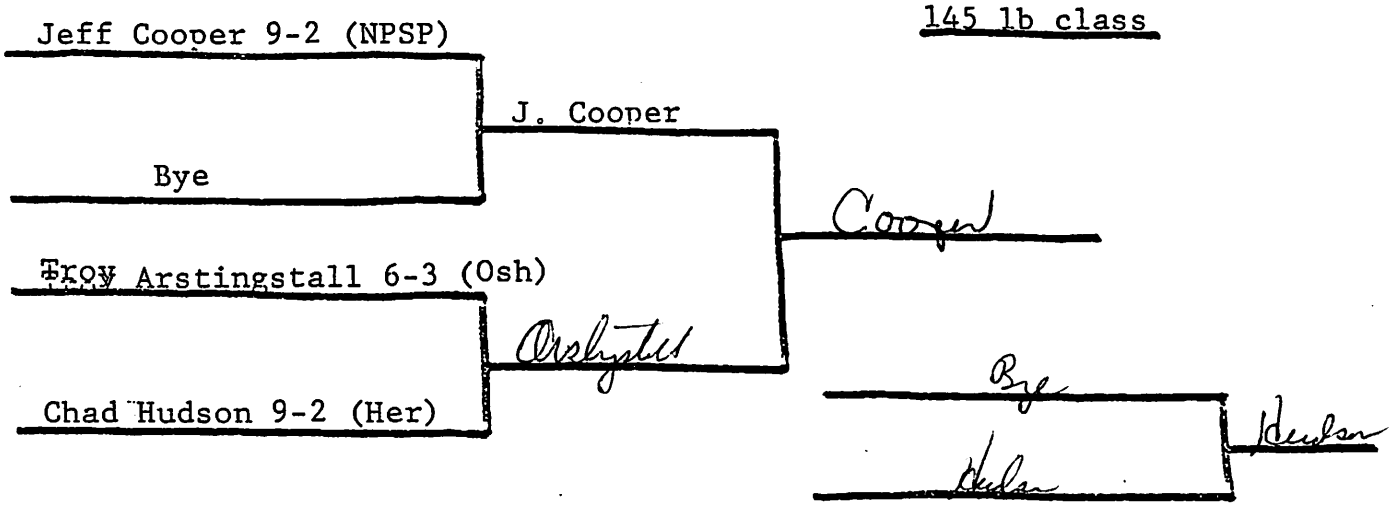


## 155 lb class

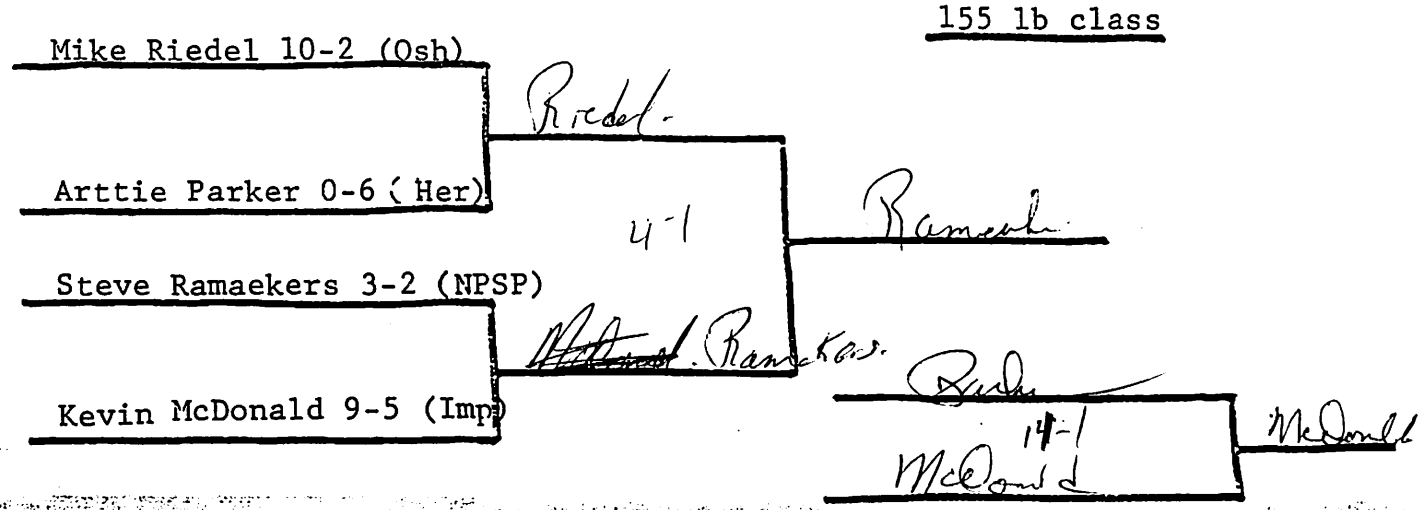

## 119 lb class

Craig Vincent 8-1 (Osh)

Russell Thompson 1-7 (Her)

10-7

John Wiemers 5-3 (NPSP)

Steve Silvester 5-3 (Imp)

## 126 lb class

Boomer Nida 6-1 (NPSP)

Mitch Grace 2-8 (Osh)

Jason Walters 5-5 (Her)

John Pankonin 9-4 (Imp)

## 132 lb class

Steve Folckert 8-3 (NPSP)

Andy Butrick 4-6 (her)

1-0

Todd Phelps 6-6 (Imp)

Mark Riedel 5-3 (Osh)

4-3

98 lb class

Jarid Childers 6-2 (her)

Childers kdw

Rusty Kans 0-9 (Osh.)

Childers

Bye

K Rowley

Kell Rowley 5-3 (Imp)

Kaps

Kaps-3.

Bye

105 lb class

Choan Liewer 6-4 (Her)

C.oewer

Bye

Derra

15-7

Chris Schmid 6-5 (Osh)

Derra

Bye

Schmidt

Trov Derra 3-2 ( NPSP)

112 lb class

Eric Lookabill 8-1 (NPSP)

Lookabill

Scott Plog 6-6 ( Osh)

LocKab.ll.

Pat Beran 6-6 ( Imp)

McClellen

Plog

Beran

Bobby McClellen 6-2 (Her)

Beran

128.5
93
78 + 6
58 + 5

| | 98 | 105 | 11[illegible] | [illegible] | 126 | 132 | 138 | 145 | 155 | 167 | 185 | Hatt |
|---|---|---|---|---|---|---|---|---|---|---|---|---|
| SP. | – | 14/14 | 14/24 | 6 | 14/50 | 12/52 | 12/64 | 10/74 | 12/86 | 14/100 | 14/114 | 10/24 |
| Osh | 4/4 | 4/8 | 4/12 | 14/26 | 4/30 | 13/43 | 14/57 | 14/71 | 14/85 | 4/89 | 4/93 | 10/103 |
| Hew | 14/14 | 10/24 | 12/36 | 4/40 | 4/44 | 4/48 | 4/52 | 4/56 | 4/60 | 4/64 | 14/78 | |
| Imp | 10/10 | 0/10 | 4/14 | 4/18 | 12/30 | 4/34 | 4/38 | — | 4/42 | 12/54 | 4/58 | |

Hatt – 190
Osh/Hash – 118
Hershey – 95
Imperial – 78

# IRISH INVITATIONAL 1987

Welcome to the 1987 Irish Invitational Wrestling Tournament! We are most pleased to be the host, for the 13th year, to these fine wrestlers, coaches, fans and the schools they represent.

Republican Valley returns to defend the crown they earned last winter--but this years competition may very well be the most balanced field of challengers ever seen at this meet. Bertrand, Oshkosh and Cambridge have had good years thus far, and first time participant Imperial has perhaps their best team in a number of years. Mullen has consistently been in the top two or three at each meet this year, while the host Irish seem to always fare well on their home mats. Additionally, Cozad and North Platte High send a number of quality wrestlers to this gathering to strengthen an already strong field.

Three State Champions, numerous state qualifiers, and seven defending Irish Invite champs are back--so wrestling fans should really see some great action! Enjoy!

## PAST CHAMPIONS AND RUNNERS-UP

| | Champion | Runner-up |
|---|---|---|
| 1986 | Republican Valley | St. Patrick |
| 1985 | Mullen | St. Patrick |
| 1984 | Mullen | St. Patrick |
| 1983 | St. Patrick | Bertrand |
| 1982 | Mullen | St. Patrick |
| 1981 | Republican Valley | St. Patrick |
| 1980 | St. Patrick | Cozad JV |
| 1979 | Mullen | St. Patrick |
| 1978 | St. Patrick | Mullen/Cozad JV (tie) |
| 1977 | Cozad JV | St. Patrick |
| 1976 | Mitchell | St. Patrick |
| 1975 | Mullen | St. Patrick |

## 1987 TEAMS AND COACHES

| | |
|---|---|
| Bertrand | Frank Marsh |
| Cambridge | Dennis Wahlmeier |
| Cozad JV | Jim Bonesteel |
| Imperial | Rabbi Vernon Phelps |
| Mullen | Dan Brost |
| North Platte JV | Duane Skiles |
| Oshkosh | Ron Klemke |
| Republican Valley | Tom Perlinski |
| St. Patrick | Terry Schmit, Lee Miller |
| | Lee Miller |

12-11
18-13

| | | | |
|---|---|---|---|
| St Pats | 114½ | 132 | 154 |
| Mullen | 85 | 110 | 126 |
| Repv | 83 | 104 | 121 |
| Osh | 71 | 78 | 84 |
| Card | 60½ | 67½ | 73½ |
| Bert | 57½ | 71½ | 87 |
| Imp | 22½ | 53½ | 64½ |
| Cozad JV | 17 | 37½ | 42½ |
| | 6.5 | 20½ | 27 |

6
6
3
6
3
6 6
6
6
6
6
6 6
6/13 6/3

## CHAMPIONS BRACKET 98 LBS. CLASS

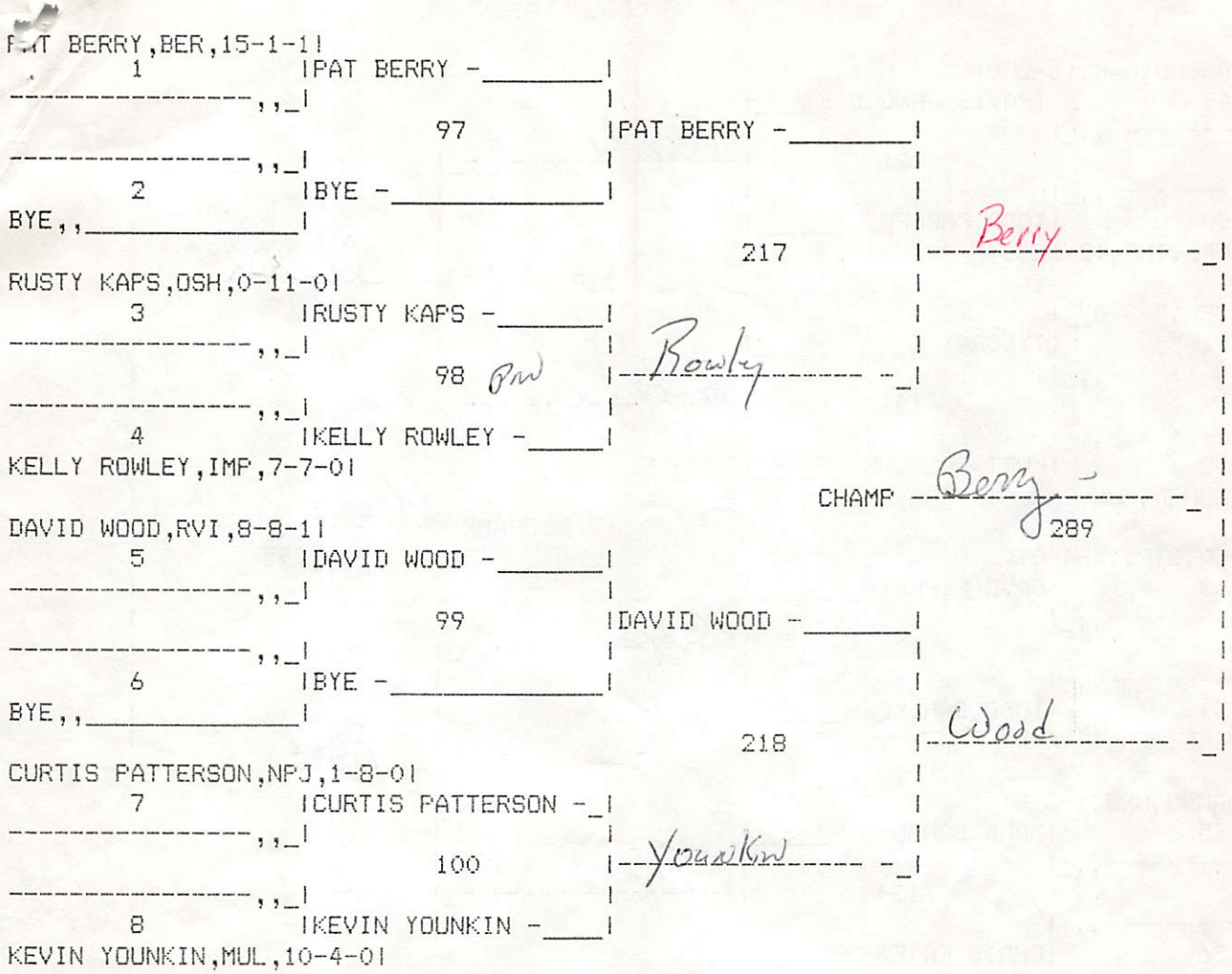


## CONSOLATION BRACKET 98 LBS. CLASS

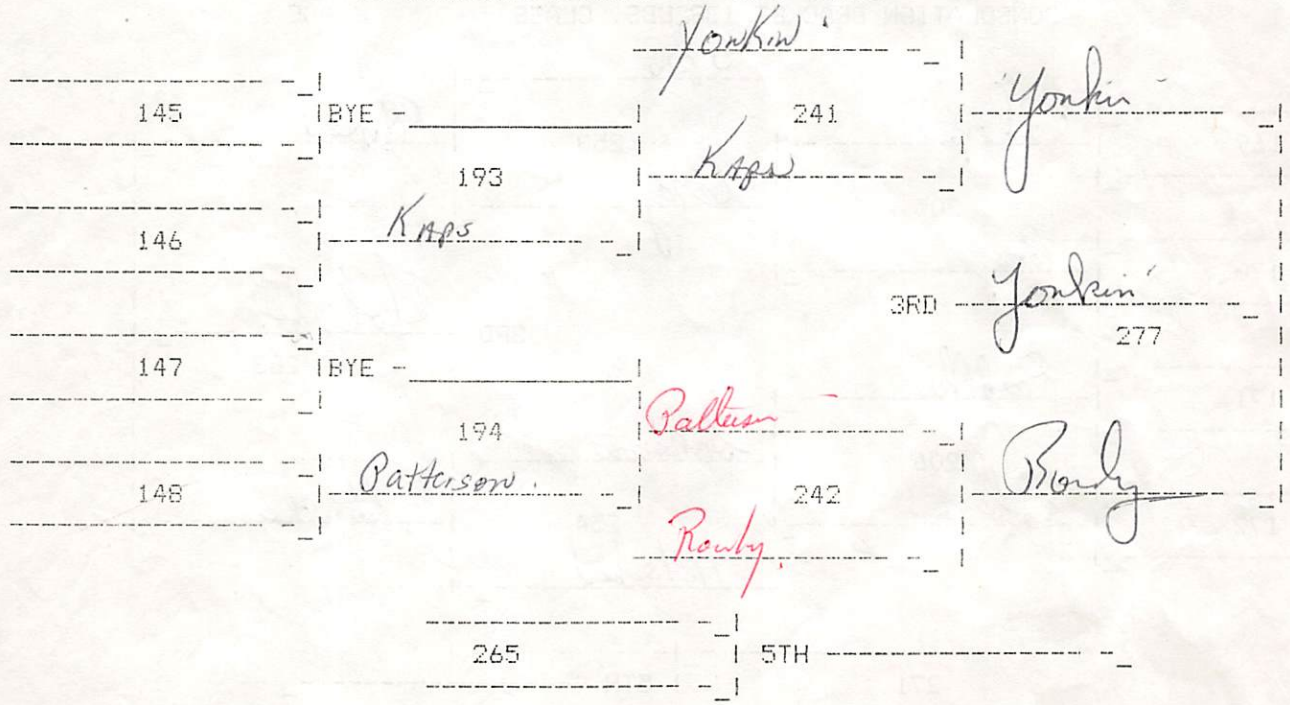

IRISH INVITE

## CHAMPIONS BRACKET 138 LBS. CLASS

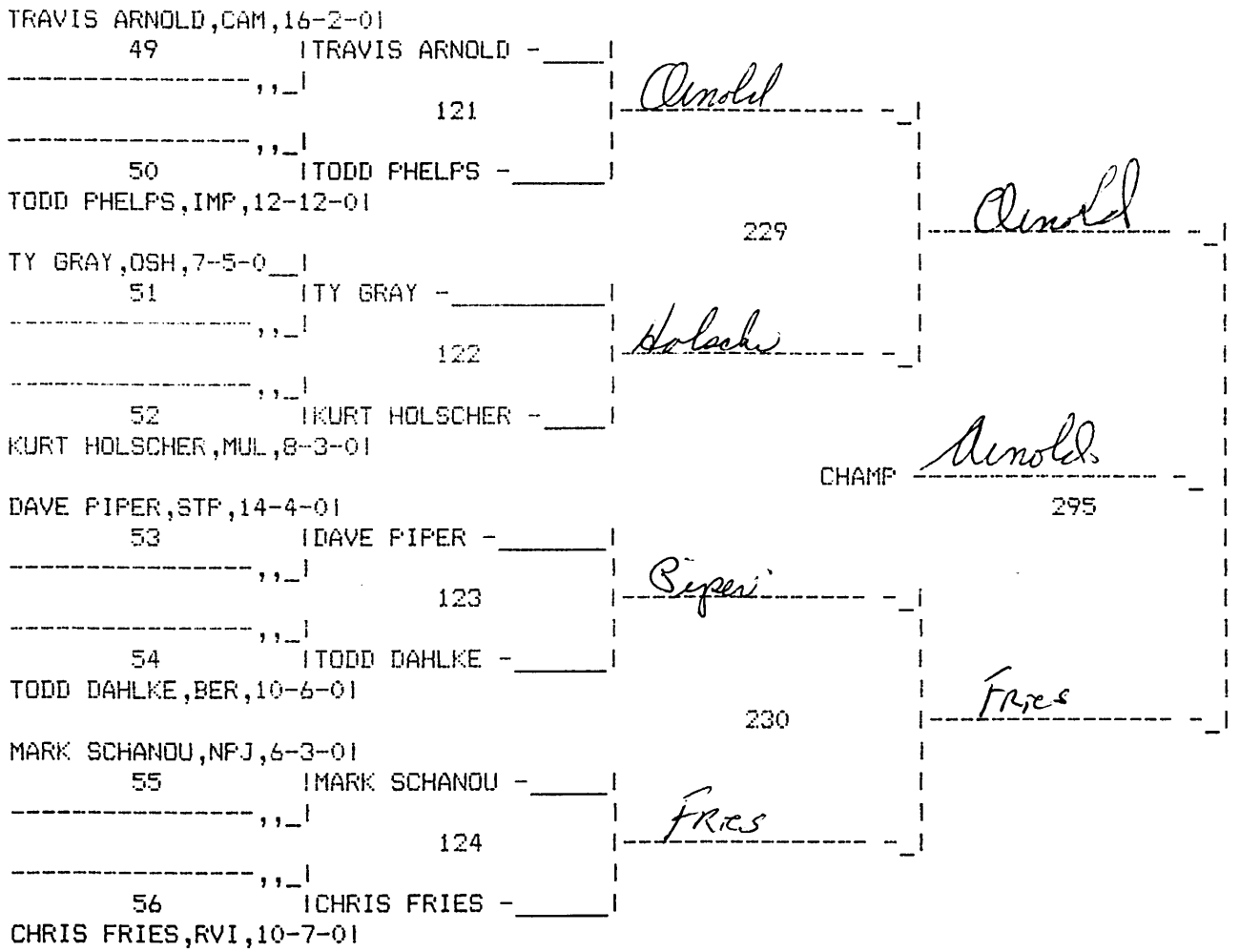


## CONSOLATION BRACKET 138 LBS. CLASS

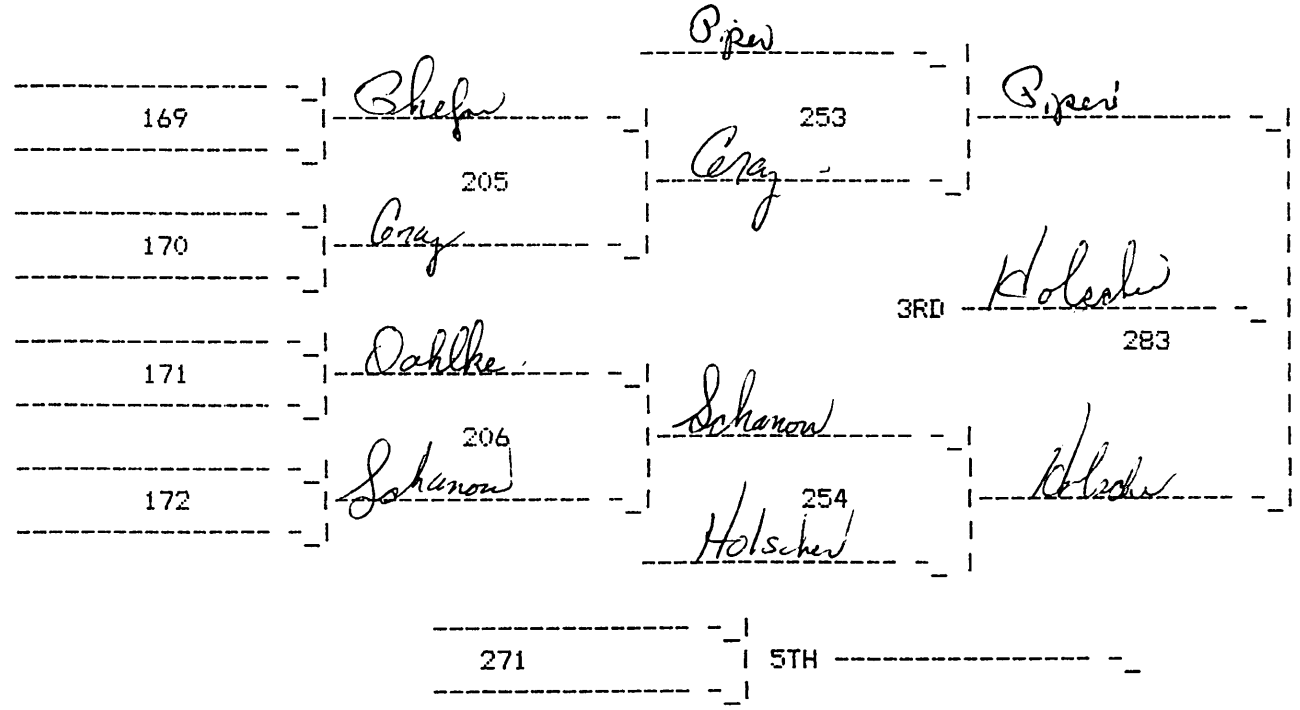

# IRISH INVITE

## CHAMPIONS BRACKET 105 LBS. CLASS

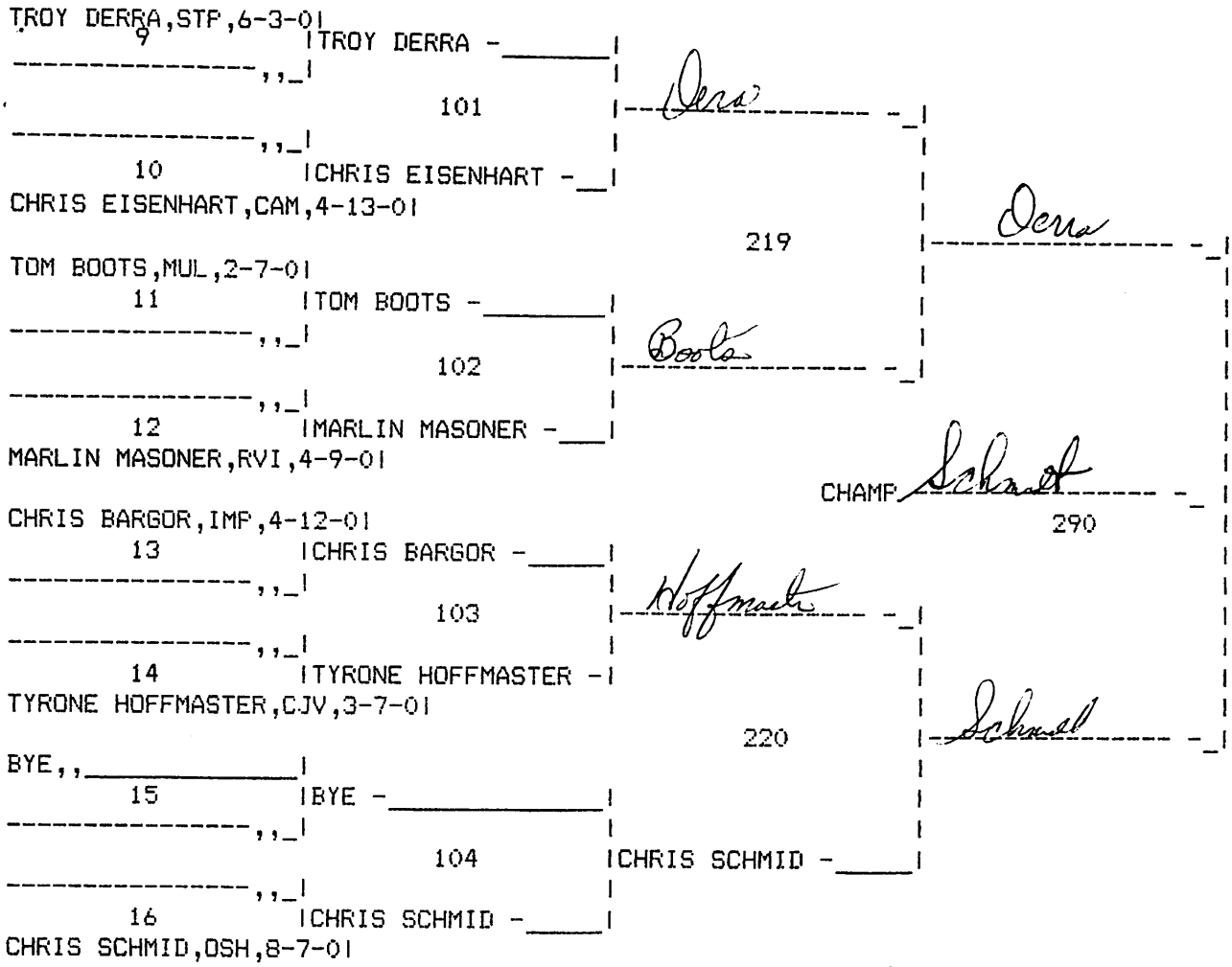


## CONSOLATION BRACKET 105 LBS. CLASS

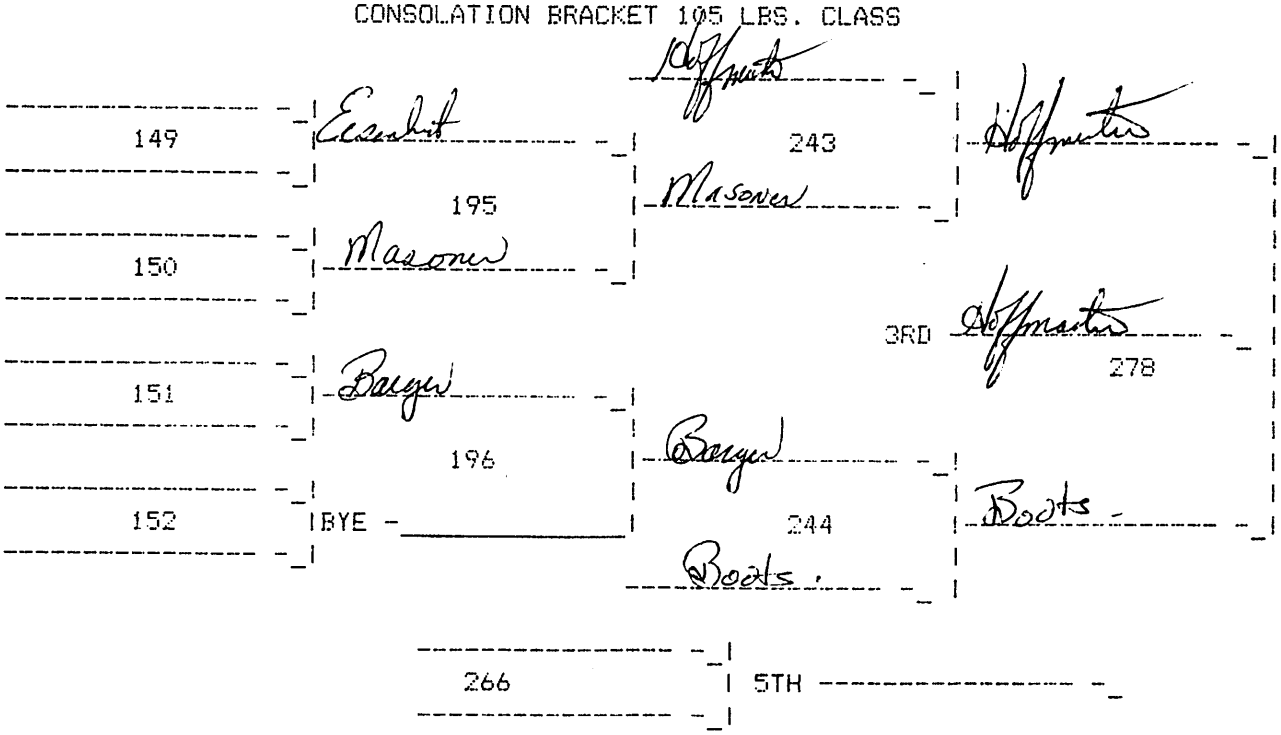

IRISH INVITE

## CHAMPIONS BRACKET 145 LBS. CLASS

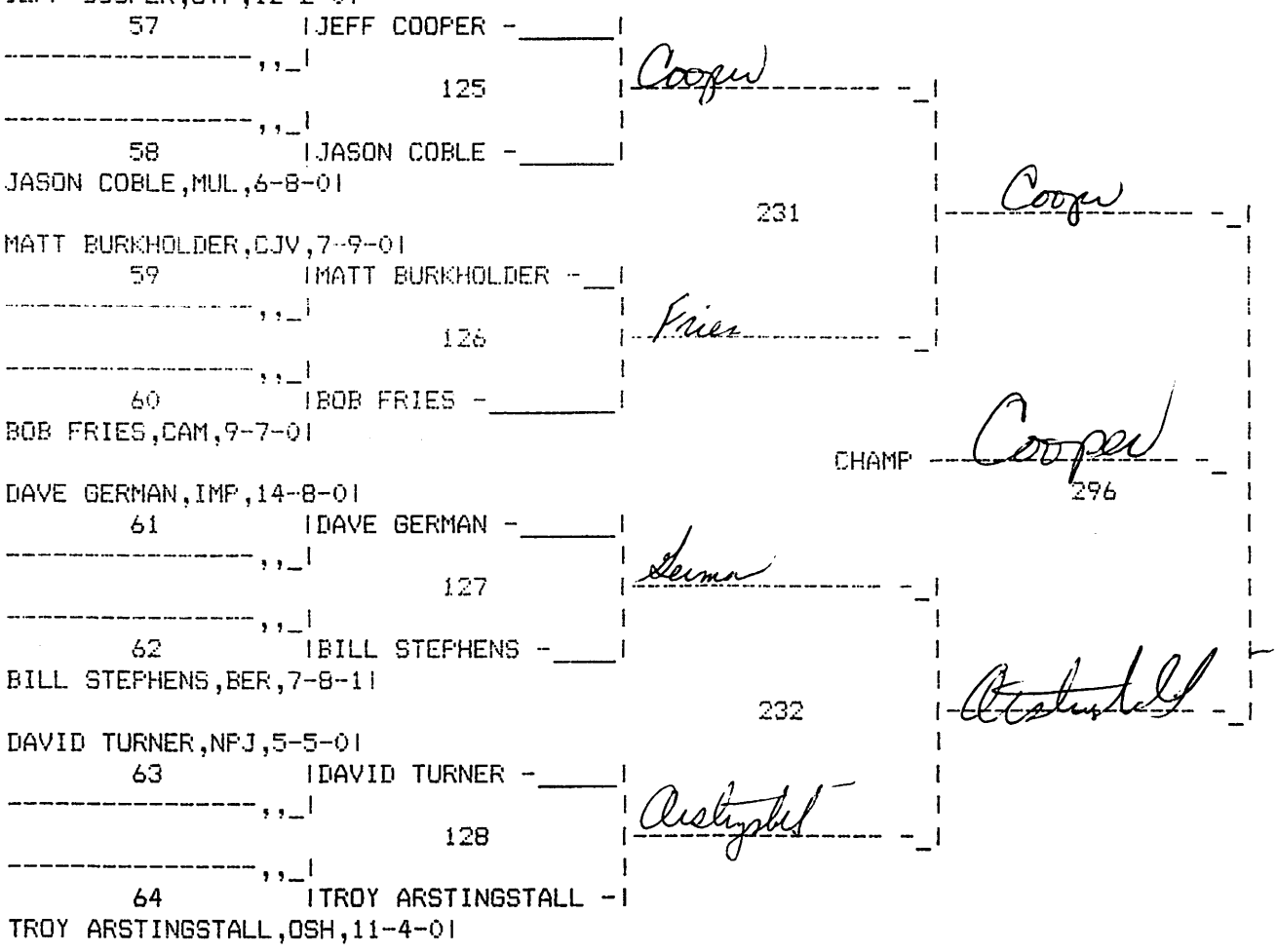


## CONSOLATION BRACKET 145 LBS. CLASS




272 5TH

IRISH INVITE

## CHAMPIONS BRACKET 112 LBS. CLASS

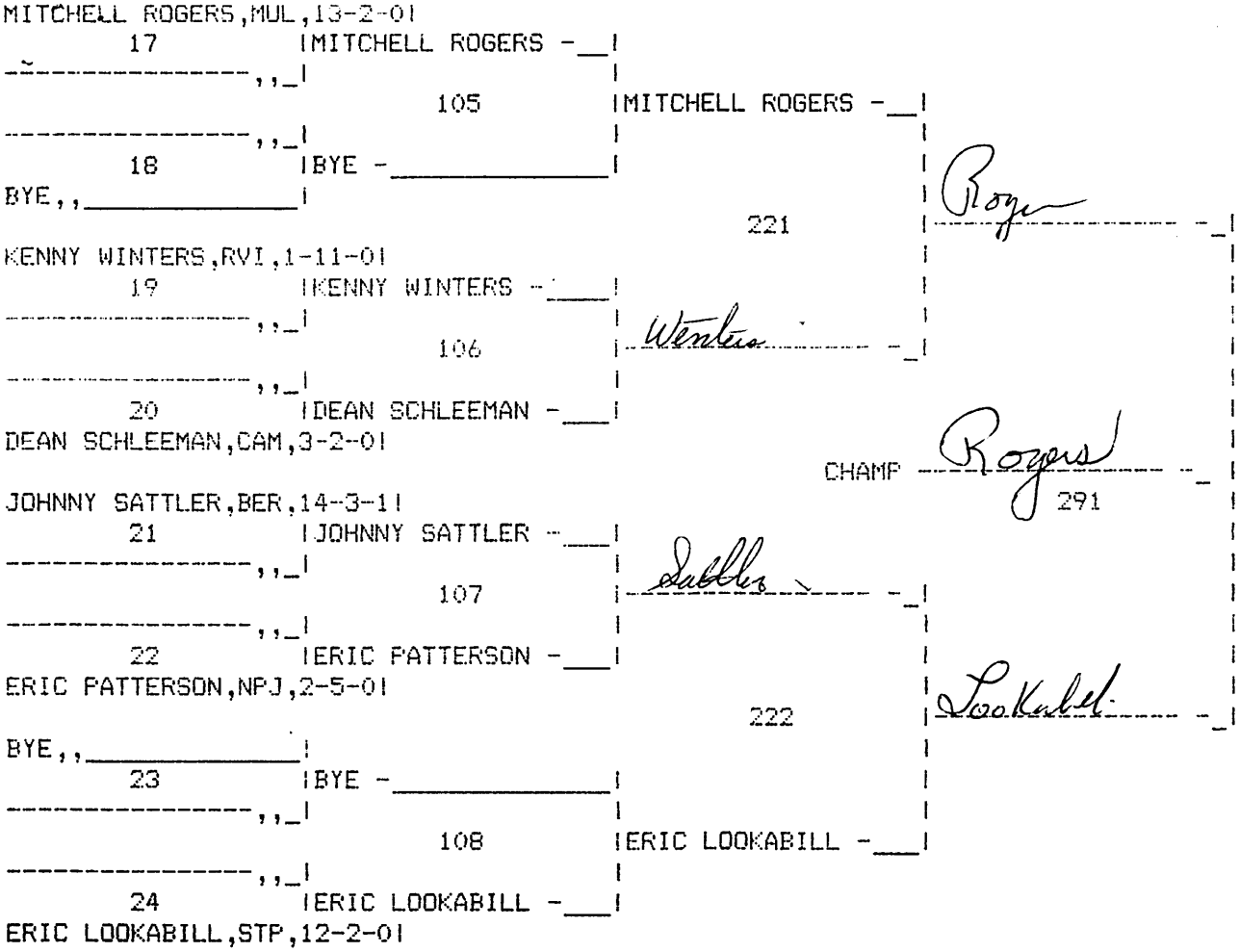


## CONSOLATION BRACKET 112 LBS. CLASS

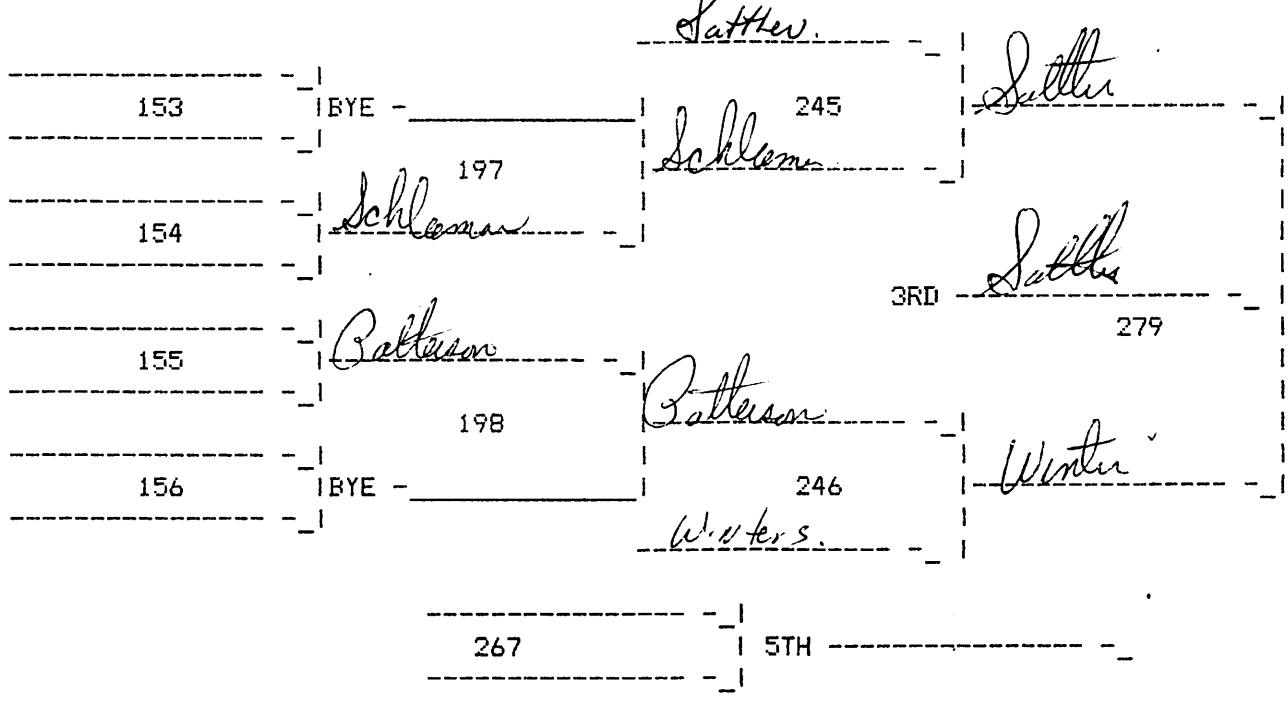

IRISH INVITE

CHAMPIONS BRACKET 155 LBS. CLASS

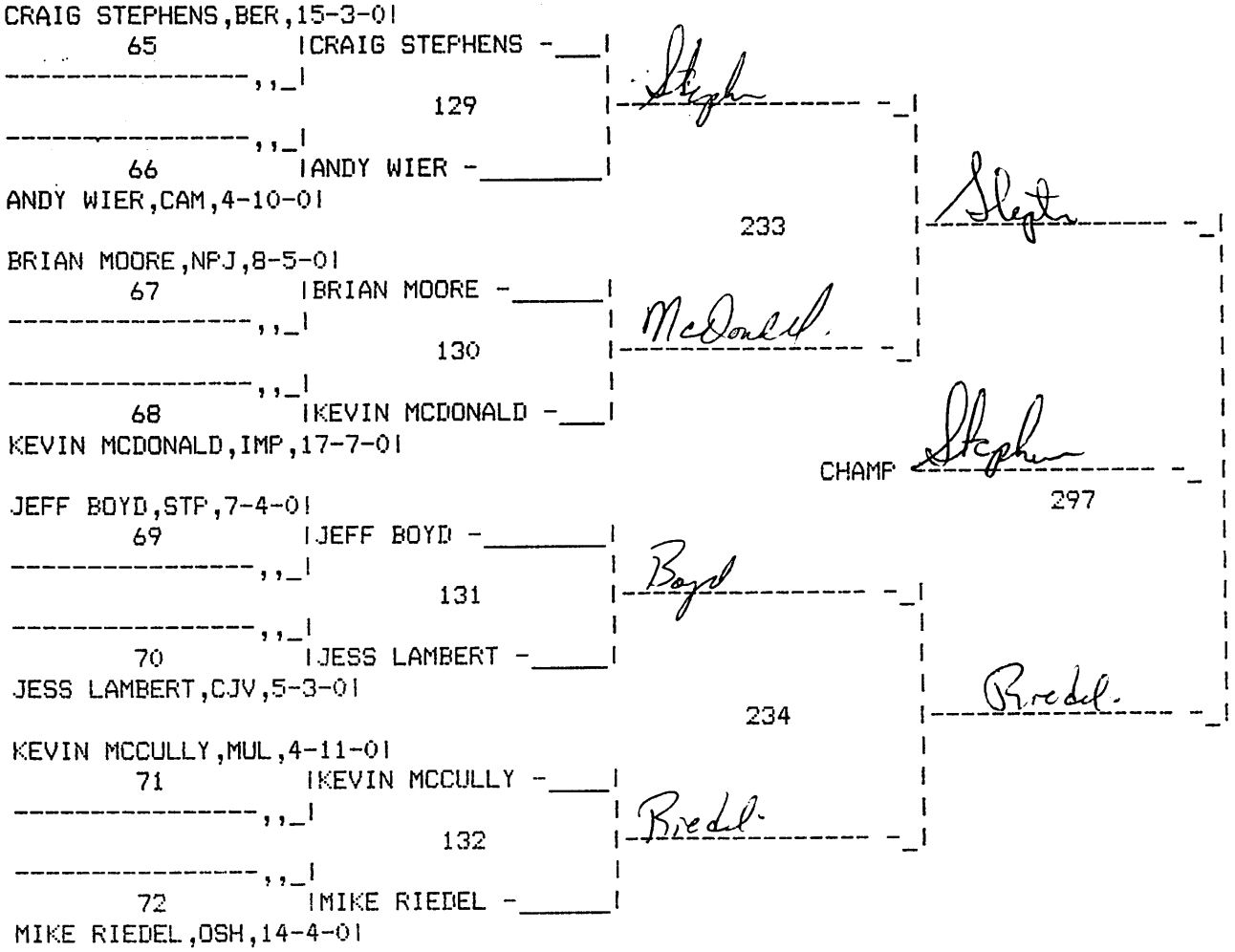


CONSOLATION BRACKET 155 LBS. CLASS



# IRISH INVITE

## CHAMPIONS BRACKET 119 LBS. CLASS

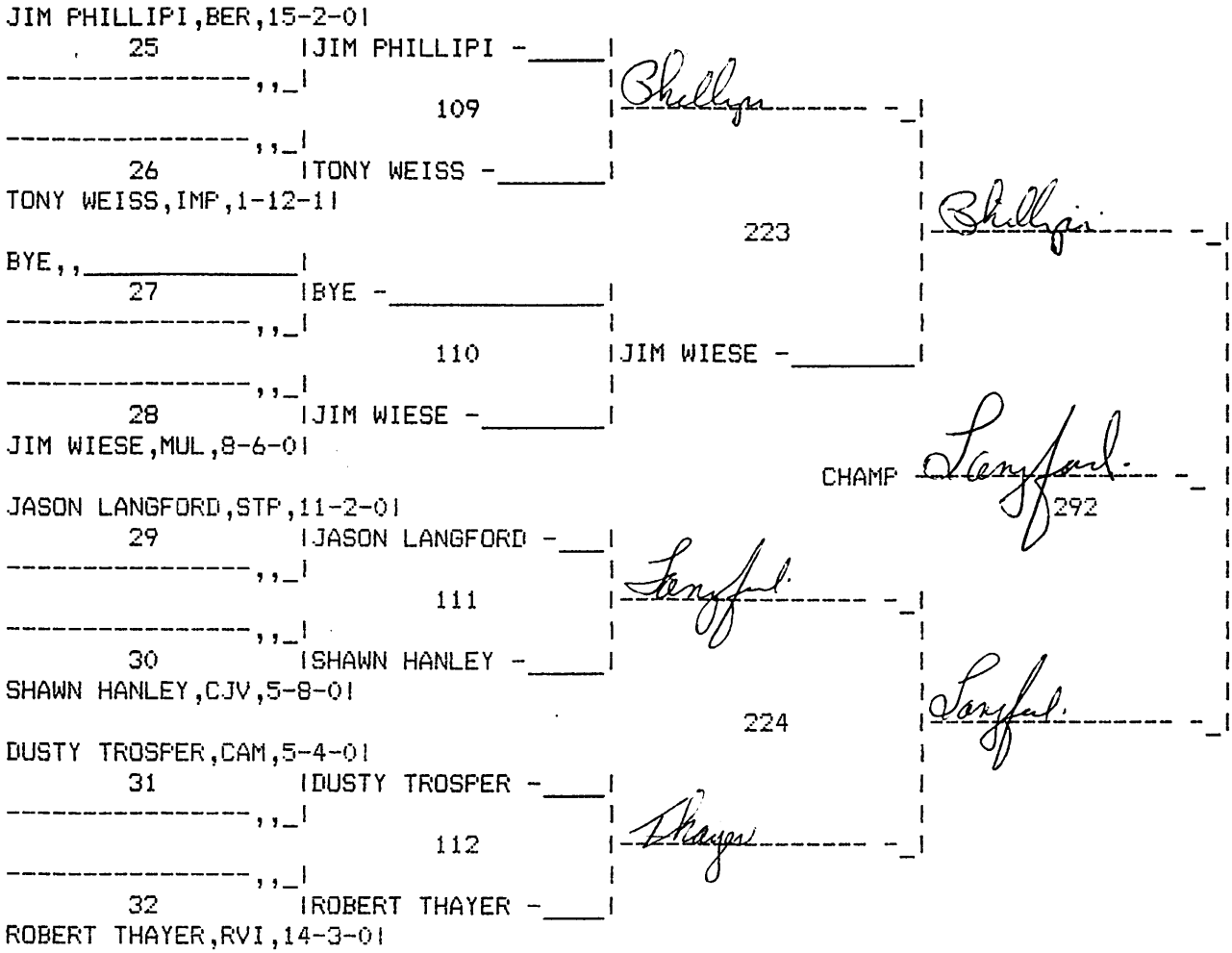


## CONSOLATION BRACKET 119 LBS. CLASS

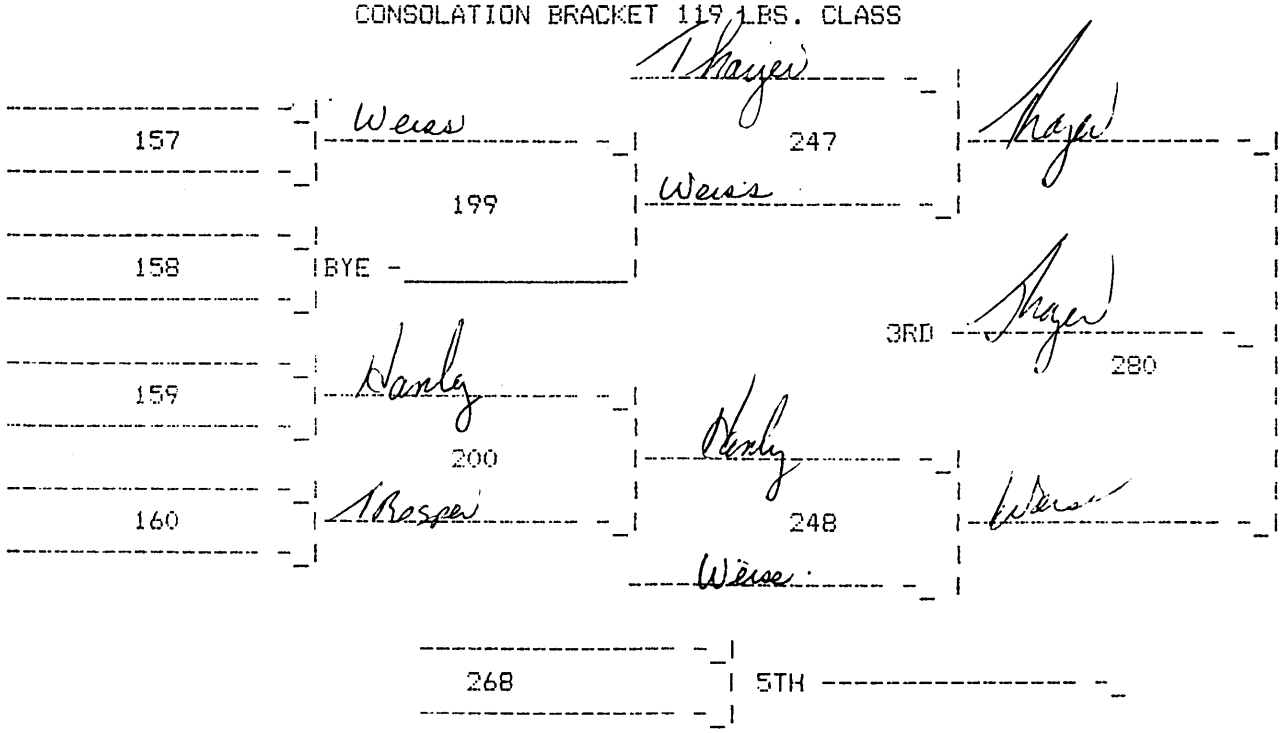

IRISH INVITE

CHAMPIONS BRACKET 167 LBS. CLASS

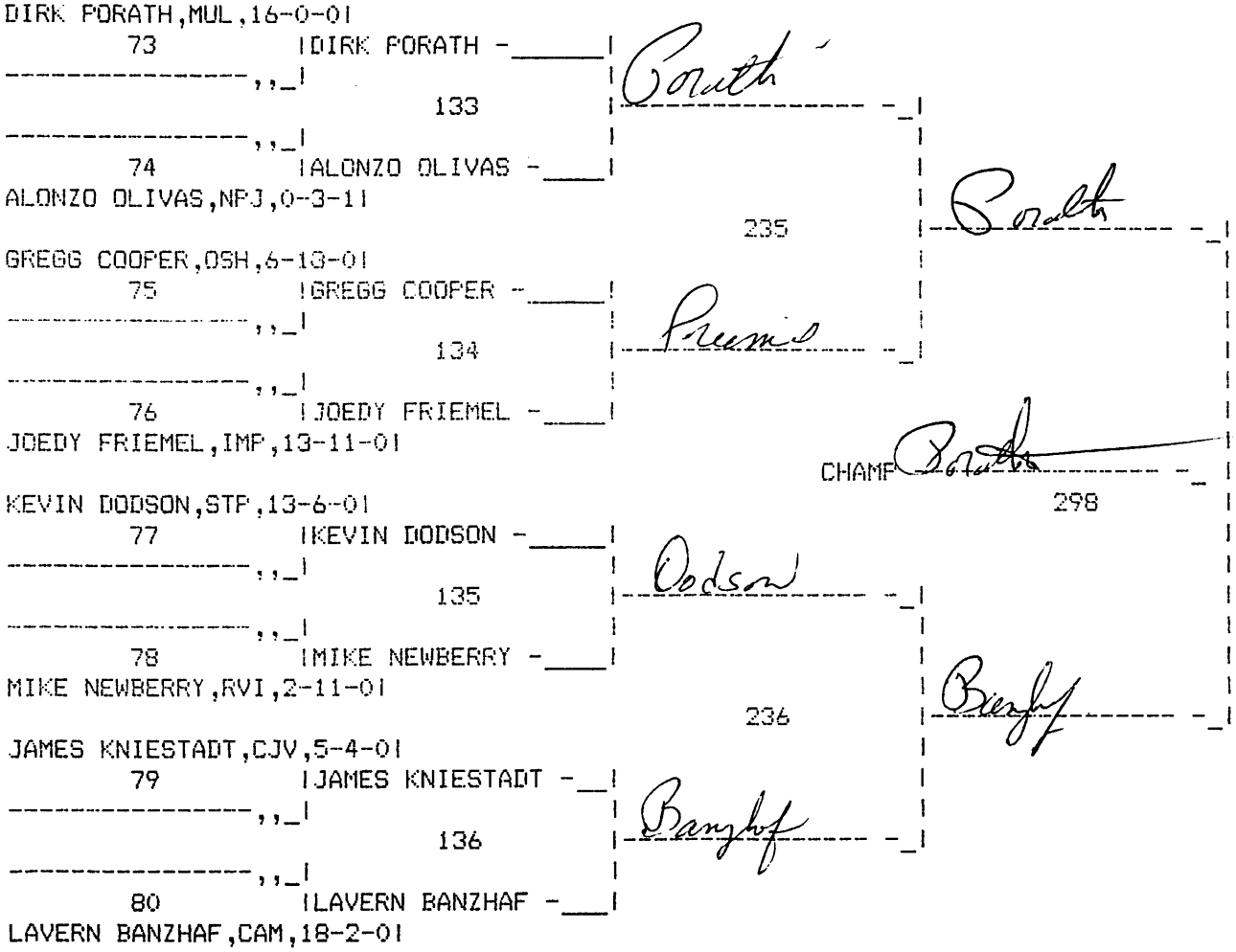


CONSOLATION BRACKET 167 LBS. CLASS



# IRISH INVITE

## CHAMPIONS BRACKET 126 LBS. CLASS

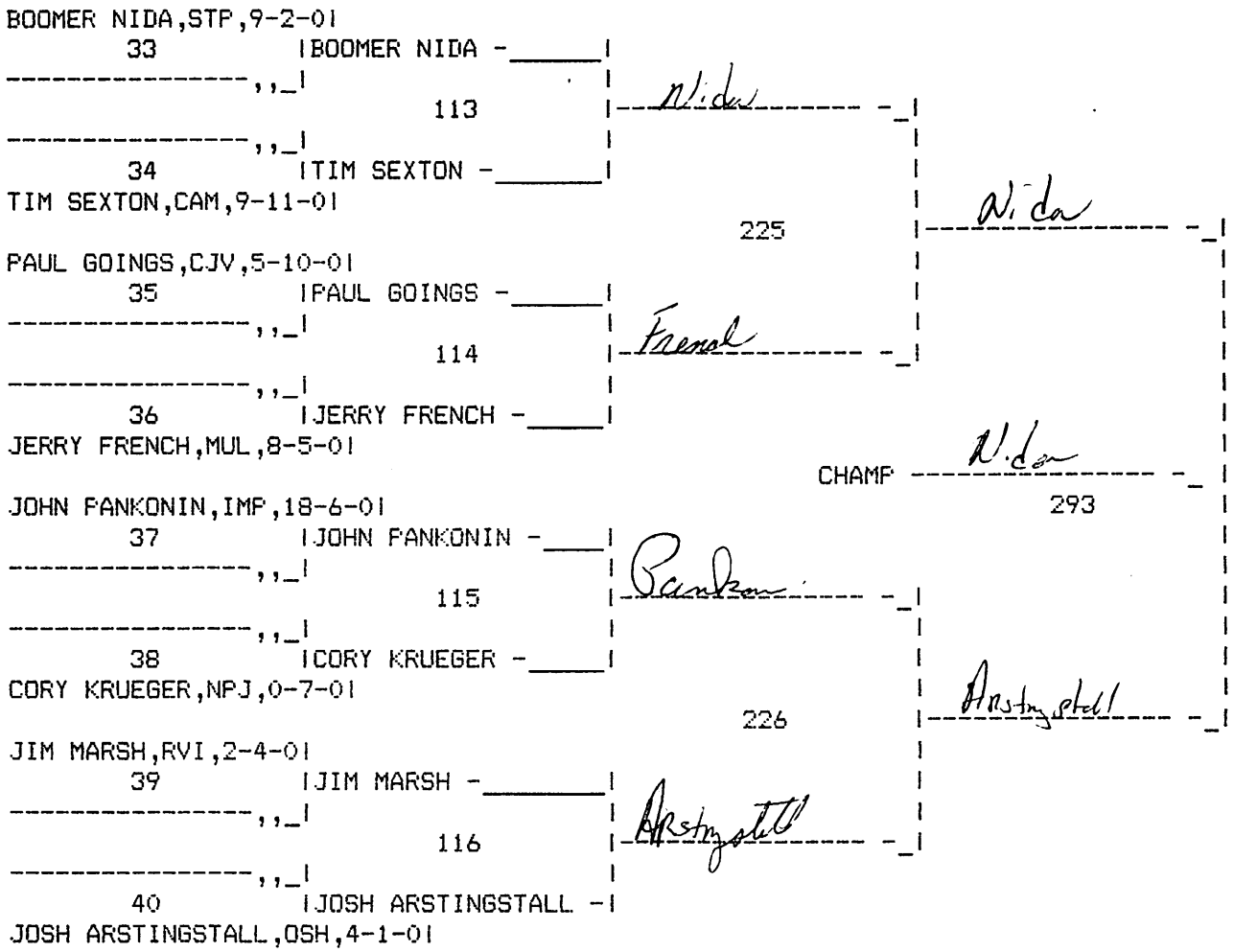


## CONSOLATION BRACKET 126 LBS. CLASS



IRISH INVITE

CHAMPIONS BRACKET 185 LBS. CLASS

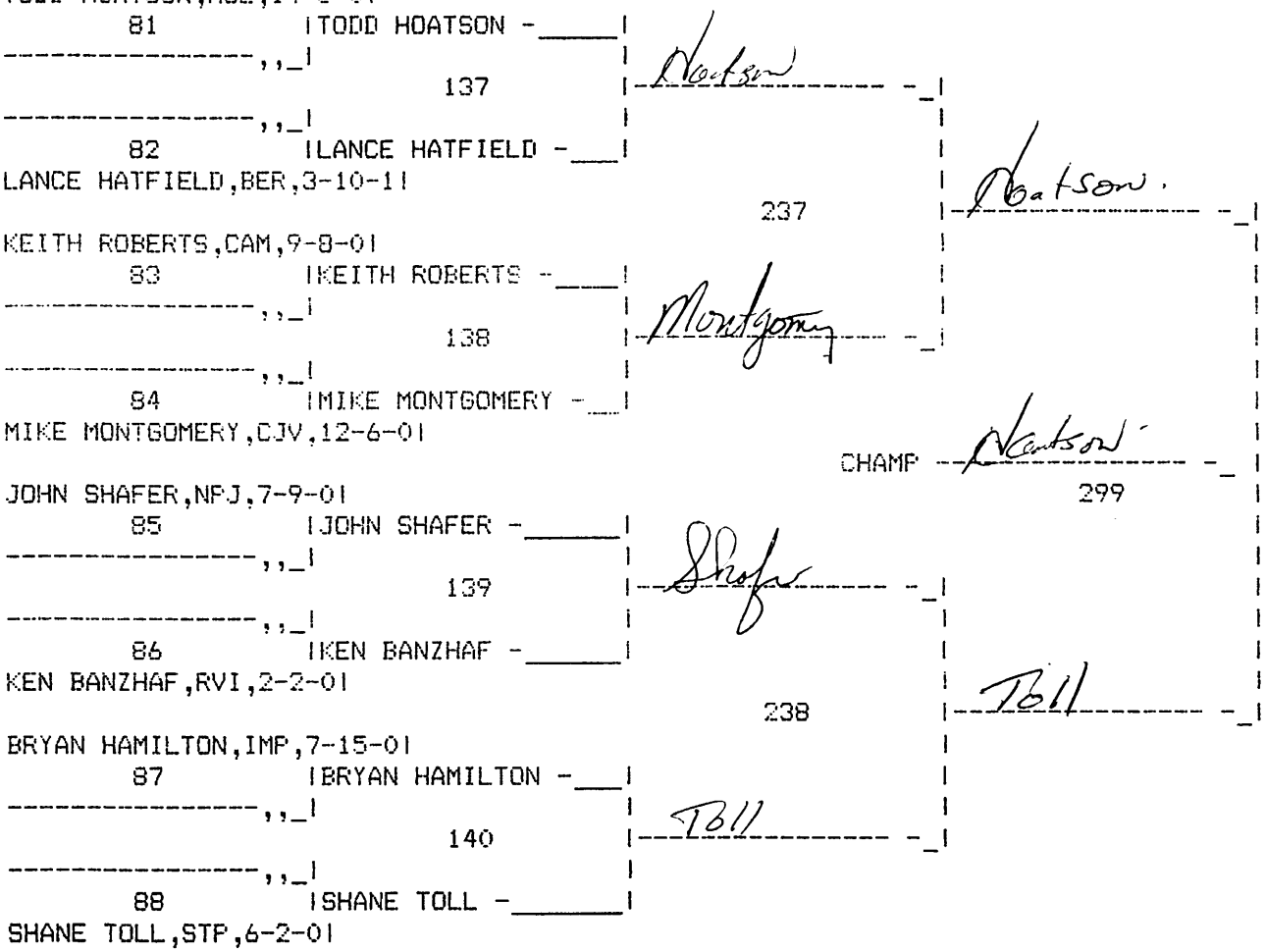


CONSOLATION BRACKET 185 LBS. CLASS




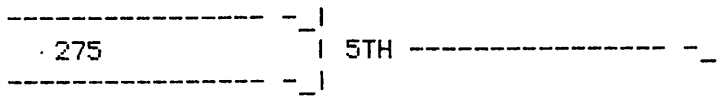

# IRISH INVITE

## CHAMPIONS BRACKET 132 LBS. CLASS

AARON VANDEGRIFT,RVI,17-0-01

41 AARON VANDEGRIFT

117

42 JASON MCCOY

JASON MCCOY,CJV,6-13-11

MARK RIEDEL ,OSH,10-4-01

43 MARK RIEDEL

118

44 JASON MCNAIR

JASON MCNAIR,IMP,14-7-01

STEVE FOLCHERT,STP,12-4-01

45 STEVE FOLCHERT

119

46 SEAN HAGAN

SEAN HAGAN,BER,9-8-01

DAVID COX,MUL,9-12-01

47 DAVID COX

120

48 VIRGIL BANZHAF

VIRGIL BANZHAF,CAM,16-2-01

227

228

CHAMP 294

## CONSOLATION BRACKET 132 LBS. CLASS

165

166

167

168

203

204

251

252

3RD 282

270

5TH

IRISH INVITE

CHAMPIONS BRACKET UNL LBS. CLASS

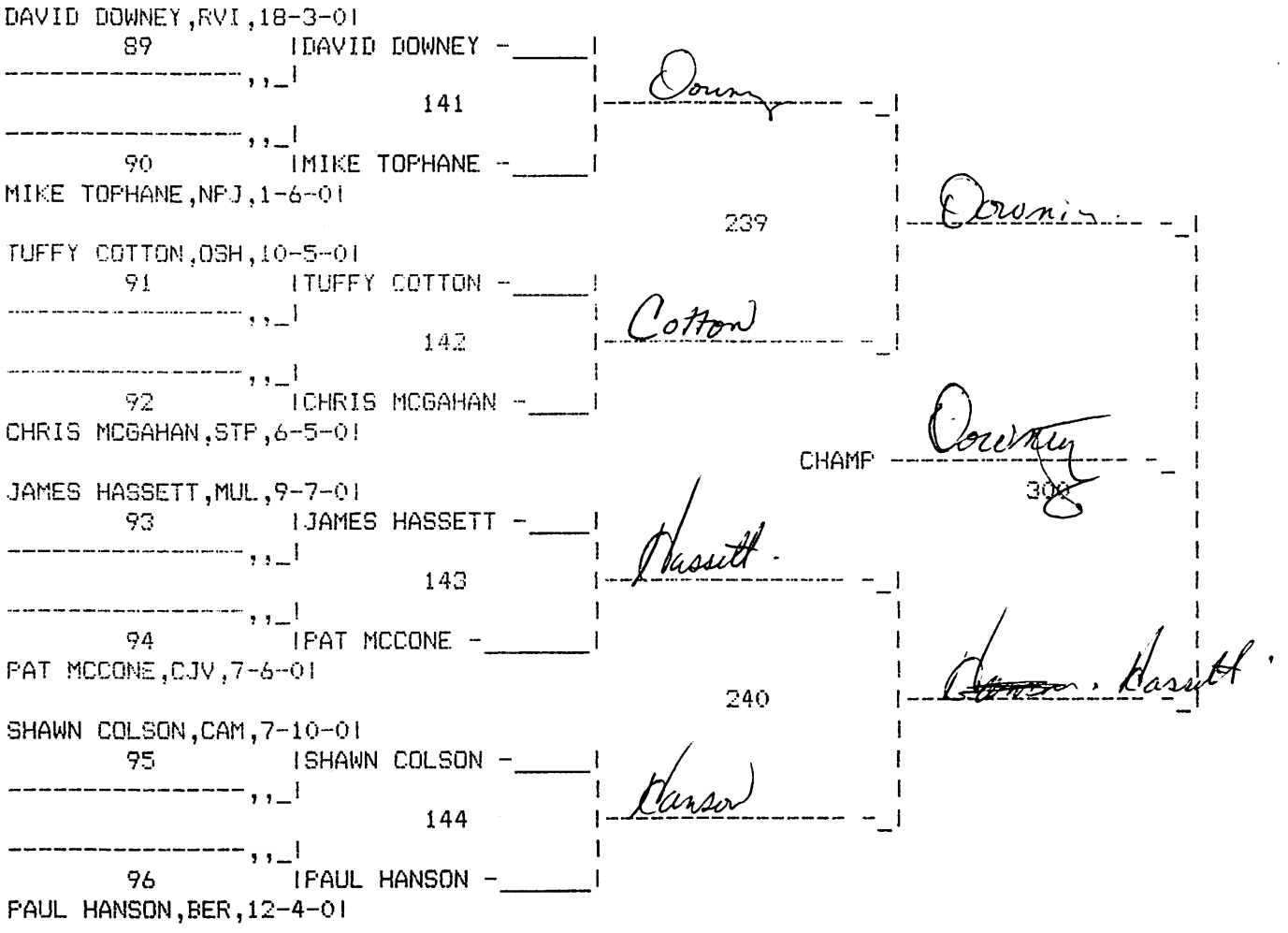


CONSOLATION BRACKET UNL/LBS. CLASS



CCHS _____ Vs Season totals Oshkosh Invit.
1-24-87

| Name | TD | TOL | RW | RL | EW | EL | NEW | NFL | DW | DL | P | PL | Draw | Team Points | Total Pts | |
|---|---|---|---|---|---|---|---|---|---|---|---|---|---|---|---|---|
| Kelly Rowley | 8 | 9 | 6 | 2 | 2 | 2 | 4 | 5 | 1 | 2 | 5 | 4 | - | 14 | 72 | 7-6 |
| Chris Barger | 2 | 17 | 3 | - | 1 | 1 | 1 | 7 | - | 2 | 3 | 10 | - | 4 | 32 | 4-12 |
| Pat Beran | 15 | 19 | 7 | 15 | 10 | 10 | 10 | 19 | 1 | 7 | 5 | 4 | - | 14 | 63 | 9-11 |
| Steve Silvester | 13 | 12 | 8 | 8 | 3 | 4 | 5 | 10 | 2 | 5 | 10 | - | - | 14 | 85 | 12-5 |
| Tony Weiss | 1 | 1 | - | 2 | - | - | - | - | - | 1 | - | 1 | - | - | - | 0-2 |
| John Pawkowski | 23 | 19 | 25 | 11 | 5 | 12 | 18 | 12 | 8 | 4 | 8 | 2 | - | 20½ | 109½ | 17-6 |
| Jason McNair | 25 | 17 | 10 | 10 | 14 | 11 | 17 | 19 | 1 | 6 | 12 | 1 | - | 11 | 103 | 13-7 |
| Todd Phelps | 15 | 25 | 11 | 15 | 12 | 11 | 15 | 16 | 8 | 7 | 2 | 3 | - | 7 | 47 | 10-10 |
| Dave Coleman | 19 | 15 | 6 | 10 | 7 | 4 | 20 | 11 | 5 | 8 | 8 | - | - | - | 71 | 13-8 |
| Craig Soeffker | 3 | 3 | 1 | - | 1 | 3 | 1 | 2 | 1 | - | - | 2 | - | 1 | 1 | 1-2 |
| Kevin McDonald | 31 | 11 | 8 | 12 | 10 | 15 | 19 | 7 | 3 | 4 | 12 | 3 | - | 16 | 102½ | 16-7 |
| Joedy Friemal | 21 | 18 | 4 | 7 | 13 | 7 | 5 | 9 | 4 | 5 | 8 | 6 | - | 16 | 76 | 12-11 |
| Bryan Hamilton | 7 | 16 | 4 | 8 | - | 1 | 2 | 15 | 1 | - | 3 | 13 | - | 12 | 32 | 5-13 |
| | | | | | | | | | | | | | | | | |
| | | | | | | | | | | | | | | | | |
| | | | | | | | | | | | | | | | | |
| | | | | | | | | | | | | | | | | |
| | | | | | | | | | | | | | | | | |
| | | | | | | | | | | | | | | | | |
| | | | | | | | | | | | | | | | | |
| | | | | | | | | | | | | | | | | |
| | | | | | | | | | | | | | | | | |
| | | | | | | | | | | | | | | | | |
| TOTAL's | 183 | 170 | 93 | 101 | 78 | 81 | 116 | 132 | 36 | 51 | 75 | 49 | - | 128 | 803 | 119-98 |

Comments:

LCHS 2nd vs OshKosh Invit
1-24-87

| Name | TD | TDL | RW | RL | EW | EL | NFW | NFL | DW | DL | P | PL | Draw | Team Points | Total Pts | |
|---|---|---|---|---|---|---|---|---|---|---|---|---|---|---|---|---|
| Kelly Rowley | 2 | 1 | 1 | 1 | 2 | – | – | 1 | – | 1 | 1 | – | – | 14 | 14 | 1-1 |
| Chris Barger | – | 2 | – | – | – | – | – | 1 | – | – | – | 2 | – | 4 | 4 | 0-2 |
| Pat Bergan | 1 | 2 | 2 | 3 | – | 1 | 2 | 4 | – | 1 | 1 | – | – | 14 | 14 | 1-1 |
| Steve Silvester | 3 | 1 | – | 2 | 1 | 1 | 1 | 3 | 1 | 1 | 2 | – | – | 14 | 14 | 3-1 |
| John Pankow | 4 | 1 | 3 | 2 | – | 3 | 4 | – | 2 | – | 1 | – | – | 20½ | 20½ | 3-0 |
| Jason McNair | 3 | 3 | 3 | 4 | 2 | – | 2 | 8 | – | 2 | 2 | – | – | 11 | 11 | 2-2 |
| Todd Phelps | 4 | 5 | 2 | 7 | 5 | 2 | 1 | 8 | 2 | 2 | – | – | – | 7 | 7 | 2-2 |
| Craig Loeffler | 3 | 3 | 1 | – | 1 | 3 | 1 | 2 | 1 | – | – | 2 | – | 1 | 1 | 1-2 |
| Kevin McDonald | 6 | 2 | – | 1 | 3 | 2 | 4 | 2 | 1 | 1 | 2 | – | – | 11 | 11 | 3-1 |
| Joedy Sremaniak | 3 | 3 | 1 | 2 | 4 | 1 | – | 1 | 1 | 1 | 1 | – | – | 16 | 16 | 2-1 |
| Bryan Hamilton | 3 | – | – | 2 | – | – | – | 2 | – | – | 2 | 1 | – | 12 | 12 | 2-1 |
| | | | | | | | | | | | | | | | | |
| | | | | | | | | | | | | | | | | |
| | | | | | | | | | | | | | | | | |
| | | | | | | | | | | | | | | | | |
| | | | | | | | | | | | | | | | | |
| | | | | | | | | | | | | | | | | |
| | | | | | | | | | | | | | | | | |
| | | | | | | | | | | | | | | | | |
| | | | | | | | | | | | | | | | | |
| | | | | | | | | | | | | | | | | |
| | | | | | | | | | | | | | | | | |
| | | | | | | | | | | | | | | | | |
| | | | | | | | | | | | | | | | | |
| TOTAL's | 32 | 23 | 13 | 24 | 18 | 13 | 15 | 32 | 8 | 9 | 12 | 5 | – | 128 | 128 | 20-14 |

Comments:

OshKosh – 170
Imperial – 127
Mitchell JV 126
Bridgeport 96
Alliance J.V. 67½
Hyannis 49
Harrisburg 30
Kimball J.V. 22½
OshKosh J.V. 4

| | | |

match Score on the South
Team Score on the North

Longhorns IMPERIAL VS McCOOK Bison

| | | | | |
|---|---|---|---|---|
| 98 lbs | Kelly Rowley | 9 | Ty Seng | 10 |
| 105 lbs | Chris Barger | 10 | ~~Dave~~ DAN Janssen | 10 |
| 112 lbs | Open | | Mike ~~Helle~~ HiLee | 12 |
| 119 lbs | ~~Steve Silvester~~ Tony Weiss | 9 | Brady Johnson | 10 |
| 126 lbs | John Pankonin | 10 | ~~Dan~~ Don Hileman | 10 |
| 132 lbs | Jason McNair | 10 | Troy Swartz | 12 |
| 138 lbs | Todd Phelps | 9 | Dave Lambert | 12 |
| 145 lbs | Dave German | 12 | Dan Grafton | 11 |
| 155 lbs | Kevin McDonald | 12 | Scott Meadows | 10 |
| 167 lbs | Joedy Friemal | 10 | Open | |
| 185 lbs | Bryan Hamilton | 10 | Karl Clark | 12 |
| Hwt | Open | | ~~Open~~ Jeff Held | 11 |
| Head Coach | Vern Phelps | | Head Coach Dave Gordon | |
| Asst Coach | Gary Patch | | Asst Coach Dan O'Brian | |

JV Wrestlers

| | | |
|---|---|---|
| Tony Weiss 119lbs | 10 | |
| Dave Oxford 138lbs | 10 | Greg Beaber Bickker |
| Craig Loeffler 145 lbs | 10 | Jeff Mays |
| Ben Buckley 167 lbs | 9 | |

michael William
Paul Gleason

We would like to thank all of you who supported our program this year by attending our home meets.

Remaining Schedule:

January 31 at North Platte St Pats Invitational 9:00 Mt

February 5 at Republican Valley Dual

February 13-14 Districts at Ogallala

February 19-20-21 State at Lincoln

LCHS _____ VS _____

| Name | TD | TOL | RW | RL | EW | EL | NEW | NFL | DW | DL | P | PL | Draw | Team Points | Total Pts |
|---|---|---|---|---|---|---|---|---|---|---|---|---|---|---|---|
| | | | | | | | | | | | | | | | |
| | | | | | | | | | | | | | | | |
| | | | | | | | | | | | | | | | |
| | | | | | | | | | | | | | | | |
| | | | | | | | | | | | | | | | |
| | | | | | | | | | | | | | | | |
| | | | | | | | | | | | | | | | |
| | | | | | | | | | | | | | | | |
| | | | | | | | | | | | | | | | |
| | | | | | | | | | | | | | | | |
| | | | | | | | | | | | | | | | |
| | | | | | | | | | | | | | | | |
| | | | | | | | | | | | | | | | |
| | | | | | | | | | | | | | | | |
| | | | | | | | | | | | | | | | |
| | | | | | | | | | | | | | | | |
| | | | | | | | | | | | | | | | |
| | | | | | | | | | | | | | | | |
| | | | | | | | | | | | | | | | |
| | | | | | | | | | | | | | | | |
| | | | | | | | | | | | | | | | |
| | | | | | | | | | | | | | | | |
| TOTAL's | | | | | | | | | | | | | | | |

Comments:

CCHs _____ Vs Season Total Match

1-29-87

| Name | TD | TOL | RW | RL | EW | EL | NEW | NFL | DW | DL | P | PL | Draw | Team Points | Total Pts | |
|---|---|---|---|---|---|---|---|---|---|---|---|---|---|---|---|---|
| Kelly Rowley | 8 | 11 | 6 | 3 | 2 | 3 | 4 | 8 | 1 | 3 | 5 | 4 | - | - | 72 | 7-7 |
| Chris Barger | 2 | 21 | 4 | - | 2 | 4 | 2 | 11 | - | 3 | 3 | 10 | - | - | 32 | 4-13 |
| Pat Beran | 15 | 19 | 7 | 15 | 10 | 10 | 10 | 19 | 1 | 7 | 5 | 4 | - | - | 63 | 9-11 |
| Steve Silvester | 13 | 12 | 8 | 8 | 3 | 4 | 5 | 10 | 2 | 5 | 10 | - | - | - | 85 | 12-5 |
| Tony Weiss | 2 | 1 | - | 3 | - | - | - | - | - | 1 | - | 2 | - | - | 0 | 0-3 |
| John Pawkowski | 24 | 20 | 27 | 11 | 5 | 14 | 19 | 12 | 9 | 4 | 8 | 2 | - | 3 | 112½ | 18-6 |
| Jason McNair. | 26 | 18 | 12 | 10 | 15 | 11 | 19 | 19 | 1 | 6 | 13 | 1 | - | 6 | 109 | 14-7 |
| Todd Phelps | 15 | 29 | 11 | 15 | 14 | 12 | 15 | 18 | 8 | 7 | 2 | 4 | - | - | 47 | 10-11 |
| Dave Coerman | 20 | 16 | 6 | 10 | 8 | 5 | 22 | 12 | 6 | 8 | 8 | - | - | 3 | 74 | 14-8 |
| Craig Soeffler | 3 | 3 | 1 | - | 1 | 3 | 1 | 2 | 1 | - | - | 2 | - | 0 | 1 | 1-2 |
| Kevin McDonald | 31 | 12 | 9 | 12 | 10 | 15 | 22 | 7 | 4 | 4 | 12 | 3 | - | 4 | 111½ | 17-7 |
| Joedy Friemel | 21 | 18 | 4 | 7 | 13 | 7 | 5 | 9 | 4 | 5 | 8 | 6 | - | 6 | 82 | 13-11 |
| Bryan Hamilton | 7 | 17 | 4 | 8 | - | 1 | 2 | 16 | 1 | - | 3 | 14 | - | - | 32 | 5-14 |
| | | | | | | | | | | | | | | | | |
| | | | | | | | | | | | | | | | | |
| | | | | | | | | | | | | | | | | |
| | | | | | | | | | | | | | | | | |
| | | | | | | | | | | | | | | | | |
| | | | | | | | | | | | | | | | | |
| | | | | | | | | | | | | | | | | |
| | | | | | | | | | | | | | | | | |
| | | | | | | | | | | | | | | | | |
| | | | | | | | | | | | | | | | | |
| TOTAL's | 187 | 185 | 99 | 103 | 83 | 89 | 125 | 143 | 39 | 53 | 76 | 52 | - | 22 | 825 | 124-103 |
| | 23/16 | 24 | | | | | | | | | | | | | 64/85 | |

Comments:

LCHS _____ vs Holyoke J.V.
1-22-87

| Name | TD | TOL | RW | RL | EW | EL | NEW | NFL | DW | DL | P | PL | Draw | Team Points | Total Pts | |
|---|---|---|---|---|---|---|---|---|---|---|---|---|---|---|---|---|
| Craig Loeffler | 2 | 1 | - | 2 | 2 | 1 | 1 | 2 | - | - | - | 1 | - | - | - | 0-1 |
| Bryan Hamilton | 1 | - | 4 | 3 | - | - | 1 | 1 | 1 | - | - | - | - | 3 | 3 | 1-0 |
| Totals | 3 | 1 | 4 | 5 | 2 | 1 | 2 | 3 | 1 | - | - | 1 | - | 3 | 3 | 1-1 |
| | | | | | | Season Totals - J.V. Holyoke | | | | | | | | | | |
| Tony Weiss | ~~4~~ 2 | 10 | 11 | 13 | 1 | 3 | 3 | 5 | - | 2 | 2 | 5 | 1 | - | 16 | 2-8-1 |
| Todd Phelps | 4 | 3 | 4 | 1 | 3 | 2 | 2 | - | 1 | 1 | 1 | - | - | - | 16 | 2-1 |
| Dave Oxford | 4 | 8 | 2 | 7 | 6 | 3 | - | 3 | - | 1 | 1 | 5 | - | 0 | 6 | 1-6 |
| Craig Loeffler | 9 | 7 | 1 | 4 | 3 | 3 | 4 | 8 | - | - | 2 | 7 | - | - | 12 | 2-7 |
| Ben Buckley | - | 10 | - | - | - | - | - | - | - | - | - | 10 | - | - | 0 | 0-10 |
| Bryan Hamilton | 1 | 2 | 5 | 4 | - | - | 1 | 3 | 1 | - | 2 | 2 | - | 3 | 13 | 3-2 |
| Totals | 22 | 40 | 23 | 29 | 13 | 11 | 10 | 19 | 2 | 4 | 8 | 29 | 1 | 3 | 63 | 10-34-1 |

Comments:

[illegible]

CHASE COUNTY INVITATIONAL
TEAM RANKINGS

1. MCC - 122
2. CAL - 111
3. CCHS - 99.5
4. COZ - 89
5. HER - 85
6. CAM - 74.5
7. HAX - 50
8. WR - 36

CHASE COUNTY INVITATIONAL

CHAMPIONS BRACKET 98 LBS. CLASS

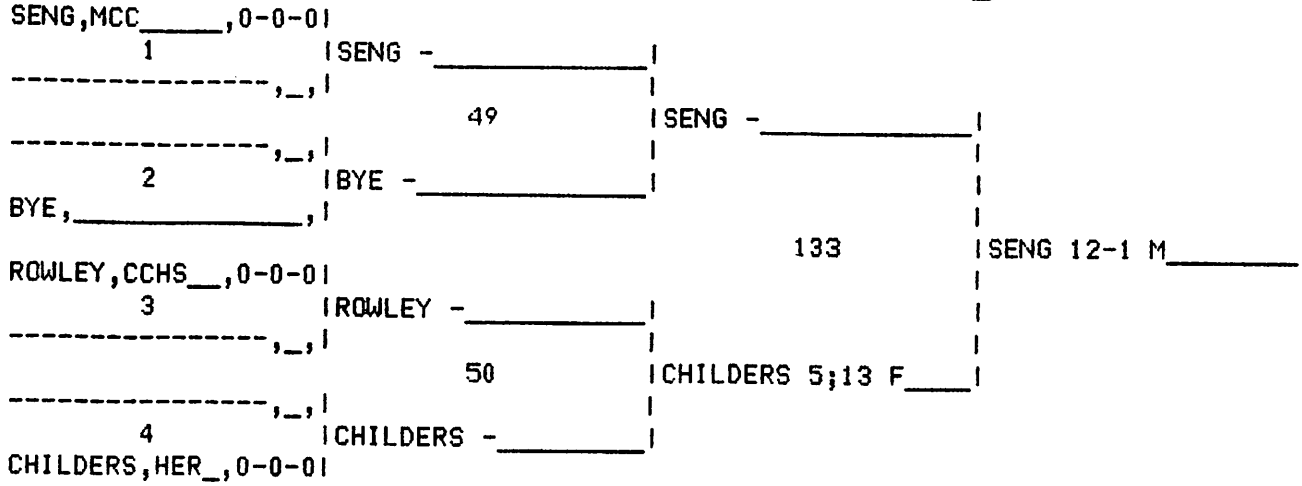


CONSOLATION BRACKET 98 LBS. CLASS

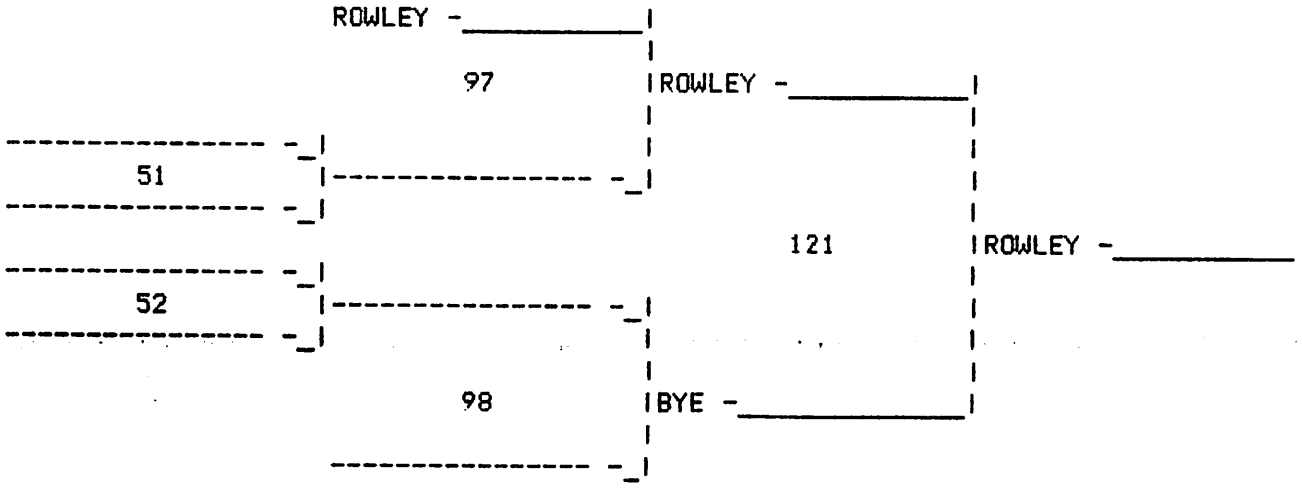


98 LBS. CLASS RESULTS.

SENG - MCC 1-0-0: 16.5 PTS.
CHILDERS - HER 1-1-0: 14 PTS.
ROWLEY - CCHS 0-1-0: 7 PTS.

1 SENG - MCC - 12-1 M
2 CHILDERS - HER - -
3 ROWLEY - CCHS - -

CHASE COUNTY INVITATIONAL

A

CHAMPIONS BRACKET 105 LBS. CLASS

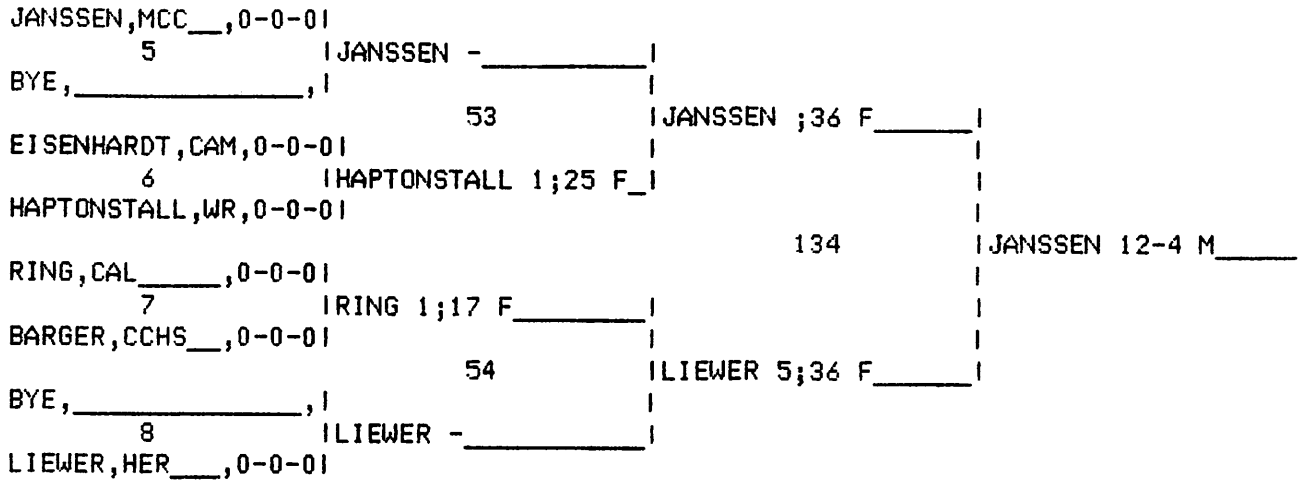


CONSOLATION BRACKET 105 LBS. CLASS

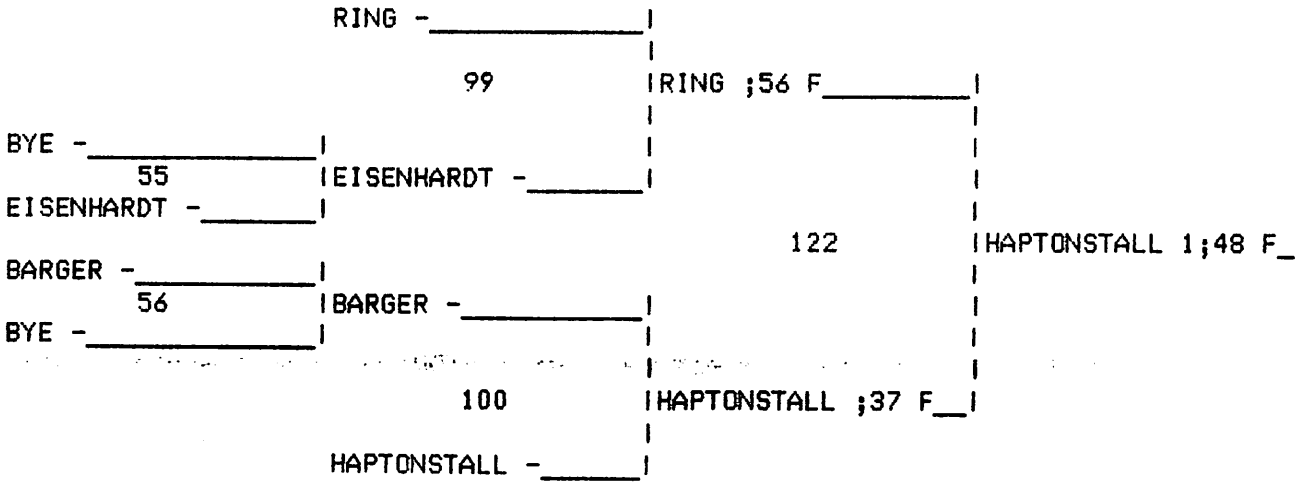


105 LBS. CLASS RESULTS.

JANSSEN - MCC 2-0-0: 20.5 PTS.
LIEWER - HER 1-1-0: 16 PTS.
RING - CAL 2-2-0: 11 PTS.
HAPTONSTALL - WR 3-1-0: 16 PTS.
EISENHARDT - CAM 0-2-0: 0 PTS.
BARGER - CCHS 0-2-0: 0 PTS.

1 JANSSEN - MCC - 12-4 M
2 LIEWER - HER - -
3 HAPTONSTALL - WR - 1;48 F
4 RING - CAL - -

CHASE COUNTY INVITATIONAL

CHAMPIONS BRACKET 112 LBS. CLASS

A

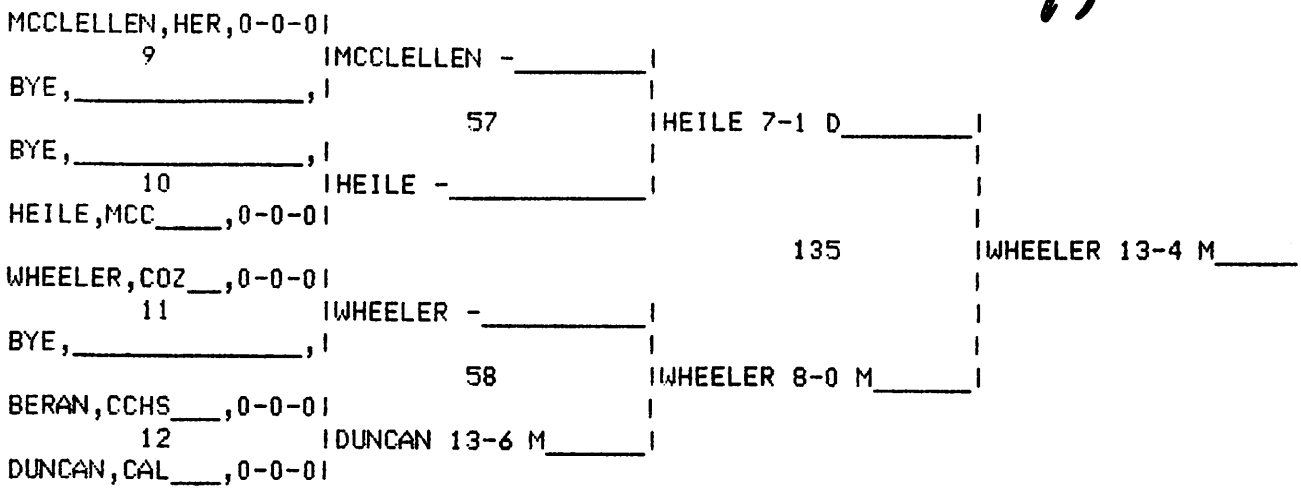


CONSOLATION BRACKET 112 LBS. CLASS

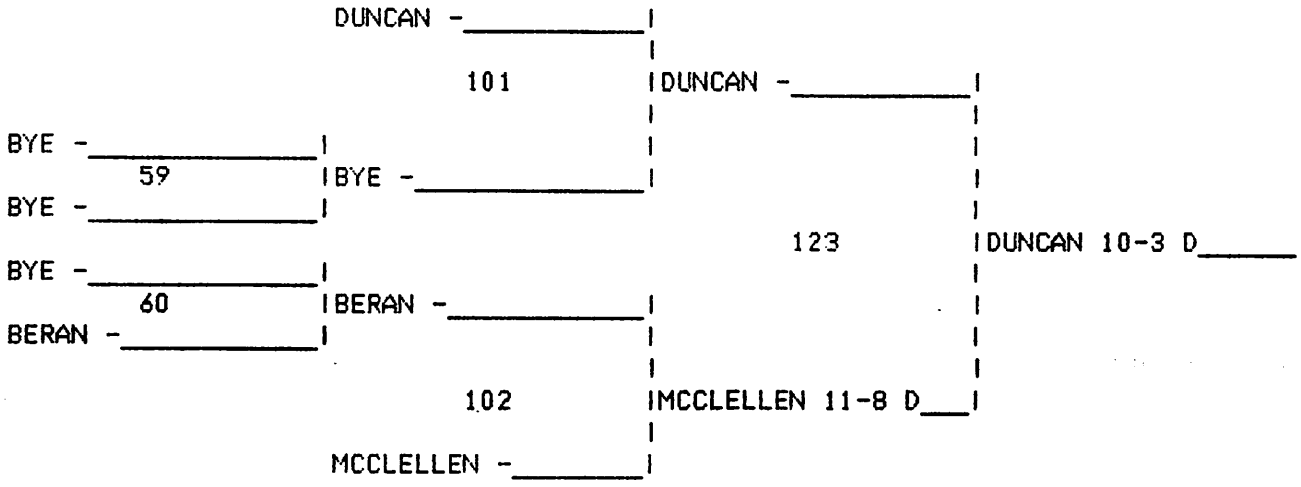


112 LBS. CLASS RESULTS.

MCCLELLEN - HER 1-2-0: 5 PTS.
DUNCAN - CAL 2-1-0: 10.5 PTS.
WHEELER - COZ 2-0-0: 19 PTS.
HEILE - MCC 1-1-0: 14 PTS.
BERAN - CCHS 0-2-0: 0 PTS.

1 WHEELER - COZ - 13-4 M
2 HEILE - MCC - -
3 DUNCAN - CAL - 10-3 D
4 MCCLELLEN - HER - -

A-

# CHASE COUNTY INVITATIONAL

## CHAMPIONS BRACKET 119 LBS. CLASS

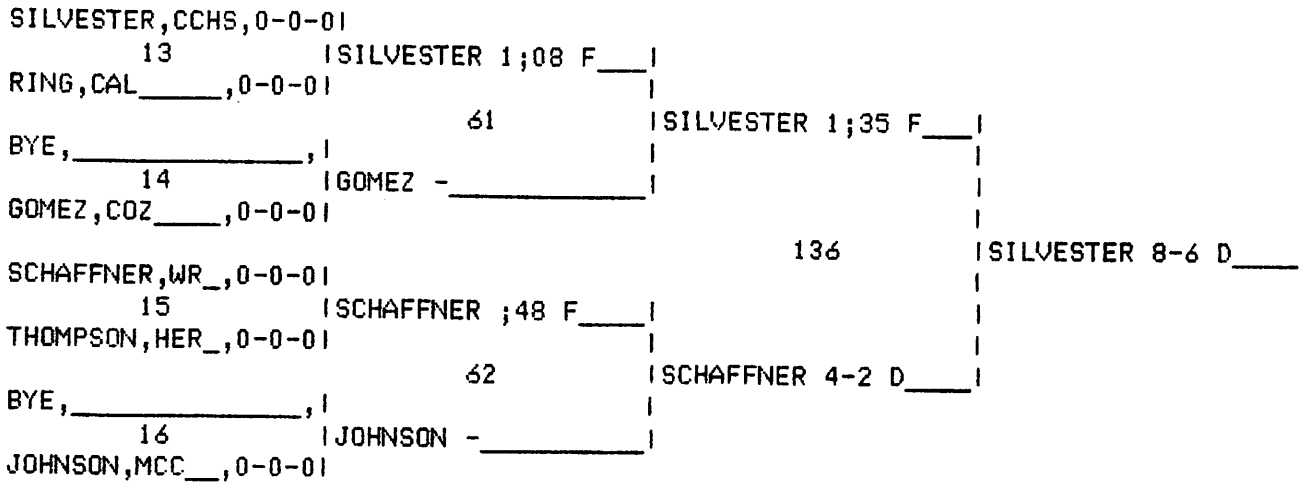


## CONSOLATION BRACKET 119 LBS. CLASS

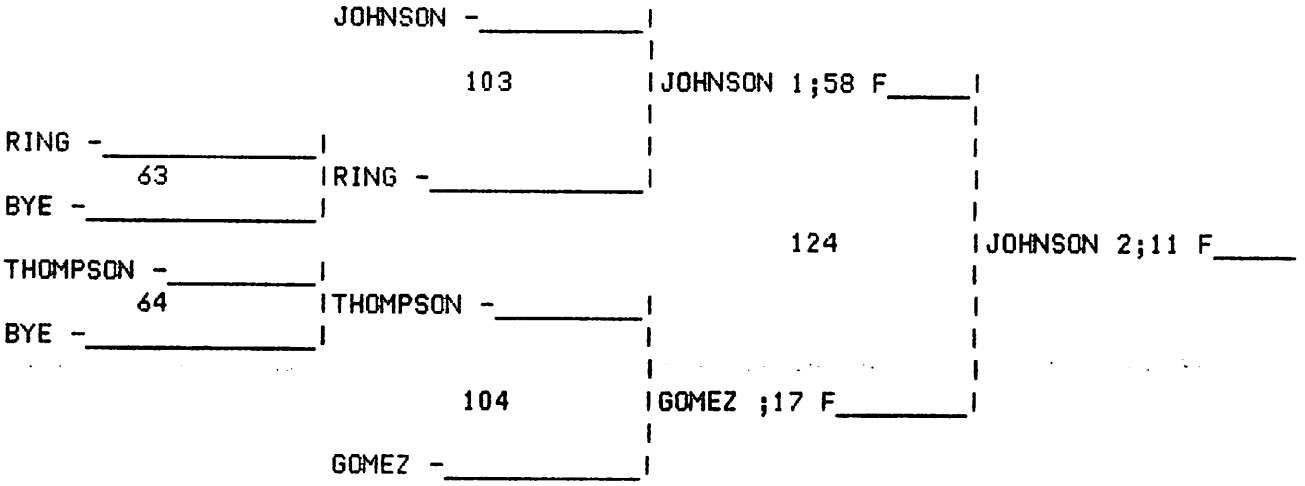


119 LBS. CLASS RESULTS.

SILVESTER - CCHS 3-0-0: 22 PTS.
JOHNSON - MCC 2-1-0: 12 PTS.
SCHAFFNER - WR 2-1-0: 16 PTS.
GOMEZ - COZ 1-2-0: 7 PTS.
THOMPSON - HER 0-2-0: 0 PTS.
RING - CAL 0-2-0: 0 PTS.

1 SILVESTER - CCHS - 8-6 D
2 SCHAFFNER - WR - -
3 JOHNSON - MCC - 2;11 F
4 GOMEZ - COZ - -

H.

# CHASE COUNTY INVITATIONAL

## CHAMPIONS BRACKET 126 LBS. CLASS

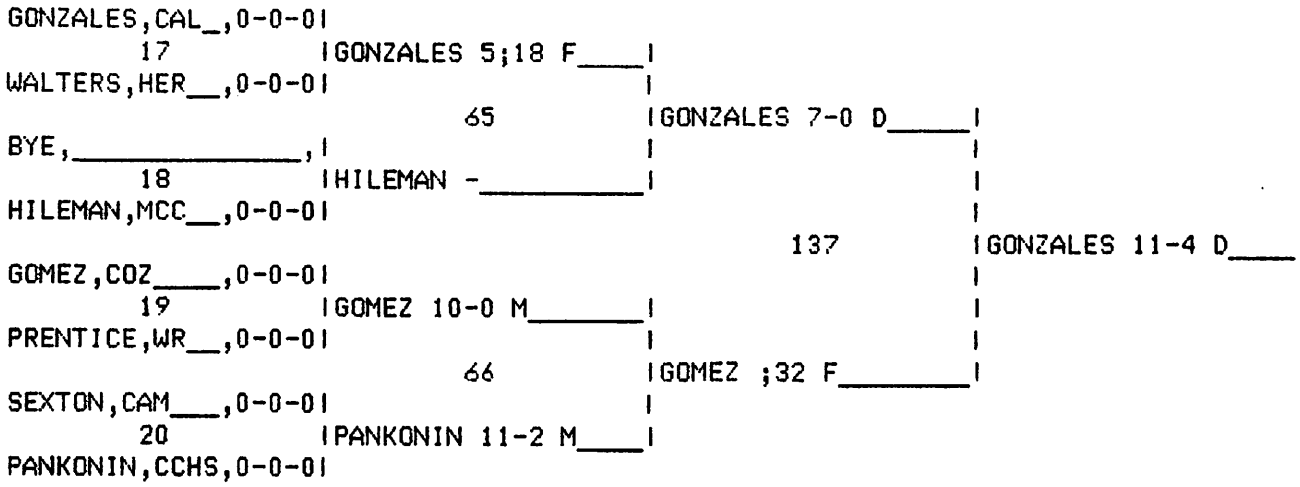


## CONSOLATION BRACKET 126 LBS. CLASS

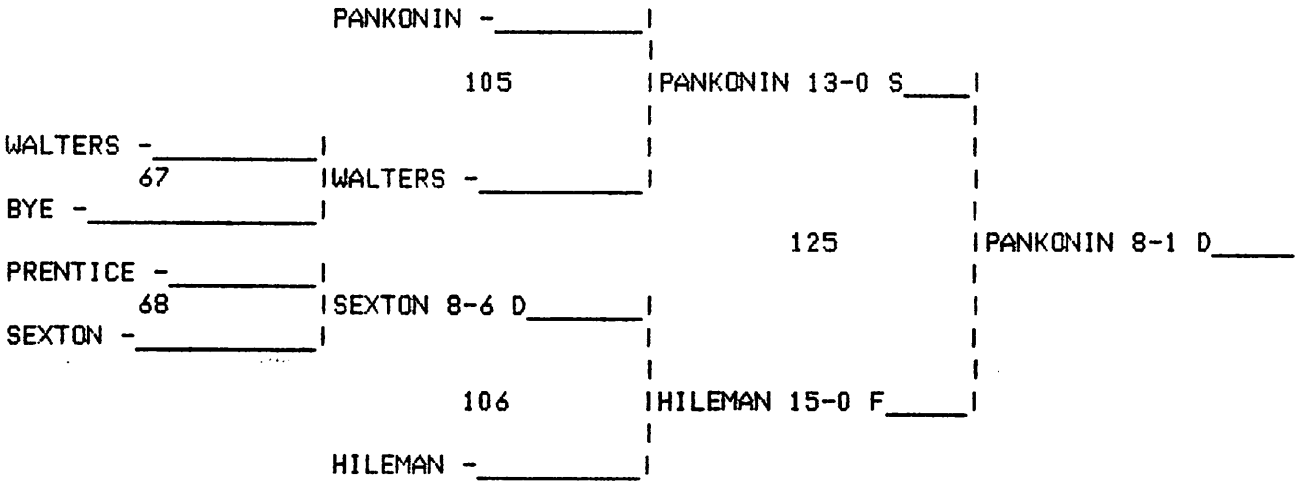


126 LBS. CLASS RESULTS.

GONZALES - CAL 3-0-0: 20 PTS.
PANKONIN - CCHS 3-1-0: 11.5 PTS.
GOMEZ - COZ 2-1-0: 16.5 PTS.
HILEMAN - MCC 1-2-0: 7 PTS.
PRENTICE - WR 0-2-0: 0 PTS.
SEXTON - CAM 1-2-0: 1 PTS.
WALTERS - HER 0-2-0: 0 PTS.

1 GONZALES - CAL - 11-4 D
2 GOMEZ - COZ - -
3 PANKONIN - CCHS - 8-1 D
4 HILEMAN - MCC - -

# CHASE COUNTY INVITATIONAL

## CHAMPIONS BRACKET 132 LBS. CLASS

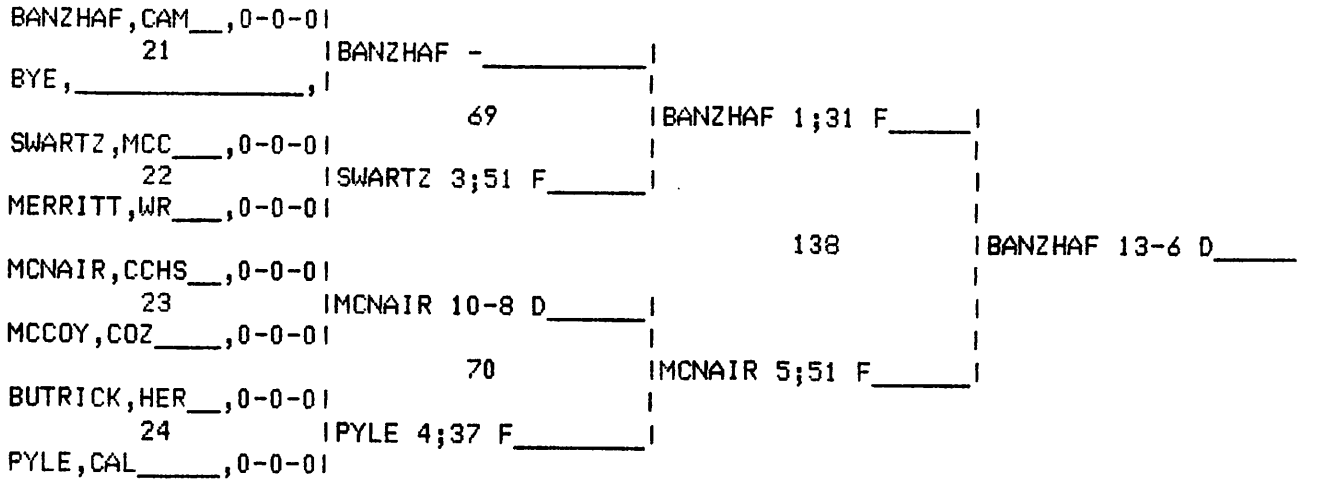


## CONSOLATION BRACKET 132 LBS. CLASS

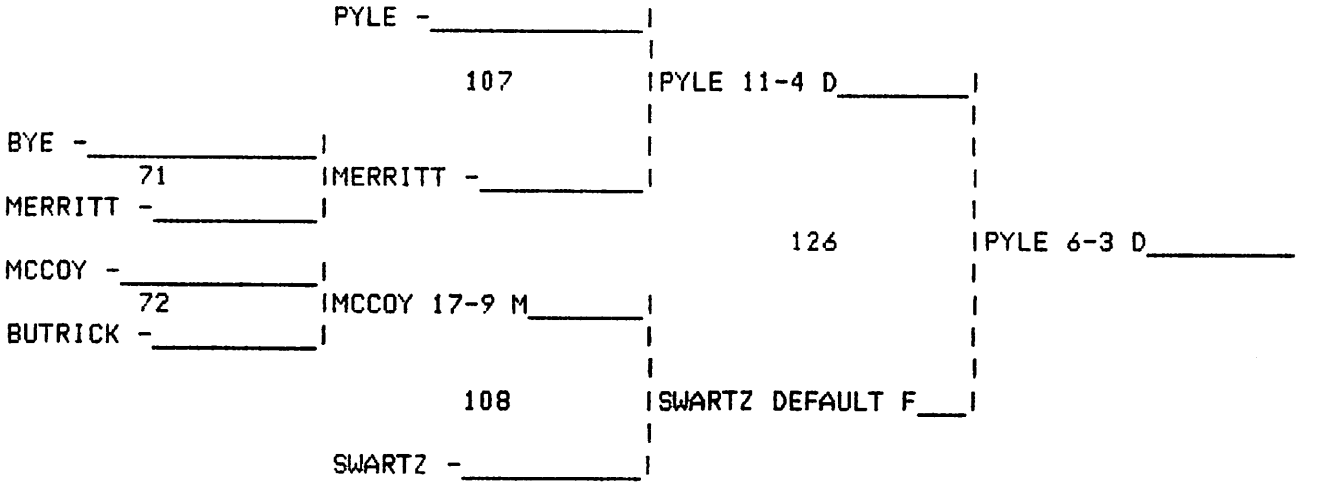


132 LBS. CLASS RESULTS.

BANZHAF - CAM 2-0-0: 20 PTS.
PYLE - CAL 3-1-0: 12 PTS.
MCNAIR - CCHS 2-1-0: 16 PTS.
MERRITT - WR 0-2-0: 0 PTS.
SWARTZ - MCC 2-2-0: 11 PTS.
MCCOY - COZ 1-2-0: 1.5 PTS.
BUTRICK - HER 0-2-0: 0 PTS.

1 BANZHAF - CAM - 13-6 D
2 MCNAIR - CCHS - -
3 PYLE - CAL - 6-3 D
4 SWARTZ - MCC - -

4.

CHASE COUNTY INVITATIONAL

CHAMPIONS BRACKET 138 LBS. CLASS

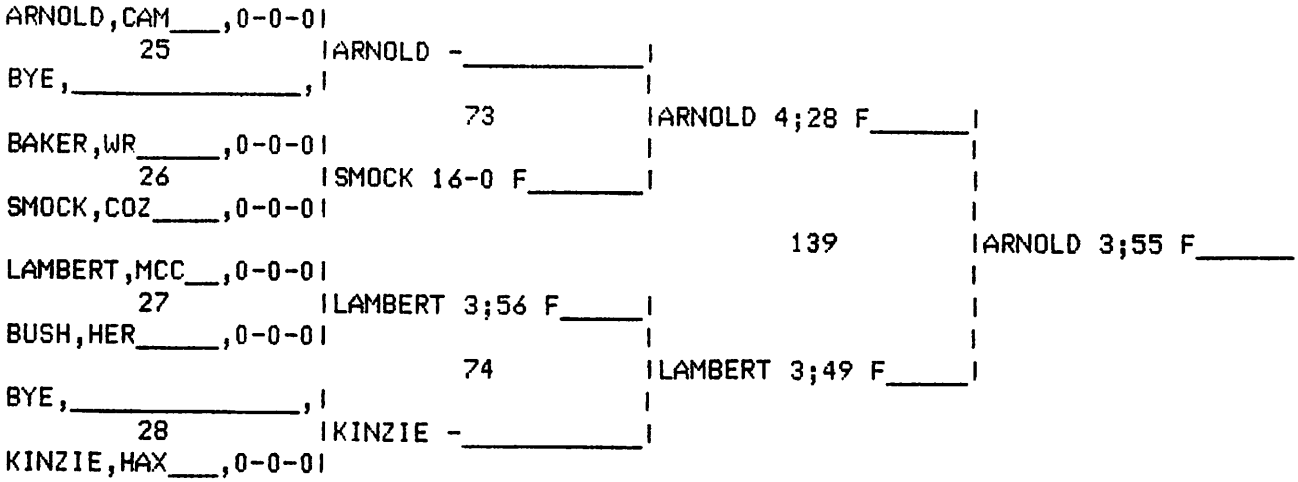


CONSOLATION BRACKET 138 LBS. CLASS

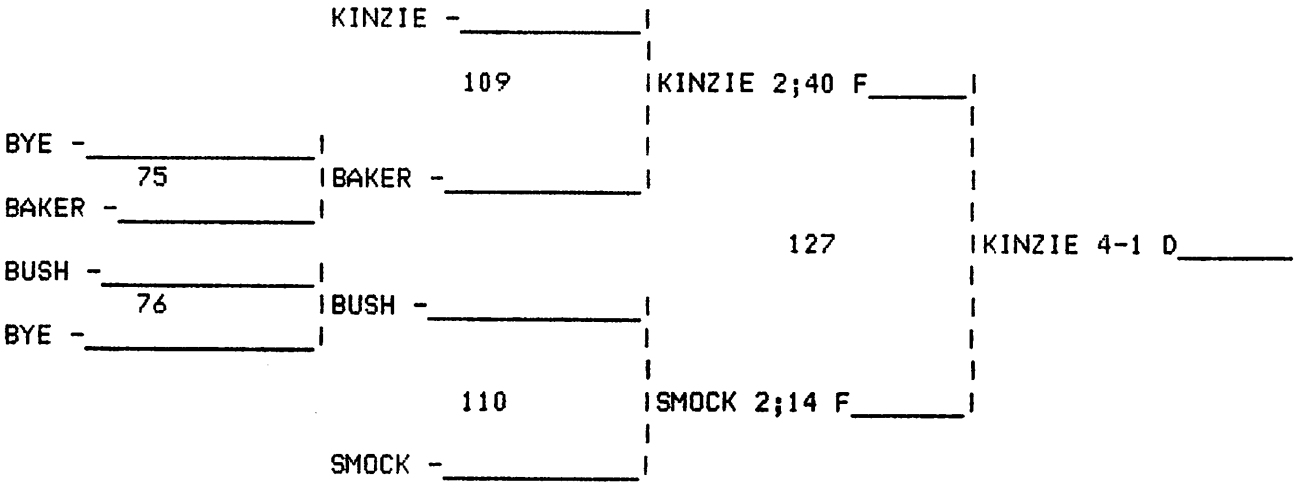


138 LBS. CLASS RESULTS.

ARNOLD - CAM 2-0-0: 22 PTS.
KINZIE - HAX 2-1-0: 10 PTS.
LAMBERT - MCC 2-1-0: 18 PTS.
SMOCK - COZ 2-2-0: 11 PTS.
BAKER - WR 0-2-0: 0 PTS.
BUSH - HER 0-2-0: 0 PTS.

1 ARNOLD - CAM - 3;55 F
2 LAMBERT - MCC - -
3 KINZIE - HAX - 4-1 D
4 SMOCK - COZ - -

# CHASE COUNTY INVITATIONAL

A-

## CHAMPIONS BRACKET 145 LBS. CLASS

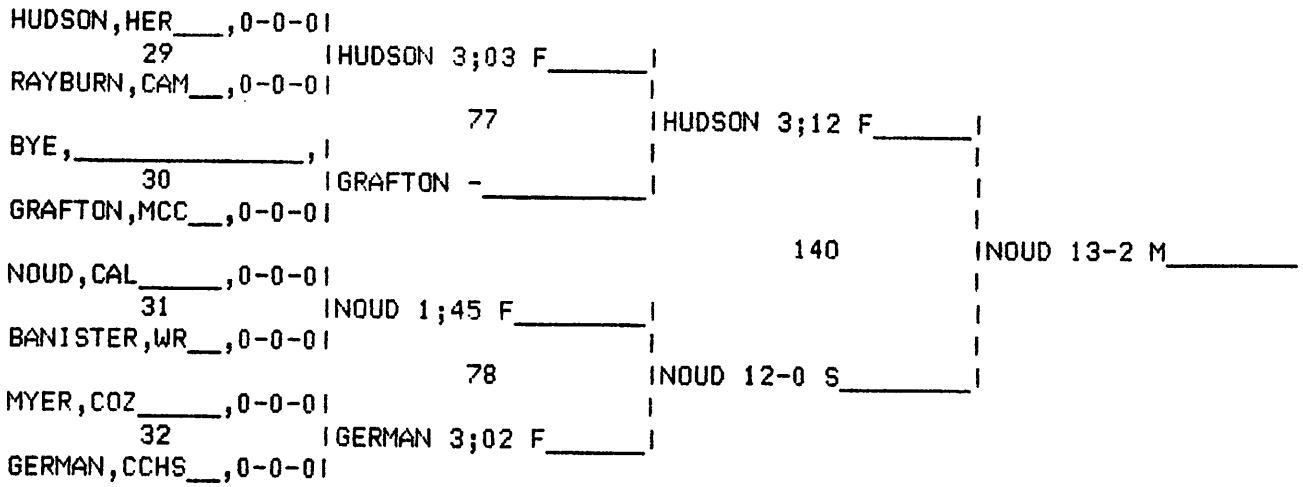


## CONSOLATION BRACKET 145 LBS. CLASS

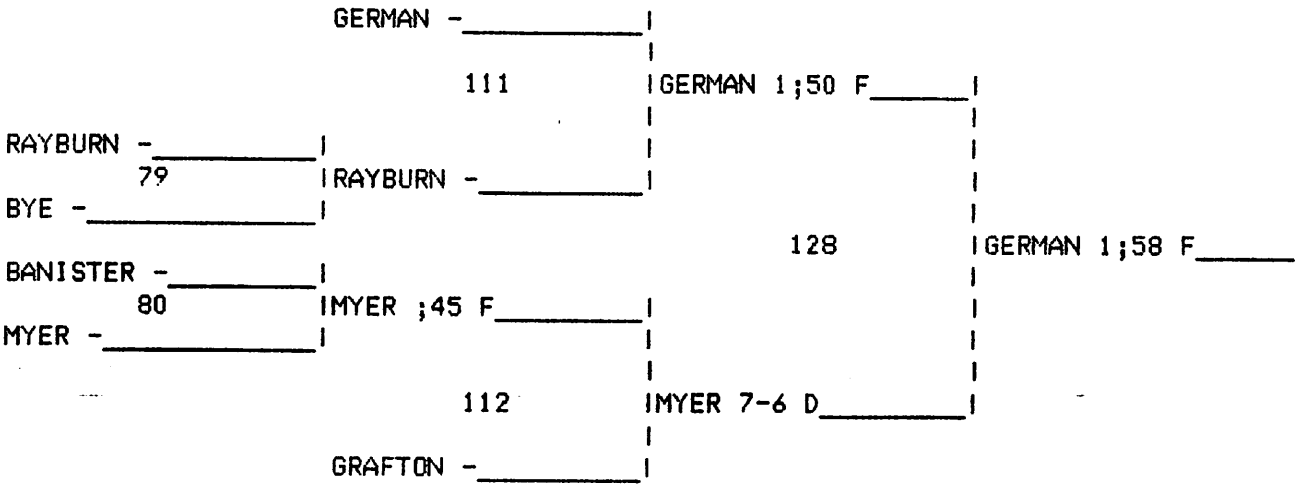


145 LBS. CLASS RESULTS.

HUDSON - HER 2-1-0: 18 PTS.
GERMAN - CCHS 3-1-0: 16 PTS.
NOUD - CAL 3-0-0: 21.5 PTS.
GRAFTON - MCC 0-2-0: 0 PTS.
BANISTER - WR 0-2-0: 0 PTS.
MYER - COZ 2-2-0: 8 PTS.
RAYBURN - CAM 0-2-0: 0 PTS.

1 NOUD - CAL - 13-2 M
2 HUDSON - HER - -
3 GERMAN - CCHS - 1;58 F
4 MYER - COZ - -

CHASE COUNTY INVITATIONAL

CHAMPIONS BRACKET 155 LBS. CLASS A

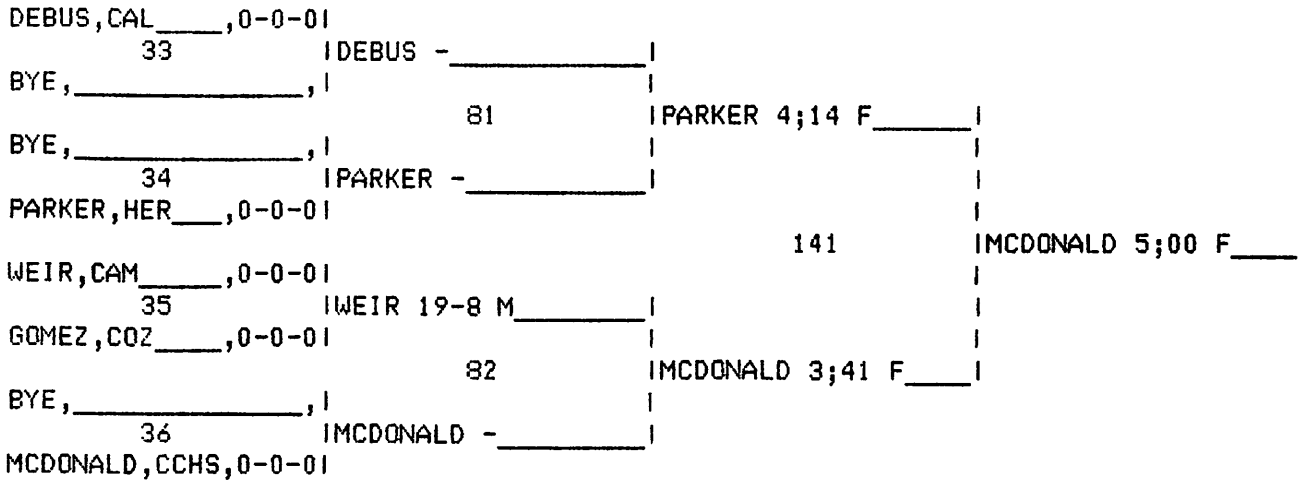


CONSOLATION BRACKET 155 LBS. CLASS

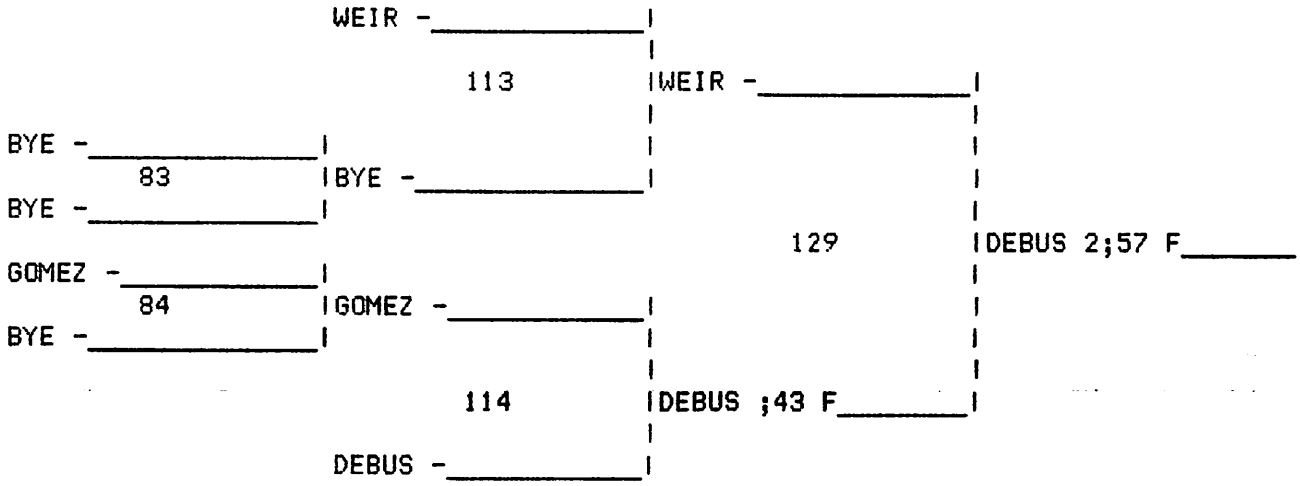


155 LBS. CLASS RESULTS.

DEBUS - CAL 2-1-0: 12 PTS.
MCDONALD - CCHS 2-0-0: 22 PTS.
WEIR - CAM 1-2-0: 6.5 PTS.
PARKER - HER 1-1-0: 16 PTS.
GOMEZ - COZ 0-2-0: 0 PTS.

1 MCDONALD - CCHS - 5;00 F
2 PARKER - HER - -
3 DEBUS - CAL - 2;57 F
4 WEIR - CAM - -

A-

CHASE COUNTY INVITATIONAL

CHAMPIONS BRACKET 167 LBS. CLASS

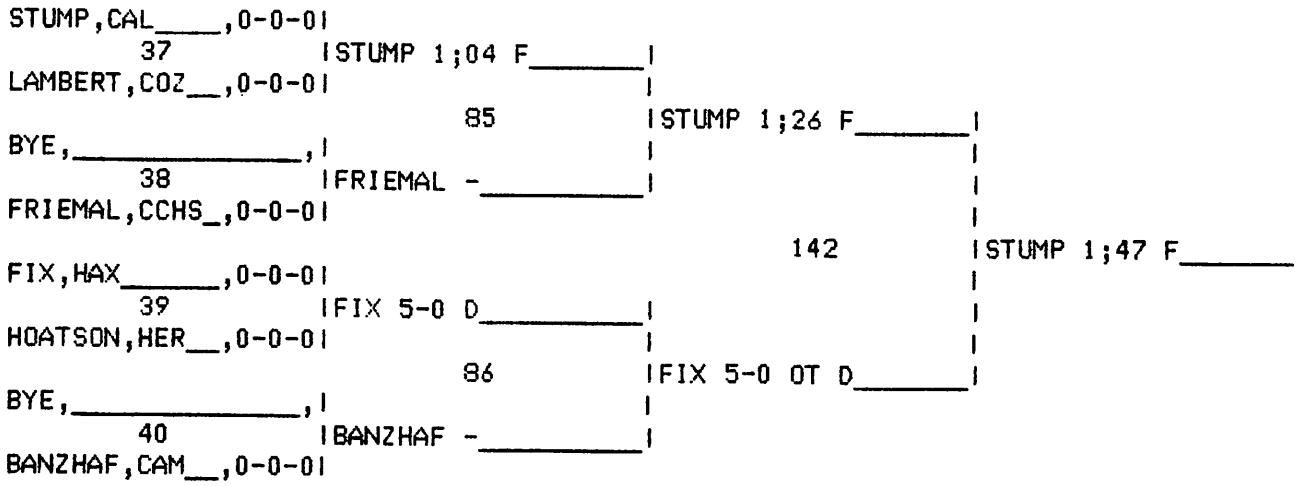


CONSOLATION BRACKET 167 LBS. CLASS

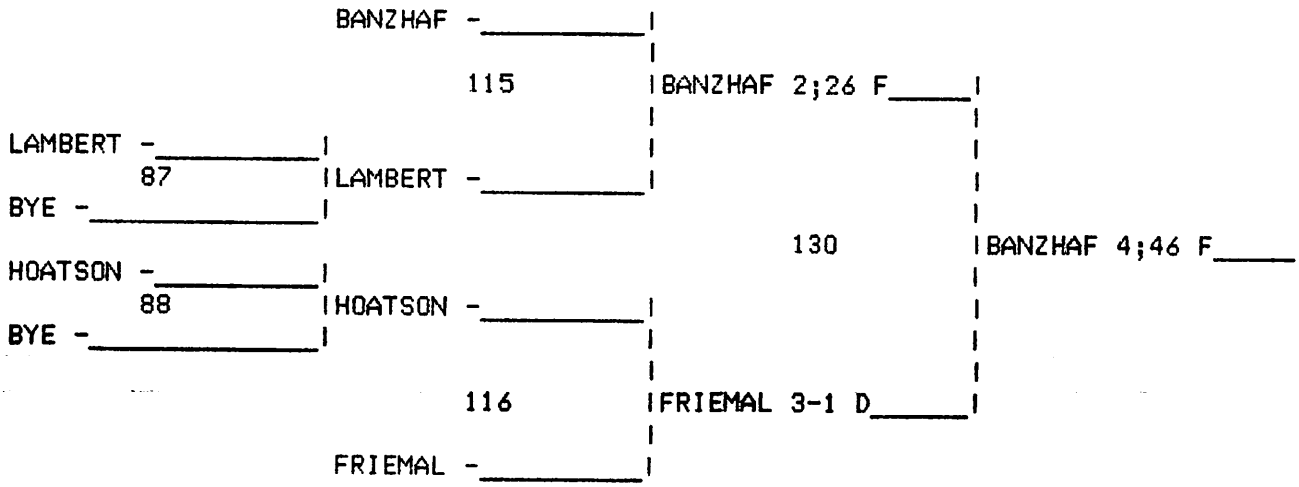


167 LBS. CLASS RESULTS.

STUMP - CAL 3-0-0: 24 PTS.
BANZHAF - CAM 2-1-0: 12 PTS.
FIX - HAX 2-1-0: 14 PTS.
FRIEMAL - CCHS 1-2-0: 5 PTS.
HOATSON - HER 0-2-0: 0 PTS.
LAMBERT - COZ 0-2-0: 0 PTS.

1 STUMP - CAL - 1;47 F
2 FIX - HAX - -
3 BANZHAF - CAM - 4;46 F
4 FRIEMAL - CCHS - -

# CHASE COUNTY INVITATIONAL A

## CHAMPIONS BRACKET 185 LBS. CLASS

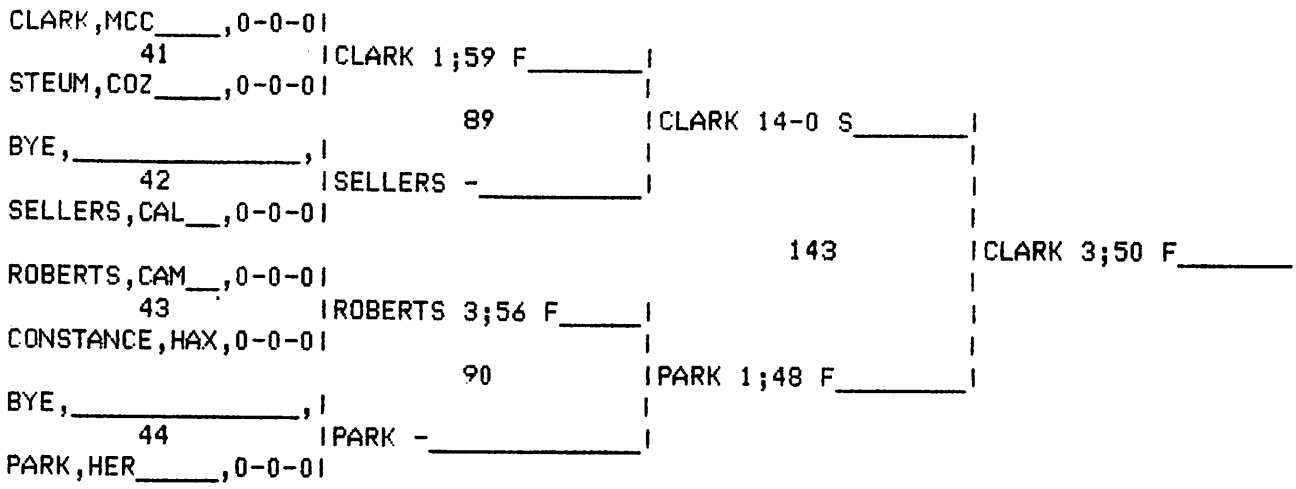


## CONSOLATION BRACKET 185 LBS. CLASS

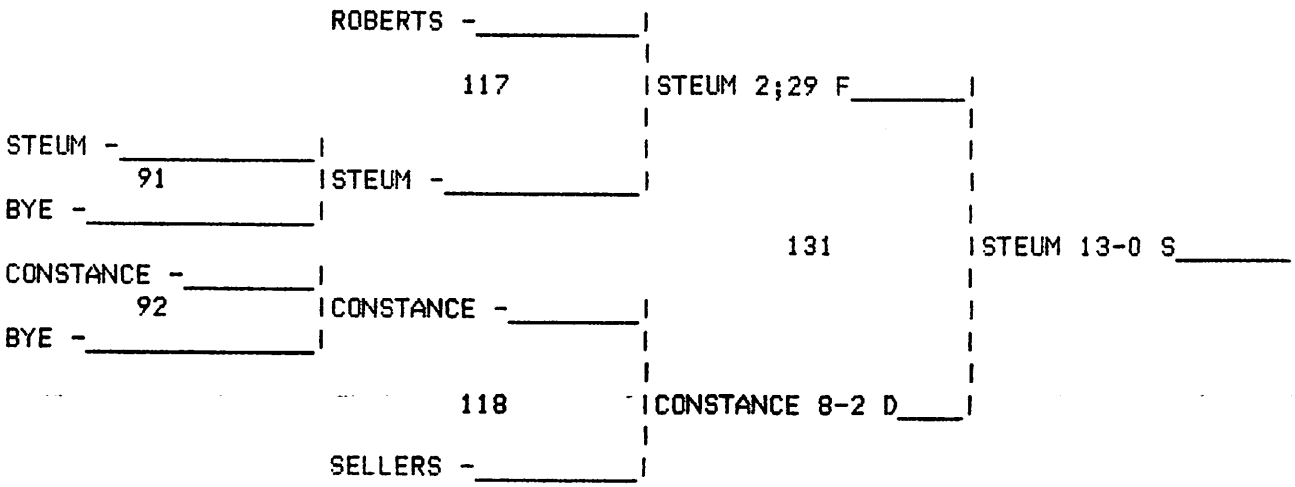


185 LBS. CLASS RESULTS.

CLARK - MCC 3-0-0: 23 PTS.
PARK - HER 1-1-0: 16 PTS.
ROBERTS - CAM 1-2-0: 4 PTS.
SELLERS - CAL 0-2-0: 0 PTS.
CONSTANCE - HAX 1-2-0: 6 PTS.
STEUM - COZ 2-1-0: 12 PTS.

1 CLARK - MCC - 3;50 F
2 PARK - HER - -
3 STEUM - COZ - 13-0 S
4 CONSTANCE - HAX - -

CHASE COUNTY INVITATIONAL

CHAMPIONS BRACKET UNL LBS. CLASS

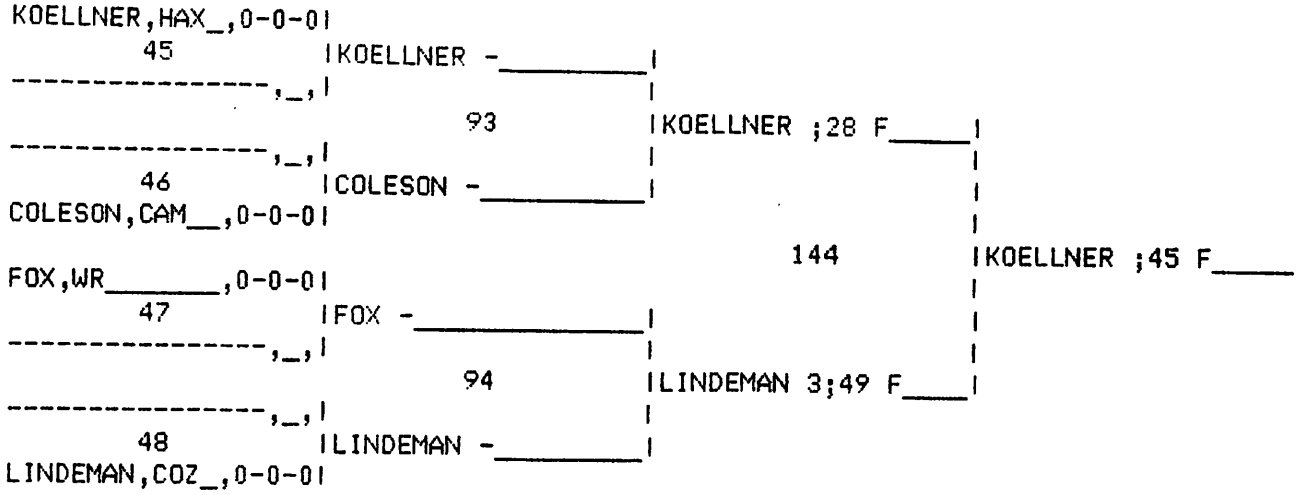


CONSOLATION BRACKET UNL LBS. CLASS

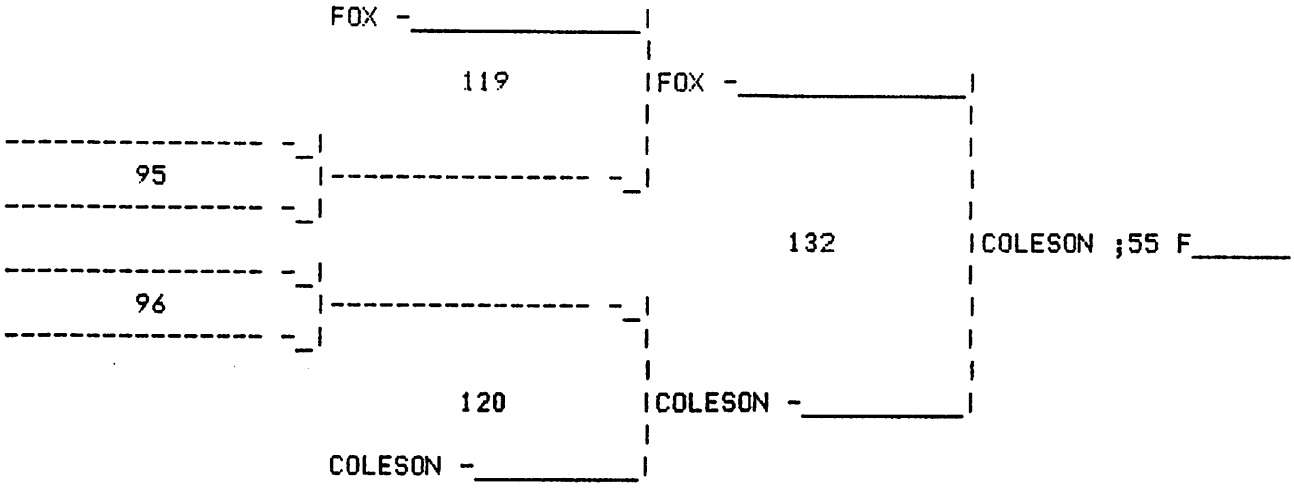


UNL LBS. CLASS RESULTS.

KOELLNER - HAX 2-0-0: 20 PTS.
LINDEMAN - COZ 1-1-0: 14 PTS.
FOX - WR 0-2-0: 4 PTS.
COLESON - CAM 1-1-0: 9 PTS.

1 KOELLNER - HAX - ;45 F
2 LINDEMAN - COZ - -
3 COLESON - CAM - ;55 F
4 FOX - WR - -

IMP

98 - Kelly Rowley - 10 PTS.
112 - Pat Beran - 9 PTS.
119 - Steve Silvester - 9 PTS.
126 - John Pankonin - 12 PTS.
132 - Todd Phelps - 7 PTS.
138 - Dave German - 7.5 PTS.
155 - Kevin McDonald - 7.5 PTS.
167 - Joedy Friemal - 12 PTS.
185 - Bryan Hamilton - 4 PTS.
IMP TEAM POINTS = 78

S.P.V.A. TOURNAMENT
TEAM RANKINGS

1. NPSP - 190
2. GCHS - 118
3. HER - 95
4. IMP - 78

LCHS 7TH vs St Pats Invit

1-31-86

| Name | TD | TOL | RW | RL | EW | EL | NEW | NFL | DW | DL | P | PL | Draw | Team Points | Total Pts | |
|---|---|---|---|---|---|---|---|---|---|---|---|---|---|---|---|---|
| Kelly Rowley | 4 | 3 | - | 1 | 2 | 1 | 1 | 2 | - | - | 2 | 2 | - | 11 | 11 | 2-2 |
| Chris Barger | - | 2 | - | - | - | - | - | - | - | - | - | 2 | - | - | - | 0-2 |
| Tony Weiss | 1 | 2 | - | - | 1 | - | - | - | - | - | - | 2 | - | - | - | 0-2 |
| John Pankonin | 5 | 1 | 2 | 2 | 2 | 1 | - | 2 | 2 | 1 | 1 | - | - | 12 | 12 | 3-1 |
| Jason McNair | 1 | 2 | - | - | - | - | - | 1 | - | - | 2 | 1 | - | 16 | 16 | 3-1 |
| Todd Phelps | 2 | 4 | - | - | 1 | 3 | - | 4 | - | 1 | - | 1 | - | - | - | 0-2 |
| Dave German | 4 | 2 | - | 2 | 2 | 1 | 3 | - | 2 | 2 | - | - | - | 7½ | 7½ | 2-2 |
| Kevin McDonald | 2 | 5 | 2 | 3 | 3 | 2 | - | - | - | 1 | 2 | 1 | - | 11 | 11 | 2-2 |
| Joedy Friemel | 3 | 2 | - | 2 | 1 | 1 | 1 | 2 | 1 | 1 | 1 | 1 | - | 4 | 4 | 1-2 |
| Bryan Hamilton | 1 | 1 | - | 1 | - | - | - | - | - | - | - | 2 | - | - | - | 0-2 |
| | | | | | | | | | | | | | | | | |
| | | | | | | | | | | | | | | | | |
| | | | | | | | | | | | | | | | | |
| | | | | | | | | | | | | | | | | |
| | | | | | | | | | | | | | | | | |
| | | | | | | | | | | | | | | | | |
| | | | | | | | | | | | | | | | | |
| | | | | | | | | | | | | | | | | |
| | | | | | | | | | | | | | | | | |
| | | | | | | | | | | | | | | | | |
| | | | | | | | | | | | | | | | | |
| | | | | | | | | | | | | | | | | |
| | | | | | | | | | | | | | | | | |
| | | | | | | | | | | | | | | | | |
| TOTAL's | 23 | 24 | 4 | 11 | 12 | 9 | 5 | 11 | 5 | 6 | 8 | 12 | - | 64½ | 64½ | 13-18 |

Comments:

| | | | |
|---|---|---|---|
| St Pats | 154 | Cambridge | 73½ |
| Mullen | 126 | Imperial | 64½ |
| Republic | 121 | Cozad J.V | 42½ |
| Bertrand | 87 | N.P. J.V | 27 |
| Oshkosh | 84 | | |

CCHS 3rd vs CCHS Invid

1-17-87

| Name | TD | TOL | RW | RL | EW | EL | NEW | NFL | DW | DL | P | PL | Draw | Team Points | Total Pts | |
|---|---|---|---|---|---|---|---|---|---|---|---|---|---|---|---|---|
| Kelly Rowley | - | 2 | - | - | - | - | - | 1 | - | - | - | 1 | - | 7 | 7 | 0-1 |
| Chris Barger | - | 2 | - | - | - | - | - | 1 | - | - | - | 2 | - | 0 | 0 | 0-2 |
| Pat Beran | 3 | 4 | 2 | 2 | 2 | 4 | 1 | 2 | - | 2 | - | - | - | 0 | 0 | 0-2 |
| Steve Silvester | 4 | 1 | 1 | 2 | 2 | - | - | - | 1 | - | 2 | - | - | 22 | 22 | 3-0 |
| John Pankonin | 5 | 1 | 2 | - | 1 | 3 | 6 | - | 3 | - | - | 1 | - | 11½ | 11½ | 3-1 |
| Jason McNair | 3 | 4 | 3 | - | 3 | 2 | 3 | 5 | 1 | 1 | 1 | - | - | 16 | 16 | 2-1 |
| Dave Germann | 4 | 2 | - | 1 | 1 | - | 2 | 2 | - | 1 | 3 | - | - | 16 | 16 | 3-1 |
| Kevin McDonald | 5 | - | 1 | 1 | 1 | 2 | 3 | - | - | - | 2 | - | - | 22 | 22 | 2-0 |
| Joedy Friemel | 1 | 2 | - | - | 2 | 2 | - | - | 1 | - | - | 2 | - | 5 | 5 | 1-2 |
| | | | | | | | | | | | | | | | | |
| | | | | | | | | | | | | | | | | |
| | | | | | | | | | | | | | | | | |
| | | | | | | | | | | | | | | | | |
| | | | | | | | | | | | | | | | | |
| | | | | | | | | | | | | | | | | |
| | | | | | | | | | | | | | | | | |
| | | | | | | | | | | | | | | | | |
| | | | | | | | | | | | | | | | | |
| | | | | | | | | | | | | | | | | |
| | | | | | | | | | | | | | | | | |
| | | | | | | | | | | | | | | | | |
| | | | | | | | | | | | | | | | | |
| | | | | | | | | | | | | | | | | |
| | | | | | | | | | | | | | | | | |
| | | | | | | | | | | | | | | | | |
| | | | | | | | | | | | | | | | | |
| | | | | | | | | | | | | | | | | |
| TOTALS | 25 | 18 | 9 | 6 | 12 | 13 | 15 | 11 | 6 | 4 | 8 | 6 | - | 99½ | 99½ | 14-10 |

Comments:

McCook 122
Cadachie 44
Imperial 99½
Cozad 89
Hershey 85
Cambridge 74½
Maxton 50
Wray 36

CCHS 22 Vs McCook 42

1-29-87

| Name | TD | TOL | RW | RL | EW | EL | NEW | NFL | DW | DL | P | PL | Draw | Team Points | Total Pts | |
|---|---|---|---|---|---|---|---|---|---|---|---|---|---|---|---|---|
| Kelly Rowley | - | 2 | - | 1 | - | 1 | - | 3 | - | 1 | - | - | - | - | - | 0-1 |
| Chris Barger | - | ~~3~~ | 1 | - | 1 | 3 | 1 | 4 | - | 1 | - | - | - | - | - | 0-1 |
| Tony Weiss | 1 | - | L | 1 | - | - | - | - | - | - | - | 1 | - | - | - | 0-1 |
| John Pankonin | 1 | 1 | 2 | - | - | 2 | 1 | - | 1 | - | - | - | - | - | 3 | 1-0 |
| Jason McNair | 1 | 1 | 2 | - | 1 | - | 2 | - | - | - | 1 | - | - | - | 6 | 1-0 |
| Todd Phelps | - | 4 | - | - | 2 | 1 | - | 2 | - | - | - | 1 | - | - | - | 0-1 |
| Dave Geerman | 1 | 1 | - | - | 1 | 1 | 2 | 1 | 1 | - | - | - | - | - | 3 | 1-0 |
| Kevin McDonald | - | 1 | 1 | - | - | - | 3 | - | 1 | - | - | - | - | - | 4 | 1-0 |
| Joedy Friemal | | | Won by Forfeit | | | | | | | | | | | | 6 | 1-0 |
| Bryan Hamilton | - | 1 | - | - | - | - | - | 1 | - | - | - | 1 | - | - | 0 | 0-1 |
| | | | | | | | | | | | | | | | | |
| | | | | | | | | | | | | | | | | |
| | | | | | | | | | | | | | | | | |
| | | | | | | | | | | | | | | | | |
| | | | | | | | | | | | | | | | | |
| | | | | | | | | | | | | | | | | |
| | | | | | | | | | | | | | | | | |
| | | | | | | | | | | | | | | | | |
| | | | | | | | | | | | | | | | | |
| | | | | | | | | | | | | | | | | |
| | | | | | | | | | | | | | | | | |
| | | | | | | | | | | | | | | | | |
| | | | | | | | | | | | | | | | | |
| TOTAL's | 4 | 15 | 6 | 2 | 5 | 8 | 9 | 11 | 3 | 2 | 1 | 3 | - | - | 22 | 5-5 |

Comments: Takedowns Tell A Lot of The Story-

LICHS _____ vs McCook - J.V

1-29-87

| Name | TD | TOL | RW | RL | EW | EL | NEW | NFL | DW | DL | P | PL | DRAW | Team Points | Total Pts | |
|---|---|---|---|---|---|---|---|---|---|---|---|---|---|---|---|---|
| Dave Oxford | 3 | 1 | - | 2 | 2 | 2 | 1 | - | 1 | - | - | - | - | - | 3 | 1-0 |
| Craig Loeffler | 2 | 2 | 1 | 1 | 2 | 1 | 3 | 2 | 1 | - | - | - | - | - | 3 | 1-0 |
| Totals | 5 | 3 | 1 | 3 | 4 | 3 | 4 | 2 | 2 | - | - | - | - | - | 6 | 2-0 |
| Season Totals McCook J.V. | | | | | | | | | | | | | | | | |
| Tony Weiss | 4 | 10 | 11 | 13 | 1 | 3 | 3 | 5 | - | 2 | 2 | 5 | 1 | - | 16 | 2-8-1 |
| Todd Phelps | 4 | 3 | 4 | 1 | 3 | 2 | 2 | - | 1 | 1 | 1 | - | - | - | 16 | 2-1 |
| Dave Oxford | 7 | 9 | 2 | 9 | 8 | 5 | 1 | 3 | 1 | 1 | 1 | 5 | - | 3 | 9 | 2-6 |
| Craig Loeffler | 11 | 9 | 2 | 5 | 5 | 4 | 7 | 10 | 1 | - | 2 | 7 | - | 3 | 15 | 3-7 |
| Ben Buckley | - | 10 | - | - | - | - | - | - | - | - | - | 10 | - | - | 0 | 0-10 |
| Bryan Hamilton | 1 | 2 | 5 | 4 | - | - | 1 | 3 | 1 | - | 2 | 2 | - | 3 | 13 | 3-2 |
| TOTAL's | 27 | 43 | 24 | 32 | 17 | 14 | 14 | 21 | 4 | 4 | 8 | 29 | 1 | 6 | 69 | 12-34 |

Comments:

CCHs _____ Vs Districts -

2-13-14-87

| Name | TD | TOL | RW | RL | EW | EL | NEW | NFL | DW | DL | P | PL | Draw | Team Points | Total Pts | |
|---|---|---|---|---|---|---|---|---|---|---|---|---|---|---|---|---|
| Kelly Rowley | - | 4 | - | - | 1 | - | - | 1 | - | - | - | 2 | - | - | - | 0-2 |
| Chris Barger | - | 1 | - | - | - | - | - | - | - | - | - | 1 | - | - | - | 0-1 |
| Pat Beran | - | 5 | - | 1 | 2 | - | - | 5 | - | 1 | - | 1 | - | - | - | 0-2 |
| Tony Weiss | - | 2 | - | 1 | - | - | - | - | - | - | - | 2 | - | - | - | 0-2 |
| John Pawkowski | 1 | 1 | - | - | - | - | - | - | 1 | - | - | 1 | - | - | 2 | 1-1 |
| Jason McNeur | 2 | 4 | 1 | 2 | 1 | 2 | 5 | 4 | 1 | 2 | 1 | - | - | - | 4 | 2-2 |
| Todd Phelps | 2 | 4 | - | - | 3 | 2 | - | - | - | 1 | - | - | - | - | - | 0-1 |
| Dave German | 4 | 7 | - | 4 | 6 | 1 | 3 | 4 | 1 | 1 | - | - | - | - | 2 | 1-2 |
| Kevin McDonald | 2 | 4 | 2 | 2 | 1 | 1 | 4 | 3 | 1 | 1 | - | 1 | - | - | 2 | 1-2 |
| Joedy Friemel | 1 | 2 | 1 | 1 | 2 | 1 | - | - | - | 1 | 1 | 1 | - | - | 4 | 1-2 |
| Bryan Hamilton | - | 6 | - | - | 2 | 2 | - | 1 | - | 1 | - | 1 | - | - | - | 0-2 |
| | | | | | | | | | | | | | | | | |
| | | | | | | | | | | | | | | | | |
| | | | | | | | | | | | | | | | | |
| | | | | | | | | | | | | | | | | |
| | | | | | | | | | | | | | | | | |
| | | | | | | | | | | | | | | | | |
| | | | | | | | | | | | | | | | | |
| | | | | | | | | | | | | | | | | |
| | | | | | | | | | | | | | | | | |
| | | | | | | | | | | | | | | | | |
| | | | | | | | | | | | | | | | | |
| | | | | | | | | | | | | | | | | |
| TOTAL's | 12 | 40 | 4 | 11 | 18 | 9 | 12 | 18 | 4 | 8 | 2 | 10 | - | - | 14 | 6-19 |

Comments:

CCHS _____ vs CCHS Season Totals

1-17-87.

| Name | TD | TOL | RW | RL | EW | EL | NEW | NFL | DW | DL | P | PL | Draw | Team Points | Total Pts | |
|---|---|---|---|---|---|---|---|---|---|---|---|---|---|---|---|---|
| Kelly Rowley | 5 | 8 | 5 | 1 | - | 2 | 3 | 4 | 1 | 1 | 3 | 4 | - | 7 | 52 | 5-5 |
| Chris Barger | 2 | 15 | 3 | - | 1 | 1 | 1 | 6 | - | 2 | 3 | 8 | - | - | 22 | 3-10 |
| Pat Beran | 14 | 17 | 5 | 12 | 10 | 9 | 8 | 15 | 1 | 6 | 4 | 4 | - | - | 43 | 7-10 |
| Steve Silvester | 10 | 11 | 8 | 6 | 2 | 3 | 4 | 7 | 1 | 4 | 8 | - | - | 22 | 71 | 9-4 |
| Tony Weiss | 1 | 1 | - | 2 | - | - | - | - | - | 1 | - | 1 | - | - | - | 0-2 |
| John Pawkowin | 18 | 18 | 22 | 9 | 5 | 9 | 14 | 12 | 6 | 4 | 6 | 2 | - | 11½ | 83 | 13-6 |
| Jason McNair. | 21 | 14 | 7 | 6 | 12 | 11 | 12 | 11 | 1 | 4 | 9 | 1 | - | 16 | 86 | 10-5 |
| Todd Phelps | 10 | 20 | 8 | 8 | 7 | 9 | 9 | 8 | 6 | 5 | 1 | 3 | - | - | 34 | 7-8 |
| Dave German | 17 | 15 | 6 | 9 | 6 | 4 | 17 | 11 | 4 | 8 | 8 | - | - | 16 | 67 | 12-8 |
| Kevin McDonald | 24 | 9 | 7 | 10 | 7 | 13 | 13 | 5 | 3 | 3 | 9 | 3 | - | 22 | 85½ | 12-6 |
| Joedy Friemel | 17 | 14 | 3 | 5 | 8 | 6 | 4 | 7 | 3 | 4 | 6 | 6 | - | 5 | 54 | 9-10 |
| Bryan Hamilton | 4 | 16 | 4 | 6 | - | 1 | 2 | 13 | 1 | - | 1 | 12 | - | 0 | 14 | 2-12 |
| | | | | | | | | | | | | | | | | |
| | | | | | | | | | | | | | | | | |
| | | | | | | | | | | | | | | | | |
| | | | | | | | | | | | | | | | | |
| | | | | | | | | | | | | | | | | |
| | | | | | | | | | | | | | | | | |
| | | | | | | | | | | | | | | | | |
| | | | | | | | | | | | | | | | | |
| | | | | | | | | | | | | | | | | |
| | | | | | | | | | | | | | | | | |
| | | | | | | | | | | | | | | | | |
| TOTAL's | 143 | 146 | 78 | 75 | 58 | 68 | 87 | 99 | 28 | 42 | 57 | 44 | - - | 99½ | 61½ | 89-84 |

Comments:

LCHS _____ vs Season Totals
ST PATS INV. 2
1-31-87

| Name | TD | TDL | RW | RL | EW | EL | NEW | NFL | DW | DL | P | PL | Draw | Team Points | Total Pts | |
|---|---|---|---|---|---|---|---|---|---|---|---|---|---|---|---|---|
| Kelly Rowley | 12 | 14 | 6 | 4 | 4 | 4 | 5 | 10 | 1 | 3 | 7 | 6 | - | 11 | 83 | 9-9 |
| Chris Barger | 2 | 23 | 4 | - | 2 | 4 | 2 | 11 | - | 3 | 3 | 12 | - | - | 32 | 4-15 |
| Pat Beran | 15 | 19 | 7 | 15 | 10 | 10 | 10 | 19 | 1 | 7 | 5 | 4 | - | - | 63 | 9-11 |
| Steve Silvester | 13 | 12 | 8 | 8 | 3 | 4 | 5 | 10 | 2 | 5 | 10 | - | - | - | 85 | 12-5 |
| Tony Weiss | 3 | 3 | - | 3 | 1 | - | - | - | - | 1 | - | 4 | - | - | 0 | 0-5 |
| John Pankow | 29 | 21 | 29 | 13 | 7 | 15 | 19 | 14 | 11 | 5 | 9 | 2 | - | 12 | 124½ | 21-7 |
| Jason McNair | 27 | 20 | 12 | 10 | 15 | 11 | 19 | 20 | 1 | 6 | 15 | 2 | - | 16 | 125 | 17-8 |
| Todd Phelps | 17 | 33 | 11 | 15 | 15 | 15 | 15 | 22 | 8 | 8 | 2 | 5 | - | - | 47 | 10-13 |
| Dave Coerman | 24 | 18 | 6 | 12 | 10 | 6 | 25 | 12 | 8 | 10 | 8 | - | - | 7½ | 81½ | 16-10 |
| Craig Loeffler | 3 | 3 | 1 | - | 1 | 3 | 1 | 2 | 1 | - | - | 2 | - | - | 1 | 1-2 |
| Kevin McDonald | 33 | 17 | 11 | 15 | 13 | 17 | 22 | 7 | 4 | 5 | 14 | 4 | - | 11 | 122½ | 19-9 |
| Joedy Friemel | 24 | 20 | 4 | 9 | 14 | 8 | 6 | 11 | 5 | 6 | 9 | 7 | - | 4 | 86 | 14-13 |
| Bryan Hamilton | 8 | 18 | 4 | 9 | - | 1 | 2 | 16 | 1 | - | 3 | 16 | - | - | - | 5-16 |
| | | | | | | | | | | | | | | | | |
| | | | | | | | | | | | | | | | | |
| | | | | | | | | | | | | | | | | |
| | | | | | | | | | | | | | | | | |
| | | | | | | | | | | | | | | | | |
| | | | | | | | | | | | | | | | | |
| | | | | | | | | | | | | | | | | |
| | | | | | | | | | | | | | | | | |
| | | | | | | | | | | | | | | | | |
| | | | | | | | | | | | | | | | | |
| TOTALS | 210 | 209 | 103 | 114 | 95 | 98 | 130 | 154 | 49 | 59 | 84 | 64 | - | 64½ | 888½ | 137-121 |

28
61

Comments:

# Letter Points

Varsity - 1 Win - 1 Pin - 1 Effort - 1 20 Pts To Letter

| NAME | Oshkosh Bridgeport | Cambridge | Holyoke Invit | Cambridge Invit | Hensley | Ogalala Invit | SPHA | Imperial Invit | Holyoke | Oshkosh Invit | McCook | St Pats Invit | Rep Valley | District |
|---|---|---|---|---|---|---|---|---|---|---|---|---|---|---|
| Kelly Rowley | 6 / 6 | 2 / 8 | 8 / 16 | 8 / 24 | - / 24 | - / 24 | 2 / 26 | 2 / 28 | 4 / 32 | 6 / 38 | 2 / 40 | 12 / 52 | 3 / 55 | 4 / 59 |
| Chris Barger | 4 / 4 | 4 / 8 | 10 / 18 | 2 / 20 | 2 / 22 | 2 / 24 | - / 24 | 2 / 26 | - / 26 | 2 / 28 | 2 / 30 | 4 / 34 | 2 / 36 | 2 / 38 |
| PAT Beran | 2 / 2 | 4 / 6 | 11 / 17 | 7 / 24 | 1 / 25 | 2 / 27 | 5 / 32 | 3 / 35 | 2 / 37 | 6 / 43 | - / 43 | - / 43 | 4 / 47 | 4 / 51 |
| Steve Silvester | 6 / 6 | 4 / 10 | 8 / 18 | - / 18 | 4 / 22 | 2 / 24 | 5 / 29 | 11 / 40 | Did not make weight / 0 | 13 / 13 | - / 13 | - / 13 | - / 13 | - / 13 |
| TONY Weiss | - / - | - / - | 2 / 2 | 4 / 6 | - / 6 | - / 6 | - / 6 | 4 / 10 | - / 10 | - / 10 | 2 / 12 | 4 / 16 | 2 / 18 | 4 / 22 |
| John Pankonin | 3 / 3 | 4 / 7 | 12 / 19 | 8 / 27 | 4 / 31 | 6 / 37 | 3 / 40 | 10 / 50 | 4 / 54 | 10 / 64 | 3 / 67 | 12 / 69 | 4 / 73 | 5 / 78 |
| JASON McNair | 8 / 8 | 1 / 9 | 10 / 19 | 6 / 25 | 4 / 29 | 9 / 38 | - / 38 | 9 / 47 | 4 / 51 | 10 / 61 | 4 / 65 | 12 / 77 | 2 / 79 | 11 / 90 |
| DAVE Oxford | - / - | - / - | - / - | - / - | - / - | - / - | - / - | 1 / 1 | - / 1 | - / 1 | - / 1 | - / 1 | - / 1 | - / 1 |
| Todd Phelps | 5 / 5 | 3 / 8 | 7 / 15 | 8 / 23 | 1 / 24 | 6 / 30 | 3 / 33 | 5 / 38 | 4 / 42 | 10 / 52 | 2 / 54 | 4 / 58 | - / 58 | 2 / 60 |
| DAVE Geerman | 8 / 8 | 2 / 10 | 9 / 19 | 13 / 32 | 1 / 33 | 5 / 38 | 5 / 43 | 13 / 56 | 3 / 59 | - / 59 | 3 / 62 | 10 / 72 | 4 / 76 | 7 / 83 |
| Kevin McDonald | 6 / 6 | 4 / 10 | 14 / 24 | 9 / 33 | 4 / 37 | 5 / 42 | 5 / 47 | 8 / 55 | 4 / 59 | 12 / 71 | 3 / 74 | 12 / 86 | 3 / 89 | 7 / 96 |
| Craig Loeffler | - / - | - / - | 1 / 1 | 4 / 5 | - / 5 | - / 5 | - / 5 | 2 / 7 | - / 7 | 7 / 14 | - / 14 | - / 14 | - / 14 | - / 14 |
| Joedy Freemal | 8 / 8 | 2 / 10 | 12 / 22 | 8 / 30 | 3 / 33 | 8 / 41 | 5 / 46 | 7 / 53 | 4 / 57 | 9 / 66 | 2 / 68 | 8 / 76 | 4 / 80 | 8 / 88 |
| Bryan Hamilton | 4 / 4 | 2 / 6 | 4 / 10 | 7 / 17 | 2 / 19 | 6 / 25 | 2 / 27 | 3 / 30 | 2 / 32 | 10 / 42 | 2 / 44 | 21 / 48 | 2 / 50 | 4 / 54 |
| Ben Buckley | - / - | - / - | 2 / 2 | - / 2 | - / 2 | - / 2 | - / 2 | 2 / 4 | - / 4 | - / 4 | - / 4 | - / 4 | - / 4 | - / 4 |
| | | | | | | | | | | | | | | |
| | | | | | | | | | | | | | | |
| | | | | | | | | | | | | | | |

# Letter Points

Varsity - 1 Win - 1 Pin - 1 Effort - 1 20 Pts To Letter

| Name | Oshkosh Bridgeport | Cambridge | Holyoke Invt | Cambridge Invt | Hersher | Oakdale Invt | SPVA | Imperial Invt | Holyoke | Oakcrest Invt | McCook | St Pats Invt | Reg Valley | District |
|---|---|---|---|---|---|---|---|---|---|---|---|---|---|---|
| Kelly Rowley | 6 / 6 | 2 / 8 | 8 / 16 | 8 / 24 | - / 24 | - / 24 | 2 / 26 | 2 / 28 | 4 / 32 | 6 / 38 | 2 / 40 | 12 / 52 | 3 / 55 | 4 / 59 |
| Chris Barger | 4 / 4 | 4 / 8 | 10 / 18 | 2 / 20 | 2 / 22 | 2 / 24 | - / 24 | 2 / 26 | - / 26 | 2 / 28 | 2 / 30 | 4 / 34 | 2 / 36 | 2 / 38 |
| Pat Beran | 2 / 2 | 4 / 6 | 11 / 17 | 7 / 24 | 1 / 25 | 2 / 27 | 5 / 32 | 3 / 35 | 2 / 37 | 6 / 43 | - / 43 | - / 43 | 4 / 47 | 4 / 51 |
| Steve Silvester | 6 / 6 | 4 / 10 | 8 / 18 | - / 18 | 4 / 22 | 2 / 24 | 5 / 29 | 11 / 40 | Did not make weight / 0 | 13 / 13 | - / 13 | - / 13 | - / 13 | - / 13 |
| Tony Weiss | - / - | - / - | 2 / 2 | 4 / 6 | - / 6 | - / 6 | - / 6 | 4 / 10 | - / 10 | - / 10 | 2 / 12 | 4 / 16 | 2 / 18 | 4 / 22 |
| John Pankonin | 3 / 3 | 4 / 7 | 12 / 19 | 8 / 27 | 4 / 31 | 6 / 37 | 3 / 40 | 10 / 50 | 4 / 54 | 10 / 64 | 3 / 67 | 12 / 69 | 4 / 73 | 5 / 78 |
| Jason McNair | 8 / 8 | 1 / 9 | 10 / 19 | 6 / 25 | 4 / 29 | 9 / 38 | - / 38 | 9 / 47 | 4 / 51 | 10 / 61 | 4 / 65 | 12 / 77 | 2 / 79 | 11 / 90 |
| Dave Oxford | - / - | - / - | - / - | - / - | - / - | - / - | - / - | 1 / 1 | - / 1 | - / 1 | - / 1 | - / 1 | - / 1 | - / 1 |
| Todd Phelps | 5 / 5 | 3 / 8 | 7 / 15 | 8 / 23 | 1 / 24 | 6 / 30 | 3 / 33 | 5 / 38 | 4 / 42 | 10 / 52 | 2 / 54 | 4 / 58 | - / 58 | 2 / 60 |
| Dave Coerman | 8 / 8 | 2 / 10 | 9 / 19 | 13 / 32 | 1 / 33 | 5 / 38 | 5 / 43 | 13 / 56 | 3 / 59 | - / 59 | 3 / 62 | 10 / 72 | 4 / 76 | 7 / 83 |
| Kevin McDonald | 6 / 6 | 4 / 10 | 14 / 24 | 9 / 33 | 4 / 37 | 5 / 42 | 5 / 47 | 8 / 55 | 4 / 59 | 12 / 71 | 3 / 74 | 12 / 86 | 3 / 89 | 7 / 96 |
| Craig Loeffler | - / - | - / - | 1 / 1 | 4 / 5 | - / 5 | - / 5 | - / 5 | 2 / 7 | - / 7 | 7 / 14 | - / 14 | - / 14 | - / 14 | - / 14 |
| Joedy Friemal | 8 / 8 | 2 / 10 | 12 / 22 | 8 / 30 | 3 / 33 | 8 / 41 | 5 / 46 | 7 / 53 | 4 / 57 | 9 / 66 | 2 / 68 | 8 / 76 | 4 / 80 | 8 / 88 |
| Bryan Hamilton | 4 / 4 | 2 / 6 | 4 / 10 | 7 / 17 | 2 / 19 | 6 / 25 | 2 / 27 | 3 / 30 | 2 / 32 | 10 / 42 | 2 / 44 | 4 / 48 | 2 / 50 | 4 / 54 |
| Ben Buckley | - / - | - / - | 2 / 2 | - / 2 | - / 2 | - / 2 | - / 2 | 2 / 4 | - / 4 | - / 4 | - / 4 | - / 4 | - / 4 | - / 4 |
| | | | | | | | | | | | | | | |
| | | | | | | | | | | | | | | |
| | | | | | | | | | | | | | | |

LCHS 28 vs Reg Valley 33

2-5-87

| Name | TD | TOL | RW | RL | EW | EL | NEW | NFL | DW | DL | P | PL | Draw | Team Points | Total Pts | |
|---|---|---|---|---|---|---|---|---|---|---|---|---|---|---|---|---|
| Kelly Rowley | 1 | - | 2 | 1 | - | - | 1 | - | 1 | - | - | - | - | 3 | 3 | 1-0 |
| Chris Barger | - | 3 | - | 1 | 2 | - | - | - | - | - | - | 1 | - | - | - | 0-1 |
| Pat Beran | 3 | - | 1 | - | - | 2 | - | - | - | - | 1 | - | - | 6 | 6 | 1-0 |
| Tony Weiss | - | 1 | - | - | - | - | - | - | - | - | - | 1 | - | - | - | 0-1 |
| John Pankowin | 1 | - | 2 | - | - | - | 1 | - | 1 | - | - | - | - | 4 | 4 | 1-0 |
| Jason McNair. | 1 | 1 | - | 1 | 1 | - | - | 1 | - | - | - | 1 | - | - | - | 0-1 |
| Dave Beerman | 1 | - | 1 | - | - | - | 1 | - | - | - | 1 | - | - | 6 | 6 | 1-0 |
| Kevin McDonald | 1 | 1 | 1 | - | - | 2 | 1 | - | 1 | - | - | - | - | 3 | 3 | 1-0 |
| Joedy Friemal | 1 | - | - | - | - | - | - | - | - | - | 1 | - | - | 6 | 6 | 1-0 |
| Bryan Hamilton | 2 | 1 | - | 2 | 1 | - | 1 | 2 | - | 1 | - | - | - | - | - | 0-1 |
| | | | | | | | | | | | | | | | | |
| | | | | | | | | | | | | | | | | |
| | | | | | | | | | | | | | | | | |
| | | | | | | | | | | | | | | | | |
| | | | | | | | | | | | | | | | | |
| | | | | | | | | | | | | | | | | |
| | | | | | | | | | | | | | | | | |
| | | | | | | | | | | | | | | | | |
| | | | | | | | | | | | | | | | | |
| | | | | | | | | | | | | | | | | |
| | | | | | | | | | | | | | | | | |
| | | | | | | | | | | | | | | | | |
| TOTALS | 11 | 7 | 7 | 4 | 4 | 4 | 5 | 3 | 3 | 1 | 3 | 3 | - | 28 | 28 | 6-4 |

Comments:

# A"" DIVISION

## 98 lbs

| | | |
|---|---|---|
| Cal | Open | |
| Camb | Open | |
| Coz | Open | |
| CCHS | Kelly Rowley | 5-3 |
| Hax | Open | |
| HOL | Open | |
| Her | Jarid Childers | 6-2 |
| MCC | Ty Seng | 7-0 |
| WRAY | Open | |

## 105 lbs

| | | |
|---|---|---|
| Cal | Brant Ring | |
| Camb | Chris Eisenhardt | 4-9 |
| Coz | Open | |
| CCHS | Chris Barger | 3-8 |
| HAX | Open | |
| HOL | Open | |
| HER | Choan Liewer | 6-2 |
| MCC | Dave Janssen | 6-2 |
| WRAY | Kirk Haptonstall | 4-6 |

## 112 lbs

| | | |
|---|---|---|
| CAL | Rich Duncan | |
| Camb | Dusty Trosper | 4-3 |
| Coz | James Wheeler | 6-6 |
| CCHS | Pat Beran | 6-6 |
| Hax | Open | |
| Hol | Open | |
| Her | Bobby McCllen | 6-2 |
| MCC | MIke Heile | 5-4 |
| Wray | OPen | |

## 119 lbs

| | | |
|---|---|---|
| Cal | Brady Ring | |
| Camb | Dana Hlavinka | 3-8 |
| Coz | Steve Gomez | 1-2 |
| CCHS | Steve Silvester | 5-3 |
| Hax | Open | |
| Hol | Open | |
| Her | Russell Thompson | 1-7 |
| MCC | Brady Johnson | 3-6 |
| Wray | David Schaffner | 4-7 |

## 126 lbs

| | | |
|---|---|---|
| Cal | Fraylan Gonzales | |
| Camb | Tim Sexton | 7-8 |
| Coz | Jack Gomez | 10-5 |
| CCHS | John Pankonin | 9-4 |
| Hax | Open | |
| Hol | OPen | |
| Her | Jadon Walters | 5-5 |
| MCC | Dan Hileman | 3-5 |
| Wray | Steve Stults | 7-3 |

## 132 lbs

| | | |
|---|---|---|
| Cal | David Pyle | |
| Camb | Virgil Banzhaf | 13-1 |
| Coz | Jason McCoy | 7-8-1 |
| CCHS | Jason McNair | 8-4 |
| Hax | Open | |
| Hol | Gordon Hielscher | 1-7 |
| Her | Andy Butrick | 4-6 |
| Mcc | Troy Swantz | 1-4 |
| Wray | Larry Merritt | 5-4 |

## 138lbs

| | | |
|---|---|---|
| Cal | Bruce Zink | |
| Camb | Travis Arnold | 12-2 |
| Coz | John Smock | 5-4 |
| CCHS | Dave German | 8-6 |
| Hax | Russell Kinzie | 7-2 |
| Hol | James Baker | 1-8 |
| Her | Craig Jameson | 6-5 |
| Mcc | Dave Lambert | 5-2 |
| Wray | Lester Baker | 2-5 |

## 145 lbs

| | | |
|---|---|---|
| Cal | Kale NOud | |
| Camb | J.D. Rayburn | 0-1 |
| Coz | John Myer | 4-0 |
| CCHS | Open | |
| Hax | Luke Kain | 8-7 |
| Hol | Tim Stroh | 0-0 |
| Her | Chad Hudson | 9-2 |
| Mcc | Dan Grafton | 5-3 |
| Wray | Loe Banister | 1-5 |

"A" DIVISION

155 lbs

| | | |
|---|---|---|
| Cal | John Debus | |
| Camb | Andy Weir | 3-7 |
| Coz | Todd Laird | 7-7 |
| CCHS | Kevin McDonald | 9-5 |
| Hax | OPen | |
| Hol | Jason Carruthers | 2-4 |
| Her | Arttie Parker | 0-6 |
| Mcc | Scott Meadows | 2-2 |
| Wray | OPen | |

167 lbs

| | | |
|---|---|---|
| Cal | Bob Stump | |
| Camb | Lavern Banzhaf | 13-1 |
| Coz | Jeff Kuklis | 2-11 |
| CCHS | Joedy Friemal | 7-7 |
| Hax | Trever Fix | 9-2 |
| Hol | Open | |
| Her | Dave Hoatson | 7-4 |
| Mcc | Open | |
| Wray | OPen | |

185 lbs

| | | |
|---|---|---|
| Cal | Mike Sellers | |
| Camb | Keith Roberts | 8-5 |
| Coz | Shannon Steuhm | 4-7 |
| CCHS | Open | |
| Hax | Gary Constance | 3-6 |
| Hol | OPen | |
| Her | Sam Park | 8-1 |
| Mcc | Karll Clark | 7-1 |
| Wray | Todd Rossberry | 4-8 |

UNL

| | | |
|---|---|---|
| Cal | Open | |
| Camb | Shawn Colson | 5-7 |
| Coz | Steve Lindeman | 11-4 |
| CCHS | Open | |
| Hax | Greg Koellner | 9-0 |
| Hol | Open | |
| Her | OPen | |
| Mcc | Open | |
| Wray | Doug Fox | 4-5 |

# B DIVISION

## 98

| | | |
|---|---|---|
| BC | Open | |
| Cal | Open | |
| Camb | Open | |
| CCHS | Open | |
| Coz | Open | |
| Fl | Open | |
| Her | Open | |
| Hol | Open | |
| Hy | Jake Daugherty | 1-6 |
| McC | Stan Anderson | 1-1 |
| Og | Jonnie Claviz | |
| Wr | Open | |
| Hax | Open | |

## 105

| | | |
|---|---|---|
| BC | Open | |
| Cal | ~~Open~~ Brant Ring | 4-4 |
| Camb | Open | |
| CCHS | Open | |
| Coz | Open | |
| Fl | Open | |
| Her | Open | |
| Hol | Open | |
| Hy | Open | |
| McC | Dan Janssen | 4-2 |
| Og | Dave Goebel | |
| Wr | Open | |
| Hax | Opne | |

## 112

| | | |
|---|---|---|
| BC | | |
| Cal | Rich Duncan | 7-4 |
| Camb | Dean Schleeman | |
| CCHS | | |
| Coz | Troy Ackermann | 3-3 |
| Fl | | |
| Her | | |
| Hol | | |
| Hy | | |
| McC | Doug Harris | 1-0 |
| Og | Juan Ramos | |
| Wr | | |
| Hax | | |

## 119

| | | |
|---|---|---|
| BC | | |
| Cal | Brady Ring | 1-6 |
| Camb | | |
| CCHS | Tony Weiss | 1-6 |
| Coz | Shawn Hanley | 2-1 |
| Fl | | |
| Her | | |
| Hol | | |
| Hy | Cory Grote | 2-7 |
| McC | Mike Evans | 5-2 |
| Og | Jeff McCormick | |
| Wr | | |
| Hax | Roger Fetzer | 4-3 |

## 126

| | | |
|---|---|---|
| BC | Billy Cox | 0-8 |
| Cal | | |
| Camb | Doug Leiss | 4-4-1 |
| CCHS | | |
| Coz | Paul Goings | 3-1 |
| Fl | | |
| Her | Brian Cosler | 1-3 |
| Hol | | |
| Hy | | |
| McC | Greg Hyde | 5-3 |
| Og | Kyle McCormick | |
| Wr | Bernie Prentice | 3-8 |
| Hax | Open | |

## 132

| | | |
|---|---|---|
| BC | | |
| Cal | | |
| Camb | Bob Fries | 5-4 |
| CCHS | Todd Phelps | 6-7 |
| Coz | Terry Kruse | 3-3 |
| Fl | | |
| Her | ~~Jim Bush 2-~~ 1 | |
| Hol | | |
| Hy | | |
| McC | Greg Bieker | 1-2 |
| Og | Scott Eggelston | |
| Wr | karl Dorneston | 4-7 |
| Hax | Roger Agnew | 2-6 |

"B" Division

138 lbs

| | | |
|---|---|---|
| BC | Torie Phillips | 4-7 |
| Cal | Bruce Zink | 4-6 |
| Camb | Mike Jorgensen | 0-5 |
| CCHS | Dave Oxford | 2-4 |
| Coz | Mark Ferguson | 3-1 |
| Her | Kevin Green | 0-4 |
| Hol | | |
| Hy | Brad Grote | 9-3 |
| Mcc | Lonnie Simmonds | 4-3 |
| Og | Eddie Jara | |
| Wr | Jim Toner | 1-3 |
| Hax | | |

145 lbs

| | | |
|---|---|---|
| BC | Landon Smith | 2-6 |
| Cal | | |
| Camb | Cory TenBensel | 0-5 |
| CCHS | Craig Loeffler | 2-3 |
| Coz | Matt Burkholder | 6-3 |
| Her | Tom Schifeldt | 10- |
| Hol | | |
| Hy | Terry Dubs | 7-7 |
| Mcc | Jeff Mays | 1-2 |
| Og | Matt Nelson | |
| Wr | | |
| Hax | Monte Knode | 0-0 |

155lbs

| | | |
|---|---|---|
| BC | Rick Hunt | 6-7 |
| Cal | | |
| Camb | Darrin Mues | 5-1 |
| CCHS | | |
| Coz | Jess Lambert | 4-0 |
| Her | Dale Duggan | 0-1 |
| Hol | | |
| Hy | David Dubs | 2-7 |
| Mcc | T.J. Adams | 0-3 |
| Og | Nick Holscher | |
| Wr | | |
| Hax | Roger Brown | 1-2 |

167 lbs

| | | |
|---|---|---|
| BC | Andy Broeker | 2-8 |
| Cal | | |
| Camb | Bill Hanna | 4-1 |
| CCHS | Ben Buckley | 0-8 |
| Coz | Jim Kniestadt | 6-2 |
| Her | Dan Vanarsdale | 0-0 |
| Hol | | |
| Hy | | |
| Mcc | | |
| Og | Lyman Frickee | |
| Wr | | |
| Hax | | |

185 lbs

| | | |
|---|---|---|
| BC | Treg Fisher | 0-8 |
| CAl | | |
| Camb | Dennis Hendrick | 4-1 |
| CCHS | Bryan Hamiliton | 2-12 |
| Coz | Mike Montgomery | 5-3 |
| Her | Shawn Boyle | 2-0 |
| Hol | | |
| Hy | | |
| Mcc | Jeff Heldt | 4-1 |
| Og | Jason Sermeno | |
| Wr | | |
| Hax | | |

UNL

| | | |
|---|---|---|
| BC | | |
| Cal | | |
| Camb | Shannan Braaten | 1-3 |
| CCHS | | |
| Coz | Pat McCone | 4-1; |
| Her | | |
| Hol | | |
| Hy | | |
| Mcc | Mike Hall | 0-4 |
| Og | Orlando Torres | |
| Wr | | |
| Hax | | |

LCHS J.V. vs CCHS Invit

1-17-87

| Name | TD | TOL | RW | RL | EW | EL | NEW | NFL | DW | DL | P | PL | Draw | Team Points | Total Pts | |
|---|---|---|---|---|---|---|---|---|---|---|---|---|---|---|---|---|
| Tony Weiss | 2 | 3 | 2 | 4 | - | 2 | - | 2 | - | 1 | 1 | 1 | - | 8 | 8 | 1-2 |
| Todd Phelps | 4 | 3 | 4 | 1 | 3 | 2 | 2 | - | 1 | 1 | 1 | - | - | 16 | 16 | 2-1 |
| Dave Oxford | - | 4 | - | - | 1 | 1 | - | - | - | - | - | 2 | - | 0 | 0 | 0-2 |
| Craig Loeffler | 1 | 2 | - | 1 | 1 | - | 2 | 1 | - | - | - | 2 | - | 0 | 0 | 0-2 |
| Ben Buckly | 0 | 2 | - | - | - | - | - | - | - | - | - | 2 | - | 0 | 0 | 0-2 |
| Bryan Hamilton | - | 2 | 1 | 1 | - | - | - | 2 | - | - | 1 | 1 | - | 10 | 10 | 1-1 |
| TOTALS | 7 | 16 | 7 | 7 | 5 | 5 | 4 | 5 | 1 | 2 | 3 | 8 | - | 34 | 34 | 4-10 |

Season TOTALS

| | | | | | | | | | | | | | | | | |
|---|---|---|---|---|---|---|---|---|---|---|---|---|---|---|---|---|
| Tony Weiss | 4 | 10 | 11 | 13 | 1 | 3 | 3 | 5 | - | 2 | 2 | 5 | 1 | 8 | 16 | 2-8-1 |
| Todd Phelps | 4 | 3 | 4 | 1 | 3 | 2 | 2 | - | 1 | 1 | 1 | - | - | - | 16 | 2-1 |
| Dave Oxford | 4 | 8 | 2 | 7 | 6 | 3 | - | 3 | - | 1 | 1 | 5 | - | 0 | 6 | 1-6 |
| Craig Loeffler | 7 | 6 | 1 | 2 | 1 | 2 | 3 | 6 | - | - | 2 | 6 | - | 6 | 12 | 2-6 |
| Ben Buckly | - | 10 | - | - | - | - | - | - | - | - | - | 10 | - | 0 | 0 | 0-10 |
| Bryan Hamilton | - | 2 | 1 | 1 | - | - | - | 2 | - | - | 2 | 2 | - | 10 | 10 | 2-2 |
| TOTAL's | 19 | 39 | 19 | 24 | 11 | 10 | 8 | 16 | 1 | 4 | 7 | 27 | 1 | 34 | 60 | 8-39-1 |

Comments:

| | | |

CHASE COUNTY INVITATIONAL -13
TEAM RANKINGS

1. OG - 153
2. COZ - 120.5
3. HY - 75.5
4. MCC - 69
5. CAM - 45
6. BC - 37
7. HER - 36
8. CCHS - 34
9. HAX - 20
10. CAL - 18
11. WR - 0

CHASE COUNTY INVITATIONAL - 8

CHAMPIONS BRACKET 98 LBS. CLASS

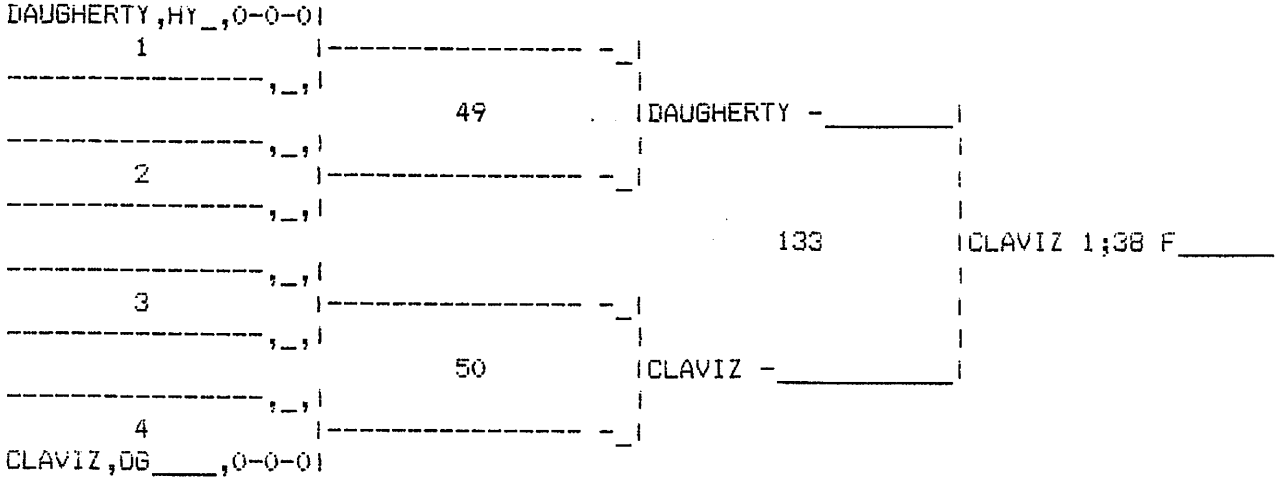


CONSOLATION BRACKET 98 LBS. CLASS

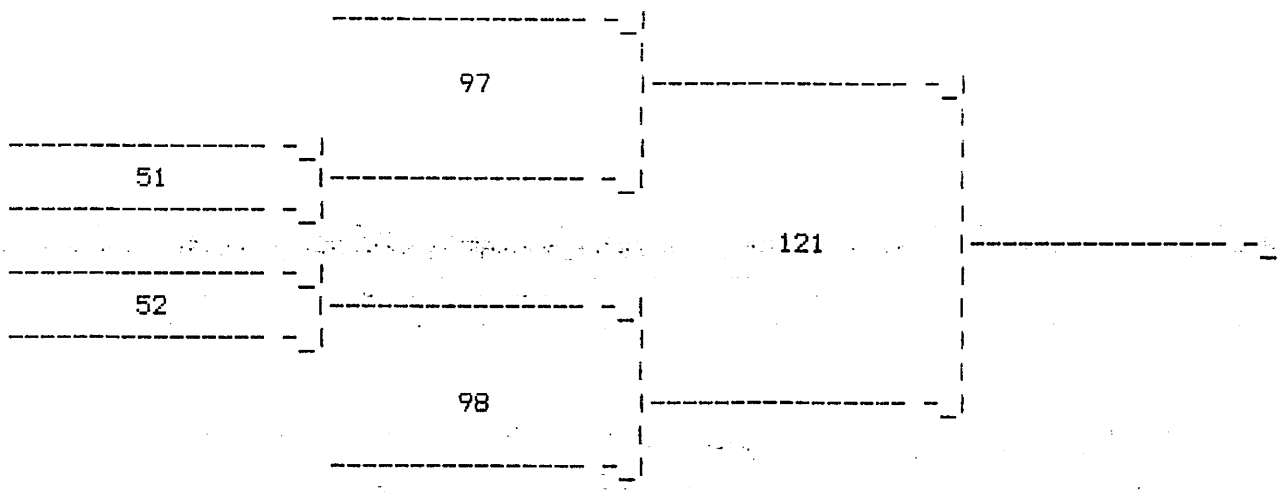


98 LBS. CLASS RESULTS.

DAUGHERTY - HY 0-1-0: 10 PTS.
CLAVIZ - OG 1-0-0: 16 PTS.

1 CLAVIZ - OG - 1;38 F
2 DAUGHERTY - HY - -

CHASE COUNTY INVITATIONAL - B

CHAMPIONS BRACKET 105 LBS. CLASS

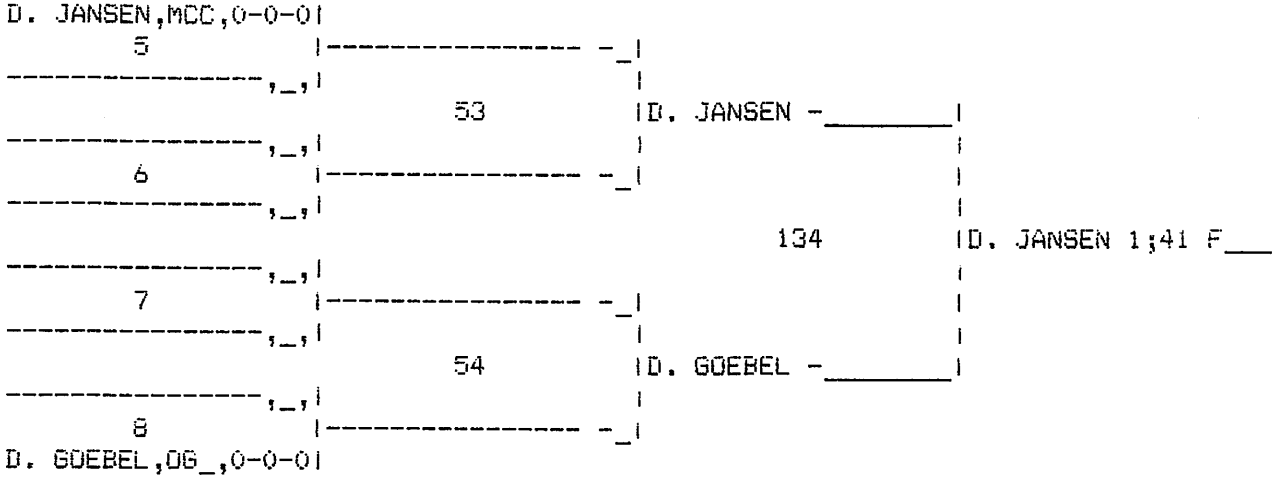


CONSOLATION BRACKET 105 LBS. CLASS

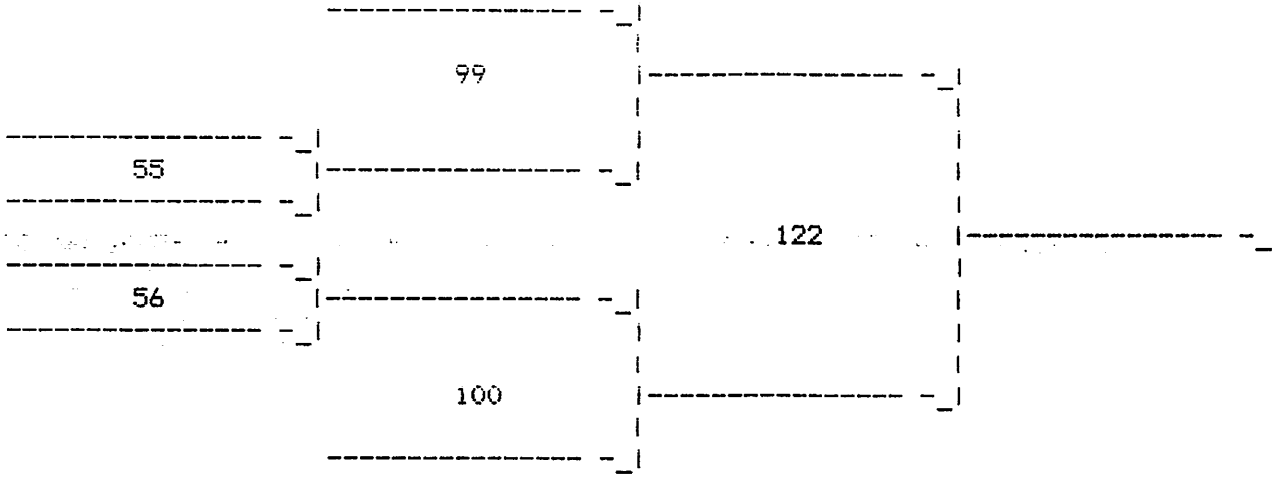


105 LBS. CLASS RESULTS.

D. JANSEN - MCC 1-0-0: 16 PTS.
D. GOEBEL - OG 0-1-0: 10 PTS.

1 D. JANSEN - MCC - 1;41 F
2 D. GOEBEL - OG - -

CHASE COUNTY INVITATIONAL

CHAMPIONS BRACKET 112 LBS. CLASS

B

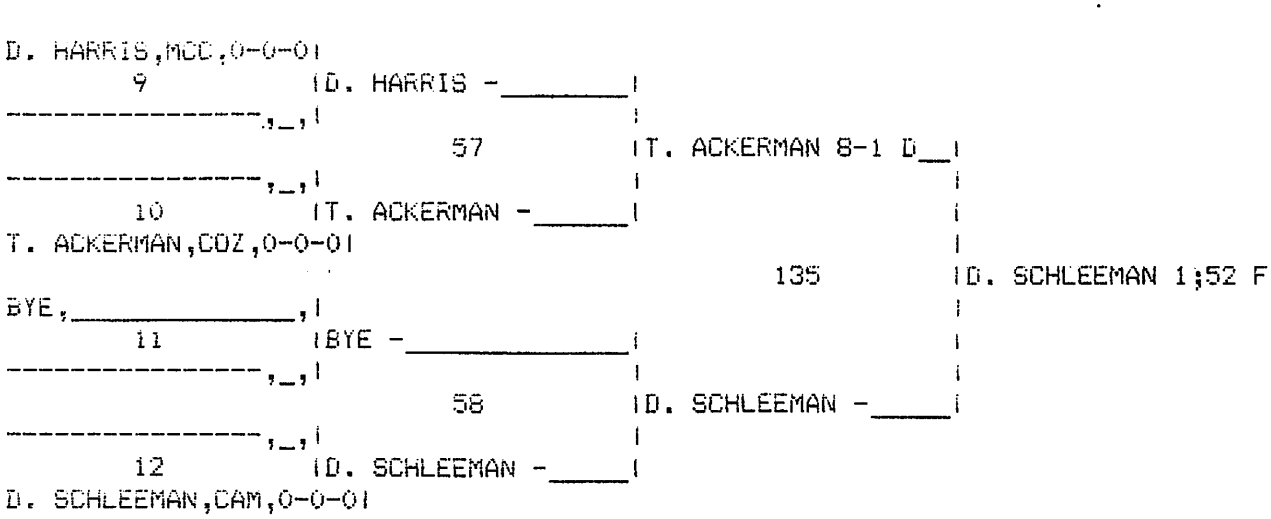


CONSOLATION BRACKET 112 LBS. CLASS

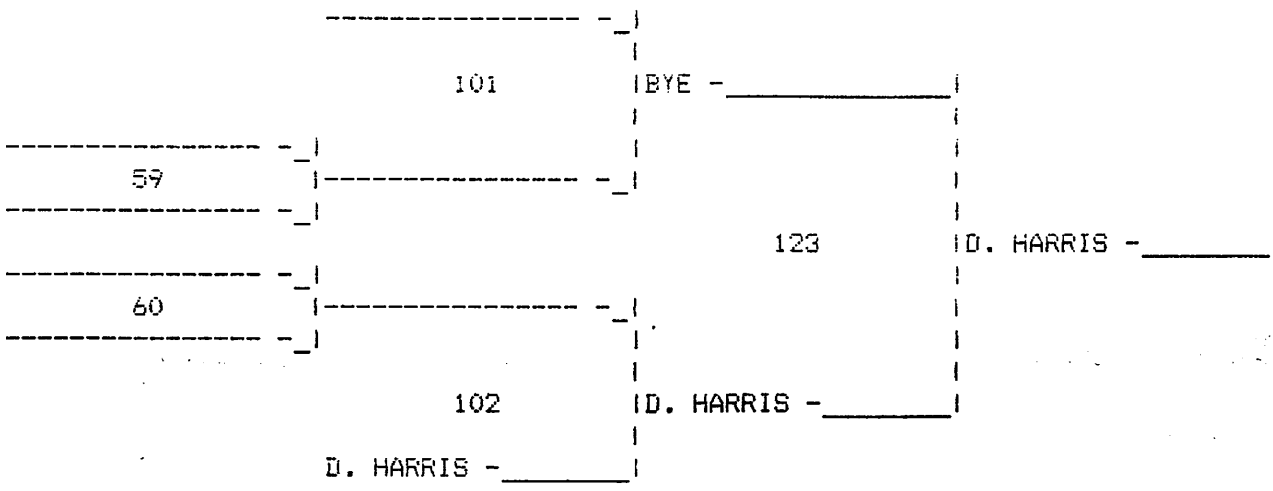


112 LBS. CLASS RESULTS.

D. HARRIS - MCC 0-1-0: 7 PTS.
D. SCHLEEMAN - CAM 1-0-0: 18 PTS.
T. ACKERMAN - COZ 1-1-0: 12 PTS.

1 D. SCHLEEMAN - CAM - 1;52 F
2 T. ACKERMAN - COZ - -
3 D. HARRIS - MCC - -

CHASE COUNTY INVITATIONAL

CHAMPIONS BRACKET 119 LBS. CLASS B

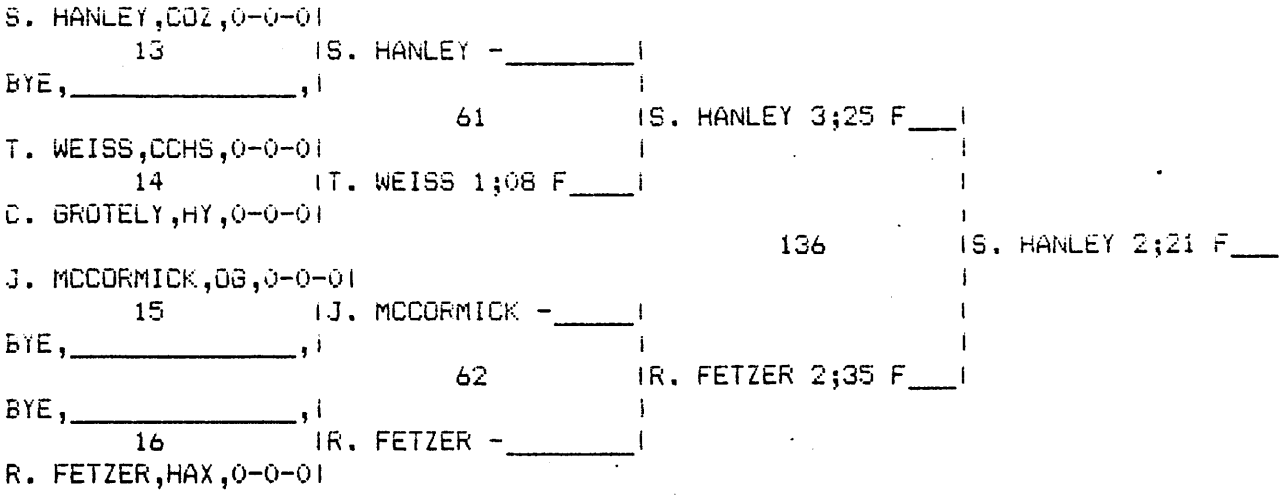


CONSOLATION BRACKET 119 LBS. CLASS

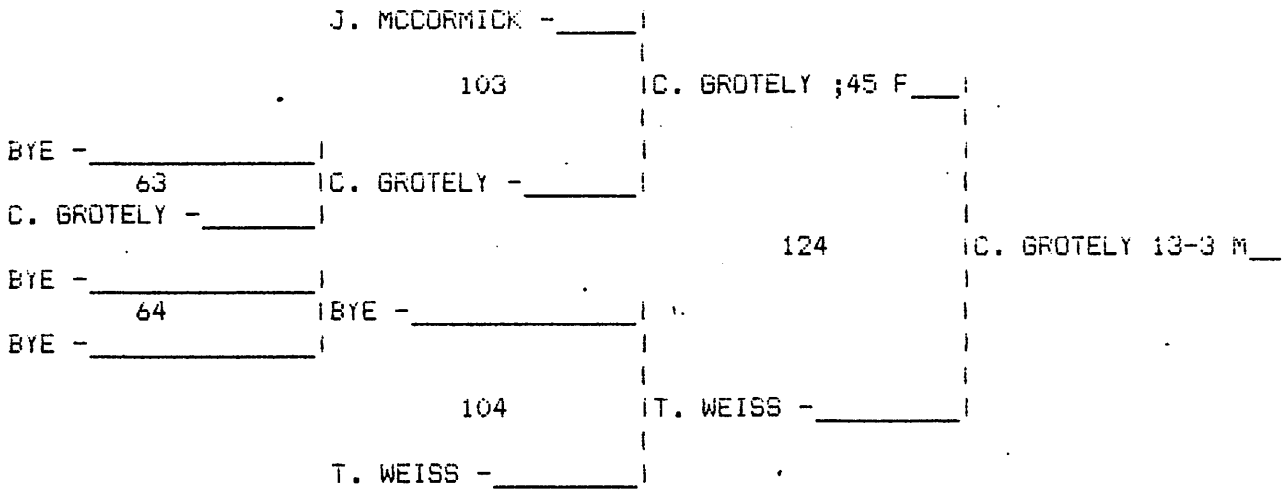


119 LBS. CLASS RESULTS.

S. HANLEY - COZ 2-0-0: 22 PTS.
R. FETZER - HAX 1-1-0: 16 PTS.
J. MCCORMICK - OG 0-2-0: 0 PTS.
C. GROTELY - HY 2-1-0: 11.5 PTS.
T. WEISS - CCHS 1-2-0: 8 PTS.

1 S. HANLEY - COZ - 2;21 F
2 R. FETZER - HAX - -
3 C. GROTELY - HY - 13-3 M
4 T. WEISS - CCHS - -

B-

# CHASE COUNTY INVITATIONAL

## CHAMPIONS BRACKET 126 LBS. CLASS

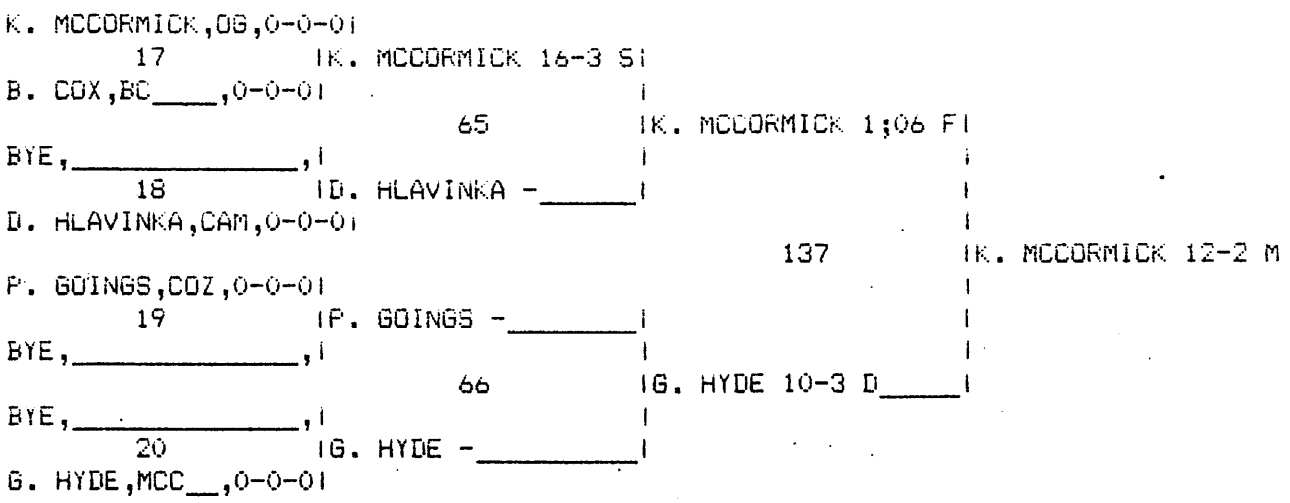


## CONSOLATION BRACKET 126 LBS. CLASS

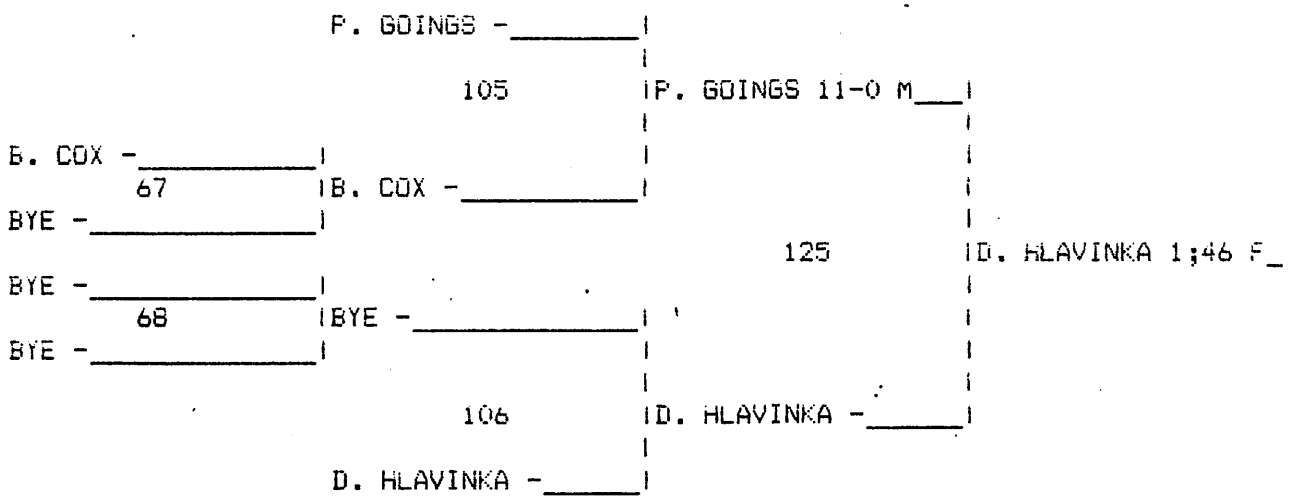


126 LBS. CLASS RESULTS.

K. MCCORMICK - OG 3-0-0: 21.5 PTS.
G. HYDE - MCC 1-1-0: 14 PTS.
P. GOINGS - COZ 1-2-0: 5.5 PTS.
D. HLAVINKA - CAM 1-1-0: 10 PTS.
B. COX - BC 0-2-0: 0 PTS.

1 K. MCCORMICK - OG - 12-2 M
2 G. HYDE - MCC - -
3 D. HLAVINKA - CAM - 1;46 F
4 P. GOINGS - COZ - -

B-

# CHASE COUNTY INVITATIONAL

## CHAMPIONS BRACKET 132 LBS. CLASS

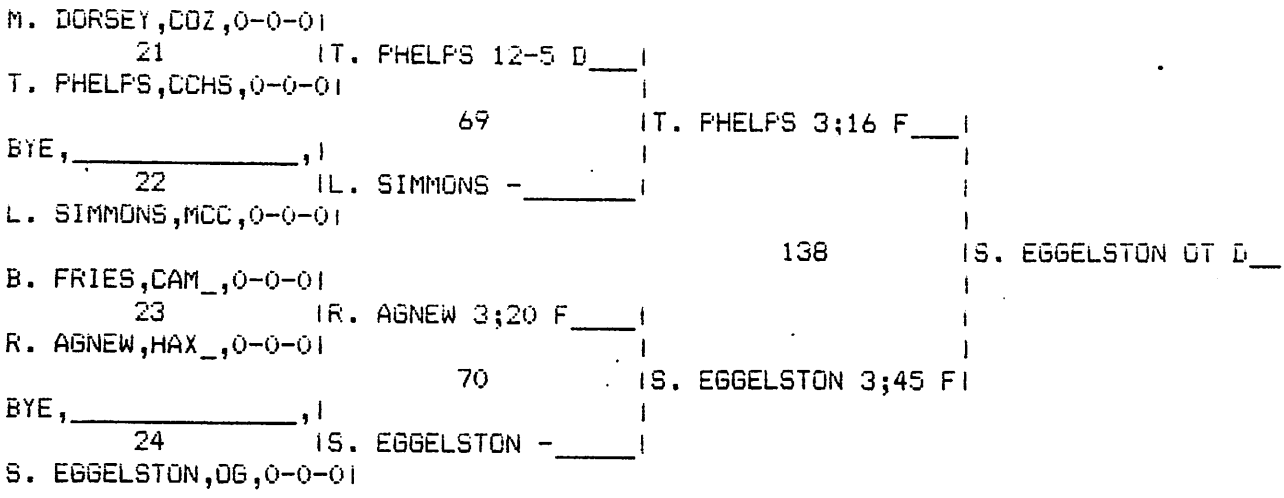


## CONSOLATION BRACKET 132 LBS. CLASS

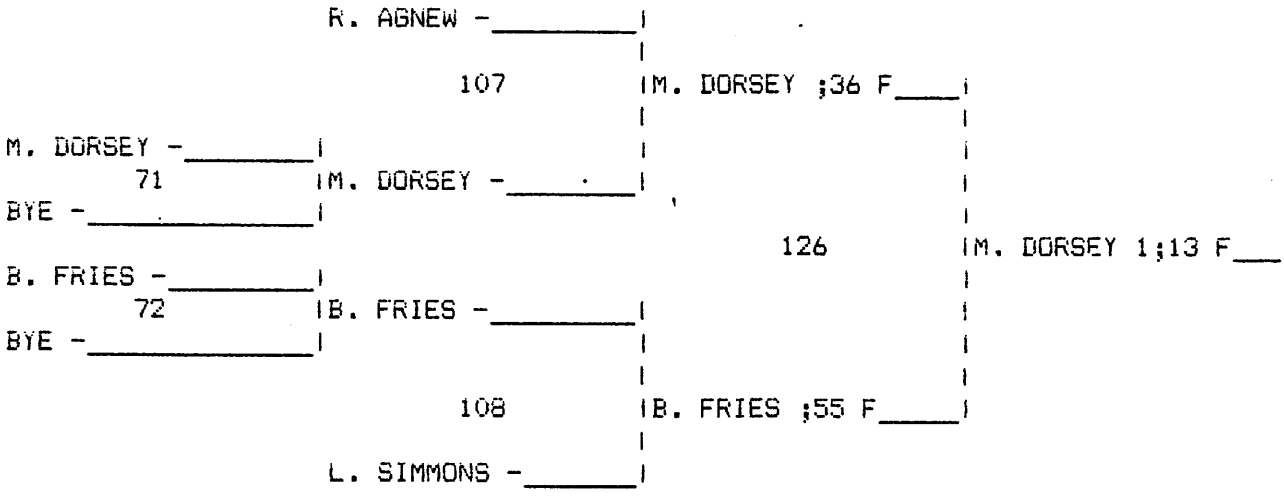


132 LBS. CLASS RESULTS.

M. DORSEY - COZ 2-1-0: 13 PTS.
S. EGGELSTON - OG 2-0-0: 20 PTS.
B. FRIES - CAM 1-2-0: 8 PTS.
L. SIMMONS - MCC 0-2-0: 0 PTS.
R. AGNEW - HAX 1-2-0: 4 PTS.
T. PHELPS - CCHS 2-1-0: 16 PTS.

1 S. EGGELSTON - OG - OT D
2 T. PHELPS - CCHS - -
3 M. DORSEY - COZ - 1;13 F
4 B. FRIES - CAM - -

B

CHASE COUNTY INVITATIONAL

CHAMPIONS BRACKET 138 LBS. CLASS

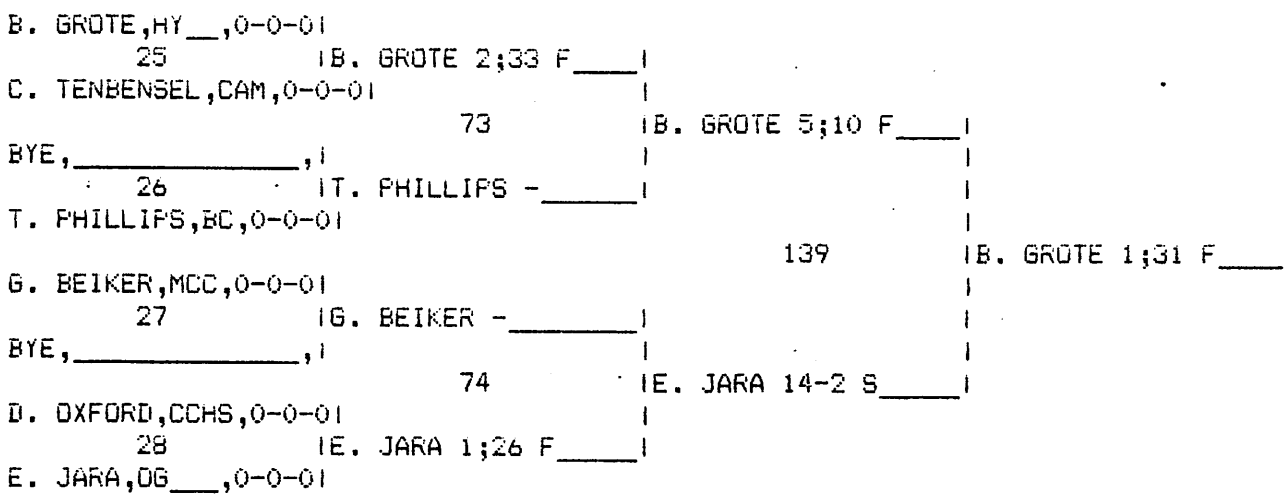


CONSOLATION BRACKET 138 LBS. CLASS

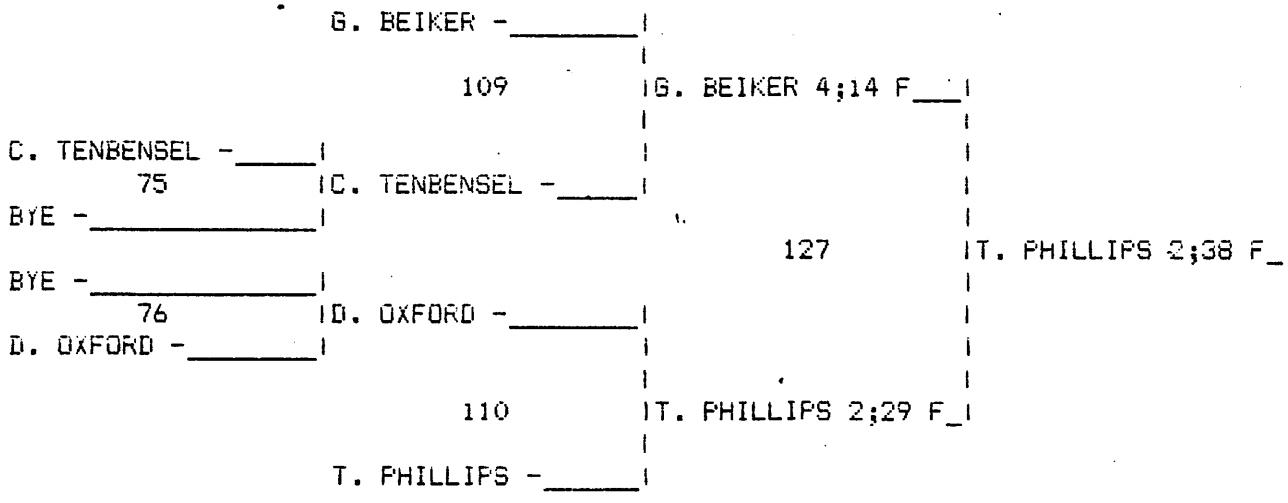


138 LBS. CLASS RESULTS.

B. GROTE - HY 3-0-0: 24 PTS.
E. JARA - OG 2-1-0: 17 PTS.
G. BEIKER - MCC 1-2-0: 7 PTS.
T. PHILLIPS - BC 2-1-0: 12 PTS.
D. OXFORD - CCHS 0-2-0: 0 PTS.
C. TENBENSEL - CAM 0-2-0: 0 PTS.

1 B. GROTE - HY - 1;31 F
2 E. JARA - OG - -
3 T. PHILLIPS - BC - 2;38 F
4 G. BEIKER - MCC - -

B-

CHASE COUNTY INVITATIONAL

CHAMPIONS BRACKET 145 LBS. CLASS

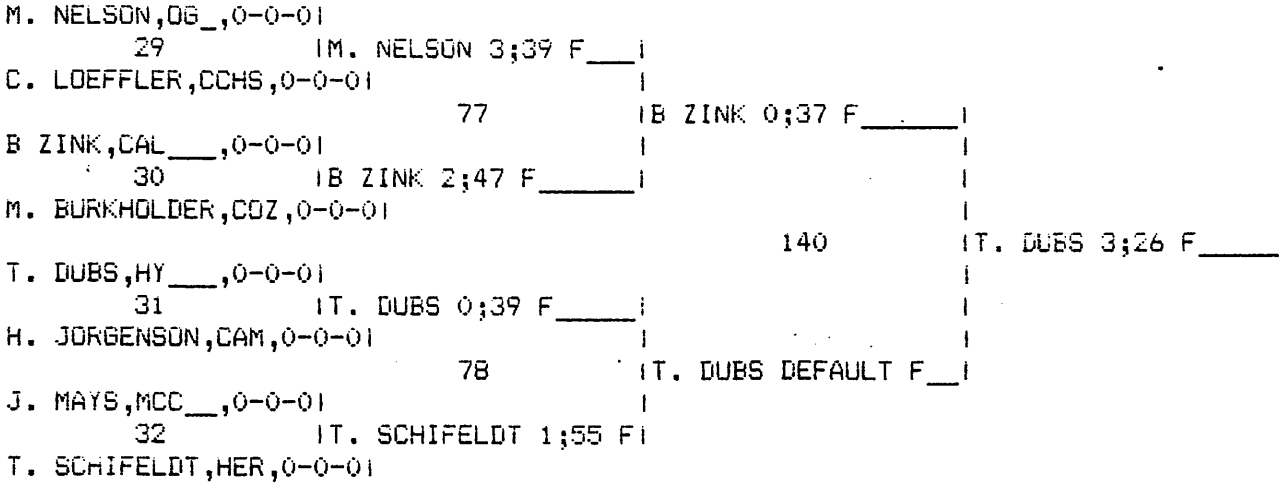


CONSOLATION BRACKET 145 LBS. CLASS

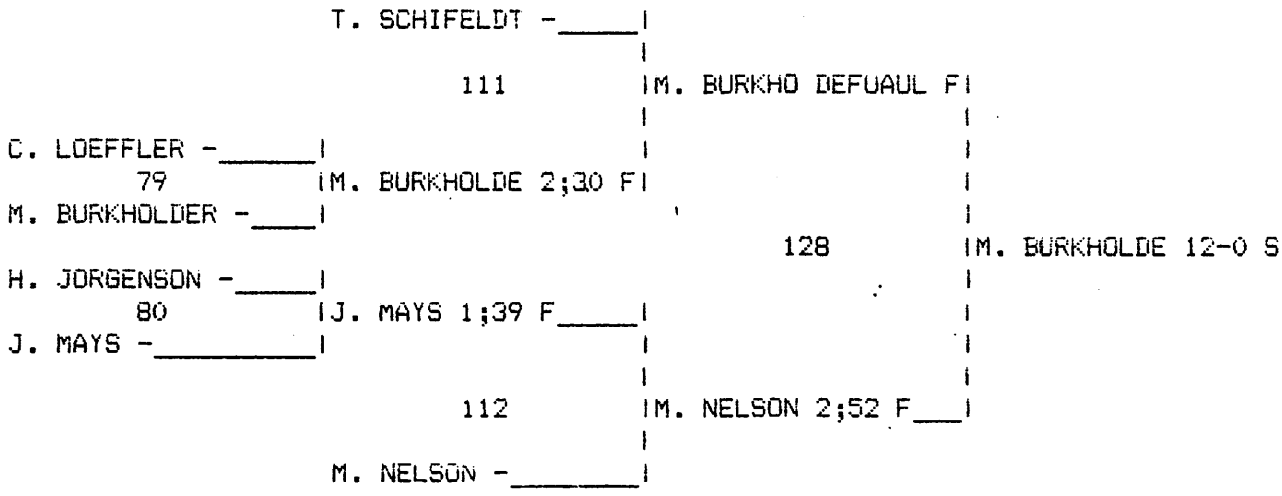


145 LBS. CLASS RESULTS.

M. NELSON - OG 2-2-0: 11 PTS.
T. SCHIFELDT - HER 1-2-0: 4 PTS.
T. DUBS - HY 3-0-0: 24 PTS.
M. BURKHOLDER - COZ 3-1-0: 14 PTS.
B ZINK - CAL 2-1-0: 18 PTS.
H. JORGENSON - CAM 0-2-0: 0 PTS.
J. MAYS - MCC 1-2-0: 3 PTS.
C. LOEFFLER - CCHS 0-2-0: 0 PTS.

1 T. DUBS - HY - 3;26 F
2 B ZINK - CAL - -
3 M. BURKHOLDER - COZ - 12-0 S
4 M. NELSON - OG - -

B-

# CHASE COUNTY INVITATIONAL

## CHAMPIONS BRACKET 155 LBS. CLASS

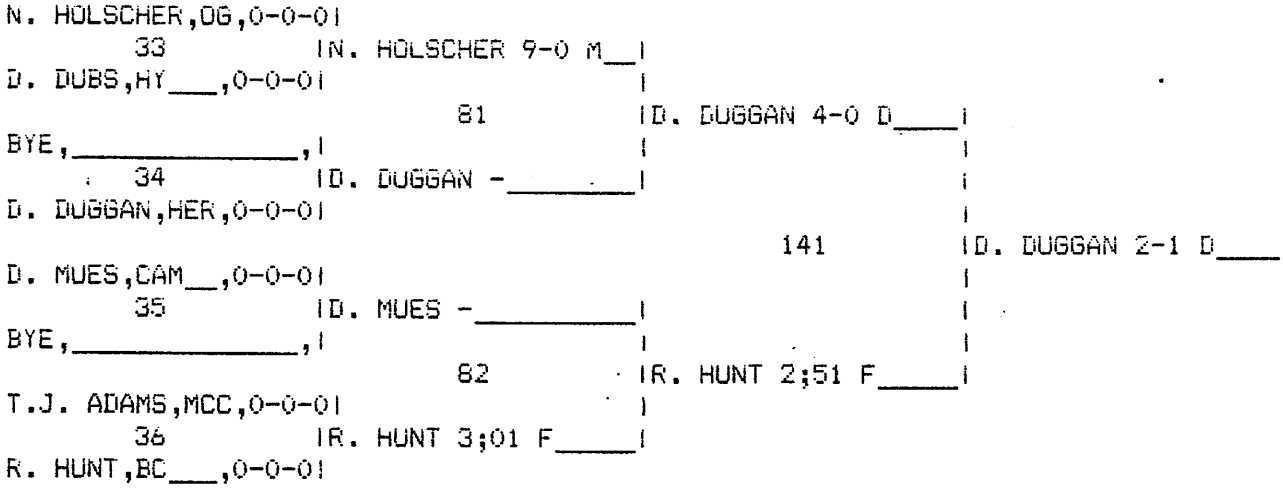


## CONSOLATION BRACKET 155 LBS. CLASS

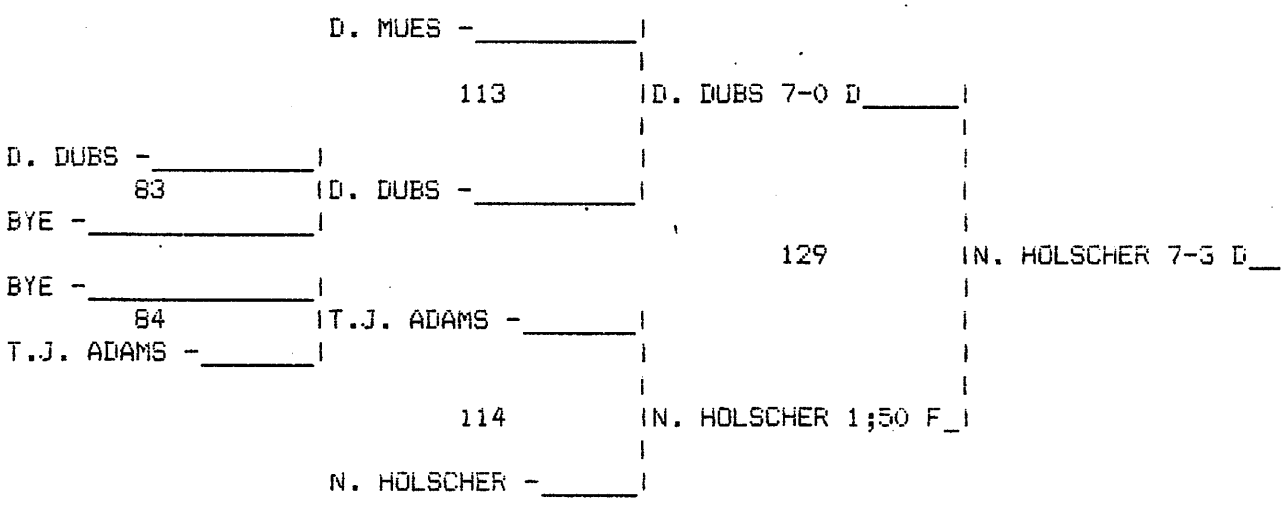


155 LBS. CLASS RESULTS.

N. HOLSCHER - OG 3-1-0: 12.5 PTS.
R. HUNT - BC 2-1-0: 18 PTS.
D. MUES - CAM 0-2-0: 0 PTS.
D. DUGGAN - HER 2-0-0: 18 PTS.
T.J. ADAMS - MCC 0-2-0: 0 PTS.
D. DUBS - HY 1-2-0: 6 PTS.

1 D. DUGGAN - HER - 2-1 D
2 R. HUNT - BC - -
3 N. HOLSCHER - OG - 7-3 D
4 D. DUBS - HY - -

CHASE COUNTY INVITATIONAL

CHAMPIONS BRACKET 167 LBS. CLASS B

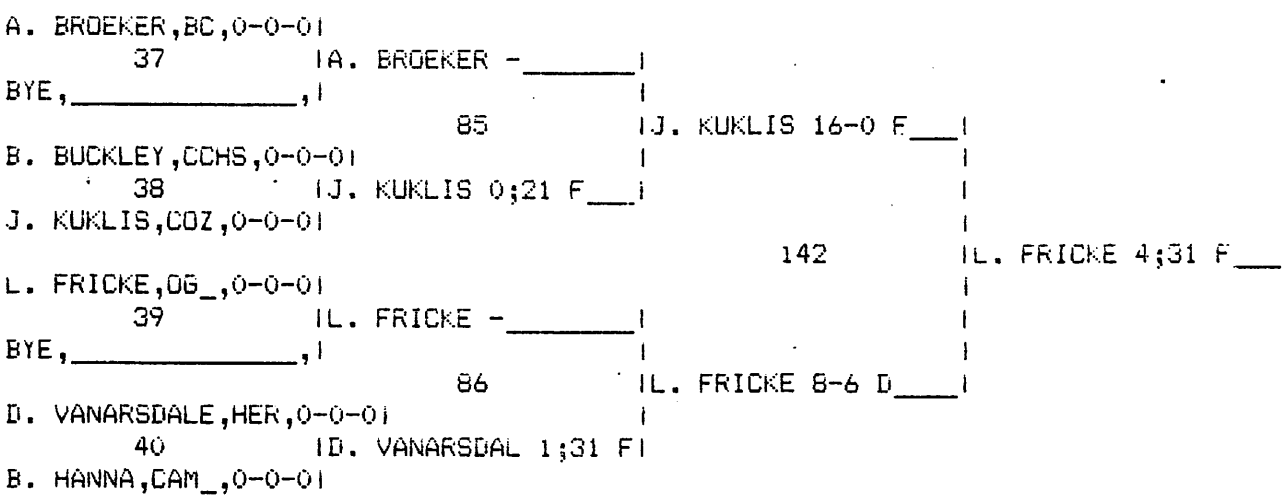


CONSOLATION BRACKET 167 LBS. CLASS

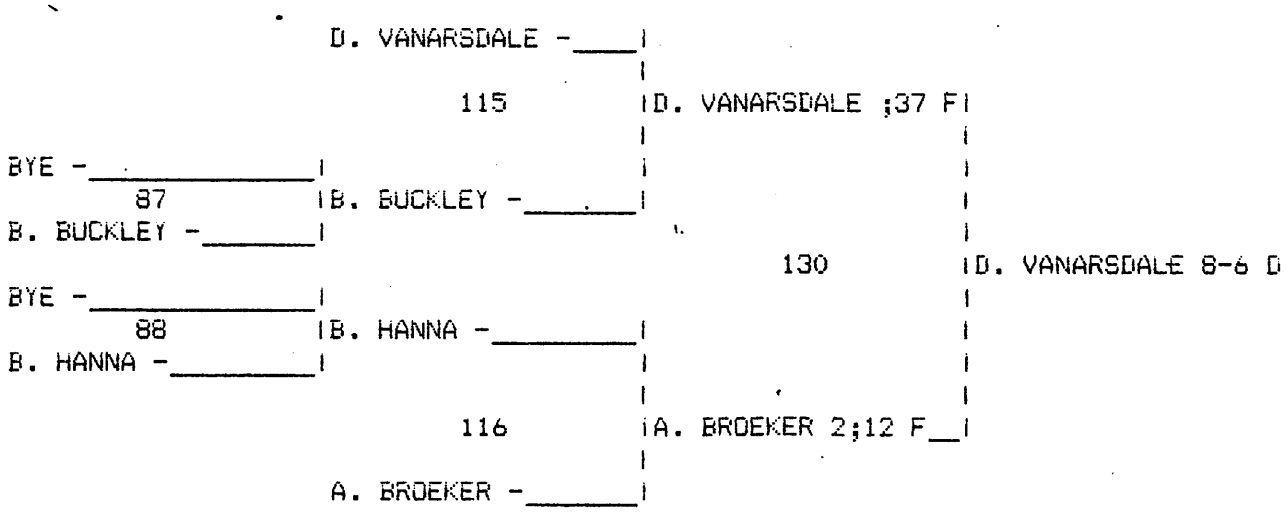


167 LBS. CLASS RESULTS.

A. BROEKER - BC 1-2-0: 7 PTS.
B. HANNA - CAM 0-2-0: 0 PTS.
L. FRICKE - OG 2-0-0: 20 PTS.
J. KUKLIS - COZ 2-1-0: 18 PTS.
B. BUCKLEY - CCHS 0-2-0: 0 PTS.
D. VANARSDALE - HER 3-1-0: 14 PTS.

1 L. FRICKE - OG - 4;31 F
2 J. KUKLIS - COZ - -
3 D. VANARSDALE - HER - 8-6 D
4 A. BROEKER - BC - -

D

CHASE COUNTY INVITATIONAL

CHAMPIONS BRACKET 185 LBS. CLASS

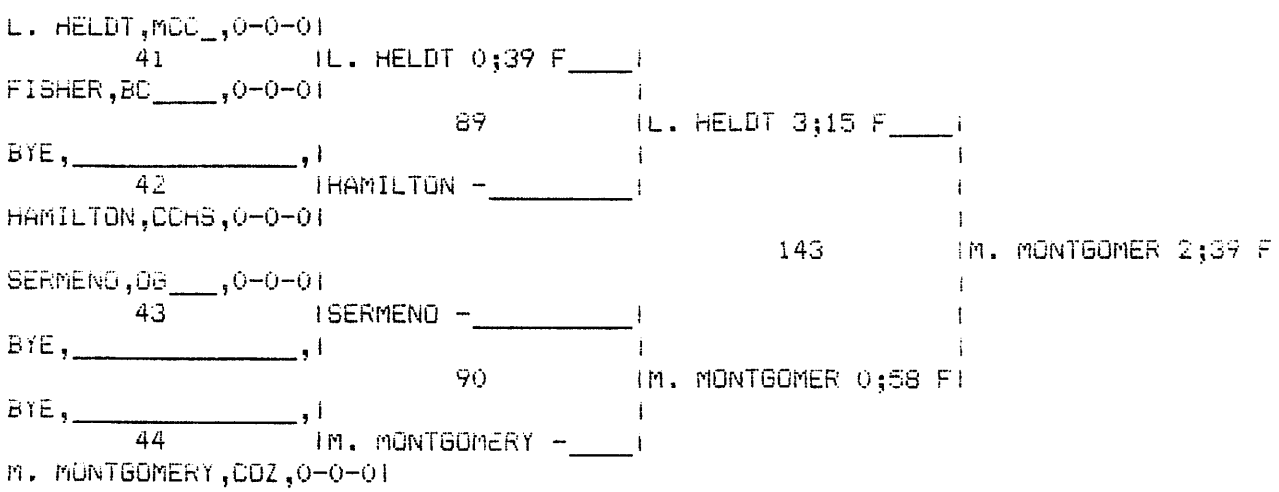


CONSOLATION BRACKET 185 LBS. CLASS

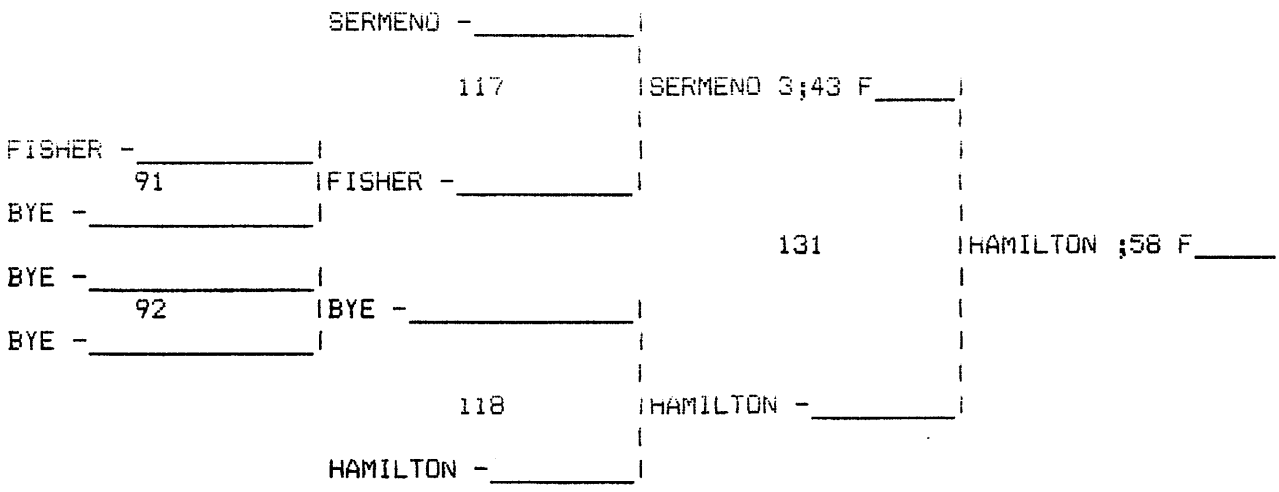


185 LBS. CLASS RESULTS.

L. HELDT - MCC 2-1-0: 18 PTS.
M. MONTGOMERY - COZ 2-0-0: 22 PTS.
SERMENO - OG 1-2-0: 7 PTS.
HAMILTON - CCHS 1-1-0: 10 PTS.
FISHER - BC 0-2-0: 0 PTS.

1 M. MONTGOMERY - COZ - 2;39 F
2 L. HELDT - MCC - -
3 HAMILTON - CCHS - ;58 F
4 SERMENO - OG - -

CHASE COUNTY INVITATIONAL

CHAMPIONS BRACKET UNL LBS. CLASS

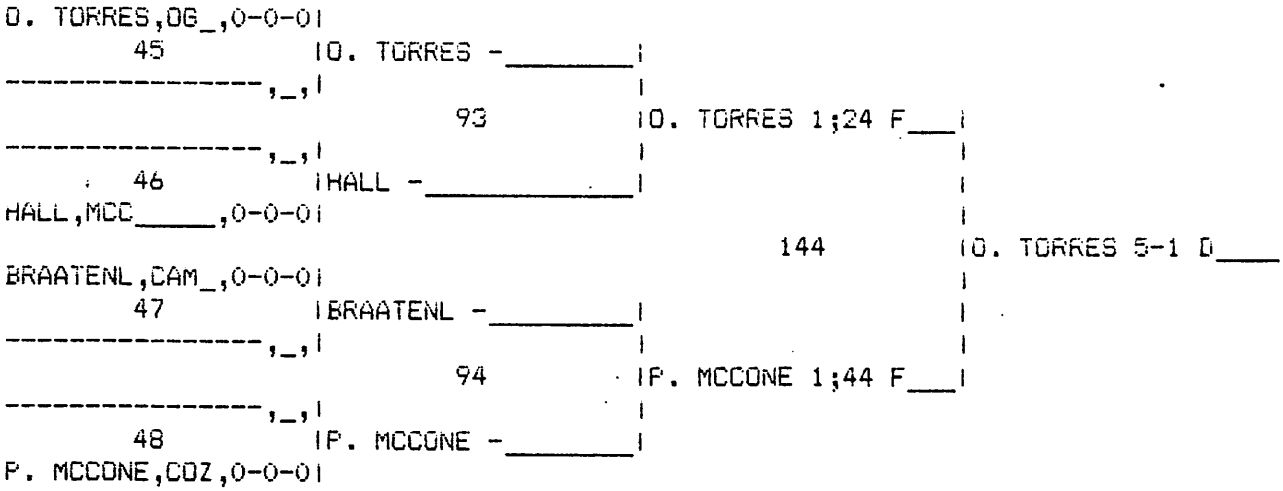


CONSOLATION BRACKET UNL LBS. CLASS

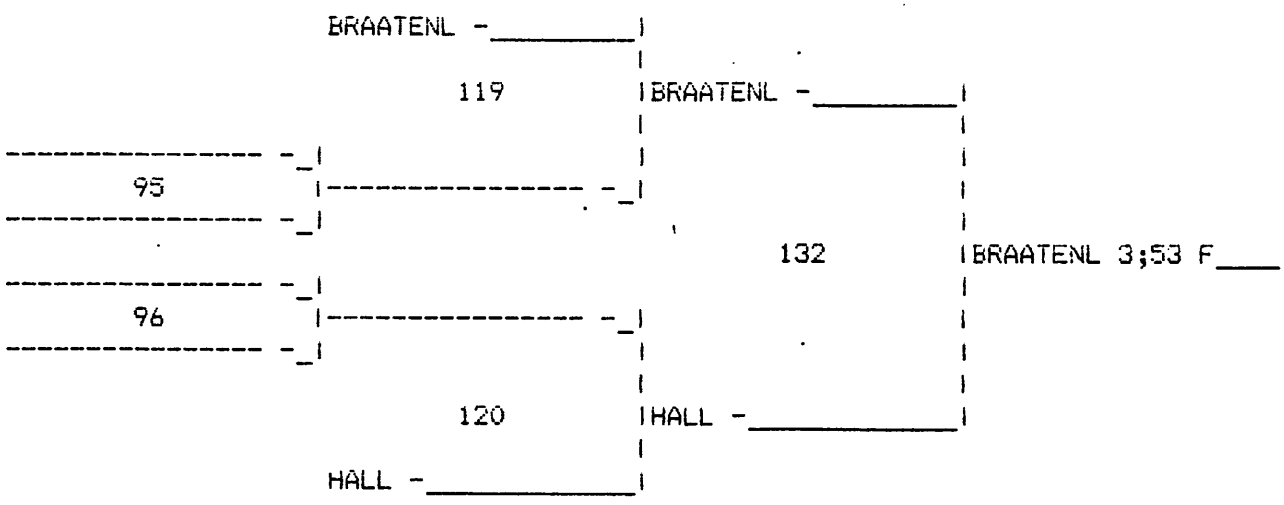


UNL LBS. CLASS RESULTS.

O. TORRES - OG 2-0-0: 18 PTS.
P. MCCONE - COZ 1-1-0: 14 PTS.
BRAATENL - CAM 1-1-0: 9 PTS.
HALL - MCC 0-2-0: 4 PTS.

1 O. TORRES - OG - 5-1 D
2 P. MCCONE - COZ - -
3 BRAATENL - CAM - 3;53 F
4 HALL - MCC - -

LCHS _____ vs Holyoke Season Totals

1-22-87

| Name | TD | TOL | RW | RL | EW | EL | NEW | NFL | DW | DL | P | PL | Draw | Team Points | Total Pts | |
|---|---|---|---|---|---|---|---|---|---|---|---|---|---|---|---|---|
| Kelly Rowley | 6 | 8 | 5 | 1 | - | 2 | 7 | 4 | 1 | 1 | 4 | 4 | - | 6 | 58 | 6-5 |
| Chris Barger | 2 | 15 | 3 | - | 1 | 1 | 1 | 6 | - | 2 | 3 | 8 | - | 6 | 28 | 4-10 |
| Pat Beran | 14 | 17 | 5 | 12 | 10 | 9 | 8 | 15 | 1 | 6 | 4 | 4 | - | 6 | 49 | 8-10 |
| Steve Silvester | 10 | 11 | 8 | 6 | 2 | 3 | 4 | 7 | 1 | 4 | 8 | - | - | - | 71 | 9-4 |
| Tony Weiss | 1 | 1 | - | 2 | - | - | - | - | - | 1 | - | 1 | - | - | - | 0-2 |
| John Pankow | 19 | 18 | 22 | 9 | 5 | 9 | 14 | 12 | 6 | 4 | 7 | 2 | - | 6 | 89 | 14-6 |
| Jason McNair | 22 | 14 | 7 | 6 | 12 | 11 | 15 | 11 | 1 | 4 | 10 | 1 | - | 6 | 92 | 11-5 |
| Todd Phelps | 11 | 20 | 9 | 8 | 7 | 9 | 14 | 8 | 6 | 5 | 2 | 3 | - | 6 | 40 | 8-8 |
| Dave Cerman | 19 | 15 | 6 | 10 | 7 | 4 | 20 | 11 | 5 | 8 | 8 | - | - | 4 | 71 | 13-8 |
| Kevin McDonald | 25 | 9 | 8 | 11 | 7 | 13 | 15 | 5 | 3 | 3 | 10 | 3 | - | 6 | 91½ | 13-6 |
| Joedy Fretmal | 18 | 15 | 3 | 5 | 9 | 6 | 5 | 8 | 3 | 4 | 7 | 6 | - | 6 | 60 | 10-10 |
| Bryan Hamilton | 4 | 16 | 4 | 6 | - | 1 | 2 | 13 | 1 | - | 1 | 12 | - | 6 | 20 | 3-12 |
| TOTAL's | 151 | 147 | 80 | 77 | 60 | 68 | 101 | 100 | 29 | 42 | 63 | 44 | - | 64 | 675½ | 99-84 |

128
03

Comments:

LCHS 64 vs Holyoke 12

1-22-87

| Name | TD | TOL | RW | RL | EW | EL | NEW | NFL | DW | DL | P | PL | Draw | Team Points | Total Pts | |
|---|---|---|---|---|---|---|---|---|---|---|---|---|---|---|---|---|
| Kelly Rowley | 1 | - | - | - | - | - | 1 | - | - | - | 1 | - | - | 6 | 6 | 1-0 |
| Chris Barger | | Forfeit | | | | | | | | | | | | 6 | 6 | 1-0 |
| Pat Beran | | Forfeit | | | | | | | | | | | | 6 | 6 | 1-0 |
| John Pawkowin | 1 | - | - | - | - | - | - | - | - | - | 1 | - | - | 6 | 6 | 1-0 |
| Jason McNair | 1 | - | - | - | - | - | 3 | - | - | - | 1 | - | - | 6 | 6 | 1-0 |
| Todd Phelps | 1 | - | 1 | - | - | - | 5 | - | - | - | 1 | - | - | 6 | 6 | 1-0 |
| Dave Germain | 2 | - | - | 1 | 1 | - | 3 | - | 1 | - | - | - | - | 4 | 4 | 1-0 |
| Kevin McDonald | 1 | - | 1 | 1 | - | - | 2 | - | - | - | 1 | - | - | 6 | 6 | 1-0 |
| Joedy Friemal | 1 | 1 | - | - | 1 | - | 1 | 1 | - | - | 1 | - | - | 6 | 6 | 1-0 |
| Bryan Hamilton | | Forfeit | | | | | | | | | | | | 6 | 6 | 1-0 |
| | | | | | | | | | | | | | | | | |
| | | | | | | | | | | | | | | | | |
| | | | | | | | | | | | | | | | | |
| | | | | | | | | | | | | | | | | |
| | | | | | | | | | | | | | | | | |
| | | | | | | | | | | | | | | | | |
| | | | | | | | | | | | | | | | | |
| | | | | | | | | | | | | | | | | |
| | | | | | | | | | | | | | | | | |
| | | | | | | | | | | | | | | | | |
| | | | | | | | | | | | | | | | | |
| | | | | | | | | | | | | | | | | |
| | | | | | | | | | | | | | | | | |
| TOTAL's | 8 | 1 | 2 | 2 | 2 | - | 14 | 1 | 1 | - | 6 | - | - | 64 | 64 | 10:0 |

Comments: Nice Job-

Kinda Nice To Whale on Somebody for a Change-

[illegible]

G.C.H.S. INVITATIONAL

CHAMPIONS BRACKET 98 LBS. CLASS

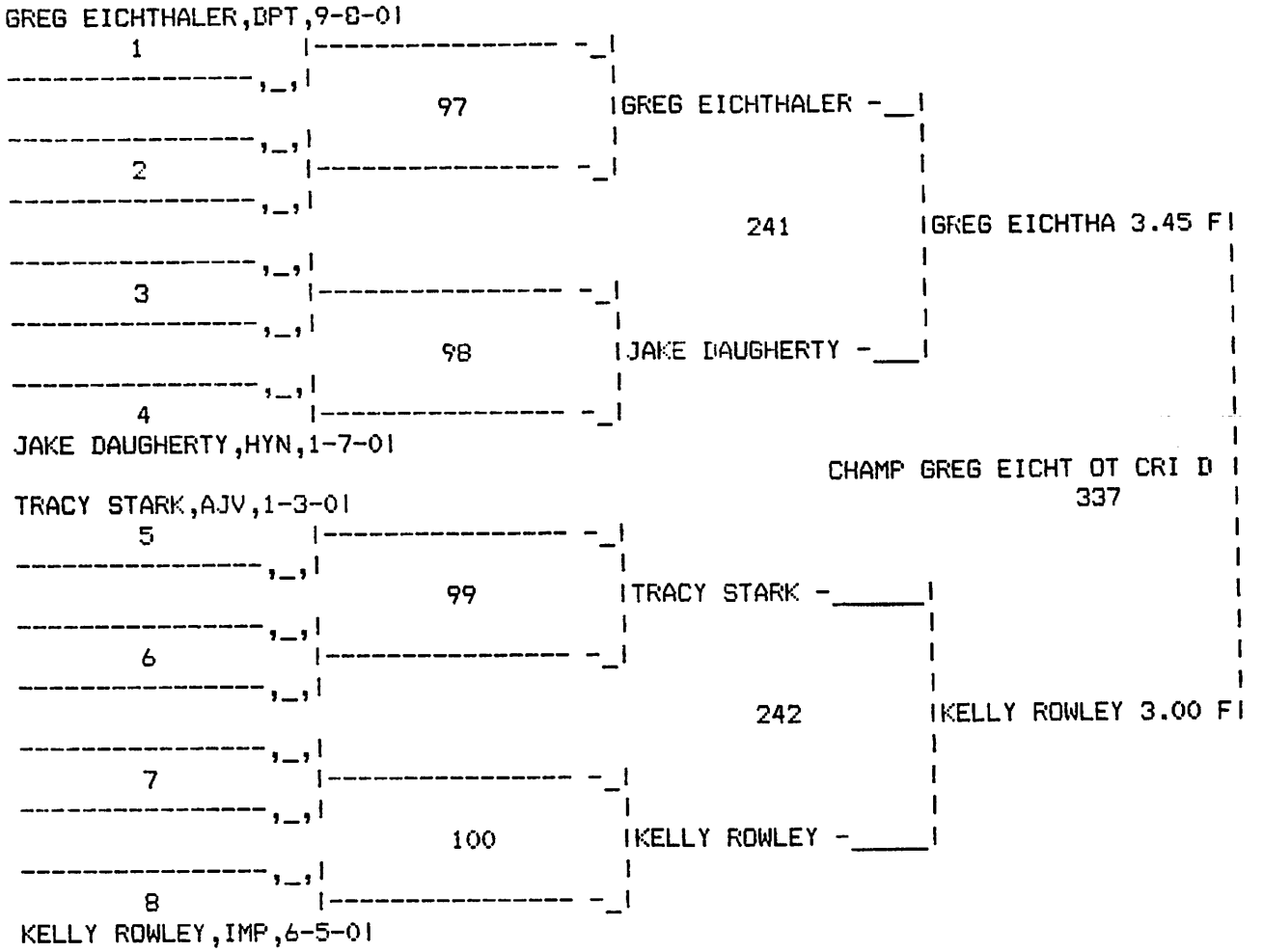


98 LBS. CLASS RESULTS.

GREG EICHTHALER - BPT 11-8-0: 18 PTS.
KELLY ROWLEY - IMP 7-6-0: 14 PTS.
TRACY STARK - AJV 1-5-0: 4 PTS.
JAKE DAUGHERTY - HYN 2-8-0: 8 PTS.

1 GREG EICHTHALER - BPT: OT CRI D
2 KELLY ROWLEY - IMP: -
3 JAKE DAUGHERTY - HYN: 22-10 S
4 TRACY STARK - AJV: -

G.C.H.S. INVITATIONAL

CHAMPIONS BRACKET 105 LBS. CLASS

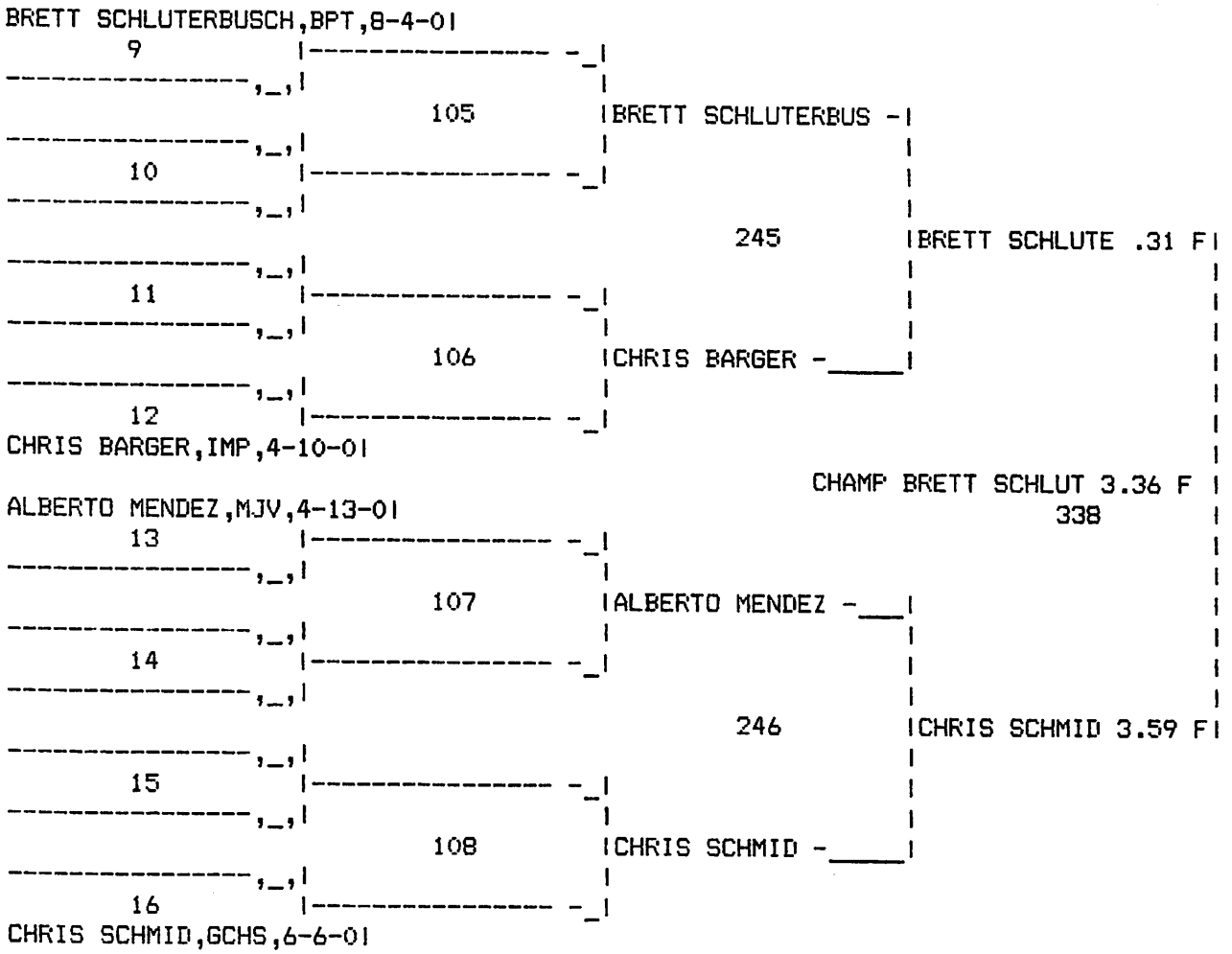


105 LBS. CLASS RESULTS.

BRETT SCHLUTERBUSCH - BPT 10-4-0: 20 PTS.
CHRIS SCHMID - GCHS 7-7-0: 14 PTS.
ALBERTO MENDEZ - MJV 5-14-0: 9 PTS.
CHRIS BARGER - IMP 4-12-0: 4 PTS.

1 BRETT SCHLUTERBUSCH - BPT: 3.36 F
2 CHRIS SCHMID - GCHS: -
3 ALBERTO MENDEZ - MJV: 1.21 F
4 CHRIS BARGER - IMP: -

G.C.H.S. INVITATIONAL

CHAMPIONS BRACKET 112 LBS. CLASS

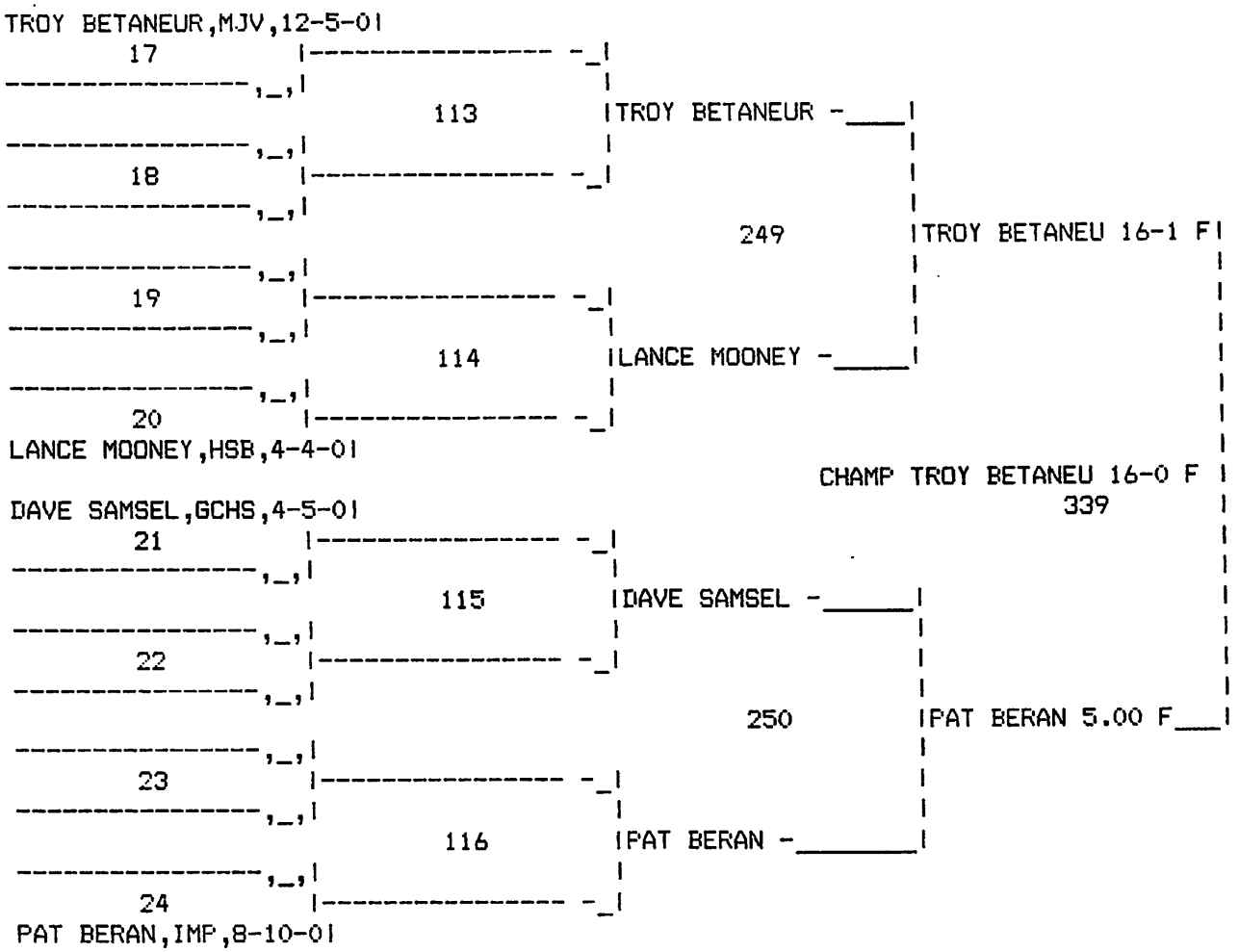


112 LBS. CLASS RESULTS.

TROY BETANEUR - MJV 14-5-0: 20 PTS.
PAT BERAN - IMP 9-11-0: 14 PTS.
DAVE SAMSEL - GCHS 4-7-0: 4 PTS.
LANCE MOONEY - HSB 5-5-0: 9 PTS.

1 TROY BETANEUR - MJV: 16-0 F
2 PAT BERAN - IMP: -
3 LANCE MOONEY - HSB: DEFAULT F
4 DAVE SAMSEL - GCHS: -

# G.C.H.S. INVITATIONAL

## CHAMPIONS BRACKET 119 LBS. CLASS

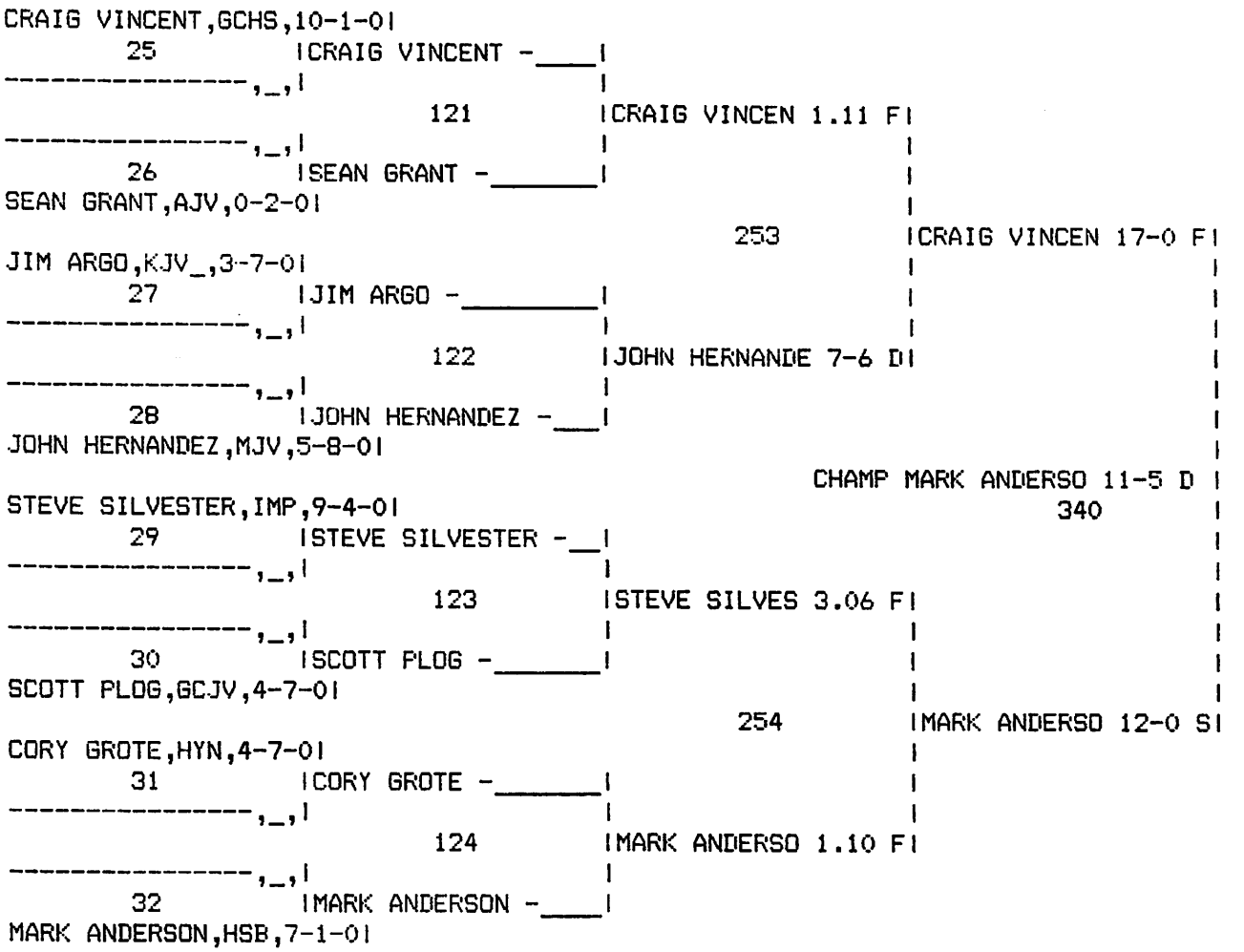


119 LBS. CLASS RESULTS.

CRAIG VINCENT - GCHS 12-2-0: 18 PTS.
MARK ANDERSON - HSB 10-1-0: 21 PTS.
STEVE SILVESTER - IMP 12-5-0: 14 PTS.
JOHN HERNANDEZ - MJV 7-10-0: 7 PTS.
JIM ARGO - KJV 4-9-0: 1.5 PTS.
SCOTT PLOG - GCJV 5-9-0: 3 PTS.
CORY GROTE - HYN 4-9-0: 0 PTS.
SEAN GRANT - AJV 0-4-0: 0 PTS.

1 MARK ANDERSON - HSB: 11-5 D
2 CRAIG VINCENT - GCHS: -
3 STEVE SILVESTER - IMP: 1-0 D
4 JOHN HERNANDEZ - MJV: -

G.C.H.S. INVITATIONAL

CHAMPIONS BRACKET 126 LBS. CLASS

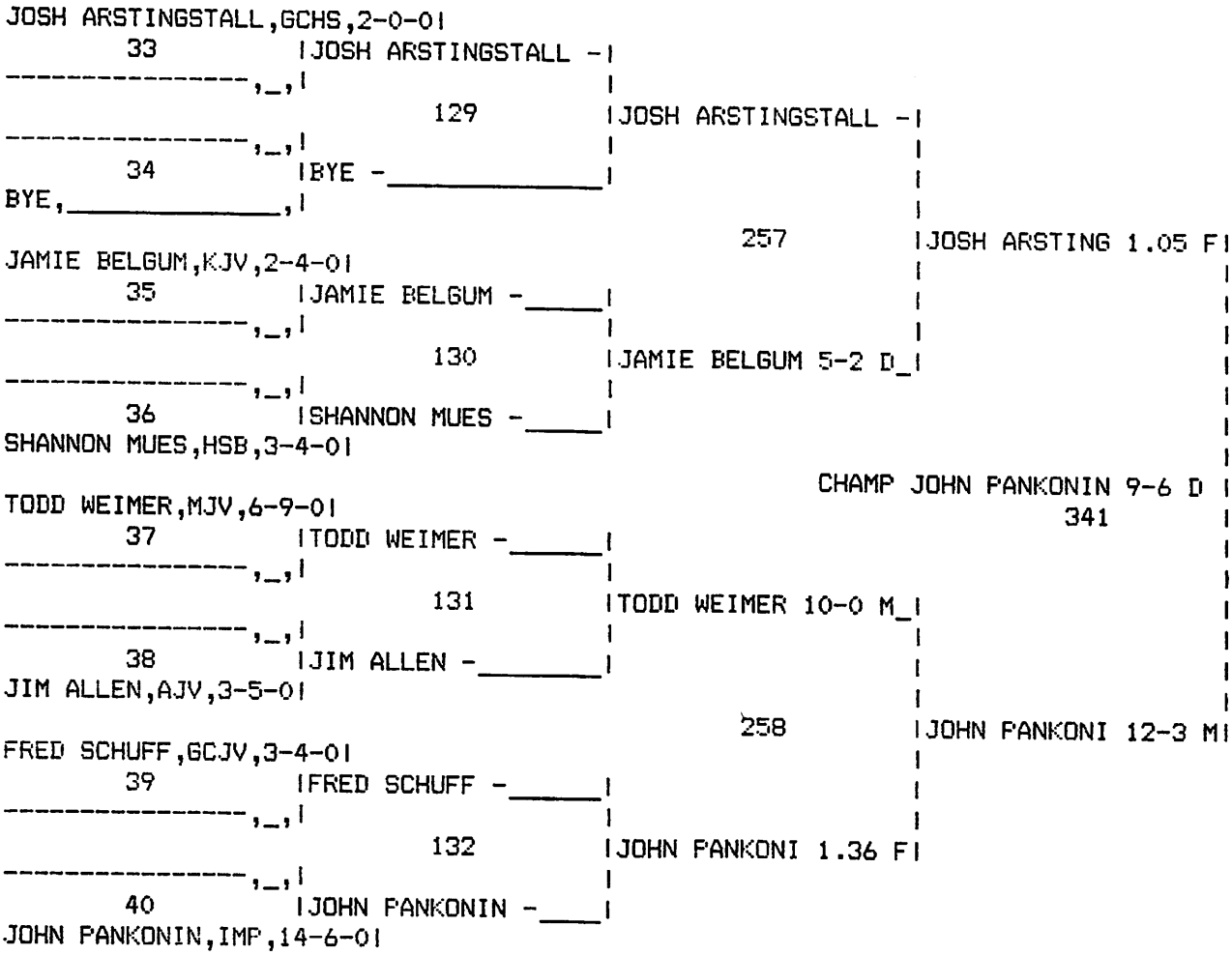


126 LBS. CLASS RESULTS.

JOSH ARSTINGSTALL - GCHS 3-1-0: 16 PTS.
JOHN PANKONIN - IMP 17-6-0: 20.5 PTS.
TODD WEIMER - MJV 8-11-0: 9.5 PTS.
SHANNON MUES - HSB 3-6-0: 0 PTS.
JAMIE BELGUM - KJV 3-6-0: 2 PTS.
JIM ALLEN - AJV 6-6-0: 12.5 PTS.
FRED SCHUFF - GCJV 3-6-0: 0 PTS.

1 JOHN PANKONIN - IMP: 9-6 D
2 JOSH ARSTINGSTALL - GCHS: -
3 JIM ALLEN - AJV: 12-3 M
4 TODD WEIMER - MJV: -

G.C.H.S. INVITATIONAL

CHAMPIONS BRACKET 132 LBS. CLASS

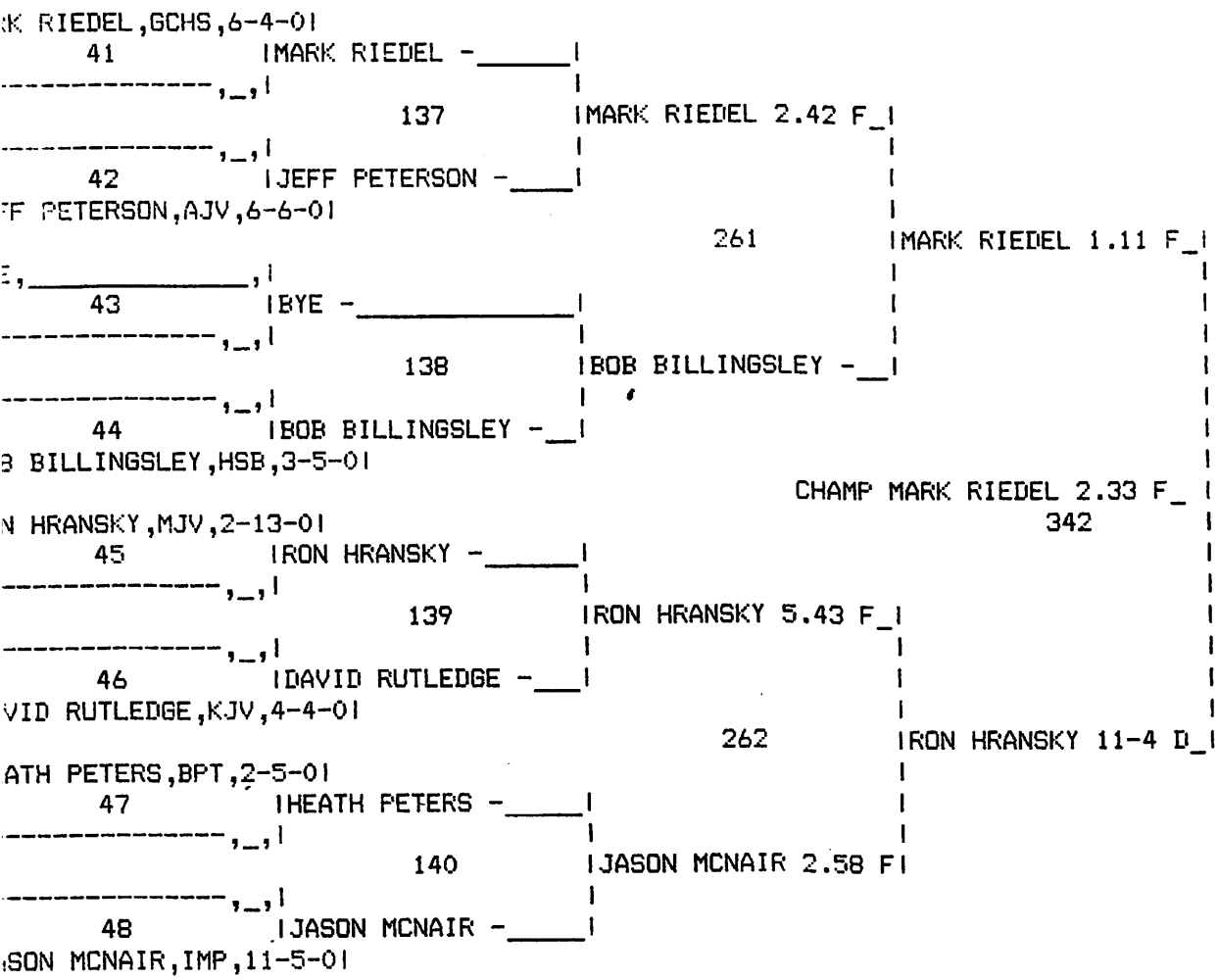


2 LBS. CLASS RESULTS.

RK RIEDEL - GCHS 9-4-0: 24 PTS.
SON MCNAIR - IMP 13-7-0: 11 PTS.
N HRANSKY - MJV 4-14-0: 16 PTS.
B BILLINGSLEY - HSB 3-7-0: 0 PTS.
VID RUTLEDGE - KJV 4-6-0: 0 PTS.
ATH PETERS - BPT 5-6-0: 14 PTS.
FF PETERSON - AJV 6-8-0: 0 PTS.

MARK RIEDEL - GCHS: 2.33 F
RON HRANSKY - MJV: -
HEATH PETERS - BPT: 13-1 S
JASON MCNAIR - IMP: -

# G.C.H.S. INVITATIONAL

## CHAMPIONS BRACKET 138 LBS. CLASS

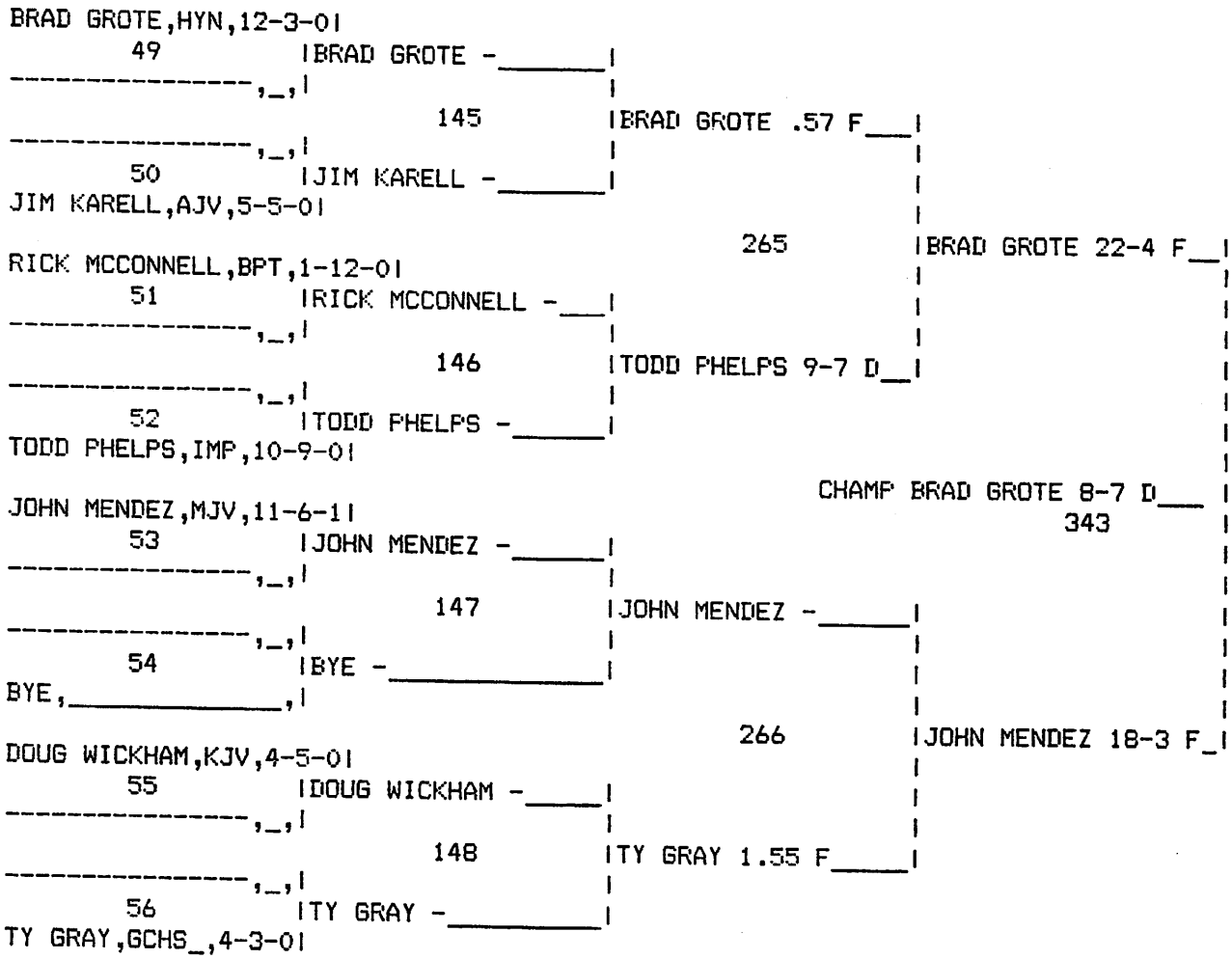


138 LBS. CLASS RESULTS.

BRAD GROTE - HYN 15-3-0: 22 PTS.
TY GRAY - GCHS 7-4-0: 15 PTS.
JOHN MENDEZ - MJV 12-7-1: 16 PTS.
TODD PHELPS - IMP 12-11-0: 7 PTS.
RICK MCCONNELL - BPT 1-14-0: 0 PTS.
DOUG WICKHAM - KJV 4-7-0: 0 PTS.
JIM KARELL - AJV 6-7-0: 1 PTS.

1 BRAD GROTE - HYN: 8-7 D
2 JOHN MENDEZ - MJV: -
3 TY GRAY - GCHS: 13-0 S
4 TODD PHELPS - IMP: -

# G.C.H.S. INVITATIONAL

## CHAMPIONS BRACKET 145 LBS. CLASS

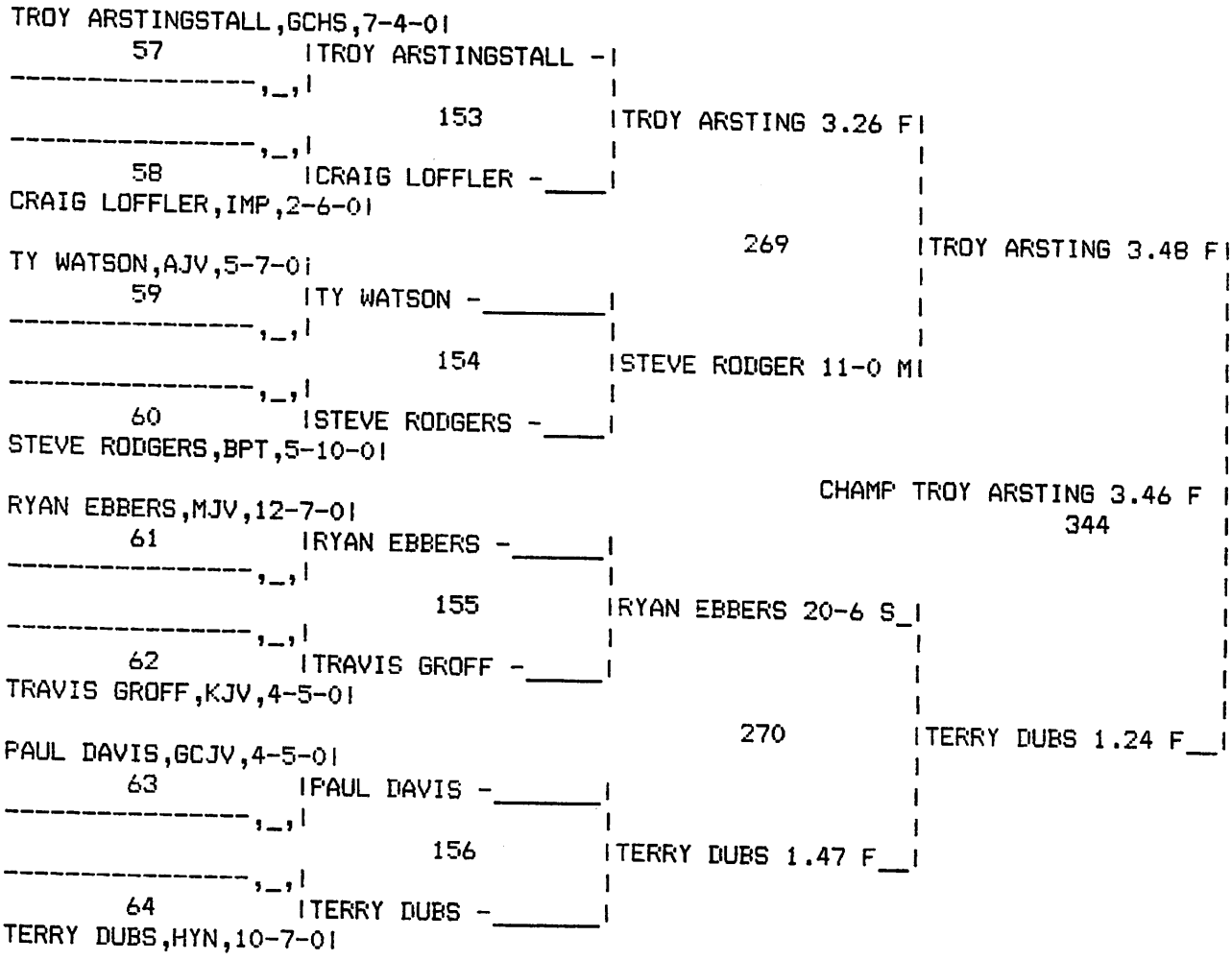


145 LBS. CLASS RESULTS.

TROY ARSTINGSTALL - GCHS 10-4-0: 24 PTS.
TERRY DUBS - HYN 12-8-0: 18 PTS.
RYAN EBBERS - MJV 15-8-0: 13 PTS.
STEVE RODGERS - BPT 7-12-0: 9.5 PTS.
TY WATSON - AJV 5-9-0: 0 PTS.
TRAVIS GROFF - KJV 4-7-0: 0 PTS.
PAUL DAVIS - GCJV 5-7-0: 1 PTS.
CRAIG LOFFLER - IMP 3-8-0: 1 PTS.

1 TROY ARSTINGSTALL - GCHS: 3.46 F
2 TERRY DUBS - HYN: -
3 RYAN EBBERS - MJV: 8-4 D
4 STEVE RODGERS - BPT: -

# G.C.H.S. INVITATIONAL

## CHAMPIONS BRACKET 155 LBS. CLASS

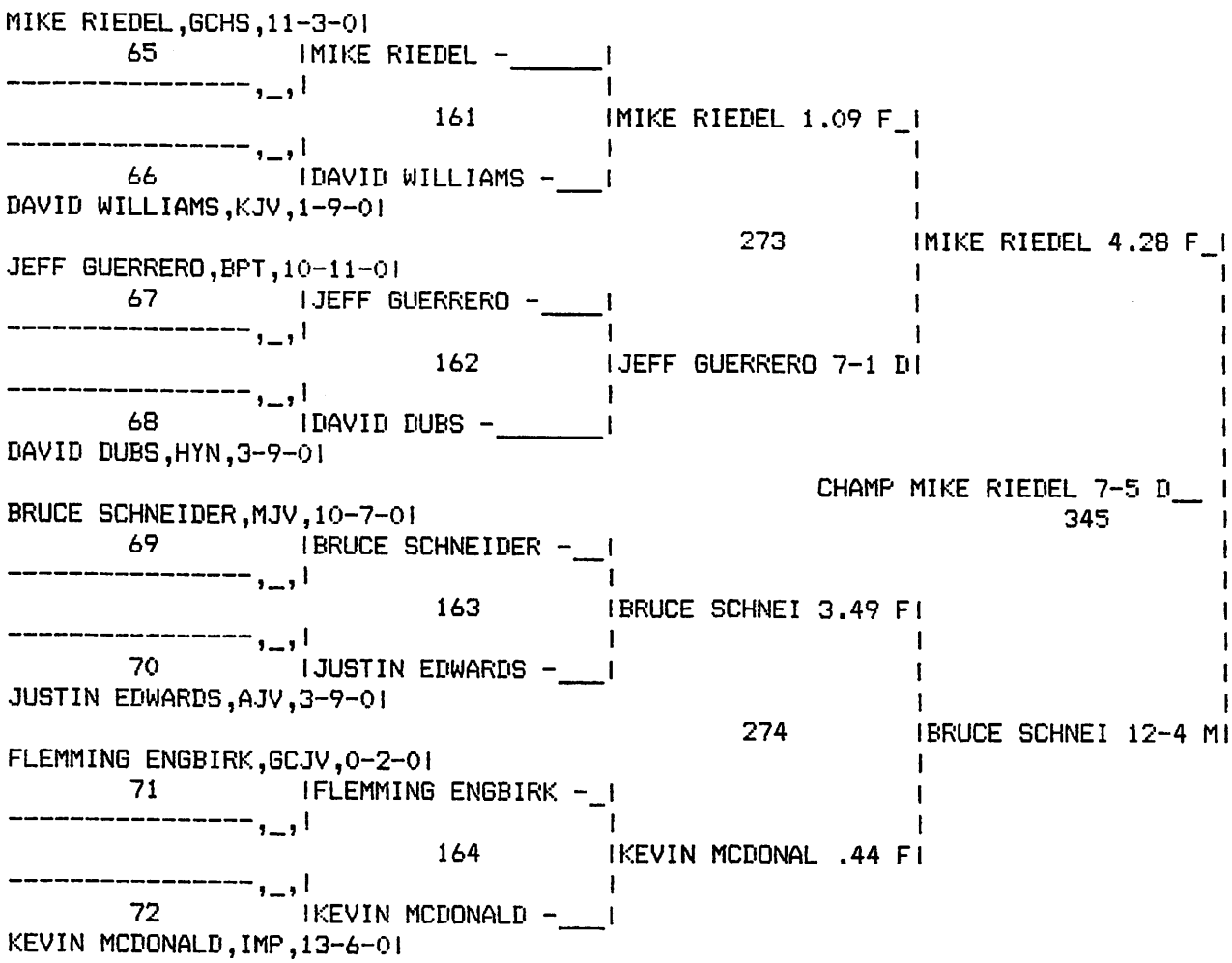


155 LBS. CLASS RESULTS.

MIKE RIEDEL - GCHS 14-3-0: 22 PTS.
KEVIN MCDONALD - IMP 16-7-0: 14.5 PTS.
BRUCE SCHNEIDER - MJV 12-8-0: 14.5 PTS.
DAVID DUBS - HYN 4-11-0: 1 PTS.
JEFF GUERRERO - BPT 12-13-0: 9 PTS.
JUSTIN EDWARDS - AJV 4-11-0: 3 PTS.
FLEMMING ENGBIRK - GCJV 0-4-0: 0 PTS.
DAVID WILLIAMS - KJV 1-11-0: 0 PTS.

1 MIKE RIEDEL - GCHS: 7-5 D
2 BRUCE SCHNEIDER - MJV: -
3 KEVIN MCDONALD - IMP: 11-1 M
4 JEFF GUERRERO - BPT: -

G.C.H.S. INVITATIONAL

CHAMPIONS BRACKET 167 LBS. CLASS

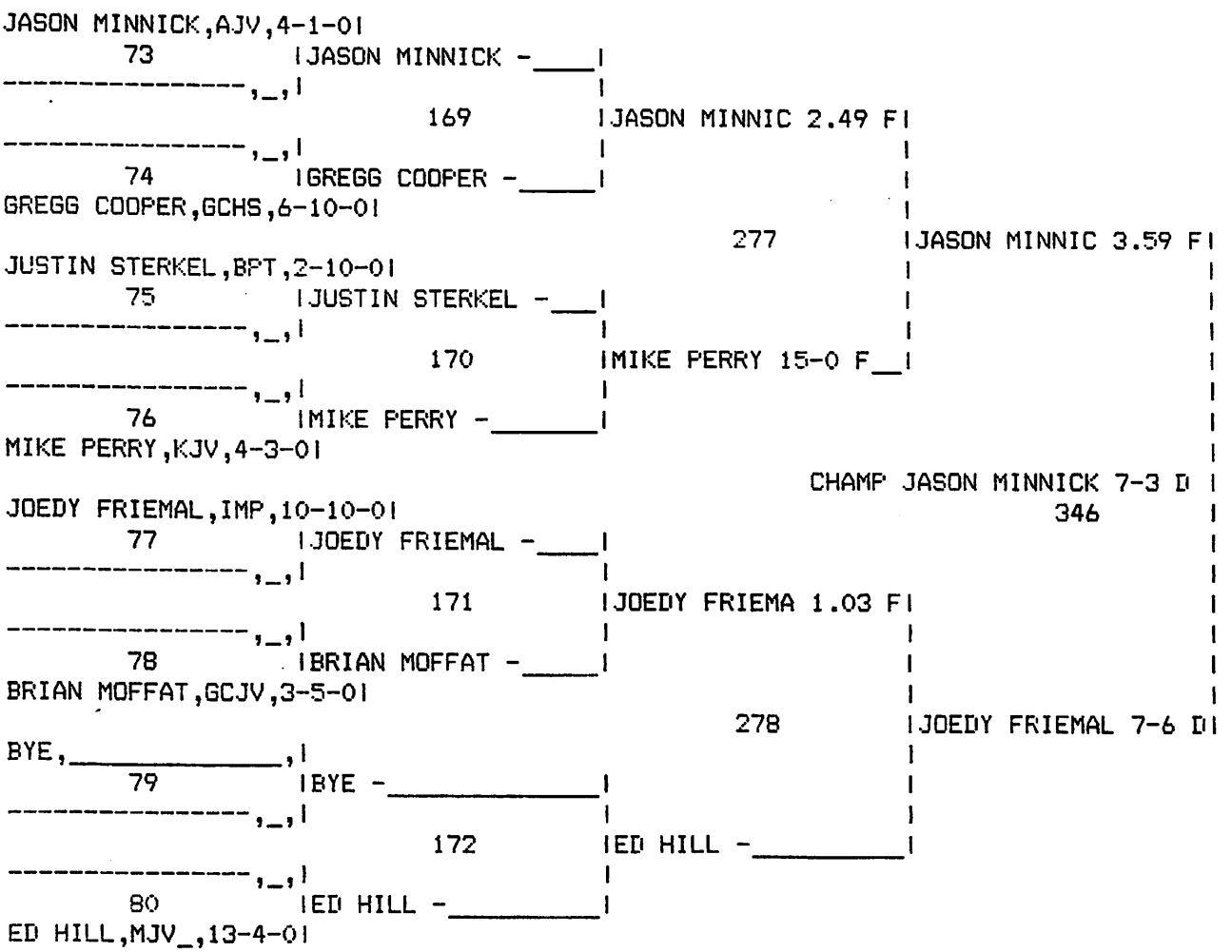


167 LBS. CLASS RESULTS.

JASON MINNICK - AJV 7-1-0: 22 PTS.
ED HILL - MJV 15-5-0: 12 PTS.
JOEDY FRIEMAL - IMP 12-11-0: 16 PTS.
MIKE PERRY - KJV 6-5-0: 11 PTS.
JUSTIN STERKEL - BPT 2-12-0: 0 PTS.
BRIAN MOFFAT - GCJV 3-7-0: 0 PTS.
GREGG COOPER - GCHS 7-12-0: 3 PTS.

1 JASON MINNICK - AJV: 7-3 D
2 JOEDY FRIEMAL - IMP: -
3 ED HILL - MJV: 2.07 F
4 MIKE PERRY - KJV: -

G.C.H.S. INVITATIONAL

CHAMPIONS BRACKET 185 LBS. CLASS

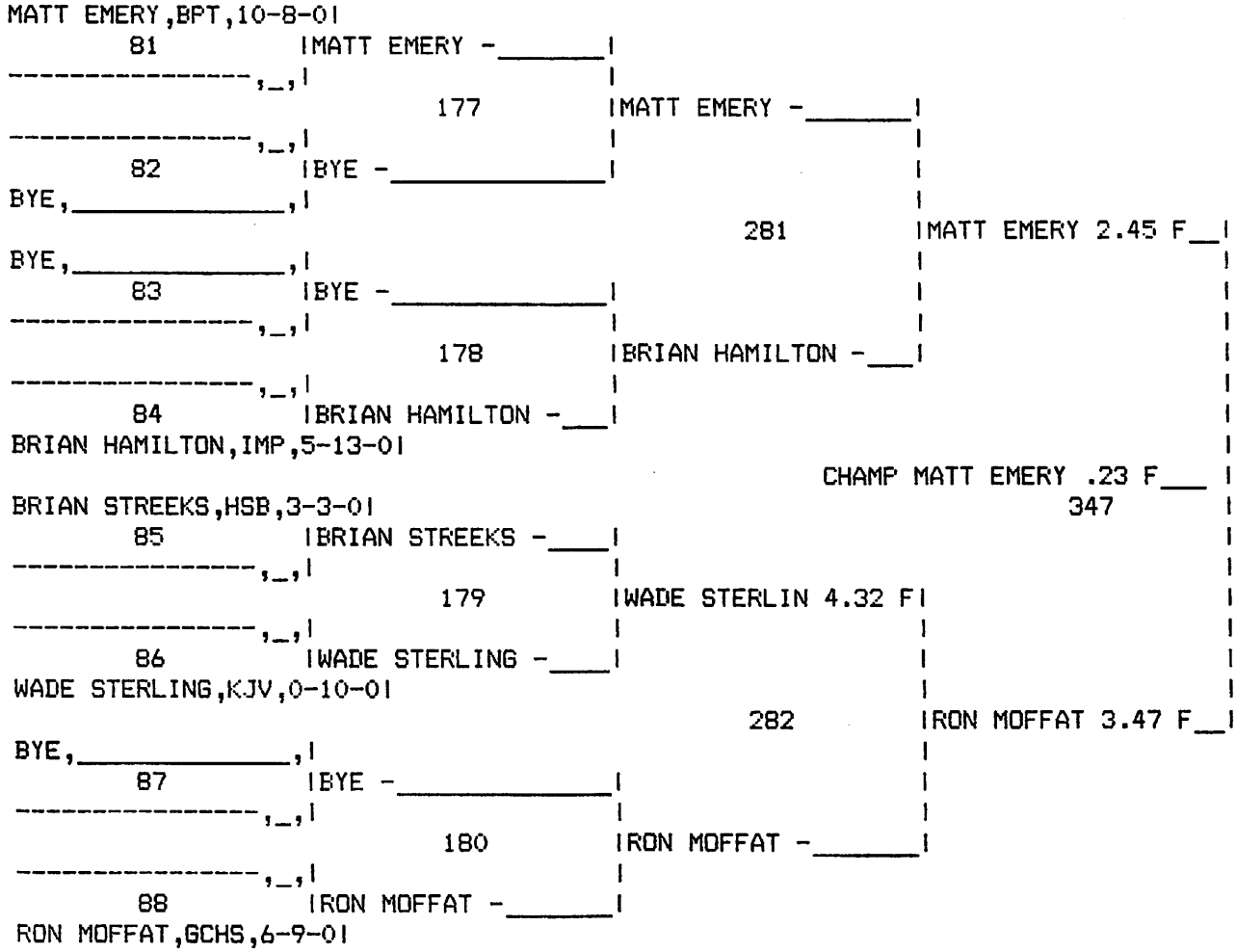


185 LBS. CLASS RESULTS.

MATT EMERY - BPT 12-8-0: 22 PTS.
RON MOFFAT - GCHS 7-10-0: 16 PTS.
BRIAN STREEKS - HSB 3-5-0: 0 PTS.
BRIAN HAMILTON - IMP 7-14-0: 12 PTS.
WADE STERLING - KJV 1-12-0: 8 PTS.

1 MATT EMERY - BPT: .23 F
2 RON MOFFAT - GCHS: -
3 BRIAN HAMILTON - IMP: 1.42 F
4 WADE STERLING - KJV: -
5 BRIAN STREEKS - HSB: -

# G.C.H.S. INVITATIONAL

## CHAMPIONS BRACKET UNL LBS. CLASS

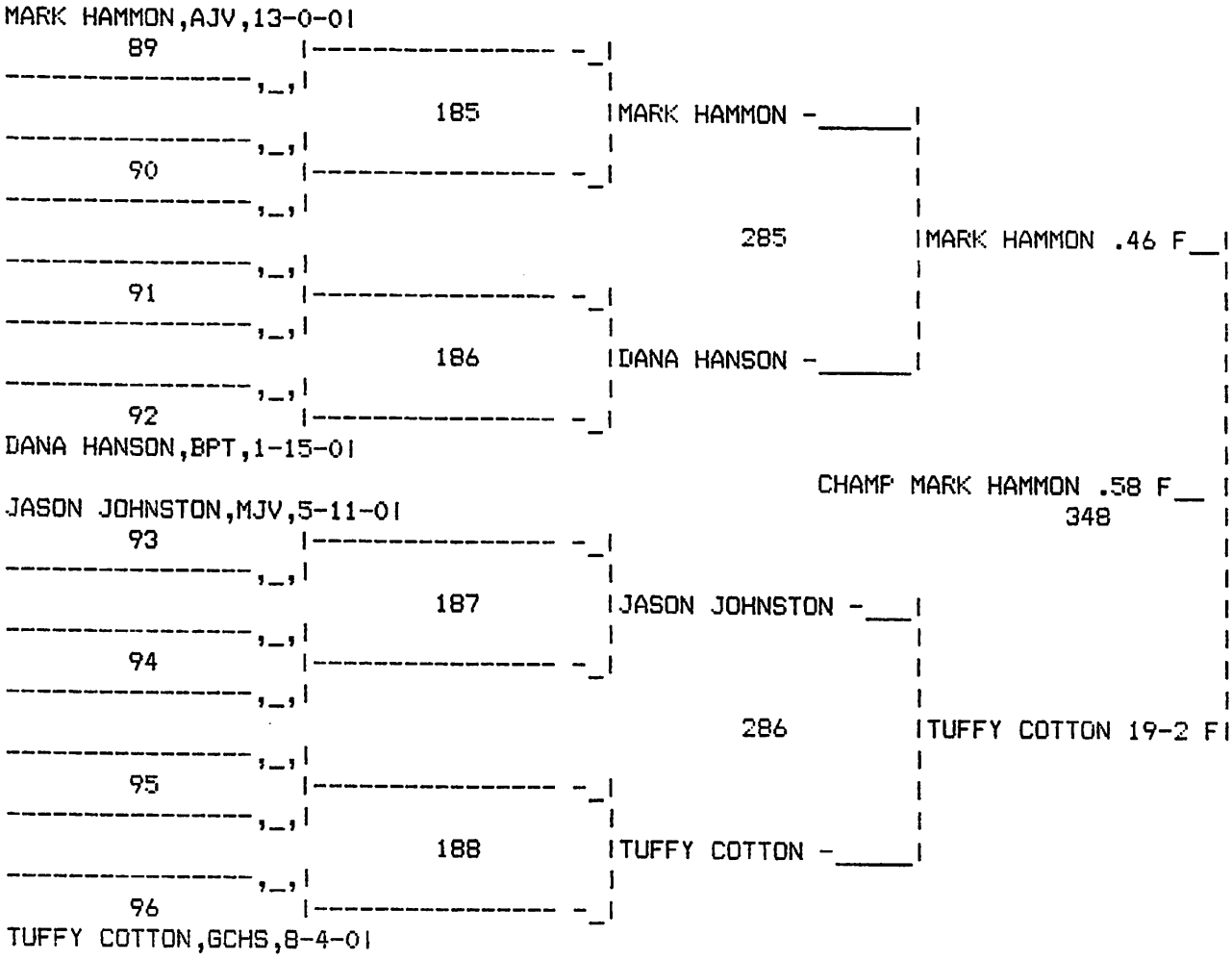


UNL LBS. CLASS RESULTS.

MARK HAMMON - AJV 15-0-0: 20 PTS.
TUFFY COTTON - GCHS 9-5-0: 14 PTS.
JASON JOHNSTON - MJV 6-12-0: 9 PTS.
DANA HANSON - BPT 1-17-0: 4 PTS.

1 MARK HAMMON - AJV: .58 F
2 TUFFY COTTON - GCHS: -
3 JASON JOHNSTON - MJV: 4.12 F
4 DANA HANSON - BPT: -

CCHs _____ Vs Season TOTALS as of Date 3-20-87

| Name | Take Downs TD | Take Downs Lost TDL | Reversal RW | Reversal Lost RL | Escape EW | Escape Lost EL | Near Falls NFW | Near Falls Lost NFL | Decision DW | Decision Lost DL | Pins P | Pins Lost PL | Draw | Team Points | Total Pts | Record |
|---|---|---|---|---|---|---|---|---|---|---|---|---|---|---|---|---|
| Kelly Berry | 6 | 14 | 3 | 9 | 4 | 2 | 5 | 8 | 1 | 4 | 1 | 4 | - | - | - | 2-8 |
| Jason Phelps | 10 | 5 | 9 | 1 | 2 | 4 | 8 | 1 | 7 | 2 | 3 | - | - | - | - | 10-2 |
| Sean Pralle | 4 | 2 | 1 | 2 | - | 2 | 3 | 3 | 1 | 1 | - | 3 | - | - | - | 1-4 |
| Jade Sharp | 2 | 9 | 2 | 2 | 4 | 2 | 1 | 4 | - | 4 | 1 | 1 | - | - | - | 1-6 |
| Cory Brooks | 19 | 1 | 2 | 2 | 3 | 2 | 8 | 3 | 2 | 1 | 9 | - | - | - | - | 11-1 |
| Shane Sorden | 11 | 9 | 2 | 3 | 7 | 2 | 8 | 6 | 2 | 2 | 3 | 2 | - | - | . | 6-4 |
| Carl Meeske | 7 | 11 | 3 | 8 | 2 | 4 | 2 | 9 | 2 | 2 | - | 8 | - | - | - | 2-10 |
| Trent Spady | 15 | 5 | 8 | 7 | 8 | 3 | 4 | 7 | 4 | 4 | 3 | 1 | - | - | - | 7-5 |
| Ki Fanning | 14 | 1 | 3 | 1 | 4 | 2 | 9 | 1 | 5 | - | 7 | - | - | - | - | 12-0 |
| Jess Castro | 9 | 5 | 5 | 2 | 2 | 1 | 7 | 3 | 4 | 2 | 3 | 1 | - | - | - | 7-3 |
| Shawn Bigham | 2 | 9 | - | 3 | 1 | 1 | - | 4 | - | 2 | - | 9 | - | - | - | 0-11 |
| Josh Jaeger | 13 | 1 | 3 | - | 1 | 3 | 7 | - | 2 | - | 9 | - | - | - | - | 11-0 |
| Doug Hartman | 8 | 2 | 1 | - | - | - | - | 1 | - | - | 8 | 1 | - | - | - | 8-1 |
| | | | | | | | | | | | | | | | | |
| | | | | | | | | | | | | | | | | |
| | | | | | | | | | | | | | | | | |
| | | | | | | | | | | | | | | | | |
| | | | | | | | | | | | | | | | | |
| | | | | | | | | | | | | | | | | |
| | | | | | | | | | | | | | | | | |
| | | | | | | | | | | | | | | | | |
| | | | | | | | | | | | | | | | | |
| | | | | | | | | | | | | | | | | |
| TOTAL's | 120 | 74 | 42 | 40 | 38 | 28 | 62 | 50 | 30 | 24 | 47 | 29 | - | - | - | 78-55 |

Comments:

CCHs _____ Vs Totals - Holyoke.

3-19-87

| Name | TD | TDL | RW | RL | EW | EL | NEW | NFL | DW | DL | P | PL | Draw | Team Points | Total Pts | |
|---|---|---|---|---|---|---|---|---|---|---|---|---|---|---|---|---|
| Kelly Berry | 3 | 8 | 3 | 6 | - | - | 5 | 6 | 1 | 2 | 1 | 4 | - | - | - | 2-6 |
| Jason Phelps | 8 | 4 | 8 | 1 | 2 | 4 | 7 | 1 | 6 | 2 | 1 | - | - | - | - | 7-2 |
| Sean Pralle | 4 | 2 | 1 | 2 | - | 2 | 3 | 3 | 1 | 1 | - | 3 | - | - | - | 1-4 |
| Jade Shapp | 2 | 9 | 2 | 2 | 4 | 2 | 1 | 4 | - | 4 | 1 | 1 | - | - | - | 1-6 |
| Cory Brooks | 15 | - | 1 | - | 2 | 1 | 6 | 1 | 1 | - | 8 | - | - | - | - | 9-0 |
| Shane Sorden | 8 | 7 | 1 | 2 | 6 | - | 3 | 4 | 2 | 1 | 2 | 2 | - | - | - | 4-3 |
| Carl Meeske | 3 | 9 | 3 | 6 | - | 2 | 1 | 9 | 1 | 1 | - | 7 | - | - | - | 1-8 |
| Trent Spady | 12 | 4 | 7 | 6 | 7 | 3 | 3 | 4 | 3 | 3 | 2 | 1 | - | - | - | 5-4 |
| K. Fanning | 10 | 1 | 2 | 1 | 3 | 2 | 5 | - | 4 | - | 5 | - | - | - | - | 9-0 |
| Jess Castro | 5 | 5 | 3 | 1 | 2 | 1 | 5 | 3 | 3 | 2 | 1 | 1 | - | - | - | 4-3 ~~3-4~~ |
| Shawn Bigham | 2 | 7 | - | 3 | 1 | 1 | - | 4 | - | 2 | - | 7 | - | - | - | 0-9 |
| Josh Jager | 9 | 1 | 3 | - | 1 | 2 | 6 | - | 1 | - | 7 | - | - | - | - | 8-0 |
| Doug Hartman | 5 | 2 | 1 | - | - | - | - | 1 | - | - | 5 | 1 | - | - | - | 5-1 |
| | | | | | | | | | | | | | | | | |
| | | | | | | | | | | | | | | | | |
| | | | | | | | | | | | | | | | | |
| | | | | | | | | | | | | | | | | |
| | | | | | | | | | | | | | | | | |
| | | | | | | | | | | | | | | | | |
| | | | | | | | | | | | | | | | | |
| | | | | | | | | | | | | | | | | |
| | | | | | | | | | | | | | | | | |
| | | | | | | | | | | | | | | | | |
| TOTAL's | 86 | 59 | 35 | 30 | 28 | 20 | 45 | 40 | 23 | 18 | 33 | 27 | | | | 56-46 |

Comments:

**SCORING SYMBOLS:**

- Takedown – T-2
- Reversal – R-2
- Escape – E-1
- Near Fall – N-2
- Near Fall – N-3 ✳
- Penalty – P-1
- Penalty – P-2
- Action – C
- Warning – W

REFEREE

| WT. | CONTESTANTS | MATCH SCORE FIRST PERIOD | Choice | SECOND PERIOD | THIRD PERIOD | TIME ADV. | FALL TIME | TOTAL MATCH SCORE | TEAM SCORE HOME | TEAM SCORE VIS. |
|---|---|---|---|---|---|---|---|---|---|---|
| 1 | D Lepper RV | 6 | | | | | | | | — |
| | K Stoddard Her | 0 | | | | | | | — | |
| 2 | T Schultz May | 0 | | | | | | | | — |
| | B Holzworth Her | 2 | | | | | | | — | |
| 3 | G Doyle May | 13 | | | | | | | | — |
| | T Dutton Eustis | 4 | | | | | | | — | |
| 4 | K Berry Imp | | | | | | | | | — |
| | J Schultz May | P.V. | | | | | | | — | |
| 5 | C DeHarty Eustis | 0 | | | | | | | | — |
| | J Childers Her | 6 | | | | | | | — | |
| 6 | T Helmet May | | | | | | | | | — |
| | J Hasson Eustis | P.V. | | | | | | | — | |
| 7 | J Chase May | P.V. | | | | | | | | — |
| | C Kyle Her | | | | | | | | — | |
| 8 | T VanPelt R.V. | | | | | | | | | — |
| | ~~S Poole Imp~~ | | | | | | | | — | |
| ✳ 9 | R Wright Eustis | 1 | | | | | | | | — |
| | J Phelps Imp | 6 | | | | | | | — | |
| 10 | S Smith Her | P.V. | | | | | | | | — |
| | B Ruggles R.V | | | | | | | | — | |
| ✳ 11 | W Hudson Her | 9 | | | | | | | | — |
| | J Shipp Imp | 2 | | | | | | | — | |
| ✳ 12 | S Youngblood Her | | | | | | | | | — |
| | C Brooks Imp | P.V. | | | | | | | — | |
| 13 | J Thompson Her | 4 | | | | | | | | — |
| | M Rowland R.V | 8 | | | | | | | — | |
| 14 | B Kostman Her | | | | | | | | | — |
| | C Brockmeier Eus | P.V. | | | | | | | — | |
| No match 15 | S Sorden Imp | | | | | | | | | — |
| | ~~R Santos Her~~ | | | | | | | | — | |
| ✳ 16 | K Valladao R.V | | | | | | | | | — |
| | M Fannier Imp | P.V. | | | | | | | — | |
| ✳ 17 | T Spady Imp | 6 | | | | | | | | — |
| | S Cain Her | 3 | | | | | | | — | |

DATE _____ REFEREE _____

**SCORING SYMBOLS:**

- knockdown – T-2
- reversal – R-2
- escape – E-1
- near Fall – N-2
- far Fall – N-3
- penalty – P-1
- penalty – P-2
- caution – C
- warning – W

| WT. | CONTESTANTS | MATCH SCORE FIRST PERIOD | Choice | SECOND PERIOD | THIRD PERIOD | TIME ADV. | FALL TIME | TOTAL MATCH SCORE | TEAM SCORE HOME | TEAM SCORE VIS. |
|---|---|---|---|---|---|---|---|---|---|---|
| 18 | K. Meeske Imp | | | | | | | | | — |
| | R Jurgens Eus | P.W. | | | | | | | — | |
| 19. | S Hudson Her | P.W. | | | | | | | | — |
| | C Johnson Eus | | | | | | | | | — |
| 20 | m. Lamphear Her | | | | | | | | | — |
| | C Hosick may | P.W. | | | | | | | — | |
| 21 | C Rawles Her | | | | | | | | | — |
| | J. Guerrero R.V. | P.W. | | | | | | | — | |
| 22. | S. Andersen Her | | | | | | | | | — |
| | J. Warren R.V. | P.W. | | | | | | | — | |
| 23 | T ~~Ward Imp~~ | | | | | | | | | — |
| | D Anderson may | | | | | | | | — | |
| 24 | G Stansbery Her | 6 | | | | | | | | — |
| | J. Gastro Imp | 7 | | | | | | | — | |
| 25. | D Smith Her | 15 | | | | | | | | — |
| | m masonen R.V. | 0 | | | | | | | — | |
| 26 | J Bede Her | 4. | | | | | | | | — |
| | S Bigham Imp | 3. | | | | | | | — | |
| 27. | J. Jaeger Imp | N.M. | | | | | | | | — |
| | ~~B Holmes Her~~ | | | | | | | | — | |
| 28 | T Eckhoff Her | P.W. | | | | | | | | — |
| | D Hartman Imp | | | | | | | | — | |
| 29. | C Kepler Eustis | | | | | | | | | — |
| | V Reyes Her | P.W. | | | | | | | — | |
| 30 | P Lepper R.V. | | | | | | | | | — |
| | B Helzworth Her | W.W. | | | | | | | — | |
| 31 | T Schultz may | | | | | | | | | — |
| | K Stoddard Her | P.W. | | | | | | | — | |
| 32 | G Doyle may | P.W. | | | | | | | | — |
| | K Berry Imp | | | | | | | | — | |
| 33 | T Dutton Eustis | 3 | | | | | | | | — |
| | J Childers Her | 4 | | | | | | | — | |
| 34. | J. Schultz may | | | | | | | | | — |
| | C VeHarl Eustis | W.W. | | | | | | | — | |

No match

REFEREE

**SCORING SYMBOLS:**

- Takedown – T-2
- Reversal – R-2
- Escape – E-1
- Near Fall – N-2
- Near Fall – N-3
- Penalty – P-1
- Penalty – P-2
- Action – C
- Warning – W

| WT. | CONTESTANTS | MATCH SCORE FIRST PERIOD | Choice | SECOND PERIOD | THIRD PERIOD | TIME ADV. | FALL TIME | TOTAL MATCH SCORE | TEAM SCORE HOME | TEAM SCORE VIS. |
|---|---|---|---|---|---|---|---|---|---|---|
| 35. | T Helmet May - | | | | | | | | | — |
| | C Kyle Her | P,W- | | | | | | | — | |
| 36 | J Kasson Enstis | P,W | | | | | | | | — |
| | J Chese May | | | | | | | | — | |
| 37. | T VanPelt R.V. | | | | | | | | | — |
| | J Phelps Imp | P,W- | | | | | | | — | |
| 38. | K Wright Enstis | Win - | | | | | | | | — |
| | B Ruggles R.V. | | | | | | | | — | |
| 39. | ~~S Postle Imp~~ | | | | | | | | | — |
| | S Smith Her | | | | | | | | — | |
| 40 | W Hudson Her | 0 | | | | | | | | — |
| | M. Rowland R.V. | 4 | | | | | | | — | |
| 41. | S Hennyhens Her | 7 | | | | | | | | — |
| | J Shepp Imp | 2 | | | | | | | — | |
| 42 | J Thompson Her | | | | | | | | | — |
| | C Brooks Imp | P,W- | | | | | | | — | |
| 43 | B Kestman Her | 3 | | | | | | | | — |
| | S Sorden Imp | 10. | | | | | | | — | |
| 44 | C Breckmeier Enis | | | | | | | | | — |
| | R [redacted] | | | | | | | | — | |
| 45. | K Valladao R.V. | 8 | | | | | | | | — |
| | [redacted] Spady [redacted] Imp | 3 | | | | | | | — | |
| 46 | K Fanning Imp | P,W- | | | | | | | | — |
| | S Cain Her | | | | | | | | — | |
| 47. | K. Meeske Imp | | | | | | | | | — |
| | R Jurgens Enis | P,W- | | | | | | | — | |
| 48. | M. Lamphear Her | | | | | | | | | — |
| | J Guerrero R.V. | P,W | | | | | | | — | |
| 49 | C Herick may | P,W- | | | | | | | | — |
| | J Castro Imp | | | | | | | | — | |
| 50 | C Johnson Enis | Win - | | | | | | | | — |
| | S Anderson Her | | | | | | | | — | |
| 51 | C Rawles Her | | | | | | | | | — |
| | J Warren R.V. | Pin - | | | | | | | — | |

REFEREE

ORING
MBOLS:

edown – T-2
ersal – R-2
ape – E-1
r Fall – N-2
r Fall – N-3
alty – P-1
alty – P-2
tion – C
ning – W

| WT. | CONTESTANTS | MATCH SCORE FIRST PERIOD | Choice | SECOND PERIOD | THIRD PERIOD | TIME ADV. | FALL TIME | TOTAL MATCH SCORE | TEAM SCORE HOME | VIS. |
|---|---|---|---|---|---|---|---|---|---|---|
| 52 | ~~T Wood Imp~~ | | | | | | | | | — |
| | G Stansbery Her | | | | | | | | — | |
| 53 | S Hudson Her | N. MAtch. | | | | | | | | — |
| | D ~~Anderson may~~ | | | | | | | | — | |
| 54 | M Masoner R.V. | Pin | | | | | | | | — |
| | J Bode Her | | | | | | | | — | |
| 55 | D Smith Her | Pin | | | | | | | | — |
| | S Bighan Imp | | | | | | | | — | |
| 56 | D Swartwood Her | | | | | | | | | — |
| | J Jaeger Imp | Pin | | | | | | | — | |
| 57 | ~~B Holmes Her~~ | | | | | | | | | — |
| | D Hartman Imp | | | | | | | | — | |
| 58 | C Myers Her | Pin | | | | | | | | — |
| | C Kepler Eustis | | | | | | | | — | |
| 59 | D Lepper R.V. | 6 | | | | | | | | — |
| | T Schultz may | 4 | | | | | | | — | |
| 60 | G. Doyle may | Pin | | | | | | | | — |
| | K Stoddard Her | | | | | | | | — | |
| 61 | B Holzworth Her | | | | | | | | | — |
| | T Dutton Eustis | | | | | | | | — | |
| 62 | K Berry Imp | | | | | | | | | — |
| | C DeHarty Eustis | Pin | | | | | | | — | |
| 63 | J. Schultz may | | | | | | | | | — |
| | J Childears Her | | | | | | | | — | |
| 64 | T Helmet may | | | | | | | | | — |
| | T Van Pelt R.V. | | | | | | | | — | |
| 65 | J. Chase may | | | | | | | | | — |
| | K. Wright Eustis | | | | | | | | — | |
| 66 | J. Kasson Eustis | 5 | | | | | | | | — |
| | J Phelps Imp | 0 | | | | | | | — | |
| 67 | C Kyle Her | | | | | | | | | — |
| | B Ruggles R.V. | | | | | | | | — | |
| 68 | S ~~Pralle Imp~~ | | | | | | | | | — |
| | S Younghans Her | | | | | | | | | |

DATE _____ REFEREE _____

**SCORING SYMBOLS:**

- Pinned down – T-2
- Reversal – R-2
- Escape – E-1
- Near Fall – N-2
- Near Fall – N-3
- Penalty – P-1
- Penalty – P-2
- Edition – C
- Warning – W

| WT. | CONTESTANTS | MATCH SCORE FIRST PERIOD | Choice | SECOND PERIOD | THIRD PERIOD | TIME ADV. | FALL TIME | TOTAL MATCH SCORE | TEAM SCORE HOME | TEAM SCORE VIS. |
|---|---|---|---|---|---|---|---|---|---|---|
| 69 | W Hudson Her | | | | | | | | | — |
| | C Brockmeier Eys | | | | | | | | — | |
| 70 | C Brooks Imp | Pin. | | | | | | | | — |
| | B Kostman Her | | | | | | | | — | |
| 71 | S Soden Imp | | | | | | | | | — |
| | J Thompson Her | | | | | | | | — | |
| 72 | M Rowland R.V. | Pin. | | | | | | | | — |
| | J Shapp Imp | | | | | | | | — | |
| 73 | ~~R [illegible] Her~~ | | | | | | | | | — |
| | K Valladao R.V. | | | | | | | | — | |
| 74 | T Spady Imp | 2 | | | | | | | | — |
| | R Jurgens Eys | 7 | | | | | | | — | |
| 75 | K meeske Imp | | | | | | | | | — |
| | S Cain Her | | | | | | | | — | |
| 76 | K Fanning Imp | | | | | | | | | — |
| | M. Lamphear Her | | | | | | | | — | |
| 77 | S Hudson Her | | | | | | | | | — |
| | J Guerrero R.V. | | | | | | | | — | |
| 78 | C Rawles Her | | | | | | | | | — |
| | C Dehnson Eys | | | | | | | | — | |
| 79 | S anderson Her | | | | | | | | | — |
| | C Vosick may | | | | | | | | — | |
| (80) | ~~T [illegible] Imp~~ | | | | | | | | | — |
| | J Warren R.V. | | | | | | | | — | |
| 81 | P anderson may | | | | | | | | | — |
| | G Stansberry Her | | | | | | | | — | |
| 82 | J Gastre Imp | | | | | | | | | — |
| | D Smith Her | | | | | | | | — | |
| 83 | J Bode Her | | | | | | | | | — |
| | F Jaeger Imp | | | | | | | | — | |
| 84 | S Bigham Imp | | | | | | | | | — |
| | M. Magsomen R.V | | | | | | | | — | |
| 85 | D Hartman Imp | | | | | | | | | — |
| | D Sullivan V Her | | | | | | | | — | |

**SCORING SYMBOLS:**

- Pinned down – T-2
- Reversal – R-2
- Escape – E-1
- Near Fall – N-2
- Near Fall – N-3
- Penalty – P-1
- Penalty – P-2
- Action – C
- Warning – W

DATE _____ REFEREE _____

| WT. | CONTESTANTS | MATCH SCORE FIRST PERIOD | SECOND PERIOD | THIRD PERIOD | TIME ADV. | FALL TIME | TOTAL MATCH SCORE | TEAM SCORE HOME | TEAM SCORE VIS. |
|---|---|---|---|---|---|---|---|---|---|
| 86 | C Kepler Eustis | | | | | | | | — |
| | C Farmer Her | | | | | | | — | |
| 87 | ~~A. Holmes Her~~ | | | | | | | | — |
| | T EcKhoff Her | | | | | | | — | |
| 88 | C myers Her | | | | | | | | — |
| | V Reyers Her | | | | | | | — | |
| | | | | | | | | | — |
| | | | | | | | | — | |
| | | | | | | | | | — |
| | | | | | | | | — | |
| | | | | | | | | | — |
| |

75



Anderson (Ho)

Anderson Ho

Champion

Hobbo (FL

2 out of 3 matches

3rd

85



Hettinger (M)

Marcum.

Marcum (HA)

Marcum

Champion

Salvador (HA)

Salvador.

Carwin (FL)

Hettinger.

Carwin.

Hettinger

3rd

92



Sanger (R)

Sanger

Novell (M)

2-0

Sanger

Champion

Berry (I)

Berry

Dobbins (FL)

1-1

Novell

Dobbins

Dobbins

3rd

96



Parker (R)

Parker

Calahan (HA)

Parker

Champion

Knode (HA)

Jagg

Jagg (M)

Calahan

Knode

Calahan

3rd

100



Logan (M)

Matouch (R)

Olson (HA)

Quint (M)

Matouch

Quint

Quint.

Champion

Logan.

Olson.

Olson

3rd

106



Haynes (Ho)

Blake (HA)

Weber (M)

Mosher (HA)

Haynes

Weber

Haynes

Champion

Blake.

Mosher

Blake

3rd

109



Phelps (I)

Phelps

2-0

Edwards (HA)

Phelps

Champion

Shopp (I)

~~Shop~~ Mosenteen

Mosenteen (Ho)

1-1

Edwards

Shopp

Shopp

3rd

112



Roberts (Ho)

Roberts

Roberts

Champion

Newth (HA)

Newth.

Pralle (I)

0-2

Round Robin

Loser will wrestle Roberts

Pralle.

Roberts

Pralle

3rd

115



Poe (Ho)

Sorden (I)

Brooks (I)

Foils (M)

Sorden 1-1

Brooks

Brooks – Champion

2-0

Poe

Foils

Poe

3rd

~~F~~ 120



Hershfeldt (FL)

Spady (I)

Meeske (I)

Conde (Ho)

Spady 2-0

Conde

Spady Champion

0-2

Hershfeldt

Meeske

Hershfeldt

3rd

125



Fanning (I)
Shino (M)
Krumm (Ho)
Finningsmier (F)

Fanning 2-0
Krumm

Fanning
Champion

Shino
Finningsmier

Shino
3rd

130



Hubbard (Ho)
Nestor (M)
Davis (Ha)

Hubbard
Nestor

Nestor
Champion

Round Robin

Hubbard
Davis

Hubbard
3rd

Davis (3rd)

135



Bigham (I)

Sanger (R)

Fuesy (Ha)

Sanger

Fuesy

Champion

Fuesy

0-2

Round Robin

Bigham

Fuesy

Fuesy

3rd

Bigham

140



Howard (HA)

Heinitz (Hd)

Smith (HA)

Pasley (Hd)

Howard

Pasley

Howard

Champion

Heinitz

Smith

Smith

3rd

150



Jager (F)

Edger (M)

miller (R)

Jager

Miller

Champion

Round Robin

Edger

3rd

Aunt



Brekel (F)

Hartman (F)

Richie (M)

Brekel

Hartman

Champion

Round Robin

Brekel

Richie

3rd

1987

CHASE COUNTY INVITATIONAL
TEAM RANKINGS

1. OG - 153
2. COZ - 120.5
3. HY - 75.5
4. MCC - 69
5. CAM - 45
6. BC - 37
7. HER - 36
8. CCHS - 34
9. HAX - 20
10. CAL - 18
11. WR - 0

CHASE COUNTY INVITATIONAL - 3

CHAMPIONS BRACKET 98 LBS. CLASS

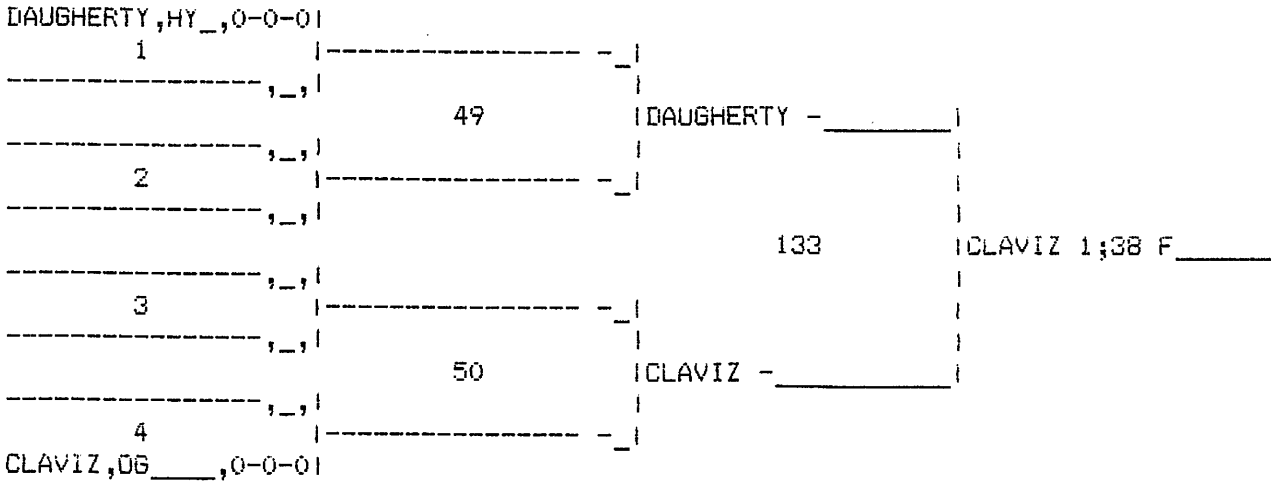


CONSOLATION BRACKET 98 LBS. CLASS

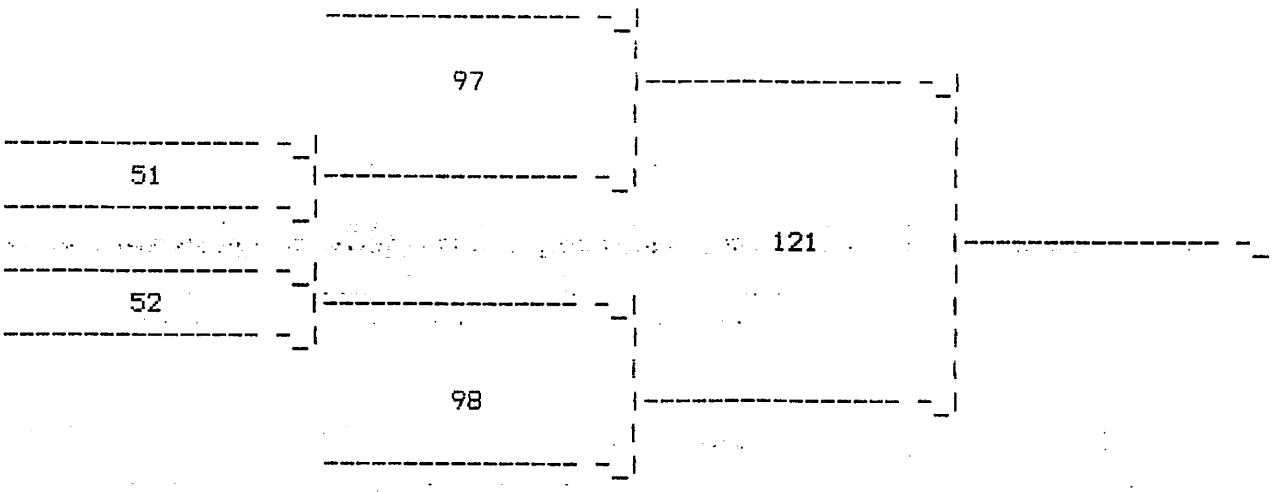


98 LBS. CLASS RESULTS.

DAUGHERTY - HY 0-1-0: 10 PTS.
CLAVIZ - OG 1-0-0: 16 PTS.

1 CLAVIZ - OG - 1;38 F
2 DAUGHERTY - HY - -

CHASE COUNTY INVITATIONAL - B

CHAMPIONS BRACKET 105 LBS. CLASS

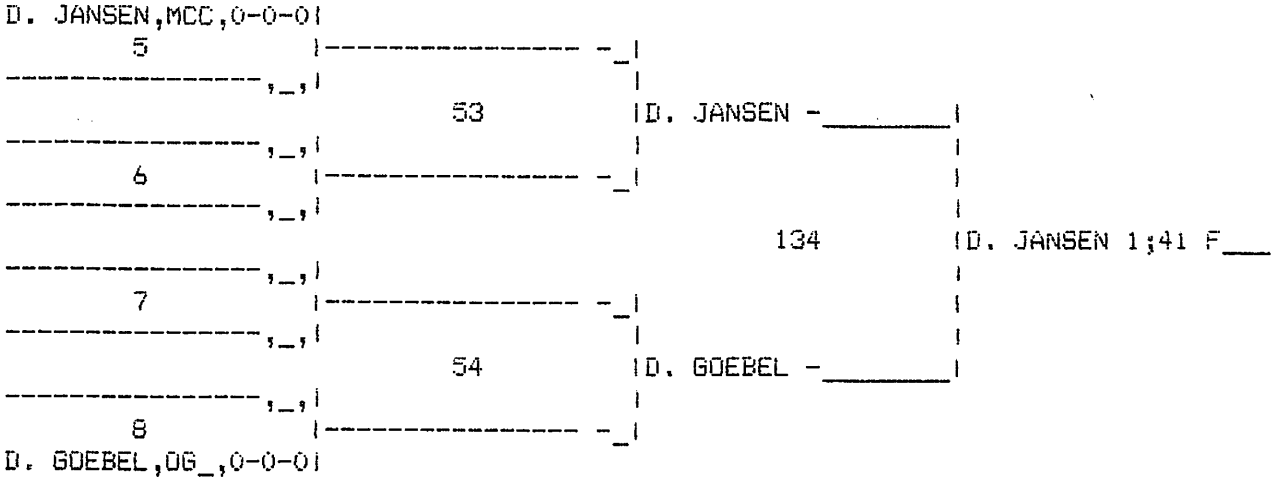


CONSOLATION BRACKET 105 LBS. CLASS

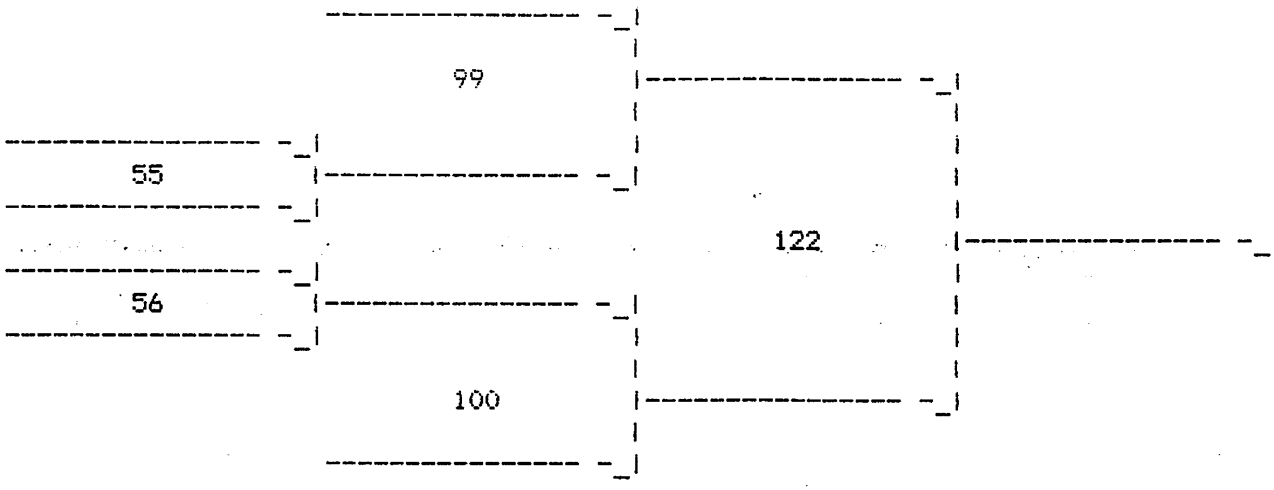


105 LBS. CLASS RESULTS.

D. JANSEN - MCC 1-0-0: 16 PTS.
D. GOEBEL - OG 0-1-0: 10 PTS.

1 D. JANSEN - MCC - 1;41 F
2 D. GOEBEL - OG - -

CHASE COUNTY INVITATIONAL

CHAMPIONS BRACKET 112 LBS. CLASS

B

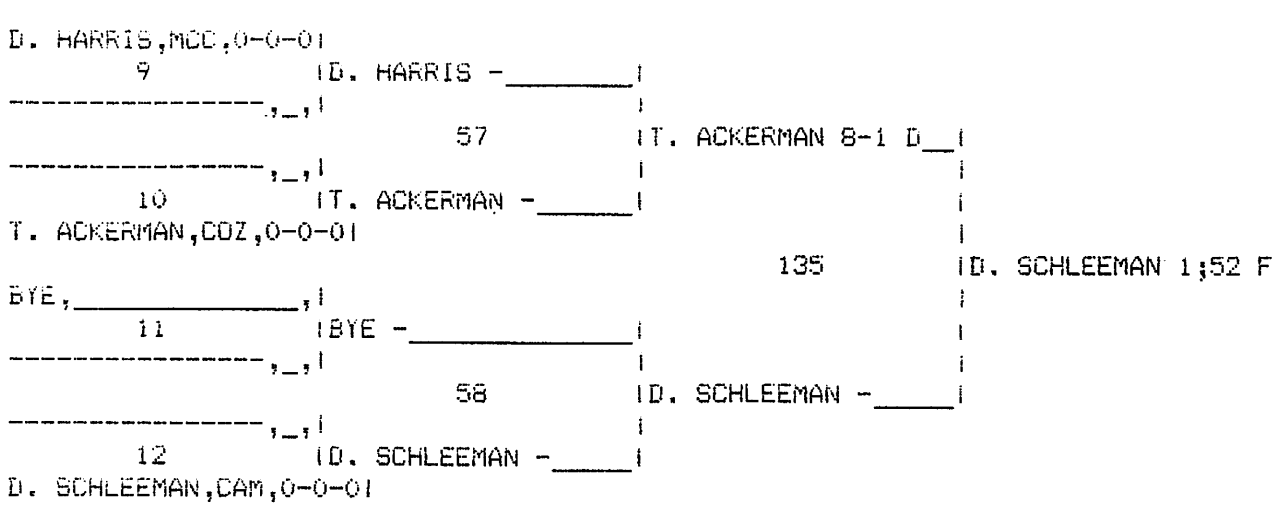


CONSOLATION BRACKET 112 LBS. CLASS

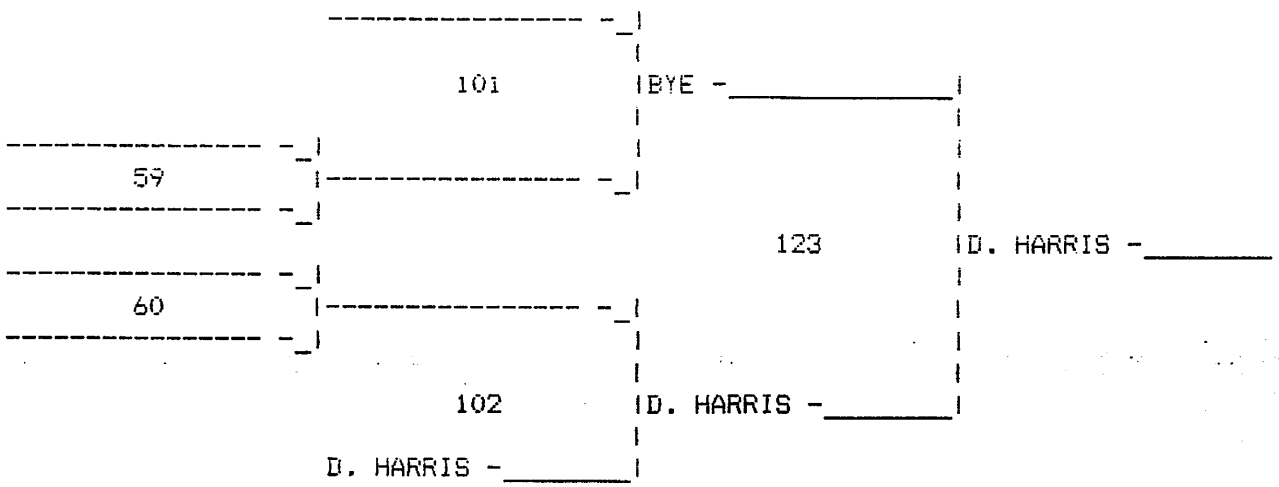


112 LBS. CLASS RESULTS.

D. HARRIS - MCC 0-1-0: 7 PTS.
D. SCHLEEMAN - CAM 1-0-0: 18 PTS.
T. ACKERMAN - COZ 1-1-0: 12 PTS.

1 D. SCHLEEMAN - CAM - 1;52 F
2 T. ACKERMAN - COZ - -
3 D. HARRIS - MCC - -

CHASE COUNTY INVITATIONAL

CHAMPIONS BRACKET 119 LBS. CLASS B

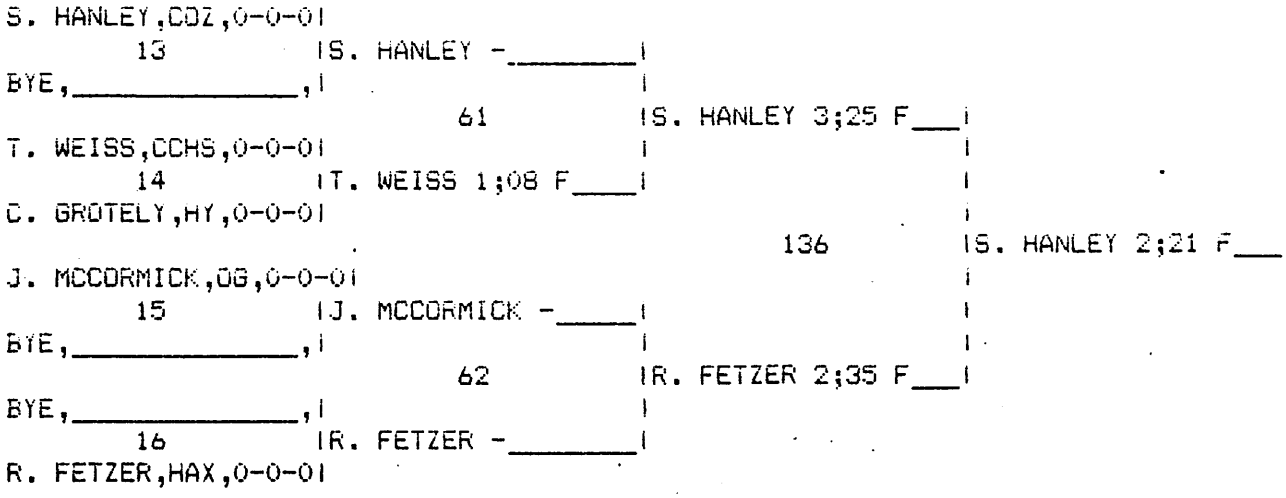


CONSOLATION BRACKET 119 LBS. CLASS

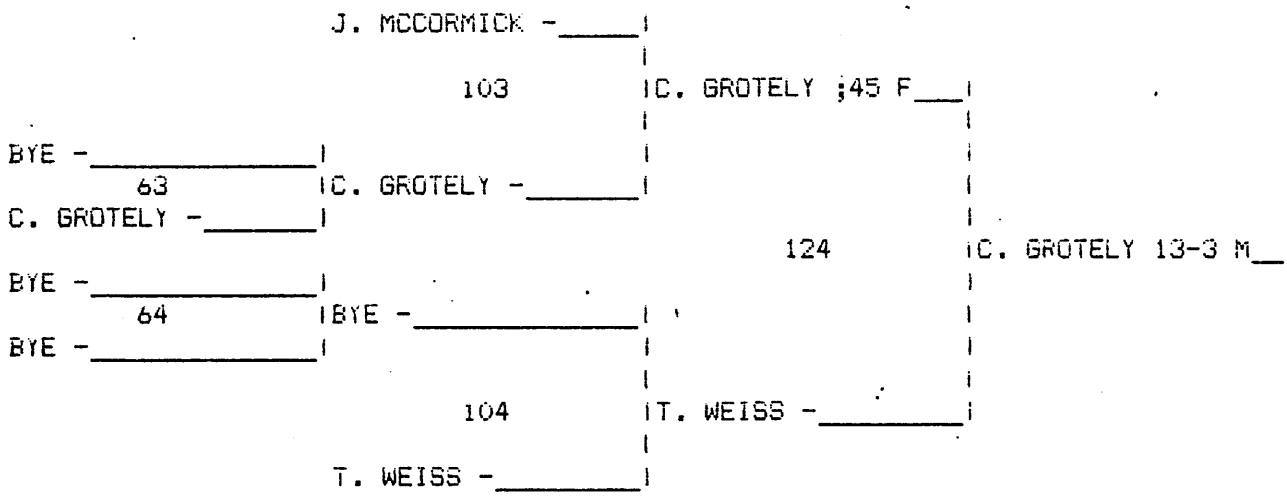


119 LBS. CLASS RESULTS.

S. HANLEY - COZ 2-0-0: 22 PTS.
R. FETZER - HAX 1-1-0: 16 PTS.
J. MCCORMICK - OG 0-2-0: 0 PTS.
C. GROTELY - HY 2-1-0: 11.5 PTS.
T. WEISS - CCHS 1-2-0: 8 PTS.

1 S. HANLEY - COZ - 2;21 F
2 R. FETZER - HAX - -
3 C. GROTELY - HY - 13-3 M
4 T. WEISS - CCHS - -

B-

CHASE COUNTY INVITATIONAL

CHAMPIONS BRACKET 126 LBS. CLASS

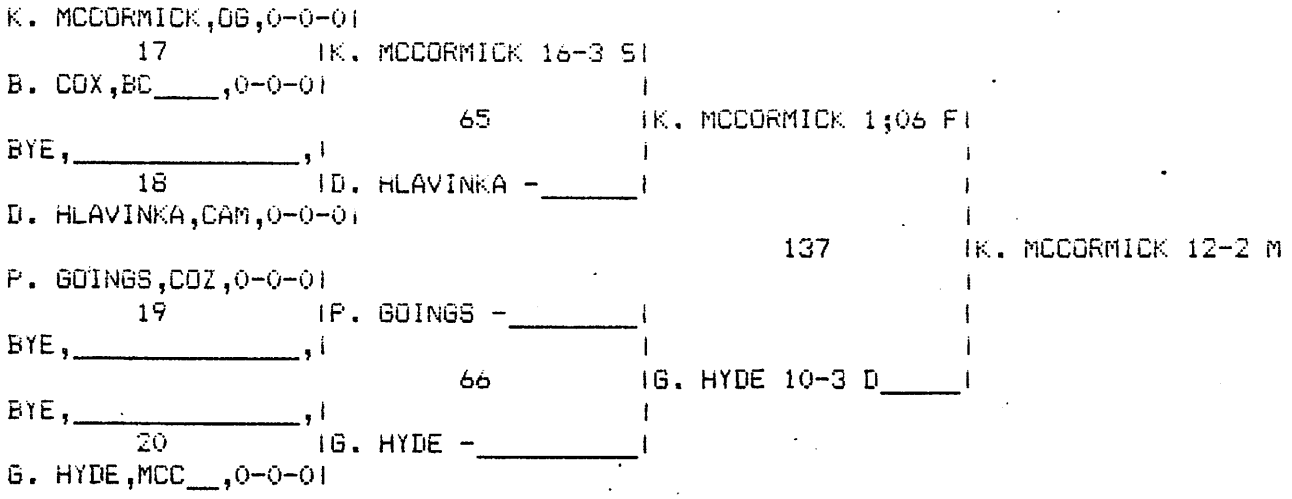


CONSOLATION BRACKET 126 LBS. CLASS

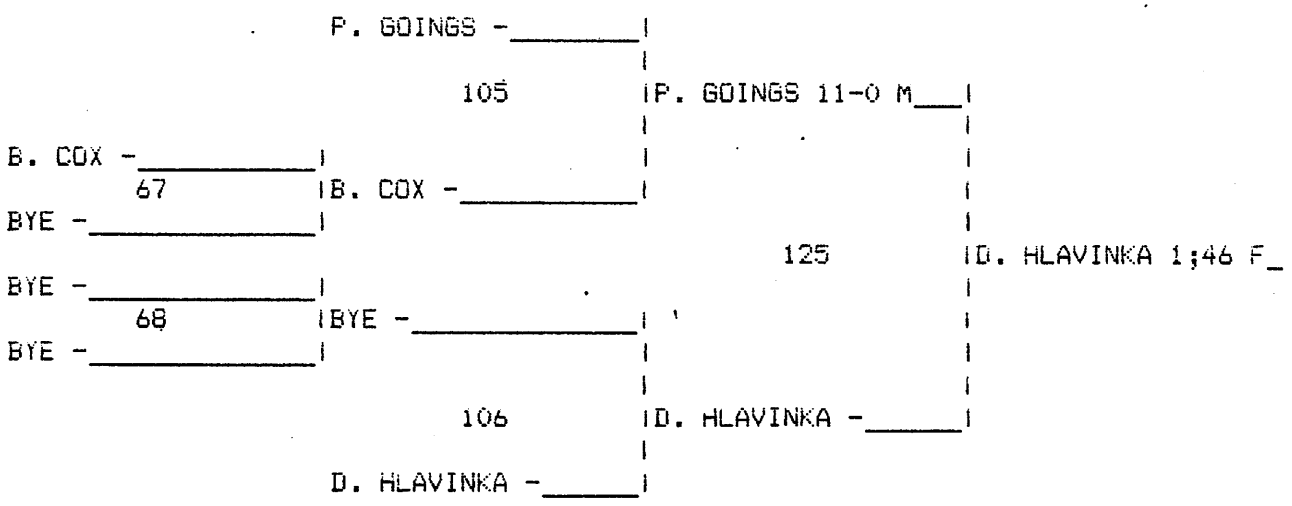


126 LBS. CLASS RESULTS.

K. MCCORMICK - OG 3-0-0: 21.5 PTS.
G. HYDE - MCC 1-1-0: 14 PTS.
P. GOINGS - COZ 1-2-0: 5.5 PTS.
D. HLAVINKA - CAM 1-1-0: 10 PTS.
B. COX - BC 0-2-0: 0 PTS.

1 K. MCCORMICK - OG - 12-2 M
2 G. HYDE - MCC - -
3 D. HLAVINKA - CAM - 1;46 F
4 P. GOINGS - COZ - -

B-

CHASE COUNTY INVITATIONAL

CHAMPIONS BRACKET 132 LBS. CLASS

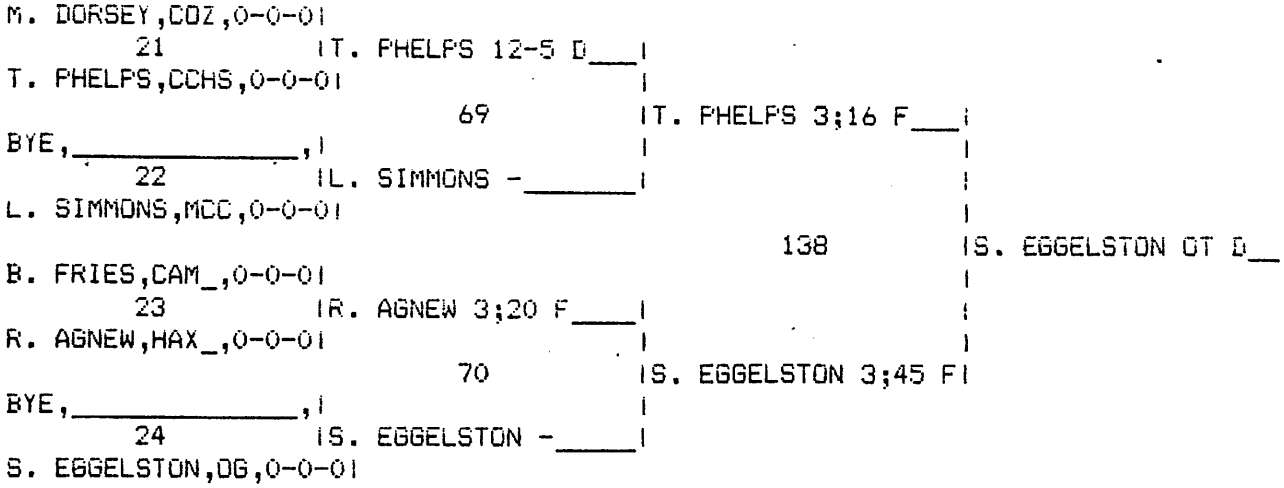


CONSOLATION BRACKET 132 LBS. CLASS

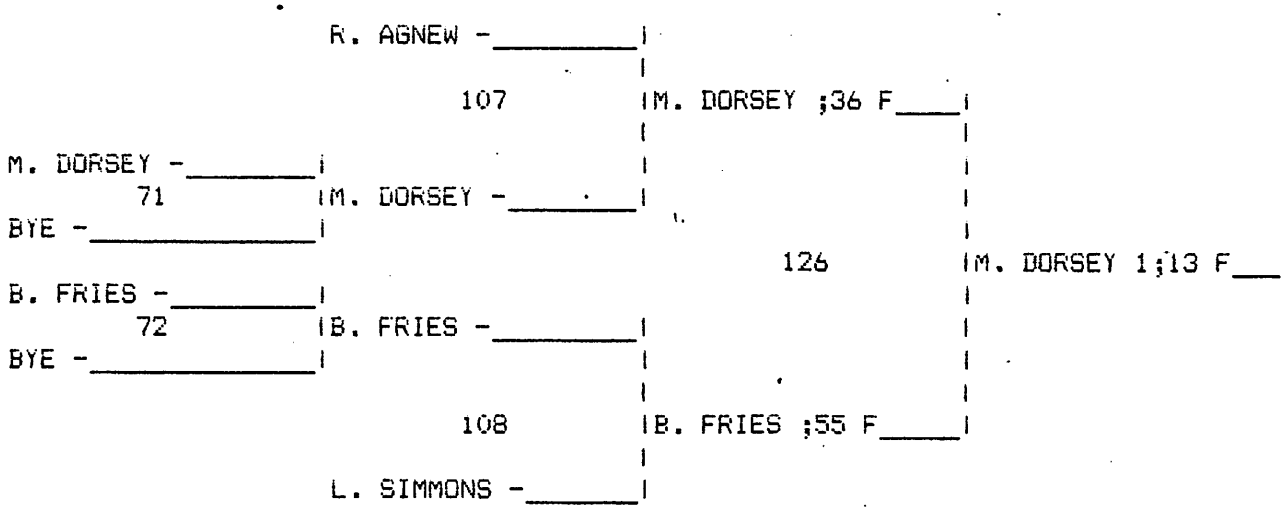


132 LBS. CLASS RESULTS.

M. DORSEY - COZ 2-1-0: 13 PTS.
S. EGGELSTON - OG 2-0-0: 20 PTS.
B. FRIES - CAM 1-2-0: 6 PTS.
L. SIMMONS - MCC 0-2-0: 0 PTS.
R. AGNEW - HAX 1-2-0: 4 PTS.
T. PHELPS - CCHS 2-1-0: 16 PTS.

1 S. EGGELSTON - OG - OT D
2 T. PHELPS - CCHS - -
3 M. DORSEY - COZ - 1;13 F
4 B. FRIES - CAM - -

B

CHASE COUNTY INVITATIONAL

CHAMPIONS BRACKET 138 LBS. CLASS

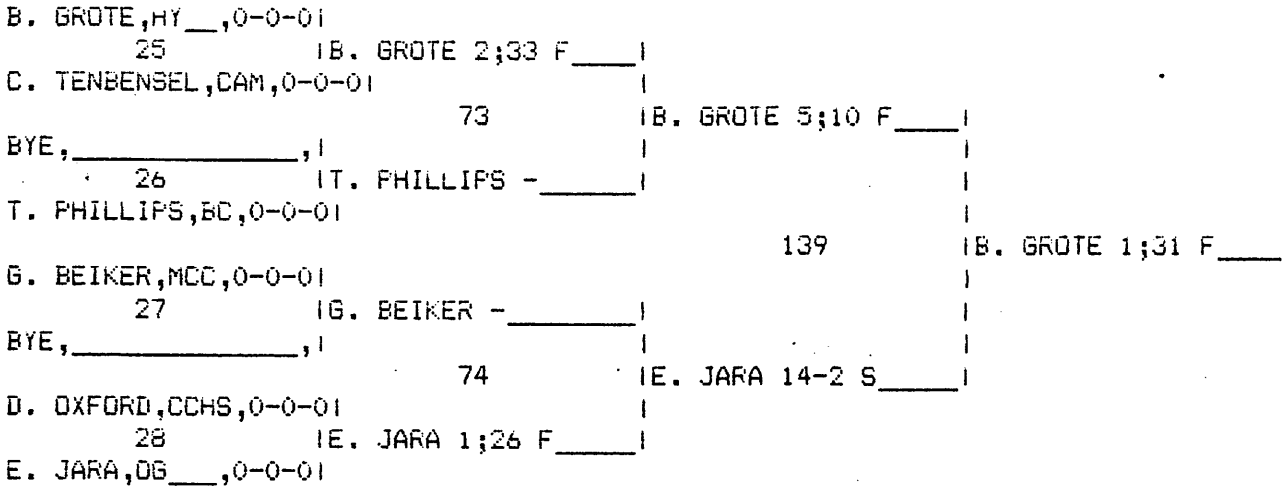


CONSOLATION BRACKET 138 LBS. CLASS

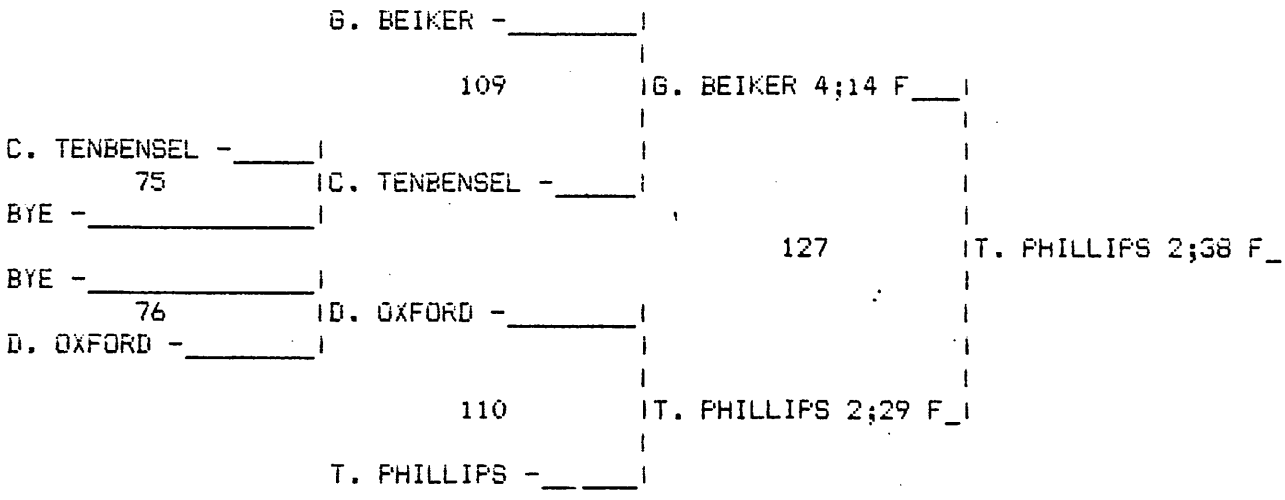


138 LBS. CLASS RESULTS.

B. GROTE - HY 3-0-0: 24 PTS.
E. JARA - OG 2-1-0: 17 PTS.
G. BEIKER - MCC 1-2-0: 7 PTS.
T. PHILLIPS - BC 2-1-0: 12 PTS.
D. OXFORD - CCHS 0-2-0: 0 PTS.
C. TENBENSEL - CAM 0-2-0: 0 PTS.

1 B. GROTE - HY - 1;31 F
2 E. JARA - OG - -
3 T. PHILLIPS - BC - 2;38 F
4 G. BEIKER - MCC - -

B-

CHASE COUNTY INVITATIONAL

CHAMPIONS BRACKET 145 LBS. CLASS

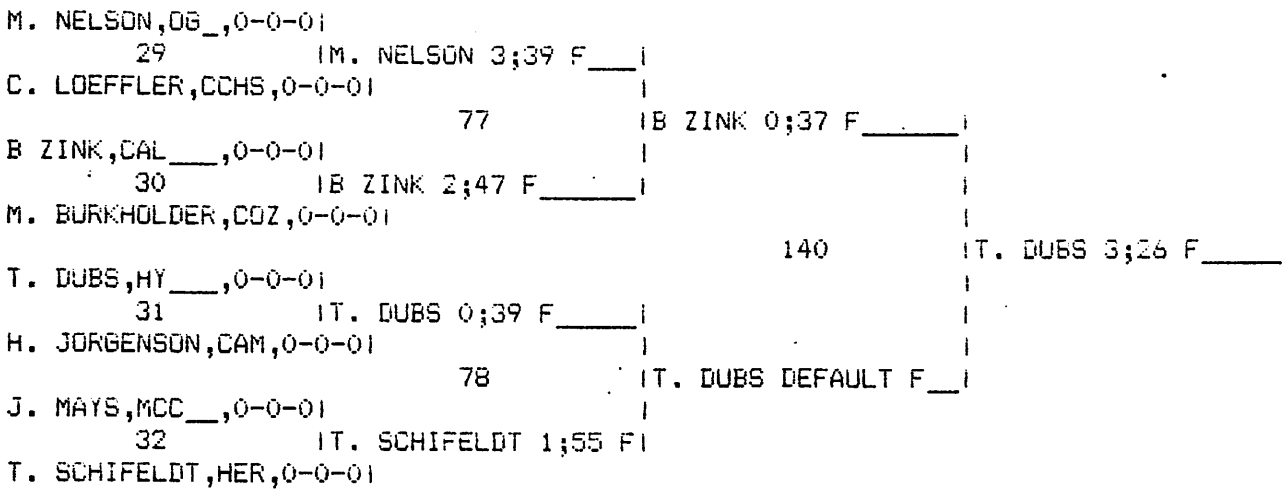


CONSOLATION BRACKET 145 LBS. CLASS

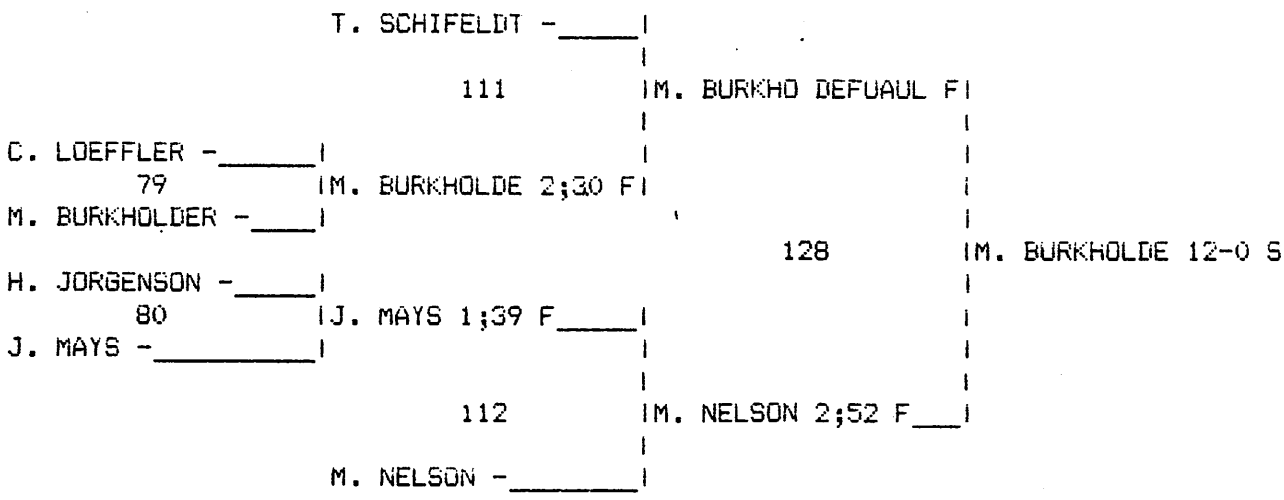


145 LBS. CLASS RESULTS.

M. NELSON - OG 2-2-0: 11 PTS.
T. SCHIFELDT - HER 1-2-0: 4 PTS.
T. DUBS - HY 3-0-0: 24 PTS.
M. BURKHOLDER - COZ 3-1-0: 14 PTS.
B ZINK - CAL 2-1-0: 18 PTS.
H. JORGENSON - CAM 0-2-0: 0 PTS.
J. MAYS - MCC 1-2-0: 3 PTS.
C. LOEFFLER - CCHS 0-2-0: 0 PTS.

1 T. DUBS - HY - 3;26 F
2 B ZINK - CAL - -
3 M. BURKHOLDER - COZ - 12-0 S
4 M. NELSON - OG - -

B-

# CHASE COUNTY INVITATIONAL

## CHAMPIONS BRACKET 155 LBS. CLASS

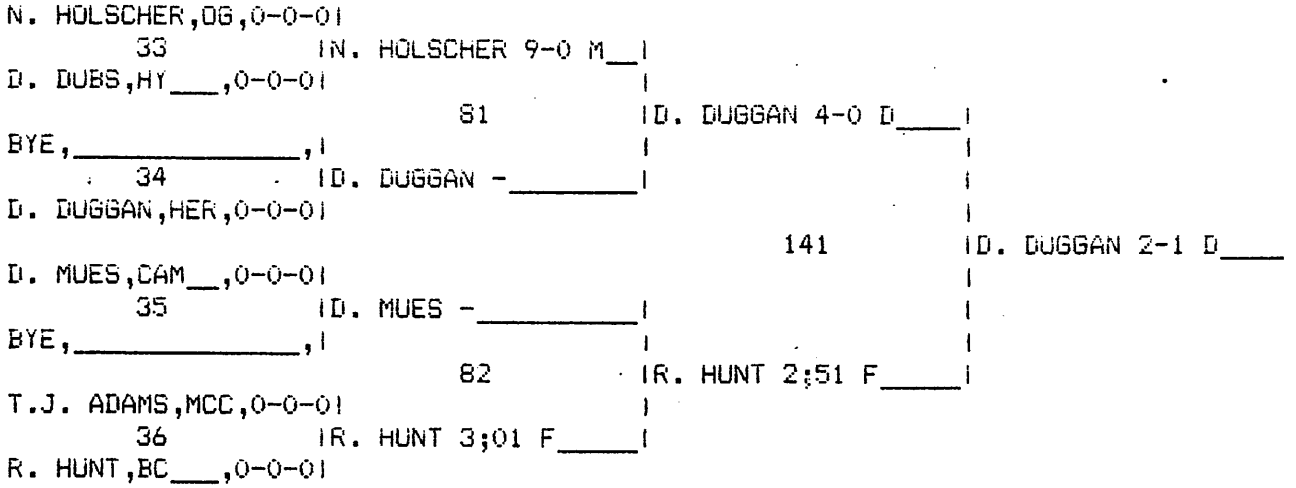


## CONSOLATION BRACKET 155 LBS. CLASS

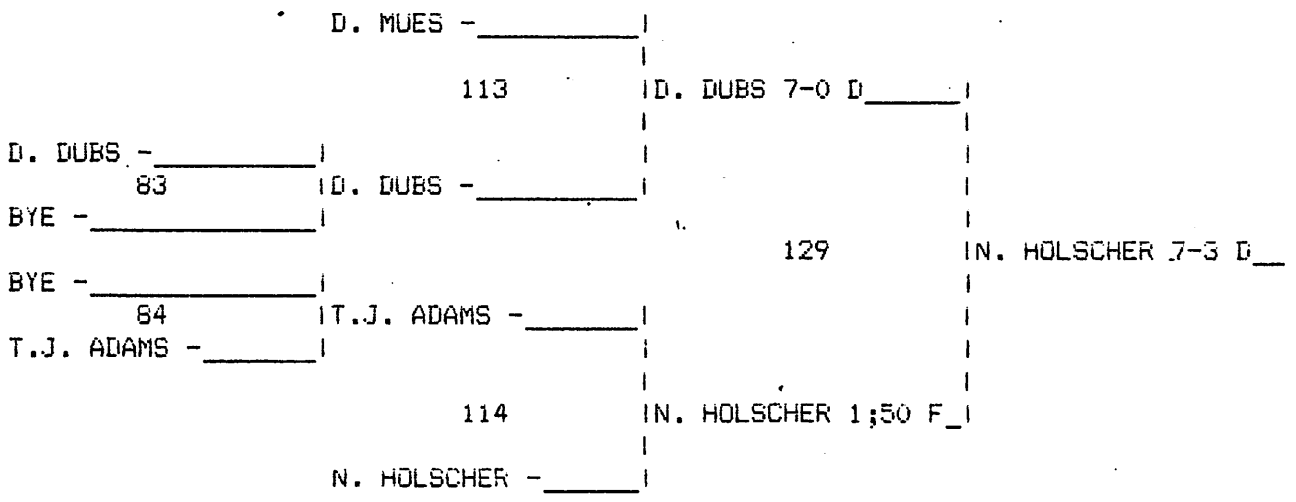


155 LBS. CLASS RESULTS.

N. HOLSCHER - OG 3-1-0: 12.5 PTS.
R. HUNT - BC 2-1-0: 18 PTS.
D. MUES - CAM 0-2-0: 0 PTS.
D. DUGGAN - HER 2-0-0: 18 PTS.
T.J. ADAMS - MCC 0-2-0: 0 PTS.
D. DUBS - HY 1-2-0: 6 PTS.

1 D. DUGGAN - HER - 2-1 D
2 R. HUNT - BC - -
3 N. HOLSCHER - OG - 7-3 D
4 D. DUBS - HY - -

CHASE COUNTY INVITATIONAL

CHAMPIONS BRACKET 167 LBS. CLASS B

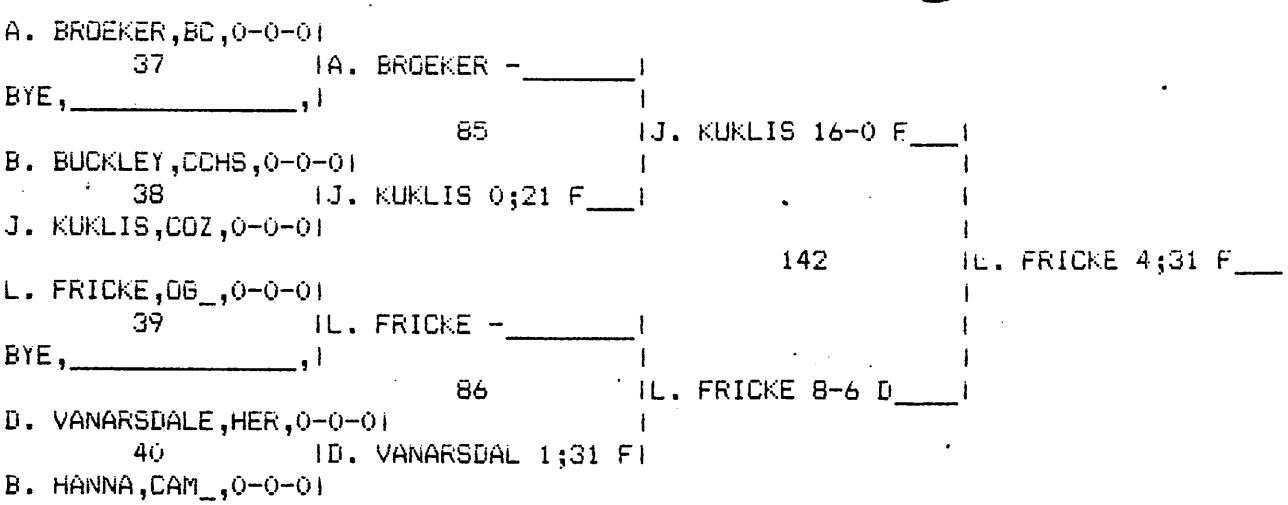


CONSOLATION BRACKET 167 LBS. CLASS

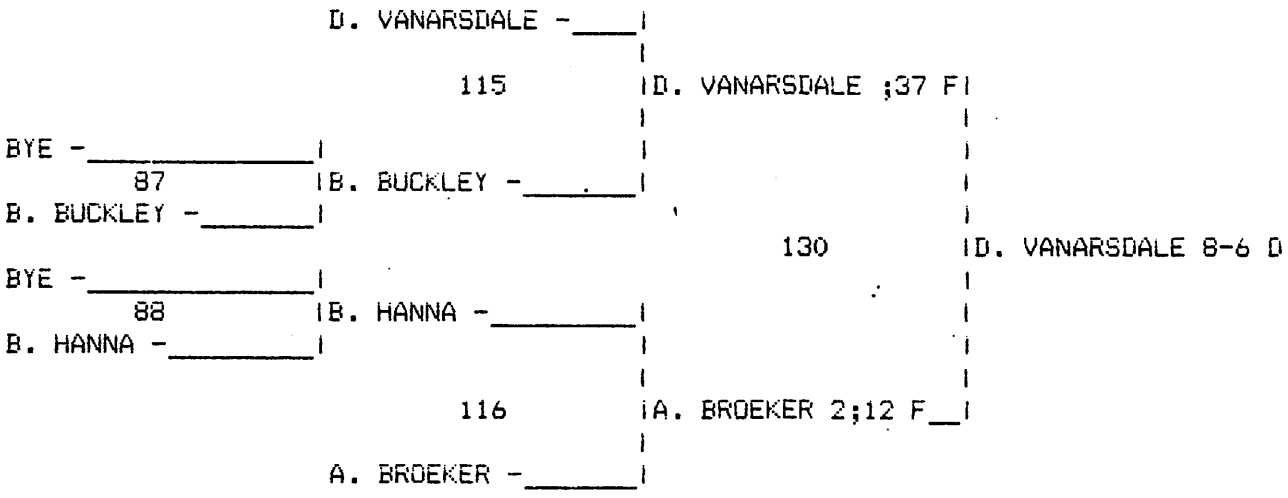


167 LBS. CLASS RESULTS.

A. BROEKER - BC 1-2-0: 7 PTS.
B. HANNA - CAM 0-2-0: 0 PTS.
L. FRICKE - OG 2-0-0: 20 PTS.
J. KUKLIS - COZ 2-1-0: 18 PTS.
B. BUCKLEY - CCHS 0-2-0: 0 PTS.
D. VANARSDALE - HER 3-1-0: 14 PTS.

1 L. FRICKE - OG - 4;31 F
2 J. KUKLIS - COZ - -
3 D. VANARSDALE - HER - 8-6 D
4 A. BROEKER - BC - -

CHASE COUNTY INVITATIONAL

CHAMPIONS BRACKET 185 LBS. CLASS

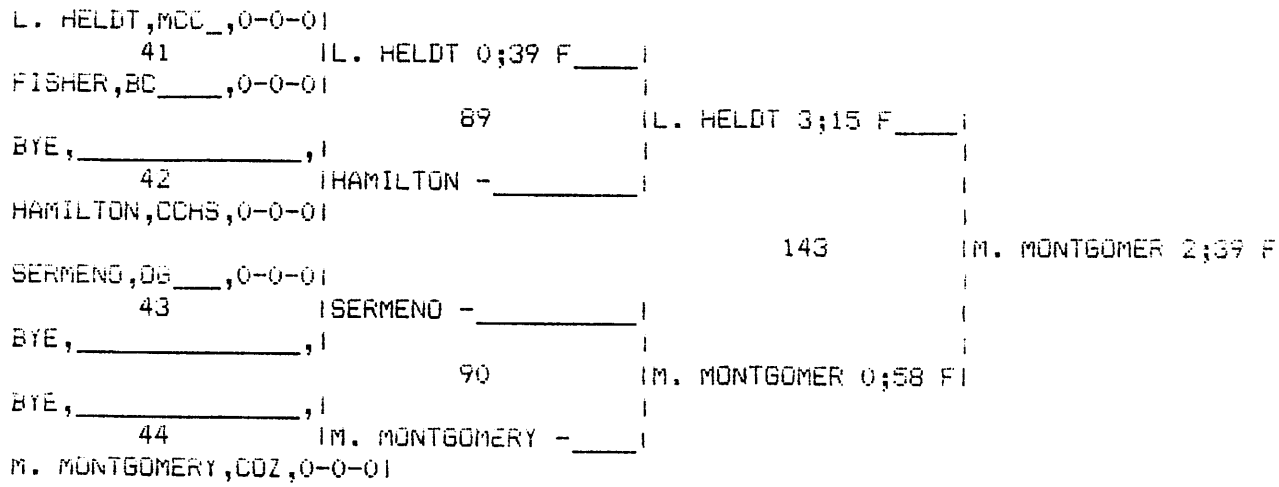


CONSOLATION BRACKET 185 LBS. CLASS

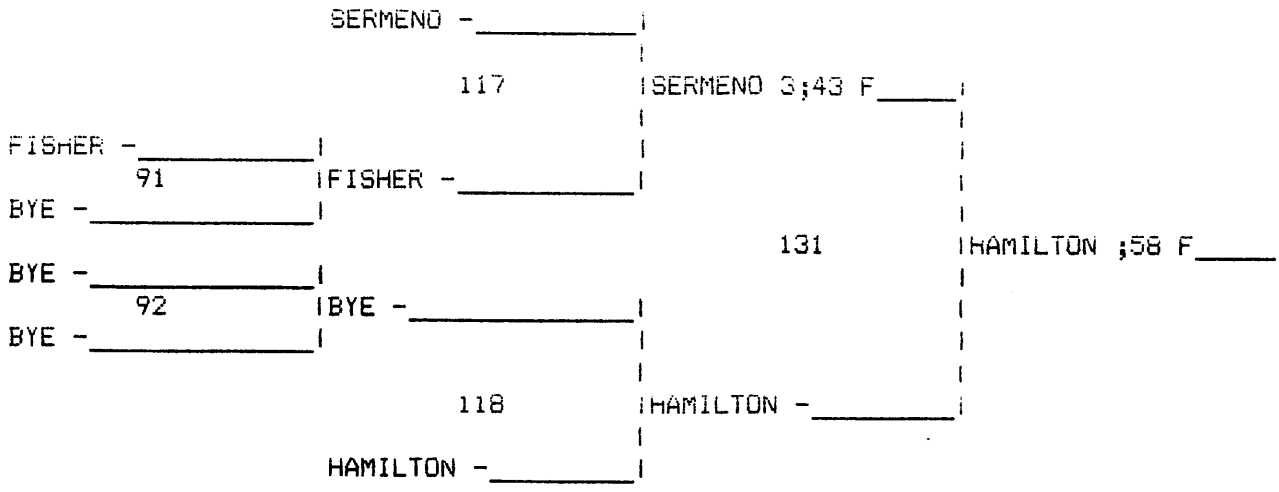


185 LBS. CLASS RESULTS.

L. HELDT - MCC 2-1-0: 18 PTS.
M. MONTGOMERY - COZ 2-0-0: 22 PTS.
SERMENO - OG 1-2-0: 7 PTS.
HAMILTON - CCHS 1-1-0: 10 PTS.
FISHER - BC 0-2-0: 0 PTS.

1 M. MONTGOMERY - COZ - 2;39 F
2 L. HELDT - MCC - -
3 HAMILTON - CCHS - ;58 F
4 SERMENO - OG - -

CHASE COUNTY INVITATIONAL

CHAMPIONS BRACKET UNL LBS. CLASS

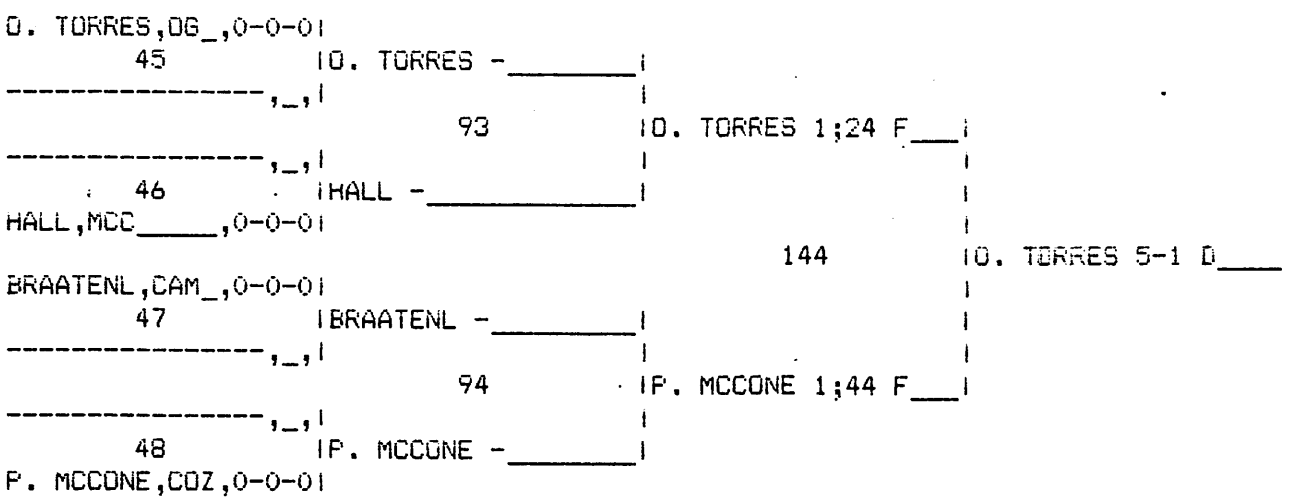


CONSOLATION BRACKET UNL LBS. CLASS

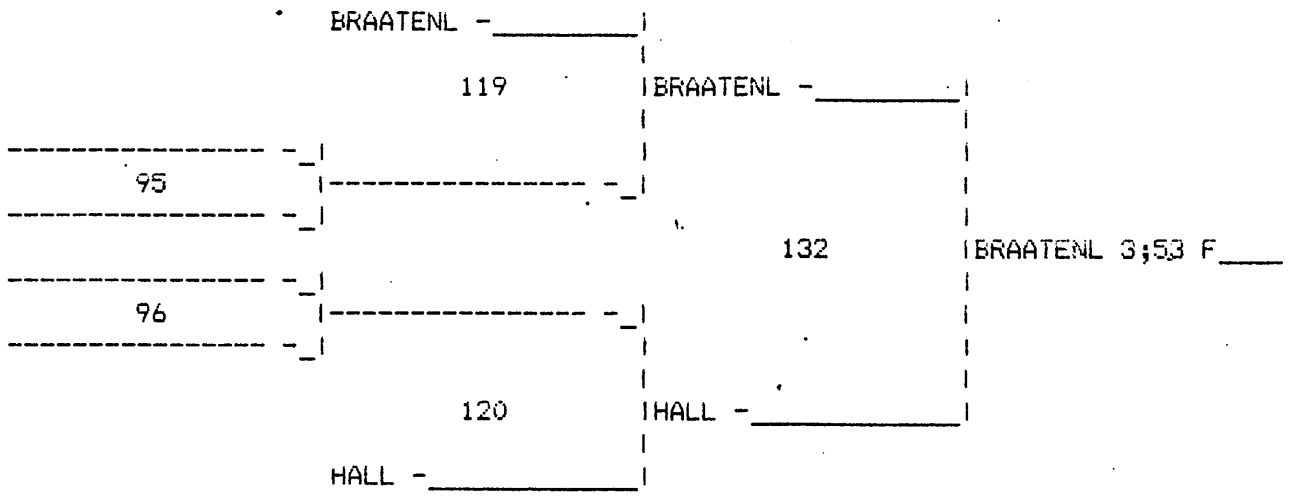


UNL LBS. CLASS RESULTS.

O. TORRES - OG 2-0-0: 18 PTS.
P. MCCONE - COZ 1-1-0: 14 PTS.
BRAATENL - CAM 1-1-0: 9 PTS.
HALL - MCC 0-2-0: 4 PTS.

1 O. TORRES - OG - 5-1 D
2 P. MCCONE - COZ - -
3 BRAATENL - CAM - 3;53 F
4 HALL - MCC - -

1987

CHASE COUNTY INVITATIONAL
TEAM RANKINGS

A

1. MCC - 122
2. CAL - 111
3. CCHS - 99.5
4. COZ - 89
5. HER - 85
6. CAM - 74.5
7. HAX - 50
8. WR - 36

CHASE COUNTY INVITATIONAL

CHAMPIONS BRACKET 98 LBS. CLASS

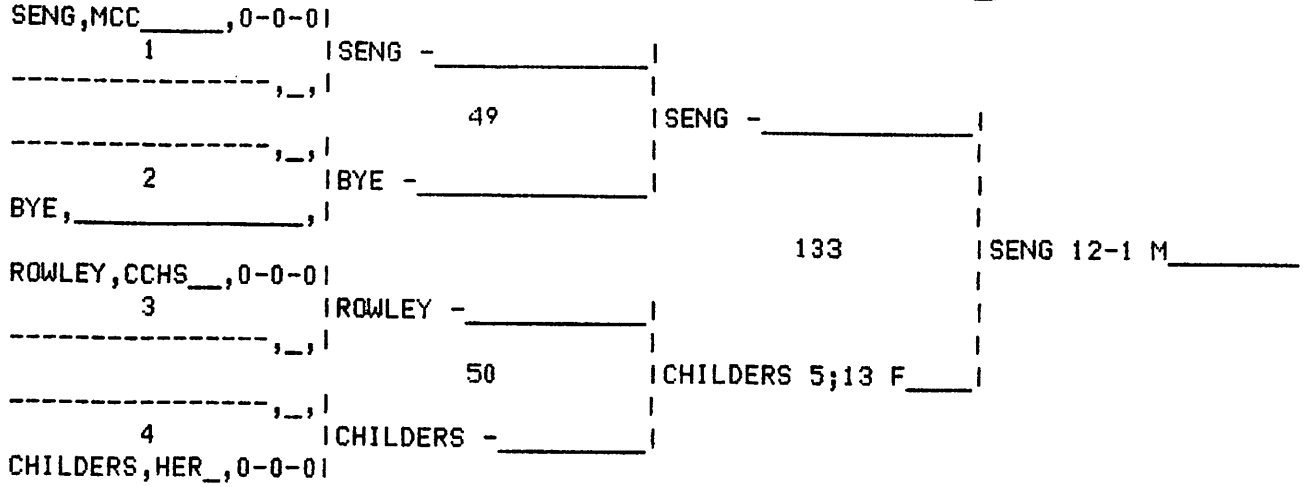


CONSOLATION BRACKET 98 LBS. CLASS

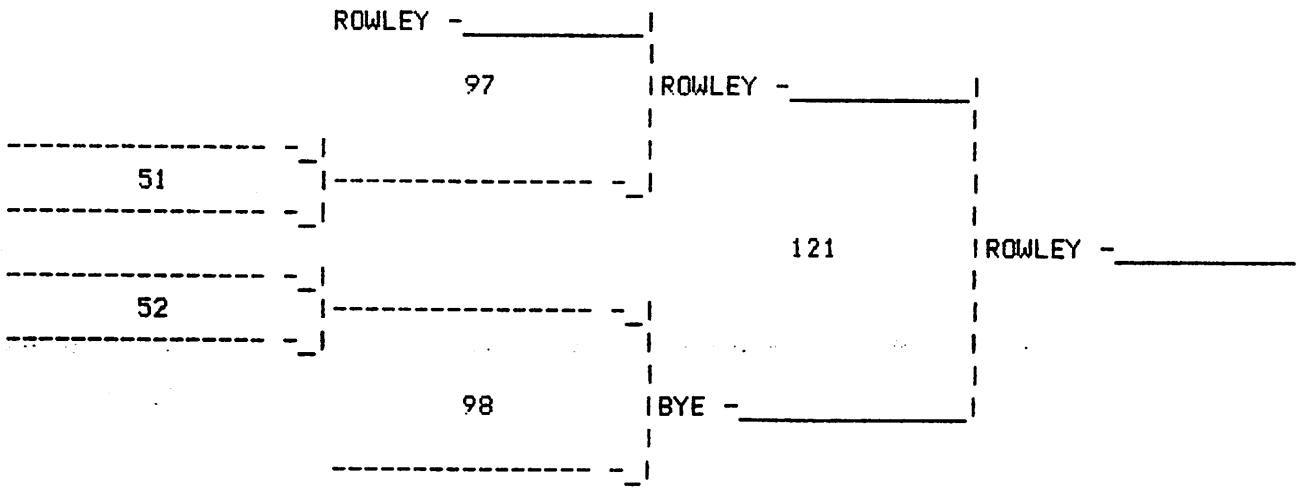


98 LBS. CLASS RESULTS.

SENG - MCC 1-0-0: 16.5 PTS.
CHILDERS - HER 1-1-0: 14 PTS.
ROWLEY - CCHS 0-1-0: 7 PTS.

1 SENG - MCC - 12-1 M
2 CHILDERS - HER - -
3 ROWLEY - CCHS - -

CHASE COUNTY INVITATIONAL

A

CHAMPIONS BRACKET 105 LBS. CLASS

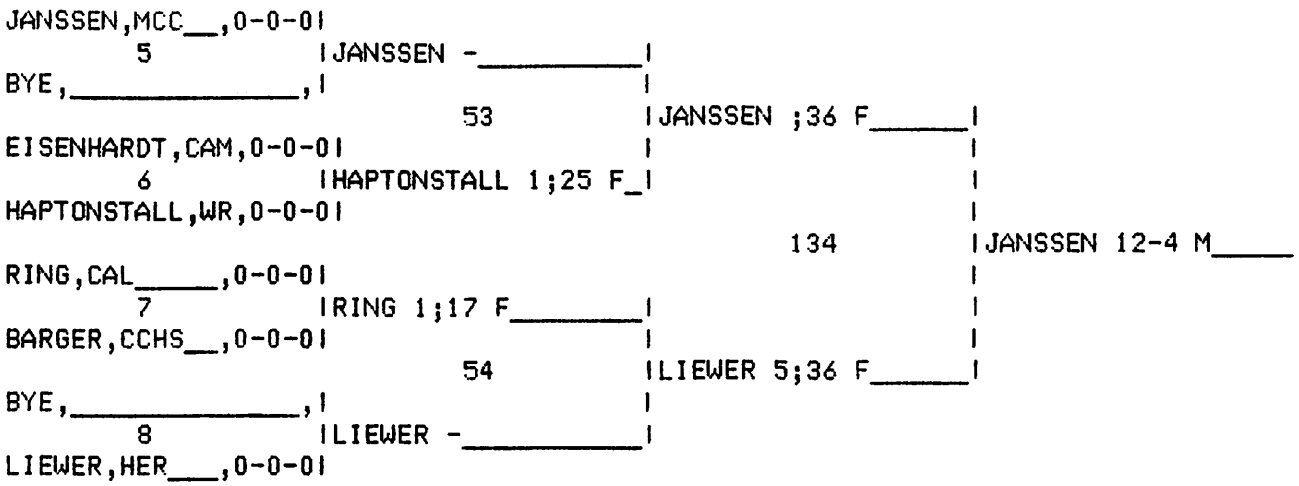


CONSOLATION BRACKET 105 LBS. CLASS

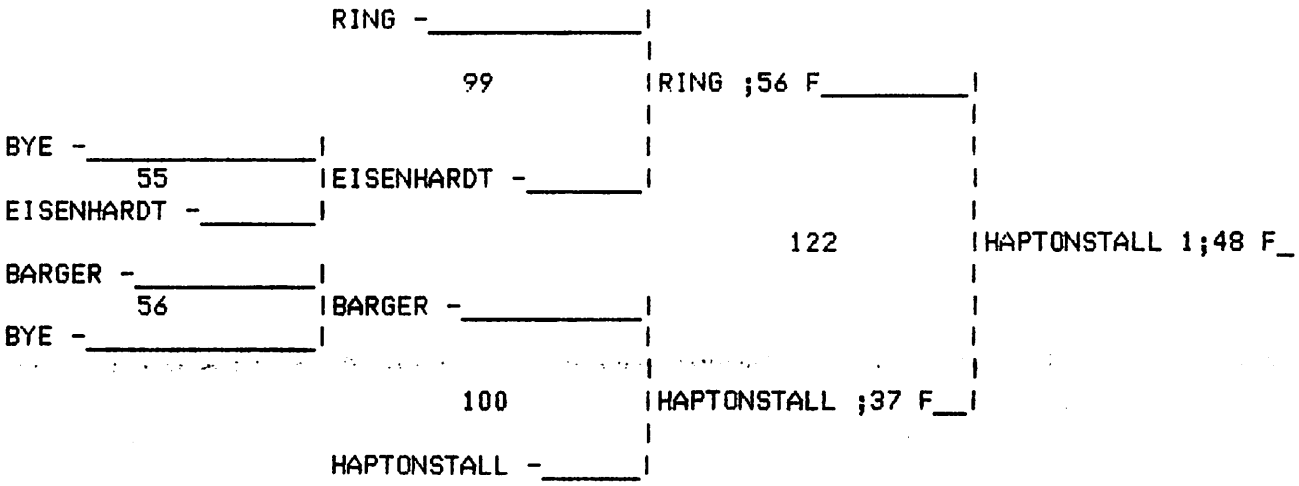


105 LBS. CLASS RESULTS.

JANSSEN - MCC 2-0-0: 20.5 PTS.
LIEWER - HER 1-1-0: 16 PTS.
RING - CAL 2-2-0: 11 PTS.
HAPTONSTALL - WR 3-1-0: 16 PTS.
EISENHARDT - CAM 0-2-0: 0 PTS.
BARGER - CCHS 0-2-0: 0 PTS.

1 JANSSEN - MCC - 12-4 M
2 LIEWER - HER - -
3 HAPTONSTALL - WR - 1;48 F
4 RING - CAL - -

CHASE COUNTY INVITATIONAL

CHAMPIONS BRACKET 112 LBS. CLASS

A

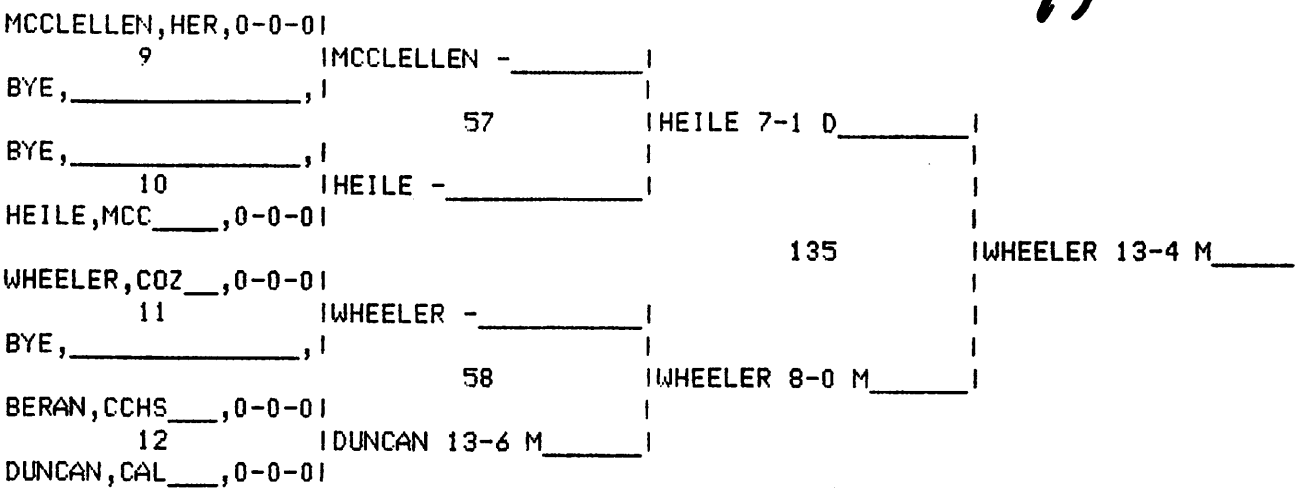


CONSOLATION BRACKET 112 LBS. CLASS

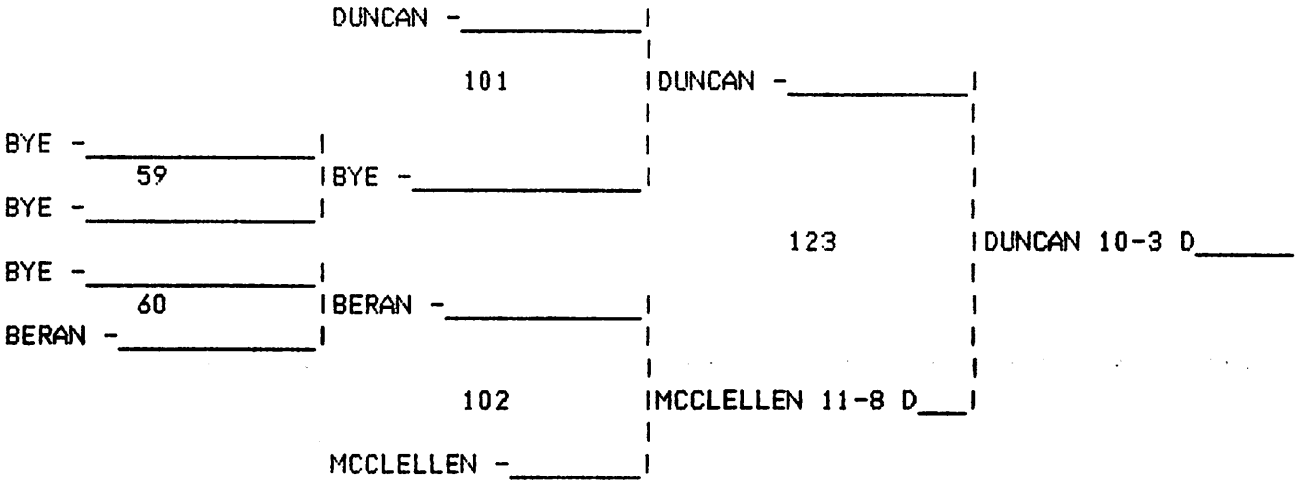


112 LBS. CLASS RESULTS.

MCCLELLEN - HER 1-2-0: 5 PTS.
DUNCAN - CAL 2-1-0: 10.5 PTS.
WHEELER - COZ 2-0-0: 19 PTS.
HEILE - MCC 1-1-0: 14 PTS.
BERAN - CCHS 0-2-0: 0 PTS.

1 WHEELER - COZ - 13-4 M
2 HEILE - MCC - -
3 DUNCAN - CAL - 10-3 D
4 MCCLELLEN - HER - -

A-

CHASE COUNTY INVITATIONAL

CHAMPIONS BRACKET 119 LBS. CLASS

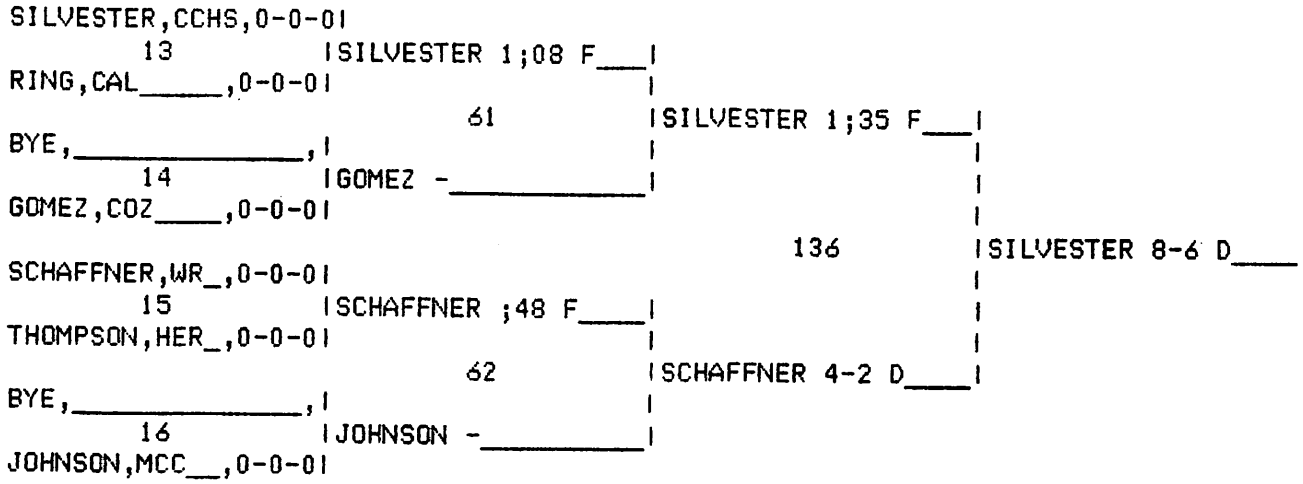


CONSOLATION BRACKET 119 LBS. CLASS

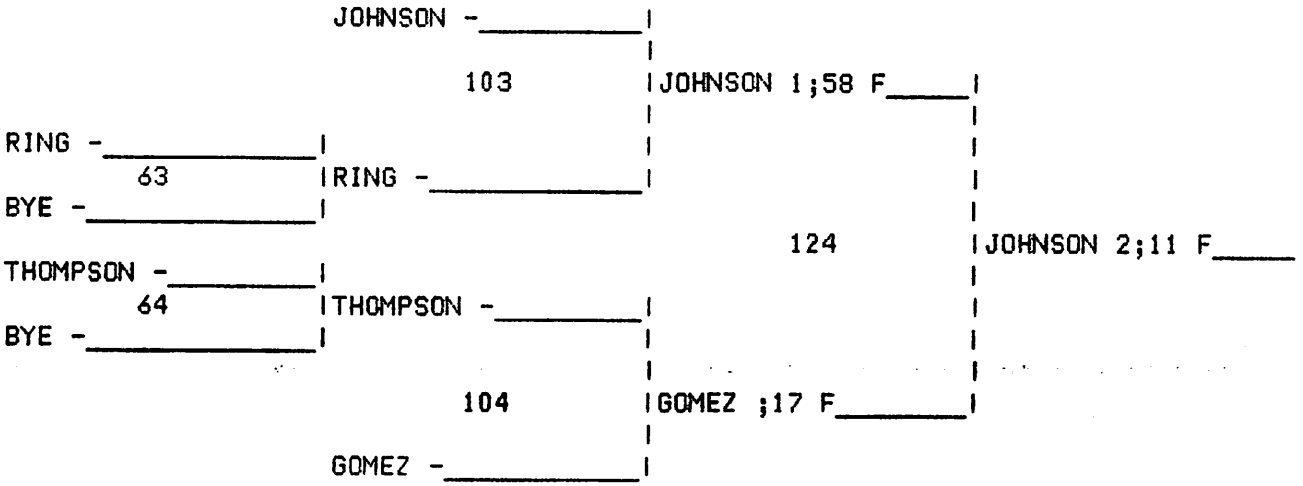


119 LBS. CLASS RESULTS.

SILVESTER - CCHS 3-0-0: 22 PTS.
JOHNSON - MCC 2-1-0: 12 PTS.
SCHAFFNER - WR 2-1-0: 16 PTS.
GOMEZ - COZ 1-2-0: 7 PTS.
THOMPSON - HER 0-2-0: 0 PTS.
RING - CAL 0-2-0: 0 PTS.

1 SILVESTER - CCHS - 8-6 D
2 SCHAFFNER - WR - -
3 JOHNSON - MCC - 2;11 F
4 GOMEZ - COZ - -

A.

CHASE COUNTY INVITATIONAL

CHAMPIONS BRACKET 126 LBS. CLASS

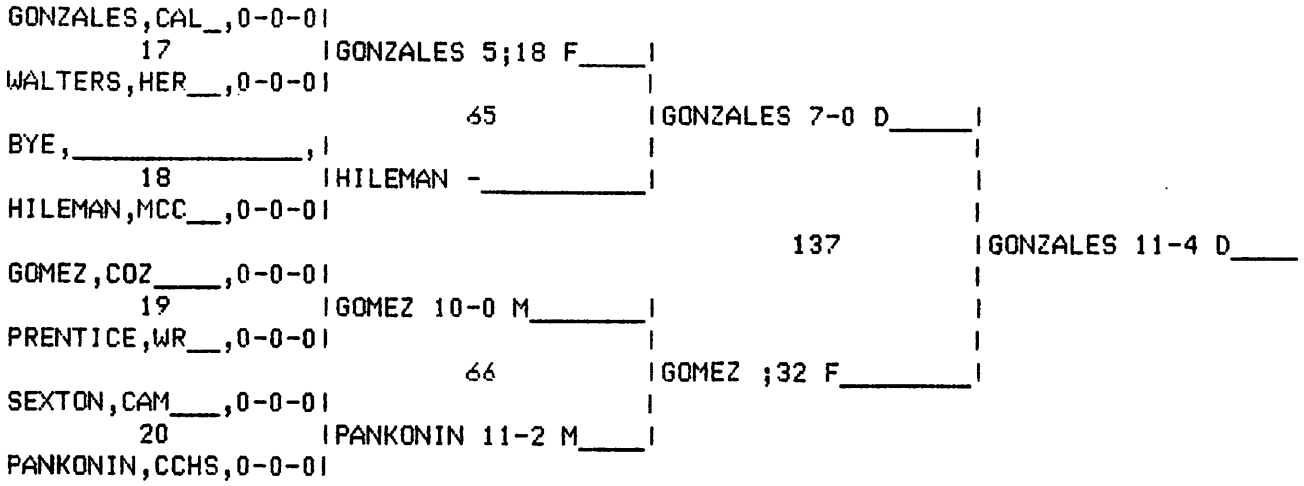


CONSOLATION BRACKET 126 LBS. CLASS

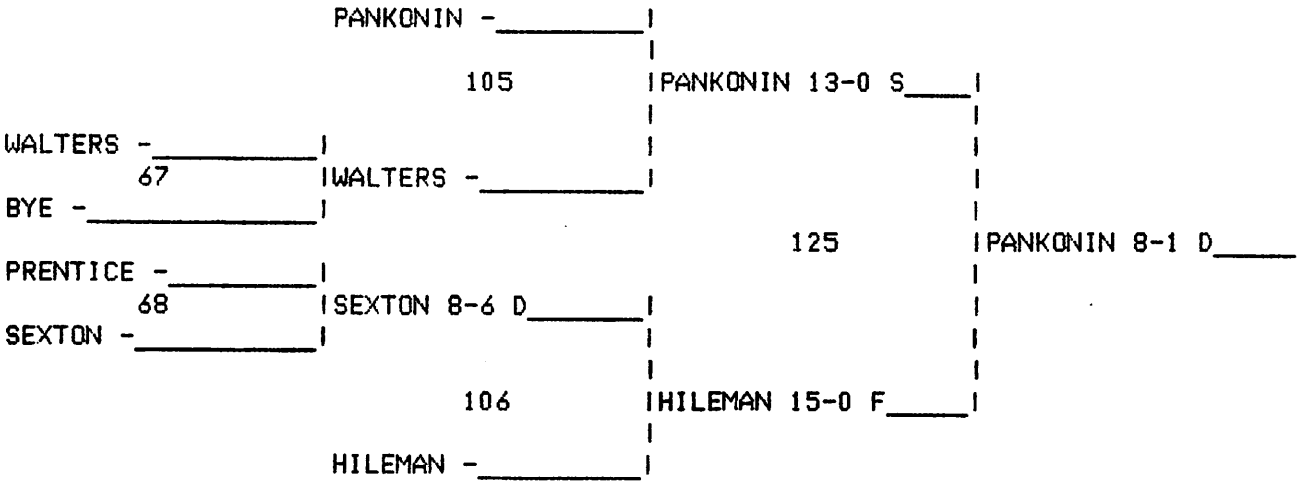


126 LBS. CLASS RESULTS.

GONZALES - CAL 3-0-0: 20 PTS.
PANKONIN - CCHS 3-1-0: 11.5 PTS.
GOMEZ - COZ 2-1-0: 16.5 PTS.
HILEMAN - MCC 1-2-0: 7 PTS.
PRENTICE - WR 0-2-0: 0 PTS.
SEXTON - CAM 1-2-0: 1 PTS.
WALTERS - HER 0-2-0: 0 PTS.

1 GONZALES - CAL - 11-4 D
2 GOMEZ - COZ - -
3 PANKONIN - CCHS - 8-1 D
4 HILEMAN - MCC - -

H-

# CHASE COUNTY INVITATIONAL

## CHAMPIONS BRACKET 132 LBS. CLASS

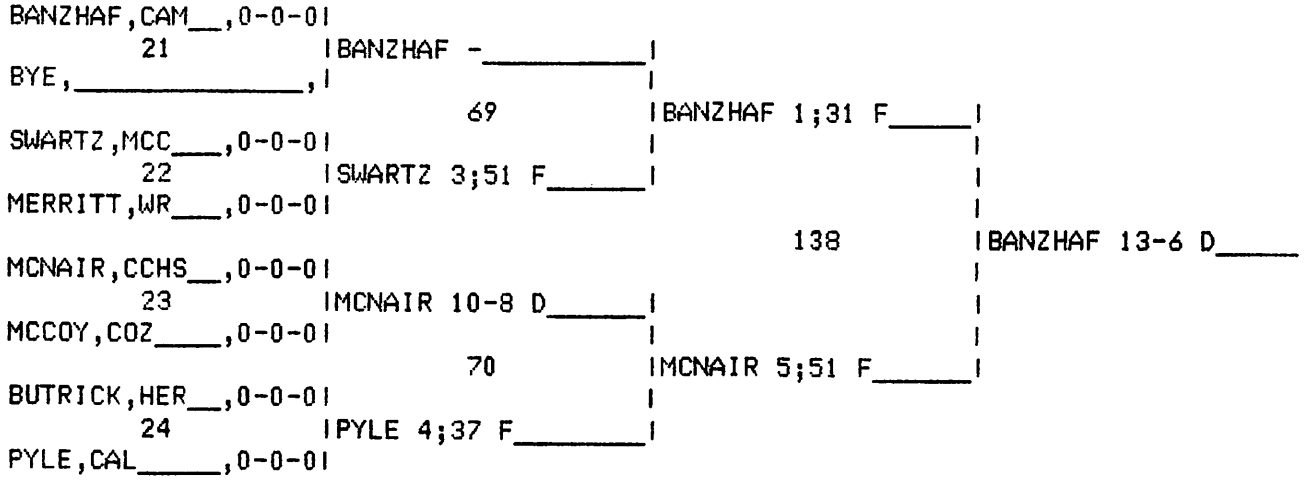


## CONSOLATION BRACKET 132 LBS. CLASS

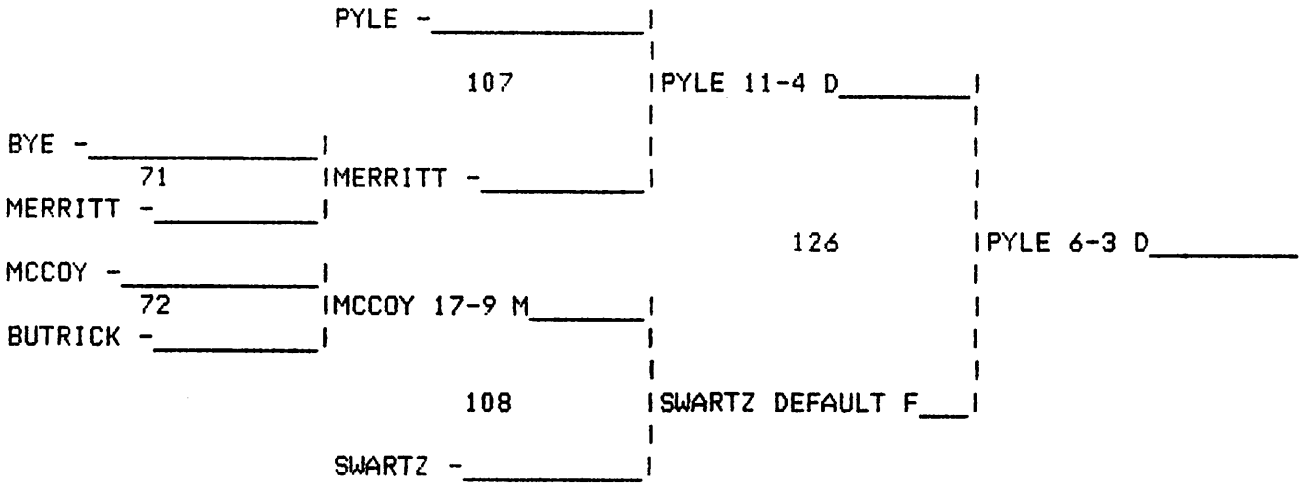


132 LBS. CLASS RESULTS.

BANZHAF - CAM 2-0-0: 20 PTS.
PYLE - CAL 3-1-0: 12 PTS.
MCNAIR - CCHS 2-1-0: 16 PTS.
MERRITT - WR 0-2-0: 0 PTS.
SWARTZ - MCC 2-2-0: 11 PTS.
MCCOY - COZ 1-2-0: 1.5 PTS.
BUTRICK - HER 0-2-0: 0 PTS.

1 BANZHAF - CAM - 13-6 D
2 MCNAIR - CCHS - -
3 PYLE - CAL - 6-3 D
4 SWARTZ - MCC - -

4.

# CHASE COUNTY INVITATIONAL

## CHAMPIONS BRACKET 138 LBS. CLASS

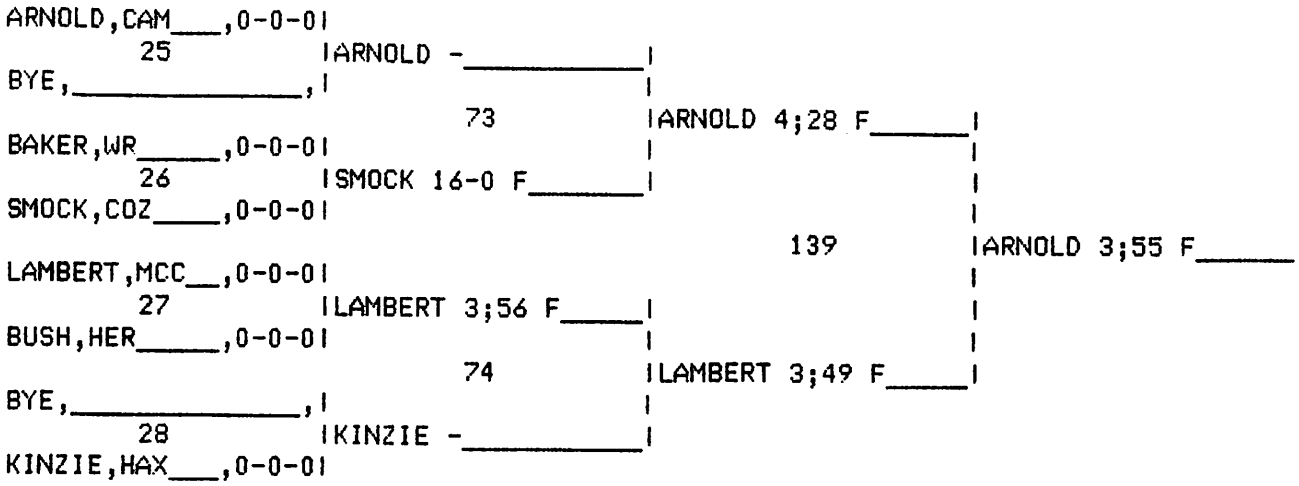


## CONSOLATION BRACKET 138 LBS. CLASS

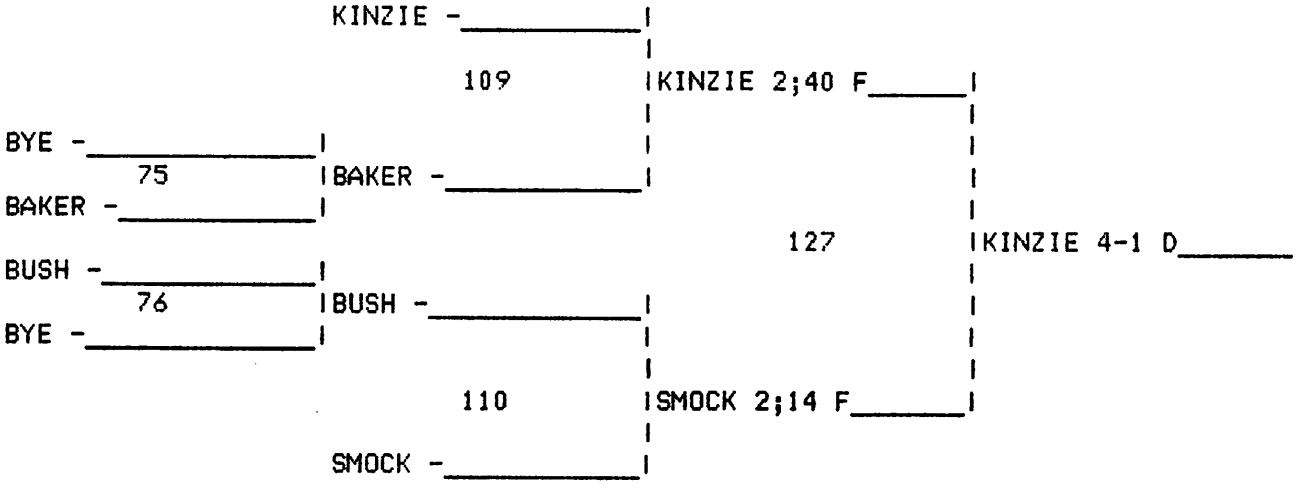


138 LBS. CLASS RESULTS.

ARNOLD - CAM 2-0-0: 22 PTS.
KINZIE - HAX 2-1-0: 10 PTS.
LAMBERT - MCC 2-1-0: 18 PTS.
SMOCK - COZ 2-2-0: 11 PTS.
BAKER - WR 0-2-0: 0 PTS.
BUSH - HER 0-2-0: 0 PTS.

1 ARNOLD - CAM - 3;55 F
2 LAMBERT - MCC - -
3 KINZIE - HAX - 4-1 D
4 SMOCK - COZ - -

# CHASE COUNTY INVITATIONAL

## CHAMPIONS BRACKET 145 LBS. CLASS

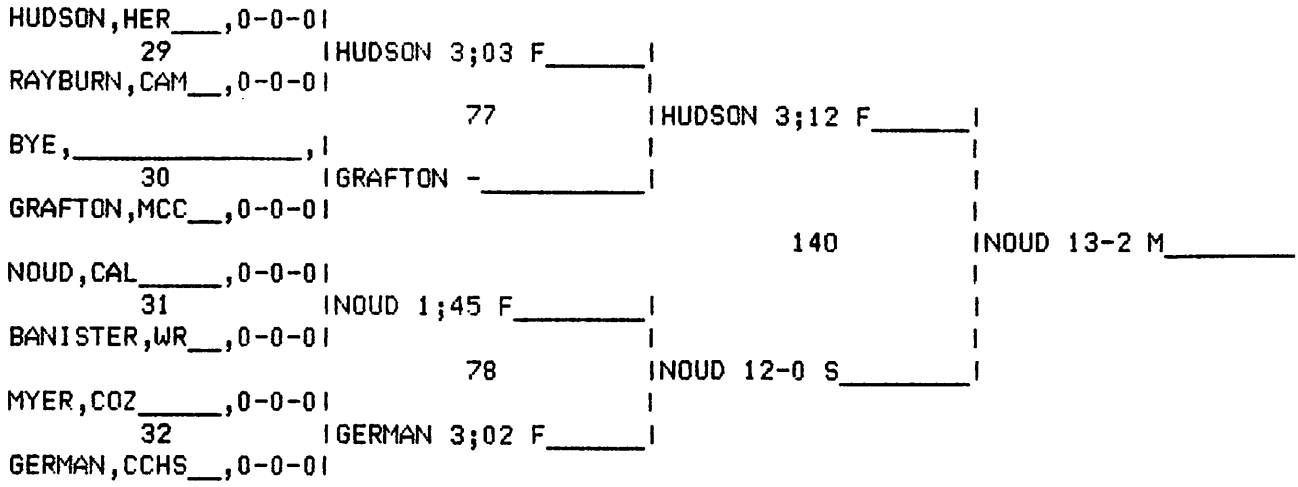


## CONSOLATION BRACKET 145 LBS. CLASS

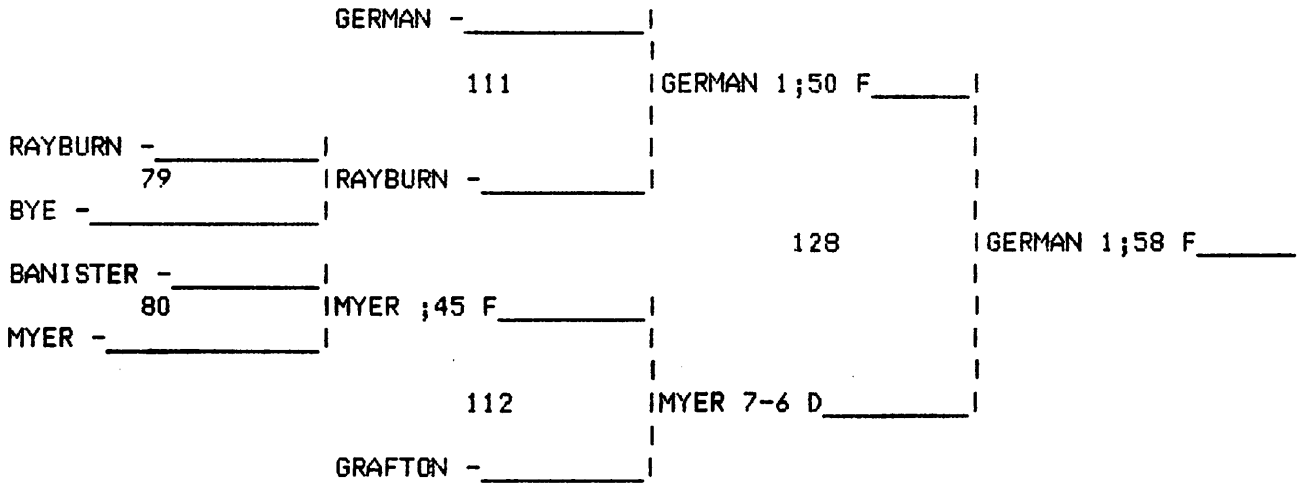


145 LBS. CLASS RESULTS.

HUDSON - HER 2-1-0: 18 PTS.
GERMAN - CCHS 3-1-0: 16 PTS.
NOUD - CAL 3-0-0: 21.5 PTS.
GRAFTON - MCC 0-2-0: 0 PTS.
BANISTER - WR 0-2-0: 0 PTS.
MYER - COZ 2-2-0: 8 PTS.
RAYBURN - CAM 0-2-0: 0 PTS.

1 NOUD - CAL - 13-2 M
2 HUDSON - HER - -
3 GERMAN - CCHS - 1;58 F
4 MYER - COZ - -

CHASE COUNTY INVITATIONAL

CHAMPIONS BRACKET 155 LBS. CLASS A

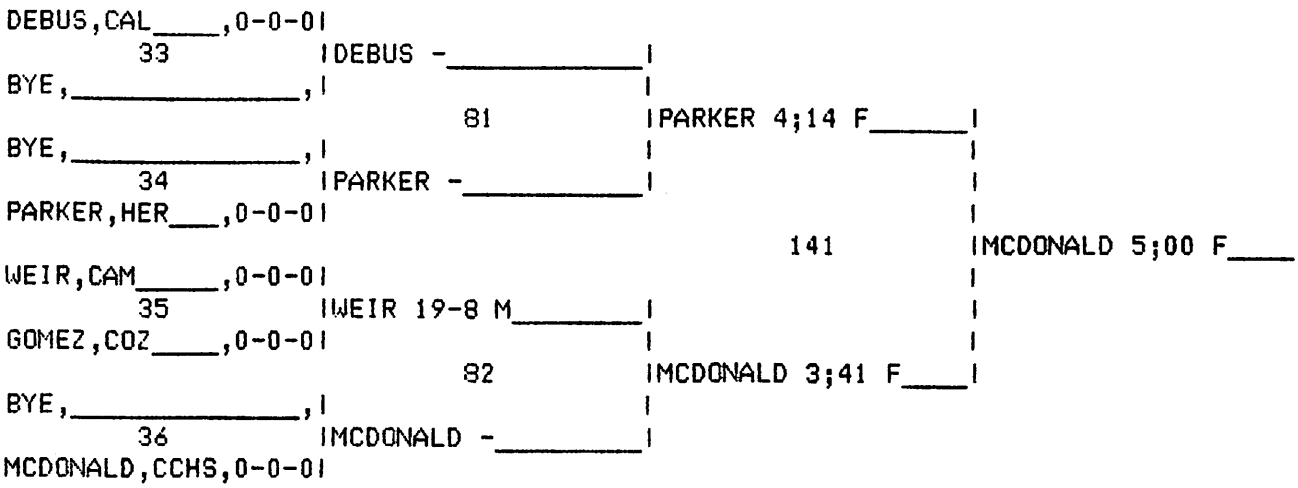


CONSOLATION BRACKET 155 LBS. CLASS

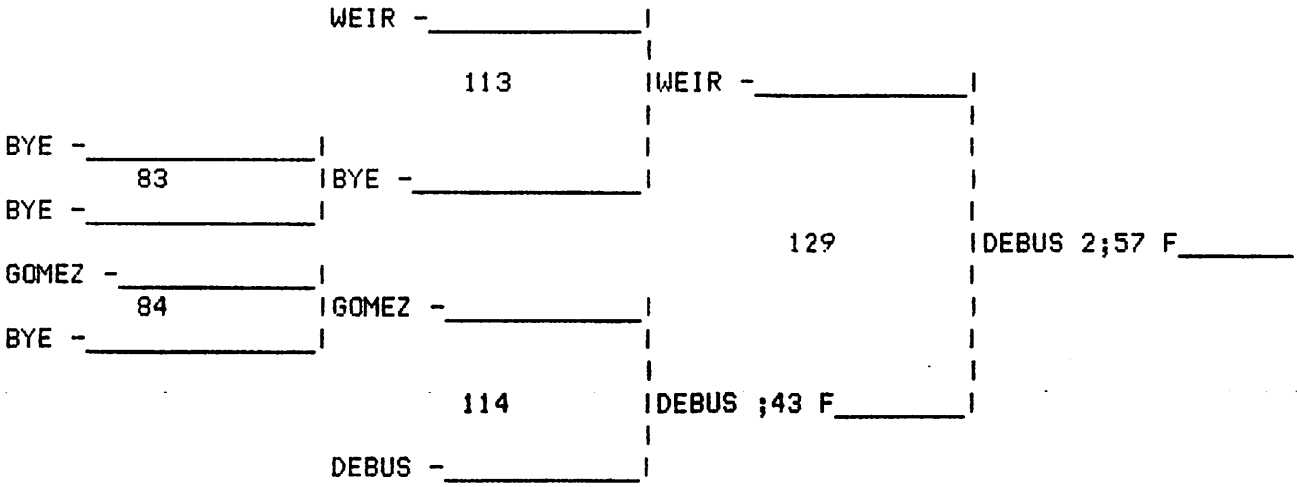


155 LBS. CLASS RESULTS.

DEBUS - CAL 2-1-0: 12 PTS.
MCDONALD - CCHS 2-0-0: 22 PTS.
WEIR - CAM 1-2-0: 6.5 PTS.
PARKER - HER 1-1-0: 16 PTS.
GOMEZ - COZ 0-2-0: 0 PTS.

1 MCDONALD - CCHS - 5;00 F
2 PARKER - HER - -
3 DEBUS - CAL - 2;57 F
4 WEIR - CAM - -

A-

CHASE COUNTY INVITATIONAL

CHAMPIONS BRACKET 167 LBS. CLASS

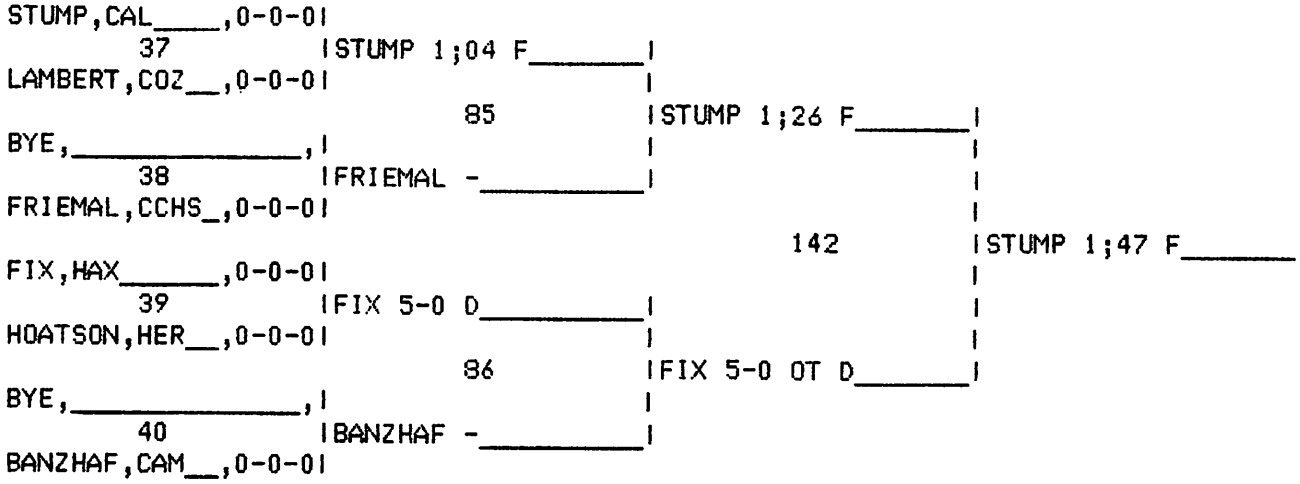


CONSOLATION BRACKET 167 LBS. CLASS

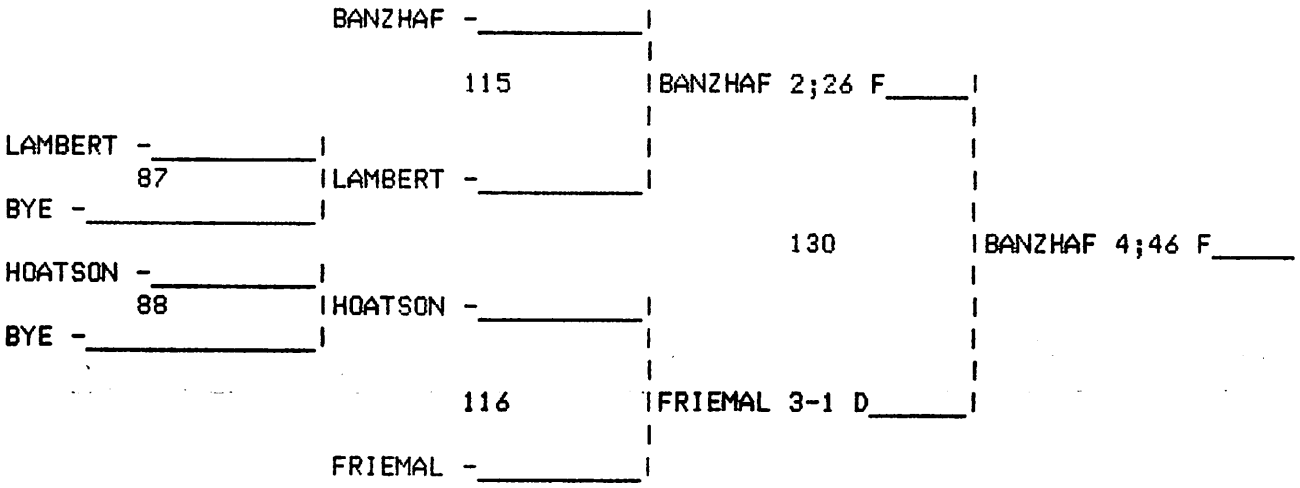


167 LBS. CLASS RESULTS.

STUMP - CAL 3-0-0: 24 PTS.
BANZHAF - CAM 2-1-0: 12 PTS.
FIX - HAX 2-1-0: 14 PTS.
FRIEMAL - CCHS 1-2-0: 5 PTS.
HOATSON - HER 0-2-0: 0 PTS.
LAMBERT - COZ 0-2-0: 0 PTS.

1 STUMP - CAL - 1;47 F
2 FIX - HAX - -
3 BANZHAF - CAM - 4;46 F
4 FRIEMAL - CCHS - -

CHASE COUNTY INVITATIONAL A

CHAMPIONS BRACKET 185 LBS. CLASS

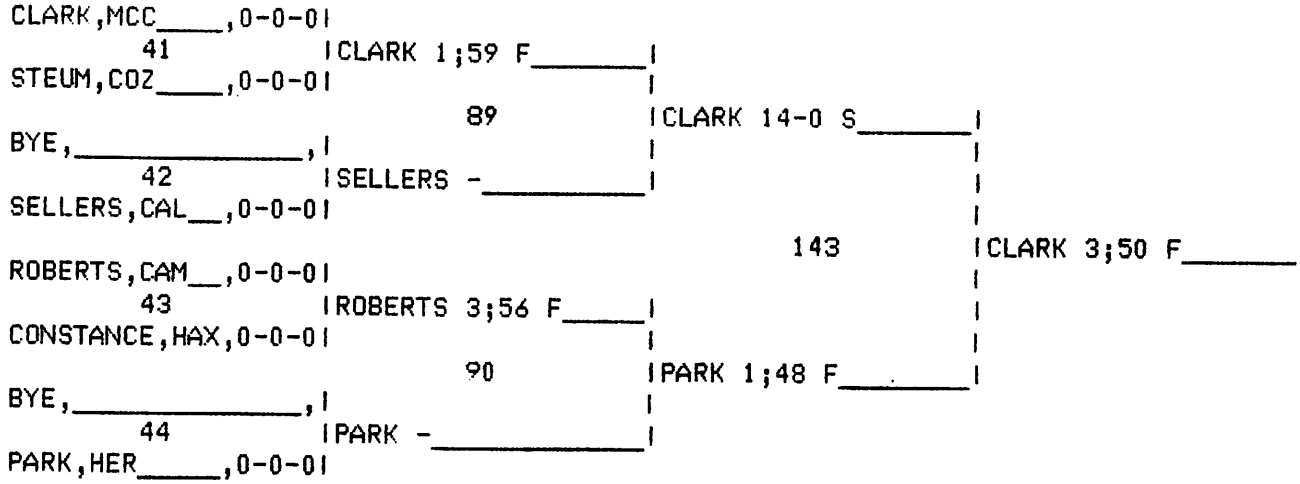


CONSOLATION BRACKET 185 LBS. CLASS

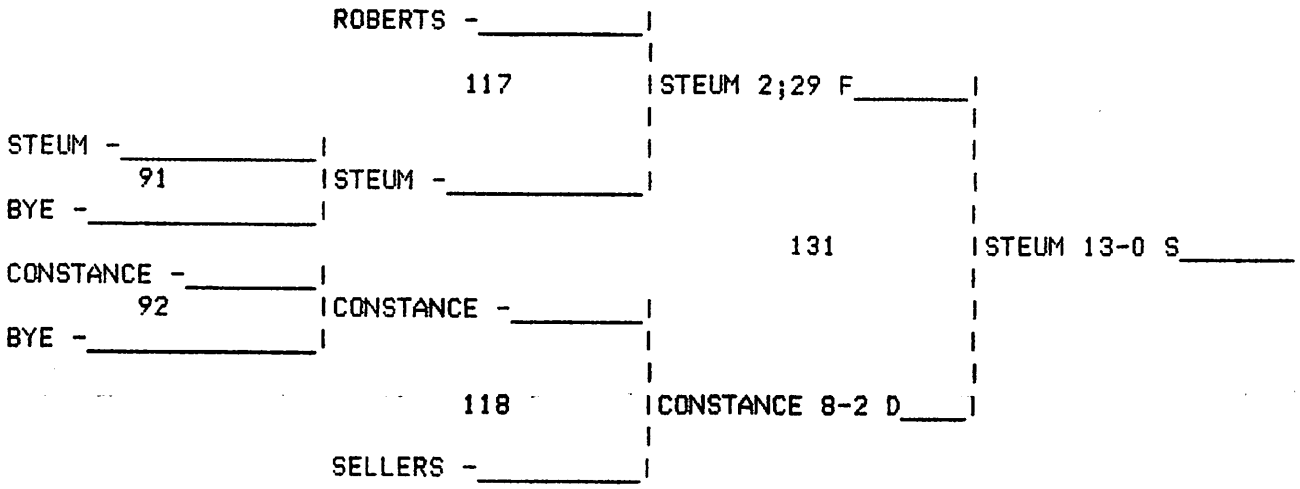


185 LBS. CLASS RESULTS.

CLARK - MCC 3-0-0: 23 PTS.
PARK - HER 1-1-0: 16 PTS.
ROBERTS - CAM 1-2-0: 4 PTS.
SELLERS - CAL 0-2-0: 0 PTS.
CONSTANCE - HAX 1-2-0: 6 PTS.
STEUM - COZ 2-1-0: 12 PTS.

1 CLARK - MCC - 3;50 F
2 PARK - HER - -
3 STEUM - COZ - 13-0 S
4 CONSTANCE - HAX - -

CHASE COUNTY INVITATIONAL

CHAMPIONS BRACKET UNL LBS. CLASS

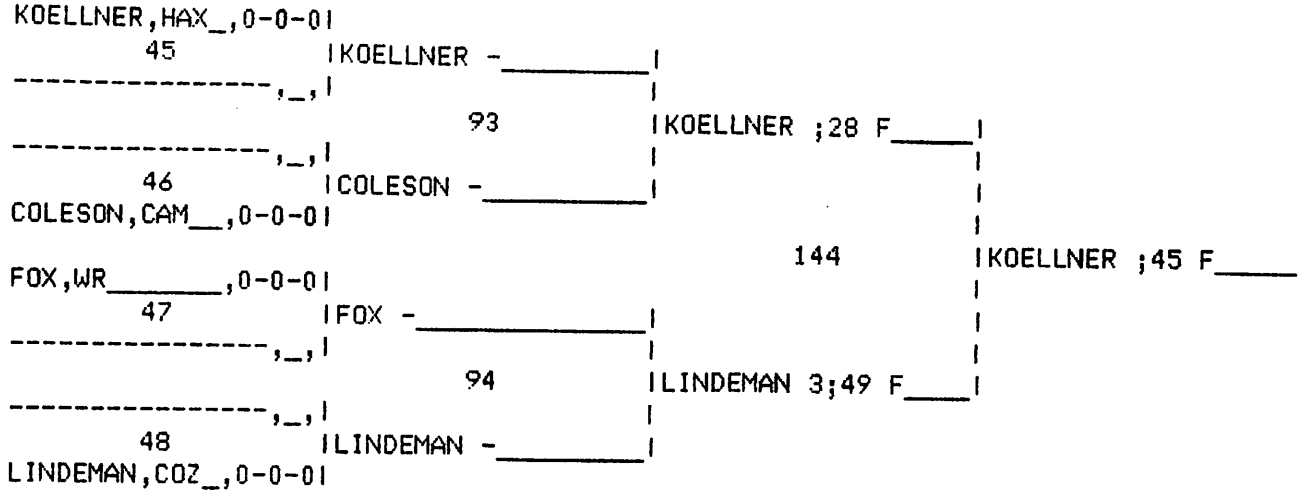


CONSOLATION BRACKET UNL LBS. CLASS

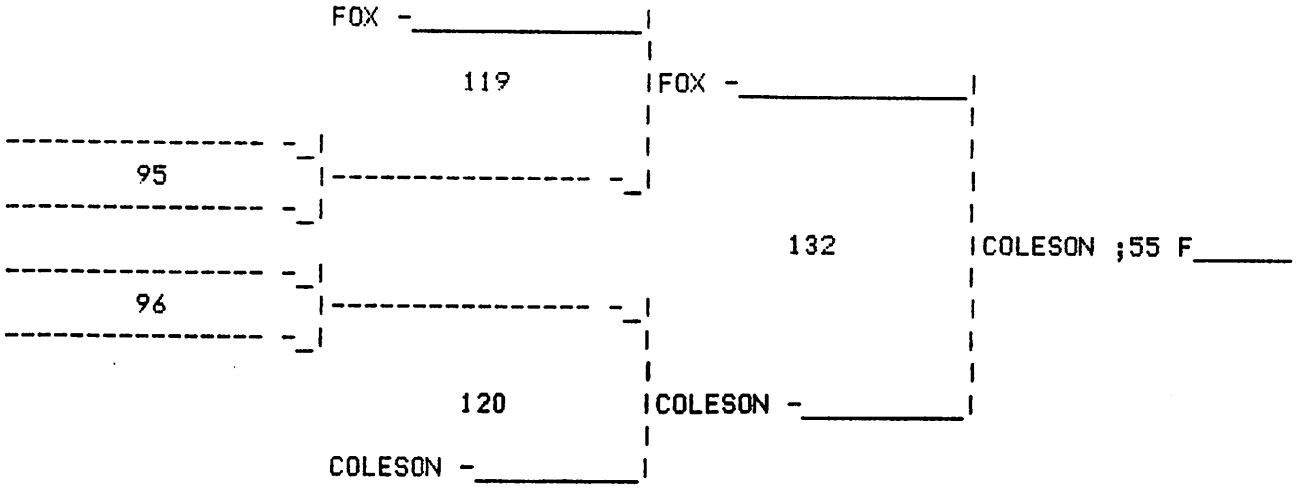


UNL LBS. CLASS RESULTS.

KOELLNER - HAX 2-0-0: 20 PTS.
LINDEMAN - COZ 1-1-0: 14 PTS.
FOX - WR 0-2-0: 4 PTS.
COLESON - CAM 1-1-0: 9 PTS.

1 KOELLNER - HAX - ;45 F
2 LINDEMAN - COZ - -
3 COLESON - CAM - ;55 F
4 FOX - WR - -

1987

A

IMPERIAL INVITATIONAL
TEAM RANKINGS

1. McCOOK - 176.5
2. COZAD - 132.5
3. HERSHEY - 106
4. CAMBRIDGE - 95.5
5. IMPERIAL - 78
6. CALICHE - 56
7. HOLYOKE - 45
8. WRAY - 20

103 A LBS. CLASS RESULTS.

C.COLLINS - McCOOK 2-0-0: 22 PTS.
C.DUNCAN - CALICHE 1-1-0: 14 PTS.
C.GOMEZ - COZAD 2-1-0: 13 PTS.
J.P.TRUE - WRAY 1-2-0: 7 PTS.
D.WITTE - CAMBRIDGE 0-2-0: 0 PTS.

1 C.COLLINS - McCOOK - !57 F
2 C.DUNCAN - CALICHE - -
3 C.GOMEZ - COZAD - 17-2 M
4 J.P.TRUE - WRAY - -

112 A LBS. CLASS RESULTS.

D. JANSON - McCOOK 2-0-0: 20 PTS.
C. ARNDT - COZAD 1-1-0: 8 PTS.
S. YOUNYHANS - HERSHEY 1-1-0: 13 PTS.
OWENS - HOLYOKE 0-2-0: 4 PTS.

1 D. JANSON - McCOOK - 1:16 F
2 S. YOUNYHANS - HERSHEY - -
3 C. ARNDT - COZAD - 17-2 M
4 OWENS - HOLYOKE - -

119 A LBS. CLASS RESULTS.

D. JANSSEN - McCOOK 2-0-0: 19.5 PTS.
B.RING - CALICHE 1-1-0: 4 PTS.
J.CHILDEARS - HERSHEY 1-1-0: 16 PTS.
D.SCHLEEMAN - CAMBRIDGE 0-2-0: 0 PTS.

1 D. JANSSEN - McCOOK - 8-3 D
2 J.CHILDEARS - HERSHEY - -
3 B.RING - CALICHE - 10-4 D
4 D.SCHLEEMAN - CAMBRIDGE - -

125 A

125 A LBS. CLASS RESULTS.

K.BANZHAF - CAMBRIDGE 2-1-0: 18 PTS.
JASON WALTERS - HERSHEY 3-1-0: 14 PTS.
PETER GOMEZ - COZAD 2-0-0: 18 PTS.
RYAN DICKINSON - CALICHE 1-2-0: 1 PTS.
SCOTT GRAFTON - McCOOK 2-2-0: 9 PTS.
BRETT DIEHL - WRAY 0-2-0: 0 PTS.
DAREN CLAYMON - HOLYOKE 0-2-0: 0 PTS.

1 PETER GOMEZ - COZAD - 9-2 D
2 K.BANZHAF - CAMBRIDGE - -
3 JASON WALTERS - HERSHEY - 7-1 D
4 SCOTT GRAFTON - McCOOK - -

130 A LBS. CLASS RESULTS.

DOUG HARRIS - McCOOK 2-0-0: 21 PTS.
CHAD STANLEY - CALICHE 2-2-0: 7.5 PTS.
CHOAN LIEWER - HERSHEY 2-1-0: 18 PTS.
SHANE SORDEN - WRAY 2-1-0: 13 PTS.
CHAD FAIRCHILD - COZAD 1-2-0: 2 PTS.
JOE BENSON - CAMBRIDGE 0-2-0: 0 PTS.
DANE PUGH - HOLYOKE 1-2-0: 4 PTS.

1 DOUG HARRIS - McCOOK - 3!58 F
2 CHOAN LIEWER - HERSHEY - -
3 SHANE SORDEN - WRAY - 1!34 F
4 CHAD STANLEY - CALICHE - -

135 A

35 A LBS. CLASS RESULTS.

ADY JOHNSON - McCOOK 1-1-0: 16 PTS.
RGIL BANZHAF - CAMBRIDGE 2-0-0: 20 PTS.
CH DUNCAN - CALICHE 3-1-0: 14.5 PTS.
MMY BUSH - HERSHEY 0-2-0: 0 PTS.
SON ROBERTS - HOLYOKE 1-2-0: 4 PTS.
TEVE GOMEZ - COZAD 1-2-0: 8 PTS.

VIRGIL BANZHAF - CAMBRIDGE - 3-2 D
BRADY JOHNSON - McCOOK - -
RICH DUNCAN - CALICHE - 14-2 M
STEVE GOMEZ - COZAD - -

0140 A

140 A LBS. CLASS RESULTS.

DON HILEMAN - McCOOK 3-1-0: 13 PTS.
NATHAN PETERS - COZAD 2-0-0: 20.5 PTS.
DALLAS MUES - CAMBRIDGE 1-2-0: 4 PTS.
KI FANNING - IMPERIAL 2-1-0: 16 PTS.
BRADY RING - CALICHE 0-2-0: 0 PTS.
SCOTT HIGGS - HOLYOKE 0-2-0: 0 PTS.
JUSTIN HAINS - HERSHEY 2-2-0: 9 PTS.

1 NATHAN PETERS - COZAD - 15-5 M
2 KI FANNING - IMPERIAL - -
3 DON HILEMAN - McCOOK - 9-0 M
4 JUSTIN HAINS - HERSHEY - -

145 A

145 A LBS. CLASS RESULTS.

GREG HYDE - McCOOK 2-0-0: 19 PTS.
DUSTY TROSPER - CAMBRIDGE 1-1-0: 14 PTS.
MIKE YAW - IMPERIAL 0-2-0: 0 PTS.
GORDON HEILSCHER - HOLYOKE 2-1-0: 11 PTS.
PAUL GOINGS - COZAD 1-2-0: 8 PTS.

1 GREG HYDE - McCOOK - 11-1 M
2 DUSTY TROSPER - CAMBRIDGE - -
3 GORDON HEILSCHER - HOLYOKE - 5-1 D
4 PAUL GOINGS - COZAD - -

152 A

152 A LBS. CLASS RESULTS.

JASON MCNAIR - IMPERIAL 2-0-0: 20 PTS.
TORY JUDD - McCOOK 1-1-0: 14 PTS.
JAKE VETTER - COZAD 2-1-0: 8 PTS.
KI SOO LEE - HOLYOKE 1-2-0: 8 PTS.
MIKE JORGENSEN - CAMBRIDGE 0-2-0: 0 PTS.

1 JASON MCNAIR - IMPERIAL - 9-4 D
2 TORY JUDD - McCOOK - -
3 JAKE VETTER - COZAD - 9-5 D
4 KI SOO LEE - HOLYOKE - -

160 A

160 A LBS. CLASS RESULTS.

JON PANKONIN - IMPERIAL 2-0-0: 22 PTS.
JASON CARRUTHERS - HOLYOKE 1-1-0: 14 PTS.
TERRY KRUSE - COZAD 0-2-0: 0 PTS.
CHALK HAUKINS - HERSHEY 2-1-0: 14 PTS.
JEFF MAYS - McCOOK 1-2-0: 7 PTS.

1 JON PANKONIN - IMPERIAL - 3:05 F
2 JASON CARRUTHERS - HOLYOKE - -
3 CHALK HAUKINS - HERSHEY - 2:01 F
4 JEFF MAYS - McCOOK - -

171 A

171 A LBS. CLASS RESULTS.

JOEDY FREIMEL - IMPERIAL 3-0-0: 20 PTS.
SCOTT HOLMAN - CALICHE 0-2-0: 0 PTS.
DARREN MEUS - CAMBRIDGE 2-1-0: 17.5 PTS.
ANDY GOODWIN - McCOOK 1-2-0: 7 PTS.
DUSTIN SWARTWOOD - HERSHEY 0-2-0: 0 PTS.
MATT BURKHOLDER - COZAD 2-1-0: 12 PTS.

1 JOEDY FREIMEL - IMPERIAL - 5-2 D
2 DARREN MEUS - CAMBRIDGE - -
3 MATT BURKHOLDER - COZAD - !36 F
4 ANDY GOODWIN - McCOOK - -

189 A

189 A LBS. CLASS RESULTS.

MONTGOMERY - COZAD 1-1-0: 16 PTS.
HERGEN - HERSHEY 2-0-0: 22 PTS.
WIER - CAMBRIDGE 1-1-0: 4 PTS.
HARTMAN - IMPERIAL 0-2-0: 0 PTS.

1 HERGEN - HERSHEY - 3:05 F
2 MONTGOMERY - COZAD - -
3 WIER - CAMBRIDGE - 4-3 D
4 HARTMAN - IMPERIAL - -

HWT A LBS. CLASS RESULTS.

BRIAN FREEMAN - CALICHE 3-1-0: 15 PTS.
JAKE FREDDRICK - HERSHEY 0-2-0: 0 PTS.
CHAD FULLER - CAMBRIDGE 2-1-0: 18 PTS.
JAMES KNIESTADT - COZAD 3-0-0: 19 PTS.
TIM DELEHAY - IMPERIAL 0-2-0: 0 PTS.
QUINTON BOGGERT - HOLYOKE 0-2-0: 0 PTS.
CHAD FIELDING - McCOOK 2-2-0: 9 PTS.

1 JAMES KNIESTADT - COZAD - 6-4 D
2 CHAD FULLER - CAMBRIDGE - -
3 BRIAN FREEMAN - CALICHE - 1:55 F
4 CHAD FIELDING - McCOOK - -

HWT A LBS. CLASS RESULTS.

BRIAN FREEMAN - CALICHE 3-1-0: 15 PTS.
JAKE FREDDRICK - HERSHEY 0-2-0: 0 PTS.
CHAD FULLER - CAMBRIDGE 2-1-0: 18 PTS.
JAMES KNIESTADT - COZAD 3-0-0: 19 PTS.
TIM DELEHAY - IMPERIAL 0-2-0: 0 PTS.
QUINTON BOGGERT - HOLYOKE 0-2-0: 0 PTS.
CHAD FIELDING - McCOOK 2-2-0: 9 PTS.

1 JAMES KNIESTADT - COZAD - 6-4 D
2 CHAD FULLER - CAMBRIDGE - -
3 BRIAN FREEMAN - CALICHE - 1:55 F
4 CHAD FIELDING - McCOOK - -

1987

B

IMPERIAL INVITATIONAL
TEAM RANKINGS

1. MCCOOK JV - 142
2. BEAVER CITY - 123
3. IMPERIAL JV - 65.5
4. COZAD JV - 53
5. UNATTACHED - 41
6. HERSHEY JV - 37
7. OGALLALA JV - 36
8. HOLYOKE JV - 32
9. CAMBRIDGE JV - 23
10. CALICHE JV - 7

103 B LBS. CLASS RESULTS.

MARK BALES - MCCOOK JV 2-0-0: 20 PTS.
TYSON BUFFINGTON - OGALLALA JV 0-2-0: 4 PTS.
WAYNE PIPER - UNATTACHED 2-1-0: 18 PTS.
STEWART FARRIS - UNATTACHED 2-1-0: 11 PTS.
DOUG MCINITIVE - UNATTACHED 0-2-0: 0 PTS.

1 MARK BALES - MCCOOK JV - 5!49 F
2 WAYNE PIPER - UNATTACHED - - McCook
3 STEWART FARRIS - UNATTACHED - 3!53 F Wray
4 TYSON BUFFINGTON - OGALLALA JV - -

112 B LBS. CLASS RESULTS.

CHRIS KEEN - MCCOOK JV 1-1-0: 16 PTS.
KIP FISHER - BEAVER CITY 2-0-0: 18 PTS.
ROBI BROWNING - IMPERIAL JV 0-2-0: 0 PTS.
FRANKIE BAVEY - CALICHE JV 1-2-0: 7 PTS.
DALE BEAN - UNATTACHED 2-1-0: 14 PTS.

1 KIP FISHER - BEAVER CITY - 5-2 D
2 CHRIS KEEN - MCCOOK JV - -
3 DALE BEAN - UNATTACHED - !27 F McCook
4 FRANKIE BAVEY - CALICHE JV - -

119

119 B LBS. CLASS RESULTS.

JASON STEVENS - MCCOOK JV 2-0-0: 18 PTS.
DENNIS NICKELL - BEAVER CITY 1-1-0: 14 PTS.
BRIAN RITTENHOUSE - OGALLALA JV 0-2-0: 4 PTS.
JASON DAILY - UNATTACHED 1-1-0: 9 PTS.

1 JASON STEVENS - MCCOOK JV - 7-4 D
2 DENNIS NICKELL - BEAVER CITY - -
3 JASON DAILY - UNATTACHED - 1:43 F McCook
4 BRIAN RITTENHOUSE - OGALLALA JV - -

125 B

125 B LBS. CLASS RESULTS.

BRYAN COLE - MCCOOK JV 1-0-0: 16 PTS.
GALVIN PARKER - HERSHEY JV 0-1-0: 10 PTS.

1 BRYAN COLE - MCCOOK JV - 3:18 F
2 GALVIN PARKER - HERSHEY JV - -

130 B

130 B LBS. CLASS RESULTS.

TOM JONES - MCCOOK JV 2-0-0: 20 PTS.
ERIK HOLSCHER - OGALLALA JV 0-1-0: 10 PTS.
SHAWN SMITH - HERSHEY JV 0-1-0: 7 PTS.

1 TOM JONES - MCCOOK JV - 1:55 F
2 ERIK HOLSCHER - OGALLALA JV - -
3 SHAWN SMITH - HERSHEY JV - -

135 B

.35 B LBS. CLASS RESULTS.

IARK HOSICK - COZAD JV 1-0-0: 16 PTS.
:HASE BEEBY - MCCOOK JV 0-1-0: 7 PTS.
:OURTNEY SCHROTBERGER - IMPERIAL JV 1-1-0: 14 PTS.

1 MARK HOSICK - COZAD JV - 12-5 D
2 COURTNEY SCHROTBERGER - IMPERIAL JV - -
3 CHASE BEEBY - MCCOOK JV - -

140 B

140 B LBS. CLASS RESULTS.

JAY PHELPS - IMPERIAL JV 2-0-0: 19 PTS.
JEFF POE - HOLYOKE JV 3-1-0: 16 PTS.
KURT METZGER - COZAD JV 1-1-0: 15 PTS.
STEVE CAIN - HERSHEY JV 2-2-0: 9 PTS.
JOE GUERRERO - MCCOOK JV 0-2-0: 0 PTS.
RYAN WILCOX - MCCOOK JV 0-2-0: 0 PTS.

1 JAY PHELPS - IMPERIAL JV - 9-0 M
2 KURT METZGER - COZAD JV - -
3 JEFF POE - HOLYOKE JV - 1:49 F
4 STEVE CAIN - HERSHEY JV - -

145 B

145 B LBS. CLASS RESULTS.

ERIC HOLSCHER - OGALLALA JV 1-1-0: 14 PTS.
LANDON SMITH - BEAVER CITY 1-0-0: 16 PTS.
ROB LIETNER - MCCOOK JV 0-1-0: 7 PTS.

1 LANDON SMITH - BEAVER CITY - 7-1 D
2 ERIC HOLSCHER - OGALLALA JV - -
3 ROB LIETNER - MCCOOK JV - -

152 B

152 B LBS. CLASS RESULTS.

TODD PHELPS - IMPERIAL JV 3-0-0: 19 PTS.
PHILIP KEUMM - HOLYOKE JV 1-1-0: 16 PTS.
TORRI PHILLIPS - BEAVER CITY 2-1-0: 10 PTS.
JAY JONES - OGALLALA JV 0-2-0: 4 PTS.
KEITH RUFF - MCCOOK JV 0-2-0: 0 PTS.

1 TODD PHELPS - IMPERIAL JV - 8-3 D
2 PHILIP KEUMM - HOLYOKE JV - -
3 TORRI PHILLIPS - BEAVER CITY - 10-5 D
4 JAY JONES - OGALLALA JV - -

160 B

160 B LBS. CLASS RESULTS.

MIKE LEWIS - BEAVER CITY 1-0-6 PTS.
RYAN JOHNSON - MCCOOK JV 1-1-3 PTS.
DARRIN SMITH - HERSHEY JV 0-1-7 PTS.

1 MIKE LEWIS - BEAVER CITY -12 D
2 RYAN JOHNSON - MCCOOK JV -
3 DARRIN SMITH - HERSHEY JV

171 B

171 B LBS. CLASS RESULTS.

ANDY BRORKER - BEAVER CITY 2-: 20 PTS.
SEAN ANDERSON - HERSHEY JV 0-: 4 PTS.
ALEX SELBER - IMPERIAL JV 1-1 13.5 PTS.
T. J. ADAMS - MCCOOK JV 1-1-( PTS.

1 ANDY BRORKER - BEAVER CIT\5!19 F
2 ALEX SELBER - IMPERIAL JV
3 T. J. ADAMS - MCCOOK JV -:7 D
4 SEAN ANDERSON - HERSHEY J\-

189 B

189 B LBS. CLASS RESULTS.

DAN DISHMAN - COZAD JV 2-0-18 PTS.
DAMON COLSON - CAMBRIDGE JV 1-0: 14 PTS.
KRIS SODEN - MCCOOK JV 0-2-4 PTS.
TREG FISHER - BEAVER CITY 1-0: 9 PTS.

1 DAN DISHMAN - COZAD JV 4-15 D
2 DAMON COLSON - CAMBRIDGE - -
3 TREG FISHER - BEAVER CIT- 4!44 F
4 KRIS SODEN - MCCOOK JV -

HWT B

HWT B LBS. CLASS RESULTS.

RYAN HUNT - BEAVER CITY 2-0-0: 2PTS.
BRAD FIELDING - MCCOOK JV 1-1-0:4 PTS.
CHAD BAUER - COZAD JV 0-2-0: 4 P.
DENNIS HENDRIX - CAMBRIDGE JV 1-0: 9 PTS.

1 RYAN HUNT - BEAVER CITY - 4!5F
2 BRAD FIELDING - MCCOOK JV - -
3 DENNIS HENDRIX - CAMBRIDGE JV !53 F
4 CHAD BAUER - COZAD JV - -

1987 IRISH JR. HIGH INVITATIONAL WRESTLING TOURNAMENT



# 1987 IRISH JR. HIGH INVITATIONAL WRESTLING TOURNAMENT



# 1987 IRISH JR. HIGH INVITATIONAL WRESTLING TOURNAMENT



# IRISH JR. HIGH INVITATIONAL WRESTLING TOURNAMENT

WT. 148

| | | | | |
|---|---|---|---|---|
| Holmes | Holmes | Josh Jaeger-Imp / Brad Holmes-Her | Jaeger :08 | Jaeger :54 |
| | Bye | Bye / Doug Johnson-Arn | Johnson | |
| Vogler :14 | 5th | | | 1st Jaeger :54 |
| Vogler | Bye | Dallas Beshaler-Arn / Bye | Beshaler | Eckhoff :45 |
| | Vogler | Thad Eckhoff-Her / Matt Vogler-Osh | Eckhoff 1:52 | |
| Bye | Bye | 7th | 3rd Johnson :29 | Johnson |
| Bye | | | | Beshaler |

WT. 165

| | | | | |
|---|---|---|---|---|
| Bye | Bye | Bye / Richard Licking-Mul | Licking | Hilderhoff :29 |
| | Bye | Ted Hilderhoff-Mul / Bye | Hilderhoff | |
| Palmer | 5th | | | 1st Hartman :43 |
| Palmer | Palmer | Doug Hartman-Imp / Wade Palmer-Mul | Hartman :20 | Hartman :43 |
| | Bye | Bye / Chuck Bennelli-Osh | Bennelli | |
| Bye | Bye | 7th | 3rd Bennelli :16 | Licking |
| Bye | | | | Bennelli |

WT. HWT

| | | | | |
|---|---|---|---|---|
| Bye | Bye | Chad Farmer-Her / Bye | Farmer | Farmer :19 |
| | Bye | Bye / Corey Kepler-Eus | Kepler | |
| Myers | 5th | | | 1st Farmer :45 |
| Myers | Myers | Chris Myers-Her / Jason Skillings-Mul | Skillings 2-0 OT | Reyes :30 |
| | Bye | Bye / Victor Reyes-Her | Reyes | |
| Bye | Bye | 7th | 3rd Skillings 1:15 | Kepler |
| Bye | | | | Skillings |

WT.

| | | | | |
|---|---|---|---|---|
| | | | | |
| | 5th | | | 1st |

Team Scoring 1987 Irish Invite JH

| | |
|---|---|
| Hershey | 316 |
| Mullen | 223 |
| St. Patrick | 197 |
| Arnold | 177 |
| Imperial | 177 |
| Eustis | 136.5 |
| Oshkosh | 82 |
| Maywood | 50 |
| Sandhills | 34 |

Sportmanship Trophy-Imperial

# HOLYLOKE IVITATIONAL

Dec. 10th

1988



TEAMS

Arickaree
Caliche
Haxtun
Holyoke
Ogallala J.V.
Otis
Valley J.V.
Wray J.V.
Yuma J.V.
IMPERIAL
AKRON

1987 TEAM CHAMPION

IMPERIAL

RUNNER-UP

Holyoke

# WRESTLING TOURNAMENT

14TH ANNUAL HOLYOKE INVITATIONAL
WRESTLING TOURNAMENT

HOLYOKE, COLORADO 80734

DECEMBER 10, 1988

PLACE:

Holyoke High School
Holyoke, Colorado 80734
303-854-3421 -- Holyoke High School
303-854-3640 -- Jim Drescher - Activities Director

TIME:

9:30 - 10:30 --- Weigh Ins
10:30 ---------- Coaches Seeding Meeting
12:00 ---------- Session I 1st round championship & 1st round consolation
2:00 ---------- Session II 2nd round championship & 2nd round consolation
5:00 ---------- Session III Championship and 3rd Place

PARTICIPATING TEAMS:

| | |
|---|---|
| Caliche | Otis |
| HAXTUN | Valley J.V. |
| Holoke | Wray J.V. |
| Imperal | Yuma J.V. |
| Ogallala J.V. | Arickaree |

WEIGHTS:

In accordance with CHSAA rules and regulations 105, 112, 119, 125, 130, 135,140, 145, 152, 160,171, 189, HWT.

AWARDS:

Trophies for 1st and 2nd Place teams.
Championship medal for each weight.
2nd, 3rd, and 4th place ribbons for each weight.

LB. CLASS



CHAMPION

RUNNER UP

THIRD

FOURTH

LB. CLASS



CHAMPION

RUNNER UP

THIRD

FOURTH

LB. CLASS



CHAMPION

RUNNER UP

THIRD

FOURTH

LB. CLASS



CHAMPION

RUNNER UP

THIRD

FOURTH

LB. CLASS



CHAMPION

RUNNER UP

THIRD

FOURTH

LB. CLASS



CHAMPION

RUNNER UP

THIRD

FOURTH

LB. CLASS



CHAMPION

RUNNER UP

THIRD

FOURTH

LB. CLASS



CHAMPION

RUNNER UP

THIRD

FOURTH

LB. CLASS



CHAMPION

RUNNER UP

THIRD

FOURTH

LB. CLASS



CHAMPION

RUNNER UP

THIRD

FOURTH

LB. CLASS



CHAMPION

RUNNER UP

THIRD

FOURTH

LB. CLASS



CHAMPION

RUNNER UP

THIRD

FOURTH

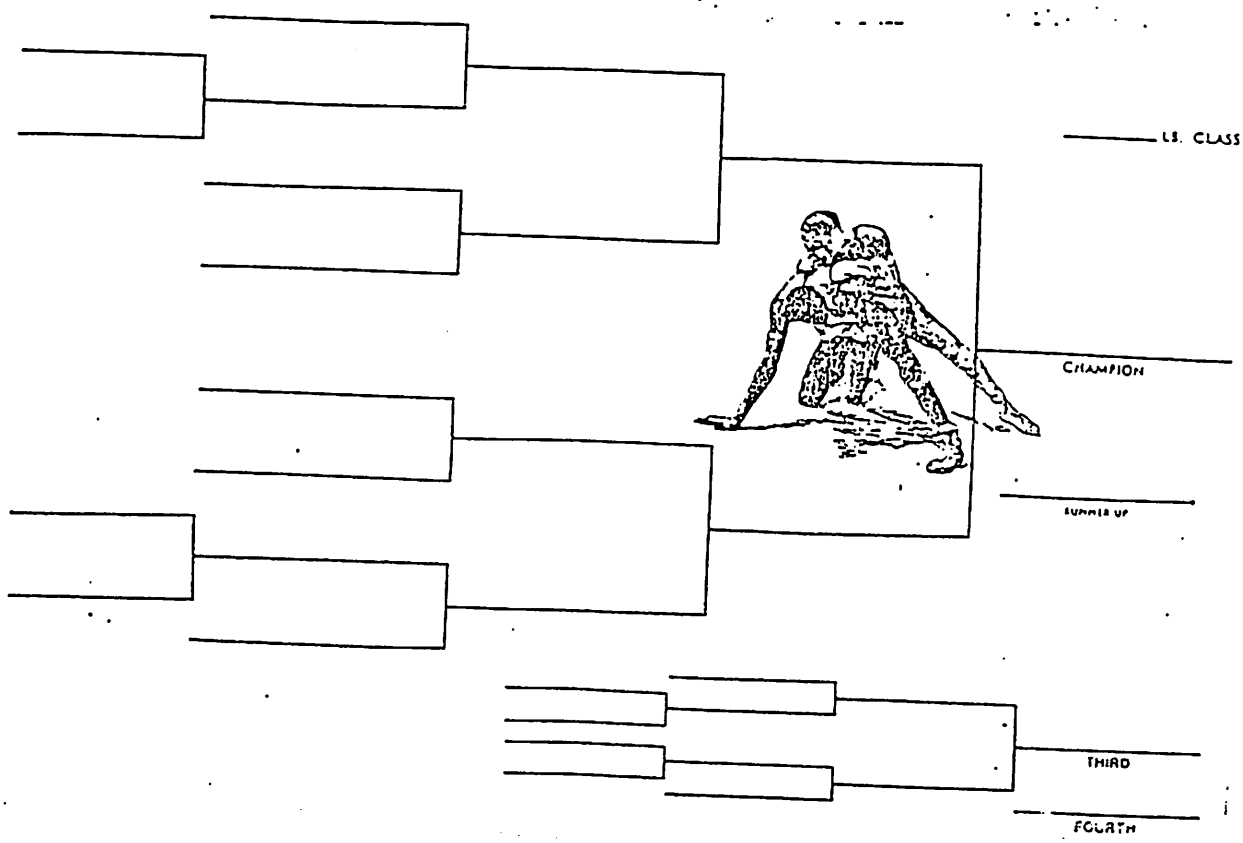


| TEAM | 103 | 112 | 119 | 125 | 130 | 135 | 140 | 145 | 152 | 160 | 171 | 182 | HWT | Tota |
|---|---|---|---|---|---|---|---|---|---|---|---|---|---|---|
| Arickaree | | | | | | | | | | | | | | |
| Caliche | | | | | | | | | | | | | | |
| Haxtun | | | | | | | | | | | | | | |
| Holyoke | | | | | | | | | | | | | | |
| Imperial | | | | | | | | | | | | | | |
| Ogallala J.V. | | | | | | | | | | | | | | |
| OTIS | | | | | | | | | | | | | | |
| Valley J.V. | | | | | | | | | | | | | | |
| Wray J.V. | | | | | | | | | | | | | | |
| Yuma J.V. | | | | | | | | | | | | | | |

# TEAM ROSTERS

AKRON
BRIAN CHRISTENSEN
GREG FOUTZ
BRAD HAWKINSON
JIM HOTTINGER
CHRIS WILSON
KAEL BUSING
KYLE DORRENBACHER
JERRY DRUM
COREY LEWIS
BILL PAYNTER
MELVIN SWANSON
MIKE CORBETT
ERIC GRAY
DAVID GREEN
KEN HOFFMAN
CHRI STAIR
NEIL THOMPSON
KARL THOMPSEN
CHAD BALLINGER
DOUG COUCH
JOE DRUM
CORI HALL
JOSH HENSON
CHRIS HIGGINS
FLOYD LISS
COACH LARRY SIKOWSKI
COACH RAY HIGGINS

ARICKAREE
145 JIM PERKINS
COACH JOE SHEILDS

Caliche
103 CHAD DUNCAN
112 FRANKIE BARAY
119 RANDY GERK
125 BRANT RING
130 CHAD STANLEY
140 RICH DUNCAN
145 BRADY RING
152 DAVE GITCHELL
171 SCOTT HOLMAN
HWT BRIAN FREEMAN
COACH MONTY ANDERSON
COACH WALLEY BEARDSLEY

Holyoke
103 Ranay Owens
125 DAREN CLAYMON
130 DANA PUGH
135 JASON ROBERTS
140 SCOTT HIGGS
140 JEFF POE
140 KRIS LANCKRIET
145 GORDON HIELSCHER
152 KI SOO LEE
152 PHILIP KRUMM
160 JASON CARRUTHERS
HWT QUINTON BOGAERT
COACH WARREN PIPER

Imperial
112 ROBI BROWNING
119 CHRIS BARGER
119 KELLY BERRY
125 STEVE SILVESTER
130 COURTNEY SCHROTBERGER
135 JAY PHELPS
140 Ki Fanning
145 TODD PHELP
152 MIKE YAW
152 Jason Mc Nair
160 JOHN PANKONIN
171 JODY FRIEMEL
189 DOUG HARTMAN
HWT TIM DILLAHAY
COACH LYNN RINEHART
COACH DEWAYN BARENT

OGALLALA
PAUL DAVIS
EDDIE JARA
BILLY OSTRANDER
GABE RIVAS
DANO STOKEY
DAVE GOEBEL
RICKY HENDERSON
JAY JONES
SHAUN KOHL
CHAD LARSEN
MATT NELSON
J.D. NELSON
FRANK RAMOS
EUGENE RIVAS
JASON SERMENO
TRAVIS FORD

ERIK HOLSCHER
TODD RAETHER
CESAR RIVAS
ROMEO RIVAS
MIKE SCHULTZE
SHAWN SKINNER
JUSTIN ARMSTONG
TYSON BUFFINGTON
ERIC HOLSCHER
BRAIN RITTENHOUSE
COACH BART

Otis
112 AARON HERSKIND
125 Kevin Ash
130 JOE STIVERS
140 Bryant McCall
145 James Jones
145 Tony Butcher
152 Thad McCaffrey
152 ERIC OLSON
160 MARC HARDESTY
171 COLLIN PATTERSON
HWT EUGENE REYNOLDS
COACH AARON BICKLEY

VALLEY J. V.
103 JAMES RIOFRIO
112 RICHARD BATES
119 JOHNNY LOPEZ
119 CHANCE DENNISON
130 JUSTIN MAUCK
140 ENRIQUE RETANNA
152 MIKE SHEPHERD
160 GUS GARZA
171 MATT EISENACH
189 RUBEN CHACON
189 WILLIAM LONGACRE
HWT HECTOR RIOJAS
COACH ANGELO ARAGON

WRAY
RICHARD BERRIER
RUSS HINSLEY
TATE KERST
STEVE STULTS

SAM GEORGE
KIRK HAPTONSTALL
BEANIE PRENTICE
DAVID SCHAFFNER
BEN BLIVEN
LANCE EIDEM
RICK GARDNER
SHANE SORDEN
SCOTT STULTS
ERIK WILSON
MATT BROWN
BRETT DIEHL
STEWART FARRIS
JEFF GELVIN
DOUG MC ENTIRE
J. P. TRUE
COACH ROBET SMITH
COACH JIM PAGEL

YUMA
125 ALEX BEAUPREZ
140 MIKE MARCUM
145 JOHN SMITH
160 JUSTIN WIEBERS
171 KEVIN RILEY
189 ERIC HENRY
COACH BOB ANDREWS

# TEAM ROSTERS

AKRON
BRIAN CHRISTENSEN
GREG FOUTZ
BRAD HAWKINSON
JIM HOTTINGER
CHRIS WILSON
KAEL BUSING
KYLE DORRENBACHER
JERRY DRUM
COREY LEWIS
BILL FAYNTER
MELVIN SWANSON
MIKE CORBETT
ERIC GRAY
DAVID GREEN
KEN HOFFMAN
CHRI STAIR
NEIL THOMPSON
KARL THOMPSEN
CHAD BALLINGER
DOUG COUCH
JOE DRUM
CORI HALL
JOSH HENSON
CHRIS HIGGINS
FLOYD LISS
COACH LARRY SIKOWSKI
COACH RAY HIGGINS

ARICKAREE
145 JIM PERKINS
COACH JOE SHEILDS

Caliche
103 CHAD DUNCAN
112 FRANKIE BARAY
119 RANDY GERK
125 BRANT RING
130 CHAD STANLEY
140 RICH DUNCAN
145 BRADY RING
152 DAVE GITCHELL
171 SCOTT HOLMAN
HWT BRIAN FREEMAN
COACH MONTY ANDERSON
COACH WALLEY BEARDSLEY

Holyoke
103 Randy Owens
125 DAREN CLAYMON
130 DANA PUGH
135 JASON ROBERTS
140 SCOTT HIGGS
140 JEFF POE
140 KRIS LANCKRIET
145 GORDON HIELSCHER
152 KI SOO LEE
152 PHILIP KRUMM
160 JASON CARRUTHERS
HWT QUINTON BOGAERT
COACH WARREN PIPER

Imperial
112 ROBI BROWNING
119 CHRIS BARGER
119 KELLY BERRY
125 STEVE SILVESTER
130 COURTNEY SCHROTBERGER
135 JAY PHELPS
140 Ki Fanning
145 TODD PHELP
152 MIKE YAW
152 Jason Mc Nair
160 JOHN PANKONIN
171 JODY FRIEMEL
189 DOUG HARTMAN
HWT TIM DILLAHAY
COACH LYNN RINEHART
COACH DEWAYN BARENT

OGALLALA
PAUL DAVIS
EDDIE JARA
BILLY OSTRANDER
GABE RIVAS
DANO STOKEY
DAVE GOEBEL
RICKY HENDERSON
JAY JONES
SHAUN KOHL
CHAD LARSEN
MATT NELSON
J.D. NELSON
FRANK RAMOS
EUGENE RIVAS
JASON SERMENO
TRAVIS FORD

ERIK HOLSCHER
TODD RAETHER
CESAR RIVAS
ROMEO RIVAS
MIKE SCHULTZE
SHAWN SKINNER
JUSTIN ARMSTONG
TYSON BUFFINGTON
ERIC HOLSCHER
BRAIN RITTENHOUSE
COACH BART

Otis
112 AARON HERSKIND
125 Kevin Ash
130 JOE STIVERS
140 Bryant McCall
145 James Jones
145 Tony Butcher
152 Thad McCaffrey
152 ERIC OLSON
160 MARC HARDESTY
171 COLLIN PATTERSON
HWT EUGENE REYNOLDS
COACH AARON BICKLEY

VALLEY J. V.
103 JAMES RIOFRIO
112 RICHARD BATES
119 JOHNNY LOPEZ
119 CHANCE DENNISON
130 JUSTIN MAUCK
140 ENRIQUE RETANNA
152 MIKE SHEPHERD
160 GUS GARZA
171 MATT EISENACH
189 RUBEN CHACON
189 WILLIAM LONGACRE
HWT HECTOR RIOJAS
COACH ANGELO ARAGON

WRAY
RICHARD BERRIER
RUSS HINSLEY
TATE KERST
STEVE STULTS

SAM GEORGE
KIRK HAPTONSTALL
BEANIE PRENTICE
DAVID SCHAFFNER
BEN BLIVEN
LANCE EIDEM
RICK GARDNER
SHANE SORDEN
SCOTT STULTS
ERIK WILSON
MATT BROWN
BRETT DIEHL
STEWART FARRIS
JEFF GELVIN
DOUG MC ENTIRE
J. P. TRUE
COACH ROBET SMITH
COACH JIM PAGEL

YUMA
125 ALEX BEAUPREZ
140 MIKE MARCUM
145 JOHN SMITH
160 JUSTIN WIEBERS
171 KEVIN RILEY
189 ERIC HENRY
COACH BOB ANDREWS

| Team | 103 | 112 | 119 | 125 |
|---|---|---|---|---|
| AKRON J.V. | Doug Couch | Chad Ballinger<br>Floyd Liss | Josh Henson<br>David Green | |
| Arickaree | | | | |
| Caliche | Chad Duncan | Frankie Baray | | Ryan Dickenson |
| Holyoke | | Randy Owens | | Daren Claymon |
| Imperial | | Robi Browning | Chris Barger<br>Kelly Berry | Steve Silvester |
| Ogallala J.V. | Tyson Buffington | Dave Goebel | Brian Rittenhouse | |
| OTIS | | Aaron Herskind | | Kevin Ash |
| Valley J.V. | James Riofrio | Richard Bates | | |
| Wray J.V. | Stewart Farris<br>Doug McEntire | | Kirk Haptonstall | Brett DIEHL |
| Yuma J.V. | | | | Alex Beauprez |
| | 6 | 8 | 4 | 4 |

| | 130 | 135 | 140 | 145 |
|---|---|---|---|---|
| AKRON J.V. | Ken Hoffman | Mike Corbett | | |
| Arickaree | | | | Jim Perkins |
| CALICHE | Brant Ring<br>Chad Stanley | Rich Duncan | | Brady Ring |
| Holyoke | Dana Pugh | Jasin Roberts | Kris Lanckriet | Gordon Heilscher |
| Imperial | Courtney Schrotberger | Jay Phelps | Ki Fanning | Todd Phelps |
| Ogallala J.V. | J.D. Peterson | Ricky Henderson | Billy Ostranger | Eric Holscher |
| OTIS | Joe Stivers | | Bryant McCall | Tony Butcher |
| Valley J.V. | | | Enrique Retanna | |
| Wray J.V. | Shane Sorden | | Russ Hinsley | |
| Yuma J.V. | | | Mike Marcum | John Smith |
| | 8 | 5 | 9 | 7 |

| Team | 152 | 160 | 171 | 189 | HWT |
|---|---|---|---|---|---|
| Akron J.V. | | Chris Higgins | Chris Stair | | |
| Arickaree | | | | | |
| Caliche | Dave Gitchell | | Scott Holman | | Brian Freeman |
| Holyoke | Ki Soo Lee<br>Philip Krumm | Jason Carruthers | | | |
| Imperial | Mike Yaw | John Pankonin | Joel Friemel | Doug Hartman | Tim Dillahay |
| Ogalala J.V. | Jay Jones | Justin Armstrong | | | |
| CIS | Thad McCaffrey<br>Eric Olson | marc Hardesty | Collin Patterson | | Eugene Reynolds |
| Valley J.V | Mike Shepherd | Gus Garza<br>Jason Cardova | matt Eisenach | Alberto Loya<br>William Longacre | Hector Riojas |
| Wray J.V. | | | | | |
| Yuma J.V. | | Justin Wiebers | Kevin Riley | Eric Henry | |
| | 8 | 9 | 10 | 4 | 4 |

1987

CHASE COUNTY INVITATIONAL
TEAM RANKINGS

1. MCC - 122
2. CAL - 111
3. CCHS - 99.5
4. COZ - 89
5. HER - 85
6. CAM - 74.5
7. HAX - 50
8. WR - 36

CHASE COUNTY INVITATIONAL

CHAMPIONS BRACKET 98 LBS. CLASS



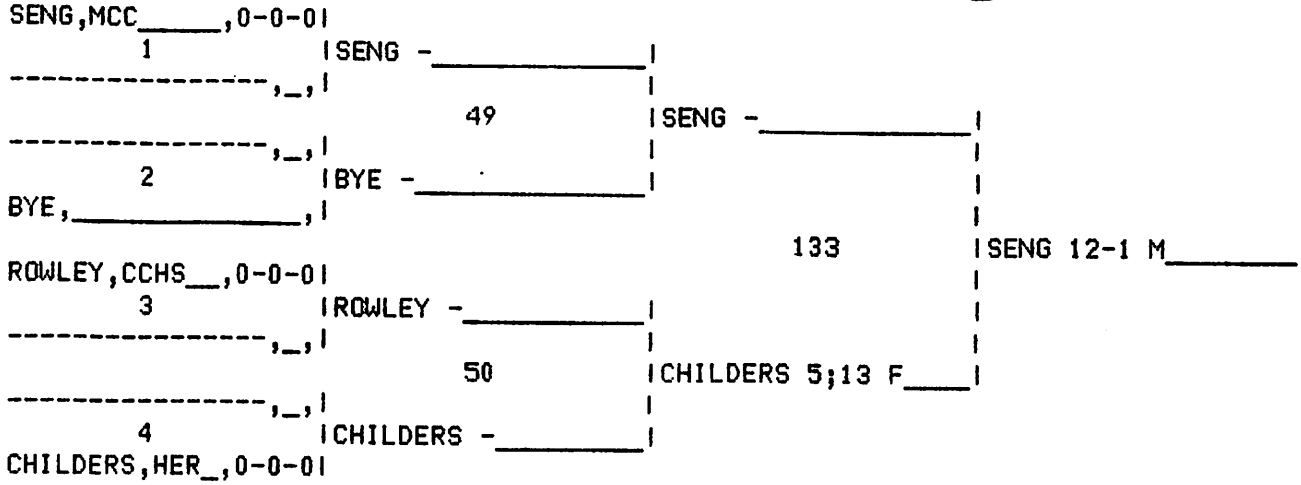


CONSOLATION BRACKET 98 LBS. CLASS

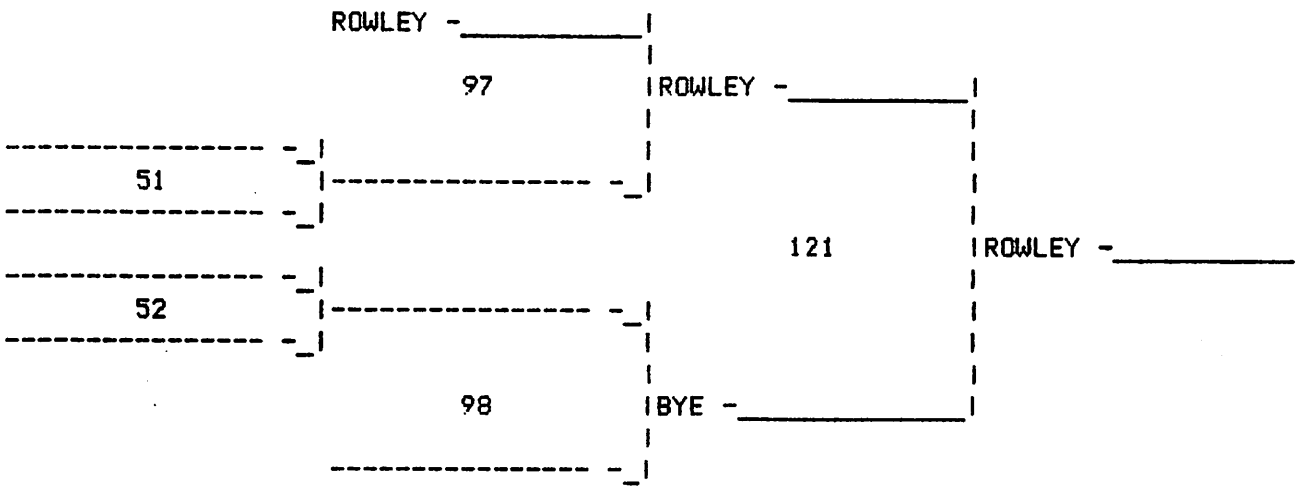


98 LBS. CLASS RESULTS.

SENG - MCC 1-0-0: 16.5 PTS.
CHILDERS - HER 1-1-0: 14 PTS.
ROWLEY - CCHS 0-1-0: 7 PTS.

1 SENG - MCC - 12-1 M
2 CHILDERS - HER - -
3 ROWLEY - CCHS - -

CHASE COUNTY INVITATIONAL

A

CHAMPIONS BRACKET 105 LBS. CLASS

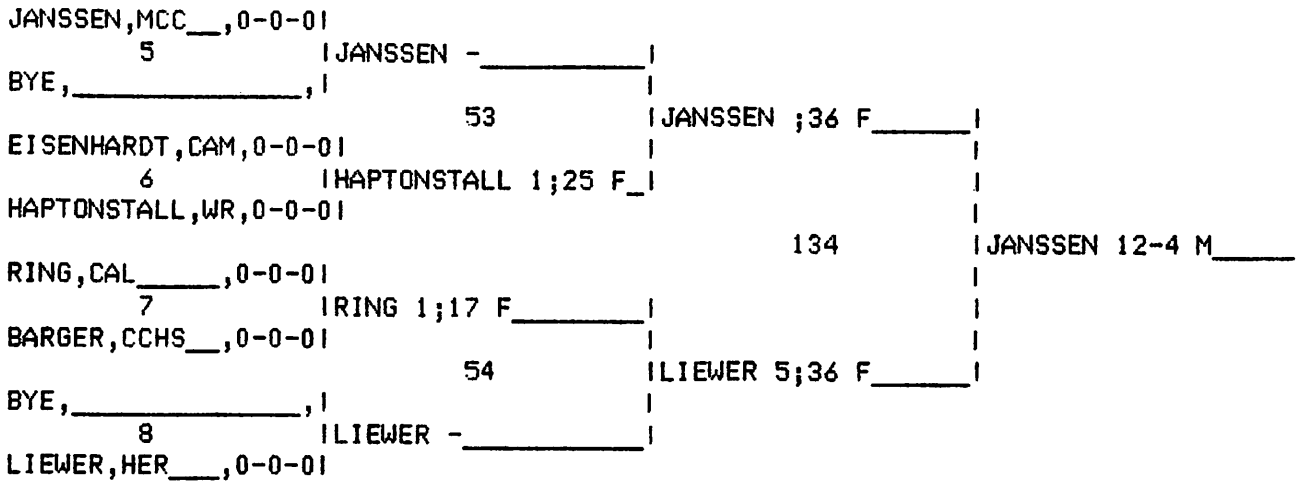


CONSOLATION BRACKET 105 LBS. CLASS

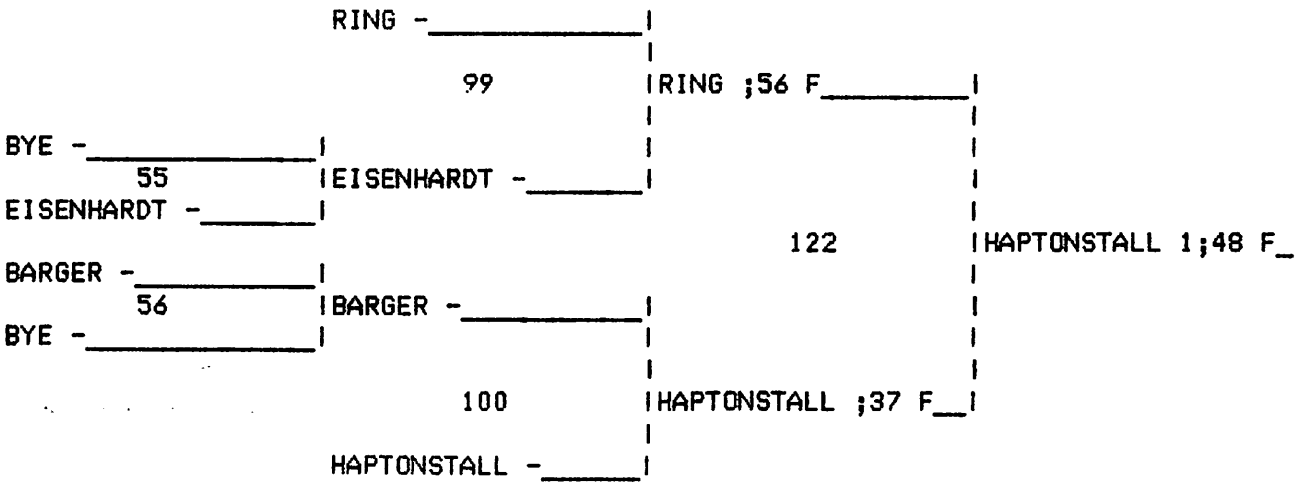


105 LBS. CLASS RESULTS.

JANSSEN - MCC 2-0-0: 20.5 PTS.
LIEWER - HER 1-1-0: 16 PTS.
RING - CAL 2-2-0: 11 PTS.
HAPTONSTALL - WR 3-1-0: 16 PTS.
EISENHARDT - CAM 0-2-0: 0 PTS.
BARGER - CCHS 0-2-0: 0 PTS.

1 JANSSEN - MCC - 12-4 M
2 LIEWER - HER - -
3 HAPTONSTALL - WR - 1;48 F
4 RING - CAL - -

CHASE COUNTY INVITATIONAL

CHAMPIONS BRACKET 112 LBS. CLASS

A

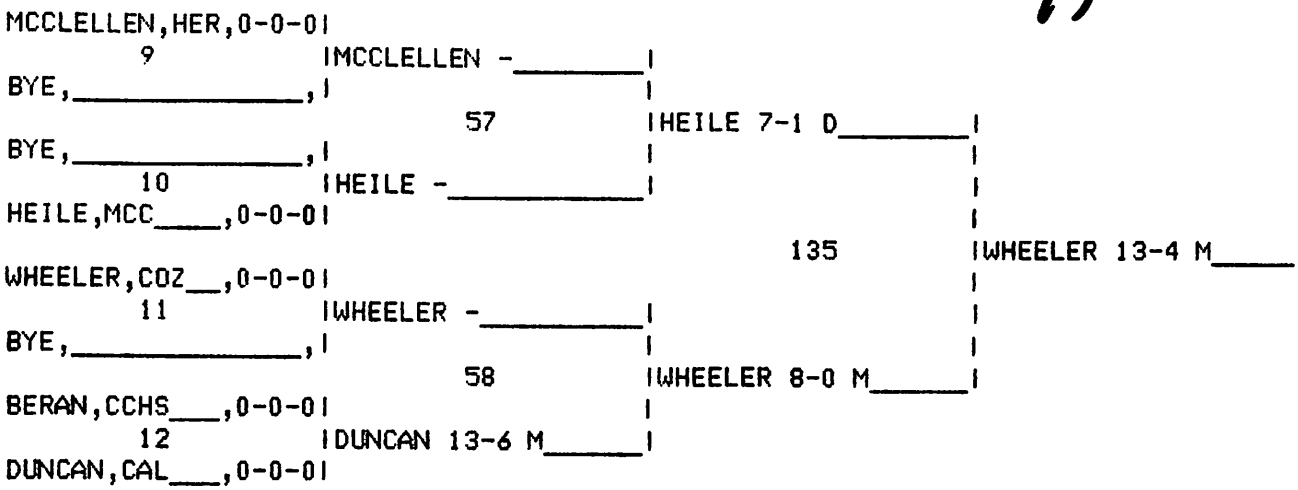


CONSOLATION BRACKET 112 LBS. CLASS

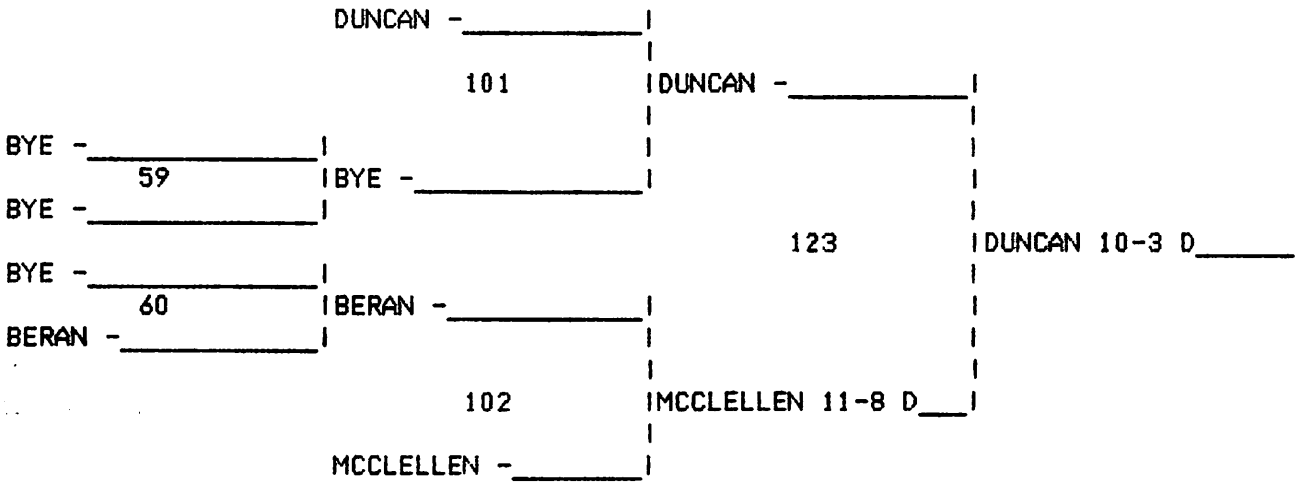


112 LBS. CLASS RESULTS.

MCCLELLEN - HER 1-2-0: 5 PTS.
DUNCAN - CAL 2-1-0: 10.5 PTS.
WHEELER - COZ 2-0-0: 19 PTS.
HEILE - MCC 1-1-0: 14 PTS.
BERAN - CCHS 0-2-0: 0 PTS.

1 WHEELER - COZ - 13-4 M
2 HEILE - MCC - -
3 DUNCAN - CAL - 10-3 D
4 MCCLELLEN - HER - -

A-

CHASE COUNTY INVITATIONAL

CHAMPIONS BRACKET 119 LBS. CLASS

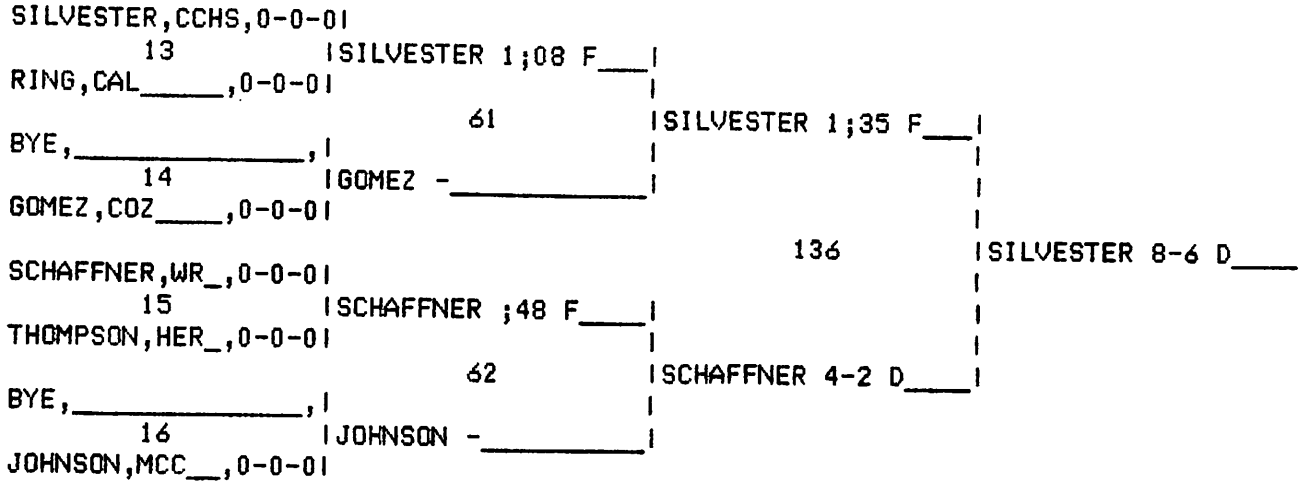


CONSOLATION BRACKET 119 LBS. CLASS

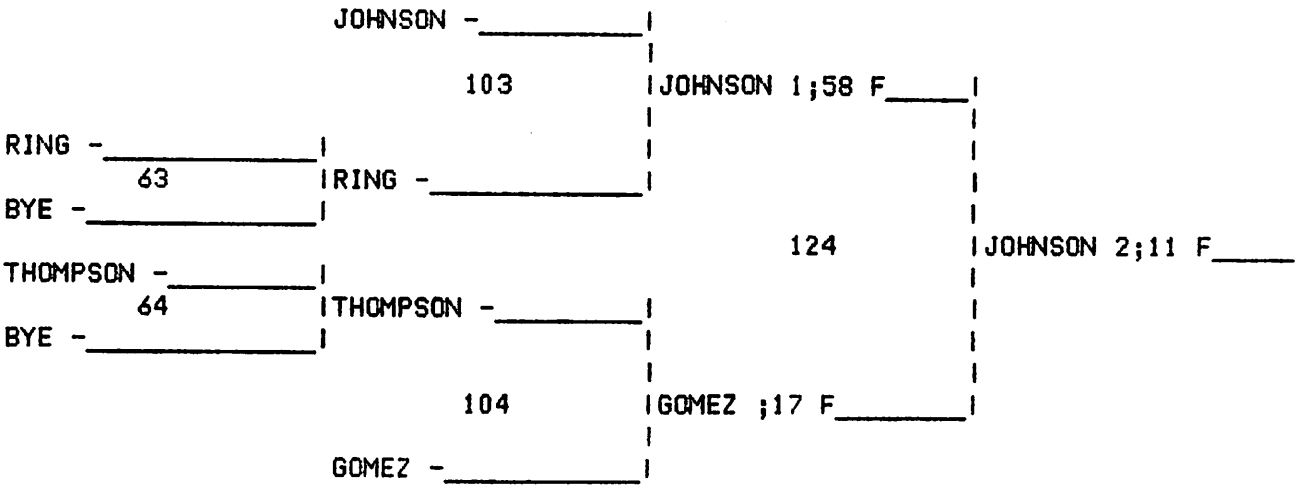


119 LBS. CLASS RESULTS.

SILVESTER - CCHS 3-0-0: 22 PTS.
JOHNSON - MCC 2-1-0: 12 PTS.
SCHAFFNER - WR 2-1-0: 16 PTS.
GOMEZ - COZ 1-2-0: 7 PTS.
THOMPSON - HER 0-2-0: 0 PTS.
RING - CAL 0-2-0: 0 PTS.

1 SILVESTER - CCHS - 8-6 D
2 SCHAFFNER - WR - -
3 JOHNSON - MCC - 2;11 F
4 GOMEZ - COZ - -

A.

CHASE COUNTY INVITATIONAL

CHAMPIONS BRACKET 126 LBS. CLASS

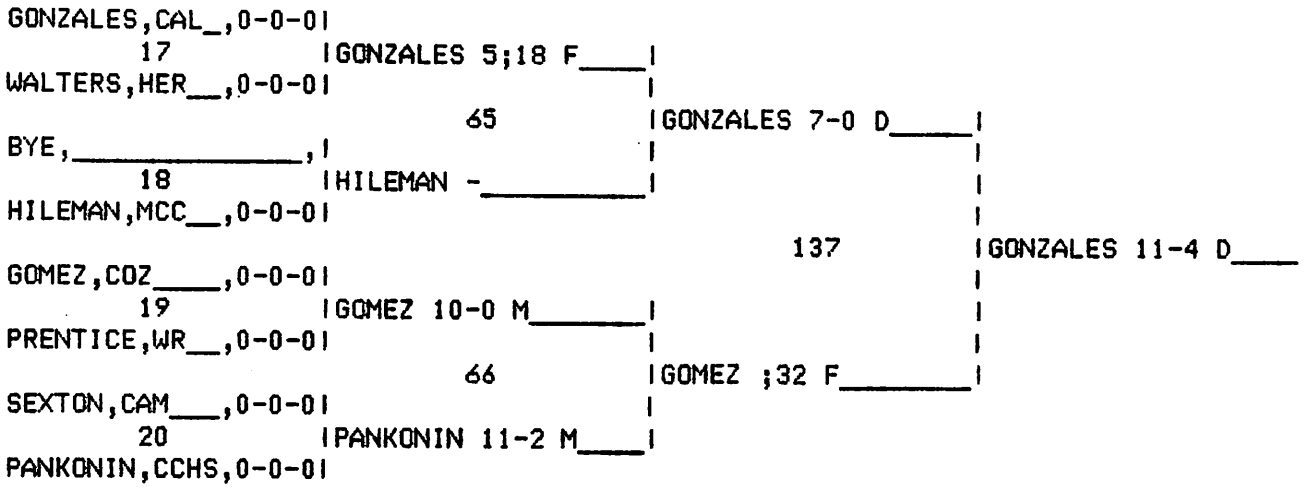


CONSOLATION BRACKET 126 LBS. CLASS

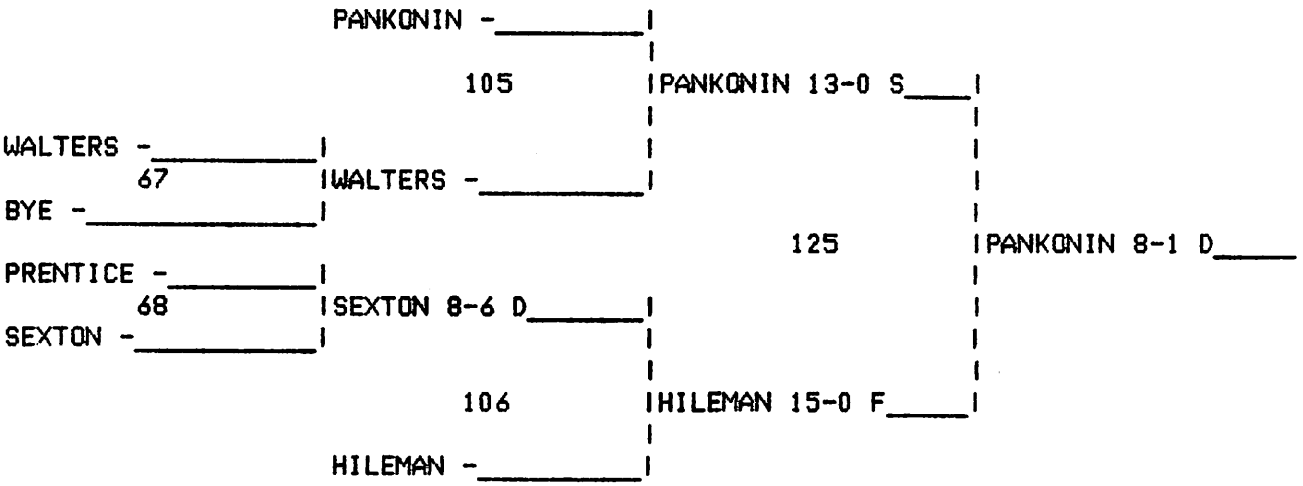


126 LBS. CLASS RESULTS.

GONZALES - CAL 3-0-0: 20 PTS.
PANKONIN - CCHS 3-1-0: 11.5 PTS.
GOMEZ - COZ 2-1-0: 16.5 PTS.
HILEMAN - MCC 1-2-0: 7 PTS.
PRENTICE - WR 0-2-0: 0 PTS.
SEXTON - CAM 1-2-0: 1 PTS.
WALTERS - HER 0-2-0: 0 PTS.

1 GONZALES - CAL - 11-4 D
2 GOMEZ - COZ - -
3 PANKONIN - CCHS - 8-1 D
4 HILEMAN - MCC - -

H-

# CHASE COUNTY INVITATIONAL

## CHAMPIONS BRACKET 132 LBS. CLASS

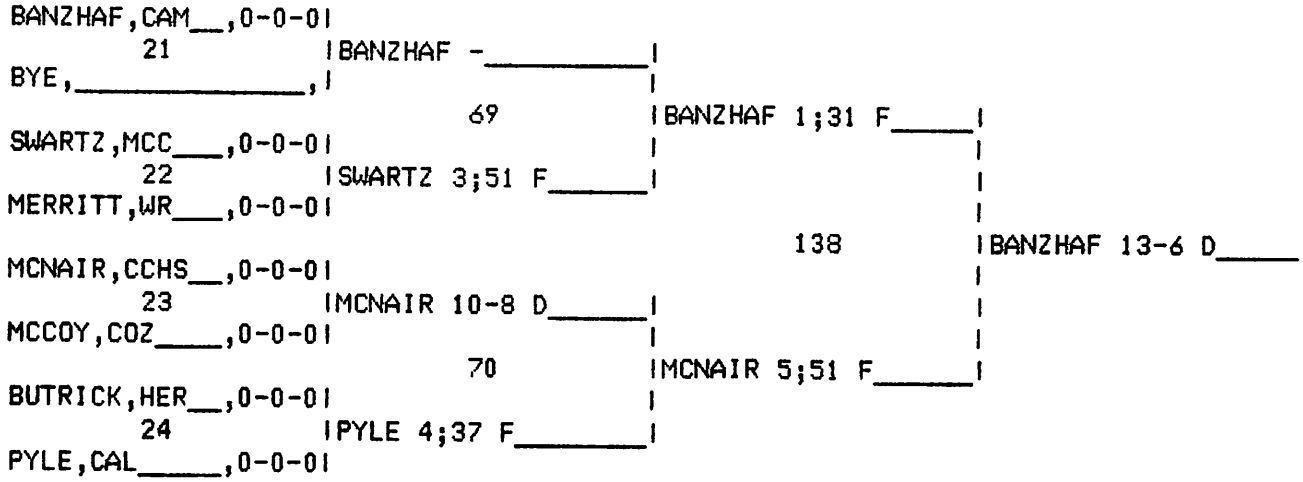


## CONSOLATION BRACKET 132 LBS. CLASS

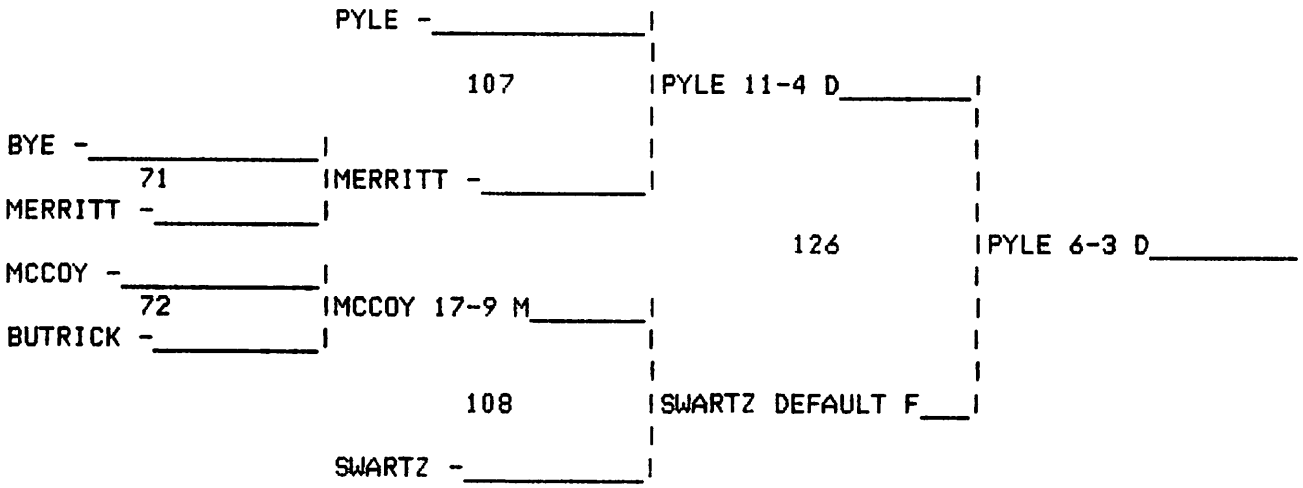


132 LBS. CLASS RESULTS.

BANZHAF - CAM 2-0-0: 20 PTS.
PYLE - CAL 3-1-0: 12 PTS.
MCNAIR - CCHS 2-1-0: 16 PTS.
MERRITT - WR 0-2-0: 0 PTS.
SWARTZ - MCC 2-2-0: 11 PTS.
MCCOY - COZ 1-2-0: 1.5 PTS.
BUTRICK - HER 0-2-0: 0 PTS.

1 BANZHAF - CAM - 13-6 D
2 MCNAIR - CCHS - -
3 PYLE - CAL - 6-3 D
4 SWARTZ - MCC - -

4.

CHASE COUNTY INVITATIONAL

CHAMPIONS BRACKET 138 LBS. CLASS

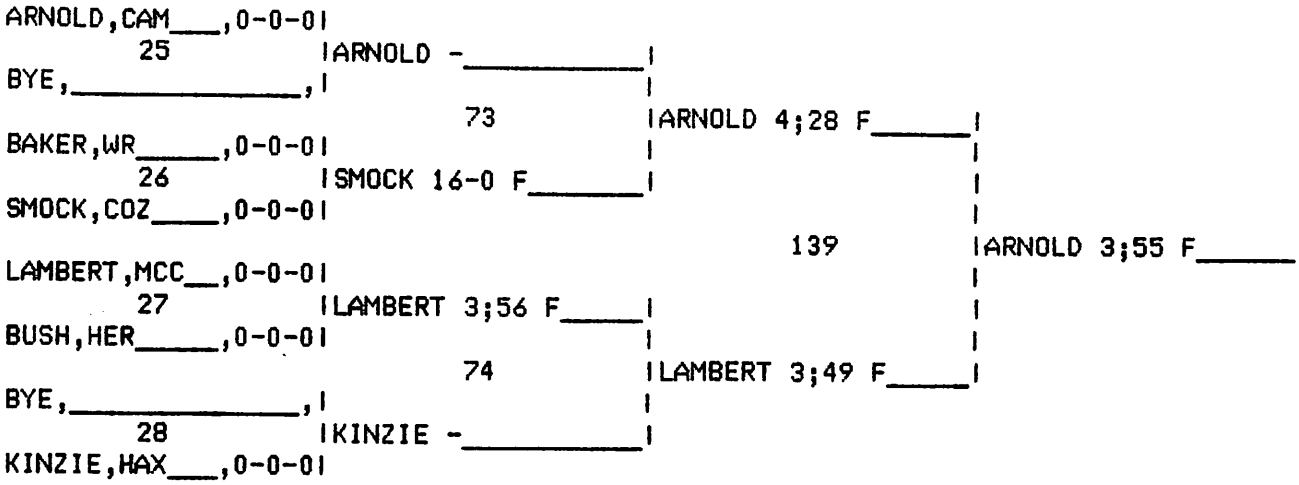


CONSOLATION BRACKET 138 LBS. CLASS

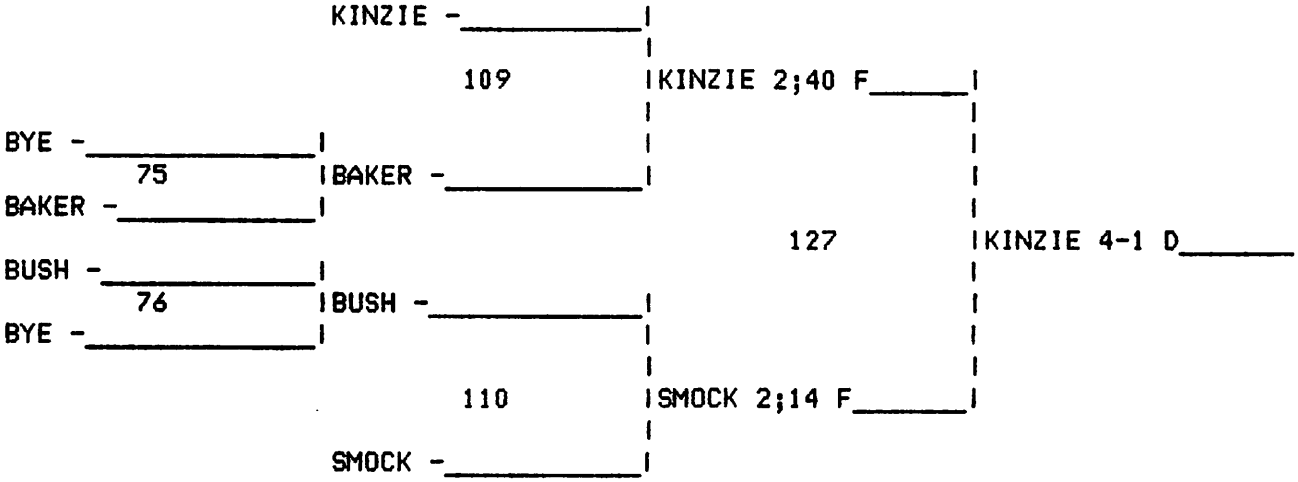


138 LBS. CLASS RESULTS.

ARNOLD - CAM 2-0-0: 22 PTS.
KINZIE - HAX 2-1-0: 10 PTS.
LAMBERT - MCC 2-1-0: 18 PTS.
SMOCK - COZ 2-2-0: 11 PTS.
BAKER - WR 0-2-0: 0 PTS.
BUSH - HER 0-2-0: 0 PTS.

1 ARNOLD - CAM - 3;55 F
2 LAMBERT - MCC - -
3 KINZIE - HAX - 4-1 D
4 SMOCK - COZ - -

CHASE COUNTY INVITATIONAL

A-

CHAMPIONS BRACKET 145 LBS. CLASS

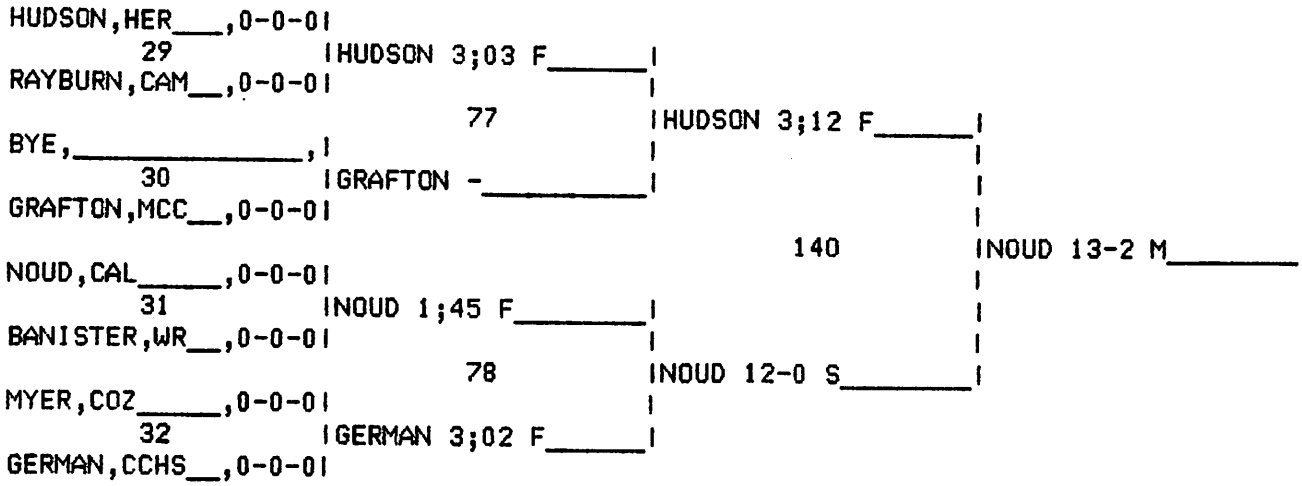


CONSOLATION BRACKET 145 LBS. CLASS

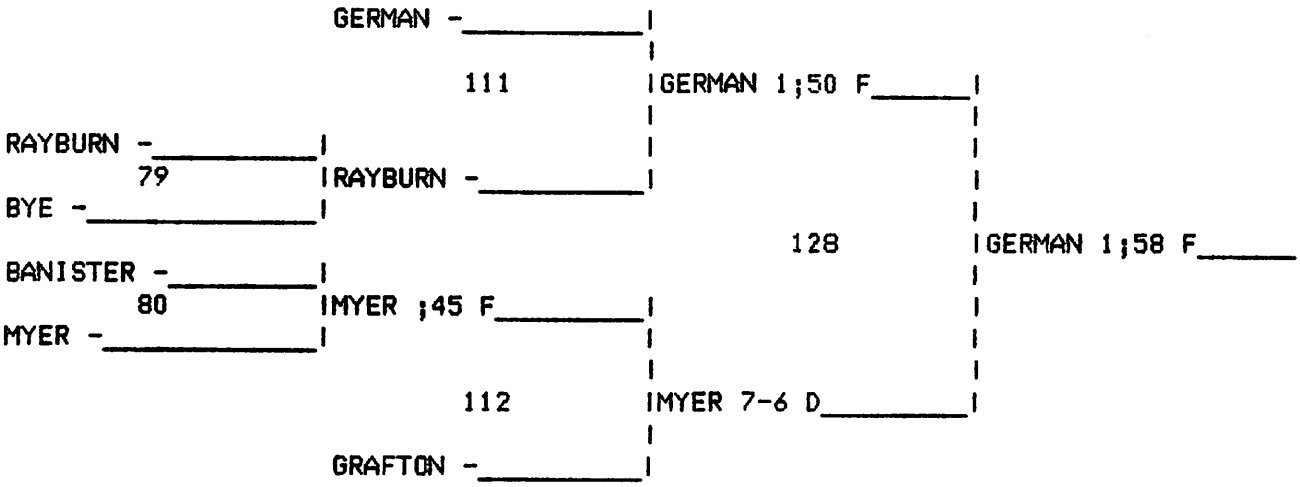


145 LBS. CLASS RESULTS.

HUDSON - HER 2-1-0: 18 PTS.
GERMAN - CCHS 3-1-0: 16 PTS.
NOUD - CAL 3-0-0: 21.5 PTS.
GRAFTON - MCC 0-2-0: 0 PTS.
BANISTER - WR 0-2-0: 0 PTS.
MYER - COZ 2-2-0: 8 PTS.
RAYBURN - CAM 0-2-0: 0 PTS.

1 NOUD - CAL - 13-2 M
2 HUDSON - HER - -
3 GERMAN - CCHS - 1;58 F
4 MYER - COZ - -

CHASE COUNTY INVITATIONAL

CHAMPIONS BRACKET 155 LBS. CLASS A

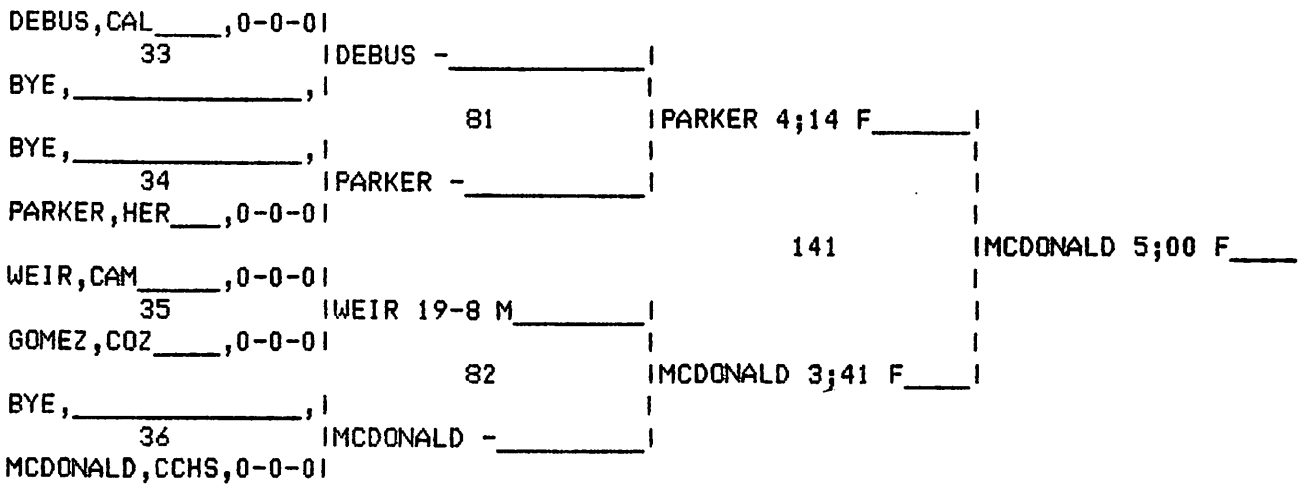


CONSOLATION BRACKET 155 LBS. CLASS

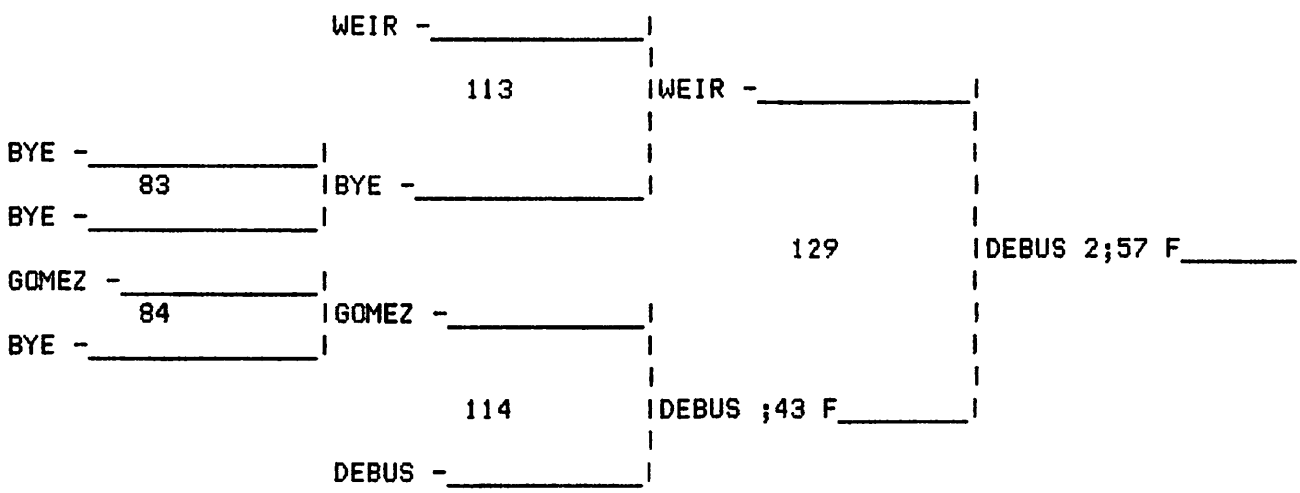


155 LBS. CLASS RESULTS.

DEBUS - CAL 2-1-0: 12 PTS.
MCDONALD - CCHS 2-0-0: 22 PTS.
WEIR - CAM 1-2-0: 6.5 PTS.
PARKER - HER 1-1-0: 16 PTS.
GOMEZ - COZ 0-2-0: 0 PTS.

1 MCDONALD - CCHS - 5;00 F
2 PARKER - HER - -
3 DEBUS - CAL - 2;57 F
4 WEIR - CAM - -

A-

# CHASE COUNTY INVITATIONAL

## CHAMPIONS BRACKET 167 LBS. CLASS

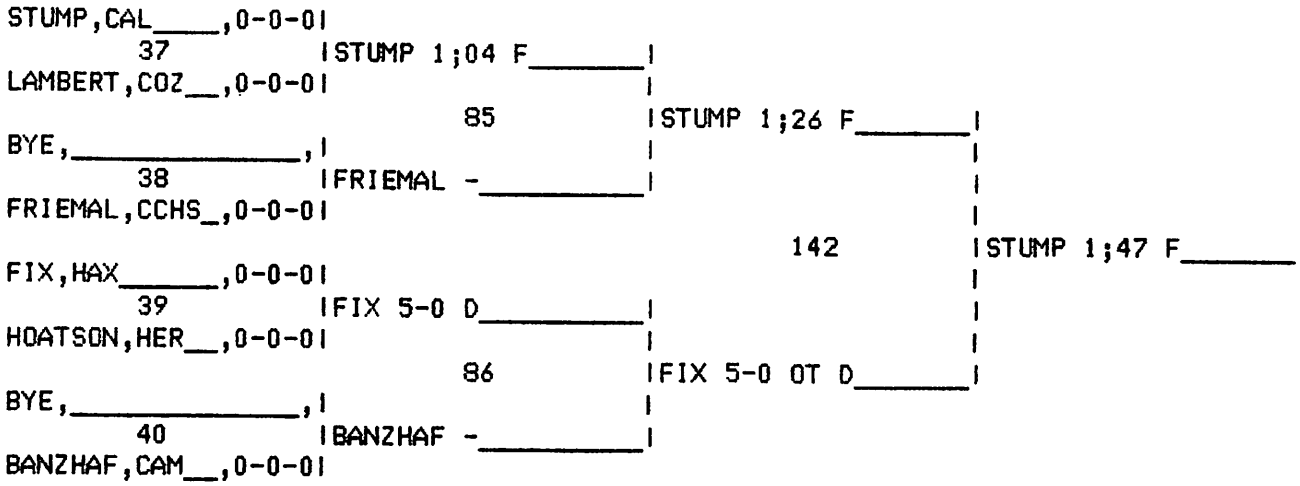


## CONSOLATION BRACKET 167 LBS. CLASS

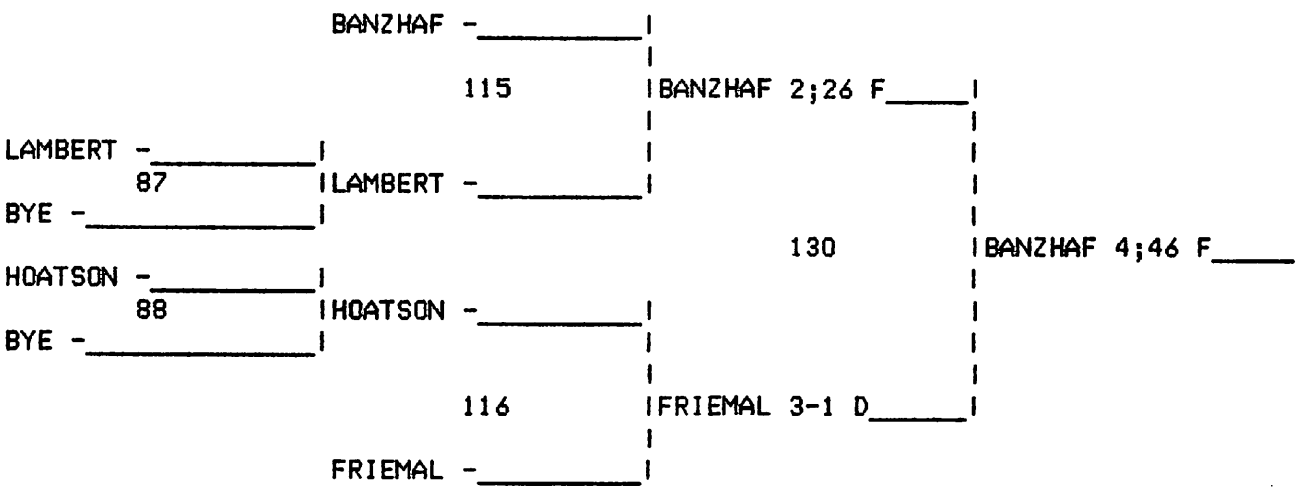


167 LBS. CLASS RESULTS.

STUMP - CAL 3-0-0: 24 PTS.
BANZHAF - CAM 2-1-0: 12 PTS.
FIX - HAX 2-1-0: 14 PTS.
FRIEMAL - CCHS 1-2-0: 5 PTS.
HOATSON - HER 0-2-0: 0 PTS.
LAMBERT - COZ 0-2-0: 0 PTS.

1 STUMP - CAL - 1;47 F
2 FIX - HAX - -
3 BANZHAF - CAM - 4;46 F
4 FRIEMAL - CCHS - -

CHASE COUNTY INVITATIONAL A

CHAMPIONS BRACKET 185 LBS. CLASS

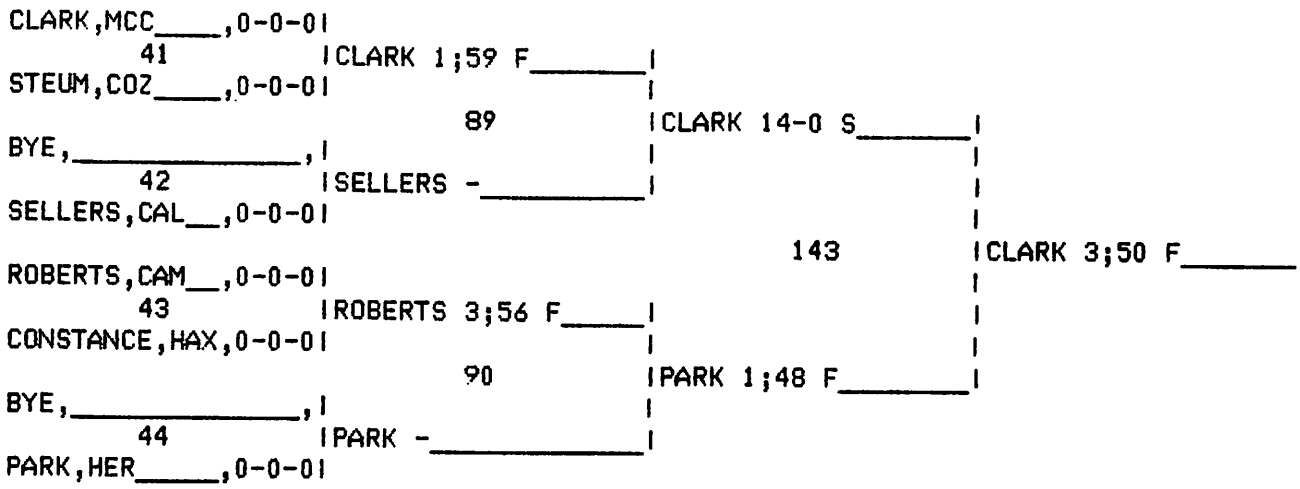


CONSOLATION BRACKET 185 LBS. CLASS

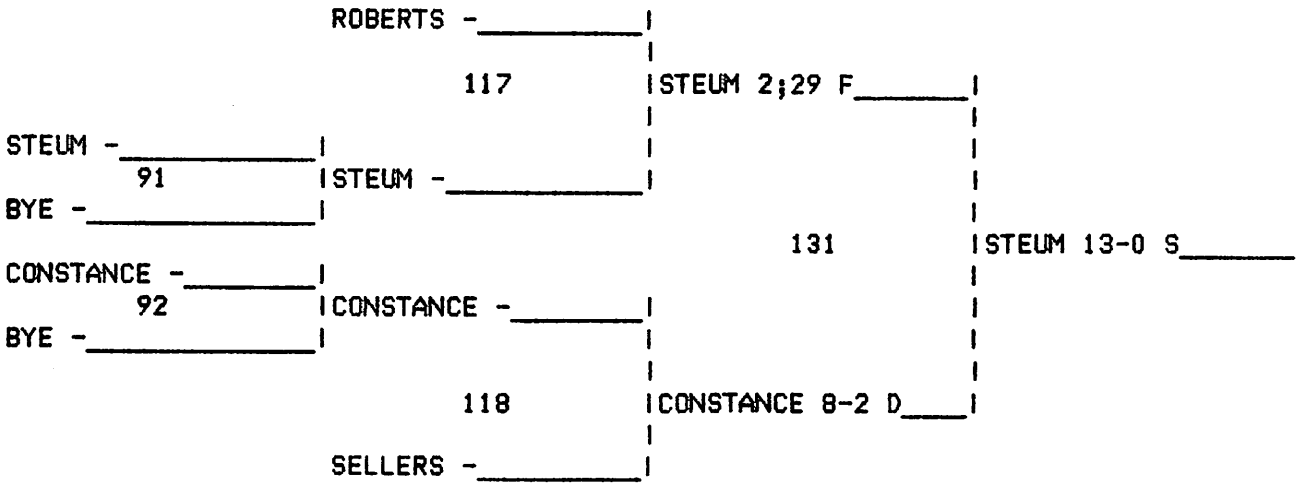


185 LBS. CLASS RESULTS.

CLARK - MCC 3-0-0: 23 PTS.
PARK - HER 1-1-0: 16 PTS.
ROBERTS - CAM 1-2-0: 4 PTS.
SELLERS - CAL 0-2-0: 0 PTS.
CONSTANCE - HAX 1-2-0: 6 PTS.
STEUM - COZ 2-1-0: 12 PTS.

1 CLARK - MCC - 3;50 F
2 PARK - HER - -
3 STEUM - COZ - 13-0 S
4 CONSTANCE - HAX - -

CHASE COUNTY INVITATIONAL

CHAMPIONS BRACKET UNL LBS. CLASS

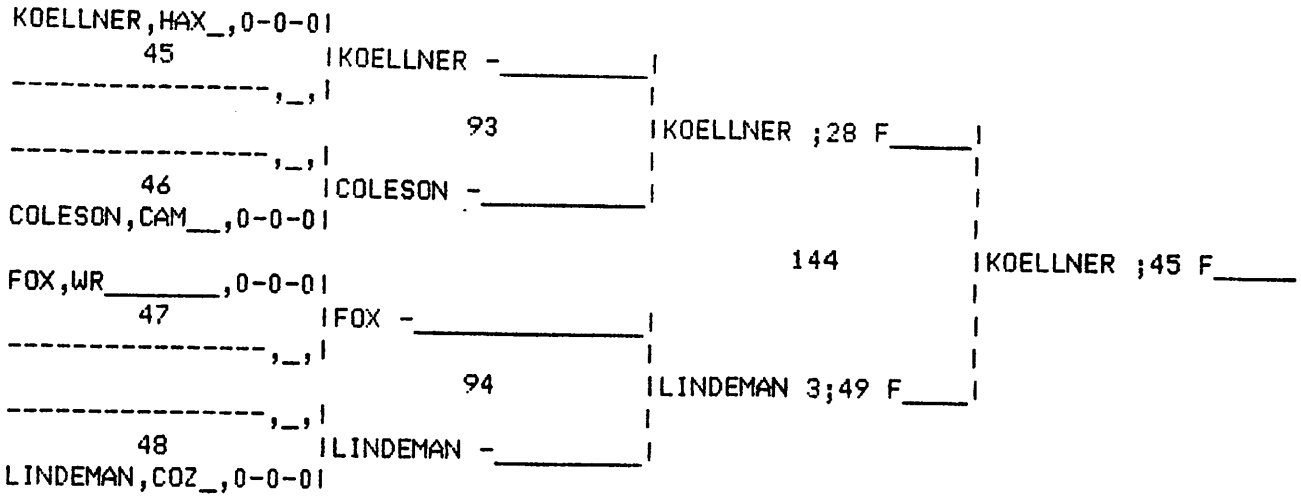


CONSOLATION BRACKET UNL LBS. CLASS

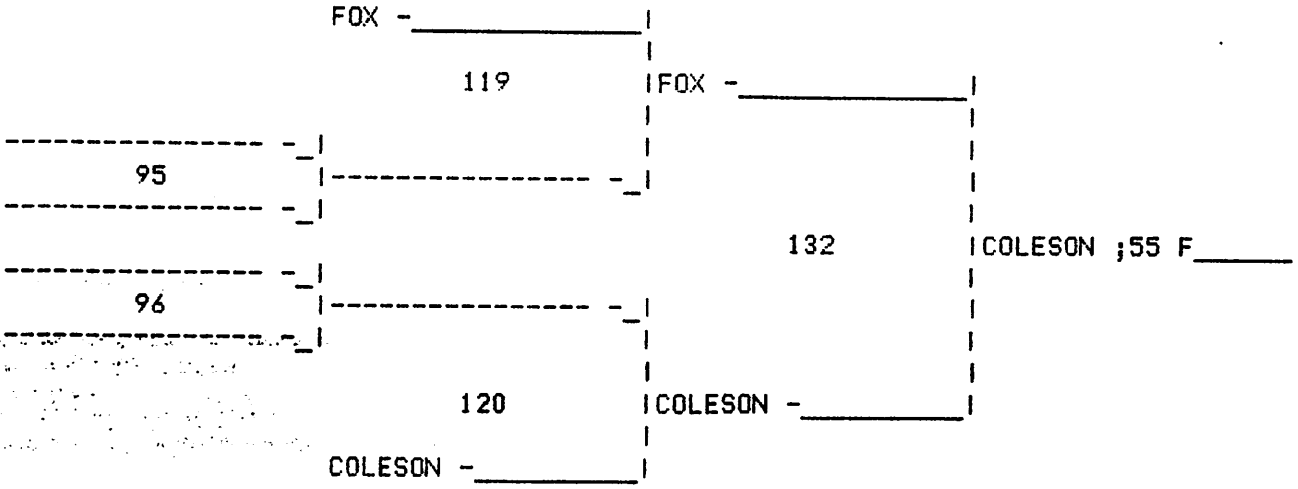


UNL LBS. CLASS RESULTS.

KOELLNER - HAX 2-0-0: 20 PTS.
LINDEMAN - COZ 1-1-0: 14 PTS.
FOX - WR 0-2-0: 4 PTS.
COLESON - CAM 1-1-0: 9 PTS.

1 KOELLNER - HAX - ;45 F
2 LINDEMAN - COZ - -
3 COLESON - CAM - ;55 F
4 FOX - WR - -

1987

CHASE COUNTY INVITATIONAL

TEAM RANKINGS

1. OG - 153
2. COZ - 120.5
3. HY - 75.5
4. MCC - 69
5. CAM - 45
6. BC - 37
7. HER - 36
8. CCHS - 34
9. HAX - 20
10. CAL - 18
11. WR - 0

CHASE COUNTY INVITATIONAL - 15

CHAMPIONS BRACKET 98 LBS. CLASS

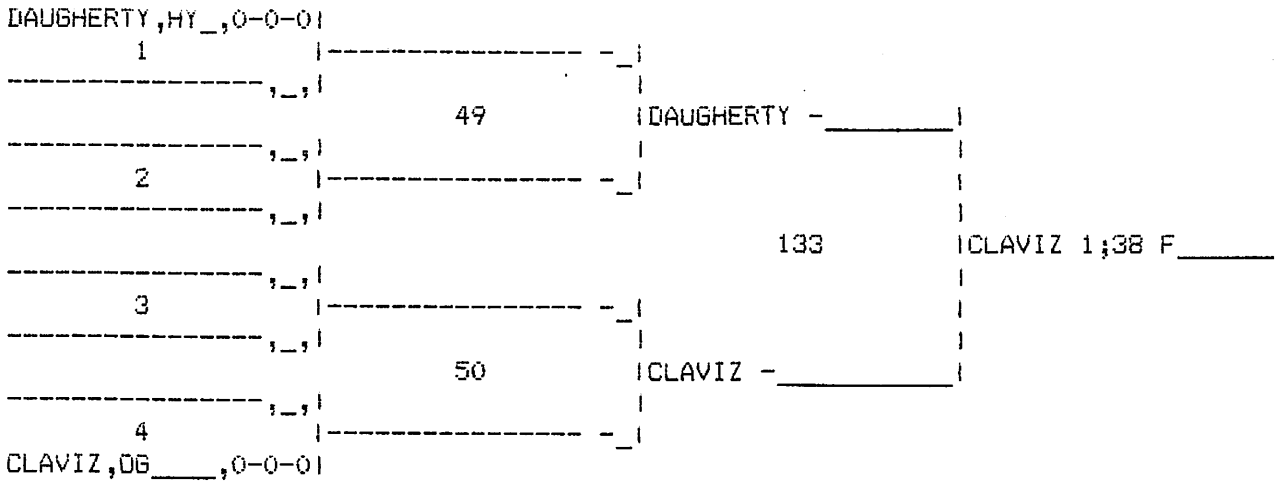


CONSOLATION BRACKET 98 LBS. CLASS

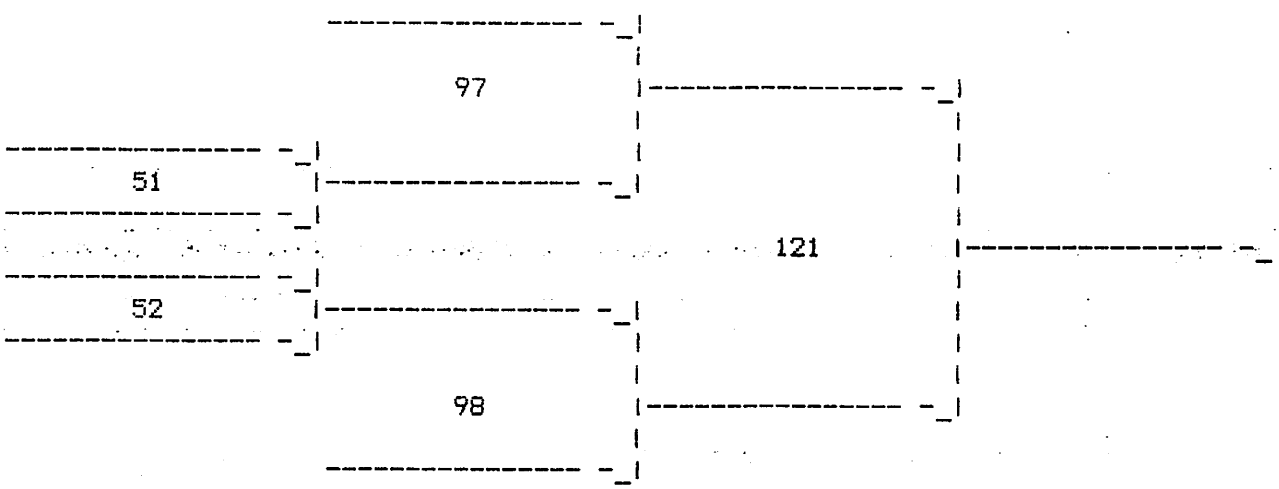


98 LBS. CLASS RESULTS.

DAUGHERTY - HY 0-1-0: 10 PTS.
CLAVIZ - OG 1-0-0: 16 PTS.

1 CLAVIZ - OG - 1;38 F
2 DAUGHERTY - HY - -

CHASE COUNTY INVITATIONAL - B

CHAMPIONS BRACKET 105 LBS. CLASS

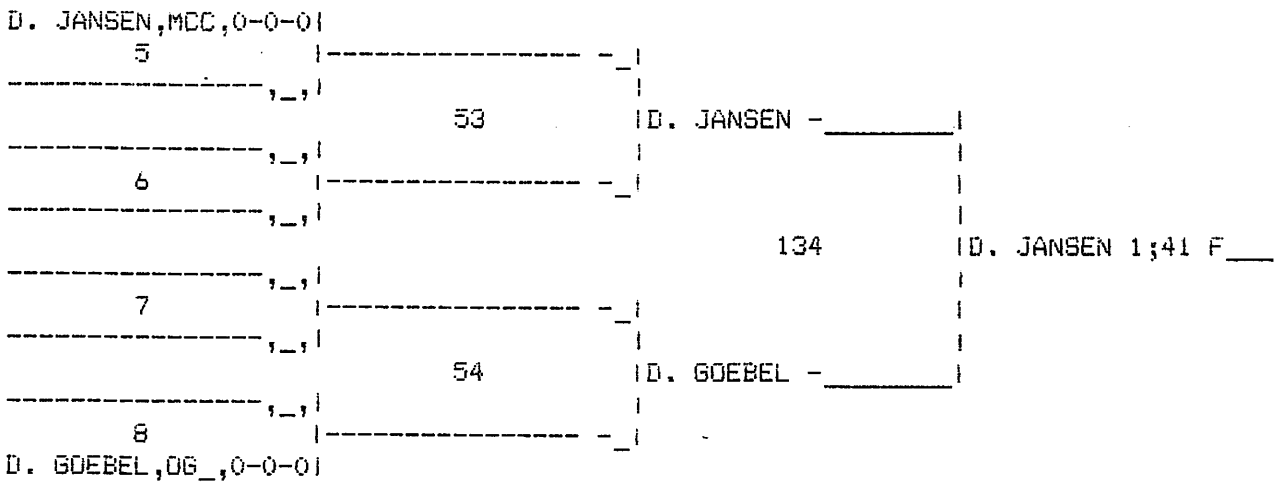


CONSOLATION BRACKET 105 LBS. CLASS

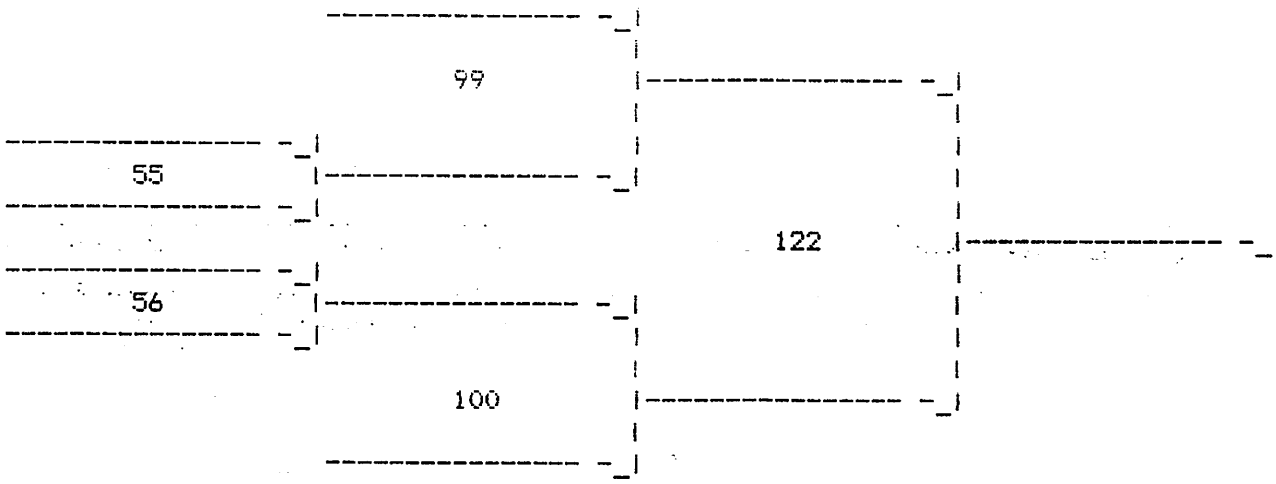


105 LBS. CLASS RESULTS.

D. JANSEN - MCC 1-0-0: 16 PTS.
D. GOEBEL - OG 0-1-0: 10 PTS.

1 D. JANSEN - MCC - 1;41 F
2 D. GOEBEL - OG - -

CHASE COUNTY INVITATIONAL

CHAMPIONS BRACKET 112 LBS. CLASS

B

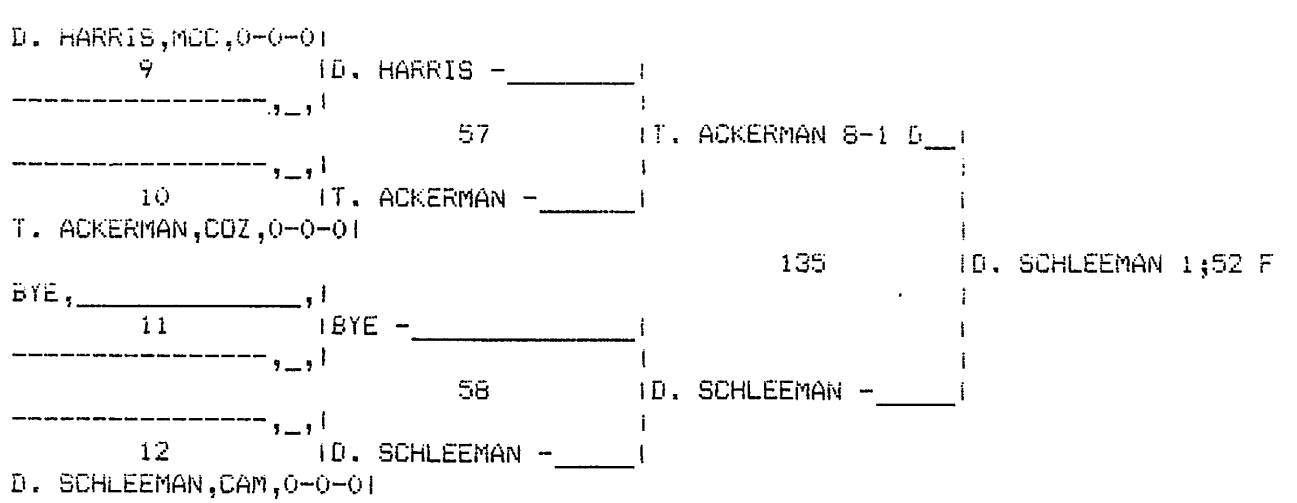


CONSOLATION BRACKET 112 LBS. CLASS

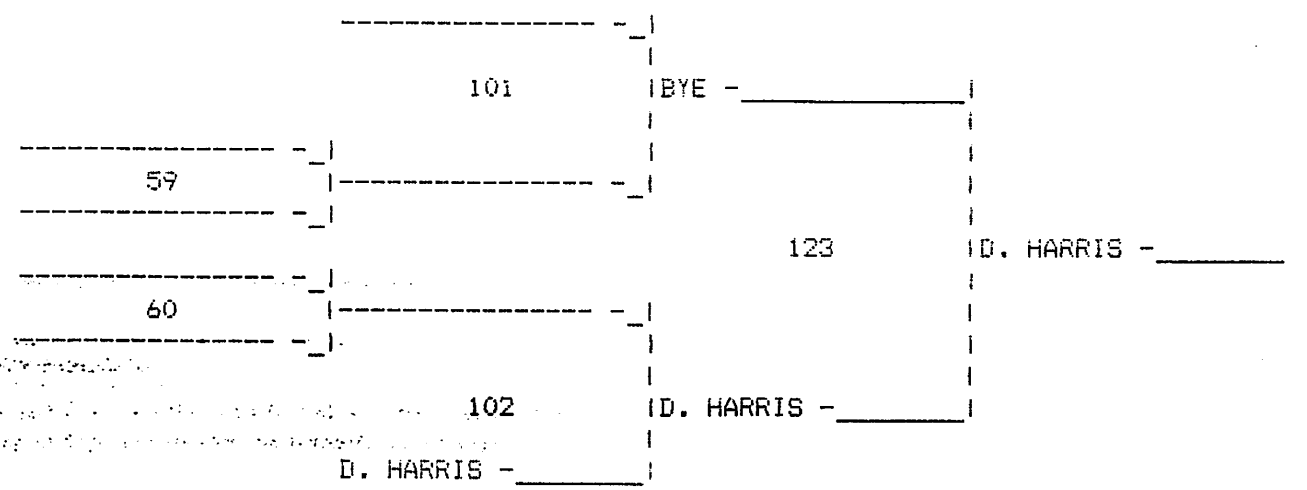


112 LBS. CLASS RESULTS.

D. HARRIS - MCC 0-1-0: 7 PTS.
D. SCHLEEMAN - CAM 1-0-0: 18 PTS.
T. ACKERMAN - COZ 1-1-0: 12 PTS.

1 D. SCHLEEMAN - CAM - 1;52 F
2 T. ACKERMAN - COZ - -
3 D. HARRIS - MCC - -

CHASE COUNTY INVITATIONAL

CHAMPIONS BRACKET 119 LBS. CLASS B

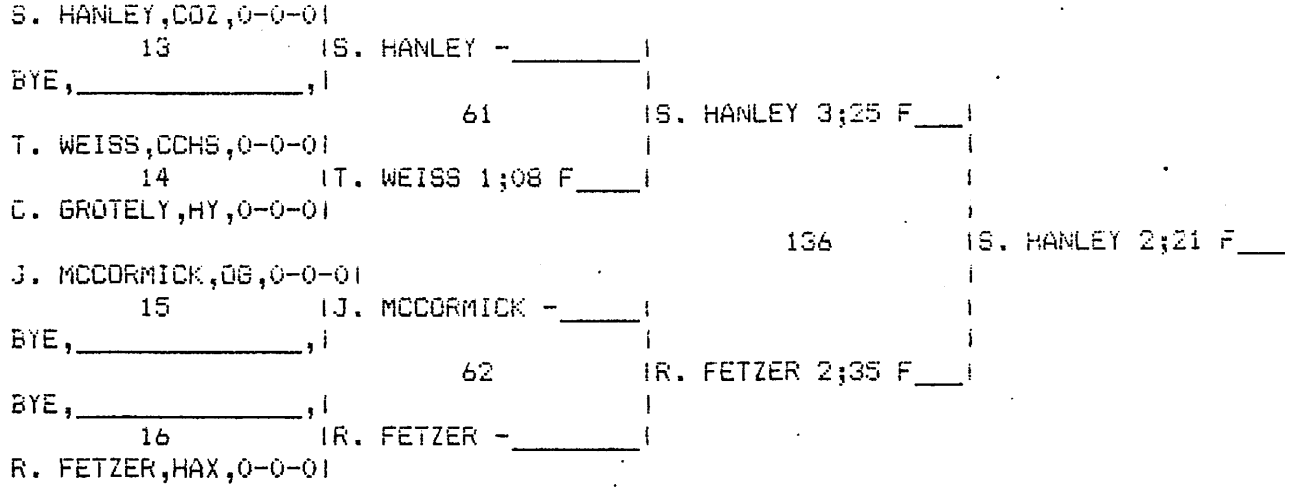


CONSOLATION BRACKET 119 LBS. CLASS

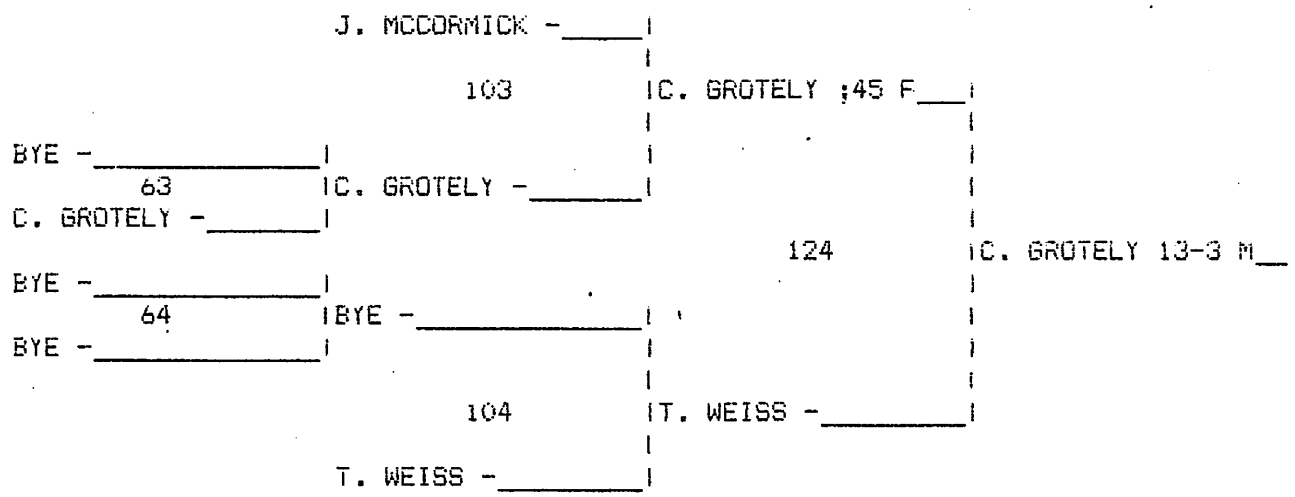


119 LBS. CLASS RESULTS.

S. HANLEY - COZ 2-0-0: 22 PTS.
R. FETZER - HAX 1-1-0: 16 PTS.
J. MCCORMICK - OG 0-2-0: 0 PTS.
C. GROTELY - HY 2-1-0: 11.5 PTS.
T. WEISS - CCHS 1-2-0: 8 PTS.

1 S. HANLEY - COZ - 2;21 F
2 R. FETZER - HAX - -
3 C. GROTELY - HY - 13-3 M
4 T. WEISS - CCHS - -

B-

# CHASE COUNTY INVITATIONAL

## CHAMPIONS BRACKET 126 LBS. CLASS

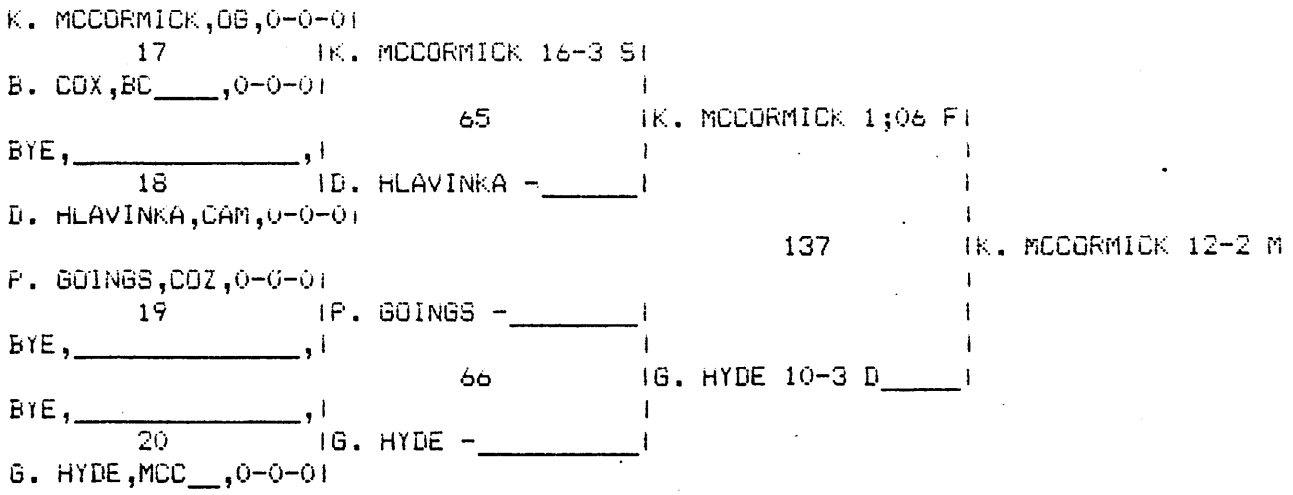


## CONSOLATION BRACKET 126 LBS. CLASS

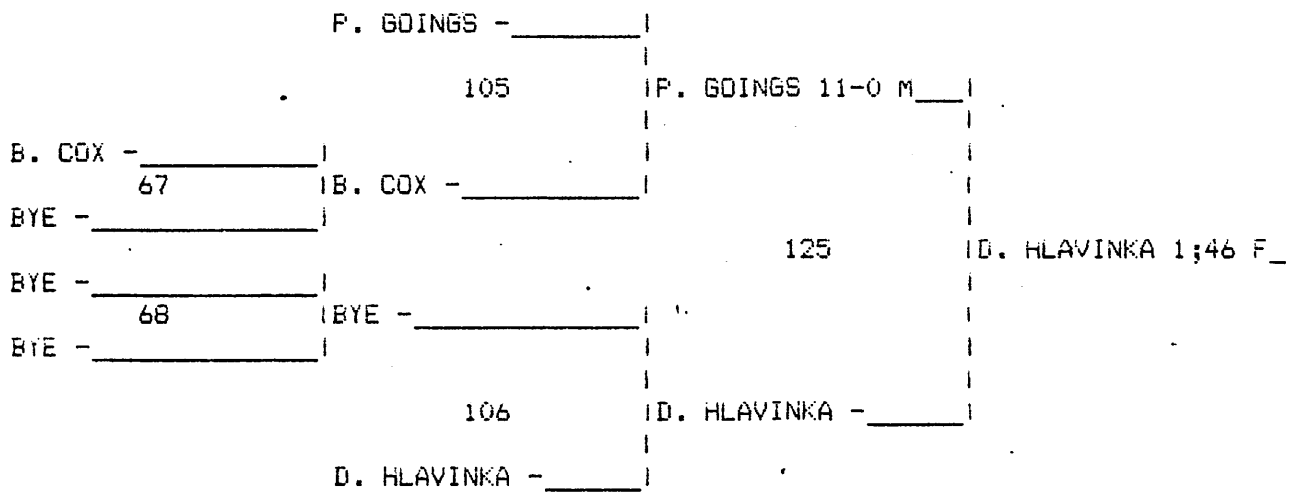


126 LBS. CLASS RESULTS.

K. MCCORMICK - OG 3-0-0: 21.5 PTS.
G. HYDE - MCC 1-1-0: 14 PTS.
P. GOINGS - COZ 1-2-0: 5.5 PTS.
D. HLAVINKA - CAM 1-1-0: 10 PTS.
B. COX - BC 0-2-0: 0 PTS.

1 K. MCCORMICK - OG - 12-2 M
2 G. HYDE - MCC - -
3 D. HLAVINKA - CAM - 1;46 F
4 P. GOINGS - COZ - -

B-

CHASE COUNTY INVITATIONAL

CHAMPIONS BRACKET 132 LBS. CLASS

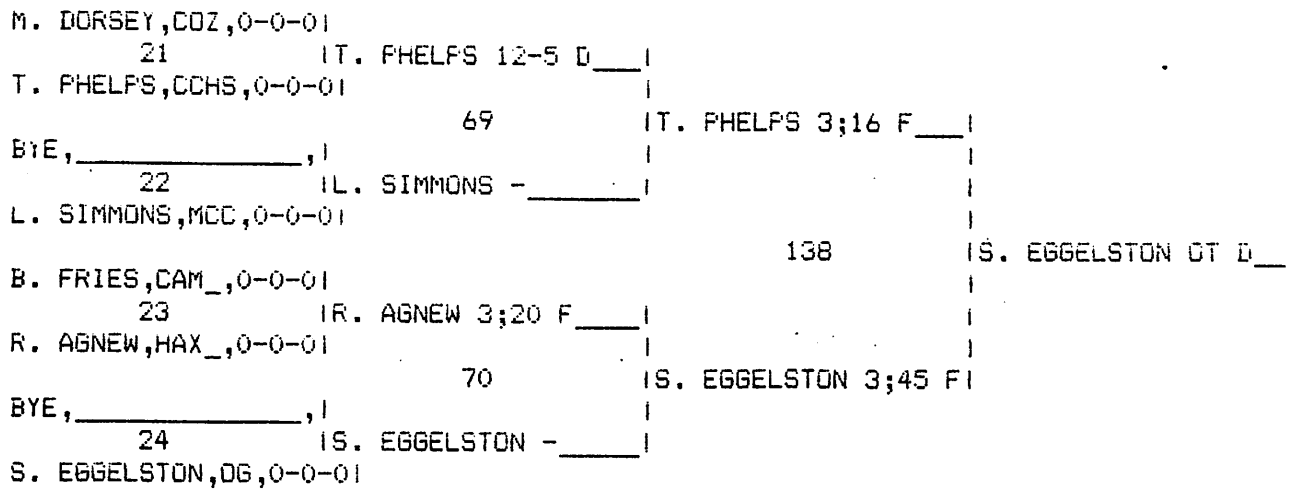


CONSOLATION BRACKET 132 LBS. CLASS

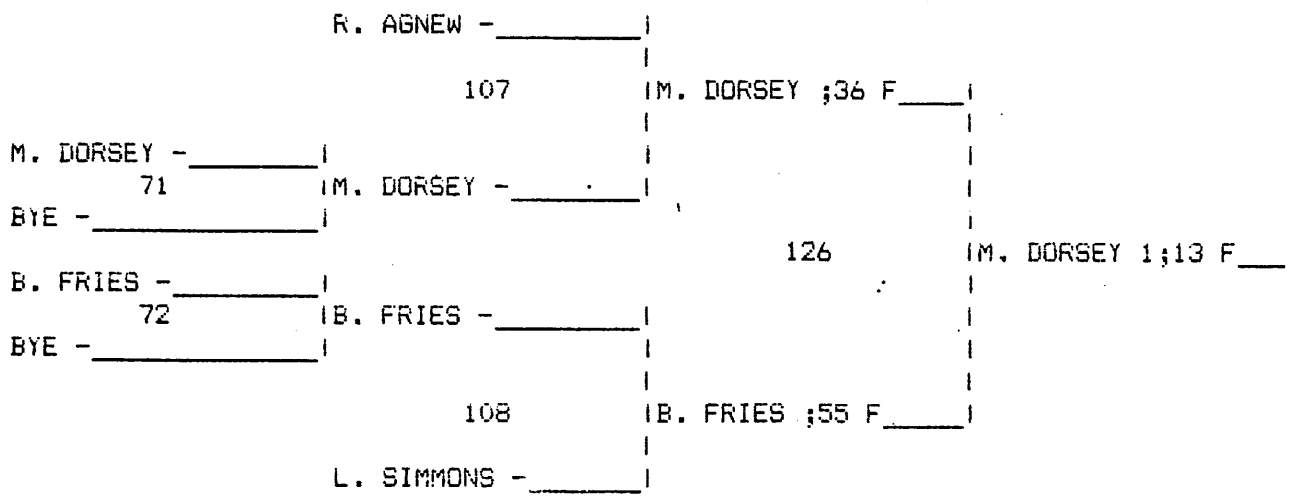


132 LBS. CLASS RESULTS.

M. DORSEY - COZ 2-1-0: 13 PTS.
S. EGGELSTON - OG 2-0-0: 20 PTS.
B. FRIES - CAM 1-2-0: 8 PTS.
L. SIMMONS - MCC 0-2-0: 0 PTS.
R. AGNEW - HAX 1-2-0: 4 PTS.
T. PHELPS - CCHS 2-1-0: 16 PTS.

1 S. EGGELSTON - OG - OT D
2 T. PHELPS - CCHS - -
3 M. DORSEY - COZ - 1;13 F
4 B. FRIES - CAM - -

B

# CHASE COUNTY INVITATIONAL

## CHAMPIONS BRACKET 138 LBS. CLASS

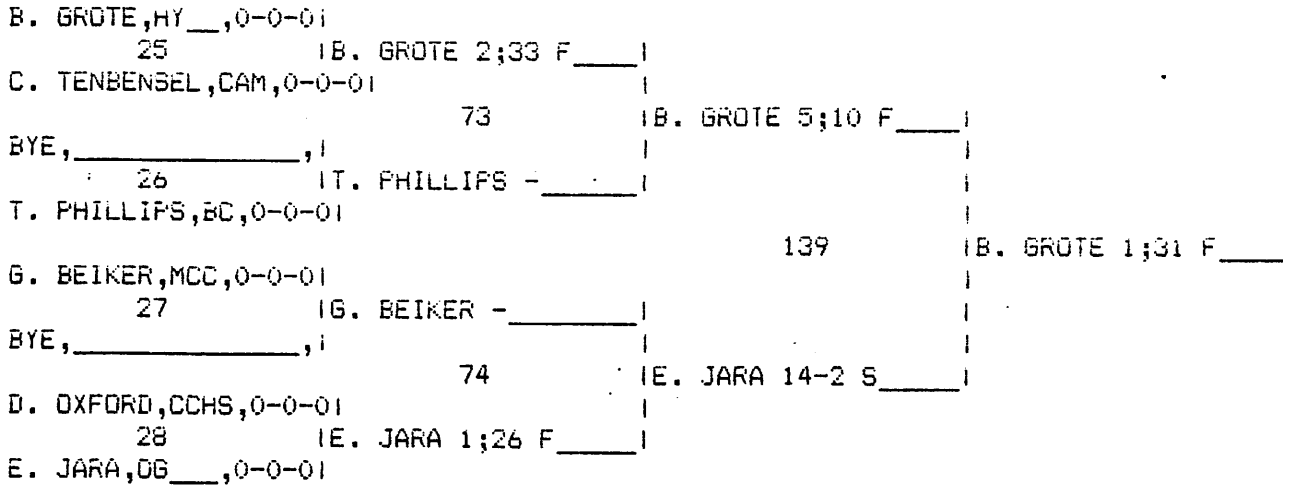


## CONSOLATION BRACKET 138 LBS. CLASS

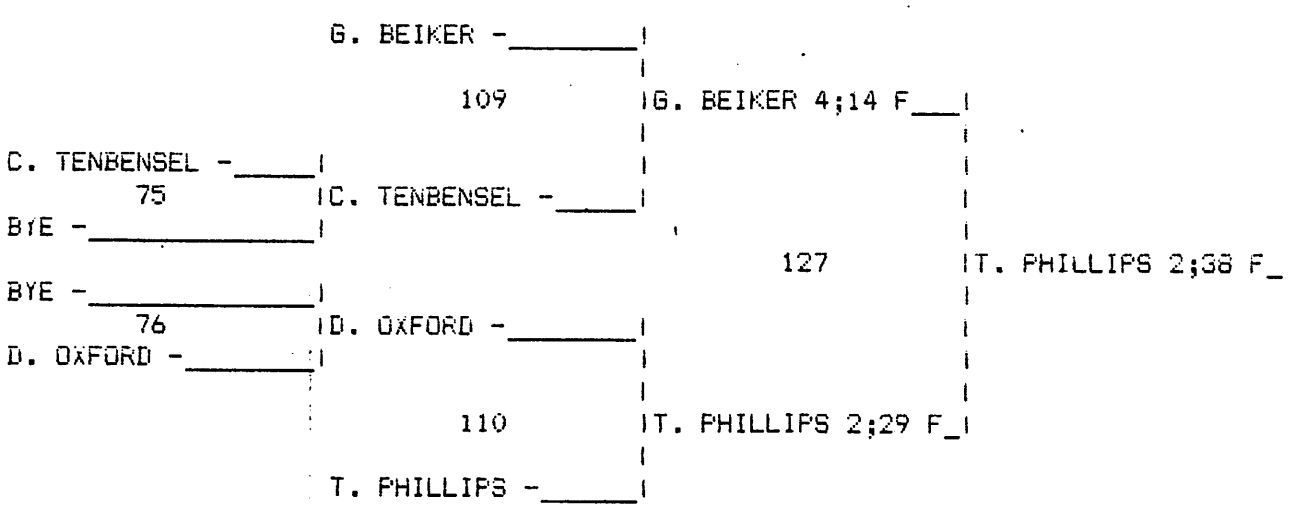


## 138 LBS. CLASS RESULTS.

B. GROTE - HY 3-0-0: 24 PTS.
E. JARA - OG 2-1-0: 17 PTS.
G. BEIKER - MCC 1-2-0: 7 PTS.
T. PHILLIPS - BC 2-1-0: 12 PTS.
D. OXFORD - CCHS 0-2-0: 0 PTS.
C. TENBENSEL - CAM 0-2-0: 0 PTS.

1 B. GROTE - HY - 1;31 F
2 E. JARA - OG - -
3 T. PHILLIPS - BC - 2;38 F
4 G. BEIKER - MCC - -

# CHASE COUNTY INVITATIONAL

## CHAMPIONS BRACKET 145 LBS. CLASS

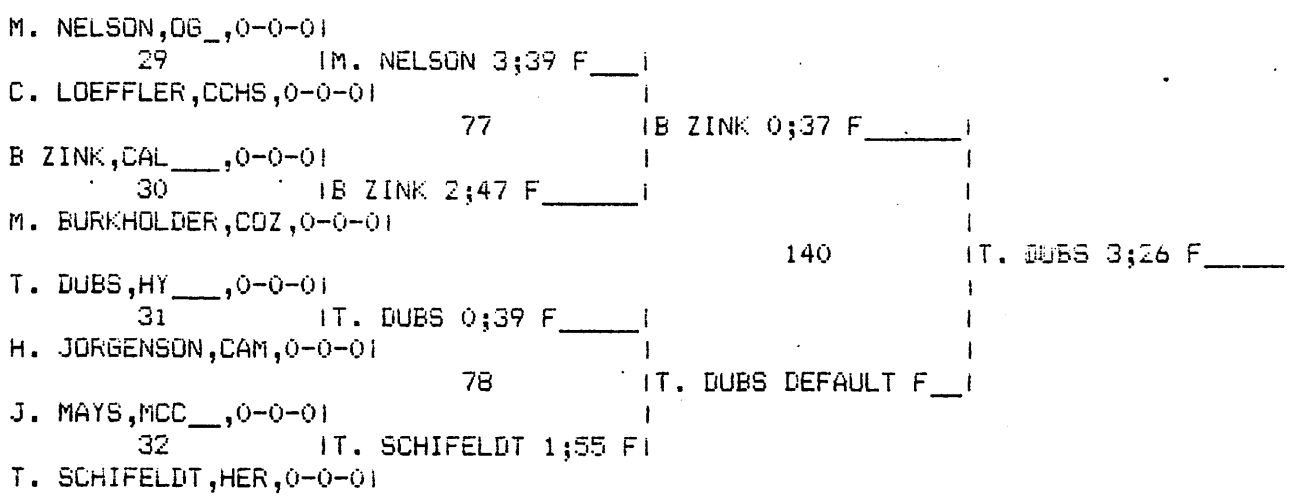


## CONSOLATION BRACKET 145 LBS. CLASS

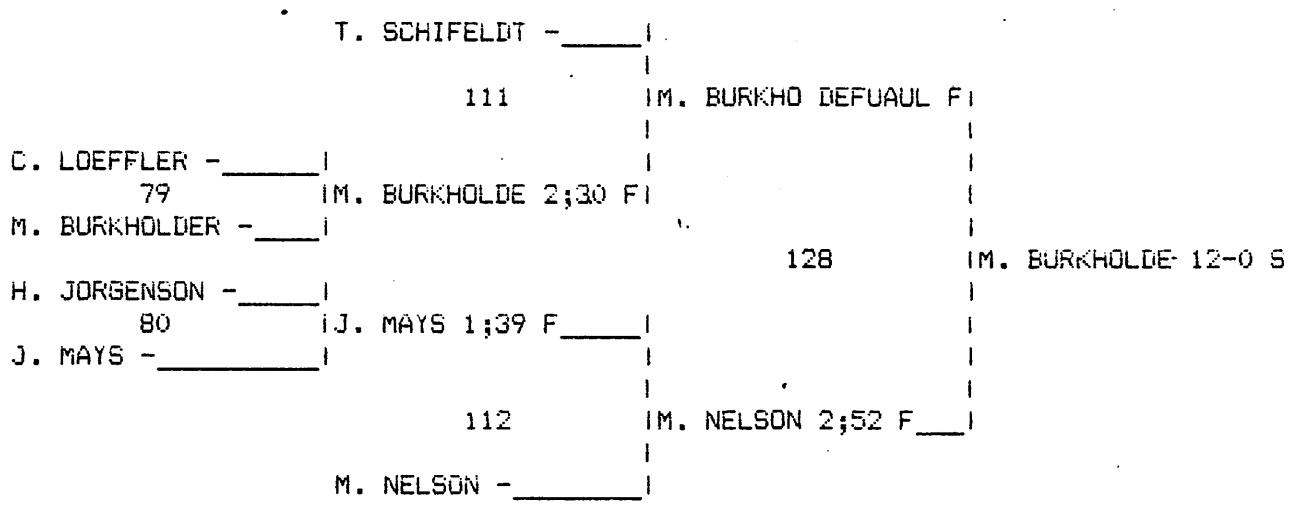


145 LBS. CLASS RESULTS.

M. NELSON - OG 2-2-0: 11 PTS.
T. SCHIFELDT - HER 1-2-0: 4 PTS.
T. DUBS - HY 3-0-0: 24 PTS.
M. BURKHOLDER - COZ 3-1-0: 14 PTS.
B ZINK - CAL 2-1-0: 18 PTS.
H. JORGENSON - CAM 0-2-0: 0 PTS.
J. MAYS - MCC 1-2-0: 3 PTS.
C. LOEFFLER - CCHS 0-2-0: 0 PTS.

1 T. DUBS - HY - 3;26 F
2 B ZINK - CAL - -
3 M. BURKHOLDER - COZ - 12-0 S
4 M. NELSON - OG - -

B-

CHASE COUNTY INVITATIONAL

CHAMPIONS BRACKET 155 LBS. CLASS

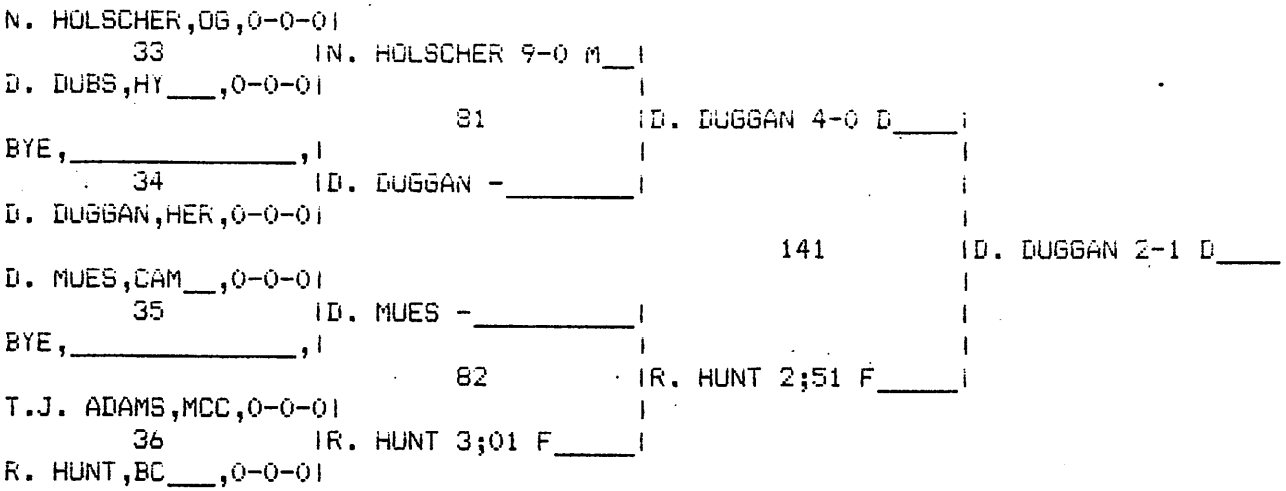


CONSOLATION BRACKET 155 LBS. CLASS

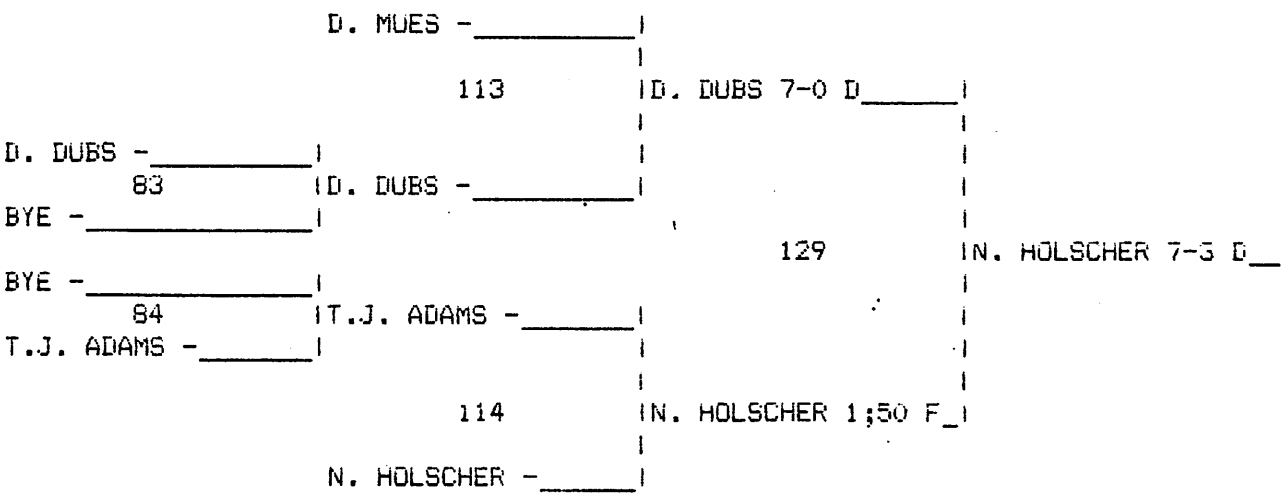


155 LBS. CLASS RESULTS.

N. HOLSCHER - OG 3-1-0: 12.5 PTS.
R. HUNT - BC 2-1-0: 18 PTS.
D. MUES - CAM 0-2-0: 0 PTS.
D. DUGGAN - HER 2-0-0: 18 PTS.
T.J. ADAMS - MCC 0-2-0: 0 PTS.
D. DUBS - HY 1-2-0: 6 PTS.

1 D. DUGGAN - HER - 2-1 D
2 R. HUNT - BC - -
3 N. HOLSCHER - OG - 7-3 D
4 D. DUBS - HY - -

CHASE COUNTY INVITATIONAL

CHAMPIONS BRACKET 167 LBS. CLASS B

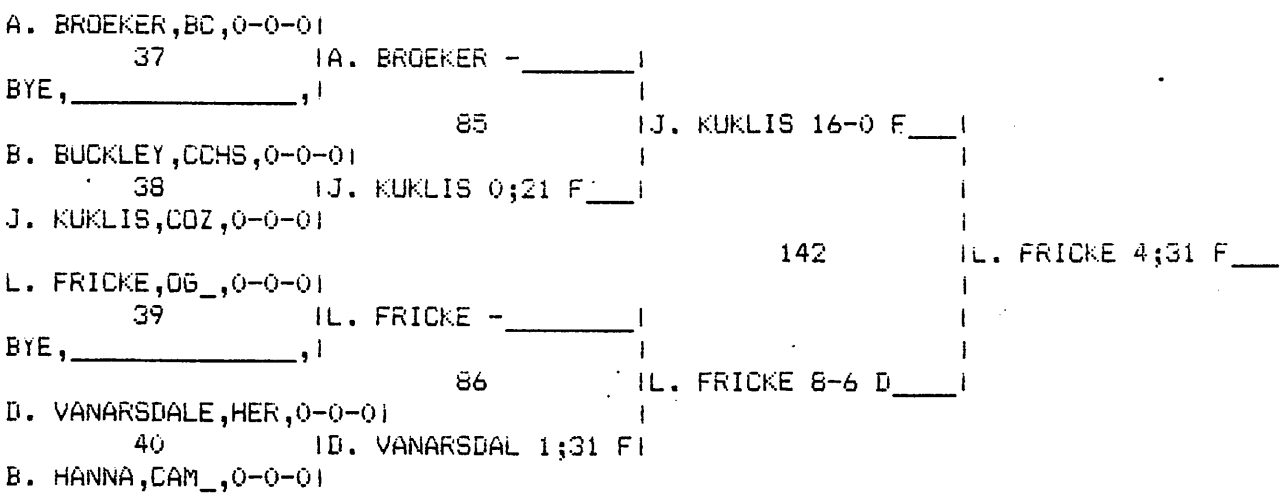


CONSOLATION BRACKET 167 LBS. CLASS

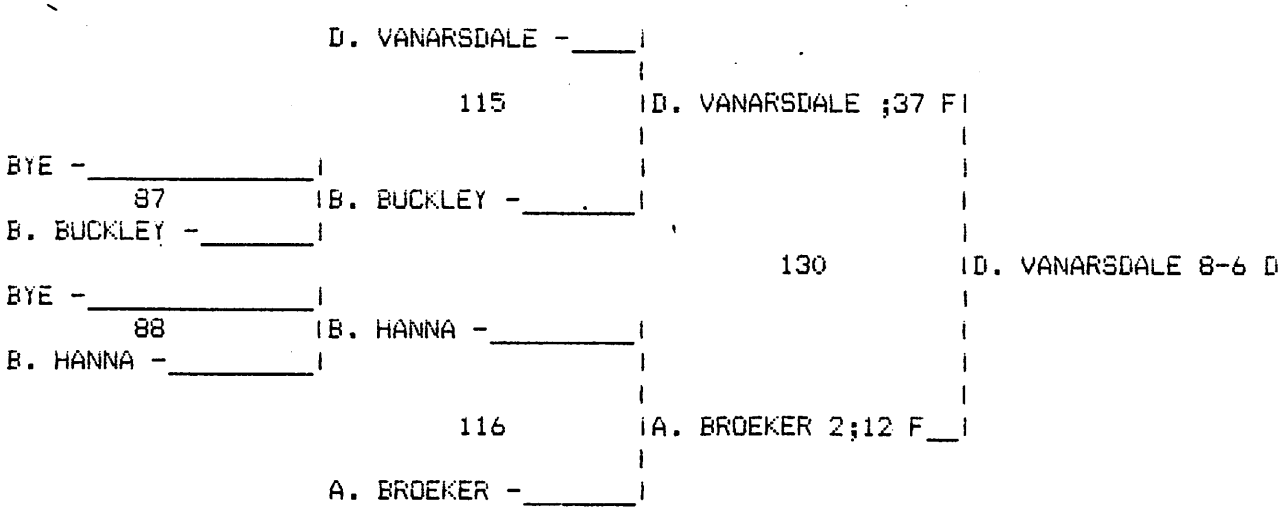


167 LBS. CLASS RESULTS.

A. BROEKER - BC 1-2-0: 7 PTS.
B. HANNA - CAM 0-2-0: 0 PTS.
L. FRICKE - OG 2-0-0: 20 PTS.
J. KUKLIS - COZ 2-1-0: 18 PTS.
B. BUCKLEY - CCHS 0-2-0: 0 PTS.
D. VANARSDALE - HER 3-1-0: 14 PTS.

1 L. FRICKE - OG - 4;31 F
2 J. KUKLIS - COZ - -
3 D. VANARSDALE - HER - 8-6 D
4 A. BROEKER - BC - -

D

CHASE COUNTY INVITATIONAL

CHAMPIONS BRACKET 185 LBS. CLASS

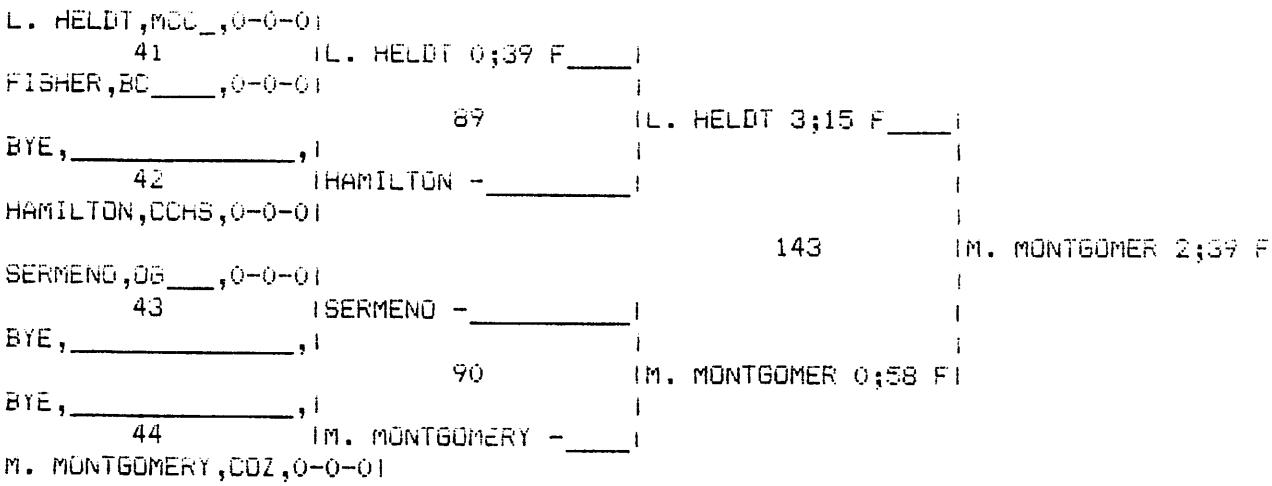


CONSOLATION BRACKET 185 LBS. CLASS

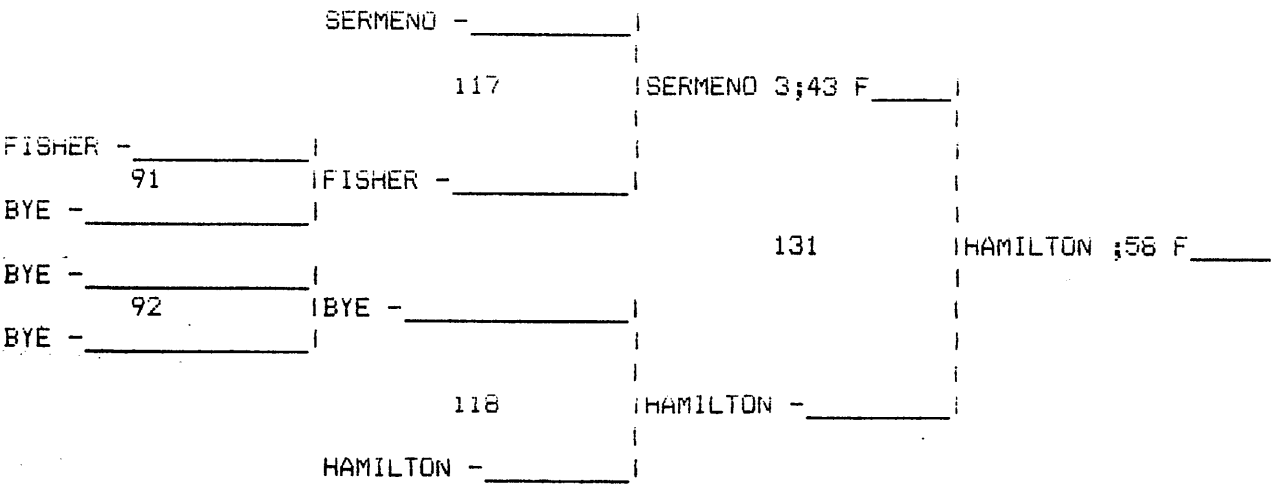


185 LBS. CLASS RESULTS.

L. HELDT - MCC 2-1-0: 18 PTS.
M. MONTGOMERY - COZ 2-0-0: 22 PTS.
SERMENO - OG 1-2-0: 7 PTS.
HAMILTON - CCHS 1-1-0: 10 PTS.
FISHER - BC 0-2-0: 0 PTS.

1 M. MONTGOMERY - COZ - 2;39 F
2 L. HELDT - MCC - -
3 HAMILTON - CCHS - ;58 F
4 SERMENO - OG - -

CHASE COUNTY INVITATIONAL

CHAMPIONS BRACKET UNL LBS. CLASS

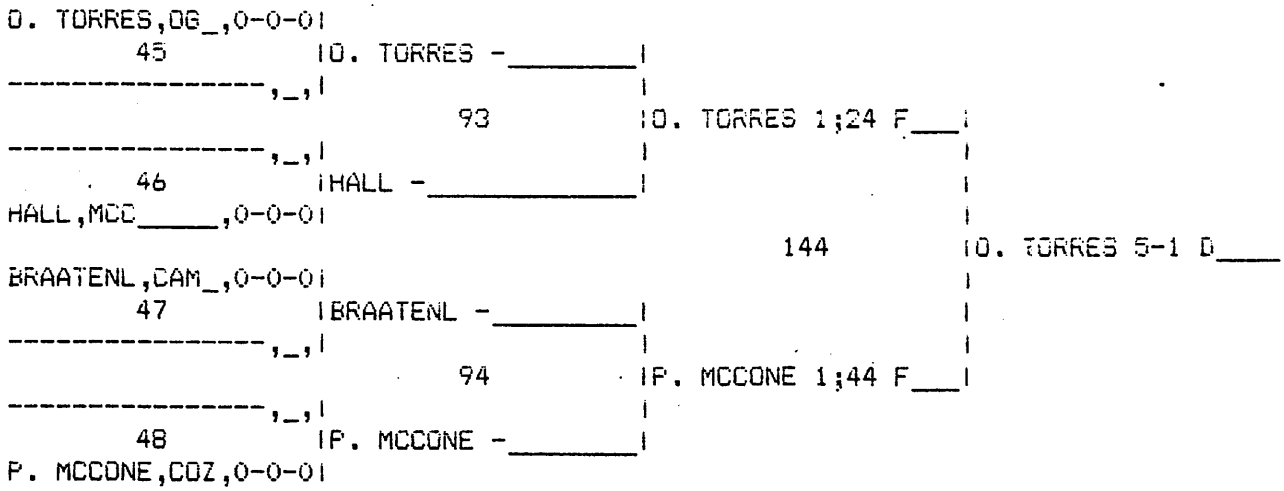


CONSOLATION BRACKET UNL LBS. CLASS

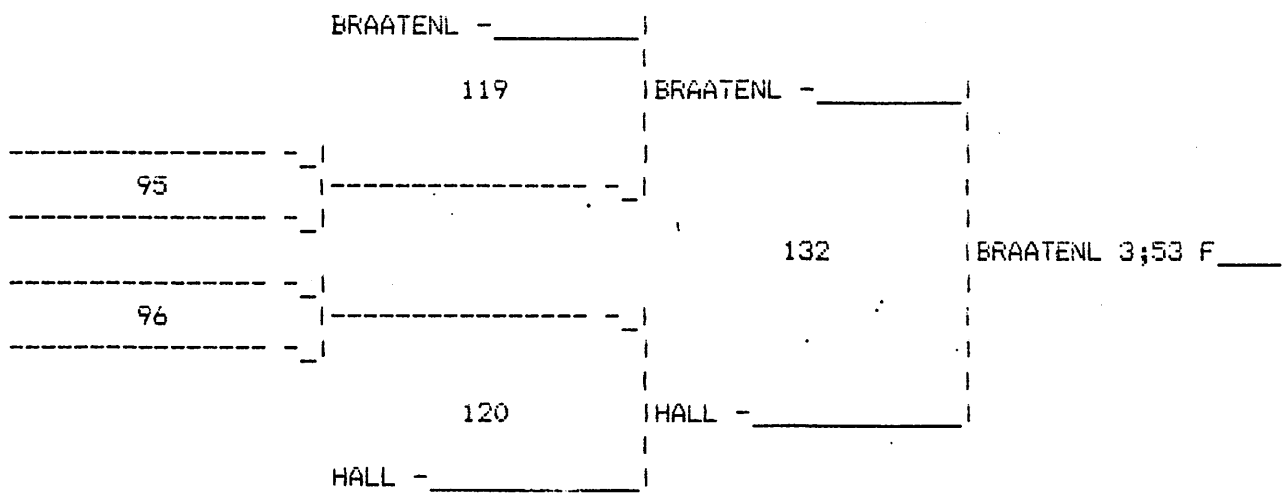


UNL LBS. CLASS RESULTS.

O. TORRES - OG 2-0-0: 18 PTS.
P. MCCONE - COZ 1-1-0: 14 PTS.
BRAATENL - CAM 1-1-0: 9 PTS.
HALL - MCC 0-2-0: 4 PTS.

1 O. TORRES - OG - 5-1 D
2 P. MCCONE - COZ - -
3 BRAATENL - CAM - 3;53 F
4 HALL - MCC - -

B-4 DISTRICT FINALS
TEAM RANKINGS

1. GERING - 122
2. GIBBON - 89.5
3. SIDNEY - 71.5
4. CHADRON - 66
5. MINDEN - 53.5
6. GOTHENBURG - 51.5
7. HOLDREGE - 46.5
8. LEXINGTON - 46
9. MITCHELL - 46
10. OGALLALA - 46
11. KIMBALL - 39
12. MCCOOK - 33
13. GORDON - 29.5
14. IMPERIAL - 13
15. COZAD - 12

B-4 DISTRICT FINALS
TEAM RANKINGS

1. GERING - 122
2. GIBBON - 89.5
3. SIDNEY - 71.5
4. CHADRON - 66
5. MINDEN - 53.5
6. GOTHENBURG - 51.5
7. HOLDREGE - 46.5
8. LEXINGTON - 46
9. MITCHELL - 46
10. OGALLALA - 46
11. KIMBALL - 39
12. MCCOOK - 33
13. GORDON - 29.5
14. IMPERIAL - 13
15. COZAD - 12

B-4 DISTRICT FINALS

CHAMPIONS BRACKET 98 LBS. CLASS

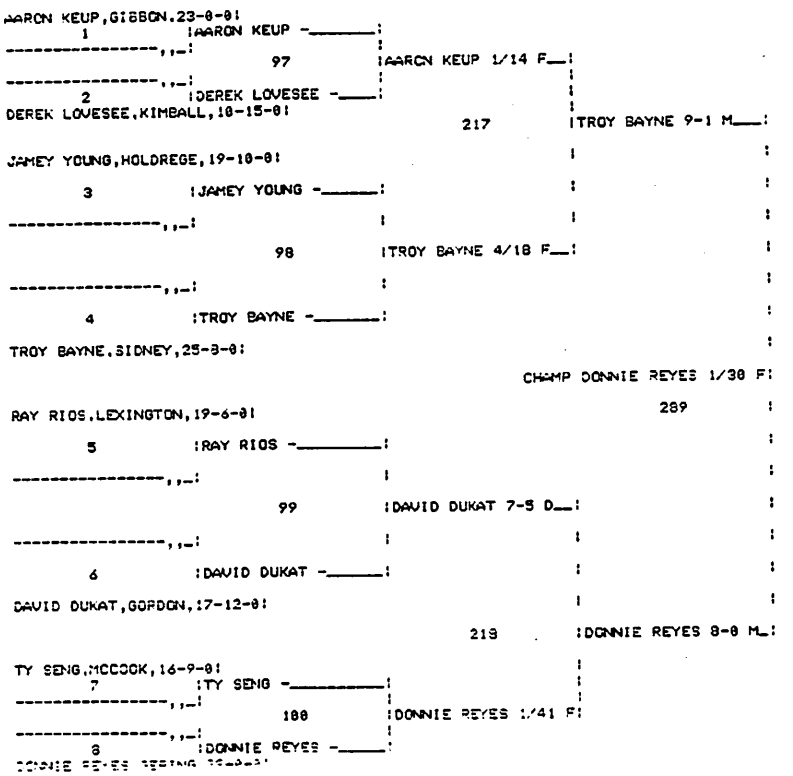


CONSOLATION BRACKET 98 LBS. CLASS

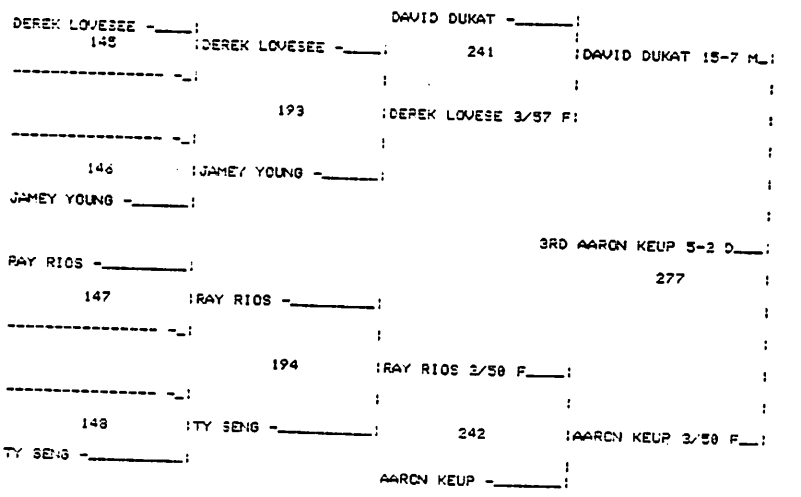


98 LBS. CLASS RESULTS.

AARON KEUP - GIBSON 26-1-0: 14 PTS.
DONNIE REYES - GERING 31-0-0: 22.5 PTS.
RAY RIOS - LEXINGTON 20-3-0: 3 PTS.
TROY BAYNE - SIDNEY 27-9-0: 16.5 PTS.
JAMEY YOUNG - HOLDREGE 19-12-0: 0 PTS.
DAVID DUKAT - GORDON 19-14-0: 7.5 PTS.
TY SENG - MCCOOK 16-11-0: 0 PTS.
DEREK LOVESEE - KIMBALL 11-17-0: 3 PTS.

1 DONNIE REYES - GERING 31-0-0
2 TROY BAYNE - SIDNEY 27-9-0
3 AARON KEUP - GIBSON 26-1-0
4 DAVID DUKAT - GORDON 19-14-0

B-4 DISTRICT FINALS

CHAMPIONS BRACKET 105 LBS. CLASS

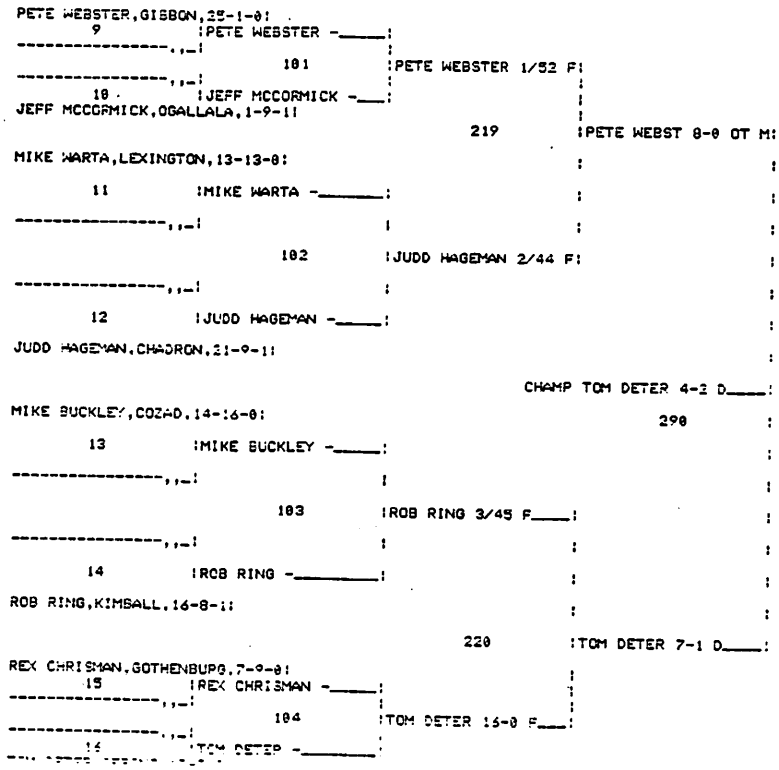


CONSOLATION BRACKET 105 LBS. CLASS

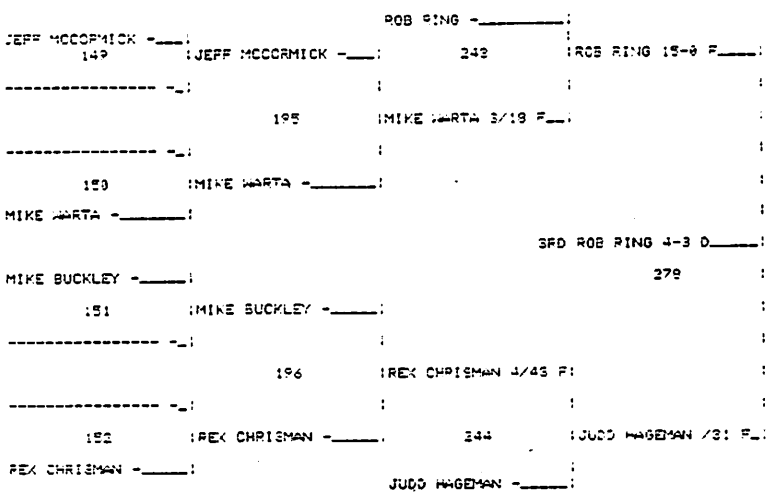


105 LBS. CLASS RESULTS.

PETE WEBSTER - GIBBON 27-2-0: 16.5 PTS.
TOM DETER - GERING 22-3-0: 20 PTS.
MIKE BUCKLEY - COZAD 14-18-0: 0 PTS.
JUDD HAGEMAN - CHADRON 23-11-1: 11 PTS.
MIKE WARTA - LEXINGTON 14-15-0: 3 PTS.
ROB RING - KIMBALL 19-9-1: 14 PTS.
REX CHRISMAN - GOTHENBURG 8-11-0: 3 PTS.
JEFF MCCORMICK - OGALLALA 1-11-1: 0 PTS.

1 TOM DETER - GERING 22-3-0
2 PETE WEBSTER - GIBBON 27-2-0
3 ROB RING - KIMBALL 19-9-1
4 JUDD HAGEMAN - CHADRON 23-11-1

B-4 DISTRICT FINALS

CHAMPIONS BRACKET 112 LBS. CLASS

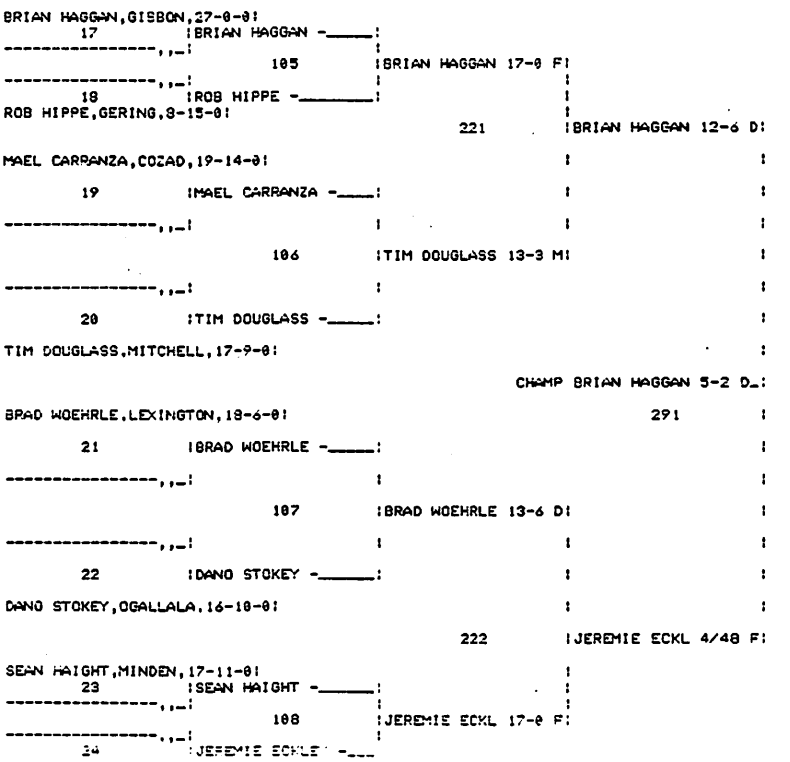


CONSOLATION BRACKET 112 LBS. CLASS

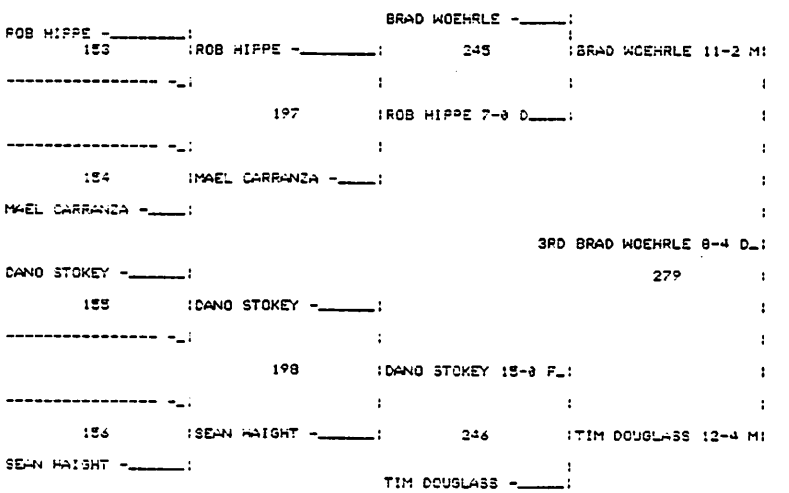


112 LBS. CLASS RESULTS.

BRIAN HAGGAN - GIBBON 30-0-0: 20 PTS.
JEREMIE ECKLEY - SIDNEY 28-2-0: 18 PTS.
BRAD WOEHRLE - LEXINGTON 21-7-0: 10.5 PTS.
TIM DOUGLASS - MITCHELL 19-11-0: 8 PTS.
MAEL CARRANZA - COZAD 19-16-0: 0 PTS.
DANO STOKEY - OGALLALA 17-12-0: 3 PTS.
SEAN HAIGHT - MINDEN 17-13-0: 0 PTS.
ROB HIPPE - GERING 9-17-0: 1 PTS.

1 BRIAN HAGGAN - GIBBON 30-0-0
2 JEREMIE ECKLEY - SIDNEY 28-2-0
3 BRAD WOEHRLE - LEXINGTON 21-7-0
4 TIM DOUGLASS - MITCHELL 19-11-0

B-4 DISTRICT FINALS

CHAMPIONS BRACKET 119 LBS. CLASS




CONSOLATION BRACKET 119 LBS. CLASS

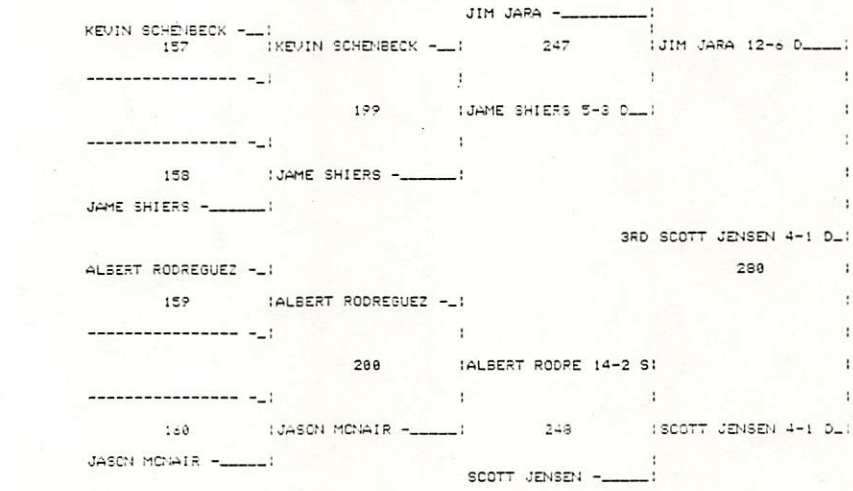


119 LBS. CLASS RESULTS.

SCOTT CEDERBURG - MINDEN 25-3-0: 16 PTS.
EDDIE SALAZAR - GERING 23-8-0: 22.5 PTS.
ALBERT RODREGUEZ - GOTHENBURG 23-10-0: 2 PTS.
SCOTT JENSEN - SIDNEY 29-7-0: 10 PTS.
JAME SHIERS - GIBBON 21-9-0: 1 PTS.
JIM JARA - OGALLALA 22-9-1: 7 PTS.
JASON MCNAIR - IMPERIAL 16-8-0: 0 PTS.
KEVIN SCHENBECK - CHADRON 4-7-0: 0 PTS.

1 EDDIE SALAZAR - GERING 23-8-0
2 SCOTT CEDERBURG - MINDEN 25-3-0
3 SCOTT JENSEN - SIDNEY 29-7-0
4 JIM JARA - OGALLALA 22-9-1

B-4 DISTRICT FINALS

CHAMPIONS BRACKET 126 LBS. CLASS




CONSOLATION BRACKET 126 LBS. CLASS

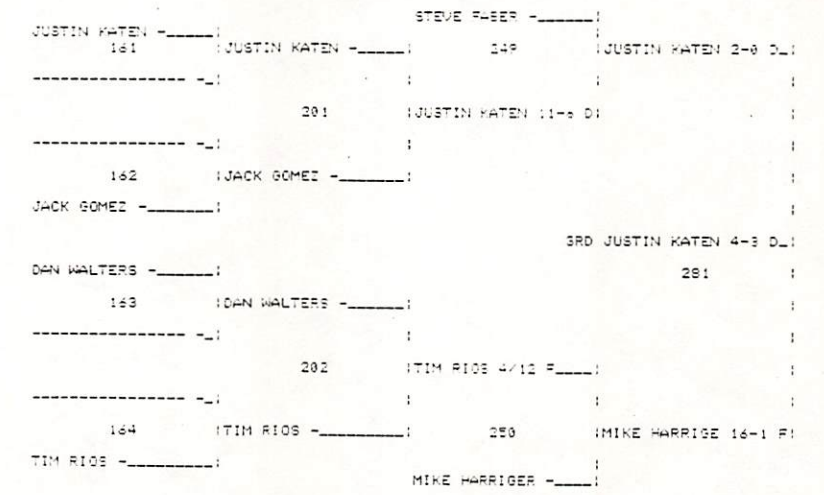


126 LBS. CLASS RESULTS.

TRAVIS BROCK - GOTHENBURG 27-5-0: 14.5 PTS.
PAT STOKEY - OGALLALA 24-5-0: 20 PTS.
STEVE FABER - GIBBON 29-9-0: 4 PTS.
MIKE HARRIGER - MITCHELL 21-8-0: 9.5 PTS.
JACK GOMEZ - COZAD 7-12-0: 0 PTS.
DAN WALTERS - GORDON 23-14-1: 0 PTS.
TIM RIOS - LEXINGTON 19-16-0: 3 PTS.
JUSTIN KATEN - SIDNEY 22-15-0: 9 PTS.

1 PAT STOKEY - OGALLALA 24-5-0
2 TRAVIS BROCK - GOTHENBURG 27-5-0
3 JUSTIN KATEN - SIDNEY 22-15-0
4 MIKE HARRIGER - MITCHELL 21-8-0

B-4 DISTRICT FINALS

CHAMPIONS BRACKET 132 LBS. CLASS

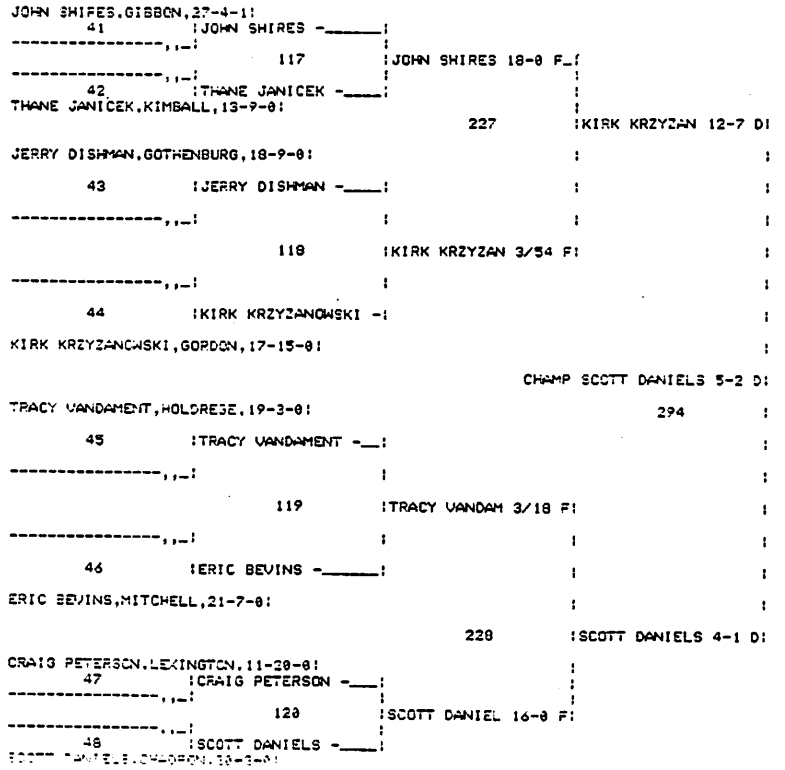


CONSOLATION BRACKET 132 LBS. CLASS

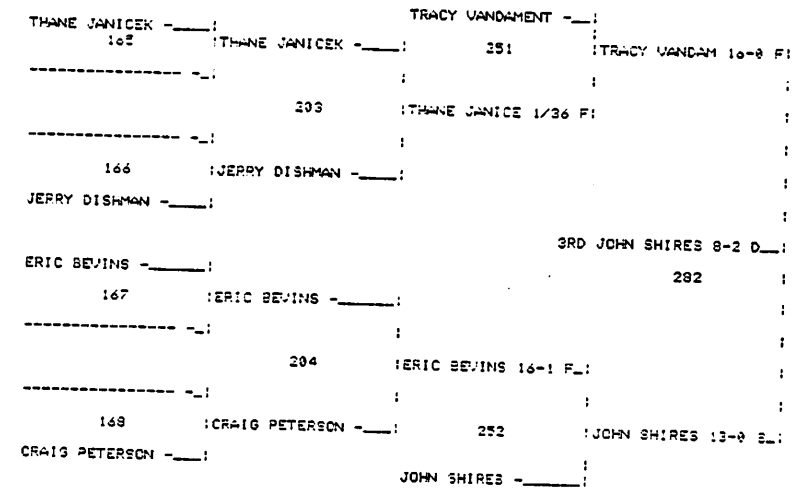


132 LBS. CLASS RESULTS.

JOHN SHIRES - GIBBON 30-5-1: 13 PTS.
SCOTT DANIELS - CHADRON 23-2-0: 20 PTS.
TRACY VANDAMENT - HOLDREGE 21-5-0: 11 PTS.
KIRK KRZYZANOWSKI - GORDON 19-16-0: 16 PTS.
JERRY DISHMAN - GOTHENBURG 18-11-0: 0 PTS.
ERIC BEVINS - MITCHELL 22-9-0: 3 PTS.
CRAIG PETERSON - LEXINGTON 11-22-0: 0 PTS.
THANE JANICEK - KIMBALL 14-11-0: 3 PTS.

1 SCOTT DANIELS - CHADRON 23-2-0
2 KIRK KRZYZANOWSKI - GORDON 19-16-0
3 JOHN SHIRES - GIBBON 30-5-1
4 TRACY VANDAMENT - HOLDREGE 21-5-0

# 8-4 DISTRICT FINALS

## CHAMPIONS BRACKET 138 LBS. CLASS

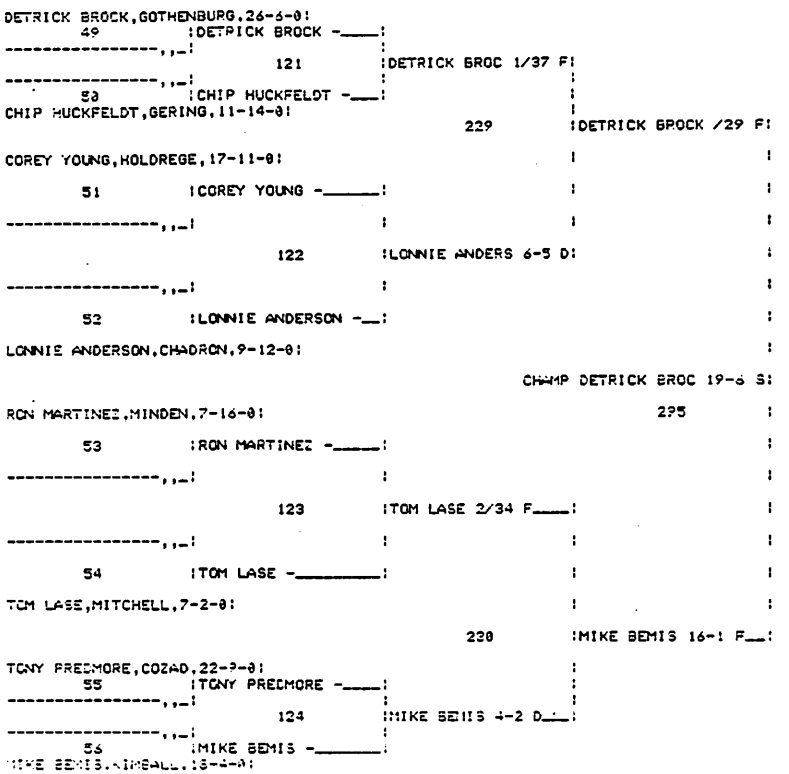


## CONSOLATION BRACKET 138 LBS. CLASS

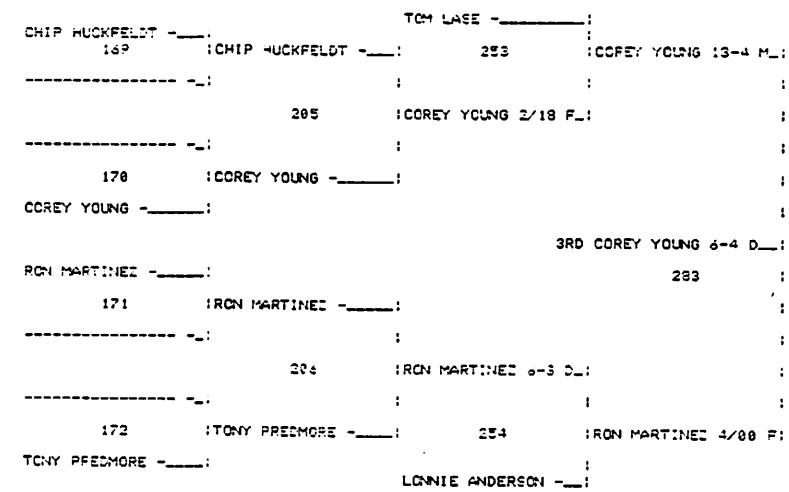


138 LBS. CLASS RESULTS.

DETRICK BROCK - GOTHENBURG 29-6-0: 23 PTS.
MIKE BEMIS - KIMBALL 20-5-0: 16 PTS.
RON MARTINEZ - MINDEN 9-18-0: 8 PTS.
LONNIE ANDERSON - CHADRON 10-14-0: 2 PTS.
COREY YOUNG - HOLDREGE 20-12-0: 11.5 PTS.
TOM LASE - MITCHELL 3-4-0: 4 PTS.
TONY PREDMORE - COZAD 22-11-0: 6 PTS.
CHIP HUCKFELDT - GERING 11-16-0: 3 PTS.

1 DETRICK BROCK - GOTHENBURG 29-6-0
2 MIKE BEMIS - KIMBALL 20-5-0
3 COREY YOUNG - HOLDREGE 20-12-0
4 RON MARTINEZ - MINDEN 9-18-0

B-4 DISTRICT FINALS

CHAMPIONS BRACKET 145 LBS. CLASS

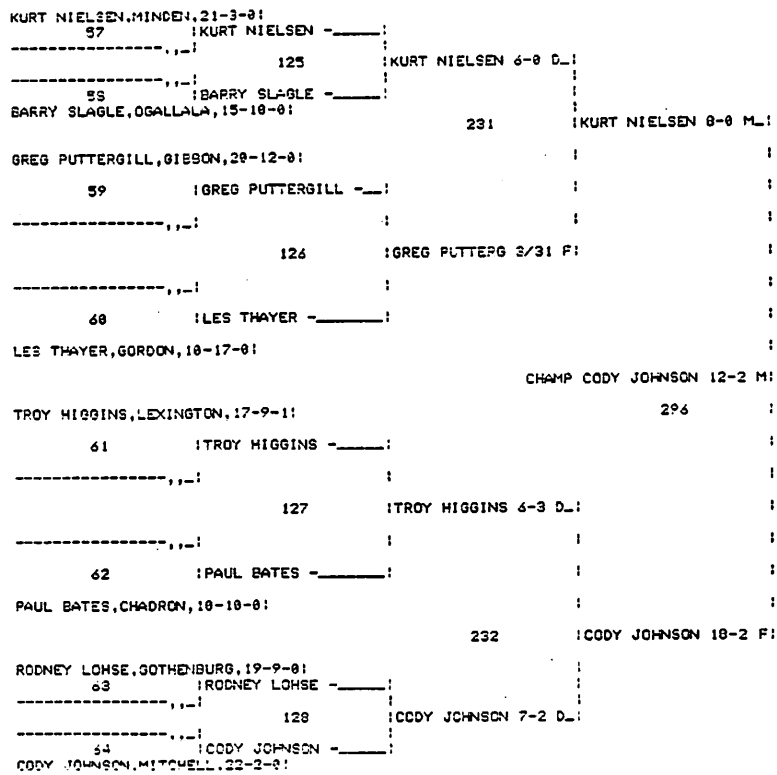


CONSOLATION BRACKET 145 LBS. CLASS

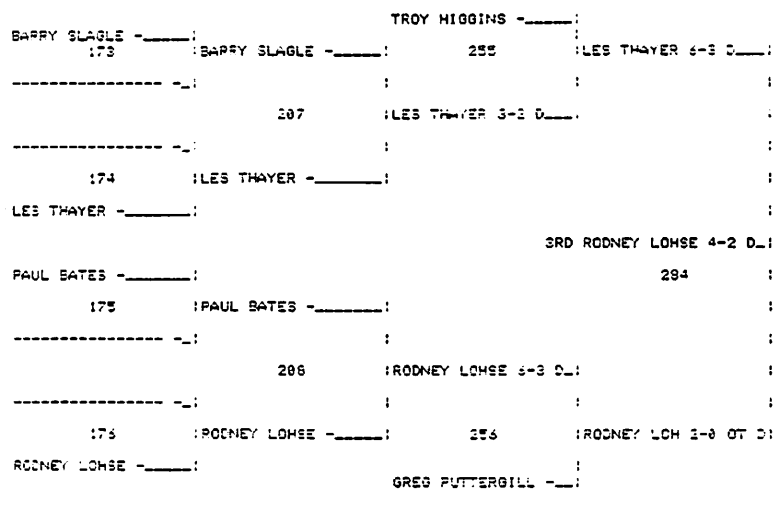


145 LBS. CLASS RESULTS.

KURT NIELSEN - MINDEN 23-4-0: 14.5 PTS.
CODY JOHNSON - MITCHELL 25-2-0: 20.5 PTS.
TROY HIGGINS - LEXINGTON 18-11-1: 2 PTS.
LES THAYER - GORDON 12-19-0: 6 PTS.
GREG PUTTERGILL - GIBBON 21-14-0: 4 PTS.
PAUL BATES - CHADRON 18-12-0: 0 PTS.
RODNEY LOHSE - GOTHENBURG 22-18-0: 9 PTS.
BARRY SLAGLE - OGALLALA 15-12-0: 0 PTS.

1 CODY JOHNSON - MITCHELL 25-2-0
2 KURT NIELSEN - MINDEN 23-4-0
3 RODNEY LOHSE - GOTHENBURG 22-18-0
4 LES THAYER - GORDON 12-19-0

# B-4 DISTRICT FINALS

## CHAMPIONS BRACKET 155 LBS. CLASS

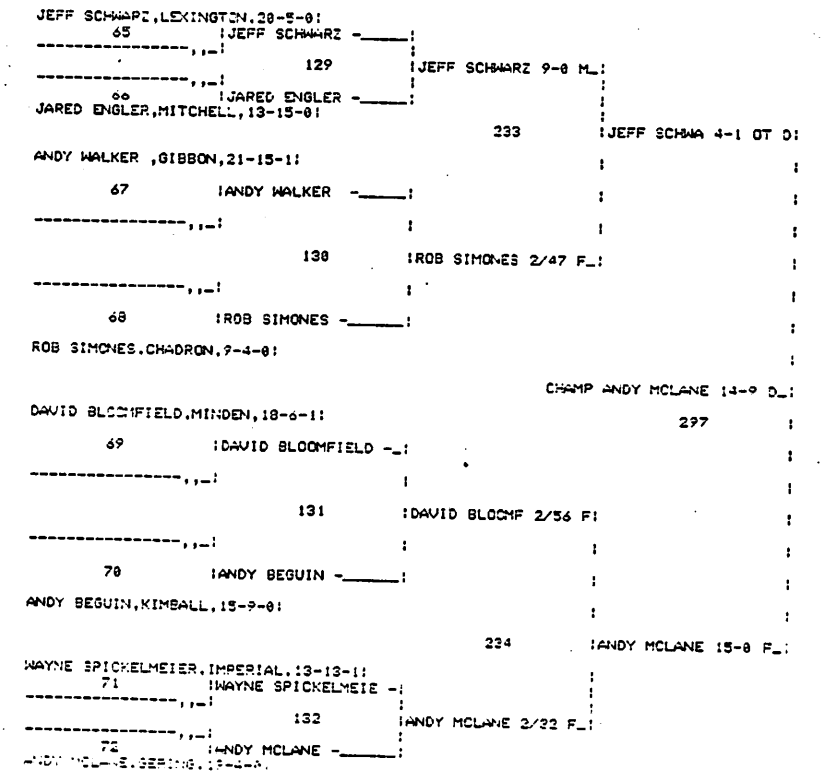


## CONSOLATION BRACKET 155 LBS. CLASS

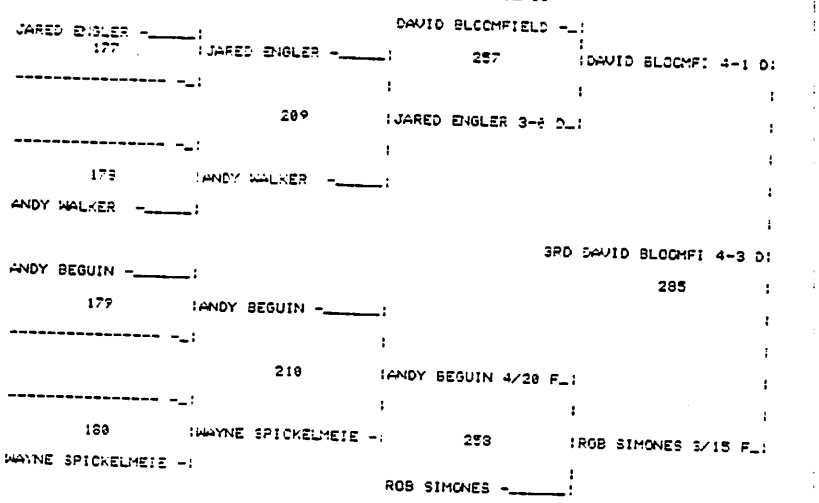


155 LBS. CLASS RESULTS.

JEFF SCHWARZ - LEXINGTON 22-6-0: 14.5 PTS.
ANDY MCLANE - GERING 22-4-0: 22 PTS.
DAVID BLOOMFIELD - MINDEN 21-7-1: 12 PTS.
ROB SIMONES - CHADRON 11-6-0: 11 PTS.
ANDY WALKER - GIBBON 21-17-1: 8 PTS.
ANDY BEGUIN - KIMBALL 16-11-0: 3 PTS.
WAYNE SPICKELMEIER - IMPERIAL 13-15-1: 8 PTS.
JARED ENGLER - MITCHELL 14-17-0: 1 PTS.

1 ANDY MCLANE - GERING 22-4-0
2 JEFF SCHWARZ - LEXINGTON 22-6-0
3 DAVID BLOOMFIELD - MINDEN 21-7-1
4 ROB SIMONES - CHADRON 11-6-0

B-4 DISTRICT FINALS

CHAMPIONS BRACKET 167 LBS. CLASS

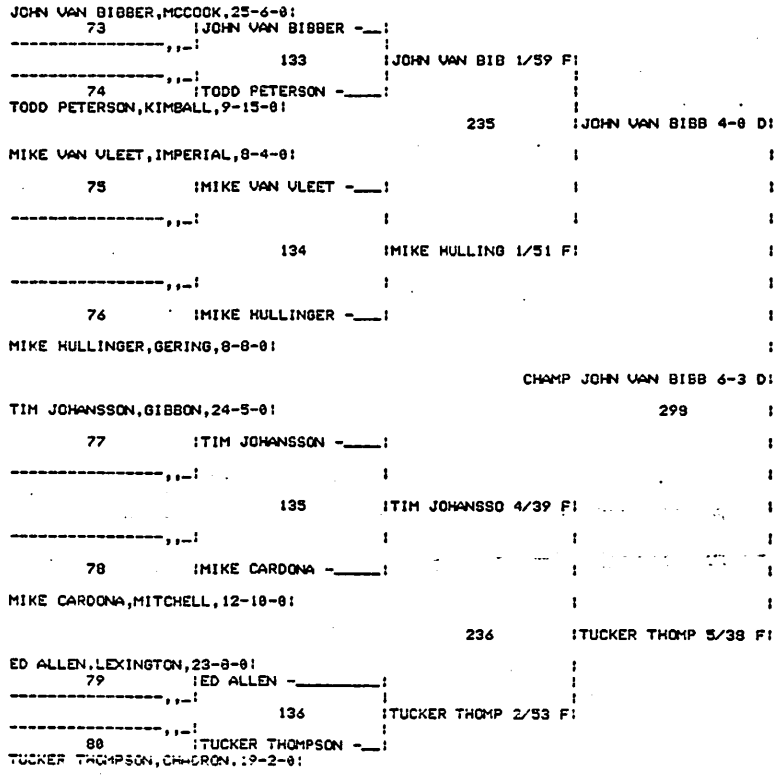


CONSOLATION BRACKET 167 LBS. CLASS

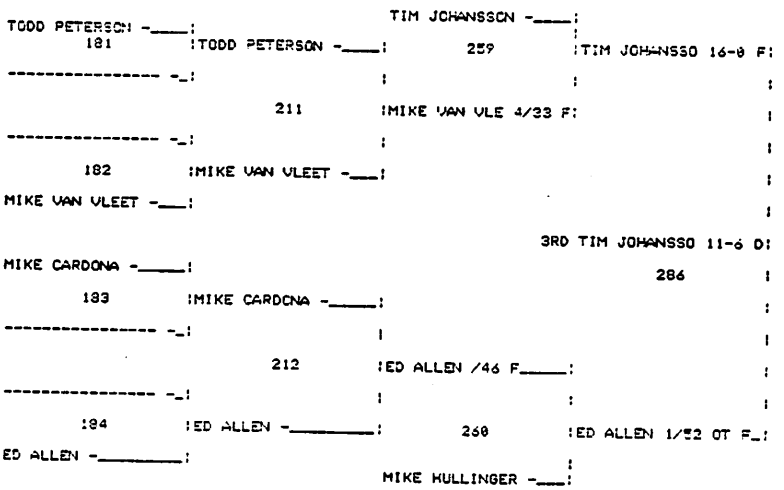


167 LBS. CLASS RESULTS.

JOHN VAN BIBBER - MCCOOK 28-6-0: 20 PTS.
TUCKER THOMPSON - CHADRON 21-3-0: 18 PTS.
TIM JOHANSSON - GIBBON 27-6-0: 14 PTS.
MIKE HULLINGER - GERING 9-10-0: 4 PTS.
MIKE VAN VLEET - IMPERIAL 9-6-0: 3 PTS.
MIKE CARDONA - MITCHELL 12-12-0: 0 PTS.
ED ALLEN - LEXINGTON 25-10-0: 10 PTS.
TODD PETERSON - KIMBALL 9-17-0: 0 PTS.

1 JOHN VAN BIBBER - MCCOOK 28-6-0
2 TUCKER THOMPSON - CHADRON 21-3-0
3 TIM JOHANSSON - GIBBON 27-6-0
4 ED ALLEN - LEXINGTON 25-10-0

# 8-4 DISTRICT FINALS

## CHAMPIONS BRACKET 185 LBS. CLASS

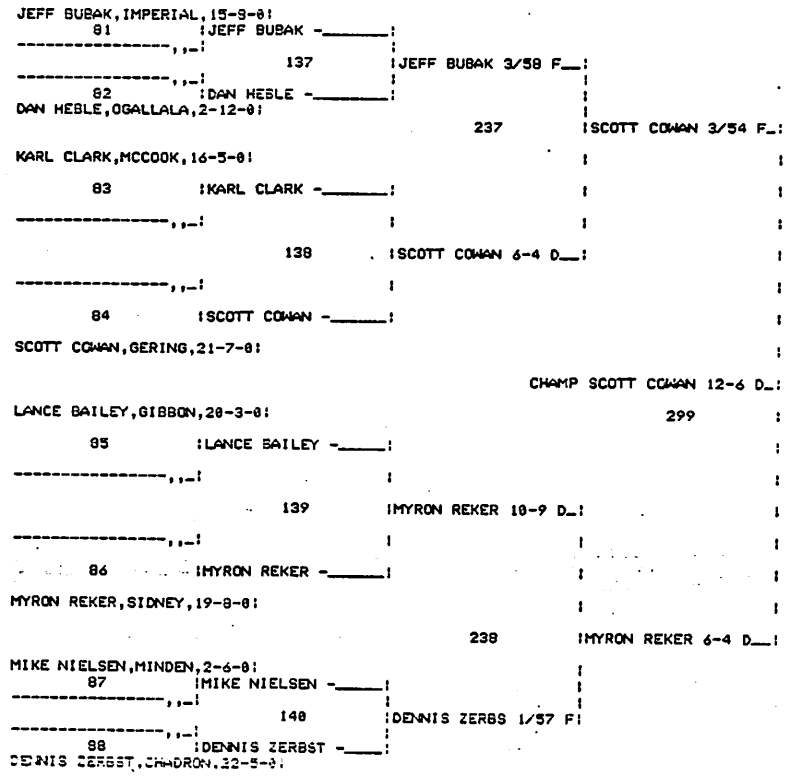


## CONSOLATION BRACKET 185 LBS. CLASS

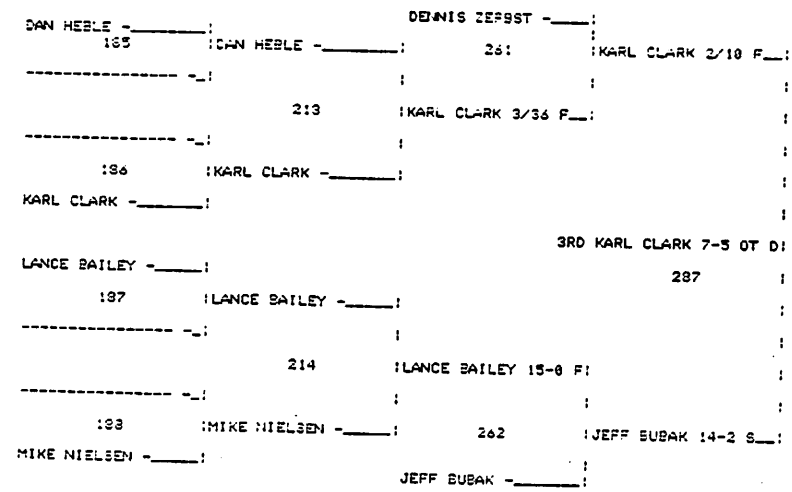


185 LBS. CLASS RESULTS.

JEFF BUBAK - IMPERIAL 17-10-0: 10 PTS.
DENNIS ZERBST - CHADRON 23-7-0: 4 PTS.
LANCE BAILEY - GIBBON 21-5-0: 3 PTS.
SCOTT COWAN - GERING 24-7-0: 20 PTS.
KARL CLARK - MCCOOK 19-6-0: 13 PTS.
MYRON REKER - SIDNEY 21-9-0: 14 PTS.
MIKE NIELSEN - MINDEN 2-8-0: 0 PTS.
DAN HEBLE - OGALLALA 2-14-0: 0 PTS.

1 SCOTT COWAN - GERING 24-7-0
2 MYRON REKER - SIDNEY 21-9-0
3 KARL CLARK - MCCOOK 19-6-0
4 JEFF BUBAK - IMPERIAL 17-10-0

B-4 DISTRICT FINALS

CHAMPIONS BRACKET HWT LBS. CLASS

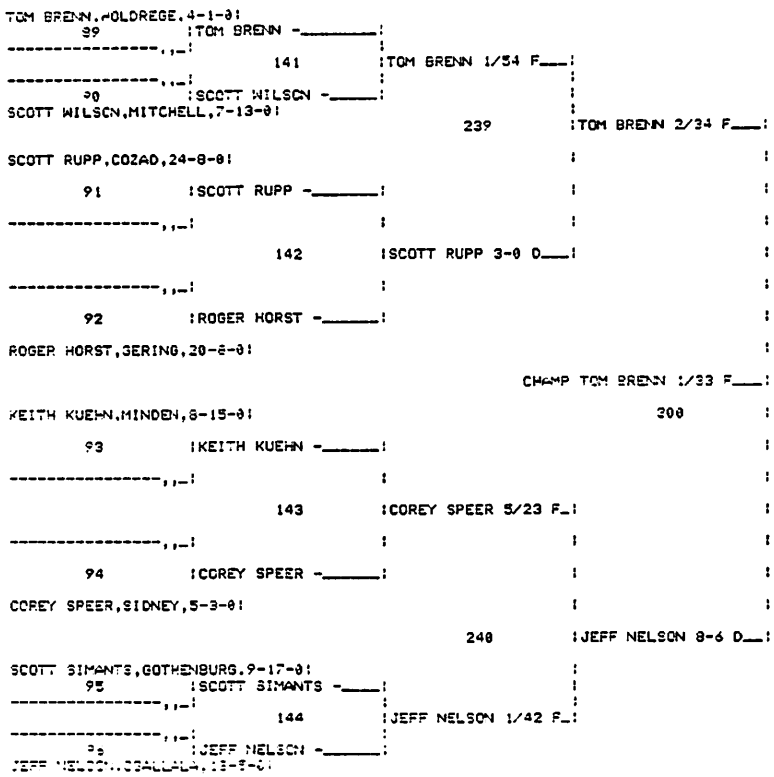


CONSOLATION BRACKET HWT LBS. CLASS

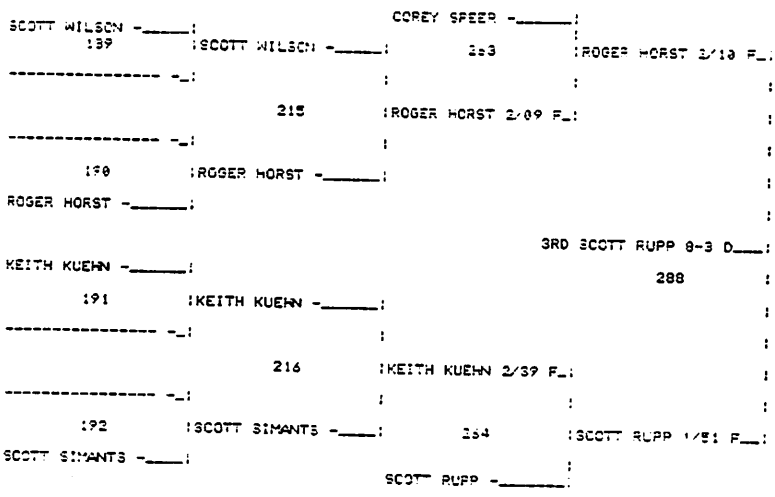


HWT LBS. CLASS RESULTS.

TOM BRENN - HOLDREGE 7-1-0: 24 PTS.
JEFF NELSON - OGALLALA 20-6-0: 16 PTS.
KEITH KUEHN - MINDEN 9-17-0: 3 PTS.
ROGER HORST - GERING 22-10-0: 10 PTS.
SCOTT RUPP - COZAD 27-9-0: 12 PTS.
COREY SPEER - SIDNEY 6-5-0: 4 PTS.
SCOTT SIMANTS - GOTHENBURG 9-19-0: 0 PTS.
SCOTT WILSON - MITCHELL 7-15-0: 0 PTS.

1 TOM BRENN - HOLDREGE 7-1-0
2 JEFF NELSON - OGALLALA 20-6-0
3 SCOTT RUPP - COZAD 27-9-0
4 ROGER HORST - GERING 22-10-0

CHASE COUNTY INVITATIONAL
TEAM RANKINGS

1. OG - 153
2. COZ - 120.5
3. HY - 75.5
4. MCC - 69
5. CAM - 45
6. BC - 37
7. HER - 36
8. CCHS - 34
9. HAX - 20
10. CAL - 18
11. WR - 0

CHASE COUNTY INVITATIONAL - 15

CHAMPIONS BRACKET 98 LBS. CLASS

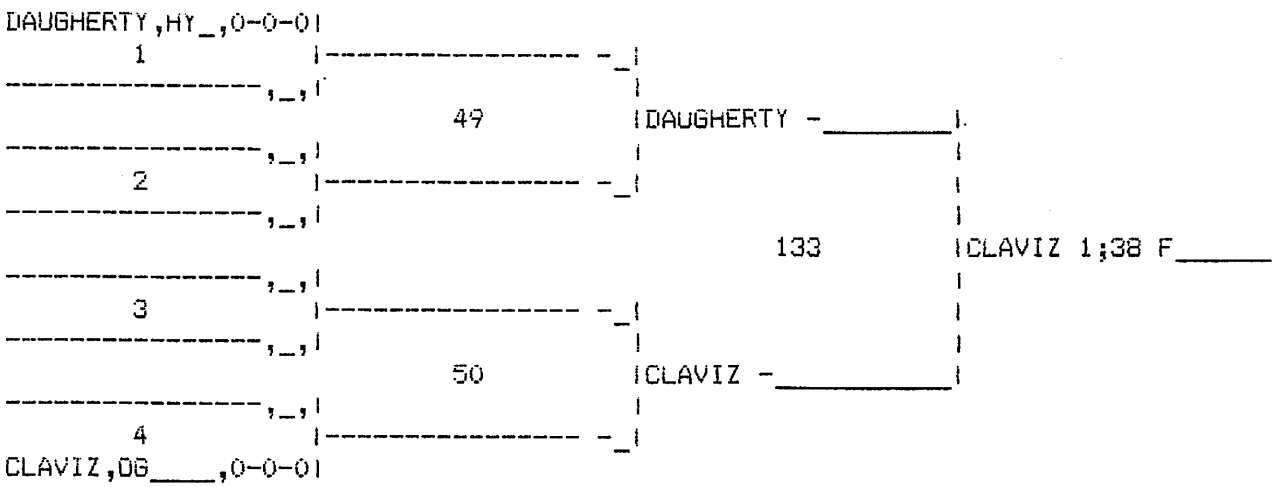


CONSOLATION BRACKET 98 LBS. CLASS

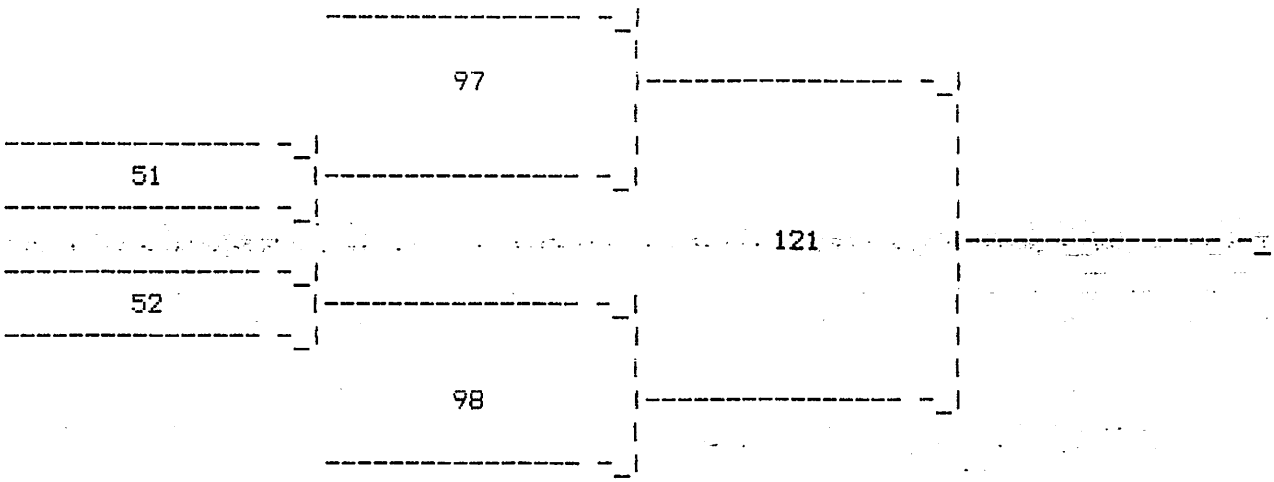


98 LBS. CLASS RESULTS.

DAUGHERTY - HY 0-1-0: 10 PTS.
CLAVIZ - OG 1-0-0: 16 PTS.

1 CLAVIZ - OG - 1;38 F
2 DAUGHERTY - HY - -

CHASE COUNTY INVITATIONAL -B

CHAMPIONS BRACKET 105 LBS. CLASS

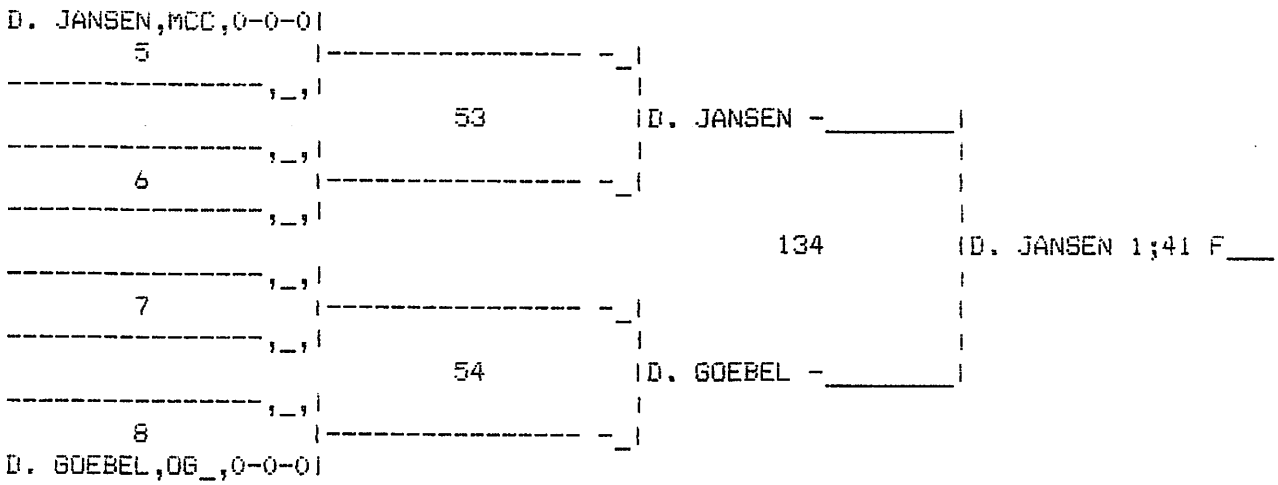


CONSOLATION BRACKET 105 LBS. CLASS

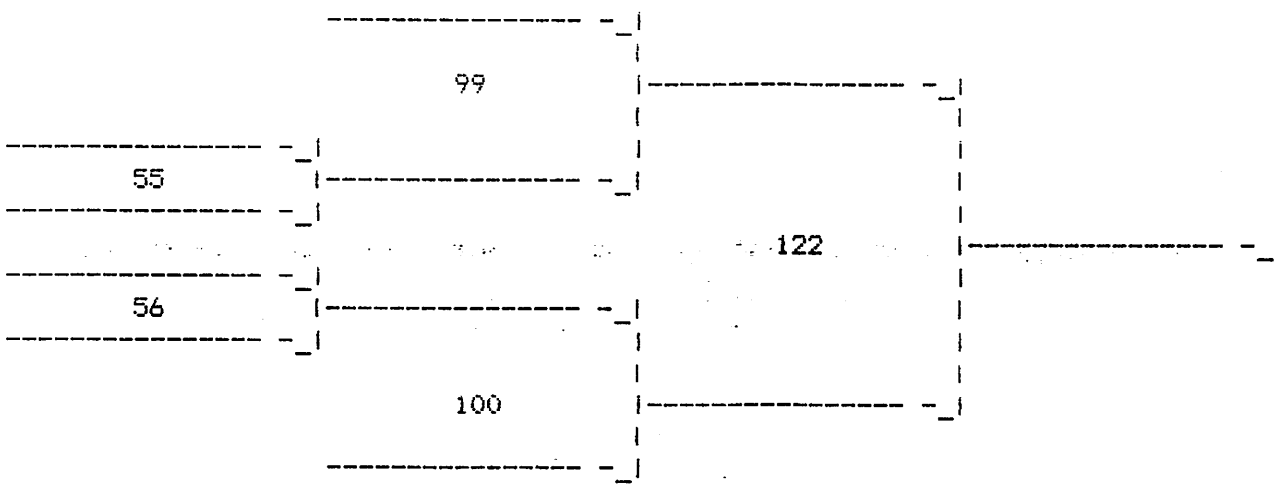


105 LBS. CLASS RESULTS.

D. JANSEN - MCC 1-0-0: 16 PTS.
D. GOEBEL - OG 0-1-0: 10 PTS.

1 D. JANSEN - MCC - 1;41 F
2 D. GOEBEL - OG - -

CHASE COUNTY INVITATIONAL

CHAMPIONS BRACKET 112 LBS. CLASS

B

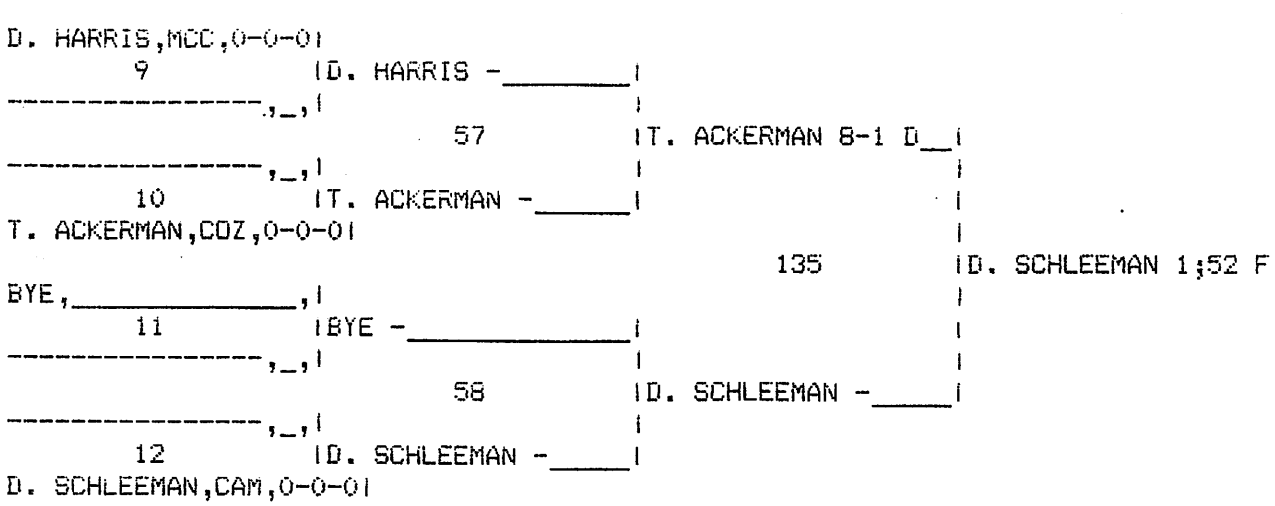


CONSOLATION BRACKET 112 LBS. CLASS

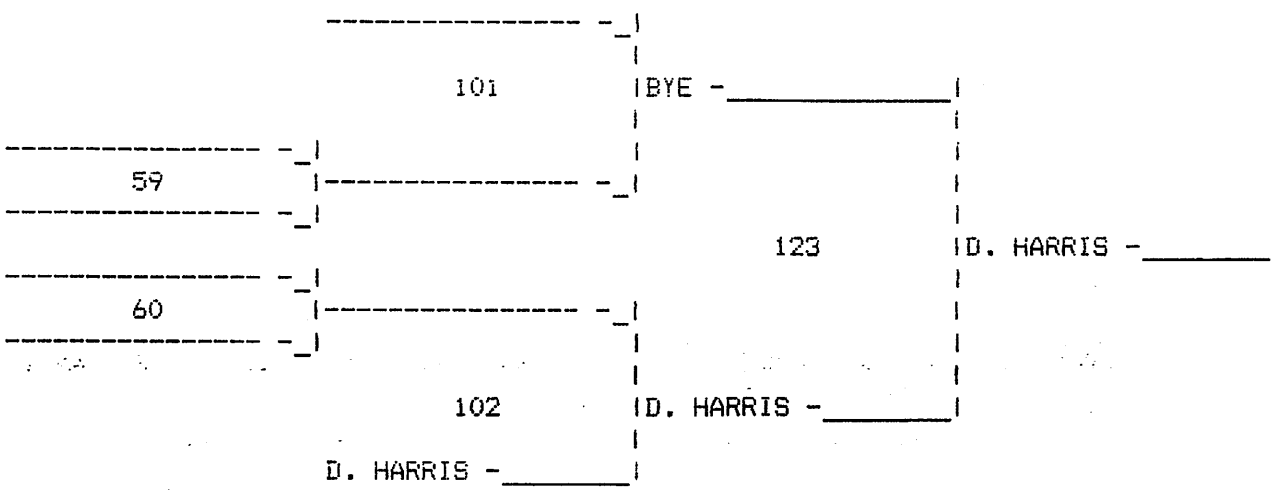


112 LBS. CLASS RESULTS.

D. HARRIS - MCC 0-1-0: 7 PTS.
D. SCHLEEMAN - CAM 1-0-0: 18 PTS.
T. ACKERMAN - COZ 1-1-0: 12 PTS.

1 D. SCHLEEMAN - CAM - 1;52 F
2 T. ACKERMAN - COZ - -
3 D. HARRIS - MCC - -

CHASE COUNTY INVITATIONAL

CHAMPIONS BRACKET 119 LBS. CLASS B

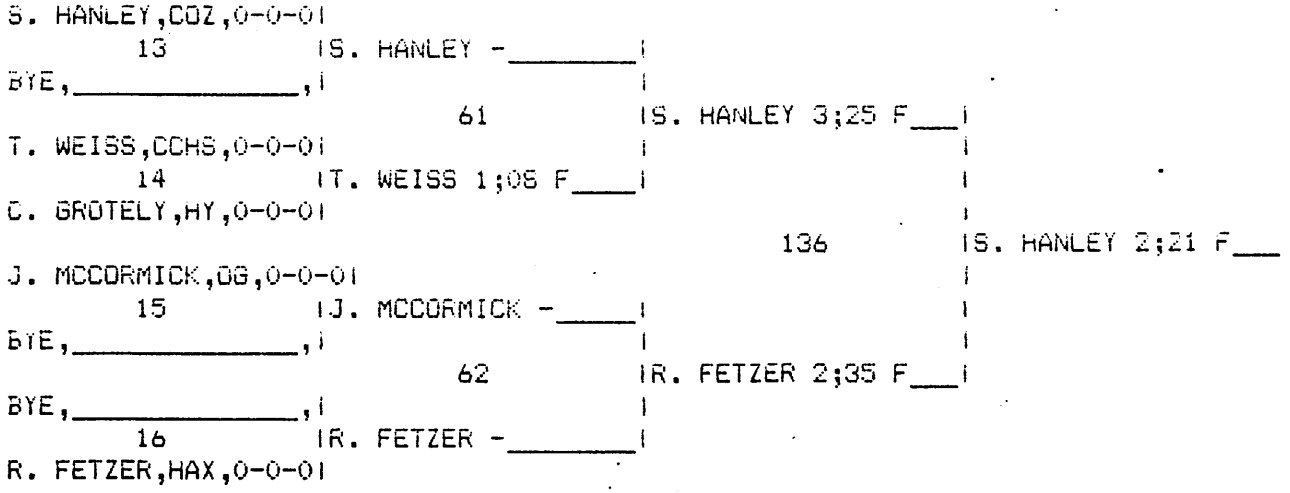


CONSOLATION BRACKET 119 LBS. CLASS

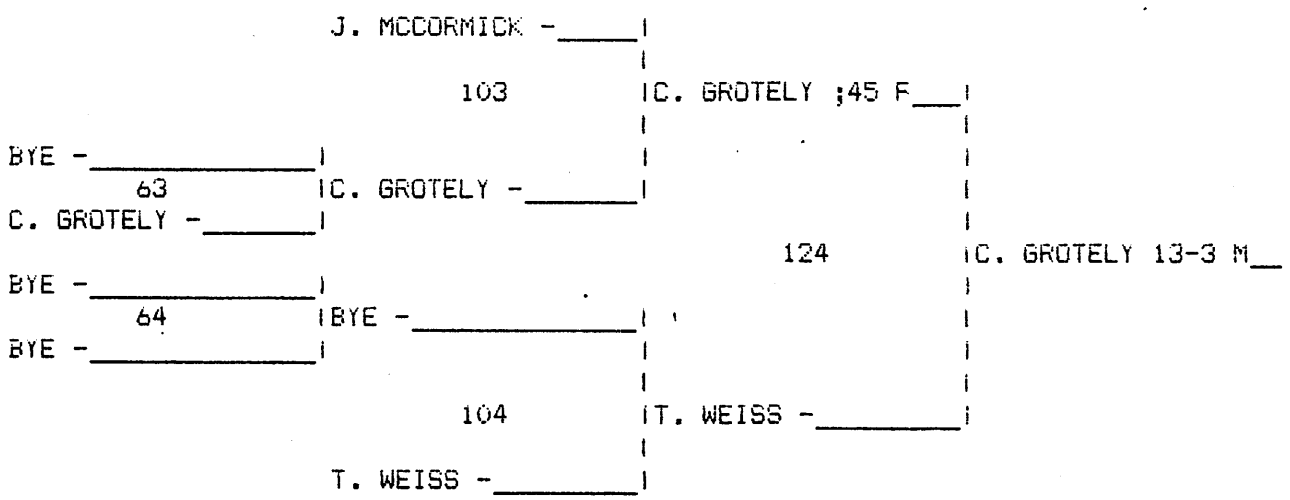


119 LBS. CLASS RESULTS.

S. HANLEY - COZ 2-0-0: 22 PTS.
R. FETZER - HAX 1-1-0: 16 PTS.
J. MCCORMICK - OG 0-2-0: 0 PTS.
C. GROTELY - HY 2-1-0: 11.5 PTS.
T. WEISS - CCHS 1-2-0: 8 PTS.

1 S. HANLEY - COZ - 2;21 F
2 R. FETZER - HAX - -
3 C. GROTELY - HY - 13-3 M
4 T. WEISS - CCHS - -

B-

CHASE COUNTY INVITATIONAL

CHAMPIONS BRACKET 126 LBS. CLASS

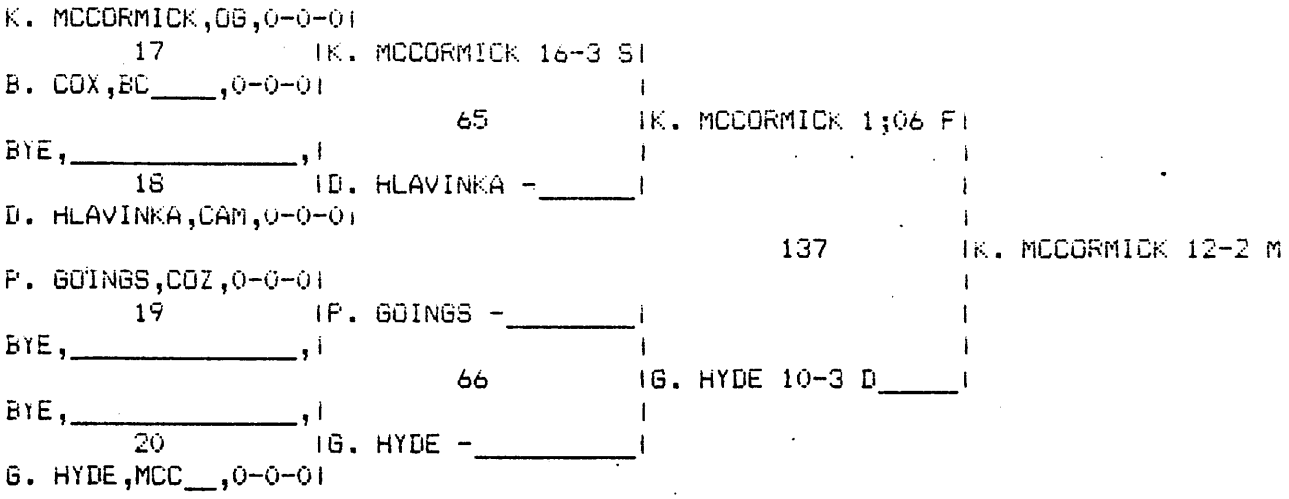


CONSOLATION BRACKET 126 LBS. CLASS

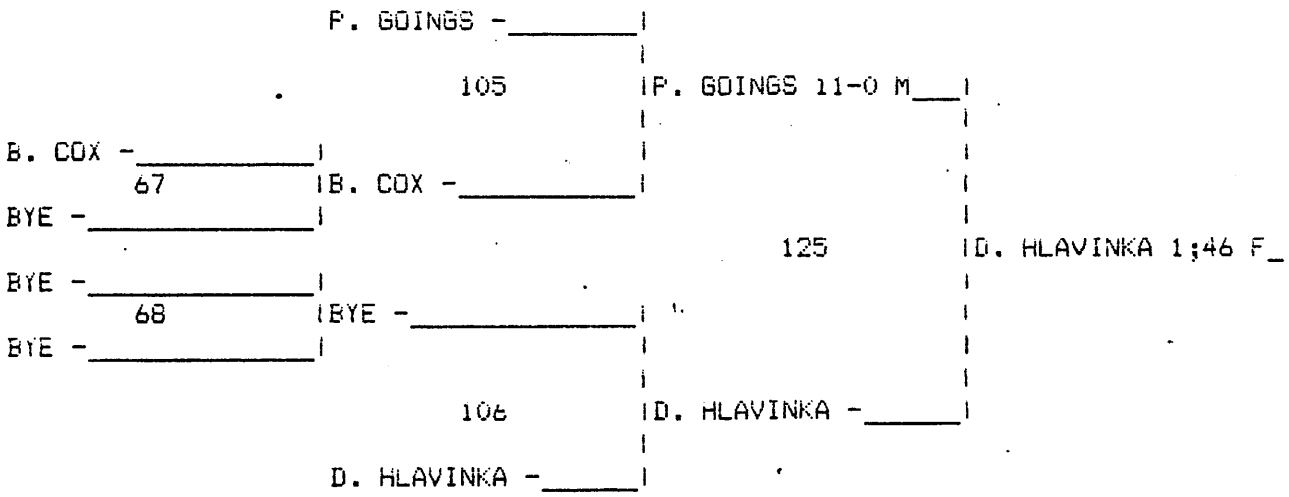


126 LBS. CLASS RESULTS.

K. MCCORMICK - OG 3-0-0: 21.5 PTS.
G. HYDE - MCC 1-1-0: 14 PTS.
P. GOINGS - COZ 1-2-0: 5.5 PTS.
D. HLAVINKA - CAM 1-1-0: 10 PTS.
B. COX - BC 0-2-0: 0 PTS.

1 K. MCCORMICK - OG - 12-2 M
2 G. HYDE - MCC - -
3 D. HLAVINKA - CAM - 1:46 F
4 P. GOINGS - COZ - -

B-

# CHASE COUNTY INVITATIONAL

## CHAMPIONS BRACKET 132 LBS. CLASS

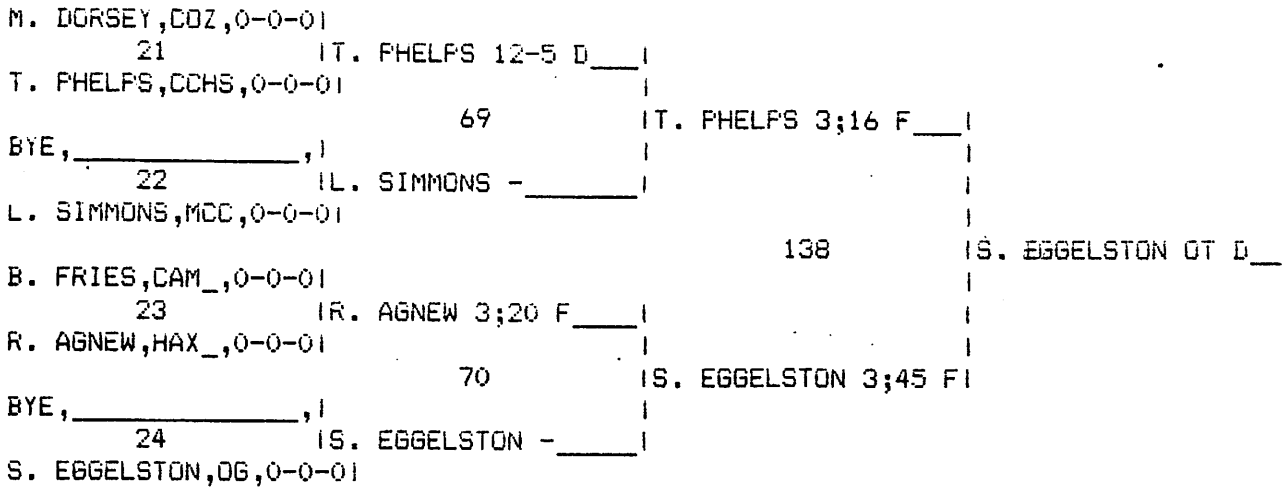


## CONSOLATION BRACKET 132 LBS. CLASS

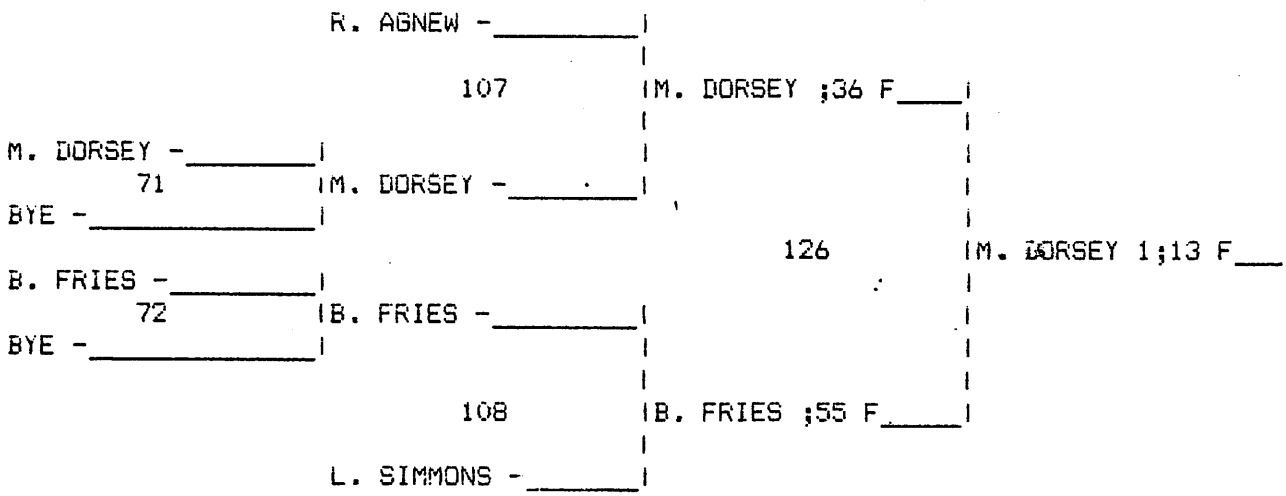


132 LBS. CLASS RESULTS.

M. DORSEY - COZ 2-1-0: 13 PTS.
S. EGGELSTON - OG 2-0-0: 20 PTS.
B. FRIES - CAM 1-2-0: 8 PTS.
L. SIMMONS - MCC 0-2-0: 0 PTS.
R. AGNEW - HAX 1-2-0: 4 PTS.
T. PHELPS - CCHS 2-1-0: 16 PTS.

1 S. EGGELSTON - OG - OT D
2 T. PHELPS - CCHS - -
3 M. DORSEY - COZ - 1;13 F
4 B. FRIES - CAM - -

B

CHASE COUNTY INVITATIONAL

CHAMPIONS BRACKET 138 LBS. CLASS

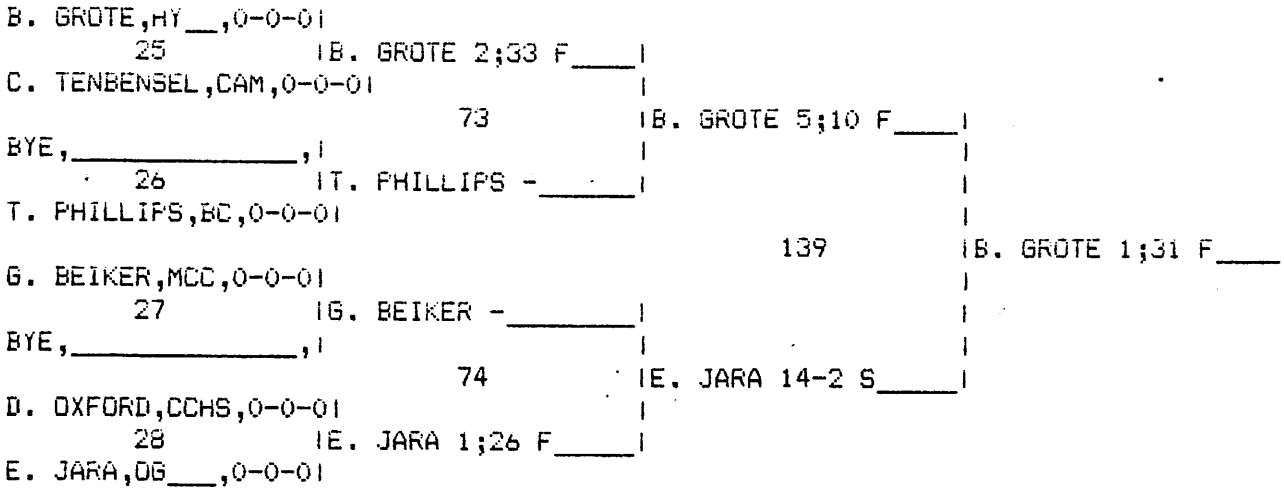


CONSOLATION BRACKET 138 LBS. CLASS

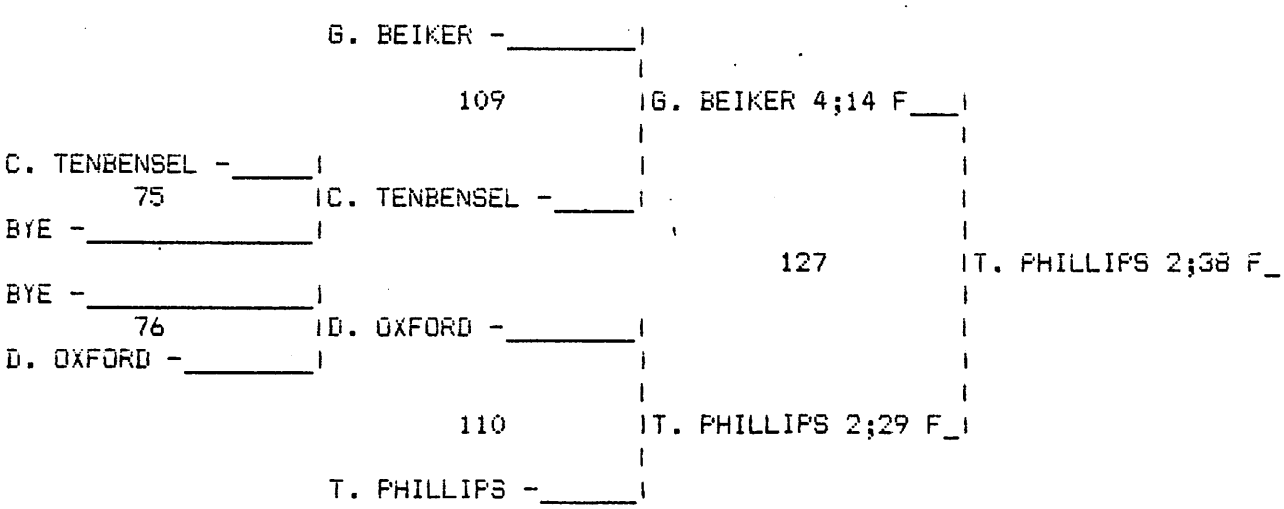


138 LBS. CLASS RESULTS.

B. GROTE - HY 3-0-0: 24 PTS.
E. JARA - OG 2-1-0: 17 PTS.
G. BEIKER - MCC 1-2-0: 7 PTS.
T. PHILLIPS - BC 2-1-0: 12 PTS.
D. OXFORD - CCHS 0-2-0: 0 PTS.
C. TENBENSEL - CAM 0-2-0: 0 PTS.

1 B. GROTE - HY - 1;31 F
2 E. JARA - OG - -
3 T. PHILLIPS - BC - 2;38 F
4 G. BEIKER - MCC - -

# CHASE COUNTY INVITATIONAL

## CHAMPIONS BRACKET 145 LBS. CLASS

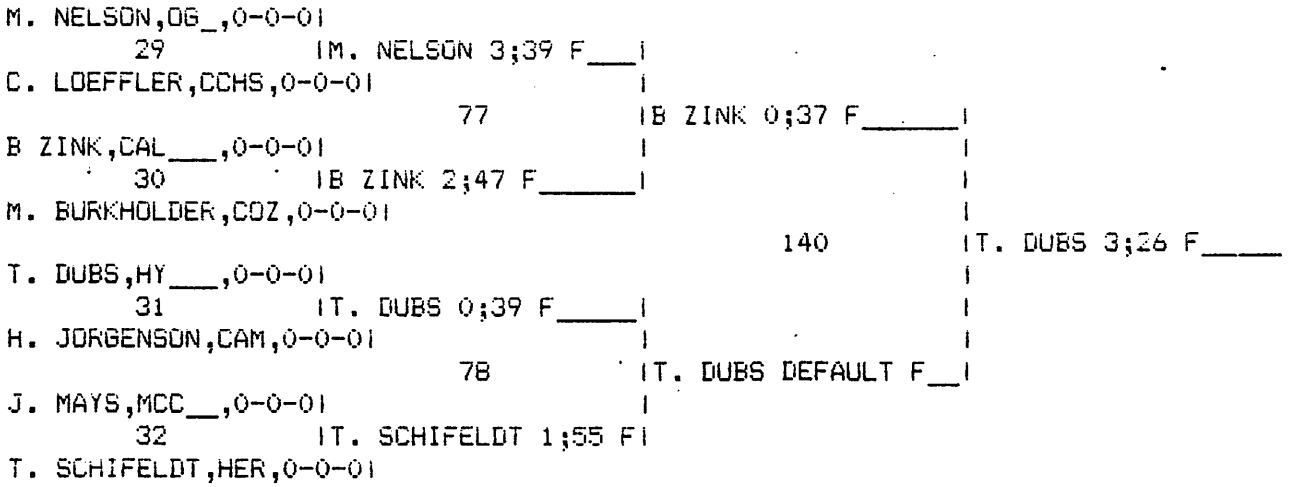


## CONSOLATION BRACKET 145 LBS. CLASS

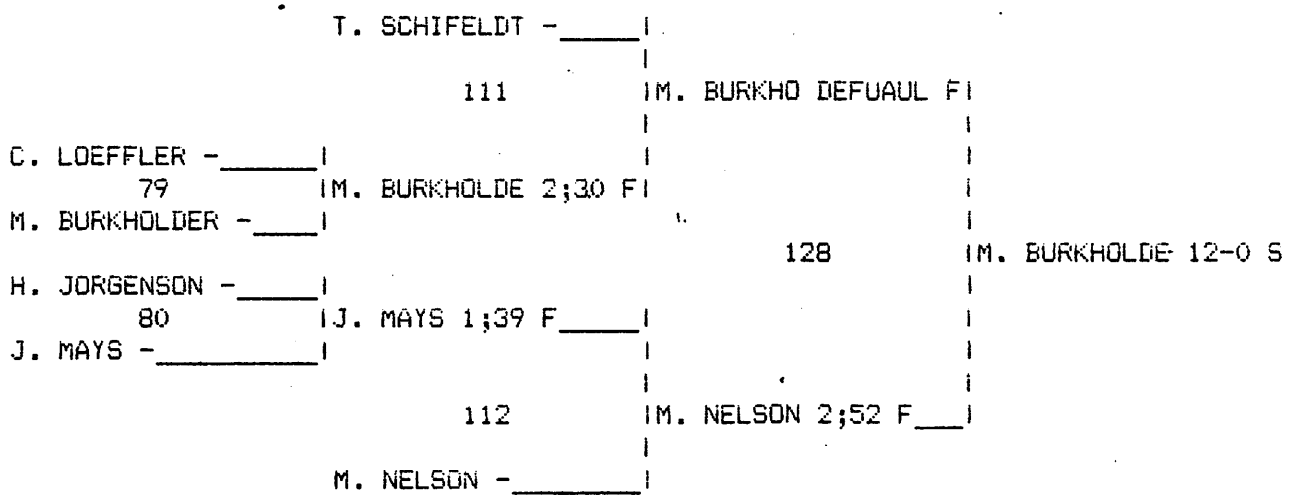


145 LBS. CLASS RESULTS.

M. NELSON - OG 2-2-0: 11 PTS.
T. SCHIFELDT - HER 1-2-0: 4 PTS.
T. DUBS - HY 3-0-0: 24 PTS.
M. BURKHOLDER - COZ 3-1-0: 14 PTS.
B ZINK - CAL 2-1-0: 18 PTS.
H. JORGENSON - CAM 0-2-0: 0 PTS.
J. MAYS - MCC 1-2-0: 3 PTS.
C. LOEFFLER - CCHS 0-2-0: 0 PTS.

1 T. DUBS - HY - 3;26 F
2 B ZINK - CAL - -
3 M. BURKHOLDER - COZ - 12-0 S
4 M. NELSON - OG - -

B-

# CHASE COUNTY INVITATIONAL

## CHAMPIONS BRACKET 155 LBS. CLASS

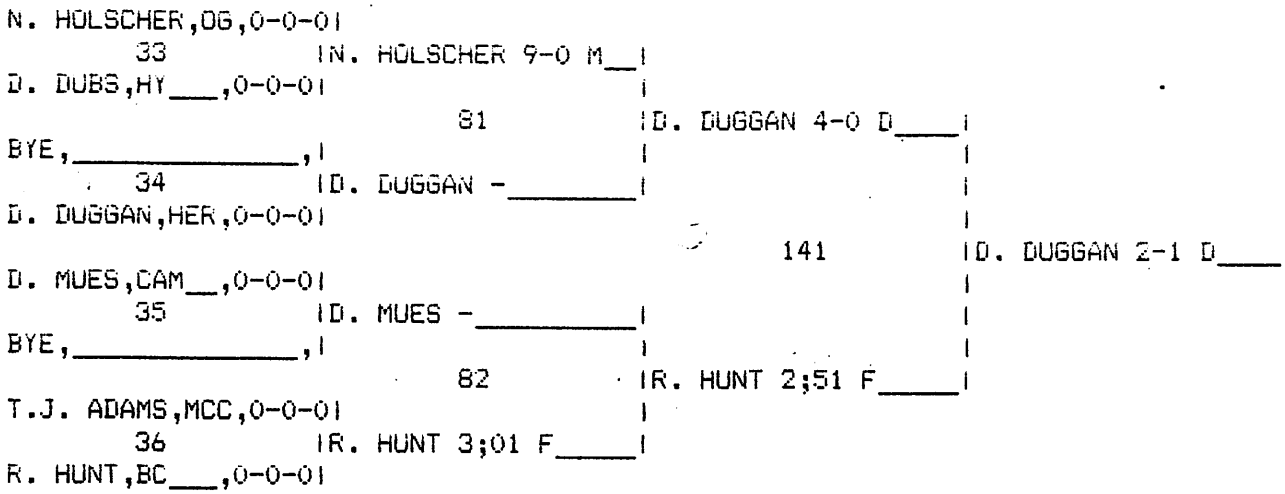


## CONSOLATION BRACKET 155 LBS. CLASS

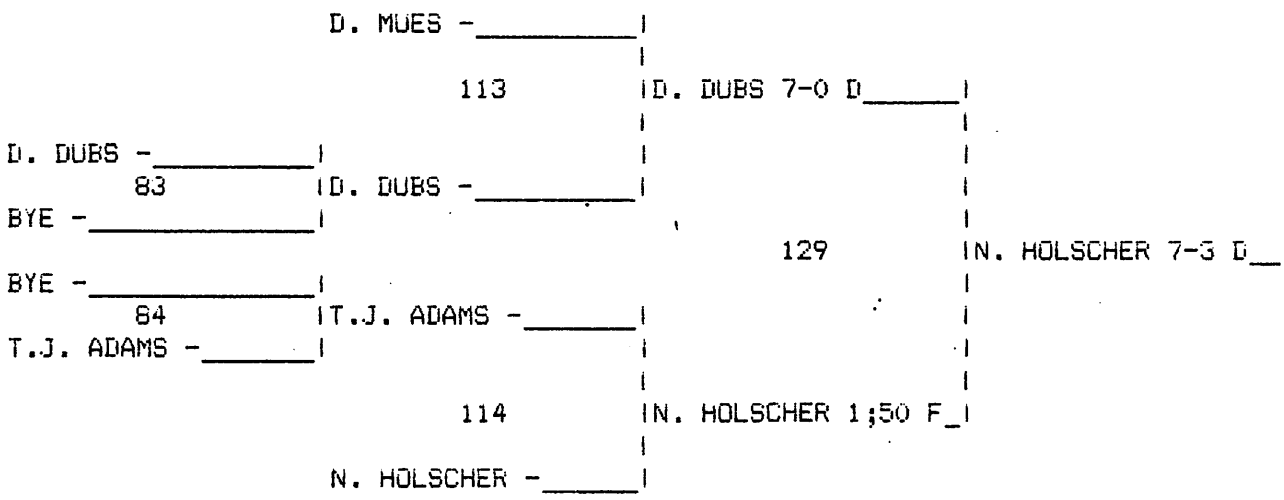


155 LBS. CLASS RESULTS.

N. HOLSCHER - OG 3-1-0: 12.5 PTS.
R. HUNT - BC 2-1-0: 18 PTS.
D. MUES - CAM 0-2-0: 0 PTS.
D. DUGGAN - HER 2-0-0: 18 PTS.
T.J. ADAMS - MCC 0-2-0: 0 PTS.
D. DUBS - HY 1-2-0: 6 PTS.

1 D. DUGGAN - HER - 2-1 D
2 R. HUNT - BC - -
3 N. HOLSCHER - OG - 7-3 D
4 D. DUBS - HY - -

CHASE COUNTY INVITATIONAL

CHAMPIONS BRACKET 167 LBS. CLASS B

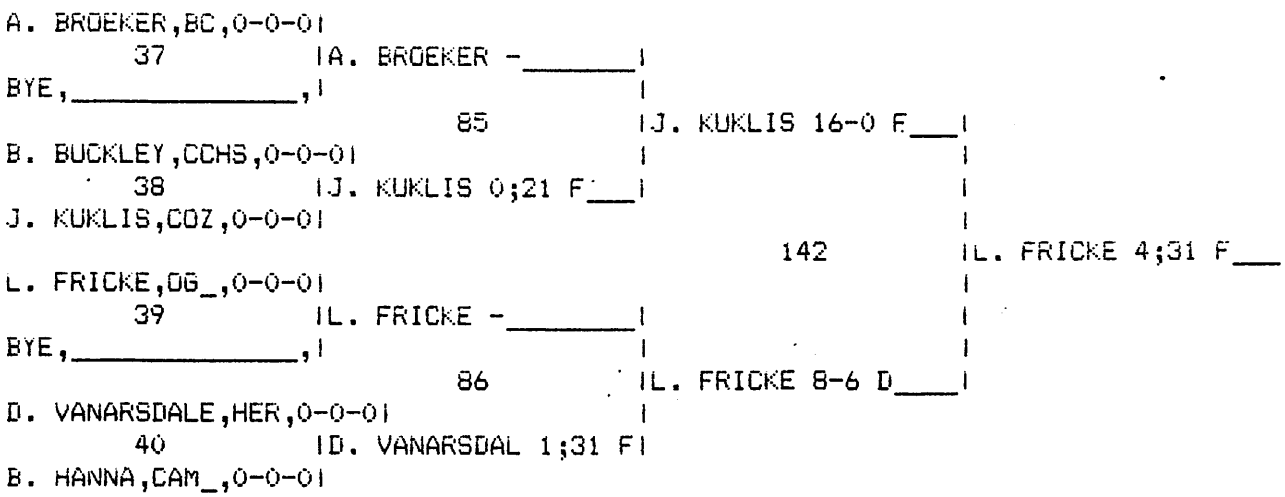


CONSOLATION BRACKET 167 LBS. CLASS

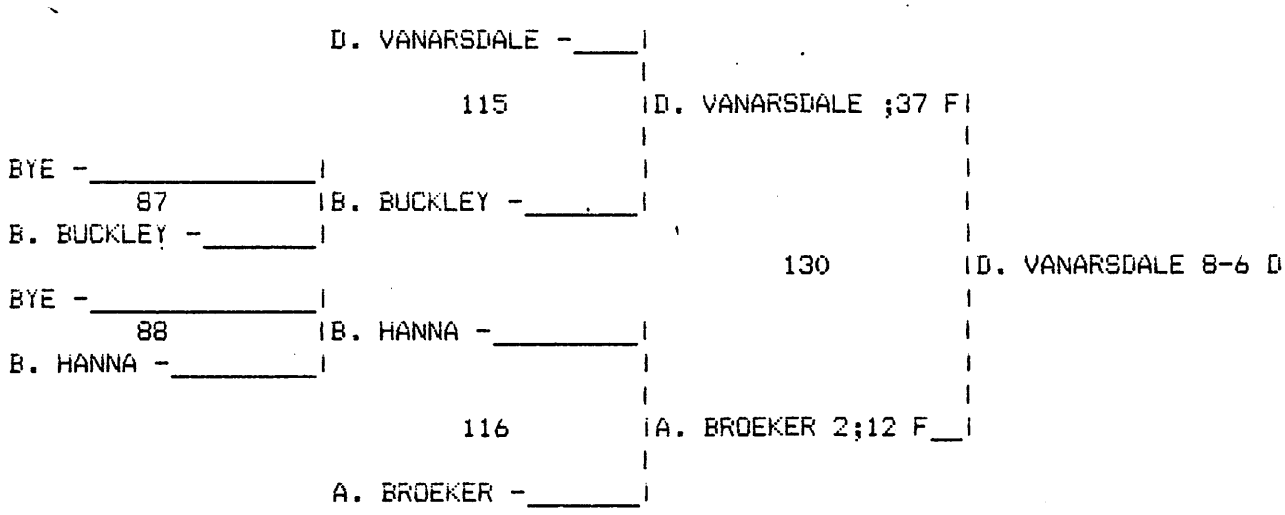


167 LBS. CLASS RESULTS.

A. BROEKER - BC 1-2-0: 7 PTS.
B. HANNA - CAM 0-2-0: 0 PTS.
L. FRICKE - OG 2-0-0: 20 PTS.
J. KUKLIS - COZ 2-1-0: 18 PTS.
B. BUCKLEY - CCHS 0-2-0: 0 PTS.
D. VANARSDALE - HER 3-1-0: 14 PTS.

1 L. FRICKE - OG - 4;31 F
2 J. KUKLIS - COZ - -
3 D. VANARSDALE - HER - 8-6 D
4 A. BROEKER - BC - -

CHASE COUNTY INVITATIONAL

CHAMPIONS BRACKET 185 LBS. CLASS

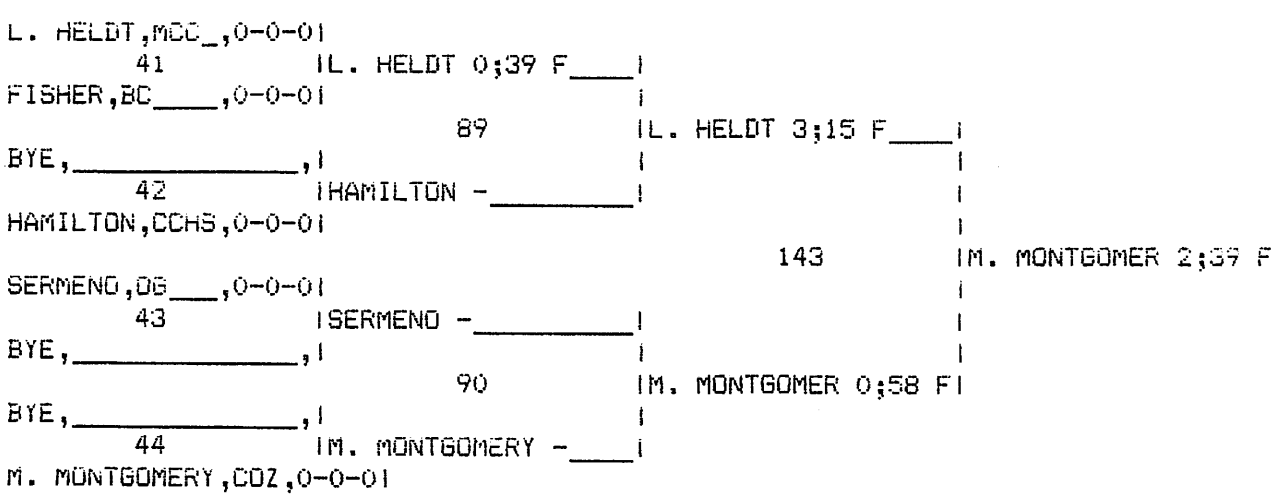


CONSOLATION BRACKET 185 LBS. CLASS

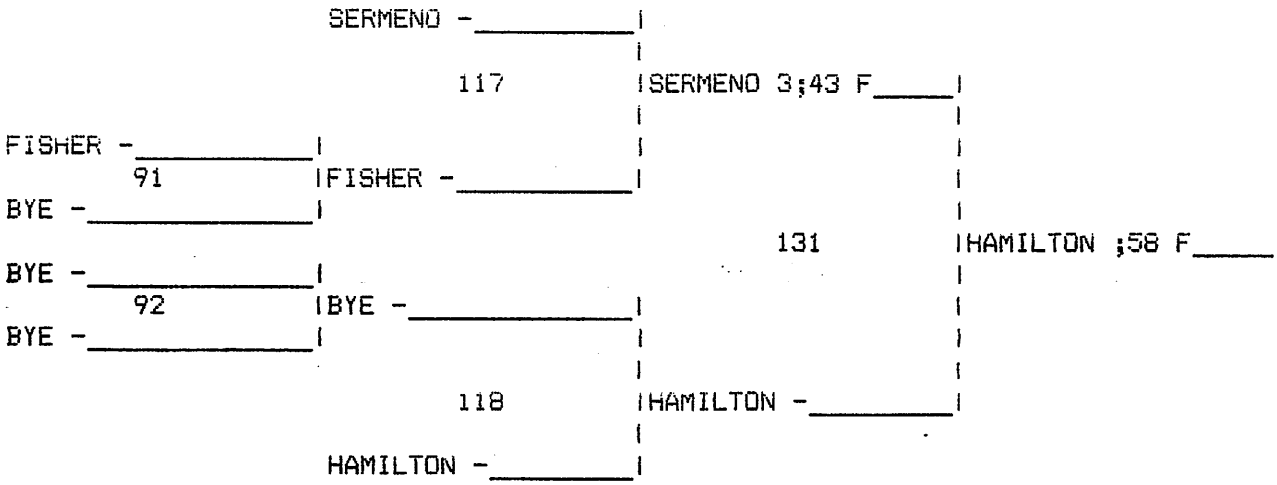


185 LBS. CLASS RESULTS.

L. HELDT - MCC 2-1-0: 18 PTS.
M. MONTGOMERY - COZ 2-0-0: 22 PTS.
SERMENO - OG 1-2-0: 7 PTS.
HAMILTON - CCHS 1-1-0: 10 PTS.
FISHER - BC 0-2-0: 0 PTS.

1 M. MONTGOMERY - COZ - 2;39 F
2 L. HELDT - MCC - -
3 HAMILTON - CCHS - ;58 F
4 SERMENO - OG - -

CHASE COUNTY INVITATIONAL

CHAMPIONS BRACKET UNL LBS. CLASS

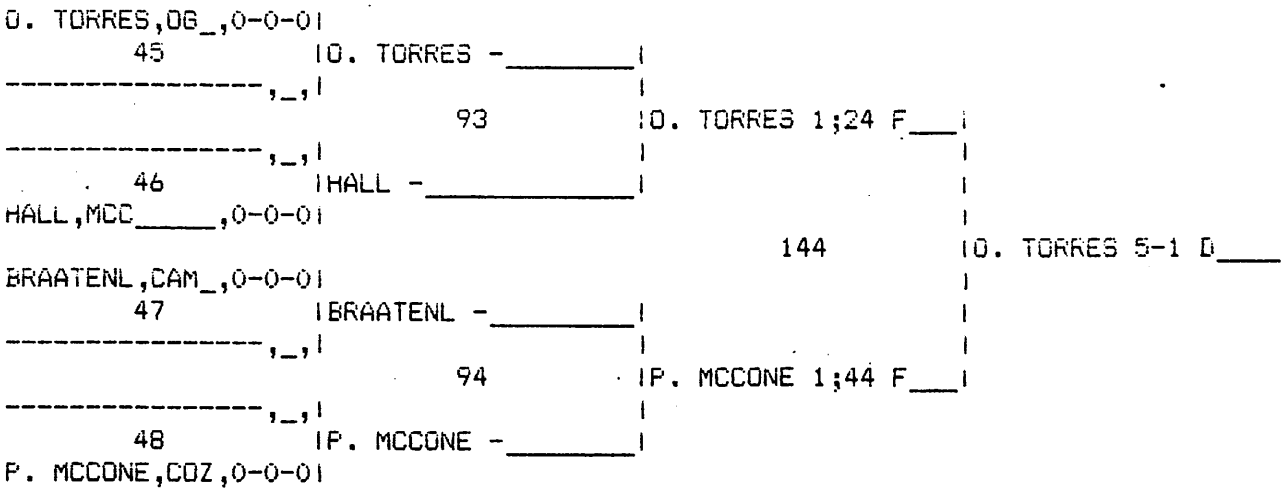


CONSOLATION BRACKET UNL LBS. CLASS

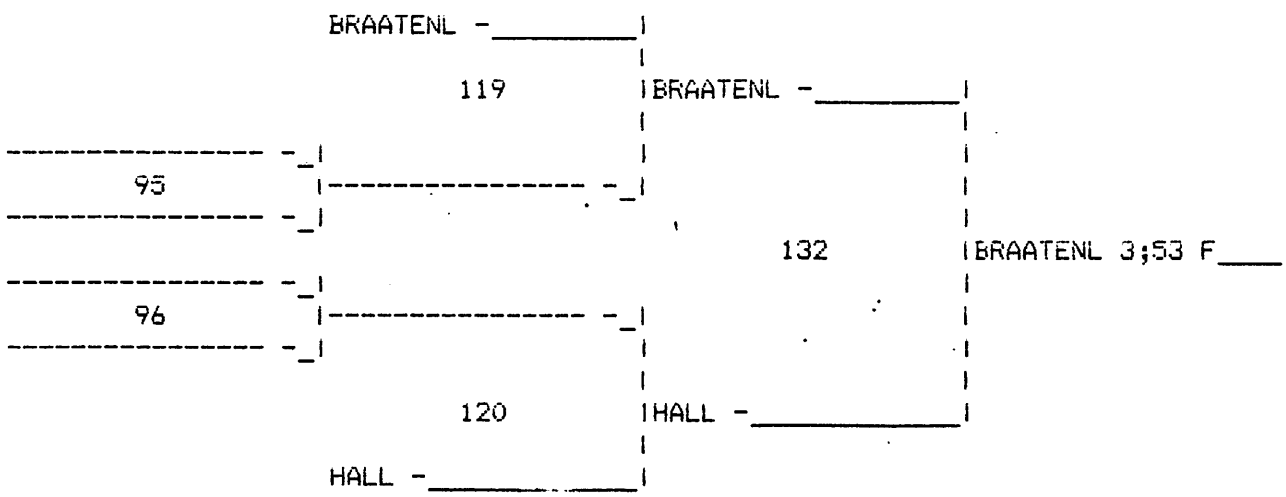


UNL LBS. CLASS RESULTS.

O. TORRES - OG 2-0-0: 18 PTS.
P. MCCONE - COZ 1-1-0: 14 PTS.
BRAATENL - CAM 1-1-0: 9 PTS.
HALL - MCC 0-2-0: 4 PTS.

1 O. TORRES - OG - 5-1 D
2 P. MCCONE - COZ - -
3 BRAATENL - CAM - 3;53 F
4 HALL - MCC - -

CHASE COUNTY INVITATIONAL
TEAM RANKINGS

-B

1. OG - 153
2. COZ - 120.5
3. HY - 75.5
4. MCC - 69
5. CAM - 45
6. BC - 37
7. HER - 36
8. CCHS - 34
9. HAX - 20
10. CAL - 18
11. WR - 0

CHASE COUNTY INVITATIONAL - 15

CHAMPIONS BRACKET 98 LBS. CLASS

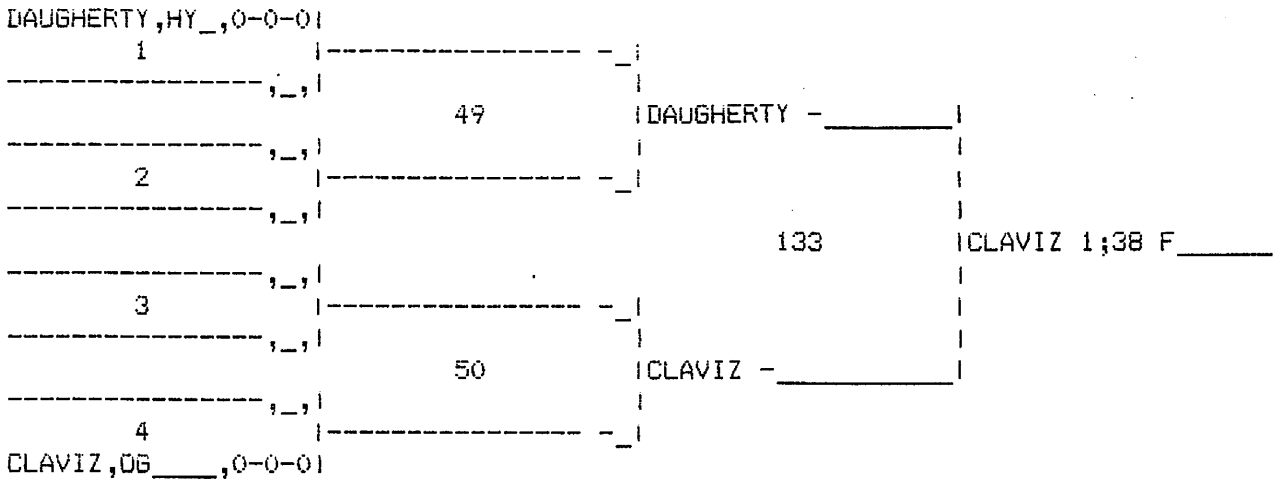


CONSOLATION BRACKET 98 LBS. CLASS

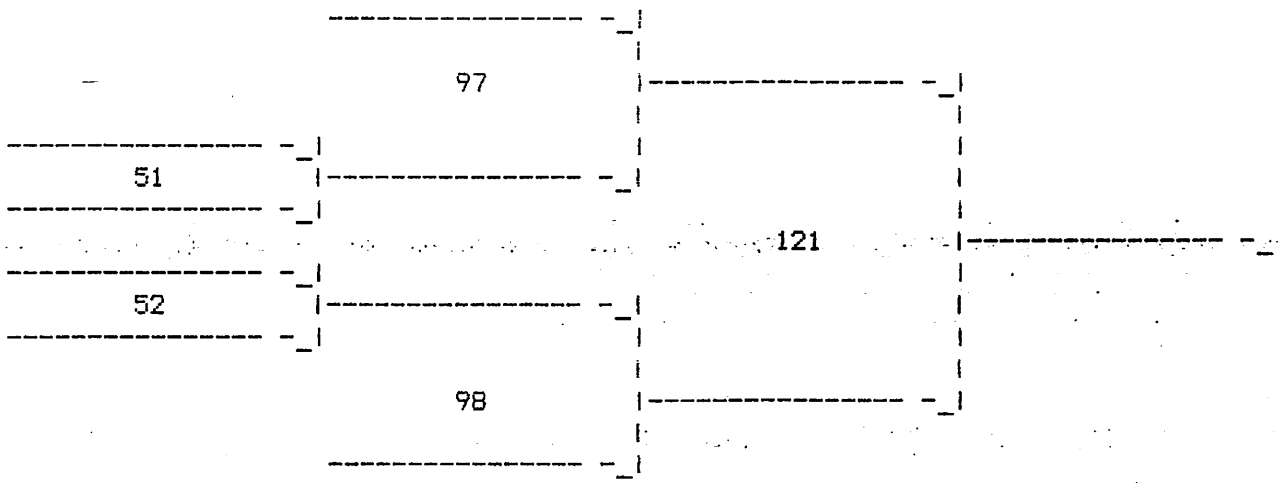


98 LBS. CLASS RESULTS.

DAUGHERTY - HY 0-1-0: 10 PTS.
CLAVIZ - OG 1-0-0: 16 PTS.

1 CLAVIZ - OG - 1;38 F
2 DAUGHERTY - HY - -

CHASE COUNTY INVITATIONAL -B

CHAMPIONS BRACKET 105 LBS. CLASS

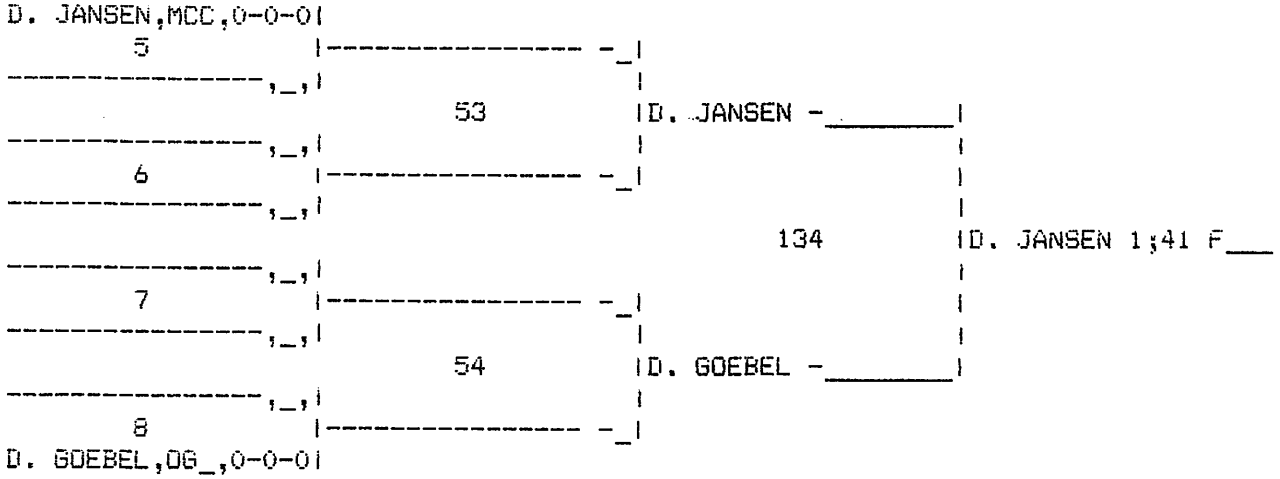


CONSOLATION BRACKET 105 LBS. CLASS

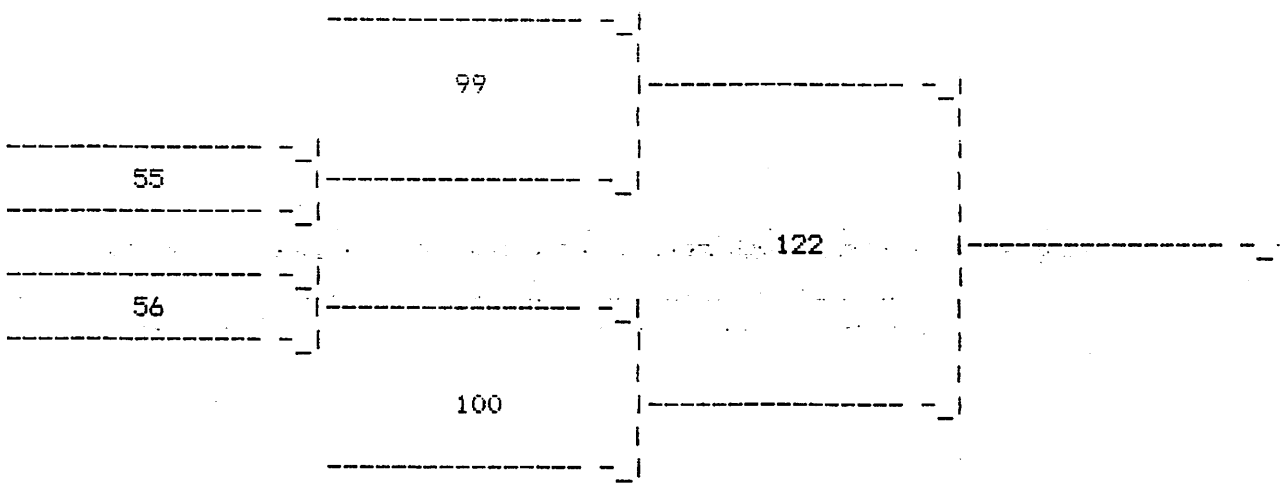


105 LBS. CLASS RESULTS.

D. JANSEN - MCC 1-0-0: 16 PTS.
D. GOEBEL - OG 0-1-0: 10 PTS.

1 D. JANSEN - MCC - 1;41 F
2 D. GOEBEL - OG - -

CHASE COUNTY INVITATIONAL

CHAMPIONS BRACKET 112 LBS. CLASS

B

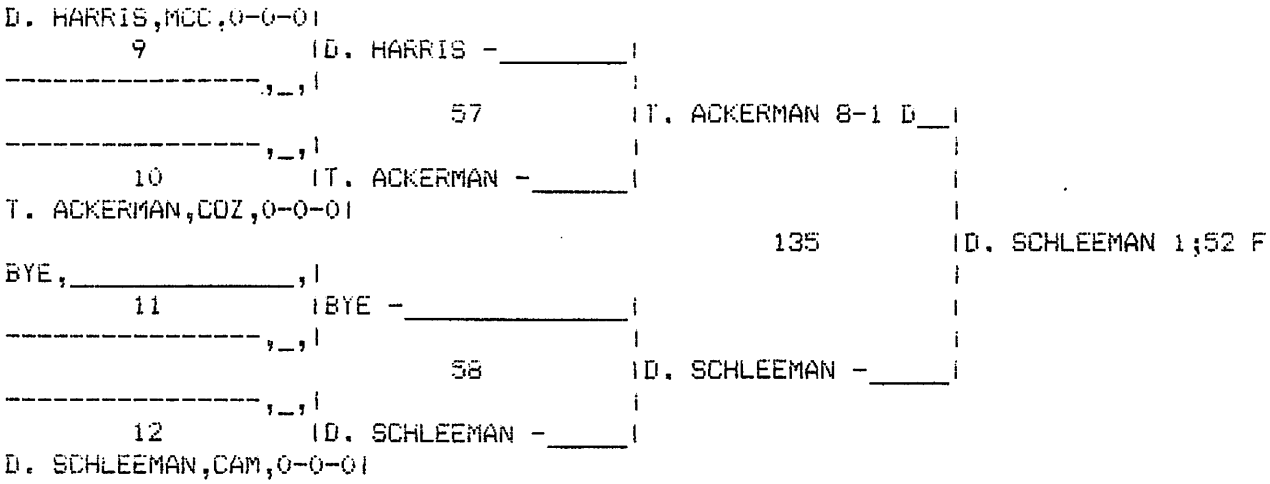


CONSOLATION BRACKET 112 LBS. CLASS

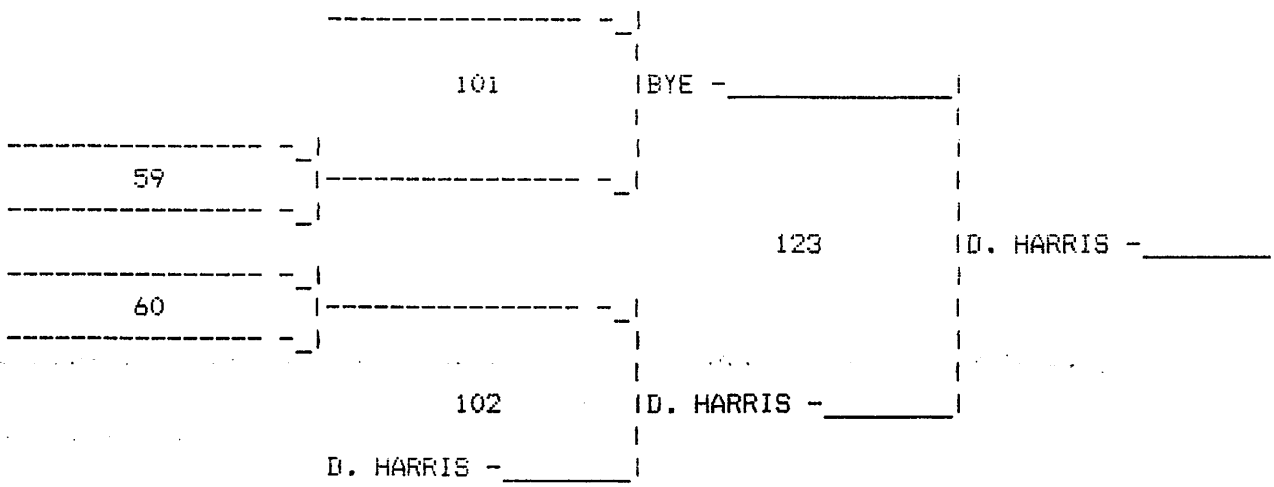


112 LBS. CLASS RESULTS.

D. HARRIS - MCC 0-1-0: 7 PTS.
D. SCHLEEMAN - CAM 1-0-0: 18 PTS.
T. ACKERMAN - COZ 1-1-0: 12 PTS.

1 D. SCHLEEMAN - CAM - 1;52 F
2 T. ACKERMAN - COZ - -
3 D. HARRIS - MCC - -

CHASE COUNTY INVITATIONAL

CHAMPIONS BRACKET 119 LBS. CLASS B

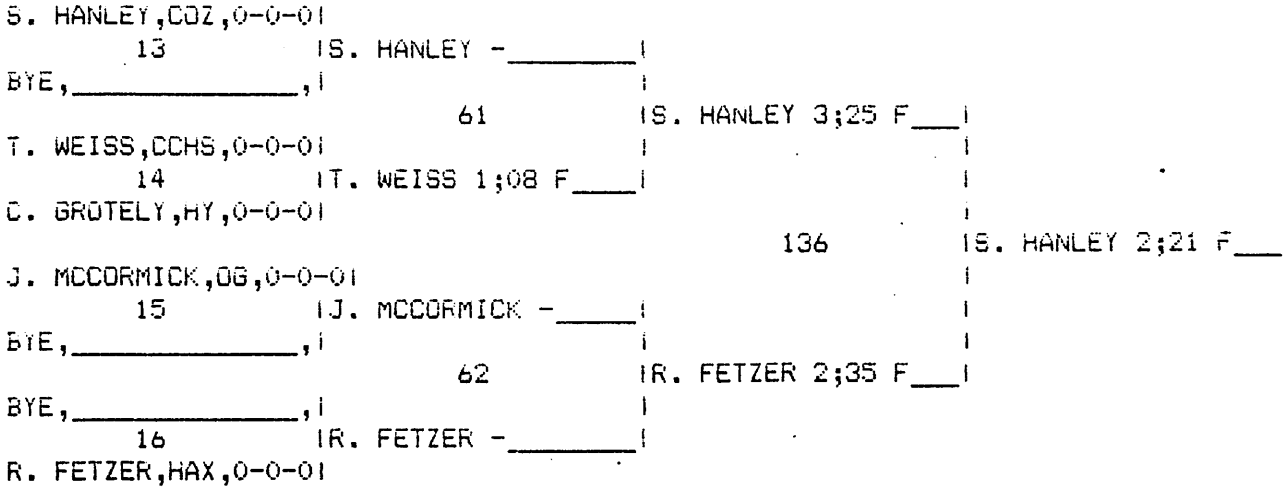


CONSOLATION BRACKET 119 LBS. CLASS

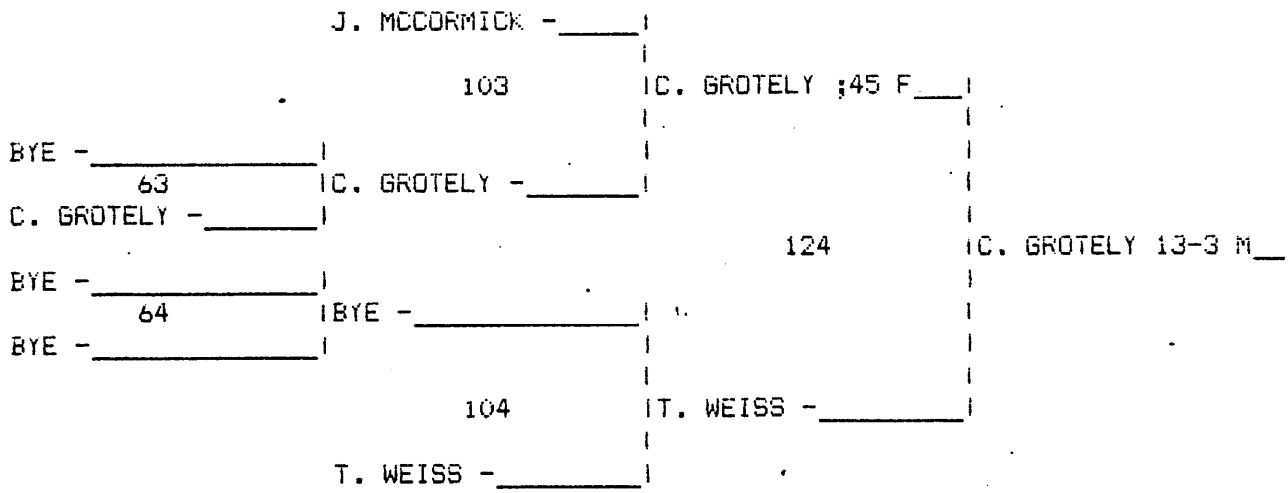


119 LBS. CLASS RESULTS.

S. HANLEY - COZ 2-0-0: 22 PTS.
R. FETZER - HAX 1-1-0: 16 PTS.
J. MCCORMICK - OG 0-2-0: 0 PTS.
C. GROTELY - HY 2-1-0: 11.5 PTS.
T. WEISS - CCHS 1-2-0: 8 PTS.

1 S. HANLEY - COZ - 2;21 F
2 R. FETZER - HAX - -
3 C. GROTELY - HY - 13-3 M
4 T. WEISS - CCHS - -

B-

CHASE COUNTY INVITATIONAL

CHAMPIONS BRACKET 126 LBS. CLASS

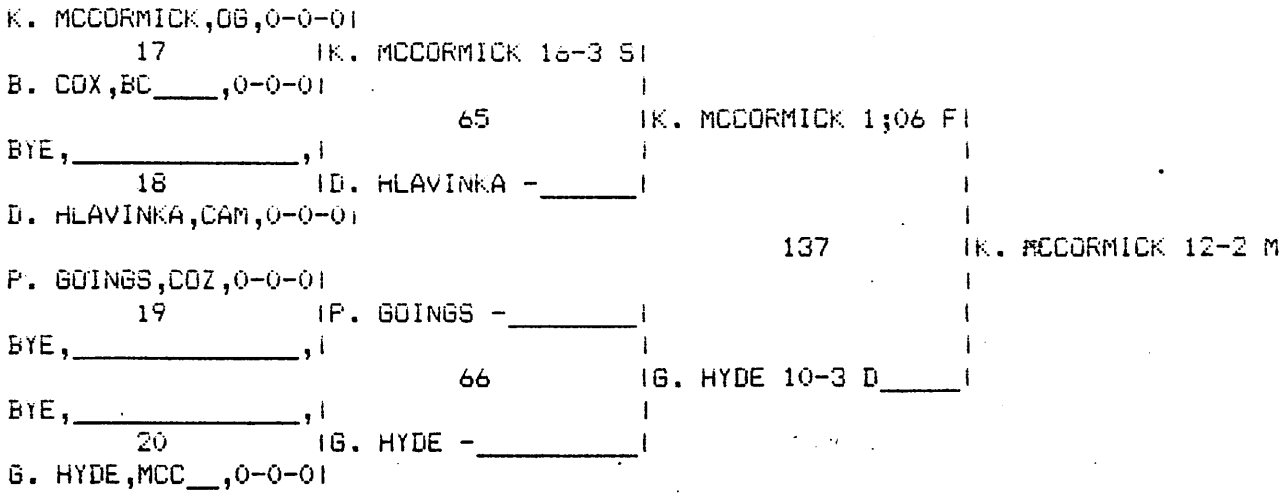


CONSOLATION BRACKET 126 LBS. CLASS

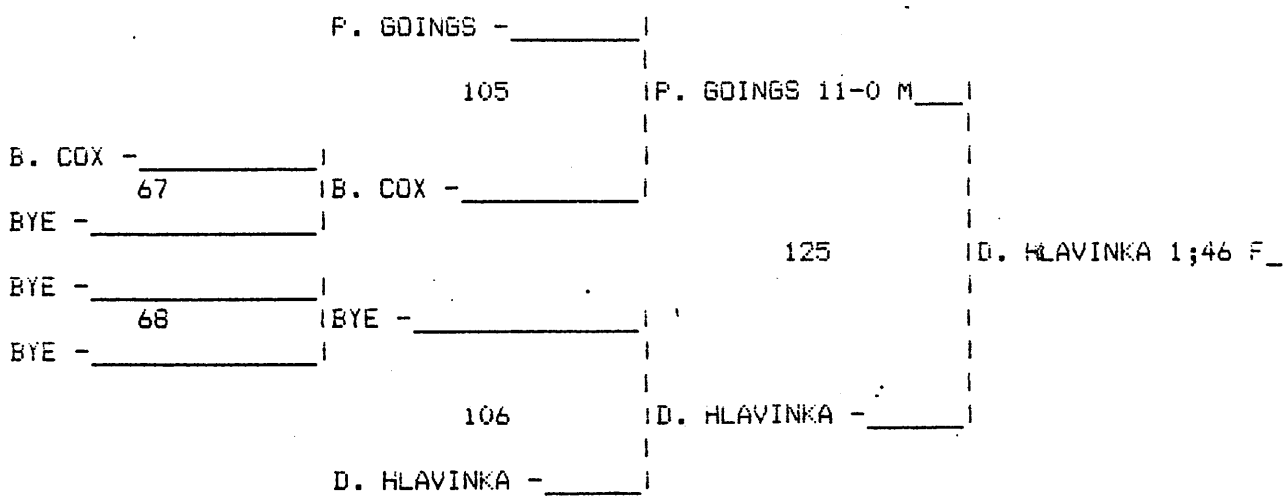


126 LBS. CLASS RESULTS.

K. MCCORMICK - OG 3-0-0: 21.5 PTS.
G. HYDE - MCC 1-1-0: 14 PTS.
P. GOINGS - COZ 1-2-0: 5.5 PTS.
D. HLAVINKA - CAM 1-1-0: 10 PTS.
B. COX - BC 0-2-0: 0 PTS.

1 K. MCCORMICK - OG - 12-2 M
2 G. HYDE - MCC - -
3 D. HLAVINKA - CAM - 1;46 F
4 P. GOINGS - COZ - -

B-

CHASE COUNTY INVITATIONAL

CHAMPIONS BRACKET 132 LBS. CLASS

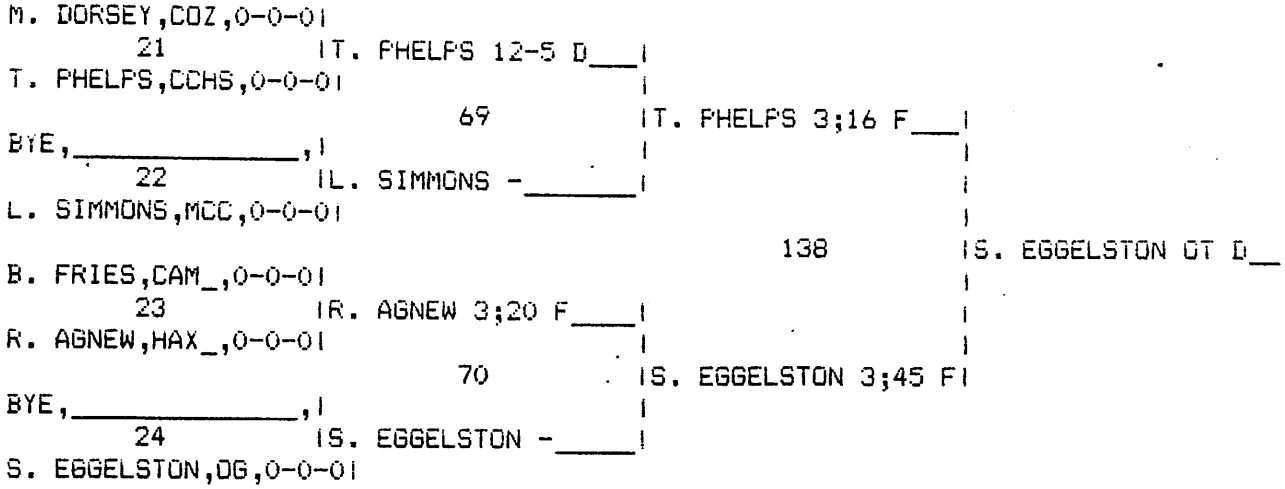


CONSOLATION BRACKET 132 LBS. CLASS

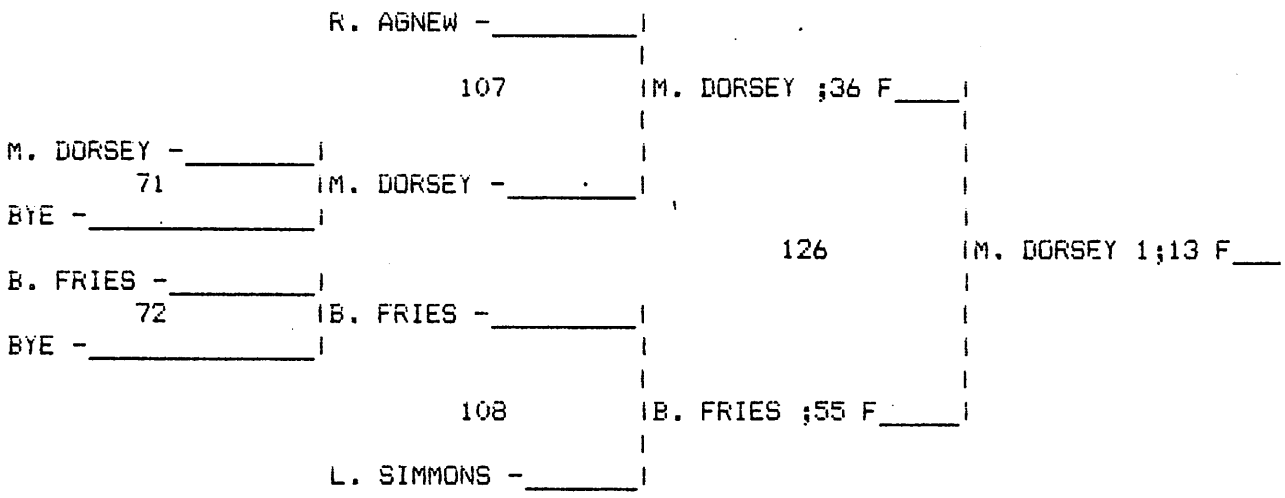


132 LBS. CLASS RESULTS.

M. DORSEY - COZ 2-1-0: 13 PTS.
S. EGGELSTON - OG 2-0-0: 20 PTS.
B. FRIES - CAM 1-2-0: 8 PTS.
L. SIMMONS - MCC 0-2-0: 0 PTS.
R. AGNEW - HAX 1-2-0: 4 PTS.
T. PHELPS - CCHS 2-1-0: 16 PTS.

1 S. EGGELSTON - OG - OT D
2 T. PHELPS - CCHS - -
3 M. DORSEY - COZ - 1;13 F
4 B. FRIES - CAM - -

B

CHASE COUNTY INVITATIONAL

CHAMPIONS BRACKET 138 LBS. CLASS

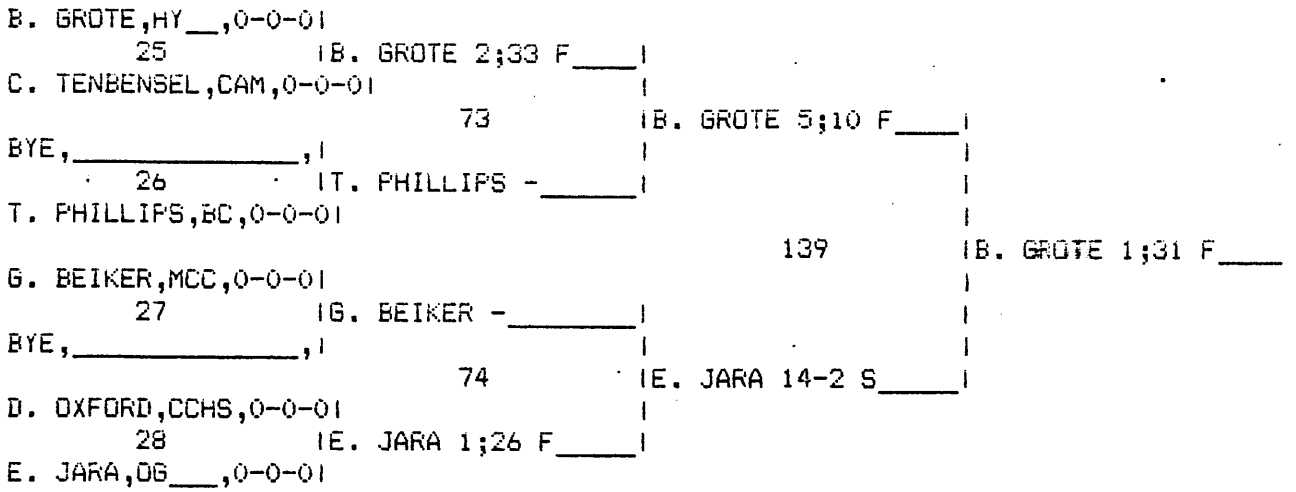


CONSOLATION BRACKET 138 LBS. CLASS

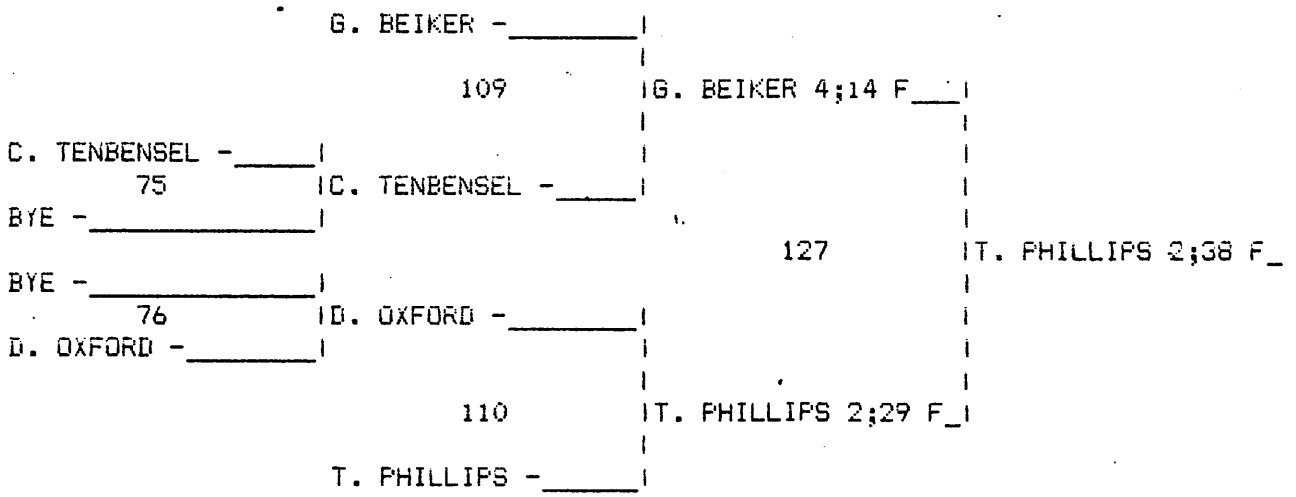


138 LBS. CLASS RESULTS.

B. GROTE - HY 3-0-0: 24 PTS.
E. JARA - OG 2-1-0: 17 PTS.
G. BEIKER - MCC 1-2-0: 7 PTS.
T. PHILLIPS - BC 2-1-0: 12 PTS.
D. OXFORD - CCHS 0-2-0: 0 PTS.
C. TENBENSEL - CAM 0-2-0: 0 PTS.

1 B. GROTE - HY - 1;31 F
2 E. JARA - OG - -
3 T. PHILLIPS - BC - 2;38 F
4 G. BEIKER - MCC - -

# CHASE COUNTY INVITATIONAL

## CHAMPIONS BRACKET 145 LBS. CLASS

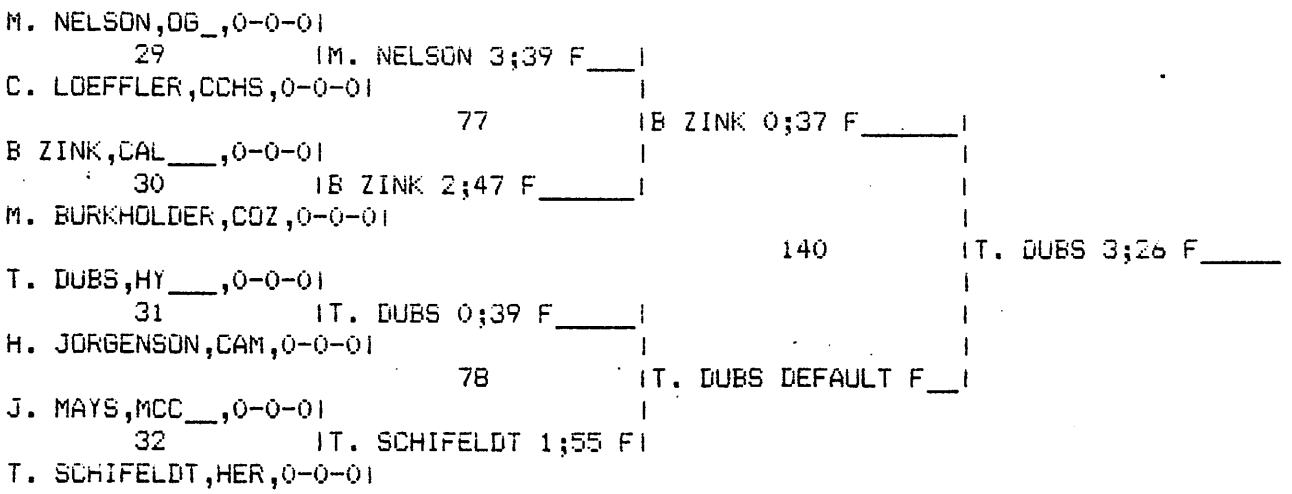


## CONSOLATION BRACKET 145 LBS. CLASS

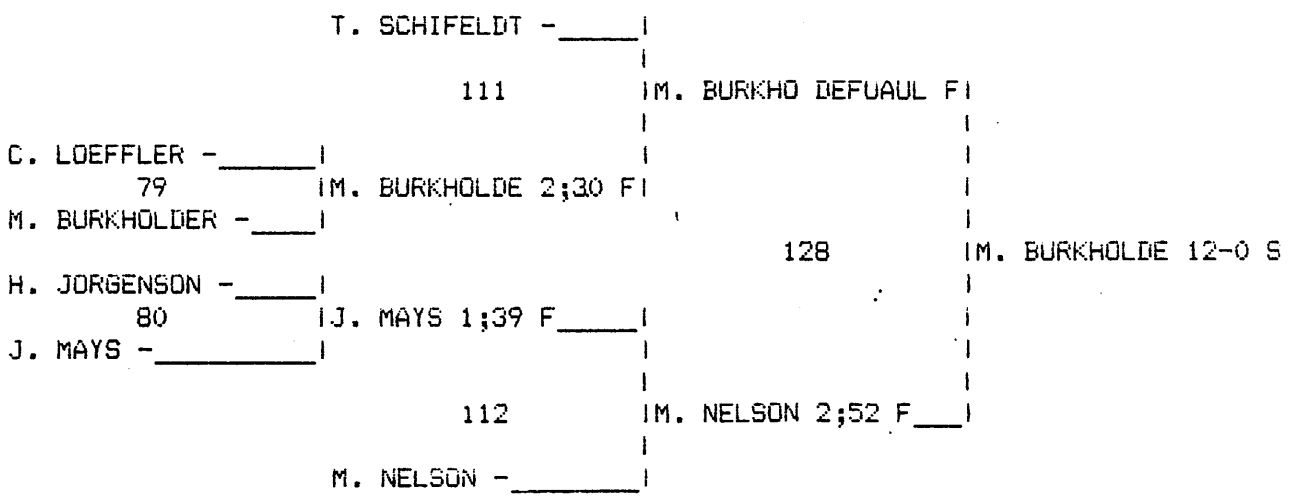


145 LBS. CLASS RESULTS.

M. NELSON - OG 2-2-0: 11 PTS.
T. SCHIFELDT - HER 1-2-0: 4 PTS.
T. DUBS - HY 3-0-0: 24 PTS.
M. BURKHOLDER - COZ 3-1-0: 14 PTS.
B ZINK - CAL 2-1-0: 18 PTS.
H. JORGENSON - CAM 0-2-0: 0 PTS.
J. MAYS - MCC 1-2-0: 3 PTS.
C. LOEFFLER - CCHS 0-2-0: 0 PTS.

1 T. DUBS - HY - 3;26 F
2 B ZINK - CAL - -
3 M. BURKHOLDER - COZ - 12-0 S
4 M. NELSON - OG - -

B-

# CHASE COUNTY INVITATIONAL

## CHAMPIONS BRACKET 155 LBS. CLASS

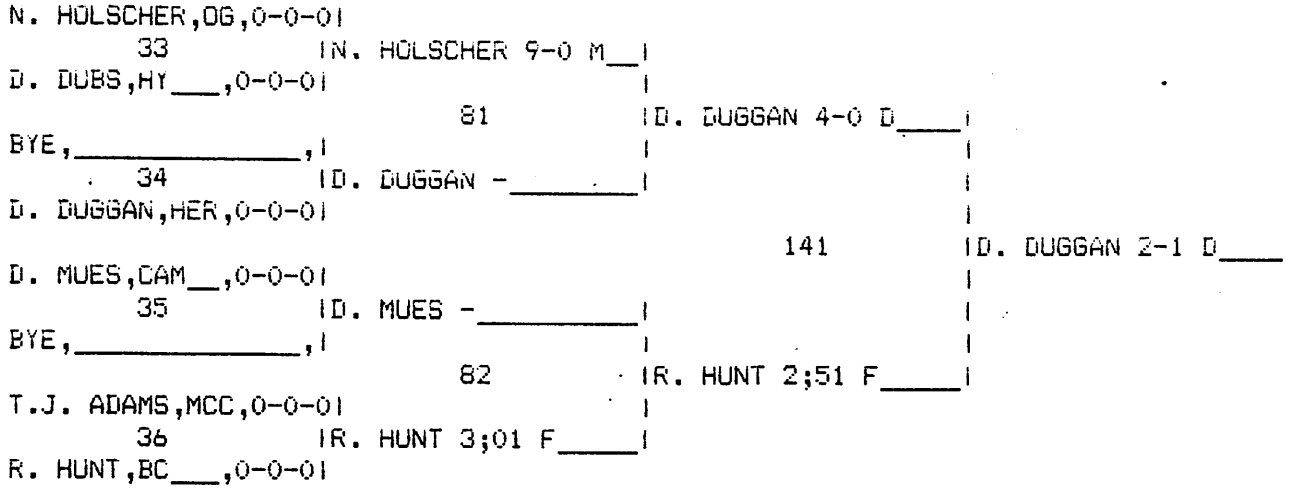


## CONSOLATION BRACKET 155 LBS. CLASS

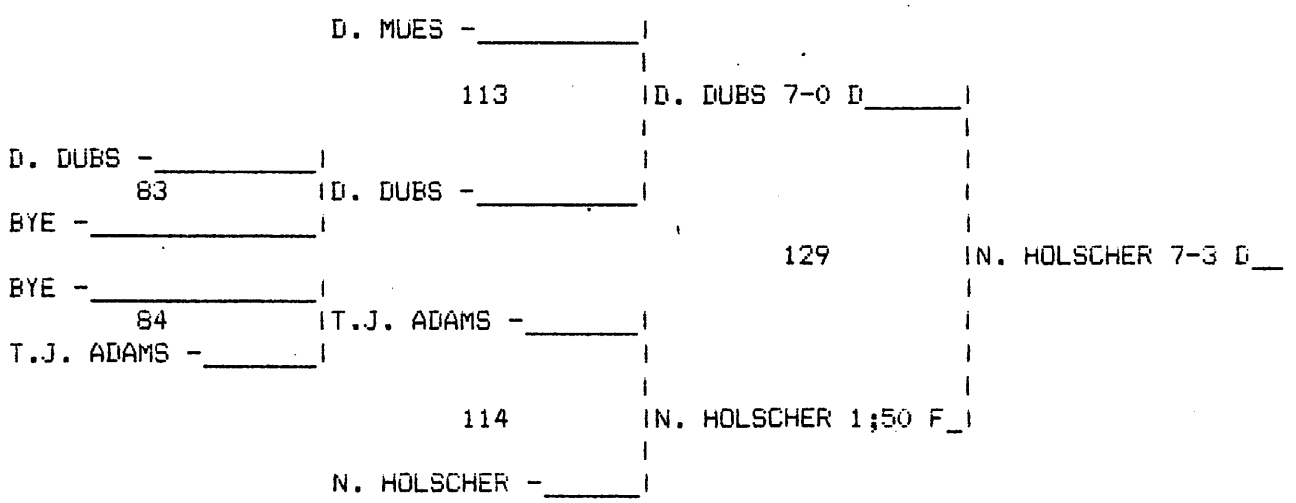


155 LBS. CLASS RESULTS.

N. HOLSCHER - OG 3-1-0: 12.5 PTS.
R. HUNT - BC 2-1-0: 18 PTS.
D. MUES - CAM 0-2-0: 0 PTS.
D. DUGGAN - HER 2-0-0: 18 PTS.
T.J. ADAMS - MCC 0-2-0: 0 PTS.
D. DUBS - HY 1-2-0: 6 PTS.

1 D. DUGGAN - HER - 2-1 D
2 R. HUNT - BC - -
3 N. HOLSCHER - OG - 7-3 D
4 D. DUBS - HY - -

CHASE COUNTY INVITATIONAL

CHAMPIONS BRACKET 167 LBS. CLASS B

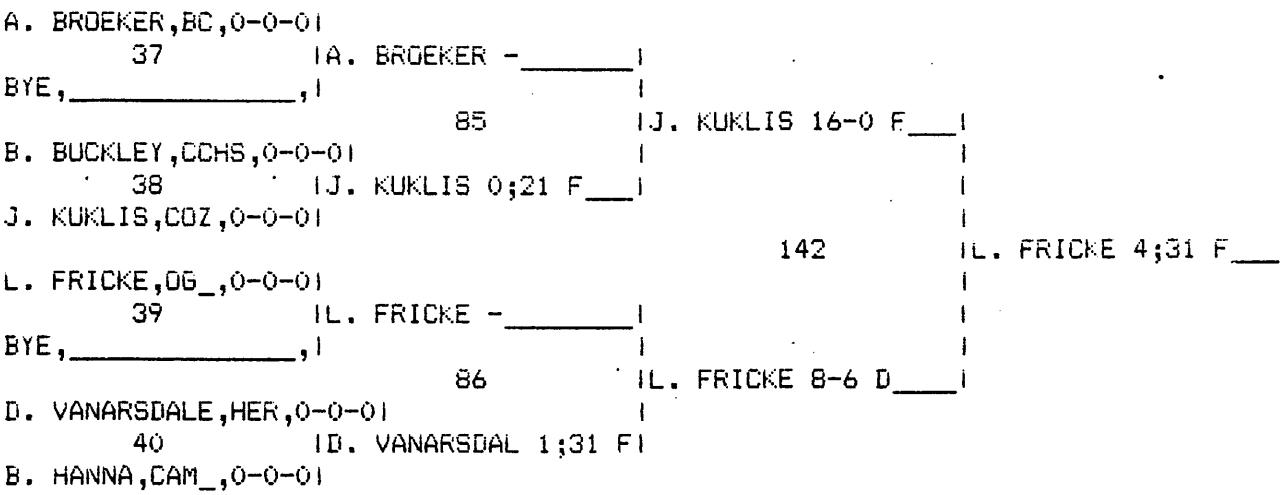


CONSOLATION BRACKET 167 LBS. CLASS

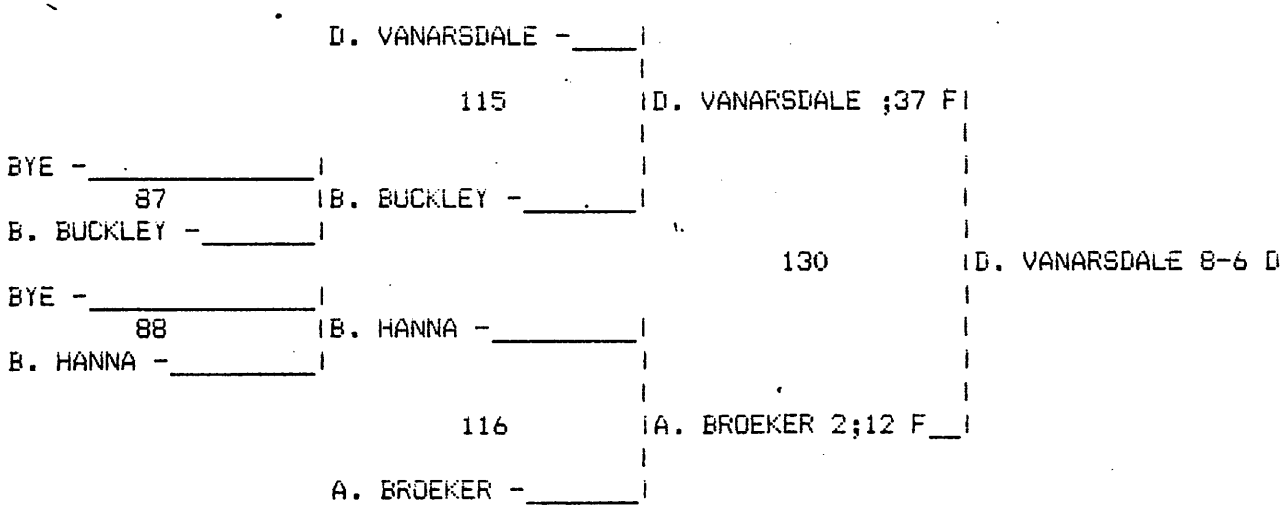


167 LBS. CLASS RESULTS.

A. BROEKER - BC 1-2-0: 7 PTS.
B. HANNA - CAM 0-2-0: 0 PTS.
L. FRICKE - OG 2-0-0: 20 PTS.
J. KUKLIS - COZ 2-1-0: 18 PTS.
B. BUCKLEY - CCHS 0-2-0: 0 PTS.
D. VANARSDALE - HER 3-1-0: 14 PTS.

1 L. FRICKE - OG - 4;31 F
2 J. KUKLIS - COZ - -
3 D. VANARSDALE - HER - 8-6 D
4 A. BROEKER - BC - -

D

CHASE COUNTY INVITATIONAL

CHAMPIONS BRACKET 185 LBS. CLASS

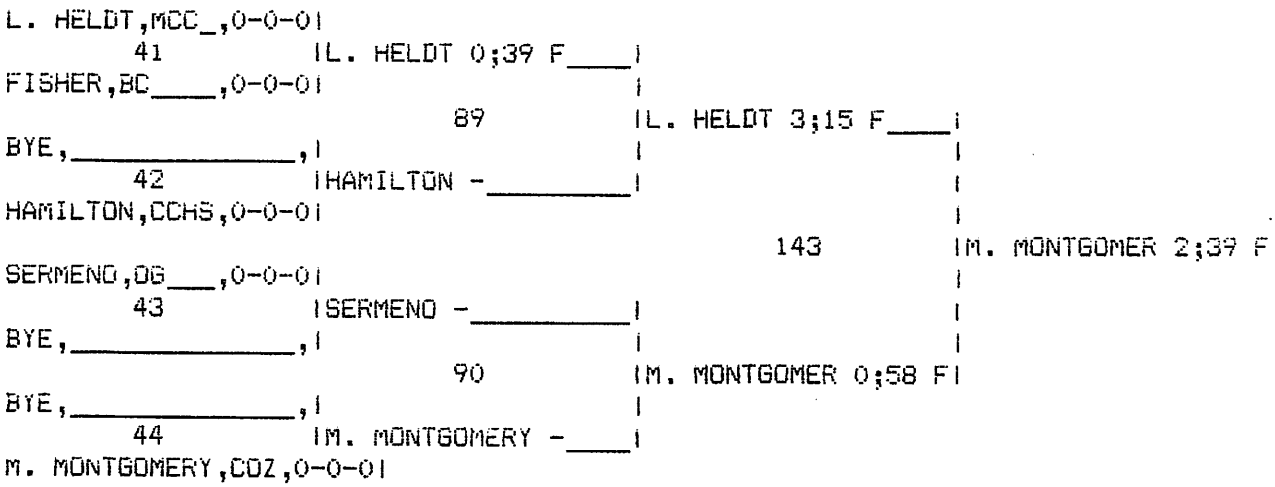


CONSOLATION BRACKET 185 LBS. CLASS

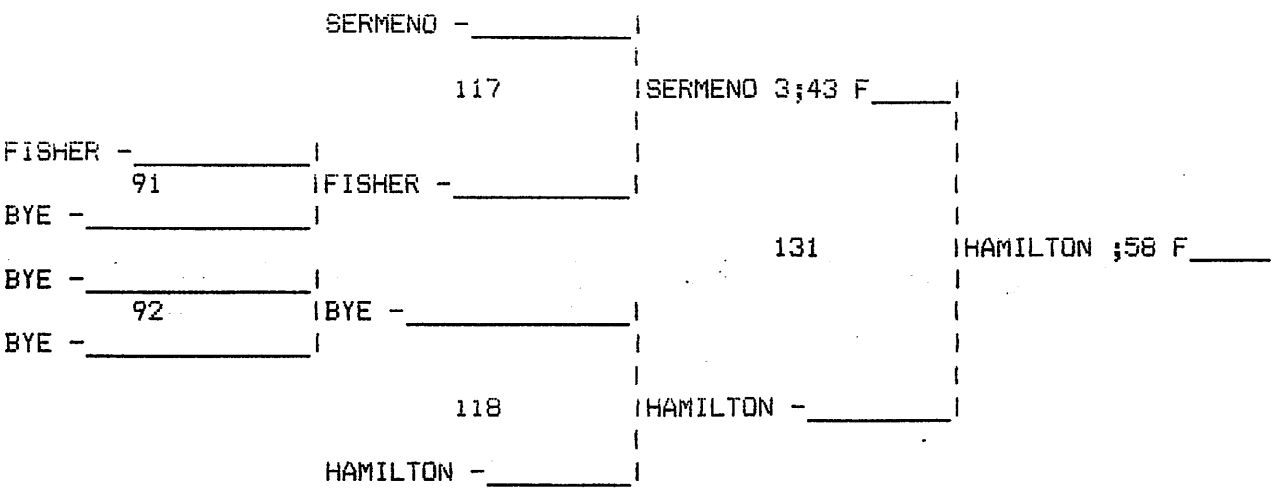


185 LBS. CLASS RESULTS.

L. HELDT - MCC 2-1-0: 18 PTS.
M. MONTGOMERY - COZ 2-0-0: 22 PTS.
SERMENO - OG 1-2-0: 7 PTS.
HAMILTON - CCHS 1-1-0: 10 PTS.
FISHER - BC 0-2-0: 0 PTS.

1 M. MONTGOMERY - COZ - 2;39 F
2 L. HELDT - MCC - -
3 HAMILTON - CCHS - ;58 F
4 SERMENO - OG - -

CHASE COUNTY INVITATIONAL

CHAMPIONS BRACKET UNL LBS. CLASS

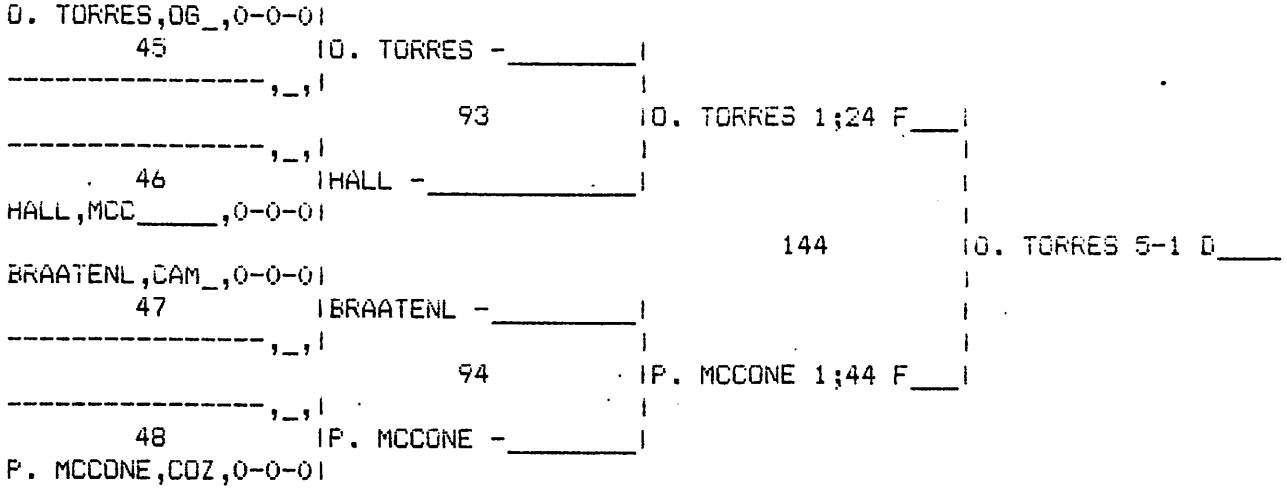


CONSOLATION BRACKET UNL LBS. CLASS

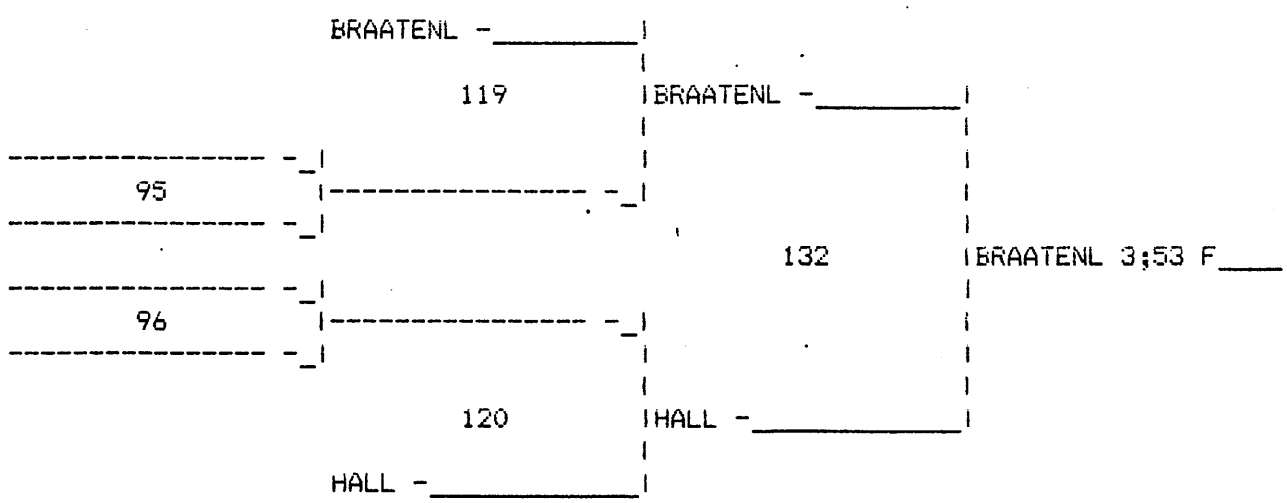


UNL LBS. CLASS RESULTS.

O. TORRES - OG 2-0-0: 18 PTS.
P. MCCONE - COZ 1-1-0: 14 PTS.
BRAATENL - CAM 1-1-0: 9 PTS.
HALL - MCC 0-2-0: 4 PTS.

1 O. TORRES - OG - 5-1 D
2 P. MCCONE - COZ - -
3 BRAATENL - CAM - 3;53 F
4 HALL - MCC - -

CHASE COUNTY INVITE A

CHAMPIONS BRACKET 103 LBS. CLASS

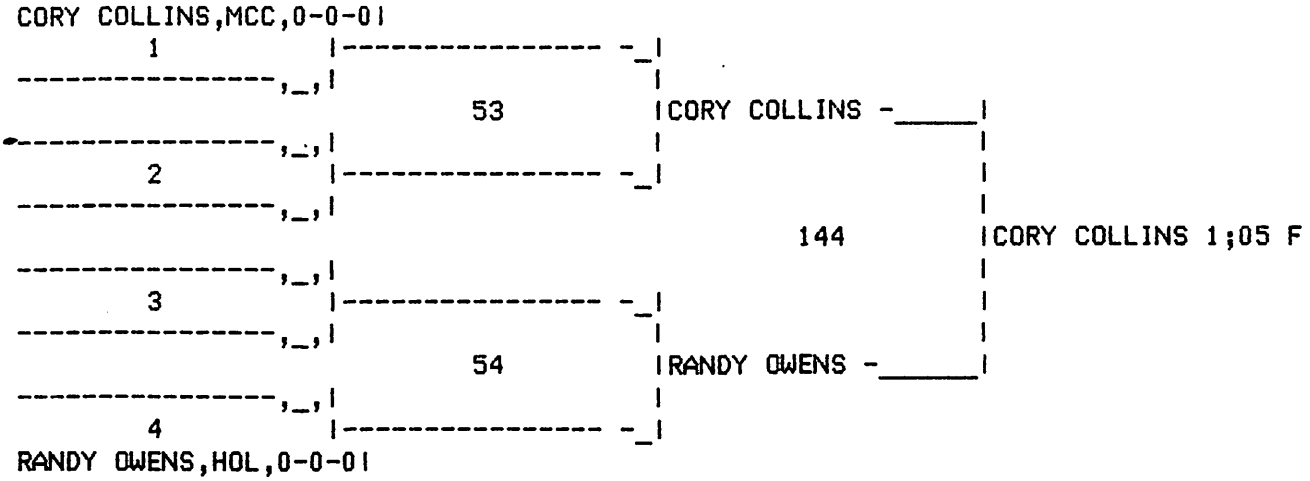


CONSOLATION BRACKET 103 LBS. CLASS

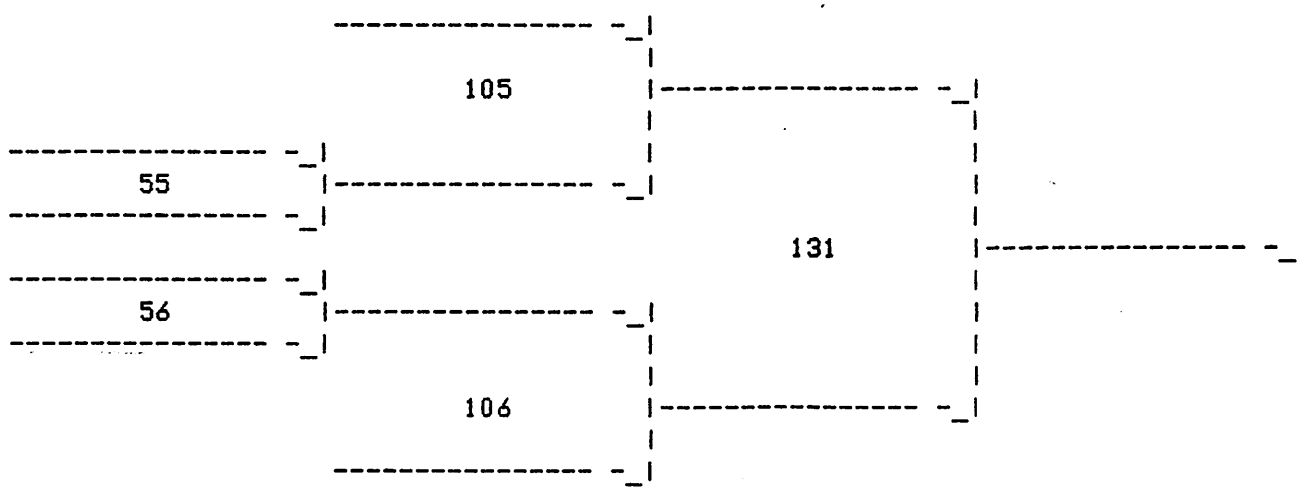


103 LBS. CLASS RESULTS.

CORY COLLINS - MCC 1-0-0: 16 PTS.
RANDY OWENS - HOL 0-1-0: 10 PTS.

1 CORY COLLINS - MCC - 1;05 F
2 RANDY OWENS - HOL - -

CHASE COUNTY INVITE A

CHAMPIONS BRACKET 112 LBS. CLASS

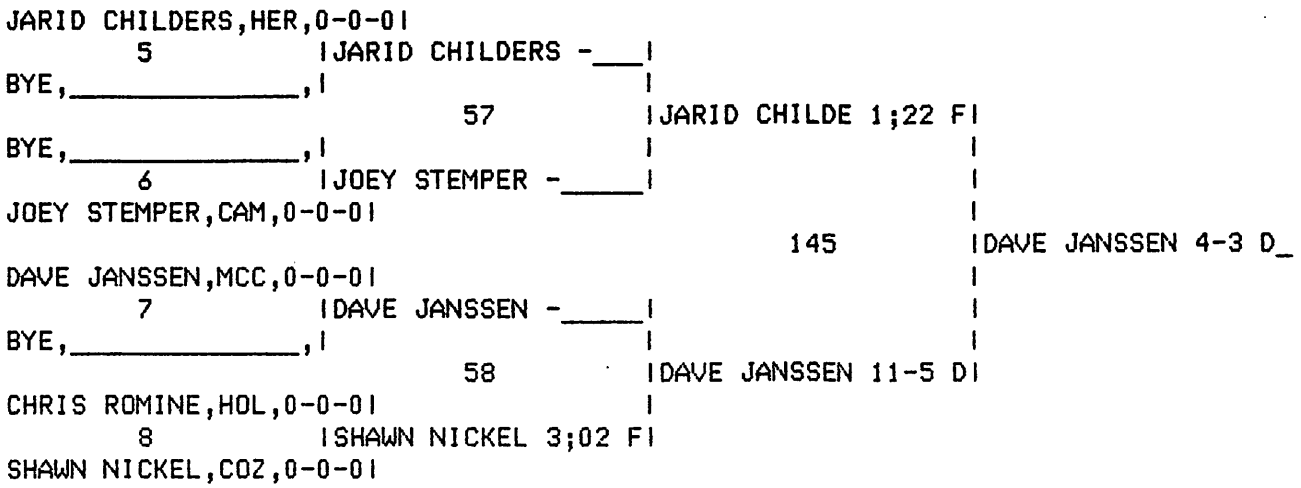


CONSOLATION BRACKET 112 LBS. CLASS

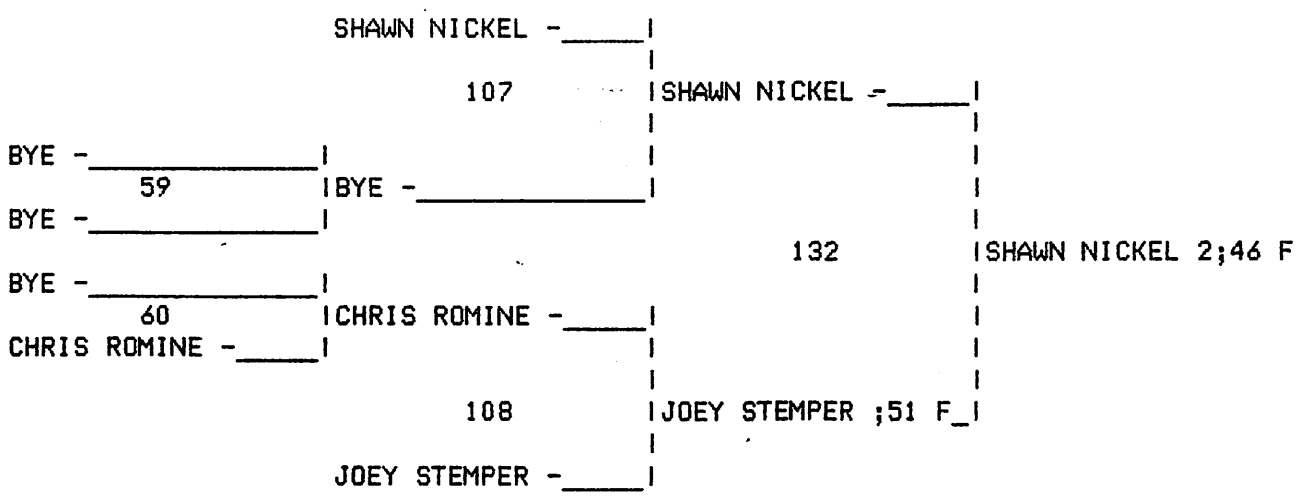


112 LBS. CLASS RESULTS.

JARID CHILDERS - HER 1-1-0: 14 PTS.
SHAWN NICKEL - COZ 2-1-0: 13 PTS.
DAVE JANSSEN - MCC 2-0-0: 16 PTS.
JOEY STEMPER - CAM 1-2-0: 7 PTS.
CHRIS ROMINE - HOL 0-2-0: 0 PTS.

1 DAVE JANSSEN - MCC - 4-3 D
2 JARID CHILDERS - HER - -
3 SHAWN NICKEL - COZ - 2;46 F
4 JOEY STEMPER - CAM - -

# CHASE COUNTY INVITE A

## CHAMPIONS BRACKET 119 LBS. CLASS

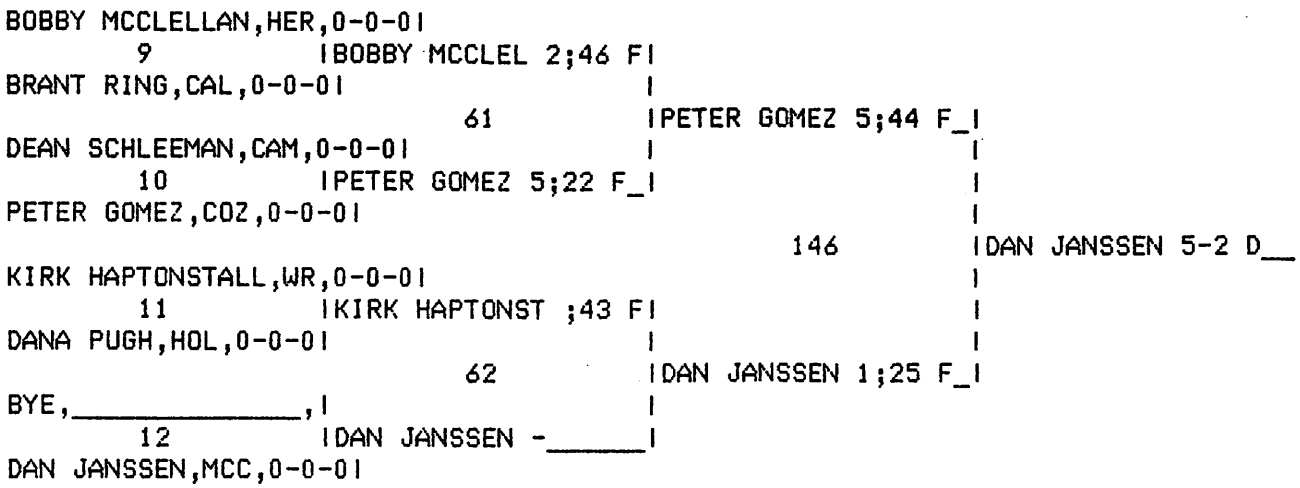


## CONSOLATION BRACKET 119 LBS. CLASS

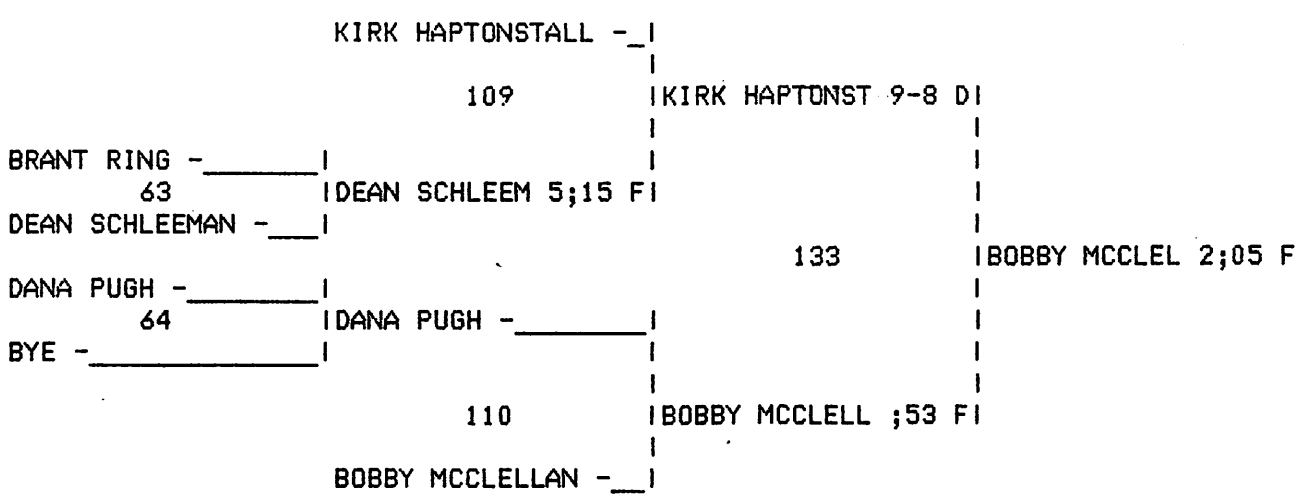


119 LBS. CLASS RESULTS.

BOBBY MCCLELLAN - HER 3-1-0: 16 PTS.
DAN JANSSEN - MCC 2-0-0: 18 PTS.
KIRK HAPTONSTALL - WR 2-2-0: 9 PTS.
PETER GOMEZ - COZ 2-1-0: 18 PTS.
DEAN SCHLEEMAN - CAM 1-2-0: 3 PTS.
DANA PUGH - HOL 0-2-0: 0 PTS.
BRANT RING - CAL 0-2-0: 0 PTS.

1 DAN JANSSEN - MCC - 5-2 D
2 PETER GOMEZ - COZ - -
3 BOBBY MCCLELLAN - HER - 2;05 F
4 KIRK HAPTONSTALL - WR - -

CHASE COUNTY INVITE A

CHAMPIONS BRACKET 125 LBS. CLASS




CONSOLATION BRACKET 125 LBS. CLASS

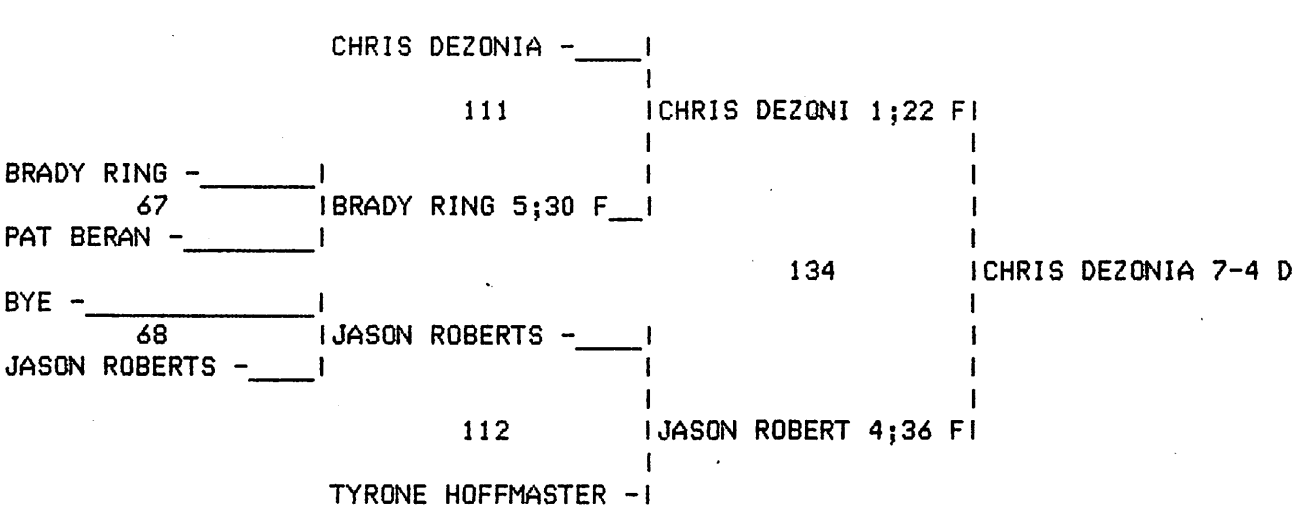


125 LBS. CLASS RESULTS.

BRADY JOHNSON - MCC 3-0-0: 24 PTS.
JASON WALTERS - HER 2-1-0: 16.5 PTS.
CHRIS DEZONIA - CAM 2-1-0: 10 PTS.
TYRONE HOFFMASTER - COZ 1-2-0: 2 PTS.
PAT BERAN - CCHS 0-2-0: 0 PTS.
JASON ROBERTS - HOL 1-2-0: 7 PTS.
BRADY RING - CAL 1-2-0: 3 PTS.

1 BRADY JOHNSON - MCC - 20-4 F
2 JASON WALTERS - HER - -
3 CHRIS DEZONIA - CAM - 7-4 D
4 JASON ROBERTS - HOL - -

CHASE COUNTY INVITE A

CHAMPIONS BRACKET 130 LBS. CLASS

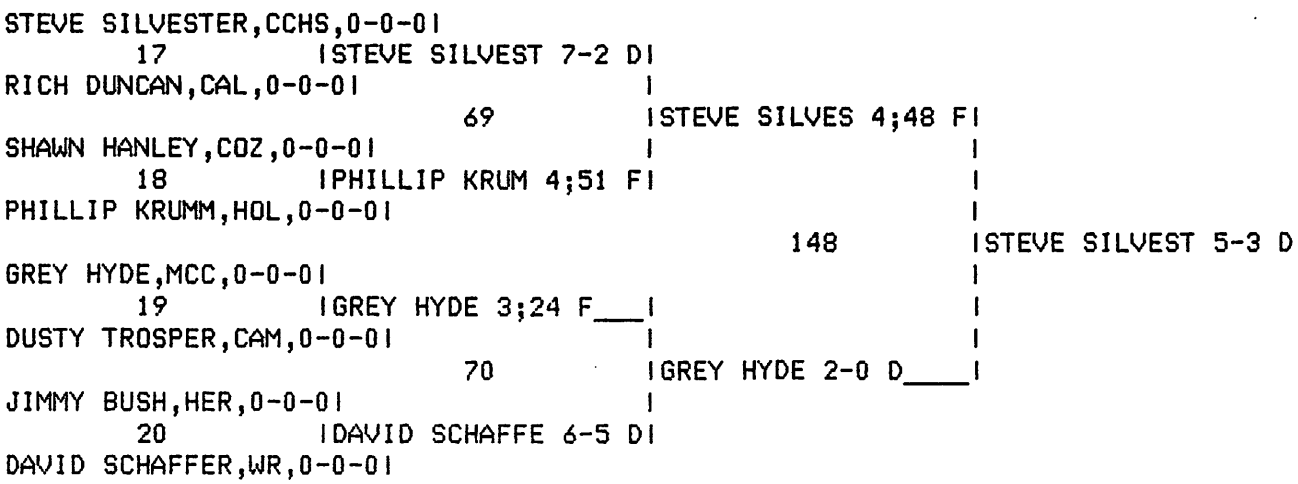


CONSOLATION BRACKET 130 LBS. CLASS

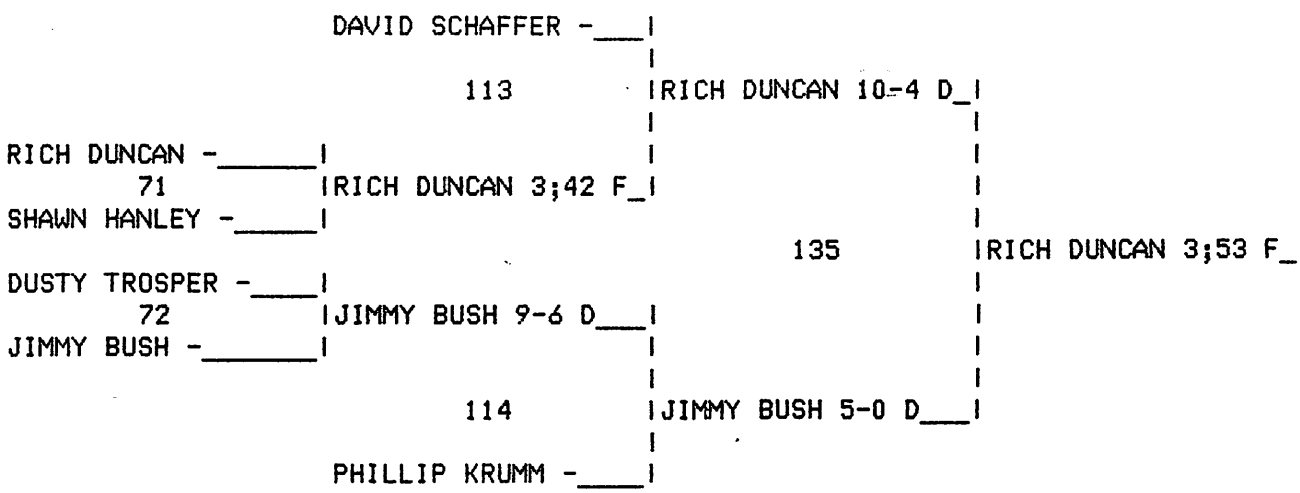


130 LBS. CLASS RESULTS.

STEVE SILVESTER - CCHS 3-0-0: 20 PTS.
DAVID SCHAFFER - WR 1-2-0: 2 PTS.
GREY HYDE - MCC 2-1-0: 16 PTS.
PHILLIP KRUMM - HOL 1-2-0: 4 PTS.
SHAWN HANLEY - COZ 0-2-0: 0 PTS.
DUSTY TROSPER - CAM 0-2-0: 0 PTS.
JIMMY BUSH - HER 2-2-0: 6 PTS.
RICH DUNCAN - CAL 3-1-0: 13 PTS.

1 STEVE SILVESTER - CCHS - 5-3 D
2 GREY HYDE - MCC - -
3 RICH DUNCAN - CAL - 3;53 F
4 JIMMY BUSH - HER - -

CHASE COUNTY INVITE A

CHAMPIONS BRACKET 135 LBS. CLASS

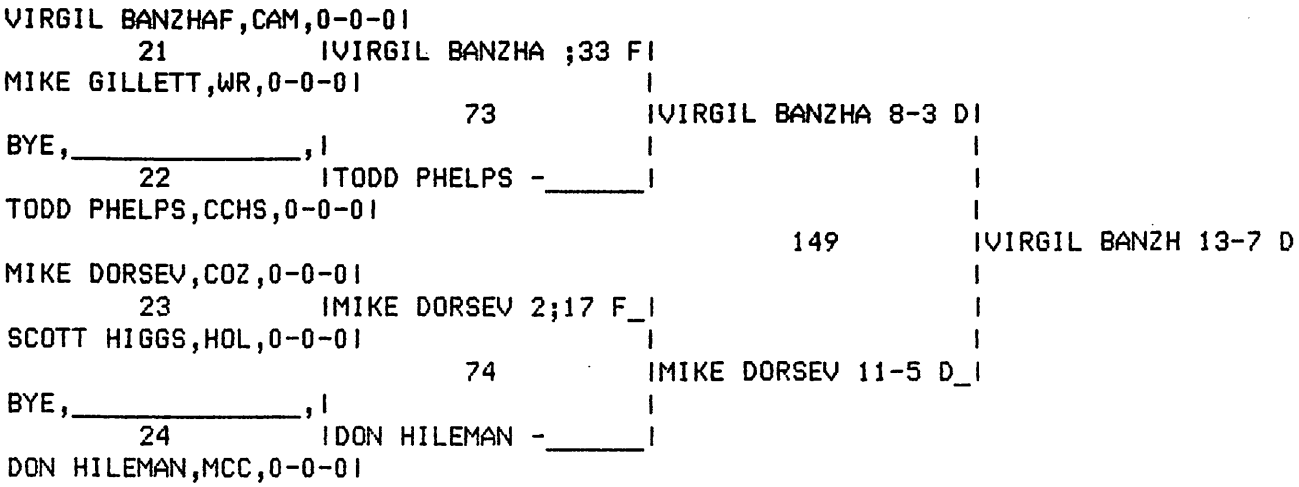


CONSOLATION BRACKET 135 LBS. CLASS

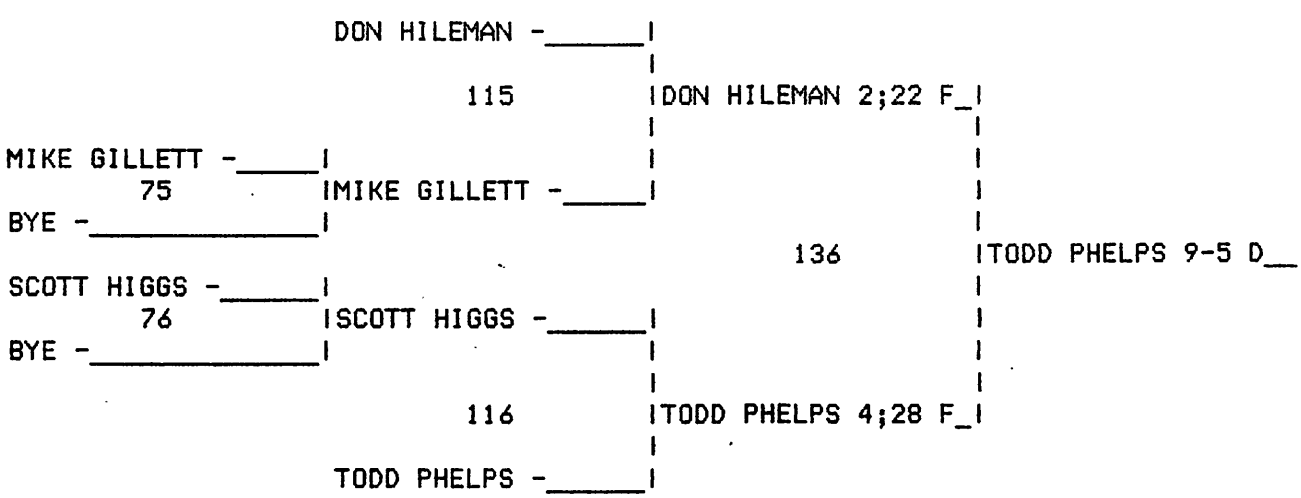


135 LBS. CLASS RESULTS.

VIRGIL BANZHAF - CAM 3-0-0: 20 PTS.
DON HILEMAN - MCC 1-2-0: 7 PTS.
MIKE DORSEV - COZ 2-1-0: 16 PTS.
TODD PHELPS - CCHS 2-1-0: 10 PTS.
SCOTT HIGGS - HOL 0-2-0: 0 PTS.
MIKE GILLETT - WR 0-2-0: 0 PTS.

1 VIRGIL BANZHAF - CAM - 13-7 D
2 MIKE DORSEV - COZ - -
3 TODD PHELPS - CCHS - 9-5 D
4 DON HILEMAN - MCC - -

CHASE COUNTY INVITE A

CHAMPIONS BRACKET 140 LBS. CLASS

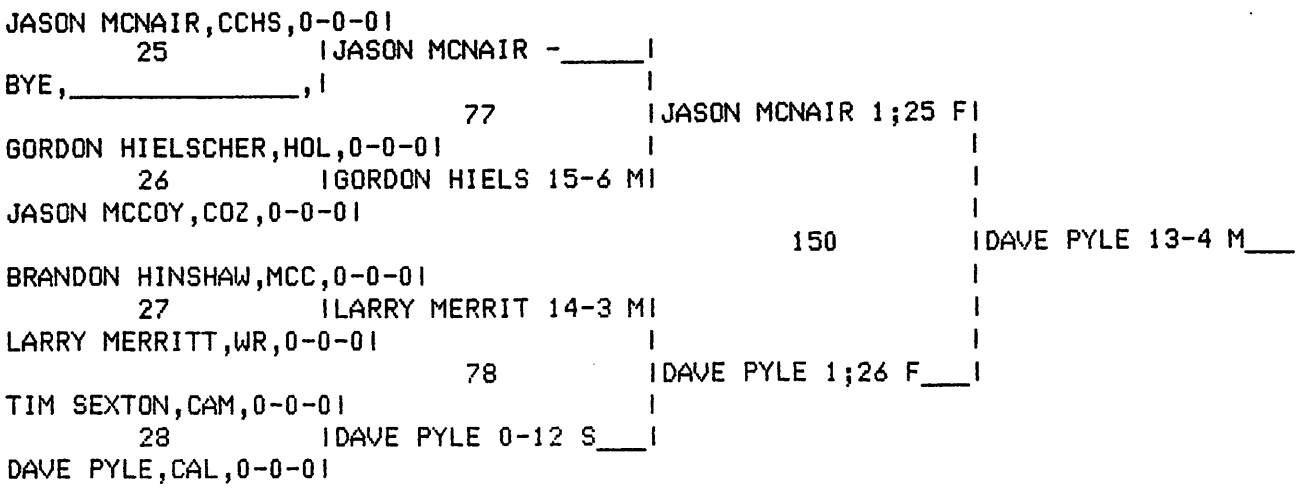


CONSOLATION BRACKET 140 LBS. CLASS

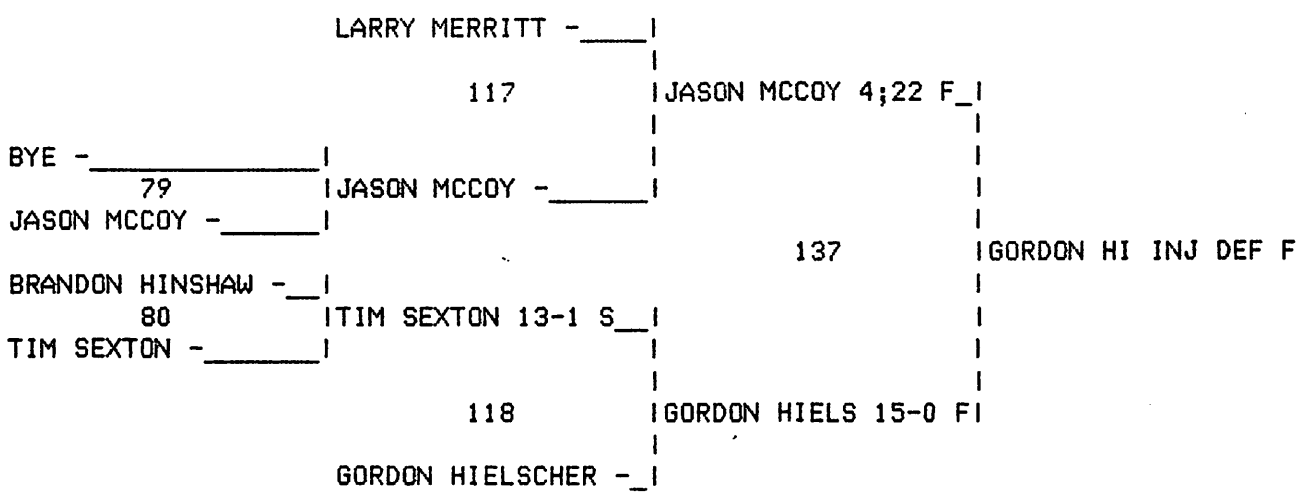


140 LBS. CLASS RESULTS.
JASON MCNAIR - CCHS 1-1-0: 14 PTS.
DAVE PYLE - CAL 3-0-0: 21.5 PTS.
BRANDON HINSHAW - MCC 0-2-0: 0 PTS.
JASON MCCOY - COZ 1-2-0: 7 PTS.
GORDON HIELSCHER - HOL 3-1-0: 14.5 PTS.
LARRY MERRITT - WR 1-2-0: 2.5 PTS.
TIM SEXTON - CAM 1-2-0: 2 PTS.

1 DAVE PYLE - CAL - 13-4 M
2 JASON MCNAIR - CCHS - -
3 GORDON HIELSCHER - HOL - INJ DEF F
4 JASON MCCOY - COZ - -

CHASE COUNTY INVITE A

CHAMPIONS BRACKET 145 LBS. CLASS

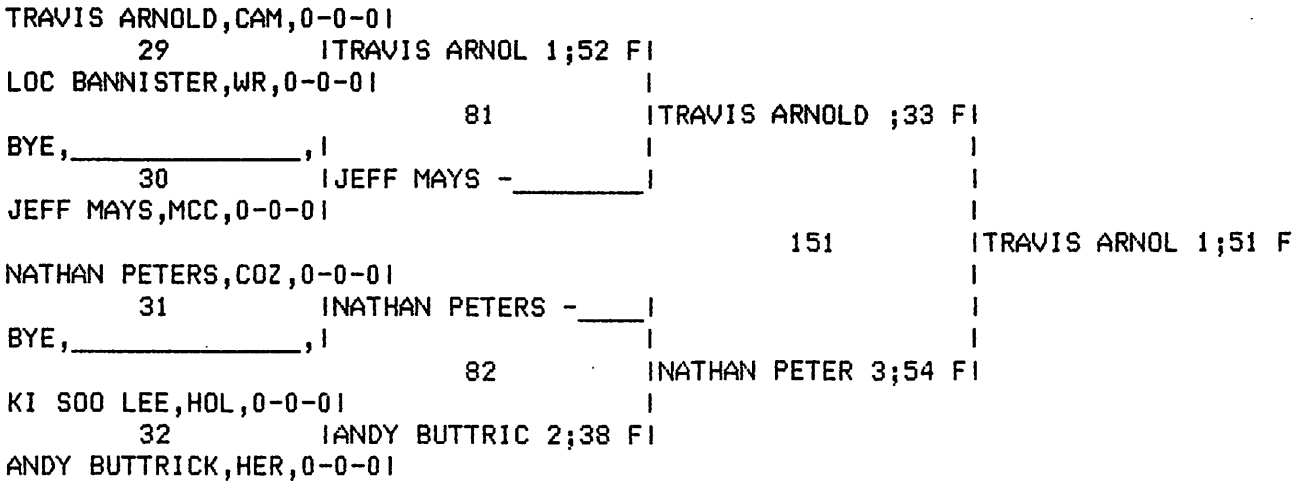


CONSOLATION BRACKET 145 LBS. CLASS

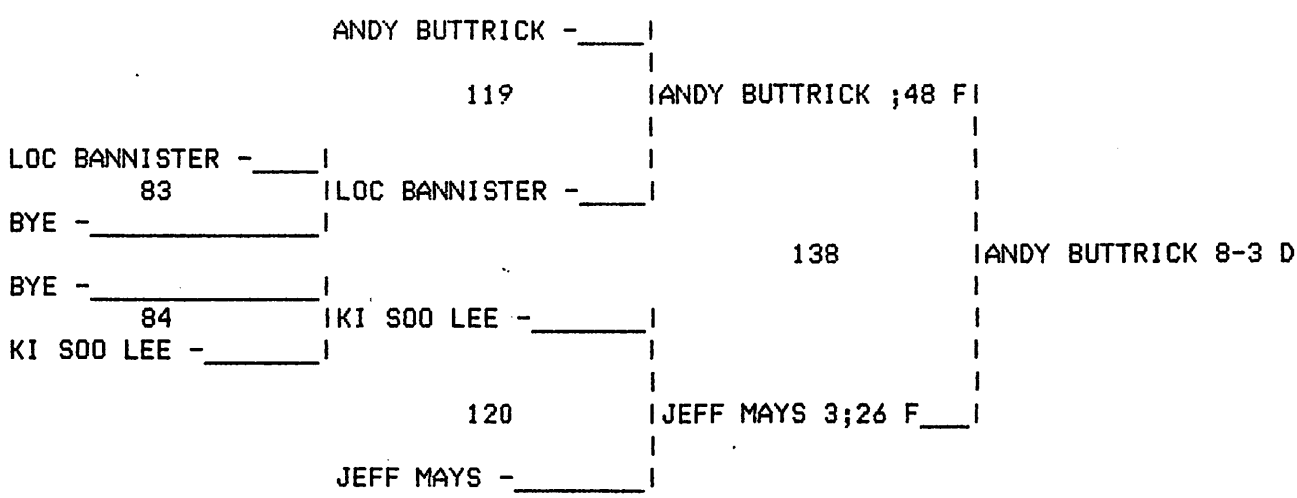


145 LBS. CLASS RESULTS.

TRAVIS ARNOLD - CAM 3-0-0: 24 PTS.
ANDY BUTTRICK - HER 3-1-0: 14 PTS.
NATHAN PETERS - COZ 1-1-0: 14 PTS.
JEFF MAYS - MCC 1-2-0: 7 PTS.
KI SOO LEE - HOL 0-2-0: 0 PTS.
LOC BANNISTER - WR 0-2-0: 0 PTS.

1 TRAVIS ARNOLD - CAM - 1;51 F
2 NATHAN PETERS - COZ - -
3 ANDY BUTTRICK - HER - 8-3 D
4 JEFF MAYS - MCC - -

CHASE COUNTY INVITE A

CHAMPIONS BRACKET 152 LBS. CLASS

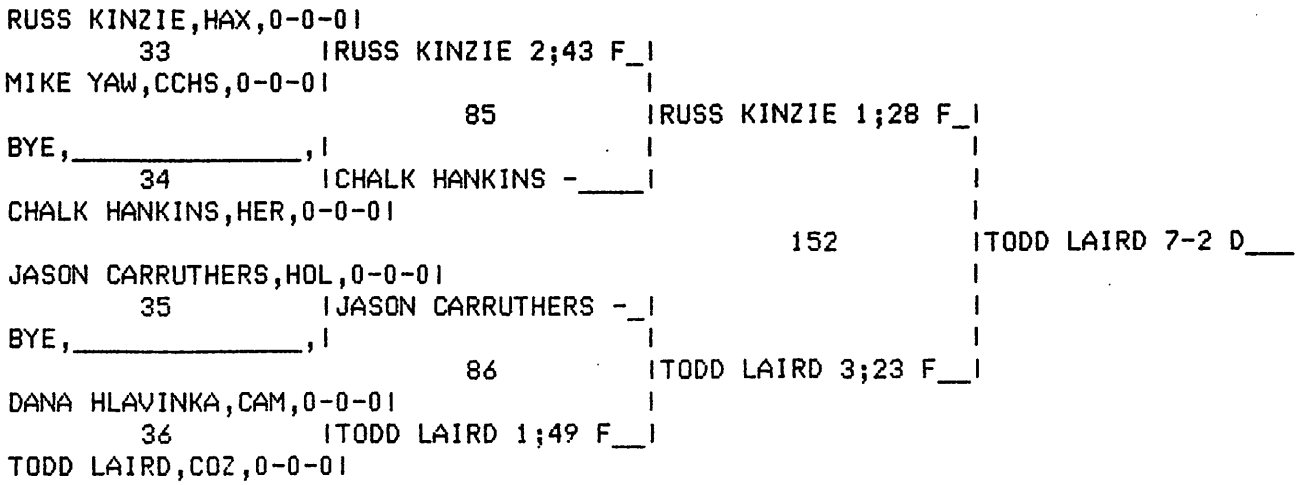


CONSOLATION BRACKET 152 LBS. CLASS

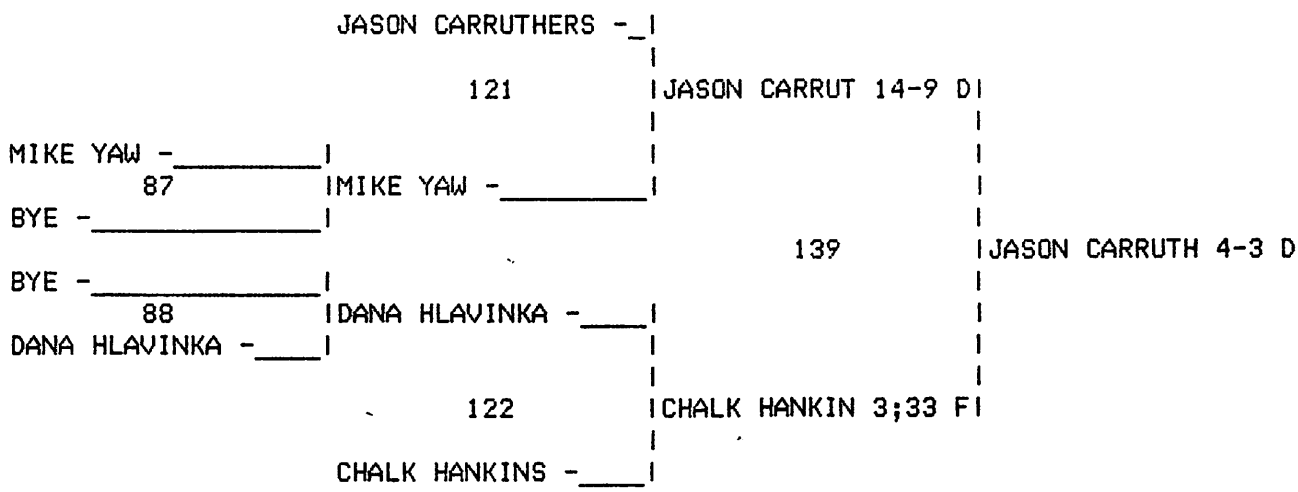


152 LBS. CLASS RESULTS.

RUSS KINZIE - HAX 2-1-0: 18 PTS.
TODD LAIRD - COZ 3-0-0: 22 PTS.
JASON CARRUTHERS - HOL 2-1-0: 8 PTS.
CHALK HANKINS - HER 1-2-0: 7 PTS.
DANA HLAVINKA - CAM 0-2-0: 0 PTS.
MIKE YAW - CCHS 0-2-0: 0 PTS.

1 TODD LAIRD - COZ - 7-2 D
2 RUSS KINZIE - HAX - -
3 JASON CARRUTHERS - HOL - 4-3 D
4 CHALK HANKINS - HER - -

CHASE COUNTY INVITE A

CHAMPIONS BRACKET 160 LBS. CLASS

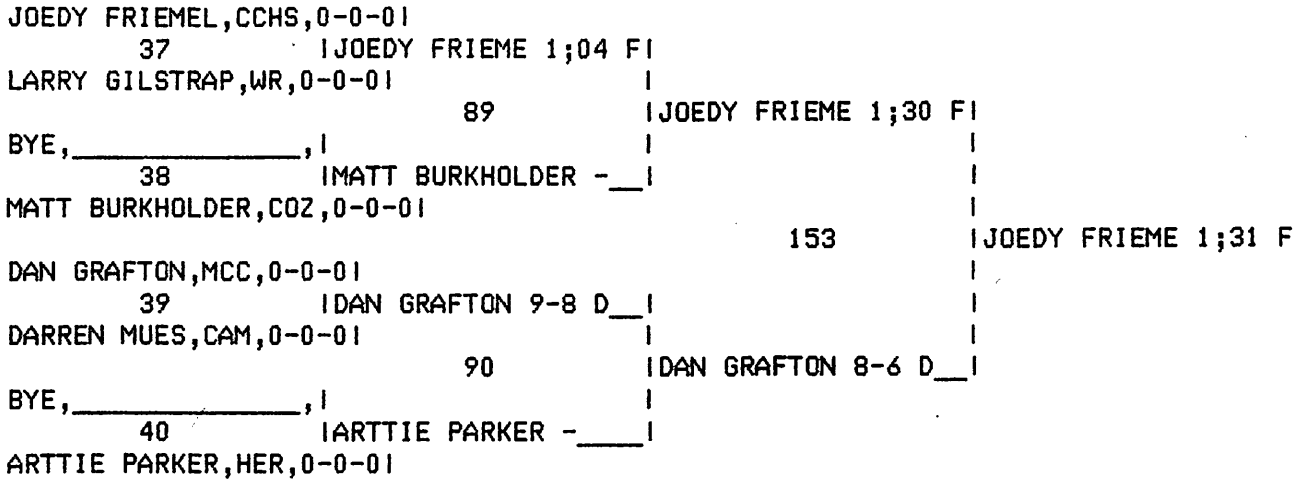


CONSOLATION BRACKET 160 LBS. CLASS

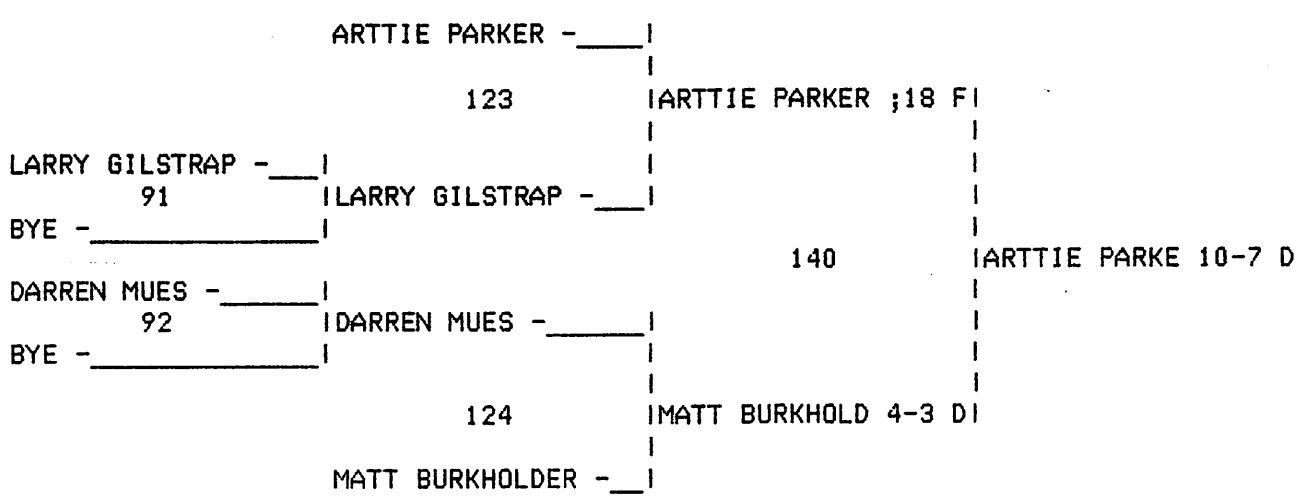


160 LBS. CLASS RESULTS.

JOEDY FRIEMEL - CCHS 3-0-0: 24 PTS.
ARTTIE PARKER - HER 2-1-0: 10 PTS.
DAN GRAFTON - MCC 2-1-0: 14 PTS.
MATT BURKHOLDER - COZ 1-2-0: 5 PTS.
DARREN MUES - CAM 0-2-0: 0 PTS.
LARRY GILSTRAP - WR 0-2-0: 0 PTS.

1 JOEDY FRIEMEL - CCHS - 1;31 F
2 DAN GRAFTON - MCC - -
3 ARTTIE PARKER - HER - 10-7 D
4 MATT BURKHOLDER - COZ - -

CHASE COUNTY INVITE A

CHAMPIONS BRACKET 171 LBS. CLASS

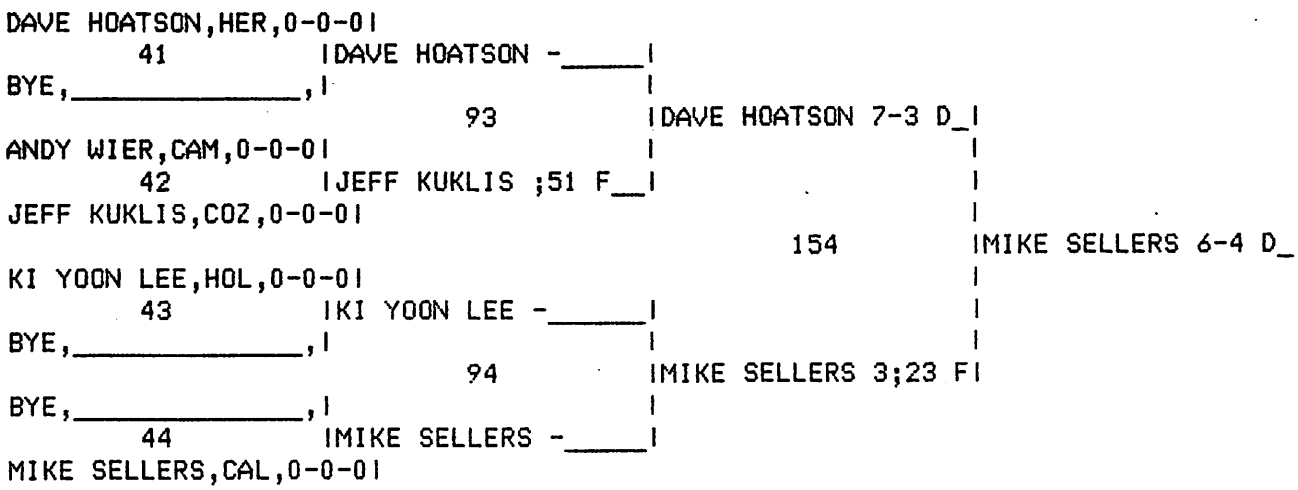


CONSOLATION BRACKET 171 LBS. CLASS

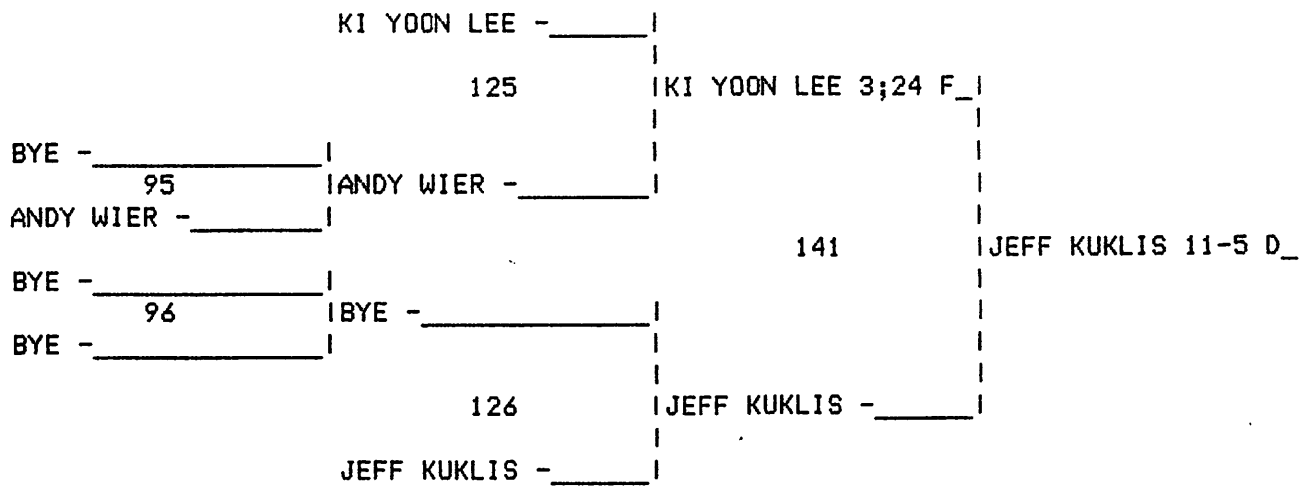


171 LBS. CLASS RESULTS.

DAVE HOATSON - HER 1-1-0: 12 PTS.
MIKE SELLERS - CAL 2-0-0: 18 PTS.
KI YOON LEE - HOL 1-2-0: 7 PTS.
JEFF KUKLIS - COZ 2-1-0: 11 PTS.
ANDY WIER - CAM 0-2-0: 0 PTS.

1 MIKE SELLERS - CAL - 6-4 D
2 DAVE HOATSON - HER - -
3 JEFF KUKLIS - COZ - 11-5 D
4 KI YOON LEE - HOL - -

CHASE COUNTY INVITE A

CHAMPIONS BRACKET 189 LBS. CLASS

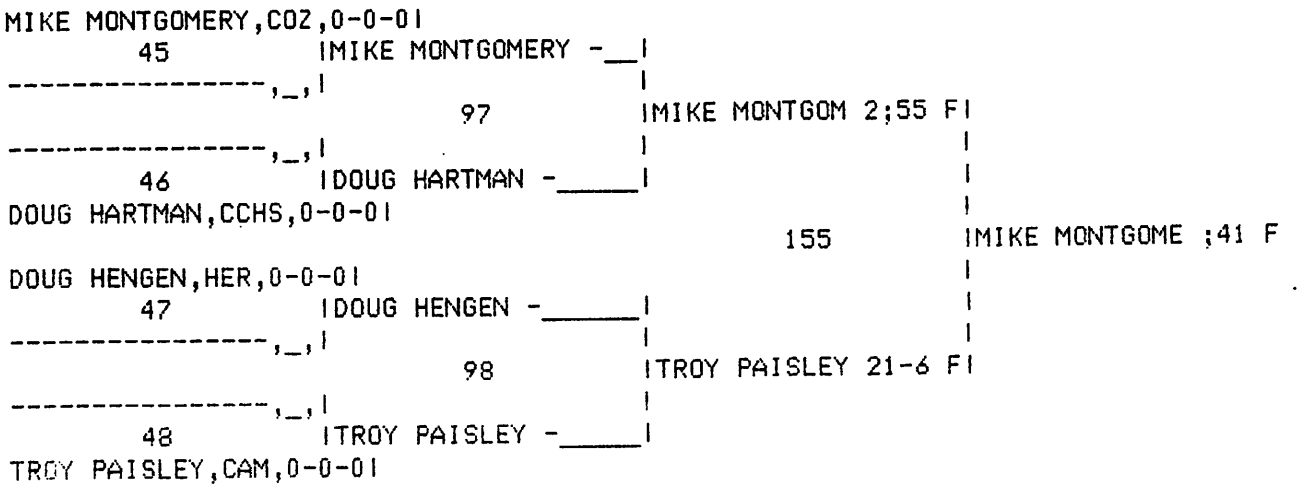


CONSOLATION BRACKET 189 LBS. CLASS

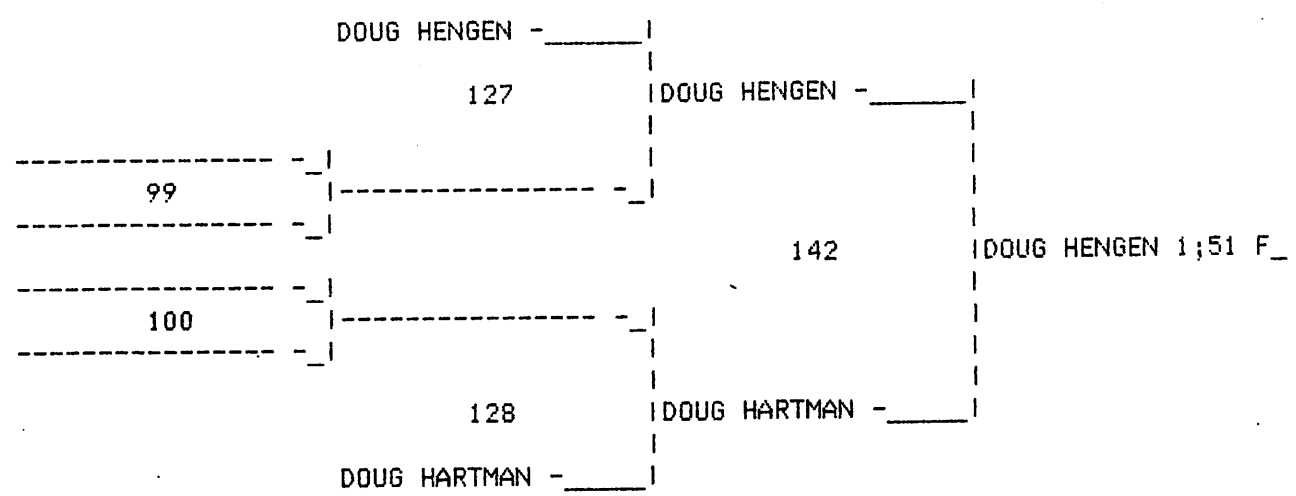


189 LBS. CLASS RESULTS.

MIKE MONTGOMERY - COZ 2-0-0: 20 PTS.
TROY PAISLEY - CAM 1-1-0: 14 PTS.
DOUG HENGEN - HER 1-1-0: 9 PTS.
DOUG HARTMAN - CCHS 0-2-0: 4 PTS.

1 MIKE MONTGOMERY - COZ - ;41 F
2 TROY PAISLEY - CAM - -
3 DOUG HENGEN - HER - 1;51 F
4 DOUG HARTMAN - CCHS - -

CHASE COUNTY INVITE A

CHAMPIONS BRACKET UNL LBS. CLASS

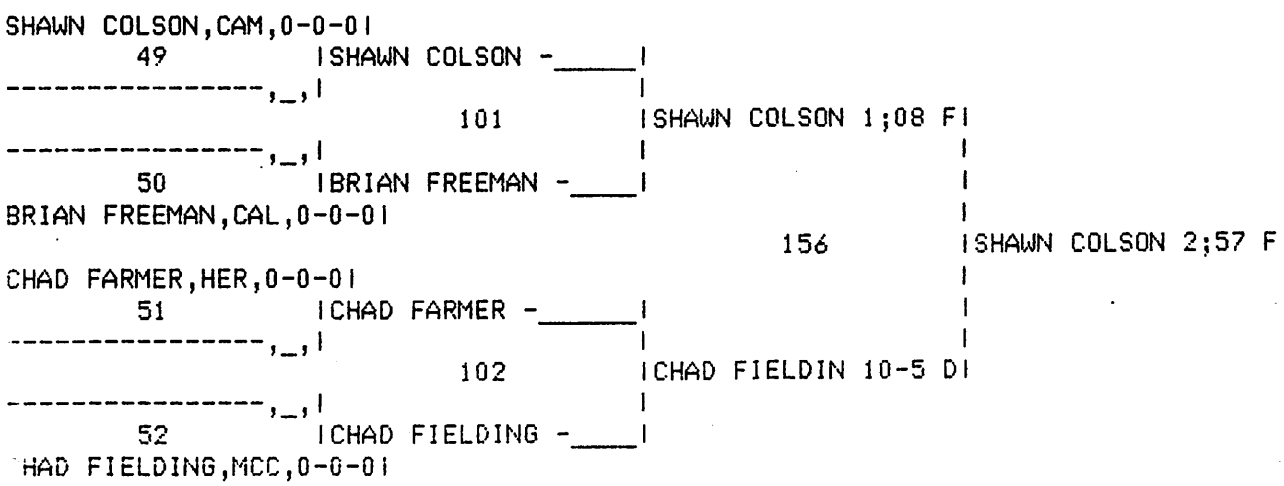


CONSOLATION BRACKET UNL LBS. CLASS

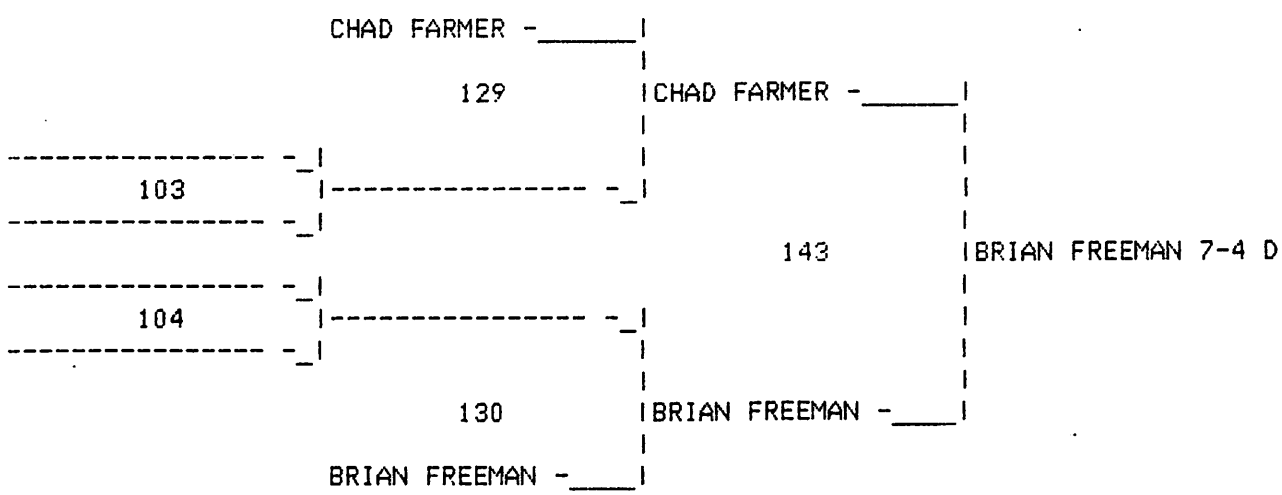


UNL LBS. CLASS RESULTS.

SHAWN COLSON - CAM 2-0-0: 20 PTS.
CHAD FIELDING - MCC 1-1-0: 12 PTS.
CHAD FARMER - HER 0-2-0: 4 PTS.
BRIAN FREEMAN - CAL 1-1-0: 7 PTS.

1 SHAWN COLSON - CAM - 2;57 F
2 CHAD FIELDING - MCC - -
3 BRIAN FREEMAN - CAL - 7-4 D
4 CHAD FARMER - HER - -

# CHASE COUNTY INVITE B

## CHAMPIONS BRACKET 103 LBS. CLASS

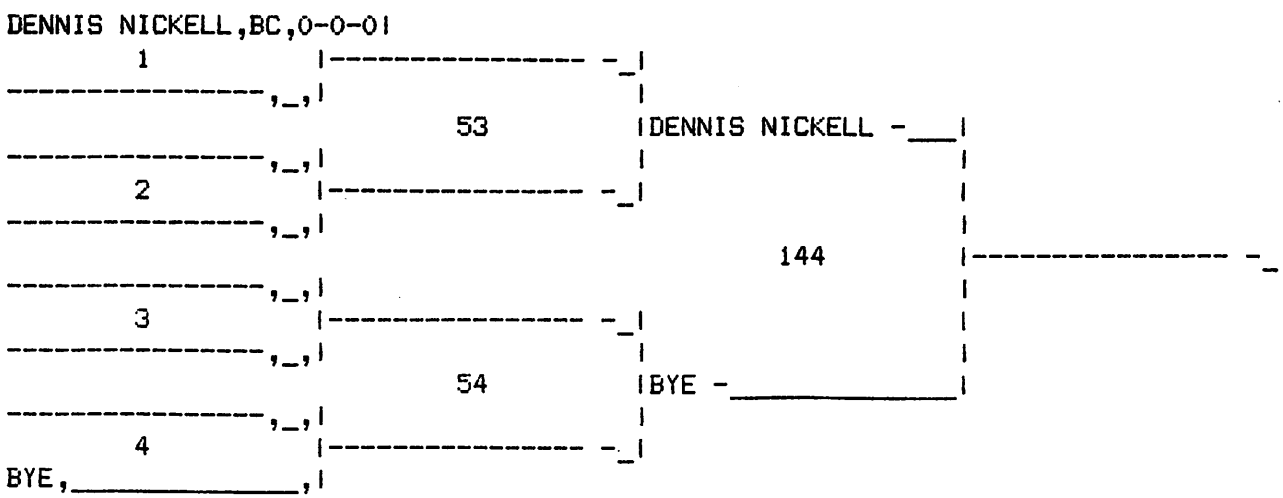


## CONSOLATION BRACKET 103 LBS. CLASS

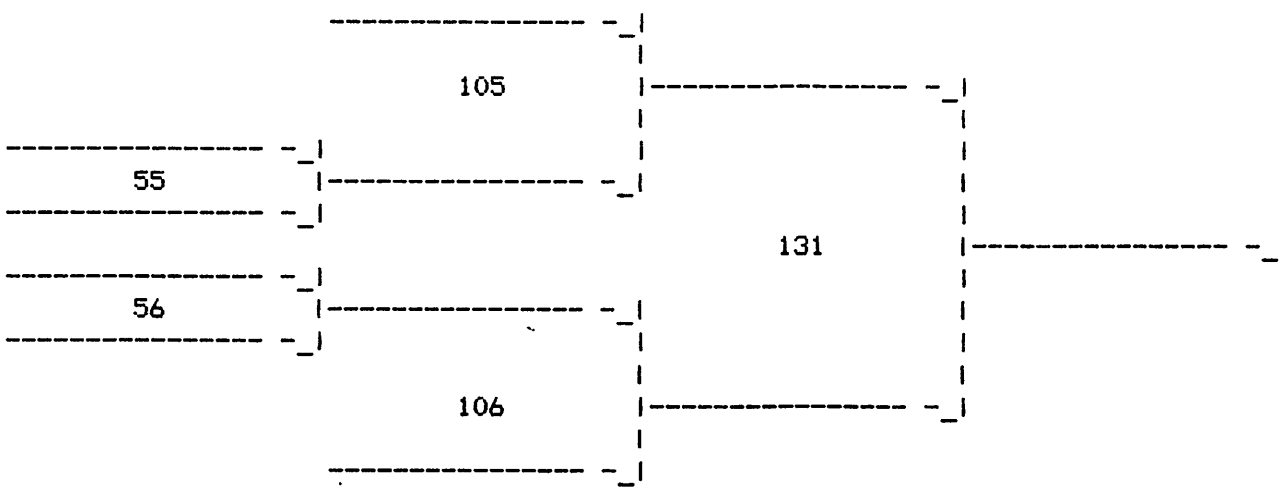


103 LBS. CLASS RESULTS.

DENNIS NICKELL - BC 0-0-0: 0 PTS.

CHASE COUNTY INVITE B

CHAMPIONS BRACKET 112 LBS. CLASS

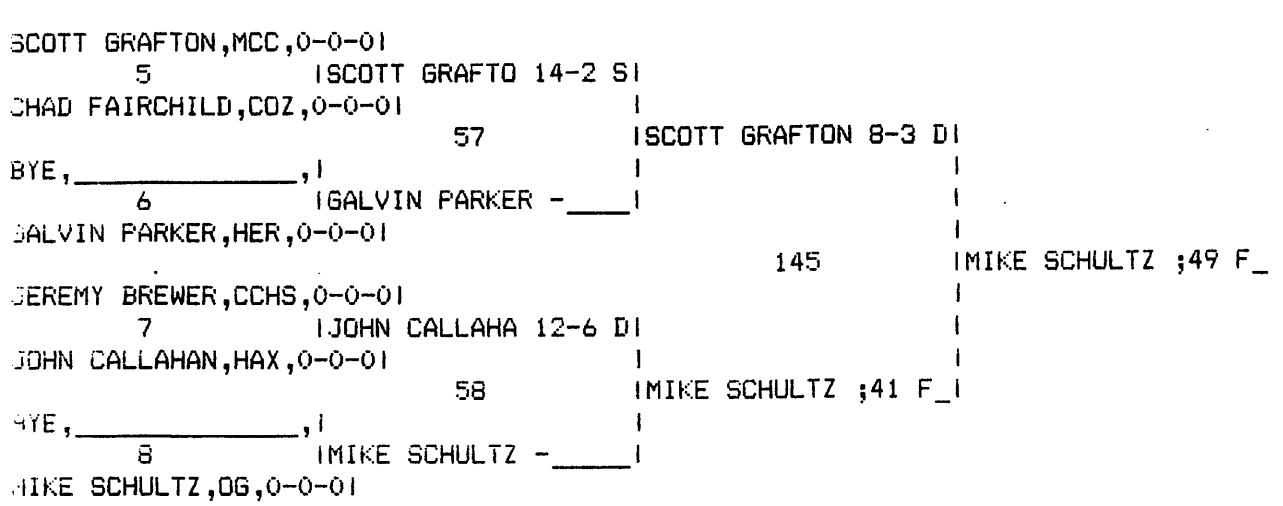


CONSOLATION BRACKET 112 LBS. CLASS

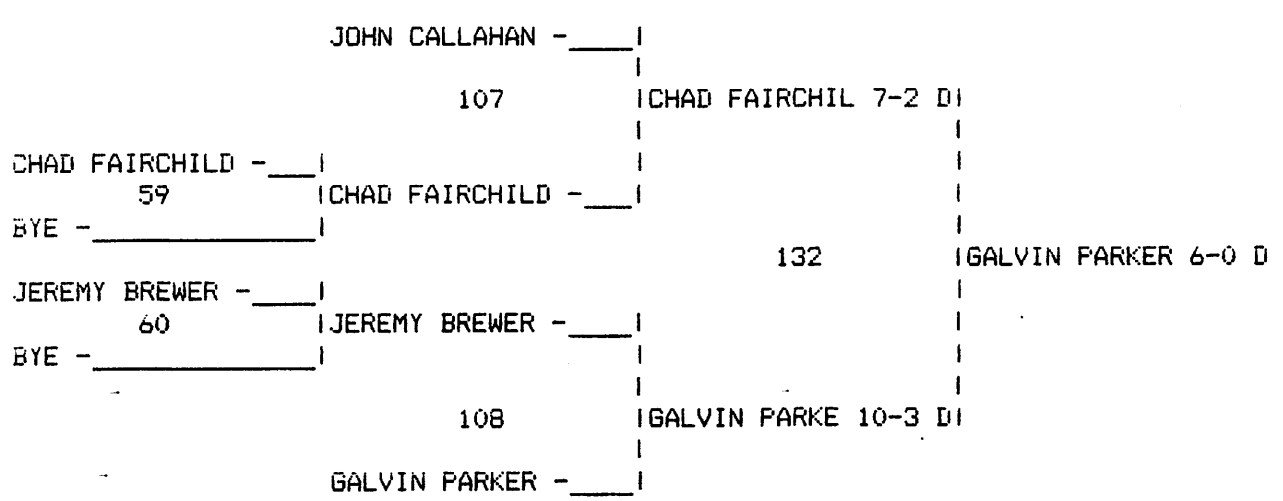


112 LBS. CLASS RESULTS.

SCOTT GRAFTON - MCC 2-1-0: 15 PTS.
MIKE SCHULTZ - OG 2-0-0: 20 PTS.
JEREMY BREWER - CCHS 0-2-0: 0 PTS.
GALVIN PARKER - HER 2-1-0: 8 PTS.
JOHN CALLAHAN - HAX 1-2-0: 2 PTS.
CHAD FAIRCHILD - COZ 1-2-0: 5 PTS.

1 MIKE SCHULTZ - OG - ;49 F
2 SCOTT GRAFTON - MCC - -
3 GALVIN PARKER - HER - 6-0 D
4 CHAD FAIRCHILD - COZ - -

CHASE COUNTY INVITE B

CHAMPIONS BRACKET 119 LBS. CLASS

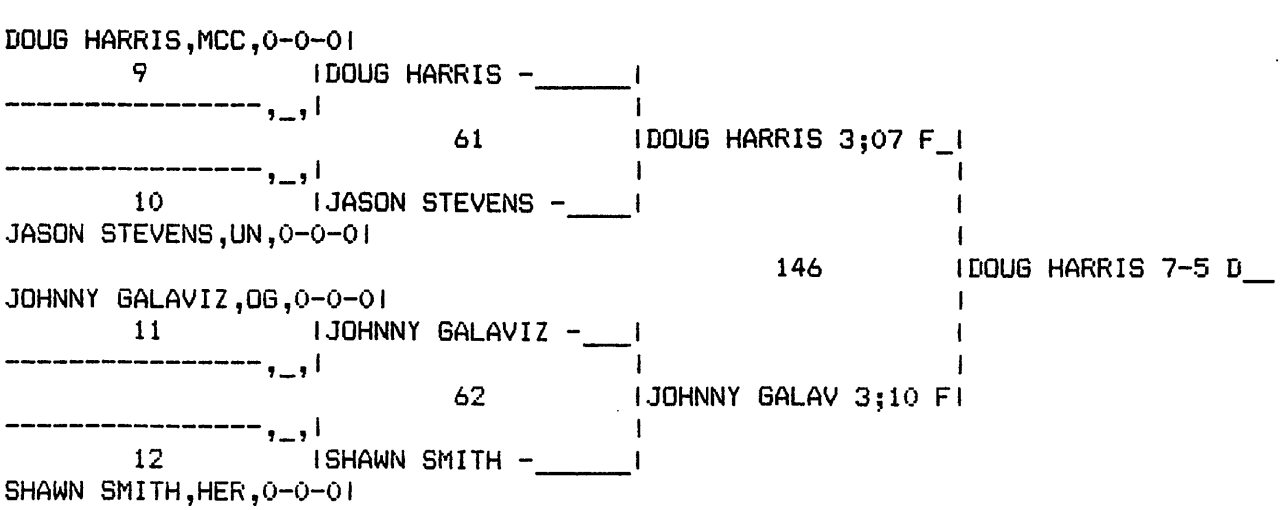


CONSOLATION BRACKET 119 LBS. CLASS

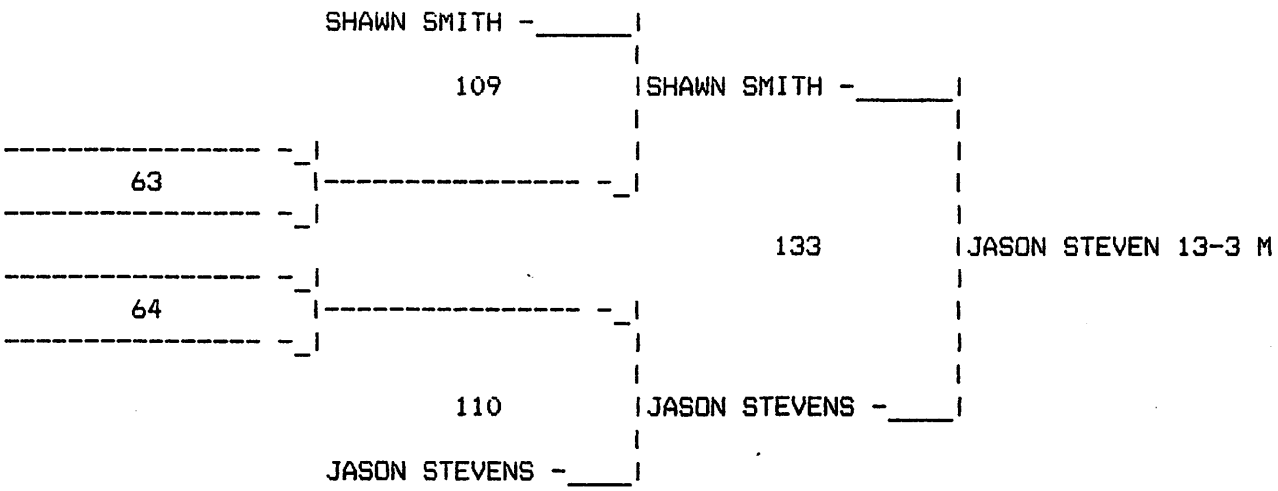


119 LBS. CLASS RESULTS.

DOUG HARRIS - MCC 2-0-0: 18 PTS.
SHAWN SMITH - HER 0-2-0: 4 PTS.
JOHNNY GALAVIZ - OG 1-1-0: 14 PTS.
JASON STEVENS - UN 1-1-0: 7.5 PTS.

1 DOUG HARRIS - MCC - 7-5 D
2 JOHNNY GALAVIZ - OG - -
3 JASON STEVENS - UN - 13-3 M
4 SHAWN SMITH - HER - -

CHASE COUNTY INVITE B

CHAMPIONS BRACKET 125 LBS. CLASS

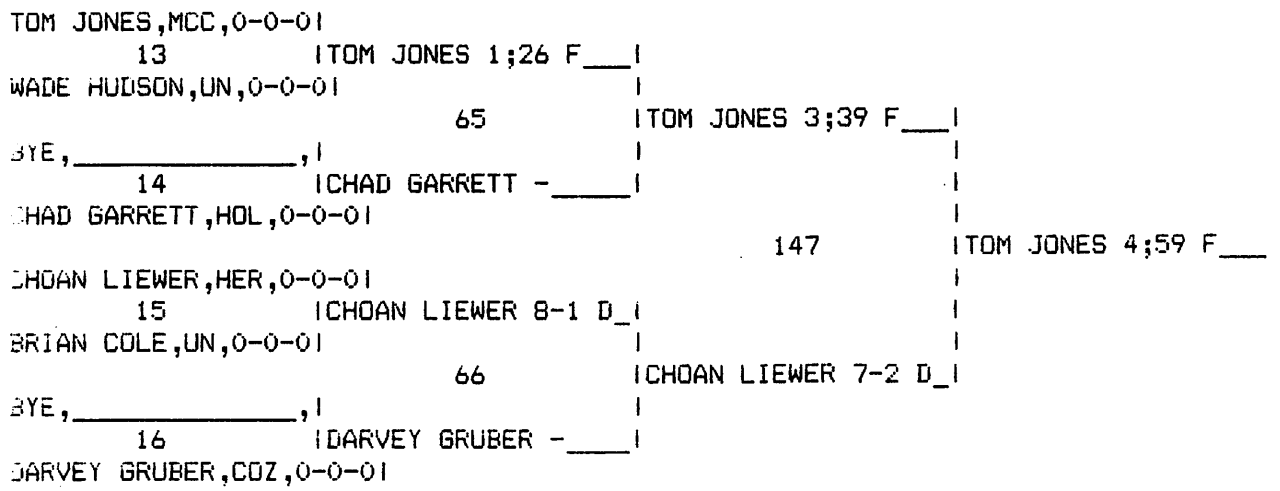


CONSOLATION BRACKET 125 LBS. CLASS

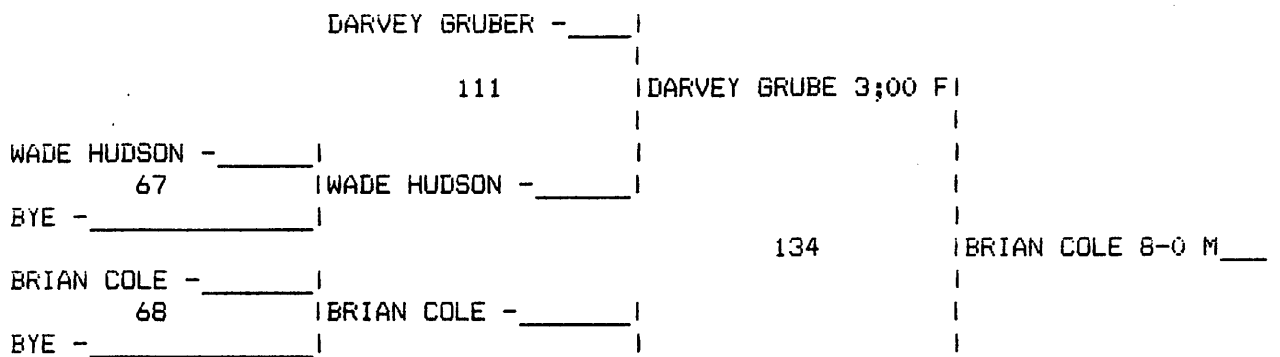


125 LBS. CLASS RESULTS.

TOM JONES - MCC 3-0-0: 24 PTS.
DARVEY GRUBER - COZ 1-2-0: 7 PTS.
CHOAN LIEWER - HER 2-1-0: 14 PTS.
CHAD GARRETT - HOL 0-2-0: 0 PTS.
BRIAN COLE - UN 2-1-0: 10.5 PTS.
WADE HUDSON - UN 0-2-0: 0 PTS.

1 TOM JONES - MCC - 4;59 F
2 CHOAN LIEWER - HER - -
3 BRIAN COLE - UN - 8-0 M
4 DARVEY GRUBER - COZ - -

CHASE COUNTY INVITE B

CHAMPIONS BRACKET 130 LBS. CLASS

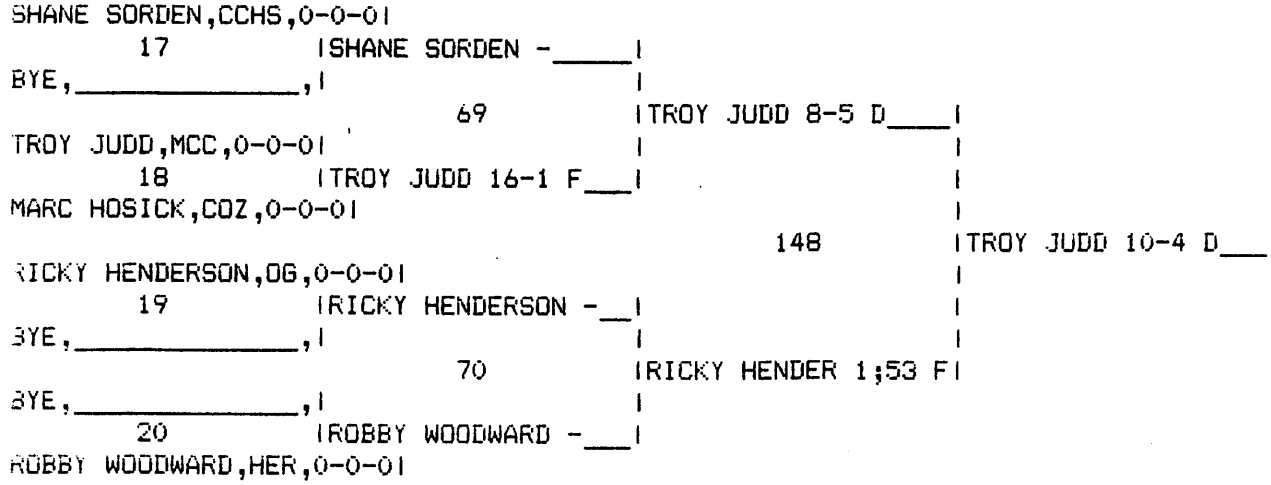


CONSOLATION BRACKET 130 LBS. CLASS

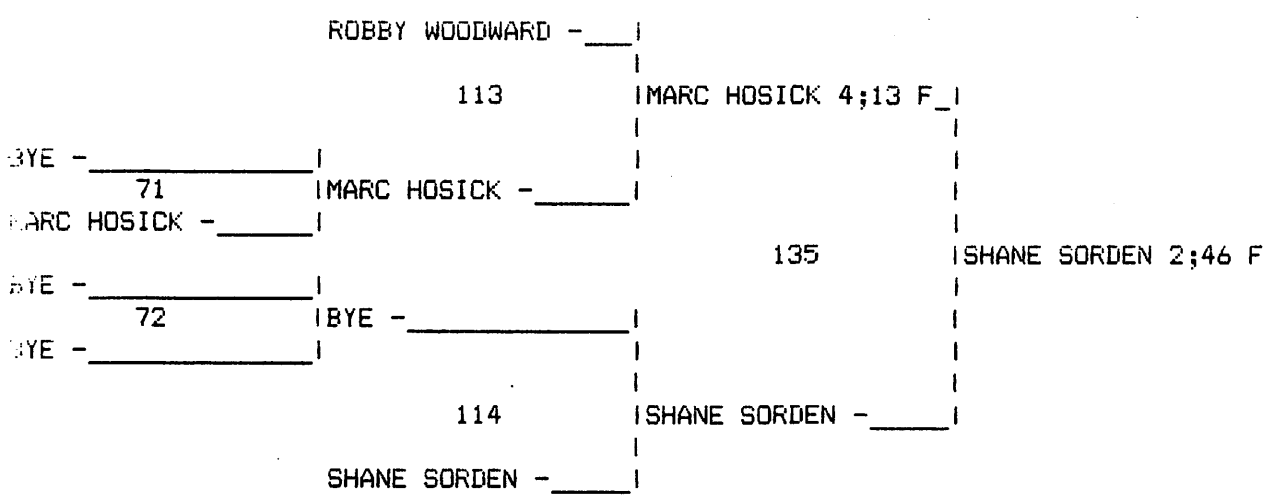


130 LBS. CLASS RESULTS.

SHANE SORDEN - CCHS 1-1-0: 9 PTS.
ROBBY WOODWARD - HER 0-2-0: 0 PTS.
RICKY HENDERSON - OG 1-1-0: 14 PTS.
MARC HOSICK - COZ 1-2-0: 7 PTS.
TROY JUDD - MCC 3-0-0: 20 PTS.

1 TROY JUDD - MCC - 10-4 D
2 RICKY HENDERSON - OG - -
3 SHANE SORDEN - CCHS - 2;46 F
4 MARC HOSICK - COZ - -

CHASE COUNTY INVITE B

CHAMPIONS BRACKET 135 LBS. CLASS

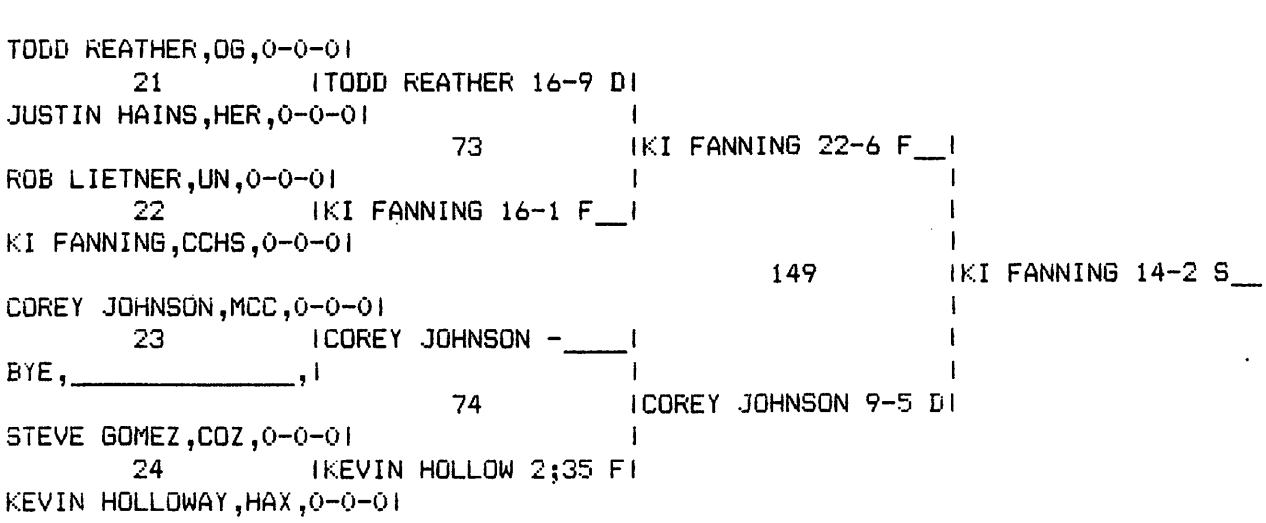


CONSOLATION BRACKET 135 LBS. CLASS

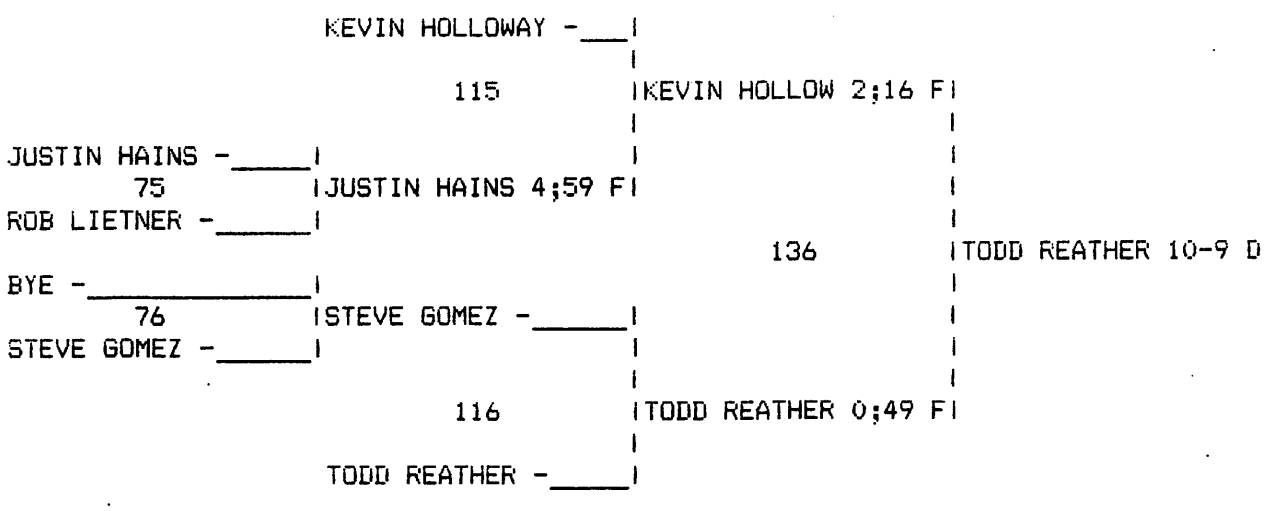


135 LBS. CLASS RESULTS.

TODD REATHER - OG 3-1-0: 12 PTS.
KEVIN HOLLOWAY - HAX 2-2-0: 11 PTS.
COREY JOHNSON - MCC 1-1-0: 12 PTS.
KI FANNING - CCHS 3-0-0: 23 PTS.
ROB LIETNER - UN 0-2-0: 0 PTS.
STEVE GOMEZ - COZ 0-2-0: 0 PTS.
JUSTIN HAINS - HER 1-2-0: 3 PTS.

1 KI FANNING - CCHS - 14-2 S
2 COREY JOHNSON - MCC - -
3 TODD REATHER - OG - 10-9 D
4 KEVIN HOLLOWAY - HAX - -

CHASE COUNTY INVITE B

CHAMPIONS BRACKET 140 LBS. CLASS

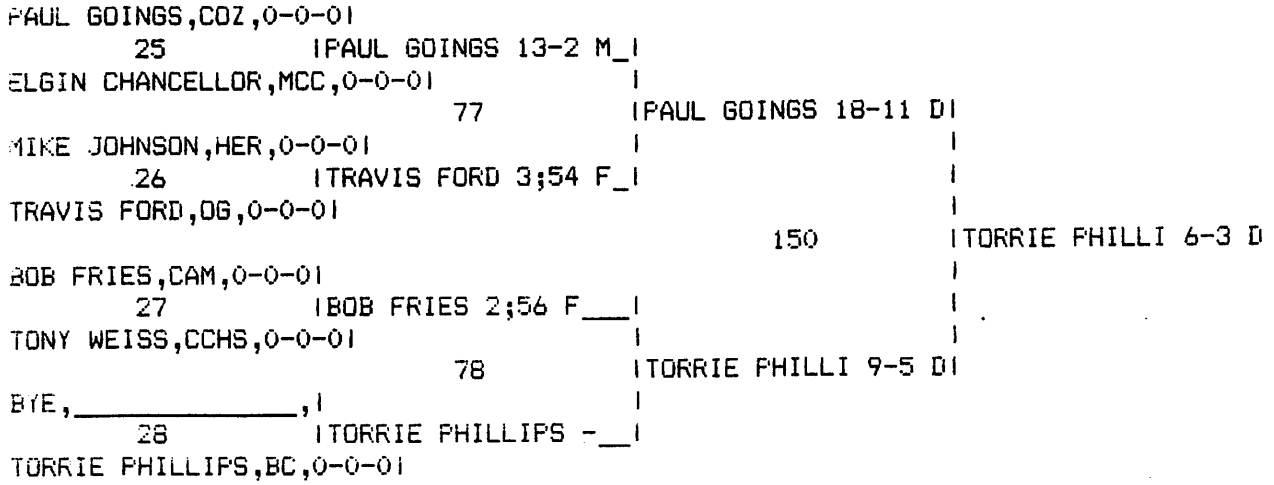


CONSOLATION BRACKET 140 LBS. CLASS

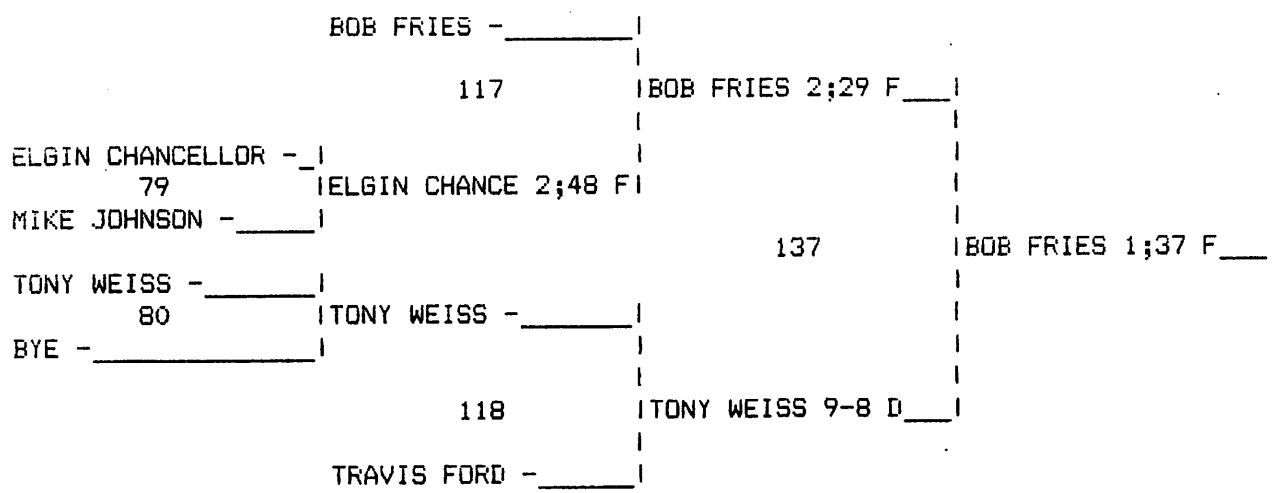


140 LBS. CLASS RESULTS.

PAUL GOINGS - COZ 2-1-0: 14.5 PTS.
TORRIE PHILLIPS - BC 2-0-0: 16 PTS.
BOB FRIES - CAM 3-1-0: 16 PTS.
TRAVIS FORD - OG 1-2-0: 4 PTS.
MIKE JOHNSON - HER 0-2-0: 0 PTS.
TONY WEISS - CCHS 1-2-0: 5 PTS.
ELGIN CHANCELLOR - MCC 1-2-0: 3 PTS.

1 TORRIE PHILLIPS - BC - 6-3 D
2 PAUL GOINGS - COZ - -
3 BOB FRIES - CAM - 1;37 F
4 TONY WEISS - CCHS - -

CHASE COUNTY INVITE B

CHAMPIONS BRACKET 145 LBS. CLASS

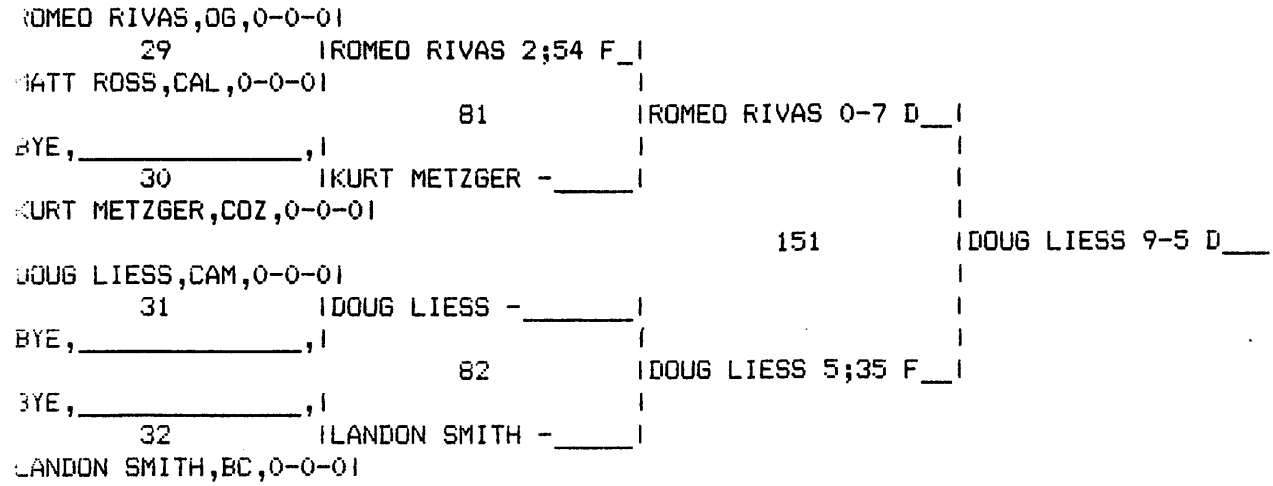


CONSOLATION BRACKET 145 LBS. CLASS

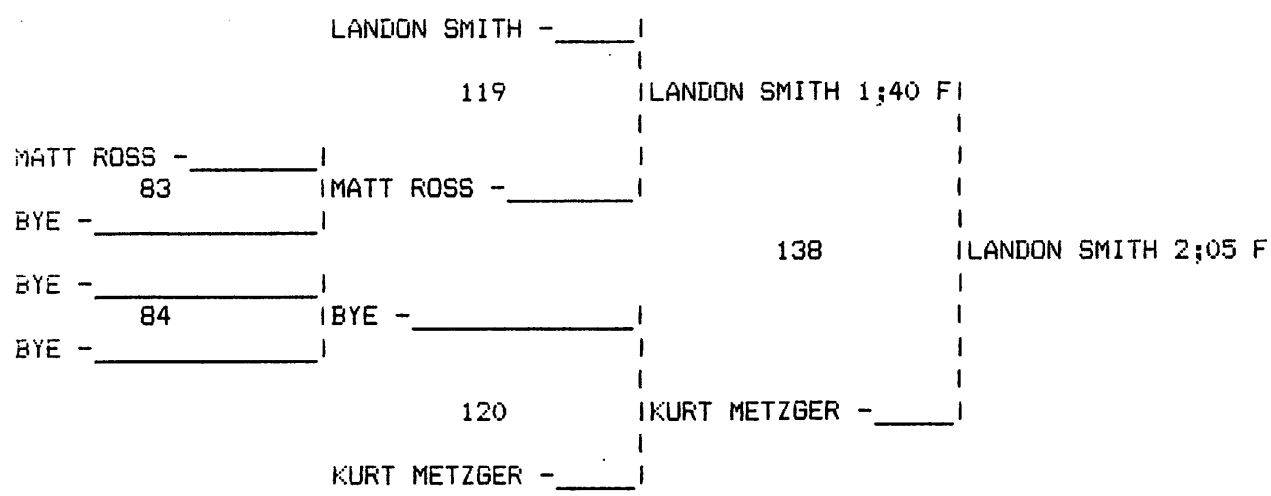


145 LBS. CLASS RESULTS.

ROMEO RIVAS - OG 2-1-0: 16 PTS.
LANDON SMITH - BC 2-1-0: 12 PTS.
DOUG LIESS - CAM 2-0-0: 18 PTS.
KURT METZGER - COZ 0-2-0: 4 PTS.
MATT ROSS - CAL 0-2-0: 0 PTS.

1 DOUG LIESS - CAM - 9-5 D
2 ROMEO RIVAS - OG - -
3 LANDON SMITH - BC - 2;05 F
4 KURT METZGER - COZ - -

CHASE COUNTY INVITE B

CHAMPIONS BRACKET 152 LBS. CLASS

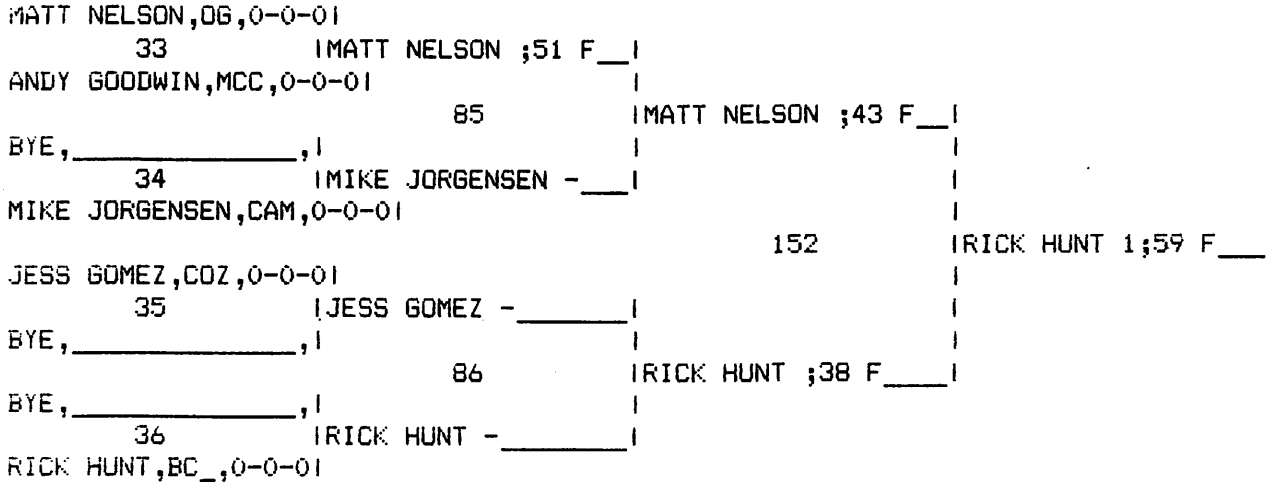


CONSOLATION BRACKET 152 LBS. CLASS

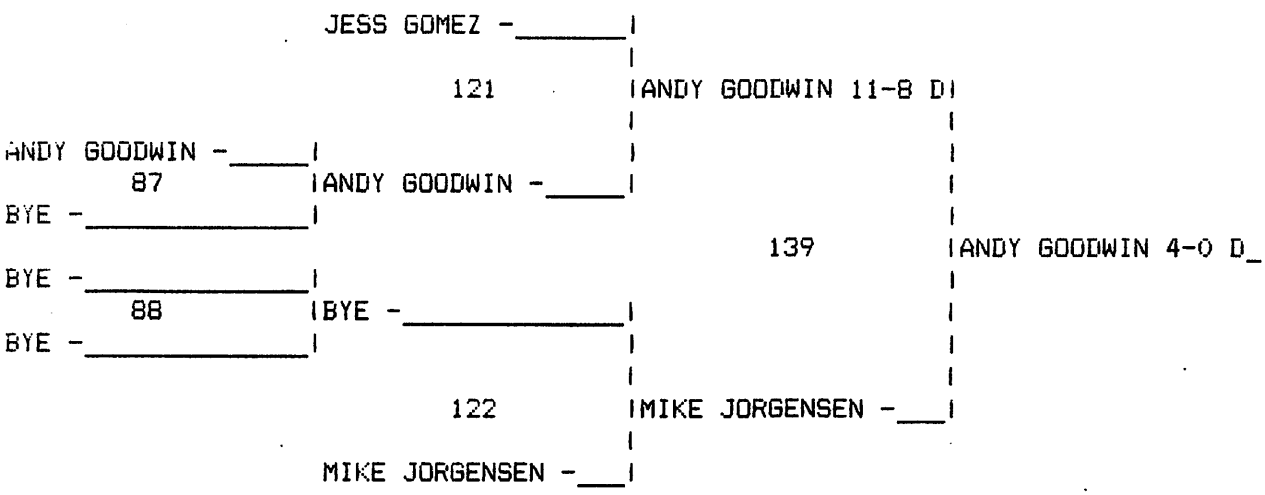


152 LBS. CLASS RESULTS.

MATT NELSON - OG 2-1-0: 18 PTS.
RICK HUNT - BC 2-0-0: 20 PTS.
JESS GOMEZ - COZ 0-2-0: 0 PTS.
MIKE JORGENSEN - CAM 0-2-0: 4 PTS.
ANDY GOODWIN - MCC 2-1-0: 8 PTS.

1 RICK HUNT - BC - 1;59 F
2 MATT NELSON - OG - -
3 ANDY GOODWIN - MCC - 4-0 D
4 MIKE JORGENSEN - CAM - -

CHASE COUNTY INVITE B

CHAMPIONS BRACKET 160 LBS. CLASS

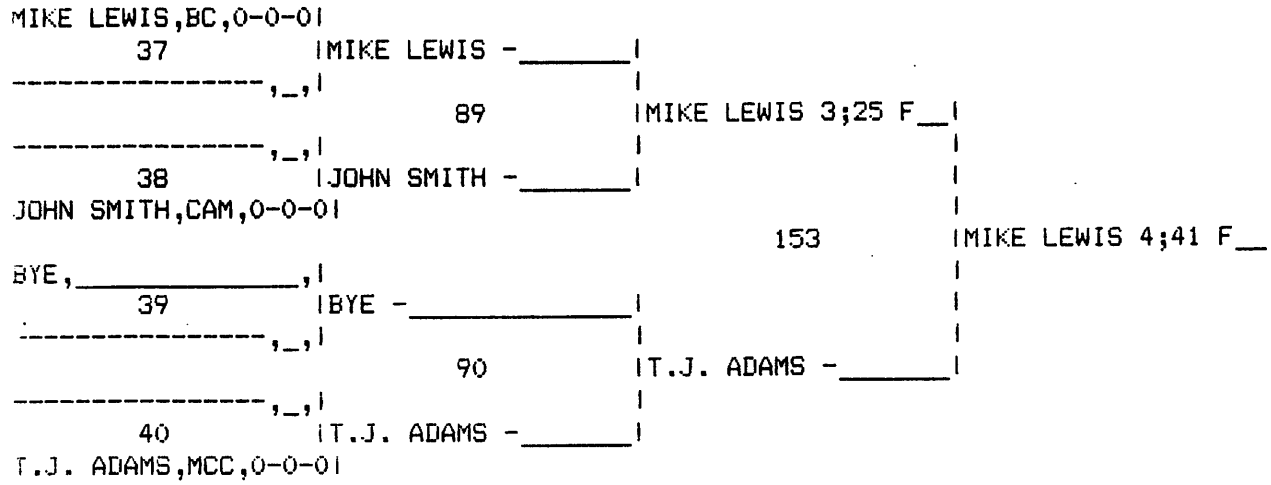


CONSOLATION BRACKET 160 LBS. CLASS

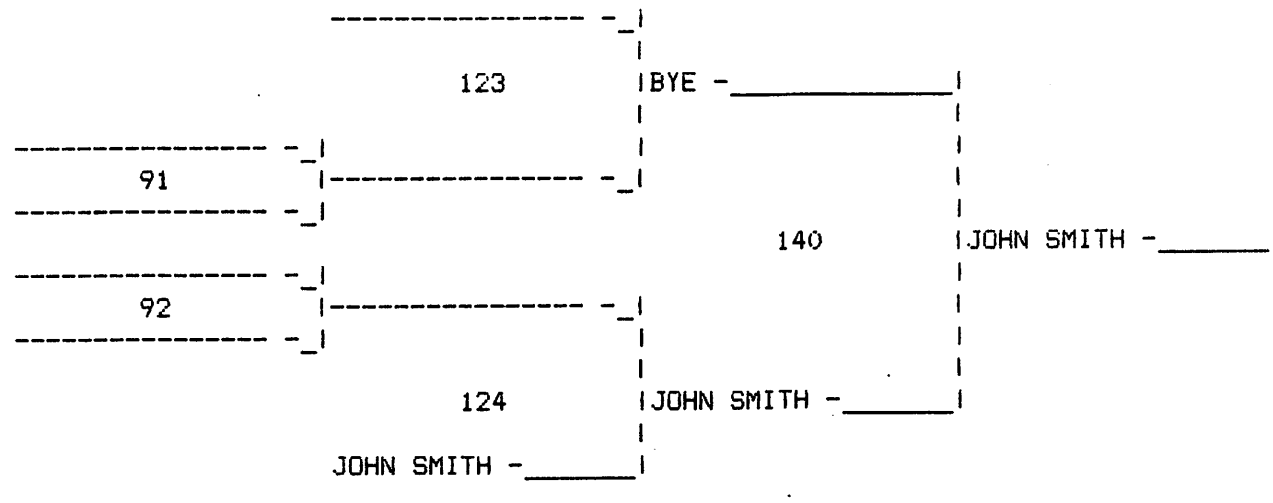


160 LBS. CLASS RESULTS.

MIKE LEWIS - BC 2-0-0: 20 PTS.
T.J. ADAMS - MCC 0-1-0: 10 PTS.
JOHN SMITH - CAM 0-1-0: 7 PTS.

1 MIKE LEWIS - BC - 4;41 F
2 T.J. ADAMS - MCC - -
3 JOHN SMITH - CAM - -

CHASE COUNTY INVITE B

CHAMPIONS BRACKET 171 LBS. CLASS

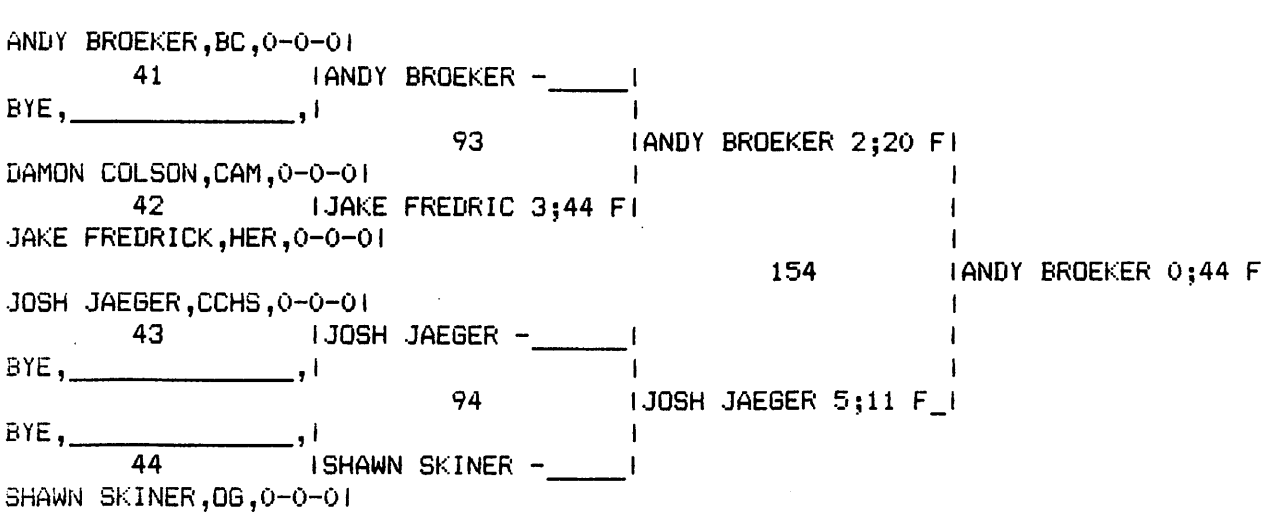


CONSOLATION BRACKET 171 LBS. CLASS

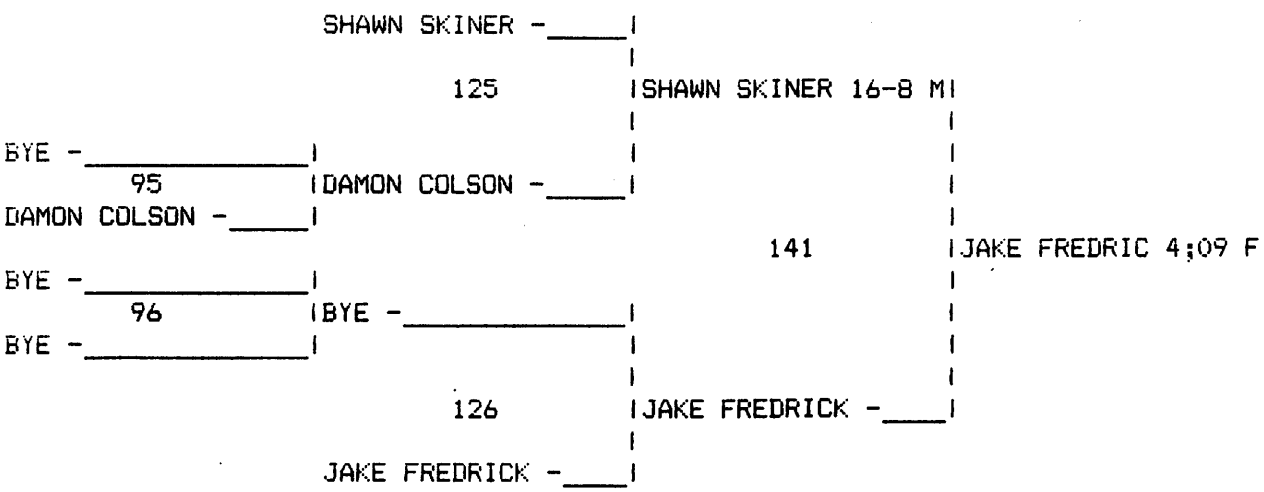


171 LBS. CLASS RESULTS.

ANDY BROEKER - BC 2-0-0: 20 PTS.
SHAWN SKINER - OG 1-2-0: 5.5 PTS.
JOSH JAEGER - CCHS 1-1-0: 14 PTS.
JAKE FREDRICK - HER 2-1-0: 13 PTS.
DAMON COLSON - CAM 0-2-0: 0 PTS.

1 ANDY BROEKER - BC - 0;44 F
2 JOSH JAEGER - CCHS - -
3 JAKE FREDRICK - HER - 4;09 F
4 SHAWN SKINER - OG - -

CHASE COUNTY INVITE B

CHAMPIONS BRACKET 189 LBS. CLASS

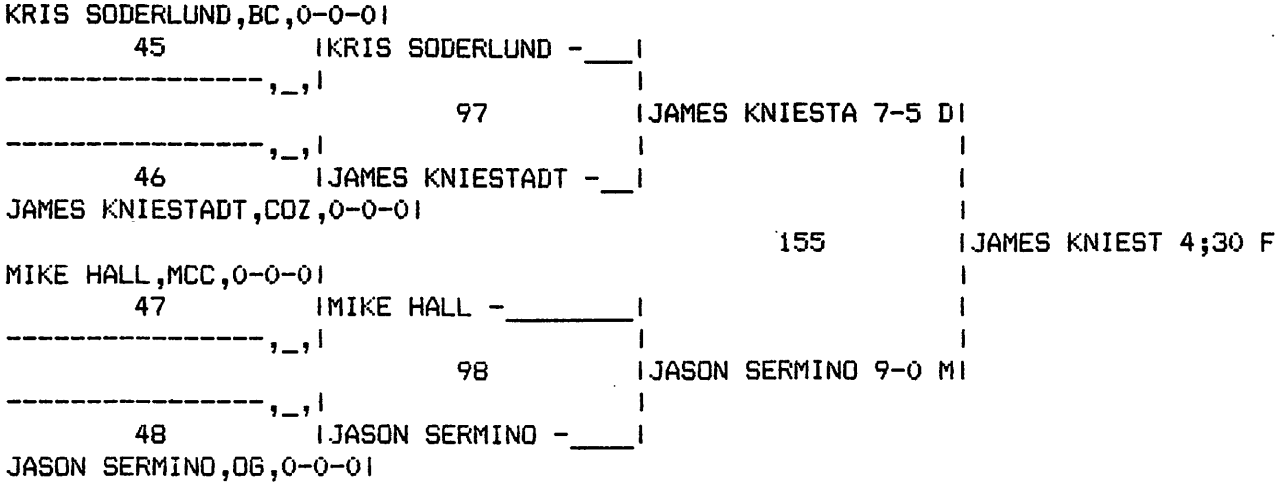


CONSOLATION BRACKET 189 LBS. CLASS

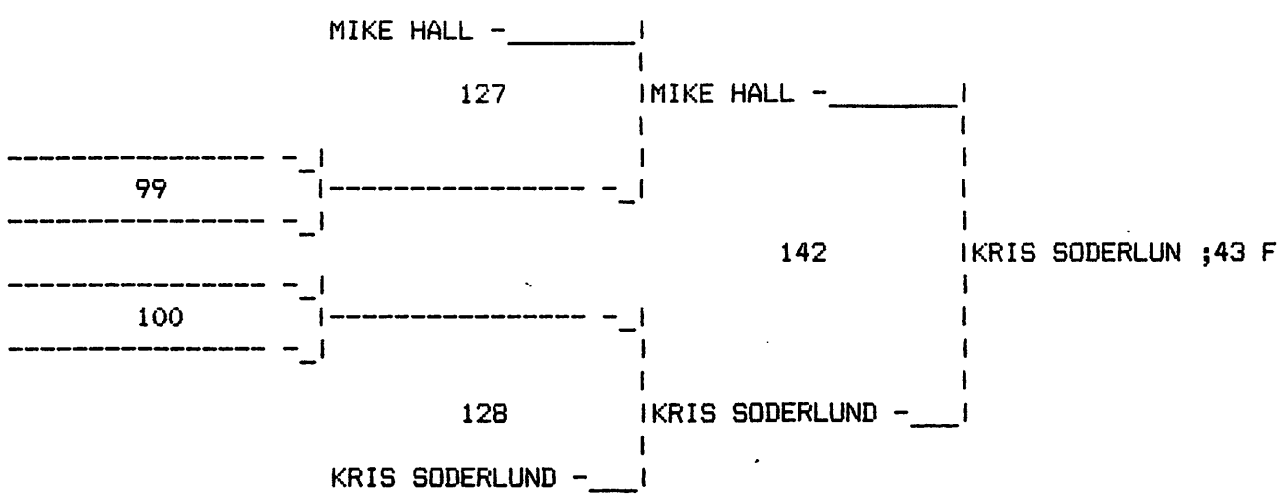


189 LBS. CLASS RESULTS.

KRIS SODERLUND - BC 1-1-0: 9 PTS.
JASON SERMINO - OG 1-1-0: 12.5 PTS.
MIKE HALL - MCC 0-2-0: 4 PTS.
JAMES KNIESTADT - COZ 2-0-0: 18 PTS.

1 JAMES KNIESTADT - COZ - 4;30 F
2 JASON SERMINO - OG - -
3 KRIS SODERLUND - BC - ;43 F
4 MIKE HALL - MCC - -

# CHASE COUNTY INVITE B

## CHAMPIONS BRACKET UNL LBS. CLASS

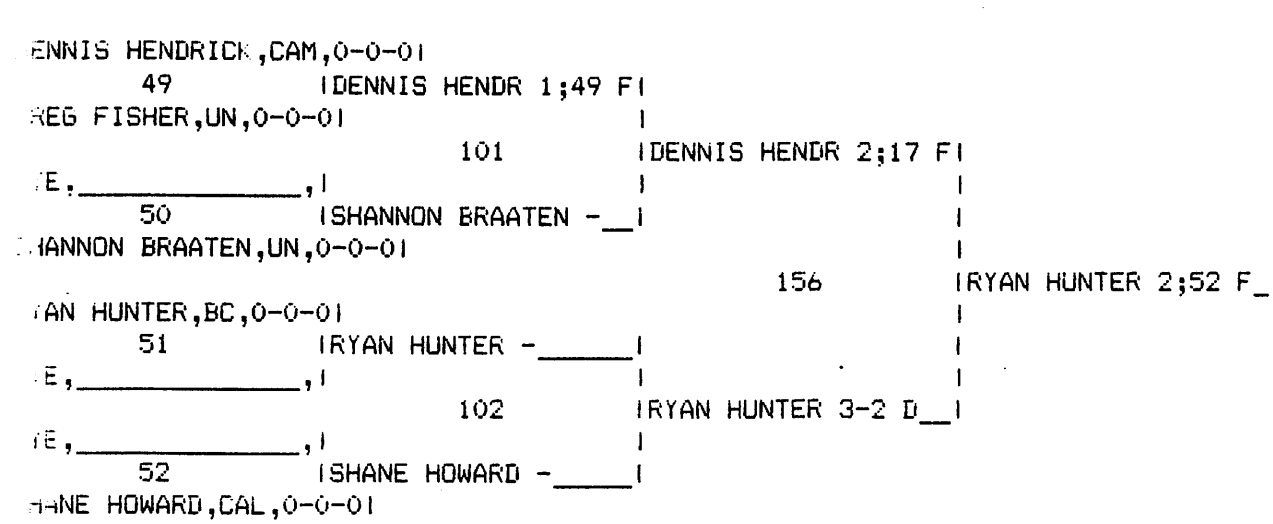


## CONSOLATION BRACKET UNL LBS. CLASS

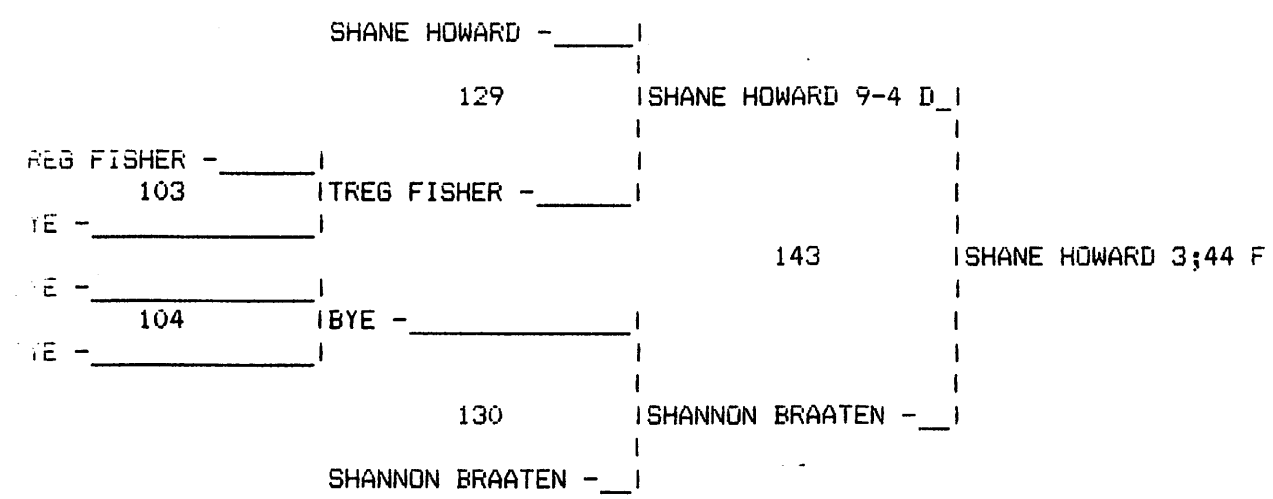


L LBS. CLASS RESULTS.

NNIS HENDRICK - CAM 2-1-0: 18 PTS.
ANE HOWARD - CAL 2-1-0: 10 PTS.
AN HUNTER - BC 2-0-0: 18 PTS.
ANNON BRAATEN - UN 0-2-0: 4 PTS.
EG FISHER - UN 0-2-0: 0 PTS.

RYAN HUNTER - BC - 2;52 F
DENNIS HENDRICK - CAM - -
SHANE HOWARD - CAL - 3;44 F
SHANNON BRAATEN - UN - -

Final Results CCHS Invit Class "A"

1. McCook 134
2. Cozad 131
3. Hershey 110.5
4. Cambridge 100
5. Chase County 74
6. Calichie 64.5
7. Holoyke 50.5
8. Haxtun 18
9. Wray JV 13.5

Final Results CCHS Invit Class "B"

1. Beaver City 137
2. Ogallala 120
3. McCook 116
4. Cambridge 65
5. Cozad 55.5
6. Chase County 54
7. Hershey 42
8. Unattached 22
9. Haxtun 13
10. Calichie 10
11. Holoyoke 0

LIONS 24 vs McCook 48

| Name | Touchdown TD | Touchdown Lost TDL | Reverse Won RW | Reverse Lost RL | Extra Won EW | Extra Lost EL | Fumble Won NFW | Fumble Lost NFL | Defense Won DW | Defense Lost DL | Pin P | Pin Lost PL | Draw | Team Points | Total Pts | |
|---|---|---|---|---|---|---|---|---|---|---|---|---|---|---|---|---|
| Jeremy Brewer | - | 2 | - | - | 1 | - | - | 6 | - | 1 | - | - | - | - | - | 0-1 |
| Pat Becan | 1 | 3 | - | - | - | 1 | - | 2 | - | - | - | 1 | - | - | - | 0-1 |
| Steve Silvester | 2 | - | 1 | - | - | 1 | 5 | - | - | - | 1 | - | - | 6 | 6 | 1-0 |
| Todd Phelps | 1 | 2 | 1 | - | - | 3 | - | - | - | 1 | - | - | - | - | - | 0-1 |
| Jason McNair | 3 | - | - | 1 | 1 | - | 4 | - | - | - | 1 | - | - | 6 | 6 | 1-0 |
| Mike Yaw | 2 | - | - | 3 | 1 | - | - | 2 | - | - | - | 1 | - | - | - | 0-1 |
| John Pawkowin | 1 | 1 | - | 1 | 1 | 1 | - | - | - | 1 | - | - | - | - | - | 0-1 |
| Joedy Friemel | 1 | - | - | - | - | - | - | - | - | - | 1 | - | - | 6 | 6 | 1-0 |
| Josh Jaeger | 1 | - | - | - | - | - | - | - | - | - | 1 | - | - | 6 | 6 | 1-0 |
| Doug Hartman | - | 2 | - | - | 1 | - | - | - | - | - | - | 1 | - | - | - | 0-1 |
| | | | | | | | | | | | | | | | | |
| | | | | | | | | | | | | | | | | |
| | | | | | | | | | | | | | | | | |
| | | | | | | | | | | | | | | | | |
| | | | | | | | | | | | | | | | | |
| | | | | | | | | | | | | | | | | |
| | | | | | | | | | | | | | | | | |
| | | | | | | | | | | | | | | | | |
| | | | | | | | | | | | | | | | | |
| | | | | | | | | | | | | | | | | |
| | | | | | | | | | | | | | | | | |
| | | | | | | | | | | | | | | | | |
| TOTAL's | 12 | 10 | 1 | 5 | 5 | 6 | 9 | 10 | - | 3 | 4 | 3 | - | 24 | 24 | 4-6 |

Comments:

LCHS _____ vs Season Totals McCook

| Name | Touchdown TD | Take Down TDL | Reverse Won RW | Reverse Lost RL | Escape Won EW | Escape Lost EL | Near Fall Won NFW | Near Fall Lost NFL | Double Won DW | Double Lost DL | Pin P | Pin Lost PL | Draw | Team Points | Total Pts | |
|---|---|---|---|---|---|---|---|---|---|---|---|---|---|---|---|---|
| Jeremy Brewer | 1 | 17 | - | 2 | 3 | 4 | - | 27 | - | 4 | 2 | 5 | - | - | 26 | 2-10 |
| Chris Barger | 2 | 4 | 5 | 4 | - | 1 | 2 | 7 | - | 1 | - | 3 | - | - | 10 | 0-4 |
| Kelly Rowley | 8 | 18 | 9 | 3 | 2 | 4 | 5 | 10 | 2 | 1 | 4 | 7 | 1 | - | 32 | 6-8-1 |
| Pat Beran | 11 | 25 | 12 | 15 | 9 | 10 | 14 | 20 | 6 | 5 | - | 7 | - | - | 35½ | 6-12 |
| Steve Silvester | 22 | 9 | 7 | 6 | 12 | 12 | 14 | 5 | 5 | 4 | 12 | - | - | 6 | 131 | 17-4 |
| Ki Fanning | 9 | 12 | 4 | 6 | 8 | 4 | 3 | 10 | 0 | 2 | 4 | 2 | - | - | 24 | 4-4 |
| Todd Phelp | 33 | 19 | 9 | 8 | 9 | 19 | 10 | 5 | 6 | 6 | 7 | 3 | - | - | 85 | 13-9 |
| Tony Weiss | 2 | 6 | 1 | 1 | - | - | 5 | 5 | 1 | 1 | 2 | 2 | - | - | 14 | 3-3 |
| Jason McNair | 32 | 12 | 8 | 13 | 16 | 9 | 23 | 3 | 4 | 4 | 10 | - | - | 6 | 104 | 14-4 |
| Tab Wood | - | 1 | - | - | - | - | - | - | - | - | - | 1 | - | - | - | 0-1 |
| Mike Yaw | 14 | 17 | 2 | 6 | 3 | 6 | 6 | 9 | 1 | 1 | 2 | 10 | - | - | 29 | 3-12 |
| John Pankonin | 12 | 7 | 10 | 2 | 6 | 6 | 8 | 2 | 3 | 3 | 4 | - | - | - | 41½ | 7-3 |
| Joedy Fricmel | 25 | 14 | 7 | 6 | 11 | 12 | 10 | 3 | 5 | 3 | 12 | - | - | 6 | 133½ | 17-3 |
| Josh Jaeger | 5 | 5 | 2 | 4 | 3 | 1 | 2 | 2 | 1 | 1 | 2 | 2 | - | 6 | 22 | 3-3 |
| Doug Hartman | 14 | 13 | - | 6 | 5 | 4 | 6 | 5 | 1 | - | 4 | 12 | - | - | 47 | 5-12 |
| | | | | | | | | | | | | | | | | |
| | | | | | | | | | | | | | | | | |
| | | | | | | | | | | | | | | | | |
| | | | | | | | | | | | | | | | | |
| | | | | | | | | | | | | | | | | |
| | | | | | | | | | | | | | | | | |
| | | | | | | | | | | | | | | | | |
| | | | | | | | | | | | | | | | | |
| TOTAL's | 190 | 179 | 76 | 82 | 81 | 92 | 108 | 113 | 35 | 36 | 65 | 54 | 1 | 24 | 742 | 100-92-1 |

Comments:

LIONS _____ vs JV. McCook

| Name | Takedown TD | Take Down Lost TDL | Reverse Won RW | Reverse Lost RL | Escape Won EW | Escape Lost EL | Near Fall Won NFW | Near Fall Lost NFL | Domin Won DW | Domin Lost DL | Pin P | Pin Lost PL | DRAW | Team Points | Total Pts | |
|---|---|---|---|---|---|---|---|---|---|---|---|---|---|---|---|---|
| Ki Fanning | 3 | 1 | 1 | 1 | 1 | 2 | 1 | 1 | 1 | - | - | - | - | 3 | 3 | 1-0 |
| Tony Weiss | 3 | - | - | - | - | - | 4 | - | - | - | 1 | - | - | 6 | 6 | 1-0 |
| | | | 1 | | | | | | | | | | | | | |
| Totals | 6 | 1 | 1 | 1 | 1 | 2 | 5 | 1 | 1 | - | 1 | - | - | 9 | 9 | 2-0 |
| | | | | | | | | | | | | | | | | |
| | | | | | | | | | | | | | | | | |
| Season Totals | McCook JV. 1-28-88 | | | | | | | | | | | | | | | |
| | | | | | | | | | | | | | | | | |
| Jeremy Brewer | - | 4 | 8 | 6 | - | 1 | 2 | 5 | - | 3 | - | 1 | - | - | - | 0-4 |
| Shane Sorden | 13 | 7 | 3 | 3 | 10 | 4 | 2 | 2 | 3 | 1 | 3 | 1 | 1 | - | 33 | 6-2-1 |
| Ki Fanning | 11 | 1 | 1 | 2 | 1 | 5 | 14 | 2 | 1 | - | 2 | - | · | 3 | 26 | 4-0 |
| Tony Weiss | 7 | 4 | 3 | 9 | 1 | 2 | 8 | 1 | 1 | 1 | 2 | 3 | - | 6 | 12 | 3-3 |
| Josh Jaeger | 3 | 3 | 1 | 4 | - | 1 | 3 | 2 | - | 1 | 2 | 2 | - | - | 16 | 2-3 |
| Tab Wood | - | 2 | - | 1 | - | - | - | - | - | - | - | 2 | - | - | - | 0-2 |
| | | | | | | | | | | | | | | | | |
| | | | | | | | | | | | | | | | | |
| | | | | | | | | | | | | | | | | |
| | | | | | | | | | | | | | | | | |
| | | | | | | | | | | | | | | | | |
| | | | | | | | | | | | | | | | | |
| | | | | | | | | | | | | | | | | |
| | | | | | | | | | | | | | | | | |
| | | | | | | | | | | | | | | | | |
| | | | | | | | | | | | | | | | | |
| Totals | 34 | 21 | 16 | 25 | 12 | 13 | 34 | 12 | 6 | 4 | 9 | 9 | 1 | 9 | 87 | 15-14-1 |

Comments:

LCHS _____ vs Season Totals CCHS Inv.7

1-16-87

| Name | Takedown Won TD | Take Down Lost TDL | Reverse Won RW | Reverse Lost RL | Escape Won EW | Escape Lost EL | Near Fall Won NEW | Near Fall Lost NFL | Decision Won DW | Decision Lost DL | Pin P | Pin Lost PL | Draw | Team Points | Total Pts | |
|---|---|---|---|---|---|---|---|---|---|---|---|---|---|---|---|---|
| Jeremy Brewer | 1 | 11 | - | 2 | - | 3 | - | 18 | - | 2 | 2 | 5 | - | ## | 26 | 2-7 |
| Chris Barger | 2 | 4 | 5 | 4 | - | 1 | 2 | 7 | - | 1 | - | 3 | - | - | 10 | 0-4 |
| Kelly Rowley | 8 | 18 | 9 | 3 | 2 | 4 | 5 | 10 | 2 | 1 | 4 | 7 | 1 | - | 32 | 6-8-1 |
| Pat Beran | 10 | 17 | 9 | 13 | 7 | 7 | 10 | 15 | 5 | 5 | - | 5 | - | - | 21½ | 5-10 |
| Steve Silvester | 19 | 9 | 5 | 6 | 11 | 9 | 9 | 5 | 4 | 4 | 10 | - | - | 20 | 105 | 14-4 |
| K. Fanning | 9 | 12 | 4 | 6 | 3 | 4 | 3 | 10 | - | 2 | 4 | 2 | - | - | 24 | 4-4 |
| Todd Phelps | 30 | 15 | 5 | 7 | 9 | 15 | 7 | 4 | 5 | 4 | 6 | 3 | - | 10 | 68 | 11-7 |
| Tony Weiss | - | 2 | - | 1 | - | - | - | - | - | - | - | 2 | - | - | - | 0-2 |
| Jason McNair | 29 | 12 | 8 | 12 | 15 | 9 | 19 | 3 | 4 | 4 | 9 | - | - | 16 | 100 | 13-4 |
| Tab Wood | - | 1 | - | - | - | - | - | - | - | - | - | 1 | - | - | - | 0-1 |
| Mike Yaw | 11 | 13 | 2 | 3 | 1 | 6 | 4 | 7 | 1 | 1 | 1 | 8 | - | - | 15 | 2-10 |
| John Pankonin | 10 | 4 | 10 | 1 | 4 | 4 | 8 | 2 | 3 | 1 | 3 | - | - | - | 27½ | 6-1 |
| Joedy Friemel | 23 | 11 | 6 | 6 | 9 | 11 | 9 | 1 | 5 | 2 | 10 | - | - | 24 | 111½ | 15-2 |
| Josh Jaeger | 4 | 5 | 2 | 4 | 3 | 1 | 2 | 2 | 1 | 1 | 1 | 2 | - | - | 16 | 2-3 |
| Doug Hartman | 12 | 11 | - | 5 | 4 | 4 | 5 | 5 | 1 | - | 3 | 10 | - | 4 | 38 | 4-10 |
| | | | | | | | | | | | | | | | | |
| | | | | | | | | | | | | | | | | |
| | | | | | | | | | | | | | | | | |
| | | | | | | | | | | | | | | | | |
| | | | | | | | | | | | | | | | | |
| | | | | | | | | | | | | | | | | |
| | | | | | | | | | | | | | | | | |
| | | | | | | | | | | | | | | | | |
| | | | | | | | | | | | | | | | | |
| TOTALS | 168 | 145 | 65 | 73 | 67 | 78 | 83 | 89 | 31 | 28 | 53 | 48 | 1 | 74 | 600 | 84-[illegible]-1 |

Comments:

CCHS _____ vs CCHS Invit

1-16-87

| Name | Takedown TD | Take Down Lost TDL | Reverse Won RW | Reverse Lost RL | Escape Won EW | Escape Lost EL | Near Fall Won NFW | Near Fall Lost NFL | Double Won DW | Double Lost DL | Pin P | Pin Lost PL | Draw | Team Points | Total Pts | |
|---|---|---|---|---|---|---|---|---|---|---|---|---|---|---|---|---|
| Pat Beran | 3 | 1 | 2 | 3 | 1 | 2 | 1 | 1 | - | 1 | - | 1 | - | - | - | 0-2 |
| Steve Silvester | 6 | 1 | - | - | 2 | 2 | 2 | - | 2 | - | 1 | - | - | 20 | 20 | 3-0 |
| Todd Phelps | 8 | 3 | 1 | 1 | 3 | 4 | 3 | 1 | 1 | 1 | 1 | - | - | 10 | 10 | 2-1 |
| Jason McNair | 2 | 3 | 1 | 3 | 2 | - | - | 1 | - | 1 | 1 | - | - | 16 | 16 | 1-1 |
| Mike Yaw | 1 | 2 | 2 | 1 | - | - | 2 | 4 | - | 1 | - | 1 | - | - | - | 0-2 |
| Joedy Friemel | 2 | 1 | 1 | - | - | - | - | - | - | - | 3 | - | - | 24 | 24 | 3-0 |
| Doug Hartman | 1 | 2 | - | 1 | - | - | - | 1 | - | - | - | 2 | - | 4 | 4 | 0-2 |
| TOTAL's | 23 | 13 | 7 | 9 | 8 | 8 | 8 | 8 | 3 | 4 | 6 | 4 | | 74 | 74 | 9-8 |

Comments:

McCook 134
Cozad 131
Hershey 110.5
Cambridge 100

Chase County 74

Calichie 64.5
Holyoke 50.5
Hayton 18
Wray. 13.5

CHASE COUNTY INVITE A

CHAMPIONS BRACKET 103 LBS. CLASS

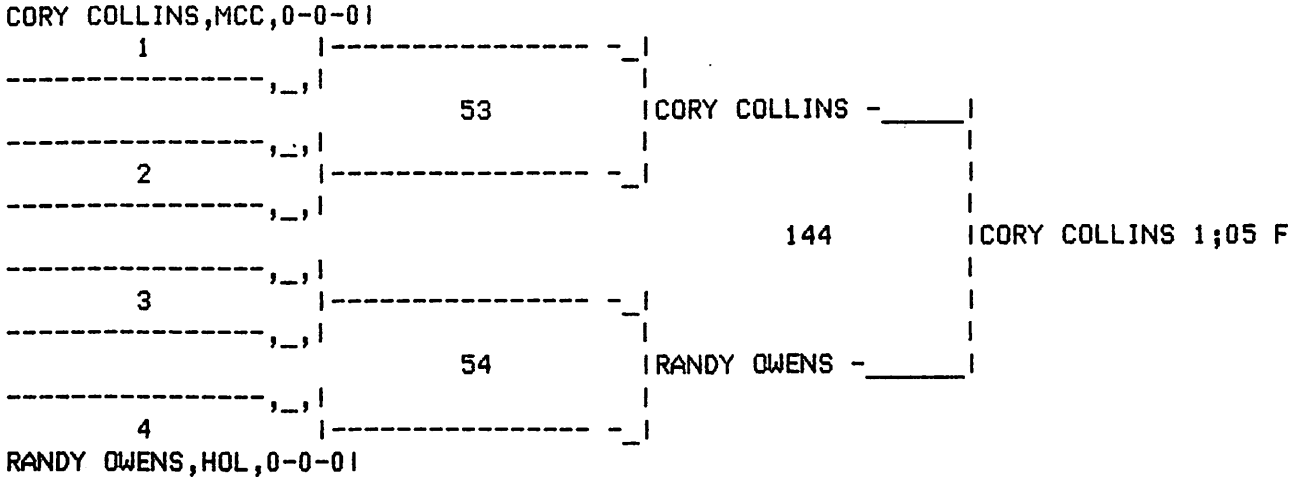


CONSOLATION BRACKET 103 LBS. CLASS

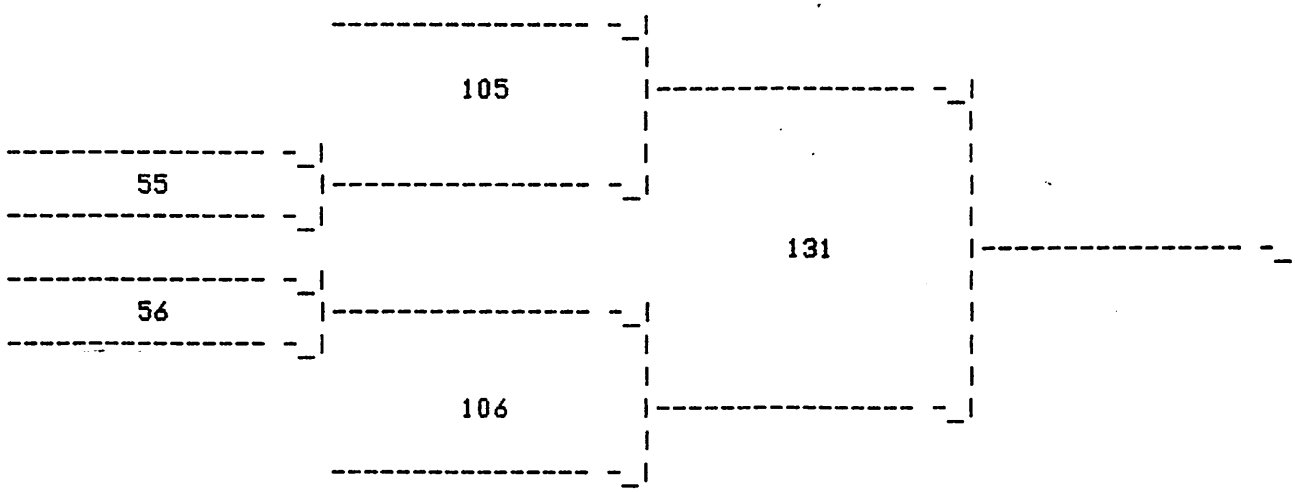


103 LBS. CLASS RESULTS.

CORY COLLINS - MCC 1-0-0: 16 PTS.
RANDY OWENS - HOL 0-1-0: 10 PTS.

1 CORY COLLINS - MCC - 1;05 F
2 RANDY OWENS - HOL - -

CHASE COUNTY INVITE A

CHAMPIONS BRACKET 112 LBS. CLASS

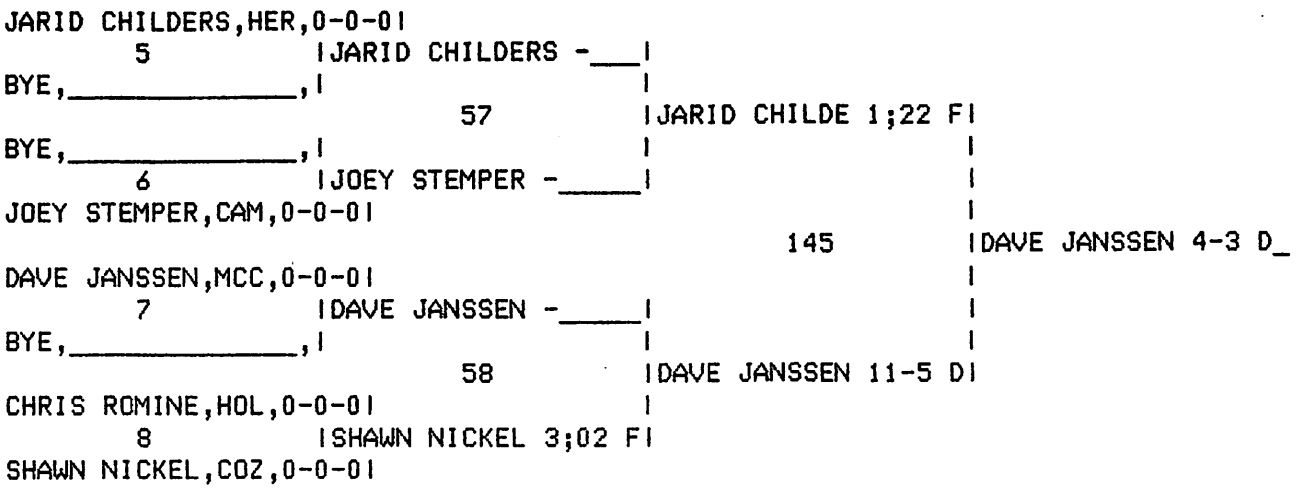


CONSOLATION BRACKET 112 LBS. CLASS

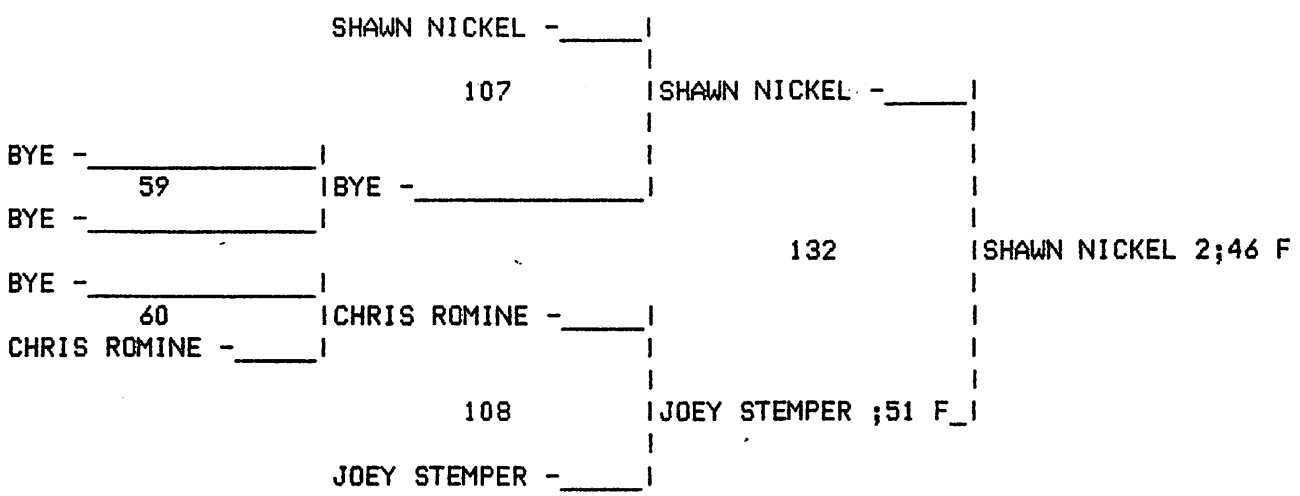


112 LBS. CLASS RESULTS.

JARID CHILDERS - HER 1-1-0: 14 PTS.
SHAWN NICKEL - COZ 2-1-0: 13 PTS.
DAVE JANSSEN - MCC 2-0-0: 16 PTS.
JOEY STEMPER - CAM 1-2-0: 7 PTS.
CHRIS ROMINE - HOL 0-2-0: 0 PTS.

1 DAVE JANSSEN - MCC - 4-3 D
2 JARID CHILDERS - HER - -
3 SHAWN NICKEL - COZ - 2;46 F
4 JOEY STEMPER - CAM - -

CHASE COUNTY INVITE A

CHAMPIONS BRACKET 119 LBS. CLASS

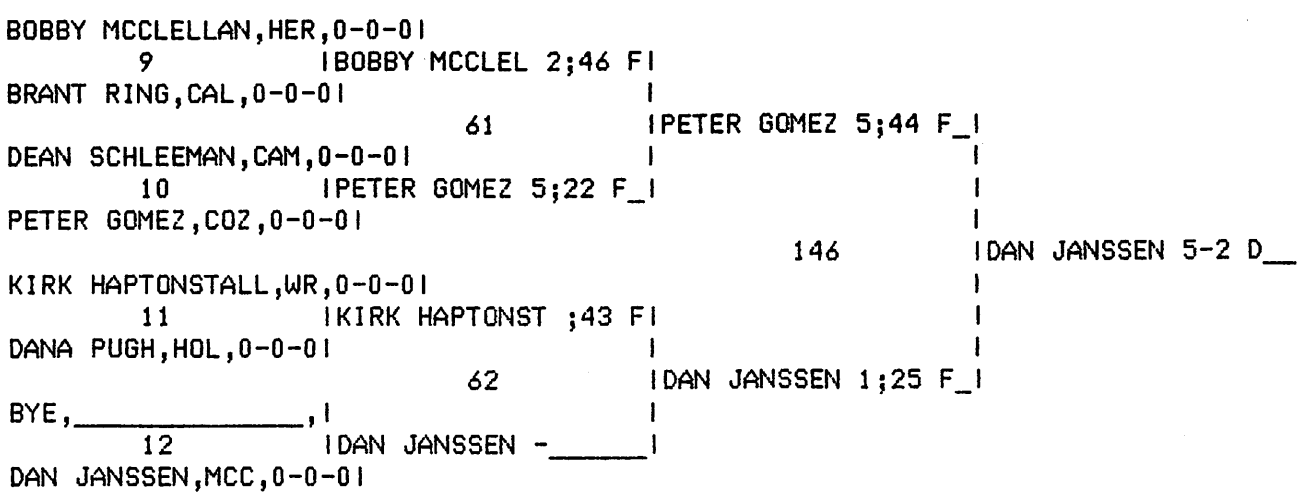


CONSOLATION BRACKET 119 LBS. CLASS

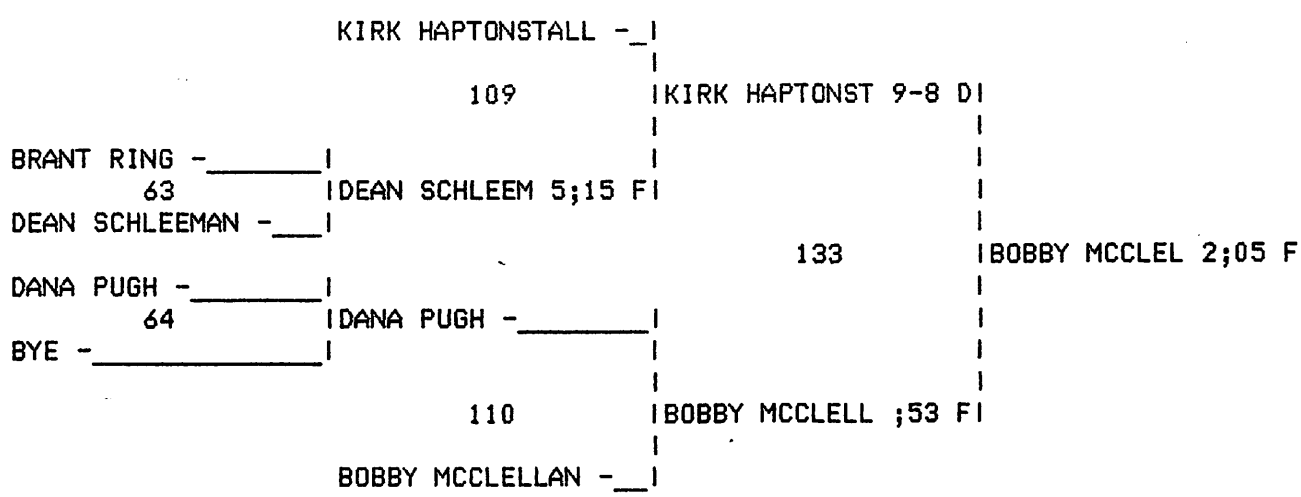


119 LBS. CLASS RESULTS.

BOBBY MCCLELLAN - HER 3-1-0: 16 PTS.
DAN JANSSEN - MCC 2-0-0: 18 PTS.
KIRK HAPTONSTALL - WR 2-2-0: 9 PTS.
PETER GOMEZ - COZ 2-1-0: 18 PTS.
DEAN SCHLEEMAN - CAM 1-2-0: 3 PTS.
DANA PUGH - HOL 0-2-0: 0 PTS.
BRANT RING - CAL 0-2-0: 0 PTS.

1 DAN JANSSEN - MCC - 5-2 D
2 PETER GOMEZ - COZ - -
3 BOBBY MCCLELLAN - HER - 2;05 F
4 KIRK HAPTONSTALL - WR - -

# CHASE COUNTY INVITE A

## CHAMPIONS BRACKET 125 LBS. CLASS

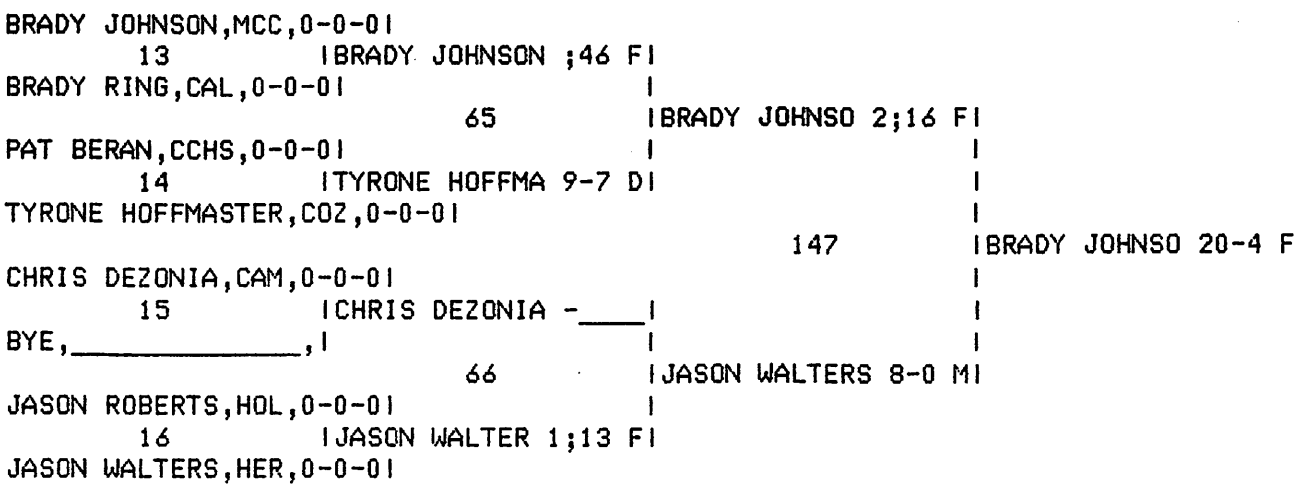


## CONSOLATION BRACKET 125 LBS. CLASS

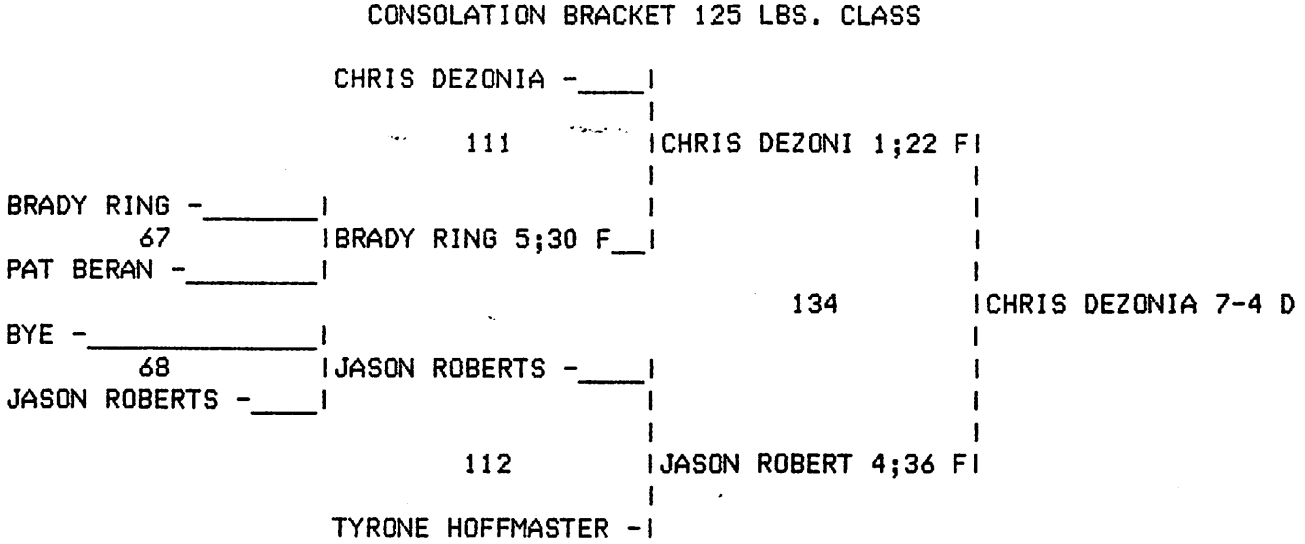


125 LBS. CLASS RESULTS.

BRADY JOHNSON - MCC 3-0-0: 24 PTS.
JASON WALTERS - HER 2-1-0: 16.5 PTS.
CHRIS DEZONIA - CAM 2-1-0: 10 PTS.
TYRONE HOFFMASTER - COZ 1-2-0: 2 PTS.
PAT BERAN - CCHS 0-2-0: 0 PTS.
JASON ROBERTS - HOL 1-2-0: 7 PTS.
BRADY RING - CAL 1-2-0: 3 PTS.

1 BRADY JOHNSON - MCC - 20-4 F
2 JASON WALTERS - HER - -
3 CHRIS DEZONIA - CAM - 7-4 D
4 JASON ROBERTS - HOL - -

CHASE COUNTY INVITE A

CHAMPIONS BRACKET 130 LBS. CLASS

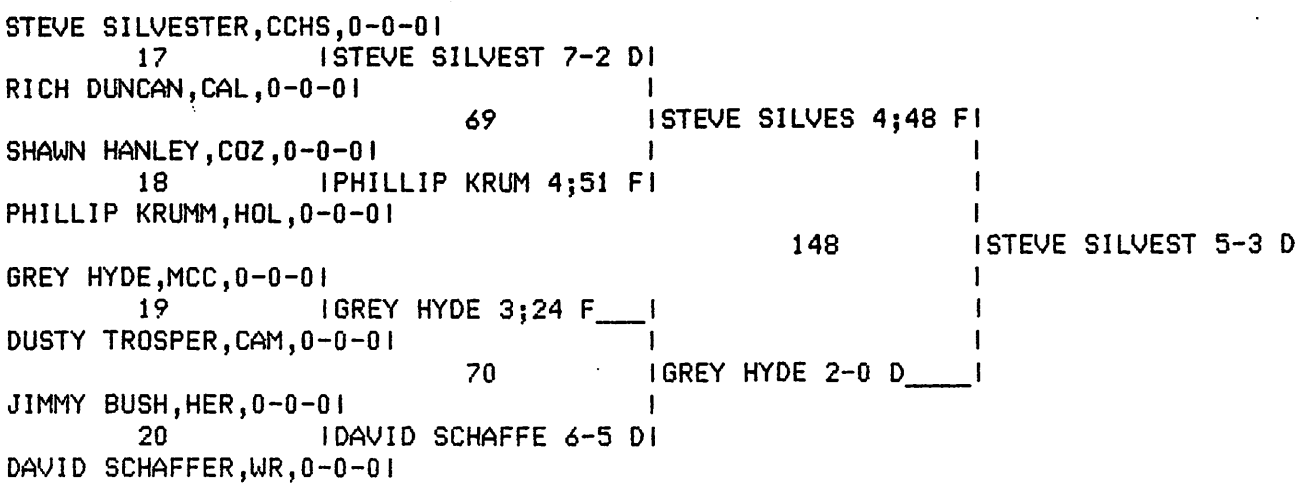


CONSOLATION BRACKET 130 LBS. CLASS

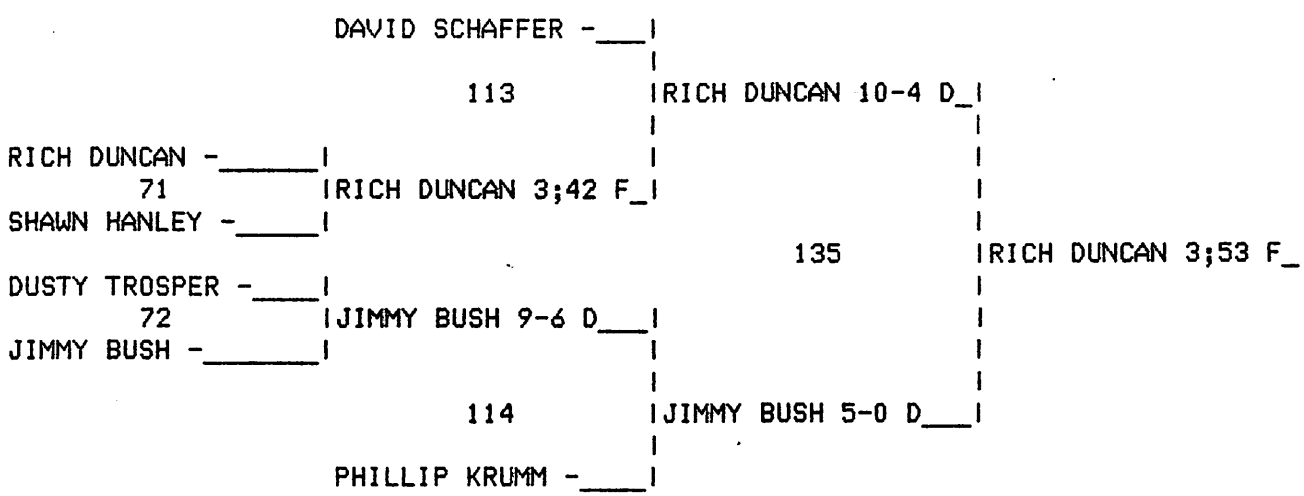


130 LBS. CLASS RESULTS.

STEVE SILVESTER - CCHS 3-0-0: 20 PTS.
DAVID SCHAFFER - WR 1-2-0: 2 PTS.
GREY HYDE - MCC 2-1-0: 16 PTS.
PHILLIP KRUMM - HOL 1-2-0: 4 PTS.
SHAWN HANLEY - COZ 0-2-0: 0 PTS.
DUSTY TROSPER - CAM 0-2-0: 0 PTS.
JIMMY BUSH - HER 2-2-0: 6 PTS.
RICH DUNCAN - CAL 3-1-0: 13 PTS.

1 STEVE SILVESTER - CCHS - 5-3 D
2 GREY HYDE - MCC - -
3 RICH DUNCAN - CAL - 3;53 F
4 JIMMY BUSH - HER - -

CHASE COUNTY INVITE A

CHAMPIONS BRACKET 135 LBS. CLASS

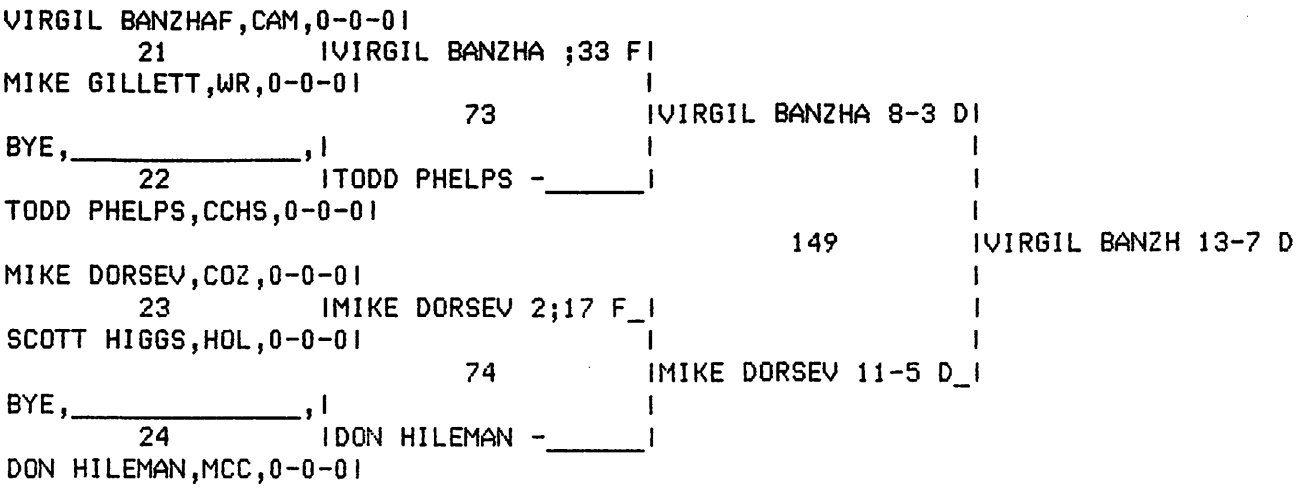


CONSOLATION BRACKET 135 LBS. CLASS

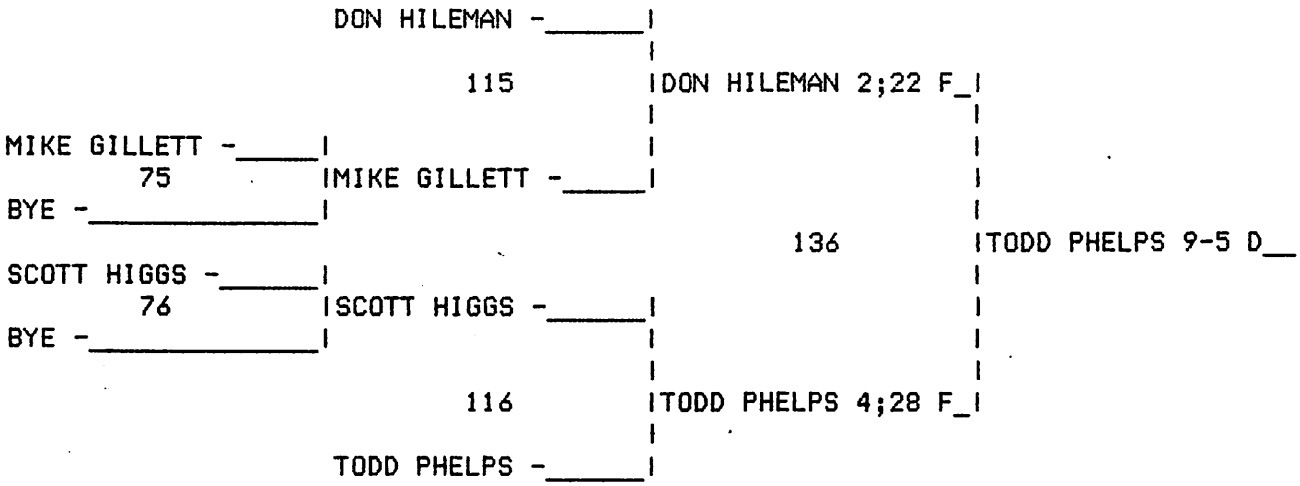


135 LBS. CLASS RESULTS.

VIRGIL BANZHAF - CAM 3-0-0: 20 PTS.
DON HILEMAN - MCC 1-2-0: 7 PTS.
MIKE DORSEV - COZ 2-1-0: 16 PTS.
TODD PHELPS - CCHS 2-1-0: 10 PTS.
SCOTT HIGGS - HOL 0-2-0: 0 PTS.
MIKE GILLETT - WR 0-2-0: 0 PTS.

1 VIRGIL BANZHAF - CAM - 13-7 D
2 MIKE DORSEV - COZ - -
3 TODD PHELPS - CCHS - 9-5 D
4 DON HILEMAN - MCC - -

CHASE COUNTY INVITE A

CHAMPIONS BRACKET 140 LBS. CLASS

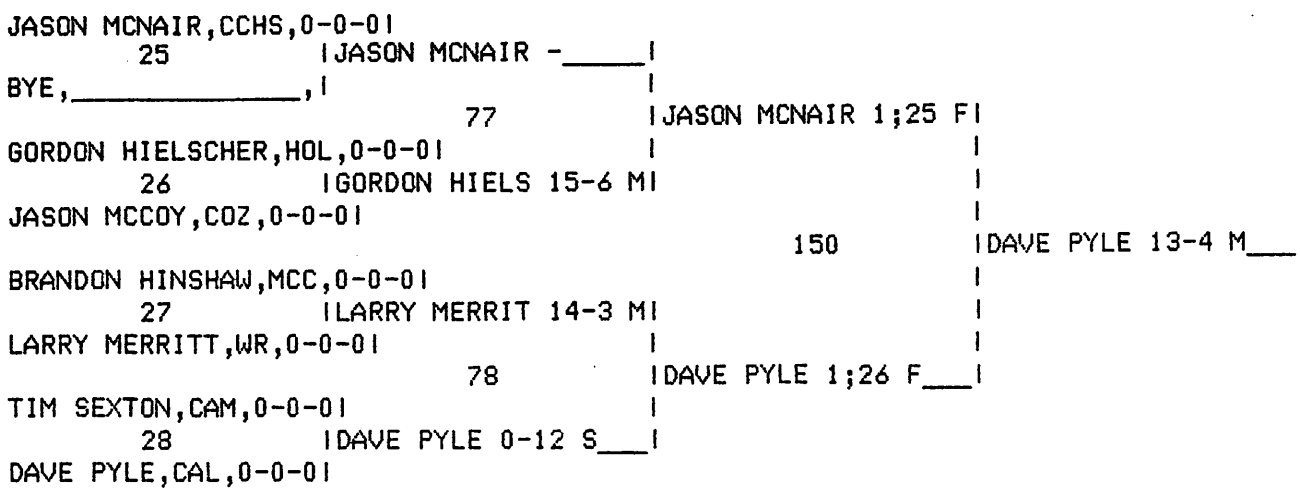


CONSOLATION BRACKET 140 LBS. CLASS

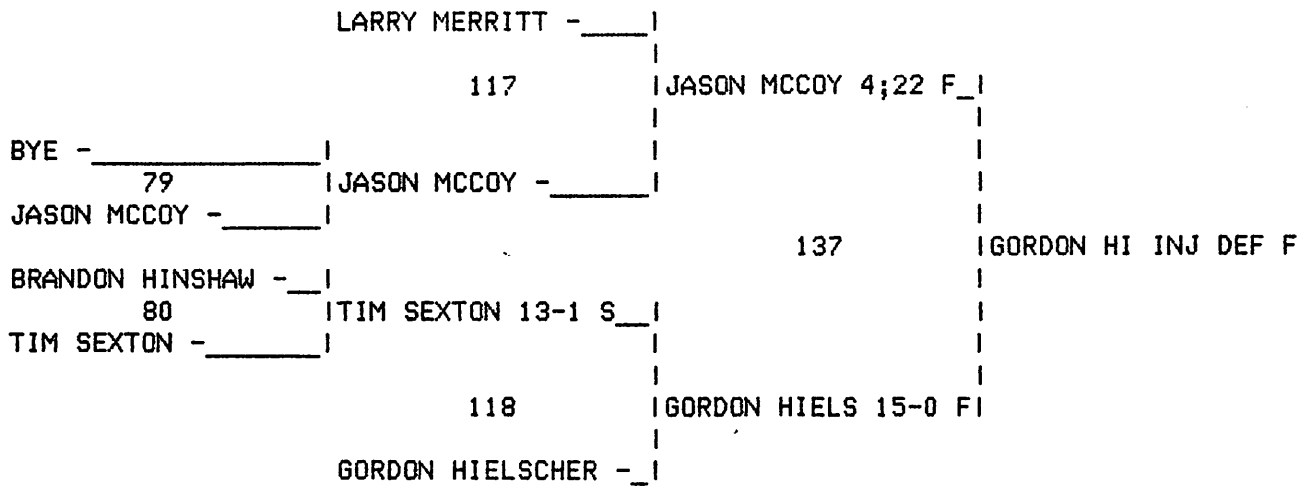


140 LBS. CLASS RESULTS.
JASON MCNAIR - CCHS 1-1-0: 14 PTS.
DAVE PYLE - CAL 3-0-0: 21.5 PTS.
BRANDON HINSHAW - MCC 0-2-0: 0 PTS.
JASON MCCOY - COZ 1-2-0: 7 PTS.
GORDON HIELSCHER - HOL 3-1-0: 14.5 PTS.
LARRY MERRITT - WR 1-2-0: 2.5 PTS.
TIM SEXTON - CAM 1-2-0: 2 PTS.

1 DAVE PYLE - CAL - 13-4 M
2 JASON MCNAIR - CCHS - -
3 GORDON HIELSCHER - HOL - INJ DEF F
4 JASON MCCOY - COZ - -

CHASE COUNTY INVITE A

CHAMPIONS BRACKET 145 LBS. CLASS

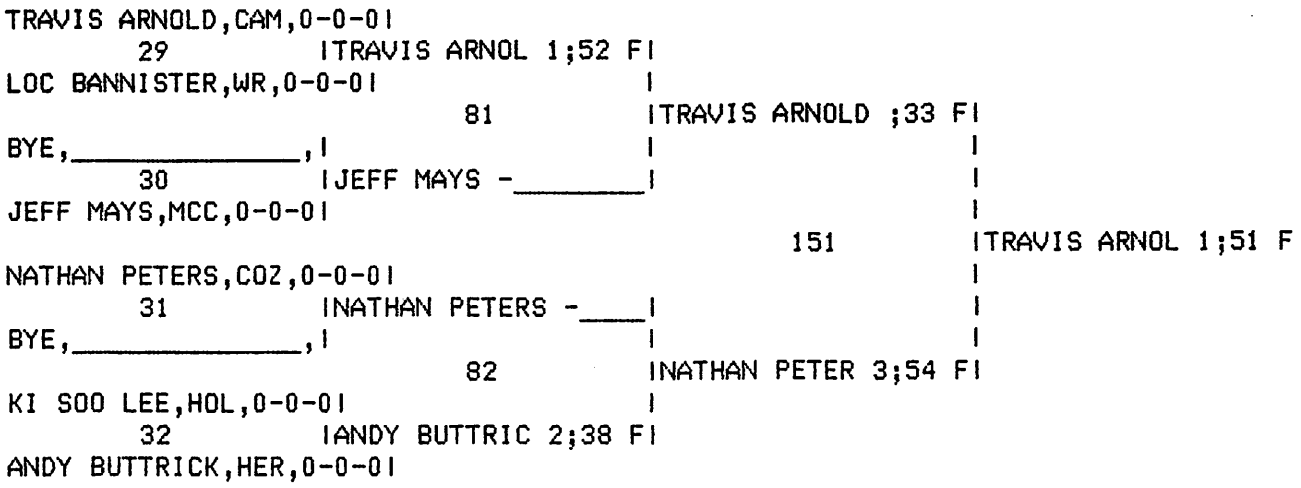


CONSOLATION BRACKET 145 LBS. CLASS

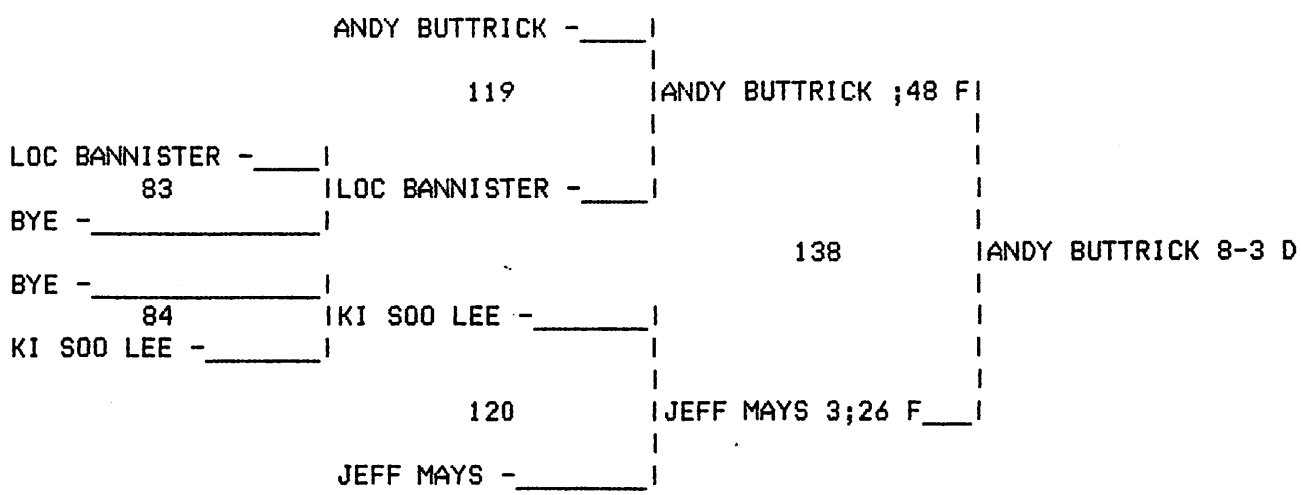


145 LBS. CLASS RESULTS.

TRAVIS ARNOLD - CAM 3-0-0: 24 PTS.
ANDY BUTTRICK - HER 3-1-0: 14 PTS.
NATHAN PETERS - COZ 1-1-0: 14 PTS.
JEFF MAYS - MCC 1-2-0: 7 PTS.
KI SOO LEE - HOL 0-2-0: 0 PTS.
LOC BANNISTER - WR 0-2-0: 0 PTS.

1 TRAVIS ARNOLD - CAM - 1;51 F
2 NATHAN PETERS - COZ - -
3 ANDY BUTTRICK - HER - 8-3 D
4 JEFF MAYS - MCC - -

CHASE COUNTY INVITE A

CHAMPIONS BRACKET 152 LBS. CLASS

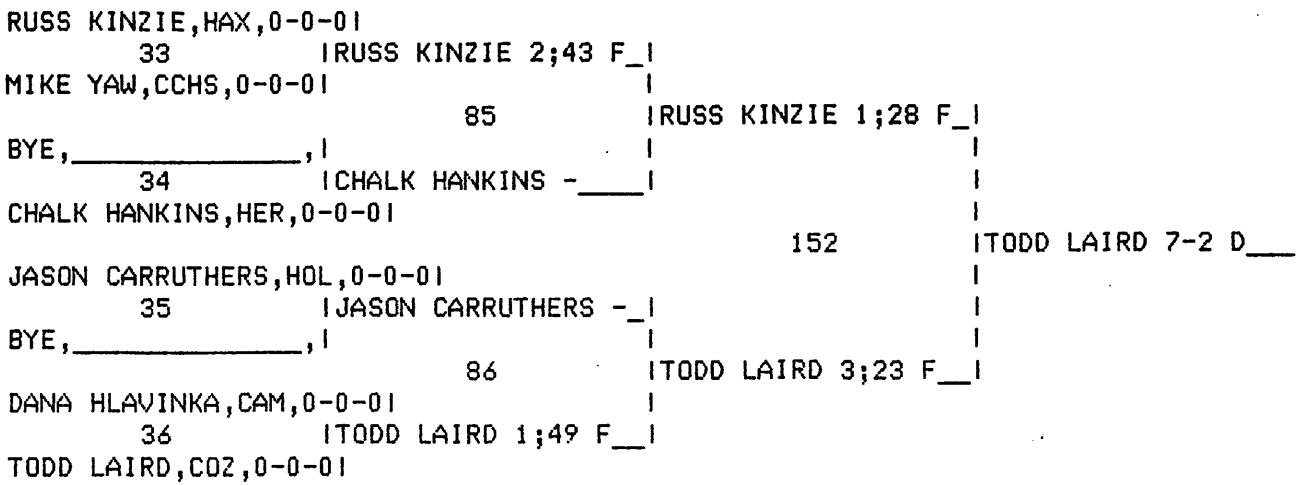


CONSOLATION BRACKET 152 LBS. CLASS

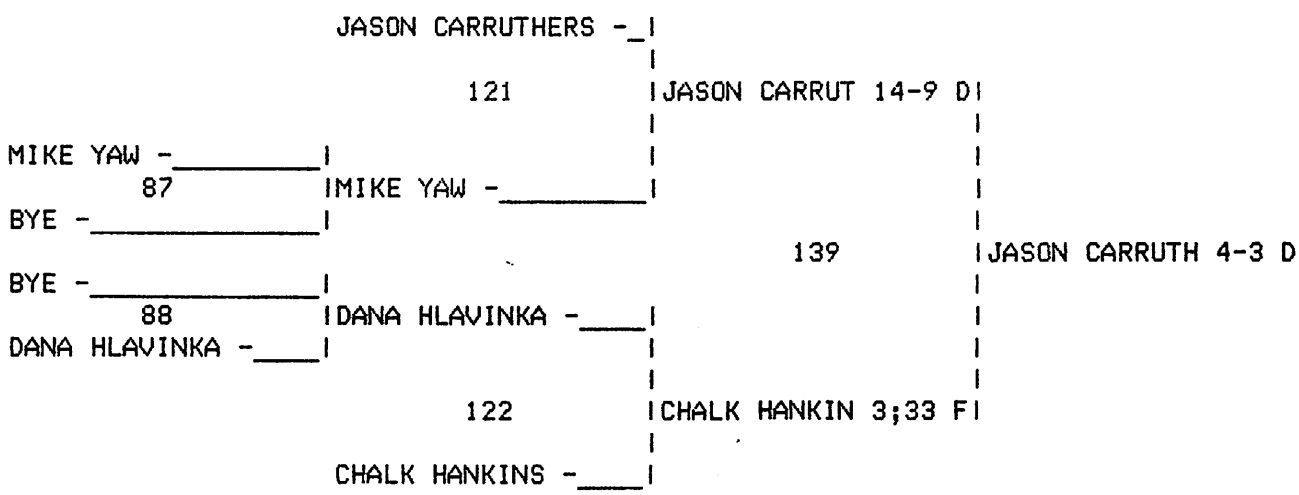


152 LBS. CLASS RESULTS.

RUSS KINZIE - HAX 2-1-0: 18 PTS.
TODD LAIRD - COZ 3-0-0: 22 PTS.
JASON CARRUTHERS - HOL 2-1-0: 8 PTS.
CHALK HANKINS - HER 1-2-0: 7 PTS.
DANA HLAVINKA - CAM 0-2-0: 0 PTS.
MIKE YAW - CCHS 0-2-0: 0 PTS.

1 TODD LAIRD - COZ - 7-2 D
2 RUSS KINZIE - HAX - -
3 JASON CARRUTHERS - HOL - 4-3 D
4 CHALK HANKINS - HER - -

CHASE COUNTY INVITE A

CHAMPIONS BRACKET 160 LBS. CLASS

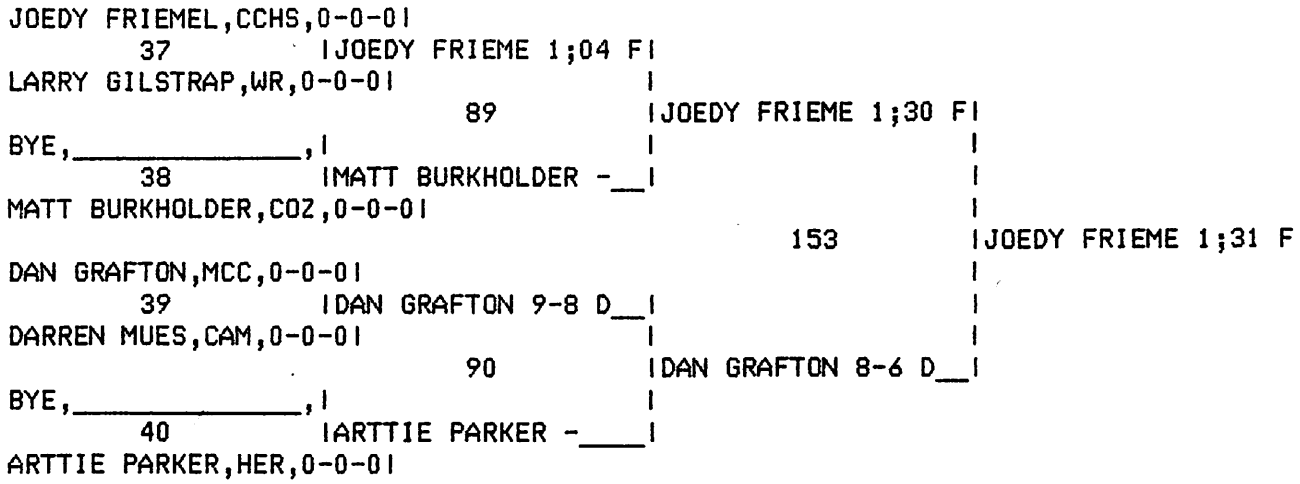


CONSOLATION BRACKET 160 LBS. CLASS

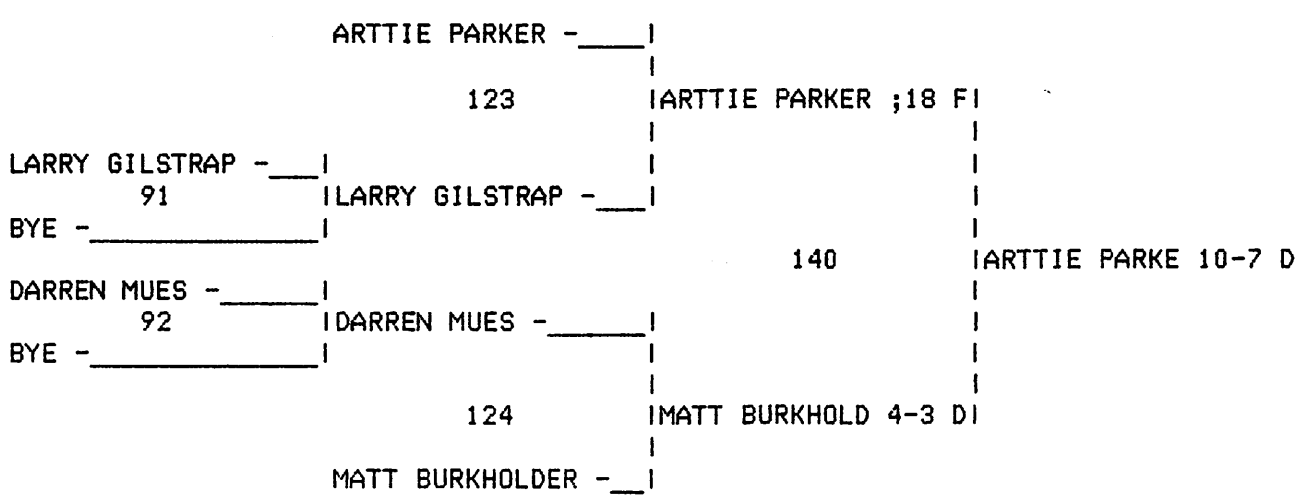


160 LBS. CLASS RESULTS.

JOEDY FRIEMEL - CCHS 3-0-0: 24 PTS.
ARTTIE PARKER - HER 2-1-0: 10 PTS.
DAN GRAFTON - MCC 2-1-0: 14 PTS.
MATT BURKHOLDER - COZ 1-2-0: 5 PTS.
DARREN MUES - CAM 0-2-0: 0 PTS.
LARRY GILSTRAP - WR 0-2-0: 0 PTS.

1 JOEDY FRIEMEL - CCHS - 1;31 F
2 DAN GRAFTON - MCC - -
3 ARTTIE PARKER - HER - 10-7 D
4 MATT BURKHOLDER - COZ - -

CHASE COUNTY INVITE A

CHAMPIONS BRACKET 171 LBS. CLASS

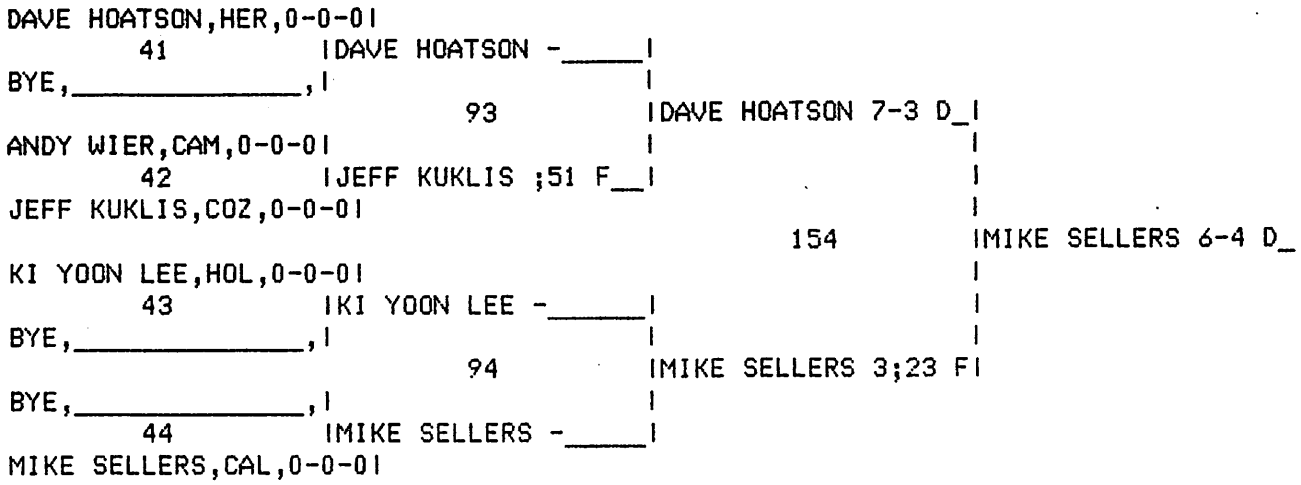


CONSOLATION BRACKET 171 LBS. CLASS

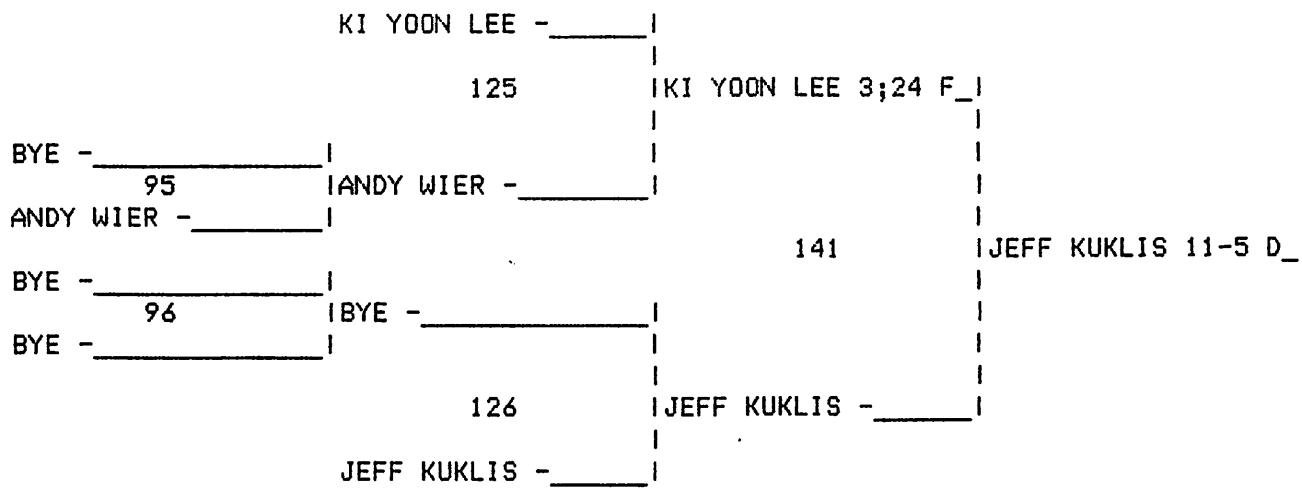


171 LBS. CLASS RESULTS.

DAVE HOATSON - HER 1-1-0: 12 PTS.
MIKE SELLERS - CAL 2-0-0: 18 PTS.
KI YOON LEE - HOL 1-2-0: 7 PTS.
JEFF KUKLIS - COZ 2-1-0: 11 PTS.
ANDY WIER - CAM 0-2-0: 0 PTS.

1 MIKE SELLERS - CAL - 6-4 D
2 DAVE HOATSON - HER - -
3 JEFF KUKLIS - COZ - 11-5 D
4 KI YOON LEE - HOL - -

CHASE COUNTY INVITE A

CHAMPIONS BRACKET 189 LBS. CLASS

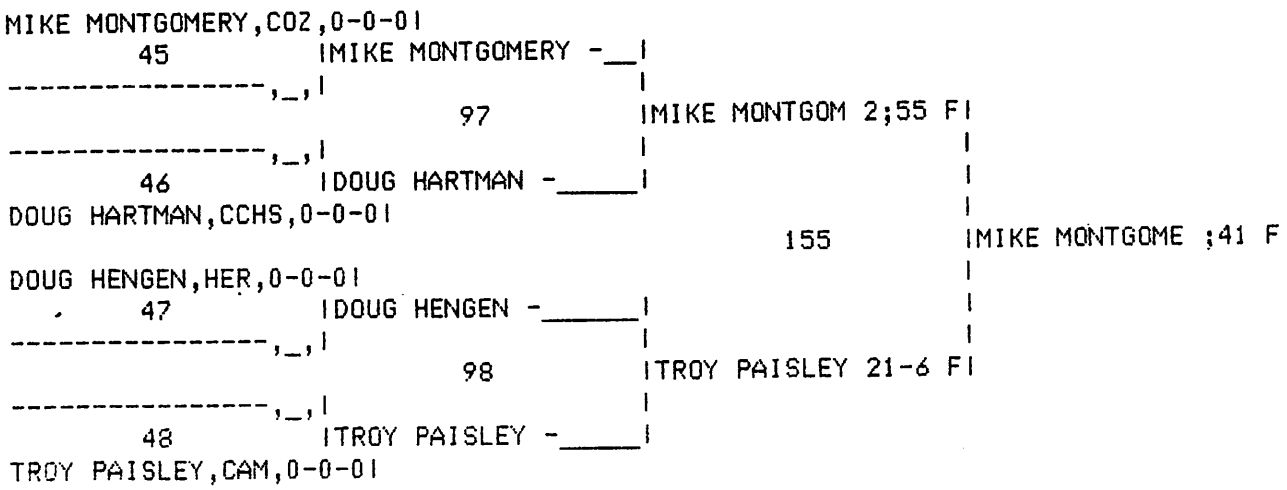


CONSOLATION BRACKET 189 LBS. CLASS

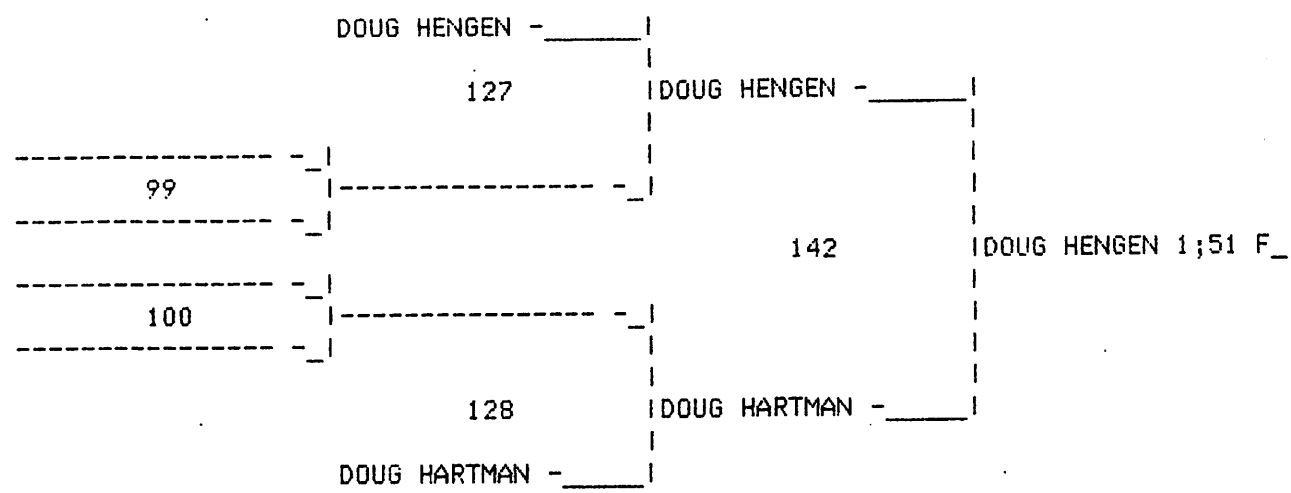


189 LBS. CLASS RESULTS.

MIKE MONTGOMERY - COZ 2-0-0: 20 PTS.
TROY PAISLEY - CAM 1-1-0: 14 PTS.
DOUG HENGEN - HER 1-1-0: 9 PTS.
DOUG HARTMAN - CCHS 0-2-0: 4 PTS.

1 MIKE MONTGOMERY - COZ - ;41 F
2 TROY PAISLEY - CAM - -
3 DOUG HENGEN - HER - 1;51 F
4 DOUG HARTMAN - CCHS - -

CHASE COUNTY INVITE A

CHAMPIONS BRACKET UNL LBS. CLASS

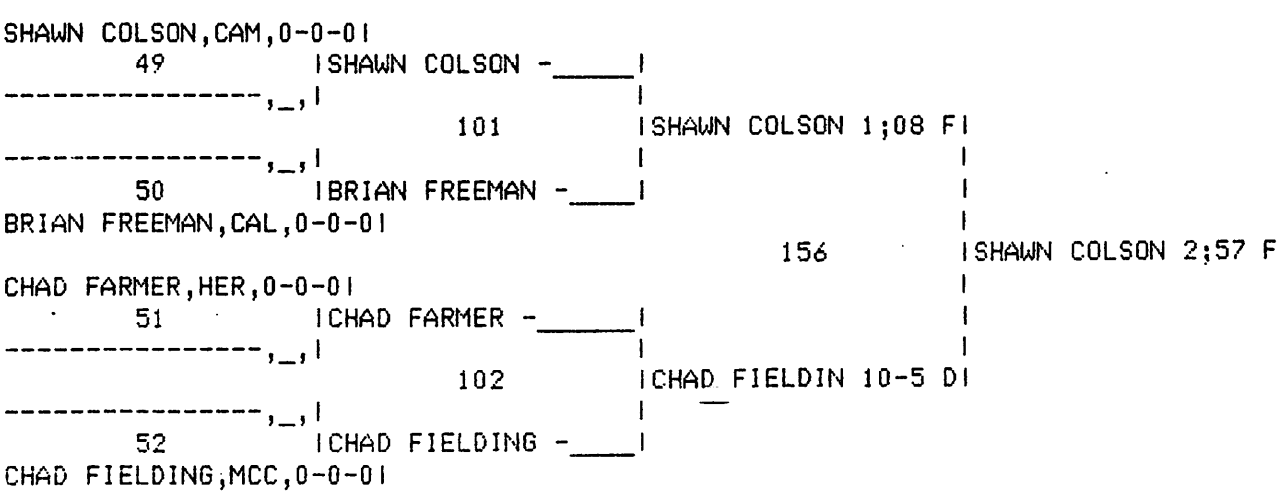


CONSOLATION BRACKET UNL LBS. CLASS

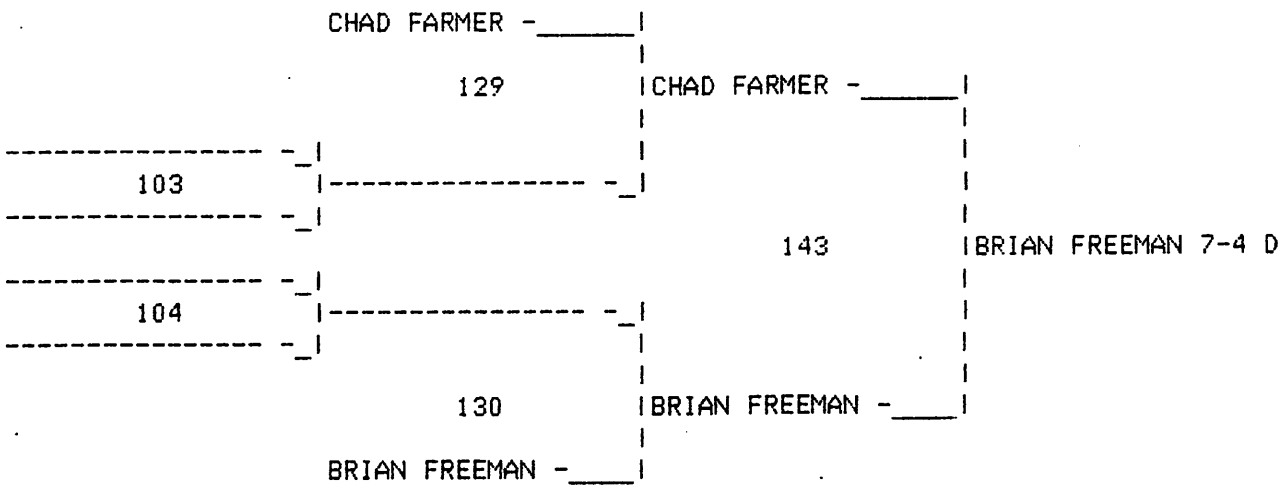


UNL LBS. CLASS RESULTS.

SHAWN COLSON - CAM 2-0-0: 20 PTS.
CHAD FIELDING - MCC 1-1-0: 12 PTS.
CHAD FARMER - HER 0-2-0: 4 PTS.
BRIAN FREEMAN - CAL 1-1-0: 7 PTS.

1 SHAWN COLSON - CAM - 2;57 F
2 CHAD FIELDING - MCC - -
3 BRIAN FREEMAN - CAL - 7-4 D
4 CHAD FARMER - HER - -

CCHS _____ vs Oshkosh Invt

| Name | Takedown TD | Take Down Lost TDL | Reverse Won RW | Reverse Lost RL | Escape Won EW | Escape Lost EL | Near Fall Won NFW | Near Fall Lost NFL | Decision Won DW | Decision Lost DL | Pin P | Pin Lost PL | Draw | Team Points | Total Pts | |
|---|---|---|---|---|---|---|---|---|---|---|---|---|---|---|---|---|
| Jeremy Brewer | – | 4 | – | – | 2 | 1 | – | 3 | – | 1 | – | – | – | – | – | 0-1 |
| Pat Beran | – | 5 | 3 | 2 | 2 | 2 | 4 | 3 | 1 | – | – | 1 | – | 14 | 14 | 1-1 |
| Steve Silvester. | 1 | – | 1/2 | 1 | 1 | 2 | – | – | 1 | – | 1 | – | – | 20 | 20 | 2-0 |
| Todd Phelps | 2 | 2 | 3 | 1 | – | 1 | 3 | 1 | 1 | 1 | 1 | – | – | 12 | 17 | 2-1 |
| Tony Weiss | 2 | 4 | 1 | – | – | – | 5 | 5 | 1 | 1 | 2 | – | – | 14 | 14 | 3-1 |
| Mike Yaw | 1 | 4 | – | – | 1 | – | 2 | – | – | – | 1 | 1 | – | 14 | 14 | 1-1 |
| John Pankow.w | 1 | 2 | – | – | 1 | 1 | – | – | – | 1 | 1 | – | – | 14 | 14 | 1-1 |
| Joedy Friemel | 1 | 3 | 1 | – | 2 | 1 | 1 | 2 | – | 1 | 1 | – | – | 16 | 16 | 1-1 |
| Doug Hartman | 2 | – | – | 1 | – | – | 1 | – | – | – | 1 | 1 | – | 9 | 9 | 1-1 |
| | | | | | | | | | | | | | | | | |
| | | | | | | | | | | | | | | | | |
| | | | | | | | | | | | | | | | | |
| | | | | | | | | | | | | | | | | |
| | | | | | | | | | | | | | | | | |
| | | | | | | | | | | | | | | | | |
| | | | | | | | | | | | | | | | | |
| | | | | | | | | | | | | | | | | |
| | | | | | | | | | | | | | | | | |
| | | | | | | | | | | | | | | | | |
| | | | | | | | | | | | | | | | | |
| | | | | | | | | | | | | | | | | |
| | | | | | | | | | | | | | | | | |
| | | | | | | | | | | | | | | | | |
| TOTAL's | 10 | 24 | 10 | 4 | 9 | 8 | 16 | 14 | 4 | 5 | 8 | 3 | | 118 | 118 | 12-8 |

Comments:

| | | | |
|---|---|---|---|
| Bridgeport | 140.5 | Mitchell - | 90 |
| CCHS | 118 | Hyannis - | 51 |
| Oshkosh | 113 | Oshkosh J.V. | 0 |
| Alliance JV | 111 | | |

UCHS _____ vs Oshkosh Invit Season Totals

| NAME | Takedown Won TD | Take Down Lost TDL | Reverse Won RW | Reverse Lost RL | Escape Won EW | Escape Lost EL | Near Fall Won NFW | Near Fall Lost NFL | Decision Won DW | Decision Lost DL | Pin P | Pin Lost PL | Draw | Team Points | Total Pts | |
|---|---|---|---|---|---|---|---|---|---|---|---|---|---|---|---|---|
| Jeremy Brewer | 1 | 15 | - | 2 | 2 | 4 | - | 21 | - | 3 | 2 | 5 | - | - | 26 | 2-9 |
| Chris Barger | 2 | 4 | 5 | 4 | - | 1 | 2 | 7 | - | 1 | - | 3 | - | - | 10 | 0-4 |
| Kelly Rowly | 8 | 18 | 9 | 3 | 2 | 4 | 5 | 10 | 2 | 1 | 4 | 7 | 1 | - | 32 | 6-8-1 |
| Pat Beran | 10 | 22 | 12 | 15 | 9 | 9 | 14 | 18 | 6 | 5 | - | 6 | - | 14 | 35½ | 6-11 |
| Steve Silvester | 20 | 9 | 7 | 6 | 12 | 11 | 9 | 5 | 5 | 4 | 11 | - | - | 20 | 125 | 16-4 |
| Ki Fanning | 9 | 12 | 4 | 6 | 3 | 4 | 3 | 10 | 0 | 2 | 4 | 2 | - | - | 24 | 4-4 |
| Todd Phelps | 32 | 17 | 8 | 8 | 9 | 16 | 10 | 5 | 6 | 5 | 7 | 3 | - | 17 | 85 | 13-8 |
| Tony Weiss | 2 | 6 | 1 | 1 | - | - | 5 | 5 | 1 | 1 | 2 | 2 | - | 14 | 14 | 3-3 |
| Jason McNair | 29 | 12 | 8 | 12 | 15 | 9 | 12 | 3 | 4 | 4 | 9 | 0 | - | - | 98 | 13-4 |
| Tab Wood | - | 1 | - | - | - | - | - | - | - | - | - | 1 | - | - | - | 0-1 |
| Mike Yaw | 12 | 17 | 2 | 3 | 2 | 6 | 6 | 7 | 1 | 1 | 2 | 9 | - | 14 | 29 | 3-11 |
| John Pawkowin | 11 | 6 | 10 | 1 | 5 | 5 | 8 | 2 | 3 | 2 | 4 | - | - | 14 | 41½ | 7-2 |
| Joedy Friemel | 24 | 14 | 7 | 6 | 11 | 12 | 10 | 3 | 5 | 3 | 11 | - | - | 16 | 129½ | 16-3 |
| Josh Jaeger | 4 | 5 | 2 | 4 | 3 | 1 | 2 | 2 | 1 | 1 | 1 | 2 | - | - | 16 | 2-3 |
| Doug Hartman | 14 | 11 | - | 6 | 4 | 4 | 6 | 5 | 1 | - | 4 | 11 | - | 9 | 47 | 5-11 |
| | | | | | | | | | | | | | | | | |
| | | | | | | | | | | | | | | | | |
| | | | | | | | | | | | | | | | | |
| | | | | | | | | | | | | | | | | |
| | | | | | | | | | | | | | | | | |
| | | | | | | | | | | | | | | | | |
| | | | | | | | | | | | | | | | | |
| | | | | | | | | | | | | | | | | |
| TOTAL's | 178 | 169 | 75 | 77 | 76 | 86 | 99 | 103 | 35 | 33 | 61 | 51 | 1 | 118 | 718 | 96-86-1 |

Comments:

# G.C.H.S. INVITE 88

## CHAMPIONS BRACKET 103 LBS. CLASS

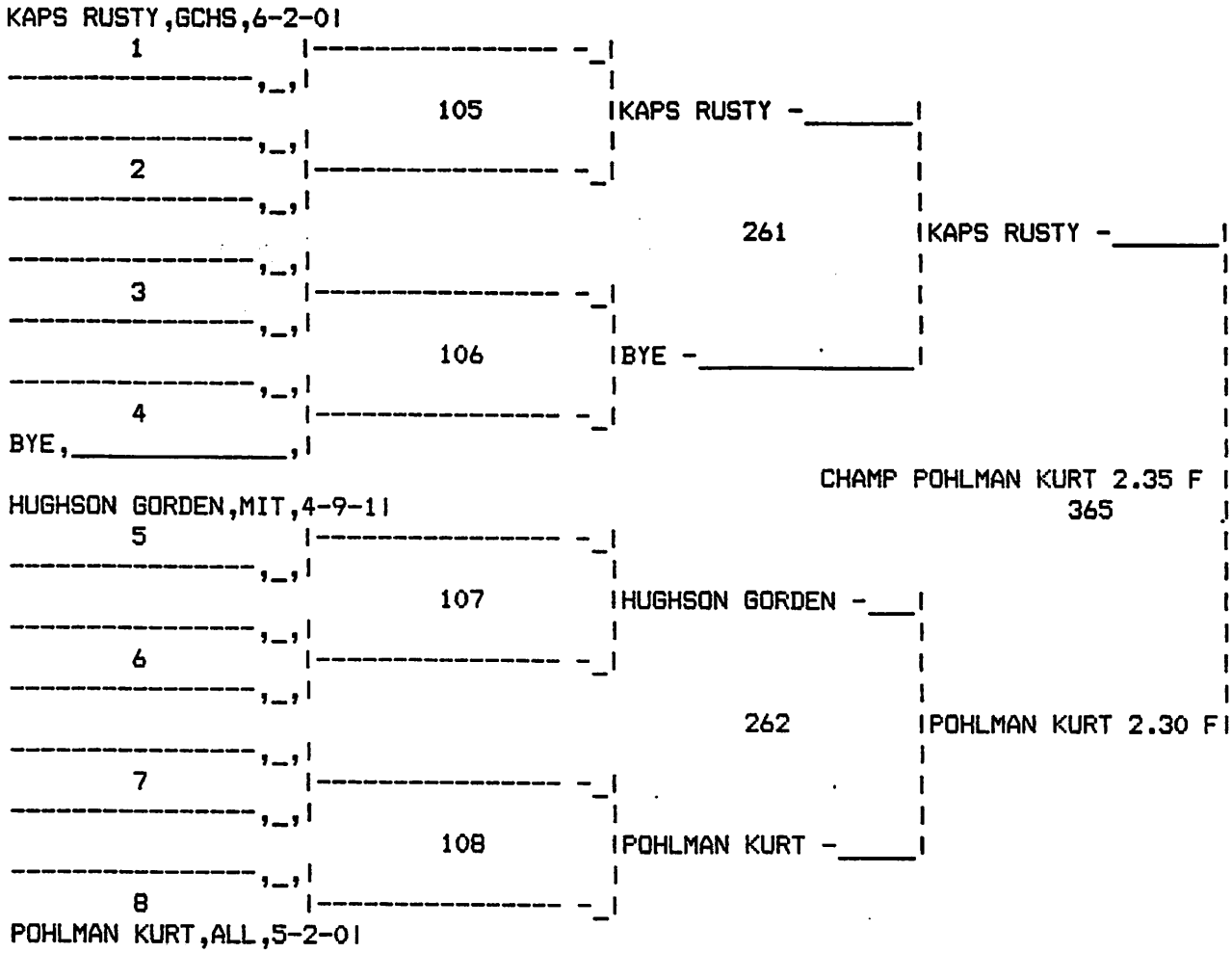


103 LBS. CLASS RESULTS.

KAPS RUSTY - GCHS 6-3-0: 10 PTS.
POHLMAN KURT - ALL 7-2-0: 20 PTS.
HUGHSON GORDEN - MIT 4-10-1: 7 PTS.

1 POHLMAN KURT - ALL: 2.35 F
2 KAPS RUSTY - GCHS: -
3 HUGHSON GORDEN - MIT: -

# G.C.H.S. INVITE 88

## CHAMPIONS BRACKET 112 LBS. CLASS

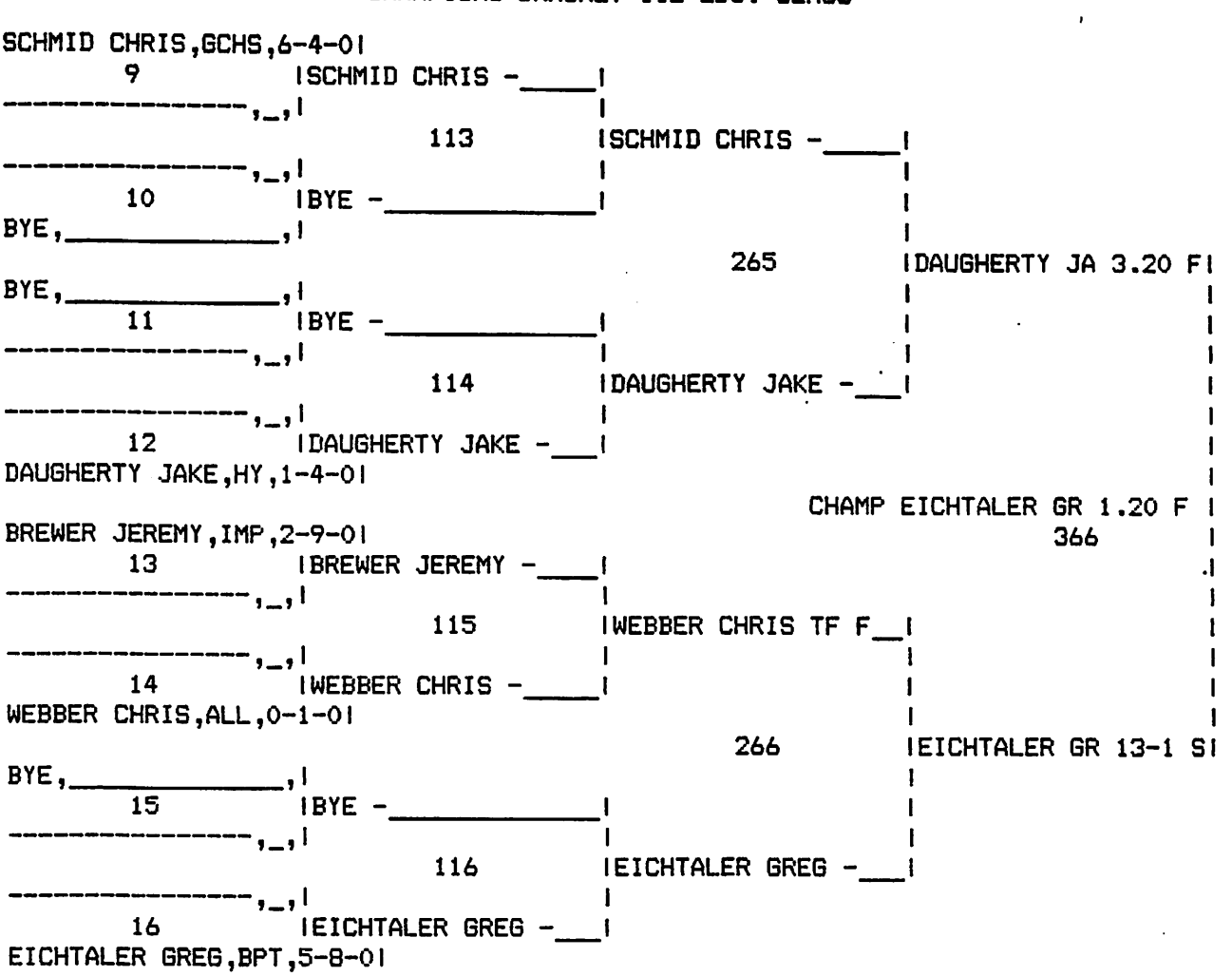


112 LBS. CLASS RESULTS.

SCHMID CHRIS - GCHS 8-5-0: 12 PTS.
EICHTALER GREG - BPT 7-8-0: 21 PTS.
BREWER JEREMY - IMP 2-11-0: 0 PTS.
DAUGHERTY JAKE - HY 2-5-0: 16 PTS.
WEBBER CHRIS - ALL 1-3-0: 8 PTS.

1 EICHTALER GREG - BPT: 1.20 F
2 DAUGHERTY JAKE - HY: -
3 SCHMID CHRIS - GCHS: 1.25 F
4 WEBBER CHRIS - ALL: -
5 BREWER JEREMY - IMP: -

# G.C.H.S. INVITE 88

## CHAMPIONS BRACKET 125 LBS. CLASS

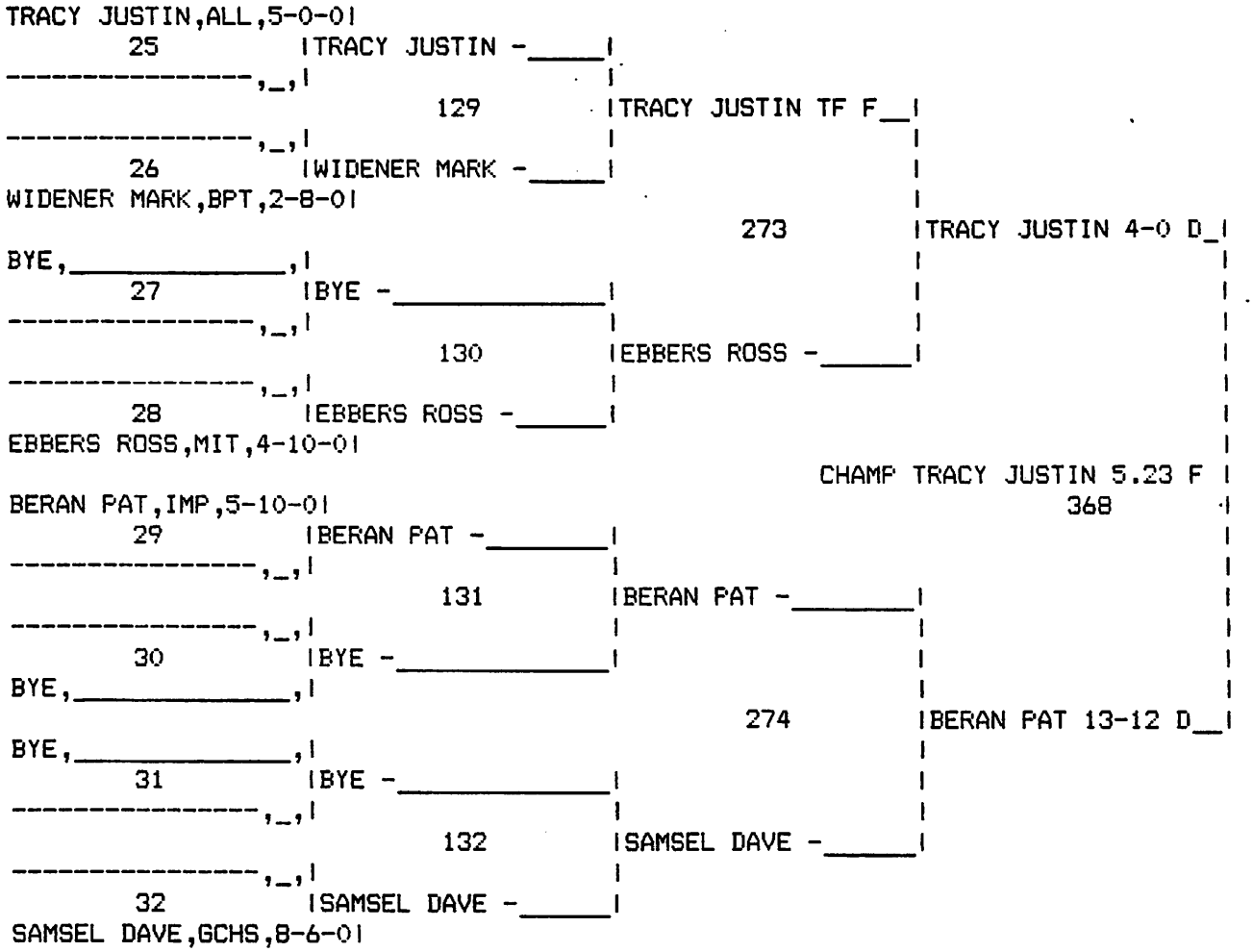


125 LBS. CLASS RESULTS.

TRACY JUSTIN - ALL 8-0-0: 22 PTS.
SAMSEL DAVE - GCHS 10-7-0: 12 PTS.
BERAN PAT - IMP 6-11-0: 14 PTS.
EBBERS ROSS - MIT 4-12-0: 4 PTS.
WIDENER MARK - BPT 2-10-0: 0 PTS.

1 TRACY JUSTIN - ALL: 5.23 F
2 BERAN PAT - IMP: -
3 SAMSEL DAVE - GCHS: 1.51 F
4 EBBERS ROSS - MIT: -
5 WIDENER MARK - BPT: -

# G.C.H.S. INVITE 88

## CHAMPIONS BRACKET 119 LBS. CLASS

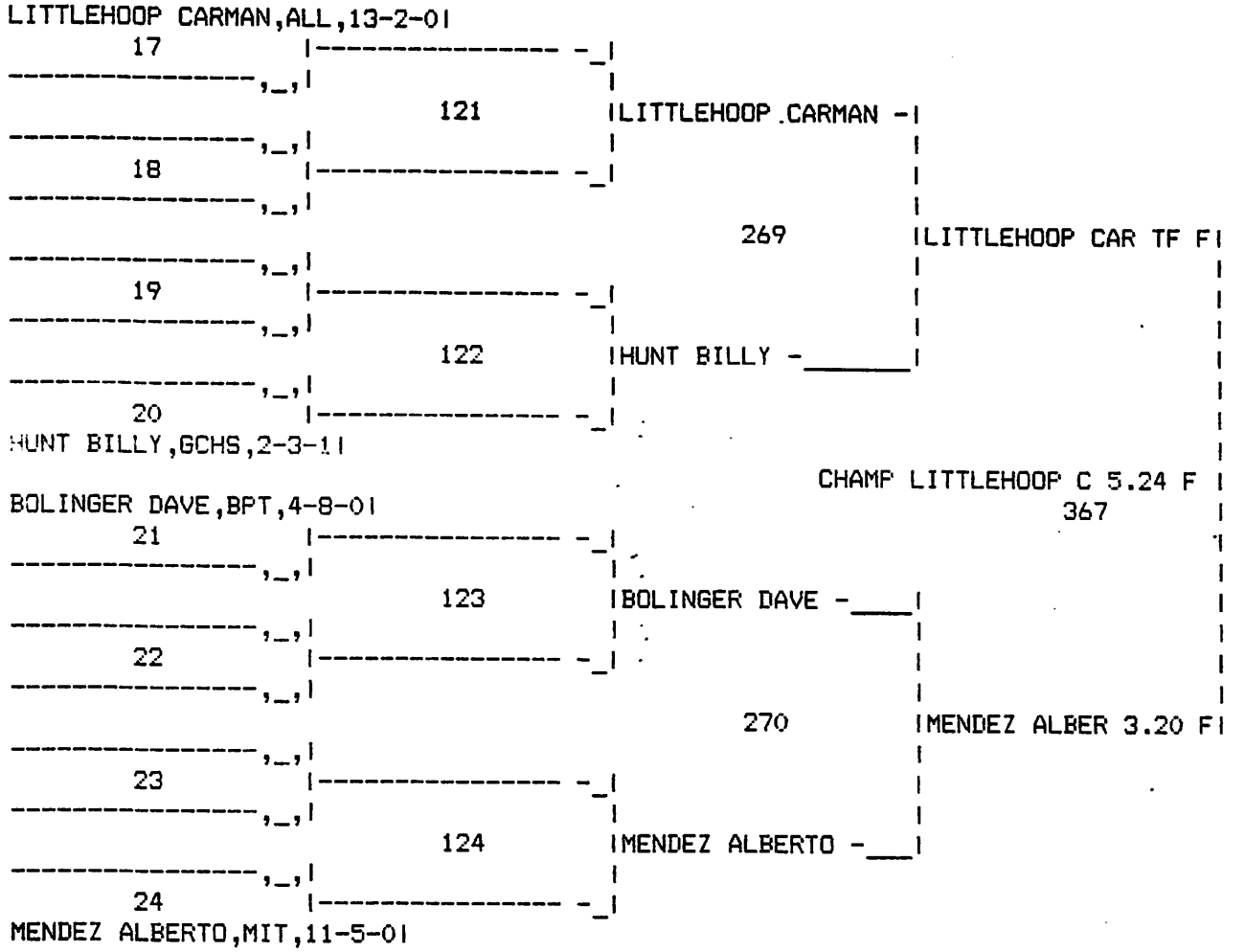


119 LBS. CLASS RESULTS.

LITTLEHOOP CARMAN - ALL 15-2-0: 20 PTS.
MENDEZ ALBERTO - MIT 12-6-0: 14 PTS.
BOLINGER DAVE - BPT 4-10-0: 4 PTS.
HUNT BILLY - GCHS 3-4-1: 7 PTS.

1 LITTLEHOOP CARMAN - ALL: 5.24 F
2 MENDEZ ALBERTO - MIT: -
3 HUNT BILLY - GCHS: OT 9-2 D
4 BOLINGER DAVE - BPT: -

# G.C.H.S. INVITE 88

## CHAMPIONS BRACKET 130 LBS. CLASS

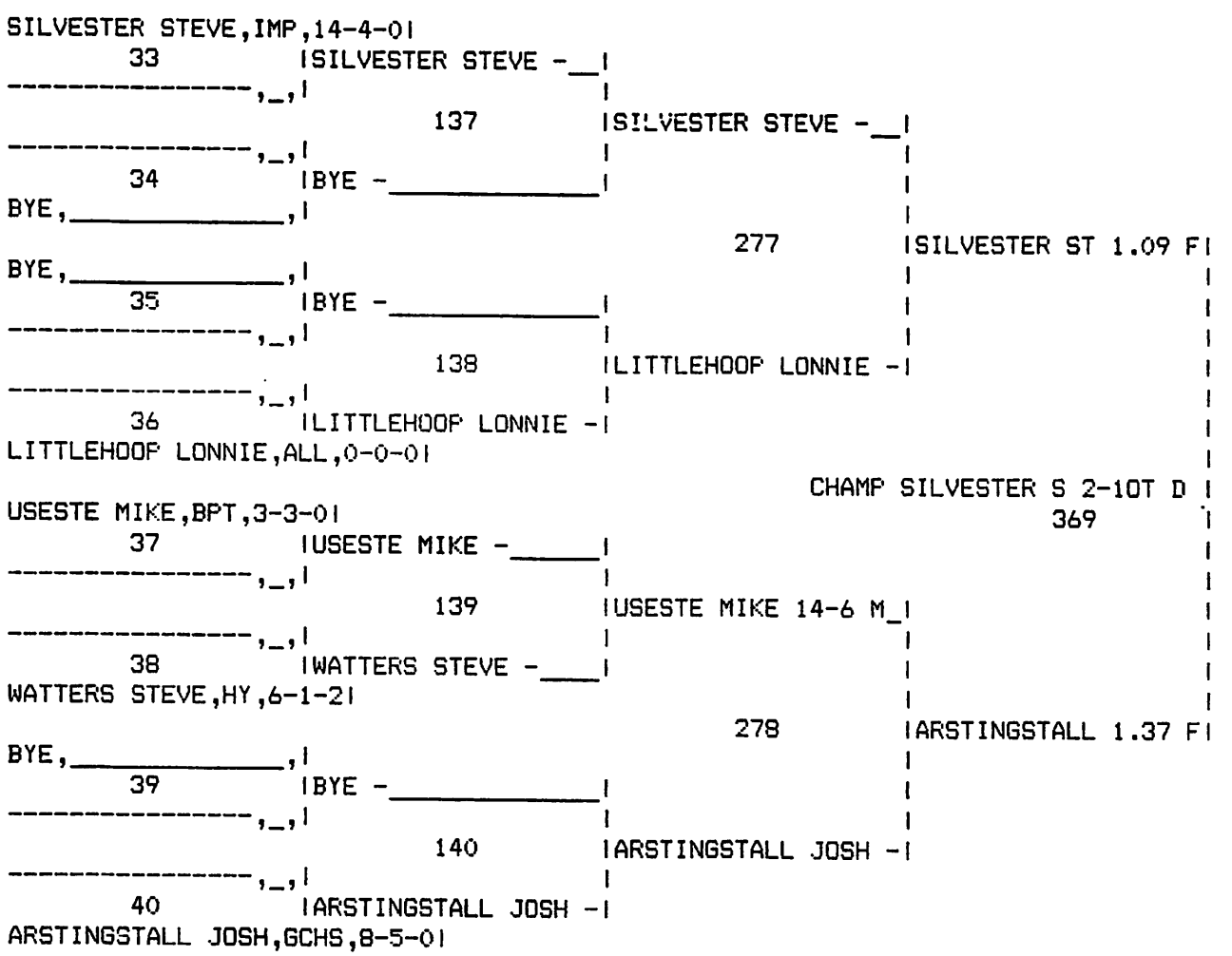


130 LBS. CLASS RESULTS.

SILVESTER STEVE - IMP 16-4-0: 20 PTS.
ARSTINGSTALL JOSH - GCHS 9-6-0: 16 PTS.
USESTE MIKE - BPT 5-4-0: 12.5 PTS.
LITTLEHOOP LONNIE - ALL 0-2-0: 0 PTS.
WATTERS STEVE - HY 7-3-2: 6 PTS.

1 SILVESTER STEVE - IMP: 2-10T D
2 ARSTINGSTALL JOSH - GCHS: -
3 USESTE MIKE - BPT: 4.39 F
4 WATTERS STEVE - HY: -
5 LITTLEHOOP LONNIE - ALL: -

# G.C.H.S. INVITE 88

## CHAMPIONS BRACKET 135 LBS. CLASS

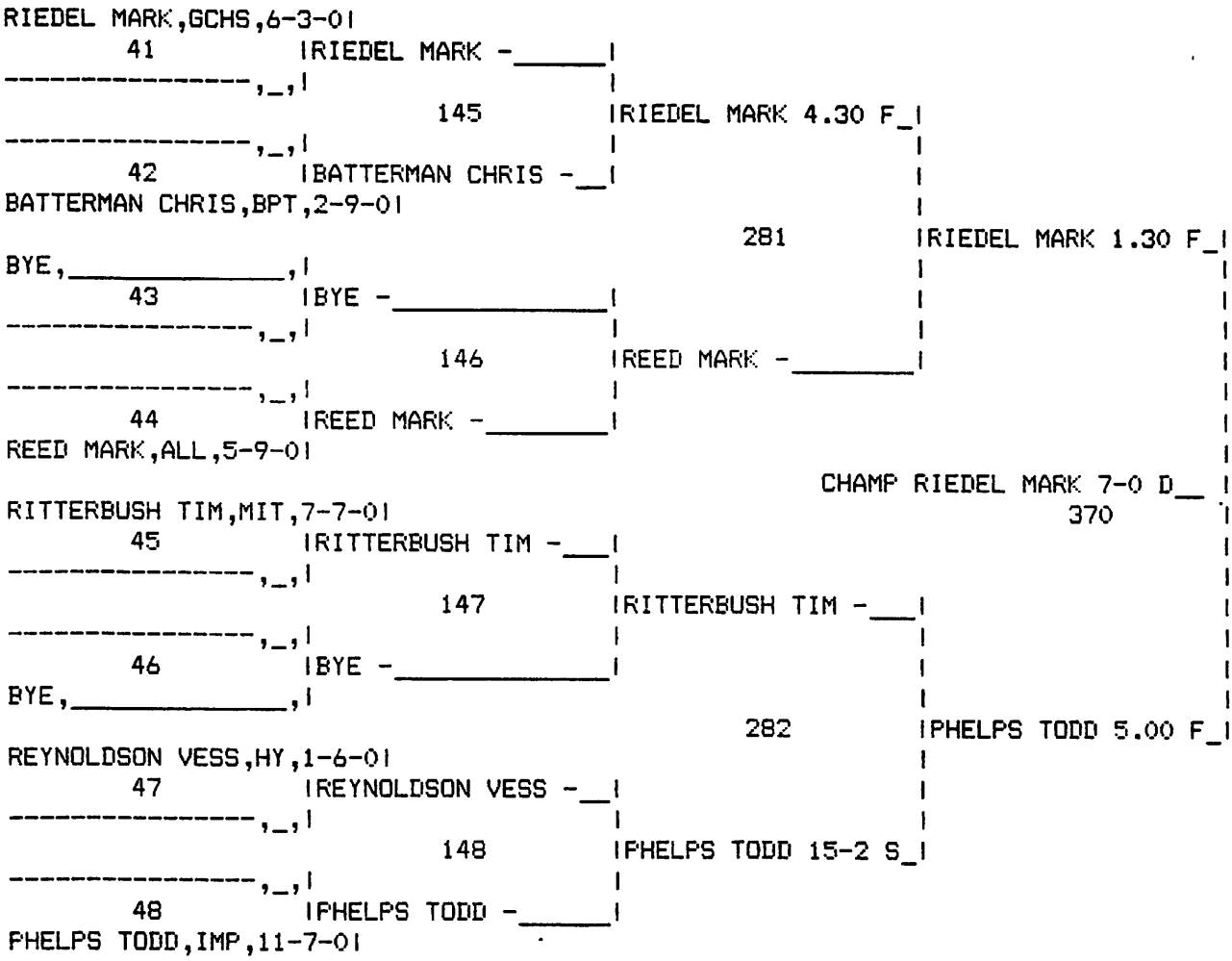


135 LBS. CLASS RESULTS.

RIEDEL MARK - GCHS 9-3-0: 22 PTS.
PHELPS TODD - IMP 13-8-0: 17 PTS.
RITTERBUSH TIM - MIT 7-9-0: 0 PTS.
REED MARK - ALL 7-10-0: 8 PTS.
REYNOLDSON VESS - HY 1-8-0: 0 PTS.
BATTERMAN CHRIS - BPT 3-11-0: 6 PTS.

1 RIEDEL MARK - GCHS: 7-0 D
2 PHELPS TODD - IMP: -
3 REED MARK - ALL: 13-6 D
4 BATTERMAN CHRIS - BPT: -



# G.C.H.S. INVITE 88

## CHAMPIONS BRACKET 140 LBS. CLASS




140 LBS. CLASS RESULTS.

PETERS HEATH - BPT 20-1-0: 22 PTS.
MENDEZ JOHN - MIT 1-1-0: 16 PTS.
VOGEL JEFF - ALL 3-3-0: 0 PTS.
PLOG SCOTT - GCHS 5-11-0: 5 PTS.
WEISS TONY - IMP 3-1-0: 14 PTS.
CRAIG LARRY - HY 0-2-0: 0 PTS.

1 PETERS HEATH - BPT: 7-4 D
2 MENDEZ JOHN - MIT: -
3 WEISS TONY - IMP: 7-0 D
4 PLOG SCOTT - GCHS: -

# G.C.H.S. INVITE 88

## CHAMPIONS BRACKET 145 LBS. CLASS

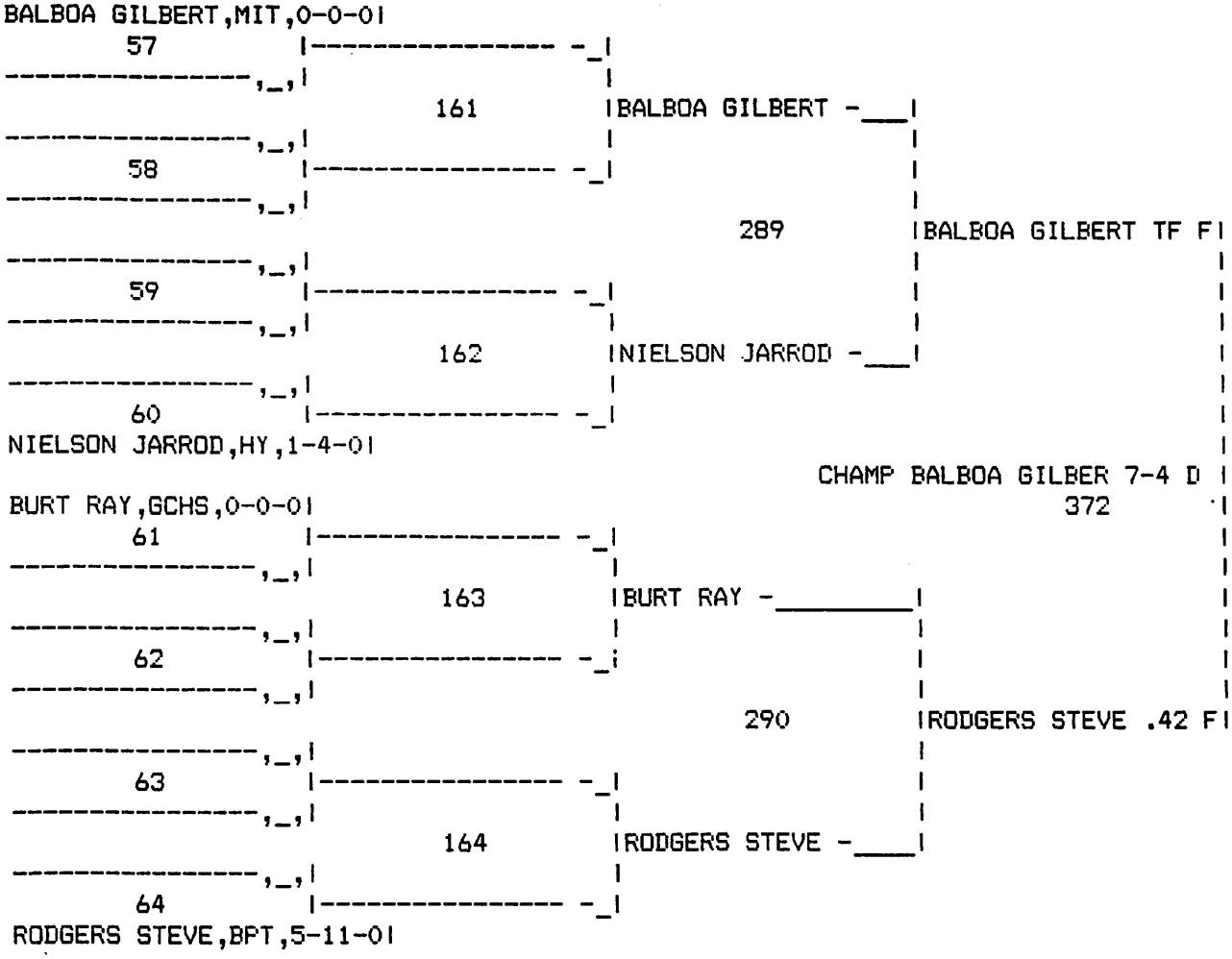


145 LBS. CLASS RESULTS.

BALBOA GILBERT - MIT 2-0-0: 18 PTS.
RODGERS STEVE - BPT 6-12-0: 14 PTS.
BURT RAY - GCHS 0-2-0: 4 PTS.
NIELSON JARROD - HY 2-5-0: 9 PTS.

1 BALBOA GILBERT - MIT: 7-4 D
2 RODGERS STEVE - BPT: -
3 NIELSON JARROD - HY: 4.12 F
4 BURT RAY - GCHS: -

# G.C.H.S. INVITE 88

## CHAMPIONS BRACKET 152 LBS. CLASS

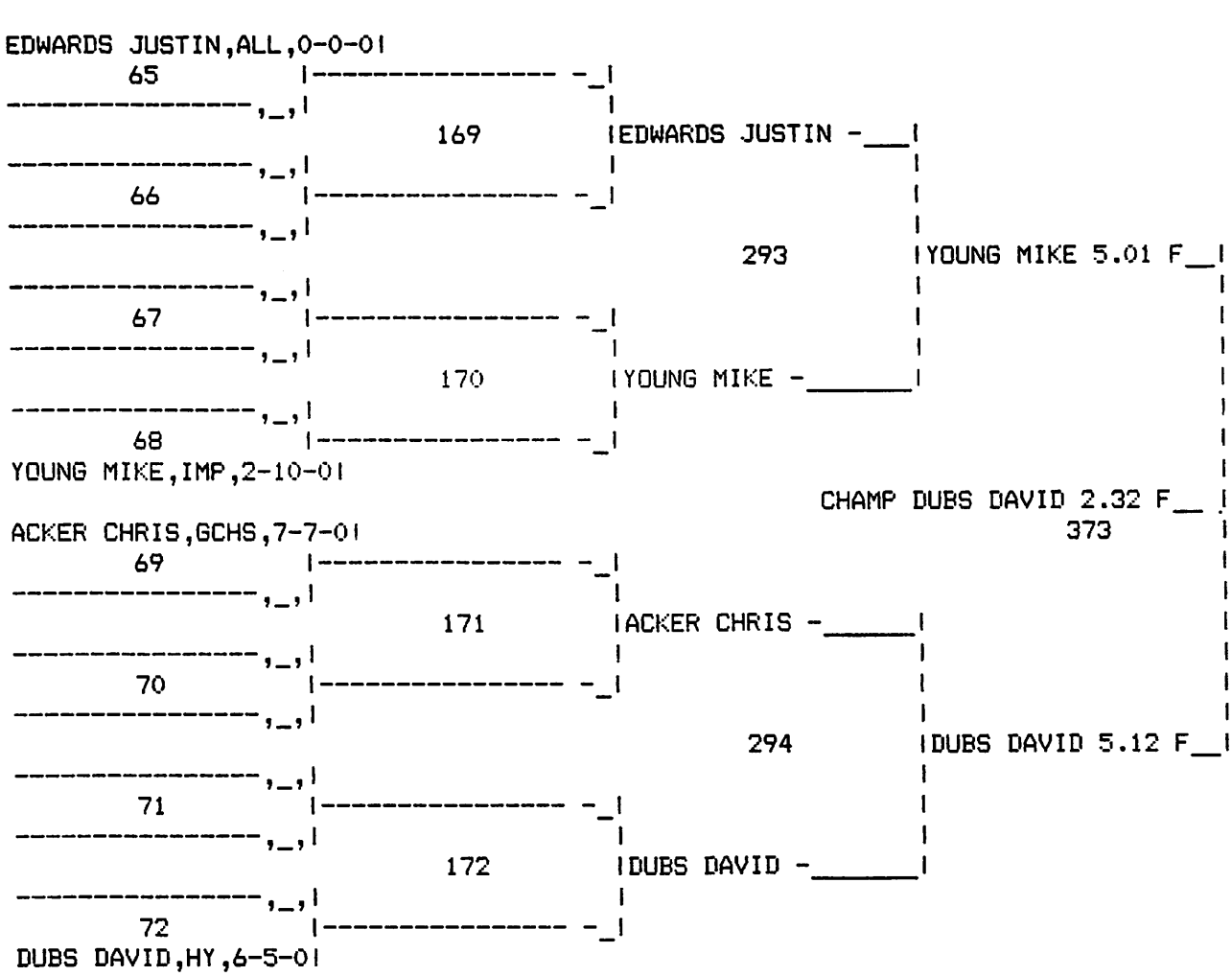


152 LBS. CLASS RESULTS.

EDWARDS JUSTIN - ALL 1-1-0: 7 PTS.
DUBS DAVID - HY 8-5-0: 20 PTS.
ACKER CHRIS - GCHS 7-9-0: 4 PTS.
YOUNG MIKE - IMP 3-11-0: 14 PTS.

1 DUBS DAVID - HY: 2.32 F
2 ~~YOUNG~~ MIKE - IMP: -
3 EDWARDS JUSTIN - ALL: 10-9 D
4 ACKER CHRIS - GCHS: -

# G.C.H.S. INVITE 88

## CHAMPIONS BRACKET 160 LBS. CLASS

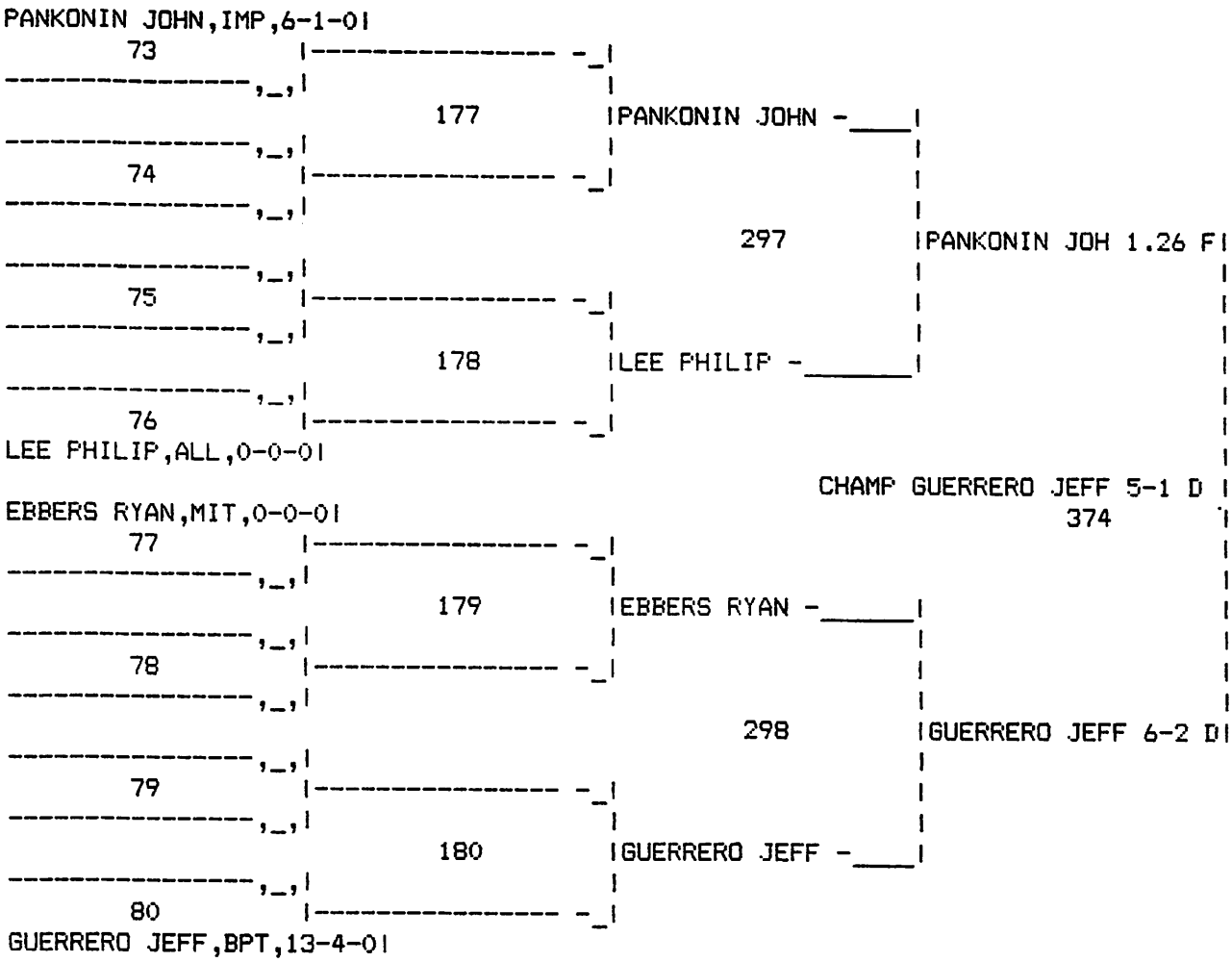


160 LBS. CLASS RESULTS.

PANKONIN JOHN - IMP 7-2-0: 14 PTS.
GUERRERO JEFF - BPT 15-4-0: 16 PTS.
EBBERS RYAN - MIT 1-1-0: 9 PTS.
LEE PHILIP - ALL 0-2-0: 4 PTS.

1 GUERRERO JEFF - BPT: 5-1 D
2 PANKONIN JOHN - IMP: -
3 EBBERS RYAN - MIT: 3.36 F
4 LEE PHILIP - ALL: -

# G.C.H.S. INVITE 88

## CHAMPIONS BRACKET 171 LBS. CLASS

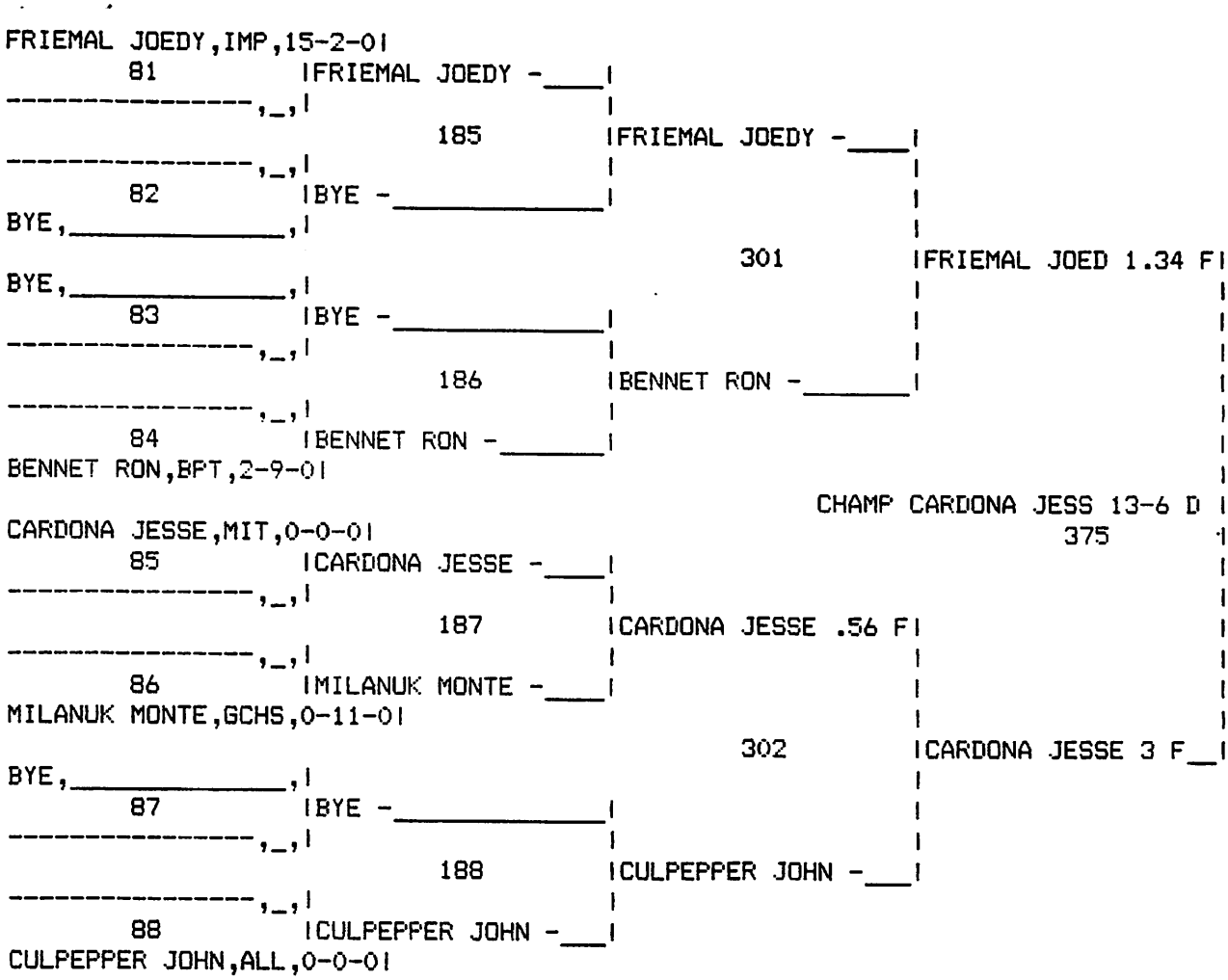


171 LBS. CLASS RESULTS.

FRIEMAL JOEDY - IMP 16-3-0: 16 PTS.
CULPEPPER JOHN - ALL 1-1-0: 8 PTS.
CARDONA JESSE - MIT 3-0-0: 22 PTS.
BENNET RON - BPT 3-11-0: 7 PTS.
MILANUK MONTE - GCHS 0-13-0: 0 PTS.

1 CARDONA JESSE - MIT: 13-6 D
2 FRIEMAL JOEDY - IMP: -
3 CULPEPPER JOHN - ALL: 6-2 D
4 BENNET RON - BPT: -
5 MILANUK MONTE - GCHS: -

G.C.H.S. INVITE 88

CHAMPIONS BRACKET 189 LBS. CLASS

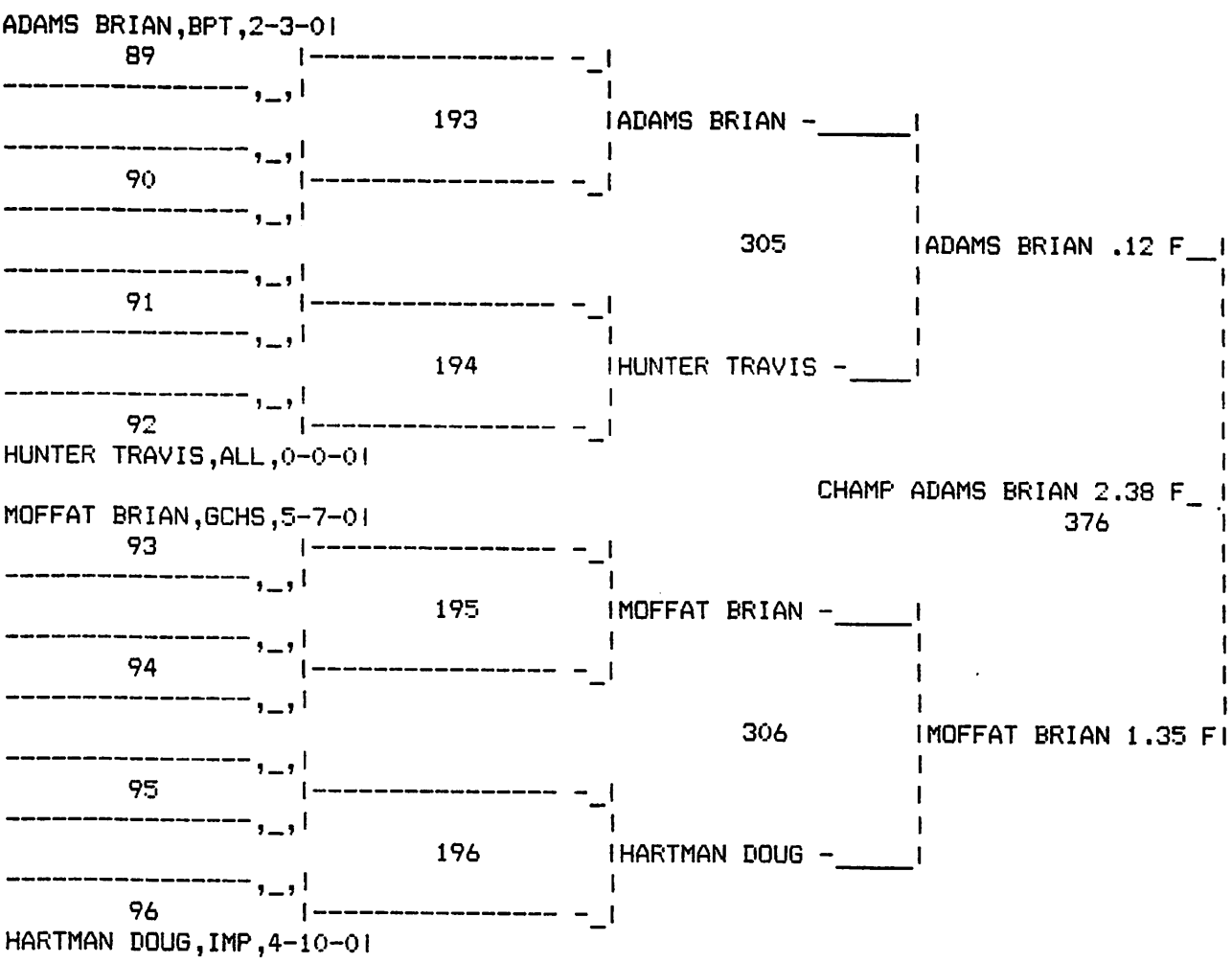


189 LBS. CLASS RESULTS.

ADAMS BRIAN - BPT 4-3-0: 20 PTS.
HARTMAN DOUG - IMP 5-11-0: 9 PTS.
MOFFAT BRIAN - GCHS 6-8-0: 14 PTS.
HUNTER TRAVIS - ALL 0-2-0: 4 PTS.

1 ADAMS BRIAN - BPT: 2.38 F
2 MOFFAT BRIAN - GCHS: -
3 HARTMAN DOUG - IMP: 1.07 F
4 HUNTER TRAVIS - ALL: -

# G.C.H.S. INVITE 88

## CHAMPIONS BRACKET UNL LBS. CLASS

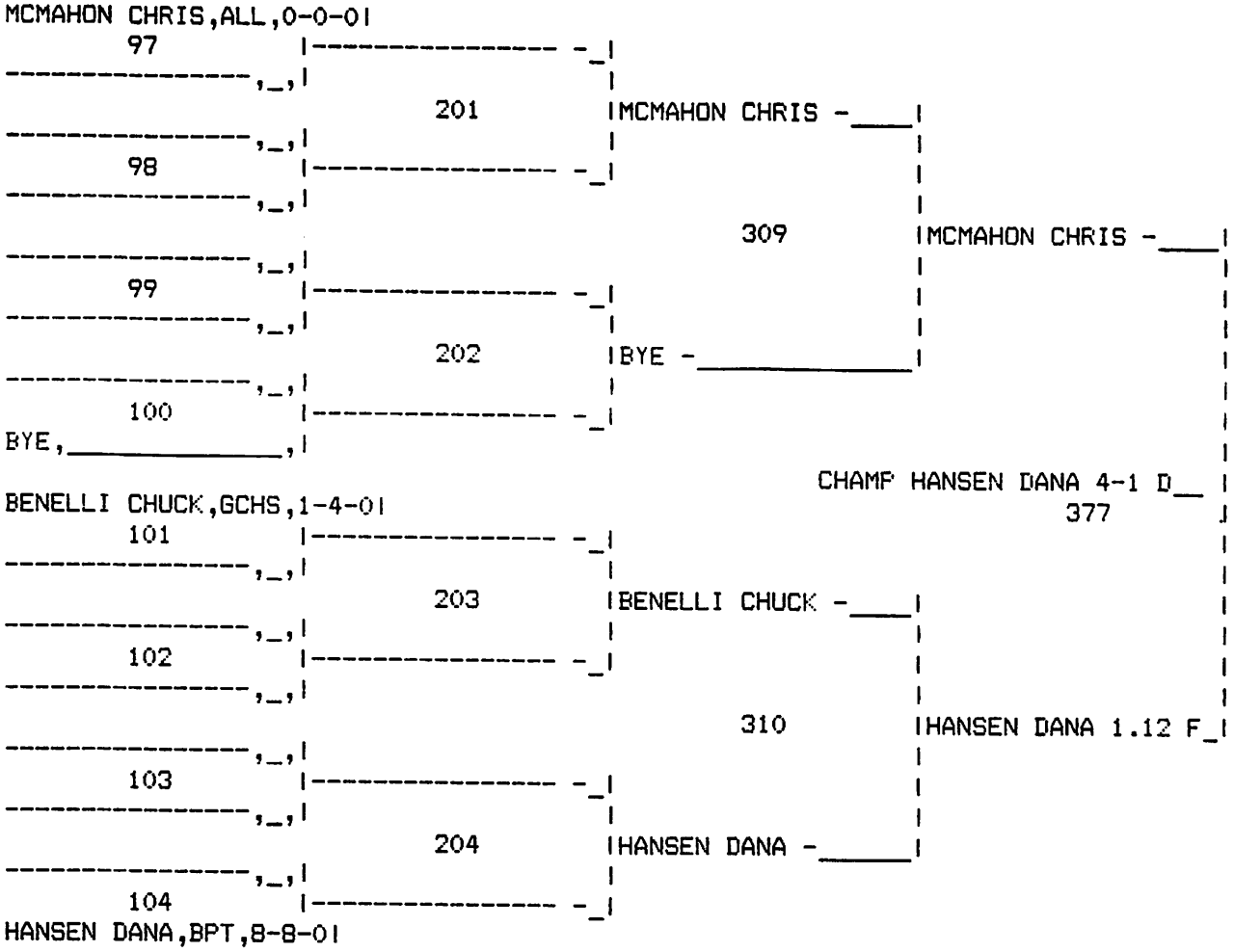


UNL LBS. CLASS RESULTS.

MCMAHON CHRIS - ALL 0-1-0: 10 PTS.
HANSEN DANA - BPT 10-8-0: 18 PTS.
BENELLI CHUCK - GCHS 1-5-0: 7 PTS.

1 HANSEN DANA - BPT: 4-1 D
2 MCMAHON CHRIS - ALL: -
3 BENELLI CHUCK - GCHS: -

G.C.H.S. INVITE 88
TEAM RANKINGS

1. BPT - 140.5
2. IMP - 118
3. GCHS - 113
4. ALL - 111
5. MIT - 90
6. HY - 51
7. GCJV - 0
8. KIM - 0
9. HSB - 0

WT 103

Rusty Kapps CoC 6-2

Gordon Hughson Mit 4-9-1

~~Rick Barrett Usb 12-0~~

~~Jose Contreras Kim~~

Kurt Pohlman All -5-2

WT 112

Chris Schmid C.C. 6-4

~~Jeremy Brewer - Imp 2-9~~

~~Kelly Rowley Imp 6-8-1~~

~~Alberto Mendez Mit 11-5~~

Jake Daugherty Hy 1-4

Greg Eichtaler Bpt ~~5-8~~ 10-7

Chris Webber All - 0-1

WT 119

Billy Hunt C.C. 2-3-1

~~Jeremy Brewer Imp 2-9~~

Dave Ballinger Bpt ~~4-8~~ 8

Carmon Littlehoop All 13-2

Alberto Mendez Mit 11-5

WT 125

Dave Samsel C.C. 8-6

Pat Beran Imp 5-10

Ross Ebbers Mit ~~4-10~~ 4-13

~~Lance Money Usb 4-1~~

Mark Widener Bpt. 2-8

Justin Tracy All. ~~-5~~-0

WT 130

Josh Arslingstall G.C. 8-5

~~Scott Plog G.C.J.V.~~

Steve Silvester Imp 14-4

Steven Walters Hy 0-4

~~Randy Gifford Hsb 6-3~~

~~Jim Argo Kim~~

Mike Ureste Bpt 3-3

~~Chris Graham All.~~

Lonnie Little Hoop Al - 0-0

WT 135

Mark Riedel G.C. 6-3

~~Ray Burt G.C.J.V.~~

Todd Phelps Imp 11-7

Tim Ritterbush Mit 7-7

Vess Reynoldson Hy 1-6

~~Larry Craig Hy J.V. 0-1~~

~~Rusty McKeehan Hsb 0-0~~

~~Cruz Rodriquez Kim~~

Chris Batterman Bpt 2-9

Mark REED All. - 5-9

WT 140

Scott Plog. G C

~~Dave Schwartz G.C. 8-3~~

TONY WEISS Imp 1-4

~~Ky Manning Imp 7-4~~

John Mendez Mit 8-8

~~Ron Hrasky Mit 12-6~~

Larry Craig Hy 0-1

~~Jarrod Nielson Hy 1-4~~

~~Shannon Mues Hsb 6-6~~

Heath Peters Bpt 17-1

~~Todd Hull All.~~

Jeff Vogel All - 3-1

WT 145

Ray Burt G.C

~~Mitch Grace G.C. 6-8~~

~~Tony Weiss Imp 1-4~~

Gilbert Zal.boar - Mit 11-3

~~Chad Johnson Mit 7-9~~

Trent Smith Hy 1-4

~~Bob Billingsley Hsb 5-5~~

~~Dave Rutledge Kim~~

Steve Rodgers Bpt ~~5-11~~ 12-5

~~Jeff Vogel All~~

WT 152

Chris Acker C.C. 7-7

Mike Yaw Imp 2-10

~~Gilbert Balboa Mit 11-3~~

David Dubs Hy 6-5

~~Ryan Cross Hsb 4-7~~

~~David Williams kim~~

Justin Edwards All. 7-1

WT 160

John Pantonin Imp 6-1

~~Jesse Cardova Mit 0-0~~ Ryan Ebbers mit 9-3

~~Ray Coffman Hsb 2-3~~

~~Dalton Griffith kim~~

Jeff Guerrero Bpt 4-13

Phillip Lee All - 0-10

WT 171

Monte Milanuk C.C. 0-11

Clay Heath C.C.V.

Joedy Friemal Imp 15-2

~~Ryan Ebbers Mit 9-3~~ Jess Cardona 0-0

~~John Vowers Hsb 3-7~~

~~Bill Long kim~~

Ron Bennett Bpt 2-9

~~Nate Young All.~~

John Culpepper - 7-9

WT 189

Brian Moffat C.C. 5-7

Doug Hartman Imp 4-10

~~Chris Seymour Hsb 4-4~~

~~Wade Sterling kim~~

~~Brian Peters Bpt 5-8~~ Brian Adams 5-8 2-3

~~John Culpepper All.~~

Travis Hanton - 0-0

WT Hwk

Chuck Benelli C.C. 1-4

~~Jay Dowe Hwk~~ 0-3

Dana Hansen Bpt 8-8

Chris Mc Mahon Atl. -3-2

WT others

Larry Craig - Hy 135

Dan Sides Bpt 130

Justen Skeeter Bpt 171

WT _____

WT _____

LCHS _____ vs JV CCHS Invit

1-16-88

| Name | Takedown TD | Take Down Lost TDL | Reverse Won RW | Reverse Lost RL | Escape Won EW | Escape Lost EL | Near Fall Won NFW | Near Fall Lost NFL | Decision Won DW | Decision Lost DL | Pin P | Pin Lost PL | Draw | Team Points | Total Pts | |
|---|---|---|---|---|---|---|---|---|---|---|---|---|---|---|---|---|
| Jeremy Brewer | - | 1 | 5 | 4 | - | 1 | - | 3 | - | 2 | - | - | - | - | - | 0-2 |
| Shane Sordon | 1 | 4 | - | - | 4 | - | - | - | 1 | 1 | 1 | - | - | 9 | 9 | 1-1 |
| Ki Fanning | 8 | - | 1 | 1 | - | 3 | 13 | 1 | - | - | 2 | - | - | 23 | 23 | 3-0 |
| Tony Weiss | 2 | 3 | 3 | 8 | 1 | 2 | 3 | - | 1 | - | - | 2 | - | 6 | 6 | 1-2 |
| Josh Jaeger | 1 | 2 | - | 1 | - | - | 2 | - | - | - | 1 | 1 | - | 16 | 16 | 1-1 |
| | | | | | | | | | | | | | | | | |
| | | | | | | | | | | | | | | | | |
| Totals | 12 | 10 | 8 | 14 | 5 | 6 | 18 | 4 | 2 | 2 | 4 | 3 | - | 54 | 54 | 6-6 |
| | | | | | | | | | | | | | | | | |
| | | | | | | | | | | | | | | | | |
| Season Totals | | | SPVA - | | 1-16-88 | | | | | | | | | | | |
| | | | | | | | | | | | | | | | | |
| Jeremy Brewer | - | 4 | 8 | 6 | - | 1 | 2 | 5 | - | 3 | - | 1 | - | - | - | 0-4 |
| Shane Sordon | 13 | 7 | 3 | 3 | 10 | 4 | 7 | 2 | 3 | 1 | 3 | 1 | 1 | 9 | 9 | 6-2-1 |
| Ki Fanning | 8 | - | - | 1 | - | 3 | 13 | 1 | - | - | 2 | - | - | 23 | 23 | 3-0 |
| Tony Weiss | 4 | 4 | 3 | 9 | 1 | 2 | 4 | 1 | 1 | - | 1 | 3 | - | 6 | 6 | 2-3 |
| Josh Jaeger | 3 | 3 | 1 | 4 | - | 1 | 3 | 2 | - | 1 | 2 | 2 | - | 16 | 16 | 2-3 |
| Tab Wood | - | 2 | - | 1 | - | - | - | - | - | - | - | 2 | - | - | - | 0-2 |
| | | | | | | | | | | | | | | | | |
| | | | | | | | | | | | | | | | | |
| | | | | | | | | | | | | | | | | |
| | | | | | | | | | | | | | | | | |
| | | | | | | | | | | | | | | | | |
| Totals | 28 | 20 | 15 | 24 | 11 | 11 | 29 | 11 | 5 | 4 | 8 | 9 | 1 | 54 | 54 | 13-14-1 |

Comments:

## CHASE COUNTY INVITE B

### CHAMPIONS BRACKET 103 LBS. CLASS

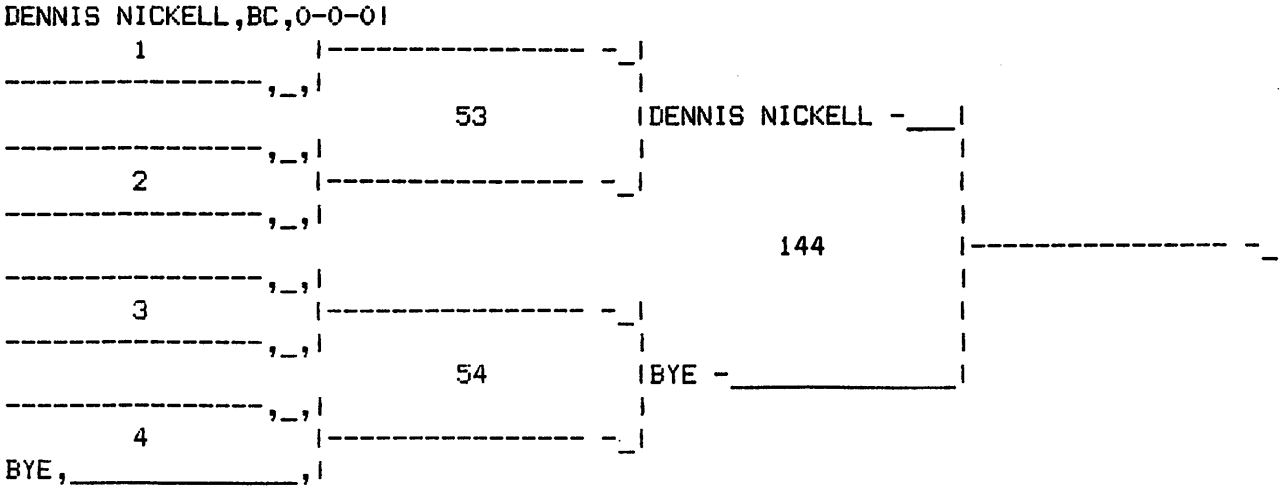


### CONSOLATION BRACKET 103 LBS. CLASS

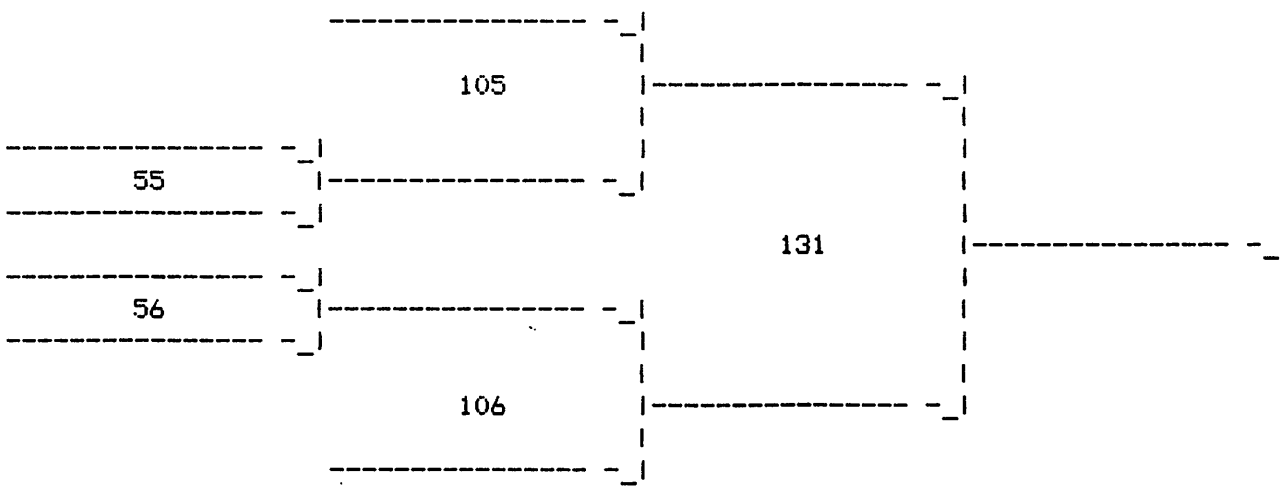


103 LBS. CLASS RESULTS.

DENNIS NICKELL - BC 0-0-0: 0 PTS.

CHASE COUNTY INVITE B

CHAMPIONS BRACKET 112 LBS. CLASS

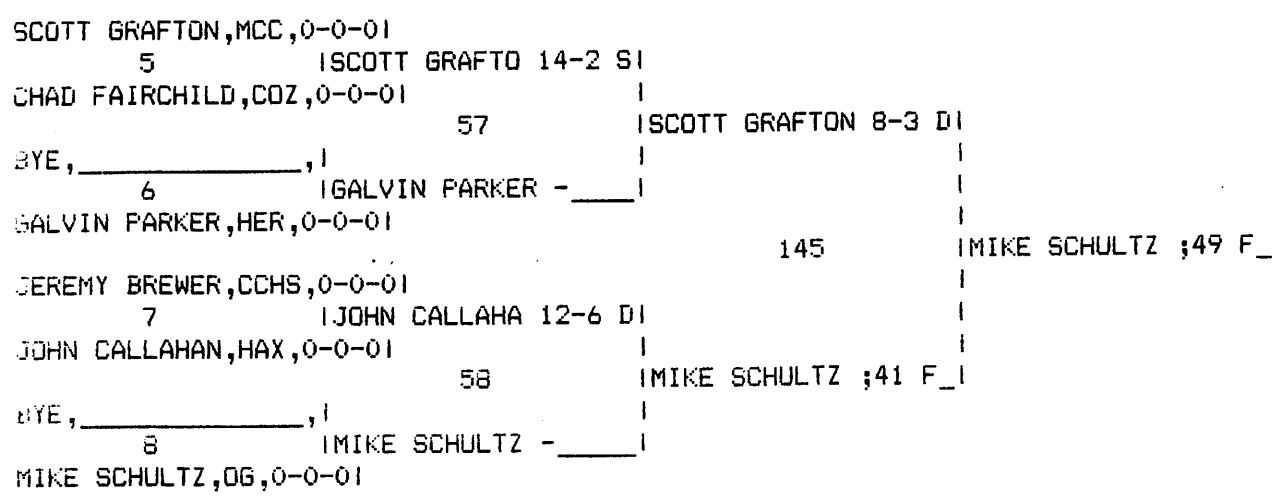


CONSOLATION BRACKET 112 LBS. CLASS

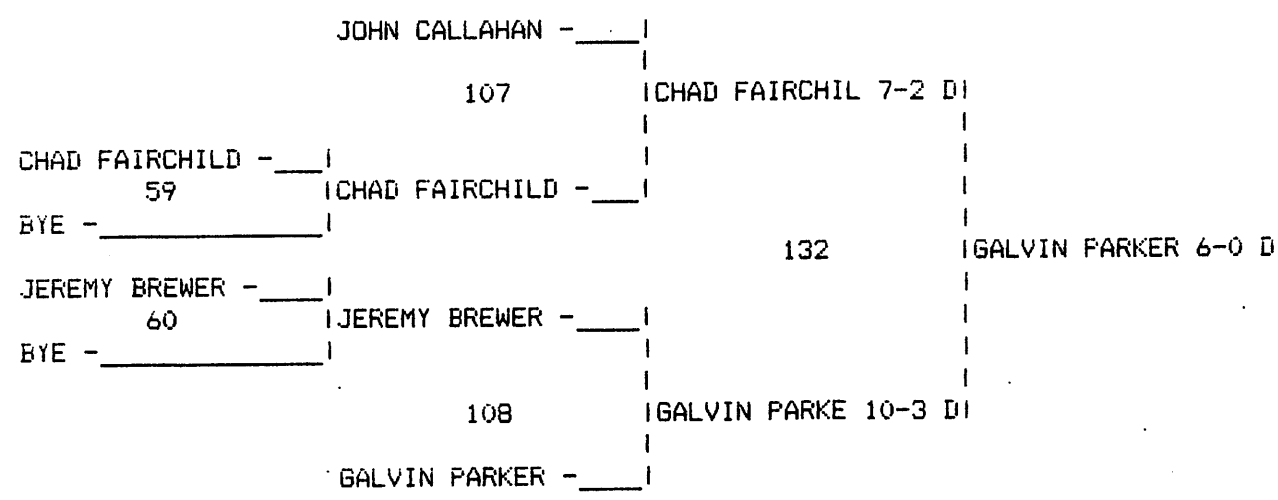


112 LBS. CLASS RESULTS.

SCOTT GRAFTON - MCC 2-1-0: 15 PTS.
MIKE SCHULTZ - OG 2-0-0: 20 PTS.
JEREMY BREWER - CCHS 0-2-0: 0 PTS.
GALVIN PARKER - HER 2-1-0: 8 PTS.
JOHN CALLAHAN - HAX 1-2-0: 2 PTS.
CHAD FAIRCHILD - COZ 1-2-0: 5 PTS.

1 MIKE SCHULTZ - OG - ;49 F
2 SCOTT GRAFTON - MCC - -
3 GALVIN PARKER - HER - 6-0 D
4 CHAD FAIRCHILD - COZ - -

CHASE COUNTY INVITE B

CHAMPIONS BRACKET 119 LBS. CLASS

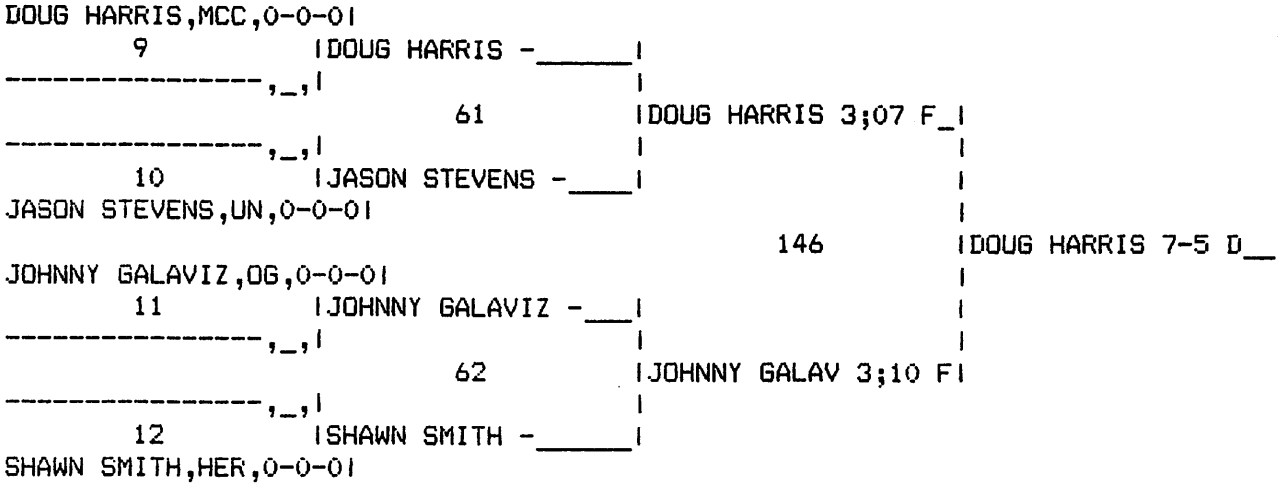


CONSOLATION BRACKET 119 LBS. CLASS

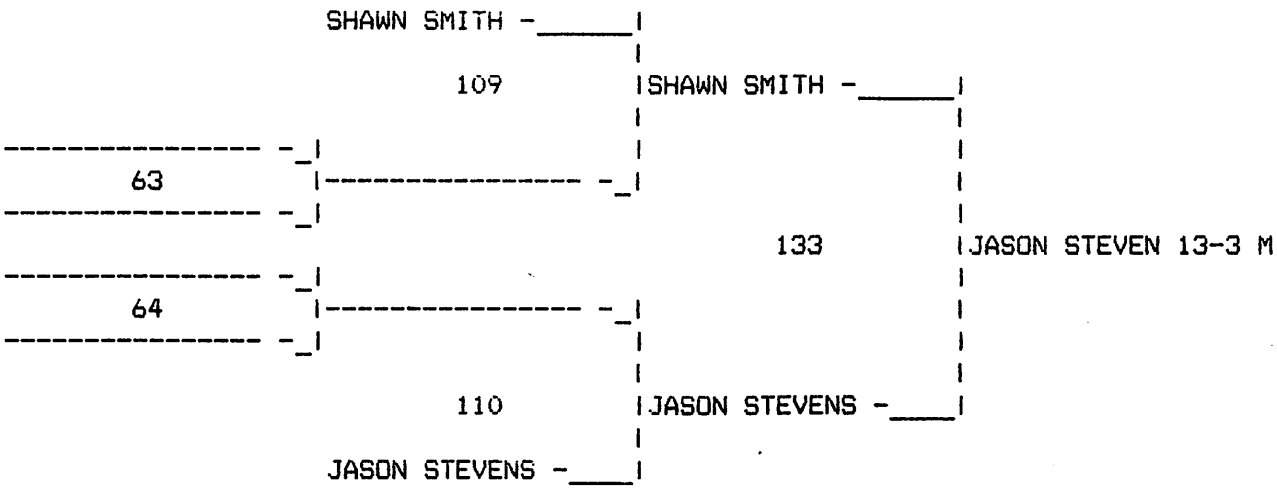


119 LBS. CLASS RESULTS.

DOUG HARRIS - MCC 2-0-0: 18 PTS.
SHAWN SMITH - HER 0-2-0: 4 PTS.
JOHNNY GALAVIZ - OG 1-1-0: 14 PTS.
JASON STEVENS - UN 1-1-0: 7.5 PTS.

1 DOUG HARRIS - MCC - 7-5 D
2 JOHNNY GALAVIZ - OG - -
3 JASON STEVENS - UN - 13-3 M
4 SHAWN SMITH - HER - -

CHASE COUNTY INVITE B

CHAMPIONS BRACKET 125 LBS. CLASS

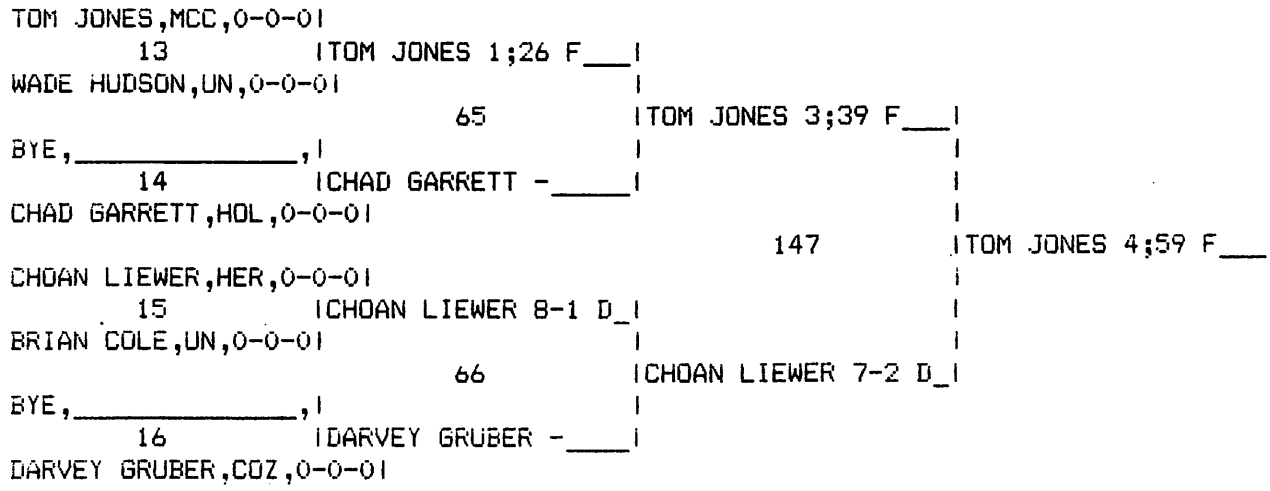


CONSOLATION BRACKET 125 LBS. CLASS

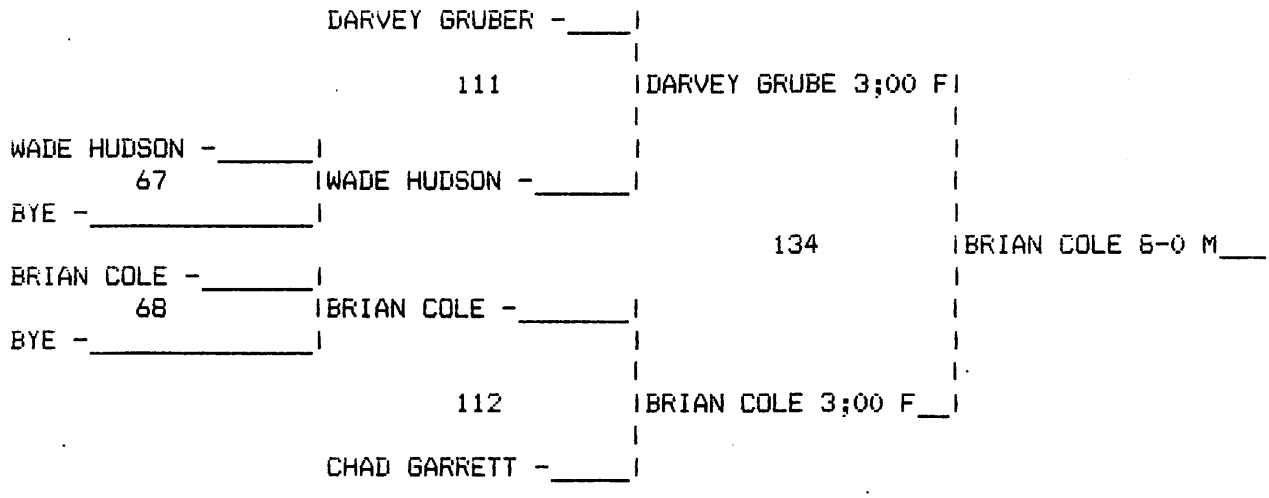


125 LBS. CLASS RESULTS.

TOM JONES - MCC 3-0-0: 24 PTS.
DARVEY GRUBER - COZ 1-2-0: 7 PTS.
CHOAN LIEWER - HER 2-1-0: 14 PTS.
CHAD GARRETT - HOL 0-2-0: 0 PTS.
BRIAN COLE - UN 2-1-0: 10.5 PTS.
WADE HUDSON - UN 0-2-0: 0 PTS.

1 TOM JONES - MCC - 4;59 F
2 CHOAN LIEWER - HER - -
3 BRIAN COLE - UN - 8-0 M
4 DARVEY GRUBER - COZ - -

CHASE COUNTY INVITE B

CHAMPIONS BRACKET 130 LBS. CLASS

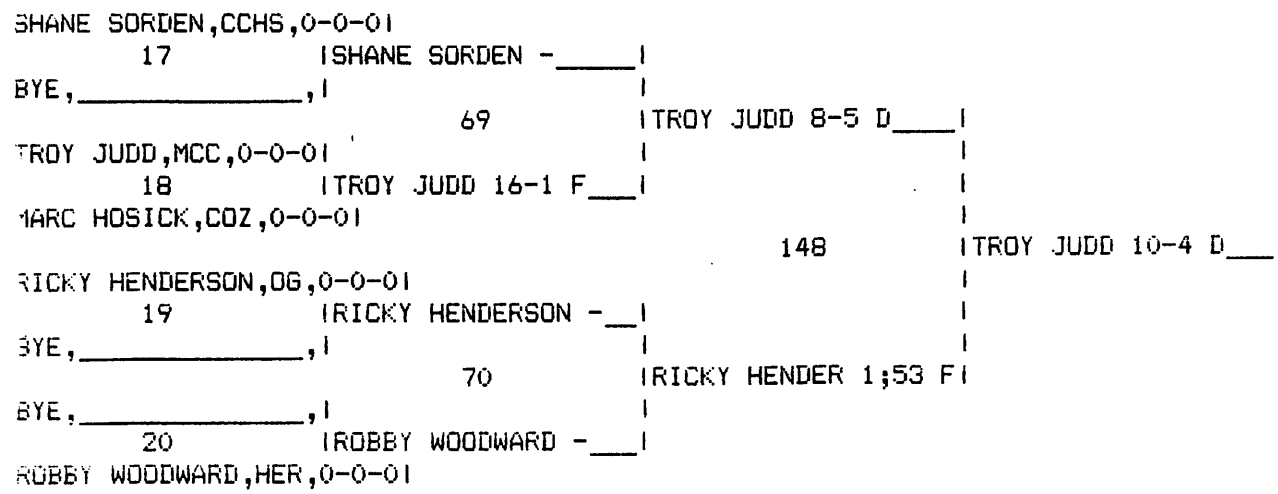


CONSOLATION BRACKET 130 LBS. CLASS

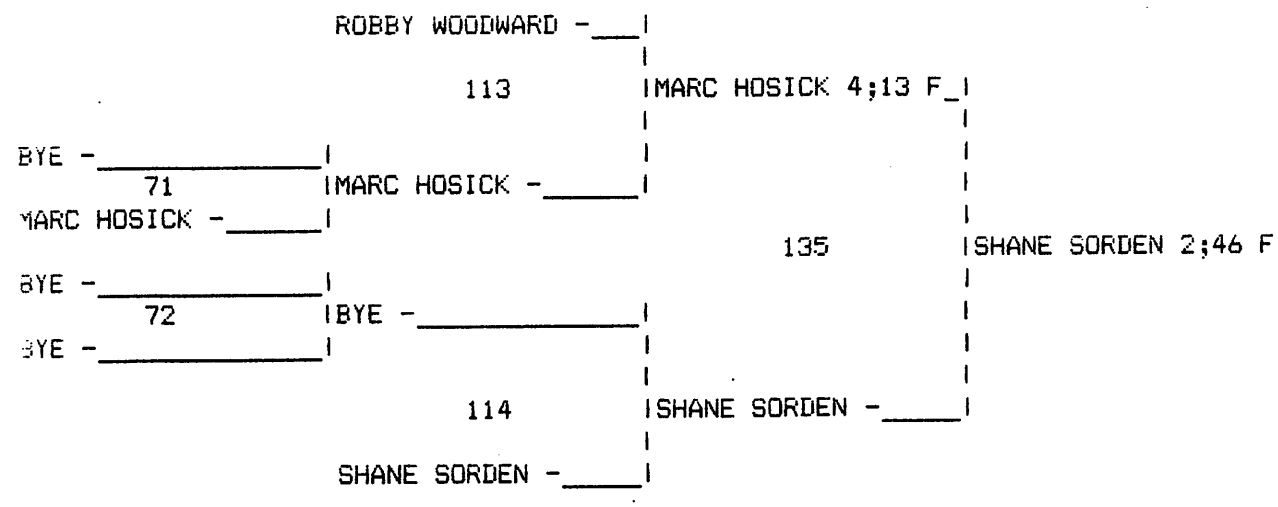


130 LBS. CLASS RESULTS.

SHANE SORDEN - CCHS 1-1-0: 9 PTS.
ROBBY WOODWARD - HER 0-2-0: 0 PTS.
RICKY HENDERSON - OG 1-1-0: 14 PTS.
MARC HOSICK - COZ 1-2-0: 7 PTS.
TROY JUDD - MCC 3-0-0: 20 PTS.

1 TROY JUDD - MCC - 10-4 D
2 RICKY HENDERSON - OG - -
3 SHANE SORDEN - CCHS - 2;46 F
4 MARC HOSICK - COZ - -

CHASE COUNTY INVITE B

CHAMPIONS BRACKET 135 LBS. CLASS

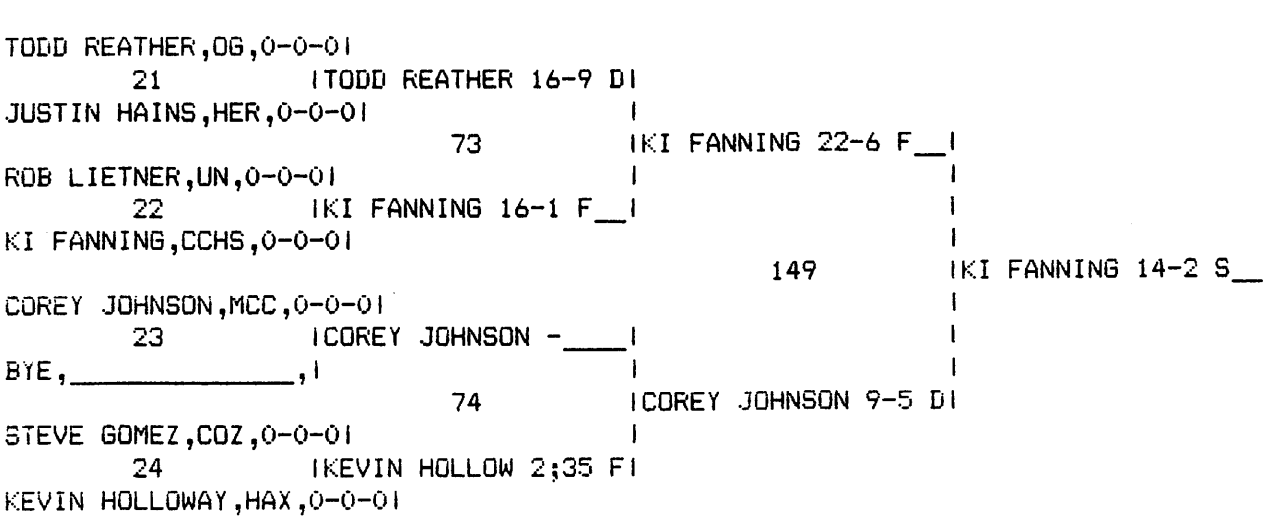


CONSOLATION BRACKET 135 LBS. CLASS

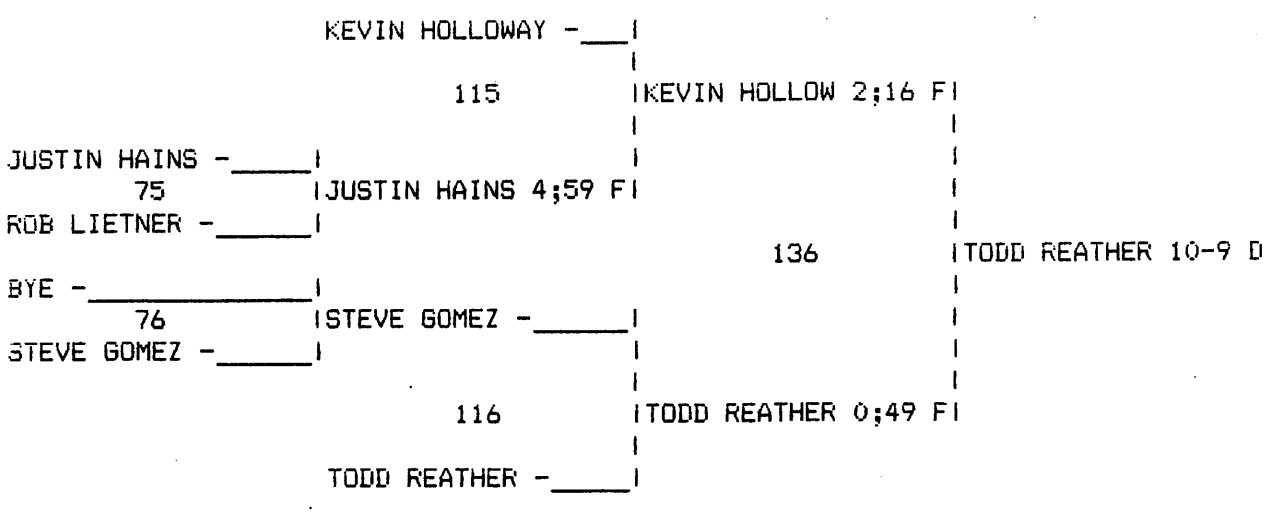


135 LBS. CLASS RESULTS.

TODD REATHER - OG 3-1-0: 12 PTS.
KEVIN HOLLOWAY - HAX 2-2-0: 11 PTS.
COREY JOHNSON - MCC 1-1-0: 12 PTS.
KI FANNING - CCHS 3-0-0: 23 PTS.
ROB LIETNER - UN 0-2-0: 0 PTS.
STEVE GOMEZ - COZ 0-2-0: 0 PTS.
JUSTIN HAINS - HER 1-2-0: 3 PTS.

1 KI FANNING - CCHS - 14-2 S
2 COREY JOHNSON - MCC - -
3 TODD REATHER - OG - 10-9 D
4 KEVIN HOLLOWAY - HAX - -

CHASE COUNTY INVITE B

CHAMPIONS BRACKET 140 LBS. CLASS

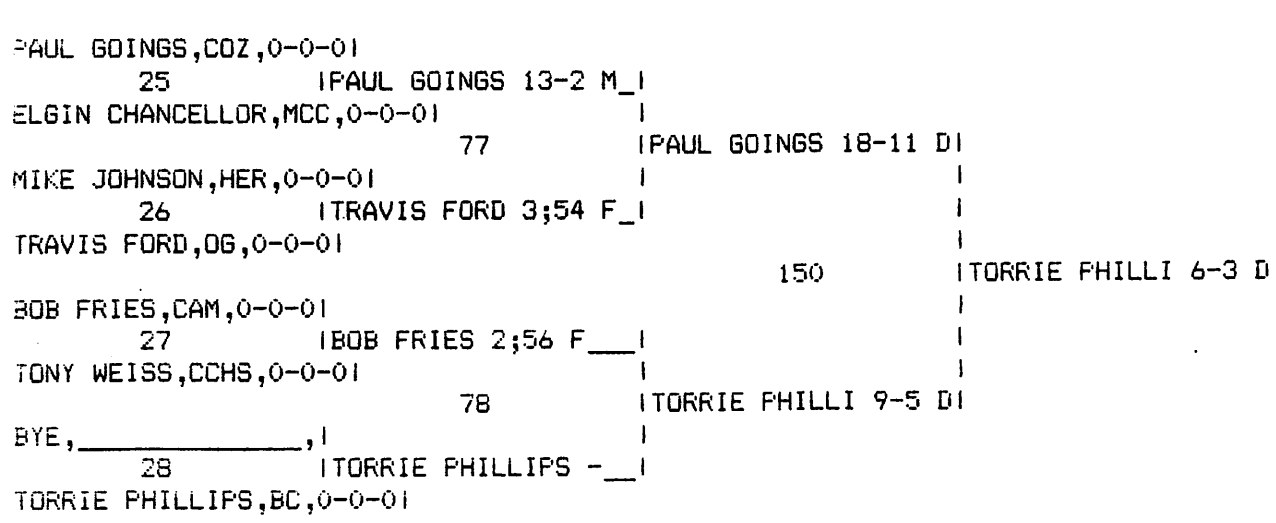


CONSOLATION BRACKET 140 LBS. CLASS

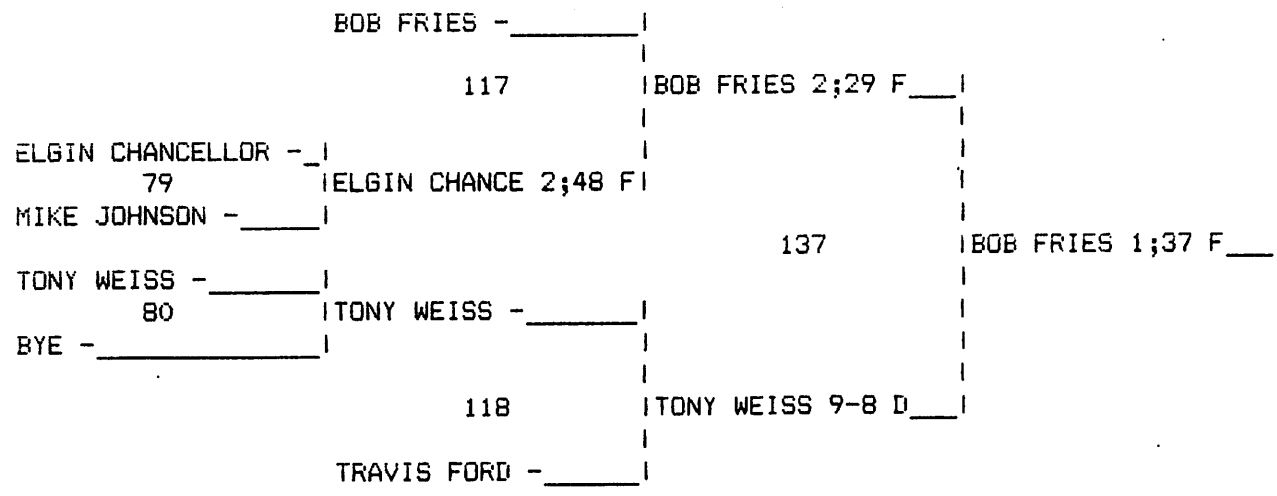


140 LBS. CLASS RESULTS.

PAUL GOINGS - COZ 2-1-0: 14.5 PTS.
TORRIE PHILLIPS - BC 2-0-0: 16 PTS.
BOB FRIES - CAM 3-1-0: 16 PTS.
TRAVIS FORD - OG 1-2-0: 4 PTS.
MIKE JOHNSON - HER 0-2-0: 0 PTS.
TONY WEISS - CCHS 1-2-0: 5 PTS.
ELGIN CHANCELLOR - MCC 1-2-0: 3 PTS.

1 TORRIE PHILLIPS - BC - 6-3 D
2 PAUL GOINGS - COZ - -
3 BOB FRIES - CAM - 1;37 F
4 TONY WEISS - CCHS - -

CHASE COUNTY INVITE B

CHAMPIONS BRACKET 145 LBS. CLASS

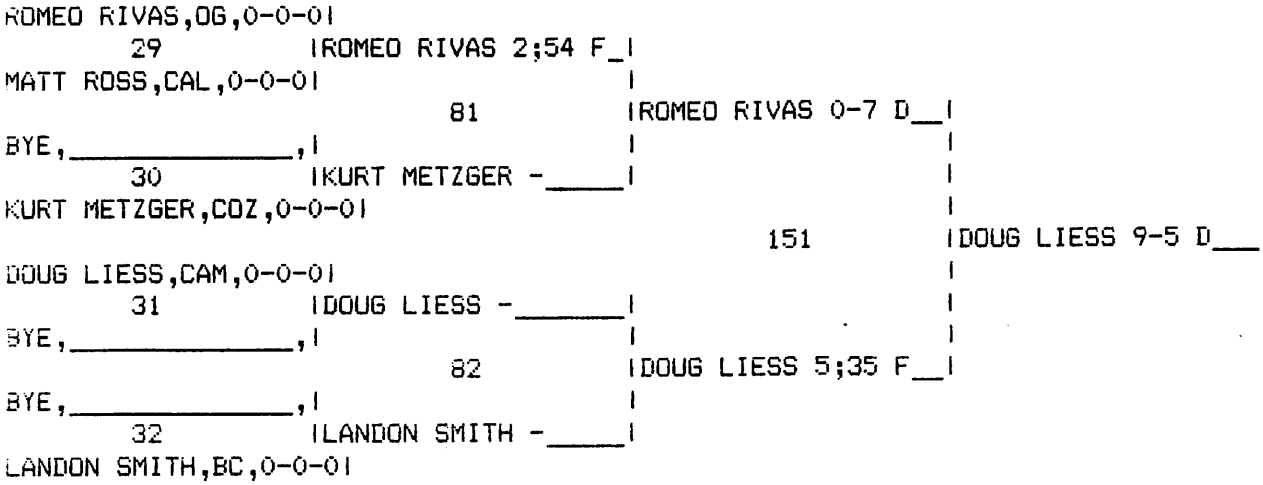


CONSOLATION BRACKET 145 LBS. CLASS

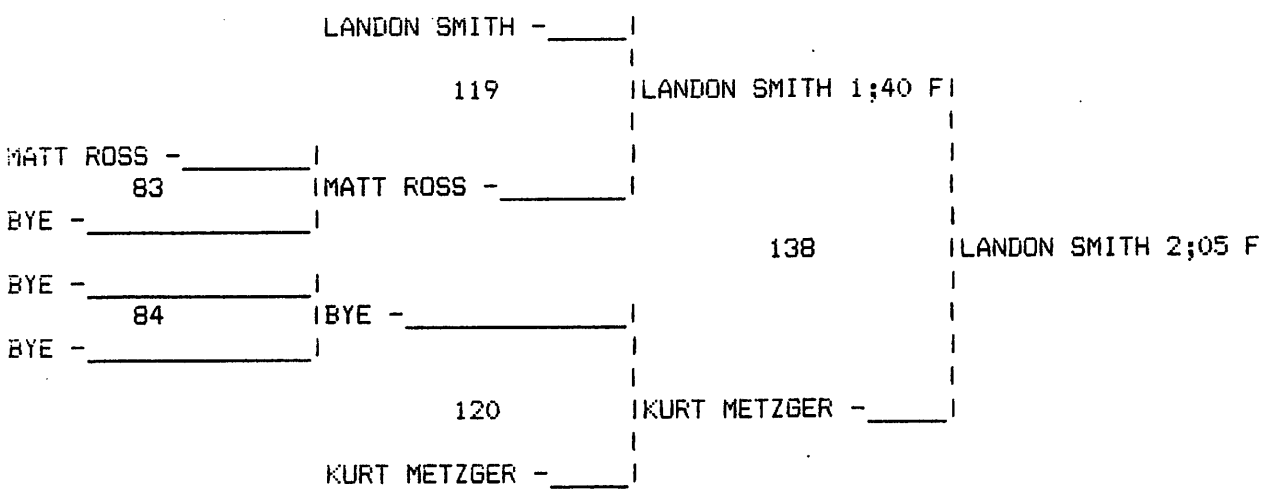


145 LBS. CLASS RESULTS.

ROMEO RIVAS - OG 2-1-0: 16 PTS.
LANDON SMITH - BC 2-1-0: 12 PTS.
DOUG LIESS - CAM 2-0-0: 18 PTS.
KURT METZGER - COZ 0-2-0: 4 PTS.
MATT ROSS - CAL 0-2-0: 0 PTS.

1 DOUG LIESS - CAM - 9-5 D
2 ROMEO RIVAS - OG - -
3 LANDON SMITH - BC - 2;05 F
4 KURT METZGER - COZ - -

CHASE COUNTY INVITE B

CHAMPIONS BRACKET 152 LBS. CLASS

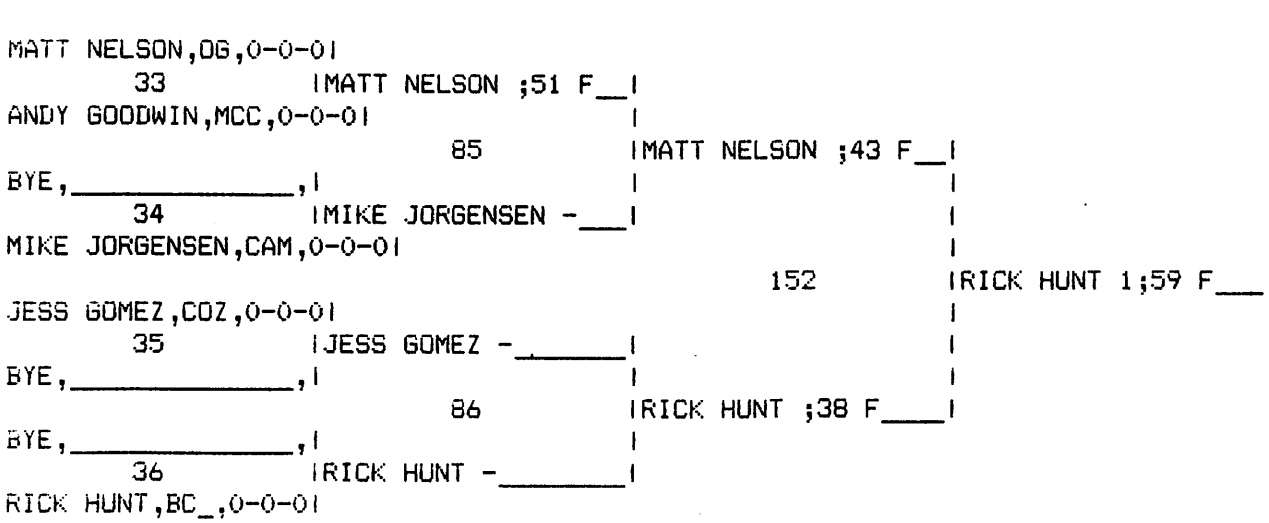


CONSOLATION BRACKET 152 LBS. CLASS




152 LBS. CLASS RESULTS.

MATT NELSON - OG 2-1-0: 18 PTS.
RICK HUNT - BC 2-0-0: 20 PTS.
JESS GOMEZ - COZ 0-2-0: 0 PTS.
MIKE JORGENSEN - CAM 0-2-0: 4 PTS.
ANDY GOODWIN - MCC 2-1-0: 8 PTS.

1 RICK HUNT - BC - 1;59 F
2 MATT NELSON - OG - -
3 ANDY GOODWIN - MCC - 4-0 D
4 MIKE JORGENSEN - CAM - -

CHASE COUNTY INVITE B

CHAMPIONS BRACKET 160 LBS. CLASS

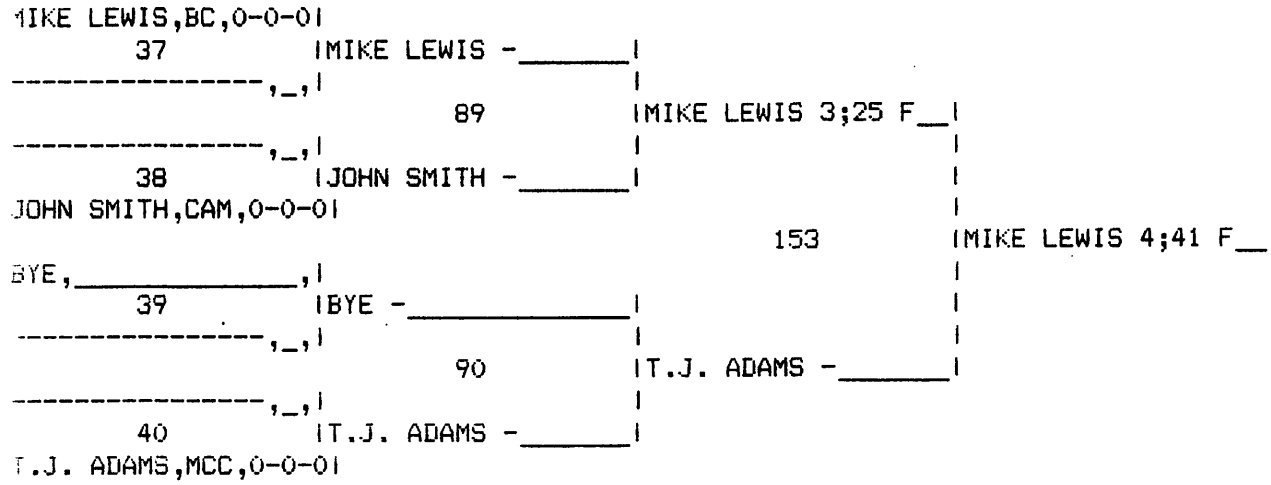


CONSOLATION BRACKET 160 LBS. CLASS

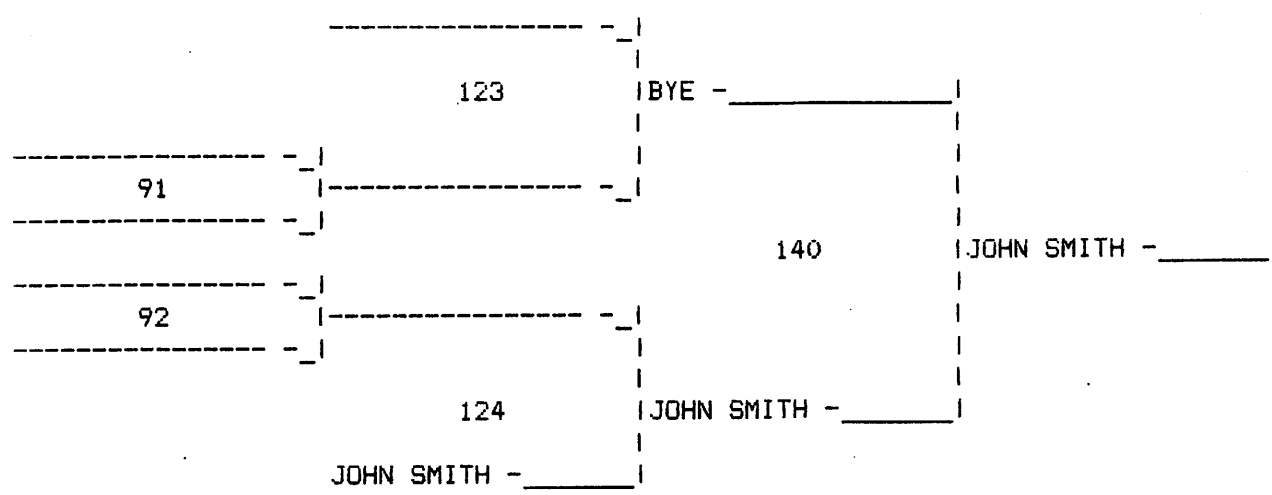


160 LBS. CLASS RESULTS.

MIKE LEWIS - BC 2-0-0: 20 PTS.
T.J. ADAMS - MCC 0-1-0: 10 PTS.
JOHN SMITH - CAM 0-1-0: 7 PTS.

1 MIKE LEWIS - BC - 4;41 F
2 T.J. ADAMS - MCC - -
3 JOHN SMITH - CAM - -

CHASE COUNTY INVITE B

CHAMPIONS BRACKET 171 LBS. CLASS

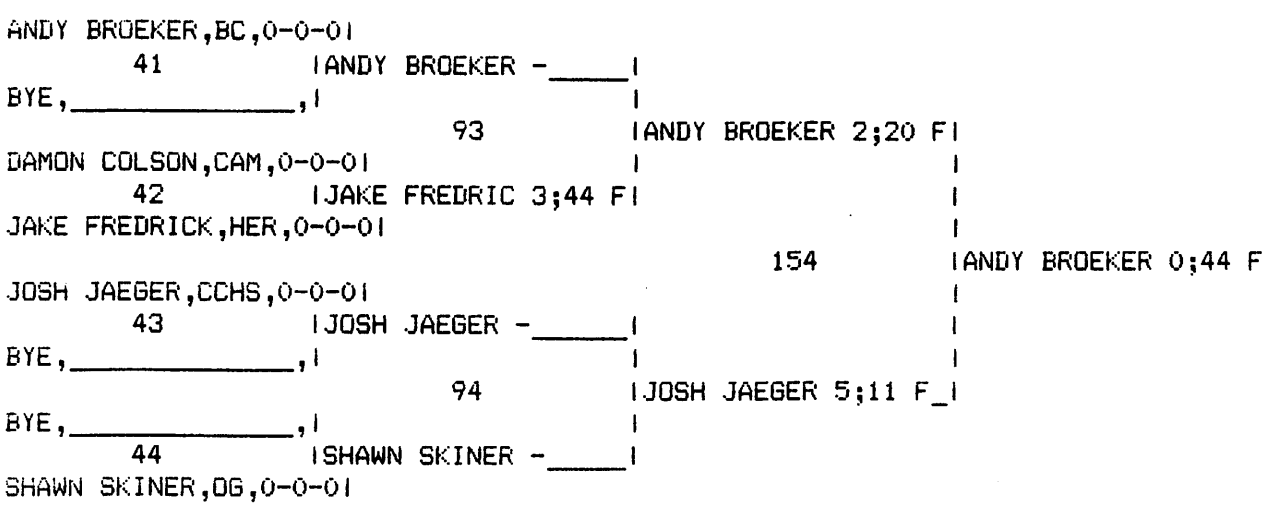


CONSOLATION BRACKET 171 LBS. CLASS

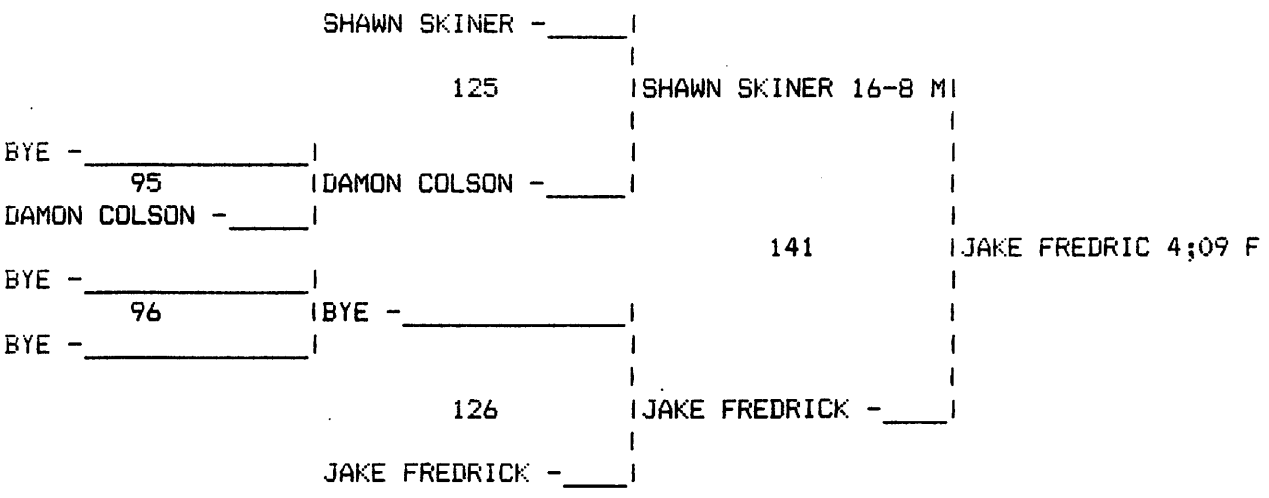


171 LBS. CLASS RESULTS.

ANDY BROEKER - BC 2-0-0: 20 PTS.
SHAWN SKINER - OG 1-2-0: 5.5 PTS.
JOSH JAEGER - CCHS 1-1-0: 14 PTS.
JAKE FREDRICK - HER 2-1-0: 13 PTS.
DAMON COLSON - CAM 0-2-0: 0 PTS.

1 ANDY BROEKER - BC - 0;44 F
2 JOSH JAEGER - CCHS - -
3 JAKE FREDRICK - HER - 4;09 F
4 SHAWN SKINER - OG - -

# CHASE COUNTY INVITE B

## CHAMPIONS BRACKET 189 LBS. CLASS

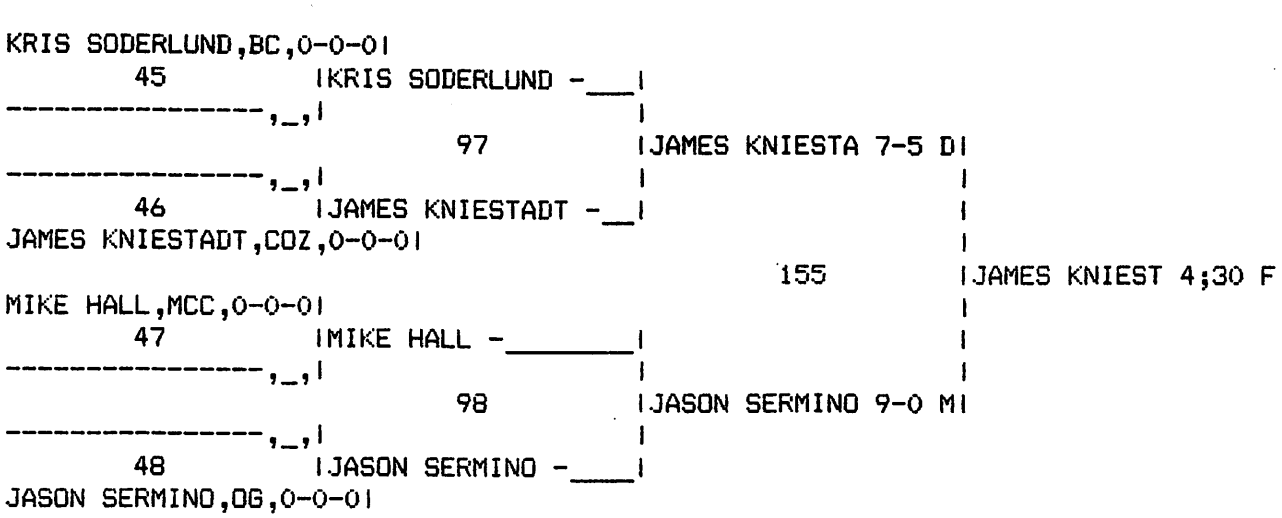


## CONSOLATION BRACKET 189 LBS. CLASS

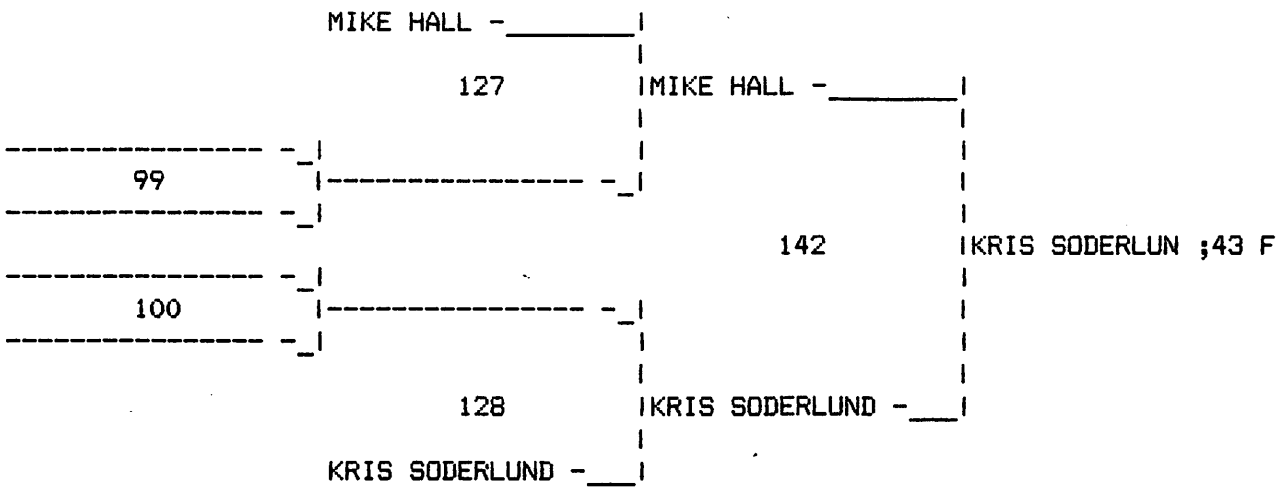


189 LBS. CLASS RESULTS.

KRIS SODERLUND - BC 1-1-0: 9 PTS.
JASON SERMINO - OG 1-1-0: 12.5 PTS.
MIKE HALL - MCC 0-2-0: 4 PTS.
JAMES KNIESTADT - COZ 2-0-0: 18 PTS.

1 JAMES KNIESTADT - COZ - 4;30 F
2 JASON SERMINO - OG - -
3 KRIS SODERLUND - BC - ;43 F
4 MIKE HALL - MCC - -

CHASE COUNTY INVITE B

CHAMPIONS BRACKET UNL LBS. CLASS

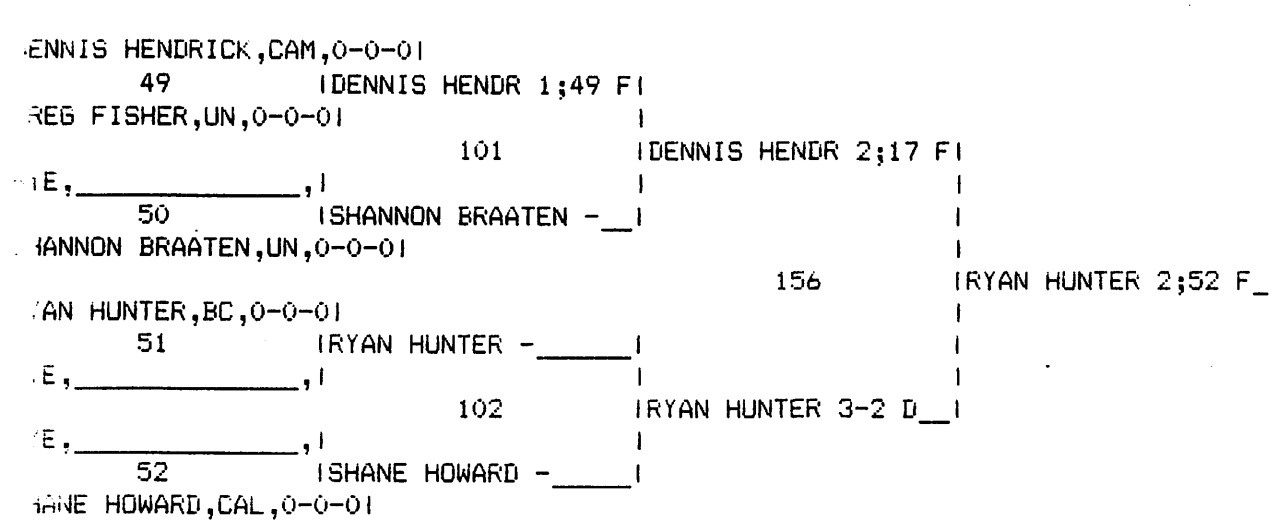


CONSOLATION BRACKET UNL LBS. CLASS

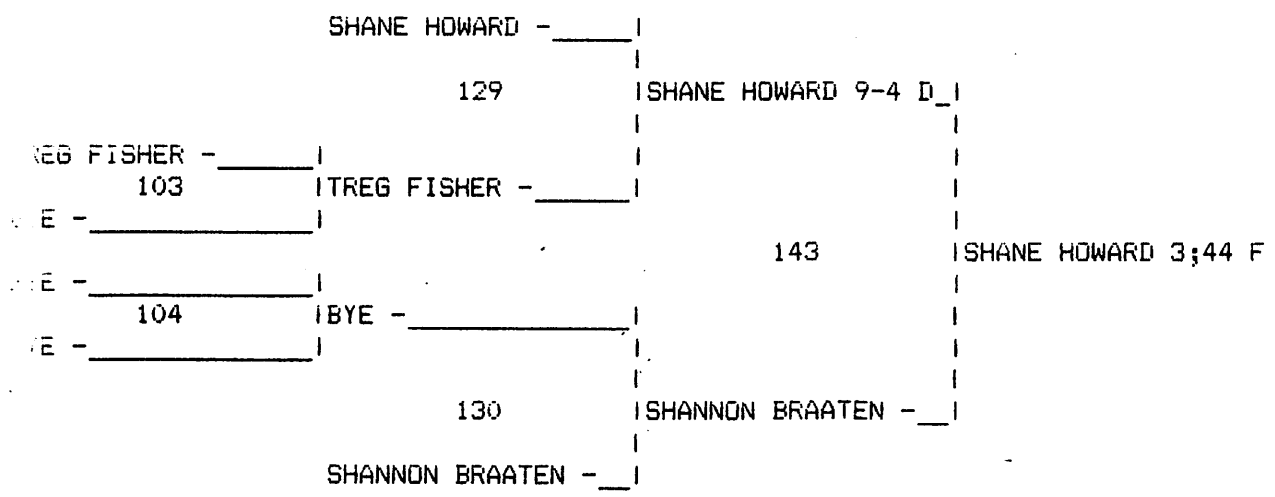


NL LBS. CLASS RESULTS.

ENNIS HENDRICK - CAM 2-1-0: 18 PTS.
HANE HOWARD - CAL 2-1-0: 10 PTS.
AN HUNTER - BC 2-0-0: 18 PTS.
HANNON BRAATEN - UN 0-2-0: 4 PTS.
EG FISHER - UN 0-2-0: 0 PTS.

RYAN HUNTER - BC - 2;52 F
DENNIS HENDRICK - CAM - -
SHANE HOWARD - CAL - 3;44 F
SHANNON BRAATEN - UN - -

LCHS _____ vs Season Totals SPVA

1-14-87

| NAME | Takedown TD | Take Down Lost TDL | Reverse Won RW | Reverse Lost RL | Escape Won EW | Escape Lost EL | Near Fall Won NFW | Near Fall Lost NFL | Decision Won DW | Decision Lost DL | Pin P | Pin Lost PL | Draw | Team Points | Total Pts | |
|---|---|---|---|---|---|---|---|---|---|---|---|---|---|---|---|---|
| Jeremy Brewer | 1 | 11 | - | 2 | - | 3 | - | 18 | - | 2 | 2 | 5 | - | 14 | 26 | 1-7 |
| Chris Barger | 2 | 4 | 5 | 4 | - | 1 | 2 | 7 | - | 1 | - | 3 | - | - | 10 | 0-4 |
| Kelly Rowley | 8 | 18 | 9 | 3 | 2 | 4 | 5 | 10 | 2 | 1 | 4 | 2 | 1 | - | 32 | 6-8-1 |
| Pat Beran | 7 | 16 | 7 | 10 | 6 | 5 | 9 | 14 | 5 | 4 | - | 4 | - | 7½ | 21½ | 5-8 |
| Steve Silvester | 13 | 8 | 5 | 6 | 9 | 7 | 7 | 5 | 2 | 4 | 9 | - | - | 12 | 85 | 11-4 |
| Ki Fanning | 9 | 12 | 4 | 6 | 3 | 4 | 3 | 10 | - | 2 | 4 | 2 | - | 9 | 24 | 4-4 |
| Todd Phelps | 22 | 12 | 4 | 6 | 6 | 11 | 4 | 3 | 4 | 3 | 5 | 3 | - | 12 | 58 | 9-6 |
| Tony Weiss | - | 2 | - | 1 | - | - | - | - | - | - | - | 2 | - | - | - | 0-2 |
| Jason McNair | 27 | 9 | 7 | 9 | 13 | 9 | 19 | 2 | 4 | 3 | 8 | - | - | 18 | 84 | 12-3 |
| Tab Wood | - | 1 | - | - | - | - | - | - | - | - | - | 1 | - | - | - | 0-1 |
| Mike Yaw | 10 | 11 | - | 2 | 1 | 6 | 2 | 3 | 1 | - | 1 | 7 | - | 4 | 4 | 0-2 |
| John Pawkowin | 10 | 4 | 10 | 1 | 4 | 4 | 8 | 2 | 3 | 1 | 3 | - | - | - | 27½ | 6-1 |
| Joedy Friemel | 21 | 10 | 5 | 6 | 9 | 19 | 9 | 1 | 5 | 2 | 7 | - | - | 7 | 87½ | 12-2 |
| Josh Jaeger | 4 | 5 | 2 | 4 | 3 | 1 | 2 | 2 | 1 | 1 | 1 | 2 | - | 9 | 16 | 2-3 |
| Doug Hartman | 11 | 9 | - | 4 | 4 | 4 | 5 | 4 | 1 | - | 3 | 8 | - | 9 | 34 | 4-8 |
| | | | | | | | | | | | | | | | | |
| | | | | | | | | | | | | | | | | |
| | | | | | | | | | | | | | | | | |
| | | | | | | | | | | | | | | | | |
| | | | | | | | | | | | | | | | | |
| | | | | | | | | | | | | | | | | |
| | | | | | | | | | | | | | | | | |
| | | | | | | | | | | | | | | | | |
| TOTALS | 145 | 132 | 58 | 64 | 59 | 70 | 75 | 81 | 28 | 24 | 47 | 44 | 1 | 101 | 526 | 75-69-1 |

Comments:

LIONS _____ vs SPVA Quad

| Name | Takedown Won TD | Takedown Lost TDL | Reverse Won RW | Reverse Lost RL | Escape Won EW | Escape Lost EL | Near Fall Won NFW | Near Fall Lost NFL | Decision Won DW | Decision Lost DL | Pin P | Pin Lost PL | Draw | Team Points | Total Pts | |
|---|---|---|---|---|---|---|---|---|---|---|---|---|---|---|---|---|
| Jeremey Brewer | - | 3 | - | - | - | 1 | - | 5 | - | 1 | 1 | - | - | 14 | 14 | 1-1 |
| Pat Beran | 1 | 2 | 2 | 2 | 1 | - | 2 | 2 | 1 | 1 | - | - | - | 7½ | 7½ | 1-1 |
| Steve Silvester | 1 | 2 | 1 | 2 | 3 | 1 | - | 1 | 1 | 1 | - | - | - | 12 | 12 | 1-1 |
| Todd Phelps | 3 | - | 1 | 1 | - | 1 | - | - | 1 | 1 | - | - | - | 12 | 12 | 1-1 |
| Ki Fanning | 3 | 2 | 2 | 2 | - | 2 | - | 3 | - | - | 1 | 1 | - | 9 | 9 | 1-1 |
| Jason McNair | 7 | 1 | - | 1 | 3 | 3 | 4 | - | 1 | - | 1 | - | - | 18 | 18 | 2-0 |
| Mike Yaw | 1 | 2 | - | - | - | - | - | - | - | . | - | 1 | - | 4 | 4 | 0-2 |
| Joedy Friemel | - | 2 | - | 2 | - | 4 | - | - | - | 1 | - | - | - | 7 | 7 | 0-1 |
| Josh Jaeger | 1 | 2 | 1 | - | 1 | 1 | 1 | 1 | - | - | 1 | 1 | - | 9 | 9 | 1-1 |
| Doug Hartman | 2 | 1 | - | - | 1 | - | 1 | - | - | - | 1 | 1 | - | 9 | 9 | 1-1 |
| | | | | | | | | | | | | | | | | |
| | | | | | | | | | | | | | | | | |
| | | | | | | | | | | | | | | | | |
| | | | | | | | | | | | | | | | | |
| | | | | | | | | | | | | | | | | |
| | | | | | | | | | | | | | | | | |
| | | | | | | | | | | | | | | | | |
| | | | | | | | | | | | | | | | | |
| | | | | | | | | | | | | | | | | |
| | | | | | | | | | | | | | | | | |
| | | | | | | | | | | | | | | | | |
| | | | | | | | | | | | | | | | | |
| | | | | | | | | | | | | | | | | |
| TOTAL's | 19 | 17 | 7 | 10 | 9 | 13 | 8 | 12 | 4 | 5 | 5 | 4 | - | 101 | 101 | 9-10 |

Comments:

St Pats 166
Hershey 140½
Oshkosh 111
Imperial 101½

LCHS _____ vs SPVA. J.V

| NAME | Takedown Won TD | Take Down Lost TDL | Reverse Won RW | Reverse Lost RL | Escape Won EW | Escape Lost EL | Near Fall Won NFW | Near Fall Lost NFL | Decision Won DW | Decision Lost DL | Pin Won P | Pin Lost PL | Draw | Team Points | Total Pts | |
|---|---|---|---|---|---|---|---|---|---|---|---|---|---|---|---|---|
| Shane Sorden | 2 | 1 | 1 | 1 | 1 | 2 | 1 | 1 | 1 | | | | 1 | - | - | 1-0-1 |
| Tony Weiss | 2 | 1 | - | 1 | - | - | 1 | 1 | - | - | 1 | 1 | - | - | - | 1-1 |
| Tab Wood | - | 2 | - | 1 | - | - | - | - | - | - | - | 2 | - | - | - | 0-2 |
| | | | | | | | | | | | | | | | | |
| | | | | | | | | | | | | | | | | |
| TOTALS | 4 | 4 | 1 | 3 | 1 | 2 | 2 | 2 | 1 | - | 1 | 3 | 1 | - | - | 2-3-1 |
| | | | | | | | | | | | | | | | | |
| | | | | | | | | | | | | | | | | |
| Season TOTALS | SPVA. | | | | | | | | | | | | | | | |
| | | | | | | | | | | | | | | | | |
| Jeremy Brewer | - | 3 | 3 | 2 | - | - | 2 | 2 | - | 1 | - | 1 | - | - | - | 0-2 |
| Shane Sorden | 12 | 3 | 3 | 3 | 6 | 4 | 7 | 2 | 3 | - | 2 | 1 | 1 | - | - | 5-1-1 |
| Josh Jaeger | 2 | 1 | 1 | 3 | - | 1 | 1 | 2 | - | 1 | 1 | 1 | - | - | - | 1-2 |
| Tony Weiss | 2 | 1 | - | 1 | - | - | 1 | 1 | - | - | 1 | 1 | - | - | - | 1-1 |
| Tab Wood | - | 2 | - | 1 | - | - | - | - | - | - | - | 2 | - | - | - | 0-2 |
| | | | | | | | | | | | | | | | | |
| | | | | | | | | | | | | | | | | |
| | | | | | | | | | | | | | | | | |
| | | | | | | | | | | | | | | | | |
| | | | | | | | | | | | | | | | | |
| | | | | | | | | | | | | | | | | |
| | | | | | | | | | | | | | | | | |
| | | | | | | | | | | | | | | | | |
| | | | | | | | | | | | | | | | | |
| TOTAL's | 16 | 10 | 7 | 10 | 6 | 5 | 11 | 7 | 3 | 2 | 4 | 6 | 1 | - | - | 7-8-1 |

Comments:

SPVA QUAD

CHAMPIONS BRACKET 103 LBS. CLASS

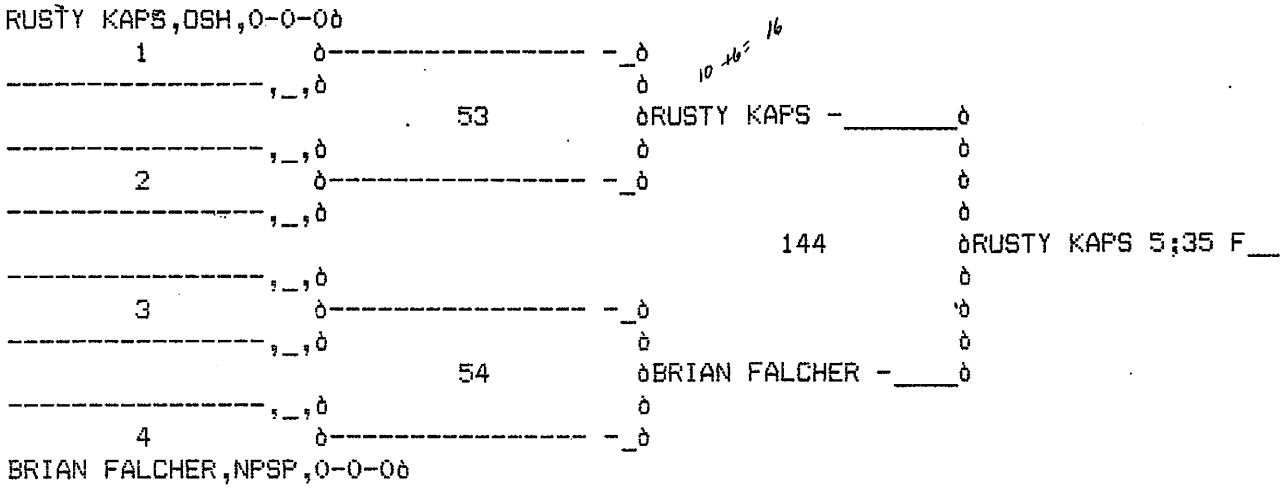

SPVA QUAD

## CHAMPIONS BRACKET 112 LBS. CLASS

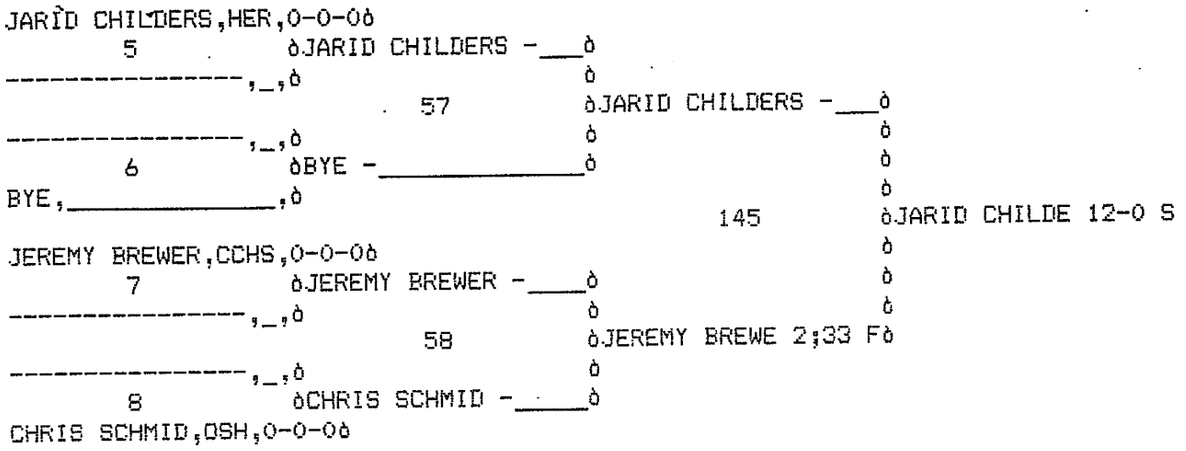


## CONSOLATION BRACKET 112 LBS. CLASS

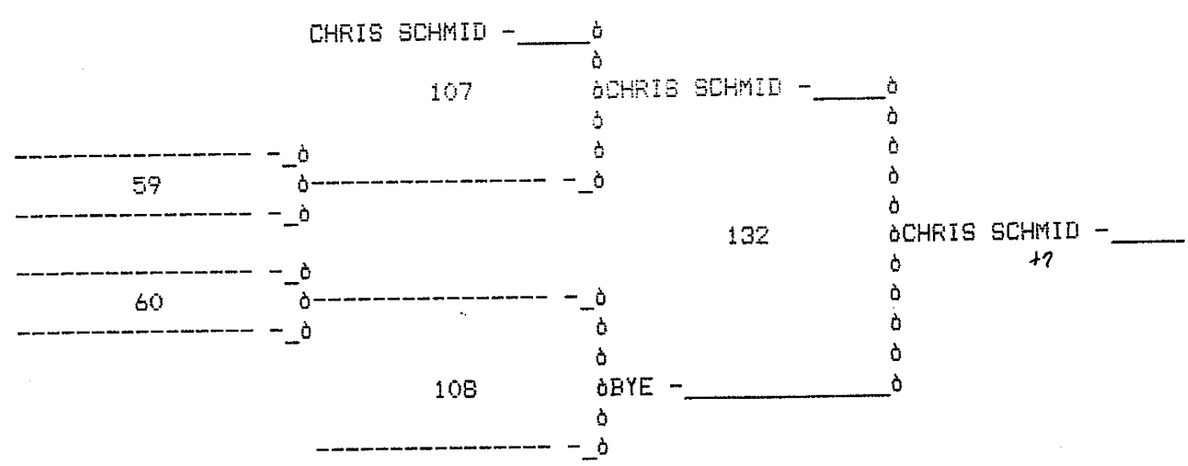


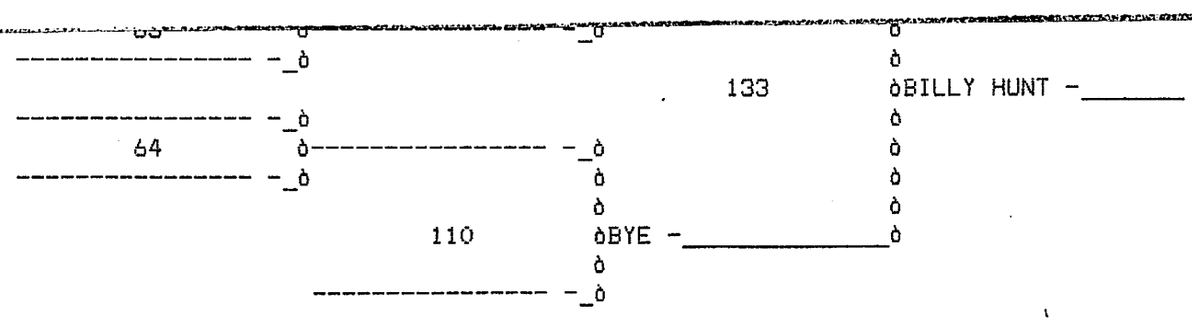

The Hershey Athletic Department strives for good sportsmanship at all of our athletic contests both at home and away. We offer these thoughts and suggestions as ways to meet our goal of "Good Sportsmanship".

## Fundamentals of Sportsmanship

**1. Show Respect For The Opponent.** The opponent should be treated as a guest; greeted cordially on arriving; given the best accommodations; and accorded the tolerence, honesty, and generosity all human beings deserve.

**2. Show Respect For The Officials.** The officials should be recognized as impartial arbitrators who are trained to do their job and who can be expected to do it to the best of their ability. Good sportsmanship implies the willingness to accept and abide by the decisions of the officials.

**3. Know, Understand And Appreciate The Rules Of The Contest.** A familiarity with the current rules of the game and the recognition of their necessity for a fair contest is essential. Good sportsmanship suggests the importance of conforming to the spirit as well as the letter of the rules.

**4. Maintain Self Control At All Times.** A prerequisite of good sportsmanship requires one to understand his own bias or prejudice and the ability to prevent the desire to win from overcoming rational behavior. A proper perspective must be maintained if the potential educational values of athletic competition are to be realized. Good sportsmanship is concerned with the behavior of all involved in the game.

**5. Recognize and Appreciate Skill In Performance Regardless Of Affiliation.** Applause for an opponent's good performance is a demonstration of generosity and good will that should not be looked upon as teasing. The ability to recognize quality in performance and the willingness to acknowledge it without regard to team membership is one of the most highly commendable gestures of good sportsmanship. With the fundamentals of sportsmanship as the point of departure, specific responsibilities and expected modes of behavior can be defined.

## Participant Code of Conduct

*1) To always play hard, but according to the rules realizing a championship won unfairly would be tarnished forever.*

*2) To abide by officials' decisions knowing it's easy to be a good sport when winning, but the truest test of an athletes's character is to overcome adversity by trying even harder.*

*3) To respect my opponent as a worthy adversary; to realize that he or she is simply another teenager who happens to live in another town.*

*4) To bring pride to myself, my teammates, my family, my school and my community.*

*5) To display the principles of good sportsmanship: Courtesy, humility, self-esteem, because true champions earn more than just a trophy.*

## Spectator Code of Conduct

*1) To cheer for my team, not against my opponent.*

*2) To be ever mindful that high school athletics are played basically for the enjoyment of the players.*

*3) To respect the decisions of game officials, realizing that their job is extremely difficult.*

*4) To withhold caustic criticism of players and coaches that would later be embarrassing to both yourself and the person criticized.*

*5) To be the kind of fan who leaves the opposing crowd with a feeling of envy: envious of enthusiasm and class.*

*6) To appreciate the efforts of the boys and girls that have worked many hours before the actual contests; to understand that their involvement in the activity is their most important accomplishment.*

# HERSHEY PANTHERS

# VS.

# IMPERIAL LONGHORNS

# JANUARY 7, 1988

Weiss - 134

Tab Wood 145

## HERSHEY PANTHERS

## WRESTLING 1988

| WT. | NAME | GR. |
|---|---|---|
| 103 | Open | -- |
| 112 | Jarid Childears 112 | 11 |
| 119 | Bobby McClellen 117 | ~~12~~ |
| 125 | Jason Walters 124 | 11 |
| 130 | Jimmy Bush ~~130~~ 129 | 11 |
| 135 | Robby Woodward 126 | 9 |
| 140 | Andy Butrick 139 | 10 |
| 145 | Justin Hains 135 | 10 |
| 152 | Chalk Hankins 152 | 11 |
| 160 | Arttie Parker 158 | ~~12~~ |
| 171 | Dave Hoatson 171 | ~~12~~ |
| 189 | Shawn Boyle 185 | 10 |
| HWT | ~~Doug Hengen~~ Chad Farmer | 10 |

COACHES: Marv Rankin & Dick Ambrose

## IMPERIAL LONGHORNS

| WT. | NAME | GR. |
|---|---|---|
| 103 | Open | -- |
| 112 | Kelly Rowley 111 | 10 |
| 119 | Jeremy Brewer 112 | 9 |
| 125 | Pat Beran 124 | 12 |
| 130 | Steve Silvester 129 | 10 |
| 135 | Todd Phelps 134 | 10 |
| 140 | Jason McNair 140 | 11 |
| 145 | Mike Yaw 150 | 11 |
| 152 | Open | -- |
| 160 | Jodie Friemel 160 | 11 |
| 171 | Josh Jaeger 169 | 9 |
| 189 | Doug Hartman 183 | 9 |
| HWT | Open | -- |

COACHES: Verne Phelps & Gary Patch

## WRESTLING INFORMATION

Hershey - Home Score - Green Ankle Band

LENGTH OF MATCH: 6 Minutes
3 - 2 Minute Periods
A Pin Ends the Match

SCORING:

| | |
|---|---|
| Take Down | 2 Points |
| Reversal | 2 Points |
| Near Fall | 2 or 3 Points |
| Escape | 1 Point |
| Penalty | 1 Point, 1 Point, 2 Points, Disqualification |



## HERSHEY PANTHERS

### WRESTLING 1988

| WT. | NAME | GR. |
|---|---|---|
| 103 | Open | -- |
| 112 | Jarid Childears | 11 |
| 119 | Bobby McClellen | 12 |
| 125 | Jason Walters | 11 |
| 130 | Jimmy Bush | 11 |
| 135 | Robby Woodward | 9 |
| 140 | Andy Butrick | 10 |
| 145 | Justin Hains | 10 |
| 152 | Chalk Hankins | 11 |
| 160 | Arttie Parker | 12 |
| 171 | Dave Hoatson | 12 |
| 189 | Shawn Boyle | 10 |
| HWT | Doug Hengen | 10 |

COACHES: Marv Rankin & Dick Ambrose

## IMPERIAL LONGHORNS

| WT. | NAME | GR. |
|---|---|---|
| 103 | Open | -- |
| 112 | Kelly Rowley | 10 |
| 119 | Jeremy Brewer | 9 |
| 125 | Pat Beran | 12 |
| 130 | Steve Silvester | 10 |
| 135 | Todd Phelps | 10 |
| 140 | Jason McNair | 11 |
| 145 | Mike Yaw | 11 |
| 152 | Open | -- |
| 160 | Jodie Friemel | 11 |
| 171 | Josh Jaeger | 9 |
| 189 | Doug Hartman | 9 |
| HWT | Open | -- |

COACHES: Verne Phelps & Gary Patch

## WRESTLING INFORMATION

Hershey - Home Score - Green Ankle Band

LENGTH OF MATCH:
6 Minutes
3 - 2 Minute Periods
A Pin Ends the Match

SCORING:

| | |
|---|---|
| Take Down | 2 Points |
| Reversal | 2 Points |
| Near Fall | 2 or 3 Points |
| Escape | 1 Point |
| Penalty | 1 Point, 1 Point, 2 Points, Disqualification |



The Hershey Athletic Department strives for good sportsmanship at all of our athletic contests both at home and away. We offer these thoughts and suggestions as ways to meet our goal of "Good Sportsmanship".

## Fundamentals of Sportsmanship

**1. Show Respect For The Opponent.** The opponent should be treated as a guest; greeted cordially on arriving; given the best accommodations; and accorded the tolerence, honesty, and generosity all human beings deserve.

**2. Show Respect For The Officials.** The officials should be recognized as impartial arbitrators who are trained to do their job and who can be expected to do it to the best of their ability. Good sportsmanship implies the willingness to accept and abide by the decisions of the officials.

**3. Know, Understand And Appreciate The Rules Of The Contest.** A familiarity with the current rules of the game and the recognition of their necessity for a fair contest is essential. Good sportsmanship suggests the importance of conforming to the spirit as well as the letter of the rules.

**4. Maintain Self Control At All Times.** A prerequisite of good sportsmanship requires one to understand his own bias or prejudice and the ability to prevent the desire to win from overcoming rational behavior. A proper perspective must be maintained if the potential educational values of athletic competition are to be realized. Good sportsmanship is concerned with the behavior of all involved in the game.

**5. Recognize and Appreciate Skill In Performance Regardless Of Affiliation.** Applause for an opponent's good performance is a demonstration of generosity and good will that should not be looked upon as teasing. The ability to recognize quality in performance and the willingness to acknowledge it without regard to team membership is one of the most highly commendable gestures of good sportsmanship. With the fundamentals of sportsmanship as the point of departure, specific responsibilities and expected modes of behavior can be defined.

## Participant Code of Conduct

*1) To always play hard, but according to the rules realizing a championship won unfairly would be tarnished forever.*

*2) To abide by officials' decisions knowing it's easy to be a good sport when winning, but the truest test of an athletes's character is to overcome adversity by trying even harder.*

*3) To respect my opponent as a worthy adversary; to realize that he or she is simply another teenager who happens to live in another town.*

*4) To bring pride to myself, my teammates, my family, my school and my community.*

*5) To display the principles of good sportsmanship: Courtesy, humility, self-esteem, because true champions earn more than just a trophy.*

## Spectator Code of Conduct

*1) To cheer for my team, not against my opponent.*

*2) To be ever mindful that high school athletics are played basically for the enjoyment of the players.*

*3) To respect the decisions of game officials, realizing that their job is extremely difficult.*

*4) To withhold caustic criticism of players and coaches that would later be embarrassing to both yourself and the person criticized.*

*5) To be the kind of fan who leaves the opposing crowd with a feeling of envy: envious of enthusiasm and class.*

*6) To appreciate the efforts of the boys and girls that have worked many hours before the actual contests; to understand that their involvement in the activity is their most important accomplishment.*

# HERSHEY PANTHERS

# VS.

# IMPERIAL LONGHORNS

# JANUARY 7, 1988

LCHS _____ vs Season Totals Hershey

| Name | Takedown TD | Take Down Lost TDL | Reverse Won RW | Reverse Lost RL | Escape Won EW | Escape Lost EL | Near Fall Won NFW | Near Fall Lost NFL | Decision Won DW | Decision Lost DL | Pin P | Pin Lost PL | Draw | Team Points | Total Pts | |
|---|---|---|---|---|---|---|---|---|---|---|---|---|---|---|---|---|
| Jeremy Brewer | 1 | 5 | - | 1 | - | 1 | - | 8 | - | 1 | 1 | 3 | - | - | 12 | 1-4 |
| Chris Barger | 2 | 4 | 5 | 4 | - | 1 | 2 | 2 | - | 1 | - | 3 | - | - | 10 | 0-4 |
| Kelly Rowley | 6 | 15 | 7 | 3 | 2 | 3 | 5 | 7 | 1 | 1 | 3 | 5 | 1 | - | 23 | 4-6-1 |
| Pat Bergan | 6 | 10 | 5 | 6 | 3 | 4 | 6 | 7 | 4 | 2 | - | 3 | - | - | 14 | 4-5 |
| Steve Silvester | 11 | 3 | 2 | - | 4 | 5 | 5 | - | - | 1 | 8 | - | - | 6 | 64 | 8-1 |
| Ki Fanning | 6 | 10 | 2 | 4 | 3 | 2 | 3 | 7 | - | 2 | 3 | 1 | - | 6 | 15 | 3-3 |
| Todd Phelps | 16 | 7 | 3 | 5 | 4 | 6 | 4 | 2 | 3 | 1 | 5 | 2 | - | 6 | 46 | 8-3 |
| Jason McNair | 16 | 5 | 7 | 7 | 9 | 3 | 14 | 2 | 2 | 1 | 7 | - | - | 4 | 62 | 9-1 |
| Tab Wood | - | 1 | - | - | - | - | - | - | - | - | - | 1 | - | - | - | 0-1 |
| Mike Yaw | 9 | 7 | - | - | 1 | 6 | 2 | 2 | 1 | - | 1 | 4 | - | - | 11 | 2-4 |
| John Pawkonn | 10 | 4 | 10 | 1 | 4 | 4 | 8 | 2 | 3 | 1 | 3 | - | - | - | 29½ | 6-1 |
| Joedy Friemel | 16 | 6 | 2 | 3 | 7 | 6 | 7 | 1 | 3 | 1 | 6 | - | - | 3 | 60 | 9-1 |
| Josh Jaeger | 3 | 3 | 1 | 4 | 2 | - | 1 | 1 | 1 | 1 | - | 1 | - | - | 7 | 1-2 |
| Doug Hartman | 8 | 6 | - | 3 | 2 | 3 | 3 | 2 | 1 | - | 2 | 5 | - | - | 25 | 3-5 |
| | | | | | | | | | | | | | | | | |
| | | | | | | | | | | | | | | | | |
| | | | | | | | | | | | | | | | | |
| | | | | | | | | | | | | | | | | |
| | | | | | | | | | | | | | | | | |
| | | | | | | | | | | | | | | | | |
| | | | | | | | | | | | | | | | | |
| | | | | | | | | | | | | | | | | |
| | | | | | | | | | | | | | | | | |
| TOTAL's | 110 | 86 | 44 | 41 | 41 | 44 | 60 | 48 | 19 | 13 | 39 | 28 | 1 | 31 | 384½ | 58-41-1 |

Comments:

LCHS 31 vs Hershey 46

| Name | Takedown TD | Take Down Lost TDL | Reverse Won RW | Reverse Lost RL | Escape Won EW | Escape Lost EL | Near Fall Won NFW | Near Fall Lost NFL | Decision Won DW | Decision Lost DL | Pin P | Pin Lost PL | Draw | Team Points | Total Pts | |
|---|---|---|---|---|---|---|---|---|---|---|---|---|---|---|---|---|
| Kelly Rowley | - | 3 | - | - | 1 | 1 | - | 3 | - | 1 | - | - | - | - | 0 | 0-1 |
| Jeremy Brewer | - | 1 | - | 1 | - | - | - | 4 | - | - | - | 1 | - | - | 0 | 0-1 |
| Pat Beran | 1 | - | 1 | 2 | - | - | - | - | - | - | - | 1 | - | - | 0 | 0-1 |
| Steve Silvester | 3 | - | - | - | - | 1 | - | - | - | - | 1 | - | - | 6 | 6 | 1-0 |
| Todd Phelps | 2 | - | - | - | - | - | 1 | - | - | - | 1 | - | - | 6 | 6 | 1-0 |
| Jason McNair | 3 | 1 | 2 | 4 | 2 | - | 3 | - | 1 | - | - | - | - | 4 | 4 | 1-0 |
| Ki Fanning | - | 1 | 1 | - | - | - | 1 | - | - | - | 1 | - | - | 6 | 6 | 1-0 |
| Mike Yaw | 1 | 3 | - | - | - | 1 | - | 1 | - | - | - | 1 | - | 0 | 0 | 0-1 |
| Joedy Friemel | 2 | 1 | - | - | 1 | 1 | - | - | 1 | - | - | - | - | 3 | 3 | 1-0 |
| Josh Jaeger | - | 2 | - | 1 | - | - | - | 1 | - | 1 | - | - | - | 0 | 0 | 0-1 |
| Doug Hartman | - | 1 | - | - | - | - | - | - | - | - | - | 1 | - | 0 | 0 | 0-1 |
| | | | | | | | | | | | | | | | | |
| | | | | | | | | | | | | | | | | |
| | | | | | | | | | | | | | | | | |
| | | | | | | | | | | | | | | | | |
| | | | | | | | | | | | | | | | | |
| | | | | | | | | | | | | | | | | |
| | | | | | | | | | | | | | | | | |
| | | | | | | | | | | | | | | | | |
| | | | | | | | | | | | | | | | | |
| | | | | | | | | | | | | | | | | |
| | | | | | | | | | | | | | | | | |
| | | | | | | | | | | | | | | | | |
| Totals | 12 | 13 | 3 | 8 | 4 | 4 | 5 | 9 | 2 | 2 | 3 | 4 | - | 31 | 31 | 5-6 |

Comments:

LICHS _____ vs Hershey _____

| Name | Takedown won TD | Take down lost TDL | Reverse won RW | Reverse lost RL | Escape won EW | Escape lost EL | Near fall won NFW | Near fall lost NFL | Decision won DW | Decision lost DL | Pin won P | Pin lost PL | Draw | Team Points | Total Pts | |
|---|---|---|---|---|---|---|---|---|---|---|---|---|---|---|---|---|
| Shane Sorden | 1 | - | 1 | - | - | - | 2 | - | 1 | - | - | - | - | 4 | 4 | 1-0 |
| Tony Weiss | 2 | - | - | 2 | - | - | - | 3 | - | - | - | 1 | - | - | - | 0-1 |
| | | | 1 | | | | | | | | | | | | | |
| | | | | | | | | | | | | | | | | |
| | | | | | | | | | | | | | | | | |
| Season Totals | | Hershey | | | 1-2-88 | | | | | | | | | | | |
| Jeremy Brewer | - | 3 | 3 | 2 | - | - | 2 | 2 | - | 1 | - | 1 | - | - | - | 0-2 |
| Shane Sorden | 10 | 2 | 2 | 2 | 5 | 2 | 6 | 1 | 2 | - | 2 | 1 | - | - | - | 4-1 |
| Josh Jaegar | 2 | 1 | 1 | 3 | - | 1 | 1 | 2 | - | 1 | 1 | 1 | - | - | - | 1-2 |
| Tony Weiss | 2 | - | - | 2 | - | - | - | 3 | - | - | - | 1 | - | - | - | 0-1 |
| | | | | | | | | | | | | | | | | |
| | | | | | | | | | | | | | | | | |
| | | | | | | | | | | | | | | | | |
| | | | | | | | | | | | | | | | | |
| | | | | | | | | | | | | | | | | |
| | | | | | | | | | | | | | | | | |
| | | | | | | | | | | | | | | | | |
| | | | | | | | | | | | | | | | | |
| | | | | | | | | | | | | | | | | |
| | | | | | | | | | | | | | | | | |
| | | | | | | | | | | | | | | | | |
| | | | | | | | | | | | | | | | | |
| TOTAL's | 14 | 6 | 6 | 9 | 5 | 3 | 9 | 8 | 2 | 2 | 3 | 4 | - | - | - | 5-6 |

Comments:

LCHS _____ vs Ogallala Invit.

| Name | Takedown Won TD | Take Down Lost TDL | Reverse Won RW | Reverse Lost RL | Escape Won EW | Escape Lost EL | Near Fall Won NEW | Near Fall Lost NFL | Decision Won DW | Decision Lost DL | Pin P | Pin Lost PL | Draw | Team Points | Total Pts | |
|---|---|---|---|---|---|---|---|---|---|---|---|---|---|---|---|---|
| Kelly Rowley | 2 | 3 | 2 | – | – | 1 | – | 3 | 1 | – | 1 | 2 | – | 9 | 9 | 2-2 |
| Jeremey Brewer | – | 3 | – | 1 | – | 1 | – | 5 | – | – | – | 2 | – | – | – | 0-2 |
| Pat Beran | – | 4 | – | 2 | 2 | 1 | 1 | 5 | – | 1 | – | 1 | – | – | – | 0-2 |
| Steve Silvester | 1 | 3 | 2 | 4 | 2 | 1 | 2 | 4 | 1 | 2 | 1 | – | – | 9 | 9 | 2-2 |
| Todd Phelps | 3 | 5 | – | – | 2 | 4 | – | 1 | – | 1 | – | 1 | – | – | – | 0-2 |
| Tony Weiss | – | 2 | – | 1 | – | – | – | – | – | – | – | 2 | – | – | – | 0-2 |
| Jason McNair | 4 | 3 | – | 1 | 1 | 3 | 1 | – | 1 | 2 | – | – | – | 2 | 2 | 1-2 |
| Mike Yaw | – | 2 | – | 2 | – | – | – | 1 | – | – | – | 2 | – | – | – | 0-2 |
| Joedy Friemel | 5 | 2 | 3 | 1 | 2 | 1 | 2 | – | 2 | – | 1 | – | – | 20½ | 20½ | 3-0 |
| Doug Hartman | 1 | 2 | – | 1 | – | 1 | 1 | 2 | – | – | – | 2 | – | – | – | 0-2 |
| | | | | | | | | | | | | | | | | |
| | | | | | | | | | | | | | | | | |
| | | | | | | | | | | | | | | | | |
| | | | | | | | | | | | | | | | | |
| | | | | | | | | | | | | | | | | |
| | | | | | | | | | | | | | | | | |
| | | | | | | | | | | | | | | | | |
| | | | | | | | | | | | | | | | | |
| | | | | | | | | | | | | | | | | |
| | | | | | | | | | | | | | | | | |
| | | | | | | | | | | | | | | | | |
| | | | | | | | | | | | | | | | | |
| | | | | | | | | | | | | | | | | |
| TOTAL's | 16 | 29 | 7 | 13 | 9 | 13 | 7 | 21 | 5 | 6 | 3 | 12 | – | 40½ | 40½ | 8-18 |

Comments:

| | | | |
|---|---|---|---|
| Gering | 198 | Cothenburg | 78 |
| Ogallala | 162.5 | North Platte | 69.5 |
| Kearney | 105.5 | Kimball | 43.5 |
| Alliance | 92 | Imperial | 40.5 |

UCHS _____ vs Season Totals Ogallala Invt
1-12-88

| Name | Takedown TD | Take Down Lost TDL | Reverse Won RW | Reverse Lost RL | Escape Won EW | Escape Lost EL | Nearfall Won NFW | Nearfall Lost NFL | Decision Won DW | Decision Lost DL | Pin P | Pin Lost PL | Draw | Team Points | Total Pts | |
|---|---|---|---|---|---|---|---|---|---|---|---|---|---|---|---|---|
| Jeremy Brewer | 1 | 8 | - | 2 | - | 2 | - | 13 | - | 1 | 1 | 5 | - | - | 12 | 1-6 |
| Chris Barger | 2 | 4 | 5 | 4 | - | 1 | 2 | 7 | - | 1 | - | 3 | - | - | 10 | 0-4 |
| Kelly Rowley | 8 | 18 | 9 | 3 | 2 | 4 | 5 | 10 | 2 | 1 | 4 | 7 | 1 | - | 32 | 6-8-1 |
| Pat Beran | 6 | 14 | 5 | 8 | 5 | 5 | 7 | 12 | 4 | 3 | - | 4 | - | - | 14 | 4-7 |
| Steve Silvester | 12 | 6 | 4 | 4 | 6 | 6 | 7 | 4 | 1 | 3 | 9 | - | - | 9 | 73 | 10-3 |
| Ki Fanning | 6 | 10 | 2 | 4 | 3 | 2 | 3 | 7 | - | 2 | 3 | 1 | - | - | 15 | 3-3 |
| Todd Phelps | 19 | 12 | 3 | 5 | 6 | 10 | 4 | 3 | 3 | 2 | 5 | 3 | - | - | 46 | 8-5 |
| Tony Weiss | - | 2 | - | 1 | - | - | - | - | - | - | . | 2 | - | - | - | 0-2 |
| Jason McNair | 20 | 8 | 7 | 8 | 10 | 6 | 15 | 2 | 3 | 3 | 7 | - | - | 4 | 66 | 10-3 |
| Tab Wood | - | 1 | - | - | - | - | - | - | - | - | - | 1 | - | - | - | 0-1 |
| Mike Yaw | 9 | 9 | - | 2 | 1 | 6 | 2 | 3 | 1 | - | 1 | 6 | - | - | 11 | 2-6 |
| John Pankonin | 10 | 4 | 10 | 1 | 4 | 4 | 8 | 2 | 3 | 1 | 3 | - | - | - | 27½ | 6-1 |
| Joedy Friemel | 21 | 8 | 5 | 4 | 9 | 7 | 9 | 1 | 5 | 1 | 7 | - | - | 20½ | 80½ | 12-1 |
| Josh Jaeger | 3 | 3 | 1 | 4 | 2 | - | 1 | 1 | 1 | 1 | - | 1 | - | - | 7 | 1-2 |
| Doug Hartman | 9 | 8 | - | 4 | 3 | 4 | 4 | 4 | 1 | - | 2 | 7 | - | - | 25 | 3-7 |
| | | | | | | | | | | | | | | | | |
| | | | | | | | | | | | | | | | | |
| | | | | | | | | | | | | | | | | |
| | | | | | | | | | | | | | | | | |
| | | | | | | | | | | | | | | | | |
| | | | | | | | | | | | | | | | | |
| | | | | | | | | | | | | | | | | |
| | | | | | | | | | | | | | | | | |
| | | | | | | | | | | | | | | | | |
| Totals | 126 | 115 | 51 | 54 | 50 | 57 | 67 | 69 | 24 | 19 | 42 | 40 | 1 | 40½ | 425 | 66-59-1 |

Comments:

SATURDAY, JANUARY 9, 1988

WRESTLING BEGINS AT 9:30 a.m.

ALLIANCE BULLDOGS -- Pat Cullen

GERING BULLDOGS -- Chuck Deter

GOTHENBURG SWEDES -- Lee Hall

IMPERIAL LONGHORNS -- LaVern Phelps

KEARNEY BEARCATS -- Tom McCann

KIMBALL LONGHORNS -- Dave Christian

NORTH PLATTE BULLDOGS -- Duane Skiles

OGALLALA INDIANS -- Bart Voycheske

## SUMMARY OF SCORING

### Individual Match

| | |
|---|---|
| Takedown | 2 pts. |
| Escape | 1 pt. |
| Reversal | 2 pts. |
| Near Fall | 2 or 3 pts. |

### Tournament

| | |
|---|---|
| Fall | 2 pts. |
| Technical Fall | 2 pts. |
| Default | 2 pts. |
| Forfeit | 2 pts. |
| Disqualification | 2 pts. |
| Advancement | |
| Champ. Bracket | 2 pts. |
| Consol. Bracket | 1 pt. |
| Superior Decision | 1 pt. |
| Major Decision | ½ pt. |

### Dual Meet

| | |
|---|---|
| Fall | 6 pts. |
| Technical Fall | 6 pts. |
| Forfeit | 6 pts. |
| Default | 6 pts. |
| Disqualification | 6 pts. |
| Superior Decision (by 12 or more points) | 5 pts. |
| Major Decision (by 8 to 11 points) | 4 pts. |
| Regular Decision | 3 pts. |
| Draw | 2 pts. |

## TEAM STANDINGS - 1987

Alliance--213.5
Gering--168.5
Ogallala--130.5
North Platte--73.5
Kimball--57
Imperial--46.5
Gothenburg--34
Junior Varsity--19

## PLACE WINNERS - 1987

98
Ybarra--Gering
Taylor--Alliance
Frank Ramos--Ogallala
Galaviz--JV

105
Reyes--Gering
Hood--Alliance
Rivas--Ogallala
Wickham--Kimball

112
Deter--Gering
Juan Ramos--Ogallala
Little--North Platte
Lovesee--Kimball

119
Weston--Alliance
Ring--Kimball
Stokey--Ogallala
Hippe--Gering

126
Piihl--Alliance
Neu--Gering
Jara--Ogallala
Pankonin--Imperial

132
Allen--Alliance
McNair--Imperial
Bauer--Gering
Eggleston--JV

138
McNeff--Ogallala
Janicek--Kimball
Rand--Alliance
Rodriguez--Gering

145
Brock--Gothenburg
Koozer--Alliance
Huckfeldt--Gering
Jehorek--JV

155
Schnell--Alliance
Knaggs--Ogallala
Vaughn--North Platte
McDonald--Imperial

167
Weston--Alliance
Neel--Gering
Anthens--North Platte
Stevens--Gothenburg

185
Krantz--Alliance
Gowan--Gering
Shafer--North Platte
Hamilton--Imperial

HWT
Colwell--Alliance
Nelson--Ogallala
Holtz--North Platte
Wilcox--Gering

## 103 LB. WT. CLASS

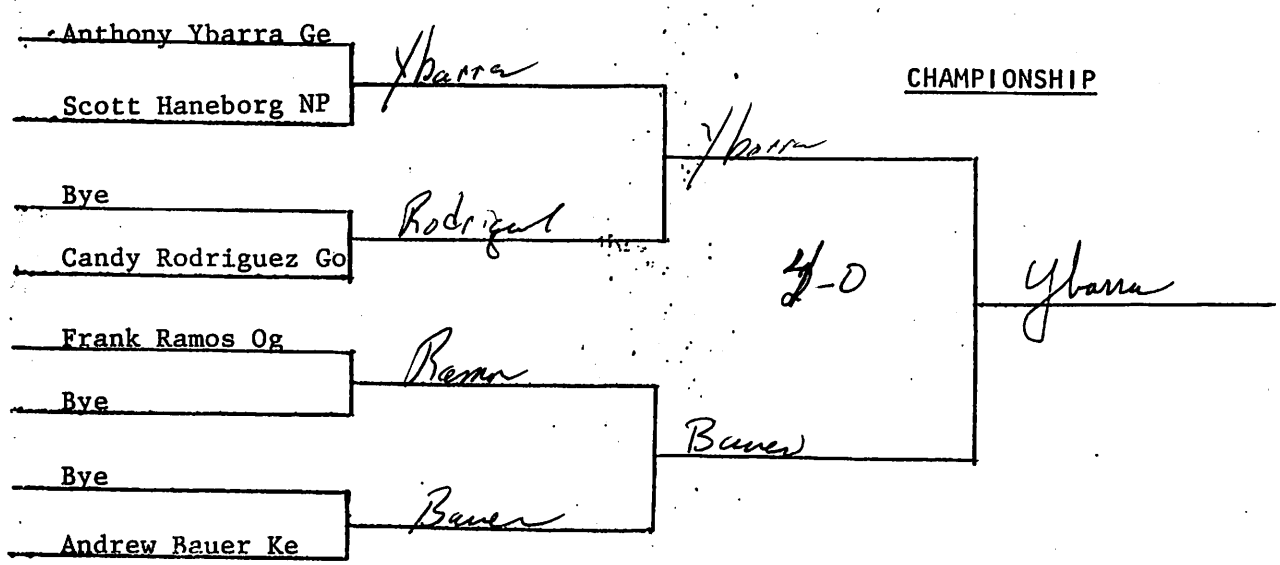


## 112 LB. WT. CLASS

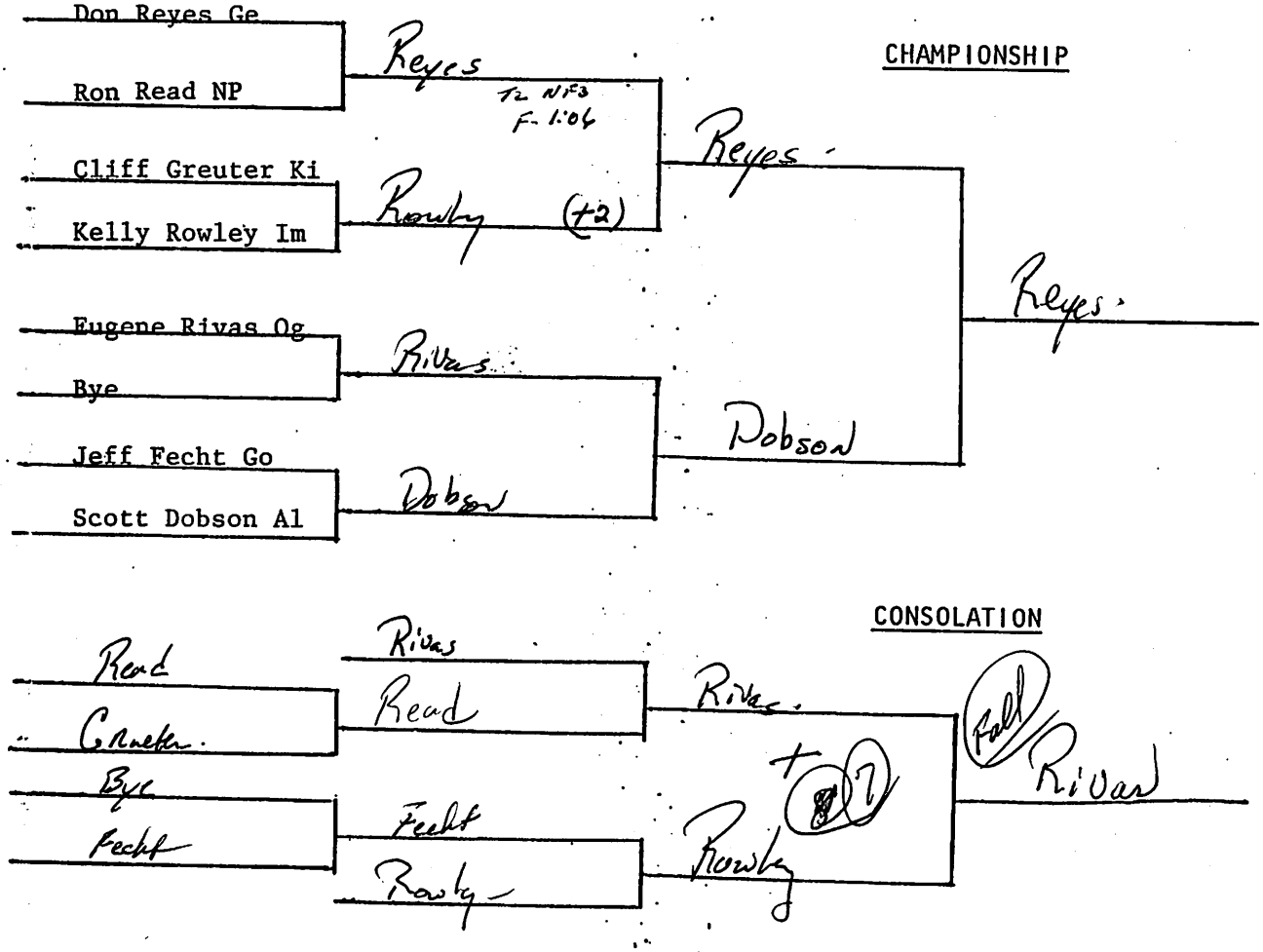

119 LB. WT. CLASS

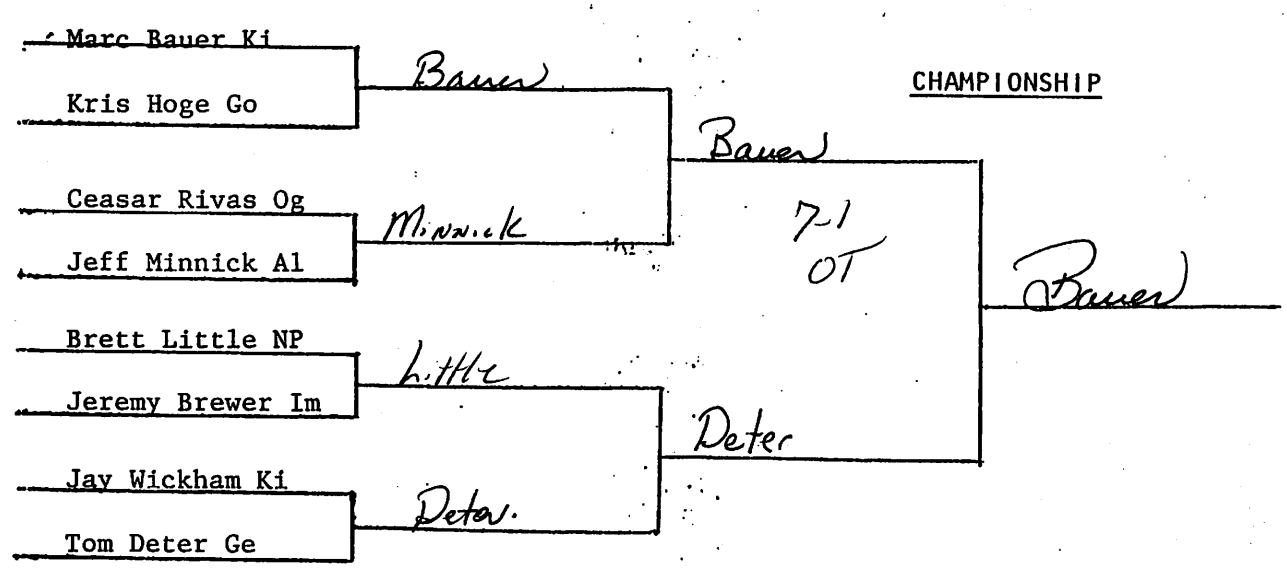


CHAMPIONSHIP

CONSOLATION




125 LB. WT. CLASS




CHAMPIONSHIP

CONSOLATION

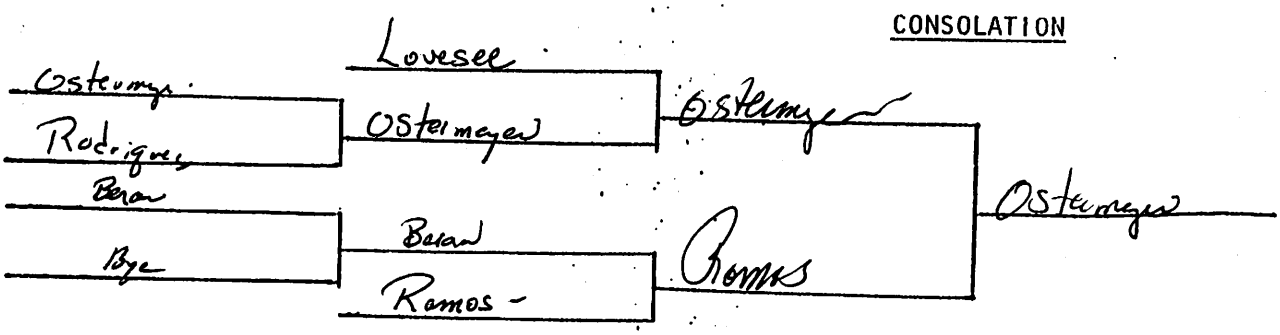

130 LB. WT. CLASS

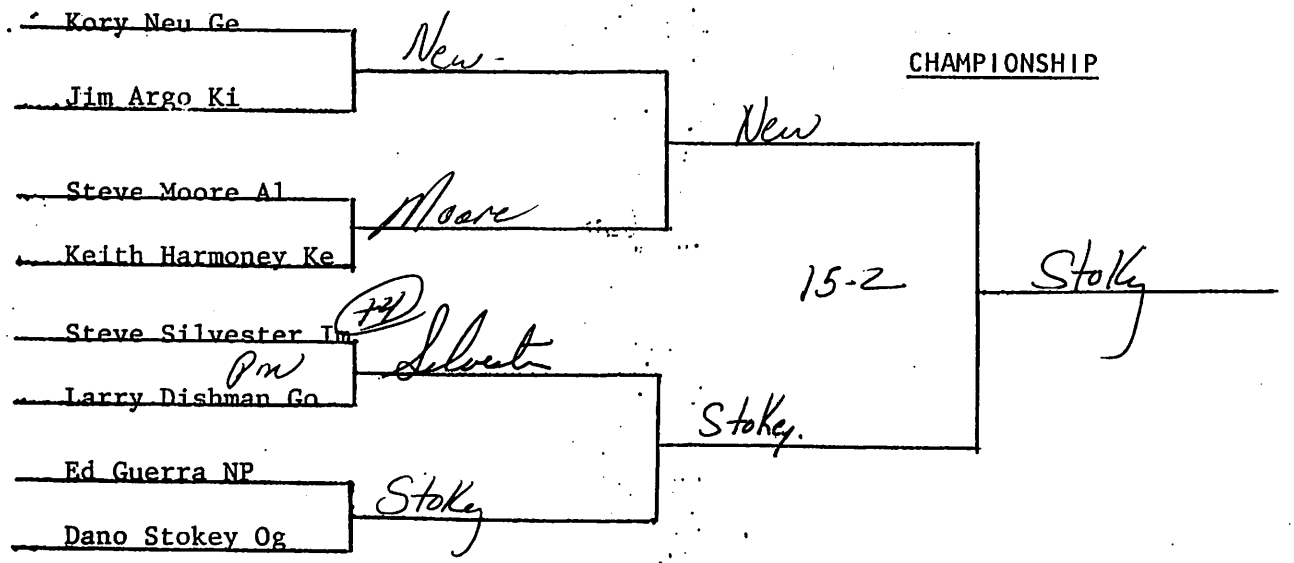





135 LB. WT. CLASS

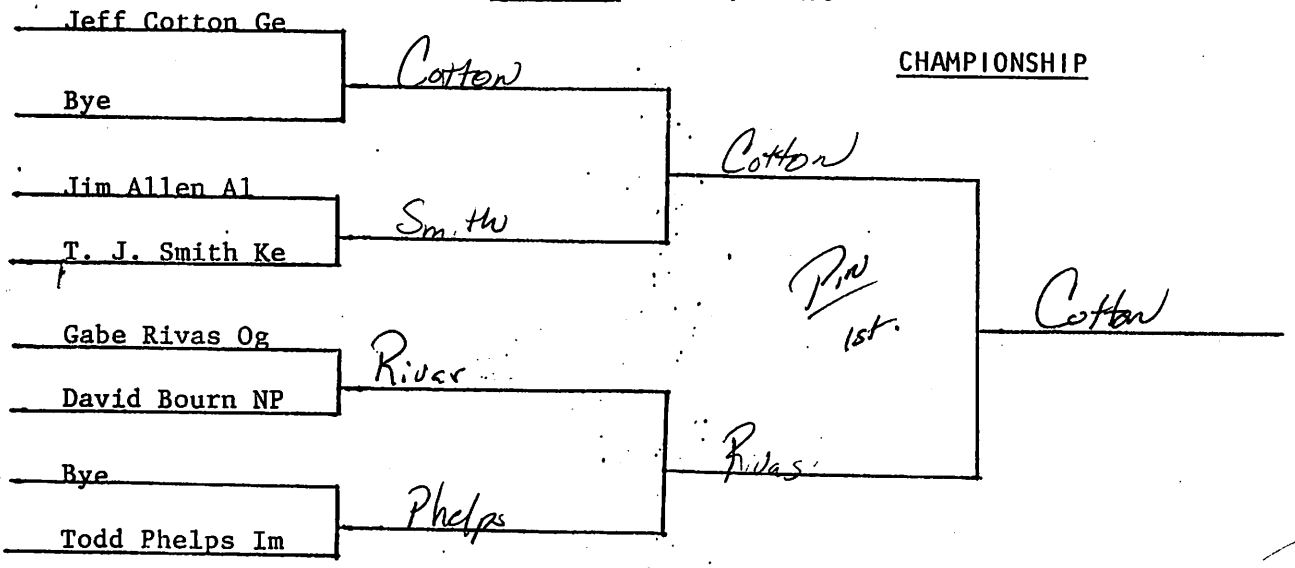




## 140 LB. WT. CLASS

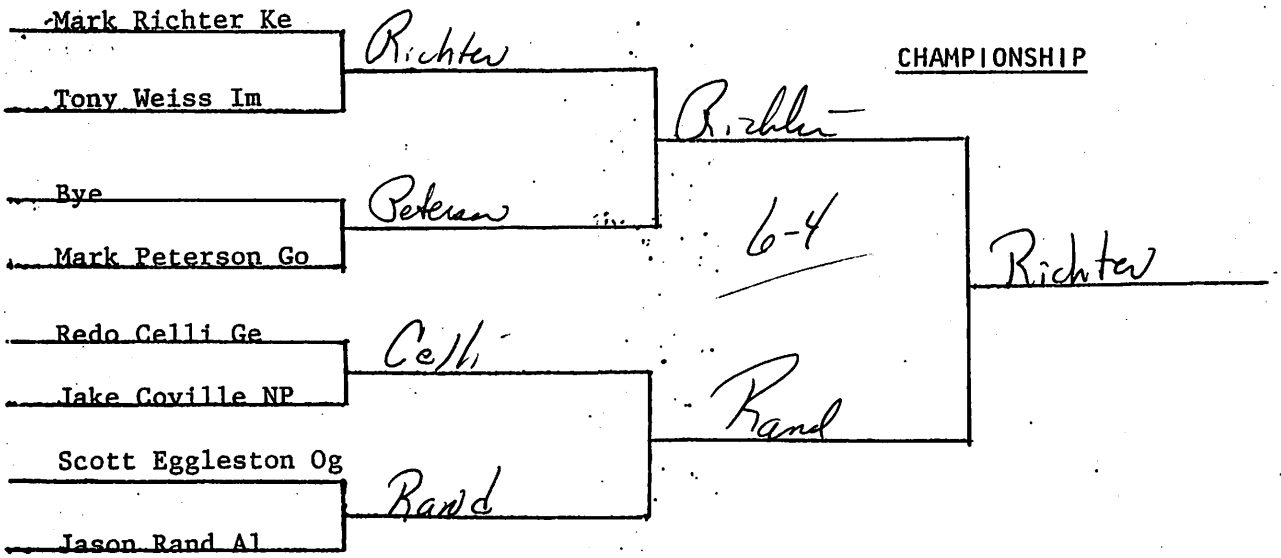


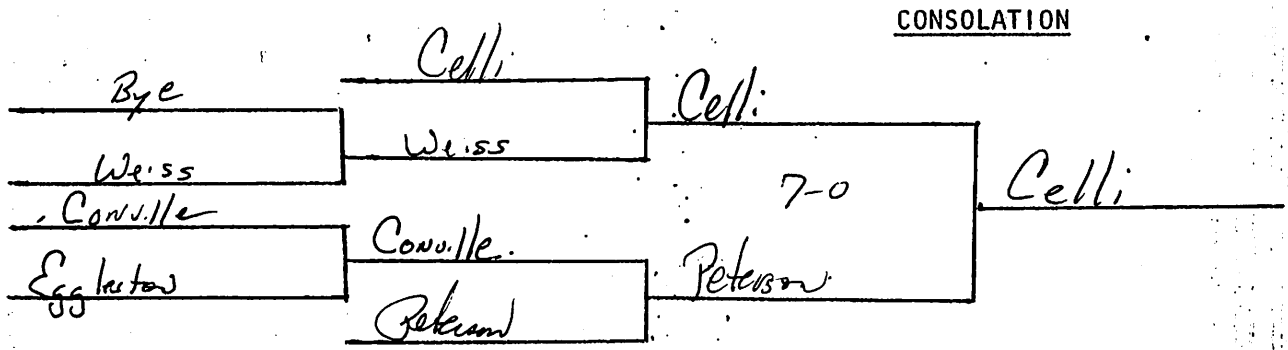


## 145 LB. WT. CLASS






## 152 LB. WT. CLASS

Kurt Holscher Og
Mike Yaw Im
Mark Franzen NP
Mike Dietrich Ge
Jon Hudson Co
Dave Williams Ki
Butch Peltz Ke
Travis Wright Al

CHAMPIONSHIP

CONSOLATION

## 160 LB. WT. CLASS

Andy McNeff Og
Ty Watson Al
Dan Bateman Ki
Jeff Kottwittz Go
Chip Huckfeldt Ge
Bye
Mike Anderson Ke
Jeff Anthens NP

CHAMPIONSHIP

CONSOLATION

## 171 LB. WT. CLASS

Joedy Friemel Im (+4)

Tim Seism Ke

Friemel (+12)

Troy Cowan Ge

Nick Holscher Og

Cowan

CHAMPIONSHIP

Friemel

12-5.

Friemel

Dave Steven Go

Jerrold Neal Al

Stevens

Alonzo Olivas NP

Mike Perry Ki

Perry

Perry

CONSOLATION

Seism

Stevens

Holscher

Holscher

Holscher

Holscher

Neal

Olivas

Neal

5-4

Cowan

Cowan

## 189 LB. WT. CLASS

Dave Wilcox Ge

Jeff Tracy Ke

Wilcox

CHAMPIONSHIP

Wilcox

Charlie Findley Go

Fred Most Og

Most

Pin

2nd

Wilcox

Wade Sterling Ki

Alan Peltz Al

Sterling

Joe Cardenas NP

Doug Hartman Im

Cardenas

Cardenas

CONSOLATION

Tracy

Findley

Sterling

Tracy

Tracy

Peltz

Cardenas

Peltz

Most

Pin

1st

Most

Tracy

HWT LB. WT. CLASS



| | | |
|---|---|---|
| Gering | ~~202~~ | 198 |
| Ogallala | ~~158½~~ | 162½ |
| Kearney | 105½ | |
| Alliance | 92 | |
| Gothenburg | 79 | |
| N. P | 64½ | |
| Kimb. | 43 | |
| Imp | 40½ | |

# Ogallala Wrestling

## INVITATIONAL TOURNAMENT

OGALLALA INVITATIONAL

CHAMPIONS BRACKET 103 LBS. CLASS




CONSOLATION BRACKET 103 LBS. CLASS

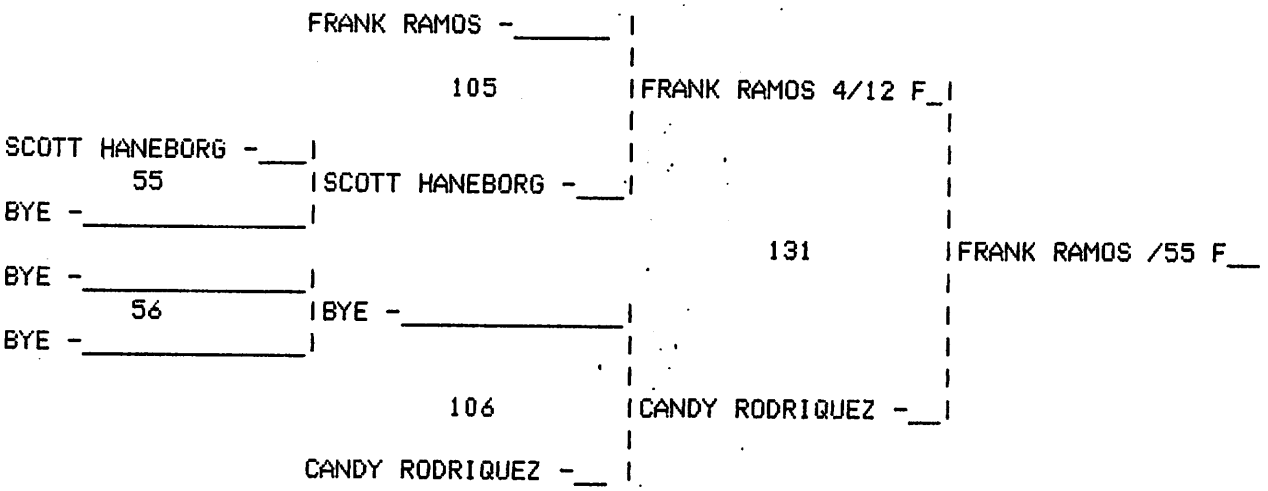


103 LBS. CLASS RESULTS.

ANTHONY YBARRA - GER 3-0-0: 22 PTS.
ANDREW BAUER - KEA 1-1-0: 14 PTS.
FRANK RAMOS - OG 2-1-0: 12 PTS.
CANDY RODRIQUEZ - GOT 0-2-0: 4 PTS.
SCOTT HANEBORG - NP 0-2-0: 0 PTS.

1 ANTHONY YBARRA - GER - 4-0 D
2 ANDREW BAUER - KEA - -
3 FRANK RAMOS - OG - /55 F
4 CANDY RODRIQUEZ - GOT - -

# OGALLALA INVITATIONAL

## CHAMPIONS BRACKET 112 LBS. CLASS

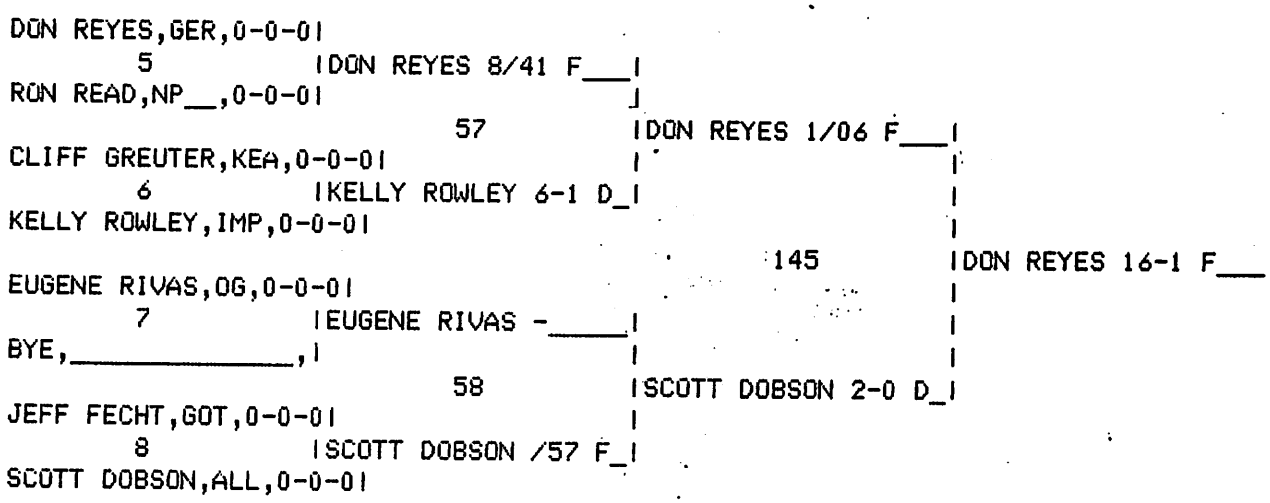


## CONSOLATION BRACKET 112 LBS. CLASS

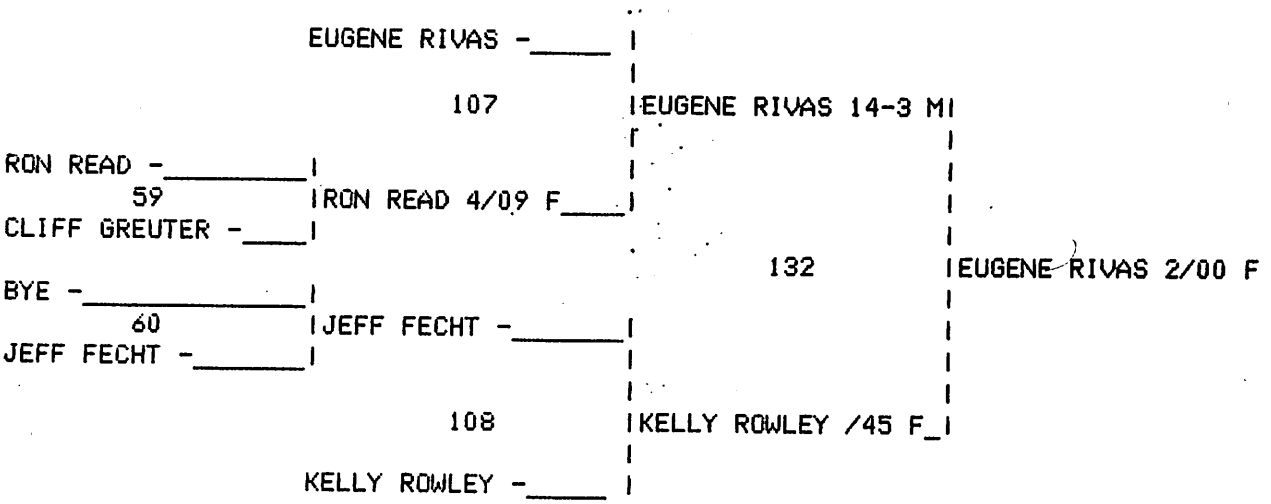


112 LBS. CLASS RESULTS.

DON REYES - GER 3-0-0: 24 PTS.
SCOTT DOBSON - ALL 2-1-0: 16 PTS.
EUGENE RIVAS - OG 2-1-0: 10.5 PTS.
KELLY ROWLEY - IMP 2-2-0: 9 PTS.
CLIFF GREUTER - KEA 0-2-0: 0 PTS.
JEFF FECHT - GOT 0-2-0: 0 PTS.
RON READ - NP 1-2-0: 3 PTS.

1 DON REYES - GER - 16-1 F
2 SCOTT DOBSON - ALL - -
3 EUGENE RIVAS - OG - 2/00 F
4 KELLY ROWLEY - IMP - -

# OGALLALA INVITATIONAL

## CHAMPIONS BRACKET 119 LBS. CLASS

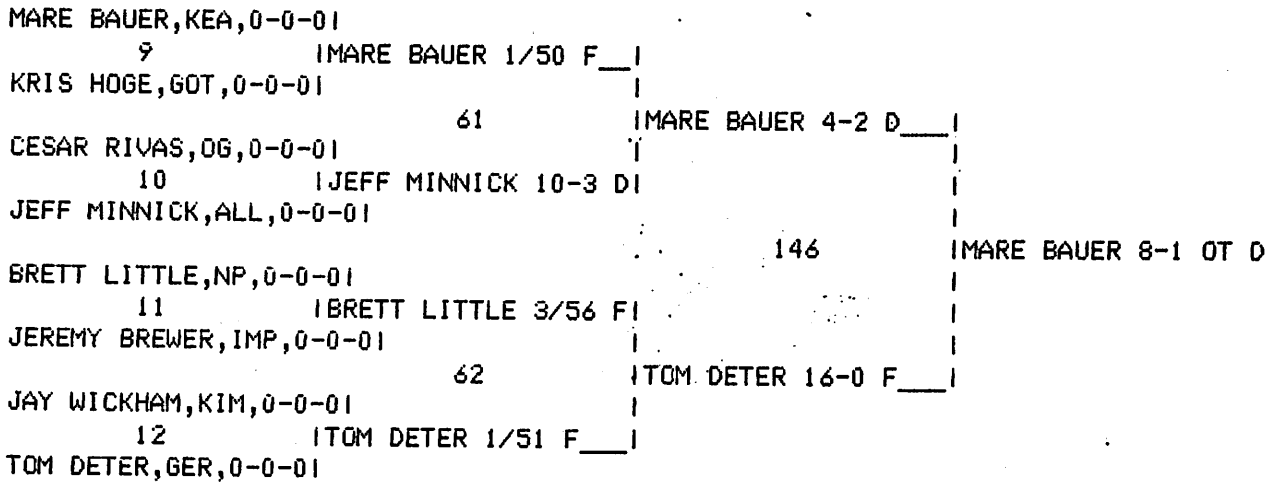


## CONSOLATION BRACKET 119 LBS. CLASS

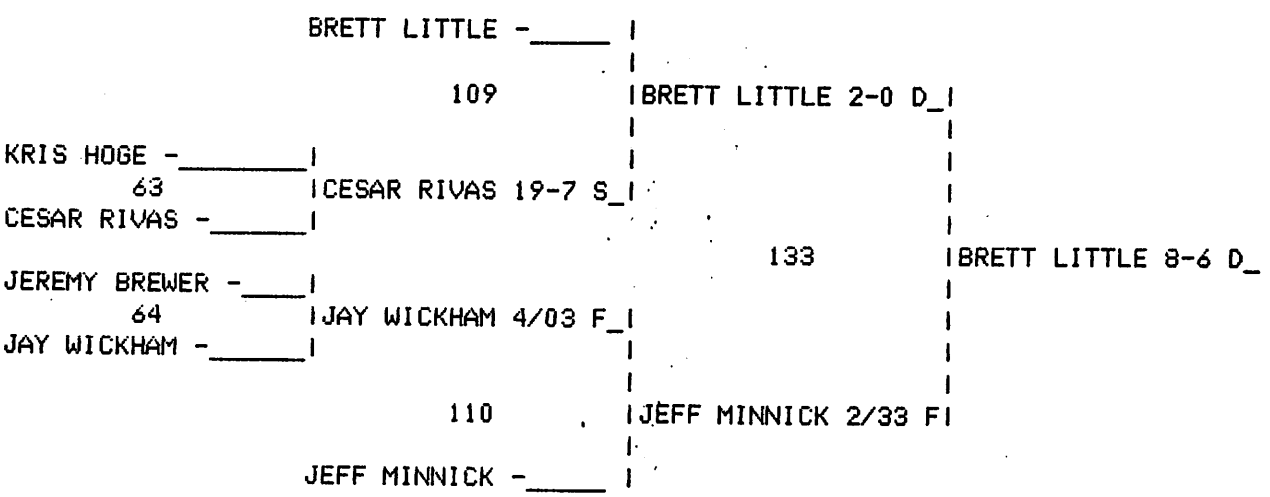


119 LBS. CLASS RESULTS.

MARE BAUER - KEA 3-0-0: 20 PTS.
TOM DETER - GER 2-1-0: 18 PTS.
BRETT LITTLE - NP 3-1-0: 12 PTS.
JEFF MINNICK - ALL 2-2-0: 9 PTS.
CESAR RIVAS - OG 1-2-0: 2 PTS.
JEREMY BREWER - IMP 0-2-0: 0 PTS.
JAY WICKHAM - KIM 1-2-0: 3 PTS.
KRIS HOGE - GOT 0-2-0: 0 PTS.

1 MARE BAUER - KEA - 8-1 OT D
2 TOM DETER - GER - -
3 BRETT LITTLE - NP - 8-6 D
4 JEFF MINNICK - ALL - -

# OGALLALA INVITATIONAL

## CHAMPIONS BRACKET 125 LBS. CLASS

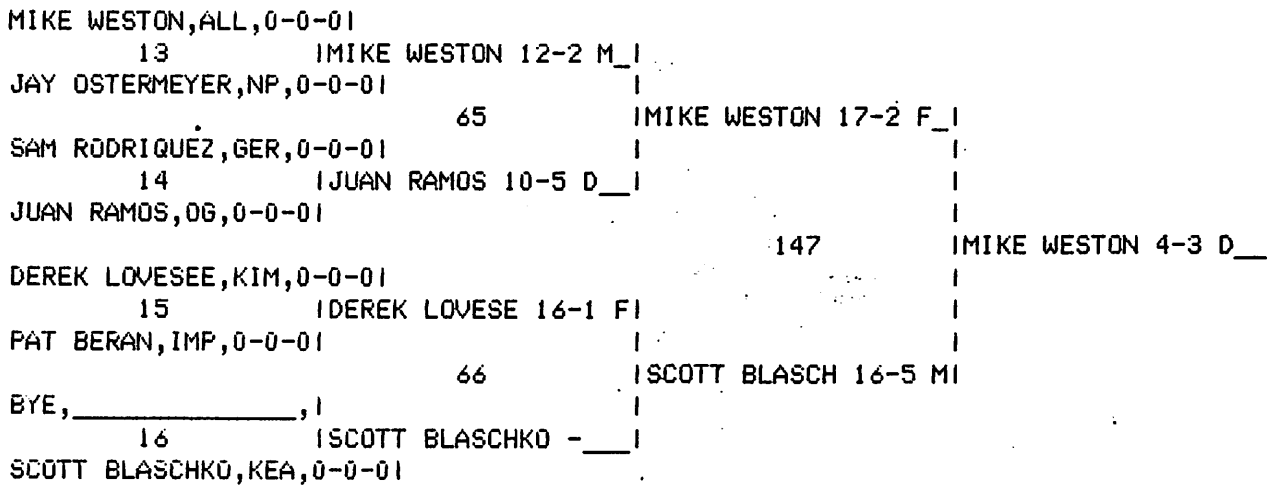


## CONSOLATION BRACKET 125 LBS. CLASS

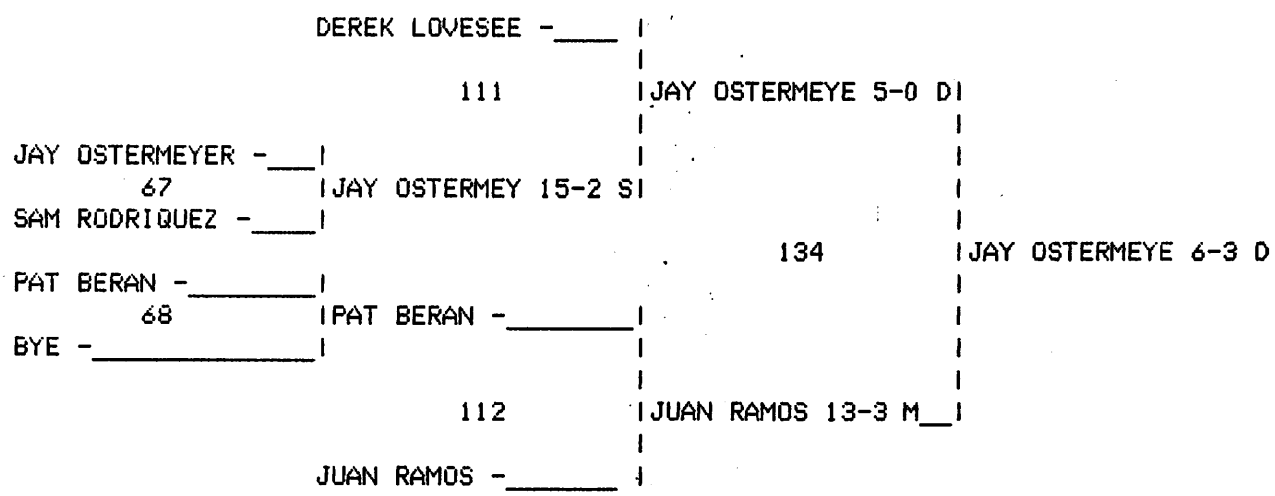


125 LBS. CLASS RESULTS.

MIKE WESTON - ALL 3-0-0: 20.5 PTS.
SCOTT BLASCHKO - KEA 1-1-0: 14.5 PTS.
DEREK LOVESEE - KIM 1-2-0: 4 PTS.
JUAN RAMOS - OG 2-2-0: 7.5 PTS.
SAM RODRIQUEZ - GER 0-2-0: 0 PTS.
PAT BERAN - IMP 0-2-0: 0 PTS.
JAY OSTERMEYER - NP 3-1-0: 10 PTS.

1 MIKE WESTON - ALL - 4-3 D
2 SCOTT BLASCHKO - KEA - -
3 JAY OSTERMEYER - NP - 6-3 D
4 JUAN RAMOS - OG - -

# OGALLALA INVITATIONAL

## CHAMPIONS BRACKET 130 LBS. CLASS

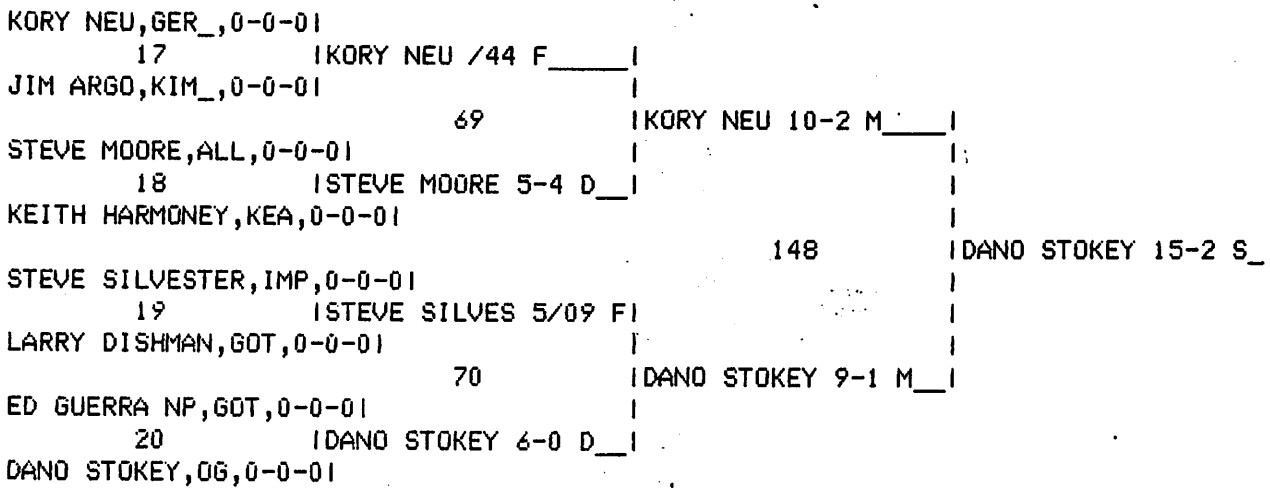


## CONSOLATION BRACKET 130 LBS. CLASS

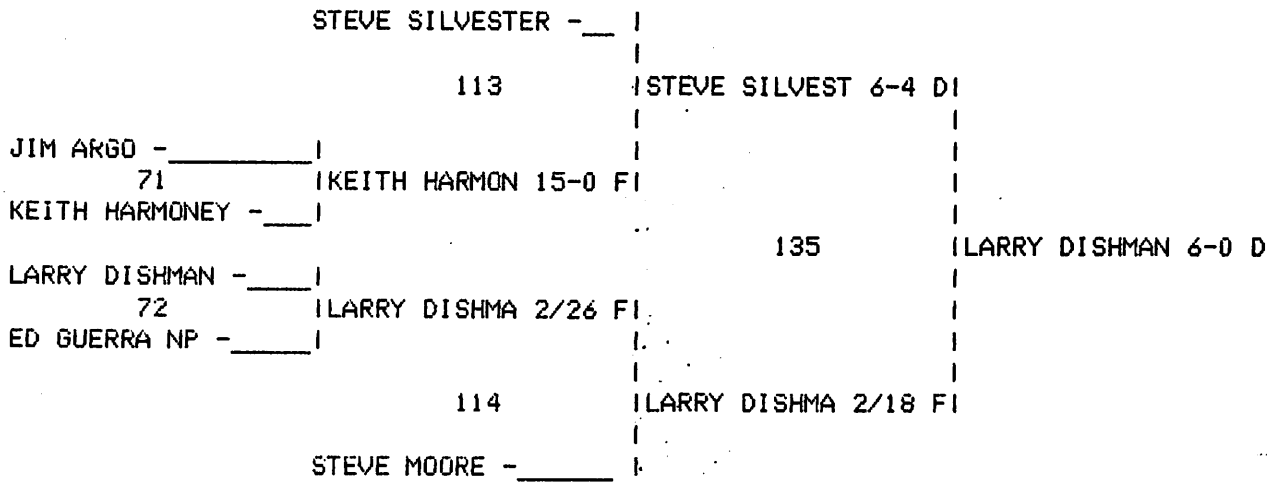


130 LBS. CLASS RESULTS.

KORY NEU - GER 2-1-0: 16.5 PTS.
DANO STOKEY - OG 3-0-0: 19.5 PTS.
STEVE SILVESTER - IMP 2-2-0: 9 PTS.
KEITH HARMONEY - KEA 1-2-0: 3 PTS.
STEVE MOORE - ALL 1-2-0: 2 PTS.
LARRY DISHMAN - GOT 3-1-0: 13 PTS.
ED GUERRA NP - GOT 0-2-0: 0 PTS.
JIM ARGO - KIM 0-2-0: 0 PTS.

1 DANO STOKEY - OG - 15-2 S
2 KORY NEU - GER - -
3 LARRY DISHMAN - GOT - 6-0 D
4 STEVE SILVESTER - IMP - -

# OGALLALA INVITATIONAL

## CHAMPIONS BRACKET 135 LBS. CLASS

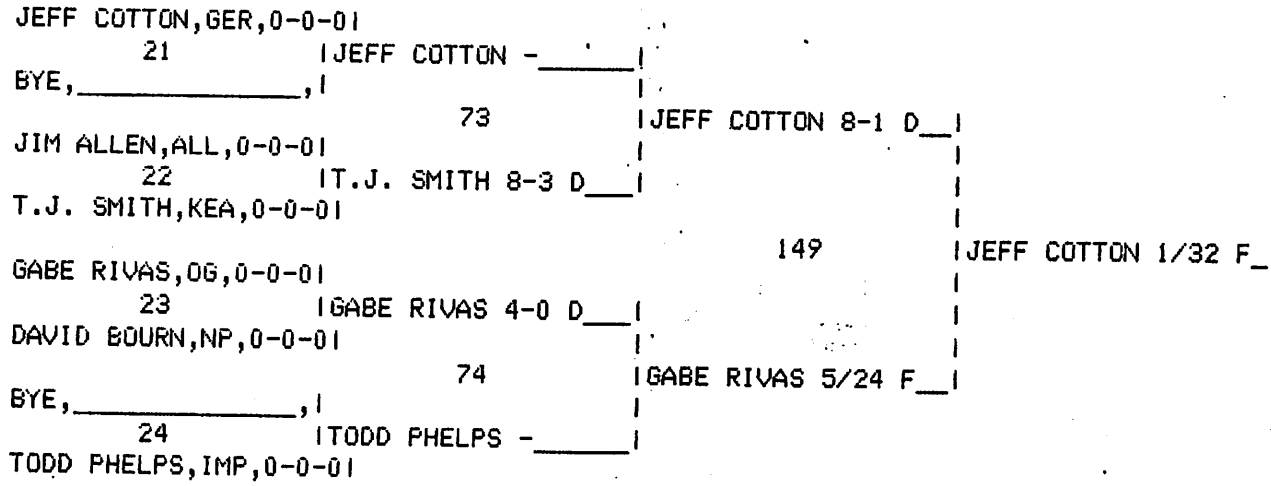


## CONSOLATION BRACKET 135 LBS. CLASS

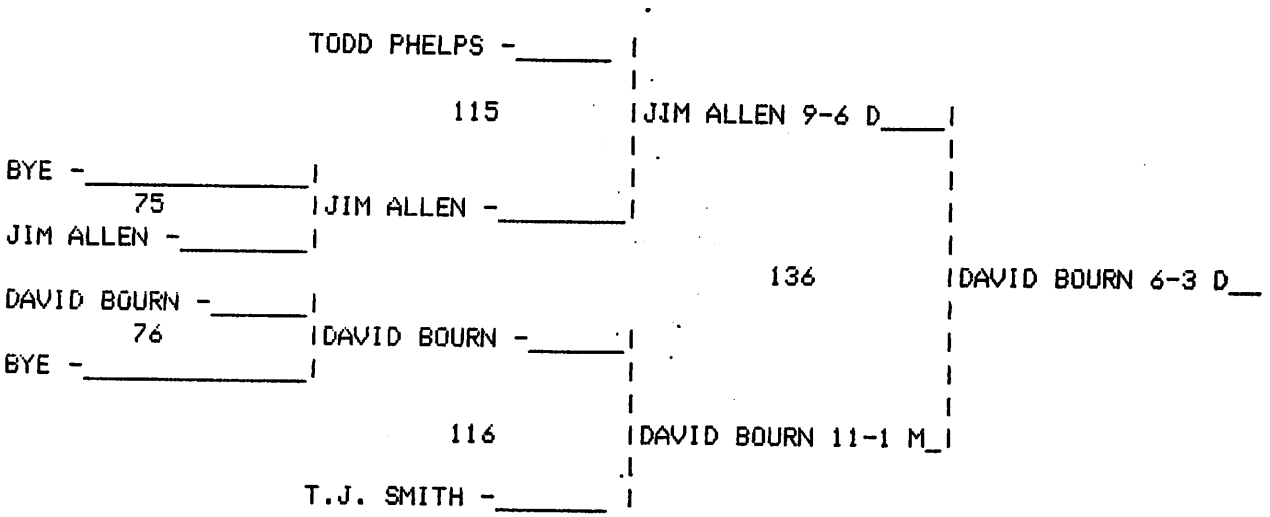


135 LBS. CLASS RESULTS.

JEFF COTTON - GER 2-0-0: 20 PTS.
TODD PHELPS - IMP 0-2-0: 0 PTS.
GABE RIVAS - OG 2-1-0: 16 PTS.
T.J. SMITH - KEA 1-2-0: 2 PTS.
JIM ALLEN - ALL 1-2-0: 6 PTS.
DAVID BOURN - NP 2-1-0: 9.5 PTS.

1 JEFF COTTON - GER - 1/32 F
2 GABE RIVAS - OG - -
3 DAVID BOURN - NP - 6-3 D
4 JIM ALLEN - ALL - -

# OGALLALA INVITATIONAL

## CHAMPIONS BRACKET 140 LBS. CLASS

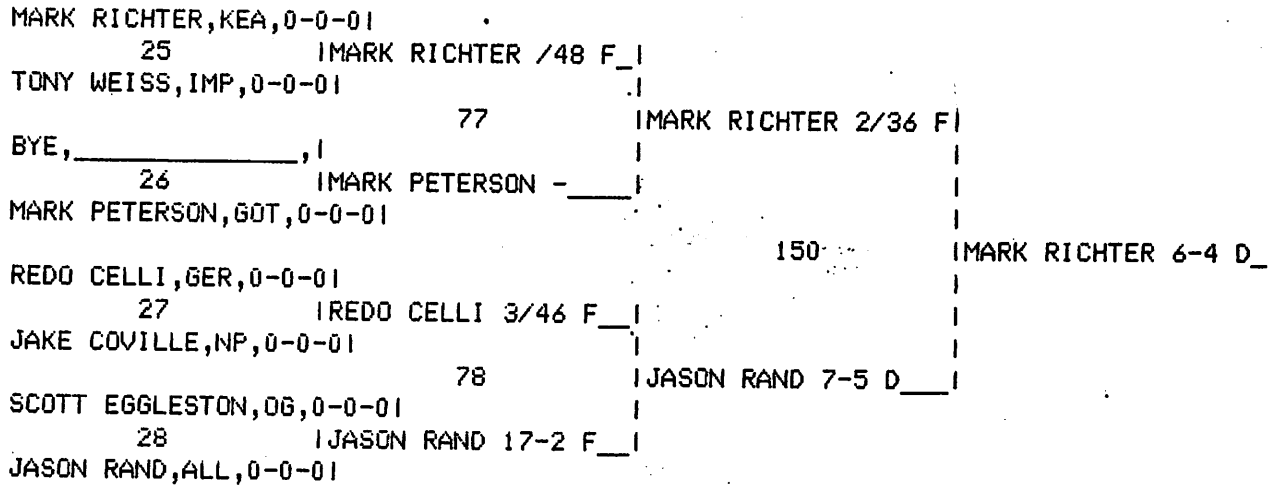


## CONSOLATION BRACKET 140 LBS. CLASS

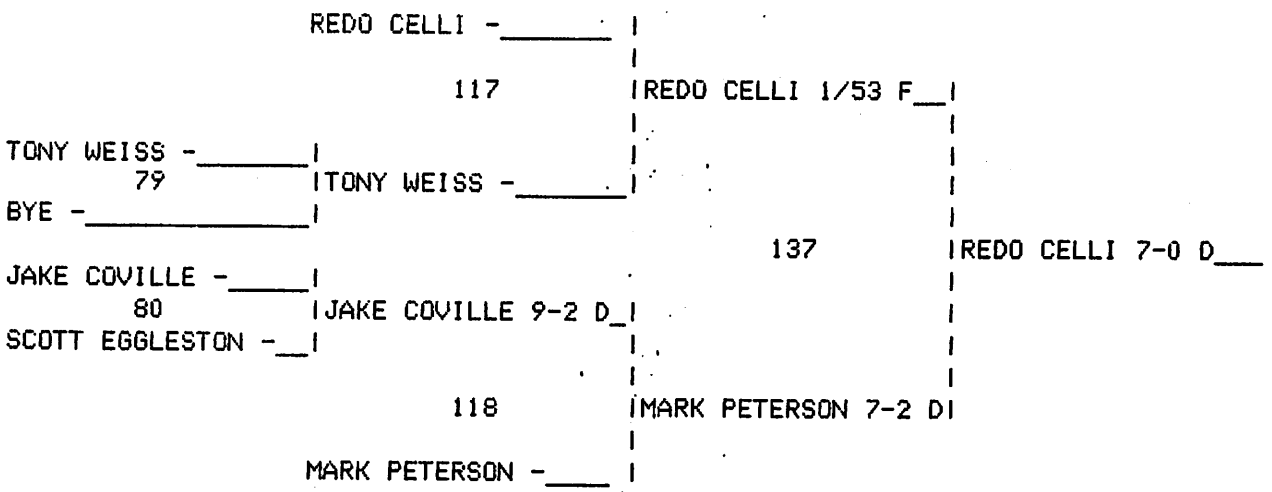


140 LBS. CLASS RESULTS.

MARK RICHTER - KEA 3-0-0: 22 PTS.
JASON RAND - ALL 2-1-0: 16 PTS.
REDO CELLI - GER 3-1-0: 14 PTS.
MARK PETERSON - GOT 1-2-0: 5 PTS.
JAKE COVILLE - NP 1-2-0: 1 PTS.
SCOTT EGGLESTON - OG 0-2-0: 0 PTS.
TONY WEISS - IMP 0-2-0: 0 PTS.

1 MARK RICHTER - KEA - 6-4 D
2 JASON RAND - ALL - -
3 REDO CELLI - GER - 7-0 D
4 MARK PETERSON - GOT - -

OGALLALA INVITATIONAL

CHAMPIONS BRACKET 145 LBS. CLASS

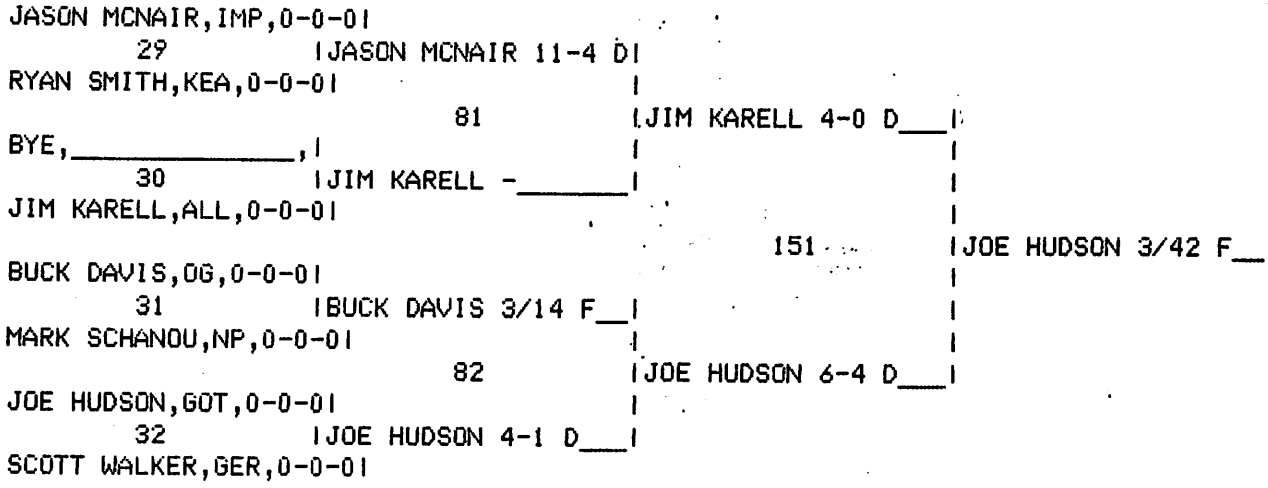


CONSOLATION BRACKET 145 LBS. CLASS

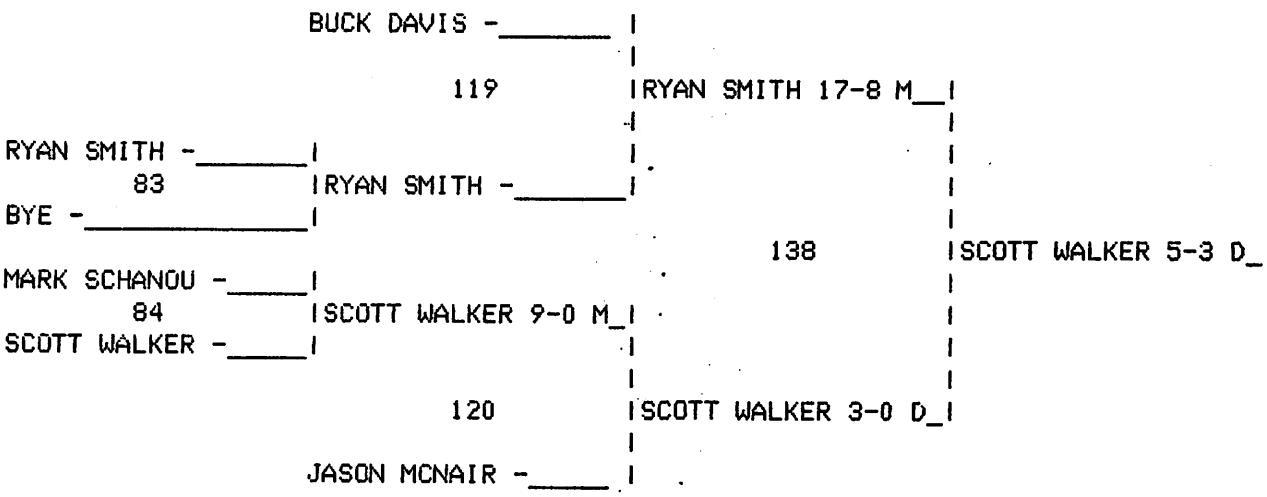


145 LBS. CLASS RESULTS.

JASON MCNAIR - IMP 1-2-0: 2 PTS.
SCOTT WALKER - GER 3-1-0: 9.5 PTS.
BUCK DAVIS - OG 1-2-0: 4 PTS.
JIM KARELL - ALL 1-1-0: 14 PTS.
MARK SCHANOU - NP 0-2-0: 0 PTS.
JOE HUDSON - GOT 3-0-0: 20 PTS.
RYAN SMITH - KEA 1-2-0: 6.5 PTS.

1 JOE HUDSON - GOT - 3/42 F
2 JIM KARELL - ALL - -
3 SCOTT WALKER - GER - 5-3 D
4 RYAN SMITH - KEA - -

# OGALLALA INVITATIONAL

## CHAMPIONS BRACKET 152 LBS. CLASS

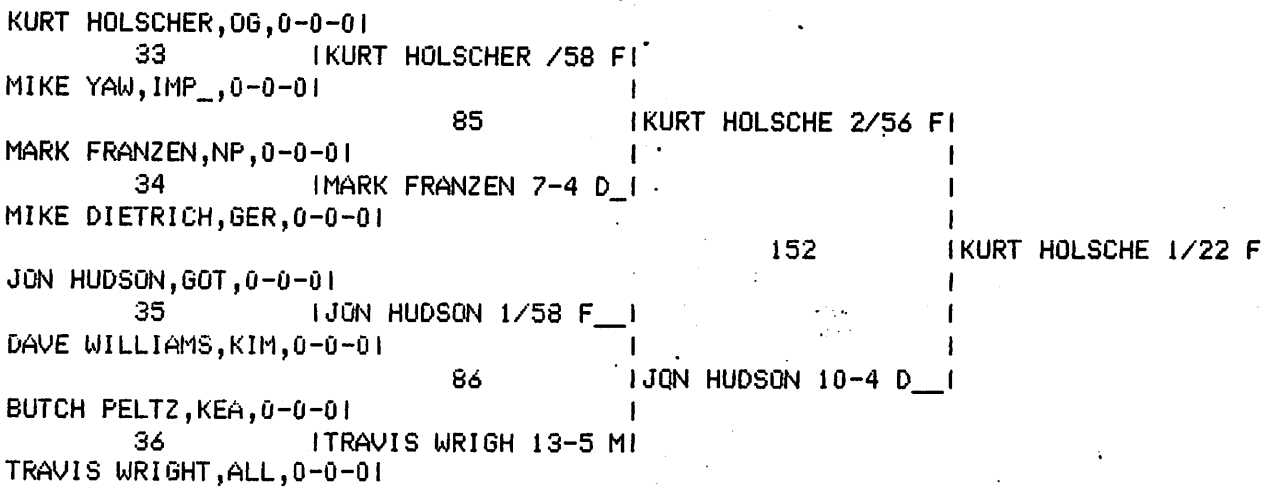


## CONSOLATION BRACKET 152 LBS. CLASS

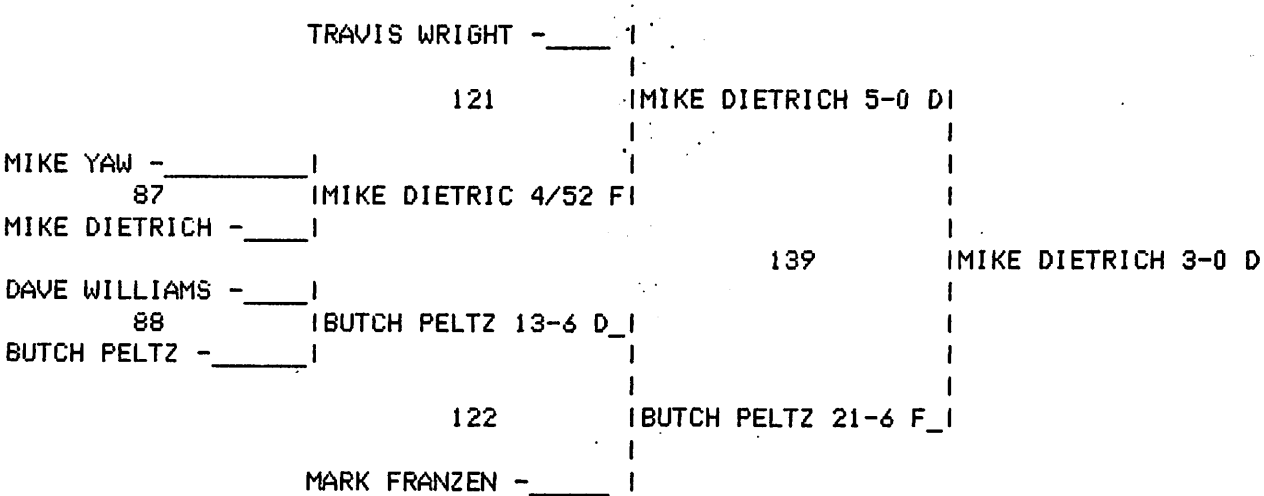


152 LBS. CLASS RESULTS.

KURT HOLSCHER - OG 3-0-0: 24 PTS.
TRAVIS WRIGHT - ALL 1-2-0: 2.5 PTS.
JON HUDSON - GOT 2-1-0: 16 PTS.
MIKE DIETRICH - GER 3-1-0: 11 PTS.
MARK FRANZEN - NP 1-2-0: 2 PTS.
DAVE WILLIAMS - KIM 0-2-0: 0 PTS.
BUTCH PELTZ - KEA 2-2-0: 8 PTS.
MIKE YAW - IMP 0-2-0: 0 PTS.

1 KURT HOLSCHER - OG - 1/22 F
2 JON HUDSON - GOT - -
3 MIKE DIETRICH - GER - 3-0 D
4 BUTCH PELTZ - KEA - -

# OGALLALA INVITATIONAL

## CHAMPIONS BRACKET 160 LBS. CLASS

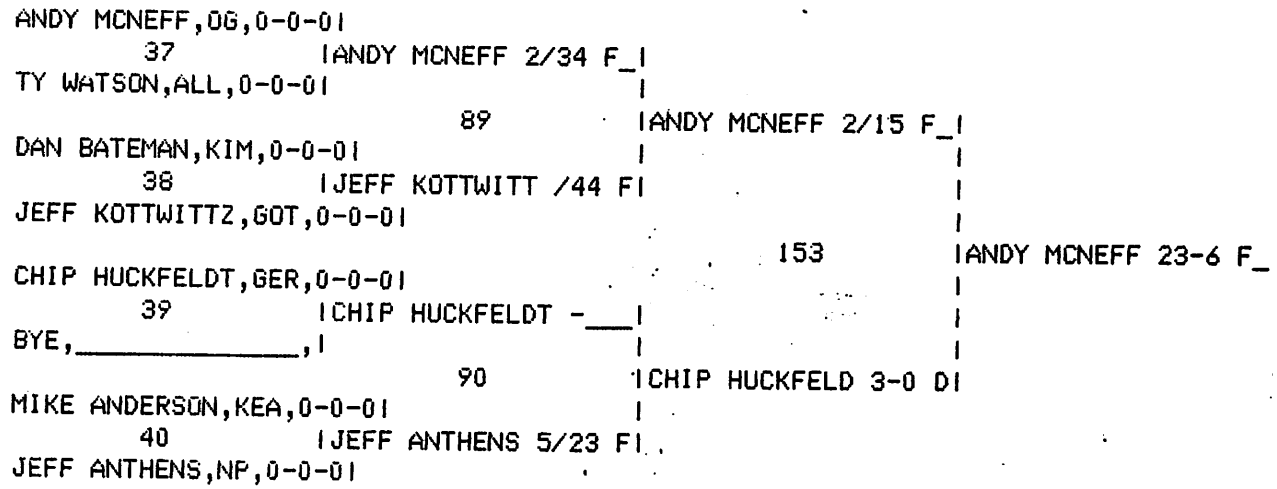


## CONSOLATION BRACKET 160 LBS. CLASS

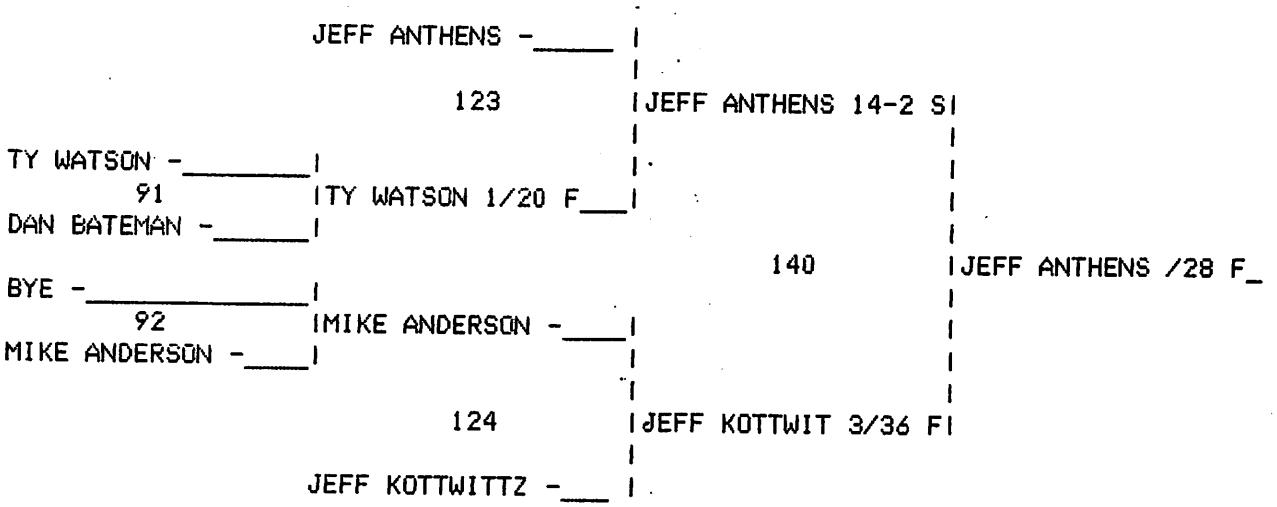


160 LBS. CLASS RESULTS.

ANDY MCNEFF - OG 3-0-0: 24 PTS.
JEFF ANTHENS - NP 3-1-0: 15 PTS.
CHIP HUCKFELDT - GER 1-1-0: 14 PTS.
JEFF KOTTWITTZ - GOT 2-2-0: 11 PTS.
DAN BATEMAN - KIM 0-2-0: 0 PTS.
MIKE ANDERSON - KEA 0-2-0: 0 PTS.
TY WATSON - ALL 1-2-0: 3 PTS.

1 ANDY MCNEFF - OG - 23-6 F
2 CHIP HUCKFELDT - GER - -
3 JEFF ANTHENS - NP - /28 F
4 JEFF KOTTWITTZ - GOT - -

OGALLALA INVITATIONAL

CHAMPIONS BRACKET 171 LBS. CLASS

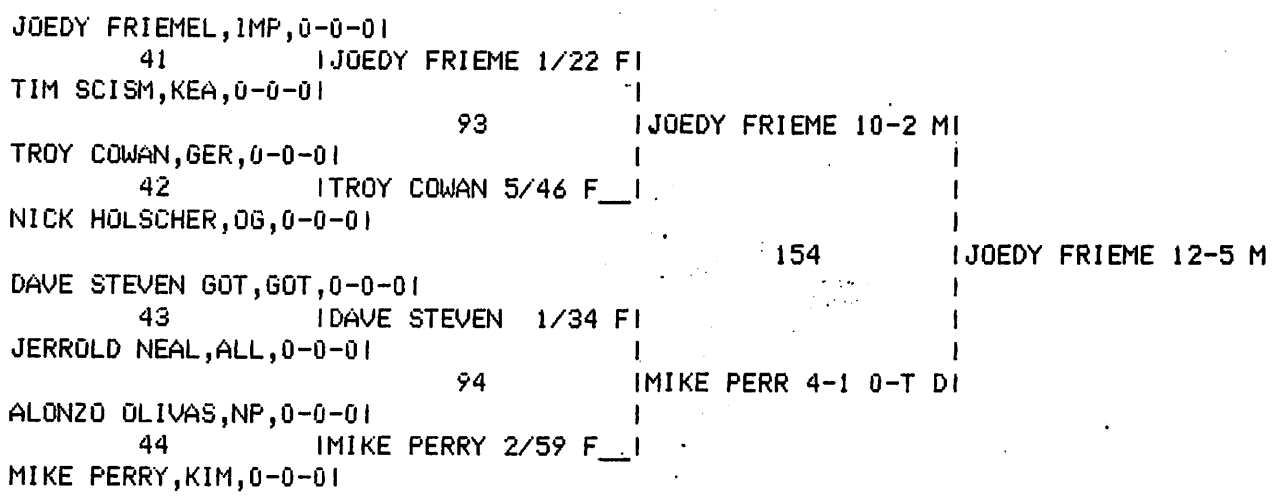


CONSOLATION BRACKET 171 LBS. CLASS

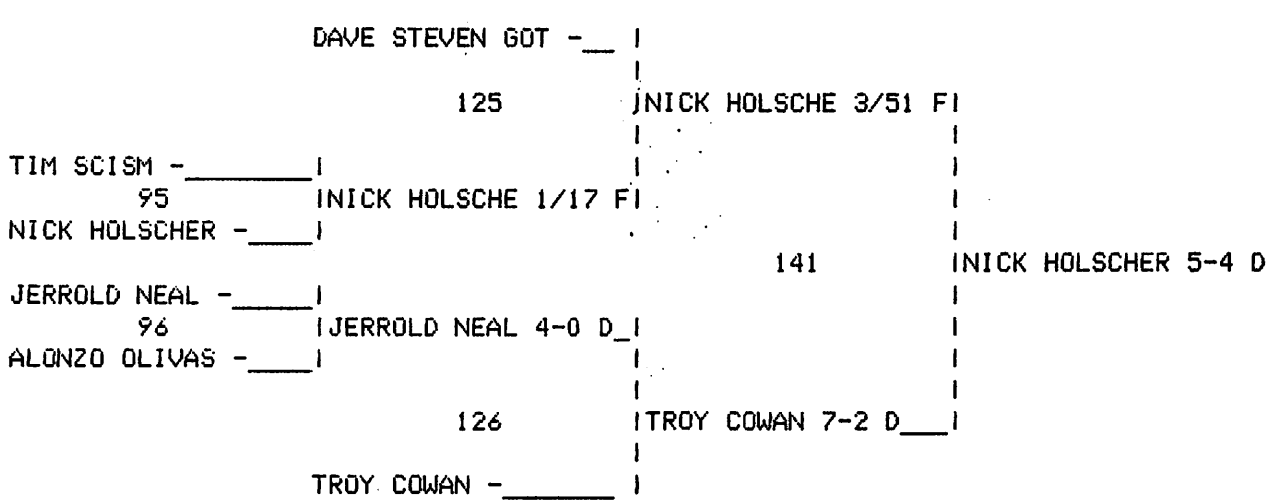


171 LBS. CLASS RESULTS.

JOEDY FRIEMEL - IMP 3-0-0: 21 PTS.
MIKE PERRY - KIM 2-1-0: 16 PTS.
DAVE STEVEN GOT - GOT 1-2-0: 4 PTS.
NICK HOLSCHER - OG 3-1-0: 13 PTS.
TROY COWAN - GER 2-2-0: 9 PTS.
JERROLD NEAL - ALL 1-2-0: 1 PTS.
ALONZO OLIVAS - NP 0-2-0: 0 PTS.
TIM SCISM - KEA 0-2-0: 0 PTS.

1 JOEDY FRIEMEL - IMP - 12-5 M
2 MIKE PERRY - KIM - -
3 NICK HOLSCHER - OG - 5-4 D
4 TROY COWAN - GER - -

OGALLALA INVITATIONAL

CHAMPIONS BRACKET 189 LBS. CLASS

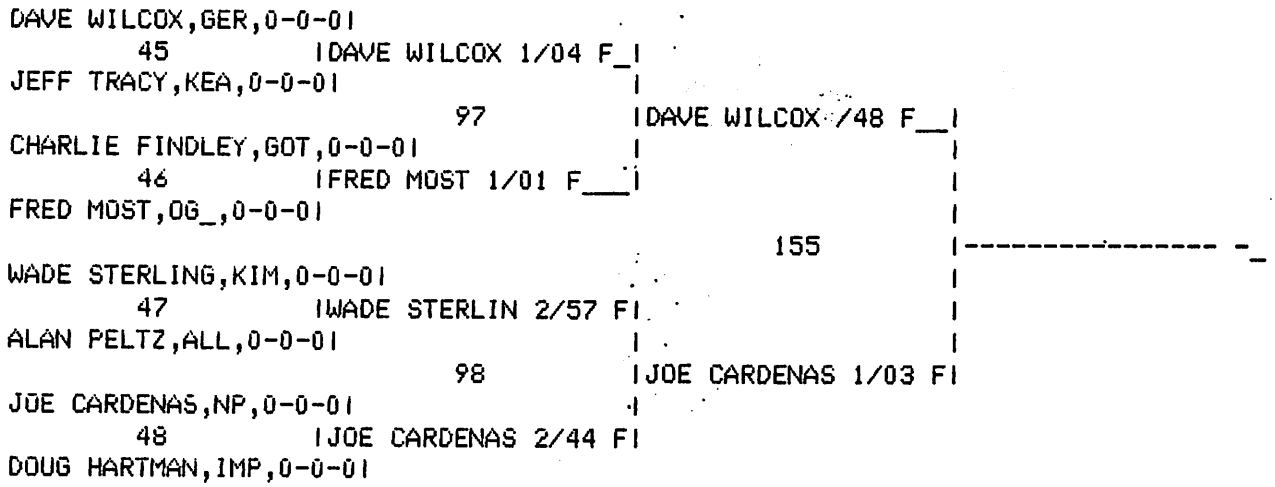


CONSOLATION BRACKET 189 LBS. CLASS

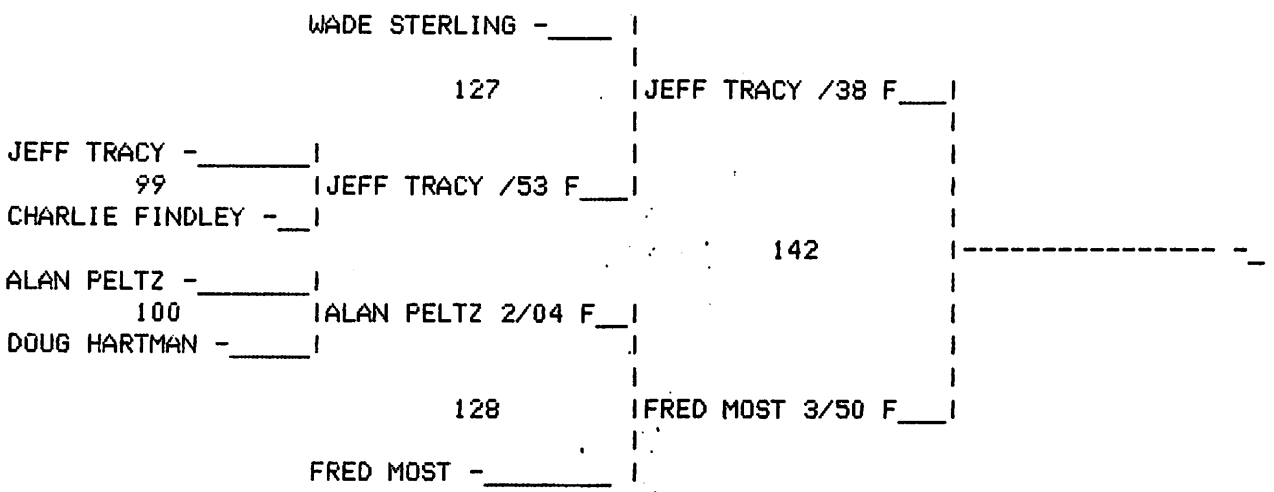


189 LBS. CLASS RESULTS.

DAVE WILCOX - GER 2-0-0: 18 PTS.
DOUG HARTMAN - IMP 0-2-0: 0 PTS.
WADE STERLING - KIM 1-2-0: 4 PTS.
FRED MOST - OG 2-1-0: 11 PTS.
CHARLIE FINDLEY - GOT 0-2-0: 0 PTS.
ALAN PELTZ - ALL 1-2-0: 3 PTS.
JOE CARDENAS - NP 2-0-0: 18 PTS.
JEFF TRACY - KEA 2-1-0: 10 PTS.

OGALLALA INVITATIONAL

CHAMPIONS BRACKET HWT LBS. CLASS

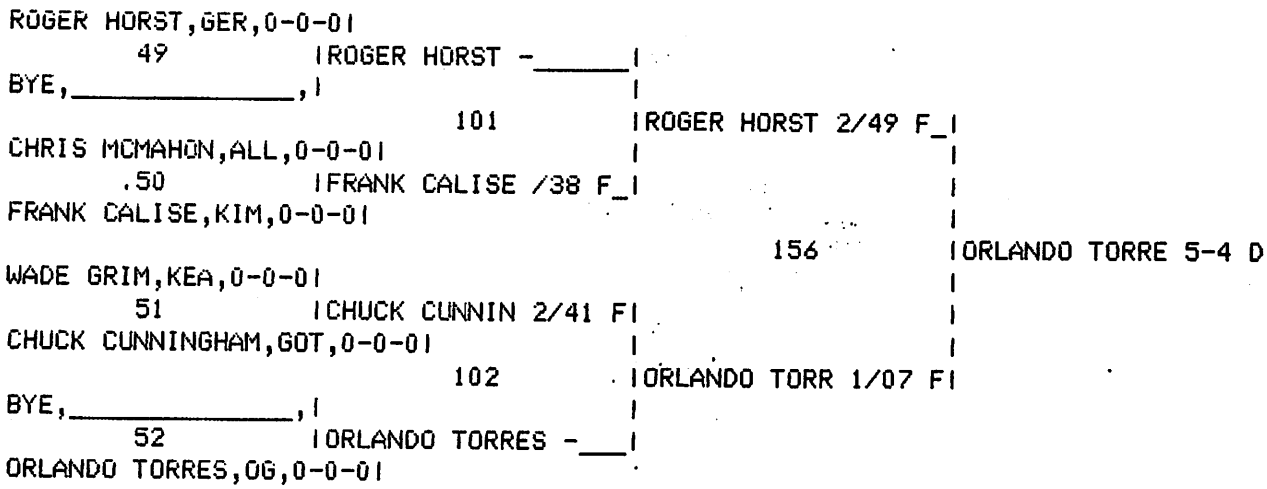


CONSOLATION BRACKET HWT LBS. CLASS

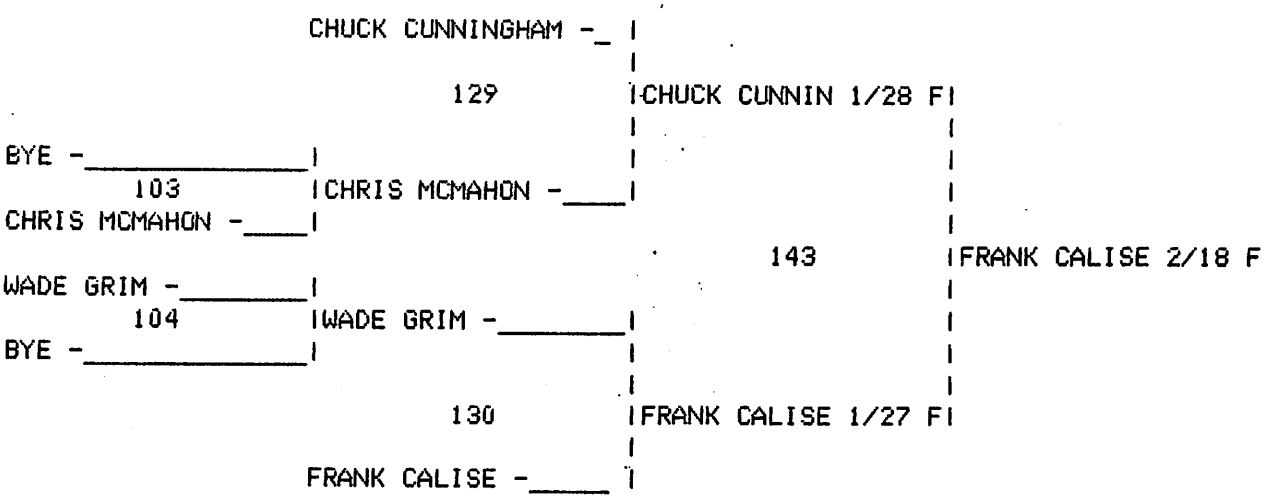


HWT LBS. CLASS RESULTS.

ROGER HORST - GER 1-1-0: 16 PTS.
ORLANDO TORRES - OG 2-0-0: 20 PTS.
WADE GRIM - KEA 0-2-0: 0 PTS.
FRANK CALISE - KIM 3-1-0: 16 PTS.
CHRIS MCMAHON - ALL 0-2-0: 0 PTS.
CHUCK CUNNINGHAM - GOT 2-2-0: 11 PTS.

1 ORLANDO TORRES - OG - 5-4 D
2 ROGER HORST - GER - -
3 FRANK CALISE - KIM - 2/18 F
4 CHUCK CUNNINGHAM - GOT - -

LCHS 36 vs BridgePort 27

| Name | Takedown TD | Take Down Lost TDL | Reverse Won RW | Reverse Lost RL | Escape Won EW | Escape Lost EL | Near Fall Won NEW | Near Fall Lost NFL | Decision Won DW | Decision Lost DL | Pin P | Pin Lost PL | Draw | Team Points | Total Pts | |
|---|---|---|---|---|---|---|---|---|---|---|---|---|---|---|---|---|
| Chris Barger | | 1 | | | | | | | | | | 1 | | – | | 0-1 |
| Kelly Rowley | | 1 | | | | | | | | | | 1 | | | | 0-1 |
| Pat Beran | | 1 | 2 | 1 | | | 3 | | 1 | | | | | 3 | | 1-0 |
| Steve Silvester | 1 | | | | | | | | | | 1 | | | 6 | | 1-0 |
| Todd Phelps | 1 | 2 | | | 2 | | | | | | 1 | | | 6 | | 1-0 |
| Jason McNair | 1 | | 1 | 2 | 1 | | | 2 | | 1 | | | | | | 0-1 |
| Ki Fanning | 1 | 1 | 1 | | | | | 1 | | | 1 | | | 6 | | 1-0 |
| John Pankonin | 3 | | 1 | | 1 | | 1 | | | | 1 | | | 6 | | 1-0 |
| Mike Yaw | | 1 | | | | | | | | | | 1 | | | | 0-1 |
| Joedy Friemel | 1 | | | | | | | | | | 1 | | | 6 | | 1-0 |
| Doug Hartman | 4 | | | | 1 | 2 | 1 | | 1 | | | | | 3 | | 1-0 |
| | | | | | | | | | | | | | | | | |
| | | | | | | | | | | | | | | | | |
| | | | | | | | | | | | | | | | | |
| | | | | | | | | | | | | | | | | |
| | | | | | | | | | | | | | | | | |
| | | | | | | | | | | | | | | | | |
| | | | | | | | | | | | | | | | | |
| | | | | | | | | | | | | | | | | |
| | | | | | | | | | | | | | | | | |
| | | | | | | | | | | | | | | | | |
| | | | | | | | | | | | | | | | | |
| | | | | | | | | | | | | | | | | |
| TOTAL's | 12 | 7 | 6 | 3 | 5 | 2 | 5 | 3 | 2 | 1 | 5 | 3 | - | 36 | | 7-4 |

Comments: Very Nice Job.

CCHs 33 Vs Oshkosh 30

| Name | Takedown TD | Take Down Lost TDL | Reverse Won RW | Reverse Lost RL | Escape Won EW | Escape Lost EL | Near Fall Won NFW | Near Fall Lost NFL | Decision Won DW | Decision Lost DL | Pin P | Pin Lost PL | Draw | Team Points | Total Pts | |
|---|---|---|---|---|---|---|---|---|---|---|---|---|---|---|---|---|
| Chris Barger | | 1 | 2 | | | | | 1 | | | | 1 | | | | 0-1 |
| Kelly Rowley | | 3 | | 1 | | | | 3 | | | | 1 | | | | 0-1 |
| Pat Beran | 3 | | 1 | 1 | | 2 | 1 | 1 | 1 | | | | | 3 | | 1-0 |
| Steve Silvester | 1 | | | | | | | | | | 1 | | | 6 | | 1-0 |
| Todd Phelps | | 1 | | 1 | | | | 1 | | 1 | | | | | | 0-1 |
| Jason McNair | 1 | 1 | | | 1 | | | | | | 1 | | | 6 | | 1-0 |
| Ki Fanning | 1 | 2 | | 2 | | | 1 | 1 | | 1 | | | | | | 0-1 |
| John Pavkovic | 4 | | | 1 | 2 | 1 | 3 | | | | 1 | | | 6 | | 1-0 |
| Mike Yaw | 1 | 1 | | | 1 | | 1 | | | | | 1 | | | | 0-1 |
| Joedy Friemel | 1 | | | | | | | | | | 1 | | | 6 | | 1-0 |
| Doug Hartman | 1 | | | | | | 2 | | | | 1 | | | 6 | | 1-0 |
| | | | | | | | | | | | | | | | | |
| | | | | | | | | | | | | | | | | |
| | | | | | | | | | | | | | | | | |
| | | | | | | | | | | | | | | | | |
| | | | | | | | | | | | | | | | | |
| | | | | | | | | | | | | | | | | |
| | | | | | | | | | | | | | | | | |
| | | | | | | | | | | | | | | | | |
| | | | | | | | | | | | | | | | | |
| | | | | | | | | | | | | | | | | |
| | | | | | | | | | | | | | | | | |
| | | | | | | | | | | | | | | | | |
| TOTAL's | 13 | 9 | 2 | 6 | 4 | 3 | 8 | 7 | 1 | 2 | 5 | 3 | - | 33 | | 6-5 |

Comments: Good Start

LLHS _____ vs Oshkosh Bridgeport ~~Falls~~
J.V.

| Name | Takedown TD | Take Down Lost TDL | Reverse Won RW | Reverse Lost RL | Escape Won EW | Escape Lost EL | Near Fall Won NFW | Near Fall Lost NFL | Decision Won DW | Decision Lost DL | Pin P | Pin Lost PL | Draw | Team Points | Total Pts | |
|---|---|---|---|---|---|---|---|---|---|---|---|---|---|---|---|---|
| Jeremy Brewer | | 3 | 3 | 2 | | | 2 | 2 | | 1 | | 1 | | | | 0-2 |
| Shane Sorden | 3 | 2 | | 1 | 2 | | 2 | | | | 1 | 1 | | 6 | | 1-1 |
| Josh Jaeger | 1 | | | | | | | | | | 1 | | | 6 | | 1-0 |
| TOTAL's | 4 | 5 | 3 | 3 | 2 | - | 4 | 2 | - | 1 | 2 | 2 | | 12 | | 2-3 |

Comments:

# G.C.H.S.

# WRESTLING

## DOUBLE-DUAL

## BADGERPOAT

## GARDEN COUNTY

## IMPERIAL





CHASE COUNTY

VARSITY

| | WT | NAME | GR | | |
|---|---|---|---|---|---|
| | 103 | OPEN | | | |
| | 112 | Chris Burger ~~Kelly Rowley~~ | 10 | 112 | |
| | 119 | Kelly Rowley ~~Shane Sorden~~ | 9 | 116 | |
| 3 | 125 | Pat Beran | 12 | 123 | 3 |
| 6 | 130 | Steve Silvester | 10 | 129 | 6 |
| 6 X | 135 | Todd Phelps | 10 | 134 | |
| X | 140 | Jason McNair | 11 | 138 | 6 |
| 6 | 145 | Ki Fanning ~~Mike Yaw~~ | 11 | 136 | |
| 6 X | 152 | John Pankonin | 11 | 151 | 6 |
| | 160 | ~~Scott Lange~~ Mike Yaw | 10 | 151 | |
| 6 | 171 | Joedy Friemel | 11 | 169 | 6 |
| 3 | 189 | Doug Hartman | 9 | 178 | 6 |
| 36 | HWT | OPEN | | | |

34

JR. VARSITY

| | | | | | |
|---|---|---|---|---|---|
| | | Shane Sorden 125 | | | ~~Ray Burt 138~~ |
| * | 112 | Jeremy Brewer 110 | 9 | Rusty Kaps 106 | |
| | ~~112~~ | ~~Chris Burger~~ | 11 | | |
| | ~~130~~ | ~~K. Fanning~~ | ~~9~~ | | |
| | ~~135~~ | ~~Tony Weiss~~ | ~~11~~ | | |
| | ~~145~~ | ~~Tab Wood~~ | ~~9~~ | | |
| | 160 | Josh Jager 165 | 9 | Clay Heath | |

HEAD COACH: Vern Phelps
ASS'T COACH: Gary Patch
MANAGER: Tanya Hoffmeister

G.C.H.S. EAGLES

VARSITY

7 Jeremy R2 | T2 NR3 | NF2 NR3
13 Ave T2 NR3 NF3 | E-1

| | WT | NAME | GR | |
|---|---|---|---|---|
| | 103 | Open. ~~Rusty Kaps~~ | ~~10~~ | |
| 6 | 112 | Billy Hunt 110 | 9 | |
| 6 | 119 | Chris Schmid 116 | 10 | |
| | 125 | Dave Samsel 123 | 11 | |
| | 130 | Scott Plog | 11 | 129 |
| 4 | 135 | Josh Arstingstall | 11 | 134 |
| | 140 | Mark Riedel | 12 | 139 |
| 3 | 145 | Dave Schwartz | 11 | 139 |
| | 152 | Mitch Grace ~~Chris Acker~~ | 10 ~~10~~ | 142 |
| 6 | 160 | ~~OPEN~~ Chris Acker | 10 | 151 |
| | 171 | Monte Milanuk | 9 | 168 |
| | 189 | Brian Moffat | 10 | 187 |
| 6 | HWT | Chuck Benelli | 9 | |
| 31 | | | | |

JR. VARSITY

| | | | |
|---|---|---|---|
| 135 | Raymond Burt | 9 | 137 |
| 140 | ~~Mitch Grace~~ | 10 | |
| 171 | Clay Heath | 9 | 171 |

COACHES: Ron Klemke, Doug Leopold
MANAGER: Stacey Winn
MAT MAIDS: Stacy Miller, Karen Hoeft, Michelle Weaver, Beth Dowson

VARSITY

| | WT | NAME | |
|---|---|---|---|
| | 103 | OPEN | |
| 6 | 112 | Greg Eichtmeier ~~Howard Christensen~~ | |
| 6 | 119 | David Bolinger ~~Greg Eichthaler~~ | 117 |
| | 125 | ~~John Francone~~ Mark Widener | 123 |
| | 130 | ~~Cris Batterman~~ John Francone | 129 |
| | 135 | ~~Mark Widener~~ Chris Batterman | 134 |
| 3 | 140 | Heath Peters | 140 |
| | 145 | Jeremy Boenning ~~Steve Rodgers~~ ~~Open~~ | 142 |
| | 152 | ~~Jeff Guerrero~~ Steve Rodgers | 150 |
| 6 | 160 | ~~OPEN~~ Jeff Guerrero | 159 |
| | 171 | Ron Bennett | 169 |
| | 189 | Justin Sterkel | 175 |
| 6 | HWT | Dana Hansen | |
| 27 | | | |

JR. VARSITY

| | | | |
|---|---|---|---|
| Jeremy B. | | Howard C | 111 |
| B | 119 | Jason Brace | 123 |
| ~~A~~ | 119 | Mike Ureste | 127 |
| | 135 | Mark Swires | |
| A | HWT | Brian Adams | |
| | | Dan Sijes | 122 |

HEAD COACH: Kevin McCurley
ASS'T COACH: Dave Rischling

CCHS _____ vs Holyoke Invit

| Name | Takedown TD | Take Down Lost TDL | Reverse Won RW | Reverse Lost RL | Escape Won EW | Escape Lost EL | Near Fall Won NFW | Near Fall Lost NFL | Decision Won DW | Decision Lost DL | Pin P | Pin Lost PL | Draw | Team Points | Total Pts | |
|---|---|---|---|---|---|---|---|---|---|---|---|---|---|---|---|---|
| Jeremie Brewer | 1 | 1 | - | - | - | - | - | - | - | - | 1 | 1 | - | 12 | 12 | 1-1 |
| Chris Barger | - | 1 | 2 | 3 | - | - | 1 | 6 | - | 1 | - | - | - | 10 | 10 | 0-1 |
| Kelly Rowley | 2 | 3 | 1 | 1 | 1 | - | 2 | 1 | - | - | 1 | 2 | - | 7 | 7 | 1-2 |
| Pat Beran | 1 | 4 | 1 | - | 3 | 1 | - | 2 | - | - | - | 2 | - | 0 | 0 | 0-2 |
| Steve Silvester | 4 | - | 1 | - | - | 1 | 4 | - | - | - | 3 | - | - | 24 | 24 | 3-0 |
| Ki Fanning | 4 | 3 | - | 1 | 1 | 2 | 1 | 1 | - | 1 | 1 | - | - | 3 | 3 | 1-1 |
| Todd Phelps | 2 | 1 | 2 | 1 | 1 | - | 2 | 1 | - | - | 2 | 1 | - | 18 | 18 | 2-1 |
| Jason McNair | 6 | 1 | 1 | - | 2 | 2 | 5 | - | - | - | 3 | - | - | 24 | 24 | 3-0 |
| John Pankonin | 2 | 2 | 7 | - | - | 3 | 2 | 2 | 2 | 1 | 1 | - | - | 12½ | 12½ | 3-1 |
| Joedy Friemel | 3 | 2 | - | - | 1 | 2 | 3 | - | - | 1 | 2 | - | - | 18 | 18 | 2-1 |
| Doug Hartman | 2 | 1 | - | - | - | 1 | - | - | - | - | 1 | 1 | - | 16 | 16 | 1-1 |
| | | | | | | | | | | | | | | | | |
| | | | | | | | | | | | | | | | | |
| | | | | | | | | | | | | | | | | |
| | | | | | | | | | | | | | | | | |
| | | | | | | | | | | | | | | | | |
| | | | | | | | | | | | | | | | | |
| | | | | | | | | | | | | | | | | |
| | | | | | | | | | | | | | | | | |
| | | | | | | | | | | | | | | | | |
| | | | | | | | | | | | | | | | | |
| | | | | | | | | | | | | | | | | |
| | | | | | | | | | | | | | | | | |
| | | | | | | | | | | | | | | | | |
| TOTAL's | 27 | 19 | 15 | 6 | 9 | 12 | 20 | 13 | 2 | 4 | 15 | 7 | | 140½ | 140½ | 17-11 |

Comments:

| | | | |
|---|---|---|---|
| Imperial | 140½ | Haxtun | 45½ |
| Holyoke | 95½ | Fleming | 40½ |
| Otis | 66 | Yuma | 31 |
| Calichie | 63 | Wray | 25 |
| Valley | 49 | Arickaree | 10 |

Very Nice Job

LCHS _____ vs Holyoke Invit Season Totals

| Name | Takedown | Take Down Lost | Reverse Won | Reverse Lost | Escape Won | Escape Lost | Near Fall Won | Near Fall Lost | Decision Won | Decision Lost | Pin | Pin Lost | Draw | Team Points | Total Pts | |
|---|---|---|---|---|---|---|---|---|---|---|---|---|---|---|---|---|
| | TD | TDL | RW | RL | EW | EL | NEW | NFL | DW | DL | P | PL | Draw | | | |
| Jeremie Brewer | 1 | 1 | - | - | - | - | - | - | - | - | 1 | 1 | - | 12 | 12 | 1-1 |
| Chris Barger | 2 | 4 | 5 | 4 | - | 1 | 2 | 7 | - | 1 | - | 3 | - | 10 | 10 | 0-4 |
| Kelly Rowley | 2 | 10 | 3 | 2 | 1 | 1 | 3 | 4 | - | - | 1 | 4 | 1 | 7 | 9 | 1-4-1 |
| Pat Beran | 4 | 7 | 4 | 2 | 3 | 3 | 5 | 3 | 3 | - | - | 2 | - | 0 | 9 | 3-2 |
| Steve Silvester | 7 | - | 1 | - | - | 1 | 5 | - | - | - | 6 | - | - | 24 | 42 | 6-0 |
| Ki Fanning | 6 | 9 | 1 | 4 | 3 | 2 | 2 | 7 | - | 2 | 2 | 1 | - | 3 | 9 | 2-3 |
| Todd Phelps | 4 | 4 | 2 | 2 | 3 | - | 2 | 2 | - | 1 | 4 | 1 | - | 18 | 30 | 4-2 |
| Jason McNair | 10 | 3 | 3 | 3 | 6 | 3 | 7 | 2 | 1 | 1 | 4 | - | - | 24 | 34 | 5-1 |
| Tab Wood | - | 1 | - | - | - | - | - | - | - | - | - | 1 | - | 0 | 0 | 0-1 |
| John Pawkonis | 9 | 4 | 10 | 1 | 4 | 4 | 7 | 2 | 3 | 1 | 3 | - | - | 12½ | 27½ | 6-1 |
| Mike Yaw | 1 | 2 | - | - | 1 | - | 1 | - | - | - | - | 2 | - | - | - | 0-2 |
| Joedy Friemel | 6 | 3 | 2 | 2 | 2 | 2 | 4 | - | - | 1 | 5 | - | - | 18 | 36 | 5-1 |
| Doug Hartman | 7 | 2 | - | - | 1 | 3 | 3 | - | 1 | - | 2 | 2 | - | 16 | 25 | 3-2 |
| | | | | | | | | | | | | | | | | |
| | | | | | | | | | | | | | | | | |
| | | | | | | | | | | | | | | | | |
| | | | | | | | | | | | | | | | | |
| | | | | | | | | | | | | | | | | |
| | | | | | | | | | | | | | | | | |
| | | | | | | | | | | | | | | | | |
| | | | | | | | | | | | | | | | | |
| | | | | | | | | | | | | | | | | |
| | | | | | | | | | | | | | | | | |
| TOTAL's | 59 | 50 | 31 | 20 | 24 | 20 | 41 | 27 | 8 | 7 | 28 | 17 | 1 | 140½ | 245½ | 36-24-1 |

Comments:

HOLYOKE INVITATIONAL
TEAM RANKINGS

1. IM - 128.5
2. HO - 88.5
3. CA - 73
4. VA - 59
5. OT - 50
6. HA - 45.5
7. FL - 40.5
8. YU - 31
9. WR - 25
10. AR - 10
11. XX - 9

Holyoke Invitational

105 lbs class

Round Robin

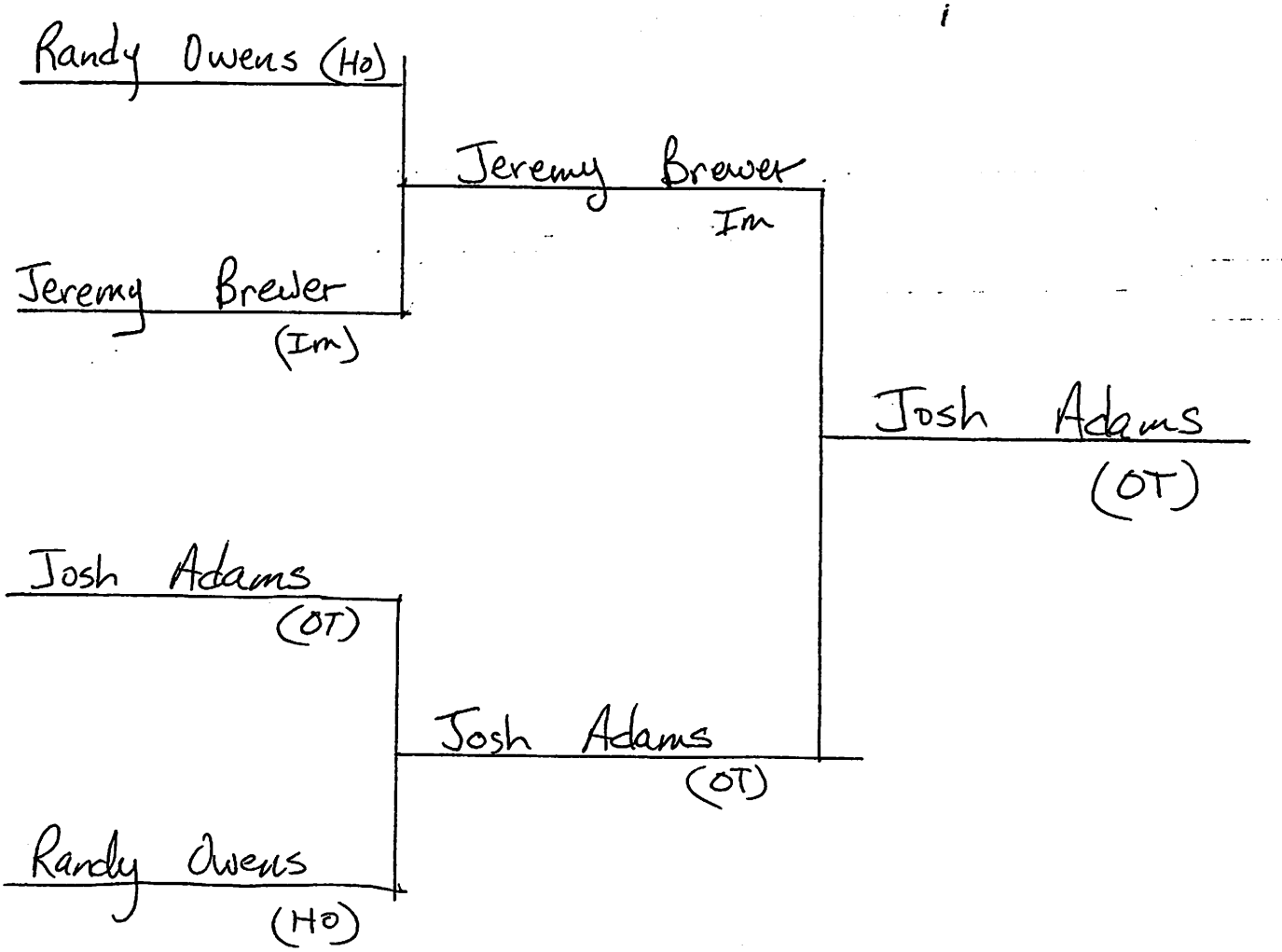


Randy Owens

3RD (HO)

ENTER THE MATCH NUMBER:

HOLYOKE INVITATIONAL

CHAMPIONS BRACKET 112 LBS. CLASS

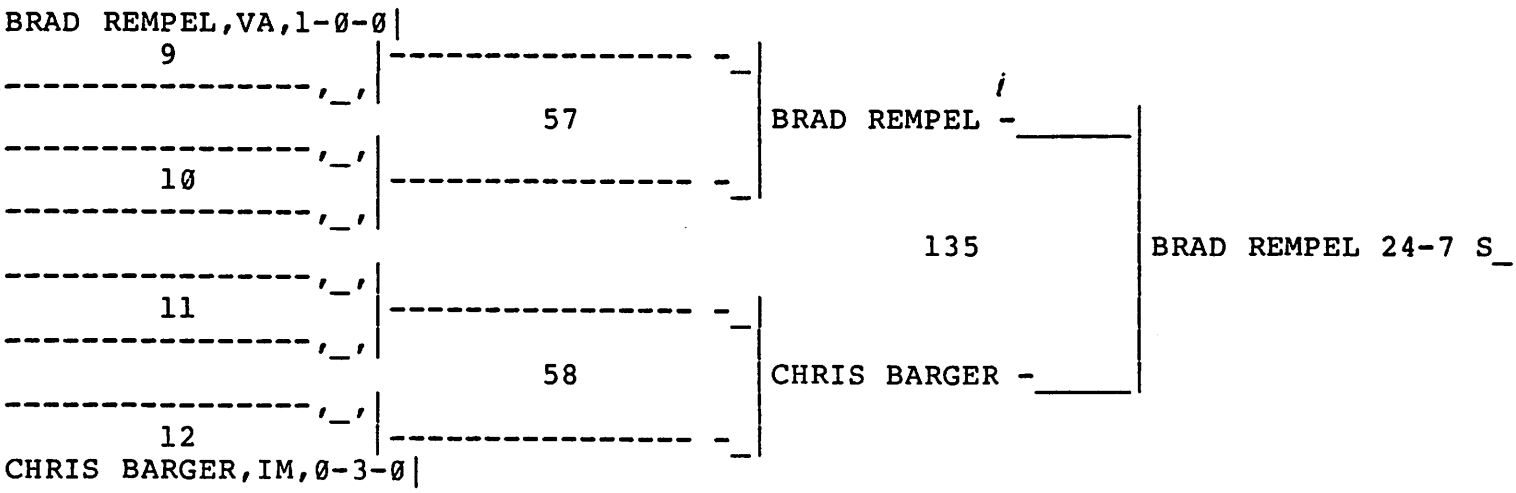


CONSOLATION BRACKET 112 LBS. CLASS

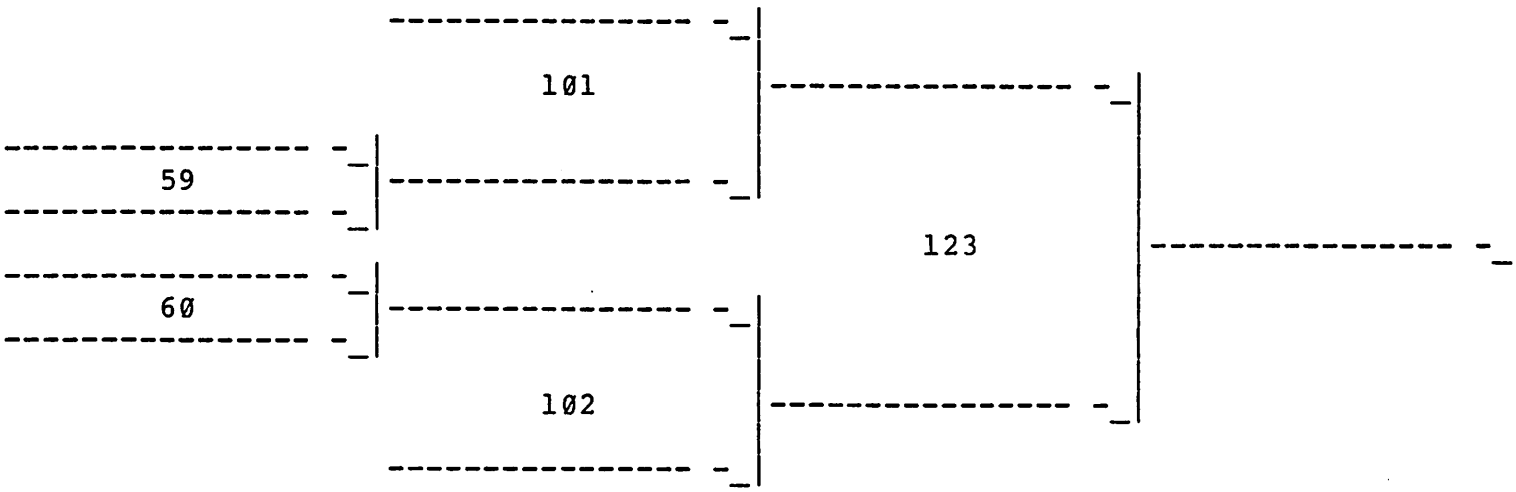

HOLYOKE INVITATIONAL

CHAMPIONS BRACKET 119 LBS. CLASS

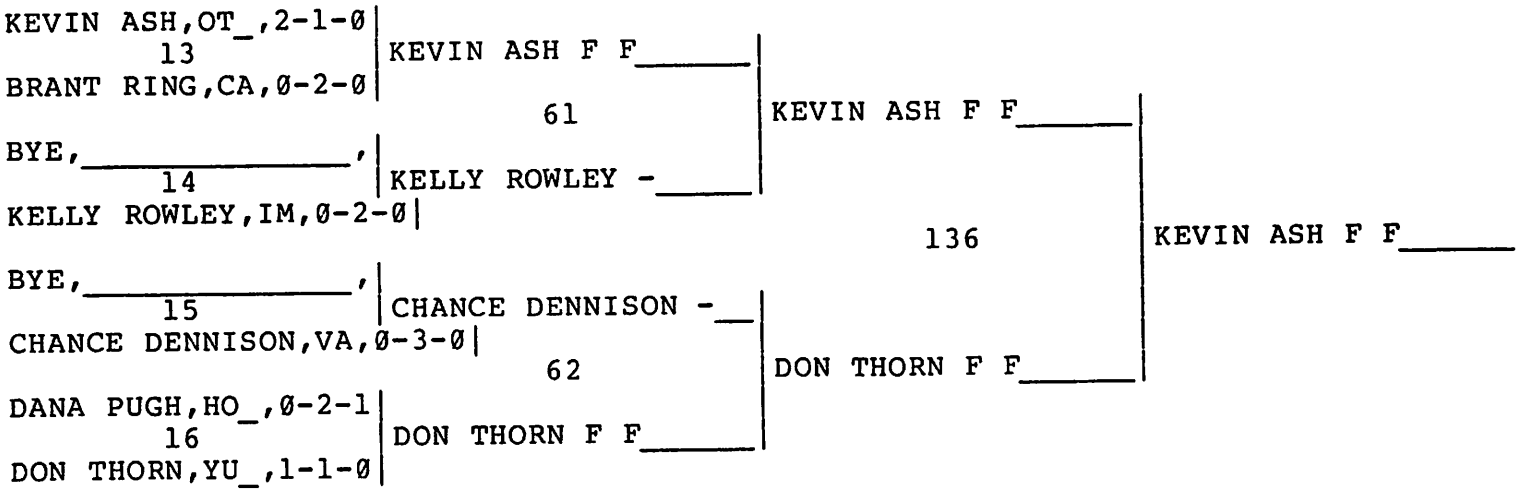


CONSOLATION BRACKET 119 LBS. CLASS

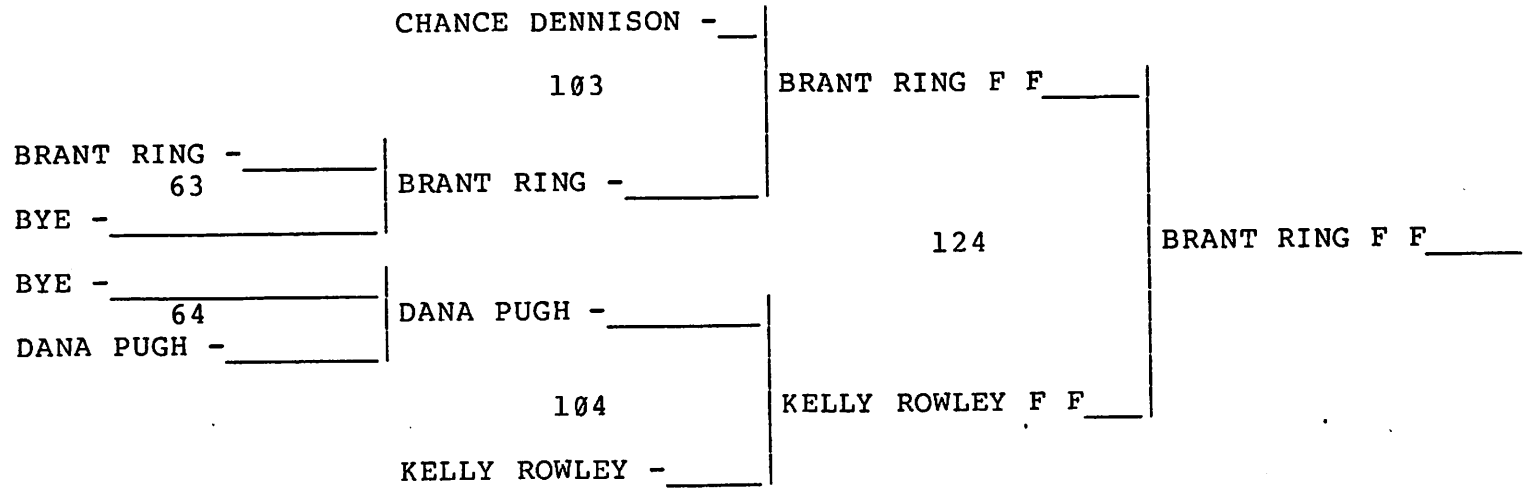

HOLYOKE INVITATIONAL

CHAMPIONS BRACKET 126 LBS. CLASS

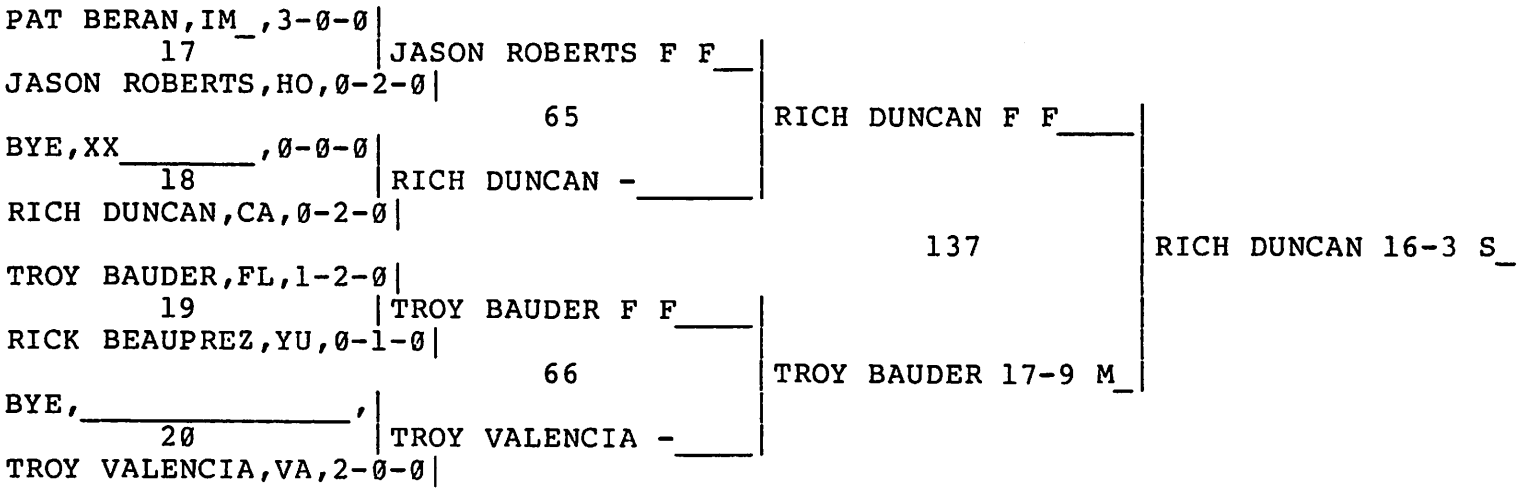


CONSOLATION BRACKET 126 LBS. CLASS



HOLYOKE INVITATIONAL

CHAMPIONS BRACKET 132 LBS. CLASS

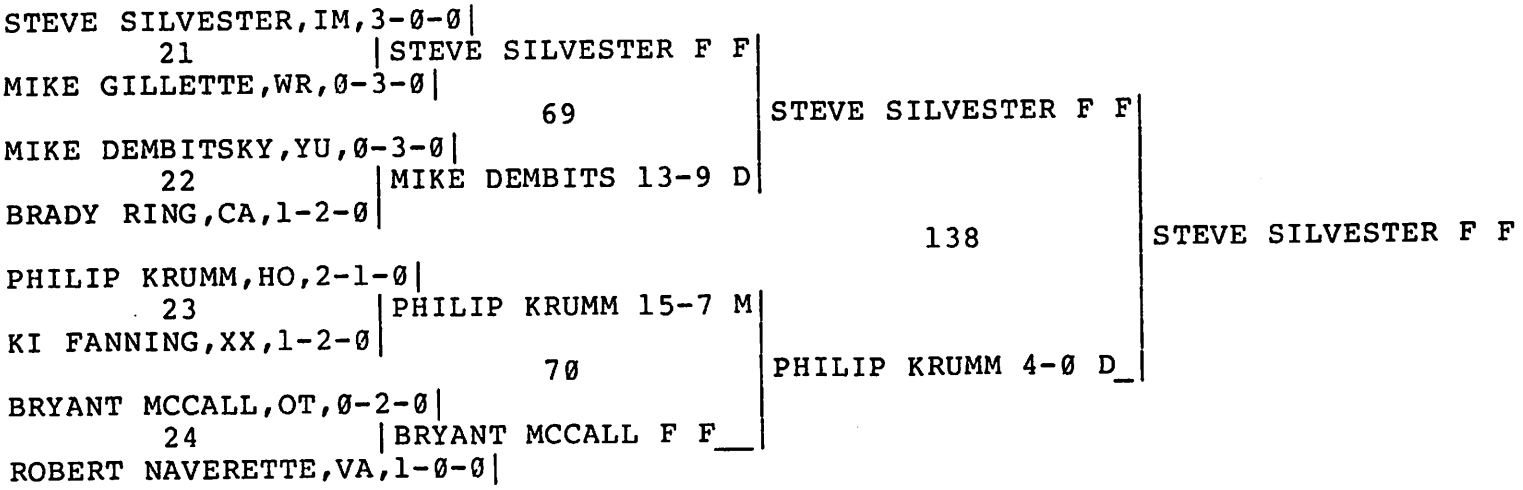


CONSOLATION BRACKET 132 LBS. CLASS

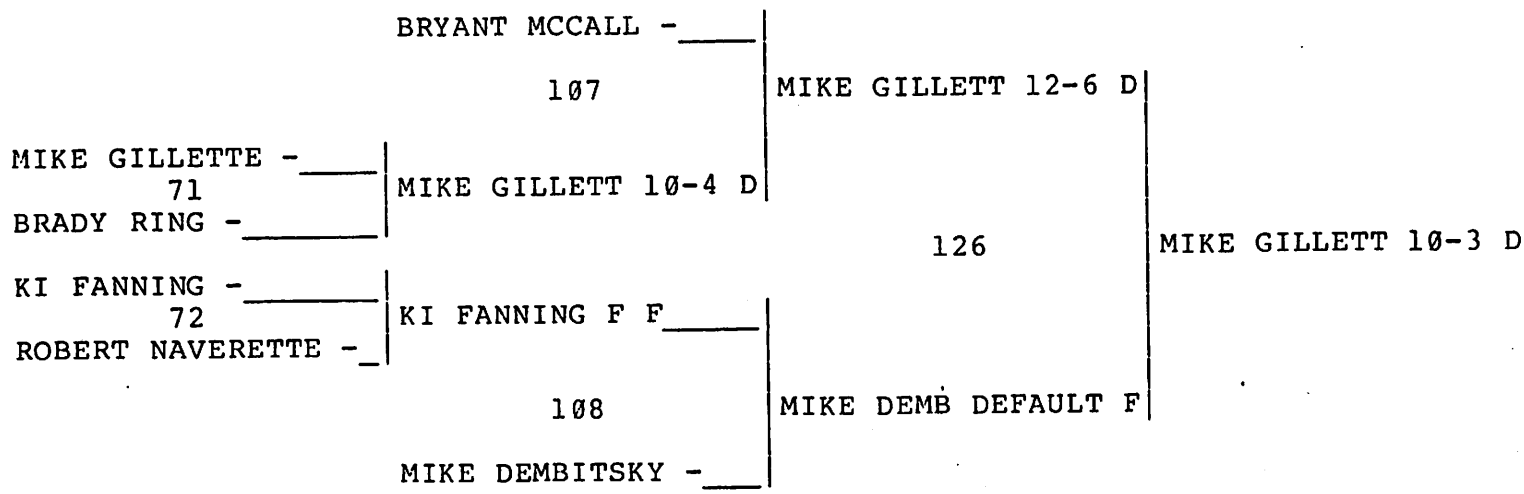

HOLYOKE INVITATIONAL

CHAMPIONS BRACKET 138 LBS. CLASS

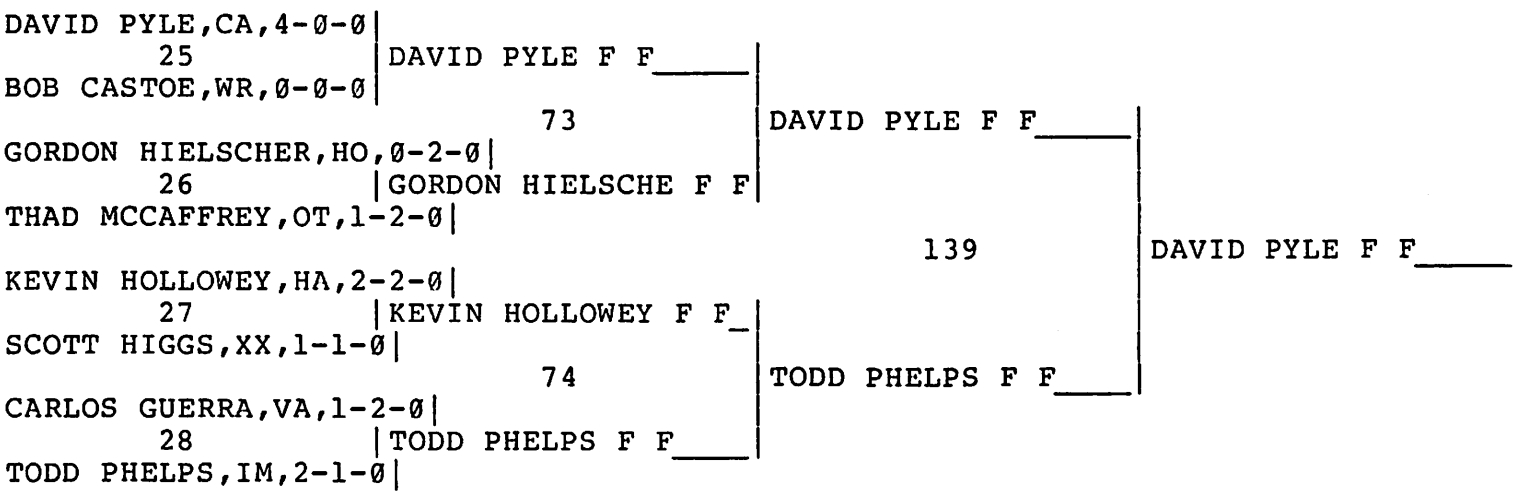


CONSOLATION BRACKET 138 LBS. CLASS

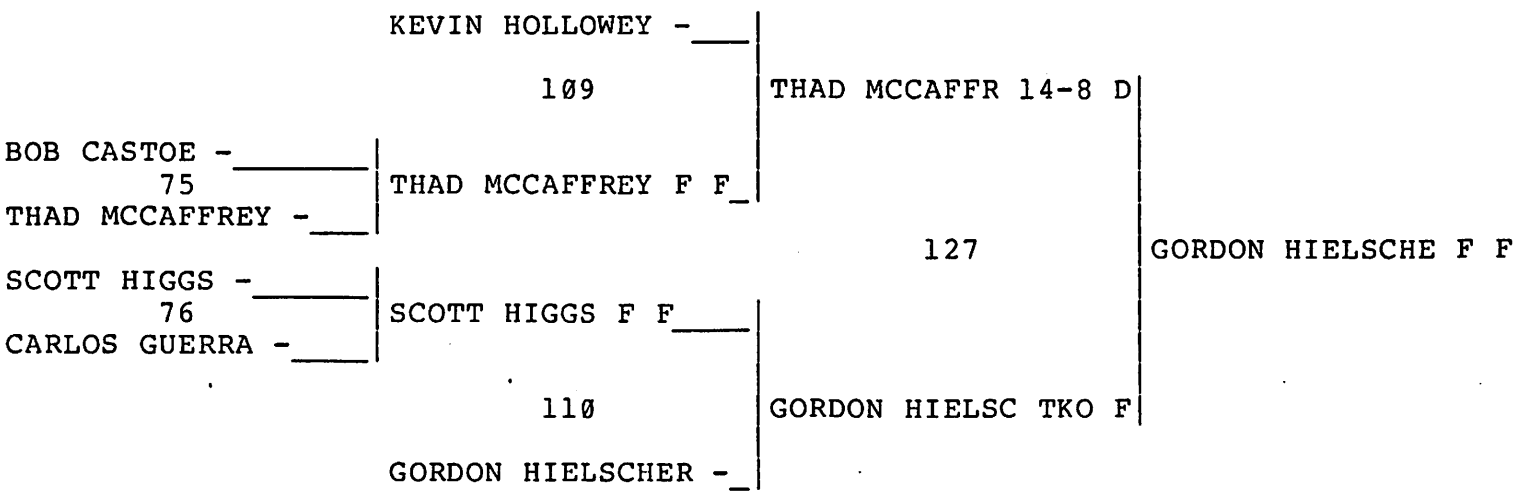

HOLYOKE INVITATIONAL

CHAMPIONS BRACKET 145 LBS. CLASS

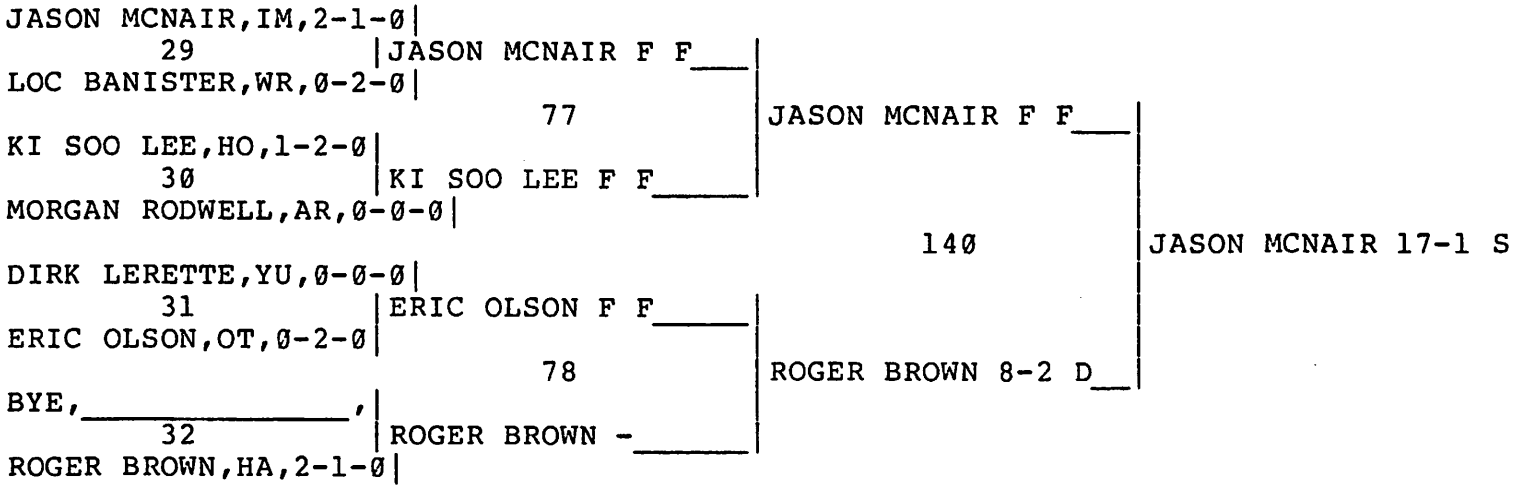


CONSOLATION BRACKET 145 LBS. CLASS

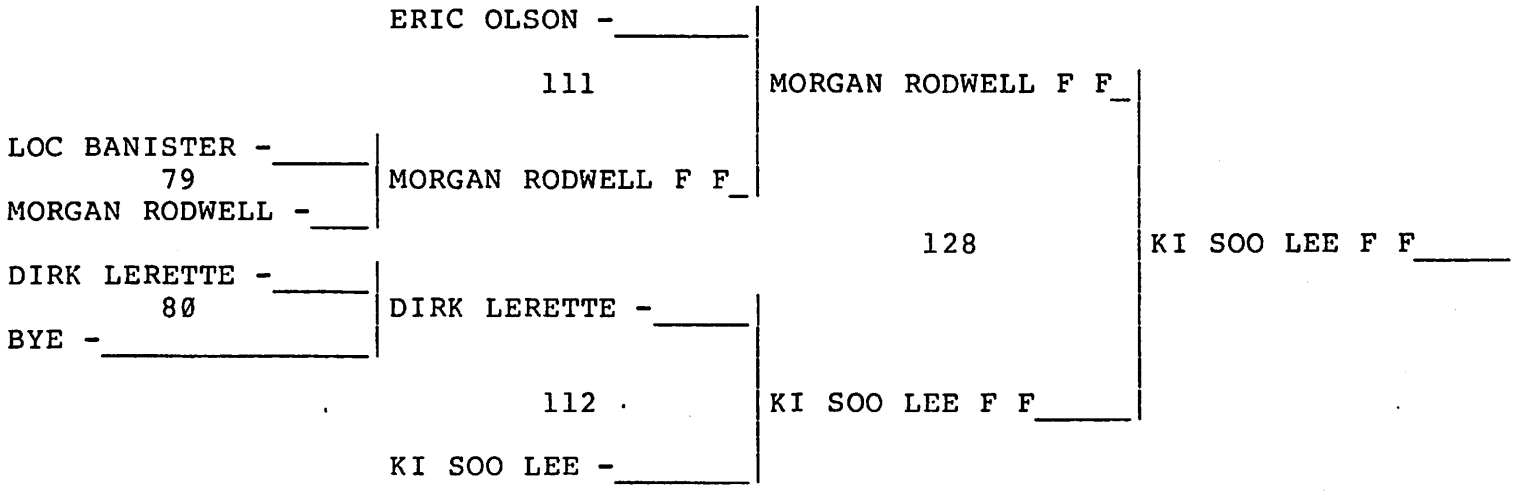

# HOLYOKE INVITATIONAL

## CHAMPIONS BRACKET 155 LBS. CLASS

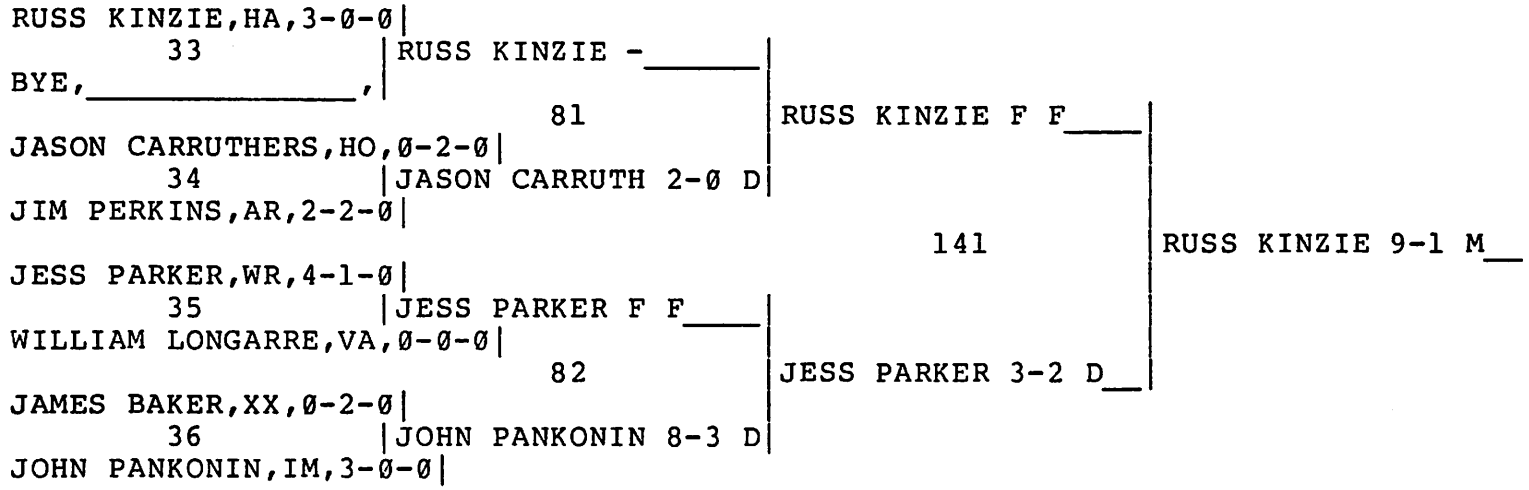


## CONSOLATION BRACKET 155 LBS. CLASS

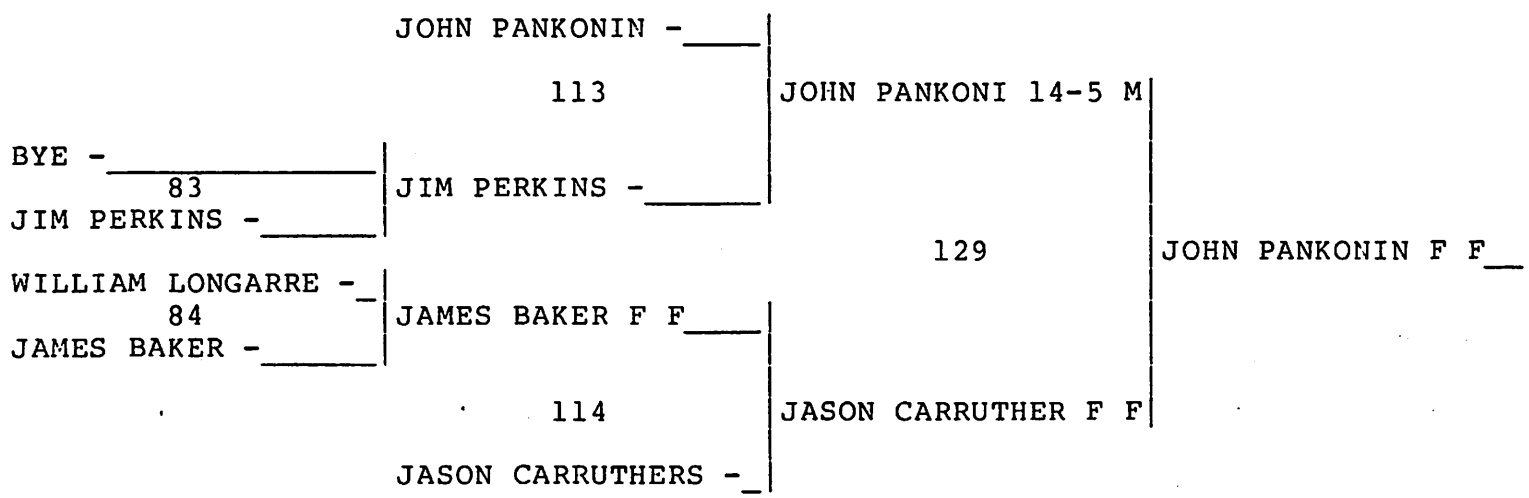

HOLYOKE INVITATIONAL *i*

CHAMPIONS BRACKET 167 LBS. CLASS

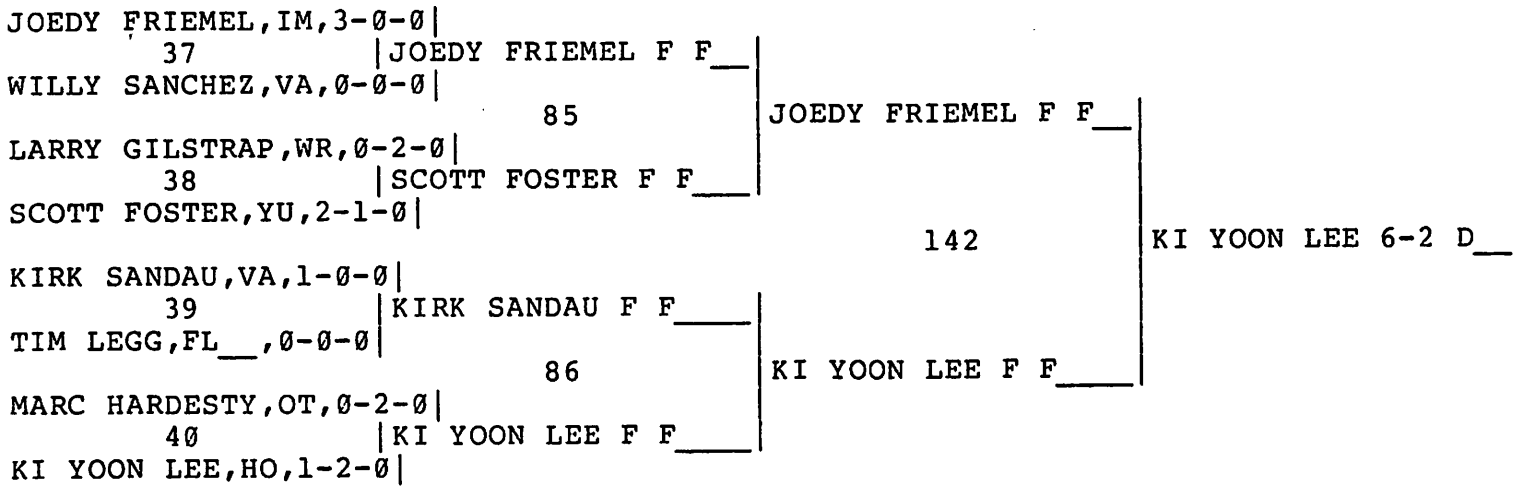


CONSOLATION BRACKET 167 LBS. CLASS

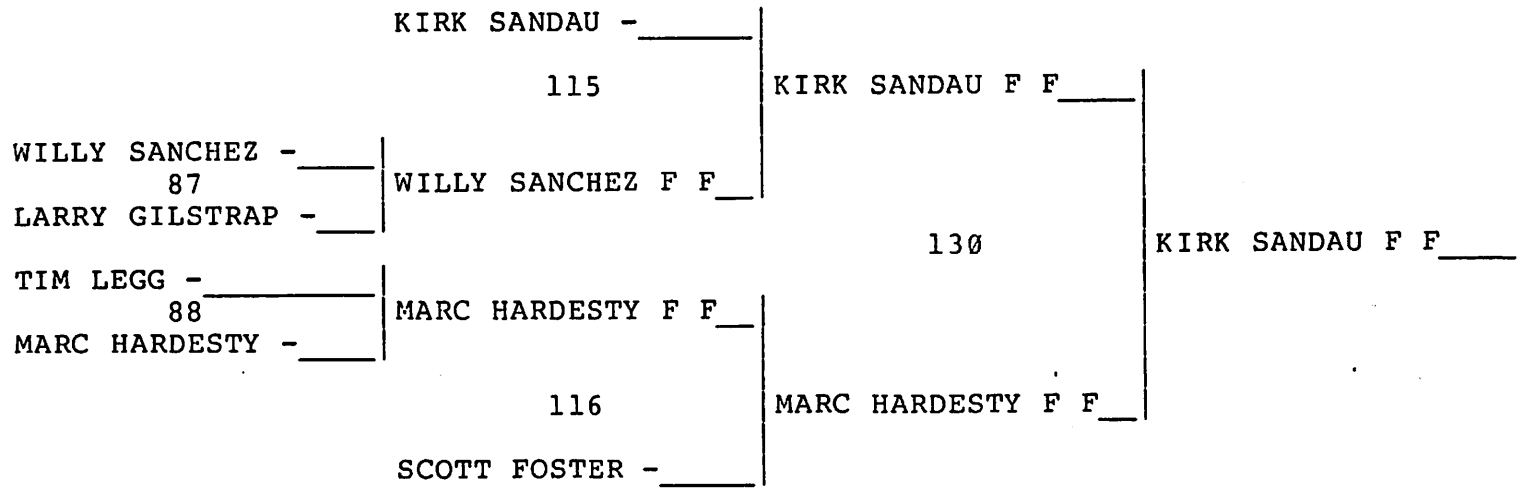

# HOLYOKE INVITATIONAL

## CHAMPIONS BRACKET 185 LBS. CLASS

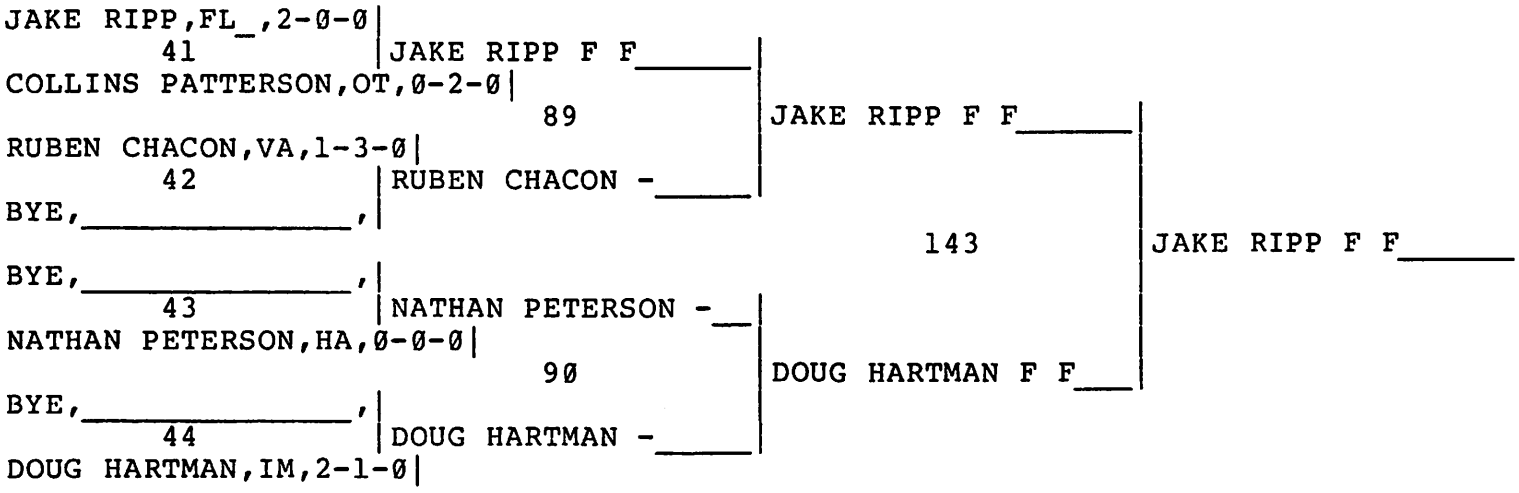


## CONSOLATION BRACKET 185 LBS. CLASS

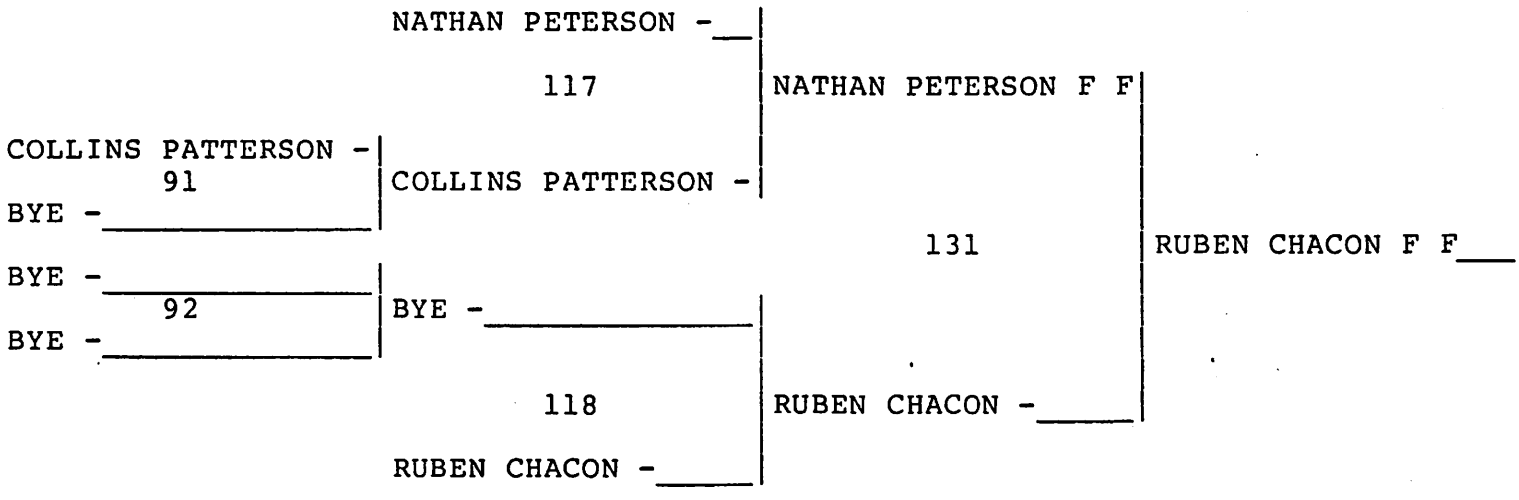

HOLYOKE INVITATIONAL

CHAMPIONS BRACKET HWT LBS. CLASS

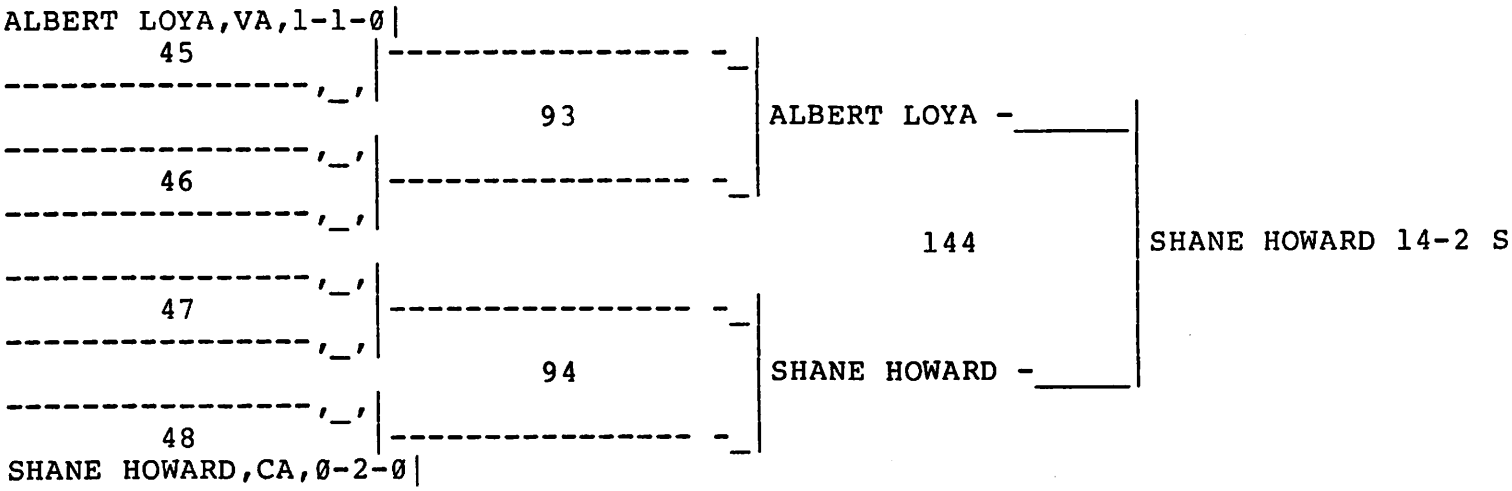


CONSOLATION BRACKET HWT LBS. CLASS

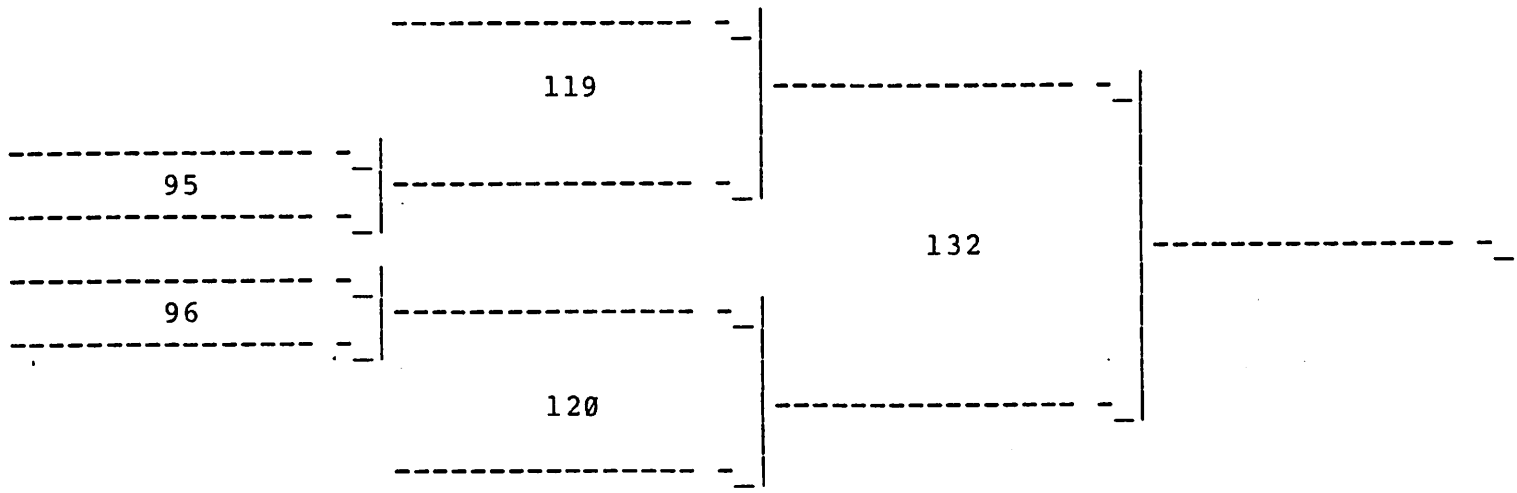

# HOLYOKE 1987 INVITATIONAL

Teams

Arickaree
Caliche
Fleming
Haxtun
Holyoke
Imperial
OTis
Valley J.V.
Wray
Yuma J.V.

1986 Team Champion

Caliche



1986 Runner-Up

Imperial

# WRESTLING TOURNAMENT

December 12th

126 Round Robbin

126

(1) Chad Garrett (Hol.)

Shane Sordom

Shane Sordom (Imp)

Shane Sordom (Imp)

98 LB. CLASS

Manck (Valley)

(4) Justin Manck (Valley)



CHAMPION

(3)

RUNNER-UP

(2)

THIRD

FOURTH

Randy Owens. (Ho)

Jeremy Brewer. I

Jeremy Brewer

Josh Adams. (Otis)

Josh Adams (Otis)

105 LB. CLASS

Josh Adams Pinned Randy Owens



CHAMPION

RUNNER-UP

THIRD

FOURTH

112 LB. CLASS

Brad Rempel (Valley)



Chris Bargen Imp.

Rempel (Val)

CHAMPION

RUNNER-UP

THIRD

FOURTH

119 LB. CLASS

Kevin Ash (2-1) (Otis)

Brant Ring (Cal) (0-2)

Ash (Otis)

Bye

Kelly Rowley

Kelly Rowley Imp (0-2-1)

Ash (Otis)



Ash (Otis)

CHAMPION

Bye

Dennison (Val)

Chance Dennison (Val) (0-3)

RUNNER-UP

Don Thon (Yuma)

Dana Pugh Hol. (0-2)

Don Thon (Yuma)

Don Thon (Yuma) (1-1)

Ring (Cal)

Dennison (Val)

Ring (Cal)

Ring (Cal)

Pugh (Hol)

Rowley (Imp)

Rowley (Imp)

Ring (Cal)

THIRD

FOURTH

126 LB. CLASS.

Pat Beran (Imp) 3-0

Jason Roberts (Hol) 0-2

Roberts (Hol)

Bye

Rich Duncan (Cal) 0-2

Duncan (Cal)

Duncan (Cal)

Troy Bandy (FL) 1-2

Rick Beaprez (Yum) 0-1

Bander (FL)

Bander (FL)

Bye

Troy Valencia (Vally) (2-0)

Valencia (Valley)

Beran

Bye

Valencia (Val)

Beran (Imp)

Valencia (Val)

Beaprez (Yum)

Roberts (Hol)

Roberts (Hol)

Valencia (Val)
THIRD

Roberts (Hol)
FOURTH



Duncan (Cal)
CHAMPION

Bander (Flem)
RUNNER-UP

132 LB. CLASS

Steve Silvester (Imp) (3-0)

Mike Gillette - (Wr.) - 0-3

Silvester (Imp)

Mike Dembitsky - (Yuma) - 0-3

Dembitsky (Yuma)

Ring (Cal)

Brady Ring (Cal) 1-2

Silvester (Imp)



Silvester (Imp)

CHAMPION

Phillip Kramm - Hol. (2-1)

Krumm (Hol)

Ki Fanning Imp (J.U) (1-2)

Krumm (Hol)

Krumm (Hol)

RUNNER-UP

Bryant McCall (Otis) - (0-2)

Bryant McCall Otis

Robert Navarrette (Vall) 1-0

McCall (Otis)

Gillette (Wr)

Gillette (Wr)

Ring Cal Dembitsky (Yuma)

Gillette (Wr)

McCall (Otis)

Gillette -

THIRD

Fanning (Imp)

Navarrette (Vall)

Fanning (Imp)

Dembitsky

Dembitsky

FOURTH

David Pyle (Cal) 4-0

Bob Castoe (Wr) (Otis)

Gordon Hielscher (Hol) (0-2)

Thad McCaffady (Otis) 1-2

McCaffady Hielscher (Hol)

Hielscher Hol

Pyle (Cal)

Pyle (Cal)

138 LB. CLASS



David Pyle (Cal)
CHAMPION

Todd Phelps (Imp)
RUNNER-UP

Kevin Holloway (Hax) (2-2)

Scott Higgs - (Hol. J.V.) (1-1)

Holloway (Hax)

Todd Phelps (Imp)

Carlos Guerra (Val) (1-2)

Todd Phelps Imp. 2-1

Todd Phelps (Imp)

Castoe (Wr)

McCaffady Hielscher (Hol)
Otis

Higgs Hol J.V.

Guerra Val

Holloway (Hax)

McCaffady (Otis)

Higgs (Hol)

Hielscher Hol

(Hax)

(Hol)

Hielscher
THIRD

FOURTH

Jason McNair (Imp) (2-1)

Loc Banister (Wr) 0-2.

McNair (Imp)

Ki Soo Lee (Ho) (1-2)

Moraan Rodwell (Ar) 0-2

Ki Soo Lee (Ho)

McNair (Imp)

145 LB. CLASS



McNair (Imp)
CHAMPION

Dirk Le Ratte. (Ya) 0-0

Eric Olson (Otis)

Eric Olson (Otis)

Brown (Ha)
RUNNER-UP

Roger Brown (Hax)

Bye

Roger Brown (Hax)

Roger Brown (Hax) 2-1

Loc Banister (Wr)

Rodwell (Ar)

Olson (Otis)

Rodwell (Ar)

Rodwell (Ar)

Bye

LeRatte. (Ya)

Lee (Ho)

Lee (Ho)

Lee (Ho)
THIRD

FOURTH

155 LB. CLASS

Russ Kinzie (Hax) (3-0)

Bye -

Kinzie - (Hax)

Kinzie (Hax)

JASON Carruthers Hol. (0-2)

Jim Perkins (Ar). 2-2

Carruthers (Hol)



Kinzie (Hax)
CHAMPION

Jess Parker (Wray) (4-1)

William Longarre (Val)

Jess Parker (Wr)

Parker (Wr)
RUNNER-UP

Jess Parker (Wr)

James Baku (Hol/J.V) (0-2)

John Pankonin (Imp) (3-0)

Pankonin (Imp)

Pankonin (Imp)

Perkins (Ar)

Pankonin (Imp)

Pankonin (Imp)
THIRD

Longarre (Val)

Baku Hol. J.V.

Baker Hol (JV)

Carruthers Hol

Carruthers (Hol)

FOURTH

Joedy Friemel (Imp) (3-0)

Josh Jaeger (Imp FV)

Sanchez.

Willy Sanchez (Val) 2-0

Joedy Friemel (Imp)

167- LB. CLASS

Joedy Friemel (Imp)

Larry Gilstrer - WR (0-2)

Foster Yuma

Scott Foster (Yuma) (2-1)



Ki Yoon Lee (Hol)

CHAMPION

Kirk Sandar (Valley) 1-0

Sandar (Valley)

Tim Legg (FL) 0-0

RUNNER-UP

Ki Yoon Lee (Hol)

Mark Hardesty (Otis) (0-2)

Ki Yoon Lee (Hol)

Ki Yoon Lee (Hol) 1-2

SANDAR

Sanchez (Val)

Sanchez

SANCHEZ

Gilstrer (WR)

Legg FL

Hardesty, Otis

Foster.

Foster

Sanchez

THIRD

FOURTH

Jake Ripp (Flem) ~~Hax~~ (2-0)

Collins Patterson (Otis) 0-2

Ripp (Flem)

Ruben Chacon (Val) 1-3

Chacon (Valley)

Bye

Jake Ripp (Flem)

185 LB. CLASS



Jake Ripp (Flem)

CHAMPION

Bye

Nathan Peterson (Hax)

Nathan Peterson (Hax) 0-0

Hartman (Imp)

RUNNER-UP

Bye

Hartman

Dog Hartman Imp (2-1)

Peterson

Patterson (Otis)

Peterson

Chacon

THIRD

Chacon

Chacon

FOURTH

Hunt LB. CLASS

Albert Noya (Va) 1-1



Howard CHAMPION

Shane Howard 6-2 (Cal) RUNNER-UP

THIRD

FOURTH

| School | Round | 98 | 105 | 112 | 119 | 126 | 132 | 138 | 145 | 155 | 167 | 185 | HWT | Advance ment Pt. | Total pts | Place |
|---|---|---|---|---|---|---|---|---|---|---|---|---|---|---|---|---|
| Arickaree | 1st | | | | | | | | | | | | | | | |
| | 2nd | | | | | | | | | | | | | | | |
| | 3RD | | | | | | | | | | | | | | | |
| Caliche | 1st | | | | | | | | | | | | | | | |
| | 2nd | | | | | | | | | | | | | | | |
| | 3RD | | | | | | | | | | | | | | | |
| Fleming | 1st | | | | | | | | | | | | | | | |
| | 2nd | | | | | | | | | | | | | | | |
| | 3RD | | | | | | | | | | | | | | | |
| Haxtun | 1st | | | | | | | | | | | | | | | |
| | 2nd | | | | | | | | | | | | | | | |
| | 3RD | | | | | | | | | | | | | | | |
| Holyoke | 1st | | | | | | | | | | | | | | | |
| | 2nd | | | | | | | | | | | | | | | |
| | 3RD | | | | | | | | | | | | | | | |
| Imperial | 1st | | | | | | | | | | | | | | | |
| | 2nd | | | | | | | | | | | | | | | |
| | 3RD | | | | | | | | | | | | | | | |
| OTis | 1st | | | | | | | | | | | | | | | |
| | 2nd | | | | | | | | | | | | | | | |
| | 3rd | | | | | | | | | | | | | | | |
| Valley JV | 1st | | | | | | | | | | | | | | | |
| | 2nd | | | | | | | | | | | | | | | |
| | 3RD | | | | | | | | | | | | | | | |
| Wray | 1st | | | | | | | | | | | | | | | |
| | 2nd | | | | | | | | | | | | | | | |
| | 3RD | | | | | | | | | | | | | | | |
| Yuma J.V. | 1st | | | | | | | | | | | | | | | |
| | 2nd | | | | | | | | | | | | | | | |
| | 3RD | | | | | | | | | | | | | | | |

Ark - 10
Wr 25
Yuma 31
Platte 40½
Hayden 45½
Valley 49
Calichie 63
Otis 66
Holyoke - 95½
Imperial 140½

Arickaree

| | |
|---|---|
| 145 | Jim Perkins |
| 155 | Morgan Rockwell |
| HWT | Marty Herman |
| Coach | Joe Shields |

Caliche Black yellow

| | |
|---|---|
| 105 | Ryan Dickinson |
| 112 | Brant Ring |
| 126 | Rich Duncan |
| 132 | Brady Ring |
| 138 | Dave Pyle |
| 145 | Matt Ross |
| HWT | Shane Howard |
| Coach | Monty Anderson |

Fleming

| | |
|---|---|
| 126 | Troy Bauder |
| 138 | Cory Felzein |
| 145 | Neal Lousberg |
| 155 | Scott Muller |
| 167 | Tim Legg |
| 185 | Jake Ripp |
| Coach | Jerry Bauder |

Haxtun

| | |
|---|---|
| 138 | Kevin Holloway |
| 145 | Roger Brown |
| 155 | Russ Kinzie |
| 185 | Nathan Peterson |
| Coach | Shawn Perry |

Holyoke

| | |
|---|---|
| 105 | Randy Owens |
| 112 | Chris Romine |
| 119 | Dana Pugh |
| 126 | Jason Roberts |
| | Chad Garrett |
| 132 | Philip Krumm |
| 138 | Gordon Hielscher |
| | Scott Higgs |
| 145 | Ki Soo Lee |
| 155 | Jason Carruthers |
| | James Baker |
| 167 | Ki Yoon Lee |
| Coach | Warren Piper |

Imperial

| | |
|---|---|
| 105 | Jeremy Brewer |
| 112 | Kelly Rowley |
| | Chris Barger |
| 119 | Pat Beran |
| | Shane Sorden |
| 126 | Steve Silvester |
| 132 | Ki Fanning |
| | Tony Weiss |
| 138 | Todd Phelps |
| 145 | Jason Mc Nair |
| | Tab Wood |
| 155 | Jogn Pankonin |
| | Mike Yaw |
| 167 | Joedy Friemel |
| | Josh Jaeger |
| 185 | Doug Hartman |
| Coach | Vern Phelps |

Otis (Red)

| | |
|---|---|
| 105 | Josh Adams |
| 119 | Kevin Ash |
| 126 | James Jones |
| 132 | Bryant McCall |
| | James Jones |
| 138 | Tony Butcher |
| 145 | Thad McCaffrey |
| 167 | Marc Hardesty |
| 185 | Collin Patterson |
| Coach | Aaron Bickley |

Valley J.V. (Black & yellow)

| | |
|---|---|
| 112 | Chance Dennison |
| 112 | Brad Rempel |
| 126 | Mat Espisnoza |
| 126 | Justin Mauck |
| 126 | Troy Valencia |
| 126 | Robert Navarrete |
| 138 | Carlos Guerra |
| 155 | William Longacre |
| 167 | Willy Snachez |
| 167 | Kirk Sanchez |
| 185 | Ruben Chacon |
| 185 | Albert Loya |
| Coach | Kevin Carbaugh |

Wray

| | |
|---|---|
| 119 | Tate Kerst |
| | Kirk Hoptontall |
| 126 | David Schaffner |
| 132 | Larry Merritt |
| | Mike Gillett |
| 138 | Rob Cosate |
| | Rick Gardner |
| | Larry Bannister |
| 145 | Chad Weatherly |
| 155 | Jess Parker |
| 167 | Larry Gilstrap |
| Coach | Ivan McIlvanie |

Yuma J.V. (Red

| | |
|---|---|
| 119 | Don Thorn |
| 126 | Rick Baupearez |
| 132 | Mike Dembisky |
| 145 | Justin Wiebers |
| | Dirk LeRetter |
| | Rick Clement |
| 185 | Scott Foster |
| Coach | Larry Bowman |

LCHS _____ vs Holyoke Invit J.V

| Name | Takedown TD | Take Down Lost TDL | Reverse Won RW | Reverse Lost RL | Escape Won EW | Escape Lost EL | Near Fall Won NFW | Near Fall Lost NFL | Decision Won DW | Decision Lost DL | Pin P | Pin Lost PL | Draw | Team Points | Total Pts | |
|---|---|---|---|---|---|---|---|---|---|---|---|---|---|---|---|---|
| Shane Sorden | 6 | - | 1 | 1 | 3 | 2 | 2 | 1 | 1 | - | 1 | - | - | - | - | 2-0 |
| Josh Jaeger | 1 | - | 1 | 3 | - | 1 | 1 | 2 | - | 1 | - | - | - | - | - | 0-1 |
| | | | | | | | | | | | | | | | | |
| TOTALS | 7 | - | 2 | 4 | 3 | 3 | 3 | 3 | 1 | 1 | 1 | - | - | - | - | 2-1 |
| | | | | | | | | | | | | | | | | |
| Season TOTALS | | Holyoke | Invit | | J.V | | | | | | | | | | | |
| | | | | | | | | | | | | | | | | |
| Jeremy Brewer. | - | 3 | 3 | 2 | - | - | 2 | 2 | - | 1 | - | 1 | - | - | - | 0-2 |
| Shane Sorden | 9 | 2 | 1 | 2 | 5 | 2 | 4 | 1 | 1 | - | 2 | 1 | - | - | - | 3-1 |
| Josh Jaeger | 2 | 1 | 1 | 3 | - | 1 | 1 | 2 | - | 1 | 1 | 1 | - | - | - | 1-2 |
| | | | | | | | | | | | | | | | | |
| | | | | | | | | | | | | | | | | |
| | | | | | | | | | | | | | | | | |
| | | | | | | | | | | | | | | | | |
| | | | | | | | | | | | | | | | | |
| | | | | | | | | | | | | | | | | |
| | | | | | | | | | | | | | | | | |
| | | | | | | | | | | | | | | | | |
| | | | | | | | | | | | | | | | | |
| | | | | | | | | | | | | | | | | |
| | | | | | | | | | | | | | | | | |
| | | | | | | | | | | | | | | | | |
| | | | | | | | | | | | | | | | | |
| TOTAL's | 11 | 6 | 5 | 7 | 5 | 3 | 7 | 5 | 1 | 2 | 3 | 3 | - | - | - | 4-5 |

Comments:

LCHS 36 vs Cambridge 38

| NAME | Takedown TD | Take Down Lost TDL | Reverse Won RW | Reverse Lost RL | Escape Won EW | Escape Lost EL | Near Fall Won NFW | Near Fall Lost NFL | Decision Won DW | Decision Lost DL | Pin P | Pin Lost PL | Draw | Team Points | Total Pts | |
|---|---|---|---|---|---|---|---|---|---|---|---|---|---|---|---|---|
| Chris Barger | 2 | 1 | 1 | 1 | | 1 | 1 | | | | | 1 | | 0 | 0 | 0-1 |
| Kelly Rowley | | 3 | 2 | | | 1 | 1 | | | | | | 1 | 2 | 2 | 0-0-1 |
| PAT Beran | | 2 | 1 | | 1 | | 1 | | 1 | | | | | 3 | 3 | 1-0- |
| Steve Silvester | 1 | | | | | | 1 | | | | 1 | | | 6 | 6 | 1-0 |
| Ki Fanning | | 3 | | 1 | 2 | | | 4 | | | | 1 | | 0 | 0 | 0-1 |
| JASON McNair | 2 | 1 | 1 | 1 | 2 | 1 | 2 | | 1 | | | | | 4 | 4 | 1-0 |
| Todd Phelps | 1 | | | | | | | | | | 1 | | | 6 | 6 | 1-0 |
| Tab Wood | | 1 | | | | | | | | | | 1 | | 0 | 0 | 0-1 |
| John Pankonin | | 2 | 2 | | 1 | | 1 | | 1 | | | | | 3 | 3 | 1-0 |
| Joedy Friemel | 1 | 1 | 2 | 2 | 1 | | 1 | | | | 1 | | | 6 | 6 | 1-0 |
| Doug Hartman | | 1 | | | | | | | | | | 1 | | 0 | 0 | 0-1 |
| TOTAL's | 7 | 15 | 9 | 5 | 7 | 3 | 8 | 4 | 3 | 0 | 3 | 4 | 1 | 36 | 38 | 6-4-1 |

Need Some Work Here

Comments: Very Good Job - 6-4-1 on mat -

36-32 on the mat

LCHS _____ vs Season Totals Cambridge

| Name | Takedown TD | Take Down Lost TDL | Reverse Won RW | Reverse Lost RL | Escape Won EW | Escape Lost EL | Near Fall Won NFW | Near Fall Lost NFL | Decision Won DW | Decision Lost DL | Pin P | Pin Lost PL | Draw | Team Points | Total Pts | |
|---|---|---|---|---|---|---|---|---|---|---|---|---|---|---|---|---|
| Chris Barger | 2 | 3 | 3 | 1 | - | 1 | 1 | 1 | | | | 3 | | | | 0-3 |
| Kelly Rowley | - | 7 | 2 | 1 | - | 1 | 1 | 3 | - | - | - | 2 | 1 | 2 | 2 | 0-2-1 |
| Pat Beran | 3 | 3 | 3 | 2 | - | 2 | 5 | 1 | 3 | - | - | - | - | 3 | 9 | 3-0 |
| Steve Silvester | 3 | - | - | - | - | - | 1 | - | - | - | 3 | - | - | 6 | 18 | 3-0 |
| Todd Phelps | 2 | 3 | - | 1 | 2 | | | 1 | | 1 | 2 | - | - | 6 | 12 | 2-1 |
| Jason McNair | 4 | 2 | 2 | 3 | 4 | 1 | 2 | 2 | 1 | 1 | 1 | - | - | 4 | 10 | 2-1 |
| Ki Fanning | 2 | 6 | 1 | 3 | 2 | - | 1 | 6 | - | 1 | 1 | 1 | - | - | 6 | 1-2 ~~0-4~~ |
| Tab Wood | - | 1 | - | - | - | - | - | - | - | - | - | 1 | - | - | - | 0-1 |
| John Pankonin | 7 | 2 | 3 | 1 | 4 | 1 | 5 | - | 1 | - | 2 | - | - | 3 | 15 | 3-0 |
| Mike Yaw | 1 | 2 | - | - | 1 | - | 1 | - | - | - | - | 2 | - | - | - | 0-2 |
| Joedy Friemel | 3 | 1 | 2 | 2 | 1 | - | 1 | - | - | - | 3 | - | - | 6 | 18 | 3-0 |
| Doug Hartman | 5 | 1 | - | - | 1 | 2 | 3 | - | 1 | - | 1 | 1 | - | - | 9 | 2-1 |
| | | | | | | | | | | | | | | | | |
| | | | | | | | | | | | | | | | | |
| | | | | | | | | | | | | | | | | |
| | | | | | | | | | | | | | | | | |
| | | | | | | | | | | | | | | | | |
| | | | | | | | | | | | | | | | | |
| | | | | | | | | | | | | | | | | |
| | | | | | | | | | | | | | | | | |
| | | | | | | | | | | | | | | | | |
| | | | | | | | | | | | | | | | | |
| | | | | | | | | | | | | | | | | |
| TOTAL's | 32 | 31 | 16 | 14 | 15 | 8 | 21 | 14 | 6 | 3 | 13 | 10 | 1 | 36 | 99 | 19-13-1 |
| | | | | | | | | | | | | | | | +6 105 | 13 36 |

Comments:

LCHS _____ vs Cambridge J.V.

| NAME | Takedown TD | Take Down Lost TDL | Reverse Won RW | Reverse Lost RL | Escape Won EW | Escape Lost EL | Near Fall Won NFW | Near Fall Lost NFL | Decision Won DW | Decision Lost DL | Pin P | Pin Lost PL | Draw | Team Points | Total Pts | |
|---|---|---|---|---|---|---|---|---|---|---|---|---|---|---|---|---|
| Josh Jaeger. | | 1 | | | | | | | | | | 1 | | | | 0-1 |
| | | | | | | | | | | | | | | | | |
| | | | 1 | | | | | | | | | | | | | |
| Season Totals. | Cambridge J.V. | | | | | | | | | | | | | | | |
| | | | | | | | | | | | | | | | | |
| Jeremy Brewer | – | 3 | 3 | 2 | – | - | 2 | 2 | – | 1 | - | 1 | – | – | – | 0-2 |
| Shane Sorden | 3 | 2 | – | 1 | 2 | – | 2 | – | – | - | 1 | 1 | - | – | 6 | 1-1 |
| Josh Jaeger. | 1 | 1 | – | – | – | – | – | – | – | – | 1 | 1 | – | – | 6 | 1-1 |
| | | | | | | | | | | | | | | | | |
| | | | | | | | | | | | | | | | | |
| | | | | | | | | | | | | | | | |

CHASE COUNTY VS CAMBRIDGE
DEC 10 1987

| CHASE COUNTY HIGH SCHOOL LONGHORNS | | | CAMBRIDGE TROJANS | |
|---|---|---|---|---|
| WEIGHT | NAME | GRADE | NAME | GRADE |
| 103 lbs | Open | | Open | |
| 112 lbs | Kelly Rowley | 10 | Joey Stemper | 9 |
| 119 lbs | Chris Barger | 11 | Dean Schleeman | 10 |
| 125 lbs | Pat Beran | 12 | Chris Dezonia | 9 |
| 130 lbs | Steve Silvester | 10 | Dusty Trosper | 10 |
| 135 lbs | Ki Fanning | 9 | Tim Sexton | 12 |
| 140 lbs | Jason McNair | 11 | Virgil Banzhaf | 11 |
| 145 lbs | Todd Phelps | 10 | Travis Arnold | 12 |
| 152 lbs | John Pankonin | 11 | Dana Hlavinka | 11 |
| 160 lbs | Mike Yaw | 11 | Darin Mues | 10 |
| 171 lbs | Joedy Friemel | 11 | Andy Wier | 10 |
| 189 lbs | Doug Hartman | 9 | Troy Paisley | 10 |
| Hwt | Open | | Shawn Colson | 12 |
| HEAD COACH: | VERN PHELPS | | HEAD COACH: | DENNIS WAHLMEIER |
| ASST COACH: | GARY PATCH | | ASST COACH: | KIRK TENBENSEL |
| MAT MAIDS: | TANYA HOFFMEISTER<br>JULIE MELTON | | MAT MAIDS: | JULIE WIER<br>JERI RICE |

JV WRESTLERS

| | | | | | |
|---|---|---|---|---|---|
| 112 lbs | Jeremy Brewer | 9 | 130 lbs | Chris Eisenhart | 11 |
| 125 lbs | Shane Sorden | 9 | 130 lbs | Bob Fries | 11 |
| 145 lbs | Tab Wood | 9 | 140 lbs | Doug liess | 10 |
| 135 lbs | Tony Weiss | 11 | 145 lbs | Don Hosick | 11 |
| 171 lbs | Josh Jaeger | 9 | 145 lbs | Mike Jorgensen | 11 |
| | | | 152 lbs | Joe Sexton | 10 |
| | | | 152 lbs | John Smith | 12 |
| | | | 152 lbs | Damon Colson | 9 |
| | | | 171 lbs | Jan tenBensel | 9 |
| | | | 189 lbs | Dennis Handrick | 10 |
| | | | 189 lbs | Shannon Bratten | 10 |

NEXT MATCH FOR THE LONGHORNS:

SAT DECEMBER 12 HOLYOKE INVITATIONAL 12:00 NOON STARTING TIME
FINALS BEGIN AT 5:00 P.M.



Chris Barger



Pat Beran



Jeremy Brewer



Ki Fanning

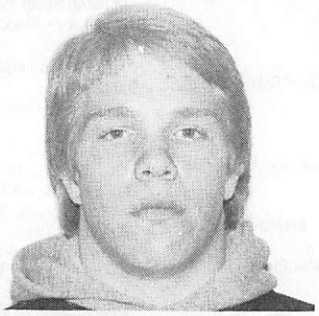

Joedy Friemel



Doug Hartman



Josh Jaeger

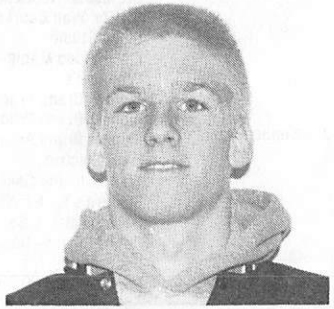

Jason McNair



John Pankonin



Todd Phelps

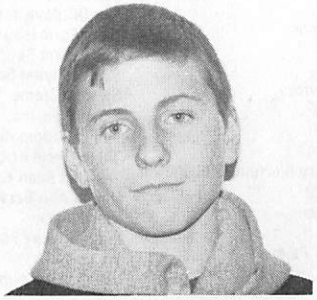

Kelly Rowley



Steve Silvester

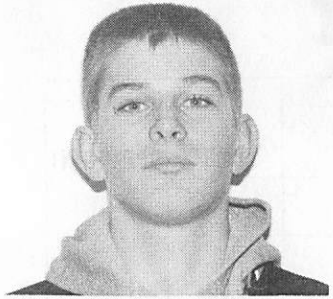

Shane Sorden



Tony Weiss



Tab Wood



Michael Yaw

## Schedule

| | |
|---|---|
| Dec. 3 — Oshkosh, Bridgeport | Oshkosh 5:00 |
| Dec. 10 — Cambridge Dual | Here 6:30 |
| Dec. 12 — Holyoke Inv. | There TBA |
| Dec. 19 — Cambridge Inv. | There 9:30 |
| Jan. 7 — Hershey Dual | There 6:30 |
| Jan. 9 — Ogallala Inv. | There 9:30 |
| Jan. 14 — SPVA Tourney | Here 5:00 |
| Jan. 16 — Imperial Inv. | Here 8:00 |
| Jan. 21 — Holyoke Dual | There 7:00 |
| Jan. 23 — Oshkosh Inv. | There TBA |
| Jan. 28 — McCook Dual | There 5:15 |
| Jan. 30 — N. P. St. Pat's Inv. | There 9:30 |
| Feb. 4 — Rep. Valley Dual | Here 6:30 |
| Feb. 12-13 — District Tourney in Cozad | |
| Feb. 18-20 — State Tourney in Lincoln | |

## Coaches



HEAD COACH: Vern Phelps (left)
ASSISTANT COACH: Gary Patch

## Mat Maid



Tanya Hoffmeister

# SCORE SHEET

| WEIGHT | WRESTLERS | | SCORE | |
|---|---|---|---|---|
| | CCHS | OPPONENT | CCHS | OPPONENT |
| 103 | | | | |
| 112 | | | | |
| 119 | | | | |
| 125 | | | | |
| 130 | | | | |
| 135 | | | | |
| 140 | | | | |
| 145 | | | | |
| 152 | | | | |
| 160 | | | | |
| 171 | | | | |
| 189 | | | | |
| HWT | | | | |
| | | Team Score | | |

## Summary Of Scoring

**Individual Match**

| | |
|---|---|
| Takedown | 2 pts. |
| Escape | 1 pt. |
| Reversal | 2 pts. |
| Near-Fall | 2 or 3 pts. |

**Tournament**

| | |
|---|---|
| Fall | 2 pts. |
| Default | 2 pts. |
| Forfeit | 2 pts. |
| Disqualification | 2 pts. |
| Advancement | |
| Champ. Bracket | 2 pts. |
| Consol. Bracket | 1 pt. |
| Superior Decision | 1 pt. |
| Major Decision | ½ pt. |

**Dual Meet**

| | |
|---|---|
| Fall | 6 pts. |
| Forfeit | 6 pts. |
| Default | 6 pts. |
| Disqualification | 6 pts. |
| Superior Decision (by 12 or more points) | 5 pts. |
| Major Decision (by 8 to 11 points) | 4 pts. |
| Regular Decision | 3 pts. |
| Draw | 2 pts. |

Chase County High School

# Longhorn Wrestling



## SPONSORS

The following businesses or individuals are sponsoring this program and the athletic banquets during the school year.

Adams Bank & Trust
Adams Drug
Added Touch, The
Allison Realty, Inc.
Amway Products—Del and Carol Schuman
Arnison's
B & M Oil—Bob Bartels
Banks Farms
Belau Mfg. & Radiator Repair—Paul F. Belau
Borchers, Orin and Deb
Brandt's Repair
Bret's Realty—M. L. "Jerry" Brethower
Broadway Liquors
Brophy Electric & T & L Center Pivot
Cannon Tire
Carman's Appliance
Chaco Lumber & Hardware
Chase County Glass—Jerry Clark
Chase County Grain
Cook's Ready-Mix, Inc.
Cooper Dry Goods
Curtis & Curtis
Dick's Conoco
Einspahr Drug
Enders Well Service
Energy Savers Unlimited—Jim Kimberling
Fairbairn-Jackson Clinic
Farm Credit Services
Farmers Coop. Exchange
Farmers & Merchants Bank
First State Bank
Fowler Plumbing & Heating
Frenchman Valley Coop.
Frenchman Valley Produce
Garst Seeds—Gene Haarberg
Garst Seeds—Tom Russell
General Store
Goldenwest Motel
Great Plains Cable TV
Great Plains Communications
H & J Sales
Haggard Drilling, Inc.
Hank's Truck & Diesel Service
Hegwood Trenching
Hofman's Repair
Home Decor, The
Imperial Dental Clinic—Gary Bjerrum, DDS
Imperial Eagles Aerie #3472
Imperial Grain and Fertilizer
Imperial Lanes
Imperial Marketing—Jerry Pajerski
Imperial Medical Clinic, PC—Dr. Bryce Shopp
Imperial Republican
Imperial Super Foods
JCPenney—Kinder Sales
Jack & Jill
Jacks Bean Company
Jack's Place
Johnson Taxidermy
Kwik Stop
Lamar Fertilizer
L.E.S. Realty, Inc.
Longhorn Corral/Chute #1
McNair Agency, Inc.
Meyer, Dr.Tim
Midwest Sales & Service—Jerry Wood
Darryl E. Moore, CPA
Mrs. Hap's Motel
New Holland of Imperial
Nebraska Irrigation Sales & Engineering—Wally Reinke
Occidental Nebraska Savings & Loan
Off The Wall Court Club
Olson Studio
P & B Video Magic—Pete and Bev Snyder
Penelope's
Pioneer Brand Products—Terry Bilka
Pioneer Brand Products—Rod Johnson
Pioneer Brand Products-Kent Miller
Pivot Electric
Kent Pribbeno Construction
Richard's Barber Shop
Robb's Sales & Service
Rose Electric—Don Lyne
S & L Farms, Inc.—Scott and Linda Payne
Sandy's Country Ford
Savage, Terry/Joel Burke
Schreiner Chiropractic Clinic
Service Insurance Agency
Silver Wings,Inc.
Stanbar Animal Hospital—Dr. Kenneth Krausnick/Dr. Dave Johnsen
State Farm Insurance—Ron Cunningham
Statz Farm Supply
Steggs Flying Service
Sweden Creme
T-Junction, Inc.
Toby's Automotive
Three Circle Irrigation
Trinidad Bean & Elevator Co.
United Agri Services—Gordon Smith
Video Place
Wallin Hiway Farms—Olan and Mary Wallin
Welch's IGA
Wheelers—Country General Store

CHASE COUNTY VS CAMBRIDGE
DEC 10 1987

| CHASE COUNTY HIGH SCHOOL LONGHORNS | | | CAMBRIDGE TROJANS | |
|---|---|---|---|---|
| WEIGHT | NAME | GRADE | NAME | GRADE |
| 103 lbs | Open | | Open | |
| 112 lbs | Kelly Rowley | 10 | Joey Stemper | 9 |
| 119 lbs | Chris Barger | 11 | Dean Schleeman | 10 |
| 125 lbs | Pat Beran | 12 | Chris Dezonia | 9 |
| 130 lbs | Steve Silvester | 10 | Dusty Trosper | 10 |
| 135 lbs | Kid Fanning | 9 | Tim Sexton | 12 |
| 140 lbs | Jason McNair | 11 | Virgil Banzhaf | 11 |
| 145 lbs | Todd Phelps | 10 | Travis Arnold | 12 |
| 152 lbs | Tab Wood John Pankonin | 11 | Dana Hlavinka | 11 |
| 160 lbs | ~~Mike Yaw~~ | 11 | Darin Mues | 10 |
| 171 lbs | Joedy Friemel | 11 | Andy Wier | 10 |
| 189 lbs | Doug Hartman | 9 | Troy Paisley | 10 |
| Hwt | Open | | Shawn Colson | 12 |
| HEAD COACH: | VERN PHELPS | | HEAD COACH: | DENNIS WAHLMEIER |
| ASST COACH: | GARY PATCH | | ASST COACH: | KIRK TENBENSEL |
| MAT MAIDS: | TANYA HOFFMEISTER<br>JULIE MELTON | | MAT MAIDS: | JULIE WIER<br>JERI RICE |

JV WRESTLERS

| | | | | | |
|---|---|---|---|---|---|
| 112 lbs | Jeremy Brewer | 9 | 130 lbs | Chris Eisenhart | 11 |
| 125 lbs | Shane Sorden | 9 | 130 lbs | Bob Fries | 11 |
| 145 lbs | Tab Wood | 9 | 140 lbs | Doug liess | 10 |
| 135 lbs | Tony Weiss | 11 | 145 lbs | Don Hosick | 11 |
| 171 lbs | Josh Jaeger | 9 | 145 lbs | Mike Jorgensen | 11 |
| | | | 152 lbs | Joe Sexton | 10 |
| | | | 152 lbs | John Smith | 12 |
| | | | 152 lbs | Damon Colson | 9 |
| | | | 171 lbs | Jan tenBensel | 9 |
| | | | 189 lbs | Dennis Handrick | 10 |
| | | | 189 lbs | Shannon Bratten | 10 |

NEXT MATCH FOR THE LONGHORNS:

SAT DECEMBER 12 HOLYOKE INVITATIONAL 12:00 NOON STARTING TIME
FINALS BEGIN AT 5:00 P.M.

# CAMBRIDGE PUBLIC SCHOOLS

Jim Tenapir, Superintendent
Don Stine, Sec. Principal
Bob Fuller, Elem. Principal

Box 100
CAMBRIDGE, NEBRASKA 69022
Phone: 308-697-3322

12-1-87

Athletic Director
Wrestling Coach
Tournament Schools

Gentlemen:

Here is the information for the Cambridge Invitational Wrestling Tournament to be held on Saturday, December 19, 1987.

1. Weigh-Ins will be held from 8:30-9:30 AM
2. Coaches meeting will begin at 8:30 AM. We will try to seed four wrestlers.
3. Sessions; 10:30 First round and wrestlebacks
   1:00 Semi-Finals and wrestlebacks
   3:30 Finals and Consolation finals

There will be four place medals and two team trophies awarded.

The teams this year are: Amherst, Bertrand, Cambridge, Elm Creek, Elwood, Eustis, Imperial, Maywood, and Oxford.

There will be a food stand open...but no specific wrestling meals will be served.

Dressing rooms will be assigned upon your arrival. Each school will be responsible for its own valuables.

Wrestlers, Coaches, Student Managers, and Bus Drivers will be stamped upon arrival.

There will be an entry fee of $30.00. Please mail, or bring it with you.

Each Coach is responsible for the elimination of liquids and blast boxes from the gym. PLEASE pass this word on to your students.

Admission will be as follows:

$1.50 Per adult session
$1.00 Per student session
$4.00 Per tournament ticket-adult
$2.50 Per tournament ticket-Student

Thank you,

Don Stine
Principal
Cambridge High School
Cambridge, Nebraska 69022

LCHS _____ vs Cambridge Invit

| NAME | Takedown Won TD | Take Down Lost TDL | Reverse Won RW | Reverse Lost RL | Escape Won EW | Escape Lost EL | Near Fall Won NFW | Near Fall Lost NFL | Decision Won DW | Decision Lost DL | Pin P | Pin Lost PL | Draw | Team Points | Total Pts | |
|---|---|---|---|---|---|---|---|---|---|---|---|---|---|---|---|---|
| Kelly Rowley | 4 | 2 | 4 | 1 | - | 1 | 2 | - | 1 | - | 2 | 1 | - | 14 | 14 | 3-1 |
| Jeremy Brewer | - | 3 | - | - | - | 1 | - | 4 | - | 1 | - | 1 | - | - | - | 0-2 |
| Pat Beran | 1 | 3 | 1 | 2 | - | 1 | 1 | 4 | 1 | 2 | - | - | - | 5 | 5 | 1-2 |
| Steve Silvester | 1 | 3 | 1 | - | 4 | 3 | - | - | - | 1 | 1 | - | - | 16 | 16 | 1-1 |
| Todd Phelps | 10 | 3 | 1 | 3 | 1 | 6 | 1 | - | 3 | - | - | 1 | - | 10 | 10 | 3-1 |
| Jason McNair | 3 | 1 | 2 | - | 1 | - | 4 | - | - | - | 3 | - | - | 24 | 24 | 3-0 |
| Mike Yaw | 7 | 2 | - | - | - | 5 | 1 | 1 | 1 | - | 1 | 1 | - | 16 | 16 | 2-1 |
| John Pankonin | 1 | - | - | - | - | - | 1 | - | - | - | - | - | - | - | - | 0-0 |
| Joedy Friemel | 8 | 2 | - | 1 | 4 | 3 | 3 | 1 | 2 | - | 1 | - | - | 21 | 21 | 3-0 |
| Josh Jaeger | 3 | 1 | 1 | 3 | 2 | - | 1 | - | 1 | - | - | 1 | - | 7 | 7 | 1-1 |
| Doug Hartman | 1 | 3 | - | 3 | 1 | - | - | 2 | - | - | - | 2 | - | - | - | 0-2 |
| | | | | | | | | | | | | | | | | |
| | | | | | | | | | | | | | | | | |
| | | | | | | | | | | | | | | | | |
| | | | | | | | | | | | | | | | | |
| | | | | | | | | | | | | | | | | |
| | | | | | | | | | | | | | | | | |
| | | | | | | | | | | | | | | | | |
| | | | | | | | | | | | | | | | | |
| | | | | | | | | | | | | | | | | |
| | | | | | | | | | | | | | | | | |
| | | | | | | | | | | | | | | | | |
| | | | | | | | | | | | | | | | | |
| | | | | | | | | | | | | | | | | |
| TOTAL's | 39 | 23 | 10 | 13 | 13 | 20 | 14 | 12 | 9 | 4 | 8 | 7 | - | 108 | 108 | 17-11 |

Comments:

| | | | |
|---|---|---|---|
| Cambridge | 127½ | Elm Creek | 92½ |
| Elwood | 125½ | Maywood | 83½ |
| Bertrand | 119 | Amherst | 53 |
| Imperial | 108 | Eustis | 44 |
| | | Oxford | 25 |

LCHS _____ vs Cambridge Invit Season Totals

| Name | Takedown Won TD | Take Down Lost TDL | Reverse Won RW | Reverse Lost RL | Escape Won EW | Escape Lost EL | Near Fall Won NEW | Near Fall Lost NFL | Decision Won DW | Decision Lost DL | Pin P | Pin Lost PL | Draw | Team Points | Total Pts | |
|---|---|---|---|---|---|---|---|---|---|---|---|---|---|---|---|---|
| Jeremy Brewer | 1 | 4 | - | - | - | 1 | - | 4 | - | 1 | 1 | 2 | - | - | 12 | 1-3 |
| Chris Barger | 2 | 4 | 5 | 4 | - | 1 | 2 | 2 | - | 1 | - | 3 | - | - | 10 | 0-4 |
| Kelly Rowley | 6 | 12 | 7 | 3 | 1 | 2 | 5 | 4 | 1 | - | 3 | 5 | 1 | 14 | 23 | 4-5-1 |
| Pat Beran | 5 | 10 | 5 | 4 | 3 | 4 | 6 | 7 | 4 | 2 | - | 2 | - | 5 | 14 | 4-4 |
| Steve Silveste. | 8 | 3 | 2 | - | 4 | 4 | 5 | - | - | 1 | 7 | - | - | 16 | 58 | 7-1 |
| Ki Fanning | 6 | 9 | 1 | 4 | 3 | 2 | 2 | 2 | - | 2 | 2 | 1 | - | - | 9 | 2-3 |
| Todd Phelps | 14 | 7 | 3 | 5 | 4 | 6 | 3 | 2 | 3 | 1 | 4 | 2 | - | 10 | 40 | 7-3 |
| Jason McNarr. | 13 | 4 | 5 | 3 | 7 | 3 | 11 | 2 | 1 | 1 | 7 | - | - | 24 | 58 | 8-1 |
| Tab Woob | - | 1 | - | - | - | - | - | - | - | - | - | 1 | - | - | - | 0-1 |
| Mike Yaw | 8 | 4 | - | - | 1 | 5 | 2 | 1 | 1 | - | 1 | 3 | - | 11 | 11 | 2-3 |
| John Pankonin | 10 | 4 | 10 | 1 | 4 | 4 | 8 | 2 | 3 | 1 | 3 | - | - | - | 27½ | 6-1 |
| Joedy Friemel | 14 | 5 | 2 | 3 | 6 | 5 | 7 | 1 | 2 | 1 | 6 | - | - | 21 | 57 | 8-1 |
| Josh Jaeger | 3 | 1 | 1 | 3 | 2 | - | 1 | - | 1 | - | - | 1 | - | 7 | 7 | 1-1 |
| Doug Hartman | 8 | 5 | - | 3 | 2 | 3 | 3 | 2 | 1 | - | 2 | 4 | - | - | 25 | 3-4 |
| | | | | | | | | | | | | | | | | |
| | | | | | | | | | | | | | | | | |
| | | | | | | | | | | | | | | | | |
| | | | | | | | | | | | | | | | | |
| | | | | | | | | | | | | | | | | |
| | | | | | | | | | | | | | | | | |
| | | | | | | | | | | | | | | | | |
| | | | | | | | | | | | | | | | | |
| | | | | | | | | | | | | | | | | |
| TOTALS | 98 | 73 | 41 | 33 | 37 | 40 | 55 | 39 | 17 | 11 | 36 | 24 | 1 | 108 | 353½ | 53-35-1 |

Comments:



**CAMBRIDGE WRESTLERS: Front row from left to right: Bob Fries, Joey Stemper, Darren Mues, Don Hosick, Andy Wier, Travis Arnold, Shawn Colson, Virgil Banzhaf, Tim Sexton, Chris Eisenhart, Dana Hlavinka. Back row: Coach Dennis Wahlmeier, Jeri Rice (SM), Mike Jorgensen, Shannon Braaten, John Smith, Jan tenBensel, Joe Sexton, Troy Paisley, Doug Liess, Dusty Trosper, Damon Colson, Chris Dezonia, Julie Wier (SM).**


**This Program Sponsored By....**

CAMBRIDGE STATE BANK
CAMBRIDGE, NEBRASKA 69022
A FULL SERVICE BANK
MEMBER F.D.I.C.

Season's Greetings

PEACE

For:
- Savings
- Checking With Interest
- Money Market Rate Certificates
- Auto, Pickup & Boat Loans
- Student Loans

See
Home Federal Savings of Nebraska
617 Patterson
Cambridge, Nebr. 69022
697-4337
FSLIC
WE'RE A PART OF LIFE!


# Holiday Wrestling Tournament


Serving the area since 1887
fnb
Member FDIC
the first national bank
Cambridge, Nebraska 69022
P.O. BOX 10
308-697-3335

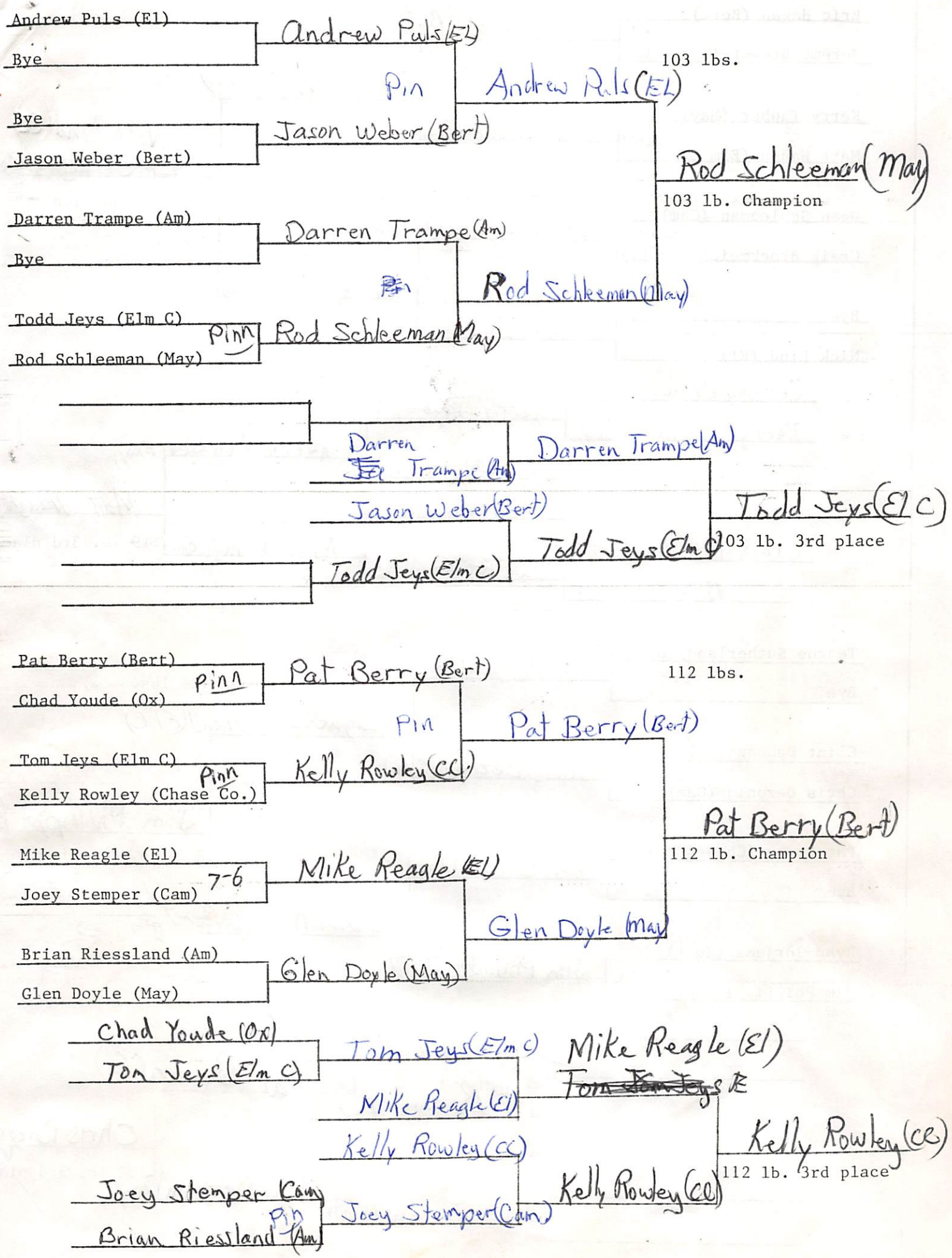
Andrew Puls (El)
Bye
Andrew Puls (El)
Pin
Andrew Puls (El)
103 lbs.
Bye
Jason Weber (Bert)
Jason Weber (Bert)
Rod Schleeman (May)
103 lb. Champion
Darren Trampe (Am)
Bye
Darren Trampe (Am)
Pin
Rod Schleeman (May)
Todd Jeys (Elm C)
Pinn
Rod Schleeman (May)
Rod Schleeman (May)
Darren Trampe (Am)
Darren Trampe (Am)
Jason Weber (Bert)
Todd Jeys (Elm C)
103 lb. 3rd place
Todd Jeys (Elm C)
Todd Jeys (Elm C)
Pat Berry (Bert)
Chad Youde (Ox)
Pinn
Pat Berry (Bert)
112 lbs.
Pin
Pat Berry (Bert)
Tom Jeys (Elm C)
Kelly Rowley (Chase Co.)
Pinn
Kelly Rowley (CC)
Pat Berry (Bert)
112 lb. Champion
Mike Reagle (El)
Joey Stemper (Cam)
7-6
Mike Reagle (El)
Glen Doyle (May)
Brian Riessland (Am)
Glen Doyle (May)
Glen Doyle (May)
Chad Youde (Ox)
Tom Jeys (Elm C)
Tom Jeys (Elm C)
Mike Reagle (El)
Tom Jeys
Mike Reagle (El)
Kelly Rowley (CC)
Kelly Rowley (CC)
112 lb. 3rd place
Joey Stemper (Cam)
Brian Riessland (Am)
Pin
Joey Stemper (Cam)
Kelly Rowley (CC)

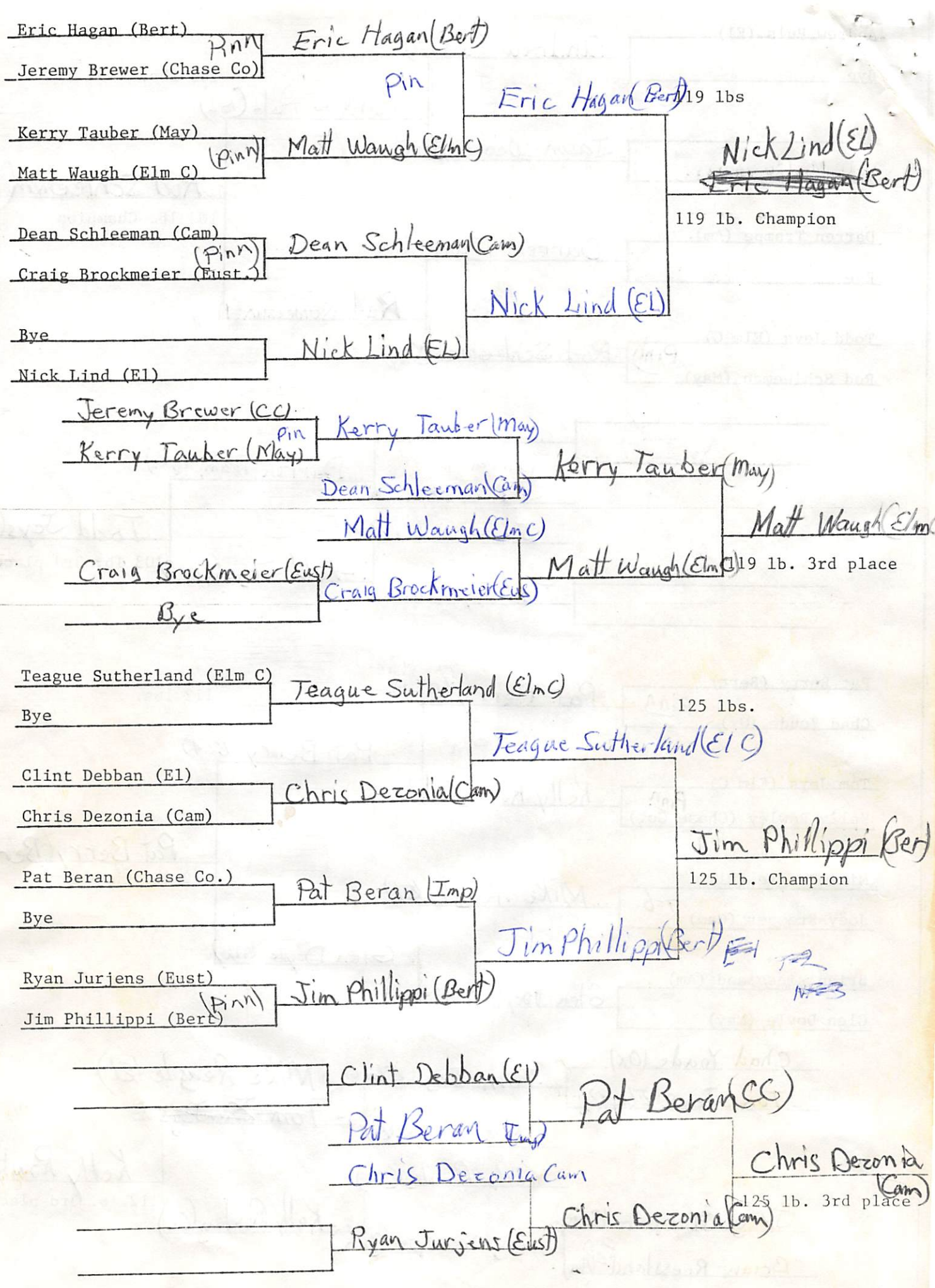
Eric Hagan (Bert)
Jeremy Brewer (Chase Co)
Pinn
Eric Hagan (Bert)
Pin
Eric Hagan (Bert)
119 lbs
Kerry Tauber (May)
Matt Waugh (Elm C)
(Pinn)
Matt Waugh (Elm C)
Nick Lind (El)
Eric Hagan (Bert)
119 lb. Champion
Dean Schleeman (Cam)
Craig Brockmeier (Eust.)
(Pinn)
Dean Schleeman (Cam)
Nick Lind (El)
Bye
Nick Lind (El)
Nick Lind (El)
Jeremy Brewer (CC)
Kerry Tauber (May)
Pin
Kerry Tauber (May)
Kerry Tauber (May)
Dean Schleeman (Cam)
Matt Waugh (Elm C)
Matt Waugh (Elm C)
Craig Brockmeier (Eust)
Bye
Craig Brockmeier (Eust)
Matt Waugh (Elm C)
119 lb. 3rd place
Teague Sutherland (Elm C)
Bye
Teague Sutherland (Elm C)
125 lbs.
Teague Sutherland (El C)
Clint Debban (El)
Chris Dezonia (Cam)
Chris Dezonia (Cam)
Jim Phillippi (Ber)
125 lb. Champion
Pat Beran (Chase Co.)
Bye
Pat Beran (Imp)
Jim Phillippi (Bert)
Ryan Jurjens (Eust)
Jim Phillippi (Bert)
(Pinn)
Jim Phillippi (Bert)
Clint Debban (El)
Pat Beran (CC)
Pat Beran (Imp)
Chris Dezonia Cam
Chris Dezonia (Cam)
125 lb. 3rd place
Chris Dezonia (Cam)
Ryan Jurjens (Eust)

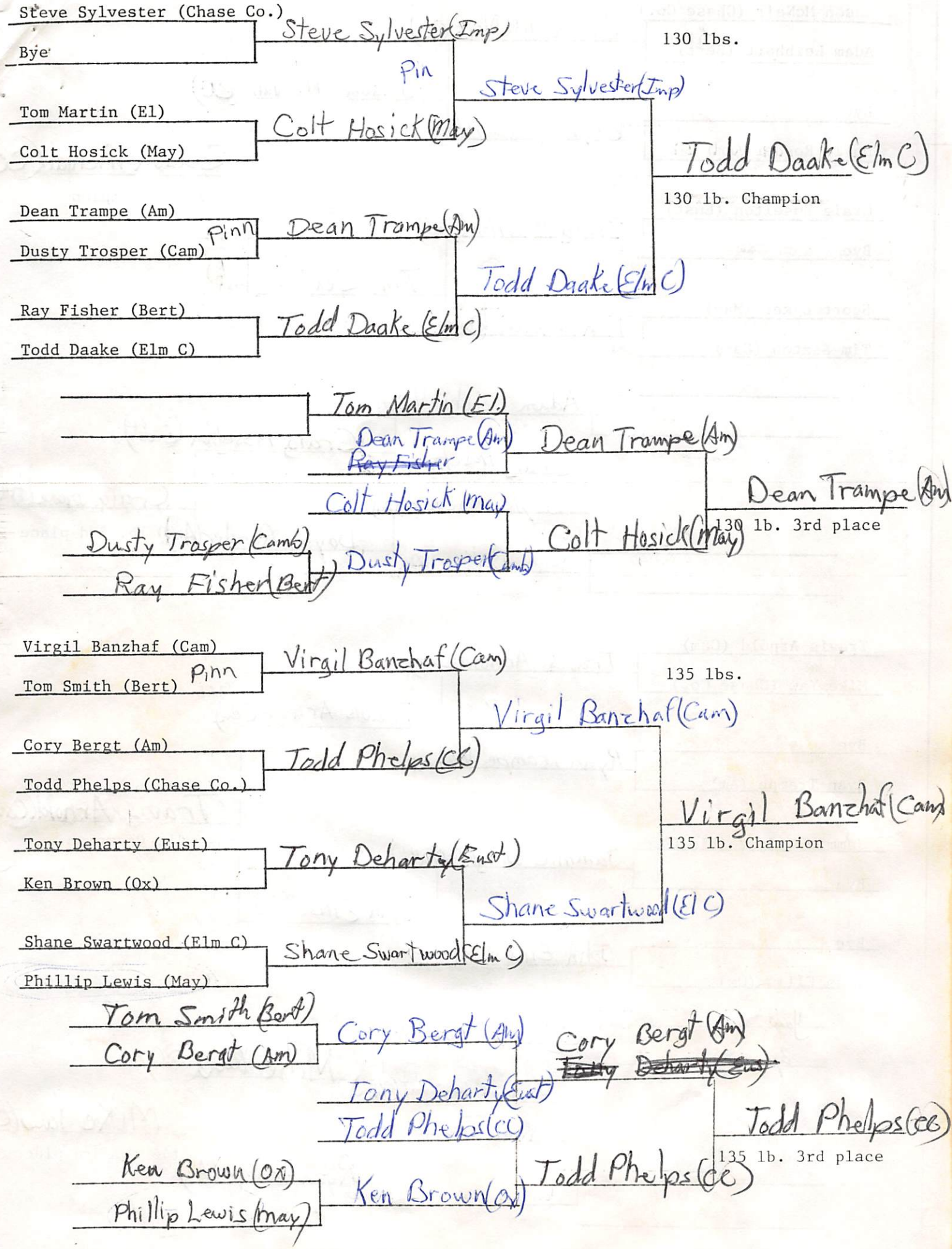
Steve Sylvester (Chase Co.)
Bye
Steve Sylvester (Imp)
130 lbs.
Pin
Steve Sylvester (Imp)
Tom Martin (El)
Colt Hosick (May)
Colt Hosick (May)
Todd Daake (Elm C)
130 lb. Champion
Dean Trampe (Am)
Pinn
Dusty Trosper (Cam)
Dean Trampe (Am)
Todd Daake (Elm C)
Ray Fisher (Bert)
Todd Daake (Elm C)
Todd Daake (Elm C)
Tom Martin (El.)
Dean Trampe (Am)
Ray Fisher
Dean Trampe (Am)
Dean Trampe (Am)
Colt Hosick (May)
130 lb. 3rd place
Colt Hosick (May)
Dusty Trosper (Camb)
Ray Fisher (Bert)
Dusty Trosper (Camb)
Virgil Banzhaf (Cam)
Pinn
Tom Smith (Bert)
Virgil Banzhaf (Cam)
135 lbs.
Virgil Banzhaf (Cam)
Cory Bergt (Am)
Todd Phelps (CC)
Todd Phelps (Chase Co.)
Virgil Banzhaf (Cam)
135 lb. Champion
Tony Deharty (Eust)
Ken Brown (Ox)
Tony Deharty (Eust)
Shane Swartwood (El C)
Shane Swartwood (Elm C)
Shane Swartwood (Elm C)
Phillip Lewis (May)
Tom Smith (Bert)
Cory Bergt (Am)
Cory Bergt (Alv)
Cory Bergt (Am)
Tony Deharty (Eust)
Tony Deharty (Eust)
Todd Phelps (CC)
Todd Phelps (CC)
135 lb. 3rd place
Ken Brown (Ox)
Phillip Lewis (May)
Ken Brown (Ox)
Todd Phelps (CC)

Jason McNair (Chase Co.)

Pin

Adam Leibhart (Bert)

Jason McNair (CC)

Bye

Doyle Roeder (Am)

Doyle Roeder (Am)

Craig Hoselton (Eust)

Bye

Craig Hoselton (Eust)

Scott Baker (May)

Tim Sexton (Cam)

Tim Sexton (Camb)

Adam Leibhart (Ber)

Craig Hoselton (Eust)

Doyle Roeder (Am)

Scott Baker (May)

140 lbs.

Jason McNair (CC)

Tim Sexton (Camb)

Jason McNair (CC)

140 lb. Champion

Craig Hoselton (Eust)

Doyle Roeder (Am)

Craig Hoselton (Es

140 lb. 3rd place

Travis Arnold (Cam)

Mike Yaw (Chase Co.)

Travis Arnold (Cam)

Pin

Bye

Ryan Trampe (Am)

Ryan Trampe (Am)

Travis Arnold (Cam)

145 lbs.

Travis Arnold (Cam)

Jammie Wright (Elm C)

Bye

Jammie Wright (Elm C)

Bye

John Ellis (Ox)

John Ellis (Ox)

John Ellis (Ox)

Travis Arnold (Cam)

145 lb. Champion

Yaw

Bye

Mike Yaw (CC)

Jammie Wright (Elm C)

Ryan Trampe (Am)

Ryan Trampe (Am)

Mike Yaw (CC)

Mike Yaw (CC)

145 lb. 3rd place

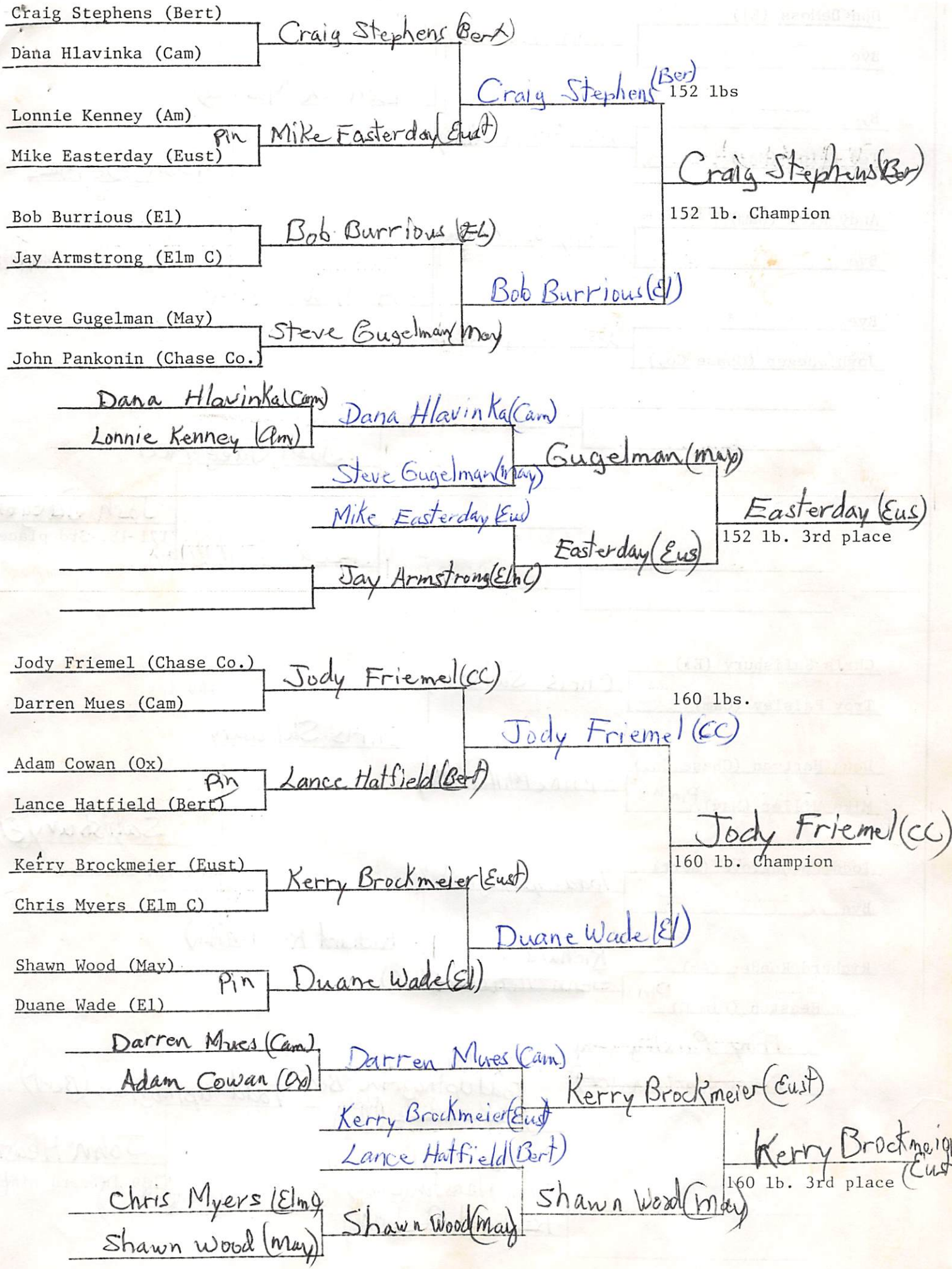
Craig Stephens (Bert)
Dana Hlavinka (Cam)
Craig Stephens (Bert)
Craig Stephens (Bert)
152 lbs
Lonnie Kenney (Am)
Pin
Mike Easterday (Eust)
Mike Easterday (Eust)
Craig Stephens (Ber)
152 1b. Champion
Bob Burrious (El)
Jay Armstrong (Elm C)
Bob Burrious (El)
Bob Burrious (El)
Steve Gugelman (May)
John Pankonin (Chase Co.)
Steve Gugelman (May)
Dana Hlavinka (Cam)
Lonnie Kenney (Am)
Dana Hlavinka (Cam)
Steve Gugelman (May)
Gugelman (May)
Easterday (Eus)
152 1b. 3rd place
Mike Easterday (Eus)
Easterday (Eus)
Jay Armstrong (Elm C)
Jody Friemel (Chase Co.)
Darren Mues (Cam)
Jody Friemel (CC)
160 lbs.
Jody Friemel (CC)
Adam Cowan (Ox)
Pin
Lance Hatfield (Bert)
Lance Hatfield (Bert)
Jody Friemel (CC)
160 1b. Champion
Kerry Brockmeier (Eust)
Chris Myers (Elm C)
Kerry Brockmeier (Eust)
Duane Wade (El)
Shawn Wood (May)
Pin
Duane Wade (El)
Duane Wade (El)
Darren Mues (Cam)
Adam Cowan (Ox)
Darren Mues (Cam)
Kerry Brockmeier (Eust)
Kerry Brockmeier (Eust)
Lance Hatfield (Bert)
Kerry Brockmeier (Eust)
160 1b. 3rd place
Chris Myers (Elm C)
Shawn Wood (May)
Shawn Wood (May)
Shawn Wood (May)

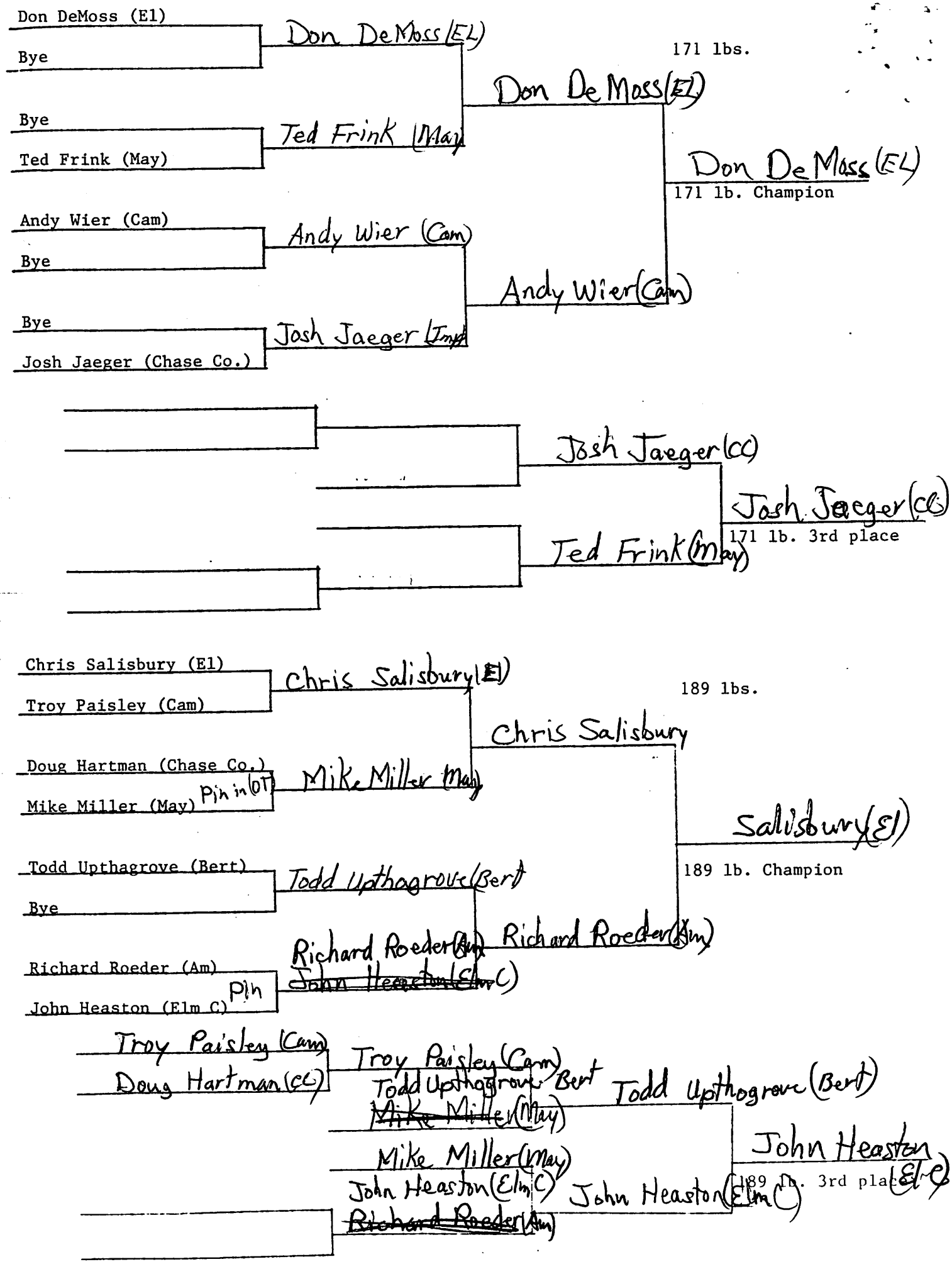
Don DeMoss (El)
Bye
Don DeMoss (EL)
171 lbs.
Bye
Ted Frink (May)
Don DeMoss (EL)
Don DeMoss (EL)
171 lb. Champion
Andy Wier (Cam)
Bye
Andy Wier (Cam)
Andy Wier (Cam)
Bye
Josh Jaeger (Chase Co.)
Josh Jaeger (Chase Co.)
Josh Jaeger (CC)
Josh Jaeger (CC)
171 lb. 3rd place
Ted Frink (May)
Chris Salisbury (El)
Troy Paisley (Cam)
Chris Salisbury (El)
189 lbs.
Chris Salisbury
Doug Hartman (Chase Co.)
Mike Miller (May)
Pin in OT
Mike Miller (May)
Salisbury (El)
Todd Upthagrove (Bert)
Bye
Todd Upthagrove (Bert)
189 lb. Champion
Richard Roeder (Am)
John Heaston (Elm C)
Pin
Richard Roeder (Am)
Richard Roeder (Am)
John Heaston (Elm C)
Troy Paisley (Cam)
Doug Hartman (CC)
Troy Paisley (Cam)
Todd Upthagrove (Bert)
Mike Miller (May)
Todd Upthagrove (Bert)
Mike Miller (May)
John Heaston (Elm C)
John Heaston (Elm C)
John Heaston (Elm C)
189 lb. 3rd place
Richard Roeder (Am)

HWT.

~~Shawn Colson (Cam)~~

Mark Farr (May)

Shawn Colson (Cam)

RN

Shawn Colson (Cam)

Bye

Thad Long (Ox)

Thad Long (Ox)

Hansen

Hwt. Champion

Curtis Holtz (El)

Bye

Curtis Holtz (EL)

Paul Hansen (Bert)

Bye

Paul Hansen (Bert)

Paul Hansen (Bert)

Mark Farr (May)

Curtis Holtz (EL)

Curtis Holtz (EL)

Long.

Thad Long (Ox)

Thad Long (Ox)

Hwt. 3rd place

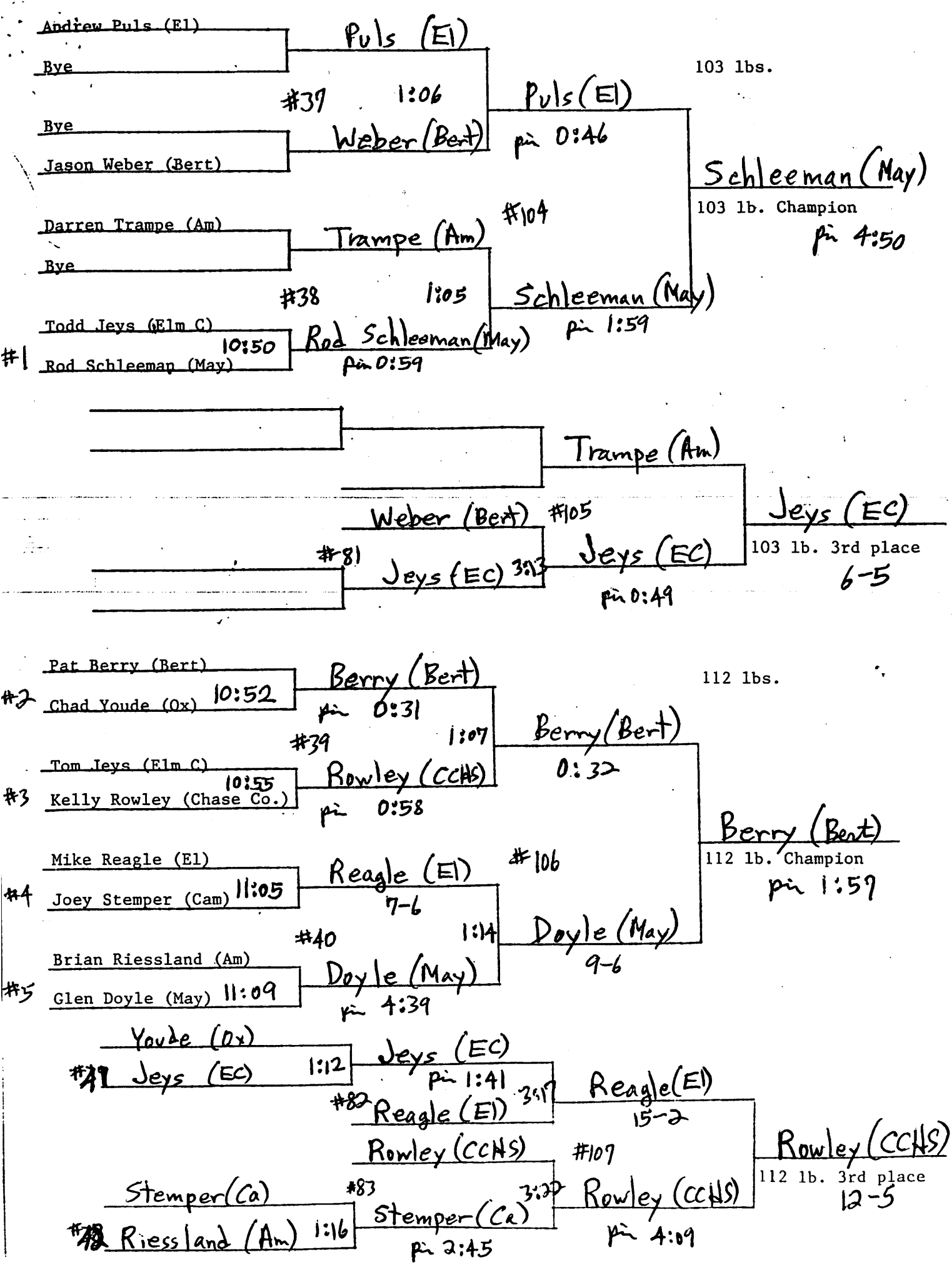
103 lbs.
Andrew Puls (El)
Bye
Puls (El)
#39
1:06
Puls (El)
Bye
Weber (Bert)
pin 0:46
Jason Weber (Bert)
Schleeman (May)
103 lb. Champion
pin 4:50
#104
Darren Trampe (Am)
Trampe (Am)
Bye
#38
1:05
Schleeman (May)
pin 1:59
Todd Jeys (Elm C)
10:50
#1
Rod Schleeman (May)
Rod Schleeman (May)
pin 0:59
Trampe (Am)
Jeys (EC)
103 lb. 3rd place
6-5
Weber (Bert)
#105
#81
Jeys (EC)
3:13
Jeys (EC)
pin 0:49
112 lbs.
Pat Berry (Bert)
#2
Chad Youde (Ox)
10:52
Berry (Bert)
pin 0:31
#39
1:07
Berry (Bert)
0:32
Tom Jeys (Elm C)
10:55
#3
Kelly Rowley (Chase Co.)
Rowley (CCHS)
pin 0:58
Berry (Bert)
112 lb. Champion
pin 1:59
Mike Reagle (El)
#106
#4
Joey Stemper (Cam)
11:05
Reagle (El)
7-6
#40
1:14
Doyle (May)
9-6
Brian Riessland (Am)
#5
Glen Doyle (May)
11:09
Doyle (May)
pin 4:39
Youde (Ox)
Jeys (EC)
#31
Jeys (EC)
1:12
Jeys (EC)
pin 1:41
#82
Reagle (El)
3:17
Reagle (El)
15-2
Rowley (CCHS)
#107
Rowley (CCHS)
112 lb. 3rd place
12-5
Stemper (Ca)
#83
#32
Riessland (Am)
1:16
Stemper (Ca)
3:27
Rowley (CCHS)
pin 4:09
pin 2:45

#6 Eric Hagan (Bert) 11:08 Jeremy Brewer (Chase Co)

Hagan (Bert) T. Fall

#43 1:18

#7 Kerry Tauber (May) 11:09 Matt Waugh (Elm C)

Waugh (EC) pin 3:32

Hagan (Bert) pin 3:20

#108

#8 Dean Schleeman (Cam) 11:10 Craig Brockmeier (Eust.)

Schleeman (Ca) pin 1:05

#44 1:25

Bye

Nick Lind (El)

Lind (El)

Lind (El) 12-3

119 lbs

Lind (El)

119 lb. Champion

5-2

Brewer (CCHS)

#45 Tauber (May) 1:20

Tauber (May) pin 0:37

#84 3:24

Schleeman (Ca)

Tauber (May) 5-3

Waugh (EC)

#109

#85 3:29

Brockmeier (Eust)

Waugh (EC) 16-4

Waugh (EC)

119 lb. 3rd place

11-0

Teague Sutherland (Elm C)

Bye

Sutherland (EC)

#46 1:30

Clint Debban (El)

#9 Chris Dezonia (Cam) 11:18

Dezonia (Ca) 9-0

Sutherland (EC) pin 5:18

125 lbs.

#110

Pat Beran (Chase Co.)

Bye

Beran (CCHS)

#47 1:35

Ryan Jurjens (Eust)

#10 Jim Phillippi (Bert) 11:11

Phillippi (Bert) pin 1:11

Phillippi (Bert) 15-0 Tech fall

Phillippi (Bert)

125 lb. Champion

7-2

Debban (El)

#87 3:40

Beran (CCHS)

Beran (CCHS) 4-0

Dezonia (Ca)

#111

#86 3:28

Jurjens (Eu)

Dezonia (Ca) pin 0:54

Dezonia (Ca)

125 lb. 3rd place

6-2

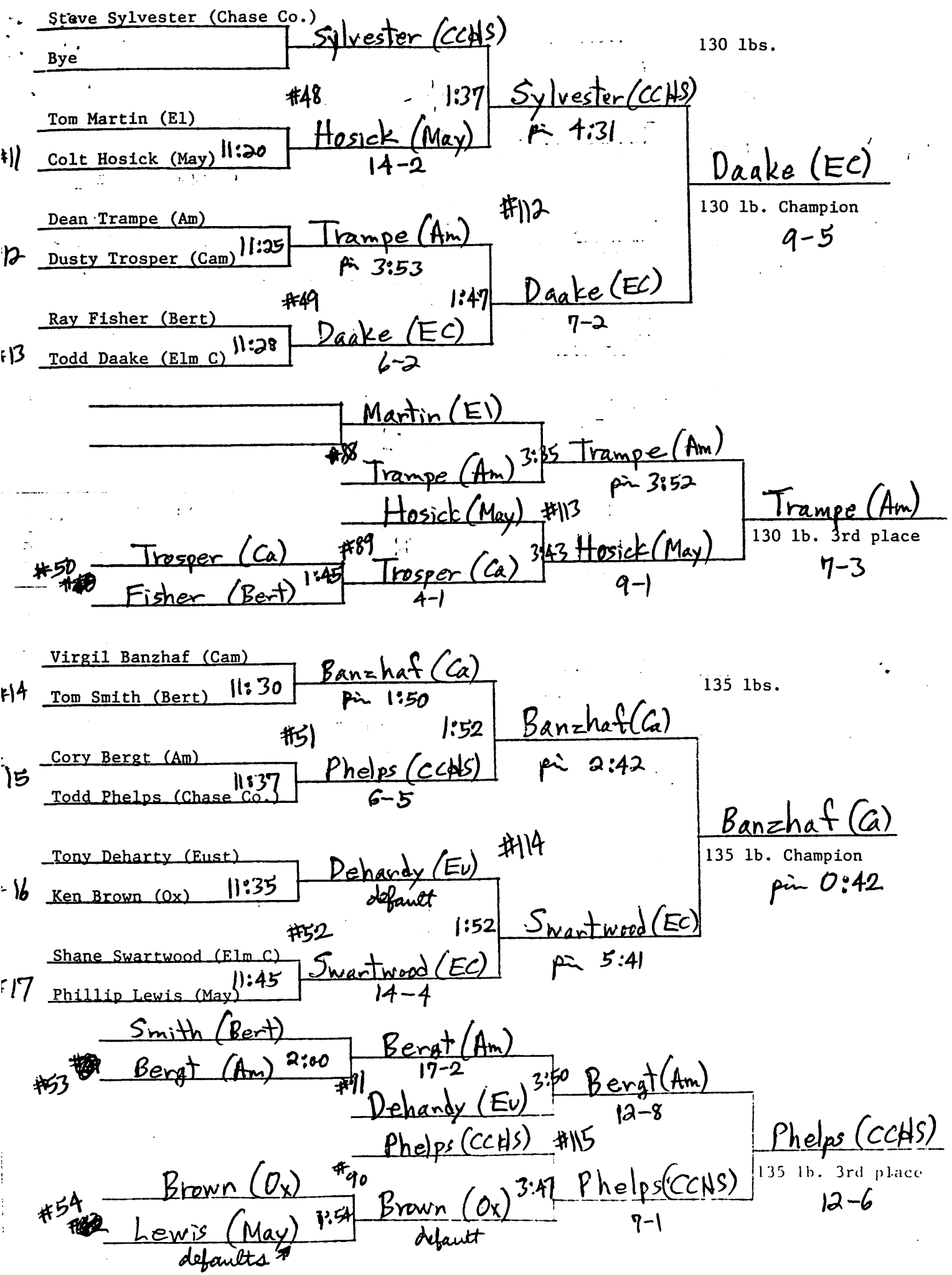
130 lbs.
Steve Sylvester (Chase Co.)
Bye
Sylvester (CCHS)
#48
1:37
Tom Martin (El)
#11 Colt Hosick (May) 11:20
Hosick (May)
14-2
Sylvester (CCHS)
pin 4:31
Daake (EC)
130 lb. Champion
9-5
#112
Dean Trampe (Am)
12 Dusty Trosper (Cam) 11:25
Trampe (Am)
pin 3:53
#49
1:47
Daake (EC)
7-2
Ray Fisher (Bert)
#13 Todd Daake (Elm C) 11:28
Daake (EC)
6-2
Martin (El)
#88
Trampe (Am) 3:35
Trampe (Am)
pin 3:52
Hosick (May) #113
Trampe (Am)
130 lb. 3rd place
7-3
#89
#50 Trosper (Ca)
Fisher (Bert) 1:45
Trosper (Ca)
4-1
3:43 Hosick (May)
9-1
135 lbs.
Virgil Banzhaf (Cam)
#14 Tom Smith (Bert) 11:30
Banzhaf (Ca)
pin 1:50
#51
1:52
Banzhaf (Ca)
pin 2:42
Cory Bergt (Am)
15 Todd Phelps (Chase Co.) 11:37
Phelps (CCHS)
6-5
Banzhaf (Ca)
135 lb. Champion
pin 0:42
#114
Tony Deharty (Eust)
16 Ken Brown (Ox) 11:35
Dehardy (Eu)
default
#52
1:52
Swartwood (EC)
pin 5:41
Shane Swartwood (Elm C)
#17 Phillip Lewis (May) 11:45
Swartwood (EC)
14-4
Smith (Bert)
#53
Bergt (Am) 2:00
Bergt (Am)
17-2
#91
Dehardy (Eu) 3:50
Bergt (Am)
12-8
Phelps (CCHS) #115
Phelps (CCHS)
135 lb. 3rd place
12-6
#90
Brown (Ox)
#54
Lewis (May) 1:54
defaults
Brown (Ox) 3:47
default
Phelps (CCHS)
7-1

#18 Jason McNair (Chase Co.) — Adam Leibhart (Bert) 11:40 — McNair (CCHS) pin 2:19

#55 Bye — Doyle Roeder (Am) 1:56 — Roeder (Am)

McNair (CCHS) pin 0:52

#116 Craig Hoselton (Eust) — Bye — Hoselton (Eu)

#56 Scott Baker (May) — #19 Tim Sexton (Cam) 11:42 — Sexton (Ca) pin 1:01 — 1:59 — Sexton (Ca) pin 1:22

McNair (CCHS)
140 lbs.
140 lb. Champion
pin 5:03

Leibhart (Bert)

#92 Hoselton (Eu) — Hoselton (Eu) 3:55

Roeder (Am) #117

#93 Baker (May) — Roeder (Am) 3:54 pin 1:46

Hoselton (Eu)
15-1

Hoselton (Eu)
140 lb. 3rd place
pin 2:48

#20 Travis Arnold (Cam) — Mike Yaw (Chase Co.) 11:45 — Arnold (Ca) pin 1:33

#57 Bye — Ryan Trampe (Am) 2:02 — Trampe (Am)

Arnold (Ca) pin 0:52

Jammie Wright (Elm C) — Bye — Wright (EC) #118

#58 Bye — John Ellis (Ox) 2:10 — Ellis (Ox)

Ellis (Ox)
6-2

Arnold (Ca)
145 lbs.
145 lb. Champion
pin 0:54

Yaw (CCHS)

#94 Wright (EC) 4:05 Yaw (CCHS)
8-7

#119 Trampe (Am)

Bye

Yaw (CCHS)
145 lb. 3rd place
pin 3:00

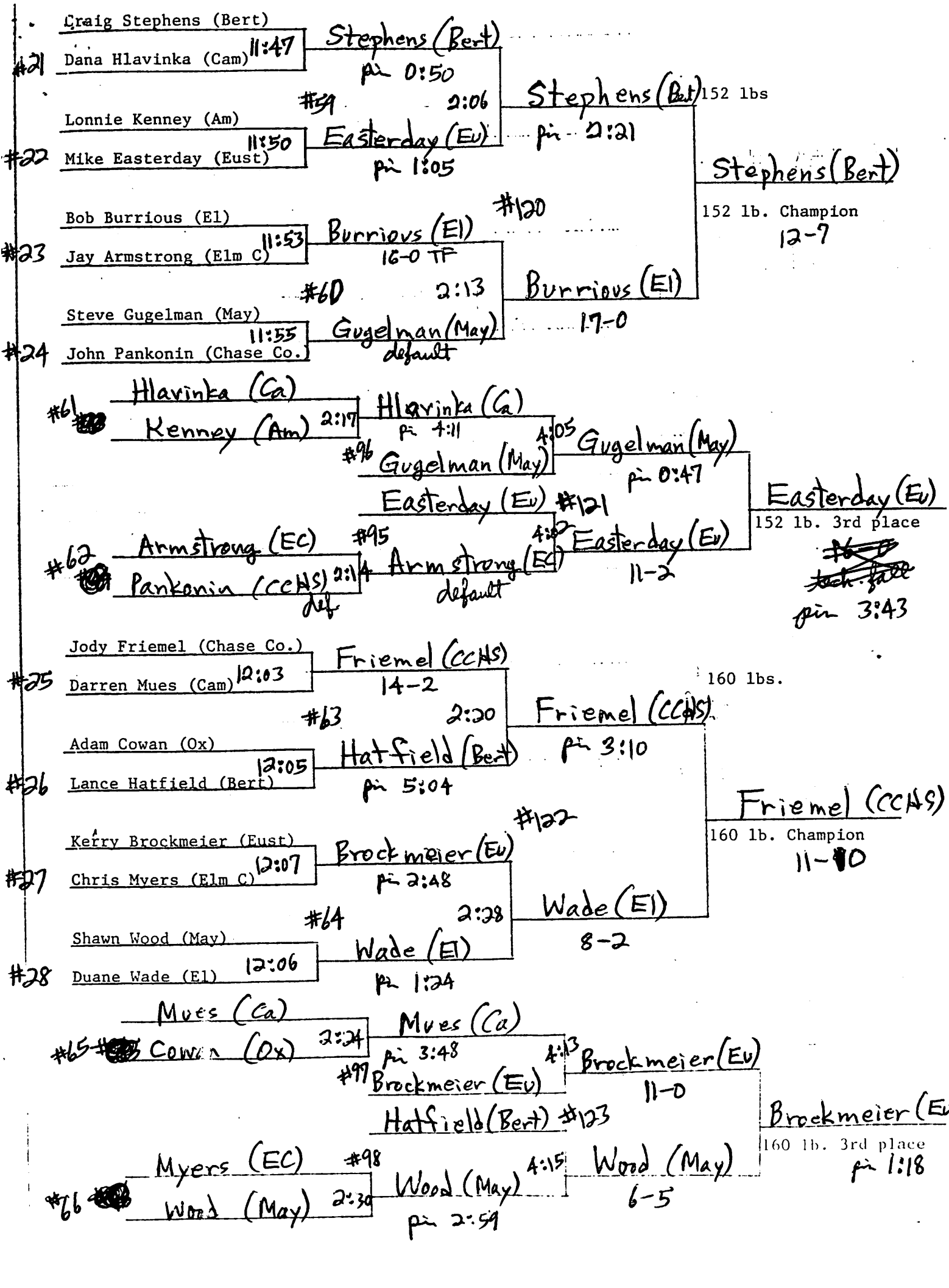
Craig Stephens (Bert)
#21 Dana Hlavinka (Cam) 11:47
Stephens (Bert) pin 0:50
#59 2:06
Lonnie Kenney (Am)
#22 Mike Easterday (Eust) 11:50
Easterday (Eu) pin 1:05
Stephens (Bert) pin 2:21
152 lbs
Stephens (Bert)
152 lb. Champion
12-7
#120
Bob Burrious (El)
#23 Jay Armstrong (Elm C) 11:53
Burrious (El) 16-0 TF
#60 2:13
Steve Gugelman (May)
#24 John Pankonin (Chase Co.) 11:55
Gugelman (May) default
Burrious (El) 17-0
Hlavinka (Ca)
#61 Kenney (Am) 2:17
Hlavinka (Ca) pin 4:11
#96 Gugelman (May) 4:05
Gugelman (May) pin 0:47
Easterday (Eu) #121
#62 Armstrong (EC) #95
Pankonin (CCHS) 2:14 def
Armstrong (EC) default 4:
Easterday (Eu) 11-2
Easterday (Eu)
152 lb. 3rd place
~~tech. fall~~
pin 3:43
Jody Friemel (Chase Co.)
#25 Darren Mues (Cam) 12:03
Friemel (CCHS) 14-2
#63 2:20
Adam Cowan (Ox)
#26 Lance Hatfield (Bert) 12:05
Hatfield (Bert) pin 5:04
Friemel (CCHS) pin 3:10
160 lbs.
Friemel (CCHS)
160 lb. Champion
11-10
#122
Kerry Brockmeier (Eust)
#27 Chris Myers (Elm C) 12:07
Brockmeier (Eu) pin 2:48
#64 2:28
Shawn Wood (May)
#28 Duane Wade (El) 12:06
Wade (El) pin 1:24
Wade (El) 8-2
Mues (Ca)
#65 Cowan (Ox) 2:24
Mues (Ca) pin 3:48
#99 Brockmeier (Eu) 4:13
Brockmeier (Eu) 11-0
Hatfield (Bert) #123
Brockmeier (Eu)
160 lb. 3rd place
pin 1:18
Myers (EC) #98
#66 Wood (May) 2:30
Wood (May) pin 2:59 4:15
Wood (May) 6-5

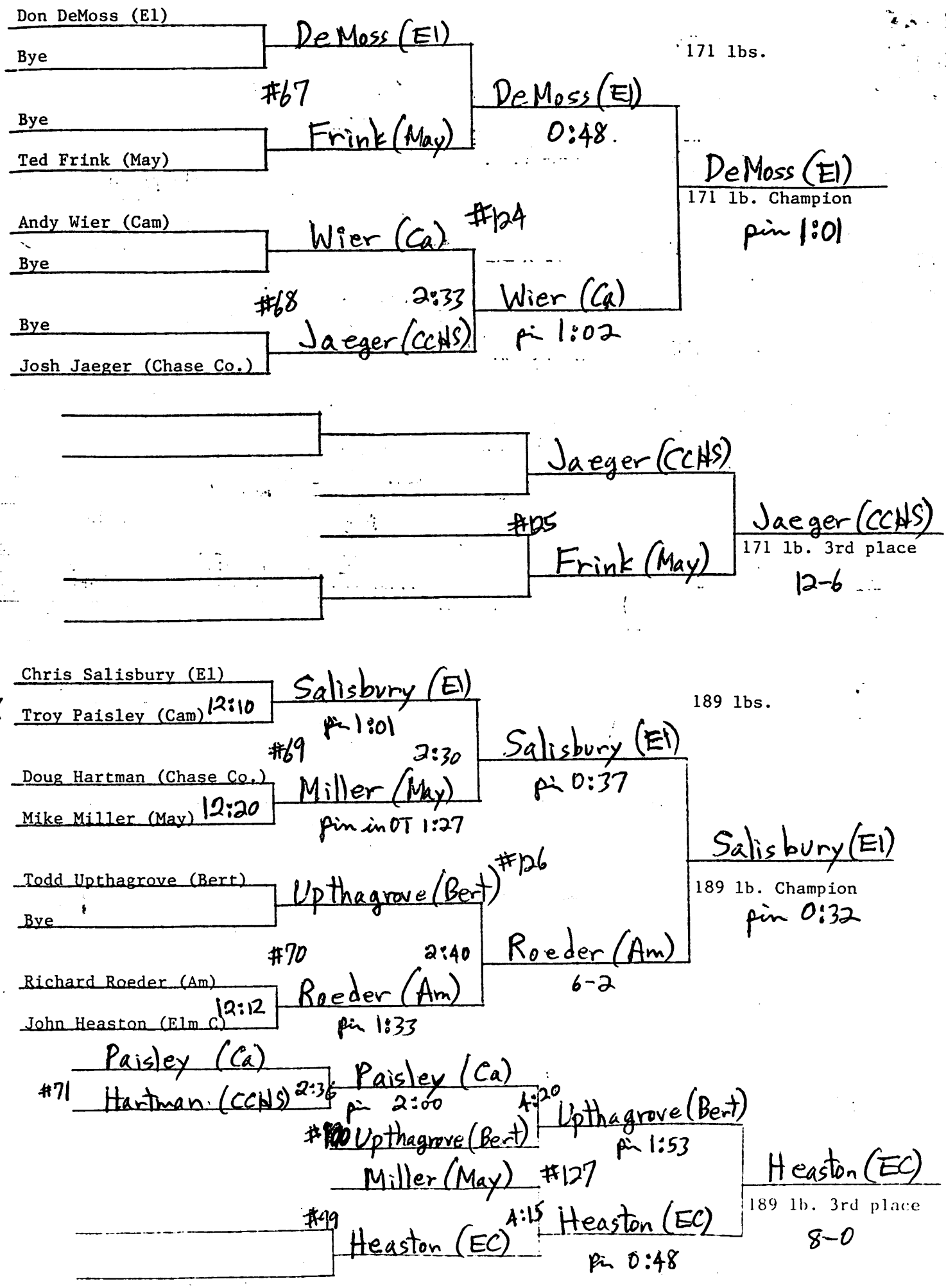
Don DeMoss (El)
Bye
DeMoss (El)
#67
Bye
Ted Frink (May)
Frink (May)
DeMoss (El)
0:48.
DeMoss (El)
171 lb. Champion
pin 1:01
171 lbs.
Andy Wier (Cam)
Bye
Wier (Ca)
#124
#68
2:33
Bye
Josh Jaeger (Chase Co.)
Jaeger (CCHS)
Wier (Ca)
pin 1:02
Jaeger (CCHS)
#125
Frink (May)
Jaeger (CCHS)
171 lb. 3rd place
12-6
Chris Salisbury (El)
#29
Troy Paisley (Cam) 12:10
Salisbury (El)
pin 1:01
189 lbs.
#69
2:30
Doug Hartman (Chase Co.)
#30
Mike Miller (May) 12:20
Miller (May)
pin in OT 1:27
Salisbury (El)
pin 0:37
Salisbury (El)
189 lb. Champion
pin 0:32
Todd Upthagrove (Bert)
Bye
Upthagrove (Bert)
#126
#70
2:40
Richard Roeder (Am)
#31
John Heaston (Elm C) 12:12
Roeder (Am)
pin 1:33
Roeder (Am)
6-2
Paisley (Ca)
#71
Hartman (CCHS) 2:36
Paisley (Ca)
pin 2:00
4:20
#100
Upthagrove (Bert)
Upthagrove (Bert)
pin 1:53
Miller (May)
#127
Heaston (EC)
189 lb. 3rd place
8-0
#99
Heaston (EC)
4:15
Heaston (EC)
pin 0:48

HWT.

~~Shawn Colson (Cam)~~

#32 Mark Farr (May) 12:15

Colson (Ca) pin 1:19

#72 2:38

Bye

Thad Long (Ox)

Long (Ox)

Colson (Ca) pin 0:47

Hanson (Bert)

Hwt. Champion

pin 3:00

#128

Curtis Holtz (El)

Bye

Holtz (El)

#73 2:48

Bye

Paul Hansen (Bert)

Hanson (Bert)

Hanson (Bert) 21-4

Farr (May)

#101 Holtz (El)

4:24 Holtz (El) 8-1

#129

Long (Ox)

Long (Ox)

Hwt. 3rd place

5-1

CAMBRIDGE-87
TEAM RANKINGS

1. CAMBRIDGE - 127.5
2. ELWOOD - 125.5
3. BERTRAND - 119
4. CHASE CO. - 108
5. ELM CREEK - 92.5
6. MAYWOOD - 83.5
7. AMHERST - 53
8. EUSTIS - 44
9. OXFORD - 25

103 LBS. CLASS RESULTS.

ANDREW PULS - ELWOOD: 16 PTS.
ROD SCHLEEMAN - MAYWOOD: 24 PTS.
DARREN TRAMPE - AMHERST: 4 PTS.
JASON WEBER - BERTRAND: 0 PTS.
TODD JEYS - ELM CREEK: 11 PTS.

1 ROD SCHLEEMAN
2 ANDREW PULS
3 TODD JEYS
4 DARREN TRAMPE

112 LBS. CLASS RESULTS.

PAT BERRY - BERTRAND: 24 PTS.
GLEN DOYLE - MAYWOOD: 16 PTS.
MIKE REAGLE - ELWOOD: 8 PTS.
KELLY ROWLEY - CHASE CO.: 14 PTS.
TOM JEYS - ELM CREEK: 3 PTS.
JOEY STEMPER - CAMBRIDGE: 3 PTS.
BRIAN RIESSLAND - AMHERST: 0 PTS.
CHAD YOUDE - OXFORD: 0 PTS.

1 PAT BERRY
2 GLEN DOYLE
3 KELLY ROWLEY
4 MIKE REAGLE

119 LBS. CLASS RESULTS.

ERIC HAGAN - BERTRAND: 18 PTS.
NICK LIND - ELWOOD: 18.5 PTS.
DEAN SCHLEEMAN - CAMBRIDGE: 4 PTS.
MATT WAUGH - ELM CREEK: 13.5 PTS.
KERRY TAUBER - MAYWOOD: 8 PTS.
CRAIG BROCKMEIER - EUSTIS: 0 PTS.
JEREMY BREWER - CHASE CO.: 0 PTS.

1 NICK LIND
2 ERIC HAGAN
3 MATT WAUGH
4 KERRY TAUBER

125 LBS. CLASS RESULTS.

TEAGUE SUTHERLAND - ELM CREEK: 16 PTS.
JIM PHILLIPPI - BERTRAND: 22 PTS.
PAT BERAN - CHASE CO.: 5 PTS.
CHRIS DEZONIA - CAMBRIDGE: 12.5 PTS.
CLINT DEBBAN - ELWOOD: 0 PTS.
RYAN JURJENS - EUSTIS: 0 PTS.

1 JIM PHILLIPPI
2 TEAGUE SUTHERLAND
3 CHRIS DEZONIA
4 PAT BERAN

130 LBS. CLASS RESULTS.

STEVE SYLVESTER - CHASE CO.: 16 PTS.
TODD DAAKE - ELM CREEK: 18 PTS.
DEAN TRAMPE - AMHERST: 14 PTS.
COLT HOSICK - MAYWOOD: 8.5 PTS.
TOM MARTIN - ELWOOD: 0 PTS.
DUSTY TROSPER - CAMBRIDGE: 1 PTS.
RAY FISHER - BERTRAND: 0 PTS.

1 TODD DAAKE
2 STEVE SYLVESTER
3 DEAN TRAMPE
4 COLT HOSICK

135 LBS. CLASS RESULTS.

VIRGIL BANZHAF - CAMBRIDGE: 24 PTS.
PHILLIP LEWIS - MAYWOOD: 0 PTS.
TONY DEHARTY - EUSTIS: 4 PTS.
TODD PHELPS - CHASE CO.: 10 PTS.
CORY BERGT - AMHERST: 8 PTS.
KEN BROWN - OXFORD: 3 PTS.
SHANE SWARTWOOD - ELM CREEK: 16.5 PTS.
TOM SMITH - BERTRAND: 0 PTS.

1 VIRGIL BANZHAF
2 SHANE SWARTWOOD
3 TODD PHELPS
4 CORY BERGT

140 LBS. CLASS RESULTS.

JASON MCNAIR - CHASE CO.: 24 PTS.
TIM SEXTON - CAMBRIDGE: 18 PTS.
CRAIG HOSELTON - EUSTIS: 11 PTS.
DOYLE ROEDER - AMHERST: 7 PTS.
SCOTT BAKER - MAYWOOD: 0 PTS.
ADAM LEIBHART - BERTRAND: 0 PTS.

1 JASON MCNAIR
2 TIM SEXTON
3 CRAIG HOSELTON
4 DOYLE ROEDER

145 LBS. CLASS RESULTS.

TRAVIS ARNOLD - CAMBRIDGE: 24 PTS.
JOHN ELLIS - OXFORD: 14 PTS.
JAMMIE WRIGHT - ELM CREEK: 0 PTS.
RYAN TRAMPE - AMHERST: 4 PTS.
MIKE YAW - CHASE CO.: 11 PTS.

1 TRAVIS ARNOLD
2 JOHN ELLIS
3 MIKE YAW
4 RYAN TRAMPE

152 LBS. CLASS RESULTS.

CRAIG STEPHENS - BERTRAND: 22 PTS.
JOHN PANKONIN - CHASE CO.: 0 PTS.
BOB BURRIOUS - ELWOOD: 18 PTS.
MIKE EASTERDAY - EUSTIS: 14.5 PTS.
LONNIE KENNEY - AMHERST: 0 PTS.
JAY ARMSTRONG - ELM CREEK: 3 PTS.
STEVE GUGELMAN - MAYWOOD: 11 PTS.
DANA HLAVINKA - CAMBRIDGE: 3 PTS.

1 CRAIG STEPHENS
2 BOB BURRIOUS
3 MIKE EASTERDAY
4 STEVE GUGELMAN

160 LBS. CLASS RESULTS.

JODY FRIEMEL - CHASE CO.: 21 PTS.
DUANE WADE - ELWOOD: 16 PTS.
KERRY BROCKMEIER - EUSTIS: 14.5 PTS.
LANCE HATFIELD - BERTRAND: 4 PTS.
ADAM COWAN - OXFORD: 0 PTS.
CHRIS MYERS - ELM CREEK: 0 PTS.
SHAWN WOOD - MAYWOOD: 8 PTS.
DARREN MUES - CAMBRIDGE: 3 PTS.

1 JODY FRIEMEL
2 DUANE WADE
3 KERRY BROCKMEIER
4 SHAWN WOOD

171 LBS. CLASS RESULTS.

DON DEMOSS - ELWOOD: 20 PTS.
JOSH JAEGER - CHASE CO.: 7 PTS.
ANDY WIER - CAMBRIDGE: 14 PTS.
TED FRINK - MAYWOOD: 4 PTS.

1 DON DEMOSS
2 ANDY WIER
3 JOSH JAEGER
4 TED FRINK

189 LBS. CLASS RESULTS.

CHRIS SALISBURY - ELWOOD: 24 PTS.
JOHN HEASTON - ELM CREEK: 11.5 PTS.
TODD UPTHAGROVE - BERTRAND: 7 PTS.
MIKE MILLER - MAYWOOD: 4 PTS.
DOUG HARTMAN - CHASE CO.: 0 PTS.
RICHARD ROEDER - AMHERST: 16 PTS.
TROY PAISLEY - CAMBRIDGE: 3 PTS.

1 CHRIS SALISBURY
2 RICHARD ROEDER
3 JOHN HEASTON
4 TODD UPTHAGROVE

UNL LBS. CLASS RESULTS.

SHAWN COLSON - CAMBRIDGE: 18 PTS.
PAUL HANSEN - BERTRAND: 22 PTS.
CURTIS HOLTZ - ELWOOD: 5 PTS.
THAD LONG - OXFORD: 8 PTS.
MARK FARR - MAYWOOD: 0 PTS.

1 PAUL HANSEN
2 SHAWN COLSON
3 THAD LONG
4 CURTIS HOLTZ

Lions 48 vs Rec Valley 24

| Name | Takedown TD | Take Down Lost TDL | Reverse Won RW | Reverse Lost RL | Escape Won EW | Escape Lost EL | Near Fall Won NFW | Near Fall Lost NFL | Decision Won DW | Decision Lost DL | Pin P | Pin Lost PL | Draw | Team Points | Total Pts | |
|---|---|---|---|---|---|---|---|---|---|---|---|---|---|---|---|---|
| Jeremy Brewer | 1 | 2 | 2 | 1 | - | 2 | - | 1 | - | 1 | - | - | - | - | - | 0-1 |
| Pat Beran | 2 | 1 | - | 2 | 2 | - | 2 | 1 | 1 | - | - | - | - | 3 | 3 | 1-0 |
| Steve Silvester | - | - | 1 | - | - | 1 | - | - | 1 | - | - | - | - | 3 | 3 | 1-0 |
| Todd Phelps | 2 | - | - | 1 | - | - | - | - | 1 | - | - | - | - | 3 | 3 | 1-0 |
| Jason McNair | - | - | - | - | - | - | - | - | - | - | - | - | - | 6 | 6 | 1-0 |
| Mike Yaw | 1 | - | - | - | - | - | - | - | - | - | 1 | - | - | 6 | 6 | 1-0 |
| John Pankow | 1 | - | - | - | - | - | 1 | - | - | - | 1 | - | - | 6 | 6 | 1-0 |
| Joedy Friemel | 2 | 1 | 1 | - | 1 | 2 | 1 | - | 1 | - | - | - | - | 3 | 3 | 1-0 |
| Josh Jaeger | 2 | - | - | - | - | 1 | 2 | - | - | - | 1 | - | - | 6 | 6 | 1-0 |
| Doug Hartman | 1 | 1 | - | - | - | 2 | - | - | - | 1 | - | - | - | - | - | 0-1 |
| | | | | | | | | | | | | | | | | |
| | | | | | | | | | | | | | | | | |
| | | | | | | | | | | | | | | | | |
| | | | | | | | | | | | | | | | | |
| | | | | | | | | | | | | | | | | |
| | | | | | | | | | | | | | | | | |
| | | | | | | | | | | | | | | | | |
| | | | | | | | | | | | | | | | | |
| | | | | | | | | | | | | | | | | |
| | | | | | | | | | | | | | | | | |
| | | | | | | | | | | | | | | | | |
| | | | | | | | | | | | | | | | | |
| | | | | | | | | | | | | | | | | |
| TOTAL's | 12 | 5 | 4 | 4 | 3 | 8 | 6 | 2 | 4 | 2 | 3 | - | - | 36 + 12 | 36 12 | 8-2 |

Comments: Nice way to finish the Regular Season -

30-6 Mat Score

LCHS _____ vs Rep Valley Season Totals

| Name | Touchdown TD | Take Down Lost TDL | Reverse Won RW | Reverse Lost RL | Escape Won EW | Escape Lost EL | Near Fall Won NFW | Near Fall Lost NFL | Double Won DW | Double Lost DL | Pin P | Pin Lost PL | Draw | Team Points | Total Pts | |
|---|---|---|---|---|---|---|---|---|---|---|---|---|---|---|---|---|
| Jeremy Brewer | 3 | 25 | 2 | 3 | 6 | 7 | - | 33 | - | 6 | 2 | 6 | - | - | 26 | 2-13 |
| Chris Barger | 2 | 4 | 5 | 4 | - | 1 | 2 | 2 | - | 1 | - | 3 | - | - | 10 | 0-4 |
| Kelly Rowley | 8 | 18 | 9 | 3 | 2 | 4 | 5 | 10 | 2 | 1 | 4 | 2 | 1 | - | 32 | 6-8-1 |
| Pat Beran | 20 | 30 | 16 | 22 | 13 | 14 | 17 | 21 | 9 | 6 | - | 8 | - | 3 | 45½ | 9-14 |
| Steve Silvester | 23 | 11 | 8 | 6 | 14 | 15 | 18 | 6 | 7 | 5 | 13 | - | - | 3 | 150 | 20-5 |
| Ki Fanning | 9 | 12 | 4 | 6 | 3 | 4 | 3 | 10 | - | 2 | 4 | 2 | - | - | 24 | 4-4 |
| Todd Phelps | 45 | 20 | 10 | 9 | 9 | 23 | 15 | 6 | 8 | 6 | 9 | 4 | - | 3 | 102 | 17-10 |
| Tony Weiss | 5 | 8 | 3 | 5 | 1 | 1 | 5 | 2 | 1 | 1 | 3 | 4 | - | 0 | 17 | 4-5 |
| Jason McNair | 39 | 12 | 8 | 13 | 16 | 12 | 25 | 3 | 5 | 4 | 12 | - | - | 6 | 139½ | 18-4 |
| Tab Wood | - | 1 | - | - | - | - | - | - | - | - | - | 1 | - | - | - | 0-1 |
| Mike Yow | 15 | 17 | 2 | 6 | 3 | 6 | 6 | 9 | 1 | 1 | 3 | 10 | - | 6 | 85 | 4-12 |
| John Pankonin | 18 | 8 | 10 | 2 | 7 | 10 | 10 | 2 | 4 | 4 | 6 | - | - | 6 | 64 | 10-4 |
| Joey Friemel | 31 | 16 | 8 | 6 | 13 | 19 | 14 | 3 | 8 | 3 | 12 | - | - | 3 | 150½ | 20-3 |
| Josh Jaeger | 9 | 9 | 3 | 7 | 6 | 2 | 5 | 4 | 2 | 1 | 3 | 4 | - | 6 | 29 | 5-5 |
| Doug Hartman | 18 | 20 | - | 7 | 10 | 6 | 7 | 10 | 1 | 1 | 5 | 14 | - | - | 50 | 6-15 |
| | | | | | | | | | | | | | | | | |
| | | | | | | | | | | | | | | | | |
| | | | | | | | | | | | | | | | | |
| | | | | | | | | | | | | | | | | |
| | | | | | | | | | | | | | | | | |
| | | | | | | | | | | | | | | | | |
| | | | | | | | | | | | | | | | | |
| | | | | | | | | | | | | | | | | |
| TOTALS | 245 | 211 | 88 | 99 | 102 | 124 | 132 | 131 | 48 | 42 | 76 | 63 | 1 | 48 | 887 | 125-107-1 |

Comments:

LCHS _____ vs St Pats Invit Season Totals

1-30-88

| Name | Takedown TD | Take Down Lost TDL | Reverse Won RW | Reverse Lost RL | Escape Won EW | Escape Lost EL | Near Fall Won NFW | Near Fall Lost NFL | Decision Won DW | Decision Lost DL | Pin P | Pin Lost PL | Draw | Team Points | Total Pts | |
|---|---|---|---|---|---|---|---|---|---|---|---|---|---|---|---|---|
| Jeremy Brewer | 2 | 23 | - | 2 | 6 | 5 | - | 32 | - | 5 | 2 | 6 | - | - | 26 | 2-12 |
| Chris Barger | 2 | 4 | 5 | 4 | - | 1 | 2 | 2 | - | 1 | - | 3 | - | - | 10 | 0-4 |
| Kelly Rowley | 8 | 18 | 9 | 3 | 2 | 4 | 5 | 10 | 2 | 1 | 4 | 2 | 1 | - | 32 | 6-8-1 |
| Pat Beran | 18 | 29 | 16 | 20 | 11 | 14 | 15 | 20 | 8 | 6 | - | 8 | - | 7 | 42½ | 8-14 |
| Steve Silvester | 23 | 11 | 7 | 6 | 14 | 14 | 18 | 6 | 6 | 5 | 13 | - | - | 16 | 147 | 19-5 |
| Ki Fanning | 9 | 12 | 4 | 6 | 3 | 4 | 3 | 10 | 0 | 2 | 4 | 2 | - | - | 24 | 4-4 |
| Todd Phelps | 43 | 20 | 10 | 8 | 9 | 23 | 15 | 6 | 7 | 6 | 9 | 4 | - | 14 | 99 | 16-10 |
| Tony Weiss | 5 | 8 | 3 | 5 | 1 | 1 | 5 | 7 | 1 | 1 | 3 | 4 | - | 3 | 17 | 4-5 |
| Jason McNair | 39 | 12 | 8 | 13 | 16 | 12 | 25 | 3 | 5 | 4 | 12 | - | - | 22½ | 126½ | 17-4 |
| Tab Wood | - | 1 | - | - | - | - | - | - | - | - | - | 1 | - | - | - | 0-1 |
| Mike Yaw | 14 | 17 | 2 | 6 | 3 | 6 | 6 | 9 | 1 | 1 | 2 | 10 | - | - | 29 | 3-12 |
| John Pawkowio | 17 | 8 | 10 | 2 | 7 | 10 | 9 | 2 | 4 | 4 | 5 | - | - | 16½ | 58 | 9-4 |
| Joedy Friemel | 29 | 15 | 7 | 6 | 12 | 17 | 13 | 3 | 7 | 3 | 12 | - | - | 14 | 147½ | 19-3 |
| Josh Jaeger | 7 | 9 | 3 | 7 | 6 | 1 | 3 | 4 | 2 | 1 | 2 | 4 | - | 1 | 23 | 4-5 |
| Doug Hartman | 17 | 19 | - | 7 | 10 | 4 | 7 | 10 | 1 | - | 5 | 12 | - | 3 | 50 | 6-14 |
| | | | | | | | | | | | | | | | | |
| | | | | | | | | | | | | | | | | |
| | | | | | | | | | | | | | | | | |
| | | | | | | | | | | | | | | | | |
| | | | | | | | | | | | | | | | | |
| | | | | | | | | | | | | | | | | |
| | | | | | | | | | | | | | | | | |
| | | | | | | | | | | | | | | | | |
| TOTAL's | 233 | 206 | 84 | 95 | 99 | 116 | 126 | 129 | 44 | 40 | 73 | 63 | 1 | 97 | 839½ | 117-105-1 |

VB. ?

Comments:

CCHS _____ vs St Pats Invit

1-30-88

| Name | Takedown TD | Take Down Lost TDL | Reverse Won RW | Reverse Lost RL | Escape Won EW | Escape Lost EL | Near Fall Won NFW | Near Fall Lost NFL | Decision Won DW | Decision Lost DL | Pin P | Pin Lost PL | Draw | Team Points | Total Pts | |
|---|---|---|---|---|---|---|---|---|---|---|---|---|---|---|---|---|
| Jeremy Brewer | 1 | 6 | - | - | 3 | 1 | - | 5 | - | 1 | - | 1 | - | - | - | 0-2 |
| Pat Beran | 7 | 4 | 4 | 5 | 2 | 4 | 1 | - | 2 | 1 | - | 1 | - | 7 | 7 | 2-2 |
| Steve Silvester | 1 | 2 | 1- | - | 2 | 2 | 4 | 1 | 1 | 1 | 1 | - | - | 16 | 16 | 2-1 |
| Todd Phelps | 10 | 1 | 1 | - | - | 4 | 5 | 1 | 1 | - | 2 | 1 | - | 14 | 14 | 3-1 |
| Jason McNair | 7 | - | - | - | - | 3 | 2 | - | 1 | - | 2 | - | - | 22½ | 22½ | 3-0 |
| Tony Weiss | 3 | 2 | 2 | 4 | 1 | 1 | - | 2 | - | - | 1 | 2 | - | 3 | 3 | 1-2 |
| John Pankonin | 5 | 1 | - | - | 1 | 4 | 1 | - | 1 | 1 | 1 | - | - | 16½ | 16½ | 2-1 |
| Joedy Friemel | 4 | 1 | - | - | 1 | 5 | 3 | - | 2 | - | - | - | - | 14 | 14 | 2-0 |
| Josh Jaeger | 2 | 4 | 1 | 3 | 3 | - | 1 | 2 | 1 | - | - | 2 | - | 1 | 1 | 1-2 |
| Doug Hartman | 3 | 6 | - | 1 | 5 | - | 1 | 5 | - | - | 1 | 2 | - | 3 | 3 | 1-2 |
| | | | | | | | | | | | | | | | | |
| | | | | | | | | | | | | | | | | |
| | | | | | | | | | | | | | | | | |
| | | | | | | | | | | | | | | | | |
| | | | | | | | | | | | | | | | | |
| | | | | | | | | | | | | | | | | |
| | | | | | | | | | | | | | | | | |
| | | | | | | | | | | | | | | | | |
| | | | | | | | | | | | | | | | | |
| | | | | | | | | | | | | | | | | |
| | | | | | | | | | | | | | | | | |
| | | | | | | | | | | | | | | | | |
| | | | | | | | | | | | | | | | | |
| | | | | | | | | | | | | | | | | |
| TOTAL's | 43 | 27 | 8 | 13 | 18 | 24 | 18 | 16 | 9 | 4 | 8 | 9 | - | 97 | 97 | 17-13 |

Comments:

| | |
|---|---|
| St Pats | 160.5 |
| Bertrand | 138 |
| Cambridge | 114 |
| CCHS | 97 |
| Mullen | 88.5 |
| Cozad JV. | 75.5 |
| Rep Valley | 34.5 |
| Osh Kosh | 30 |
| North Platte JV | 19.5 |

Good Job Guys.

February 1, 1988

Dear Coach:

Enclosed please find the final results of the 1988 Irish Invitational Wrestling Tournament. We feel badly about not having them available immediately following the tournament. It really makes us appreciate it when the computer and copy machine "are" functioning properly.

Thanks for your patience with our young people at the score tables. They are pretty knowledgeable, but get distracted occasionally. We really want to run a good tournament and are striving to achieve that goal.

Below is a corrected copy of the team score. It is essentially the same as originally announced--we reworked the tournament to correct an error or two and have double-checked as well. It should be right.

You have probably noted that our tournament contract is for two years (88 & 89), so mention to your AD that we are already lined up for next year. We really appreciate meeting the quality opposition that our eight visiting teams provided--thanks for attending and good luck at district.

Sincerely,

Terry K. Schmit

Team Scores:

| | |
|---|---|
| St. Patrick | 164 |
| Bertrand | 136 |
| Cambridge | 112 |
| Imperial | 97 |
| Mullen | 99.5 |
| Cozad JV | 75 |
| Rep. Valley | 34.5 |
| Oshkosh | 30 |
| North Platte JV | 15.5 |

Outstanding Wrestler: Jason McNair, Imperial, 140
Pinner Award: Travis Arnold, Cambridge, 145

# IRISH INVITE

## CHAMPIONS BRACKET 103 LBS. CLASS

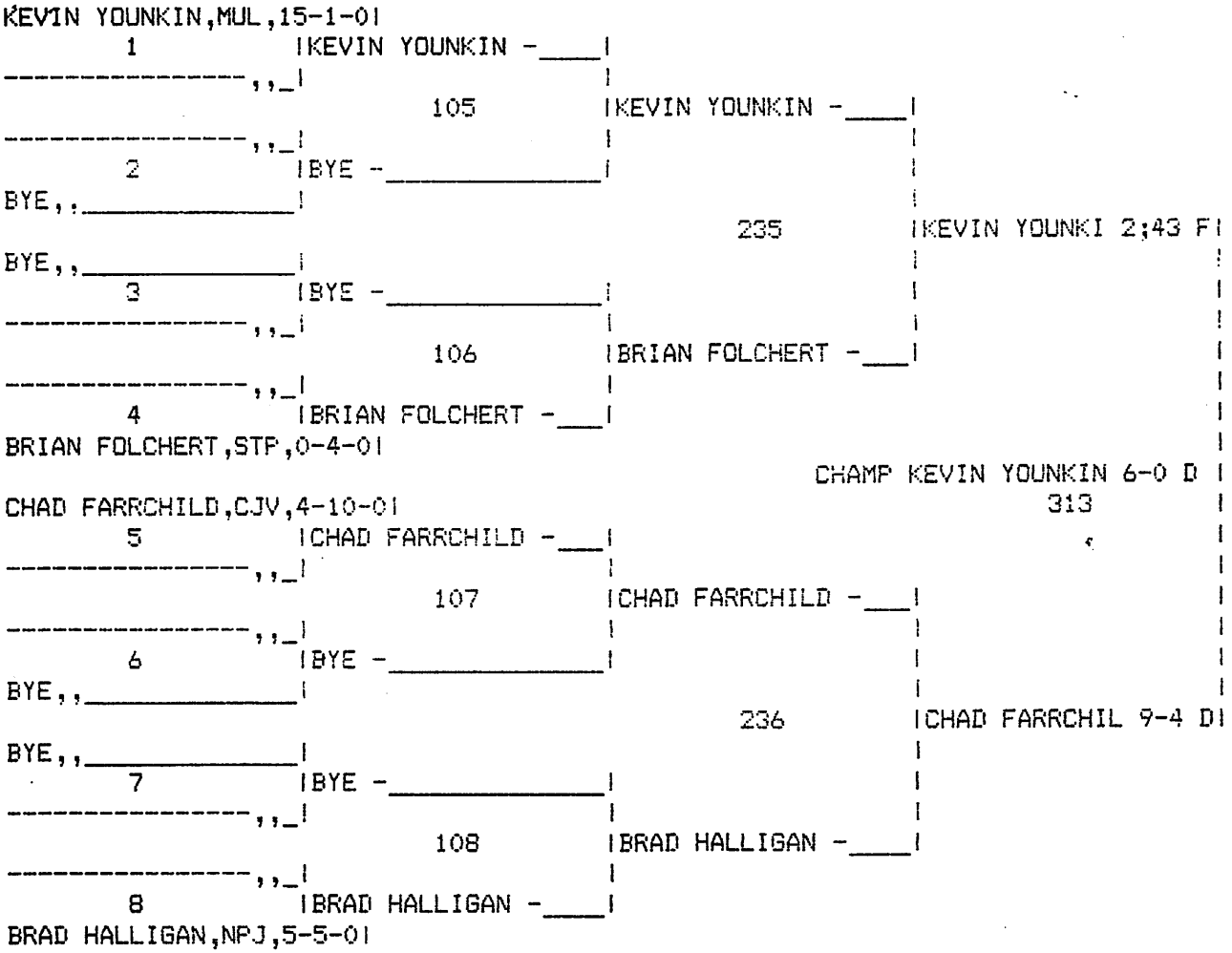


## CONSOLATION BRACKET 103 LBS. CLASS

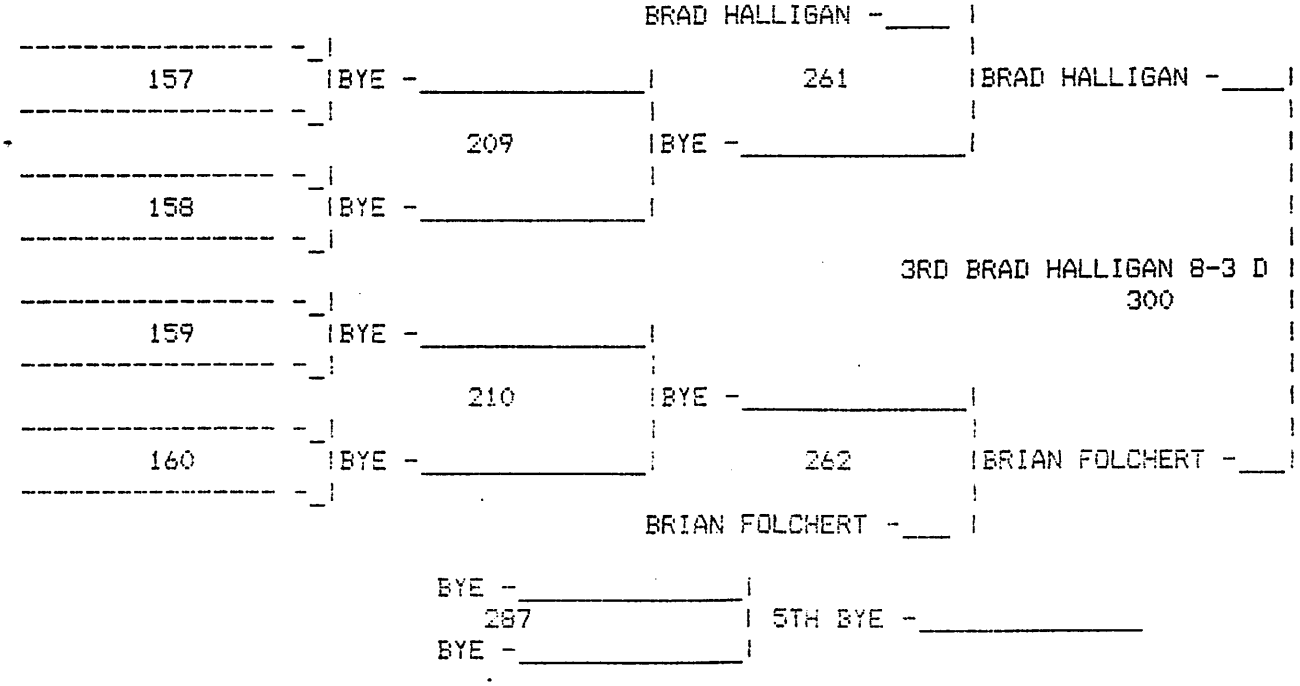

# IRISH INVITE

## CHAMPIONS BRACKET 112 LBS. CLASS

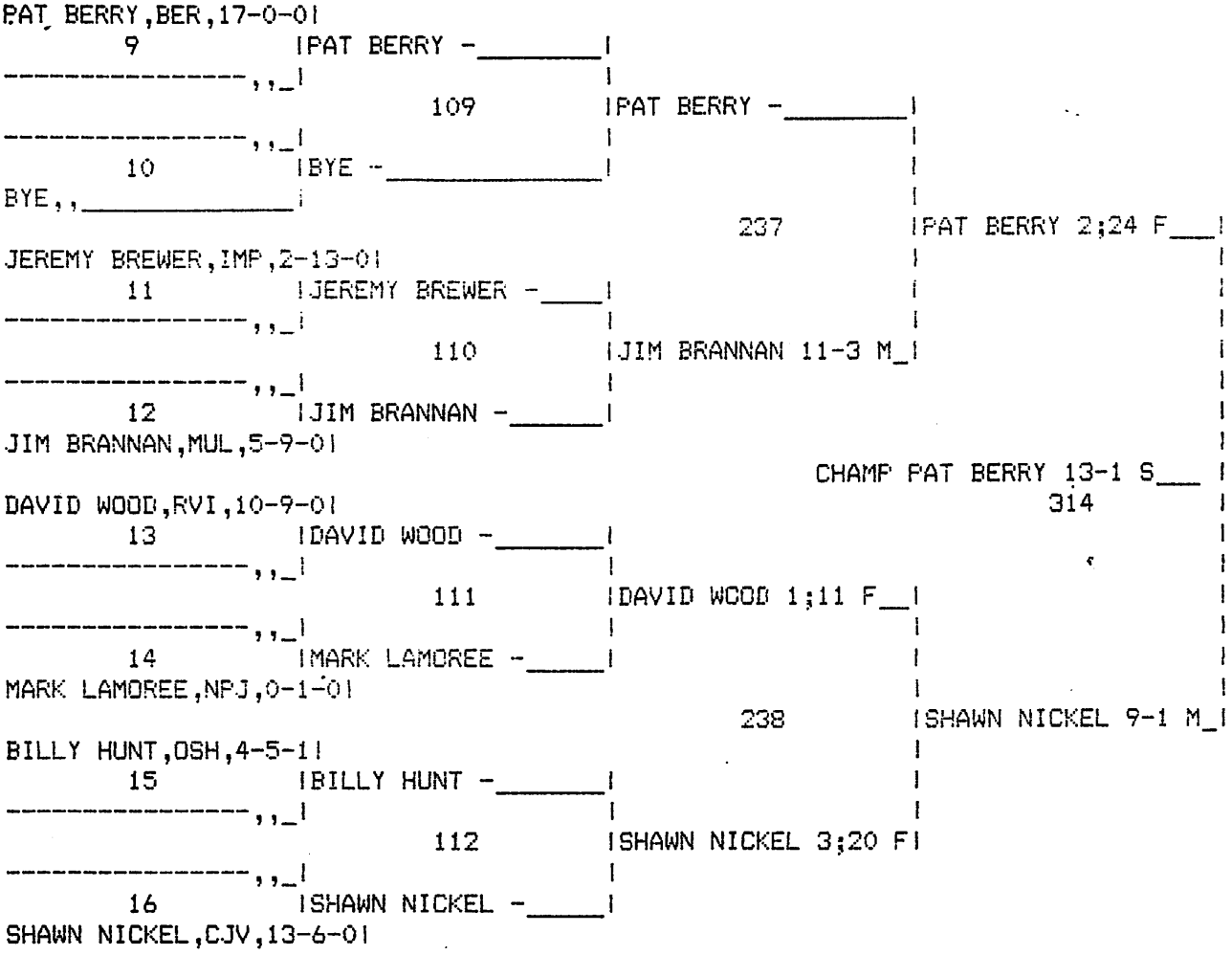


## CONSOLATION BRACKET 112 LBS. CLASS

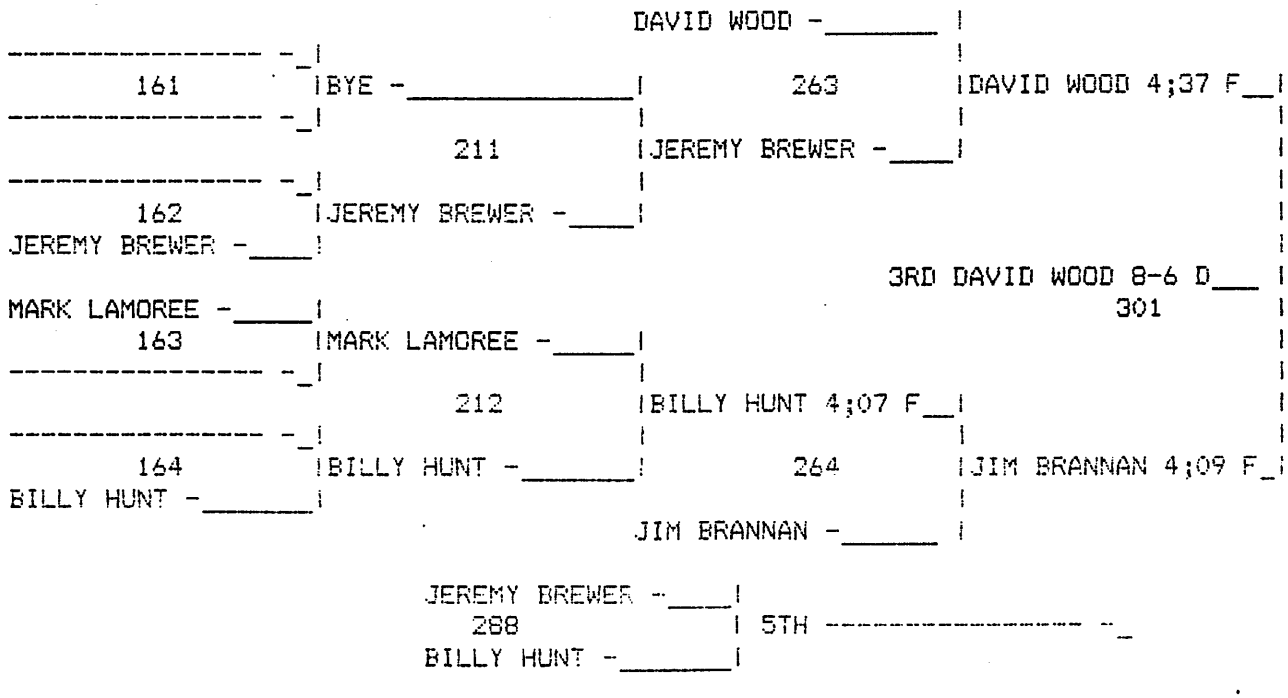

## CHAMPIONS BRACKET 119 LBS. CLASS

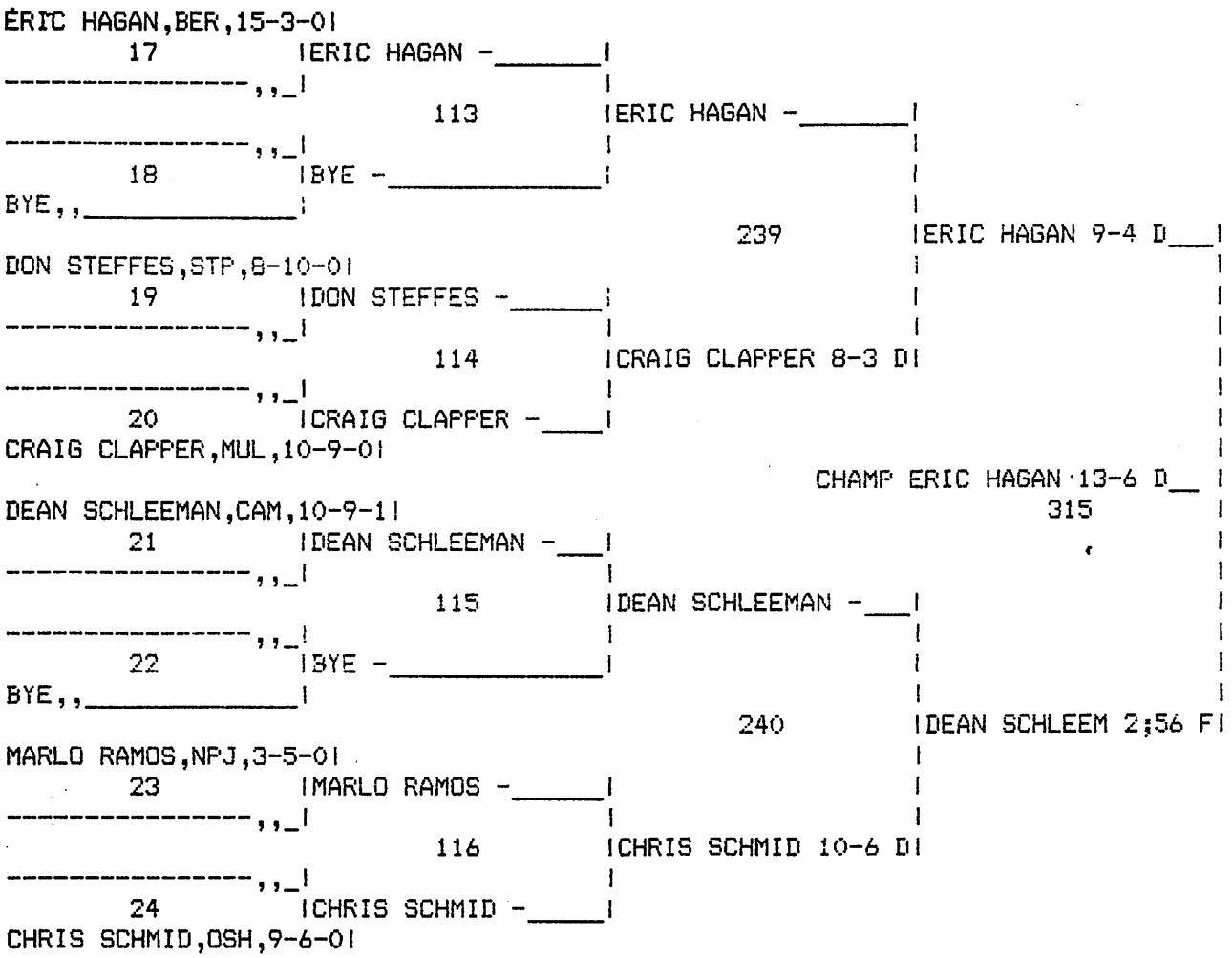


## CONSOLATION BRACKET 119 LBS. CLASS

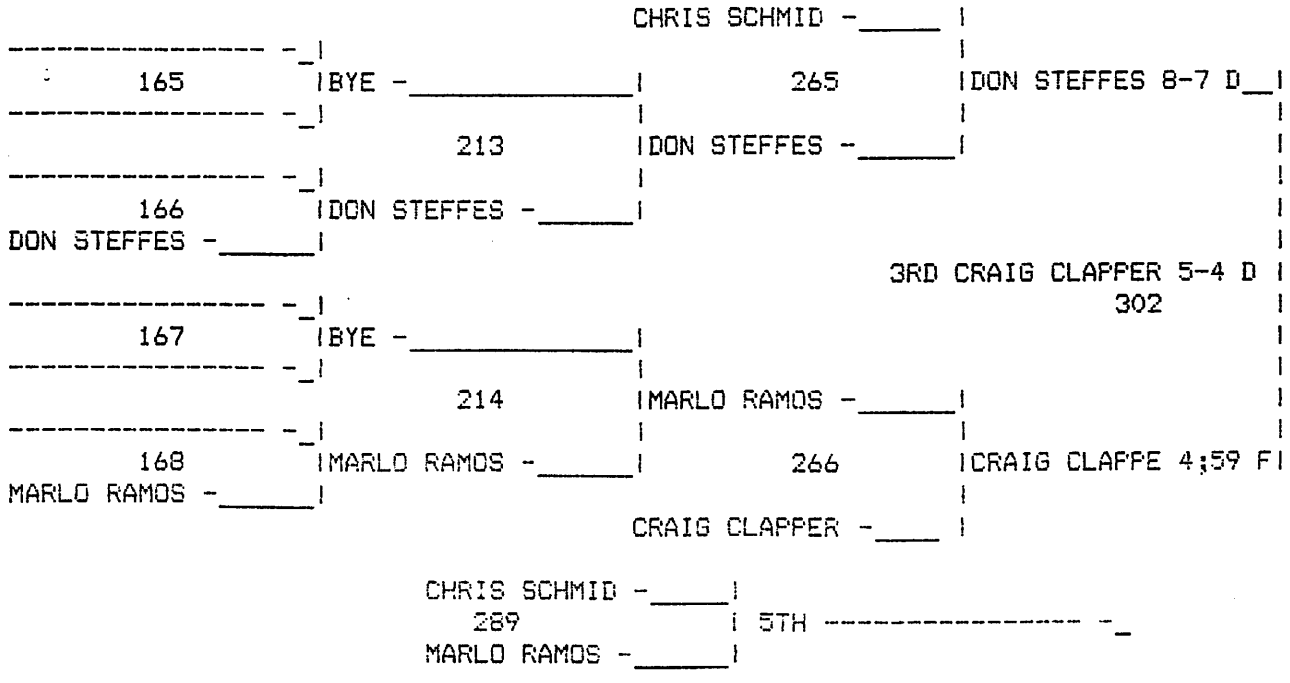

## CHAMPIONS BRACKET 125 LBS. CLASS

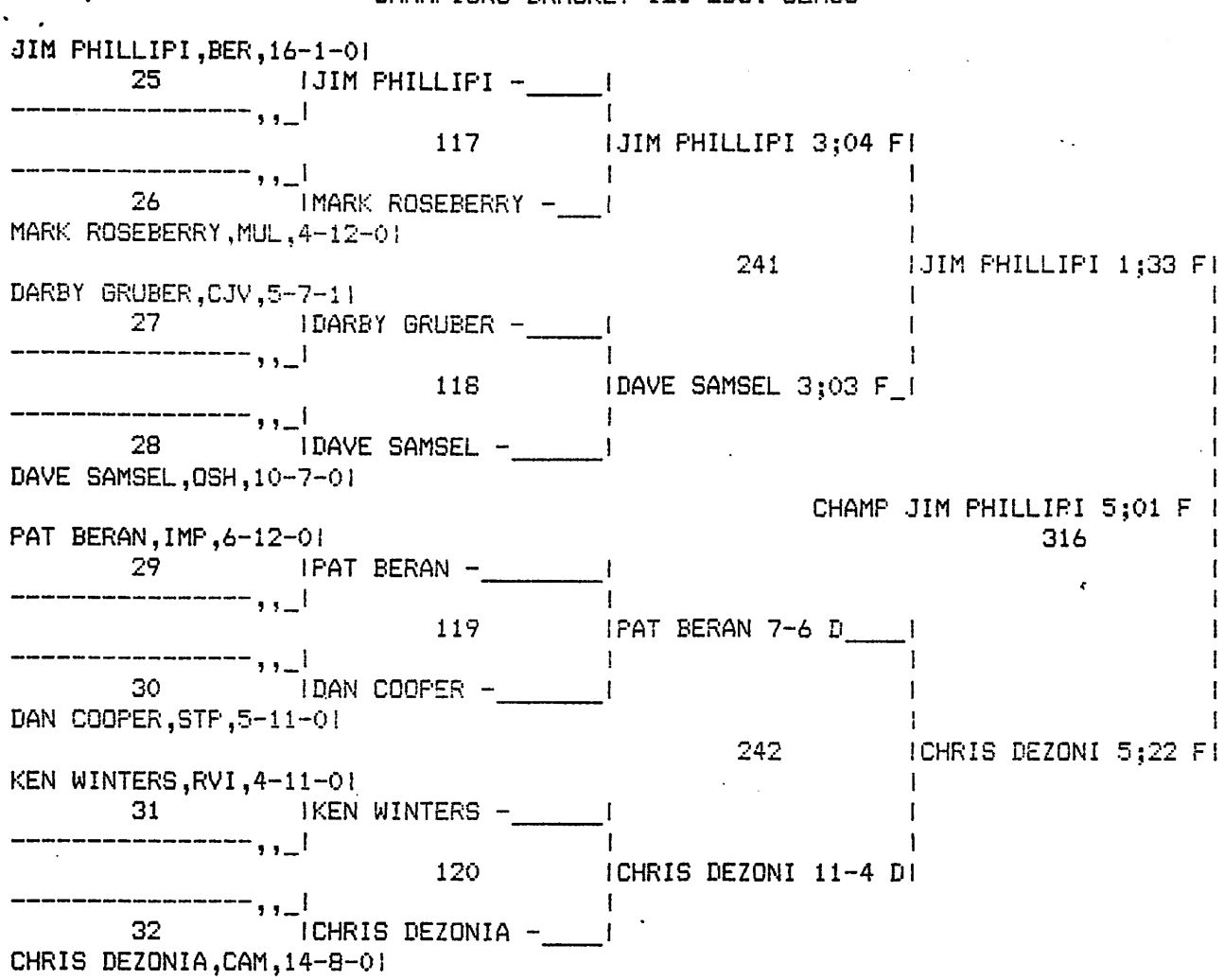


## CONSOLATION BRACKET 125 LBS. CLASS

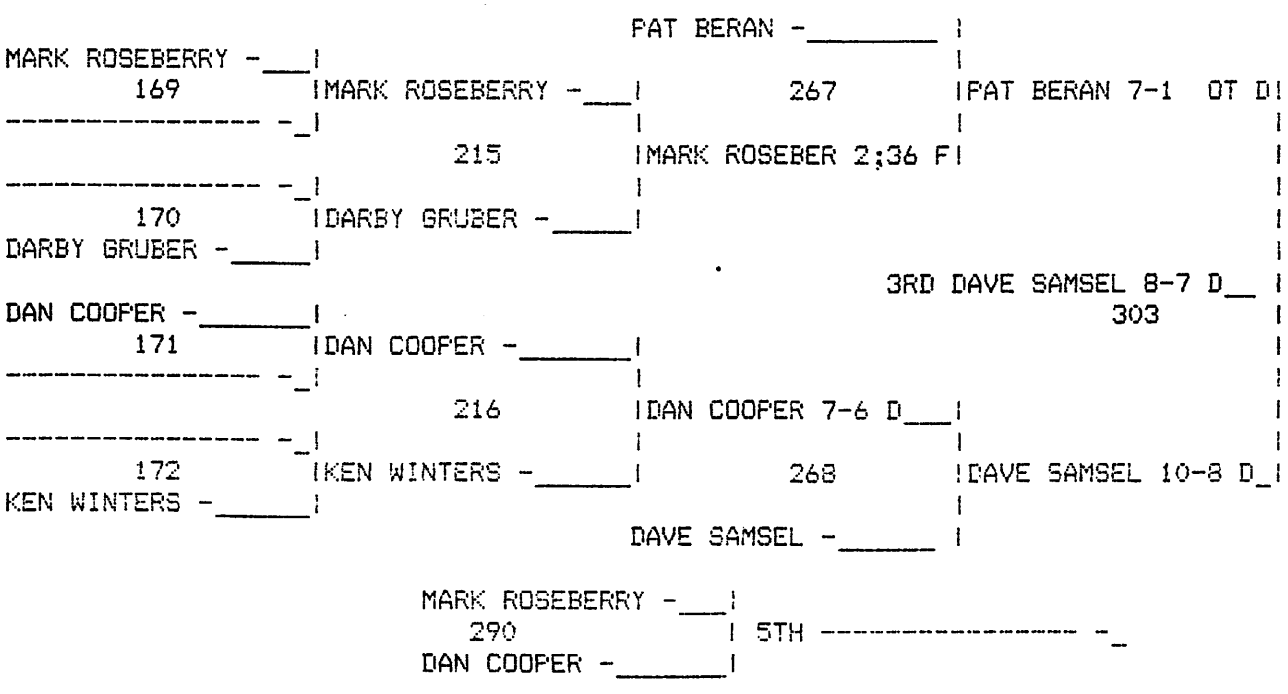

## CHAMPIONS BRACKET 130 LBS. CLASS

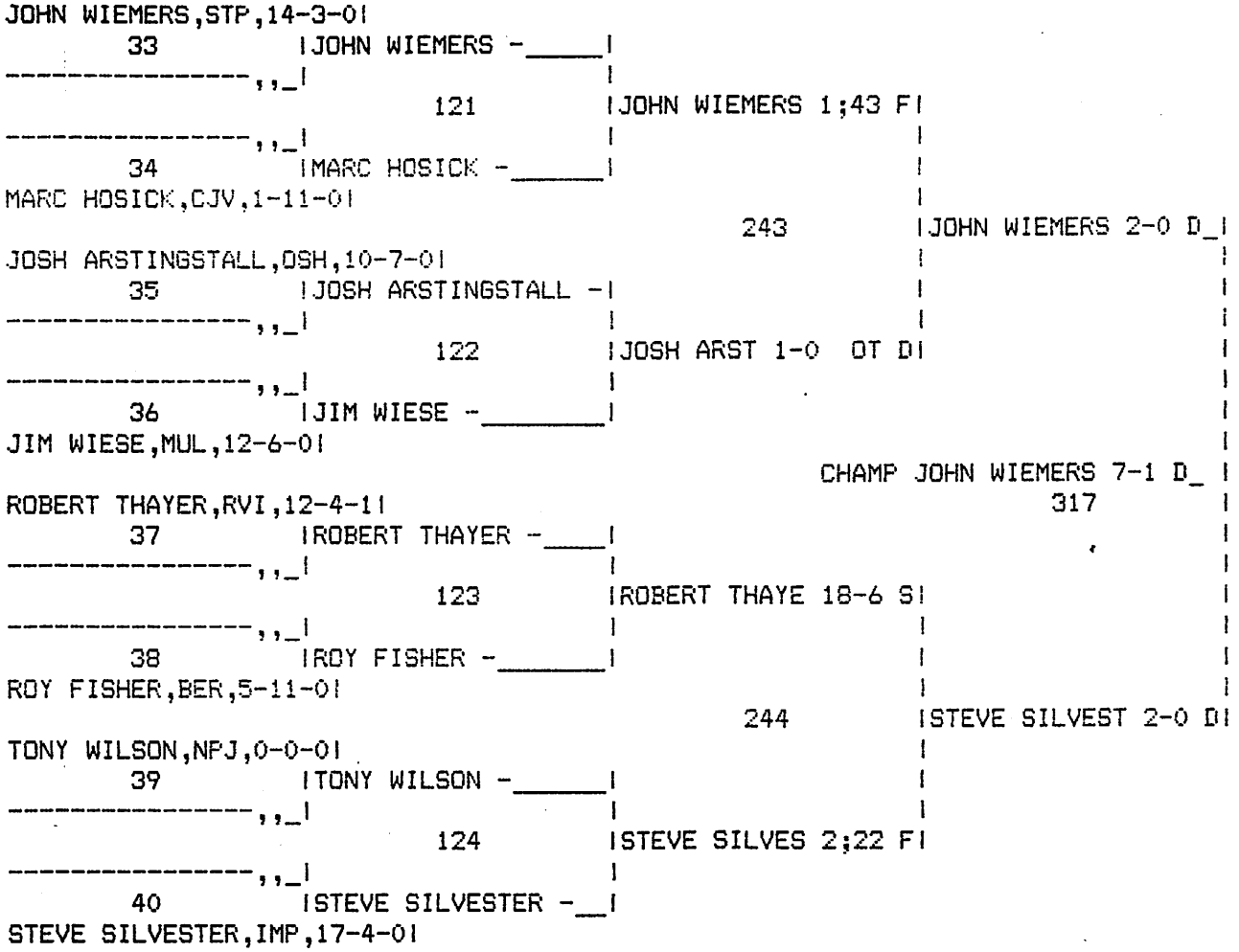


## CONSOLATION BRACKET 130 LBS. CLASS

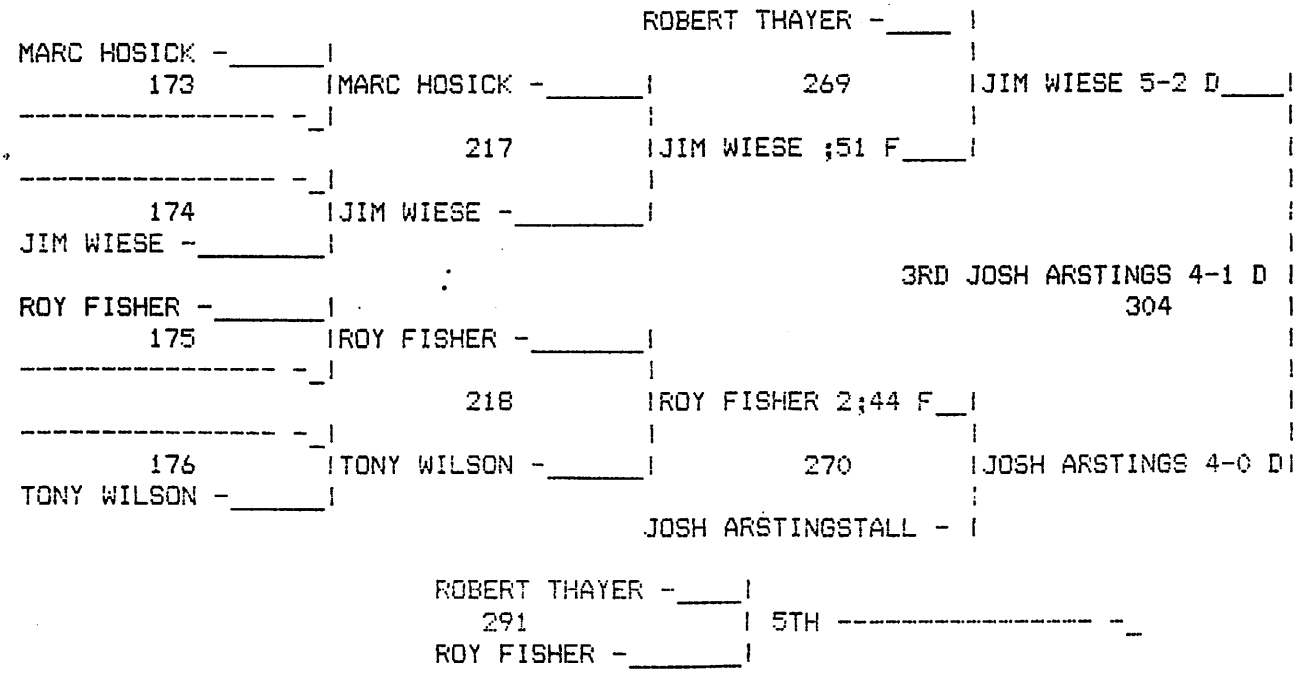

## CHAMPIONS BRACKET 135 LBS. CLASS

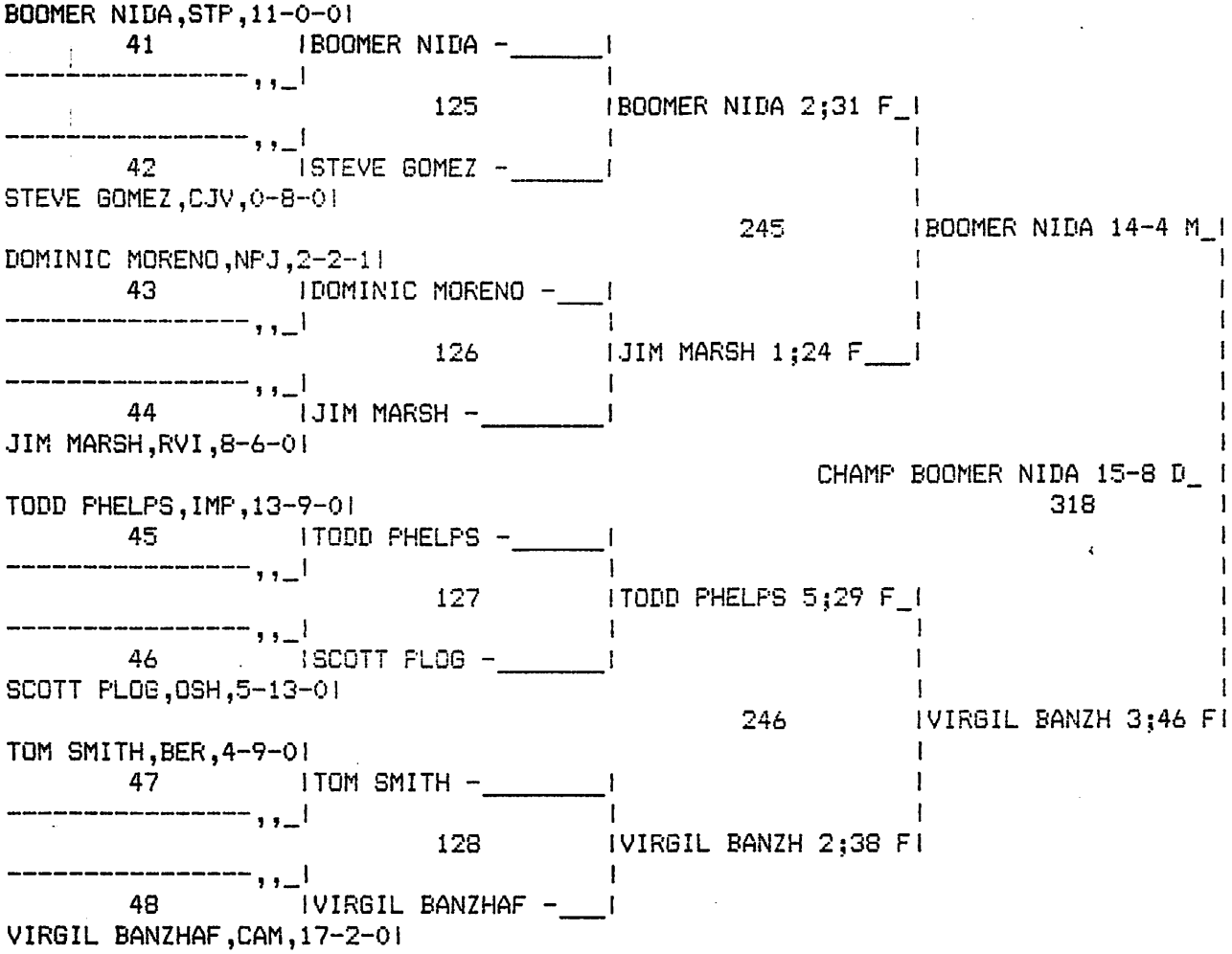


## CONSOLATION BRACKET 135 LBS. CLASS

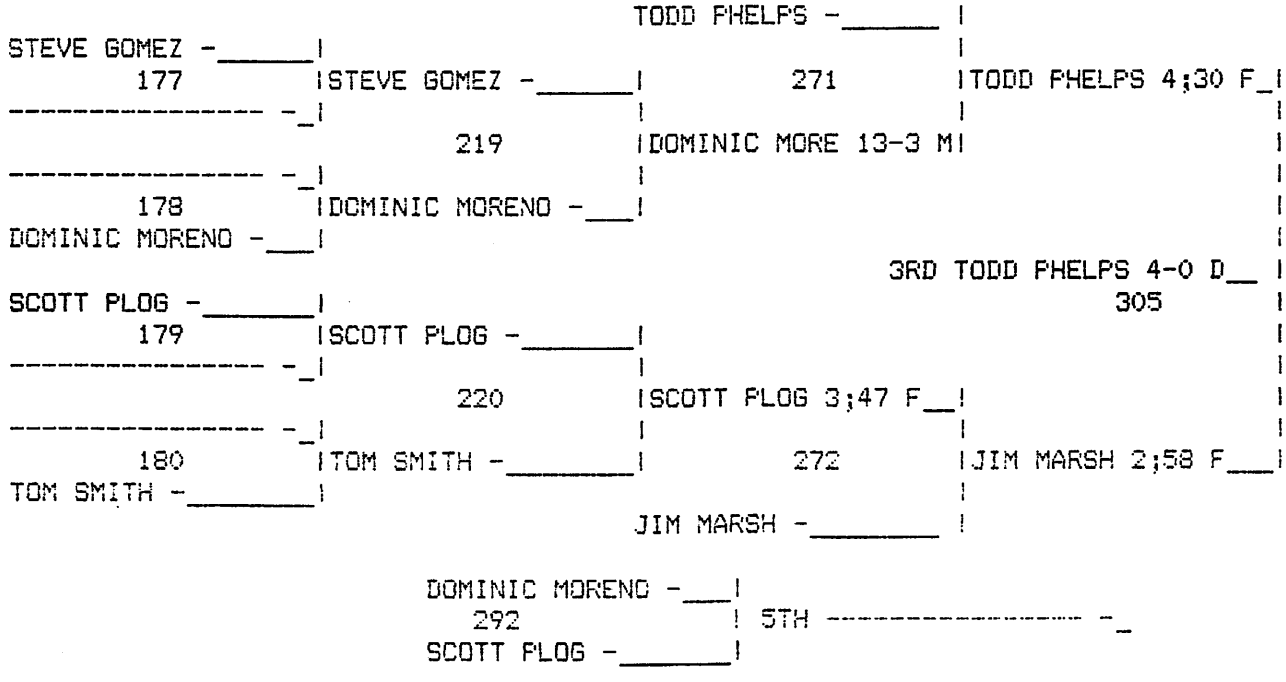

## CHAMPIONS BRACKET 140 LBS. CLASS

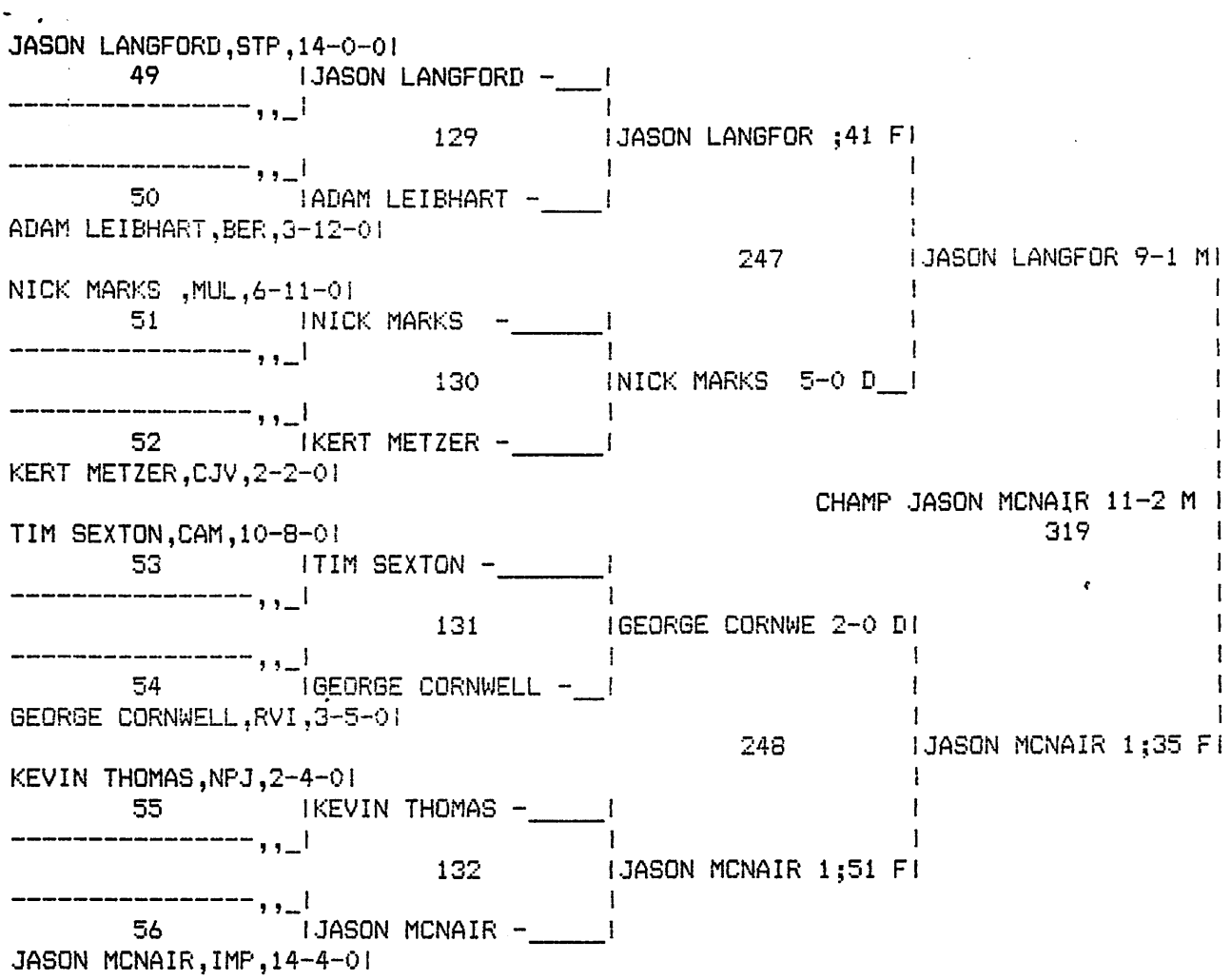


## CONSOLATION BRACKET 140 LBS. CLASS

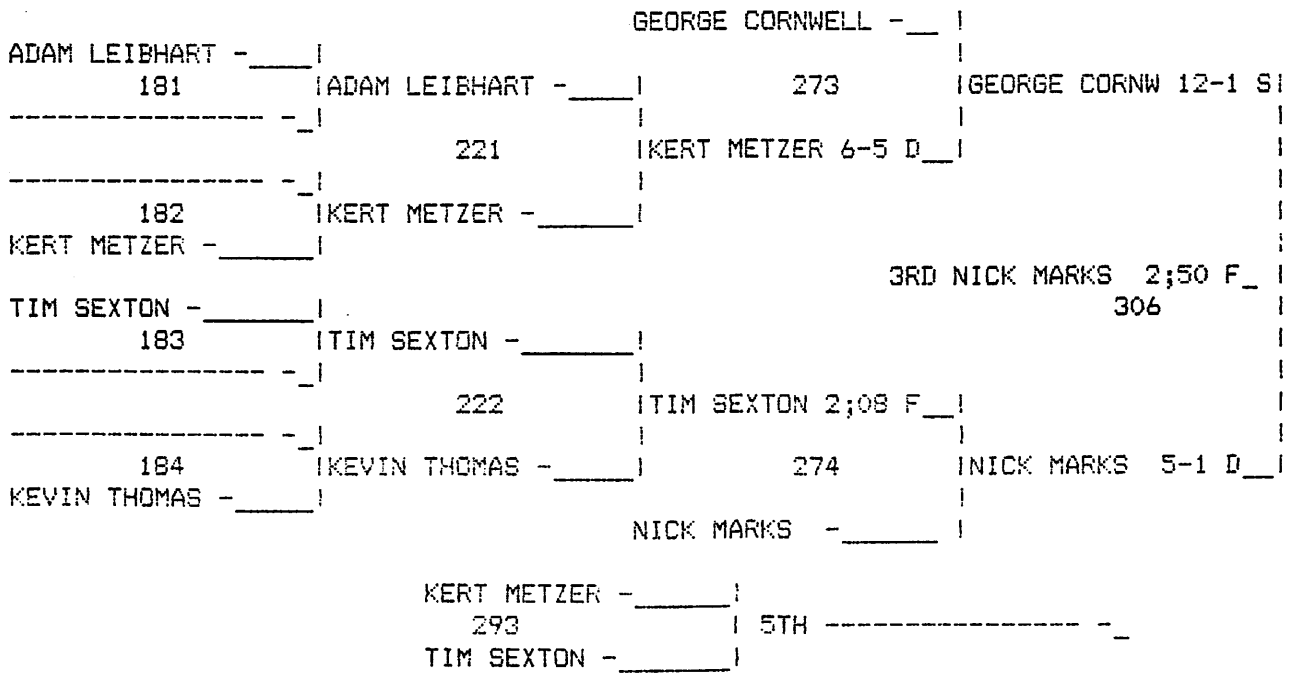

IRISH INVITE

CHAMPIONS BRACKET 145 LBS. CLASS

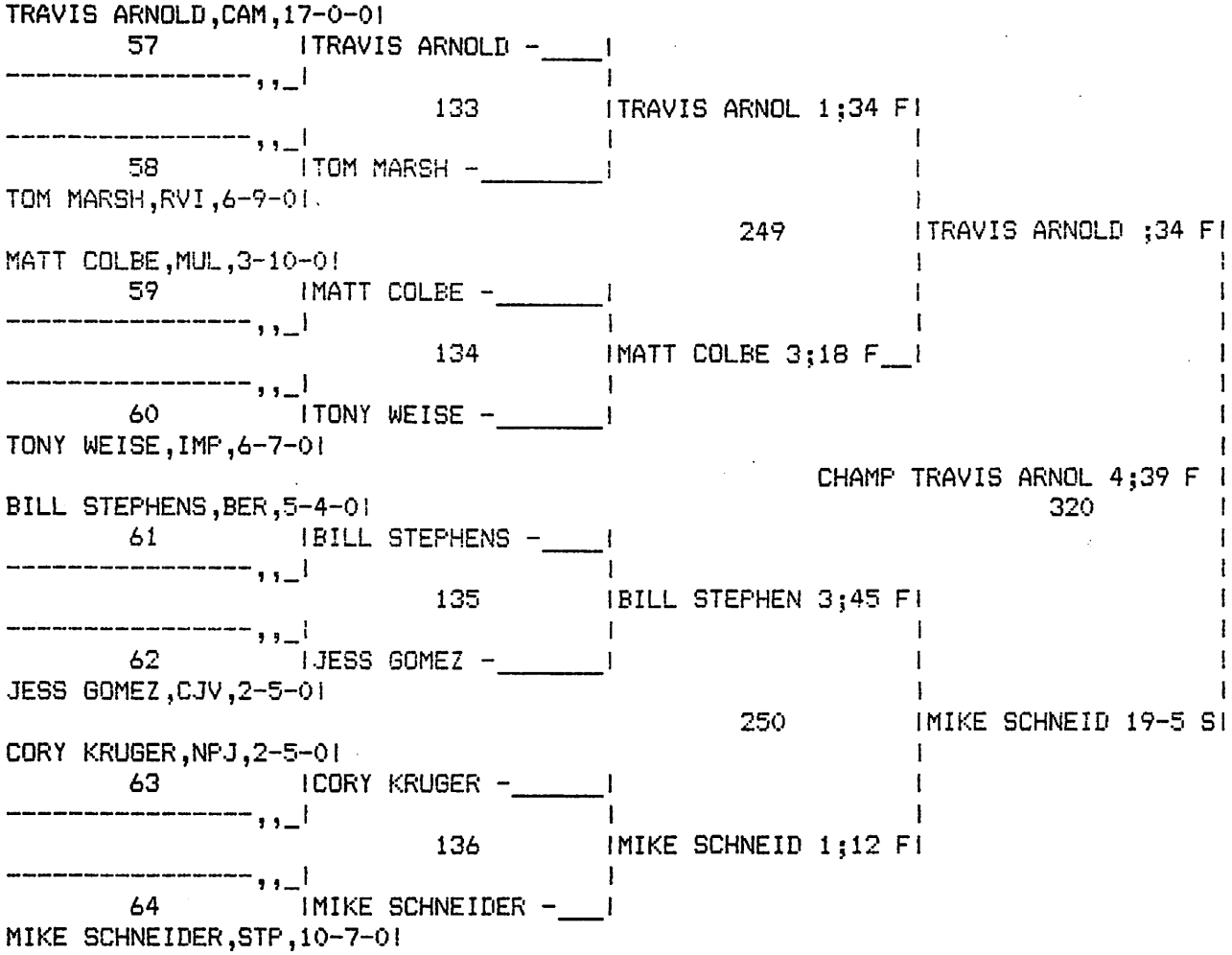


CONSOLATION BRACKET 145 LBS. CLASS

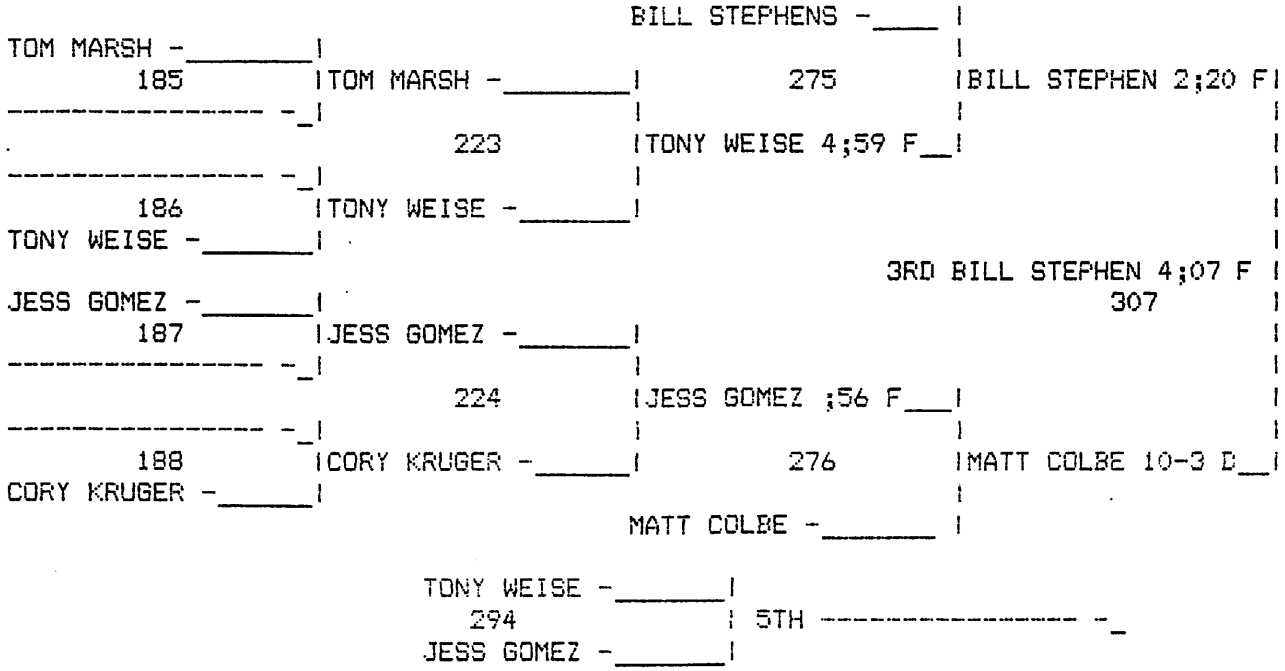

IRISH INVITE

CHAMPIONS BRACKET 152 LBS. CLASS

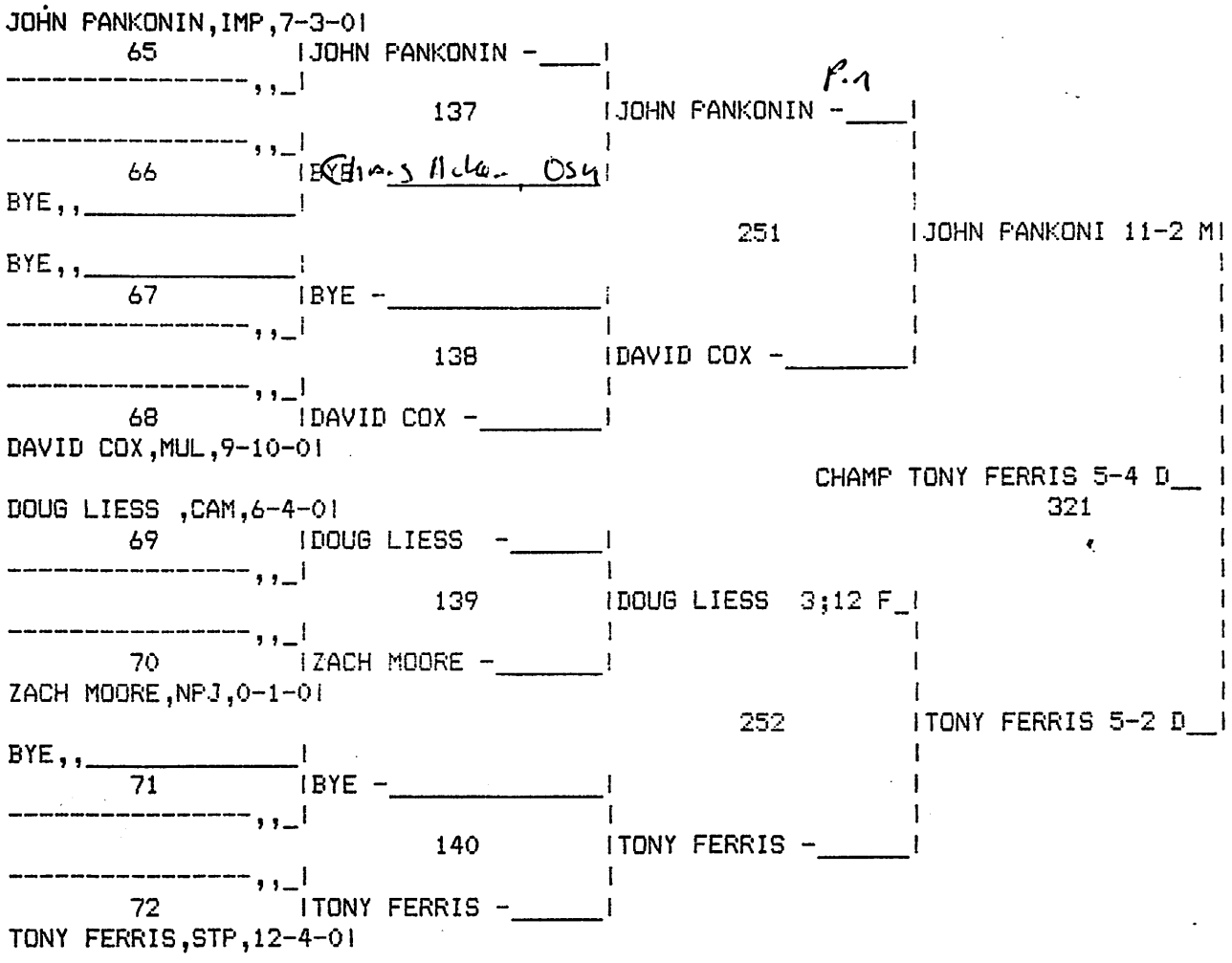


CONSOLATION BRACKET 152 LBS. CLASS

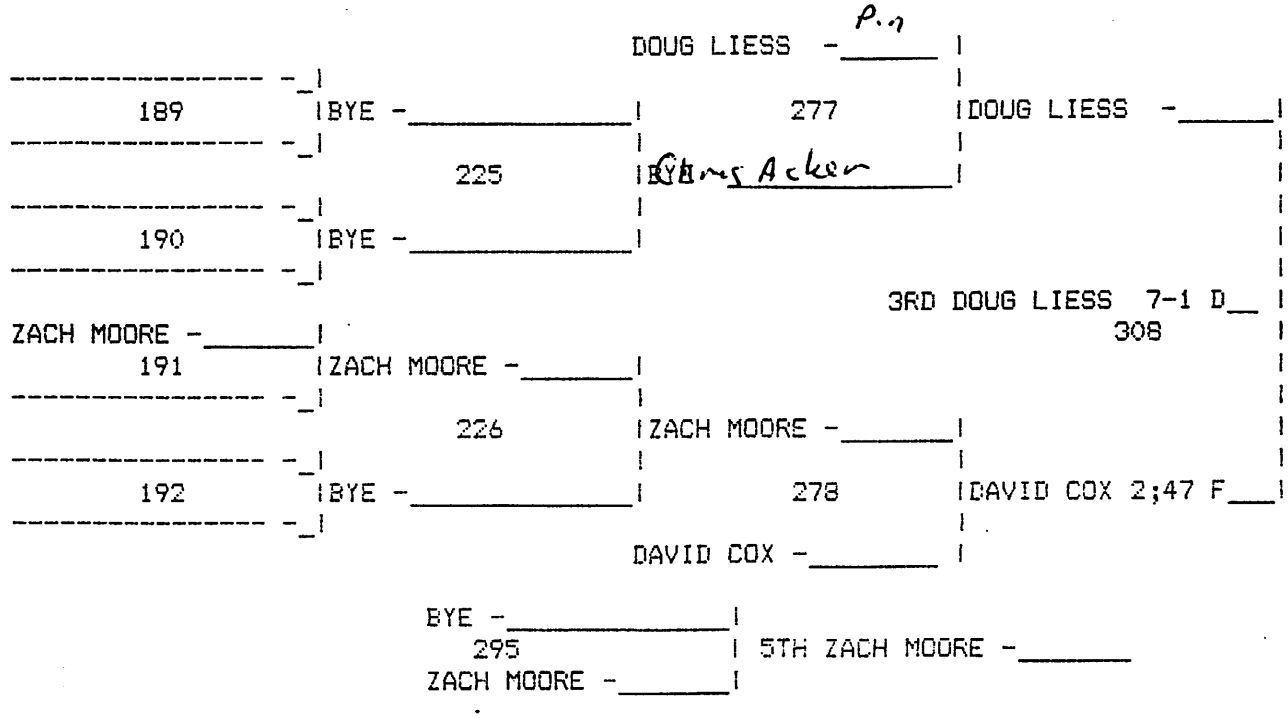

## CHAMPIONS BRACKET 160 LBS. CLASS

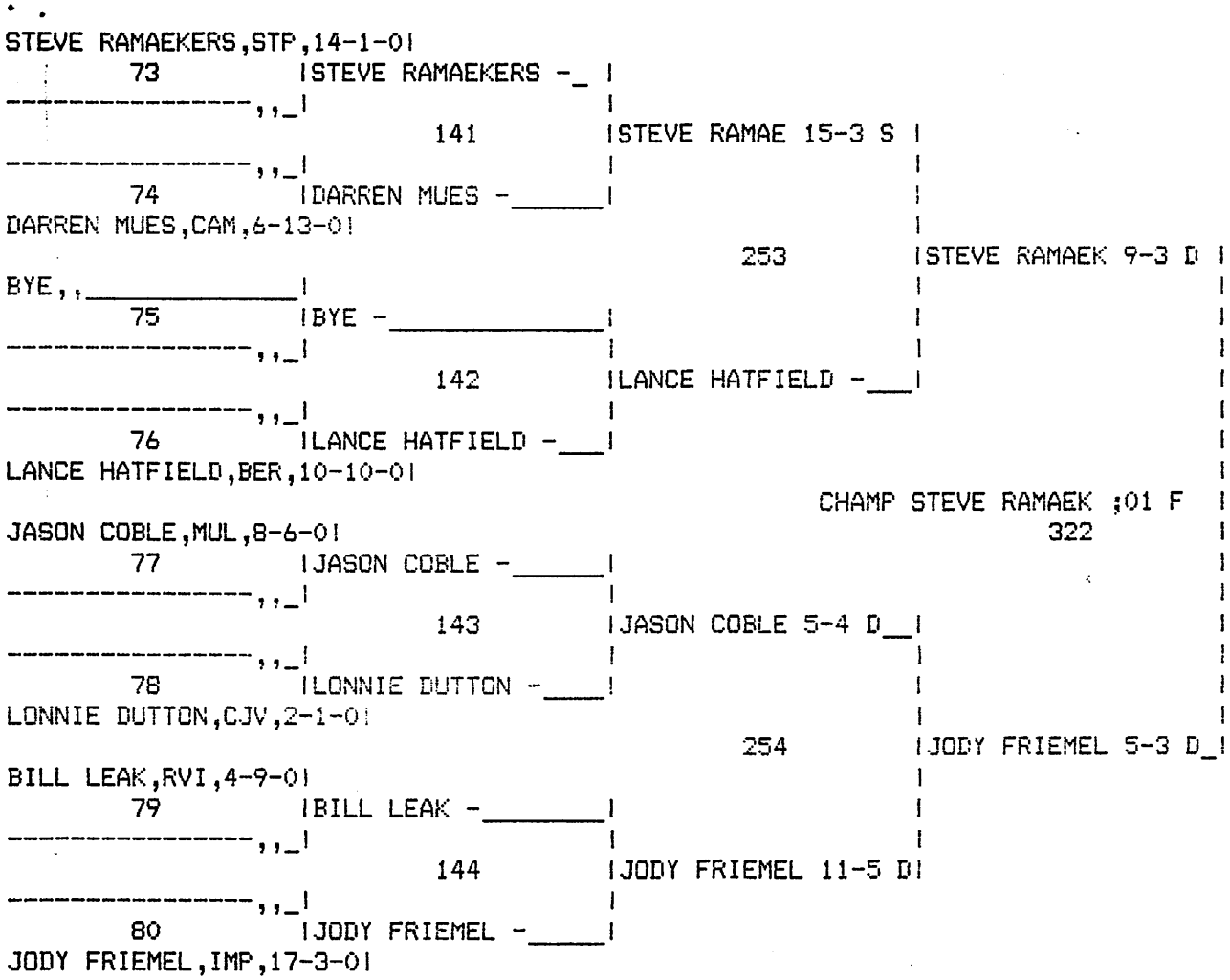


## CONSOLATION BRACKET 160 LBS. CLASS

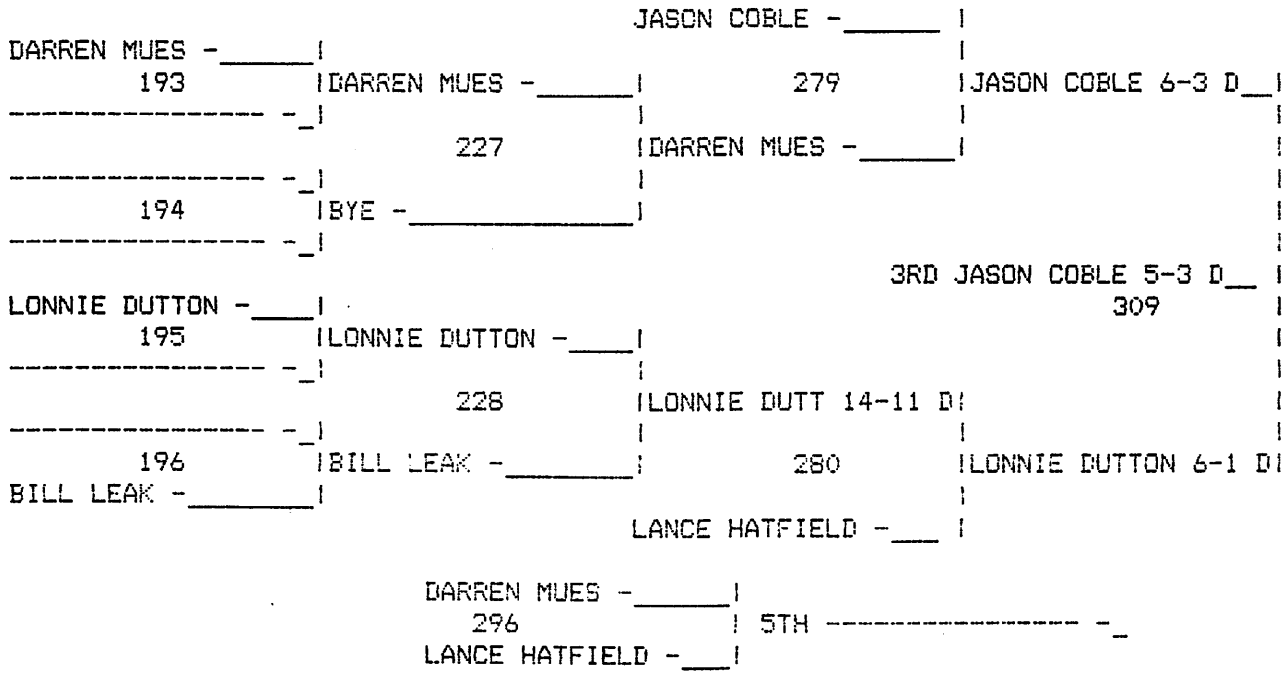

## CHAMPIONS BRACKET 171 LBS. CLASS

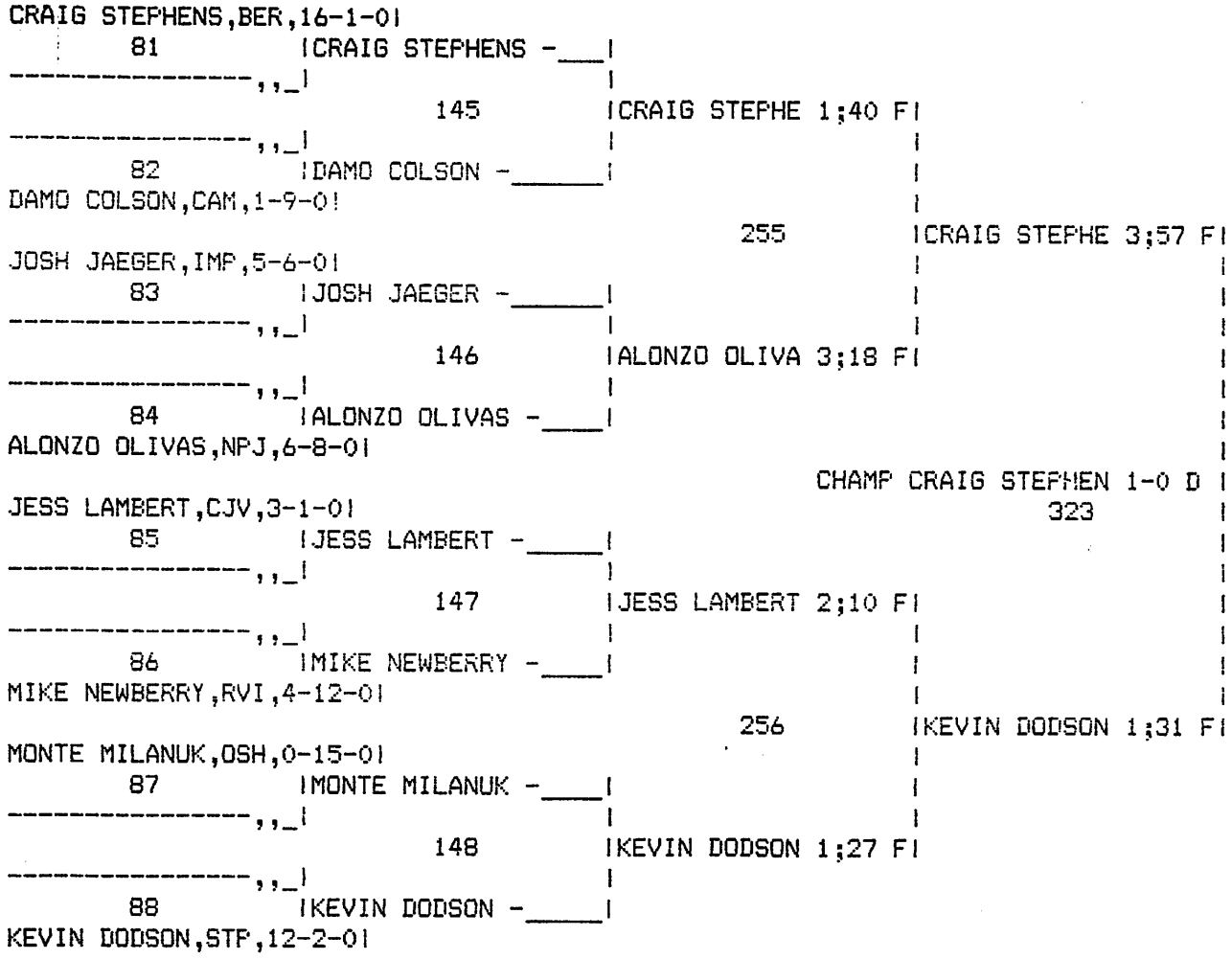


## CONSOLATION BRACKET 171 LBS. CLASS

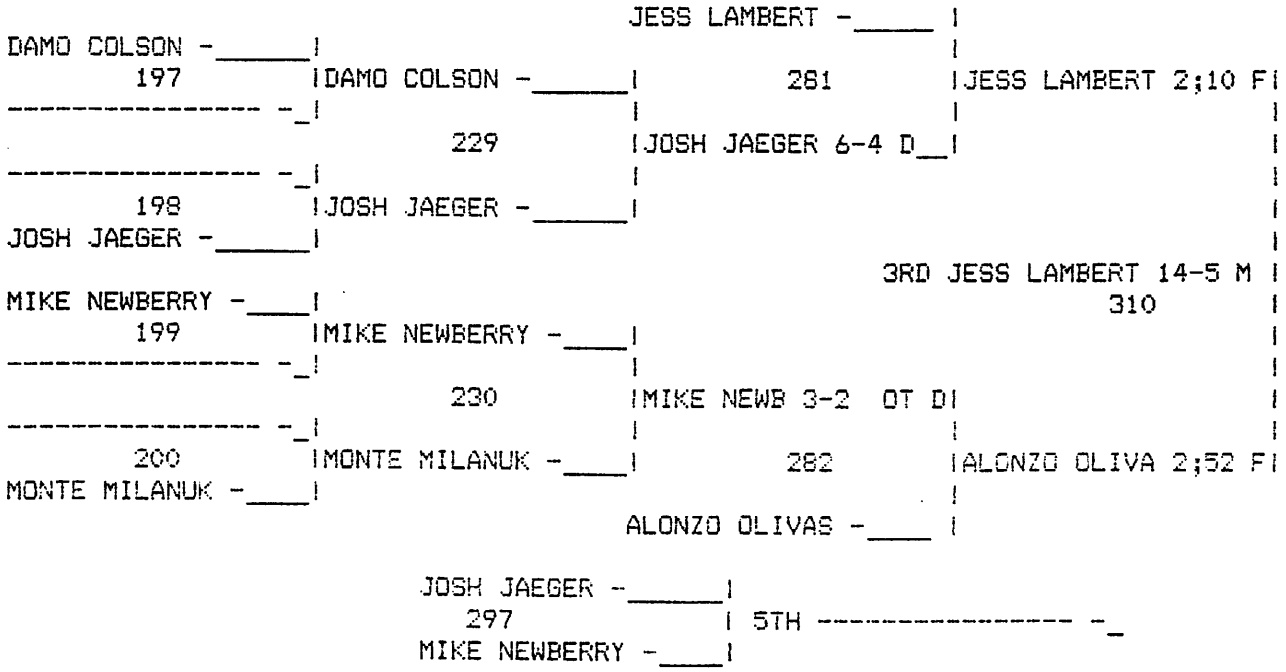

IRISH INVITE

CHAMPIONS BRACKET 189 LBS. CLASS

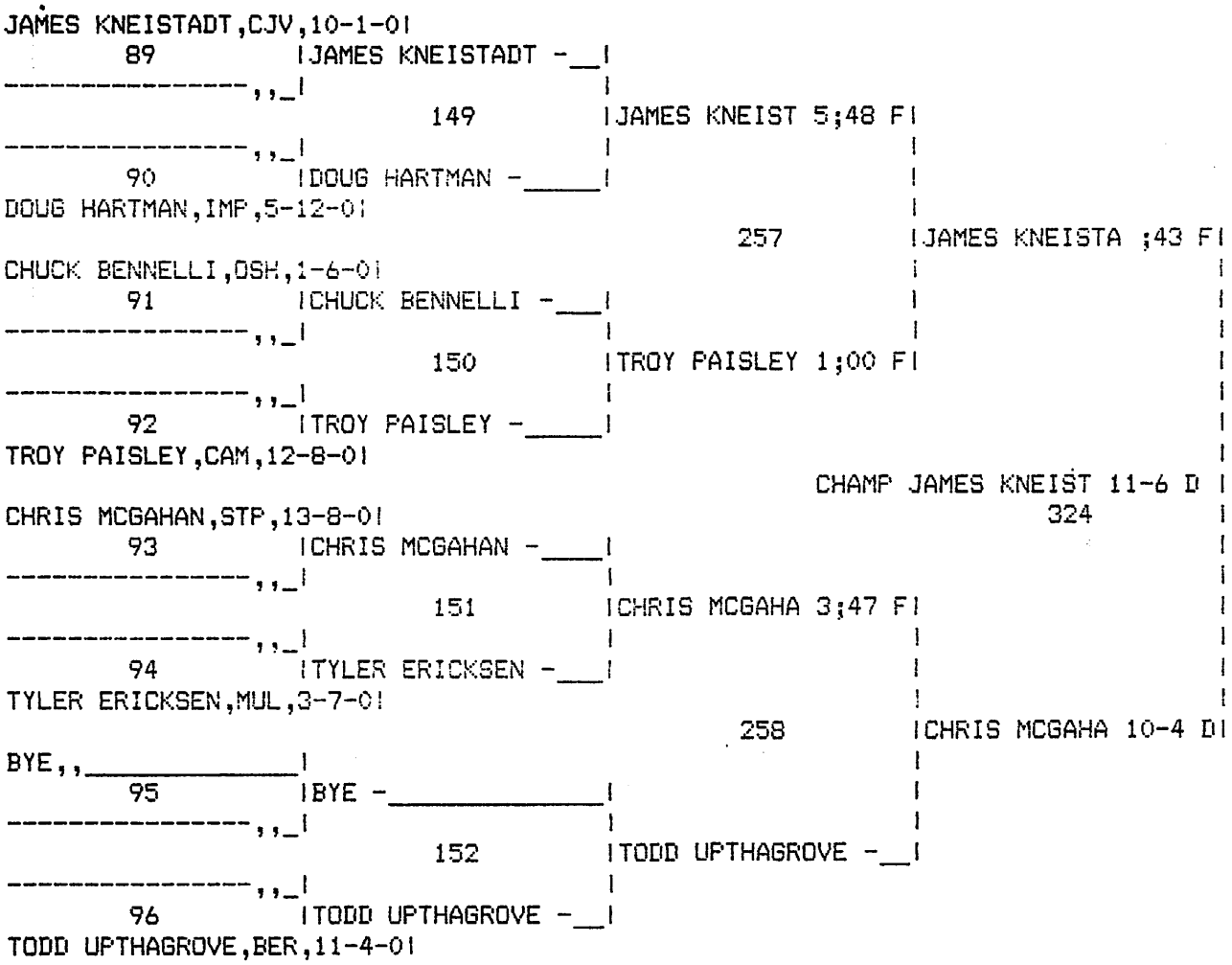


CONSOLATION BRACKET 189 LBS. CLASS

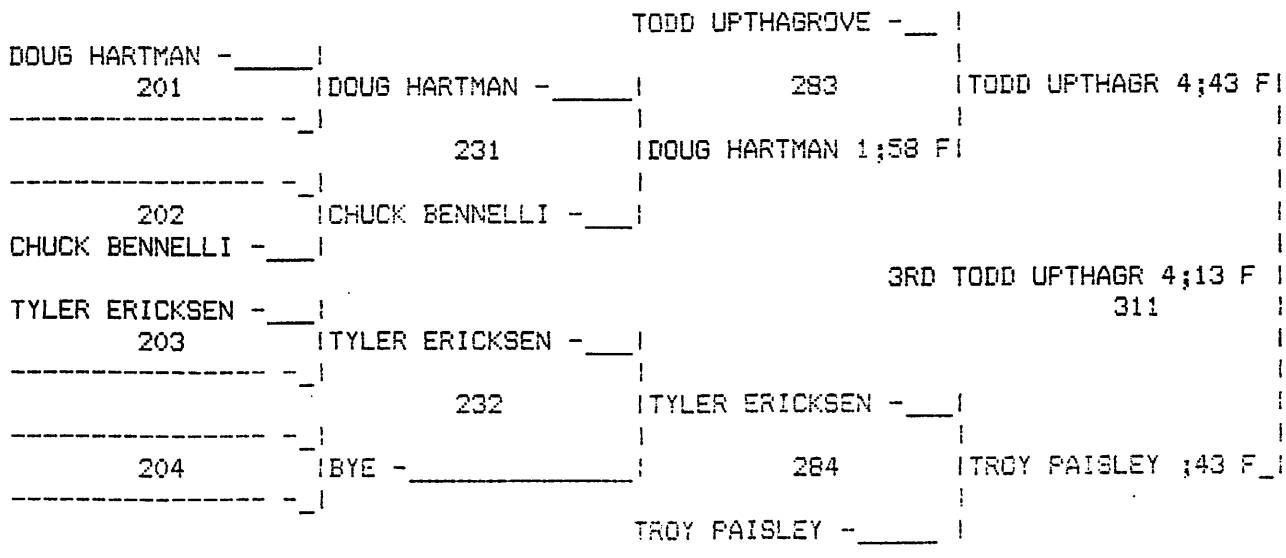


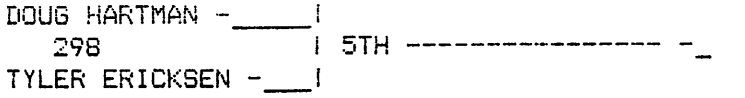


IRISH INVITE

## CHAMPIONS BRACKET 275 LBS. CLASS

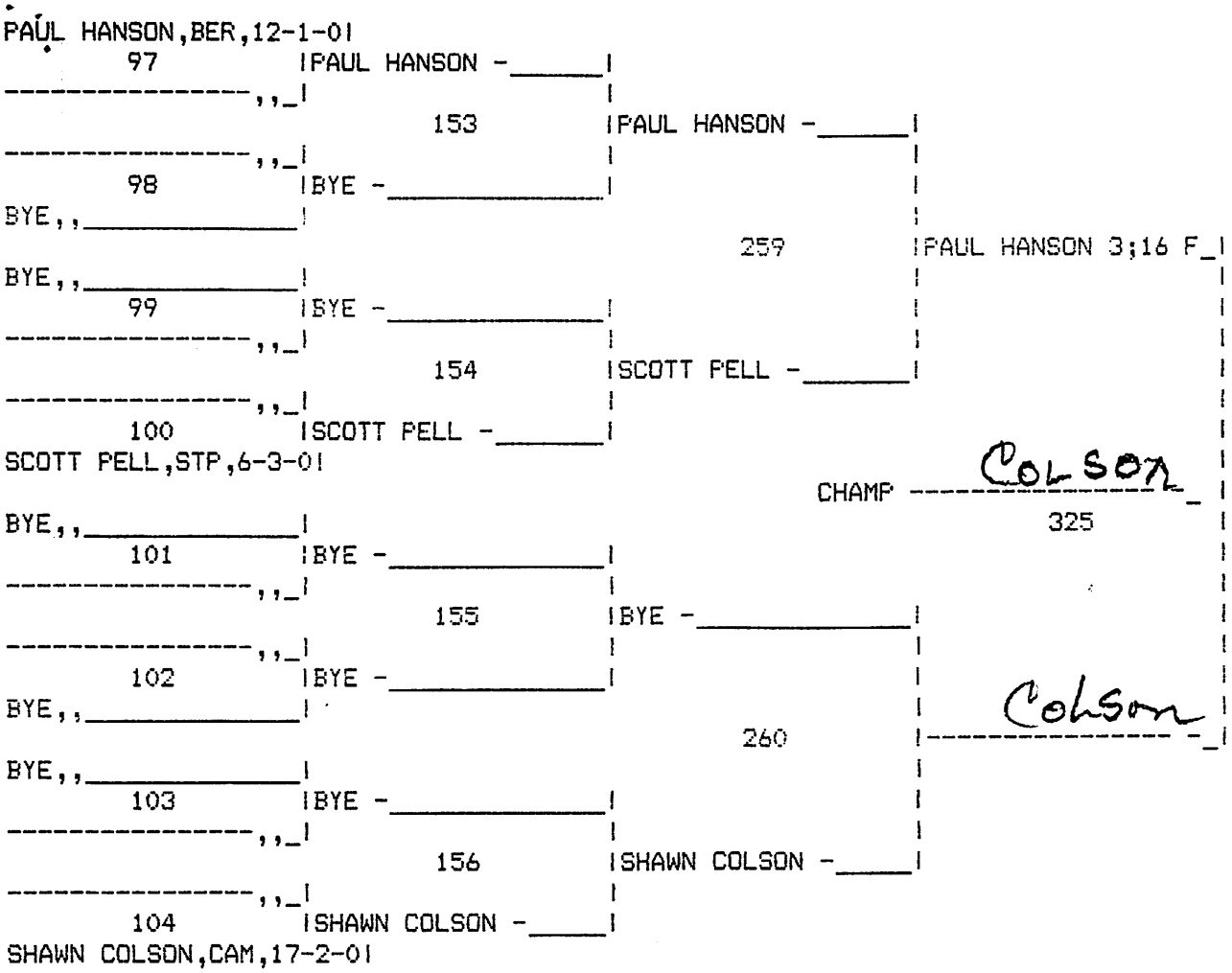


## CONSOLATION BRACKET 275 LBS. CLASS

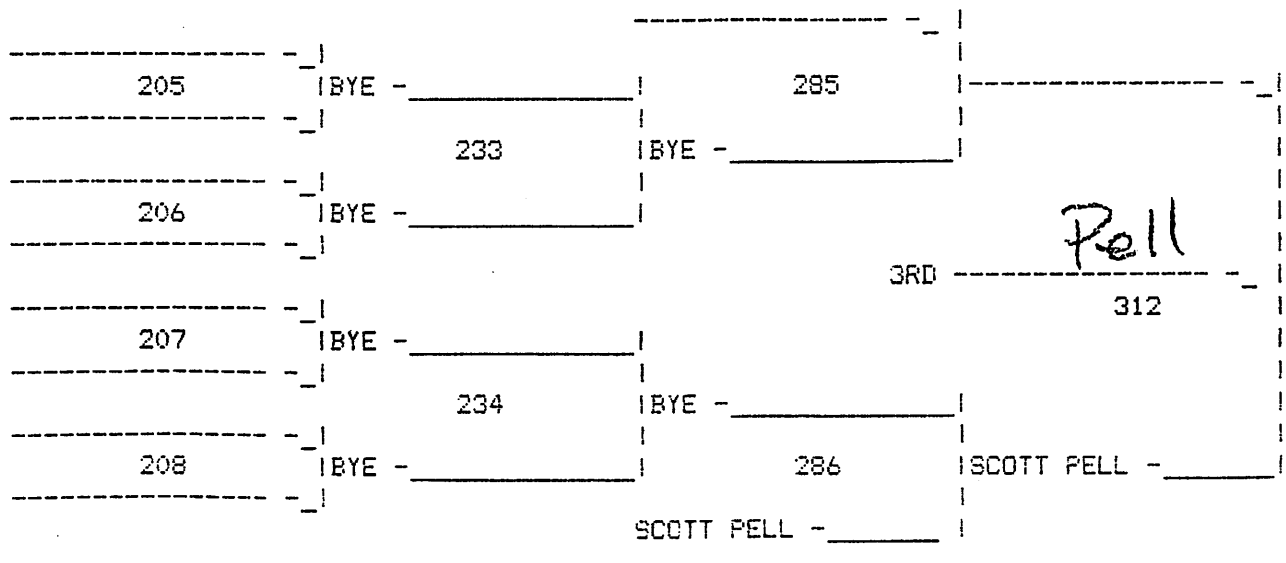

# Letter Points
## 1987-88

Varsity Match 1pt  Win 1pt  Pin 1pt  Effort 1pt  JV Match 0pts

20 pts To Letter.

| Name | Oshkosh | Bridgeport | Cambridge | Holyoke Invit | Cambridge Invit | Hershey | Osallala Invit | SPVA | Chase County Invit | Holyoke | Garden County Invit | McCook | St Pats Invit | Rep Valley | District |
|---|---|---|---|---|---|---|---|---|---|---|---|---|---|---|---|
| Jeremy Brewer | – | – | – | 6 | 4 | 2 | 4 | | | | | | | | |
| | – | | – | 6 | 10 | 12 | 16 | | | | | | | | |
| Chris Barger | 4 | | 2 | 2 | – | – | | | | | | | | | |
| | 4 | | 6 | 8 | Removed from Team 12-18-87 | | | | | | | | | | |
| Kelly Bowley | 4 | | 2 | 8 | 12 | 1 | 11 | | | | | | | | |
| | 4 | | #2 | 10 | 22 | 23 | 34 | | | | | | | | |
| Pat Beran | 6 | | 3 | 4 | 7 | 1 | 4 | | | | | | | | |
| | 6 | | 9 | 13 | 20 | 21 | 25 | | | | | | | | |
| Shane Sorden | – | | – | – | – | – | – | | | | | | | | |
| | – | | – | – | – | – | – | | | | | | | | |
| Steve Silvester | 8 | | 4 | 12 | 6 | 4 | 11 | | | | | | | | |
| | 8 | | 12 | 24 | 30 | 34 | 45 | | | | | | | | |
| Ki Fanning | 6 | | 2 | 6 | – | 4 | – | | | | | | | | |
| | 6 | | 8 | 14 | 14 | 18 | 18 | | | | | | | | |
| Todd Phelps | 6 | | 4 | 10 | 11 | 4 | 4 | | | | | | | | |
| | 6 | | 10 | 20 | 31 | 35 | 39 | | | | | | | | |
| Tony Weiss | – | | – | – | – | – | 4 | | | | | | | | |
| | – | | – | – | – | – | 4 | | | | | | | | |
| JASON McNair | 6 | | 3 | 12 | 12 | 2 | 7 | | | | | | | | |
| | 6 | | 9 | 21 | 33 | 35 | 42 | | | | | | | | |
| Tab Wood | – | | 2 | – | – | – | – | | | | | | | | |
| | – | | 2 | 2 | 2 | 2 | 2 | | | | | | | | |
| John Pankonin | 8 | | 3 | 12 | 2 | INJURED | INJURED | | | | | | | | |
| | 8 | | 11 | 23 | 25 | 25 | 25 | | | | | | | | |
| Mike Yaw | 4 | | – | – | 10 | 1 | 4 | | | | | | | | |
| | 4 | | 4 | 4 | 14 | 15 | 19 | | | | | | | | |
| Joedy Friemal | 8 | | 4 | 10 | 10 | 2 | 10 | | | | | | | | |
| | 8 | | 12 | 22 | 32 | 34 | 44 | | | | | | | | |
| Josh Jaeger | – | | – | – | 5 | 2 | 2 | | | | | | | | |
| | – | | – | – | 5 | 7 | 9 | | | | | | | | |
| Doug Hartman | 7 | | 2 | 6 | 4 | 1 | 4 | | | | | | | | |
| | 7 | | 9 | 15 | 19 | 20 | 24 | | | | | | | | |

Lose All Points by Failing To make designated Weight.
Being Removed From Squad For disciplinary Reasons-

# Letter Points
## 1987-88

Varsity Match 1pt  Win 1pt  Pin 1pt  Effort 1pt  JV Match 0 pts

20 pts To Letter.

| Name | Oshkosh / BridgePort | Cambridge | Holyoke Invit | Cambridge Invit | Hershey | Ogallala Invit | SPVA | Chase County Invit | Holyoke | Garden County Invit | McCook | St Pats Invit | Rep Valley | District |
|---|---|---|---|---|---|---|---|---|---|---|---|---|---|---|
| Jeremy Brewer | - / - | | | | | | | | | | | | | |
| Chris Barger | 4 / 4 | | | | | | | | | | | | | |
| Kelly Bowley | 4 / 4 | | | | | | | | | | | | | |
| Pat Beran | 6 / 6 | | | | | | | | | | | | | |
| Shane Sorden | - / - | | | | | | | | | | | | | |
| Steve Silvester | 8 / 8 | | | | | | | | | | | | | |
| Ki Fanning | 6 / 6 | | | | | | | | | | | | | |
| Todd Phelps | 6 / 6 | | | | | | | | | | | | | |
| Tony Weiss | - / - | | | | | | | | | | | | | |
| Jason McNair | 6 / 6 | | | | | | | | | | | | | |
| Tab Wood | - / - | | | | | | | | | | | | | |
| John Pankonin | 8 / 8 | | | | | | | | | | | | | |
| Mike Yaw | 4 / 4 | | | | | | | | | | | | | |
| Joedy Friemal | 8 / 8 | | | | | | | | | | | | | |
| Josh Jaeger | - / - | | | | | | | | | | | | | |
| Doug Hartman | 7 / 7 | | | | | | | | | | | | | |

Lose All Points by Failing To make designated Weight.
Being Removed From Squad For disciplinary Reasons-

LCHS _____ vs JV. Rep Valley.

| Name | Takedown TD | Take Down Lost TDL | Reverse Won RW | Reverse Lost RL | Escape Won EW | Escape Lost EL | Near Fall Won NFW | Near Fall Lost NFL | Decision Won DW | Decision Lost DL | Pin P | Pin Lost PL | Draw | Team Points | Total Pts | |
|---|---|---|---|---|---|---|---|---|---|---|---|---|---|---|---|---|
| Ki Fanning | 7 | | - | - | 2 | 6 | 2 | - | - | - | 1 | - | - | 6 | 6 | 1-0 |
| Tony Weiss | 6 | - | - | - | - | 5 | - | - | 1 | - | - | - | - | 3 | 3 | 1-0 |
| | | | 1 | | | | | | | | | | | | | |
| TOTALS | 13 | - | - | - | 2 | 11 | 2 | - | 1 | - | 1 | - | - | 9 | 9 | 2-0 |
| | | | | | | | | | | | | | | | | |
| | | | | | | | | | | | | | | | | |
| | | | | | | | | | | | | | | | | |
| Season TOTALS | Rep | Valley | | | 2-4-88 | | | | Final | TOTALS- | | | | | | |
| | | | | | | | | | | | | | | | | |
| Jeremy Brewer | - | 4 | 8 | 6 | - | 1 | 2 | 5 | - | 3 | - | 1 | - | - | - | 0-4 |
| Shane Sorden | 13 | 7 | 3 | 3 | 10 | 4 | 2 | 2 | 3 | 1 | 3 | 1 | 1 | - | 33 | 6-2-1 |
| Ki Fanning | 18 | 1 | 1 | 2 | 3 | 11 | 16 | 2 | 1 | - | 3 | - | - | 6 | 32 | 5-0 |
| Tony Weiss | 13 | 4 | 3 | 9 | 1 | 7 | 8 | 1 | 2 | 1 | 2 | 3 | - | 3 | 15 | 4-3 |
| Josh Jaeger | 3 | 3 | 1 | 4 | - | 1 | 3 | 2 | - | 1 | 2 | 2 | - | - | 16 | 2-3 |
| Jake Wood | - | 2 | - | 1 | - | - | - | - | - | - | . | 2 | - | - | - | 0-2 |
| | | | | | | | | | | | | | | | | |
| | | | | | | | | | | | | | | | | |
| | | | | | | | | | | | | | | | | |
| | | | | | | | | | | | | | | | | |
| | | | | | | | | | | | | | | | | |
| | | | | | | | | | | | | | | | | |
| | | | | | | | | | | | | | | | | |
| | | | | | | | | | | | | | | | | |
| TOTALS | 47 | 21 | 16 | 25 | 14 | 24 | 36 | 12 | 7 | 4 | 10 | 9 | 1 | 9 | 96 | 17-14-1 |

Comments:

# Letter Points
## 1987-88

Varsity Match 1pt — Win 1pt — Pin 1pt — Effort 1pt — JV Match 0pts

20 Points To Letter.

| Name | Oshkosh Bridgeport | Cambridge | Holyoke Invit | Cambridge Invit | Hershey | Ogallala Invit | SPVA | Chase County Invit | Holyoke | Garden County Invit | McCook | St Pats Invit | Rep Valley | District |
|---|---|---|---|---|---|---|---|---|---|---|---|---|---|---|
| Jeremy Brewer | – / – | – / – | 6 / 6 | 4 / 10 | 2 / 12 | 4 / 16 | 6 / 22 | 2 / 24 | 2 / 26 | – / 26 | 2 / 28 | 4 / 32 | 2 / 34 | Drinking 2-12-87 * 0 |
| Chris Barger | 4 / 4 | 2 / 6 | 2 / 8 | – / 8 | – / 8 | Removed from Team | | | | – / 12-18-87 | – / – | – / – | – / – | – / – |
| Kelly Bowley | 4 / 4 | 2 / 2 * | 8 / 10 | 12 / 22 | 1 / 23 | 11 / 34 | – / 34 | 0 / 34 | – / 34 | – / 34 | – / 34 | – / 34 | – / 34 | Drinking 2-12-87 * 0 |
| Pat Beran | 6 / 6 | 3 / 9 | 4 / 13 | 7 / 20 | 1 / 21 | 4 / 25 | 5 / 30 | 3 / 33 | [illegible] / [illegible] | / 38 | 2 / 40 | 10 / 50 | 3 / 53 | 2 / 55 |
| Shane Sorden | – / – | – / – | – / – | – / – | – / – | – / – | – / – | 3 / 3 | – / 3 | / 3 | – / 3 | – / 3 | – / 3 | – / 3 |
| Steve Silvester | 8 / 8 | 4 / 12 | 12 / 24 | 6 / 30 | 4 / 34 | 11 / 45 | 5 / 50 | 10 / 60 | 7 / 67 | / 67 | 4 / 71 | 9 / 80 | 3 / 83 | 12 / 95 |
| Ki Fanning | 6 / 6 | 2 / 8 | 6 / 14 | – / 14 | 4 / 18 | – / 18 | 4 / 22 | 6 / 28 | – / 28 | / 28 | – / 28 | – / 28 | – / 28 | – / 28 |
| Todd Phelps | 6 / 6 | 4 / 10 | 10 / 20 | 11 / 31 | 4 / 35 | 4 / 39 | 5 / 44 | 9 / 53 | 9 / 62 | / 62 | 2 / 64 | 13 / 77 | 3 / 80 | 2 / 82 |
| Tony Weiss | – / – | – / – | – / – | – / – | – / – | 4 / 4 | – / 4 | 4 / 8 | 13 / 22 | / 22 | – / 22 | 8 / 30 | – / 30 | Drinking 2-12-87 * 0 |
| Jason McNair | 6 / 6 | 3 / 9 | 12 / 21 | 12 / 33 | 2 / 35 | 7 / 42 | 7 / 49 | 6 / 55 | – / 55 | / 55 | 4 / 59 | 11 / 70 | 2 / 72 | 14 / 86 |
| Tab Wood | – / – | 2 / 2 | – / 2 | – / 2 | – / 2 | – / 2 | – / 2 | – / 2 | – / 2 | / 2 | – / 2 | – / 2 | – / 2 | – / 2 |
| John Pankonin | 8 / 8 | 3 / 11 | 12 / 23 | 2 / 25 | – / 25 | – / 25 | – / 25 | / 25 | 6 / 31 | / 31 | 2 / 33 | 9 / 42 | 4 / 46 | 8 / 54 |
| Mike Yaw | 4 / 4 | – / 4 | – / 4 | 10 / 14 | 1 / 15 | 4 / 19 | 2 / 21 | 2 / 23 | 5 / 28 | / 28 | 2 / 30 | – / 30 | 4 / 34 | Drinking 2-12-87 * 0 |
| Toedy Friemal | 8 / 8 | 4 / 12 | 10 / 22 | 10 / 32 | 2 / 34 | 10 / 44 | 1 / 45 | 12 / 57 | 5 / 62 | / 62 | 4 / 66 | 6 / 72 | 3 / 75 | 11 / 86 |
| Josh Jaeger | – / – | – / – | – / – | 5 / 5 | 2 / 7 | 2 / 9 | 5 / 14 | 3 / 17 | – / 17 | / 17 | 4 / 21 | 7 / 28 | 4 / 32 | – / Drinking 2-12-87 * 0 |
| Doug Hartman | 7 / 7 | 2 / 9 | 6 / 15 | 4 / 19 | 1 / 20 | 4 / 24 | 5 / 29 | 4 / 33 | 6 / 39 | / 39 | 2 / 41 | 8 / 49 | 2 / 51 | 4 / 55 |

* Lose All Points by failing To make designated weight.
Being Removed from Squad for disciplinary Reasons.

LCHS _____ vs State 1988

| Name | Takedown TD | Take Down Lost TDL | Reverse Won RW | Reverse Lost RL | Escape Won EW | Escape Lost EL | Near Fall Won NFW | Near Fall Lost NFL | Decision Won DW | Decision Lost DL | Pin P | Pin Lost PL | Draw | Team Points | Total Pts | |
|---|---|---|---|---|---|---|---|---|---|---|---|---|---|---|---|---|
| Jason McNair | - | 4 | 1 | 2 | 6 | - | - | 2 | - | 2 | - | - | - | - | - | 0-2 |
| | | | | | | | | | | | | | | | | |
| | | | 1 | | | | | | | | | | | | | |
| | | | | | | | | | | | | | | | | |
| | | | | | | | | | | | | | | | | |
| | | | | | | | | | | | | | | | | |
| | | | | | | | | | | | | | | | | |
| | | | | | | | | | | | | | | | | |
| | | | | | | | | | | | | | | | | |
| | | | | | | | | | | | | | | | | |
| | | | | | | | | | | | | | | | | |
| | | | | | | | | | | | | | | | | |
| | | | | | | | | | | | | | | | | |
| | | | | | | | | | | | | | | | | |
| | | | | | | | | | | | | | | | | |
| | | | | | | | | | | | | | | | | |
| | | | | | | | | | | | | | | | | |
| | | | | | | | | | | | | | | | | |
| | | | | | | | | | | | | | | | | |
| | | | | | | | | | | | | | | | | |
| | | | | | | | | | | | | | | | | |
| | | | | | | | | | | | | | | | | |
| | | | | | | | | | | | | | | | | |
| | | | | | | | | | | | | | | | | |
| | | | | | | | | | | | | | | | | |
| | | | | | | | | | | | | | | | | |
| TOTAL's | - | 4 | 1 | 2 | 6 | - | - | 2 | - | 2 | - | - | - | - | - | 0-2 |

Comments:

WRESTLING DUAL

CAMBRIDGE --IMPERIAL

| WEIGHT | CAMBRIDGE | IMPERIAL |
|---|---|---|
| 103 | TERRY HOUSER 99 | OPEN |
| 112 | KIRK WAHLMEIER 111.5 | KEVIN WEISS 111.5 |
| 119 | KURT KNUTSON 119 | ~~TOM MORRIS +~~ |
| 125 | NICK HANNA | BEN MCNAIR 119 |
| 130 | JASON WITTE 130 | ADAM SPICER 129.5 |
| 135 | KEVIN BANZHAF 134.5 | SHANE HALLETT 133.5 |
| 140 | JOE BENSON 137.5 | ~~GOREY MEYERS~~ |
| 145 | KIP EVANS | CORTNEY SCHROTBERGER 143.5 |
| 152 | ~~CHRIS CORNETT~~ | KI FANNING ~~[illegible]~~ 152 |
| 160 | TIM PHILLIPS 159.5 | ~~JAY PHELPS~~ |
| 171 | DAMON COLSON 169.5 | TRENT SPADY 168 |
| 189 | CHRIS PAISLEY 188.5 | GUY GILSDORF 191.5 |
| HWT | OPEN | DOUG HARTMAN 188 |

RESERVE

| | | |
|---|---|---|
| 103 | BRIAN KOHOUT ~~5~~ | |
| 112 | MATT NEWCOMB 112 | |
| 119 | JOE WITTE | |
| 119 | JOEY LOHRMAN | |
| 125 | | JOVIC GOULD 122.5 |
| 130 | | ERIC LEIBHART 128.5 |
| 135 | | |
| 140 | GALE ELLIS 139.5 | |
| 140 | MIKE JONES ~~[illegible]~~ 145 | |
| 145 | KIP EVANS | |
| 145 | LUKE BROWN | |
| 152 | Dallas Mues 151.5 | DAVE RIDLEN 152 |
| | | ~~TROY KRUTH~~ 149 |
| 160 | JASON DONOHUE 157 | JUSTIN OWINGS 160 |
| 160 | RANDY BURKE 158.5 | |
| 171 | SHAD FIENE 169.5 | |
| 171 | CARL NORDINE 170.5 | |
| 189 | | |
| HWT | | |



103

WT

Don Shelling (Ox) (5-1)

Bye

Shelling (Ox)

Bye

Eric Musil (Amh.) 1-4

Musil (Am) 4-1

Stuart Vaughn (Bert) (2-4)

Kevin Weiss (Imp) (3-2)

~~Randy Kuepsithow~~ Bye 0-2 (Elm C.)

Kevin Weiss (Imp)

Kory Gerken (Ext) 0-2

Kory Gerken Ev pin

Shad Fong Elwood (6-4)

Shelling (Ox)

Gerken (Ev) pin :22

Don Shelling (Ox)

CHAMPION 6-0

Bye

Vaughn (Bert)

Weiss (Imp)

Vaughn (Bert)

Vaughn (Bert)

Bye

Fong (Elw)

Musil (Am)

Fong (Elw)

Musil (Am)

Stuart Vaughn (Bert)

3RD 1-0

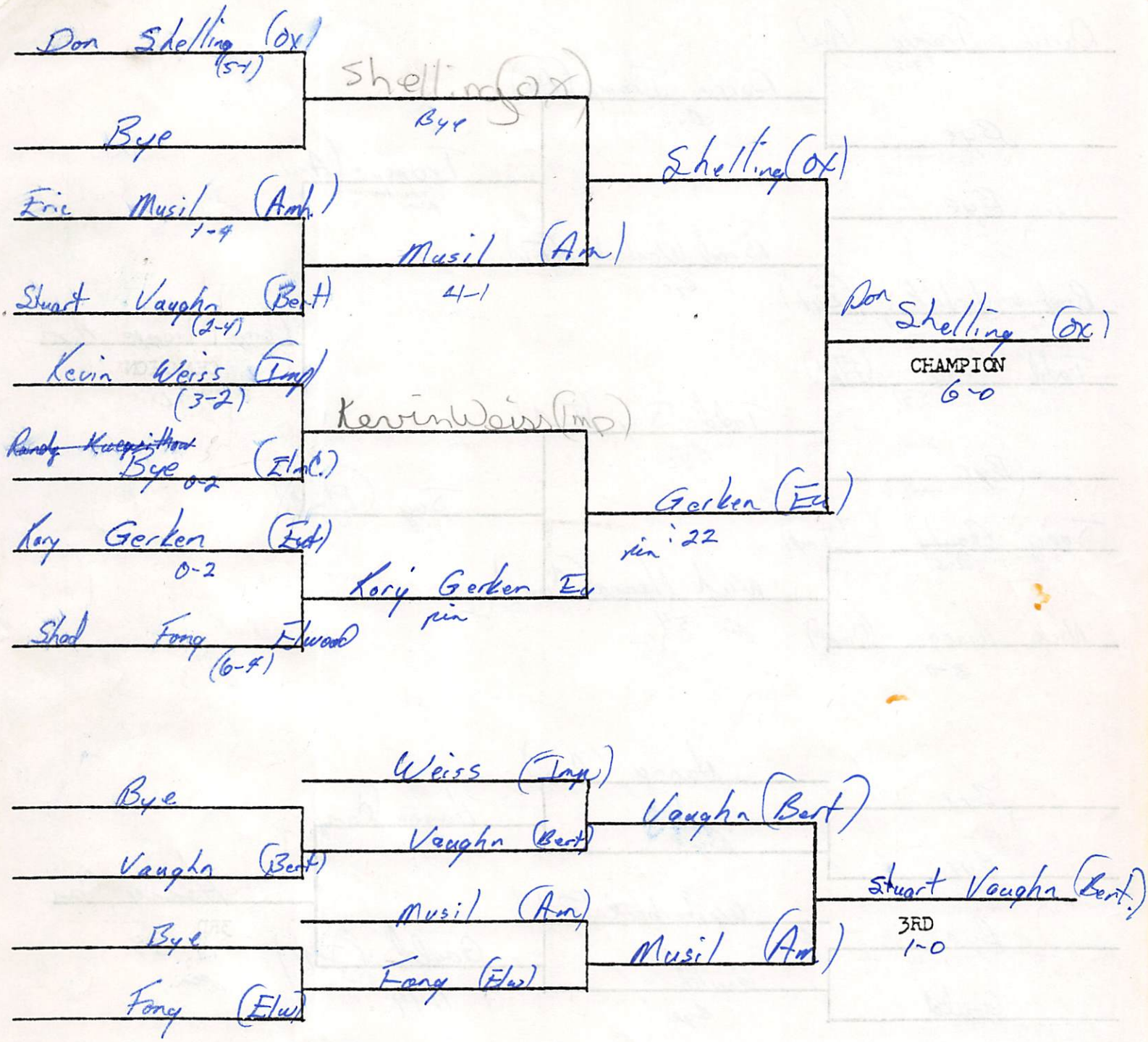

172

WT

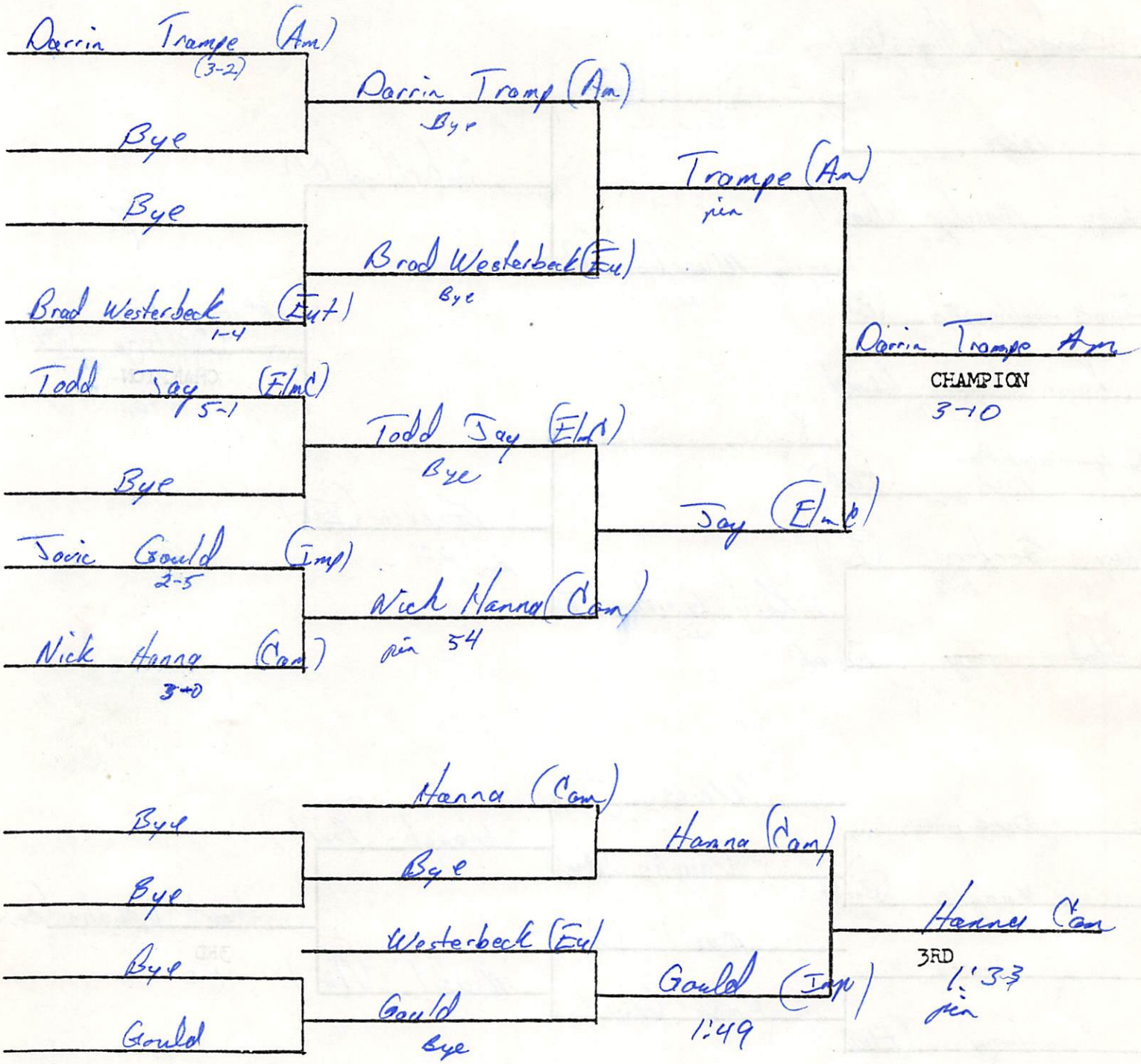
Darrin Trampe (Am)
(3-2)
Bye
Darrin Tramp (Am)
Bye
Bye
Trampe (Am)
pin
Bye
Brad Westerbeck (Eut)
Brad Westerbeck (Eut)
1-4
Bye
Darrin Trampe Am
CHAMPION
3-0
Todd Jay (Elm C)
5-1
Bye
Todd Jay (Elm C)
Bye
Jay (Elm C)
Josie Gould (Imp)
2-5
Nick Hanna (Cam)
pin 5:4
Nick Hanna (Cam)
3-0
Bye
Bye
Hanna (Cam)
Bye
Hanna (Cam)
Bye
Bye
Westerbeck (Eut)
Gould (Imp)
1:49
Hanna Cam
3RD
1:33
pin
Bye
Gould
Gould
Bye

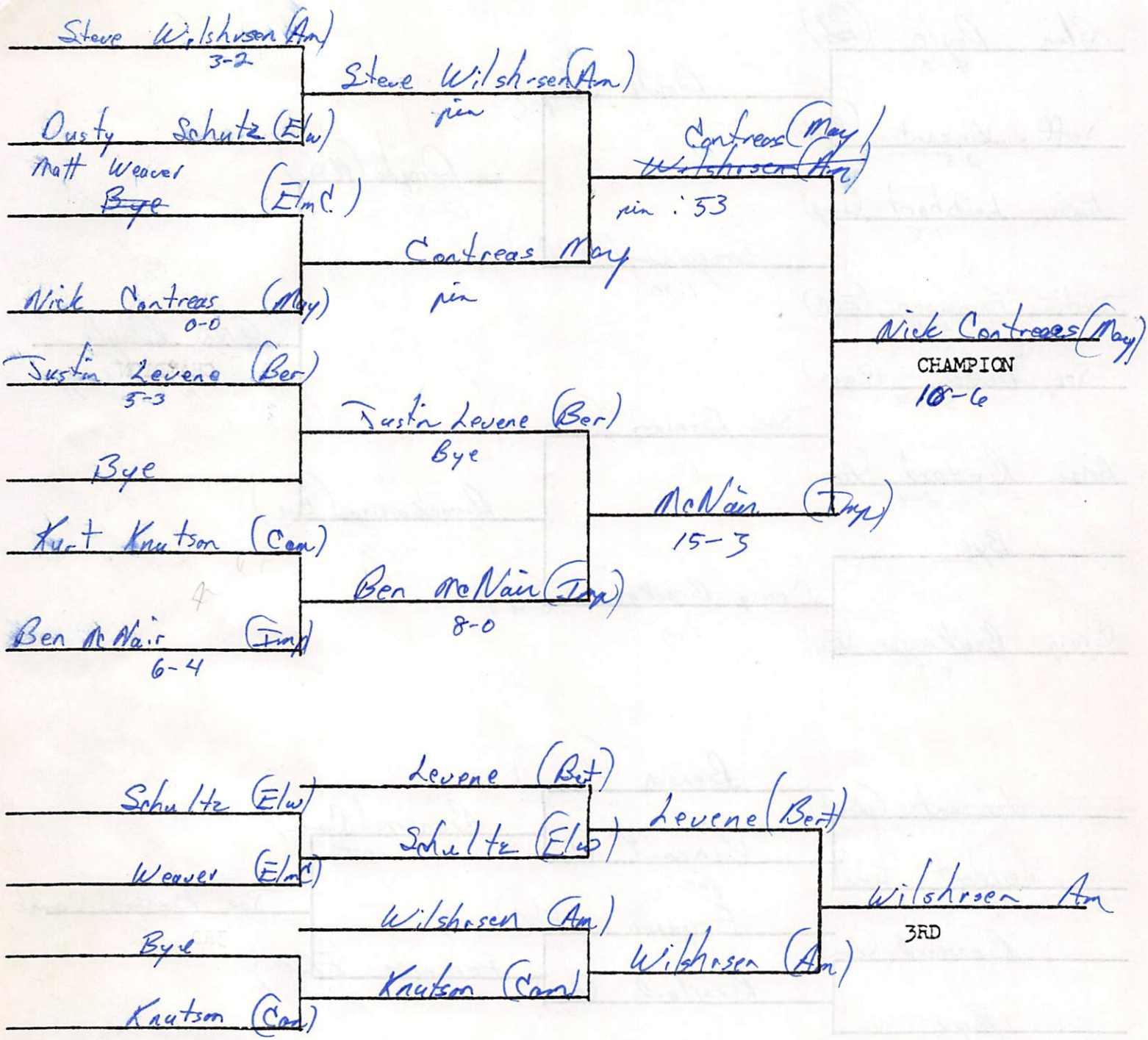
Steve Wilshusen (Am)
3-2
Steve Wilshusen (Am)
pin
Dusty Schutz (Elw)
Matt Weaver
Bye (Elm C.)
Contreas (May)
Wilshusen (Am)
pin :53
Contreas May
pin
Nick Contreas (May)
0-0
Nick Contreas (May)
CHAMPION
10-6
Justin Levene (Ber)
3-3
Justin Levene (Ber)
Bye
Bye
McNair (Imp)
15-3
Kurt Knutson (Cen)
Ben McNair (Imp)
8-0
Ben McNair (Imp)
6-4
Levene (Ber)
Schultz (Elw)
Schultz (Elw)
Levene (Ber)
Weaver (Elm C)
Wilshusen (Am)
Wilshusen Am
3RD
Bye
Wilshusen (Am)
Knutson (Cen)
Knutson (Cen)

125 _____ WT

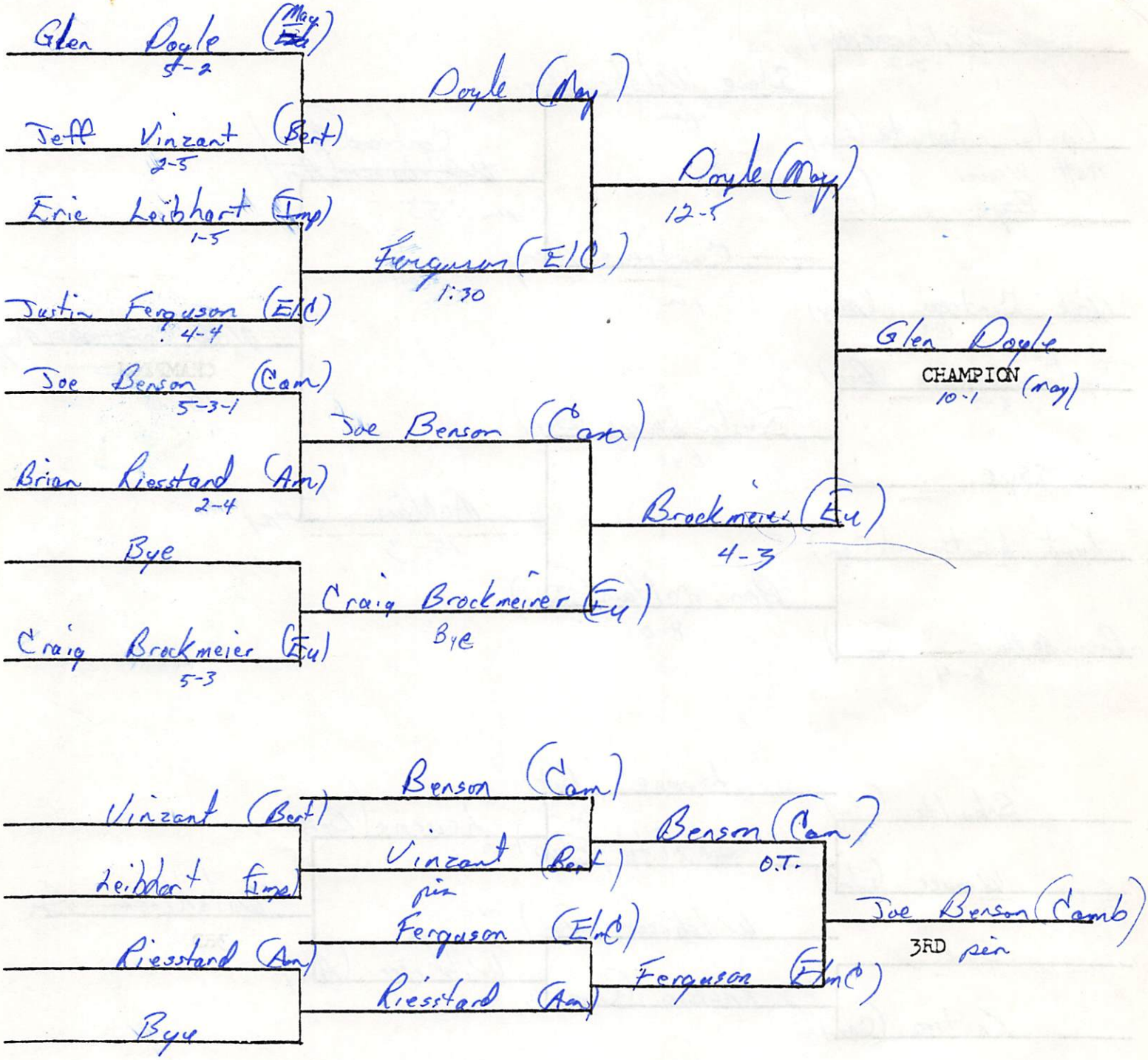
Glen Doyle (May)
5-2
Jeff Vinzant (Bert)
2-5
Doyle (May)
Eric Leibhart (Imp)
1-5
Ferguson (Elm C)
1:30
Justin Ferguson (Elm C)
4-4
Doyle (May)
12-5
Joe Benson (Cam)
5-3-1
Joe Benson (Cam)
Brian Riesstard (Am)
2-4
Brockmeier (Eu)
4-3
Glen Doyle
CHAMPION
10-1 (May)
Bye
Craig Brockmeier (Eu)
Bye
Craig Brockmeier (Eu)
5-3
Benson (Cam)
Vinzant (Bert)
Vinzant (Bert)
pin
Benson (Cam)
O.T.
Leibhart (Imp)
Joe Benson (Camb)
3RD pin
Ferguson (Elm C)
Riesstard (Am)
Ferguson (Elm C)
Riesstard (Am)
Bye

130

WT

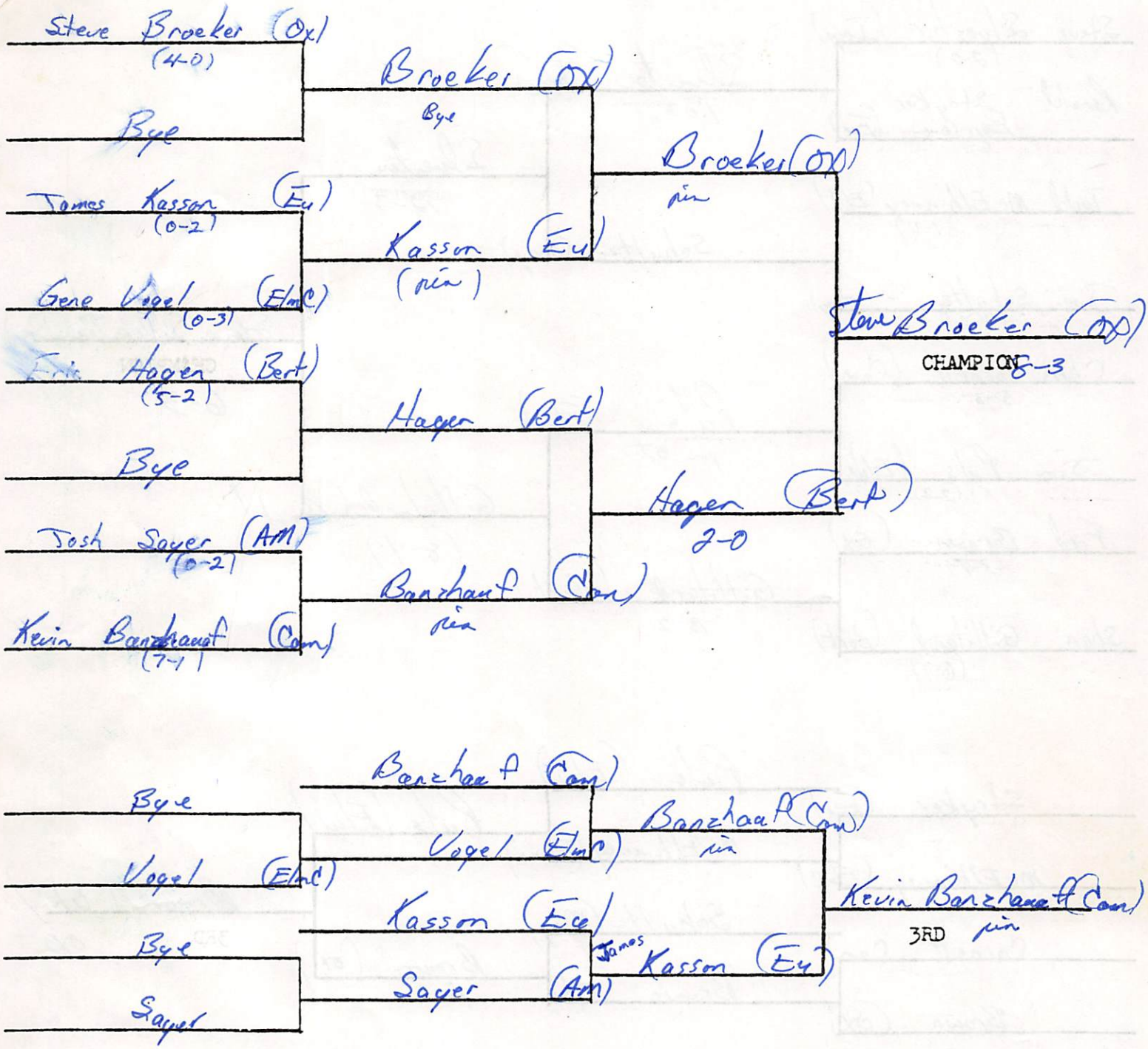
Steve Broeker (Ox)
(4-0)
Bye
Broeker (Ox)
Bye
Broeker (Ox)
pin
James Kasson (Ecu)
(0-2)
Kasson (Ecu)
(pin)
Gene Vogel (Elmc)
(0-3)
Steve Broeker (Ox)
CHAMPION 3-3
Eric Hagen (Bert)
(5-2)
Hagen (Bert)
Bye
Hagen (Bert)
2-0
Josh Sayer (AM)
(0-2)
Bankhauf (Con)
pin
Kevin Bankhauf (Con)
(7-1)
Bankhaf (Con)
Bye
Bankhaf (Con)
pin
Vogel (Elmc)
Vogel (Elmc)
Kasson (Ecu)
Kevin Bankhaf (Con)
3RD pin
Bye
James
Kasson (Ecu)
Sayer (AM)
Sayer

135

WT

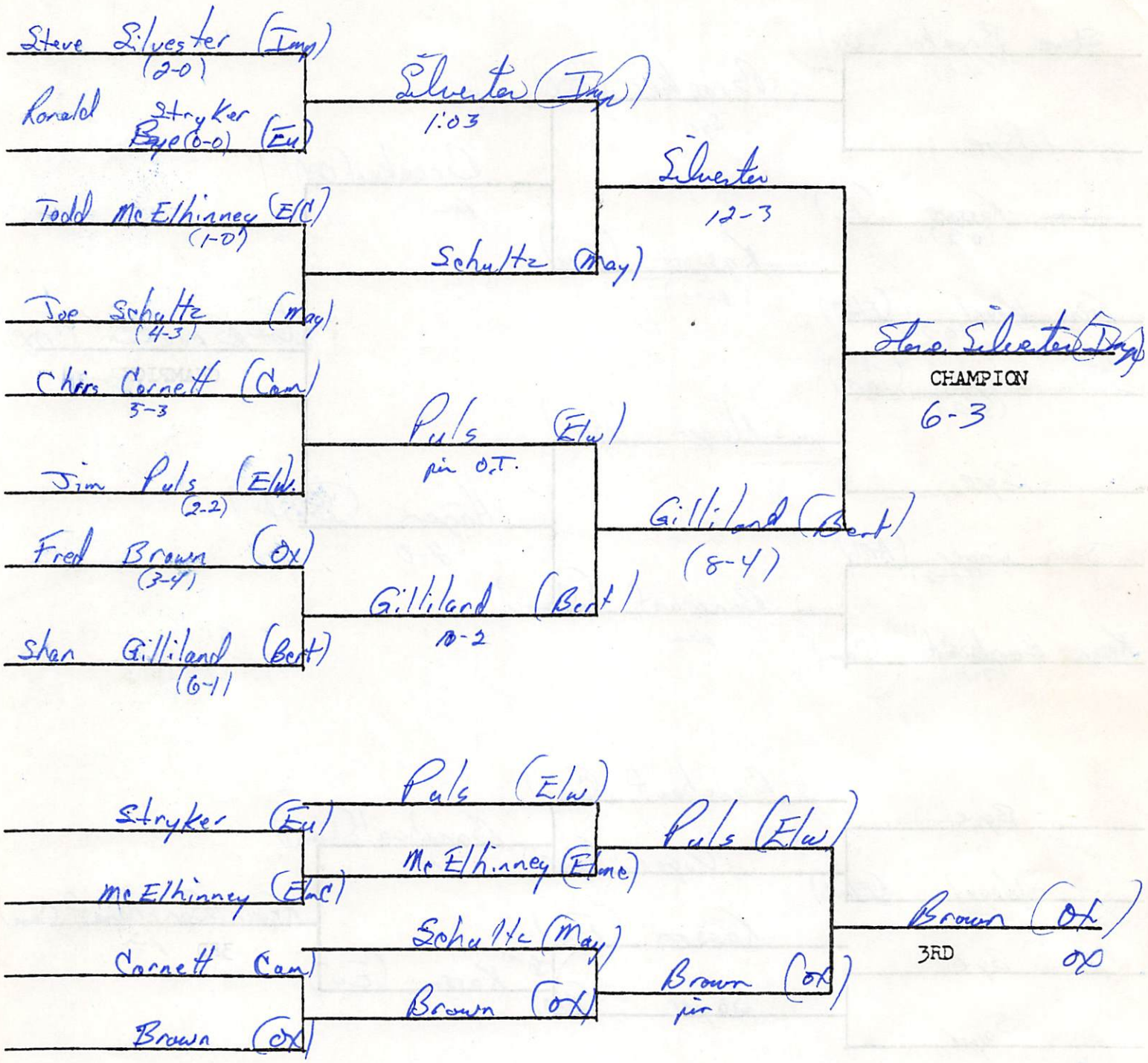
Steve Silvester (Imp)
(2-0)
Ronald Stryker Bye (0-0) (Eu)
Silvester (Imp)
1:03
Todd McElhinney (E/C)
(1-0)
Joe Schultz (May)
(4-3)
Schultz (May)
Silvester
12-3
Steve Silvester (Imp)
CHAMPION
6-3
Chris Cornett (Com)
3-3
Jim Puls (Elw)
(2-2)
Puls (Elw)
pin O.T.
Fred Brown (Ox)
(3-4)
Shan Gilliland (Bert)
(6-1)
Gilliland (Bert)
10-2
Gilliland (Bert)
(8-4)
Stryker (Eu)
McElhinney (E/C)
Puls (Elw)
McElhinney (E/C)
Puls (Elw)
Cornett (Com)
Brown (Ox)
Schultz (May)
Brown (Ox)
pin
Brown (Ox)
3RD
Brown (Ox)

140

WT

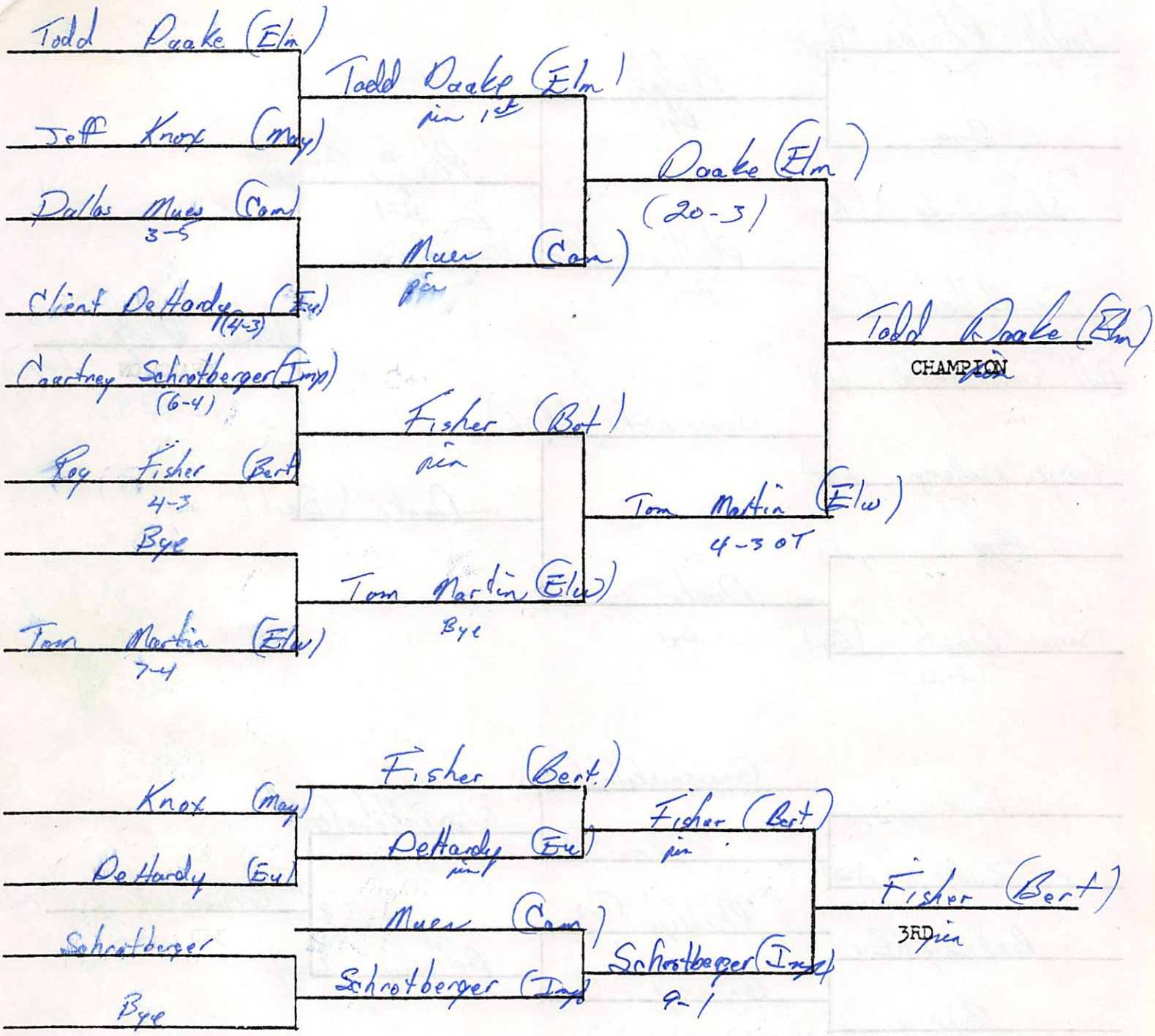
Todd Daake (Elm)
Jeff Knox (May)
Todd Daake (Elm)
pin 1st
Dallas Muer (Com)
3-5
Muer (Com)
pin
Daake (Elm)
(20-3)
Client DeHardy (Eu)
(4-3)
Todd Daake (Elm)
CHAMPION
Courtney Schrotberger (Imp)
(6-4)
Fisher (Bat)
pin
Roy Fisher (Bat)
4-3
Tom Martin (Elw)
4-3 OT
Bye
Tom Martin (Elw)
Bye
Tom Martin (Elw)
7-4
Fisher (Bat)
Knox (May)
Fisher (Bat)
DeHardy (Eu)
pin
DeHardy (Eu)
Fisher (Bat)
3RD pin
Muer (Com)
Schrotberger
Schrotberger (Imp)
Schrotberger (Imp)
9-1
Bye

145

WT

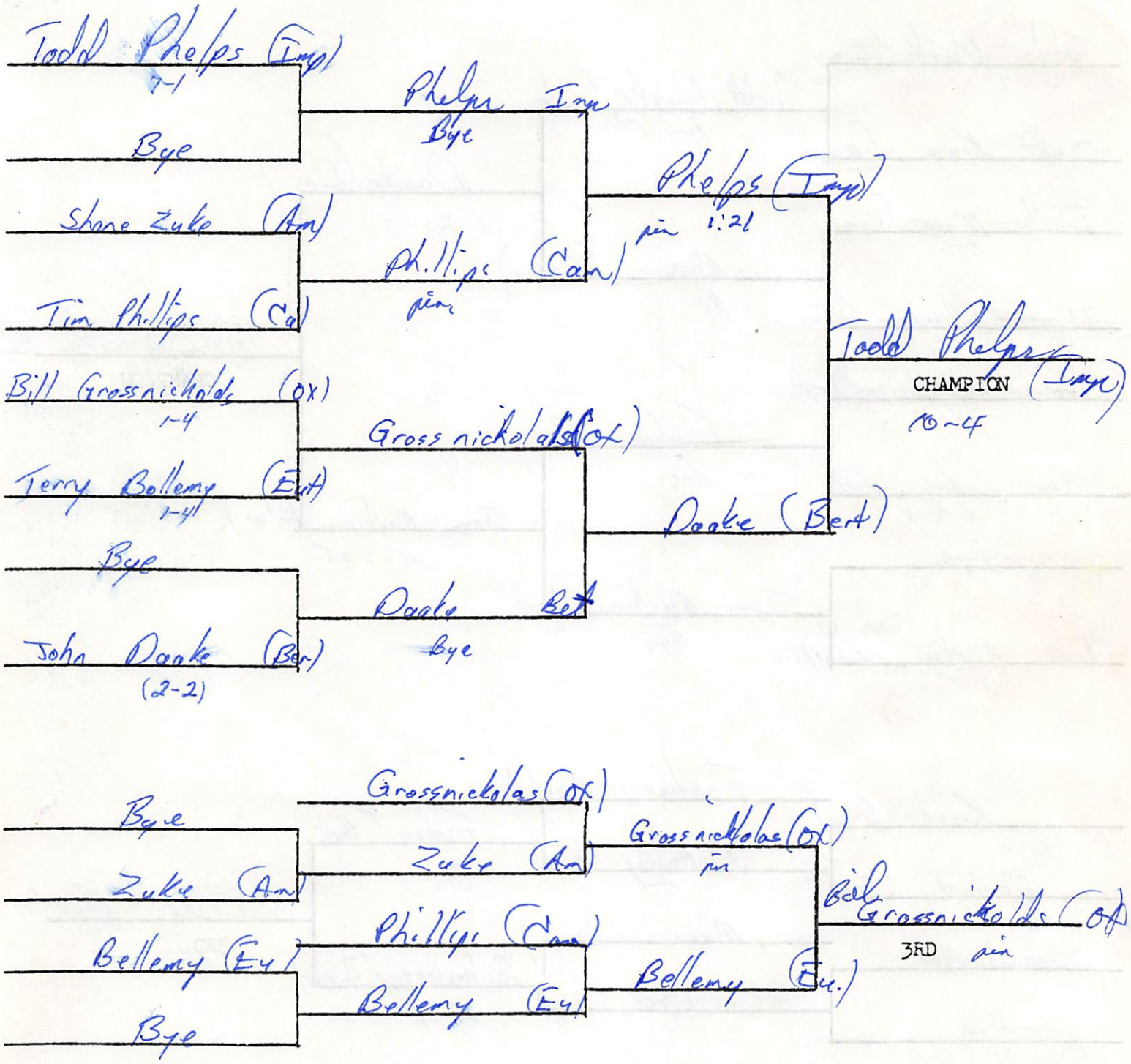
Todd Phelps (Imp)
7-1
Bye
Phelps Imp
Bye
Phelps (Imp)
pin 1:21
Shane Zuke (Am)
Phillips (Can)
pin
Tim Phillips (Ca)
Todd Phelps
CHAMPION (Imp)
10-4
Bill Grossnickolas (Ox)
1-4
Grossnickolas (Ox)
Terry Bellemy (Ext)
1-4
Daake (Bert)
Bye
Daake Bert
John Daake (Ber)
(2-2)
Bye
Grossnickolas (Ox)
Zuke (Am)
Grossnickolas (Ox)
pin
Bye
Zuke (Am)
Bill Grossnickolas (Ox)
3RD pin
Phillips (Can)
Bellemy (Eu)
Bellemy (Eu.)
Bellemy (Eu)
Bye

152

WT

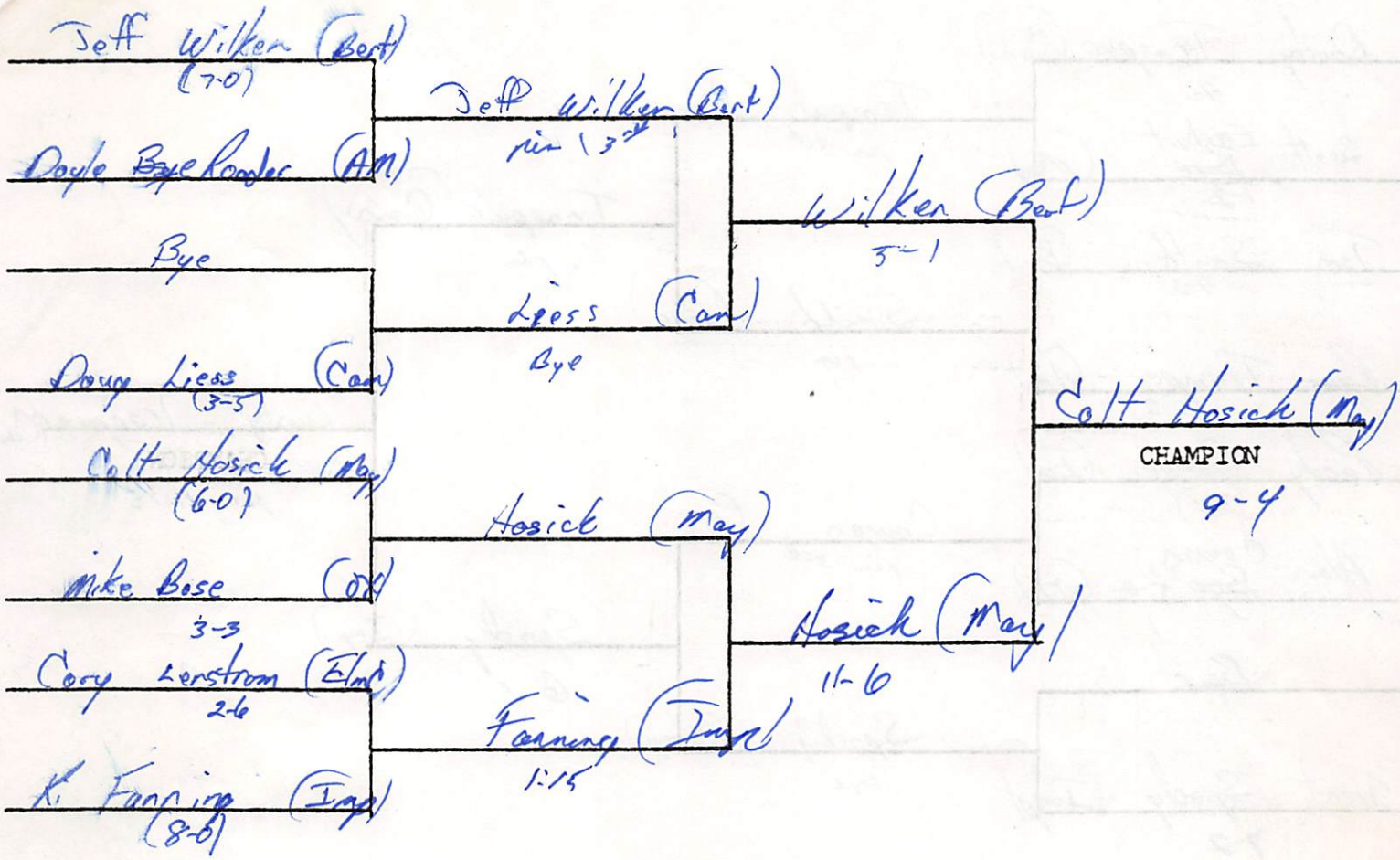
Jeff Wilken (Bert)
(7-0)
Jeff Wilken (Bert)
pin 1 3rd
Doyle Bye Reader (Arn)
Wilken (Bert)
5-1
Bye
Liess (Can)
Bye
Doug Liess (Can)
(3-5)
Colt Hosick (May)
CHAMPION
9-4
Colt Hosick (May)
(6-0)
Hosick (May)
Mike Bose (Ox)
3-3
Hosick (May)
11-6
Corey Lenstrom (Elm)
2-6
Fanning (Tay)
1:15
K. Fanning (Tay)
(8-0)

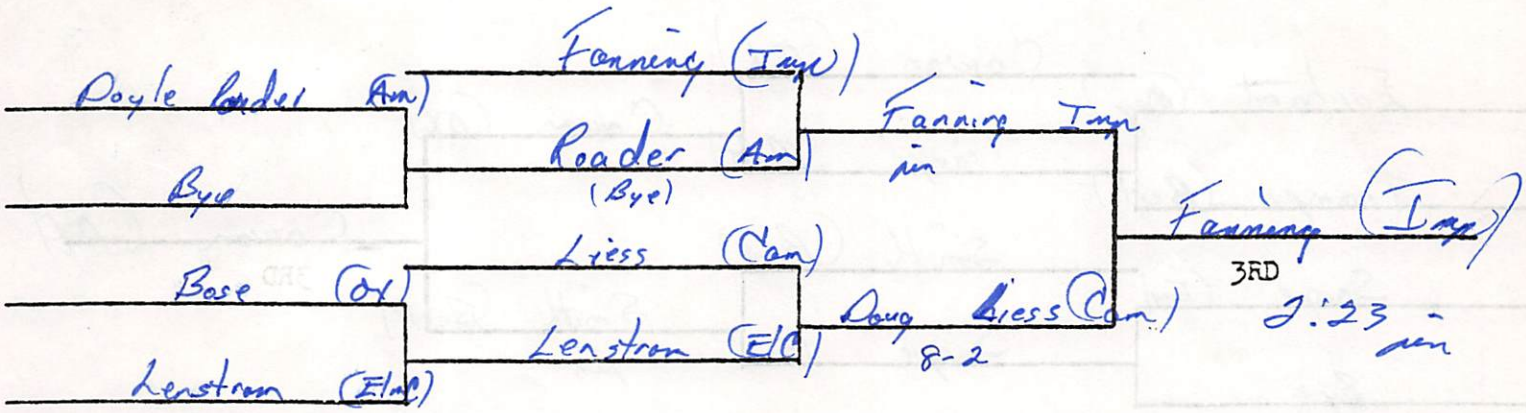
Fanning (Tay)
Doyle Reader (Arn)
Fanning Tay
pin
Bye
Reader (Arn)
(Bye)
Fanning (Tay)
3RD
2:23 pin
Liess (Can)
Bose (Ox)
Doug Liess (Can)
8-2
Lenstrom (Elm)
Lenstrom (Elm)

160 WT

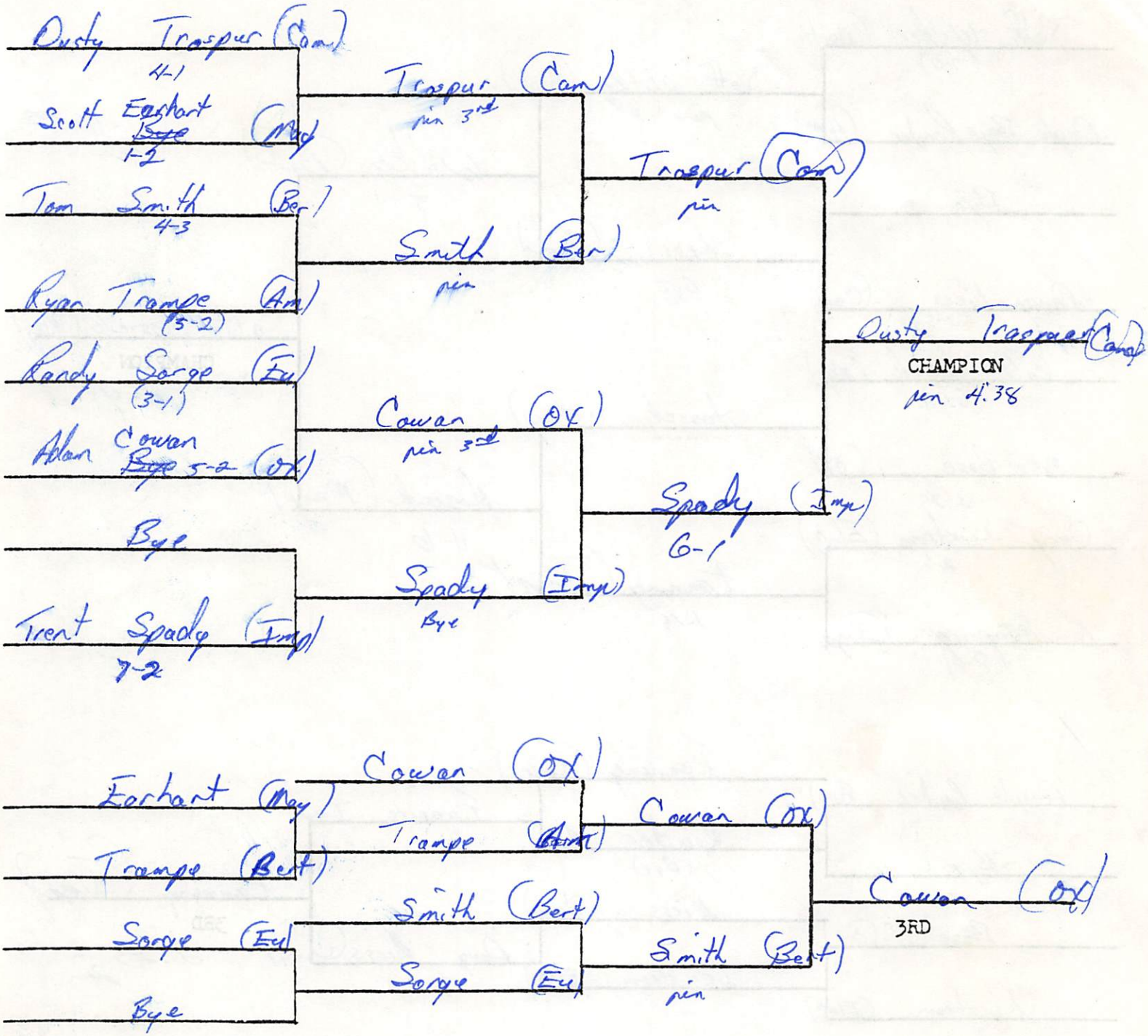
Dusty Traspur (Cam)
4-1
Scott Earhart (May)
Bye
1-2
Tom Smith (Bert)
4-3
Ryan Trampe (Am)
(5-2)
Randy Sorge (Eu)
(3-1)
Allan Cowan (OX)
Bye 5-2
Bye
Trent Spady (Imp)
7-2
Traspur (Cam)
pin 3rd
Smith (Bert)
pin
Cowan (OX)
pin 3rd
Spady (Imp)
Bye
Traspur (Cam)
pin
Spady (Imp)
6-1
Dusty Traspur (Cam)
CHAMPION
pin 4:38
Earhart (May)
Trampe (Am)
Cowan (OX)
Trampe (Bert)
Smith (Bert)
Sorge (Eu)
Bye
Cowan (OX)
Trampe (Am)
Smith (Bert)
Sorge (Eu)
pin
Cowan (OX)
3RD

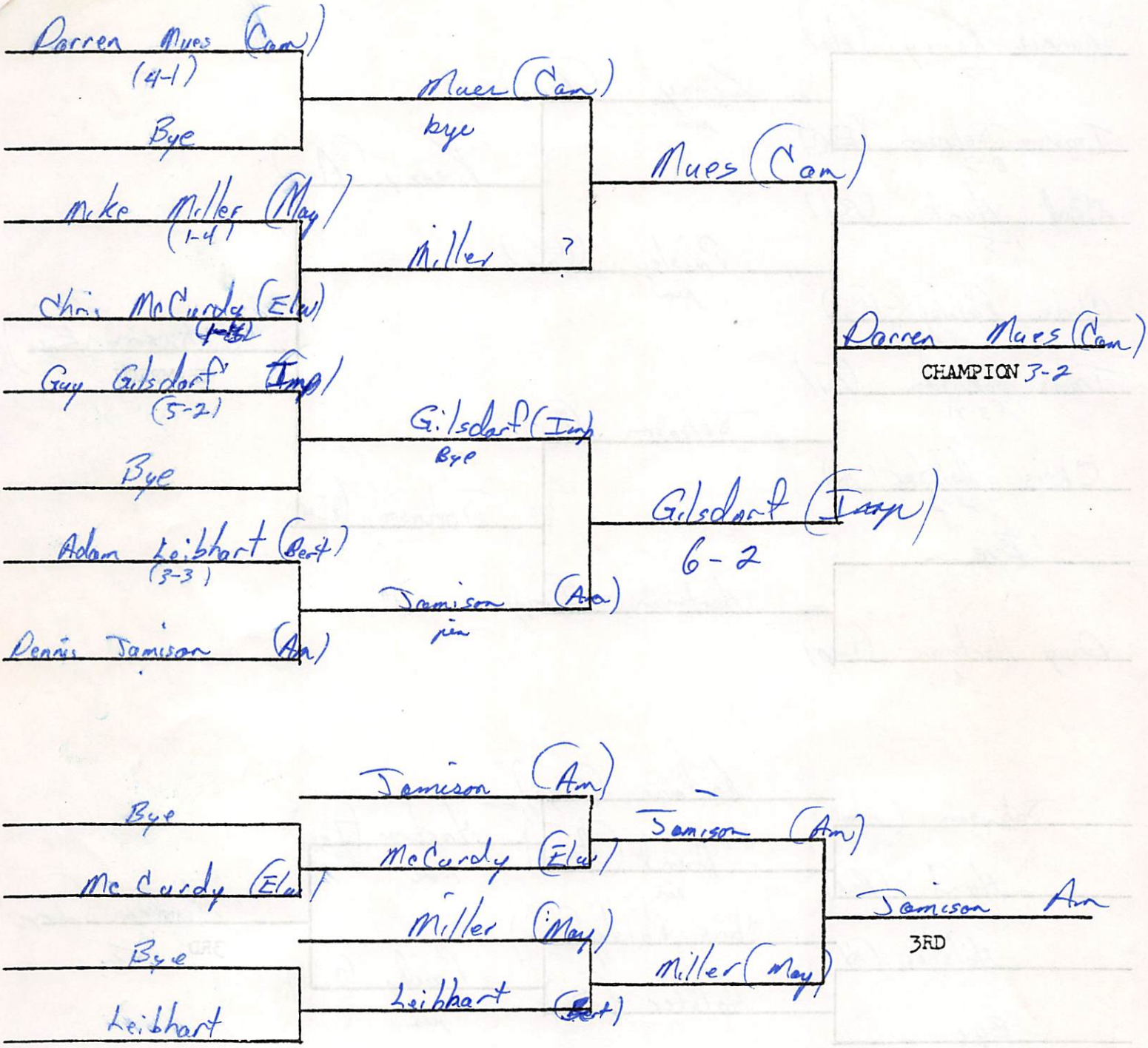
Darren Mues (Cam)
(4-1)
Bye
Mues (Cam)
bye
Mike Miller (May)
(1-4)
Miller ?
Chris McCurdy (Elw)
(1-4)
Mues (Cam)
Darren Mues (Cam)
CHAMPION 3-2
Guy Gilsdorf (Imp)
(5-2)
Gilsdorf (Imp)
Bye
Bye
Gilsdorf (Imp)
6-2
Adam Leibhart (Bert)
(3-3)
Jamison (Ann)
Jamison (Ann)
Dennis Jamison (Ann)
Jamison (Ann)
Bye
Jamison (Ann)
McCurdy (Elw)
McCurdy (Elw)
Jamison Ann
3RD
Miller (May)
Bye
Miller (May)
Leibhart (Bert)
Leibhart

189 WT

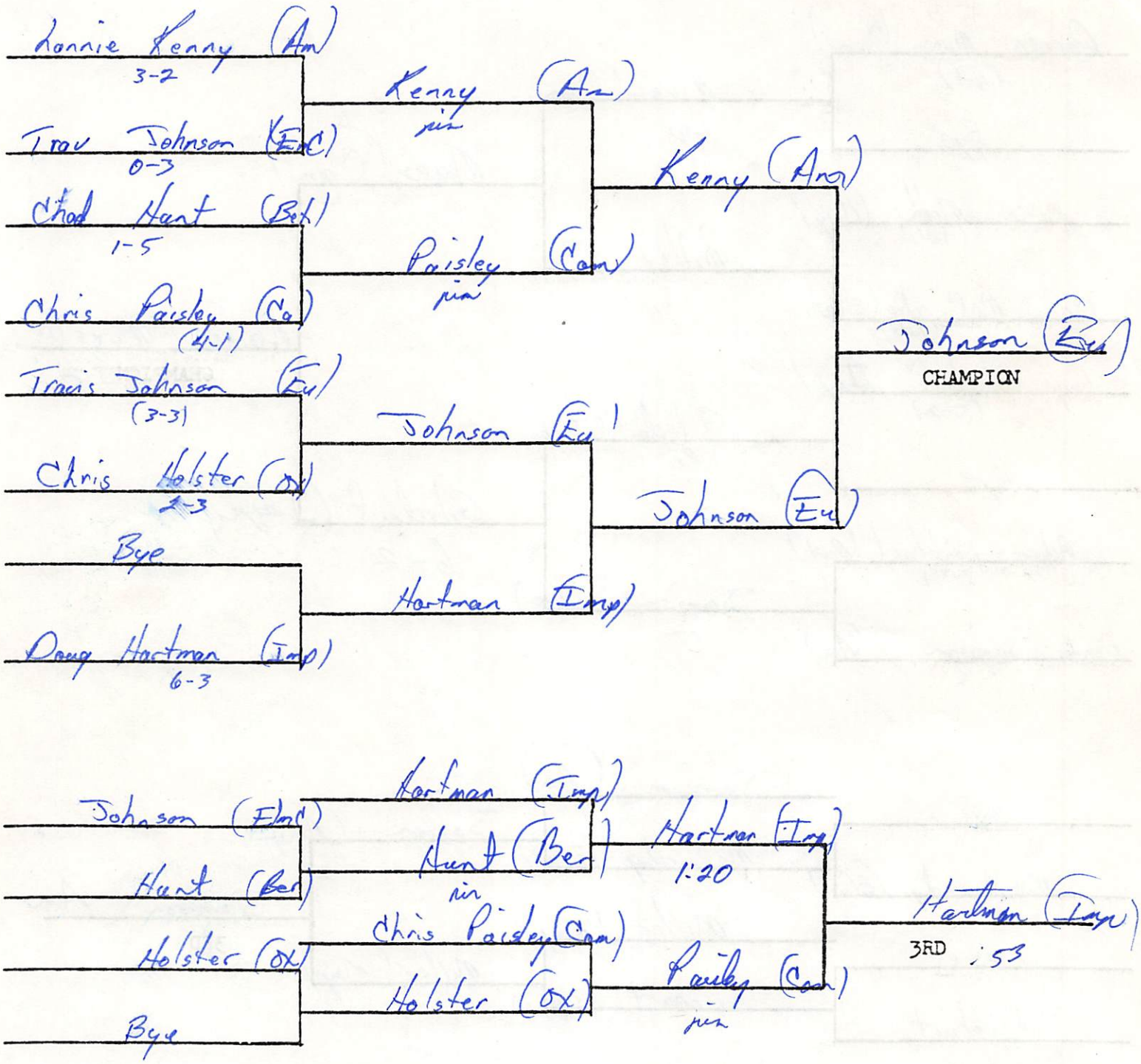
Lonnie Kenny (Am)
3-2
Trav Johnson (Eu)
0-3
Chad Hunt (Bet)
1-5
Chris Paisley (Ca)
(4-1)
Travis Johnson (Eu)
(3-3)
Chris Holster (Ox)
2-3
Bye
Doug Hartman (Imp)
6-3
Kenny (Am)
win
Paisley (Can)
win
Johnson (Eu)
win
Hartman (Imp)
Kenny (Am)
Johnson (Eu)
CHAMPION
Johnson (Eu)
Hunt (Bet)
Holster (Ox)
Bye
Hartman (Imp)
Hunt (Bet)
win
Chris Paisley (Can)
Holster (Ox)
Hartman (Imp)
1:20
Paisley (Can)
win
Hartman (Imp)
3RD :53

Heat

WT

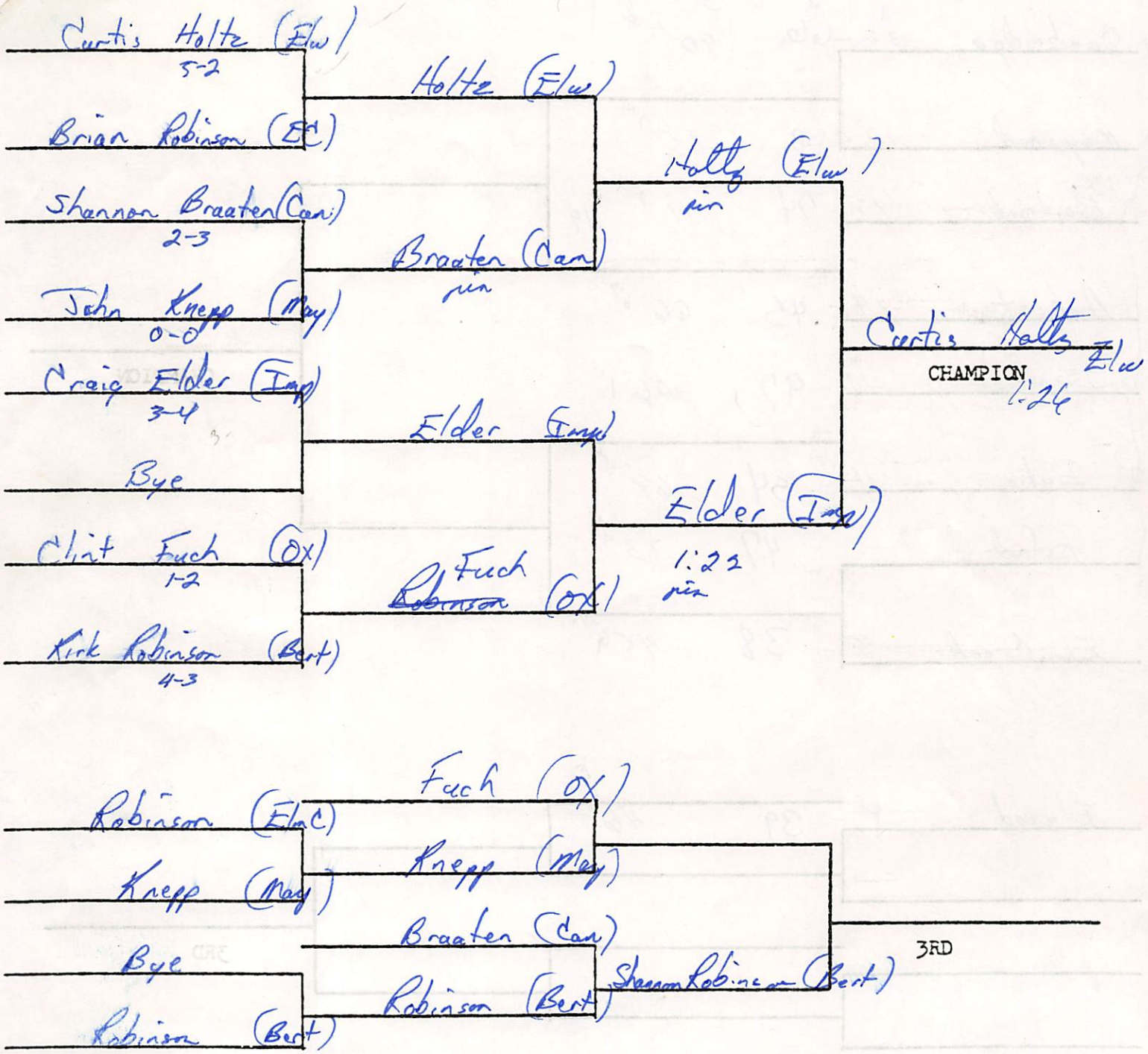
Curtis Holtz (Elw)
5-2
Brian Robinson (Elc)
Holtz (Elw)
Holtz (Elw)
win
Shannon Braaten (Can)
2-3
John Knepp (May)
0-0
Braaten (Can)
win
Curtis Holtz Elw
CHAMPION
1:24
Craig Elder (Imp)
3-4
Bye
Elder (Imp)
Elder (Imp)
1:22
win
Clint Fuch (Ox)
1-2
Fuch (Ox)
Kirk Robinson (Bert)
4-3
Fuch (Ox)
Robinson (Elc)
Knepp (May)
Knepp (May)
Braaten (Can)
Bye
Shannon Robinson (Bert)
3RD
Robinson (Bert)
Robinson (Bert)

WT

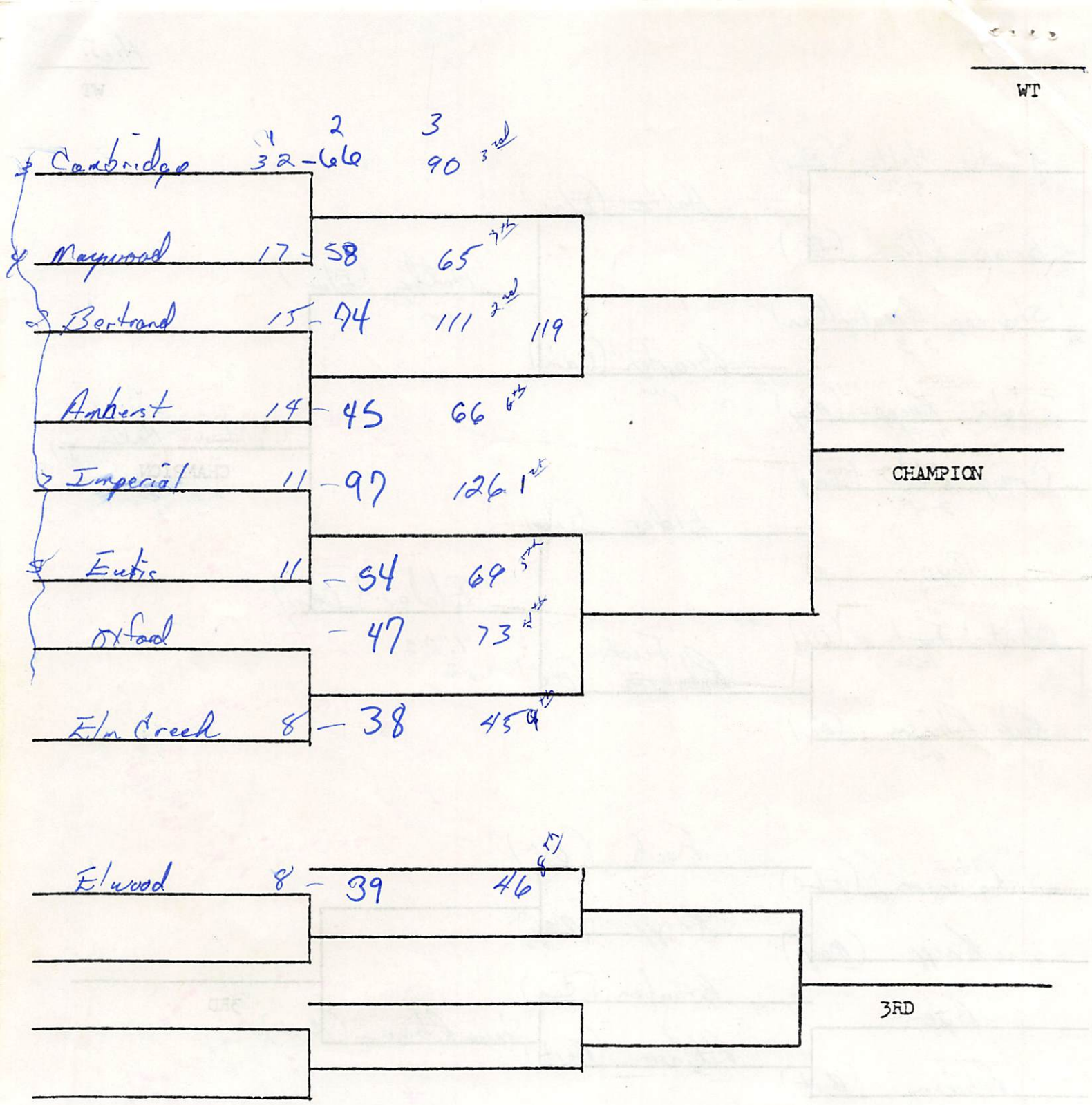
Cambridge 32 - 66 90 3rd
Maywood 17 - 58 65 7th
Bertrand 15 - 44 111 2nd 119
Amherst 14 - 45 66 6th
Imperial 11 - 97 126 1st
Eustis 11 - 54 69 5th
Oxford - 47 73 4th
Elm Creek 8 - 38 45 8th
Elwood 8 - 39 46 7th
CHAMPION
3RD

SPVA WRESTLING TOURNAMENT 1988 AT IMPERIAL

SCHOOL Hershey

| | VARSITY WRESTLER | | | JUNIOR VARSITY WRESTLER | | |
|---|---|---|---|---|---|---|
| 103 | open | Record | | Shawn Smith 112# | Record | 1-2 |
| 112 | Jarid Childeans | Record | 9-3 | Galvin Parker 112# | Record | 2-3 |
| 119 | Bobby McClellen | Record | 8-3 | Chean Lienser 119# | Record | 1-2 |
| 125 | Jason Walters | Record | 8-3 | Wade Hudson 125# | Record | 0-3 |
| 130 | Jimmy Bush | Record | 5-7 | Robby Woodward 130 | Record | 1-6 |
| 135 | Justin Hains | Record | 0-1 | | Record | |
| 140 | Andy Butrick | Record | 7-4 | | Record | |
| 145 | Mike Johnson | Record | 0-6 | | Record | |
| 152 | Chalk Hankins | Record | 3-5 | | Record | |
| 160 | Arthie Parker | Record | 6-5 | | Record | |
| 171 | Dave Heatson | Record | 9-0 | Jake Fredericks 171# | Record | 1-2 |
| 189 | Shawn Boyle | Record | 6-3 | | Record | |
| HWT | Doug Hengen | Record | 5-3 | Chad Farmer HWT | Record | 1-0 |

SPVA WRESTLING TOURNAMENT 1988 AT IMPERIAL

SCHOOL No Platte St. Pats

| | VARSITY WRESTLER | | JUNIOR VARSITY WRESTLER | |
|---|---|---|---|---|
| 103 | Brian Folchert | Record 0-0 | | Record |
| 112 | | Record | | Record |
| 119 | Don Steffes | Record 6-6 | | Record |
| 125 | Don Cooper | Record 4-6 | | Record |
| 130 | John Wiemers | Record 8-3 | Randy Barker | Record 1-0 |
| 135 | Boomer Nida | Record 10-0 | Kevin Welch | Record 4-1 |
| 140 | Jason Longford | Record 8-0 | Gino Colonna | Record 5-2 |
| 145 | Mike Schkeden | Record 6-4 | Kevin Boyd | Record 5-4 |
| 152 | Steve Ramaekers | Record 8-1 | Kevin McGahan | Record 4-4 |
| 160 | Tony Ferris | Record 7-2 | | Record |
| 171 | Kevin Dodson | Record 7-1 | Rob Hinze | Record 4-4 |
| 189 | Chris McGahan | Record 9-4 | Jason Roblyer | Record 2-4 |
| HWT | Scott Bell | Record 3-1 | | Record |

130 Chris Lewis
135 Sam Perkins
135 Travis Mills
135 Josh Shores

SPVA WRESTLING TOURNAMENT 1988 AT IMPERIAL

SCHOOL Chase County.

| | VARSITY WRESTLER | | JUNIOR VARSITY WRESTLER | |
|---|---|---|---|---|
| 103 | Open. | Record | | Record |
| 112 | Kelly Rowley | Record 6-8-1 | | Record |
| 119 | Jeremey Brewer | Record 1-8 | | Record |
| 125 | Pat Beran | Record 4-7 | | Record |
| 130 | Steve Silvester | Record 10-3 | Shane Sorden | Record 4-1 |
| 135 | Todd Phelps | Record 8-5 | Tony Weiss | Record 0-1 |
| 140 | Jason McNair | Record 10-3 | | Record |
| 145 | K. Fannin | Record 3-3 | Tab Wood | Record 0-1 |
| 152 | Mike Yaw | Record 2-6 | | Record |
| 160 | Joey Frizzell | Record 12-1 | | Record |
| 171 | Josh Jaeger | Record 2-4 | | Record |
| 189 | Doug Hartman | Record 3-7 | | Record |
| HWT | Open | Record | | Record |

SPVA

103 lbs

| | | |
|---|---|---|
| CCHS | OPEN | |
| HER | OPEN | |
| NPSP | BRIAN FOLCHER | 0-0 |
| OSH | RUSTY KAPS | |

112 lbs

| | | |
|---|---|---|
| CCHS | KELLY ROWLEY | 6-8-1 |
| HER | JARID CHILDEARS | 9-3 |
| NPSP | OPEN | |
| OSH | CHRIS SCHMID | |

119 lbs

| | | |
|---|---|---|
| CCHS | JEREMY BREWER | 1-8 |
| HER | BOBBY McCLELLEN | 8-3 |
| NPSP | DON STEFFES | 6-6 |
| OSH | BILLY HUNT | |

125 lbs

| | | |
|---|---|---|
| CCHS | PAT BERAN | 4-7 |
| HER | JASON WALTERS | 8-3 |
| NPSP | DAN COOPER | 4-6 |
| OSH | DAVE SAMSUL | |

130 lbs

| | | |
|---|---|---|
| CCHS | STEVE SILVESTER | 10-3 |
| HER | JIMMY BUSH | 5-7 |
| NPSP | JOHN WIEMERS | 8-3 |
| OSH | JOSH ARSTINGSTALL | |

135 lbs

| | | |
|---|---|---|
| CCHS | TODD PHELPS | 8-5 |
| HER | JUSTIN HAINS | 0-1 |
| NPSP | BOOMER NIDA | 10-0 |
| OSH | MARK REIDEL | |

140 lbs

| | | |
|---|---|---|
| CCHS | KI FANNING | 3-3 |
| HER | ANDY BUTRICK | 7-4 |
| NPSP | JASON LANGFORD | 8-0 |
| OSH | DAVE SCHWARTZ | |

145 lbs

| | | |
|---|---|---|
| CCHS | JASON McNAIR | 10-3 |
| HER | MIKE JOHNSON | 0-6 |
| NPSP | MIKE SCHNEIDER | 6-4 |
| OSH | MITCH GRACE | |

152 lbs

| | | |
|---|---|---|
| CCHS | MIKE YAW | 2-6 |
| HER | CHALK HANKINS | 3-5 |
| NPSP | STEVE RAMAEKERS | 8-1 |
| OSH | CHRIS ACKER | |

160 lbs

| | | |
|---|---|---|
| CCHS | JOEDY FRIEMEL | 12-1 |
| HER | ARTTIE PARKER | 6-5 |
| NPSP | TONY FERRIS | 7-2 |
| OSH | OPEN | |

171 lbs

| | | |
|---|---|---|
| CCHS | JOSH JAEGER | 2-4 |
| HER | DAVE HOATSON | 9-0 |
| NPSP | KEVIN DODSON | 7-1 |
| OSH | MONTE MILANUK | |

189 lbs

| | | |
|---|---|---|
| CCHS | DOUG HARTMAN | 3-7 |
| HER | SHAWN BOYLE | 6-3 |
| NPSP | CHRIS McGAHAN | 9-4 |
| OSH | BRIAN MOFFET | |

HWT

| | | |
|---|---|---|
| CCHS | OPEN | |
| HER | DOUG HENGEN | 5-3 |
| NPSP | SCOTT PELL | 3-1 |
| OSH | CHUCK BENELLI | |

SPVA JV

103 lbs

| | | |
|---|---|---|
| CCHS | OPEN | |
| HER | OPEN | |
| NPSP | OPEN | |
| OSH | OPEN | |

112 lbs

| | | |
|---|---|---|
| CCHS | OPEN | |
| HER | SHAWN SMITH | 1-2 |
| | GALVIN PARKER | 2-3 |
| NPSP | OPEN | |
| OSH | OPEN | |

119 lbs

| | | |
|---|---|---|
| CCHS | OPEN | |
| HER | CHOAN LIEWER | 1-2 |
| NPSP | OPEN | |
| OSH | OPEN | |

125 lbs

| | | |
|---|---|---|
| CCHS | OPEN | |
| HER | WADE HUDSON | 0-3 |
| NPSP | OPEN | |
| OSH | OPEN | |

130 lbs

| | | |
|---|---|---|
| CCHS | SHANE SORDEN | 4-1 |
| HER | ROBBY WOODWARD | 1-6 |
| NPSP | RANDY BARKER | 1-0 |
| OSH | SCOTT PLOG | |

135 lbs

| | | |
|---|---|---|
| CCHS | TONY WEISS | 0-3 |
| HER | OPEN | |
| NPSP | KEVIN WELCH | 4-1 |
| OSH | RAY BURT | |

140 lbs

| | | |
|---|---|---|
| CCHS | OPEN | |
| HER | OPEN | |
| NPSP | GINO COLONNA | 5-2 |
| OSH | OPEN | |

145 lbs

| | | |
|---|---|---|
| CCHS | TAB WOOD | 0-1 |
| HER | OPEN | |
| NPSP | KEVIN BOYD | 5-4 |
| OSH | OPEN | |

152 lbs

| | | |
|---|---|---|
| CCHS | OPEN | |
| HER | OPEN | |
| NPSP | KEVIN McGAHAN | 4-4 |
| OSH | OPEN | |

160 lbs

| | | |
|---|---|---|
| CCHS | OPEN | |
| HER | OPEN | |
| NPSP | OPEN | |
| OSH | OPEN | |

171 lbs

| | | |
|---|---|---|
| CCHS | OPEN | |
| HER | JAKE FREDERICKS | 1-2 |
| NPSP | ROB HINZE | 4-4 |
| OSH | OPEN | |

189 lbs

| | | |
|---|---|---|
| CCHS | OPEN | |
| HER | OPEN | |
| NPSP | JASON ROBLYER | 2-4 |
| OSH | OPEN | |

HWT

| | | |
|---|---|---|
| CCHS | OPEN | |
| HER | CHAD FARMER | 1-0 |
| NPSP | OPEN | |
| OSH | OPEN | |

CC
H Chad Farmer 264
NP Scott Pell 250
O Chuck Bennelli 188

# SPVA - Weigh IN's -

| School | 103 | 112 | 119 | 125 | 130 | 135 | 140 | 145 | 152 | 160 | 171 | 189 |
|---|---|---|---|---|---|---|---|---|---|---|---|---|
| Chase County | | Jeremy Brewer 111 | | Pat Beren 124 | Steve Silvester 130 | Todd Phelps 135 | Ki Fanning 139 | Jason McNaw 142 | Mike Yaw 151 | Judy Friemel 159 | Josh Yeager 188 | Doug Hartman 180 |
| Hershey. | | Jarrod Childers 112 | Bob McClellan 118 | Jason Walters 125 | Tim Bush 129 | Justin Hanes 135 | Mike Johnson 139 | Andy Butrick 145 | Todd Hankins 152 | Andy Butler 159 | Hatsa | Doug Hingen 188 |
| N.P. ST Pats | Brian Folkert 102 | | Don Stephas 118 | Dan Cooper 125 | John Weimers 130 | Josh Shors 134 | Jason Langford 139 | Mike Schneider 141 | Tony Ferris 151 | Steve Raemacher 159 | Kevin Dobson 170 | Chris McGann 180 |
| OshKosh. | Rusty Kaps 102 | Chris Schmit 111 | | Dave Sampsel 123 | Josh Arstingstad 129 | Mark Reedel 135 | Dave Schwartz 139 | Mitch Grace 140 | Chris Acker 150 | | Mike Milanek 170 | Brian McFatt 188 |
| | | Bill Hunt 110 | | | | | | | | | | |
| | | | | | | | | | | | | |
| | Junior Varsity. | | | | | | | | | | | |
| Chase County | | | | | Shane Sorden 130 | | | | | | | |
| Hershey. | | | | | | | | | | | | |
| N.P. St Pats | | | | | | | | | | | | |
| OshKosh | | | | | | Ray Burt | | | | | | |
| | | | | | | | | | | | | |
| | | | | | | | | | | | | |

| School | Hwt |
| --- | --- |
| | |
| | |
| | |
| | |
| | |
| | |
| | |
| | |
| | |
| | |
| | |
| | |
| | |

LCHS _____ vs Rep Valley Season Totals

2-5-87

| Name | TD | TOL | RW | RL | EW | EL | NEW | NFL | DW | DL | P | PL | Draw | Team Points | Total Pts | |
|---|---|---|---|---|---|---|---|---|---|---|---|---|---|---|---|---|
| Kelly Rowley | 13 | 14 | 8 | 5 | 4 | 4 | 6 | 10 | 2 | 3 | 7 | 6 | - | 3 | 86 | 10-9 |
| Chris Barger | 2 | 26 | 4 | 1 | 4 | 4 | 2 | 11 | - | 3 | 3 | 13 | - | - | 32 | 4-16 |
| Pat Beran | 18 | 19 | 8 | 15 | 10 | 12 | 10 | 19 | 1 | 7 | 6 | 4 | - | 6 | 69 | 10-11 |
| Steve Silvester X | 13 | 12 | 8 | 8 | 3 | 4 | 5 | 16 | 2 | 5 | 16 | - | - | - | 85 | 12-5 |
| Tony Weiss | 3 | 4 | - | 3 | 1 | - | - | - | - | 1 | - | 5 | - | - | - | 0-6 |
| John Pankovin | 30 | 21 | 31 | 13 | 7 | 15 | 20 | 14 | 12 | 5 | 9 | 2 | - | 6 | 128½ | 22-7 |
| Jason McNain | 30 28 | 21 | 12 | 11 | 16 | 11 | 19 | 21 | 1 | 6 | 15 | 3 | - | - | 125 | 17-9 |
| Todd Phelps X | 19 17 | 33 | 11 | 15 | 15 | 15 | 15 | 22 | 8 | 8 | 2 | 5 | - | - | 47 | 10-13 |
| Dave Geerman | 25 | 18 | 7 | 12 | 10 | 6 | 26 | 12 | 8 | 10 | 9 | - | - | 6 | 87½ | 17-10 |
| Craig Loeffler | 3 | 3 | 1 | - | 1 | 3 | 1 | 2 | 1 | - | - | 2 | - | - | 1 | 1-2 |
| Kevin McDonald | 34 | 18 | 12 | 15 | 13 | 19 | 23 | 7 | 5 | 5 | 14 | 4 | - | 3 | 125½ | 20-9 |
| Joedy Friemal | 25 | 20 | 4 | 9 | 14 | 8 | 6 | 11 | 5 | 6 | 10 | 7 | - | 6 | 92 | 15-13 |
| Bryan Hamilton | 10 | 19 | 4 | 10 | 1 | 1 | 3 | 18 | 1 | 1 | 3 | 16 | - | - | 32 | 5-17 |
| | | | | | | | | | | | | | | | | |
| | | | | | | | | | | | | | | | | |
| | | | | | | | | | | | | | | | | |
| | | | | | | | | | | | | | | | | |
| | | | | | | | | | | | | | | | | |
| | | | | | | | | | | | | | | | | |
| | | | | | | | | | | | | | | | | |
| | | | | | | | | | | | | | | | | |
| | | | | | | | | | | | | | | | | |
| | | | | | | | | | | | | | | | | |
| TOTAL's | 221 | 216 | 110 | 118 | 99 | 102 | 135 | 157 | 47 | 60 | 87 | 67 | - | 28 | 917½ | 143-125 |

Comments:

CCHS _____ Vs Final Totals Varsity and J.V

1985-86

| Name | TD | TDL | RW | RL | EW | EL | NFW | NFL | DW | DL | P | PL | Draw | Team Points | Total Pts | |
|---|---|---|---|---|---|---|---|---|---|---|---|---|---|---|---|---|
| John Pankovin | 12 | 21 | 17 | 18 | 8 | 10 | 14 | 18 | 4 | 8 | 3 | 4 | — | - | 63 | 8-12 |
| Kenley Colant | 5 | 9 | 5 | 7 | 5 | 5 | 4 | 9 | 3 | 2 | 3 | 1 | - | - | 23 | 3-4 |
| Pat Beran | 15 | 15 | 6 | 12 | 9 | 5 | 2 | 22 | 1 | 5 | 4 | 2 | 1 | - | 33 | 5-7-1 |
| Jason McNair | 28 | 27 | 10 | 5 | 18 | 9 | 10 | 17 | 4 | 6 | 10 | 2 | - | - | 106½ | 16-8 |
| Dan Gartner | - | 2 | 2 | 3 | - | - | 1 | 2 | 1 | - | - | 1 | - | - | 3 | 1-1 |
| Dave Oxford | 12 | 9 | 5 | 5 | 4 | 3 | 5 | 9 | 1 | 2 | 6 | 5 | - | - | 28 | 7-2 |
| Lyle Goddard | 4 | 5 | 1 | 1 | 2 | 1 | 3 | 3 | - | - | 4 | 2 | - | - | 22 | 4-2 |
| Dave Lorenburg | 19 | 23 | 17 | 16 | 4 | 11 | 9 | 20 | 6 | 9 | 3 | 4 | - | - | 47 | 10-12 |
| Dave German | 20 | 28 | 6 | 14 | 6 | 8 | 10 | 30 | 5 | 8 | 7 | 5 | - | - | 18½ | 12-13 |
| Bob Mendenhall | 21 | 14 | 3 | 4 | 10 | 13 | 2 | 4 | 2 | 1 | 5 | 6 | - | - | 35 | 7-7 |
| Kevin McDonald | 19 | 19 | 4 | 11 | 7 | 6 | 5 | 20 | 2 | 4 | 5 | 8 | - | - | 49 | 8-12 |
| Jodie Friemel | 6 | 6 | - | 5 | - | 3 | 1 | 15 | - | 3 | 5 | 3 | - | - | 39 | 7-5 |
| Brad Brauer | 25 | 11 | 9 | 13 | 4 | 7 | 9 | 7 | 3 | 1 | 6 | 11 | - | - | 41 | 9-13 |
| Wayne Spickelmeier | 31 | 30 | 9 | 9 | 18 | 15 | 7 | 17 | 8 | 6 | 5 | 9 | 1 | - | 64 | 13-15-1 |
| Bryan Hamilton | 12 | 18 | 4 | 2 | 6 | 8 | 1 | 15 | 1 | 2 | 4 | 6 | - | - | 28 | 5-8 |
| Blaine Peterson | 21 | 4 | 6 | 6 | 2 | 11 | 9 | 6 | 4 | 3 | 5 | 2 | - | - | 54½ | 9-5 |
| Mike VanVleet | 15 | 9 | 8 | 7 | 1 | 2 | 17 | 12 | 5 | 1 | 4 | 5 | - | - | 36½ | 9-6 |
| Jeff Bubak | 26 | 19 | 8 | 9 | 18 | 6 | 17 | 15 | 8 | 4 | 7 | 8 | - | - | 88 | 15-12 |
| Steve Davis | 1 | 13 | 1 | 1 | - | 2 | 2 | 2 | - | 2 | - | 9 | - | - | 6 | 1-11 |
| | | | | | | | | | | | | | | | | |
| | | | | | | | | | | | | | | | | |
| | | | | | | | | | | | | | | | | |
| | | | | | | | | | | | | | | | | |
| TOTAL's | 290 | 280 | 119 | 149 | 119 | 124 | 128 | 242 | 56 | 68 | 84 | 93 | 2 | - | 689 | 146-160-2 |

Comments:

# 1988 G.C.H.S.

# WRESTLING

# INVITATIONAL

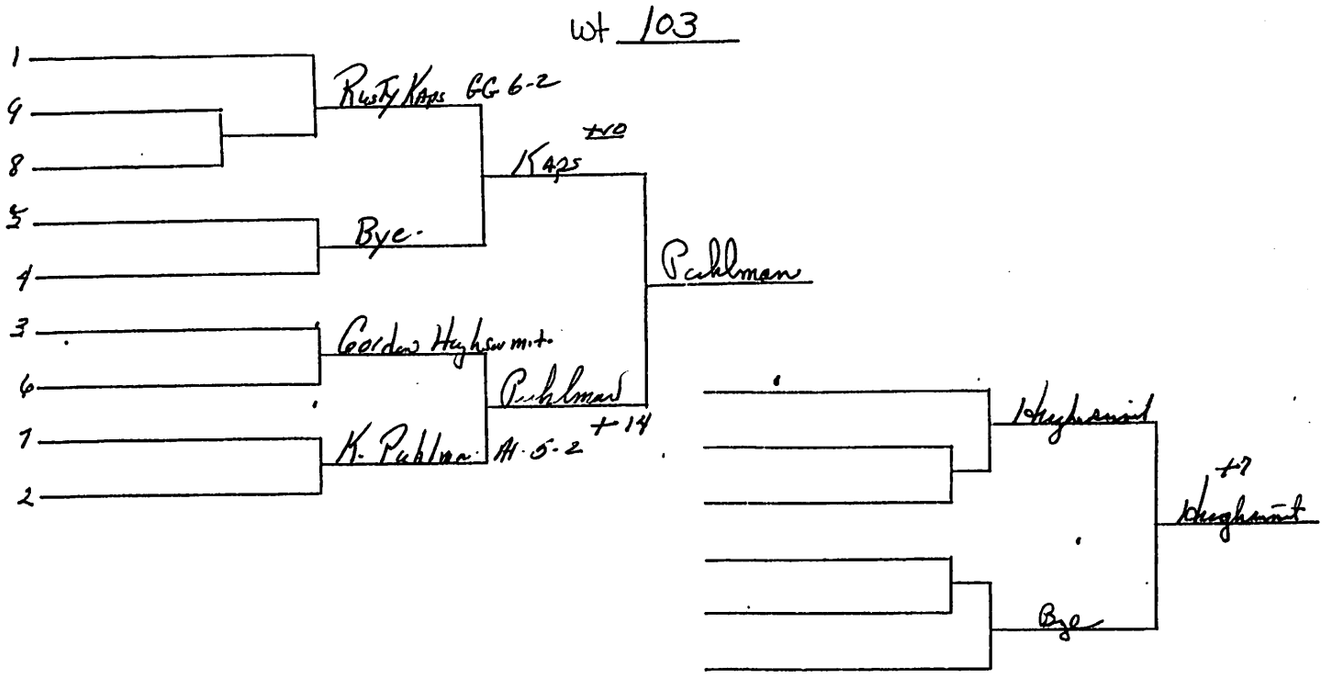


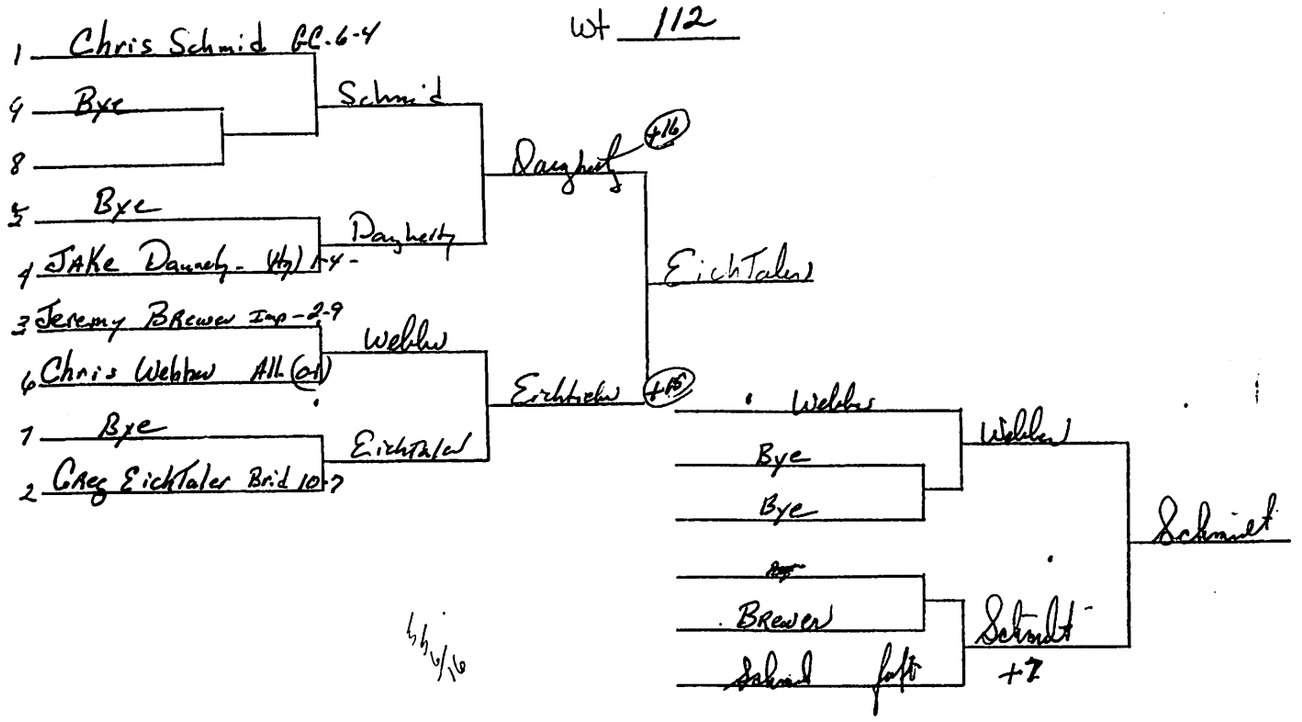


5/6/16

Wt 119

1 Carman Littlehoop AL. 11-5
9
8 Bye
5 Bye
4 Billy Hunt GC 2-3-1
3 Dave Bolinger Br. 4-8
6 Bye
7 Bye
2 Alberto Mendez. Mit (11-5)

Littlehoop
Hunt
Bolinger
Mendez.

+14
Littlehoop
Mendez
+14

Little-Hoop -

Bolinger
Bolinger
Hunt
Hunt

Wt 125

1 Justin Tracy AL. 5-0
9
8 Mark Widener Brd 2-8
5 Bye
4 Ross Ebbers Mit 4-8
3 Pat Beran - Dup - 5-10
6 Bye
7 Bye
2 Dave Samsel GC - 8-6

Tracy - +2
Ebbers
Beran
Samsel

+12
Tracy -
Beran
+14

Tracy

~~Widener~~ Samsel
Widener
Bye
Bye
Bye
Ebers
W
Bye
Samsel
Ebbers
Samsel

Wt 130

1 Steve Silvester Dup 14-4
9
8 Bye
5 Bye
4 Lonnie Little Hoop - (Ah) 0-0
3 Mike Urecke Brt 3-3
6 Steve Walters - (Hg) 0-4
7 Bye
2 Josh Arstrystall GC - 8-5

Silvester
Little Hoop
Urecke
Arstrystall -

Silvester
+16
Silvester

Urecke
Urecke
Walters
Bye
Little Hoop
Walters
Walters
+4
Urecke

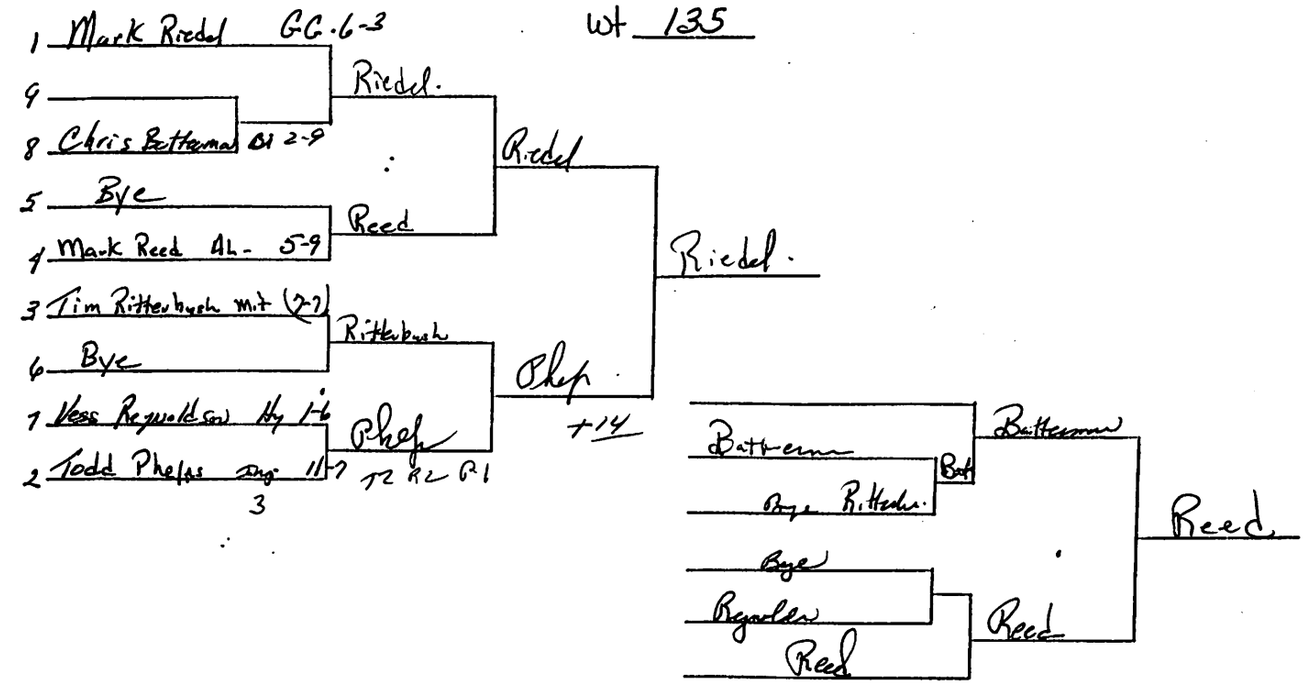

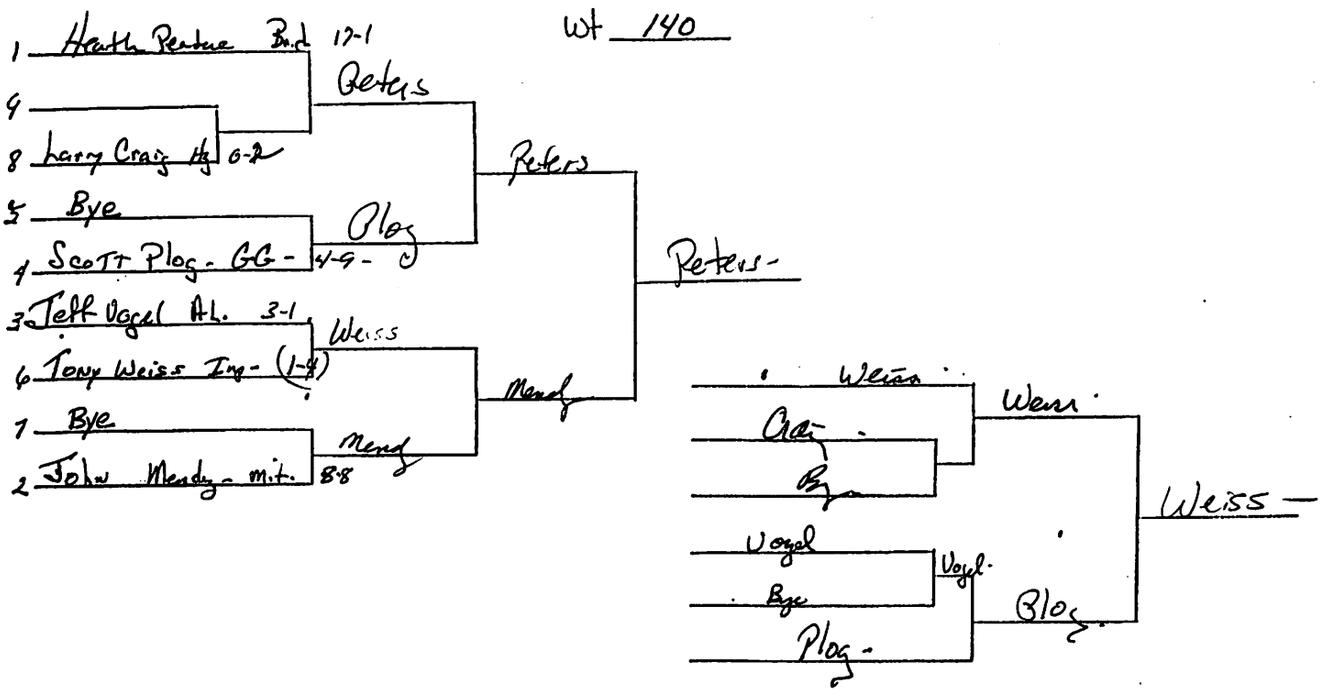

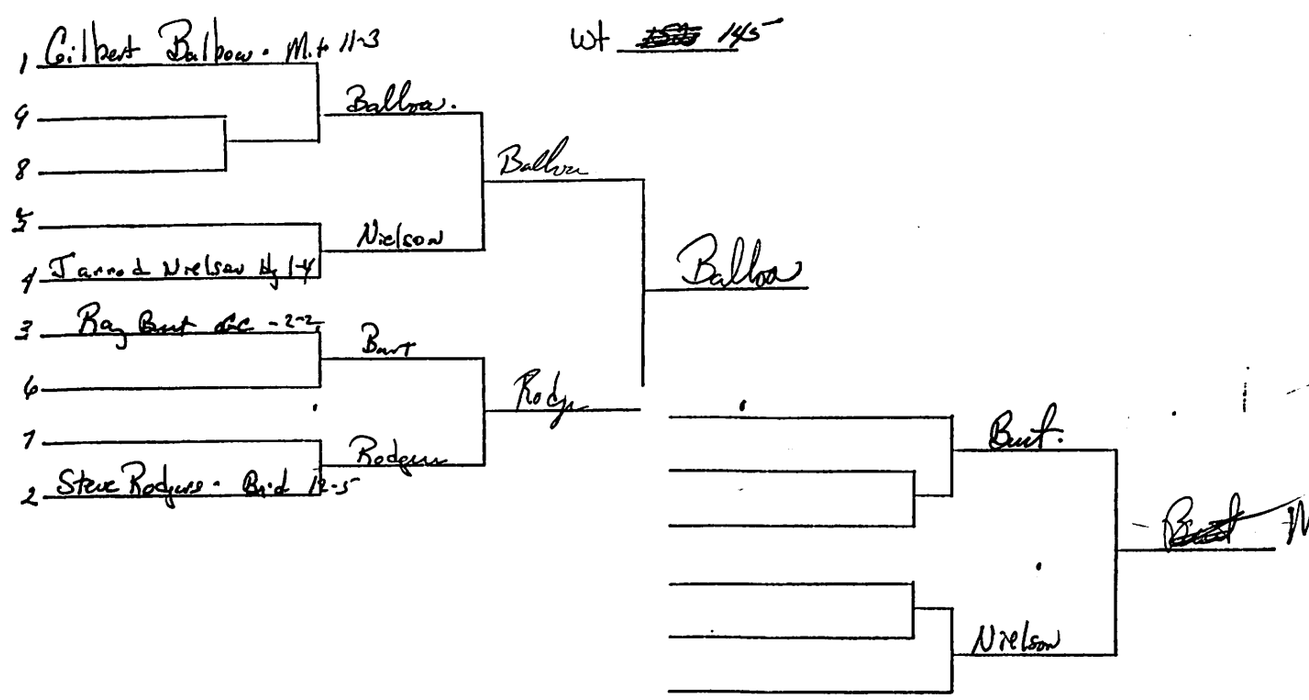

Wt 135

1 Mark Riedel GG 6-3
9
8 Chris Batterman Bi 2-9
5 Bye
4 Mark Reed AL 5-9
3 Tim Ritterbush mit (7-7)
6 Bye
7 Vess Reynoldson Hy 1-6
2 Todd Phelps Imp 11-7 T2 R2 P1
3

Riedel
Reed
Ritterbush
Phelps

Riedel
Phelps
+14

Riedel

Batterman
Bye Ritterbush
Bye
Reynolds
Reed

Batterman
Reed

Reed

Wt 140

1 Heath Peabody Brid 17-1
9
8 Larry Craig Hy 0-2
5 Bye
4 Scott Plog GG 4-9
3 Jeff Vogel AL 3-1
6 Tony Weiss Imp (1-4)
7 Bye
2 John Mendy mit 8-8

Peters
Plog
Weiss
Mendy

Peters
Mendy

Peters

Weiss
Craig
Bye
Vogel
Bye
Plog

Weiss
Vogel
Plog

Weiss

Wt ~~[illegible]~~ 145

1 Gilbert Balboa Mit 11-3
9
8
5
4 Jarrod Nielson Hy 1-4
3 Ray Burt GC 2-2
6
7
2 Steve Rodgers Brid 12-5

Balboa
Nielson
Burt
Rodgers

Balboa
Rodgers

Balboa

Burt
Nielson

~~Burt~~ Nielson

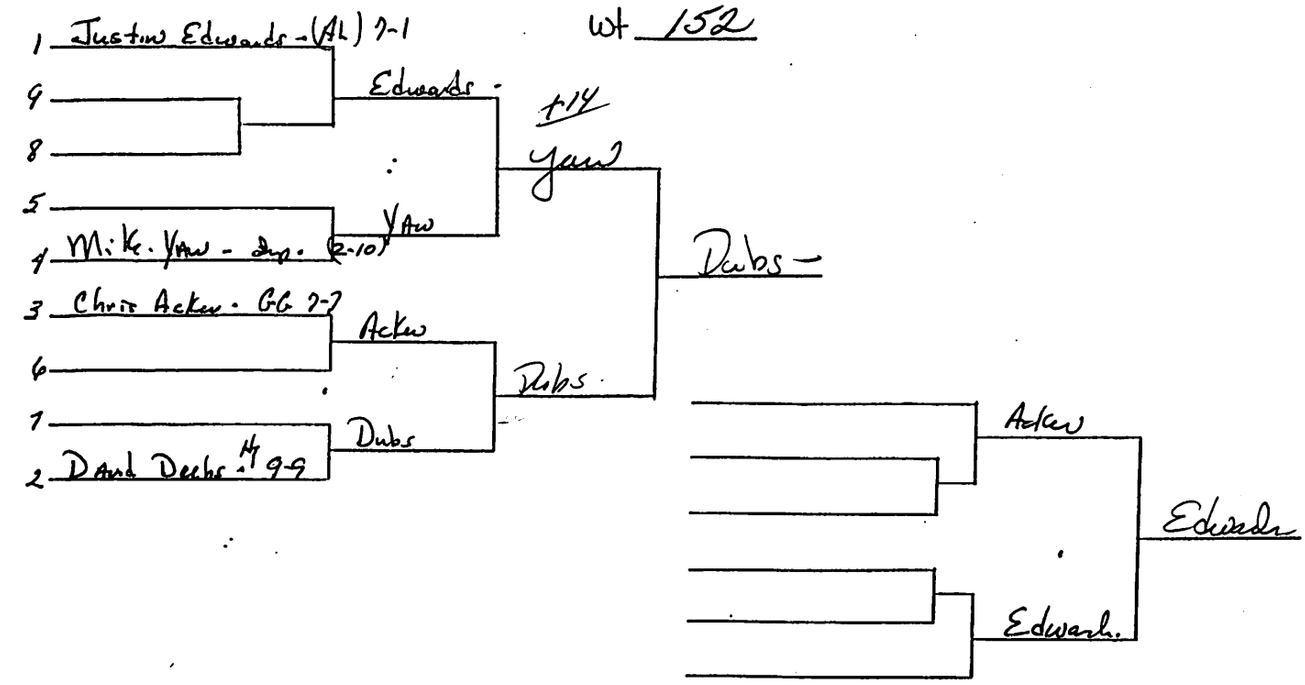
wt 152
1 Justin Edwards - (AL) 7-1
9
8
5
4 Mike Yaw - Dup. (2-10)
3 Chris Acker - GG 7-7
6
7
2 David Dubs - 9-9
Edwards
Yaw
Acker
Dubs
+14
Yaw
Dubs
Dubs
Acker
Edwards
Edwards

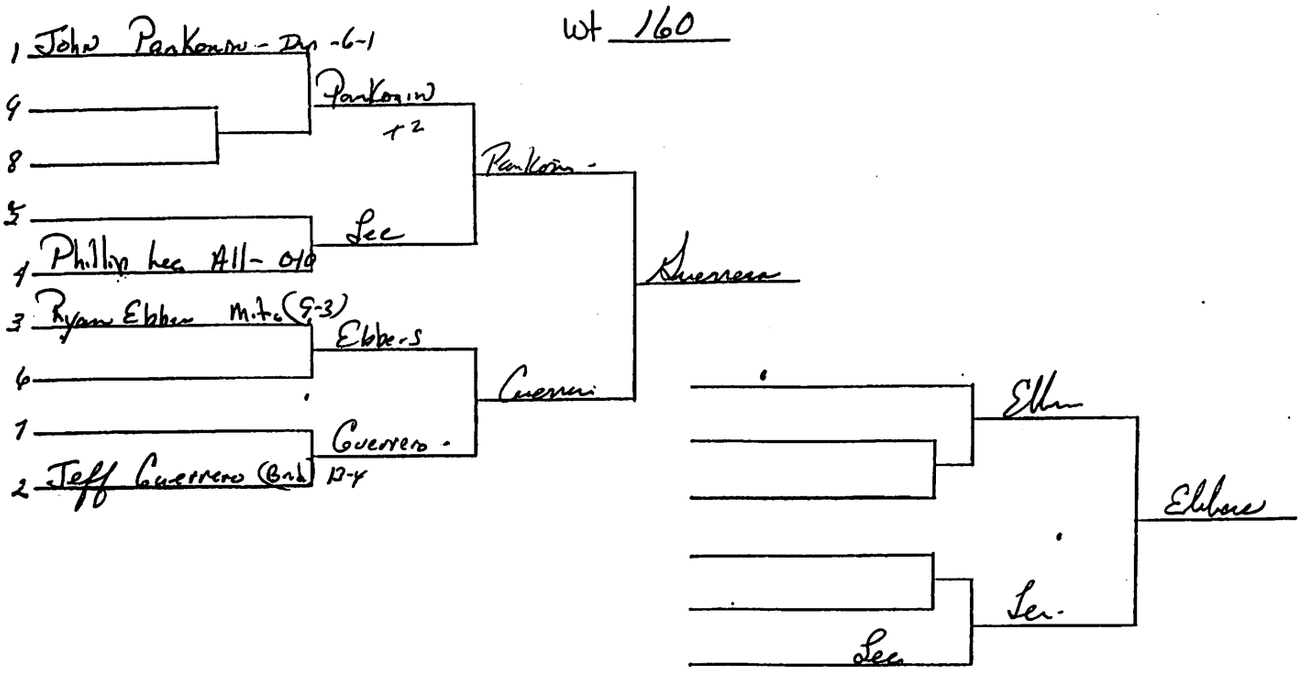
wt 160
1 John Pankonin - Dup - 6-1
9
8
5
4 Phillip Lee All - 0-10
3 Ryan Ebbers Mit. (9-3)
6
7
2 Jeff Guerrero (Bnd) 12-4
Pankonin
+2
Lee
Ebbers
Guerrero
Pankonin
Guerrero
Ebbers
Lee
Ebbers
Lee

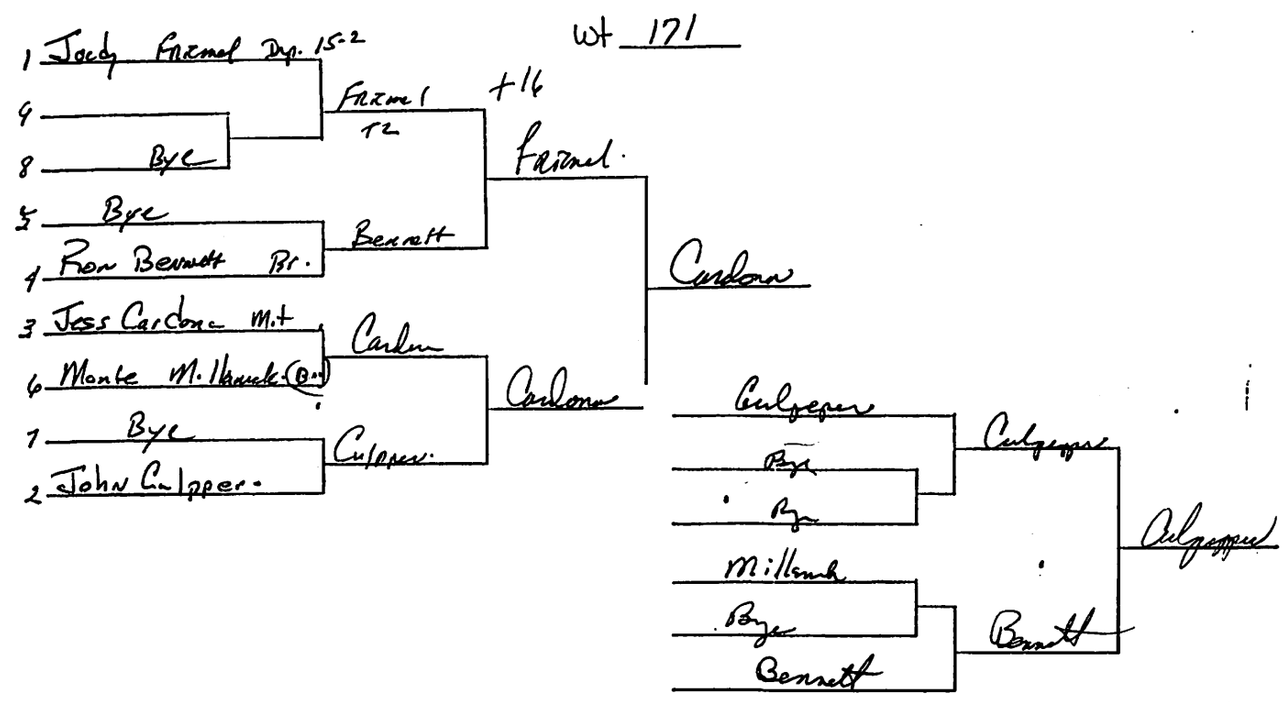
wt 171
1 Jody Frizmel Dup. 15-2
9
8 Bye
5 Bye
4 Ron Bennett Br.
3 Jess Cardona Mit
6 Monte Millanuk (B.)
7 Bye
2 John Culpper
Frizmel
+2
Bennett
Cardona
Culpper
Frizmel
+16
Cardona
Cardona
Culpeper
Bye
Bye
Millanuk
Bye
Bennett
Culpeper
Bennett
Culpeper

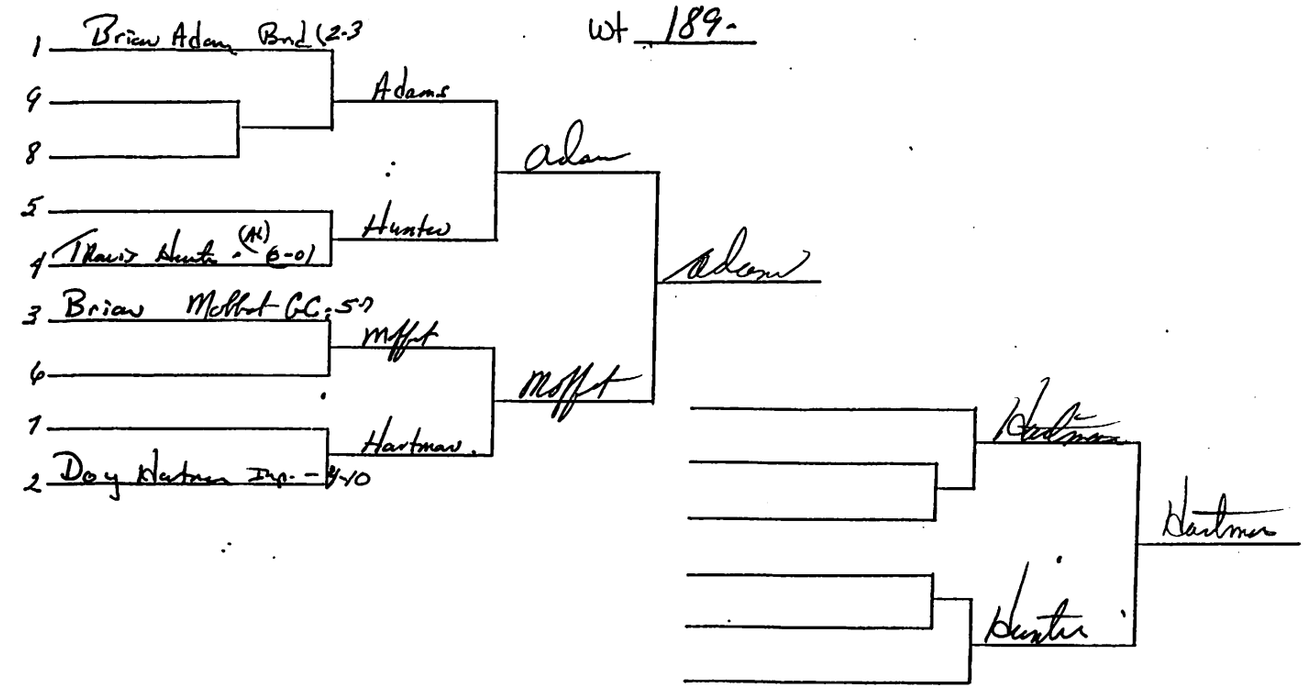

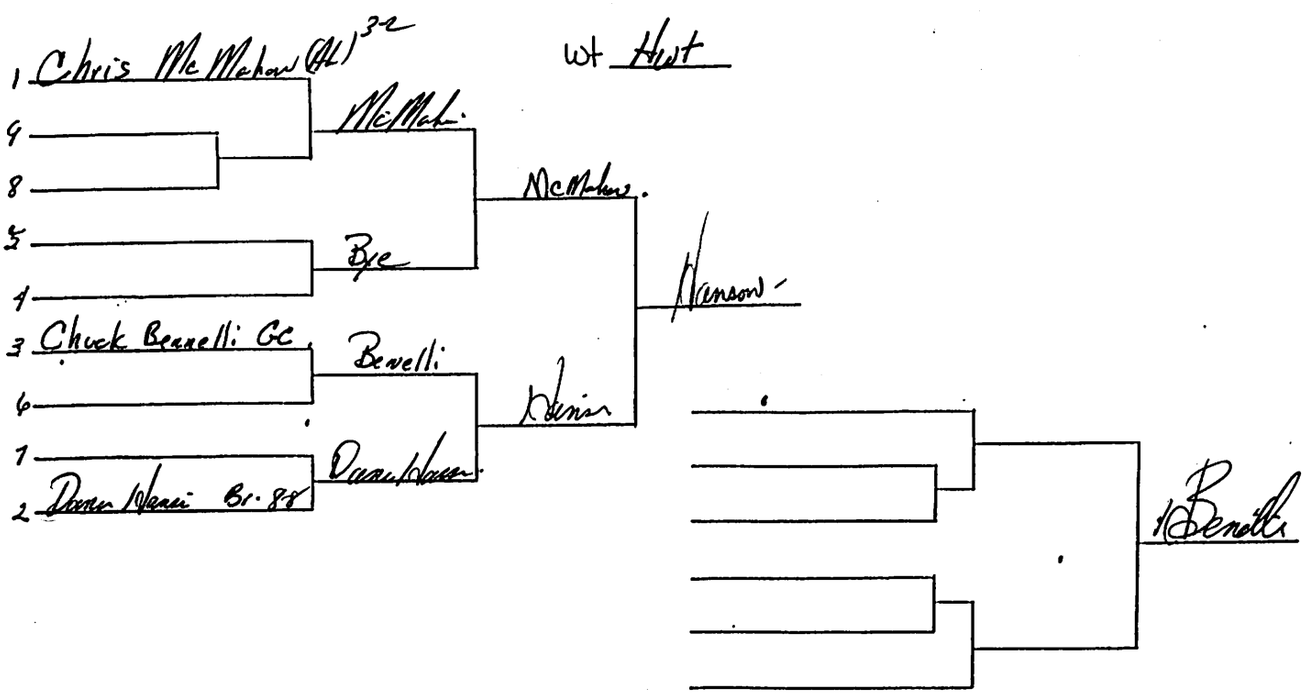

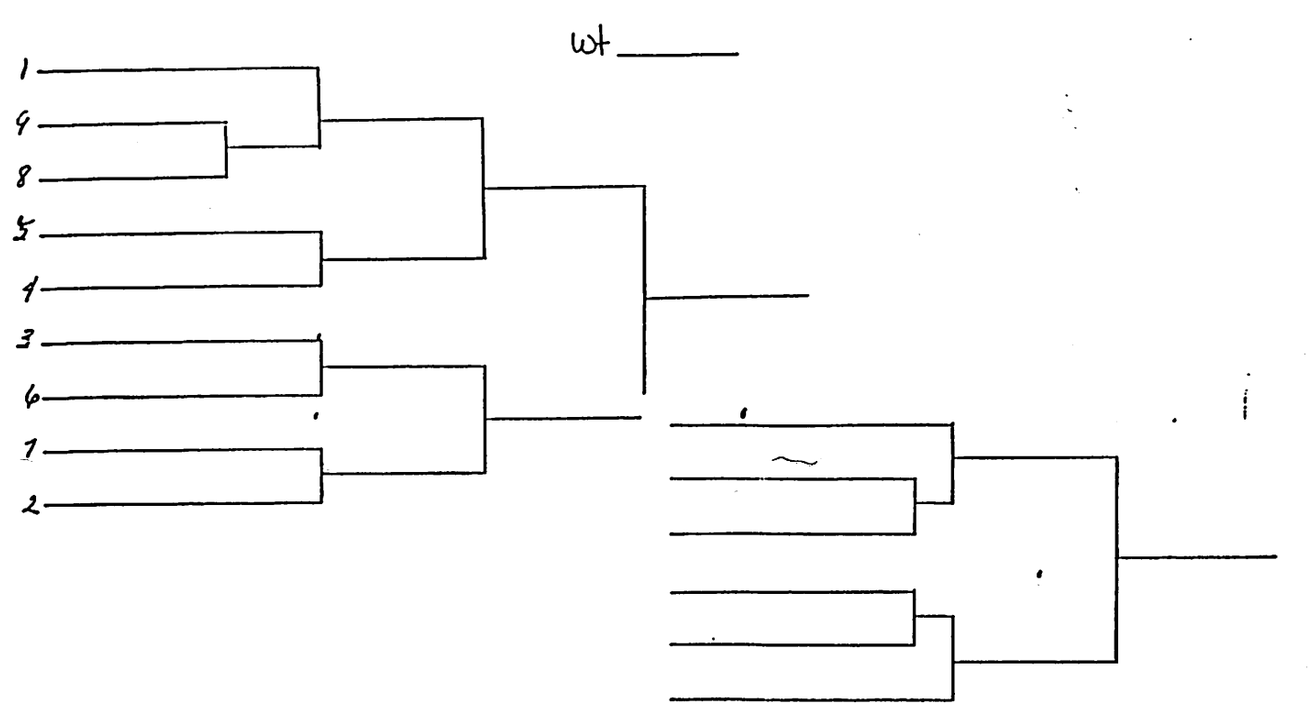

Wt 189

1 Brian Adams Brd (2-3
9
8
5
4 Travis Hunter (At) (6-0)
3 Brian Moffat GC 5-7
6
7
2 Doy Hartman Imp. - 4-10

Adams
Hunter
Moffat
Hartman

Adams
Moffat

Adams
Hartman
Hunter
Hartman

Wt Hwt

1 Chris McMahon (At) 3-2
9
8
5
4
3 Chuck Benelli GC
6
7
2 Dana Hanson Br. 88

McMahon
Bye
Benelli
Dana Hanson

McMahon
Hanson

Hanson
Benelli

Wt _____

1
9
8
5
4
3
6
7
2

| | | 103 | 112 | 119 | 125 | 130 | 135 | 140 | 145 | 152 | 160 | 171 | 189 |
|---|---|---|---|---|---|---|---|---|---|---|---|---|---|
| Imp | 99 | | | | | | | 7/106 | | | | | |
| Brid | 97.5 | | | | | | 5/102 | | | | | 7/109.5 | |
| osh | 74 | | 7/81 | | 6/87 | | | 5/93 | | | | | |
| Al | 78 | | | | | | 4/82 | | | | | | |
| mit | 74 | | | | | 5 | | | | | | | |
| Hy | 34 | | | | | | | | | | | | |

| | | 103 | 112 | 119 | 125 | 130 | 135 | 140 | 145 | 152 | 160 | 171 | 189 | Hart |
|---|---|---|---|---|---|---|---|---|---|---|---|---|---|---|
| BridgeporT | 109.5 | 1105 ~~109.5~~ | 6/116.5 | 7/116.5 | 1165 | 5/121.5 | | 7/126.5 | 126.5 | 126.5 | 4/130.5 | 130.5 | 6/136.5 | 4/140.5 |
| Imperial. | 106 | 106 | 106 | 106 | 106 | 4/110 | | 3/113 | 113 | 113 | 113 | 113 | 5/118 | 118 |
| OshKosh. | 93 | 93 | 5/98 | 3/101 | 5/106 | 106 | 4/110 | 110 | 110 | 110 | 110 | 110 | 110 | 110 |
| Alliance | 82 | 6/87 | 89 | 6/95 | 6/101 | 101 | 3/104 | 104 | 104 | 3/107 | 107 | 3/110 | 110 | |
| M.Tchell. | 77 | 77 | 77 | 77 | 77 | 77 | | 77 | 4/81 | 81 | 5/86 | 4/90 | 90 | 90 |
| Hyannis. | 39 | ~~40~~ | ~~40~~ | 40 | 40 | 40 | 5 | 40 | 5/45 | 4/51 | 51 | 51 | 51 | 51 |

| | |
|---|---|
| BRidgePort | 140.5 |
| Imperial | 118 |
| OshKosh | 118 |
| AllianceIV | 110 |
| M.Tchell IV | 90 |
| Hyannis | 51 |

1987-88 Wrestling Lettermen

Pat Beran
Steve Silvester
Ki Fanning
Todd Phelps
Jason Mc Nair
John Pankonin
Joedy Friemel
Doug Hartman

1987-88 Captains

Jason Mc Nair
Pat Beran

1987-88- BAGUBA

Jason Mc Nair

1987-88 Unsung Hero

Doug Hartman

1987-88 100 Pt club

| | |
|---|---|
| Steve Silvester | 158 |
| Joedy Friemel | 156 ½ |
| Jason Mc Nair | 144 |
| Todd Phelps | 102 |

1987-88 Most Takedowns

Jason Mc Nair 46

1987-88 Most Pins

Steve Silvester 15

1987-88 Fastest Pin

Joedy Friemel :19

# CCHS WRESTLING RECORDS 1987-88

| | | | |
|---|---|---|---|
| BEST RECORD SEASON | DAVE PARKER | 28-4 | 1981 |
| BEST RECORD CAREER | DAVE PARKER | 71-16 | 1980-83 |
| MOST TAKEDOWNS SEASON | JASON MC NAIR | 46 | 1987-88 |
| MOST PINS SEASON | JASON MC NAIR | 16 | 1986-87 |
| MOST PINS CAREER | JASON MC NAIR | 39 | 1985-88 |
| FASTEST PIN | KRIS KIRWIN | :14 | 1981-82 |
| | JOEDY FRIEMEL | :14 | 1986-87 |

# Letter Points
## 1987-88

Yarsity Match 1pt — Win 1pt — Pin 1pt — Effort 1pt — JV Match 0pts

20 Points To Letter.

| Name | Oshkosh Bridgeport | Cambridge | Holyoke Invit | Cambridge Invit | Hershey | Ogallala Invit | SPVA | Chase County Invit | Holyoke | Garden County Invit | McCook | St Pats Invit | Rep Valley | District |
|---|---|---|---|---|---|---|---|---|---|---|---|---|---|---|
| Jeremy Brewer | - / - | - / - | 6 / 6 | 4 / 10 | 2 / 12 | 4 / 16 | 6 / 22 | 2 / 24 | 2 / 26 | 2 / 26 | 2 / 28 | 4 / 32 | 2 / 34 | Drinking 2-12-87 0 |
| Chris Barger | 4 / 4 | 2 / 6 | 2 / 8 | - / 8 | - / 8 | Removed from Team | | | | - / 12-18-87 | - / - | - / - | - / - | - / - |
| Kelly Rowley | 4 / 4 | 2 / 2* | 8 / 10 | 12 / 22 | 1 / 23 | 11 / 34 | - / 34 | 0 / 34 | - / 34 | - / 34 | - / 34 | - / 34 | - / 34 | Drinking 2-12-87 0 |
| Pat Beran | 6 / 6 | 3 / 9 | 4 / 13 | 7 / 20 | 1 / 21 | 4 / 25 | 5 / 30 | 3 / 33 | 5 / 38 | 38 | 2 / 40 | 10 / 50 | 3 / 53 | 2 / 55 |
| Shane Sorden | - / - | - / - | - / - | - / - | - / - | - / - | - / - | 3 / 3 | - / 3 | 3 | - / 3 | - / 3 | - / 3 | - / 3 |
| Steve Silvester | 8 / 8 | 4 / 12 | 12 / 24 | 6 / 30 | 4 / 34 | 11 / 45 | 5 / 50 | 10 / 60 | 7 / 67 | 67 | 4 / 71 | 9 / 80 | 3 / 83 | 12 / 95 |
| Ki Fanning | 6 / 6 | 2 / 8 | 6 / 14 | - / 14 | 4 / 18 | - / 18 | 4 / 22 | 6 / 28 | - / 28 | 28 | - / 28 | - / 28 | - / 28 | - / 28 |
| Todd Phelps | 6 / 6 | 4 / 10 | 10 / 20 | 11 / 31 | 4 / 35 | 4 / 39 | 5 / 44 | 9 / 53 | 9 / 62 | 62 | 2 / 64 | 13 / 77 | 3 / 80 | 2 / 82 |
| Tony Weiss | - / - | - / - | - / - | - / - | - / - | 4 / 4 | - / 4 | 4 / 8 | 13 / 22 | 22 | - / 22 | 8 / 30 | - / 30 | Drinking 2-12-87 0 |
| Jason McNair | 6 / 6 | 3 / 9 | 12 / 21 | 12 / 33 | 2 / 35 | 7 / 42 | 7 / 49 | 6 / 55 | - / 55 | 55 | 4 / 59 | 11 / 70 | 2 / 72 | 14 / 86 |
| Tab Wood | - / - | 2 / 2 | - / 2 | - / 2 | - / 2 | - / 2 | - / 2 | - / 2 | - / 2 | 2 | - / 2 | - / 2 | - / 2 | - / 2 |
| John Pankonin | 8 / 8 | 3 / 11 | 12 / 23 | 2 / 25 | - / 25 | - / 25 | - / 25 | 25 | 6 / 31 | 31 | 2 / 33 | 9 / 42 | 4 / 46 | 8 / 54 |
| Mike Yaw | 4 / 4 | - / 4 | - / 4 | 10 / 14 | 1 / 15 | 4 / 19 | 2 / 21 | 2 / 23 | 5 / 28 | 28 | 2 / 30 | - / 30 | 4 / 34 | Drinking 2-12-87 0 |
| Toedy Friemal | 8 / 8 | 4 / 12 | 10 / 22 | 10 / 32 | 2 / 34 | 10 / 44 | 1 / 45 | 12 / 57 | 5 / 62 | 62 | 4 / 66 | 6 / 72 | 3 / 75 | 11 / 86 |
| Josh Jaeger | - / - | - / - | - / - | 5 / 5 | 2 / 7 | 2 / 9 | 5 / 14 | 3 / 17 | - / 17 | 17 | 4 / 21 | 7 / 28 | 4 / 32 | Drinking 2-12-87 0 |
| Doug Hartman | 7 / 7 | 2 / 9 | 6 / 15 | 4 / 19 | 1 / 20 | 4 / 24 | 5 / 29 | 4 / 33 | 6 / 39 | 39 | 2 / 41 | 8 / 49 | 2 / 51 | 4 / 55 |

*Lose All Points by failing To make designated weight.

Being Removed from Squad for disciplinary Reasons.

LCHS _____ vs District Season Totals

| Name | Takedown TD | Take Down Lost TDL | Reverse Won RW | Reverse Lost RL | Escape Won EW | Escape Lost EL | Near Fall Won NFW | Near Fall Lost NFL | Decision Won DW | Decision Lost DL | Riding Time P | Riding Time Lost PL | Draw | Team Points | Total Pts | |
|---|---|---|---|---|---|---|---|---|---|---|---|---|---|---|---|---|
| Jeremy Brewer | 3 | 25 | 2 | 3 | 6 | 7 | - | 33 | - | 6 | 2 | 6 | - | - | 26 | 2-13 |
| Chris Barger | 2 | 4 | 5 | 4 | - | 1 | 2 | 7 | - | 1 | - | 3 | - | - | 10 | 0-4 |
| Kelly Rowley | 8 | 18 | 9 | 3 | 2 | 4 | 5 | 10 | 2 | 1 | 4 | 7 | 1 | - | 32 | 6-8-1 |
| Pat Beran | 20 | 33 | 16 | 22 | 13 | 15 | 17 | 25 | 9 | 7 | - | 8 | - | - | 45½ | 9-15 |
| Steve Silvester | 25 | 15 | 11 | 7 | 15 | 19 | 19 | 8 | 7 | 7 | 15 | - | - | 8 | 158 | 22-7 |
| Ki Fanning | 9 | 12 | 4 | 6 | 3 | 4 | 3 | 10 | - | 2 | 4 | 2 | - | - | 24 | 4-4 |
| Todd Phelps | 45 | 21 | 10 | 9 | 10 | 23 | 15 | 6 | 8 | 6 | 9 | 5 | - | - | 102 | 17-11 |
| Tony Weiss | 5 | 8 | 3 | 5 | 1 | 1 | 5 | 7 | 1 | 1 | 3 | 4 | - | - | 17 | 4-5 |
| Jason McNair | 46 | 15 | 11 | 14 | 17 | 16 | 27 | 5 | 7 | 5 | 13 | 1 | - | 11½ | 144 | 21-6 |
| Tab Wood | - | 1 | - | - | - | - | - | - | - | - | - | 1 | - | - | - | 0-1 |
| Mike Yaw | 18 | 20 | 3 | 6 | 3 | 8 | 6 | 10 | 1 | 1 | 3 | 12 | - | - | 35 | 4-14 |
| John Pankonin | 21 | 12 | 13 | 6 | 9 | 12 | 10 | 3 | 4 | 6 | 7 | - | - | 3 | 67 | 11-6 |
| Joedy Frizmel | 35 | 18 | 9 | 8 | 17 | 23 | 15 | 3 | 9 | 5 | 13 | - | - | 6 | 156½ | 22-5 |
| Josh Jaeger | 9 | 12 | 3 | 7 | 7 | 3 | 5 | 8 | 2 | 2 | 3 | 5 | - | - | 29 | 5-7 |
| Doug Hartman | 19 | 22 | - | 8 | 11 | 6 | 7 | 11 | 1 | 1 | 5 | 1 | - | - | 50 | 6-17 |
| | | | | | | | | | | | | | | | | |
| | | | | | | | | | | | | | | | | |
| | | | | | | | | | | | | | | | | |
| | | | | | | | | | | | | | | | | |
| | | | | | | | | | | | | | | | | |
| | | | | | | | | | | | | | | | | |
| | | | | | | | | | | | | | | | | |
| | | | | | | | | | | | | | | | | |
| TOTAL's | 265 | 236 | 99 | 108 | 113 | 142 | 136 | 146 | 51 | 51 | 81 | 70 | 1 | 28½ | 915½ | 133-123-1 |

Comments:

LCHS _____ vs Districts

| Name | Takedown TD | Take Down Lost TDL | Reverse Won RW | Reverse Lost RL | Escape Won EW | Escape Lost EL | Near Fall Won NFW | Near Fall Lost NFL | Decision Won DW | Decision Lost DL | Pin P | Pin Lost PL | Draw | Team Points | Total Pts | |
|---|---|---|---|---|---|---|---|---|---|---|---|---|---|---|---|---|
| Pat Beran | - | 3 | - | - | - | 1 | - | 4 | - | 1 | - | - | - | - | - | 0-1 |
| Steve Silvester | 2 | 4 | 3 | 1 | 1 | 4 | 1 | 2 | - | 2 | 2 | - | - | 8 | 8 | 2-2 |
| Todd Phelps | - | 1 | - | - | 1 | - | - | - | - | - | - | 1 | - | - | - | 0-1 |
| Jason McNair | 7 | 3 | 3 | 1 | 1 | 4 | 2 | 2 | 2 | 1 | 1 | 1 | - | 11.5 | 11.5 | 3-2 |
| Mike Yaw | 3 | 3 | 1 | - | - | 2 | - | 1 | - | - | - | 2 | - | - | - | 0-2 |
| John Pavkovich | 3 | 4 | 3 | 4 | 2 | 2 | - | 1 | - | 2 | 1 | - | - | 3 | 3 | 1-2 |
| Joedy Friemel | 4 | 2 | 1 | 2 | 4 | 4 | 1 | - | 1 | 2 | 1 | - | - | 6 | 6 | 2-2 |
| Josh Jaeger | - | 3 | - | - | 1 | 1 | - | 4 | - | 1 | - | 1 | - | - | - | 0-2 |
| Doug Hartman | 1 | 2 | - | 1 | 1 | - | - | 1 | - | - | - | 2 | - | - | - | 0-2 |
| | | | | | | | | | | | | | | | | |
| | | | | | | | | | | | | | | | | |
| | | | | | | | | | | | | | | | | |
| | | | | | | | | | | | | | | | | |
| | | | | | | | | | | | | | | | | |
| | | | | | | | | | | | | | | | | |
| | | | | | | | | | | | | | | | | |
| | | | | | | | | | | | | | | | | |
| | | | | | | | | | | | | | | | | |
| | | | | | | | | | | | | | | | | |
| | | | | | | | | | | | | | | | | |
| | | | | | | | | | | | | | | | | |
| | | | | | | | | | | | | | | | | |
| | | | | | | | | | | | | | | | | |
| TOTAL's | 20 | 25 | 11 | 9 | 11 | 18 | 4 | 15 | 3 | 9 | 5 | 7 | - | 28½ | 28½ | 8-16 |

Comments:

TROY VACH - SIDNEY 25-0-0: 22 PTS.
FRANK RAMOS - OGALLALA 17-3-0: 16 PTS.
BROCK GREEN - VALENTINE 17-4-0: 20 PTS.
BRAD HOLBROOK - LEXINGTON 20-6-1: 6 PTS.
GORDON HUGHSON - MITCHELL 5-16-1: 4 PTS.
CORY COLLINS - MCCOOK 4-7-0: 0 PTS.
KURT POLHMAN - ALLIANCE 4-7-0: 13 PTS.
CANDY RODRIGUEZ - GOTHENBURG 12-16-0: 2 PTS.
CHAD FAIRCHILD - COZAD 4-11-0: 0 PTS.
JIM SHAAL - GORDON 1-16-0: 0 PTS.
JOSE CONTRETRAS - KIMBALL 1-2-0: 3 PTS.

1 TROY VACH - SIDNEY: 11-6 D
2 BROCK GREEN - VALENTINE: -
3 FRANK RAMOS - OGALLALA: 2/14 F
4 KURT POLHMAN - ALLIANCE: -

112 LBS. CLASS RESULTS.

JOHN O'KIEF - VALENTINE 8-1-0: 14 PTS.
TROY BAYNE - SIDNEY 25-4-0: 22.5 PTS.
SCOTT DOBSON - ALLIANCE 17-16-0: 9 PTS.
MIKE WARTA - LEXINGTON 21-6-0: 20 PTS.
EUGENE RIVAS - OGALLALA 17-10-0: 6.5 PTS.
DAVE JANSSEN - MCCOOK 22-10-0: 6.5 PTS.
SHAWN NICKEL - COZAD 18-9-0: 0 PTS.
T.J. HAFFELIN - CHADRON 14-11-0: 2 PTS.
JOHN HERNANDEZ - MITCHELL 6-12-0: 0 PTS.
FRANK RODRIGUEZ - KIMBALL 3-12-0: 4 PTS.
JOHN RAYMOND - AINSWORTH 3-10-0: 0 PTS.
SHANE HARE - GORDON 8-16-0: 0 PTS.
JEFF FECHT - GOTHENBURG 3-20-0: 0 PTS.

1 TROY BAYNE - SIDNEY: 9-0 M
2 MIKE WARTA - LEXINGTON: -
3 JOHN O'KIEF - VALENTINE: 4-0 D
4 SCOTT DOBSON - ALLIANCE: -

119 LBS. CLASS RESULTS.

JEREMIE ECKLEY - SIDNEY 27-1-0: 26 PTS.
JOE O'KIEF - VALENTINE 21-2-0: 20.5 PTS.
JEFF MINNICK - ALLIANCE 19-11-0: 14 PTS.
DAN JANSSEN - MCCOOK 22-10-0: 3 PTS.
TROY BETANCUR - MITCHELL 15-8-0: 11 PTS.
CESAR RIVAS - OGALLALA 9-14-0: 6 PTS.
DAVID REFIOR - LEXINGTON 10-10-0: 1.5 PTS.
PETER GOMEZ - COZAD 13-15-0: 2 PTS.
JAY WICKHAM - KIMBALL 4-15-0: 0 PTS.
CODY WITTE - CHADRON 9-16-0: 0 PTS.
QUENTIN SHADBOLT - GORDON 4-17-0: 0 PTS.
ROBERT BAXTER - AINSWORTH 7-15-0: 0 PTS.

1 JEREMIE ECKLEY - SIDNEY: 2/57 F
2 JOE O'KIEF - VALENTINE: -
3 JEFF MINNICK - ALLIANCE: 11-5 D
4 TROY BETANCUR - MITCHELL: -

MIKE WESTON - ALLIANCE 21-4-0: 15 PTS.
SCOTT GROOMS - VALENTINE 18-7-0: 17.5 PTS.
JUAN RAMOS - OGALLALA 12-9-0: 12 PTS.
DEREK LOVESEE - KIMBALL 13-10-0: 3 PTS.
KEVIN SCHENBECK - CHADRON 20-10-0: 20 PTS.
BRADY JOHNSON - MCCOOK 21-10-0: 4 PTS.
BOB SCHOTT - GORDON 19-12-0: 7 PTS.
CHRIS LYNCH - LEXINGTON 16-12-1: 8 PTS.
KRIS HOGE - GOTHENBURG 5-18-0: 0 PTS.
PAT BERAN - IMPERIAL 9-15-0: 0 PTS.
SEAN NICOL - AINSWORTH 11-15-0: 0 PTS.
ROSS EBBERS - MITCHELL 5-17-0: 0 PTS.
SHAWN HANLEY - COZAD 3-16-0: 0 PTS.
KELLY JENSEN - SIDNEY 12-14-0: 0 PTS.

1 KEVIN SCHENBECK - CHADRON: 6-4 D
2 SCOTT GROOMS - VALENTINE: -
3 MIKE WESTON - ALLIANCE: 13-5 M
4 JUAN RAMOS - OGALLALA: -

130 LBS. CLASS RESULTS.

TROY LUCERO - AINSWORTH 25-4-0: 18.5 PTS.
TIM RIOS - LEXINGTON 25-3-1: 26 PTS.
DANO STOKEY - OGALLALA 15-5-1: 10 PTS.
STEVE SILVESTER - IMPERIAL 22-7-0: 8 PTS.
LARRY DISHMAN - GOTHENBURG 15-12-1: 0 PTS.
DAVID DUKAT - GORDON 21-9-1: 16 PTS.
GREG HYDE - MCCOOK 14-10-0: 4 PTS.
NATHAN PETERS - COZAD 12-11-0: 2 PTS.
JIM ARGO - KIMBALL 1-12-0: 0 PTS.
TIM BUTLER - CHADRON 3-10-0: 0 PTS.
MIKE CARRIER - VALENTINE 8-14-1: 0 PTS.
J.J. LANGDON - SIDNEY 18-13-0: 1 PTS.
STEVE MOORE - ALLIANCE 12-18-0: 1 PTS.

1 TIM RIOS - LEXINGTON: 11-5 D
2 TROY LUCERO - AINSWORTH: -
3 DAVID DUKAT - GORDON: DF F
4 DANO STOKEY - OGALLALA: -

135 LBS. CLASS RESULTS.

ERIC BEVINS - MITCHELL 15-3-0: 24 PTS.
WADE FRANK - VALENTINE 17-3-1: 22 PTS.
BRAD MONCRIEF - SIDNEY 24-9-0: 10 PTS.
GABE RIVAS - OGALLALA 13-9-0: 4 PTS.
GARRY YOUNKIN - AINSWORTH 14-10-1: 4 PTS.
DUSTIN TERRELL - CHADRON 13-10-0: 1 PTS.
MIKE DORSEY - COZAD 24-10-0: 16 PTS.
DON HILEMAN - MCCOOK 19-12-0: 3 PTS.
JEFF HOLBROOK - LEXINGTON 7-15-1: 0 PTS.
TODD PHELPS - IMPERIAL 17-11-0: 0 PTS.
JIM ALLEN - ALLIANCE 3-13-0: 0 PTS.
CRUZ RODRIGUEZ - KIMBALL 2-14-0: 0 PTS.
TERRY KAPLAN - GORDON 6-19-0: 0 PTS.

1 ERIC BEVINS - MITCHELL: 9-1 M
2 WADE FRANK - VALENTINE: -
3 MIKE DORSEY - COZAD: 5-2 D
4 BRAD MONCRIEF - SIDNEY: -

140 LBS. CLASS RESULTS.

JUDD HAGEMAN - CHADRON 25-5-1: 21 PTS.
JASON RAND - ALLIANCE 22-7-1: 15 PTS.
SHANE ALLISON - VALENTINE 19-5-0: 16 PTS.
JASON MCNAIR - IMPERIAL 21-6-0: 11.5 PTS.
JOHN MENDEZ - MITCHELL 15-11-0: 2 PTS.
CLINTON LEFLER - GORDON 13-16-0: 6 PTS.
MARK PETERSON - GOTHENBURG 15-12-0: 5.5 PTS.
WADE HARDY - SIDNEY 19-14-0: 0 PTS.
KEVIN REICHMUTH - LEXINGTON 3-10-0: 0 PTS.
TOM BURCHELL - AINSWORTH 5-12-0: 0 PTS.
BRANDON HINSHAW - MCCOOK 5-10-0: 0 PTS.
JASON MCCOY - COZAD 10-11-0: 0 PTS.
SCOTT EGGLESTON - OGALLALA 4-10-0: 0 PTS.

1 JUDD HAGEMAN - CHADRON: 5-4 D
2 SHANE ALLISON - VALENTINE: -
3 JASON RAND - ALLIANCE: 4-1 D
4 JASON MCNAIR - IMPERIAL: -

145 LBS. CLASS RESULTS.

STEVE WEAVER - CHADRON 20-5-0: 18 PTS.
BUCK DAVIS - OGALLALA 21-4-0: 21 PTS.
SCOTT FULLERTON - VALENTINE 18-10-1: 11 PTS.
JOE HUDSON - GOTHENBURG 8-7-0: 6 PTS.
JOHN SMOCK - COZAD 16-13-0: 6 PTS.
JIM KARELL - ALLIANCE 13-10-2: 12 PTS.
CHAD JOHNSON - MITCHELL 9-11-0: 5.5 PTS.
TROY WAYMAN - AINSWORTH 6-6-0: 4 PTS.
CORY TOBLER - LEXINGTON 2-17-0: 0 PTS.
JEFF MAYS - MCCOOK 6-11-0: 0 PTS.
MATT RASK - GORDON 9-12-0: 0 PTS.
MIKE YAW - IMPERIAL 4-14-0: 0 PTS.
DAVID RUTHLEDGE - KIMBALL 5-12-0: 0 PTS.

1 BUCK DAVIS - OGALLALA: 3-2 D
2 STEVE WEAVER - CHADRON: -
3 JIM KARELL - ALLIANCE: 6-2 D
4 SCOTT FULLERTON - VALENTINE: -

152 LBS. CLASS RESULTS.

MIKE O'KIEF - VALENTINE 22-2-0: 24 PTS.
TOM LASE - MITCHELL 19-3-0: 18 PTS.
KURT HOLSCHER - OGALLALA 20-4-0: 16 PTS.
STEVE SCHELM - AINSWORTH 13-5-0: 6 PTS.
TODD LAIRD - COZAD 23-7-0: 3 PTS.
MITCH GALLANT - GORDON 22-11-0: 8 PTS.
JOHN PANKONIN - IMPERIAL 11-6-0: 3 PTS.
JON HUDSON - GOTHENBURG 13-15-0: 0 PTS.
STEVE LEININGER - LEXINGTON 6-10-1: 0 PTS.
JAY WALDRON - CHADRON 12-16-0: -1 PTS.
JUSTIN EDWARDS - ALLIANCE 1-9-0: 0 PTS.
DAVID WILLIAMS - KIMBALL 2-19-0: 0 PTS.
COREY HINRICHS - SIDNEY 13-15-0: 6 PTS.

1 MIKE O'KIEF - VALENTINE: 4-0 D
2 TOM LASE - MITCHELL: -
3 KURT HOLSCHER - OGALLALA: 0/57 F
4 MITCH GALLANT - GORDON: -

160 LBS. CLASS RESULTS.

ANDY MCNEFF - OGALLALA 23-1-0: 22 PTS.
JOEDY FRIEMEL - IMPERIAL 22-5-0: 6 PTS.
BRUCE SCHNEIDER - MITCHELL 19-2-0: 22 PTS.
MIKE COOMES - CHADRON 23-10-0: 6.5 PTS.
DAN GRAFTON - MCCOOK 22-12-0: 9 PTS.
KYLE LANGLEY - SIDNEY 7-3-0: 16 PTS.
JOHNNY FREW - AINSWORTH 16-13-0: 3 PTS.
MATT BURKHOLDER - COZAD 15-14-0: 1 PTS.
ERIK ROWAN - LEXINGTON 6-17-1: 0 PTS.
KENT SANDOZ - VALENTINE 9-15-0: 0 PTS.
ANTONIO CHECA - GORDON 3-19-0: 0 PTS.
JEFF KOTTWITZ - GOTHENBURG 7-20-0: 0 PTS.
TRAVIS GOFF - KIMBALL 2-10-0: 0 PTS.

1 BRUCE SCHNEIDER - MITCHELL: 9-5 D
2 ANDY MCNEFF - OGALLALA: -
3 KYLE LANGLEY - SIDNEY: 20-5 F
4 DAN GRAFTON - MCCOOK: -

171 LBS. CLASS RESULTS.

MIKE WENGERT - LEXINGTON 24-4-0: 26 PTS.
MIKE CARDONA - MITCHELL 12-5-0: 0 PTS.
MIKE PERRY - KIMBALL 17-9-0: 13 PTS.
DAVID STEVENS - GOTHENBURG 17-12-0: 14.5 PTS.
BRAD NIENHUESER - SIDNEY 19-11-0: 6 PTS.
JEFF KUKLIS - COZAD 18-12-0: 6 PTS.
KEVIN ALLARD - VALENTINE 15-11-0: 1.5 PTS.
DOUG KERNER - CHADRON 14-11-0: 0 PTS.
DAVID SEARS - AINSWORTH 12-16-0: 2 PTS.
NICK HOLSCHER - OGALLALA 8-8-0: 22 PTS.
JERROLD NEAL - ALLIANCE 4-17-0: 0 PTS.
JOSH JAEGER - IMPERIAL 7-10-0: 0 PTS.
JUSTIN KONOTOPKA - GORDON 17-11-0: 2 PTS.

1 MIKE WENGERT - LEXINGTON: 3/16 F
2 NICK HOLSCHER - OGALLALA: -
3 DAVID STEVENS - GOTHENBURG: 12-4 M
4 MIKE PERRY - KIMBALL: -

189 LBS. CLASS RESULTS.

COREY SPEER - SIDNEY 24-1-0: 28 PTS.
THORPE THOMPSON - CHADRON 21-6-0: 20.5 PTS.
SHAWN BANZHAF - LEXINGTON 24-8-0: 18 PTS.
MIKE MONTGOMERY - COZAD 22-11-0: 4 PTS.
JESS CARDONA - MITCHELL 6-2-0: 6 PTS.
SCOTT BERNDT - GORDON 17-12-0: 13 PTS.
JEFF HELDT - MCCOOK 13-13-0: 3 PTS.
JAMES KLOPPEL - AINSWORTH 8-14-0: 0 PTS.
FRED MOST - OGALLALA 8-13-0: 7 PTS.
WADE STERLING - KIMBALL 4-14-0: 0 PTS.
AL PELTZ - ALLIANCE 1-17-0: 0 PTS.
CHARLIE FINDLEY - GOTHENBURG 1-22-0: -1 PTS.
DOUG HARTMAN - IMPERIAL 6-17-0: 0 PTS.

1 COREY SPEER - SIDNEY: 1/55 F
2 THORPE THOMPSON - CHADRON: -
3 SHAWN BANZHAF - LEXINGTON: 10-8 D
4 SCOTT BERNDT - GORDON: -

HWT LBS. CLASS RESULTS.

JEFF COLWELL - ALLIANCE 10-3-0: 28 PTS.
LARRY TURNER - VALENTINE 18-3-1: 18 PTS.
MIKE GOMEZ - LEXINGTON 12-10-0: 13 PTS.
LEE LUEBKE - GORDON 11-8-0: 14 PTS.
CHUCK CUNNINGHAM - GOTHENBURG 10-11-0: 4 PTS.
DARRIN KERNER - CHADRON 9-12-0: 6 PTS.
FRANK CALISE - KIMBALL 8-8-0: 0 PTS.
CHAD FIELDING - MCCOOK 10-7-0: 0 PTS.
MARK KELLER - SIDNEY 7-13-0: 0 PTS.
JAMES KNIESTADT - COZAD 13-3-0: 1 PTS.

1 JEFF COLWELL - ALLIANCE: 3/35 F
2 LARRY TURNER - VALENTINE: -
3 LEE LUEBKE - GORDON: 4-1 D
4 MIKE GOMEZ - LEXINGTON: -

B-4 DISTRICT
TEAM RANKINGS

1. VALENTINE - 164.5
2. OGALLALA - 142.5
3. SIDNEY - 137.5
4. LEXINGTON - 118.5
5. ALLIANCE - 107
6. CHADRON - 94
7. MITCHELL - 92.5
8. GORDON - 66
9. COZAD - 41
10. AINSWORTH - 37.5
11. MCCOOK - 32.5
12. GOTHENBURG - 31
13. IMPERIAL - 28.5
14. KIMBALL - 23

CHAMPIONS BRACKET 103 LBS. CLASS B-4 DISTRICT TOURNAMENT

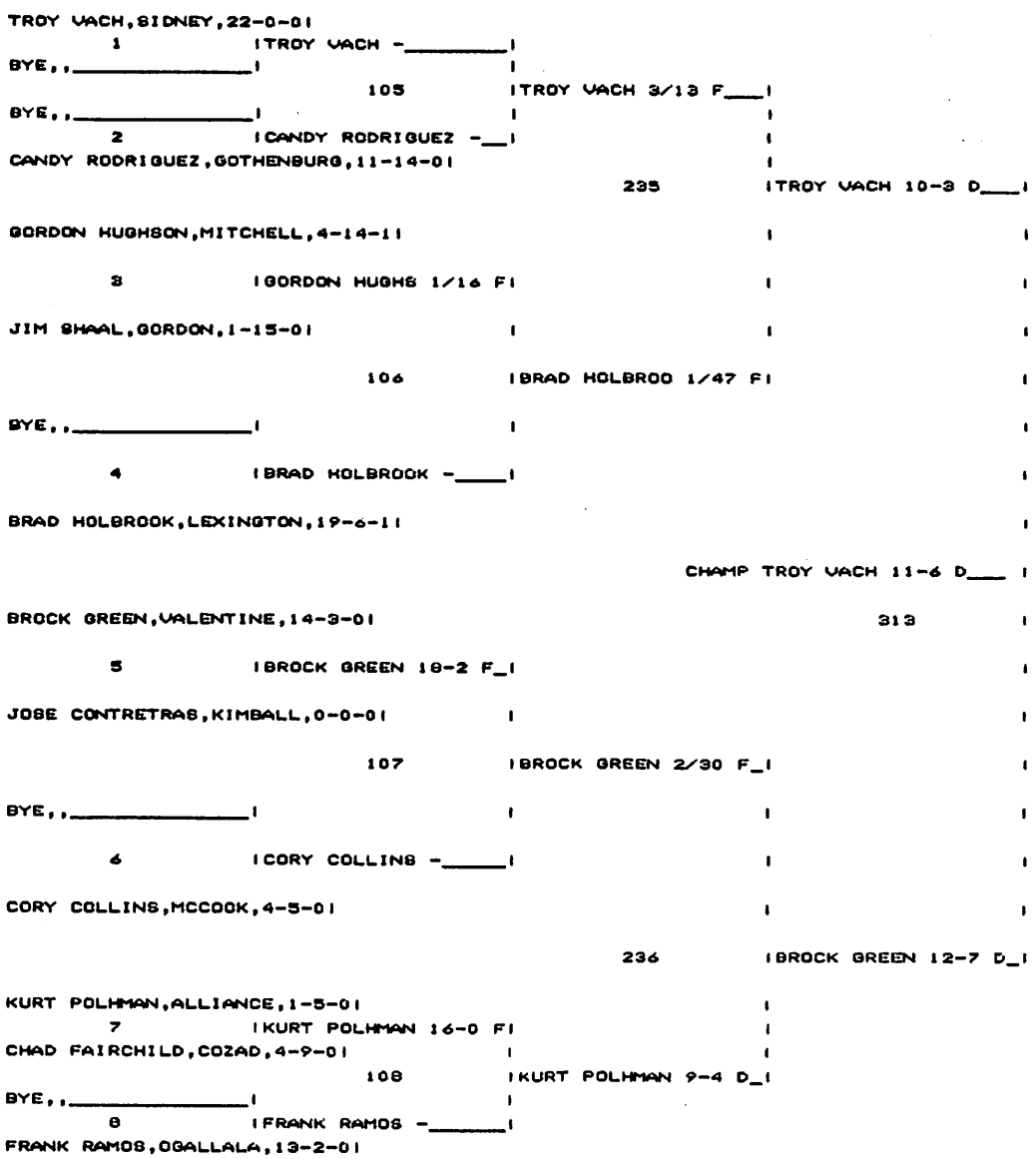


CONSOLATION BRACKET 103 LBS. CLASS

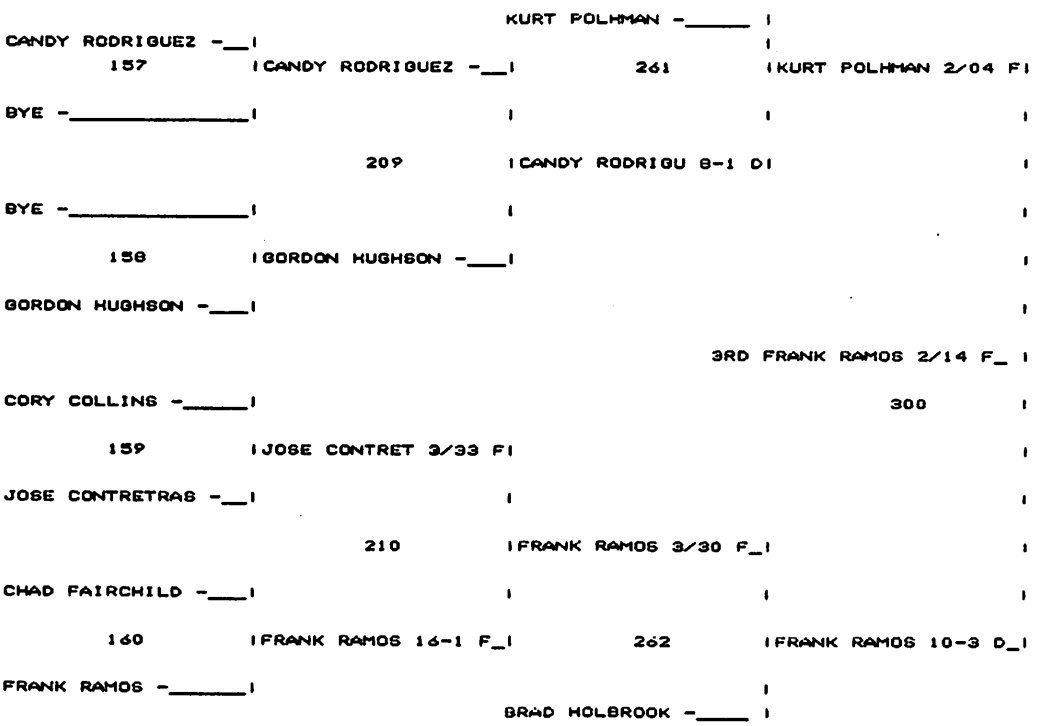

## CHAMPIONS BRACKET 112 LBS. CLASS B-4 DISTRICT TOURNAMENT




## CONSOLATION BRACKET 112 LBS. CLASS

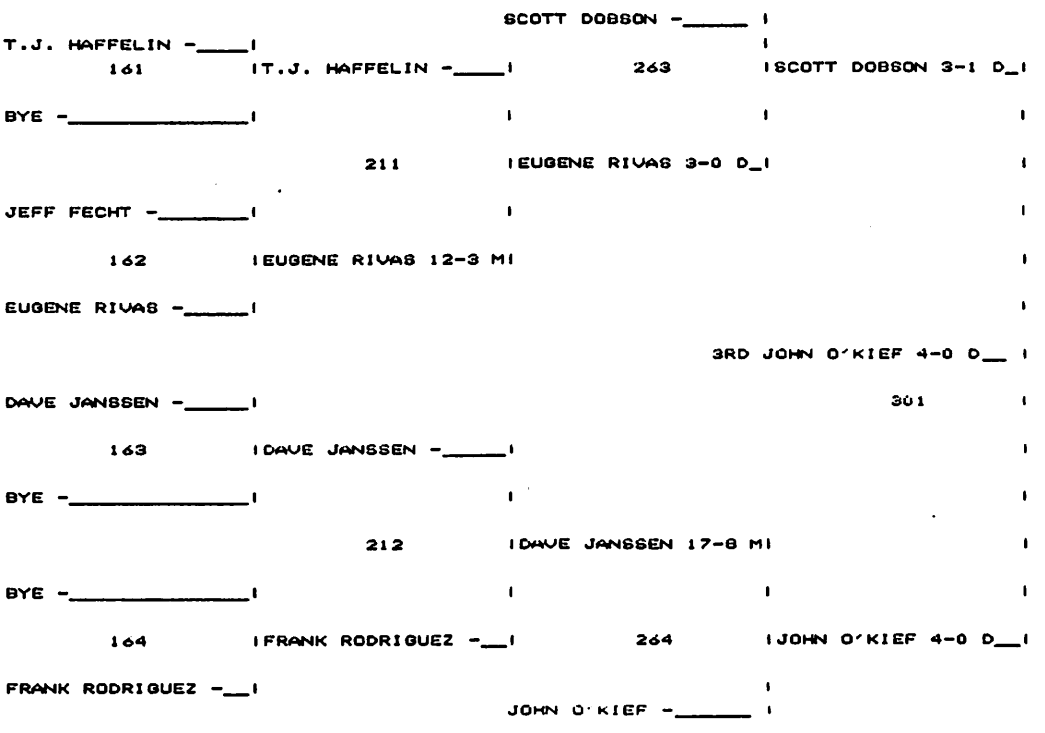

## CHAMPIONS BRACKET 119 LBS. CLASS B-4 DISTRICT TOURNAMENT




## CONSOLATION BRACKET 119 LBS. CLASS

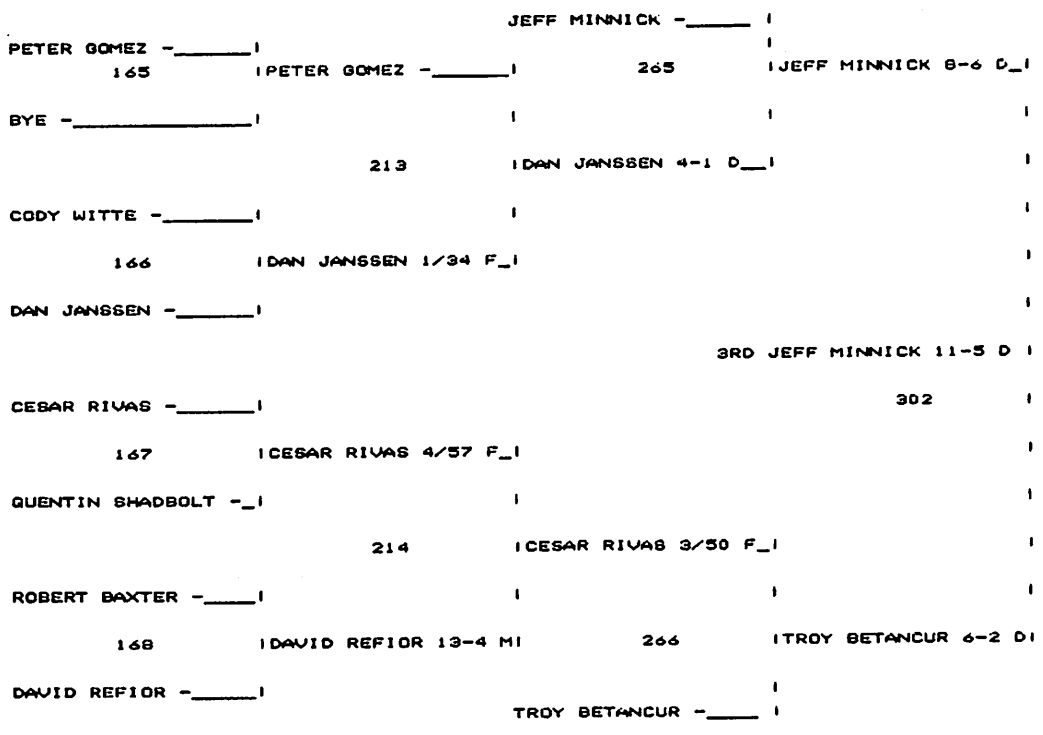

## CHAMPIONS BRACKET 125 LBS. CLASS B-4 DISTRICT TOURNAMENT




## CONSOLATION BRACKET 125 LBS. CLASS

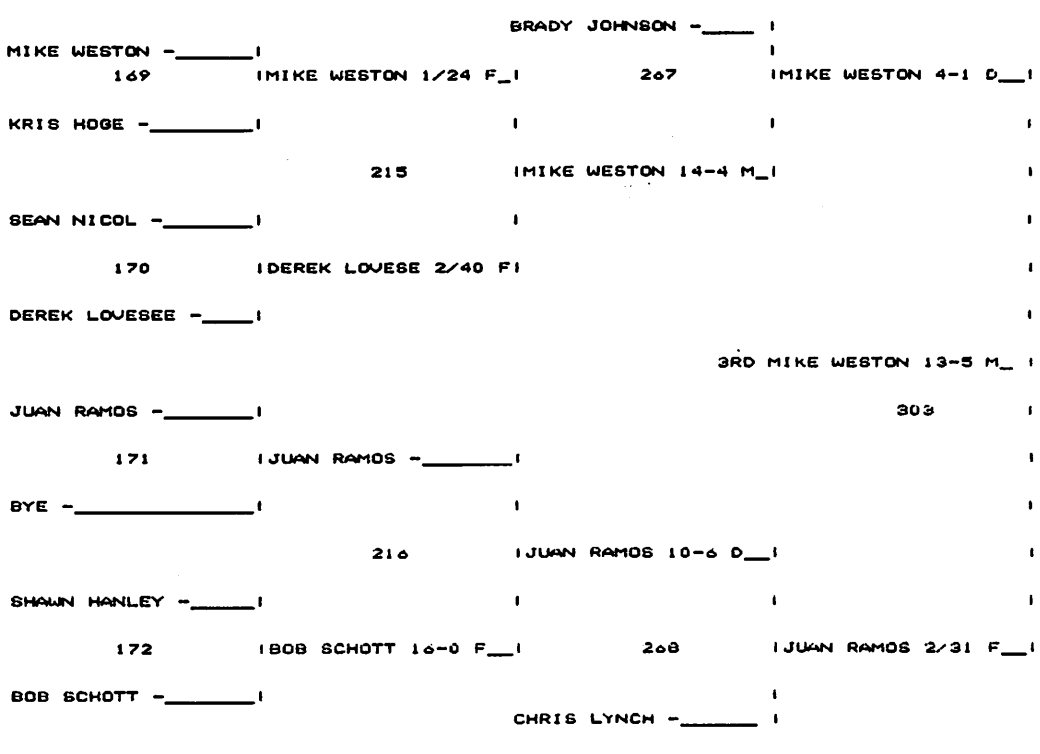

# CHAMPIONS BRACKET 130 LBS. CLASS B-4 DISTRICT TOURNAMENT




# CONSOLATION BRACKET 130 LBS. CLASS

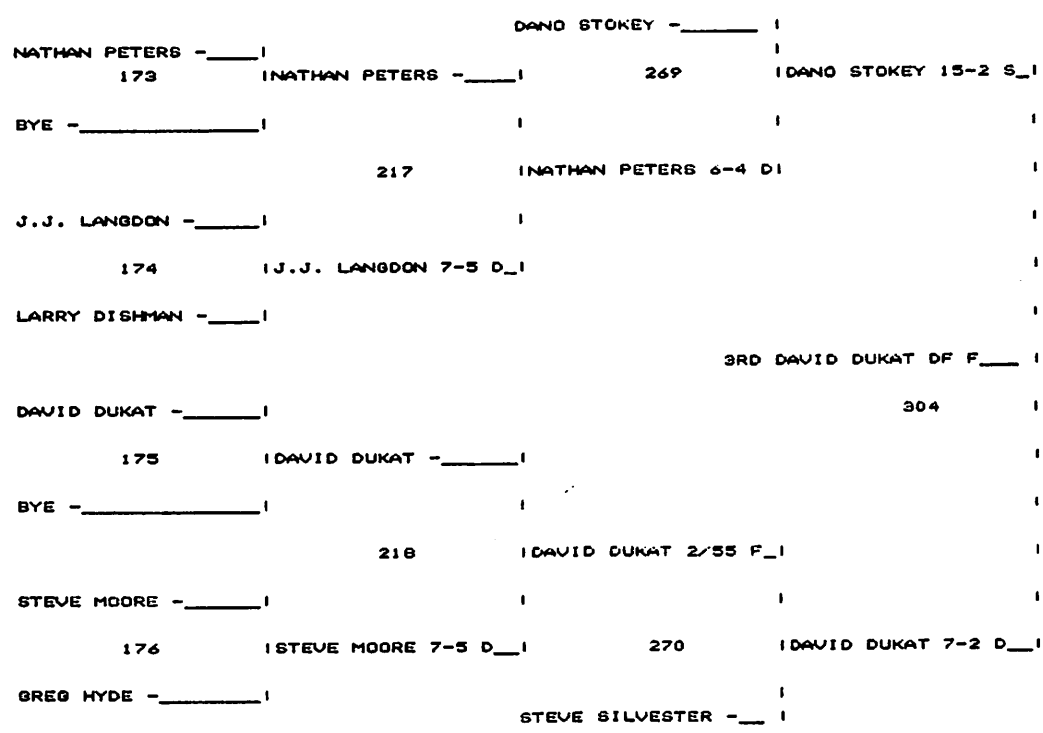

CHAMPIONS BRACKET 135 LBS. CLASS B-4 DISTRICT TOURNAMENT




CONSOLATION BRACKET 135 LBS. CLASS

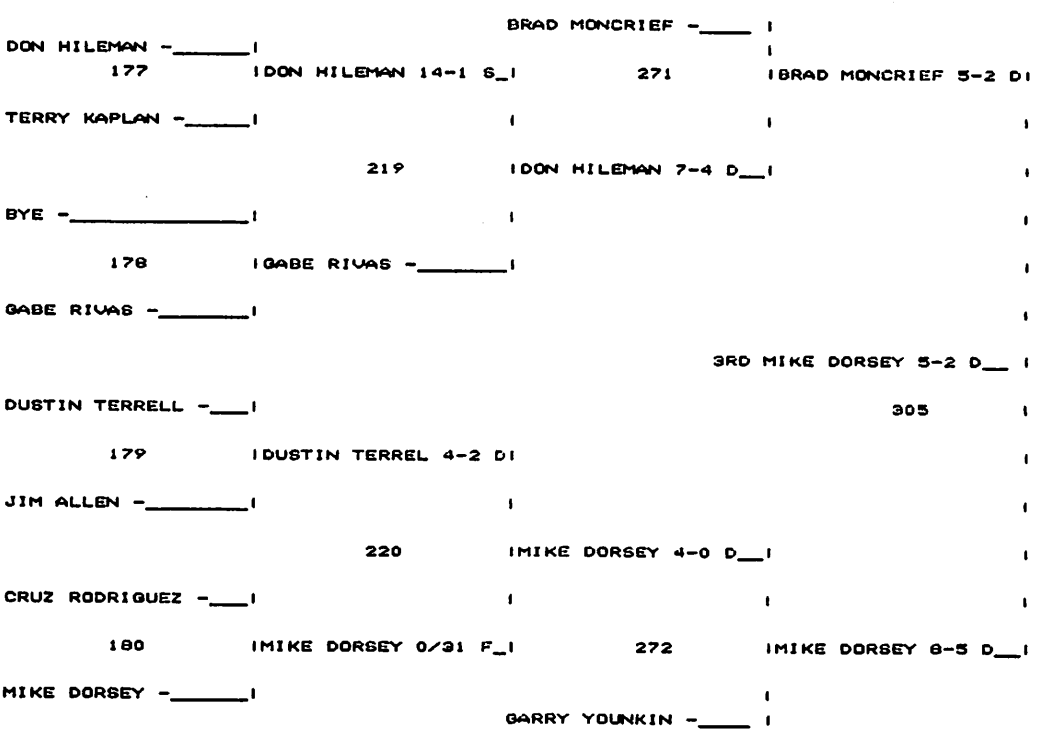




CONSOLATION BRACKET 140 LBS. CLASS

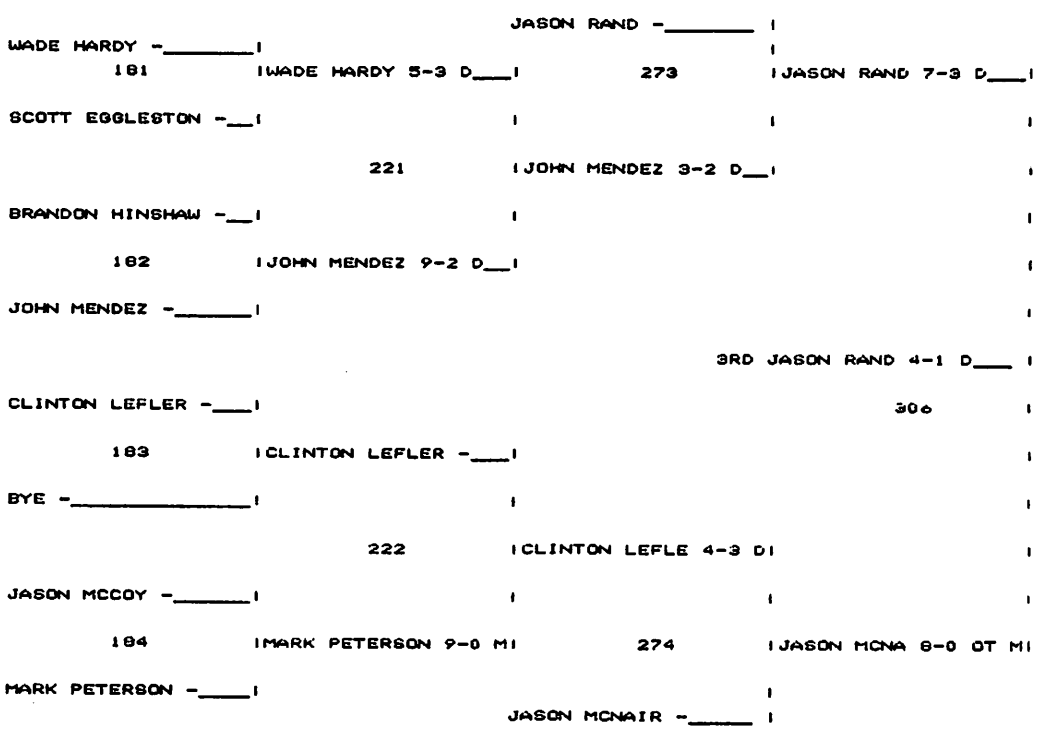

## CHAMPIONS BRACKET 145 LBS. CLASS B-4 DISTRICT TOURNAMENT




## CONSOLATION BRACKET 145 LBS. CLASS

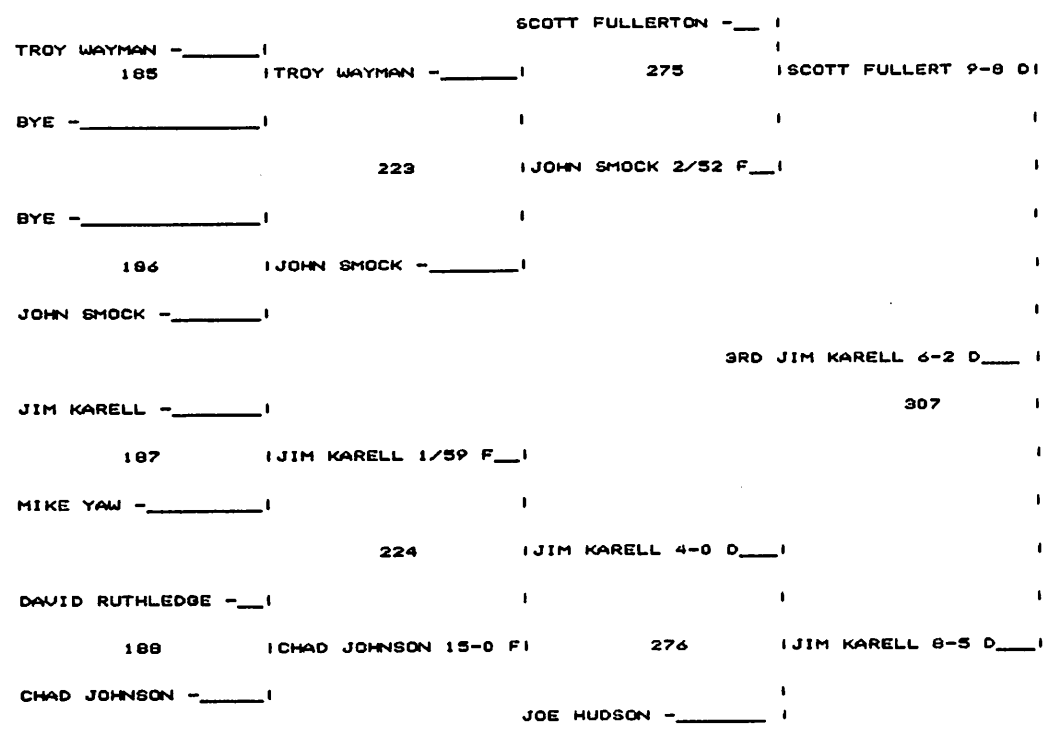

CHAMPIONS BRACKET 152 LBS. CLASS B-4 DISTRICT TOURNAMENT




CONSOLATION BRACKET 152 LBS. CLASS

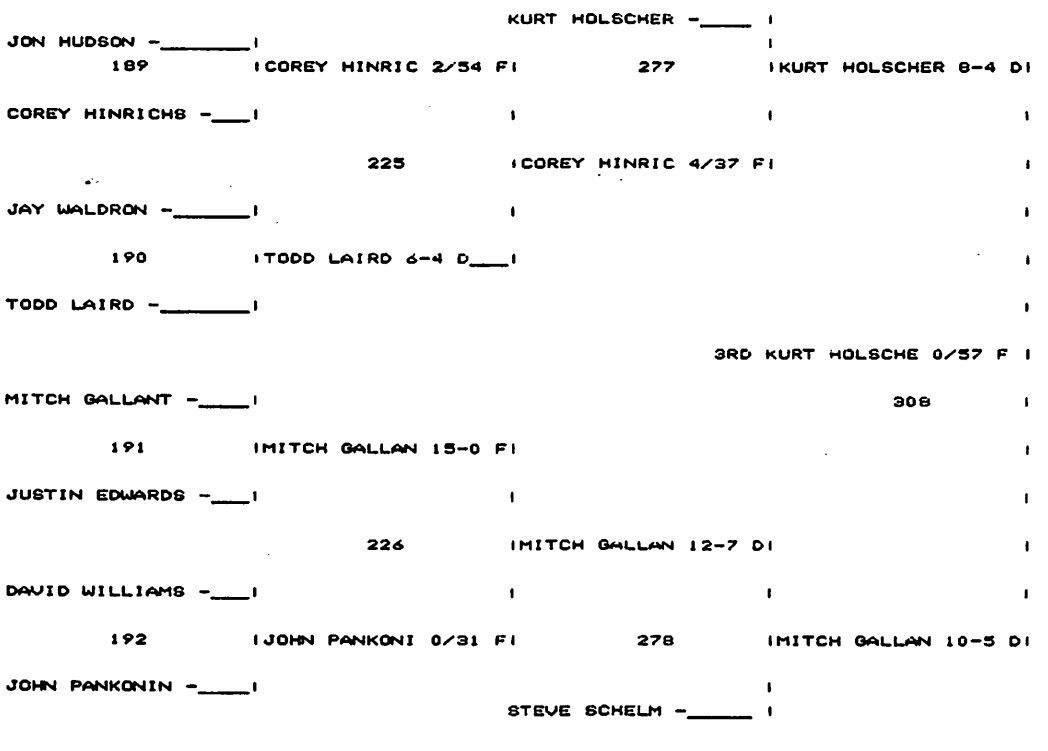

# CHAMPIONS BRACKET 160 LBS. CLASS B-4 DISTRICT TOURNAMENT




# CONSOLATION BRACKET 160 LBS. CLASS

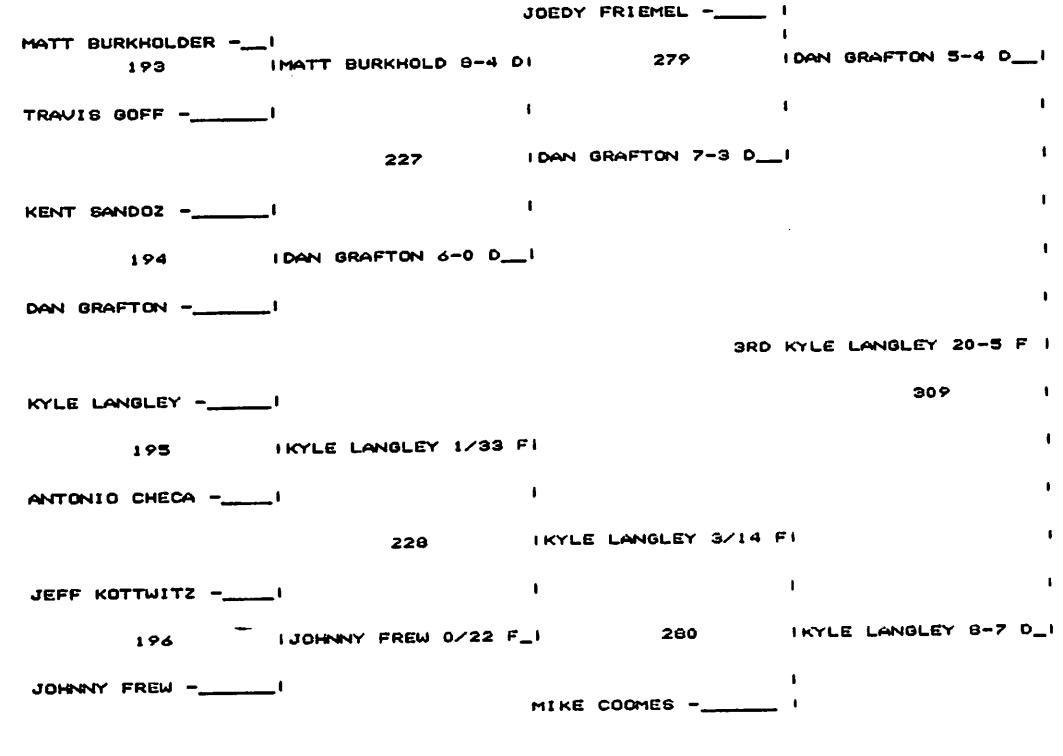




## CONSOLATION BRACKET 171 LBS. CLASS

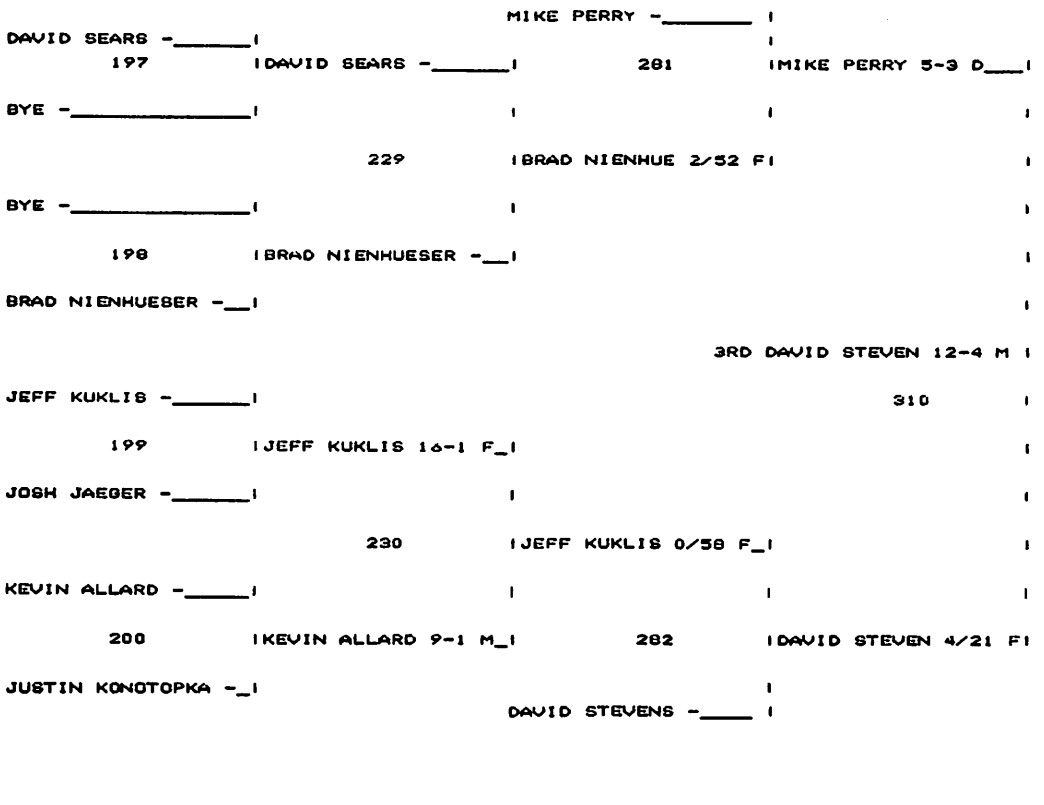

CHAMPIONS BRACKET 189 LBS. CLASS B-4 DISTRICT TOURNAMENT




CONSOLATION BRACKET 189 LBS. CLASS

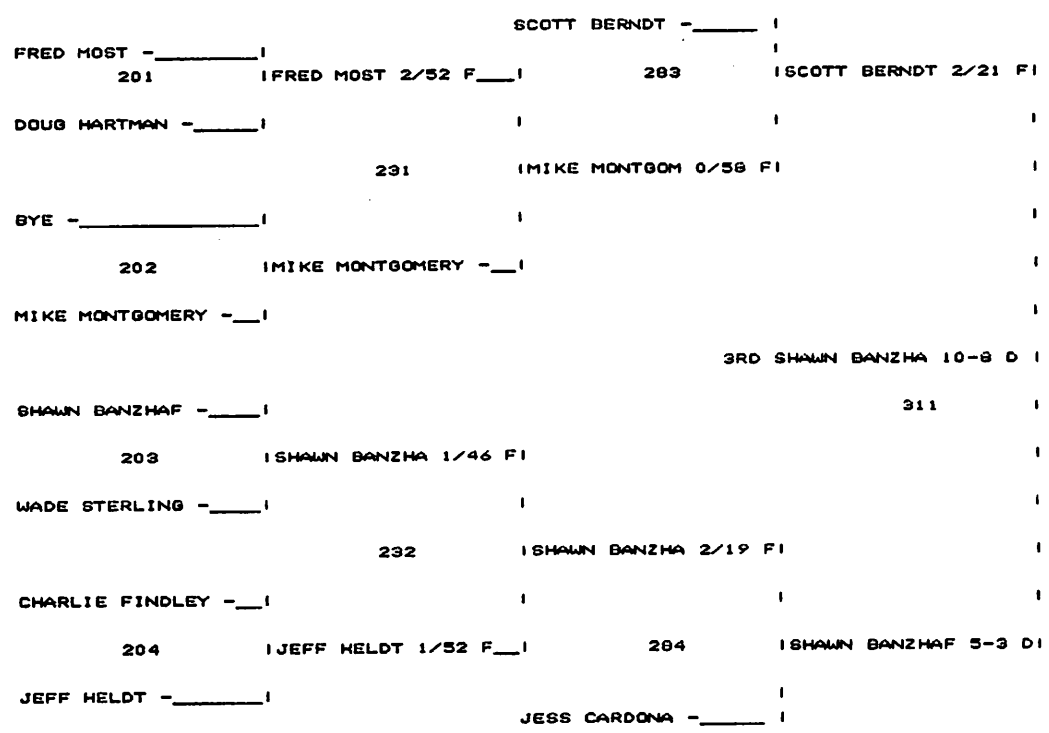

CHAMPIONS BRACKET HWT LBS. CLASS B-4 DISTRICT TOURNAMENT




CONSOLATION BRACKET HWT LBS. CLASS

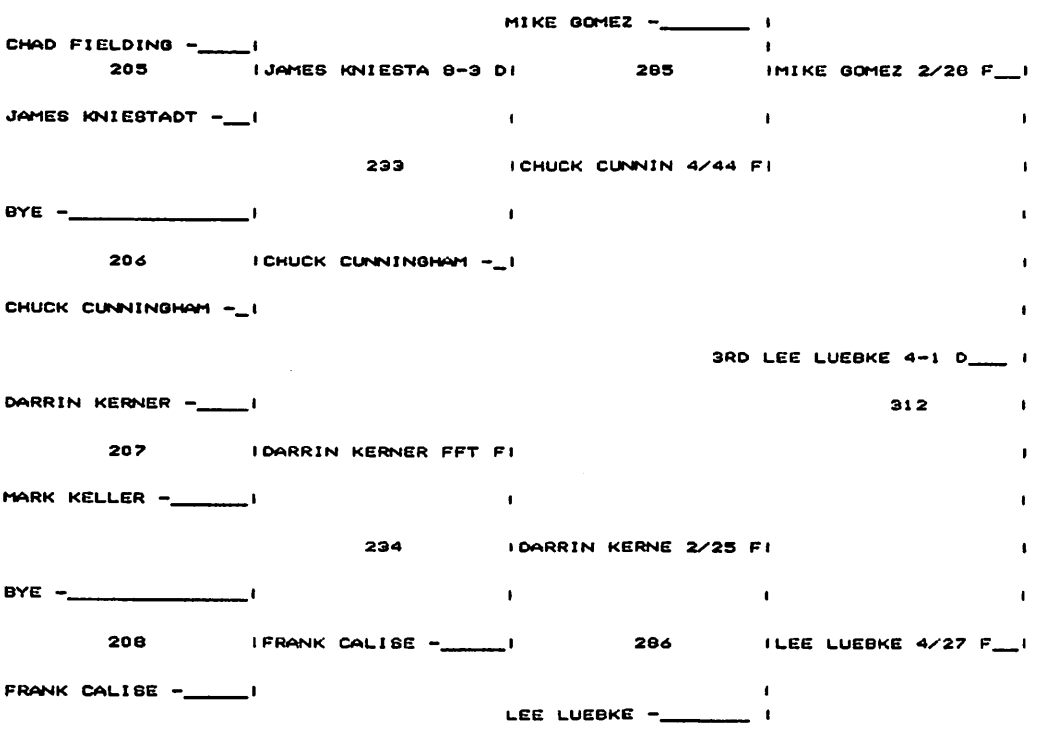

# IRISH INVITATIONAL 1988

Welcome to the 1988 Irish Invitational Wrestling Tournament! We are most blessed to serve as host, for the 14th year, to these fine wrestlers, coaches, fans and the schools they represent.

Bertrand has a deserved ranking of #2 in the state and should challenge host St. Patrick for the team title. Mullen, also rated in the top ten, has shown itself to have good depth while 1987 Class D District Champ Oshkosh should be able to score in alot of weights. Imperial and Cambridge have a number of individuals who will compete with anyone. Traditional power Republican Valley has always wrestled well in this meet, while North Platte and Cozad reserves have been molded by Class A & B competition. We think this is one of the best meets of the year--and we hope you do to! Enjoy your day!

## PAST CHAMPIONS AND RUNNERS-UP

| | Champion | Runner-up |
|---|---|---|
| 1987 | St. Patrick | Mullen |
| 1986 | Republican Valley | St. Patrick |
| 1985 | Mullen | St. Patrick |
| 1984 | Mullen | St. Patrick |
| 1983 | St. Patrick | Bertrand |
| 1982 | Mullen | St. Patrick |
| 1981 | Republican Valley | St. Patrick |
| 1980 | St. Patrick | Cozad JV |
| 1979 | Mullen | St. Patrick |
| 1978 | St. Patrick | Mullen/Cozad JV (tie) |
| 1977 | Cozad JV | St. Patrick |
| 1976 | Mitchell | St. Patrick |
| 1975 | Mullen | St. Patrick |

## 1988 TEAMS AND COACHES

| | |
|---|---|
| Bertrand | Frank Marsh |
| Cambridge | Dennis Wahlmeier |
| Cozad JV | Jim Bonestael |
| Imperial | Rabbi Vernon Phelps |
| Mullen | Dan Brost |
| North Platte JV | Duane Skiles |
| Oshkosh | Ron Klemke |
| Republican Valley | Tom Perlinski |
| St. Patrick | Terry Schmit, Danny Jones |
| | Doug Steffes |

IRISH INVITE

CHAMPIONS BRACKET 103 LBS. CLASS

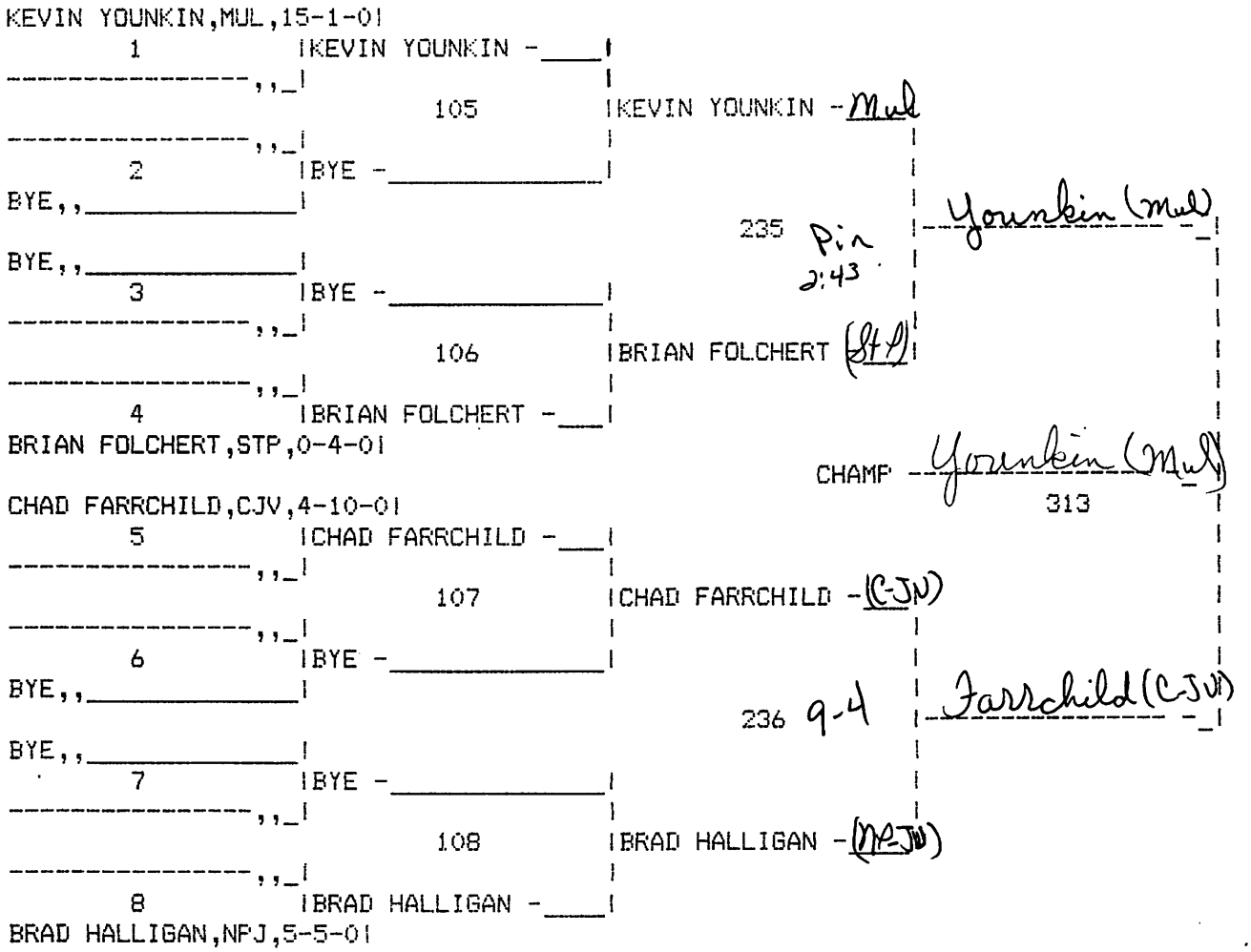


CONSOLATION BRACKET 103 LBS. CLASS

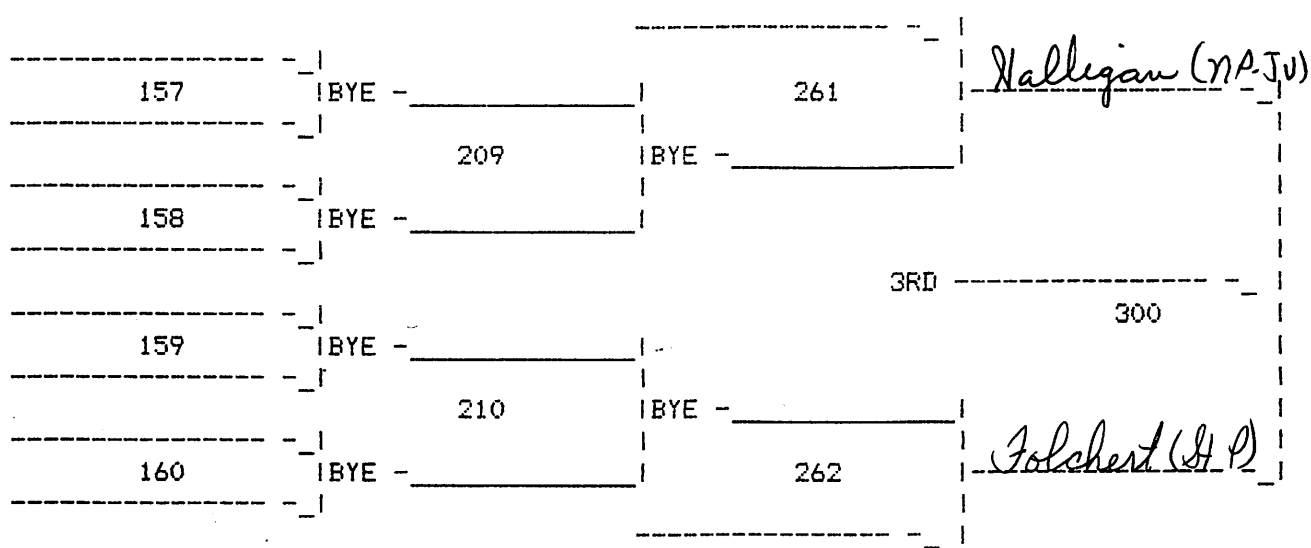

IRISH **INVITE**

CHAMPIONS BRACKET 112 LBS. **CLASS**

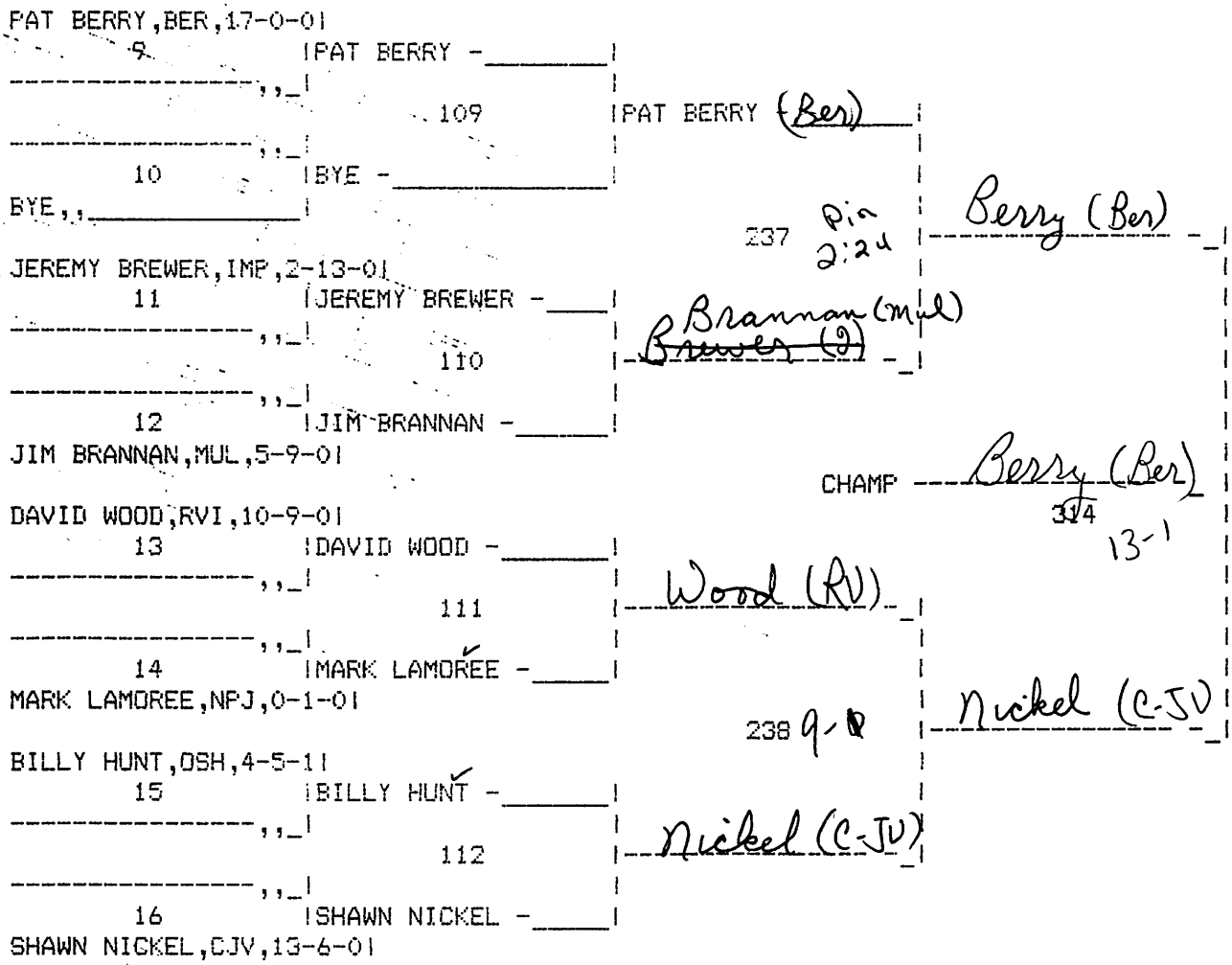


CONSOLATION BRACKET 112 LBS. CLASS

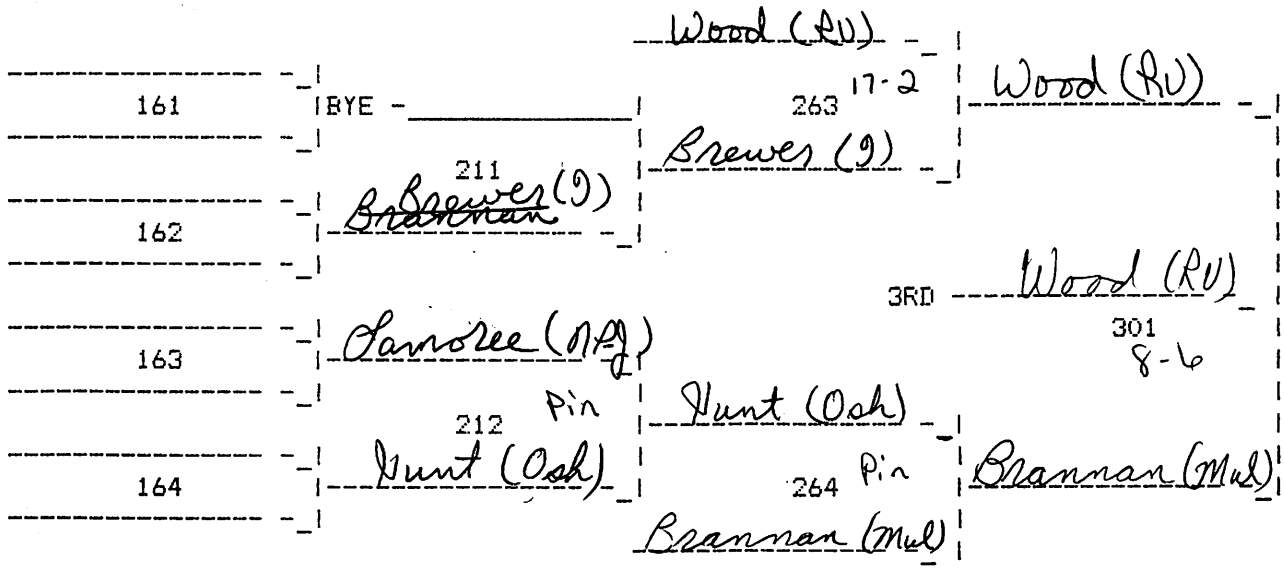

IRISH INVITE

CHAMPIONS BRACKET 119 LBS. CLASS

ERIC HAGAN,BER,15-3-0
17
18
BYE,,
DON STEFFES,STP,8-10-0
19
20
CRAIG CLAPPER,MUL,10-9-0
DEAN SCHLEEMAN,DAM,10-5-1
21
22
BYE,,
MARLO RAMOS,NPJ,3-5-0
23
24
CHRIS SCHMID,OSH,9-6-0

ERIC HAGAN - Ber
113
BYE -
DON STEFFES - StP
114
CRAIG CLAPPER - Mul
DEAN SCHLEEMAN - Cam
115
BYE -
MARLO RAMOS -
116
CHRIS SCHMID -

ERIC HAGAN (Ber)
209
Clapper (Mul)
240 Pin
Schmid (Osh)

Hagan (Ber)
CHAMP Hagan (Ber)
315
DEAN SCHLEEMAN (Cam)
Schleeman (Cam)

IRISH INVITE

CHAMPIONS BRACKET 125 LBS. CLASS

JIM PHILLIPI,BER,14-1-0
25
26
MARK ROSEBERRY,MUL,4-12-0
DARBY GRUBER,CJV,5-7-1
27
28
DAVE SAMBEL,OSH,10-7-0
PAT BERAN,IMP,6-12-0
29
30
DAN COOPER,STP,5-11-0
KEN WINTERS,RVI,4-11-0
31
32
CHRIS DEZONIA,DAM,14-8-0

JIM PHILLIPI -
117
MARK ROSEBERRY -
DARBY GRUBER -
118
DAVE SAMBEL -
PAT BERAN -
119
DAN COOPER -
KEN WINTERS -
120
CHRIS DEZONIA -

Phillipi (Ber)
Roseberry (Mul)
241 Pin
Phillipi (Ber)
Samsel (Osh)
CHAMP Phillipi (Ber)
312
Beran (I)
242 Pin
Dezonia (Cam)
Dezonia (Cam)

CONSOLATION BRACKET 119 LBS. CLASS

165
BYE -
213
166
169
167
BYE -
214
168

Schmid (Osh)
265 8-7
Steffes (StP)
Steffes (StP)
3RD Clapper (Mul)
266 5-4
Ramos (NPJV)
266
Clapper (Mul)
Clapper (Mul)

CONSOLATION BRACKET 125 LBS. CLASS

167
169
170
171
172

Beran (I)
Roseberry (Mul) O.T. 267 7-1 Beran (I)
215 Pin
Roseberry (Mul)
Gruber (CJV)
Coopers (StP)
216
Winters (RV)

3RD Samsel (Osh)
303 8-7
Coopers (StP)
266 10-8
Samsel (Osh)
Samsel (Osh)

IRISH INVITE

CHAMPIONS BRACKET 130 LBS. CLASS

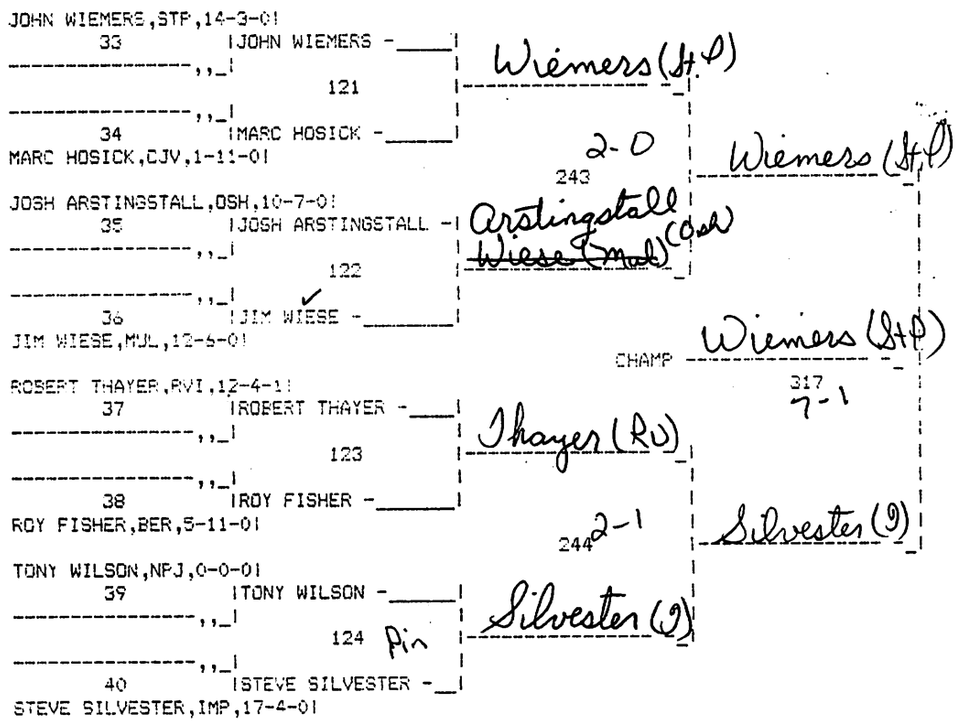


CONSOLATION BRACKET 130 LBS. CLASS

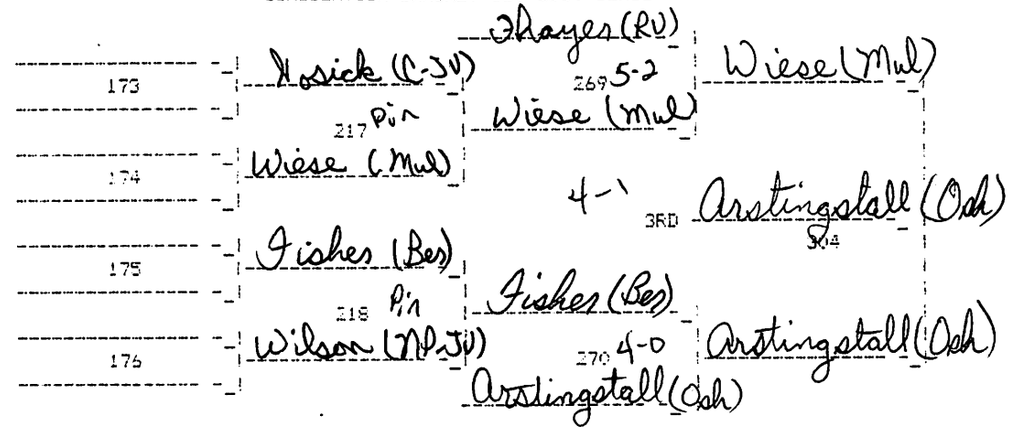


IRISH INVITE

CHAMPIONS BRACKET 135 LBS. CLASS

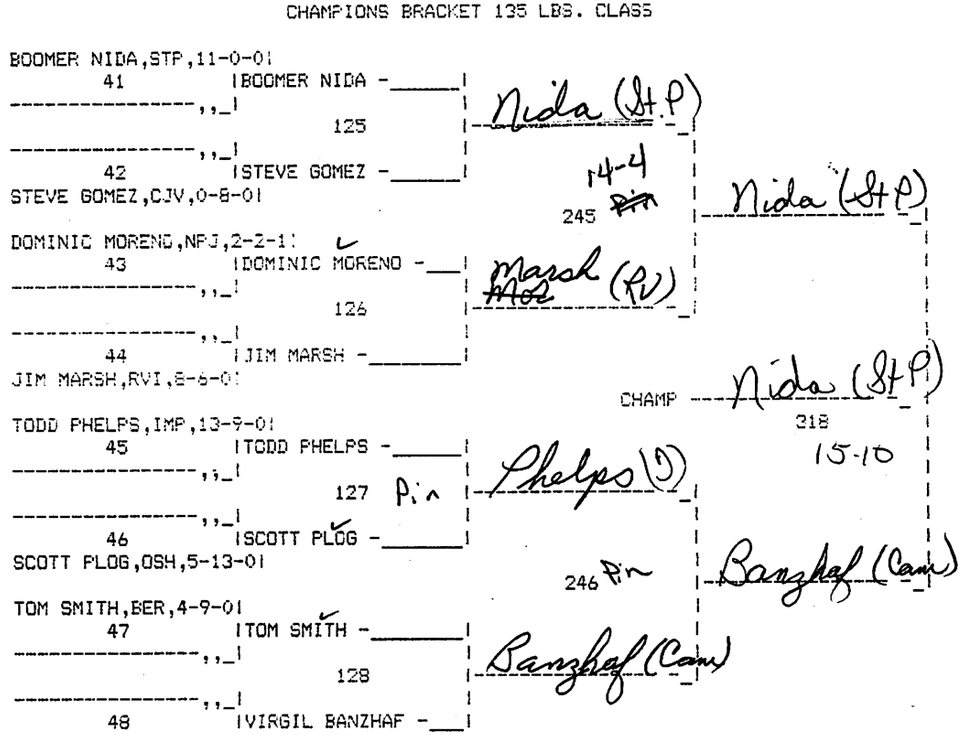


CONSOLATION BRACKET 135 LBS. CLASS

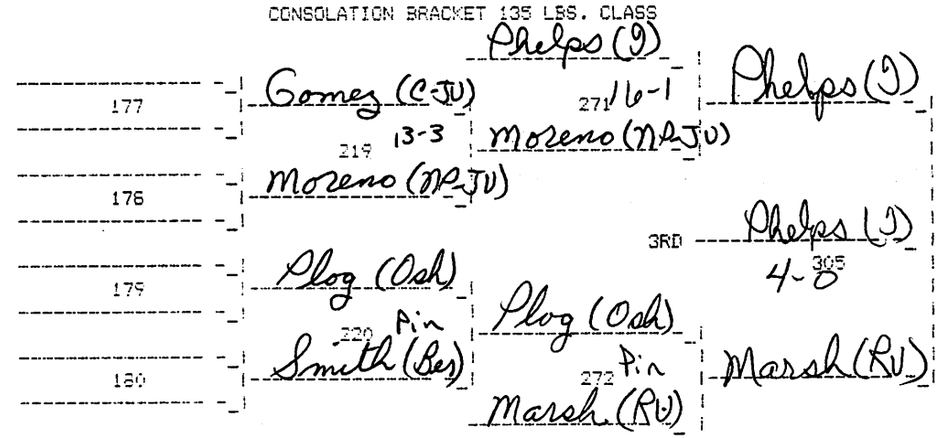

IRISH INVITE

CHAMPIONS BRACKET 140 LBS. CLASS

JASON LANGFORD,STP,14-0-0|
49 |JASON LANGFORD - St.P
129 Langford (St.P)
50 |ADAM LEIBHART - Ber
ADAM LEIBHART,BER,3-12-0|
247 9-1 Langford (St.P)

NICK MARKS ,MUL,6-11-0|
51 |NICK MARKS - Mul
130 Marks (Mul)
52 |KERT METZER - C-JV
KERT METZER,CJV,2-2-0|
CHAMP McNair (I)
319 11-2

TIM SEXTON,CAM,10-8-0|
53 |TIM SEXTON - Cam
131 Cornwell (RV)
54 |GEORGE CORNWELL - RV
GEORGE CORNWELL,RVI,3-5-0|
248 Pin McNair (I)

KEVIN THOMAS,NPJ,2-4-0|
55 |KEVIN THOMAS - NP-JV
132 McNair (I)
56 |JASON MCNAIR - I
JASON MCNAIR,IMP,14-4-0|

CONSOLATION BRACKET 140 LBS. CLASS

Cornwell (RV)
181 Leibhart (Ber) 12-1 Pin 273 Cornwell (RV)
6-5 221 ~~Leibhart (Ber)~~
182 Metzer (C-JV) Metzer (C-JV)
3RD Marks (Mul)
306 Pin
183 Sexton (Cam)
222 Pin Sexton (Cam)
184 Thomas (NP-JV) 5-1 274 Marks (Mul)
Marks (Mul)

IRISH INVITE

CHAMPIONS BRACKET 145 LBS. CLASS

TRAVIS ARNOLD,CAM,17-0-0|
57 |TRAVIS ARNOLD - Cam
133 Arnold (Cam)
58 |TOM MARSH - RV
TOM MARSH,RVI,6-9-0|
249 Pin Arnold (Cam)

MATT COLBE,MUL,3-10-0|
59 |MATT COLBE - _____
134 Cobel ~~Colbe~~ (Mul)
60 |TONY WEISE - _____
TONY WEISE,IMP,6-7-0|
CHAMP Arnold (Cam)
320 Pin

BILL STEPHENS,BER,5-4-0|
61 |BILL STEPHENS - ____
135 Stephens (Ber)
62 |JESS GOMEZ - C-JV
JESS GOMEZ,CJV,2-5-0|
250 Schneider (St.P)

CORY KRUGER,NPJ,2-5-0|
63 |CORY KRUGER - ____
136 Schneider (St.P)
64 |MIKE SCHNEIDER (St.P)
MIKE SCHNEIDER,STP,10-7-0|

CONSOLATION BRACKET 145 LBS. CLASS

Stephens (Ber)
185 Marsh (RV) 275 ~~Pin~~ Stephens (Ber)
223 Pin Weise (I)
186 Weise (I)
3RD 307
187 Gomez C-JV)
224 Gomez (C-JV)
188 Kruger (NP-JV 10-3 ~~Pin~~ Cobel (Mul) ~~Gomez (C-JV)~~
Cobel (Mul) ~~Kruger (NP-JV)~~

# IRISH INVITE

## CHAMPIONS BRACKET 152 LBS. CLASS

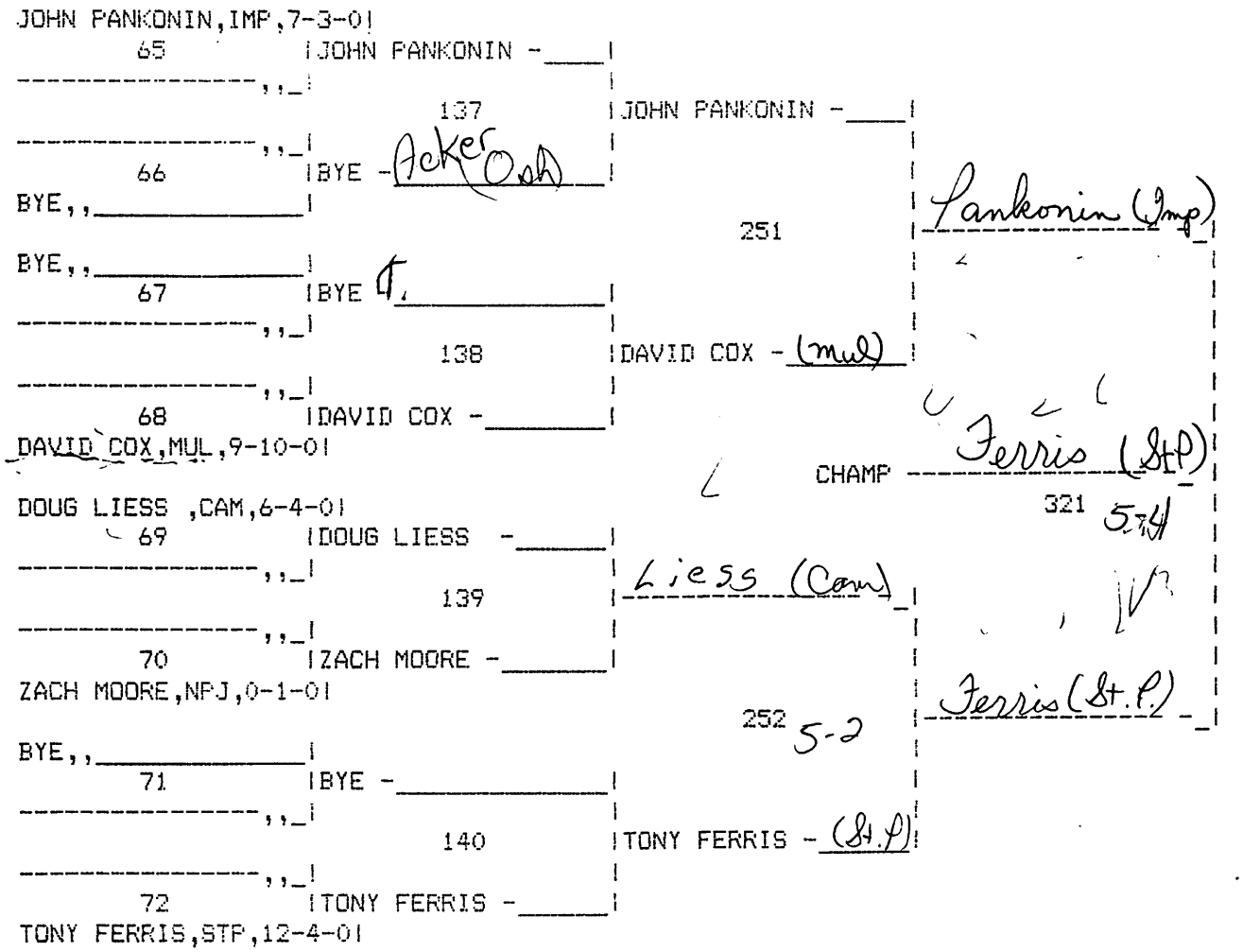


## CONSOLATION BRACKET 152 LBS. CLASS



IRISH INVITE

CHAMPIONS BRACKET 160 LBS. CLASS

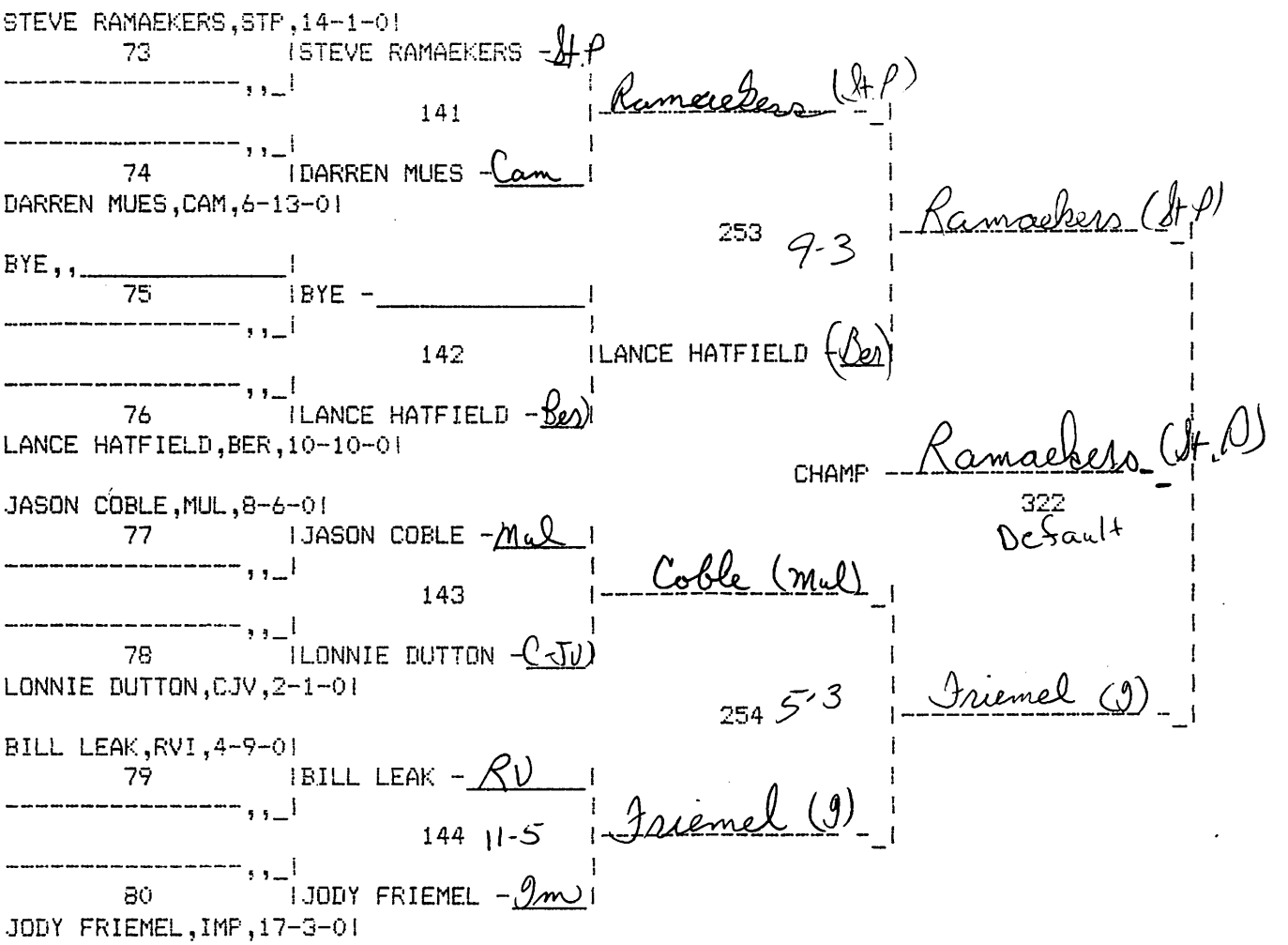


CONSOLATION BRACKET 160 LBS. CLASS

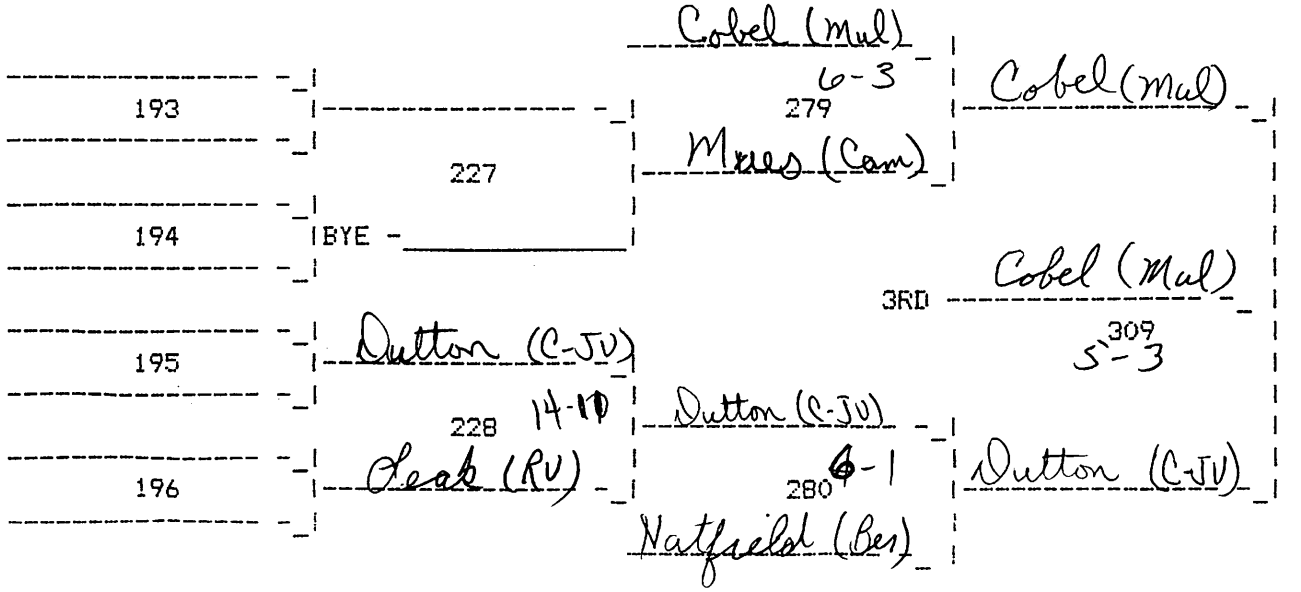

IRISH INVITE

CHAMPIONS BRACKET 171 LBS. CLASS

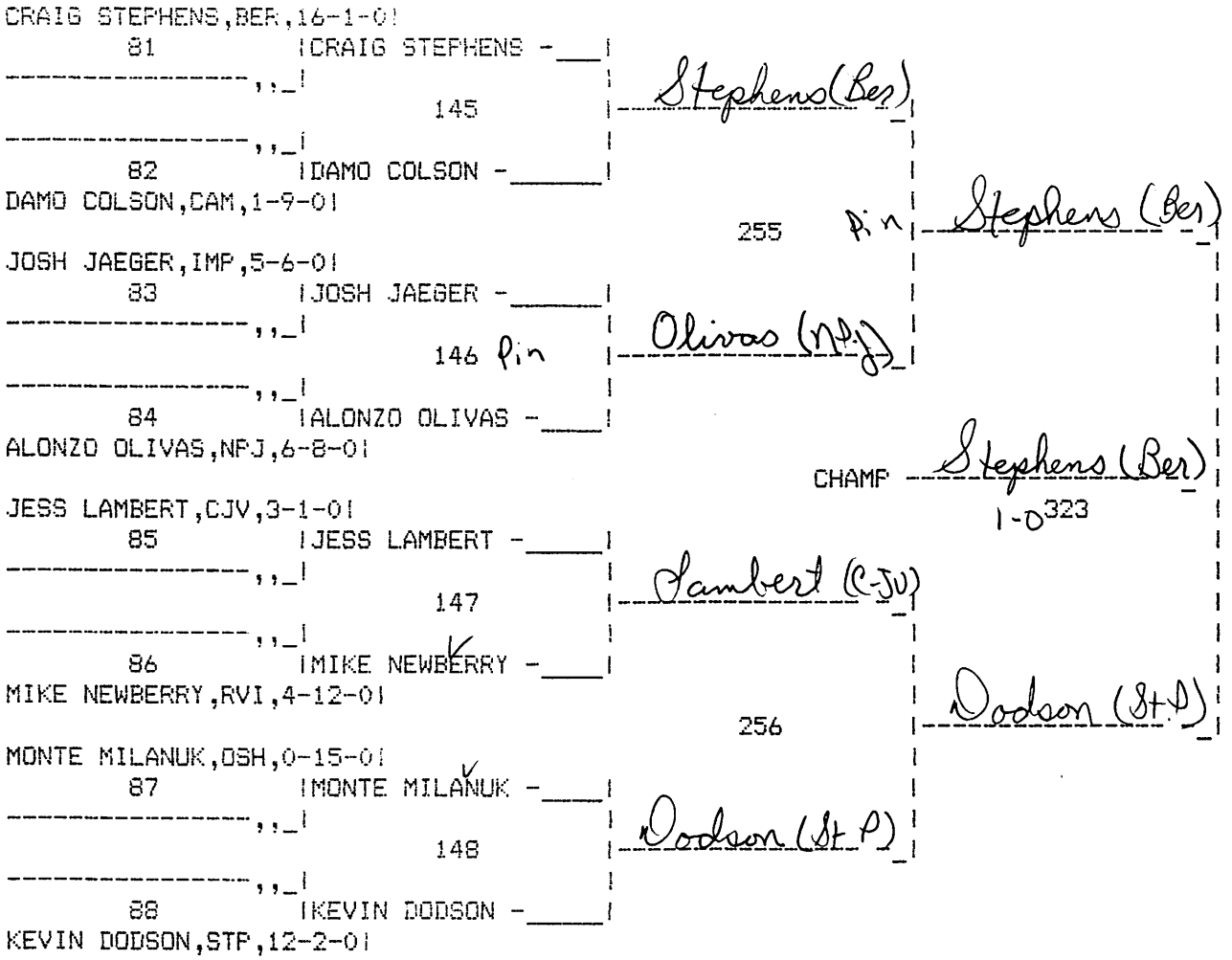


CONSOLATION BRACKET 171 LBS. CLASS



IRISH INVITE

CHAMPIONS BRACKET 189 LBS. CLASS

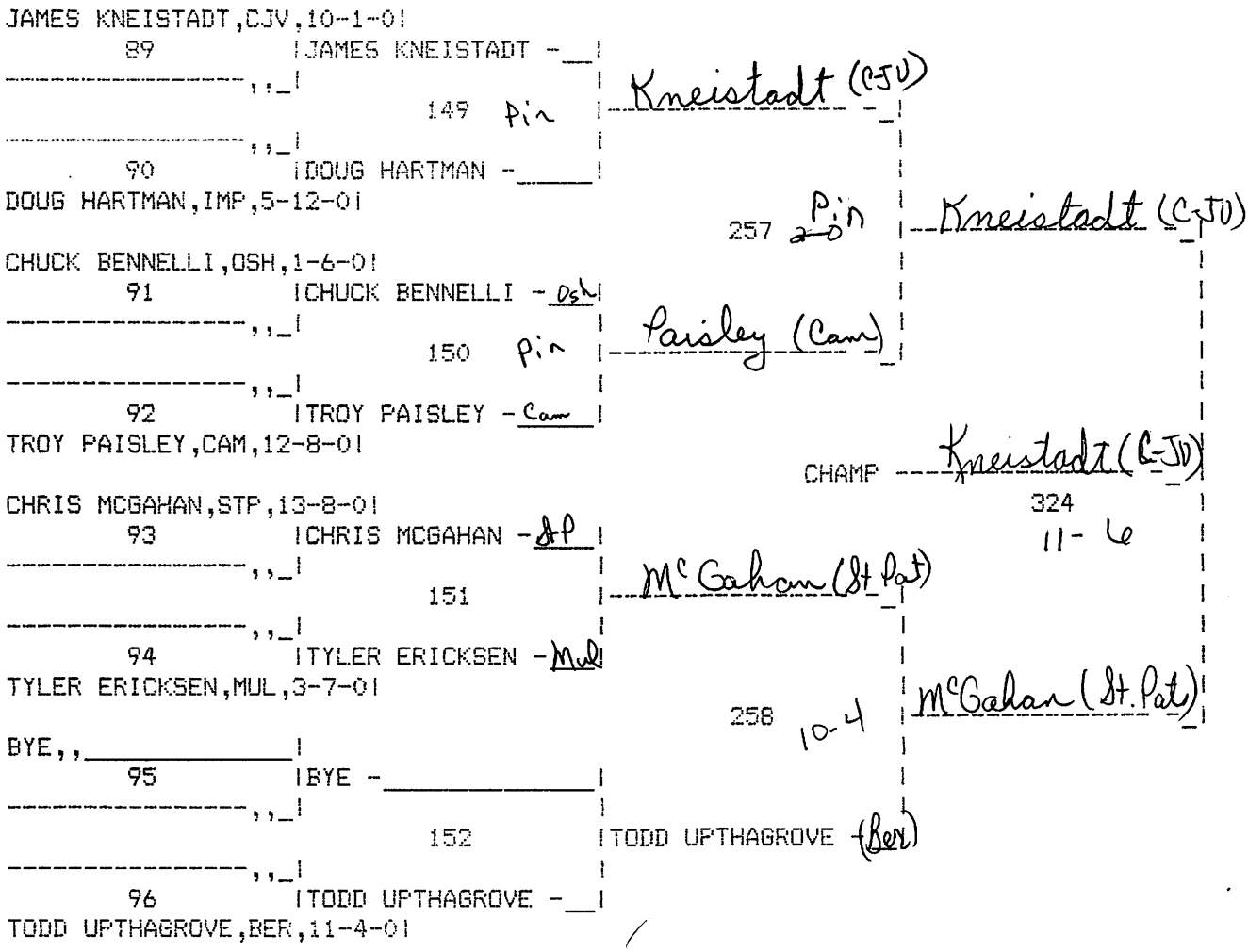


CONSOLATION BRACKET 189 LBS. CLASS

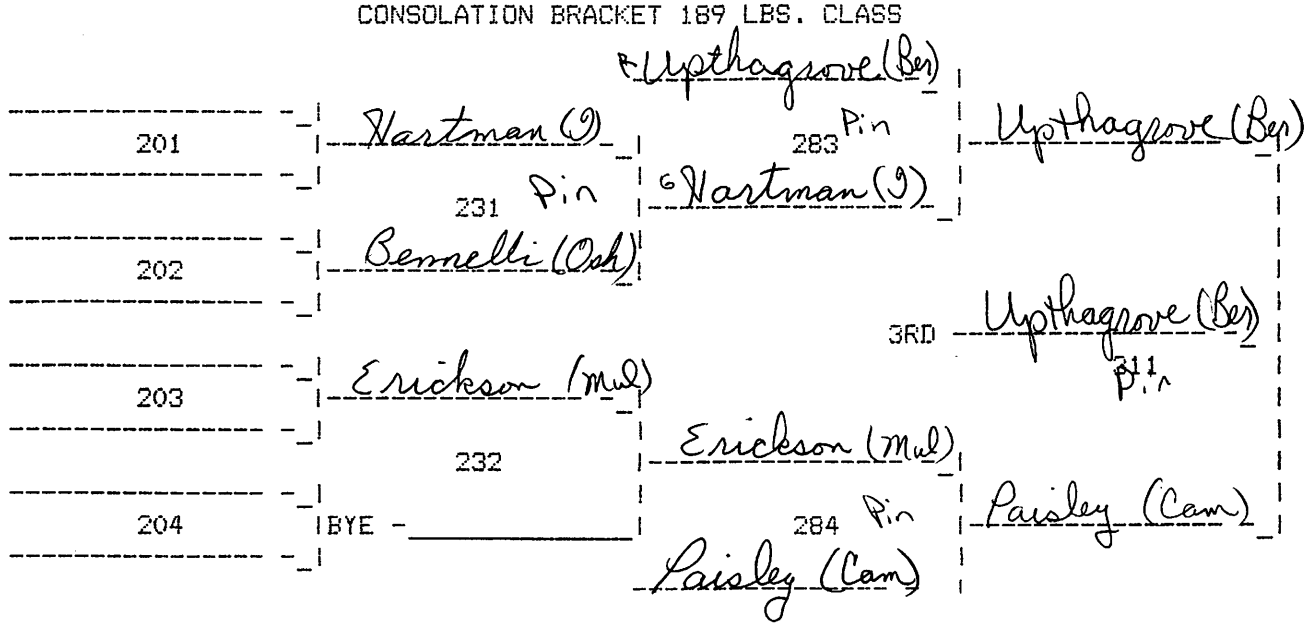

IRISH INVITE

CHAMPIONS BRACKET 275 LBS. CLASS

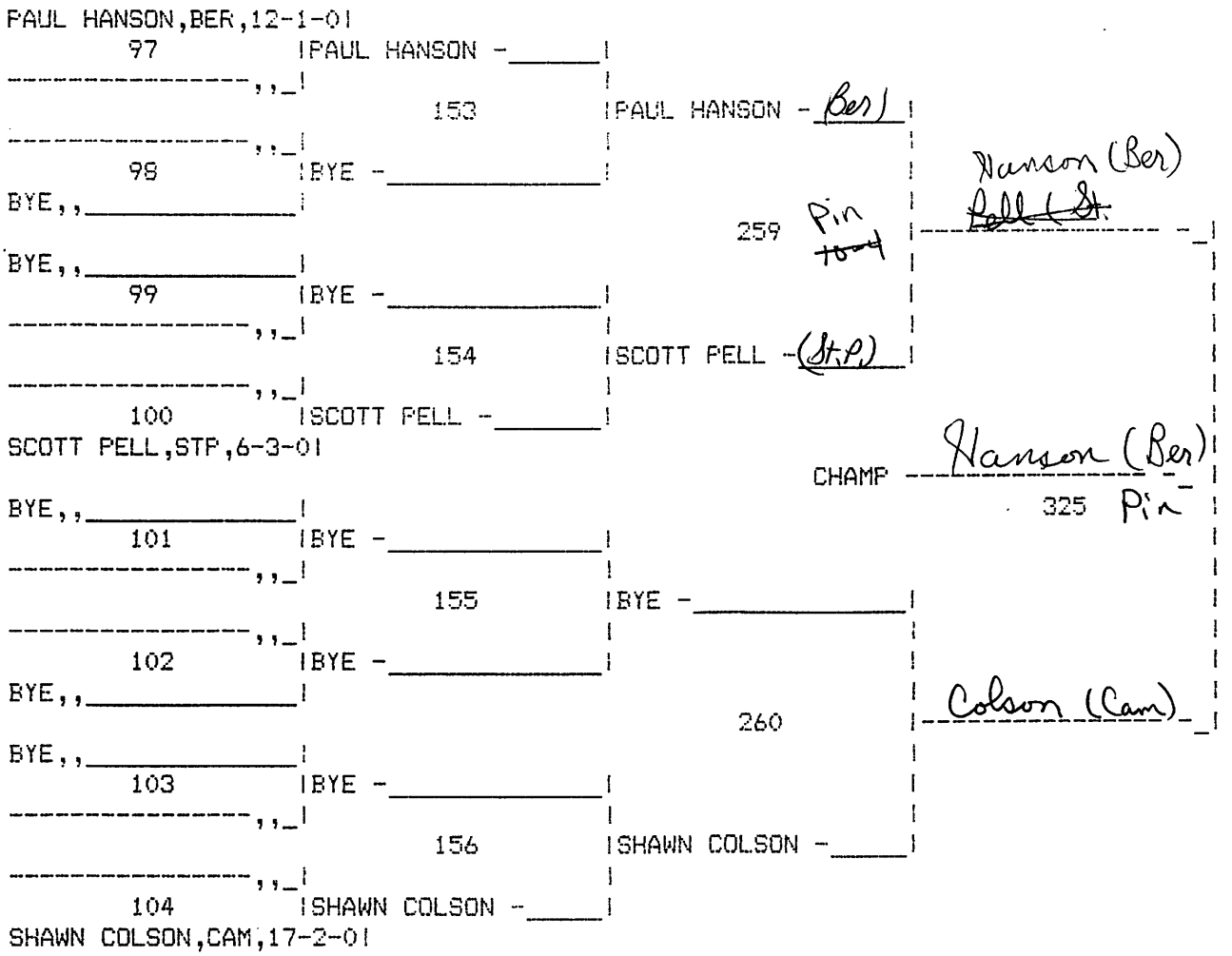


CONSOLATION BRACKET 275 LBS. CLASS

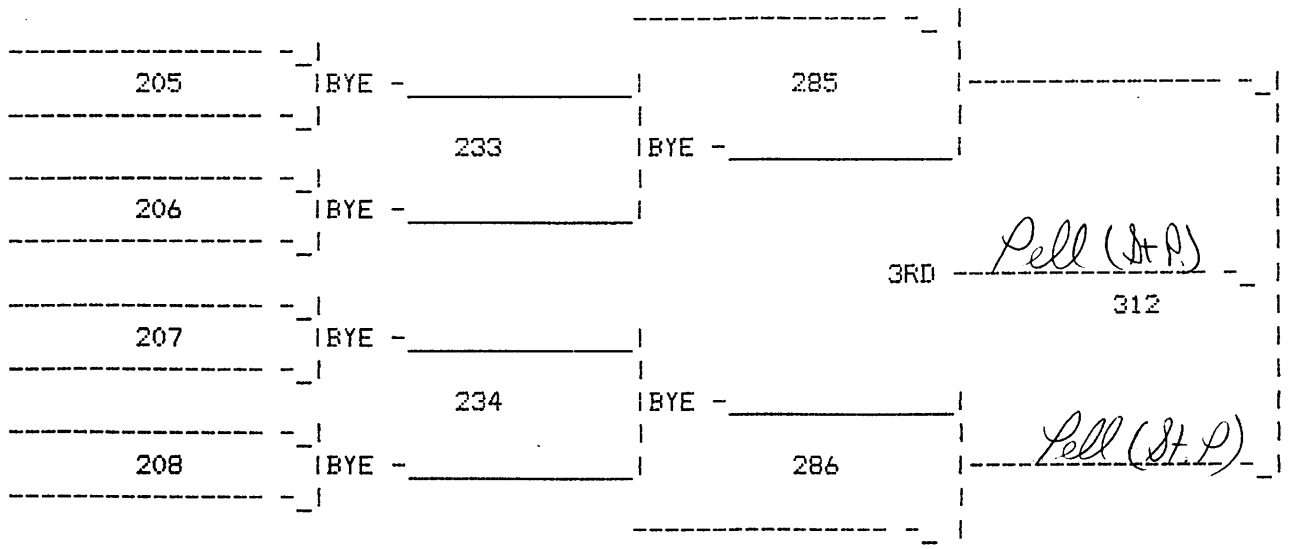

# G.C.H.S. INVITE 88

## CHAMPIONS BRACKET 103 LBS. CLASS

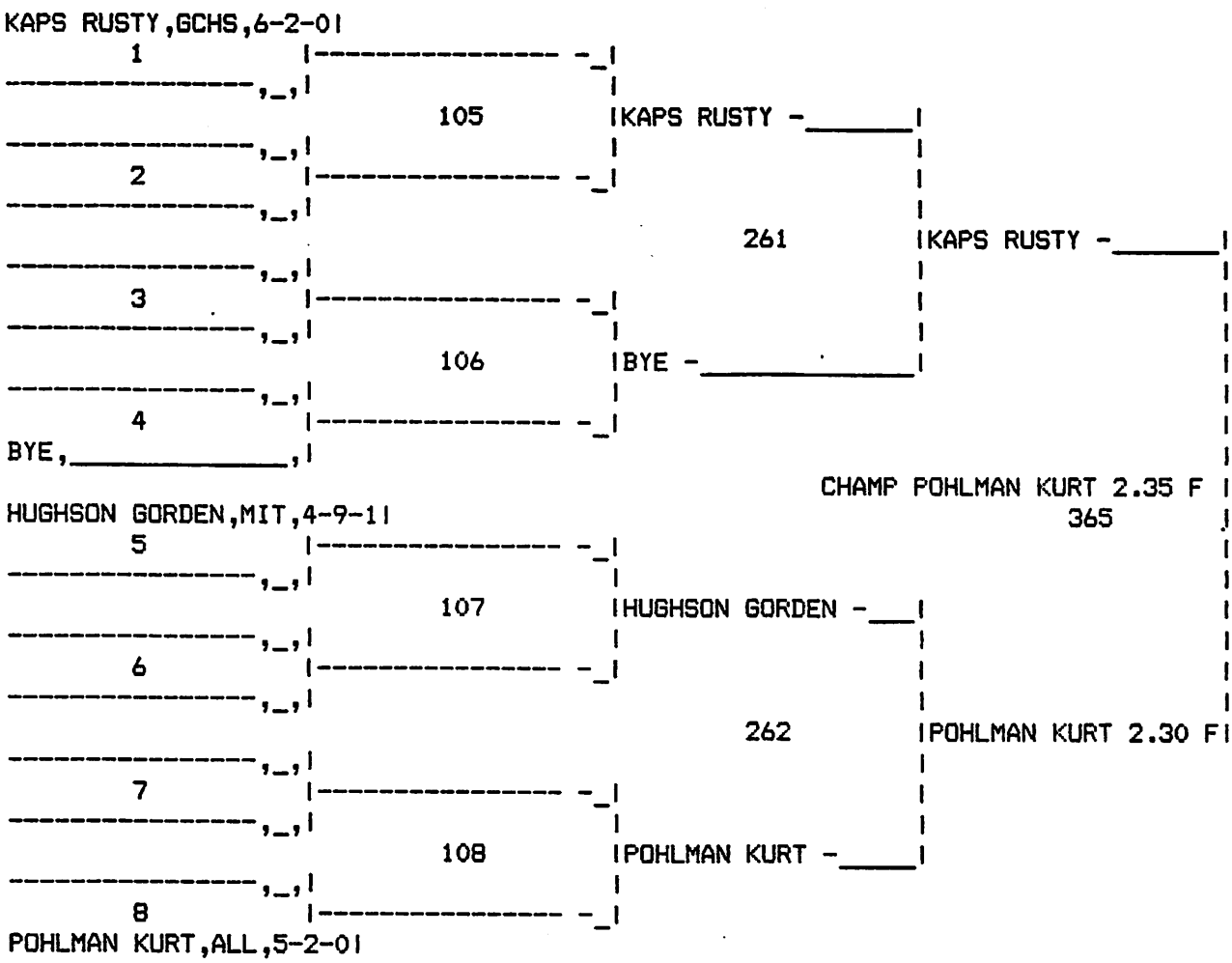


103 LBS. CLASS RESULTS.

KAPS RUSTY - GCHS 6-3-0: 10 PTS.
POHLMAN KURT - ALL 7-2-0: 20 PTS.
HUGHSON GORDEN - MIT 4-10-1: 7 PTS.

1 POHLMAN KURT - ALL: 2.35 F
2 KAPS RUSTY - GCHS: -
3 HUGHSON GORDEN - MIT: -

# G.C.H.S. INVITE 88

## CHAMPIONS BRACKET 112 LBS. CLASS

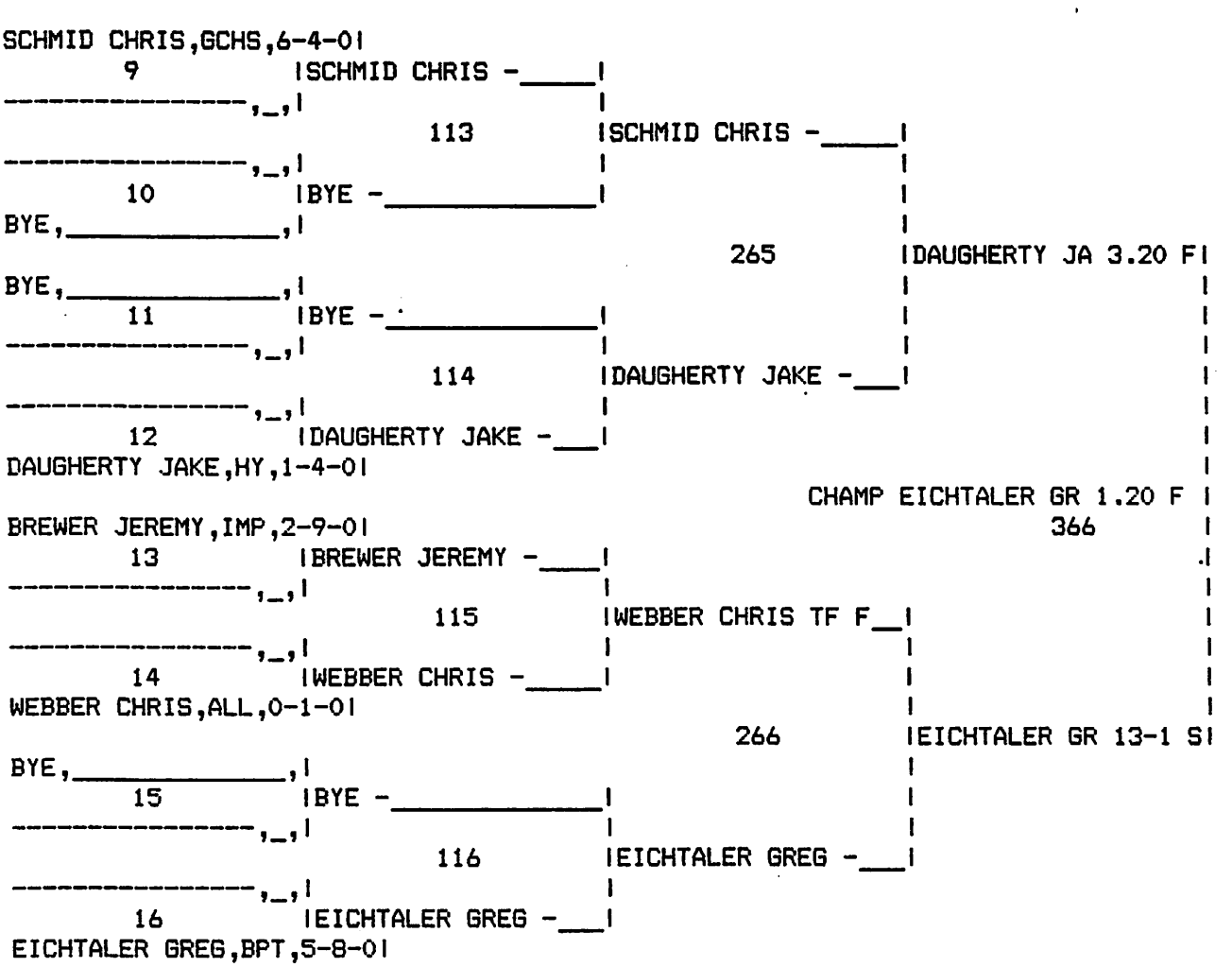


112 LBS. CLASS RESULTS.

SCHMID CHRIS - GCHS 8-5-0: 12 PTS.
EICHTALER GREG - BPT 7-8-0: 21 PTS.
BREWER JEREMY - IMP 2-11-0: 0 PTS.
DAUGHERTY JAKE - HY 2-5-0: 16 PTS.
WEBBER CHRIS - ALL 1-3-0: 8 PTS.

1 EICHTALER GREG - BPT: 1.20 F
2 DAUGHERTY JAKE - HY: -
3 SCHMID CHRIS - GCHS: 1.25 F
4 WEBBER CHRIS - ALL: -
5 BREWER JEREMY - IMP: -

# G.C.H.S. INVITE 88

## CHAMPIONS BRACKET 125 LBS. CLASS

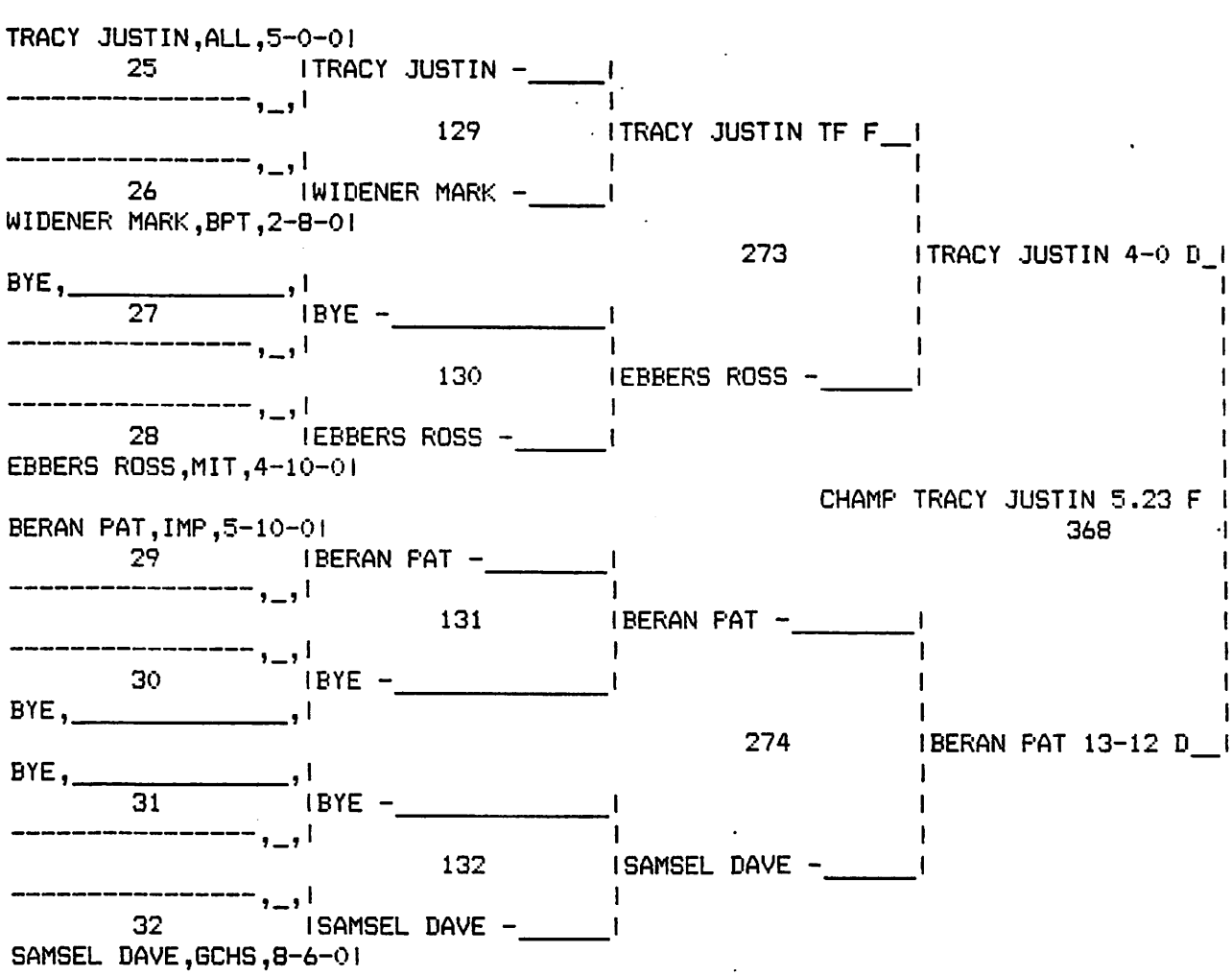


125 LBS. CLASS RESULTS.

TRACY JUSTIN - ALL 8-0-0: 22 PTS.
SAMSEL DAVE - GCHS 10-7-0: 12 PTS.
BERAN PAT - IMP 6-11-0: 14 PTS.
EBBERS ROSS - MIT 4-12-0: 4 PTS.
WIDENER MARK - BPT 2-10-0: 0 PTS.

1 TRACY JUSTIN - ALL: 5.23 F
2 BERAN PAT - IMP: -
3 SAMSEL DAVE - GCHS: 1.51 F
4 EBBERS ROSS - MIT: -
5 WIDENER MARK - BPT: -

# G.C.H.S. INVITE 88

## CHAMPIONS BRACKET 119 LBS. CLASS

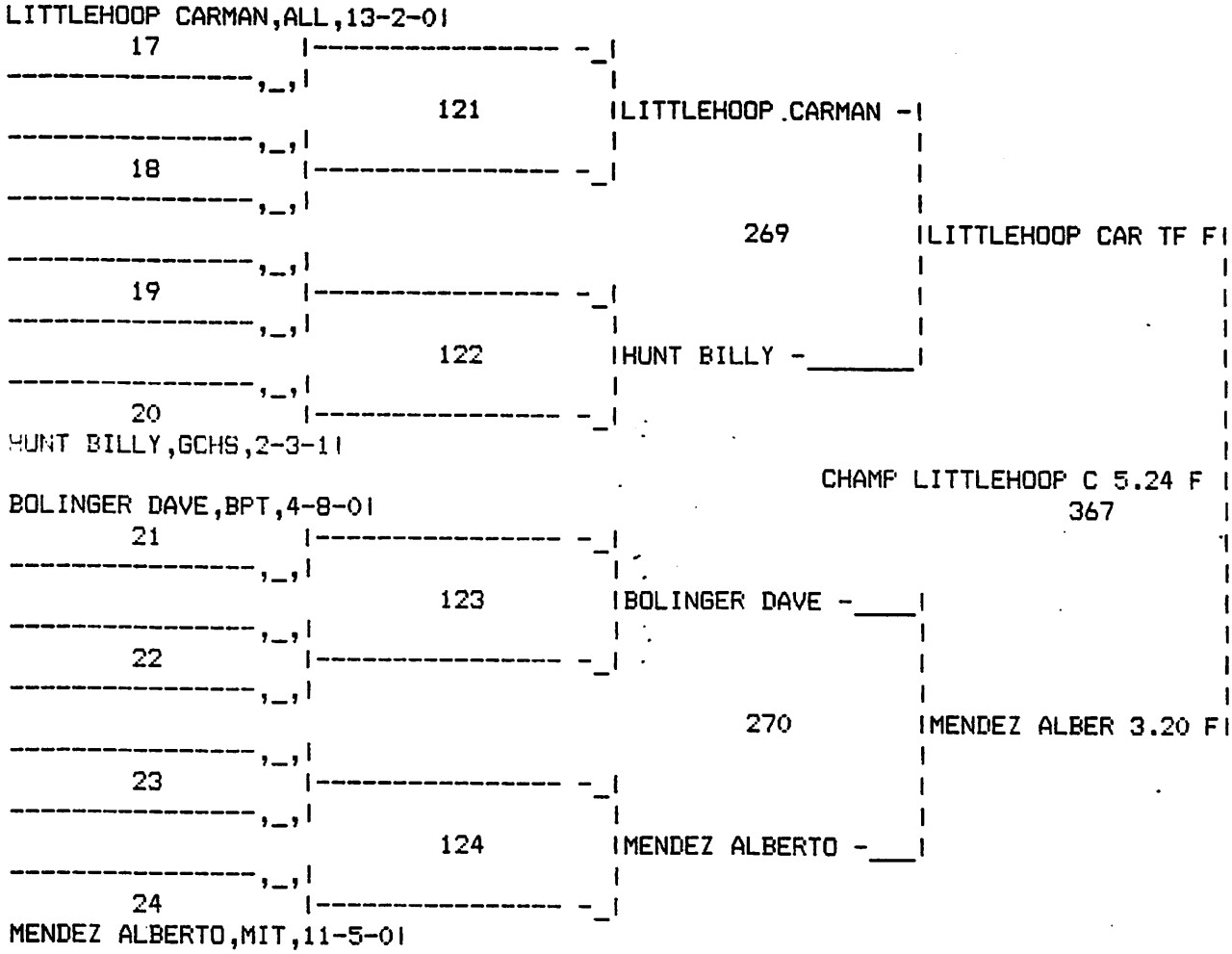


119 LBS. CLASS RESULTS.

LITTLEHOOP CARMAN - ALL 15-2-0: 20 PTS.
MENDEZ ALBERTO - MIT 12-6-0: 14 PTS.
BOLINGER DAVE - BPT 4-10-0: 4 PTS.
HUNT BILLY - GCHS 3-4-1: 7 PTS.

1 LITTLEHOOP CARMAN - ALL: 5.24 F
2 MENDEZ ALBERTO - MIT: -
3 HUNT BILLY - GCHS: OT 9-2 D
4 BOLINGER DAVE - BPT: -

# G.C.H.S. INVITE 88

## CHAMPIONS BRACKET 130 LBS. CLASS

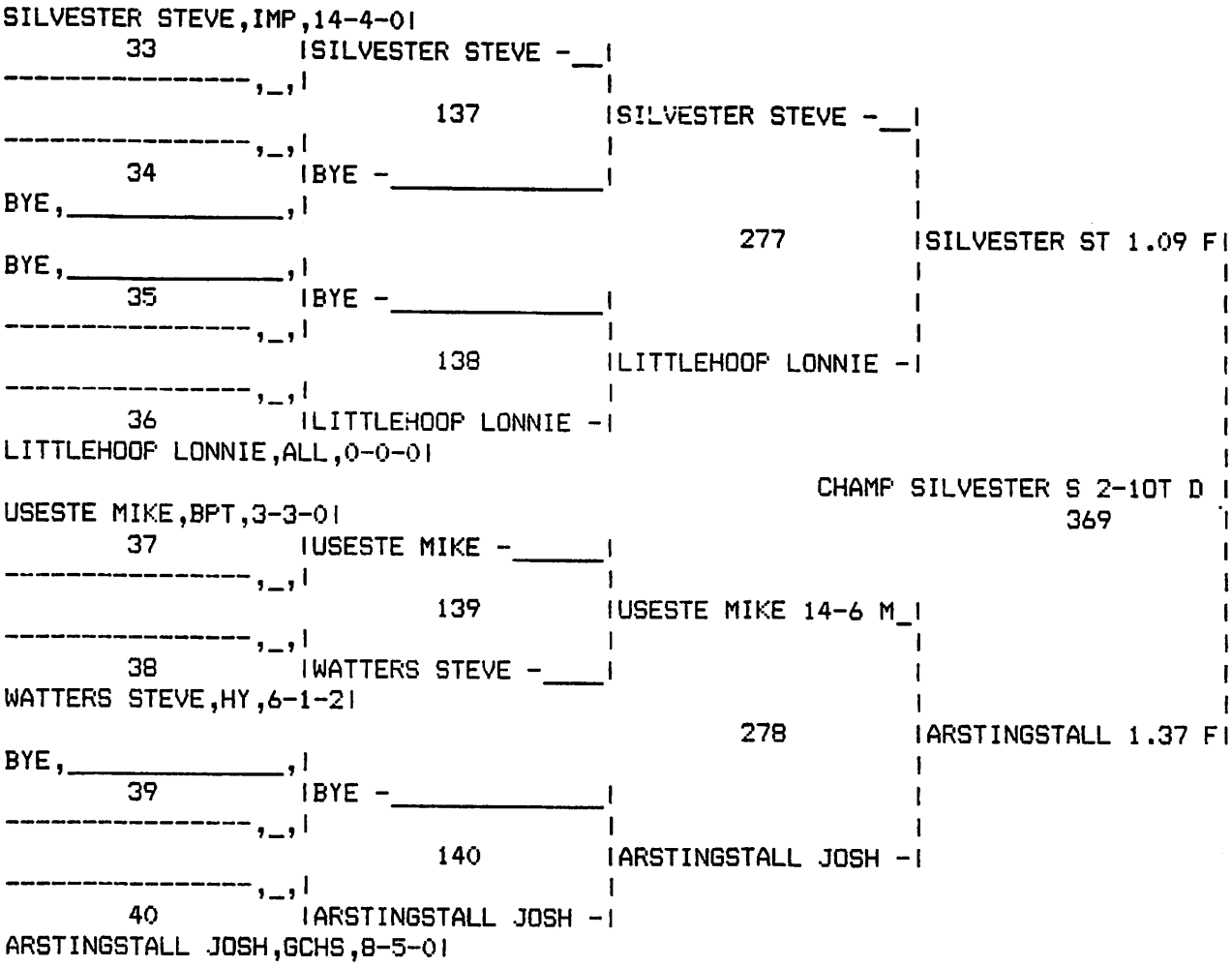


130 LBS. CLASS RESULTS.

SILVESTER STEVE - IMP 16-4-0: 20 PTS.
ARSTINGSTALL JOSH - GCHS 9-6-0: 16 PTS.
USESTE MIKE - BPT 5-4-0: 12.5 PTS.
LITTLEHOOP LONNIE - ALL 0-2-0: 0 PTS.
WATTERS STEVE - HY 7-3-2: 6 PTS.

1 SILVESTER STEVE - IMP: 2-10T D
2 ARSTINGSTALL JOSH - GCHS: -
3 USESTE MIKE - BPT: 4.39 F
4 WATTERS STEVE - HY: -
5 LITTLEHOOP LONNIE - ALL: -

# G.C.H.S. INVITE 88

## CHAMPIONS BRACKET 135 LBS. CLASS

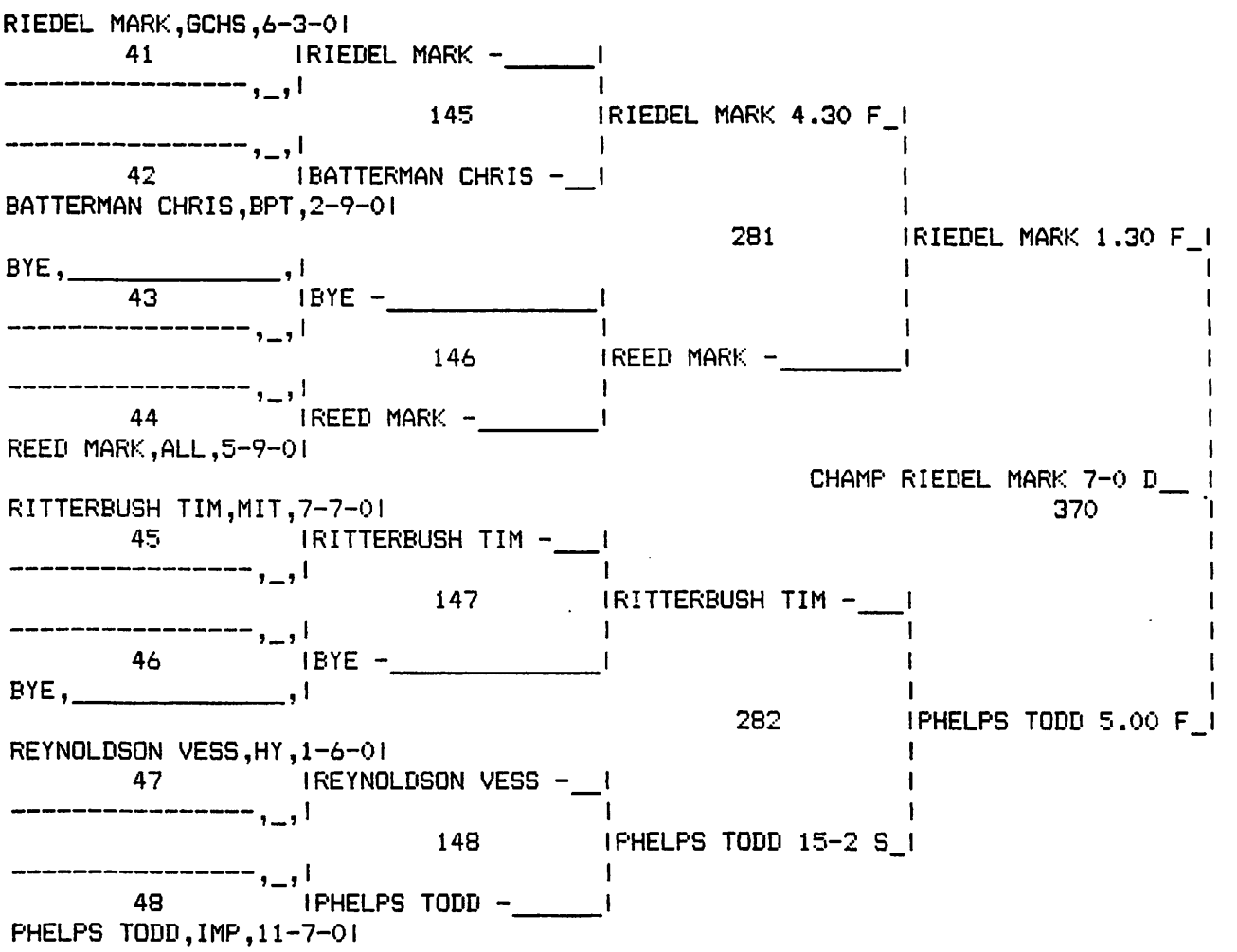


135 LBS. CLASS RESULTS.

RIEDEL MARK - GCHS 9-3-0: 22 PTS.
PHELPS TODD - IMP 13-8-0: 17 PTS.
RITTERBUSH TIM - MIT 7-9-0: 0 PTS.
REED MARK - ALL 7-10-0: 8 PTS.
REYNOLDSON VESS - HY 1-8-0: 0 PTS.
BATTERMAN CHRIS - BPT 3-11-0: 6 PTS.

1 RIEDEL MARK - GCHS: 7-0 D
2 PHELPS TODD - IMP: -
3 REED MARK - ALL: 13-6 D
4 BATTERMAN CHRIS - BPT: -



# G.C.H.S. INVITE 88

## CHAMPIONS BRACKET 140 LBS. CLASS

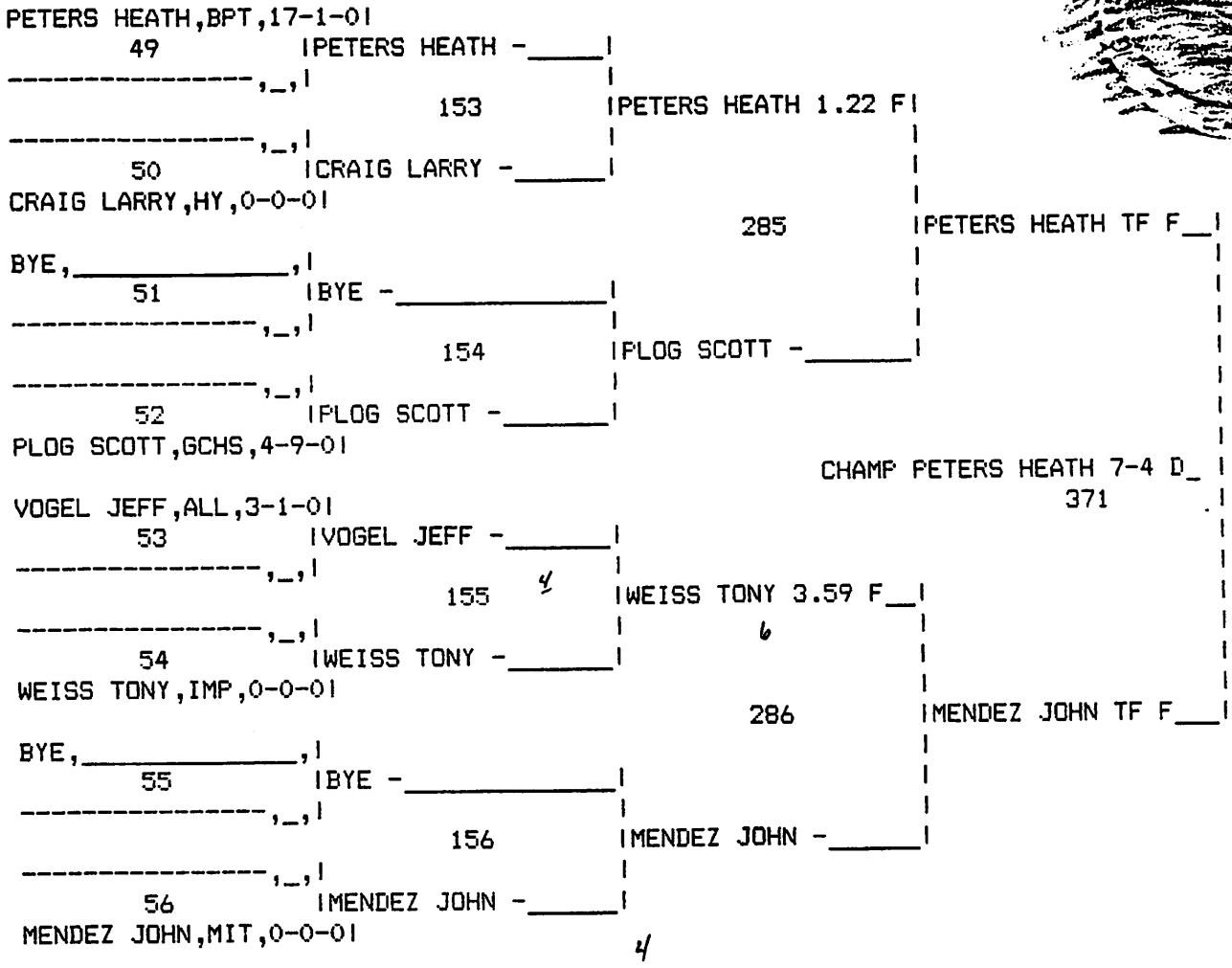


140 LBS. CLASS RESULTS.

PETERS HEATH - BPT 20-1-0: 22 PTS.
MENDEZ JOHN - MIT 1-1-0: 16 PTS.
VOGEL JEFF - ALL 3-3-0: 0 PTS.
PLOG SCOTT - GCHS 5-11-0: 5 PTS.
WEISS TONY - IMP 3-1-0: 14 PTS.
CRAIG LARRY - HY 0-2-0: 0 PTS.

1 PETERS HEATH - BPT: 7-4 D
2 MENDEZ JOHN - MIT: -
3 WEISS TONY - IMP: 7-0 D
4 PLOG SCOTT - GCHS: -

# G.C.H.S. INVITE 88

## CHAMPIONS BRACKET 145 LBS. CLASS

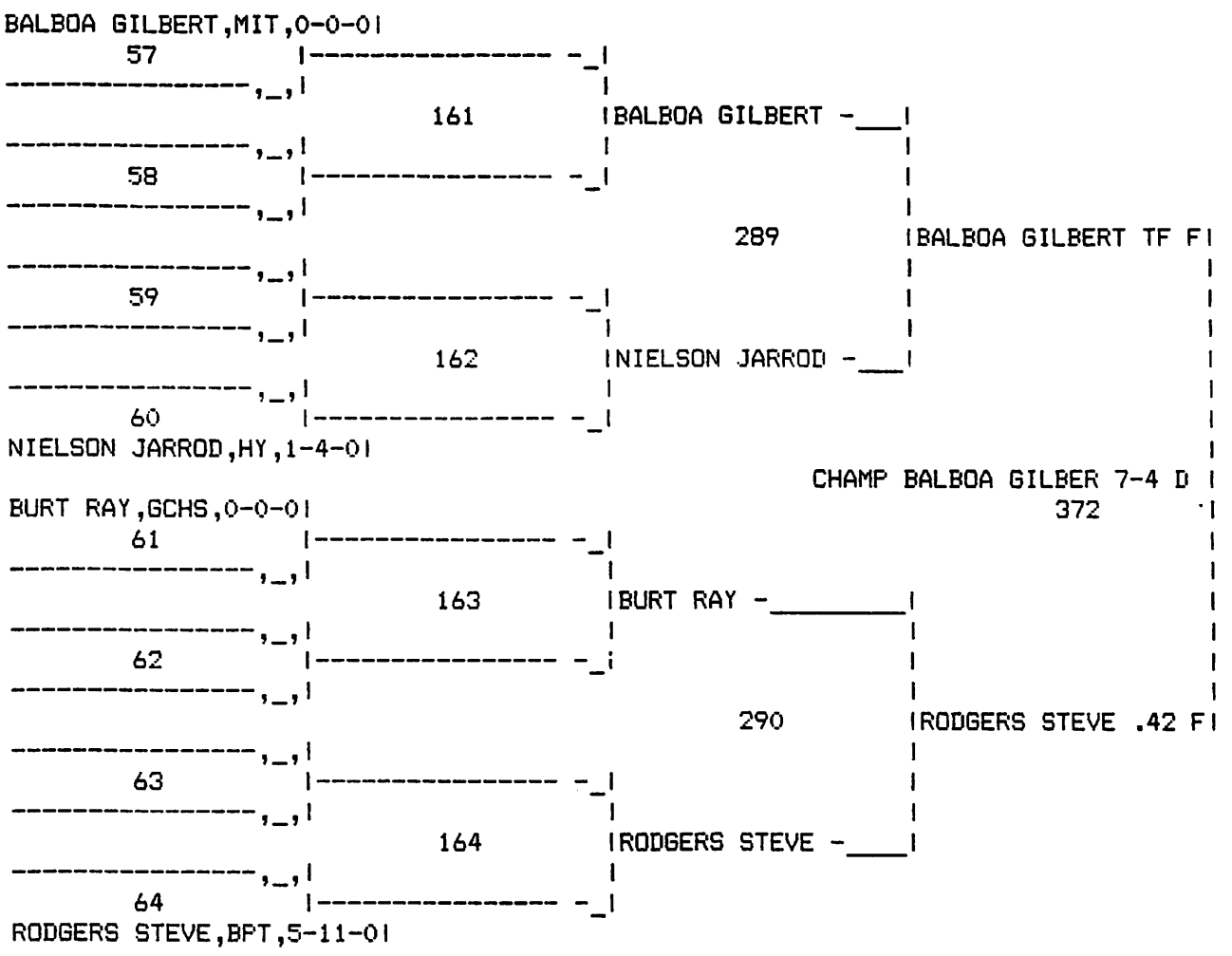


145 LBS. CLASS RESULTS.

BALBOA GILBERT - MIT 2-0-0: 18 PTS.
RODGERS STEVE - BPT 6-12-0: 14 PTS.
BURT RAY - GCHS 0-2-0: 4 PTS.
NIELSON JARROD - HY 2-5-0: 9 PTS.

1 BALBOA GILBERT - MIT: 7-4 D
2 RODGERS STEVE - BPT: -
3 NIELSON JARROD - HY: 4.12 F
4 BURT RAY - GCHS: -

G.C.H.S. INVITE 88

CHAMPIONS BRACKET 152 LBS. CLASS

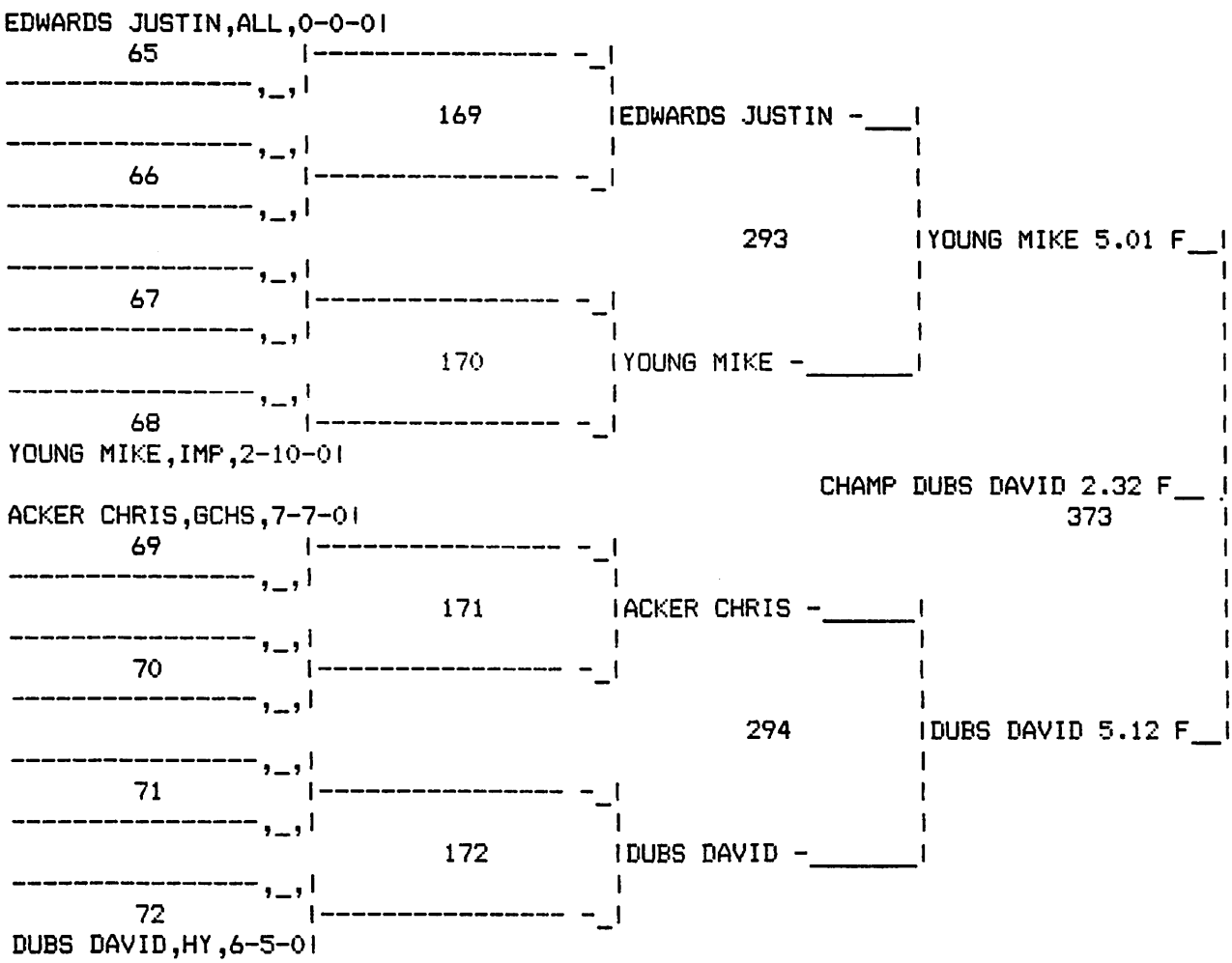


152 LBS. CLASS RESULTS.

EDWARDS JUSTIN - ALL 1-1-0: 7 PTS.
DUBS DAVID - HY 8-5-0: 20 PTS.
ACKER CHRIS - GCHS 7-9-0: 4 PTS.
YOUNG MIKE - IMP 3-11-0: 14 PTS.

1 DUBS DAVID - HY: 2.32 F
2 ~~YOUNG~~ MIKE - IMP: -
3 EDWARDS JUSTIN - ALL: 10-9 D
4 ACKER CHRIS - GCHS: -

# G.C.H.S. INVITE 88

## CHAMPIONS BRACKET 160 LBS. CLASS

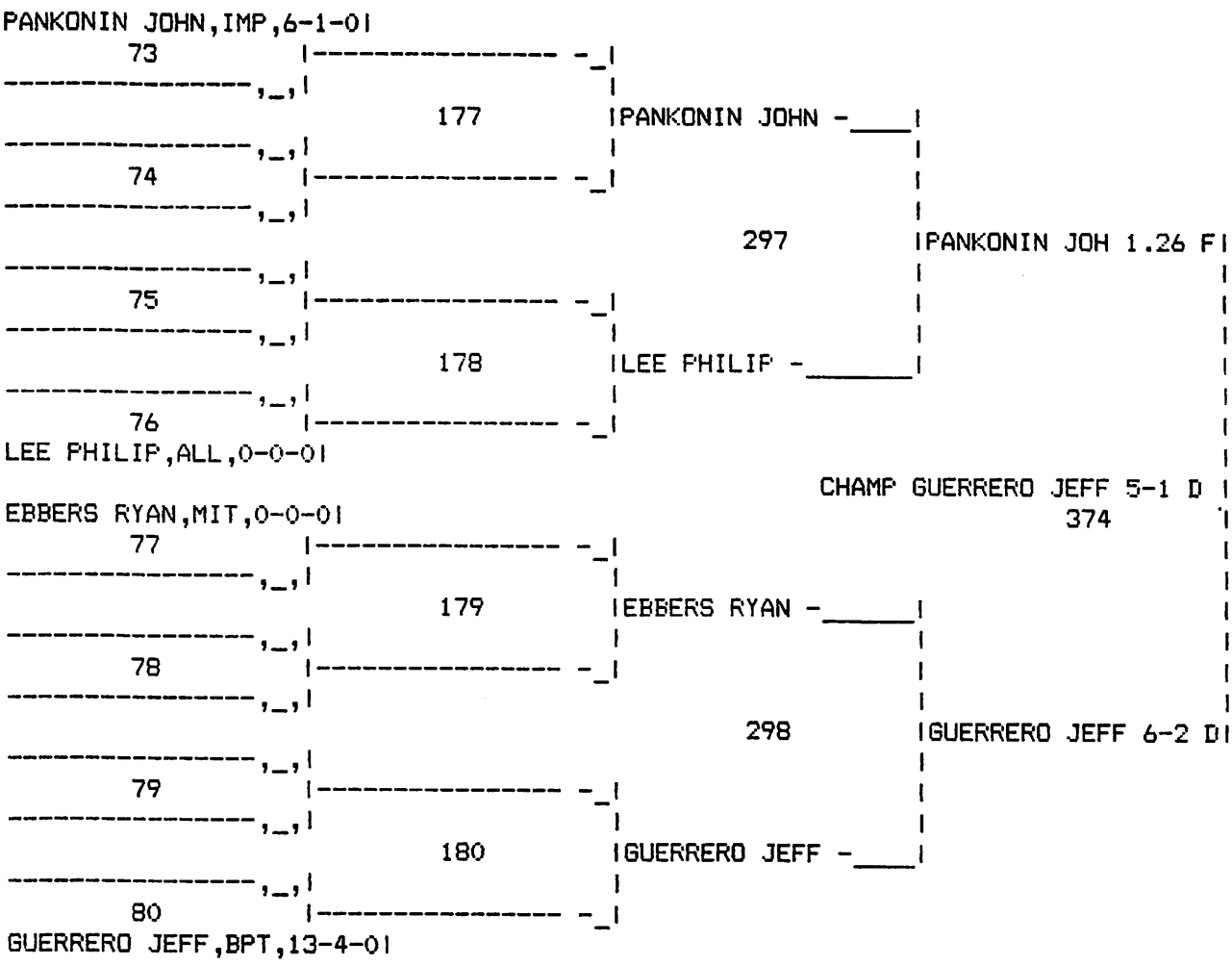


160 LBS. CLASS RESULTS.

PANKONIN JOHN - IMP 7-2-0: 14 PTS.
GUERRERO JEFF - BPT 15-4-0: 16 PTS.
EBBERS RYAN - MIT 1-1-0: 9 PTS.
LEE PHILIP - ALL 0-2-0: 4 PTS.

1 GUERRERO JEFF - BPT: 5-1 D
2 PANKONIN JOHN - IMP: -
3 EBBERS RYAN - MIT: 3.36 F
4 LEE PHILIP - ALL: -

# G.C.H.S. INVITE 88

## CHAMPIONS BRACKET 171 LBS. CLASS

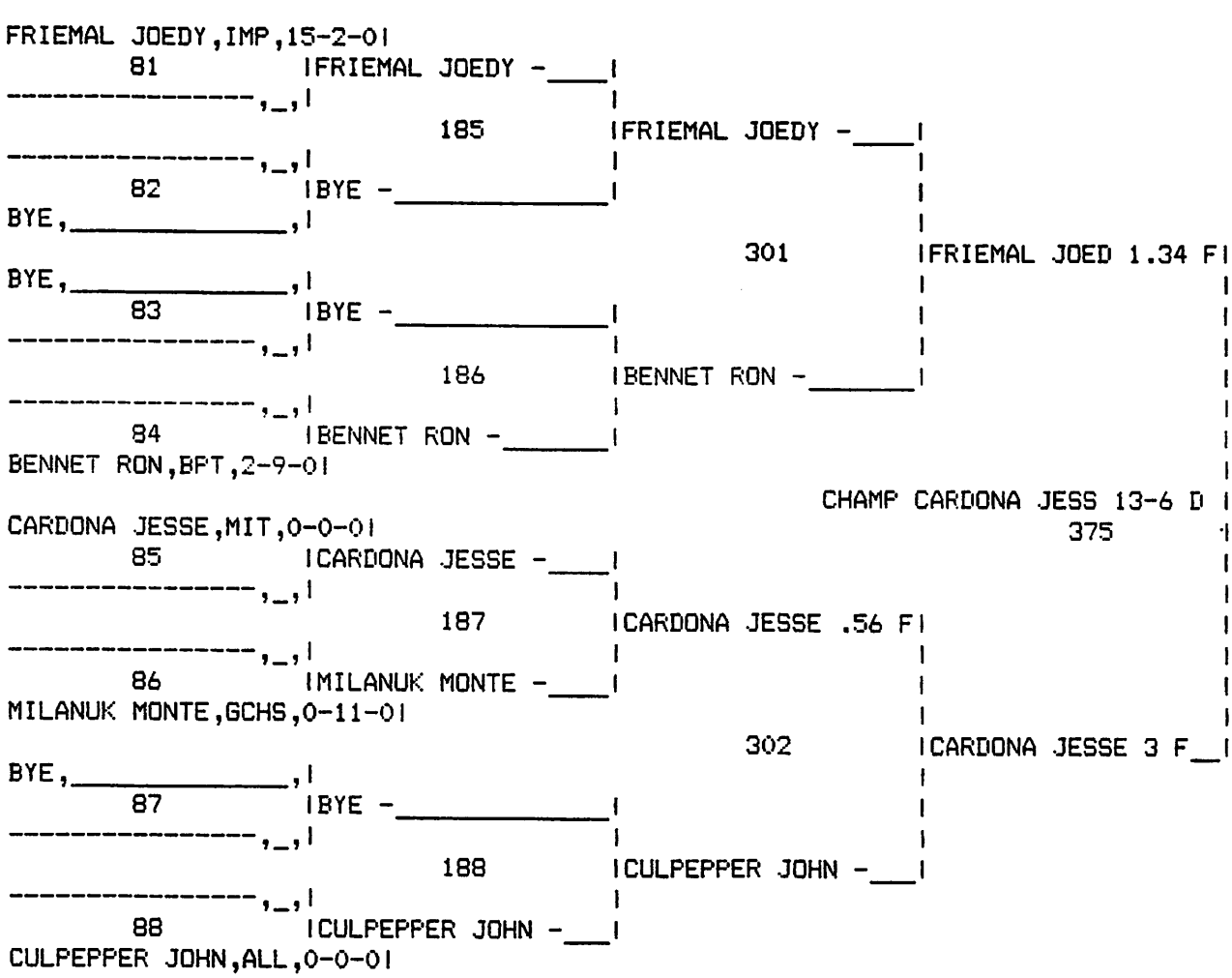


171 LBS. CLASS RESULTS.

FRIEMAL JOEDY - IMP 16-3-0: 16 PTS.
CULPEPPER JOHN - ALL 1-1-0: 8 PTS.
CARDONA JESSE - MIT 3-0-0: 22 PTS.
BENNET RON - BPT 3-11-0: 7 PTS.
MILANUK MONTE - GCHS 0-13-0: 0 PTS.

1 CARDONA JESSE - MIT: 13-6 D
2 FRIEMAL JOEDY - IMP: -
3 CULPEPPER JOHN - ALL: 6-2 D
4 BENNET RON - BPT: -
5 MILANUK MONTE - GCHS: -

# G.C.H.S. INVITE 88

## CHAMPIONS BRACKET 189 LBS. CLASS

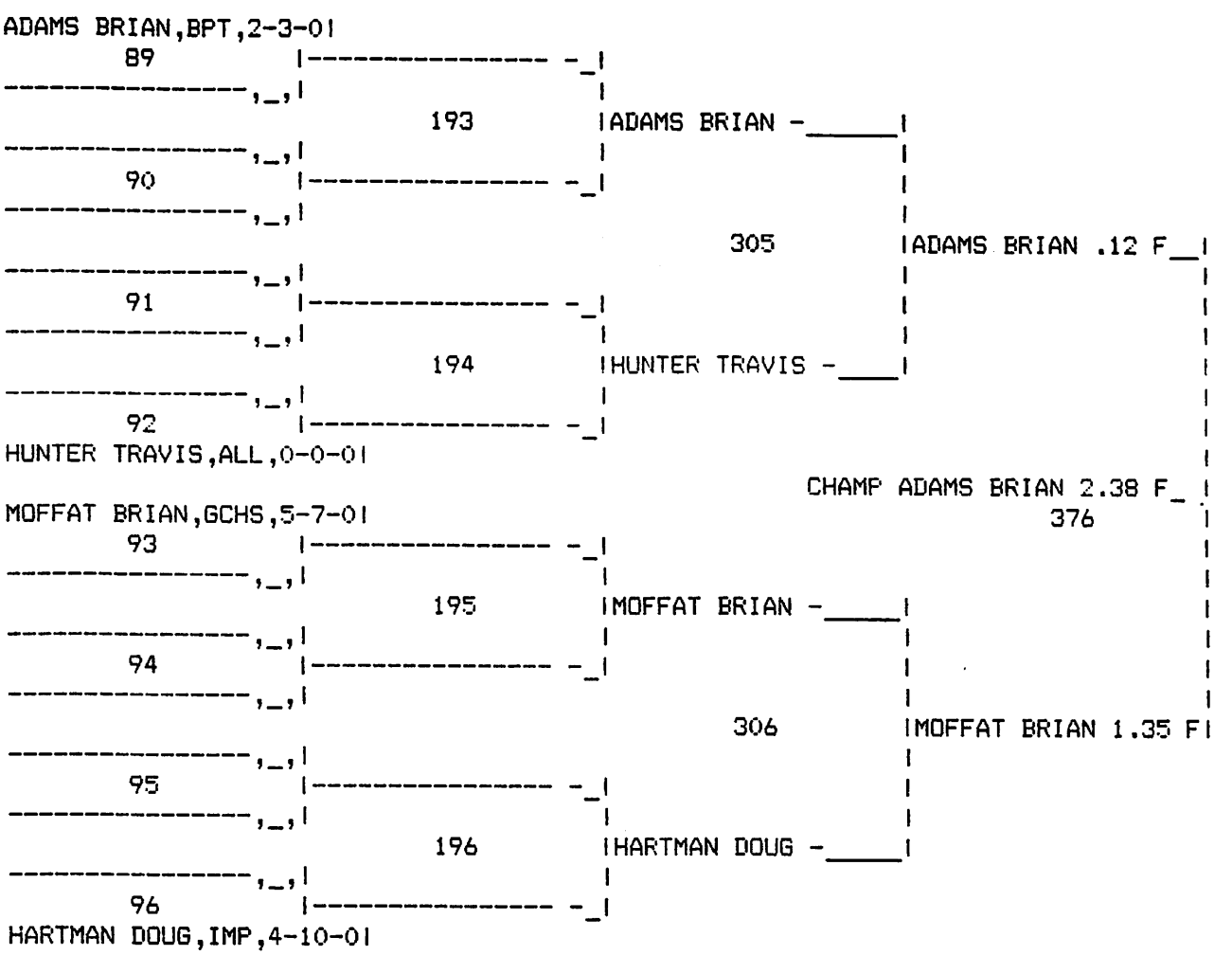


189 LBS. CLASS RESULTS.

ADAMS BRIAN - BPT 4-3-0: 20 PTS.
HARTMAN DOUG - IMP 5-11-0: 9 PTS.
MOFFAT BRIAN - GCHS 6-8-0: 14 PTS.
HUNTER TRAVIS - ALL 0-2-0: 4 PTS.

1 ADAMS BRIAN - BPT: 2.38 F
2 MOFFAT BRIAN - GCHS: -
3 HARTMAN DOUG - IMP: 1.07 F
4 HUNTER TRAVIS - ALL: -

# G.C.H.S. INVITE 88

## CHAMPIONS BRACKET UNL LBS. CLASS

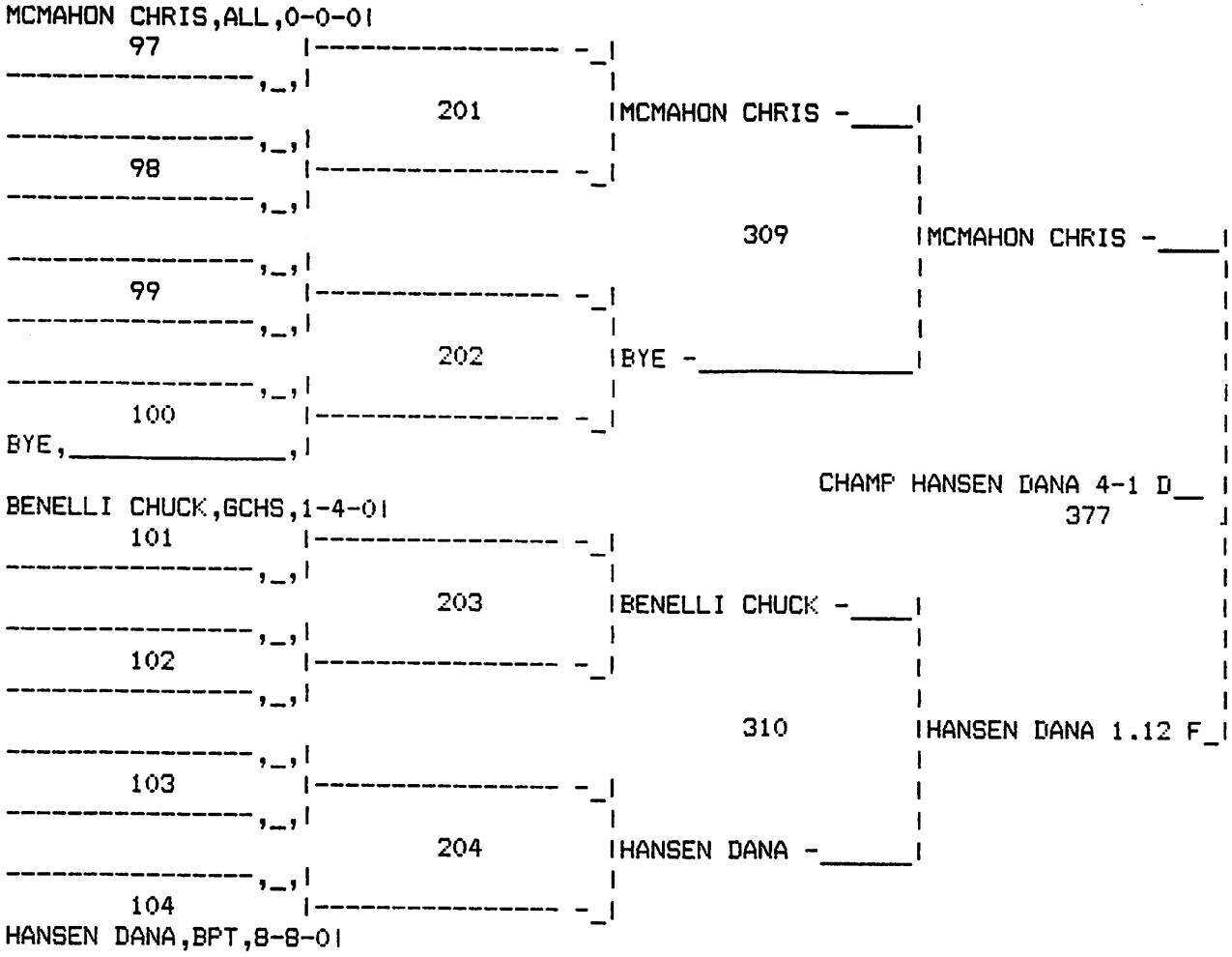


UNL LBS. CLASS RESULTS.

MCMAHON CHRIS - ALL 0-1-0: 10 PTS.
HANSEN DANA - BPT 10-8-0: 18 PTS.
BENELLI CHUCK - GCHS 1-5-0: 7 PTS.

1 HANSEN DANA - BPT: 4-1 D
2 MCMAHON CHRIS - ALL: -
3 BENELLI CHUCK - GCHS: -

G.C.H.S. INVITE 88
TEAM RANKINGS

1. BPT - 140.5
2. IMP - 118
3. GCHS - 113
4. ALL - 111
5. MIT - 90
6. HY - 51
7. GCJV - 0
8. KIM - 0
9. HSB - 0


Kevin Younkin (Mul)
Bye
Kevin Younkin (Mul)
YOUNKIM (MUL
PIN ; 2: 43
Bye
Brian Folchert (S.P)
Brian Folchert (S.P)
Weight Class 103
YOUNKIN (MUL)
6 - 0
Chad Fairchild (Coz)
Bye
Chad Fairchild (Coz)
FAIRCHILD (COZ)
7 - 4
Bye
Brad Halligan (NP)
Brad Halligan (NP)
HALLIGAN (NP)
HALLIGAN (NP)
3 - 8
FOLCHERT (SP)
Pat Berry (Ber)
Bye
Pat Berry (Ber)
BERRY (BER)
PIN
Jeremy Brewer (Imp)
BRANNAM (MUL)
8 - 3
Jim Brannan (mul)
Weight Class 112
BERRY (BER)
1 - 13
David Wood (R.V.)
WOOD (R.V)
PIN
Mark Lamoree (NP)
NICKEL (COZ)
Billy Hunt (Osh)
NICKEL (COZ)
Shawn Nickel (Coz)
BREWER (IMP)
BREWER IMP
WOOD (RV)
WOOD (RV)
17-2
WOOD (RV)
6-8
LAMOREE (NP)
BRANNAN (MUL)
BRANNAN
HUNT (OSH)
PIN (MUL)
HUNT (OSH)
4:07 PIN

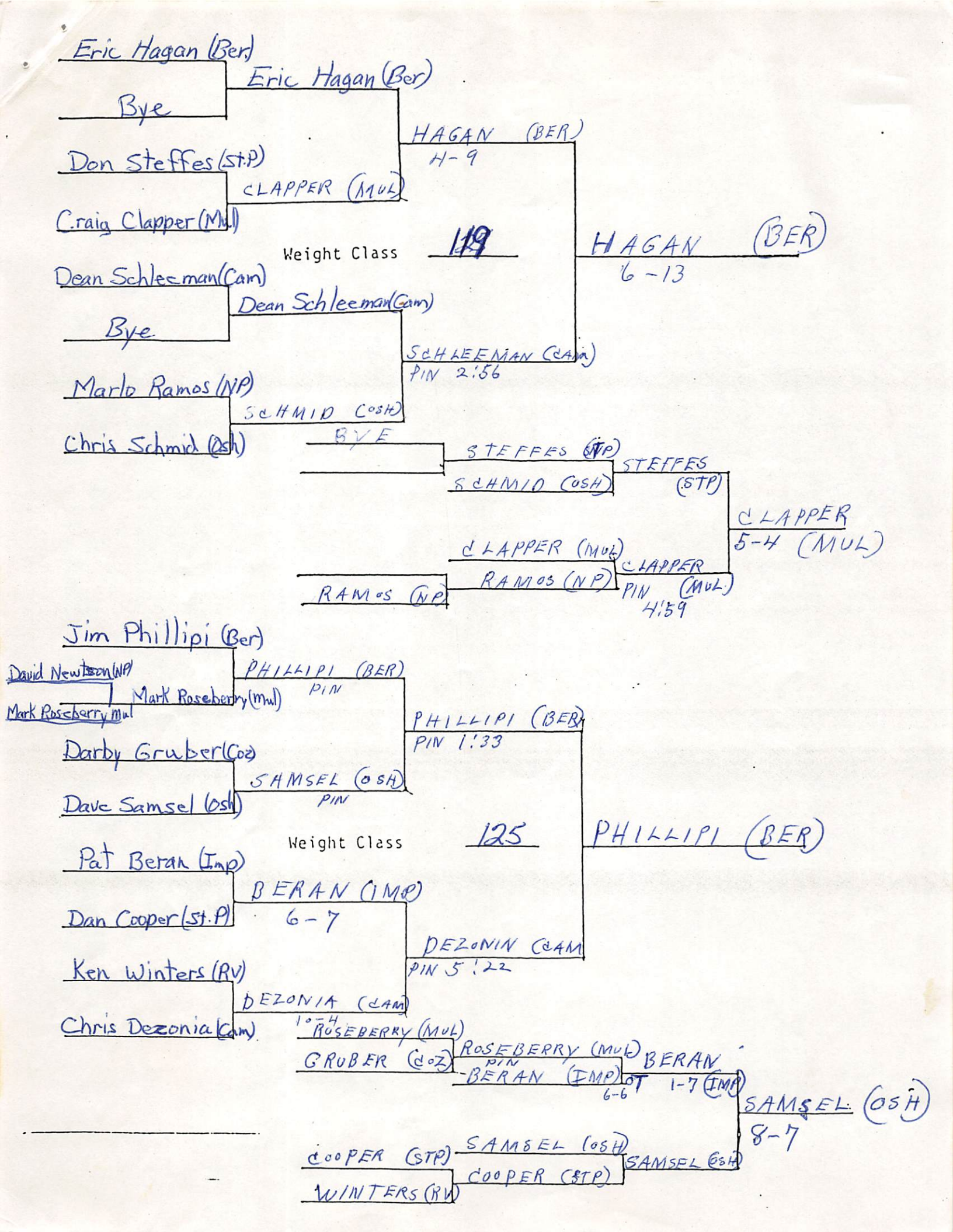
Eric Hagan (Ber)
Bye
Eric Hagan (Ber)
HAGAN (BER)
H-9
Don Steffes (St.P)
CLAPPER (MUL)
C.raig Clapper (Mul)
Weight Class
119
HAGAN (BER)
6-13
Dean Schleeman (Cam)
Bye
Dean Schleeman (Cam)
SCHLEEMAN (CAM)
PIN 2:56
Marlo Ramos (NP)
SCHMID (OSH)
Chris Schmid (Osh)
BYE
STEFFES (STP)
SCHMID (OSH)
STEFFES (STP)
CLAPPER
5-4 (MUL)
CLAPPER (MUL)
RAMOS (NP)
CLAPPER (MUL)
PIN 4:59
RAMOS (NP)
Jim Phillipi (Ber)
David Newtson (NP)
Mark Roseberry (mul)
PHILLIPI (BER)
PIN
Mark Roseberry Mul
PHILLIPI (BER)
PIN 1:33
Darby Gruber (Coz)
SAMSEL (OSH)
PIN
Dave Samsel (Osh)
Weight Class
125
PHILLIPI (BER)
Pat Beran (Imp)
BERAN (IMP)
6-7
Dan Cooper (St.P)
DEZONIN (CAM)
PIN 5:22
Ken Winters (RV)
DEZONIA (CAM)
10-4
Chris Dezonia (Cam)
ROSEBERRY (MUL)
GRUBER (COZ)
ROSEBERRY (MUL)
PIN
BERAN (IMP)
6-6
OT 1-7 (IMP)
BERAN
SAMSEL (OSH)
8-7
COOPER (STP)
SAMSEL (OSH)
SAMSEL (OSH)
COOPER (STP)
WINTERS (RV)


John Wiemers (STP)
WIEMER (STP) PIN
Marc Hosick (Coz)
WIEMER STP 0-2
Josh Artingstall (OSH)
OT-ARTINGSTALL (OSH) 55 0-1
Jim Wiese (MW)
Weight Class 130
WIEMER (STP) 1-7
Robert Thayer (RV)
THAYER (RV) 16-8
Roy Fisher (Ber)
SILVESTER (IMP) 2-1
Tony Wilson (NP) 1:22
SILVESTER (IMP) PIN
Steve Silvester (Imp)
WIESE (MUL)
HOSICK (COZ)
WIESE (MUL) PIN :51
THAYER (RV)
WIESE (MUL) 5-2
ARTINGSTALL (OSH) 4-1
FISHER (BER)
ARTINGSTALL (OSH)
FISHER (BER) PIN
ARTINGSTALL (OSH) 3-0
WILSON (NP)
Boomer Nida (STP)
NIDA (STP) PIN
Steve Gomez (Coz)
NIDA (STP) 14-4
Dominic Moreno (NP)
MARSH (RV) PIN
Jim Marsh (RV)
Weight Class 135
NIDA (STP) 10-15
Todd Phelps (Imp)
PHELPS (IMP) PIN 5:29
Scott Plog (OSH)
BANZHAF (CAM) PIN 3:46
Tom Smith (Ber)
BANZHAF (CAM)
Virgil Banzhaf (Cam)
GOMEZ (COZ)
MORENO (NP)
MORENO (NP)
PHELPS (IMP) 16-1
PHELPS (IMP)
PHELPS (IMP) 0-4
PLOG (OSH)
MARSH (RV)
SMITH (BER)
PLOG (OSH) PIN 3:47
MARSH (RV) PIN

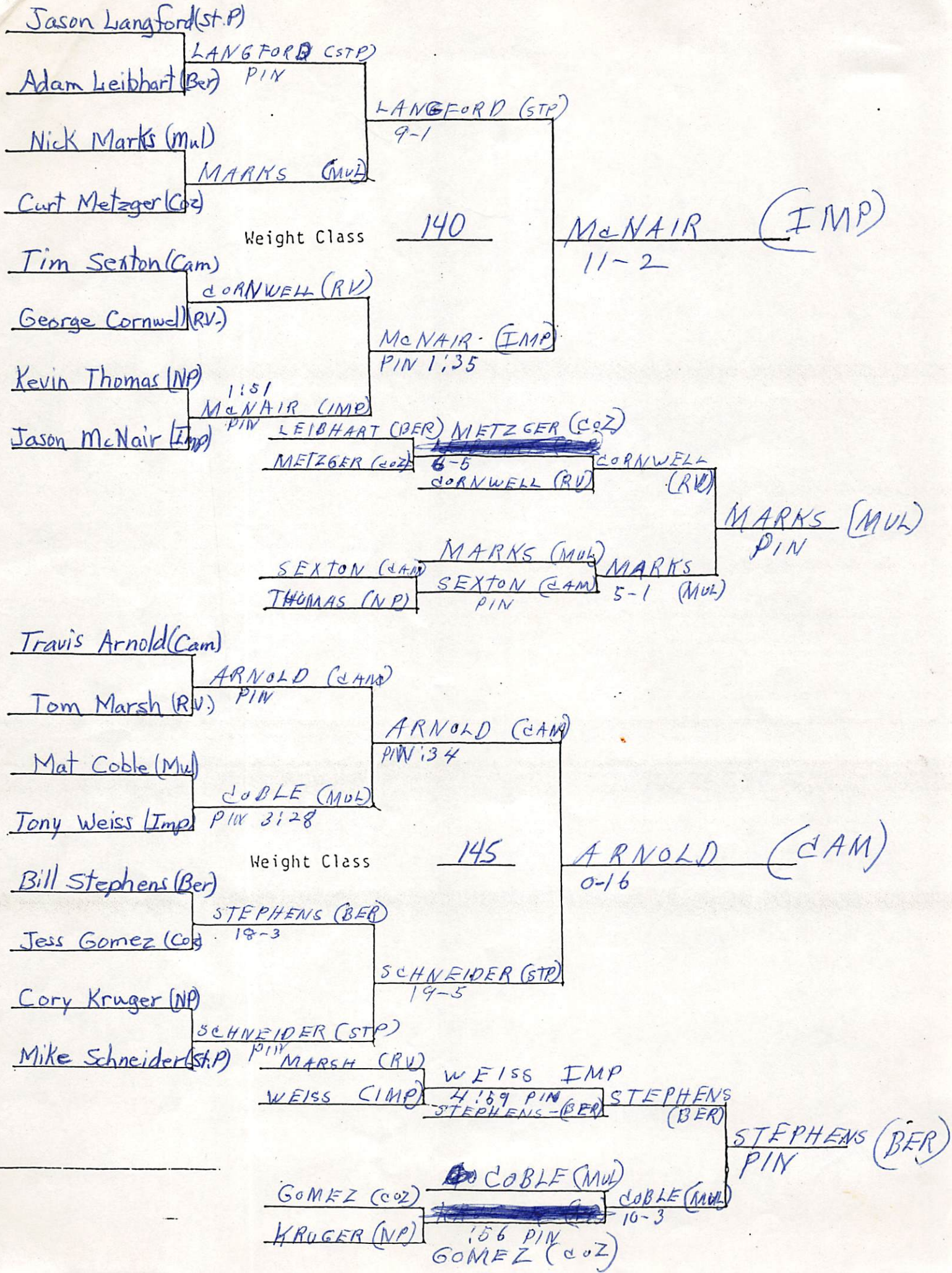
Jason Langford (St.P)
LANGFORD (STP)
PIN
Adam Leibhart (Ber)
LANGFORD (STP)
9-1
Nick Marks (Mul)
MARKS (MUL)
Curt Metzger (Coz)
Weight Class 140
McNAIR (IMP)
11-2
Tim Sexton (Cam)
CORNWELL (RV)
George Cornwell (RV.)
McNAIR (IMP)
PIN 1:35
Kevin Thomas (NP)
1:51
McNAIR (IMP)
PIN
Jason McNair (Imp)
LEIBHART (BER)
METZGER (COZ)
METZGER (COZ)
6-5
CORNWELL (RV)
CORNWELL (RV)
MARKS (MUL)
PIN
MARKS (MUL)
SEXTON (CAM)
MARKS
SEXTON (CAM)
5-1 (MUL)
THOMAS (NP)
PIN
Travis Arnold (Cam)
ARNOLD (CAM)
PIN
Tom Marsh (RV.)
ARNOLD (CAM)
PIN 1:34
Mat Coble (Mul)
COBLE (MUL)
Tony Weiss (Imp)
PIN 3:28
Weight Class 145
ARNOLD (CAM)
0-16
Bill Stephens (Ber)
STEPHENS (BER)
18-3
Jess Gomez (Coz)
SCHNEIDER (STP)
19-5
Cory Kruger (NP)
SCHNEIDER (STP)
PIN
Mike Schneider (St.P)
MARSH (RV)
WEISS IMP
WEISS (IMP)
4:69 PIN
STEPHENS-(BER)
STEPHENS
(BER)
STEPHENS (BER)
PIN
COBLE (MUL)
GOMEZ (COZ)
COBLE (MUL)
10-3
KRUGER (NP)
1:56 PIN
GOMEZ (COZ)


John Pankonin (Imp)
PANKONIN (IMP)
Chris Acker (Osh)
1:44 PIN
PANKONIN (IMP)
2-11
Bye
David Cox (Mul)
David Cox Mul
Weight Class
152
FERRIS (STP)
4-5
Doug Liess (Cam)
LIESS (CAM)
Zach Moore (NP)
PIN
FERRIS (STP)
5-2
Bye
Tony Ferris (STP)
Tony Ferris (STP)
ACKER (OSH)
LIESS (CAM)
LIESS (CAM)
PIN
LIESS (CAM)
7-1
COX (MUL)
MOORE (NP)
COX (MUL)
MOORE (NP)
PIN
BYE
Steve Ramaekers (STP)
RAMAEKERS (STP)
Darren Mues (Cam)
RAMAEKERS (STP)
3-9
Bye
Lance Hatfield (Ber)
Lance Hatfield (Ber)
Weight Class
160
RAMAEKERS (STP)
DEFAULT
Jason Coble (Mul)
COBLE (MUL)
Lonnie Dutton (Coz)
FRIEMEL (IMP)
5-3
Bill Leak (R.V)
FRIEMEL (IMP)
Jody Friemel (Imp)
11-5
MUES (CAM)
COBLE
COBLE (MUL)
6-3
(MUL)
COBLE (MUL)
3-5
HATFIELD (BER)
DUTTON (COZ)
DUTTON
DUTTON (COZ)
1-6
(COZ)
LEAK (RV)
10-14

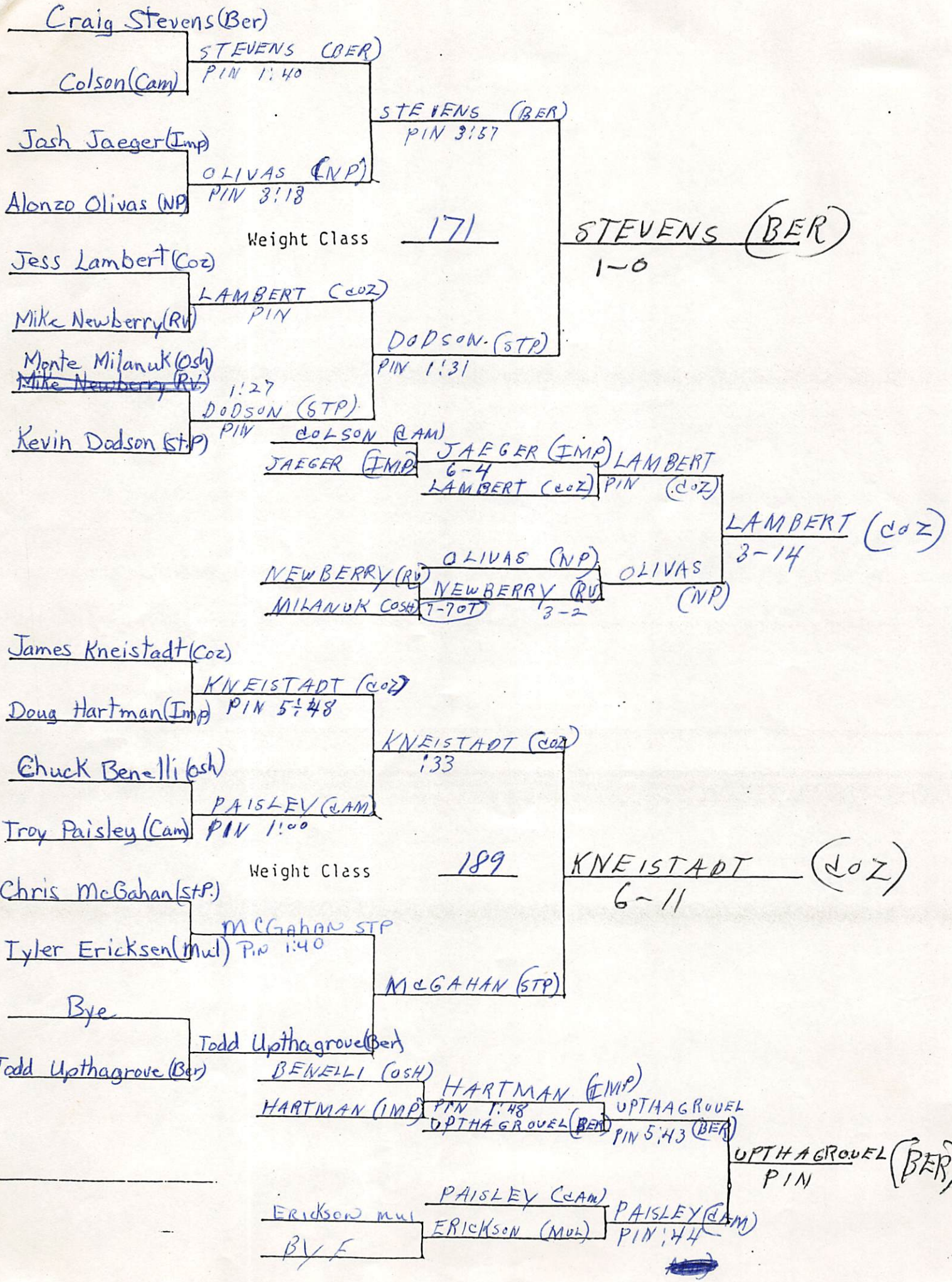
Craig Stevens (Ber)
Colson (Cam)
STEVENS (BER)
PIN 1:40
Jash Jaeger (Imp)
Alonzo Olivas (NP)
OLIVAS (NP)
PIN 3:18
STEVENS (BER)
PIN 3:57
Weight Class
171
STEVENS (BER)
1-0
Jess Lambert (Coz)
Mike Newberry (RV)
LAMBERT (COZ)
PIN
Monte Milanuk (Osh)
Mike Newberry (RV)
1:27
Kevin Dodson (STP)
DODSON (STP)
PIN
DODSON (STP)
PIN 1:31
COLSON (CAM)
JAEGER (IMP)
JAEGER (IMP)
6-4
LAMBERT (COZ)
LAMBERT
PIN (COZ)
LAMBERT (COZ)
3-14
OLIVAS (NP)
NEWBERRY (RV)
NEWBERRY (RV)
MILANUK (OSH)
7-TOT
3-2
OLIVAS
(NP)
James Kneistadt (Coz)
Doug Hartman (Imp)
KNEISTADT (COZ)
PIN 5:48
KNEISTADT (COZ)
1:33
Chuck Benelli (Osh)
Troy Paisley (Cam)
PAISLEY (CAM)
PIN 1:00
Weight Class
189
KNEISTADT (COZ)
6-11
Chris McGahan (STP)
Tyler Ericksen (Mul)
MCGAHAN STP
PIN 1:40
MCGAHAN (STP)
Bye
Todd Upthagrove (Ber)
Todd Upthagrove (Ber)
BENELLI (OSH)
HARTMAN (IMP)
HARTMAN (IMP)
PIN 1:48
UPTHAGROVEL (BER)
UPTHAGROVEL
PIN 5:43 (BER)
UPTHAGROVEL (BER)
PIN
PAISLEY (CAM)
ERICKSON MUL
PAISLEY (CAM)
ERICKSON (MUL)
PIN 1:44
BYE

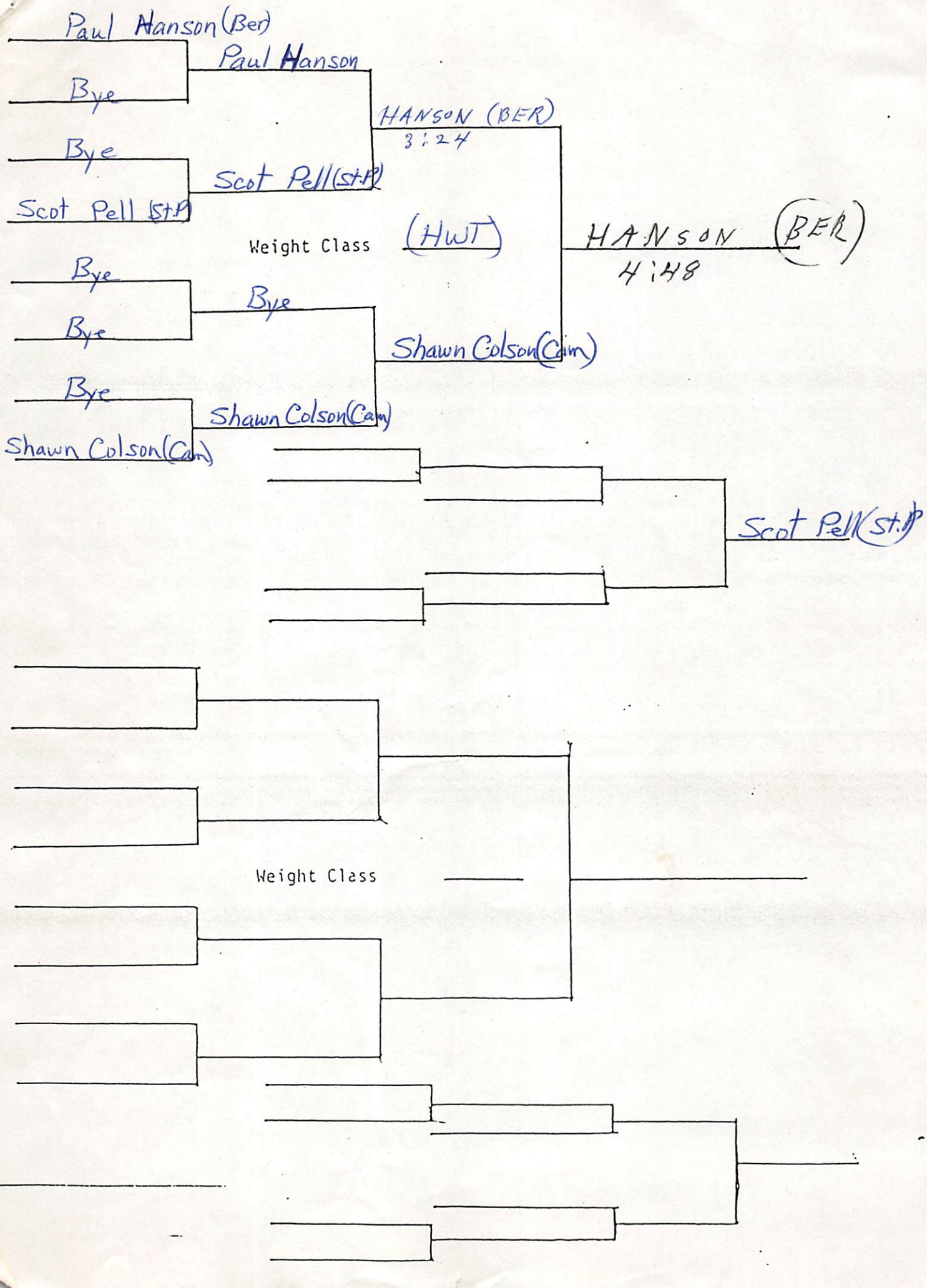
Paul Hanson (Ber)
Bye
Paul Hanson
HANSON (BER)
3:24
Bye
Scot Pell (St.P)
Scot Pell (St.P)
Weight Class
(HWT)
HANSON (BER)
4:48
Bye
Bye
Bye
Shawn Colson (Cam)
Bye
Shawn Colson (Cam)
Shawn Colson (Cam)
Scot Pell (St.P)
Weight Class

CHASE COUNTY INVITE A

CHAMPIONS BRACKET 103 LBS. CLASS

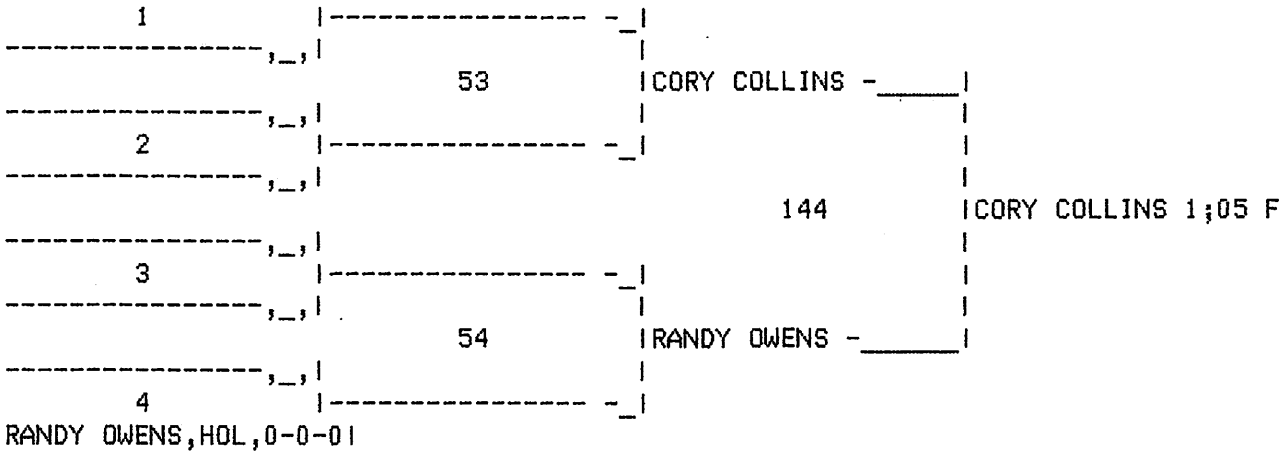


CONSOLATION BRACKET 103 LBS. CLASS

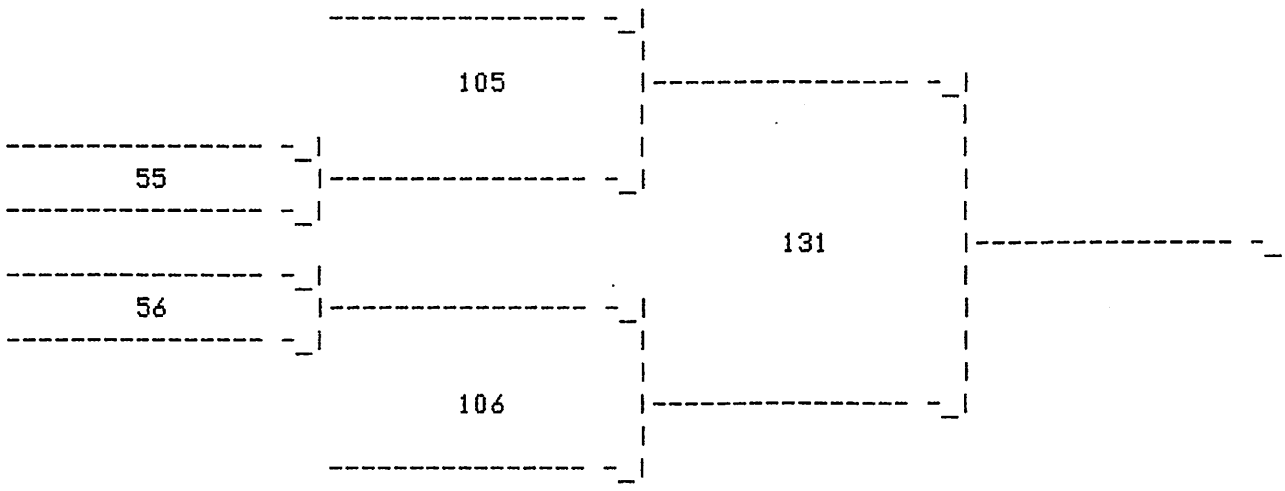


103 LBS. CLASS RESULTS.

CORY COLLINS - MCC 1-0-0: 16 PTS.
RANDY OWENS - HOL 0-1-0: 10 PTS.

1 CORY COLLINS - MCC - 1;05 F
2 RANDY OWENS - HOL - -

CHASE COUNTY INVITE A

CHAMPIONS BRACKET 112 LBS. CLASS

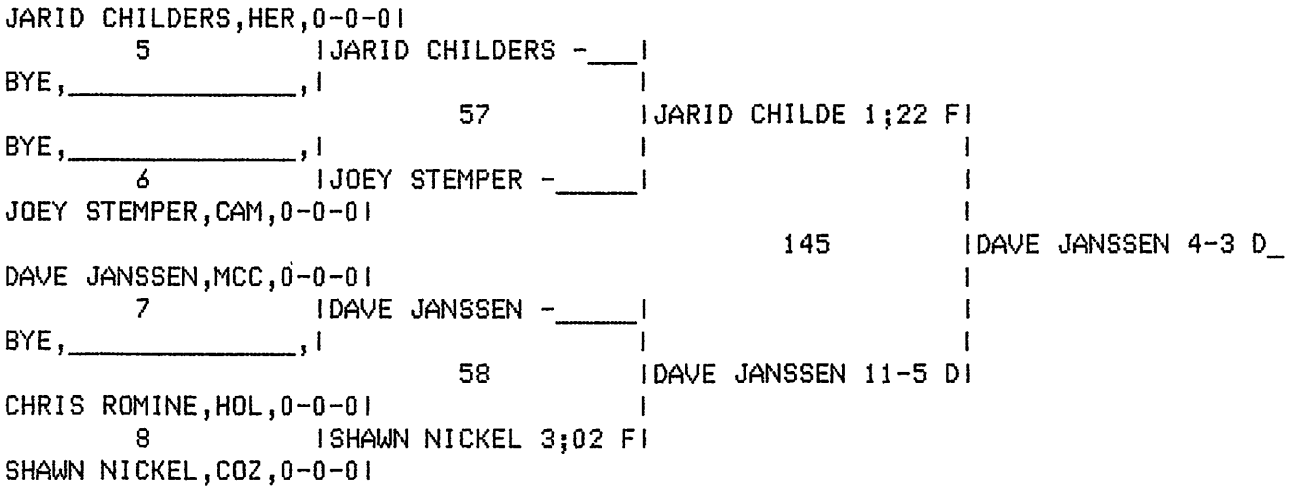


CONSOLATION BRACKET 112 LBS. CLASS

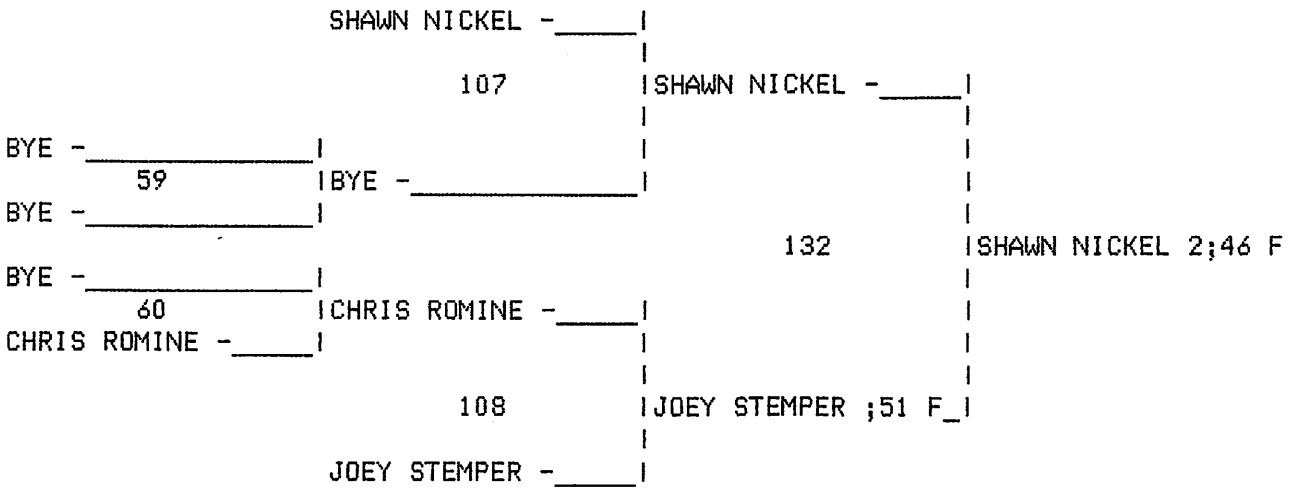


112 LBS. CLASS RESULTS.

JARID CHILDERS - HER 1-1-0: 14 PTS.
SHAWN NICKEL - COZ 2-1-0: 13 PTS.
DAVE JANSSEN - MCC 2-0-0: 16 PTS.
JOEY STEMPER - CAM 1-2-0: 7 PTS.
CHRIS ROMINE - HOL 0-2-0: 0 PTS.

1 DAVE JANSSEN - MCC - 4-3 D
2 JARID CHILDERS - HER - -
3 SHAWN NICKEL - COZ - 2;46 F
4 JOEY STEMPER - CAM - -

CHASE COUNTY INVITE A

CHAMPIONS BRACKET 119 LBS. CLASS




CONSOLATION BRACKET 119 LBS. CLASS

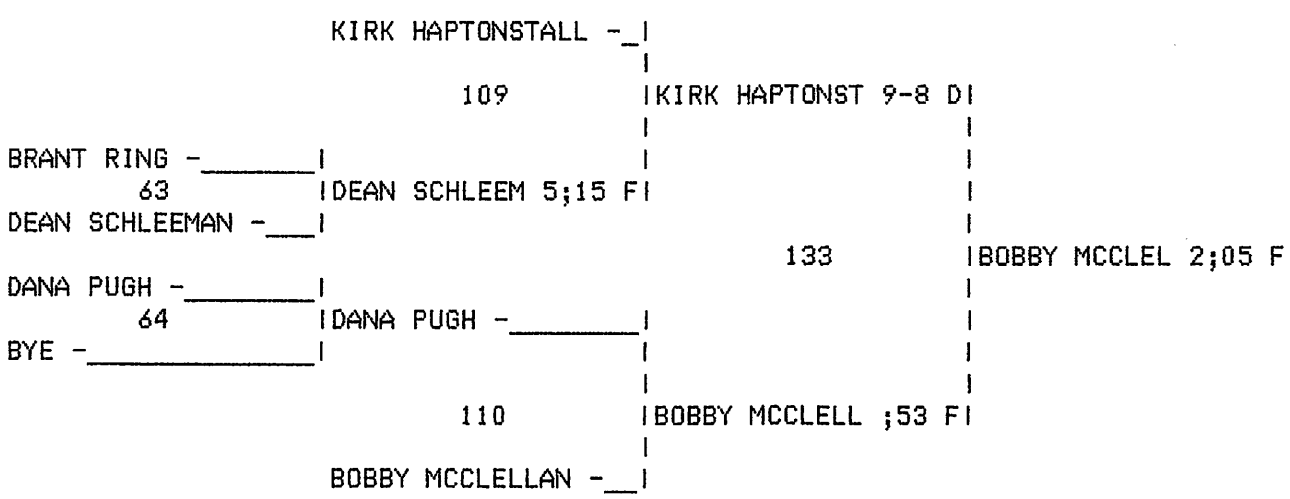


119 LBS. CLASS RESULTS.

BOBBY MCCLELLAN - HER 3-1-0: 16 PTS.
DAN JANSSEN - MCC 2-0-0: 18 PTS.
KIRK HAPTONSTALL - WR 2-2-0: 9 PTS.
PETER GOMEZ - COZ 2-1-0: 18 PTS.
DEAN SCHLEEMAN - CAM 1-2-0: 3 PTS.
DANA PUGH - HOL 0-2-0: 0 PTS.
BRANT RING - CAL 0-2-0: 0 PTS.

1 DAN JANSSEN - MCC - 5-2 D
2 PETER GOMEZ - COZ - -
3 BOBBY MCCLELLAN - HER - 2;05 F
4 KIRK HAPTONSTALL - WR - -

CHASE COUNTY INVITE A

CHAMPIONS BRACKET 130 LBS. CLASS

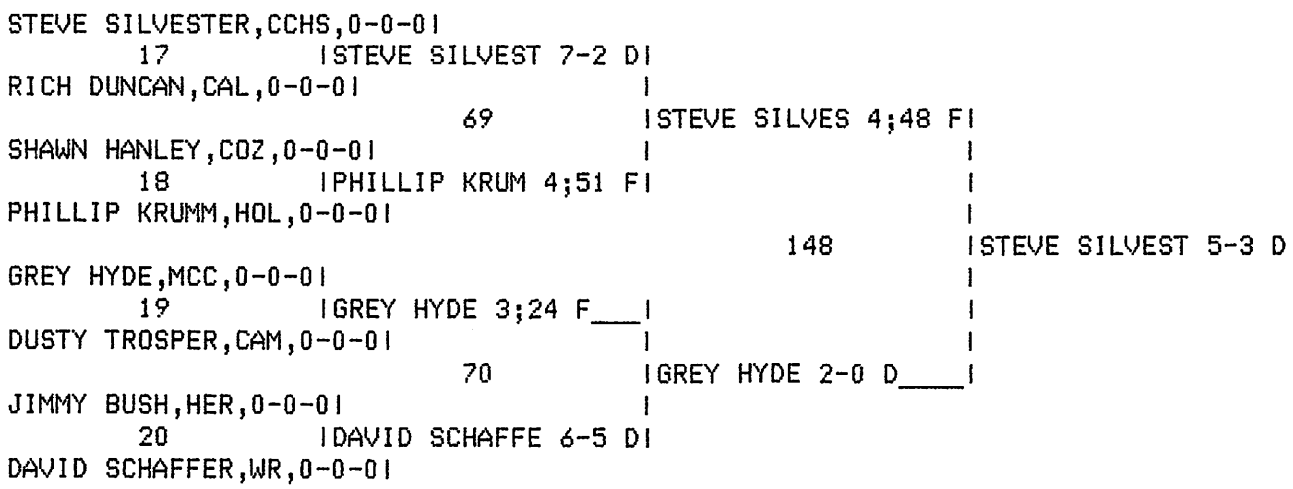


CONSOLATION BRACKET 130 LBS. CLASS

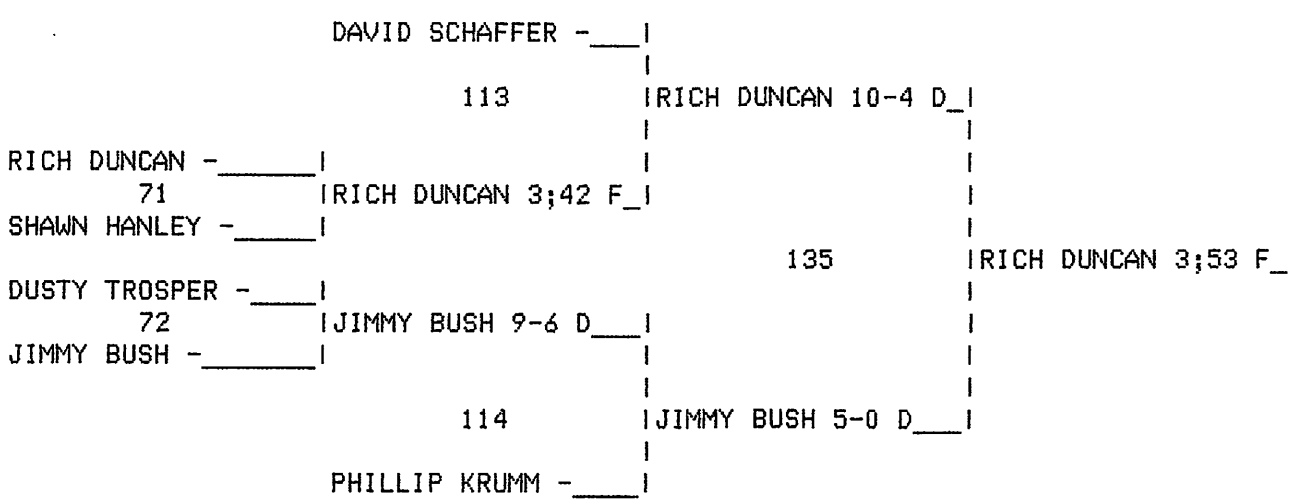


130 LBS. CLASS RESULTS.

STEVE SILVESTER - CCHS 3-0-0: 20 PTS.
DAVID SCHAFFER - WR 1-2-0: 2 PTS.
GREY HYDE - MCC 2-1-0: 16 PTS.
PHILLIP KRUMM - HOL 1-2-0: 4 PTS.
SHAWN HANLEY - COZ 0-2-0: 0 PTS.
DUSTY TROSPER - CAM 0-2-0: 0 PTS.
JIMMY BUSH - HER 2-2-0: 6 PTS.
RICH DUNCAN - CAL 3-1-0: 13 PTS.

1 STEVE SILVESTER - CCHS - 5-3 D
2 GREY HYDE - MCC - -
3 RICH DUNCAN - CAL - 3;53 F
4 JIMMY BUSH - HER - -

CHASE COUNTY INVITE A

CHAMPIONS BRACKET 135 LBS. CLASS




CONSOLATION BRACKET 135 LBS. CLASS

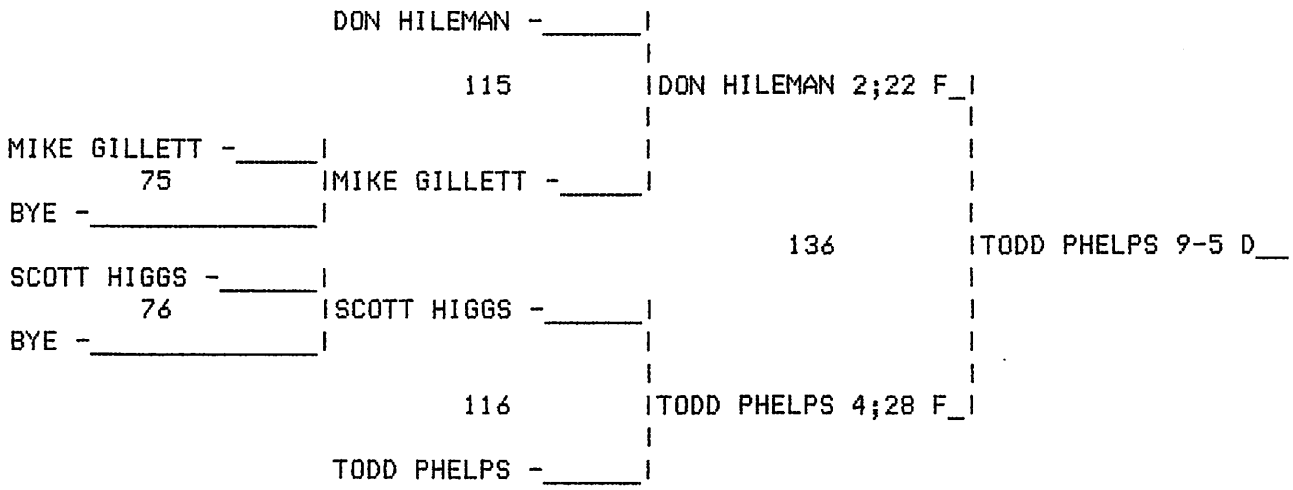


135 LBS. CLASS RESULTS.

VIRGIL BANZHAF - CAM 3-0-0: 20 PTS.
DON HILEMAN - MCC 1-2-0: 7 PTS.
MIKE DORSEV - COZ 2-1-0: 16 PTS.
TODD PHELPS - CCHS 2-1-0: 10 PTS.
SCOTT HIGGS - HOL 0-2-0: 0 PTS.
MIKE GILLETT - WR 0-2-0: 0 PTS.

1 VIRGIL BANZHAF - CAM - 13-7 D
2 MIKE DORSEV - COZ - -
3 TODD PHELPS - CCHS - 9-5 D
4 DON HILEMAN - MCC - -

# CHASE COUNTY INVITE A

## CHAMPIONS BRACKET 140 LBS. CLASS

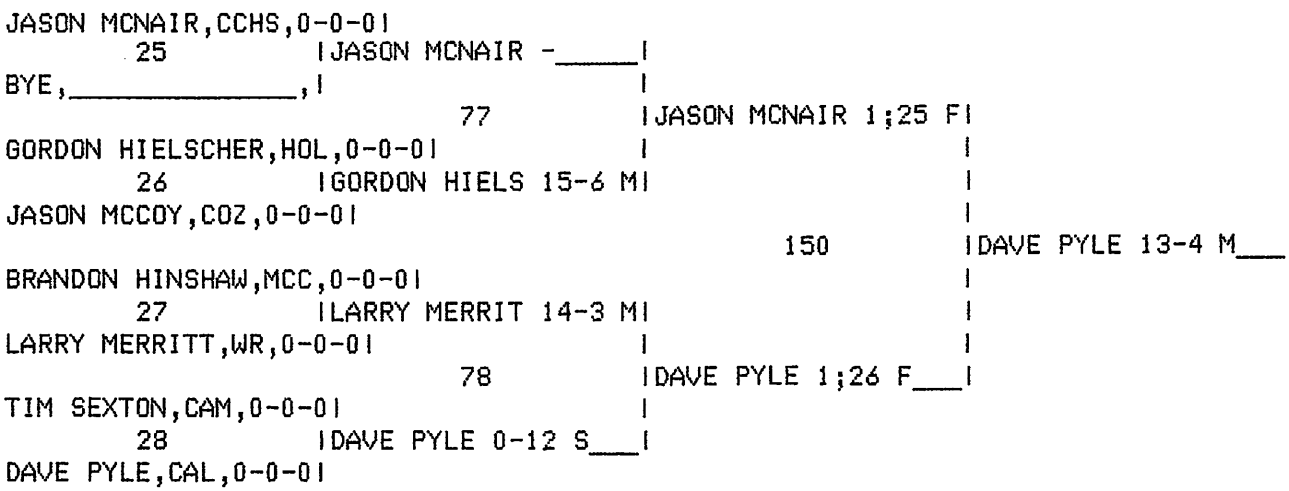


## CONSOLATION BRACKET 140 LBS. CLASS

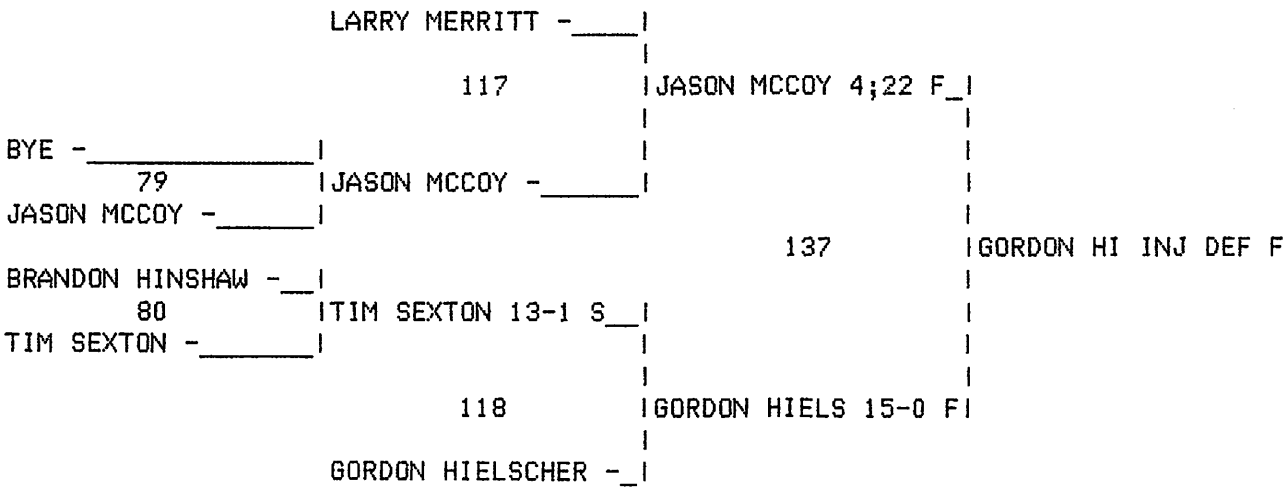


140 LBS. CLASS RESULTS.
JASON MCNAIR - CCHS 1-1-0: 14 PTS.
DAVE PYLE - CAL 3-0-0: 21.5 PTS.
BRANDON HINSHAW - MCC 0-2-0: 0 PTS.
JASON MCCOY - COZ 1-2-0: 7 PTS.
GORDON HIELSCHER - HOL 3-1-0: 14.5 PTS.
LARRY MERRITT - WR 1-2-0: 2.5 PTS.
TIM SEXTON - CAM 1-2-0: 2 PTS.

1 DAVE PYLE - CAL - 13-4 M
2 JASON MCNAIR - CCHS - -
3 GORDON HIELSCHER - HOL - INJ DEF F
4 JASON MCCOY - COZ - -

CHASE COUNTY INVITE A

CHAMPIONS BRACKET 145 LBS. CLASS

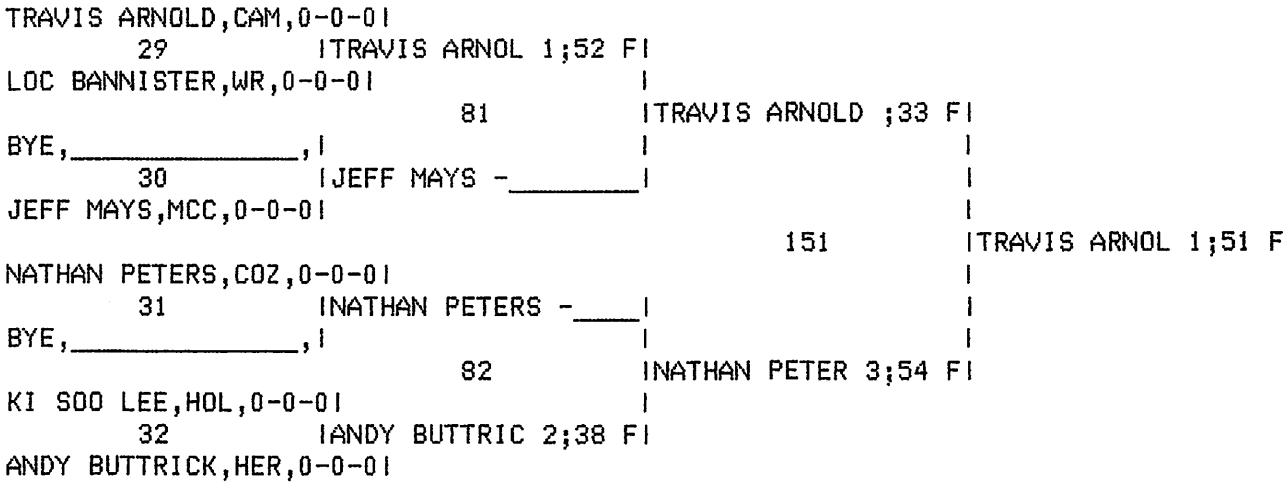


CONSOLATION BRACKET 145 LBS. CLASS

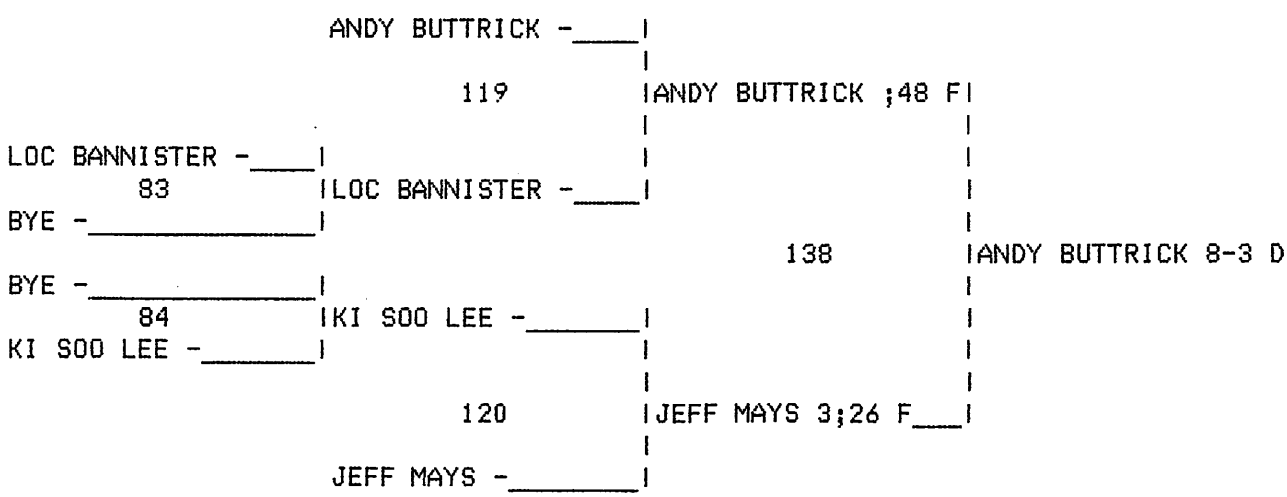


145 LBS. CLASS RESULTS.

TRAVIS ARNOLD - CAM 3-0-0: 24 PTS.
ANDY BUTTRICK - HER 3-1-0: 14 PTS.
NATHAN PETERS - COZ 1-1-0: 14 PTS.
JEFF MAYS - MCC 1-2-0: 7 PTS.
KI SOO LEE - HOL 0-2-0: 0 PTS.
LOC BANNISTER - WR 0-2-0: 0 PTS.

1 TRAVIS ARNOLD - CAM - 1;51 F
2 NATHAN PETERS - COZ - -
3 ANDY BUTTRICK - HER - 8-3 D
4 JEFF MAYS - MCC - -

CHASE COUNTY INVITE A

CHAMPIONS BRACKET 152 LBS. CLASS

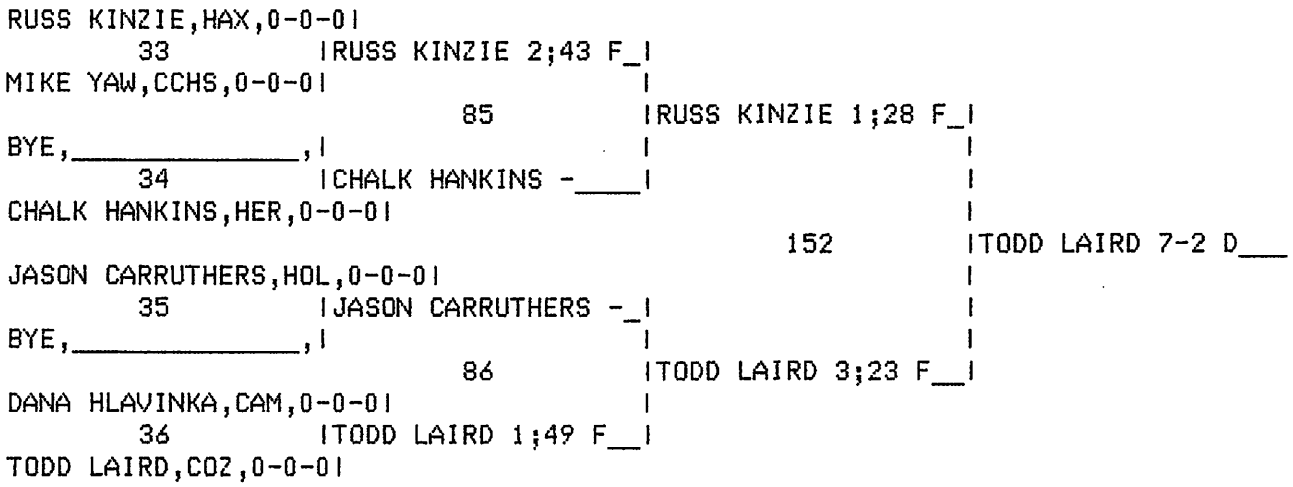


CONSOLATION BRACKET 152 LBS. CLASS

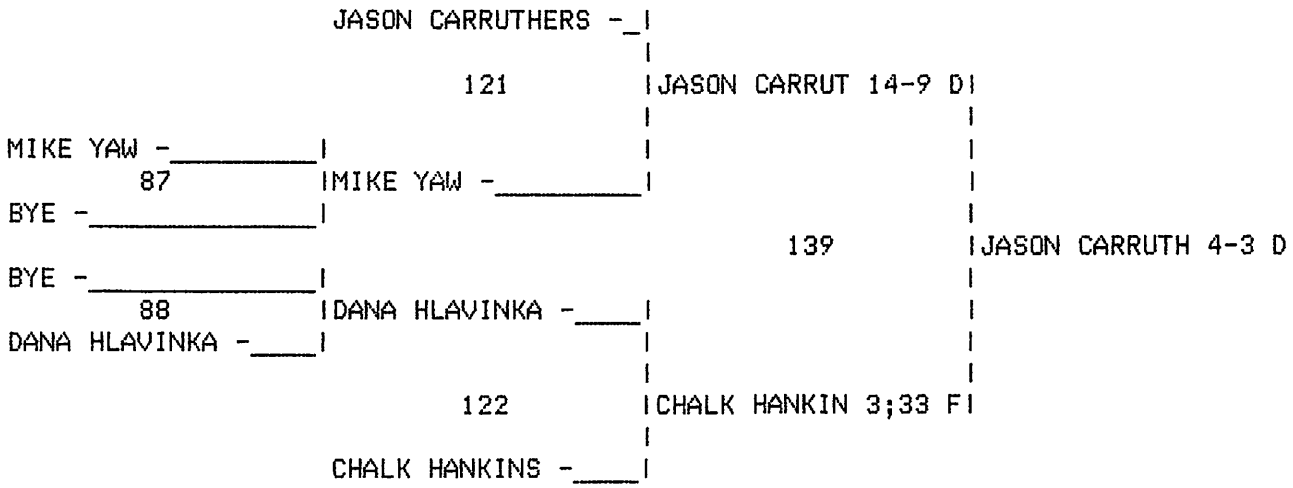


152 LBS. CLASS RESULTS.

RUSS KINZIE - HAX 2-1-0: 18 PTS.
TODD LAIRD - COZ 3-0-0: 22 PTS.
JASON CARRUTHERS - HOL 2-1-0: 8 PTS.
CHALK HANKINS - HER 1-2-0: 7 PTS.
DANA HLAVINKA - CAM 0-2-0: 0 PTS.
MIKE YAW - CCHS 0-2-0: 0 PTS.

1 TODD LAIRD - COZ - 7-2 D
2 RUSS KINZIE - HAX - -
3 JASON CARRUTHERS - HOL - 4-3 D
4 CHALK HANKINS - HER - -

CHASE COUNTY INVITE A

CHAMPIONS BRACKET 160 LBS. CLASS

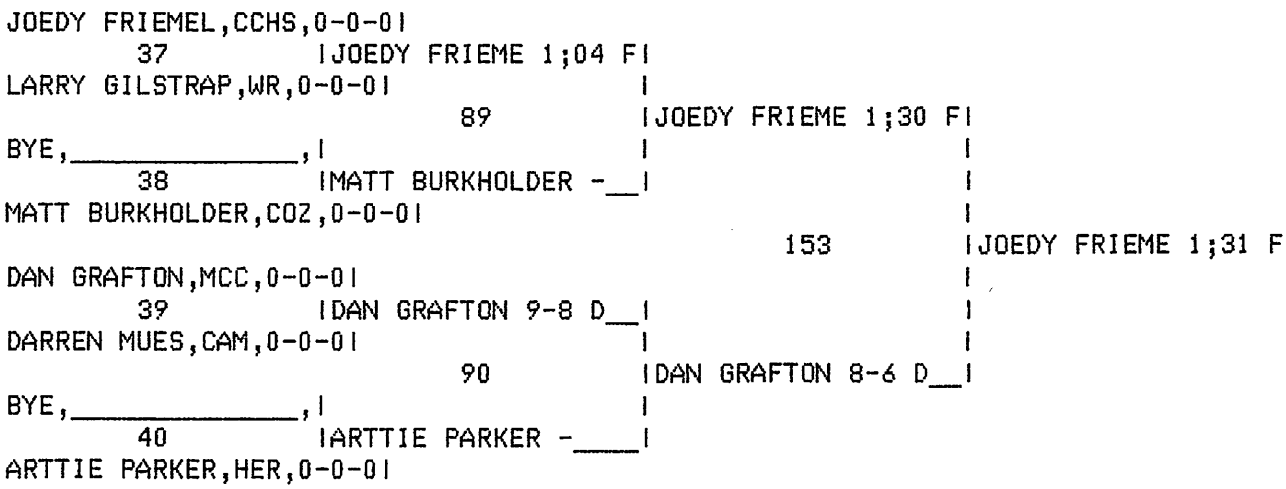


CONSOLATION BRACKET 160 LBS. CLASS

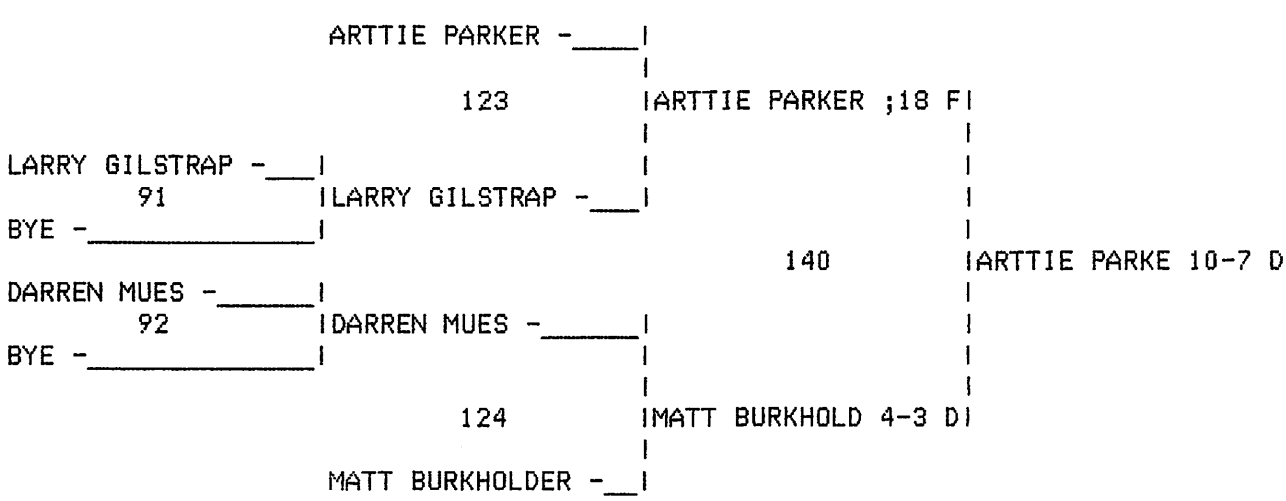


160 LBS. CLASS RESULTS.

JOEDY FRIEMEL - CCHS 3-0-0: 24 PTS.
ARTTIE PARKER - HER 2-1-0: 10 PTS.
DAN GRAFTON - MCC 2-1-0: 14 PTS.
MATT BURKHOLDER - COZ 1-2-0: 5 PTS.
DARREN MUES - CAM 0-2-0: 0 PTS.
LARRY GILSTRAP - WR 0-2-0: 0 PTS.

1 JOEDY FRIEMEL - CCHS - 1;31 F
2 DAN GRAFTON - MCC - -
3 ARTTIE PARKER - HER - 10-7 D
4 MATT BURKHOLDER - COZ - -

CHASE COUNTY INVITE A

CHAMPIONS BRACKET 171 LBS. CLASS

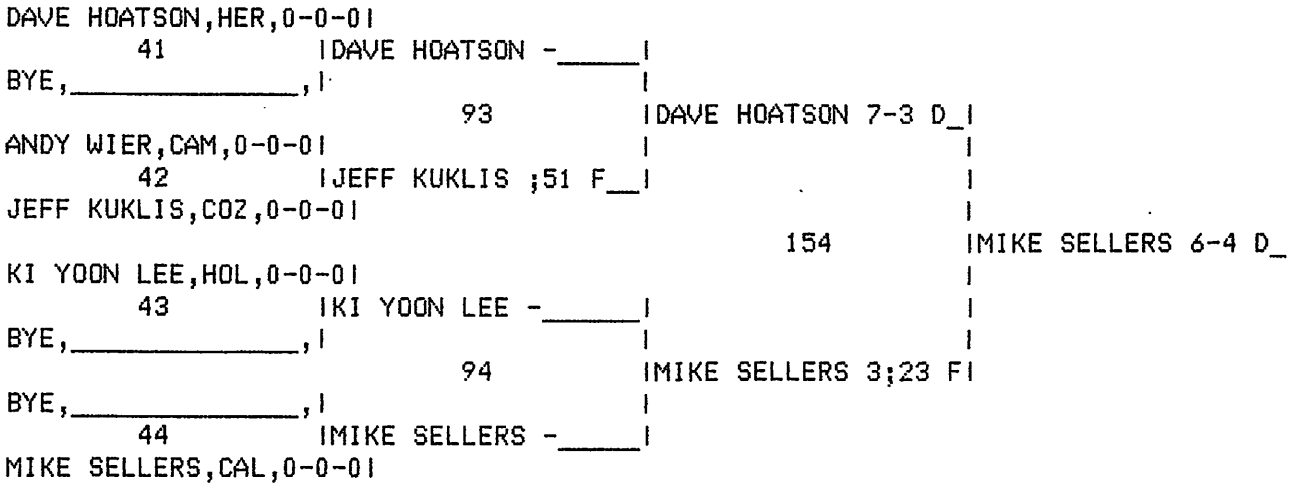


CONSOLATION BRACKET 171 LBS. CLASS

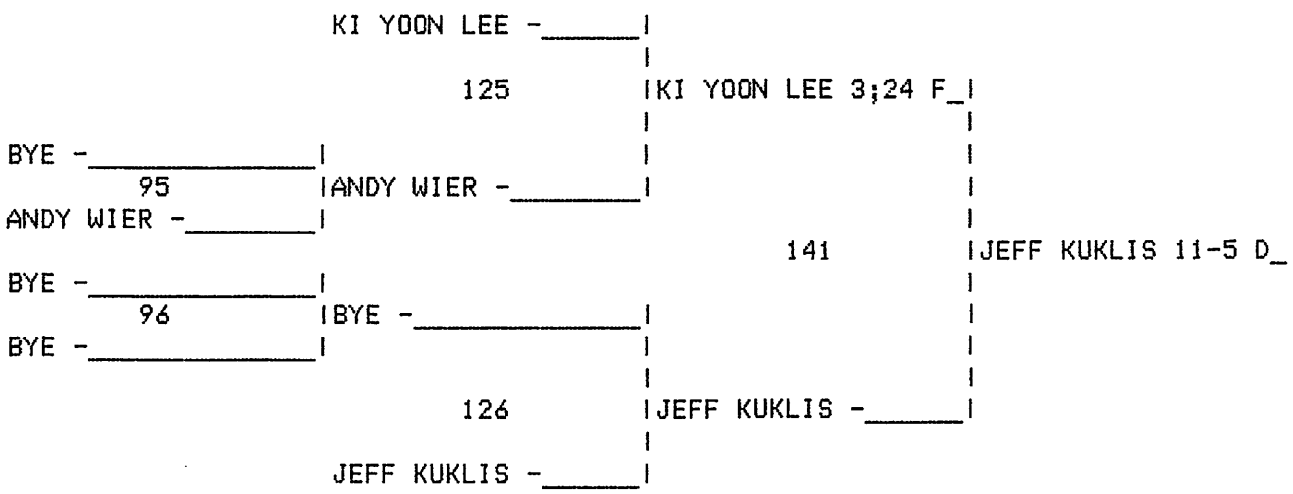


171 LBS. CLASS RESULTS.

DAVE HOATSON - HER 1-1-0: 12 PTS.
MIKE SELLERS - CAL 2-0-0: 18 PTS.
KI YOON LEE - HOL 1-2-0: 7 PTS.
JEFF KUKLIS - COZ 2-1-0: 11 PTS.
ANDY WIER - CAM 0-2-0: 0 PTS.

1 MIKE SELLERS - CAL - 6-4 D
2 DAVE HOATSON - HER - -
3 JEFF KUKLIS - COZ - 11-5 D
4 KI YOON LEE - HOL - -

CHASE COUNTY INVITE A

CHAMPIONS BRACKET 189 LBS. CLASS

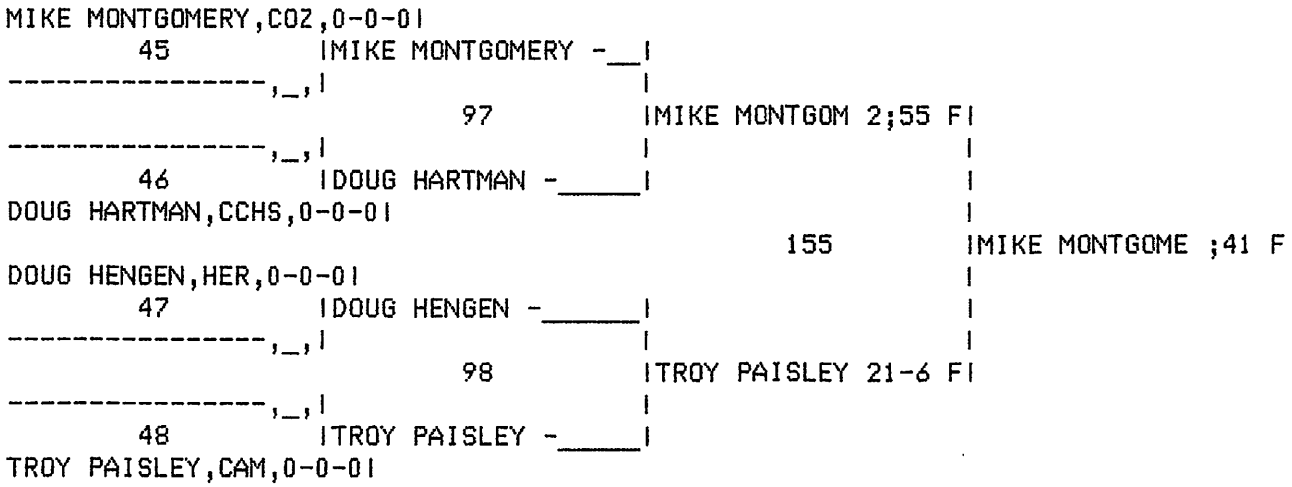


CONSOLATION BRACKET 189 LBS. CLASS

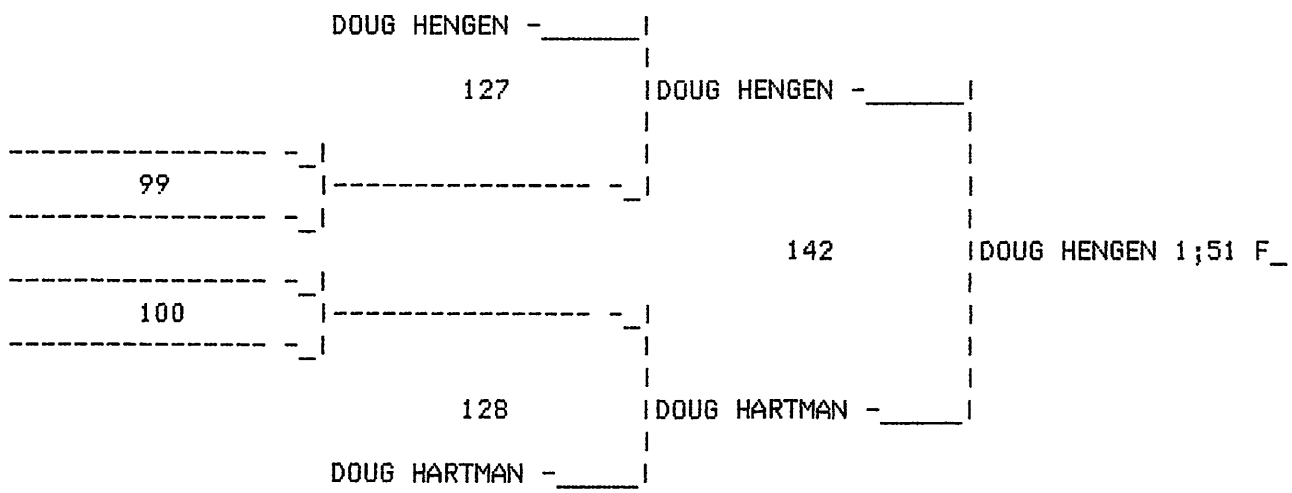


189 LBS. CLASS RESULTS.

MIKE MONTGOMERY - COZ 2-0-0: 20 PTS.
TROY PAISLEY - CAM 1-1-0: 14 PTS.
DOUG HENGEN - HER 1-1-0: 9 PTS.
DOUG HARTMAN - CCHS 0-2-0: 4 PTS.

1 MIKE MONTGOMERY - COZ - ;41 F
2 TROY PAISLEY - CAM - -
3 DOUG HENGEN - HER - 1;51 F
4 DOUG HARTMAN - CCHS - -

CHASE COUNTY INVITE A

CHAMPIONS BRACKET UNL LBS. CLASS

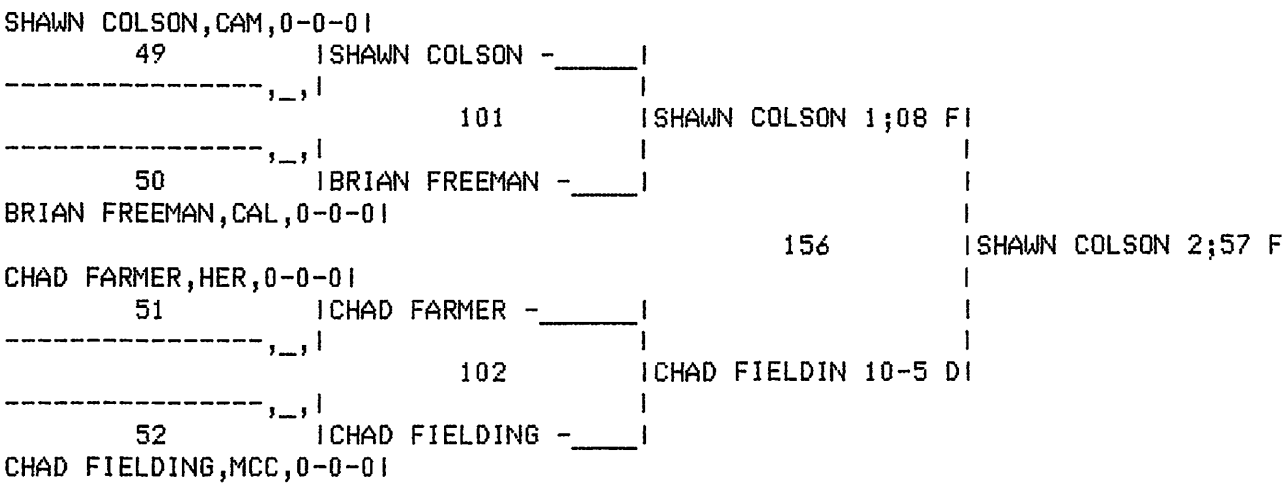


CONSOLATION BRACKET UNL LBS. CLASS

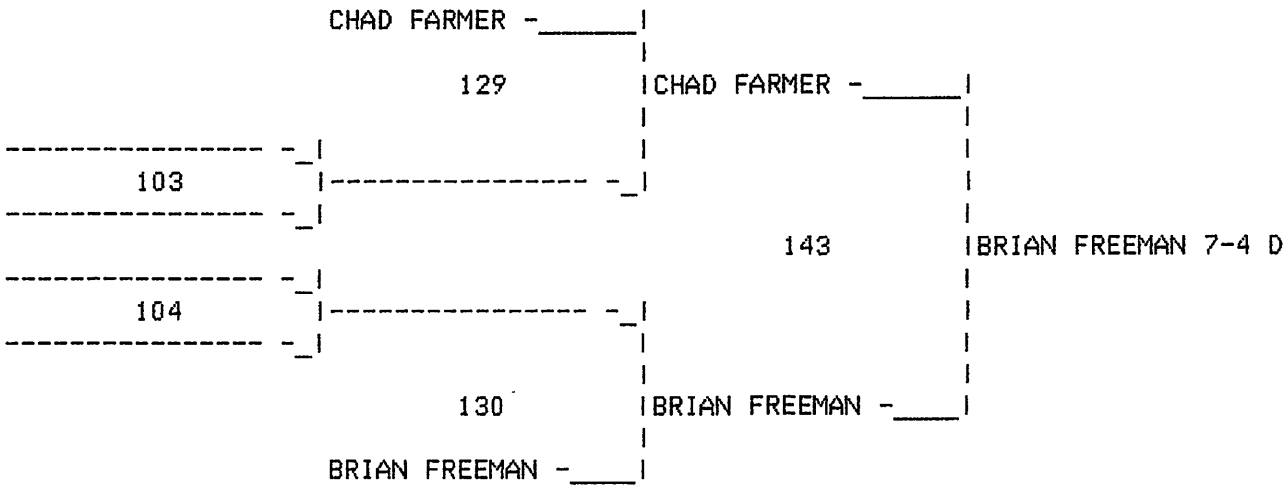


UNL LBS. CLASS RESULTS.

SHAWN COLSON - CAM 2-0-0: 20 PTS.
CHAD FIELDING - MCC 1-1-0: 12 PTS.
CHAD FARMER - HER 0-2-0: 4 PTS.
BRIAN FREEMAN - CAL 1-1-0: 7 PTS.

1 SHAWN COLSON - CAM - 2;57 F
2 CHAD FIELDING - MCC - -
3 BRIAN FREEMAN - CAL - 7-4 D
4 CHAD FARMER - HER - -

IMPERIAL WRESTLING TOURNAMENT 1988

SCHOOL Beaver City

DIVISION "A"

| Weight | Name | Record | Comments |
|---|---|---|---|
| 103 | | | |
| 112 | | | |
| 119 | | | |
| 125 | | | |
| 130 | | | |
| 135 | | | |
| 140 | | | |
| 145 | | | |
| 152 | | | |
| 160 | | | |
| 171 | | | |
| 189 | | | |
| HWT | | | |

DIVISION "B"

| | | | |
|---|---|---|---|
| 103 | Dennis Nickell | FR- 8-3 | Placed in Every Tourney<br>Oxford Tourney 1st |
| 112 | open | | |
| 119 | open | | |
| 125 | open | | |
| 130 | open | | |
| 135 | open | | |
| 140 | Torie Phillips | JR. 5-8 | 4th Bertrand ; Oxford Tour. |
| 145 | Landon Smith | SO. 10-5 | Placed in every tournament |
| 152 | Rick Hunt | SR. 6-2 | 1st Oxford ; 2nd B.City W.Cox |
| 160 | Mike Lewis | SO- 8-3 | 1st Oxford, 4th B.City 1st W.Cox, 2nd Bertrand |
| 171 | Andy Broeker | JR. 9-5 | Placed in every Tournament |
| 189 | Kris Soderlund | JR- 8-2 | 1st Oxford, 2nd B.City, 1st W.Cox, 2nd Bertrand |
| HWT | Ryan Hunt | FR. 2-5 | |

Chase County H. School
1000 Wellington
Imperial, Ne. 69033
% Wrestling Coach

CHASE COUNTY INVITE B

CHAMPIONS BRACKET 103 LBS. CLASS

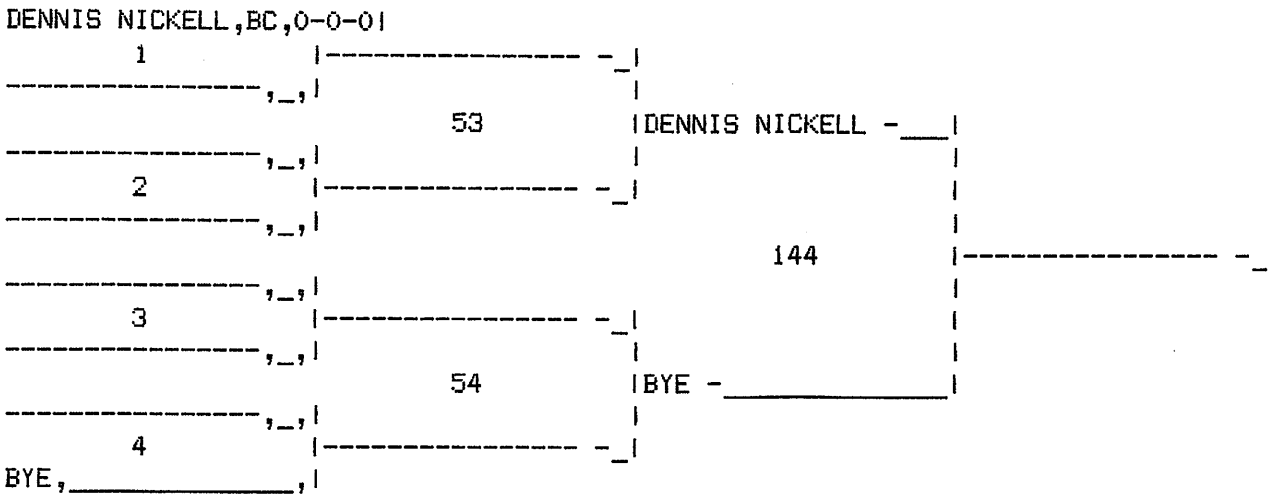


CONSOLATION BRACKET 103 LBS. CLASS

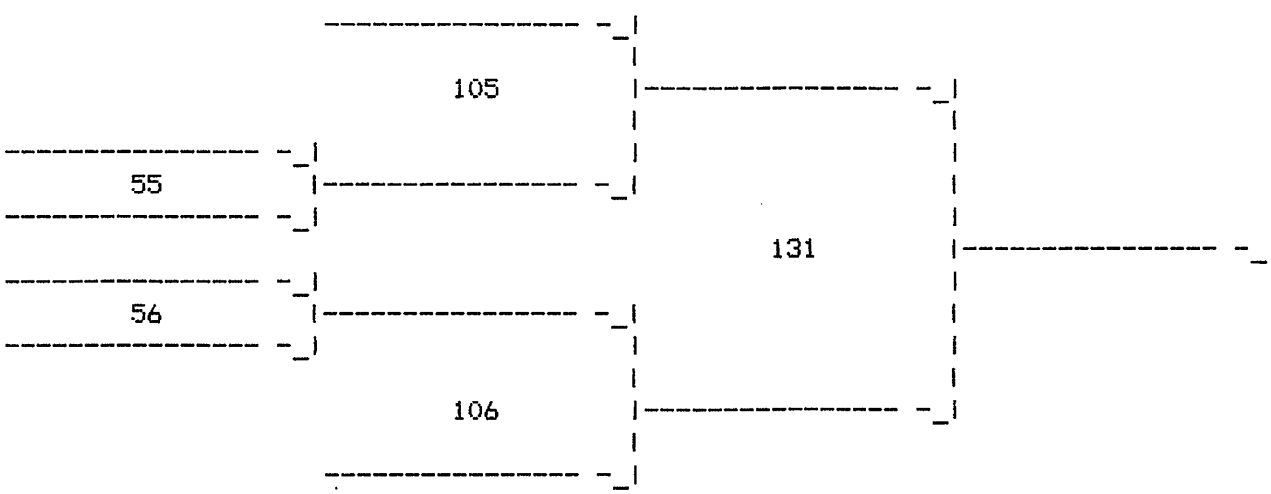


103 LBS. CLASS RESULTS.

DENNIS NICKELL - BC 0-0-0: 0 PTS.

CHASE COUNTY INVITE B

CHAMPIONS BRACKET 112 LBS. CLASS

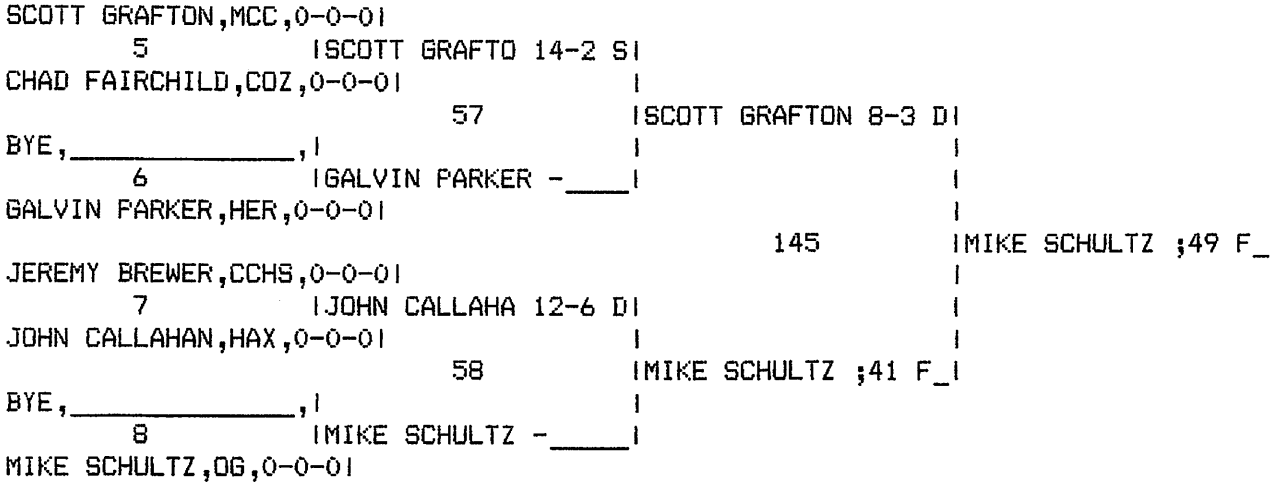


CONSOLATION BRACKET 112 LBS. CLASS

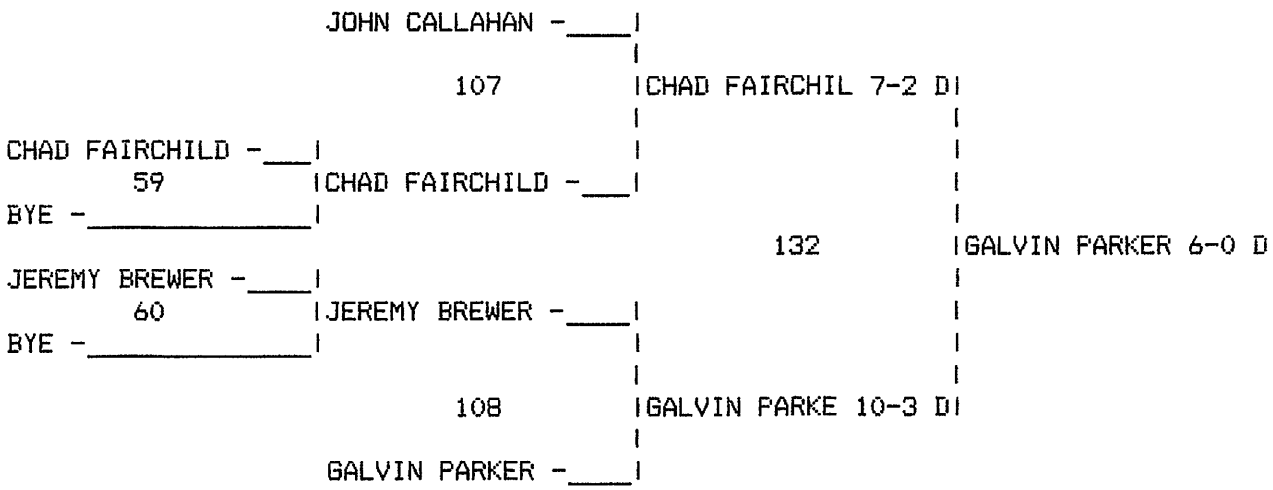


112 LBS. CLASS RESULTS.

SCOTT GRAFTON - MCC 2-1-0: 15 PTS.
MIKE SCHULTZ - OG 2-0-0: 20 PTS.
JEREMY BREWER - CCHS 0-2-0: 0 PTS.
GALVIN PARKER - HER 2-1-0: 8 PTS.
JOHN CALLAHAN - HAX 1-2-0: 2 PTS.
CHAD FAIRCHILD - COZ 1-2-0: 5 PTS.

1 MIKE SCHULTZ - OG - ;49 F
2 SCOTT GRAFTON - MCC - -
3 GALVIN PARKER - HER - 6-0 D
4 CHAD FAIRCHILD - COZ - -

CHASE COUNTY INVITE B

CHAMPIONS BRACKET 119 LBS. CLASS

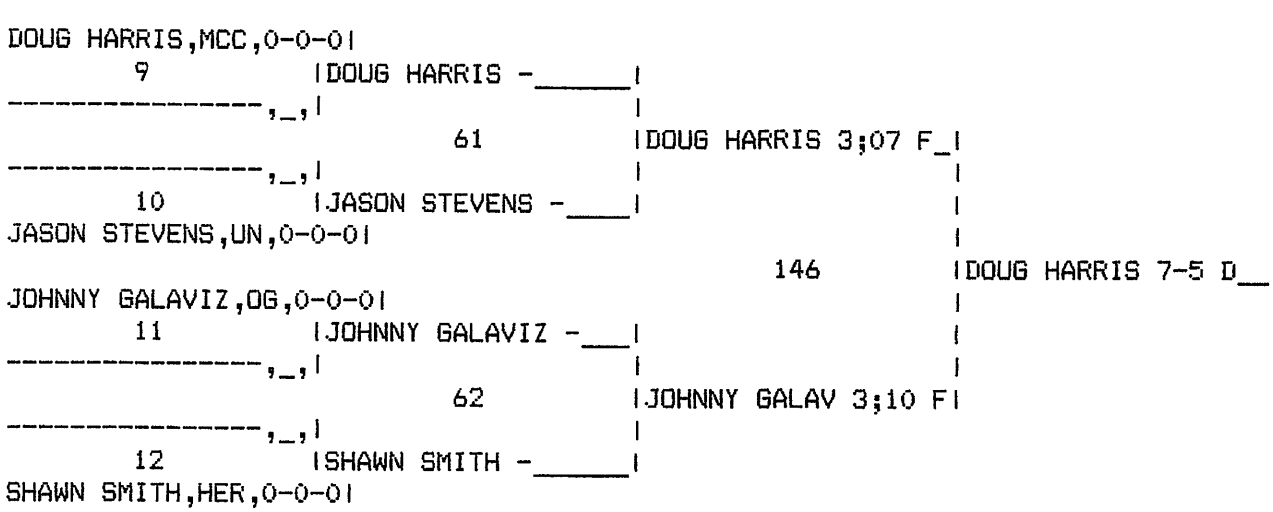


CONSOLATION BRACKET 119 LBS. CLASS

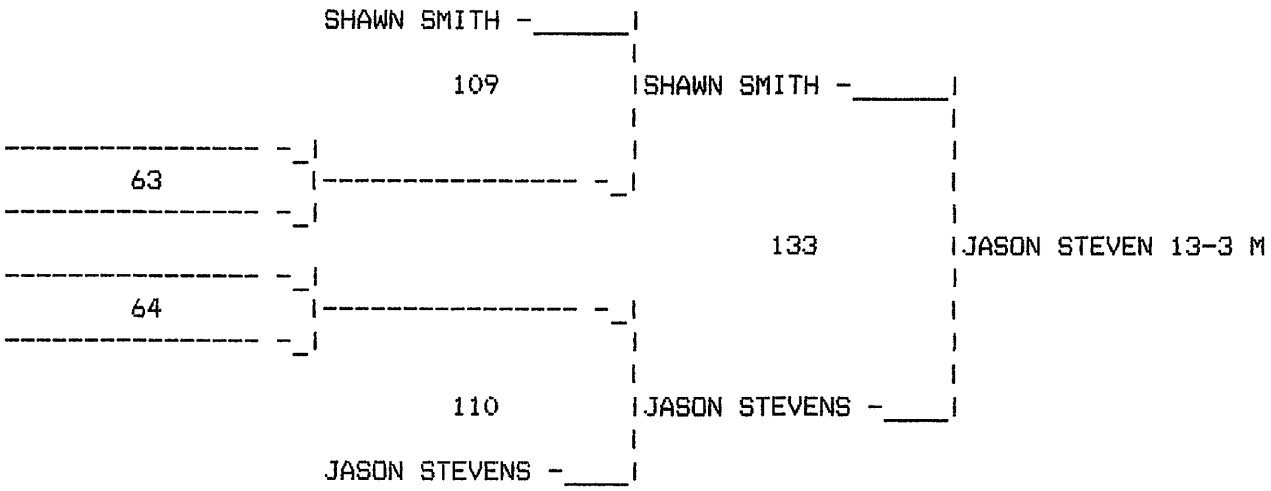


119 LBS. CLASS RESULTS.

DOUG HARRIS - MCC 2-0-0: 18 PTS.
SHAWN SMITH - HER 0-2-0: 4 PTS.
JOHNNY GALAVIZ - OG 1-1-0: 14 PTS.
JASON STEVENS - UN 1-1-0: 7.5 PTS.

1 DOUG HARRIS - MCC - 7-5 D
2 JOHNNY GALAVIZ - OG - -
3 JASON STEVENS - UN - 13-3 M
4 SHAWN SMITH - HER - -

CHASE COUNTY INVITE B

CHAMPIONS BRACKET 125 LBS. CLASS

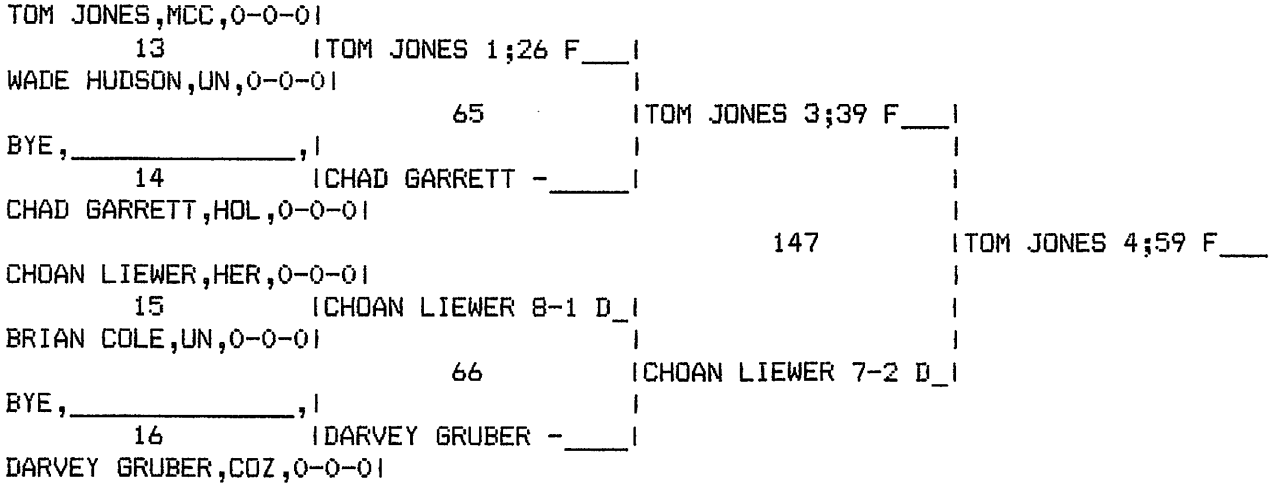


CONSOLATION BRACKET 125 LBS. CLASS

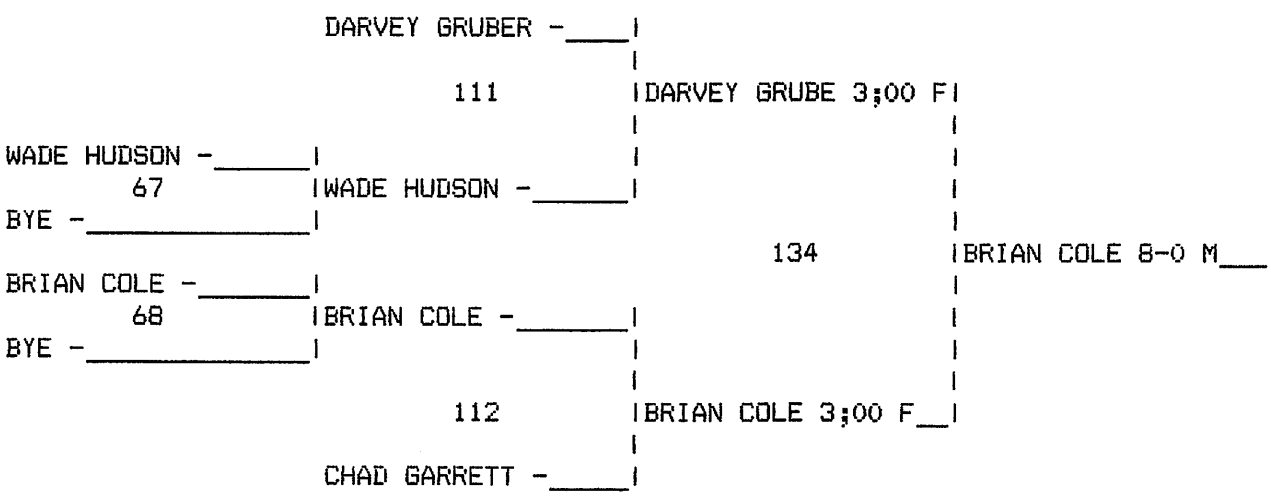


125 LBS. CLASS RESULTS.

TOM JONES - MCC 3-0-0: 24 PTS.
DARVEY GRUBER - COZ 1-2-0: 7 PTS.
CHOAN LIEWER - HER 2-1-0: 14 PTS.
CHAD GARRETT - HOL 0-2-0: 0 PTS.
BRIAN COLE - UN 2-1-0: 10.5 PTS.
WADE HUDSON - UN 0-2-0: 0 PTS.

1 TOM JONES - MCC - 4;59 F
2 CHOAN LIEWER - HER - -
3 BRIAN COLE - UN - 8-0 M
4 DARVEY GRUBER - COZ - -

CHASE COUNTY INVITE B

CHAMPIONS BRACKET 130 LBS. CLASS

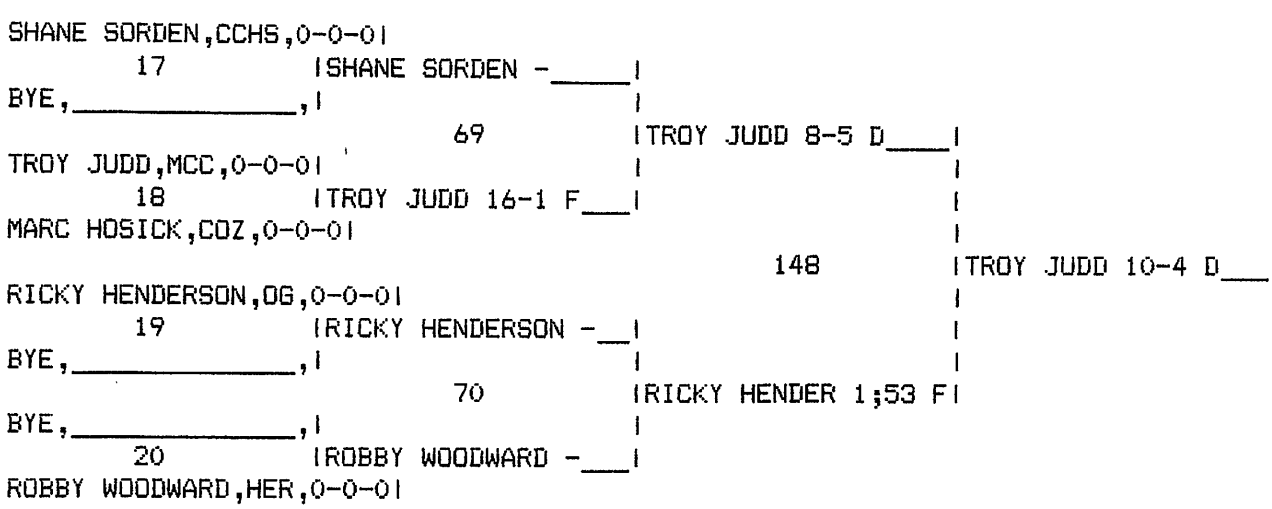


CONSOLATION BRACKET 130 LBS. CLASS

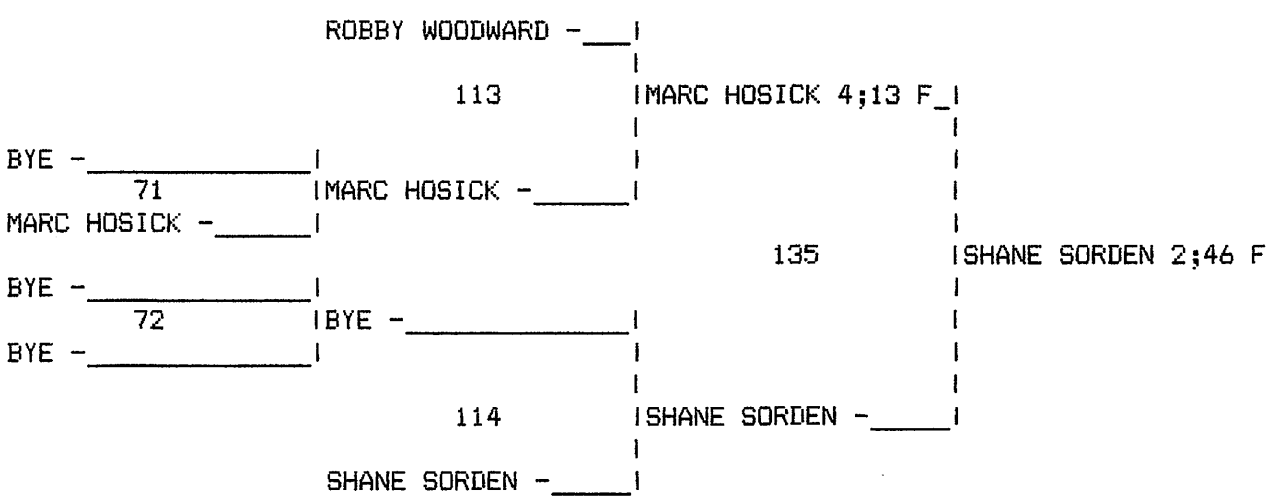


130 LBS. CLASS RESULTS.

SHANE SORDEN - CCHS 1-1-0: 9 PTS.
ROBBY WOODWARD - HER 0-2-0: 0 PTS.
RICKY HENDERSON - OG 1-1-0: 14 PTS.
MARC HOSICK - COZ 1-2-0: 7 PTS.
TROY JUDD - MCC 3-0-0: 20 PTS.

1 TROY JUDD - MCC - 10-4 D
2 RICKY HENDERSON - OG - -
3 SHANE SORDEN - CCHS - 2;46 F
4 MARC HOSICK - COZ - -

CHASE COUNTY INVITE B

CHAMPIONS BRACKET 135 LBS. CLASS

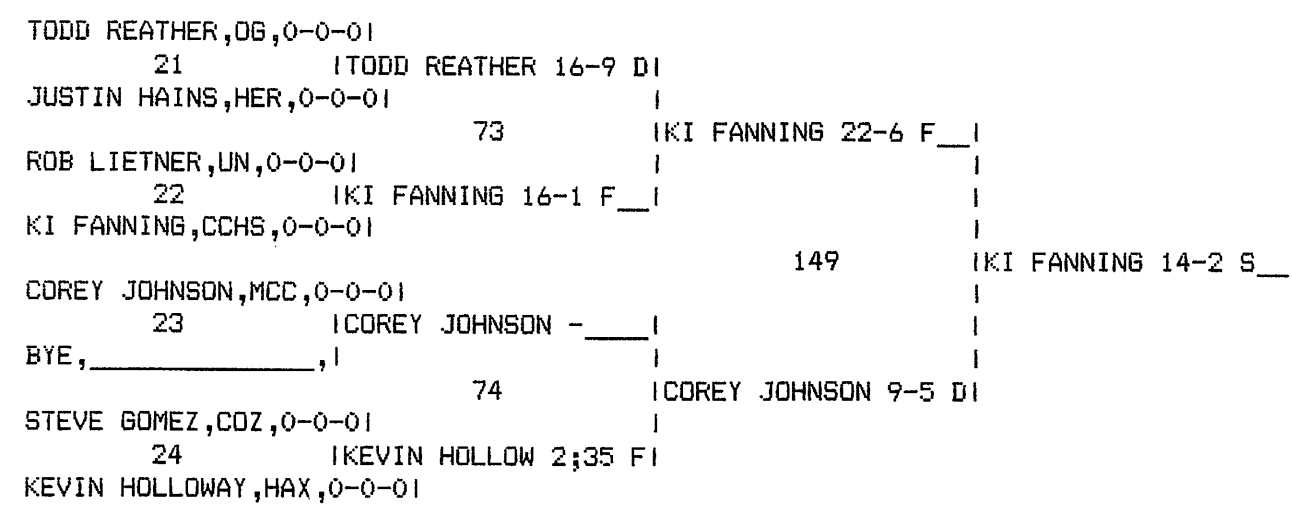


CONSOLATION BRACKET 135 LBS. CLASS

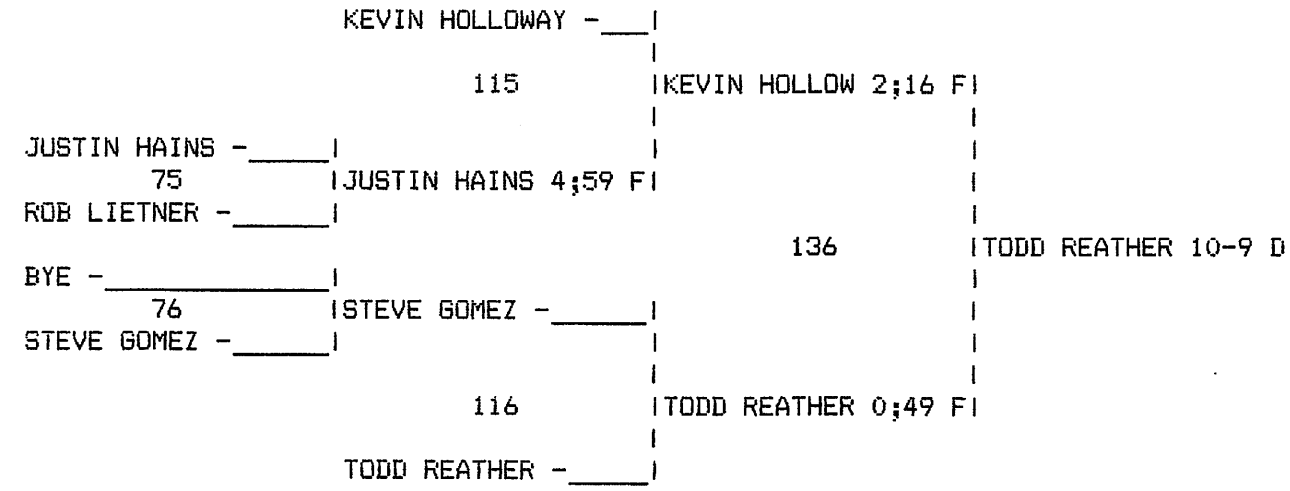


135 LBS. CLASS RESULTS.

TODD REATHER - OG 3-1-0: 12 PTS.
KEVIN HOLLOWAY - HAX 2-2-0: 11 PTS.
COREY JOHNSON - MCC 1-1-0: 12 PTS.
KI FANNING - CCHS 3-0-0: 23 PTS.
ROB LIETNER - UN 0-2-0: 0 PTS.
STEVE GOMEZ - COZ 0-2-0: 0 PTS.
JUSTIN HAINS - HER 1-2-0: 3 PTS.

1 KI FANNING - CCHS - 14-2 S
2 COREY JOHNSON - MCC - -
3 TODD REATHER - OG - 10-9 D
4 KEVIN HOLLOWAY - HAX - -

CHASE COUNTY INVITE B

CHAMPIONS BRACKET 140 LBS. CLASS

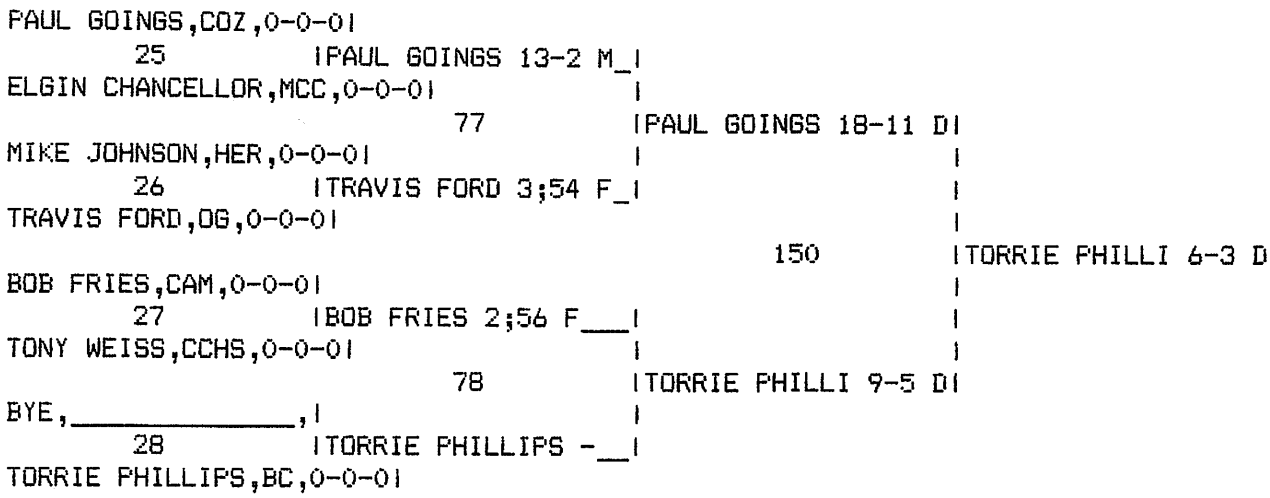


CONSOLATION BRACKET 140 LBS. CLASS

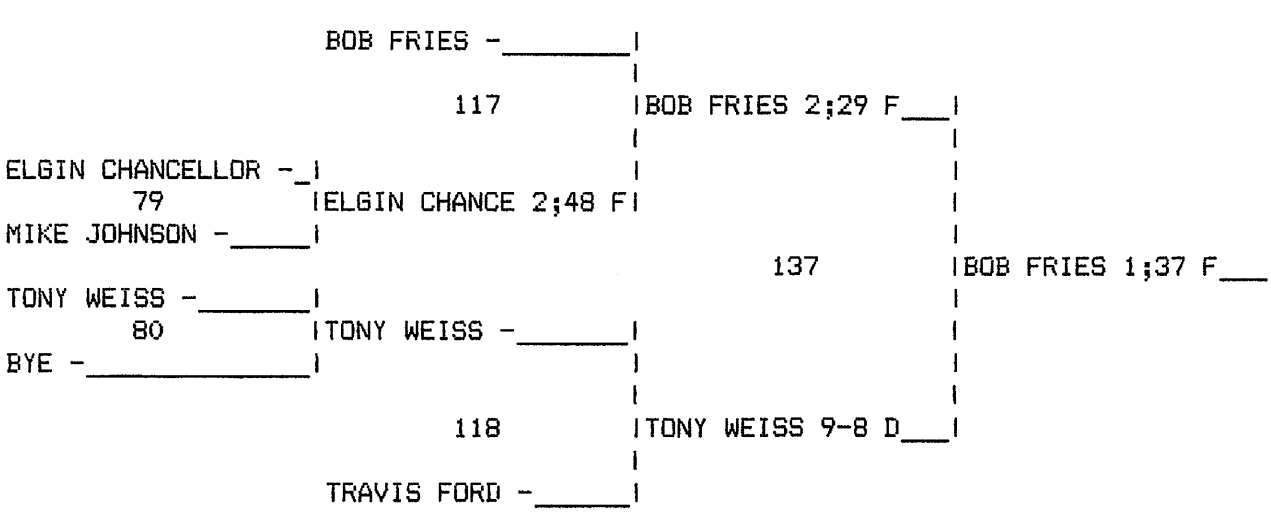


140 LBS. CLASS RESULTS.

PAUL GOINGS - COZ 2-1-0: 14.5 PTS.
TORRIE PHILLIPS - BC 2-0-0: 16 PTS.
BOB FRIES - CAM 3-1-0: 16 PTS.
TRAVIS FORD - OG 1-2-0: 4 PTS.
MIKE JOHNSON - HER 0-2-0: 0 PTS.
TONY WEISS - CCHS 1-2-0: 5 PTS.
ELGIN CHANCELLOR - MCC 1-2-0: 3 PTS.

1 TORRIE PHILLIPS - BC - 6-3 D
2 PAUL GOINGS - COZ - -
3 BOB FRIES - CAM - 1;37 F
4 TONY WEISS - CCHS - -

CHASE COUNTY INVITE B

CHAMPIONS BRACKET 145 LBS. CLASS

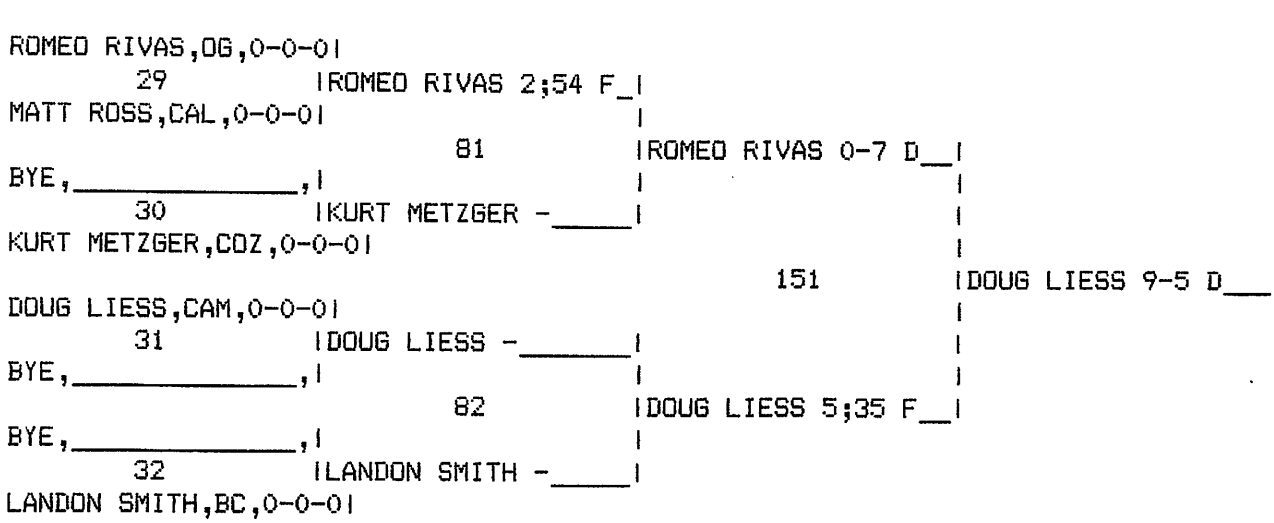


CONSOLATION BRACKET 145 LBS. CLASS

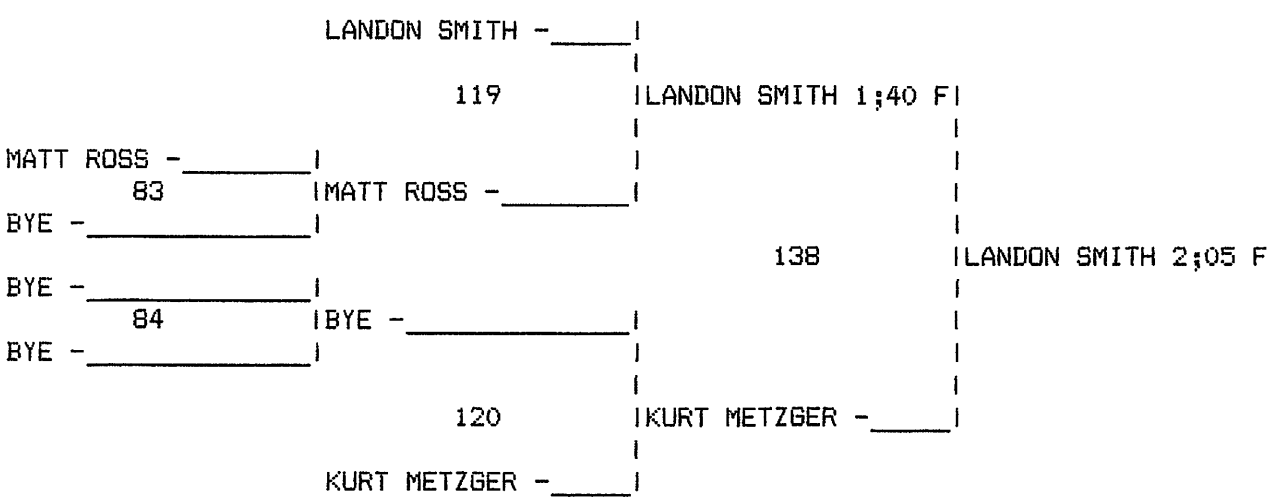


145 LBS. CLASS RESULTS.

ROMEO RIVAS - OG 2-1-0: 16 PTS.
LANDON SMITH - BC 2-1-0: 12 PTS.
DOUG LIESS - CAM 2-0-0: 18 PTS.
KURT METZGER - COZ 0-2-0: 4 PTS.
MATT ROSS - CAL 0-2-0: 0 PTS.

1 DOUG LIESS - CAM - 9-5 D
2 ROMEO RIVAS - OG - -
3 LANDON SMITH - BC - 2;05 F
4 KURT METZGER - COZ - -

CHASE COUNTY INVITE B

CHAMPIONS BRACKET 152 LBS. CLASS

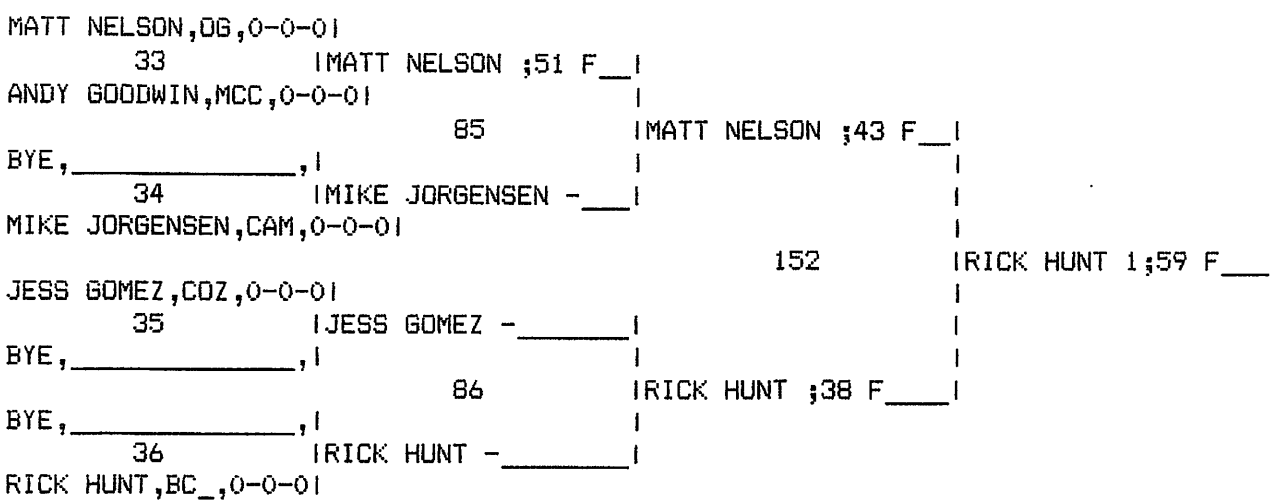


CONSOLATION BRACKET 152 LBS. CLASS

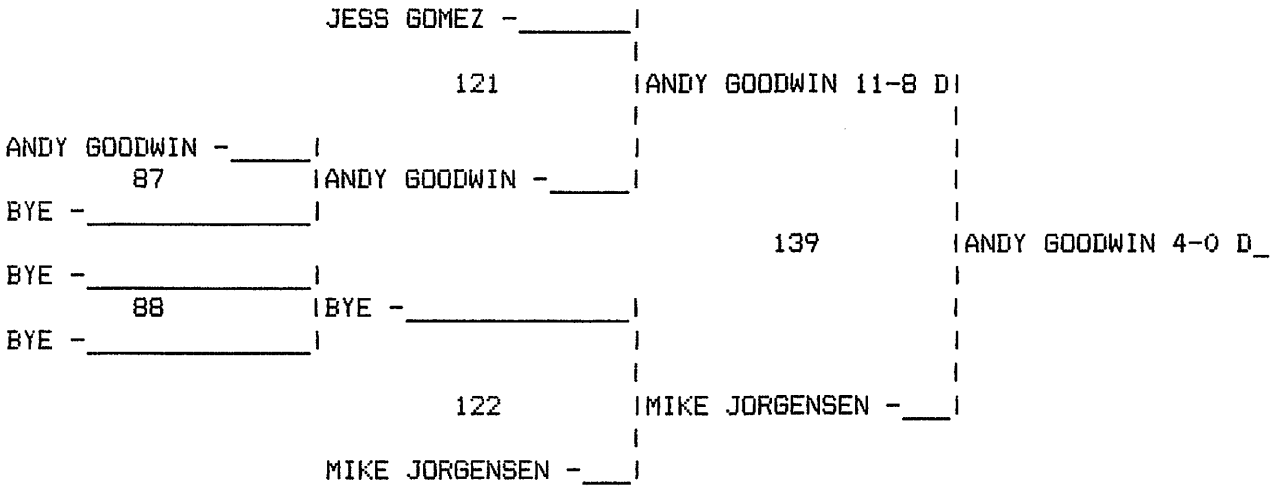


152 LBS. CLASS RESULTS.

MATT NELSON - OG 2-1-0: 18 PTS.
RICK HUNT - BC 2-0-0: 20 PTS.
JESS GOMEZ - COZ 0-2-0: 0 PTS.
MIKE JORGENSEN - CAM 0-2-0: 4 PTS.
ANDY GOODWIN - MCC 2-1-0: 8 PTS.

1 RICK HUNT - BC - 1;59 F
2 MATT NELSON - OG - -
3 ANDY GOODWIN - MCC - 4-0 D
4 MIKE JORGENSEN - CAM - -

CHASE COUNTY INVITE B

CHAMPIONS BRACKET 160 LBS. CLASS

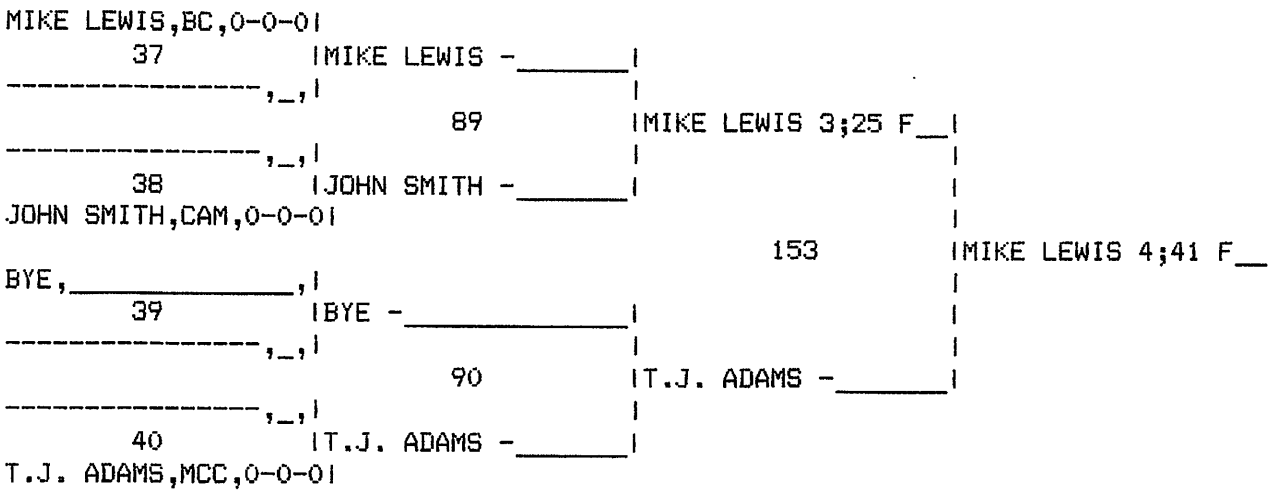


CONSOLATION BRACKET 160 LBS. CLASS

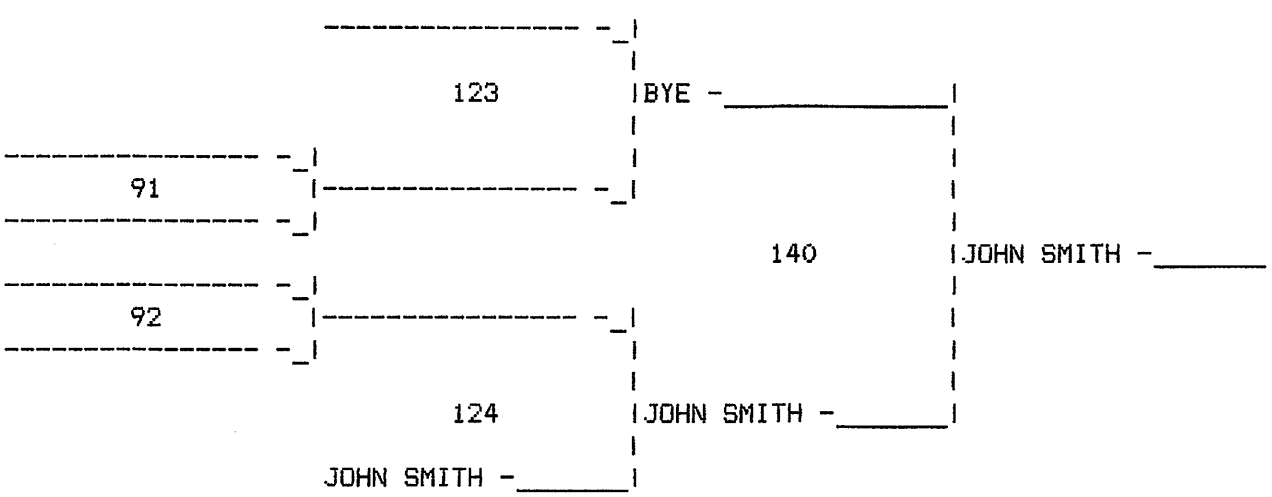


160 LBS. CLASS RESULTS.

MIKE LEWIS - BC 2-0-0: 20 PTS.
T.J. ADAMS - MCC 0-1-0: 10 PTS.
JOHN SMITH - CAM 0-1-0: 7 PTS.

1 MIKE LEWIS - BC - 4;41 F
2 T.J. ADAMS - MCC - -
3 JOHN SMITH - CAM - -

CHASE COUNTY INVITE B

CHAMPIONS BRACKET 171 LBS. CLASS

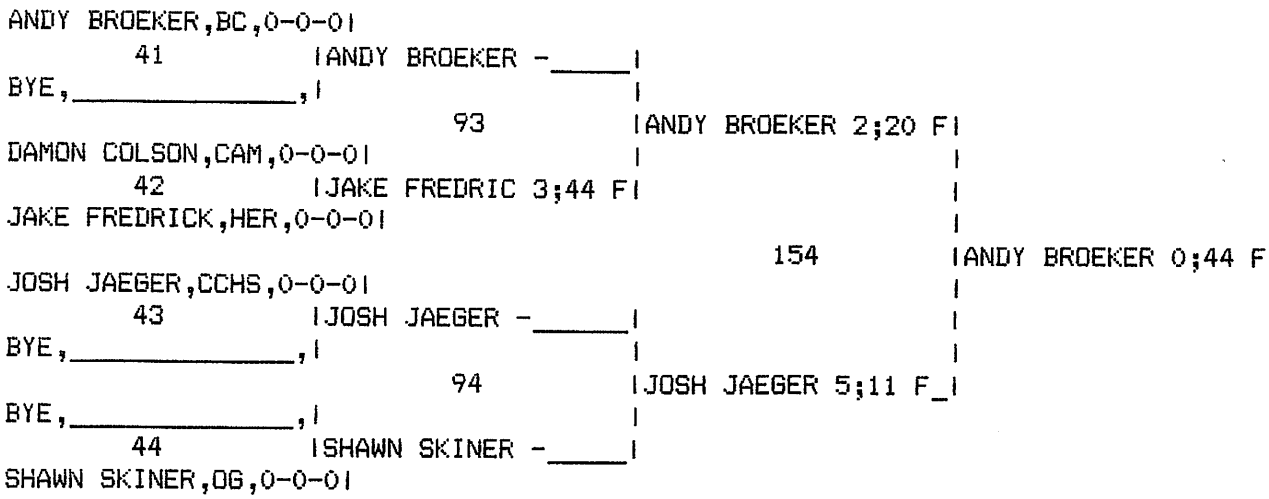


CONSOLATION BRACKET 171 LBS. CLASS

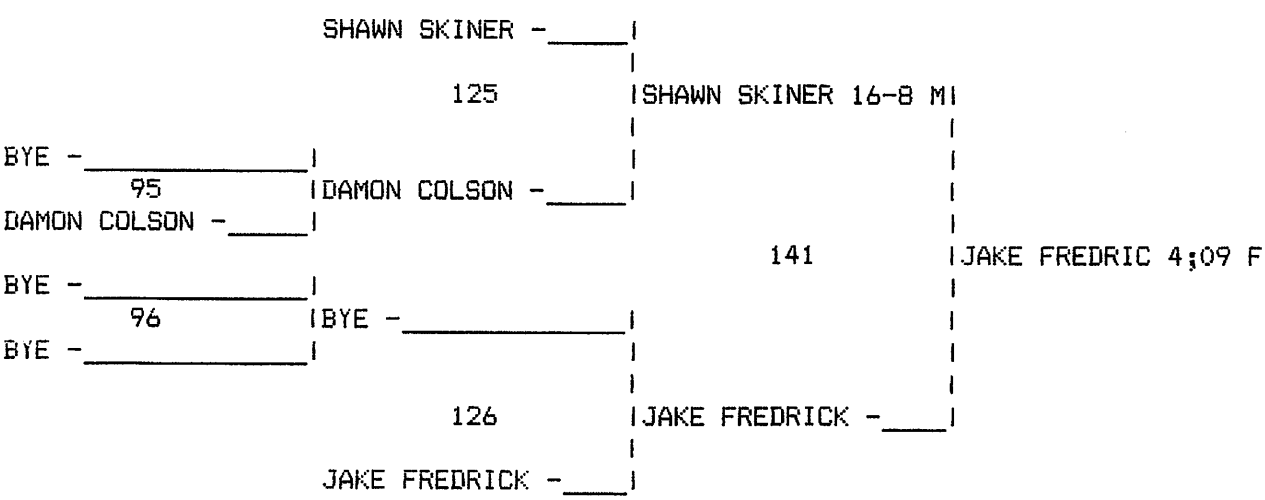


171 LBS. CLASS RESULTS.

ANDY BROEKER - BC 2-0-0: 20 PTS.
SHAWN SKINER - OG 1-2-0: 5.5 PTS.
JOSH JAEGER - CCHS 1-1-0: 14 PTS.
JAKE FREDRICK - HER 2-1-0: 13 PTS.
DAMON COLSON - CAM 0-2-0: 0 PTS.

1 ANDY BROEKER - BC - 0;44 F
2 JOSH JAEGER - CCHS - -
3 JAKE FREDRICK - HER - 4;09 F
4 SHAWN SKINER - OG - -

CHASE COUNTY INVITE B

CHAMPIONS BRACKET 189 LBS. CLASS

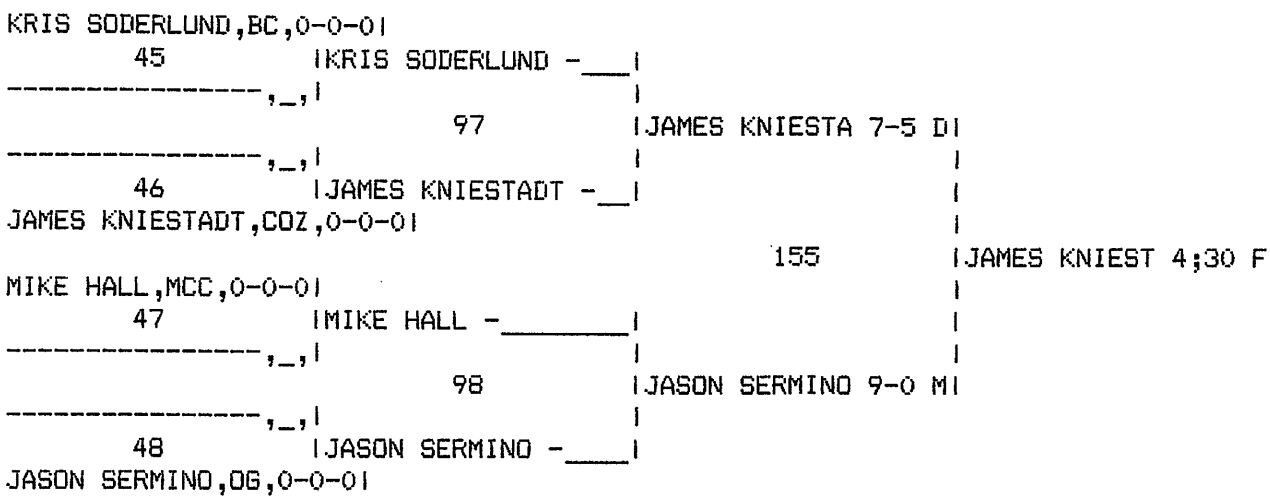


CONSOLATION BRACKET 189 LBS. CLASS

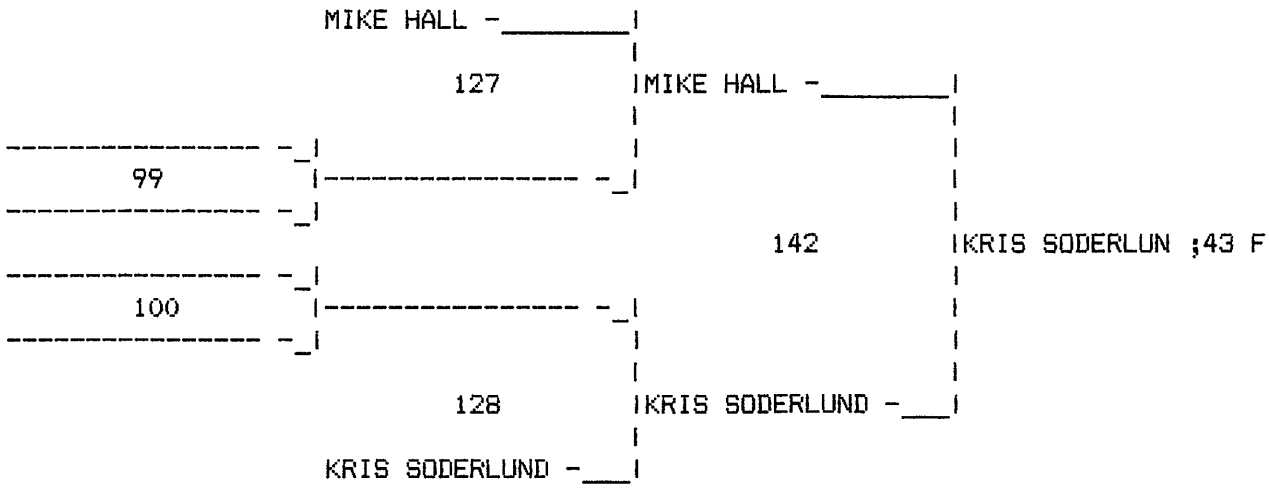


189 LBS. CLASS RESULTS.

KRIS SODERLUND - BC 1-1-0: 9 PTS.
JASON SERMINO - OG 1-1-0: 12.5 PTS.
MIKE HALL - MCC 0-2-0: 4 PTS.
JAMES KNIESTADT - COZ 2-0-0: 18 PTS.

1 JAMES KNIESTADT - COZ - 4;30 F
2 JASON SERMINO - OG - -
3 KRIS SODERLUND - BC - ;43 F
4 MIKE HALL - MCC - -

CHASE COUNTY INVITE B

CHAMPIONS BRACKET UNL LBS. CLASS

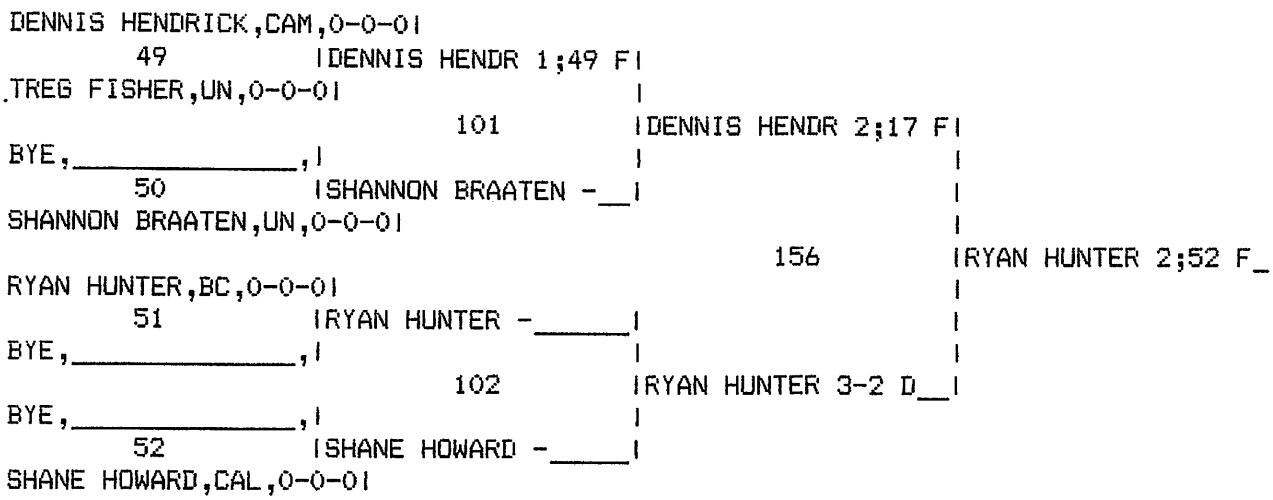


CONSOLATION BRACKET UNL LBS. CLASS

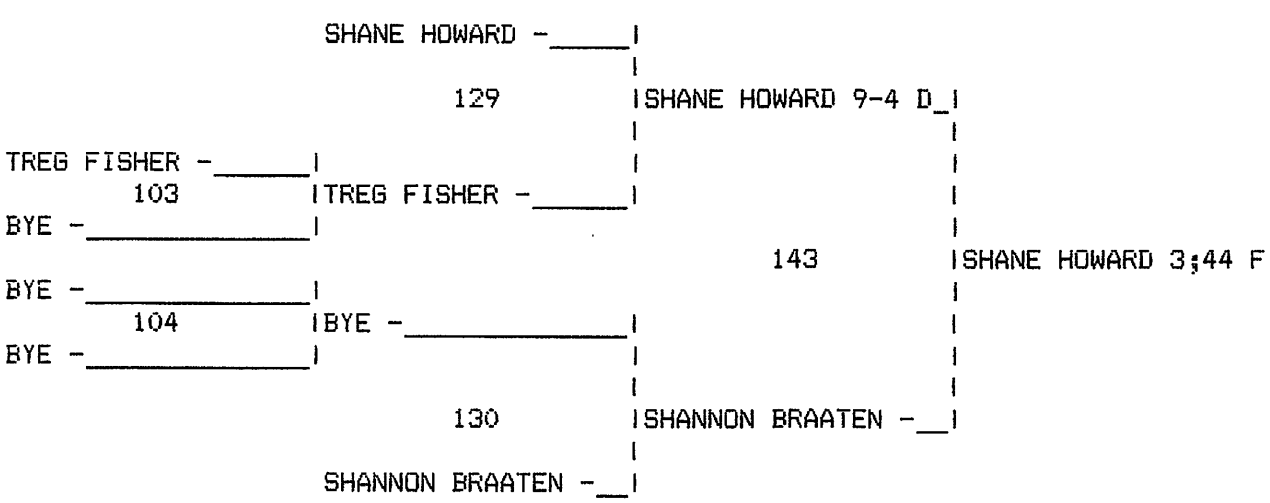


UNL LBS. CLASS RESULTS.

DENNIS HENDRICK - CAM 2-1-0: 18 PTS.
SHANE HOWARD - CAL 2-1-0: 10 PTS.
RYAN HUNTER - BC 2-0-0: 18 PTS.
SHANNON BRAATEN - UN 0-2-0: 4 PTS.
TREG FISHER - UN 0-2-0: 0 PTS.

1 RYAN HUNTER - BC - 2;52 F
2 DENNIS HENDRICK - CAM - -
3 SHANE HOWARD - CAL - 3;44 F
4 SHANNON BRAATEN - UN - -

Final Results CCHS Invit Class "A"

1. McCook 134
2. Cozad 131
3. Hershey 110.5
4. Cambridge 100
5. Chase County 74
6. Calichie 64.5
7. Holoyke 50.5
8. Haxtun 18
9. Wray JV 13.5

Final Results CCHS Invit Class "B"

1. Beaver City 137
2. Ogallala 120
3. McCook 116
4. Cambridge 65
5. Cozad 55.5
6. Chase County 54
7. Hershey 42
8. Unattached 22
9. Haxtun 13
10. Calichie 10
11. Holoyoke 0

Jan 14 1989

A

IMPERIAL INVITATIONAL
TEAM RANKINGS

1. McCOOK - 176.5
2. COZAD - 132.5
3. HERSHEY - 106
4. CAMBRIDGE - 95.5
5. IMPERIAL - 78
6. CALICHE - 56
7. HOLYOKE - 45
8. WRAY - 20

103 A LBS. CLASS RESULTS.

C.COLLINS - McCOOK 2-0-0: 22 PTS.
C.DUNCAN - CALICHE 1-1-0: 14 PTS.
C.GOMEZ - COZAD 2-1-0: 13 PTS.
J.P.TRUE - WRAY 1-2-0: 7 PTS.
D.WITTE - CAMBRIDGE 0-2-0: 0 PTS.

1 C.COLLINS - McCOOK - !57 F
2 C.DUNCAN - CALICHE - -
3 C.GOMEZ - COZAD - 17-2 M
4 J.P.TRUE - WRAY - -

112 A LBS. CLASS RESULTS.

D. JANSON - McCOOK 2-0-0: 20 PTS.
C. ARNDT - COZAD 1-1-0: 8 PTS.
S. YOUNYHANS - HERSHEY 1-1-0: 13 PTS.
OWENS - HOLYOKE 0-2-0: 4 PTS.

1 D. JANSON - McCOOK - 1!16 F
2 S. YOUNYHANS - HERSHEY - -
3 C. ARNDT - COZAD - 17-2 M
4 OWENS - HOLYOKE - -

119 A LBS. CLASS RESULTS.

D. JANSSEN - McCOOK 2-0-0: 19.5 PTS.
B.RING - CALICHE 1-1-0: 4 PTS.
J.CHILDEARS - HERSHEY 1-1-0: 16 PTS.
D.SCHLEEMAN - CAMBRIDGE 0-2-0: 0 PTS.

1 D. JANSSEN - McCOOK - 8-3 D
2 J.CHILDEARS - HERSHEY - -
3 B.RING - CALICHE - 10-4 D
4 D.SCHLEEMAN - CAMBRIDGE - -

125 A

125 A LBS. CLASS RESULTS.

K.BANZHAF - CAMBRIDGE 2-1-0: 18 PTS.
JASON WALTERS - HERSHEY 3-1-0: 14 PTS.
PETER GOMEZ - COZAD 2-0-0: 18 PTS.
RYAN DICKINSON - CALICHE 1-2-0: 1 PTS.
SCOTT GRAFTON - McCOOK 2-2-0: 9 PTS.
BRETT DIEHL - WRAY 0-2-0: 0 PTS.
DAREN CLAYMON - HOLYOKE 0-2-0: 0 PTS.

1 PETER GOMEZ - COZAD - 9-2 D
2 K.BANZHAF - CAMBRIDGE - -
3 JASON WALTERS - HERSHEY - 7-1 D
4 SCOTT GRAFTON - McCOOK - -

130 A LBS. CLASS RESULTS.

DOUG HARRIS - McCOOK 2-0-0: 21 PTS.
CHAD STANLEY - CALICHE 2-2-0: 7.5 PTS.
CHOAN LIEWER - HERSHEY 2-1-0: 18 PTS.
SHANE SORDEN - WRAY 2-1-0: 13 PTS.
CHAD FAIRCHILD - COZAD 1-2-0: 2 PTS.
JOE BENSON - CAMBRIDGE 0-2-0: 0 PTS.
DANE PUGH - HOLYOKE 1-2-0: 4 PTS.

1 DOUG HARRIS - McCOOK - 3!58 F
2 CHOAN LIEWER - HERSHEY - -
3 SHANE SORDEN - WRAY - 1!34 F
4 CHAD STANLEY - CALICHE - -

° 135 A

35 A LBS. CLASS RESULTS.

RADY JOHNSON - McCOOK 1-1-0: 16 PTS.
RGIL BANZHAF - CAMBRIDGE 2-0-0: 20 PTS.
CH DUNCAN - CALICHE 3-1-0: 14.5 PTS.
.MMY BUSH - HERSHEY 0-2-0: 0 PTS.
ASON ROBERTS - HOLYOKE 1-2-0: 4 PTS.
TEVE GOMEZ - COZAD 1-2-0: 8 PTS.

VIRGIL BANZHAF - CAMBRIDGE - 3-2 D
BRADY JOHNSON - McCOOK - -
RICH DUNCAN - CALICHE - 14-2 M
STEVE GOMEZ - COZAD - -

140 A

140 A LBS. CLASS RESULTS.

DON HILEMAN - McCOOK 3-1-0: 13 PTS.
NATHAN PETERS - COZAD 2-0-0: 20.5 PTS.
DALLAS MUES - CAMBRIDGE 1-2-0: 4 PTS.
KI FANNING - IMPERIAL 2-1-0: 16 PTS.
BRADY RING - CALICHE 0-2-0: 0 PTS.
SCOTT HIGGS - HOLYOKE 0-2-0: 0 PTS.
JUSTIN HAINS - HERSHEY 2-2-0: 9 PTS.

1 NATHAN PETERS - COZAD - 15-5 M
2 KI FANNING - IMPERIAL - -
3 DON HILEMAN - McCOOK - 9-0 M
4 JUSTIN HAINS - HERSHEY - -

145 A

145 A LBS. CLASS RESULTS.

GREG HYDE - McCOOK 2-0-0: 19 PTS.
DUSTY TROSPER - CAMBRIDGE 1-1-0: 14 PTS.
MIKE YAW - IMPERIAL 0-2-0: 0 PTS.
GORDON HEILSCHER - HOLYOKE 2-1-0: 11 PTS.
PAUL GOINGS - COZAD 1-2-0: 8 PTS.

1 GREG HYDE - McCOOK - 11-1 M
2 DUSTY TROSPER - CAMBRIDGE - -
3 GORDON HEILSCHER - HOLYOKE - 5-1 D
4 PAUL GOINGS - COZAD - -

152 A

152 A LBS. CLASS RESULTS.

JASON MCNAIR - IMPERIAL 2-0-0: 20 PTS.
TORY JUDD - McCOOK 1-1-0: 14 PTS.
JAKE VETTER - COZAD 2-1-0: 8 PTS.
KI SOO LEE - HOLYOKE 1-2-0: 8 PTS.
MIKE JORGENSEN - CAMBRIDGE 0-2-0: 0 PTS.

1 JASON MCNAIR - IMPERIAL - 9-4 D
2 TORY JUDD - McCOOK - -
3 JAKE VETTER - COZAD - 9-5 D
4 KI SOO LEE - HOLYOKE - -

160 A

160 A LBS. CLASS RESULTS.

JON PANKONIN - IMPERIAL 2-0-0: 22 PTS.
JASON CARRUTHERS - HOLYOKE 1-1-0: 14 PTS.
TERRY KRUSE - COZAD 0-2-0: 0 PTS.
CHALK HAUKINS - HERSHEY 2-1-0: 14 PTS.
JEFF MAYS - McCOOK 1-2-0: 7 PTS.

1 JON PANKONIN - IMPERIAL - 3:05 F
2 JASON CARRUTHERS - HOLYOKE - -
3 CHALK HAUKINS - HERSHEY - 2:01 F
4 JEFF MAYS - McCOOK - -

171 A

171 A LBS. CLASS RESULTS.

JOEDY FREIMEL - IMPERIAL 3-0-0: 20 PTS.
SCOTT HOLMAN - CALICHE 0-2-0: 0 PTS.
DARREN MEUS - CAMBRIDGE 2-1-0: 17.5 PTS.
ANDY GOODWIN - McCOOK 1-2-0: 7 PTS.
DUSTIN SWARTWOOD - HERSHEY 0-2-0: 0 PTS.
MATT BURKHOLDER - COZAD 2-1-0: 12 PTS.

1 JOEDY FREIMEL - IMPERIAL - 5-2 D
2 DARREN MEUS - CAMBRIDGE - -
3 MATT BURKHOLDER - COZAD - !36 F
4 ANDY GOODWIN - McCOOK - -

189 A

189 A LBS. CLASS RESULTS.

MONTGOMERY - COZAD 1-1-0: 16 PTS.
HERGEN - HERSHEY 2-0-0: 22 PTS.
WIER - CAMBRIDGE 1-1-0: 4 PTS.
HARTMAN - IMPERIAL 0-2-0: 0 PTS.

1 HERGEN - HERSHEY - 3!05 F
2 MONTGOMERY - COZAD - -
3 WIER - CAMBRIDGE - 4-3 D
4 HARTMAN - IMPERIAL - -

HWT A LBS. CLASS RESULTS.

BRIAN FREEMAN - CALICHE 3-1-0: 15 PTS.
JAKE FREDDRICK - HERSHEY 0-2-0: 0 PTS.
CHAD FULLER - CAMBRIDGE 2-1-0: 18 PTS.
JAMES KNIESTADT - COZAD 3-0-0: 19 PTS.
TIM DELEHAY - IMPERIAL 0-2-0: 0 PTS.
QUINTON BOGGERT - HOLYOKE 0-2-0: 0 PTS.
CHAD FIELDING - McCOOK 2-2-0: 9 PTS.

1 JAMES KNIESTADT - COZAD - 6-4 D
2 CHAD FULLER - CAMBRIDGE - -
3 BRIAN FREEMAN - CALICHE - 1:55 F
4 CHAD FIELDING - McCOOK - -

IMPERIAL LONGHORNS B 1990
TEAM RANKINGS

1. MCC - 168
2. OGA - 111.5
3. UNA - 77
4. NPSP - 55
5. REV - 47
6. HER - 43
7. COZ - 38.5
8. CAM - 33
9. WRAY - 30
10. IMP - 24.5
11. CAL - 12
12. HOLY - 9

IMPERIAL LONGHORNS B 1990

CHAMPIONS BRACKET 103B LBS. CLASS

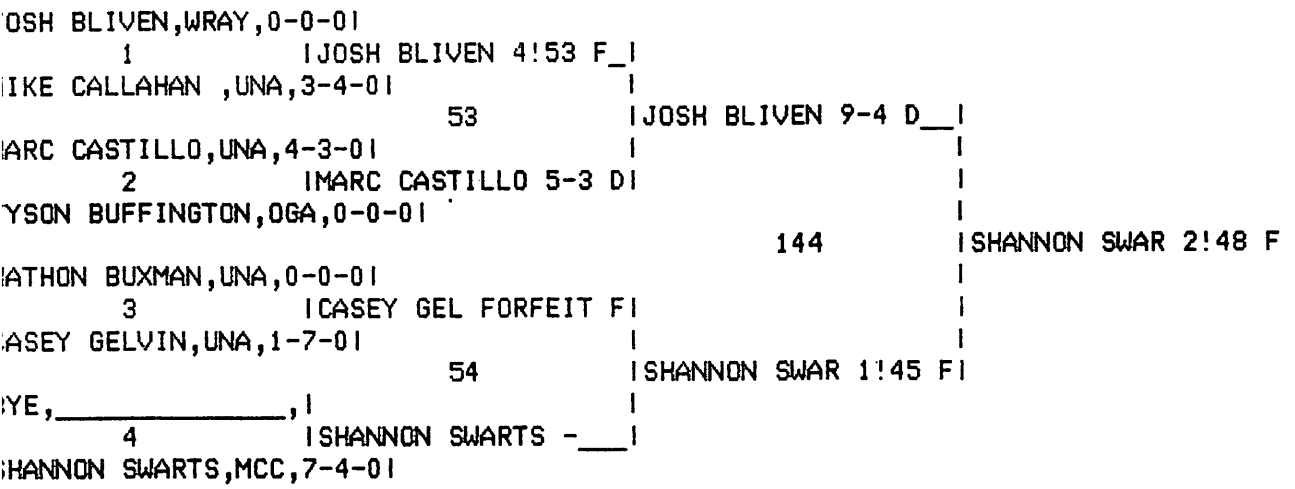


CONSOLATION BRACKET 103B LBS. CLASS

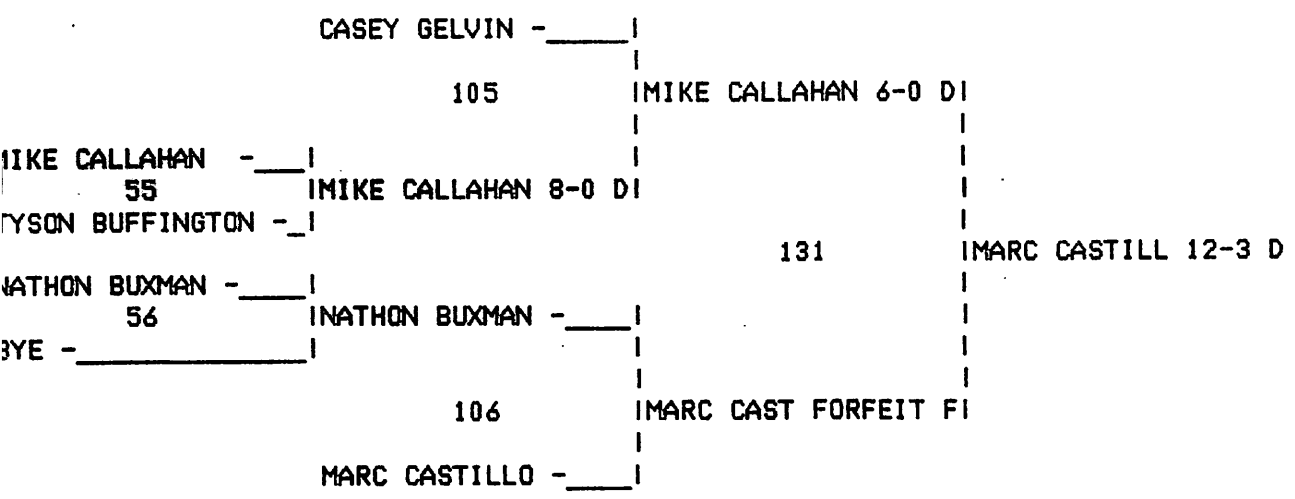

IMPERIAL LONGHORNS B 1990

CHAMPIONS BRACKET 112B LBS. CLASS

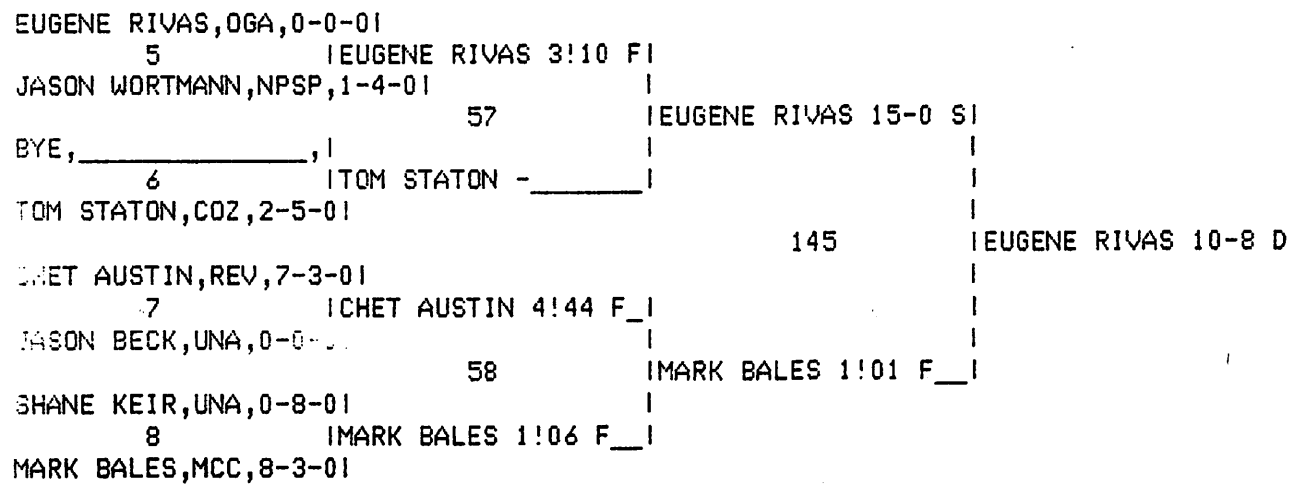


CONSOLATION BRACKET 112B LBS. CLASS

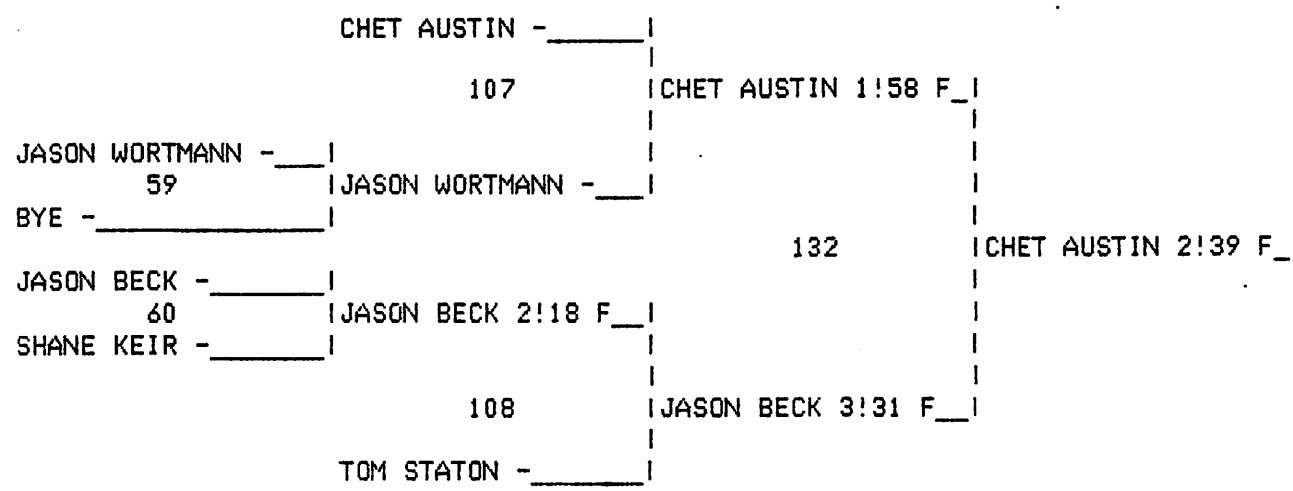

IMPERIAL LONGHORNS B 1990

CHAMPIONS BRACKET 119B LBS. CLASS

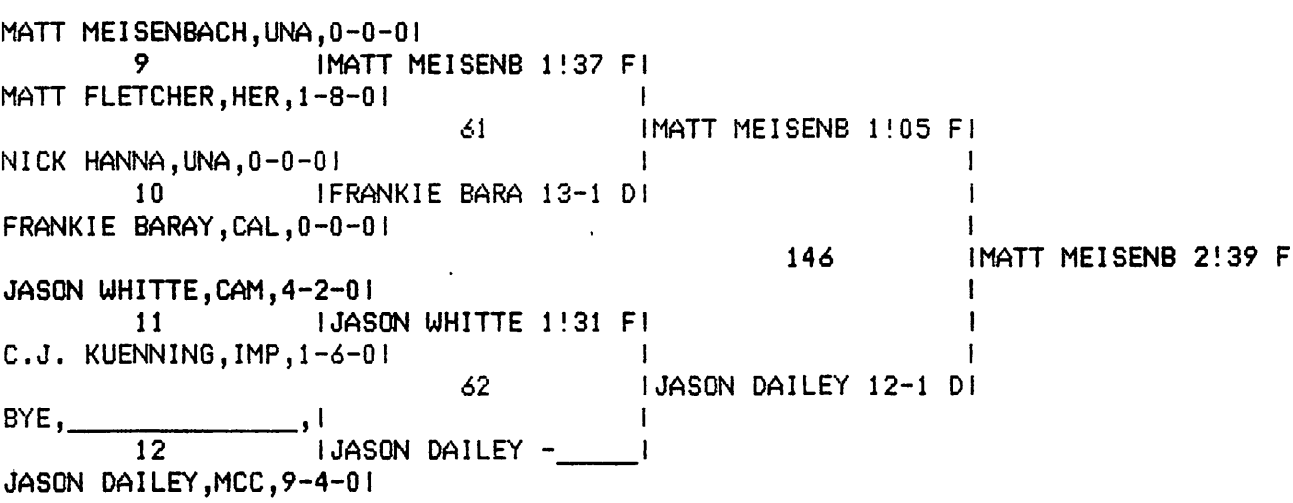


CONSOLATION BRACKET 119B LBS. CLASS

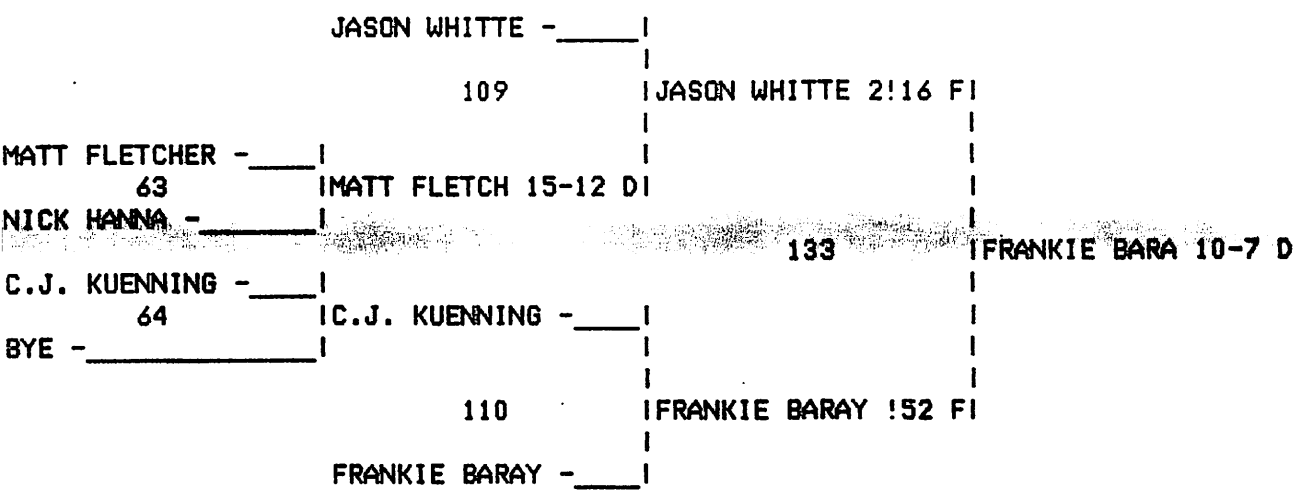

IMPERIAL LONGHORNS B 1990

CHAMPIONS BRACKET 125B LBS. CLASS

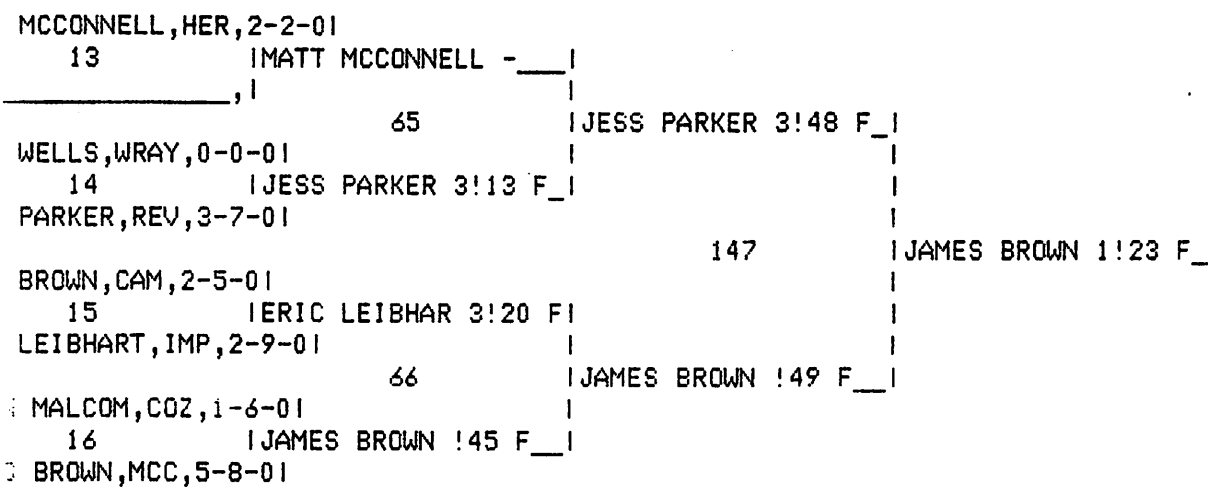


CONSOLATION BRACKET 125B LBS. CLASS

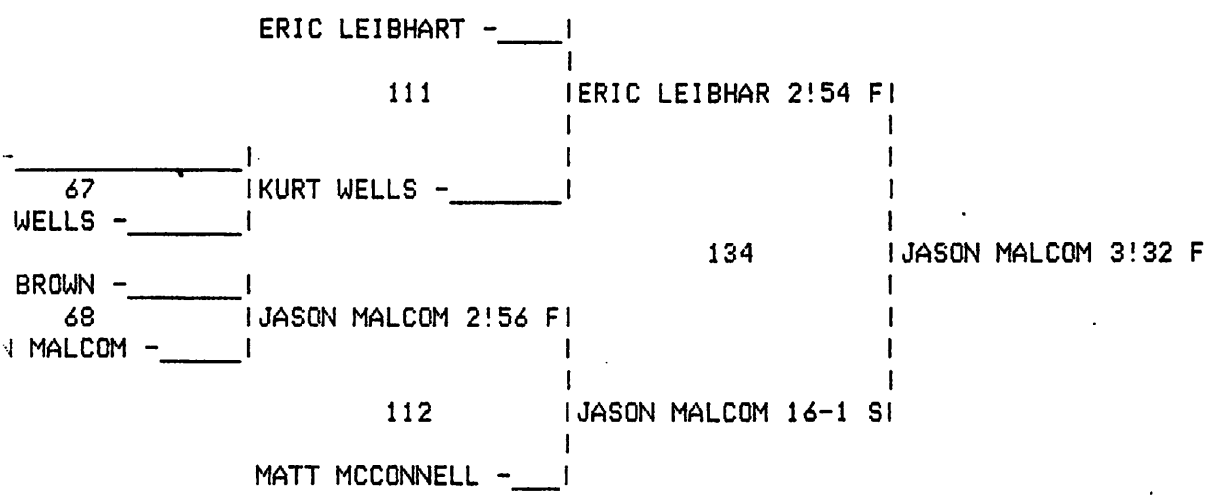

IMPERIAL LONGHORNS B 1990

CHAMPIONS BRACKET 130B LBS. CLASS

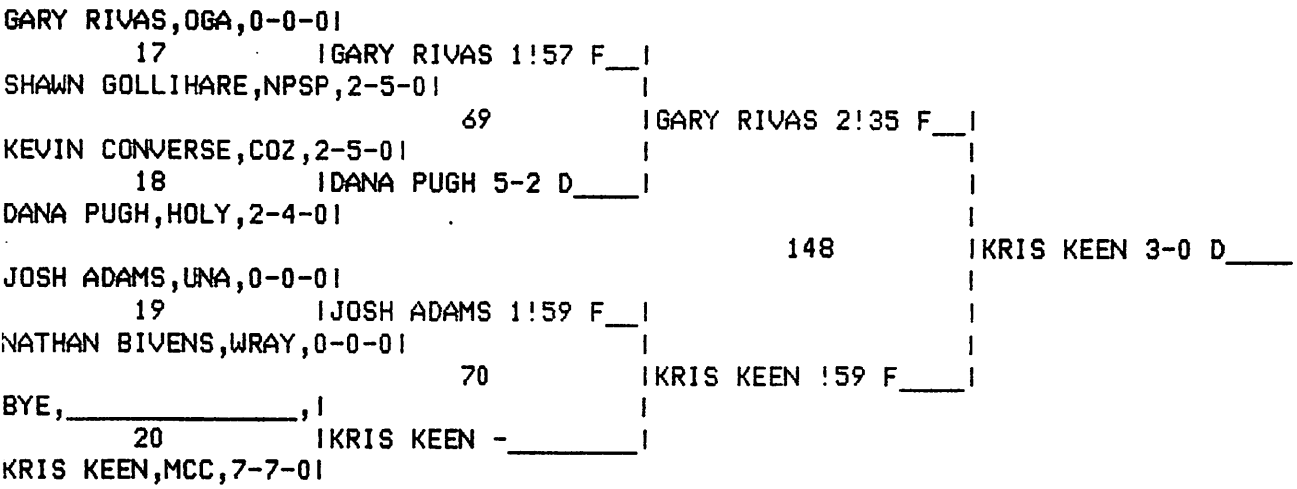


CONSOLATION BRACKET 130B LBS. CLASS

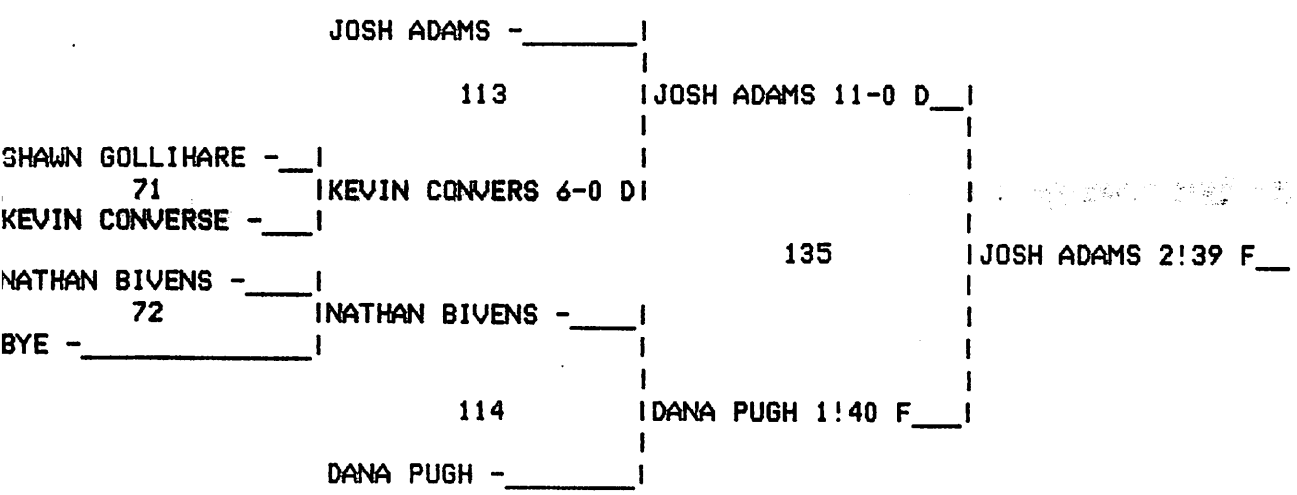

IMPERIAL LONGHORNS B 1990

CHAMPIONS BRACKET 135B LBS. CLASS

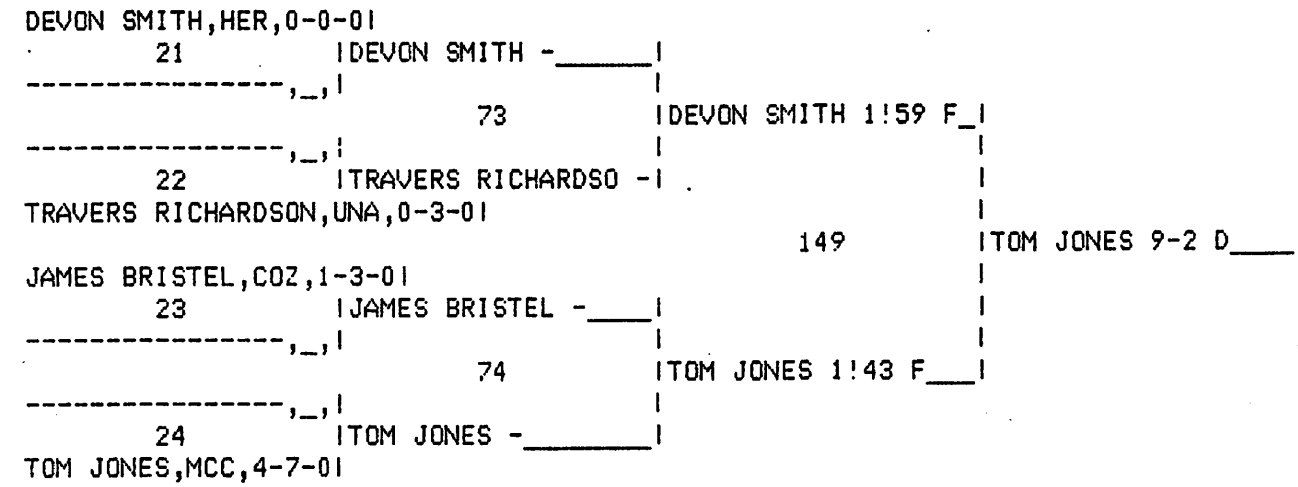


CONSOLATION BRACKET 135B LBS. CLASS

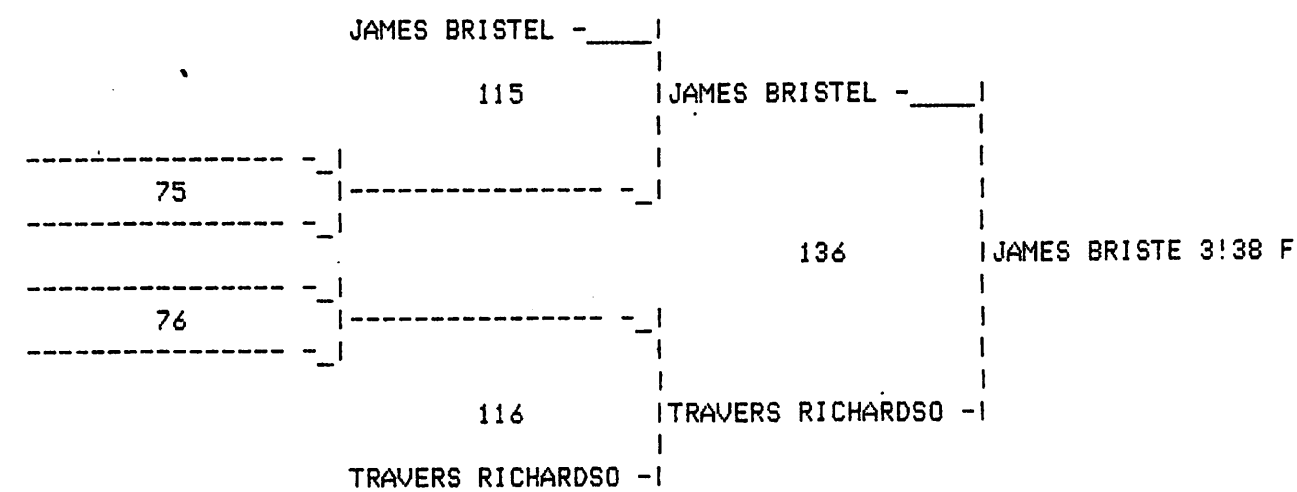

IMPERIAL LONGHORNS B 1990

CHAMPIONS BRACKET 140B LBS. CLASS

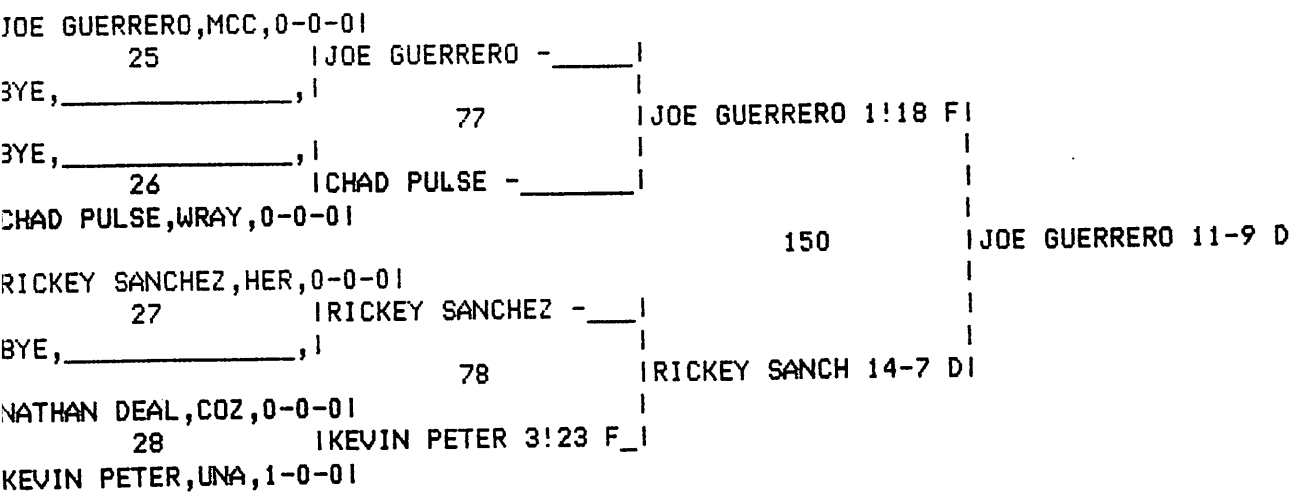


CONSOLATION BRACKET 140B LBS. CLASS

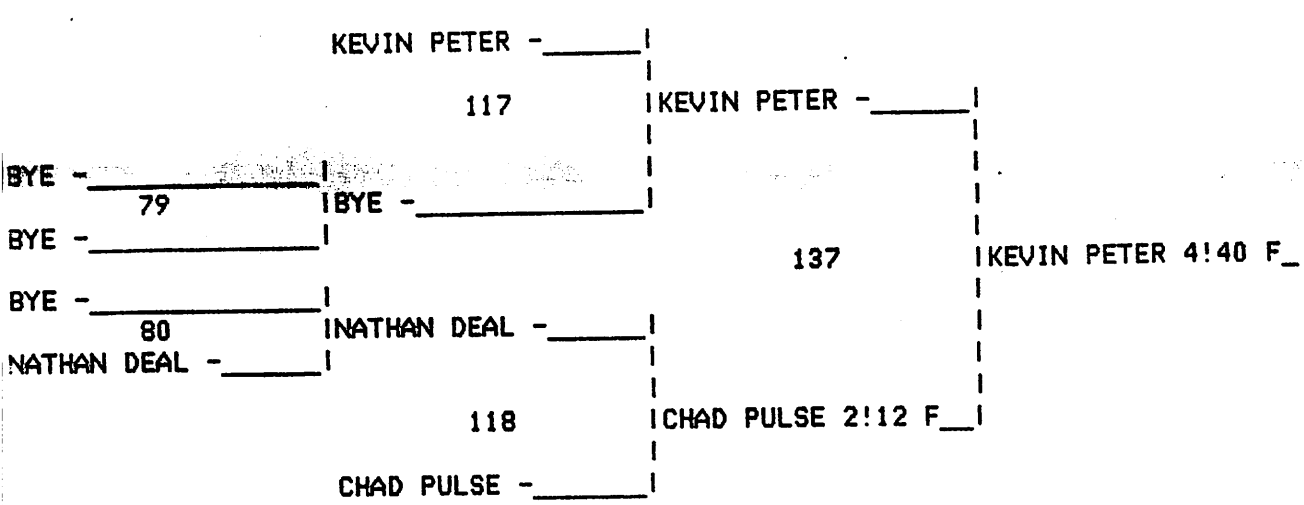

IMPERIAL LONGHORNS B 1990

CHAMPIONS BRACKET 145B LBS. CLASS

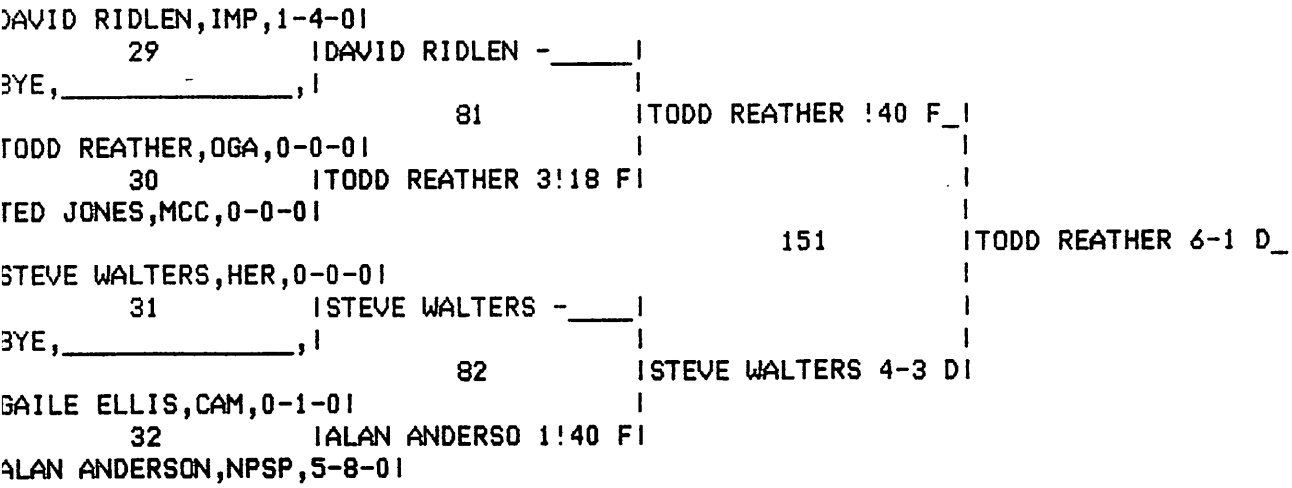


CONSOLATION BRACKET 145B LBS. CLASS

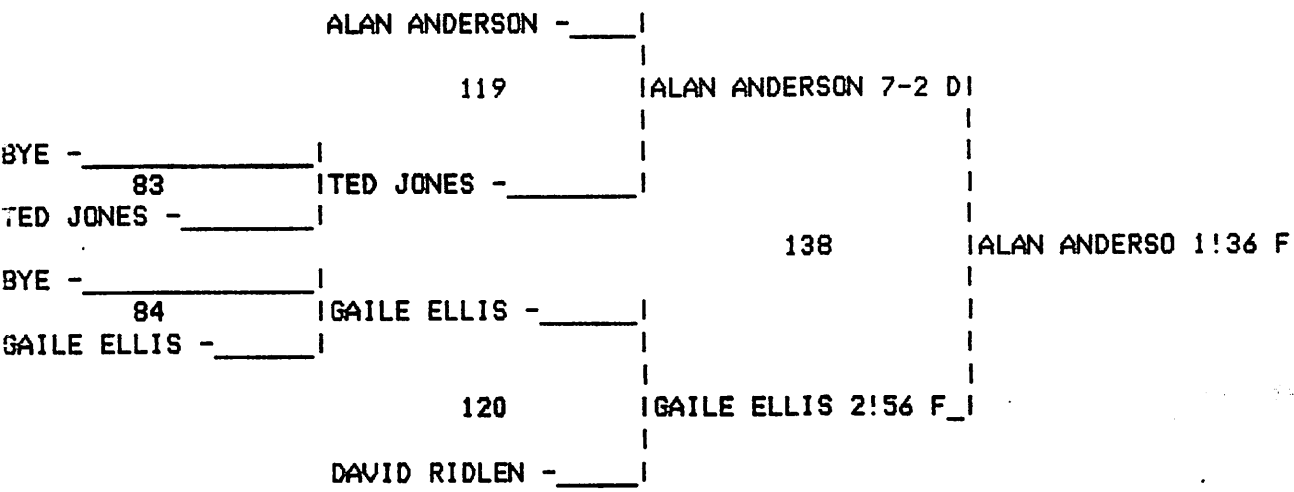

IMPERIAL LONGHORNS B 1990

CHAMPIONS BRACKET 152B LBS. CLASS

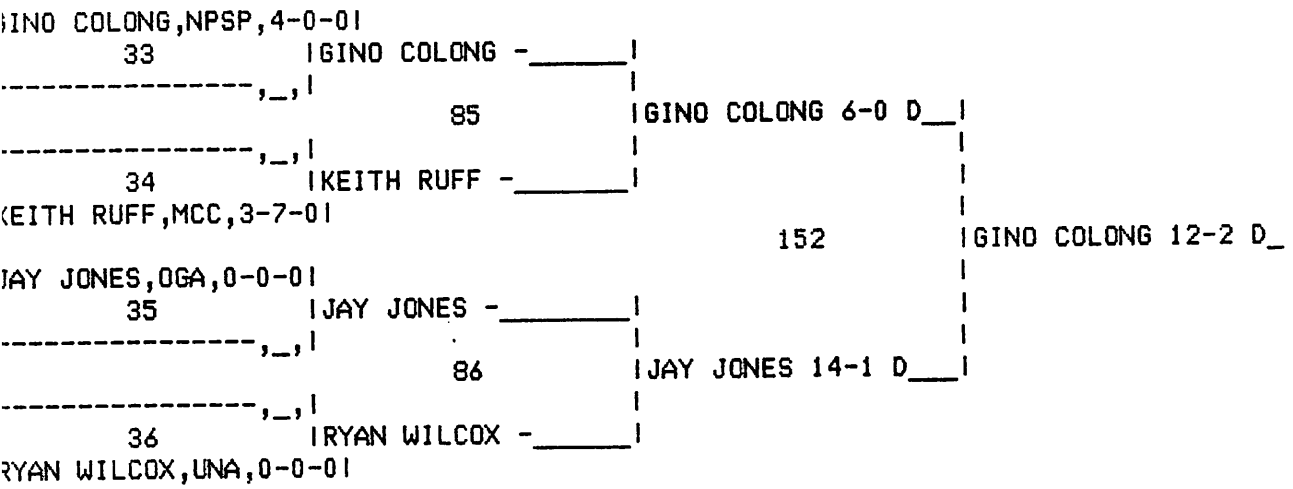


CONSOLATION BRACKET 152B LBS. CLASS

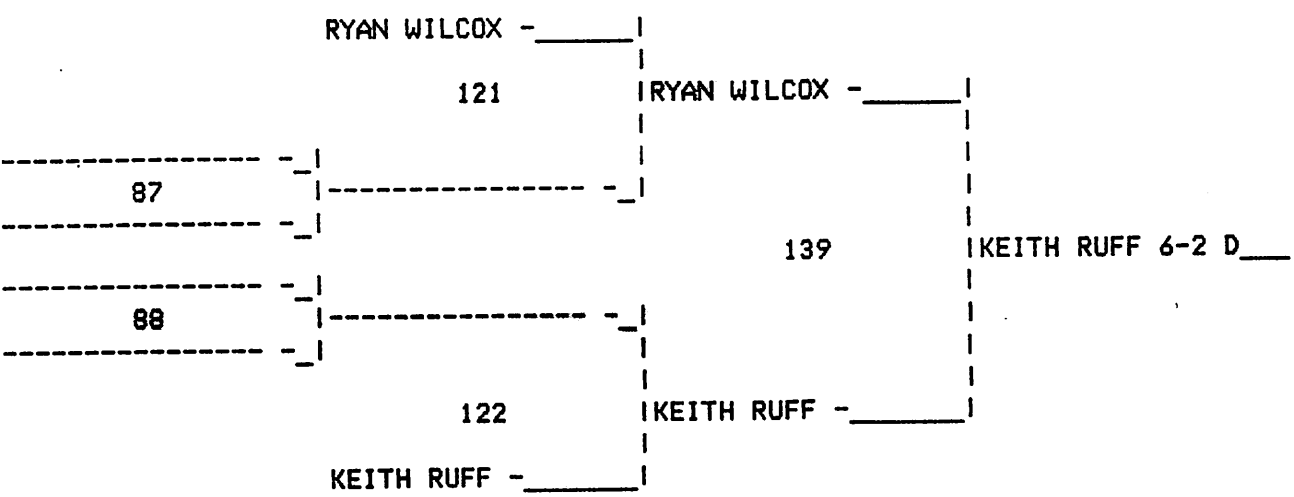

IMPERIAL LONGHORNS B 1990

CHAMPIONS BRACKET 160B LBS. CLASS

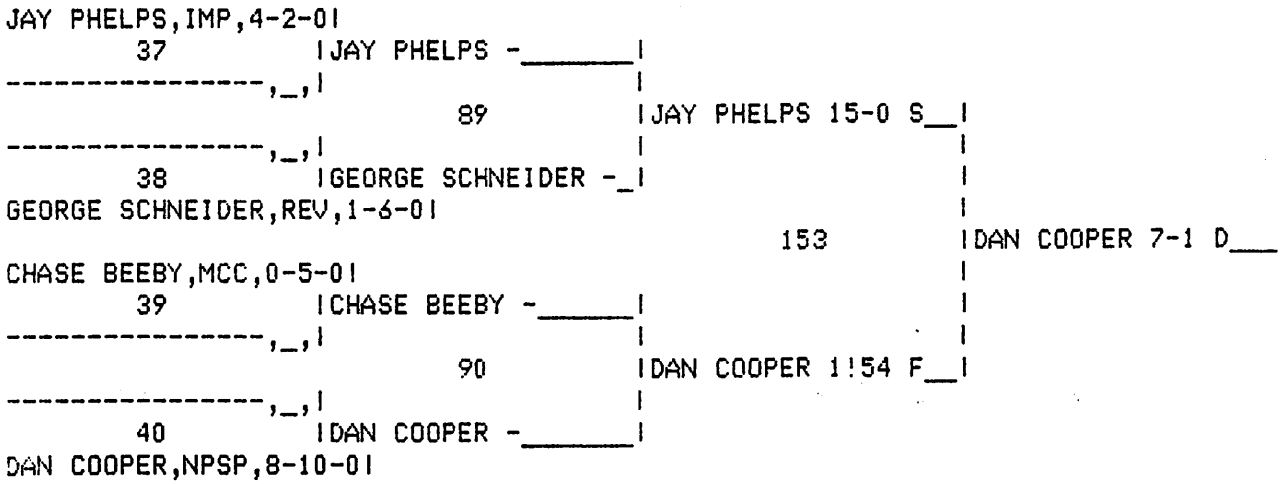


CONSOLATION BRACKET 160B LBS. CLASS

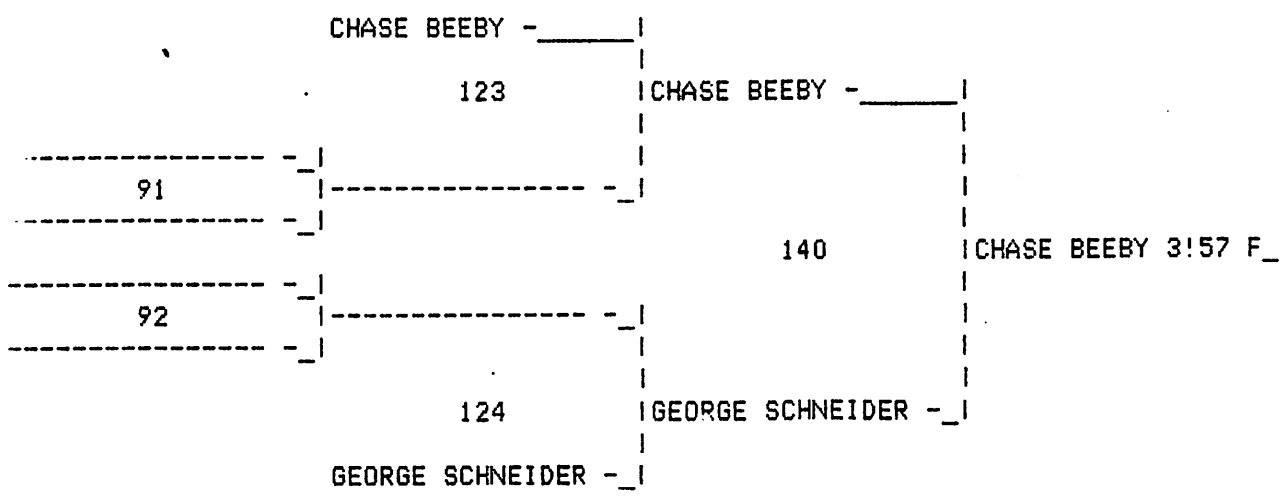

IMPERIAL LONGHORNS B 1990

CHAMPIONS BRACKET 171B LBS. CLASS

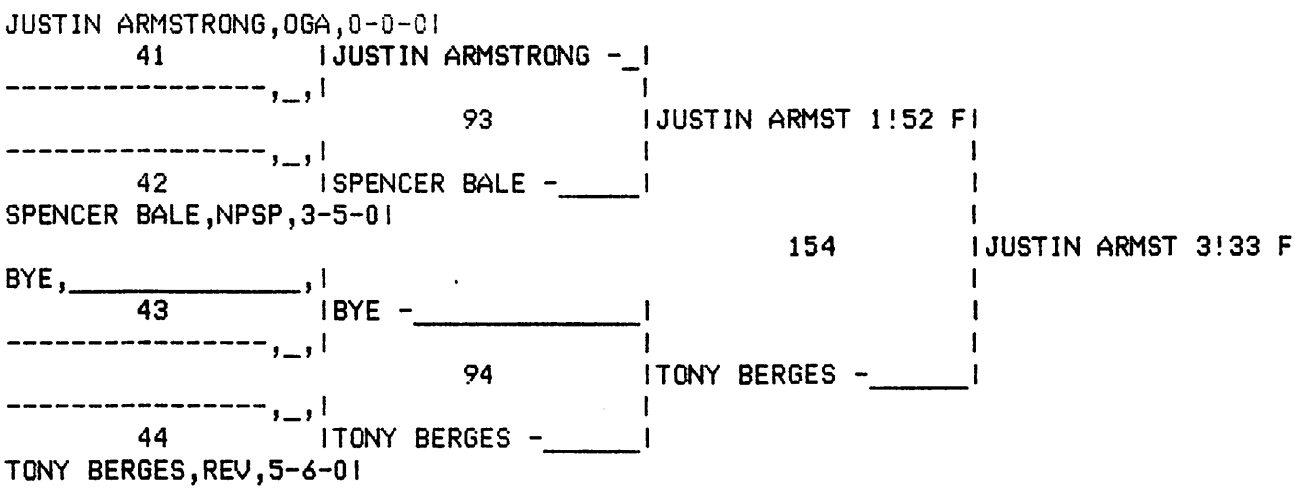


CONSOLATION BRACKET 171B LBS. CLASS

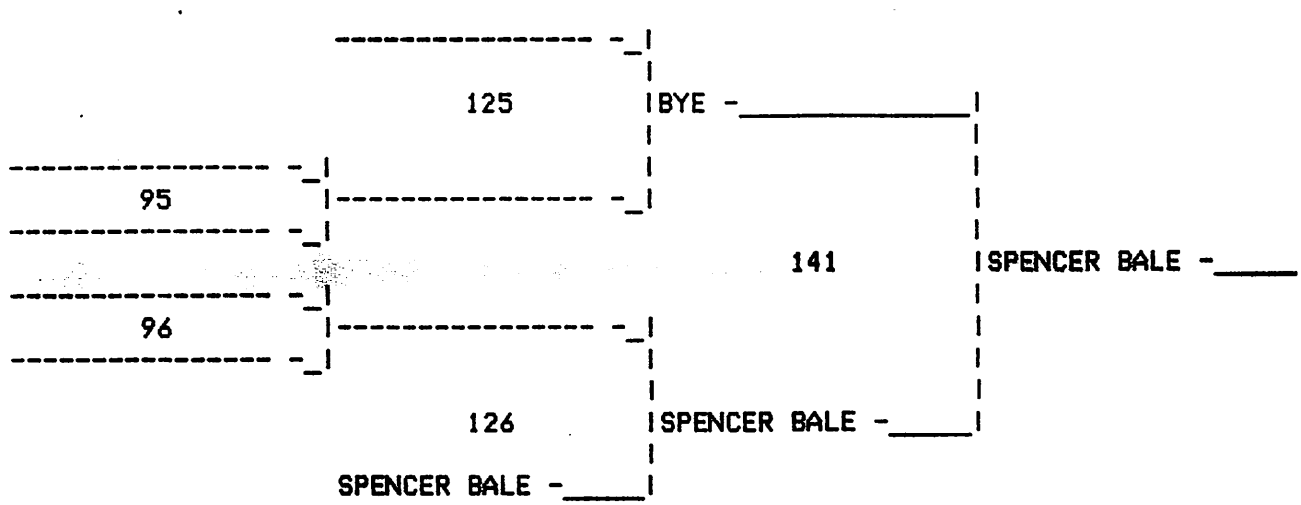

IMPERIAL LONGHORNS B 1990

CHAMPIONS BRACKET 189B LBS. CLASS

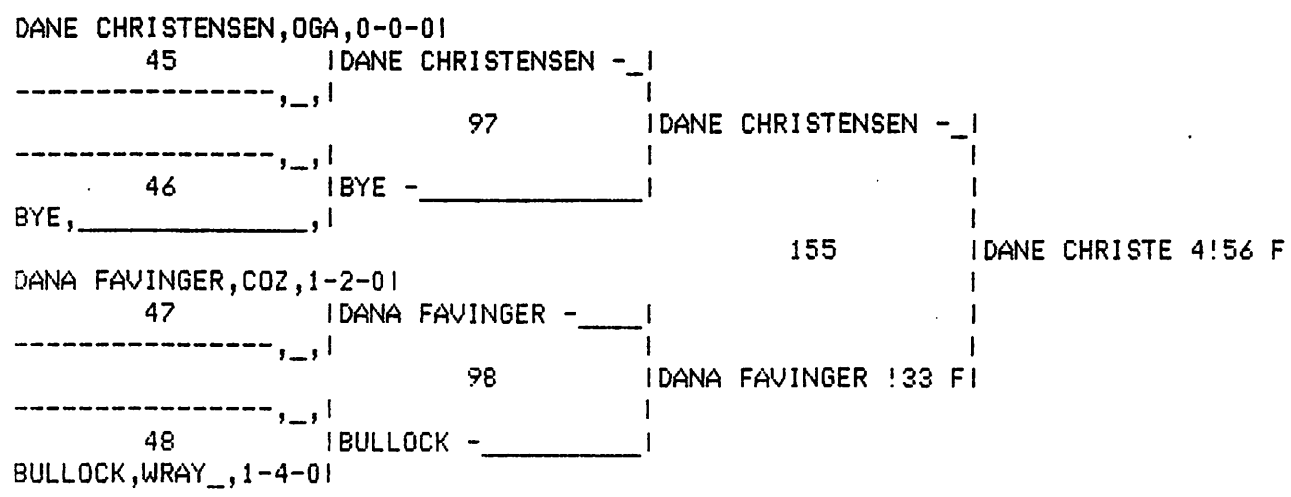


CONSOLATION BRACKET 189B LBS. CLASS

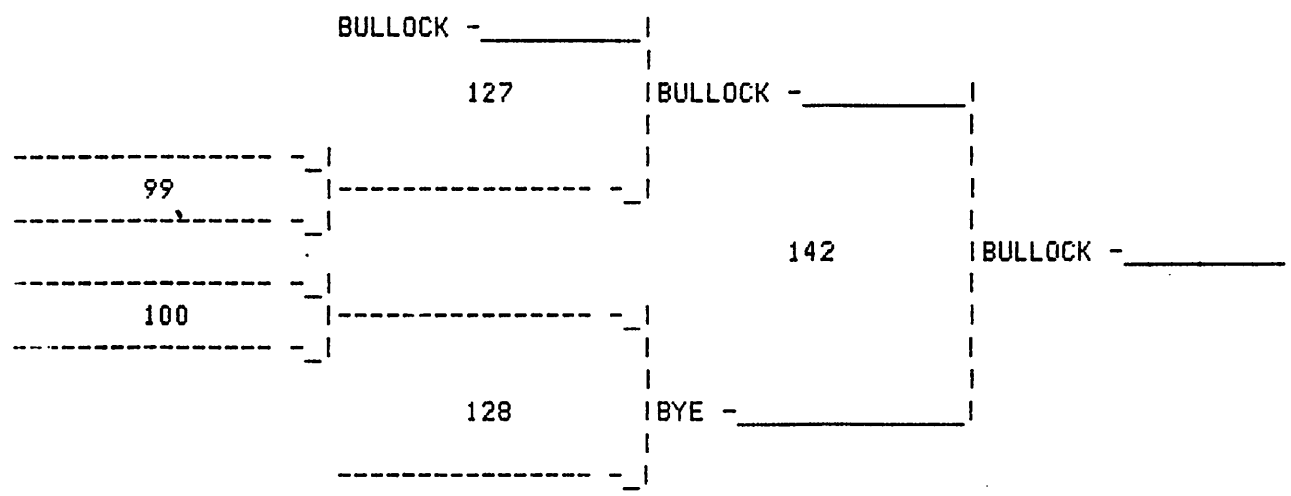

IMPERIAL LONGHORNS B 1990

CHAMPIONS BRACKET HWTB LBS. CLASS

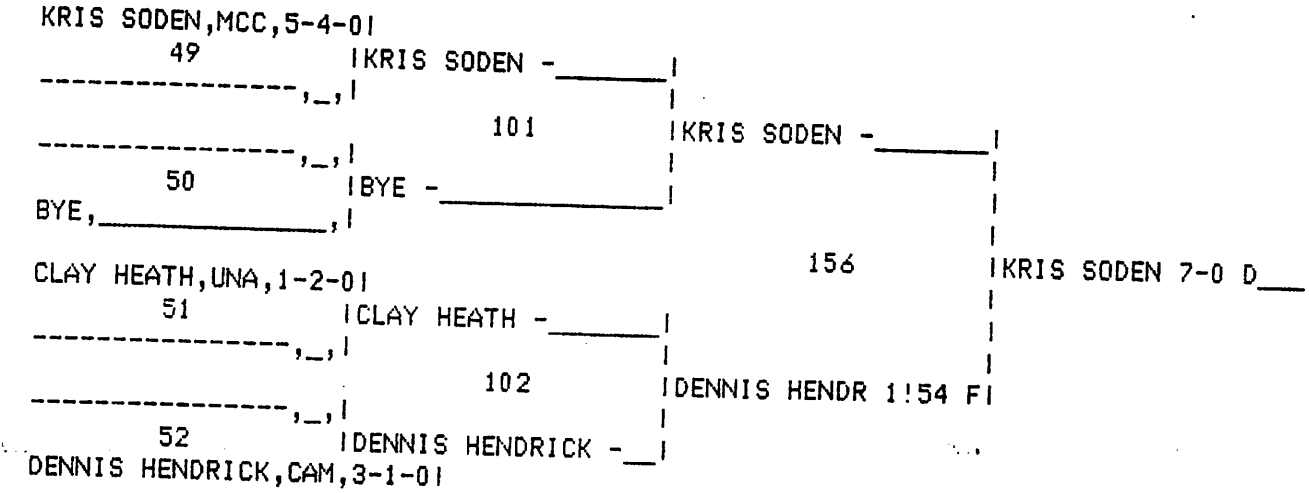


CONSOLATION BRACKET HWTB LBS. CLASS

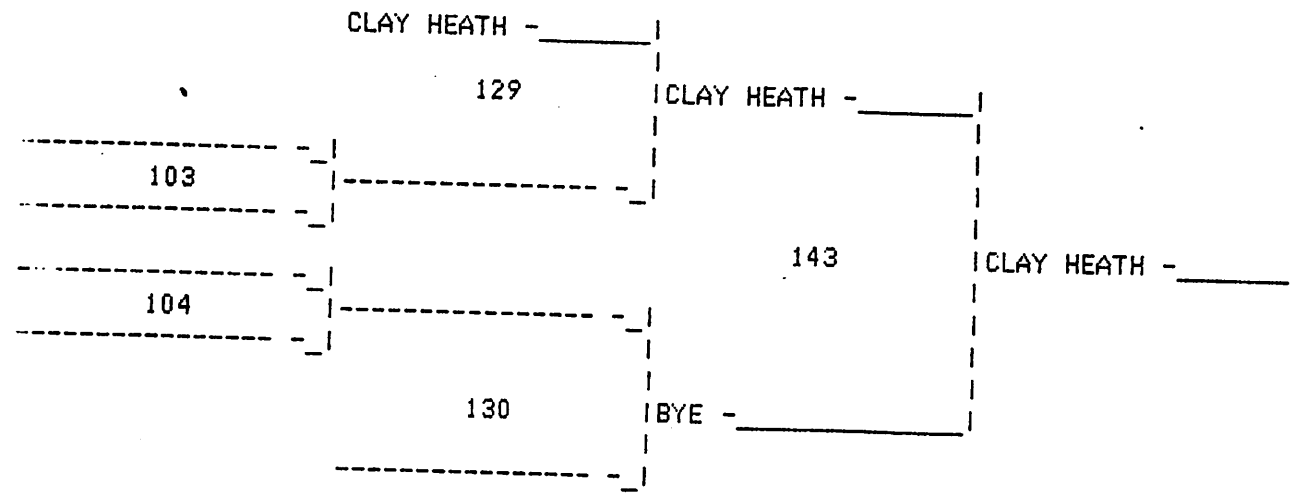

(1 89)

103 A LBS. CLASS RESULTS.

C.COLLINS - McCOOK 2-0-0: 22 PTS.
C.DUNCAN - CALICHE 1-1-0: 14 PTS.
C.GOMEZ - COZAD 2-1-0: 13 PTS.
J.P.TRUE - WRAY 1-2-0: 7 PTS.
J.WITTE - CAMBRIDGE 0-2-0: 0 PTS.

1 C.COLLINS - McCOOK - !57 F
2 C.DUNCAN - CALICHE - -
3 C.GOMEZ - COZAD - 17-2 M
4 J.P.TRUE - WRAY - -

112 A LBS. CLASS RESULTS.

D. JANSON - McCOOK 2-0-0: 20 PTS.
C. ARNDT - COZAD 1-1-0: 8 PTS.
S. YOUNYHANS - HERSHEY 1-1-0: 12 PTS.
OWENS - HOLYOKE 0-2-0: 4 PTS.

1 D. JANSON - McCOOK - 1!16 F
2 S. YOUNYHANS - HERSHEY - -
3 C. ARNDT - COZAD - 17-2 M
4 OWENS - HOLYOKE - -.

119 A LBS. CLASS RESULTS.

D. JANSSEN - McCOOK 2-0-0: 19.5 PTS.
B.RING - CALICHE 1-1-0: 4 PTS.
J.CHILDEARS - HERSHEY 1-1-0: 16 PTS.
D.SCHLEEMAN - CAMBRIDGE 0-2-0: 0 PTS.

1 D. JANSSEN - McCOOK - 8-3 D
2 J.CHILDEARS - HERSHEY - -
3 B.RING - CALICHE - 10-4 D
4 D.SCHLEEMAN - CAMBRIDGE - -

125 A LBS. CLASS RESULTS.

M.BANZHAF - CAMBRIDGE 2-1-0: 17 PTS
JASON WALTERS - HERSHEY 2-1-0: [illegible]
PETER GOMEZ - COZAD 2-0-0: 13 PTS.
PAUL DICKINSON - CALICHE 1-2-0: 1 PTS
SCOTT GRAFTON - McCOOK 2-2-0: 9 PTS.
BRETT DIEHL - WRAY 0-2-0: 0 PTS.
DAREN CLAYMON - HOLYOKE 0-2-0: 0 PTS.

1 PETER GOMEZ - COZAD - 9-2 D
2 M.BANZHAF - CAMBRIDGE - -
3 JASON WALTERS - HERSHEY - 7-1 D
4 SCOTT GRAFTON - McCOOK - -

IMPERIAL INVITATIONAL
TEAM RANKINGS

1. McCOOK - 176.5
2. COZAD - 132.5
3. HERSHEY - 106
4. CAMBRIDGE - 95.5
5. IMPERIAL - 78
6. CALICHE - 56
7. HOLYOKE - 45
8. WRAY - 20

130 A LBS. CLASS RESULTS.

DOUG HARRIS - McCOOK 2-0-0: 21 PTS.
CHAD STANLEY - CALICHE 2-2-0: 7.5 PTS.
CHOAN LIEWER - HERSHEY 2-1-0: 18 PTS.
SHANE SORDEN - WRAY 2-1-0: 13 PTS.
CHAD FAIRCHILD - COZAD 1-2-0: 2 PTS.
JOE BENSON - CAMBRIDGE 0-2-0: 0 PTS.
DANE PUGH - HOLYOKE 1-2-0: 4 PTS.

1 DOUG HARRIS - McCOOK - 3:58 F
2 CHOAN LIEWER - HERSHEY - -
3 SHANE SORDEN - WRAY - 1:34 F
4 CHAD STANLEY - CALICHE - -

135 A LBS. CLASS RESULTS.

BRADY JOHNSON - McCOOK 1-1-0: 16 PTS.
VIRGIL BANZHAF - CAMBRIDGE 2-0-0: 20 PTS.
RICH DUNCAN - CALICHE 3-1-0: 14.5 PTS.
JIMMY BUSH - HERSHEY 0-2-0: 0 PTS.
JASON ROBERTS - HOLYOKE 1-2-0: 4 PTS.
STEVE GOMEZ - COZAD 1-2-0: 8 PTS.

1 VIRGIL BANZHAF - CAMBRIDGE - 3-2 D
2 BRADY JOHNSON - McCOOK - -
3 RICH DUNCAN - CALICHE - 14-2 M
4 STEVE GOMEZ - COZAD - -

140 A LBS. CLASS RESULTS.

DON HILEMAN - McCOOK 3-1-0: 13 PTS.
NATHAN PETERS - COZAD 2-0-0: 20.5 PTS.
DALLAS MUES - CAMBRIDGE 1-2-0: 4 PTS.
KI FANNING - IMPERIAL 2-1-0: 14 PTS.
BRADY RING - CALICHE 0-2-0: 0 PTS.
SCOTT HIGGS - HOLYOKE 0-2-0: 0 PTS.
JUSTIN HAINS - HERSHEY 1-2-0: 7 PTS.

1 NATHAN PETERS - COZAD - 15-3 D
2 KI FANNING - IMPERIAL - -
3 DON HILEMAN - McCOOK - F 0
4 JUSTIN HAINS - HERSHEY - -

145 A LBS. CLASS RESULTS.

GREG HYDE - McCOOK 2-0-0: 19 PTS.
DUSTY TROSPER - CAMBRIDGE 1-1-0: 14 PTS.
MIKE YAW - IMPERIAL 0-2-0: 0 PTS.
GORDON HEILSCHER - HOLYOKE 2-1-0: 11 PTS.
PAUL GOINGS - COZAD 1-2-0: 8 PTS.

1 GREG HYDE - McCOOK - 11-1 M
2 DUSTY TROSPER - CAMBRIDGE - -
3 GORDON HEILSCHER - HOLYOKE - 5-1 D
4 PAUL GOINGS - COZAD - -

152 A LBS. CLASS RESULTS.

JASON MCNAIR - IMPERIAL 2-0-0: 20 PTS.
TORY JUDD - McCOOK 1-1-0: 14 PTS.
JAKE VETTER - COZAD 2-1-0: 8 PTS.
KI SOO LEE - HOLYOKE 1-2-0: 8 PTS.
MIKE JORGENSEN - CAMBRIDGE 0-2-0: 0 PTS.

1 JASON MCNAIR - IMPERIAL - 9-4 D
2 TORY JUDD - McCOOK - -
3 JAKE VETTER - COZAD - 9-5 D
4 KI SOO LEE - HOLYOKE - -

160 A LBS. CLASS RESULTS.

JON PANKONIN - IMPERIAL 2-0-0: 22 PTS.
JASON CARRUTHERS - HOLYOKE 1-1-0: 14 PTS.
TERRY KRUSE - COZAD 0-2-0: 0 PTS.
CHALK HAUKINS - HERSHEY 2-1-0: 14 PTS.
JEFF MAYS - McCOOK 1-2-0: 7 PTS.

1 JON PANKONIN - IMPERIAL - 3:05 F
2 JASON CARRUTHERS - HOLYOKE - -
3 CHALK HAUKINS - HERSHEY - 2:01 F
4 JEFF MAYS - McCOOK - -

171 A LBS. CLASS RESULTS.

JOEDY FREIMEL - IMPERIAL 3-0-0: 20 PTS.
SCOTT HOLMAN - CALICHE 0-2-0: 0 PTS.
DARREN MEUS - CAMBRIDGE 2-1-0: 17.5 PTS.
ANDY GOODWIN - McCOOK 1-2-0: 7 PTS.
DUSTIN SWARTWOOD - HERSHEY 0-2-0: 0 PTS.
MATT BURKHOLDER - COZAD 2-1-0: 12 PTS.

1 JOEDY FREIMEL - IMPERIAL - 5-2 D
2 DARREN MEUS - CAMBRIDGE - -
3 MATT BURKHOLDER - COZAD - :36 F
4 ANDY GOODWIN - McCOOK - -

189 A LBS. CLASS RESULTS.

MONTGOMERY - COZAD 1-1-0: 16 PTS.
HERGEN - HERSHEY 2-0-0: 22 PTS.
WIER - CAMBRIDGE 1-1-0: 4 PTS.
HARTMAN - IMPERIAL 0-2-0: 0 PTS.

1 HERGEN - HERSHEY - 3:05 F
2 MONTGOMERY - COZAD - -
3 WIER - CAMBRIDGE - 4-3 D
4 HARTMAN - IMPERIAL - -

HWT A LBS. CLASS RESULTS.

BRIAN FREEMAN - CALICHE 3-1-0: 15 PTS.
JAKE FREDDRICK - HERSHEY 0-2-0: 0 PTS.
CHAD FULLER - CAMBRIDGE 2-1-0: 18 PTS.
JAMES KNIESTADT - COZAD 3-0-0: 19 PTS.
TIM DELEHAY - IMPERIAL 0-2-0: 0 PTS.
QUINTON BOGGERT - HOLYOKE 0-2-0: 0 PTS.
CHAD FIELDING - McCOOK 2-2-0: 9 PTS.

1 JAMES KNIESTADT - COZAD - 6-4 D
2 CHAD FULLER - CAMBRIDGE - -
3 BRIAN FREEMAN - CALICHE - 1:55 F
4 CHAD FIELDING - McCOOK - -

189 A LBS. CLASS RESULTS.

**MONTGOMERY - COZAD 1-1-0: 16 PTS.**
**HERGEN - HERSHEY 2-0-0: 22 PTS.**
**WIER - CAMBRIDGE 1-1-0: 4 PTS.**
**HARTMAN - IMPERIAL 0-2-0: 0 PTS.**

1 HERGEN - HERSHEY - 3:05 F
2 MONTGOMERY - COZAD - -
3 WIER - CAMBRIDGE - 4-3 D
4 HARTMAN - IMPERIAL - -

HWT A LBS. CLASS RESULTS.

BRIAN FREEMAN - CALICHE 3-1-0: 15 PTS.
JAKE FREDDRICK - HERSHEY 0-2-0: 0 PTS.
CHAD FULLER - CAMBRIDGE 2-1-0: 18 PTS.
JAMES KNIESTADT - COZAD 3-0-0: 19 PTS.
TIM DELEHAY - IMPERIAL 0-2-0: 0 PTS.
QUINTON BOGGERT - HOLYOKE 0-2-0: 0 PTS.
CHAD FIELDING - McCOOK 2-2-0: 9 PTS.

1 JAMES KNIESTADT - COZAD - 6-4 D
2 CHAD FULLER - CAMBRIDGE - -
3 BRIAN FREEMAN - CALICHE - 1:55 F
4 CHAD FIELDING - McCOOK - -

IMPERIAL INVITATIONAL

CHAMPIONS BRACKET 103 A LBS. CLASS

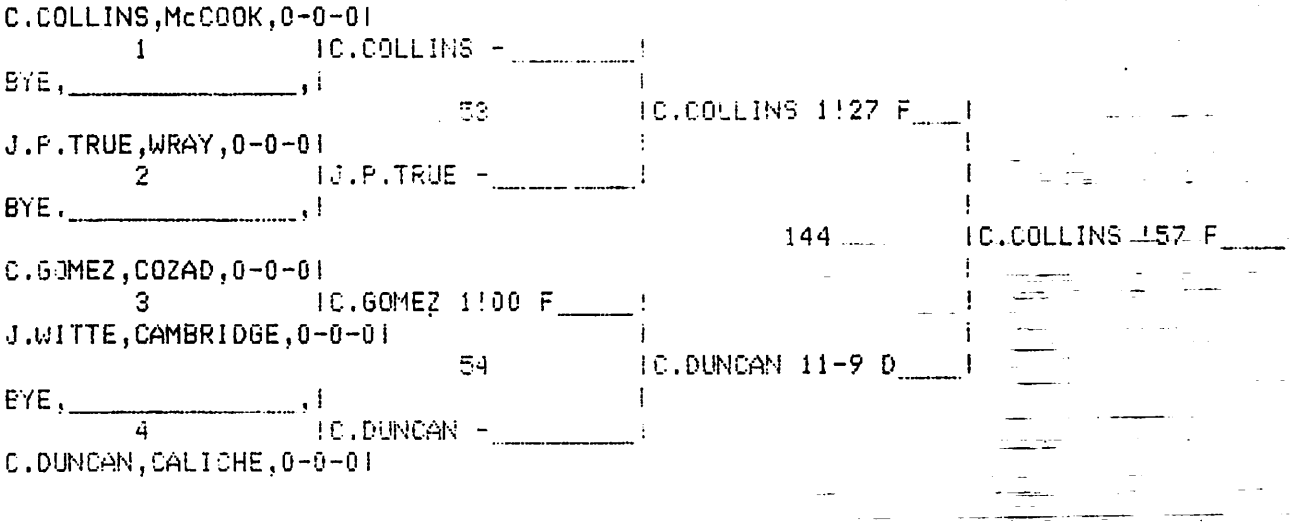


CONSOLATION BRACKET 103 A LBS. CLASS

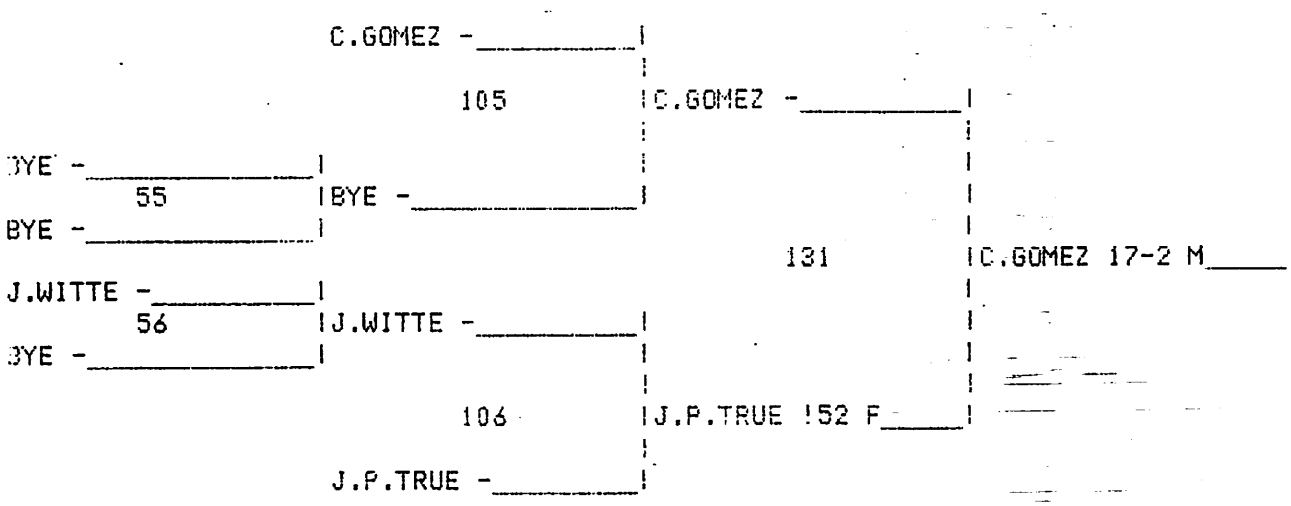

IMPERIAL INVITATIONAL

CHAMPIONS BRACKET 112 A LBS. CLASS

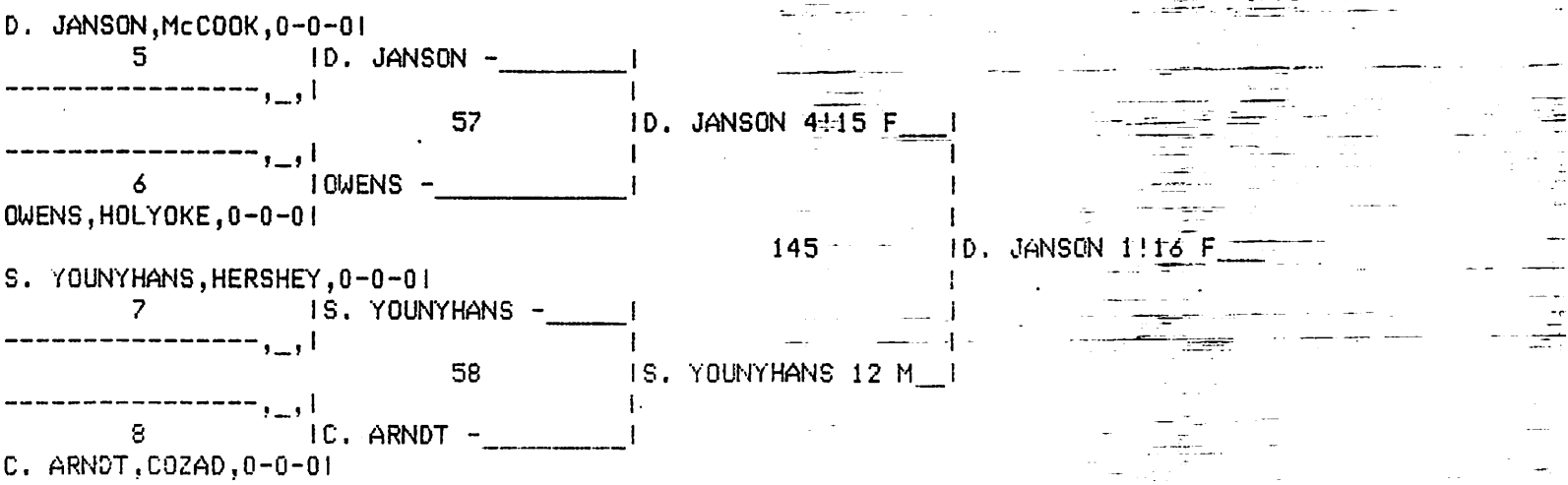


CONSOLATION BRACKET 112 A LBS. CLASS

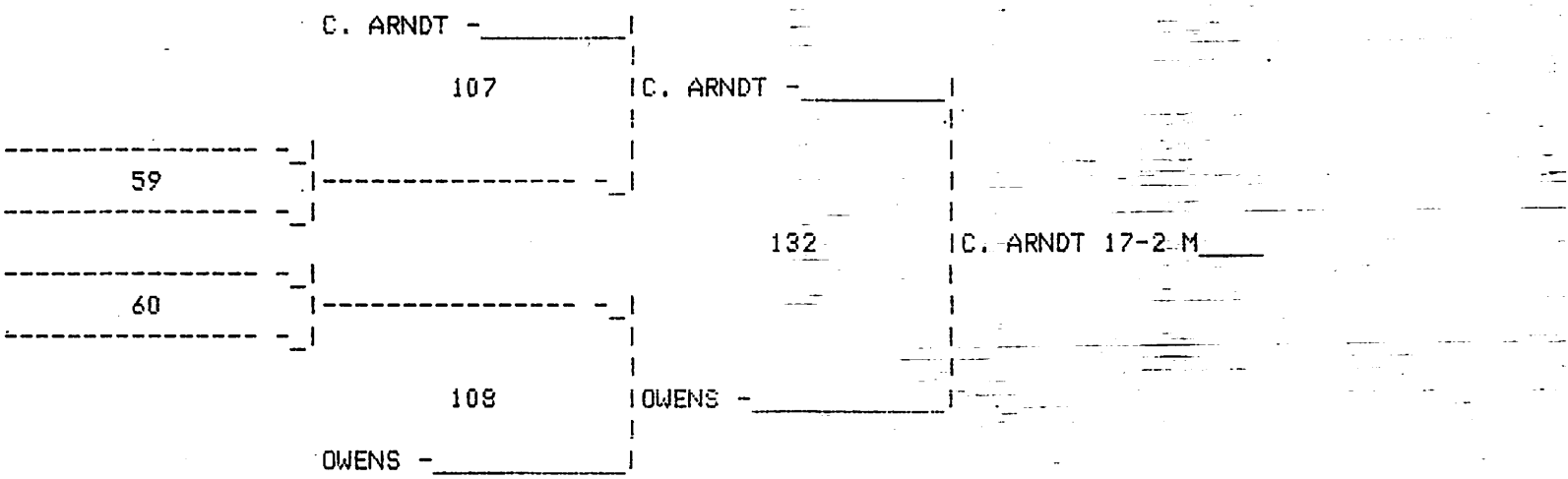

IMPERIAL INVITATIONAL

CHAMPIONS BRACKET 119 A LBS. CLASS

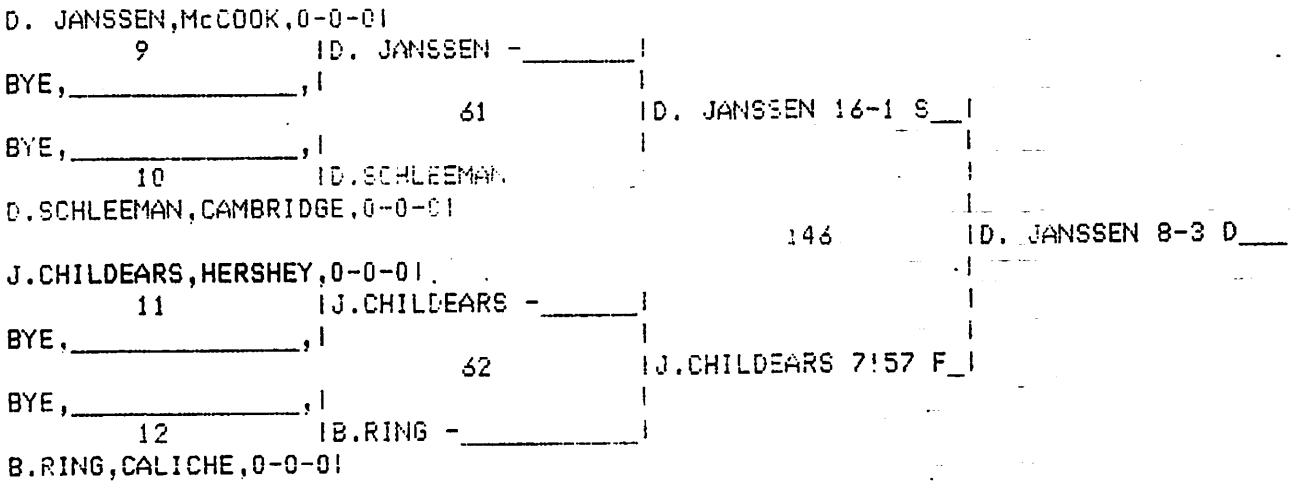


CONSOLATION BRACKET 119 A LBS. CLASS

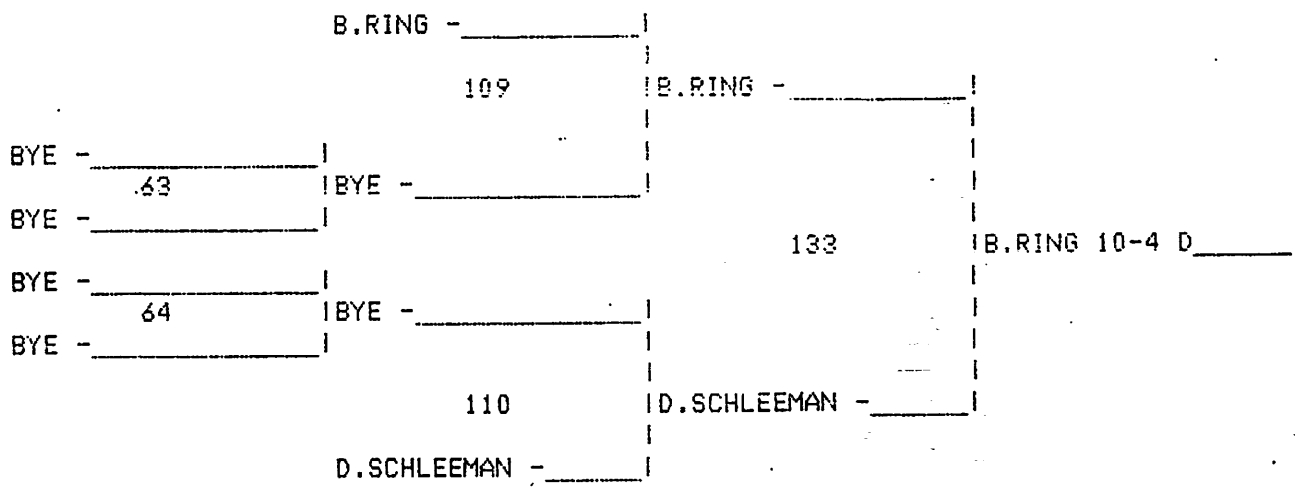

IMPERIAL INVITATIONAL

CHAMPIONS BRACKET 125 A LBS. CLASS

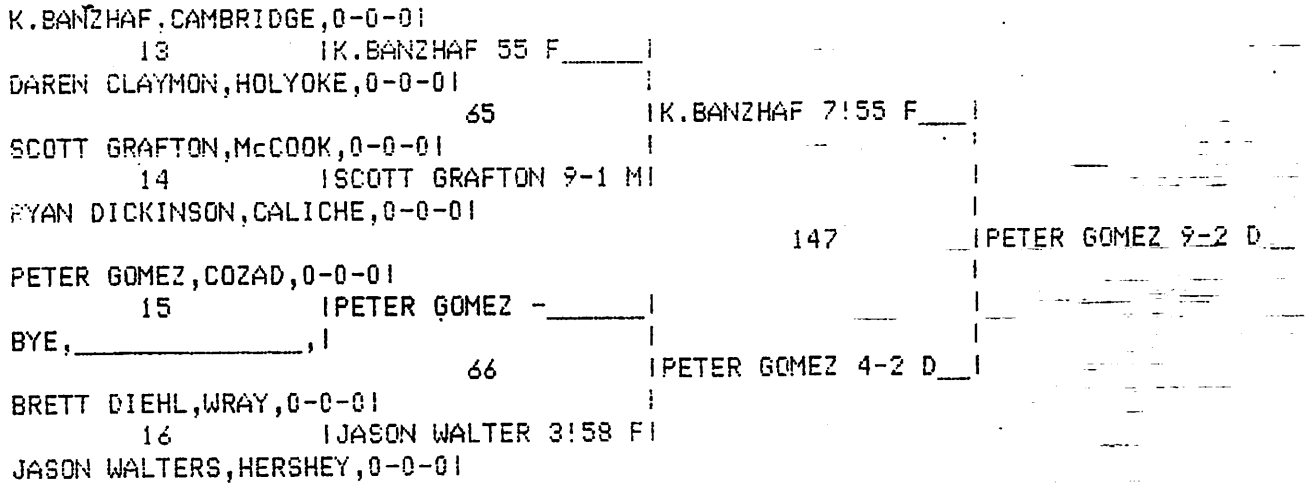


CONSOLATION BRACKET 125 A LBS. CLASS

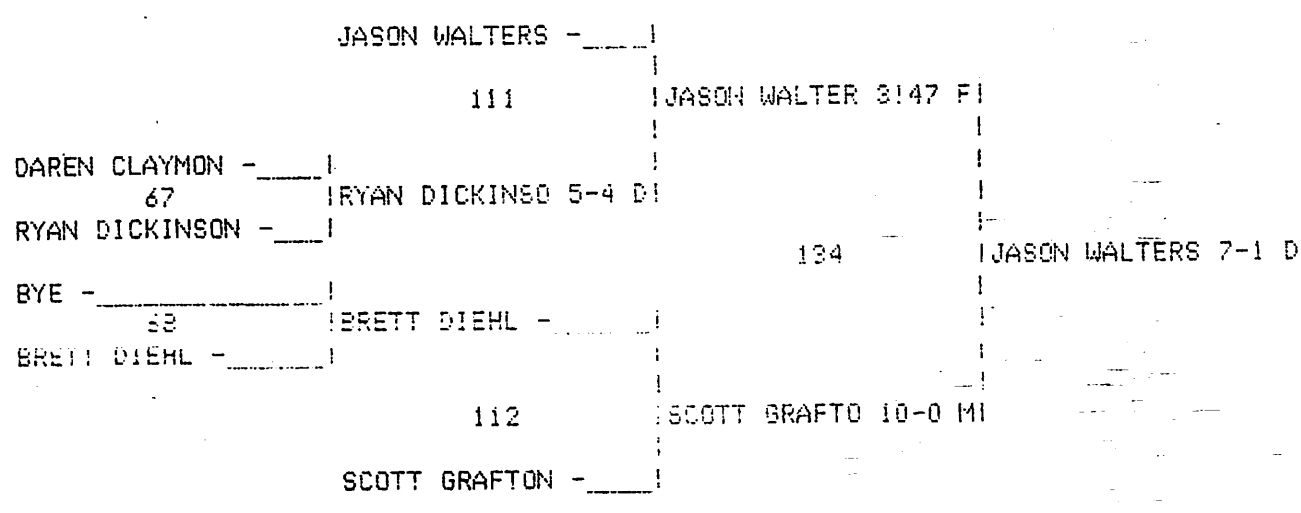

CHAMPIONS BRACKET 130 - LBS. CLASS

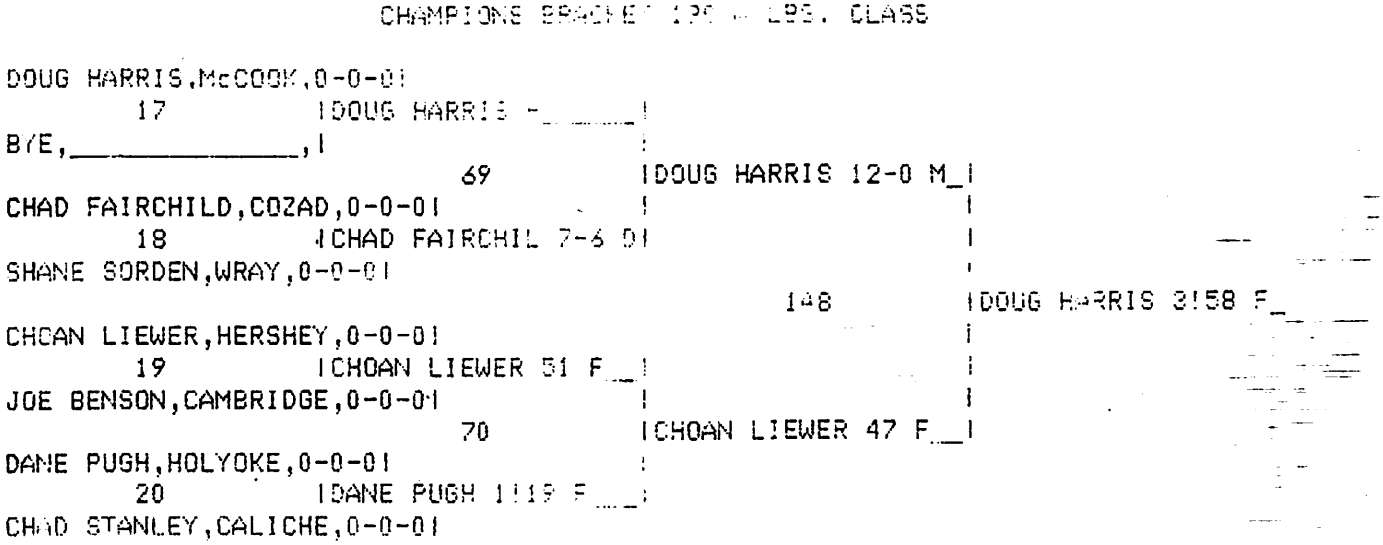


CONSOLATION BRACKET 130 A LBS. CLASS

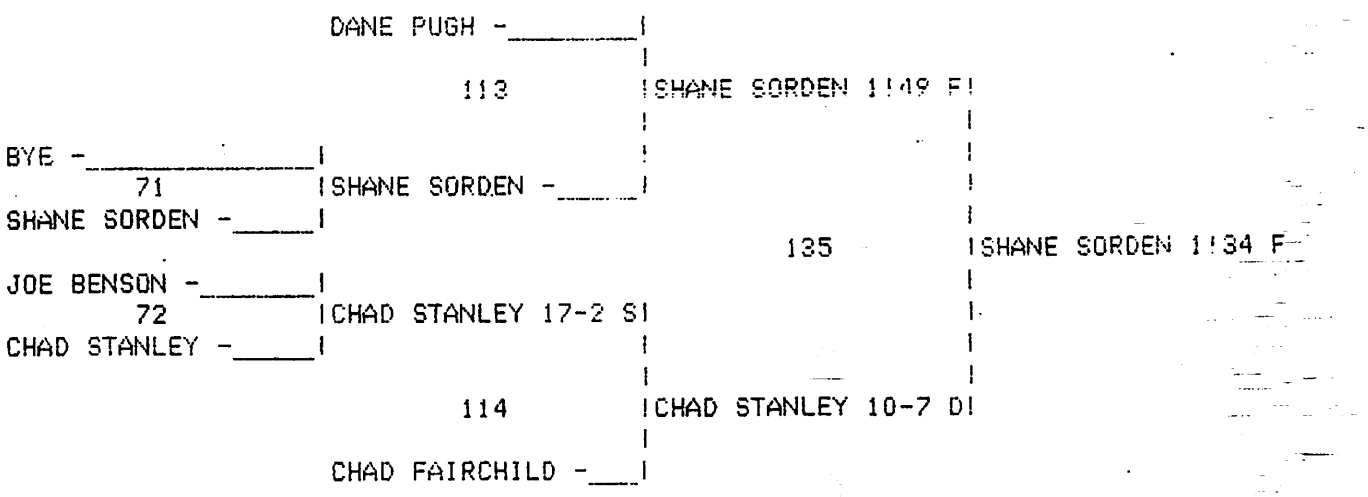

## CHAMPIONS BRACKET 135 A LBS. CLASS

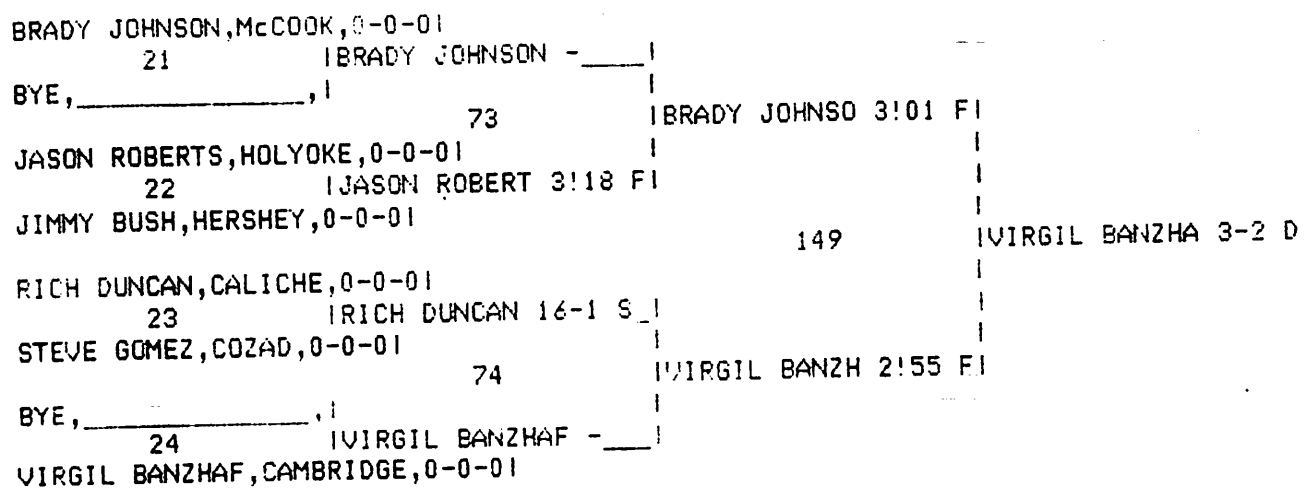


## CONSOLATION BRACKET 135 A LBS. CLASS

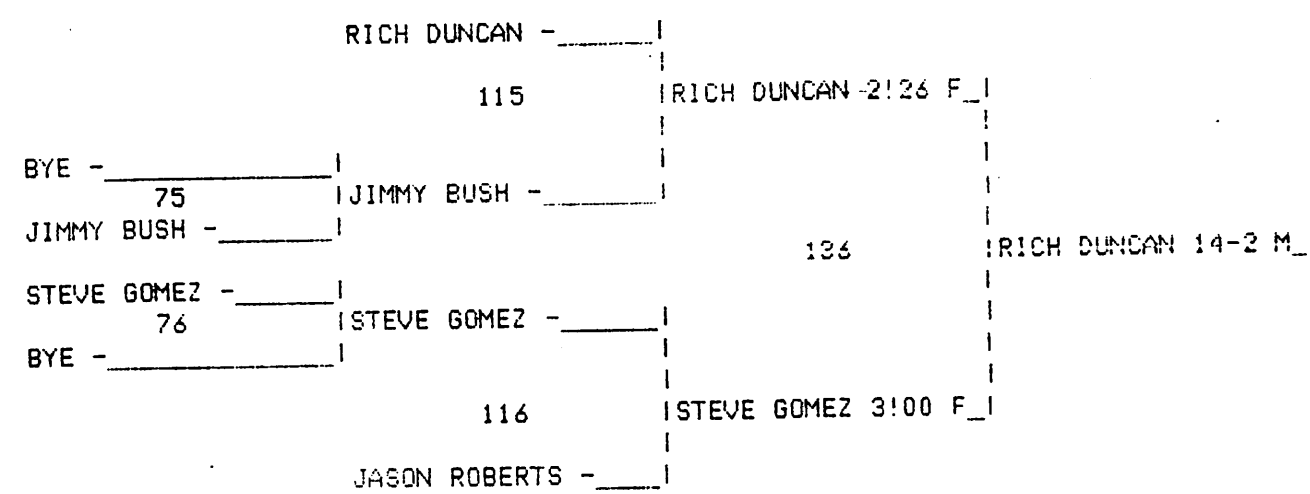

IMPERIAL INVITATIONAL

CHAMPIONS BRACKET 140 A LBS. CLASS

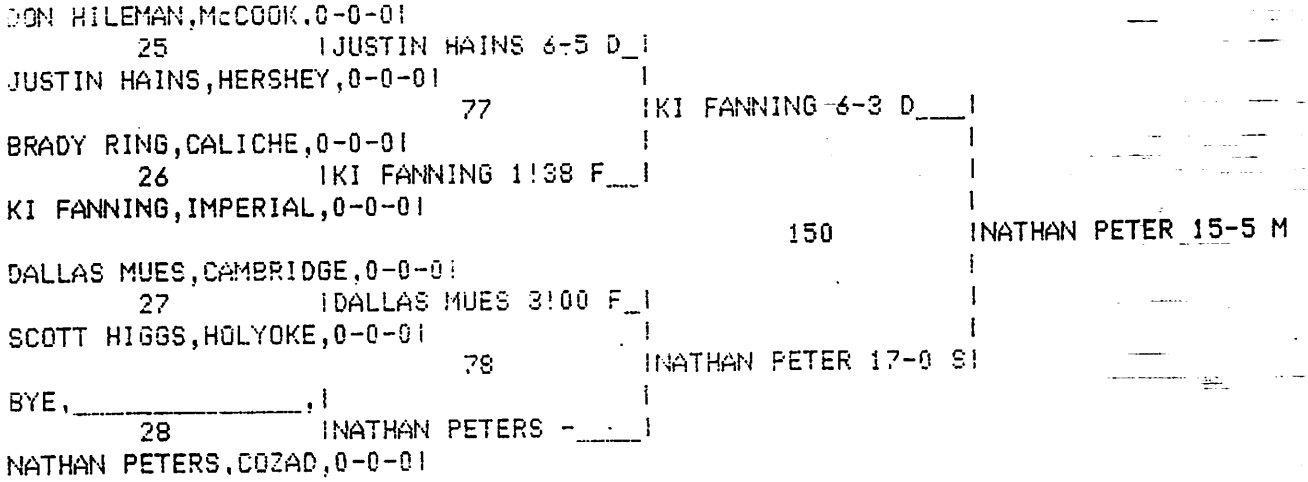


CONSOLATION BRACKET 140 A LBS. CLASS

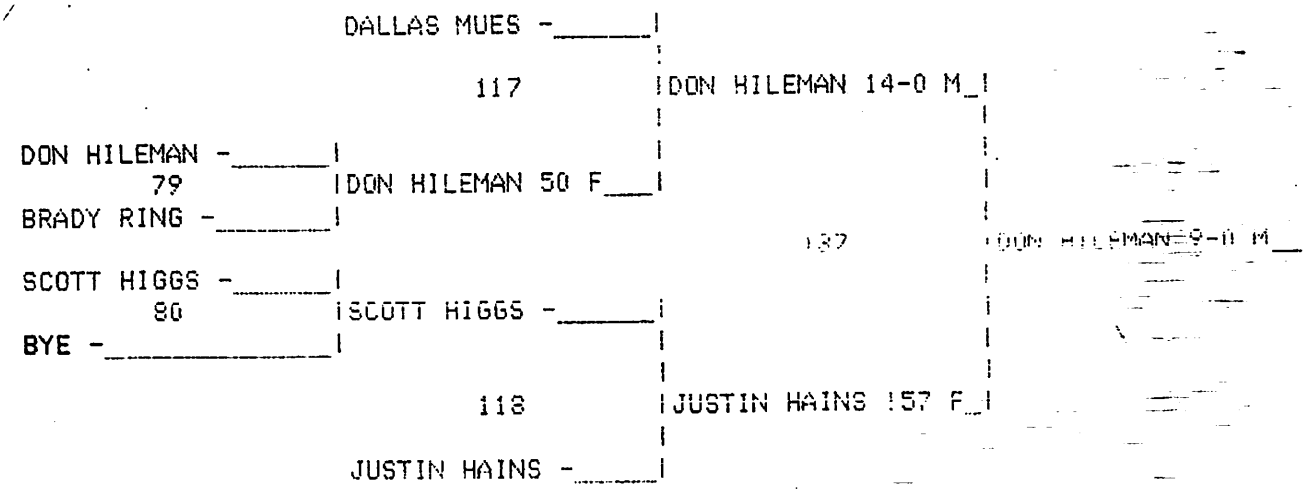

# IMPERIAL INVITATIONAL

## CHAMPIONS BRACKET 145 A LBS. CLASS

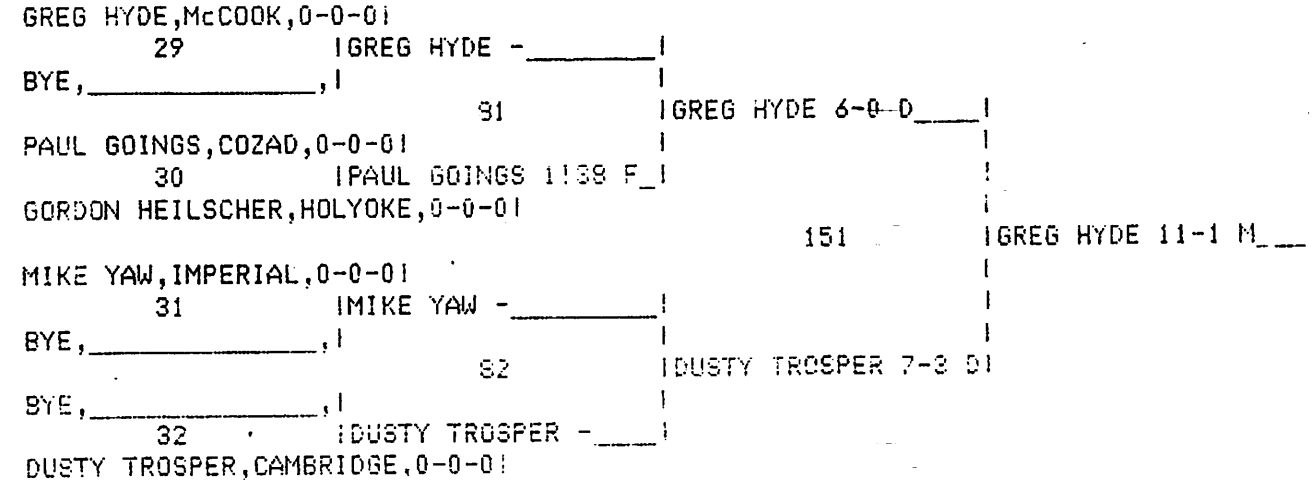


## CONSOLATION BRACKET 145 A LBS. CLASS

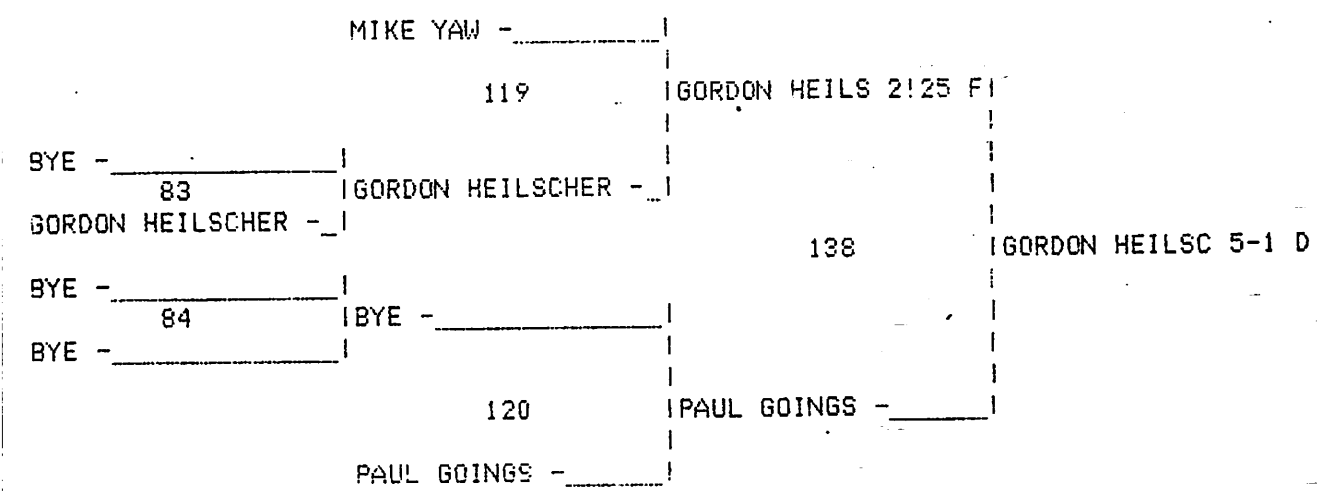

IMPERIAL INVITATIONAL

CHAMPIONS BRACKET 152 A LBS. CLASS

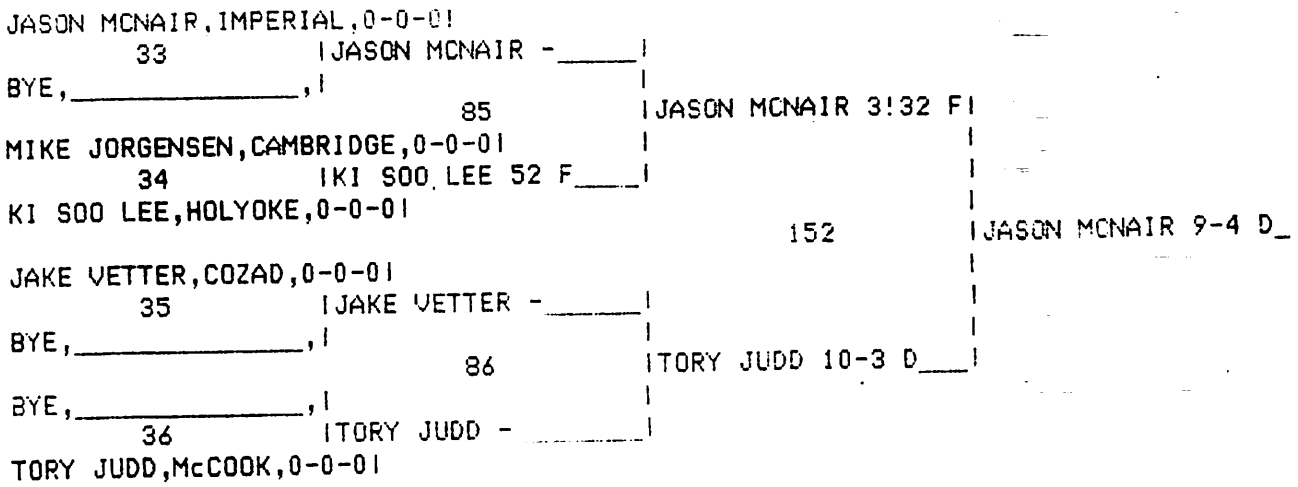


CONSOLATION BRACKET 152 A LBS. CLASS

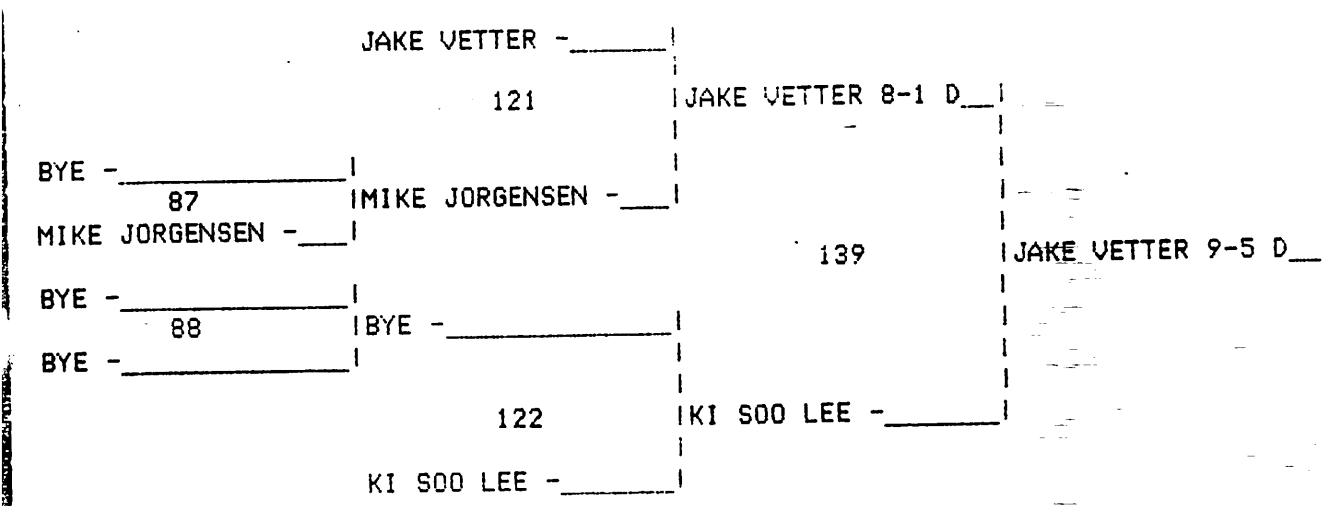

IMPERIAL INVITATIONAL

CHAMPIONS BRACKET 160 A LBS. CLASS

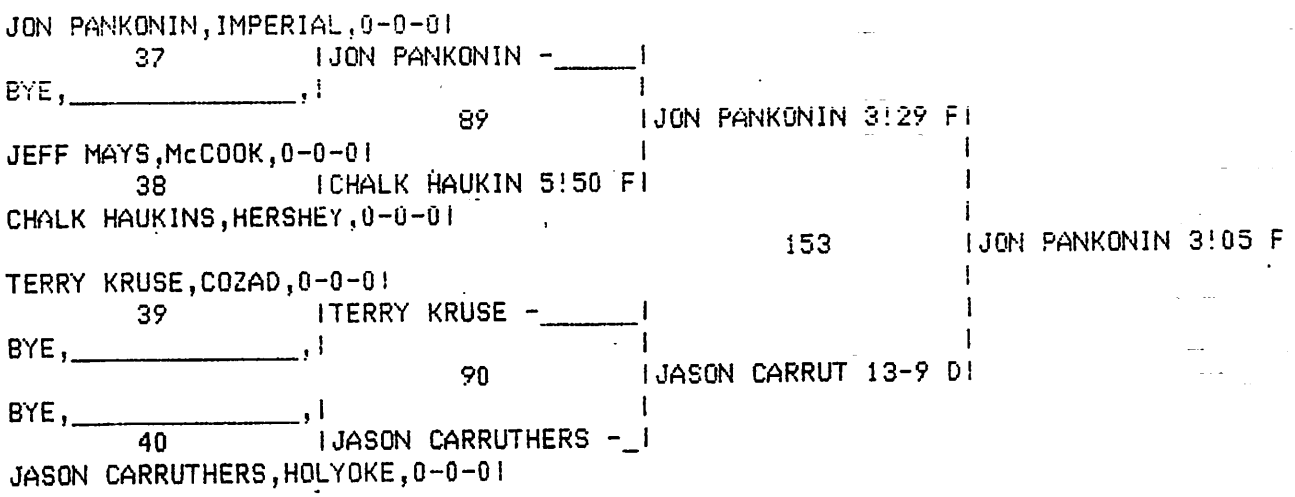


CONSOLATION BRACKET 160 A LBS. CLASS



IMPERIAL INVITATIONAL

CHAMPIONS BRACKET 171 A LBS. CLASS




CONSOLATION BRACKET 171 A LBS. CLASS

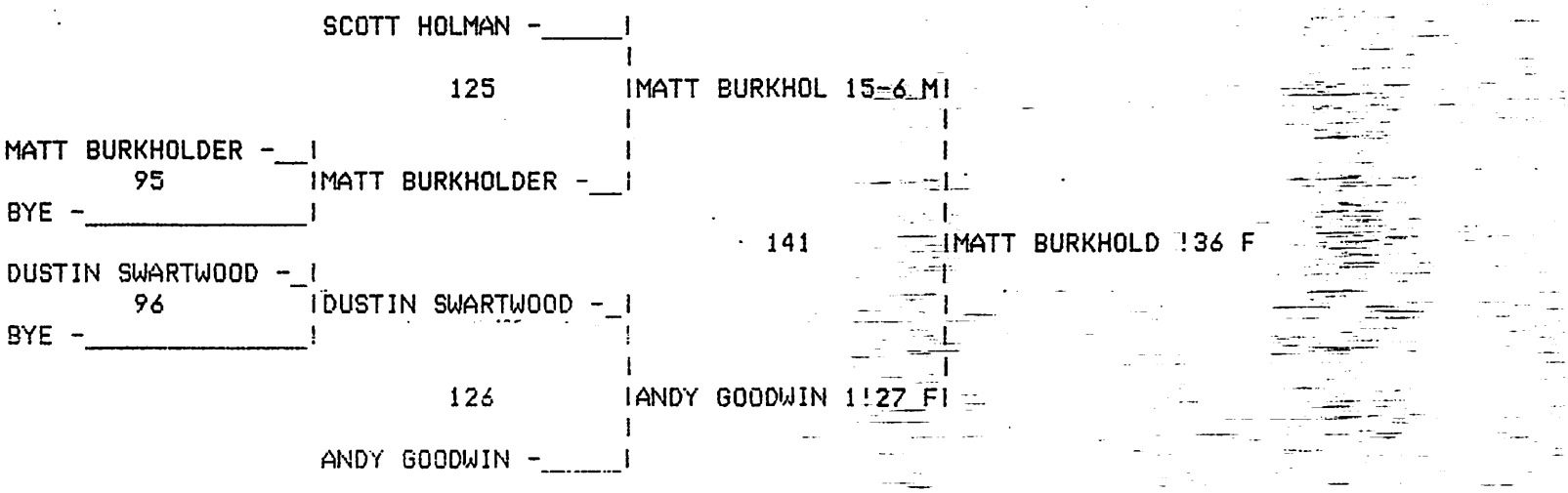

IMPERIAL INVITATIONAL

CHAMPIONS BRACKET 189 A LBS. CLASS

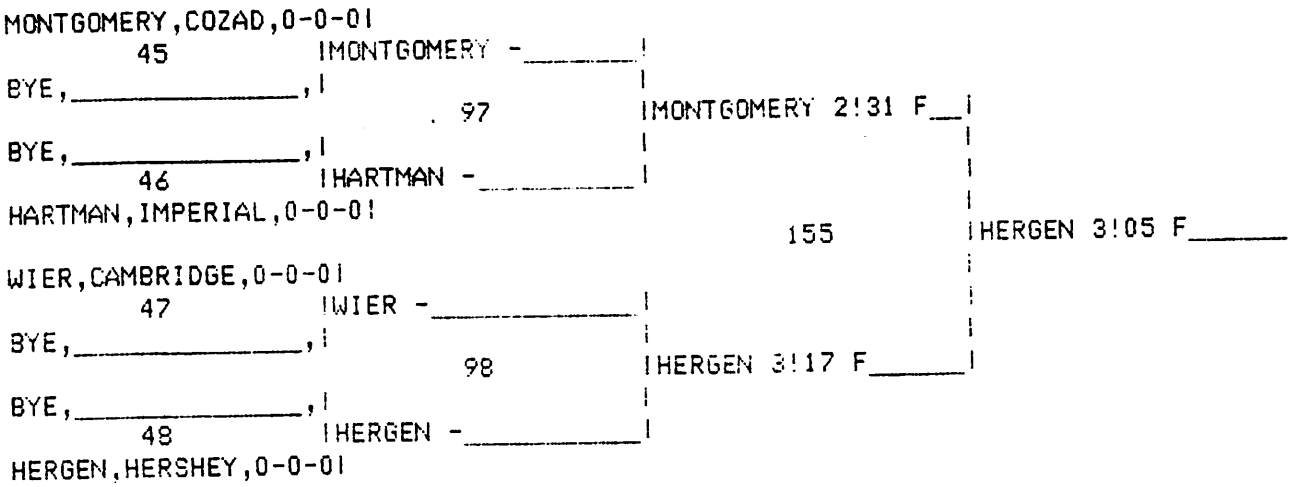


CONSOLATION BRACKET 189 A LBS. CLASS

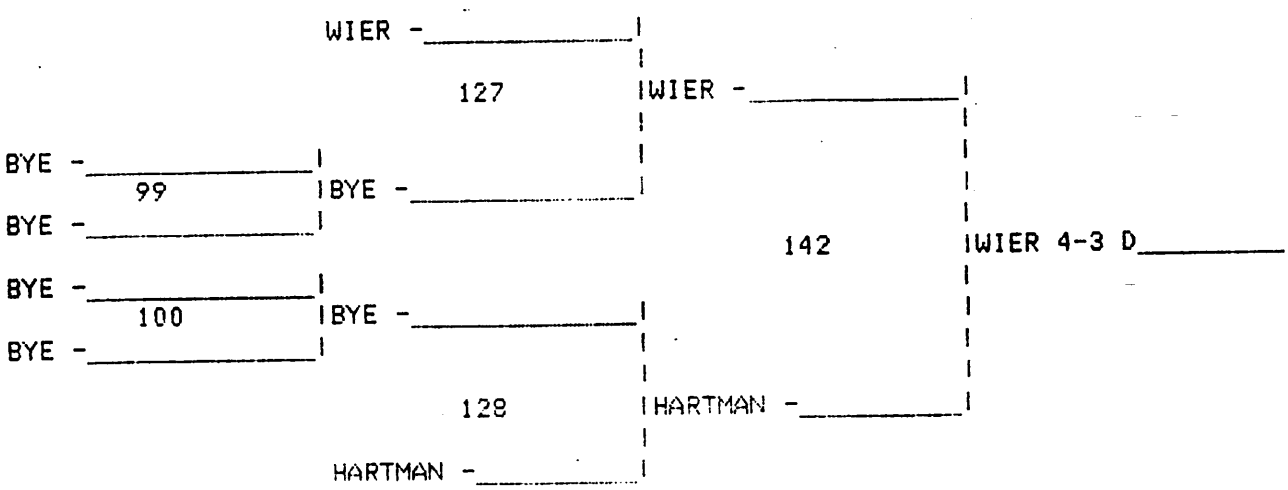

IMPERIAL INVITATIONAL

CHAMPIONS BRACKET HWT A LBS. CLASS




CONSOLATION BRACKET HWT A LBS. CLASS

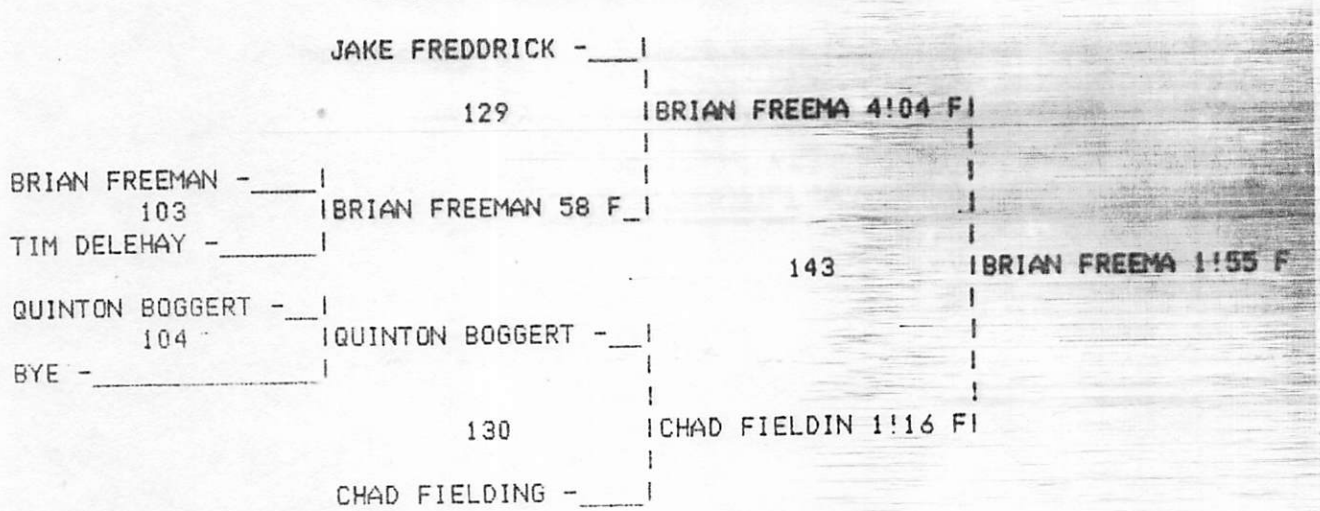

# DISTRICT WRESTLING

1989

Febr. 10-11, 1989



Ogallala

# B - 4 W R E S T L I N G  D I S T R I C T

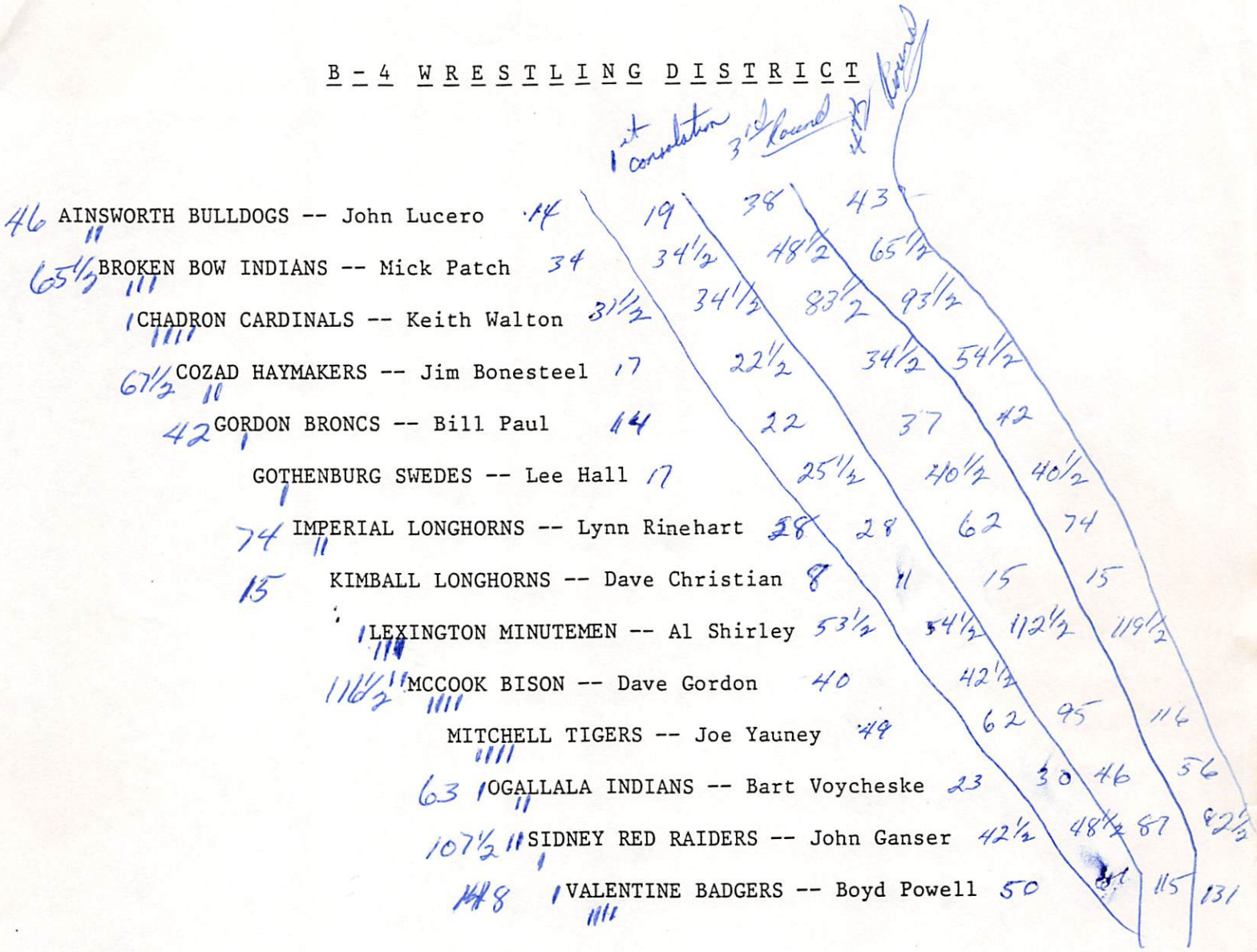


| Individual Match | | Tournament | |
|---|---|---|---|
| Takedown | 2 pts. | Fall | 2 pts. |
| | | Technical Fall | 1-1/2 pts. |
| Escape | 1 pt. | Default | 2 pts. |
| | | Forfeit | 2 pts. |
| Reversal | 2 pts. | Disqualification | 2 pts. |
| | | Advancement | |
| Near Fall | 2 or 3 pts. | Champ. Bracket | 2 pts. |
| | | Consol. Bracket | 1 pt. |
| | | Major Decision | 1 pt. |

B-4 WRESTLING TOURNAMENT - OGALLALA HIGH SCHOOL AUDITORIUM

Tournament Schedule

| Friday, February 10 | Saturday, February 11 |
|---|---|
| 9:00 Seeding Meeting (Middle School) | 7:00-8:00 Weigh-Ins |
| 10:00-11:00 Weigh-Ins (Auditorium Stage) | 9:00 Wrestling Begins |
| 12:00 Wrestling Begins | |

MEET DIRECTOR - ELWIN TOPHOJ

MATCH SCORERS
Buck Bassett, Don Eichner
Jack Baker, Allen Cerny
Ron Stokey, Max Dykes

TEAM SCORERS
Dena Acker, Karen Petersen, Bill Petersen

SEEDING SUPERVISOR - ALLEN CERNY

ANNOUNCERS
Ray Nelson, Max Dykes

OFFICIALS
Pete Burger - McCook - Seeding
Tom Rosenquist - Kearney - Weigh-Ins
Richard Koza - Chadron - Weigh-Ins

STATE TOURNAMENT SCHEDULE (CLASS B)
Thursday, Feb. 16 - Weigh-Ins 11:30 - 12:30
first session 1:00; quarterfinals 8:00 p.m.
Friday, Feb. 17 Weigh-Ins 9:30-10:30 a.m.
first round consolations 11:00 a.m.
second round consolations 2:00 p.m.
semifinals - 7:00 p.m. all classes
Saturday, Feb. 18 Weigh-Ins 7:00-8:00
consolation semifinals 8:30 a.m.
fifth place matches 10:30 a.m.
consolation finals 11:15 a.m.
Finals - 1:30 p.m.

SUPPORTING STAFF
Steve George, Karen Morrison, Jan Pace, Betty Tophoj, Louise Holscher, Bea Hatch
Judy Markussen, Georgia Hansen, Pat Johnson, Jeanne McNeff, Mary Eichner
Betty Eggleston, Mary Skinner

HOSPITALITY ROOM - courtesy of
Arbys, Coca Cola, McDonalds, Pizza Hut, Wendys and Wrestling Boosters

## CHAMPIONSHIP

103 LB. WT. CLASS

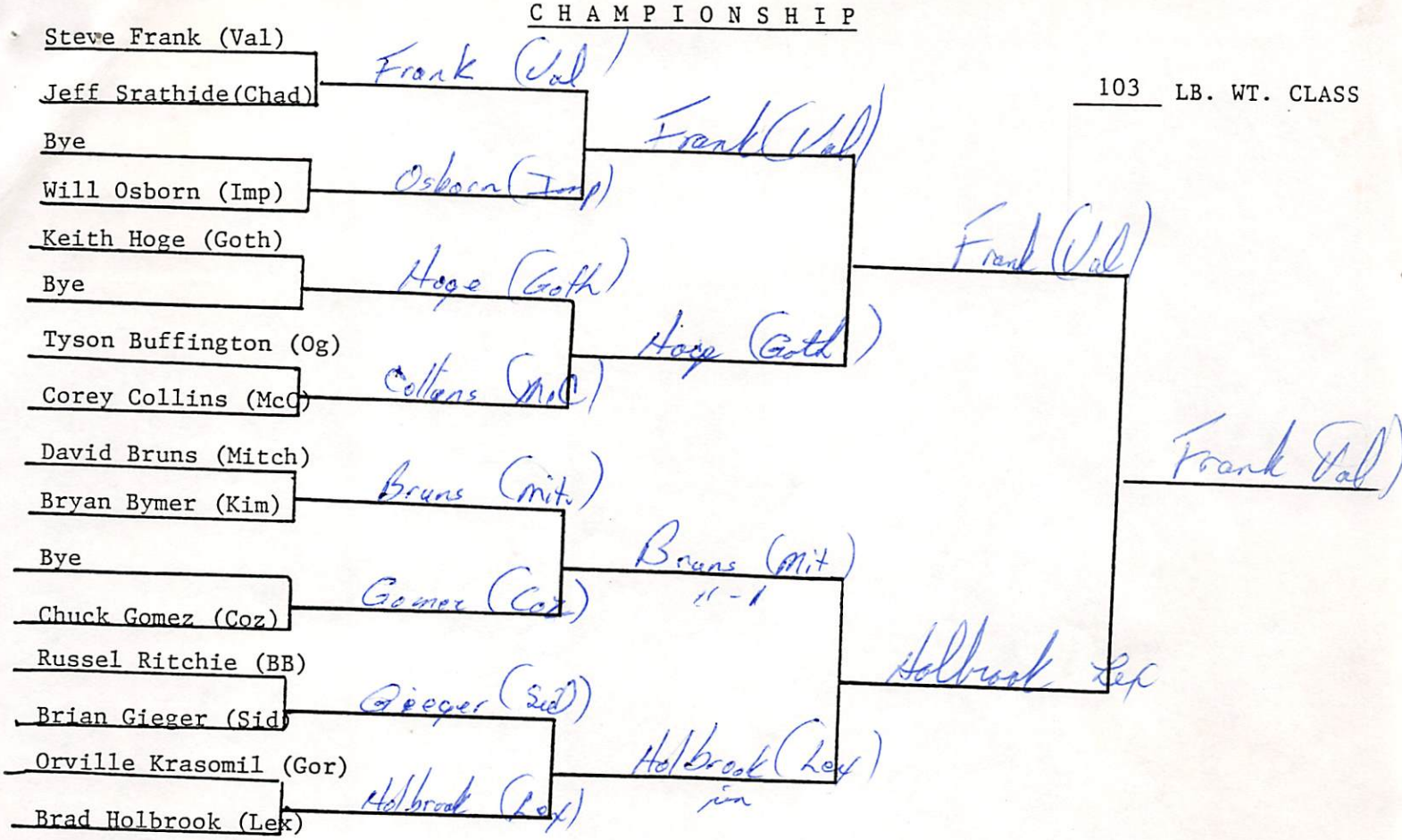


## CONSOLATION

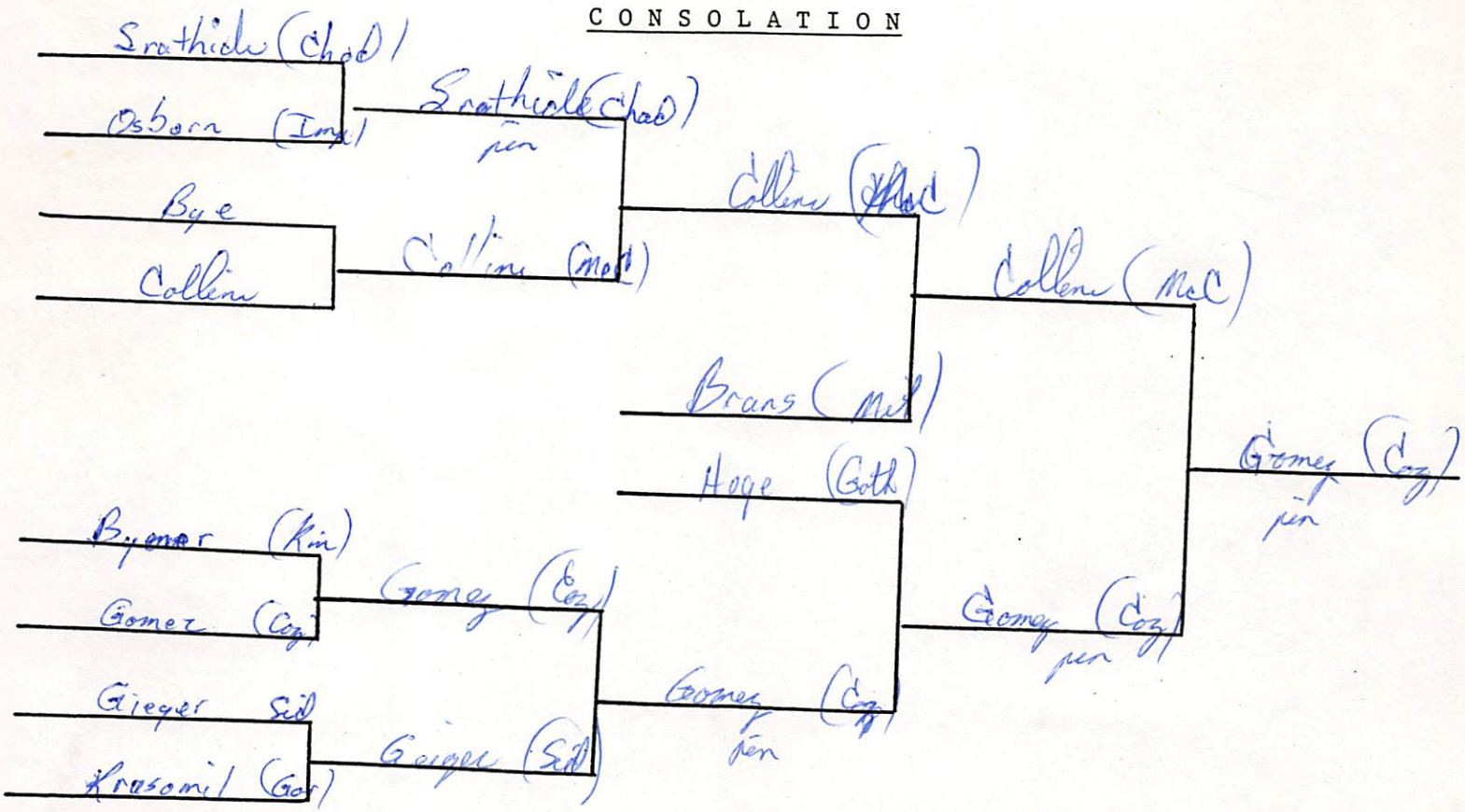

## CHAMPIONSHIP

112 LB. WT. CLASS

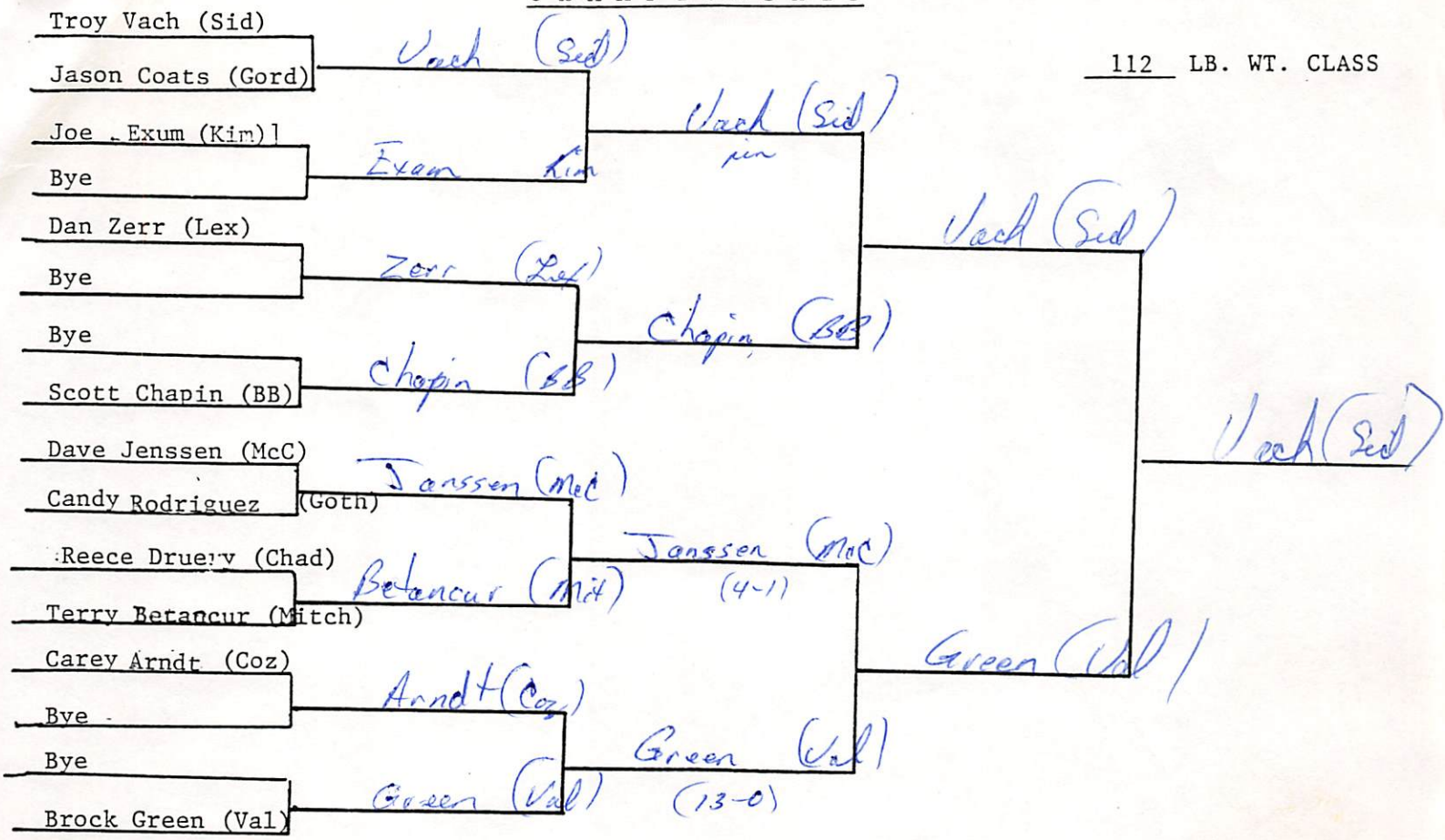


## CONSOLATION



## CHAMPIONSHIP

119 LB. WT. CLASS

Troy Bayne (Sid)
Robert Zeiglet (Goth)
Bye
Shawn Navlor (Lex)
Grant Chapin (BB)
Jim Shaal (Gor)
Bye
Mike Schultz (Og)
Ryan Knutson (Mit)
Chris Culek (Kim)
Bye
Milos Djordjevic (Val)
Jaff Hamer (Chad)
Bye
Bye
Don Janssen (McC)

Bayne (Sid)
Naylor (Lex)
Chapin (BB)
Schultz (Og)
Knutson (Mit)
Djordjevic (Val)
Hamer (Chad)
Janssen (McC)

Bayne (Sid)
Schultz (Og)
Knutson (Mit)
Janssen (Mc)

Bayne (Sid)
Knutson (Mit)
Janssen (Mc)
18 - 4

Bayne (Sid)

## CONSOLATION

Zeiglet (Goth)
Naylor (Lex)
Bye Chapin (BB)
Bye

Naylor (Lex)
Chapin (BB)

Chapin (BB)
Knutson (Mit)
Knutson (Mit)
Schultz (Og)

(Val)
Culek (Kim)
Hamer (Chad)
Bye

Djordjevic (Val)
Hamer (Chad)

Schultz (Og)
Hamer (Chad)

## CHAMPIONSHIP

125 LB. WT. CLASS




## CONSOLATION

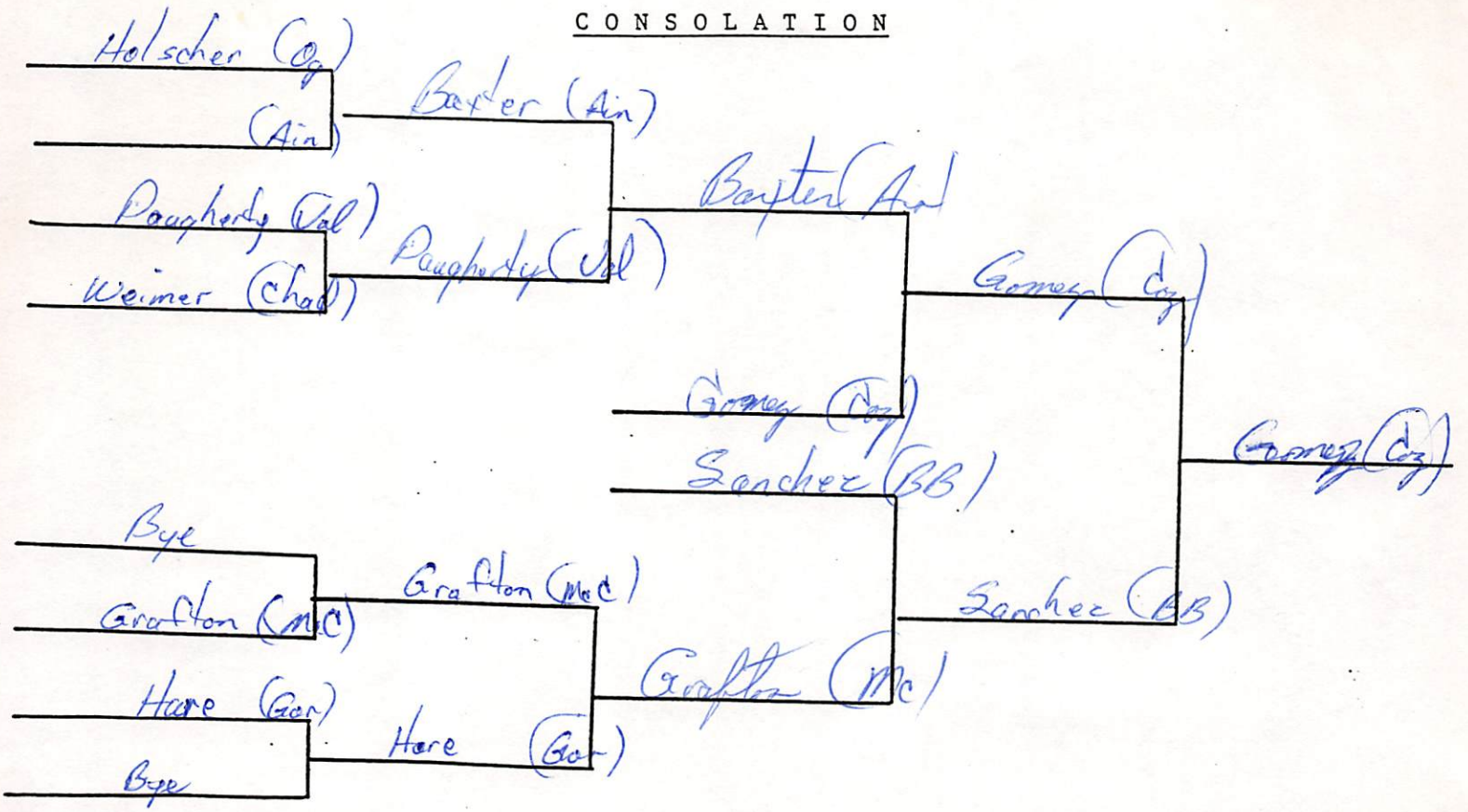

## CHAMPIONSHIP

130 LB. WT. CLASS

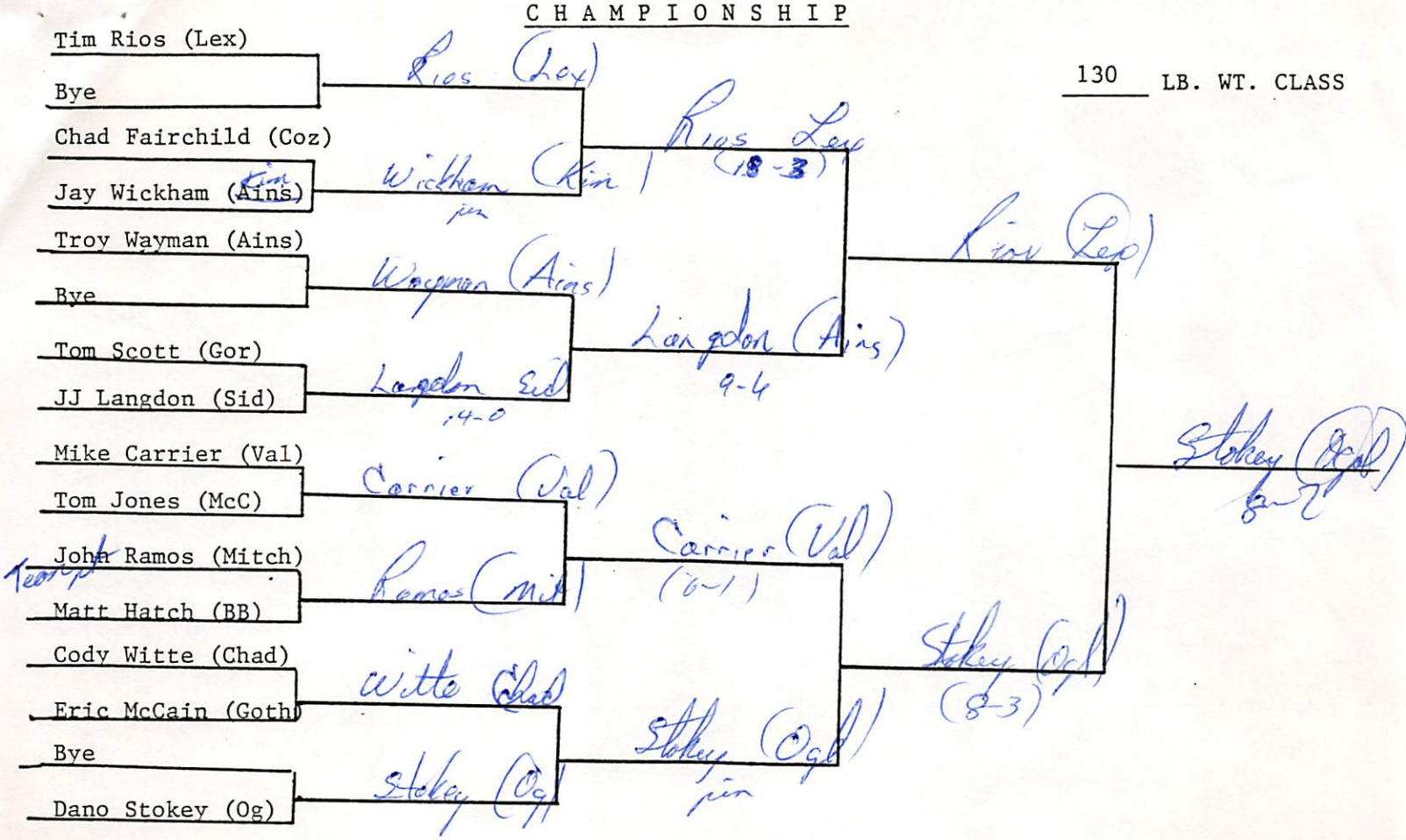


## CONSOLATION

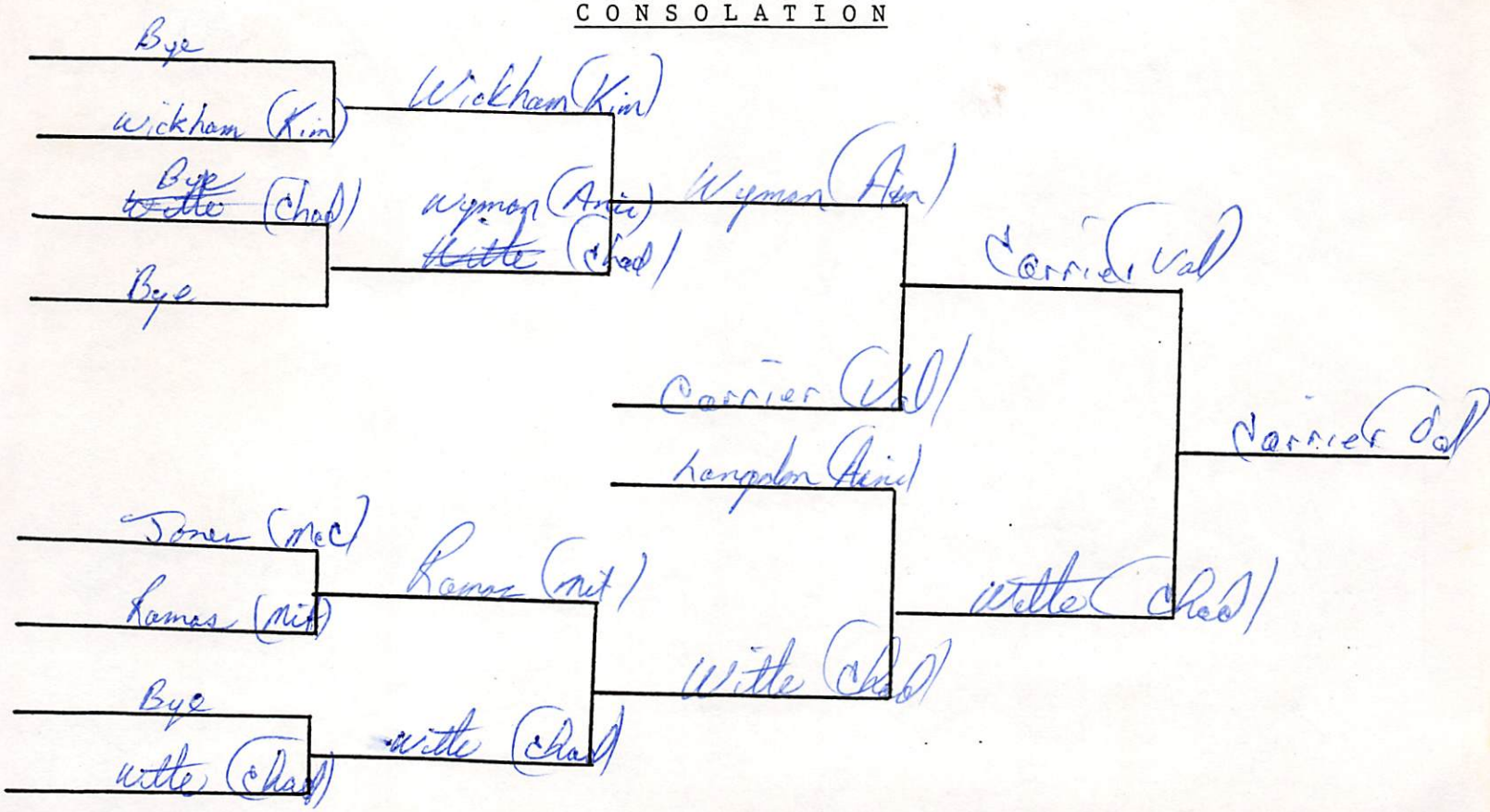

## CHAMPIONSHIP

135 LB. WT. CLASS

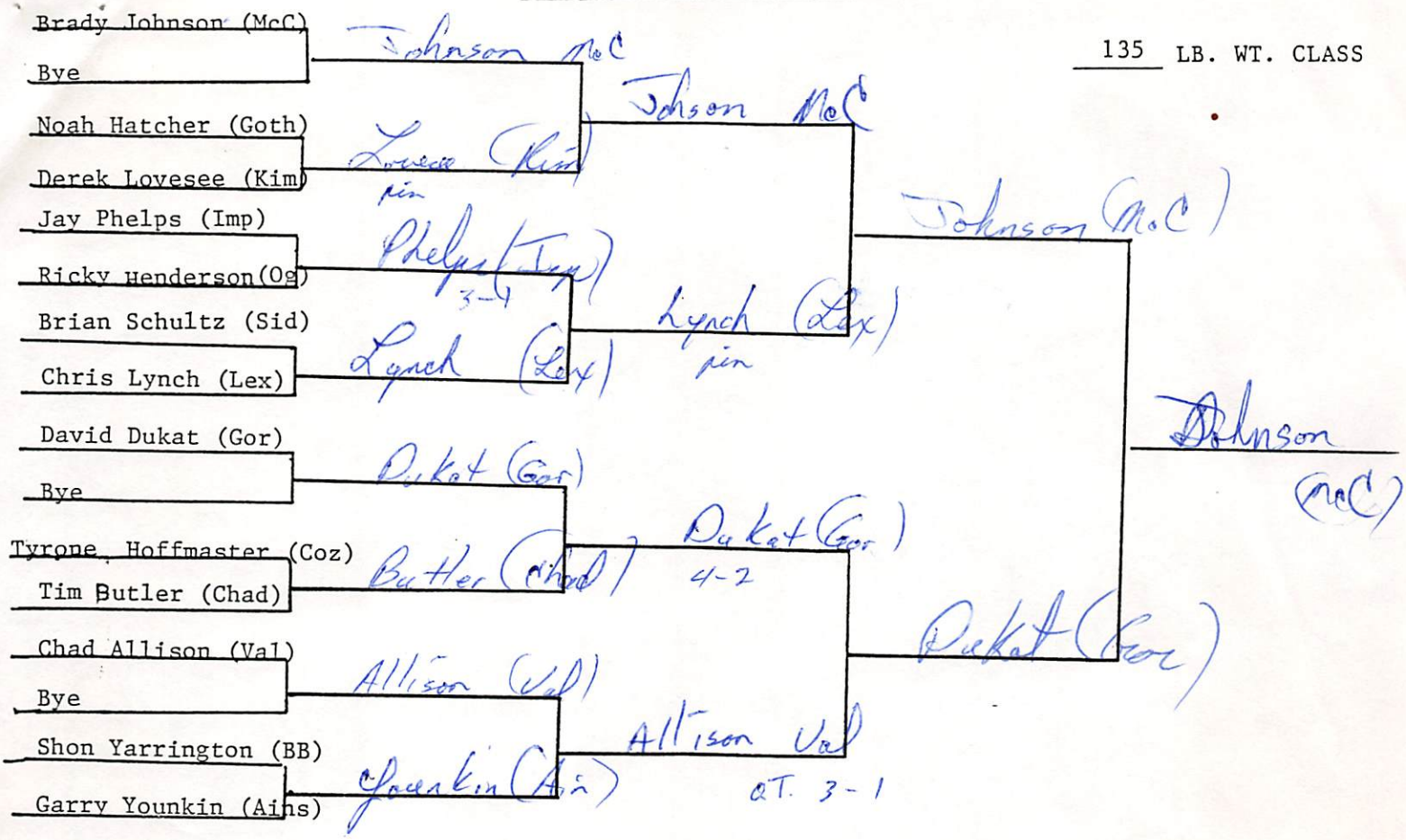


## CONSOLATION

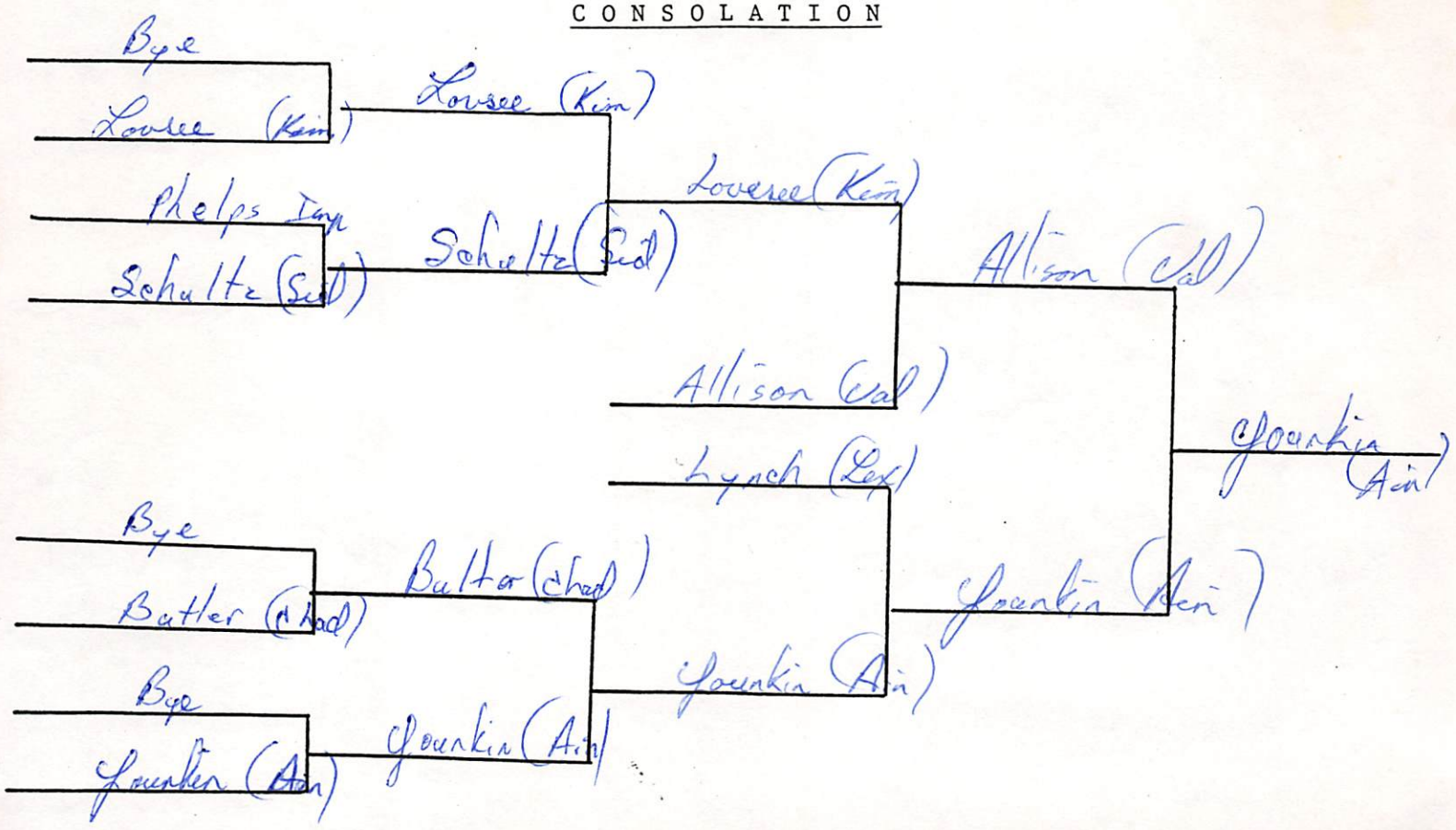

# CHAMPIONSHIP

140 LB. WT. CLASS




# CONSOLATION

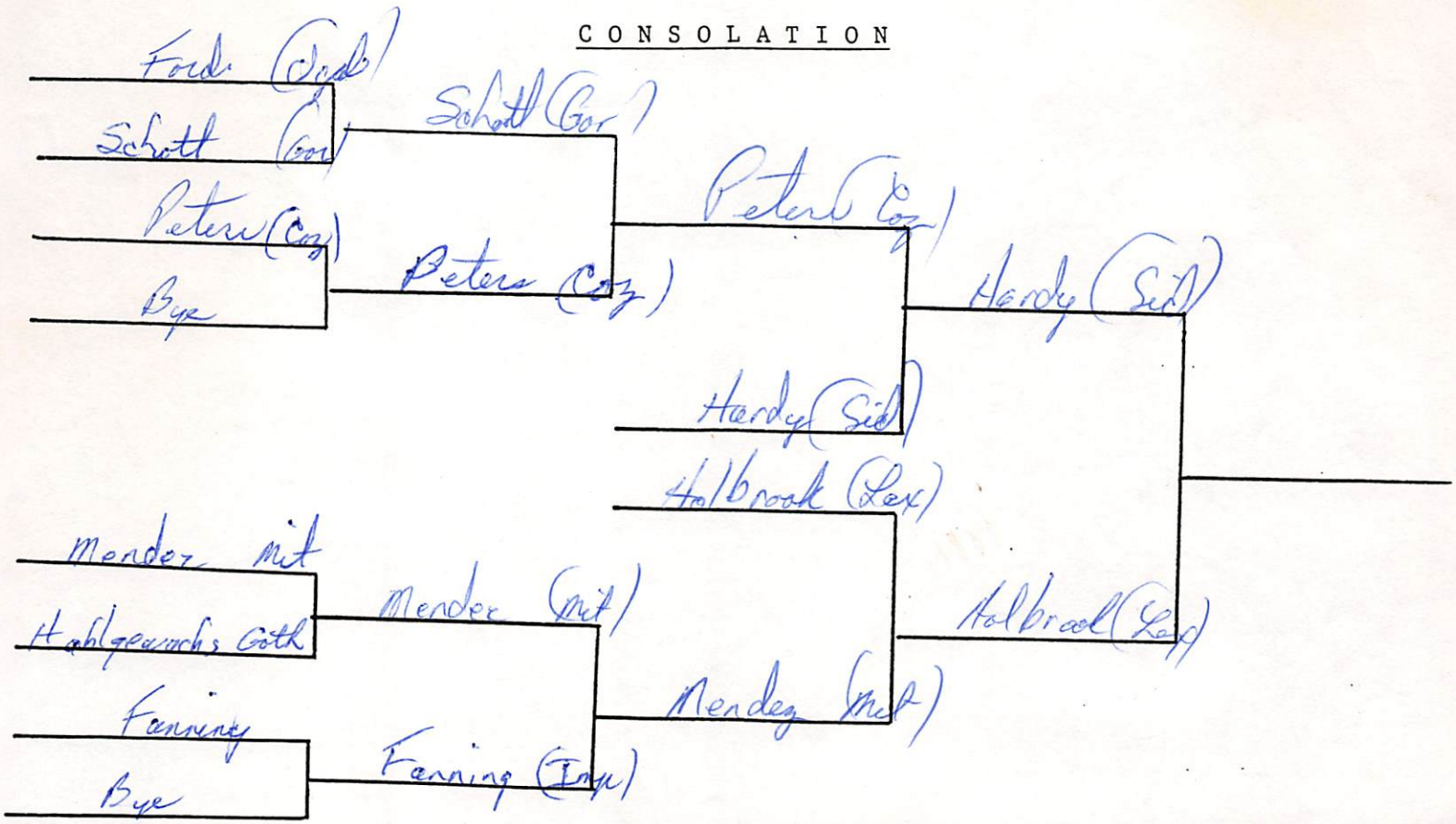

## CHAMPIONSHIP

145 LB. WT. CLASS

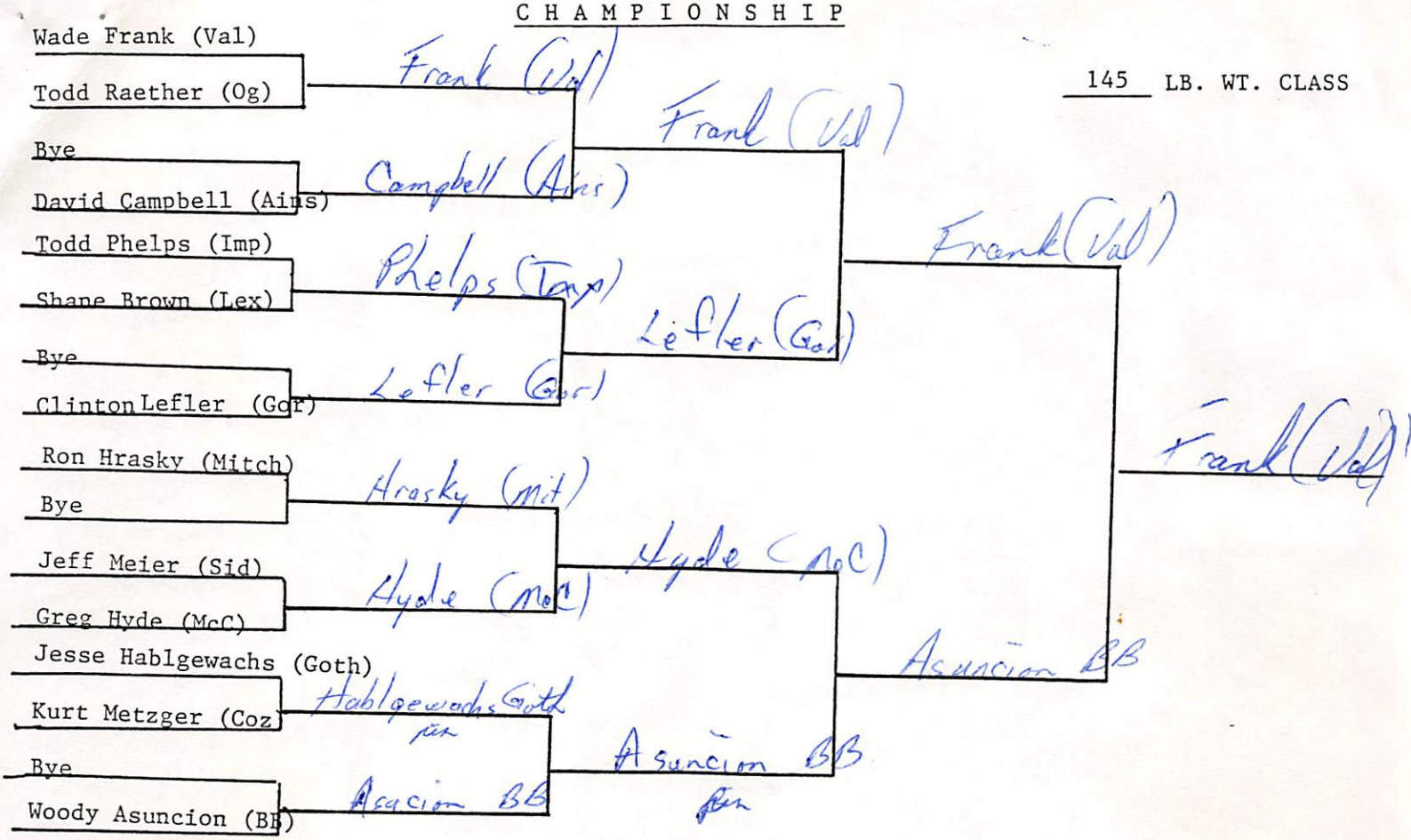


## CONSOLATION

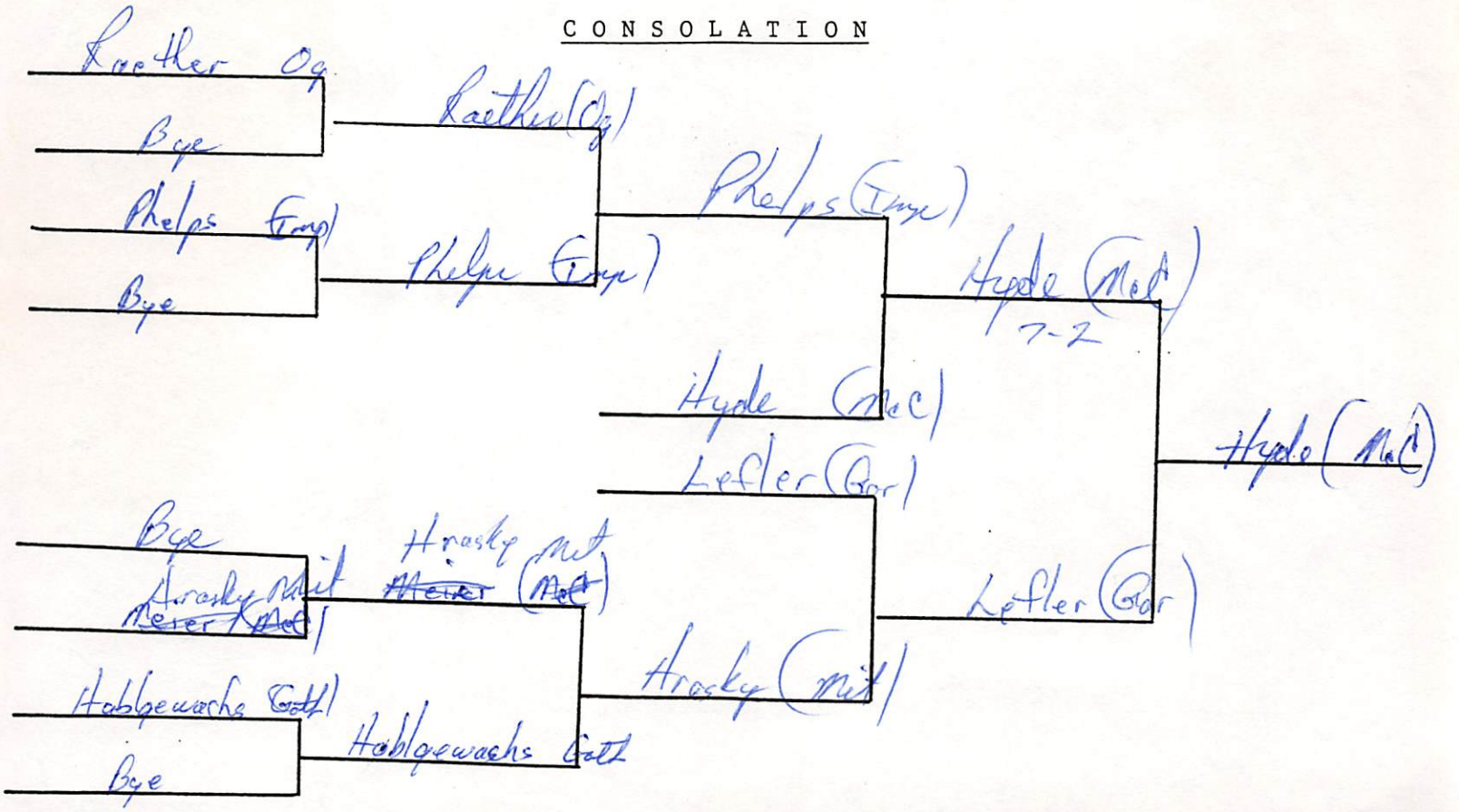

# CHAMPIONSHIP

152 LB. WT. CLASS

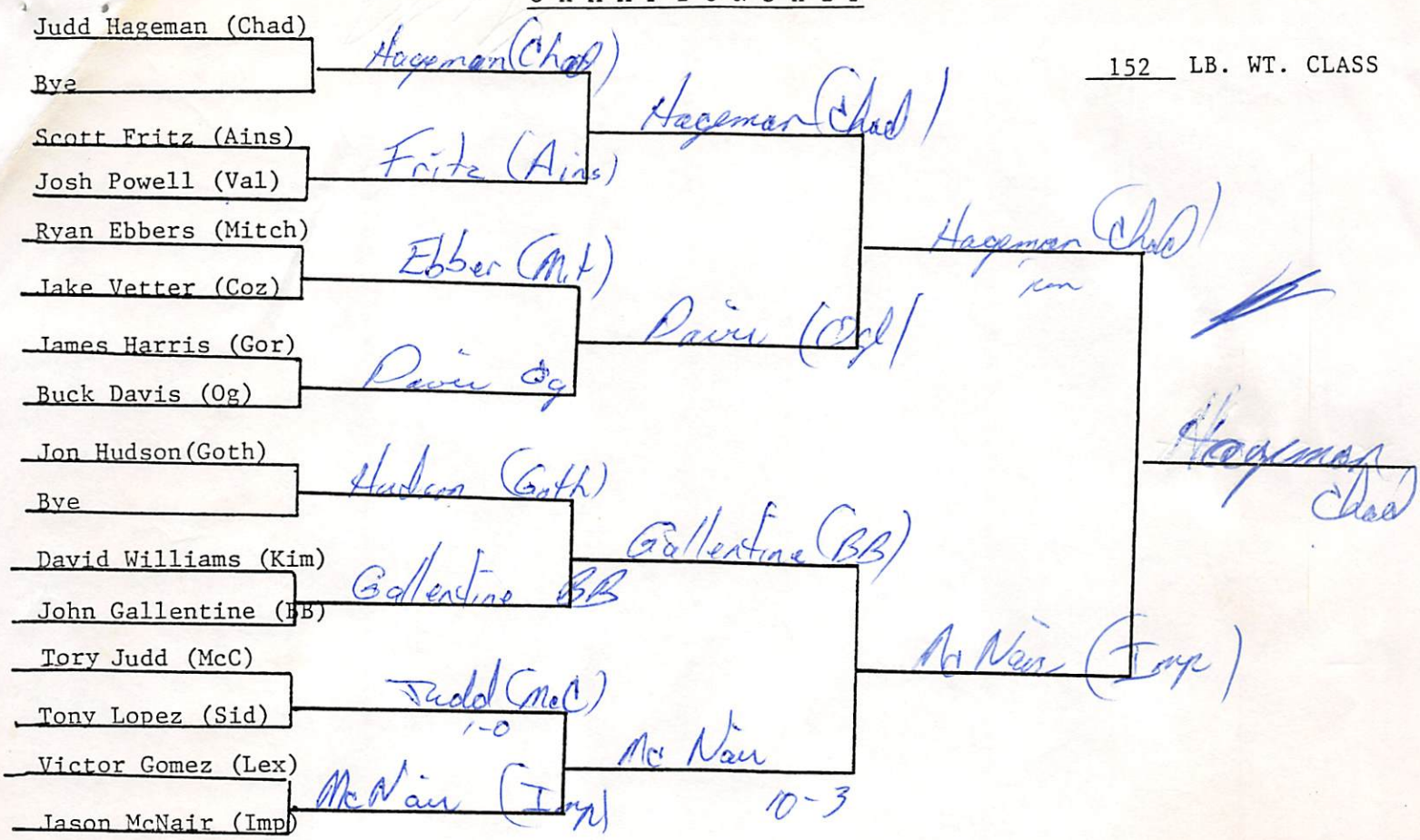


# CONSOLATION



# CHAMPIONSHIP

160 LB. WT. CLASS

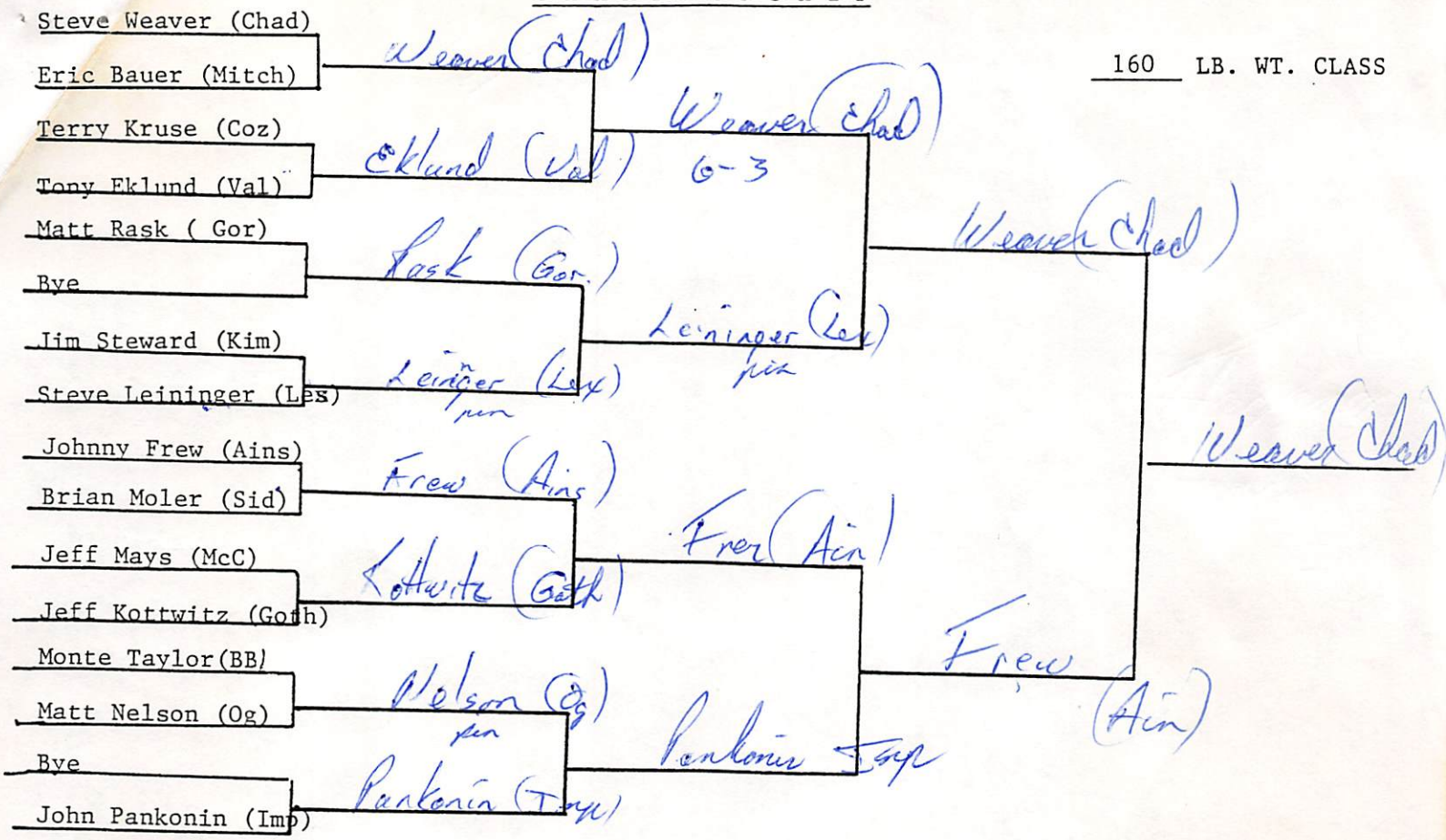


# CONSOLATION



# CHAMPIONSHIP

171 LB. WT. CLASS

Mike Wengert (Lex)
Wes Winters (Gor)
Bye
Jason Nelms (Goth)
Charlie Wells (BB)
Bye
Nate Van Campen (Chad)
Joedy Friemel (Imp)
Brad Nienhueser (Sid)
Bye
Bye
Matt Burkholder (Coz)
Jason Adkisson (Ains)
Bye
Bill Long (Kim)
Jesse Cordona (Mitch)

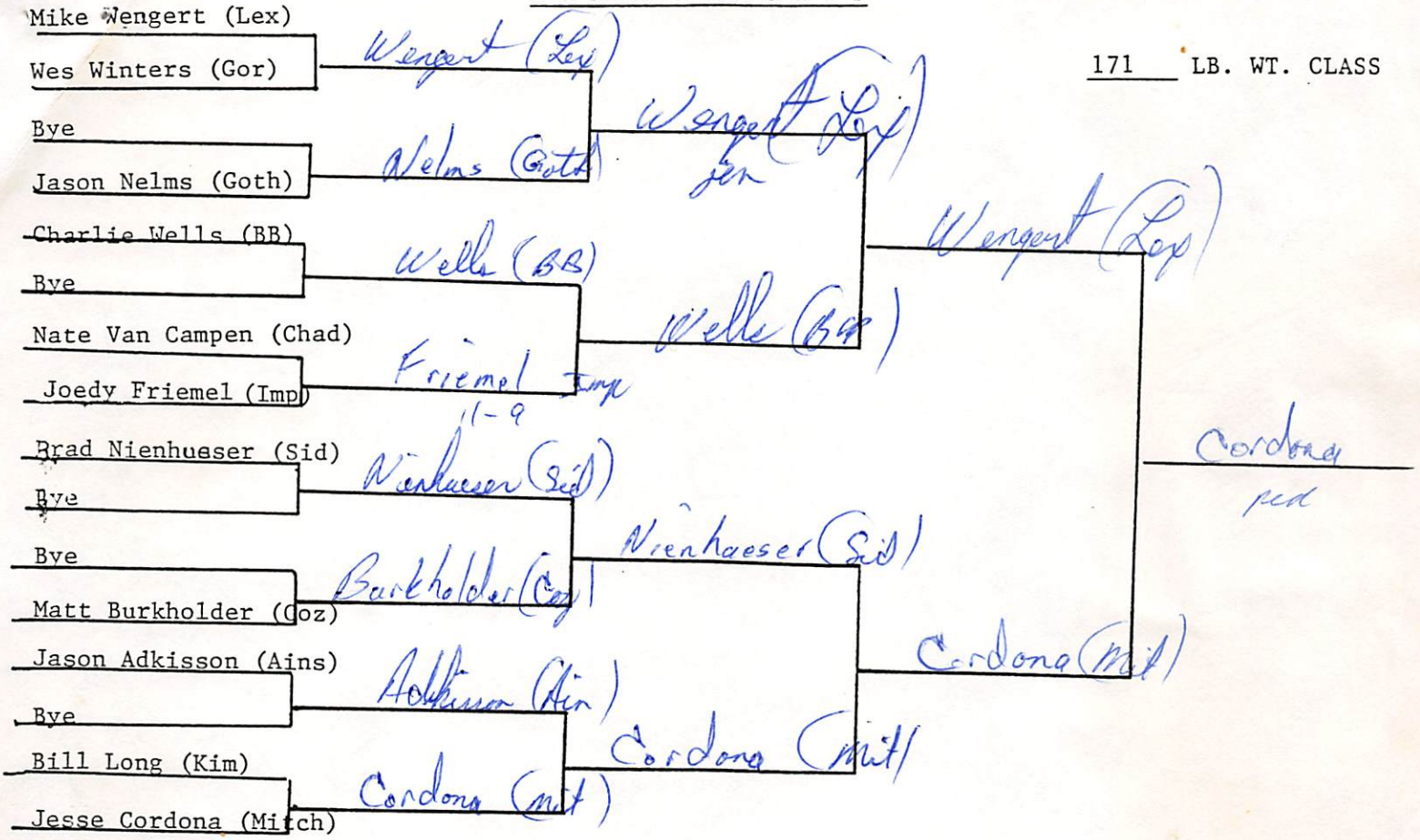


# CONSOLATION

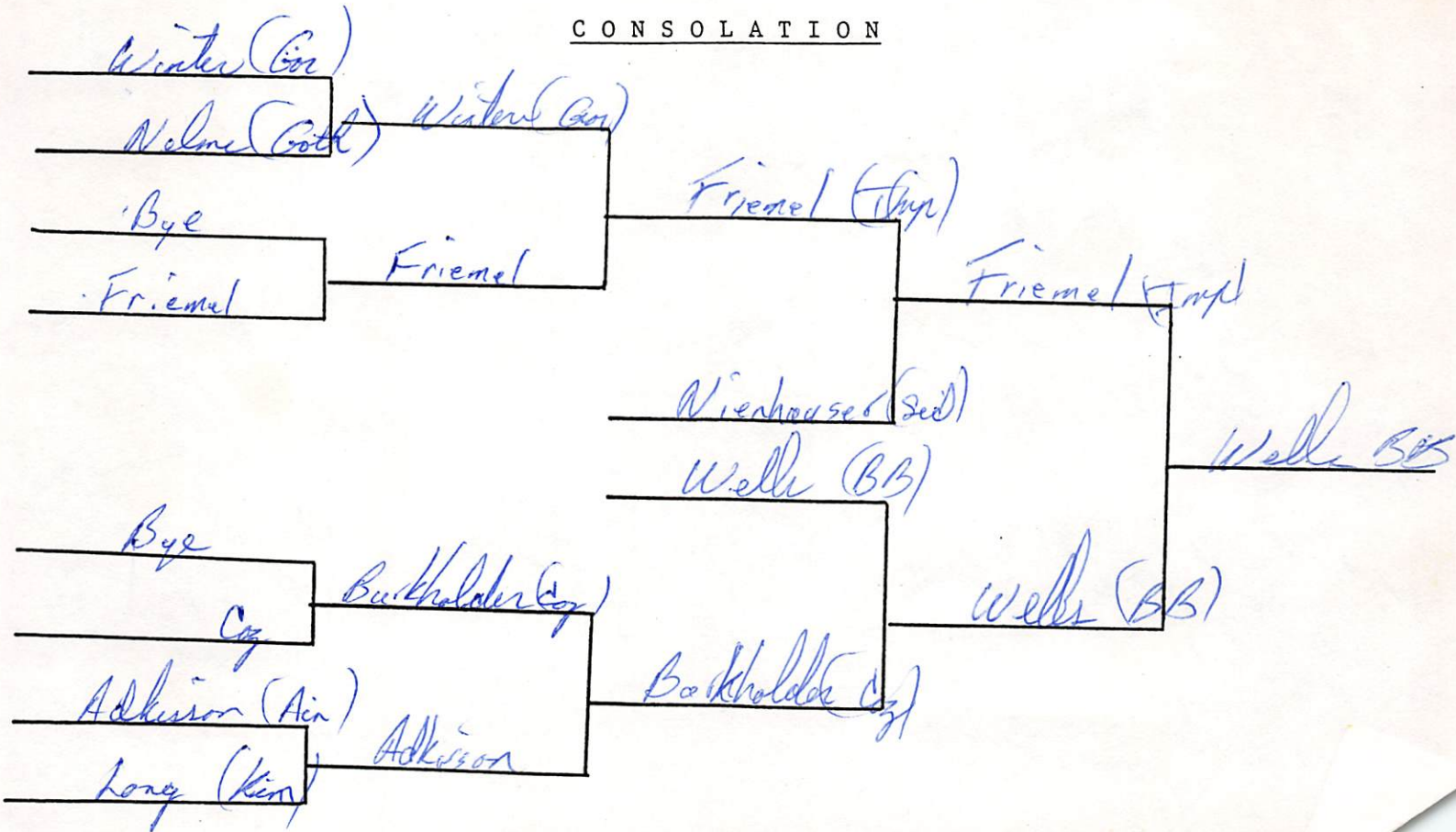

# CHAMPIONSHIP

189 LB. WT. CLASS

Thorpe Thompson (Chad)
Paul Vinton (Gor)
Bye
Shawn Skinner (Og)
Matt Tucker (Goth)
Bye
Andy Goodwin (McC)
Mike Montgomery (Coz)
Brent Araujo (Lex)
Doug Hartman (Imp)
Bye
Kevin Allard (Val)
Craig Plummer (BB)
Bye
Wade Sterling (Kim)
Chad Johnson (Mitch)

Thompson (Chad)
Skinner (Og)
Tucker (Goth)
Montgomery (Coz)
Araujo (Lex) nit
Allard (Val)
Plummer (BB)
Johnson (Mit)

Thompson (Chad)
Thompson (Chad)
Montgomery (Coz)
Allard (Val)
Araujo (Lex)
Johnson Mit
Thompson (Chad) 8-1

# CONSOLATION

Vinton (Gor)
Skinner (Og)
Tucker (Goth)
Goodwin (McC)
Araujo (Lex)
Bye
Plummer (BB)
Sterling (Kim)

Skinner (Og)
Tucker (Goth)
Araujo (Lex)
Sterling (Kim)

Allard (Val)
Montgomery (Coz)
Araujo (Lex)

Allard (Val)
Montgomery (Coz)
Montgomery (Coz)

## CHAMPIONSHIP

HWT ___ LB. WT. CLASS

ShawnBanzhaf (Lex)
Jason Sermeno
Jeremy Miller (Ains)
Bye
Jason Johnston (Mitch)
Evan Kottmeyer (BB)
Tim Dillahay (Imp)
Travis Kozal (Val)
Chuck Cunningham (Goth)
Dallen Griffith (Kim)
Bye
James Kniestadt (Chad)
Chad Fielding (McC)
Mark Heller (Sid)
Bye
Darin Kerner (Chad)

## CONSOLATION



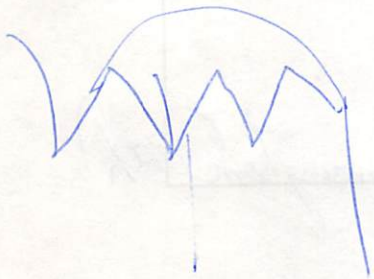

# DISTRICT 8-4

## WRESTLING
## TOURNAMENT
## RESULTS



FEBRUARY 10 - 11, 1989
OGALLALA, NE 69153

B-4 DISTRICT
TEAM RANKINGS

1 Valentine 148
2 Mitchell 128
3 Lexington 123.5
4 McCook 116.5
5 Chadron 110.5
6 Sidney 107.5
7 Imperial 74
8 Broken Bow 68.5
9 Cozad 67.5
10 Ogallala 63
11 Ainsworth 46
12 Gothenburg 44.5
13 Gordon 42
14 Kimball 15

## 103 LBS. CLASS RESULTS.

Steve Frank - Valentine 24- 1- 0: 25 PTS.
Brad Holbrook - Lexington 24- 5- 0: 20 PTS.
David Brunz - Mitchell 20- 8- 0: 7 PTS.
Corey Collins - McCook 23- 7- 0: 13 PTS.
Keith Hoge - Gothenburg 15- 7- 0: 5 PTS.
Chuck Gomez - Cozad 23- 12- 0: 18 PTS.
Russell Ritchie - Broken Bow 14- 11- 0: 0 PTS.
Will Osborn - Imperial 9- 7- 0: 0 PTS.
Brian Geiger - Sidney 15- 16- 0: 5 PTS.
Tyson Buffington - Ogallala 0- 13- 0: 0 PTS.
Bryan Bymer - Kimball 0- 4- 0: 0 PTS.
Orville Krasomil - Gordon 5- 13- 0: 0 PTS.
Jeff Strotheide - Chadron 8- 16- 0: 3 PTS.

1 Steve Frank - Valentine: 10-5 OT D
2 Brad Holbrook - Lexington: -
3 Chuck Gomez - Cozad: 1:20 F
4 Corey Collins - McCook: -

## 112 LBS. CLASS RESULTS.

Troy Vach - Sidney 24- 1- 0: 28 PTS.
Brock Green - Valentine 9- 3- 0: 17.5 PTS.
Dave Janssen - McCook 20- 10- 0: 15 PTS.
Scott Chapin - Broken Bow 20- 8- 0: 6 PTS.
Dan Zerr - Lexington 13- 15- 0: 4 PTS.
Terry Betancur - Mitchell 15- 14- 0: 11 PTS.
Corey Arndt - Cozad 9- 17- 0: 0 PTS.
Joe Exum - Kimball 3- 10- 0: 0 PTS.
Reece Druery - Chadron 3- 8- 0: 0 PTS.
Candy Rodriguez - Gothenburg 3- 8- 0: 0 PTS.
Jason Coats - Gordon 4- 16- 0: 1 PTS.

1 Troy Vach - Sidney: 1:36 F
2 Brock Green - Valentine: -
3 Dave Janssen - McCook: 5-3 D
4 Terry Betancur - Mitchell: -

## 119 LBS. CLASS RESULTS.

Troy Bayne - Sidney 26- 0- 0: 26 PTS.
Dan Janssen - McCook 22- 7- 0: 17 PTS.
Ryan Knutson - Mitchell 18- 7- 0: 15 PTS.
Mike Schultze - Ogallala 10- 13- 0: 11 PTS.
Grant Chapin - Broken Bow 16- 13- 0: 5 PTS.
Milos Djordjevic - Valentine 10- 8- 0: 2 PTS.
Jeff Hamar - Chadron 12- 16- 0: 4 PTS.
Shawn Naylor - Lexington 9- 18- 1: 1 PTS.
Jim Shaal - Gordon 1- 6- 0: 0 PTS.
Chris Culek - Kimball 2- 15- 0: 0 PTS.
Robert Zeigler - Gothenburg 6- 14- 0: 0 PTS.

1 Troy Bayne - Sidney: 9-0 M
2 Dan Janssen - McCook: -
3 Ryan Knutson - Mitchell: 9-4 D
4 Mike Schultze - Ogallala: -

## 125 LBS. CLASS RESULTS.

Tony Geiger - Sidney 29- 2- 1: 23 PTS.
Peter Gomez - Cozad 25- 7- 0: 14 PTS.
Steve Silvester - Imperial 10- 3- 0: 19 PTS.
Tony Sanchez - Broken Bow 19- 13- 0: 14.5 PTS.
Jeff Daugherty - Valentine 16- 11- 0: 3 PTS.
Scott Grafton - McCook 14- 15- 0: 8 PTS.
Ross Ebbers - Mitchell 7- 15- 0: 0 PTS.
Robbie Baxter - Ainsworth 7- 11- 0: 4 PTS.
Shane Hare - Gordon 10- 11- 0: 2 PTS.
Jeff Fecht - Gothenburg 6- 12- 0: 0 PTS.
Josh Weimer - Chadron 0- 3- 0: 0 PTS.
Erik Holscher - Ogallala 0- 9- 0: 0 PTS.

1 Tony Geiger - Sidney: 5-0 D
2 Steve Silvester - Imperial: -
3 Peter Gomez - Cozad: 11-8 D
4 Tony Sanchez - Broken Bow: -

## 130 LBS. CLASS RESULTS.

Tim Rios - Lexington 23- 3- 0: 16.5 PTS.
Dano Stokey - Ogallala 23- 3- 0: 22 PTS.
Mike Carrier - Valentine 21- 3- 0: 15 PTS.
J.J. Langdon - Sidney 19- 12- 0: 5.5 PTS.
Troy Wayman - Ainsworth 17- 12- 0: 2 PTS.
Matt Hatch - Broken Bow 8- 11- 0: 0 PTS.
Cody Witte - Chadron 14- 17- 0: 12 PTS.
Jay Wickham - Kimball 7- 12- 1: 4 PTS.
Chad Fairchild - Cozad 8- 15- 0: 0 PTS.
Eric McCain - Gothenburg 4- 17- 0: 0 PTS.
John Ramos - Mitchell 6- 10- 1: 5 PTS.
Tom Scott - Gordon 4- 12- 0: 0 PTS.
Tom Jones - McCook 0- 2- 0: 0 PTS.

1 Dano Stokey - Ogallala: 8-7 D
2 Tim Rios - Lexington: -
3 Mike Carrier - Valentine: 15-3 M
4 Cody Witte - Chadron: -

## 135 LBS. CLASS RESULTS.

Brady Johnson - McCook 26- 3- 0: 22.5 PTS.
Garry Younkin - Ainsworth 25- 5- 0: 13 PTS.
David Dukat - Gordon 21- 4- 0: 18 PTS.
Chris Lynch - Lexington 21- 9- 0: 8 PTS.
Jay Phelps - Imperial 12- 7- 0: 2 PTS.
Tim Butler - Chadron 18- 14- 0: 2 PTS.
Chad Allison - Valentine 17- 12- 0: 10 PTS.
Derek Lovesee - Kimball 14- 10- 0: 8 PTS.
Noah Hatcher - Gothenburg 1- 12- 0: 0 PTS.
Tyrone Hoffmaster - Cozad 9- 10- 0: 0 PTS.
Ricky Henderson - Ogallala 4- 12- 0: 0 PTS.
Brian Schultz - Sidney 3- 13- 0: 3 PTS.
Shon Yarrington - Broken Bow 10- 14- 0: 0 PTS.

1 Brady Johnson - McCook: 4-2 D
2 David Dukat - Gordon: -
3 Garry Younkin - Ainsworth: 3-2 D
4 Chad Allison - Valentine: -

'140 LBS. CLASS RESULTS.

Shane Allison - Valentine 26- 0- 0: 24 PTS.
Wade Hardy - Sidney 11- 5- 0: 9 PTS.
John Mendez - Mitchell 11- 7- 0: 16 PTS.
Jeff Holbrook - Lexington 21- 11- 0: 4 PTS.
Nathan Peters - Cozad 22- 10- 1: 6 PTS.
Don Hileman - McCook 22- 9- 0: 18 PTS.
Ki Fanning - Imperial 17- 10- 0: 4 PTS.
Bobby Schott - Gordon 11- 11- 0: 5 PTS.
Tim Atchison - Chadron 1- 19- 0: 0 PTS.
Mike Frank - Kimball 0- 10- 0: 0 PTS.
Justin Hablgewachs - Gothenburg 4- 8- 0: 0 PTS.
Shane Adcock - Ainsworth 9- 13- 0: 0 PTS.
Cody Eggleston - Broken Bow 5- 16- 0: 0 PTS.
Travis Ford - Ogallala 10- 15- 0: 0 PTS.

1 Shane Allison - Valentine: 8-7 D
2 Don Hileman - McCook: -
3 John Mendez - Mitchell: 7-4 D
4 Wade Hardy - Sidney: -

145 LBS. CLASS RESULTS.

Wade Frank - Valentine 22- 4- 0: 26.5 PTS.
Woody Asuncion - Broken Bow 22- 5- 0: 18 PTS.
Ron Hrasky - Mitchell 16- 4- 0: 4 PTS.
Clinton Lefler - Gordon 12- 7- 1: 9 PTS.
Todd Phelps - Imperial 22- 4- 0: 5 PTS.
Greg Hyde - McCook 24- 7- 0: 17.5 PTS.
Jesse Hablgewachs - Gothenburg 14- 11- 1: 4 PTS.
David Campbell - Ainsworth 11- 16- 0: 0 PTS.
Kurt Metzger - Cozad 1- 8- 0: 0 PTS.
Jeff Meier - Sidney 4- 11- 0: 0 PTS.
Shane Brown - Lexington 8- 20- 0: 0 PTS.
Todd Raether - Ogallala 5- 14- 0: 3 PTS.

1 Wade Frank - Valentine: 8-0 M
2 Woody Asuncion - Broken Bow: -
3 Greg Hyde - McCook: DEF F
4 Clinton Lefler - Gordon: -

152 LBS. CLASS RESULTS.

Judd Hageman - Chadron 24- 1- 1: 24 PTS.
Jason McNair - Imperial 18- 2- 1: 20 PTS.
Jon Hudson - Gothenburg 17- 8- 0: 3 PTS.
Buck Davis - Ogallala 19- 8- 0: 15 PTS.
Ryan Ebbers - Mitchell 19- 12- 0: 10 PTS.
John Gallentine - Broken Bow 16- 11- 0: 13 PTS.
Tory Judd - McCook 19- 14- 1: 5.5 PTS.
Josh Powell - Valentine 10- 8- 0: 0 PTS.
Scott Fritz - Ainsworth 9- 12- 0: 4 PTS.
Tony Lopez - Sidney 14- 18- 0: 0 PTS.
David Williams - Kimball 3- 15- 0: 0 PTS.
Jake Vetter - Cozad 13- 17- 0: 0 PTS.
James Harris - Gordon 3- 16- 0: 0 PTS.
Victor Gomez - Lexington 10- 20- 0: 0 PTS.

1 Judd Hageman - Chadron: 4-1 D
2 Jason McNair - Imperial: -
3 Buck Davis - Ogallala: 5-4 D
4 John Gallentine - Broken Bow: -

160 LBS. CLASS RESULTS.

Steve Weaver - Chadron 26- 0- 1: 25.5 PTS.
John Pankonin - Imperial 25- 3- 0: 13 PTS.
Johnny Frew - Ainsworth 25- 6- 0: 22 PTS.
Steve Leininger - Lexington 24- 8- 0: 20 PTS.
Matt Rask - Gordon 13- 10- 0: 4 PTS.
Jeff Kottwitz - Gothenburg 13- 13- 0: 4.5 PTS.
Monte Taylor - Broken Bow 16- 13- 0: 0 PTS.
Tony Eklund - Valentine 15- 12- 0: 6 PTS.
Terry Kruse - Cozad 11- 14- 0: 0 PTS.
Matt Nelson - Ogallala 13- 14- 0: 8 PTS.
Jeff Mays - McCook 9- 21- 0: 0 PTS.
Jim Steward - Kimball 0- 4- 0: 0 PTS.
Brian Moler - Sidney 7- 12- 0: 0 PTS.
Eric Bauer - Mitchell 11- 14- 0: 0 PTS.

1 Steve Weaver - Chadron: 4:40 F
2 Johnny Frew - Ainsworth: -
3 Steve Leininger - Lexington: 4:57 F
4 John Pankonin - Imperial: -

171 LBS. CLASS RESULTS.

Mike Wengert - Lexington 28- 2- 0: 22 PTS.
Jesse Cardona - Mitchell 15- 4- 0: 28 PTS.
Brad Nienhueser - Sidney 23- 6- 0: 6 PTS.
Joedy Friemel - Imperial 22- 3- 0: 11 PTS.
Carlie Wells - Broken Bow 21- 5- 0: 12 PTS.
Matt Burkholder - Cozad 15- 13- 0: 4 PTS.
Jason Adkisson - Ainsworth 4- 3- 0: 1 PTS.
Jason Nelms - Gothenburg 8- 16- 0: 0 PTS.
Nate VanCampen - Chadron 2- 3- 0: 0 PTS.
Bill Long - Kimball 2- 13- 0: 0 PTS.
Wes Winters - Gordon 6- 13- 0: 3 PTS.

1 Jesse Cardona - Mitchell: 2:33 F
2 Mike Wengert - Lexington: -
3 Carlie Wells - Broken Bow: 6-2 D
4 Joedy Friemel - Imperial: -

189 LBS. CLASS RESULTS.

Thorpe Thompson - Chadron 25- 2- 1: 26 PTS.
Chad Johnson - Mitchell 14- 7- 0: 20 PTS.
Brent Araujo - Lexington 12- 11- 0: 8 PTS.
Mike Montgomery - Cozad 25- 9- 0: 20 PTS.
Matt Tucker - Gothenburg 11- 8- 0: 6 PTS.
Kevin Allard - Valentine 14- 12- 0: 9 PTS.
Craig Plummer - Broken Bow 6- 13- 0: 0 PTS.
Shawn Skinner - Ogallala 9- 17- 0: 3 PTS.
Andy Goodwin - McCook 11- 19- 0: 0 PTS.
Doug Hartman - Imperial 8- 17- 0: 0 PTS.
Wade Sterling - Kimball 8- 11- 0: 3 PTS.
Paul Vinton - Gordon 4- 12- 0: 0 PTS.

1 Thorpe Thompson - Chadron: 8-2 D
2 Chad Johnson - Mitchell: -
3 Mike Montgomery - Cozad: :57 F
4 Kevin Allard - Valentine: -

HWT LBS. CLASS RESULTS.

Shawn Banzhaf - Lexington 24- 8- 0: 20 PTS.
Darin Kerner - Chadron 16- 3- 0: 14 PTS.
Chuck Cunningham - Gothenburg 21- 7- 0: 22 PTS.
Travis Kozal - Valentine 17- 8- 0: 10 PTS.
Jason Johnston - Mitchell 16- 7- 0: 12 PTS.
James Kniestadt - Cozad 17- 12- 0: 5.5 PTS.
Chad Fielding - McCook 12- 15- 0: 0 PTS.
Jeremy Miller - Ainsworth 8- 11- 0: 0 PTS.
Mark Keller - Sidney 9- 11- 0: 2 PTS.
Evan Kottmeyer - Broken Bow 6- 11- 0: 0 PTS.
Tim Dillahay - Imperial 6- 14- 0: 0 PTS.
Dallen Griffith - Kimball 0- 12- 0: 0 PTS.
Jason Sermeno - Ogallala 3- 16- 0: 1 PTS.

1 Chuck Cunningham - Gothenburg: 8-5 D
2 Shawn Banzhaf - Lexington: -
3 Darin Kerner - Chadron: 2-1 D
4 Jason Johnston - Mitchell: -

# B-4 DISTRICT

## CHAMPIONSHIP BRACKET 103 LBS. CLASS

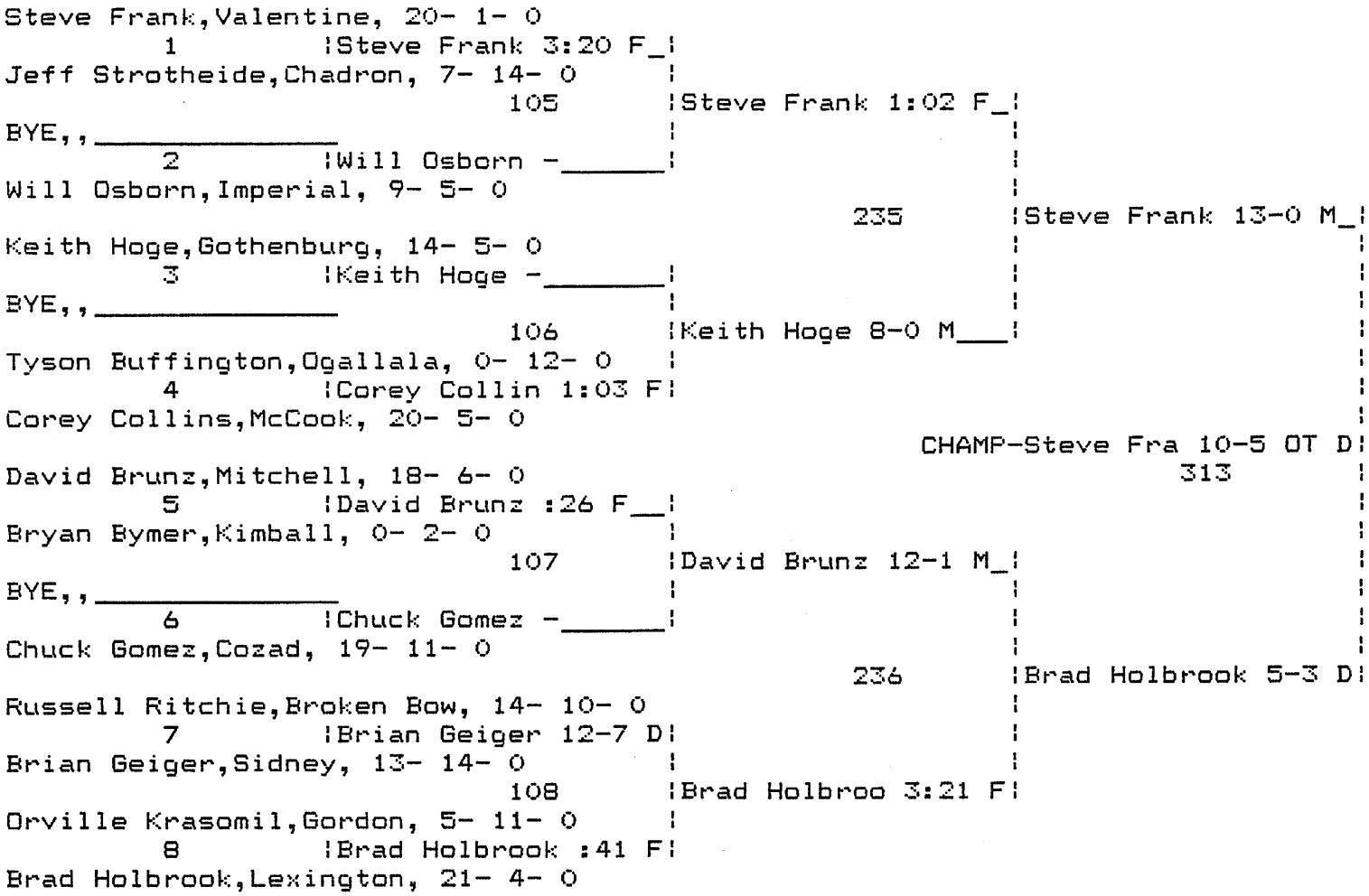


## CONSOLATION BRACKET 103 LBS. CLASS

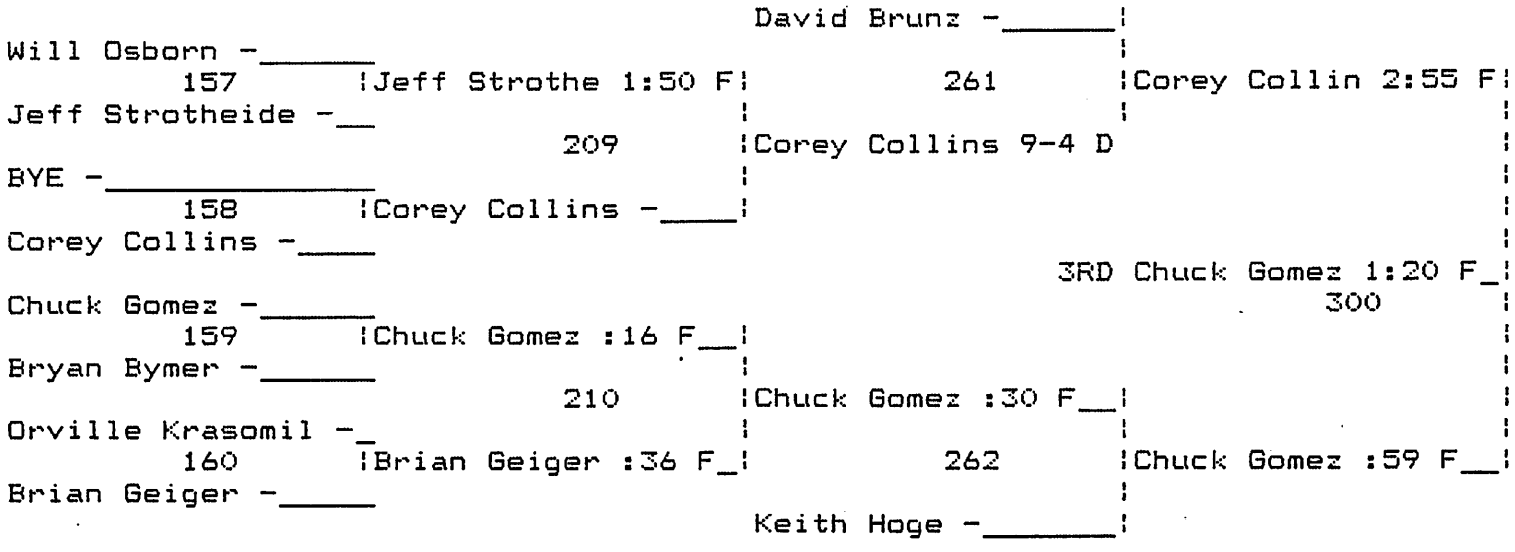

Class. Individual Medal Winners

B-4 DISTRICT

CHAMPIONSHIP BRACKET 112 LBS. CLASS




CONSOLATION BRACKET 112 LBS. CLASS



# B-4 DISTRICT

## CHAMPIONSHIP BRACKET 119 LBS. CLASS

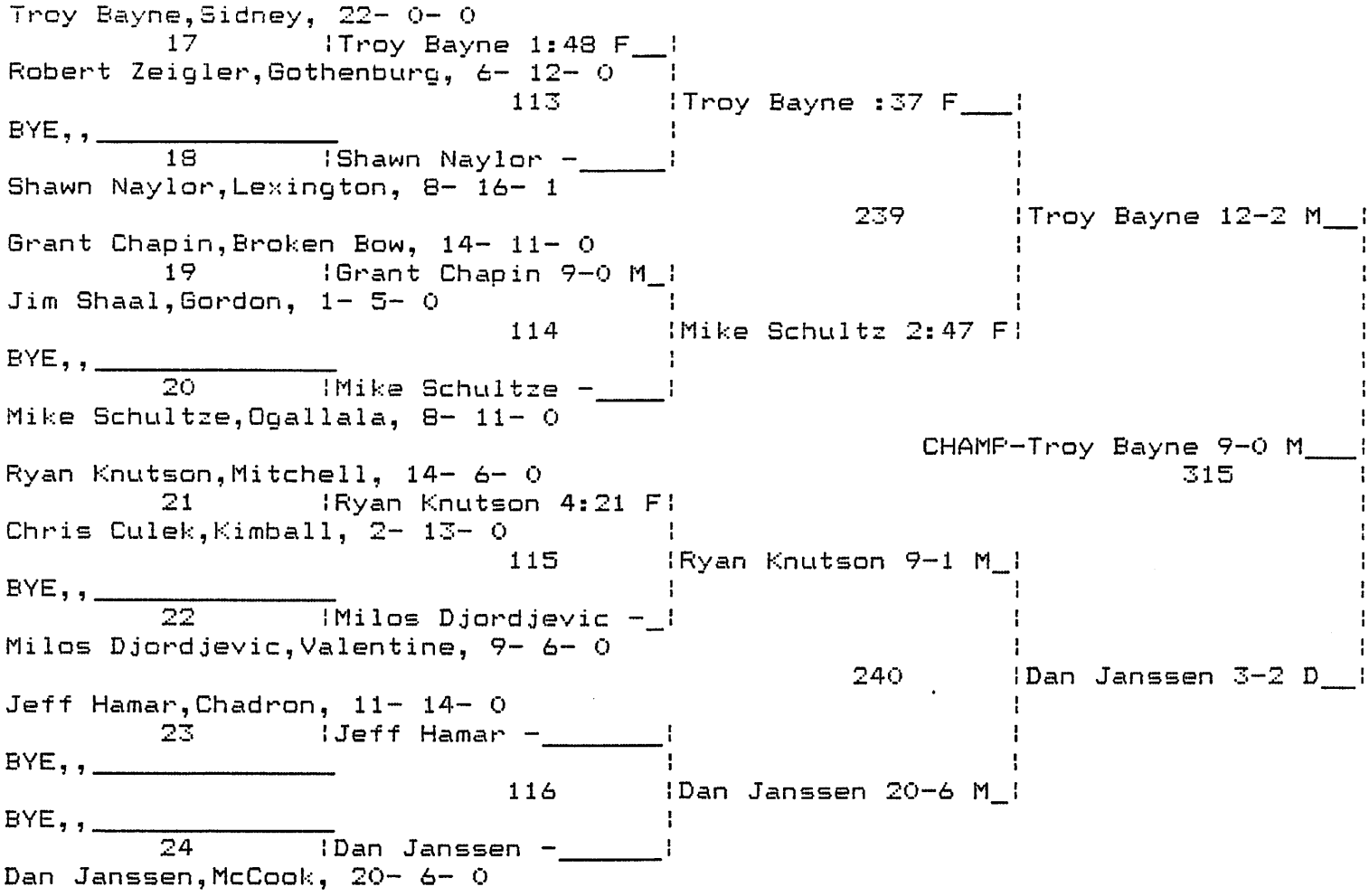


## CONSOLATION BRACKET 119 LBS. CLASS

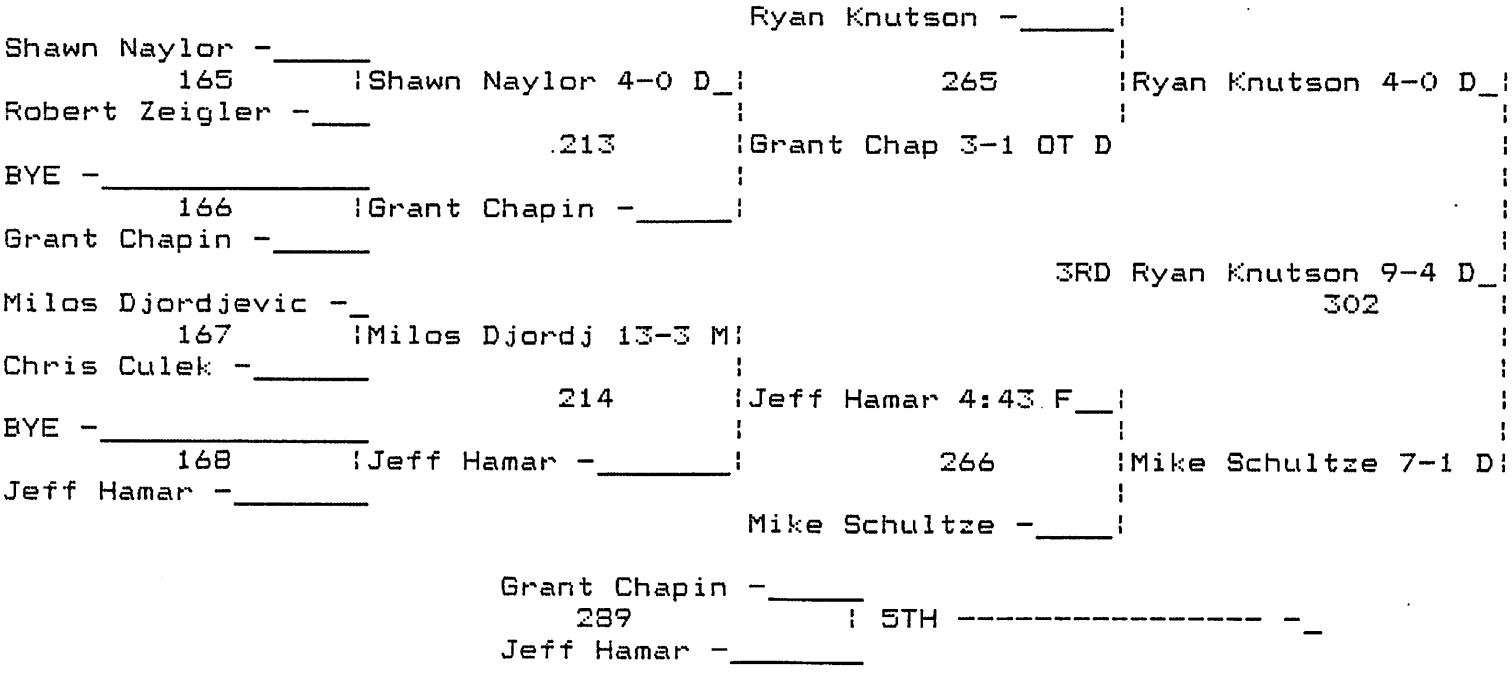

# B-4 DISTRICT

## CHAMPIONSHIP BRACKET 125 LBS. CLASS

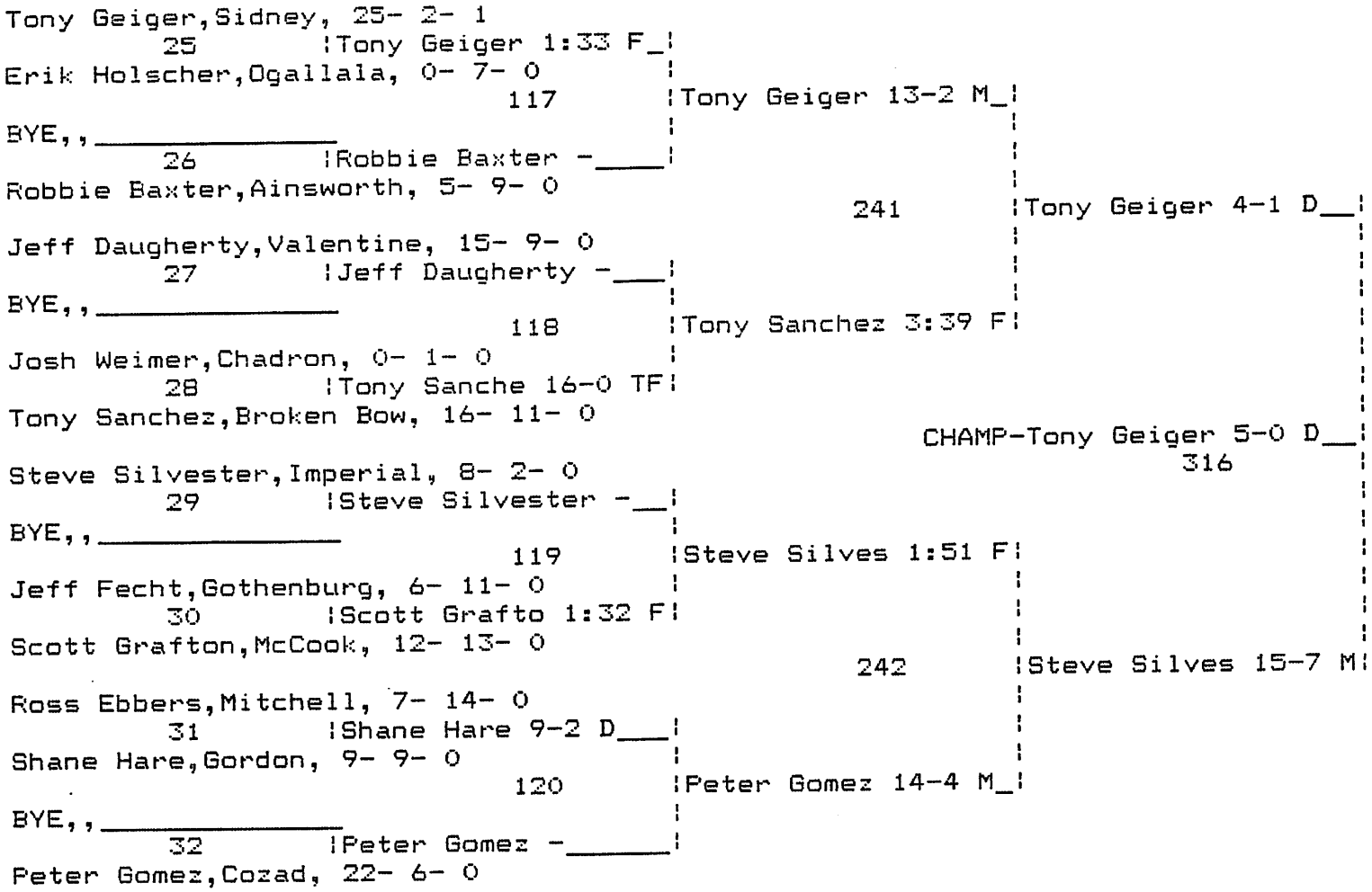


## CONSOLATION BRACKET 125 LBS. CLASS

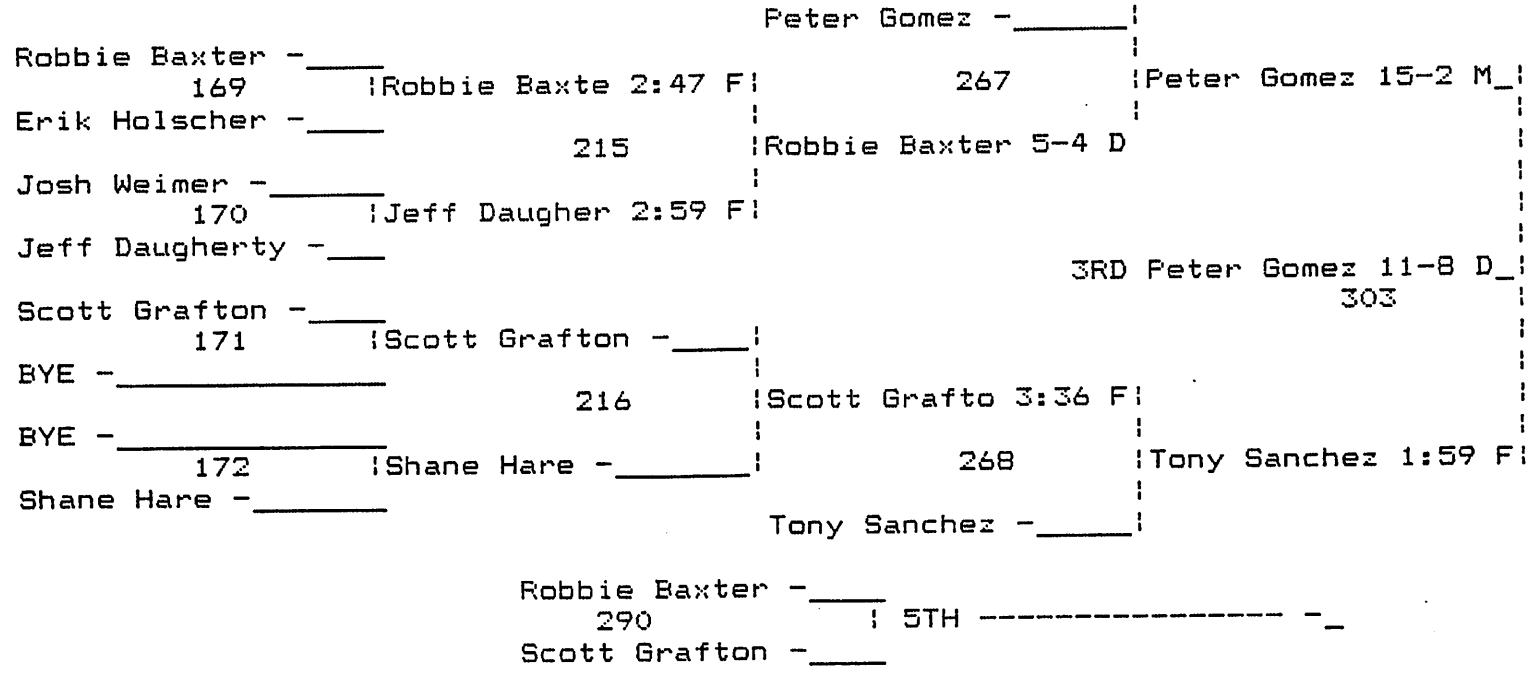

B-4 DISTRICT

CHAMPIONSHIP BRACKET 130 LBS. CLASS

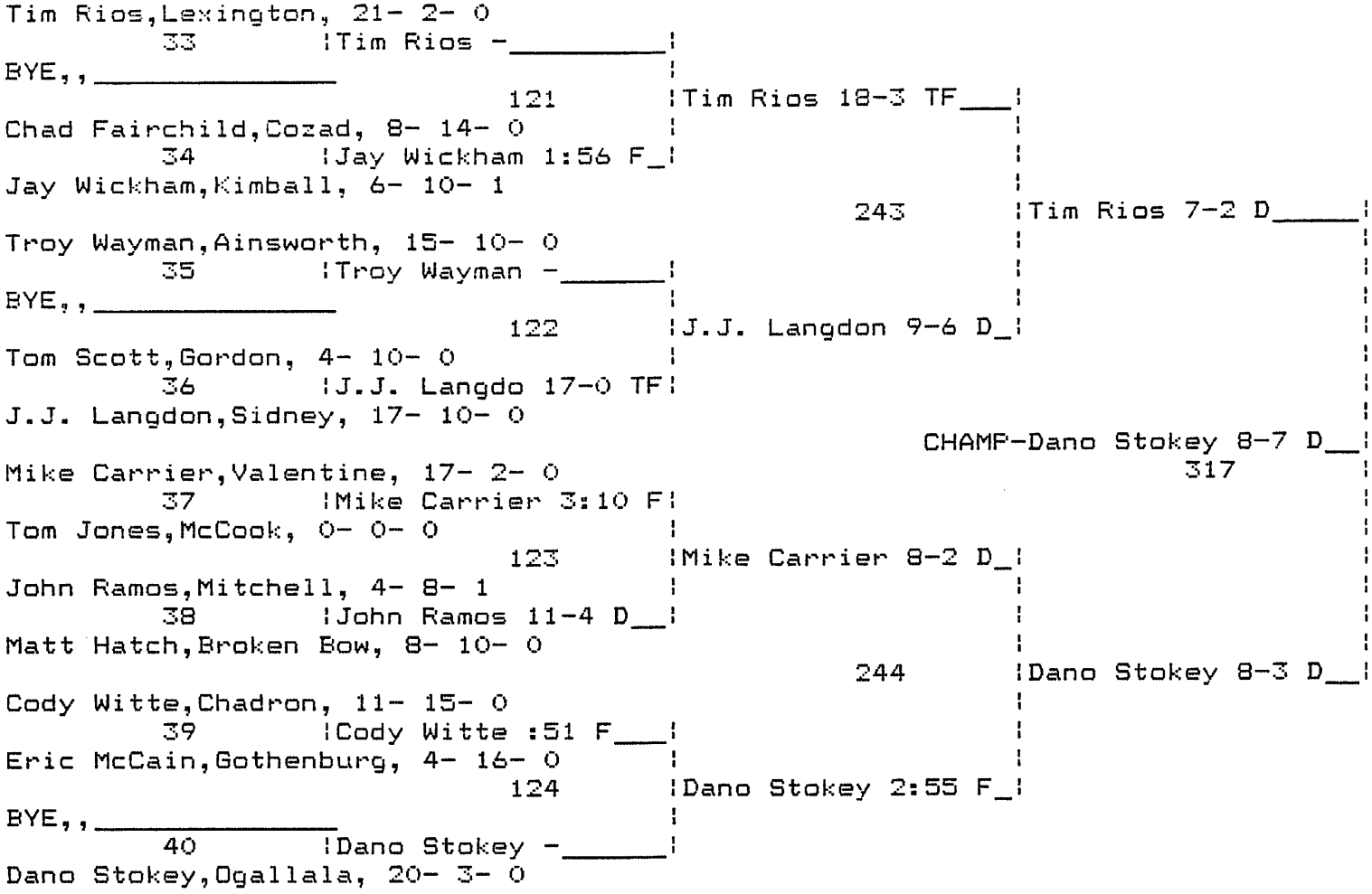


CONSOLATION BRACKET 130 LBS. CLASS

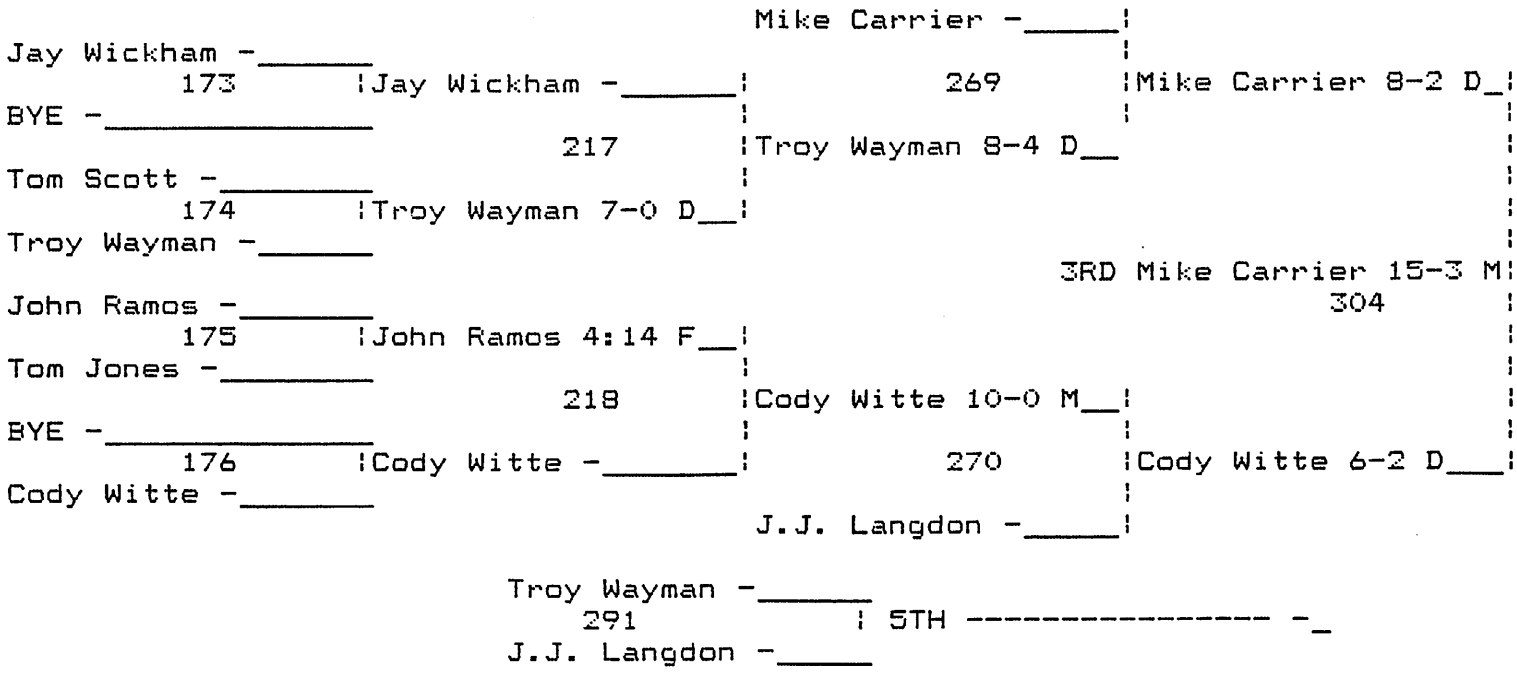

# B-4 DISTRICT

## CHAMPIONSHIP BRACKET 135 LBS. CLASS




## CONSOLATION BRACKET 135 LBS. CLASS

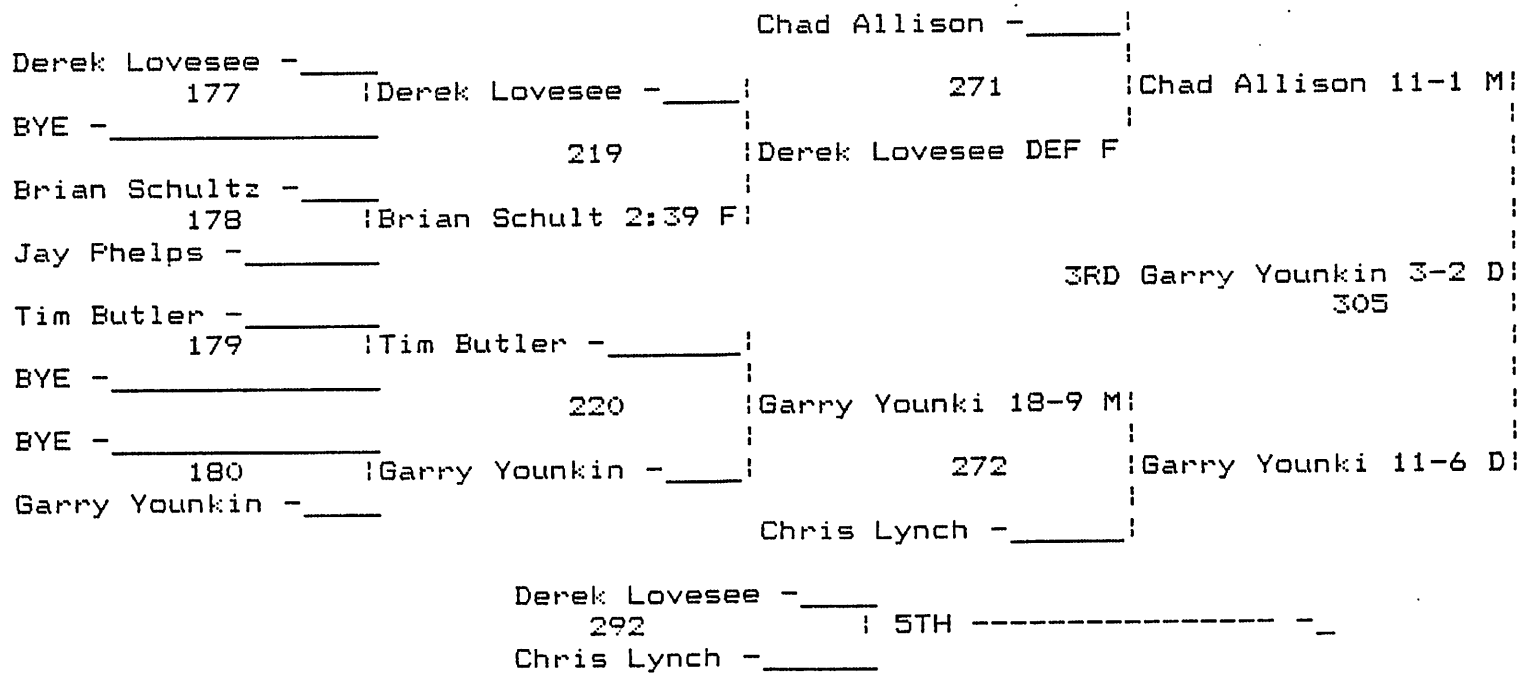

# B-4 DISTRICT

## CHAMPIONSHIP BRACKET 140 LBS. CLASS

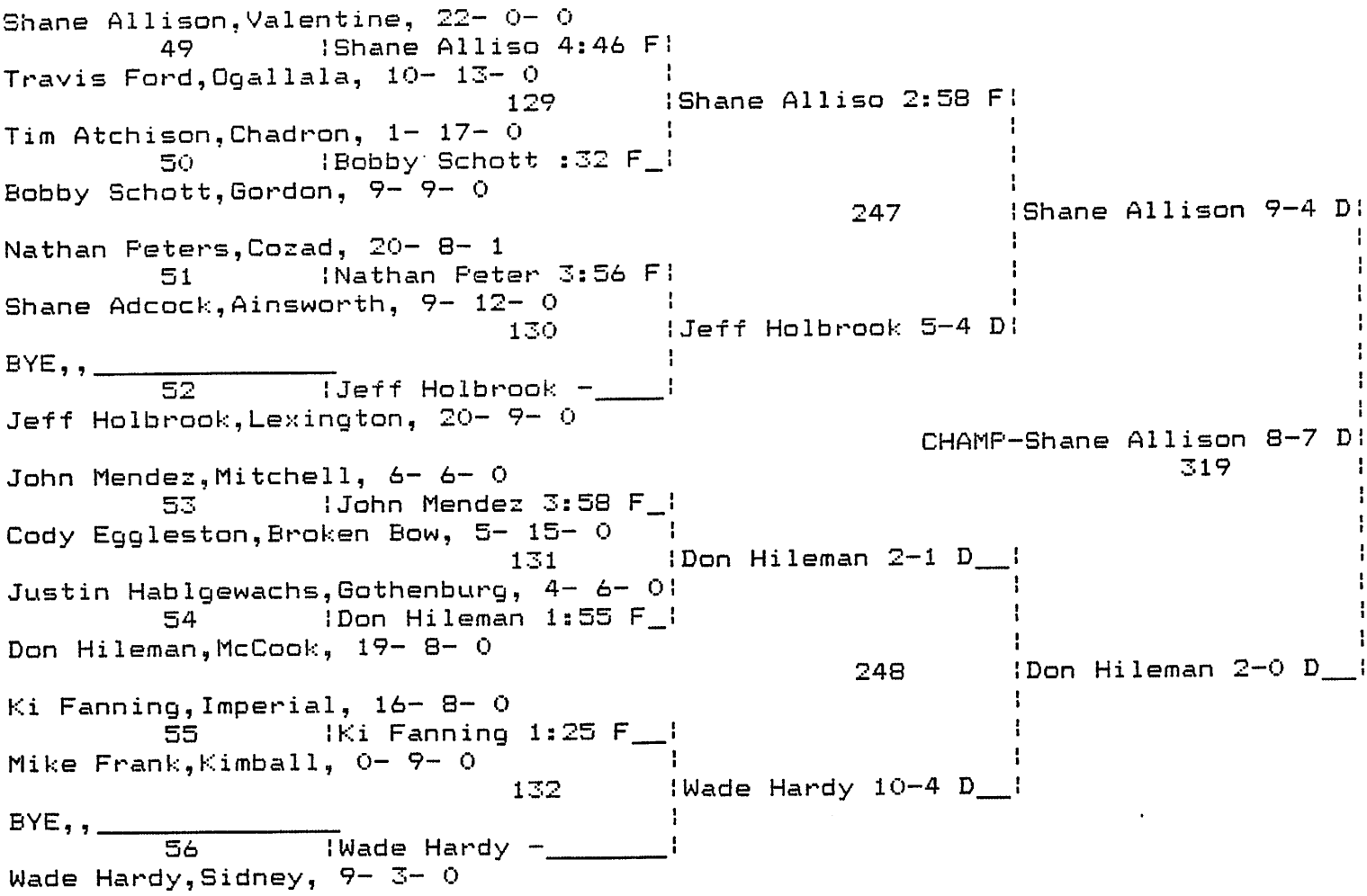


## CONSOLATION BRACKET 140 LBS. CLASS



B-4 DISTRICT

CHAMPIONSHIP BRACKET 145 LBS. CLASS

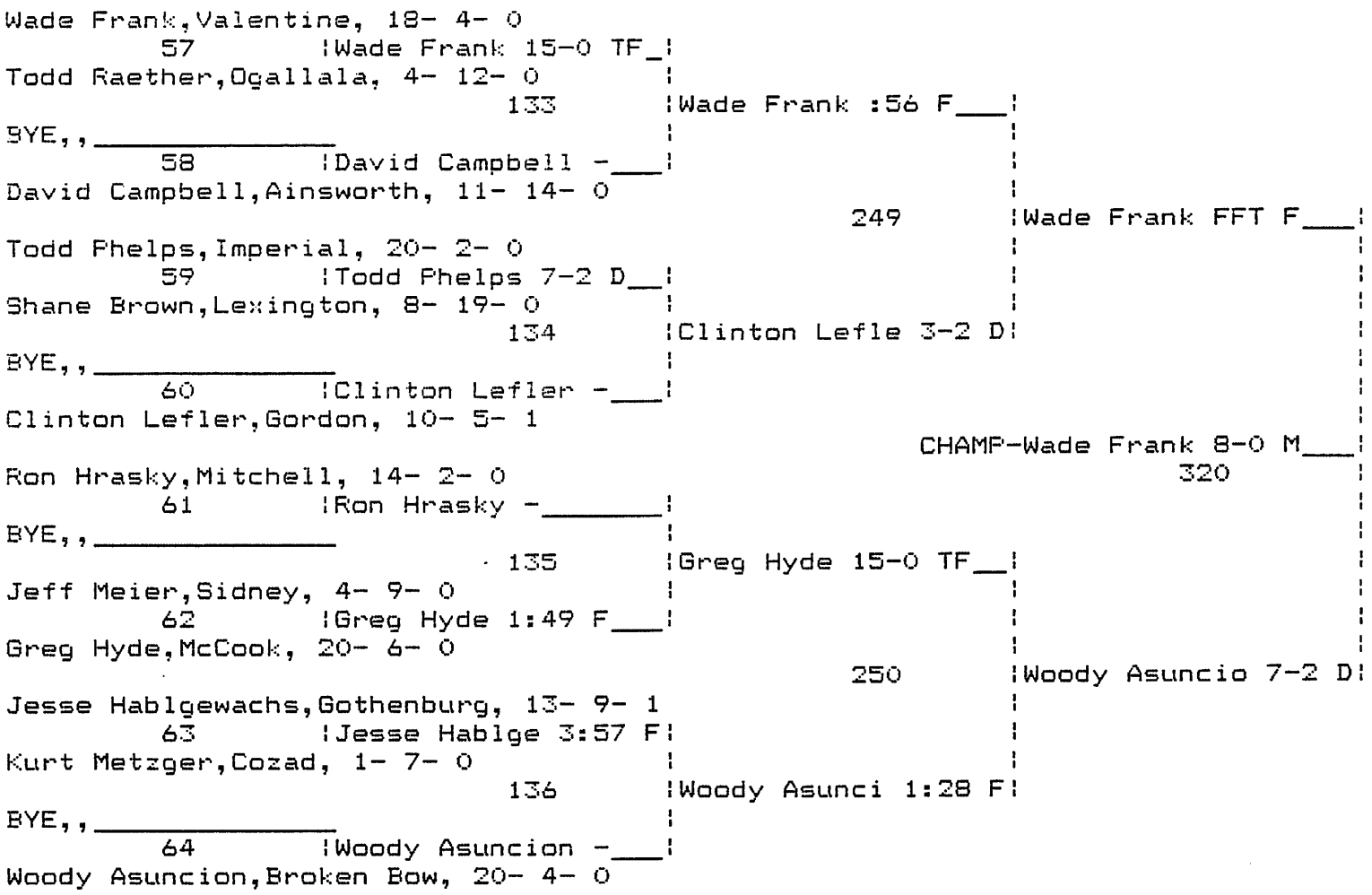


CONSOLATION BRACKET 145 LBS. CLASS

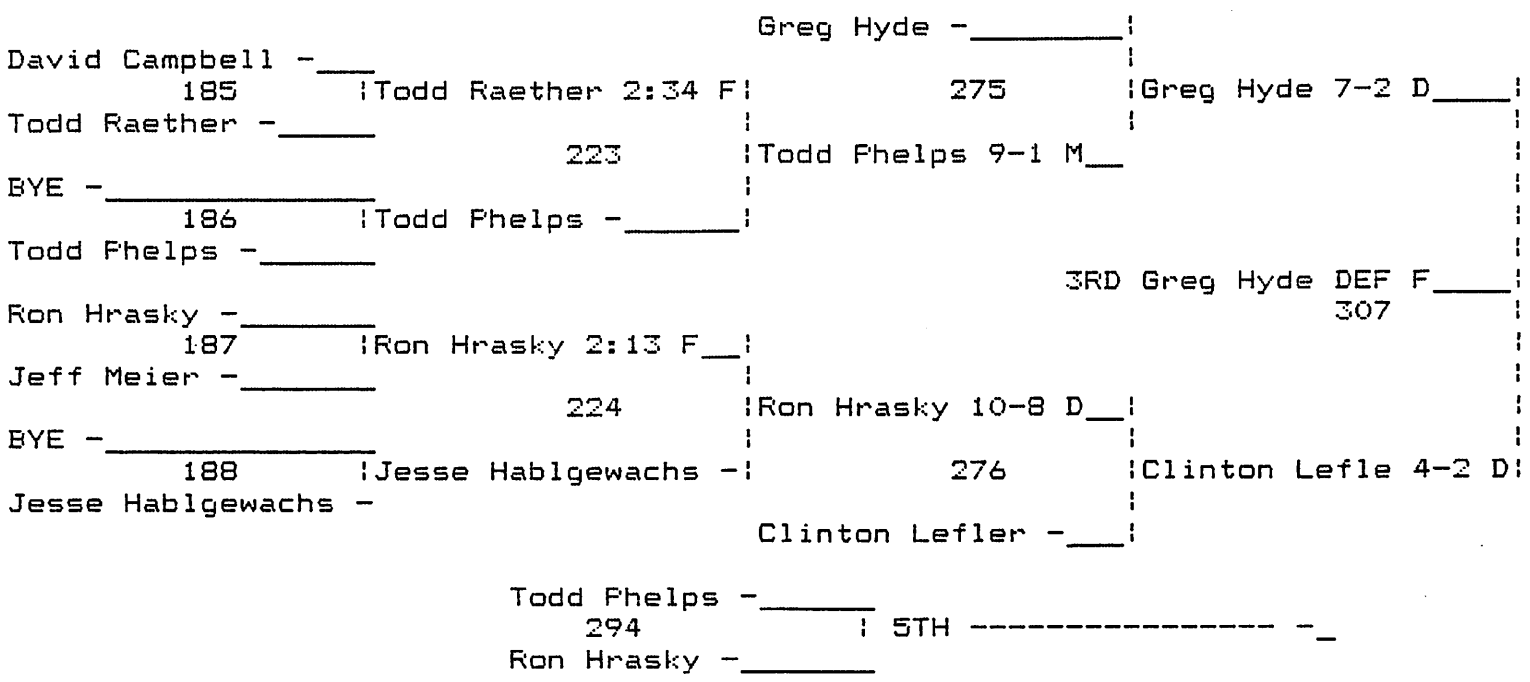

# B-4 DISTRICT

## CHAMPIONSHIP BRACKET 152 LBS. CLASS

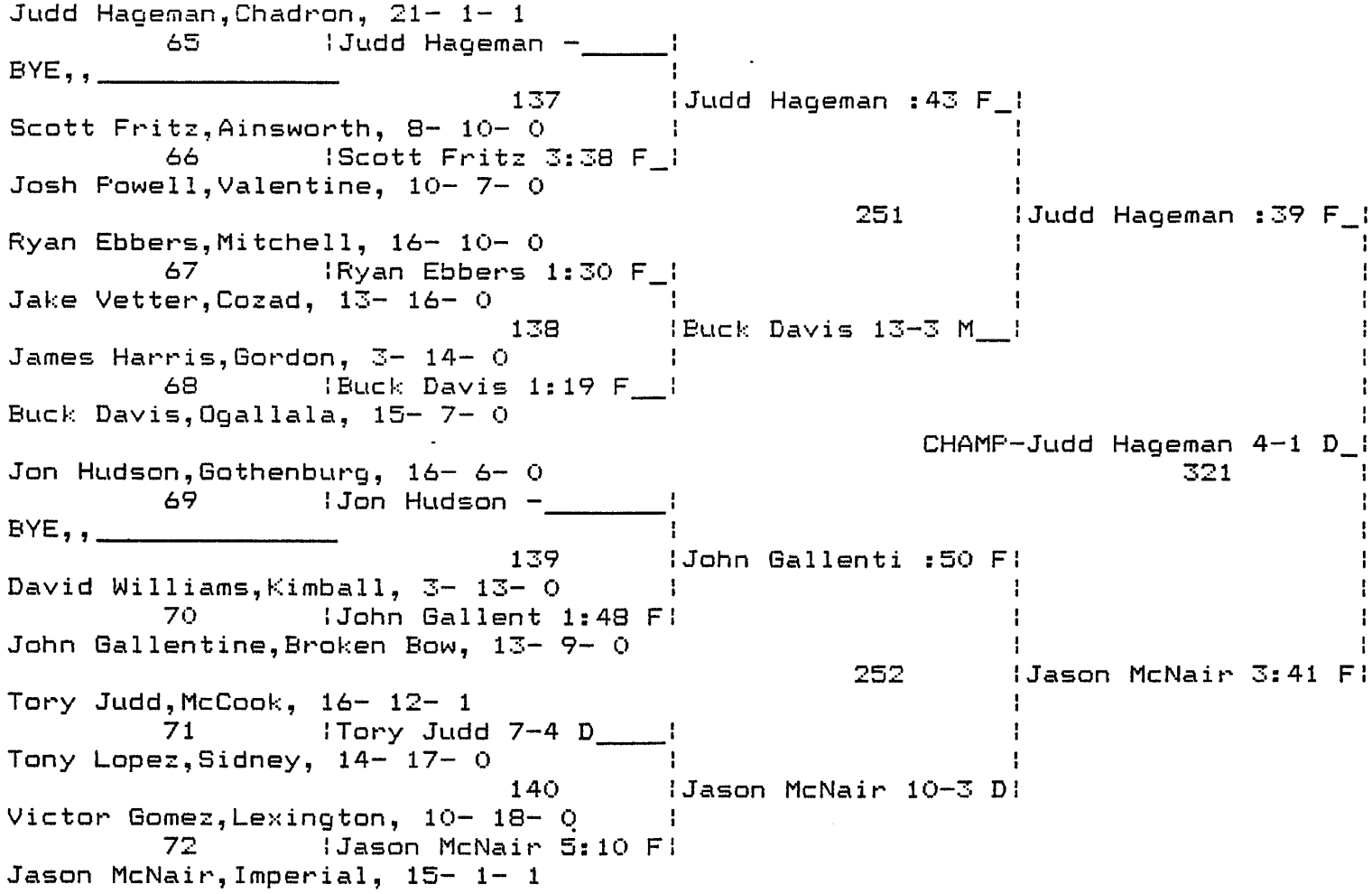


## CONSOLATION BRACKET 152 LBS. CLASS

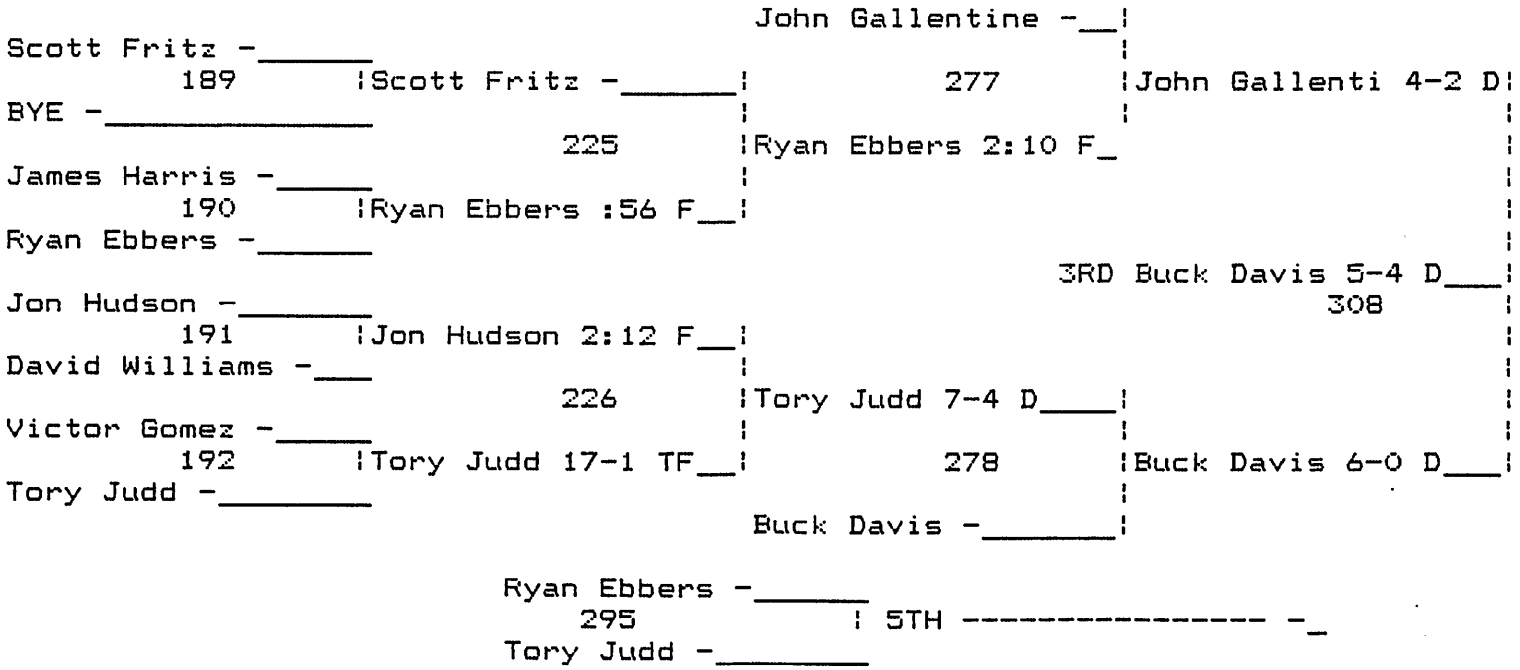

# B-4 DISTRICT

## CHAMPIONSHIP BRACKET 160 LBS. CLASS




## CONSOLATION BRACKET 160 LBS. CLASS

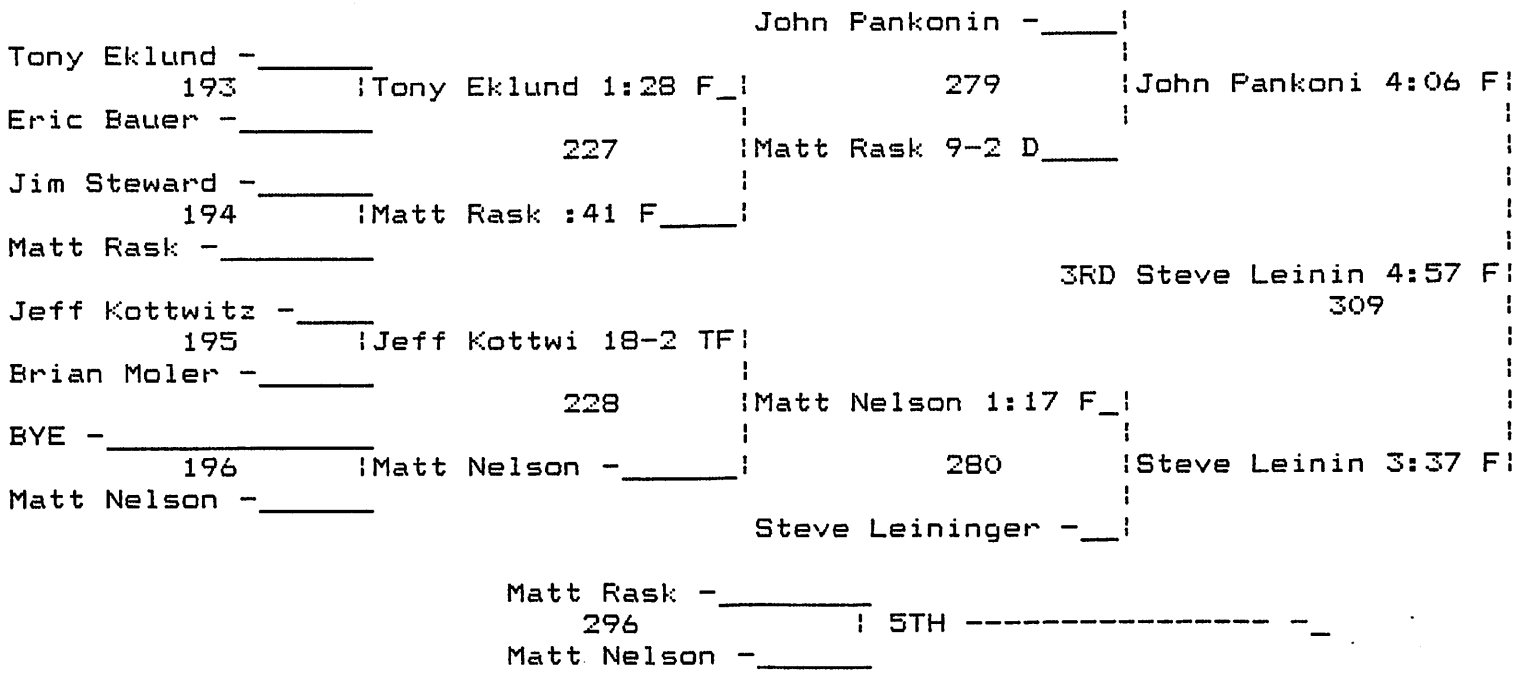

# B-4 DISTRICT

## CHAMPIONSHIP BRACKET 171 LBS. CLASS




## CONSOLATION BRACKET 171 LBS. CLASS

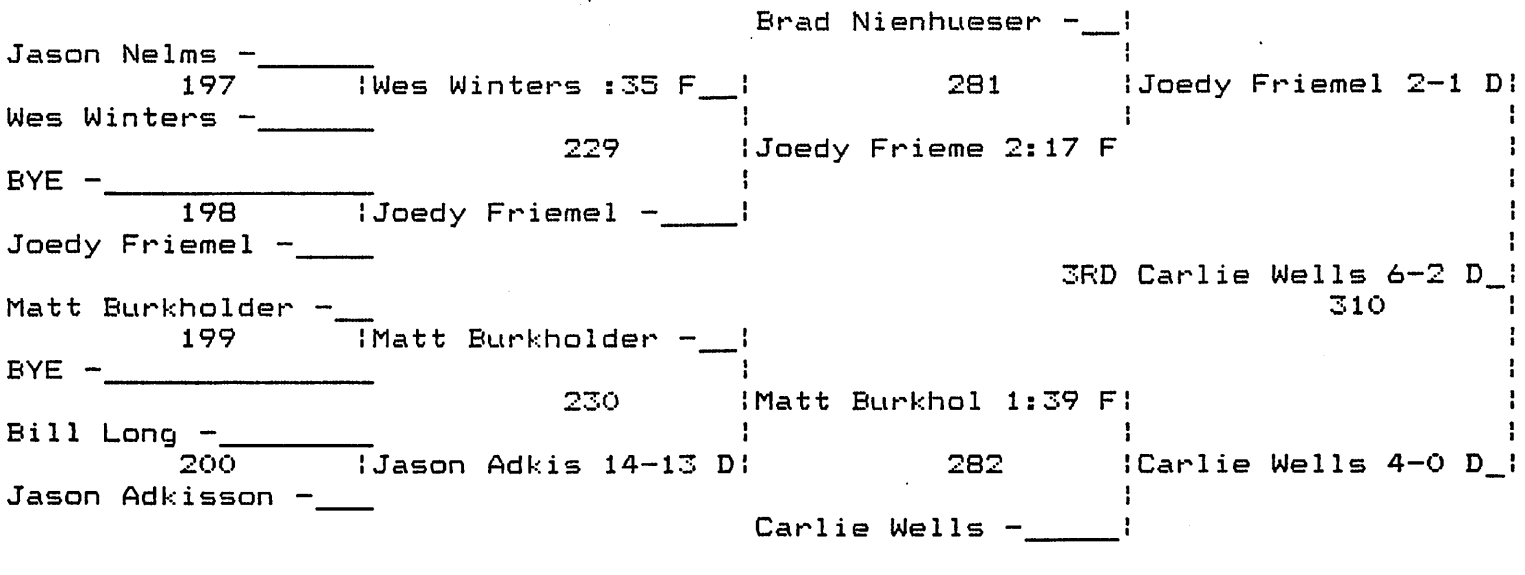


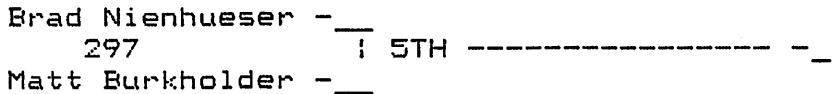

B-4 DISTRICT

CHAMPIONSHIP BRACKET 189 LBS. CLASS

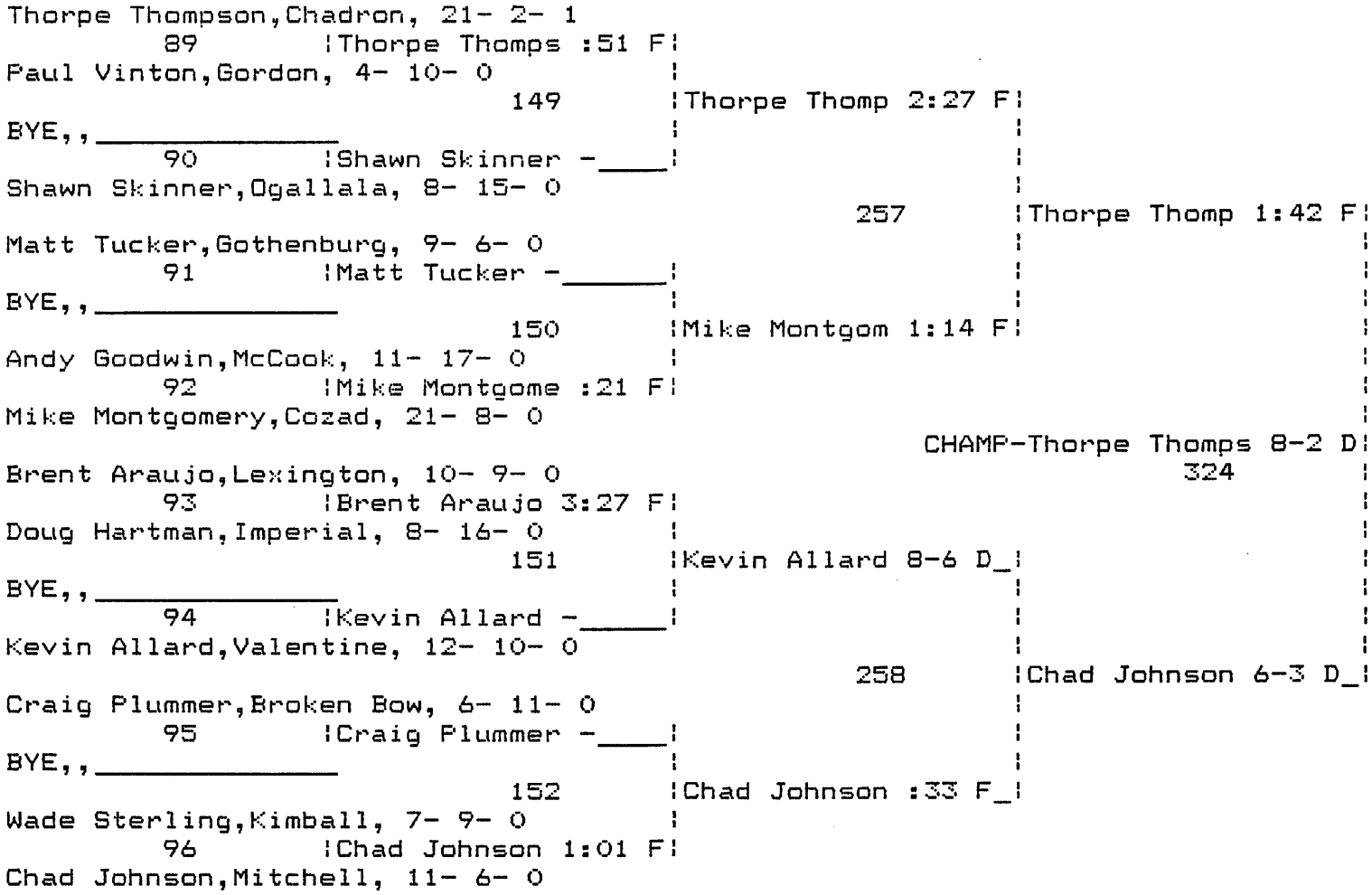


CONSOLATION BRACKET 189 LBS. CLASS

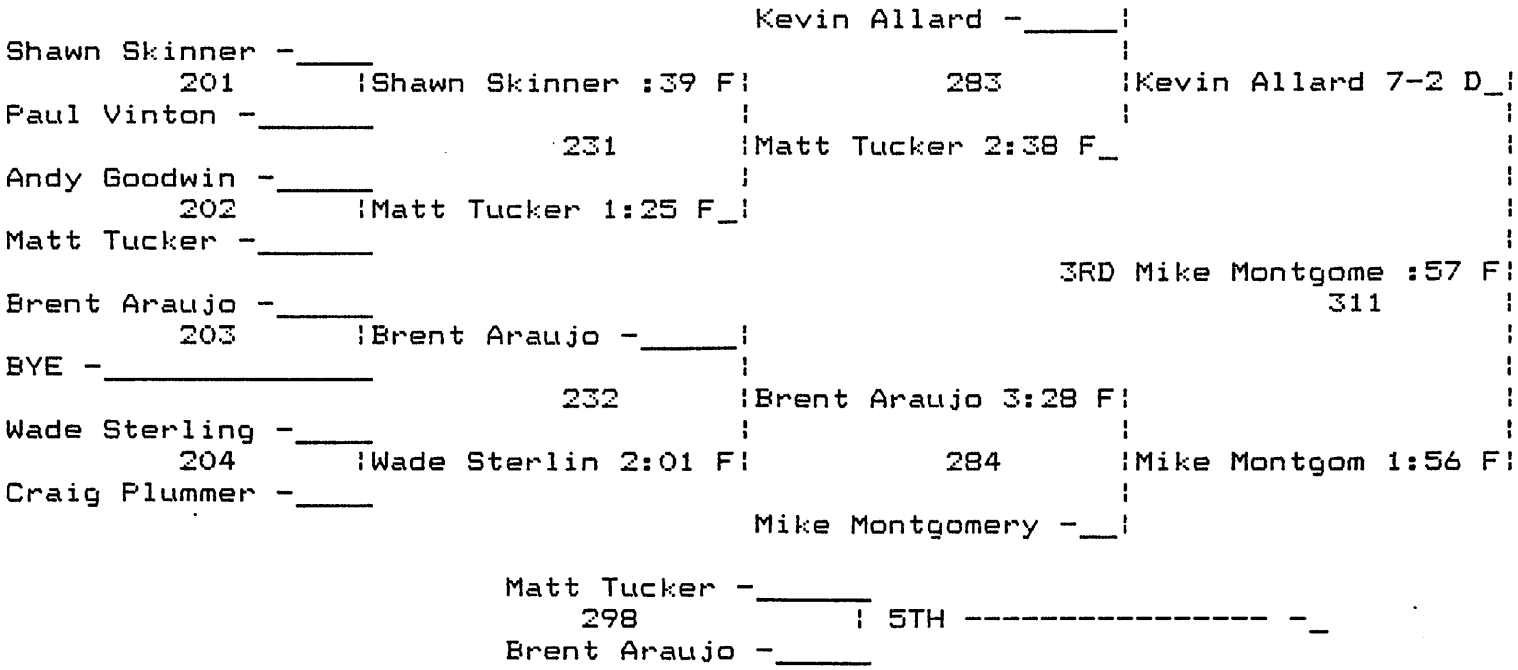

# B-4 DISTRICT

## CHAMPIONSHIP BRACKET HWT LBS. CLASS




## CONSOLATION BRACKET HWT LBS. CLASS

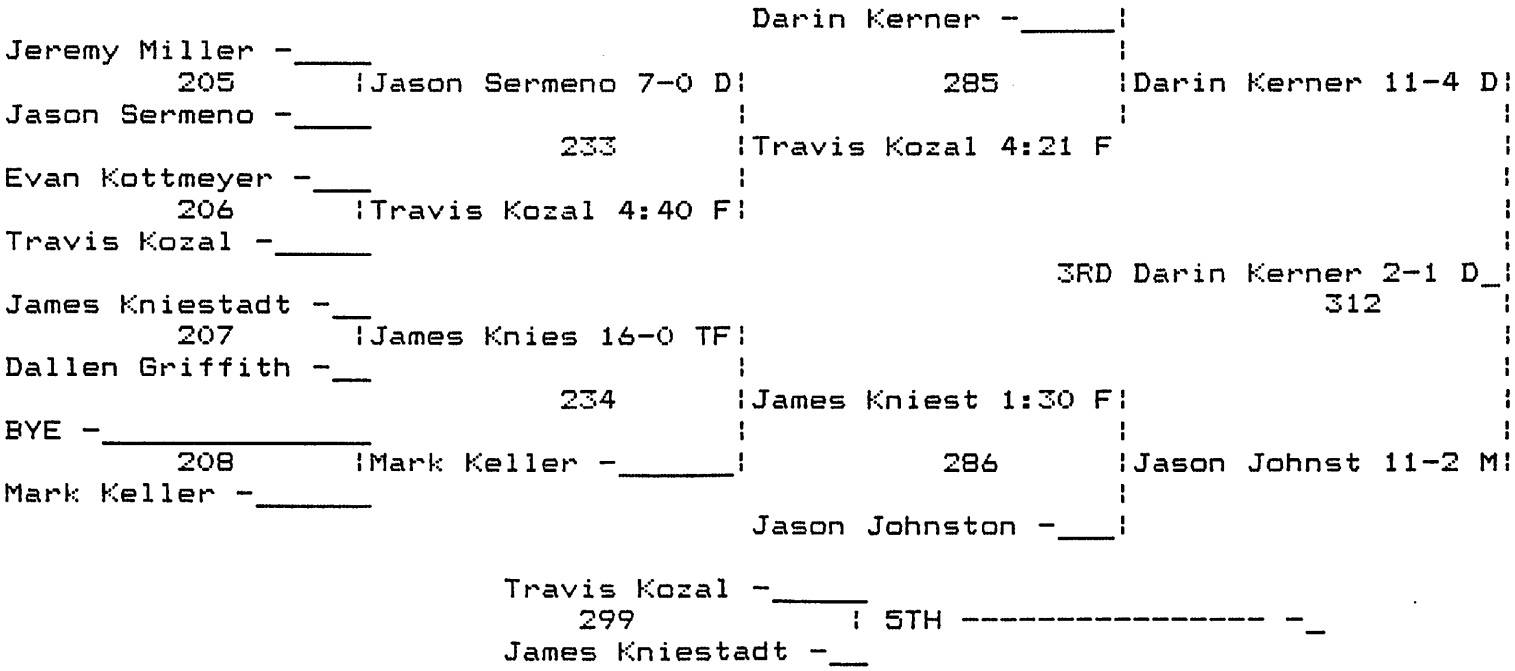

Irish Invite 1989

| Wt. | Sch | Name | Rec. | Pct. |
|---|---|---|---|---|
| 103 | MUL | Matthew Rogers | 11-3 | .78 |
| 103 | IMP | Will Osborne | 7-~~8~~ 4 | .7 |
| 103 | ~~STP~~ | ~~Mickey Andersen~~ | 4-7 | .36 |
| 103 | CAM | Jason Witte | ~~5-13~~ 12 | .27 |
| 103 | BER | Stuart Vaughn | 3-11 | .21 |
| 103 | ~~OSH~~ | ~~Cooper McBride~~ | | |
| 103 | MJV | Wayne Piper | 12-1 | |
| | | | | |
| 112 | BER | Pat Berry | 17-0 | 1.0 |
| 112 | MUL | Kevin Younkin | 16-1 | .94 |
| 112 | STP | Justin Wilson | 8-8 | .5 |
| 112 | ~~RVI~~ | ~~Jeff Uhrmacher~~ | ~~5-11~~ | ~~.31~~ |
| 112 | ~~IMP~~ | ~~Robbi Browning~~ | ~~2-11~~ | ~~.15~~ |
| 112 | ~~OSH~~ | ~~Bill Hunt~~ | | |
| 112 | MJV | Dale Bean | 11-3 | |
| | | | | |
| 119 | RVI | David Wood | 14-6 | .7 |
| 119 | MUL | Tim Brannan | 10-7 | .58 |
| 119 CAM | ~~BER~~ | Dean Schleeman | 9-9-1 | .5 |
| 119 | ~~OSH~~ | ~~Chris Schmid~~ | | |
| 119 | MJV | Jason Stevens | 12-4 | |
| | | | | |
| 125 | BER | Eric Hagan | 13-0 | 1.0 |
| 125 | NPJ | Mario Ramos | 14 ~~12~~-1 | .92 |
| 125 | MUL | Craig Clapper | 15-3 | .83 |
| 125 | RVI | Marlin Masoner | 8-13 | .38 |
| 125 | STP | Brian Folchert | 5-11 | .31 |
| 125 | CAM | ~~Joe Benson~~ Kevin Banzhaf | ~~4-15~~ 14-3 | .21 |
| 125 | OSH | Rusty Kaps | 9-7 | |
| 125 | MJV | Bryan Cole | 8-2 | |
| | | | | |
| 130 | STP | Don Steffes | 14-3 | .82 |
| 130 | BER | Shon Gilliland | 11-8 | .57 |
| 130 | MUL | Mark Roseberry | 10-8 | .55 |
| 130 | NPJ | David Newtson | 2-7 ~~1-2~~ | .33 |
| 130 | CAM | Joe Benson | 1-2 4-15 | .21 |
| 130 | RVI | Nate Baumbach | 0-12 | .0 |
| ~~130~~ CAM | ~~OSH~~ | ~~Dave Samsel~~ Chad Fenchel | 6-10 | |
| 130 | MJV | Tom Jones | 10-2 | |
| | | | | |
| 135 | CAM | Virgil Banzhaf | 16-1 | .94 |
| 135 | MUL | Jim Wiese | 17-3 | .85 |
| 135 | IMP | ~~Jay Phelps~~ | ~~15-5~~ | .75 |
| 135 | STP | Justin Shores | 9-5 | .64 |
| 135 | ~~BER~~ | ~~John Drake~~ Scott Ford | ~~10-6~~ 9-5 | .62 |
| 135 | CJV | Marc Hosick | 8-5 ~~6-5~~ | .54 |
| 135 | NPJ | Tony Wilson | 6-7 | .46 |
| 135 | OSH | Josh Arstingstall | 14-2 | |
| 135 | MJV | Chase Beeby | 3-6 3-13 | |
| | | | Courtney Schottleyer | |
| 140 | STP | Jason Langford | 16-0 | 1.0 |
| 140 | IMP | Ki Fanning | 13-7 | .65 |
| 140 | MUL | Nick Marks | 11-8 | .57 |
| 140 | BER | Roy Fisher | 9-9 | .5 |
| 140 | CAM | Dallas Mues | 8-8 ~~7-1~~ | .5 |
| 140 | CJV | ~~Kurt Metzger~~ Paul Goerges | 8-6 7-10 | .41 |
| 140 | NPJ | Kevin Thomas | 4 ~~2~~-6 | .33 |
| 140 | ~~OSH~~ | ~~Scott Flog~~ | | |
| 140 | MJV | Rob Leitner | 4-4 | |

| | | | | |
|---|---|---|---|---|
| 145 | STP | Boomer Nida | 15-0 | 1.0 |
| 145 | IMP | Todd Phelps | 15-1 | .93 |
| 145 | CAM | Dusty Trosper | 15-6 | .71 |
| 145 | BER | Bill Stephens | 12-6 | .67 |
| 145 | MUL | David Cox | 11-6 | .64 |
| 145 | CJV | Paul Goings Kurt Metge | 7-5 | .58 |
| 145 | NPJ | John Puckett | 2-4 | .33 |
| 145 | RVI | Luke Ward | 4-11 | .26 |
| 145 | OSH | Mitch Grace | | |
| 145 | MJV | Cory Johnson | 8-3 | |
| | | | | |
| 152 | IMP | Jason McNair | 11-1 | .91 |
| 152 | BER | Jeff Wilken | 12-5 | .7 |
| 152 | STP | Kevin Boyd | 14-7 | .67 |
| 152 | MUL | Wade Edis | 9-9 | .5 |
| 152 | CAM | Mike Jorgensen | 2-8 | .2 |
| 152 | RVI | Tom Marsh | 2-11 | .15 |
| 152 | NPJ | Cory Kruger | 2-11 | .15 |
| 152 | OSH | Brad Bentley | | |
| 152 | MJV | Keith Ruff | 9-8 | |
| | | | | |
| 160 | IMP | John Pankonin | 18-1 | .94 |
| 160 | MUL | Jason Coble | 13-3 | .81 |
| 160 | STP | Kevin Welch | 12-8 | .6 |
| 160 | NPJ | Zack Moore | 6-9 | .4 |
| 160 | BER | Adam Leibhart | 4-10 | .28 |
| 160 | RVI | Tim Blauser | 0-2 | .0 |
| 160 | OSH | Matt Klemke | | |
| 160 | MJV | Ryan Johnson | 7-9<br>10-5 | |
| | | | | |
| 171 | IMP | Jody Freimel | 16-1 | .94 |
| 171 | CAM | Darren Mues | 15-5 | .75 |
| 171 | MUL | Matt Coble | 13-8 | .61 |
| 171 | BER | Lance Hatfield | 10-7 | .58 |
| 171 | STP | Rob Hinze | 7-8 | .46 |
| 171 | RVI | Mike Newberry | 5-11 | .31 |
| 171 | OSH | Chris Acker | | |
| 171 | MJV | Thomas Adams | 9-9<br>2-9 | |
| | | Mike Yaw | 7-4 | |
| 189 | STP | Kevin Dodson | 12-2 | .85 |
| 189 | CJV | Dan Dishman | 12-3 | .8 |
| 189 | CAM | Andy Wier | 10-6 | .62 |
| 189 | RVI | Jack Thayer | 7-9 | .43 |
| 189 | BER | Tom Smith | 6-10 | .37 |
| 189 | IMP | Doug Hartman | 5-14 | .26 |
| 189 | OSH | Brian Moffat | 6-14 | |
| | MTV | Chris Soden | 2-10 | |
| 275 | STP | Chris McGahan | 12-0 | 1.0 |
| 275 | Mul | James Hassett | 10-5 | .67 |
| 275 | CAM | Chad Fuller | 12-7 | .63 |
| 275 | IMP | Tim Dillehay | 6-12 13 | .33 |
| 275 | CJV | Chad Bauer | 0-7 | .0 |
| 275 | OSH | Monte Milanuk | | |
| 275 | MJV | Brad Fielding | 1-13<br>8-7 | |

# IRISH INVITATIONAL 1989

Welcome to the 1989 Irish Invitational Wrestling Tournament! We are most pleased to serve as host, for the 15th year, to these fine wrestlers, coaches, fans and the schools they represent.

Mullen, scoring impressively all season long, figures to be the favorite for the 1989 Irish title. St. Pat's, winners the last two years, will need a solid team effort to stay close. Imperial and Cambridge will score alot of points, while '88 runnerup Bertrand is still strong despite graduating a talented senior class. Both purple teams, Rep. Valley and Oshkosh, add some gifted athletes to the meet, while the three JV teams (No. Platte, Cozad, & McCook) bring wrestlers toughened by Class A & B competition. Enjoy today's action!

## PAST CHAMPIONS AND RUNNERS-UP

| | Champion | Runner-up |
|---|---|---|
| 1988 | St. Patrick | Bertrand |
| 1987 | St. Patrick | Mullen |
| 1986 | Republican Valley | St. Patrick |
| 1985 | Mullen | St. Patrick |
| 1984 | Mullen | St. Patrick |
| 1983 | St. Patrick | Bertrand |
| 1982 | Mullen | St. Patrick |
| 1981 | Republican Valley | St. Patrick |
| 1980 | St. Patrick | Cozad JV |
| 1979 | Mullen | St. Patrick |
| 1978 | St. Patrick | Mullen/Cozad JV (tie) |
| 1977 | Cozad JV | St. Patrick |
| 1976 | Mitchell | St. Patrick |
| 1975 | Mullen | St. Patrick |

## 1989 TEAMS AND COACHES

| | |
|---|---|
| Bertrand | Frank Marsh |
| Cambridge | Bob Fuller |
| Cozad JV | Jim Bonesteel |
| Imperial | Lynn Rinehart |
| McCook JV | Dave Gordon |
| Mullen | Dan Brost |
| North Platte JV | Duane Skiles |
| Oshkosh | Ron Klemke |
| Republican Valley | Tom Perlinski |
| St. Patrick | Terry Schmit, Kevin Wood |

IRISH INVITATIONAL WRESTLING TOURNAMENT

JANUARY 28, 1988

Teams and Dressing Rooms:

Boys Varsity: St. Patrick, Oshkosh, Cambridge
Boys Jr. High: Imperial, Bertrand, McCook JV's
Girls Varsity: Republican Valley, Mullen
Girls Jr. High: North Platte JV's, Cozad JV's

Officials: Jim Ayers, Allen Cerny of Ogallala

Schedule: 8:30 Scales open
9:00-10:00 a.m. Weighins
9:00-10:30 a.m. Coaches Meeting
10:30- Bunny Brackets and Opening Round
10-15 minute break
Semi-Finals/Opening Round Consolation
10-15 minute break
Consolation Semi-Finals
10-15 minute break
Finals/Consolation Finals (4:00?)

Awards: Two team trophies (Greek Wrestlers), Four individual medals, Pinner award, Outstanding Wrestler Award

Entries: Please send by Wednesday, January 25 (see enclosed entry form) along with your $25 entry fee

Admission: Adults: $4.00 all day, $2.00 finals only
Students: 3.00 all day, 1.50 finals only
Cheerleaders: 3.00 all day

*Varsity wrestlers, coaches, managers, and statisticians accompanying the team will be admitted free.

Seeding: In the event of bunny brackets, we will place the two lowest seeded wrestlers in the bunny. Bunny bracket winners earn pin points only. We normally seed four wrestlers, more if they have winning or break even records.

Valuables: Please be responsible for your own valuables since it is most difficult to limit traffic in the locker area.

Concessions: Available in the cafeteria

Tournament Director: Terry K. Schmit, AD, NPSP, Box 970, North Platte, NE, 69103 (1-308-532-1874, or 1-308-534-9682)

Don't forget to send your entry fee and form (to help speed seeding meeting). See you January 28!

IRISH INVITATIONAL

CHAMPIONS BRACKET 103 LBS. CLASS

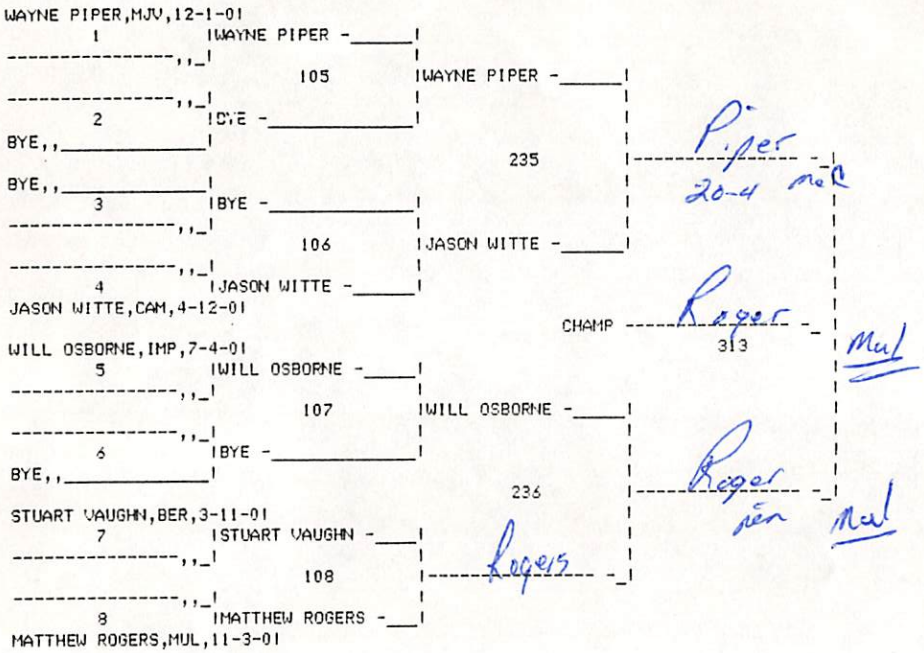


CONSOLATION BRACKET 103 LBS. CLASS

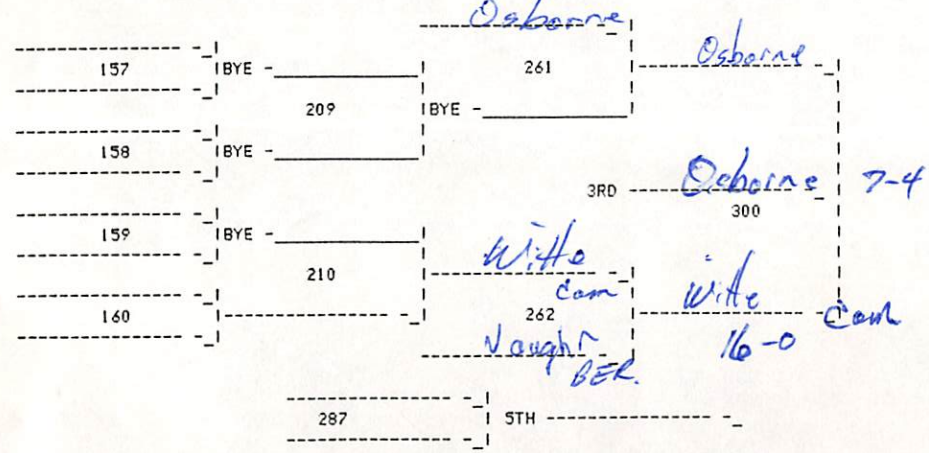


IRISH INVITATIONAL

CHAMPIONS BRACKET 112 LBS. CLASS

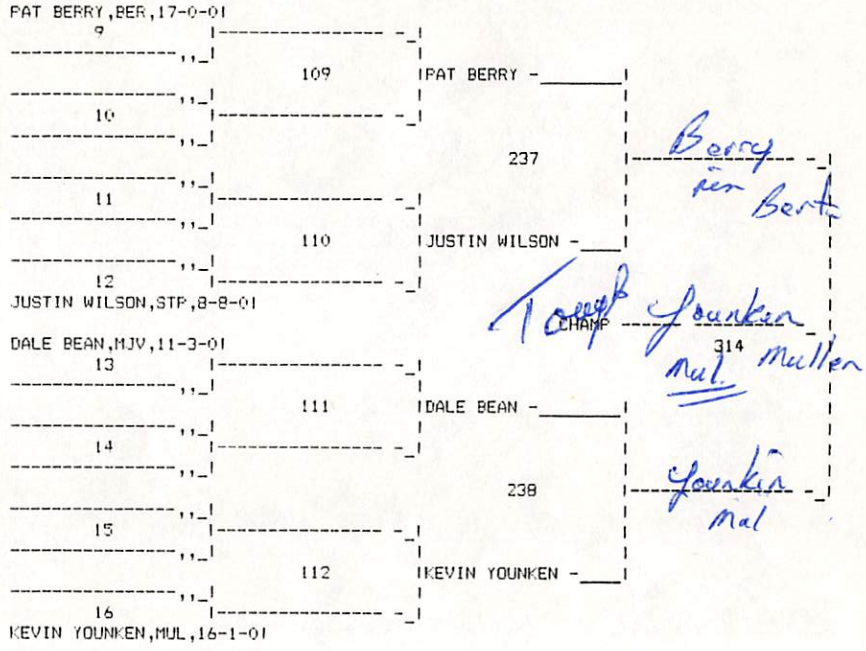


CONSOLATION BRACKET 112 LBS. CLASS

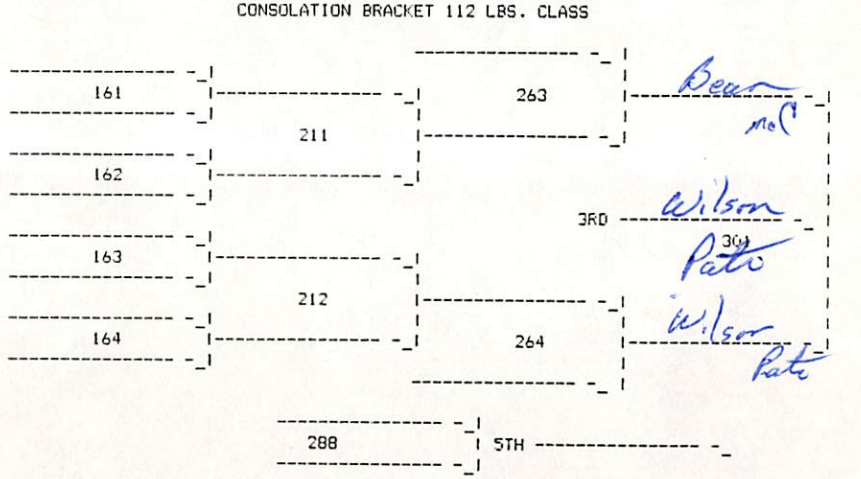

IRISH INVITATIONAL

CHAMPIONS BRACKET 119 LBS. CLASS

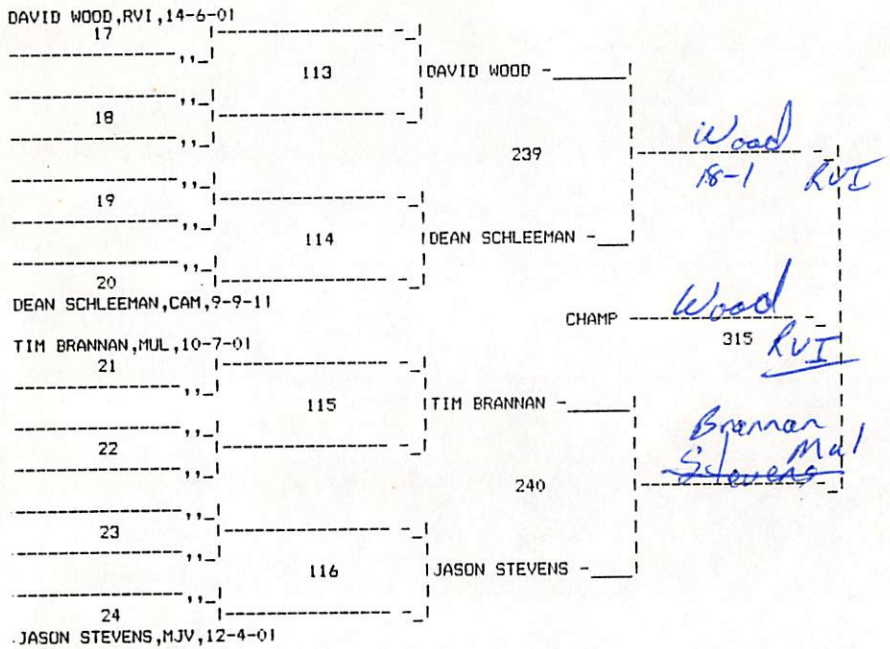


CONSOLATION BRACKET 119 LBS. CLASS

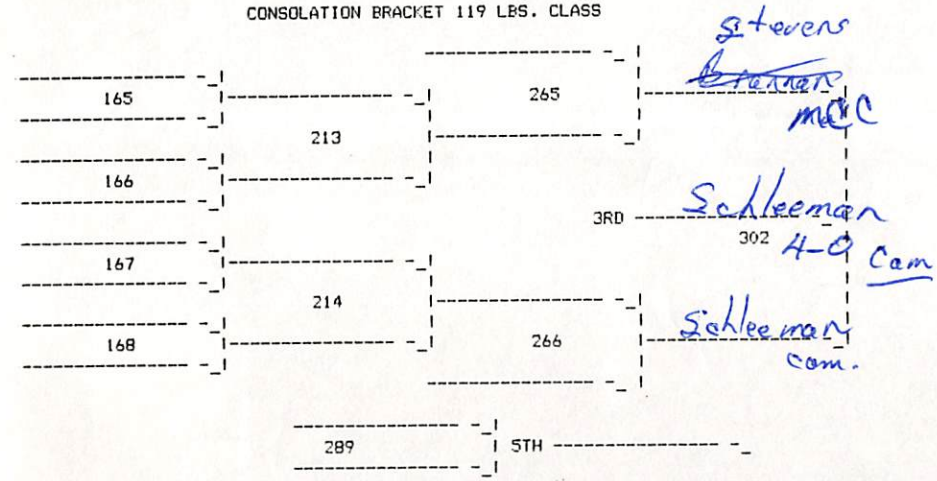


IRISH INVITATIONAL

CHAMPIONS BRACKET 125 LBS. CLASS

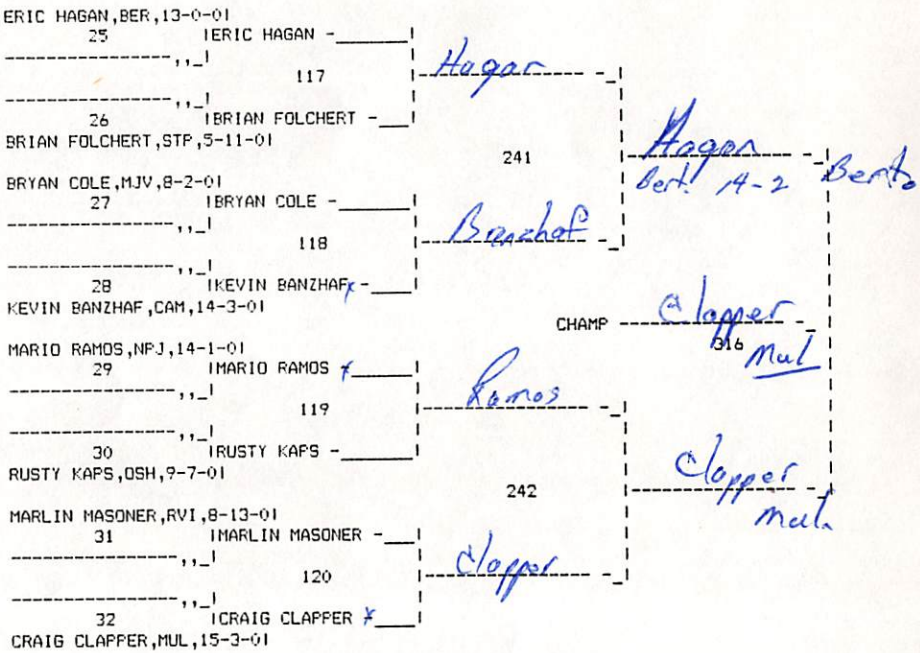


CONSOLATION BRACKET 125 LBS. CLASS

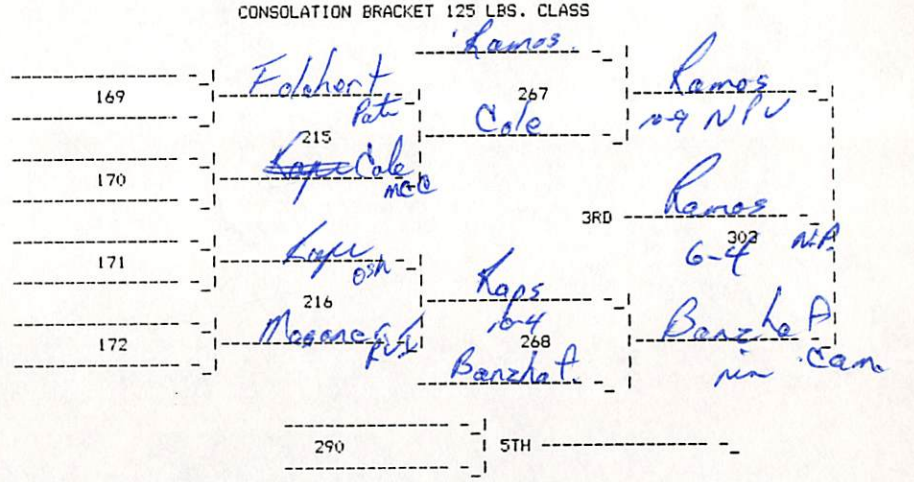

IRISH INVITATIONAL

CHAMPIONS BRACKET 130 LBS. CLASS

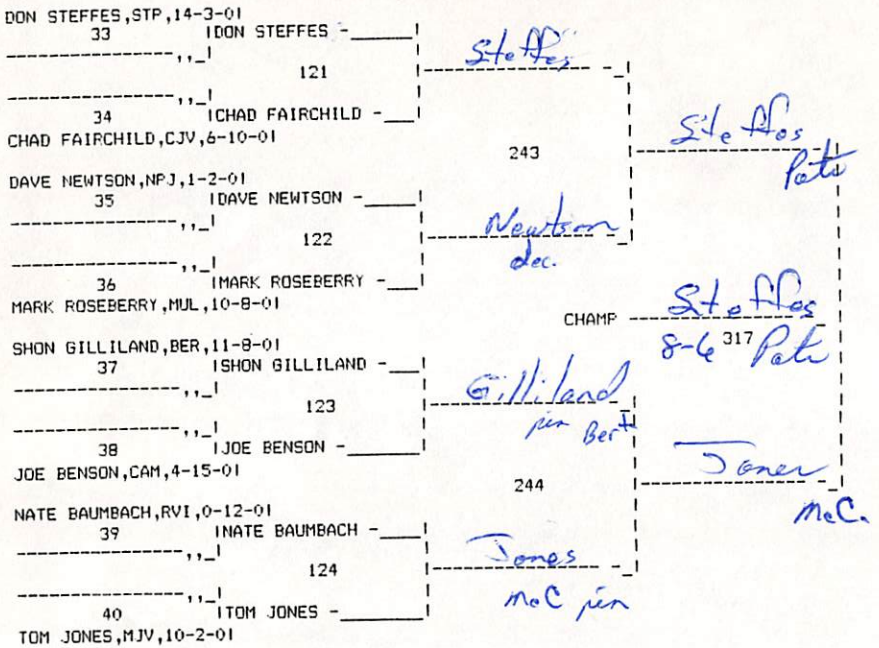


CONSOLATION BRACKET 130 LBS. CLASS

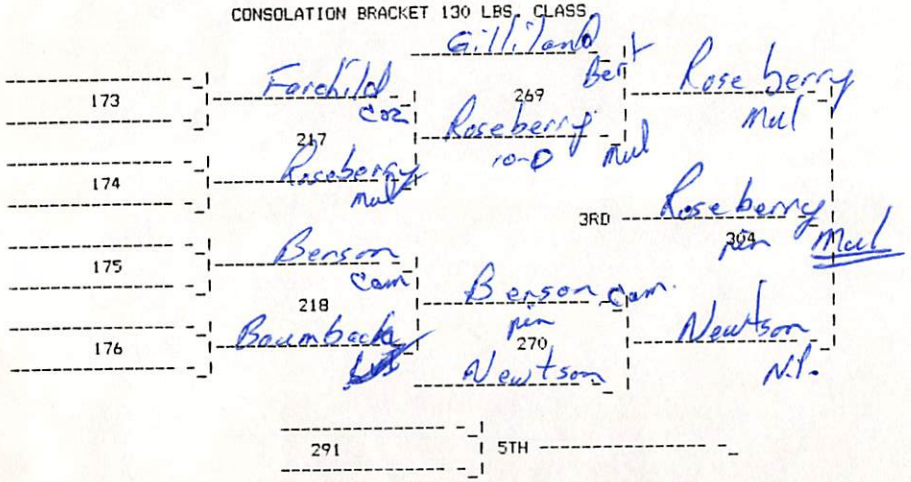


IRISH INVITATIONAL

CHAMPIONS BRACKET 135 LBS. CLASS

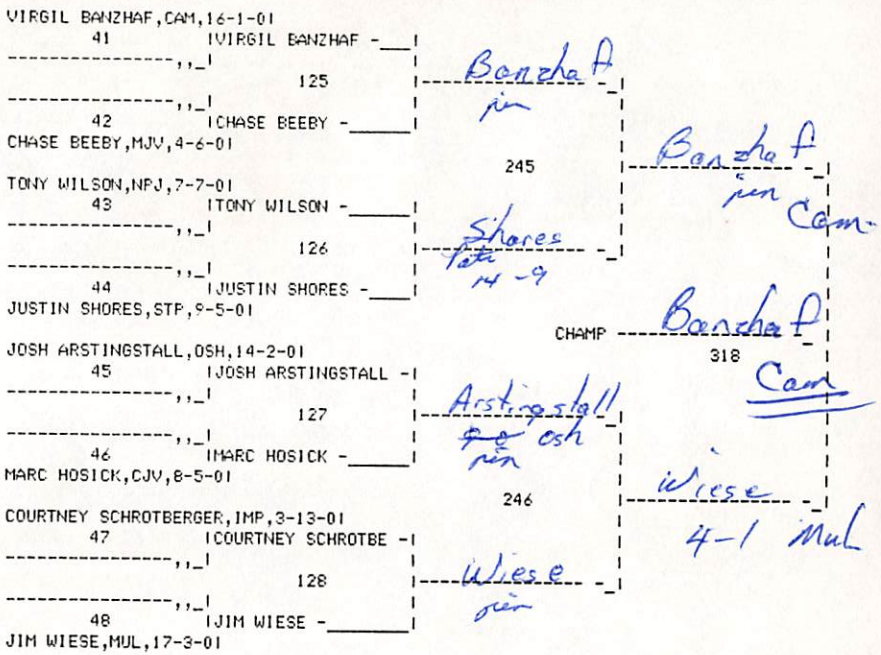


CONSOLATION BRACKET 135 LBS. CLASS

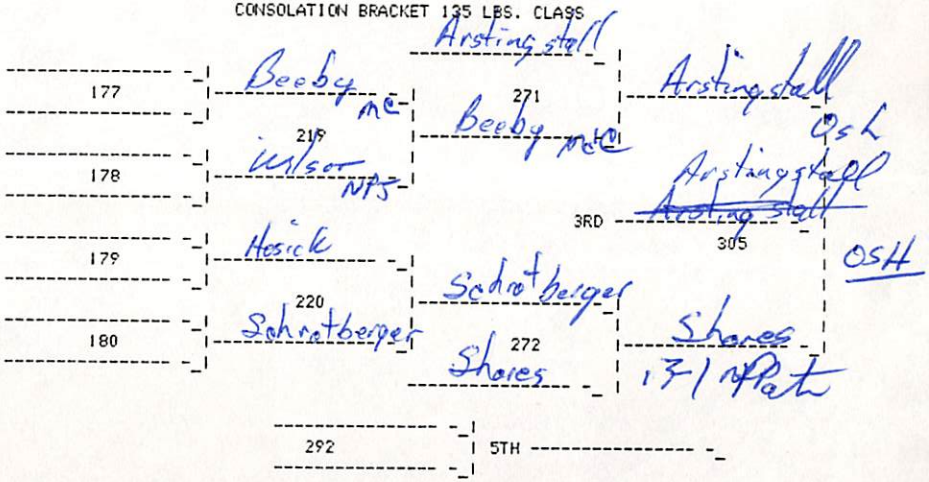

IRISH INVITATIONAL

CHAMPIONS BRACKET 140 LBS. CLASS

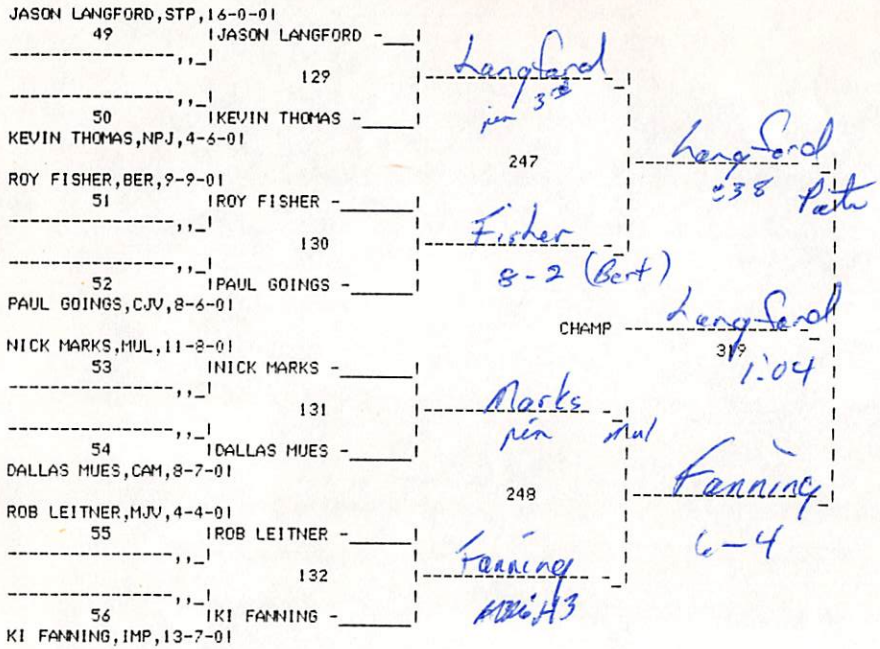


CONSOLATION BRACKET 140 LBS. CLASS




IRISH INVITATIONAL

CHAMPIONS BRACKET 145 LBS. CLASS

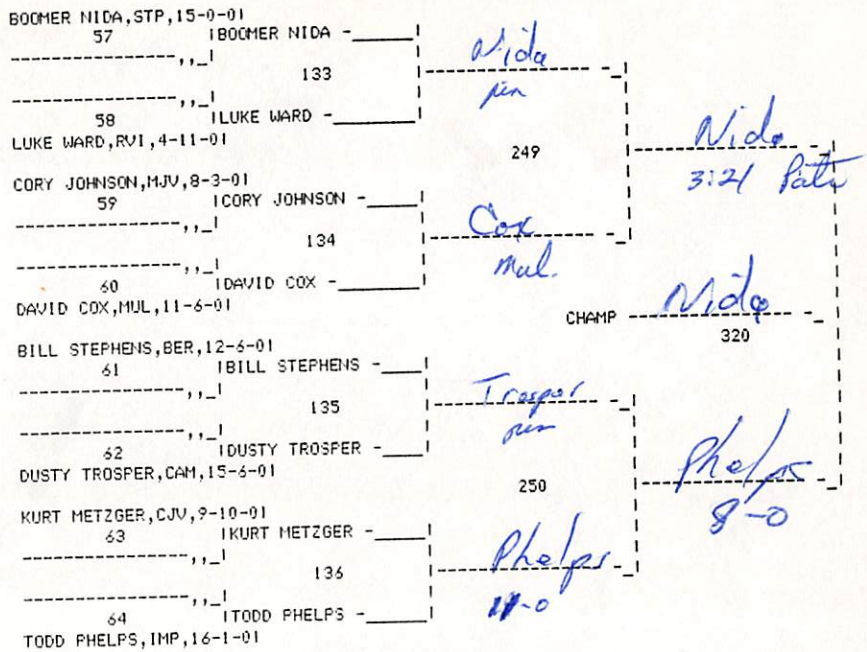


CONSOLATION BRACKET 145 LBS. CLASS

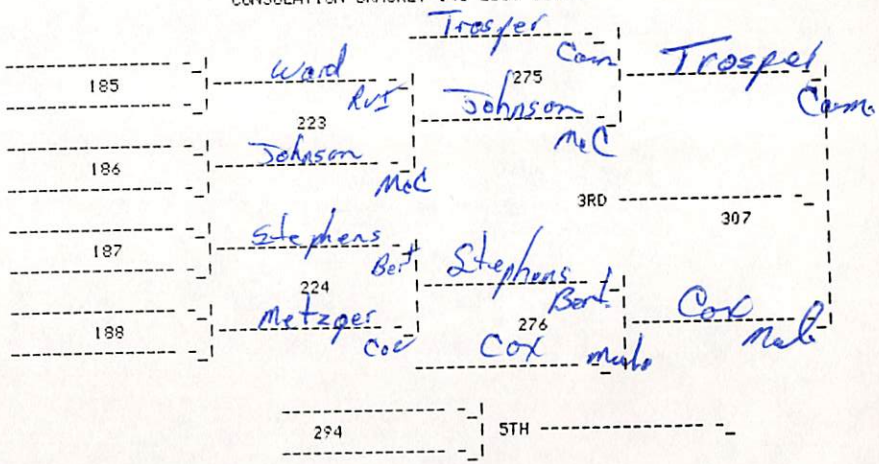

IRISH INVITATIONAL

CHAMPIONS BRACKET 152 LBS. CLASS

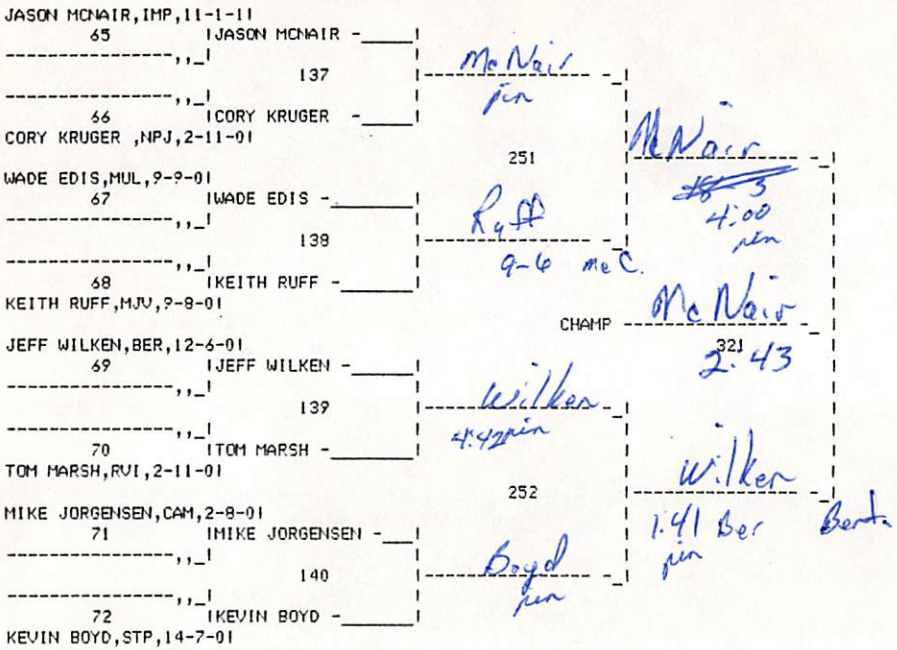


CONSOLATION BRACKET 152 LBS. CLASS

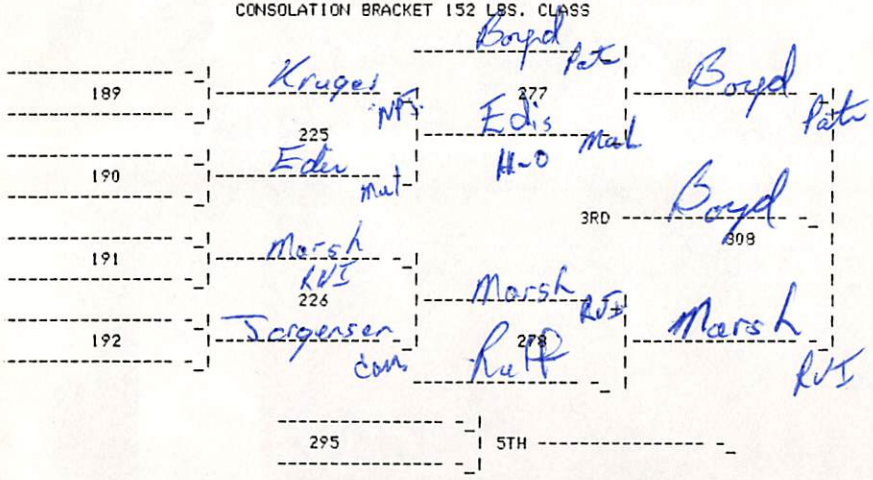


IRISH INVITATIONAL

CHAMPIONS BRACKET 160 LBS. CLASS

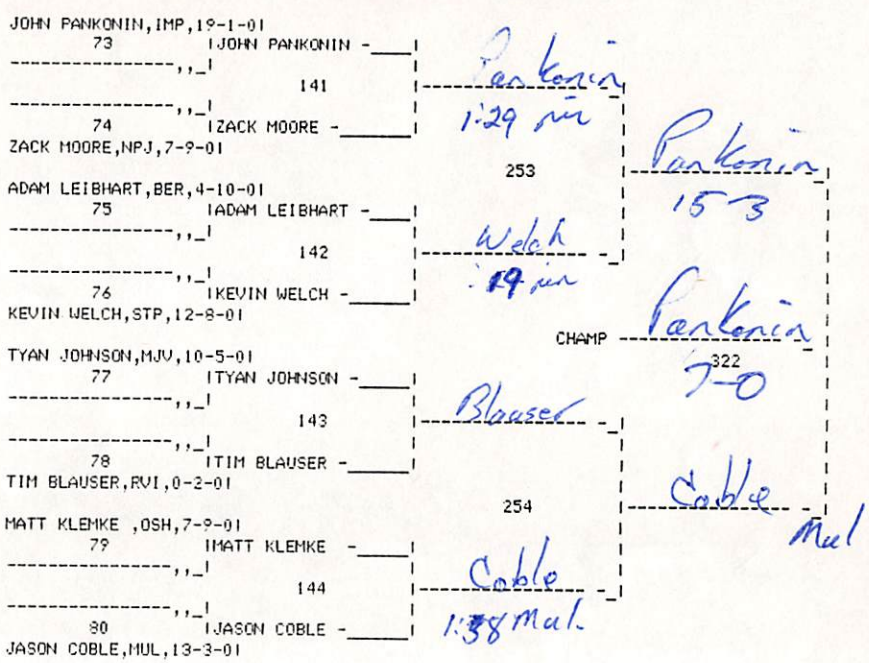


CONSOLATION BRACKET 160 LBS. CLASS



IRISH INVITATIONAL

CHAMPIONS BRACKET 171 LBS. CLASS

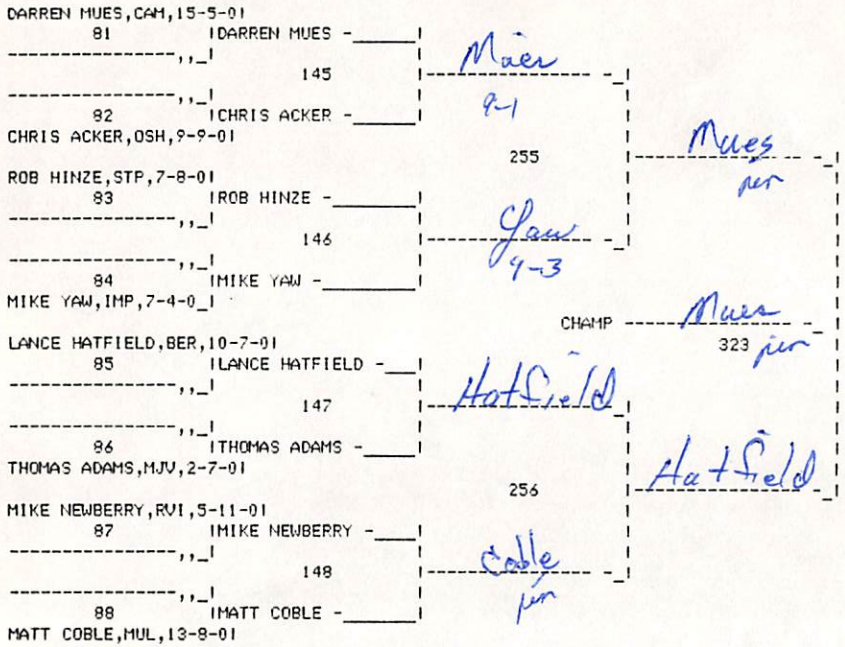


CONSOLATION BRACKET 171 LBS. CLASS

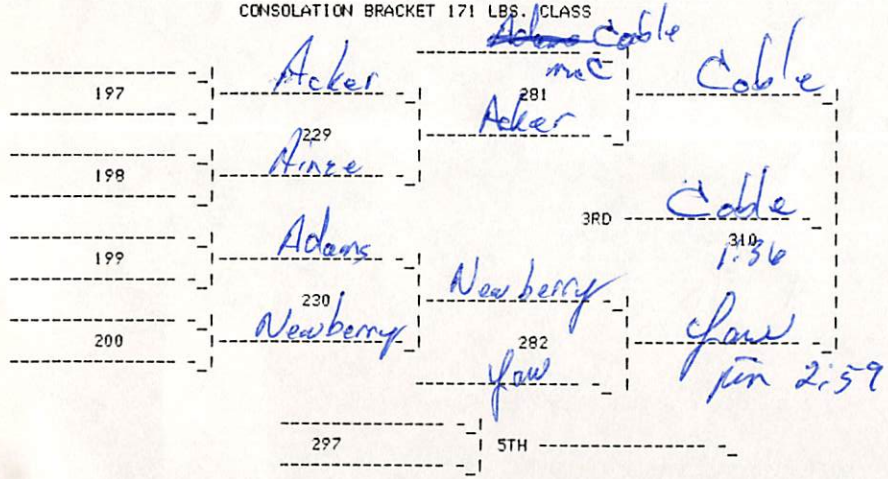


IRISH INVITATIONAL

CHAMPIONS BRACKET 189 LBS. CLASS

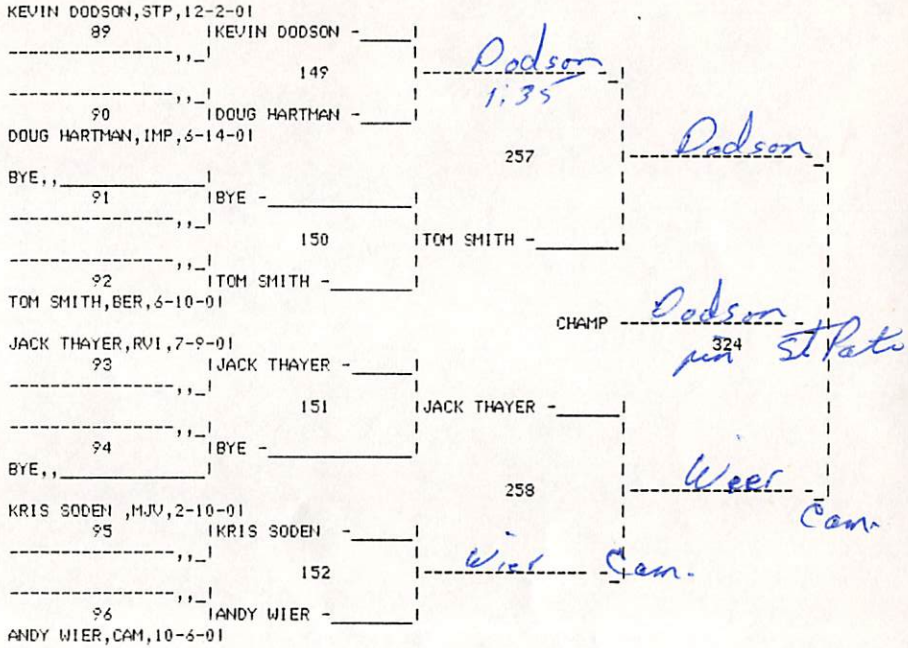


CONSOLATION BRACKET 189 LBS. CLASS



# IRISH INVITATIONAL

## CHAMPIONS BRACKET HWT LBS. CLASS

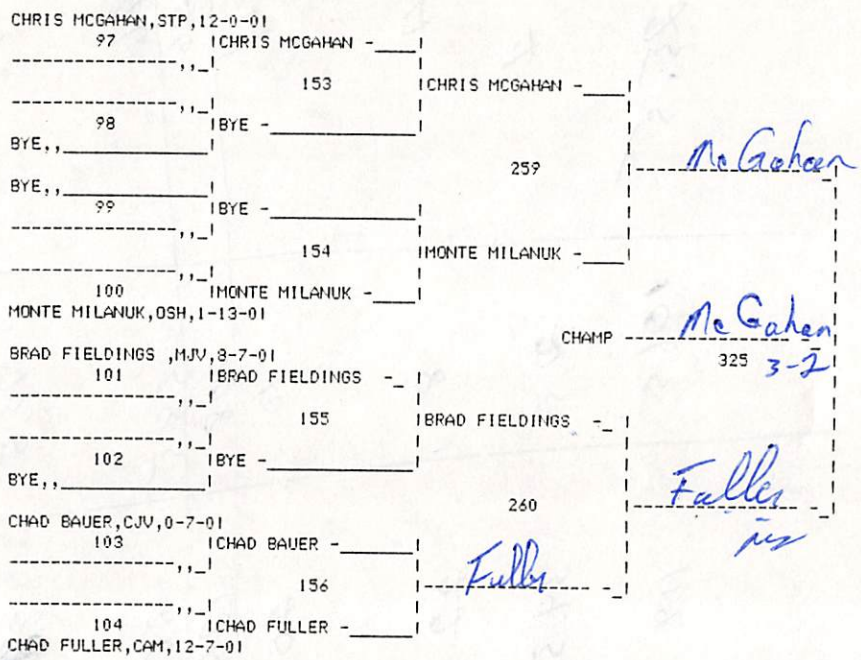


## CONSOLATION BRACKET HWT LBS. CLASS

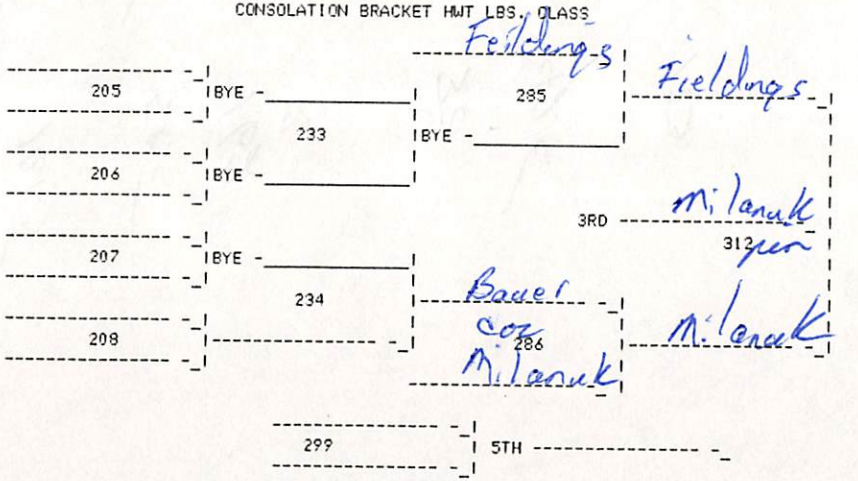

| | 1st Round | 2nd | | |
|---|---|---|---|---|
| Bertrand | 18 | 74 | 87 | 87 |
| Cambridge | 21 | 83 | ~~87~~ 101.5 | 114.5 |
| Cozad JV | 0 | 0 | 0 | |
| Imperial | 17 | 73.5 | 88.5 | 107.5 |
| McCook | ~~2~~6 | 58.5 | 58.5 | 58.5 |
| Mullen | 26 | 108 | 128 | 162 |
| N Platte JH | 4 | 10 | 20 | 2 |
| Oshkosh | 4 | 8 | 22 | 30 |
| Rep Valley | 4 | 21.5 | 34.5 | 42.5 |
| St Pete | 25.5 | 101.5 | 119 | 153 |

1-28-89

Joedy has permission
to ride with Hartman's
E Freeme

McCOOK BISON vs. IMPERIAL LONGHORNS

WRESTLING DUAL

Thursday, January 26, 1989

| McCook | | Imperial |
|---|---|---|
| Cory Collins | 103 | Will Osborn |
| Dale Bean | 112 | open |
| Dan Janssen | 119 | open |
| Scott Grafton | 125 | open |
| Doug Harris | 130 | open |
| Brady Johnson | 135 | Courtney Schrotberger |
| Don Hileman | 140 | Jay Phelps |
| Greg Hyde | 145 | Todd Phelps |
| Tory Judd | 152 | Jason McNair |
| Jeff Mays | 160 | John Pankonin |
| Randy Goddwin | 171 | Joedy Friemel |
| Thomas Adams | 189 | Doug Hartman |
| Chad Fieldings | HWT | Tim Dillehay |

Possible Reserves:
Ryan Johnson

COACHES:
Dave Gordon

Possible Reserves & Injured Wrestlers
Mike Yaw
Alex Selber
Robbie Browning
Steve Silvester
Kevin Berry

COACHES:
Lynn Rinehart
DeWayne Barent

Doug has my permission to go with us- Mrs Robert Hartman




*Hershey Public Schools*

P. O. Box 369
Hershey, Nebraska 69143
(308) 368-5572


Friday, December 16, 1988

TO: S.P.V.A. Athletic Directors and Wrestling Coaches

ABOUT: S.P.V.A. Quadrangular at Hershey, Thursday, January 12, 1989, 5:00 pm CST

TIME SCHEDULE: (Central Time)
4:00 - Weigh-ins
4:00 - Seeding Meeting
5:00 - Reserve Matches
5:30 - (approx.) First Round Varsity Matches
7:00 - Reserve Matches
7:30 - (approx.) Varsity Championship and Consolations

LOCKER ROOMS: We will assign two teams to a locker room when you arrive. You will be responsible for your own valuables.

AWARDS: 1st Place medals and 1st Place SPVA team plaque.

ADMISSIONS: Adults - $2.50 Students - $2.00

CONCESSIONS: Concession stand will be open with an assortment of food during the entire meet.

OFFICIALS: Jim Ayres and Kirk Melson

ROSTER: If you would fill out and send us the enclosed roster, we will have one for the public. Please return as soon as possible.

If you have any questions about the above information or information that was omitted, contact Larry Lemons or Marv Rankin at Hershey, 368-5572.

Larry Lemons

Larry Lemons
Activities Director

Coach

# OGALLALA INVITATIONAL WRESTLING TOURNEY

| | |
|---|---|
| SITE: | Ogallala High School Auditorium, East 6th and B. |
| DATE: | Saturday, January 7, 1989. |
| WEIGH-INS: | Stage of Auditorium, 7:30-8:30. Give the official a copy of your lineup. |
| PAIRINGS: | 8:00--meet across the way in the Middle School. We will seed four. |
| SESSIONS: | We will begin Prelims at 9:30. Semi-finals and first round of the wrestlebacks will begin about 45 minutes after the end of the Prelims. A short break will follow. We will then resume with completion of the wrestlebacks. Another short break will occur. We will resume with consolation matches and championships on two mats at the same time. |
| ADMISSION: | Adults--Adult Tourney Ticket--$5.00.<br>Students--Student Tourney Ticket--$2.50. |
| TOWELS: | Furnish your own. |
| VALUABLES: | Please take care of you own. |
| MEALS: | We do not have cafeteria facilities. |
| CHEERLEADERS: | Please notify cheerleaders that we do not allow megaphones in the auditorium. Cheerleaders are to remain behind the basketball out-of-bounds line. Free admission if in uniform. |
| DRESSING ROOMS: | South--Alliance, Gering, Gothenburg, Imperial.<br>North--Ogallala, Kimball, North Platte, Kearney. |
| AWARDS: | Medals for first three places. First place team trophy. Medals awarded following championships--98 following 105, 105 following 112, etc. |
| ENTRIES: | We will make programs after your arrival. Please give scorers a list of your wrestlers when you check in. |
| MATCHES: | Wrestlers are to report to the announcer's table when called. Pick up score sheets from the announcer. We will have boys escort wrestlers to the proper mat. Give leg bands to the official following match. Wrestlers will wear bands on each leg. |

LONGHORN B

CHAMPIONS BRACKET 103B LBS. CLASS

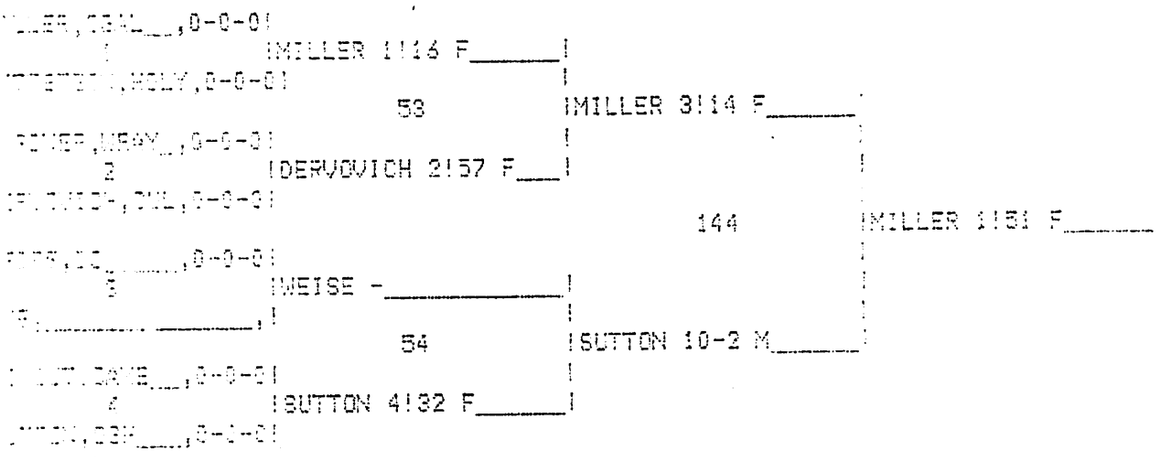


CONSOLATION BRACKET 103B LBS. CLASS

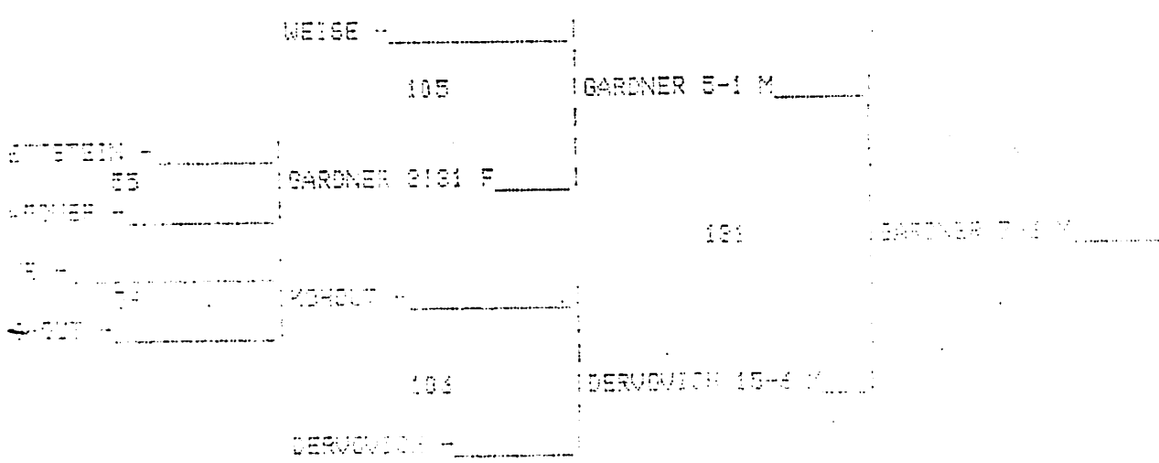


LONGHORN B

CHAMPIONS BRACKET 112B LBS. CLASS

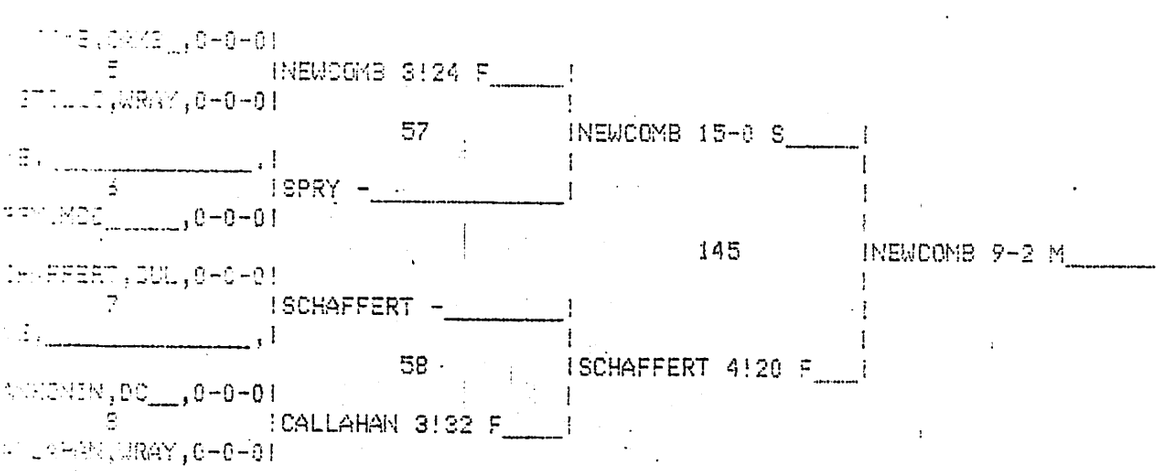


CONSOLATION BRACKET 112B LBS. CLASS

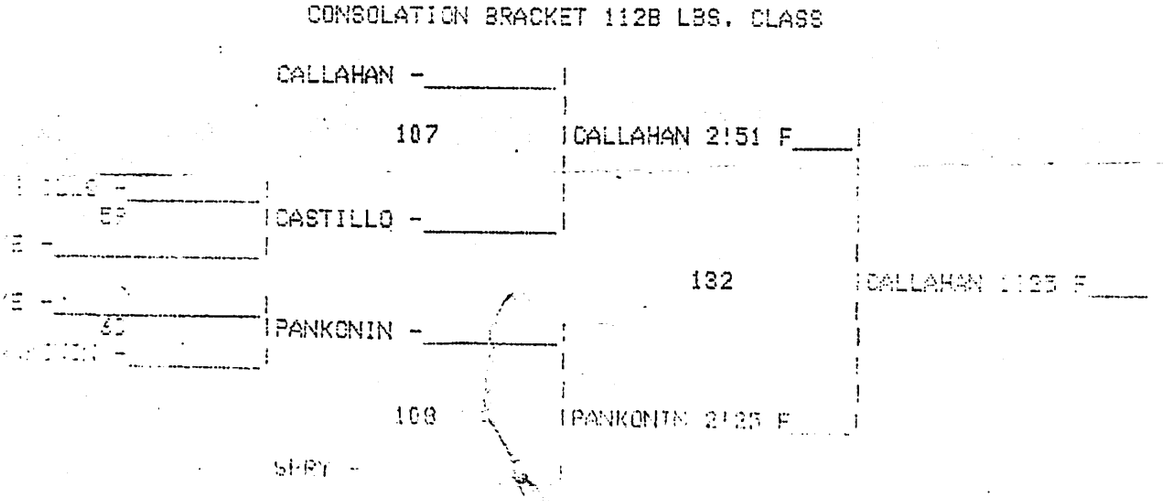

LONGHORN B

CHAMPIONS BRACKET 119B LBS. CLASS

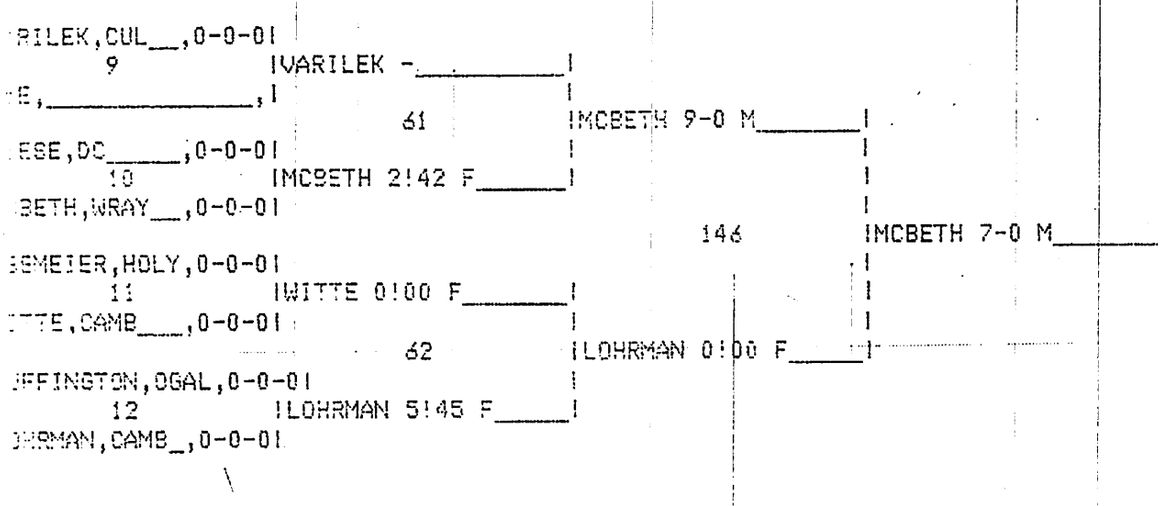


CONSOLATION BRACKET 119B LBS. CLASS

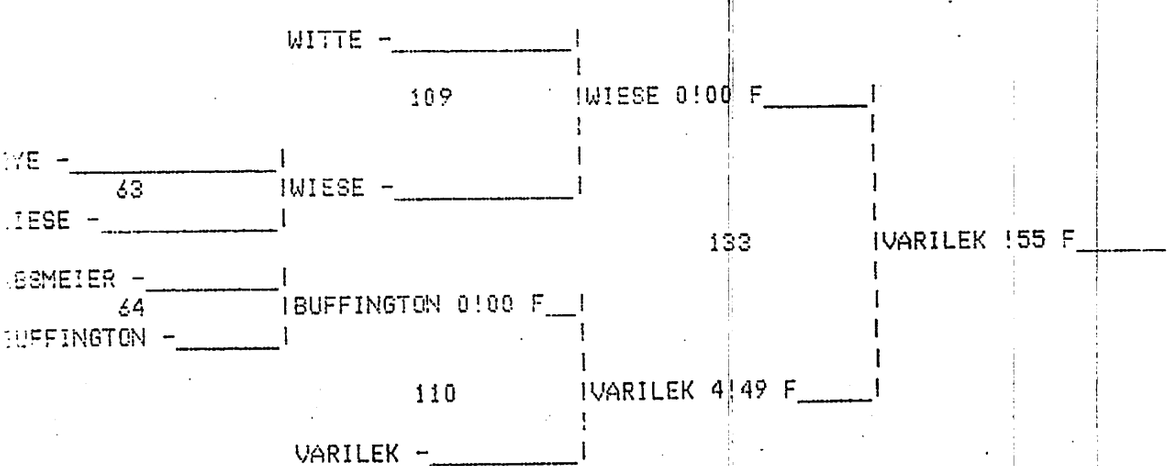


LONGHORN B

CHAMPIONS BRACKET 125B LBS. CLASS

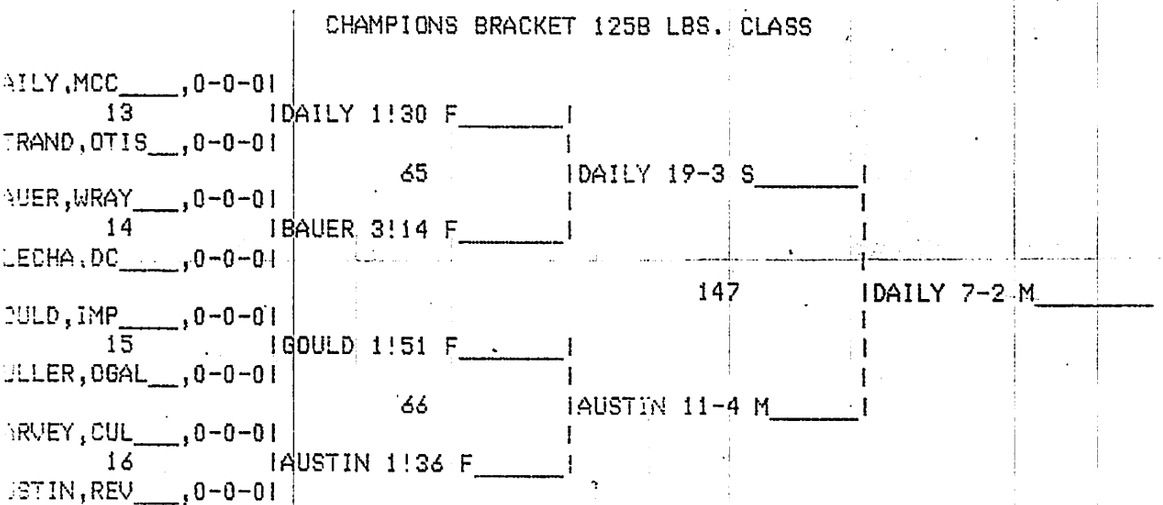


CONSOLATION BRACKET 125B LBS. CLASS

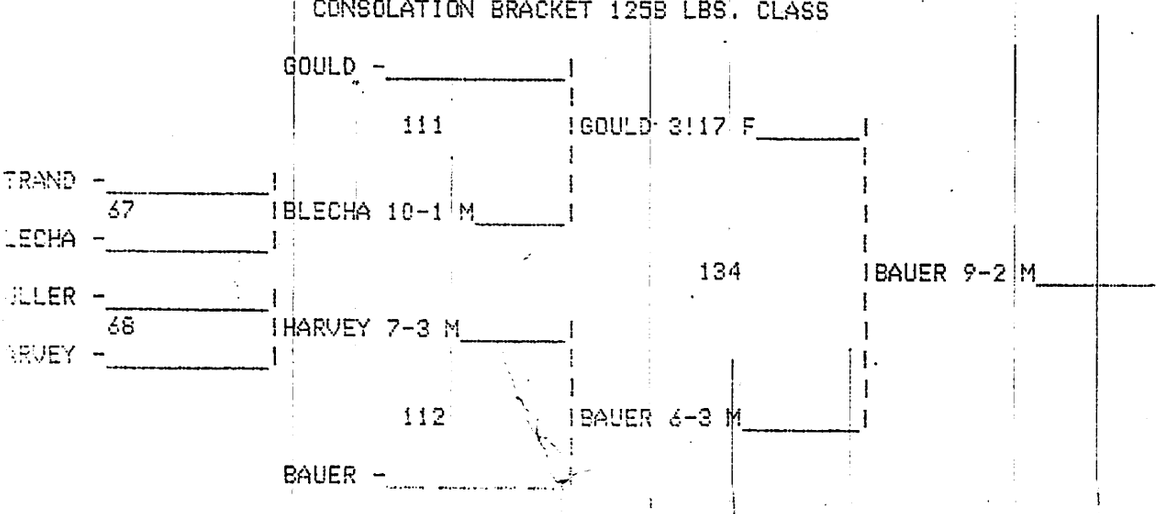

# Longhorn B

CHAMPIONS BRACKET 130B LBS. CLASS

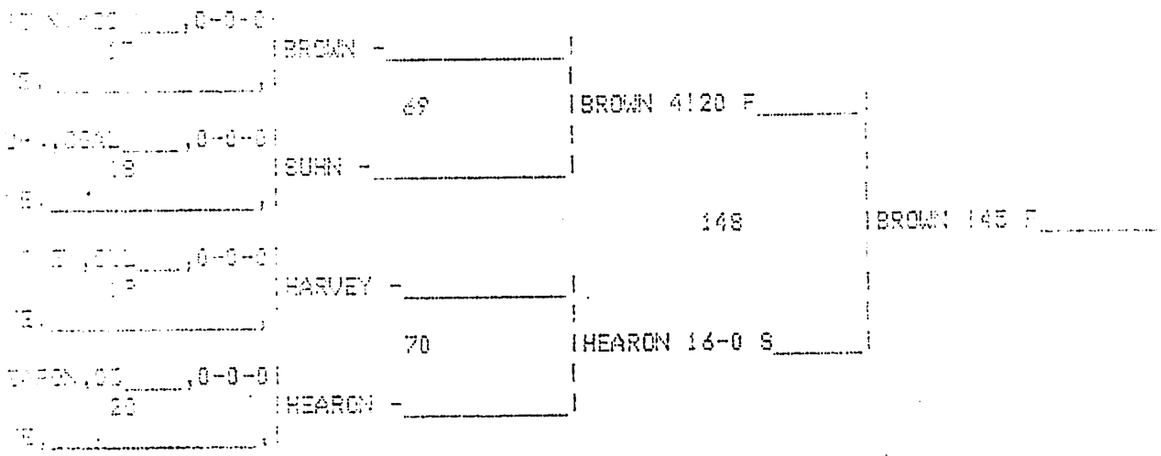


CONSOLATION BRACKET 130B LBS. CLASS




---

LONGHORN B

CHAMPIONS BRACKET 135B LBS. CLASS

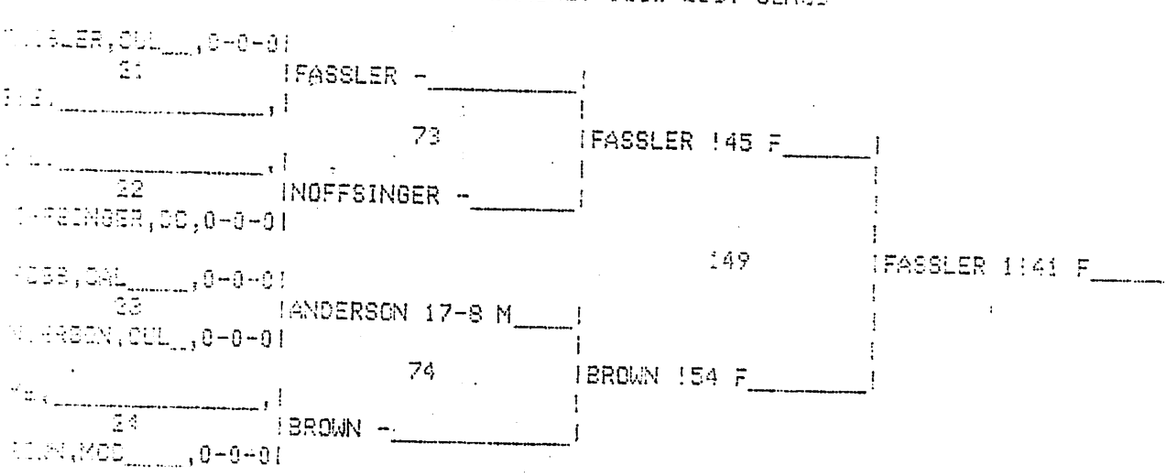


CONSOLATION BRACKET 135B LBS. CLASS

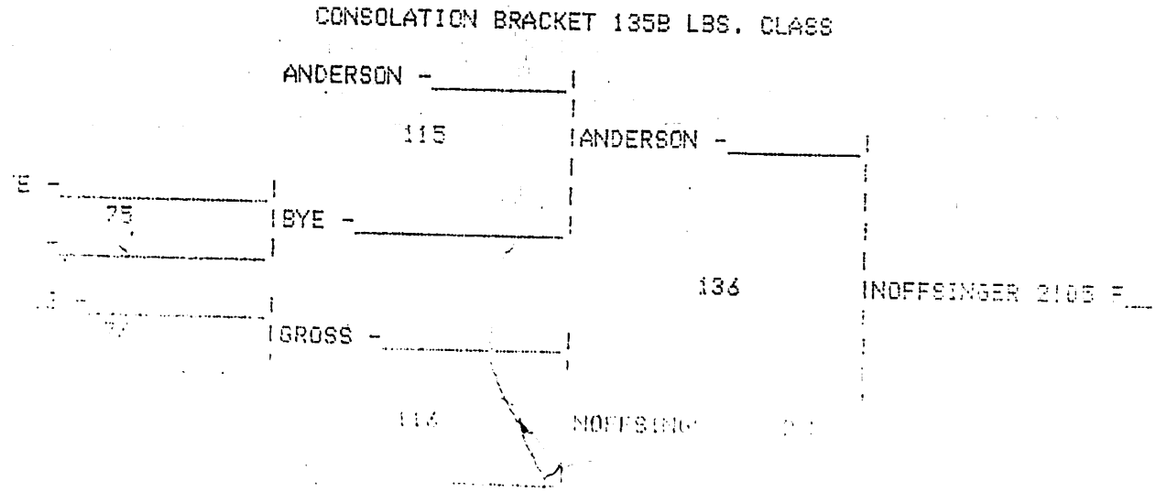

LONGHORN B

CHAMPIONS BRACKET 140B LBS. CLASS

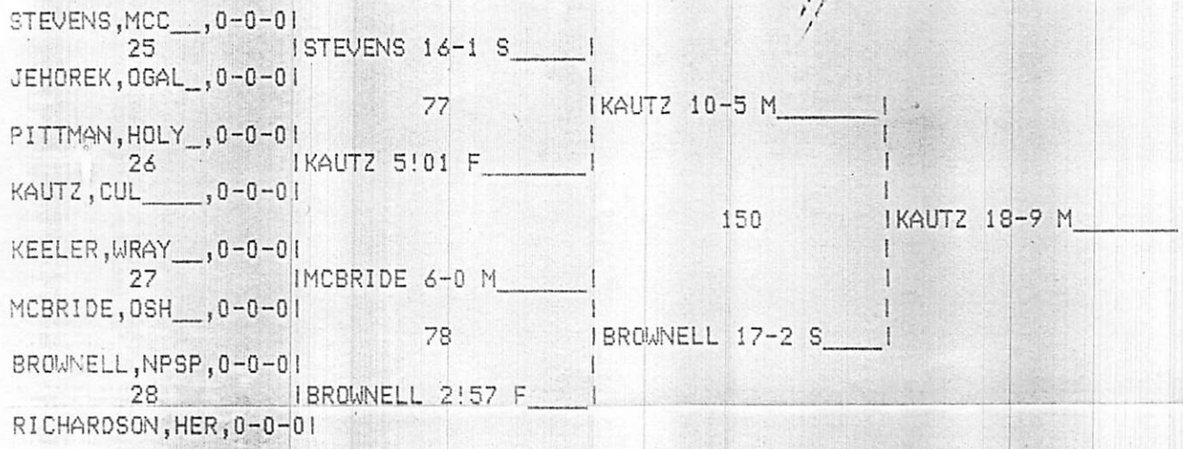


CONSOLATION BRACKET 140B LBS. CLASS

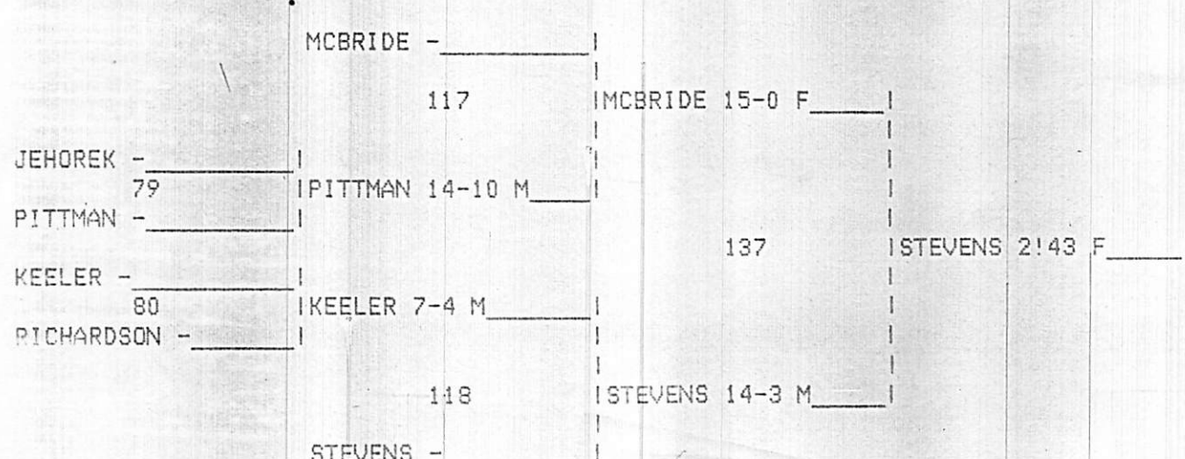


LONGHORN B

CHAMPIONS BRACKET 145B LBS. CLASS

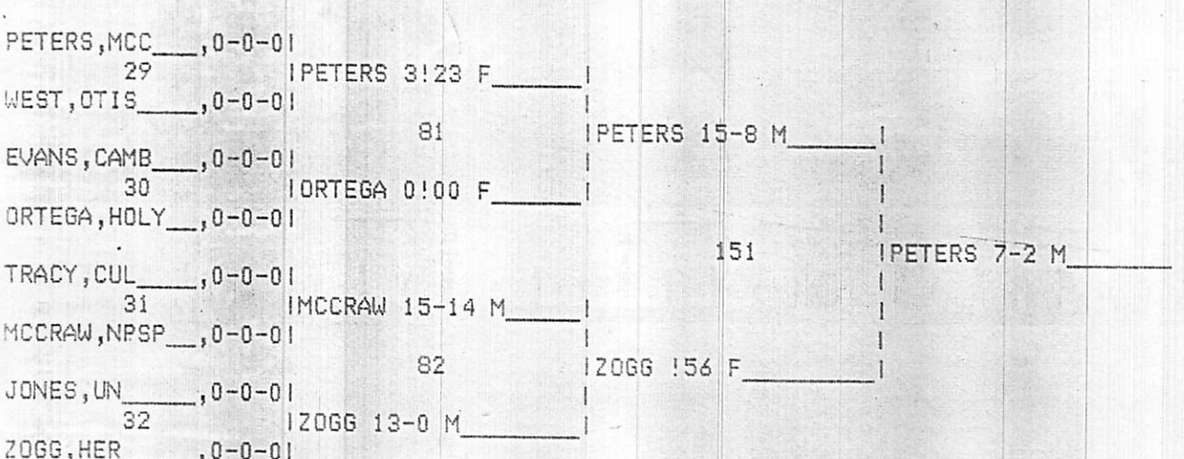


CONSOLATION BRACKET 145B LBS. CLASS

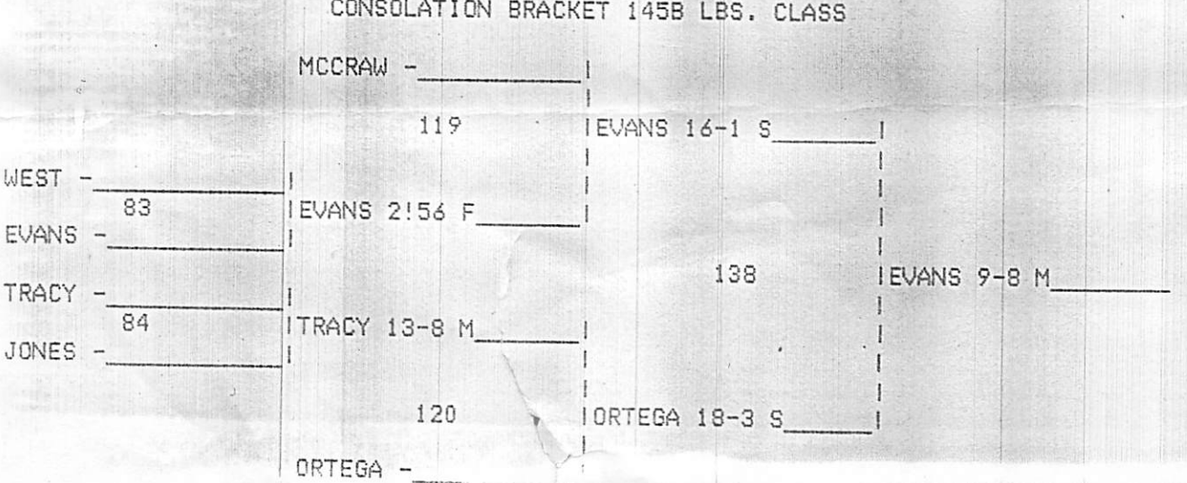

LONGHORN B

## CHAMPIONS BRACKET 152B LBS. CLASS

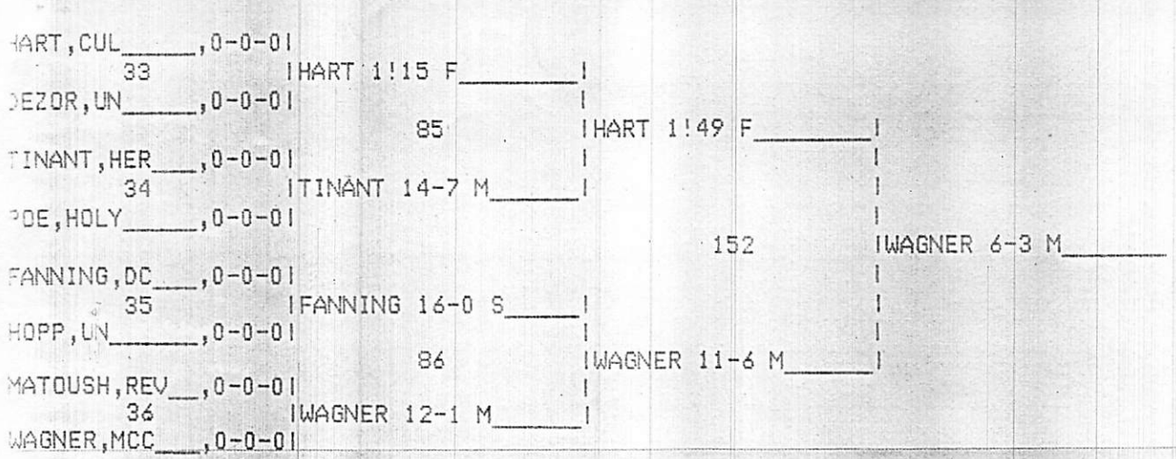


## CONSOLATION BRACKET 152B LBS. CLASS

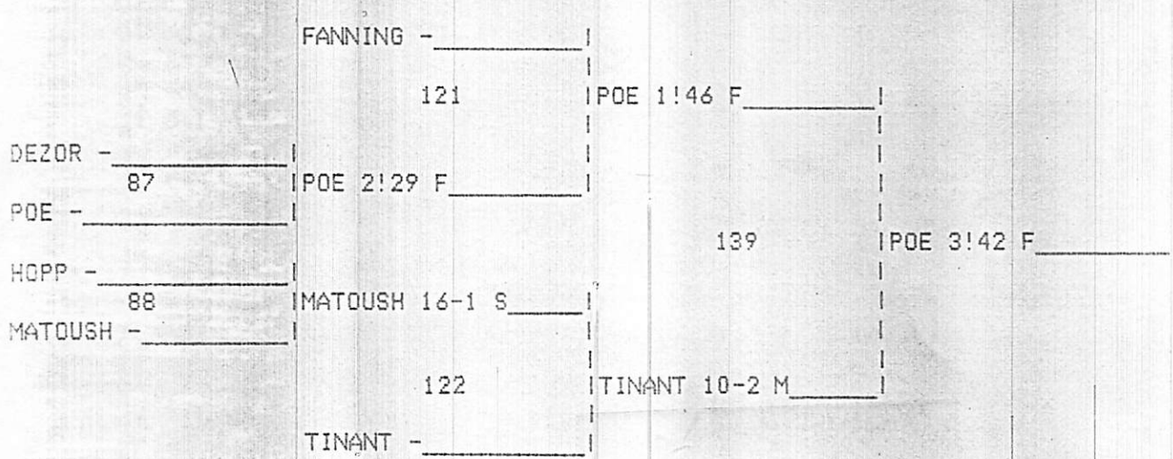


LONGHORN B

## CHAMPIONS BRACKET 160B LBS. CLASS

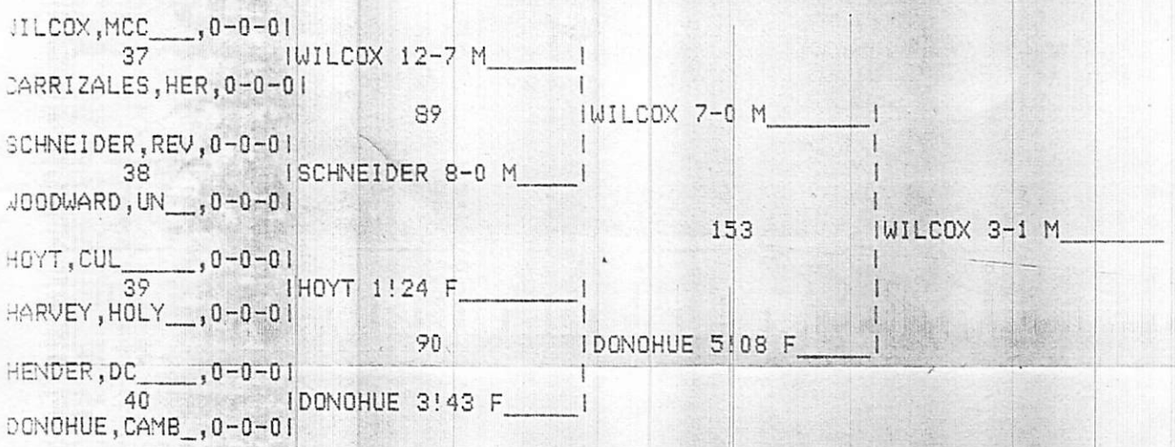


## CONSOLATION BRACKET 160B LBS. CLASS

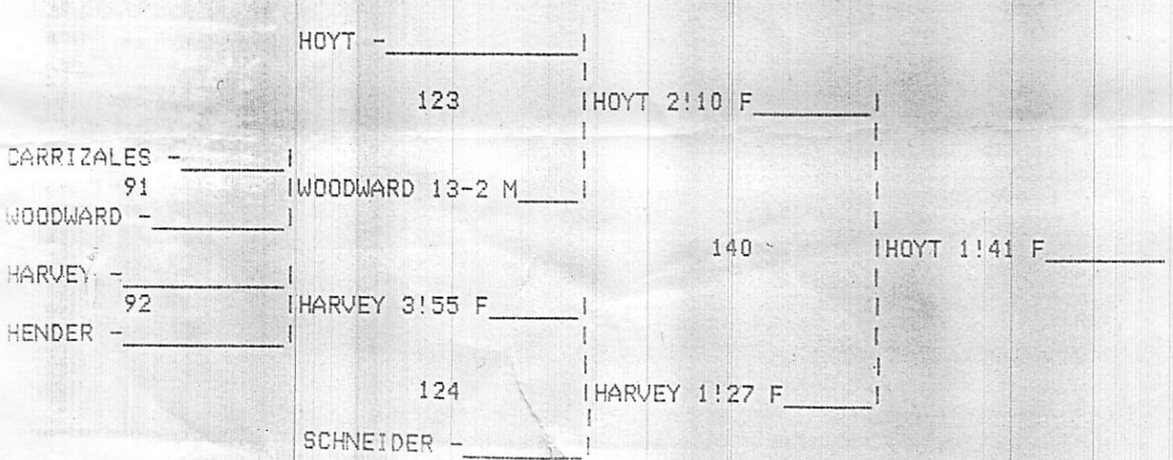

LONGHORN B

CHAMPIONS BRACKET 171B LBS. CLASS

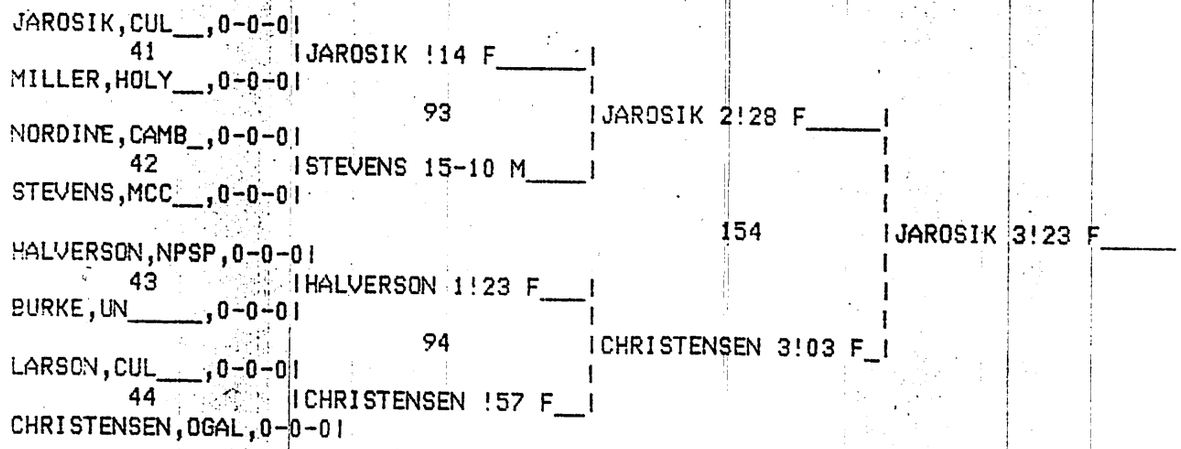


CONSOLATION BRACKET 171B LBS. CLASS

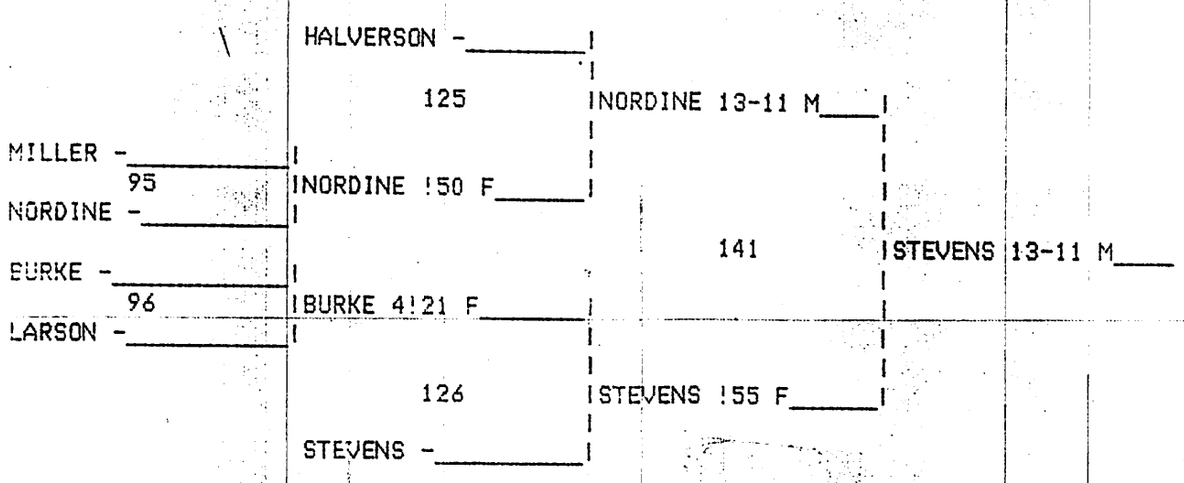


LONGHORN B

CHAMPIONS BRACKET 189B LBS. CLASS

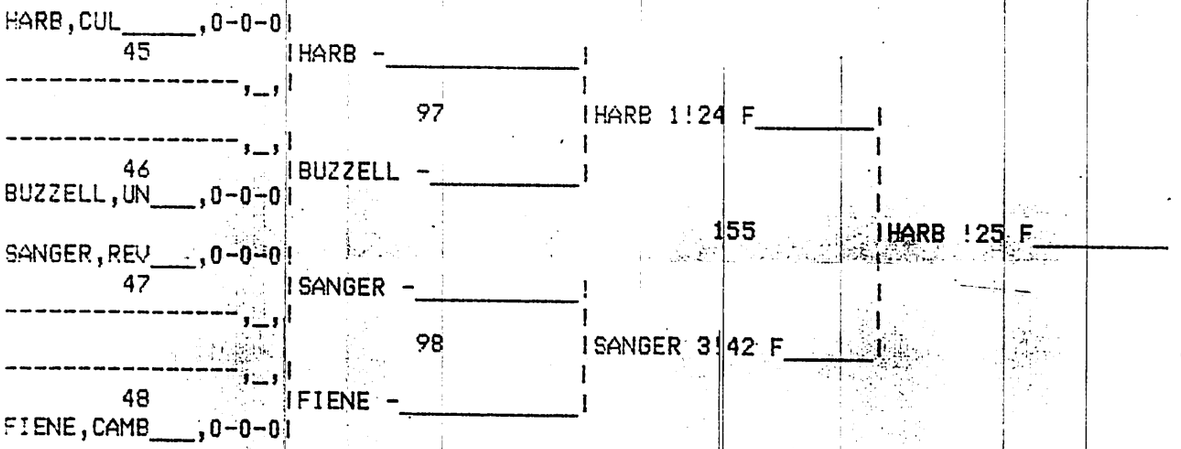


CONSOLATION BRACKET 189B LBS. CLASS

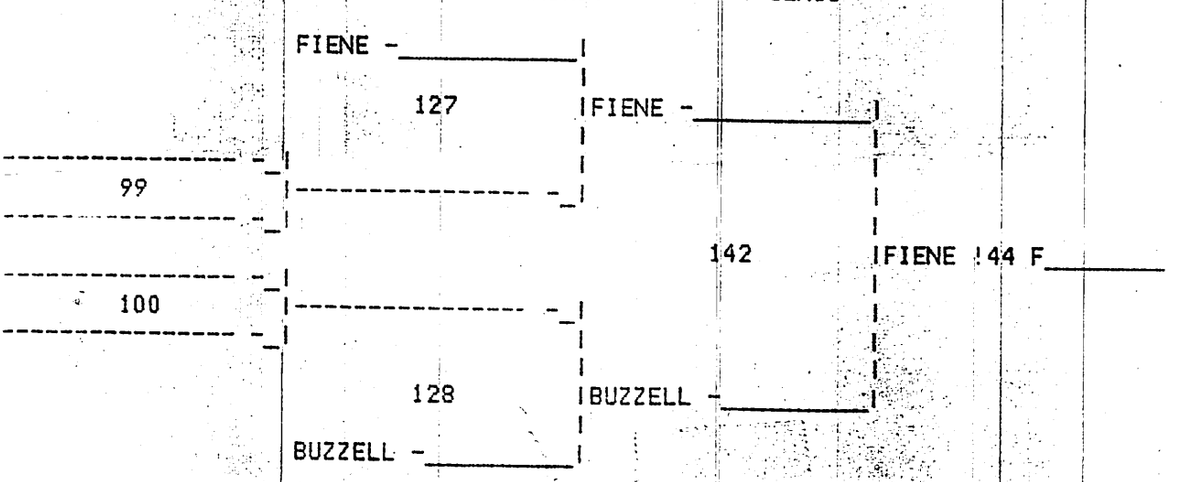

LONGHORN B

CHAMPIONS BRACKET 275B LBS. CLASS

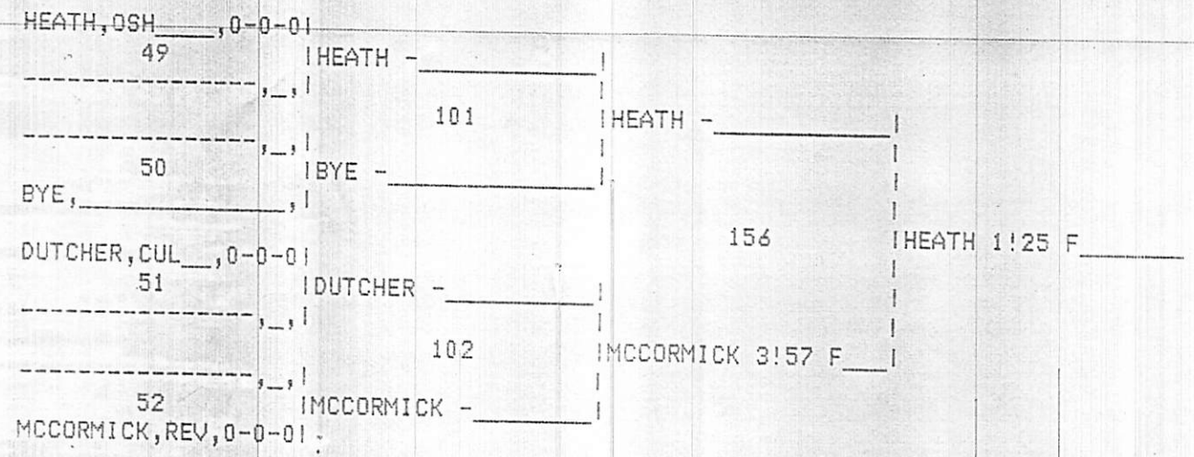


CONSOLATION BRACKET 275B LBS. CLASS

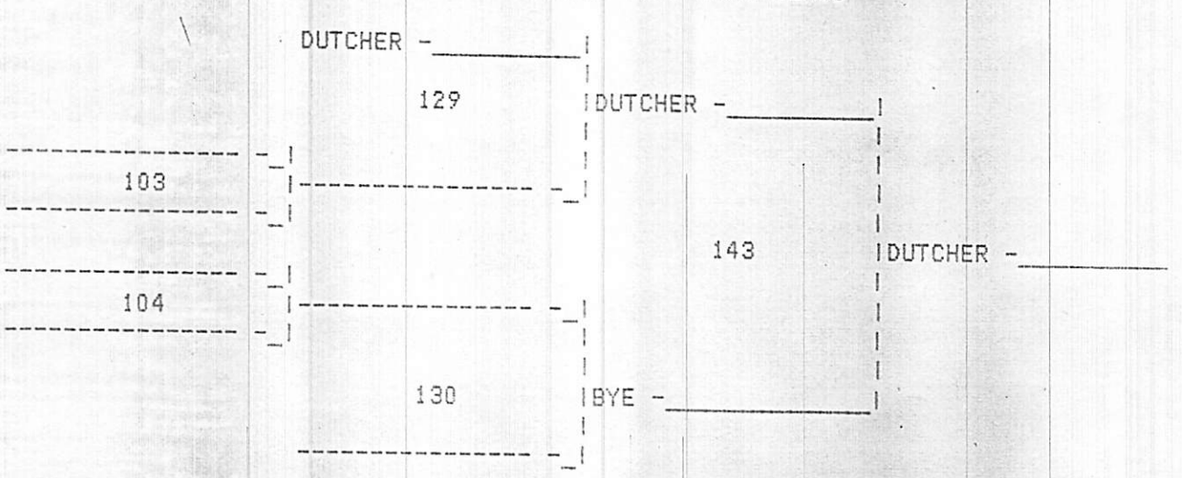


LONGHORN B
TEAM RANKINGS

1. CUL - 171
2. MCC - 153
3. CAMB - 90
4. WRAY - 67
5. OGAL - 51
6. REV - 50.5
7. DC - 48
8. OSH - 45
9. HOLY - 37.5
10. HER - 26
11. NPSP - 24.5
12. IMP - 11
13. UN - 9
14. OTIS - 0
15. CAL - 0



Jan 14 1989

IMPERIAL INVITATIONAL

CHAMPIONS BRACKET 103 B LBS. CLASS

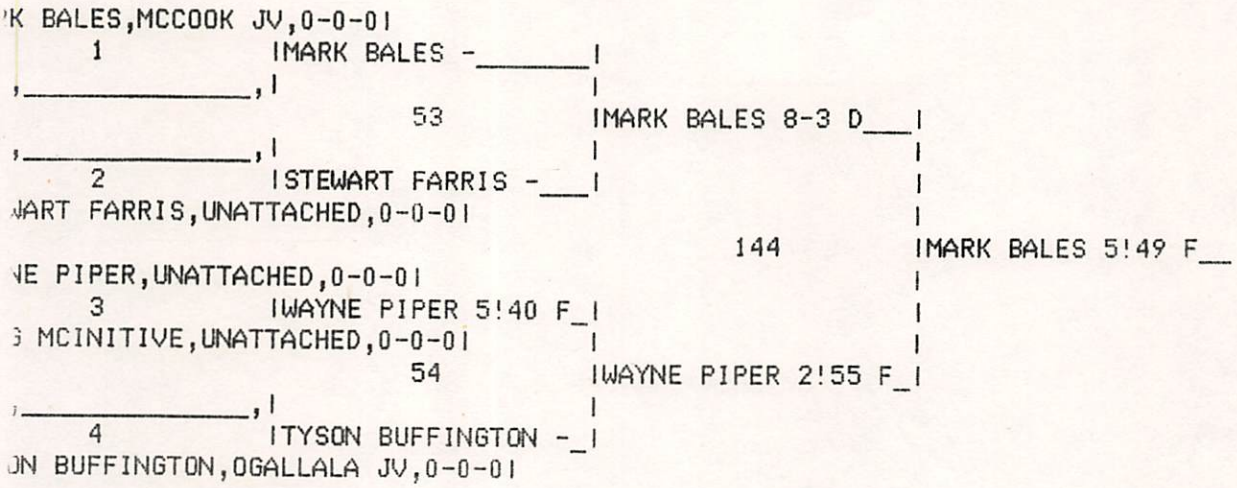


CONSOLATION BRACKET 103 B LBS. CLASS

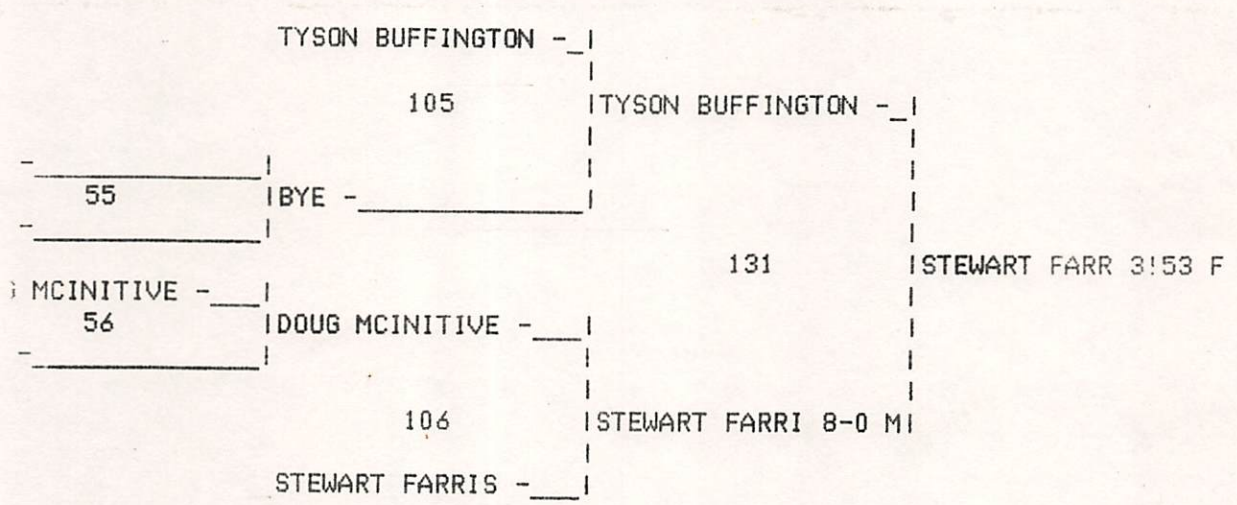


IMPERIAL INVITATIONAL

CHAMPIONS BRACKET 112 B LBS. CLASS

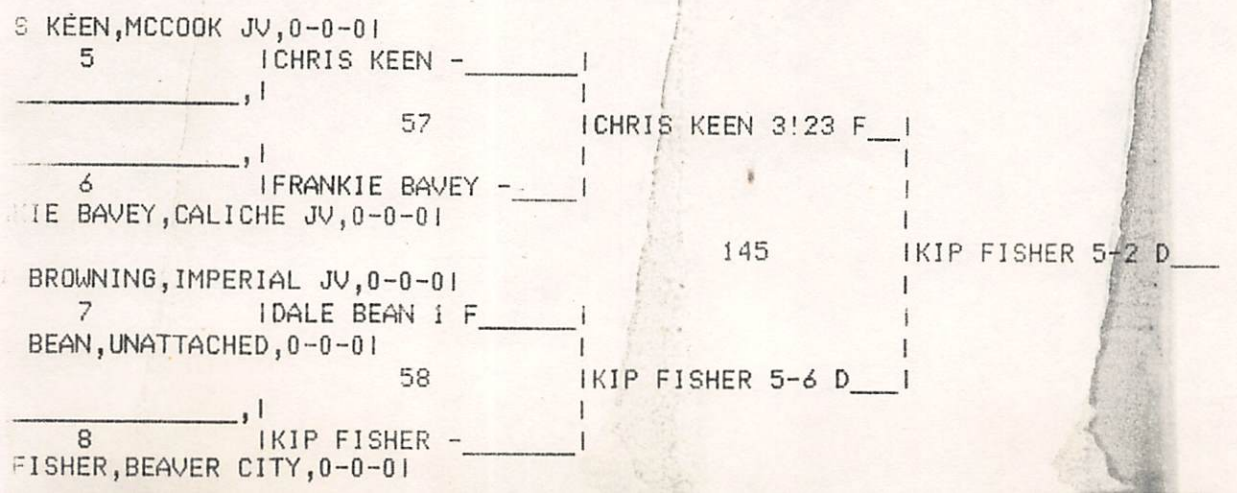

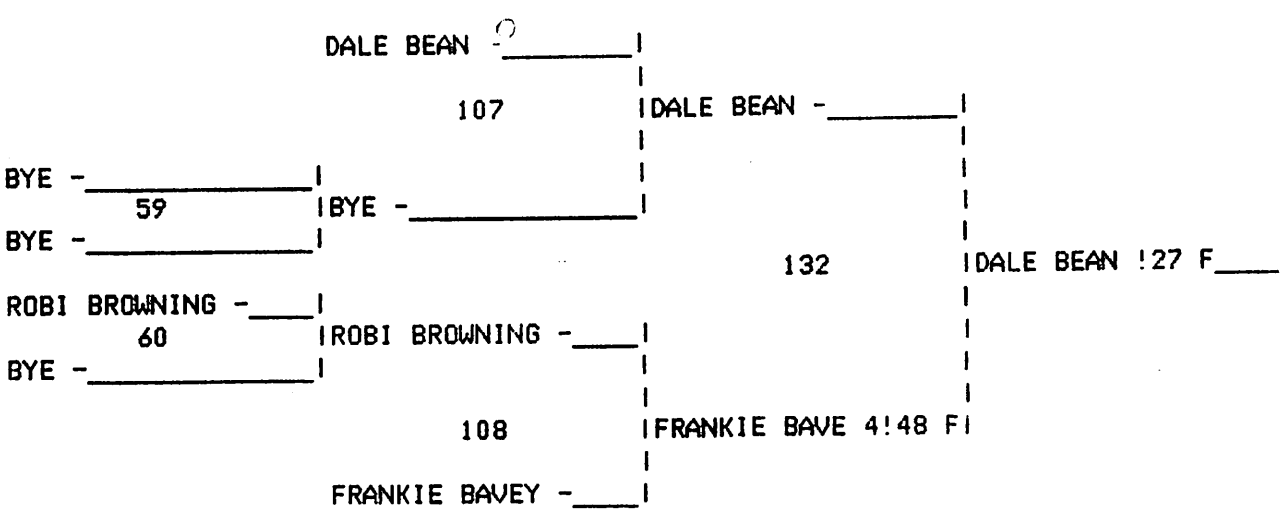


IMPERIAL INVITATIONAL

CHAMPIONS BRACKET 119 B LBS. CLASS

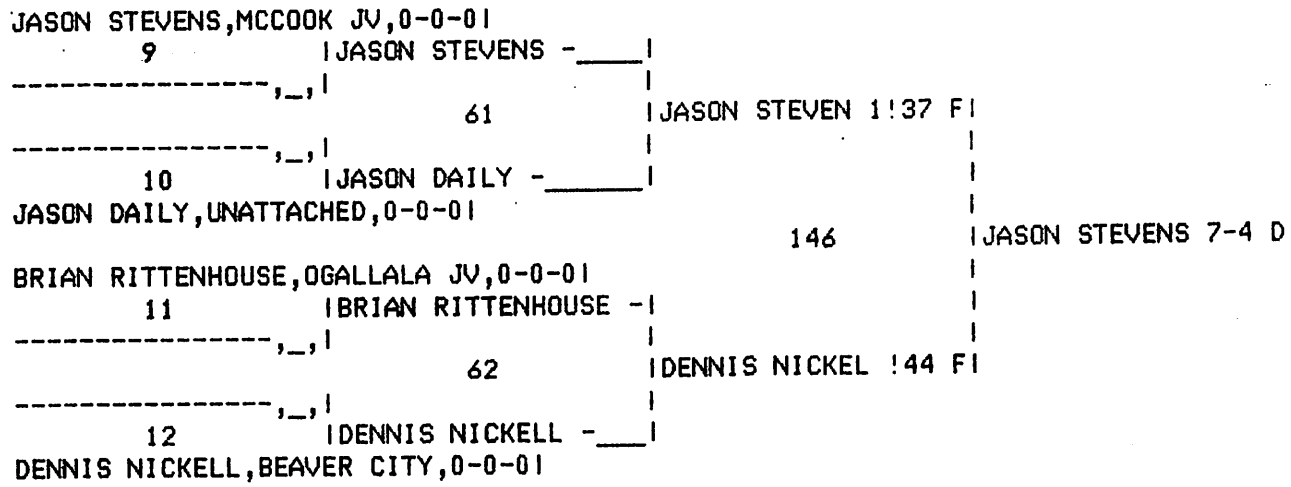


CONSOLATION BRACKET 119 B LBS. CLASS

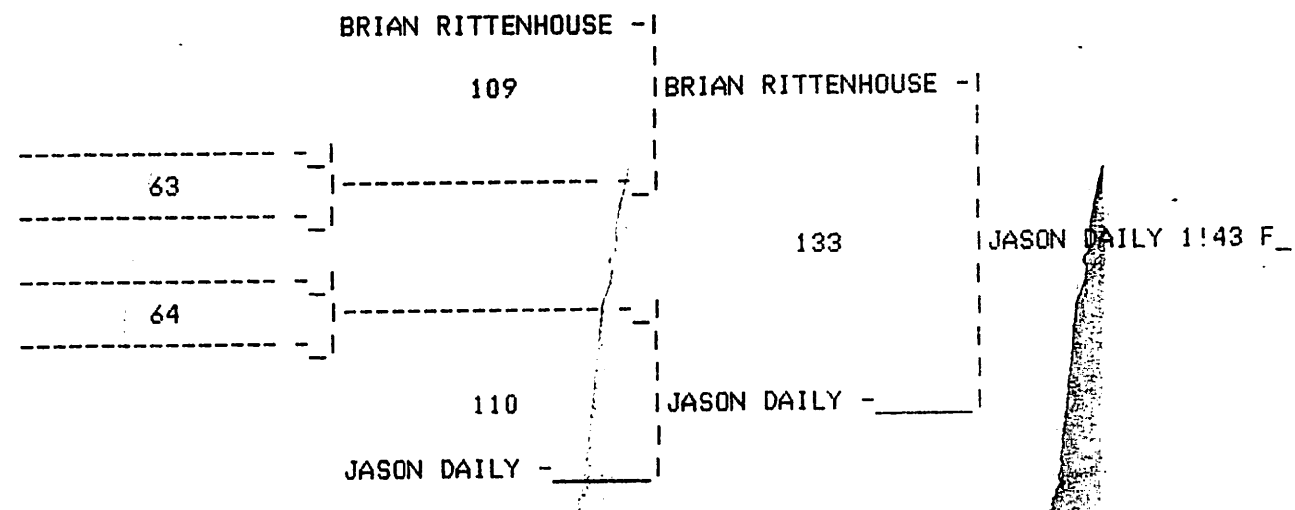


IMPERIAL INVITATIONAL



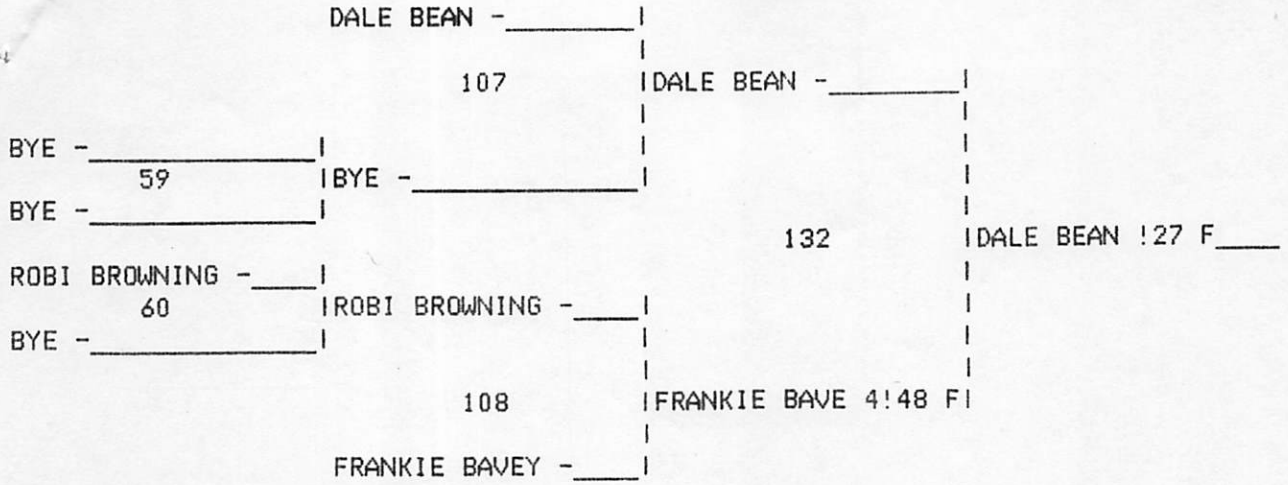


IMPERIAL INVITATIONAL

CHAMPIONS BRACKET 119 B LBS. CLASS

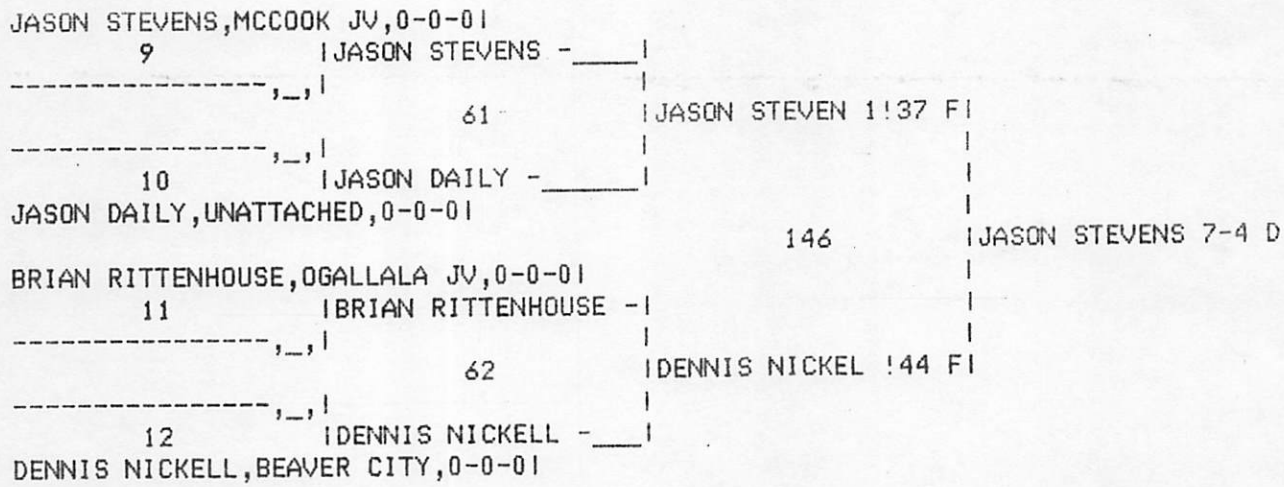


CONSOLATION BRACKET 119 B LBS. CLASS

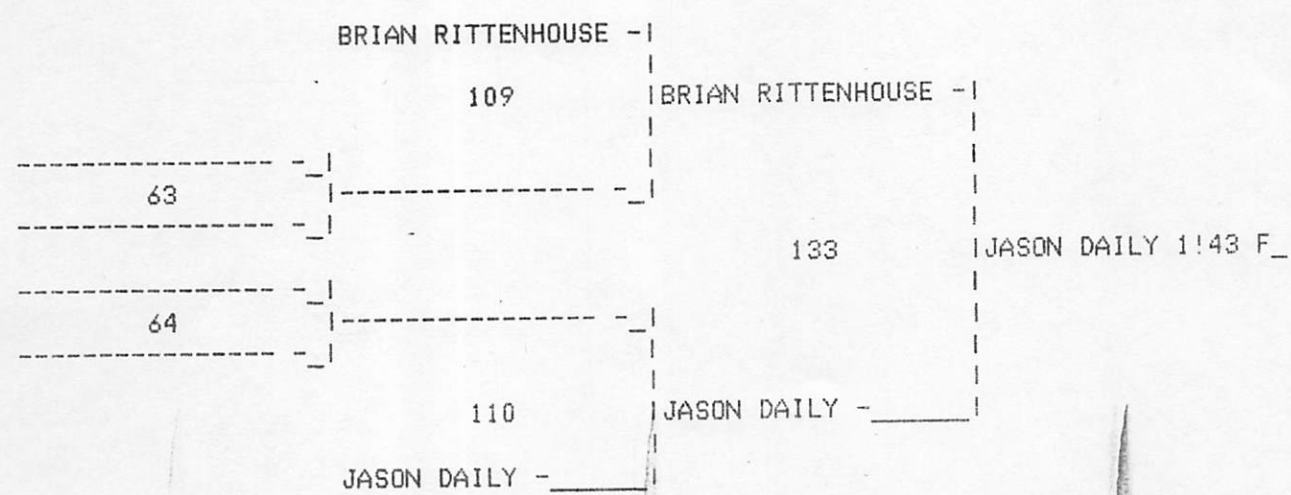


IMPERIAL INVITATIONAL

CHAMPIONS BRACKET 125 B LBS. CLASS

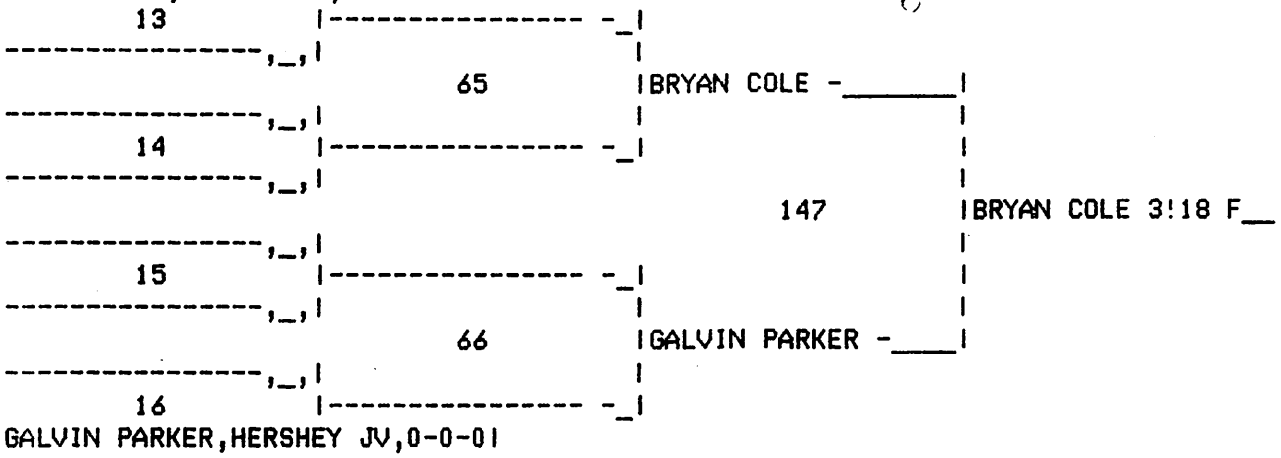


CONSOLATION BRACKET 125 B LBS. CLASS

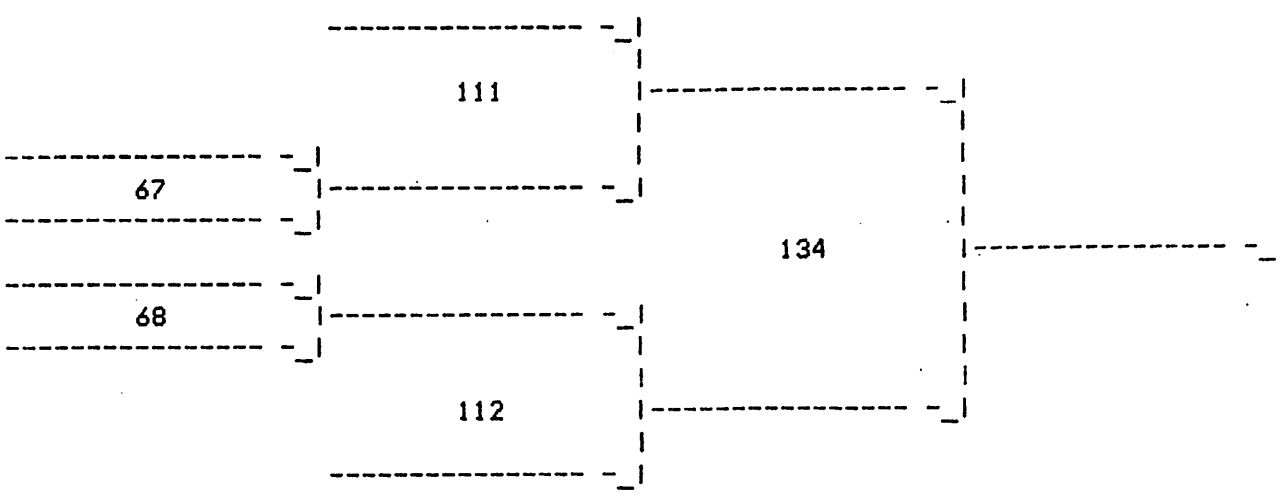


IMPERIAL INVITATIONAL

CHAMPIONS BRACKET 130 B LBS. CLASS

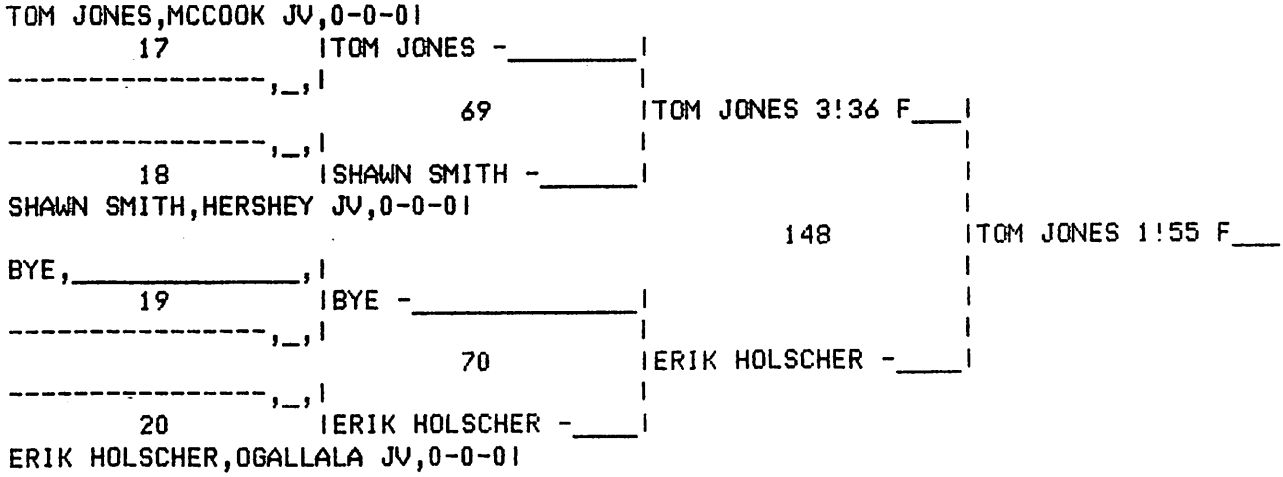


CONSOLATION BRACKET 130 B LBS. CLASS



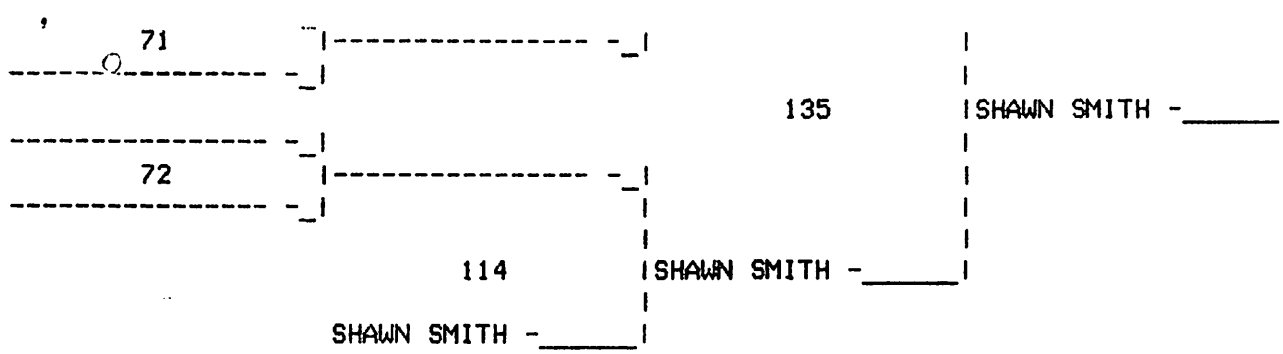


IMPERIAL INVITATIONAL

CHAMPIONS BRACKET 135 B LBS. CLASS

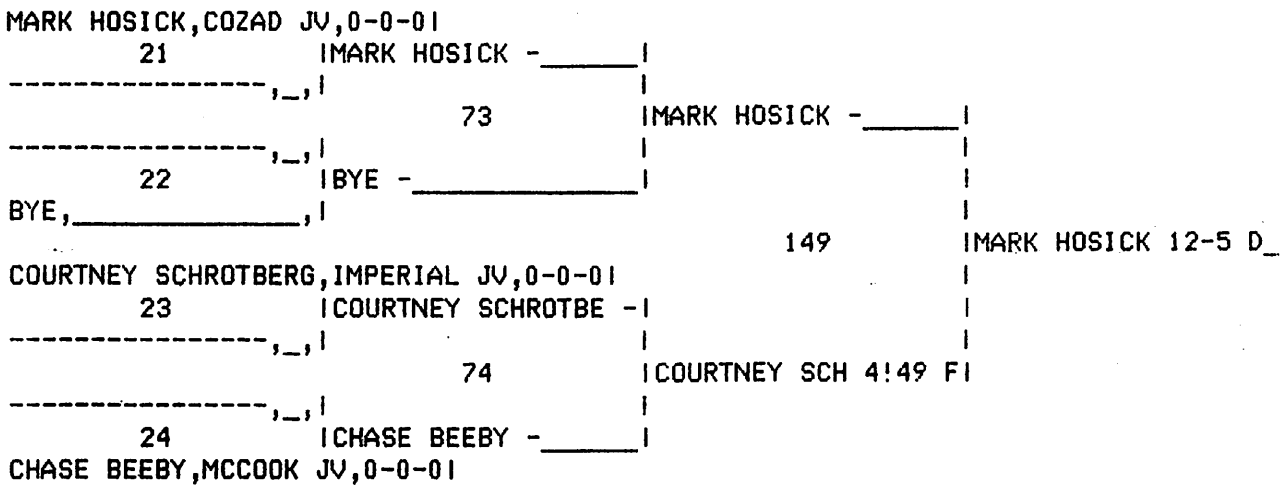


CONSOLATION BRACKET 135 B LBS. CLASS

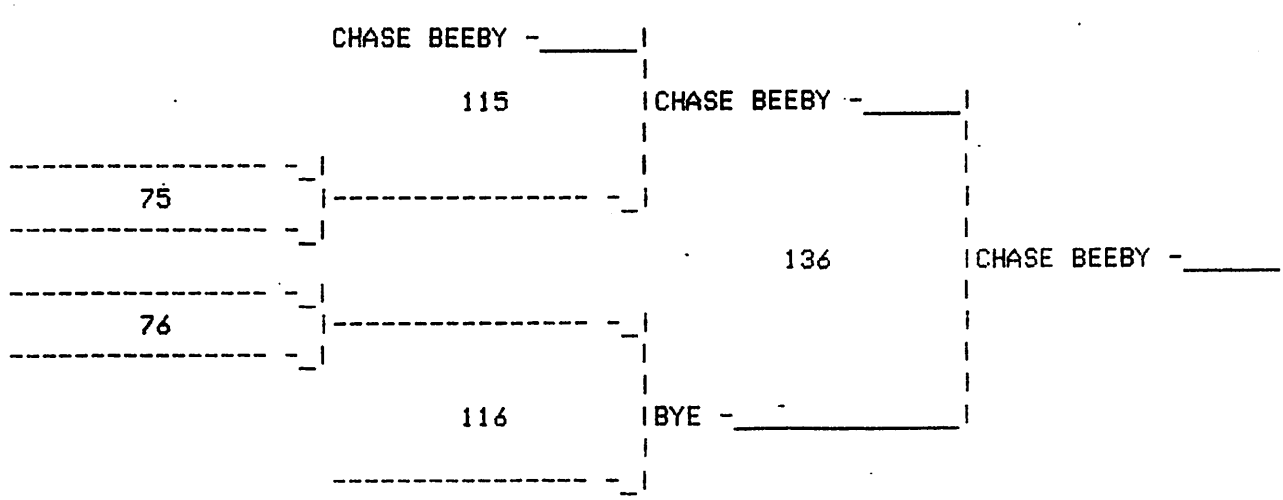


IMPERIAL INVITATIONAL

CHAMPIONS BRACKET 140 B LBS. CLASS

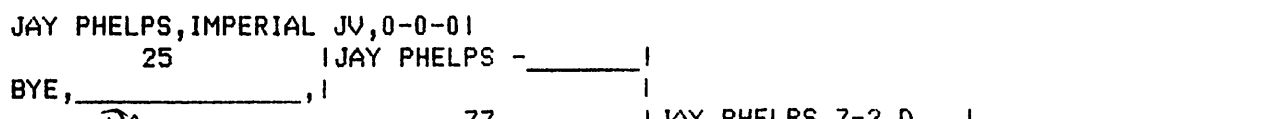

Joe Guerrero
Mcc Cain 10-9

```
STEVE CAIN,HERSHEY JV,0-0-0|                                        |
                                                  150               |JAY PHELPS 9-0 M___
KURT METZGER,COZAD JV,0-0-0|                                        |
        27          |KURT METZGER -_____|                           |
BYE,_______________,|                   |                           |
                              78          |KURT METZGER 13-5 M|
RYAN WILCOX,MCCOOK JV,0-0-0|              |
        28          |JEFF POE 5!13 F____|
JEFF POE,HOLYOKE JV,0-0-0|
```

CONSOLATION BRACKET 140 B LBS. CLASS

```
                    JEFF POE -_________|
                                       |
                              117      |JEFF POE !59 F_____|
                                       |                   |
BYE -______________|                   |                   |
        79          |JOE GUERRERO -_____|                   |
JOE GUERRERO -_____|                                        |
                                                  137       |JEFF POE 1!49 F____
BYE -______________|                                        |
        80          |RYAN WILCOX -______|                   |
RYAN WILCOX -______|                   |                   |
                                       |                   |
                              118      |STEVE CAIN 3!38 F__|
                                       |
                    STEVE CAIN -_______|
```

IMPERIAL INVITATIONAL

CHAMPIONS BRACKET 145 B LBS. CLASS

```
ERIC HOLSCHER,OGALLALA JV,0-0-0|
        29          |ERIC HOLSCHER -____|
----------------,_,|                   |
                              81       |ERIC HOLSCHE 4!57 F|
----------------,_,|                   |                   |
        30          |ROB LIETNER -______|                   |
ROB LIETNER,MCCOOK JV,0-0-0|                                |
                                                  151       |LANDON SMITH 7-1 D_
BYE,_______________,|                                        |
        31          |BYE -______________|                   |
----------------,_,|                   |                   |
                              82       |LANDON SMITH -_____|
----------------,_,|                   |
        32          |LANDON SMITH -_____|
LANDON SMITH,BEAVER CITY,0-0-0|
```

CONSOLATION BRACKET 145 B LBS. CLASS

```
                    ---------------- -_|
                                       |
                              119      |BYE -______________|
                                       |                   |
---------------- -_|                   |                   |
        83          |---------------- -_|                   |
---------------- -_|                                        |
                                                  138       |ROB LIETNER -______
---------------- - |                                        |
```

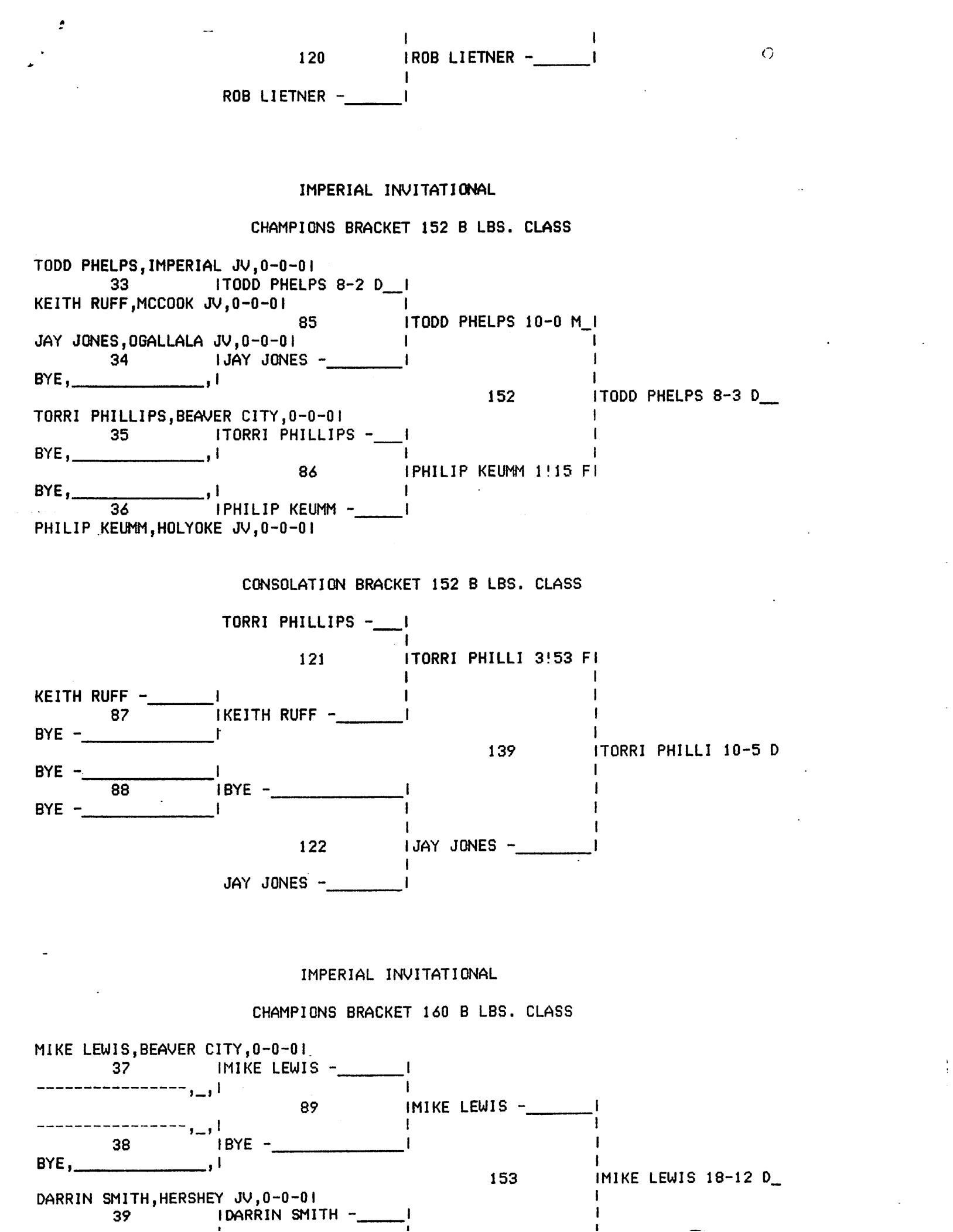
120
ROB LIETNER -_____
ROB LIETNER -_____
IMPERIAL INVITATIONAL
CHAMPIONS BRACKET 152 B LBS. CLASS
TODD PHELPS,IMPERIAL JV,0-0-0
33
TODD PHELPS 8-2 D__
KEITH RUFF,MCCOOK JV,0-0-0
85
TODD PHELPS 10-0 M_
JAY JONES,OGALLALA JV,0-0-0
34
JAY JONES -_____
BYE,_____,
152
TODD PHELPS 8-3 D__
TORRI PHILLIPS,BEAVER CITY,0-0-0
35
TORRI PHILLIPS -___
BYE,_____,
86
PHILIP KEUMM 1:15 F
BYE,_____,
36
PHILIP KEUMM -_____
PHILIP KEUMM,HOLYOKE JV,0-0-0
CONSOLATION BRACKET 152 B LBS. CLASS
TORRI PHILLIPS -___
121
TORRI PHILLI 3:53 F
KEITH RUFF -_____
87
KEITH RUFF -_____
BYE -_____
139
TORRI PHILLI 10-5 D
BYE -_____
88
BYE -_____
BYE -_____
122
JAY JONES -_____
JAY JONES -_____
IMPERIAL INVITATIONAL
CHAMPIONS BRACKET 160 B LBS. CLASS
MIKE LEWIS,BEAVER CITY,0-0-0
37
MIKE LEWIS -_____
----------,_,
89
MIKE LEWIS -_____
----------,_,
38
BYE -_____
BYE,_____,
153
MIKE LEWIS 18-12 D_
DARRIN SMITH,HERSHEY JV,0-0-0
39
DARRIN SMITH -_____

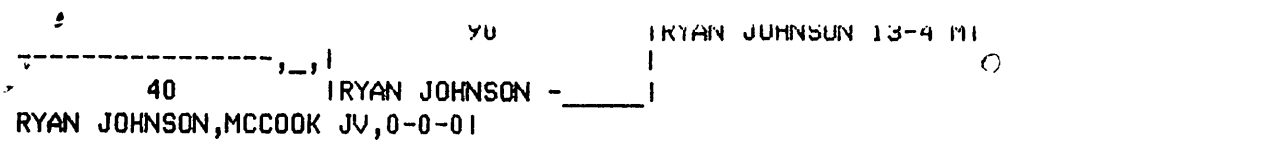


CONSOLATION BRACKET 160 B LBS. CLASS

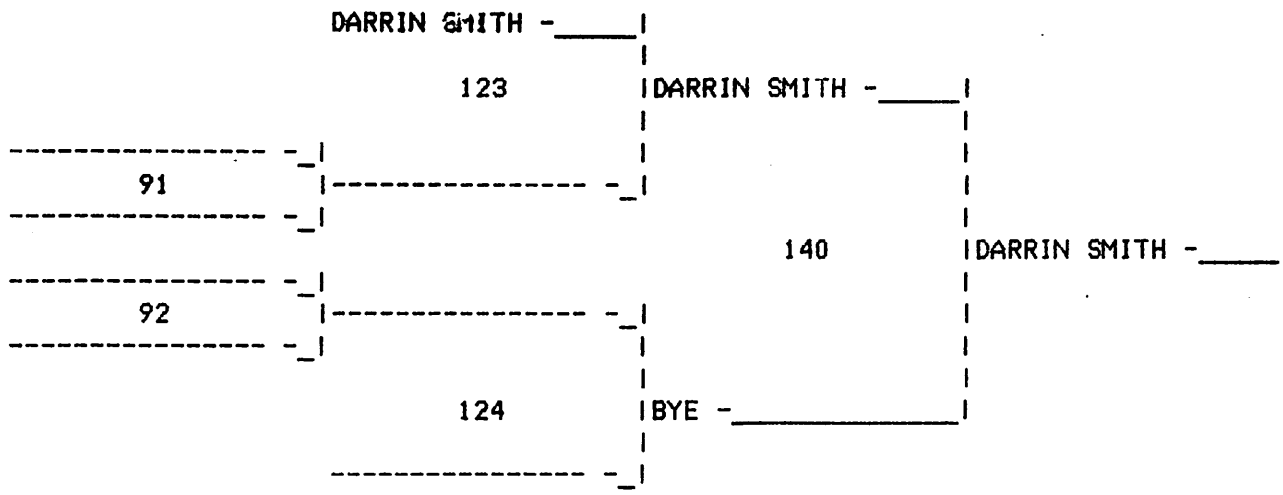


IMPERIAL INVITATIONAL

CHAMPIONS BRACKET 171 B LBS. CLASS

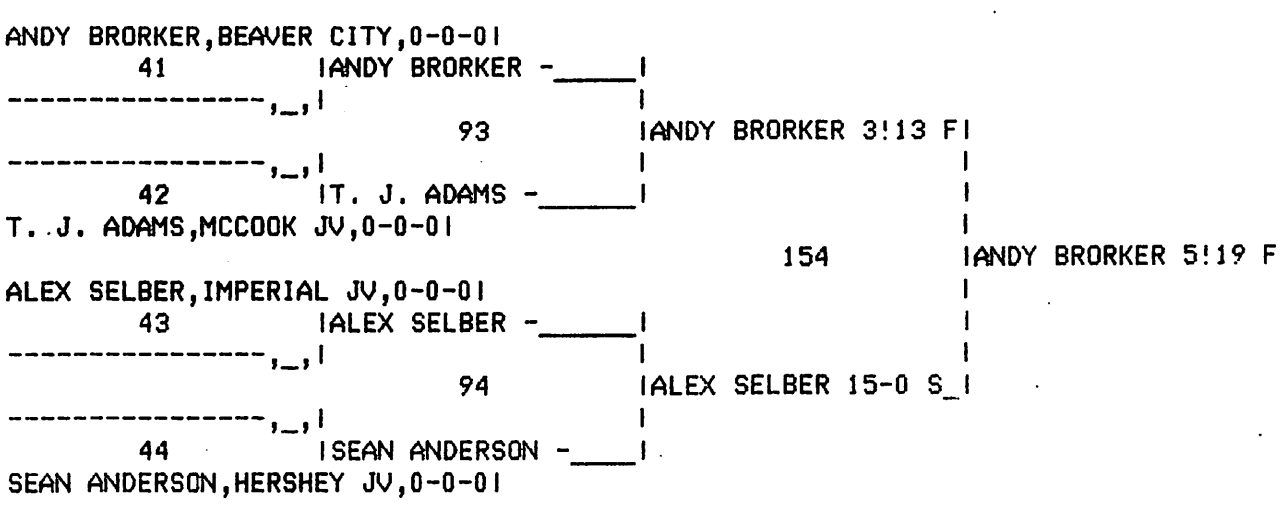


CONSOLATION BRACKET 171 B LBS. CLASS

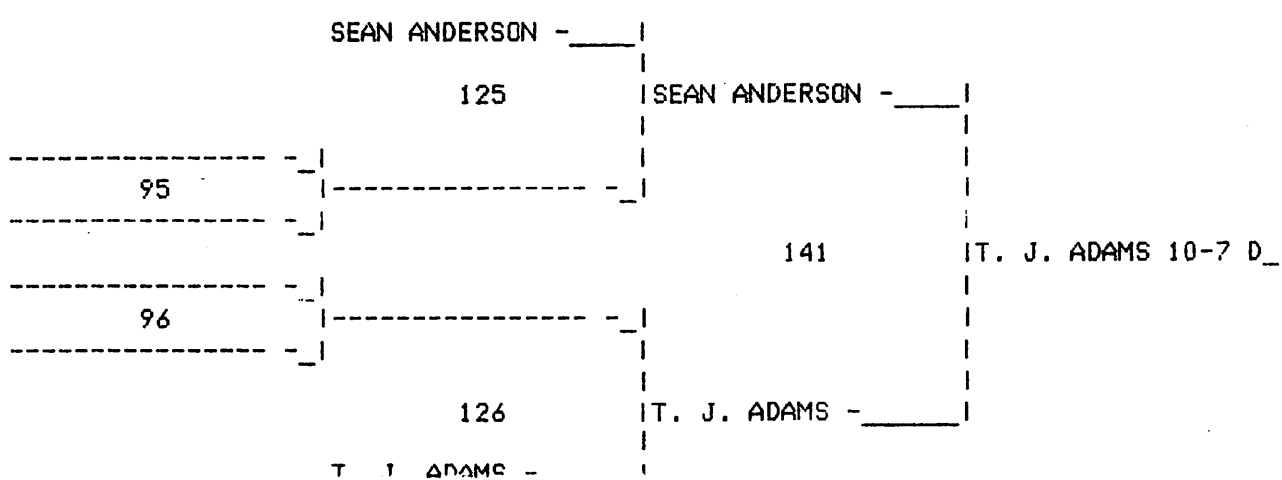

IMPERIAL INVITATIONAL

CHAMPIONS BRACKET 189 B LBS. CLASS

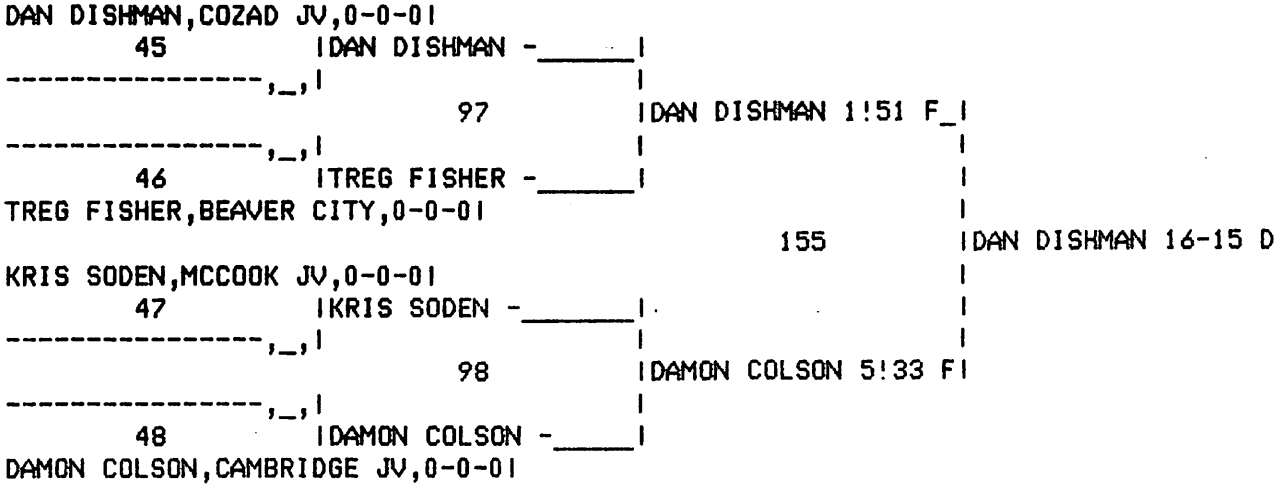


CONSOLATION BRACKET 189 B LBS. CLASS

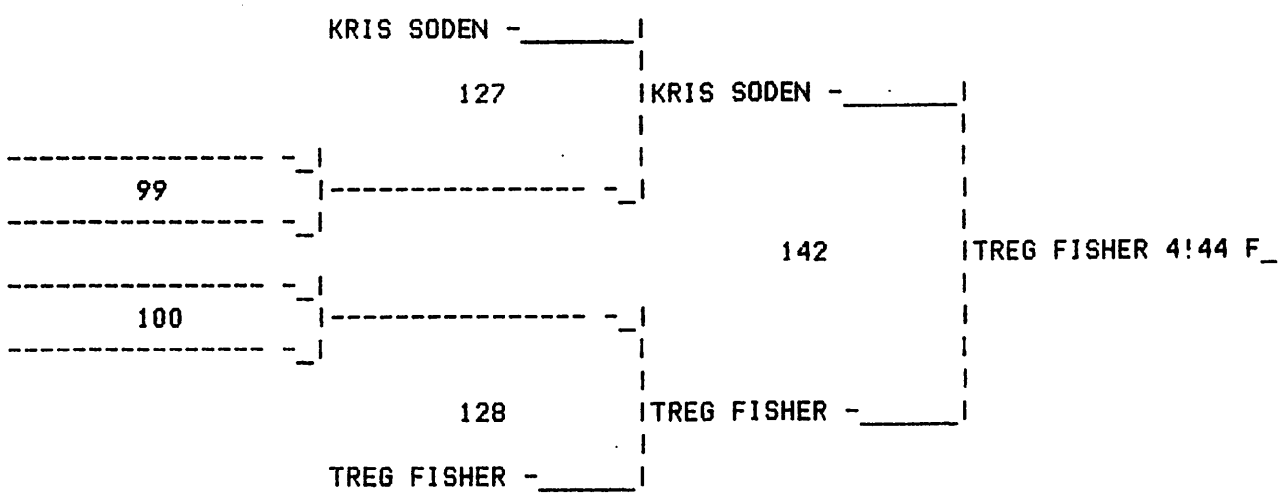


IMPERIAL INVITATIONAL

CHAMPIONS BRACKET HWT B LBS. CLASS

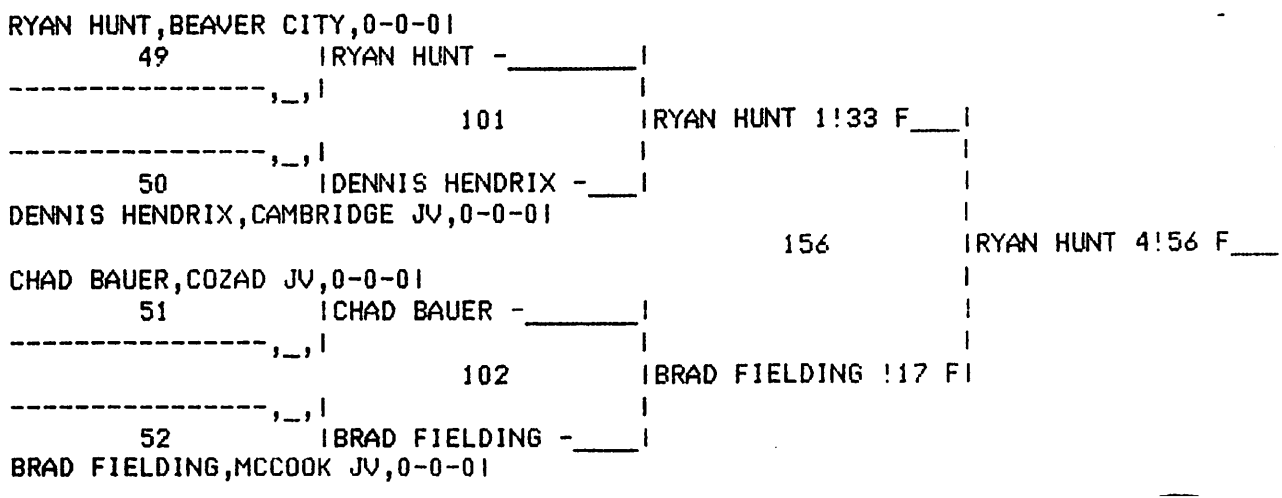

CONSOLATION BRACKET HWT B LBS. CLASS

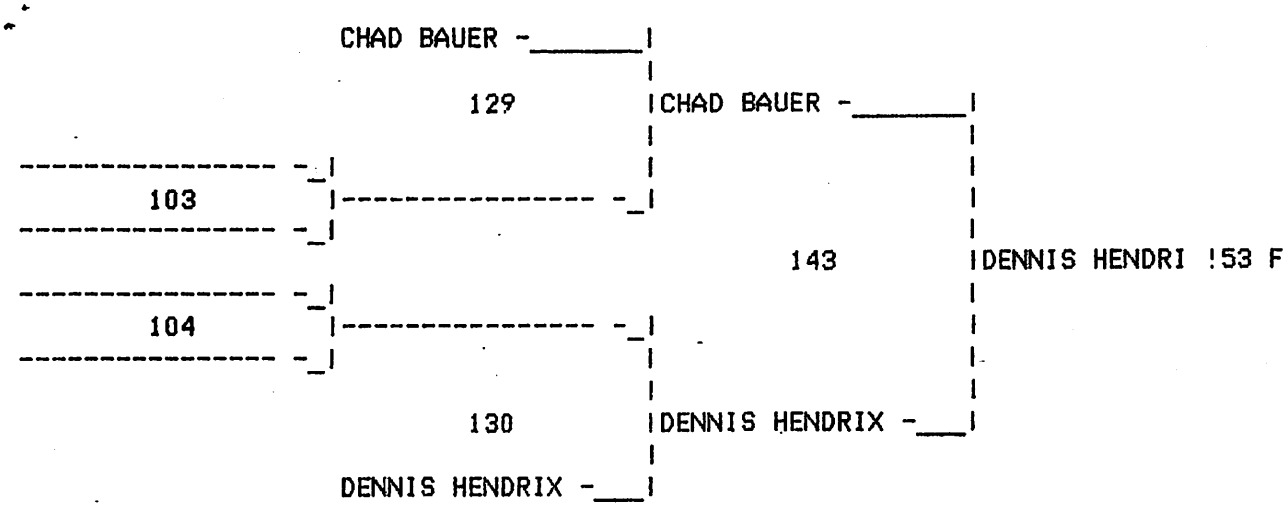

# DISTRICT B-4

## WRESTLING
## TOURNAMENT
## RESULTS



FEBRUARY 10 - 11, 1989

OGALLALA, NE 69153

B-4 DISTRICT
TEAM RANKINGS

1 Valentine 148
2 Mitchell 128
3 Lexington 123.5
4 McCook 116.5
5 Chadron 110.5
6 Sidney 107.5
7 Imperial 74
8 Broken Bow 68.5
9 Cozad 67.5
10 Ogallala 63
11 Ainsworth 46
12 Gothenburg 44.5
13 Gordon 42
14 Kimball 15

## 103 LBS. CLASS RESULTS.

Steve Frank - Valentine 24- 1- 0: 25 PTS.
Brad Holbrook - Lexington 24- 5- 0: 20 PTS.
David Brunz - Mitchell 20- 8- 0: 7 PTS.
Corey Collins - McCook 23- 7- 0: 13 PTS.
Keith Hoge - Gothenburg 15- 7- 0: 5 PTS.
Chuck Gomez - Cozad 23- 12- 0: 18 PTS.
Russell Ritchie - Broken Bow 14- 11- 0: 0 PTS.
Will Osborn - Imperial 9- 7- 0: 0 PTS.
Brian Geiger - Sidney 15- 16- 0: 5 PTS.
Tyson Buffington - Ogallala 0- 13- 0: 0 PTS.
Bryan Bymer - Kimball 0- 4- 0: 0 PTS.
Orville Krasomil - Gordon 5- 13- 0: 0 PTS.
Jeff Strotheide - Chadron 8- 16- 0: 3 PTS.

1 Steve Frank - Valentine: 10-5 OT D
2 Brad Holbrook - Lexington: -
3 Chuck Gomez - Cozad: 1:20 F
4 Corey Collins - McCook: -

## 112 LBS. CLASS RESULTS.

Troy Vach - Sidney 24- 1- 0: 28 PTS.
Brock Green - Valentine 9- 3- 0: 17.5 PTS.
Dave Janssen - McCook 20- 10- 0: 15 PTS.
Scott Chapin - Broken Bow 20- 8- 0: 6 PTS.
Dan Zerr - Lexington 13- 15- 0: 4 PTS.
Terry Betancur - Mitchell 15- 14- 0: 11 PTS.
Corey Arndt - Cozad 9- 17- 0: 0 PTS.
Joe Exum - Kimball 3- 10- 0: 0 PTS.
Reece Druery - Chadron 3-.8- 0: 0 PTS.
Candy Rodriguez - Gothenburg 3- 8- 0: 0 PTS.
Jason Coats - Gordon 4- 16- 0: 1 PTS.

1 Troy Vach - Sidney: 1:36 F
2 Brock Green - Valentine: -
3 Dave Janssen - McCook: 5-3 D
4 Terry Betancur - Mitchell: -

## 119 LBS. CLASS RESULTS.

Troy Bayne - Sidney 26- 0- 0: 26 PTS.
Dan Janssen - McCook 22- 7- 0: 17 PTS.
Ryan Knutson - Mitchell 18- 7- 0: 15 PTS.
Mike Schultze - Ogallala 10- 13- 0: 11 PTS.
Grant Chapin - Broken Bow 16- 13- 0: 5 PTS.
Milos Djordjevic - Valentine 10- 8- 0: 2 PTS.
Jeff Hamar - Chadron 12- 16- 0: 4 PTS.
Shawn Naylor - Lexington 9- 18- 1: 1 PTS.
Jim Shaal - Gordon 1- 6- 0: 0 PTS.
Chris Culek - Kimball 2- 15- 0: 0 PTS.
Robert Zeigler - Gothenburg 6- 14- 0: 0 PTS.

1 Troy Bayne - Sidney: 9-0 M
2 Dan Janssen - McCook: -
3 Ryan Knutson - Mitchell: 9-4 D
4 Mike Schultze - Ogallala: -

## 125 LBS. CLASS RESULTS.

Tony Geiger - Sidney 29- 2- 1: 23 PTS.
Peter Gomez - Cozad 25- 7- 0: 14 PTS.
Steve Silvester - Imperial 10- 3- 0: 19 PTS.
Tony Sanchez - Broken Bow 19- 13- 0: 14.5 PTS.
Jeff Daugherty - Valentine 16- 11- 0: 3 PTS.
Scott Grafton - McCook 14- 15- 0: 8 PTS.
Ross Ebbers - Mitchell 7- 15- 0: 0 PTS.
Robbie Baxter - Ainsworth 7- 11- 0: 4 PTS.
Shane Hare - Gordon 10- 11- 0: 2 PTS.
Jeff Fecht - Gothenburg 6- 12- 0: 0 PTS.
Josh Weimer - Chadron 0- 3- 0: 0 PTS.
Erik Holscher - Ogallala 0- 9- 0: 0 PTS.

1 Tony Geiger - Sidney: 5-0 D
2 Steve Silvester - Imperial: -
3 Peter Gomez - Cozad: 11-8 D
4 Tony Sanchez - Broken Bow: -

## 130 LBS. CLASS RESULTS.

Tim Rios - Lexington 23- 3- 0: 16.5 PTS.
Dano Stokey - Ogallala 23- 3- 0: 22 PTS.
Mike Carrier - Valentine 21- 3- 0: 15 PTS.
J.J. Langdon - Sidney 19- 12- 0: 5.5 PTS.
Troy Wayman - Ainsworth 17- 12- 0: 2 PTS.
Matt Hatch - Broken Bow 8- 11- 0: 0 PTS.
Cody Witte - Chadron 14- 17- 0: 12 PTS.
Jay Wickham - Kimball 7- 12- 1: 4 PTS.
Chad Fairchild - Cozad 8- 15- 0: 0 PTS.
Eric McCain - Gothenburg 4- 17- 0: 0 PTS.
John Ramos - Mitchell 6- 10- 1: 5 PTS.
Tom Scott - Gordon 4- 12- 0: 0 PTS.
Tom Jones - McCook 0- 2- 0: 0 PTS.

1 Dano Stokey - Ogallala: 8-7 D
2 Tim Rios - Lexington: -
3 Mike Carrier - Valentine: 15-3 M
4 Cody Witte - Chadron: -

## 135 LBS. CLASS RESULTS.

Brady Johnson - McCook 26- 3- 0: 22.5 PTS.
Garry Younkin - Ainsworth 25- 5- 0: 13 PTS.
David Dukat - Gordon 21- 4- 0: 18 PTS.
Chris Lynch - Lexington 21- 9- 0: 8 PTS.
Jay Phelps - Imperial 12- 7- 0: 2 PTS.
Tim Butler - Chadron 18- 14- 0: 2 PTS.
Chad Allison - Valentine 17- 12- 0: 10 PTS.
Derek Lovesee - Kimball 14- 10- 0: 8 PTS.
Noah Hatcher - Gothenburg 1- 12- 0: 0 PTS.
Tyrone Hoffmaster - Cozad 9- 10- 0: 0 PTS.
Ricky Henderson - Ogallala 4- 12- 0: 0 PTS.
Brian Schultz - Sidney 3- 13- 0: 3 PTS.
Shon Yarrington - Broken Bow 10- 14- 0: 0 PTS.

1 Brady Johnson - McCook: 4-2 D
2 David Dukat - Gordon: -
3 Garry Younkin - Ainsworth: 3-2 D
4 Chad Allison - Valentine: -

## 140 LBS. CLASS RESULTS.

Shane Allison - Valentine 26- 0- 0: 24 PTS.
Wade Hardy - Sidney 11- 5- 0: 9 PTS.
John Mendez - Mitchell 11- 7- 0: 16 PTS.
Jeff Holbrook - Lexington 21- 11- 0: 4 PTS.
Nathan Peters - Cozad 22- 10- 1: 6 PTS.
Don Hileman - McCook 22- 9- 0: 18 PTS.
Ki Fanning - Imperial 17- 10- 0: 4 PTS.
Bobby Schott - Gordon 11- 11- 0: 5 PTS.
Tim Atchison - Chadron 1- 19- 0: 0 PTS.
Mike Frank - Kimball 0- 10- 0: 0 PTS.
Justin Hablgewachs - Gothenburg 4- 8- 0: 0 PTS.
Shane Adcock - Ainsworth 9- 13- 0: 0 PTS.
Cody Eggleston - Broken Bow 5- 16- 0: 0 PTS.
Travis Ford - Ogallala 10- 15- 0: 0 PTS.

1 Shane Allison - Valentine: 8-7 D
2 Don Hileman - McCook: -
3 John Mendez - Mitchell: 7-4 D
4 Wade Hardy - Sidney: -

## 145 LBS. CLASS RESULTS.

Wade Frank - Valentine 22- 4- 0: 26.5 PTS.
Woody Asuncion - Broken Bow 22- 5- 0: 18 PTS.
Ron Hrasky - Mitchell 16- 4- 0: 4 PTS.
Clinton Lefler - Gordon 12- 7- 1: 9 PTS.
Todd Phelps - Imperial 22- 4- 0: 5 PTS.
Greg Hyde - McCook 24- 7- 0: 17.5 PTS.
Jesse Hablgewachs - Gothenburg 14- 11- 1: 4 PTS.
David Campbell - Ainsworth 11- 16- 0: 0 PTS.
Kurt Metzger - Cozad 1- 8- 0: 0 PTS.
Jeff Meier - Sidney 4- 11- 0: 0 PTS.
Shane Brown - Lexington 8- 20- 0: 0 PTS.
Todd Raether - Ogallala 5- 14- 0: 3 PTS.

1 Wade Frank - Valentine: 8-0 M
2 Woody Asuncion - Broken Bow: -
3 Greg Hyde - McCook: DEF F
4 Clinton Lefler - Gordon: -

## 152 LBS. CLASS RESULTS.

Judd Hageman - Chadron 24- 1- 1: 24 PTS.
Jason McNair - Imperial 18- 2- 1: 20 PTS.
Jon Hudson - Gothenburg 17- 8- 0: 3 PTS.
Buck Davis - Ogallala 19- 8- 0: 15 PTS.
Ryan Ebbers - Mitchell 19- 12- 0: 10 PTS.
John Gallentine - Broken Bow 16- 11- 0: 13 PTS.
Tory Judd - McCook 19- 14- 1: 5.5 PTS.
Josh Powell - Valentine 10- 8- 0: 0 PTS.
Scott Fritz - Ainsworth 9- 12- 0: 4 PTS.
Tony Lopez - Sidney 14- 18- 0: 0 PTS.
David Williams - Kimball 3- 15- 0: 0 PTS.
Jake Vetter - Cozad 13- 17- 0: 0 PTS.
James Harris - Gordon 3- 16- 0: 0 PTS.
Victor Gomez - Lexington 10- 20- 0: 0 PTS.

1 Judd Hageman - Chadron: 4-1 D
2 Jason McNair - Imperial: -
3 Buck Davis - Ogallala: 5-4 D
4 John Gallentine - Broken Bow: -

## 160 LBS. CLASS RESULTS.

Steve Weaver - Chadron 26- 0- 1: 25.5 PTS.
John Pankonin - Imperial 25- 3- 0: 13 PTS.
Johnny Frew - Ainsworth 25- 6- 0: 22 PTS.
Steve Leininger - Lexington 24- 8- 0: 20 PTS.
Matt Rask - Gordon 13- 10- 0: 4 PTS.
Jeff Kottwitz - Gothenburg 13- 13- 0: 4.5 PTS.
Monte Taylor - Broken Bow 16- 13- 0: 0 PTS.
Tony Eklund - Valentine 15- 12- 0: 6 PTS.
Terry Kruse - Cozad 11- 14- 0: 0 PTS.
Matt Nelson - Ogallala 13- 14- 0: 8 PTS.
Jeff Mays - McCook 9- 21- 0: 0 PTS.
Jim Steward - Kimball 0- 4- 0: 0 PTS.
Brian Moler - Sidney 7- 12- 0: 0 PTS.
Eric Bauer - Mitchell 11- 14- 0: 0 PTS.

1 Steve Weaver - Chadron: 4:40 F
2 Johnny Frew - Ainsworth: -
3 Steve Leininger - Lexington: 4:57 F
4 John Pankonin - Imperial: -

## 171 LBS. CLASS RESULTS.

Mike Wengert - Lexington 28- 2- 0: 22 PTS.
Jesse Cardona - Mitchell 15- 4- 0: 28 PTS.
Brad Nienhueser - Sidney 23- 6- 0: 6 PTS.
Joedy Friemel - Imperial 22- 3- 0: 11 PTS.
Carlie Wells - Broken Bow 21- 5- 0: 12 PTS.
Matt Burkholder - Cozad 15- 13- 0: 4 PTS.
Jason Adkisson - Ainsworth 4- 3- 0: 1 PTS.
Jason Nelms - Gothenburg 8- 16- 0: 0 PTS.
Nate VanCampen - Chadron 2- 3- 0: 0 PTS.
Bill Long - Kimball 2- 13- 0: 0 PTS.
Wes Winters - Gordon 6- 13- 0: 3 PTS.

1 Jesse Cardona - Mitchell: 2:33 F
2 Mike Wengert - Lexington: -
3 Carlie Wells - Broken Bow: 6-2 D
4 Joedy Friemel - Imperial: -

## 189 LBS. CLASS RESULTS.

Thorpe Thompson - Chadron 25- 2- 1: 26 PTS.
Chad Johnson - Mitchell 14- 7- 0: 20 PTS.
Brent Araujo - Lexington 12- 11- 0: 8 PTS.
Mike Montgomery - Cozad 25- 9- 0: 20 PTS.
Matt Tucker - Gothenburg 11- 8- 0: 6 PTS.
Kevin Allard - Valentine 14- 12- 0: 9 PTS.
Craig Plummer - Broken Bow 6- 13- 0: 0 PTS.
Shawn Skinner - Ogallala 9- 17- 0: 3 PTS.
Andy Goodwin - McCook 11- 19- 0: 0 PTS.
Doug Hartman - Imperial 8- 17- 0: 0 PTS.
Wade Sterling - Kimball 8- 11- 0: 3 PTS.
Paul Vinton - Gordon 4- 12- 0: 0 PTS.

1 Thorpe Thompson - Chadron: 8-2 D
2 Chad Johnson - Mitchell: -
3 Mike Montgomery - Cozad: :57 F
4 Kevin Allard - Valentine: -

## HWT LBS. CLASS RESULTS.

Shawn Banzhaf - Lexington 24- 8- 0: 20 PTS.
Darin Kerner - Chadron 16- 3- 0: 14 PTS.
Chuck Cunningham - Gothenburg 21- 7- 0: 22 PTS.
Travis Kozal - Valentine 17- 8- 0: 10 PTS.
Jason Johnston - Mitchell 16- 7- 0: 12 PTS.
James Kniestadt - Cozad 17- 12- 0: 5.5 PTS.
Chad Fielding - McCook 12- 15- 0: 0 PTS.
Jeremy Miller - Ainsworth 8- 11- 0: 0 PTS.
Mark Keller - Sidney 9- 11- 0: 2 PTS.
Evan Kottmeyer - Broken Bow 6- 11- 0: 0 PTS.
Tim Dillahay - Imperial 6- 14- 0: 0 PTS.
Dallen Griffith - Kimball 0- 12- 0: 0 PTS.
Jason Sermeno - Ogallala 3- 16- 0: 1 PTS.

1 Chuck Cunningham - Gothenburg: 8-5 D
2 Shawn Banzhaf - Lexington: -
3 Darin Kerner - Chadron: 2-1 D

# B-4 DISTRICT

## CHAMPIONSHIP BRACKET 103 LBS. CLASS




## CONSOLATION BRACKET 103 LBS. CLASS

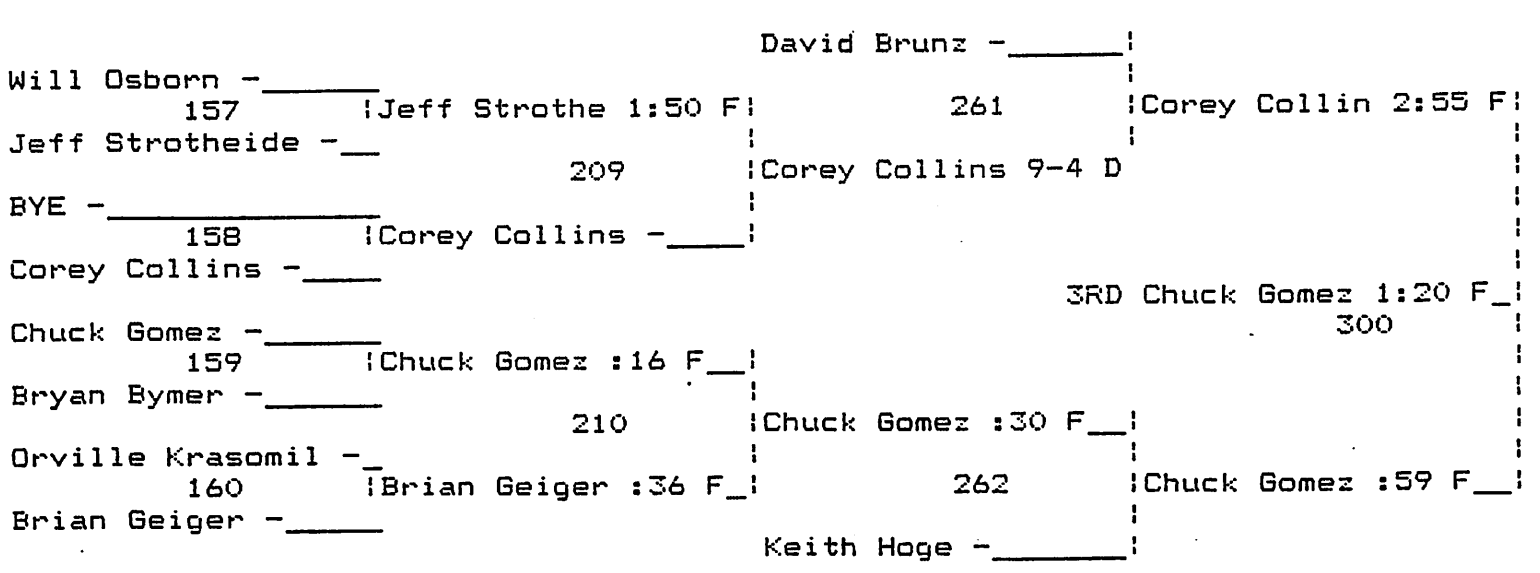


David Brunz -_____
287 | 5TH ---------- -_
Keith Hoge -_____

Class Individual Medal Winners

B-4 DISTRICT

CHAMPIONSHIP BRACKET 112 LBS. CLASS

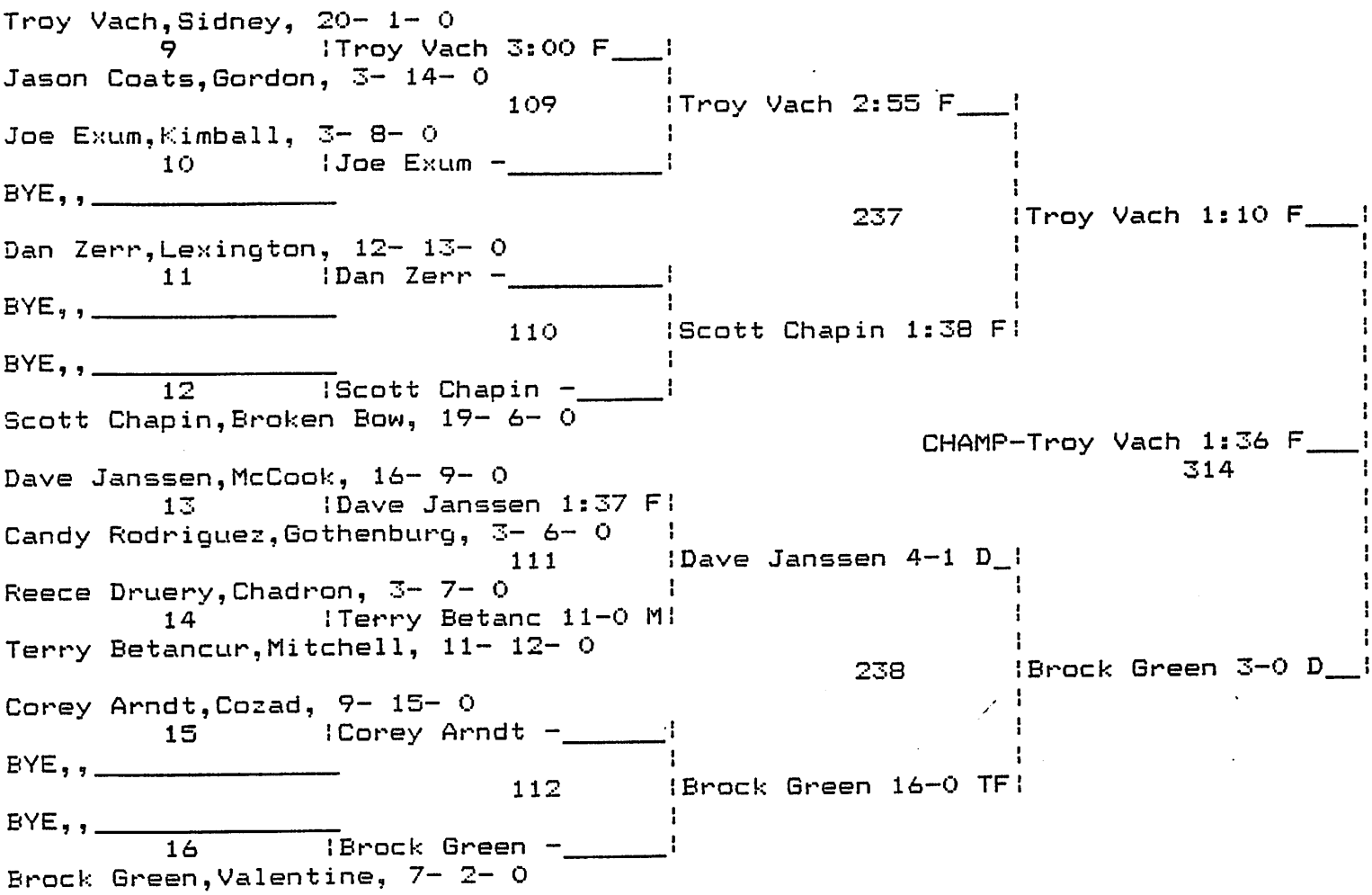


CONSOLATION BRACKET 112 LBS. CLASS



# B-4 DISTRICT

## CHAMPIONSHIP BRACKET 119 LBS. CLASS

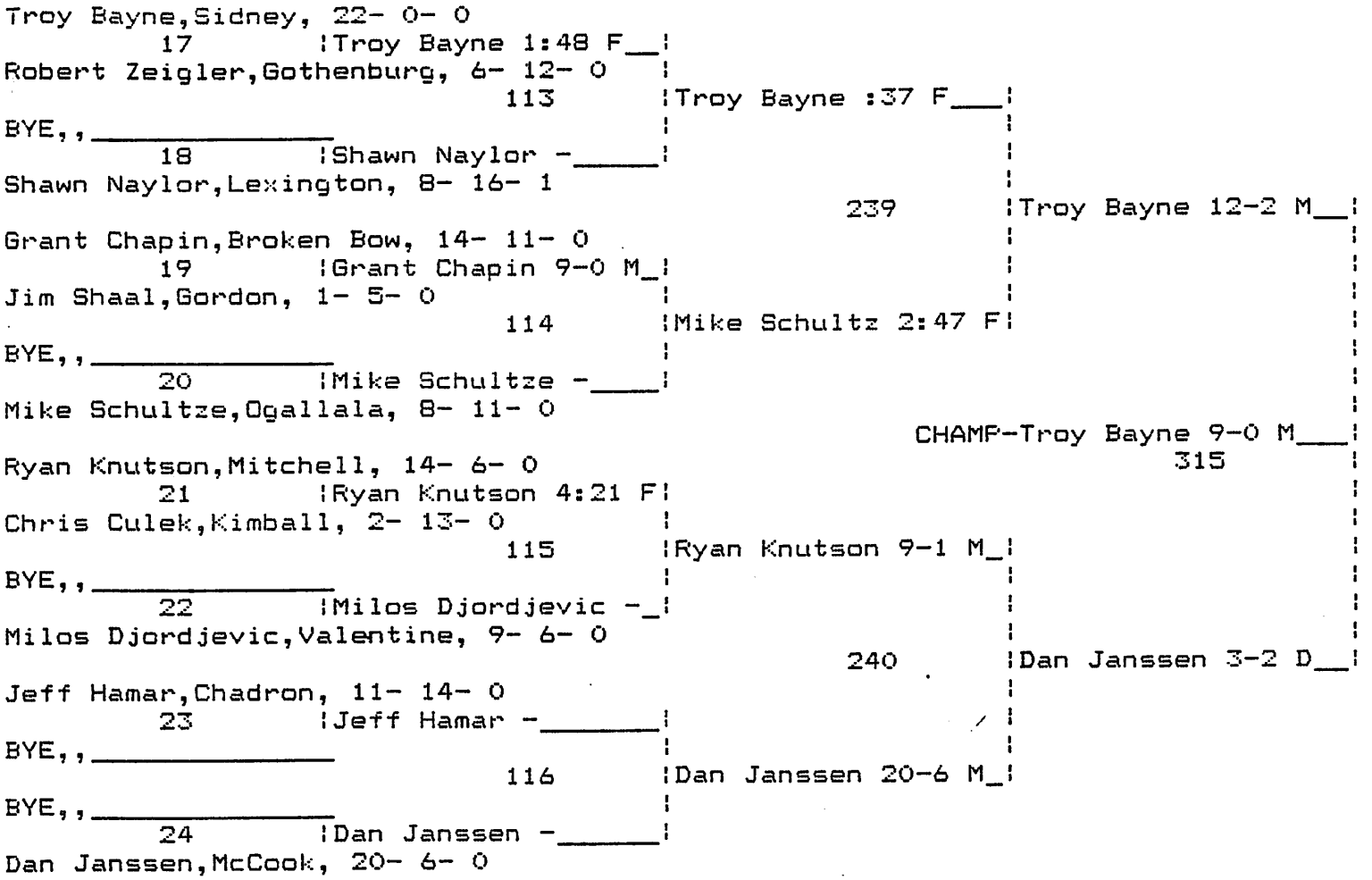


## CONSOLATION BRACKET 119 LBS. CLASS

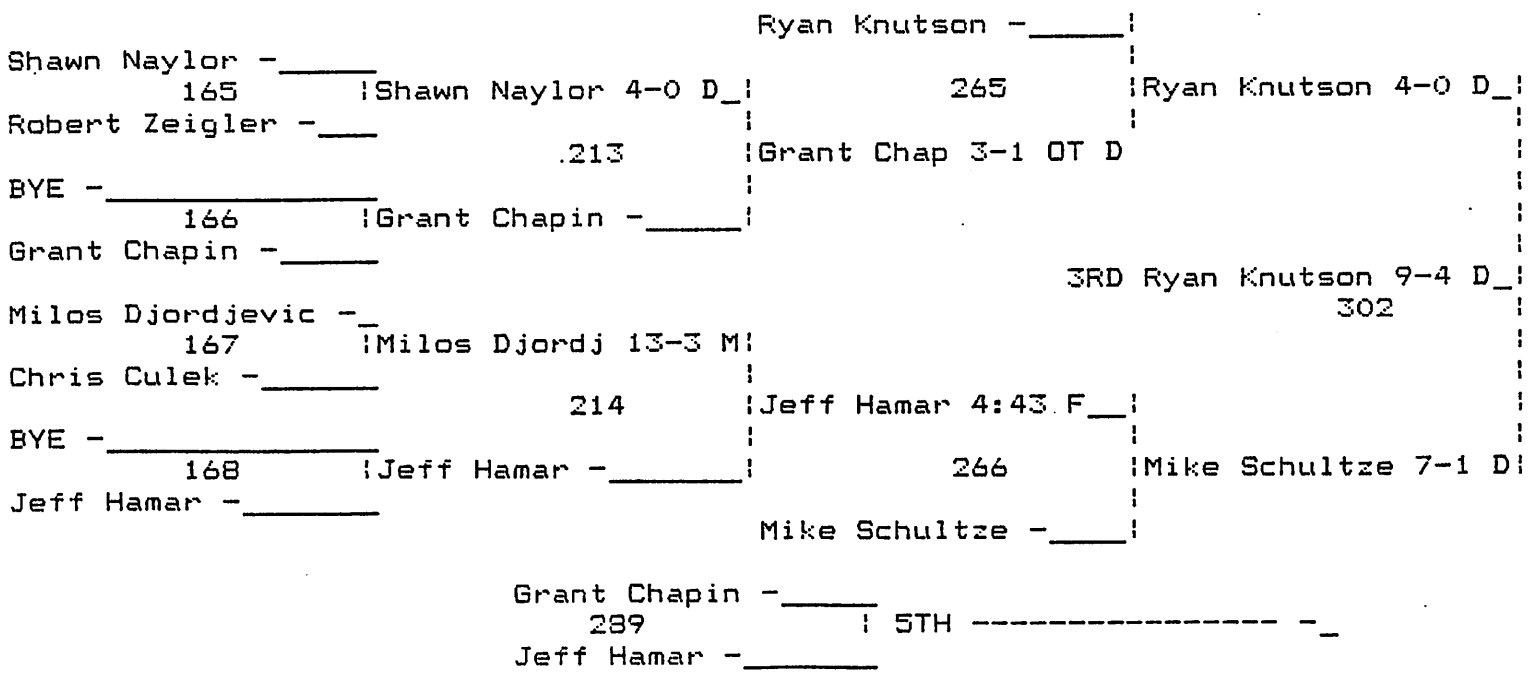

# B-4 DISTRICT

## CHAMPIONSHIP BRACKET 125 LBS. CLASS




## CONSOLATION BRACKET 125 LBS. CLASS

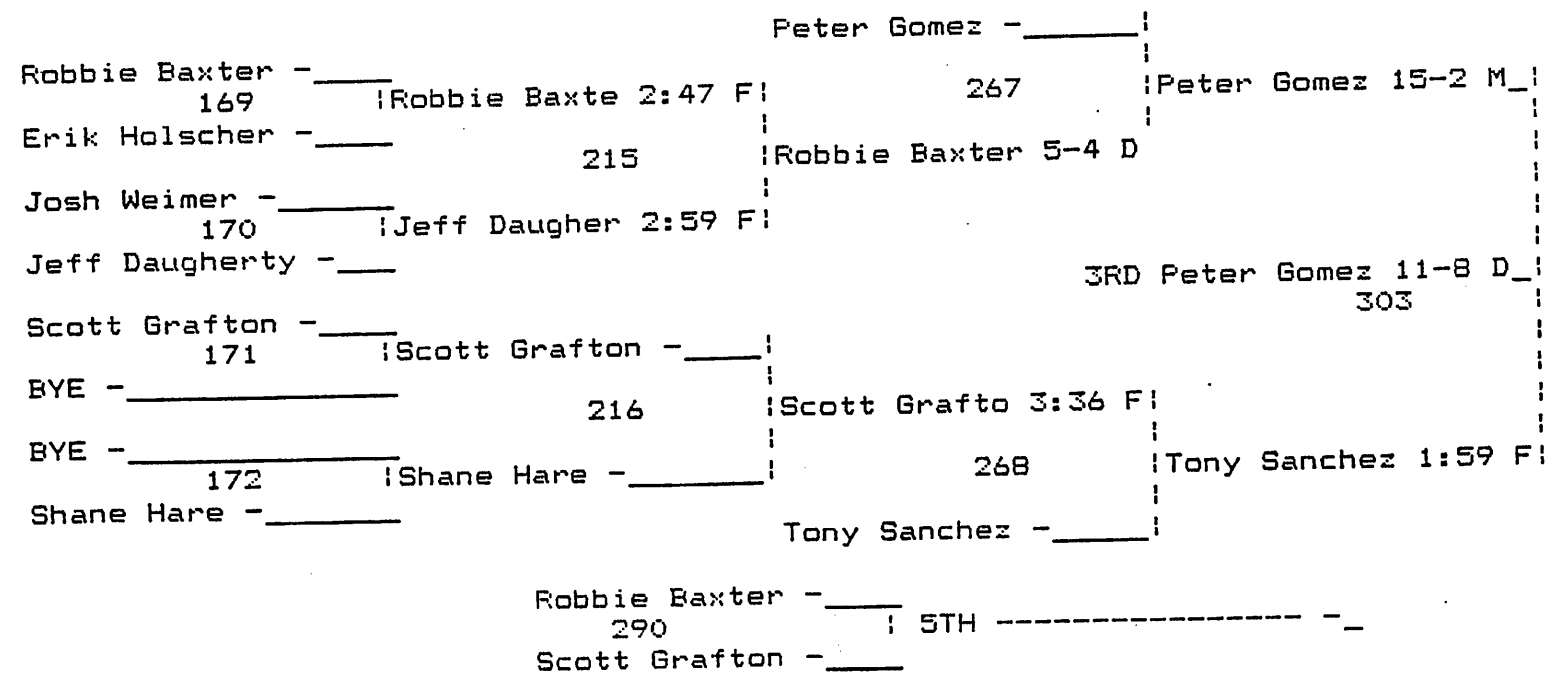

B-4 DISTRICT

CHAMPIONSHIP BRACKET 130 LBS. CLASS

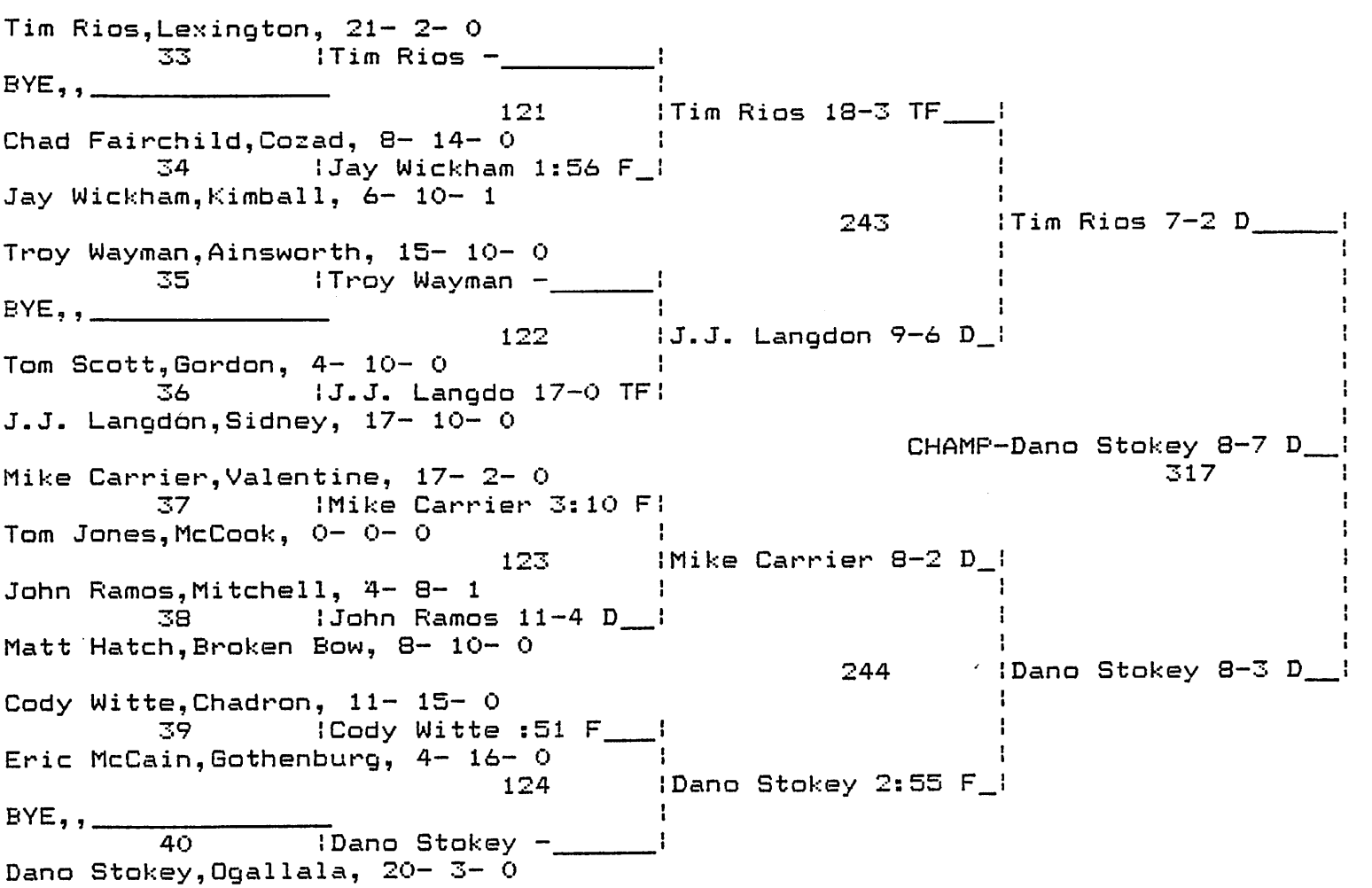


CONSOLATION BRACKET 130 LBS. CLASS

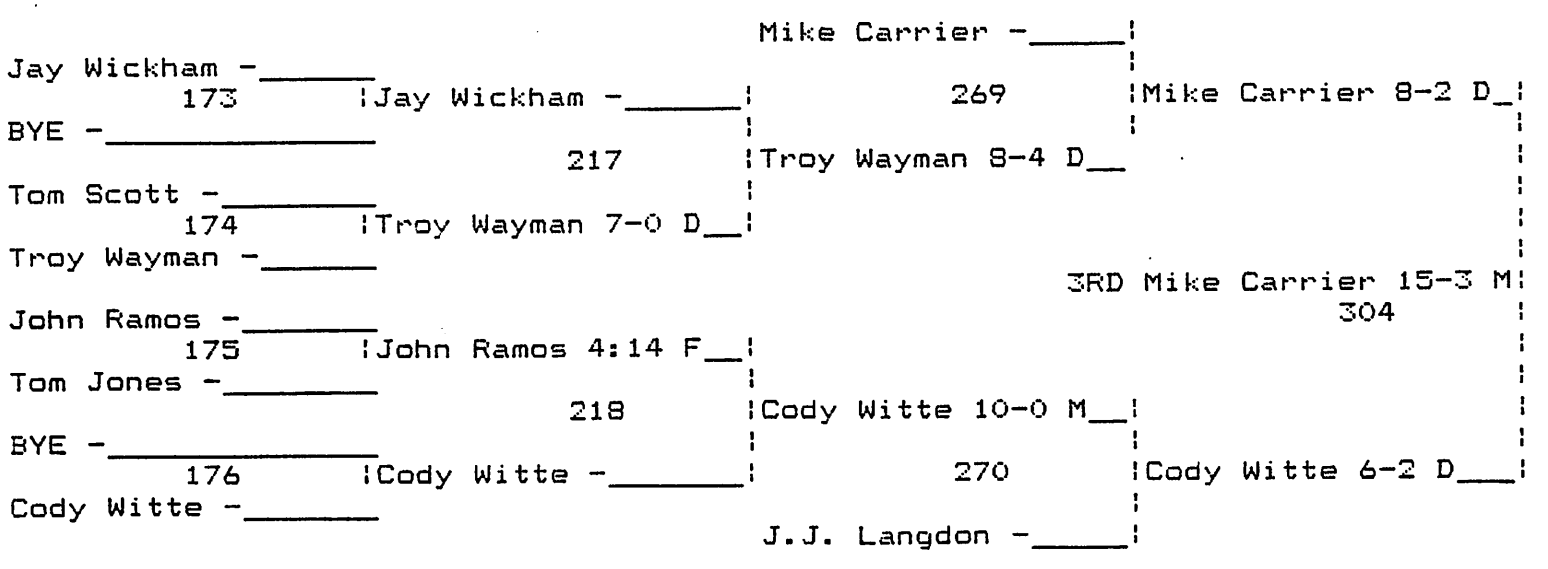


Troy Wayman -
291
5TH ---------- -
J.J. Langdon -

# B-4 DISTRICT

## CHAMPIONSHIP BRACKET 135 LBS. CLASS




## CONSOLATION BRACKET 135 LBS. CLASS

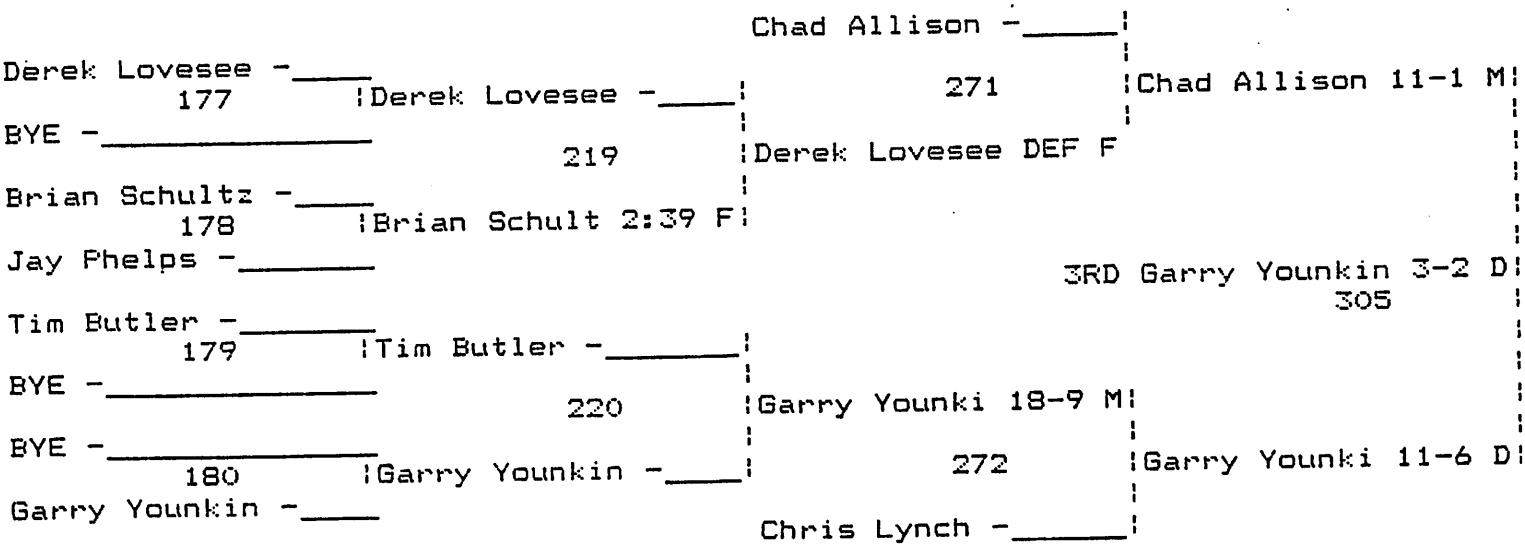


Derek Lovesee -
292
5TH ---------- -
Chris Lynch -

# B-4 DISTRICT

## CHAMPIONSHIP BRACKET 140 LBS. CLASS

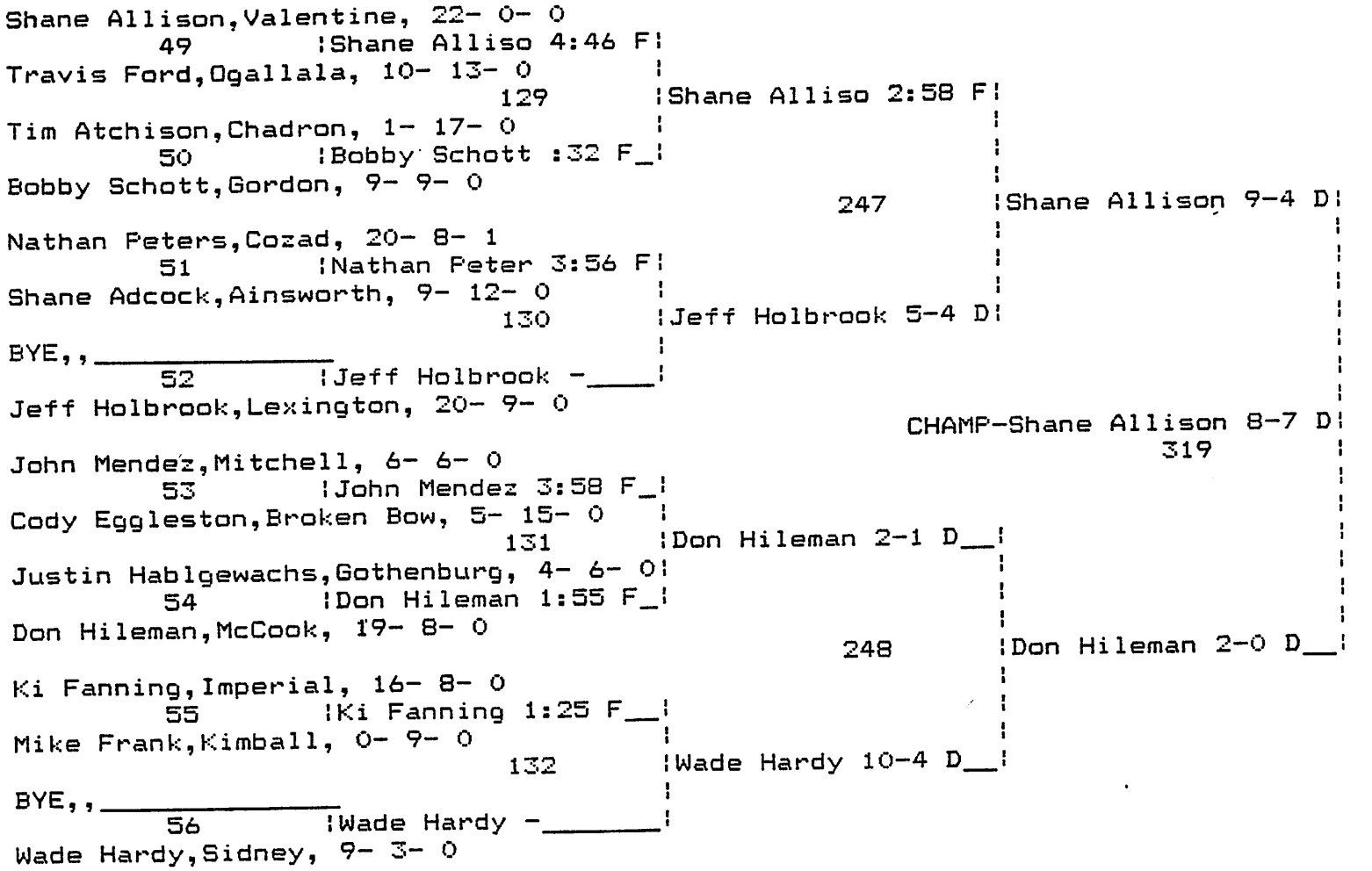


## CONSOLATION BRACKET 140 LBS. CLASS

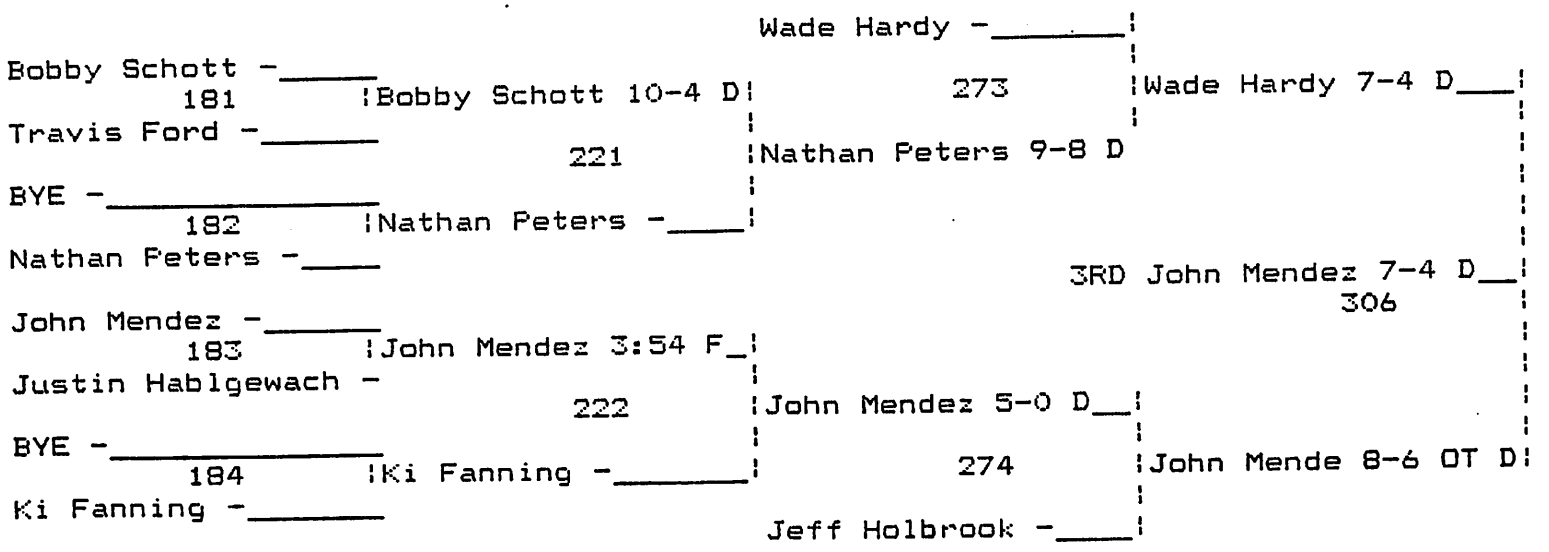


Nathan Peters -
293
5TH ---------- -
Jeff Holbrook -

# B-4 DISTRICT

## CHAMPIONSHIP BRACKET 145 LBS. CLASS

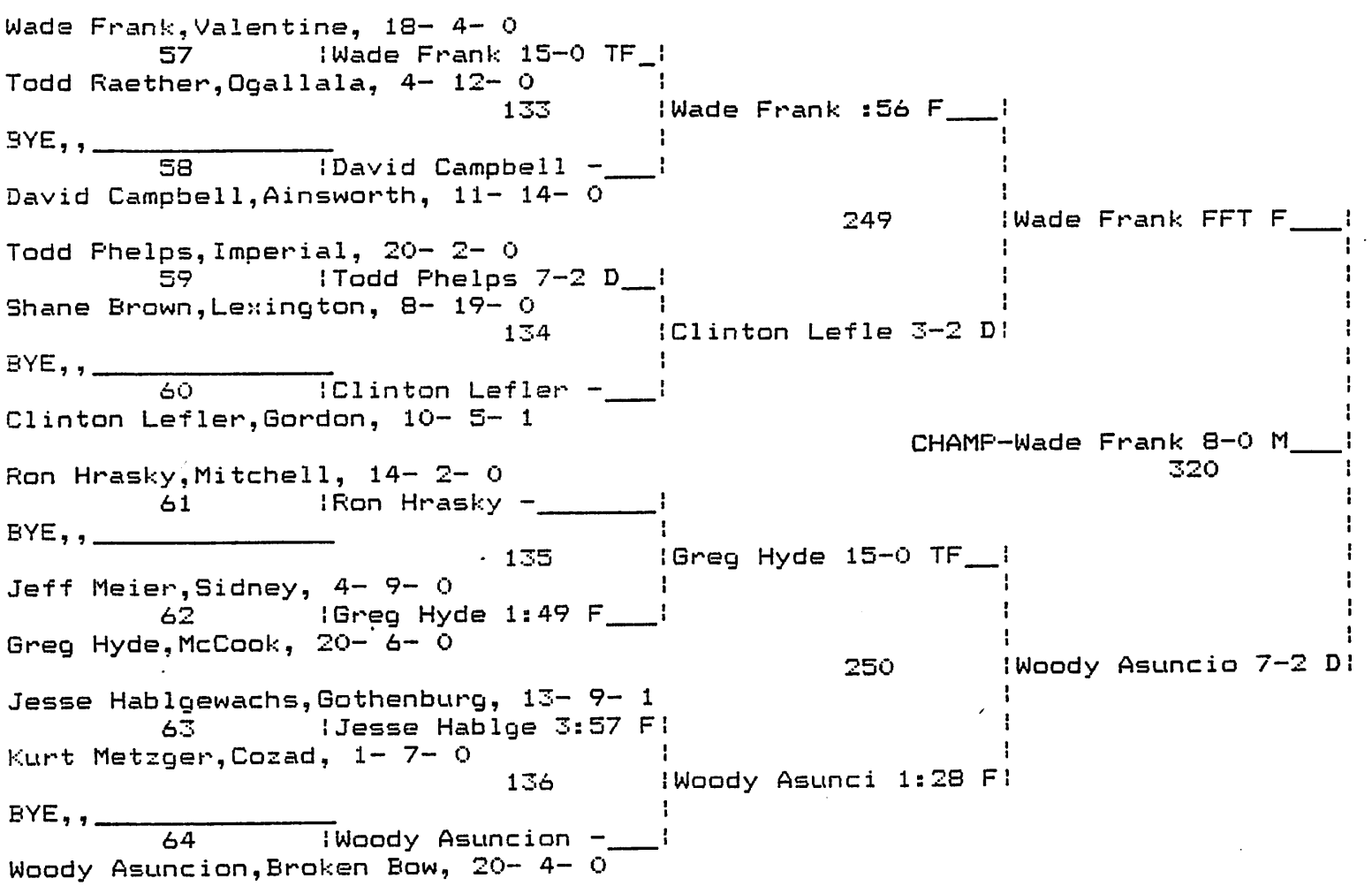


## CONSOLATION BRACKET 145 LBS. CLASS

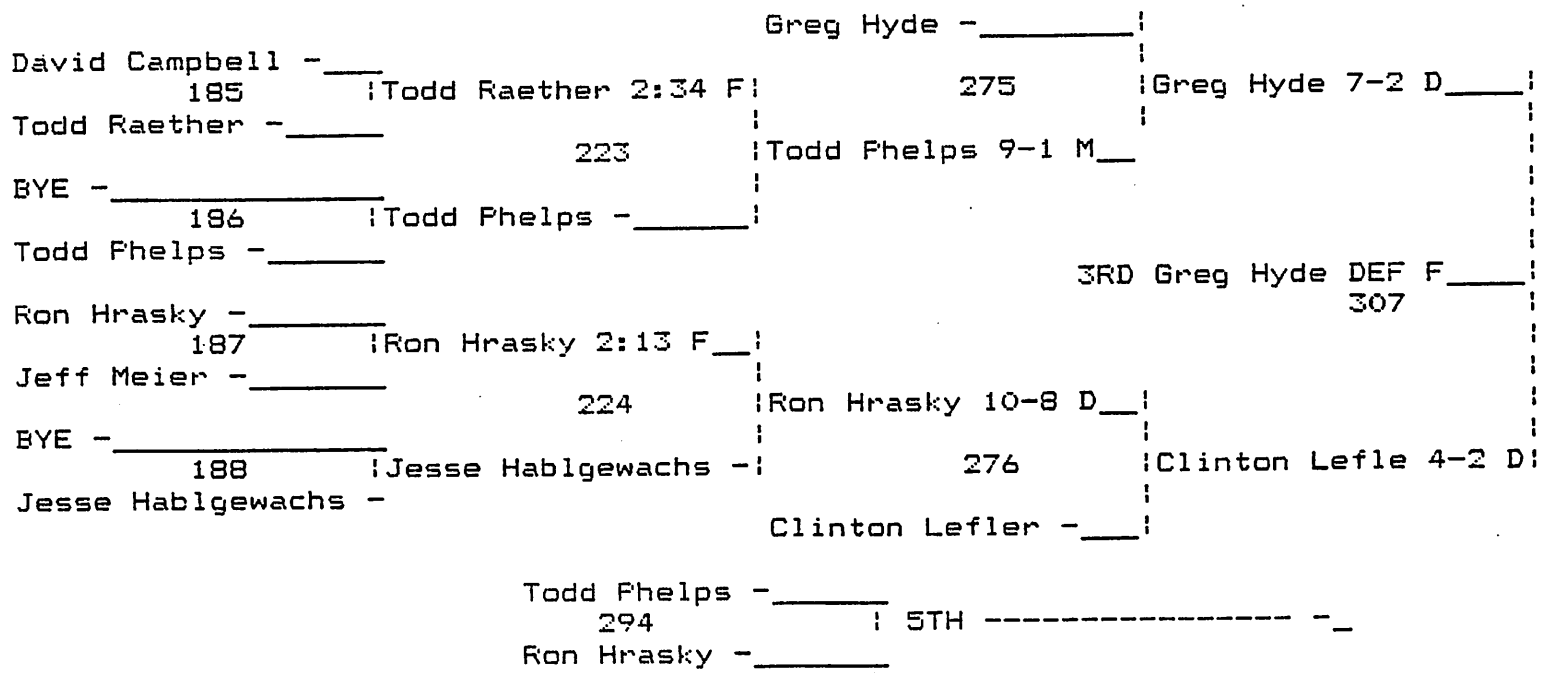

# B-4 DISTRICT

## CHAMPIONSHIP BRACKET 152 LBS. CLASS

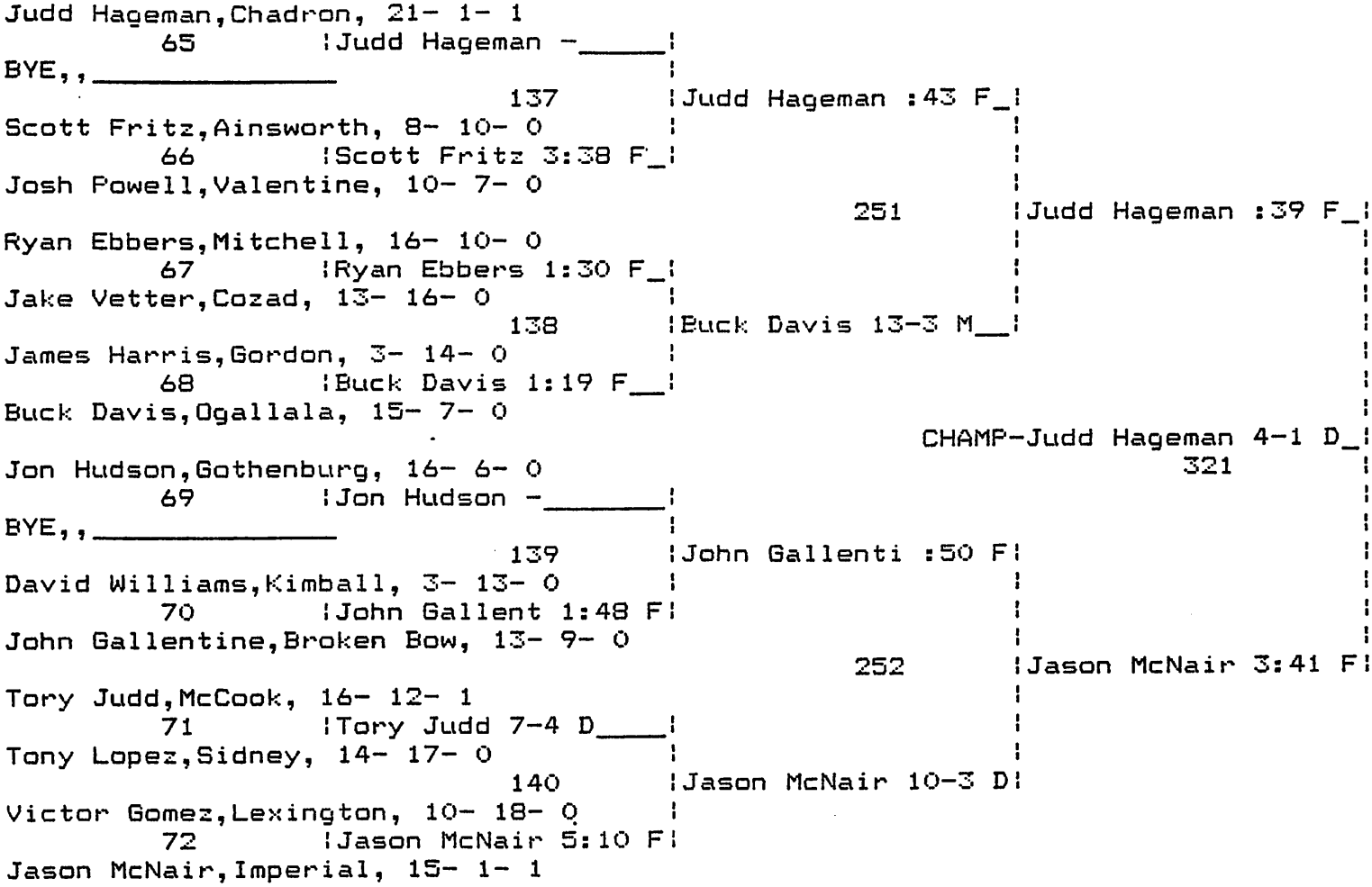


## CONSOLATION BRACKET 152 LBS. CLASS

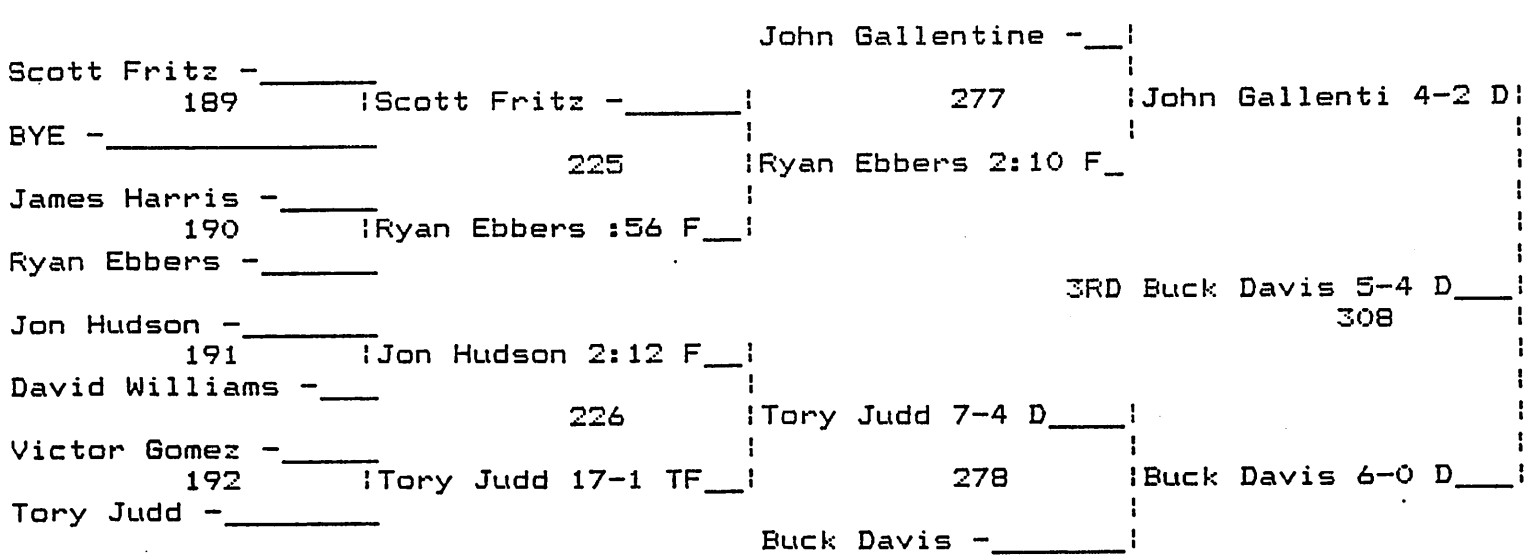


Ryan Ebbers -_____
295
5TH ---------- -_
Tory Judd -_____

# B-4 DISTRICT

## CHAMPIONSHIP BRACKET 160 LBS. CLASS




## CONSOLATION BRACKET 160 LBS. CLASS




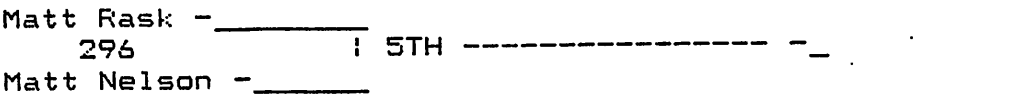

# B-4 DISTRICT

## CHAMPIONSHIP BRACKET 171 LBS. CLASS




## CONSOLATION BRACKET 171 LBS. CLASS

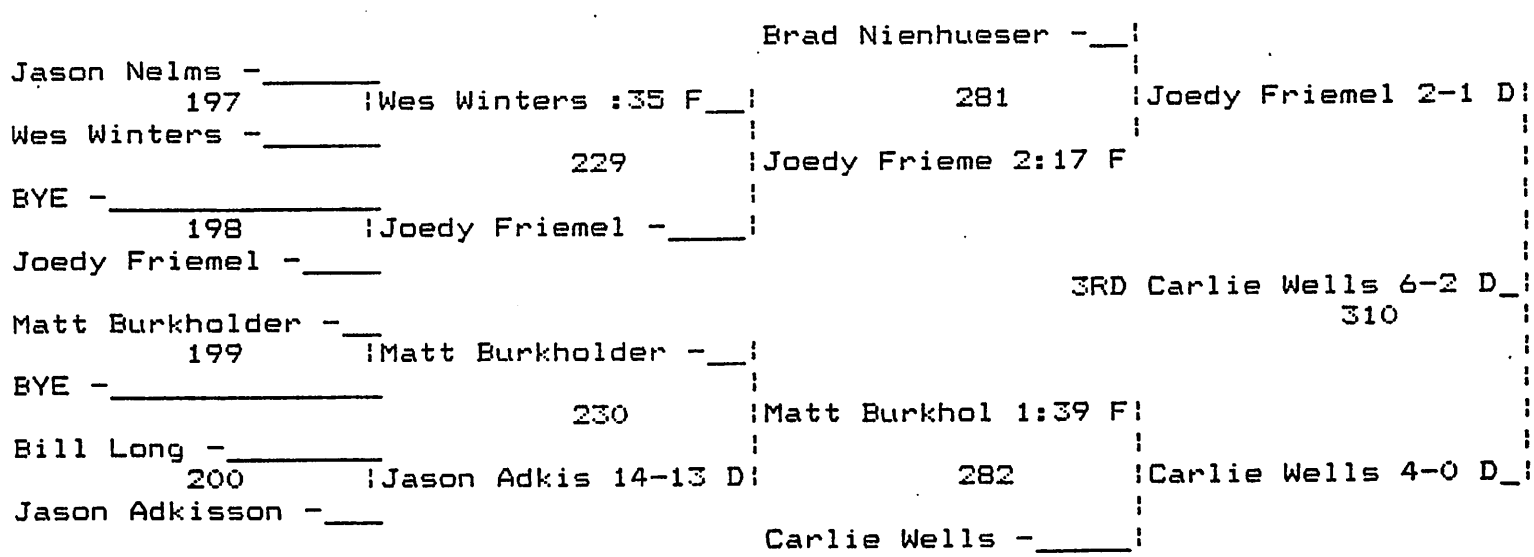


Brad Nienhueser -__
297 | 5TH ---------- -_
Matt Burkholder -__

# B-4 DISTRICT

## CHAMPIONSHIP BRACKET 189 LBS. CLASS

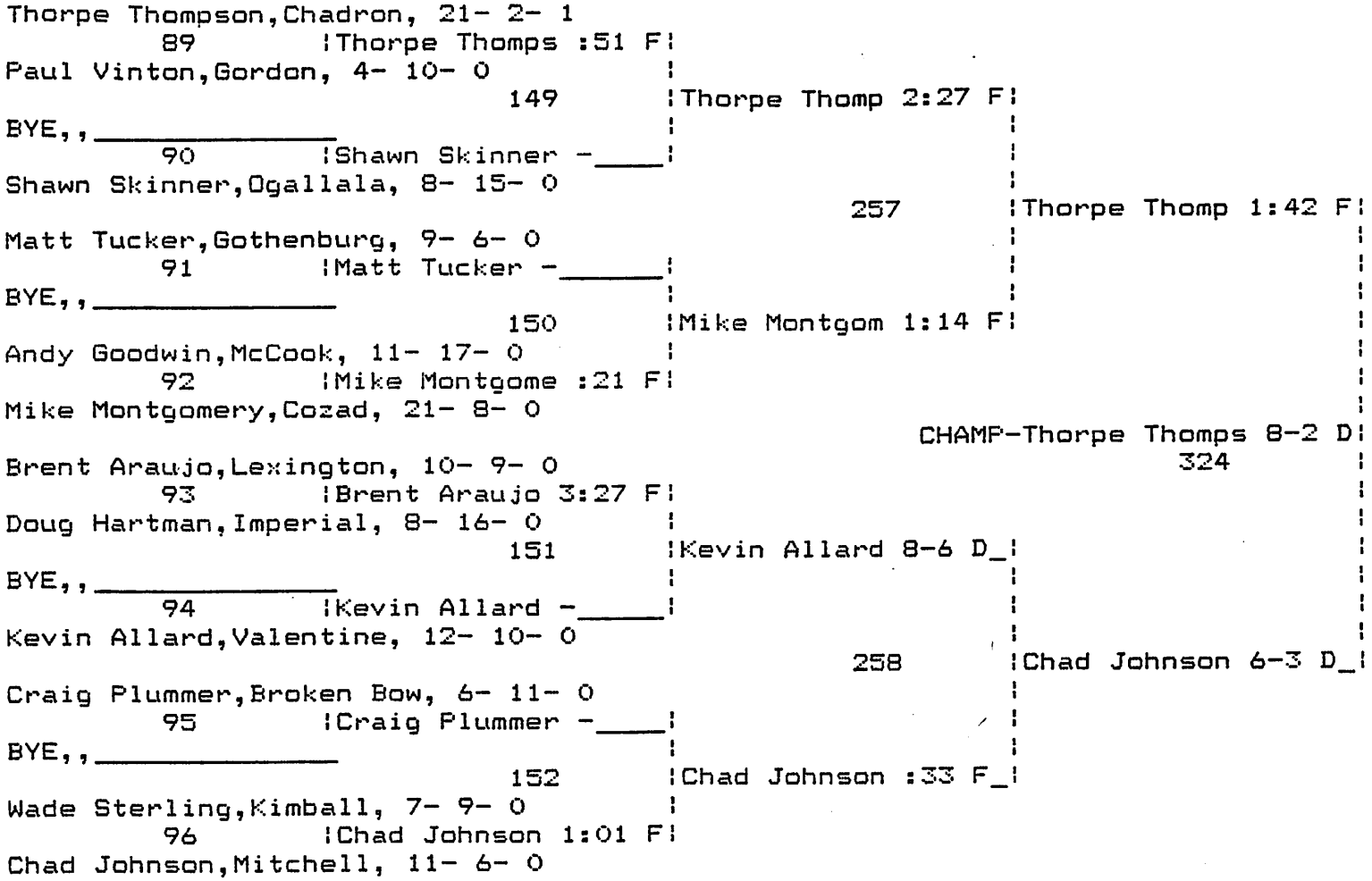


## CONSOLATION BRACKET 189 LBS. CLASS

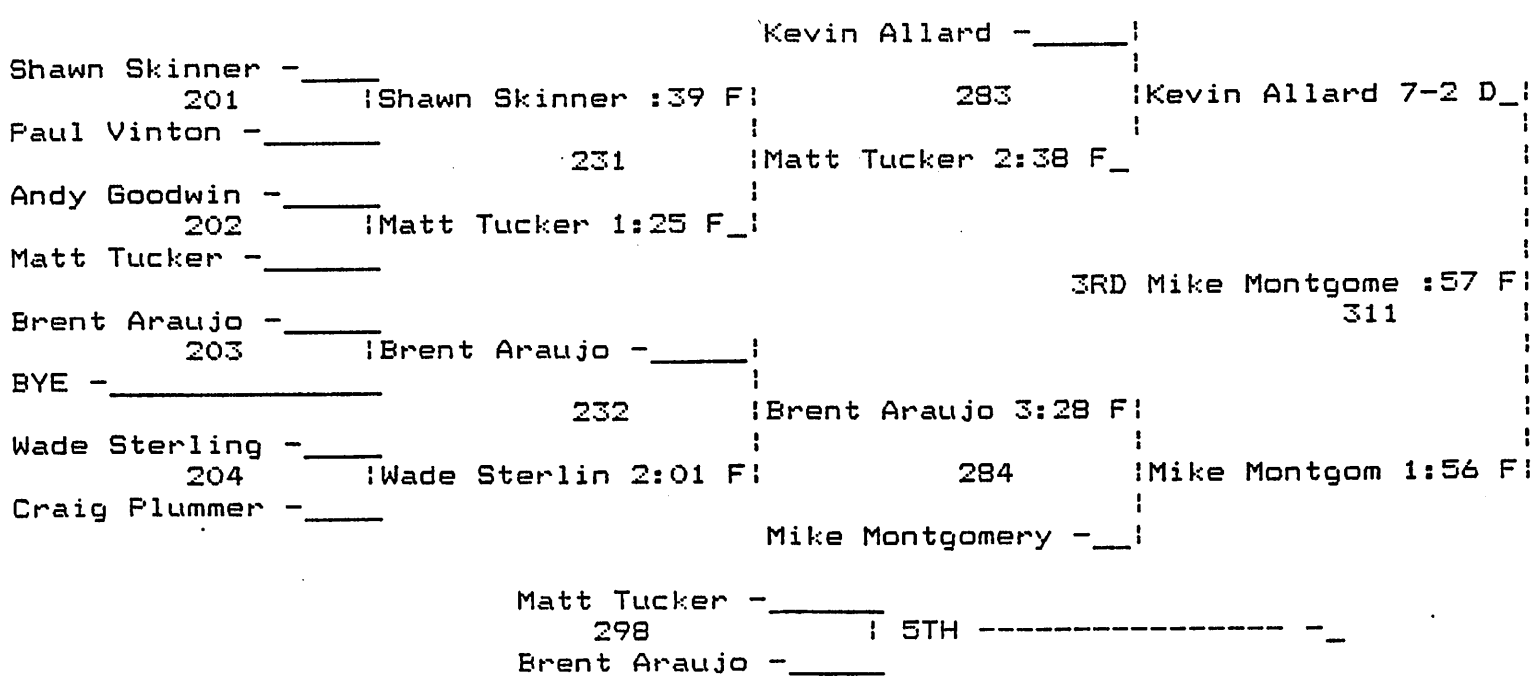

# B-4 DISTRICT

## CHAMPIONSHIP BRACKET HWT LBS. CLASS




## CONSOLATION BRACKET HWT LBS. CLASS

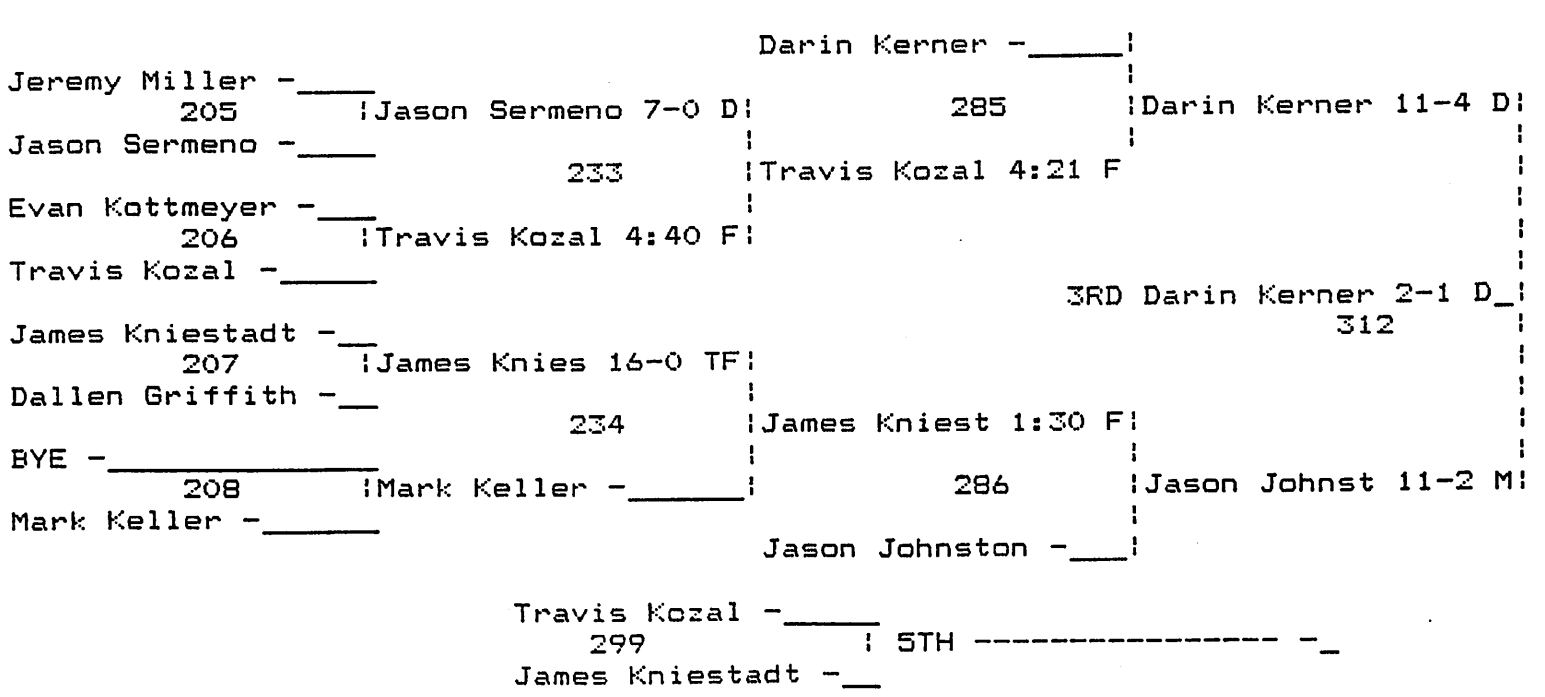

## TEAM STANDINGS - 1989

Gering--203.5
Kearney--125.5
North Platte--113.0
Alliance--113.0
Imperial--92.5
Ogallala--91.0
Kimball--29.0

## PLACE WINNERS - 1989

103
Ybarra--Gering
Williams--Kearney
Brown--Alliance
Osborn--Imperial

112
Bauer--Kearney
Rounds--Gering
Rivas--Ogallala
Steninson--Alliance

119
Schneider--North Platte
Adams--Gering
Schultze--Ogallala
Greuter--Kearney

125
Ramirez--Gering
Ostermeyer--North Platte
Tracy--Alliance
Schroer--Kearney

130
Stokey--Ogallala
Silvester--Imperial
Minnick--Alliance
Little--North Platte

135
Celli--Gering
Harmoney--Kearney
Lovesee--Kimball
Ford--Ogallala

140
Bourn--North Platte
Karell--Alliance
Cotton--Gering
Johnson--Kearney

145
Cleary--Kearney
Oetken--Gering
Phelps--Imperial
Smith--Alliance

152
Walker--Gering
Davis--Ogallala
McNair--Imperial
Hull--Alliance

160
Grewe--Gering
Pankonin--Imperial
Kreber--North Platte
Edwards--Alliance

171
Busskohl--Gering
Friemel--Imperial
Kammerer--Alliance
Olivas--North Platte

189
Shafer--North Platte
Cowan--Gering
Skinner--Ogallala
Sterling--Kimball

Hwt
McMahon--Alliance
Grim--Kearney
Dillahay--Imperial
Sermeno--Ogallala

HERSHEY-IMPERIAL WRESTLING MEET
THURSDAY, JANUARY 4, 1999

| WT. | HERSHEY | IMPERIAL |
|---|---|---|
| 103 | OPEN | KEVIN WIESS |
| 112 | OPEN | JOVIC GOULD |
| 119 | Shayne Younghands ~~MATT FLETCHER~~ | BEN MCNAIR |
| 125 | MATT MCCONNELL | C.J. Kuenning ~~ERIC LEIBHART~~ 127 3/4 |
| 130 | GALVIN PARKER | KORY MYERS |
| 135 | ROBBIE WOODWARD | STEVE SILVESTER |
| 140 | DEVON SMITH | COURTNEY SCHROTEBERGER |
| 145 | RICKY SANCHEZ | TODD PHELPS |
| 152 | STEVE WALTERS | KY FANNING |
| 160 | DARREN SMITH | TRENT SPADY |
| 171 | DUSTIN SWARTWOOD | GUY GILSDORF |
| 189 | DOUG HENGEN | DOUG HARTMAN |
| HWT | JAKE FREDERICK | CRAIG ELDER |

COACH: MARV RANKIN
DICK AMBROSE

COACH: LYN RINEHART

| | | |
|---|---|---|
| 119 | Matt Fletcher | Eric |
| | Travers Richardson | Dave |
| | Mike Crow | Dave |

# HERSHEY HIGH SCHOOL WRESTLING

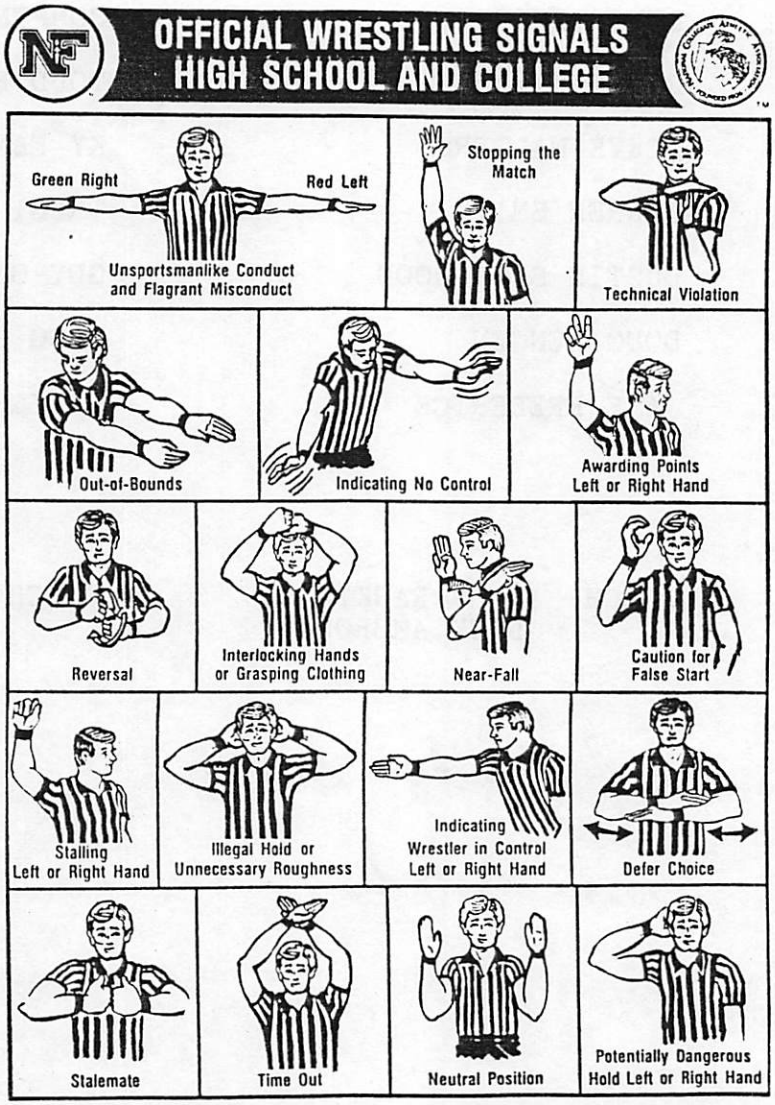

JANUARY 26, 1990

McCOOK HIGH SCHOOL
McCook, NE 69001

| Grade | Name | Weight | Name | Grade |
|---|---|---|---|---|
| -- | | | | |
| 10 | Wayne Piper | 103 | | |
| 11 | Corey Collins | 112 | | |
| 10 | Dale Bean | 119 | | |
| 9 | Matt Meisenbach | 125 | | |
| 11 | Bryan Cole | 130 | | |
| 12 | Tom Jones | 135 | | |
| 11 | Tory Judd | 140 | | |
| 11 | Robb Leitner | 145 | Ted Jones & Kevin Peters | |
| 12 | Doug Harris | 152 | | |
| 10 | Ryan Johnson | 160 | | |
| 11 | Andy Goodwin | 171 | | |
| | Open | 189 | | |
| 10 | Brad Fielding | HWT | | |

Coach: Dave Gordon  Assitant: Greg Welch

IMPERIAL HIGH SCHOOL
Imperial, Nebraska

| Varsity | | | Junior Varsity | |
|---|---|---|---|---|
| Grade | Name | Weight | Name | Grade |
| 9 | Kevin Weiss | 103 | | |
| 9 | Jovic Gould | 112 | | |
| 9 | ~~C. J. Kuenning~~ OPEN | 119 | | |
| 9 | Eric Lebhart | 125 | | |
| | Open | 130 | | |
| 12 | Jay Silvester | 135 | | |
| 10 | Courtney Schrotberger | 140 | | |
| 12 | ~~Todd Phelps~~ OPEN | 145 | Dave Ridlin | 9 |
| 10 | ~~Jay Phelps~~ | 152 | | |
| 10 | Trent Spady | 160 | 160 Jay Phelps | 10 |
| 10 | Guy Gilsdorf | 171 | | |
| 11 | Doug Hartman | 189 | | |
| | Open | HWT | | |

Coach: Lynn Rinehart

IMPERIAL vs. REPUBLICAN VALLEY

WRESTLING DUAL

PROBABLE MATCH-UPS

| IMPERIAL | | | | | | REPUBLICAN VALLEY | | |
|---|---|---|---|---|---|---|---|---|
| Kevin Wiess | Fr. | 7-11 | 98½ | 103 | | Jason Boner | Fr. 100½ | 18-8 |
| Jovic Gould | Fr. | 6-14 | 107½ | 112 | | Donny Lepper | Fr. 111 | 13-10 |
| C.J. Kuenning | Fr. | 2-9 | 117 | 119 | | Brian Gaster FR ~~Jeff Uhrmacher~~ | ~~Soph.~~ 119 | 9-11 |
| Eric Leibhart | Fr. | 6-14 | 124 | 125 | | Marlin Masoner | Sr. 123½ | 6-12 |
| OPEN | | | | 130 | | Tom Hanson | Jr. 126½ | 1-16 |
| Steve Silvester | Sr. | 16-1 | 133 | 135 | | Kelly Vallado | Jr. 134½ | 7-9 |
| Courtney Schrotberger | Soph. | 10-14 | 138 | 140 | | David Wood | Sr. 134 | 21-3 |
| Todd Phelps | Sr. | 15-3 | | 145 | 145 | Tom Marsh | Sr. 144 | 16-11 |
| Ki Fanning | Jr. | 16-3 | 151¾ | 152 | | OPEN | | |
| Trent Spady | Soph. | 16-7 | 159 | 160 | | OPEN | | |
| Guy Gilsdorf | Soph. | 17-5 | 171 | 171 | | OPEN | | |
| Doug Hartman | Jr. | 18-7 | 183½ | 189 | | Mike Newberry | Sr. 181½ | 12-12-1 |
| OPEN | | | | HWT. | | Jack Thayer | Jr. 210½ | 19-5 |

Dave Ridlen 141

WELCOME TO PARENTS NIGHT 1989-1990 SEASON!!!

IMPERIAL vs CAMBRIDGE WRESTLING DUAL

THURSDAY, DECEMBER 7, 1989

Probable Match-Ups

| | IMPERIAL | | weight class | | CAMBRIDGE | |
|---|---|---|---|---|---|---|
| 94 | Kevin Weiss | Fr. | 103 | | Open | |
| 108¾ | Jovic Gould | Fr. | 112 | 111½ | Nick Hanna | Fr. |
| 117 | Ben McNair | Fr. | 119 | 117 | Kurt Knutson | Fr. |
| 123 | Kory Myers | Fr. | 125 | 124 | Joe Benson | Soph. |
| 124 | Eric Leibhart | Fr. | 130 | 128½ | Kevin Banzhaf | Soph. |
| 133½ | Courtny Schrotberger | Soph. | 135 | 129¼ | Chris Cornett | Fr. |
| | Open | | 140 | 138 | Dallas Mues | Soph. |
| 145 | Todd Phelps | Sr. | 145 | 143¾ | Tim Phillips | Fr. |
| 131¾ | Ki Fanning | Jr. | 152 | 151 | Doug Liess | Sr. |
| 159 | Trent Spady | Soph. | 160 | 150 | Randy Burke | Sr. |
| 170 | Guy Gilsdorf | Soph. | 171 | 169 | Darren Mues | Sr. |
| 166 | Doug Hartman | Jr. | 189 | 180 | Shawn Allen | Sr. |
| 197 | Craig Elder | Jr. | HWT | 206 | Shannon Braaten | Sr. |

Head Coach Lynn Rinehart
Assistant Coach Gary Patch

Head Coach: Dennis Wahlmeier
Assistant Coach: Kirk Tenbensel

118 c 2 Kunning

149½ Jay

124½ Eric

IMPERIAL vs. REPUBLICAN VALLEY
WRESTLING DUAL

PROBABLE MATCH-UPS

| IMPERIAL | | | | REPUBLICAN VALLEY | | |
|---|---|---|---|---|---|---|
| Kevin Wiess | Fr. | 7-11 | 103 | Jason Boner | Fr. | 18-8 |
| Jovic Gould | Fr. | 6-14 | 112 | Donny Lepper | Fr. | 13-10 |
| C.J. Kuenning | Fr. | 2-9 | 119 | Jeff Uhrmacher | Soph. | 9-11 |
| Eric Leibhart | Fr. | 6-14 | 125 | Marlin Masoner | Sr. | 6-12 |
| OPEN | | | 130 | Tom Hanson | Jr. | 1-16 |
| Steve Silvester | Sr. | 16-1 | 135 | Kelly Vallado | Jr. | 7-9 |
| Courtney Schrotberger | Soph. | 10-14 | 140 | David Wood | Sr. | 21-3 |
| Todd Phelps | Sr. | 15-3 | 145 | Tom Marsh | Sr. | 16-11 |
| Ki Fanning | Jr. | 16-3 | 152 | OPEN | | |
| Trent Spady | Soph. | 16-7 | 160 | OPEN | | |
| Guy Gilsdorf | Soph. | 17-5 | 171 | OPEN | | |
| Doug Hartman | Jr. | 18-7 | 189 | Mike Newberry | Sr. | 12-12-1 |
| OPEN | | | HWT. | Jack Thayer | Jr. | 19-5 |

WELCOME TO PARENTS NIGHT 1989-1990 SEASON!!!

IMPERIAL vs CAMBRIDGE WRESTLING DUAL

THURSDAY, DECEMBER 7, 1989

Probable Match-Ups

| IMPERIAL | | weight class | CAMBRIDGE | |
|---|---|---|---|---|
| Kevin Weiss | Fr. | 103 | Open | |
| Jovic Gould | Fr. | 112 | Nick Hanna | Fr. |
| Ben McNair | Fr. | 119 | Kurt Knutson | Fr. |
| Kory Myers | Fr. | 125 | Joe Benson | Soph. |
| Eric Leibhart | Fr. | 130 | Kevin Banzhaf | Soph. |
| Courtny Schrotberger | Soph. | 135 | Chris Cornett | Fr. |
| Open | | 140 | Dallas Mues | Soph. |
| Todd Phelps | Sr. | 145 | Tim Phillips | Fr. |
| Ki Fanning | Jr. | 152 | Doug Liess | Sr. |
| Trent Spady | Soph. | 160 | Randy Burke | Sr. |
| Guy Gilsdorf | Soph. | 171 | Darren Mues | Sr. |
| Doug Hartman | Jr. | 189 | Shawn Allen | Sr. |
| Craig Elder | Jr. | HWT | Shannon Braaten | Sr. |

Head Coach Lynn Rinehart
Assistant Coach Gary Patch

Head Coach: Dennis Wahlmeier
Assistant Coach: Kirk Tenbensel

1988-89

# DISTRICT WRESTLING ENTRY

**Due January 30**

Mail one copy to your district director and one copy to the NSAA, P. O. Box 5463, Lincoln, NE 68505.

No additional entry is required for the state tournament.

Substitutions may be made until the deadline established by the district tournament director.

Type name in full. Only one entry allowed in each class.

| Weight | Name | | Grade | Season Record | | |
|---|---|---|---|---|---|---|
| | First | Last | | Wins | Losses | Draws |
| 103 lbs. | Will | Osborn | 9 | 7 | 4 | |
| 112 lbs. | Robbie | Browning | 9 | 2 | 11 | |
| 119 lbs. | Chris | Barger | 12 | 2 | 5 | |
| 125 lbs. | Steve | Silvester | 11 | 7 | 2 | |
| 130 lbs. | Kelly | Berry | 9 | 0 | 4 | |
| 135 lbs. | Jay | Phelps | 9 | 15 | 5 | |
| 140 lbs. | Ki | Fanning | 10 | 13 | 7 | |
| 145 lbs. | Todd | Phelps | 11 | 17 | 1 | |
| 152 lbs. | Jason | McNair | 12 | 11 | 1 | 1 |
| 160 lbs. | John | Pankonin | 12 | 19 | 1 | |
| 171 lbs. | Joedy | Friemel | 12 | 18 | 1 | |
| 189 lbs. | Doug | Hartman | 10 | 6 | 14 | |
| 275 lbs. | Tim | Dillahay | 10 | 6 | 13 | |

I certify the above boys are eligible according to the rules of the NSAA.

Superintendent or Principal

Imperial-Chase County
School

Lynn Rinehart
Wrestling Coach

B-4
Class and Dist

(Cut along this line)


1988-89

DISTRICT WRESTLING ENTRY

Due January 30

Mail one copy to your district director and one copy to the NSAA, P. O. Box 5463, Lincoln, NE 68505.

No additional entry is required for the state tournament.

Substitutions may be made until the deadline established by the district tournament director.

Type name in full. Only one entry allowed in each class.


| Weight | Name | | Grade | Season Record | | |
|---|---|---|---|---|---|---|
| | First | Last | | Wins | Losses | Draws |
| 103 lbs. | Will | Osborn | 9 | 7 | 4 | |
| 112 lbs. | Robbie | Browning | 9 | 2 | 11 | |
| 119 lbs. | Chris | Barger | 12 | 2 | 5 | |
| 125 lbs. | Steve | Silvester | 11 | 7 | 2 | |
| 130 lbs. | Kelly | Berry | 9 | 0 | 4 | |
| 135 lbs. | Jay | Phelps | 9 | 15 | 5 | |
| 140 lbs. | Ki | Fanning | 10 | 13 | 7 | |
| 145 lbs. | Todd | Phelps | 11 | 17 | 1 | |
| 152 lbs. | Jason | McNair | 12 | 11 | 1 | 1 |
| 160 lbs. | John | Pankonin | 12 | 19 | 1 | |
| 171 lbs. | Joedy | Friemel | 12 | 18 | 1 | |
| 189 lbs. | Doug | Hartman | 10 | 6 | 14 | |
| 275 lbs. | Tim | Dillahay | 10 | 6 | 13 | |


I certify the above boys are eligible according to the rules of the NSAA.

Superintendent or Principal

Imperial-Chase County
School

Lynn Rinehart
Wrestling Coach

B-4
Class and District Number

ATTENTION: WRESTLING COACHES
If you have records fitting any of these categories, send them to Coach Denson.

# Nebraska High School Wrestling Records

Records are courtesy of the Nebraska Scholastic Wrestling Coaches Association. They are maintained by Coach Doug Denson, Omaha St. Joseph High School.

Individual Records
Tournament Titles
All Class--37, Jason Dethlefs, Bennington, 1987
Class A--30, Duane Martin, Omaha North, 1986
Class B--37, Jason Dethlefs, Bennington, 1987
Class C--33, Brian Hagan, Gibbon, 1986
Class D--30, Dirk Porath, Mullen, 1987
Most Nearfalls - Season
All Class--129, Terry Fisher, Albion, 1988
Class A--69, Brett MacKay, Hastings, 1988
Class B--129, Terry Fisher, Albion, 1988
Class C--78, David Davis, Centennial, 1986
Class D--92, Bob Wilkerson, Clay Center, 1988
Most Pins, One Season
All Class--34, Jason Dethlefs, Bennington, 1987
Class A--28, Duaine Martin, Omaha North, 1986
Class B--34, Jason Dethlefs, Bennington, 1987
Class C--27, Larry Warner, Bennington, 1972
Thad Allen, Holy Name, 1986
Class D--33, Jeff Sturek, Pope John, 1986
Most Pins, Career
All Class--103, Jason Dethlefs, Bennington, 1987
Class A--76, Duaine Martin, Omaha North, 1986
Class B--103, Jason Dethlefs, Bennington, 1987
Class C--93, Thad Allen, Holy Name, 1987
Class D--91, Cory Horalek, Humboldt, 1986
Most Pins, State Tournament
All Class--13, Duaine Martin, Omaha North, 1986
Class A--13, Jason Dethlefs, Bennington, 1987
Duaine Martin, Omaha North, 1986
Class B--13, Jason Dethlefs, Bennington, 1987
Class C--9, Thad Allen, Holy Name, 1987
Class D--10, Jeff Stone, Harvard, 1985
Consecutive Pins
All Class--28, Thad Allen, Holy Name, 1987
Class A--13, Jim Herron, Hastings, 1985
Class B--25, Brian Hagan, Gibbon, 1986
Russ Davis, Broken Bow, 1987
Class C--28, Thad Allen, Holy Name, 1987
Class D--25, Alan Nitchie, Sargent, 1988
Most Wins, Season
All Class--39, Jason Dethlefs, Bennington, 1986
Class A--37, Duaine Martin, Omaha North, 1985
Tony DeGeorge, Omaha Gross, 1987
Class B--39, Jason Dethlefs, Bennington, 1986
Class C--36, Pete Webster, Gibbon, 1988
Class D--37, Aaron Glause, Palmer, 1986
Most Wins, Career
All Class--138, Jason Dethlefs, Bennington, 1987
Class A--130, Duaine Martin, Omaha North, 1986
Class B--138, Jason Dethlefs, Bennington, 1987
Class C--127, Aaron Vandegrift, Rep.Valley, 1987
Class D--129, Shane Strobel, Clarks, 1987
Consecutive Wins
All Class--136, Jason Dethlefs, Bennington, 1987
Class A--72, Duaine Martin, Omaha North, 1986
Class B--125, Jason Dethlefs, Bennington, 1987
Class C--95, Brian Hagan, Gibbon, 1986
Class D--88, Dirk Porath, Mullen, 1987
Most Takedowns, Season
All Class--156, Ross Sheppy, Elkhorn, 1985
Class A--139, Charlie Sherertz, Columbus, 1984
Class B--156, Ross Sheppy, Elkhorn, 1985
Class C--101, Tony Anderson, Atkinson WH, 1988
Class D--127, Nathan Glause, Palmer, 1988
Most Takedowns, Career
All Class--284, David Davis, Centennial,1988
Class A--276, Charlie Sherertz, Columbus, 1984
Class B--228, John Mejia, Gering, 1983
Class C--284, David Davis, Centennial, 1988
Class D--239, Ken Ksiazek, Clarks, 1988

Team Records
Individual State Champions Produced
All Class--121, Omaha South
Class A--121, Omaha South
Class B--29, Cozad
Class C--16, Gibbon
Class D--24, Mullen
Three-Time State Champions Produced
All Class--7, Omaha Central
Class A--7, Omaha Central
Class B--2, Cozad; Boys Town
Class C--1, Gibbon; Bennington,Holy Name
Class D--3, Clarks
Consecutive Dual Wins
All Class--92, Gering
Class A--96, Gering, 1983
Class B--96, Gering
Class C--79, Republican Valley, 1986
Class D--33, Harrison, 1976; Harvard, 1984
Team Pins, One Season
All Class--199, Harvard, 1985
Class A--155, Bellevue West
Class B--146, Falls City, 1987
Class C--175, Gibbon, 1985
Class D--199, Harvard, 1985
Consecutive Tournament Championships
All Class--15, Tekamah-Herman
Class A--8, Gering
Class B--15, Tekamah-Herman
Class C-15, Tekamah-Herman
Class D--12, Harrison
Most Points Scored in State Tournament
All Class--171 1/2, Alliance, 1985
Class A--151.5, Alliance, 1986
Class B--171 1/2, Alliance, 1985
Class C-129.5, Centennial, 1988
Class D--159, Clay Center, 1987
Most State Team Titles
All Class--19, Omaha South
Class A--19, Omaha South
Class B--5, Cozad; Gering
Class C--3, Tekamah-Herman
Class D--4, Mullen
Most State Meet Placewinners, One Year
All Class--9, Alliance, 1986
Class A--9, Alliance, 1986
Class B--9, Alliance, 1985
Class C--7, Rep.Valley,1983;Tekamah-Herman,1985
Class D--8, Clay Center, 1987
Most Pins in State Tournament, One Year
All Class--16, Clay Center,1987
Class A--10,Hastings, 1988
Class B--10, Gering, 1985
Class C--13, Centennial, 1988
Class D--16, Clay Center, 1987
Most Pins in District Tournament, One Year
All Class--21, Centennial, 1988
Class A--17, Fremont, 1986
Class B--19, Albion, 1985; Alliance, 1985
Class C--21, Centennial, 1988
Class D--19, Clay Center, 1987
Most State Champions, One Year
All Class--4, Omaha North, 1985;Chadron, 1978
Class A--4, Omaha North, 1985
Class B--4, Chadron, 1978
Class C--3, Franklin,1979; Tri County,1982;
Oakland-Craig,1973
Class D--3, Crawford, 1985; Clarks, 1987
Mullen, 1970-71-79

LCHS _____ vs FINAL Season TOTALS
1987-88

| Name | Takedown TD | Take Down Lost TDL | Reverse Won RW | Reverse Lost RL | Escape Won EW | Escape Lost EL | Near Fall Won NFW | Near Fall Lost NFL | Decision Won DW | Decision Lost DL | Pin P | Pin Lost PL | Draw | Team Points | Total Pts | |
|---|---|---|---|---|---|---|---|---|---|---|---|---|---|---|---|---|
| Jeremy Brewer | 3 | 25 | 2 | 3 | 6 | 7 | - | 33 | - | 6 | 2 | 6 | - | - | 26 | 2-13 |
| Chris Barger | 2 | 4 | 5 | 4 | - | 1 | 2 | 2 | - | 1 | - | 3 | - | - | 10 | 0-4 |
| Kelly Rowley | 8 | 18 | 9 | 3 | 2 | 4 | 5 | 10 | 2 | 1 | 4 | 2 | 1 | - | 32 | 6-8-1 |
| Pat Beran | 20 | 33 | 16 | 22 | 13 | 15 | 17 | 25 | 9 | 7 | - | 8 | - | - | 45½ | 9-15 |
| Steve Silvester | 25 | 15 | 11 | 2 | 15 | 19 | 19 | 8 | 7 | 2 | 15 | - | - | - | 158 | 22-2 |
| Ki Fanning | 9 | 12 | 4 | 6 | 3 | 4 | 3 | 10 | - | 2 | 4 | 2 | - | - | 24 | 4-4 |
| Todd Phelps | 45 | 21 | 10 | 9 | 10 | 23 | 15 | 6 | 8 | 6 | 9 | 5 | - | - | 102 | 17-11 |
| Tony Weiss | 5 | 8 | 3 | 5 | 1 | 1 | 5 | 2 | 1 | 1 | 3 | 4 | - | - | 17 | 4-5 |
| Jason McNair | 46 | 19 | 12 | 16 | 23 | 16 | 27 | 7 | 7 | 7 | 13 | 1 | - | - | 144 | 21-8 |
| Tab Wood | - | 1 | - | - | - | - | - | - | - | - | - | 1 | - | - | - | 0-1 |
| Mike Yaw | 18 | 20 | 3 | 6 | 3 | 8 | 6 | 10 | 1 | 1 | 3 | 12 | - | - | 35 | 4-14 |
| John Pankonin | 21 | 12 | 13 | 6 | 9 | 12 | 10 | 3 | 4 | 6 | 2 | - | - | - | 67 | 11-6 |
| Joedy Friemel | 35 | 18 | 9 | 8 | 17 | 23 | 15 | 3 | 9 | 5 | 13 | - | - | - | 156½ | 22-5 |
| Josh Jaeger | 9 | 12 | 3 | 7 | 2 | 3 | 5 | 8 | 2 | 2 | 3 | 5 | - | - | 29 | 5-7 |
| Doug Hartman | 19 | 22 | - | 8 | 11 | 6 | 7 | 11 | 1 | 1 | 5 | 16 | - | - | 50 | 6-17 |
| | | | | | | | | | | | | | | | | |
| | | | | | | | | | | | | | | | | |
| | | | | | | | | | | | | | | | | |
| | | | | | | | | | | | | | | | | |
| | | | | | | | | | | | | | | | | |
| | | | | | | | | | | | | | | | | |
| | | | | | | | | | | | | | | | | |
| | | | | | | | | | | | | | | | | |
| TOTAL's | 265 | 240 | 100 | 110 | 120 | 142 | 136 | 148 | 51 | 53 | 81 | 70 | 1 | - | 926 | 133-125-1 |

52%

Comments:

## BRIDGEPORT

| WT. | NAME |
|---|---|
| 103 | Jacob Widhalm |
| 112 | Mike Weintz |
| 119 | Open |
| 125 | Jim Schneider |
| 130 | Jay Edens |
| 135 | Dan Sides |
| 140 | Riley Schneider |
| 145 | Tony Mitchell |
| 152 | Vernon Scarrow |
| 160 | Tim Schneider |
| 171 | Craig Campbell |
| 189 | Kevin Preiss |
| Hwt. | Justin Sterkel |

JUNIOR VARSITY

| | |
|---|---|
| 103 | Todd Eichthaler |
| Hwt. | Jeremy Gittlien |

COACHES: Mel Reeves
& Don Ruleaux

## GARDEN COUNTY

| WT. | NAME | GR. |
|---|---|---|
| 103 | Steve Westerbuhr | 9 |
| 112 | Open | |
| 119 | Bill Hunt | 11 |
| 125 | Open | |
| 130 | Rusty Kaps | 12 |
| 135 | Open | |
| 140 | Matt Riedel | 9 |
| 145 | Open | |
| 152 | Open | |
| 160 | Matt Klemke | 10 |
| 171 | Chris Acker | 12 |
| 189 | Brian Moffat | 12 |
| Hwt. | Monte Milanuk | 11 |

JUNIOR VARSITY

| | | |
|---|---|---|
| Hwt. | Clay Heath | 11 |

COACHES: Ron Klemke
& Doug Leopold

## CHASE COUNTY

| WT. | NAME |
|---|---|
| 103 | Jovic Gould Kevin Weiss |
| 112 | Open |
| 119 | Ben McNair |
| 125 | C.J. Kuenning |
| 130 | Kory Myers |
| 135 | Steve Silvester |
| 140 | Courtney Schrotberger |
| 145 | Todd Phelps |
| 152 | Ki Fanning |
| 160 | Trent Spady |
| 171 | Guy Gilsdorf will Patch |
| 189 | Doug Hartman |
| Hwt. | Craig Elder |

JUNIOR VARSITY

| | |
|---|---|
| 103 | Kevin Weiss |
| 130 | Eric Leibhart |
| 145 | Dave Ridlen |
| 152 | Jay Phelps |
| 160 | Will Patch |

COACH: Lynn Rinehart


Ryan Williams 5-2
KE
Williams (Ker)
Rex Brown 2-5
NP
Will Osborn 1-0
Osborn (Dmp)
Williams (Ker)
Mike Webb 3-0
Kim
Ybarra (Ger)
Pat Brown (1-0)
All
Bye
Brown (All)
Ybarra Ger
Tyson Buffinda
(Og)
Frank Ybarra 8-5
Ger
Ybarra (Ger)

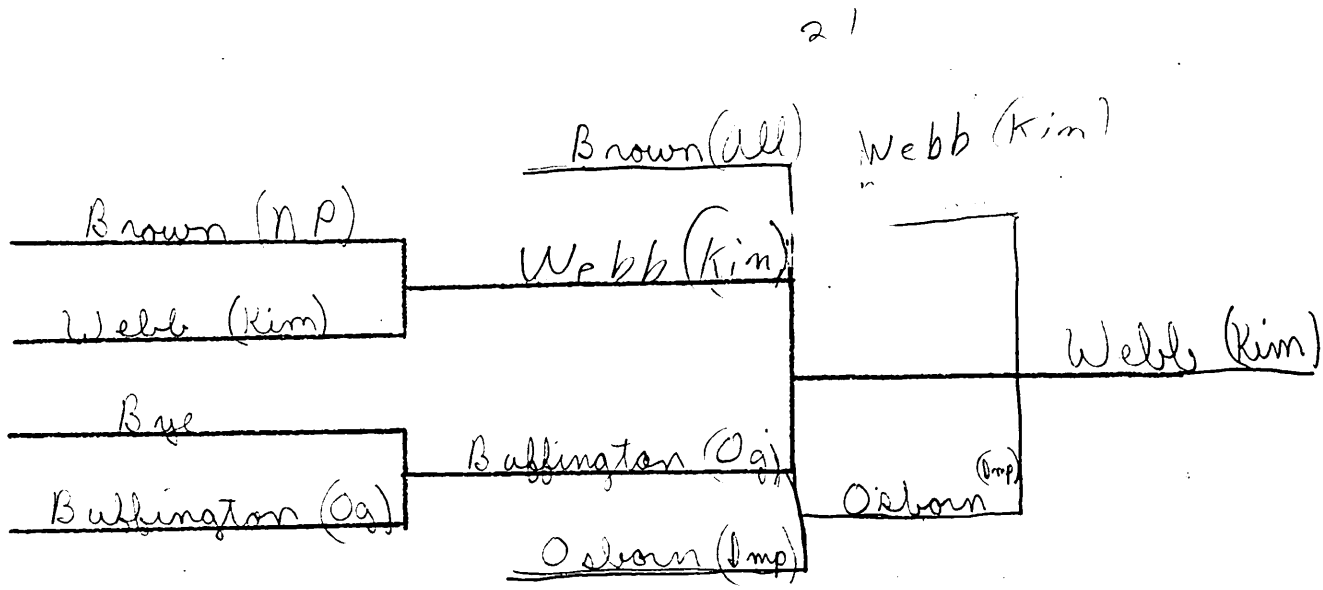
21
Brown (All)
Webb (Kim)
Brown (NP)
Webb (Kim)
Webb (Kim)
Webb (Kim)
Bye
Buffington (Og)
Osborn (Dmp)
Buffington (Og)
Osborn (Dmp)

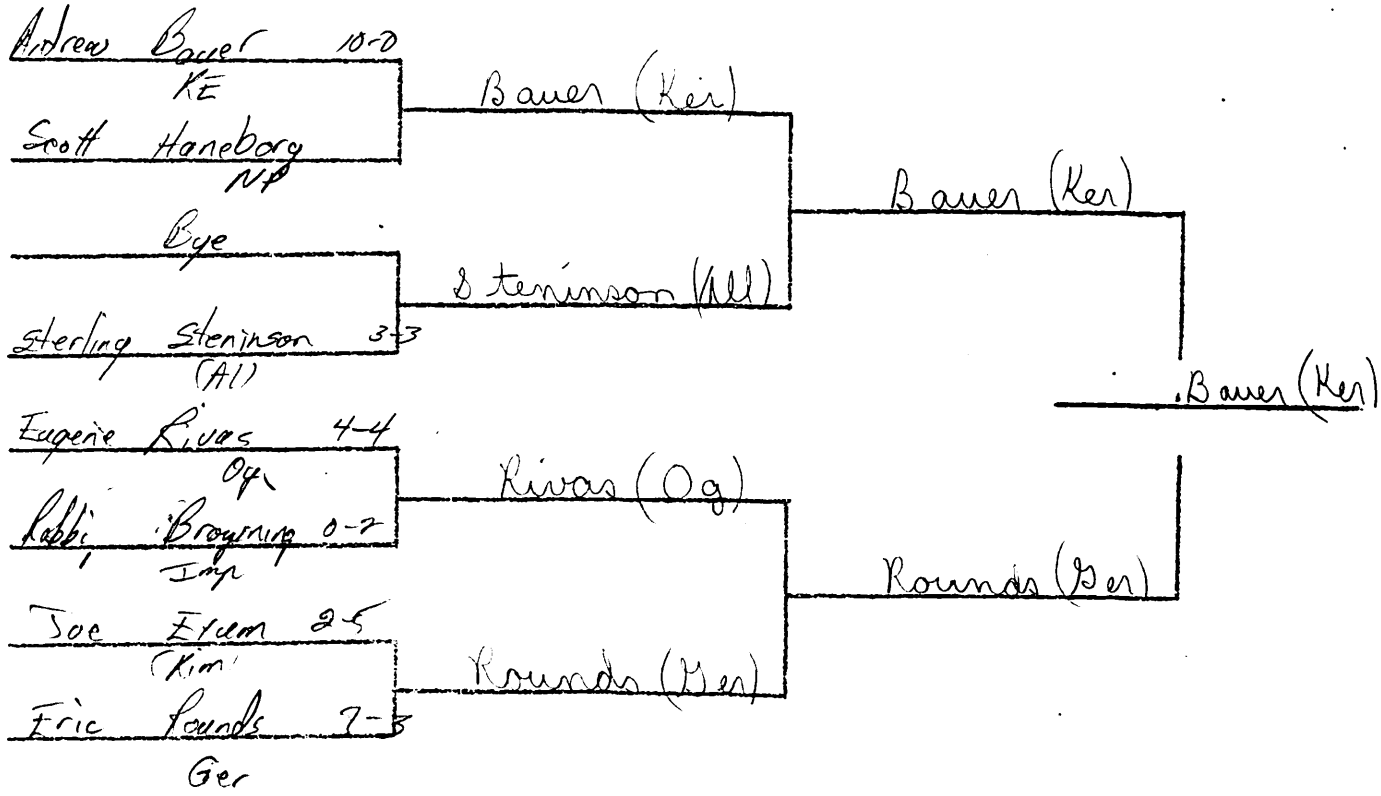
Andrew Bauer 10-0
KE
Scott Haneborg
NP
Bye
Sterling Steninson 3-3
(Al)
Eugene Rivas 4-4
Og
Robbi Browning 0-7
Imp
Joe Exum 2-5
(Kim)
Eric Rounds 7-3
Ger
Bauer (Ker)
Steninson (All)
Rivas (Og)
Rounds (Ger)
Bauer (Ker)
Bauer (Ker)

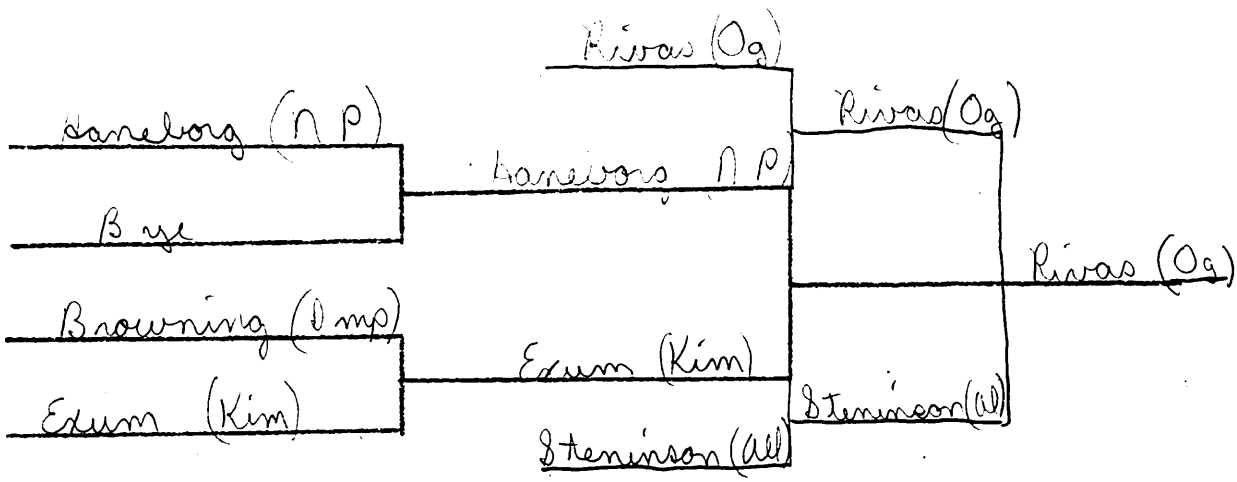
Rivas (Og)
Haneborg (NP)
Bye
Browning (Imp)
Exum (Kim)
Haneborg NP
Exum (Kim)
Steninson (All)
Rivas (Og)
Steninson (All)
Rivas (Og)

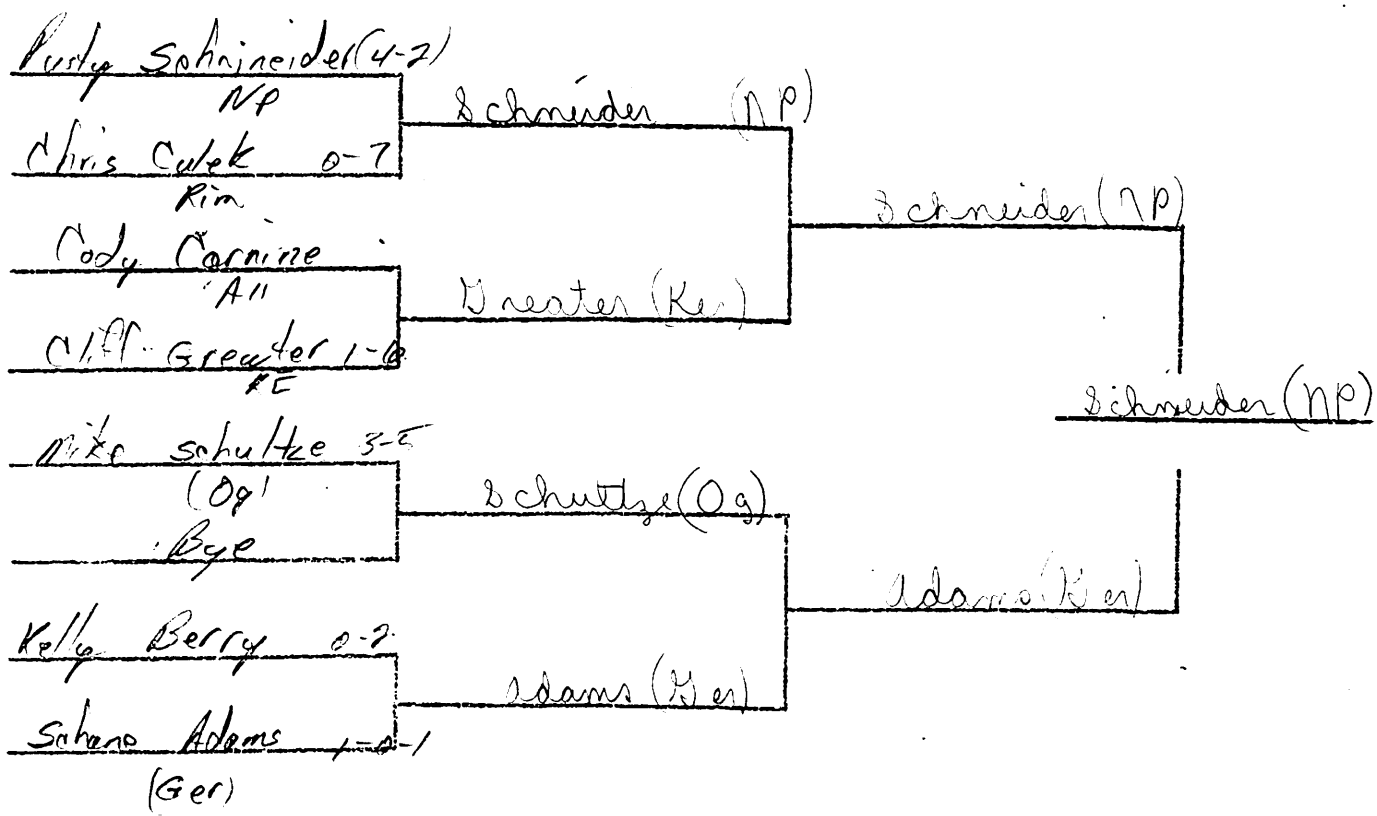
Rusty Schneider (4-2)
NP
Chris Culek 0-7
Rim
Cody Carmine
All
Cliff Greuter 1-0
KE
Schneider (NP)
Greuter (Ker)
Schneider (NP)
Schneider (NP)
Mike Schultze 3-5
(Og)
Bye
Schultze (Og)
Adams (Ker)
Kelly Berry 0-2
Sahara Adams 4-0-1
(Ger)
Adams (Ker)

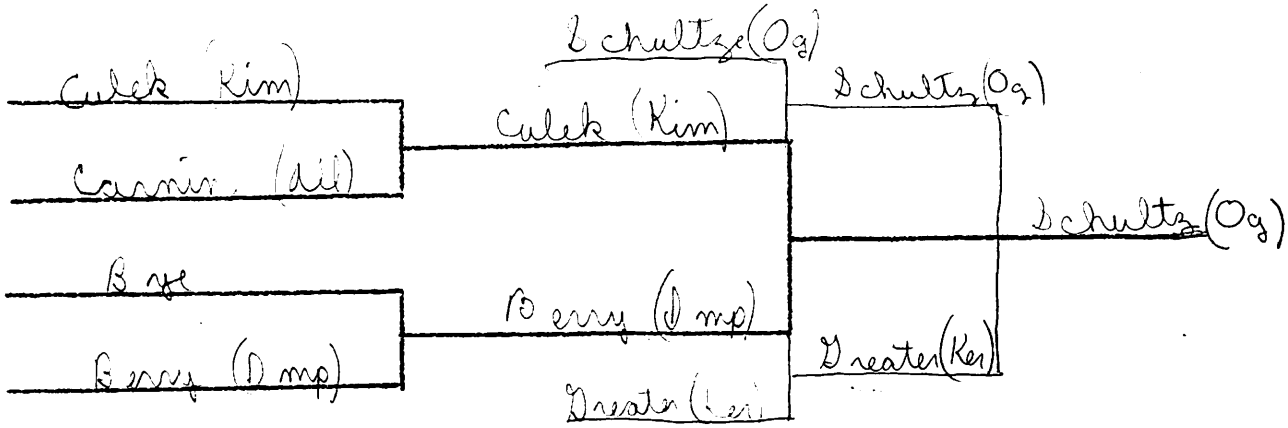
Schultze (Og)
Culek (Kim)
Carmine (All)
Culek (Kim)
Schultz (Og)
Schultz (Og)
Bye
Berry (Dmp)
Berry (Dmp)
Greuter (Ker)
Greuter (Ker)

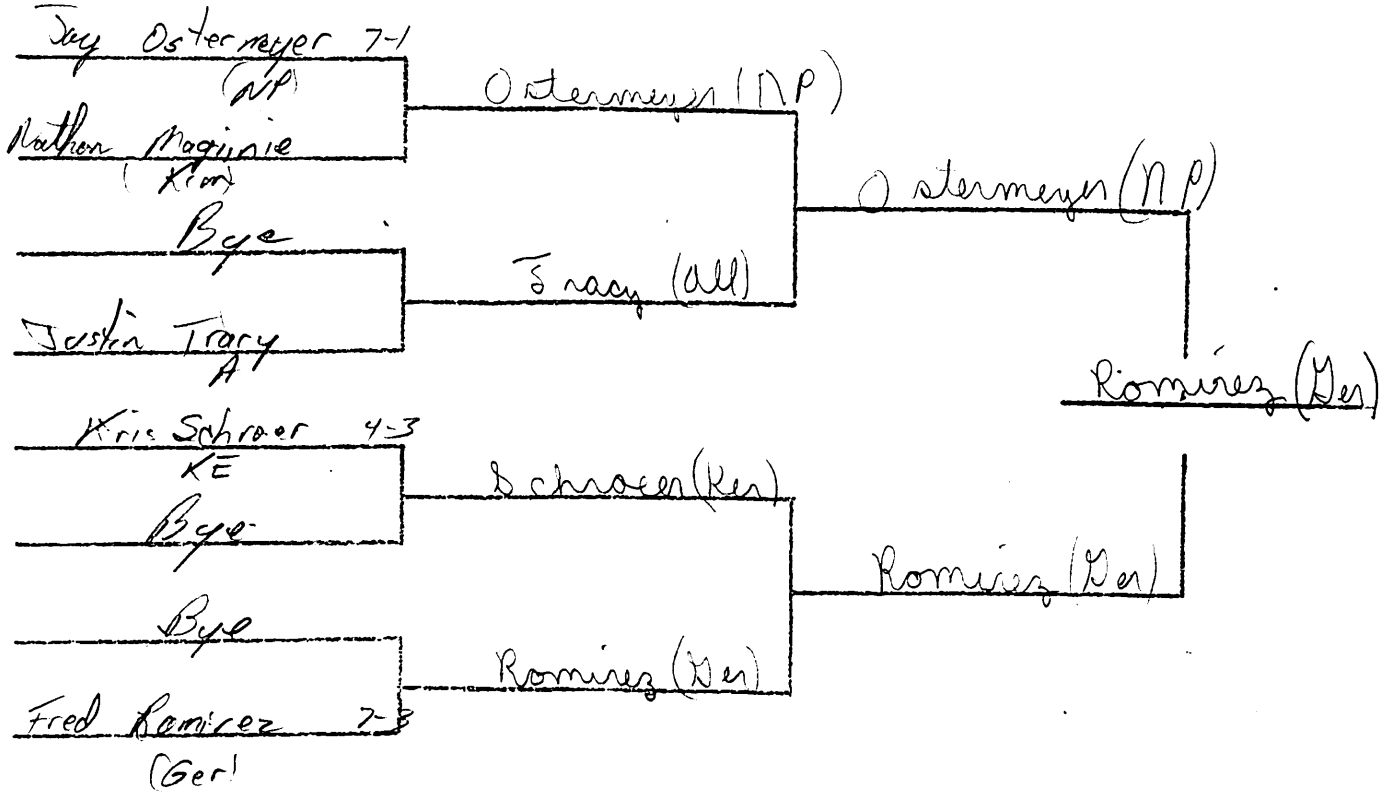
Jay Ostermeyer 7-1
(NP)
Nathan Maginie
(Kim)
Bye
Justin Tracy
A
Kris Schroer 4-3
KE
Bye
Bye
Fred Ramirez 7-3
(Ger)
Ostermeyer (NP)
Tracy (all)
Schroer (Ker)
Ramirez (Ger)
Ostermeyer (NP)
Ramirez (Ger)
Ramirez (Ger)

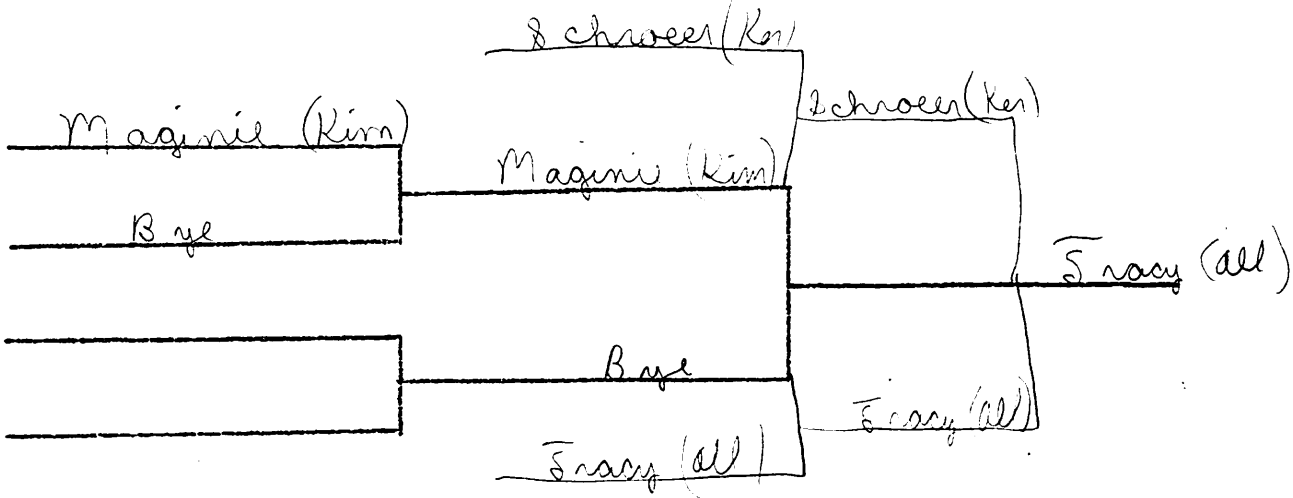
Schroer (Ker)
Maginie (Kim)
Bye
Bye
Tracy (all)
Schroer (Ker)
Maginie (Kim)
Bye
Tracy (all)
Tracy (all)

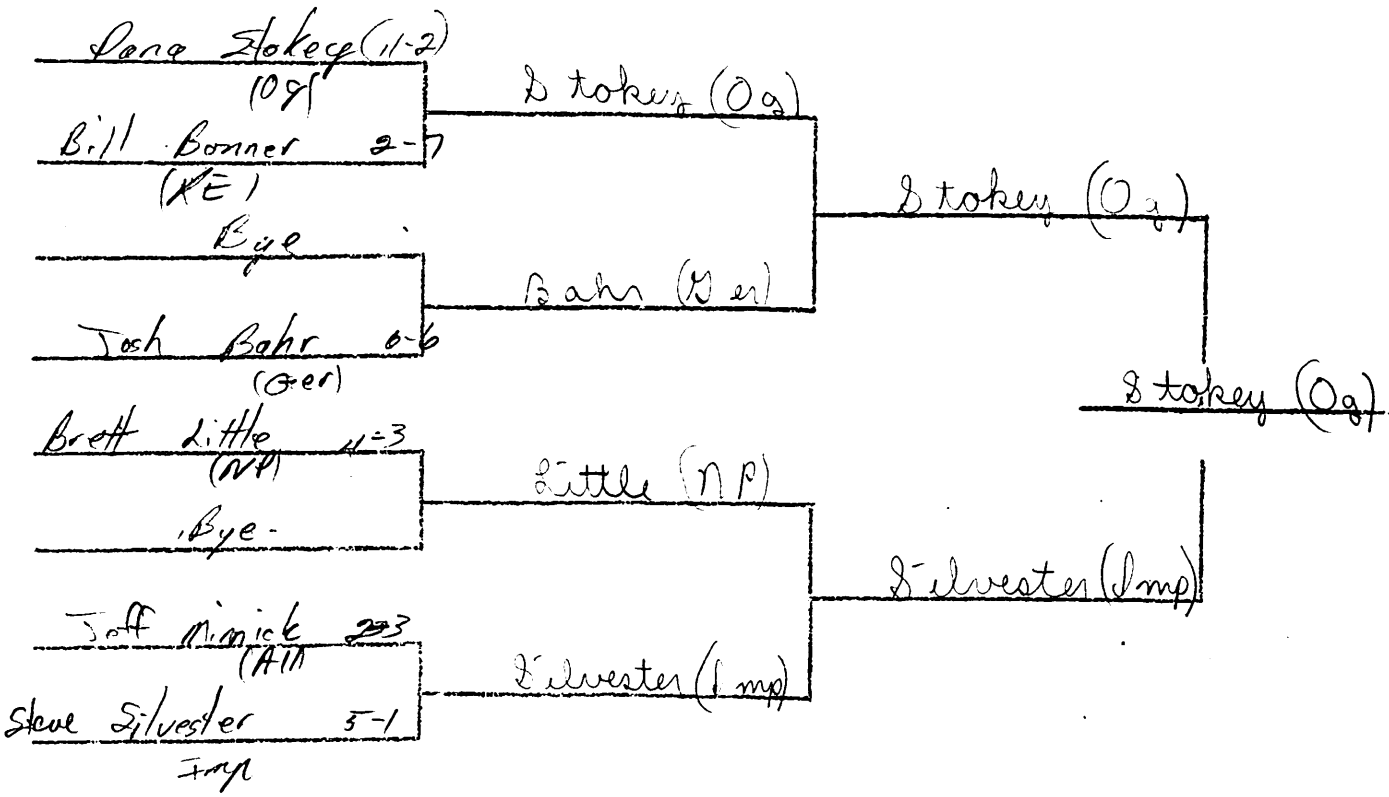
Dana Stokey (11-2)
10th
Bill Bonner 2-7
(KE)
Bye
Josh Bahr 6-6
(Ger)
Brett Little 4-3
(NP)
Bye
Jeff Minick 2-3
(All)
Steve Silvester 5-1
Imp
S Stokey (Og)
Bahr (Ger)
Little (NP)
Silvester (Imp)
S Stokey (Og)
S Stokey (Og)
Silvester (Imp)

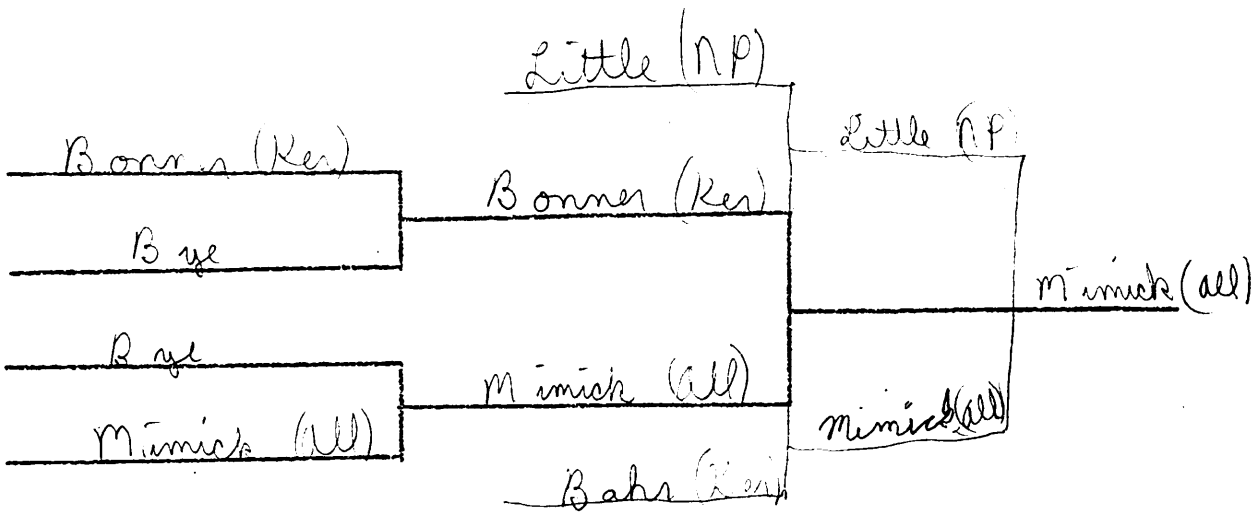
Little (NP)
Bonner (Ker)
Bye
Bye
Minick (All)
Little (NP)
Bonner (Ker)
Minick (All)
Bahr
Minick (all)
Minick (all)

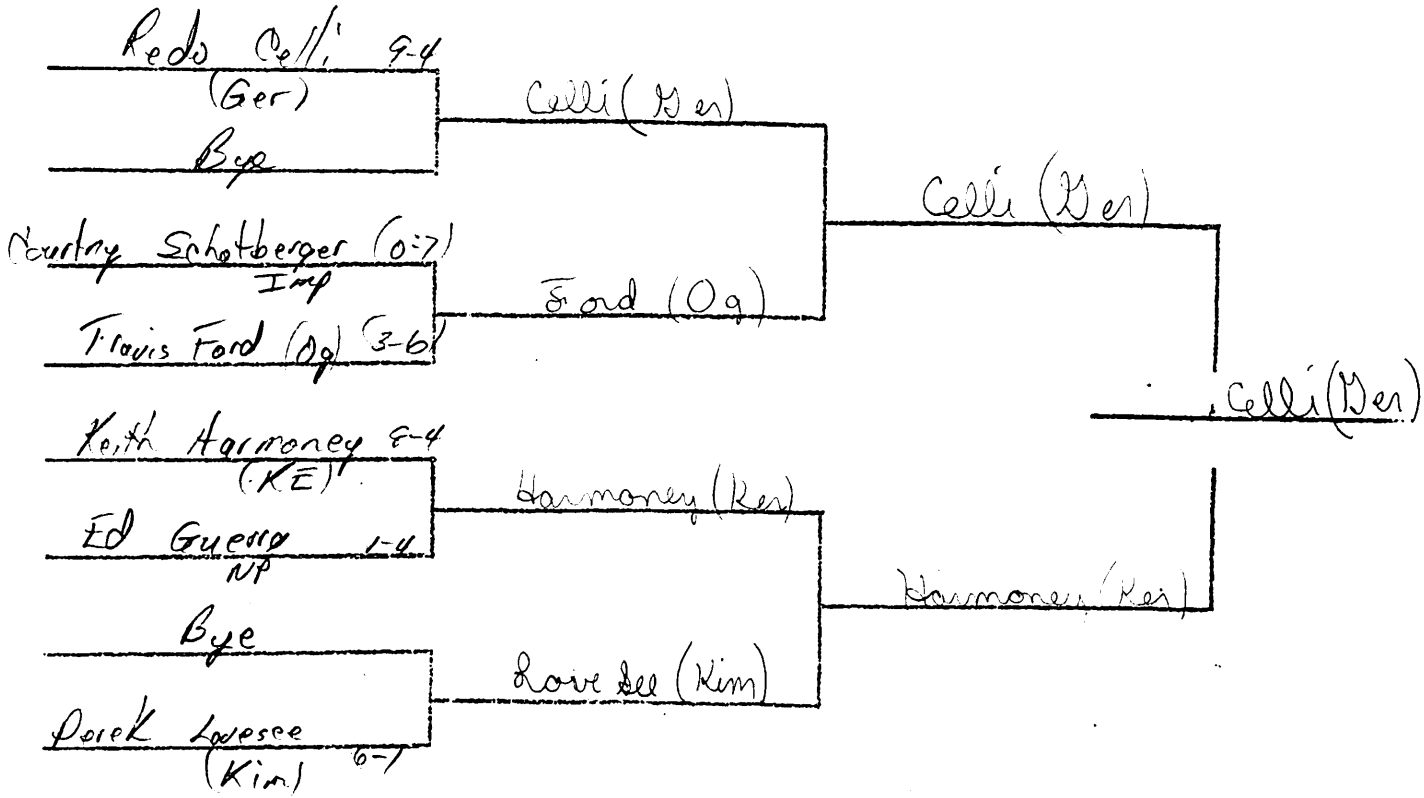
Redo Celli 9-4
(Ger)
Bye
Celli (Ger)
Courtny Schotberger (0-7)
Imp
Travis Ford (Og) 3-6
Ford (Og)
Celli (Ger)
Celli (Ger)
Keith Harmoney 6-4
(KE)
Ed Guerra 1-4
NP
Harmoney (Ker)
Harmoney (Ker)
Bye
Derek Lovesee
(Kim) 6-7
Love Lee (Kim)

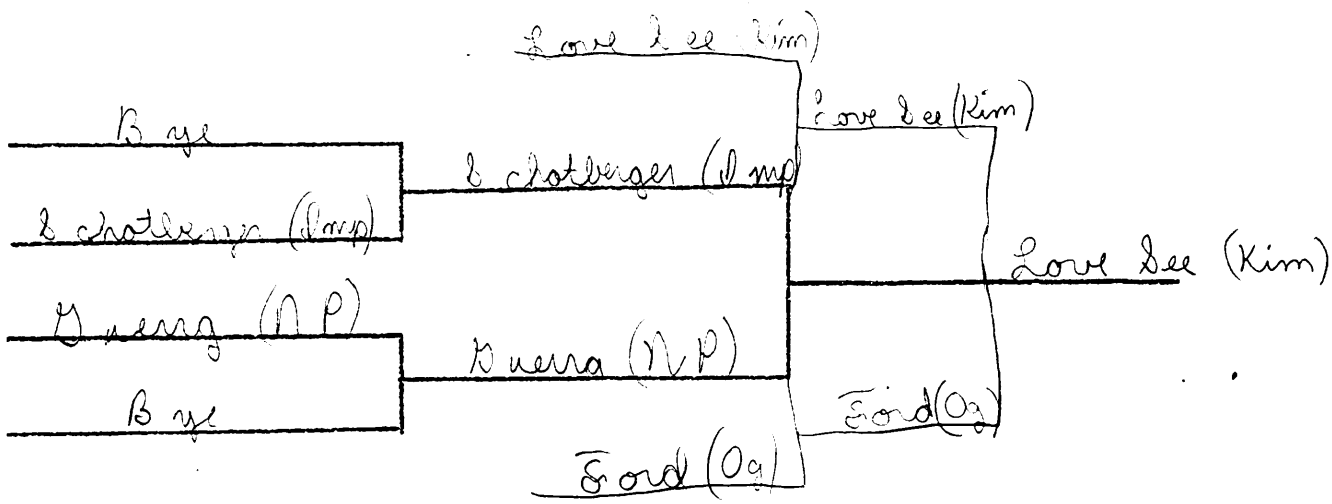
Love Lee (Kim)
Love Lee (Kim)
Bye
Schotberger (Imp)
Schotberger (Imp)
Love Lee (Kim)
Guerra (NP)
Guerra (NP)
Bye
Ford (Og)
Ford (Og)

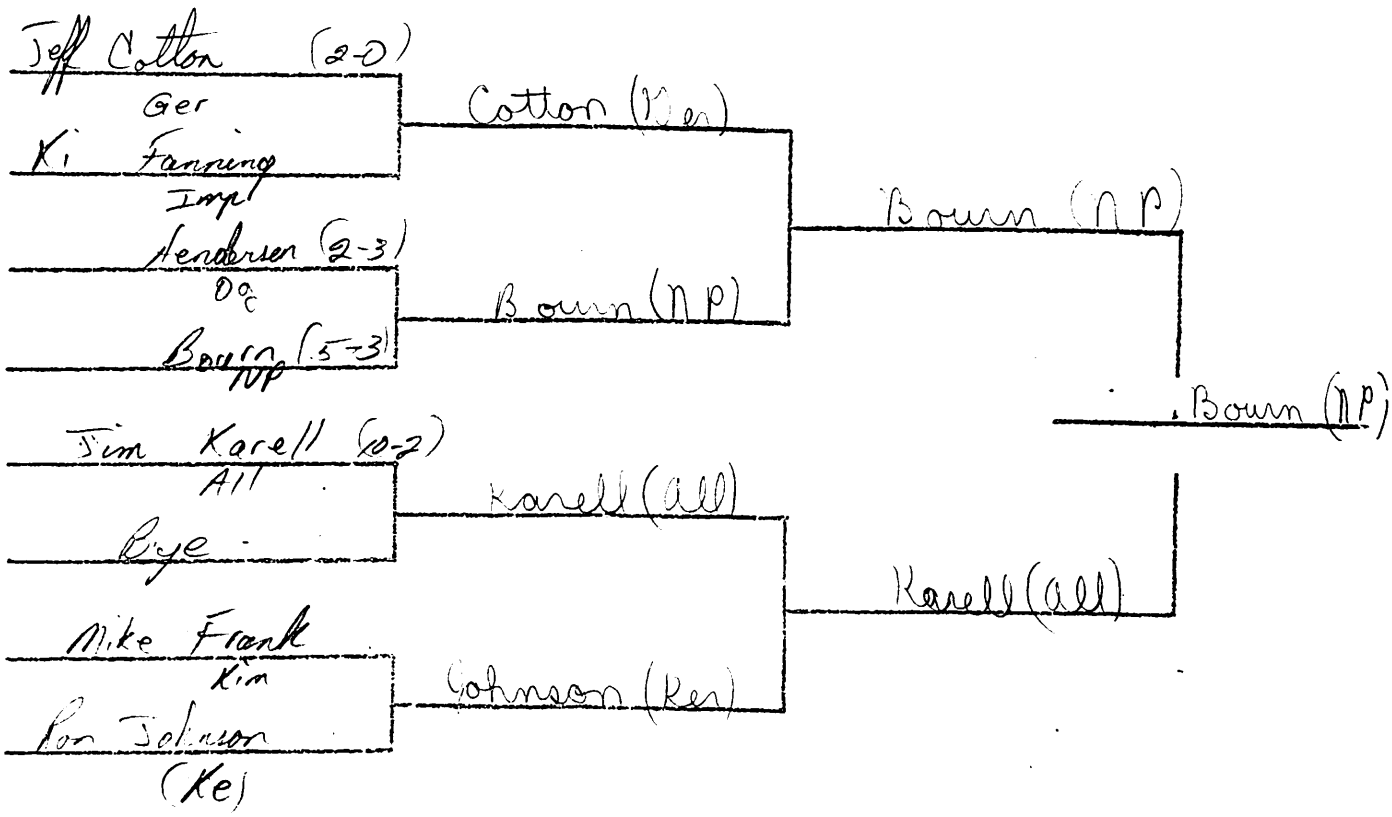
Jeff Cotton (2-0)
Ger
Ki Fanning
Imp
Henderson (2-3)
Og
Bourn (5-3)
NP
Cotton (Ken)
Bourn (NP)
Bourn (NP)
Tim Karell (0-2)
All
Rye
Mike Frank
Kim
Ron Johnson
(Ke)
Karell (all)
Johnson (Ken)
Karell (all)
Bourn (NP)

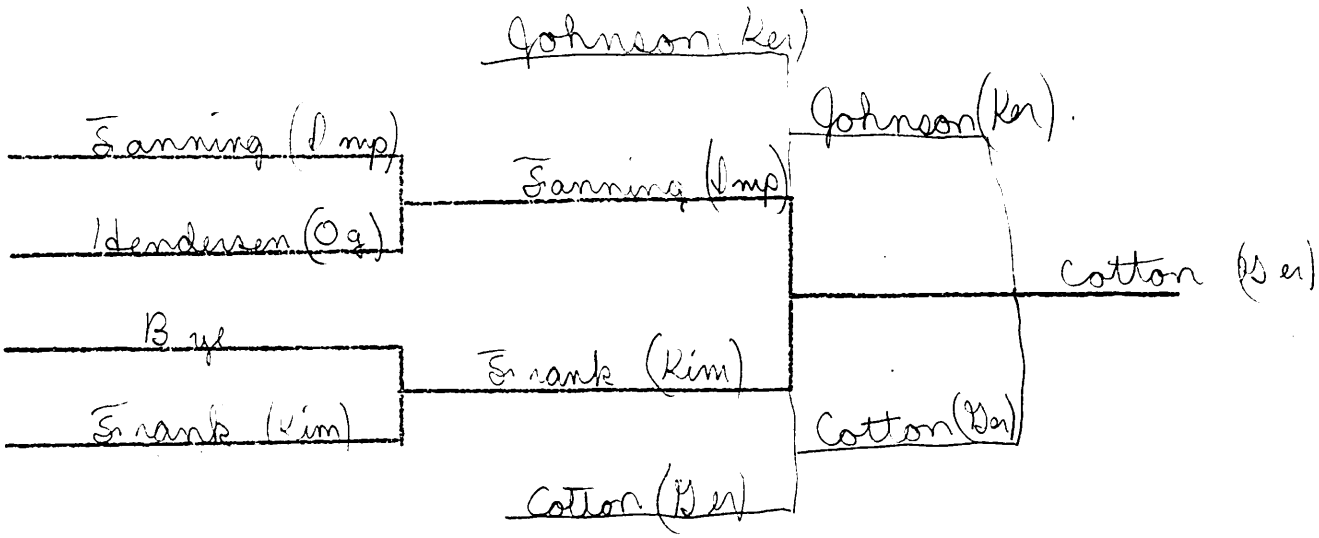
Johnson (Ken)
Fanning (Imp)
Henderson (Og)
Frank (Kim)
Frank (Kim)
Fanning (Imp)
Johnson (Ken)
Cotton (Ken)
Cotton (Ken)
Cotton (Ken)

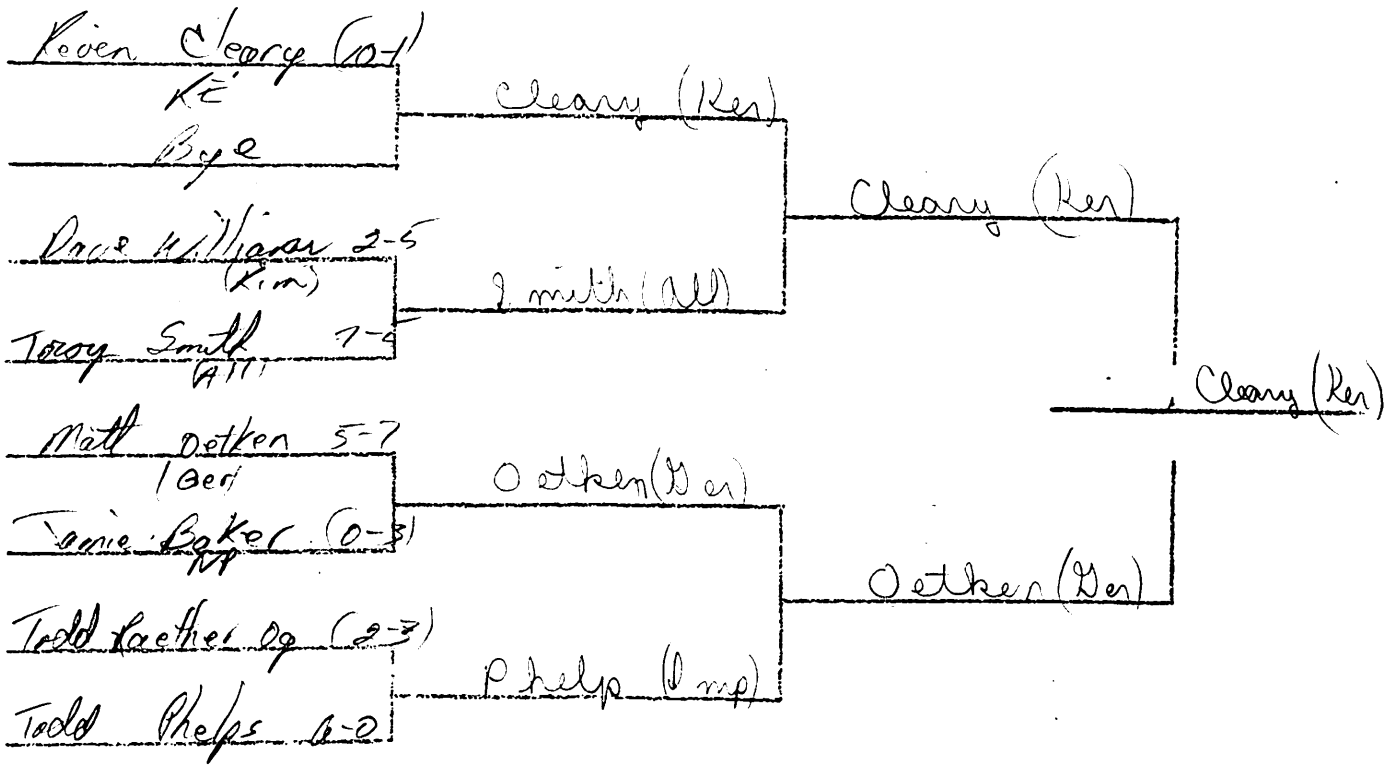
Keven Cleary (0-1)
KE
Bye
Cleary (Ker)
Cleary (Ker)
Dave Williams 2-5
(Kim)
Smith (All)
Tracy Smith 7-5
(All)
Cleary (Ker)
Matt Oetken 5-7
(Oet)
Oetken (Oet)
Jamie Baker (0-3)
NP
Oetken (Oet)
Todd Raether Og (2-3)
Phelps (Pmp)
Todd Phelps 6-2

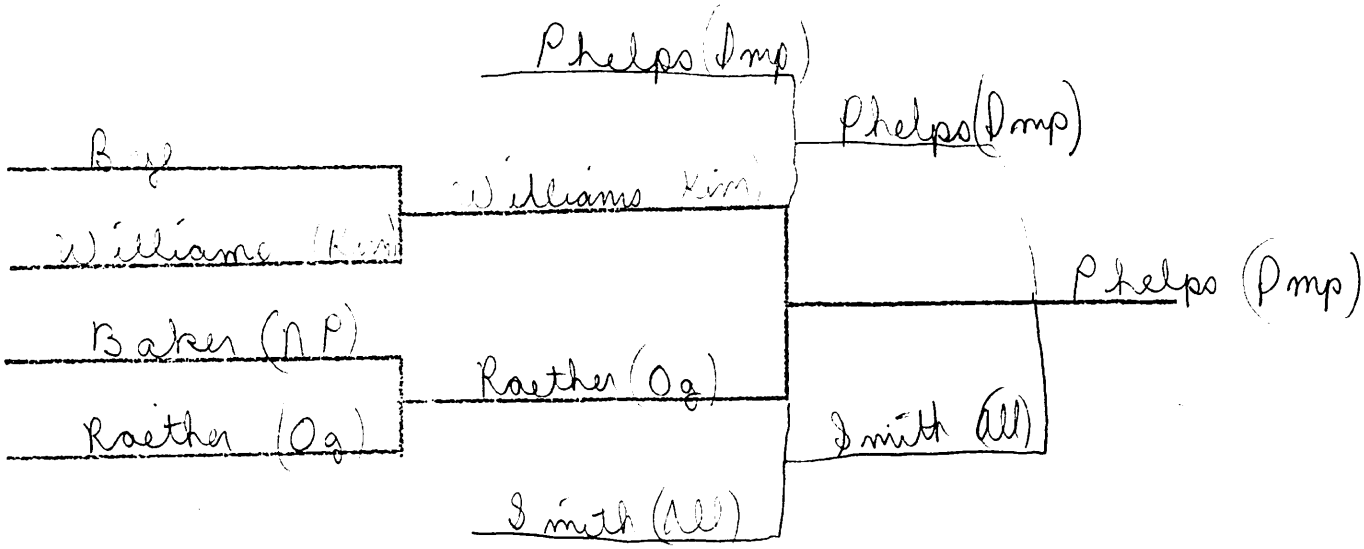
Phelps (Pmp)
Phelps (Pmp)
Bye
Williams (Kim)
Williams (Kim)
Phelps (Pmp)
Baker (NP)
Raether (Og)
Raether (Og)
Smith (All)
Smith (All)

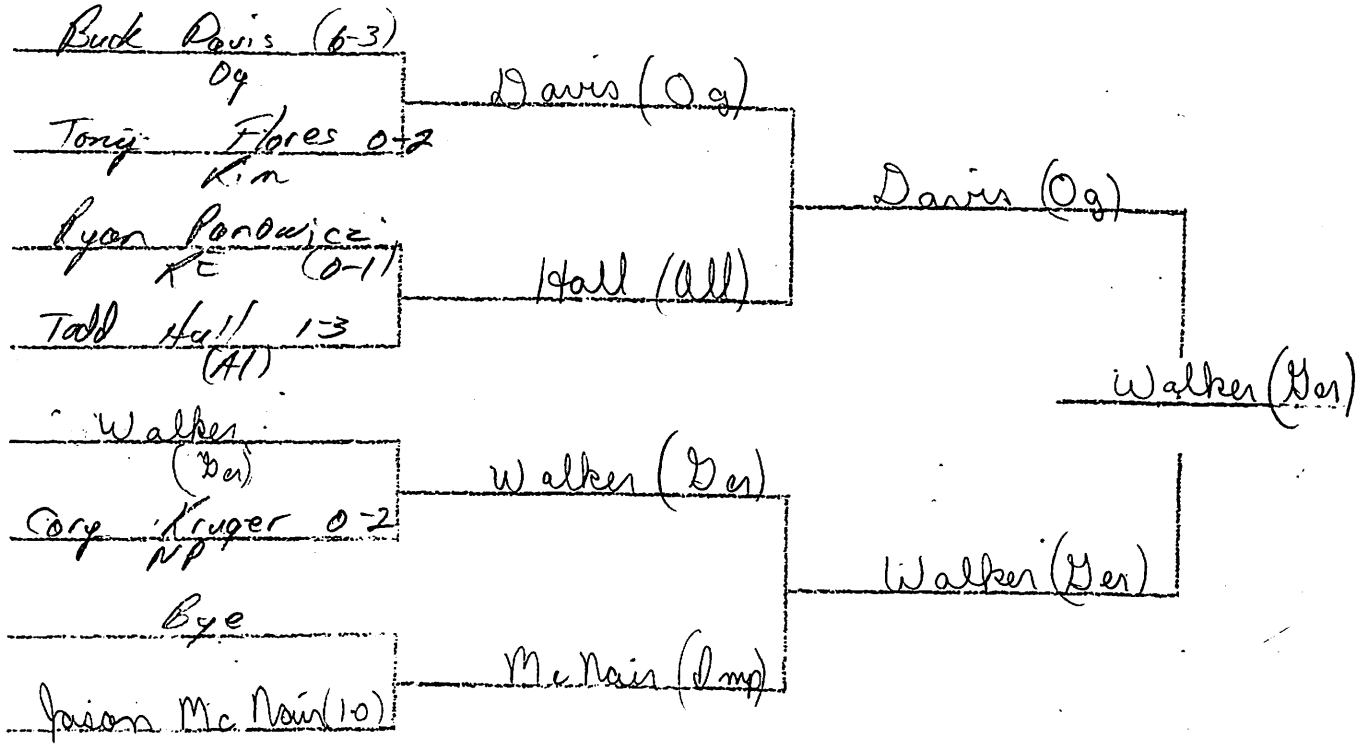
Buck Davis (6-3)
Og
Tony Flores 0-2
K.in
Ryan Panowicz
TE (0-1)
Todd Hall 1-3
(All)
Walker
(Der)
Cory Kruger 0-2
NP
Bye
Jason Mc Nair (10)
Davis (Og)
Hall (All)
Walker (Der)
Mc Nair (Dmp)
Davis (Og)
Walker (Der)
Walker (Der)

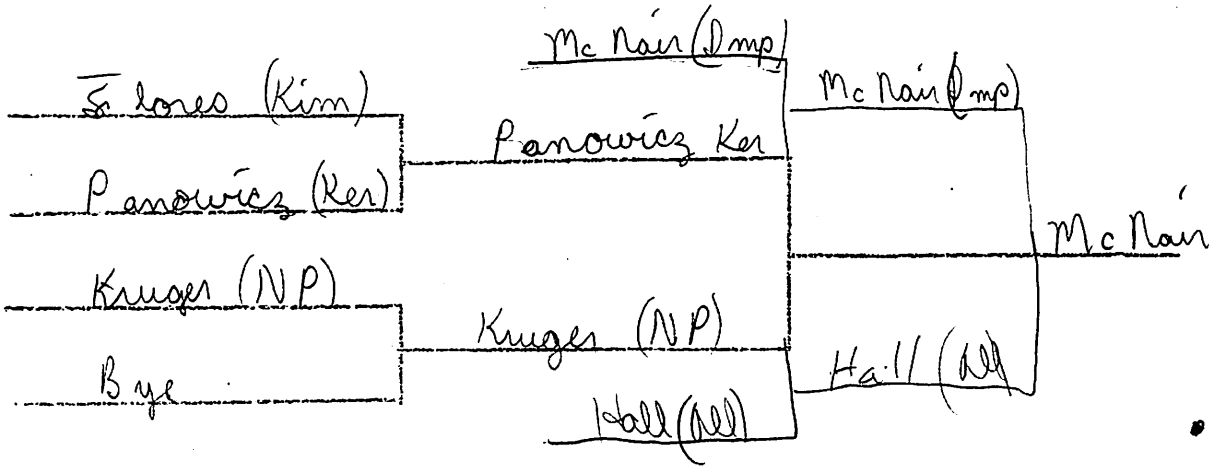
Mc Nair (Dmp)
Flores (Kim)
Panowicz (Ker)
Kruger (NP)
Bye
Panowicz Ker
Kruger (NP)
Hall (All)
Mc Nair (Dmp)
Hall (All)
Mc Nair

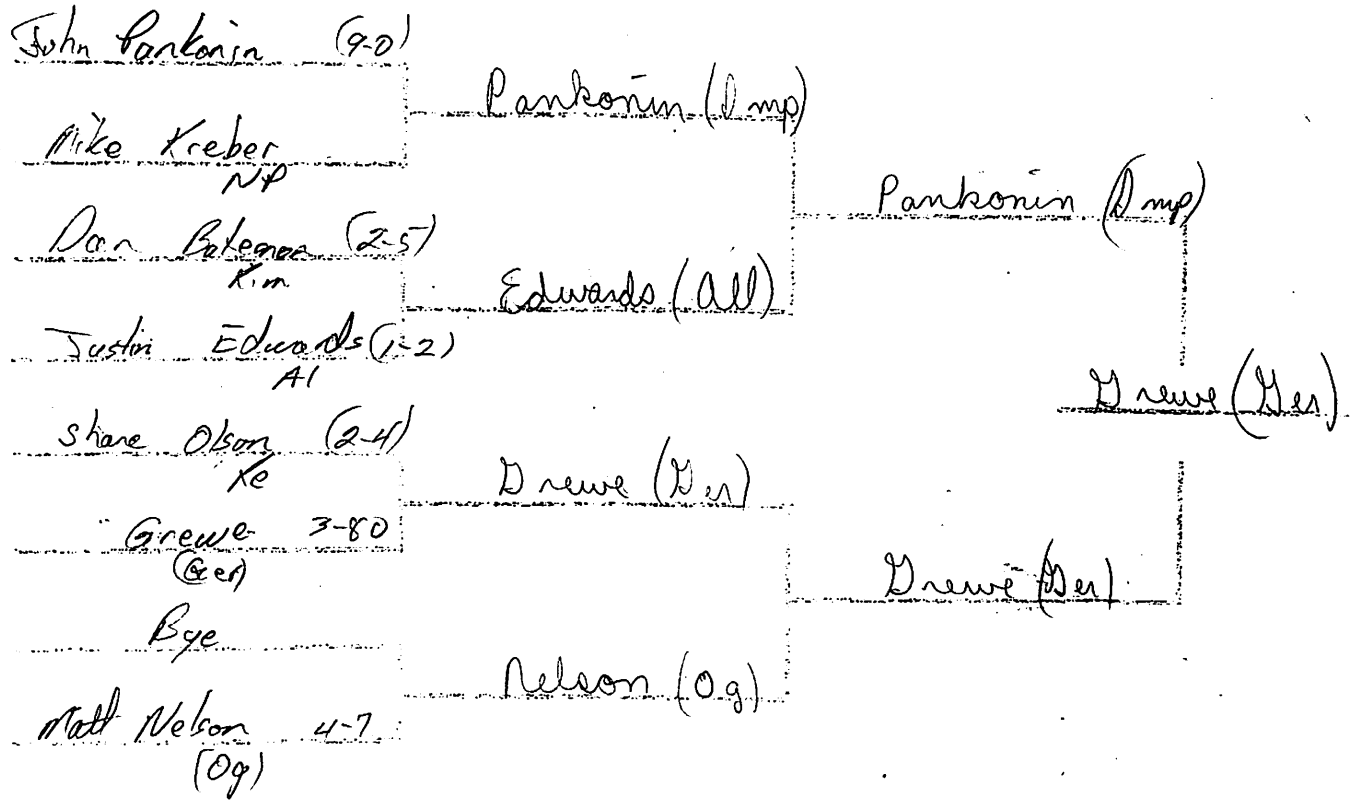
John Pankonin (9-0)
Mike Kreber NP
Dan Bateman (2-5) Kim
Justin Edwards (1-2) AI
Shane Olson (2-4) Ke
Greene (Ger) 3-80
Bye
Matt Nelson (Og) 4-7
Pankonin (Dmp)
Edwards (All)
Drewe (Ger)
Nelson (Og)
Pankonin (Dmp)
Drewe (Ger)
Drewe (Ger)


Kreber (NP)
Bateman (Kim)
Olson (Ker)
Byl
Nelson (Og)
Kreber (NP)
Olson (Ker)
Edwards (All)
Kreber (NP)
Kreber (NP)
Edwards (All)

171

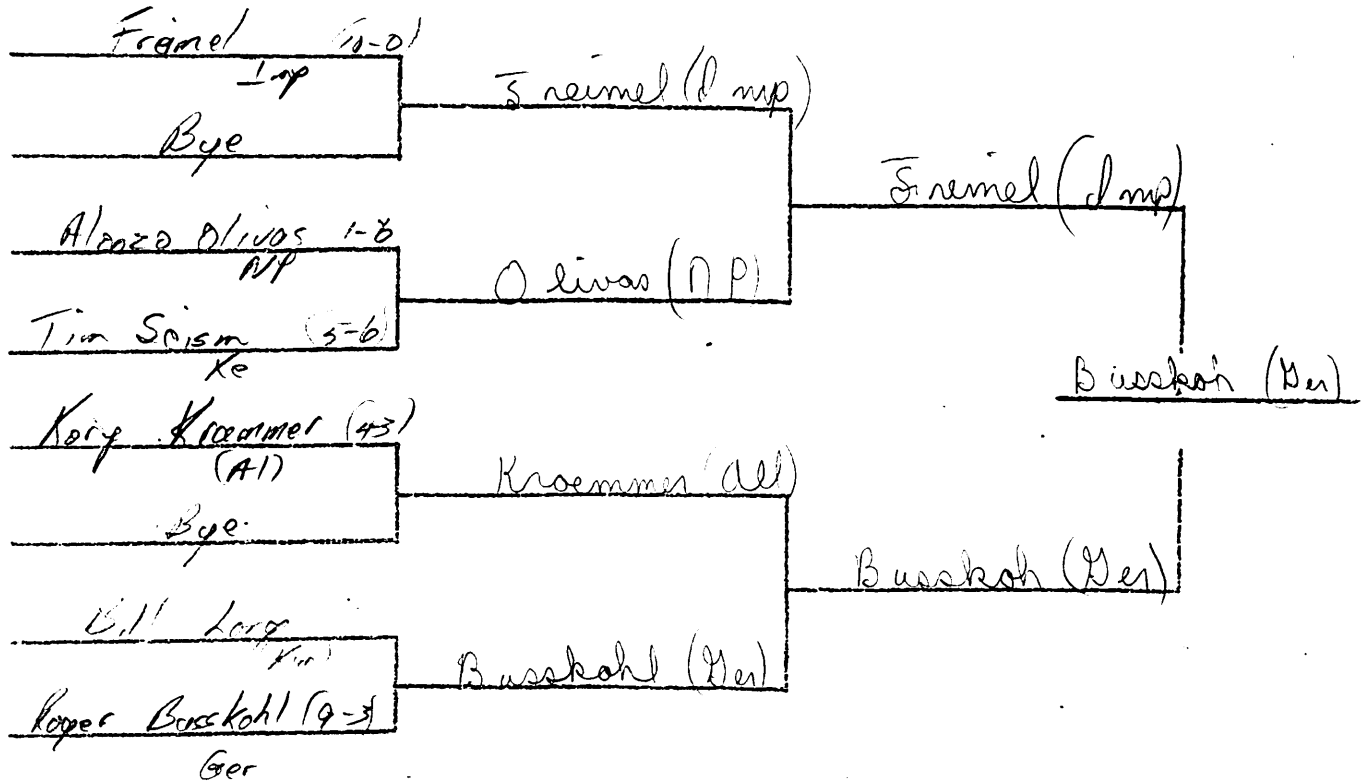
Freimel (10-0)
Imp
Bye
Freimel (Imp)
Alonzo Olivas 1-6
NP
Tim Scism (5-6)
Ke
Olivas (NP)
Freimel (Imp)
Busskoh (Ger)
Kory Kroemmer (43)
(Al)
Bye
Kroemmer (All)
Busskoh (Ger)
Bill Long
Kim
Roger Busskohl (9-3)
Ger
Busskohl (Ger)

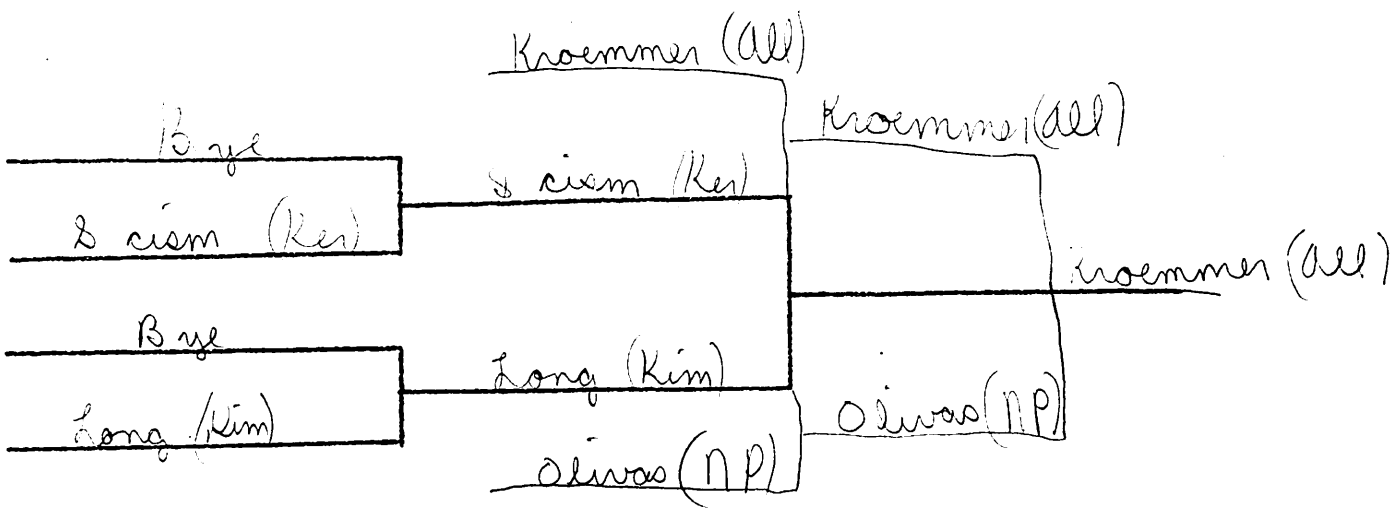
Kroemmer (All)
Bye
Scism (Ker)
Scism (Ker)
Kroemmer (All)
Kroemmer (All)
Bye
Long (Kim)
Long (Kim)
Olivas (NP)
Olivas (NP)

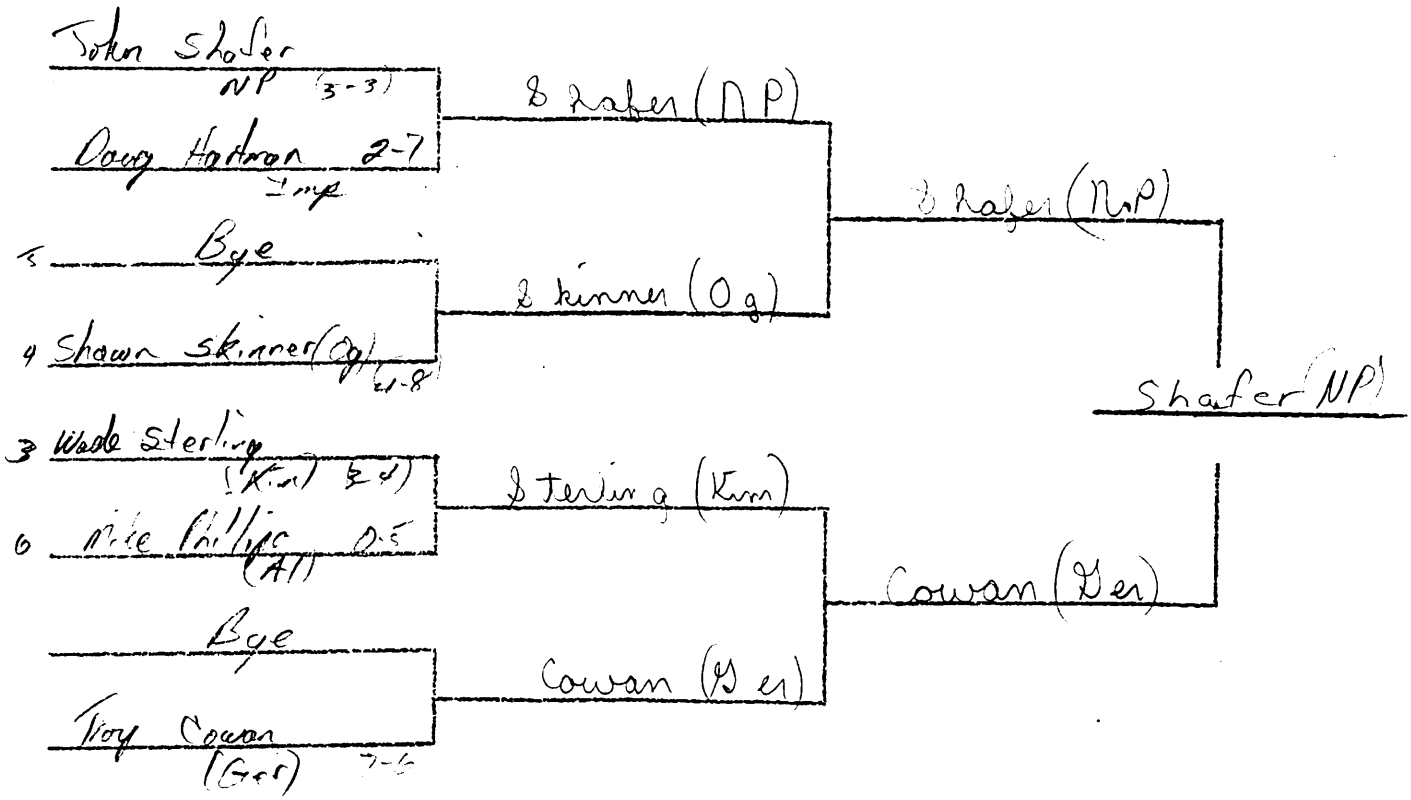
John Shafer
NP (3-3)
Doug Hartman 2-7
Imp
Bye
Shawn Skinner (Og) 2-8
Wade Sterling (Kim) 2-4
Mike Phillips (All) 0-5
Bye
Troy Cowan (Ger) 7-6
S Shafer (NP)
S Sterling (Kim)
Cowan (Ger)
S Shafer (NP)
S Skinner (Og)
S Sterling (Kim)
Cowan (Ger)
Shafer (NP)

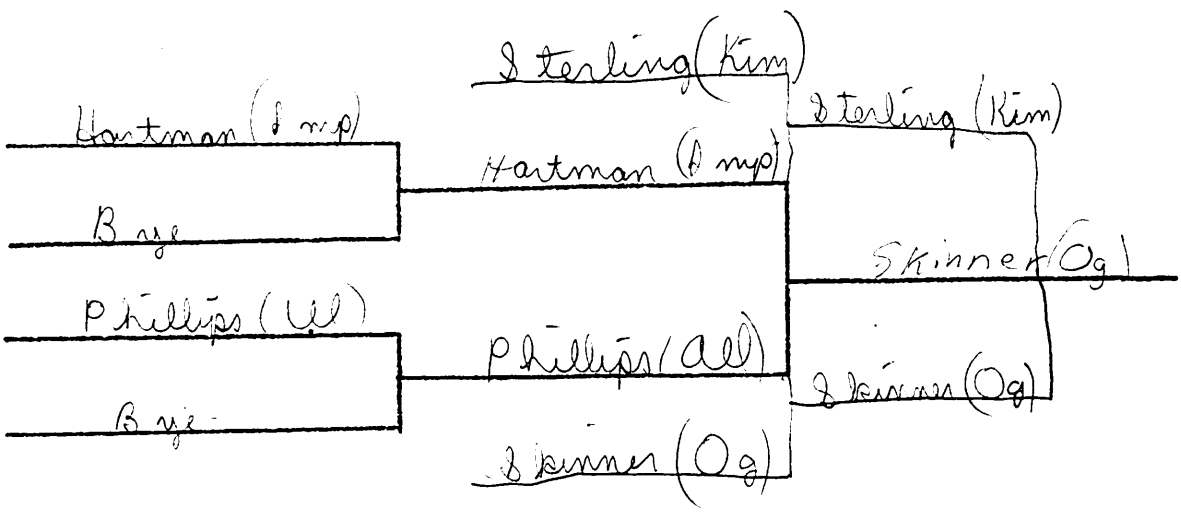
S Sterling (Kim)
Hartman (S mp)
Bye
Phillips (All)
Bye
Hartman (S mp)
Phillips (All)
S Sterling (Kim)
S Sterling (Kim)
Skinner (Og)
S Skinner (Og)
S Skinner (Og)

HWT

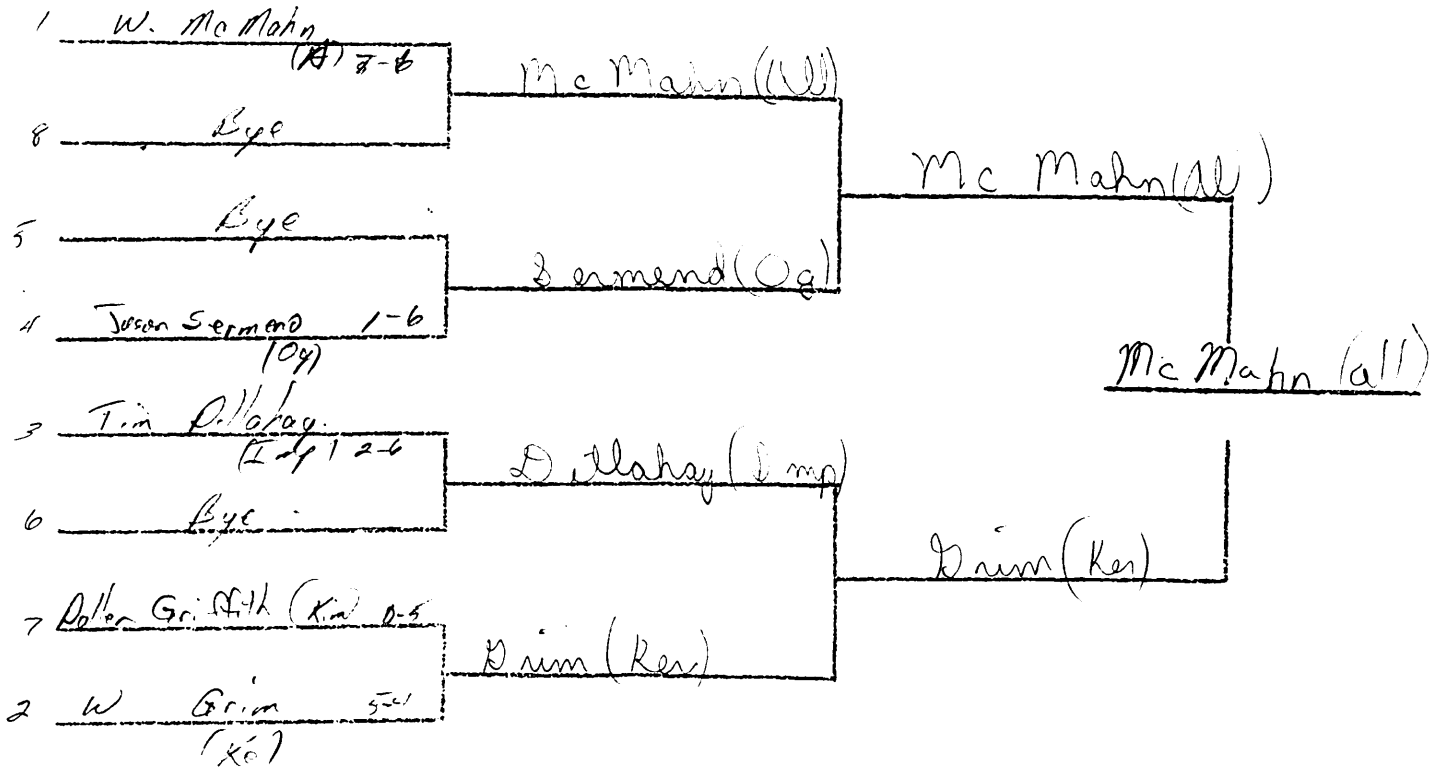
1 W. McMahon (All) 7-6
8 Bye
5 Bye
4 Jason Sermond (Og) 1-6
3 Tim Dillahay (Imp) 2-6
6 Bye
7 Dalton Griffith (Kim) 0-5
2 W Grim (Ker) 5-1
McMahon (All)
Sermond (Og)
McMahon (All)
Dillahay (Imp)
Griffith (Kim)
McMahon (All)

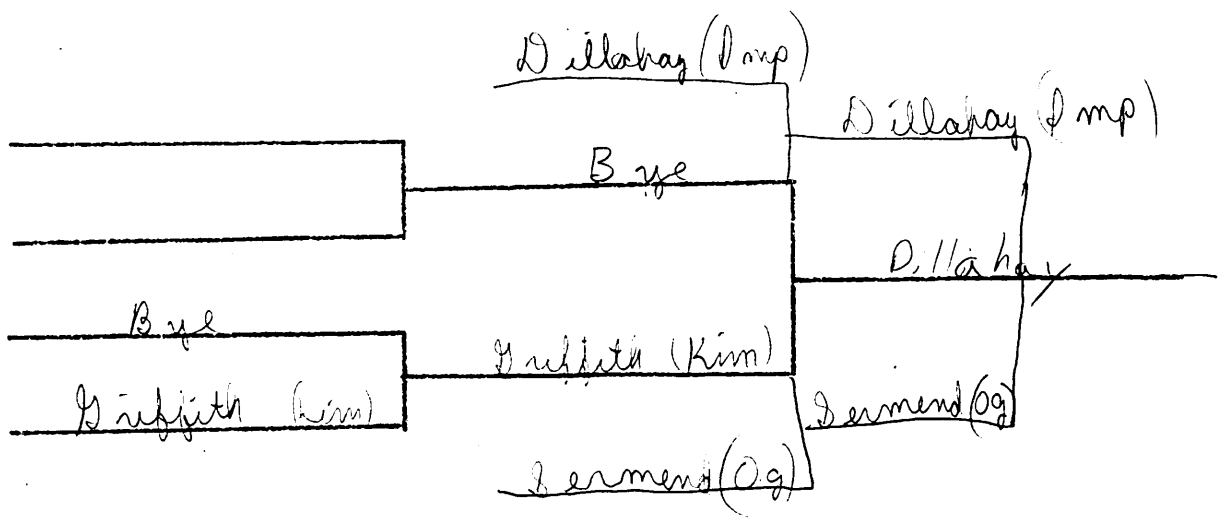
Dillahay (Imp)
Dillahay (Imp)
Bye
Dillahay
Bye
Griffith (Kim)
Griffith (Kim)
Sermond (Og)
Sermond (Og)

# Ogallala Wrestling

# INVITATIONAL TOURNAMENT

OGALLALA INVITATIONAL WRESTLING TOURNAMENT

SATURDAY, JANUARY 7, 1989

WRESTLING BEGINS AT 9:30 a.m.

ALLIANCE BULLDOGS -- Pat Cullen

GERING BULLDOGS -- Chuck Deter

GOTHENBURG SWEDES -- Lee Hall

IMPERIAL LONGHORNS -- Lynn Rinehart

KEARNEY BEARCATS -- Tom McCann

KIMBALL LONGHORNS -- Dave Christian

NORTH PLATTE BULLDOGS -- Duane Skiles

OGALLALA INDIANS -- Bart Voycheske

SUMMARY OF SCORING

Individual Match

Takedown.....2 pts.

Escape.....1 pt.

Reversal.....2 pts.

Near Fall.....2 or 3 pts.

Tournament

Fall.....2 pts.

Technical Fall.....1½ pts.

Default.....2 pts.

Forfeit.....2 pts.

Disqualification.....2 pts.

Advancement

Champ. Bracket.....2 pts.

Consol. Bracket.....1 pt.

Major Decision.....1 pt.

# RESULTS - OGALLALA WRESTLING INVITATIONAL - 1988

Gering - 198
Ogallala - 162½
Kearney - 105½
Alliance - 92
Gothenburg - 79
North Platte - 69½
Kimball - 43
Imperial - 40½

## PLACE WINNERS

103
1. Ybarra - Gering
2. Bauer - Kearney
3. Frank Ramos - Ogallala
4. Rodriguez - Gothenburg

112
1. Don Reyes - Gering
2. Scott Dobson - Alliance
3. Eugene Rivas - Ogallala
4. Kelly Rowley - Imperial

119
1. Bauer - Kearney
2. Deter - Gering
3. Little - North Platte
4. Minnick - Alliance

125
1. Mike Weston - Alliance
2. Scott Blaschko - Kearney
3. Jay Ostermeyer - N. Platte
4. Juan Ramos - Ogallala

130
1. Stokey - Ogallala
2. Neu - Gering
3. Dishman - Gothenburg
4. Silvester - Imperial

135
1. Cotton - Gering
2. Gabe Rivas - Ogallala
3. Bourn - North Platte
4. Allen - Alliance

140
1. Richter - Kearney
2. Rand - Alliance
3. Celli - Gering
4. Peterson - Gothenburg

145
1. Joe Hudson - Gothenburg
2. Karell - Alliance
3. Walker - Gering
4. Smith - Kearney

152
1. Kurt Holscher - Ogallala
2. Jon Hudson - Gothenburg
3. Dietrich - Gering
4. Peltz - Kearney

160
1. Andy McNeff - Ogallala
2. Chip Huckfeldt - Gering
3. Jeff Anthens - North Platte
4. Kottwittz - Gothenburg

171
1. Joedy Friemel - Imperial
2. Perry - Kimball
3. Nick Holscher - Ogallala
4. Troy Cowan - Gering

189
1. Wilcox - Gering
2. Cardenas - North Platte
3. Tracy - Kearney
4. Most - Ogallala

Heavy Weight
1. Torres - Ogallala
2. Horst - Gering
3. Caliso - Kimball
4. Cunningham - Kimball

103 LB. WT. CLASS

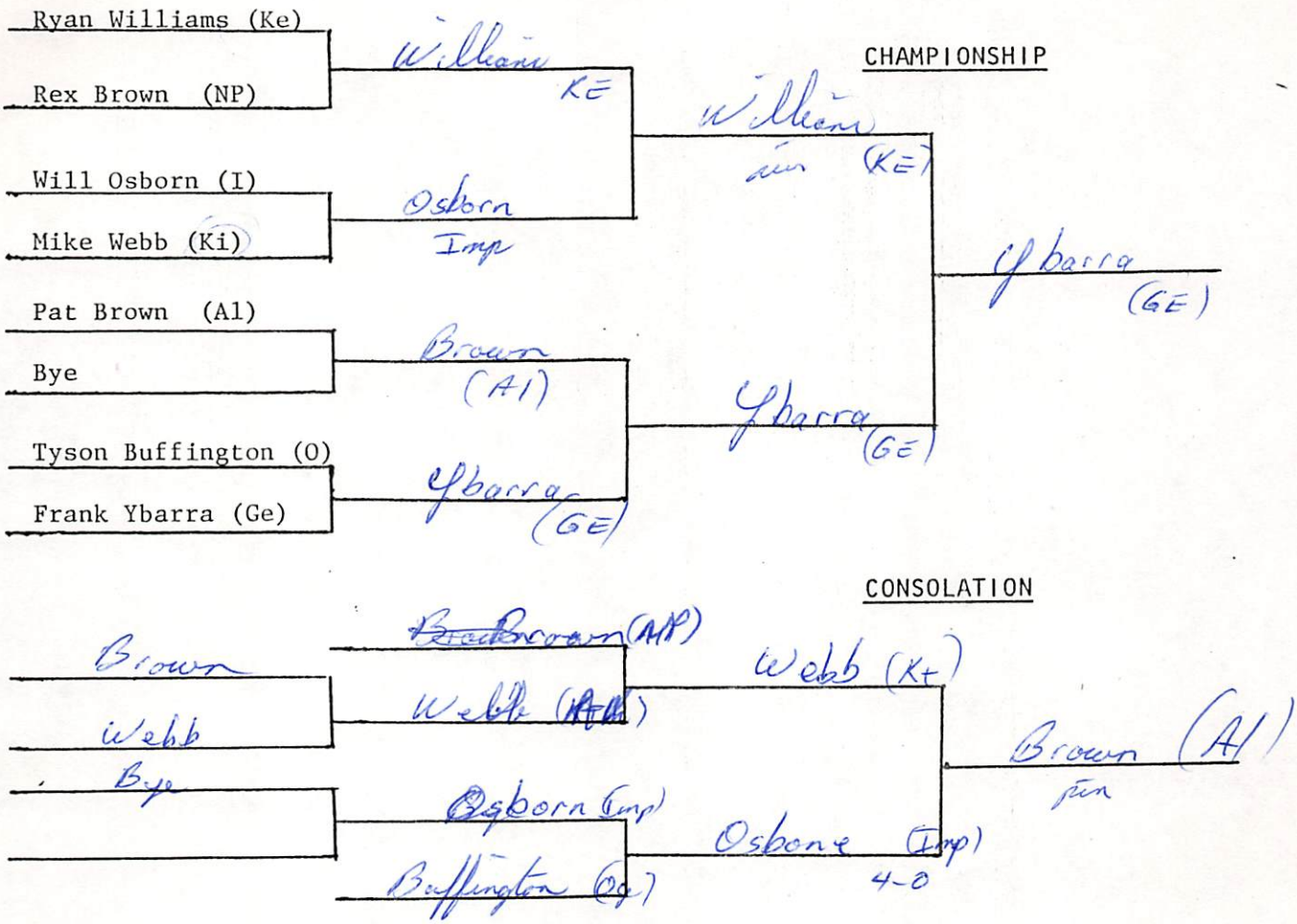





_____ LB. WT. CLASS

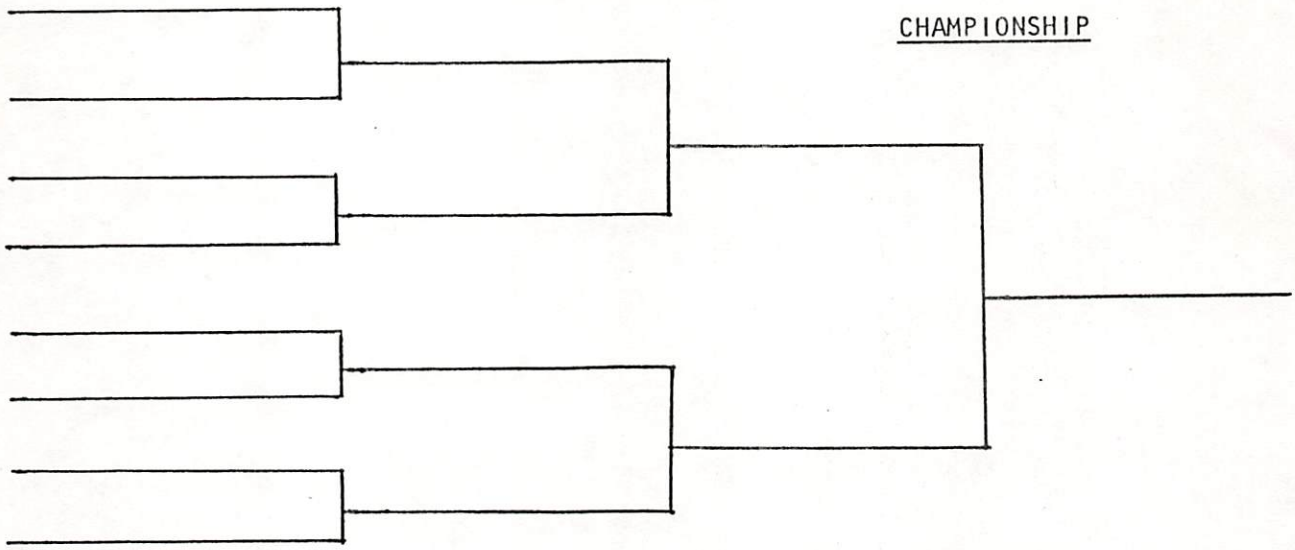


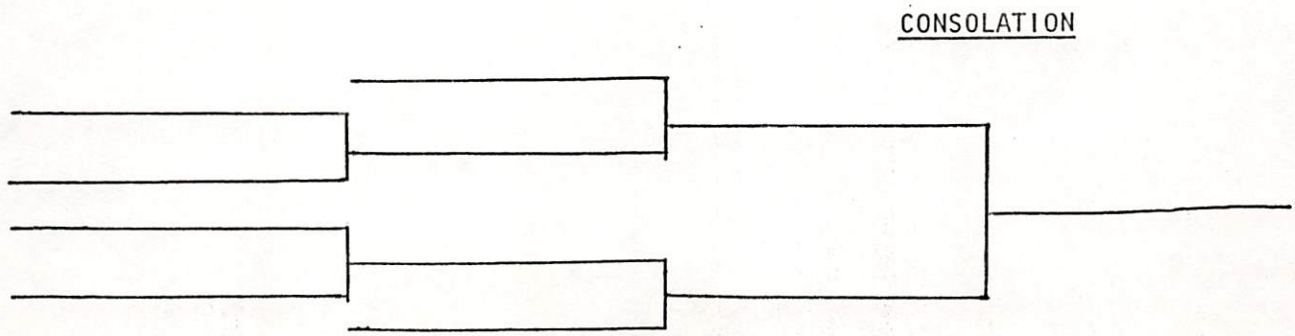

## 112 LB. WT. CLASS

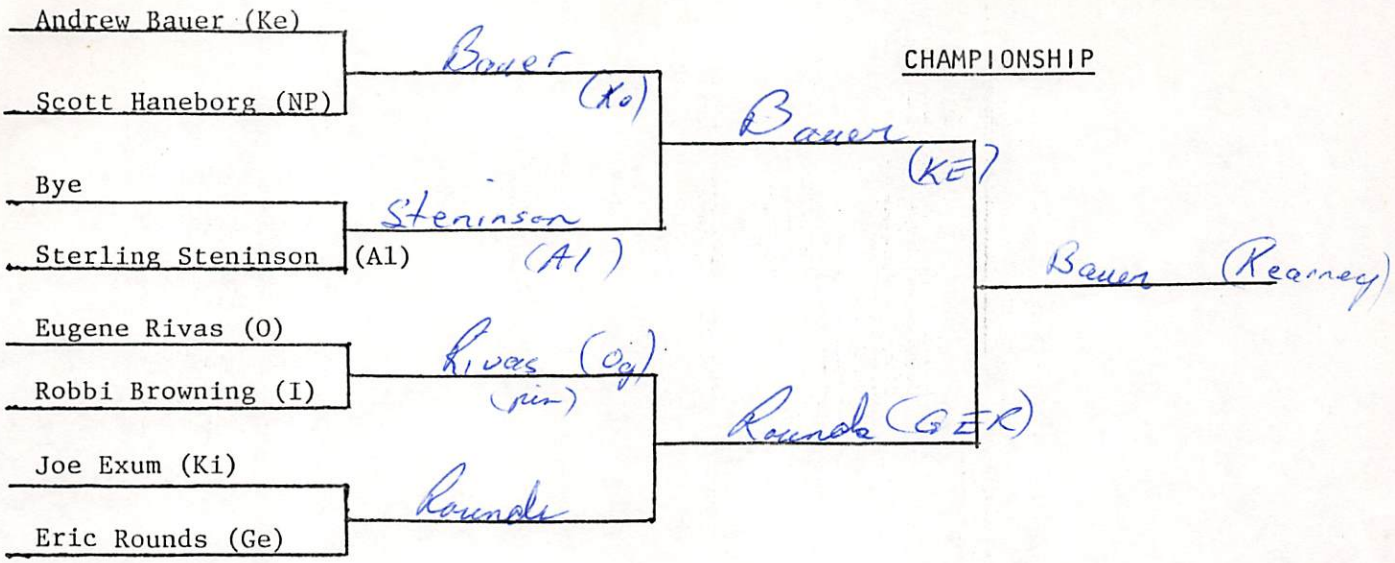





## 119 LB. WT. CLASS

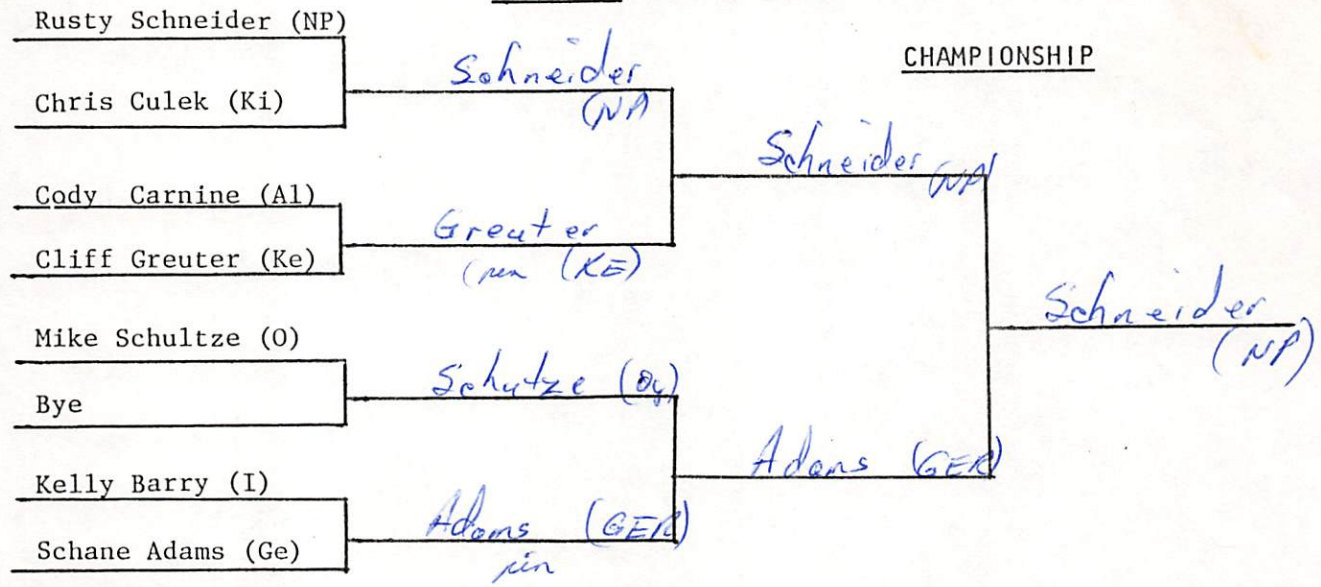


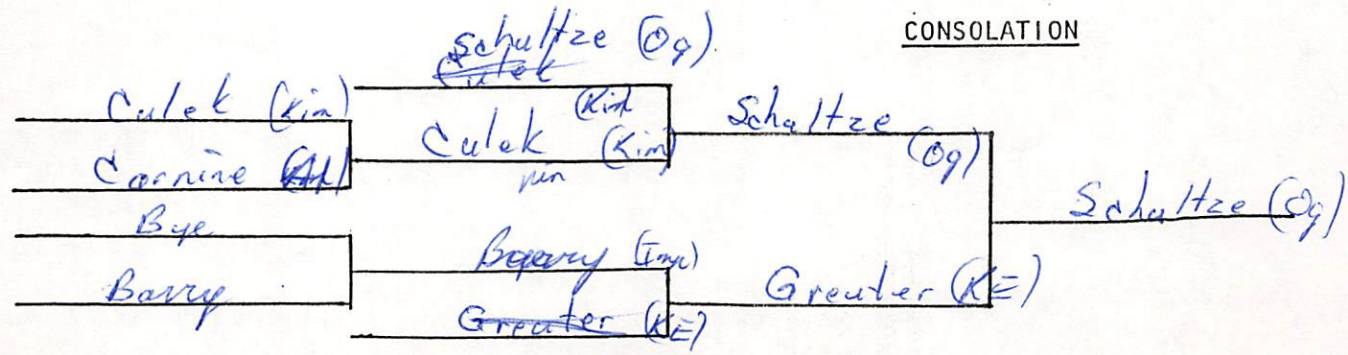

## 125 LB. WT. CLASS

Jay Ostermeyer (NP)

Nathan Magninie (Ki)

Ostermeyer (NP)

Bye

Justin Tracy (Al)

Tracy (Al)

Kris Schroeer (Ke)

Schroeer (KE)

Bye

Bye

Fred Ramirez (Ge)

Ramirez (GE)

CHAMPIONSHIP

Ostermeyer (NP)

Ramirez (GER)

Ramirez (GE)

CONSOLATION

Magninie KI

Schroeer (KE)

Bye

Bye

Bye

Tracy (Al)

Tracy (All)

Tracy (Al)

## 130 LB. WT. CLASS

Dano Stokey (O)

Bill Bonner (Ke)

Stokey O fin

Bye

Josh Bahr (Ge)

Bahr (GE)

Brett Little (NP)

Bye

Little NP

Jeff Minnick (Al)

Steve Silvester (I)

Silvester Imp

CHAMPIONSHIP

Stokey (Og)

Stokey (Og) 6-2

Silvester (Imp)

Little

Bonner (NP)

Bonner

Bye

Bye

Minnick

Minnick

Bahr

CONSOLATION

~~Bahr~~ Little

Bonner (NP)

Minnick (Al)

~~Bahr~~ Minnick

~~Minnick~~ (Al)

135 LB. WT. CLASS

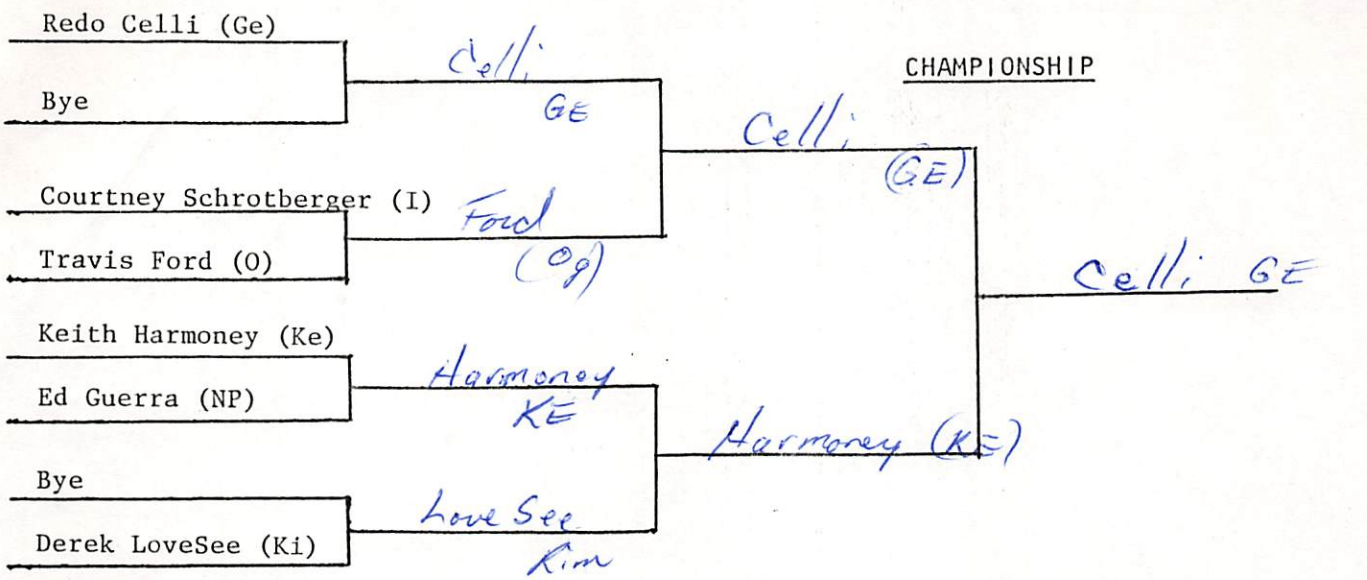


CONSOLATION

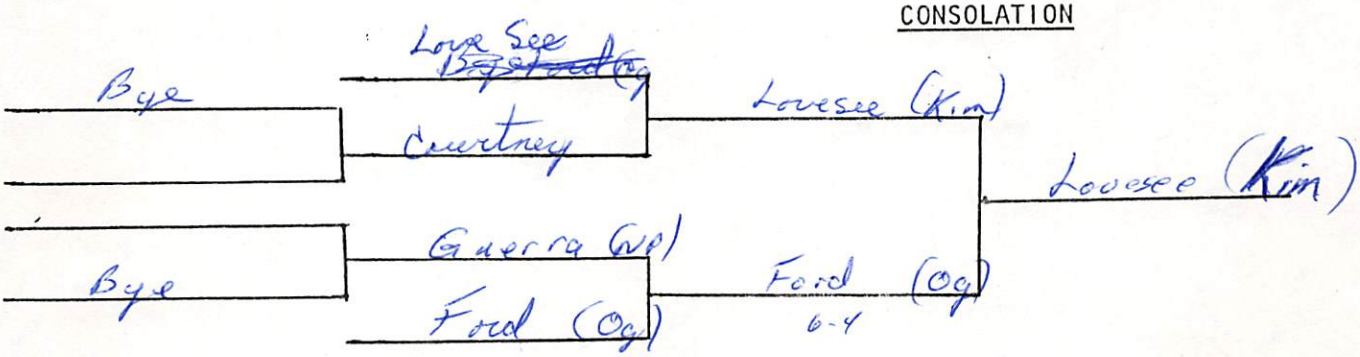


140 LB. WT. CLASS




CONSOLATION

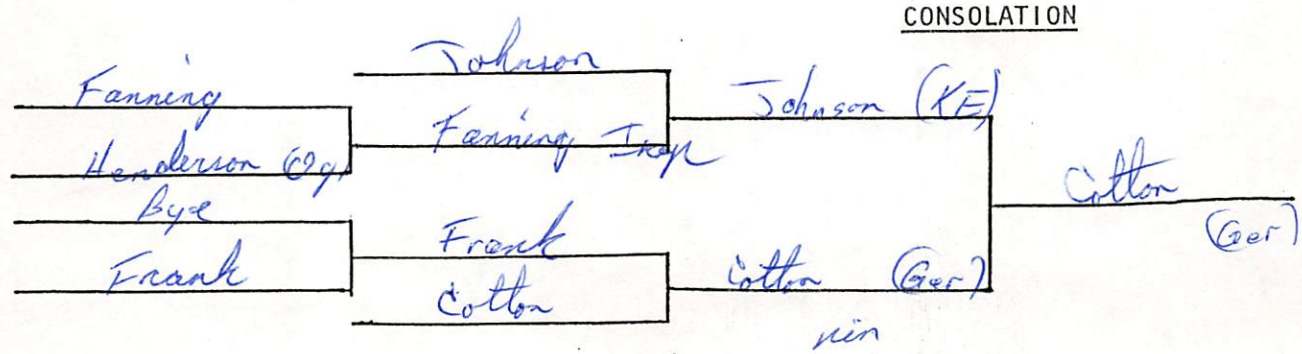

## 145 LB. WT. CLASS

Kevin Cleary (Ke)

Bye

Cleary (KE)

Dave Williams (Ki)

Troy Smith (Al)

Smith (Al)

Matt Oetken (Ge)

Jamie Baker (NP)

Oetken (GE)

Todd Raether (O)

Todd Phelps (I)

Phelps Imp

### CHAMPIONSHIP

Cleary (KE)

Oetken (GE)

Cleary KE

### CONSOLATION

Phelps (Imp)

Bye

Williams (Ki)

Williams (Ki)

Baker

Raether (Og)

Raether (Og)

Smith (Al)

Smith (Al)

Phelps (Imp)

Smith (Al)

Phelps (Imp)

## 152 LB. WT. CLASS

Buck Davis (O)

Tony Flores (Ki)

Davis (Og)

Ryan Panowicz (Ke)

Todd Hull (Al)

Hull (Al)

Scott Walker (Ge)

Cory Kruger (NP)

Walker (GE)

Bye

Jason McNair (I)

McNair (Imp)

### CHAMPIONSHIP

Davis (Og)

Walker (GE)

Walker (GE)

Walker (GE)

### CONSOLATION

McNair

Flores (Kim)

Panowicz (KE)

Panowicz (KE)

~~Bye~~ Kruger (NP)

Kruger (NP)

Bye

Hull (Al)

McNair (Imp)

McNair (Imp)

Hull (Al)

McNair (Imp)

## 160 LB. WT. CLASS

John Pankonin (I)
Mike Kreber (NP)
Pankonin pin
Dan Bateman (Ki)
Justin Edwards (Al)
Edwards (Al)
Shane Olson (Ke)
Matt Grewe (Ge)
~~Olson~~ Grewe (GE)
Bye
Matt Nelson (O)
Nelson (Oc)

CHAMPIONSHIP

Pankonin (Imp)
Grewe (GE)
Grewe (GE)

CONSOLATION

Kreber (NP)
Bateman (KI)
Nelson (Oc)
Olson ~~Grewe~~ (KE)
Bye
Olson (KE)
Edwards (Al)

Kreber (NP)
Edwards (Al)
Kreber (NP)

## 171 LB. WT. CLASS

Jody Friemel (I)
Bye
Friemel (Imp)
Alonzo Olivas (NP)
Tim Scism (Ke)
Olivas (NP) pin
Kory Kammerer (Al)
Bye
Kammerer (Al)
Bill Long (Ki)
Roger Busskohl (Ge)
Busskohl GE

CHAMPIONSHIP

Friemel (Imp)
Busskohl (GE)
Busskohl 11-9 GE

CONSOLATION

Bye
Scism
Scism
Bye
Long
Long (Kin)
Olivas (NP)

Kammerer (Al)
Olivas (NP)
Kammerer (Al)

189 LB. WT. CLASS

John Shafer (NP)

Doug Hartman(I)

Shafer (NP)

CHAMPIONSHIP

Shafer (NP)

Bye

Shawn Skinner (O)

Skinner (Og)

Wade Sterling (Ki)

Mike Phillips (Al)

Sterling (KI)

Cowan (GEN)

Bye

Troy Cowan (Ge)

Cowan (GE)

CONSOLATION

Sterling (Og)

Hartman

Sterling (Ki)

Skinner (Og)

Bye

Hartman

Bye

Phillips

Phillips

Skinner (Og)

Bye

Skinner

HWT LB. WT. CLASS

Chris McMahon (Al)

McMahon (Al)

CHAMPIONSHIP

McMahon (Al)

Bye

Bye

Sermeno (Og)

Jason Sermeno (O)

Tim Dillahay(I)

Dillahay (I)

Bye

Grim (KE)

Dallen Griffith (Ki)

Grim (KE)

Wade Grim (Ke)

Dillahay (Imp)

CONSOLATION

Bye

Bye (Og)

Dillahay (Imp)

Bye

Bye

Bye

Griffith (KI)

Griffith

Sermeno (Og)

Dillahay Imp in

Dillahay (Imp)

| | 1st | 2nd | 3rd |
|---|---|---|---|
| Alliance | 11 | 41 | 90 |
| Kimball | 10 | 10 | 17 |
| Gering | 83½ | 162½ | 169½ |
| Kearney | 49 | 93½ | 114½ |
| N. Platte | 47½ | 76½ | 97½ |
| Ogallala | 28 | 45 | 75 |
| Imperial | 25 | 55½ | 78½ |

# CAMBRIDGE INVITATIONAL WRESTLING TOURNAMENT SATURDAY, DEC. 17, 1988

TEAMS

AMHERST
BERTRAND
CAMBRIDGE
ELM CREEK
ELWOOD
EUSTIS
IMPERIAL
MAYWOOD
OXFORD

SCHEDULE

| | |
|---|---|
| WEIGH-INS | 8;30 |
| FIRST ROUND | 10;30 |
| SEMI-FINALS | 1:00 |
| FINALS | 3;00 |

## ADMISSION

## SESSION - ADULT $1.50

## STUDENT $1.00

## TOURNAMENT-ADULT $4.00

## STUDENT $2.50

## NO PASSES ACCEPTED

103

WT



Rd Schleeman 5-0
1 (May)
8 Don Schelling (Ox)
5 Bye
4 Stuart Vaughn (Bert)
3 Todd Jays (Eu)
6 Bye
7 Jason Witte (Cam)
2 Darrin Trampe (Am)
R Schleman (May)
S Vaughn (Bert)
J Jays (Eu)
D Trampe (Am)
Schleman (May)
Trampe (Am)
Schleman (Maywood)
CHAMPION
D Schelling (Ox)
Bye
Bye
J Witte (Cam)
Jeys (Elm)
D Schelling (Ox)
Vaughn (Bert)
J Witte (Cam)
Jeys (Elm)
Witte (Cam)
Jeys (Elm Creek)
3RD

Hwt

WT

Curtis Holtz (El)

7-2

Holtz (El)

Tim Pillahay (Tmp)

2-4

Bye

C Fuller (Cam)

~~Joel~~ Fuller CA

6-5

CHAMPION

~~Pillahay (Tmp)~~

Pillahay (Tmp)

3RD

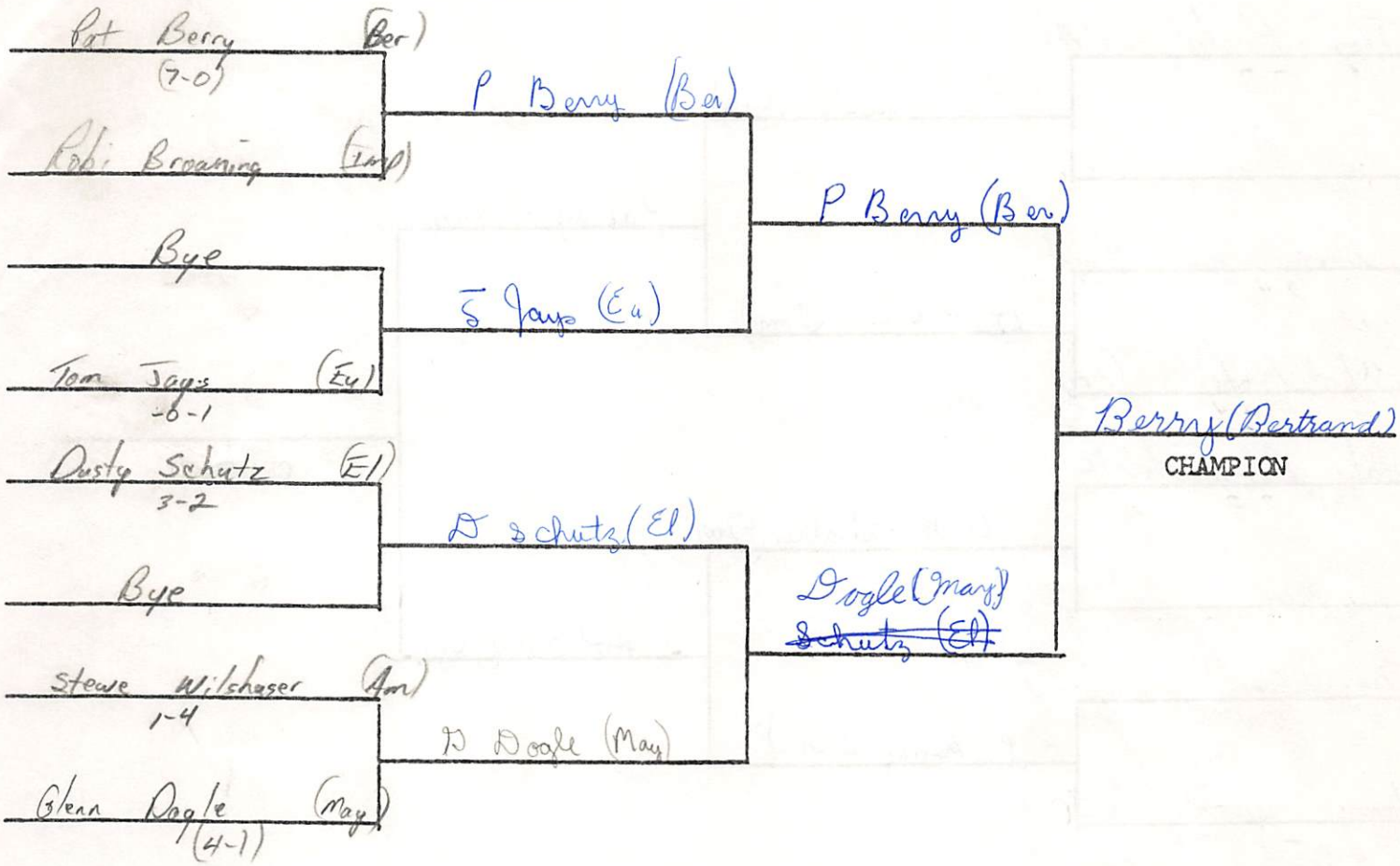
Pat Berry (Ber)
(7-0)
Robi Browning (Imp)
Bye
Tom Jays (Eu)
-6-1
Dusty Schutz (El)
3-2
Bye
Steve Wilshaser (Am)
1-4
Glenn Dogle (May)
(4-1)
P Berry (Ber)
T Jays (Eu)
D Schutz (El)
D Dogle (May)
P Berry (Ber)
Dogle (May)
~~Schutz (El)~~
Berry (Bertrand)
CHAMPION

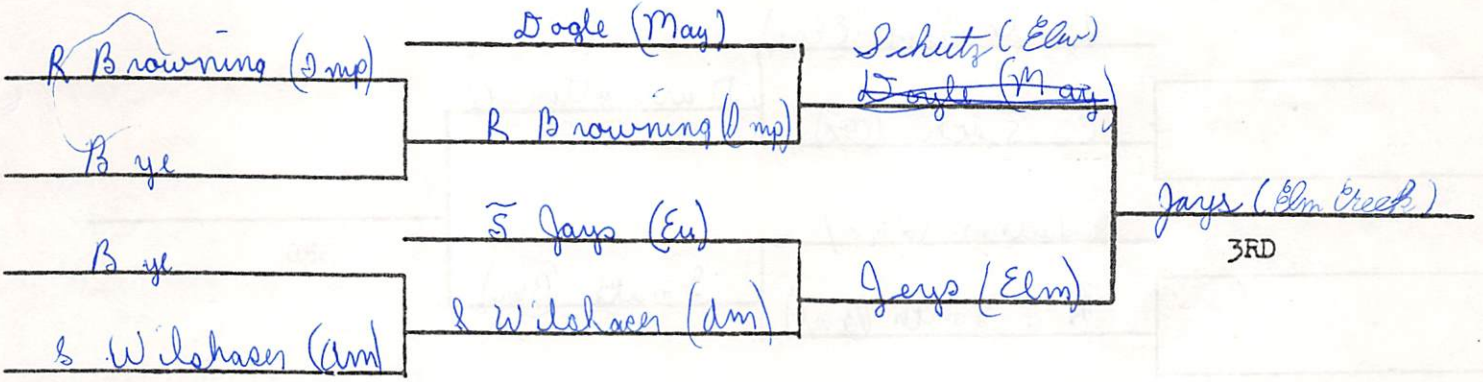
R Browning (Imp)
Bye
Bye
S Wilshaser (Am)
Dogle (May)
R Browning (Imp)
T Jays (Eu)
S Wilshaser (Am)
Schutz (Elw)
~~Dogle (May)~~
Jays (Elm)
Jays (Elm Creek)
3RD

189

WT

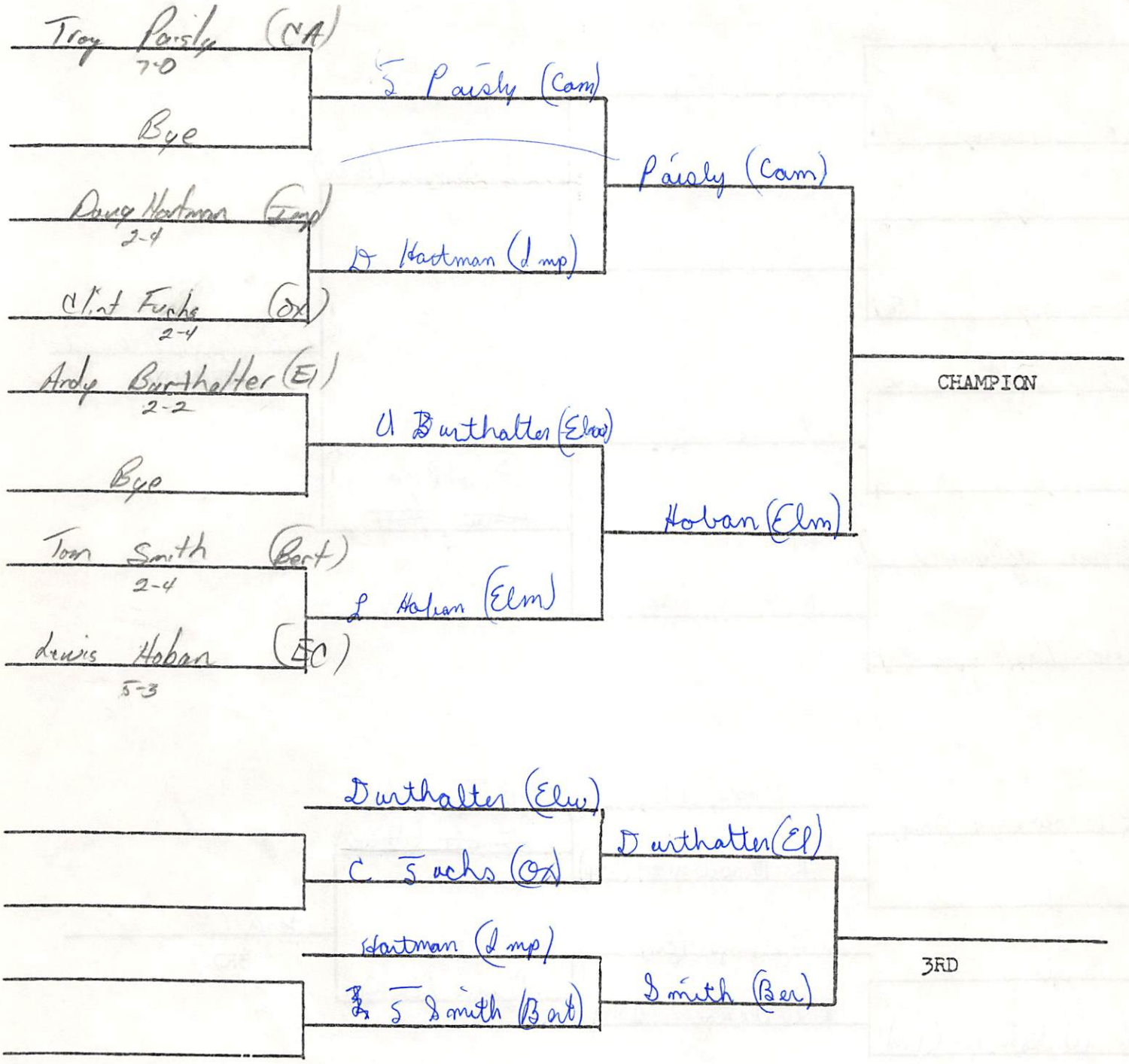
Troy Paisly (CA)
7-0
Bye
T Paisly (Cam)
Paisly (Cam)
Doug Hartman (Emp)
2-4
D Hartman (Imp)
Clint Fuchs (Ox)
2-4
Andy Burthalter (El)
2-2
U Burthalter (Elw)
Bye
CHAMPION
Hoban (Elm)
Tom Smith (Bert)
2-4
L Hoban (Elm)
Lewis Hoban (EC)
5-3
Burthalter (Elw)
D urthalter (El)
C Fuchs (Ox)
Hartman (Imp)
3RD
S Smith (Ber)
S Smith (Bert)

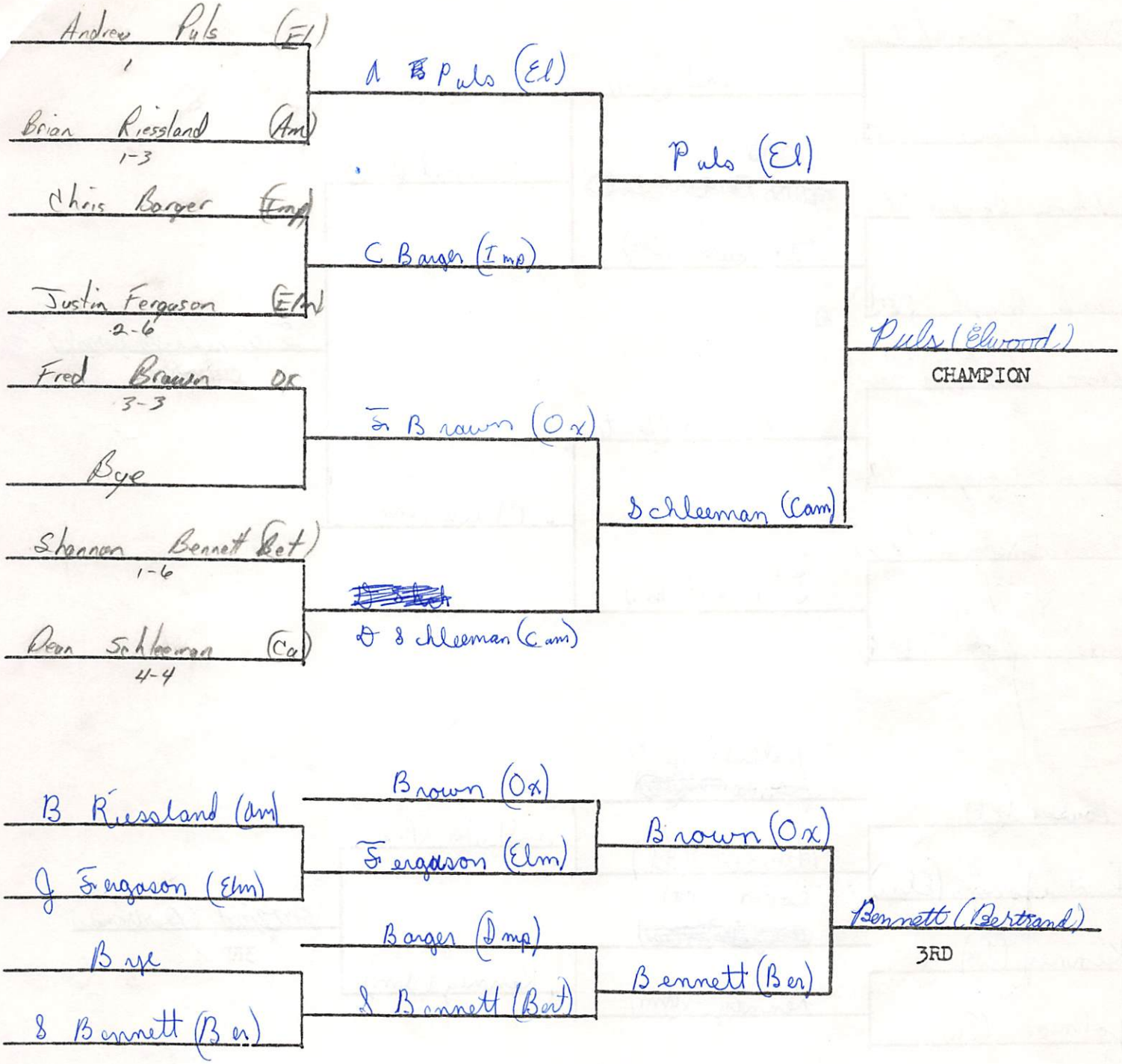
Andrew Puls (El)
1
A B Puls (El)
Brian Riessland (Am)
1-3
Puls (El)
Chris Barger (Imp)
C Barger (Imp)
Justin Ferguson (Elm)
2-6
Puls (Elwood)
CHAMPION
Fred Brown Ox
3-3
B rown (Ox)
Bye
Schleeman (Cam)
Shannon Bennett (Bet)
1-6
Dean Schleeman (Ca)
4-4
D Schleeman (Cam)
Brown (Ox)
B Riessland (Am)
F erguson (Elm)
Brown (Ox)
J Ferguson (Elm)
Bennett (Bertrand)
3RD
Barger (Imp)
Bye
Bennett (Ber)
S Bennett (Bet)
S Bennett (Ber)

WT


Jody Friemel (Imp)
6-0
Casey Houser (El)
0-2
Adam Cowan (Ox)
2-4
Harold Delough (Elm)
0-0
Lance Hatfield (Bert)
5-3
Lonnie Kenney (Am)
1-4
Travis Johnson (Eu)
1-4
Darren Mues (CA)
6-2
J Friemel (Imp)
A Cowan (Ox)
L Hatfield (Bart)
D Mues (Cam)
Friemel (Imp)
Mues (Cam)
Friemel (Imperial)
CHAMPION
Halfield (Bart)
Houser (El)
Cowan (Ox)
Kenney (Am)
Halfield (Bart)
Kenney (Am)
Hatfield (Bertrand)
3RD

125
WT

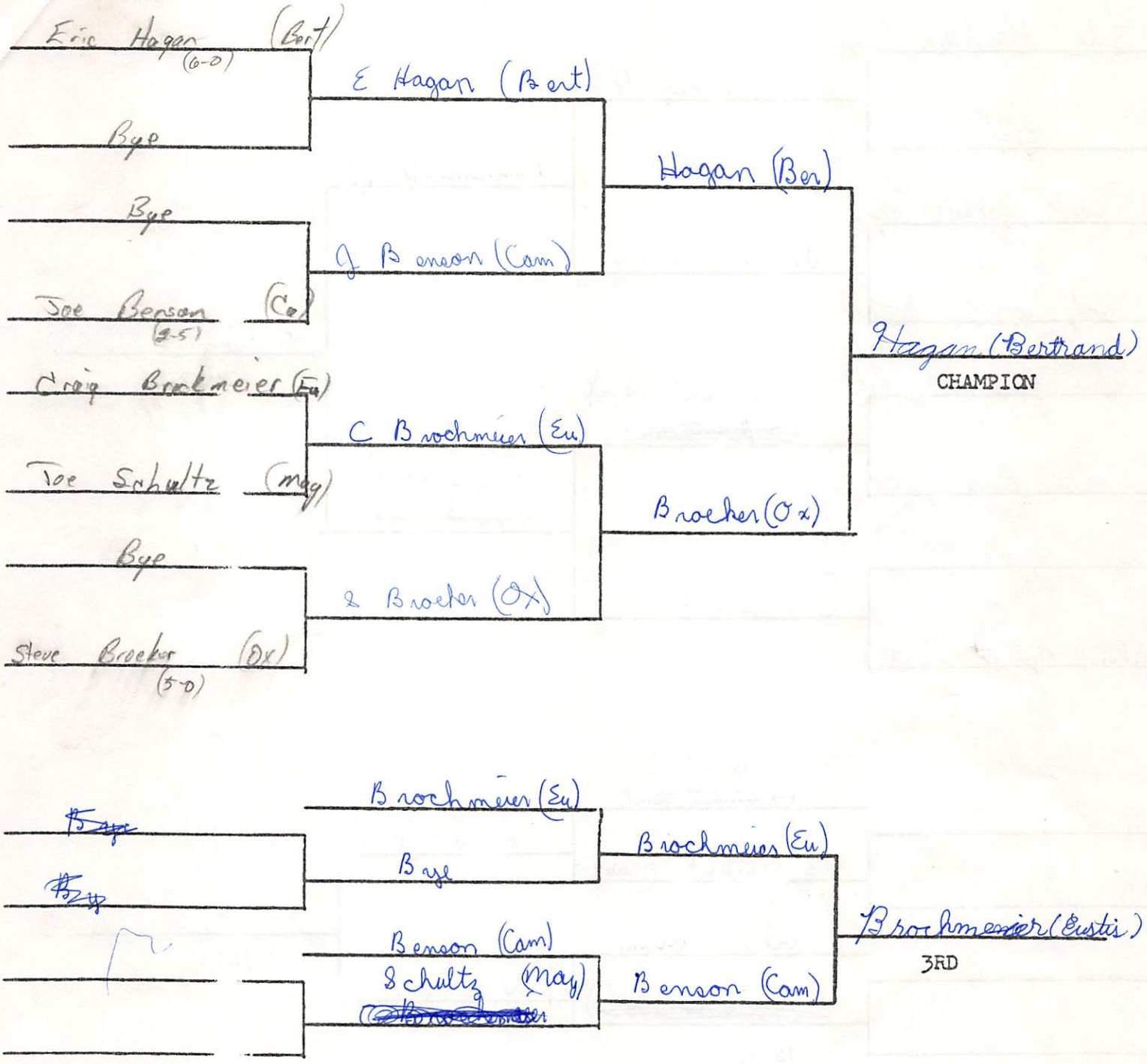
Eric Hagan (Bert)
(6-0)
E Hagan (Bert)
Bye
Hagan (Ber)
Bye
J Benson (Cam)
Joe Benson (Ca)
(2-5)
9 Hagan (Bertrand)
CHAMPION
Craig Brockmeier (Eu)
C Brochmeier (Eu)
Joe Schultz (May)
Brocker (Ox)
Bye
2 Brocker (Ox)
Steve Brocker (Ox)
(5-0)
Brochmeier (Eu)
Bye
Brochmeier (Eu)
Brochmeier (Eustis)
3RD
Benson (Cam)
Schultz (May)
Benson (Cam)

168 WT

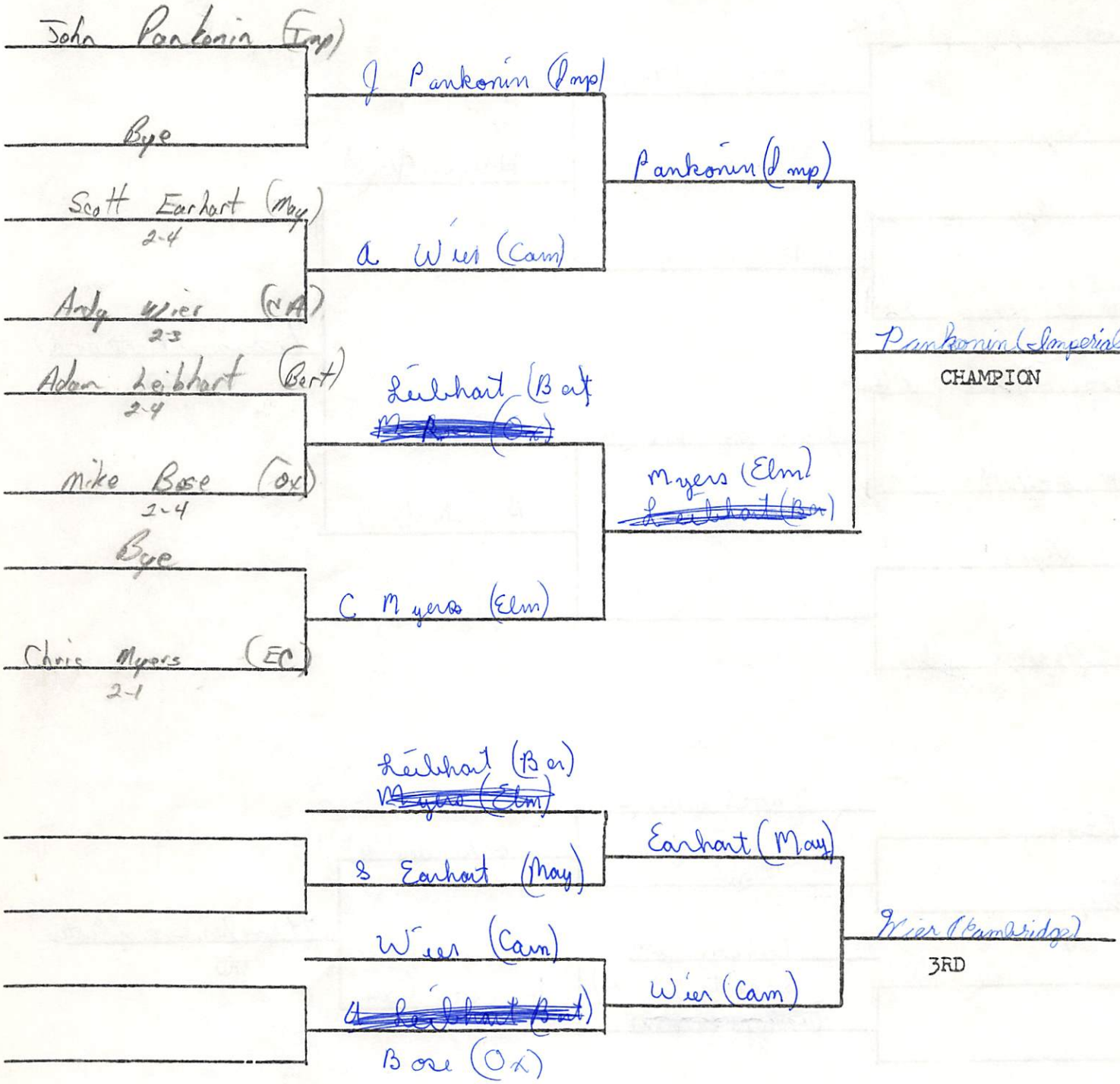
John Pankonin (Imp)
Bye
J Pankonin (Imp)
Scott Earhart (May)
2-4
A Wier (Cam)
Andy Wier (CA)
2-3
Pankonin (Imp)
Pankonin (Imperial)
CHAMPION
Adam Leibhart (Bart)
2-4
Leibhart (Bart)
Mike Bose (Ox)
2-4
Myers (Elm)
Bye
C Myers (Elm)
Chris Myers (EC)
2-1
Leibhart (Bar)
Myers (Elm)
S Earhart (May)
Earhart (May)
Wier (Cambridge)
3RD
Wier (Cam)
Leibhart (Bart)
Wier (Cam)
Bose (Ox)

130

WT

Nick Lind (El)
7-1

Bye

A Lind (El)

Pat Evans (May)
0-2

S Gillahand (Bert)

Shon Gillaland (Bert)
5-2

Lind (El)

Teague Sutherland (Ec)
4-1

J Sutherland (Elm C)

Clint DeHarty (Eu)
0-4

Bye

K Bonshaf (Cam)

Kevin Bonzhaf (Ca)
7-1

Bonzhaf (Cam)

Bonzhaf (Cambridge)
CHAMPION

Sutherland (Elm)

P Evans (May)

Sutherland (Elm)

Gillahand (Ber)

C DeHarty (Eu)

Gillahand (Ber)

Sutherland (Elm Creek)
3RD

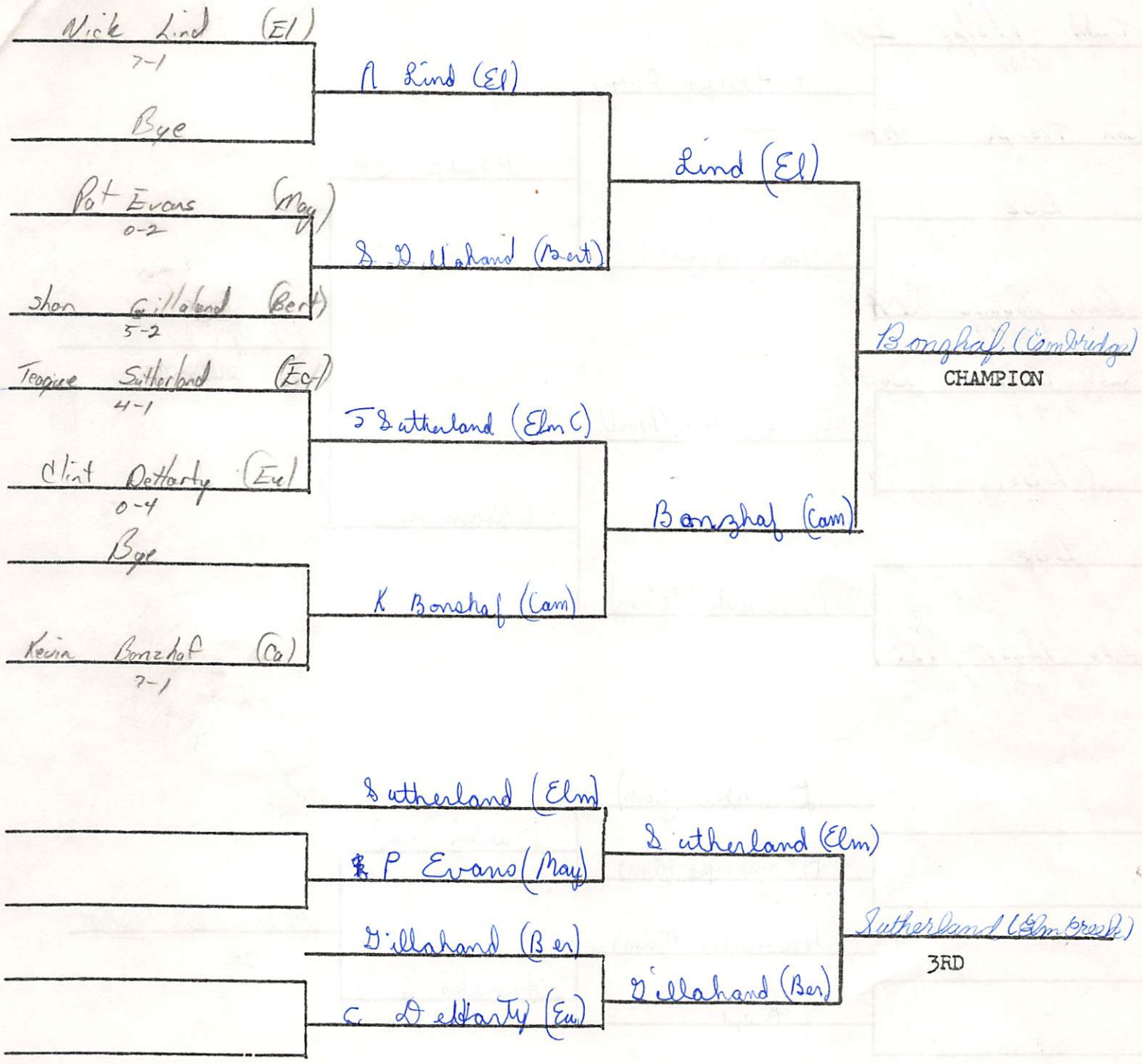

152 WT


Todd Phelps (Imp)
(2-0)
Ryan Trampe (Am)
3-4
Bye
Dana Havinka (CA)
(2-4)
Jeff Wilken (Bert)
5-3
Bye
Bye
Mike Doake (EC)
(7-2)
T Phelps (Imp)
D Havinka (Cam)
J Wilken (Bert)
M Doake (Elm)
Phelps (Imp)
Wilken (Ber.)
Phelps (Imperial)
CHAMPION
D Doake (Elm)
R Trampe (Am)
Havinka (Cam)
Bye
D Doake (Elm)
Havinka (Cam)
D Doake (Elm Creek)
3RD

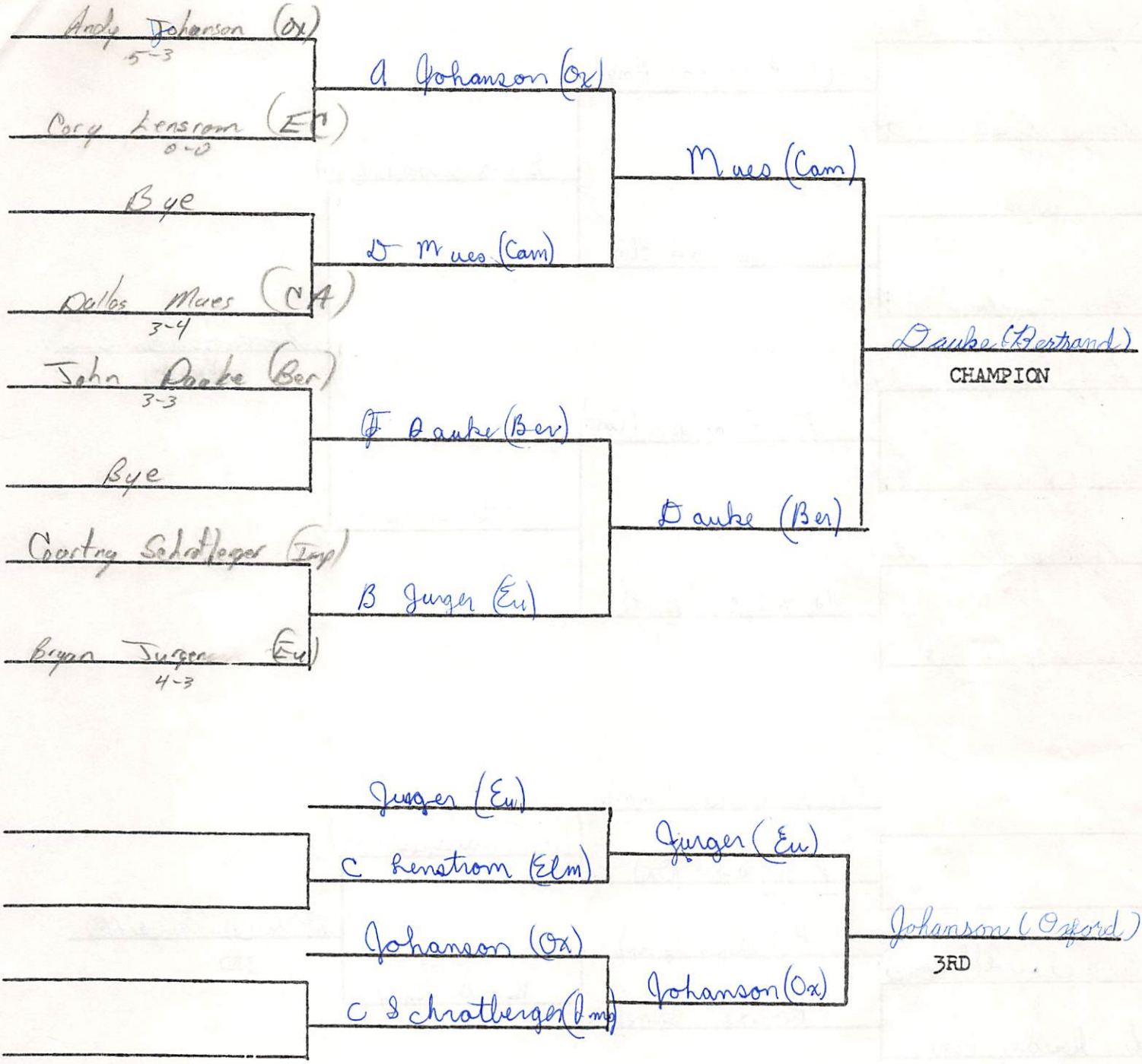
Andy Johanson (Ox)
5-3
A Johanson (Ox)
Cory Lenstrom (Elm)
0-0
Mues (Cam)
Bye
D Mues (Cam)
Dallas Mues (CA)
3-4
Daake (Bertrand)
CHAMPION
John Daake (Ber)
3-3
D Daake (Ber)
Bye
Daake (Ber)
Courtny Schatleger (Imp)
B Jurger (Eu)
Bryan Jurger (Eu)
4-3
Jurger (Eu)
C Lenstrom (Elm)
Jurger (Eu)
Johanson (Oxford)
3RD
Johanson (Ox)
C Schatleger (Imp)
Johanson (Ox)

145 WT


Jay Phelps (Emp)
5-0
Kenny Brown (Ox)
0-2
Bye
Shane Swartwood (Elm)
6-3
Rusty Trousper (CA)
0-2
Eric Schievelbein (El)
2-3
Doyle Roeder (Am)
0-3
Bill Steven (Bea)
6-0
J Phelps (Emp)
S Swartwood (Elm)
D Trousper (Cam)
B Steven (Bea)
Swartwood (Elm Creek)
CHAMPION
S Swartwood (Elm)
S teven (Bea)
Trousper (Cam)
K Brown (Ox)
Trousper (Cambridge)
3RD
Trousper (Cam)
E Schievelbein (El)
P helps (Emp)
Roeder (Am)
Roeder (Am)
D Roeder (Am)


Wingl Bonzhaf (CA)
(8-0)
Cory Chapman (Ox)
(0-4)
Tom Martin (Mayw)
8-2
Colt Hosick (El Mayf)
3-3
KI Fanning (Imp)
4-1
Roy Fisher (Bert)
4-4
Bye
Todd Drake (EC)
5-2
1) Bonzhaf (Cam)
5 Martin (Mayf El)
5 Fanning (Imp)
1 Drake (Elm C)
Banzhaf (Cam)
Drake (Elm)
Banzhaf (Cambridge)
CHAMPION
c Chapman (Ox)
c Hosick (El Mayf)
5 Fanning (Imp)
Hosick (El Mayf)
Martin (El Mayf)
R Fisher (Bert)
5 Fanning (Imp)
Martin (El Mayf)
Martin (Maywood)
3RD

| | 1st Round | 2nd | 3rd | Final |
|---|---|---|---|---|
| Amherst | 3½ | 18½ | 28½ | 28½ |
| Bertand | 19 | 89½ | 115½ | 144 |
| Cambridge | 18 | 117 | 143½ | 161½ |
| Elm Creek | 6 | 63 | 87 | 115 |
| Elwood | 3½ | 50½ | 64½ | 74½ |
| Eutis | 7 | 11 | 18 | 18½ |
| Imperial | 23½ | 68½ | 75½ | 91½ |
| Maywood | 11 | 39 | 51½ | 57½ |
| Oxford | 8 | 23 | 37 | 42 |

103 LBS. CLASS RESULTS.

SHAD FONG - ELWOOD: 22 PTS.
KORY GERKEN - EUSTIS/FARNAM: 12 PTS.
ANDREW LONG - BERTRAND: 16 PTS.
TERRY HOUSER - CAMBRIDGE: 4 PTS.
ROB MUIRHEAD - ELM CREEK: 0 PTS.

1 SHAD FONG
2 ANDREW LONG
3 KORY GERKEN
4 TERRY HOUSER

112 LBS. CLASS RESULTS.

DON SCHELLING - OXFORD: 20.5 PTS.
TOM SHIVELY - ELM CREEK: 2 PTS.
KIRK WAHLMEIER - CAMBRIDGE: 16 PTS.
ALAN PULS - ELWOOD: 11 PTS.
KEVIN KIESSLAND - AMHERST: 0 PTS.
KEVIN WIESS - IMPERIAL: 0 PTS.
STUART VAUGHN - BERTRAND: 13 PTS.

1 DON SCHELLING
2 KIRK WAHLMEIER
3 STUART VAUGHN
4 ALAN PULS

119 LBS. CLASS RESULTS.

BEN MCNAIR - IMPERIAL: 20 PTS.
NICK CONTRERAS - MAYWOOD: 12 PTS.
TODD JEYS - ELM CREEK: 18 PTS.
HEATH WILKEN - BERTRAND: 10.5 PTS.
KURT KNUTSON - CAMBRIDGE: 0 PTS.
ANTHONY SCHUTZ - ELWOOD: 0 PTS.

1 BEN MCNAIR
2 TODD JEYS
3 NICK CONTRERAS
4 HEATH WILKEN

125 LBS. CLASS RESULTS.

PAT HIBBS - BERTRAND: 16 PTS.
CRAIG BROCKMEIER - EUSTIS/FARNAM: 20 PTS.
NICK HANNA - CAMBRIDGE: 4 PTS.
ERIC MUSIL - AMHERST: 8 PTS.
ADAM SPICER - IMPERIAL: 14 PTS.
JON REDDEN - MAYWOOD: 0 PTS.
MATT WEAVER - ELM CREEK: 0 PTS.

1 CRAIG BROCKMEIER
2 PAT HIBBS
3 ADAM SPICER
4 ERIC MUSIL

130 LBS. CLASS RESULTS.

ERIC HAGAN - BERTRAND: 20 PTS.
GLEN DOYLE - MAYWOOD: 16 PTS.
GENE VOGEL - ELM CREEK: 0 PTS.
JASON WITTE - CAMBRIDGE: 6 PTS.
STEVE WILSHUSEN - AMHERST: 13 PTS.

1 ERIC HAGAN
2 GLEN DOYLE
3 STEVE WILSHUSEN
4 JASON WITTE

135 LBS. CLASS RESULTS.

STEVE BROEKER - OXFORD: 22 PTS.
JUSTIN FERGUSON - ELM CREEK: 14 PTS.
KEVIN BANZHAF - CAMBRIDGE: 17.5 PTS.
SHANE HALLETT - IMPERIAL: 3 PTS.
RYAN JURJENS - EUSTIS/FARNAM: 4 PTS.
JUSTIN LAVENE - BERTRAND: 10 PTS.
BRIAN RIESSLAND - AMHERST: 0 PTS.
GARY DUNKEL - ELWOOD: 0 PTS.

1 STEVE BROEKER
2 KEVIN BANZHAF
3 JUSTIN FERGUSON
4 JUSTIN LAVENE

140 LBS. CLASS RESULTS.

FRED BROWN - OXFORD: 20 PTS.
JOE BENSON - CAMBRIDGE: 15 PTS.
CLINT DEHARTY - EUSTIS/FARNAM: 7 PTS.
ALLAN MEYER - BERTRAND: 4 PTS.
TYSON SUTHERLAND - ELM CREEK: 0 PTS.
TOM MARTIN - ELWOOD: 12 PTS.

1 FRED BROWN
2 JOE BENSON
3 TOM MARTIN
4 CLINT DEHARTY

145 LBS. CLASS RESULTS.

DEREK JOHNSON - OXFORD: 10 PTS.
COURTNEY SCHROTBERGER - IMPERIAL: 14 PTS.
KENNY WRIGHT - EUSTIS/FARNAM: 0 PTS.
SHANE ZUKE - AMHERST: 0 PTS.
CHRIS CORNETT - CAMBRIDGE: 20 PTS.
TYE JOHNSON - BERTRAND: 11 PTS.

1 CHRIS CORNETT
2 COURTNEY SCHROTBERGER
3 DEREK JOHNSON
4 TYE JOHNSON

152 LBS. CLASS RESULTS.

KI FANNING - IMPERIAL: 21 PTS.
JOHN DAAKE - BERTRAND: 15.5 PTS.
BILLY GROSSNICKLAUS - OXFORD: 15 PTS.
TERRY BELLAMY - EUSTIS/FARNAM: 0 PTS.
DALLAS MUES - CAMBRIDGE: 10 PTS.
SHANE BONNER - ELM CREEK: 0 PTS.
MIKE SLAGLE - AMHERST: 3 PTS.

1 KI FANNING
2 JOHN DAAKE
3 BILLY GROSSNICKLAUS
4 DALLAS MUES

160 LBS. CLASS RESULTS.

JEFF WILKEN - BERTRAND: 21 PTS.
CHRIS HOLSTE - OXFORD: 0 PTS.
JAY PHELPS - IMPERIAL: 15.5 PTS.
DOYLE ROEDER - AMHERST: 0 PTS.
TIM PHILLIPS - CAMBRIDGE: 13.5 PTS.
TIM BAKER - MAYWOOD: 0 PTS.
CORY LENSTROM - ELM CREEK: 9 PTS.

1 JEFF WILKEN
2 JAY PHELPS
3 TIM PHILLIPS
4 CORY LENSTROM

171 LBS. CLASS RESULTS.

BRENT BRADY - IMPERIAL: [illegible] PTS.

171 LBS. CLASS RESULTS.

TRENT SPADY - IMPERIAL: 22 PTS.
ROY FISHER - BERTRAND: 16 PTS.
DAMON COLSON - CAMBRIDGE: 14 PTS.
JOHN PULS - EUSTIS/FARNAM: 3 PTS.
TOBIAN TOOL - ELM CREEK: 3 PTS.
GREG SOHRWEID - AMHERST: 0 PTS.
ERIC SCHIEVELBEIN - ELWOOD: 10 PTS.
LANCE BROWN - OXFORD: 0 PTS.

1 TRENT SPADY
2 ROY FISHER
3 DAMON COLSON
4 ERIC SCHIEVELBEIN

189 LBS. CLASS RESULTS.

CLINT FUCHS - OXFORD: 13 PTS.
GUY GILSDORF - IMPERIAL: 22 PTS.
CHAD HUNT - BERTRAND: 8 PTS.
CARL NORDINE - CAMBRIDGE: 0 PTS.
CHRIS MCCURDY - ELWOOD: 4 PTS.
DENNIS JAMESON - AMHERST: 17 PTS.

1 GUY GILSDORF
2 DENNIS JAMESON
3 CLINT FUCHS
4 CHAD HUNT

UNL LBS. CLASS RESULTS.

CHRIS PAISLEY - CAMBRIDGE: 16 PTS.
DOUG HARTMAN - IMPERIAL: 23 PTS.
DAVE ESSMAN - ELWOOD: 8 PTS.
KIRK ROBINSON - BERTRAND: 9 PTS.
BRIAN ROBINSON - ELM CREEK: 0 PTS.
JON KNEPP - MAYWOOD: 0 PTS.

1 DOUG HARTMAN
2 CHRIS PAISLEY
3 DAVE ESSMAN
4 KIRK ROBINSON

CAMBRIDGE INVITE 1990
TEAM RANKINGS

1. BERTRAND - 170
2. IMPERIAL - 154.5
3. CAMBRIDGE - 136
4. OXFORD - 100.5
5. ELWOOD - 67
6. ELM CREEK - 46
7. EUSTIS/FARNAM - 46
8. AMHERST - 41
9. MAYWOOD - 28

"B"

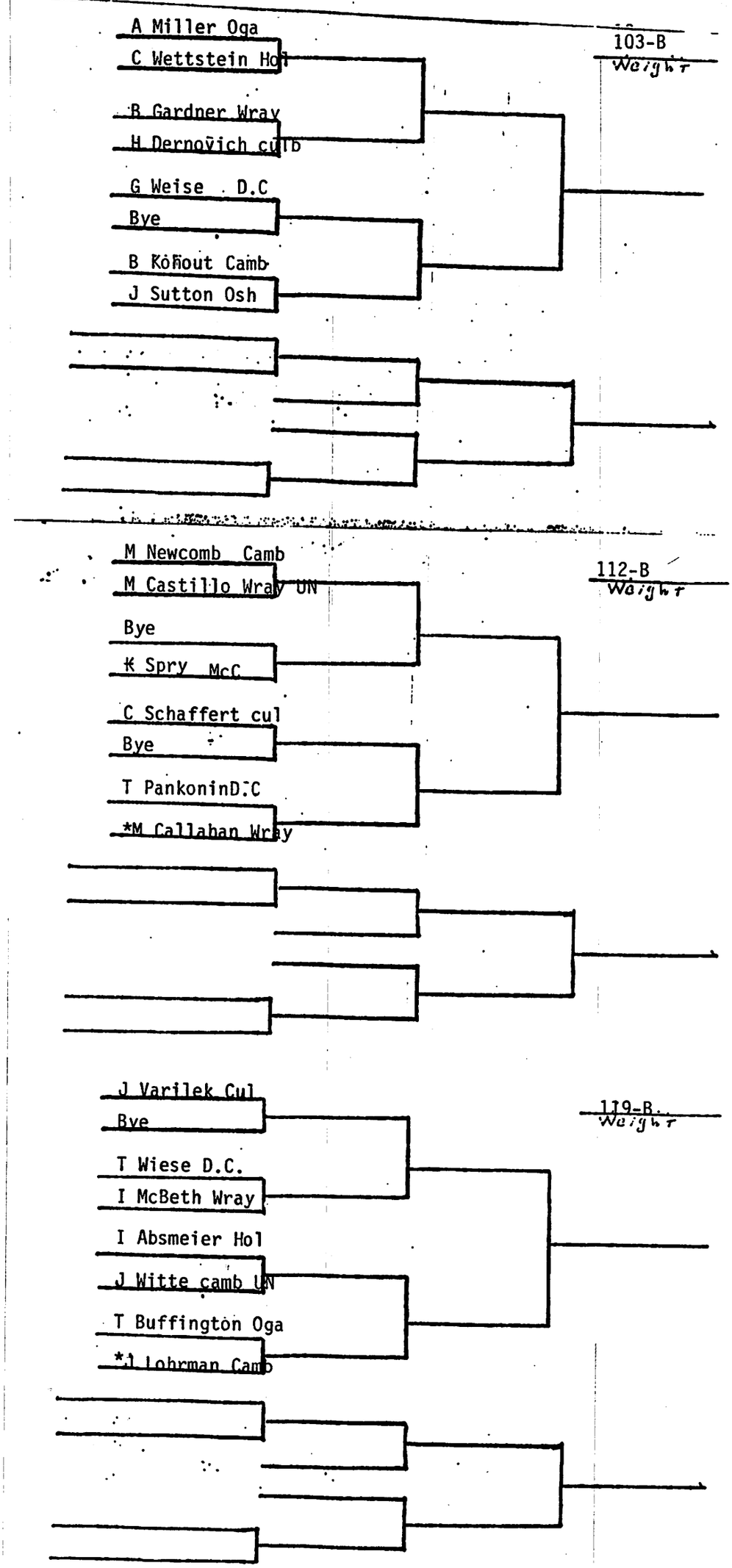
A Miller Oga
C Wettstein Hol
103-B
Weight
B Gardner Wray
H Dernovich cuLb
G Weise D.C
Bye
B Kohout Camb
J Sutton Osh
M Newcomb Camb
M Castillo Wray UN
112-B
Weight
Bye
K Spry McC
C Schaffert cul
Bye
T PankoninD.C
*M Callahan Wray
J Varilek Cul
Bye
119-B
Weight
T Wiese D.C.
I McBeth Wray
I Absmeier Hol
J Witte camb UN
T Buffington Oga
*J Lohrman Camb

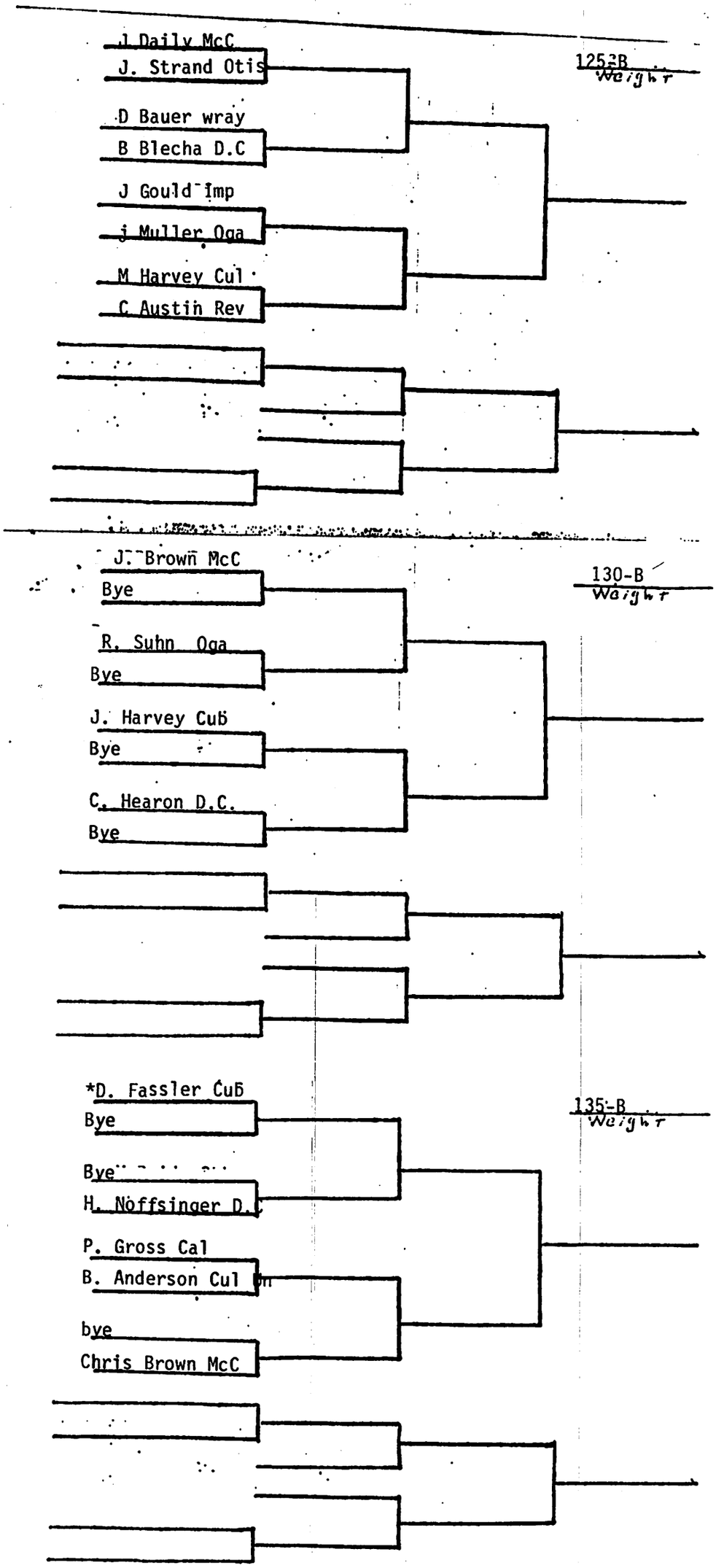
J Daily McC
J. Strand Otis
D Bauer wray
B Blecha D.C
J Gould Imp
j Muller Oga
M Harvey Cul
C Austin Rev
125-B
Weight
J. Brown McC
Bye
R. Suhn Oga
Bye
J. Harvey Cub
Bye
C. Hearon D.C.
Bye
130-B
Weight
*D. Fassler Cub
Bye
Bye
H. Noffsinger D.
P. Gross Cal
B. Anderson Cul
bye
Chris Brown McC
135-B
Weight

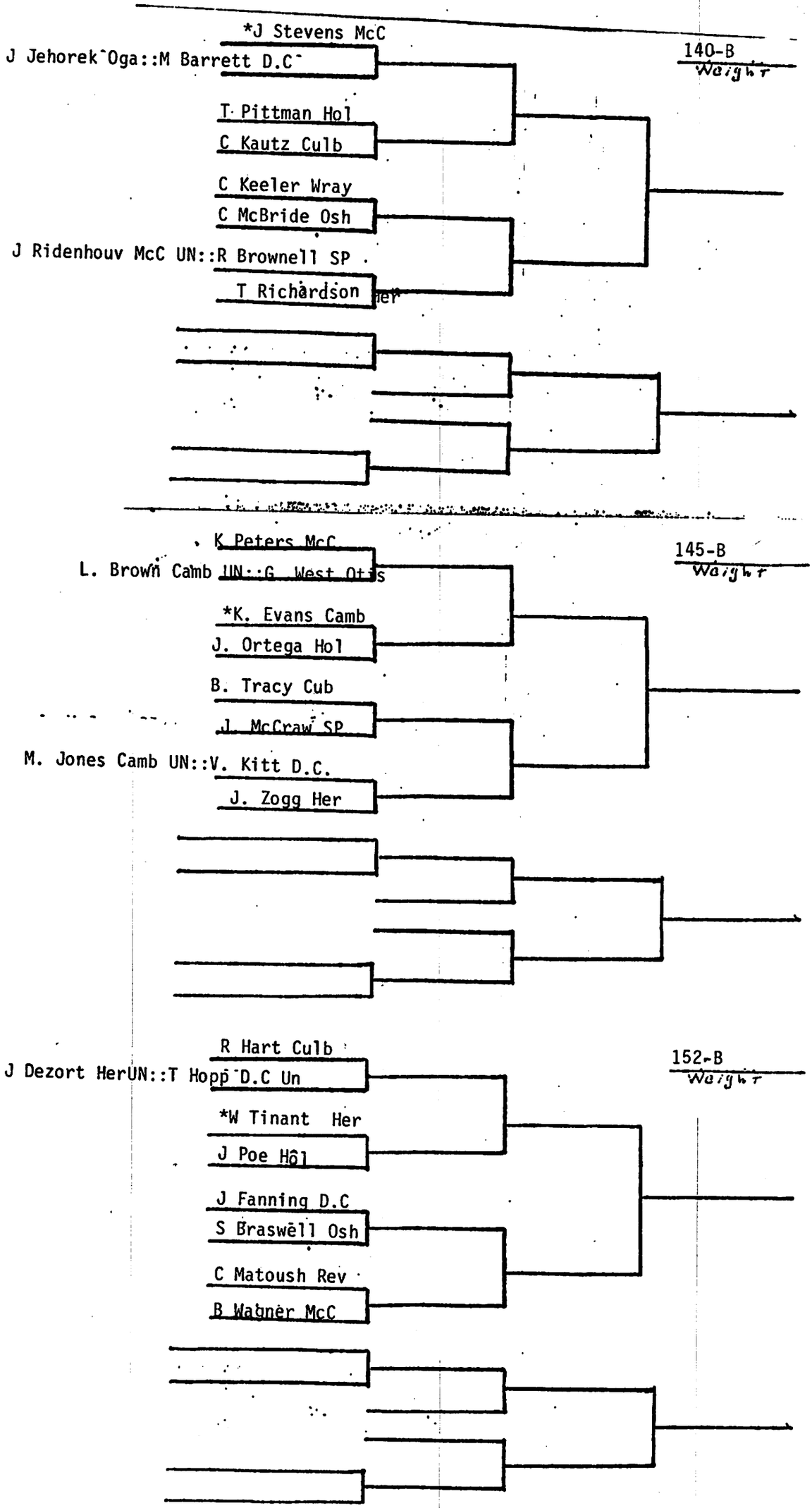
*J Stevens McC
J Jehorek Oga::M Barrett D.C
140-B
Weight
T Pittman Hol
C Kautz Culb
C Keeler Wray
C McBride Osh
J Ridenhouv McC UN::R Brownell SP
T Richardson
K Peters McC
L. Brown Camb UN::G. West Otis
145-B
Weight
*K. Evans Camb
J. Ortega Hol
B. Tracy Cub
J. McCraw SP
M. Jones Camb UN::V. Kitt D.C.
J. Zogg Her
R Hart Culb
J Dezort HerUN::T Hopp D.C Un
152-B
Weight
*W Tinant Her
J Poe Hol
J Fanning D.C
S Braswell Osh
C Matoush Rev
B Wagner McC

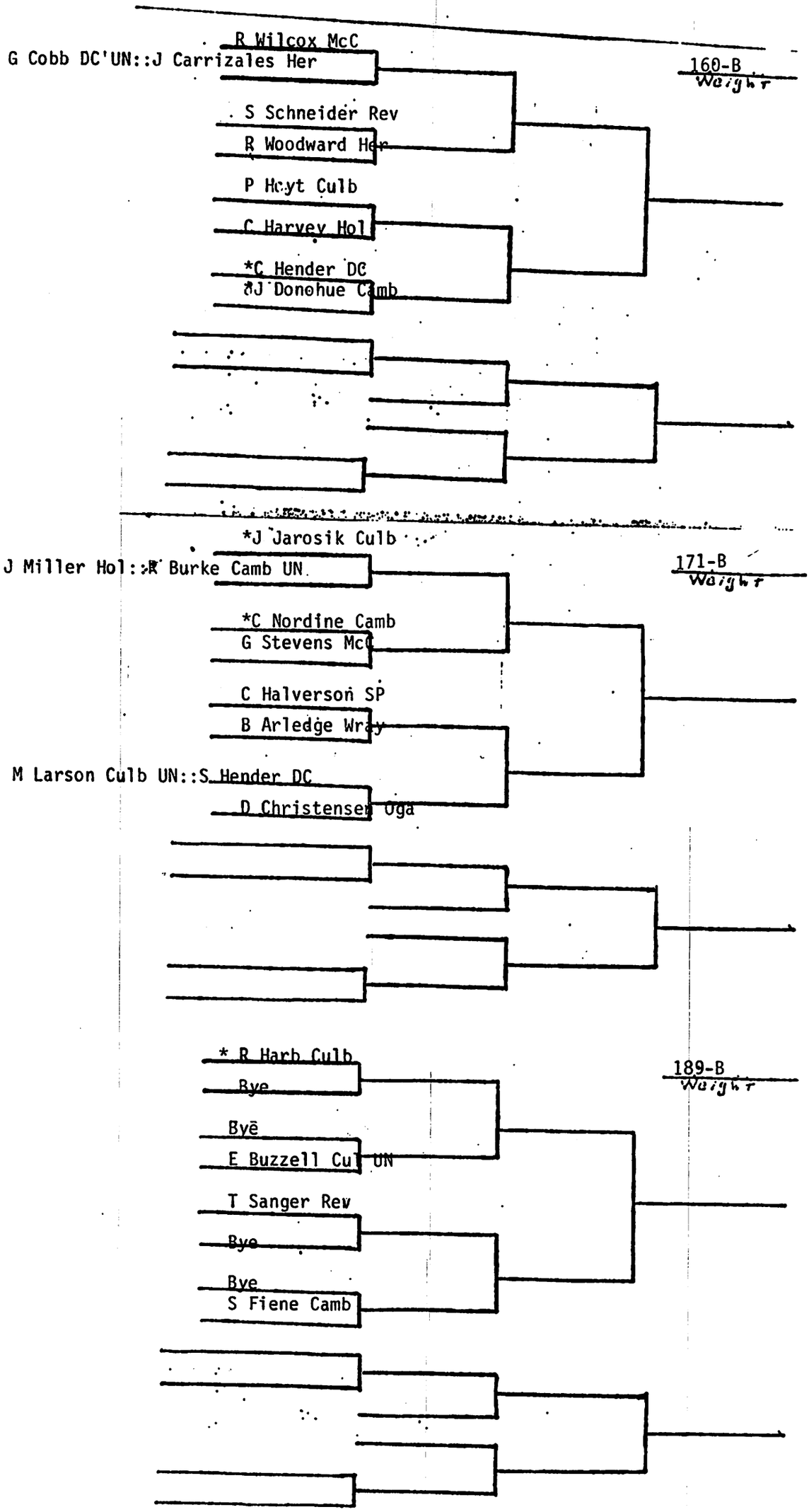
R Wilcox McC
G Cobb DC'UN::J Carrizales Her
160-B
Weight
S Schneider Rev
R Woodward Her
P Hoyt Culb
C Harvey Hol
*C Hender DC
*J Donohue Camb
*J Jarosik Culb
J Miller Hol::R Burke Camb UN
171-B
Weight
*C Nordine Camb
G Stevens McC
C Halverson SP
B Arledge Wray
M Larson Culb UN::S Hender DC
D Christensen Oga
* R Harb Culb
Bye
189-B
Weight
Bye
E Buzzell Cul UN
T Sanger Rev
Bye
Bye
S Fiene Camb

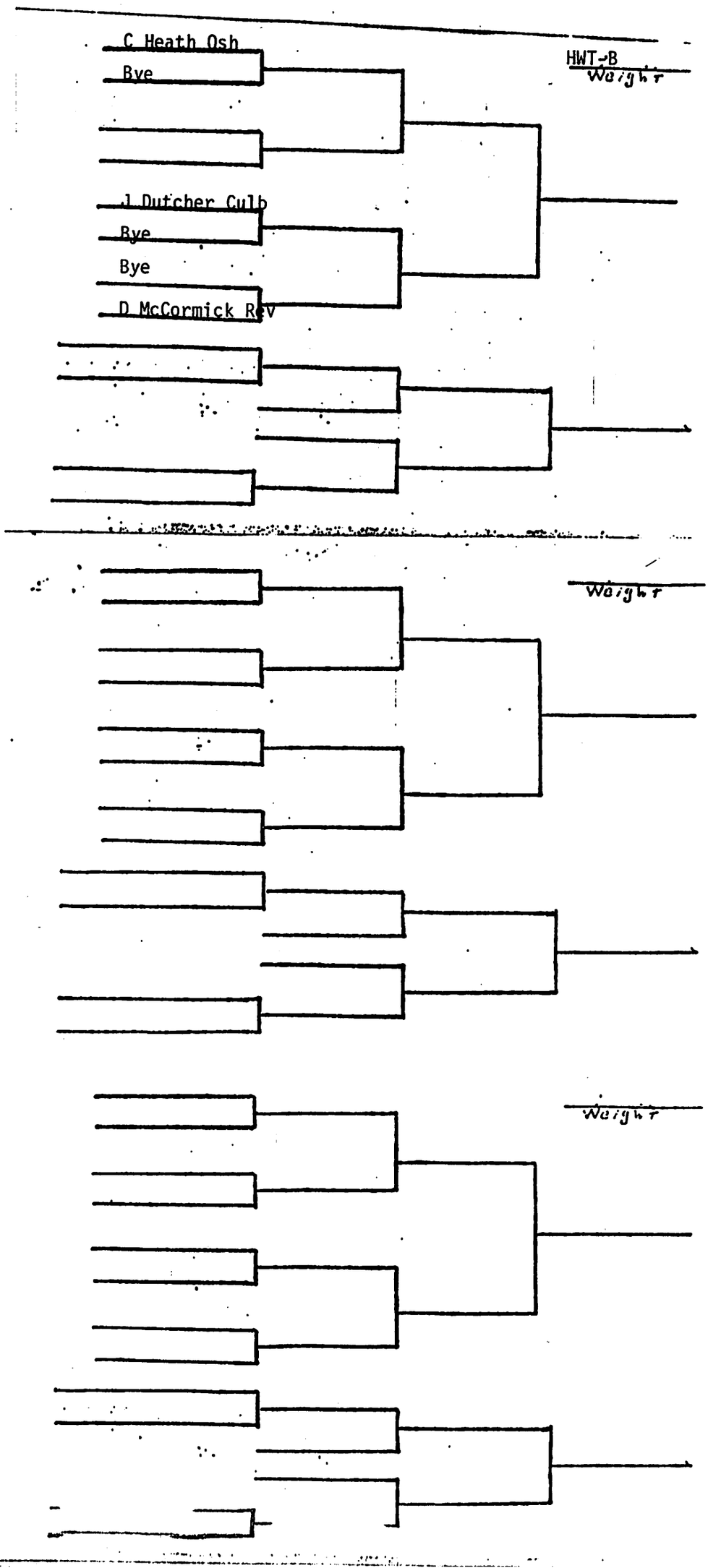
C Heath Osh
Bye
HWT-B
Weight
J Dutcher Culb
Bye
Bye
D McCormick Rev
Weight
Weight

103-A

~~Her: Cole Schomp 2-7~~
Cal: Open
4 Camb: Terry Hauser 5-7
NPSP: Matt Braulliette 5-6
3 McC: Shawn Nothnagel 2-6
2 Wray: Darrin Schaffner 5-3
Holy: open
Osh: ~~Jason Sutton 9-8~~ steve Westerbur
Ogall: open
1 Otis: Cody Bickley 7-0
Imp: open

112-A

4 Cal: S. Schneider 7-5
2 Camb: Kirk Wahlmeier 7-3
3 NPSP: Aaron Gilg 5-3
~~McC: Mark Bales 5-0~~
5 Wray: Steve Shea 4-3 6
Holy: open
~~Osh: Steve Westecher 5-10~~
Ogal: open
Otis: open
6 Imp: Kevin Weiss 3-9
2 Her: Joey Epping 5-2

119-A

Cal: C. Duncan 11-1
Camb: Kurt Knutson 6-8
NPSP: Josh Yauney 10-5
McC: Corey Collins 8-2
~~Wray: Tad Brown 4-5~~
Holy: open
~~Her: Scott Ambrose 5-5~~
Osh: open
Ogal: open
Otis: open
Imp; Ben McNair 10-1

125-A

Cal: open
4 Camb: Nick Hanna 6-5
3 NPSP: Dan Anderson 8-7
1 McC: ~~Jason Dailey 7-4-1~~ Bill Loghry 11-2 TV
Wray: Chris Selle 3-4
Holy: open
2 Hersh: Shayne Younghans 5-5 6
~~Osh:; Steve Hudt 6-2~~
Ogal: open
Otis: open
Imp: Adam Spicer 5-9

130-A

2 Cal: Ryan Dickinson 10-3
4 Camb: Jason Witte 5-8
NPSP: Daren Folchert 3-9
1 McC: Bryan Cole 7-3
Wray: open
Holy: open
3 Her: Matt Fletcher 2-2
Osh: open
Oga: open
Otis: open
Imp: Eric Leibhart 3-8

135-A

Cal: Chad Stanley 8-3
Camb: Kevin Banzhaf 10-4
NPSP: Justin Wilson 10-5
1 McC: Dale Bean 12-1-1
Wray: Ted Kerbs 3-7
7 Holy: Daren Claymon 5-6
6 Her: Jamie Thompson 7-4
~~Osh: Cooper McBride 0-8~~
Ogal: open
Otis: open
8 Imp: Shane Hallett 9-8

140-A

2 Cal: Curtis Zink 8-6
1 Camb: Joe Benson 13-3-1
8 NPSP: Brian Folchert 1-2
3 McC: Scott Grafton 7-5
6 Wray: Todd Deschamps ~~0-0~~ 1-0
Holy: open
4 Her: Steve Walters 4-3
~~Osh: Trond Houghland 1-8~~
Ogal: open
Otis: open
Imp: open

145-A

Cal: open
3 Camb: Chris Cornett 8-5
7 NPSP: Alan Anderson 9-6
5 McC: Robb Leitner 9-5
Wray: open
1 Holy: Jason Roberts 12-1
6 Her: Devon Smith 8-3
~~Osh: Matt Ridle 9-3~~
~~Ogal: Todd Raether~~
2 Otis: Dewain Ash 6-2
4 Imp: Courtney Schrotberger 9-7

## 152-A

Cal: open
Camb: Dallas Mues 4-5
NPSP: Don Steffes 9-2
McC: Keith Ruff 3-5
Wray: open Archuleta
Holy: Jeff Poe 7-5
Her: Wade Tinant 4-2
~~Osh: Ray Burt 3-5~~ Riddle
Ogal: ~~open~~ Todd Lather
Otis: open
Imp: Ki Fanning 12-1

## 160-A

Cal: open
Camb: Tim Phillips 9-6
~~NPSP: Travis Langford 11-0~~
McC: Tory Judd 12-0
Wray: open
Holy: Philip Krumm 9-4
Her: Grady Frederick 2-6
~~Osh: Scott Braswel 0-7~~
~~Ogal: Eric Holscher~~
Otis: open
Imp: Jay Phelps 10-4

## 171-A

~~Cal: Scott Holman 7-3~~
Camb: Damon Colson 11-5
NPSP: Dan Cooper 9-4
McC: Chase Beeby 2-8
Wray: Bill Arledge 2-5
Holy: Roman Hubbard 0-0
Osh: Matt Klemke 10-6
Ogal: open
Her: Dustin Swartwood 0-6
Otis: open
Imp: Trent Spady 13-1

## 189-A

Cal: Brian Freeman 8-1
Camb: Shad Fiene 0-3
NPSP: Fred Caudillo 8-8
McC: Ryan Johnson 10-1
Wray: open
Holy: open
Her: open
Osh: Brad Bently 6-7
Ogal: open
Otis: Collin Patterson 4-0
Imp: Guy Gilsdorf 11-1

## HWT-A

Cal: open
Camb: Chris Paisley 9-2
NPSP: open
McC: open
Wray: open
Holy: open
Her: open
Osh: Monte Milanede 11-1
Ogal: James Ayers
Otis: open
Imp: Doug Hartman 13-3

# Imperial Longhorn Wrestling
## Tournament Results 1990
## A Division

| | | | |
|---|---|---|---|
| 1. McCook | 164.5 | 7. Hereshy | 58 |
| 2. Cambridge | 132.5 | 8. Holyoke | 26 |
| 3. Cozad | 115 | 9. Oshkosh | 24.5 |
| 4. N.P St.Pats | 96 | 10. Wray | 24.5 |
| 5. Caliche | 95.5 | 11. Otis | 20 |
| 6. Imperial | 71 | | |

### 103

| | |
|---|---|
| 1. W. Piper | McCook |
| 2. M. Anderson | Cozad |
| 3. C. Binkly | Otis |
| 4. D. McEntire | Wray |

### 112

| | |
|---|---|
| 1. C. Collins | McCook |
| 2. C. Gomez | Cozad |
| 3. C. Selle | Wray |
| 4. A. Gilg | NP.StPats |

### 119

| | |
|---|---|
| 1. D. Bean | McCook |
| 2. C. Duncan | Calchie |
| 3. K. Knutson | Cambridge |
| 4. M. Ripp | Wray |

### 125

| | |
|---|---|
| 1. J. Benson | Cambridge |
| 2. J. Wilson | NP.St.Pats |
| 3. S. Grafton | McCook |
| 4. R. Dickinson | Calachie |

### 130

| | |
|---|---|
| 1. K. Banzhaf | Cambridge |
| 2. P. Gomez | Cozad |
| 3. B. Cole | McCook |
| 4. C, Stanely | Calachie |

### 135

| | |
|---|---|
| 1. S. Silvester | Imperial |
| 2. R. Kapps | Oshkosh |
| 3. B. Ring | Calachie |
| 4. J. Stevens | McCook |

### 140

| | |
|---|---|
| 1. T. Judd | McCook |
| 2. T. Hoffmister | Cozad |
| 3. D. Steffes | NP.StPats |
| 4. J. Roberts | Holyoke |

### 145

| | |
|---|---|
| 1. R. Duncan | Calachie |
| 2. K. Boyd | NP. StPats |
| 3. J. Hains | Hershey |
| 4. R. Leitner | McCook |

### 152

| | |
|---|---|
| 1. D. Harris | McCook |
| 2. T. Langford | NP.St.Pats |
| 3. K. Fanning | Imperial |
| 4. D. Liess | Cambridge |

### 160

| | |
|---|---|
| 1. A. Buttrick | Hershey |
| 2. D. Trosper | Cambridge |
| 3. J. Carruthers | Holyoke |
| 4. R. Johnson | McCook |

### 171

| | |
|---|---|
| 1. D. Mues | Cambridge |
| 2. M. Burkholder | Cozad |
| 3. G. Gilsdorf | Imperial |
| 4. S. Holman | Calachie |

### 189

| | |
|---|---|
| 1. D. Hengen | Hershey |
| 2. M. Mongomery | Cozad |
| 3. D. Hartman | Imperial |
| 4. D. Colson | Cambridge |

### HWT

| | |
|---|---|
| 1. B. Freeman | Calachie |
| 2. C. McGahan | NP.St.Pats |
| 3. C. Paisley | Cambridge |
| 4. B. Fielding | Calachie |

14TH ANNUAL HOLYOKE INVITATIONAL
WRESTLING TOURNAMENT

HOLYOKE, COLORADO 80734
Dist. 1e-IJ
DECEMBER 10, 1988

PLACE:

Holyoke High School
Holyoke, Colorado 80734
303-854-3421 -- Holyoke High School
303-854-3640 -- Jim Drescher - Activities Director

TIME:

9:30 - 10:30 --- Weigh Ins
10:30 ---------- Coaches Seeding Meeting
12:00 ---------- Session I 1st round championship & 1st round consolation
2:00 ---------- Session II 2nd round championship & 2nd round consolation
5:00 ---------- Session III Championship and 3rd Place

PARTICIPATING TEAMS:

| | | | | | |
|---|---|---|---|---|---|
| 103 | 5 | 457 | Caliche 10 | Otis 10 | |
| 112 | 7 | 527 | HAXTUN 8 | Valley J.V. 6 | |
| 119 | 5 | 607 | Holoke 12-9 | Wray J.V. 6 | |
| 125 | 6 | | Imperal 15 | Yuma J.V. 9 | |
| 130 | 7 | 716 | Ogallala J.V. | Arickaree 1 | |
| 135 | 4 | 899 | | | |
| 140 | 4 | HWT 5 | | | |

WEIGHTS:

In accordance with CHSAA rules and regulations 105, 112, 119, 125, 130, 135,140, 145, 152, 160,171, 189, HWT.

AWARDS:

Trophies for 1st and 2nd Place teams.
Championship medal for each weight.
2nd, 3rd, and 4th place ribbons for each weight.

BRACKETING:

8 man champion ship barcket & consolation with cross-bracketing will be used -- Wrestlers will be seeded according to the criteria listed in the National Federation Wrestling Rules Book. The seeding meeting will be held at 10:30 a.m. in the high school.

MATS:

Green Mat is #1
White Mat is #2

LOCKERS:

West Locker Room : Caliche, Haxtun, Holoke, Imperal , Arickaree
East Locker Room : Ogallala J.V. , Otis, Valley J.V., Wray J.V., Yuma J.V.

Note: Please have someone take care of your valuables, as the locker rooms will not be locked and the host school assumes no liability for lost valuables.

PASSES:

Contestants will be stamped at weigh-ins. We will admit coaches, managers, administrators, and bus drivers.

ADMISSION PRICES:

Adults: ----$3.00
One admission good for all day.
Students: --$2.00

ELIGIBILITY LISTS:

Please submit an eligibility list signed by your Principal or Athletic Director by Friday, December 4, 1988. We must have this information on time so that programs can be prepared.

TEAM SEATING:

Please have all wrestlers who are not competing sit in the bleachers. This will cut down on confusion around the mats.

QUESTIONS:

If you have any questions, please contact Jim Drescher.

ENTRY FEE:

Please send entry fee with Team Roster. $25

HOLYOKE vs. IMPERIAL WRESTLING DUAL

THURSDAY, JANUARY 19, 1989

| HOLYOKE | | IMPERIAL | |
|---|---|---|---|
| Open | 103 | Will Osborn | 6-0 |
| Randy Owens | 112 | Open | |
| Open | 119 | Open | |
| Darrin Clymon | 125 | Open | |
| Dana Pugh | 130 | Open | |
| Jason Roberts | 135 | Jay Phelps | |
| Scott Higgs | 140 | Ki Fanning | |
| Gordon Hilscher | 145 | Todd Phelps | |
| Ki Soo Lee | 152 | Jason McNair | |
| Jason Corruthers | 160 | John Pankonin | |
| Open | 171 | Jody Friemel | |
| Open | 189 | Doug Hartman | |
| Quinton Bogart | HWT | Tim Dillahay | |

6 - 0
6 - 6
12 - 6
12 - 18
12 - 24
12 - 30
18 - 30
24 - 30
30 - 30
34 - 30
40 - 30
46 - 30
52 - 30

Coach: Warren Peiper

Coach: Lynn Rinehart
DeWayne Barent

Reserve Wrestlers:

140 Jeff Poe
152 Phillip Krunn

Reserve Wrestlers:

Mike Yaw
Alex Selber
Courtney Schrotberger

51
21

46
34
22

IMPERIAL - LONGHONRNS vs. HERSHEY - PANTHERS

WRESTLING DUAL

Thursday, January 5, 1989

| | | |
|---|---|---|
| Will Osborn 9th | 103 | Kirk Stoddardd 9th |
| Robi Browning 9th | 112 | Shayne Younghans 10th |
| Kelly Berry 9th | 119 | Garid Childers 12th |
| Steve Silvester 11th | 125 | Jashon Walters 12th |
| open | 130 | Chann Liewer 12th |
| Courtney Schrotberger 9th | 135 | Jim Bush 12th |
| Ki Fanning 10th | 140 | Justin Hains 11th |
| Todd Phelps 11th | 145 | Steve Cian 10th |
| Jason McNair 12th | 152 | Andy Butrick 11th |
| John Pankonin 12th | 160 | Chalk Hankins 12th |
| Jody Friemel 12th | 171 | Dustin Swartwood 9th |
| Doug Hartman 10th | 189 | Doug Hengen 11th |
| Tim Dillahay 10th | HWT | Jake Frederick 11th |

Reserves:

Scott Repass 9th
Jay Phelps 9th
Alex Selber 11th

COACHES:
Lynn Rinehart
DeWayne Barent

COACHES:
Marv Rankin
Dick Ambrose

## Garden County High School

### Varsity

| | |
|---|---|
| 103 | OPEN |
| 112 | Billy Hunt |
| 119 | Chris Schmid |
| 125 | Rusty Kaps |
| 130 | Dave Samsel |
| 135 | Josh Arstingstall |
| 140 | Scott Plog |
| 145 | Mitch Grace |
| 152 | Brad Bentley |
| 160 | Matt Klemke |
| 171 | Chris Acker |
| 189 | Bryan Moffat |
| Heavyweight | Monte Milanak |

### Junior Varsity

| | |
|---|---|
| 140 | Tony Coats |
| 160 | Lee J. Malwitz |
| Heavyweight | Chris Delatour |

Head Coach: Ron Klemke
Asst Coach: Doug Leopold

## Chase County High School

### Varsity

| | |
|---|---|
| 103 | OPEN |
| 112 | Robi Browning |
| 119 | Chris Barger |
| 125 | Steve Sylvester |
| 130 | Kelly Berry |
| 135 | Kortney Schrotberger |
| 140 | Ki Fanning |
| 145 | Todd Phelps |
| 152 | Mike Yaw |
| 160 | John Pankonin |
| 171 | Jody Friemel |
| 189 | Doug Hartman |
| Heavyweight | Tim Dillhay |

### Junior Varsity

| | |
|---|---|
| 135 | Jay Phelps |

Coach: Lynn Rinehart

## Bridgeport High School

### Varsity

| | |
|---|---|
| 102 | OPEN |
| 112 | Jay Edens |
| 119 | Greg Eichthaler |
| 125 | Riley Schneider |
| 130 | Dave Bollinger |
| 135 | Mark Widener |
| 140 | Chris Batterman |
| 145 | Tony Perez |
| 152 | Steve Rogers |
| 160 | OPEN |
| 171 | Brett Adams |
| 189 | Brian Adams |
| Heavyweight | Dana Hansen |

### Junior Varsity

| | |
|---|---|
| 130 | Aaron Schields |
| 140 | Jason Brace |
| 140 | Dan Sides |
| 145 | Mike Ureste |
| 189 | Justin Sterkel |

Coach: Kevin McCurley

# Double Dual

Garden County
*Eagles*

Imperial
*Longhorns*

Bridgeport
*Bulldogs*

# SCORE SHEET

| WEIGHT | WRESTLERS | | SCORE | |
|---|---|---|---|---|
| | CCHS | OPPONENT | CCHS | OPPONENT |
| 103 | | | | |
| 112 | | | | |
| 119 | | | | |
| 125 | | | | |
| 130 | | | | |
| 135 | | | | |
| 140 | | | | |
| 145 | | | | |
| 152 | | | | |
| 160 | | | | |
| 171 | | | | |
| 189 | | | | |
| HWT | | | | |
| | | Team Score | | |

## Summary Of Scoring

**Individual Match**

| | |
|---|---|
| Takedown | 2 pts. |
| Escape | 1 pt. |
| Reversal | 2 pts. |
| Near-Fall | 2 or 3 pts. |

**Tournament**

| | |
|---|---|
| Fall | 2 pts. |
| Default | 2 pts. |
| Forfeit | 2 pts. |
| Disqualification | 2 pts. |
| Advancement | |
| Champ. Bracket | 2 pts. |
| Consol. Bracket | 1 pt. |
| Superior Decision | 1 pt. |
| Major Decision | ½ pt. |

**Dual Meet**

| | |
|---|---|
| Fall | 6 pts. |
| Forfeit | 6 pts. |
| Default | 6 pts. |
| Disqualification | 6 pts. |
| Superior Decision (by 12 or more points) | 5 pts. |
| Major Decision (by 8 to 11 points) | 4 pts. |
| Regular Decision | 3 pts. |
| Draw | 2 pts. |

Chase County High School

# Longhorn Wrestling



## SPONSORS

**The following businesses or individuals are sponsoring this program and the athletic banquets during the school year.**

Adams Bank & Trust
Adams Drug
Added Touch, The
Allison Realty
Amway Products—Del and Carol Schuman
Arnison's
B & M Oil—Bob Bartels
Irvin Bauerle Farms
Belau Mfg. & Radiator Repair—Paul Belau
Borchers, Orin and Deb
Brandt's Repair
Bret's Realty—M.L. "Jerry" Brethower
Broadway Liquors
Brophy Electric and T & L Center Pivot
Cannon Tire
Carman's Appliance
Chaco Lumber & Hardware
Champion Ag Service—Vilas and Lloyd Smith
Chase County Glass—Jerry Clark
Chase County Grain
Cook's Ready Mix
Cooper Dry Goods
Corner Cards & Games
Curtis & Curtis
Daylight Donuts/Colonial Kitchen
Dick's Conoco
Don's IGA
Einspahr Drug
Enders Cafe
Enders Well Service
Fairbairn-Jackson Clinic
Farm Credit Services
Farmers & Merchants Bank
First State Bank
Ford-New Holland of Imperial
Fowler Plumbing & Heating
Frenchman Valley Coop.
Frenchman Valley Produce
Garst Seeds—Eugene Haarberg
Garst Seeds—Tom Russell
General Store
Golden West Motel
Great Plains Cable TV
Great Plains Communication, Inc.
H & J Sales
Haggard Drilling, Inc.
Hank's Truck & Diesel Repair
Hayes, Randy and Margene
Hegwood Trenching
Hofman's Repair
Home Decor, The
Imperial Dental Clinic—Gary Bjerrum, DDS
Imperial Eagles Aerie #3472
Imperial Grain & Fertilizer
Imperial Lanes
Imperial Medical Clinic, PC—Dr. Bryce Shopp
Imperial Republican
Imperial Super Foods
JCPenney—Kinder Sales
Jack & Jill
Jack's Bean Co.
Jack's Place—Jack and Christy Stinnette
Jerry's Body Shop
Johnson Taxidermy
Jim Kimberling
Kwik Stop
Lamar Fertilizer
L.E.S. Realty, Inc.
Longan Chiropractic
Longhorn Corral & Chute #1
T. J. Martin—Cargill Seeds
McNair Agency
Meyer, Dr. Tim
Midwest Farm Equipment—Jerry Wood
Darryl Moore, CPA
Mrs. Hap's Motel
NC+Hybrids—Mike Bauerle
Nebraska Irrigation Sales & Equipment
Occidental Nebraska Savings & Loan
Olson Photography
P & B Video Magic—Pete and Bev Snyder
Penelope's
Pioneer Brand Products—Terry Bilka
Pioneer Brand Products—Rod Johnson
Pioneer Brand Products—Kent Miller
Pizza Hut
Pivot Electric
Radio Shack
Richard's Barber Shop
Robb's Sales & Service
Rose Electric—Don Lyne
S & L Farms—Scott and Linda Payne
Sandy's Country Ford
Terry Savage
Service Insurance
Silver Wings, Inc.
Stanbar Animal Hospital—Dr. Kenneth Krausnick
State Farm Insurance—Ron Cunningham
Statz Farm Supply
Steggs Flying Service
Sweden Creme
T-Junction, Inc.
David Teply Harvesting
Terryberry Farms
Three Circle Irrigation
Toby's Automotive
Trinidad Bean & Elevator
Veterinary Services—Lex Thompson, Dave Johnsen
Video Place—Burns and Claudia Bowers
Wallin Hiway Farms—Olan and Mary Wallin
Wheelers—Country General Store
Yaw Farms—Gerald and Beverly



Chris Barger



Kelly Berry



Robi Browning



Ki Fanning



Joedy Friemel



Doug Hartman



Tim Dillehay



Jason McNair



Will Osborn



John Pankonin



Jay Phelps



Todd Phelps



Scott Repass



Courtney Schrotberger



Alex Selber



Steve Silvester



Michael Yaw



## Mat Maid

Jennifer Koch

## Coaches



DeWayne Barent and Lynn Rinehart

## Schedule

| | |
|---|---|
| Dec. 1 — Oshkosh, Bridgeport | There 5:00 |
| Dec. 8 — Cambridge Dual | There 6:00 |
| Dec. 10 — Holyoke Inv. | TBA |
| Dec. 17 — Cambridge Inv. | There 9:30 |
| Jan. 5 — Hershey Dual | Here 6:00 |
| Jan. 7 — Ogallala Inv. | There 9:30 |
| Jan. 12 — SPVA Tourney | 4:00 |
| Jan. 14 — Imperial Inv. | Here 8:30 |
| Jan. 19 — Holyoke Dual | Here 7:00 |
| Jan. 21 — Oshkosh Inv. | TBA |
| Jan. 26 — McCook Dual | Here 6:15 |
| Jan. 28 — St. Pat's Inv. | There 9:30 |
| Feb. 2 — Rep. Valley Dual | There 5:30 |
| Feb. 10-11 — Districts | |
| Feb. 16-18 — State Tourney, Lincoln | |



# WELCOME LONGHORNS



## CAMBRIDGE TROJANS

## IMPERIAL LONGHORNS

| MATCH SCORE | | | | TEAM SCORE | | | |
|---|---|---|---|---|---|---|---|
| 103-Troy Kruger | | | | | | | 103-Open |
| 112-Jason Witte | | | | | | | 112-Robi Browning |
| 119-Dean Schleeman | | | | | | | 119-Chris Barger (or Kelly Berry) |
| 125-Kevin Banzhaf | | | | | | | 125-Steve Silvester |
| 130-Joe Benson | | | | | | | 130-Courtney Schrotberger |
| 135-Bob Fries | | | | | | | 135-Jay Phelps |
| 140-Virgil Banzhaf | | | | | | | 140-Ki Fanning 135 |
| 145-Dusty Trosper | | | | | | | 145-Todd Phelps |
| 152-Dana Hlavinka | | | | | | | 152-Mike Yaw (or Jason McNair) |
| 160-Andy Wier | | | | | | | 160-John Pankonin |
| 171-Darren Mues | | | | | | | 171-Jody Friemel |
| 189-Troy Paisley | | | | | | | 189-Doug Hartman |
| HWT-Chad Fuller | | | | | | | HWT-Tim Dillahay |

HEAD COACH: Bob Fuller
ASST. COACH: Kirk tenBensel

COACHES: Lynn Rinehart & DeWayn Barent

MAT MAIDS: Jacki Goodenberger & Tobie Burke
STATISTICIAN: Chris Eisenhart

★ ★ ★ *The Program Sponsors Appreciate Your Support* ★ ★ ★



CAMBRIDGE HIGH SCHOOL WRESTLING: Front row from left to right - Bob Fries, Mike Jorgensen, Damon Colson, Dennis Hendrick, Dallas Mues and Joe Benson. Middle row - Mat Maid Tobie Burke, Jason Witte, Dana Hlavinka, Kevin Banzhaf, Dusty Trosper, Troy Kruger and Mat Maid Jacki Goodenberger. Back row - Asst. Coach Kirk tenBensel, Virgil Banzhaf, Andy Wier, Darren Mues, Troy Paisley, Rick Sayer, Chad Fuller and Head Coach Bob Fuller. Missing from photo is Dean Schleeman and Gale Ellis.

# 1988-89 Cambridge Trojans

# WRESTLING

**This program sponsored by...**


CAMBRIDGE STATE BANK
CAMBRIDGE, NEBRASKA 69022

A FULL SERVICE BANK

MEMBER F.D.I.C.

For:
- Savings
- Checking With Interest
- Money Market Rate Certificates
- Auto, Pickup & Boat Loans
- Student Loans

See

Home Federal Savings of Nebraska
617 Patterson
Cambridge, Nebr. 69022
697-4337

FSLIC
A U.S. Government Agency

WE'RE A PART OF LIFE!

Serving the area since 1887

fnb

Member FDIC

the first national bank
Cambridge, Nebraska 69022

P.O. BOX 10

308-697-3335

GCHS 89
TEAM RANKINGS

1. IMP - 149.5
2. GCHS - 129
3. BPT - 127.5
4. BAY - 104
5. ALL - 80
6. KIM - 47
7. HSB - 39
8. GCJV - 11
9. MIT - 7

## CHAMPIONS BRACKET 103 LBS. CLASS

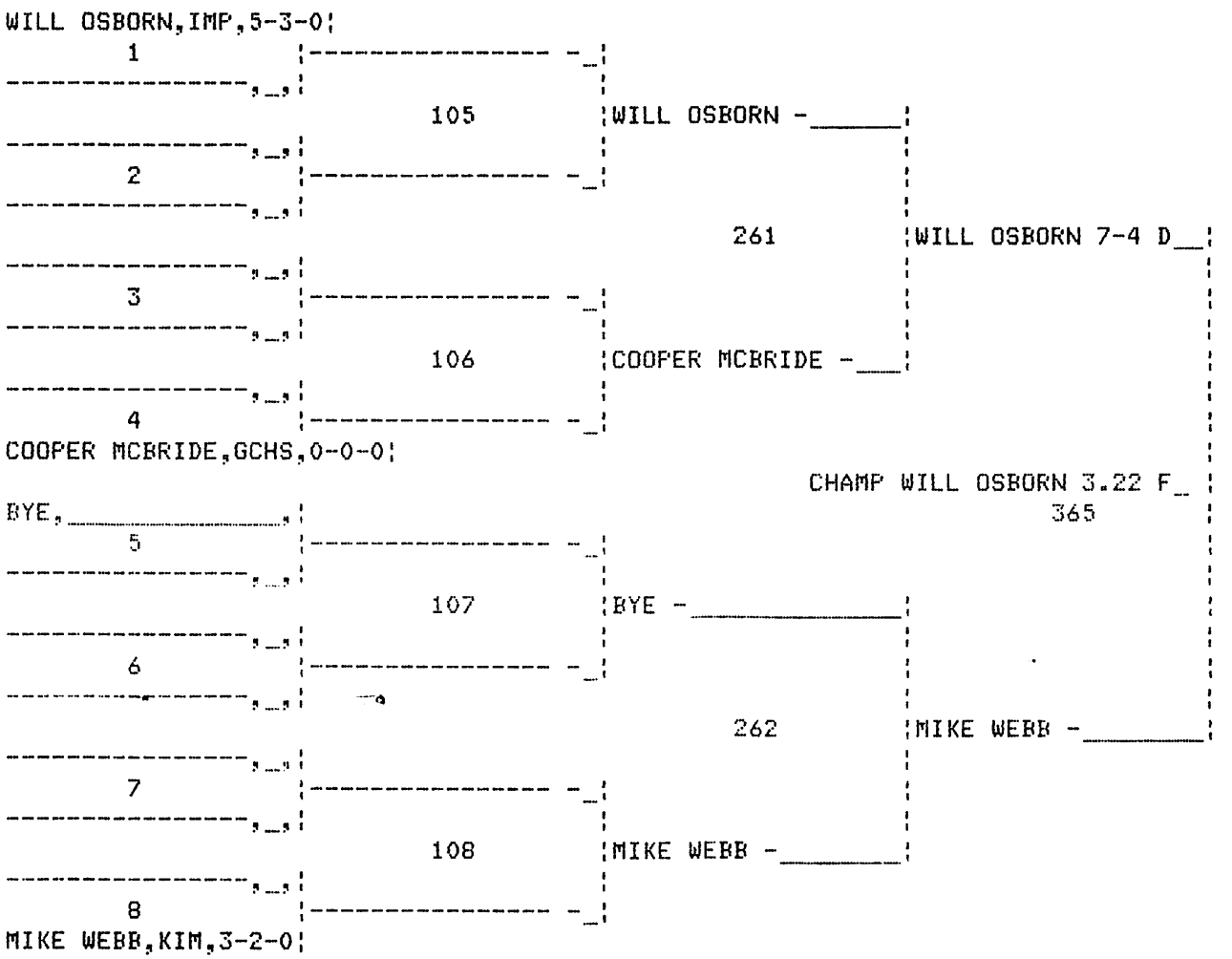


## CONSOLATION BRACKET 103 LBS. CLASS

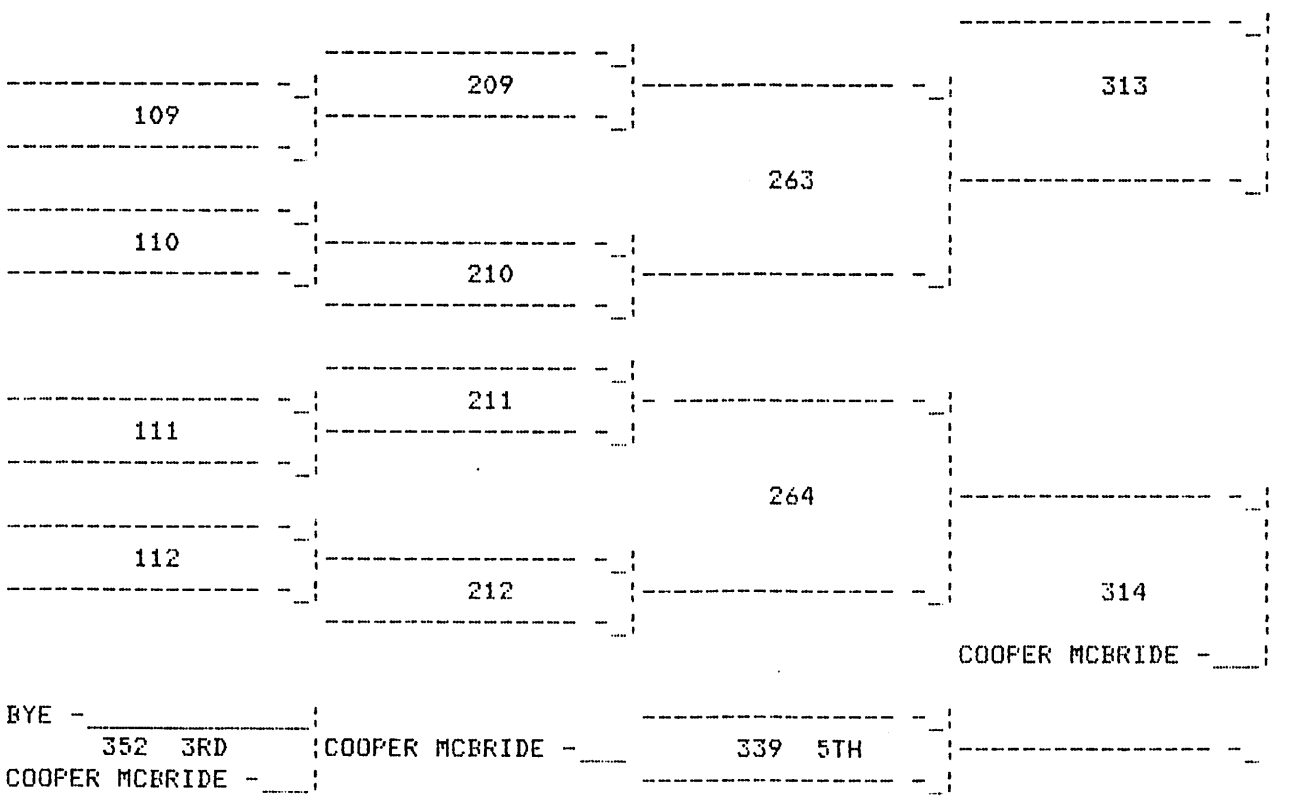

## CHAMPIONS BRACKET 112 LBS. CLASS

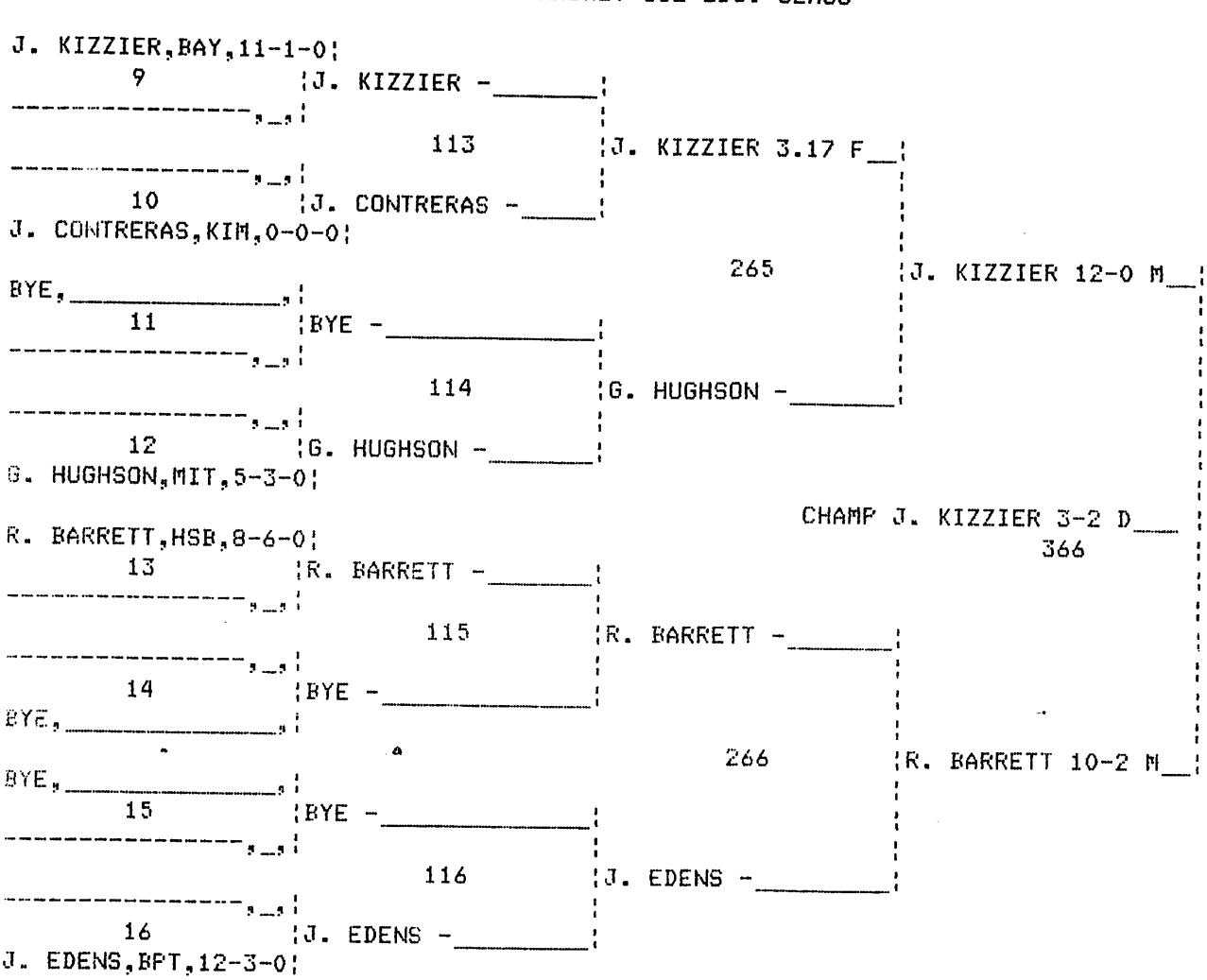


## CONSOLATION BRACKET 112 LBS. CLASS

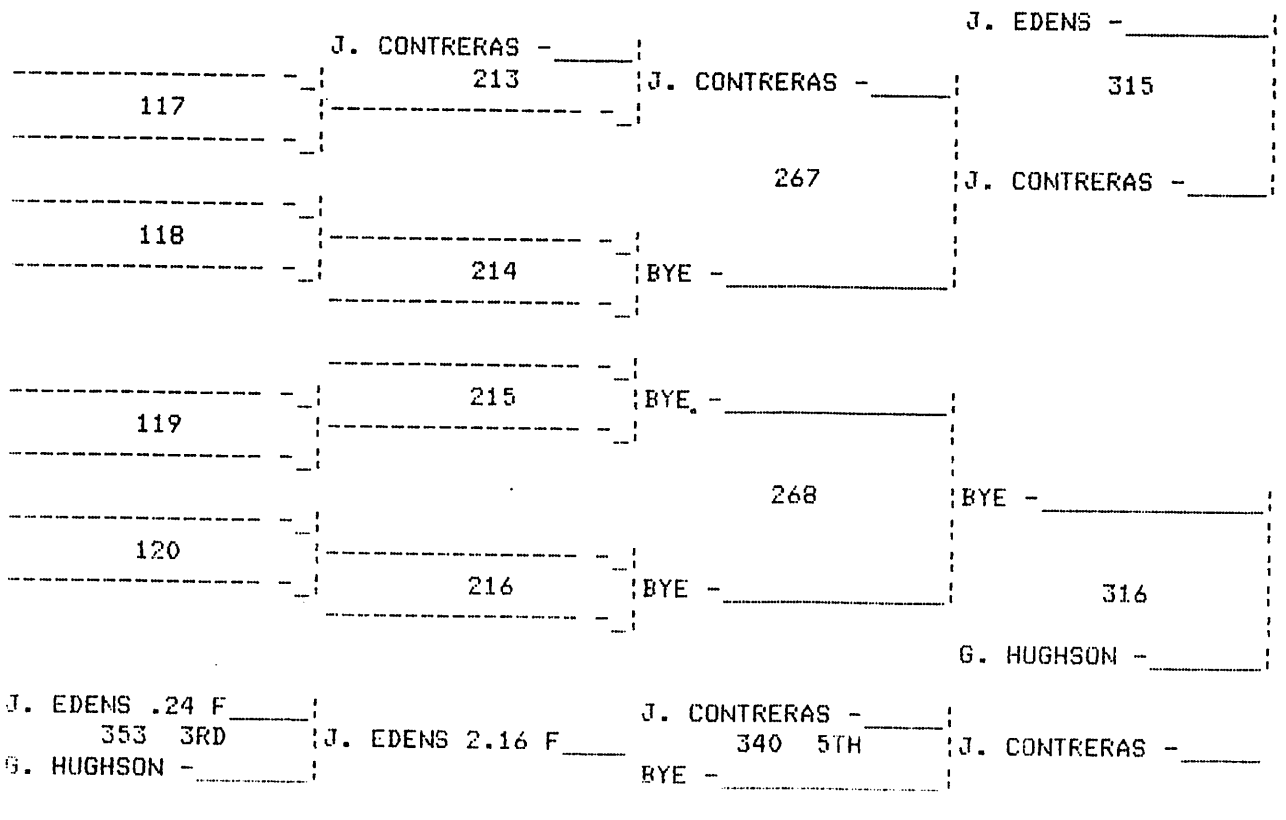

## CHAMPIONS BRACKET 119 LBS. CLASS

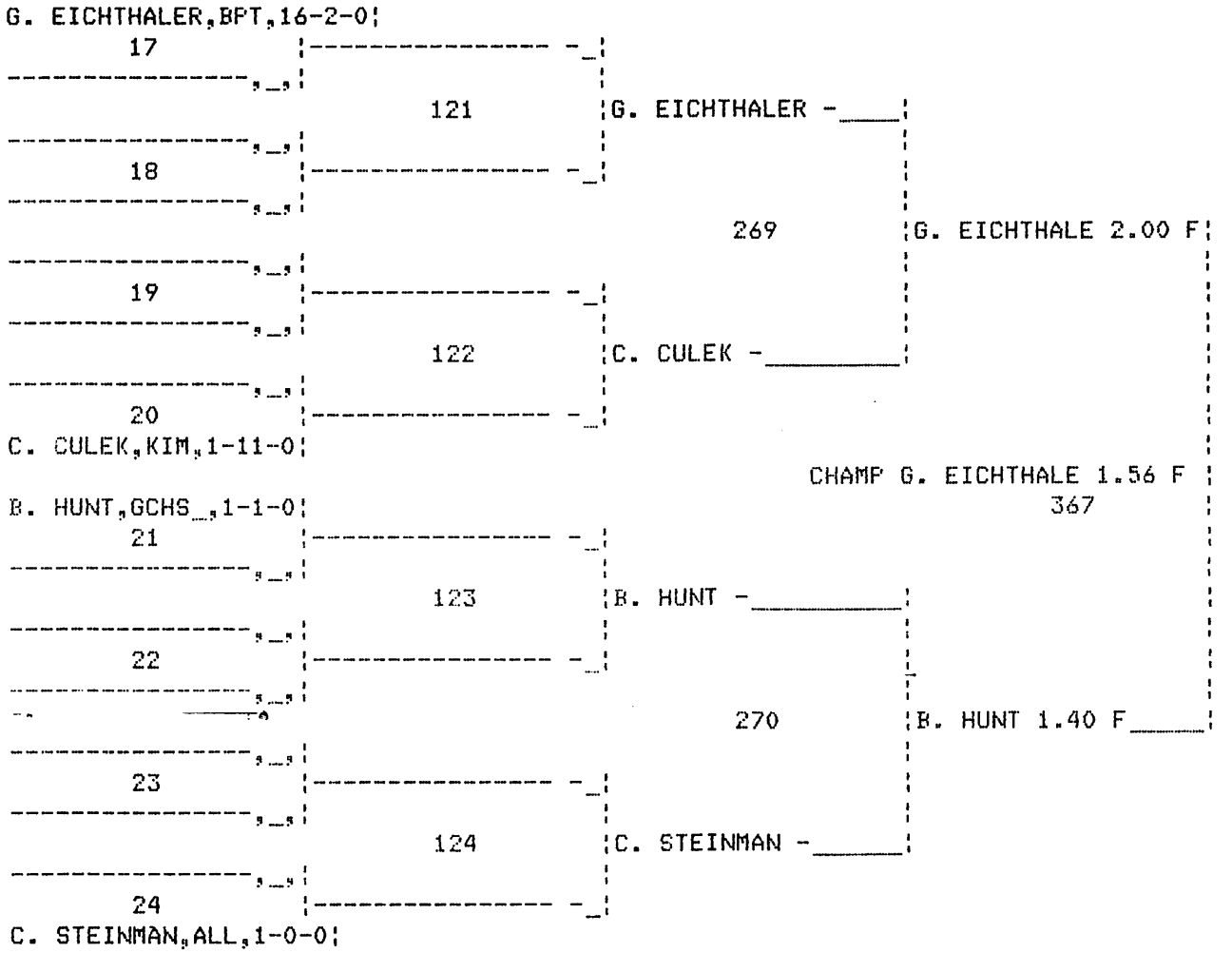


## CONSOLATION BRACKET 119 LBS. CLASS

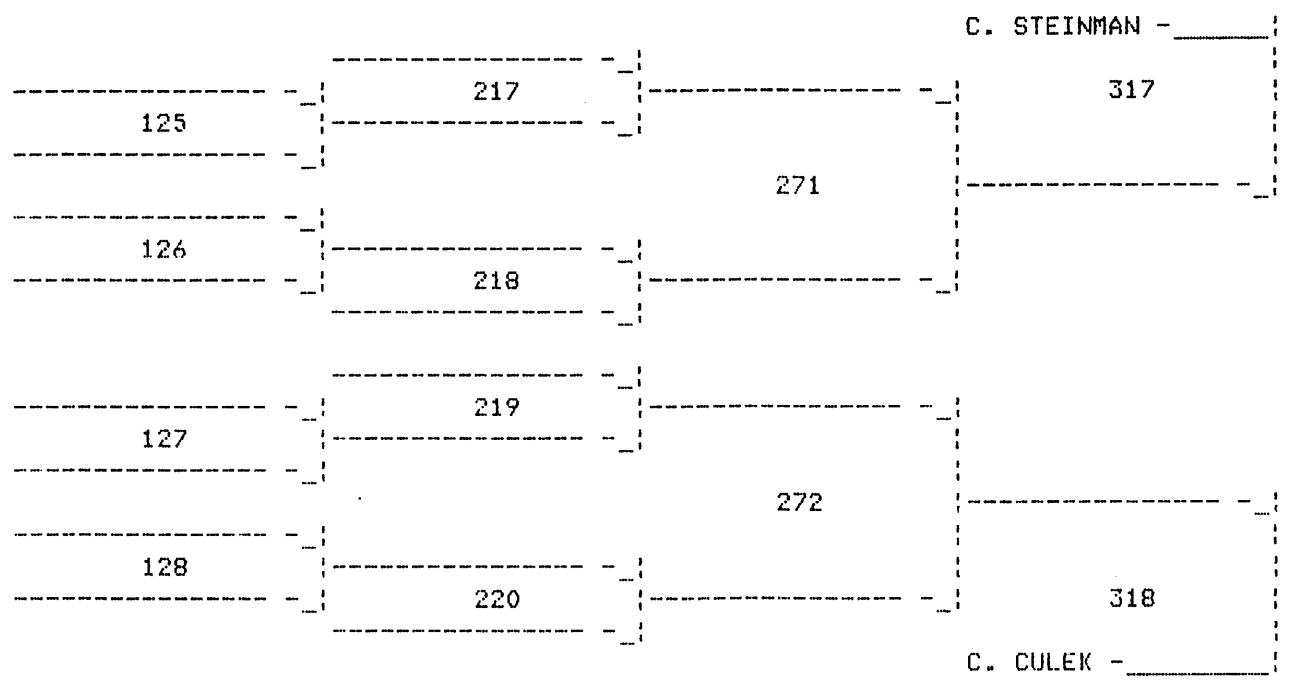

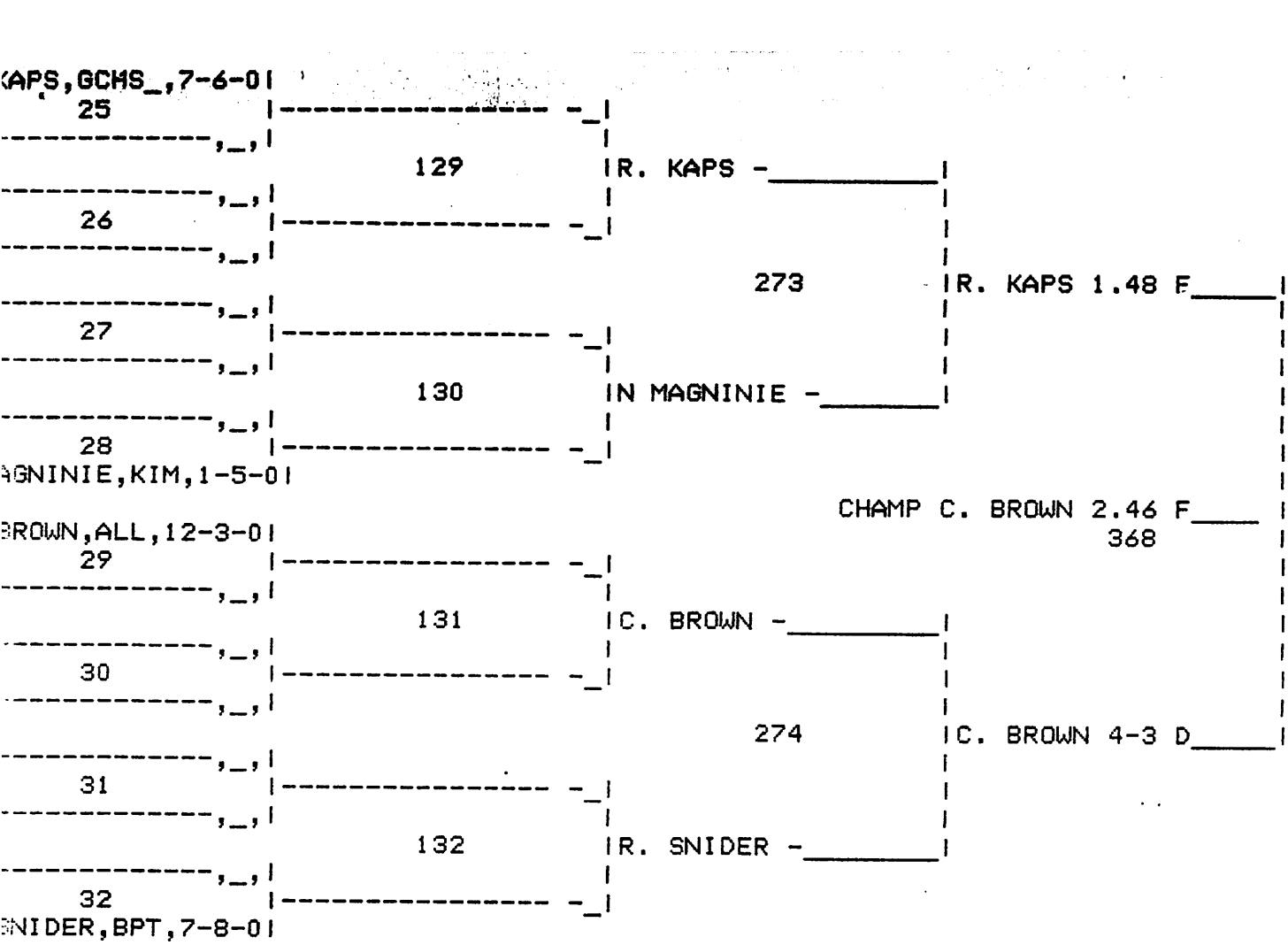


CONSOLATION BRACKET 125 LBS. CLASS

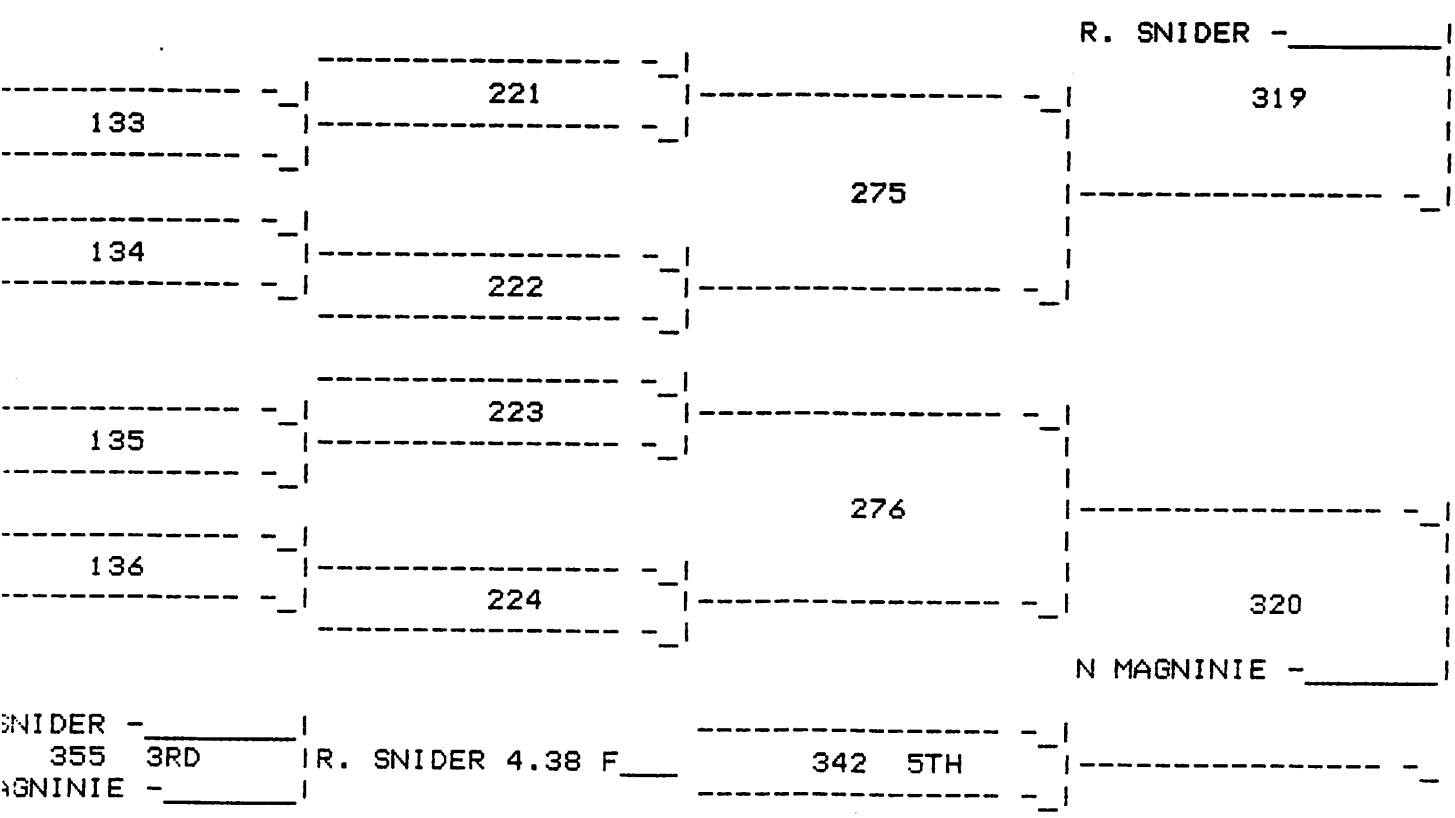

## CHAMPIONS BRACKET 130 LBS. CLASS

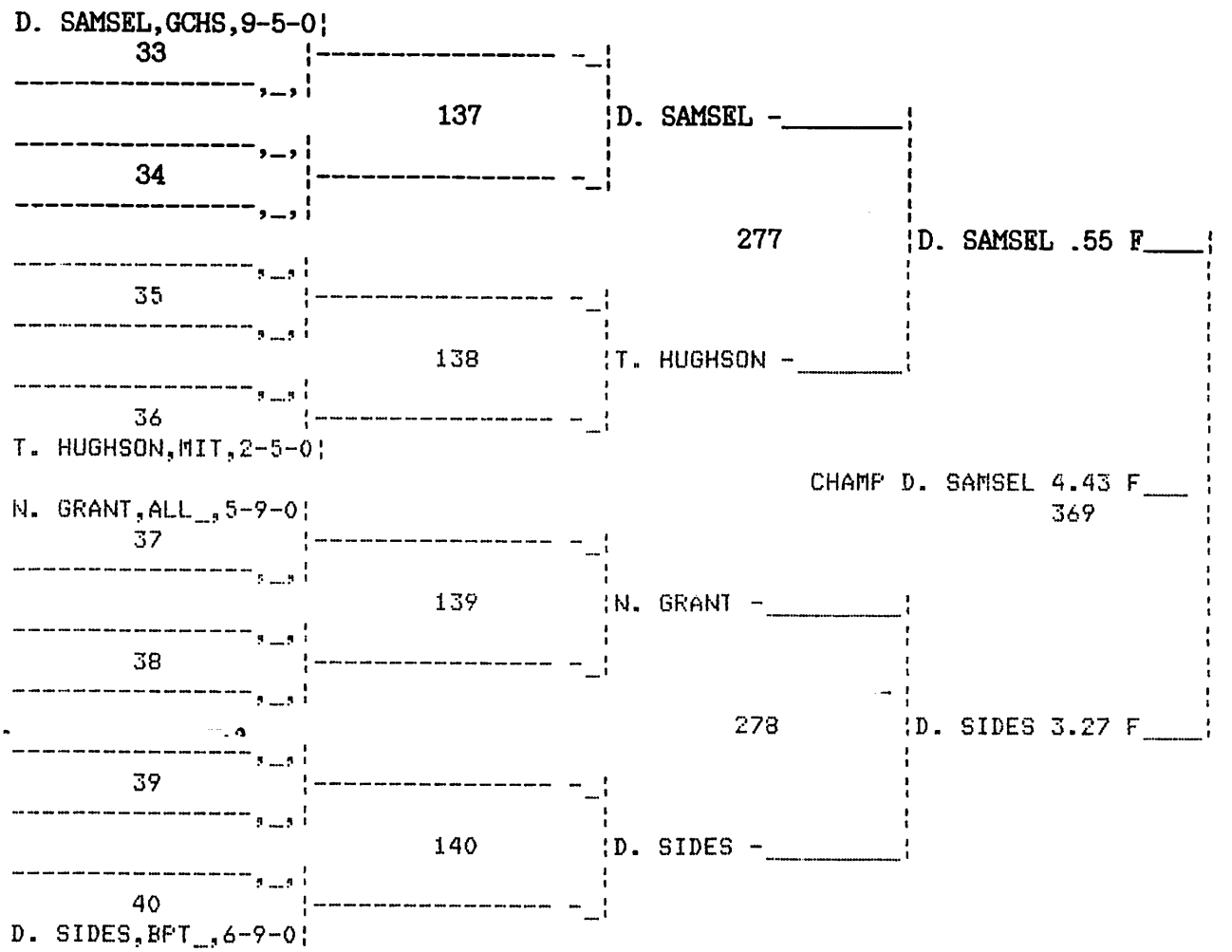


## CONSOLATION BRACKET 130 LBS. CLASS

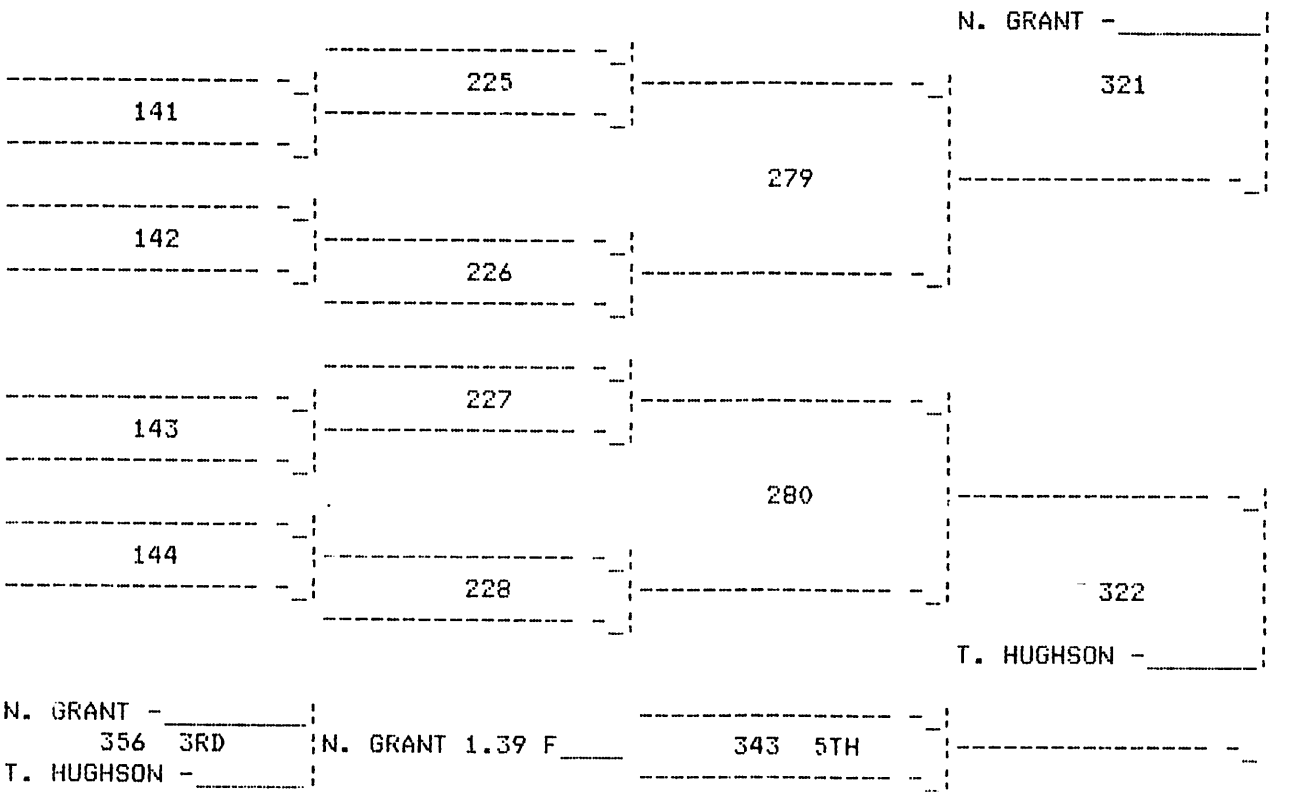

## CHAMPIONS BRACKET 135 LBS. CLASS

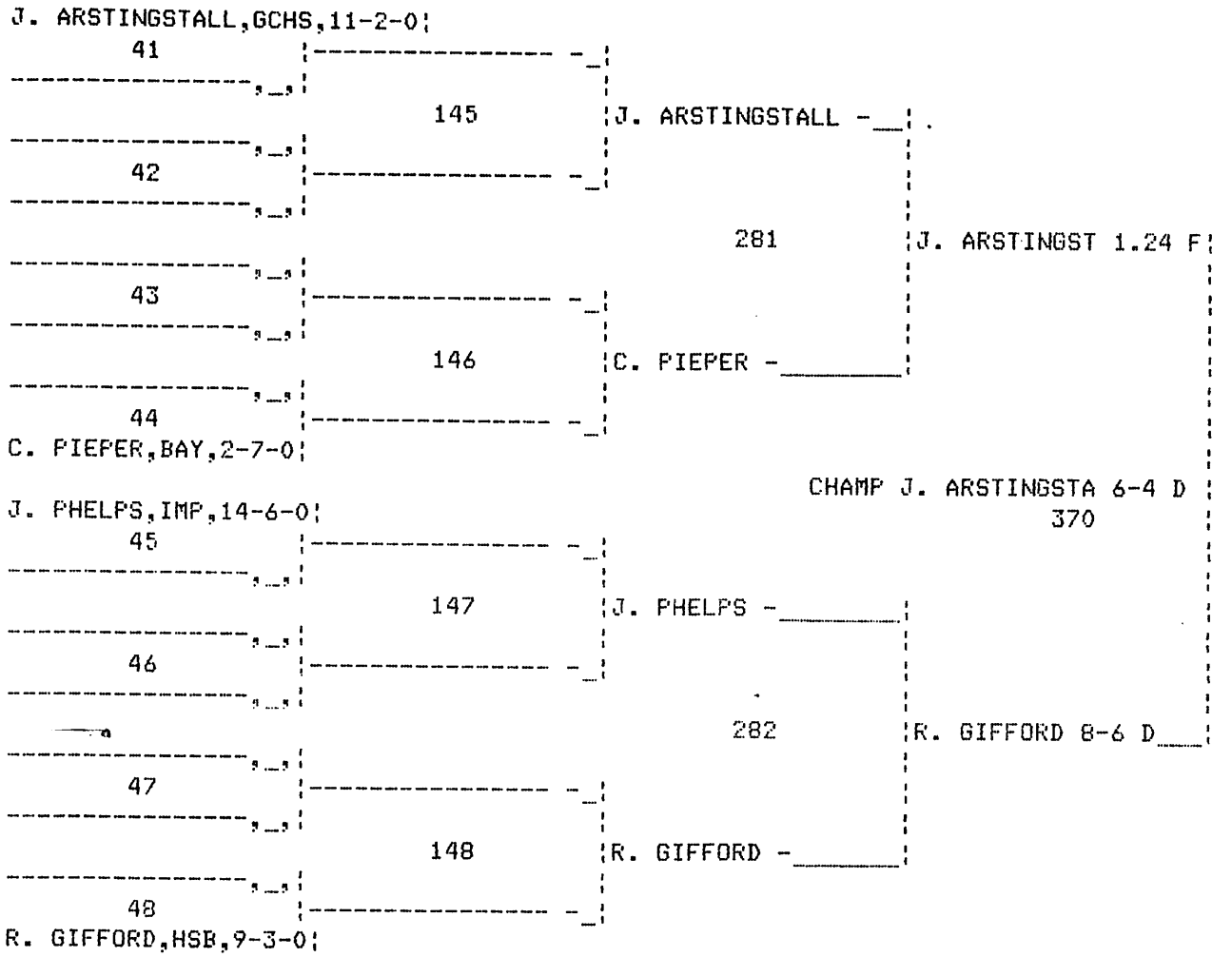


## CONSOLATION BRACKET 135 LBS. CLASS

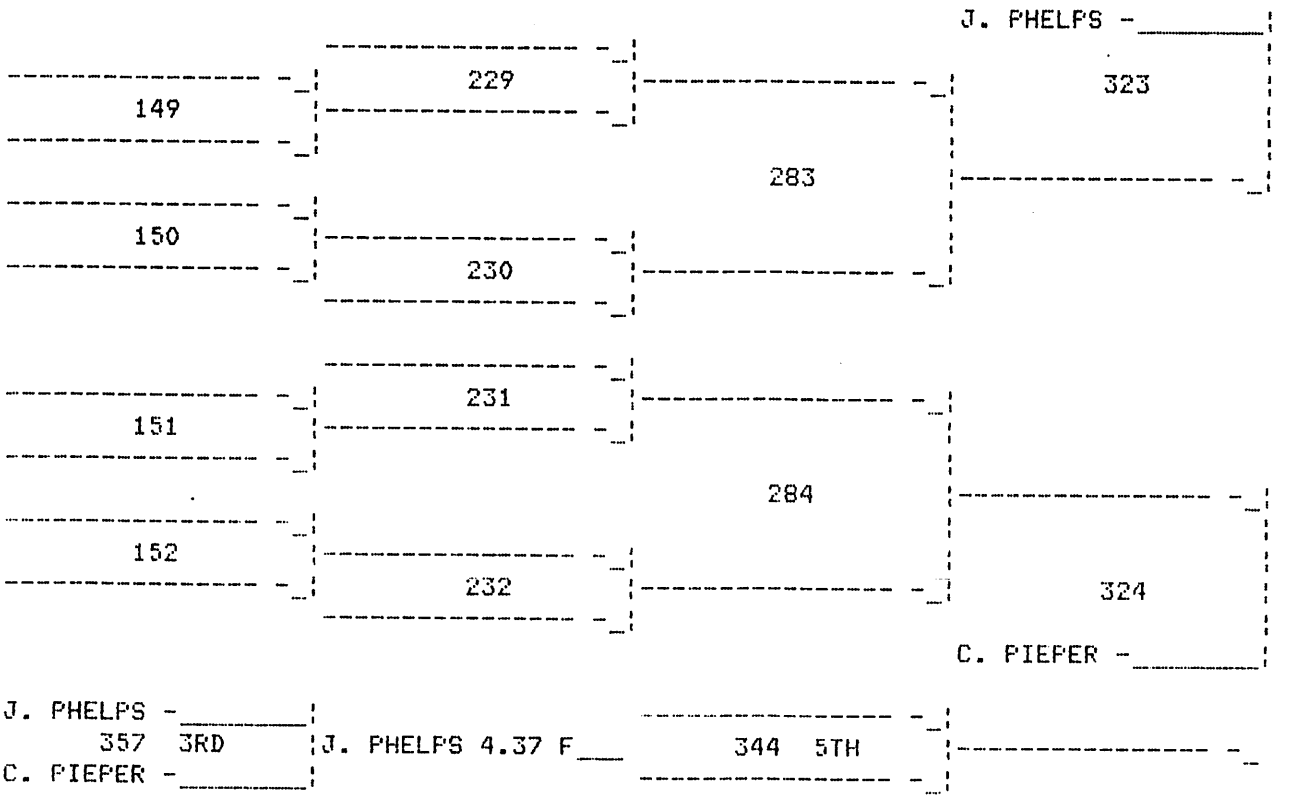

## CHAMPIONS BRACKET 140 LBS. CLASS

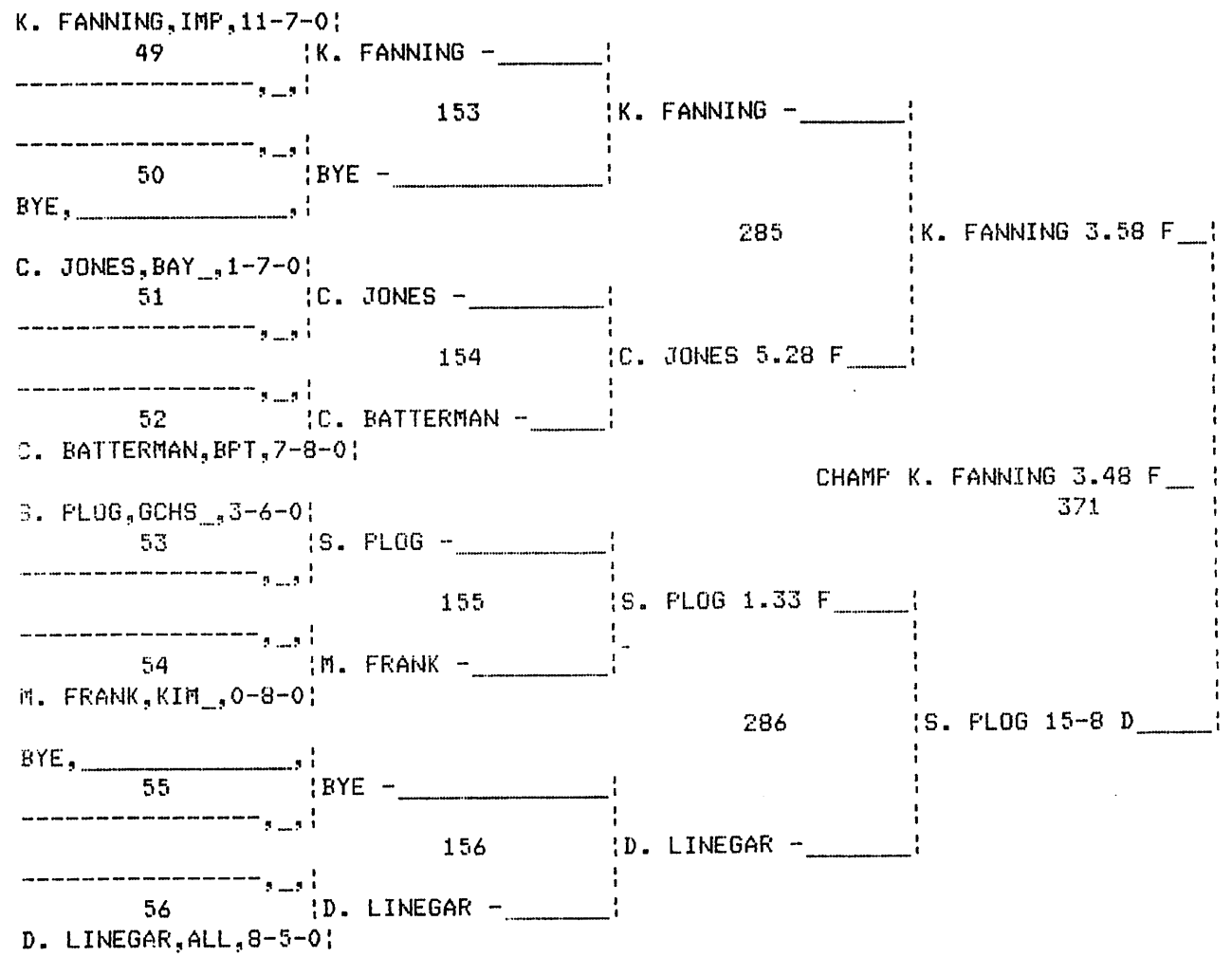


## CONSOLATION BRACKET 140 LBS. CLASS

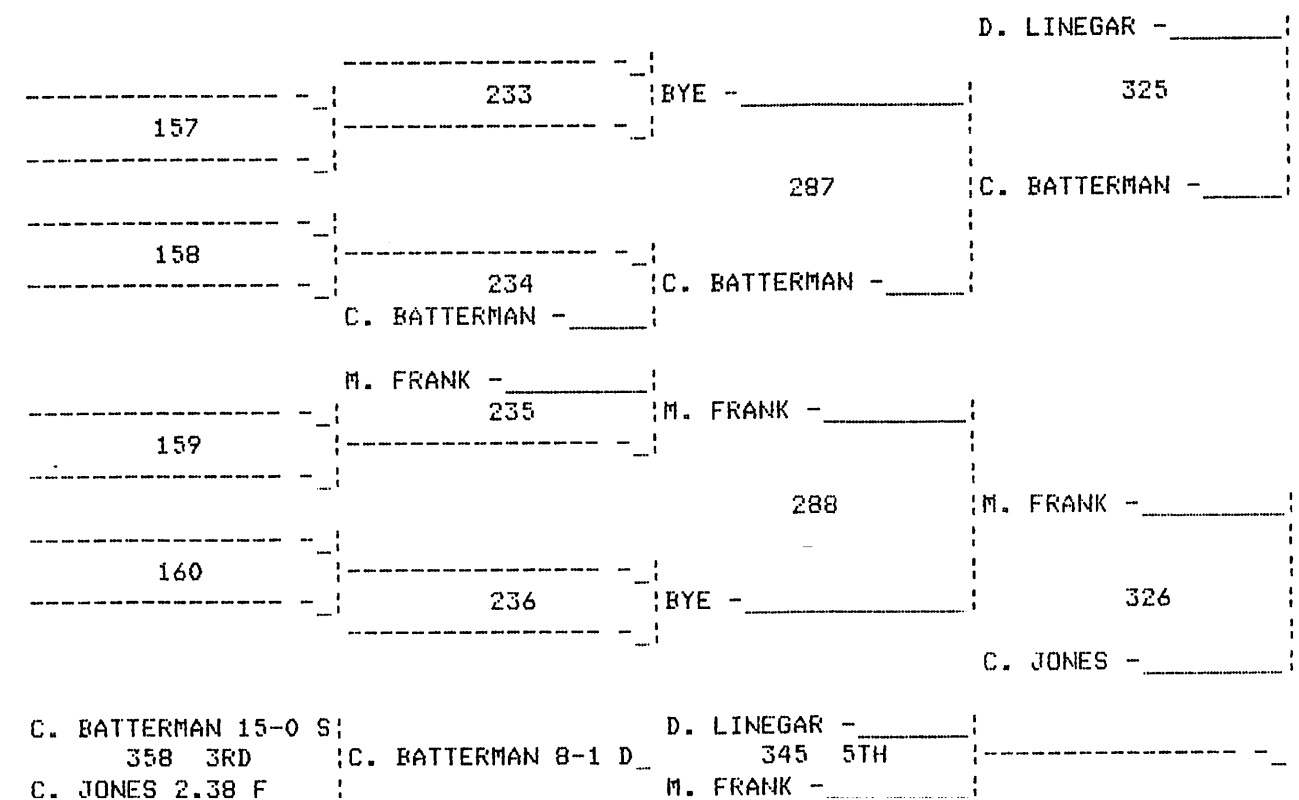

## CHAMPIONS BRACKET 145 LBS. CLASS

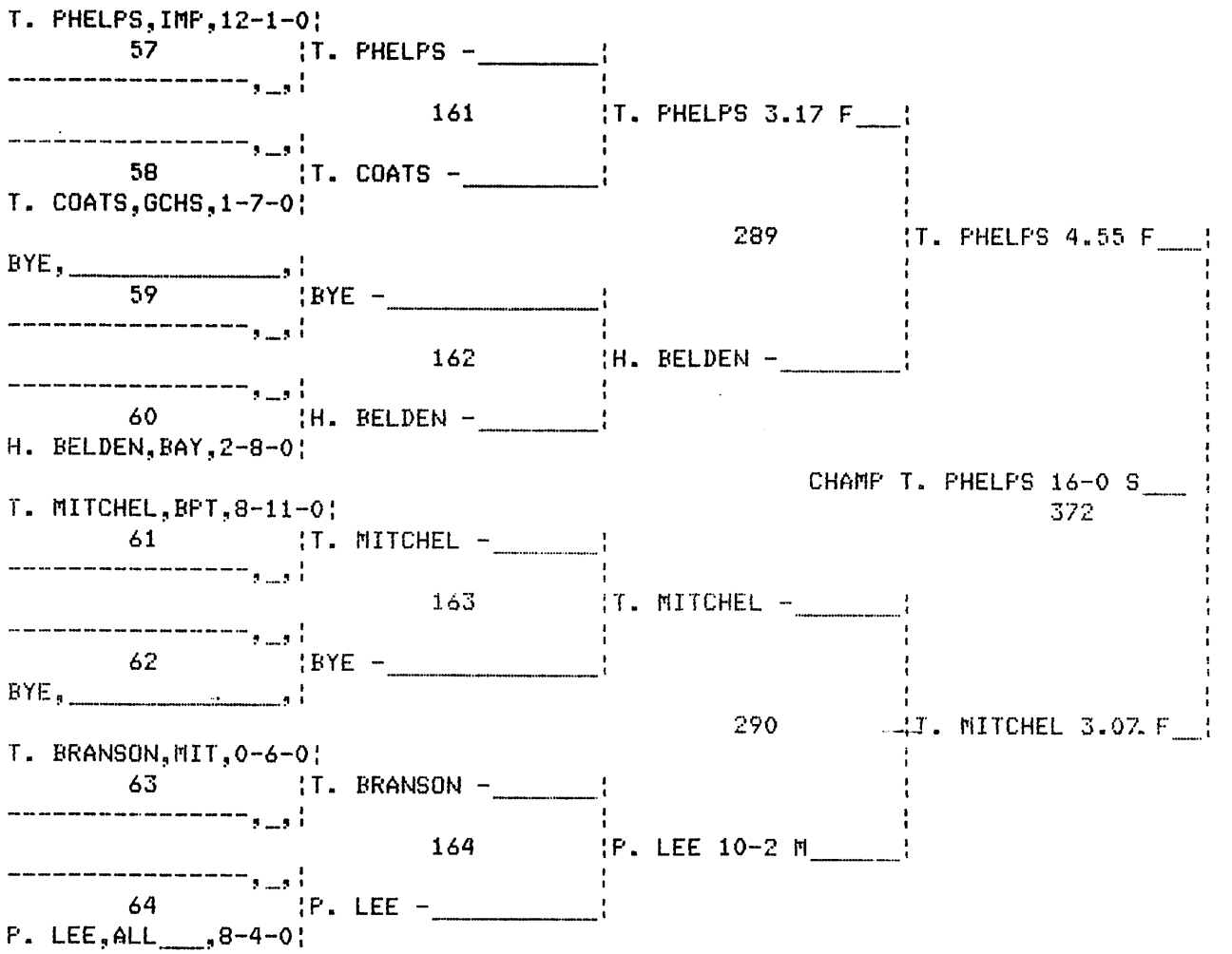


## CONSOLATION BRACKET 145 LBS. CLASS

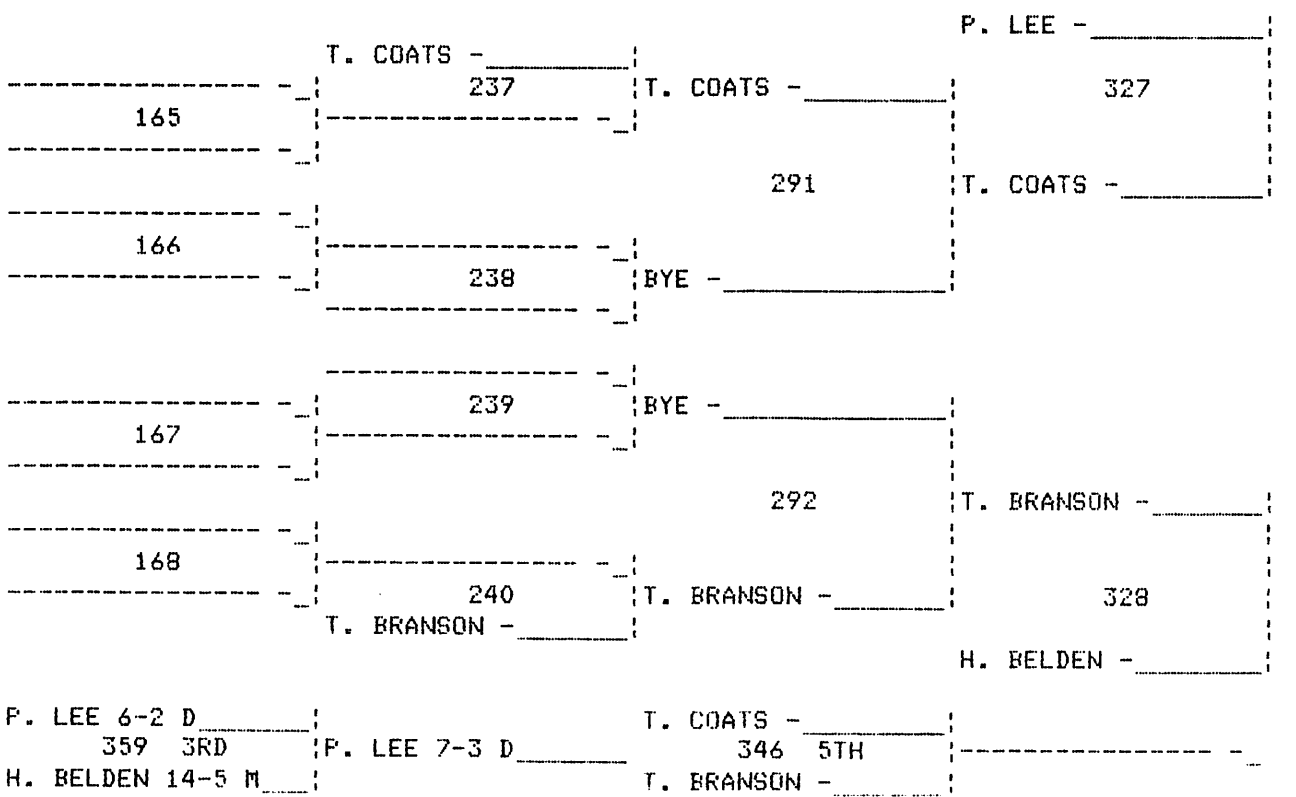

## CHAMPIONS BRACKET 152 LBS. CLASS

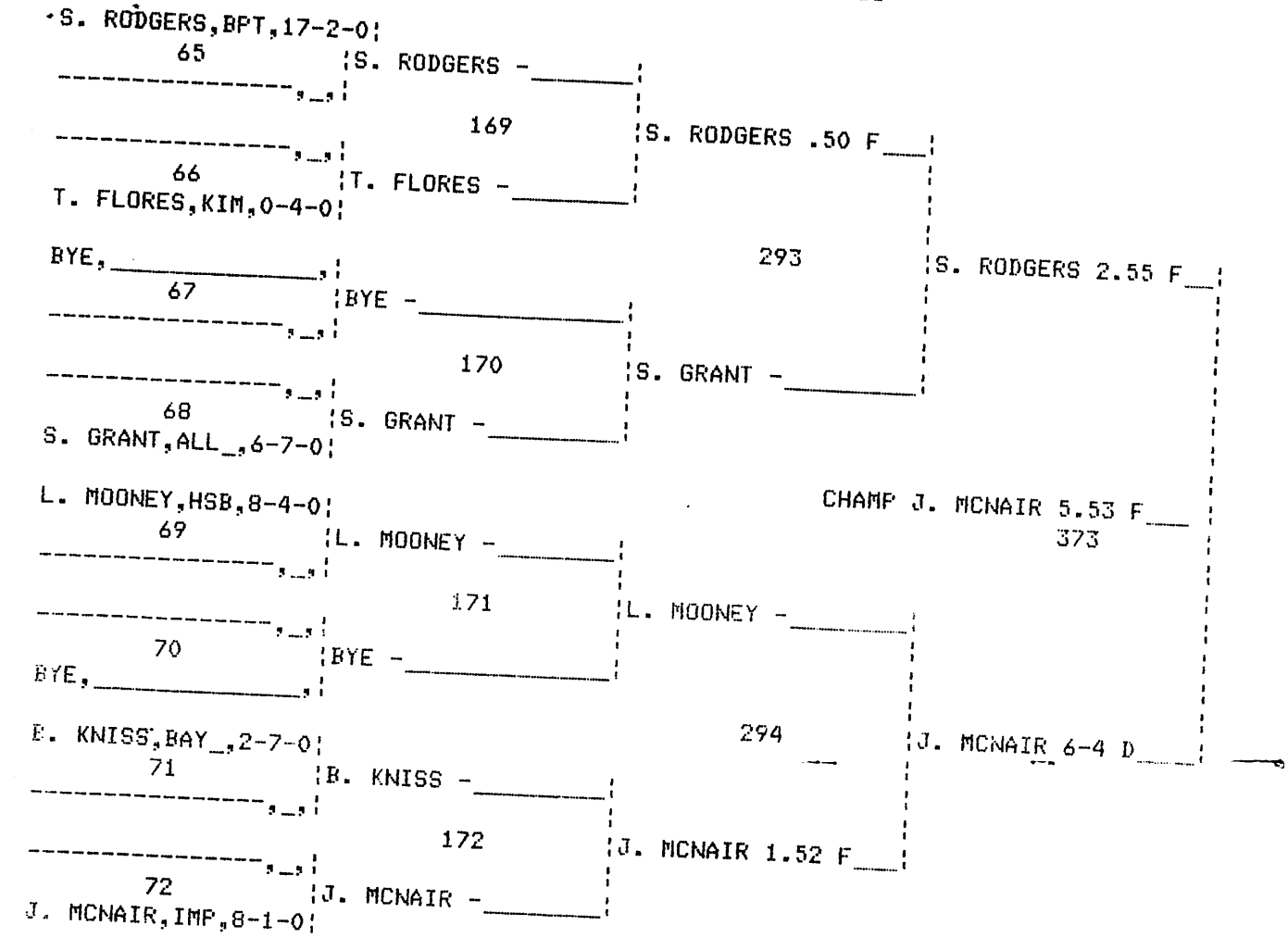


## CONSOLATION BRACKET 152 LBS. CLASS

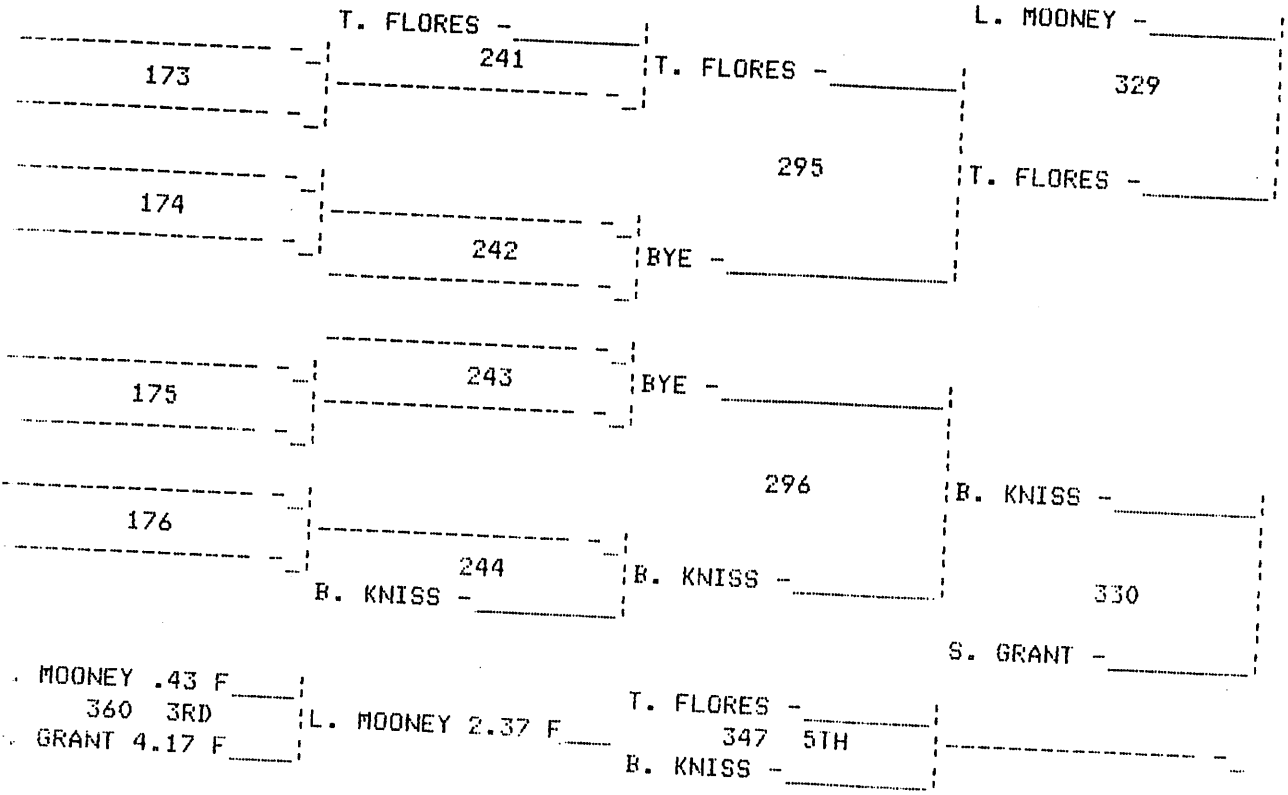

## CHAMPIONS BRACKET 160 LBS. CLASS

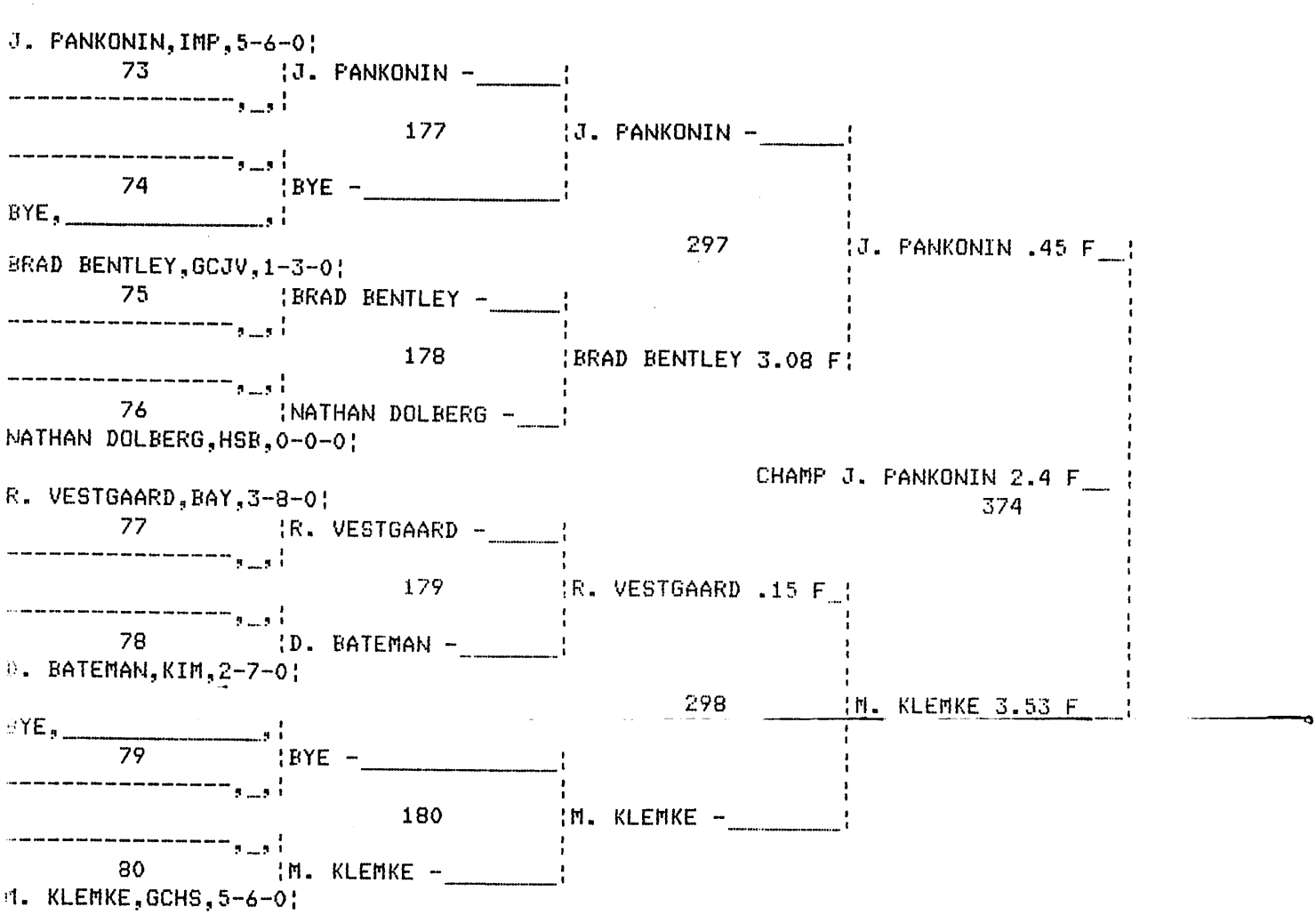


## CONSOLATION BRACKET 160 LBS. CLASS

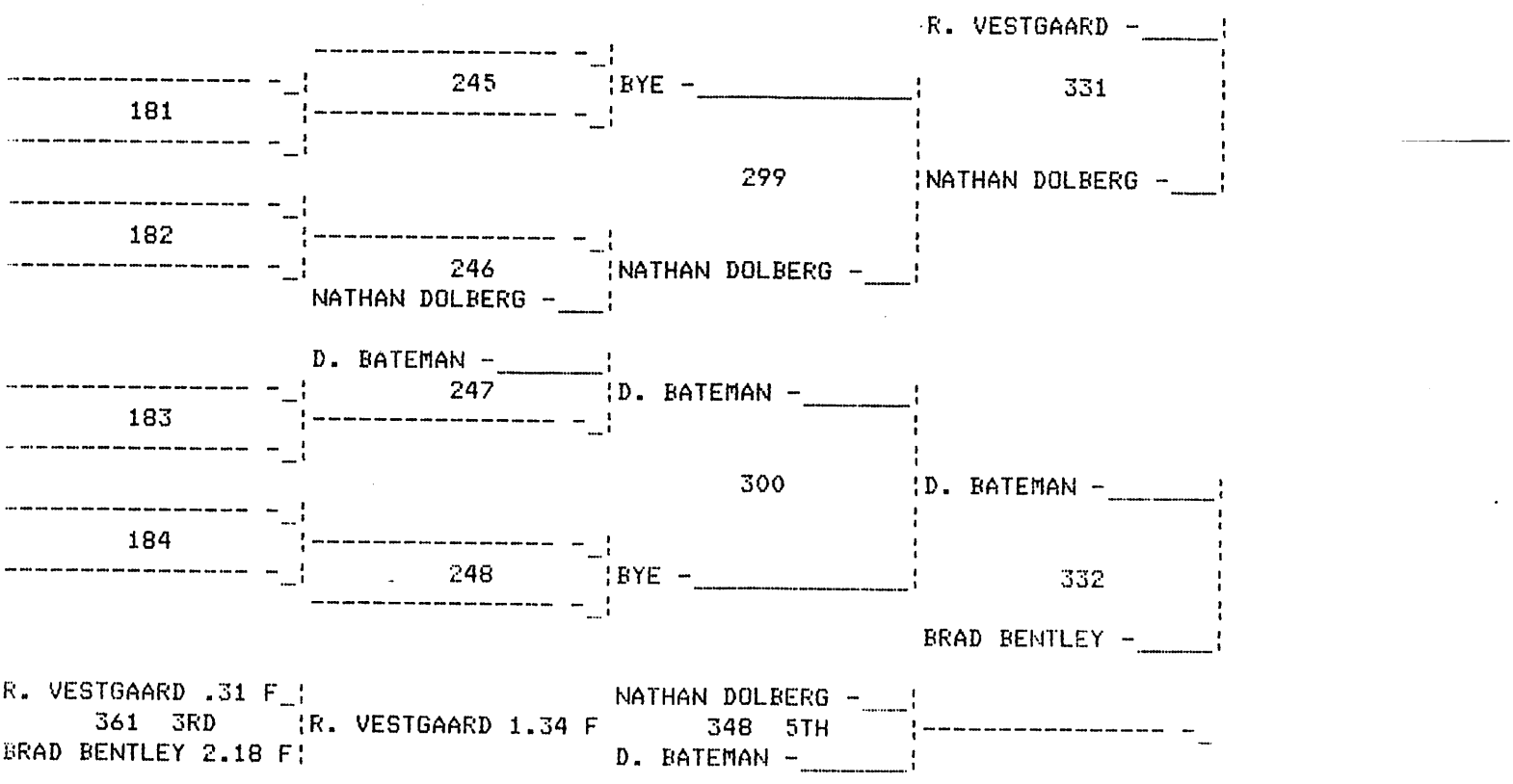

## CHAMPIONS BRACKET 171 LBS. CLASS

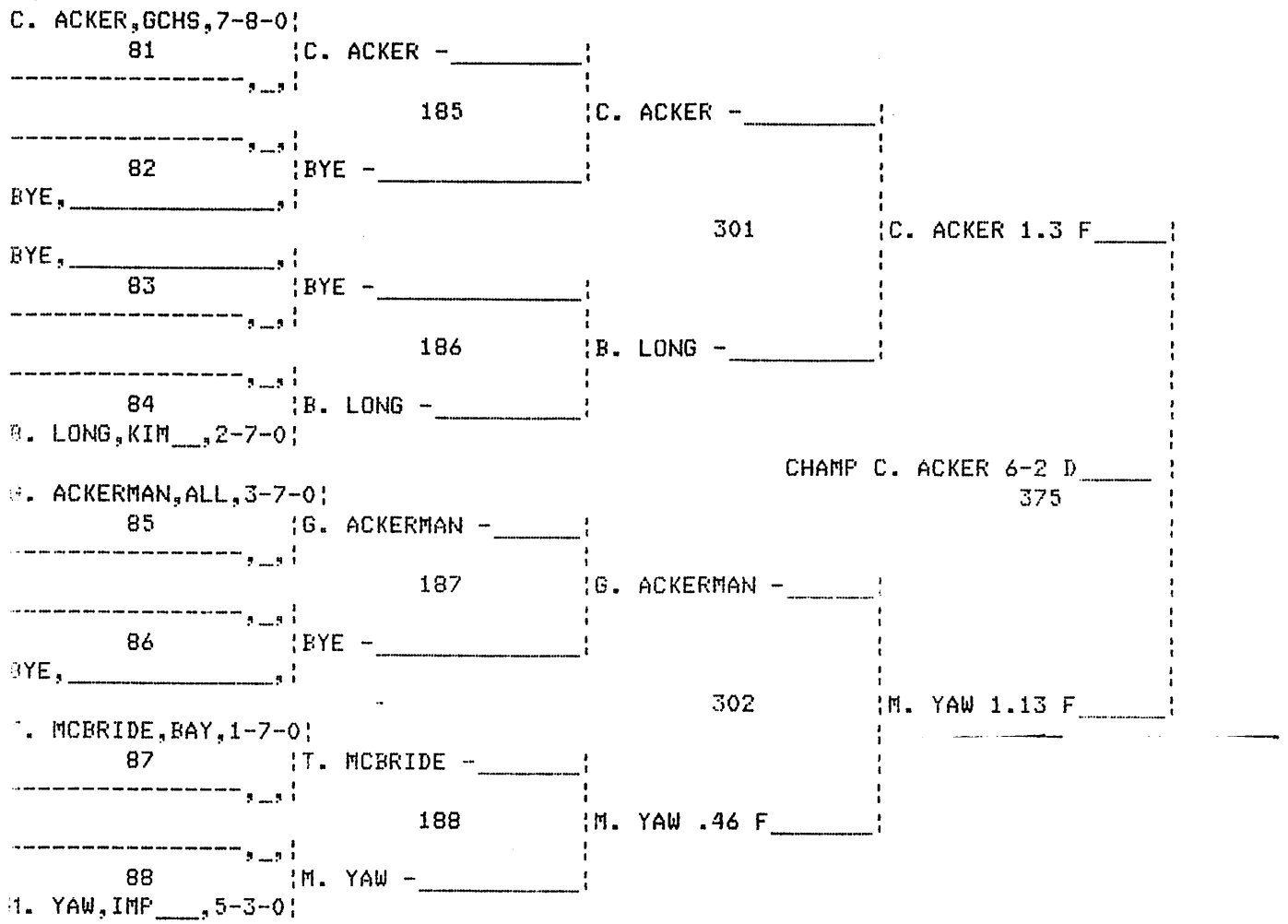


## CONSOLATION BRACKET 171 LBS. CLASS

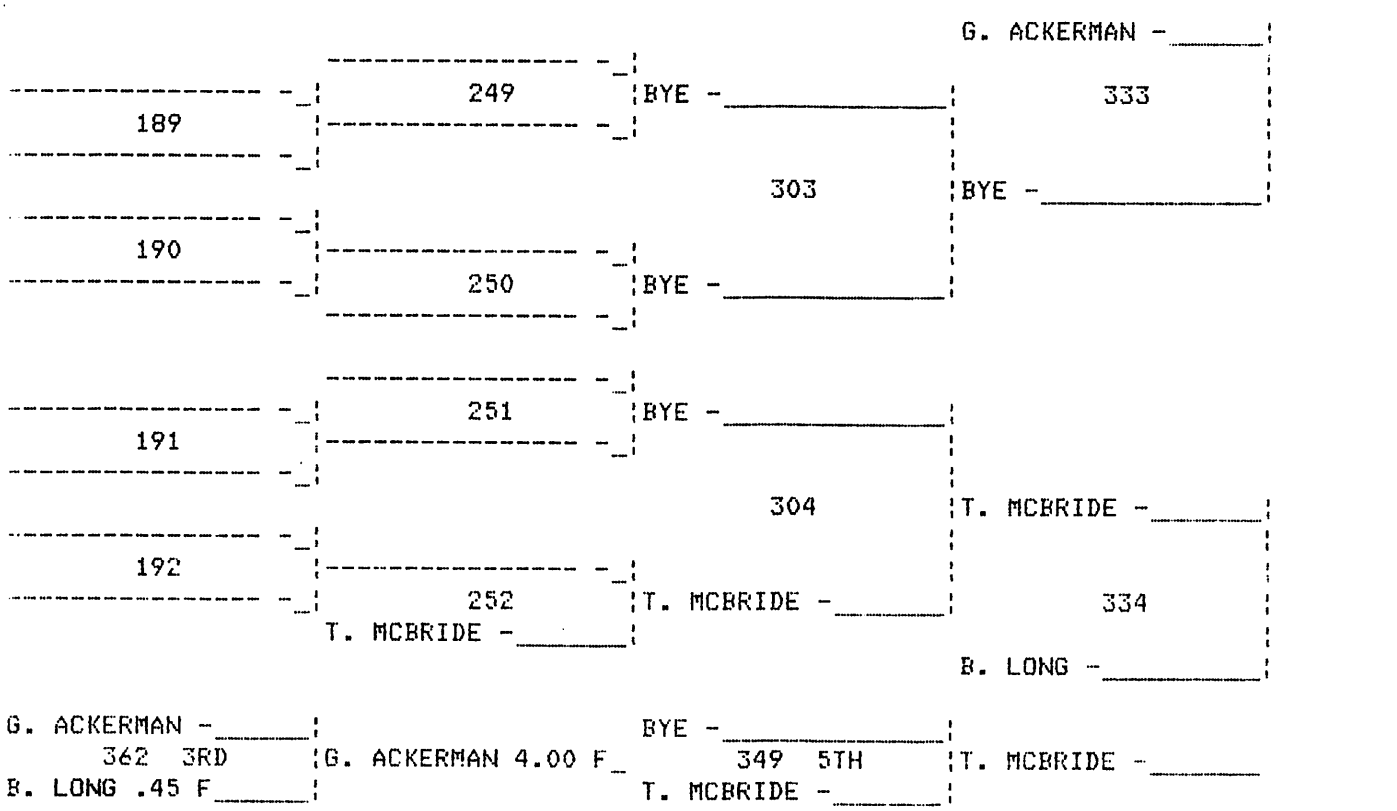

## CHAMPIONS BRACKET 189 LBS. CLASS

B. ADAMS,BPT,12-7-0
89
D. HARTMAN,IMP,4-12-0
91
W. STERLING,KIM,5-8-0
92
B. MOFFAT,GCHS,6-7-0
93
B. VENABLE,MIT,1-5-0
94
J. RYAN,ALL_,13-6-0
95
J. WILLEY,BAY,10-7-0
96
BYE,_____
90

B. ADAMS -_____
193
BYE -_____
194
W. STERLING -_____
195
B. VENABLE -_____
196
J. RYAN -_____
197
J. WILLEY -_____

B. ADAMS -_____
305
W. STERLING 3.24 F_____
306
B. MOFFAT .59 F_____
307
J. WILLEY 1.30 F_____

W. STERLING 3.37 F_____
CHAMP J. WILLEY 1.57 F_____
376
J. WILLEY 5.06 F_____

## CONSOLATION BRACKET 189 LBS. CLASS

253
254
D. HARTMAN -_____
255
B. VENABLE -_____
256
J. RYAN -_____

BYE -_____
307
D. HARTMAN -_____
308
J. RYAN -_____

B. MOFFAT -_____
335
D. HARTMAN -_____
336
B. ADAMS -_____

D. HARTMAN 3.35 F_____
363 3RD
B. ADAMS 4.23 F_____

B. ADAMS 4.15 F_____

B. MOFFAT -_____
350 5TH
J. RYAN -_____

## CHAMPIONS BRACKET UNL LBS. CLASS

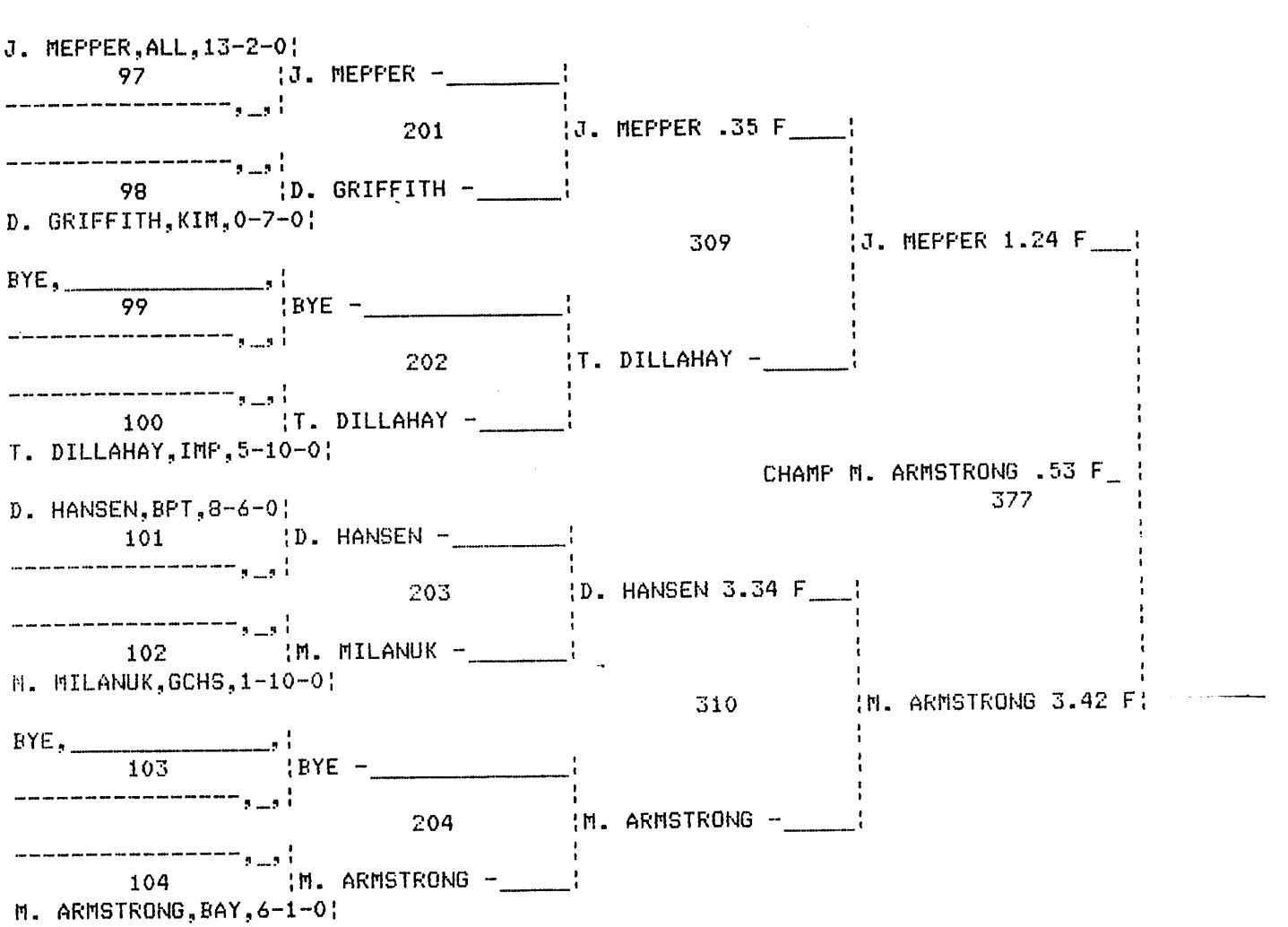


## CONSOLATION BRACKET UNL LBS. CLASS

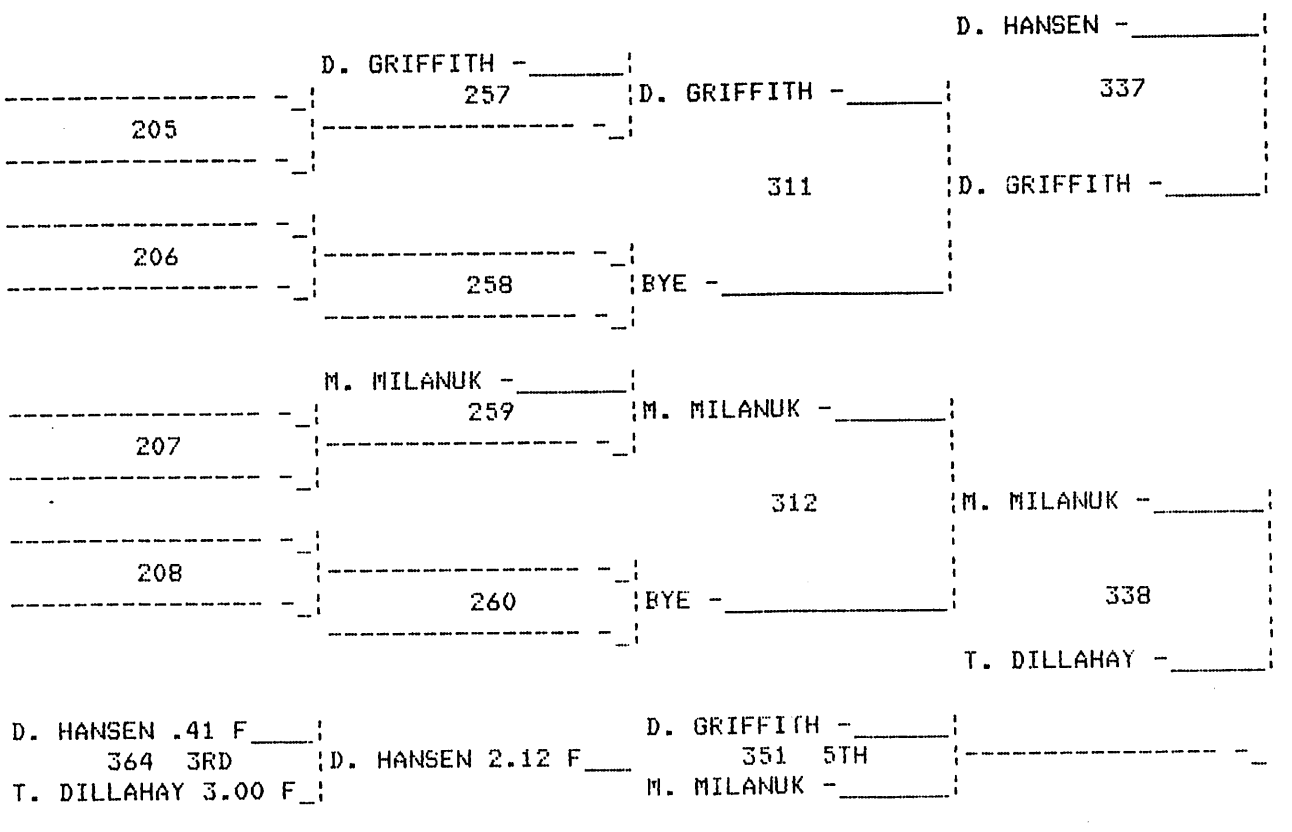

| TEAM SCORE | |
|---|---|
| HOME | VIS. |
| | |
| | |
| |

| TEAM SCORE | |
|---|---|
| HOME | VIS. |
| | |
| | |
| |

| TEAM SCORE | |
|---|---|
| HOME | VIS. |
| | — |
| — | |
| | — |
| — | |
| | — |
| — |

| TEAM SCORE | | TOTAL TIME AND SCORE | TIME AND SCORE | SCORE | MATCH | COMMENTS |
|---|---|---|---|---|---|---|
| VIS | HOME | | | THIRD PERIOD | SECOND PERIOD | FIRST PERIOD |
| | | | | | | |
| | | | | | | |
| | | | | | |

Rep Valley Tournament

## SCORING SYMBOLS:

Takedown – T-2
Reversal – R-2
Escape – E-1
Near Fall – N-2
Near Fall – N-3
Penalty – P-1
Penalty – C
Caution – P-2
Warning – W

| WT. | CONTESTANTS | MATCH SCORE: FIRST PERIOD | Choice | SECOND PERIOD | THIRD PERIOD | TIME ADV. | FALL TIME | TOTAL MATCH SCORE | TEAM SCORE: HOME | VIS. |
|---|---|---|---|---|---|---|---|---|---|---|
| 110 | Joe Thendel | | | $R^2$ | | | | 2 | | — |
| | Brian Friers (Dundy) | $T^2$ | | $R^2$ | [illegible] no reversal | | | 4 | — | |
| 115 | Josh Bruen | $R^2$ | | $N^3$ | | | | 9 | | — |
| | Cory Edson Eustis | $T^2$ | | | | | | 2 | — | |
| 120 | Philip Leibhart | | | $R^2$ $N^2$ | $R^2$ $R^2$ $N^2$ $N^2$ | | | 12 | | — |
| | Brian Hinkle (Dundy) | $T^2$ $N^3$ | | $T^2$ | $E^1$ $T^2$ | | | 10 | — | |
| 127 | Garrett Smith | $T^2$ $T^2$ $N^2$ $N^2$ | | | | | | 8 | | — |
| | Tom Lancaster Her | $E^1$ | | $R^2$ $N^3$ | $N^3$ | | | 9 | — | |
| 127 | Jamie Hanes | $T^2$ $N^2$ :59 | | | | | :59 | | | — |
| | Jeremy Towne (Mod V) | | | | | | | | — | |
| | [illegible] | | | | | | | | | — |
| | [illegible] | | | | | | | | — | |
| 133 | Alex McNair | $T^2$ $N^3$ $E^1$ $T^2$ | | $T^2$ 12 | | | 1:38 | | | — |
| | Trenton Lenz (Mod V) | $R^2$ | | 2 | | | | | — | |
| 134 | Jamie Elder | $T^2$ | | | | | :35 | | | — |
| | Patrick Minary (RV res) | | | | | | | | — | |
| 154 | Jamie Clermont | | | | | | | | | — |
| | Jason McConville (RV) | $T^2$ :35 | | | | | :35 | | — | |
| | | | | | | | | | | — |
| | | | | | | | | | — | |
| 94 | Andy Richards | | | | $R^2$ | | | 2 | | — |
| | Brian Han (Dundy) | | | | $P^1$ | | | 1 | — | |
| 100 | Adam Lock | $T^2$ | | $E^1$ $T^2$ | $R^2$ | | | 7 | | — |
| | Bobby Potter (B.C) | $E^1$ | | $T^2$ | $R^2$ | | | 5 | — | |
| 105 | Jason Iverson | $T^2$ | | | | | | | | — |
| | Travis Evans (Her) | | | | | | | | — | |
| 115 | Josh Bruen | | | | | | :39 | | | — |
| | Jeremiah Haines (Dundy) | $T^2$ | | | | | :39 | | — | |
| 120 | Philip Leibhart | $E^1$ | | $R^2$ $N^3$ | $R^2$ | | | 10 | | — |
| | (Her) | $T^2$ $T^2$ | | | $N^2$ | | | 10 | — | |
| 127 | Jamie Hanes | $T^2$ | | | | | | 2 | | — |
| | Scott Hinkle | | | $R^2$ | $N^2$ | | | 4 | — | |
| 127 | Josh Moreno | $T^2$ $N^3$ | | | $E^1$ | | | 6 | | — |
| | | $R^2$ | | $N^3$ | $R^2$ | | | 7 | — | |

(Semi)

| TEAM SCORE HOME | TEAM SCORE VIS. |
|---|---|
| | |
| | |
| | |

## SCORING SYMBOLS:

Takedown – T-2
Reversal – R-2
Escape – E-1
Near Fall – N-2
Near Fall – N-3
Penalty – P-1
Penalty – C
Caution – P-2
Warning – W

| WT. | CONTESTANTS | MATCH SCORE: FIRST PERIOD | Choice | SECOND PERIOD | THIRD PERIOD | TIME ADV. | FALL TIME | TOTAL MATCH SCORE | TEAM SCORE: HOME | VIS. |
|---|---|---|---|---|---|---|---|---|---|---|
| 1st 72 | Kody Weiss Imp | $T^2$ | | | | | | 2 | | — |
| | Joyce Wiese (Dundy) | $E^1$ | | | | | | 1 | — | |
| 2nd 74 | Andy Richards | | | $R^2$ | | | | | | — |
| | Kyle Gorgster (Her) | $T^2$ | | $N^2$ | pin | | 2:02 | | — | |
| 2nd 100 | Adam Lock | | | | | | | | | — |
| | Tom Beveridge Her | $T^2$ $N^3$ | | | | | 1:21 | | — | |
| 2nd 120 | Philip Leibhart | $T^2$ $N^2$ | | | | | | | | — |
| | Travis Lutz Dundy | $R^2$ | | | | | | | — | |
| 1st 133 | Alex McNair | $T^2$ | | $R^2$ $N^3$ | $N^3$ | | 2:52 | | | — |
| | Ricky Rawles (Her) | $R^2$ | | | | | | | — | |
| 1st 145 | Cody Schrotberger | $R^2$ | | $R^2$ $N^3$ | | | | | | — |
| | Thad Belleny (Eustis) | $T^2$ | | $R^2$ | | | | | — | |
| | | | | | | | | | | — |
| | | | | | | | | | — | |
| 3rd 115 | Josh Bruen | $T^2$ $E^1$ | | $T^2$ | $E^1$ $T^2$ | | | 8 | | — |
| | Bryce Wolzen (BC) | $T^2$ | | $P^1$ | | | | 3 | — | |
| 3rd 127 | Jamie Hanes | $T^2$ | | $E^1$ $T^2$ | $R^2$ $N^3$ $N^2$ | | | 12 | | — |
| | Tyler Schneider (Dundy) | $T^1$ | | $R^2$ | | | | 3 | — | |
| 3rd 127 | Josh Moreno | $T^2$ $N^3$ | | $R^2$ $N^3$ | $R^2$ | | 3:59 | | | — |
| | Kevin Reiners (RV) | | | | | | | | — | |
| 3rd 154 | Jamie Elder | $T^2$ $N^2$ | | $R^2$ $N^2$ | | | 1:29 | | | — |
| | Justin McConville RV | | | | | | | | — | |
| 3rd HWT | Jonathan Rozelle | | | $R^2$ | | | 1:27 | | | — |
| | Hubbard (Dundy) | $T^2$ | | | | | | | — | |
| | | | | | | | | | | — |
| | | | | | | | | | — | |
| | | | | | | | | | | — |
| | | | | | | | | | — | |
| | | | | | | | | | | — |
| | | | | | | | | | — | |
| | | | | | | | | | | — |
| | | | | | | | | | — | |
| 11 | | | | | | | | | | — |
| | | | | | | | | | — | |

## SCORING SYMBOLS:

Takedown – T-2
Reversal – R-2
Escape – E-1
Near Fall – N-2
Near Fall – N-3
Penalty – P-1
Penalty – C
Caution – P-2
Warning – W

| WT. | CONTESTANTS | MATCH SCORE: FIRST PERIOD | Choice | SECOND PERIOD | THIRD PERIOD | TIME ADV. | FALL TIME | TOTAL MATCH SCORE | TEAM SCORE: HOME | TEAM SCORE: VIS. |
|---|---|---|---|---|---|---|---|---|---|---|
| 81 | Andy Richards | E¹ | | | T² N³ | | | 6 | | — |
| | Quetin Scripter Osh | T² | (A) | R² | R² | | | 7 | — | |
| 81 | Cody Weiss | | | N² | T² N³ | | | (7) | | — |
| | Paul Wierzeck Her | T² N³ | | | | | | 5 | — | |
| 101 | Adam Lock | E¹ | | R² N³ | N³ | | | 8 | | — |
| | Kyle Fernander Osh | T² N³ | (A) | T² N² | R² N² N³ | | | 16 | — | |
| 101 | Jason Iverson | | (A) | | E¹ | | | 1 | | — |
| | Jeff Nichols Mul | T² | (A) | R² | N³ N³ | | | 10 | — | |
| 110 | Joe Thoendel | | | | | ✓ | - | | | — |
| | Brian Soto Her | T² | | R² | | | 2:54 | ✓ | — | |
| 115 | Josh Bruen | T² | | | | | (13) | | | — |
| | Austin Sevendener Ann | | | | | | | | — | |
| 118 | Philip Leibhart | T² N³ | (A) | E¹ T² N³ | R² | | (2:25) | | | — |
| | Seth Strawsburg Ann | | | | | | | | — | |
| 124 | Josh Marcano | T² [illegible] R² | | R² | R² | | (2:22) | | | — |
| | Ryan Bachelor Ann | R² N³ | | R² | | | | | — | |
| 130 | Jamie Haines | T² N³ | | R² N³ | | | (2:40) | | | — |
| | Joe Kennicutt Mid | | | | | | | | — | |
| 130 | Garrett Smith | T² N³ | | R² | T² | | | (9) | | — |
| | Justin Hill | | | R¹ R² | E¹ T² | | | 6 | — | |
| 133 | Alex McNeil | T² | | | | | (40) | | | — |
| | Jason Steele Ann | | | | | | | | — | |
| 140 | Cody Schrattager | T² | | | | | (13) | | | — |
| | Joe Wierzeck Her | | | | | | | | — | |
| 160 | Jamie Clermont | | | | | | | | | — |
| | Wylie Current Her | T² | | | | | :29 | X | — | |
| 175 | Joathon Lazelle | | | | N³ | | | (3) | | — |
| | Kelly Kachaver Conv | | | E¹ | | | | 7 | — | |
| | | | | | | | | | | — |
| | | | | | | | | | — | |
| 101 | Adam Lock | | | | E¹ | | | 1 | | — |
| | Tom Beveridge (Her) | T² N³ | | N³ | | | | 8 | — | |
| | Jason Iverson | | | | | | | | | — |
| | Ryan McDermott (Stfate) | | | | | | | | — | |

1/4 Cons

## SCORING SYMBOLS:

Takedown – T-2
Reversal – R-2
Escape – E-1
Near Fall – N-2
Near Fall – N-3
Penalty – P-1
Penalty – C
Caution – P-2
Warning – W

| WT. | CONTESTANTS | MATCH SCORE: FIRST PERIOD | Choice | SECOND PERIOD | THIRD PERIOD | TIME ADV. | FALL TIME | TOTAL MATCH SCORE | TEAM SCORE: HOME | TEAM SCORE: VIS. |
|---|---|---|---|---|---|---|---|---|---|---|
| | Joe Thoendel | $T^2$ | | | $P^1 E^1 R^2 P^1$ | | | 12 | | — |
| 110 | Kona Arriaga (May) | | | $N^3$ | $R^2 E^1$ | | | 6 | — | |
| | Jamie Clermont | | | | | | | | | — |
| 160 | Kyle Hoyt (Mull) | $T^2 N^3$ | | | | | 2:15 | X | — | |
| | | | | | | | | | | — |
| | | | | | | | | | — | |
| | Coely Weiss | | | | | | | 0 | | — |
| 81 | Joey Cooper | $T^2 N^3 N^3$ 8 | | $R^2 N^3 N^3$ 10 | | | | X | — | |
| | Josh Bruen | 0 | | $E^1 T^2$ 3 | $E^1 R^2$ | | | 6 | | — |
| 115 | Tony Anderson Sr Pts | 0 | | 0 | $T^2$ | | | 2 | — | |
| | Philip Leidheart | $T^2 N^2 N^2$ 6 | | $E^2 N^2 N^2$ 6 | | | | 17 | | — |
| 118 | Josh Wright E-F | $R^2$ 2 | | | | | | 2 | — | |
| | Josh Moreno | | | | | | | 0 | | — |
| 124 | Art Kiger Her | $T^2 N^3$ 5 | | $N^2$ | $R^2 N^3$ | | | X | — | |
| | Jamie Hanes | $T^2$ | | | | | | | | — |
| 130 | Chris Hough Arm | | | | | | pin | | — | |
| | Garrett Smith | | | | $R^2 N^3$ | | | 5 | | — |
| 130 | Justin Hill May | $T^2 N^3$ | | $P^1 N^2$ | $R^2 E^1$ | | | X | — | |
| | Alex McNair | $T^2 N^3$ | | | | | | | | — |
| 133 | Ricky Rawles Her | | | | | | | | — | |
| | Cody Schrotberger | $E^1$ | | $E^1 P^1$ | | | | 2 | | — |
| 141 | Jay Teichert Mul | $T^2$ | | $N^2$ | $N^2 N^2$ | | | X | — | |
| | Jamie Elder | | | | | | | 6 | | — |
| 150 | | | | | | | | 4 | — | |
| | Jonathan Rozelle | $T^2$ | | | | | :50 | | | — |
| 175 | John Christensen Arm | | | | | | | | — | |
| | | | | | | | | | | — |
| | | | | | | | | | — | |
| 8th | Adan Lack | | | | | | | | | — |
| 101 | Ryan McDermott (Sr Pts) | $T^2$ pin | | | | | X:32 | | — | |
| 5th | Andy Richards | $T^2 N^2 N^3$ | | $E^1$ | | | 7 | | | — |
| 81 | Nolan Hauser (Arm) | | | | $T^2$ | | 2 | | — | |
| 6th | Jason Iverson | $P^1 R^2 N^2$ | | | | | 5 | 5 | | — |
| 101 | Tom Beveridge Her | $T^2$ | | | $P^1 P^1 N^2 R^2$ | | X | 7 | — | |

TOTAL

## SCORING SYMBOLS:

Takedown – T-2
Reversal – R-2
Escape – E-1
Near Fall – N-2
Near Fall – N-3
Penalty – P-1
Penalty – C
Caution – P-2
Warning – W

| WT. | CONTESTANTS | MATCH SCORE: FIRST PERIOD | Choice | SECOND PERIOD | THIRD PERIOD | TIME ADV. | FALL TIME | TOTAL MATCH SCORE | TEAM SCORE: HOME | VIS. |
|---|---|---|---|---|---|---|---|---|---|---|
| 110 | Joey Theodel | $T^2$ | | | | | :40 | | | — |
| | Corey Edson Eustis-F | | | | | | | | — | |
| 81 | Cody Weiss | | | | $R^2$ | | | 2 | | — |
| | Songster (Her) | $T^2$ | | $R^2$ | $R^2$ | | | ~~6~~ | — | |
| 124 | Josh Moreno | $T^2$ | | | | | | | | — |
| | Dustin Carr (May) | | | $R^2$ | | | ~~1:00~~ | | — | |
| 130 | Jamie Hanes (Imp) | | | | | | | | | — |
| | Garrett Smith Imp | | | | | | | | — | |
| 141 | Cody Schrotberger | | | $R^2$ | $R^2 N^2 N^3$ | | | 9 | | — |
| | Shane Halverson (St Pats) | $T^2 N^3$ | | | | | | 5 | — | |
| | | | | | | | | | | — |
| | | | | | | | | | — | |
| 118 | Philip Leibheart | | | | | | | | | — |
| | Mike Kranvig (Mull) | $T^2$ | | | | | | | — | |
| 115 | Josh Bruer | | | | | | | | | — |
| | Cameron Miller (Osh) | $T^2$ pin | | | | | 1:30 | | — | |
| | McNair | $T^2$ $N^2$ $N^3$ | | $E^1$ $T^2$ | $R^2$ | | | 12 | | — |
| | | $E^1$ | | | | | | 1 | — | |
| | Elder | | | | | | | | | — |
| | | $T^2$ | | pin 1:15 | | | ~~1:15~~ | | — | |
| | Jonathan Rozelle | $T^2$ | | $R^2$ | $E^1$ $T^2$ | | | | | — |
| | | $R^2$ $N^3$ | | | | | ~~2:15~~ | | — | |
| | | | | | | | | | | — |
| | | | | | | | | | — | |
| | | | | | | | | | | — |
| | | | | | | | | | — | |
| | | | | | | | | | | — |
| | | | | | | | | | — | |
| | | | | | | | | | | — |
| | | | | | | | | | — | |
| | | | | | | | | | | — |
| | | | | | | | | | — | |
| | | | | | | | | | | — |
| | | | | | | | | | — | |

| AM SCORE | |
|---|---|
| OME | VIS. |
| | |
| | |
| |

| AM SCORE | |
|---|---|
| ME | VIS. |
| | |
| | |
| |

April 8th
UICA

| TEAM SCORE | |
|---|---|
| HOME | VIS. |
| | |
| | |
| |

| TEAM SCORE | |
|---|---|
| HOME | VIS. |
| | |
| | |
| |

| TEAM SCORE | |
|---|---|
| HOME | VIS. |
| | |
| | |
| |

# Oallala Wrestling

## INVITATIONAL TOURNAMENT

Saturday, January 5, 1991

Wrestling Begins at 9:30 a.m.

ALLIANCE BULLDOGS -- Richard Tomaszewski

GERING BULLDOGS -- Chuck Deter

GOTHENBURG SWEDES -- Craig Haake

IMPERIAL LONGHORNS -- Lynn Rinehart

KEARNEY BEARCATS -- Dave Berreckman

KIMBALL LONGHORNS -- Tom Perlinski

NORTH PLATTE BULLDOGS -- Duane Skiles

OGALLALA INDIANS -- Bart Voycheske

**SUMMARY OF SCORING**

Takedown.....2 pts.

Escape.....1 pt.

Reversal.....2 pts.

Near Fall.....2 or 3 pts.

Penalty.....1 pt.
(Stalling, Illegal hold, etc.)

Fall.....2 pts.
Technical Fall (15-up).....1.5 pts.
Default.....2 pts.
Forfeit.....2 pts.
Disqualification.....2 pts.
Advancement
Champ. Bracket.....2 pts.
Consol. Bracket.....1 pt.
Major Decision (8-14).....1.5 pts.

## TEAM STANDINGS - 1990

Gering--212.0
Alliance--136.5
Ogallala--117.5
Kearney--116.0
Imperial--91.0
North Platte--86.0
Gothenburg--46.0
Kimball--9.0

## PLACE WINNERS - 1990

103
Brown--Alliance
Palamo--Gering
Miller--Kearney
Schultze--Ogallala

112
Ybarra--Gering
Pohlman--Alliance
Brown--North Platte
Carlton--Ogallala

119
Ramirez--Gering
Schultze--Ogallala
Graves--North Platte
Culek--Kimball

125
Dobson--Alliance
Ybarra--Gering
Johnson--Kearney
Rivas--Ogallala

130
Rounds--Gering
Schroer--Kearney
Newtson--North Platte
Myers--Imperial

135
Tracy--Alliance
Silvester--Imperial
Ford--Ogallala
Bahr--Gering

140
Cotton--Gering
Chamberlin--Kearney
Henderson--Ogallala
Schrotberger--Imperial

145
Grewe--Gering
Phelps--Imperial
Allen--Alliance
Ball--Kearney

152
Oetken-Gering
Bourn--North Platte
Kottwitz--Gothenburg
Holscher--Ogallala

160
Rand--Alliance
Nelson--Ogallala
Spady--Imperial
Wilson--North Platte

171
Busskohl--Gering
Gilsdorf--Imperial
Larsen--Kearney
Nelms--Gothenburg

189
Grim--Kearney
Schadwinkle-Alliance
Hartman--Imperial
Vorse--Gering

Hwt
Cunningham--Gothenburg
Dilley--North Platte
VanHouten--Ogallala
Richter--Kearney

## CHAMPIONSHIP

103 LB. WT. CLASS

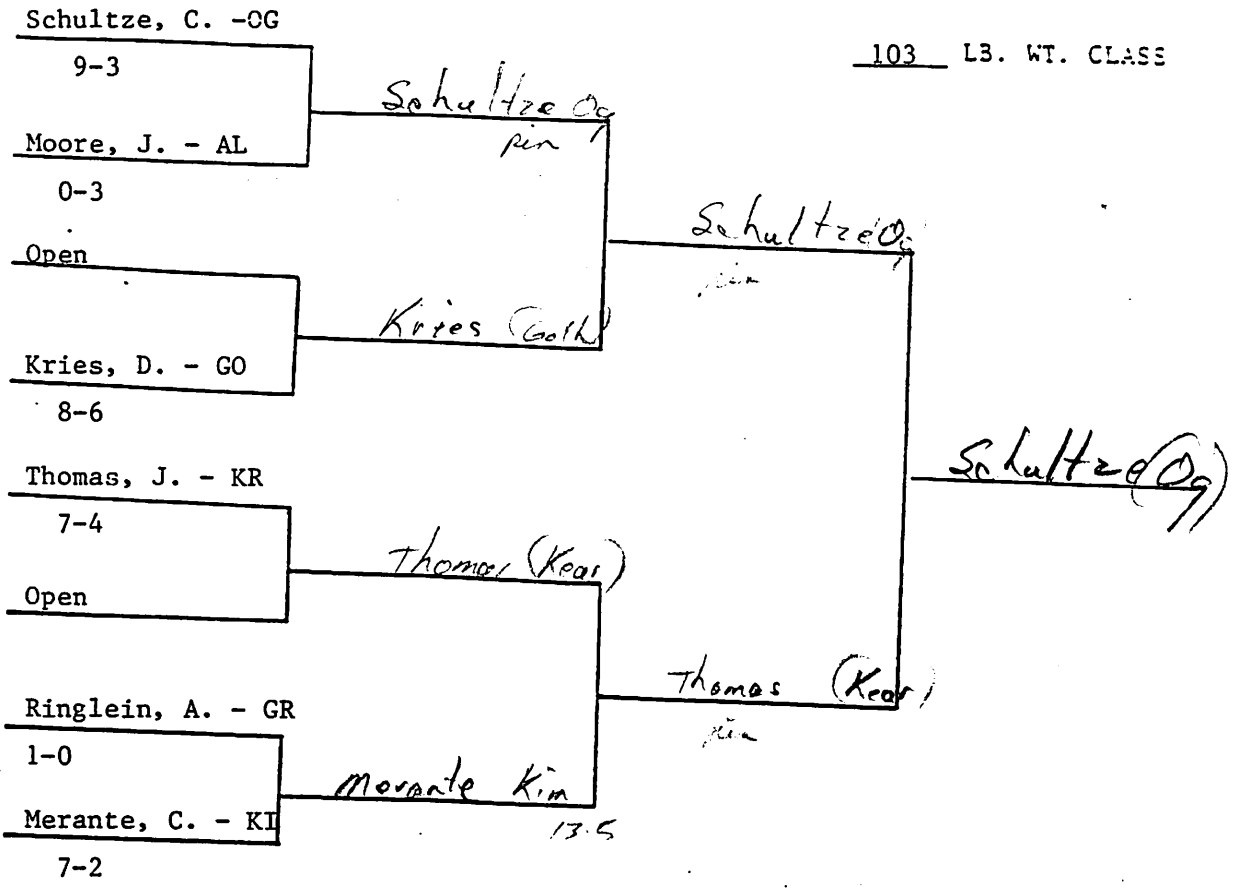


## CONSOLATION

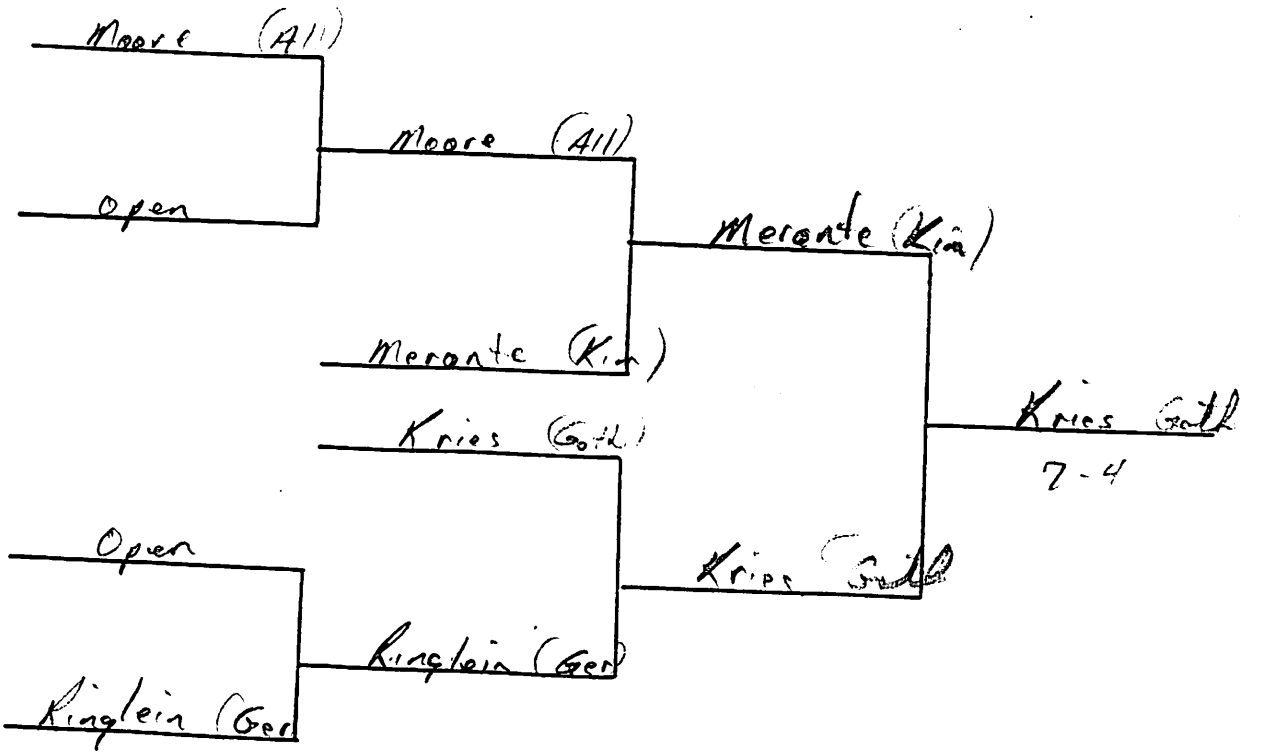

## CHAMPIONSHIP

112 LB. WT. CLASS

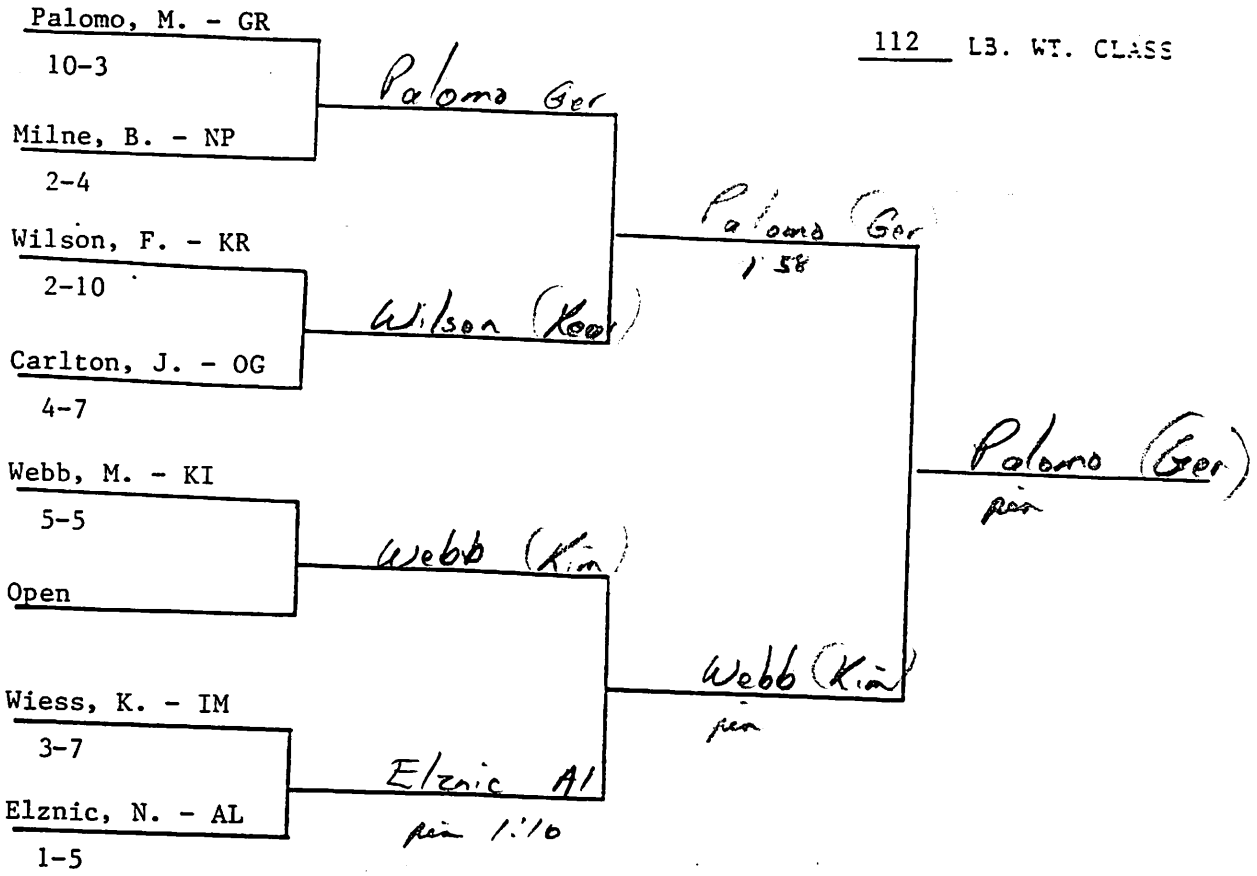


## CONSOLATION

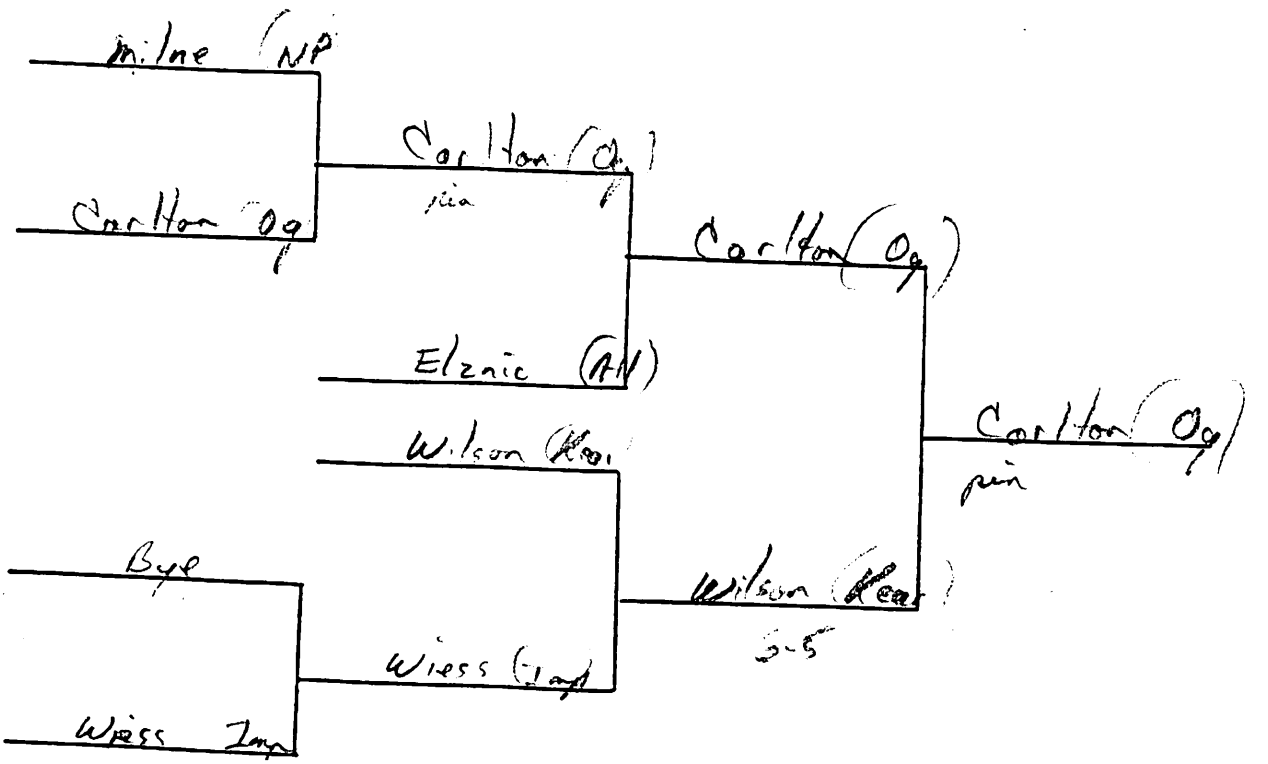

## CHAMPIONSHIP

119 LB. WT. CLASS

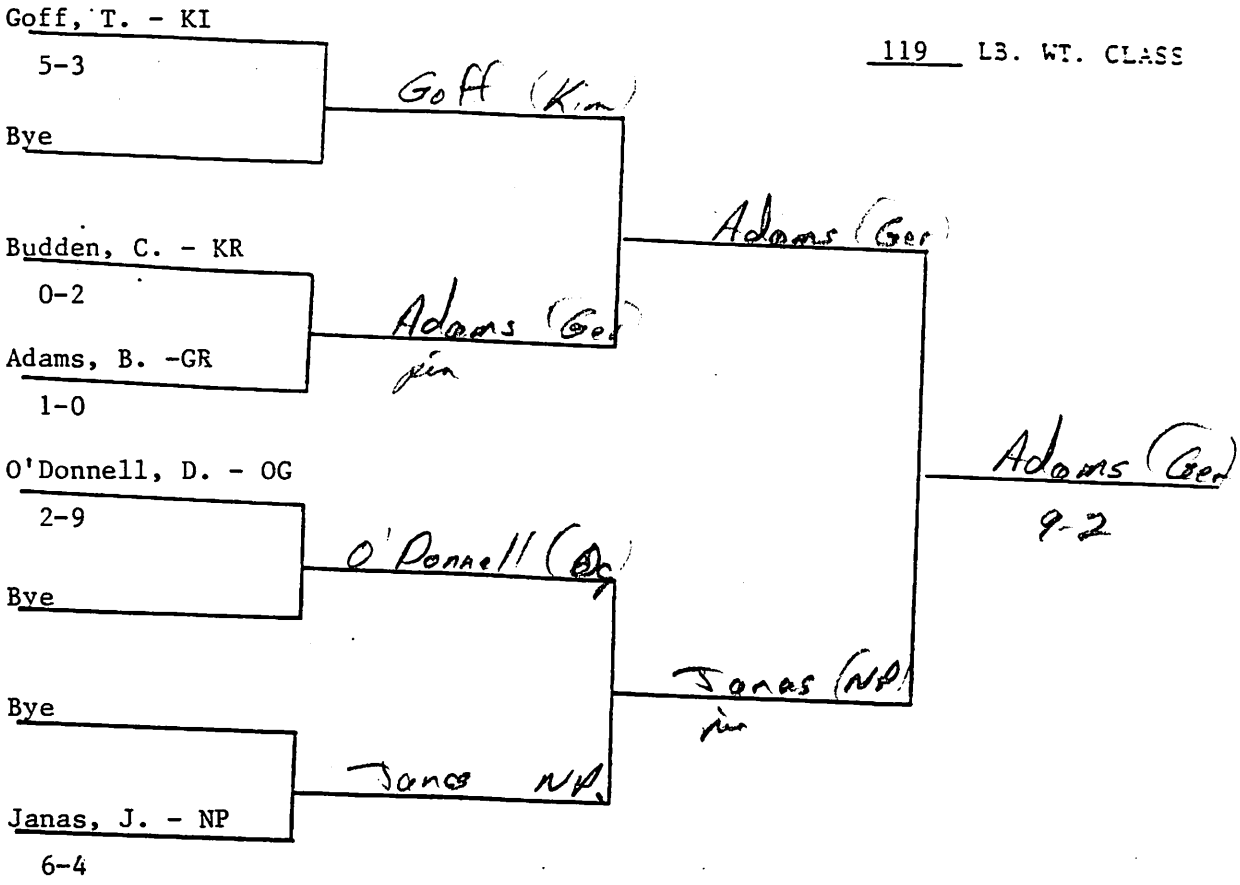


## CONSOLATION

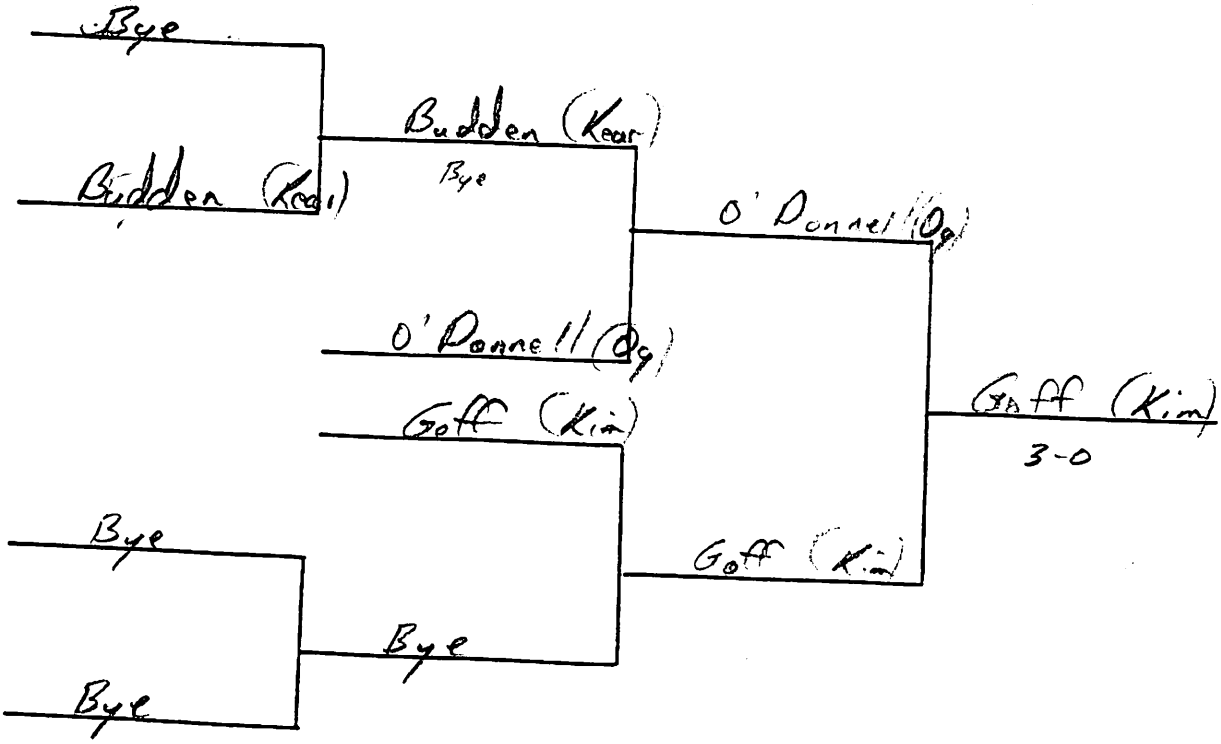

## CHAMPIONSHIP

125 LB. WT. CLASS

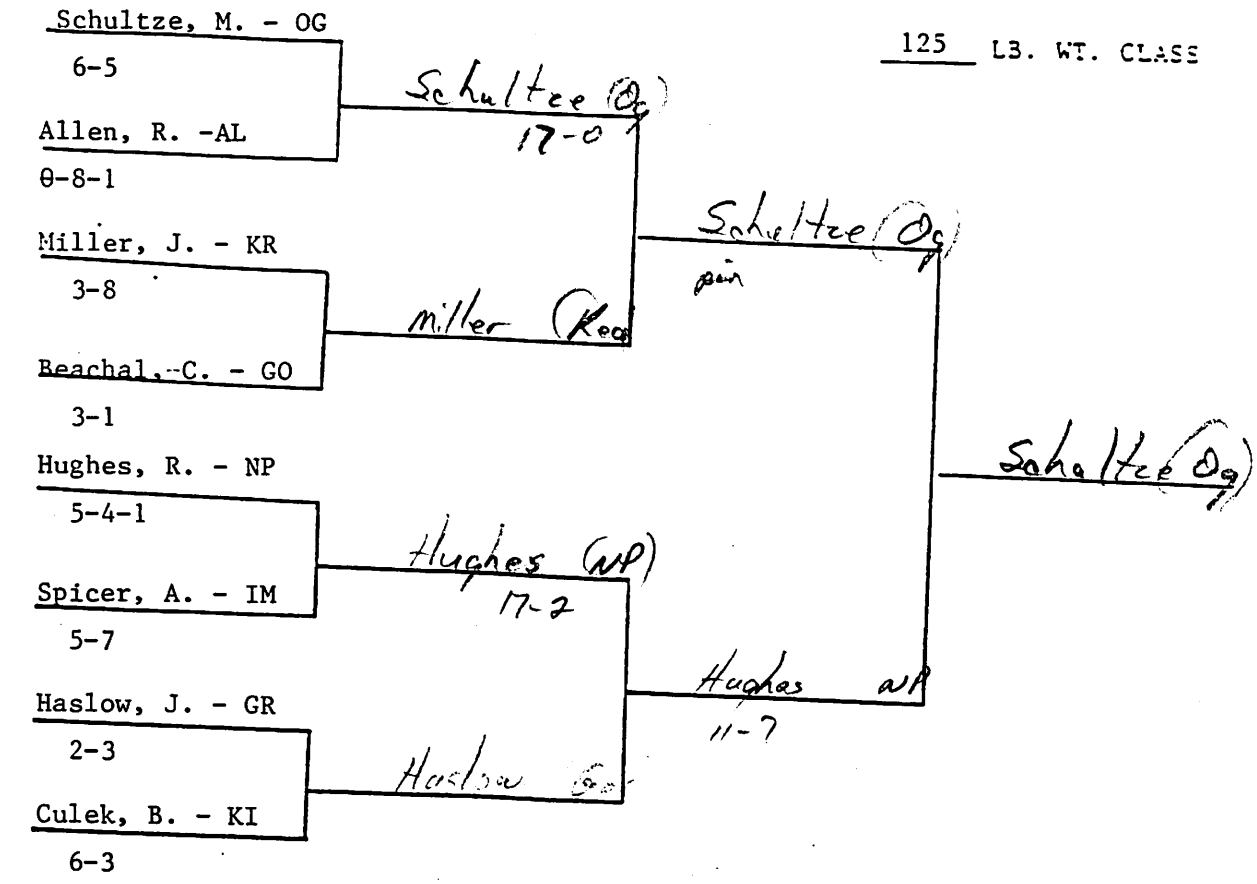


## CONSOLATION

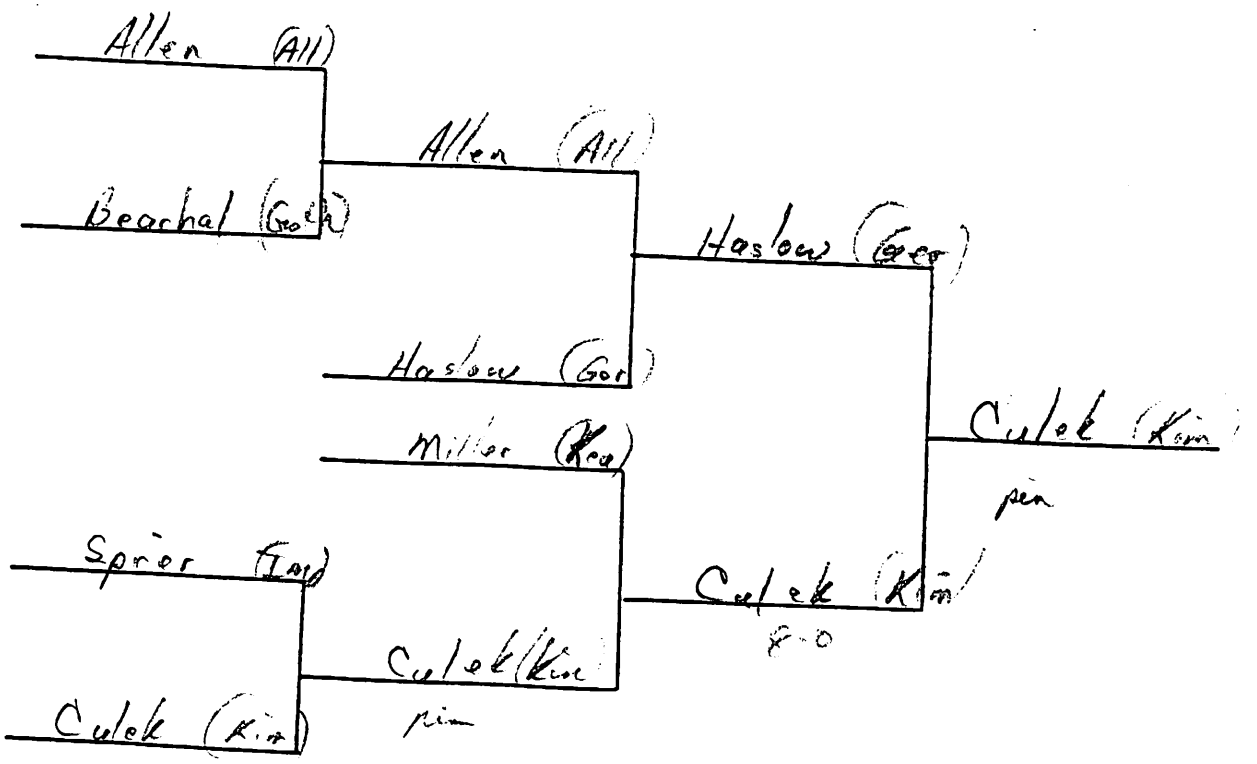

## CHAMPIONSHIP

130 LB. WT. CLASS

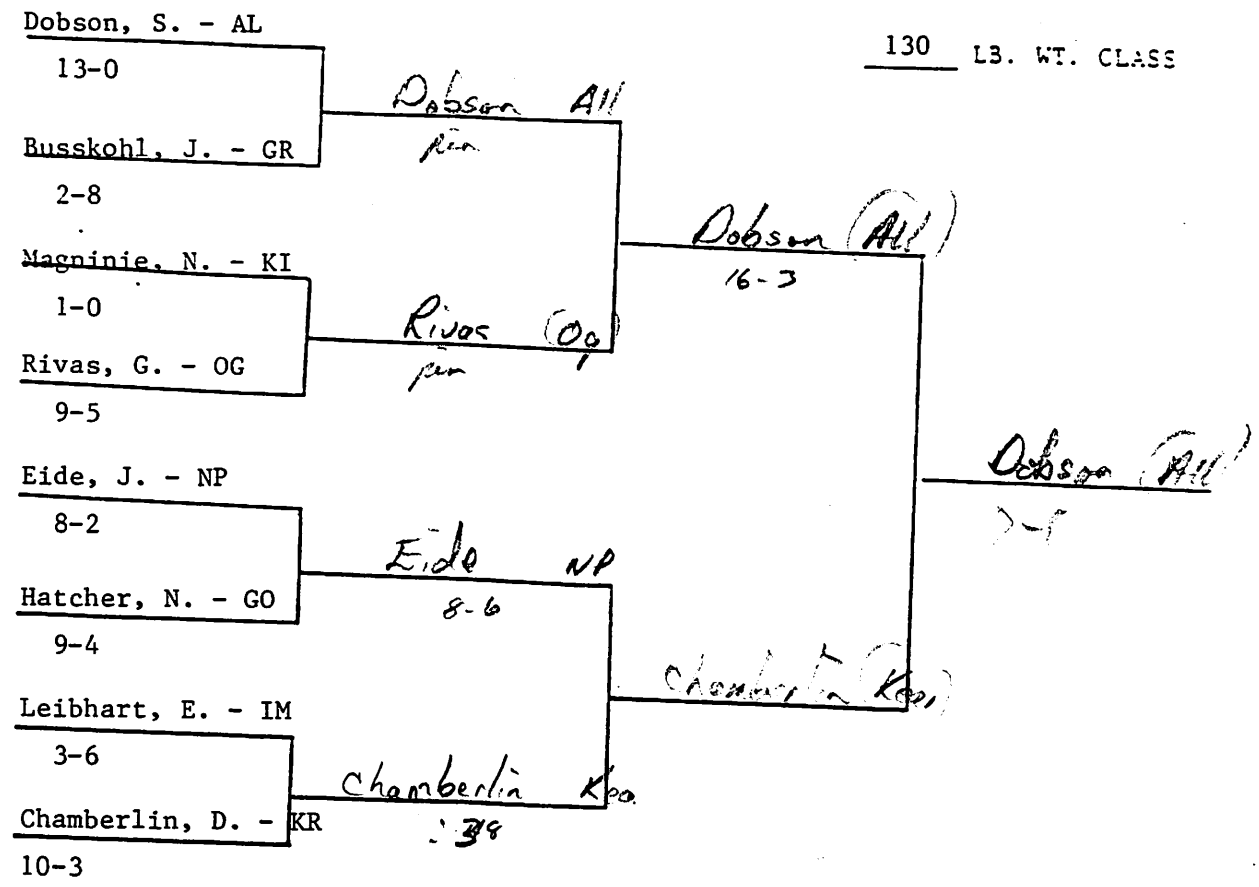


## CONSOLATION

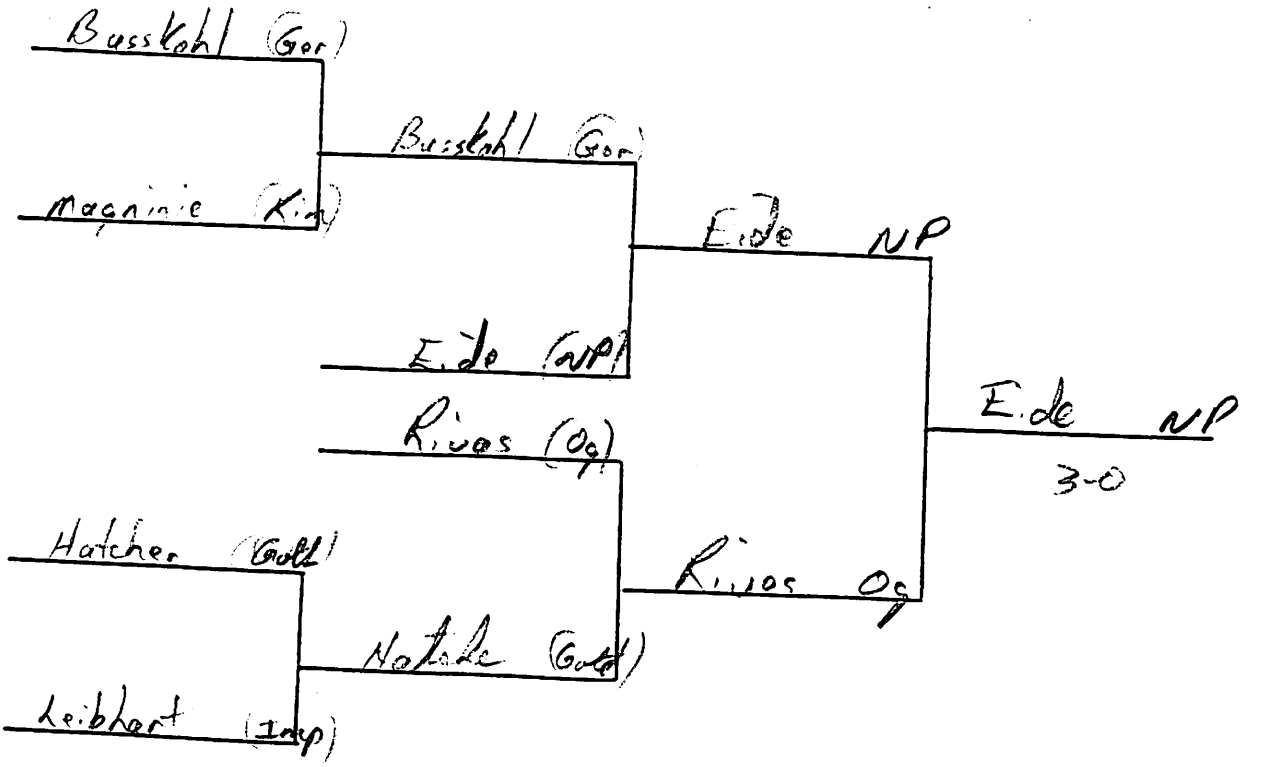

## CHAMPIONSHIP

135 LB. WT. CLASS

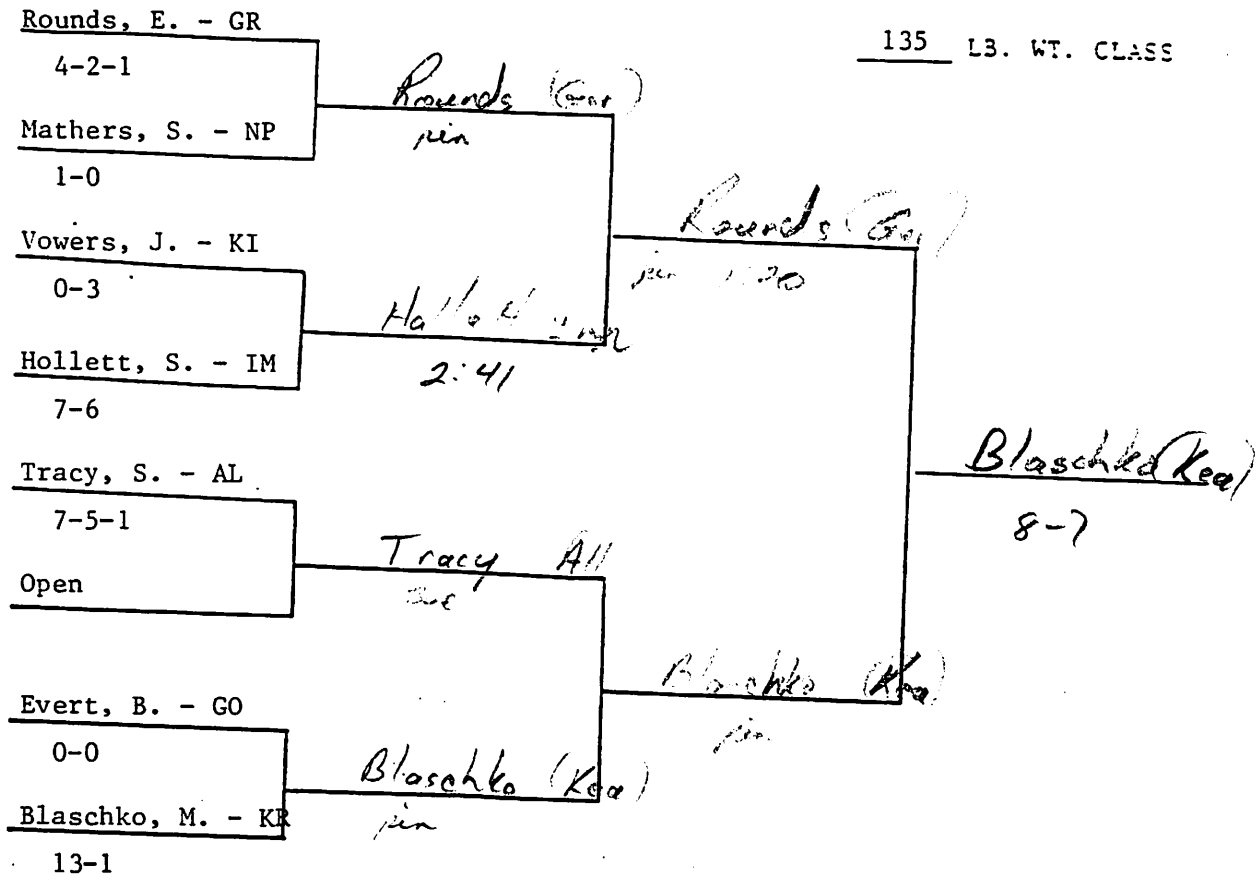


## CONSOLATION

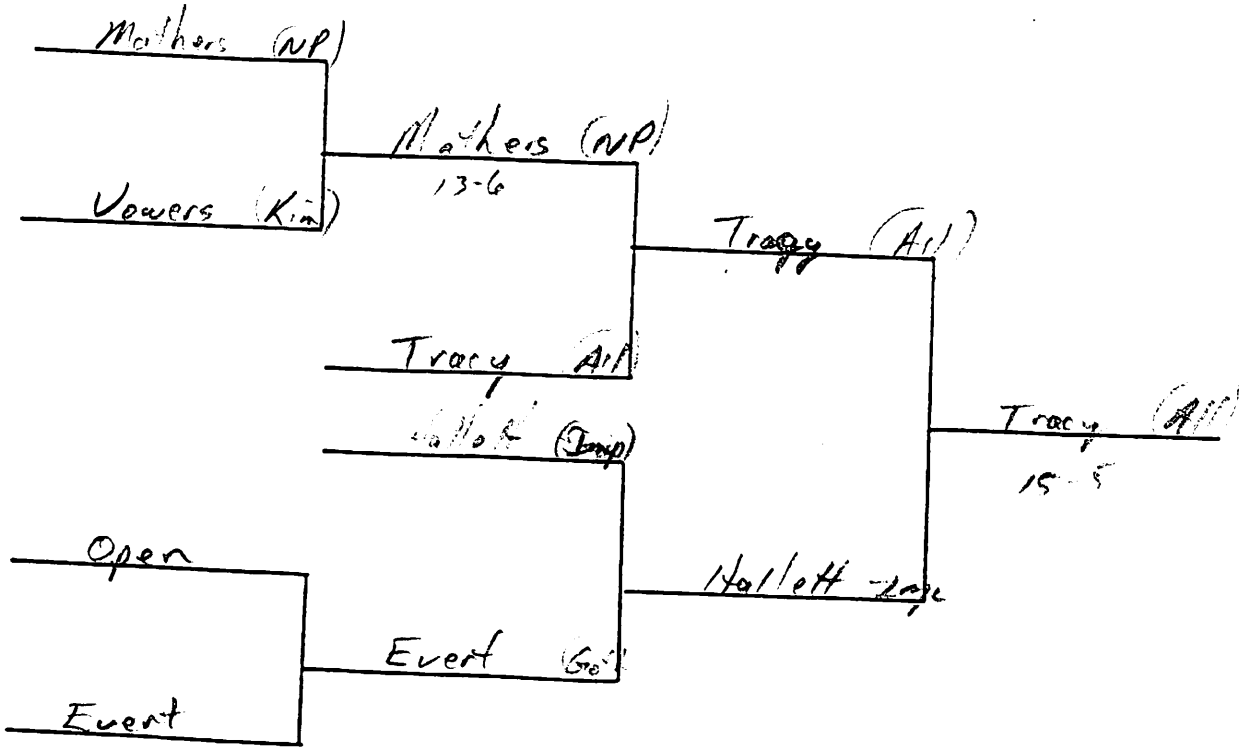

## CHAMPIONSHIP

140 LB. WT. CLASS

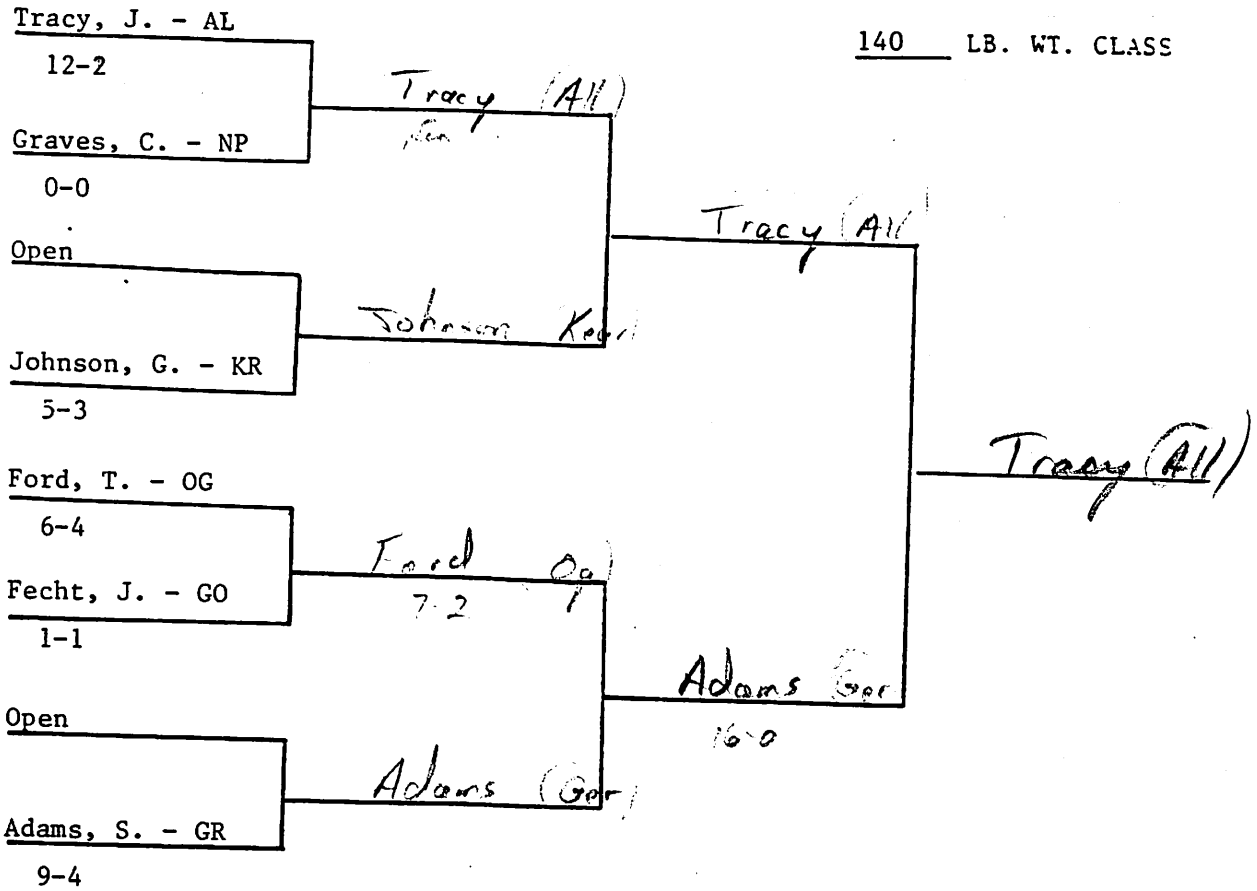


## CONSOLATION

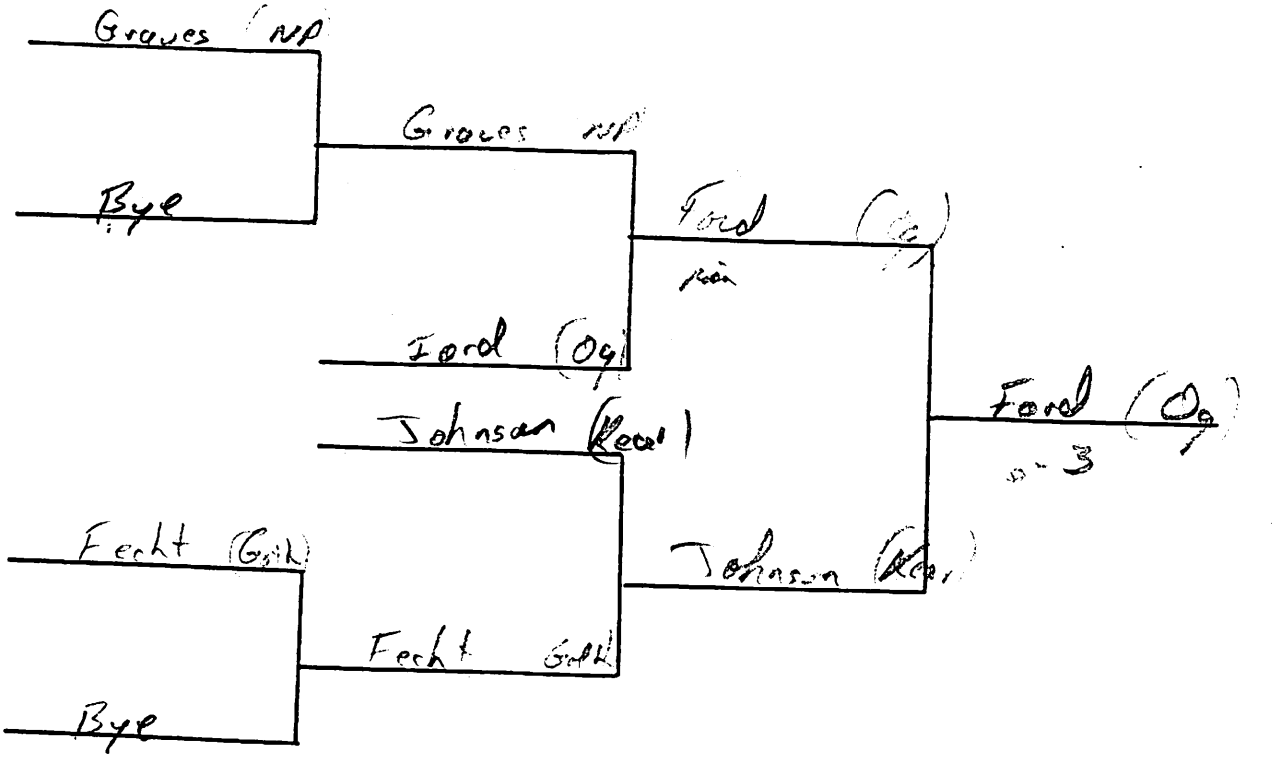

## CHAMPIONSHIP

145 LB. WT. CLASS

Halbgewachs, J. - GO
13-0

Schumacher, K. - GR
0-1

Gotfrey, A. - KI
2-4

Suhn, T. - OG
7-4

Schroer, K. - KR
10-5

Brown, G. - AL
7-6

Petska, A. - NP
1-4

Schrotberger, C. - IM
9-3

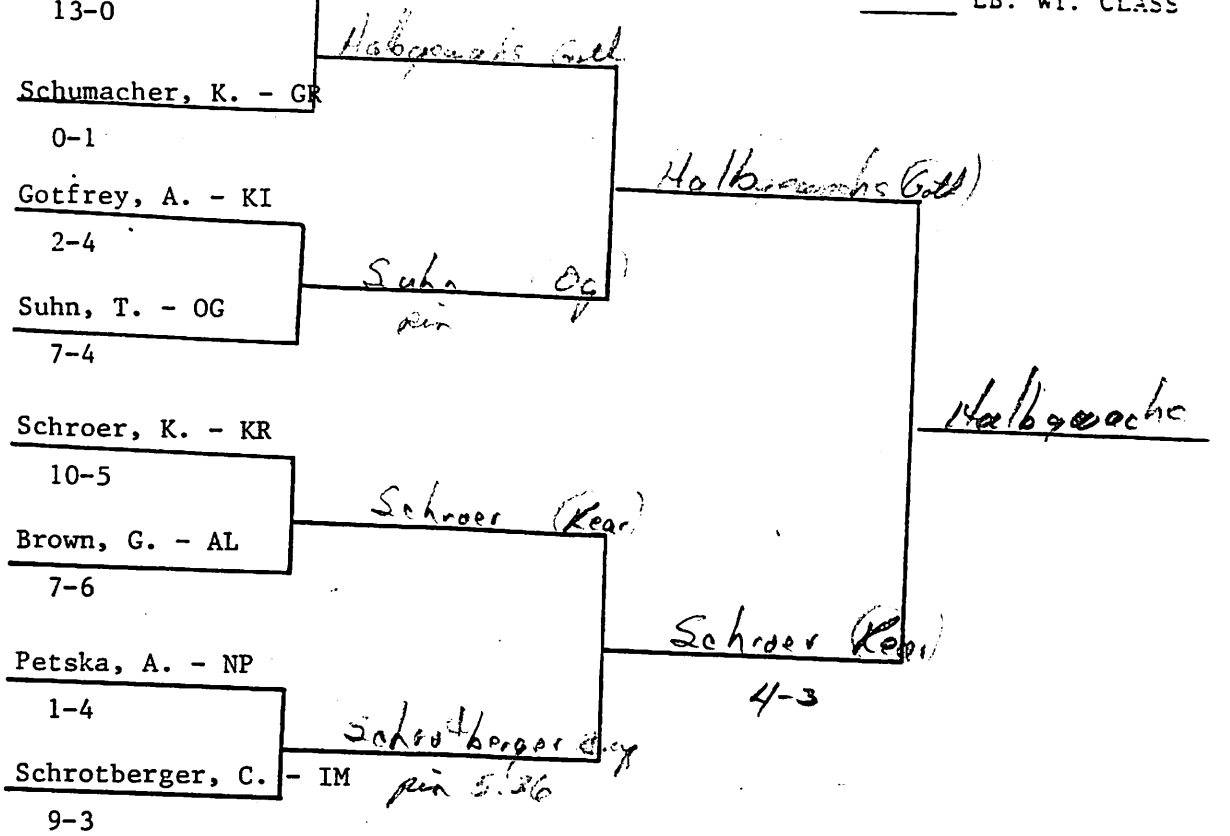


## CONSOLATION

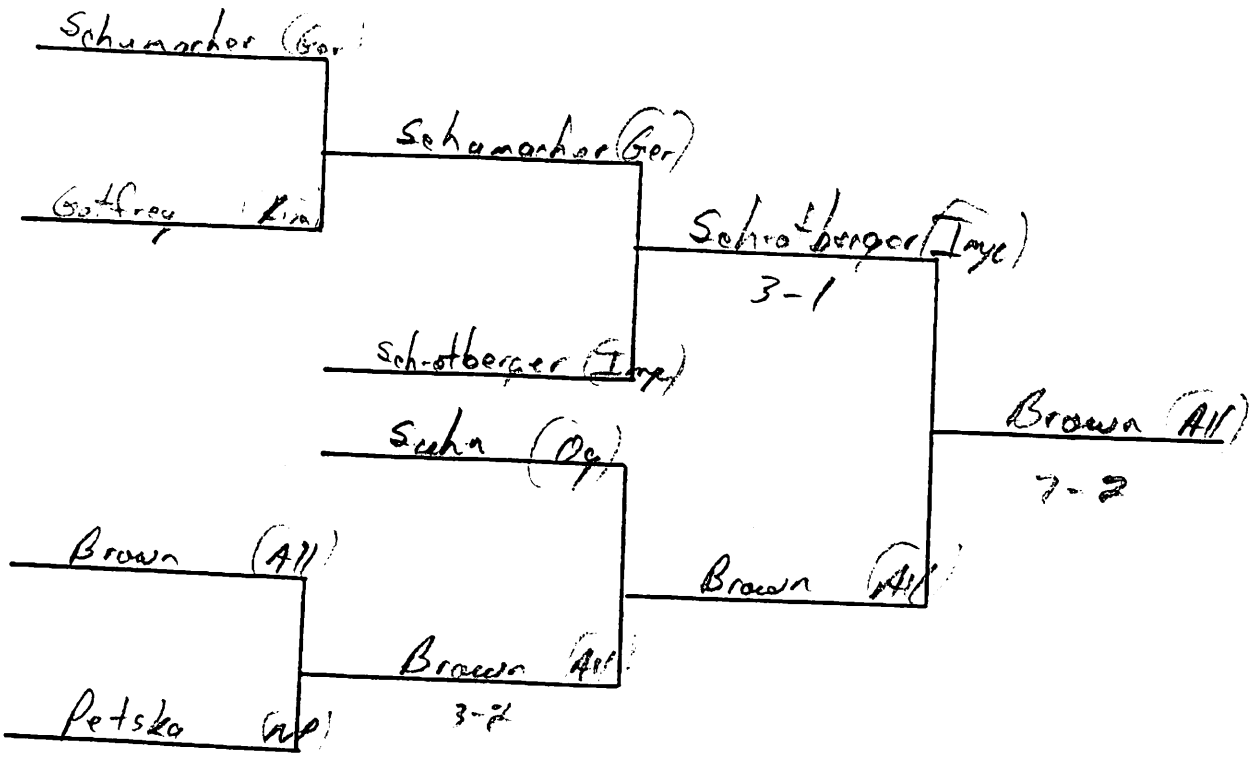

## CHAMPIONSHIP

152 LB. WT. CLASS

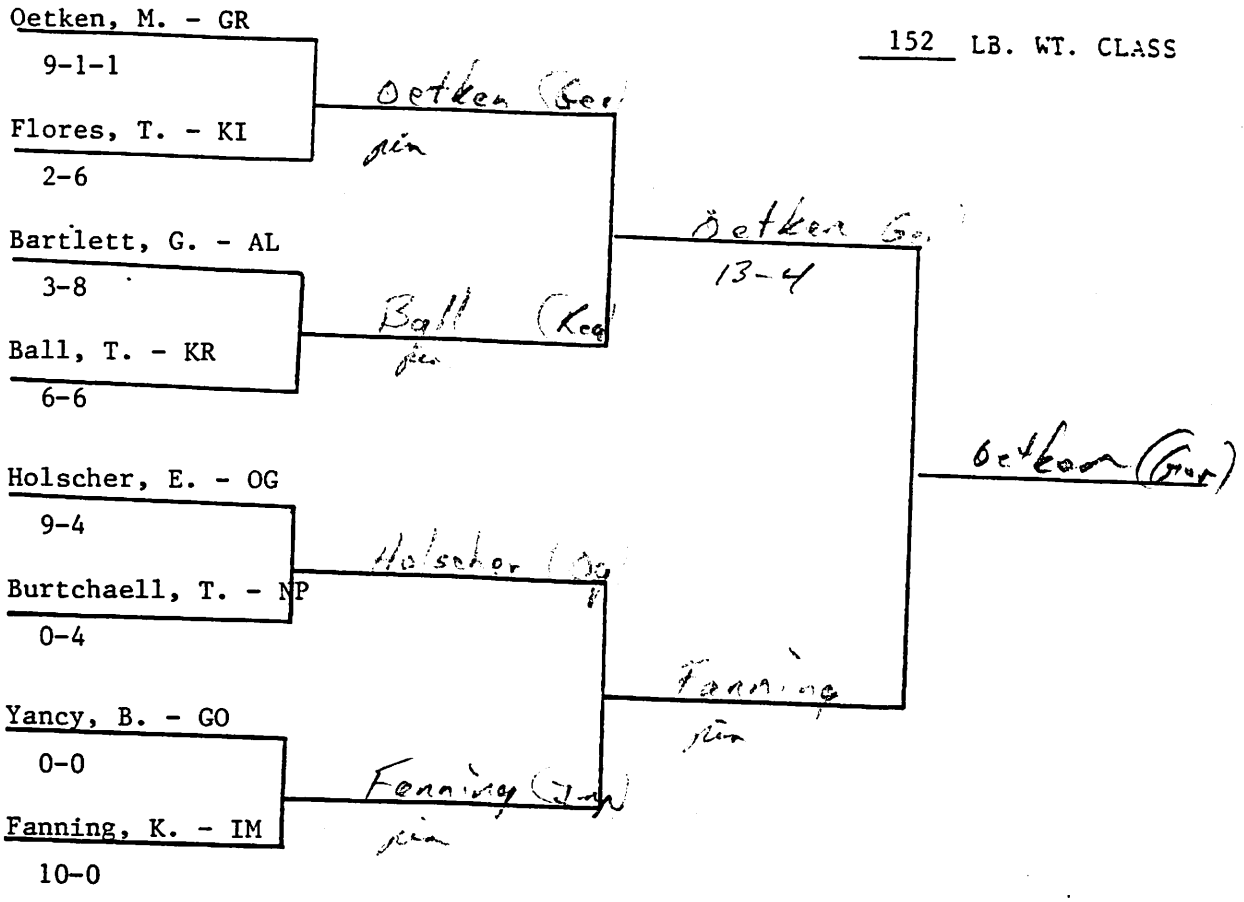


## CONSOLATION

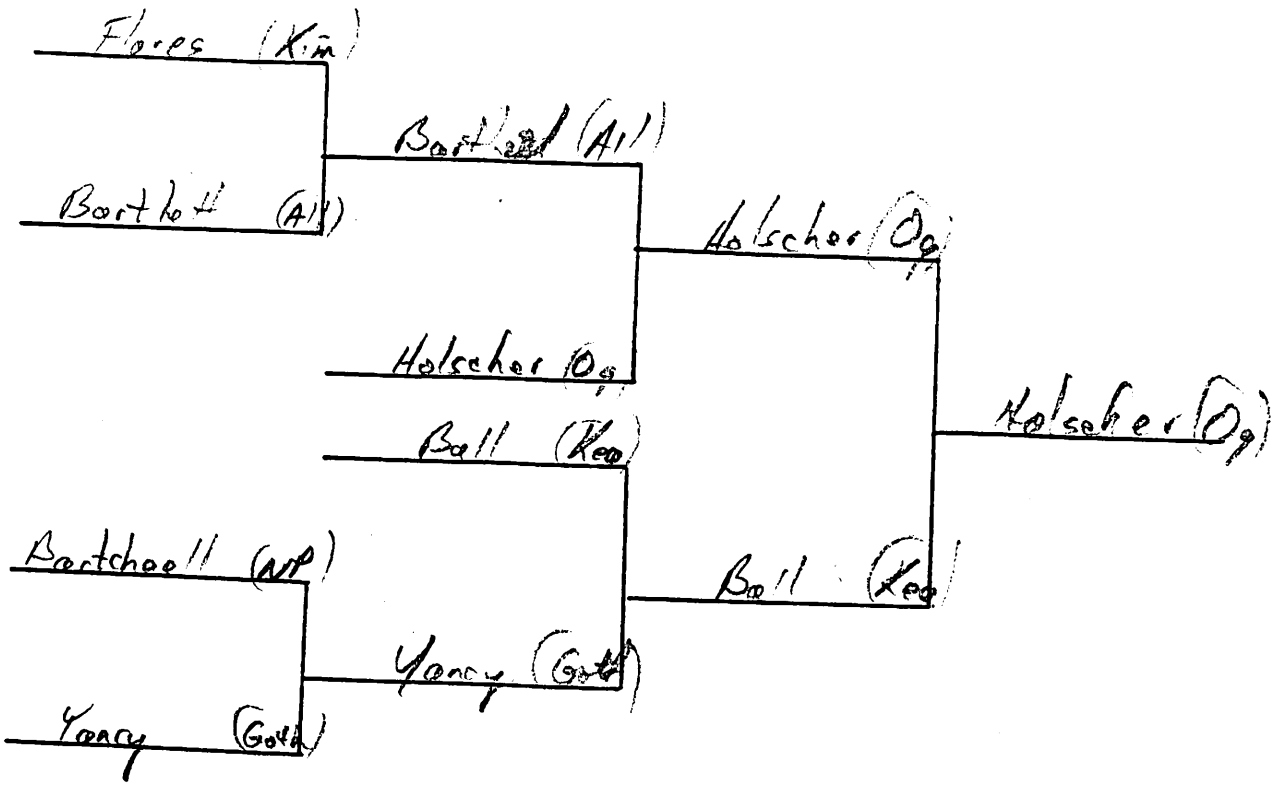

## CHAMPIONSHIP

160 LB. WT. CLASS

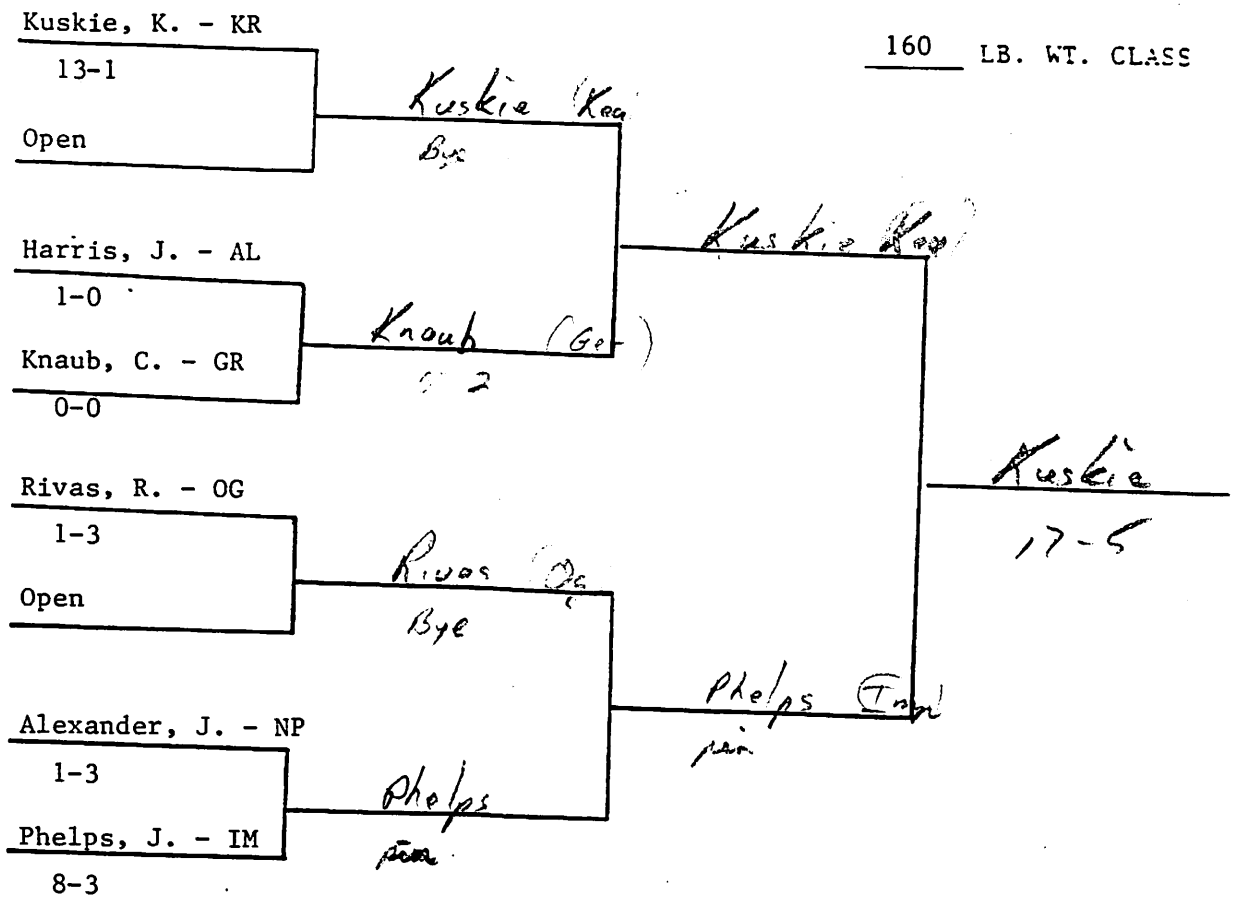


## CONSOLATION

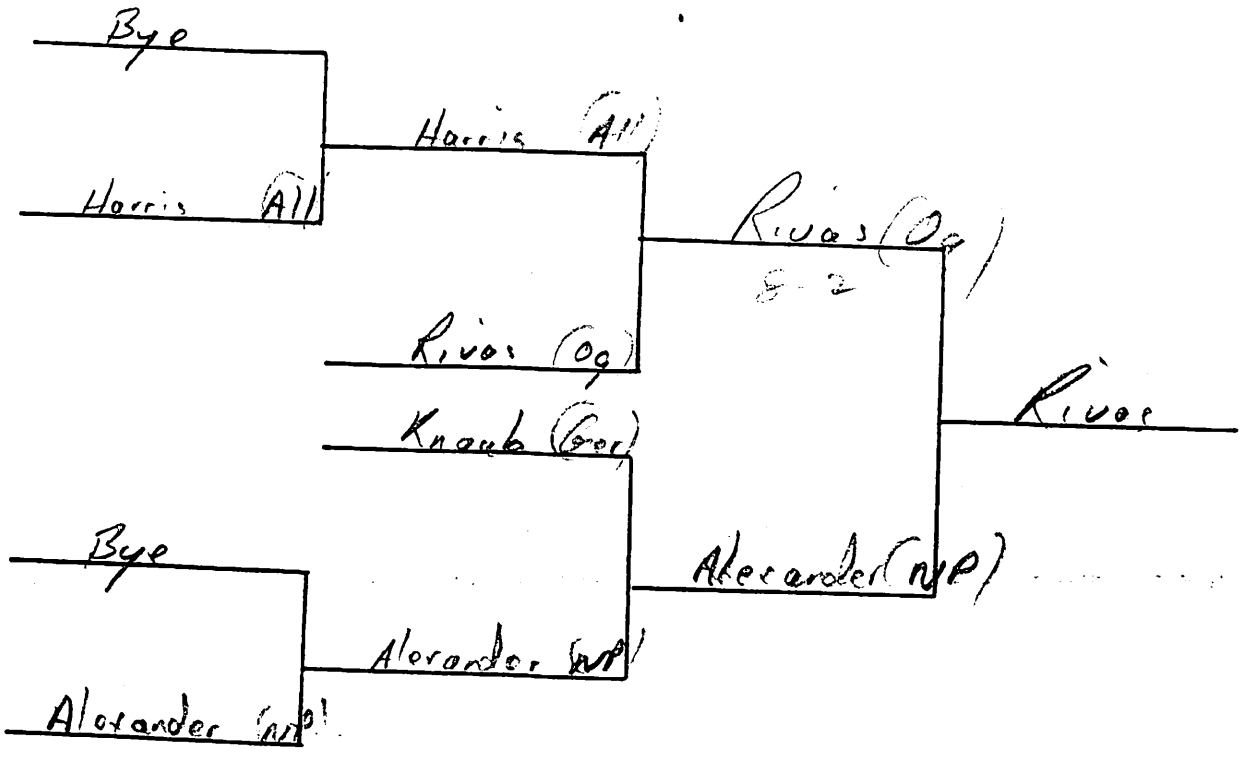

## CHAMPIONSHIP

171 LB. WT. CLASS

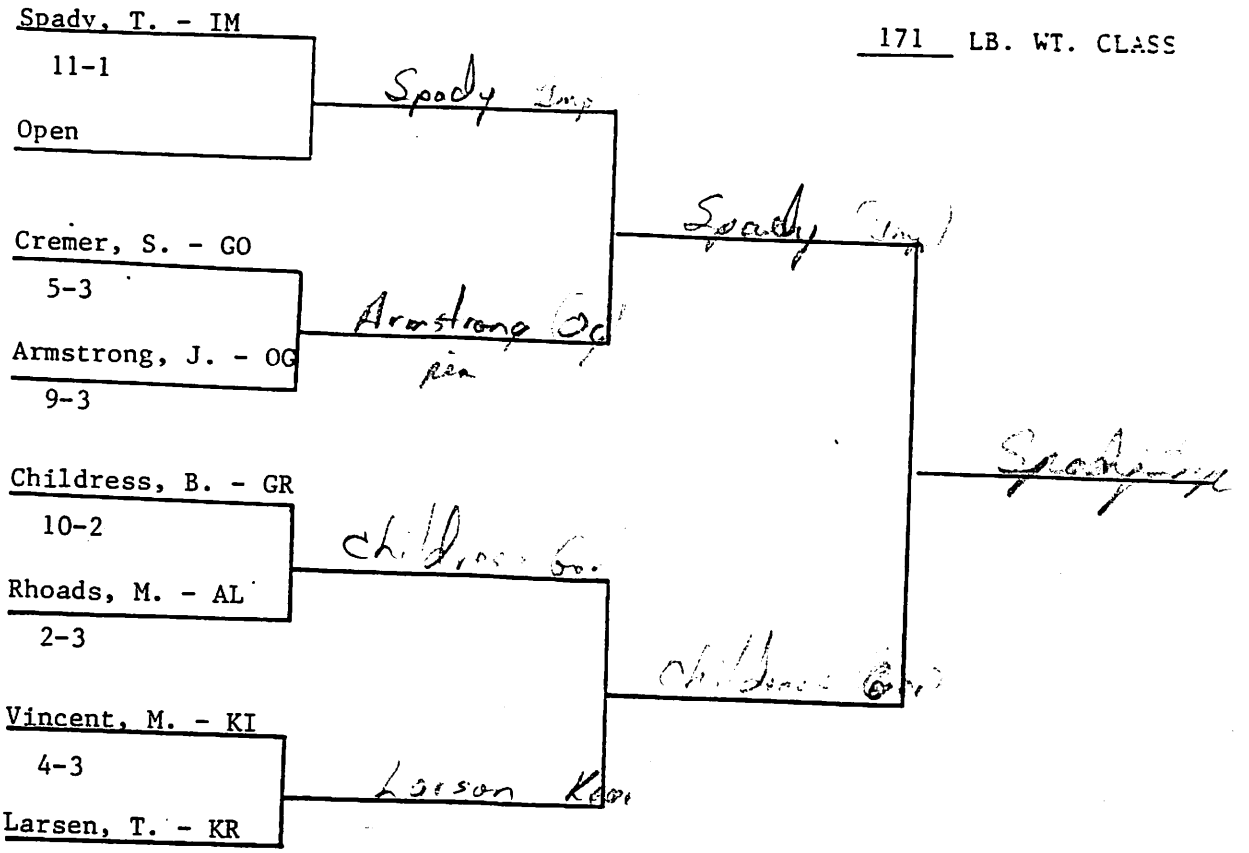


## CONSOLATION

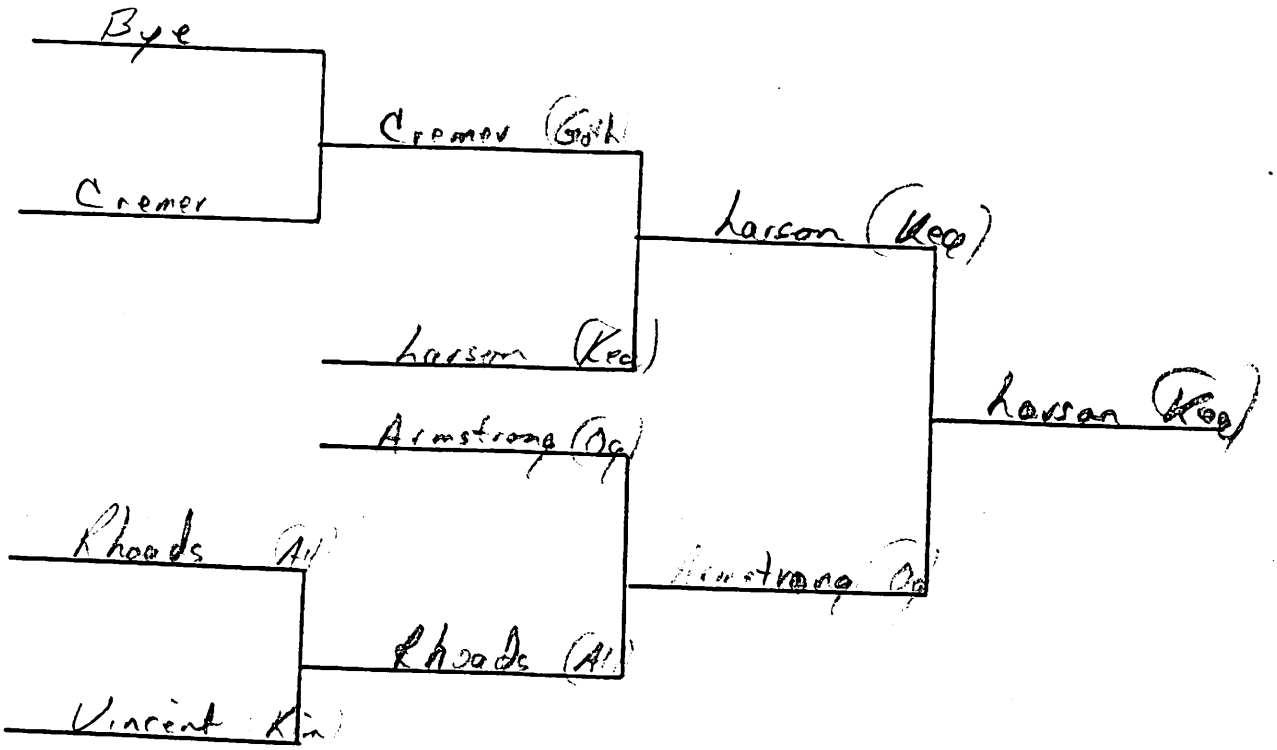

## CHAMPIONSHIP

189 LB. WT. CLASS

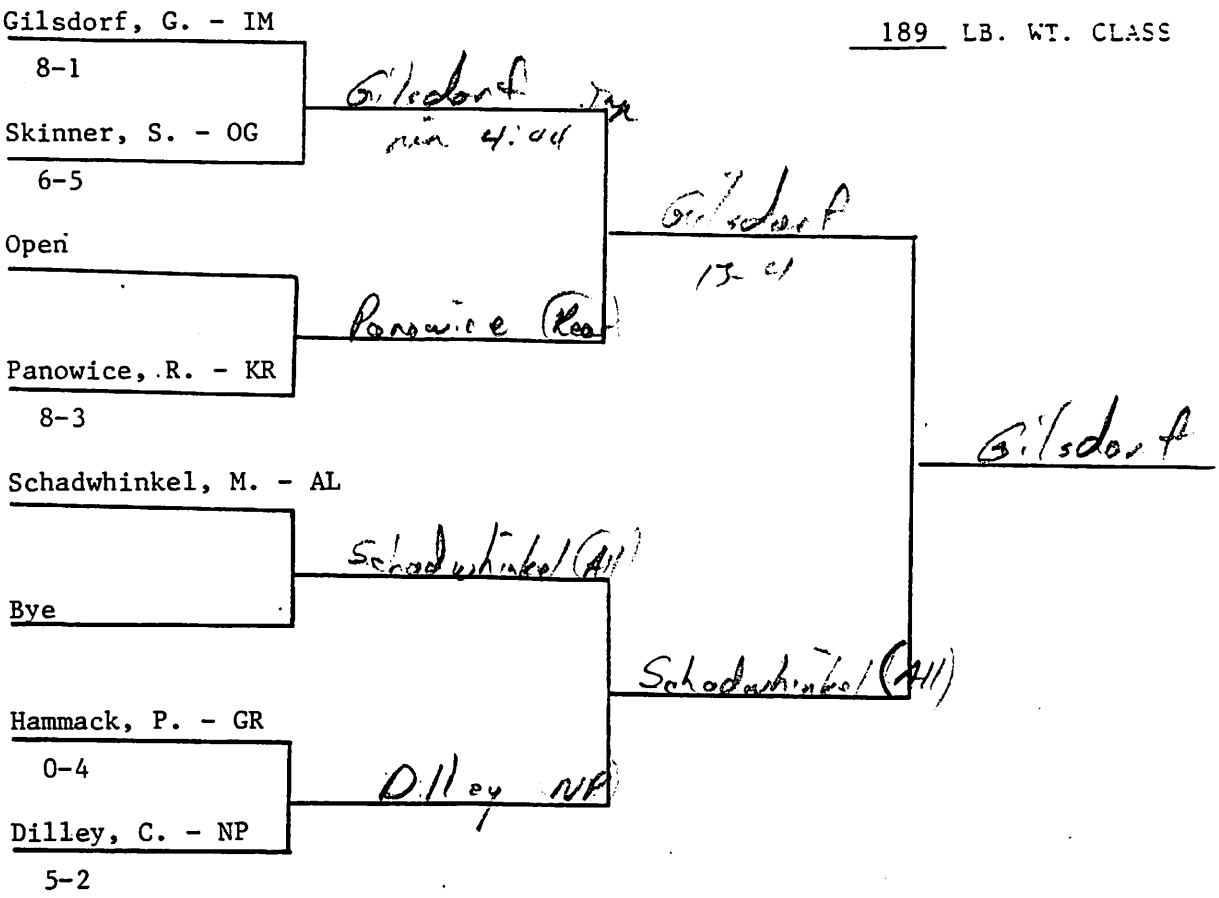


## CONSOLATION

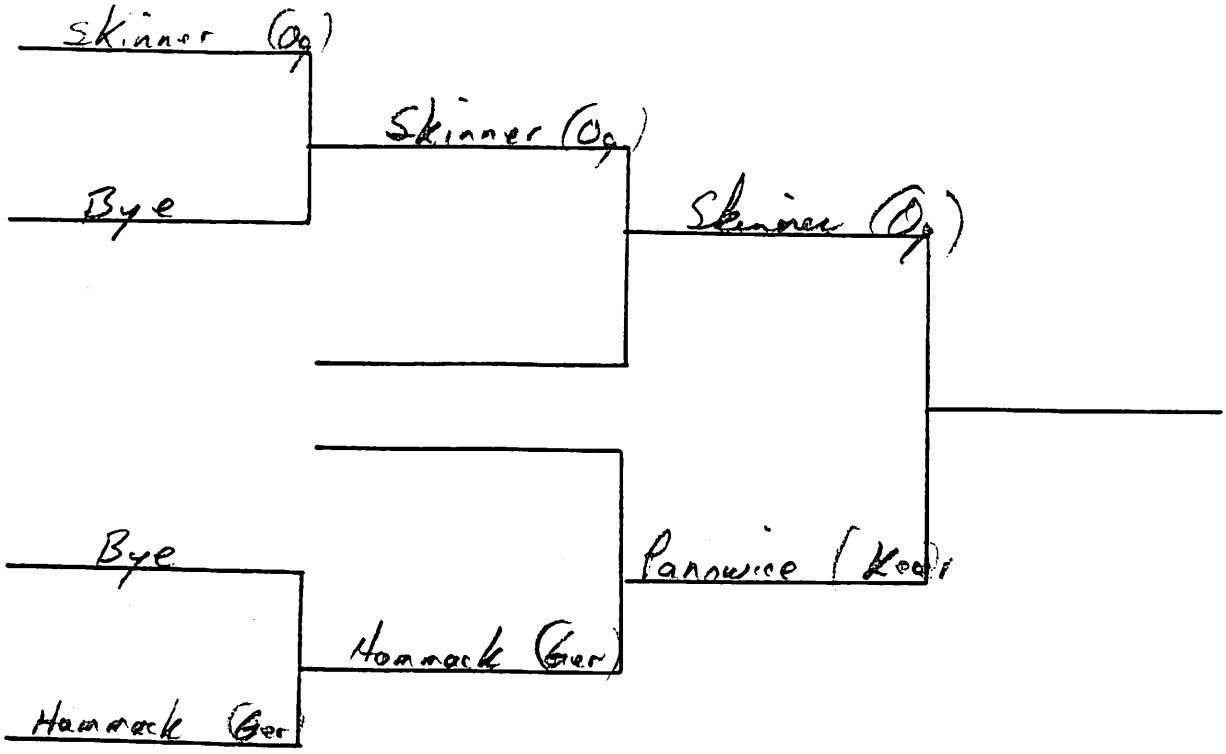

## CHAMPIONSHIP

HWT ____ LB. WT. CLASS

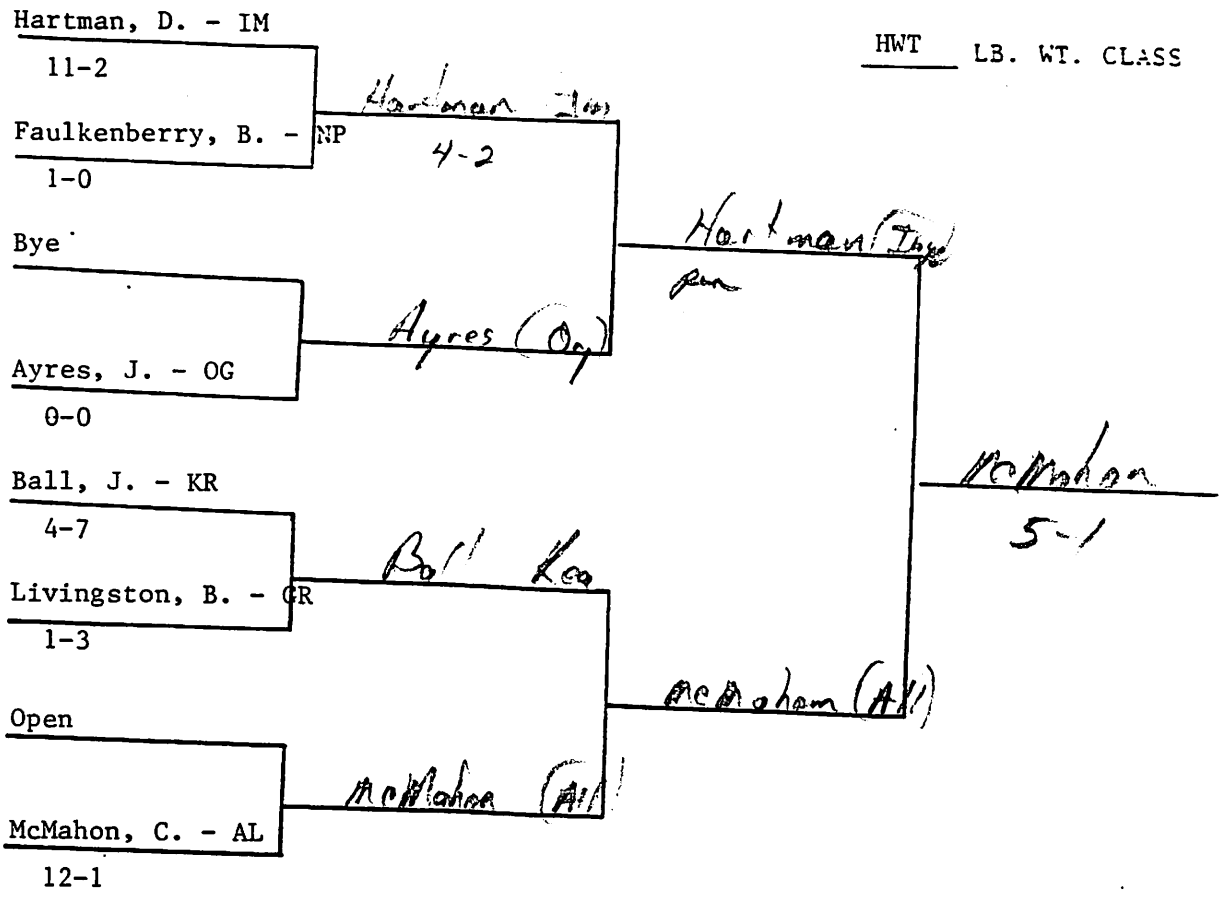


## CONSOLATION

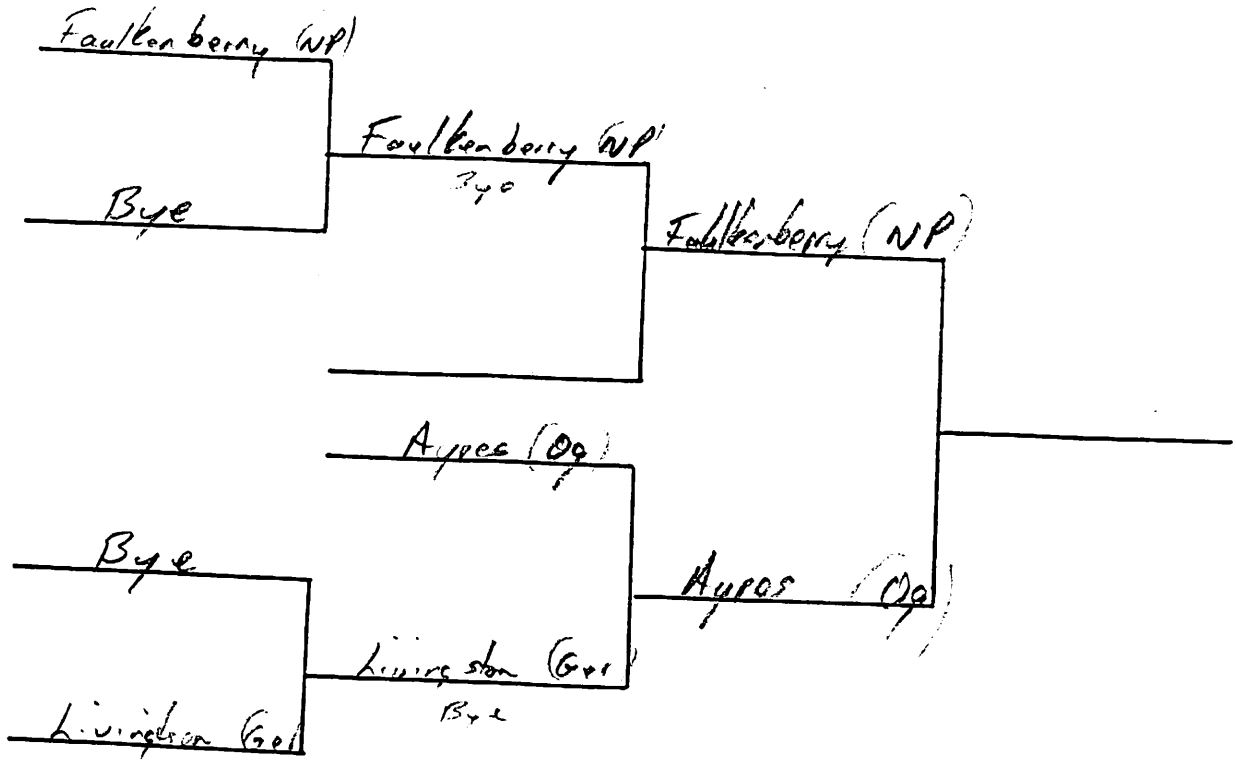

## Go For The Gold

I'd rather see a sermon
than hear one any day;

I'd rather one should walk with me
than merely show the way.

The eye's a better pupil,
and more willing than the ear;

Fine counsel is confusing,
but example's always clear.

I soon can learn to do it,
if you'll let me see it done;

I can see your hands in action,
but your tongue too fast may run;

And the lectures you deliver
may be very fine and true,

But I'd rather get my lesson
by observing what you do.

For I may misunderstand you
and the high advice you give,

But there's no misunderstanding
how you act and how you live.

Anonymous

# GOOD SPORTSMANSHIP, ETHICS & INTEGRITY!

## "YOU MAKE THE DIFFERENCE!"




All fans viewing high school sports should continually be remindful of the following points:

1. Show respect for the opponent at all times. The opponent should be treated as a guest, greeted cordially on arriving, given the best accommodations and accorded the tolerance, honesty and generosity which all human beings deserve. Good sportsmanship is the Golden Rule in action.
2. Show respect for the officials. Officials should be recognized as partial arbitrators who are trained to do their job and who can be expected to do it to the best of their ability. Good sportsmanship implies the willingness to accept and abide by the decision of the officials.
3. Know, understand and appreciate the rules of the contest. A familiarity with the current rules of the game in recognition of their necessity for a fair contest are essential. Good sportsmanship suggests the importance of conforming to the spirit as well as the letter of the rules.
4. Maintain self-control at all times. A prerequisite of good sportsmanship requires one to understand his own bias or prejudice and to have the ability to recognize that rational behavior is more important than the desire to win. A proper perspective must be maintained if the potential educational values of athletic competition are to be realized. Good sportsmanship is concerned with the behavior of all involved in the game.
5. Recognize and appreciate skill and performance regardless of affiliation. Applause for an opponent's good performance is a demonstration of generosity and good will that should not be looked upon as treason. The ability to recognize quality and performance and the willingness to acknowledge it without regard to team membership is one of the most highly commendable gestures of good sportsmanship. With the fundamentals of good sportsmanship as the point of departure, the specific responsibilities and expected modes of behavior can be defined.

# *CHASE COUNTY WRESTLING CLUB*
# *Wrestling Camp*




*June 6, 7, & 8, 1991*

# 1991 C.C.W.C. WRESTLING CAMP

TECHNIQUE: Three great days of fun and learning the techniques of wrestling. The camp will be under the direction of UNL, head wrestling coach , Tim Neumann. They will be using techniques that have turned the UNL into a National contender. The camp will teach young wrestlers the basic fundamental wrestling skills needed to be successful at the Junior High and High School levels.

PLACE: Chase County High School

DATE: JUNE: 6,7,8. 1991

PRICE: Ages 6-10 : $15.00 (Adult Supervision is needed; Clinic T-shirts are available for $3.50. Insurance is included in the $15.00)

Ages 11-19: $45.00 (All campers in this group recieve clinic T-shirt; Insurance is also included. Coaches and/or parent we encourage you to come, and tape the clinic if you desire.)

WHAT TO BRING: Each participant needs to bring their own wrestling equipment. Wrestling shoes, T-shirts, shorts, sweats,towels etc... You may also bring a swimming suit if you wish. LEAVE ALL VALUABLES AT HOME. The camp is not responsible for lost or stolen items.

ACCOMODATIONS: You will be responsible for your own meals. The community has numerous cafes. The community swimming pool will be open. Campers planning to stay instead of commuting please contact Stan Smith at 882-5549 , David Spicer at 882-4023, or Neil Connot at 882-5220 for free housing details.

WRESTLER'S SCHEDULE: The 6-10 yr. old group will begin at 9:00 a.m. and go until 11:00 everyday then they will be dismissed for the day.

The 11-19 yr. old group will have two sessions each day. The first session will begin at 1:00 p.m.- 3:00 p.m. Then there will be an hour break. The second session starts at 4:00 p.m. - 6:00 p.m.

WE HOPE TO SEE YOU ALL THERE!!!!

# 1991 NEBRASKA WRESTLING CAMP APPLICATION

We wish to apply for the C.C.W.C. Wrestling Camp. Enclosed is a check for $5.00 (6-10 yrs.) $15.00 (11-19 yrs.) (Technique camp)--as a NON-REFUNDABLE DEPOSIT, the balance to be paid at registration. I plan to (check one) STAY OVER _____ OR COMMUTE_____ . MAKE CHECKS PAYABLE TO THE C.C.W.C. WRESTLING CLUB AND SEND TO : Susan Spicer P.O. Box 151 Imperial, Ne. 69033.

Name_____ 1991-92 Grade_____

Address_____ Phone_____

City_____ State_____ Zip_____

High School_____Coach_____

Child or Adult size S_____M_____L_____XL_____

TO: C.C.W.C. WRESTLING CAMP--Parent's release and indemnity agreement:

We (or I) hereby request that you accept this application for enrollment of _____ in the CCWC Wrestling camp during the dates set forth in the application, and in consideration of your acceptance of the application, we will (or I, whether one or more) hereby release the Board of Regents of the University of Nebraska and all of its employees from all claims on account of injuries which may be sustained by our (or my) son while attending the CCWC Wrestling Camp; and we (or I) agree to indemnify the Board of Regents of teh University of Nebraska and its employees of any claim which may hereafter be presented by our (or my son) minor son as a rsult of such injuries.

Signed

(Parent)_____Date_____

LIMITED ENROLLMENT --- REGISTRATION DEADLINE MAY 10, 1991

# CAMP CLINICIANS



*TIM NEUMANN*
- -Head Coach, UNL
- -Big Eight Coach of the Year; 1989, 1990
- -NWCA National Coach of the Year; 1990



*MARK PERRY*
- -Assistant Coach, UNL
- -2x Big Eight Champion
- -2x All American
- -NWCA National Assistant Coach of the Year; 1990



*GIL SANCHEZ*
- -Assistant Coach, UNL
- -All American
- -NCAA Runner-Up



*MARK CODY*
- -Assistant Coach, UNL
- -All American
- -2x NJCAA Champion

*Several other fine clinicians will be on hand to teach selected sessions*

POSSIBLE MATCHUPS!!!!

# W R E S T L I N G

## IMPERIAL vs HOLYOKE

| | IMPERIAL | weight | | HOLYOKE |
|---|---|---|---|---|
| 1 | open | 0 103 | 6 | Chad Wettstein |
| 2 | Kevin Weiss | 6 112 | 6 | open |
| 3 | open | 6 119 | 12 | Izak Absmeier 6 |
| 4 | Adam Spicer | 12 125 | 12 | open |
| 5 | Jovic Gould | 18 130 | 12 | open |
| 6 | Shane Hallett | 18 135 | 18 | Darrin Clayman |
| 7 | open | 18 140 | 24 | Travis Pittman |
| 8 | Courtney Schrotberger | 18 145 | 30 | Jason Roberts |
| 9 | Ki Fanning | 24 152 | 30 | Jeff Poe |
| 10 | Jay Phelps | 24 160 | 36 | Philip Krumm |
| 11 | Trent Spady | 24 171 | 30 | Roman Hubbard |
| | Guy Gilsdorf | 24 189 | 30 | open |
| | Doug Hartman | 33 Hwt | 36 | open |

Eric Leibhart 130

Jesus Ortega 145
Kurt Purkeypile 152
Chad Harvey 152

# Imperial Longhorn Wrestling
## Tournament Results 1990
## A Division

| | | | |
|---|---|---|---|
| 1. McCook | 164.5 | 7. Hereshy | 58 |
| 2. Cambridge | 132.5 | 8. Holyoke | 26 |
| 3. Cozad | 115 | 9. Oshkosh | 24.5 |
| 4. N.P St.Pats | 96 | 10. Wray | 24.5 |
| 5. Caliche | 95.5 | 11. Otis | 20 |
| 6. Imperial | 71 | | |

### 103

| | | |
|---|---|---|
| 1. | W. Piper | McCook |
| 2. | M. Anderson | Cozad |
| 3. | C. Binkly | Otis |
| 4. | D. McEntire | Wray |

### 112

| | | |
|---|---|---|
| 1. | C. Collins | McCook |
| 2. | C. Gomez | Cozad |
| 3. | C. Selle | Wray |
| 4. | A. Gilg | NP.StPats |

### 119

| | | |
|---|---|---|
| 1. | D. Bean | McCook |
| 2. | C. Duncan | Calchie |
| 3. | K. Knutson | Cambridge |
| 4. | M. Ripp | Wray |

### 125

| | | |
|---|---|---|
| 1. | J. Benson | Cambridge |
| 2. | J. Wilson | NP.St.Pats |
| 3. | S. Grafton | McCook |
| 4. | R. Dickinson | Calachie |

### 130

| | | |
|---|---|---|
| 1. | K. Banzhaf | Cambridge |
| 2. | P. Gomez | Cozad |
| 3. | B. Cole | McCook |
| 4. | C, Stanely | Calachie |

### 135

| | | |
|---|---|---|
| 1. | S. Silvester | Imperial |
| 2. | R. Kapps | Oshkosh |
| 3. | B. Ring | Calachie |
| 4. | J. Stevens | McCook |

### 140

| | | |
|---|---|---|
| 1. | T. Judd | McCook |
| 2. | T. Hoffmister | Cozad |
| 3. | D. Steffes | NP.StPats |
| 4. | J. Roberts | Holyoke |

### 145

| | | |
|---|---|---|
| 1. | R. Duncan | Calachie |
| 2. | K. Boyd | NP. StPats |
| 3. | J. Hains | Hershey |
| 4. | R. Leitner | McCook |

### 152

| | | |
|---|---|---|
| 1. | D. Harris | McCook |
| 2. | T. Langford | NP.St.Pats |
| 3. | K. Fanning | Imperial |
| 4. | D. Liess | Cambridge |

### 160

| | | |
|---|---|---|
| 1. | A. Buttrick | Hershey |
| 2. | D. Trosper | Cambridge |
| 3. | J. Carruthers | Holyoke |
| 4. | R. Johnson | McCook |

### 171

| | | |
|---|---|---|
| 1. | D. Mues | Cambridge |
| 2. | M. Burkholder | Cozad |
| 3. | G. Gilsdorf | Imperial |
| 4. | S. Holman | Calachie |

### 189

| | | |
|---|---|---|
| 1. | D. Hengen | Hershey |
| 2. | M. Mongomery | Cozad |
| 3. | D. Hartman | Imperial |
| 4. | D. Colson | Cambridge |

### HWT

| | | |
|---|---|---|
| 1. | B. Freeman | Calachie |
| 2. | C. McGahan | NP.St.Pats |
| 3. | C. Paisley | Cambridge |
| 4. | B. Fielding | Calachie |

# B-4 DISTRICT WRESTLING



# TOURNAMENT 1994

AINSWORTH
BROKEN BOW
CHADRON
COZAD
GORDON
GOTHENBURG
GRANT/
WHEATLAND
IMPERIAL
LEXINGTON
McCOOK
MITCHELL
OGALLALA
SIDNEY
VALENTINE

MITCHELL GYMNASIUM
FEBRUARY 11 & 12

WRESTLING BEGINS
FEBRUARY 11. 11:00
FEBRUARY 12, SAT. 9:00

## ADMISSION

| | ADULTS | STUDENTS |
|---|---|---|
| 2-DAY TOURNAMENT PASS- | $9.00 | $7.00 |
| PER DAY- | $5.00 | $4.00 |

# B-4 DISTRICT WRESTLING TOURNAMENT

| | |
|---|---|
| AINSWORTH | JOHN LUCERO |
| BROKEN BOW | MITCH PATCH |
| CHADRON | KEITH WALTON |
| CHASE COUNTY | LYNN RINEHART Dad |
| COZAD | JIM BONESTEEL |
| GORDON | WILLIAM PAUL |
| GOTHENBURG/BRADY | CRAIG HAAKE |
| GRANT/WHEATLAND | STEVE ROBERTS |
| LEXINGTON | TIM KRUGER |
| McCOOK | DAVID GORDON |
| MITCHELL | JOE YAUNEY |
| OGALLALA | BART VOYCHESKE |
| SIDNEY | JOHN GANSER |
| VALENTINE | BOYD POWELL |

## *** SUMMARY OF SCORING ***

### * INDIVIDUAL MATCH *

| | |
|---|---|
| TAKEDOWN | 2PTS |
| ESCAPE | 1PT |
| REVERSAL | 2PTS |
| NEAR FALL | 2/3PTS |

| | |
|---|---|
| 1ST PLACE | 14PTS |
| 2ND PLACE | 10PTS |
| 3RD PLACE | 7PTS |
| 4TH PLACE | 4PTS |

### * TOURNAMENT *

| | |
|---|---|
| FALL | 2PTS |
| DEFAULT | 2PTS |
| FORFEIT | 2PTS |
| DISQUALIFICATION | 2PTS |

ADVANCEMENT

| | |
|---|---|
| CHAMPIONSHIP BRACKET | 2PTS |
| CONSOLATION BRACKET | 1PT |
| TECHNICAL FALL | 1.5PTS |
| MAJOR DECISION | 1PT |

BYE FOLLOWED BY A WIN:

| | |
|---|---|
| CHAMPIONSHIP BRACKET | 2PTS |
| CONSOLATION BRACKET | 1PT |

AWARDS-DISTRICT METALS FOR:
1ST, 2ND, 3RD, AND 4TH PLACE AND A TEAM TROPHY

2

1

# B-4 WRESTLING DISTRICT 1994

## FRIDAY, FEBRUARY 11

Round 1 — Opening Matches (3 mats)

Round 2 — 2 a. Quarterfinal winners bracket (3 mats)
2 b. 1st round consolation ( 3 mats)

Round 3 — 2nd round consolation (3 mats)

## SATURDAY, FEBRUARY 12

Round 1 — 1 a. Semifinals winners bracket (3 mats)
1 b. 3rd round consolation (3 mats)

Round 2 — Consolation semifinals (3 mats)
Roll up mats and move bleachers, get awards table ready

Round 3 — 1-2, 3-4 matches (2 mats)

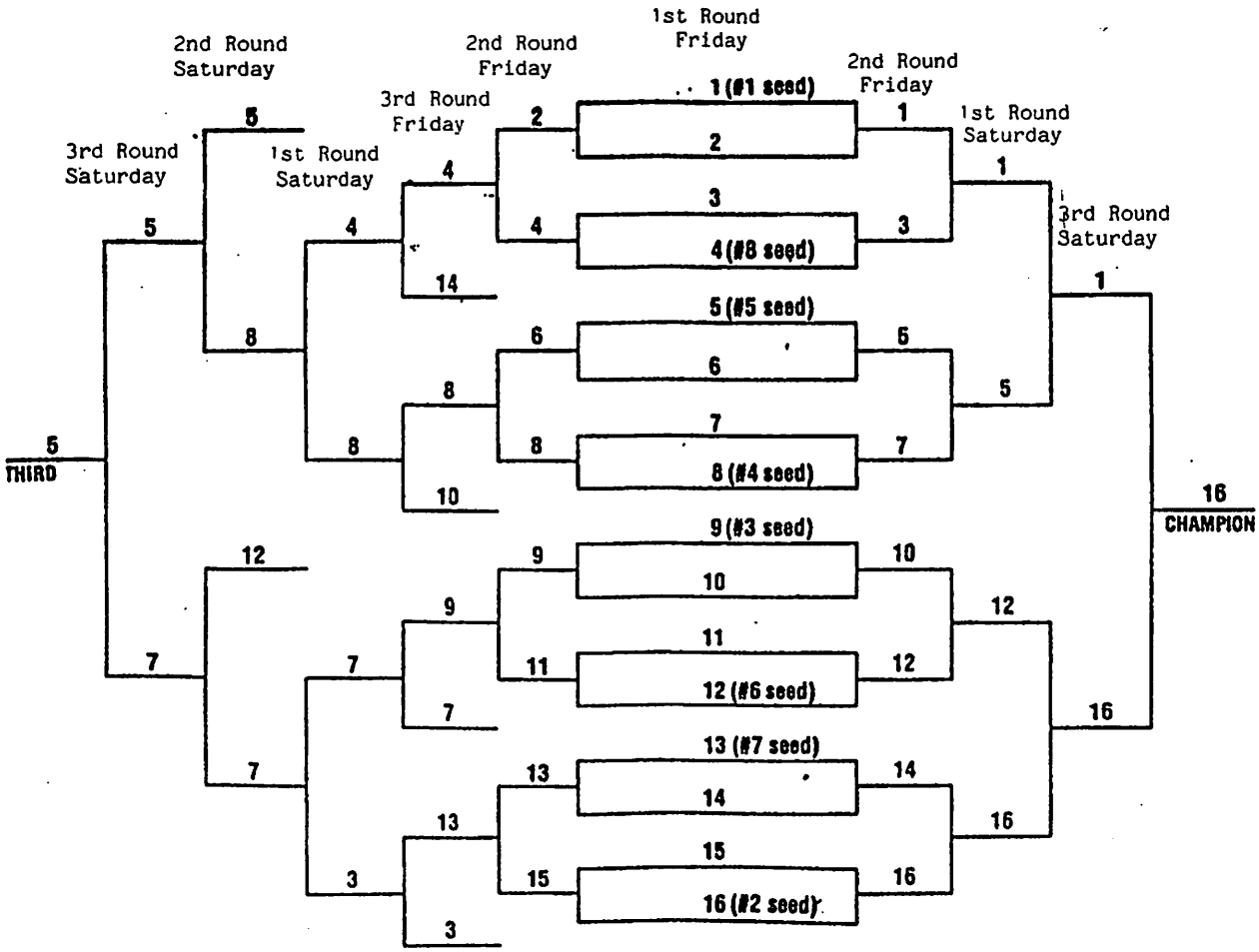

# 1993 B-4
# DISTRICT WRESTLING
# INDIVIDUAL RESULTS

## 103

| | |
|---|---|
| STEVE WHITE | COZAD |
| ERIK GEIGER | SIDNEY |
| CHRIS RICHTER | OGALLALA |
| PATE HILSABECK | HOLDREGE |

## 112

| | |
|---|---|
| BRIAN WYSOCKI | AINSWORTH |
| ZACH GRESSET | HOLDREGE |
| MATT MOORE | SIDNEY |
| TOBY GREEN | VALENTINE |

## 119

| | |
|---|---|
| STEVEN VACH | SIDNEY |
| BRYCE ANDERSON | CHADRON |
| TODD NAYLOR | LEXINGTON |
| CHRIS SCHULTZE | OGALLALA |

## 125

| | |
|---|---|
| JOSH LANGDON | SIDNEY |
| BRAD OHLMANN | VALENTINE |
| TIM RICHIE | BROKEN BOW |
| KELSEY THOMPSON | HOLDREDGE |

## 130

| | |
|---|---|
| JEFF HUME | SIDNEY |
| BEN MCNAIR | IMPERIAL |
| AARON FRITZ | AINSWORTH |
| DON O'DONNELL | OGALLALA |

## 135

| | |
|---|---|
| BRAD COOPER | OGALLALA |
| ALEX MCCLYMONT | HOLDREGE |
| JAMES BROWN | MCCOOK |
| SHAWN CRITES | BROKEN BOW |

## 140

| | |
|---|---|
| RYAN JOHNSON | LEXINGTON |
| COBE WELKE | AINSWORTH |
| BILL LOGHRY | MCCOOK |
| DARRICK ARNDT | COZAD |

## 145

| | |
|---|---|
| CURT BIGGS | SIDNEY |
| MATT MEISENBACH | MCCOOK |
| SHANE HALLETT | IMPERIAL |
| JEREMY OLSON | HOLDREGE |

## 152

| | |
|---|---|
| JARRED EKLUND | VALENTINE |
| GARY RIVAS | OGALLALA |
| RANDY STROM | MITCHELL |
| JEFF EVANS | HOLDREGE |

## 160

| | |
|---|---|
| ADAM FISCHER | VALENTINE |
| BOYD WAGNER | MCCOOK |
| RANDY SOHN | OGALLALA |
| ADAM LAMMERS | AINSWORTH |

## 171

| | |
|---|---|
| TONY GUERRA | COZAD |
| JASON RODGERS | VALENTINE |
| CORY BROWN | LEXINGTON |
| JEFF INROSHELL | HOLDREGE |

## 189

| | |
|---|---|
| BRIAN MILLER | BROKEN BOW |
| BRANDON ROOD | SIDNEY |
| BRIAN URBAN | LEXINGTON |
| CHAVET SIKES | HOLDREGE |

## HWT

| | |
|---|---|
| JAMES AYERS | OGALLALA |
| JAKE ANDERSON | LEXINGTON |
| JOE BURESH | MCCOOK |
| MIKE HAWKINS | SIDNEY |

K Q MART

MITCHELL, NE

Two blocks south and one block west of the gym.
On Highway 26

Use the coupon below during your stay at
District Wrestling

HOT STUFF PIZZERIA®

Call . . .

623-1788

**Buy a Large for Medium Charge**

Not valid with any other offer. Valid only at participating Hot Stuff® locations.
Expires June 30, 1994

DAILY SPECIAL - $1.99

BUY A PERSONAL PAN PIZZA
AND GET A MEDIUM DRINK FREE!

# B-4 DISTRICT WRESTLING

## CHAMPIONSHIP BRACKET 103 LBS. CLASS

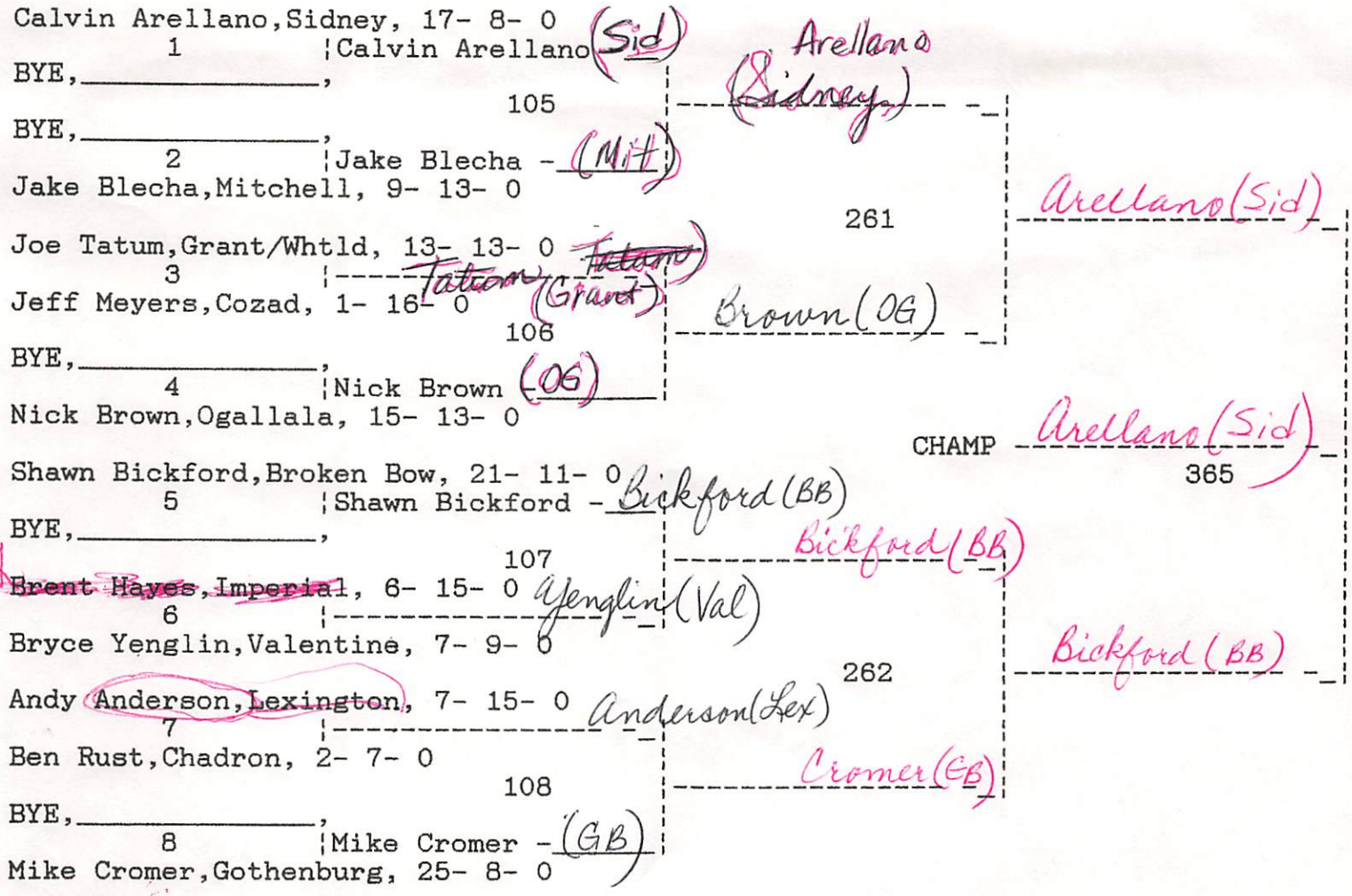


## CONSOLATION BRACKET 103 LBS. CLASS

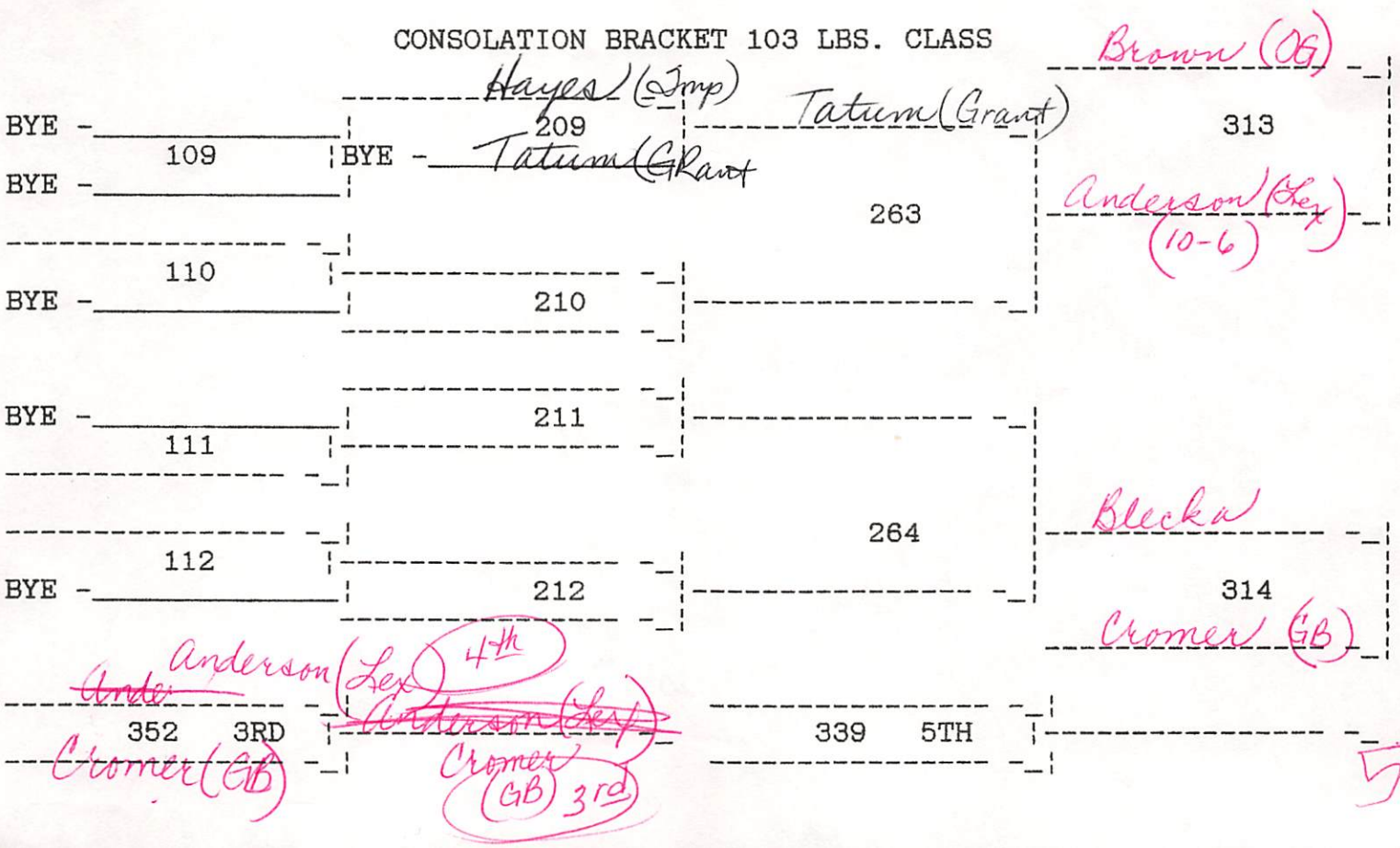

# B-4 DISTRICT WRESTLING

## CHAMPIONSHIP BRACKET 112 LBS. CLASS




## CONSOLATION BRACKET 112 LBS. CLASS

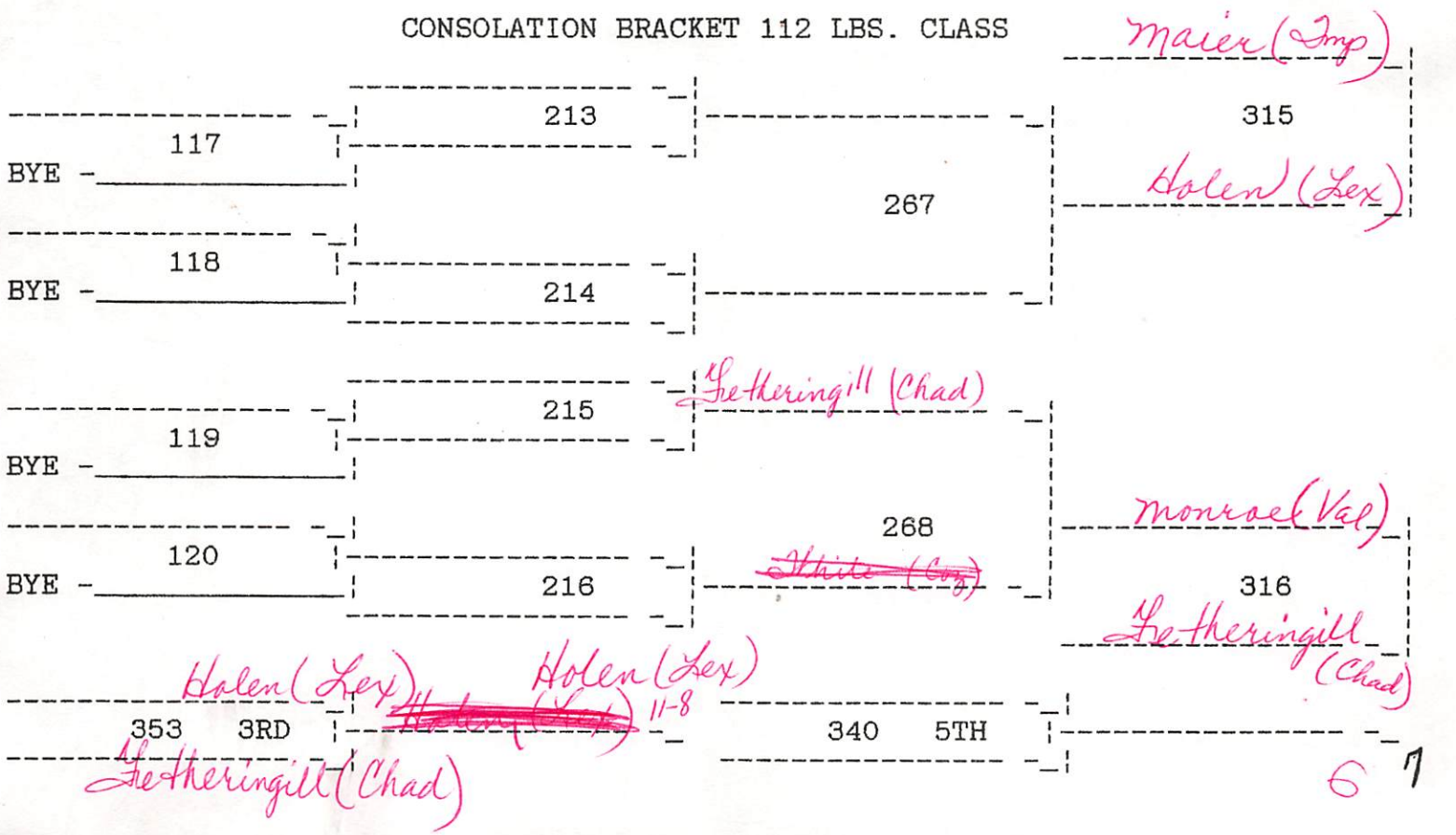

# B-4 DISTRICT WRESTLING

## CHAMPIONSHIP BRACKET 119 LBS. CLASS




## CONSOLATION BRACKET 119 LBS. CLASS

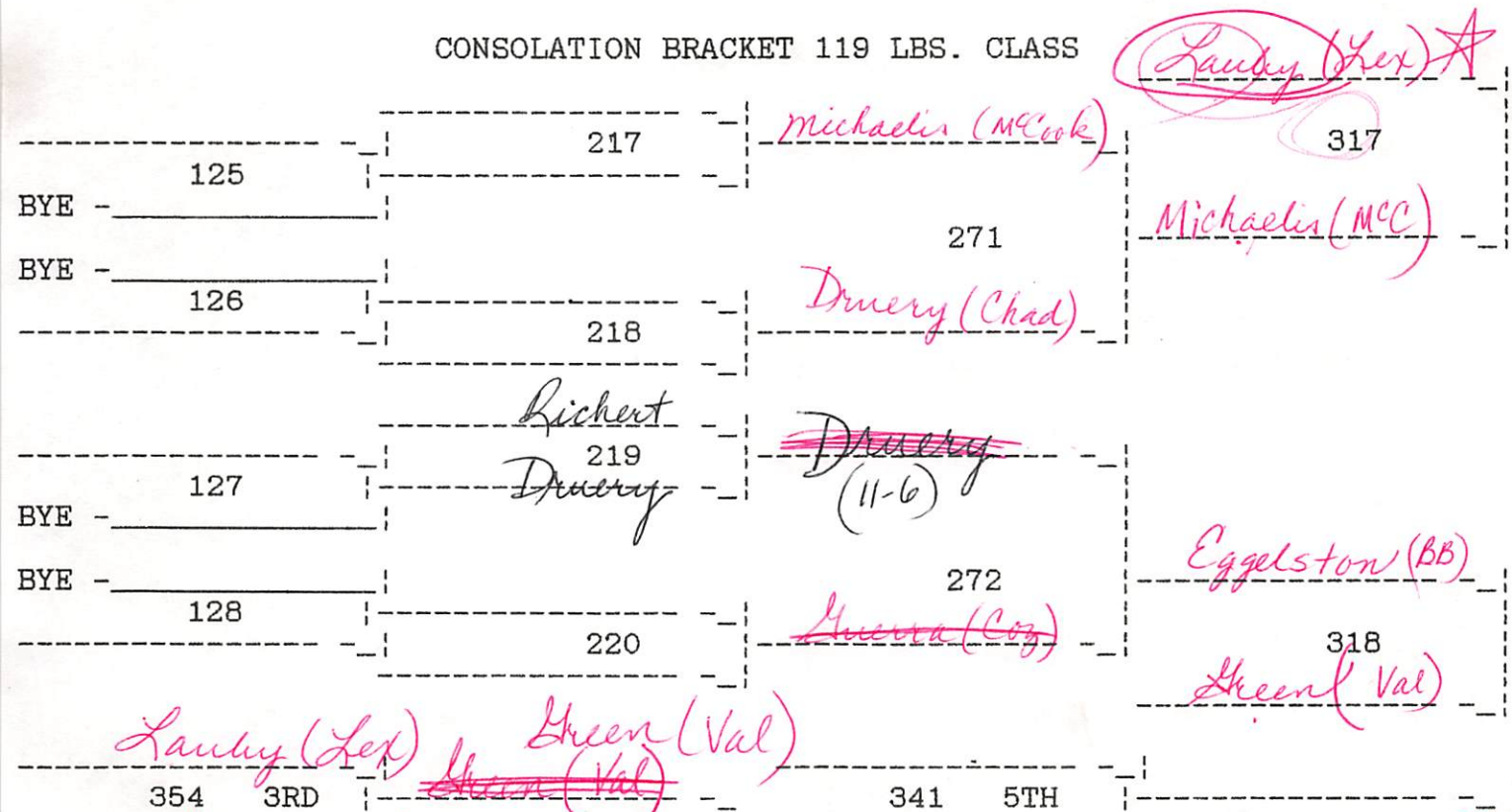

# B-4 DISTRICT WRESTLING

## CHAMPIONSHIP BRACKET 125 LBS. CLASS




## CONSOLATION BRACKET 125 LBS. CLASS

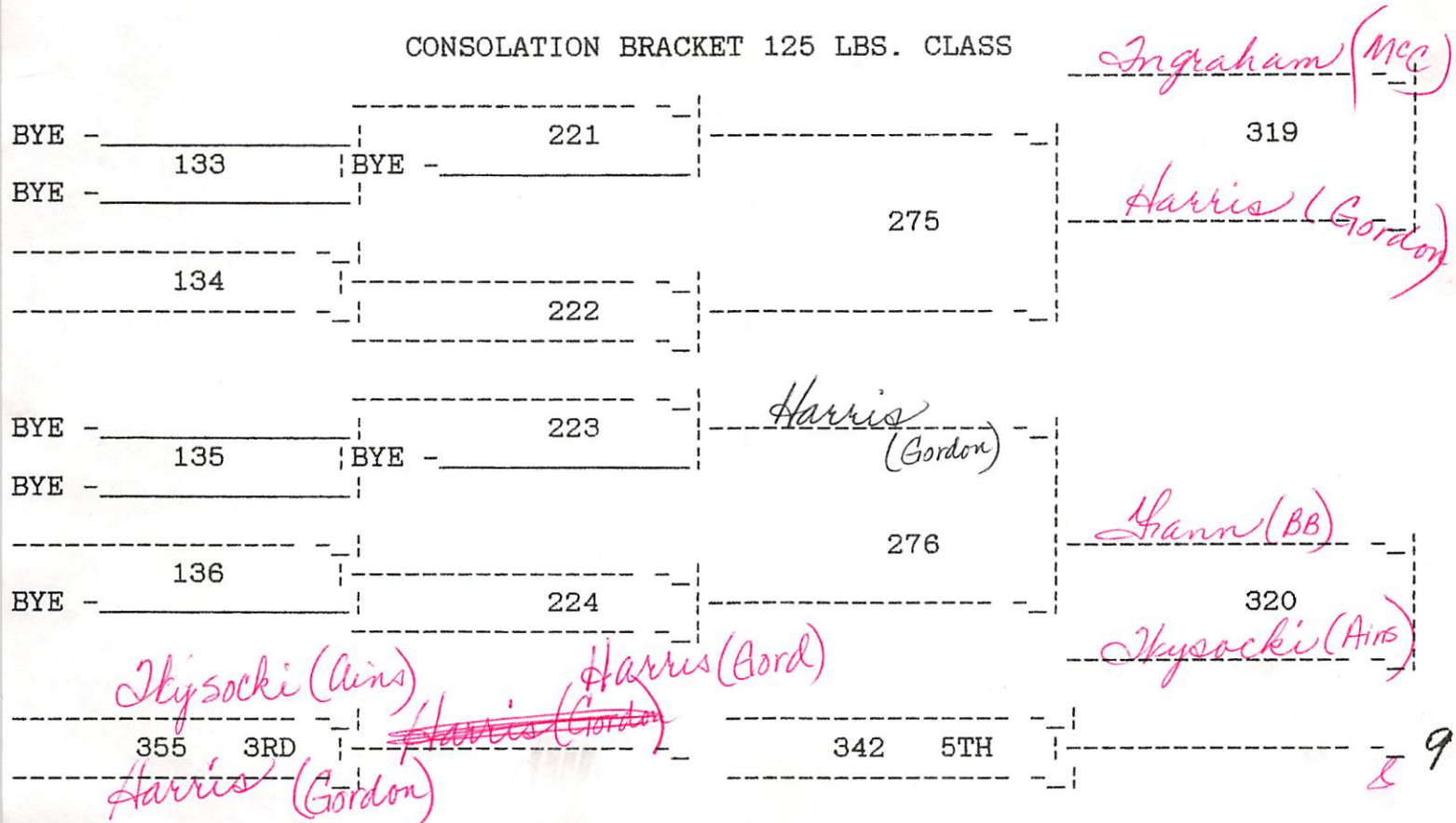

# B-4 DISTRICT WRESTLING

## CHAMPIONSHIP BRACKET 130 LBS. CLASS




## CONSOLATION BRACKET 130 LBS. CLASS

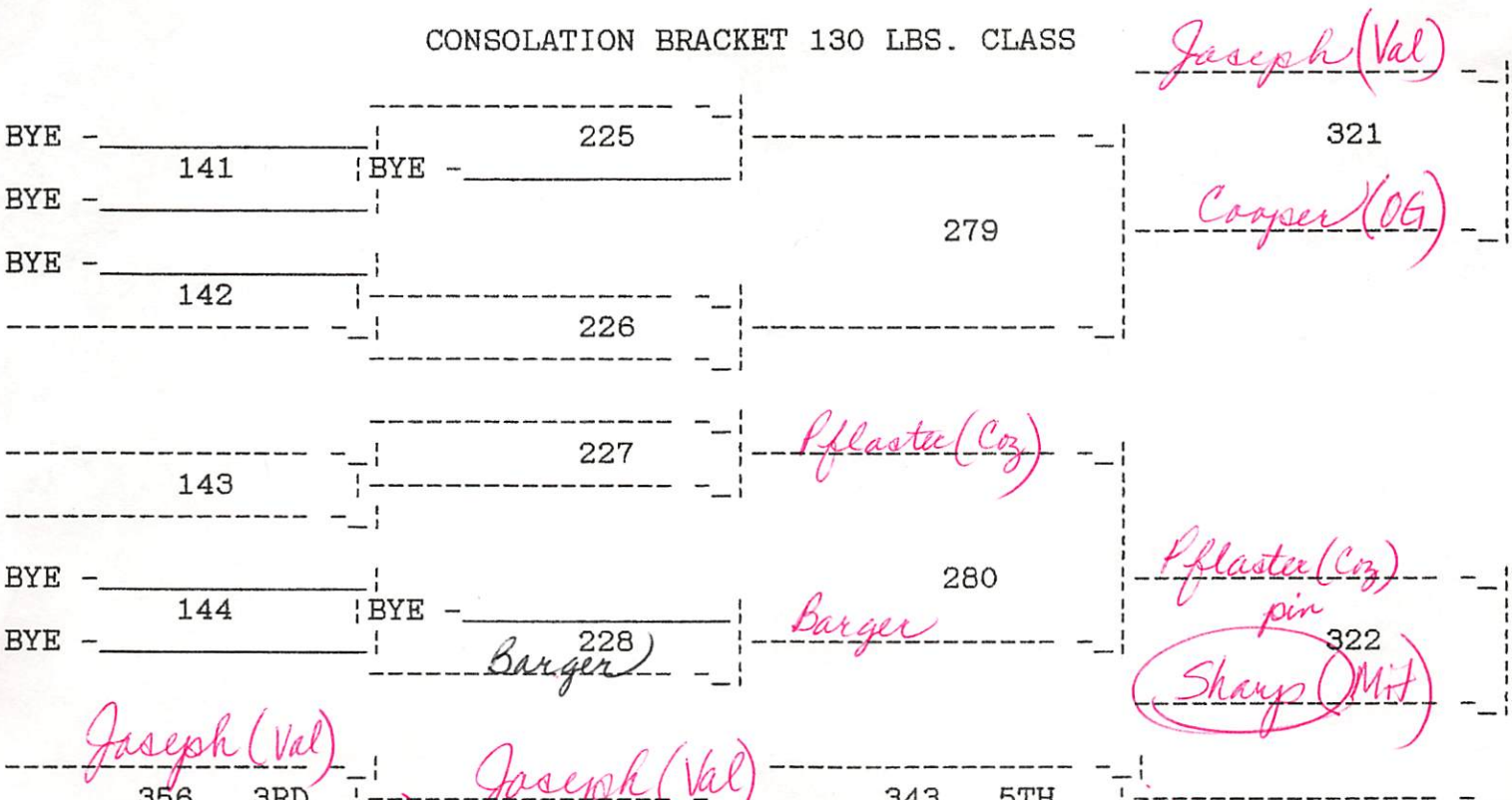

# B-4 DISTRICT WRESTLING

## CHAMPIONSHIP BRACKET 135 LBS. CLASS




## CONSOLATION BRACKET 135 LBS. CLASS

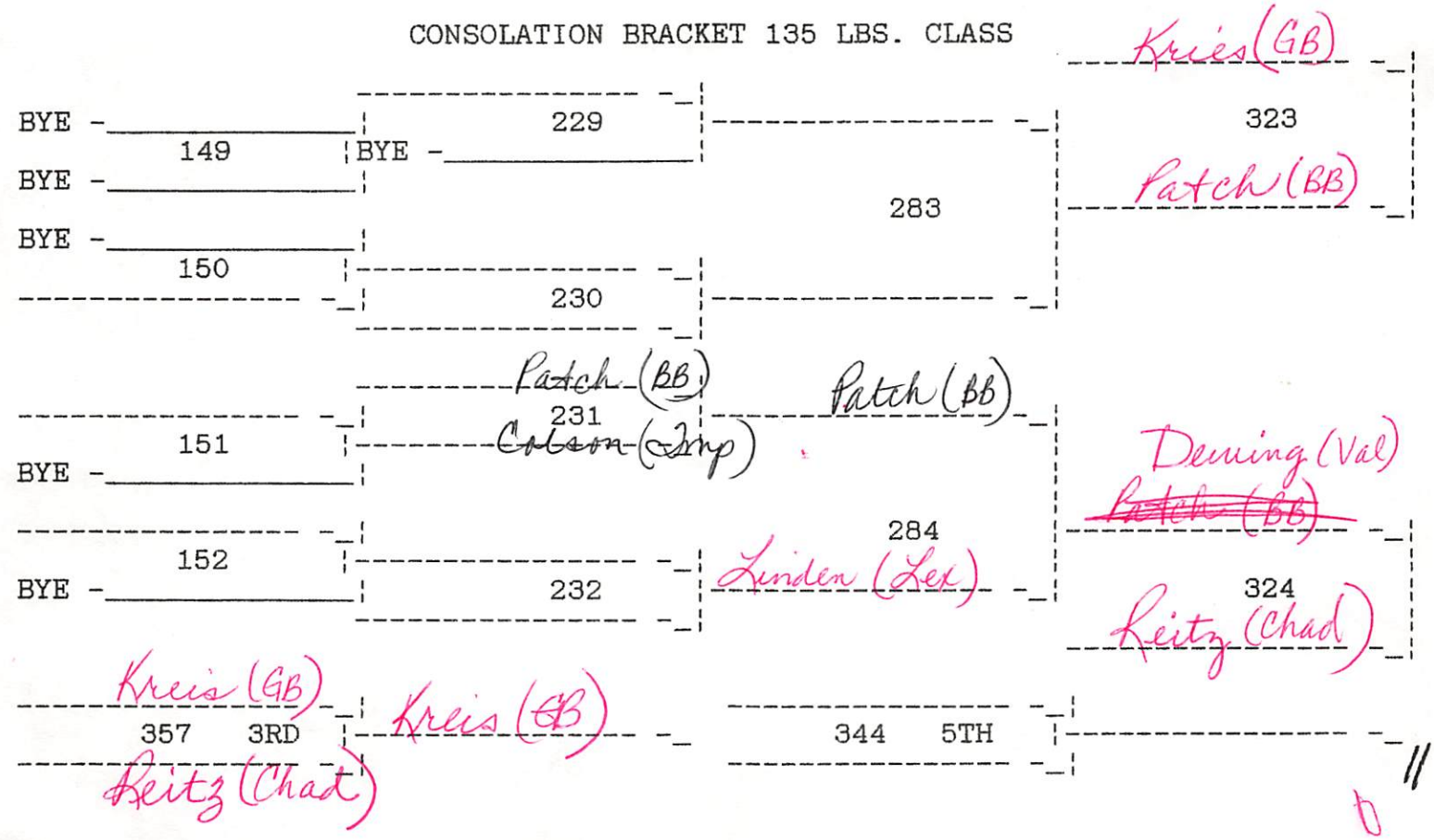

# B-4 DISTRICT WRESTLING

## CHAMPIONSHIP BRACKET 140 LBS. CLASS




## CONSOLATION BRACKET 140 LBS. CLASS

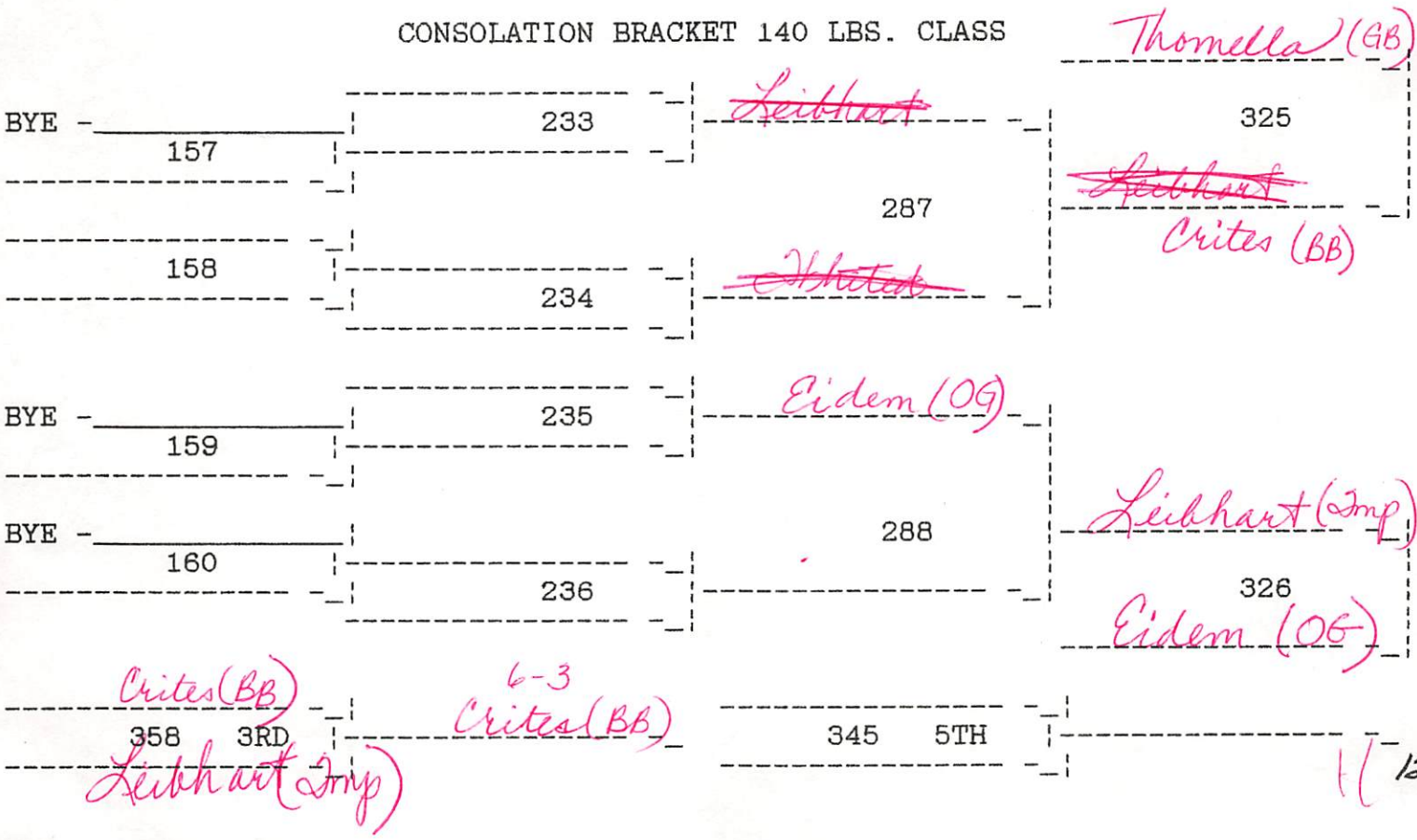

# B-4 DISTRICT WRESTLING

## CHAMPIONSHIP BRACKET 145 LBS. CLASS

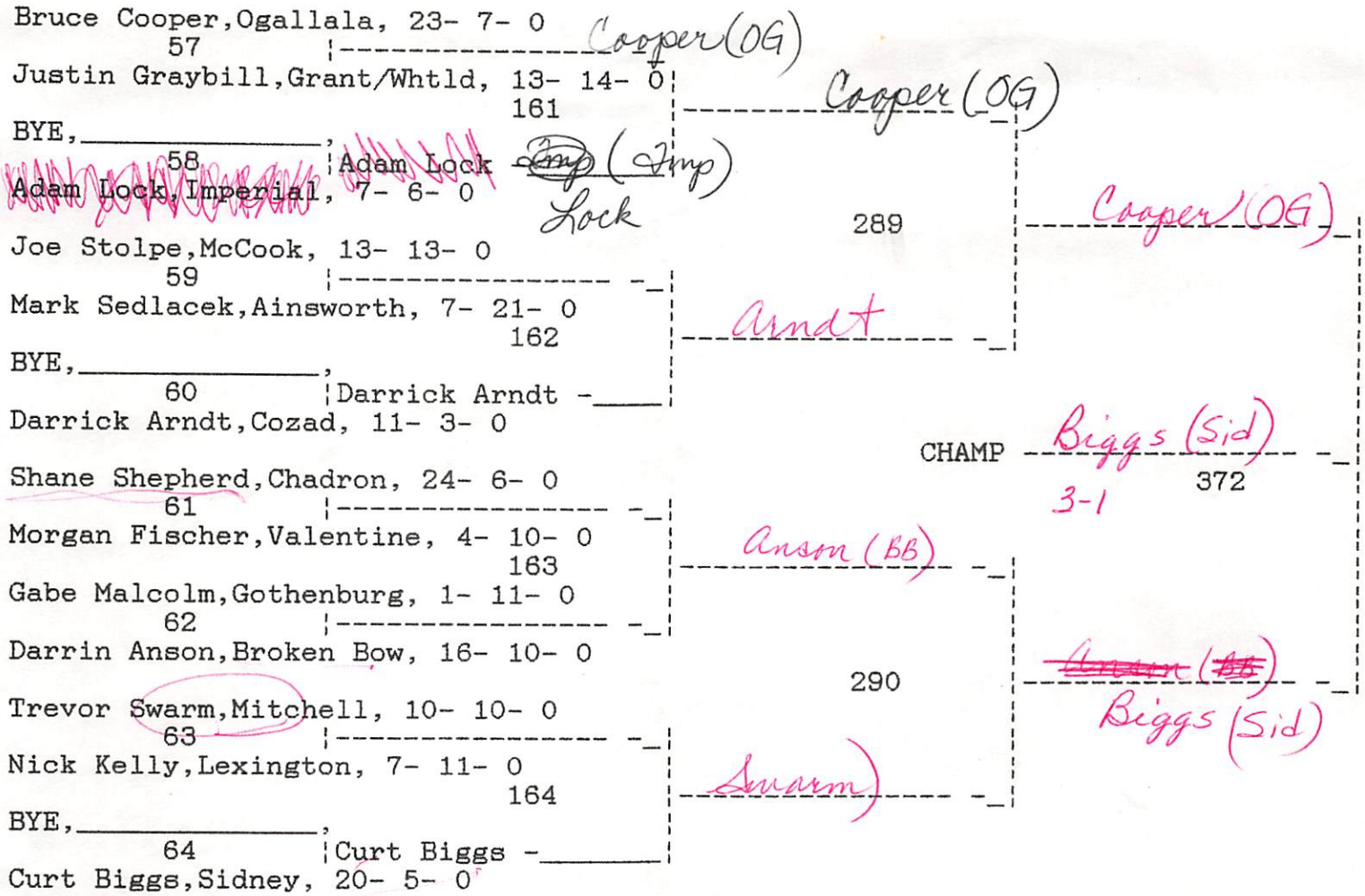


## CONSOLATION BRACKET 145 LBS. CLASS

# B-4 DISTRICT WRESTLING

## CHAMPIONSHIP BRACKET 152 LBS. CLASS




## CONSOLATION BRACKET 152 LBS. CLASS

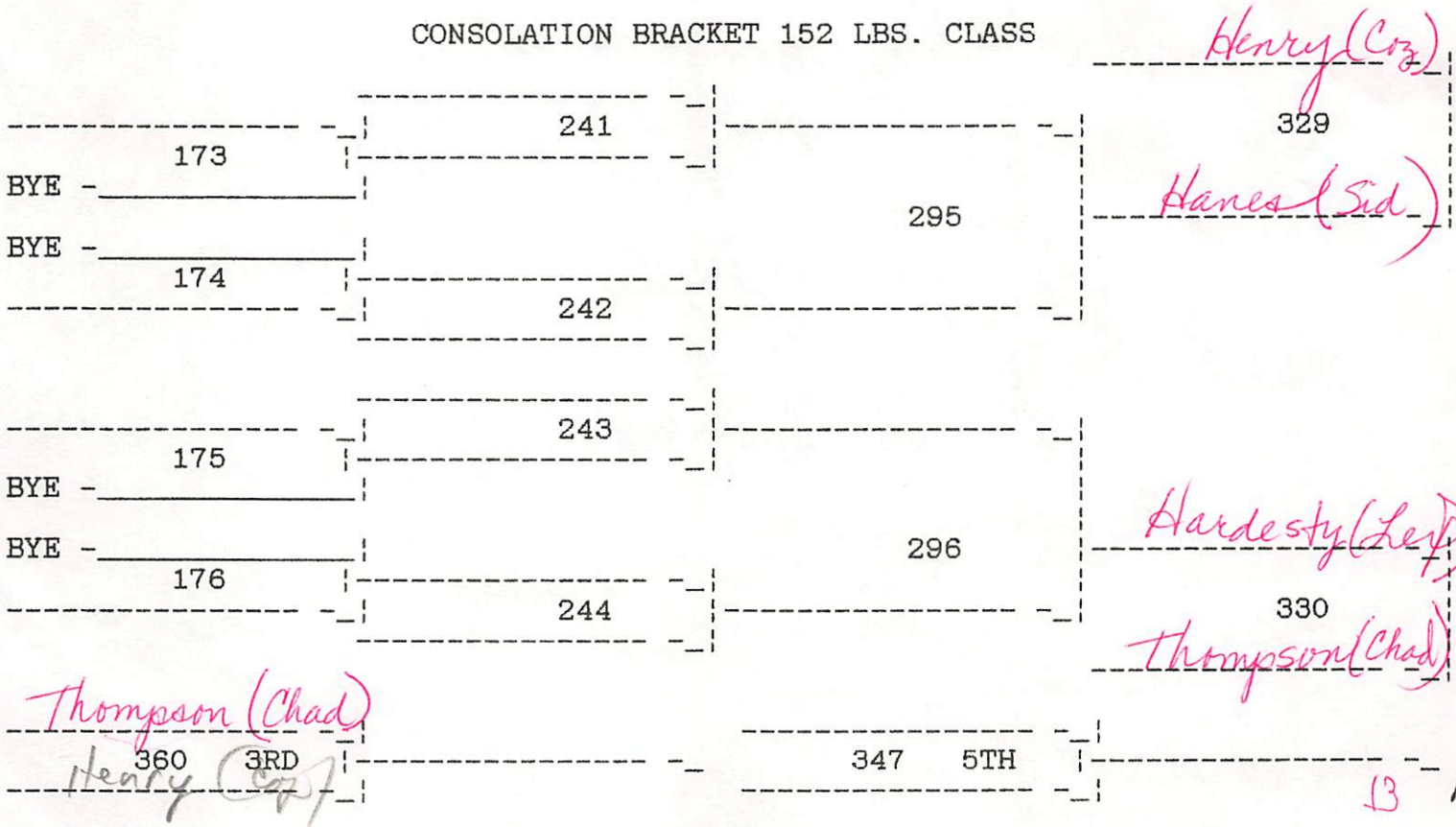

B-4 DISTRICT WRESTLING

CHAMPIONSHIP BRACKET 160 LBS. CLASS

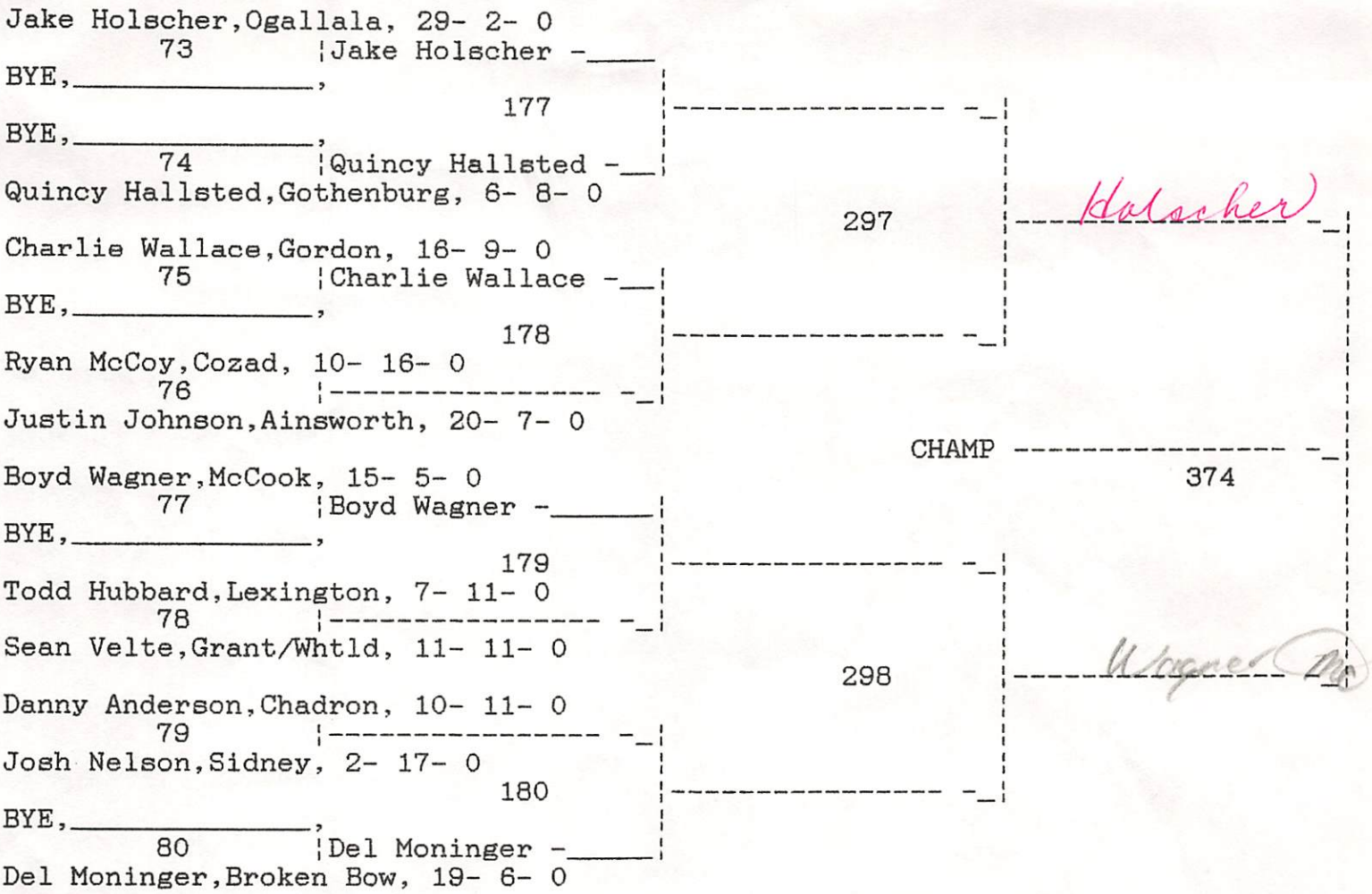


CONSOLATION BRACKET 160 LBS. CLASS

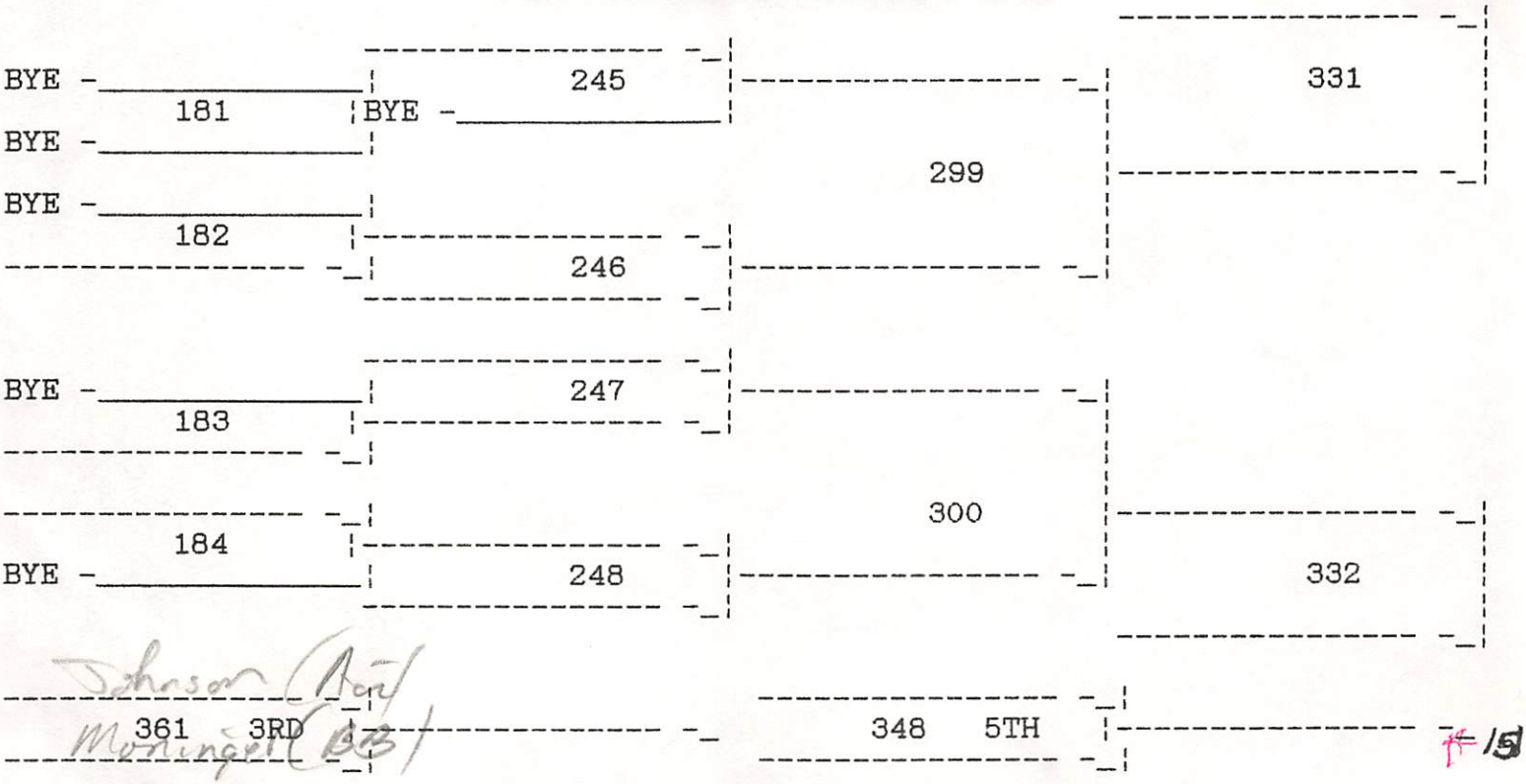

# B-4 DISTRICT WRESTLING

## CHAMPIONSHIP BRACKET 171 LBS. CLASS

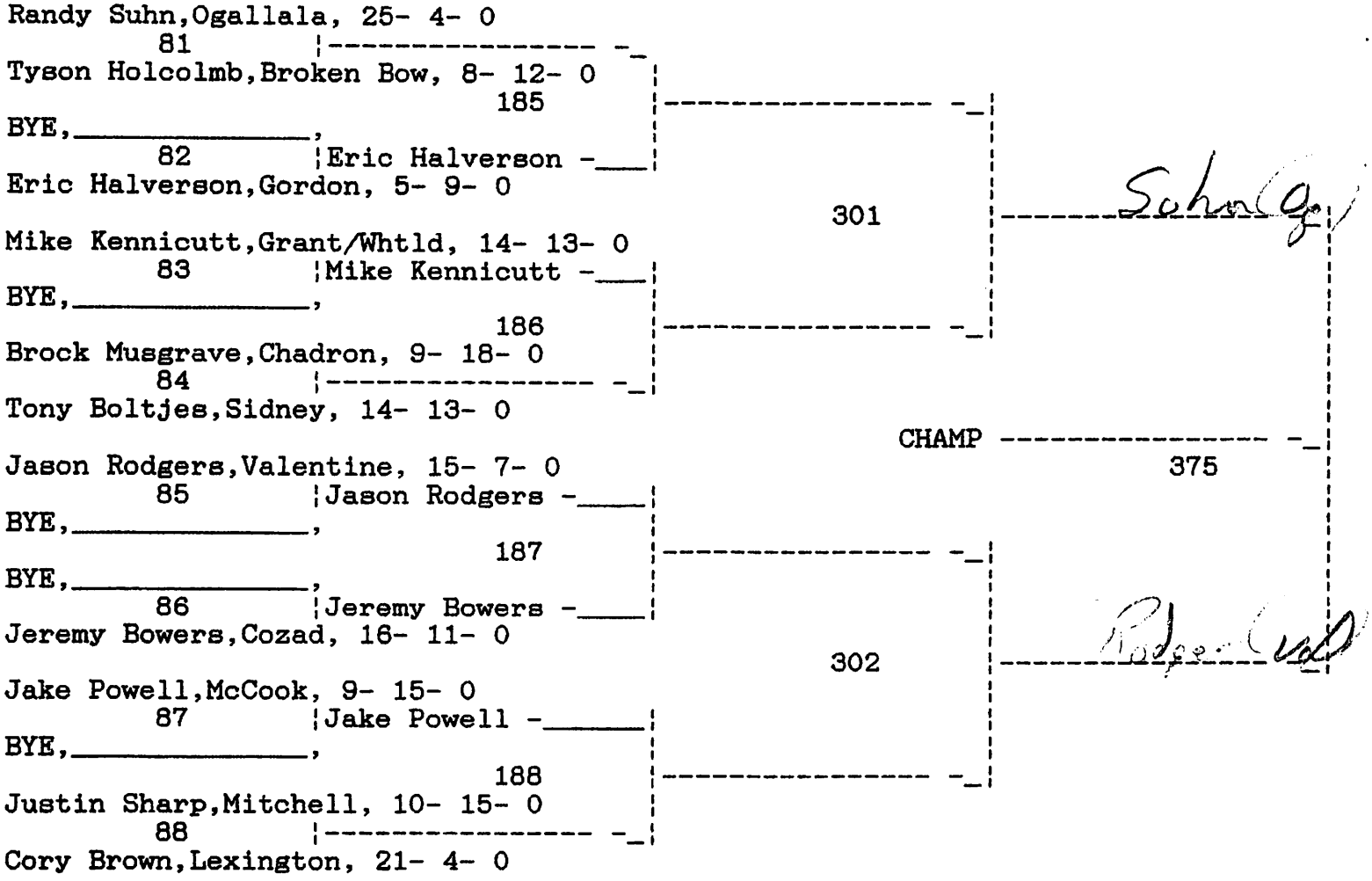


## CONSOLATION BRACKET 171 LBS. CLASS

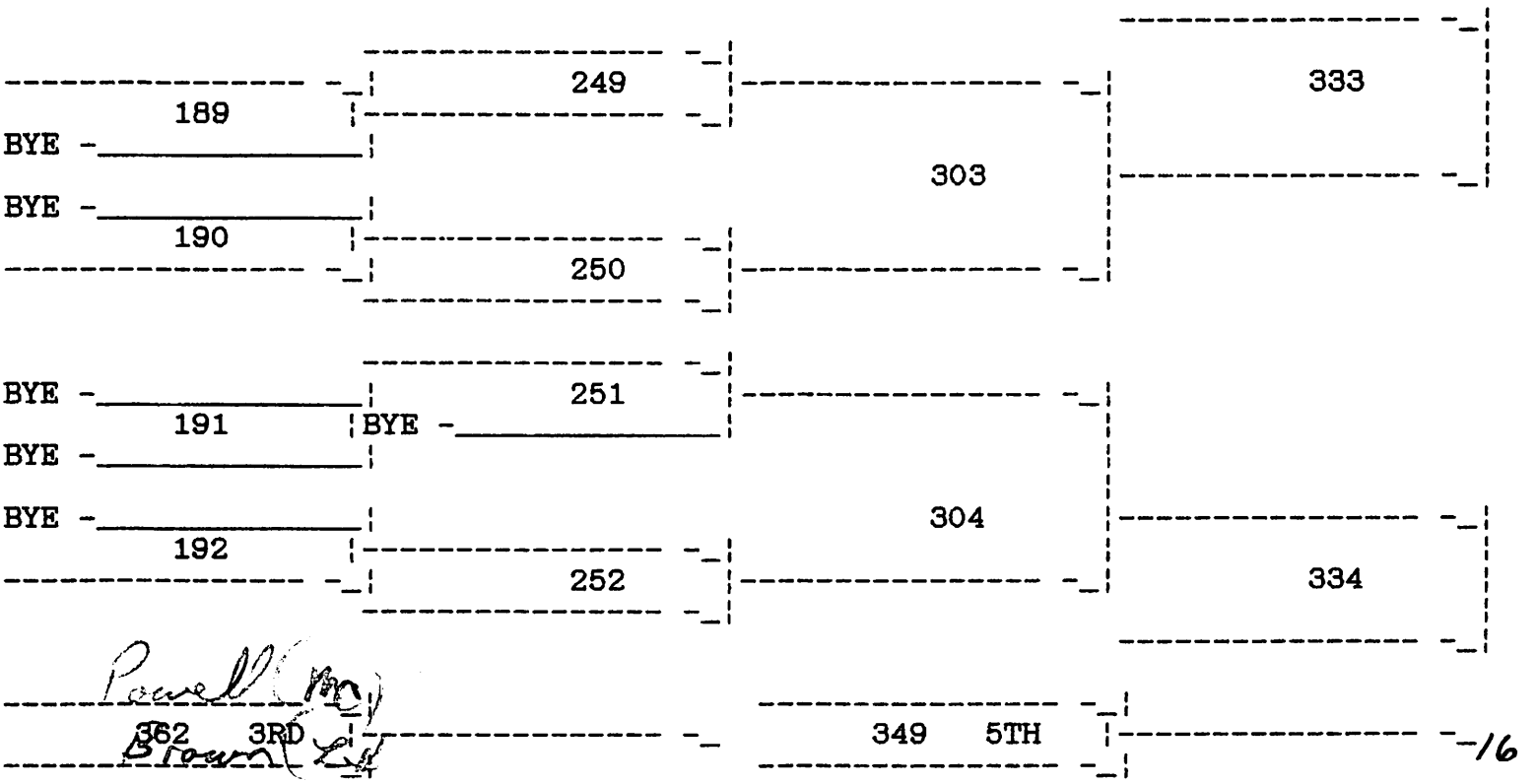

# B-4 DISTRICT WRESTLING

## CHAMPIONSHIP BRACKET 189 LBS. CLASS

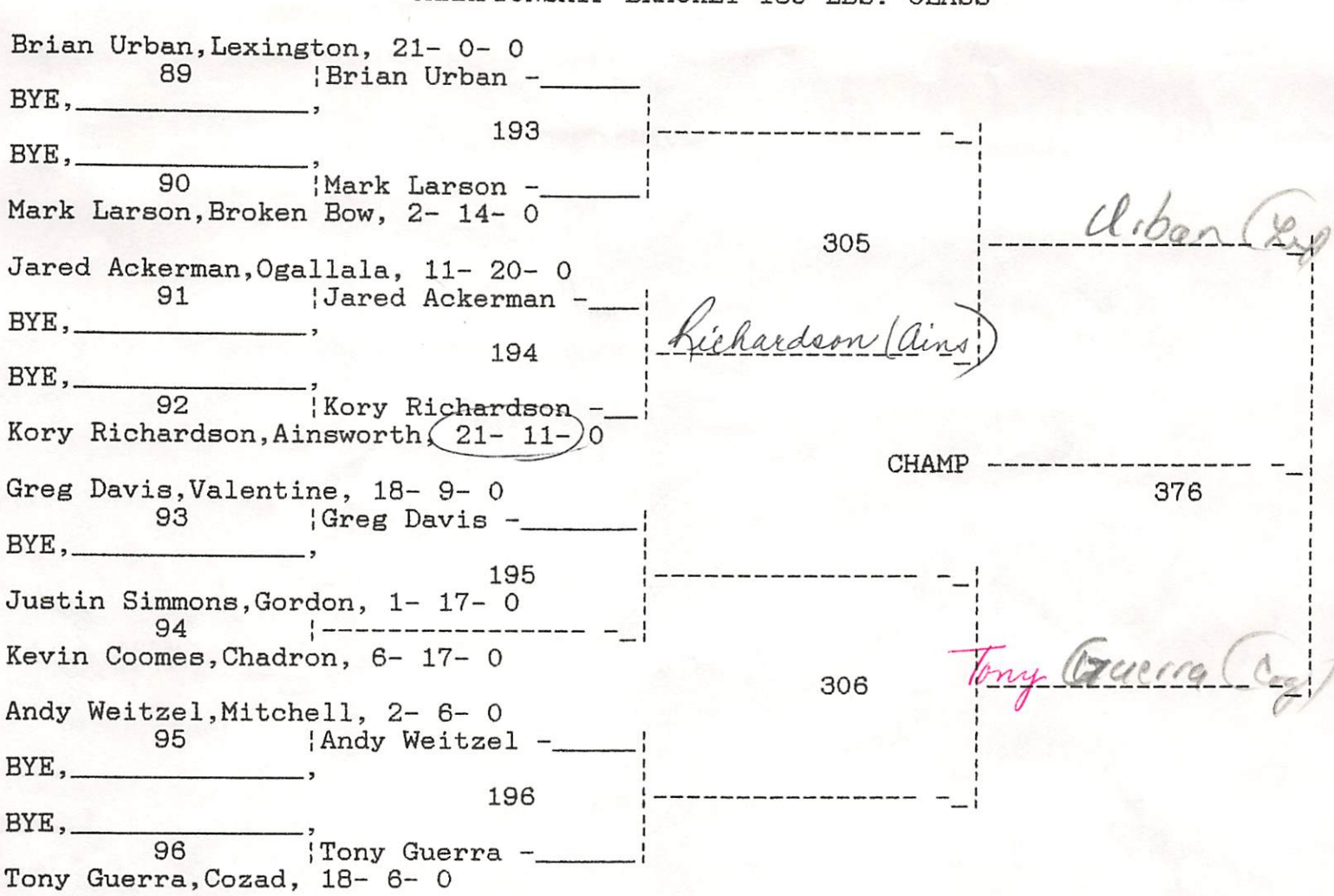


## CONSOLATION BRACKET 189 LBS. CLASS

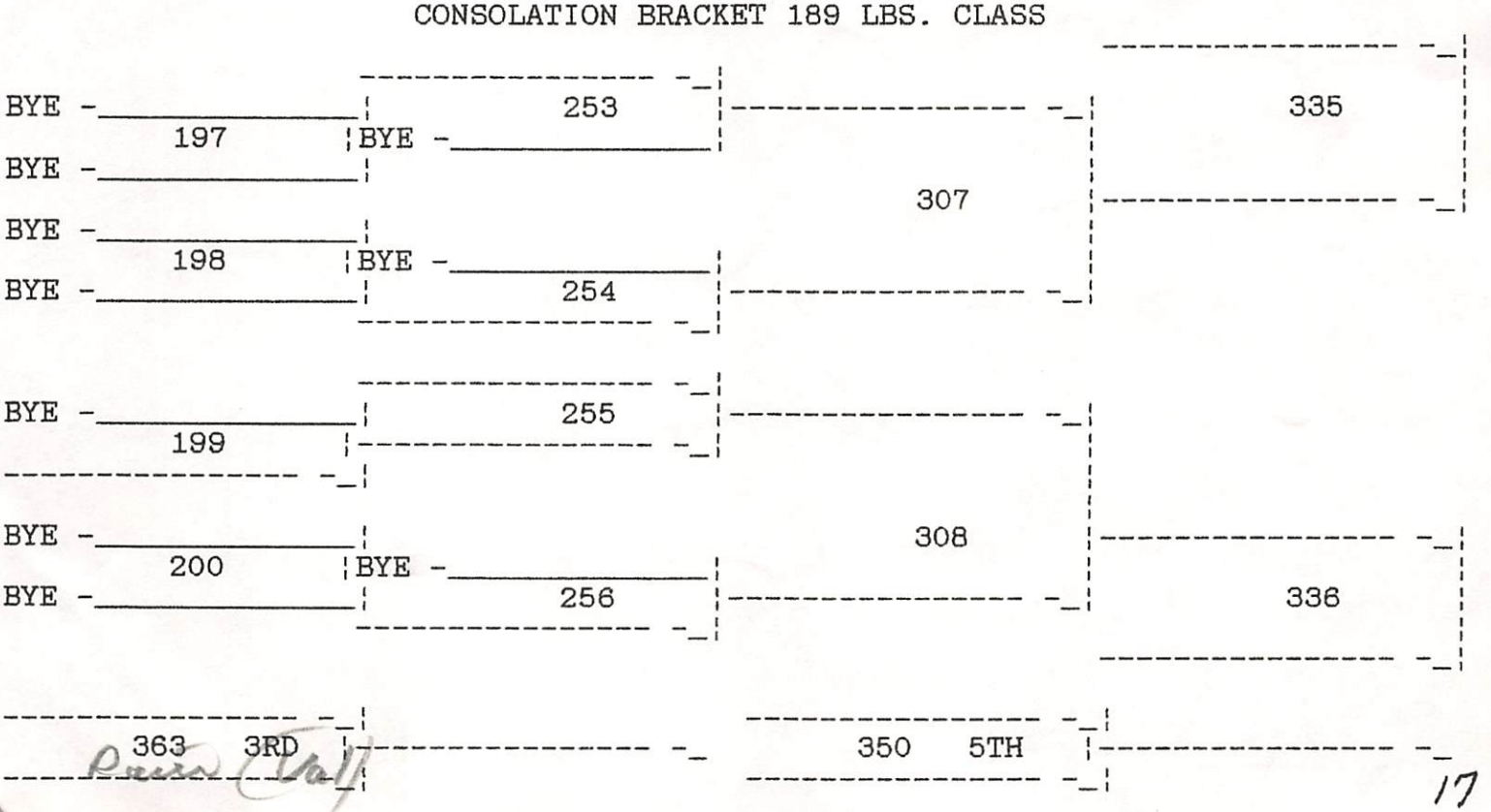

# B-4 DISTRICT WRESTLING

## CHAMPIONSHIP BRACKET 275 LBS. CLASS

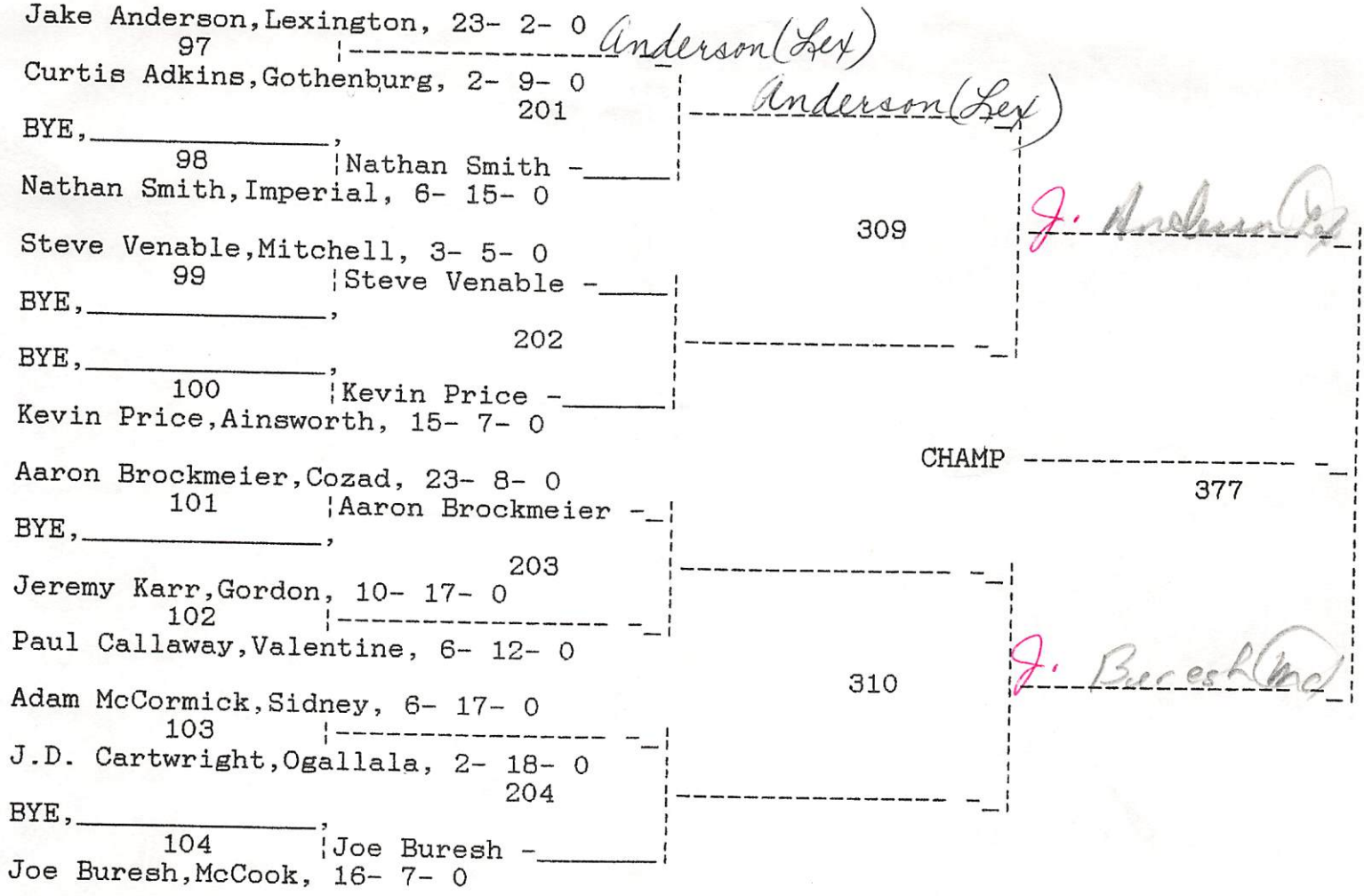


## CONSOLATION BRACKET 275 LBS. CLASS

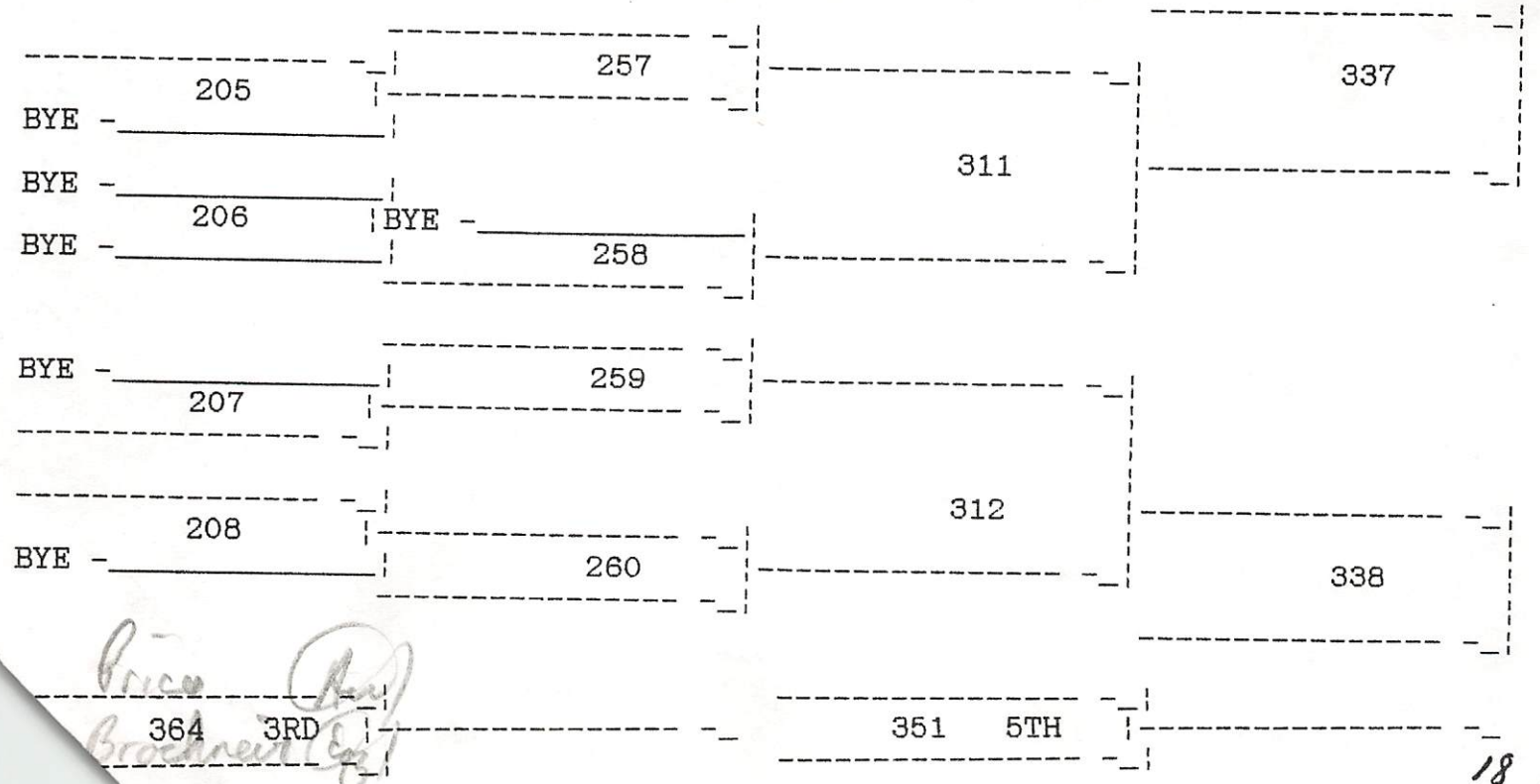

# SOUTH PLATTE VALLEY ASSOCIATION
# WRESTLING 1994

## WEIGHT CLASS 103

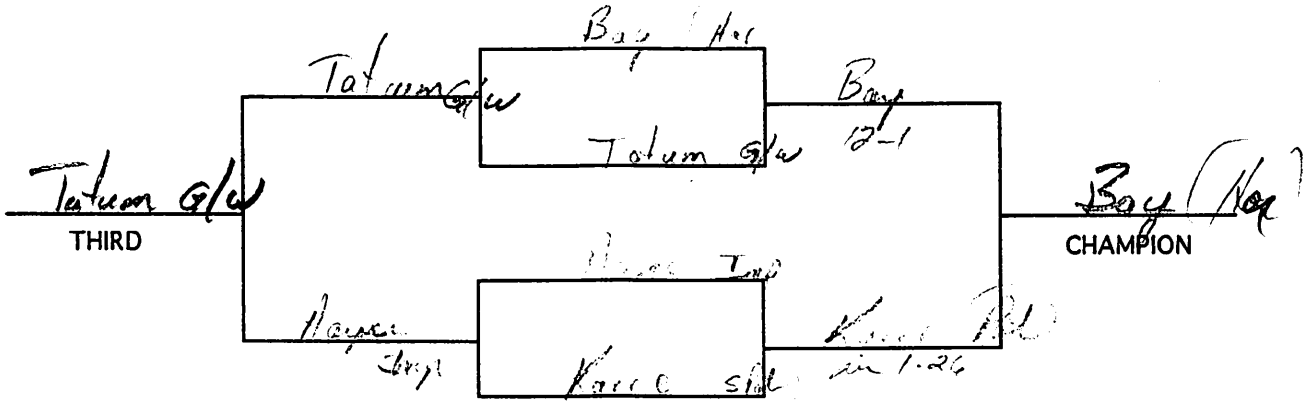


## WEIGHT CLASS 112

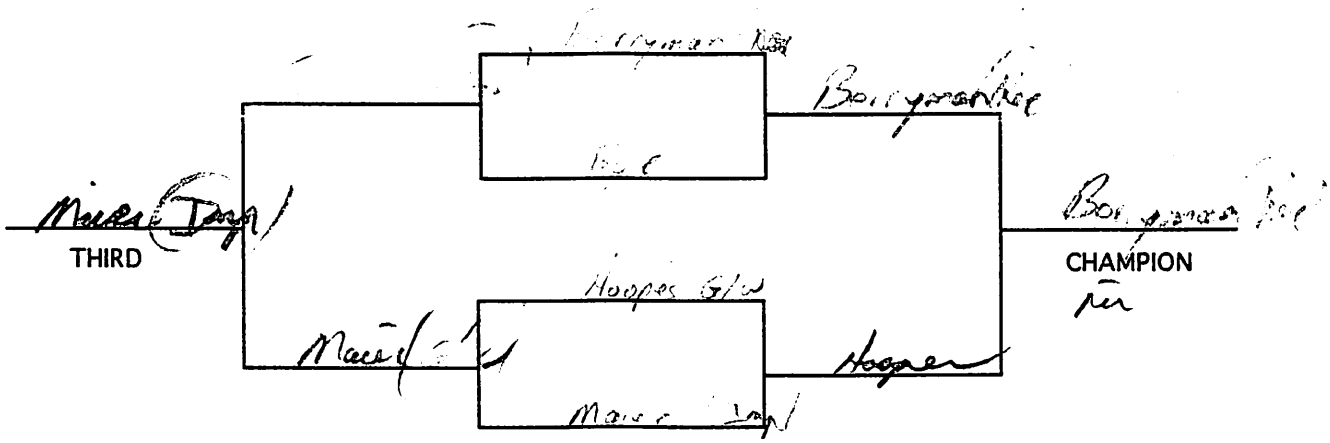


## WEIGHT CLASS 119



## WEIGHT CLASS 125

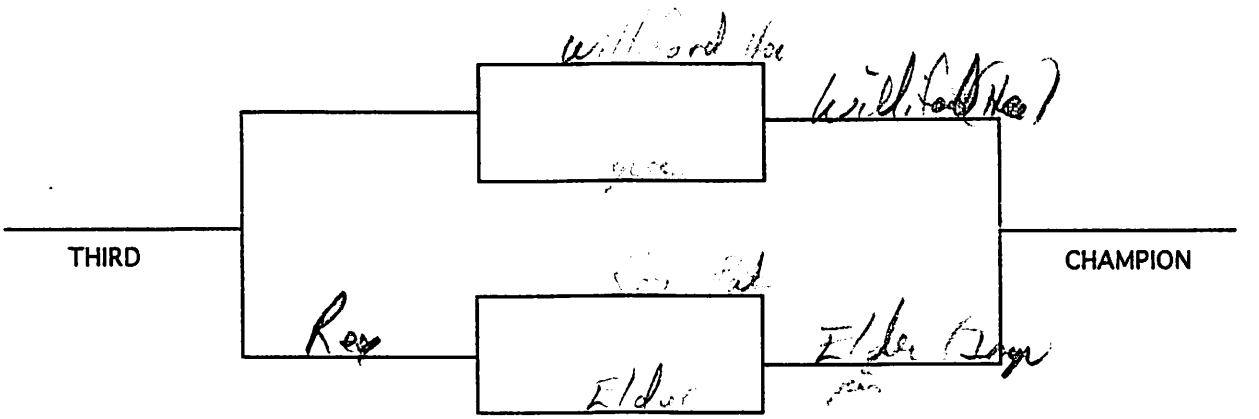




## WEIGHT CLASS 130

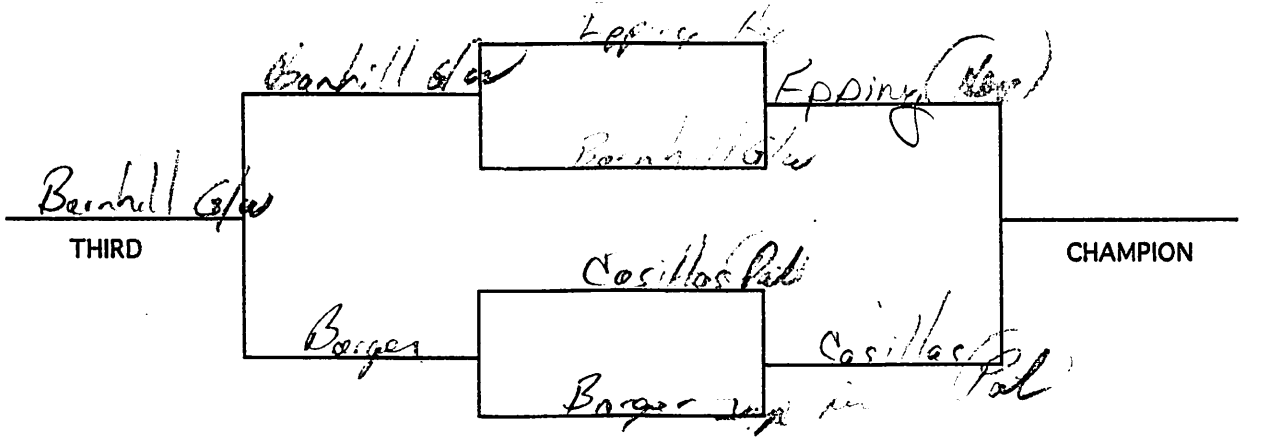


## WEIGHT CLASS 135

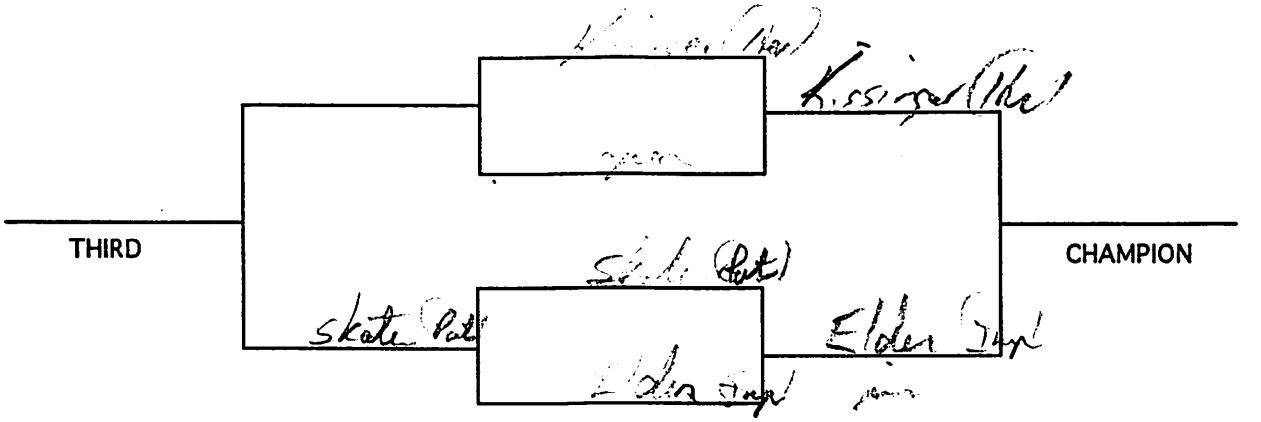

## WEIGHT CLASS 140

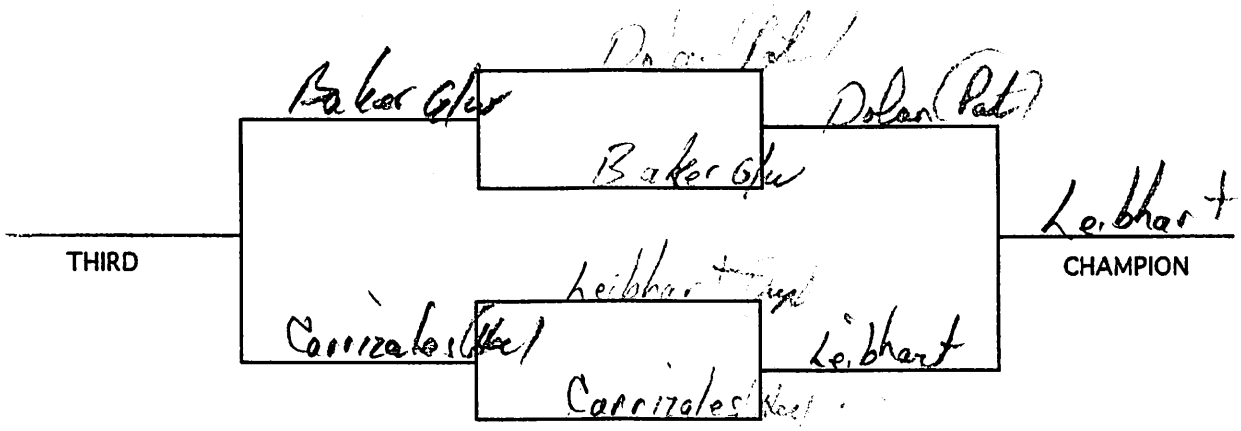


## WEIGHT CLASS 145

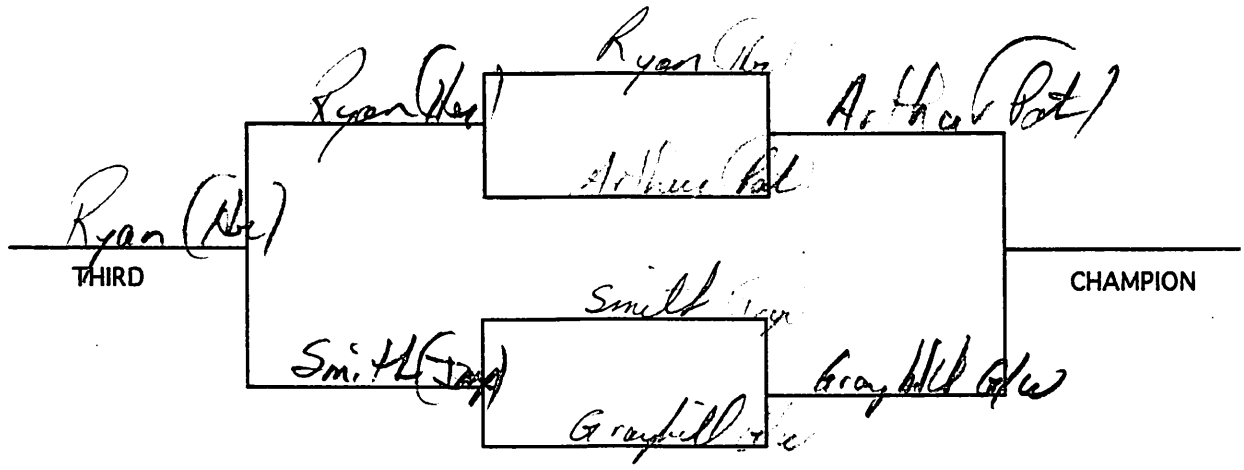


## WEIGHT CLASS 152

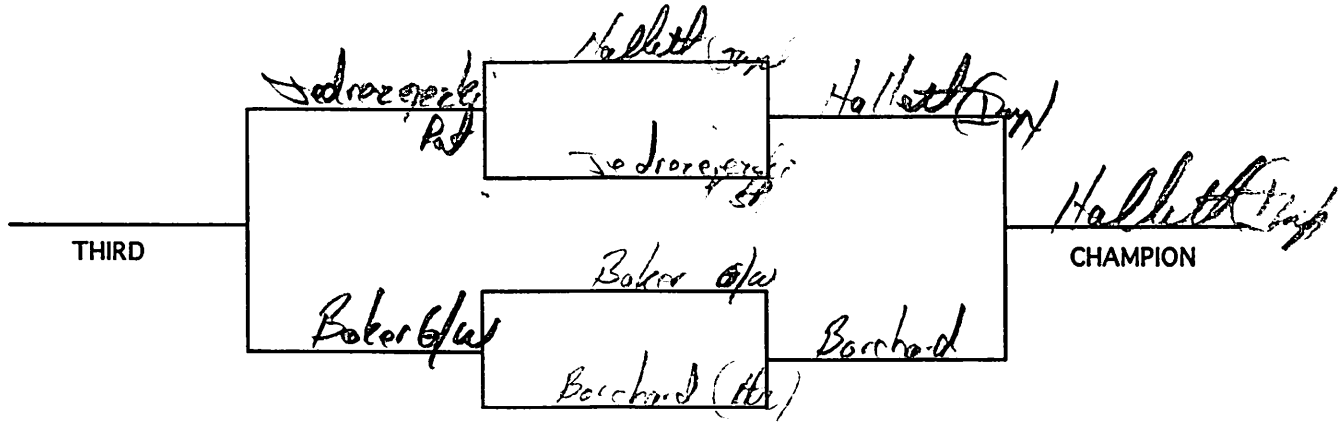

## WEIGHT CLASS 160

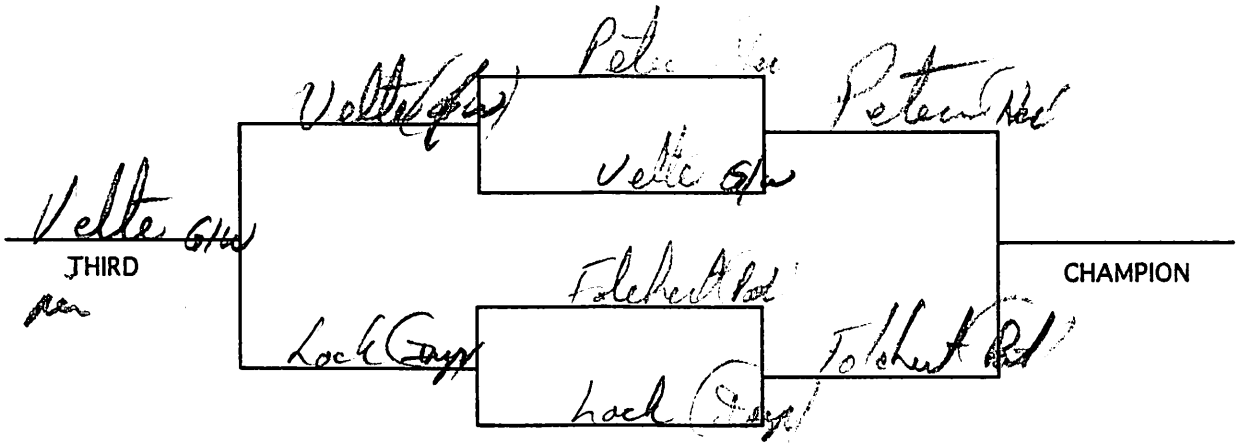


## WEIGHT CLASS 171

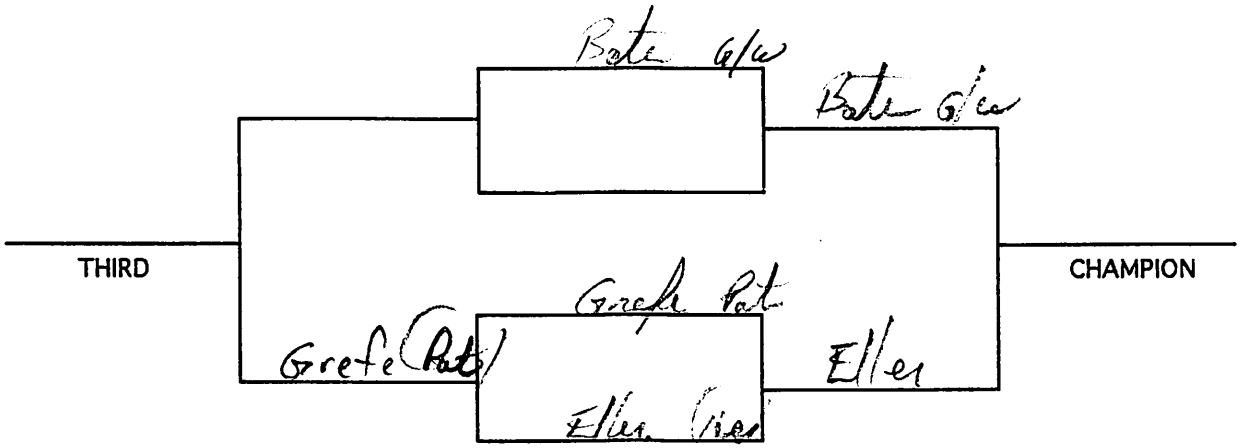


## WEIGHT CLASS 189

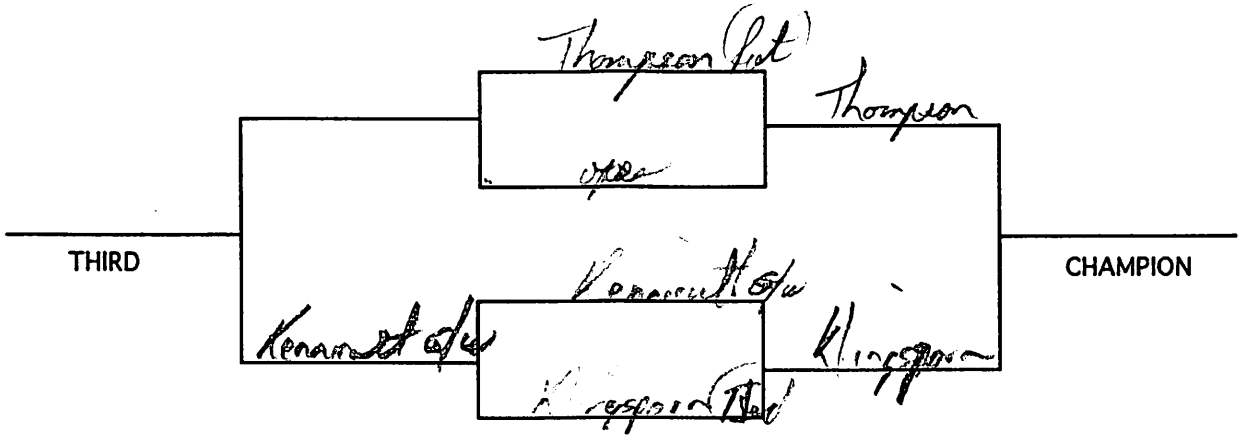

## WEIGHT CLASS 275

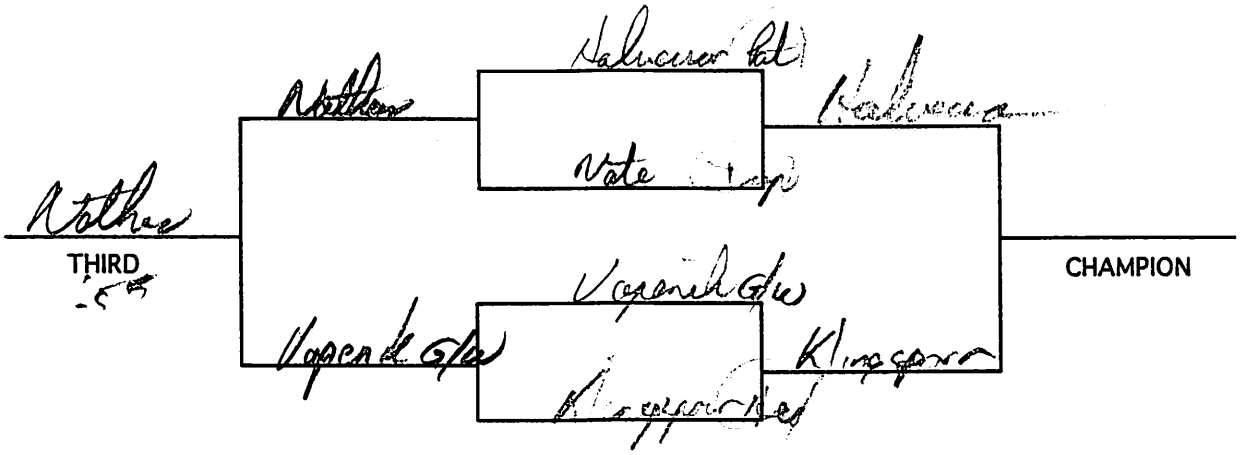

| | |
|---|---|
| Hershey | 180 |
| St Pete | 143 |
| Inyo | 115 |
| Grant/Chad | 85 |

Andy
Garrett
Mike
Shane
Phil
Sherri

## State Wrestling Place Winners

| | | | |
|---|---|---|---|
| 1993- | Ben McNair | 130 | Qualifier |
| | Shane Hallett | 145 | Qualifier |

Team finished 41st out of 51 schools Class "B" 3 points

| | | | |
|---|---|---|---|
| 1992- | Ben McNair | 130 | Qualifier |
| | Jay Phelps | 160 | Qualifier |
| | Trent Spady | 171 | 2nd |
| | Guy Gilsdorf | 189 | 3rd |

Team tied for 10th with 46 points Class "B"

| | | | |
|---|---|---|---|
| 1991- | Ben McNair | 119 | Qualifier |
| | Ki Fanning | 152 | 2nd |
| | Trent Spady | 171 | Champion |
| | Guy Gilsdorf | 189 | 2nd |
| | Doug Hartman | HWT | 2nd |

Team finished **4th** with 87 points Class "C"

| | | | |
|---|---|---|---|
| 1990- | Ben McNair | 119 | Qualifier |
| | Steve Silvester | 135 | 2nd |
| | Todd Phelps | 145 | Qualifier |
| | Ki Fanning | 152 | 4th |
| | Trent Spady | 160 | Qualifier |
| | Guy Gilsdorf | 171 | Qualifier |
| | Doug Hartman | 189 | Qualifier |

Team finished 13th with 45.5 points Class "C"

| | | | |
|---|---|---|---|
| 1989- | Steve Silvester | 125 | Qualifier |
| | Jason McNair | 152 | Qualifier |
| | John Pankonin | 160 | Qualifier |
| | Joedy Friemel | 171 | 6th |

Team finished 27th in Class "B"

| | | | |
|---|---|---|---|
| 1985- | Jeff Bubak | 167 | Qualifier |
| 1984- | Ron Friemel | 167 | Qualifier |
| 1983- | Dave Parker | 112 | 4th |
| | Shawn Valentine | 119 | Qualifier |
| 1982- | Dave Parker | 105 | 3rd |
| | Kevin Harris | 185 | 5th |
| 1980- | Mike Weatherly | 98 | Qualifier |
| | Rob Watts | 126 | Qualifier |
| | Tony Dilka | HWT | Qualifier |
| 1979- | Tim Rowely | 126 | Qualifier |

## State Wrestling Place Winners

| | | | |
|---|---|---|---|
| 1976- | Rob Heldenbran | 112 | Qualifier |
| | Chick Hughes | 138 | Qualifier |
| | Wes Bowers | 167 | Qualifier |
| | Rick Malcom | HWT | Qualifier |
| 1975- | Lyle Grosbach | 98 | Qualifier |
| | Norman Grosbach | 112 | Qualifier |
| 1974- | John Arterburn | 126 | Qualifier |
| 1971- | Kent Swink | 135 | Qualifier |

If you know of any additions or corrections that need to be made to this list please contact Lynn D. Rinehart at 882-4304.

Wrestling _____ VS _____

| Pounds | Names of Contestants | First Period Scoring | Points | Second Period Scoring | Points | Third Period Scoring | Points | Summary Points | Time Adv | Total |
|---|---|---|---|---|---|---|---|---|---|---|
| 98 | Brad Shay | | 0 | R 2 | 2 | | | 2 | | |
| | Craig Grass | T 2 NF 3 NF 2 NF 3 | 10 | UP Pinned 3:03 | 0 | | | 10 | | |
| 119 | Shawn Valentine | T 2 | 2 | R 2 NF 3 NF 2 | 7 | UP T 2 | | 9 | | |
| | Jay Tamai | | 0 | UP E 1 | 1 | E 1 Pinned 5:16 | | 1 | | |
| 126 | Greg Howard | | 0 | UP Pinned 3:03 | 0 | | | 0 | | |
| | Brad Fiala | T 2 NF 3 NF 3 | 8 | R 2 | 2 | | | 10 | | |
| 132 | Mike Francis | Pinned 1:51 | 0 | | | | | 0 | | |
| | Bob Aufdengarten | T 2 NF 2 | 4 | | | | | 4 | | |
| 138 | Doyle Loeffler | | 0 | | 0 | UP Pinned 4:13 | 0 | 0 | | |
| | James Bailey | T 2 NF 3 | 5 | UP NF 3 NF 3 | 6 | R 2 | 2 | 13 | | |
| 145 | Shorty Christiansen | T 2 NF 2 | 4 | R 2 NF 3 NF 3 | 8 | UP NF 3 | 3 | 15 | | |
| | Sean Orosco | | 0 | UP | 0 | | 0 | 0 | | |

Job Corps Sidney Ainsworth Mitchell Chadron

| Current Score | Home | 1 | 2 | 3 | 4 | 5 | 6 | 7 | 8 | 9 | 10 | 11 | 12 | 13 | 14 | 15 | 16 | 17 | 18 | 19 | 20 | 21 | 22 |
|---|---|---|---|---|---|---|---|---|---|---|---|---|---|---|---|---|---|---|---|---|---|---|---|
| | Opp | 1 | 2 | 3 | 4 | 5 | 6 | 7 | 8 | 9 | 10 | 11 | 12 | 13 | 14 | 15 | 16 | 17 | 18 | 19 | 20 | 21 | 22 |

SCORING: Takedown—T, Reversal—R, Escape—E, Fall—F, Fall Pred.—f.p.

SYMBOLS: Penalty—P, Near Fall—N, Choice—C, Top Position—X

Wrestling VS

Chadron Ogallala Valentine Valentine Alliance Ainsworth

| Weight | Names of Contestants | First Period Scoring | Points | Second Period Scoring | Points | Third Period Scoring | Points | Summary Points | | |
|---|---|---|---|---|---|---|---|---|---|---|
| 98 | Brad Shay | P 1 | 1 | UP | | P 1 | 1 | 2 | | |
| | Scott Haskell | T 2 NF 3 NF 3 | 8 | R 2 NF 2 NF 3 | 7 | | 0 | 15 | | |
| 105 | Dave Lovenburg | Pinned :52 | 0 | | | | | 0 | | |
| | Randy Hansen | T 2 | 2 | | | | | 2 | | |
| 112 | Dave Parker | T 2 NF 2 NF 3 | 7 | UP NF 2 NF 3 | 5 | R 2 NF 2 | 4 | 16 | | |
| | Dale Knuth | | 0 | | 0 | UP | 0 | 0 | | |
| 119 | Shawn Valentine | T 2 | 2 | E 1 | 1 | UP R 2 | 2 | 5 | | |
| | Mack Stoeger | R 2 NF 3 NF 3 NF 2 | 10 | UP T 2 | 2 | R 2 NF 3 P 1 R 2 | 8 | 20 | | |
| 145 | Shorty Christiansen | T 2 | 2 | | 0 | UP R 2 | 2 | 4 | | |
| | Trent Ballentine | R 2 | 2 | UP NF 3 | 3 | R 2 | 2 | 7 | | |
| 155 | Dave Hogsett | E 1 E 1 | 2 | E 1 Pinned 2:38 | 1 | | | 3 | | |
| | Tony Horse | T 2 T 2 | 4 | UP T 2 | 2 | | | 6 | | |

| | | | | | | | | | | | | | | | | | | | | | | | | | |
|---|---|---|---|---|---|---|---|---|---|---|---|---|---|---|---|---|---|---|---|---|---|---|---|---|---|
| Current Score | Home | 1 | 2 | 3 | 4 | 5 | 6 | 7 | 8 | 9 | 10 | 11 | 12 | 13 | 14 | 15 | 16 | 17 | 18 | 19 | 20 | 21 | 22 |
| | Opp | 1 | 2 | 3 | 4 | 5 | 6 | 7 | 8 | 9 | 10 | 11 | 12 | 13 | 14 | 15 | 16 | 17 | 18 | 19 | 20 | 21 | 22 |

SCORING: Takedown—T, Reversal—R, Escape—E, Fall—F, Fall Pred.—f.p.

SYMBOLS: Penalty—P, Near Fall—N, Choice—C, Top Position—X

Wrestling — VS

Kimball Ogallala Gothenburg Alliance Ogallala Valentine

| NAMES OF CONTESTANTS | | FIRST PERIOD SCORING | Points | SECOND PERIOD SCORING | Points | THIRD PERIOD SCORING | Points | SUMMARY Points | Time Adv | Total |
|---|---|---|---|---|---|---|---|---|---|---|
| 167 POUNDS | Ron Friemal | | 0 | | 0 | UP | 0 | 0 | | |
| | Joe Kerr | T 2 NF 2 | 4 | UP NF 3 NF 3 | 6 | R 2 | 2 | 12 | | |
| 185 POUNDS | Jon Shay | T 2 | 2 | Pinned 3'33 | | | | 2 | | |
| | Ty George | | 0 | UP | | | | 0 | | |
| HWT POUNDS | Glen Davis | | 0 | UP | 0 | | 0 | 0 | | |
| | Chris Hull | T 2 | 2 | R 2 | 2 | UP | 0 | 4 | | |
| 145 POUNDS | Shorty Christiansen | T 2 | 2 | Pinned 2'38 | 0 | | | 2 | | |
| | Jim Hudson | | 0 | UP | 0 | | | 0 | | |
| 155 POUNDS | Dave Hogsett | T 2 | 2 | UP | 0 | R 2 SP | 2 | 4 | | |
| | Heath Babish | | 0 | | 0 | | 0 | 0 | | |
| 167 POUNDS | Ron Friemal | T 2 | 2 | UP R NF 2 2 | 4 | R 2 | 2 | 8 | | |
| | Kent Spicer | | 0 | R 2 | 2 | UP Pinned 4'11 | 0 | 2 | | |

| | | 1 | 2 | 3 | 4 | 5 | 6 | 7 | 8 | 9 | 10 | 11 | 12 | 13 | 14 | 15 | 16 | 17 | 18 | 19 | 20 | 21 | 22 |
|---|---|---|---|---|---|---|---|---|---|---|---|---|---|---|---|---|---|---|---|---|---|---|---|
| Current Score | Home | | | | | | | | | | | | | | | | | | | | | | |
| | Opp | | | | | | | | | | | | | | | | | | | | | | |

SCORING: Takedown—T, Reversal—R, Escape—E, Fall—F, Fall Pred.—f.p.

SYMBOLS: Penalty—P, Near Fall—N, Choice—C, Top Position—X

126 126 126
Og Mc All
Roe Gor Sid
132
Val
Sid

Wrestling _____ vs _____

| Pounds | Names of Contestants | First Period Scoring | Points | Second Period Scoring | Points | Third Period Scoring | Points | Summary Points | Time Adv | Total |
|---|---|---|---|---|---|---|---|---|---|---|
| 185 | Jon Shay | | 0 | E 1 E 1 UP | 2 | UP | | | 1 | |
| | Dave Brunkhorst | | 0 | T 2 UP | 2 | Pinned 3:11 | | | | |
| 98 | Brad Shay | | 0 | | 0 | P 1 UP | 1 | 1 | | |
| | Todd Dishman | T 2 | 2 | E 1 T 2 UP | 3 | | 0 | 5 | | |
| 105 | Dave Lovenburg | | 0 | | 0 | Pinned 4:41 UP | 0 | 0 | | |
| | Scott Stenke | T 2 NF 3 | 5 | E 1 T 2 NF 3 UP | 6 | | 0 | 11 | | |
| 112 | Dave Parker | | 0 | | 0 | UP | 0 | 0 | | |
| | Neal Randel | | 0 | | 0 | | 0 | 0 | | |
| 119 | Shawn Valentine | | 0 | UP T 2 | 2 | E 1 UP | 1 | 3 | | |
| | Corey Mann | | 0 | E 1 | 1 | | 0 | 1 | | |
| 155 | Dave Hogsett | T 2 | 2 | E 1 T 2 UP | 3 | | | 5 | | |
| | Bud Saults | | 0 | Pinned 2:16 | 0 | | | 0 | | |

Gothenburg Gothenburg Ainsworth McCook Ogallala Gordon

Overtime Rkt Page

Current Home 1 2 3 4 5 6 7 8 9 10 11 12 13 14 15 16 17 18 19 20 21 22

Score Opp 1 2 3 4 5 6 7 8 9 10 11 12 13 14 15 16 17 18 19 20 21 22

SCORING: Takedown—T, Reversal—R, Escape—E, Fail—F, Fall Pred.—f.p.

SYMBOLS: Penalty—P, Near Fall—N, Choice—C, Top Position—X

# Wrestling _____ vs _____

| Weight | Names of Contestants | First Period Scoring | Points | Second Period Scoring | Points | Third Period Scoring | Points | Summary Points | Time Adv. | Total |
|---|---|---|---|---|---|---|---|---|---|---|
| 167 Pounds | Ron Friemal | T 2 NF 2 | 4 | UP NF 3 | 3 | R 2 | 2 | 9 | | |
| | Jeff Green | | 0 | | 0 | UP | 0 | 0 | | |
| 185 Pounds | Jon Shay | | 0 | UP Pinned 3:17 | | | | 0 | | |
| | Brad Ferguson | | 0 | E 1 T 2. | | | | 3 | | |
| 112 Pounds | Dave Parker | T 2 | 2 | UP | 0 | | 0 | 2 | | |
| | Neal Randal | | 0 | | 0 | UP | 0 | 0 | | |
| 119 Pounds | Shawn Valentine | T 2 | 2 | UP | 0 | R 2 | 2 | 4 | | |
| | Jeff Harris | E 1 | 1 | R 2 | 2 | UP | 0 | 3 | | |
| 155 Pounds | Dave Hogsett | T 2 | 2 | R 2 E 1 | 3 | UP | 0 | 5 | | |
| | Greg Talbot | | 0 | UP R 2 NF 3 | 5 | R 2 NF 2 NF 3 | 7 | 12 | | |
| 167 Pounds | Ron Friemal | | 0 | E 1 | 1 | UP | 0 | 1 | | |
| | Willie Krantz | T 2 NF 3 | 5 | UP NF 3 T 2 NF 3 | 8 | R 2 NF 3 NF 2 | 7 | 20 | | |

Alliance Ainsworth Alliance McCook Chadron Sidney

| | | | | | | | | | | | | | | | | | | | | | | | | | |
|---|---|---|---|---|---|---|---|---|---|---|---|---|---|---|---|---|---|---|---|---|---|---|---|---|---|
| Current Score | Home | 1 | 2 | 3 | 4 | 5 | 6 | 7 | 8 | 9 | 10 | 11 | 12 | 13 | 14 | 15 | 16 | 17 | 18 | 19 | 20 | 21 | 22 | | |
| | Opp | 1 | 2 | 3 | 4 | 5 | 6 | 7 | 8 | 9 | 10 | 11 | 12 | 13 | 14 | 15 | 16 | 17 | 18 | 19 | 20 | 21 | 22 | | |

SCORING: Takedown—T, Reversal—R, Escape—E, Fall—F, Fall Pred.—f.p.

SYMBOLS: Penalty—P, Near Fall—N, Choice—C, Top Position—X

Ain 5th
Val - 6th

Wrestling VS.

Mitchell Chadron McCook Alliance Valentine

| NAMES OF CONTESTANTS | | FIRST PERIOD SCORING | Points | SECOND PERIOD SCORING | Points | THIRD PERIOD SCORING | Points | SUMMARY Points | Time Adv. | Total | Date | Score |
|---|---|---|---|---|---|---|---|---|---|---|---|---|
| HWT Pounds | Glen Davis | | 0 | UP<br>E<br>1 | 0 | | 0 | 0 | | | | |
| | Rick Gray | T NF<br>2 3 | 5 | R<br>2 | 2 | UP<br>NF<br>2 | 2 | 9 | | | | |
| 112 Pounds | Dave Parker | R R<br>2 2 | 4 | R NF<br>2 2 | 4 | UP<br>E E<br>1 1 | 2 | 10 | 2nd | | | |
| | Kirt Pihl | T R<br>2 2 | 4 | UP | 0 | R T NF T<br>2 2 2 2 | 8 | 12 | | | | |
| 119 Pounds | Shawn Valentine | | 0 | UP<br>E<br>1 | 1 | R P NF<br>2 1 2 | 5 | 6 | 4th | | | |
| | Bill Ortiz | T<br>2 | 2 | R NF<br>2 2 | 4 | UP<br>R<br>2 | 2 | 8 | | | | |
| 155 Pounds | Dave Hogsett | | 0 | R<br>2 | 2 | | | 2 | 5th | | | |
| | Tony Horse | | 0 | UP Pinned<br>2:20 | 0 | | | 0 | | | | |
| 167 Pounds | Ron Friemal | Pinned<br>:38 | 0 | | | | | 0 | 6th | | | |
| | Willie Krantz | T<br>2 | 2 | | | | | 2 | | | | |
| HWT Pounds | Glen Davis | | 0 | UP | 0 | E<br>1 | 1 | 1 | 6th | | | |
| | Mike Carstens | | 0 | E<br>1 | 1 | UP<br>1/2 | 2 | 3 | | | | |

| | | 1 | 2 | 3 | 4 | 5 | 6 | 7 | 8 | 9 | 10 | 11 | 12 | 13 | 14 | 15 | 16 | 17 | 18 | 19 | 20 | 21 | 22 | 23 | 24 |
|---|---|---|---|---|---|---|---|---|---|---|---|---|---|---|---|---|---|---|---|---|---|---|---|---|---|
| Current Score | Home | | | | | | | | | | | | | | | | | | | | | | | | |
| | Opp | | | | | | | | | | | | | | | | | | | | | | | | |

SCORING: Takedown—T, Reversal—R, Escape—E, Fall—F, Fall Pred.—f.p.

SYMBOLS: Penalty—P, Near Fall—N, Choice—C, Top Position—X

Wrestling VS

| NAMES OF CONTESTANTS | | FIRST PERIOD SCORING | Points | SECOND PERIOD SCORING | Points | THIRD PERIOD SCORING | Points | SUMMARY Points | Time Adv | Total | Team Name | Score |
|---|---|---|---|---|---|---|---|---|---|---|---|---|
| POUNDS | | | | | | | | | | | | |
| | | | | | | | | | | | | |
| POUNDS | | | | | | | | | | | | |
| | | | | | | | | | | | | |
| POUNDS | | | | | | | | | | | | |
| | | | | | | | | | | | | |
| POUNDS | | | | | | | | | | | | |
| | | | | | | | | | | | | |
| POUNDS | | | | | | | | | | | | |
| | | | | | | | | | | | | |
| POUNDS | | | | | | | | | | | | |
| | | | | | | | | | | | | |

| | | 1 | 2 | 3 | 4 | 5 | 6 | 7 | 8 | 9 | 10 | 11 | 12 | 13 | 14 | 15 | 16 | 17 | 18 | 19 | 20 | 21 | 22 | 23 | 24 | 25 |
|---|---|---|---|---|---|---|---|---|---|---|---|---|---|---|---|---|---|---|---|---|---|---|---|---|---|---|
| Current Score | Home | | | | | | | | | | | | | | | | | | | | | | | | | |
| | Opp | | | | | | | | | | | | | | | | | | | | | | | | | |

SCORING: Takedown—T, Reversal—R, Escape—E, Fall—F, Fall Pred.—f.p.

SYMBOLS: Penalty—P, Near Fall—N, Choice—C, Top Position—X

Wrestling _____ vs _____

| | NAMES OF CONTESTANTS | FIRST PERIOD SCORING | POINTS | SECOND PERIOD SCORING | POINTS | THIRD PERIOD SCORING | POINTS | SUMMARY POINTS | TIME ADV. | TOTAL | TIME OUT HOURS | TIME OUT MIN. |
|---|---|---|---|---|---|---|---|---|---|---|---|---|
| POUNDS | | | | | | | | | | | | |
| POUNDS | | | | | | | | | | | | |
| POUNDS | | | | | | | | | | | | |
| POUNDS | | | | | | | | | | | | |
| POUNDS | | | | | | | | | | | | |
| POUNDS | | | | | | | | | | | | |

| | | | | | | | | | | | | | | | | | | | | | | | | | | | | |
|---|---|---|---|---|---|---|---|---|---|---|---|---|---|---|---|---|---|---|---|---|---|---|---|---|---|---|---|---|
| Current Score | Home | 1 | 2 | 3 | 4 | 5 | 6 | 7 | 8 | 9 | 10 | 11 | 12 | 13 | 14 | 15 | 16 | 17 | 18 | 19 | 20 | 21 | 22 | 23 | 24 | 25 |
| | Opp | 1 | 2 | 3 | 4 | 5 | 6 | 7 | 8 | 9 | 10 | 11 | 12 | 13 | 14 | 15 | 16 | 17 | 18 | 19 | 20 | 21 | 22 | 23 | 24 | |

SCORING: Takedown—T, Reversal—R, Escape—E, Fall—F, Fall Pred.—f.p.

SYMBOLS: Penalty—P, Near Fall—N, Choice—C, Top Position—X

SIDNEY INVITATIONAL 1993
TEAM RANKINGS

1. SIDNEY - ~~138~~ 137
2. LEXINGTON - 112.5
3. GERING - 110
5 ~~4~~. ALLIANCE - 95
6 ~~5~~. OGALLALA - 95
4 ~~6~~. SCOTTSBLUFF - ~~87~~ +15 102
8 ~~7~~. STERLING - ~~76~~75 -15 61.5
7 ~~8~~. COZAD - 62
9. CHASE CO - 29

Sidney (-1) Team Point

Changes in Score: HWT Listed as Sterling was from Scottsbluff

Outstanding Wrestler: Matt Giles
Gering

SIDNEY INVITATIONAL 1993

CHAMPIONS BRACKET 103 LBS. CLASS

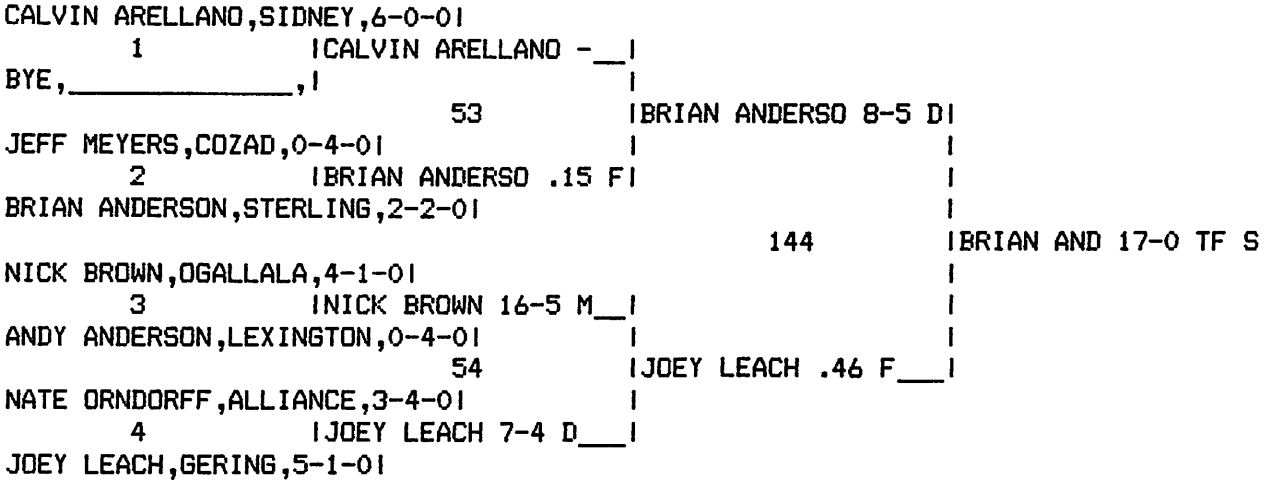


CONSOLATION BRACKET 103 LBS. CLASS

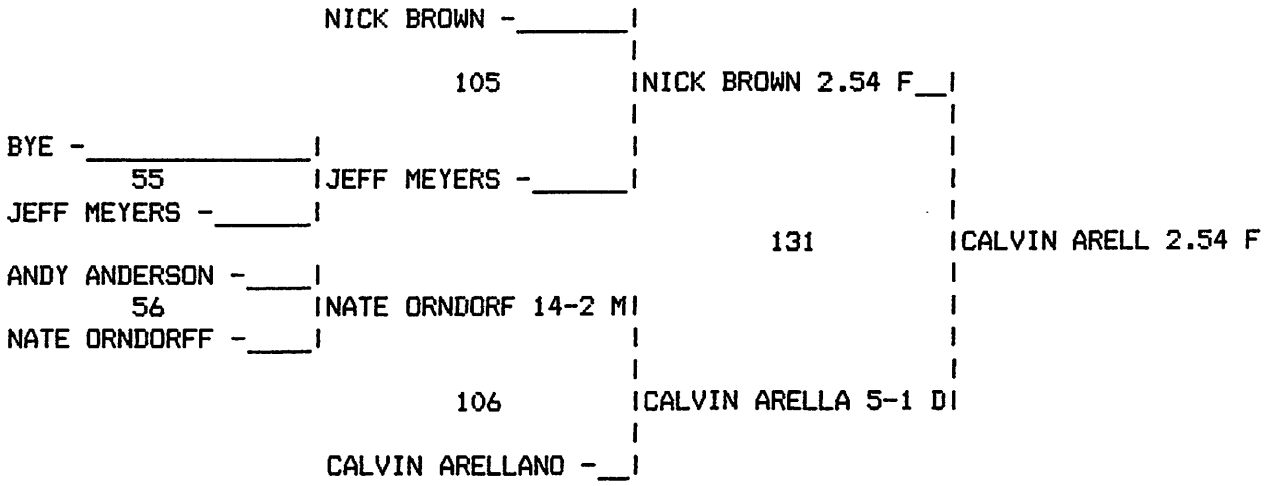


103 LBS. CLASS RESULTS.

CALVIN ARELLANO - SIDNEY 8-1-0: 10 PTS.
JOEY LEACH - GERING 7-2-0: 16 PTS.
NICK BROWN - OGALLALA 6-3-0: 10 PTS.
BRIAN ANDERSON - STERLING 5-2-0: 21.5 PTS.
JEFF MEYERS - COZAD 0-6-0: 0 PTS.
ANDY ANDERSON - LEXINGTON 0-6-0: 0 PTS.
NATE ORNDORFF - ALLIANCE 4-6-0: 2 PTS.

1 BRIAN ANDERSON - STERLING - 17-0 TF S
2 JOEY LEACH - GERING - -
3 CALVIN ARELLANO - SIDNEY - 2.54 F
4 NICK BROWN - OGALLALA - -

# SIDNEY INVITATIONAL 1993

## CHAMPIONS BRACKET 112 LBS. CLASS

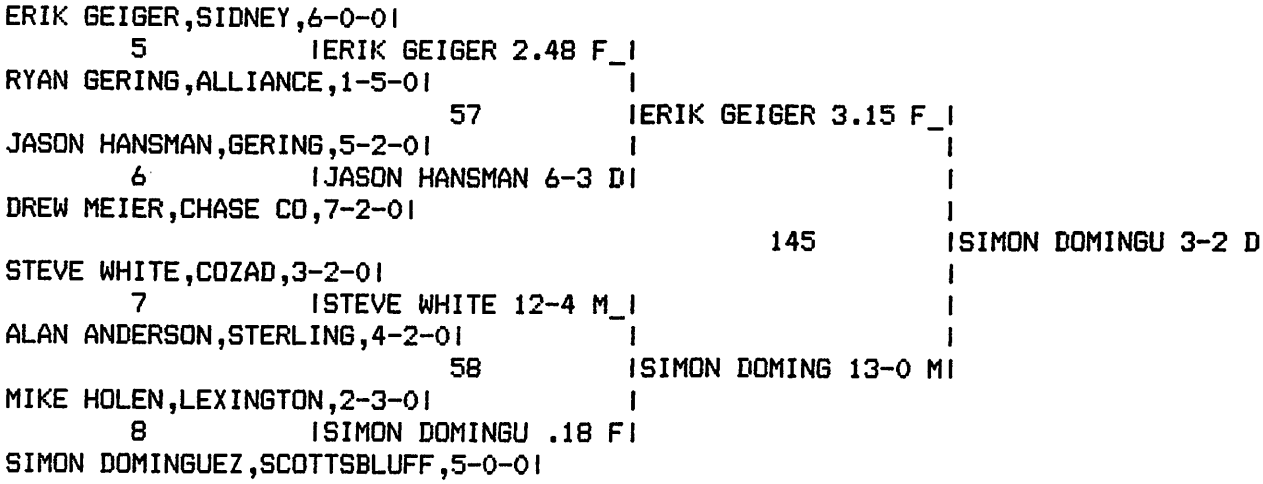


## CONSOLATION BRACKET 112 LBS. CLASS

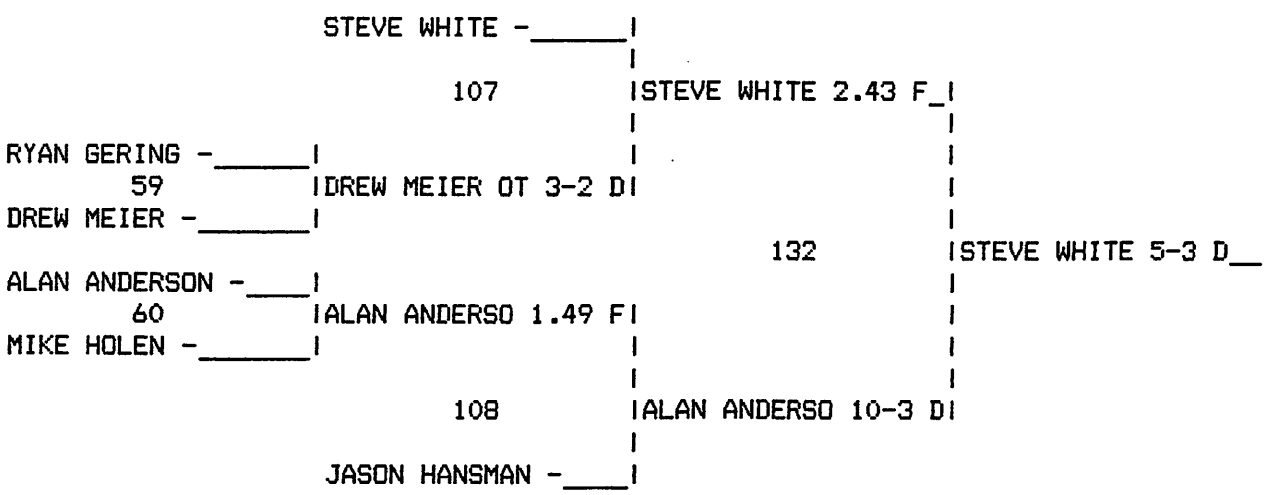


112 LBS. CLASS RESULTS.

ERIK GEIGER - SIDNEY 8-1-0: 18 PTS.
SIMON DOMINGUEZ - SCOTTSBLUFF 8-0-0: 21 PTS.
STEVE WHITE - COZAD 6-3-0: 13 PTS.
DREW MEIER - CHASE CO 8-4-0: 1 PTS.
JASON HANSMAN - GERING 6-4-0: 2 PTS.
ALAN ANDERSON - STERLING 6-4-0: 8 PTS.
MIKE HOLEN - LEXINGTON 2-5-0: 0 PTS.
RYAN GERING - ALLIANCE 1-7-0: 0 PTS.

1 SIMON DOMINGUEZ - SCOTTSBLUFF - 3-2 D
2 ERIK GEIGER - SIDNEY - -
3 STEVE WHITE - COZAD - 5-3 D
4 ALAN ANDERSON - STERLING - -

# SIDNEY INVITATIONAL 1993

## CHAMPIONS BRACKET 119 LBS. CLASS

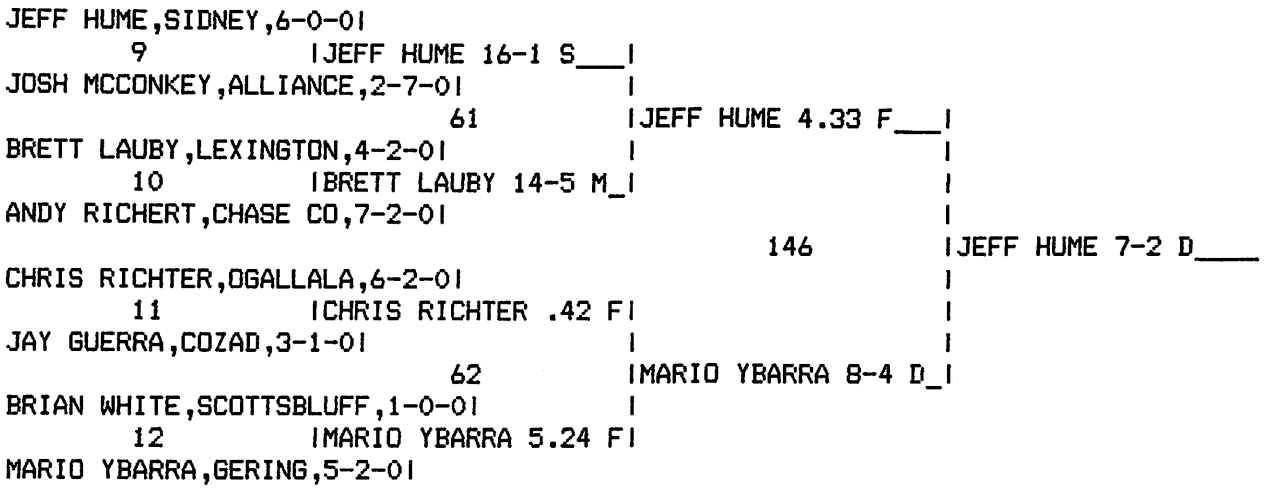


## CONSOLATION BRACKET 119 LBS. CLASS

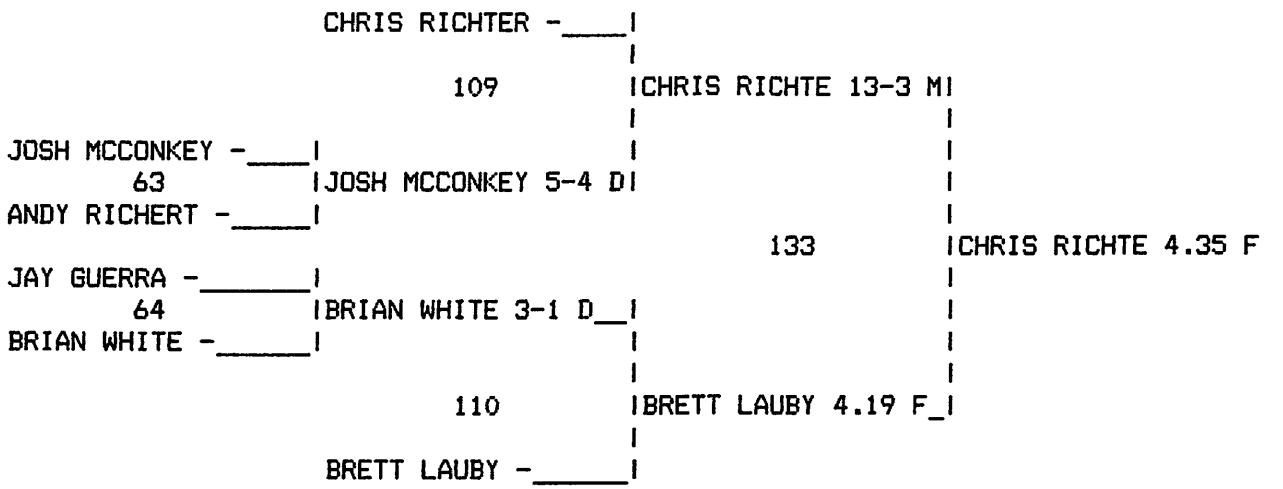


119 LBS. CLASS RESULTS.

JEFF HUME - SIDNEY 9-0-0: 21.5 PTS.
MARIO YBARRA - GERING 7-3-0: 16 PTS.
CHRIS RICHTER - OGALLALA 9-3-0: 15 PTS.
ANDY RICHERT - CHASE CO 7-4-0: 0 PTS.
BRETT LAUBY - LEXINGTON 6-4-0: 10 PTS.
JAY GUERRA - COZAD 3-3-0: 0 PTS.
BRIAN WHITE - SCOTTSBLUFF 2-2-0: 1 PTS.
JOSH MCCONKEY - ALLIANCE 3-9-0: 1 PTS.

1 JEFF HUME - SIDNEY - 7-2 D
2 MARIO YBARRA - GERING - -
3 CHRIS RICHTER - OGALLALA - 4.35 F
4 BRETT LAUBY - LEXINGTON - -

# SIDNEY INVITATIONAL 1993

## CHAMPIONS BRACKET 125 LBS. CLASS

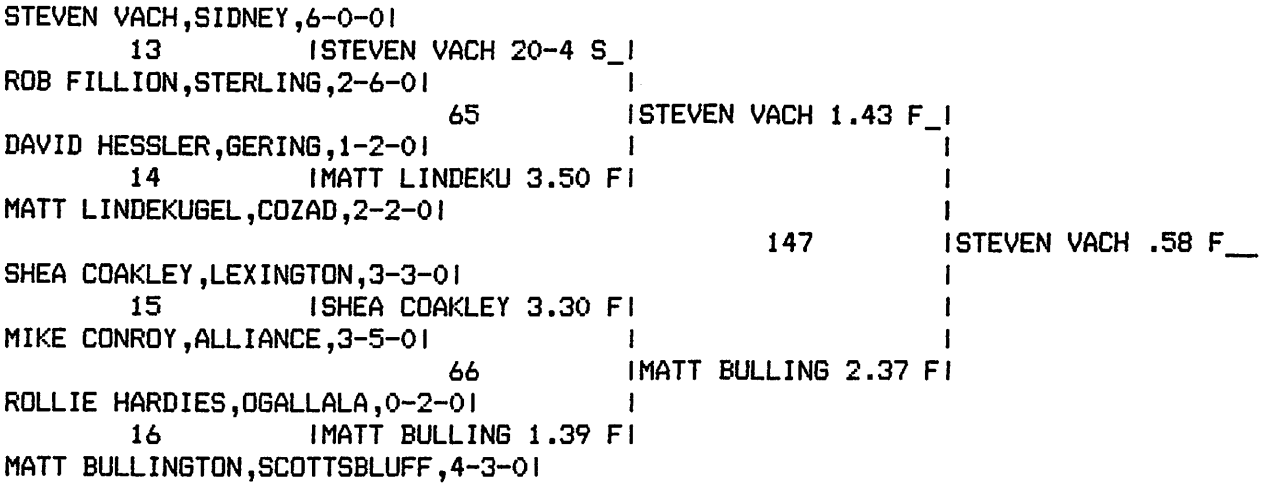


## CONSOLATION BRACKET 125 LBS. CLASS

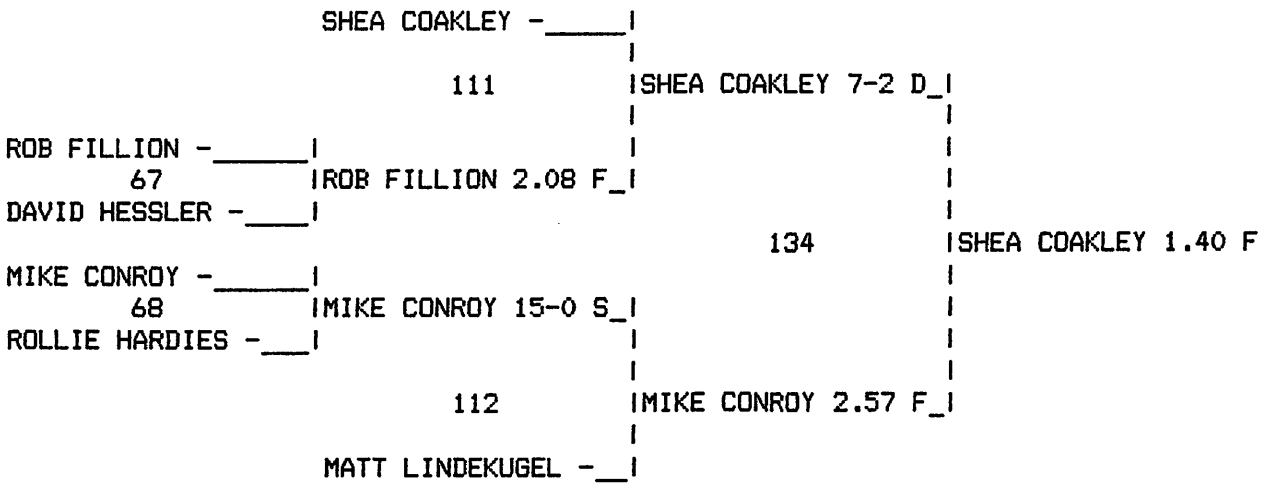


125 LBS. CLASS RESULTS.

STEVEN VACH - SIDNEY 9-0-0: 23.5 PTS.
MATT BULLINGTON - SCOTTSBLUFF 6-4-0: 18 PTS.
SHEA COAKLEY - LEXINGTON 6-4-0: 14 PTS.
MATT LINDEKUGEL - COZAD 3-4-0: 4 PTS.
DAVID HESSLER - GERING 1-4-0: 0 PTS.
MIKE CONROY - ALLIANCE 5-7-0: 9.5 PTS.
ROLLIE HARDIES - OGALLALA 0-4-0: 0 PTS.
ROB FILLION - STERLING 3-8-0: 3 PTS.

1 STEVEN VACH - SIDNEY - .58 F
2 MATT BULLINGTON - SCOTTSBLUFF - -
3 SHEA COAKLEY - LEXINGTON - 1.40 F
4 MIKE CONROY - ALLIANCE - -

# SIDNEY INVITATIONAL 1993

## CHAMPIONS BRACKET 130 LBS. CLASS

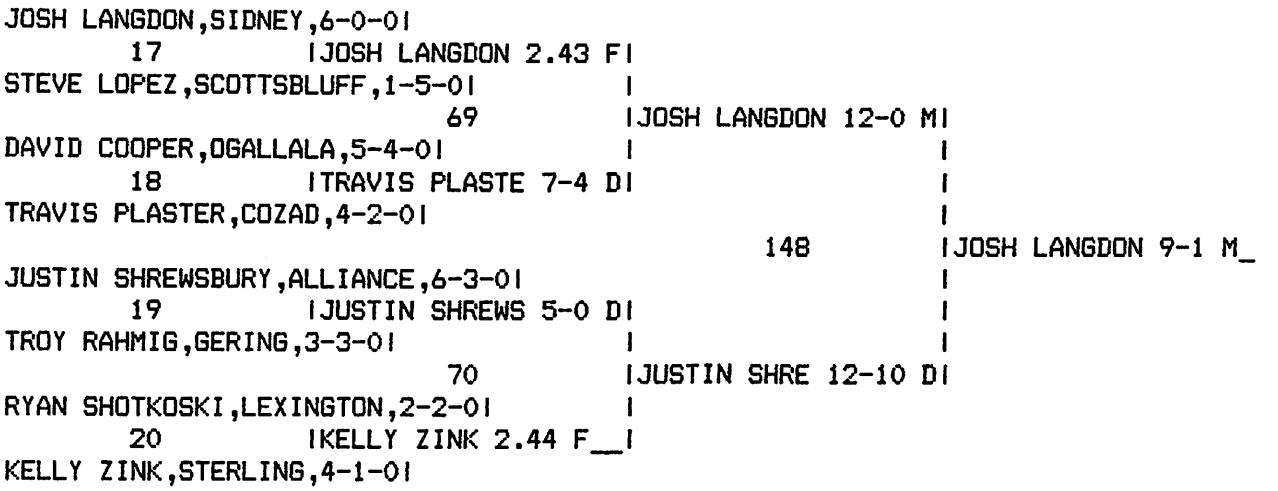


## CONSOLATION BRACKET 130 LBS. CLASS

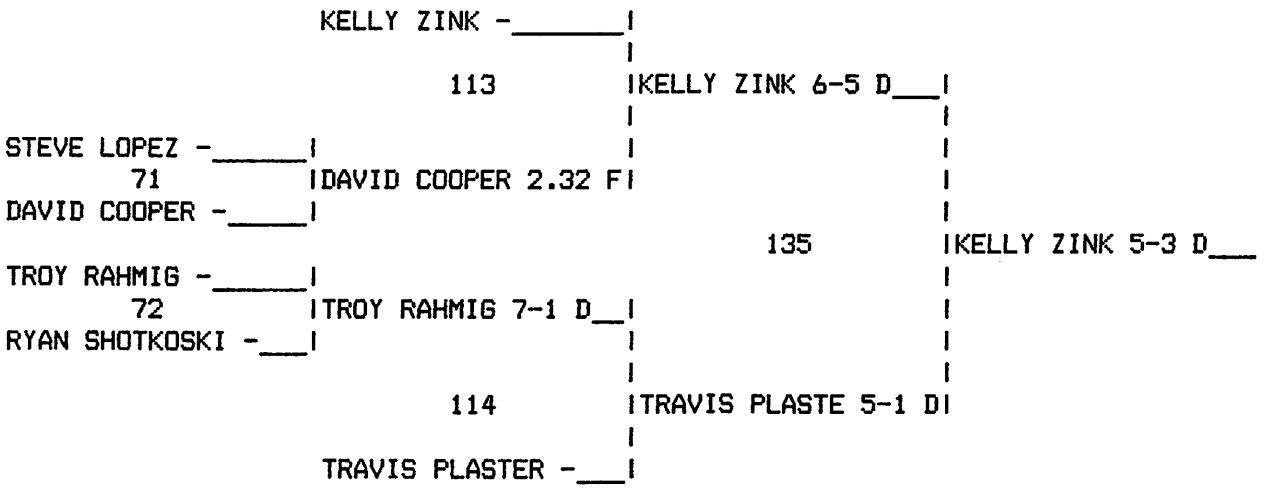


130 LBS. CLASS RESULTS.

JOSH LANGDON - SIDNEY 9-0-0: 22 PTS.
KELLY ZINK - STERLING 7-2-0: 12 PTS.
JUSTIN SHREWSBURY - ALLIANCE 8-4-0: 14 PTS.
TRAVIS PLASTER - COZAD 6-4-0: 7 PTS.
DAVID COOPER - OGALLALA 6-6-0: 3 PTS.
TROY RAHMIG - GERING 4-5-0: 1 PTS.
RYAN SHOTKOSKI - LEXINGTON 2-4-0: 0 PTS.
STEVE LOPEZ - SCOTTSBLUFF 1-7-0: 0 PTS.

1 JOSH LANGDON - SIDNEY - 9-1 M
2 JUSTIN SHREWSBURY - ALLIANCE - -
3 KELLY ZINK - STERLING - 5-3 D
4 TRAVIS PLASTER - COZAD - -

SIDNEY INVITATIONAL 1993

CHAMPIONS BRACKET 135 LBS. CLASS

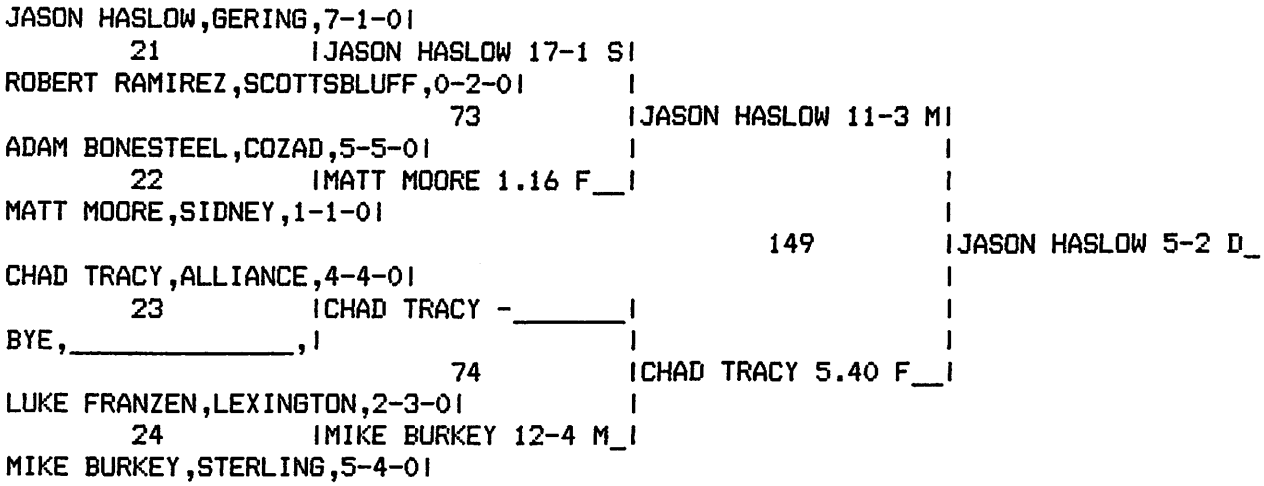


CONSOLATION BRACKET 135 LBS. CLASS

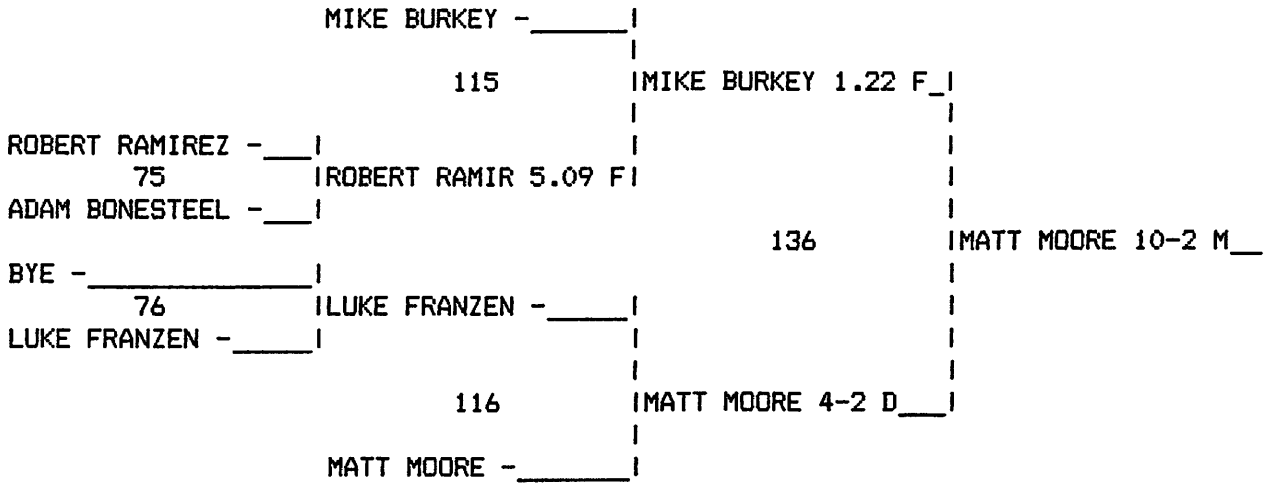


135 LBS. CLASS RESULTS.

JASON HASLOW - GERING 10-1-0: 20.5 PTS.
MIKE BURKEY - STERLING 7-6-0: 10 PTS.
CHAD TRACY - ALLIANCE 5-5-0: 16 PTS.
MATT MOORE - SIDNEY 4-2-0: 13 PTS.
ADAM BONESTEEL - COZAD 5-7-0: 0 PTS.
LUKE FRANZEN - LEXINGTON 2-5-0: 0 PTS.
ROBERT RAMIREZ - SCOTTSBLUFF 1-4-0: 3 PTS.

1 JASON HASLOW - GERING - 5-2 D
2 CHAD TRACY - ALLIANCE - -
3 MATT MOORE - SIDNEY - 10-2 M
4 MIKE BURKEY - STERLING - -

# SIDNEY INVITATIONAL 1993

## CHAMPIONS BRACKET 140 LBS. CLASS

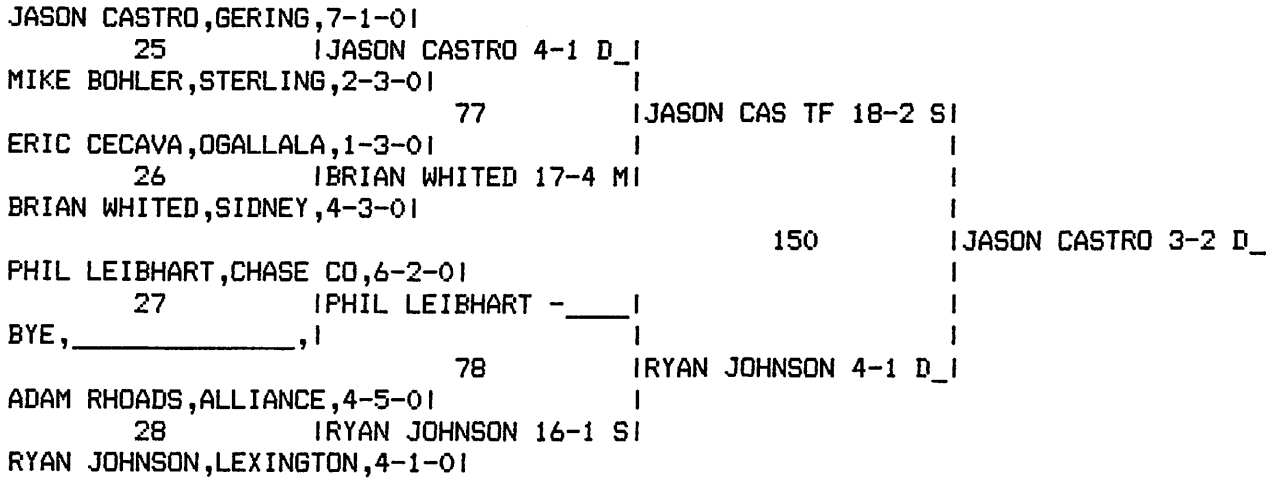


## CONSOLATION BRACKET 140 LBS. CLASS

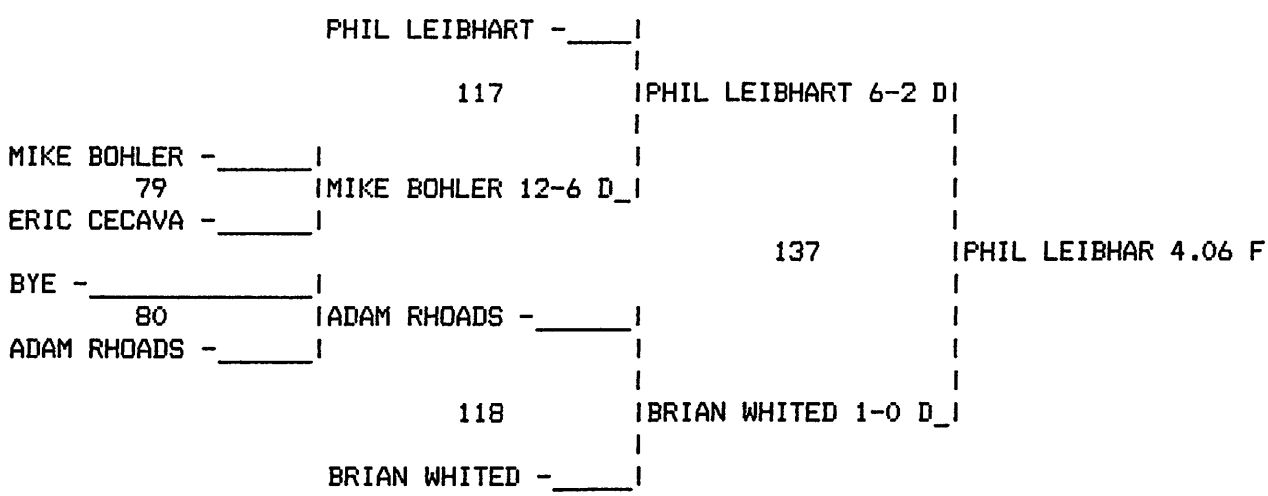


140 LBS. CLASS RESULTS.

JASON CASTRO - GERING 10-1-0: 19.5 PTS.
RYAN JOHNSON - LEXINGTON 6-2-0: 15.5 PTS.
PHIL LEIBHART - CHASE CO 8-3-0: 10 PTS.
BRIAN WHITED - SIDNEY 6-5-0: 8 PTS.
ERIC CECAVA - OGALLALA 1-5-0: 0 PTS.
ADAM RHOADS - ALLIANCE 4-7-0: 0 PTS.
MIKE BOHLER - STERLING 3-5-0: 1 PTS.

1 JASON CASTRO - GERING - 3-2 D
2 RYAN JOHNSON - LEXINGTON - -
3 PHIL LEIBHART - CHASE CO - 4.06 F
4 BRIAN WHITED - SIDNEY - -

SIDNEY INVITATIONAL 1993

CHAMPIONS BRACKET 145 LBS. CLASS

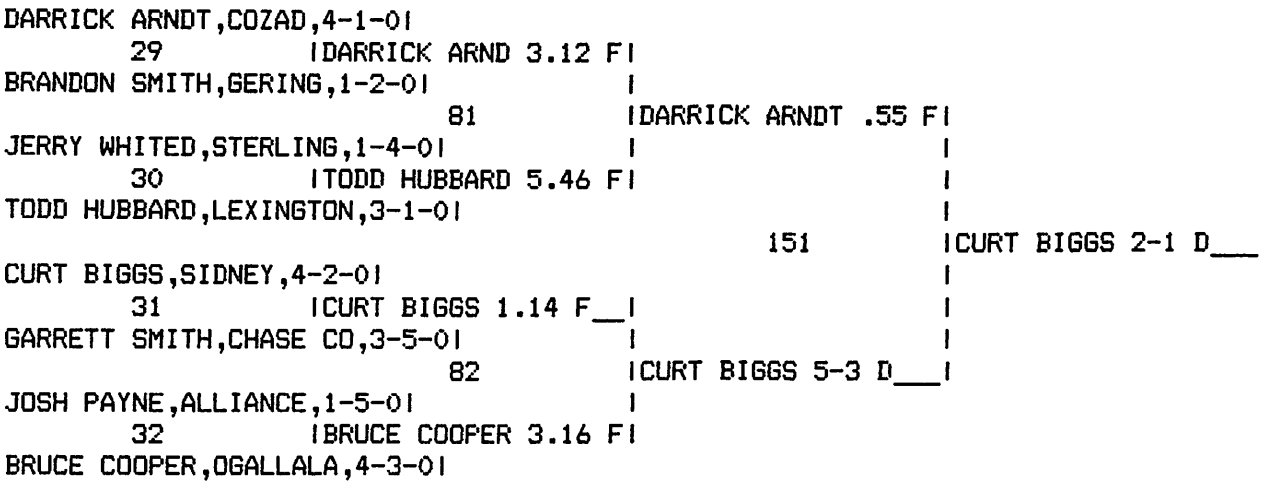


CONSOLATION BRACKET 145 LBS. CLASS

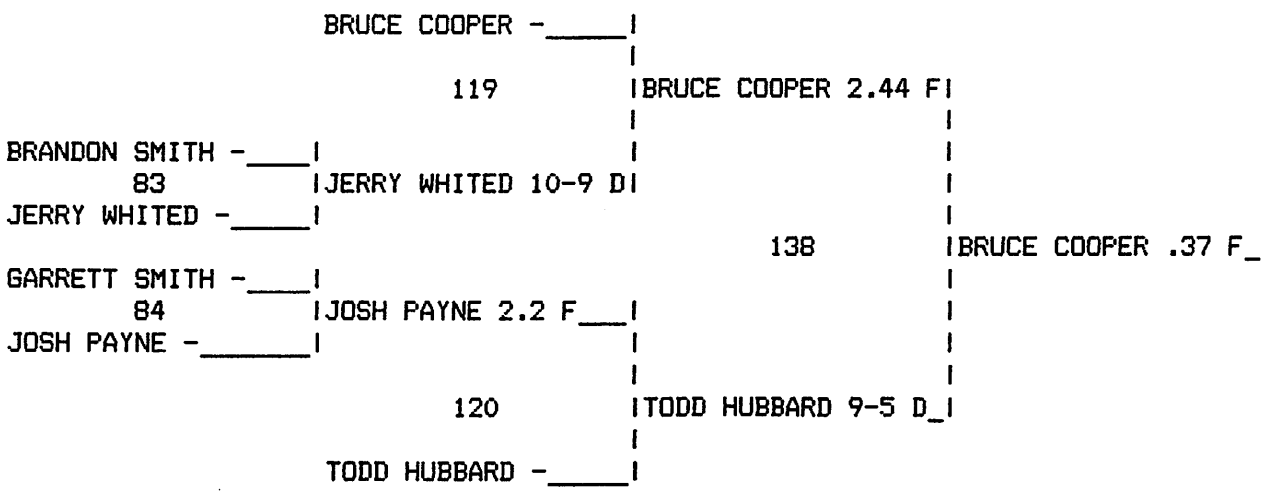


145 LBS. CLASS RESULTS.

DARRICK ARNDT - COZAD 6-2-0: 18 PTS.
BRUCE COOPER - OGALLALA 7-4-0: 16 PTS.
CURT BIGGS - SIDNEY 7-2-0: 20 PTS.
TODD HUBBARD - LEXINGTON 5-3-0: 9 PTS.
JERRY WHITED - STERLING 2-6-0: 1 PTS.
GARRETT SMITH - CHASE CO 3-7-0: 0 PTS.
JOSH PAYNE - ALLIANCE 2-7-0: 3 PTS.
BRANDON SMITH - GERING 1-4-0: 0 PTS.

1 CURT BIGGS - SIDNEY - 2-1 D
2 DARRICK ARNDT - COZAD - -
3 BRUCE COOPER - OGALLALA - .37 F
4 TODD HUBBARD - LEXINGTON - -

# SIDNEY INVITATIONAL 1993

## CHAMPIONS BRACKET 152 LBS. CLASS

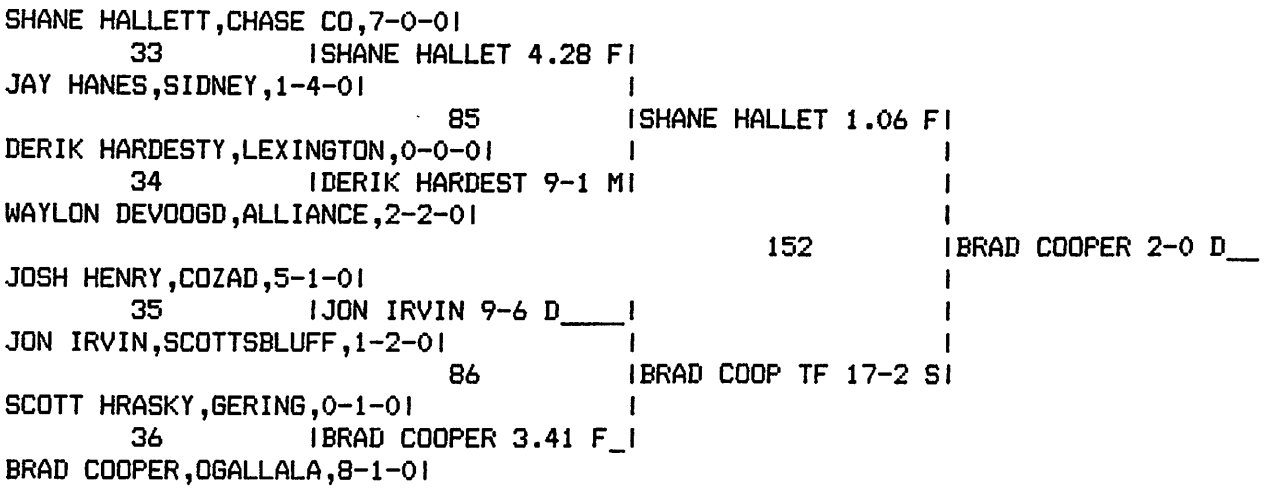


## CONSOLATION BRACKET 152 LBS. CLASS

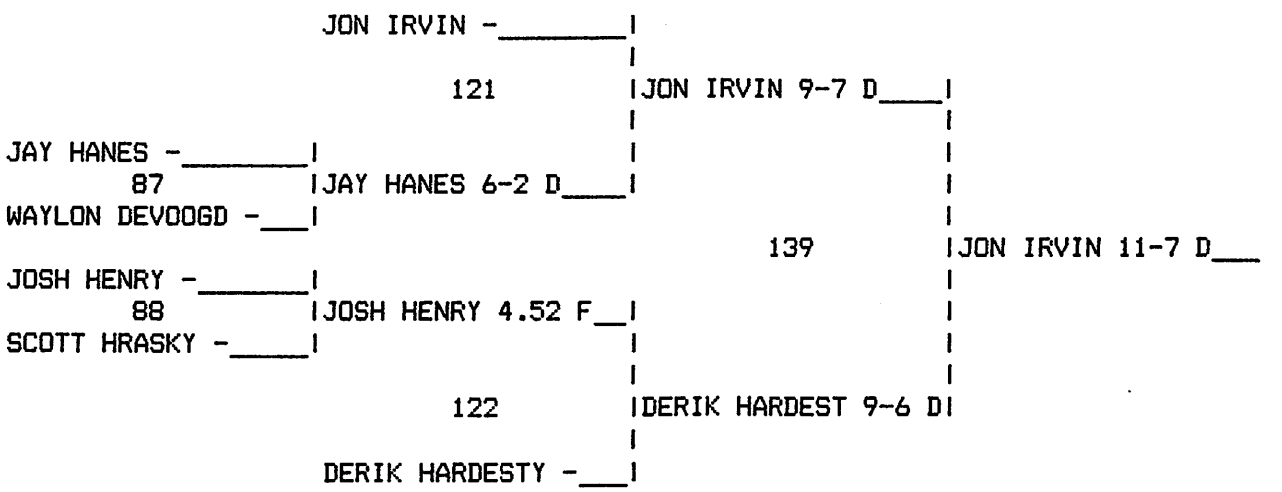


152 LBS. CLASS RESULTS.

SHANE HALLETT - CHASE CO 9-1-0: 18 PTS.
BRAD COOPER - OGALLALA 11-1-0: 21.5 PTS.
JOSH HENRY - COZAD 6-3-0: 3 PTS.
WAYLON DEVOOGD - ALLIANCE 2-4-0: 0 PTS.
DERIK HARDESTY - LEXINGTON 2-2-0: 8 PTS.
JON IRVIN - SCOTTSBLUFF 4-3-0: 10 PTS.
SCOTT HRASKY - GERING 0-3-0: 0 PTS.
JAY HANES - SIDNEY 2-6-0: 1 PTS.

1 BRAD COOPER - OGALLALA - 2-0 D
2 SHANE HALLETT - CHASE CO - -
3 JON IRVIN - SCOTTSBLUFF - 11-7 D
4 DERIK HARDESTY - LEXINGTON - -

# SIDNEY INVITATIONAL 1993

## CHAMPIONS BRACKET 160 LBS. CLASS

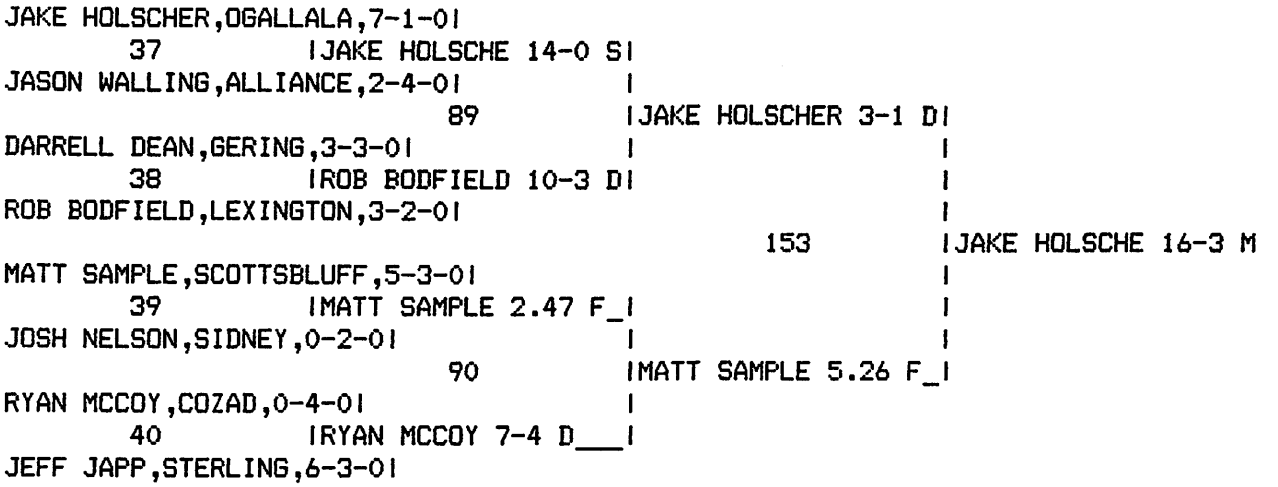


## CONSOLATION BRACKET 160 LBS. CLASS

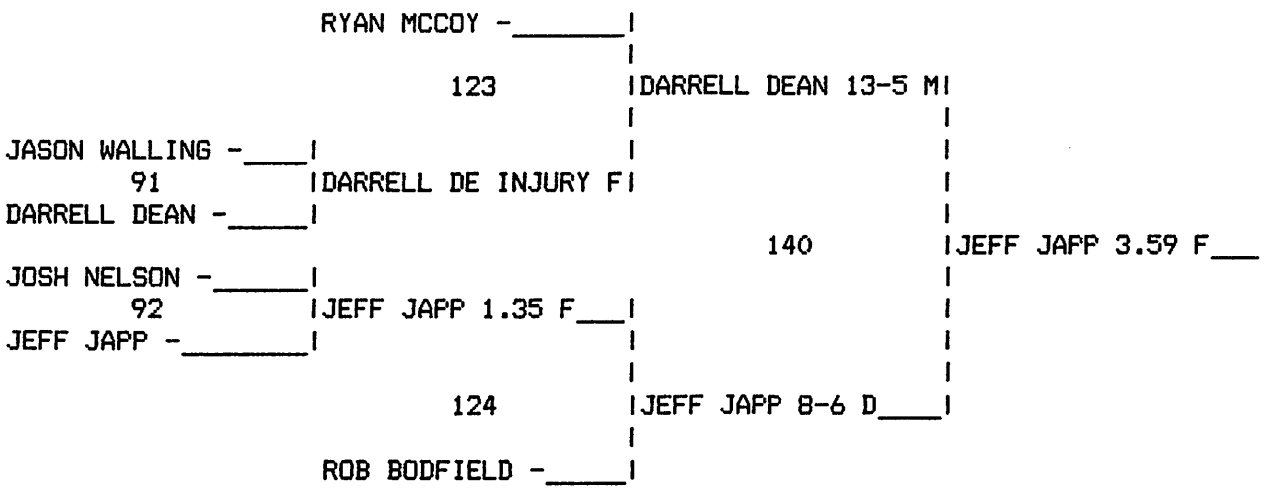


160 LBS. CLASS RESULTS.

JAKE HOLSCHER - OGALLALA 10-1-0: 20.5 PTS.
JEFF JAPP - STERLING 9-4-0: 13 PTS.
MATT SAMPLE - SCOTTSBLUFF 7-4-0: 18 PTS.
ROB BODFIELD - LEXINGTON 4-4-0: 2 PTS.
DARRELL DEAN - GERING 5-5-0: 9 PTS.
JOSH NELSON - SIDNEY 0-4-0: 0 PTS.
RYAN MCCOY - COZAD 1-6-0: 2 PTS.
JASON WALLING - ALLIANCE 2-6-0: 0 PTS.

1 JAKE HOLSCHER - OGALLALA - 16-3 M
2 MATT SAMPLE - SCOTTSBLUFF - -
3 JEFF JAPP - STERLING - 3.59 F
4 DARRELL DEAN - GERING - -

# SIDNEY INVITATIONAL 1993

## CHAMPIONS BRACKET 171 LBS. CLASS

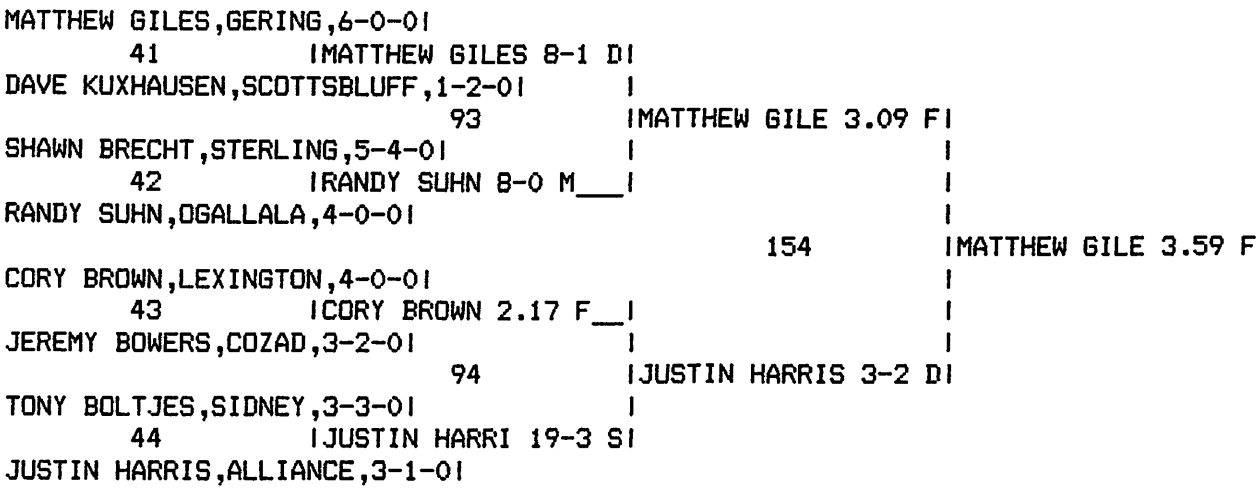


## CONSOLATION BRACKET 171 LBS. CLASS

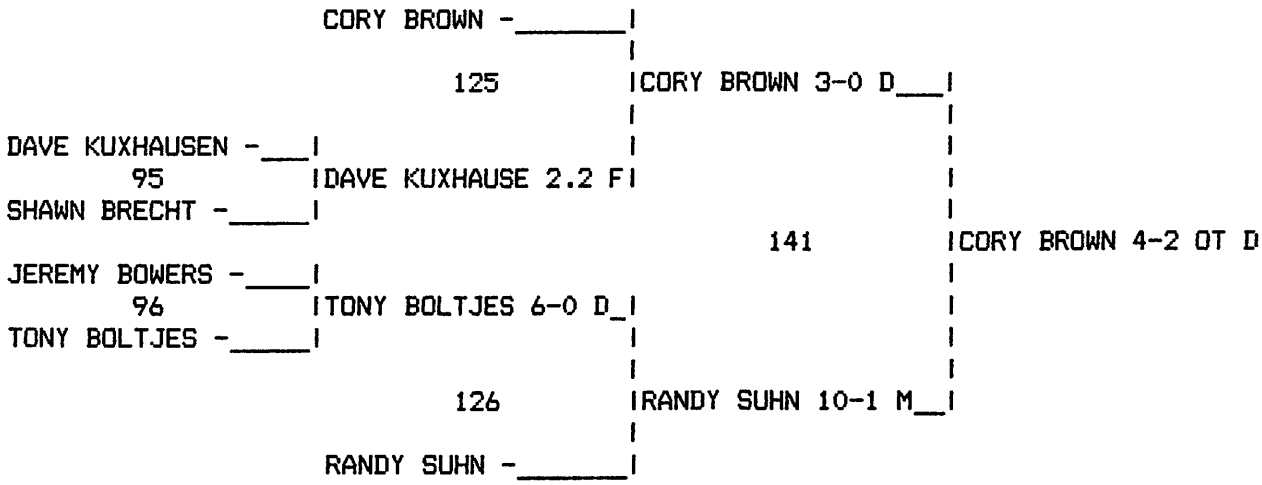


171 LBS. CLASS RESULTS.

MATTHEW GILES - GERING 9-0-0: 22 PTS.
JUSTIN HARRIS - ALLIANCE 5-2-0: 15.5 PTS.
CORY BROWN - LEXINGTON 7-1-0: 12 PTS.
RANDY SUHN - OGALLALA 6-2-0: 9 PTS.
SHAWN BRECHT - STERLING 5-6-0: 0 PTS.
JEREMY BOWERS - COZAD 3-4-0: 0 PTS.
TONY BOLTJES - SIDNEY 4-5-0: 1 PTS.
DAVE KUXHAUSEN - SCOTTSBLUFF 2-4-0: 3 PTS.

1 MATTHEW GILES - GERING - 3.59 F
2 JUSTIN HARRIS - ALLIANCE - -
3 CORY BROWN - LEXINGTON - 4-2 OT D
4 RANDY SUHN - OGALLALA - -

# SIDNEY INVITATIONAL 1993

## CHAMPIONS BRACKET 189 LBS. CLASS

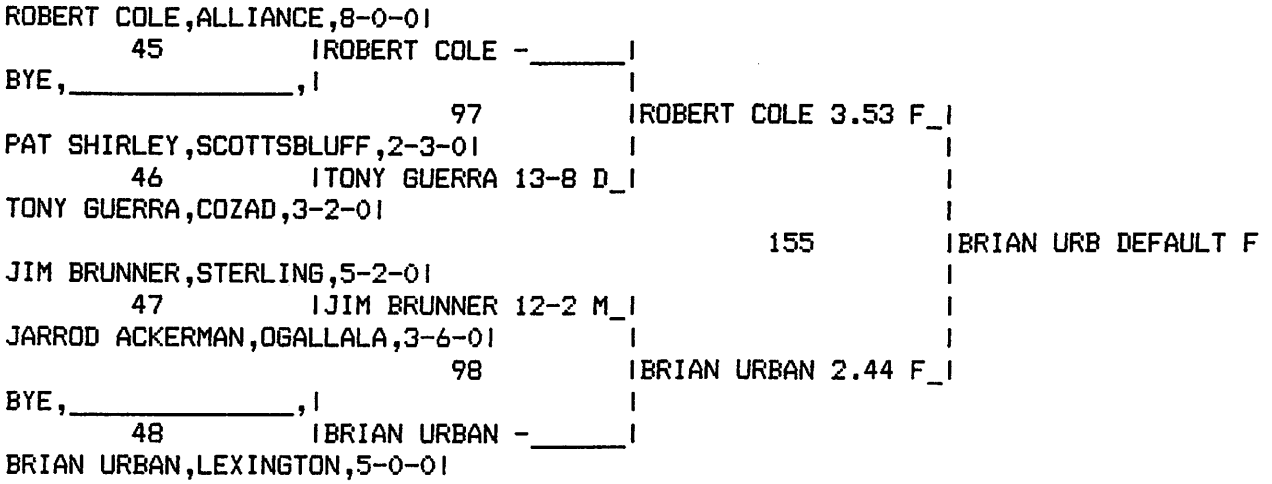


## CONSOLATION BRACKET 189 LBS. CLASS

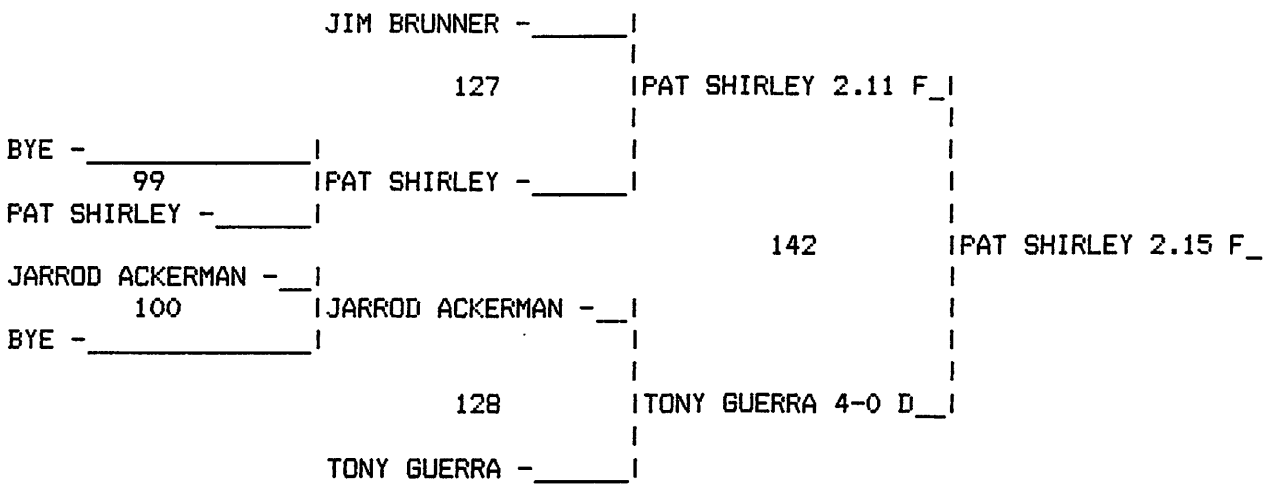


189 LBS. CLASS RESULTS.

ROBERT COLE - ALLIANCE 9-1-0: 16 PTS.
BRIAN URBAN - LEXINGTON 7-0-0: 22 PTS.
JIM BRUNNER - STERLING 6-4-0: 3 PTS.
TONY GUERRA - COZAD 5-4-0: 7 PTS.
PAT SHIRLEY - SCOTTSBLUFF 4-4-0: 13 PTS.
JARROD ACKERMAN - OGALLALA 3-8-0: 0 PTS.

1 BRIAN URBAN - LEXINGTON - DEFAULT F
2 ROBERT COLE - ALLIANCE - -
3 PAT SHIRLEY - SCOTTSBLUFF - 2.15 F
4 TONY GUERRA - COZAD - -

SIDNEY INVITATIONAL 1993

CHAMPIONS BRACKET HWT LBS. CLASS

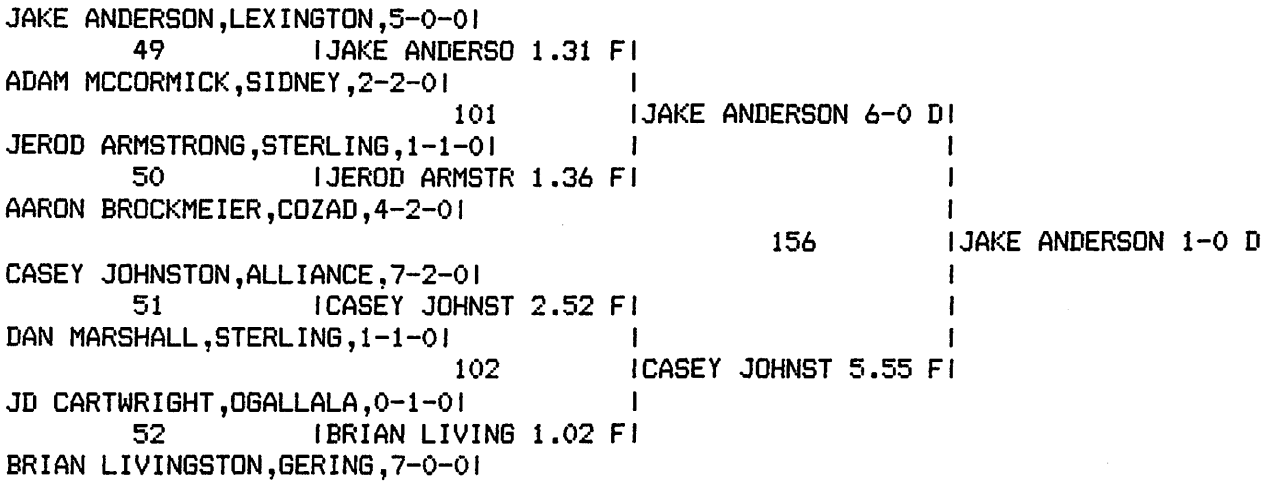


CONSOLATION BRACKET HWT LBS. CLASS

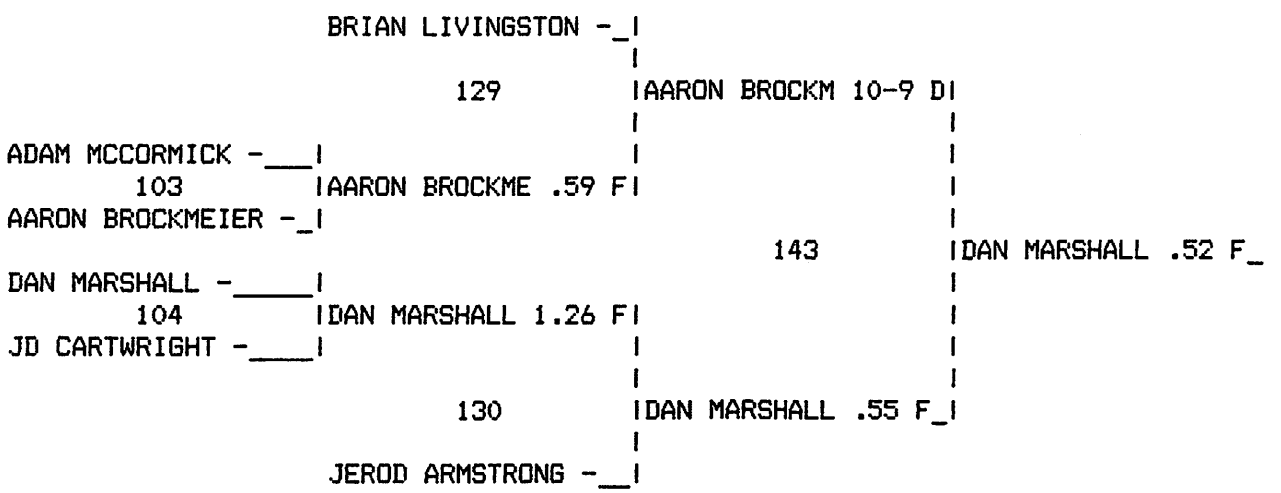


HWT LBS. CLASS RESULTS.

JAKE ANDERSON - LEXINGTON 8-0-0: 20 PTS.
BRIAN LIVINGSTON - GERING 8-2-0: 4 PTS.
CASEY JOHNSTON - ALLIANCE 9-3-0: 18 PTS.
AARON BROCKMEIER - COZAD 6-4-0: 8 PTS.
JEROD ARMSTRONG - STERLING 2-3-0: 4 PTS.
DAN MARSHALL - ~~STERLING~~ 4-2-0: 15 PTS. Scottsbluff
JD CARTWRIGHT - OGALLALA 0-3-0: 0 PTS.
ADAM MCCORMICK - SIDNEY 2-4-0: 0 PTS.

1 JAKE ANDERSON - LEXINGTON - 1-0 D
2 CASEY JOHNSTON - ALLIANCE - -
3 DAN MARSHALL - ~~STERLING~~ - .52 F Scottsbluff
4 AARON BROCKMEIER - COZAD - -

# Wrestling Team 1994

Please excuse these student athletes at 2:30 on **Thursday Dec. 8th**, to travel to Oshkosh to represent our school in a wrestling dual with Cambridge. On Saturday we will be traveling to Holyoke to compete at their wrestling invite it starts at 10:00 a.m. I'am sure the guys would really like to see you there for support.

| | VARSITY | RESERVE | OVERAL |
|---|---|---|---|
| **9th** | | | |
| 119 Adler, Jake | 1-8 | | |
| 112 Barnes, Charles | 5-8-1 | | |
| 119 Hickman, Richard | 4-4-1 | 3-1 3 | 7-5 4 |
| 119 Kreis, Shawn | 1-2 | 4-2 | 5-4 2 |
| 134 McNair, Sam | 6-4-2 | | |
| 134 Ogg, Elton | 1-3 | 2-4 2 | 3-7 1 |
| 160 Phelps, Mike | 7-4-2 | 2-1 2 | 9-5 4 |
| 171 Schilke, Casey | 3-5-1 | 1-2 1 | 4-7 2 |
| 151 Smith, Preston | | 2-4 1 | |
| **10th** | | | |
| 134 Barger, Steve | 5-3-4 | 3-2 3 | 8-5 7 |
| 151 Butt, Jeff | 1-1-1 | 1-8 1 | 2-8 2 |
| 142 Colson, Riley | 3-2-1 | 4-0 2 | 7-3 3 |
| 106 Hayes, Brent | 2-8-1 | | |
| 126 Maier, Drew | 5-5-2 | | |
| Wooden, Korey | | 2-1 1 | |
| **11th** | | | |
| 134 Elder, Mike | 7-5-5 | 3-1 2 | 9-6 7 |
| 134 Elder, Roy | 2-3-2 | 3-2 2 | 5-5 4 |
| 160 Lock, Adam | 3-4-2 | 3-0 | 6-4 3 |
| 119 Richert, Andy | 5-4-2 | | |
| **12th** | | | |
| 151 Leibhart, Phil | 8-3 4 | | |
| 142 Smith, Garrett | 2-4 2 | 1-2 1 | 3-6 3 |

**Mat Assistant**
Ginger Hartman, Melissa Welch, Stephanie Hoff, Corina McCormick

Thank-you for your support

Form D — Team Season Records Summary Form

School: Imperial
Year: 93-94

| | Wrestlers' Names | Grade | Weight | Letter | Season Record W | L | T | F | Tournament Placings | | | | | | | | Team Points | Team Level: Varsity | | | | | | | | | | | | Match Points |
|---|---|---|---|---|---|---|---|---|---|---|---|---|---|---|---|---|---|---|---|---|---|---|---|---|---|---|---|---|---|---|
| | | | | | | | | | | | | | | | | | | T2 | | E1 | | R2 | | N2 | | N3 | | P1 | | P2 | RT1 |
| 1 | Brent Hayes | 9 | 103 | | 6 | 17 | | 7 | 3B | | - | 3B | - | | - | 4 | | 11 | 28 | 6 | 11 | 4 | 2 | 3 | 3 | 8 | 3 | 2 | 3 | - | - | |
| 2 | Drew Maier | 9 | 112 | | 20 | 14 | | 10 | 3rd | | - | 4 | 4th | - | 2nd | - | | 33 | 27 | 11 | 19 | 19 | 4 | 6 | 5 | 4 | 3 | 4 | 9 | - | 1 | |
| 3 | Andy Rikert | 10 | 119 | | 19 | 14 | | 8 | 4th | | | - | 4th | - | 4th | 1 | - | 21 | 44 | 27 | 12 | 14 | 9 | 5 | 6 | 11 | 10 | 2 | 3 | | | |
| 4 | Mike Elder | 10 | 125 | | 14 | 18 | | 8 | - | | - | 3B | 3B | 4B | - | 2 | - | 10 | 38 | 15 | 12 | 19 | 16 | 1 | 6 | 8 | 13 | 1 | 2 | | | |
| 5 | Ray Elder | 10 | 130 | | 1 | 14 | | 1 | - | - | - | - | - | - | - | 2 | | 2 | 19 | 4 | 2 | 4 | 4 | 1 | 3 | 1 | 2 | - | 1 | | | |
| 6 | Steve Barger | 9 | 80 | | 9 | 18 | | 4 | - | | - | - | 3B | - | - | 4 | - | 15 | 38 | 10 | 7 | 16 | 16 | 1 | 10 | 8 | 18 | 1 | 7 | | | |
| 7 | Riley Colson | 9 | 135 | | 6 | 15 | | 3 | - | | - | - | 3B | - | - | - | - | 11 | 18 | 6 | 5 | 11 | 6 | - | 3 | 3 | 7 | 4 | 2 | | | |
| 8 | Jamie Hanes | 11 | 135 | | 5 | 7 | | 2 | - | | - | | - | - | - | - | | 4 | 9 | 2 | 4 | 3 | 4 | - | 1 | - | 2 | 1 | - | - | - | - | - |
| 9 | Phil Leibhart | 11 | 140 | | 24 | 14 | | 13 | 2nd | | 3rd | 3rd | - | - | 1st | 1st | 4th | 35 | 38 | 28 | 19 | 26 | 27 | 7 | 14 | 20 | 12 | 3 | 5 | | | |
| 10 | Adam Look | 10 | 145 | | 14 | 15 | | 3 | 3B | | 4B | 4B | 3B | 2B | - | 4th | - | 21 | 32 | 23 | 12 | 16 | 16 | 16 | 6 | 14 | 15 | 2 | 2 | | | |
| 11 | Garrett Smith | 11 | 145 | | 6 | 18 | | 3 | - | | - | - | - | - | - | 4th | | 19 | 31 | 17 | 7 | 8 | 9 | 1 | 18 | 5 | 18 | - | 2 | - | - | |
| 12 | Shane Hollett | 12 | 152 | | 30 | 5 | | 22 | 1st | | 2nd | 2nd | 1st | 1st | 1st | 1st | 2nd | 34 | 15 | 6 | 2 | 22 | 8 | 13 | 1 | 20 | 2 | - | 4 | | | |
| 13 | Korey Woodson | 9 | 152 | | 4 | 15 | | 2 | - | | - | - | 4B | | - | | | 8 | 22 | 8 | 2 | 4 | 5 | 1 | 4 | - | 2 | 2 | 3 | | | |
| 14 | Chuck Silvester | 9 | 152 | | 1 | 11 | | | - | | - | - | - | | - | | | 4 | 14 | 1 | 3 | 2 | - | 1 | 1 | 3 | - | | | | | |
| 15 | Josh Bruon | 11 | 140 | | 4 | 6 | | 3 | 2B | | - | - | - | | - | | | 12 | 10 | 7 | 4 | 2 | 5 | - | 3 | - | 1 | 1 | 3 | - | 1 | |
| 16 | Nathan Chandler-Smith | 12 | HWT | | 6 | 17 | | 5 | 3rd | | - | 4 | | - | - | 3rd | - | 13 | 22 | 10 | 2 | 7 | 13 | 5 | 9 | 1 | 5 | 4 | 1 | | | |
| 17 | | | | | | | | | | | | | | | | | | | | | | | | | | | | | | | |
| 18 | | | | | | | | | | | | | | | | | | | | | | | | | | | | | | | |
| 19 | | | | | | | | | | | | | | | | | | | | | | | | | | | | | | | |
| 20 | | | | | | | | | | | | | | | | | | | | | | | | | | | | | | | |
| 21 | | | | | | | | | | | | | | | | | | | | | | | | | | | | | | | |
| 22 | | | | | | | | | | | | | | | | | | | | | | | | | | | | | | | |
| 23 | | | | | | | | | | | | | | | | | | | | | | | | | | | | | | | |
| 24 | | | | | | | | | | | | | | | | | | | | | | | | | | | | | | | |
| 25 | | | | | | | | | | | | | | | | | | | | | | | | | | | | | | | |
| 26 | | | | | | | | | | | | | | | | | | | | | | | | | | | | | | | |
| 27 | | | | | | | | | | | | | | | | | | | | | | | | | | | | | | | |
| 28 | | | | | | | | | | | | | | | | | | | | | | | | | | | | | | | |
| 29 | | | | | | | | | | | | | | | | | | | | | | | | | | | | | | | |
| | Team Totals | | | | 169 | 28 | | 89 | | | | | | | | | | 353 | 405 | 171 | 123 | 177 | 149 | 60 | 93 | 96 | 116 | 27 | 47 | - | 2 | - | - | |

© Copyright 1986. The Predicament Wrestling Scorebook - Not to be duplicated.



**Entries**
**"John Higgins" Wrestling Invitational at Lexington**
Saturday, January 22, 1994

Please return by Wednesday, January 19th, 1994 to:

Mr. Ray Ehlers, Activities Director
Fax #308-324-4683
Lexington Public Schools
PO Box 890
Lexington, NE 68850

*Reserve Meet will be set up by record on Wednesday evening, January 19th.

Imperial
School

Lynn Rinehart
Varsity Coach

Gary Patch
Reserve Coach

**VARSITY** Sherri Silvester, Ginger Hartman, Summer Hallett

**RESERVES**

| | Name | Gr | 93-94 Varsity Record | | Name | Gr | 93-94 Over-all Record |
|---|---|---|---|---|---|---|---|
| #103 | Brent Hayes 102 | 9 | 5-8 | #103 | | | |
| #112 | Drew Maier 111 | 9 | 12-6 | #112 | | | |
| #119 | Andy Richert 118 | 10 | 10-6 | #119 | 121 Mike Elder | 10 | 8-10 |
| #125 | ~~Steve Barger~~ | ~~9th~~ | ~~7-11~~ | #125 | | | |
| #130 | ~~St~~ Steve Barger 129½ | 9 | 7-11 | #130 | 129 Roy Elder | 9 | 0-12 |
| #135 | Riley Colson | 9 | 5-11 | #135 | 138 Jamie Hanes | 11 | 2-4 |
| #140 | Phil Leibhart 139½ | 11 | 12-6 | #140 | 139 Adam Lock | 10 | 10-8 |
| #145 | Garrett Smith 144 | 11 | 4-10 | #145 | ~~Josh Bryen~~ | 11 | 4-6 |
| #152 | Shane Hallett 152 | 12 | 16-2 | #152 | 151 Chuck Silvester<br>Rory Wooden | 9<br>9 | 0-9<br>3-12 |
| #160 | | | | #160 | | | |
| #171 | | | | #171 | | | |
| #189 | | | | #189 | | | |
| #275 | Nathan Chandler-Smith | 12 | 4-9 | #275 | | | |

Limit of 1 Reserve Wrestler per weight division except Elm Creek, Overton and Cozad which may enter two for each weight division.

| | | | | | | |
|---|---|---|---|---|---|---|
| | Hayes | 100½ | 103 | M. Batting | 99 | 6 |
| 6 | Maier | 111 | 112 | open | | |
| 6 | Richert | 118 | 119 | open | | |
| | Elder | 121 | 125 | ~~open~~ | | |
| | Barger | 129¼ | 130 | A. Conde | 130 | 6 |
| * | Elder | 129 | | | | |
| | R. Colson | | 135 | F. Quintanna | 135 | |
| | P. Leibhart | | 140 | open | | |
| X | J. Haner | 137 | 1 | D.J. Crist | | |
| | Garrett Smith | 142 | 145 | | 144½ | |
| V | Adam Lock | 139½ | 152 | Chad Madden | 148 | |
| | Shane Hallett | 151 | | | | |
| * | Chuck Silvester | 147½ | | | | |
| | Korey Woodson | 148. | 160 | Stacy Ru | 152 | 6 |
| | | | | N. Cano | 154 | |
| | open | | 171 | Aaron Mosentear | 164 | 6 |
| | open | | 184 | Josh Clark | | 6 |
| | Note Chandler-Smith | | HWT | Travis O. Hman | 187 | 6 |
| | | 208 | | | | 36 |

21 20 24 25

Ford

B-4 DISTRICT WRESTLING
TEAM RANKINGS

1 . Sidney - 182
2 . Ogallala - 150
3 . Lexington - 141
4 . Valentine - 95
5 . Broken Bow - 88
6 . McCook - 85.5
7 . Cozad - 82.5
8 . Ainsworth - 80.5
9 . Chadron - 73.5
10 . Imperial - 48
11 . Gothenburg - 46
12 . Mitchell - 31
13 . Gordon - 26.5
14 . Grant/Whtld - 12

# B-4 District Wrestling Tournament

## CHAMPIONSHIP BRACKET 103 LBS. CLASS

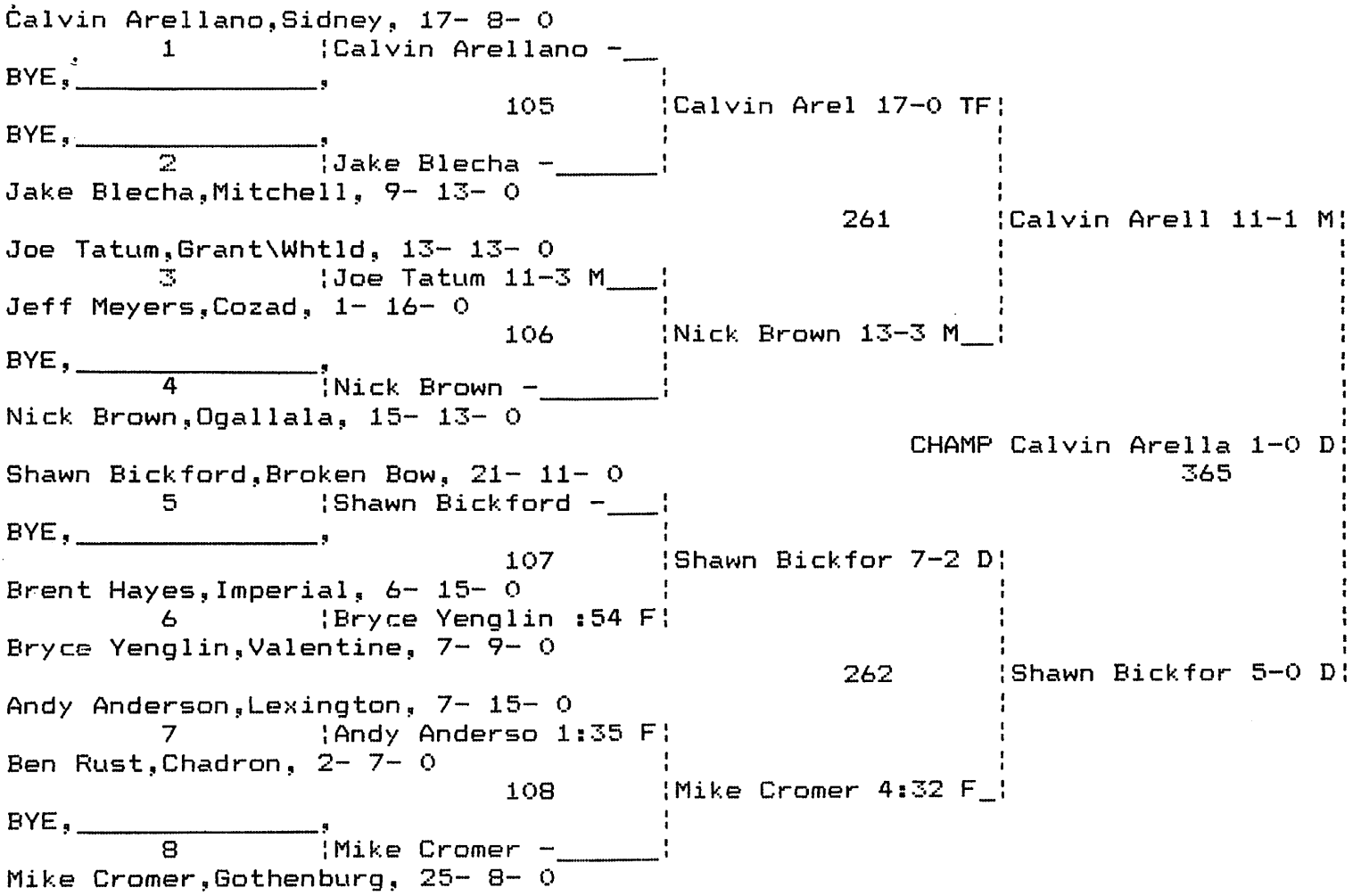


## CONSOLATION BRACKET 103 LBS. CLASS

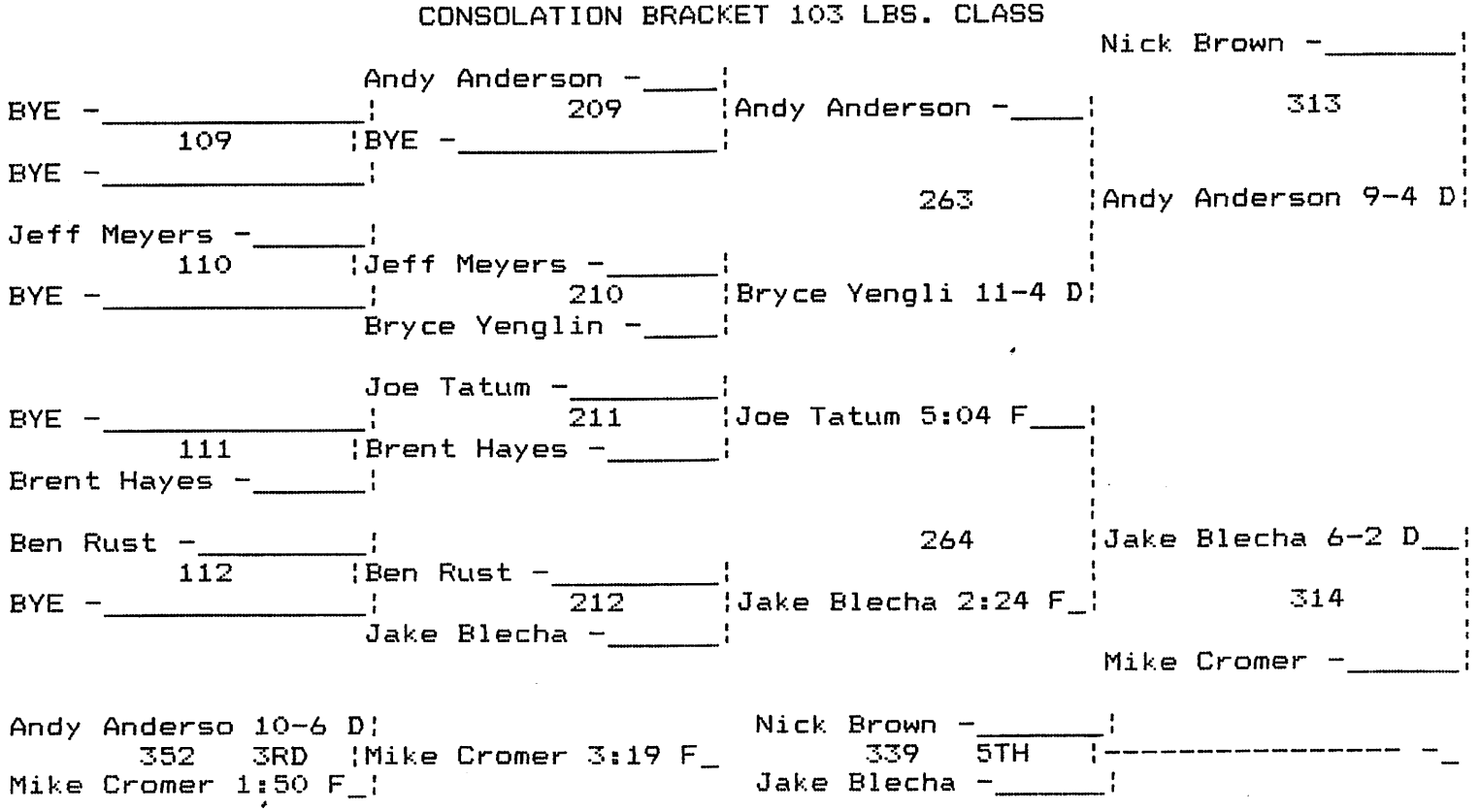

# B-4 DISTRICT WRESTLING

## CHAMPIONSHIP BRACKET 112 LBS. CLASS

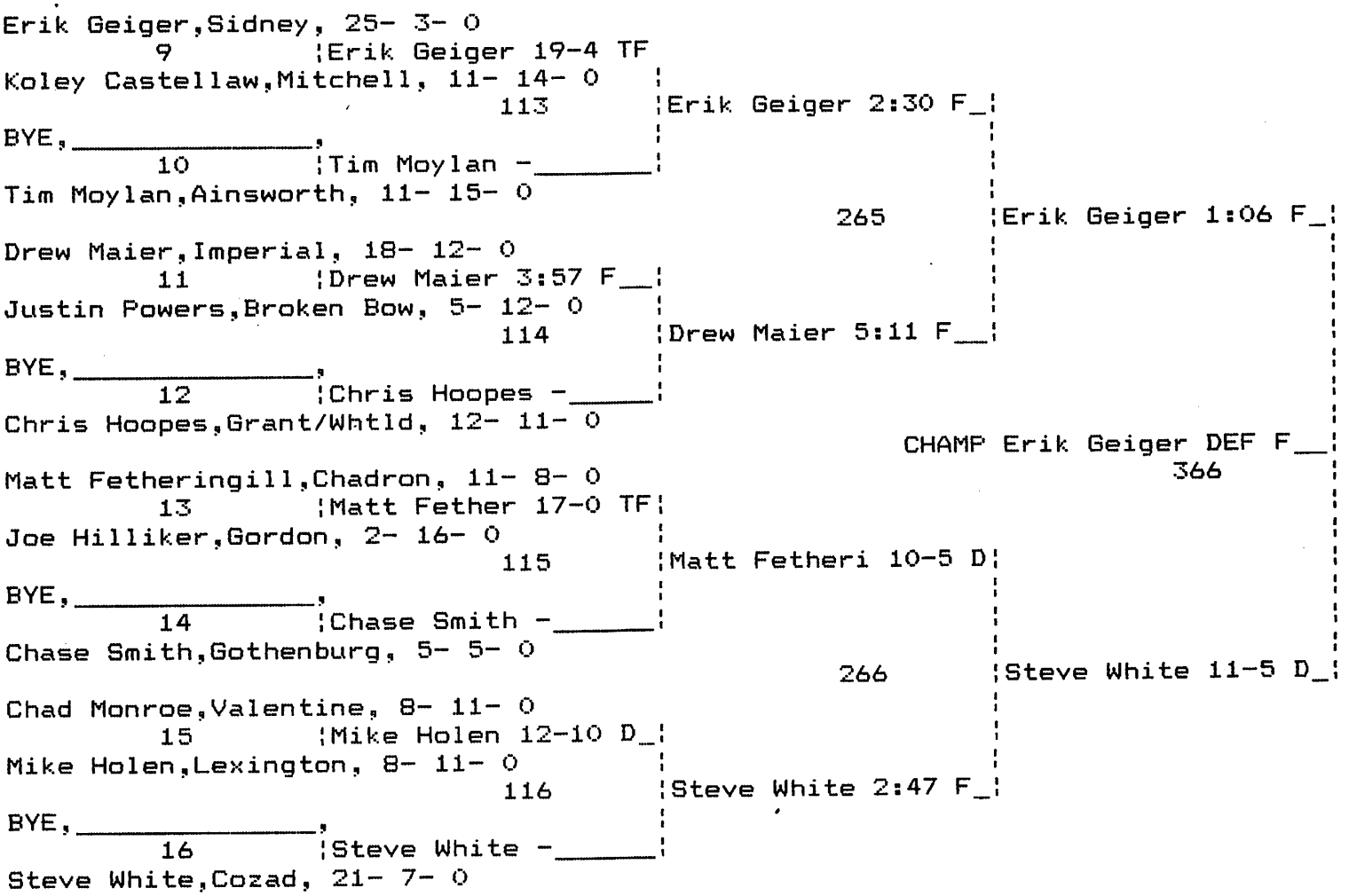


## CONSOLATION BRACKET 112 LBS. CLASS



# B-4 District Wrestling Tournament

## CHAMPIONSHIP BRACKET 119 LBS. CLASS




## CONSOLATION BRACKET 119 LBS. CLASS



# B-4 District Wrestling Tournament

## CHAMPIONSHIP BRACKET 125 LBS. CLASS

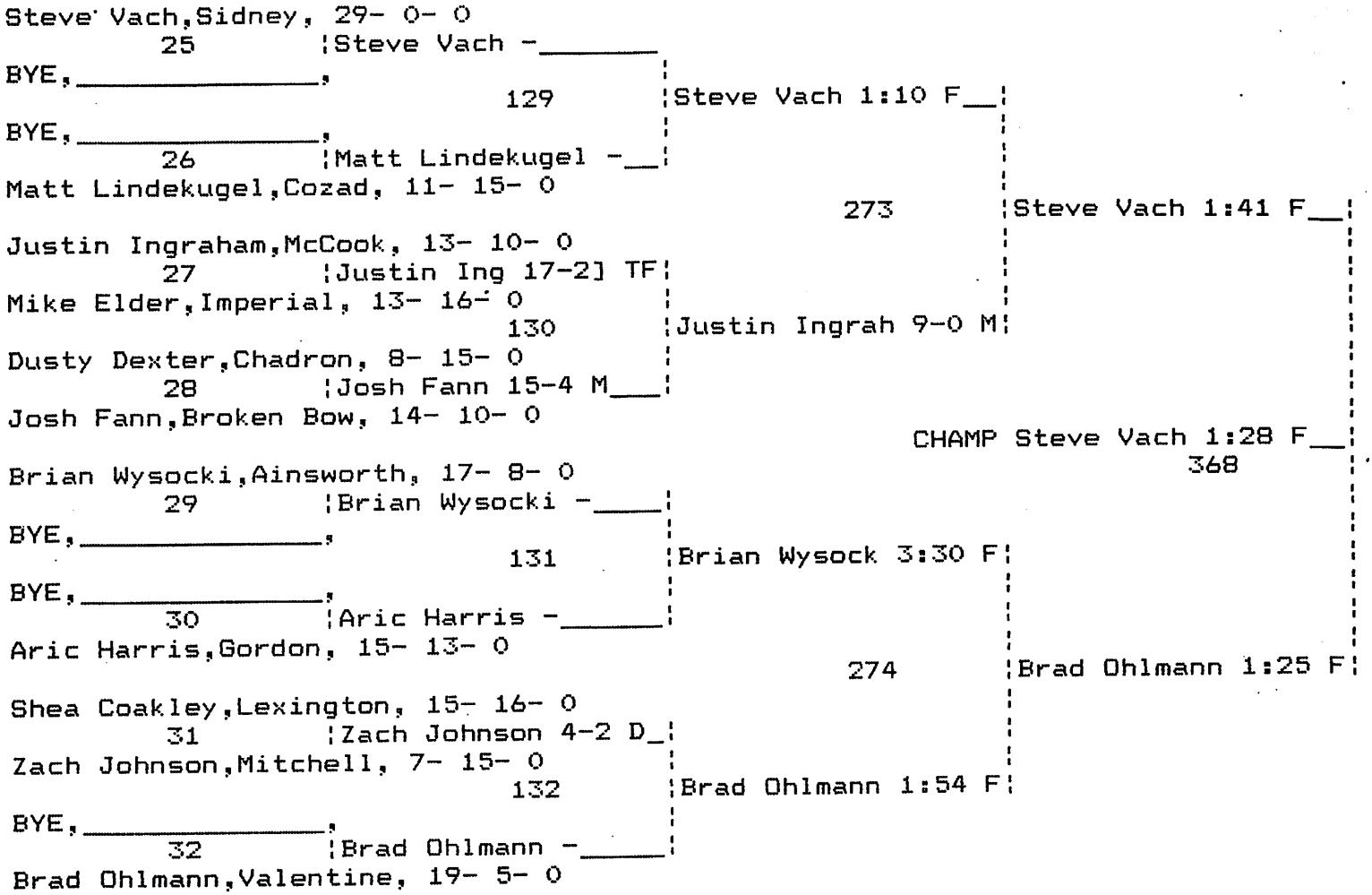


## CONSOLATION BRACKET 125 LBS. CLASS

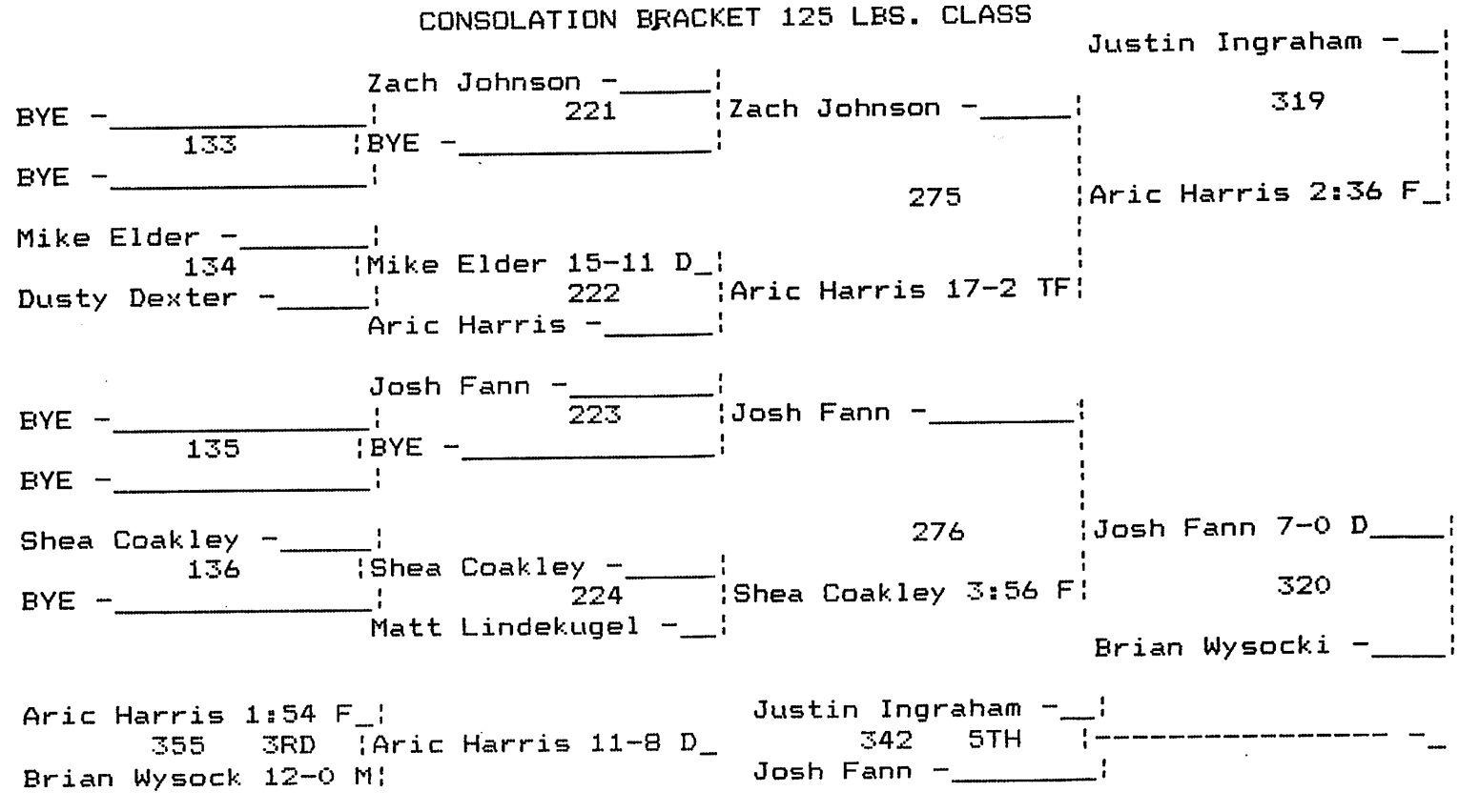

# B-4 District Wrestling Tournament

## CHAMPIONSHIP BRACKET 130 LBS. CLASS




## CONSOLATION BRACKET 130 LBS. CLASS



# B-4 District Wrestling Tournament

## CHAMPIONSHIP BRACKET 135 LBS. CLASS




## CONSOLATION BRACKET 135 LBS. CLASS

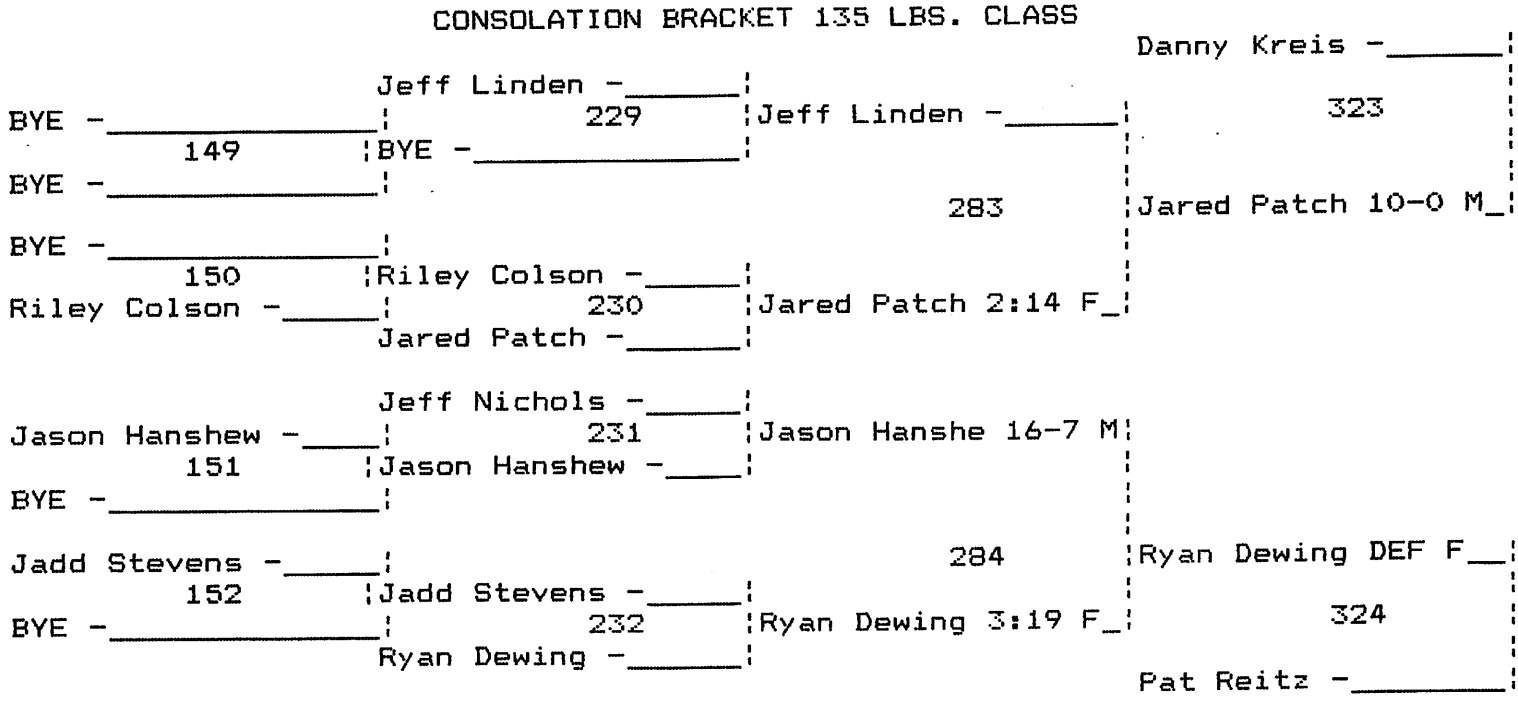


Danny Kreis 8-0 M
357 3RD
Danny Kreis 5-2 D
Jared Patch -
344 5TH

# B-4 DISTRICT WRESTLING

## CHAMPIONSHIP BRACKET 140 LBS. CLASS




## CONSOLATION BRACKET 140 LBS. CLASS



# B-4 DISTRICT WRESTLING

## CHAMPIONSHIP BRACKET 145 LBS. CLASS

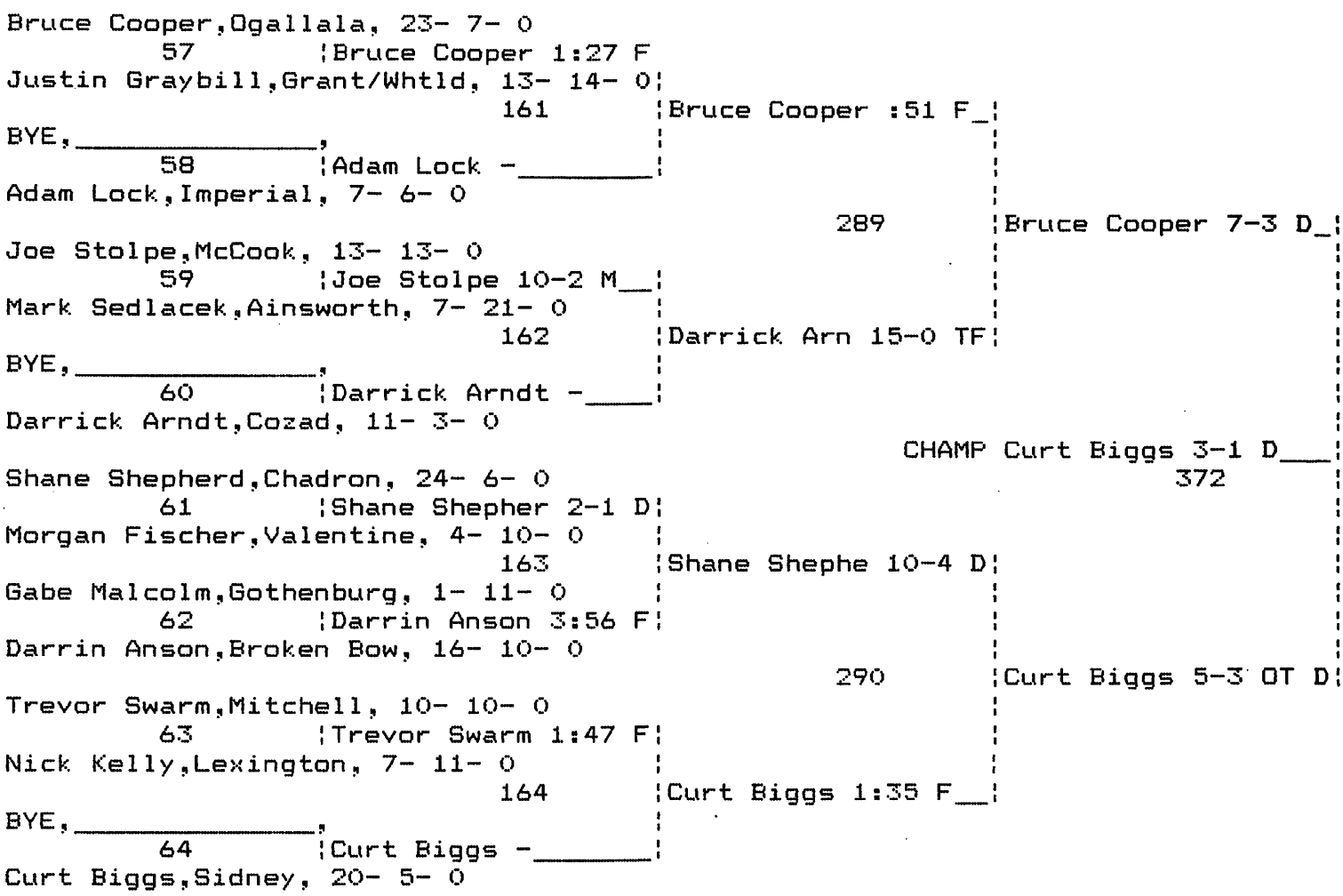


## CONSOLATION BRACKET 145 LBS. CLASS

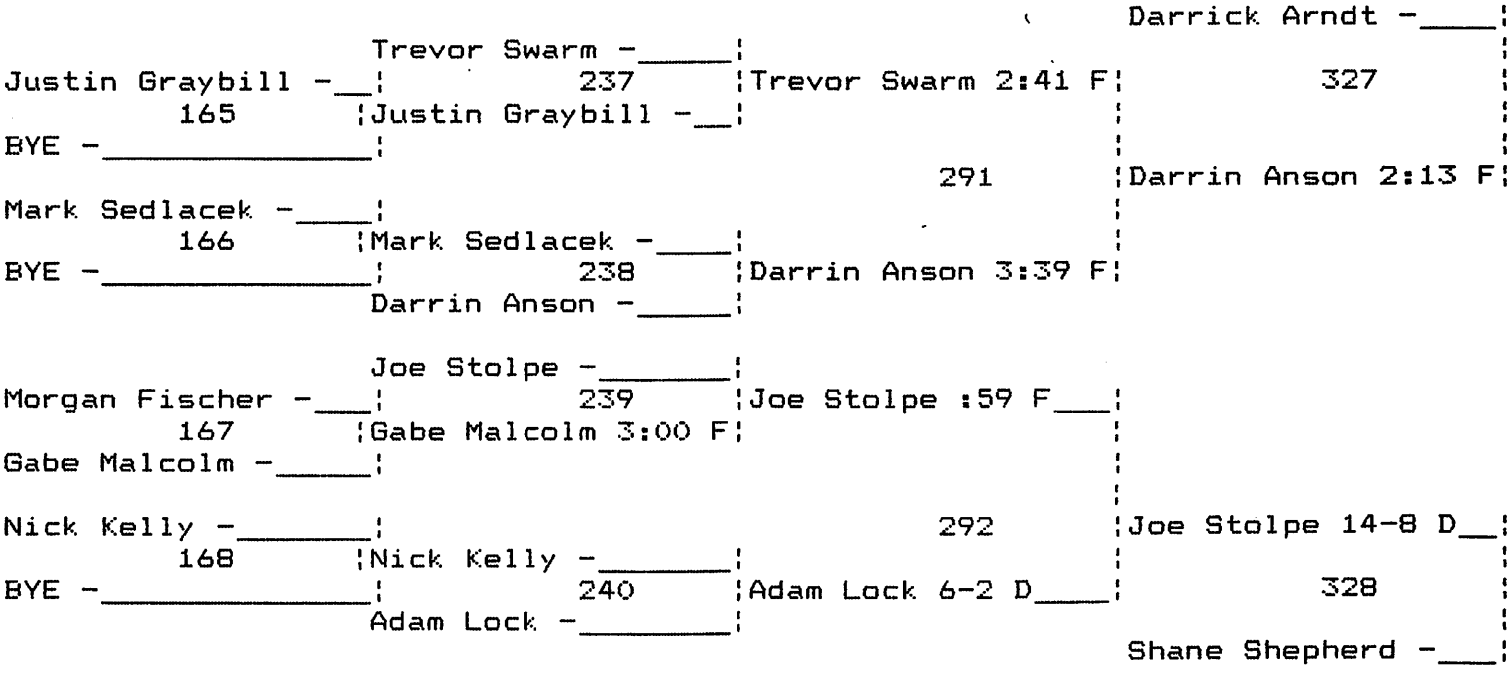

# B-4 DISTRICT WRESTLING

## CHAMPIONSHIP BRACKET 152 LBS. CLASS




## CONSOLATION BRACKET 152 LBS. CLASS



# B-4 District Wrestling Tournament

## CHAMPIONSHIP BRACKET 160 LBS. CLASS

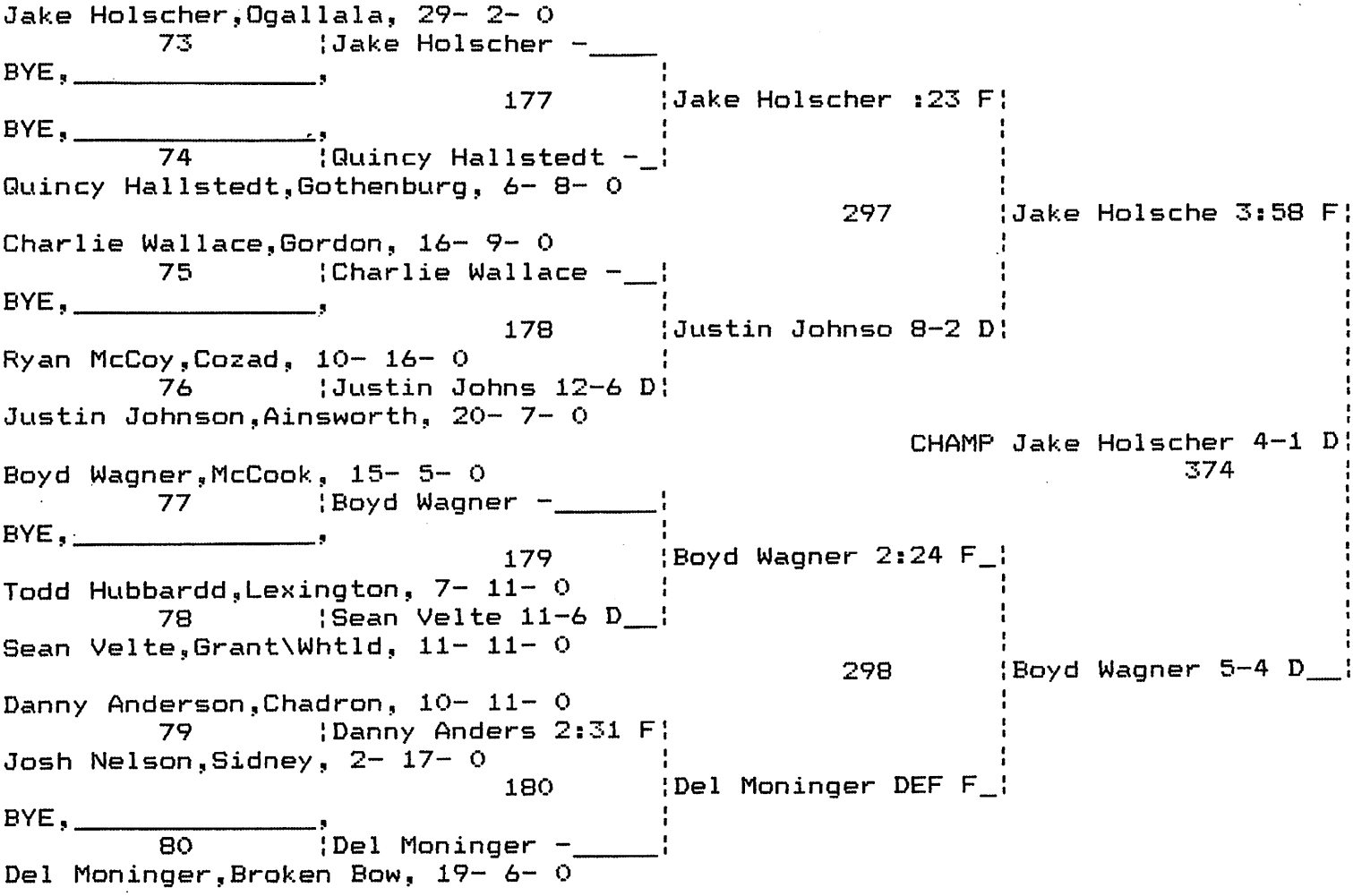


## CONSOLATION BRACKET 160 LBS. CLASS

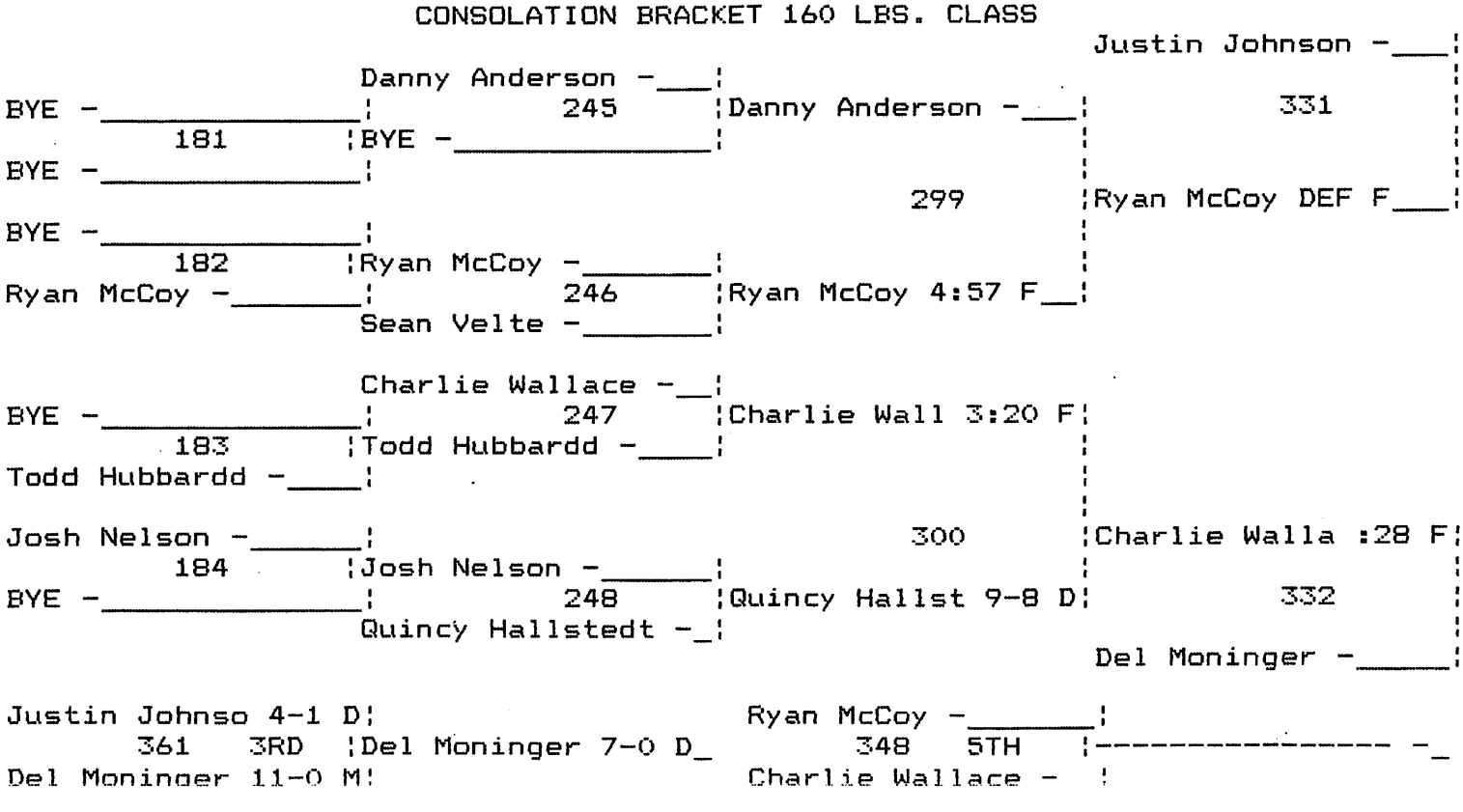

# B-4 DISTRICT WRESTLING

## CHAMPIONSHIP BRACKET 171 LBS. CLASS

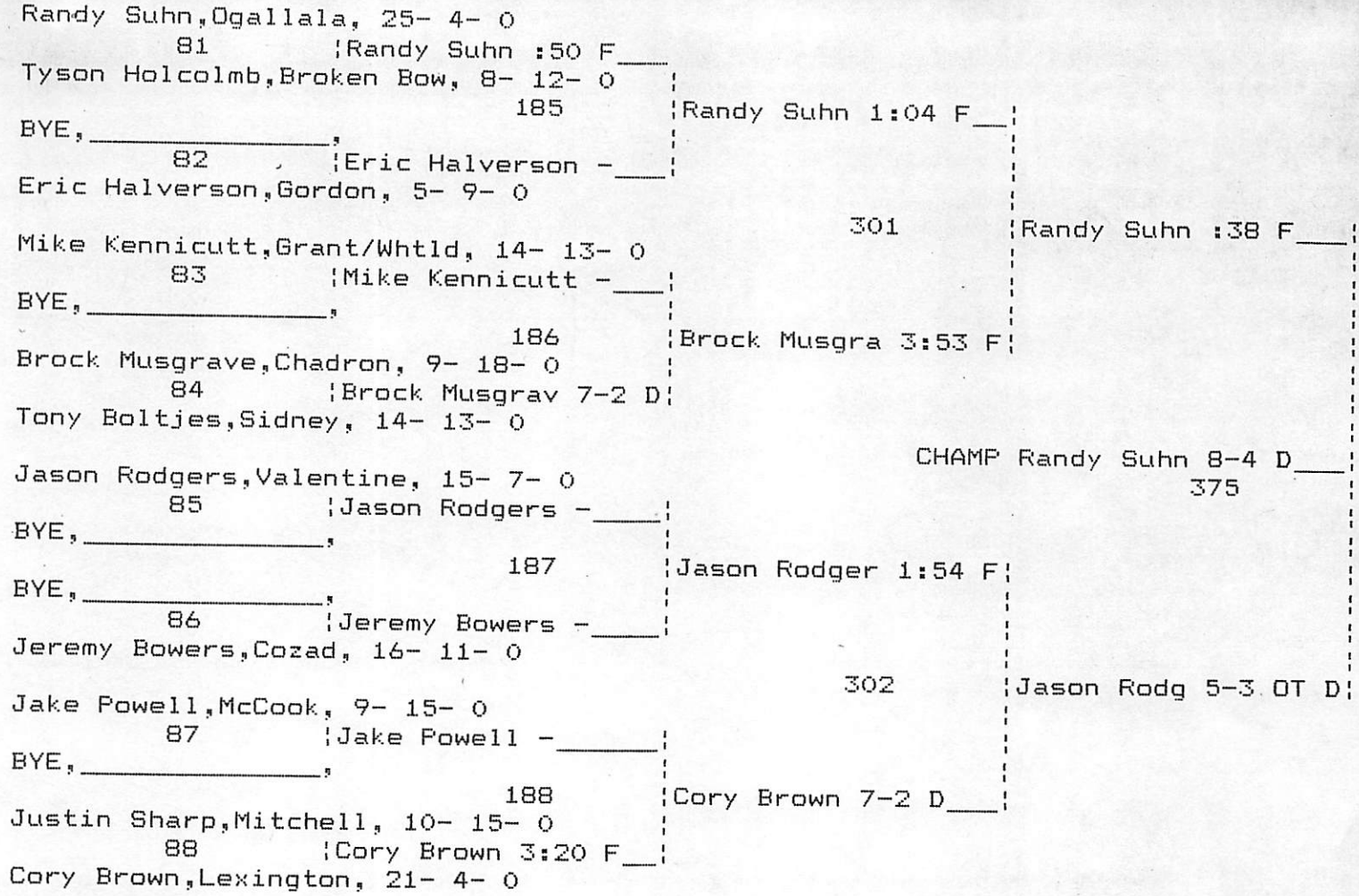


## CONSOLATION BRACKET 171 LBS. CLASS

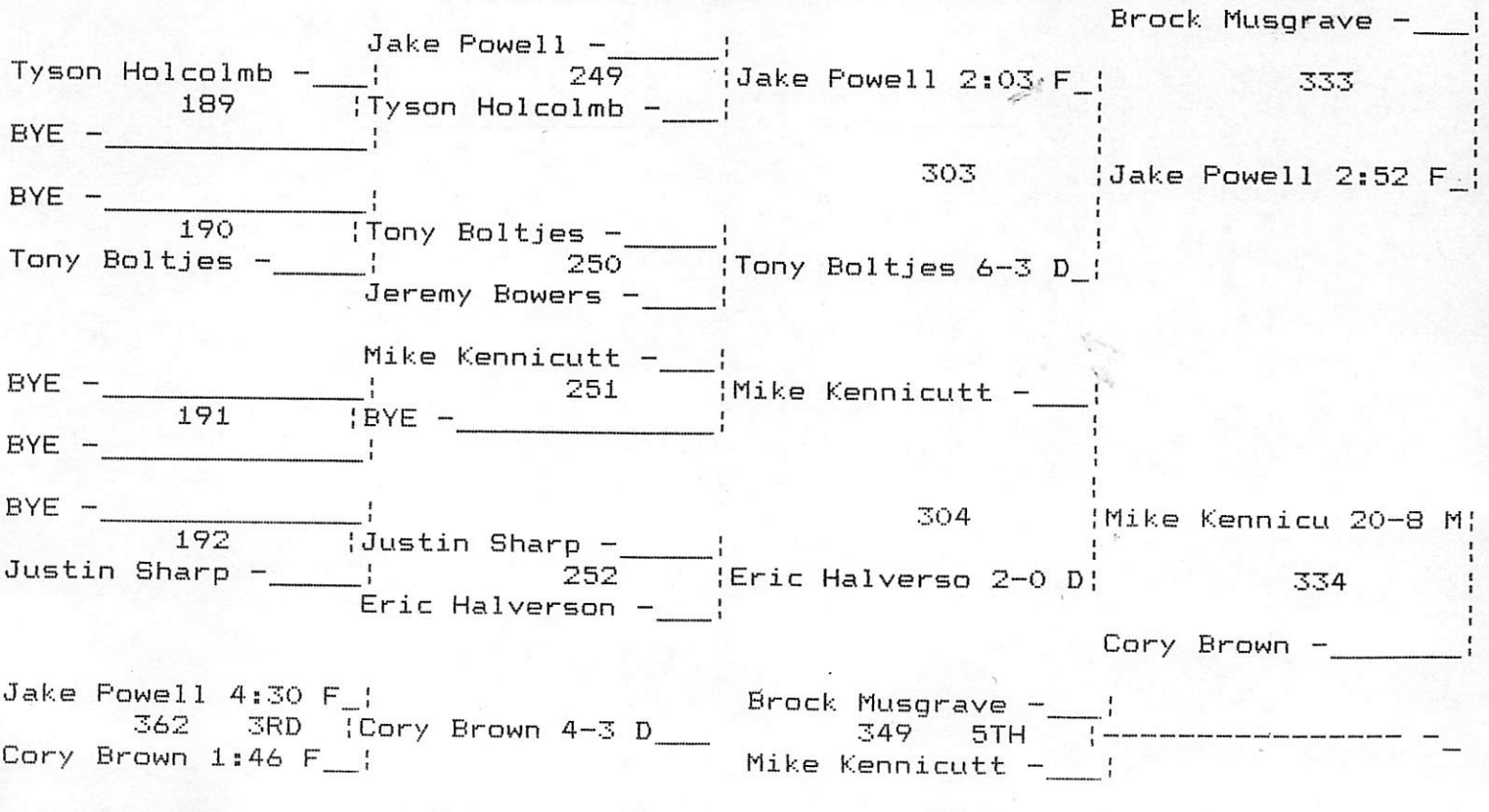

# B-4 DISTRICT WRESTLING

## CHAMPIONSHIP BRACKET 189 LBS. CLASS

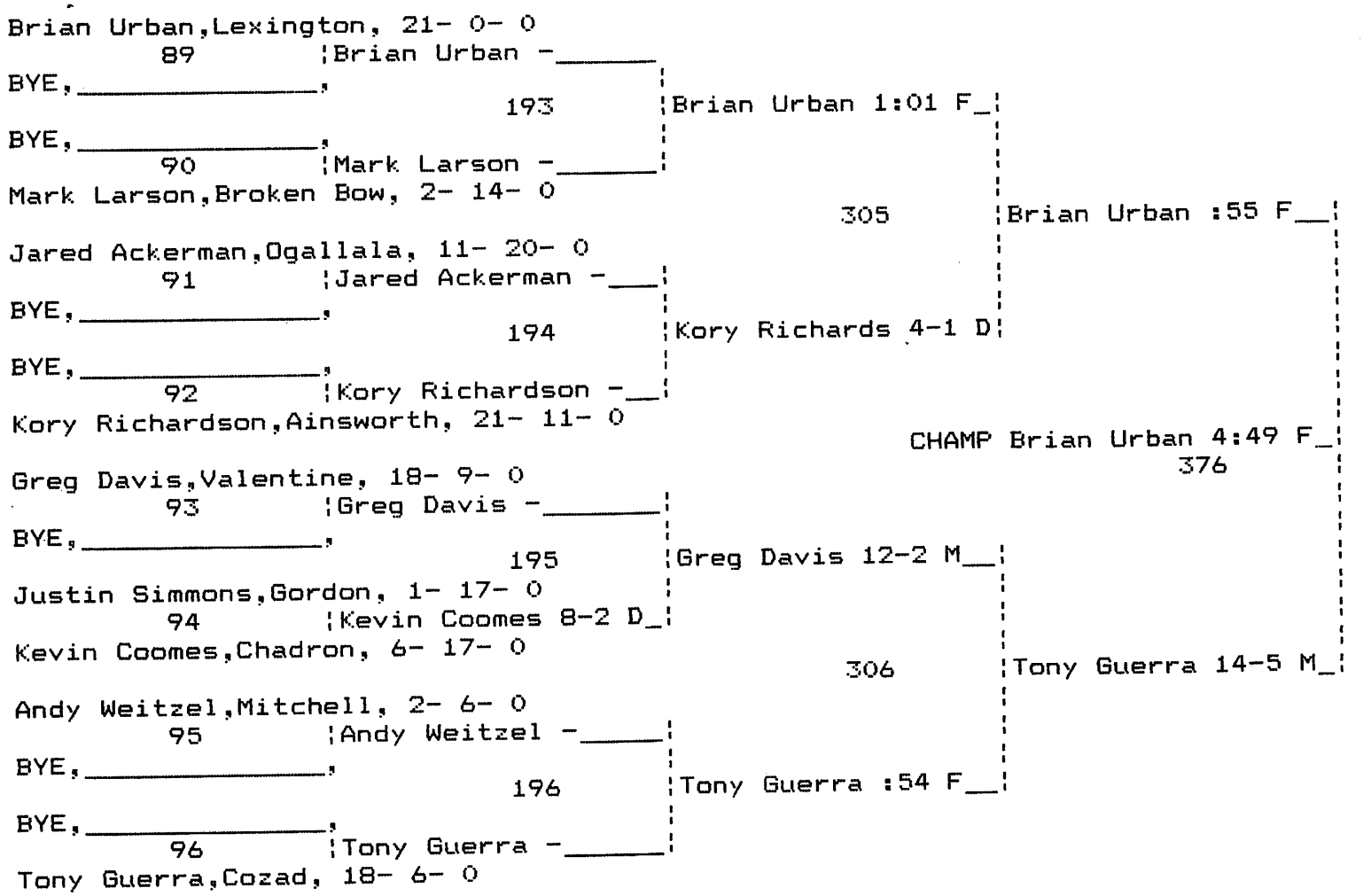


## CONSOLATION BRACKET 189 LBS. CLASS

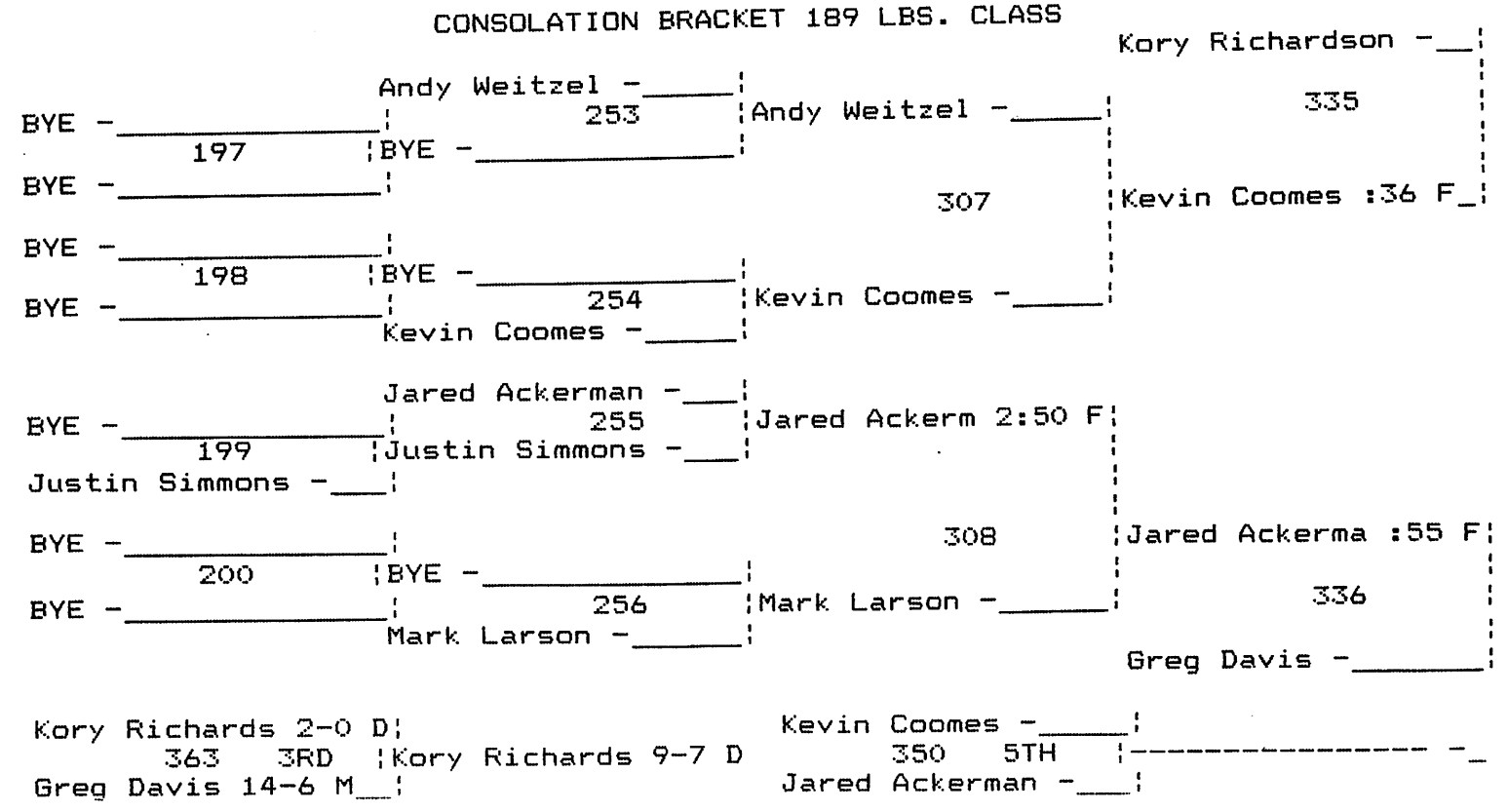

# B-4 District Wrestling Tournament

## CHAMPIONSHIP BRACKET 275 LBS. CLASS

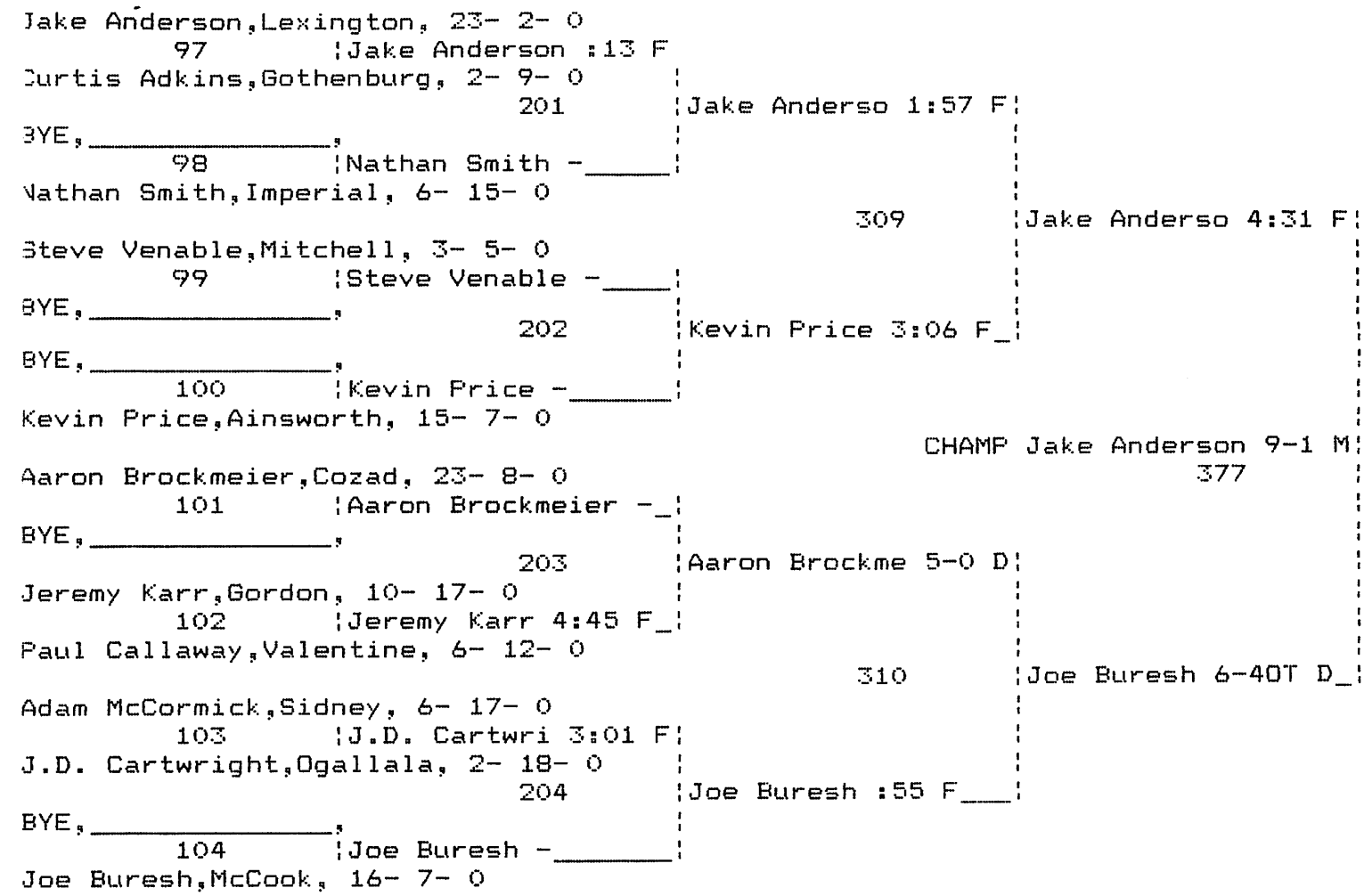


## CONSOLATION BRACKET 275 LBS. CLASS

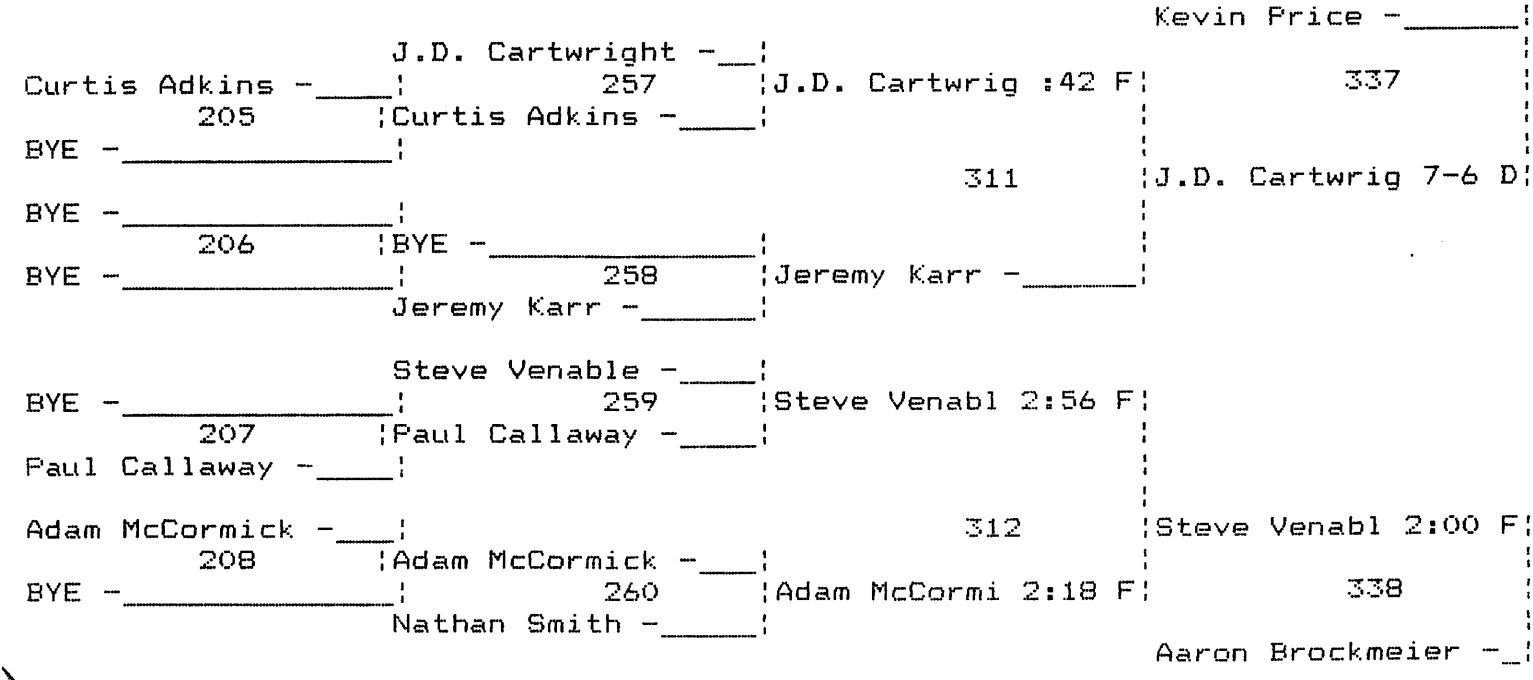

BRIDGEPORT INVITATIONAL WRESTLING
Dec. 18, 1993

WEIGHT 103

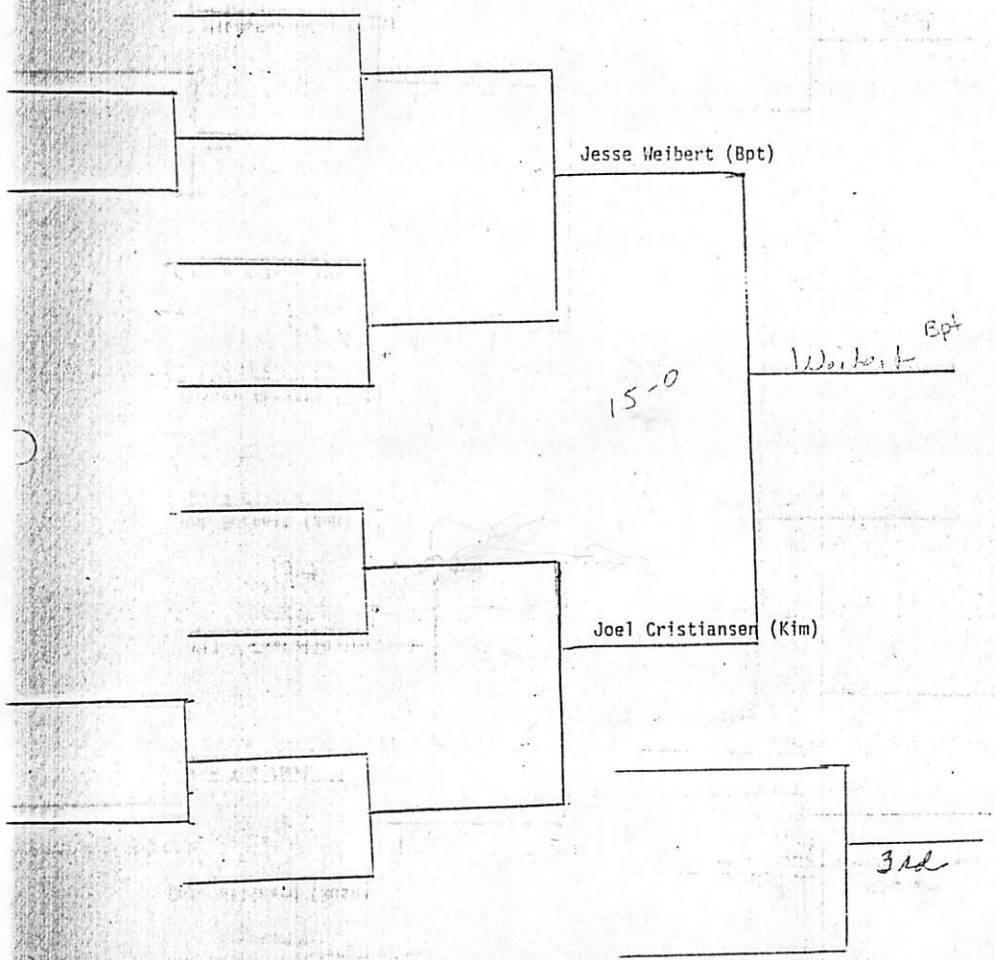


Kimball - 191
Hemingford - 111½
Rushville - 90
Bridgeport - 89½
Mitchell - 85
St Pats - 78
Banner County - 63
Bayard - 34
Oshkosh - 26
Morrill - 13
Hyannis - 8

BRIDGEPORT INVITATIONAL WRESTLING
Dec. 18, 1993

WEIGHT 112

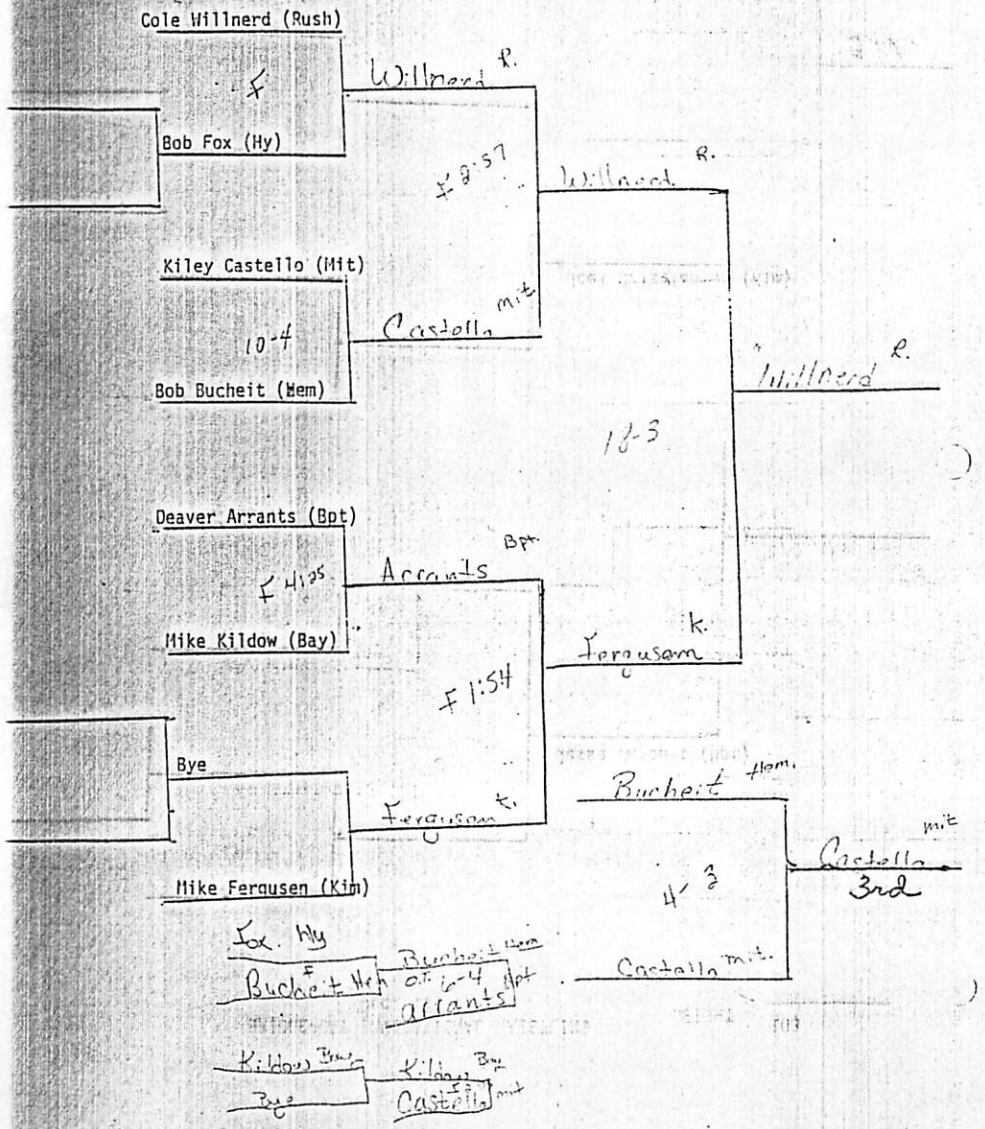


BRIDGEPORT INVITATIONAL WRESTLING
Dec. 18, 1993

WEIGHT 119

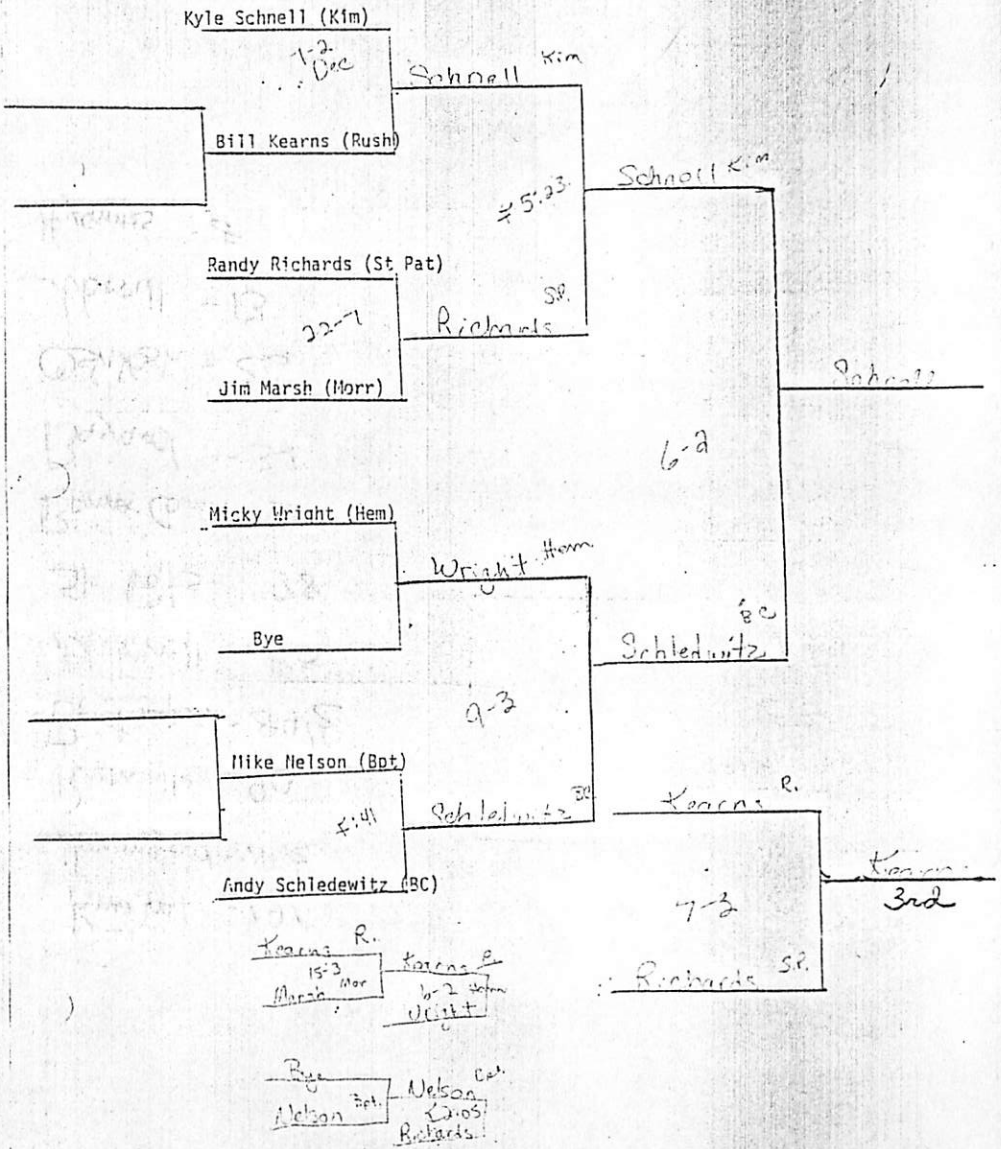

BRIDGEPORT INVITATIONAL WRESTLING
Dec. 18, 1993

WEIGHT 125

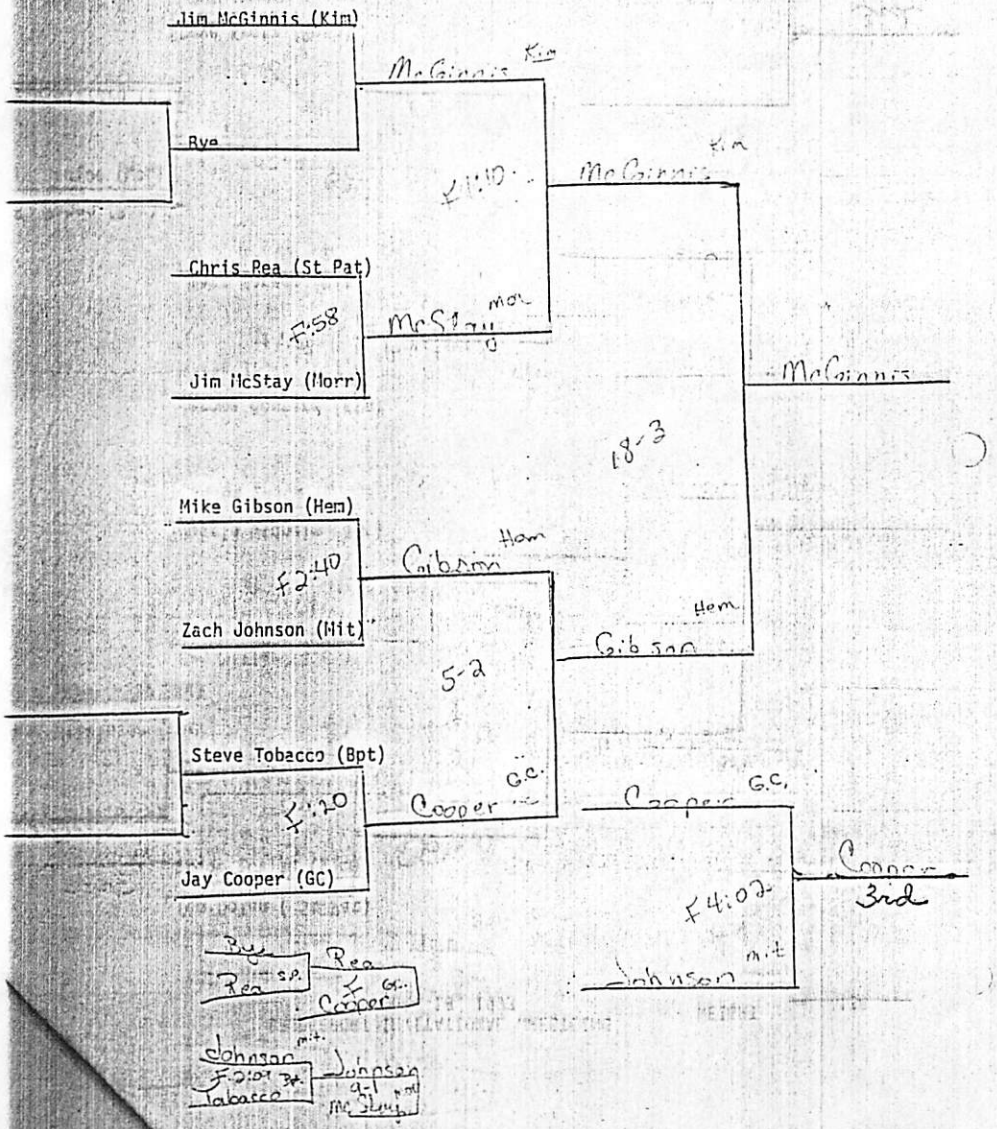


BRIDGEPORT INVITATIONAL WRESTLING
Dec. 18, 1993

WEIGHT 130

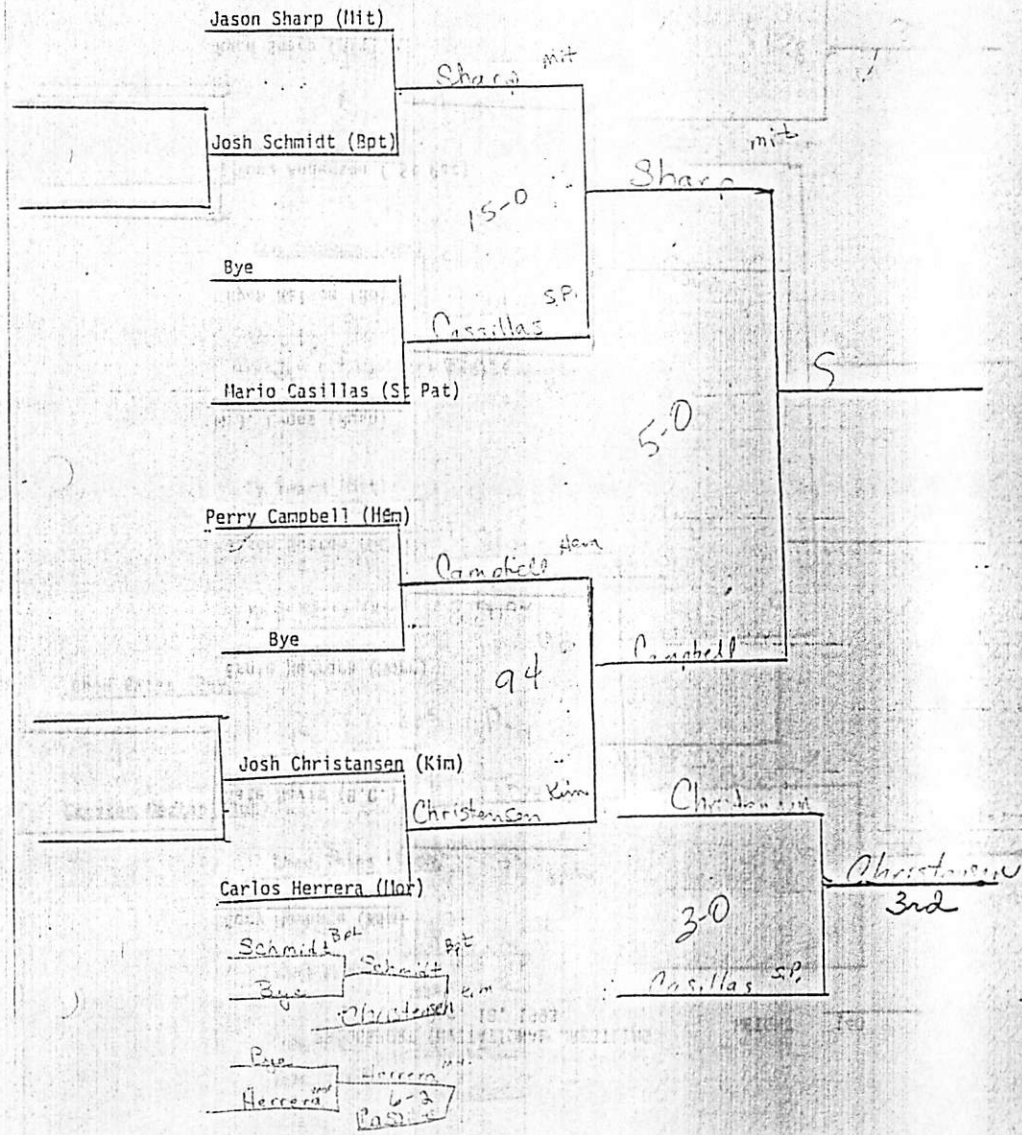

BRIDGEPORT INVITATIONAL WRESTLING
Dec. 18, 1993

WEIGHT 135

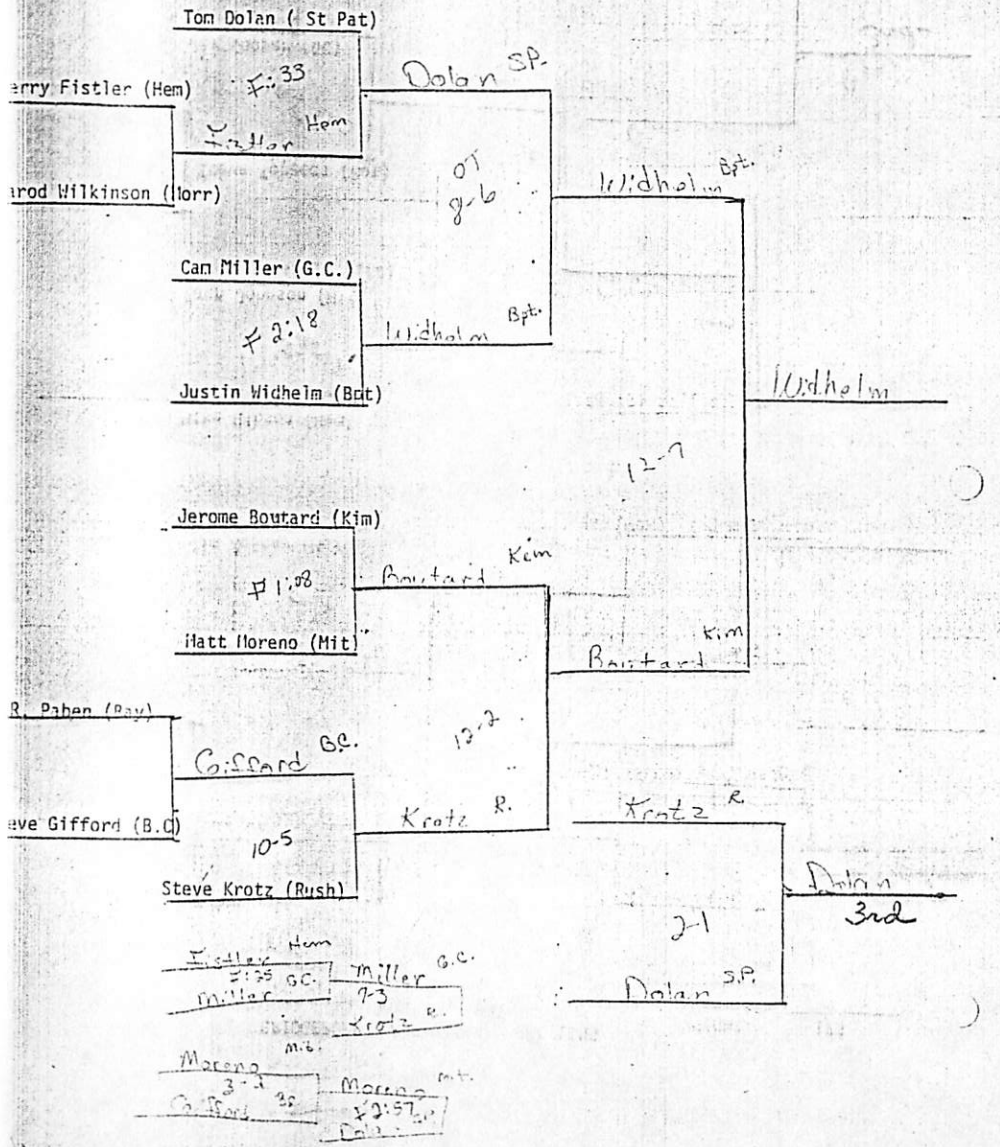


BRIDGEPORT INVITATIONAL WRESTLING
Dec. 18, 1993

WEIGHT 140

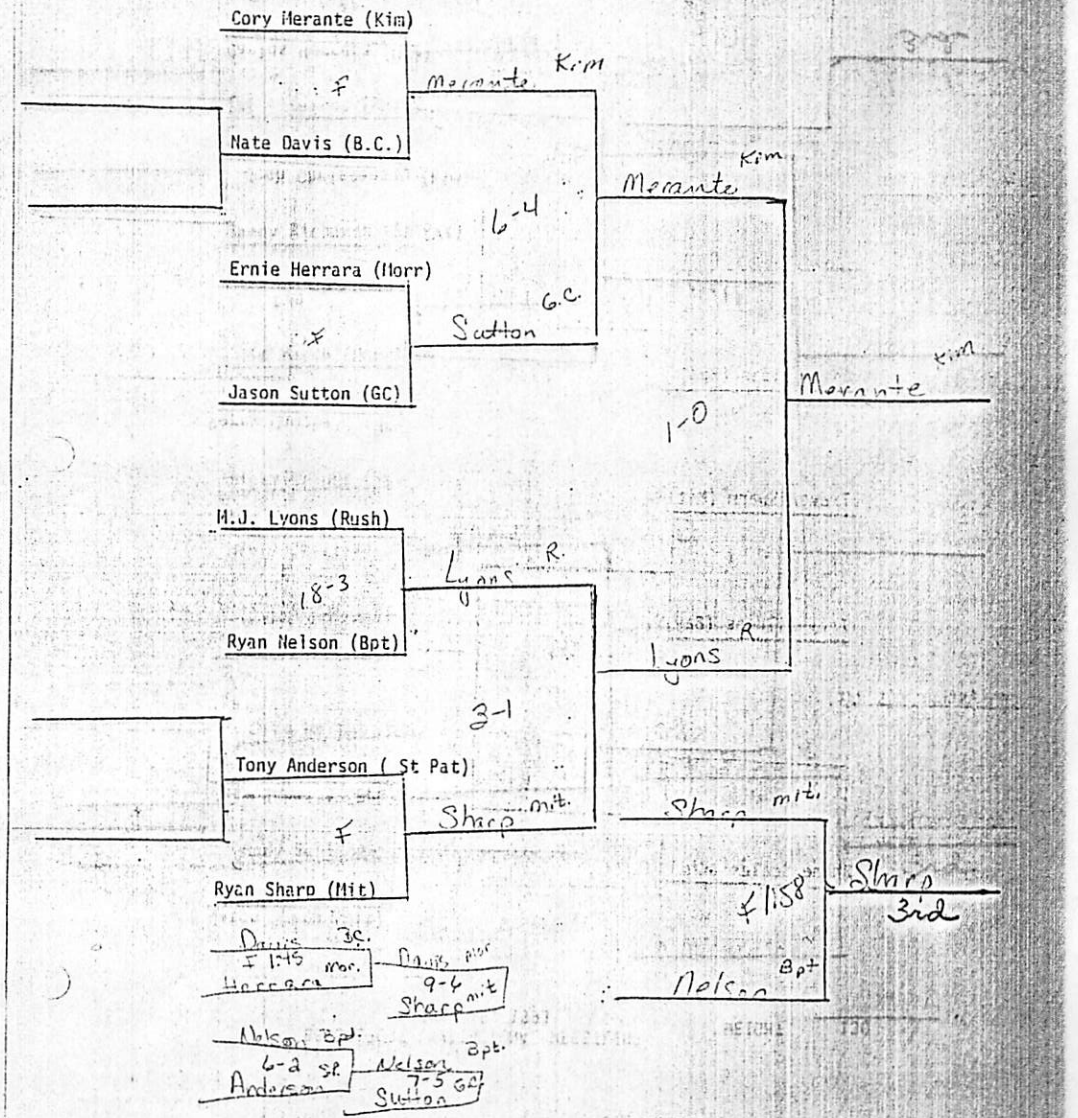

BRIDGEPORT INVITATIONAL WRESTLING
Dec. 18, 1993

WEIGHT 145

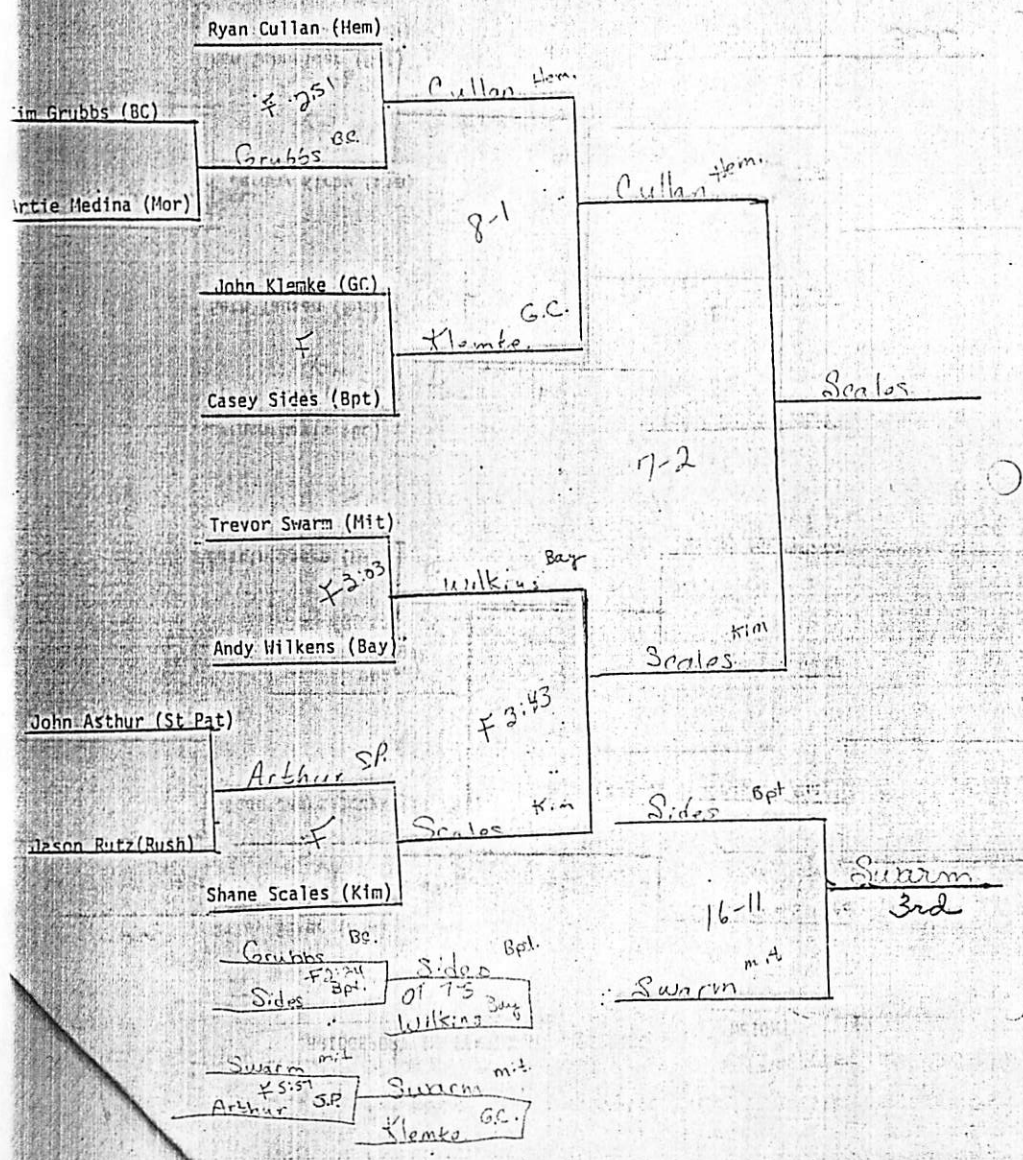


BRIDGEPORT INVITATIONAL WRESTLING
Dec. 18, 1993

WEIGHT 152

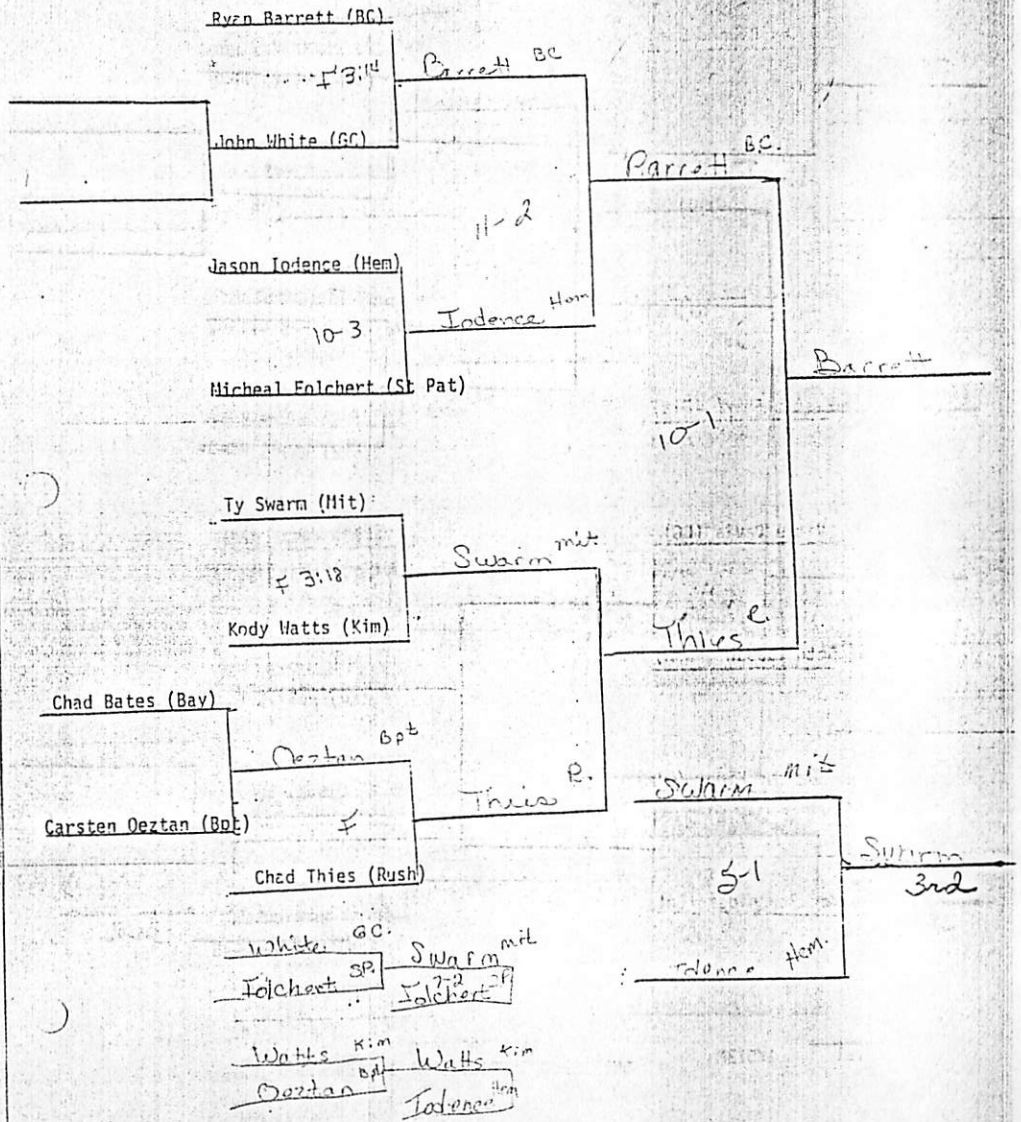

BRIDGEPORT INVITATIONAL WRESTLING
Dec. 18, 1993

WEIGHT 160

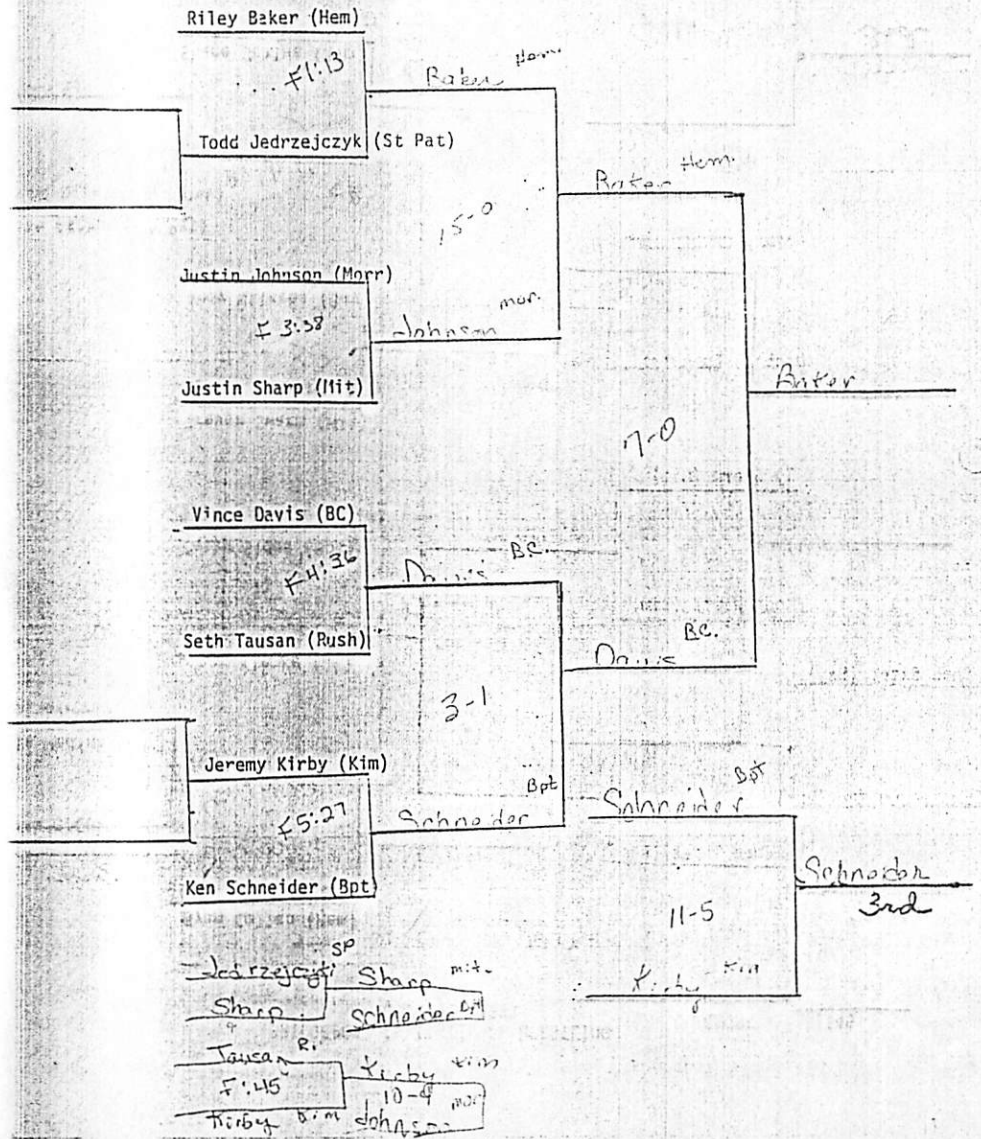


BRIDGEPORT INVITATIONAL WRESTLING
Dec. 18, 1993

WEIGHT 171

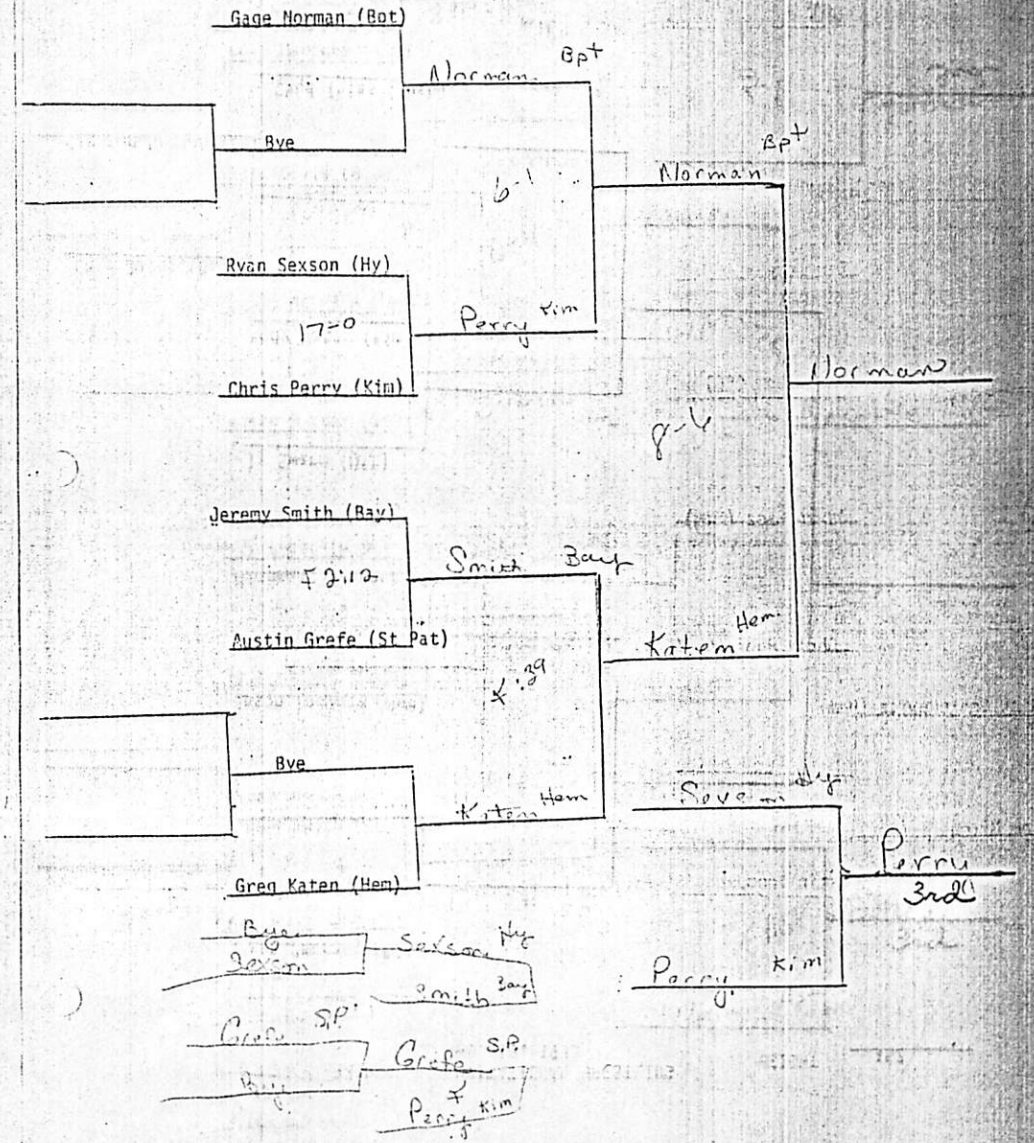

BRIDGEPORT INVITATIONAL WRESTLING
Dec. 18, 1993

WEIGHT 189

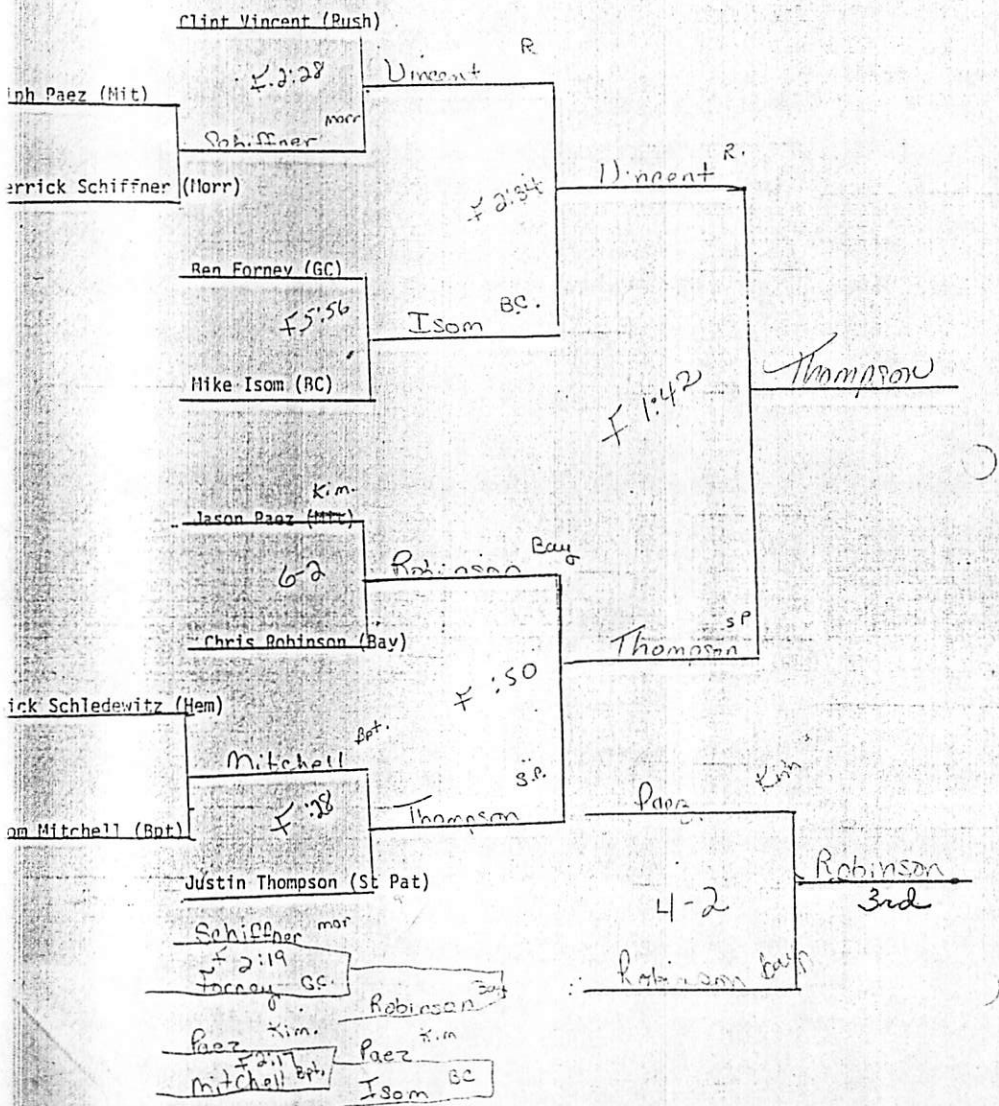


BRIDGEPORT INVITATIONAL WRESTLING
Dec. 18, 1993

WEIGHT Hwt

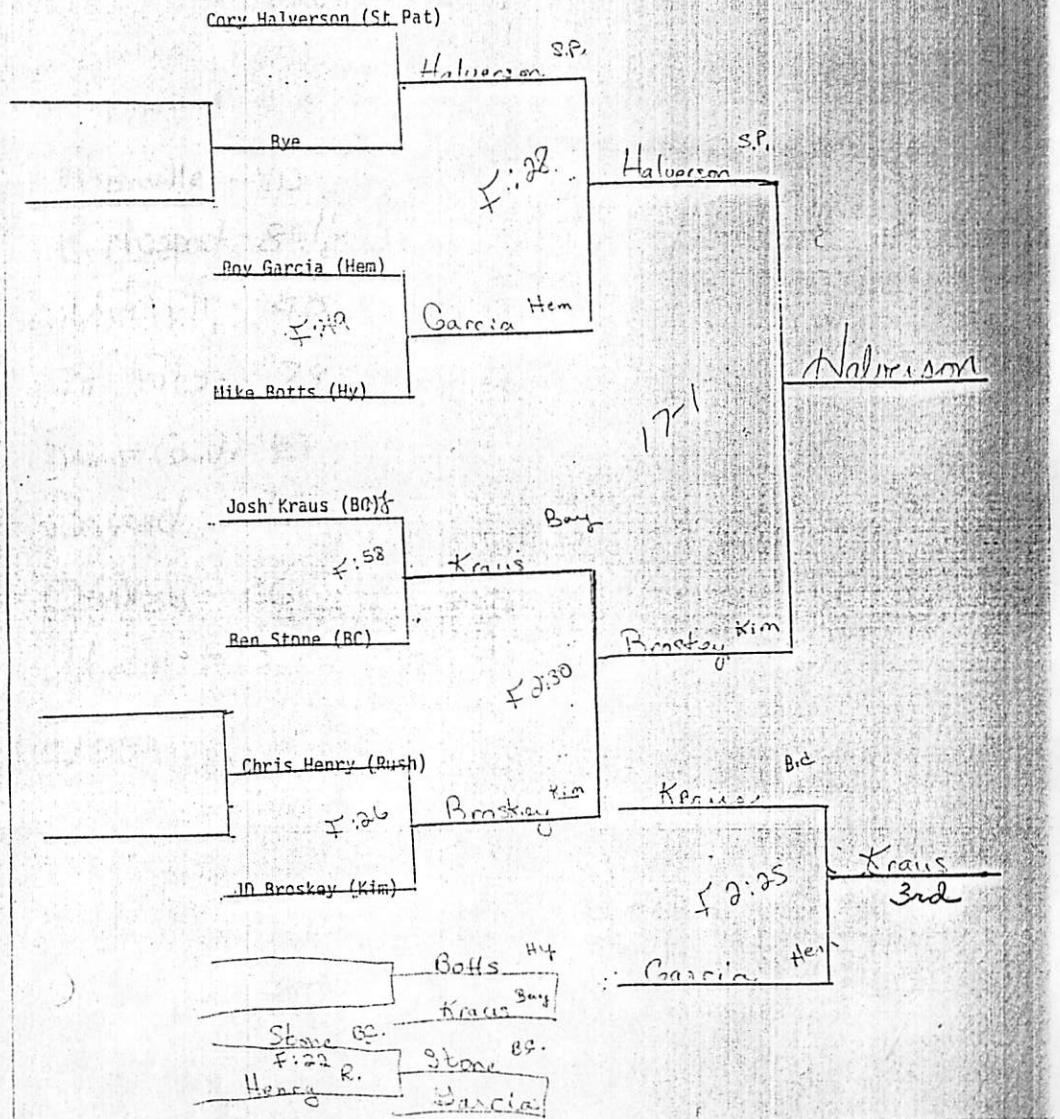

# ST. PATRICK HIGH SCHOOL
# IRISH WRESTLING INVITATIONAL
## JANUARY 29, 1994

**Weight Class** 103

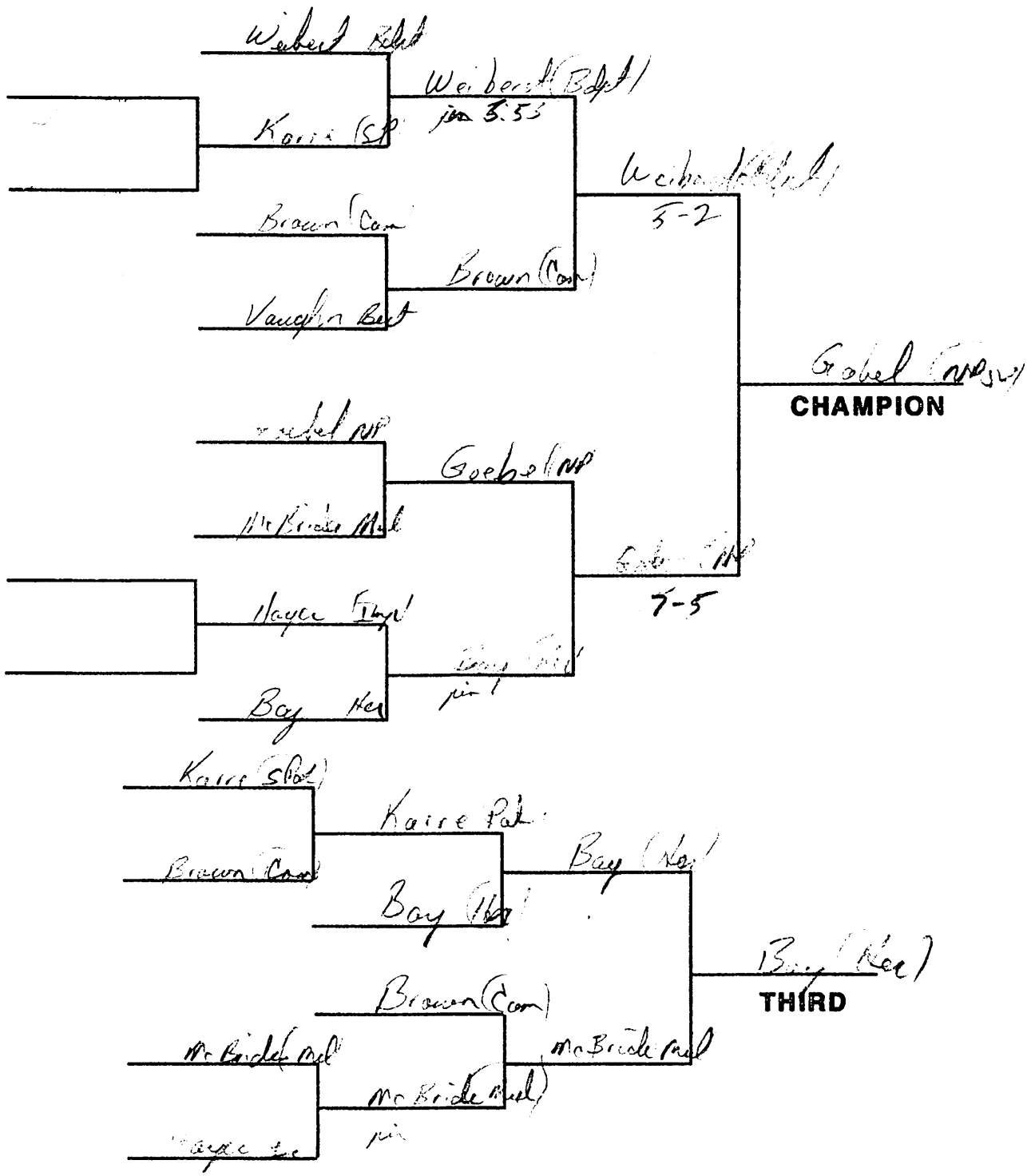

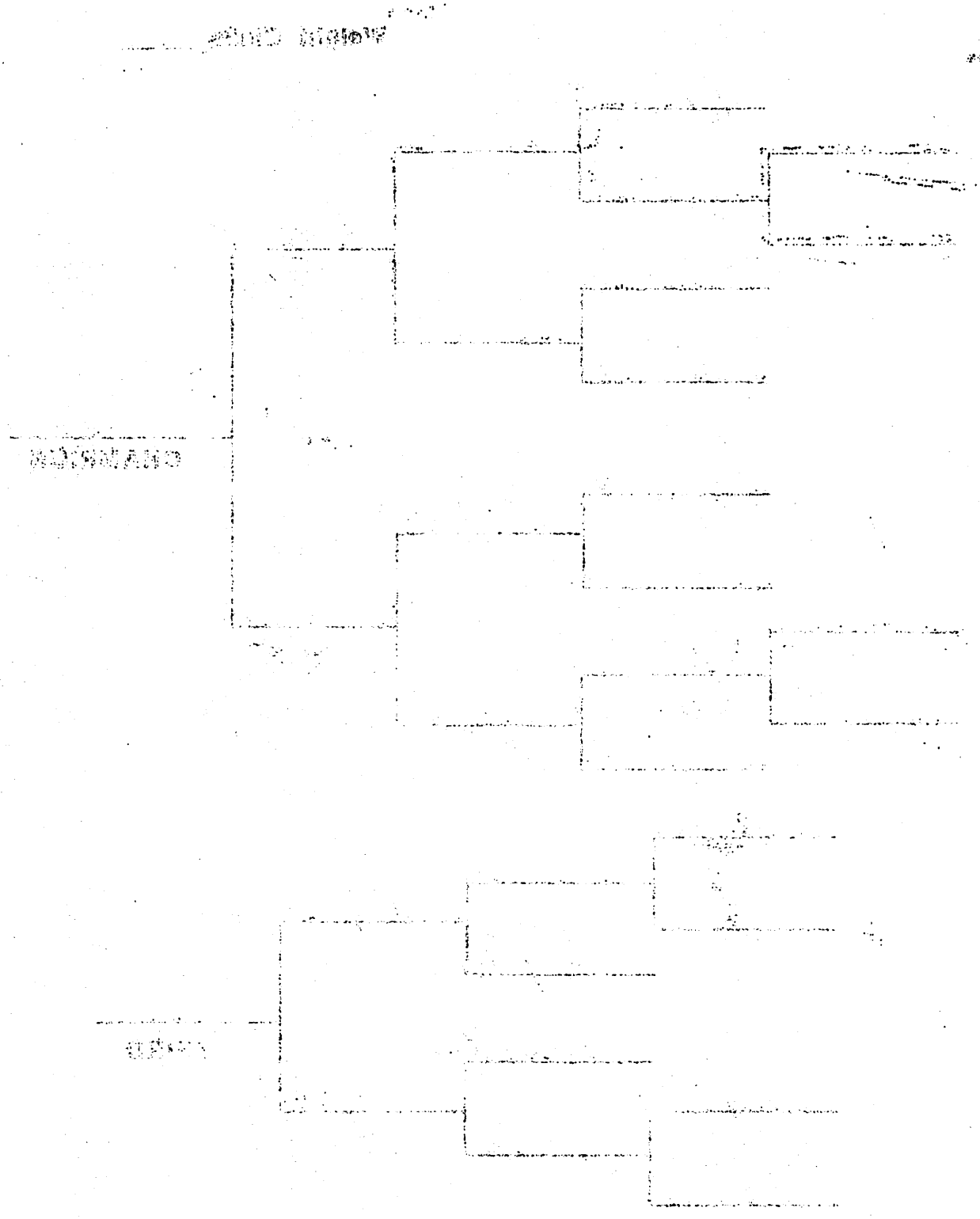

# ST. PATRICK HIGH SCHOOL
# IRISH WRESTLING INVITATIONAL
## JANUARY 29, 1994

**Weight Class** 112

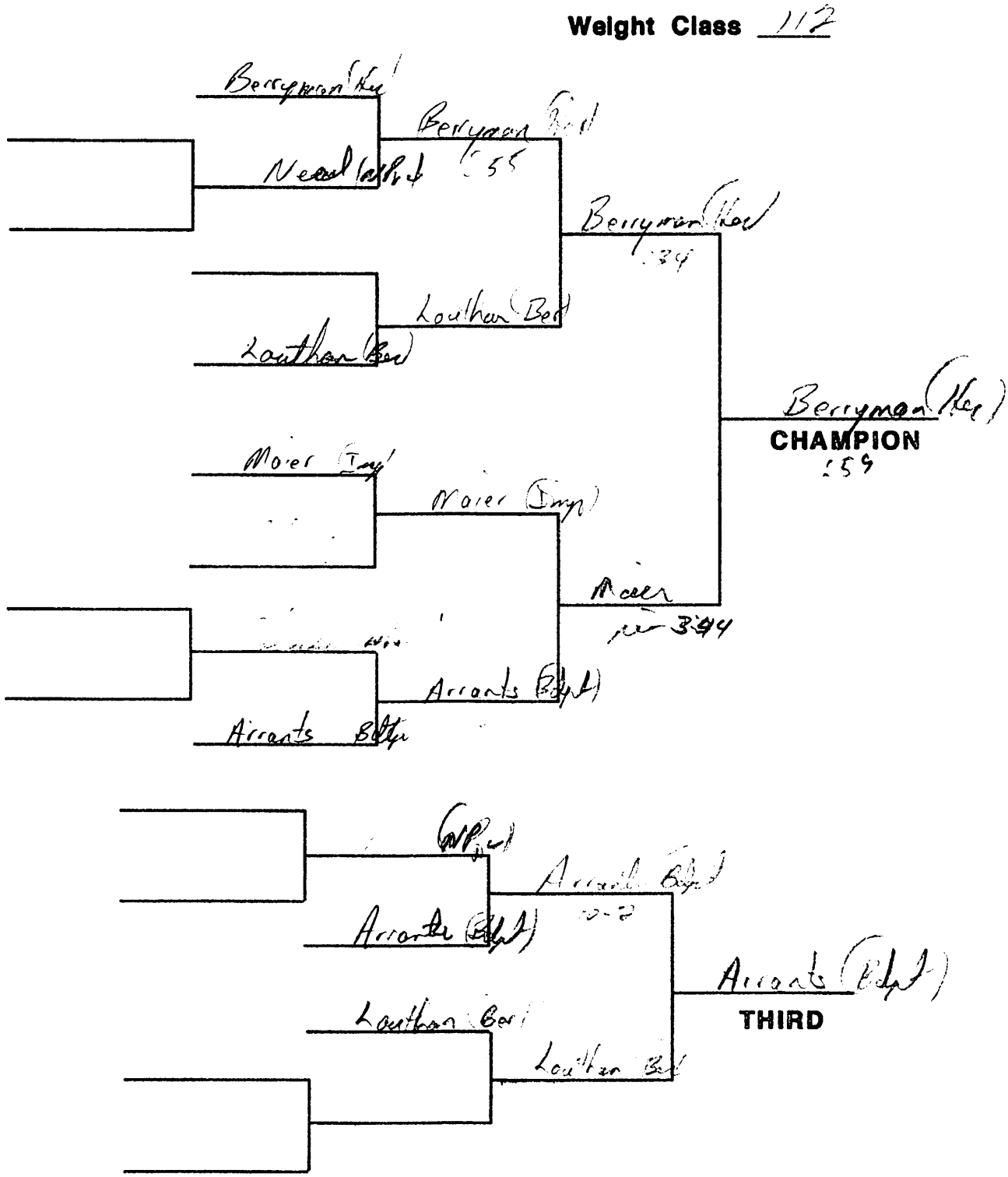

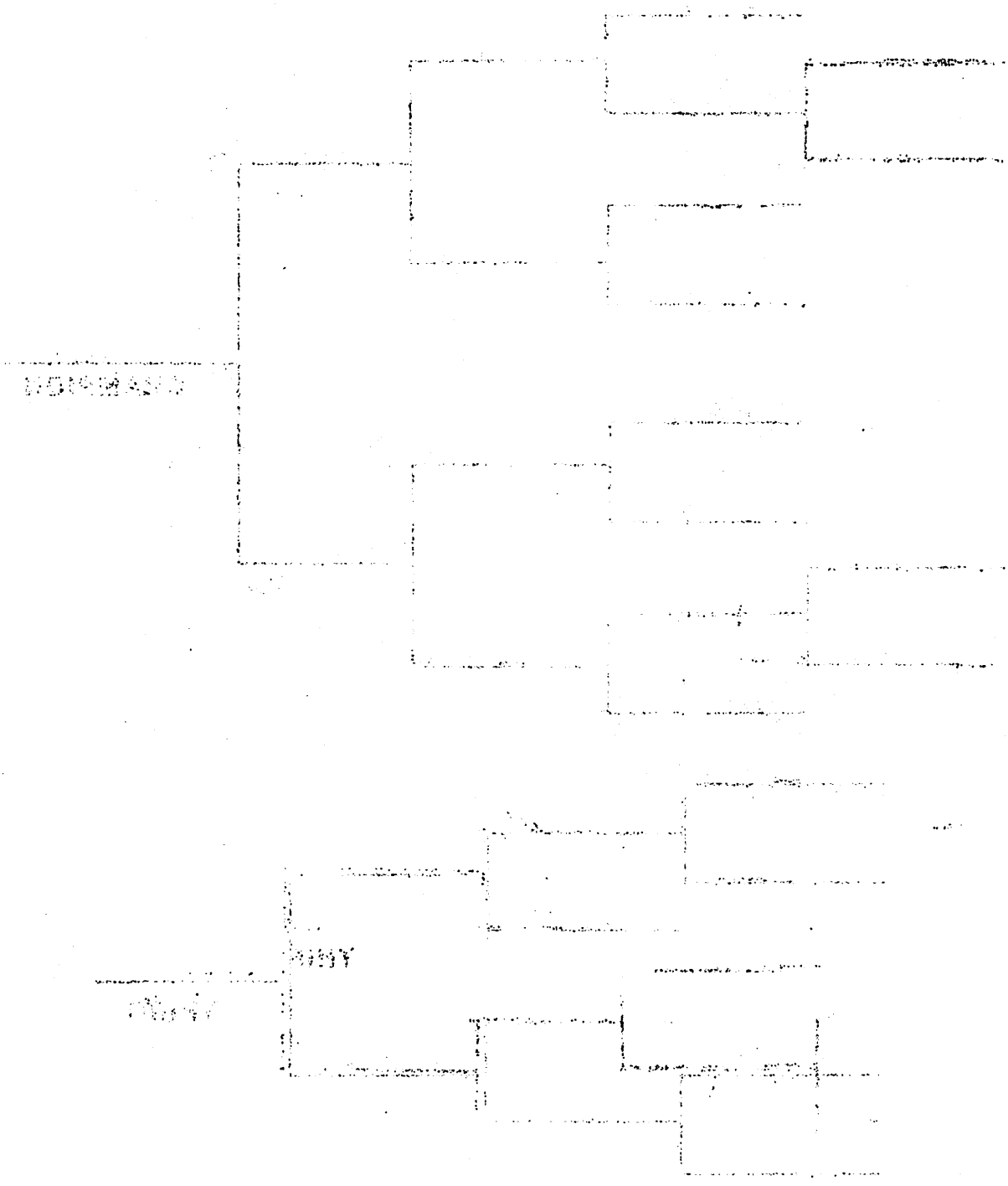

# ST. PATRICK HIGH SCHOOL
# IRISH WRESTLING INVITATIONAL
## JANUARY 29, 1994

**Weight Class** 119

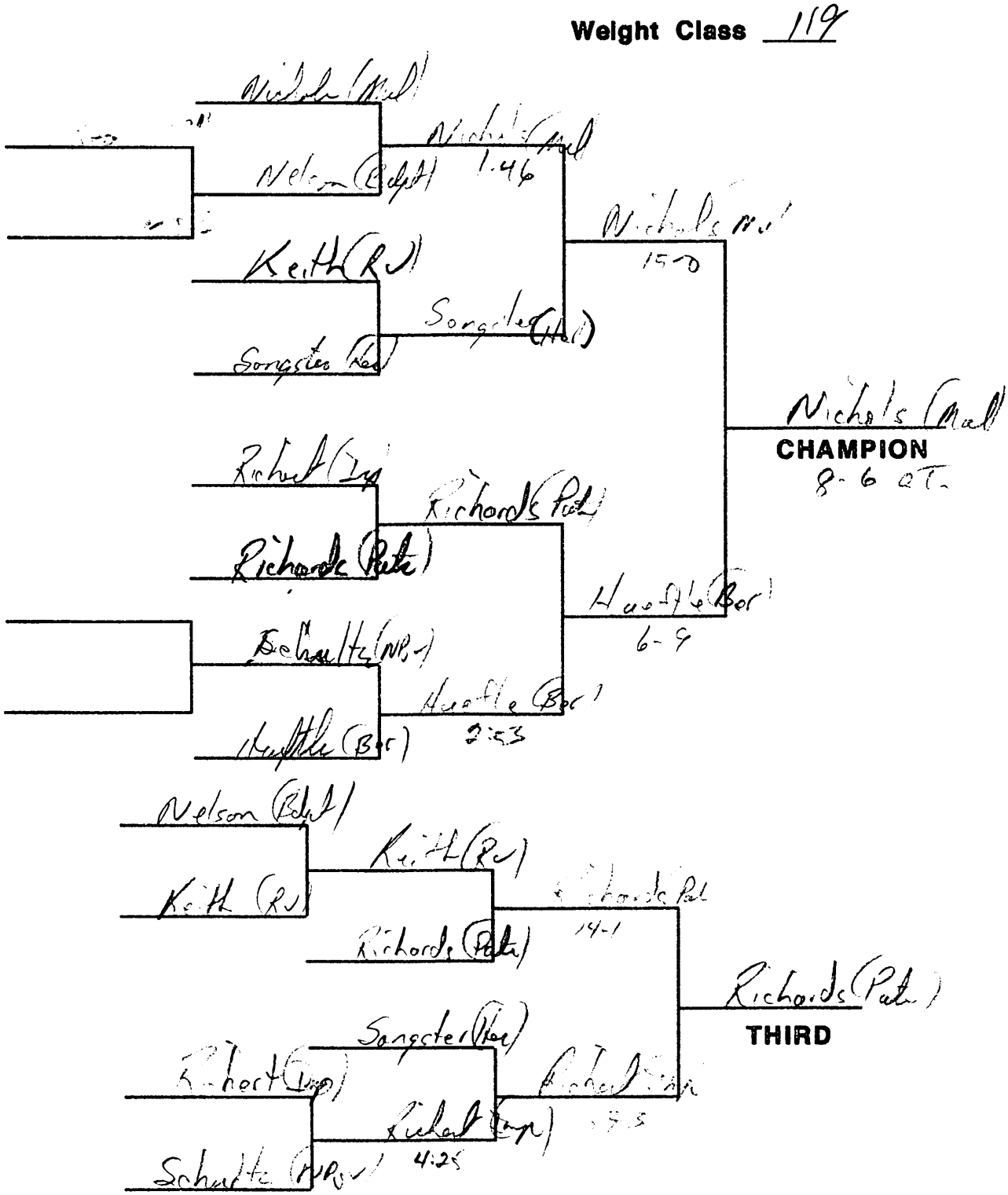



# ST. PATRICK HIGH SCHOOL
# IRISH WRESTLING INVITATIONAL
## JANUARY 29, 1994

**Weight Class** 125

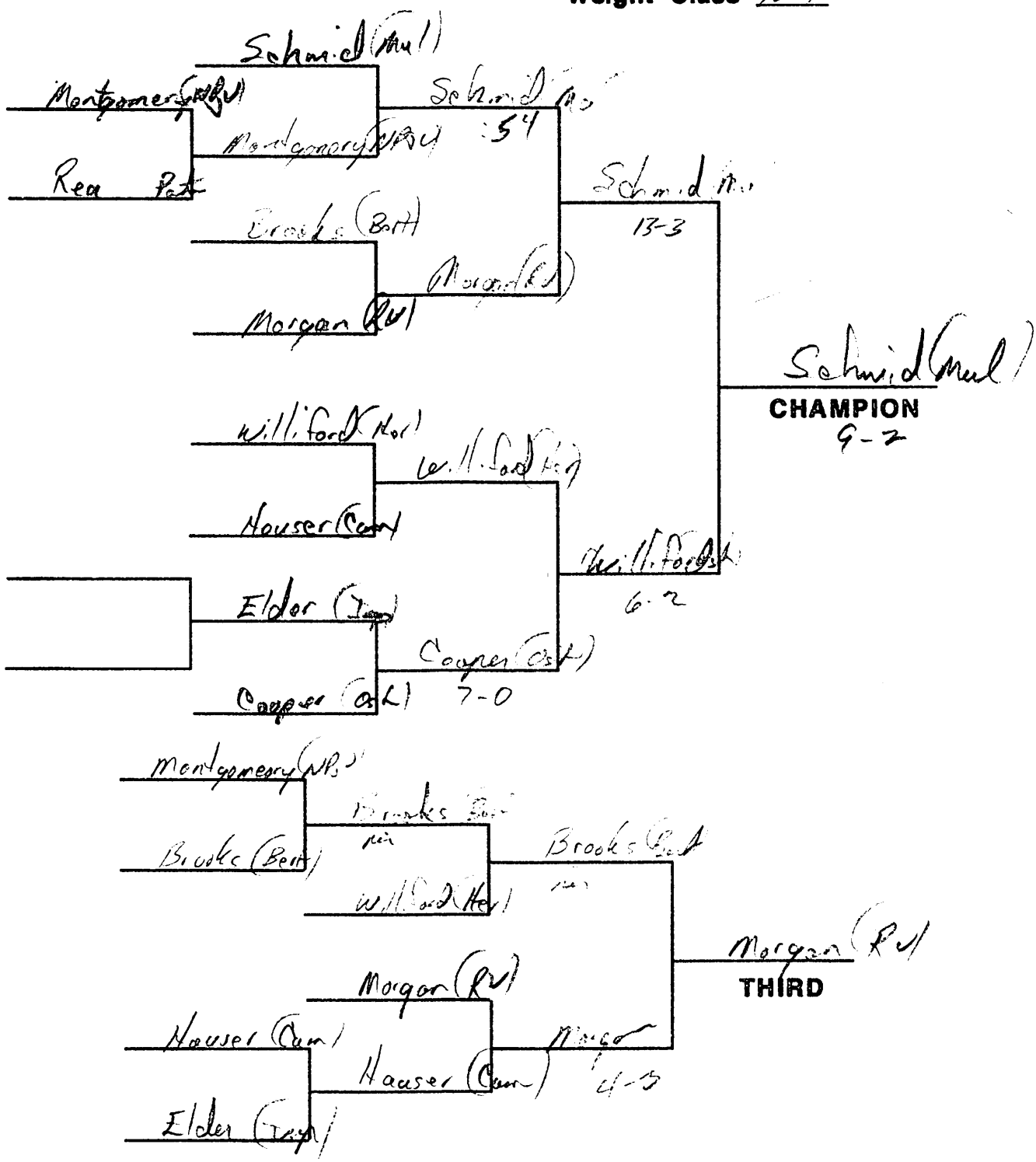



# ST. PATRICK HIGH SCHOOL
# IRISH WRESTLING INVITATIONAL
## JANUARY 29, 1994

**Weight Class** 132

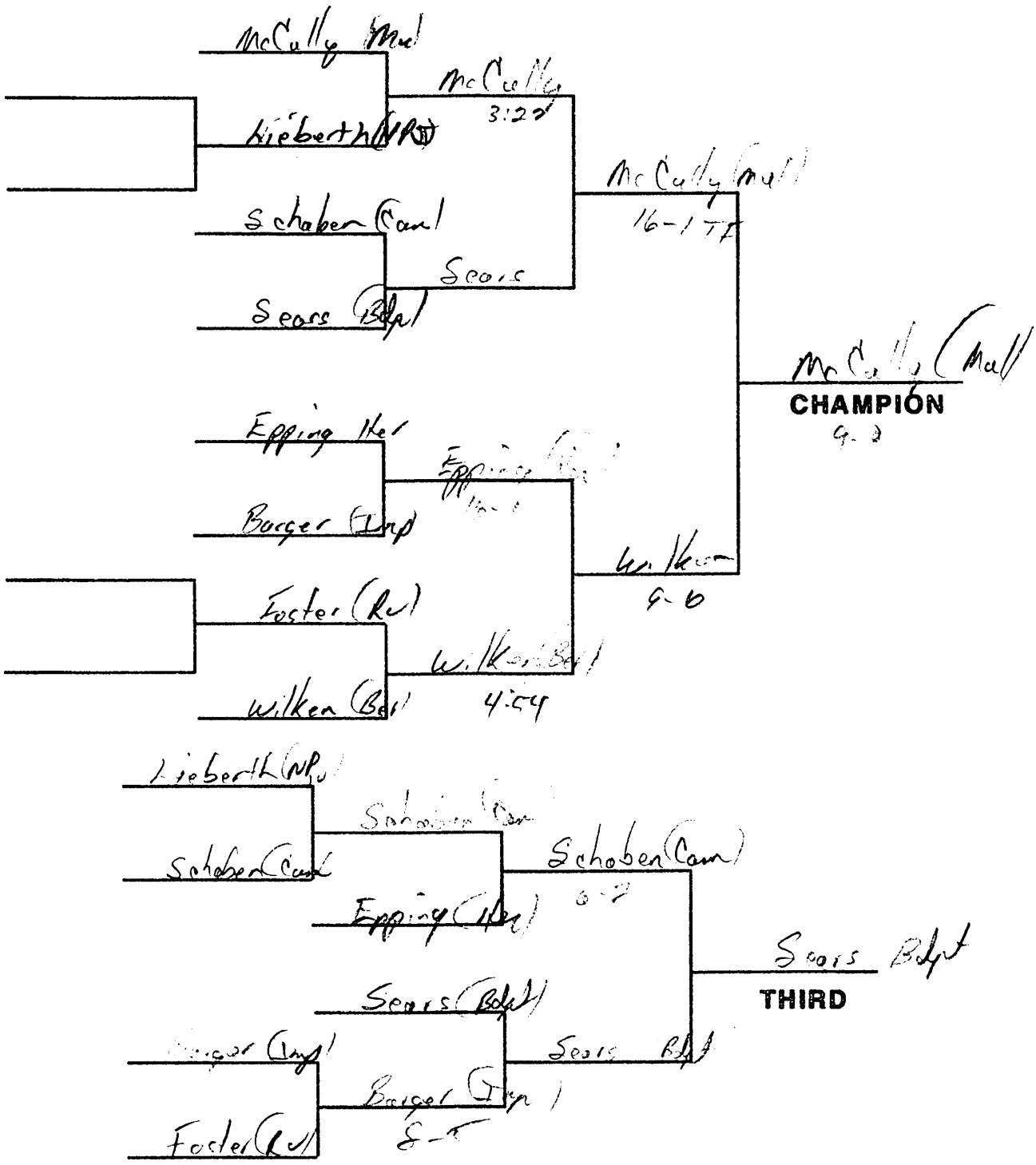

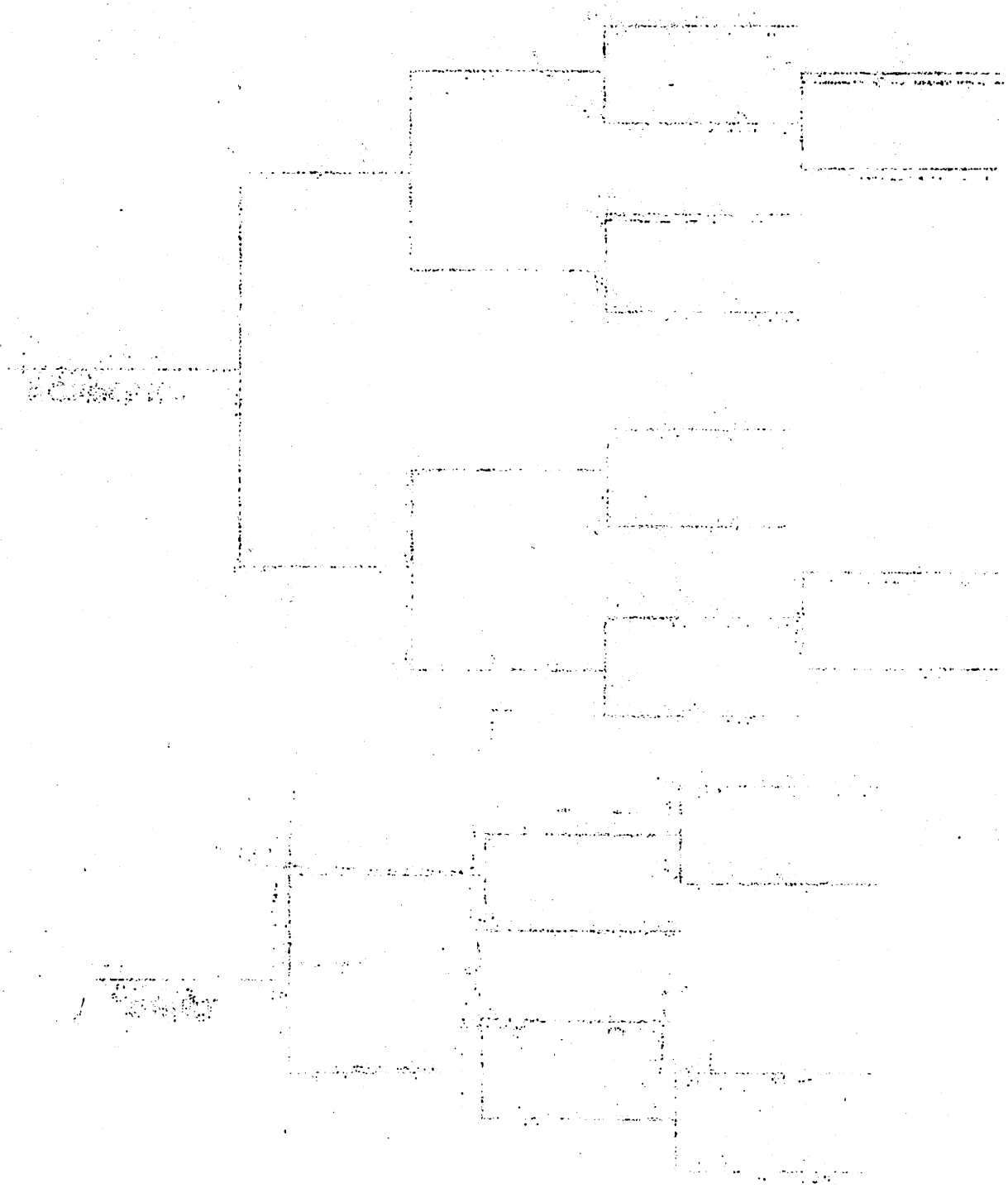

# ST. PATRICK HIGH SCHOOL
# IRISH WRESTLING INVITATIONAL
## JANUARY 29, 1994

**Weight Class** 135

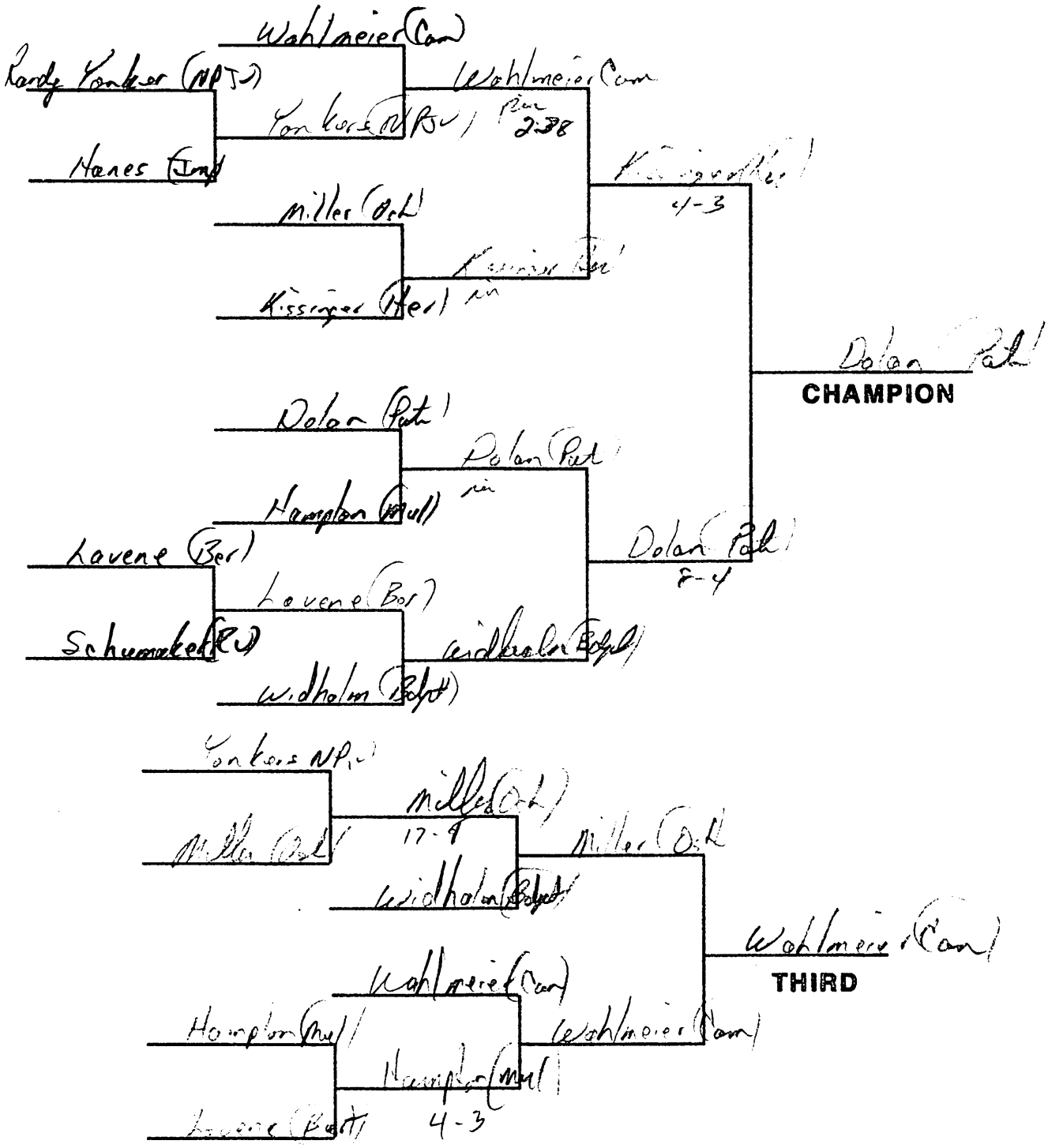

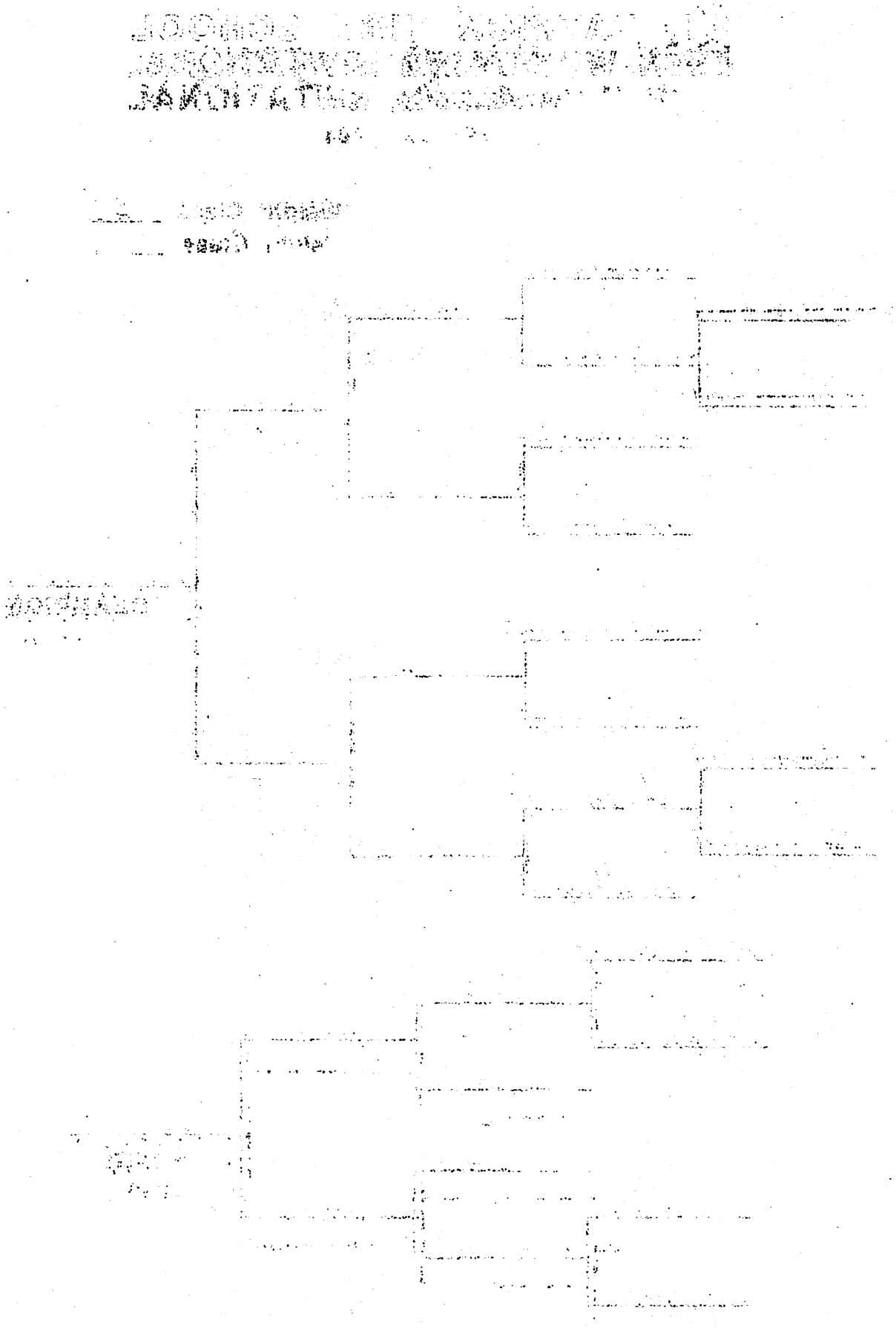

# ST. PATRICK HIGH SCHOOL
# IRISH WRESTLING INVITATIONAL
## JANUARY 29, 1994

**Weight Class** 140

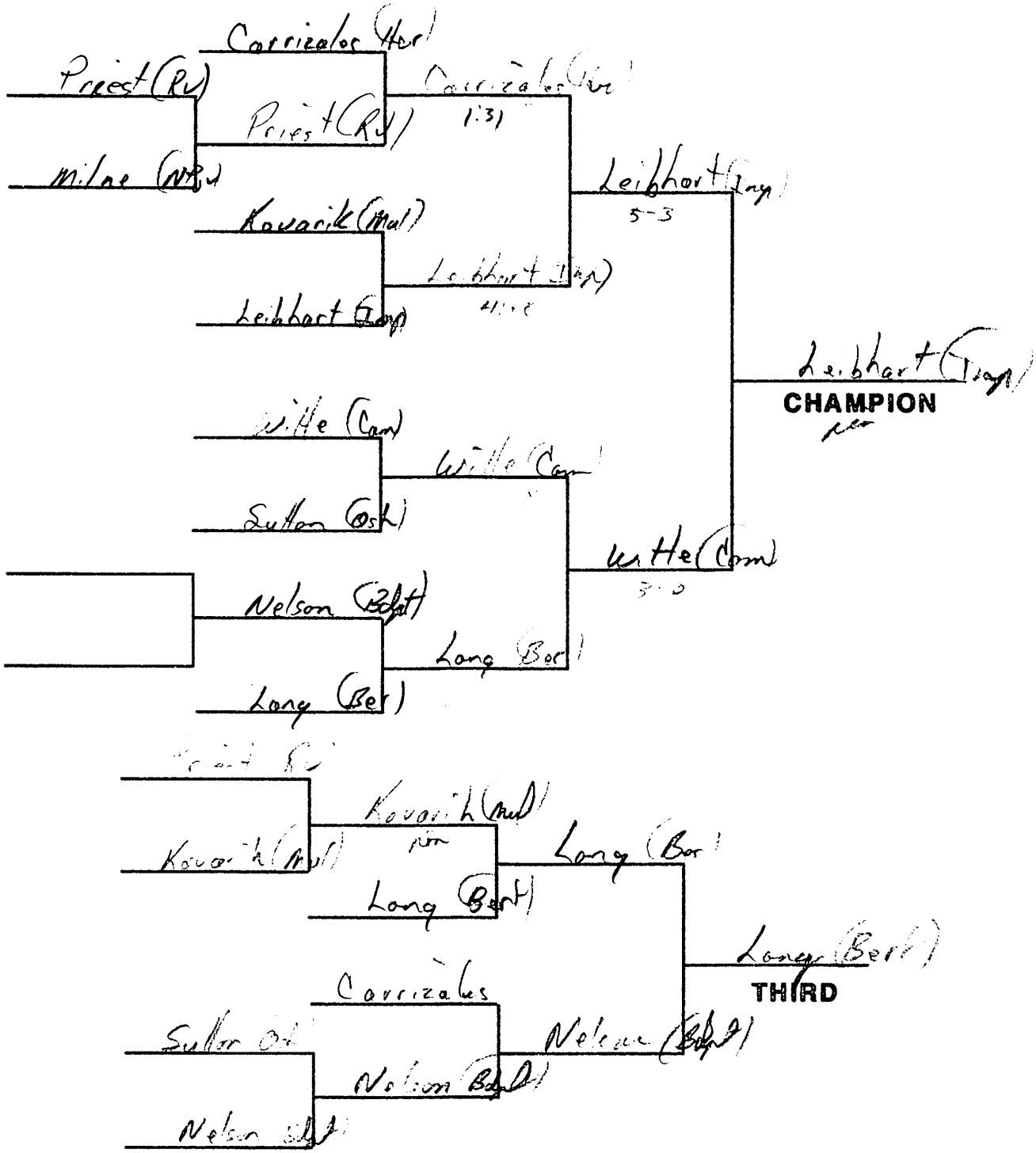

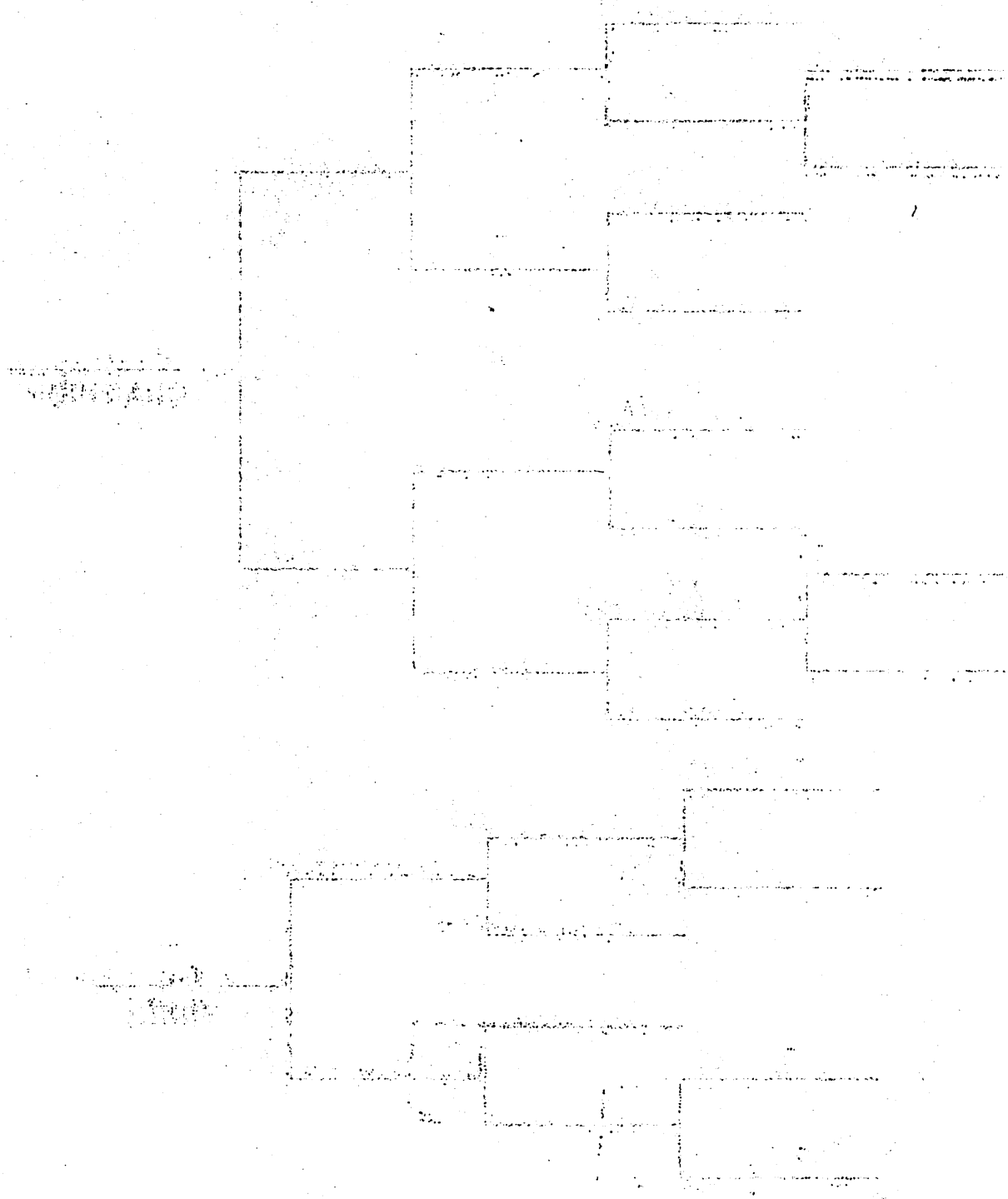

# ST. PATRICK HIGH SCHOOL
# IRISH WRESTLING INVITATIONAL
## JANUARY 29, 1994

**Weight Class** 145

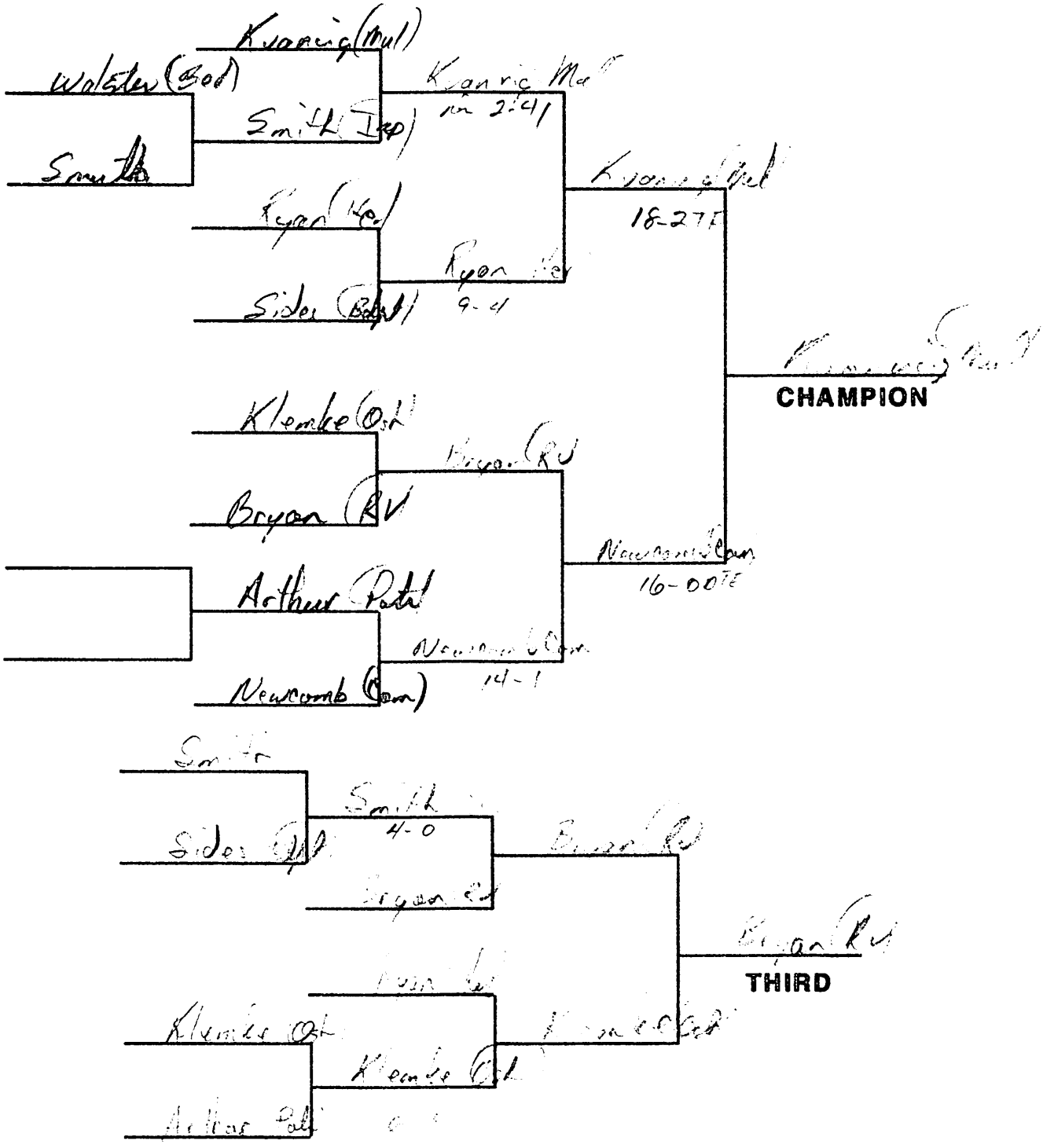

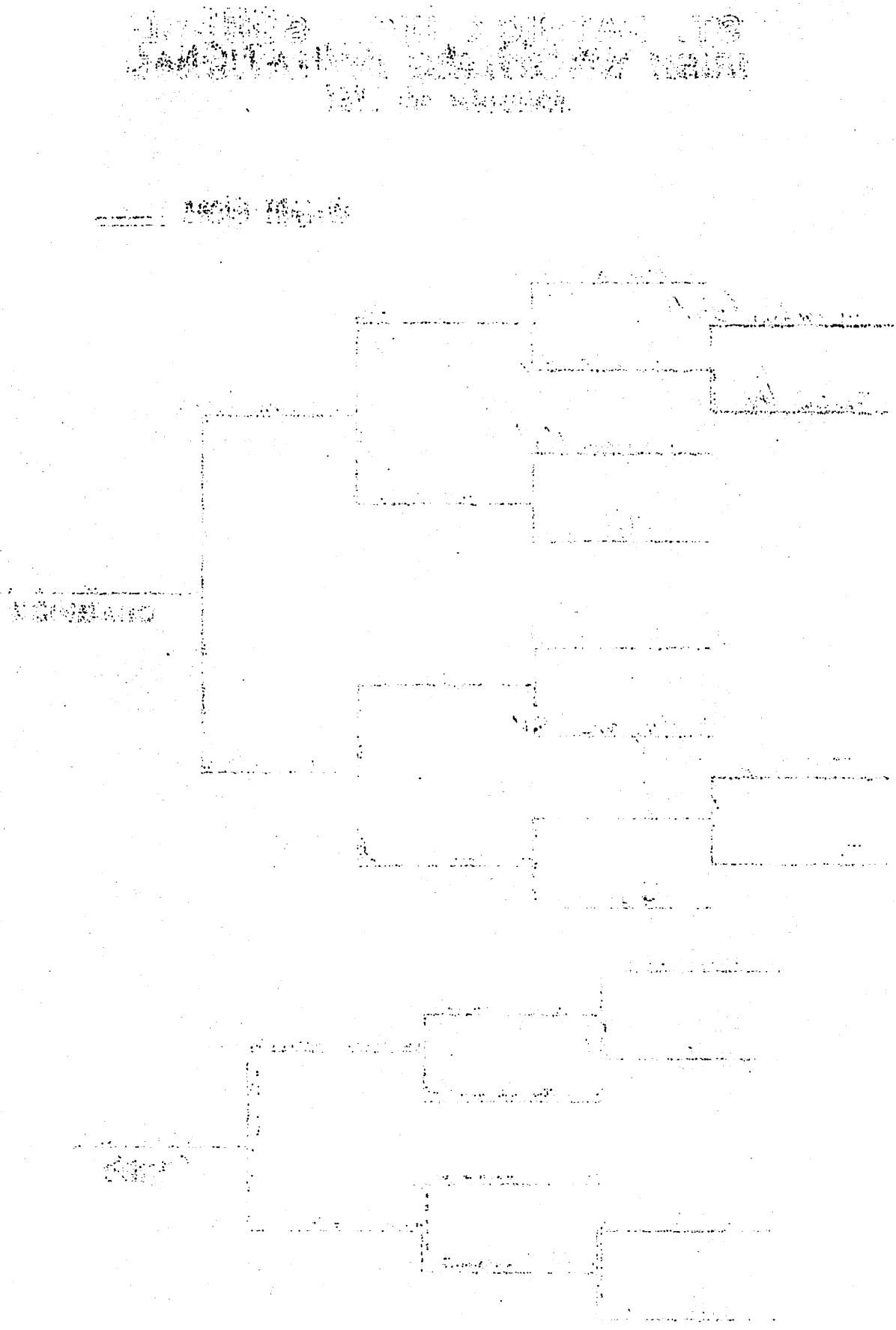

# ST. PATRICK HIGH SCHOOL
# IRISH WRESTLING INVITATIONAL
## JANUARY 29, 1994

**Weight Class** 152

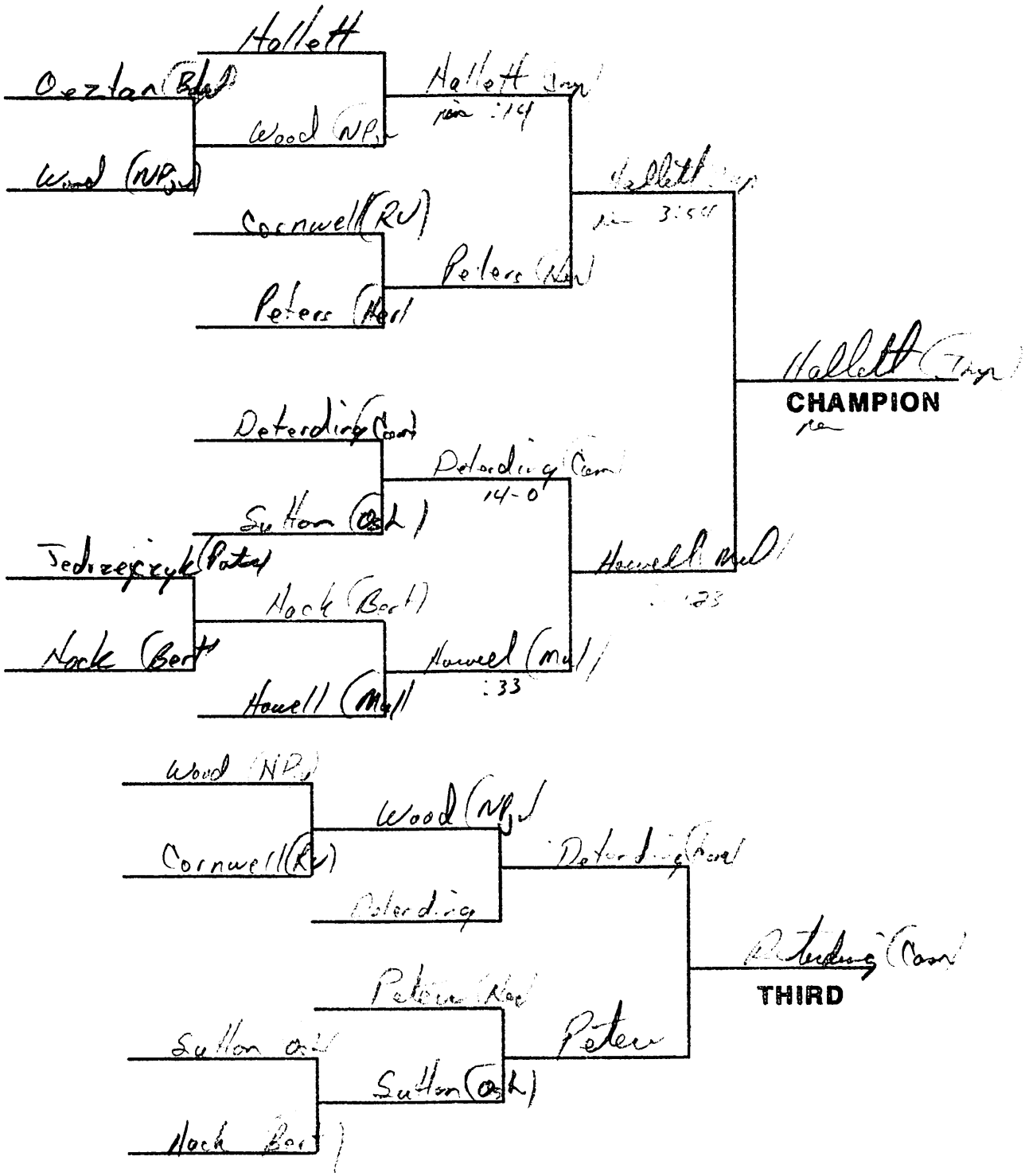

# ST. PATRICK HIGH SCHOOL
# IRISH WRESTLING INVITATIONAL
## JANUARY 29, 1994

**Weight Class** 160

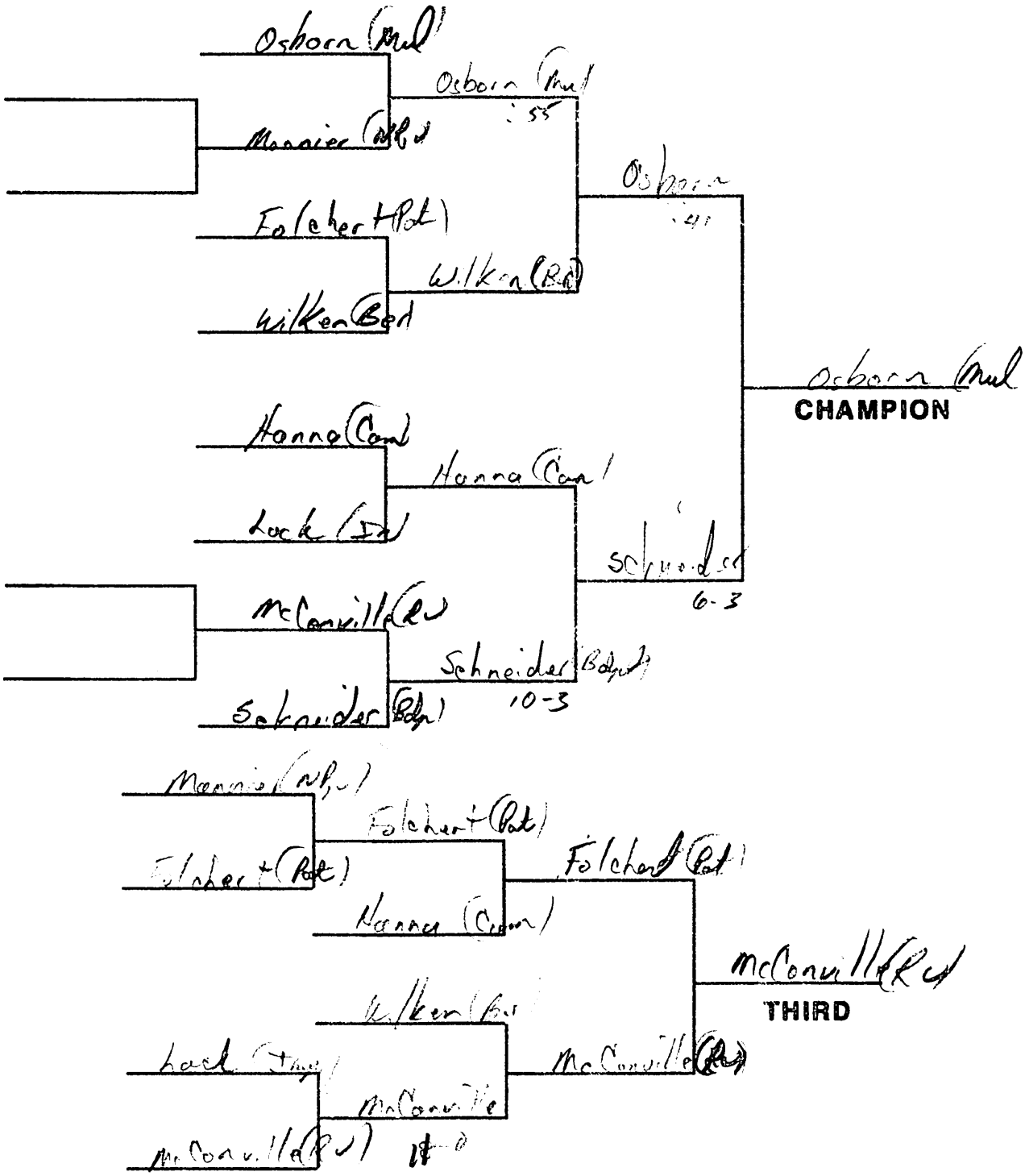

# ST. PATRICK HIGH SCHOOL
# IRISH WRESTLING INVITATIONAL
## JANUARY 29, 1994

**Weight Class** 171

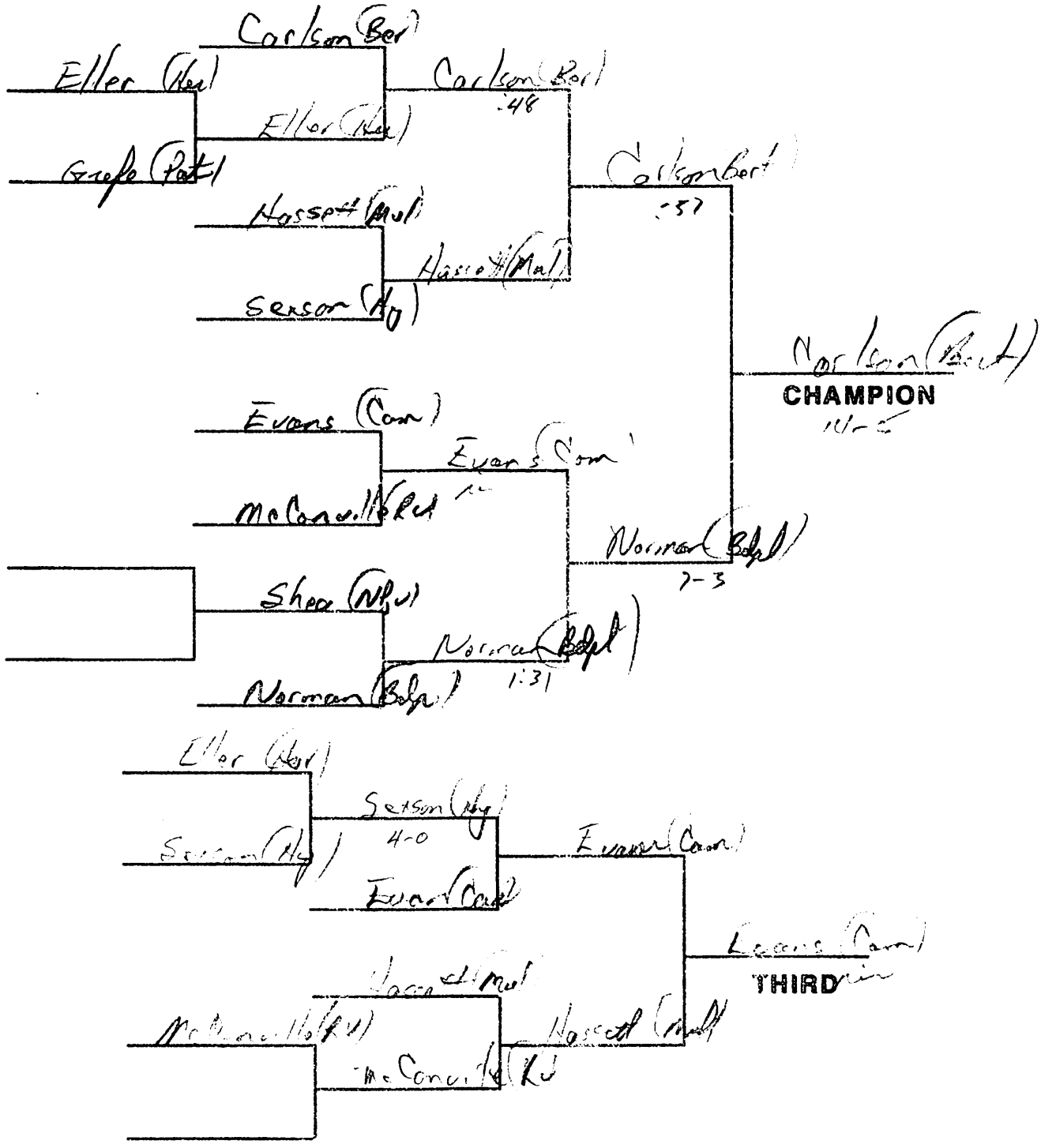

# ST. PATRICK HIGH SCHOOL
# IRISH WRESTLING INVITATIONAL
## JANUARY 29, 1994

**Weight Class** 189

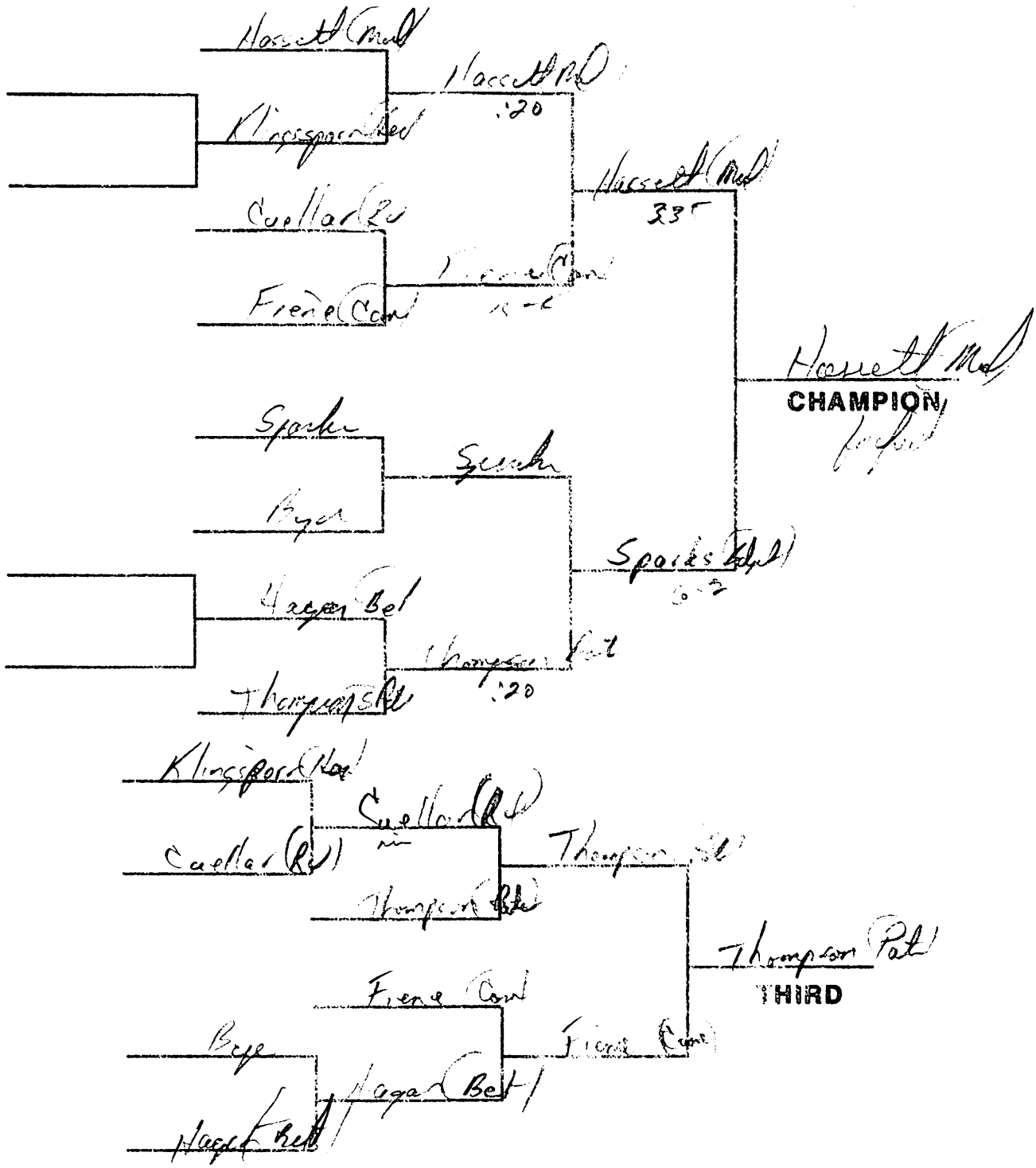

# ST. PATRICK HIGH SCHOOL
# IRISH WRESTLING INVITATIONAL
## JANUARY 29, 1994

Weight Class 171

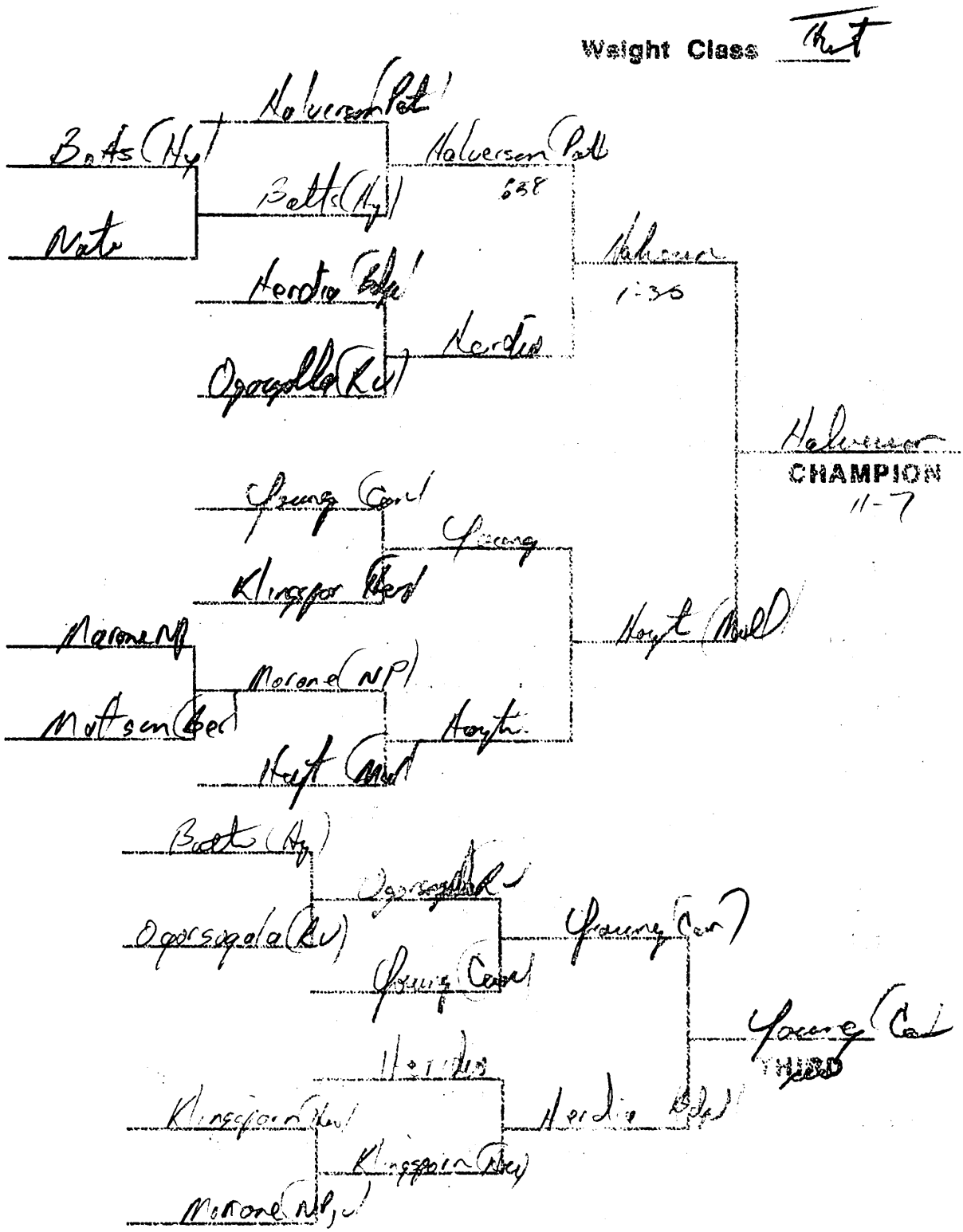

pin award Berryman 2:28

outstanding Hallett

| | | |
|---|---|---|
| Mull | 162½ | 189 |
| Bdpt | 100 | 106 |
| Cam. | 95½ | 113½ |
| Ker | 87½ | 96½ |
| Bert | 73½ | 78½ |
| Pat | 60 | 84 |
| Inge | 65 | 77 |
| RU | 36 | 47 |
| Oak | 18½ | 18½ |
| NPJU | 23 | 27 |
| Hyt | 3 | 3 |

Before Final

# SOUTH PLATTE VALLEY ASSOCIATION
# WRESTLING 1994

## WEIGHT CLASS 103

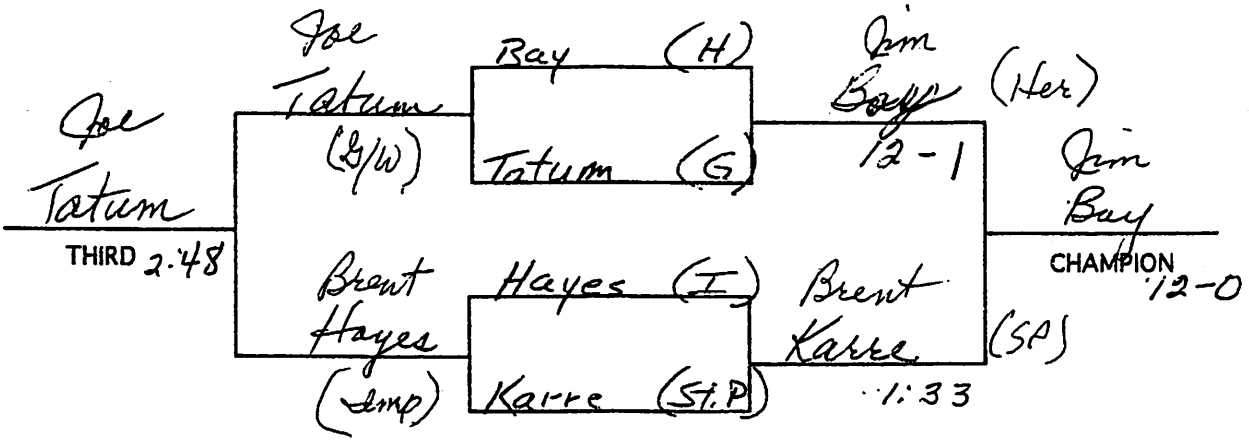


## WEIGHT CLASS 112

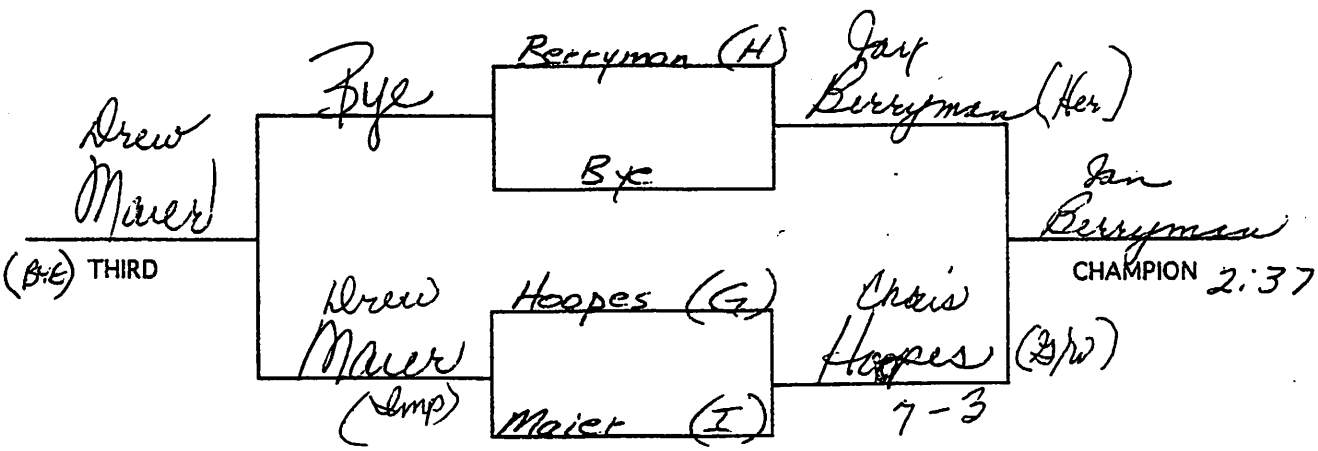


## WEIGHT CLASS 119



## WEIGHT CLASS 125

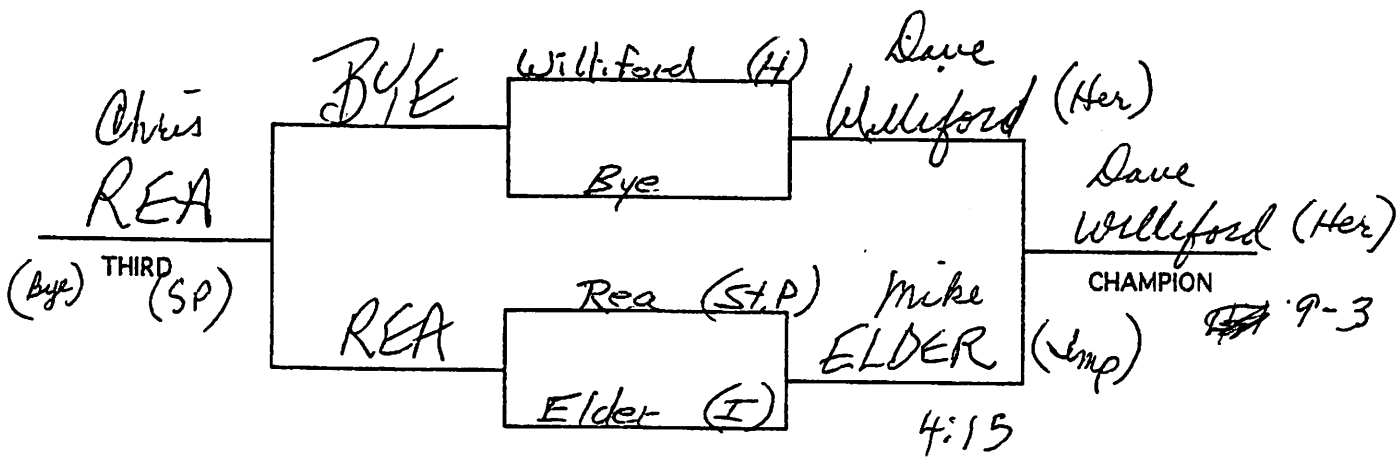


## WEIGHT CLASS 130

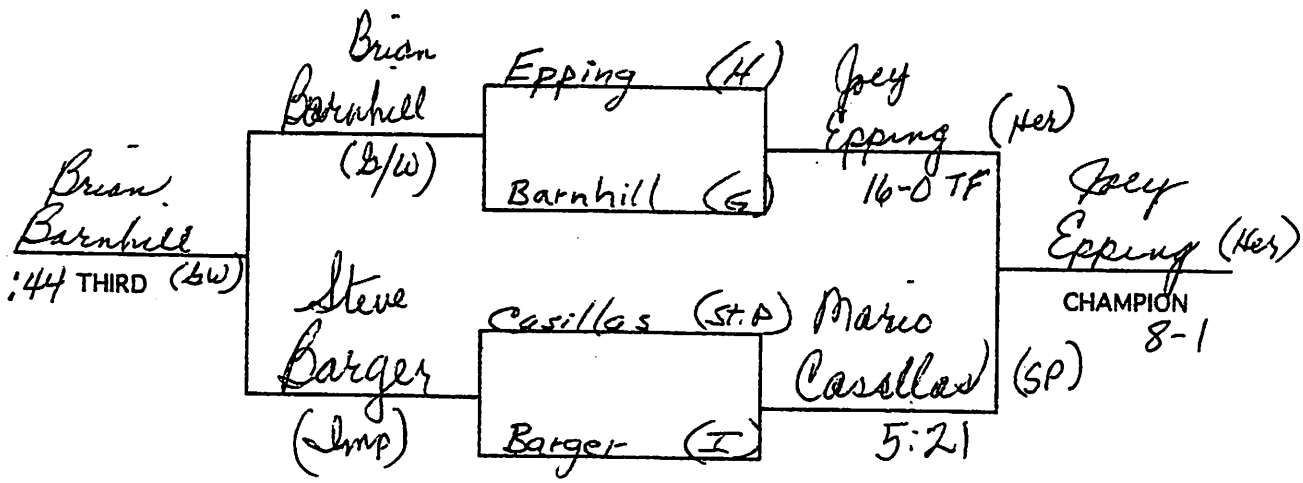


## WEIGHT CLASS 135



## WEIGHT CLASS 140

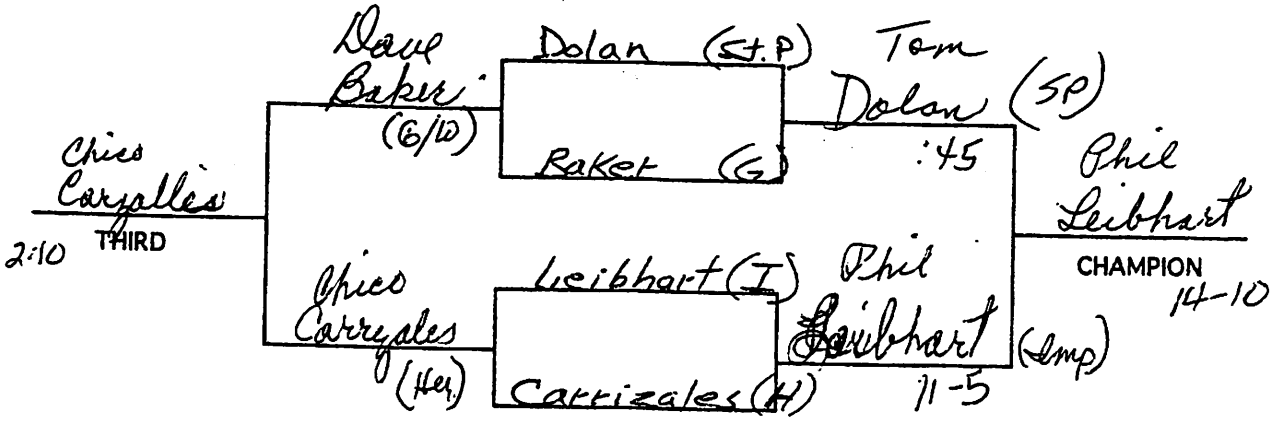


## WEIGHT CLASS 145

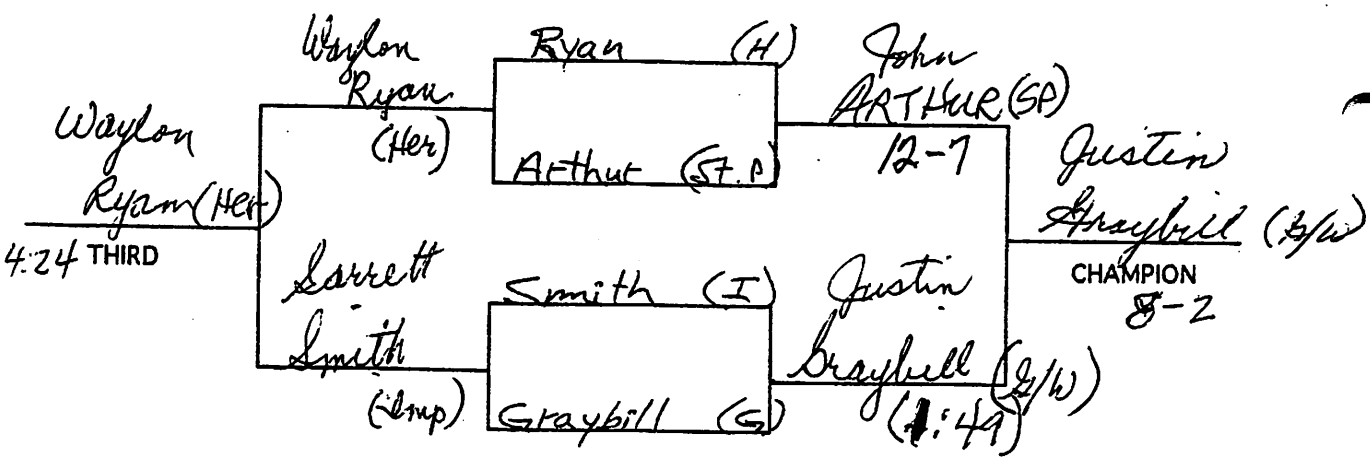


## WEIGHT CLASS 152

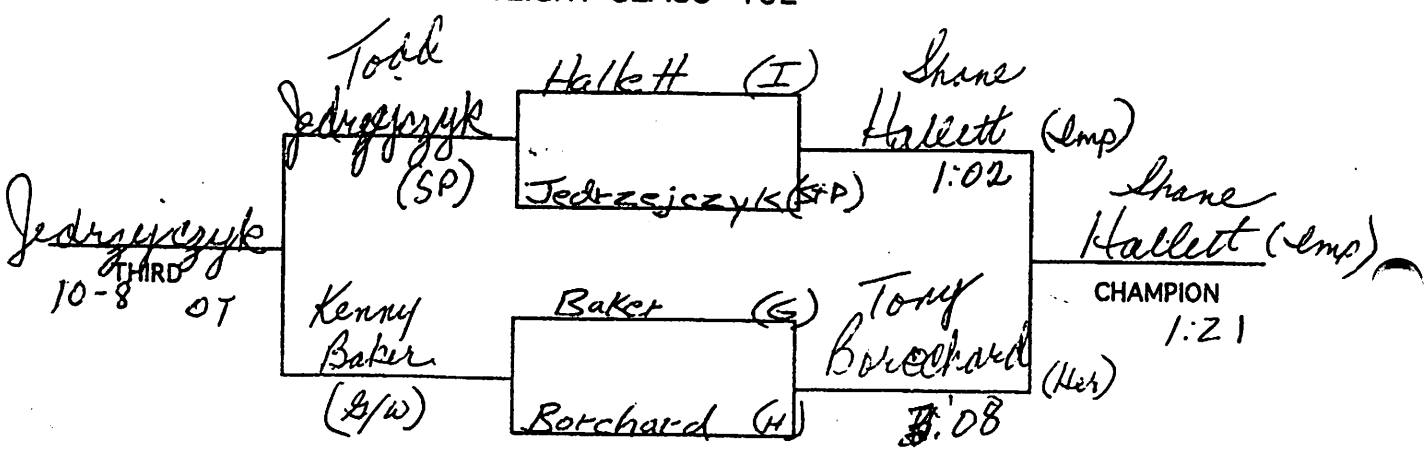

## WEIGHT CLASS 160

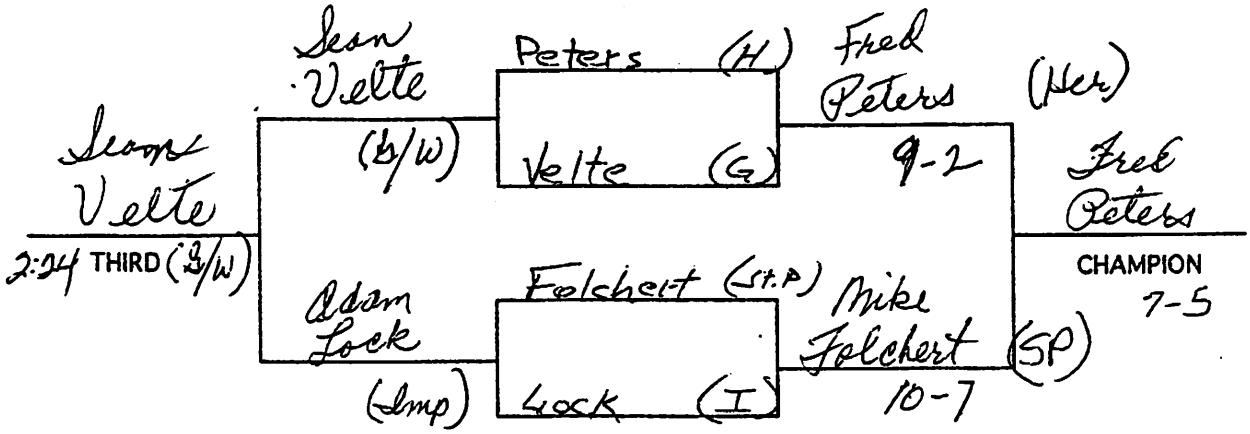


## WEIGHT CLASS 171

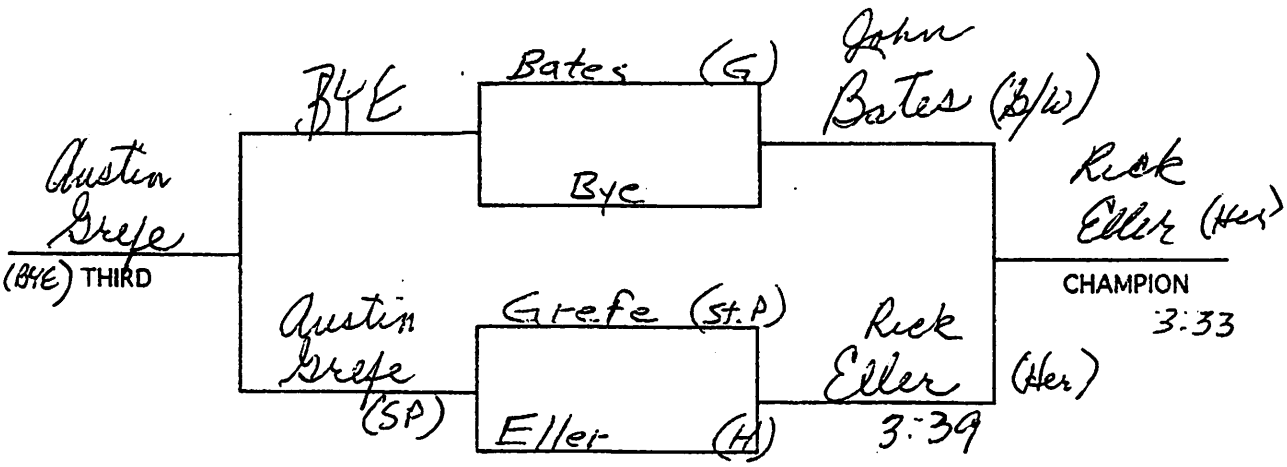


## WEIGHT CLASS 189



## WEIGHT CLASS 275




| | |
|---|---|
| Hershey | 180 |
| St Pats | 143 |
| Imperial | 115 |
| Grant Wheatland | 85 |

McCook
Fax

345-7881

| | |
|---|---|
| Mullen | 189 |
| Cambridge | 113½ |
| Bridgeport | 106 |
| Hershey | 96½ |
| St Pats | 84 |
| Bertrand | 28½ |
| Imperial | 27 |
| Rep Valley | 47 |
| North Platte Jv | 27 |
| Garden Co | 18½ |
| Hyannis | 3 |

# ST. PATRICK HIGH SCHOOL
# IRISH WRESTLING INVITATIONAL
## JANUARY 29, 1994

**Weight Class** 275

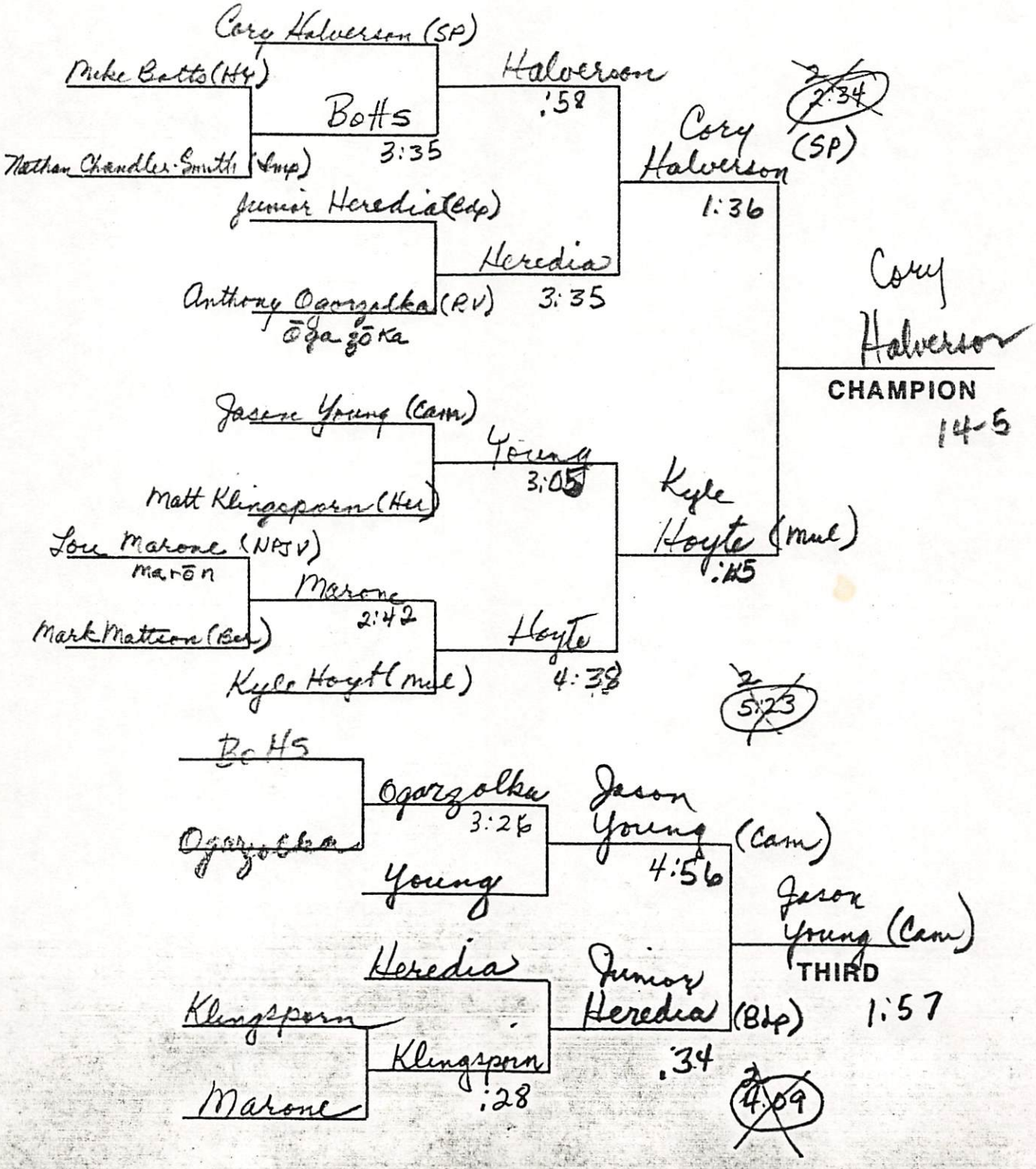

# ST. PATRICK HIGH SCHOOL
# IRISH WRESTLING INVITATIONAL
## JANUARY 29, 1994

**Weight Class** 189

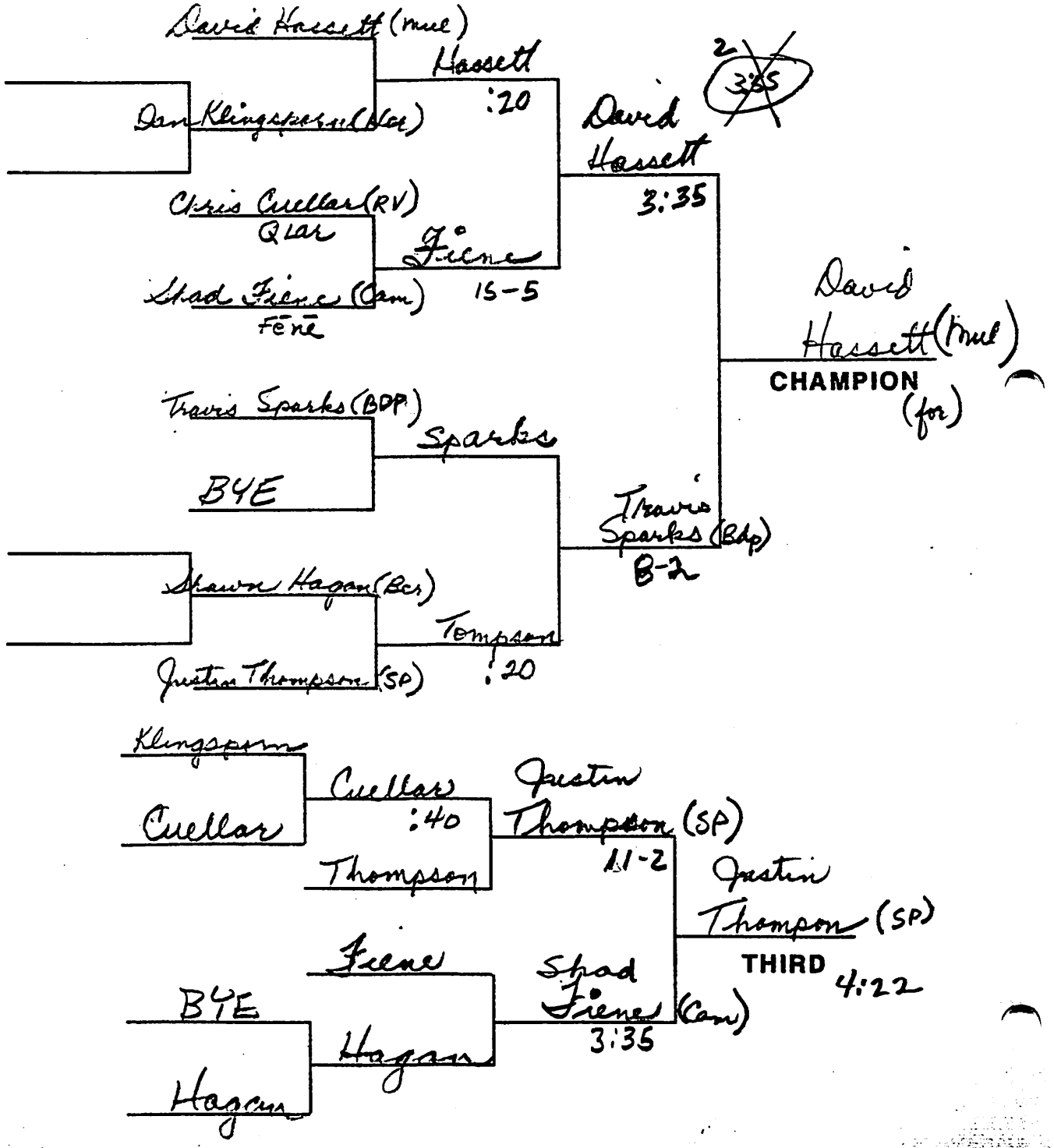

# ST. PATRICK HIGH SCHOOL
# IRISH WRESTLING INVITATIONAL
## JANUARY 29, 1994

**Weight Class** 171

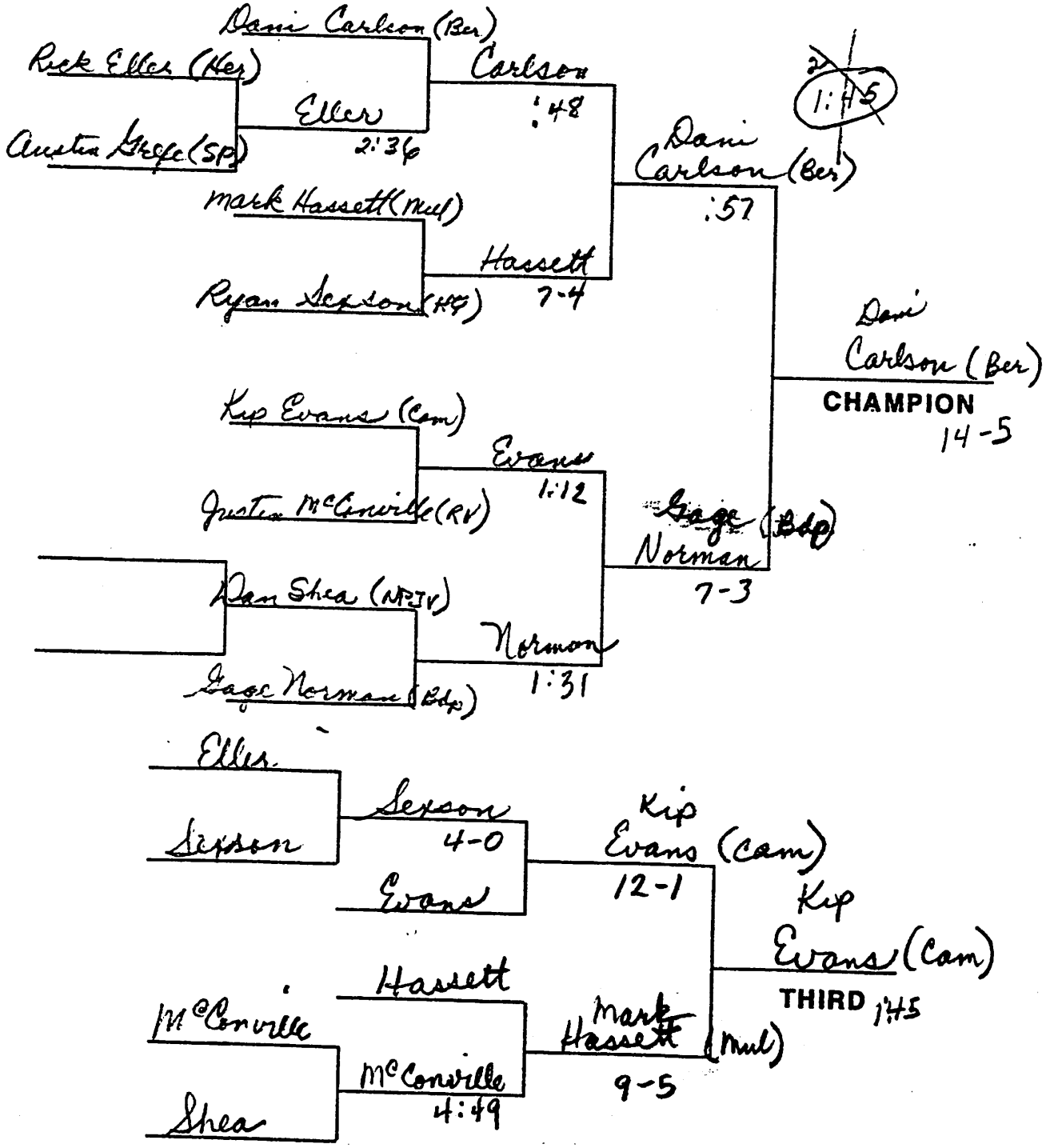

# ST. PATRICK HIGH SCHOOL
# IRISH WRESTLING INVITATIONAL
## JANUARY 29, 1994

**Weight Class** 160

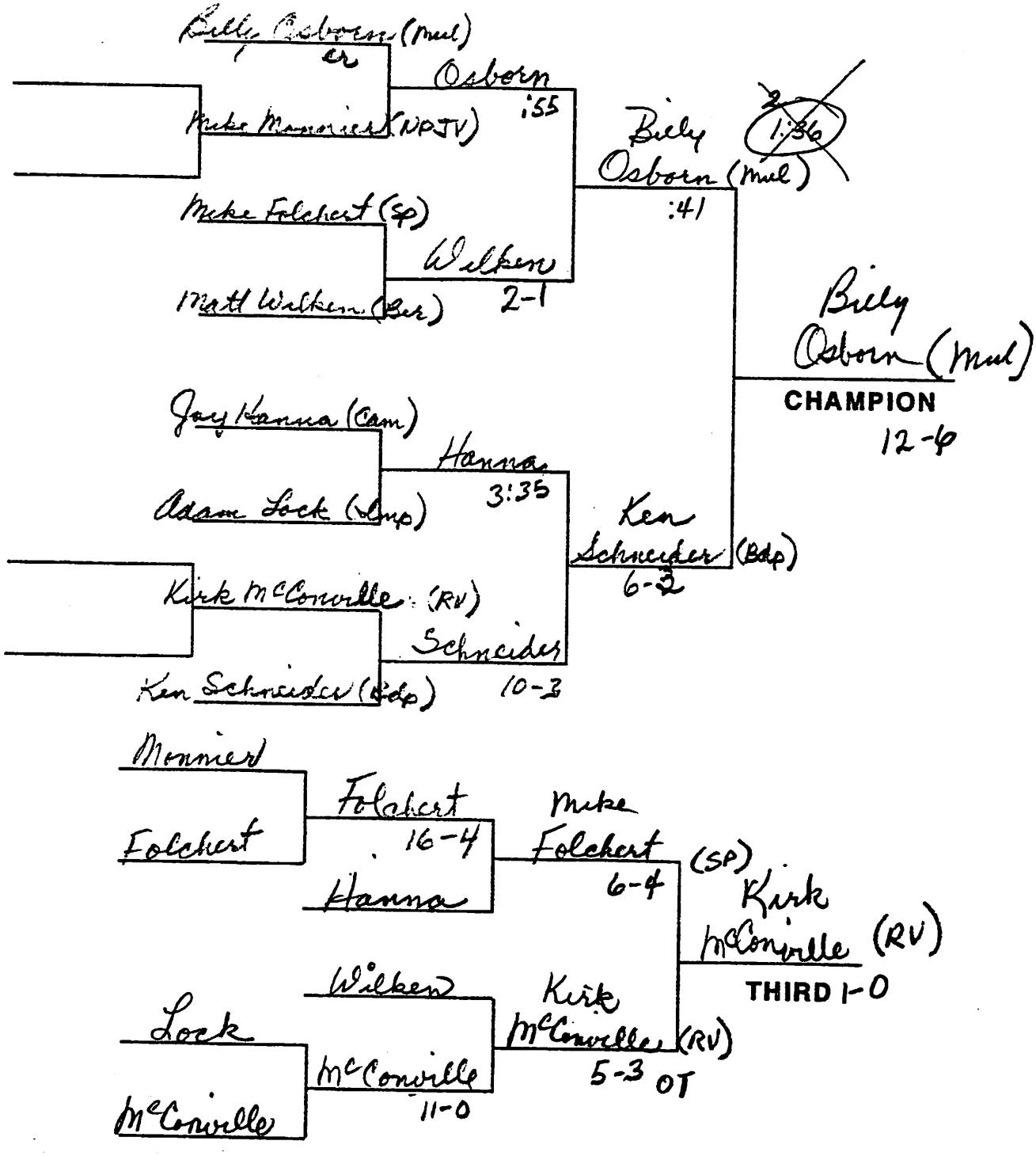

# ST. PATRICK HIGH SCHOOL
# IRISH WRESTLING INVITATIONAL
## JANUARY 29, 1994

**Weight Class** 152

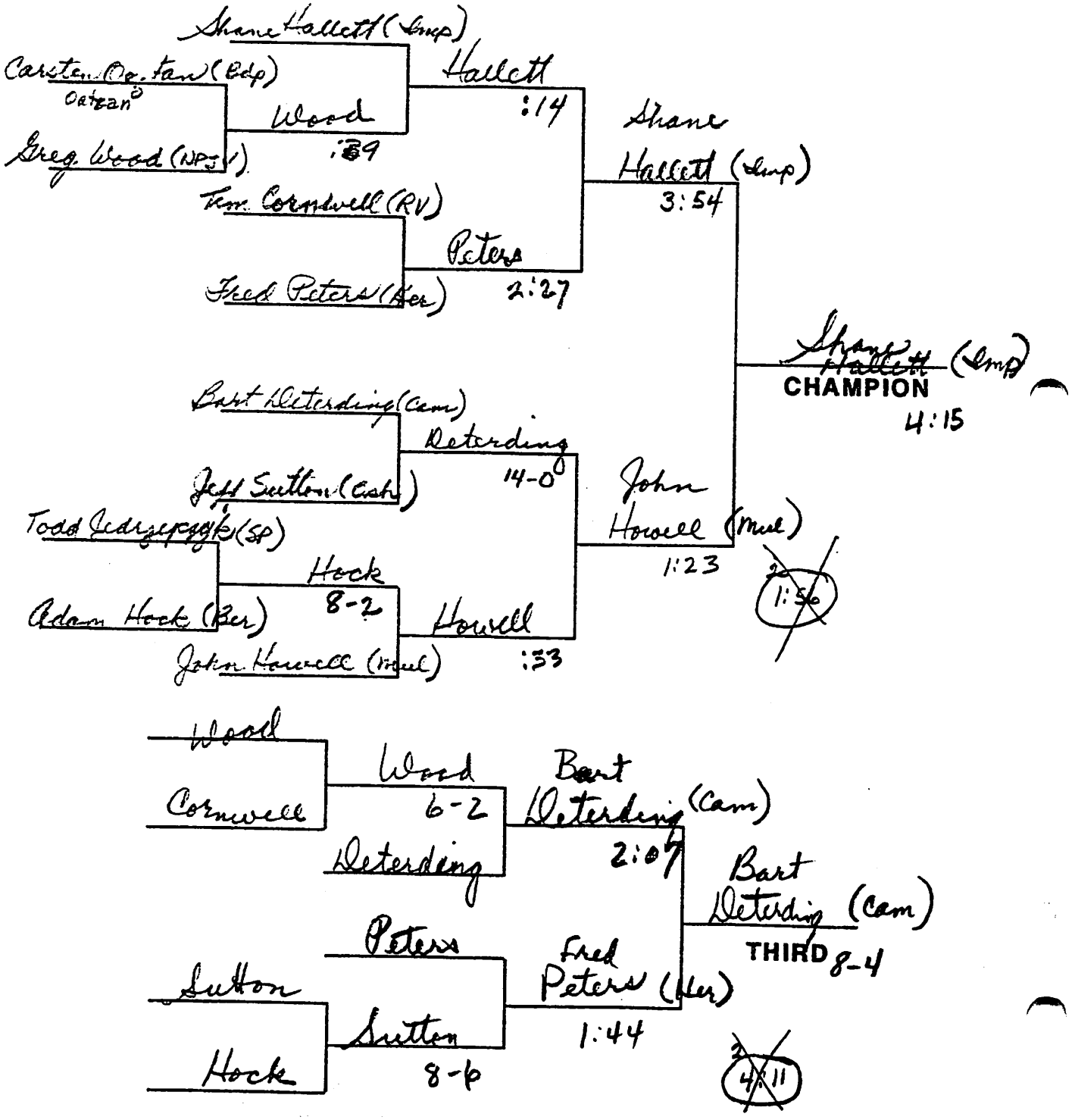

# ST. PATRICK HIGH SCHOOL
# IRISH WRESTLING INVITATIONAL
## JANUARY 29, 1994

**Weight Class** 145

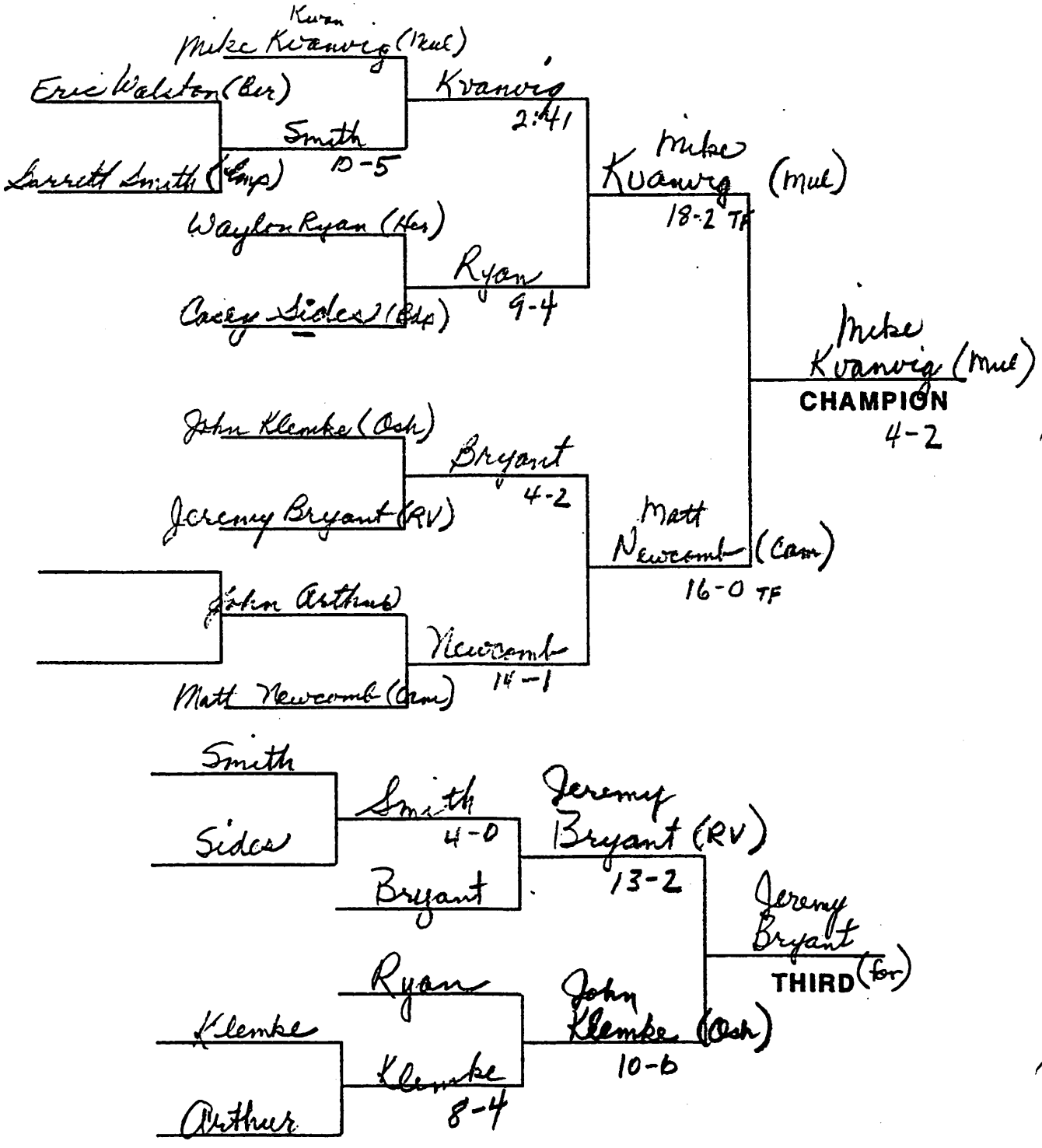

# ST. PATRICK HIGH SCHOOL
# IRISH WRESTLING INVITATIONAL
## JANUARY 29, 1994

**Weight Class** 140

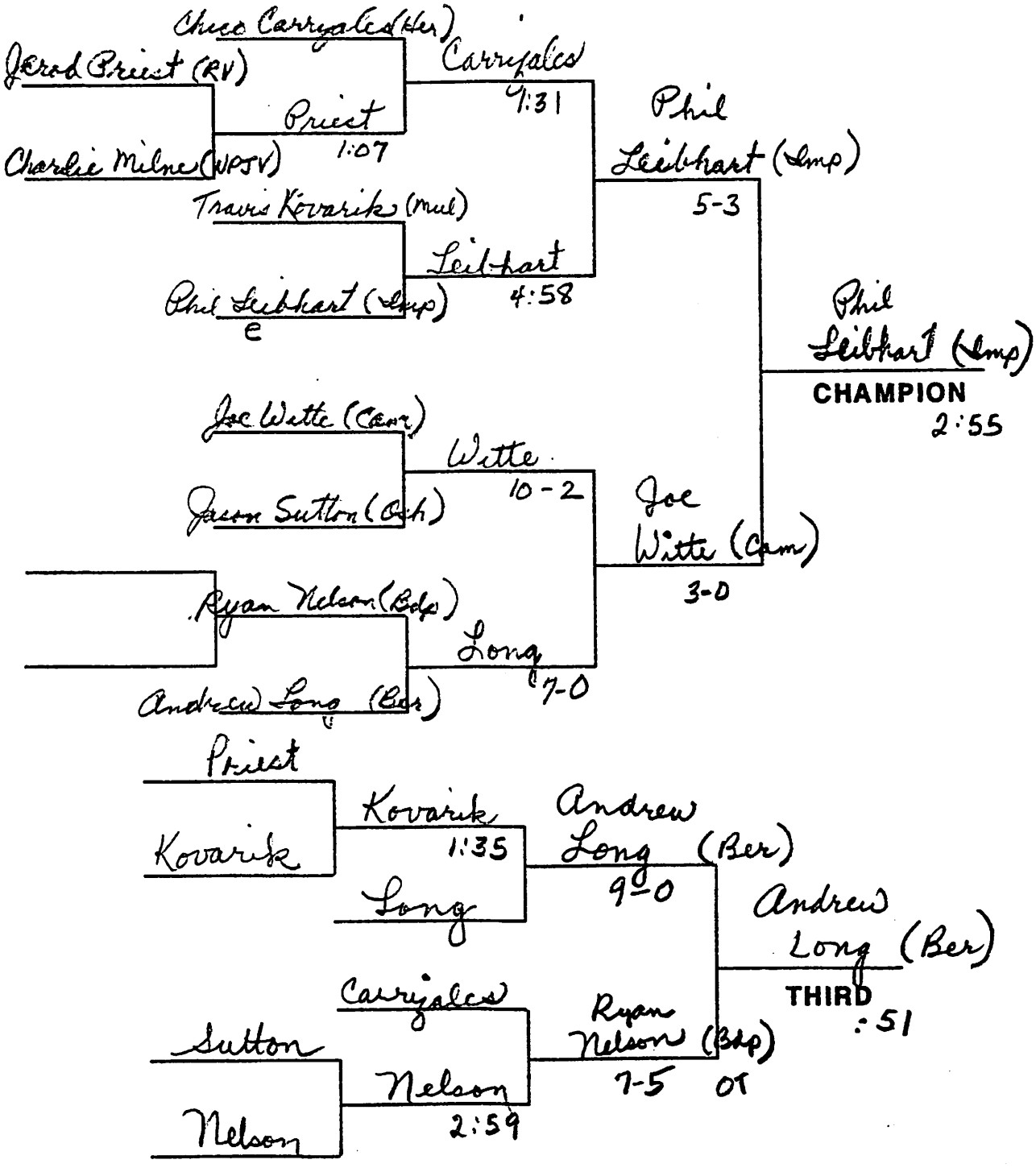

# ST. PATRICK HIGH SCHOOL
# IRISH WRESTLING INVITATIONAL
## JANUARY 29, 1994

**Weight Class** 135

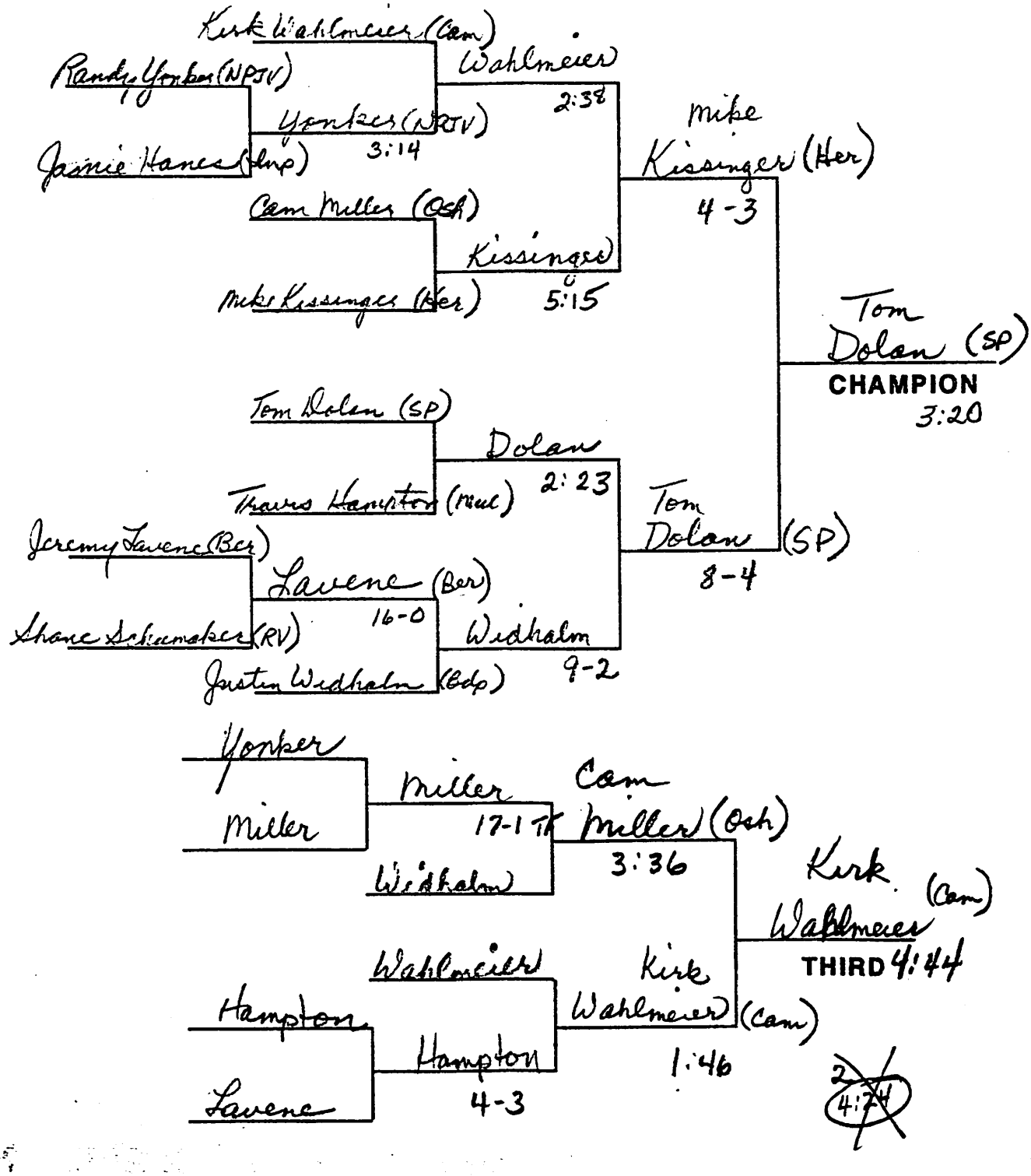

# ST. PATRICK HIGH SCHOOL
# IRISH WRESTLING INVITATIONAL
## JANUARY 29, 1994

**Weight Class** 130

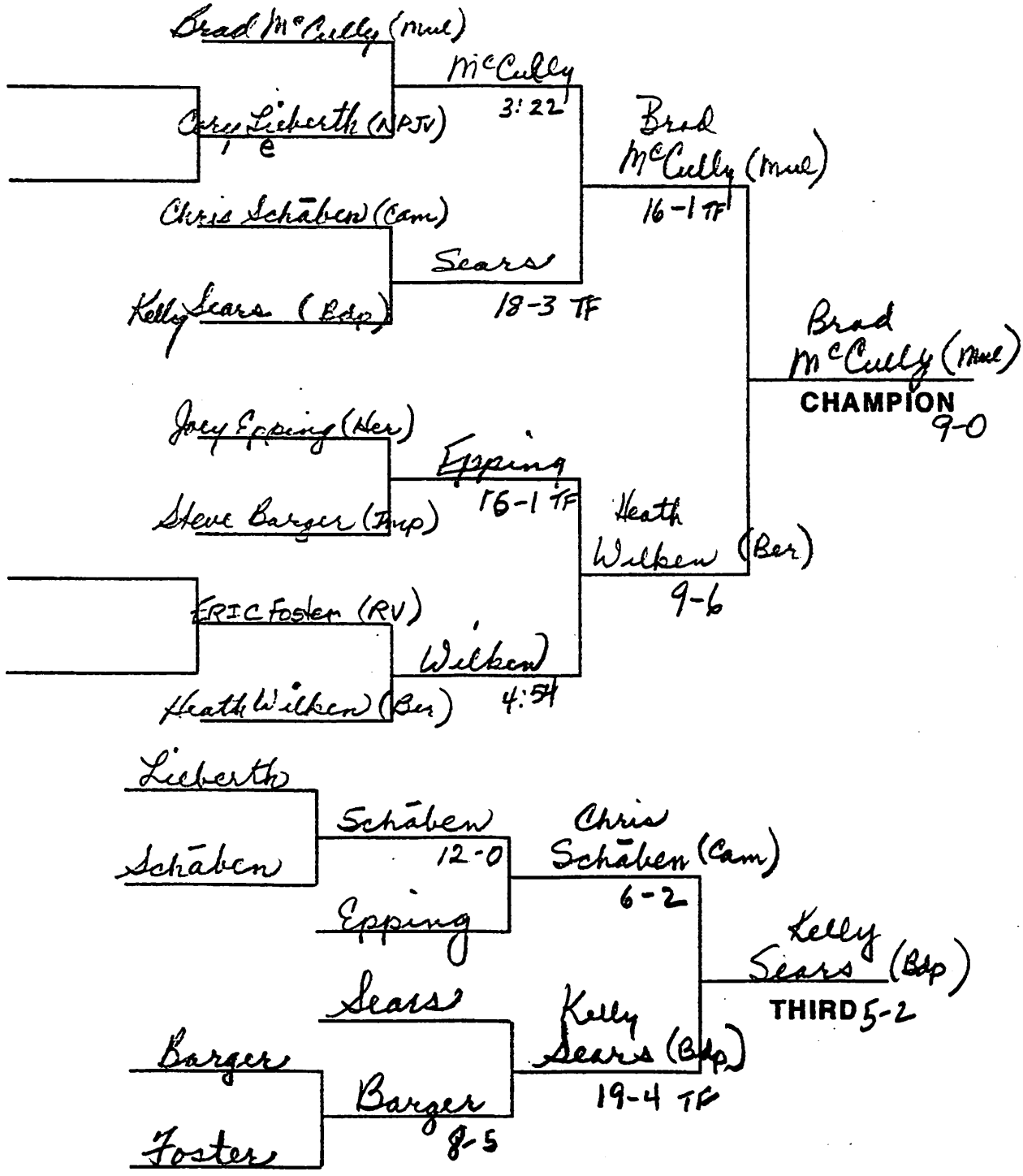

# ST. PATRICK HIGH SCHOOL
# IRISH WRESTLING INVITATIONAL
## JANUARY 29, 1994

**Weight Class** 125

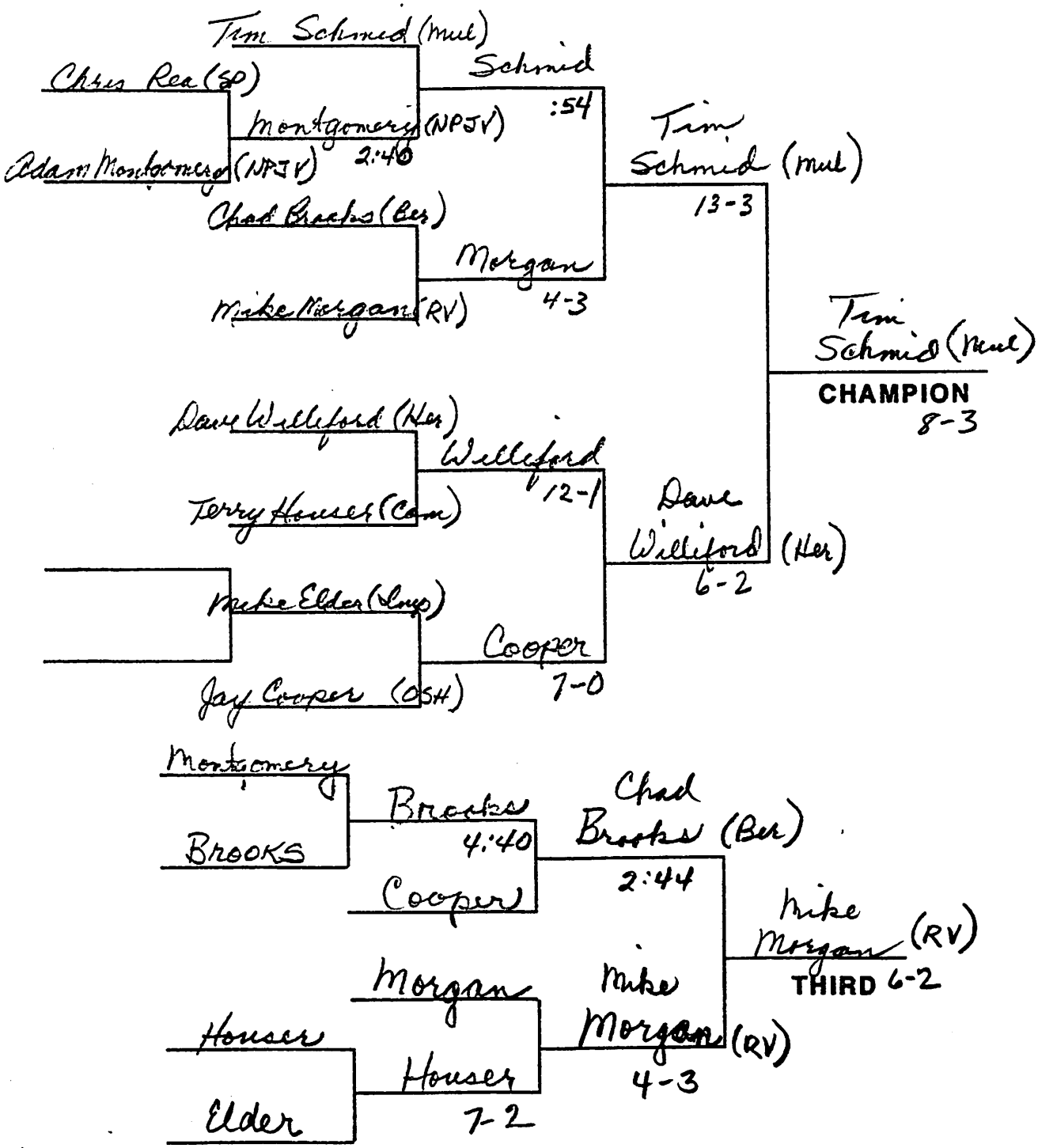

# ST. PATRICK HIGH SCHOOL
# IRISH WRESTLING INVITATIONAL
## JANUARY 29, 1994

**Weight Class** 119

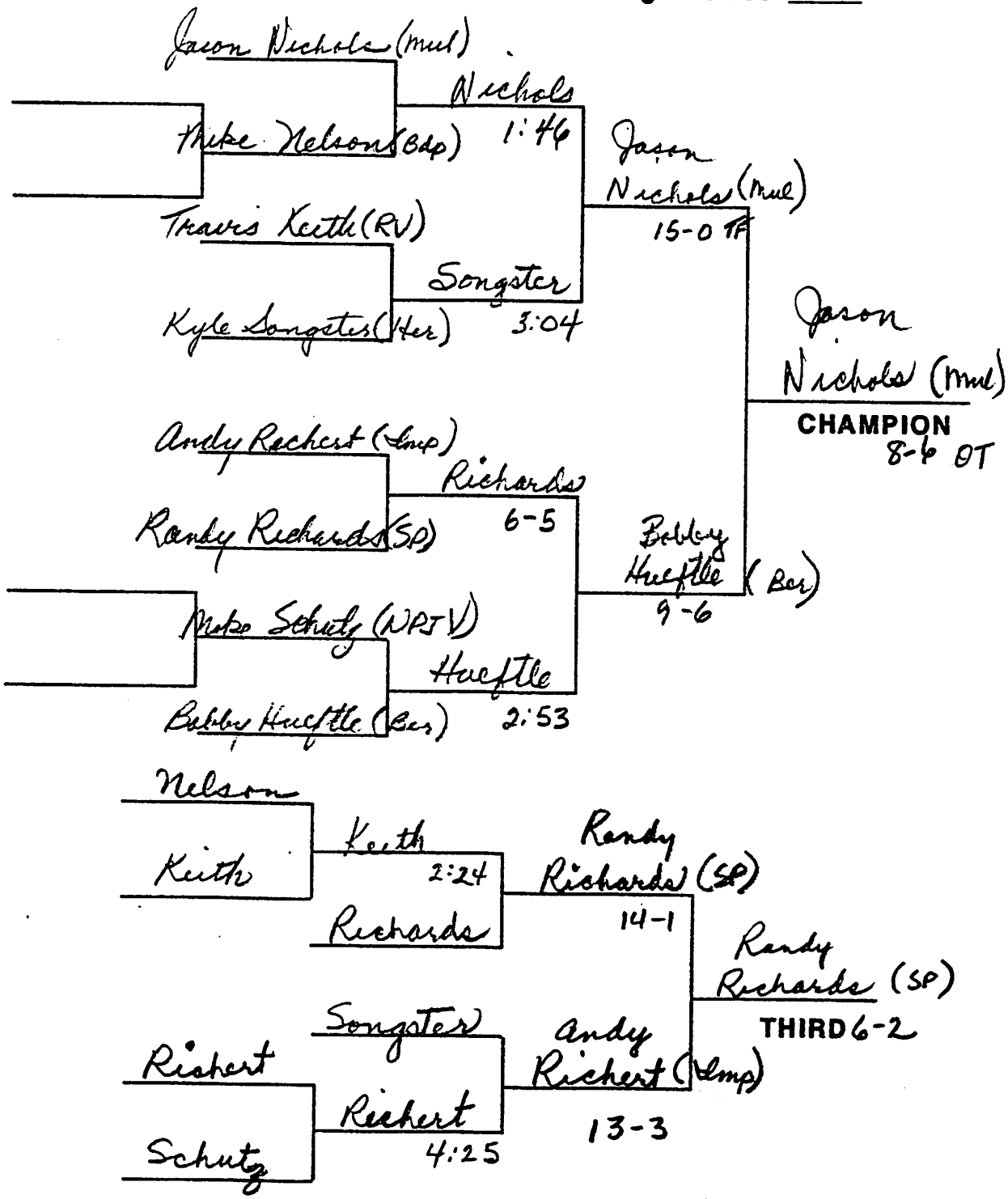

# ST. PATRICK HIGH SCHOOL
# IRISH WRESTLING INVITATIONAL
**JANUARY 29, 1994**

**Weight Class** 112

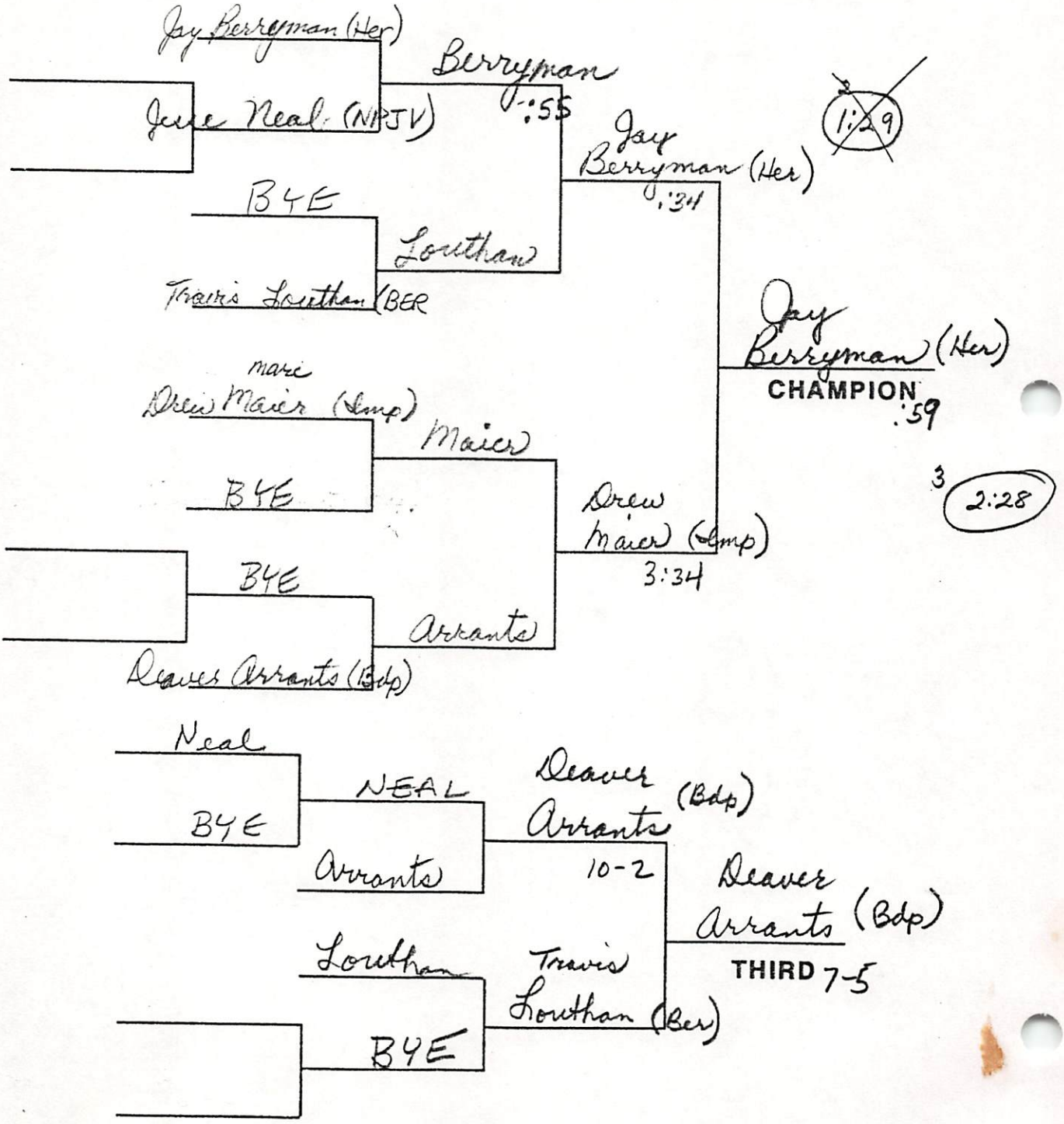

# ST. PATRICK HIGH SCHOOL
# IRISH WRESTLING INVITATIONAL
## JANUARY 29, 1994

**Weight Class** 103

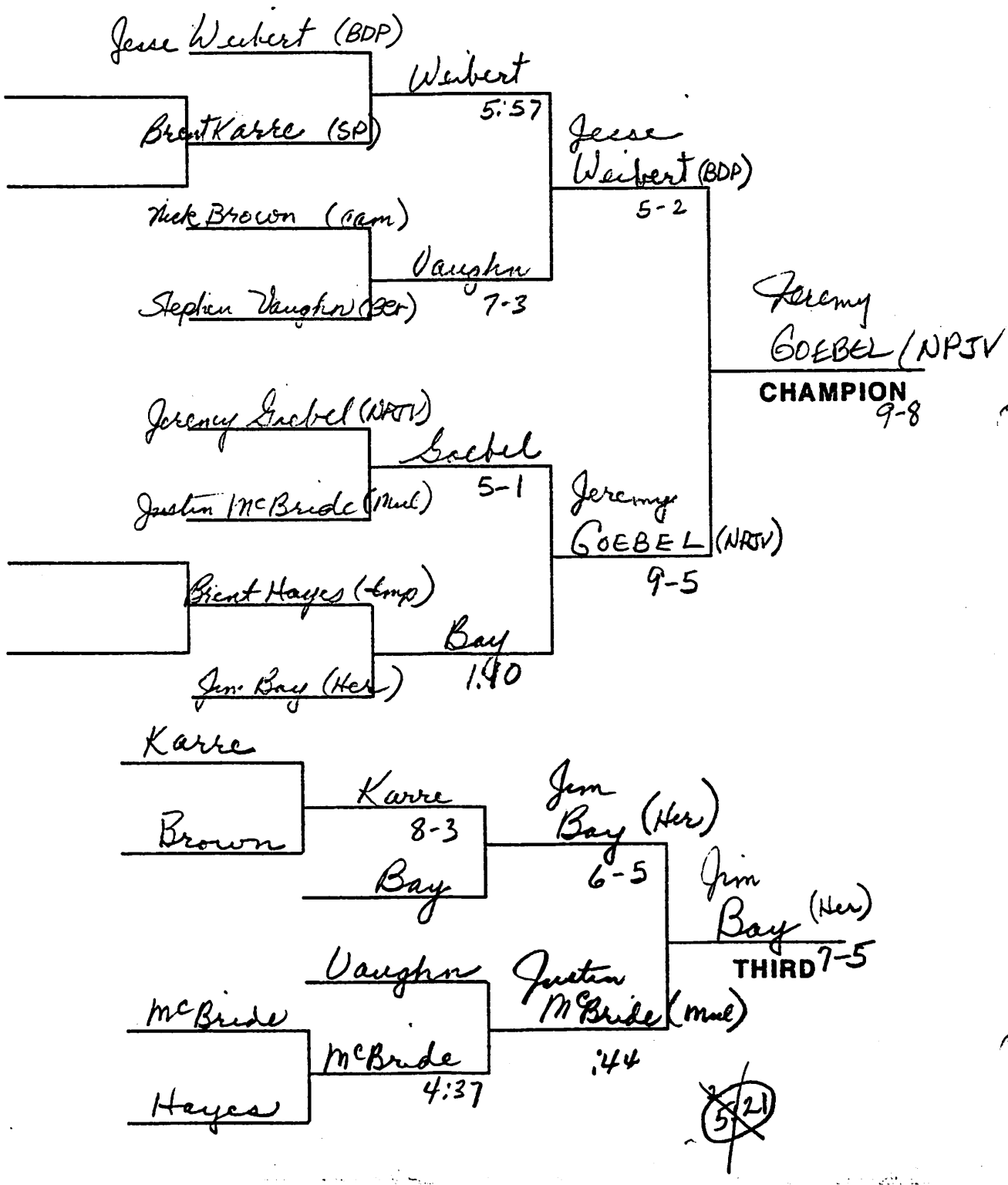


5/21

| | Schoo | Name | Year | Record | Percer |
|---|---|---|---|---|---|
| 103 | Her 1 | Jim Bay | 9 | 17-3 | 90 |
| 103 | SP 2 | Brent Karre | 9 | 5-7 | 42 |
| 103 | Imp 3 | Brent Hayes | 9 | 6-13 | 32 |
| 103 | Grant/ 4 | Joe Tatum | | 4-9 | 31 |
| 112 | Her 1 | Jay Berryman | 11 | 17-2 | 89 |
| 112 | Grant/ 3 | Chris Hoopes | | 10-5 | 67 |
| 112 | Imp 2 | Drew Maier | 9 | 16-9 | 64 |
| 119 | Her 3 | Kyle Songster | 10 | 14-9 | 61 |
| 119 | Imp 2 | Andy Richert | 10 | 15-10 | 60 |
| 119 | SP 1 | Randy Richards | 10 | 13-13 | 50 |
| 119 | Grant/ 4 | ~~Casey Tjaden~~ Russel Schrotberger | | 4-9 | 31 |
| 125 | Her 1 | Dave Williford | 11 | 14-7 | 67 |
| 125 | Imp 2 | Mike Elder | 10 | 10-15 | 40 |
| 125 | SP 3 | Chris Rea | 9 | 4-16 | 20 |
| 125 | Grant/ | ~~Eli Sparks~~ open | | 0-4 | 0 |
| 130 | Her 1 | Joey Epping | 12 | 14-9 | 61 |
| 130 | SP 3 | Mario Casillas | 10 | 10-11 | 48 |
| 130 | Imp 2 | Steve Barger | 9 | 9-16 | 36 |
| 130 | Grant/ 4 | Brain Barnhill | | 4-8 | 33 |
| 135 | Her 1 | Mike Kissinger | 11 | 19-5 | 79 |
| 135 | Imp 2 | ~~Riley Colson~~ Roy Elder | 9 | 6-7 | 46 |
| 135 | Grant/ | ~~Tadd Stevens~~ | | 6-9 | 40 |
| 135 | SP 3 | Randy Skates | 9 | 0-9 | 0 |
| 140 | SP 1 | Tom Dolan | 12 | 20-3 | 87 |
| 140 | Her 2 | Chico Carrizales | 9 | 15-4 | 79 |
| 140 | Imp 3 | Phil Leibhart | 11 | 17-9 | 65 |
| 140 | Grant/ 4 | Dave Baker | | 3-6 | 27 |
| 145 | Grant/ 2 | Justin Graybill | | 7-8 | 47 |
| 145 | SP 4 | John Arthur | 9 | 8-12 | 40 |
| 145 | Her 1 | Waylon Ryan | 10 | 8-13 | 38 |
| 145 | Imp 3 | Garrett Smith | 11 | 7-15 | 32 |

| Wt. | Schoo | Name | Year | Record | Percer |
|---|---|---|---|---|---|
| 152 | Imp 1 | Shane Hallett | 12 | 24-2 | 92 |
| 152 | Her 2 | ~~Fred Peters~~ Tony Borchard | 9 | ~~17-11~~ 7-6 | 61 |
| 152 | Grant/ 3 | Kenny Baker | | 4-11 | 27 |
| 152 | SP 4 | Todd Jedrzejczyk | 9 | 2-15 | 12 |
| 160 | Her 1 | ~~Tony Borchard~~ Fred Peter | 10 | 7-6 | 54 |
| 160 | Imp 2 | Adam Lock | | 13-11 | 54 |
| 160 | SP 3 | Micheal Folchert | 11 | 13-12 | 52 |
| 160 | Grant/ 4 | Sean Velte | | 7-9 | 44 |
| 171 | Grant/ 1 | ~~Mike Kennicutt~~ John Bate | | 2-3 8-8 | 50 |
| 171 | Her 2 | Rick Eller | 12 | 3-10 | 23 |
| 171 | SP 3 | Austin Grefe | 9 | 2-13 | 13 |
| 189 | SP 1 | Justin Thompson | 12 | 15-2 | 88 |
| 189 | Grant/ 3 | ~~John Bates~~ Mike Kennicutt | | 2-5 | 28 |
| 189 | Her 2 | Dan Klingsporn | 10 | 3-9 | 25 |
| 275 | SP 1 | Cory Halverson | 12 | 21-0 | 100 |
| 275 | Her 2 | Matt Klinsporn | 11 | 11-13 | 4 |
| 275 | Grant/ 3 | David Vapenik | | 6-11 3-8 | 27 |
| 275 | Imp 4 | Nathan Chandler-Sm | 12 | 5-14 | 26 |

| Wt. | Schoo | Name | Yea | Record | Percer | |
|---|---|---|---|---|---|---|
| 103 | Bdp | Jesse Weibert | | 11-1 | 92 | 1 |
| 103 | Her | Jim Bay | 9 | 14-2 | 88 | 2 |
| 103 | NPjv | Jeremy Goebel | 10 | 13-2 | 87 | 3 |
| 103 | Ber | Stephen Vaughn | | 10-2 | 83 | 4 |
| 103 | Cam | Nick Brown | 9 | 11-7 | 61 | 5 |
| 103 | Mul | Justin McBride | 9 | 12-8 | 60 | 6 |
| 103 | SP | Brent Karre | 9 | 4-5 | 44 | 8 |
| 103 | Imp | Brent Hayes | 9 | 6-11 | 35 | 7 |
| 112 | Her | Jay Berryman | 11 | 14-2 | 88 | 1 |
| ~~112~~ | ~~RV~~ | ~~Dustin Winters~~ | ~~9~~ | ~~20-4~~ | ~~83~~ | |
| 112 | Bdp | Philip Palmer Beaver Arrants | | 8-6 10-4 | ~~57~~ 71 | 2 |
| 112 | NPjv | Jesse Neal | 10 | 6-8 | 43 | 8 |
| 112 | Ber | Travis Louthan | | 5-8 | 38 | 4 |
| 112 | Imp | Drew Maier | 9 | 6-11 | 35 | 3 |
| ~~112~~ | ~~Hy~~ | ~~Bob Fox~~ | | ~~0-6~~ | ~~0~~ | |
| 119 | Mul | Jaosn Nichols | 12 | 18-3 | 86 | 1 |
| 119 | Ber | Bobby Hueftle | | 17-3 | 85 | 2 |
| 119 | Bdp | ~~Beaver Arrants~~ Mike Nelson | | ~~10-4~~ 5-6 | ~~71~~ 45 | 8 |
| 119 | Her | Kyle Songster | 10 | 13-7 | 65 | 4 |
| 119 | Imp | Andy Richert | 10 | 13-8 | 62 | 3 |
| 119 | RV | Travis Keith | 10 | ~~12-8~~ 13-9 | ~~60~~ | 5 |
| 119 | NPjv | ~~Joe Burke~~ Mike Schultz | 9 | ~~5-5~~ 8-5 | ~~50~~ | 7 |
| 119 | SP | Randy Richards | 10 | 10-12 | 45 | 6 |
| 125 | Mul | Tim Schmid | 12 | 18-3 | 86 | 1 |
| 125 | RV | Mike Morgan | 10 | ~~19-5~~ 20-6 | ~~79~~ | 4 |
| 125 | Osh | Jay Cooper | | ~~16-5~~ 17-5 | ~~76~~ | 2 |
| 125 | Ber | Chad Brooks | | 10-5 | 67 | 5 |
| 125 | Her | Dave Williford | 11 | 12-6 | 67 | 3 |
| 125 | Cam | Terry Houser | 12 | 10-6 | 63 | 6 |
| 125 | NPjv | ~~Mike Schultz~~ Adam Montgomery | 10 | ~~7-6~~ 4-6 | ~~54~~ 40 | 9 |
| 125 | Imp | Mike Elder | 10 | 10-13 | 43 | 7 |
| 125 | SP | Chris Rea | 9 | 4-15 | 21 | 9 |

| Wt. | Schoo | Name | Yea | Record | Percer | |
|---|---|---|---|---|---|---|
| 130 | Mul | Brad McCully | 11 | 15-3 | 83 | 1 |
| 130 | Ber | Heath Wilken | | 14-5 | 74 | 2 |
| 130 | Her | Joey Epping | 12 | 13-7 | 65 | 8 |
| 130 | Bdp | Kelly Sears | 10 | 10-9 | 53 | |
| 130 | RV | Eric Foster | 9 | ~~10-14~~ 10-16 | ~~42~~ | |
| 130 | NPjv | Cory Lieberth | 10 | 8-13 | 38 | |
| 130 | Imp | Steve Barger | 9 | 8-14 | 36 | |
| 130 | Coeur | Chris Schaber | 11 | 14-10 | 58 | 5 |
| 135 | Cam | Kirk Wahlmeier | 12 | 17-1 | 94 | |
| 135 | Bdp | Justin Widhalm | 10 | 19-3 | 86 | |
| 135 | SP | Tom Dolan | 12 | 17-3 | 85 | |
| 135 | Her | Mike Kissinger | 11 | 17-4 | 81 | 10 |
| 135 | Osh | Cam Miller | | ~~13-6~~ 14-6 | ~~68~~ | |
| 135 | Mul | Travis Hampton | 11 | 12-8 | 60 | |
| 135 | Ber | Jeremy Lavene | | 10-8 | 56 | |
| 135 | RV | Shane Schumaker | 11 | ~~7-9~~ 7-11 | ~~44~~ | |
| 135 | NPjv | Yonker | 9 | ~~3-5~~ 5-5 | ~~38~~ 50 | |
| 135 | Imp | ~~Riley Colson~~ Jamie Haas | 9 | ~~6-13~~ 6-6 | ~~32~~ 50 | |
| 140 | Her | Chico Carrizales | 9 | 14-2 | 88 | |
| 140 | Ber | Andrew Long | | 18-3 | 86 | |
| 140 | Cam | Joe Witte | 12 | 13-4 | 76 | |
| 140 | Imp | Phil Leibhart | 11 | 14-9 | 61 | 9 |
| 140 | Mul | Travis Kovarik | 11 | 6-5 | 55 | |
| 140 | Osh | Jason Sutton | | ~~7-7~~ 8-7 | ~~50~~ | |
| 140 | Bdp | Ryan Nelson | 12 | 11-11 | 50 | |
| 140 | RV | Jerod Priest | 9 | ~~9-12~~ 10-13 | ~~43~~ | |
| 140 | NPjv | ~~Josh Vieyra~~ Charlie Milne | 11 | ~~2-12~~ 0-13 | ~~14~~ 0 | |
| 145 | Mul | Mike Kvanvig | 11 | 16-1 | 94 | 1 |
| 145 | Cam | Matt Newcomb | 12 | 11-2 | 85 | 2 |
| 145 | Osh | John Klemke | | ~~12-7~~ 13-7 | ~~63~~ | 3 |
| 145 | Bdp | Casey Sides | | 10-13 | 44 | 10 4 |
| 145 | SP | John Arthur | 9 | 8-10 | 44 | 7 |
| 145 | RV | Jeremy Bryant | 10 | ~~8-12~~ 9-13 | ~~40~~ | 6 |
| 145 | Her | Waylon Ryan | 10 | 7-11 | 39 | 5 |
| 145 | Imp | Garrett Smith | 11 | 5-13 | 28 | T5 |
| 145 | Ber | Eric Walston | | 4-15 | 21 | T7 |
| 145 | NPjv | Mickey Wheller | | 4-17 | 19 | |

| Wt. | Schoo | Name | Yea | Record | Perce | |
|---|---|---|---|---|---|---|
| 152 | Imp | Shane Hallett | 12 | 21-2 | 91 | |
| 152 | Mul | John Howell | 10 | 16-3 | 84 | |
| 152 | Cam | Bart Deterding | 10 | 18-6 | 75 | |
| 152 | Osh | ~~John White~~ Jeff Sutton | | ~~8-5~~ 6-10 | ~~64~~ | |
| 152 | Her | Fred Peters | 9 | 15-9 | 63 | |
| 152 | RV | Tim Cornwell | 12 | ~~9-10~~ 10-11 | ~~47~~ | |
| 152 | Ber | Adam Hock | | 7-13 | 35 | |
| 152 | Bdp | Carsten Oeztan | | 5-10 | 33 | |
| 152 | NPjv | Greg Wood | 10 | 3-18 | 14 | |
| 152 | SP | Todd Jedrzejczyk | 9 | 2-14 | 13 | |
| 160 | Mul | Billy Osborn | 12 | 17-3 | 85 | 1 |
| 160 | Bdp | Ken Schneider | 12 | 17-4 | 81 | 2 |
| 160 | Cam | Jay Hanna | 11 | 15-4 | 79 | 3 |
| ~~160~~ | ~~Her~~ | ~~Tony Borchard~~ | ~~10~~ | ~~7-6~~ | ~~54~~ | |
| 160 | Ber | Matt Wilken | | 12-11 | 52 | 4 |
| 160 | SP | Micheal Folchert | 11 | 11-10 | 52 | 5 |
| 160 | RV | Kirk McConville | 12 | ~~11-13~~ 11-15 | ~~46~~ | |
| 160 | NPjv | Mike Monnier | 9 | 5-9 | 36 | |
| ~~160~~ | ~~Osh~~ | ~~Jeff Sutton~~ | | ~~6-10~~ | ~~38~~ | |
| 160 | Imp | ~~Kory Wooden~~ Adam Cook | 9 10 | 3-14 13-9 | 18 59 | 6 |
| 171 | Ber | Dani Carlson | | 20-0 | 100 | 1 |
| 171 | Bdp | Gage Norman | 11 | 20-2 | 91 | 2 |
| 171 | Cam | Kip Evans | 12 | 7-4 | 64 | 3 |
| 171 | Mul | ~~Aaron Simonsen~~ Mark Hassett | ~~10~~ 9 | ~~7-6~~ 6-12 | ~~54~~ 33 | |
| ~~171~~ | ~~Osh~~ | ~~K.C. Merrihew~~ | | ~~6-6~~ | ~~50~~ | |
| 171 | Hy | Ryan Sexson | | 6-7 | 46 | |
| 171 | Her | Rick Eller | 12 | 2-8 | 20 | TB |
| 171 | RV | Justin McConville | 10 | ~~2-10~~ 3-11 | ~~17~~ | |
| 171 | NPjv | Dan Shea | 10 | 3-18 | 14 | |
| 171 | SP | Austin Grefe | 9 | 2-12 | 14 | TB |

| Wt. | Schoo | Name | Yea | Record | Perc | |
|---|---|---|---|---|---|---|
| 189 | Bdp | Travis Sparks | 12 | 0-0 | | |
| 189 | Mul | David Hassett | 12 | 18-1 | 95 | 1 |
| 189 | SP | Justin Thompson | 12 | 12-1 | 92 | 2 |
| 189 | RV | Chris Cuellar | 12 | ~~14-7~~ 15-8 | ~~67~~ | |
| 189 | Cam | Shad Fiene | 12 | 12-7 | 63 | 4 |
| 189 | NPjv | Nate Jenkins | 10 | 8-7 | 53 | |
| ~~189~~ | ~~Osh~~ | ~~Ben Forney~~ | | ~~6-9~~ | ~~40~~ | |
| 189 | Her | Dan Klingsporn | 10 | 3-7 | 30 | |
| 189 | Ber | Shawn Hagan | | 5-12 | 29 | 6 |
| | | Bye | | | | |
| 275 | SP | Cory Halverson | 12 | 18-0 | 100 | 1 |
| 275 | Mul | Kyle Hoyt | 10 | 16-4 | 80 | 2 |
| 275 | Cam | Jason Young | 10 | 12-5 | 71 | 3 |
| 275 | RV | Anthony Ogorzolka | 9 | ~~13-11~~ 14-12 | ~~54~~ | 4 |
| 275 | Bdp | Junior Heredia | | 5-5 | 50 | 5 |
| 275 | Her | Matt Klinsporn | 11 | 10-11 | 48 | |
| 275 | NPjv | Lou Marone | 9 | 7-13 | 35 | |
| 275 | Imp | Nathan Chandler-Sm | 12 | 5-13 | 28 | |
| 275 | Hy | Mike Botts | | 3-8 | 27 | 9 |
| 275 | Ber | Mark Mattson | | 3-14 | 18 | 10 |
| Coach | Ber | Darry Trampe | | | | |
| Coach | Bdp | Craig Johnson | | | | |
| Coach | Cam | Dennis Wahlmeier | | | | |
| Coach | Her | Marv Rankin | | | | |
| Coach | Hy | Glen Eberspecher | | | | |
| Coach | Imp | Lynn Rinehart | | | | |
| Coach | Mul | Dan Brost | | | | |
| Coach | NPjv | Steve Hurst | | | | |
| Coach | Osh | Ron Klemke | | | | |
| Coach | RV | Jay Helberg | | | | |
| Coach | SP | Kevin Wood | | | | |

<TEAM SCORING>

| | | |
|---|---|---|
| 1. | Central City | 147.0 |
| 2. | Broken Bow | 142.0 |
| 3. | North Paltte St. Pat | 115.0 |
| 4. | Holdrege | 109.0 |
| 5. | Grand Island CC | 77.0 |
| 6. | Imperial | 73.0 |
| 7. | Gibbon | 61.0 |
| 8. | St. Paul | 60.0 |
| 9. | Ord | 30.0 |

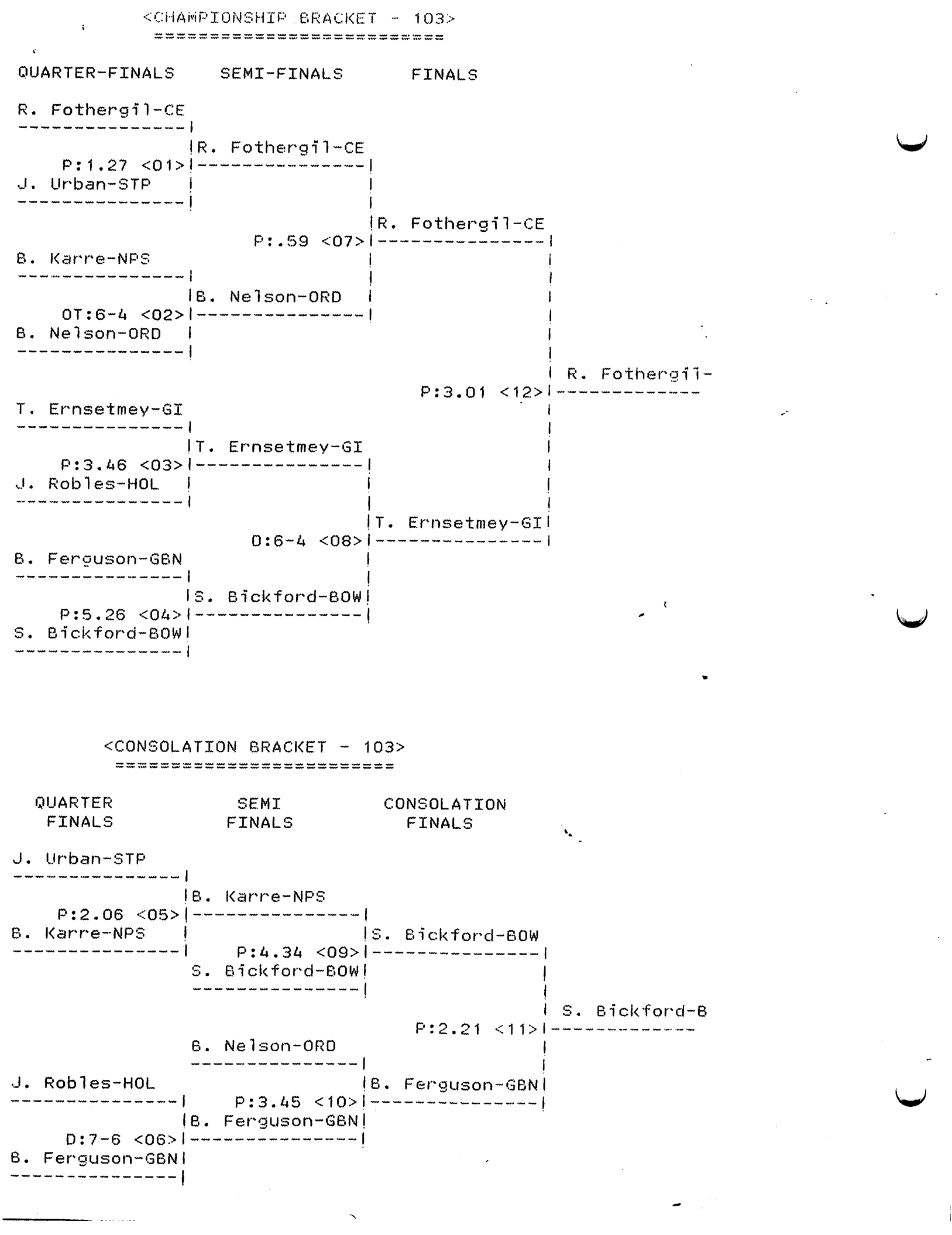
<CHAMPIONSHIP BRACKET - 103>
QUARTER-FINALS
SEMI-FINALS
FINALS
R. Fothergil-CE
R. Fothergil-CE
P:1.27 <01>
J. Urban-STP
R. Fothergil-CE
P:.59 <07>
B. Karre-NPS
B. Nelson-ORD
OT:6-4 <02>
B. Nelson-ORD
R. Fothergil-
P:3.01 <12>
T. Ernsetmey-GI
T. Ernsetmey-GI
P:3.46 <03>
J. Robles-HOL
T. Ernsetmey-GI
D:6-4 <08>
B. Ferguson-GBN
S. Bickford-BOW
P:5.26 <04>
S. Bickford-BOW
<CONSOLATION BRACKET - 103>
QUARTER FINALS
SEMI FINALS
CONSOLATION FINALS
J. Urban-STP
B. Karre-NPS
P:2.06 <05>
B. Karre-NPS
S. Bickford-BOW
P:4.34 <09>
S. Bickford-BOW
S. Bickford-B
P:2.21 <11>
B. Nelson-ORD
J. Robles-HOL
B. Ferguson-GBN
P:3.45 <10>
B. Ferguson-GBN
D:7-6 <06>
B. Ferguson-GBN

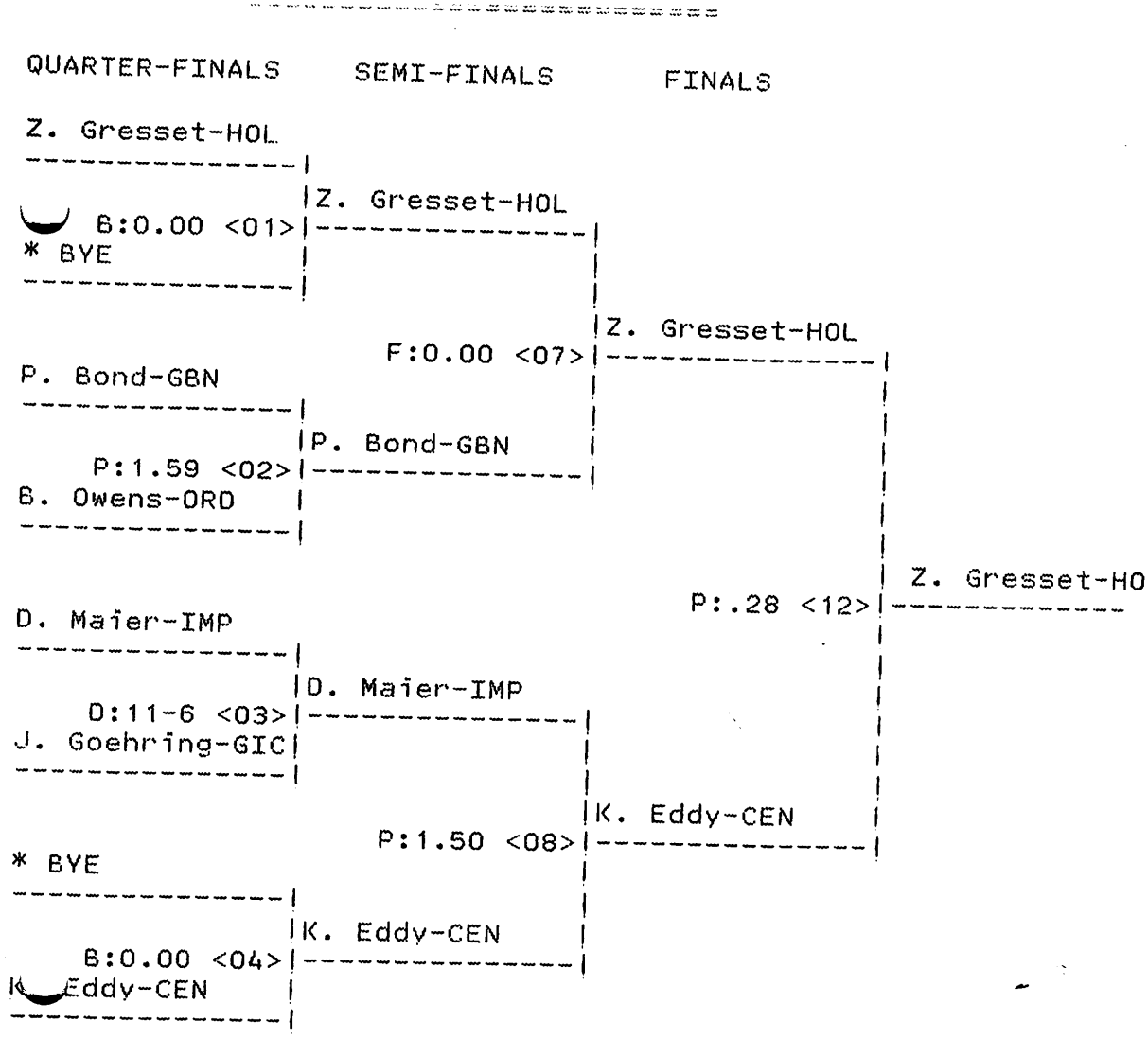


<CONSOLATION BRACKET - 112>

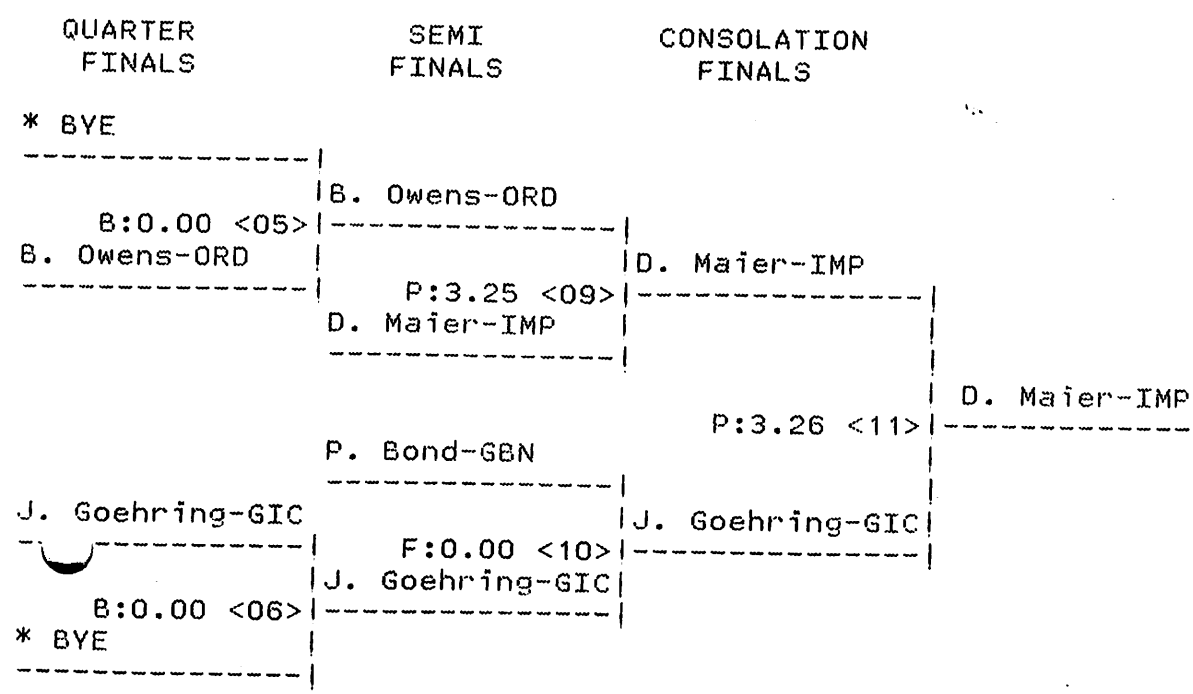

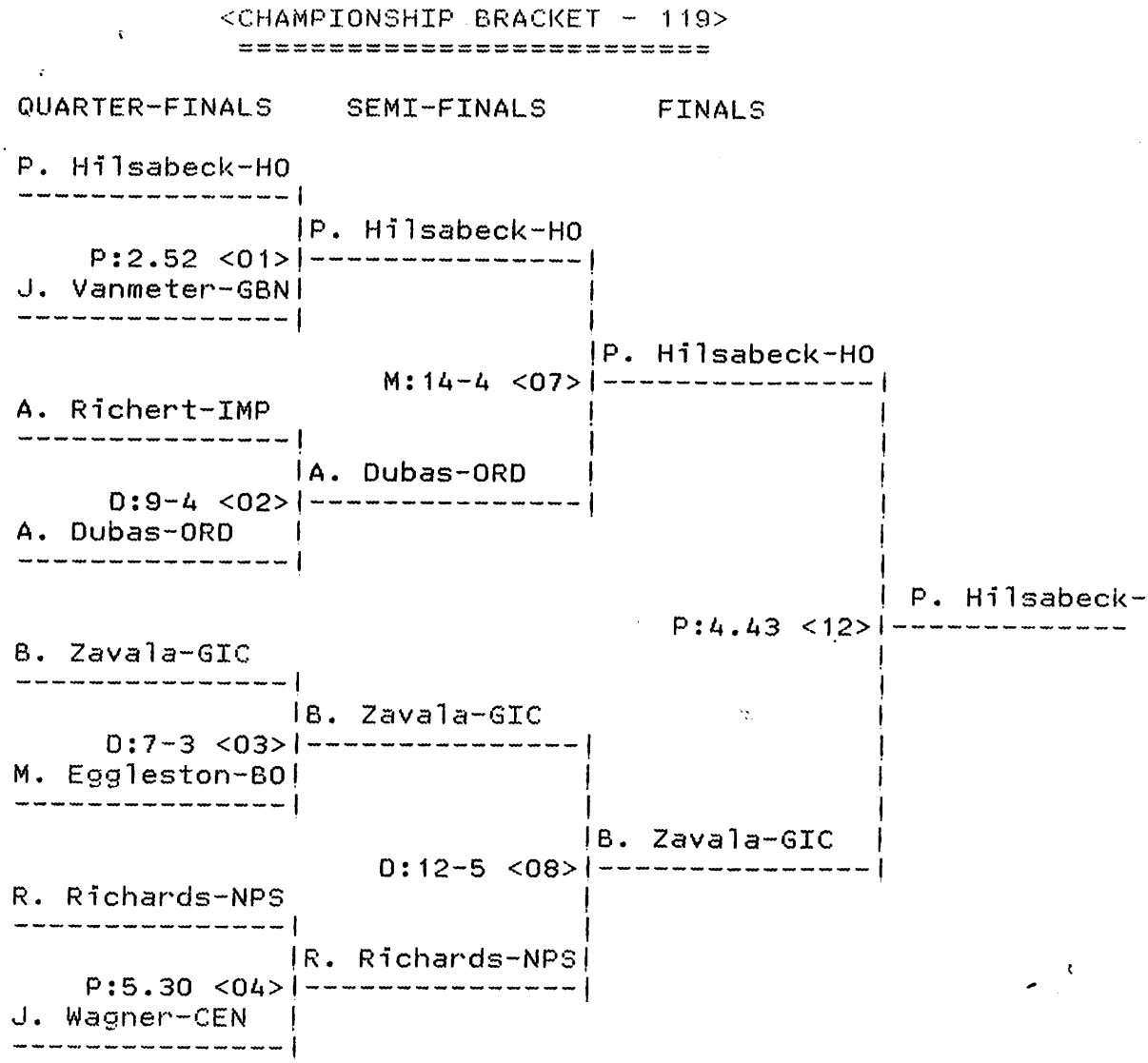
<CHAMPIONSHIP BRACKET - 119>
QUARTER-FINALS
SEMI-FINALS
FINALS
P. Hilsabeck-HO
P. Hilsabeck-HO
P:2.52 <01>
J. Vanmeter-GBN
P. Hilsabeck-HO
M:14-4 <07>
A. Richert-IMP
A. Dubas-ORD
D:9-4 <02>
A. Dubas-ORD
P. Hilsabeck-
P:4.43 <12>
B. Zavala-GIC
B. Zavala-GIC
D:7-3 <03>
M. Eggleston-BO
B. Zavala-GIC
D:12-5 <08>
R. Richards-NPS
R. Richards-NPS
P:5.30 <04>
J. Wagner-CEN

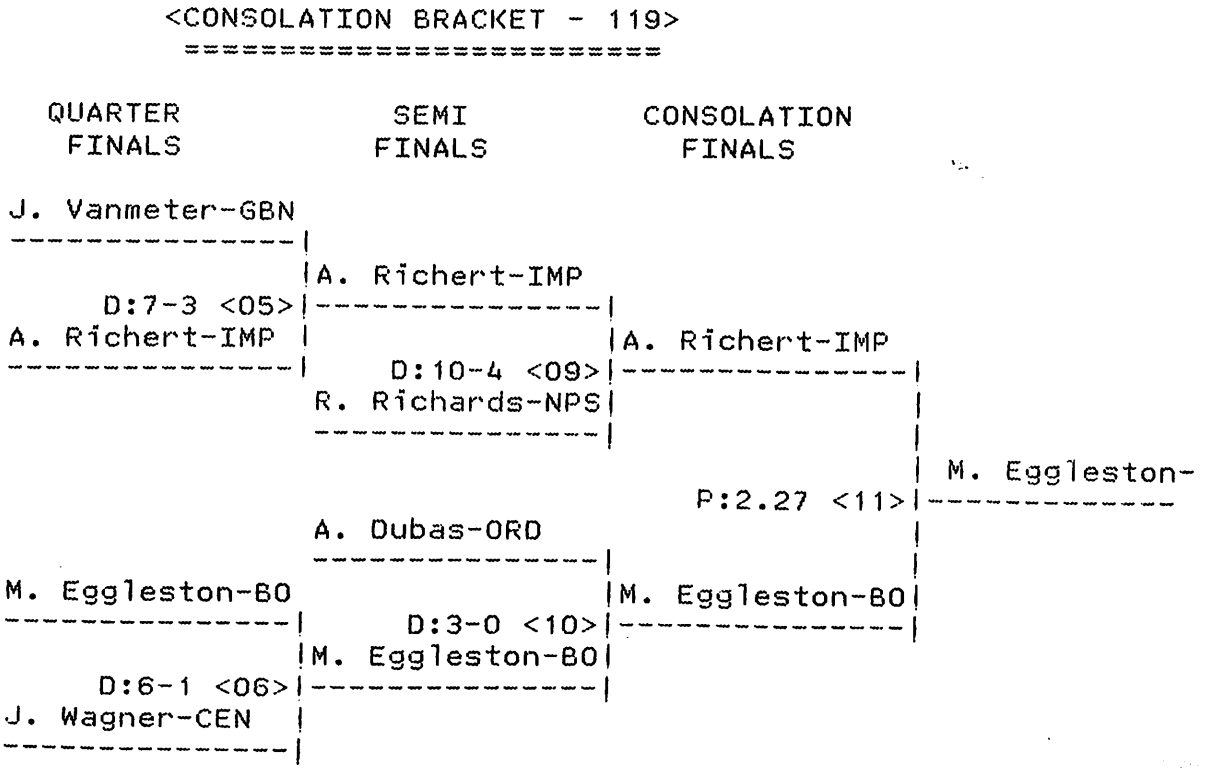
<CONSOLATION BRACKET - 119>
QUARTER FINALS
SEMI FINALS
CONSOLATION FINALS
J. Vanmeter-GBN
A. Richert-IMP
D:7-3 <05>
A. Richert-IMP
A. Richert-IMP
D:10-4 <09>
R. Richards-NPS
M. Eggleston-
P:2.27 <11>
A. Dubas-ORD
M. Eggleston-BO
M. Eggleston-BO
D:3-0 <10>
M. Eggleston-BO
D:6-1 <06>
J. Wagner-CEN

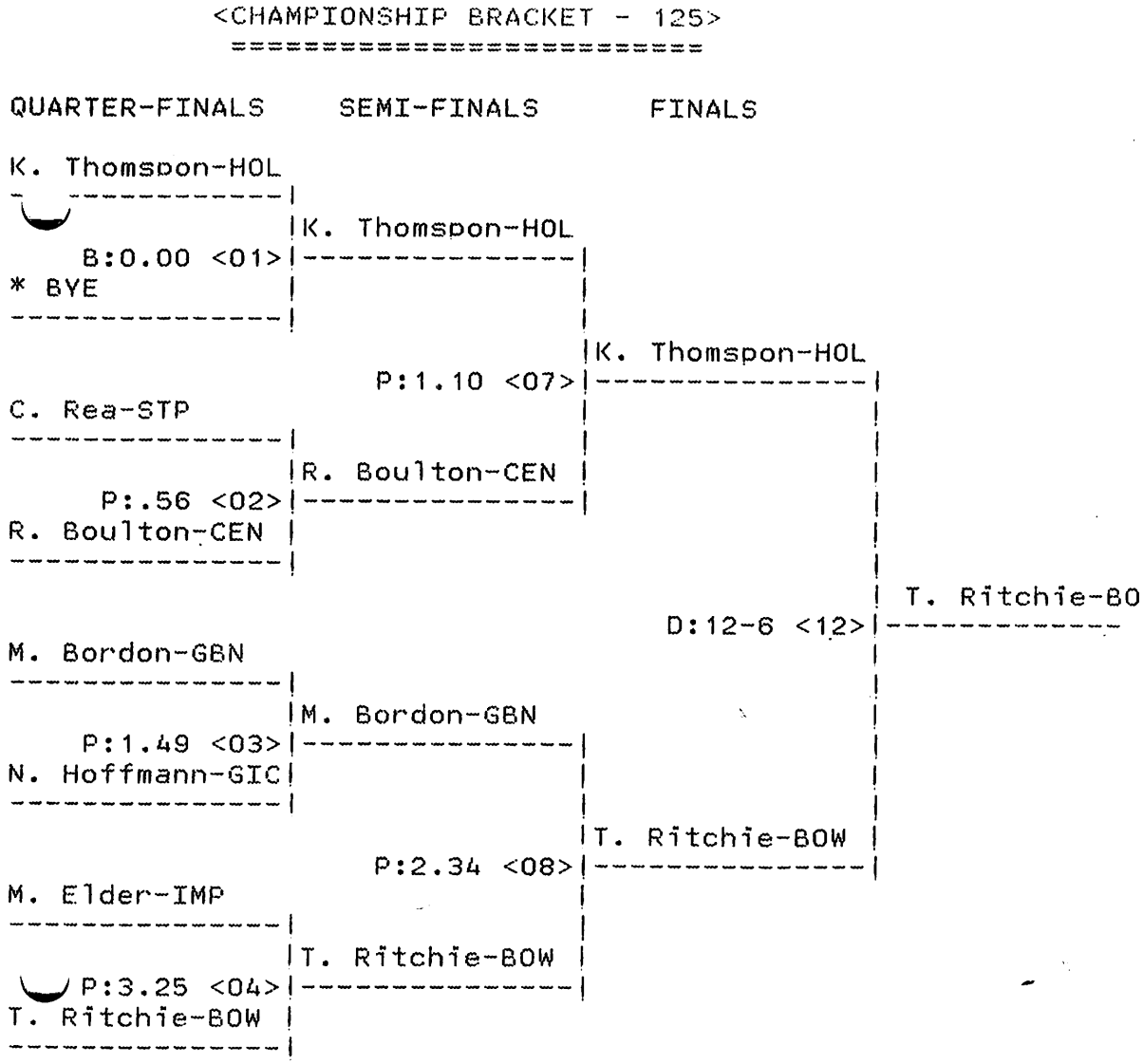
<CHAMPIONSHIP BRACKET - 125>
QUARTER-FINALS
SEMI-FINALS
FINALS
K. Thomspon-HOL
B:0.00 <01>
* BYE
K. Thomspon-HOL
P:1.10 <07>
C. Rea-STP
R. Boulton-CEN
P:.56 <02>
R. Boulton-CEN
K. Thomspon-HOL
D:12-6 <12>
T. Ritchie-BO
M. Bordon-GBN
M. Bordon-GBN
P:1.49 <03>
N. Hoffmann-GIC
T. Ritchie-BOW
P:2.34 <08>
M. Elder-IMP
T. Ritchie-BOW
P:3.25 <04>
T. Ritchie-BOW

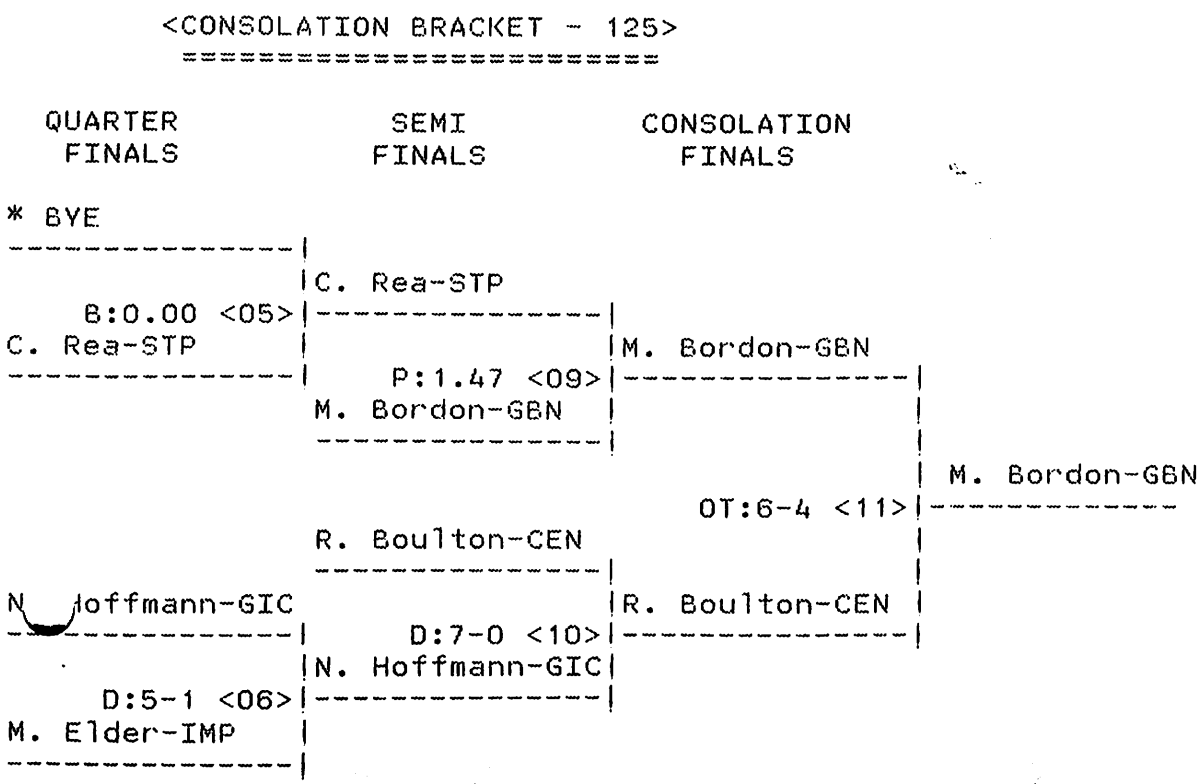
<CONSOLATION BRACKET - 125>
QUARTER FINALS
SEMI FINALS
CONSOLATION FINALS
* BYE
C. Rea-STP
B:0.00 <05>
C. Rea-STP
M. Bordon-GBN
P:1.47 <09>
M. Bordon-GBN
M. Bordon-GBN
OT:6-4 <11>
R. Boulton-CEN
N. Hoffmann-GIC
R. Boulton-CEN
D:7-0 <10>
N. Hoffmann-GIC
D:5-1 <06>
M. Elder-IMP

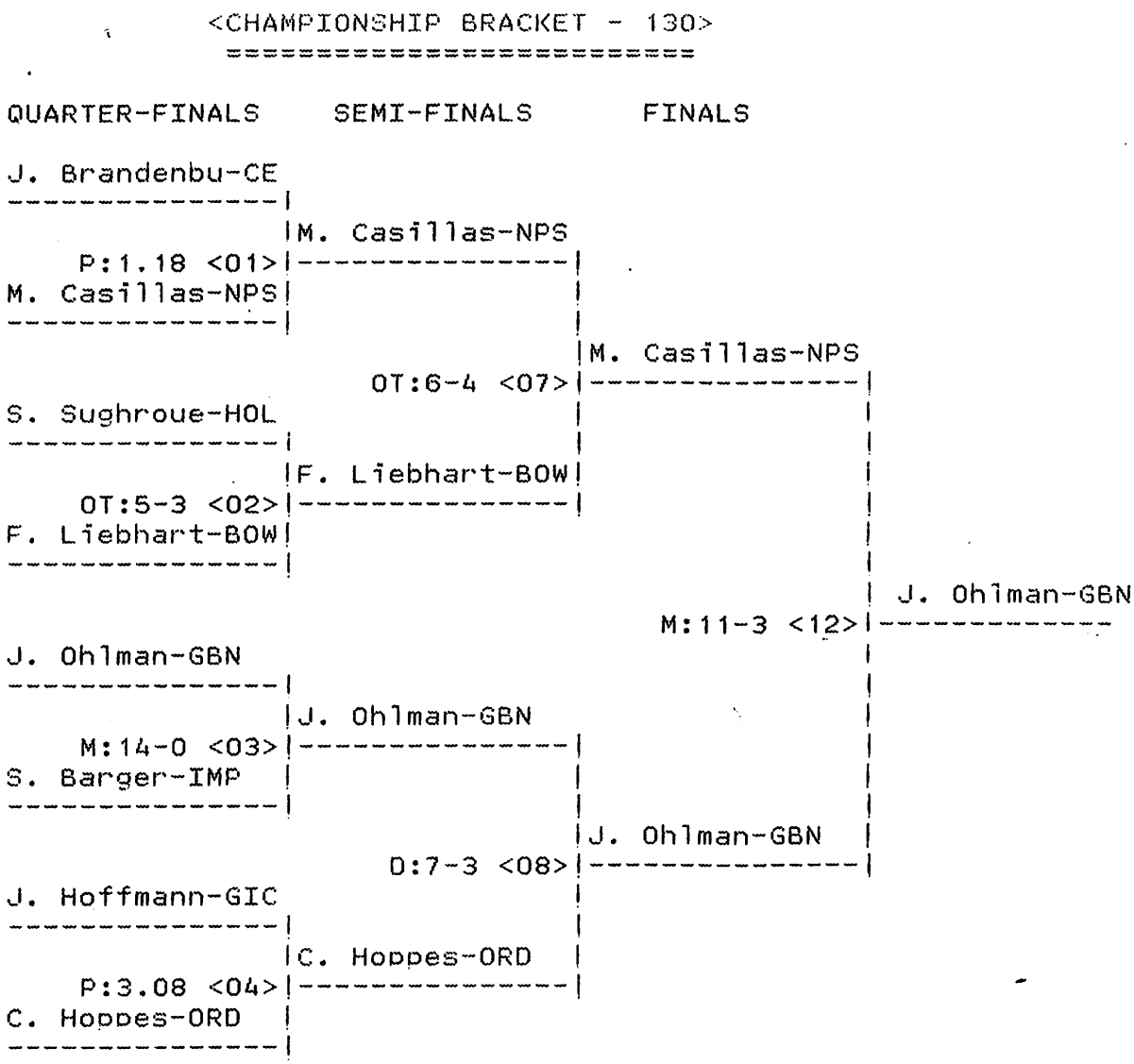
<CHAMPIONSHIP BRACKET - 130>
QUARTER-FINALS
SEMI-FINALS
FINALS
J. Brandenbu-CE
M. Casillas-NPS
P:1.18 <01>
M. Casillas-NPS
M. Casillas-NPS
OT:6-4 <07>
S. Sughroue-HOL
F. Liebhart-BOW
OT:5-3 <02>
F. Liebhart-BOW
J. Ohlman-GBN
M:11-3 <12>
J. Ohlman-GBN
J. Ohlman-GBN
M:14-0 <03>
S. Barger-IMP
J. Ohlman-GBN
D:7-3 <08>
J. Hoffmann-GIC
C. Hoppes-ORD
P:3.08 <04>
C. Hoppes-ORD

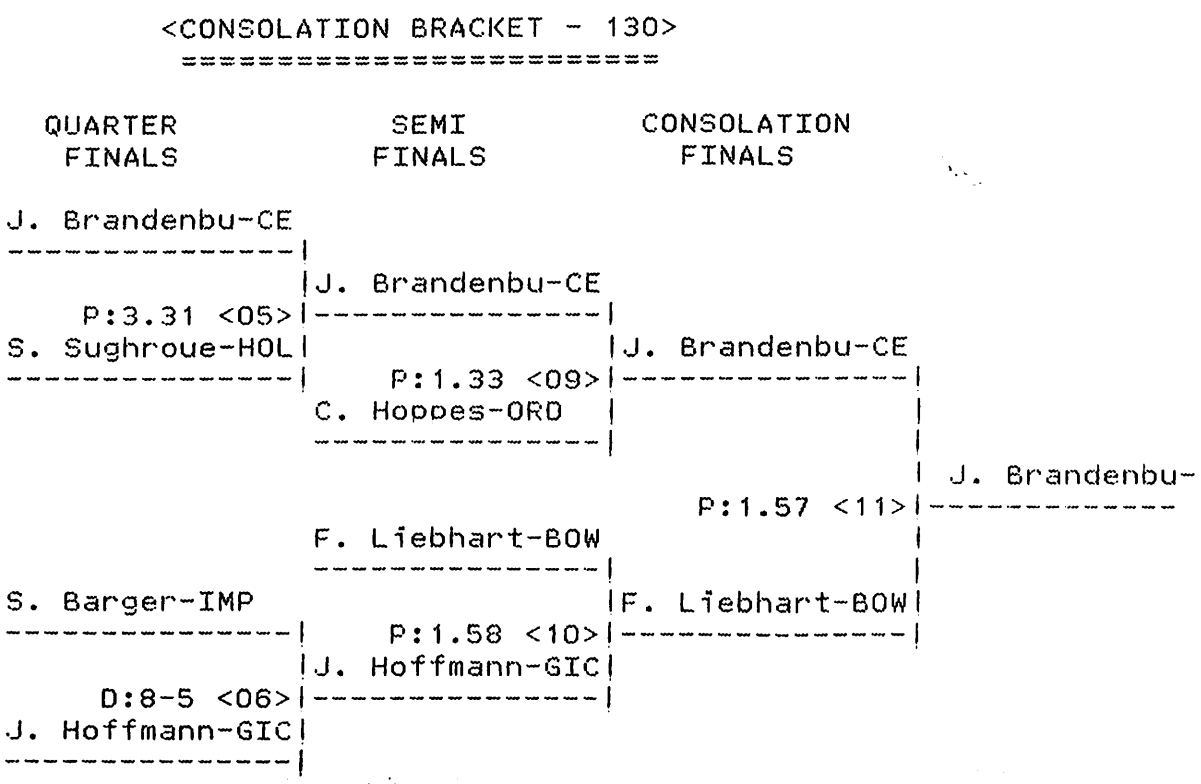
<CONSOLATION BRACKET - 130>
QUARTER FINALS
SEMI FINALS
CONSOLATION FINALS
J. Brandenbu-CE
J. Brandenbu-CE
P:3.31 <05>
S. Sughroue-HOL
J. Brandenbu-CE
P:1.33 <09>
C. Hoppes-ORD
J. Brandenbu-
P:1.57 <11>
F. Liebhart-BOW
S. Barger-IMP
F. Liebhart-BOW
P:1.58 <10>
J. Hoffmann-GIC
D:8-5 <06>
J. Hoffmann-GIC

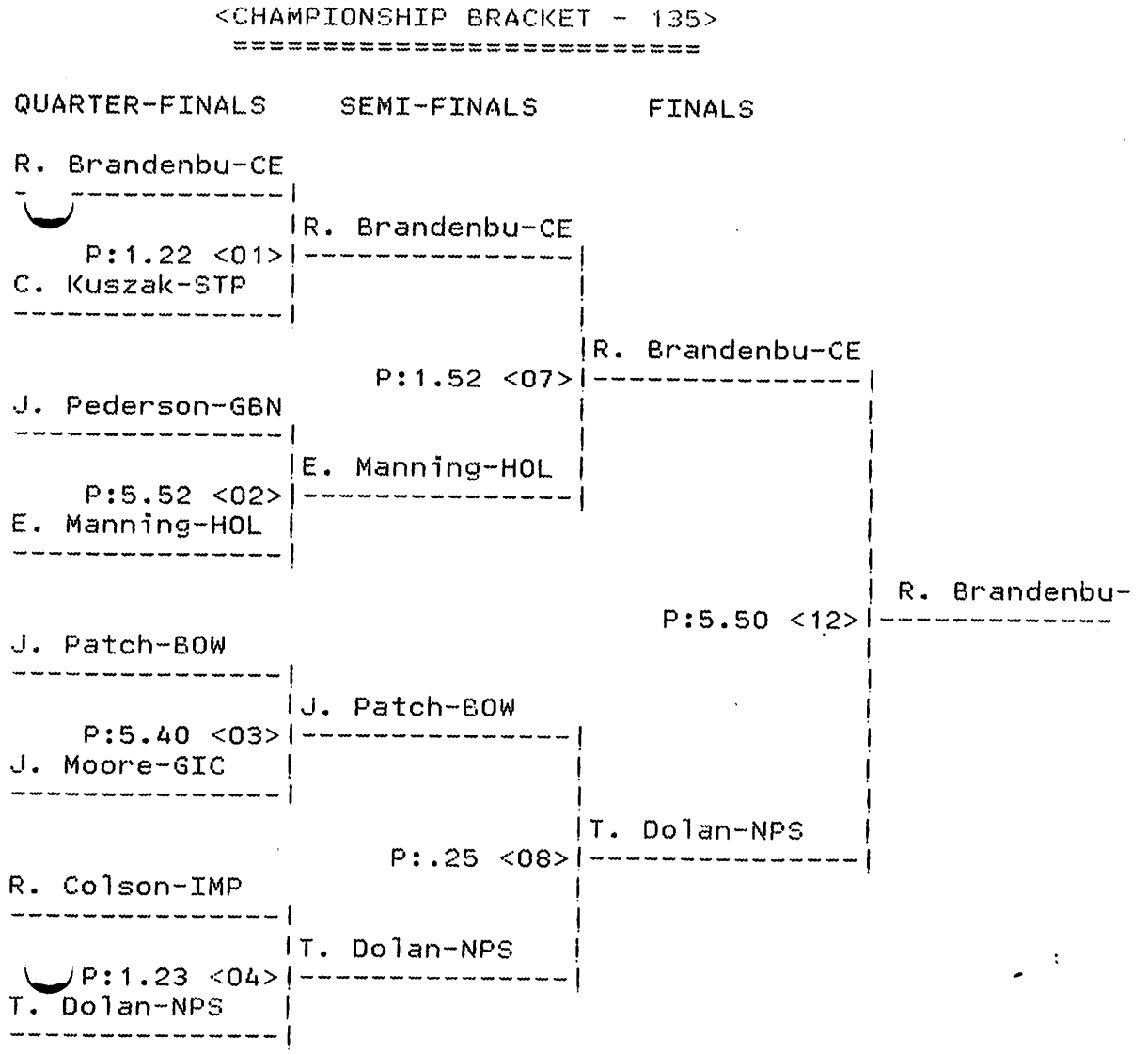
<CHAMPIONSHIP BRACKET - 135>
QUARTER-FINALS
SEMI-FINALS
FINALS
R. Brandenbu-CE
P:1.22 <01>
C. Kuszak-STP
R. Brandenbu-CE
P:1.52 <07>
J. Pederson-GBN
E. Manning-HOL
P:5.52 <02>
E. Manning-HOL
R. Brandenbu-CE
P:5.50 <12>
R. Brandenbu-
J. Patch-BOW
J. Patch-BOW
P:5.40 <03>
J. Moore-GIC
T. Dolan-NPS
P:.25 <08>
R. Colson-IMP
T. Dolan-NPS
P:1.23 <04>
T. Dolan-NPS

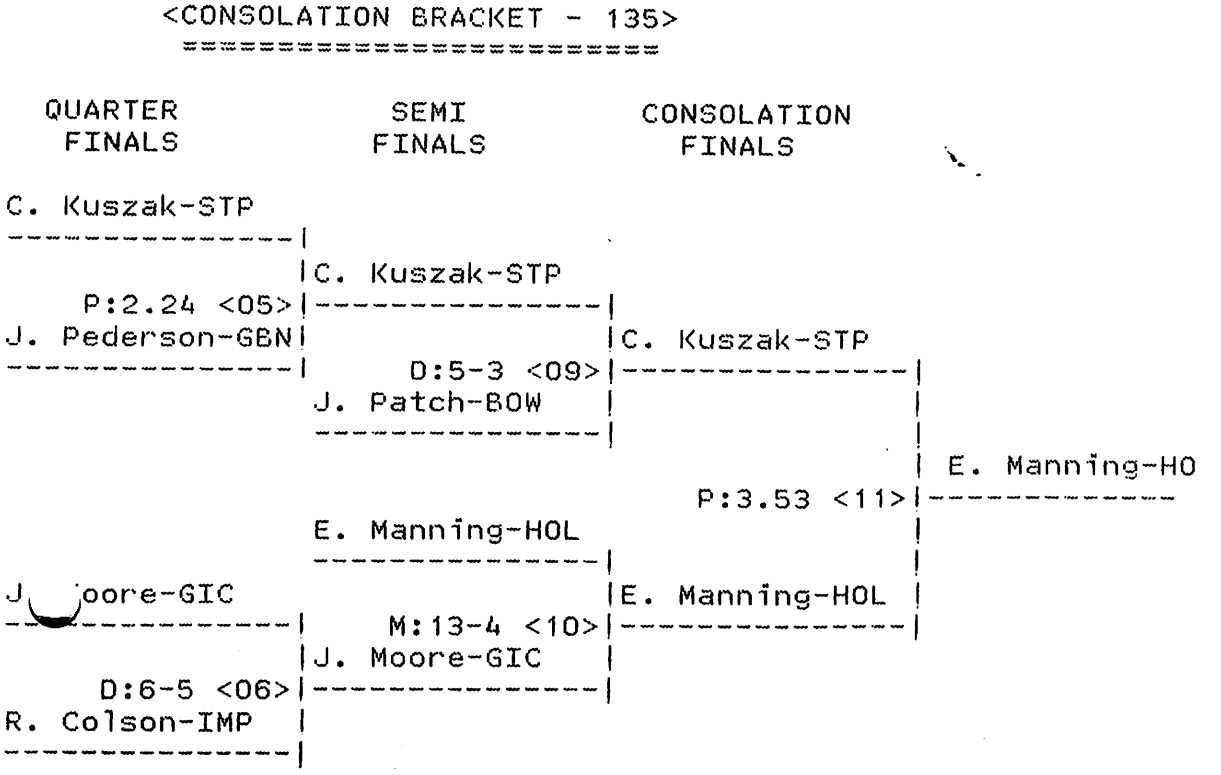
<CONSOLATION BRACKET - 135>
QUARTER FINALS
SEMI FINALS
CONSOLATION FINALS
C. Kuszak-STP
C. Kuszak-STP
P:2.24 <05>
J. Pederson-GBN
C. Kuszak-STP
D:5-3 <09>
J. Patch-BOW
E. Manning-HO
P:3.53 <11>
E. Manning-HOL
J oore-GIC
E. Manning-HOL
M:13-4 <10>
J. Moore-GIC
D:6-5 <06>
R. Colson-IMP

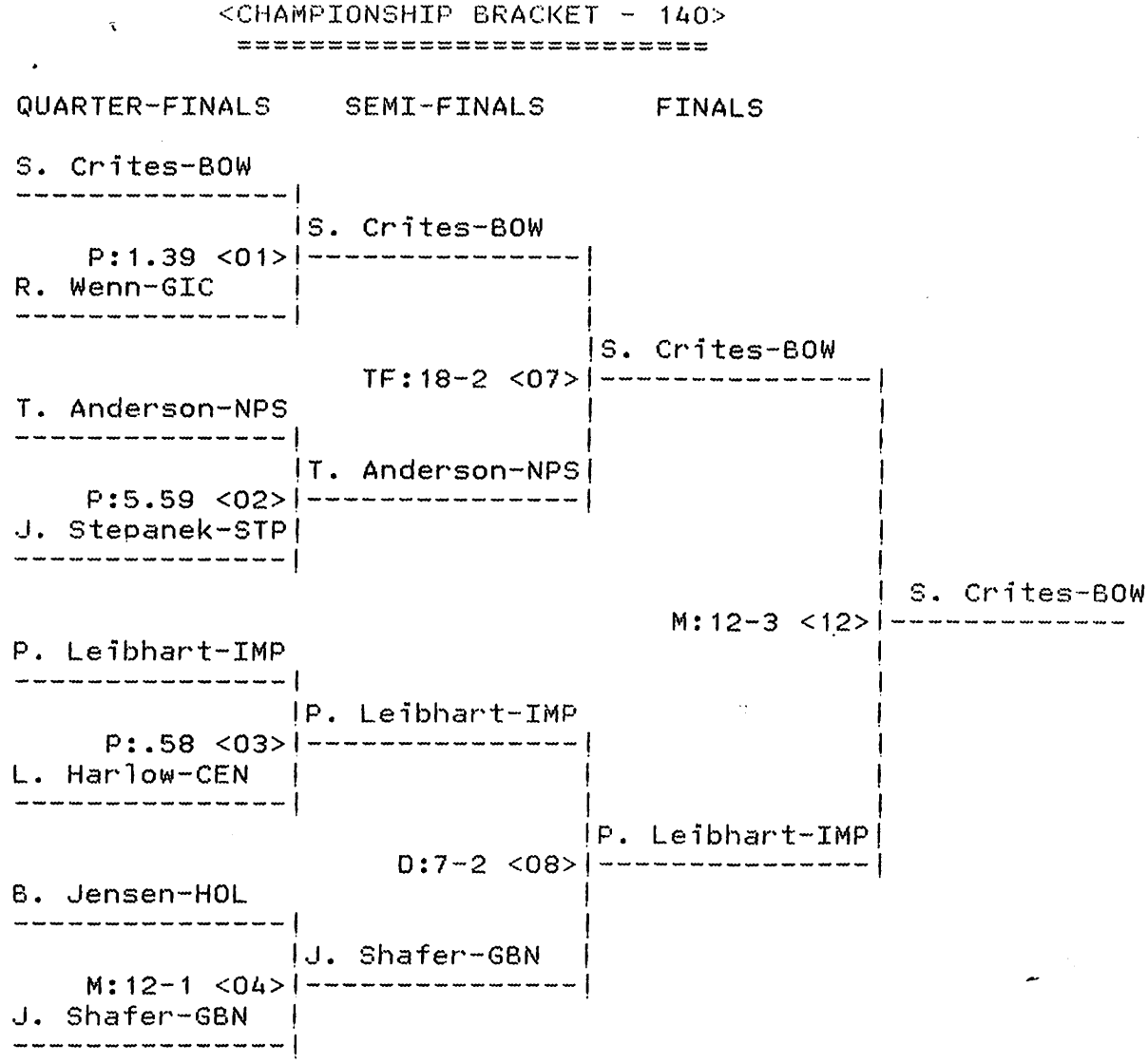
<CHAMPIONSHIP BRACKET - 140>
QUARTER-FINALS
SEMI-FINALS
FINALS
S. Crites-BOW
S. Crites-BOW
P:1.39 <01>
R. Wenn-GIC
S. Crites-BOW
TF:18-2 <07>
T. Anderson-NPS
T. Anderson-NPS
P:5.59 <02>
J. Stepanek-STP
S. Crites-BOW
M:12-3 <12>
P. Leibhart-IMP
P. Leibhart-IMP
P:.58 <03>
L. Harlow-CEN
P. Leibhart-IMP
D:7-2 <08>
B. Jensen-HOL
J. Shafer-GBN
M:12-1 <04>
J. Shafer-GBN

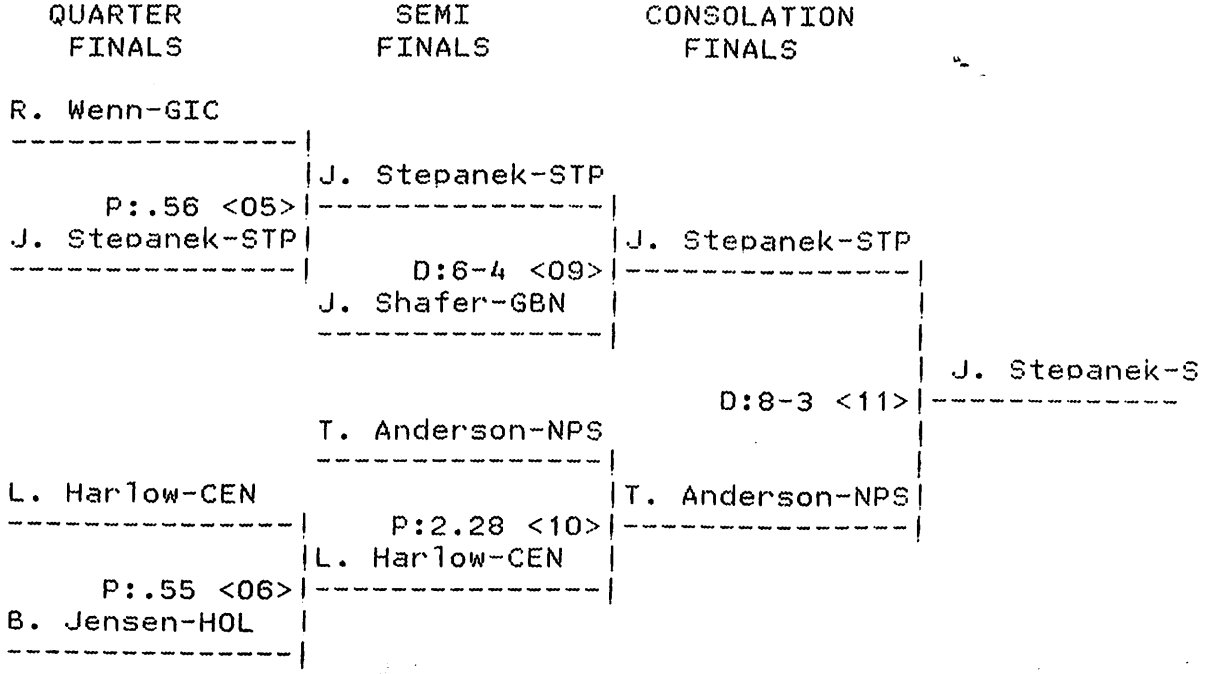
<CONSOLATION BRACKET - 140>
QUARTER FINALS
SEMI FINALS
CONSOLATION FINALS
R. Wenn-GIC
J. Stepanek-STP
P:.56 <05>
J. Stepanek-STP
J. Stepanek-STP
D:6-4 <09>
J. Shafer-GBN
J. Stepanek-S
D:8-3 <11>
T. Anderson-NPS
L. Harlow-CEN
T. Anderson-NPS
P:2.28 <10>
L. Harlow-CEN
P:.55 <06>
B. Jensen-HOL

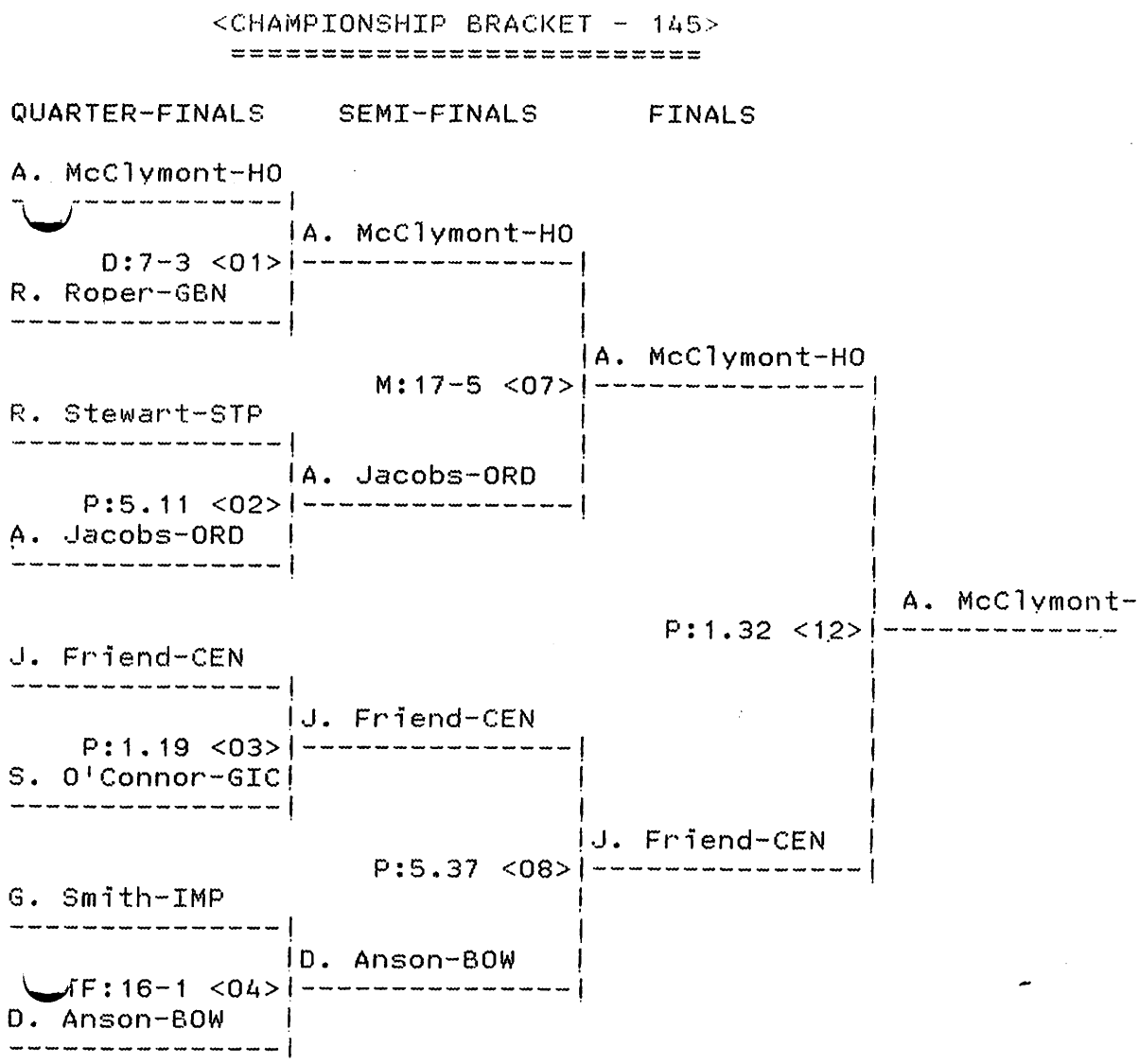
<CHAMPIONSHIP BRACKET - 145>
QUARTER-FINALS
SEMI-FINALS
FINALS
A. McClymont-HO
R. Roper-GBN
D:7-3 <01>
A. McClymont-HO
R. Stewart-STP
M:17-5 <07>
A. McClymont-HO
A. Jacobs-ORD
P:5.11 <02>
A. Jacobs-ORD
J. Friend-CEN
P:1.32 <12>
A. McClymont-
J. Friend-CEN
P:1.19 <03>
S. O'Connor-GIC
J. Friend-CEN
G. Smith-IMP
P:5.37 <08>
D. Anson-BOW
F:16-1 <04>
D. Anson-BOW

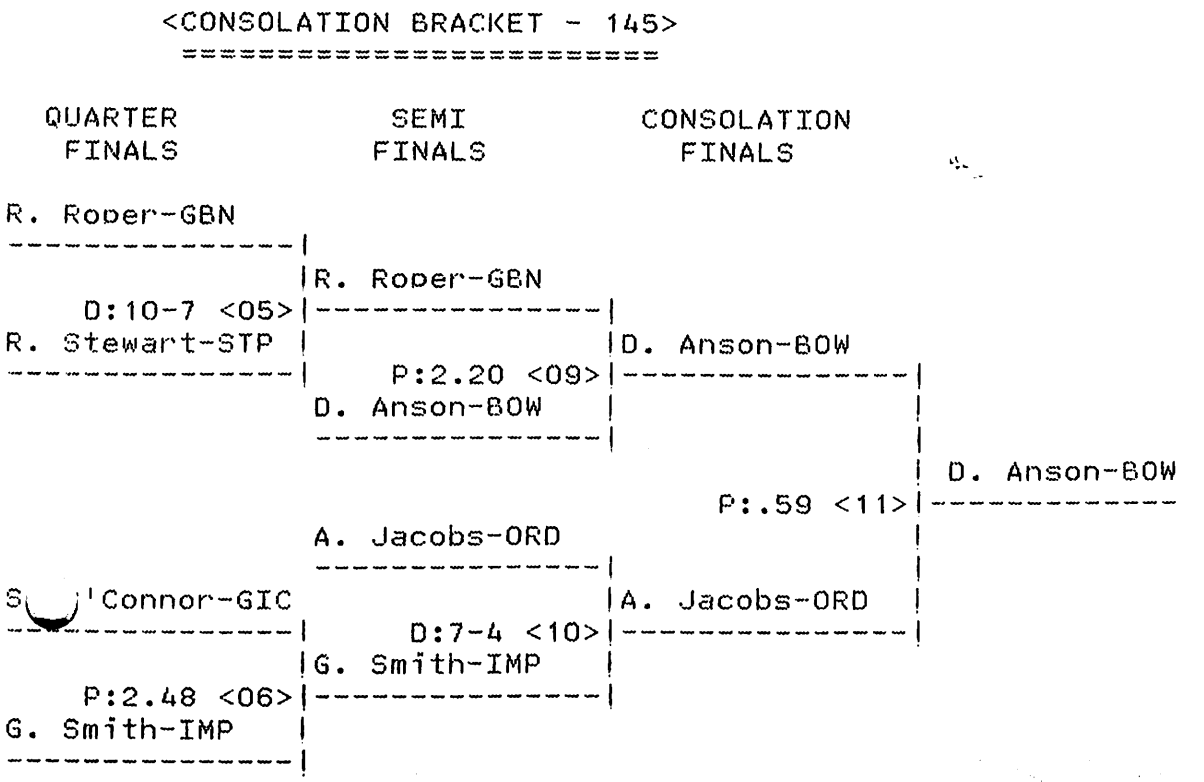
<CONSOLATION BRACKET - 145>
QUARTER FINALS
SEMI FINALS
CONSOLATION FINALS
R. Roper-GBN
R. Roper-GBN
D:10-7 <05>
R. Stewart-STP
D. Anson-BOW
P:2.20 <09>
D. Anson-BOW
D. Anson-BOW
P:.59 <11>
A. Jacobs-ORD
S. O'Connor-GIC
A. Jacobs-ORD
D:7-4 <10>
G. Smith-IMP
P:2.48 <06>
G. Smith-IMP

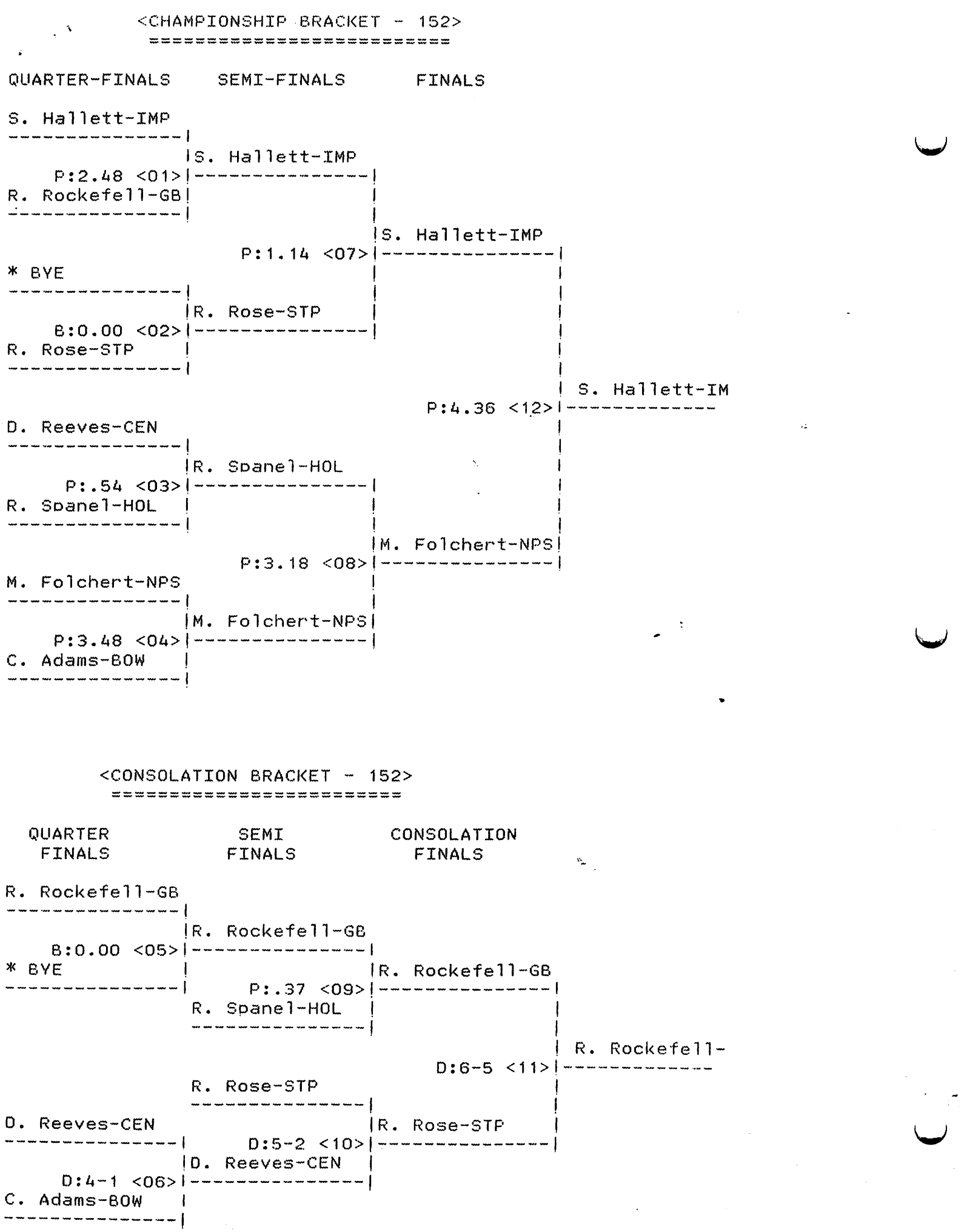
<CHAMPIONSHIP BRACKET - 152>
QUARTER-FINALS
SEMI-FINALS
FINALS
S. Hallett-IMP
R. Rockefell-GB
P:2.48 <01>
S. Hallett-IMP
* BYE
R. Rose-STP
B:0.00 <02>
R. Rose-STP
P:1.14 <07>
S. Hallett-IMP
D. Reeves-CEN
R. Spanel-HOL
P:.54 <03>
R. Spanel-HOL
M. Folchert-NPS
P:3.18 <08>
M. Folchert-NPS
C. Adams-BOW
P:3.48 <04>
M. Folchert-NPS
P:4.36 <12>
S. Hallett-IM
<CONSOLATION BRACKET - 152>
QUARTER FINALS
SEMI FINALS
CONSOLATION FINALS
R. Rockefell-GB
B:0.00 <05>
R. Rockefell-GB
* BYE
R. Spanel-HOL
P:.37 <09>
R. Rockefell-GB
R. Rose-STP
D. Reeves-CEN
D:5-2 <10>
R. Rose-STP
D:4-1 <06>
D. Reeves-CEN
C. Adams-BOW
D:6-5 <11>
R. Rockefell-

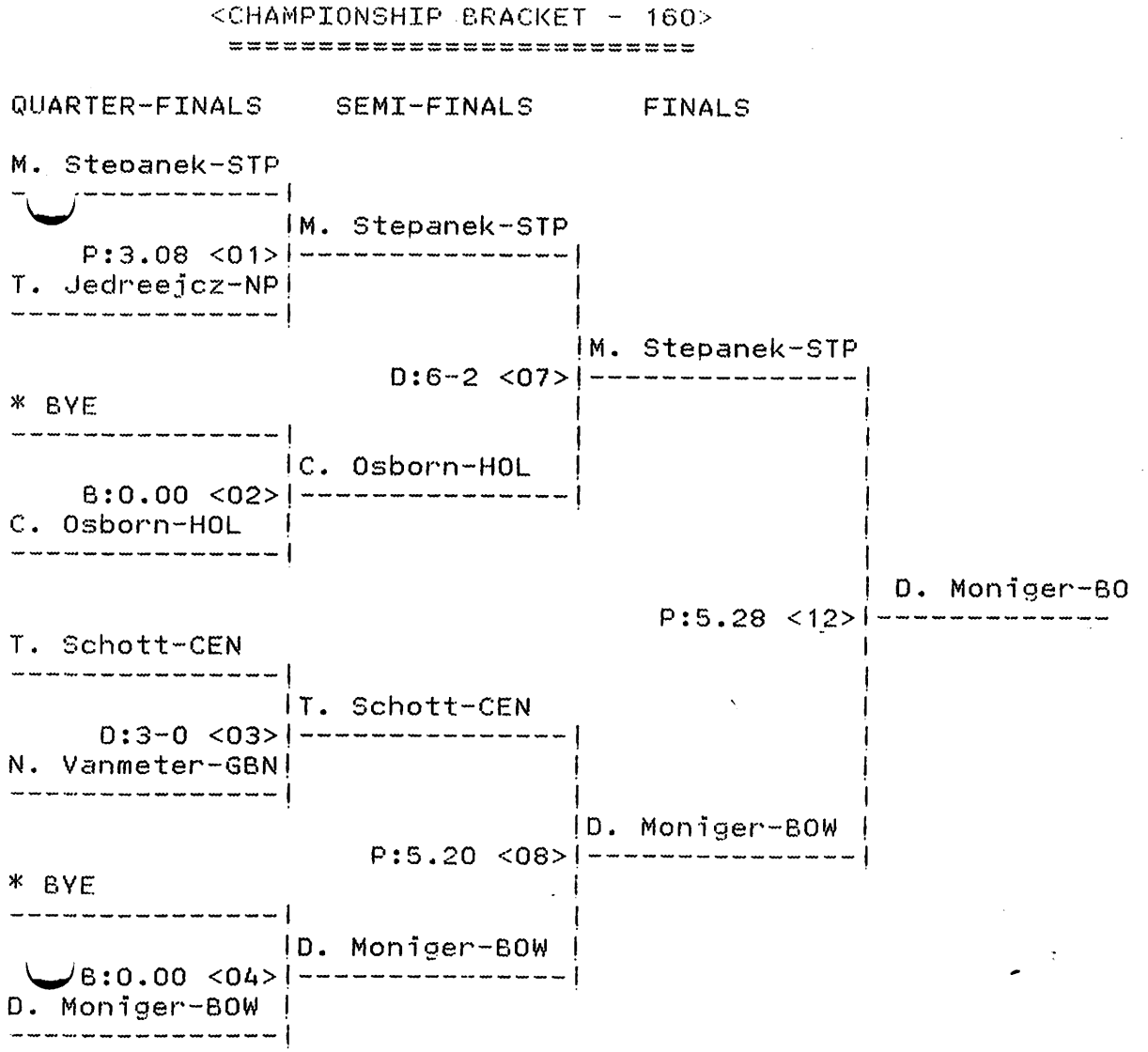
<CHAMPIONSHIP BRACKET - 160>
QUARTER-FINALS
SEMI-FINALS
FINALS
M. Stepanek-STP
M. Stepanek-STP
P:3.08 <01>
T. Jedreejcz-NP
M. Stepanek-STP
D:6-2 <07>
* BYE
C. Osborn-HOL
B:0.00 <02>
C. Osborn-HOL
D. Moniger-BO
P:5.28 <12>
T. Schott-CEN
T. Schott-CEN
D:3-0 <03>
N. Vanmeter-GBN
D. Moniger-BOW
P:5.20 <08>
* BYE
D. Moniger-BOW
B:0.00 <04>
D. Moniger-BOW

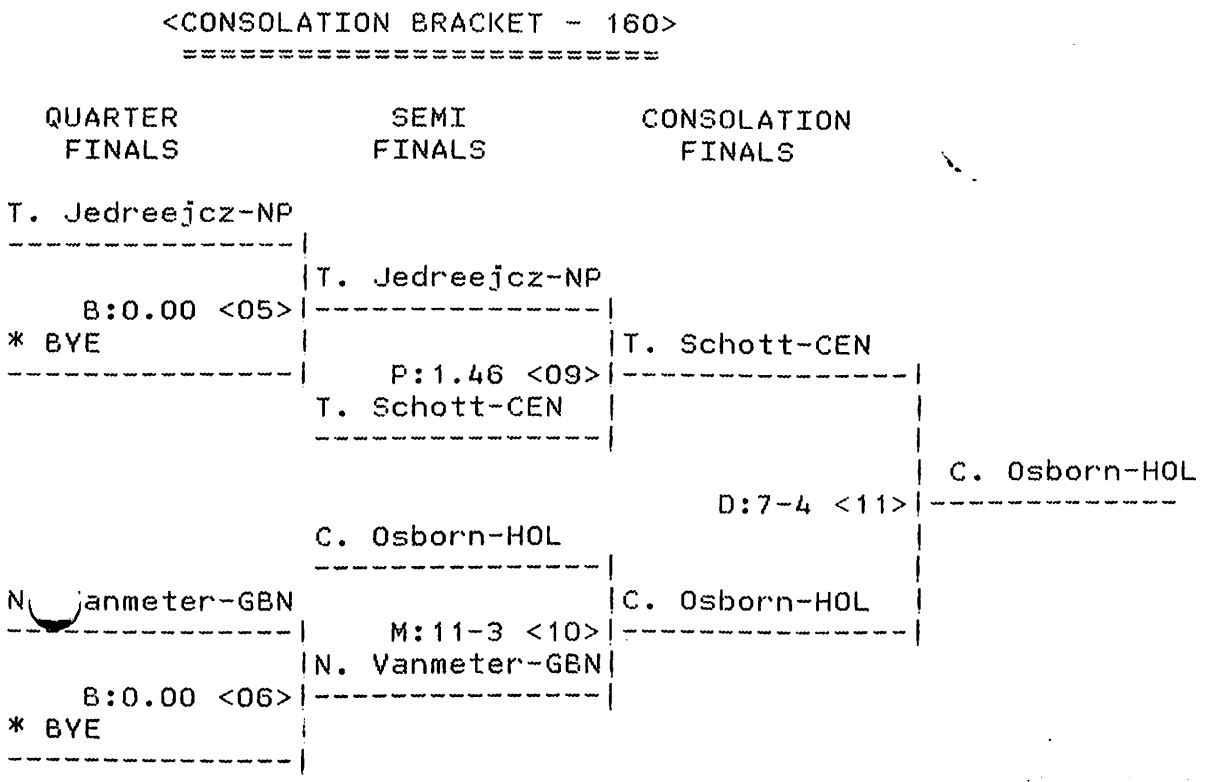
<CONSOLATION BRACKET - 160>
QUARTER FINALS
SEMI FINALS
CONSOLATION FINALS
T. Jedreejcz-NP
T. Jedreejcz-NP
B:0.00 <05>
* BYE
T. Schott-CEN
P:1.46 <09>
T. Schott-CEN
C. Osborn-HOL
D:7-4 <11>
C. Osborn-HOL
N. Vanmeter-GBN
C. Osborn-HOL
M:11-3 <10>
N. Vanmeter-GBN
B:0.00 <06>
* BYE

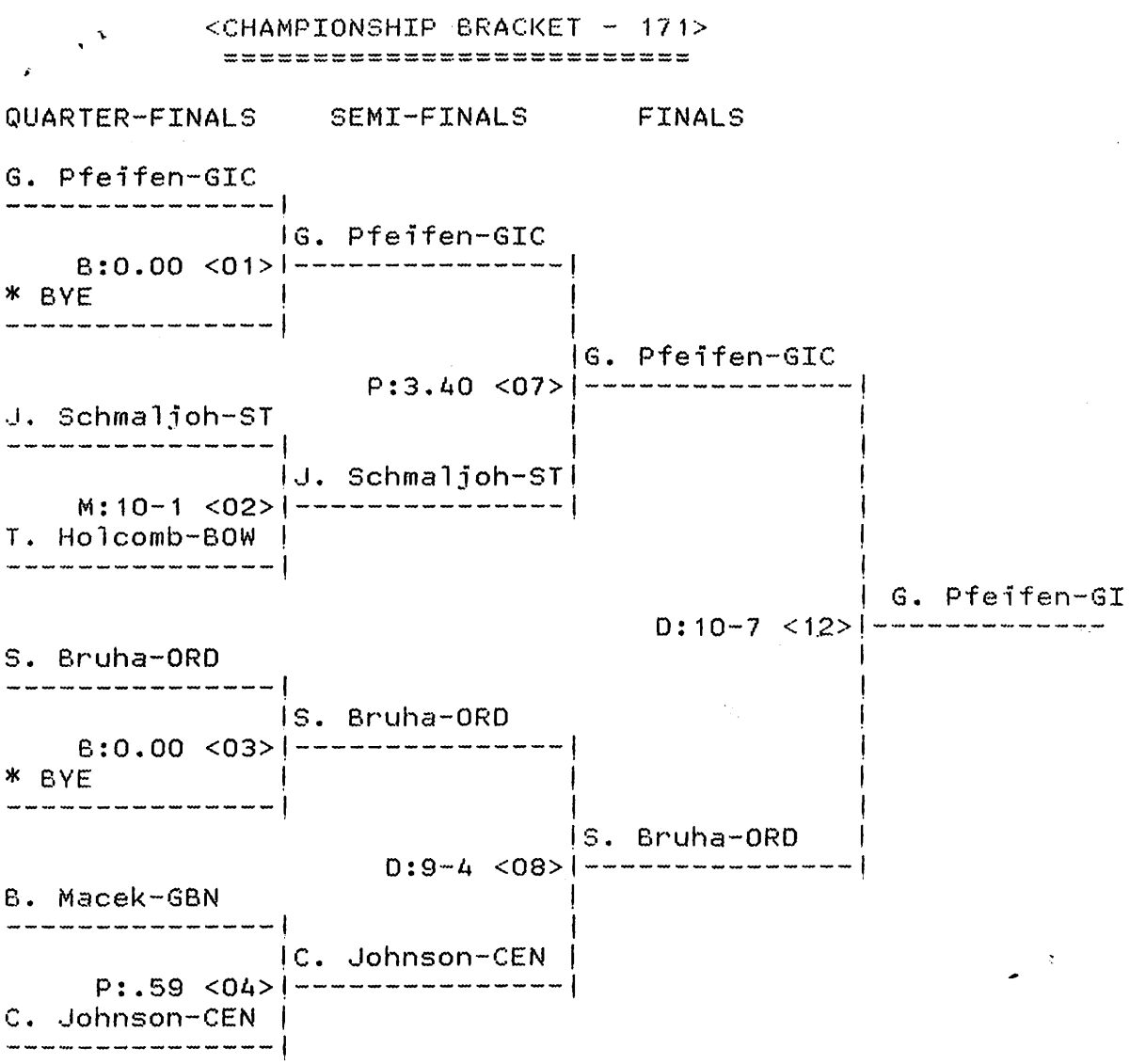
<CHAMPIONSHIP BRACKET - 171>
QUARTER-FINALS
SEMI-FINALS
FINALS
G. Pfeifen-GIC
G. Pfeifen-GIC
B:0.00 <01>
* BYE
G. Pfeifen-GIC
P:3.40 <07>
J. Schmaljoh-ST
J. Schmaljoh-ST
M:10-1 <02>
T. Holcomb-BOW
G. Pfeifen-GI
D:10-7 <12>
S. Bruha-ORD
S. Bruha-ORD
B:0.00 <03>
* BYE
S. Bruha-ORD
D:9-4 <08>
B. Macek-GBN
C. Johnson-CEN
P:.59 <04>
C. Johnson-CEN

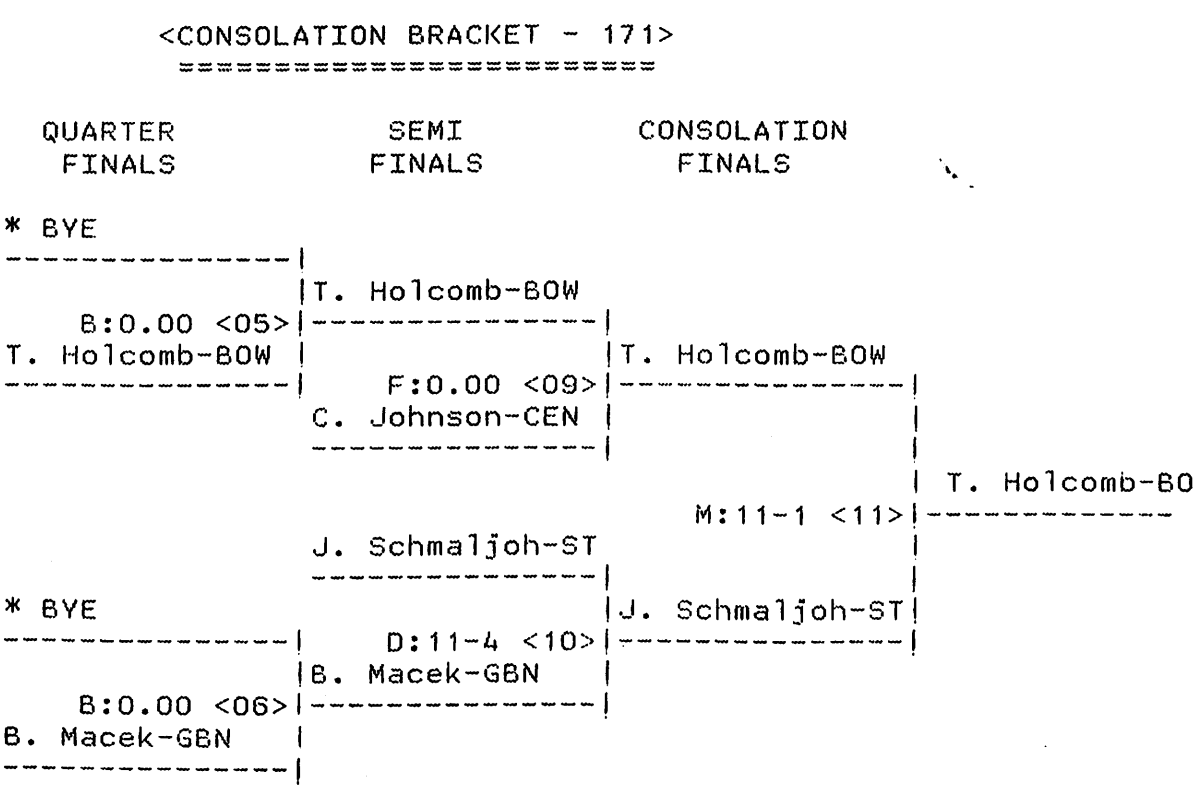
<CONSOLATION BRACKET - 171>
QUARTER FINALS
SEMI FINALS
CONSOLATION FINALS
* BYE
T. Holcomb-BOW
B:0.00 <05>
T. Holcomb-BOW
T. Holcomb-BOW
F:0.00 <09>
C. Johnson-CEN
T. Holcomb-BO
M:11-1 <11>
J. Schmaljoh-ST
* BYE
J. Schmaljoh-ST
D:11-4 <10>
B. Macek-GBN
B:0.00 <06>
B. Macek-GBN

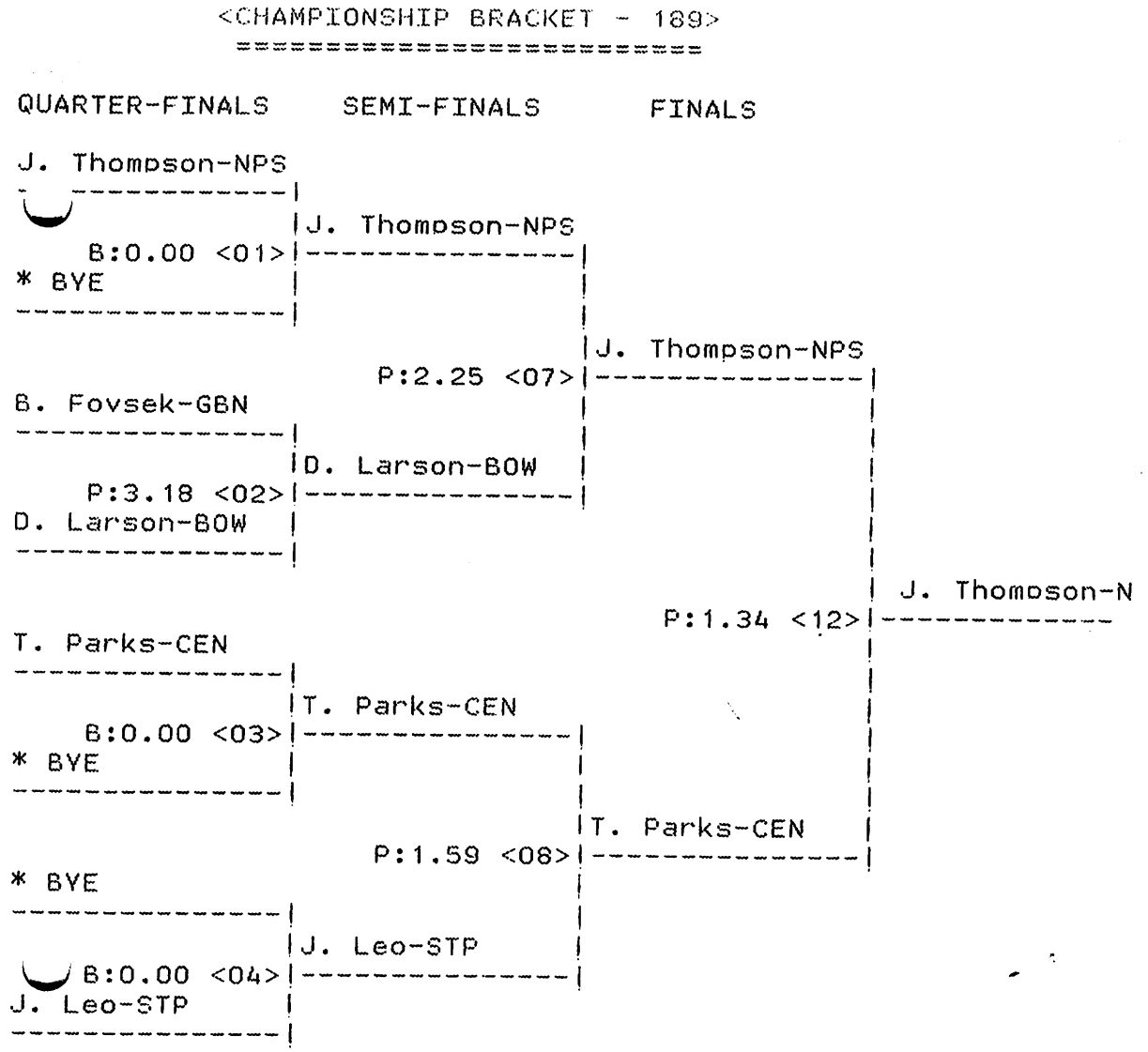
<CHAMPIONSHIP BRACKET - 189>
QUARTER-FINALS
SEMI-FINALS
FINALS
J. Thompson-NPS
B:0.00 <01>
* BYE
J. Thompson-NPS
P:2.25 <07>
J. Thompson-NPS
B. Fovsek-GBN
P:3.18 <02>
D. Larson-BOW
D. Larson-BOW
J. Thompson-N
P:1.34 <12>
T. Parks-CEN
B:0.00 <03>
* BYE
T. Parks-CEN
P:1.59 <08>
T. Parks-CEN
* BYE
B:0.00 <04>
J. Leo-STP
J. Leo-STP

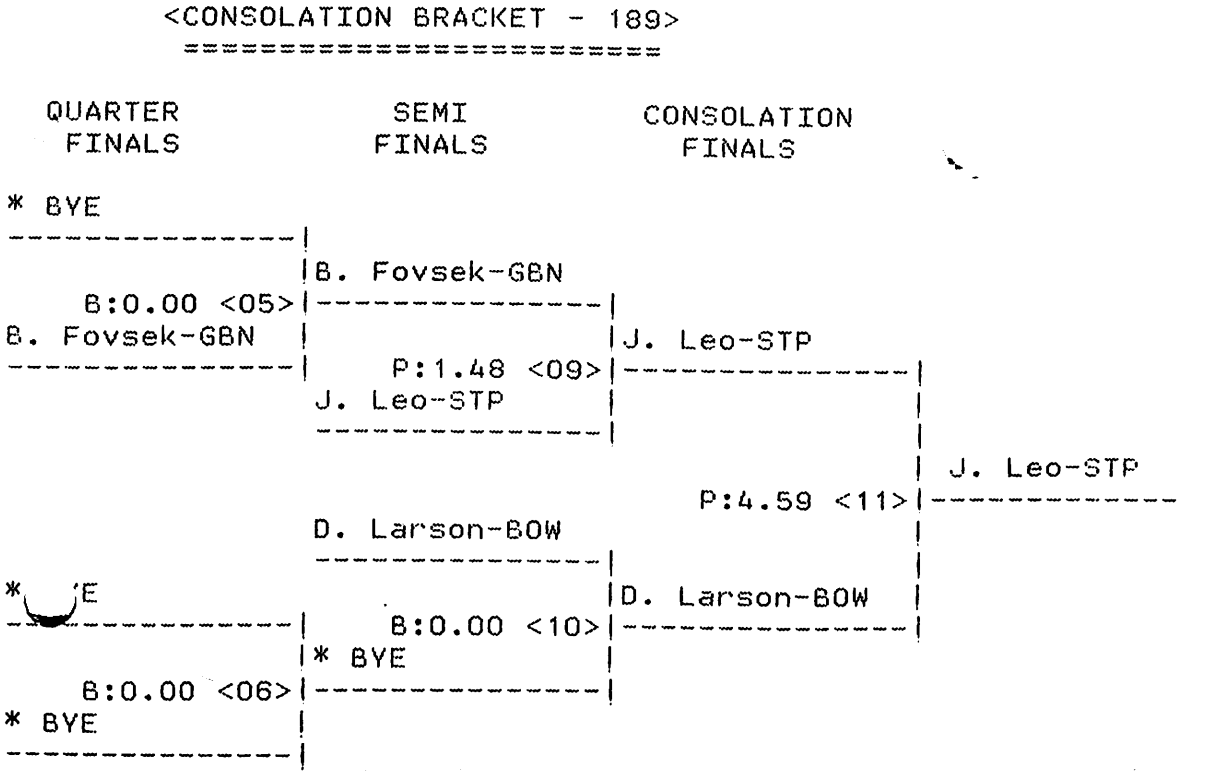
<CONSOLATION BRACKET - 189>
QUARTER FINALS
SEMI FINALS
CONSOLATION FINALS
* BYE
B:0.00 <05>
B. Fovsek-GBN
B. Fovsek-GBN
P:1.48 <09>
J. Leo-STP
J. Leo-STP
J. Leo-STP
P:4.59 <11>
D. Larson-BOW
* BYE
B:0.00 <10>
D. Larson-BOW
* BYE
B:0.00 <06>
* BYE

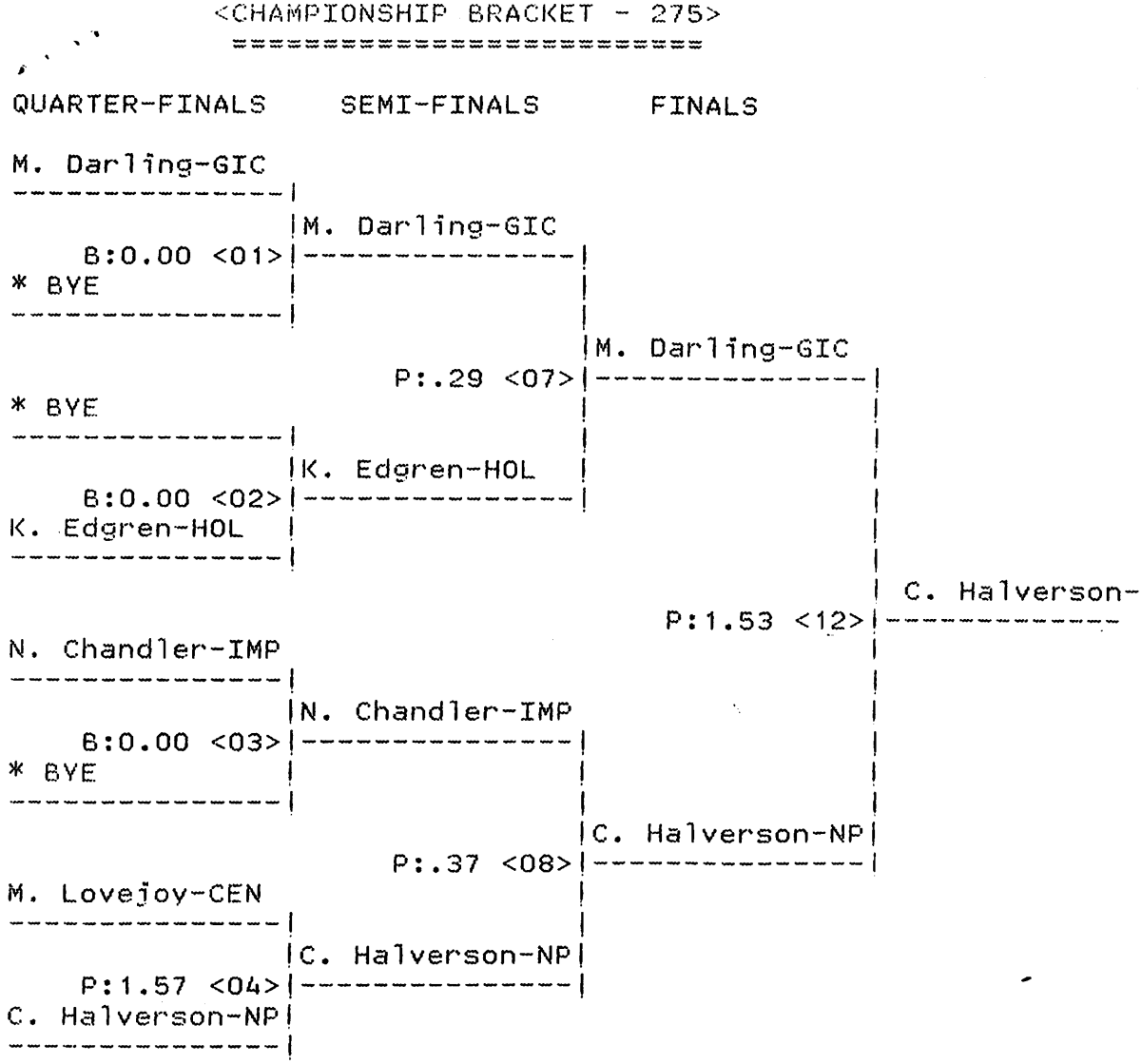
<CHAMPIONSHIP BRACKET - 275>
QUARTER-FINALS
SEMI-FINALS
FINALS
M. Darling-GIC
B:0.00 <01>
* BYE
M. Darling-GIC
K. Edgren-HOL
B:0.00 <02>
K. Edgren-HOL
M. Darling-GIC
P:.29 <07>
* BYE
C. Halverson-
P:1.53 <12>
N. Chandler-IMP
B:0.00 <03>
* BYE
N. Chandler-IMP
C. Halverson-NP
P:.37 <08>
M. Lovejoy-CEN
P:1.57 <04>
C. Halverson-NP
C. Halverson-NP

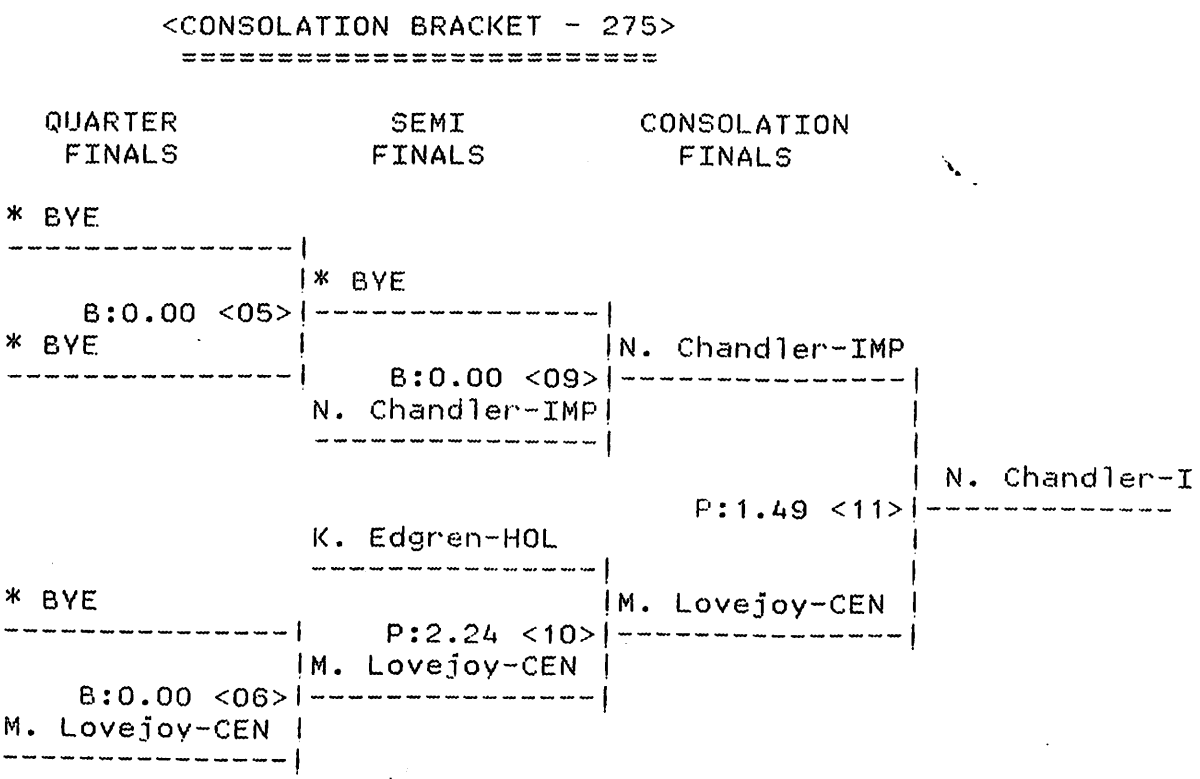
<CONSOLATION BRACKET - 275>
QUARTER FINALS
SEMI FINALS
CONSOLATION FINALS
* BYE
* BYE
* BYE
B:0.00 <05>
* BYE
* BYE
N. Chandler-IMP
B:0.00 <09>
N. Chandler-IMP
N. Chandler-I
P:1.49 <11>
K. Edgren-HOL
* BYE
M. Lovejoy-CEN
P:2.24 <10>
M. Lovejoy-CEN
B:0.00 <06>
M. Lovejoy-CEN

# CHAMPIONSHIP BRACKET 103 LBS. CLASS

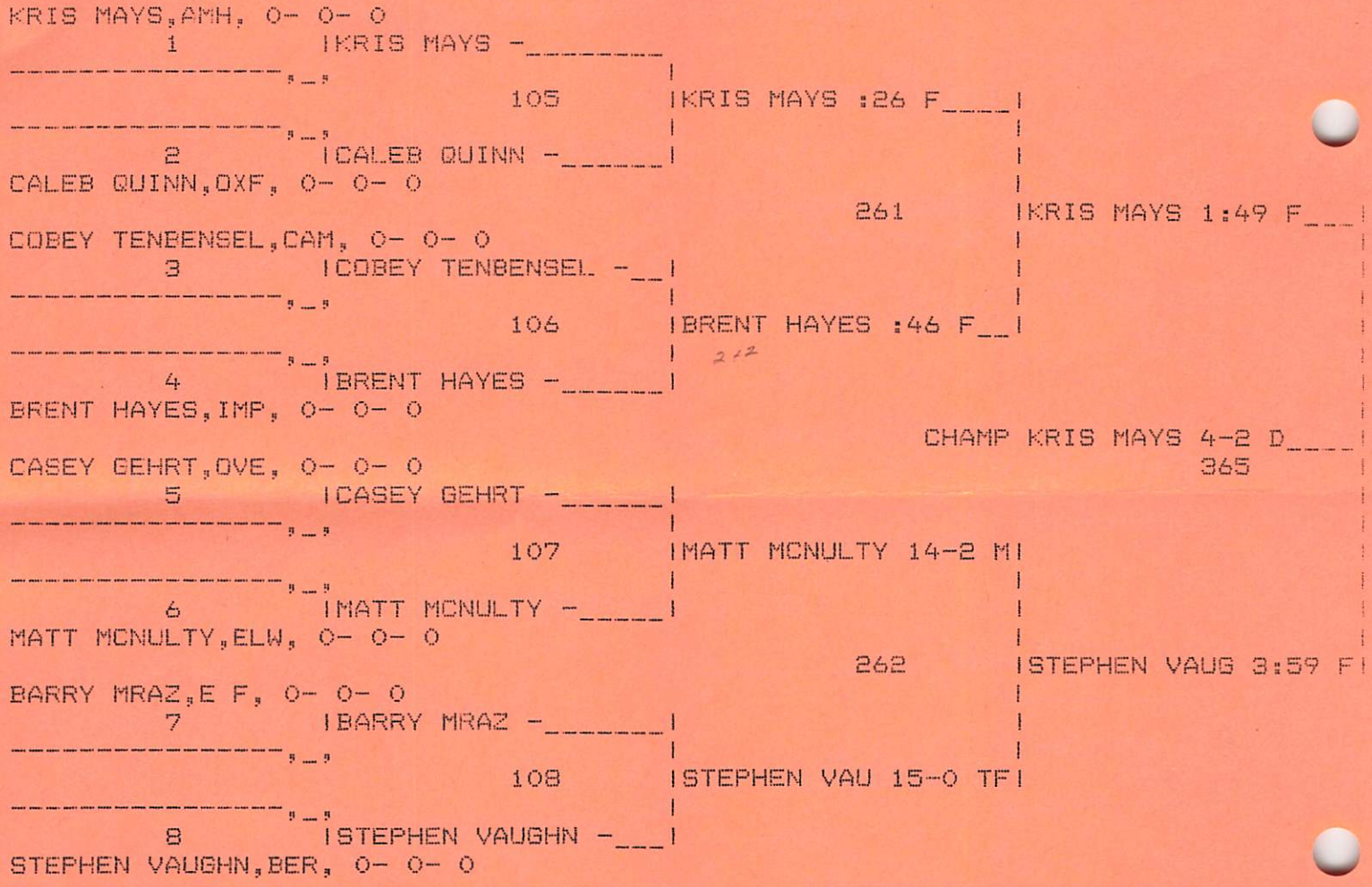


# CONSOLATION BRACKET 103 LBS. CLASS

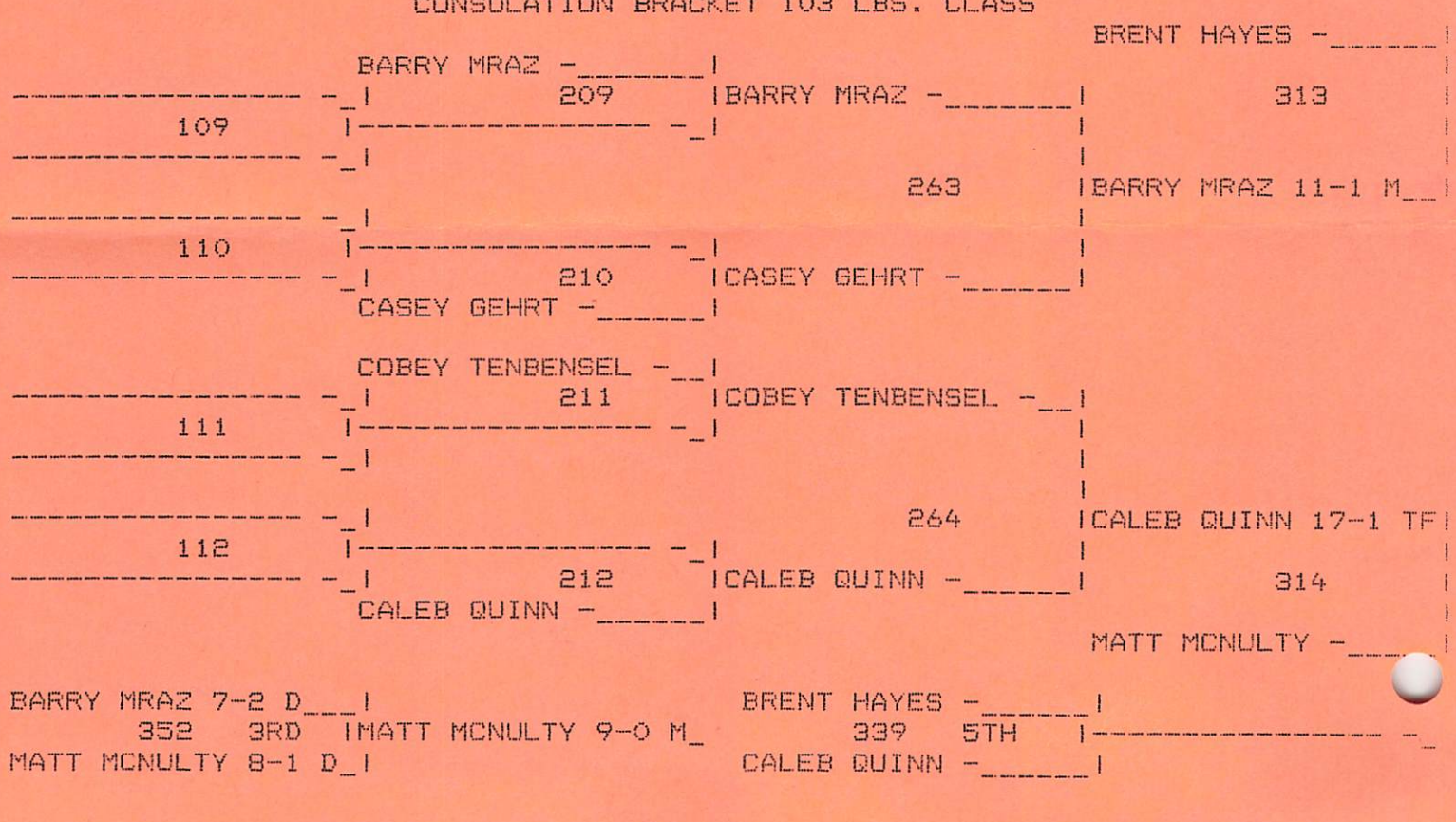

CAMBRIDGE INV 93

CHAMPIONSHIP BRACKET 112 LBS. CLASS

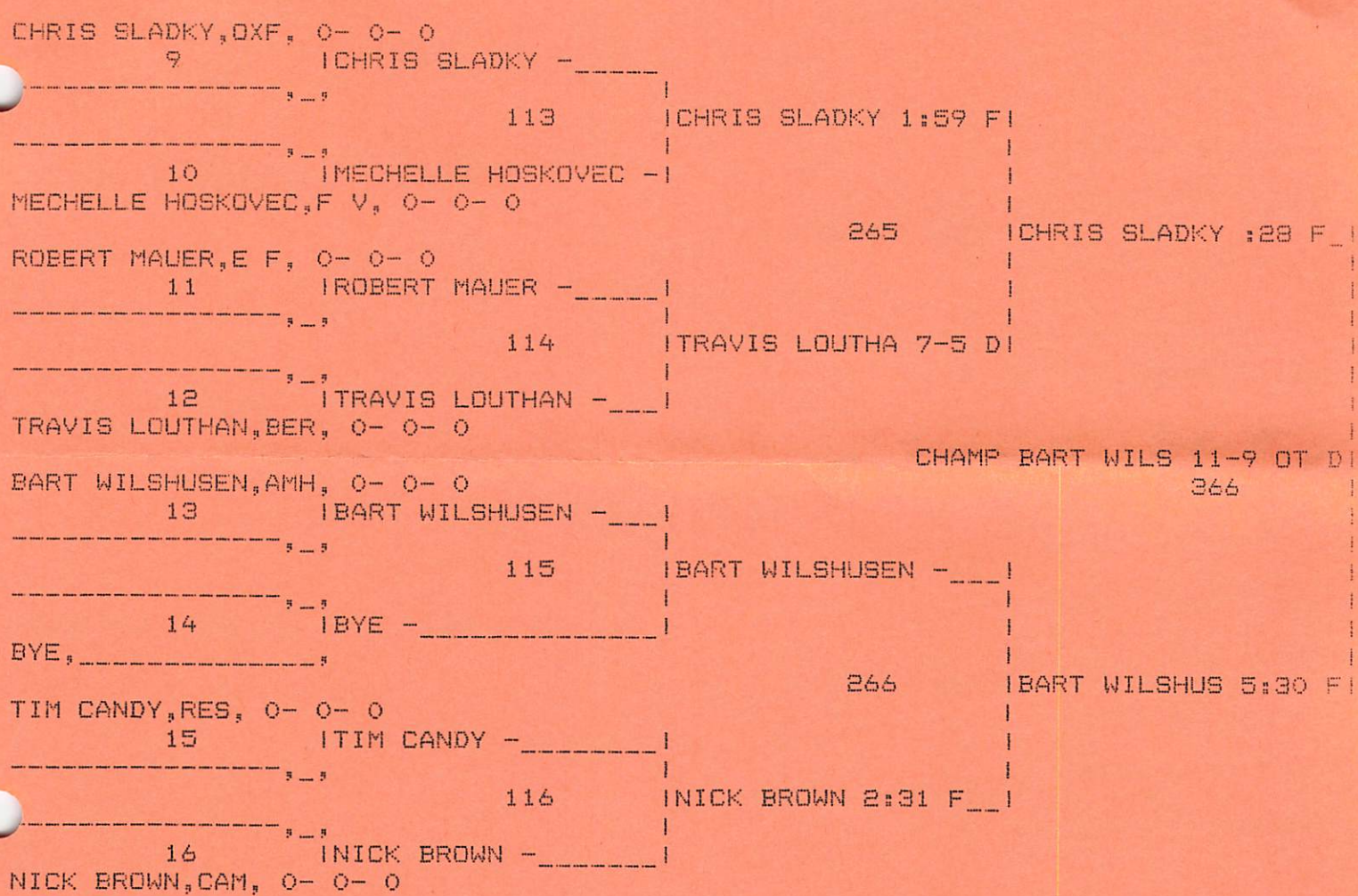


CONSOLATION BRACKET 112 LBS. CLASS

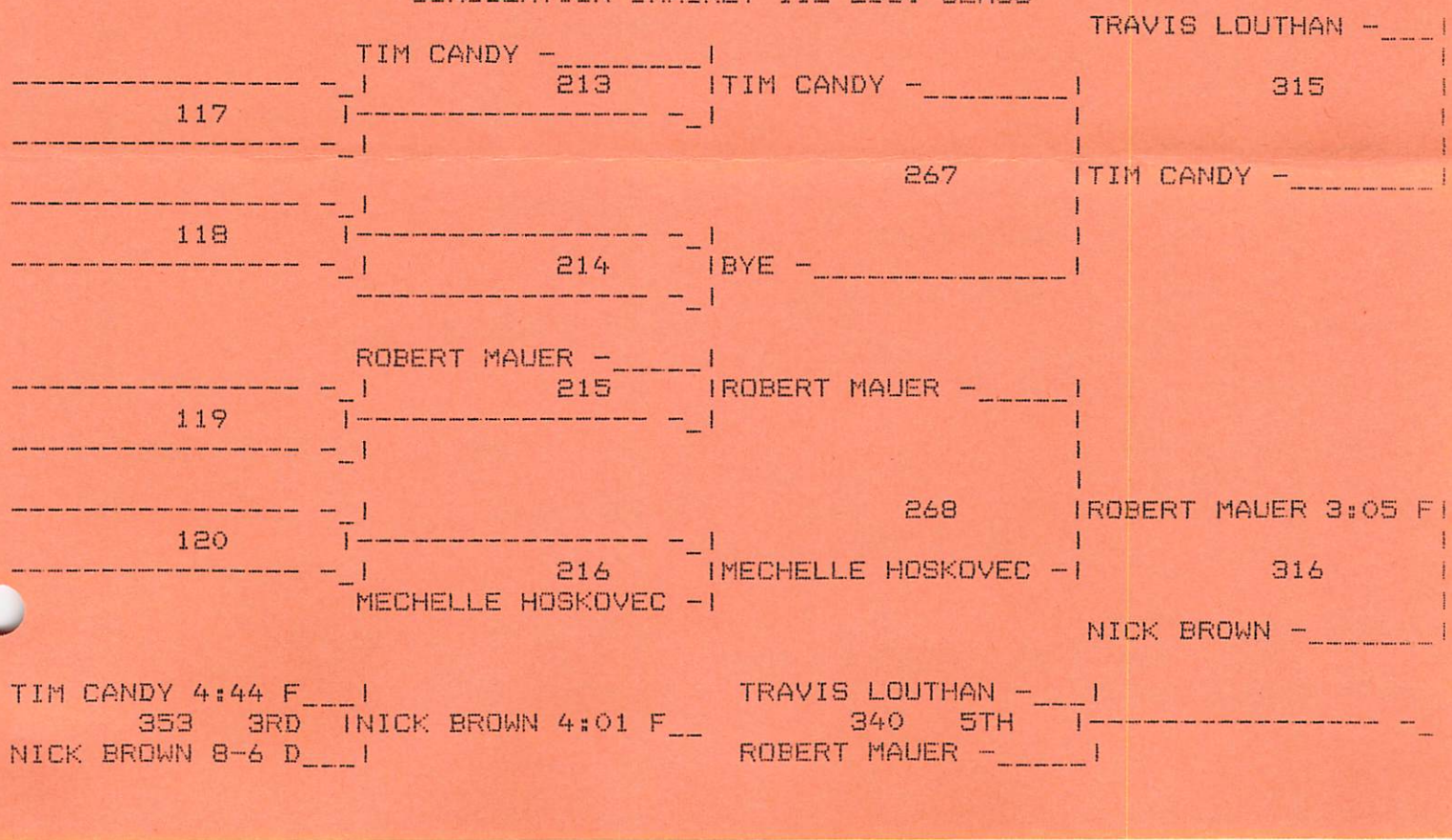

# CAMBRIDGE INV 93

## CHAMPIONSHIP BRACKET 119 LBS. CLASS




## CONSOLATION BRACKET 119 LBS. CLASS

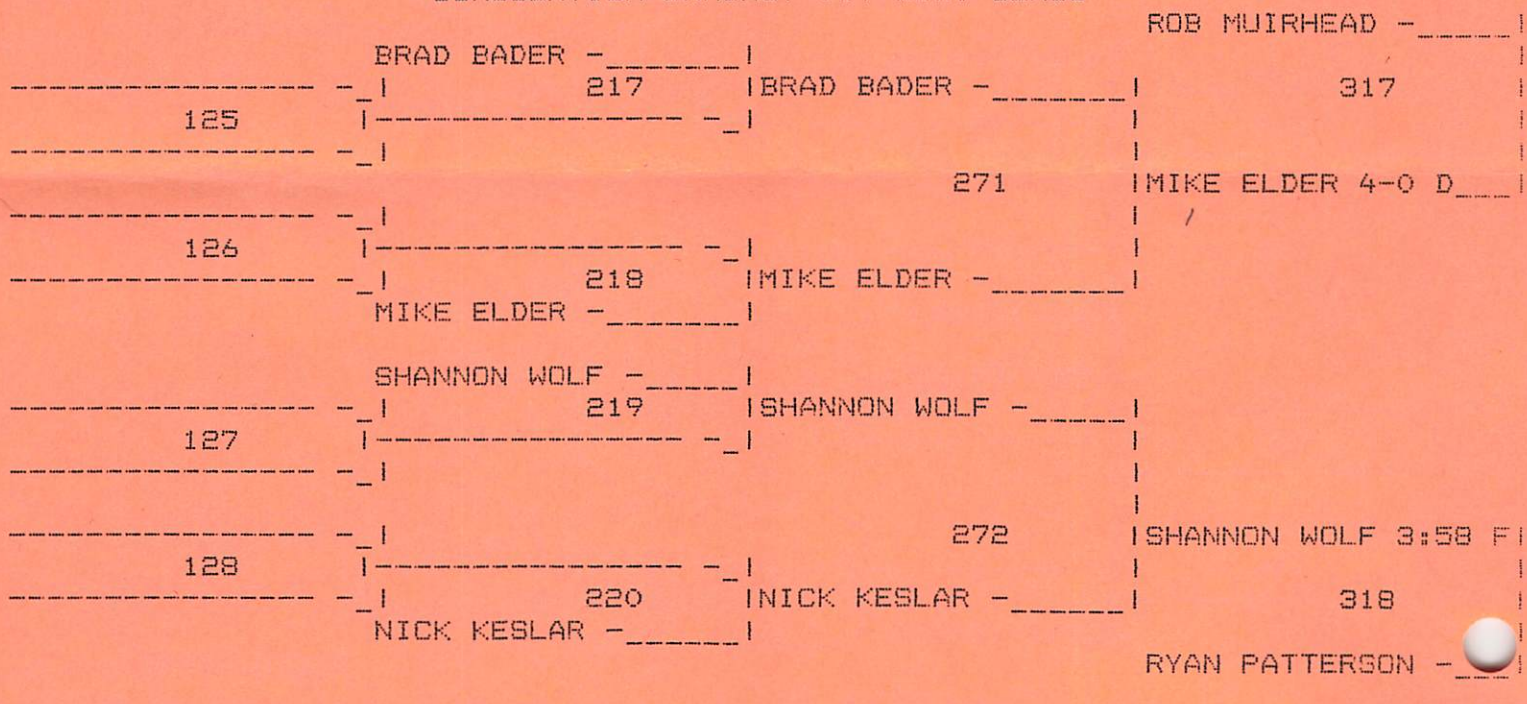

CAMBRIDGE INV 93

CHAMPIONSHIP BRACKET 125 LBS. CLASS




CONSOLATION BRACKET 125 LBS. CLASS

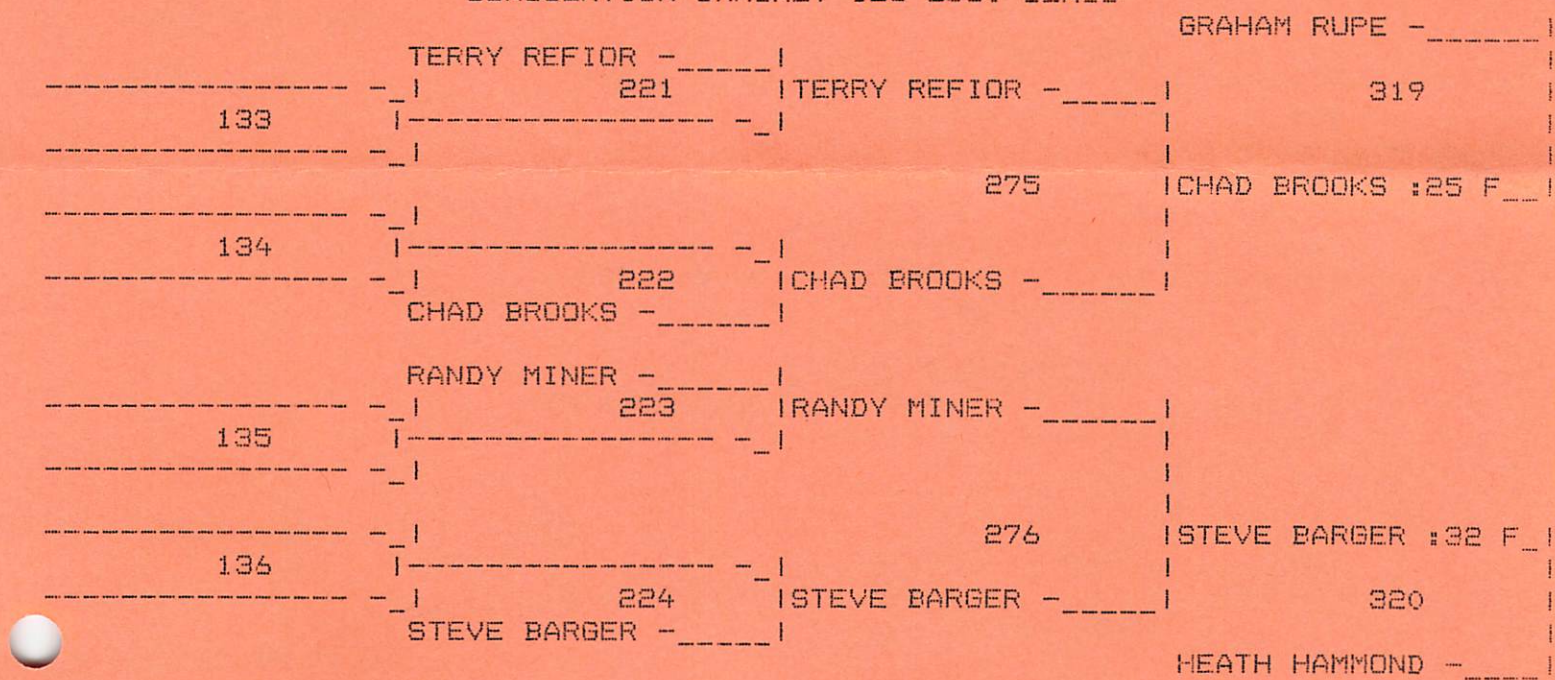

CAMBRIDGE INV 93

CHAMPIONSHIP BRACKET 130 LBS. CLASS

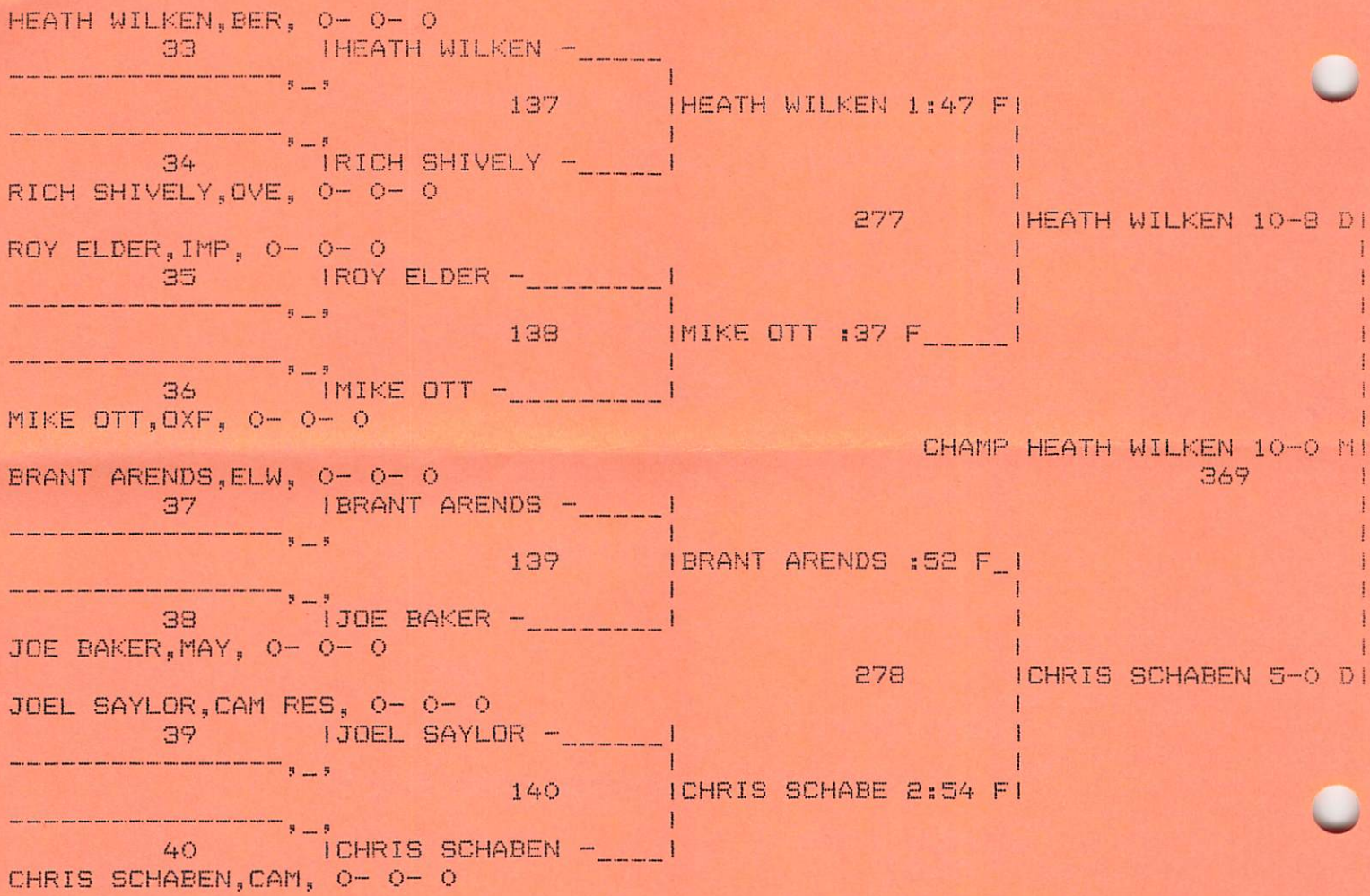


CONSOLATION BRACKET 130 LBS. CLASS

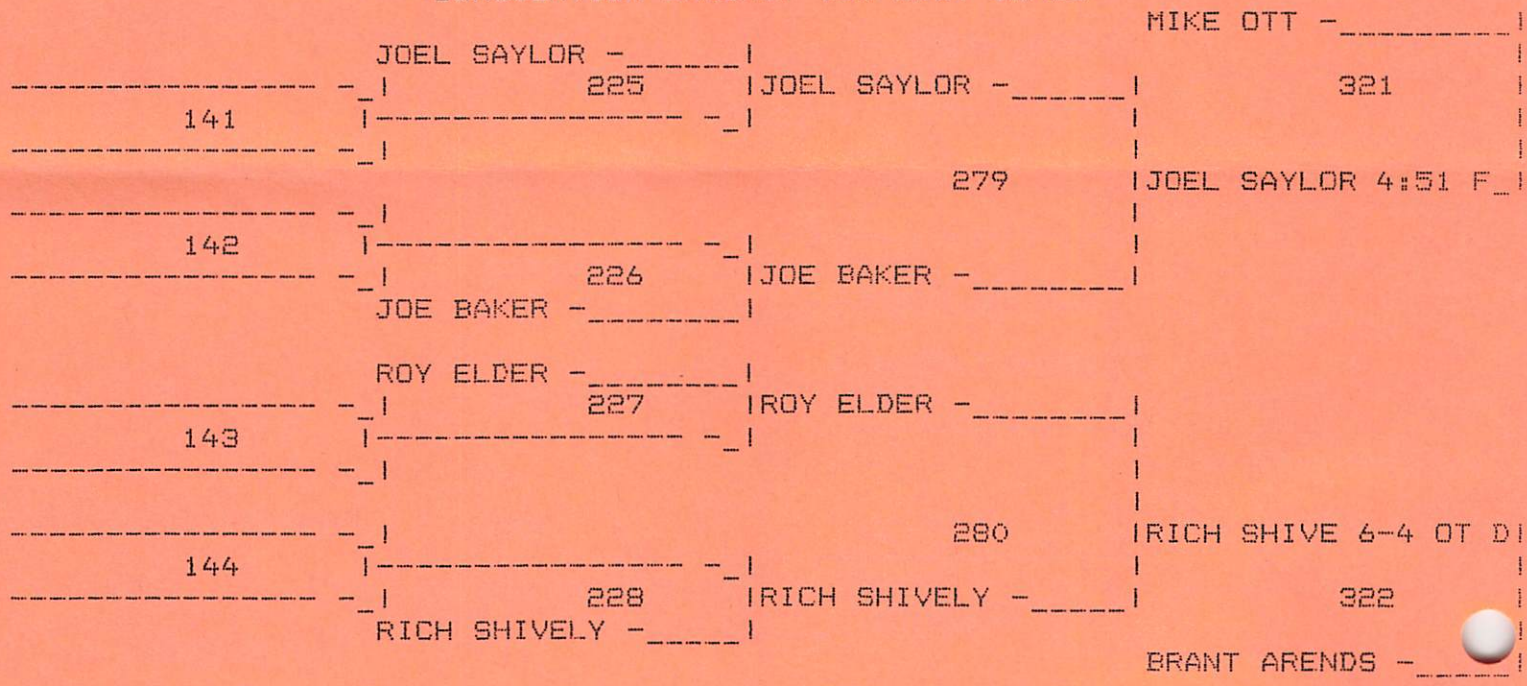

CAMBRIDGE INV 93

CHAMPIONSHIP BRACKET 135 LBS. CLASS

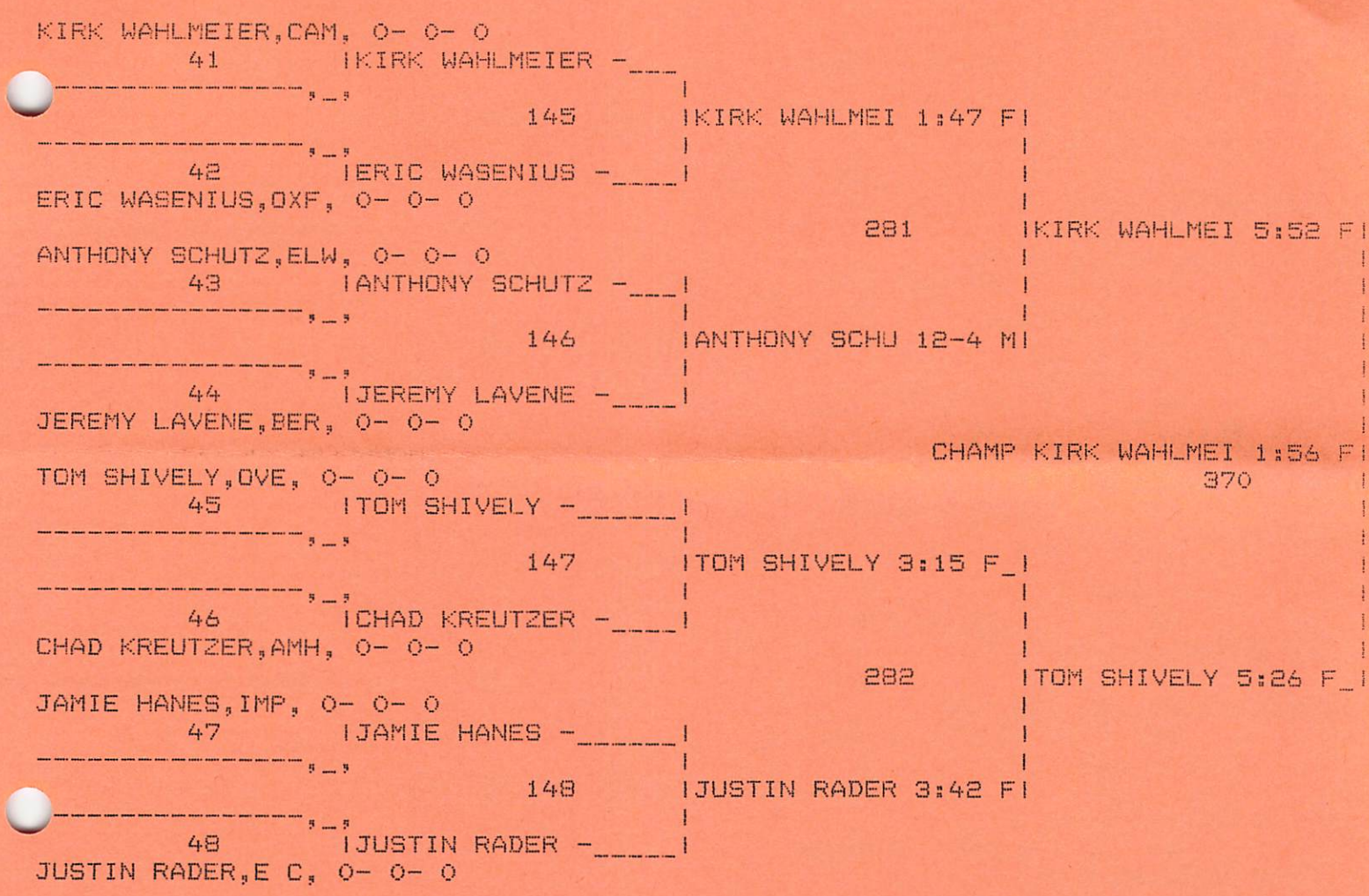


CONSOLATION BRACKET 135 LBS. CLASS

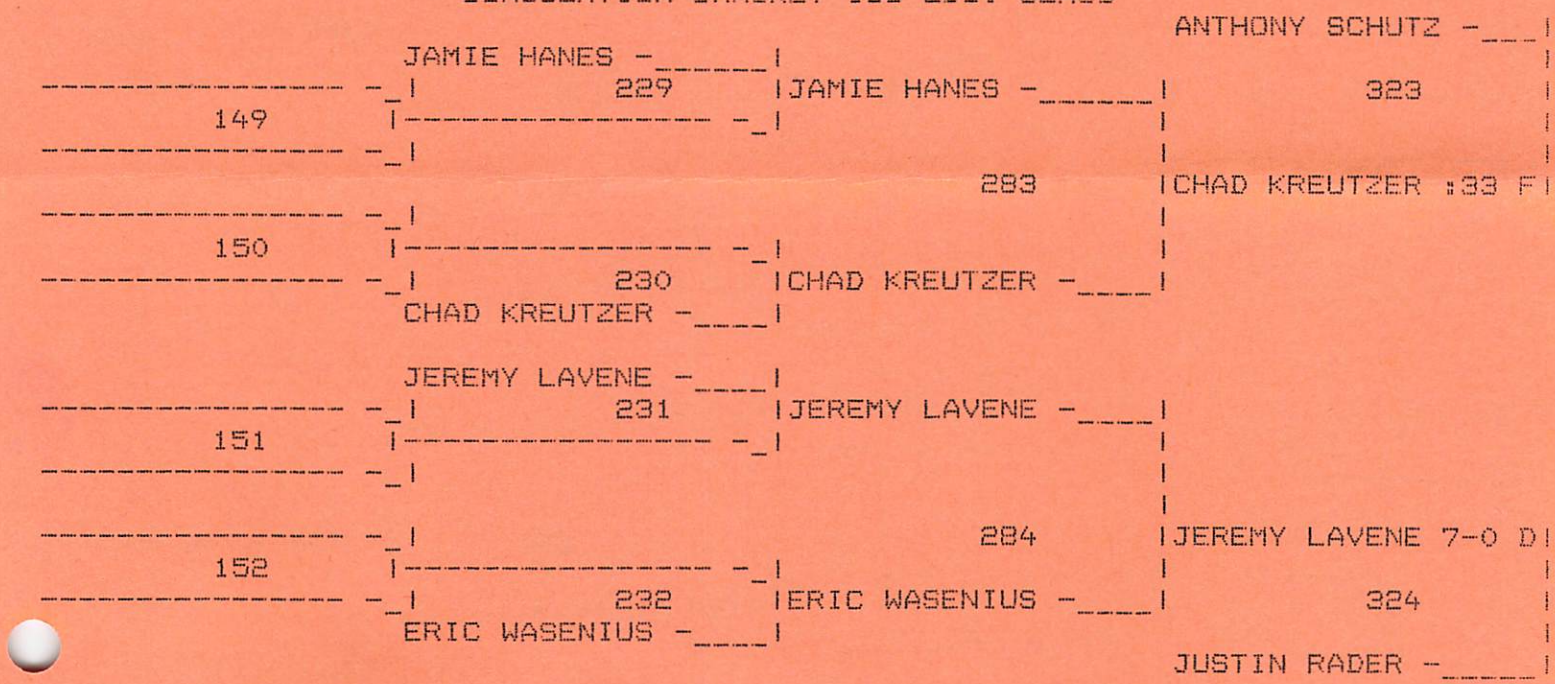

CAMBRIDGE INV 93

CHAMPIONSHIP BRACKET 140 LBS. CLASS

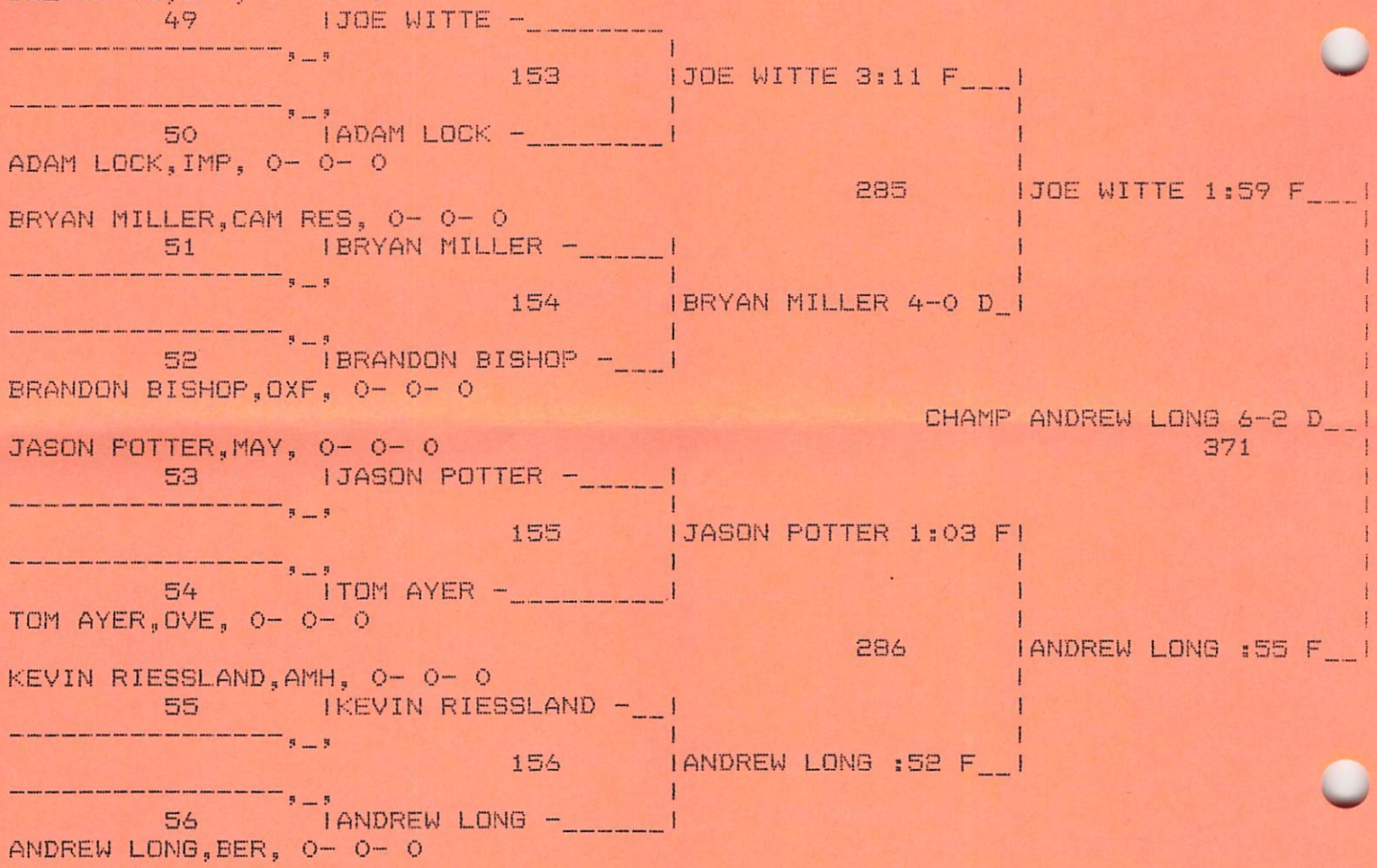


CONSOLATION BRACKET 140 LBS. CLASS

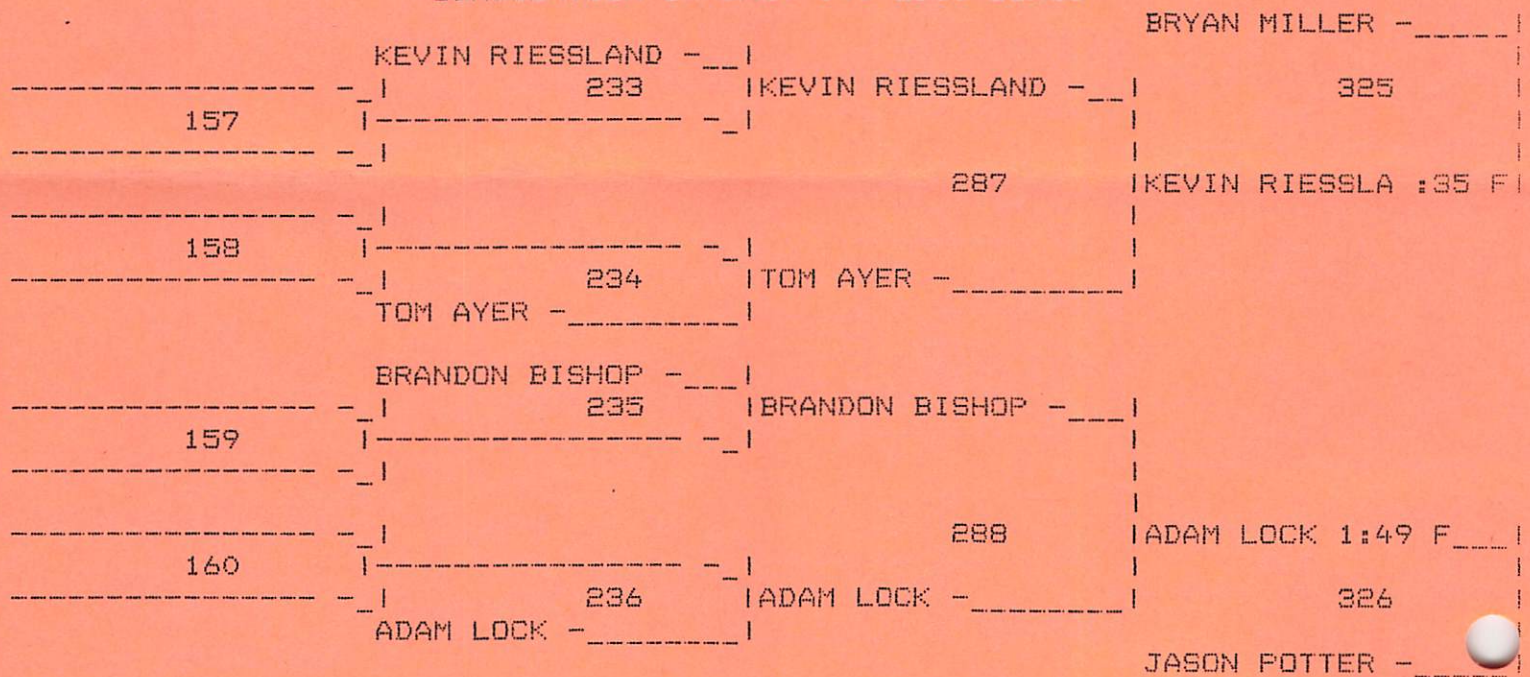


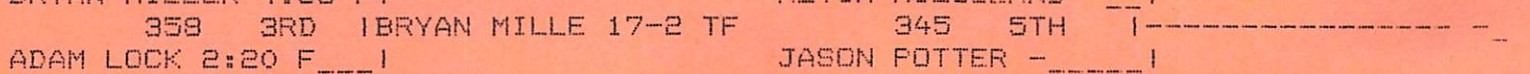

CAMBRIDGE INV 93

CHAMPIONSHIP BRACKET 145 LBS. CLASS

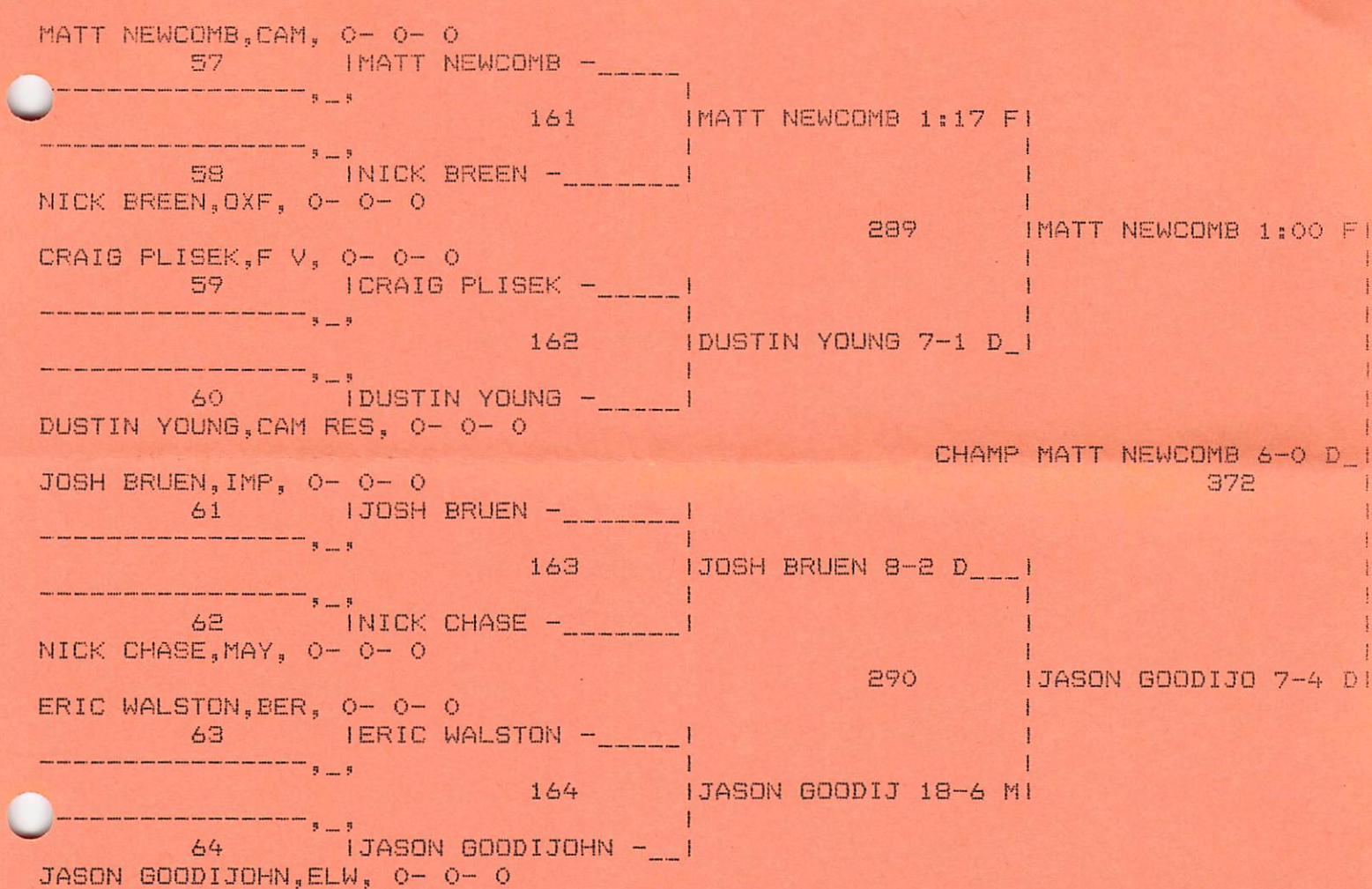


CONSOLATION BRACKET 145 LBS. CLASS

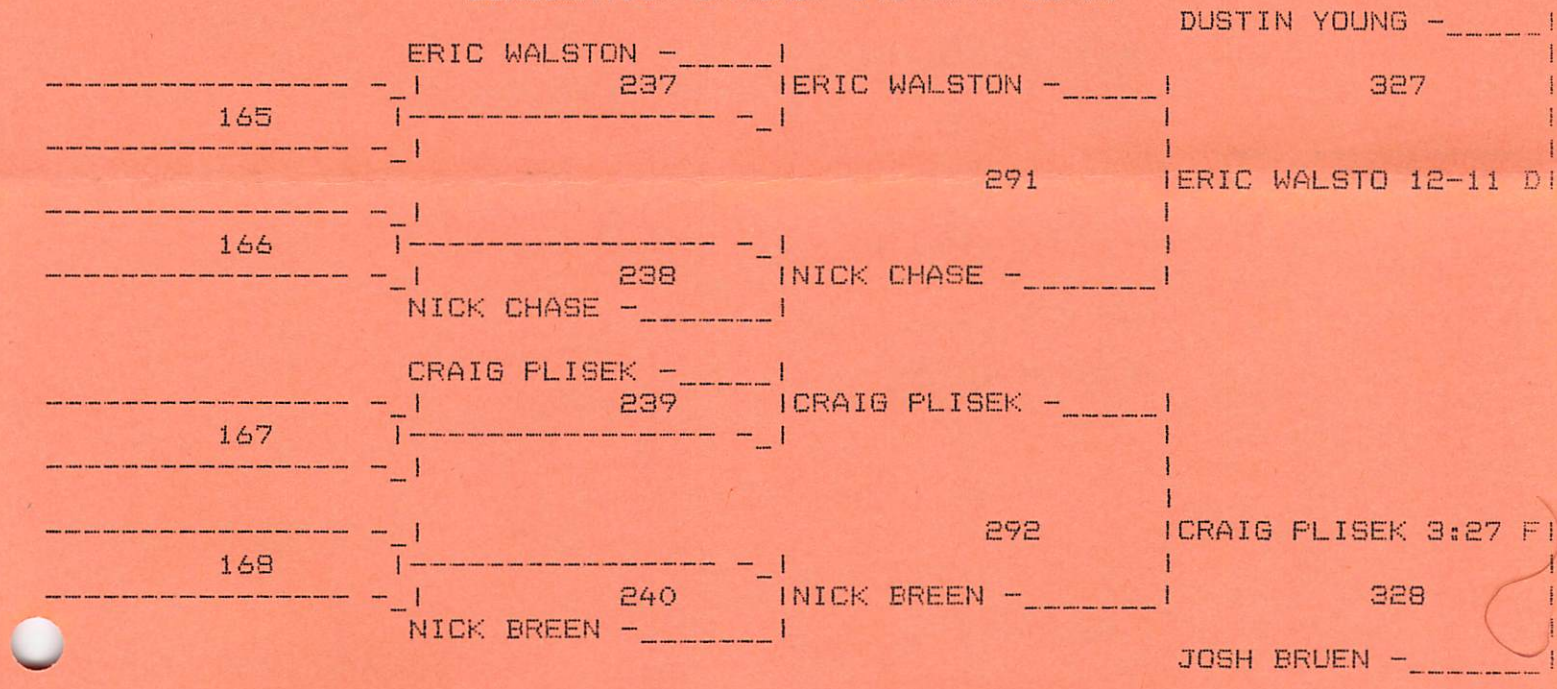




CAMBRIDGE INV 93

CHAMPIONSHIP BRACKET 152 LBS. CLASS

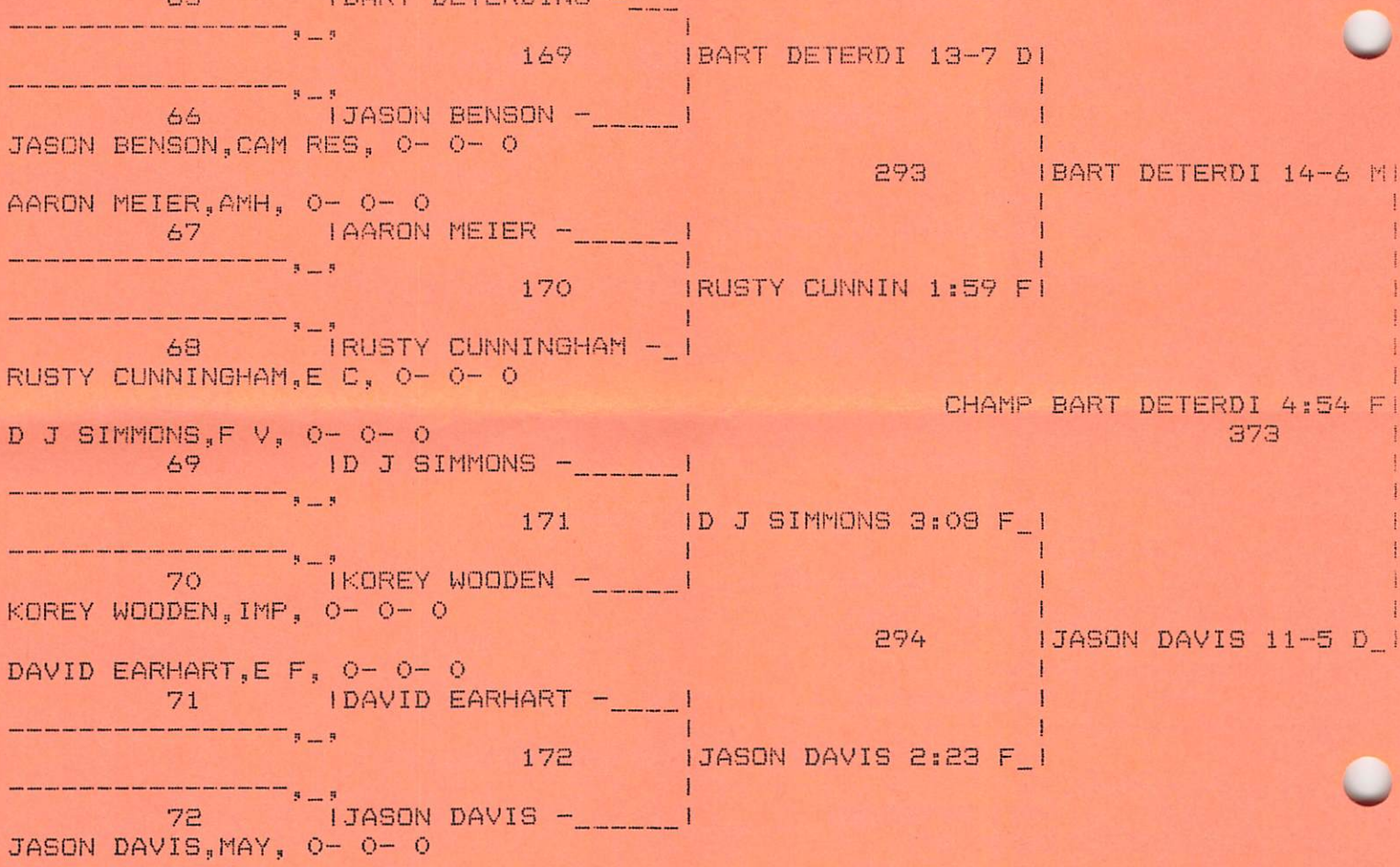


CONSOLATION BRACKET 152 LBS. CLASS

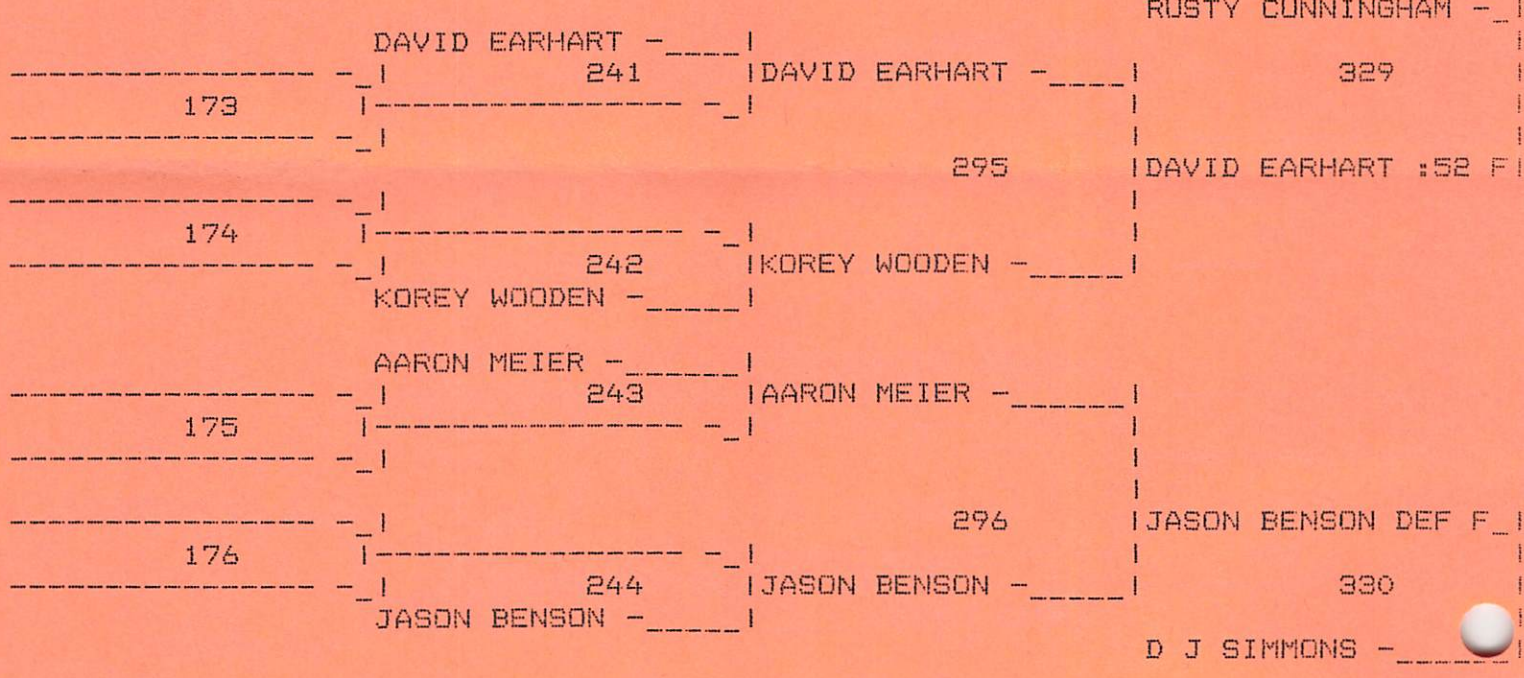

CAMBRIDGE INV 93

## CHAMPIONSHIP BRACKET 160 LBS. CLASS

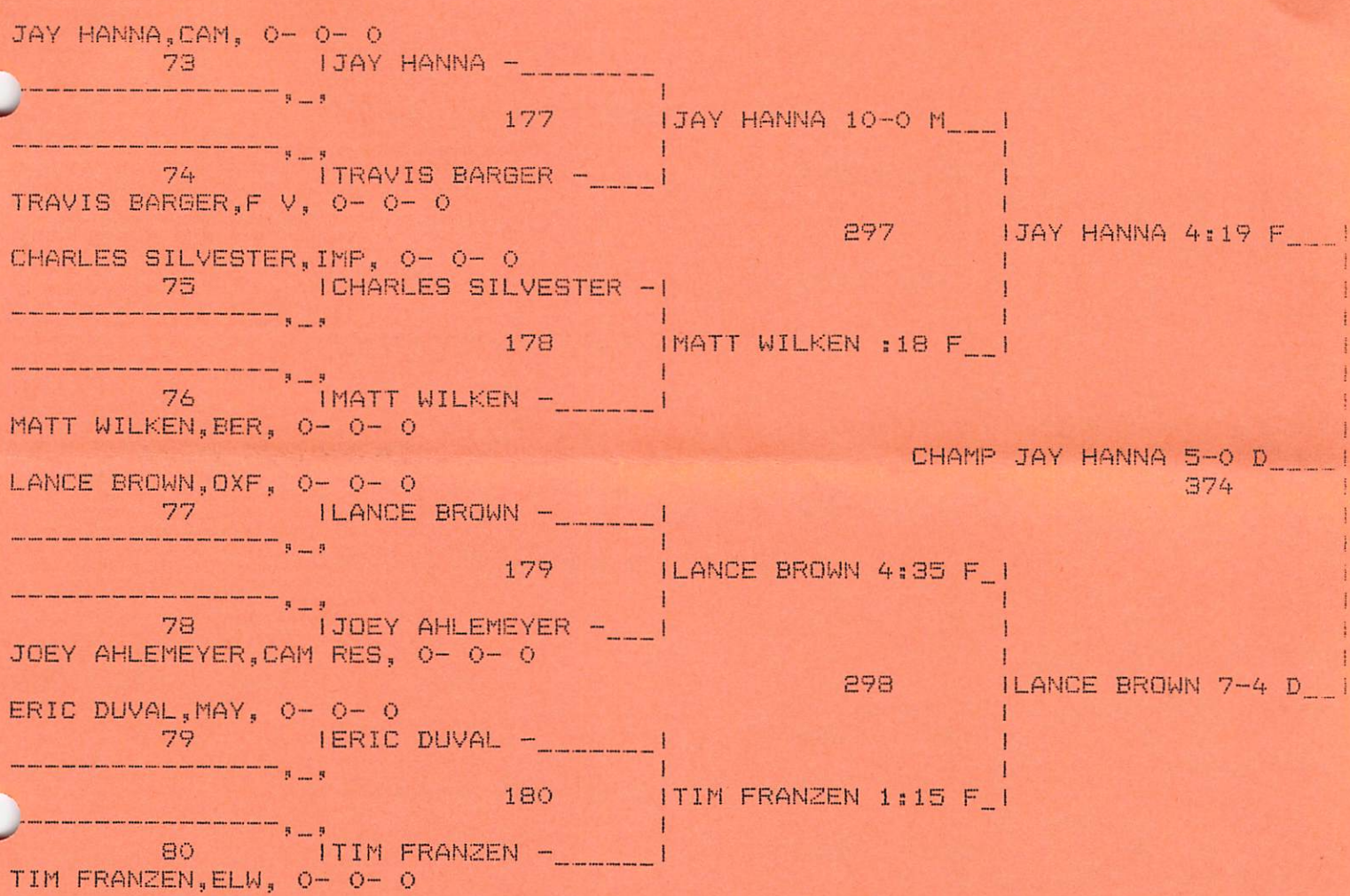


## CONSOLATION BRACKET 160 LBS. CLASS



CAMBRIDGE INV 93

CHAMPIONSHIP BRACKET 171 LBS. CLASS




CONSOLATION BRACKET 171 LBS. CLASS

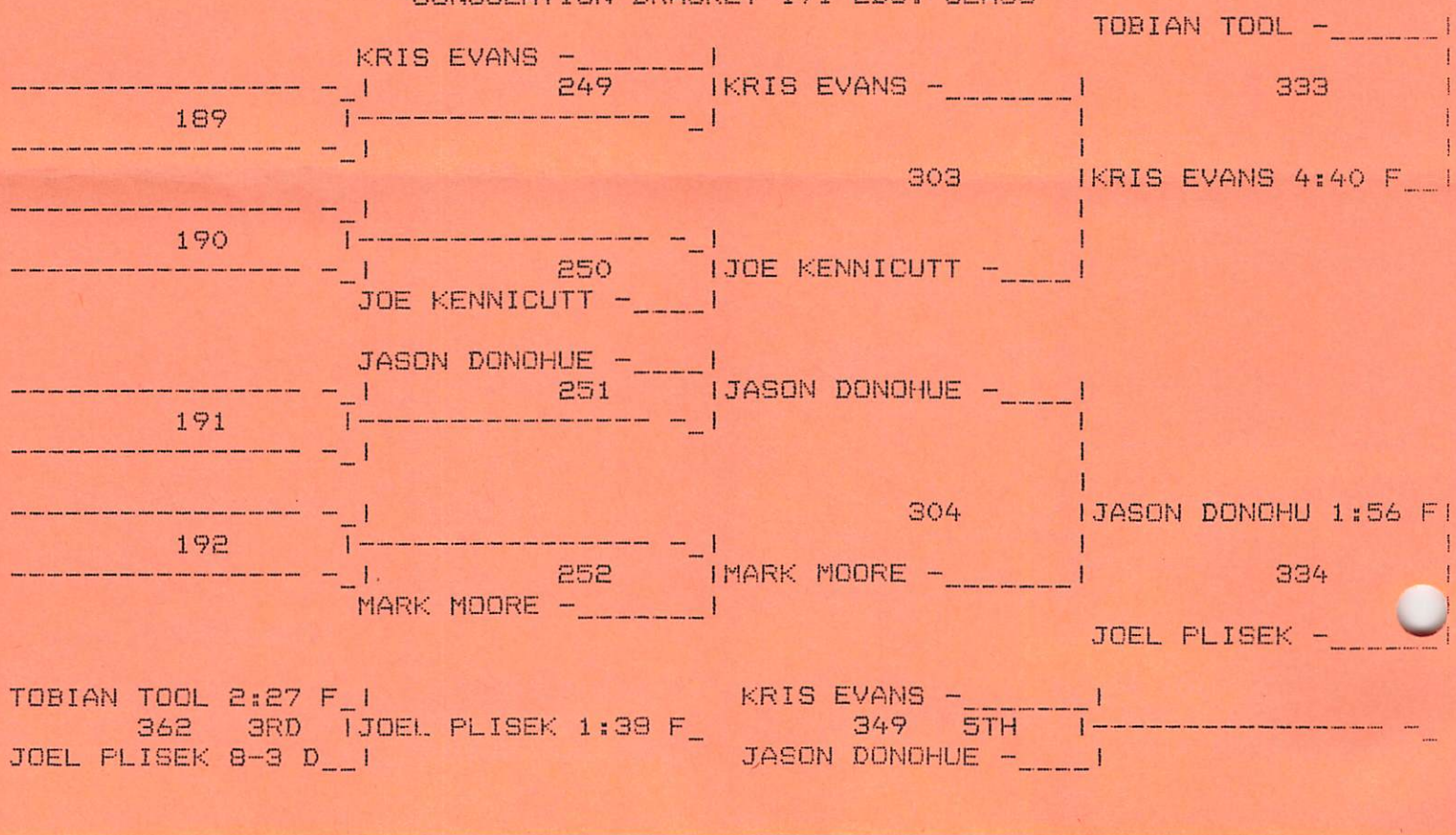

CAMBRIDGE INV 93

CHAMPIONSHIP BRACKET 189 LBS. CLASS




CONSOLATION BRACKET 189 LBS. CLASS

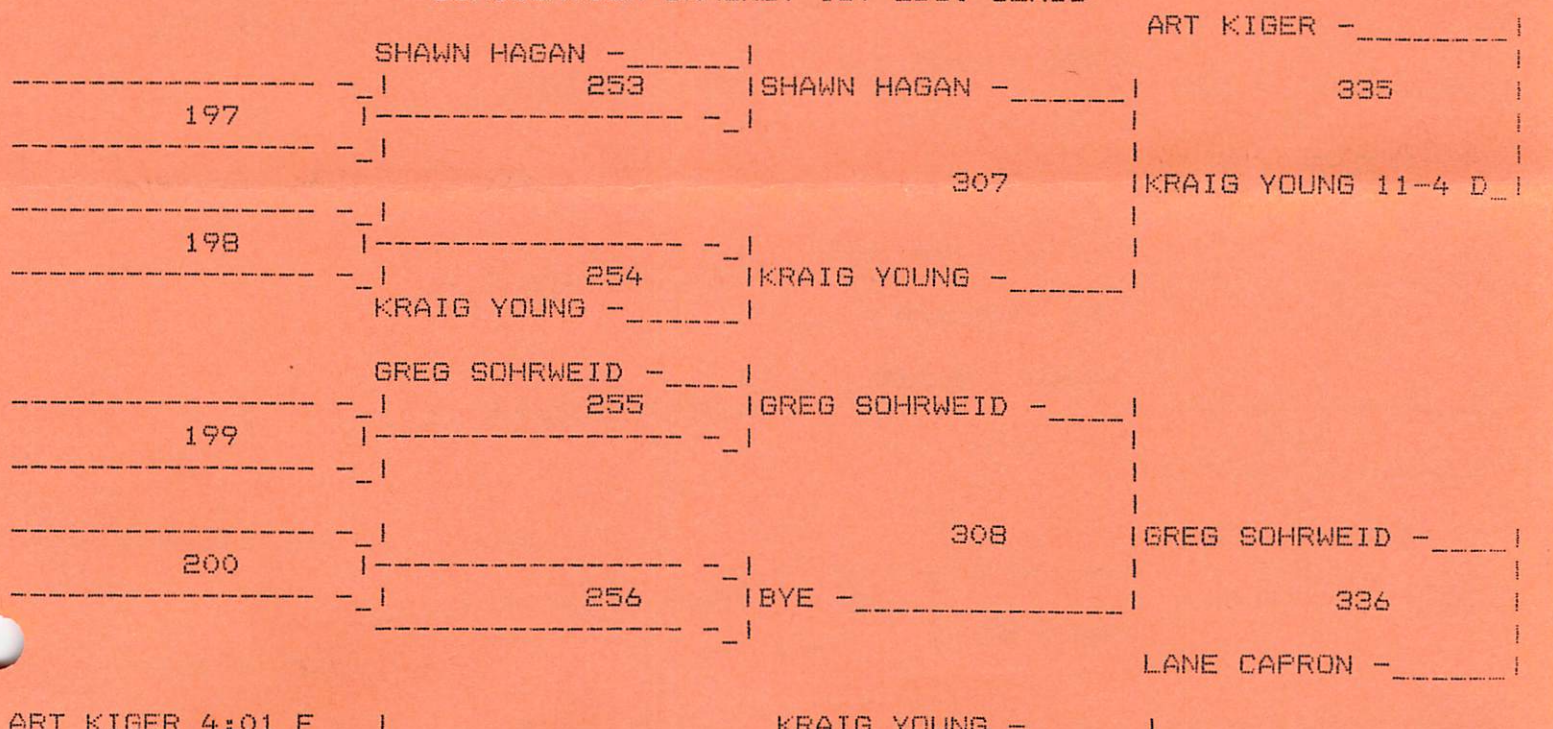

# CAMBRIDGE INV 93

## CHAMPIONSHIP BRACKET 275 LBS. CLASS

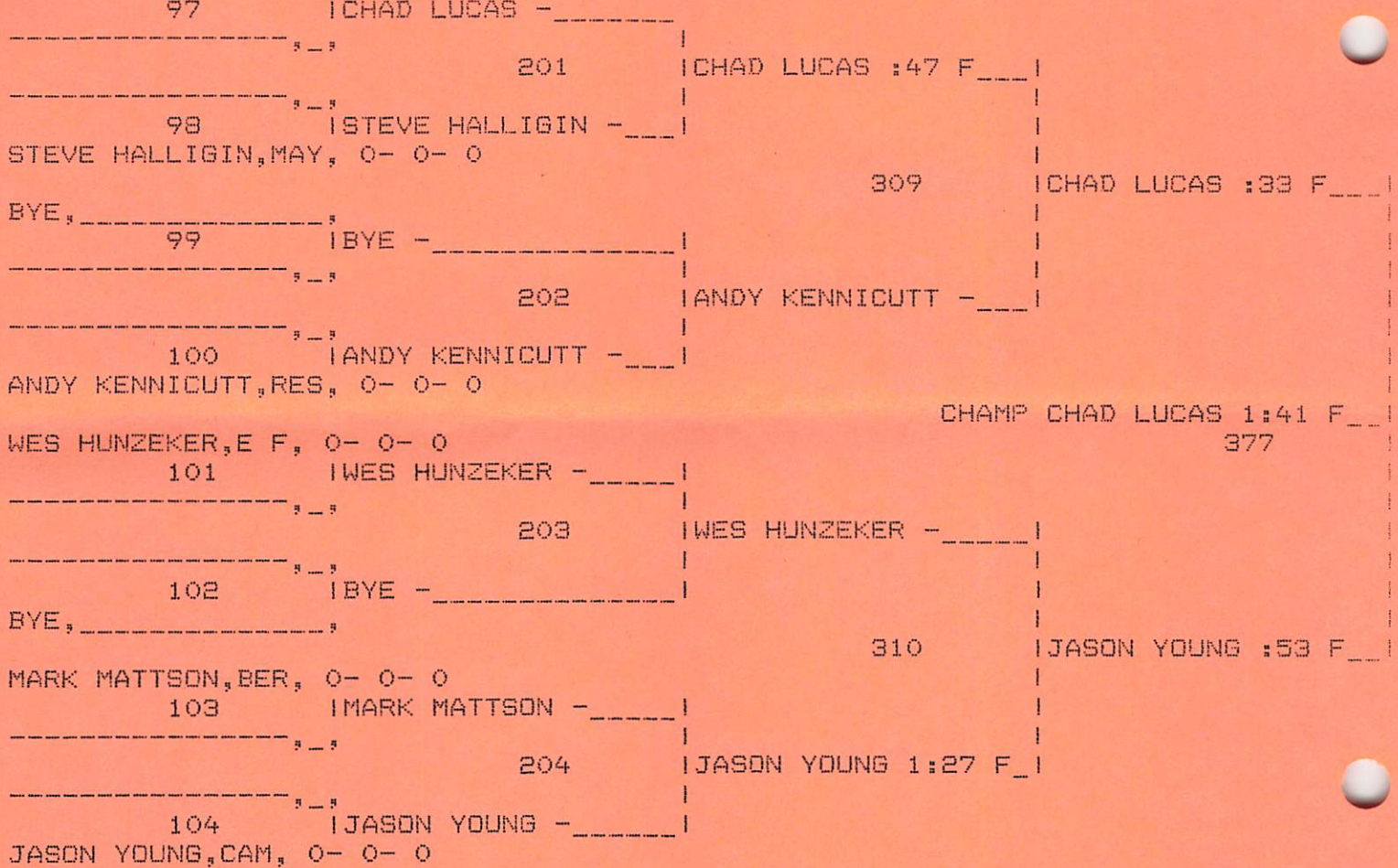


## CONSOLATION BRACKET 275 LBS. CLASS

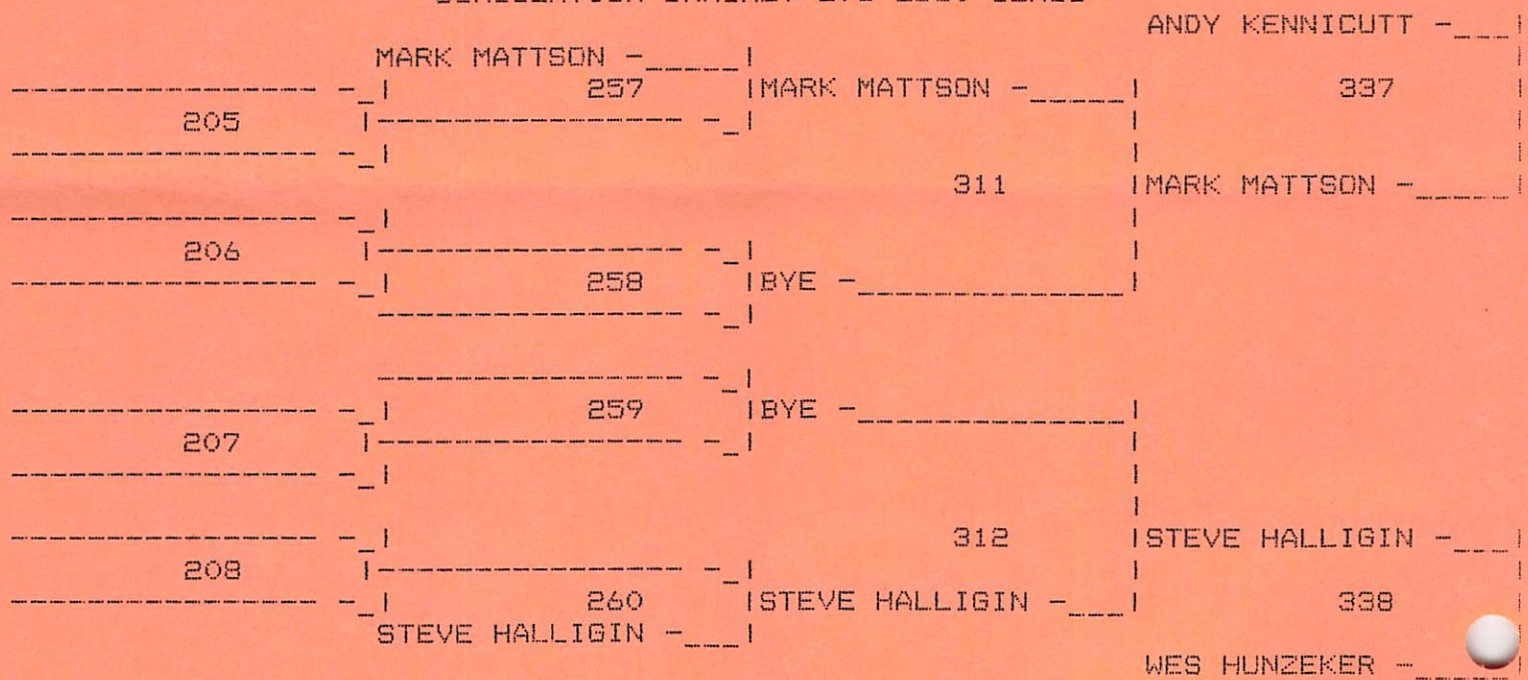


MARK MATTSON 9-0 M
364 3RD
WES HUNZEKER 7-2 D

WES HUNZEKER 2:09 F

ANDY KENNICUTT
351 5TH
STEVE HALLIGIN

CAMBRIDGE INV 93
TEAM RANKINGS

1 . CAM - 195
2 . BER - 145
3 . F V - 89
4 . OXF - 77.5
5 . AMH - 69
6 . E C - 63
7 . ELW - 49
8 . MAY - 44
9 . OVE - 37
10 . CAM RES - 35.5
11 . E F - 30
12 . IMP - 20
13 . RES - 8

RESERVE

# CHAMPIONSHIP WT. CLASS 103

W. Jordan B.B.

M. Hensley CC

Jordan Bow B.B

✓ 7

W Jordan BB
12-0

J. Olson H

A. Glendy BB

Glendy B.B

✓

W Jordan
CHAMP

K. Eddy CC

R. Sack St P

Sack St.P.

✓ 8.

M Petersen
Pin
4 old

S. Mogenson BB

M. Peterson H

Peterson H

## CONSOLATION

Hensley CC.

✓ 5

Olson H

Olsen Ho
Pin W 5

OK

R. Sack
L 8

R. Sack
St P.

A Glendy
THIRD

A Glendy
L 7 Pin

✓

A Glendy

Eddy CC

✓ 6

K Eddy
W 6

Mogenson BB

RESERVE

# CHAMPIONSHIP WT. CLASS 112

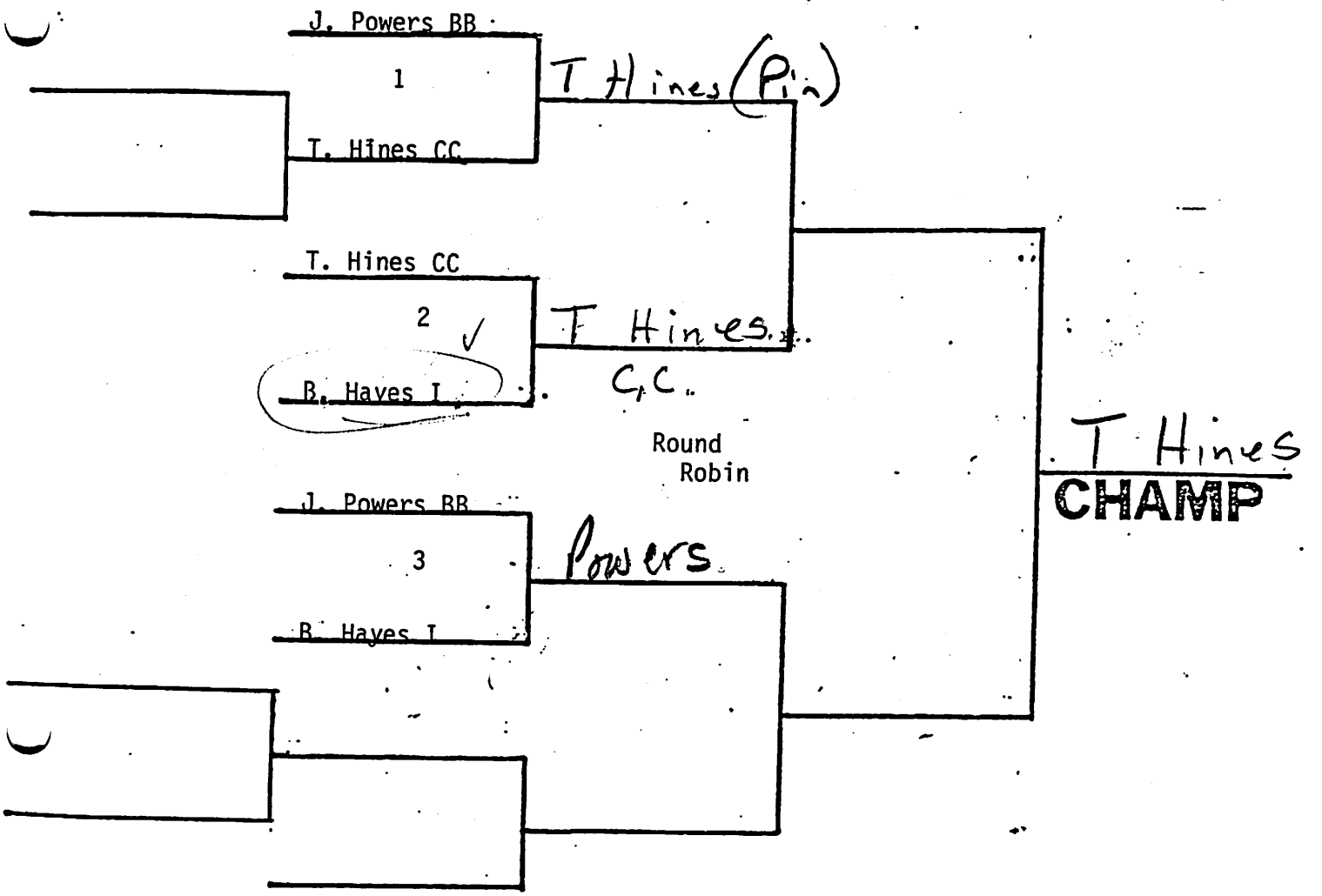


## CONSOLATION

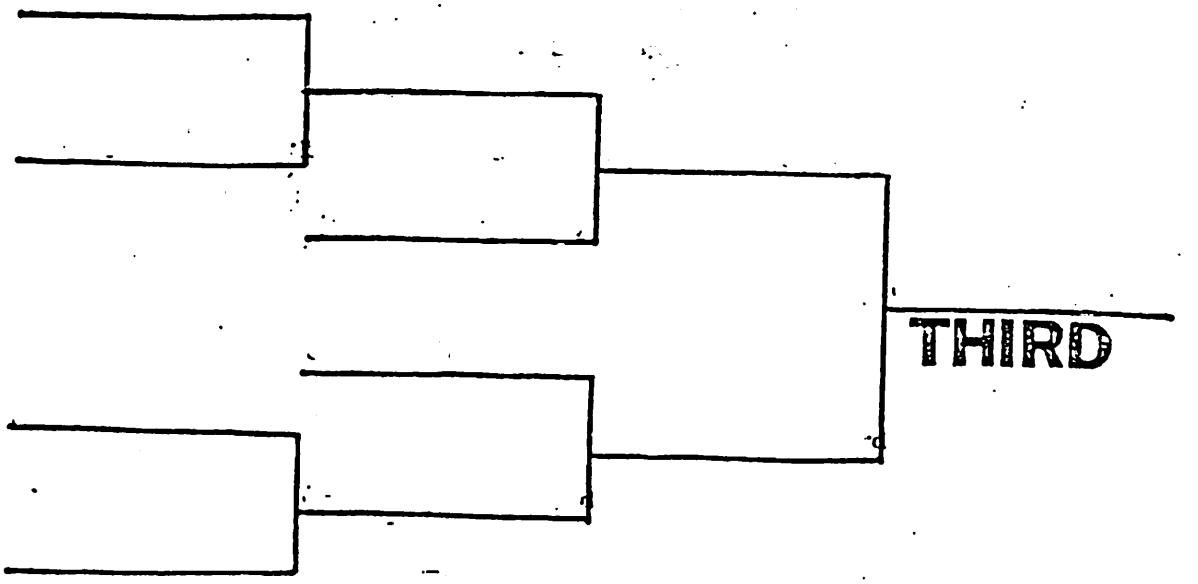

RESERVE

# CHAMPIONSHIP WT. CLASS 119

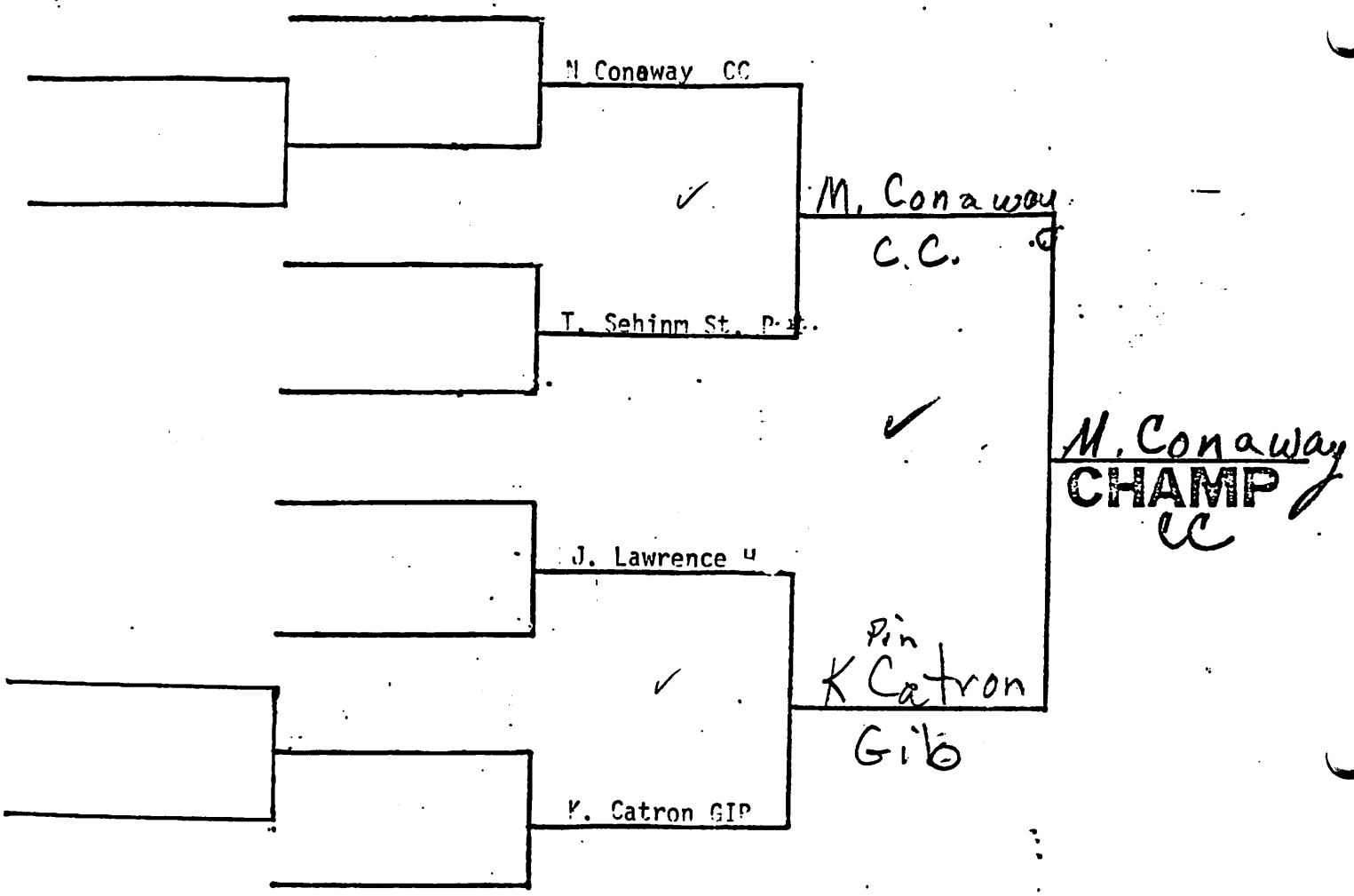


## CONSOLATION

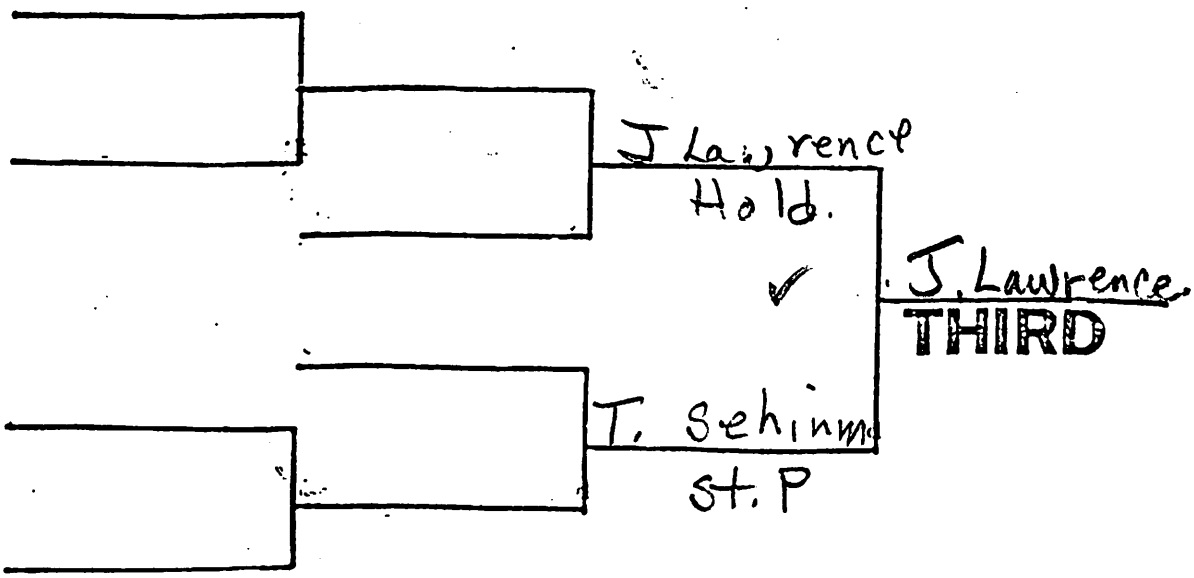

RESERVE

# CHAMPIONSHIP WT. CLASS 125

J. Fann BB

R. Skates NP

Fann BB

Bye

C. Bonzynski CC

Bonzynski CC

Fann BB

J. Fann CHAMP

J. Steinehouer H

S. Elliot G

J. Steinehouer (H)

Bye

J. Rudolph St. P

Rudolph St. P

J. Steinehouer (Hold)

## CONSOLATION

Skates NP

Bye

Skates NP

J Rudolf St. P

J Rudolf St. P

C. Bonzynski CC

C Bonzynski THIRD

Elliot (G)

Bye

Elliot (G)

C. Bonzynski CC

RESERVE

# CHAMPIONSHIP WT. CLASS 130

D. Warrington Gib

Kelly C.C

B. Kelley CC

B. Kelly

Bye

J. Olson (H)

J. Olson H.

B. Kelly

CHAMP

B. Schrodoer H

B. Schrodoer (H)

Bye

B. Schrodoer

Hold

R. Elder I

B. Schueths (BB)

B. Schueths BB

## CONSOLATION

Kelly CC

D. Warrington Gib

Bye

OK

B. Schueths

Bow

B. Schueths

BB

B Schueths

THIRD

J. Olsen

H. OK

Bye

J. Olsen

R

R. Elder (I)

R. Elder (I)

RESERVE

# CHAMPIONSHIP WT. CLASS 135

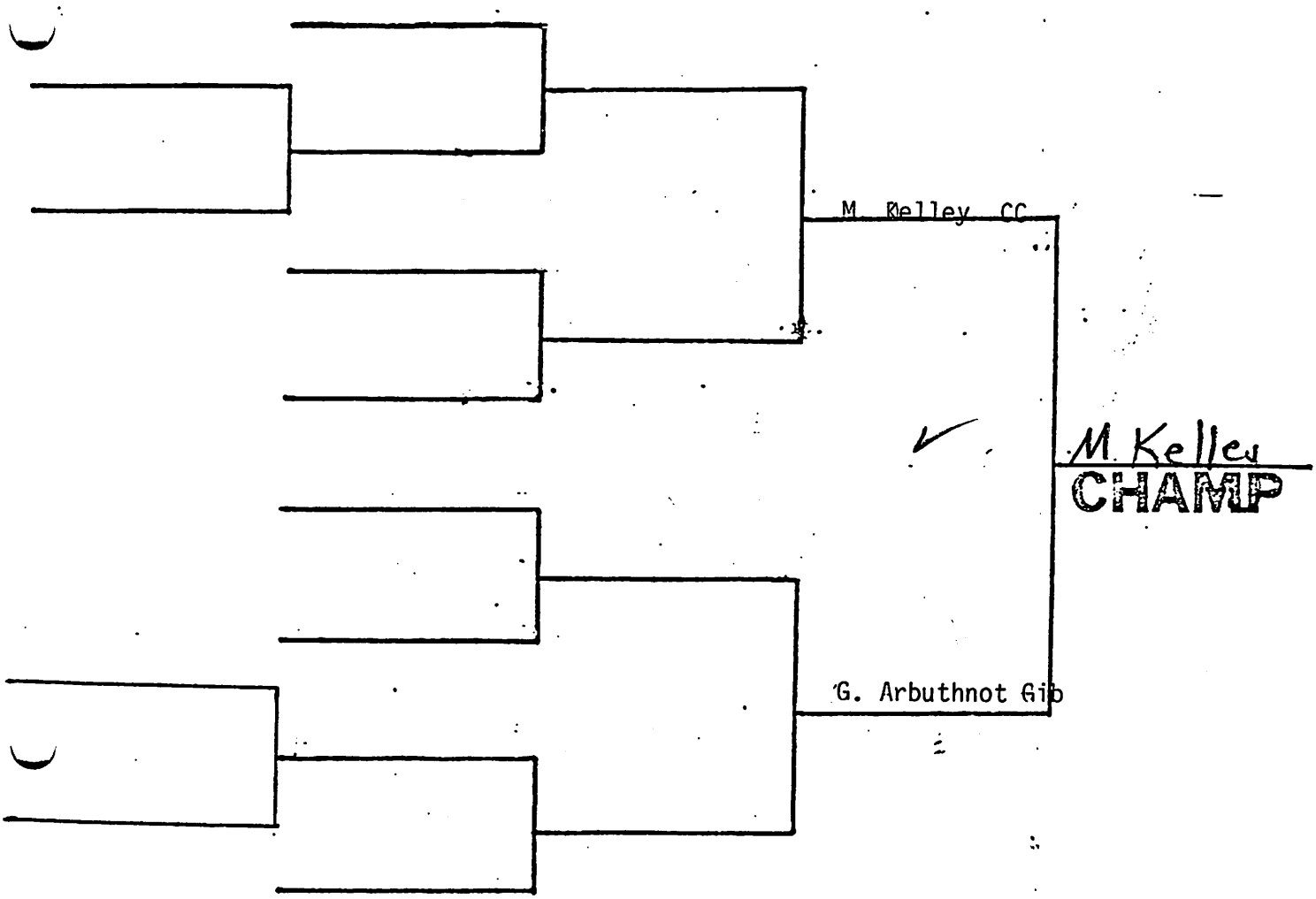


## CONSOLATION

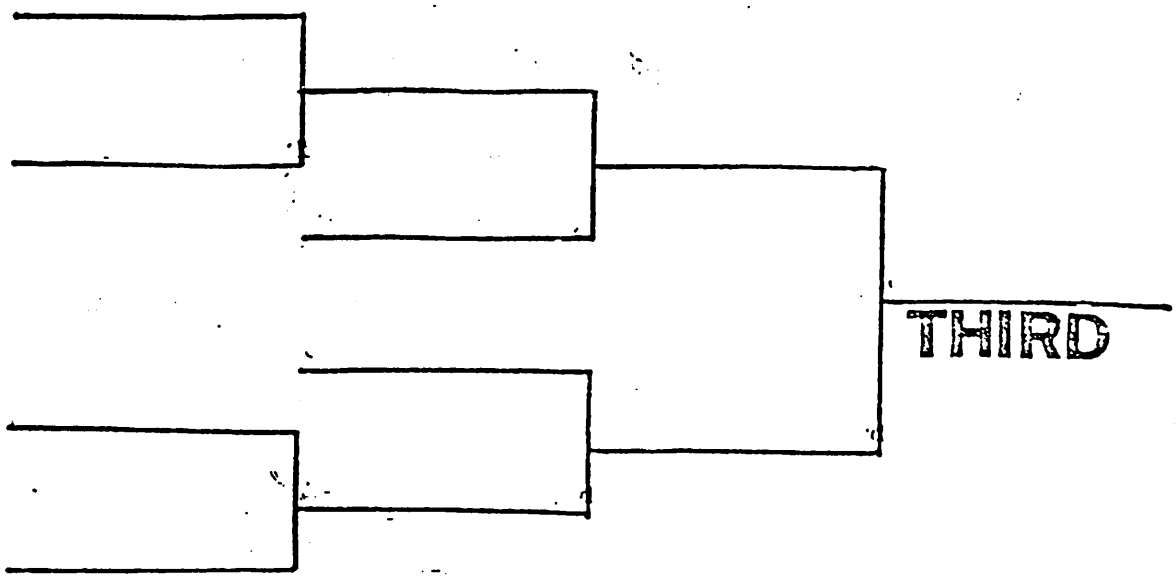

RESERVE

# CHAMPIONSHIP WT. CLASS 140

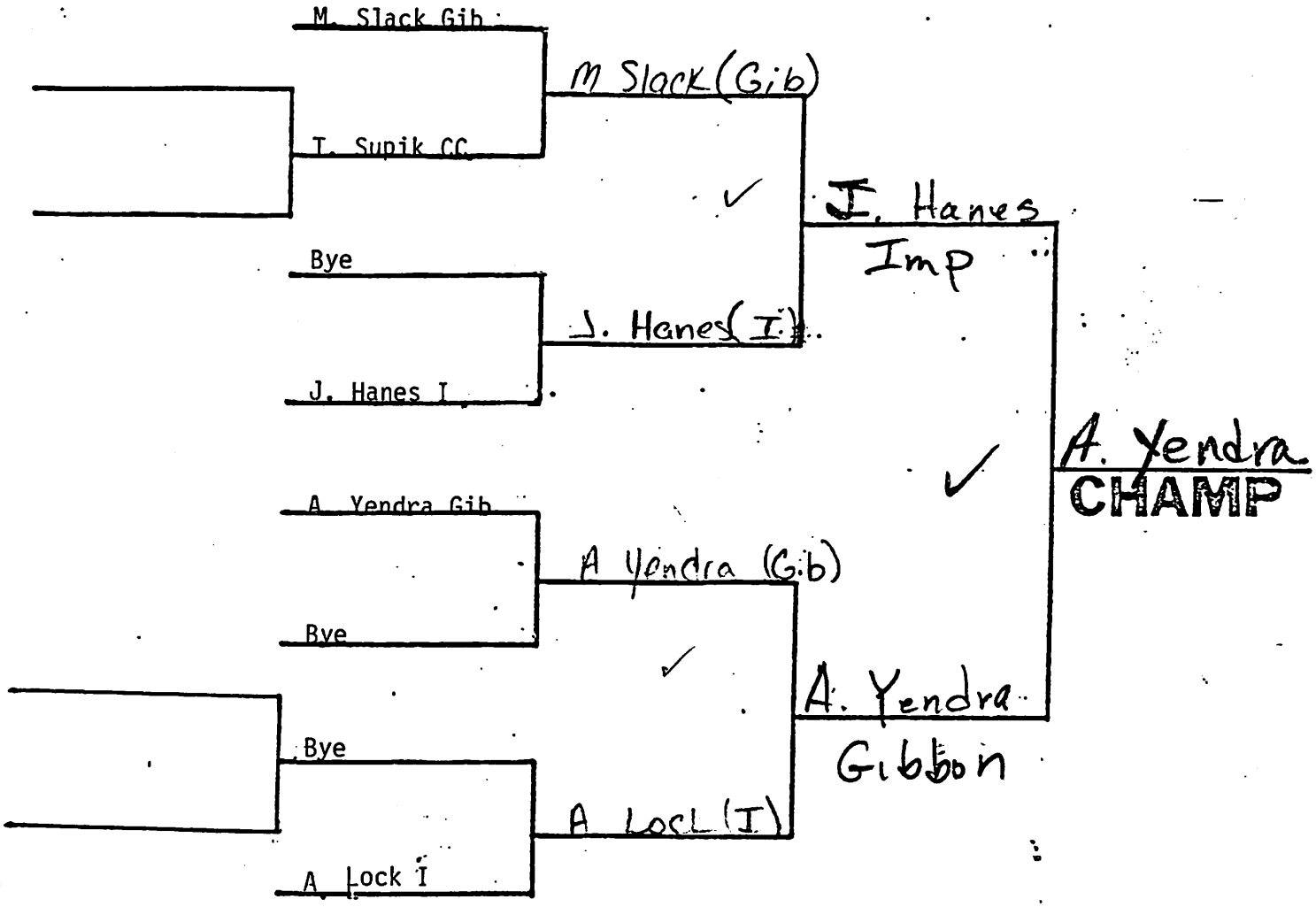


## CONSOLATION

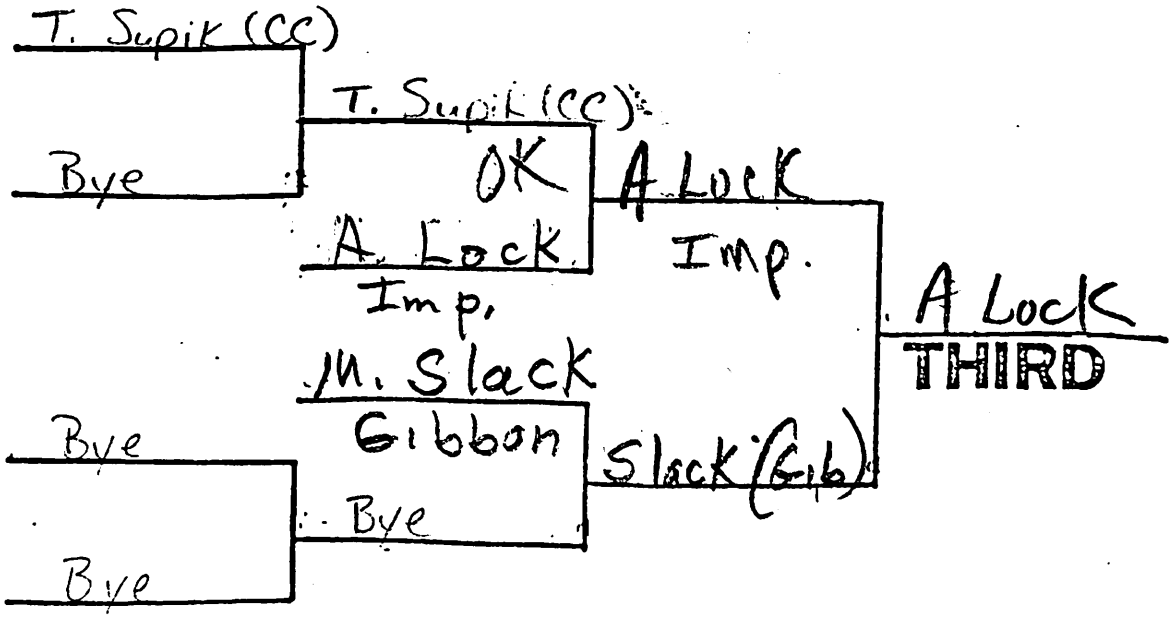

RESERVE

# CHAMPIONSHIP WT. CLASS 145

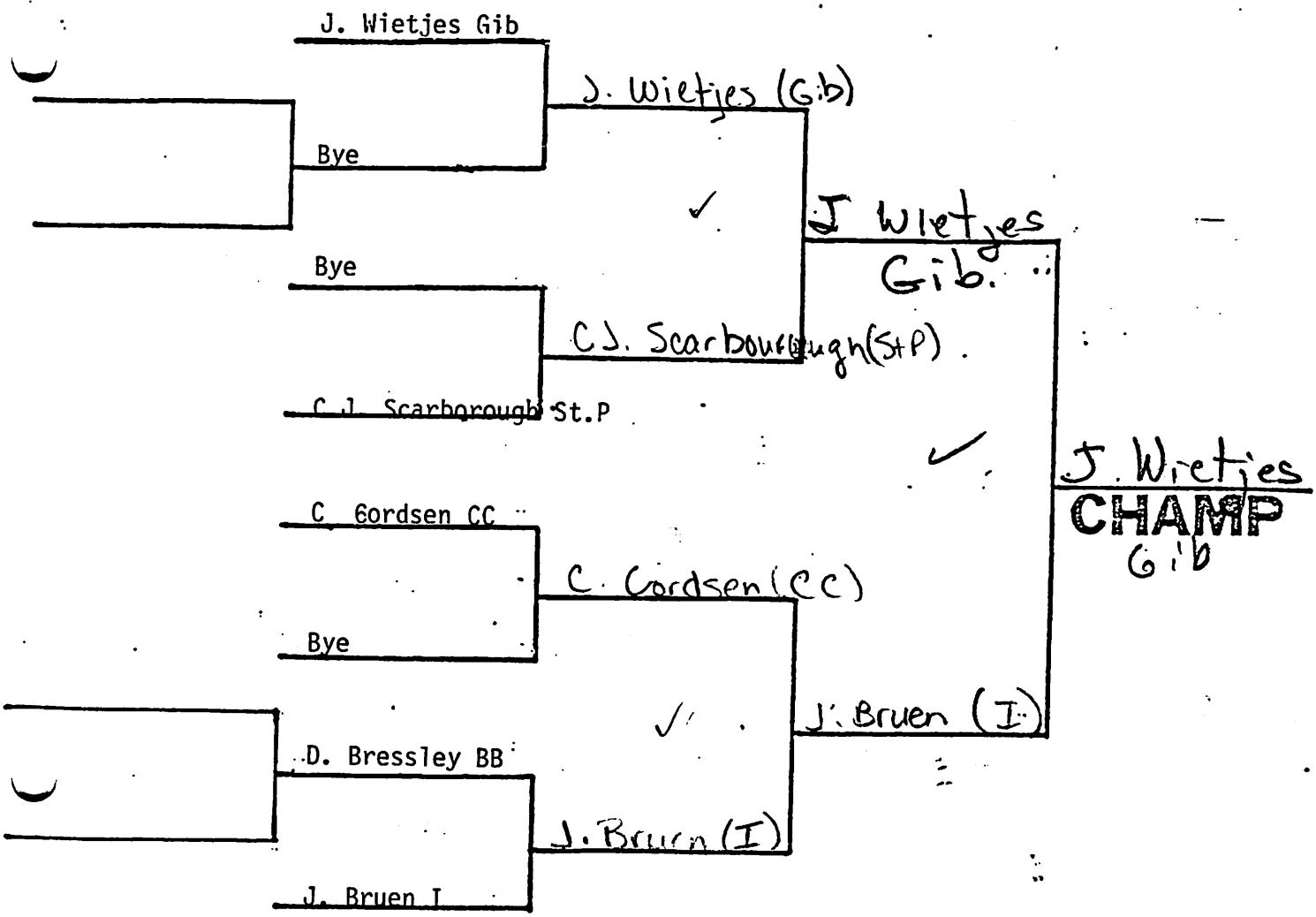


## CONSOLATION

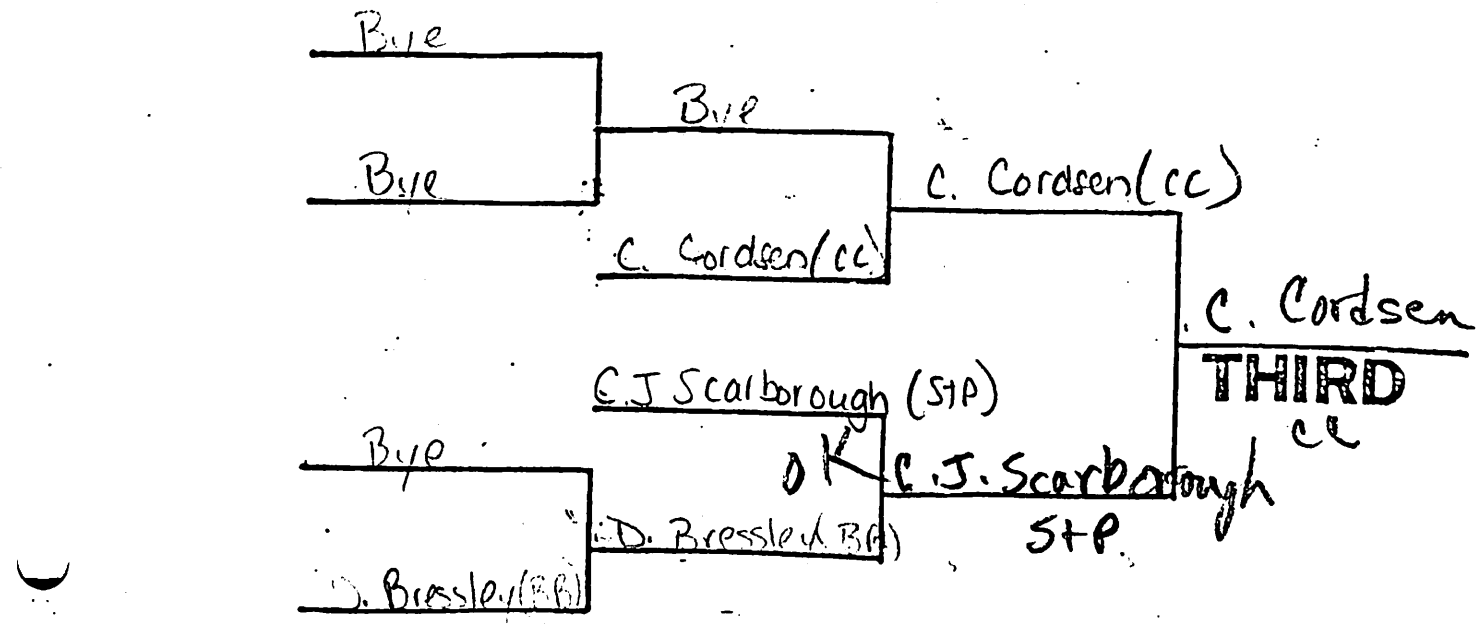

RESERVE

# CHAMPIONSHIP WT. CLASS 152

T.K. Rayburn Gib

R. Poloncic CC

T.K. Rayburn (Gib)

J. Klingenborg CC

J Klingenborg (CC)

C. Wooden I

T.K. Rayburn (Gib)

T.K. Rayburn CHAMP Gib

J. Arthur NP

J. Arthur (NP)

Bye

J. Arthur (NP)

C. Silvester I

B. Harrold (BB)

B. Harrold BB

## CONSOLATION

R. Poloncic (CC)

C. Wooden (Imp)

C Wooden (Imp)

B. Harrold (BB)

B. Harrold BB

J. Klingenberg THIRD

J. Klingenborg (CC)

Bye

J. Klingenborg CC

C. Silvester (I)

C Silvester (I)

RESERVE

# CHAMPIONSHIP WT. CLASS 160

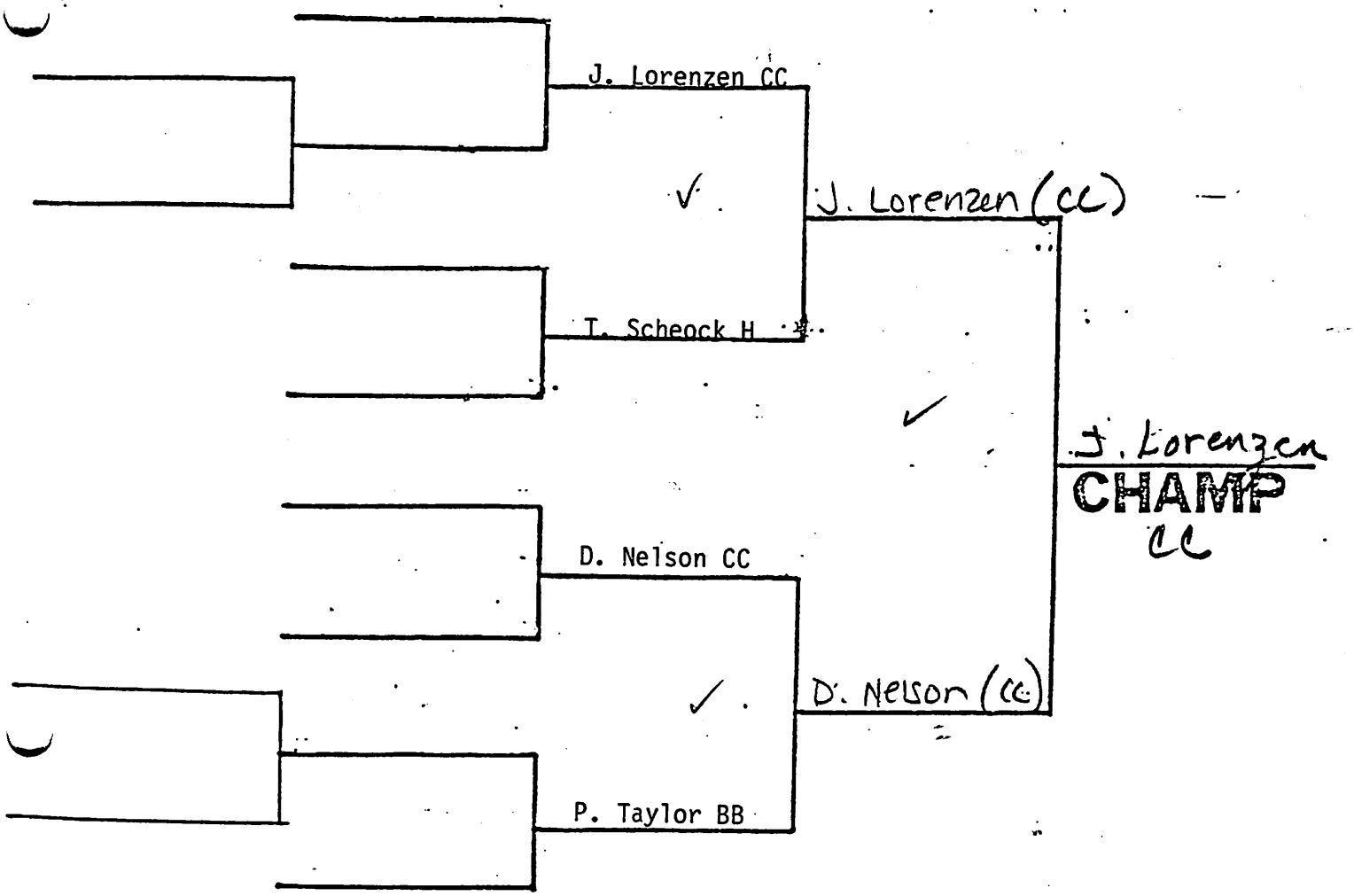


## CONSOLATION

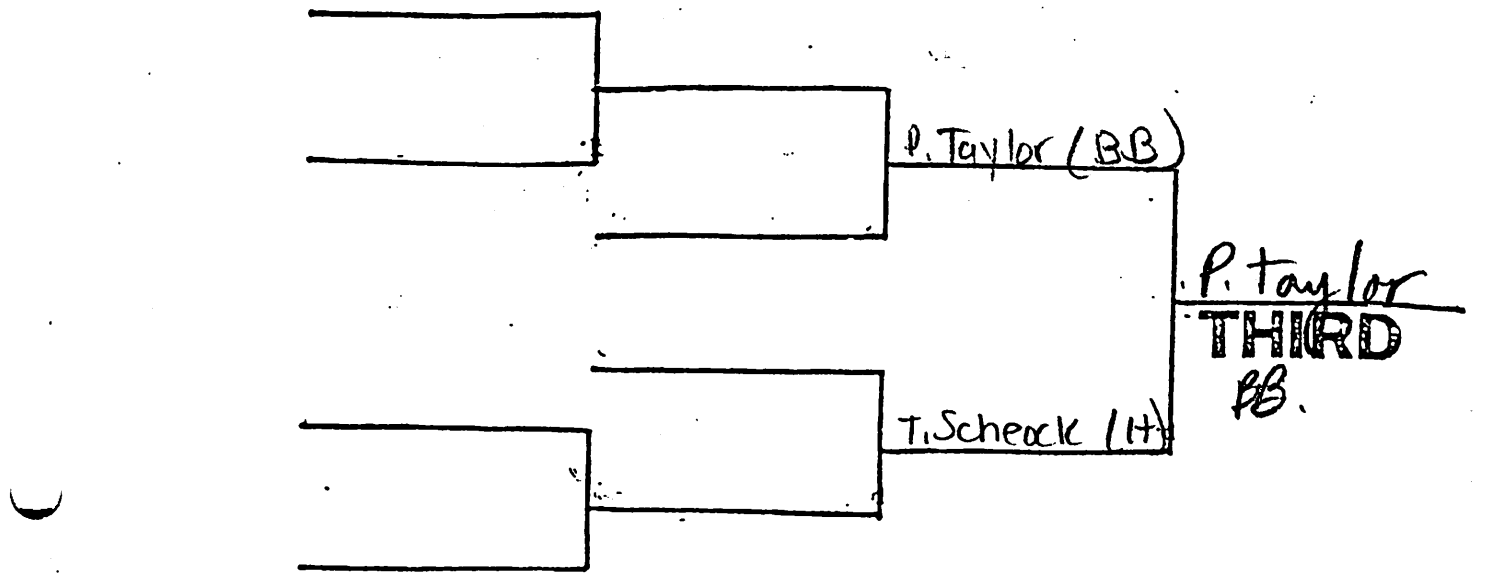

RESERVE

# CHAMPIONSHIP WT. CLASS 171

C. Kelley BB

1

K. Brandes CC

C Kelley (BB)

C. Kelley BB

2 ✓

A. Grefe NP

C. Kelley (BB)

Round Robin

C. Kelley (BB)

CHAMP

K. Brandes CC

3

A. Grefe NP

K Brandes CC

## CONSOLATION

THIRD

RESERVE

# CHAMPIONSHIP WT. CLASS 189

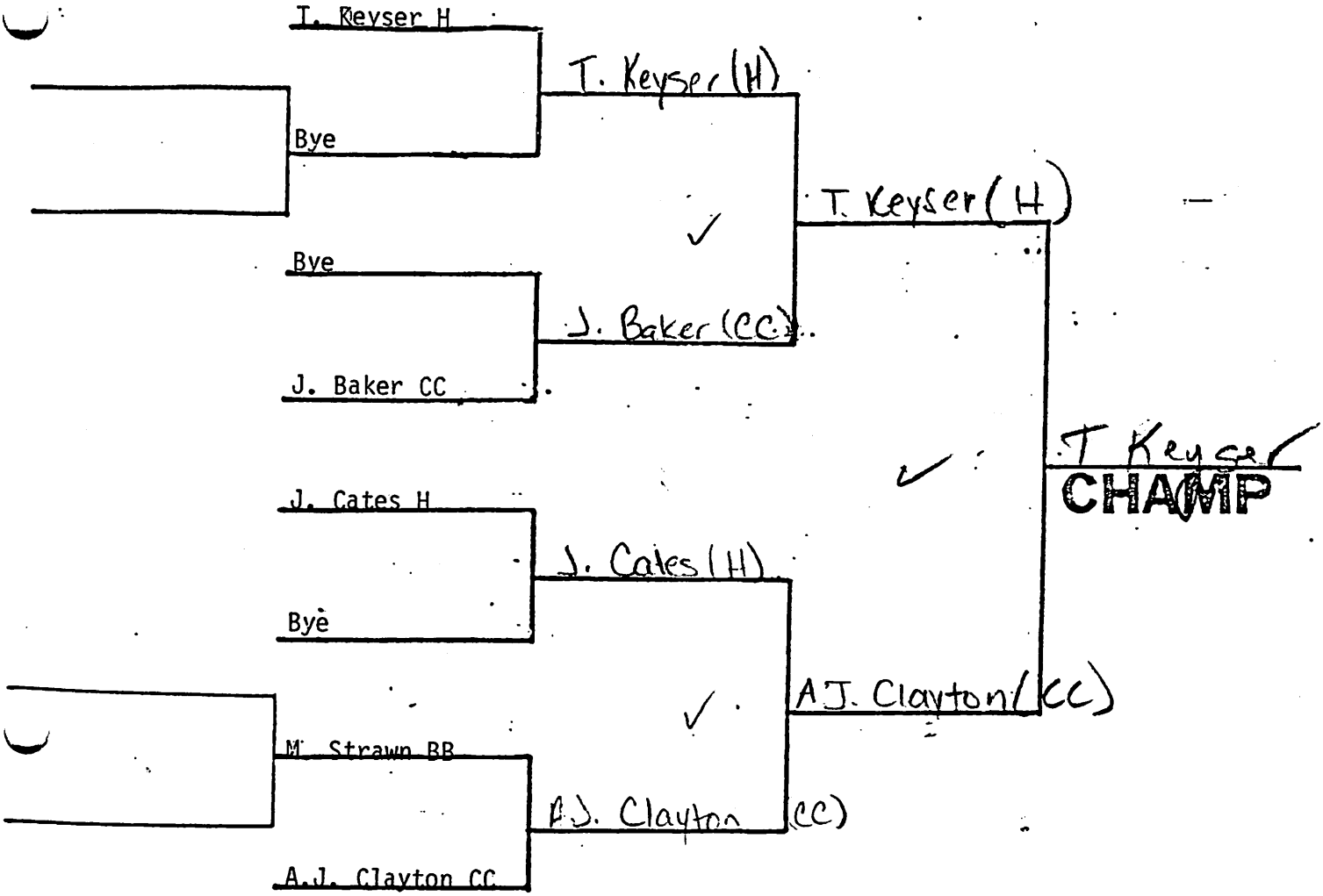


## CONSOLATION

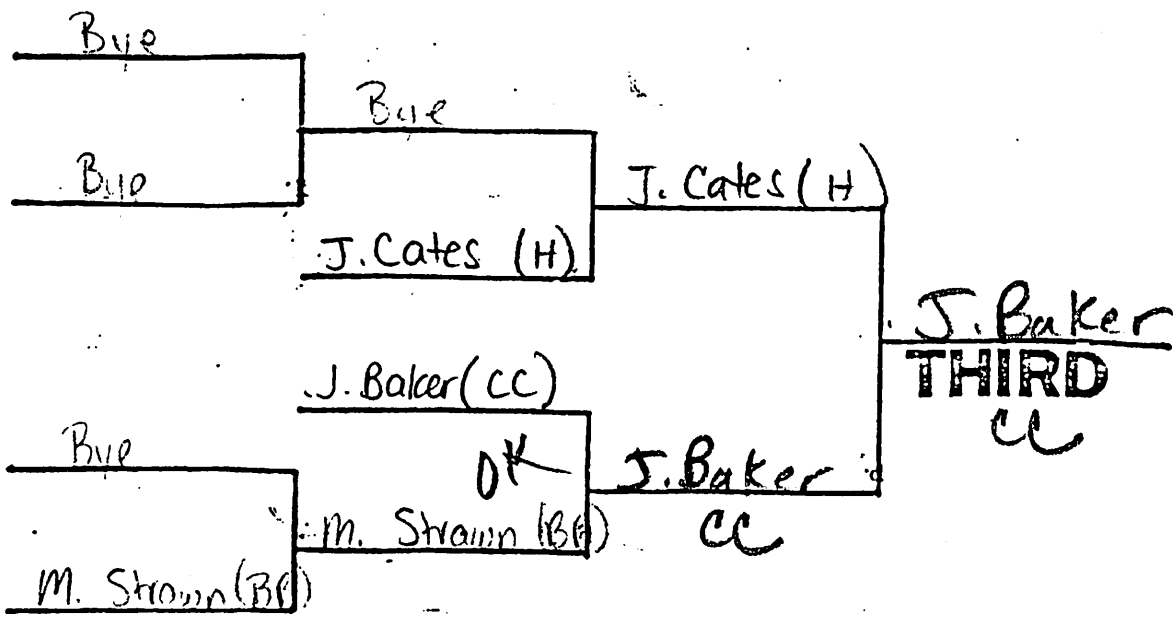

RESERVE

# CHAMPIONSHIP WT. CLASS 275

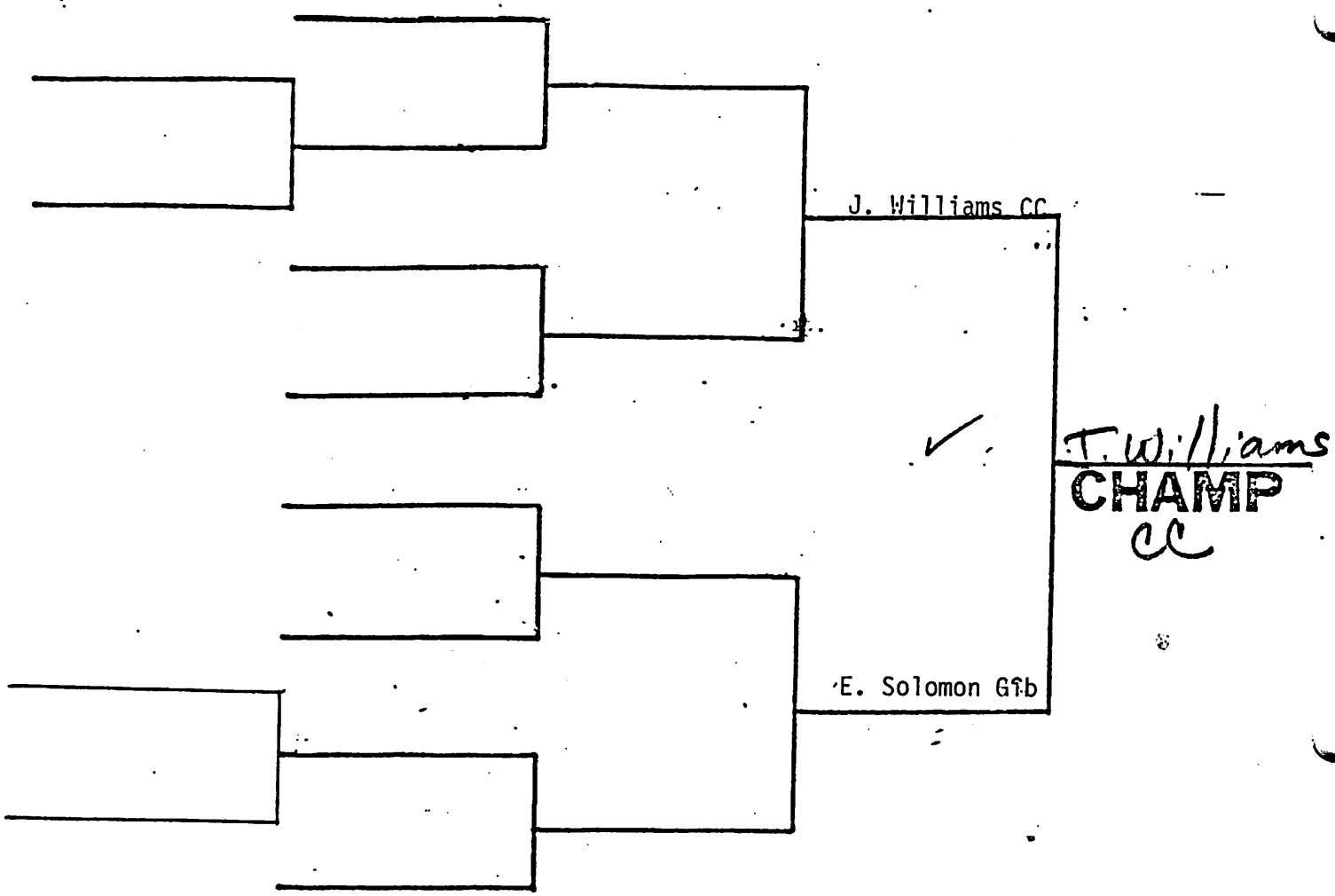


## CONSOLATION

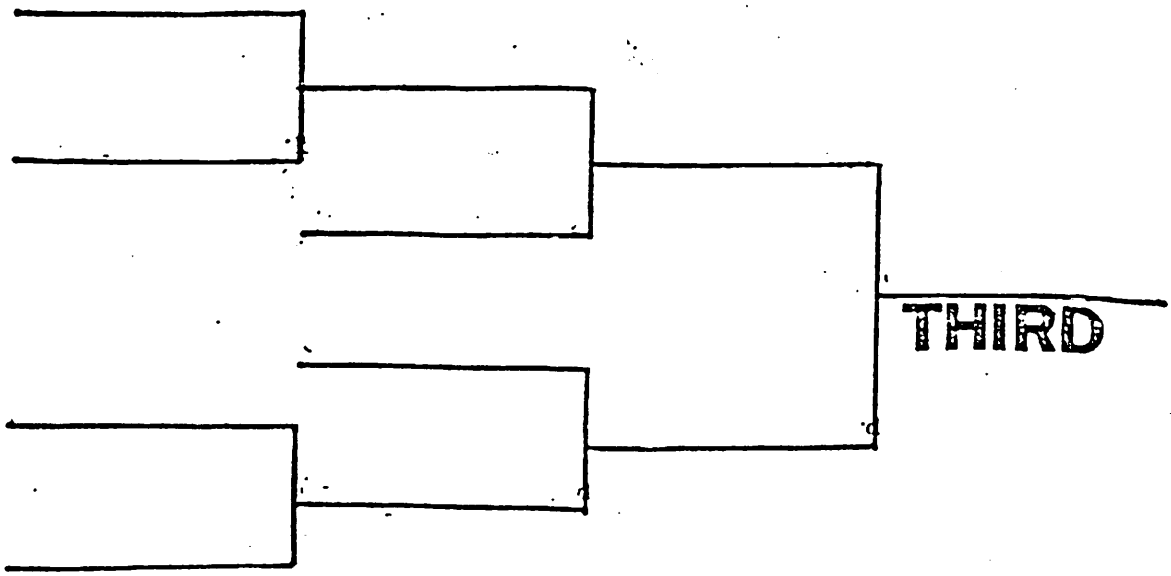

SIDNEY INVITATIONAL 1993
TEAM RANKINGS

1. SIDNEY - ~~138~~ 137
2. LEXINGTON - 112.5
3. GERING - 110
4. SCOTTSBLUFF - 102
5. OGALLALA - 95
6. ALLIANCE - 95
7. STERLING - 76.5
8. COZAD - 62
9. CHASE CO - 29

Sidney lost 1 team point

Outstanding Wrestler - Matt Giles, Gering

SIDNEY INVITATIONAL 1993

CHAMPIONS BRACKET 103 LBS. CLASS

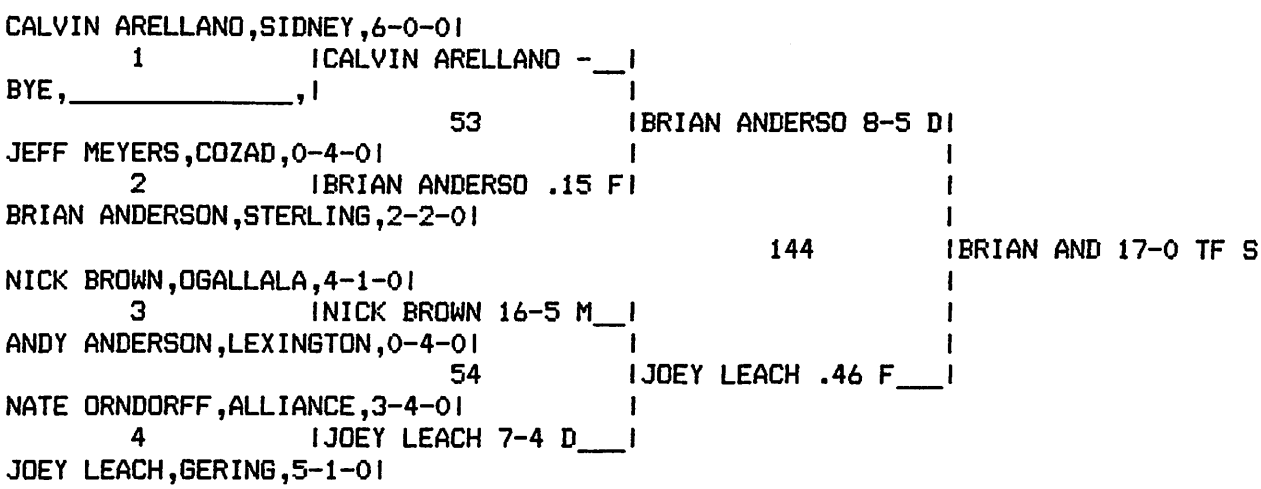


CONSOLATION BRACKET 103 LBS. CLASS

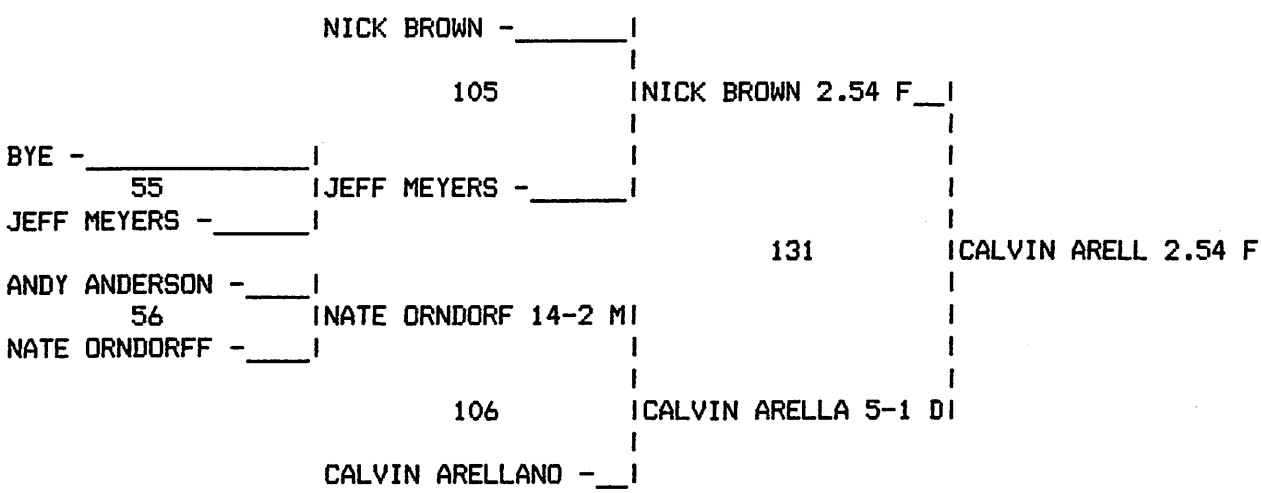


103 LBS. CLASS RESULTS.

CALVIN ARELLANO - SIDNEY 8-1-0: 10 PTS.
JOEY LEACH - GERING 7-2-0: 16 PTS.
NICK BROWN - OGALLALA 6-3-0: 10 PTS.
BRIAN ANDERSON - STERLING 5-2-0: 21.5 PTS.
JEFF MEYERS - COZAD 0-6-0: 0 PTS.
ANDY ANDERSON - LEXINGTON 0-6-0: 0 PTS.
NATE ORNDORFF - ALLIANCE 4-6-0: 2 PTS.

1 BRIAN ANDERSON - STERLING - 17-0 TF S
2 JOEY LEACH - GERING - -
3 CALVIN ARELLANO - SIDNEY - 2.54 F
4 NICK BROWN - OGALLALA - -

SIDNEY INVITATIONAL 1993

CHAMPIONS BRACKET 112 LBS. CLASS

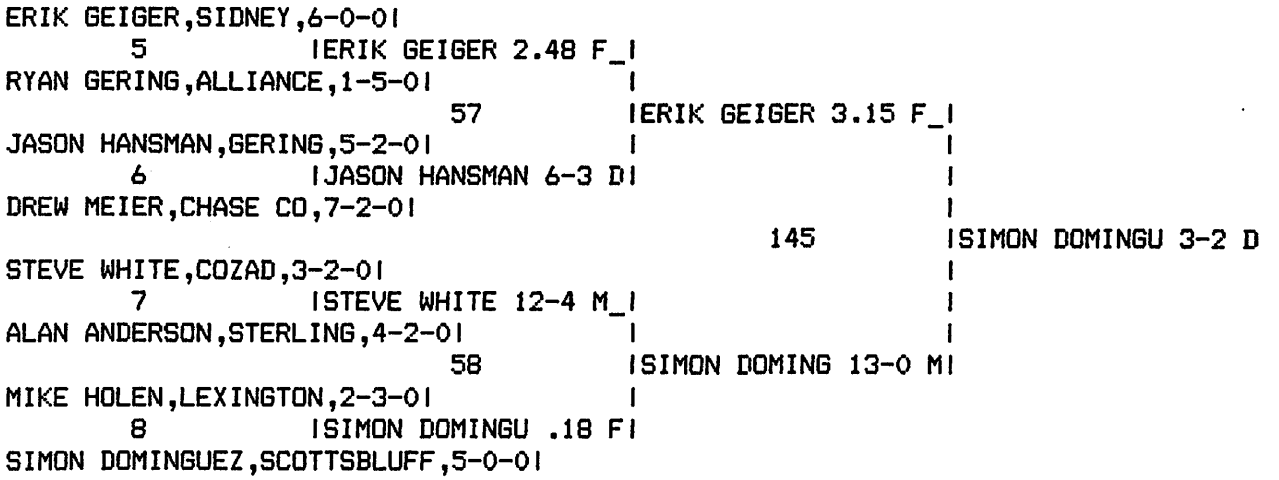


CONSOLATION BRACKET 112 LBS. CLASS

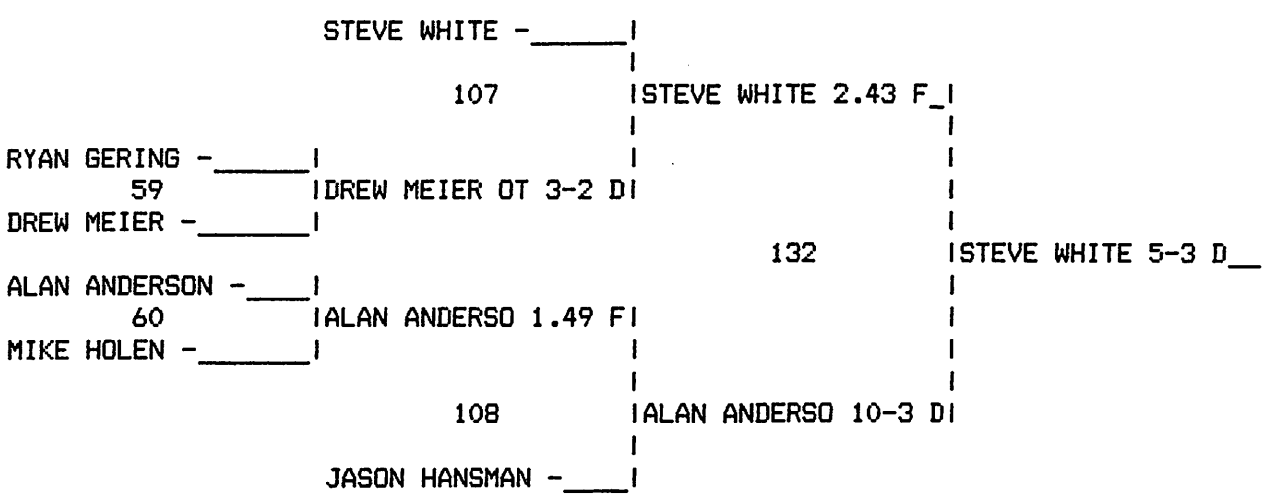


112 LBS. CLASS RESULTS.

ERIK GEIGER - SIDNEY 8-1-0: 18 PTS.
SIMON DOMINGUEZ - SCOTTSBLUFF 8-0-0: 21 PTS.
STEVE WHITE - COZAD 6-3-0: 13 PTS.
DREW MEIER - CHASE CO 8-4-0: 1 PTS.
JASON HANSMAN - GERING 6-4-0: 2 PTS.
ALAN ANDERSON - STERLING 6-4-0: 8 PTS.
MIKE HOLEN - LEXINGTON 2-5-0: 0 PTS.
RYAN GERING - ALLIANCE 1-7-0: 0 PTS.

1 SIMON DOMINGUEZ - SCOTTSBLUFF - 3-2 D
2 ERIK GEIGER - SIDNEY - -
3 STEVE WHITE - COZAD - 5-3 D
4 ALAN ANDERSON - STERLING - -

# SIDNEY INVITATIONAL 1993

## CHAMPIONS BRACKET 119 LBS. CLASS

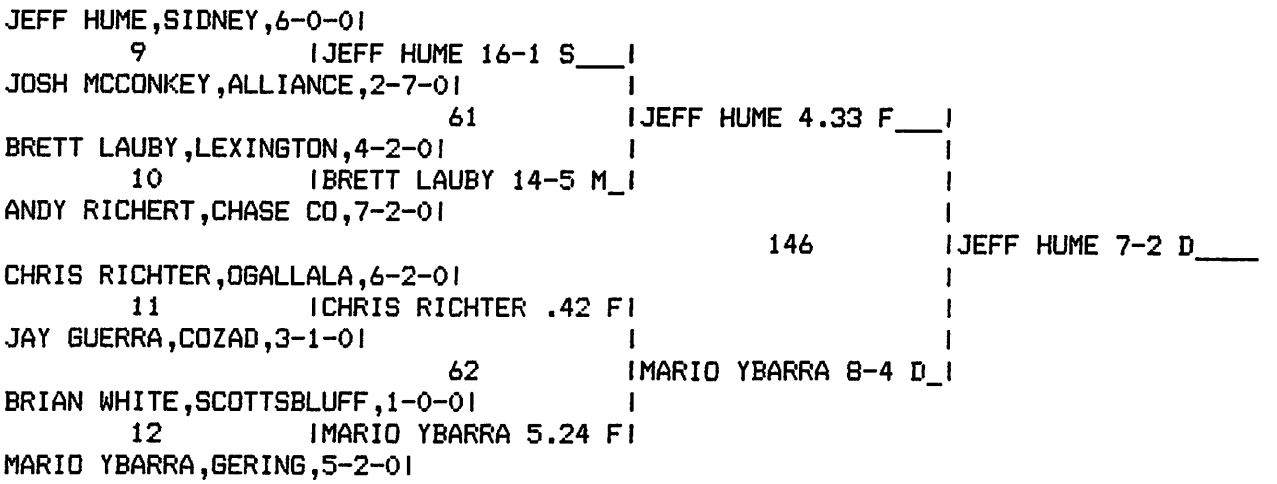


## CONSOLATION BRACKET 119 LBS. CLASS

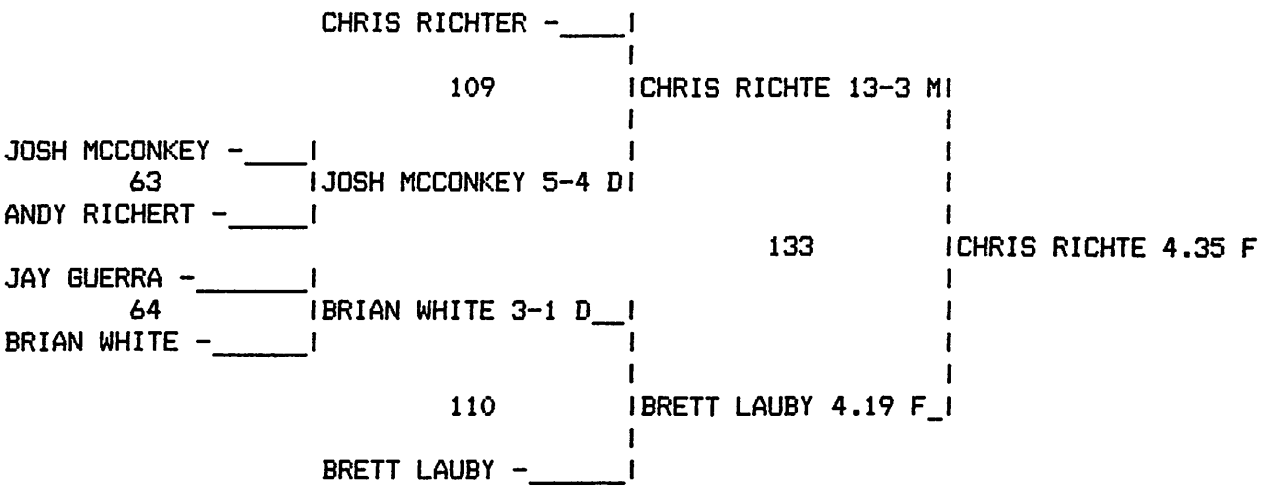


119 LBS. CLASS RESULTS.

JEFF HUME - SIDNEY 9-0-0: 21.5 PTS.
MARIO YBARRA - GERING 7-3-0: 16 PTS.
CHRIS RICHTER - OGALLALA 9-3-0: 15 PTS.
ANDY RICHERT - CHASE CO 7-4-0: 0 PTS.
BRETT LAUBY - LEXINGTON 6-4-0: 10 PTS.
JAY GUERRA - COZAD 3-3-0: 0 PTS.
BRIAN WHITE - SCOTTSBLUFF 2-2-0: 1 PTS.
JOSH MCCONKEY - ALLIANCE 3-9-0: 1 PTS.

1 JEFF HUME - SIDNEY - 7-2 D
2 MARIO YBARRA - GERING - -
3 CHRIS RICHTER - OGALLALA - 4.35 F
4 BRETT LAUBY - LEXINGTON - -

# SIDNEY INVITATIONAL 1993

## CHAMPIONS BRACKET 125 LBS. CLASS

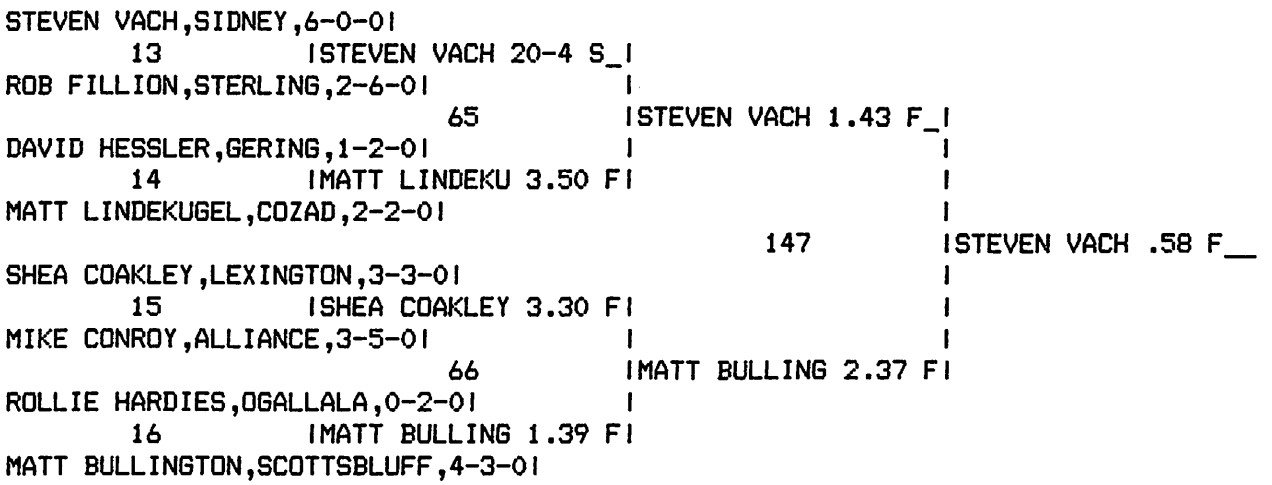


## CONSOLATION BRACKET 125 LBS. CLASS

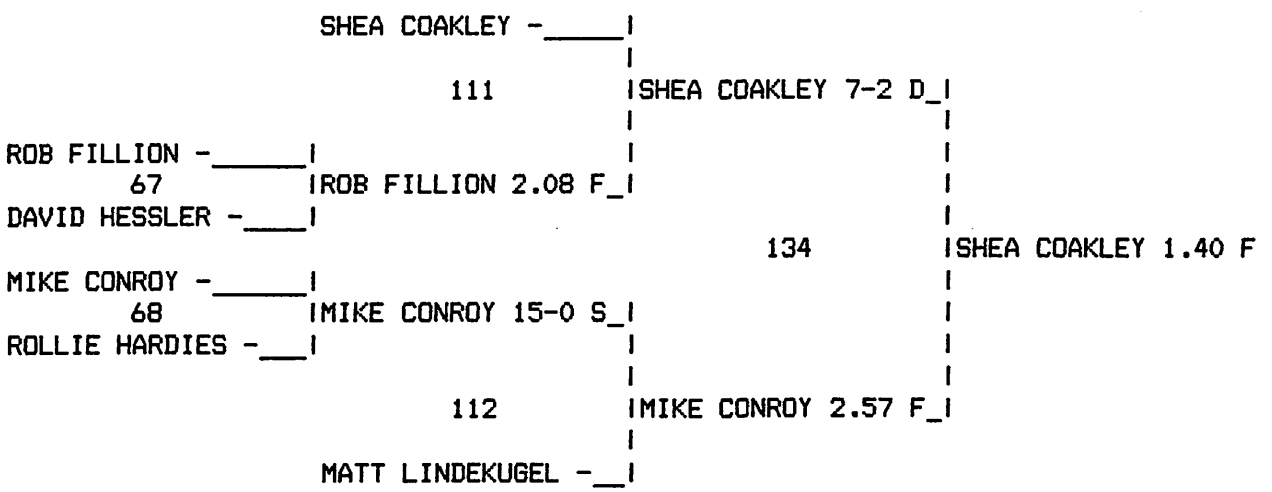


125 LBS. CLASS RESULTS.

STEVEN VACH - SIDNEY 9-0-0: 23.5 PTS.
MATT BULLINGTON - SCOTTSBLUFF 6-4-0: 18 PTS.
SHEA COAKLEY - LEXINGTON 6-4-0: 14 PTS.
MATT LINDEKUGEL - COZAD 3-4-0: 4 PTS.
DAVID HESSLER - GERING 1-4-0: 0 PTS.
MIKE CONROY - ALLIANCE 5-7-0: 9.5 PTS.
ROLLIE HARDIES - OGALLALA 0-4-0: 0 PTS.
ROB FILLION - STERLING 3-8-0: 3 PTS.

1 STEVEN VACH - SIDNEY - .58 F
2 MATT BULLINGTON - SCOTTSBLUFF - -
3 SHEA COAKLEY - LEXINGTON - 1.40 F
4 MIKE CONROY - ALLIANCE - -

# SIDNEY INVITATIONAL 1993

## CHAMPIONS BRACKET 130 LBS. CLASS

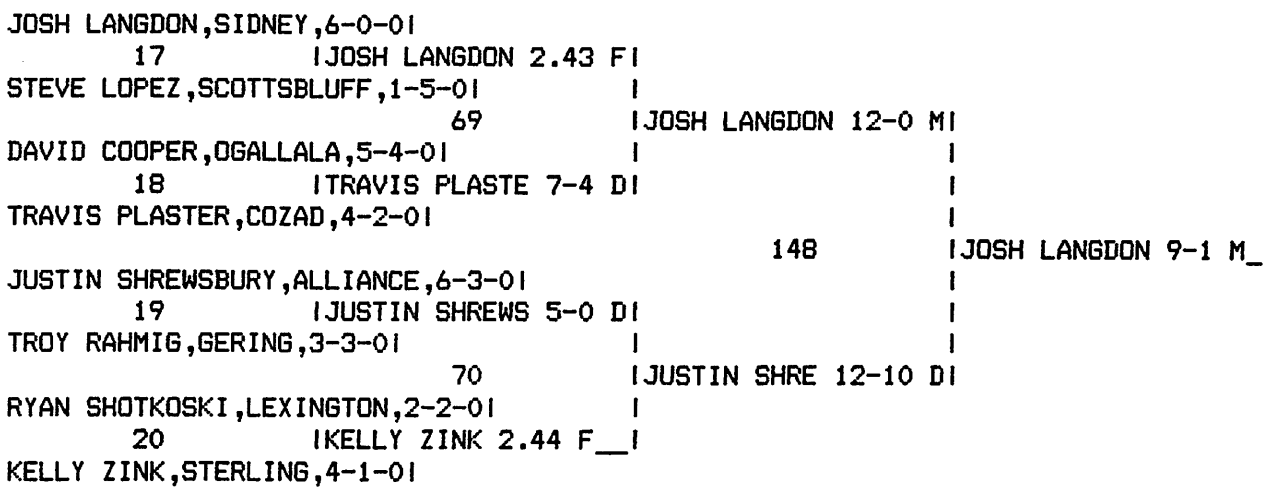


## CONSOLATION BRACKET 130 LBS. CLASS

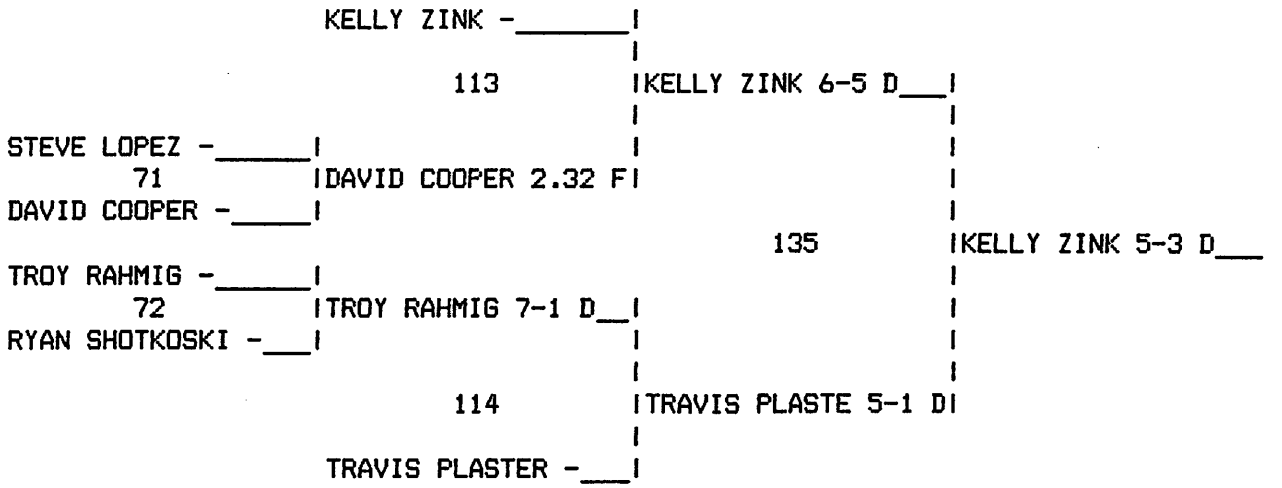


130 LBS. CLASS RESULTS.

JOSH LANGDON - SIDNEY 9-0-0: 22 PTS.
KELLY ZINK - STERLING 7-2-0: 12 PTS.
JUSTIN SHREWSBURY - ALLIANCE 8-4-0: 14 PTS.
TRAVIS PLASTER - COZAD 6-4-0: 7 PTS.
DAVID COOPER - OGALLALA 6-6-0: 3 PTS.
TROY RAHMIG - GERING 4-5-0: 1 PTS.
RYAN SHOTKOSKI - LEXINGTON 2-4-0: 0 PTS.
STEVE LOPEZ - SCOTTSBLUFF 1-7-0: 0 PTS.

1 JOSH LANGDON - SIDNEY - 9-1 M
2 JUSTIN SHREWSBURY - ALLIANCE - -
3 KELLY ZINK - STERLING - 5-3 D
4 TRAVIS PLASTER - COZAD - -

# SIDNEY INVITATIONAL 1993

## CHAMPIONS BRACKET 135 LBS. CLASS

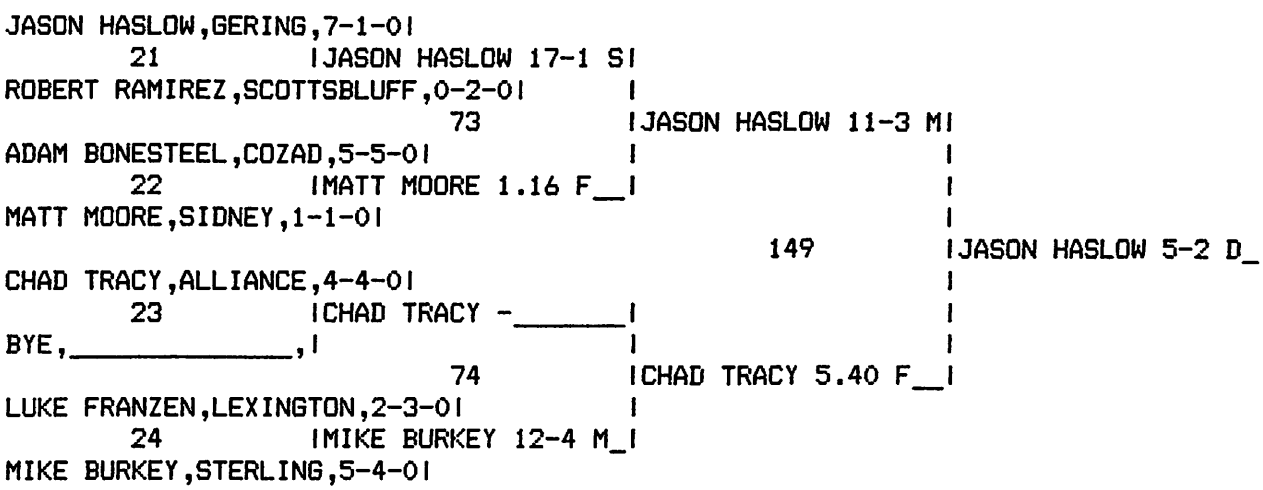


## CONSOLATION BRACKET 135 LBS. CLASS

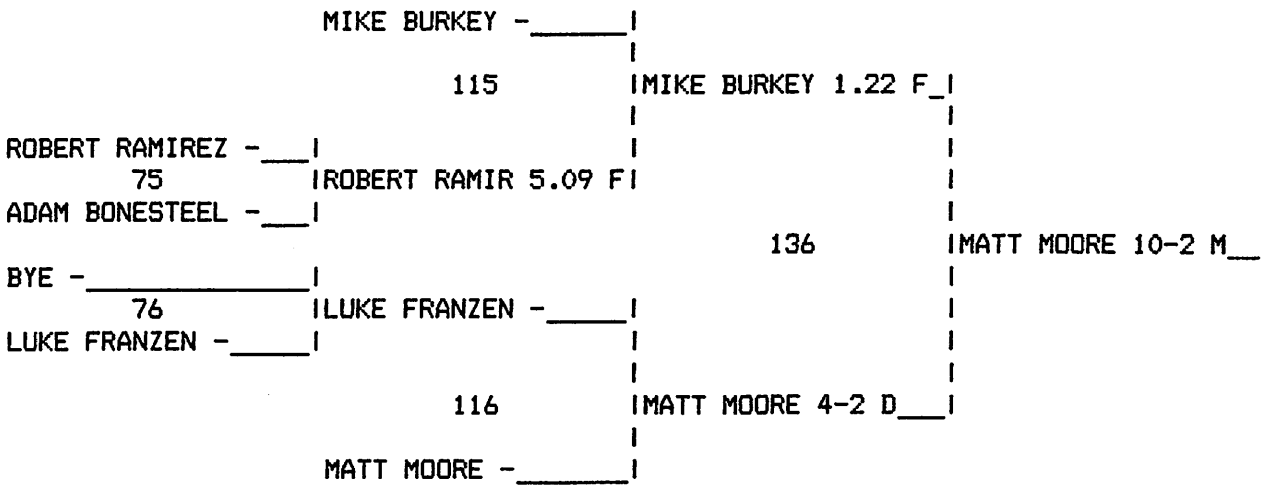


135 LBS. CLASS RESULTS.

JASON HASLOW - GERING 10-1-0: 20.5 PTS.
MIKE BURKEY - STERLING 7-6-0: 10 PTS.
CHAD TRACY - ALLIANCE 5-5-0: 16 PTS.
MATT MOORE - SIDNEY 4-2-0: 13 PTS.
ADAM BONESTEEL - COZAD 5-7-0: 0 PTS.
LUKE FRANZEN - LEXINGTON 2-5-0: 0 PTS.
ROBERT RAMIREZ - SCOTTSBLUFF 1-4-0: 3 PTS.

1 JASON HASLOW - GERING - 5-2 D
2 CHAD TRACY - ALLIANCE - -
3 MATT MOORE - SIDNEY - 10-2 M
4 MIKE BURKEY - STERLING - -

SIDNEY INVITATIONAL 1993

CHAMPIONS BRACKET 140 LBS. CLASS

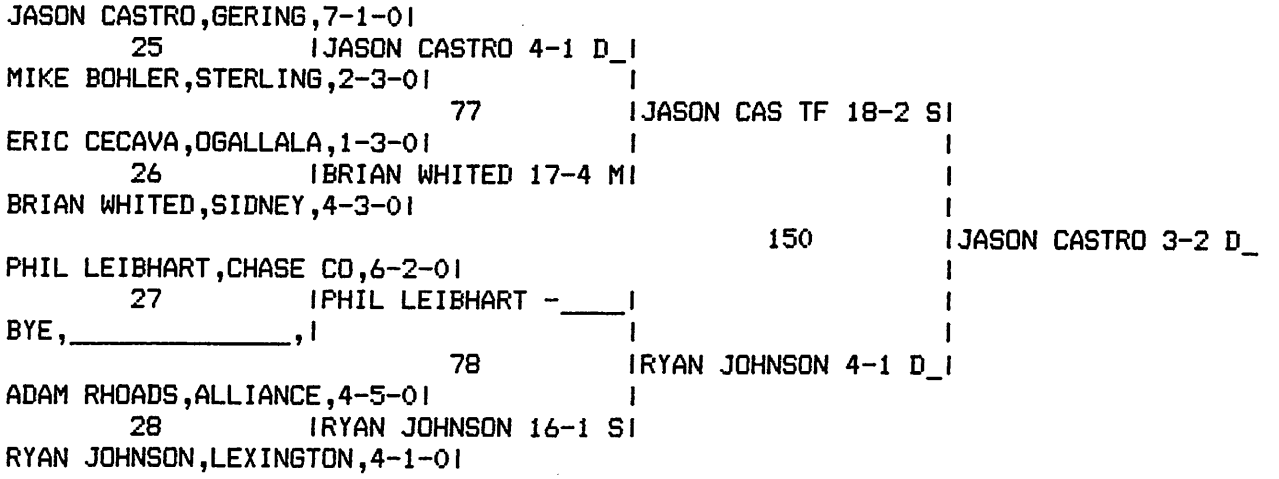


CONSOLATION BRACKET 140 LBS. CLASS

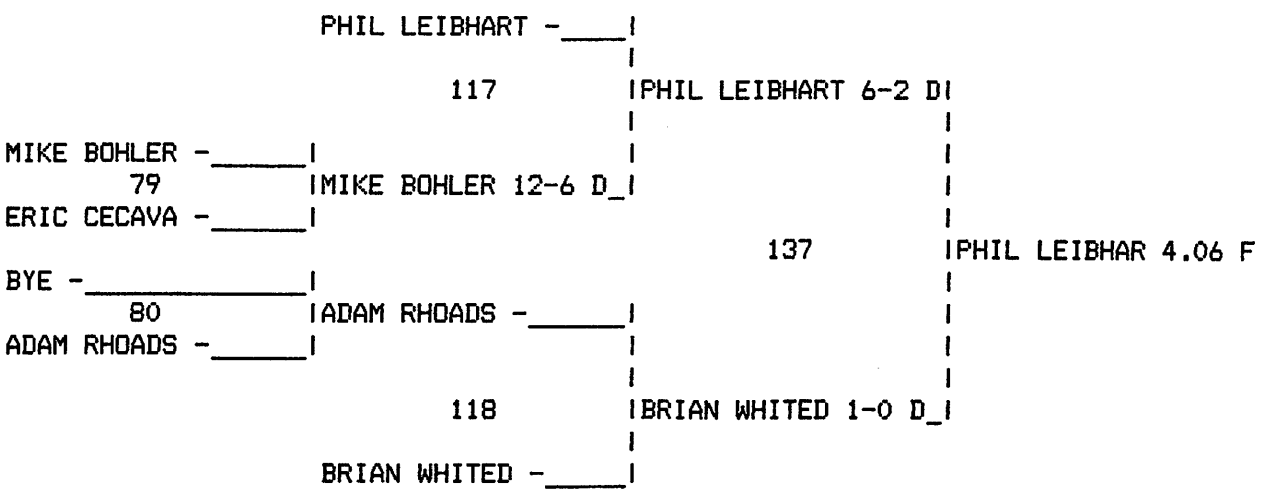


140 LBS. CLASS RESULTS.

JASON CASTRO - GERING 10-1-0: 19.5 PTS.
RYAN JOHNSON - LEXINGTON 6-2-0: 15.5 PTS.
PHIL LEIBHART - CHASE CO 8-3-0: 10 PTS.
BRIAN WHITED - SIDNEY 6-5-0: 8 PTS.
ERIC CECAVA - OGALLALA 1-5-0: 0 PTS.
ADAM RHOADS - ALLIANCE 4-7-0: 0 PTS.
MIKE BOHLER - STERLING 3-5-0: 1 PTS.

1 JASON CASTRO - GERING - 3-2 D
2 RYAN JOHNSON - LEXINGTON - -
3 PHIL LEIBHART - CHASE CO - 4.06 F
4 BRIAN WHITED - SIDNEY - -

# SIDNEY INVITATIONAL 1993

## CHAMPIONS BRACKET 145 LBS. CLASS

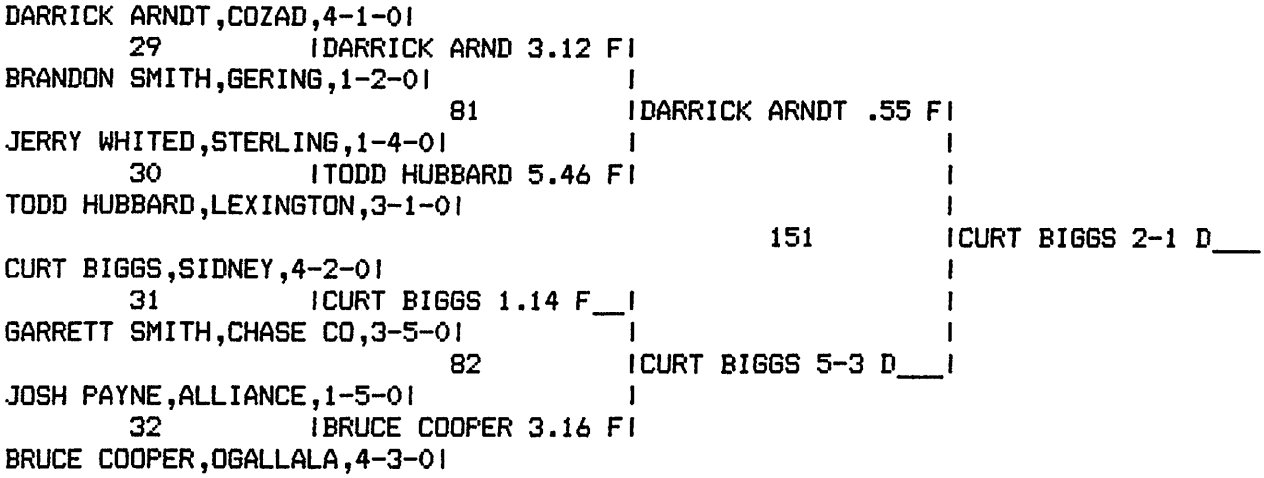


## CONSOLATION BRACKET 145 LBS. CLASS

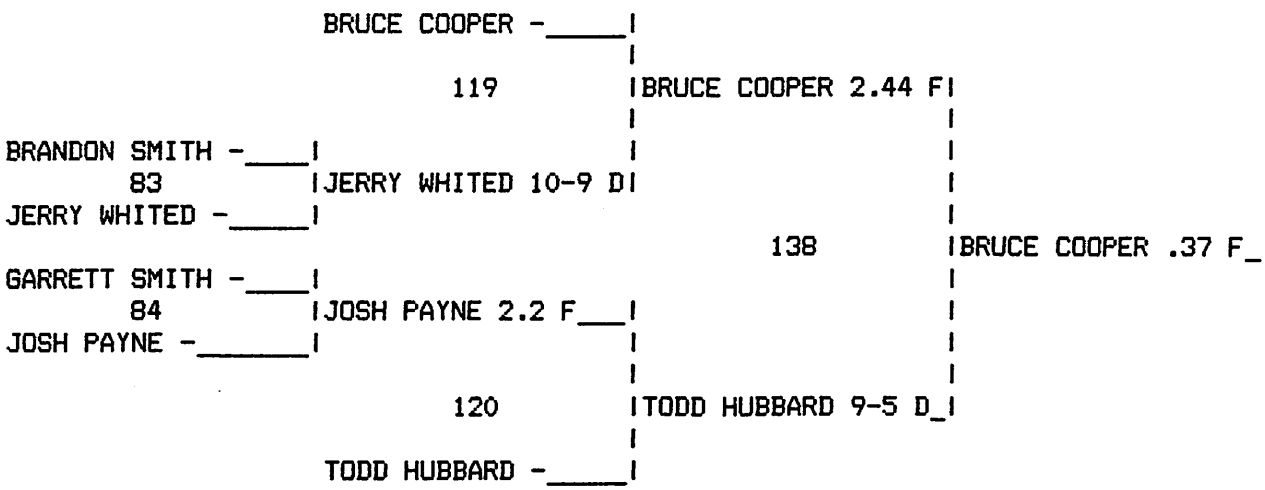


145 LBS. CLASS RESULTS.

DARRICK ARNDT - COZAD 6-2-0: 18 PTS.
BRUCE COOPER - OGALLALA 7-4-0: 16 PTS.
CURT BIGGS - SIDNEY 7-2-0: 20 PTS.
TODD HUBBARD - LEXINGTON 5-3-0: 9 PTS.
JERRY WHITED - STERLING 2-6-0: 1 PTS.
GARRETT SMITH - CHASE CO 3-7-0: 0 PTS.
JOSH PAYNE - ALLIANCE 2-7-0: 3 PTS.
BRANDON SMITH - GERING 1-4-0: 0 PTS.

1 CURT BIGGS - SIDNEY - 2-1 D
2 DARRICK ARNDT - COZAD - -
3 BRUCE COOPER - OGALLALA - .37 F
4 TODD HUBBARD - LEXINGTON - -

# SIDNEY INVITATIONAL 1993

## CHAMPIONS BRACKET 152 LBS. CLASS

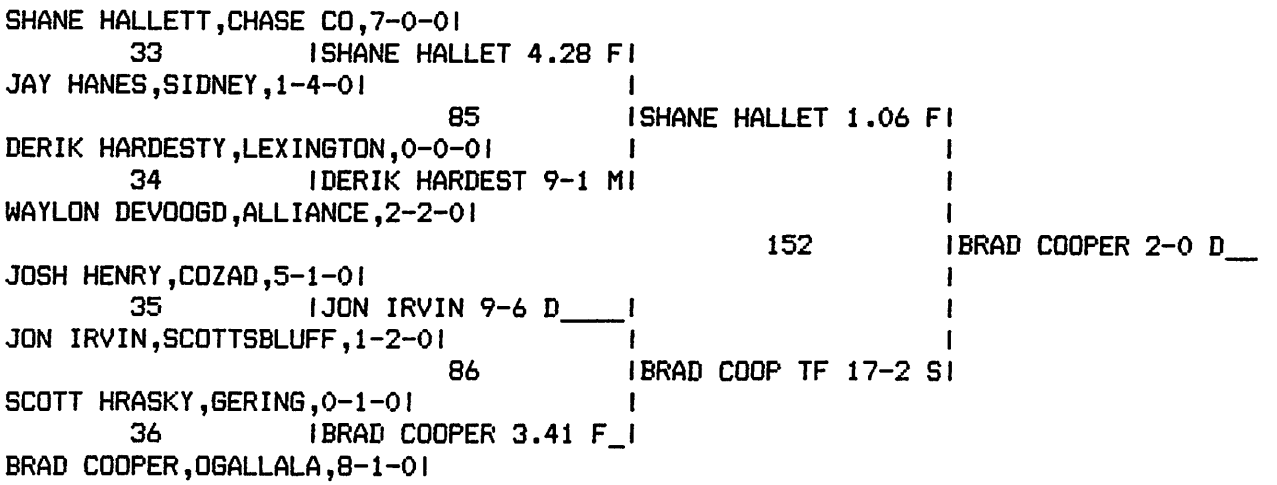


## CONSOLATION BRACKET 152 LBS. CLASS

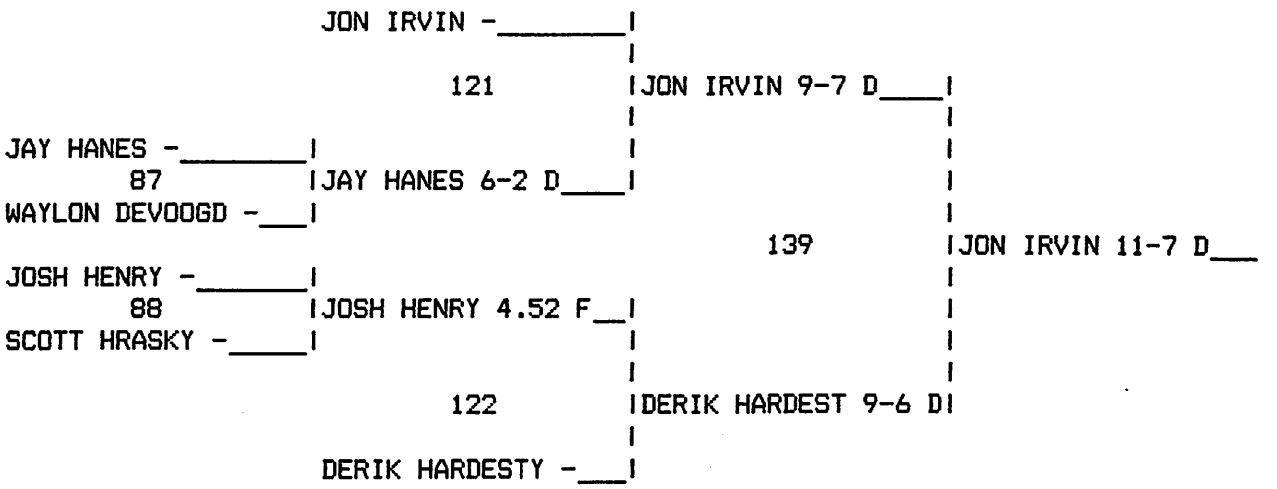


152 LBS. CLASS RESULTS.

SHANE HALLETT - CHASE CO 9-1-0: 18 PTS.
BRAD COOPER - OGALLALA 11-1-0: 21.5 PTS.
JOSH HENRY - COZAD 6-3-0: 3 PTS.
WAYLON DEVOOGD - ALLIANCE 2-4-0: 0 PTS.
DERIK HARDESTY - LEXINGTON 2-2-0: 8 PTS.
JON IRVIN - SCOTTSBLUFF 4-3-0: 10 PTS.
SCOTT HRASKY - GERING 0-3-0: 0 PTS.
JAY HANES - SIDNEY 2-6-0: 1 PTS.

1 BRAD COOPER - OGALLALA - 2-0 D
2 SHANE HALLETT - CHASE CO - -
3 JON IRVIN - SCOTTSBLUFF - 11-7 D
4 DERIK HARDESTY - LEXINGTON - -

# SIDNEY INVITATIONAL 1993

## CHAMPIONS BRACKET 160 LBS. CLASS

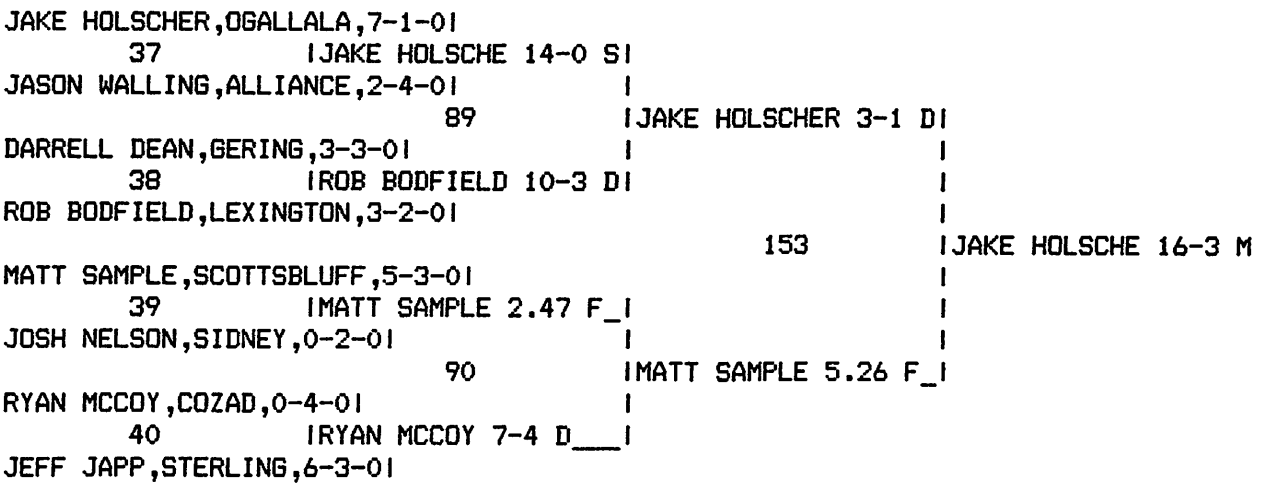


## CONSOLATION BRACKET 160 LBS. CLASS

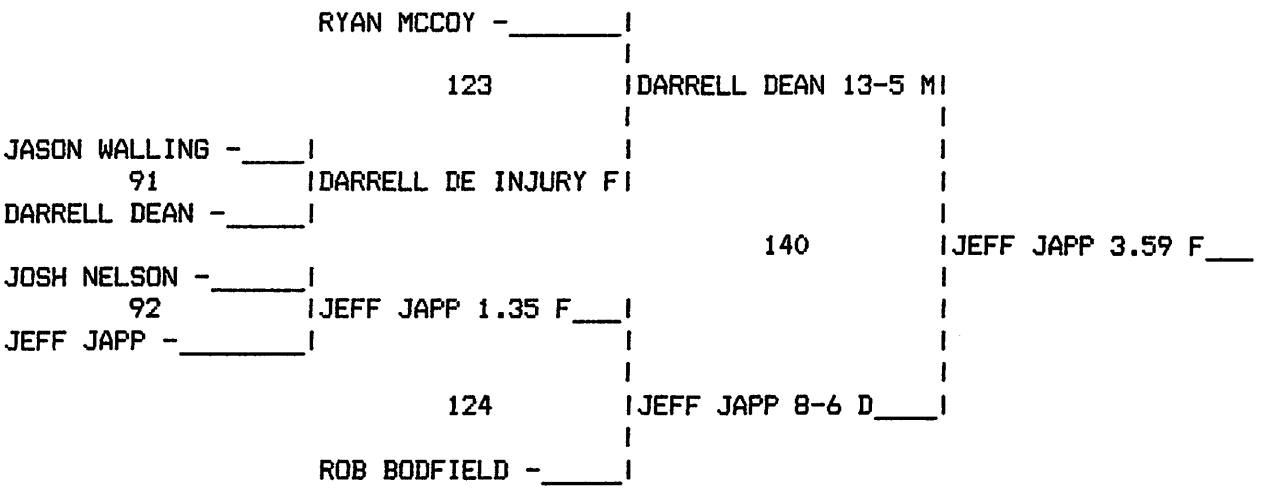


160 LBS. CLASS RESULTS.

JAKE HOLSCHER - OGALLALA 10-1-0: 20.5 PTS.
JEFF JAPP - STERLING 9-4-0: 13 PTS.
MATT SAMPLE - SCOTTSBLUFF 7-4-0: 18 PTS.
ROB BODFIELD - LEXINGTON 4-4-0: 2 PTS.
DARRELL DEAN - GERING 5-5-0: 9 PTS.
JOSH NELSON - SIDNEY 0-4-0: 0 PTS.
RYAN MCCOY - COZAD 1-6-0: 2 PTS.
JASON WALLING - ALLIANCE 2-6-0: 0 PTS.

1 JAKE HOLSCHER - OGALLALA - 16-3 M
2 MATT SAMPLE - SCOTTSBLUFF - -
3 JEFF JAPP - STERLING - 3.59 F
4 DARRELL DEAN - GERING - -

# SIDNEY INVITATIONAL 1993

## CHAMPIONS BRACKET 171 LBS. CLASS

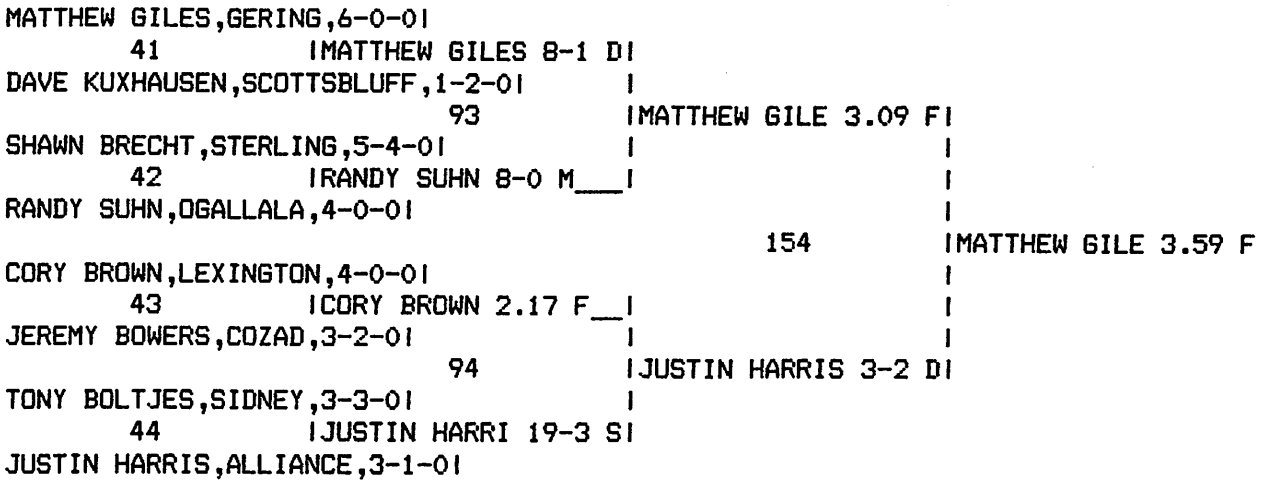


## CONSOLATION BRACKET 171 LBS. CLASS

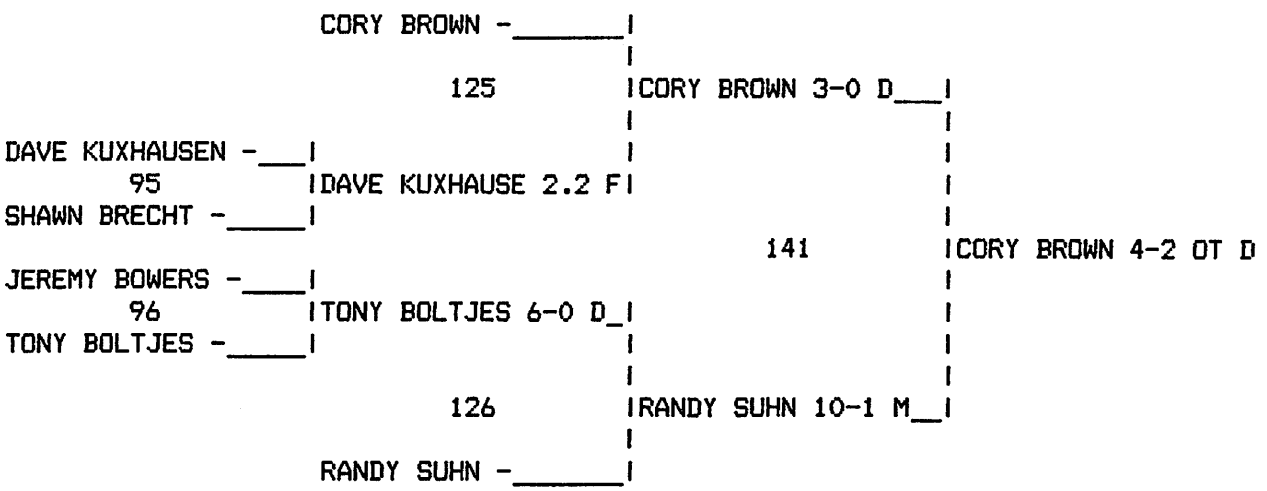


171 LBS. CLASS RESULTS.

MATTHEW GILES - GERING 9-0-0: 22 PTS.
JUSTIN HARRIS - ALLIANCE 5-2-0: 15.5 PTS.
CORY BROWN - LEXINGTON 7-1-0: 12 PTS.
RANDY SUHN - OGALLALA 6-2-0: 9 PTS.
SHAWN BRECHT - STERLING 5-6-0: 0 PTS.
JEREMY BOWERS - COZAD 3-4-0: 0 PTS.
TONY BOLTJES - SIDNEY 4-5-0: 1 PTS.
DAVE KUXHAUSEN - SCOTTSBLUFF 2-4-0: 3 PTS.

1 MATTHEW GILES - GERING - 3.59 F
2 JUSTIN HARRIS - ALLIANCE - -
3 CORY BROWN - LEXINGTON - 4-2 OT D
4 RANDY SUHN - OGALLALA - -

# SIDNEY INVITATIONAL 1993

## CHAMPIONS BRACKET 189 LBS. CLASS

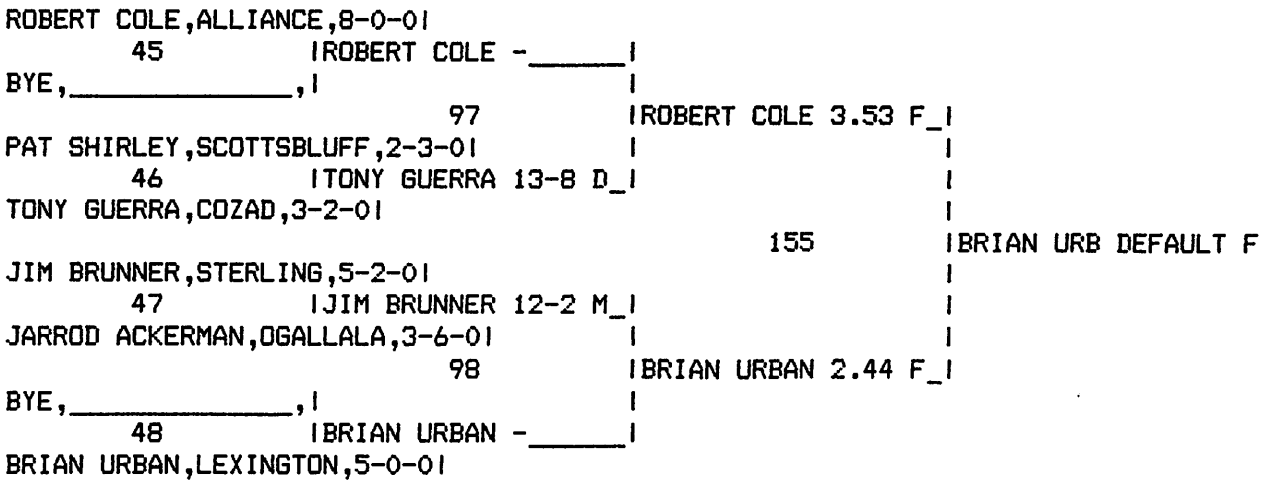


## CONSOLATION BRACKET 189 LBS. CLASS

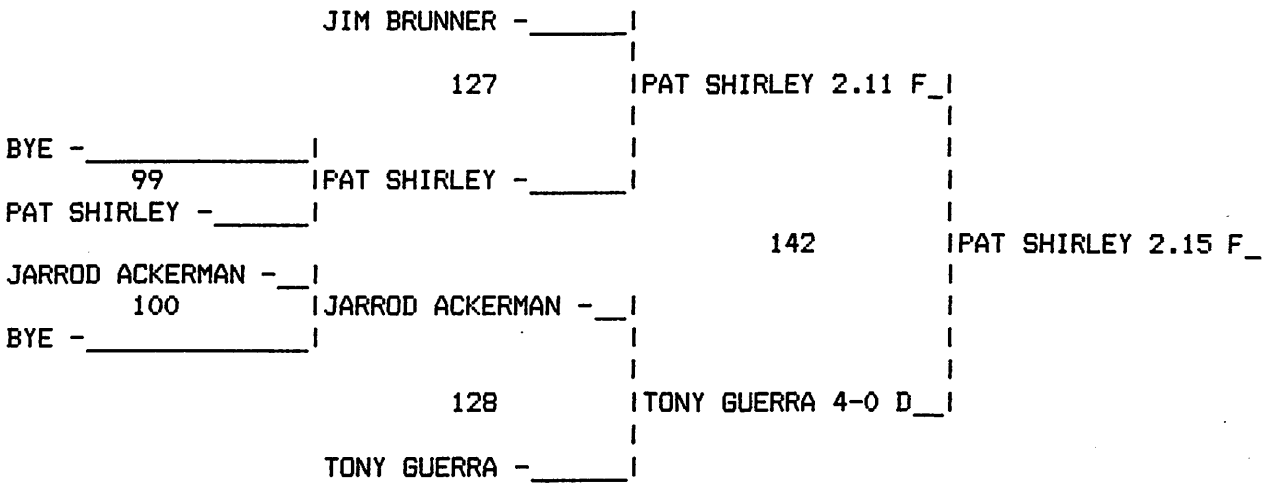


189 LBS. CLASS RESULTS.

ROBERT COLE - ALLIANCE 9-1-0: 16 PTS.
BRIAN URBAN - LEXINGTON 7-0-0: 22 PTS.
JIM BRUNNER - STERLING 6-4-0: 3 PTS.
TONY GUERRA - COZAD 5-4-0: 7 PTS.
PAT SHIRLEY - SCOTTSBLUFF 4-4-0: 13 PTS.
JARROD ACKERMAN - OGALLALA 3-8-0: 0 PTS.

1 BRIAN URBAN - LEXINGTON - DEFAULT F
2 ROBERT COLE - ALLIANCE - -
3 PAT SHIRLEY - SCOTTSBLUFF - 2.15 F
4 TONY GUERRA - COZAD - -

# SIDNEY INVITATIONAL 1993

## CHAMPIONS BRACKET HWT LBS. CLASS

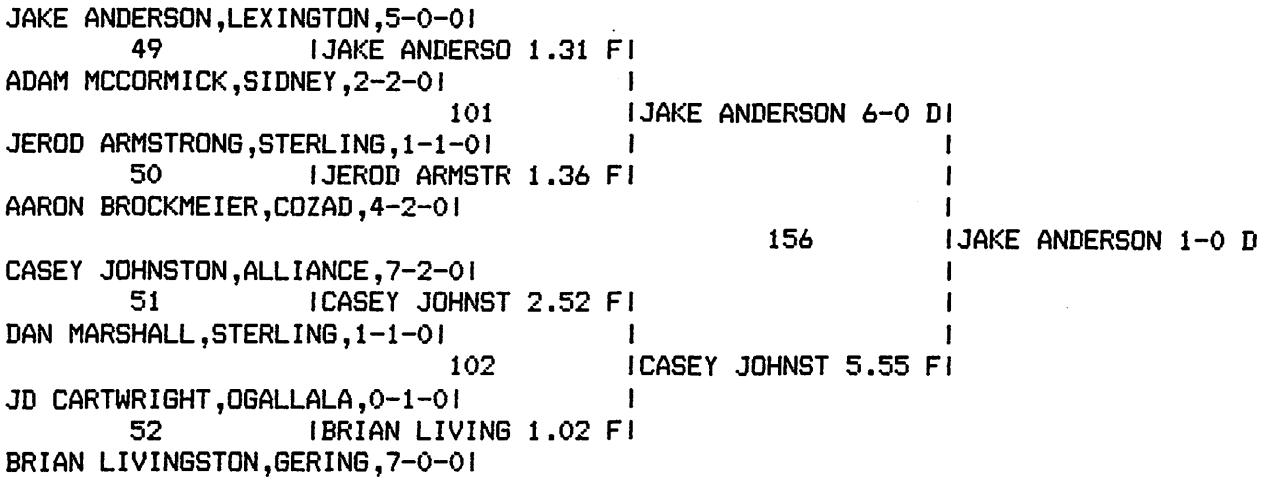


## CONSOLATION BRACKET HWT LBS. CLASS

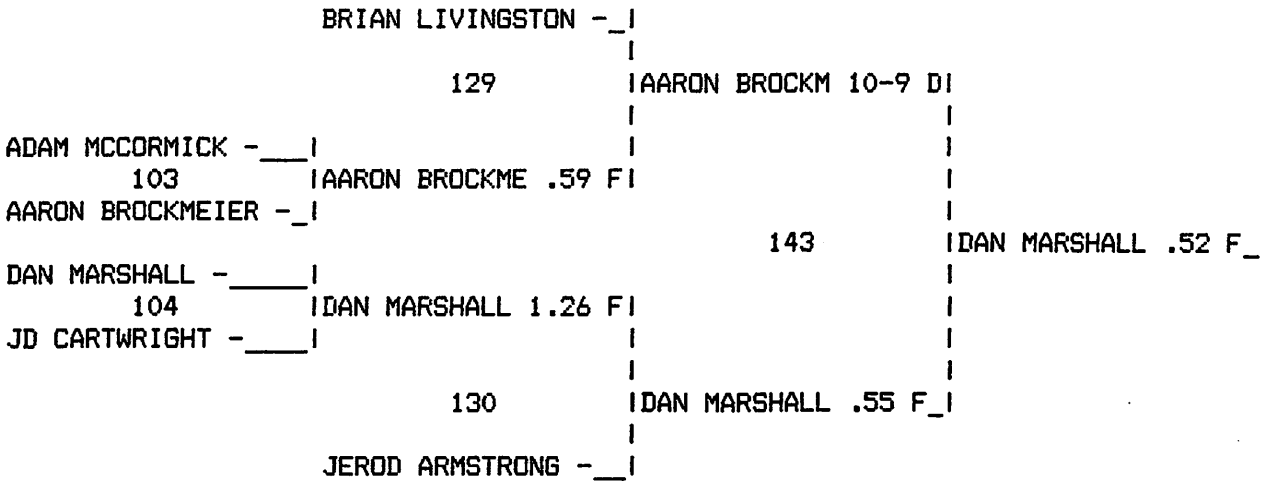


HWT LBS. CLASS RESULTS.

JAKE ANDERSON - LEXINGTON 8-0-0: 20 PTS.
BRIAN LIVINGSTON - GERING 8-2-0: 4 PTS.
CASEY JOHNSTON - ALLIANCE 9-3-0: 18 PTS.
AARON BROCKMEIER - COZAD 6-4-0: 8 PTS.
JEROD ARMSTRONG - STERLING 2-3-0: 4 PTS.
DAN MARSHALL - ~~STERLING~~ 4-2-0: 15 PTS. Scottsbluff
JD CARTWRIGHT - OGALLALA 0-3-0: 0 PTS.
ADAM MCCORMICK - SIDNEY 2-4-0: 0 PTS.

1 JAKE ANDERSON - LEXINGTON - 1-0 D
2 CASEY JOHNSTON - ALLIANCE - -
3 DAN MARSHALL - ~~STERLING~~ - .52 F Scottsbluff
4 AARON BROCKMEIER - COZAD - -

# Ogallala Wrestling Invitational

## Final Results

**Ogallala Auditorium**
**January 8, 1994**

Ogallala Wrestling Invitational 1/8/94
TEAM RANKINGS

1 . KR - 188
2 . GR - 154
3 . AL - 117
4 . OG - 80.5
5 . NP - 75.5
6 . IM - 43.5
7 . GB - 29

---

Ogallala Wrestling Invitational 1/8/94
Individual Medal Winners

103
1 . RYAN SCHULTZ, NP 13- 2- 0
2 . JOEY SCHNUERLE, KR 9- 3- 0
3 . JOEY LEACH, GR 11- 3- 0
4 . NATE ORNDORFF, AL 6- 10- 0

112
1 . RYAN JONES, NP 14- 3- 0
2 . JASON HANSMAN, GR 8- 5- 0
3 . RYAN GERING, AL 4- 10- 0
4 . DREW MAIER, IM 11- 6- 0

119
1 . JERRY THOMAS, KR 12- 0- 0
2 . CHRIS RICHTER, OG 12- 5- 0
3 . MARIO YBARRA, GR 11- 4- 0
4 . ADAM DIAZ, NP 6- 8- 0

125
1 . ANDY BISHOP, KR 11- 1- 0
2 . MIKE CONROY, AL 9- 8- 0
3 . JOSH BERGER, GR 3- 3- 0
4 . CORY OSTERMEYER, NP 1- 8- 0

130
1 . JUSTIN SHREWSBURY, AL 14- 4- 0
2 . DANNY KREIS, GB 9- 6- 0
3 . TOM LARSON, KR 9- 7- 0
4 . COREY LIEBERTH, NP 3- 11- 0

135
1 . JASON HASLOW, GR 13- 1- 0
2 . CHAD TRACY, AL 8- 7- 0
3 . DUSTIN YOUNG, NP 7- 4- 0
4 . ANDY MILLER, KR 3- 6- 0
5 . RILEY COLSON, IM 2- 10- 0

140
1 . JASON CASTRO, GR 13- 1- 0
2 . JASSON HEMMERLING, KR 12- 3- 0
3 . PHIL LEIBHART, IM 10- 5- 0
4 . J.P. THOMALLA, GB 10- 6- 0
5 . ADAM RHOADS, AL 6- 10- 0

Ogallala Wrestling Invitational 1/8/94
Individual Medal Winners

145
1 . KENTON JURGENSEN, KR 9- 4- 0
2 . BRUCE COOPER, OG 11- 5- 0
3 . JUSTIN BUSSKOHL, GR 7- 5- 0
4 . BRANDON EVERT, GB 7- 6- 0

152
1 . BRAD COOPER, OG 16- 1- 0
2 . SHANE HALLETT, IM 12- 2- 0
3 . CHAD FRINK, KR 11- 3- 0
4 . BRANDON SMITH, GR 3- 6- 0
5 . CHARLIE HASKELL, AL 1- 8- 0

160
1 . SCOTT NACHTIGAL, KR 10- 4- 0
2 . JAKE HOLSCHER, OG 14- 2- 0
3 . DARRELL DEAN, GR 8- 6- 0
4 . JASON WALLING, AL 3- 9- 0
5 . GREG WOOD, NP 0- 14- 0

171
1 . MATTHEW GILES, GR 11- 1- 0
2 . JUSTIN HARRIS, AL 9- 3- 0
3 . RANDY SUHN, OG 10- 4- 0
4 . RYAN SMITH, KR 7- 4- 0
5 . DAN SHEA, NP 2- 12- 0

189
1 . ROBERT COLE, AL 13- 1- 0
2 . RYAN COE, KR 10- 2- 0
3 . JARED ACKERMAN, OG 5- 11- 0
4 . ADAM MACK, NP 10- 7- 0

275
1 . BRAD GILLMING, KR 13- 2- 0
2 . BRIAN LIVINGTON, GR 11- 3- 0
3 . CASEY JOHNSTON, AL 13- 5- 0
4 . NATHAN CHANDLER-SMITH, IM 3- 7- 0

Ogallala Wrestling Invitational 1/8/94

CHAMPIONSHIP BRACKET 103 LBS. CLASS

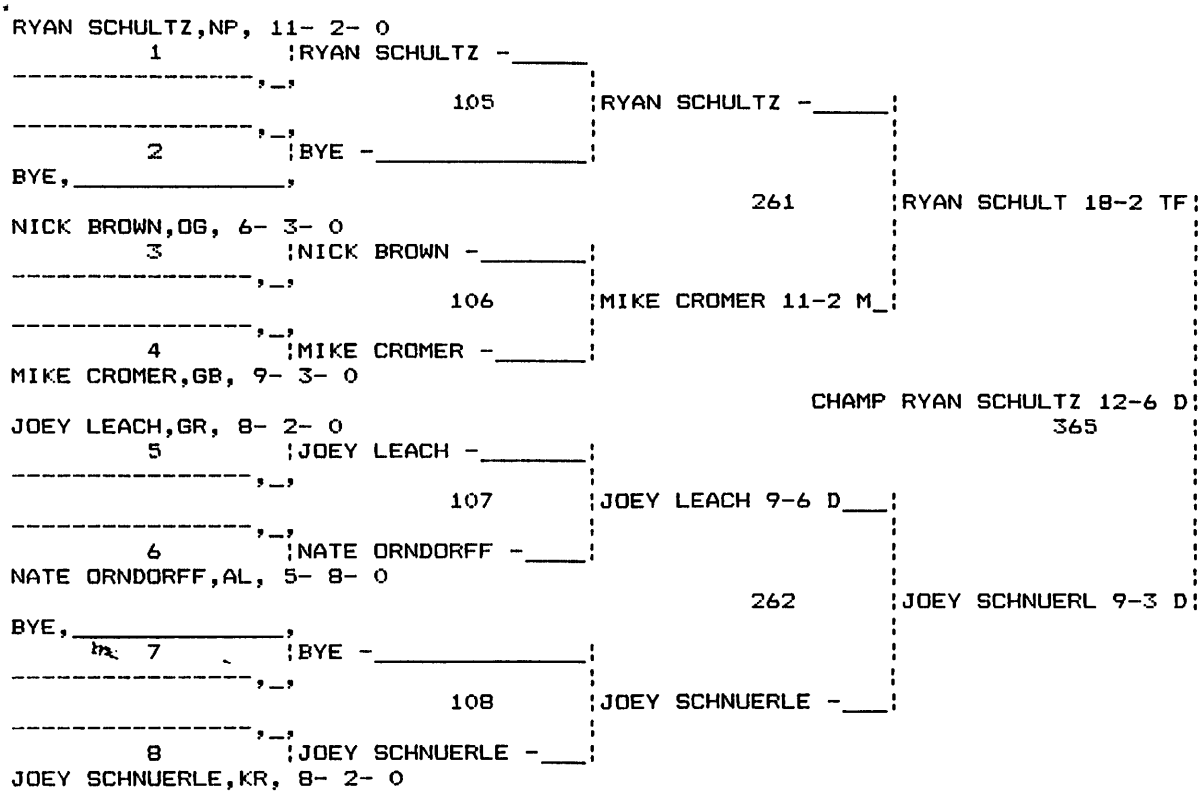


CONSOLATION BRACKET 103 LBS. CLASS

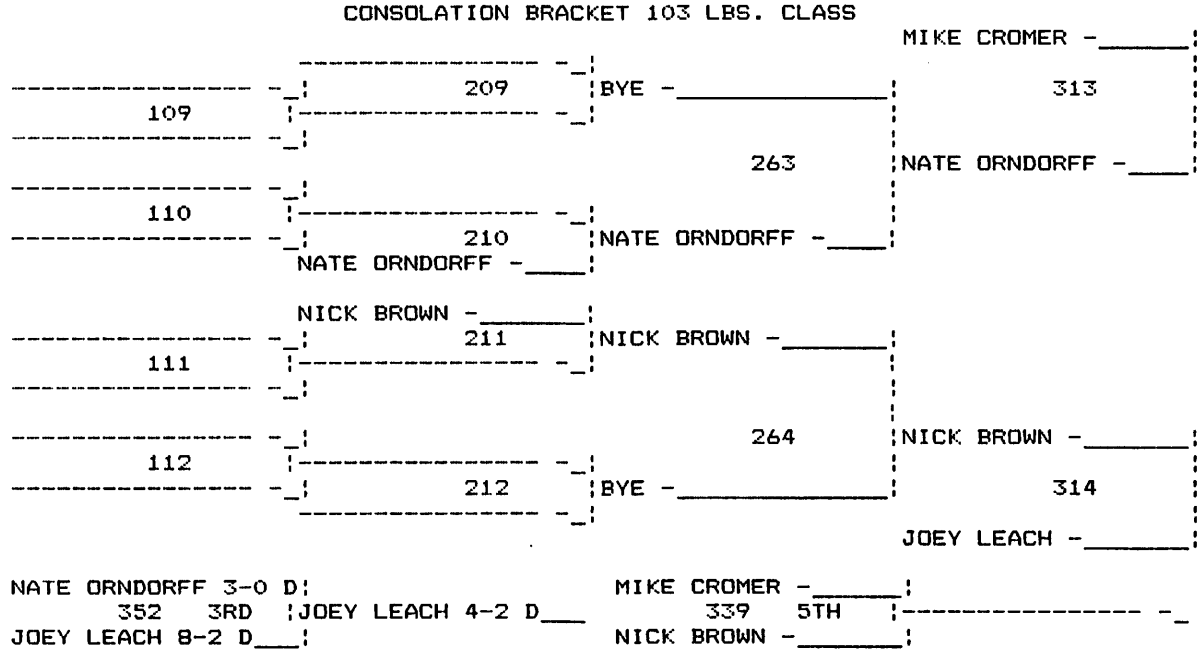


---

103 LBS. CLASS RESULTS.

RYAN SCHULTZ - NP 13- 2- 0: 19.5 PTS.
JOEY SCHNUERLE - KR 9- 3- 0: 14 PTS.
JOEY LEACH - GR 11- 3- 0: 10 PTS.
MIKE CROMER - GB 10- 5- 0: 3 PTS.
NICK BROWN - OG 6- 5- 0: 0 PTS.
NATE ORNDORFF - AL 6- 10- 0: 6 PTS.

1 RYAN SCHULTZ - NP: 12-6 D
2 JOEY SCHNUERLE - KR: -
3 JOEY LEACH - GR: 4-2 D
4 NATE ORNDORFF - AL: -

Ogallala Wrestling Invitational 1/8/94

CHAMPIONSHIP BRACKET 112 LBS. CLASS

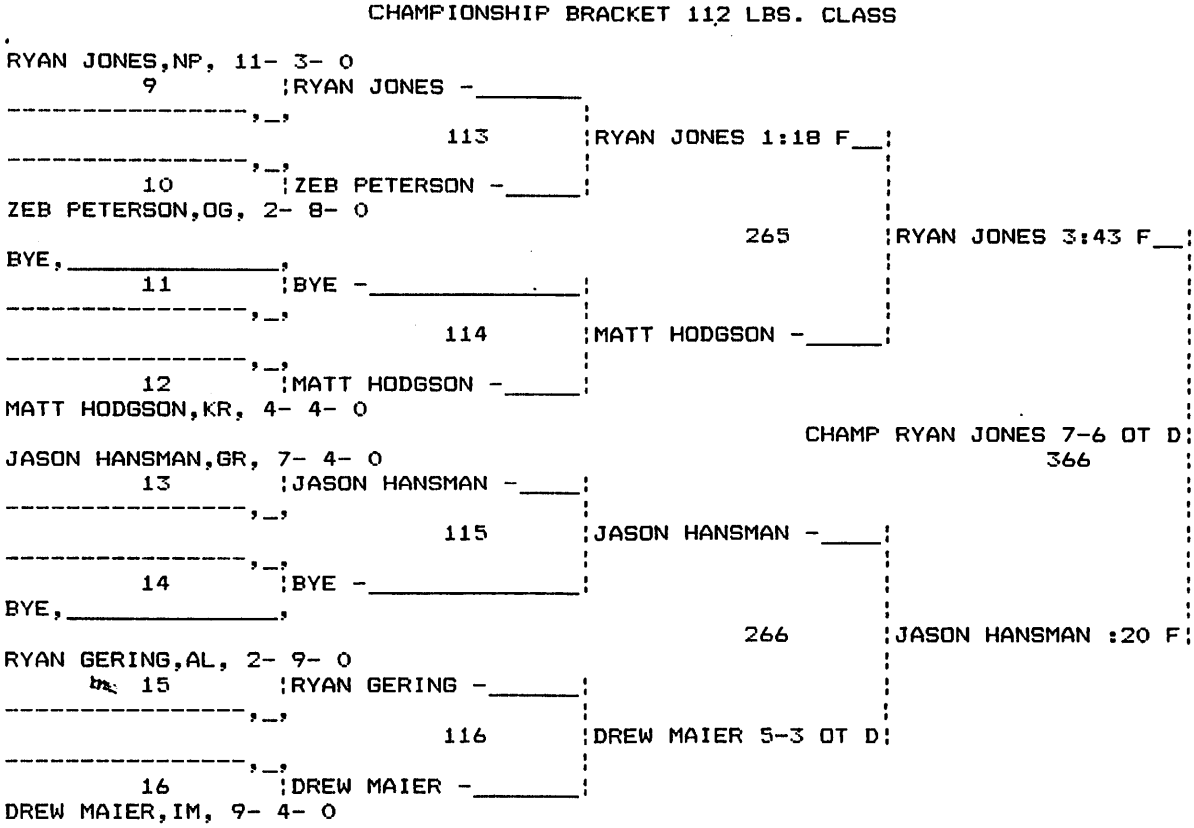


CONSOLATION BRACKET 112 LBS. CLASS

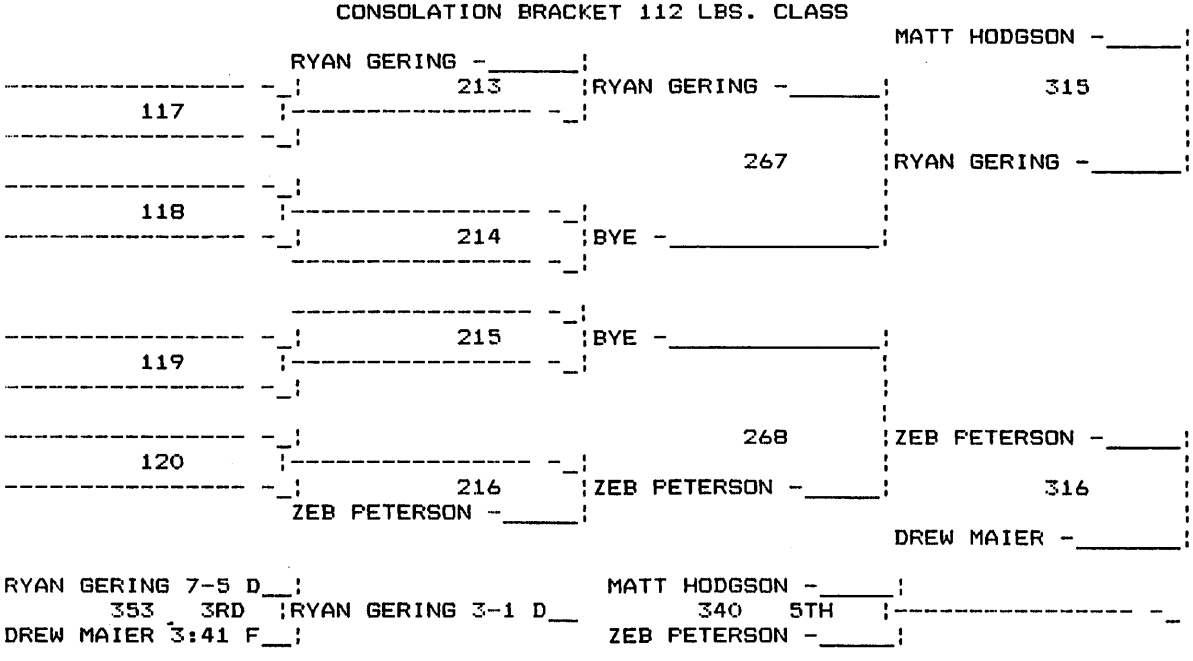


---

112 LBS. CLASS RESULTS.

RYAN JONES - NP 14- 3- 0: 22 PTS.
DREW MAIER - IM 11- 6- 0: 9 PTS.
JASON HANSMAN - GR 8- 5- 0: 16 PTS.
MATT HODGSON - KR 4- 6- 0: 0 PTS.
RYAN GERING - AL 4- 10- 0: 9 PTS.
ZEB PETERSON - OG 2- 10- 0: 0 PTS.

1 RYAN JONES - NP: 7-6 OT D
2 JASON HANSMAN - GR: -
3 RYAN GERING - AL: 3-1 D
4 DREW MAIER - IM: -

Ogallala Wrestling Invitational 1/8/94

CHAMPIONSHIP BRACKET 119 LBS. CLASS

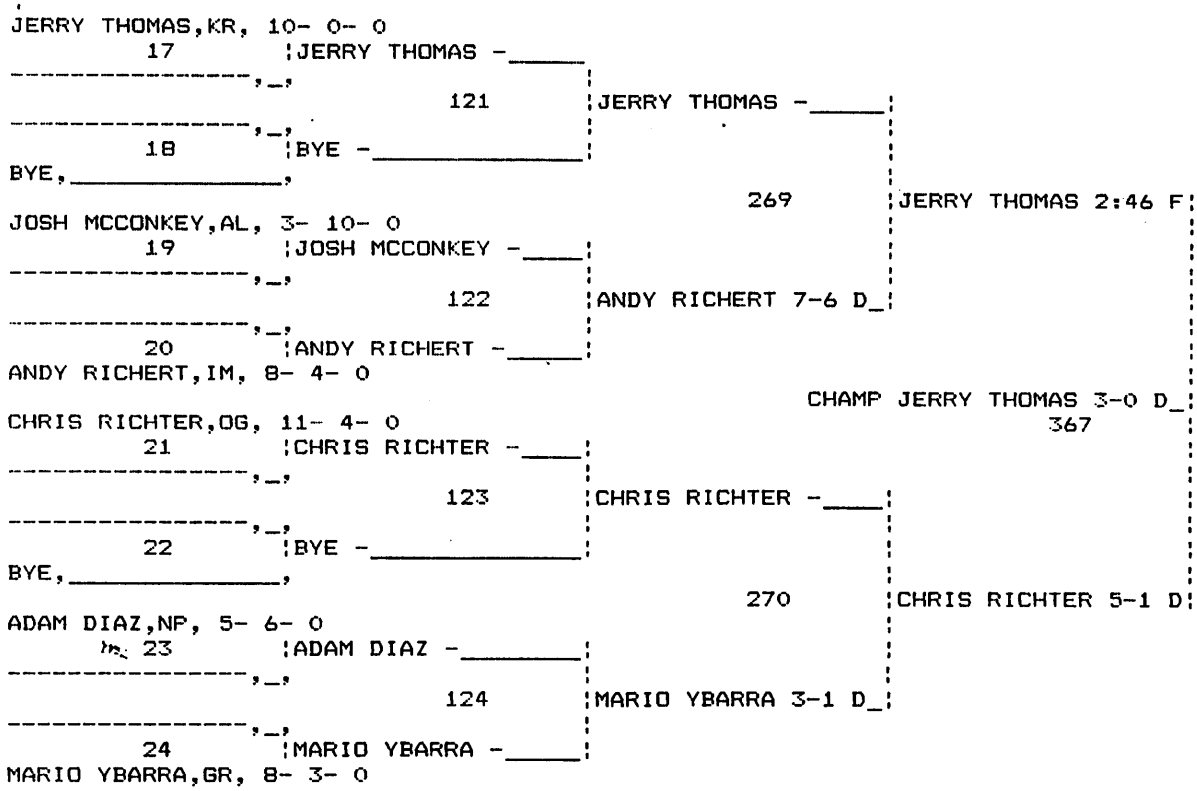


CONSOLATION BRACKET 119 LBS. CLASS

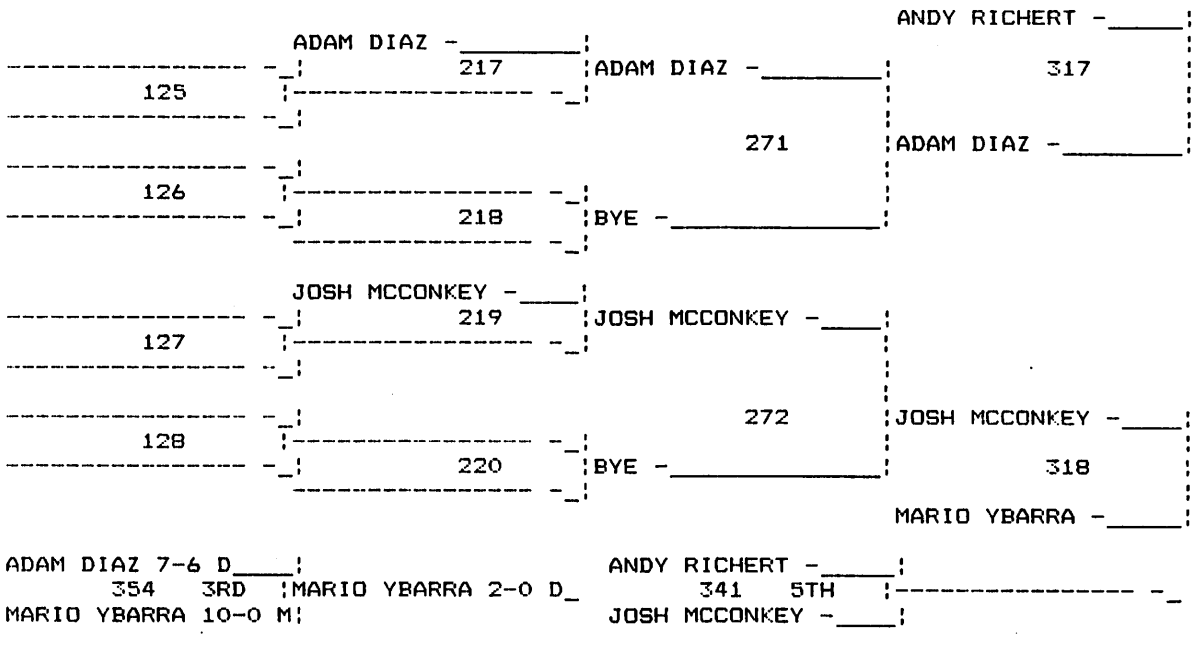


119 LBS. CLASS RESULTS.

JERRY THOMAS - KR 12- 0- 0: 20 PTS.
MARIO YBARRA - GR 11- 4- 0: 11 PTS.
CHRIS RICHTER - OG 12- 5- 0: 14 PTS.
ANDY RICHERT - IM 9- 6- 0: 2 PTS.
JOSH MCCONKEY - AL 3- 12- 0: 0 PTS.
ADAM DIAZ - NP 6- 8- 0: 6 PTS.

1 JERRY THOMAS - KR: 3-0 D
2 CHRIS RICHTER - OG: -
3 MARIO YBARRA - GR: 2-0 D
4 ADAM DIAZ - NP: -

Ogallala Wrestling Invitational 1/8/94

CHAMPIONSHIP BRACKET 125 LBS. CLASS

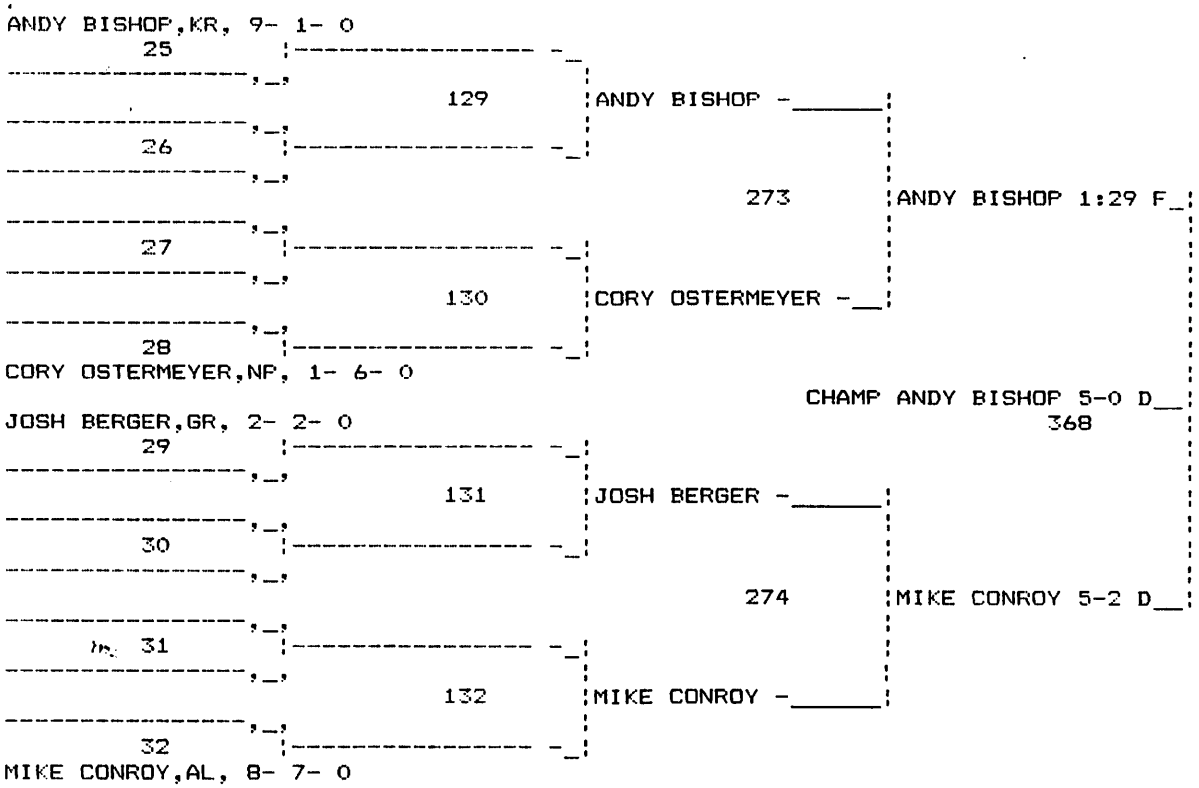


CONSOLATION BRACKET 125 LBS. CLASS

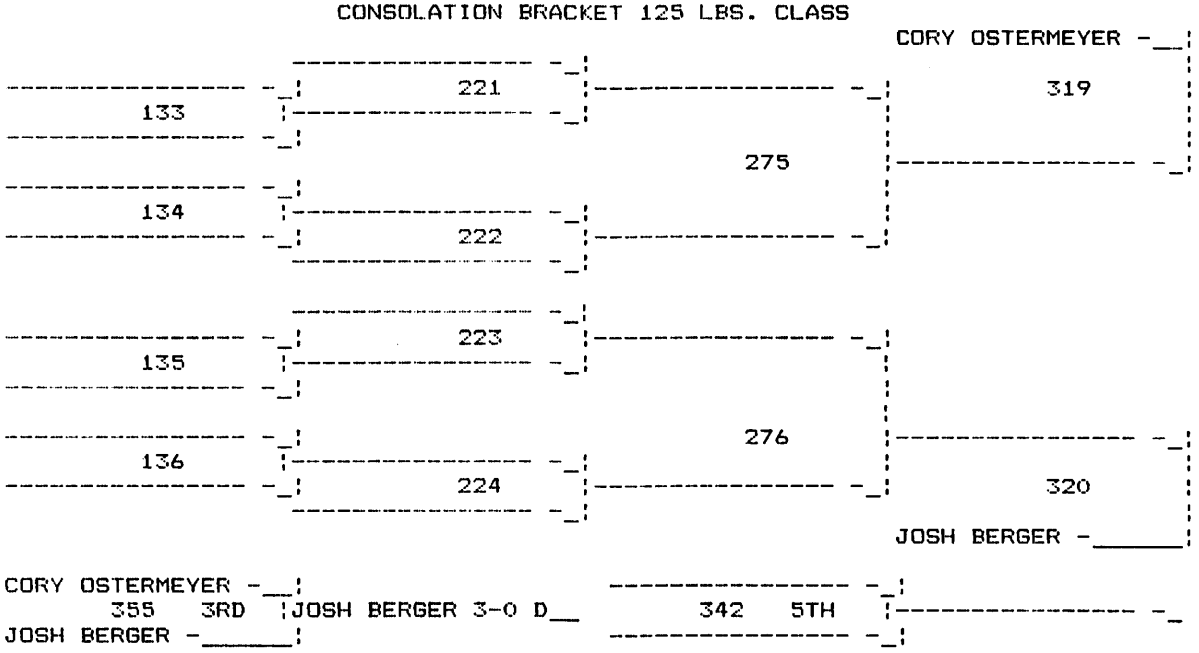


125 LBS. CLASS RESULTS.

ANDY BISHOP - KR 11- 1- 0: 18 PTS.
MIKE CONROY - AL 9- 8- 0: 12 PTS.
JOSH BERGER - GR 3- 3- 0: 7 PTS.
CORY OSTERMEYER - NP 1- 8- 0: 4 PTS.

1 ANDY BISHOP - KR: 5-0 D
2 MIKE CONROY - AL: -
3 JOSH BERGER - GR: 3-0 D
4 CORY OSTERMEYER - NP: -

Ogallala Wrestling Invitational 1/8/94

CHAMPIONSHIP BRACKET 130 LBS. CLASS

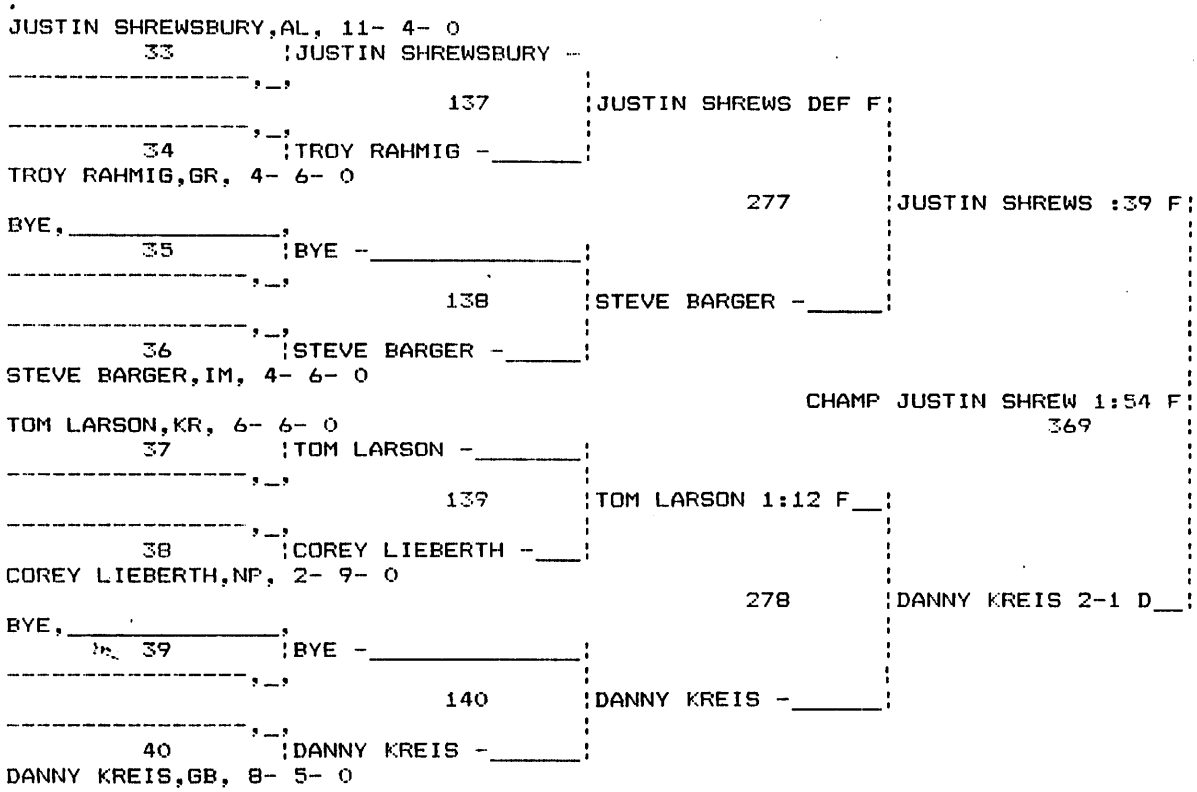


CONSOLATION BRACKET 130 LBS. CLASS

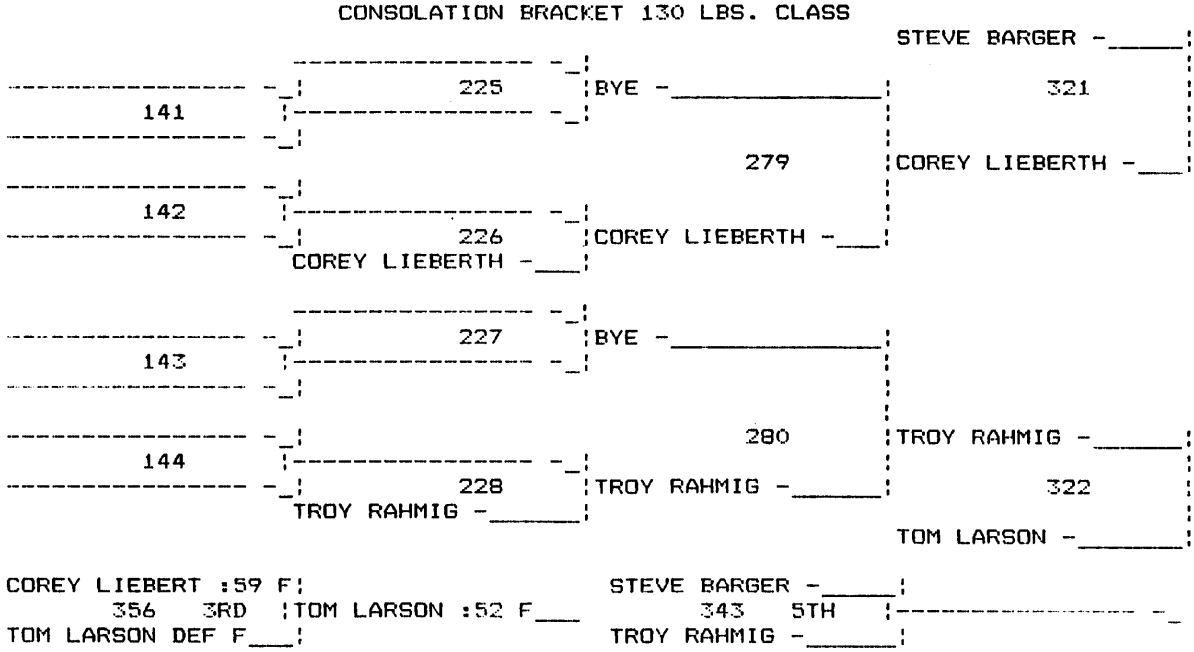





130 LBS. CLASS RESULTS.

JUSTIN SHREWSBURY - AL 14- 4- 0: 24 PTS.
DANNY KREIS - GB 9- 6- 0: 14 PTS.
TOM LARSON - KR 9- 7- 0: 16 PTS.
STEVE BARGER - IM 4- 8- 0: 0 PTS.
COREY LIEBERTH - NP 3- 11- 0: 8 PTS.
TROY RAHMIG - GR 4- 8- 0: 0 PTS.

1 JUSTIN SHREWSBURY - AL: 1:54 F
2 DANNY KREIS - GB: -
3 TOM LARSON - KR: :52 F
4 COREY LIEBERTH - NP: -

Ogallala Wrestling Invitational 1/8/94

CHAMPIONSHIP BRACKET 135 LBS. CLASS

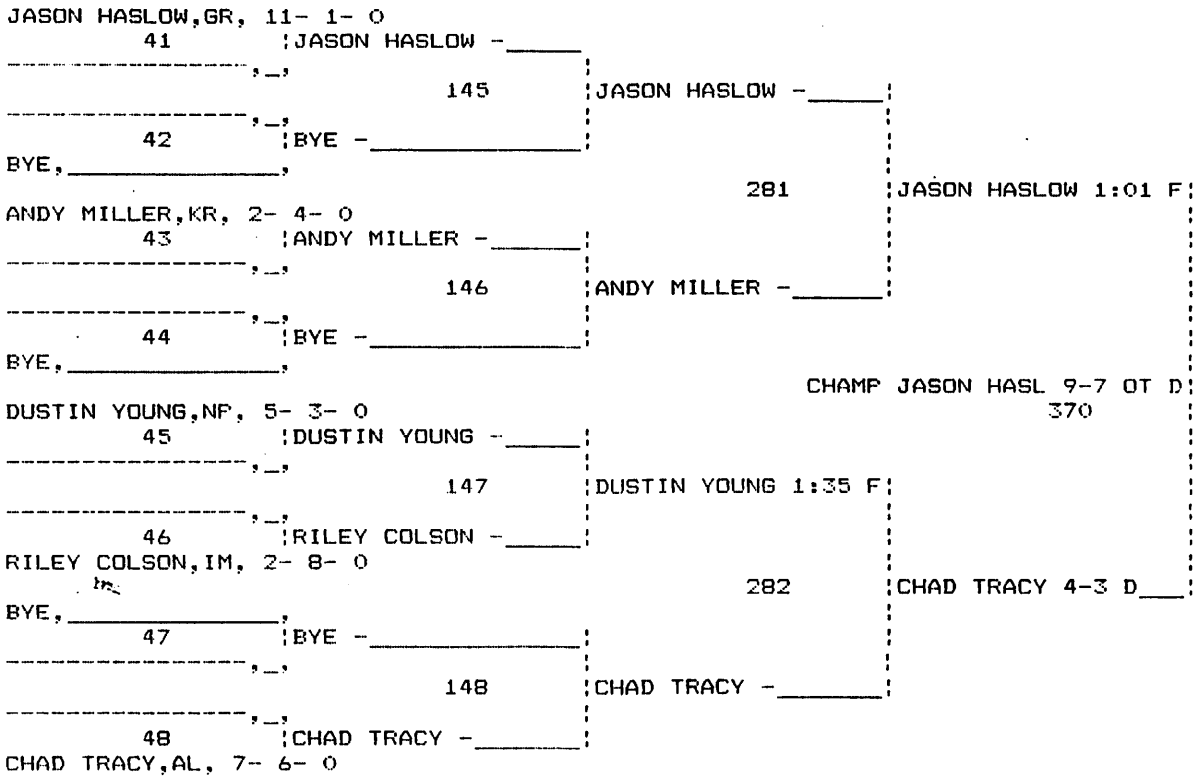


CONSOLATION BRACKET 135 LBS. CLASS

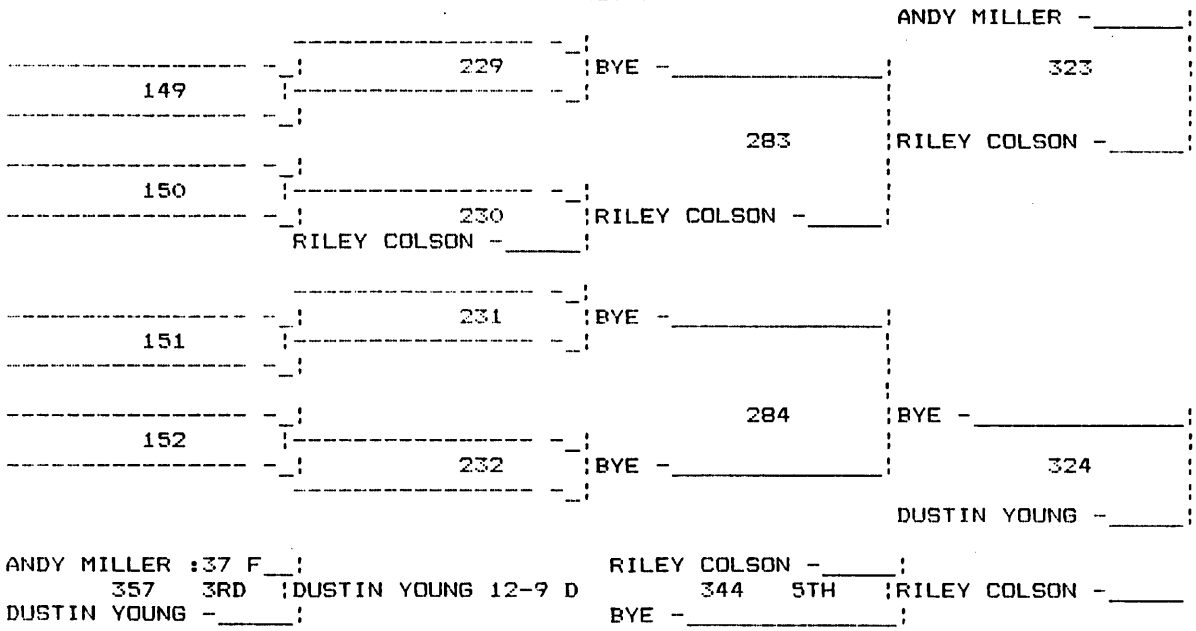


135 LBS. CLASS RESULTS.

JASON HASLOW - GR 13- 1- 0: 20 PTS.
CHAD TRACY - AL 8- 7- 0: 14 PTS.
DUSTIN YOUNG - NP 7- 4- 0: 12 PTS.
ANDY MILLER - KR 3- 6- 0: 7 PTS.
RILEY COLSON - IM 2- 10- 0: 0 PTS.

1 JASON HASLOW - GR: 9-7 OT D
2 CHAD TRACY - AL: -
3 DUSTIN YOUNG - NP: 12-9 D
4 ANDY MILLER - KR: -
5 RILEY COLSON - IM: -

Ogallala Wrestling Invitational 1/8/94

CHAMPIONSHIP BRACKET 140 LBS. CLASS

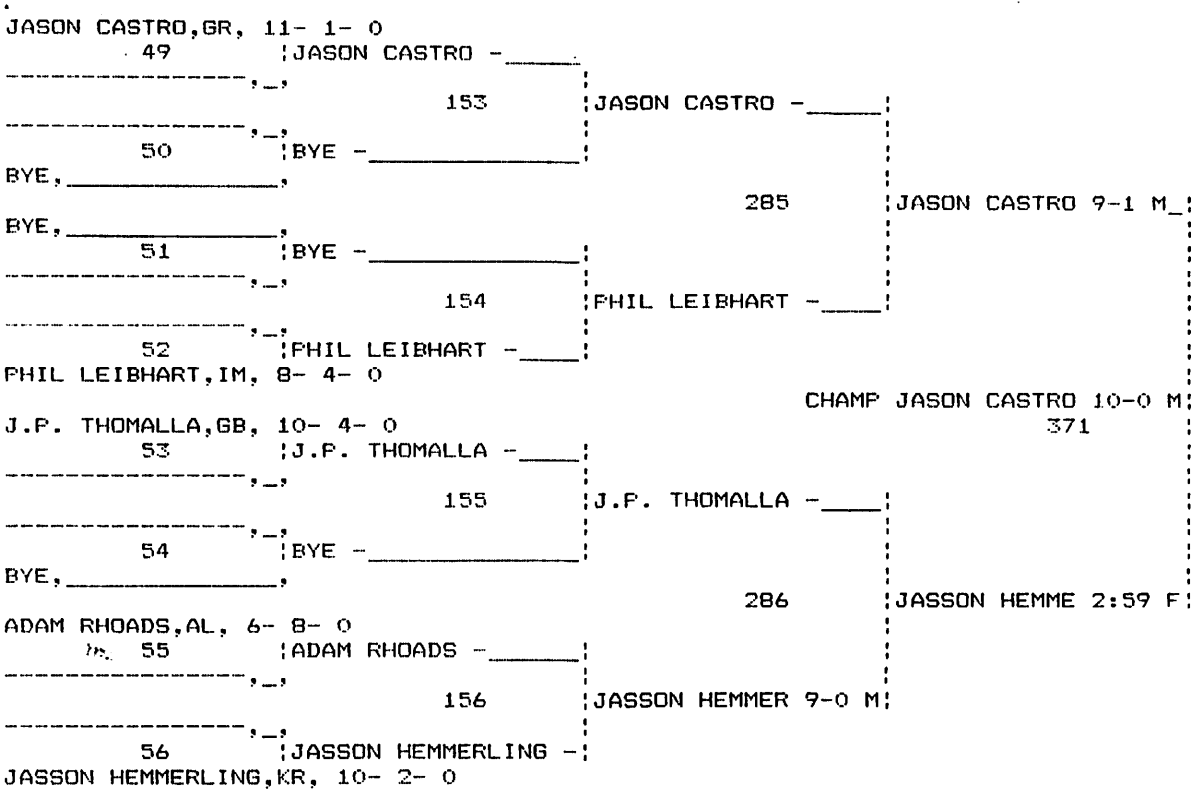


CONSOLATION BRACKET 140 LBS. CLASS

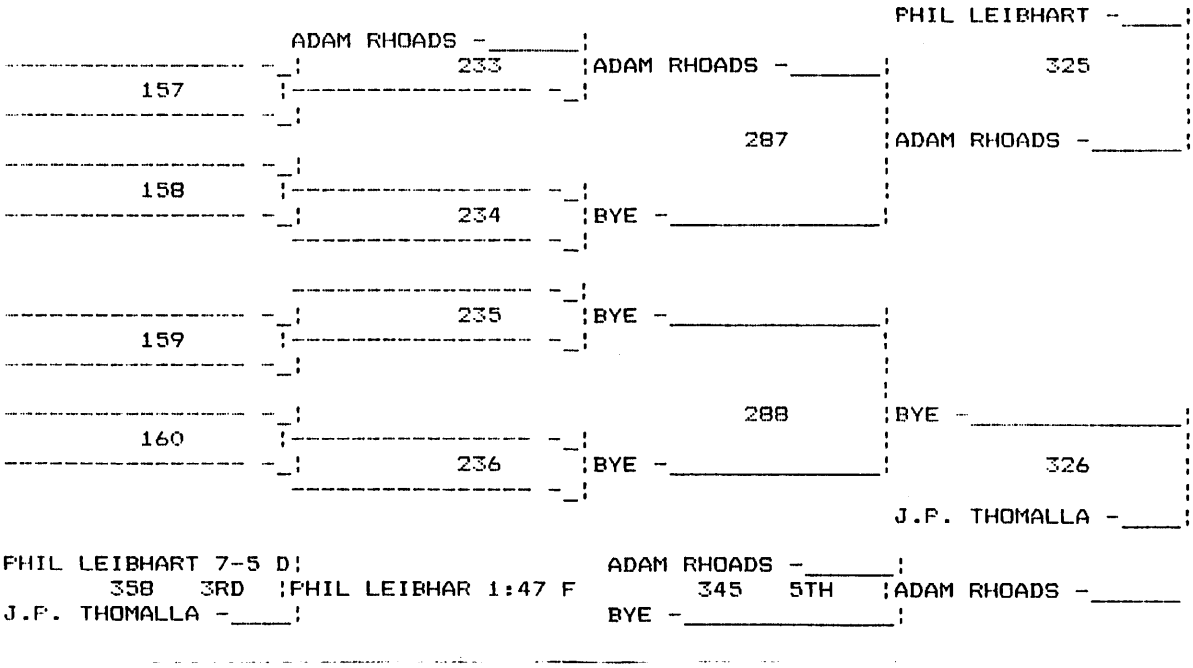


140 LBS. CLASS RESULTS.

JASON CASTRO - GR 13- 1- 0: 20 PTS.
JASSON HEMMERLING - KR 12- 3- 0: 17 PTS.
J.P. THOMALLA - GB 10- 6- 0: 4 PTS.
PHIL LEIBHART - IM 10- 5- 0: 10 PTS.
ADAM RHOADS - AL 6- 10- 0: 0 PTS.

1 JASON CASTRO - GR: 10-0 M
2 JASSON HEMMERLING - KR: -
3 PHIL LEIBHART - IM: 1:47 F
4 J.P. THOMALLA - GB: -
5 ADAM RHOADS - AL: -

Ogallala Wrestling Invitational 1/8/94

CHAMPIONSHIP BRACKET 145 LBS. CLASS

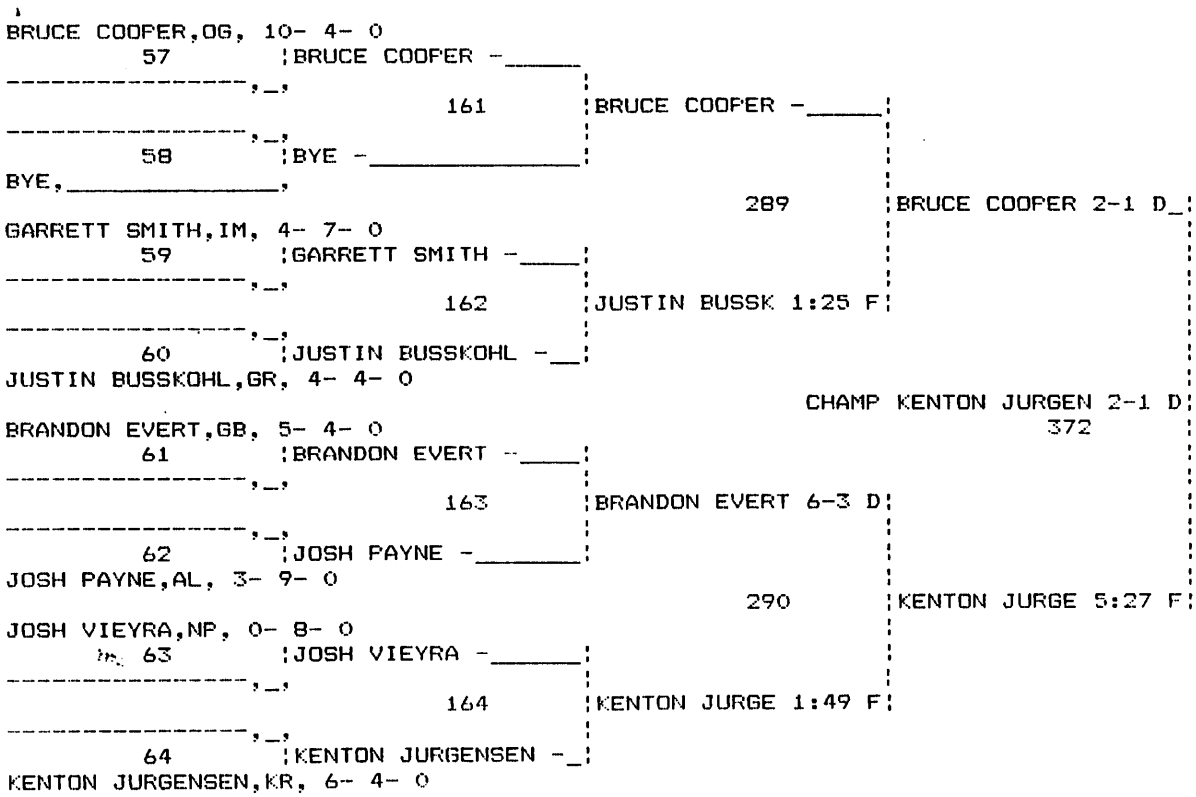


CONSOLATION BRACKET 145 LBS. CLASS

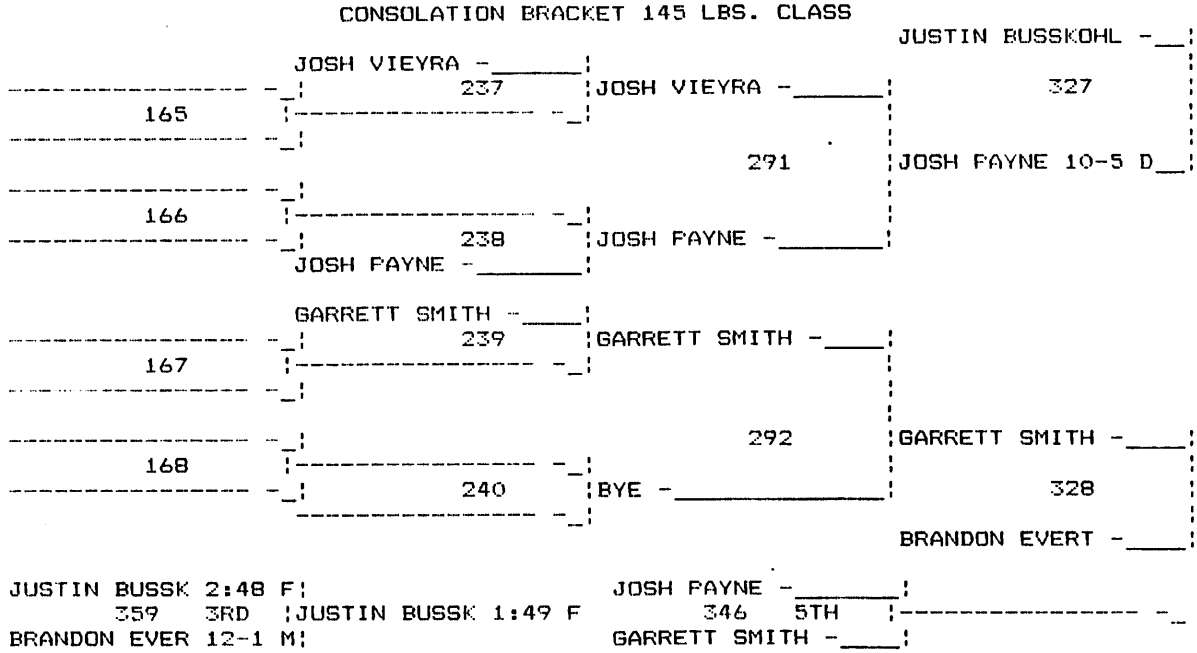


145 LBS. CLASS RESULTS.

BRUCE COOPER - OG 11- 5- 0: 14 PTS.
KENTON JURGENSEN - KR 9- 4- 0: 22 PTS.
BRANDON EVERT - GB 7- 6- 0: 8 PTS.
JUSTIN BUSSKOHL - GR 7- 5- 0: 16 PTS.
GARRETT SMITH - IM 4- 9- 0: 0 PTS.
JOSH PAYNE - AL 4- 11- 0: 1 PTS.
JOSH VIEYRA - NP 0- 10- 0: 0 PTS.

1 KENTON JURGENSEN - KR: 2-1 D
2 BRUCE COOPER - OG: -
3 JUSTIN BUSSKOHL - GR: 1:49 F
4 BRANDON EVERT - GB: -

Ogallala Wrestling Invitational 1/8/94

CHAMPIONSHIP BRACKET 152 LBS. CLASS

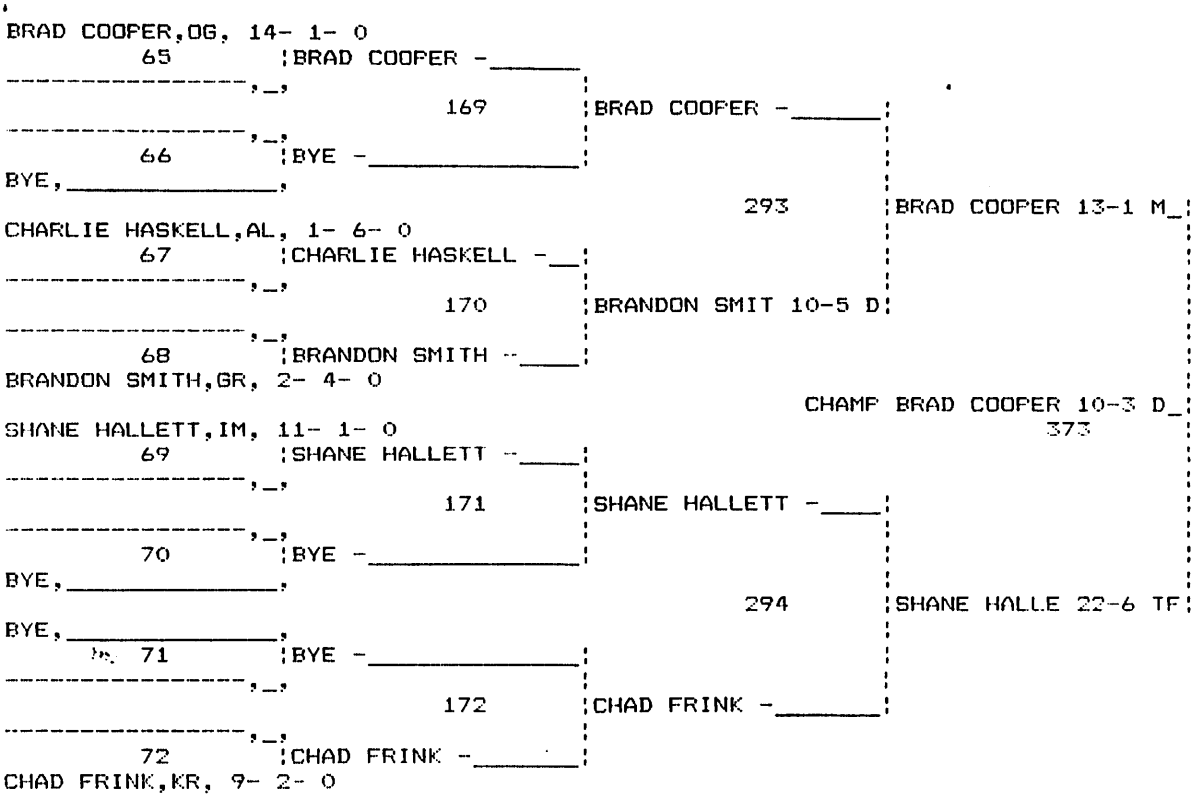


CONSOLATION BRACKET 152 LBS. CLASS

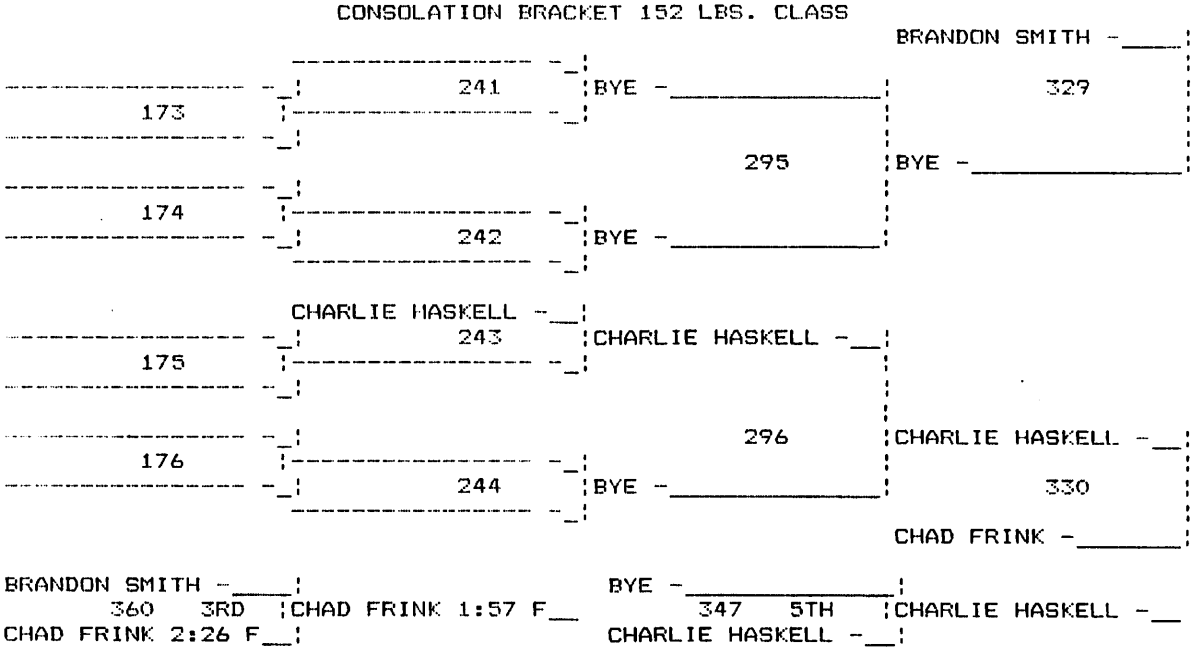


152 LBS. CLASS RESULTS.

BRAD COOPER - OG 16- 1- 0: 19 PTS.
CHAD FRINK - KR 11- 3- 0: 12 PTS.
SHANE HALLETT - IM 12- 2- 0: 15.5 PTS.
BRANDON SMITH - GR 3- 6- 0: 6 PTS.
CHARLIE HASKELL - AL 1- 8- 0: 0 PTS.

1 BRAD COOPER -- OG: 10-3 D
2 SHANE HALLETT - IM: -
3 CHAD FRINK - KR: 1:57 F
4 BRANDON SMITH - GR: -
5 CHARLIE HASKELL - AL: -

Ogallala Wrestling Invitational 1/8/94

CHAMPIONSHIP BRACKET 160 LBS. CLASS

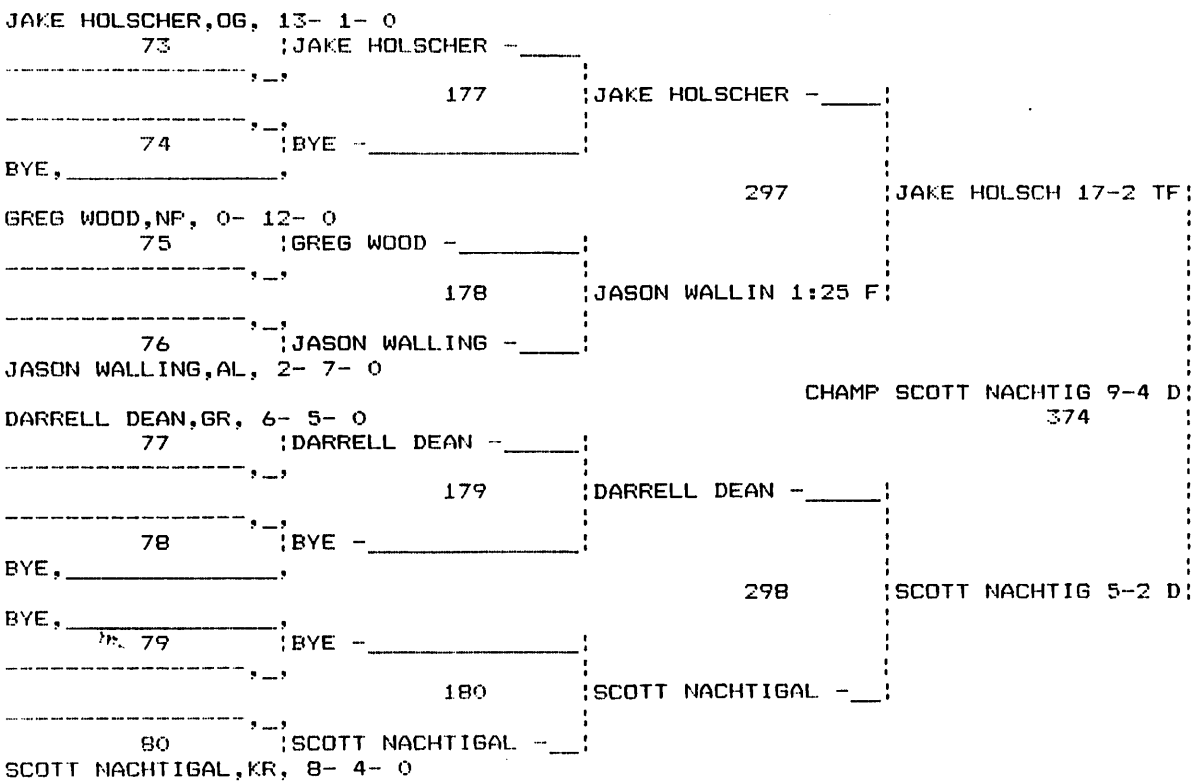


CONSOLATION BRACKET 160 LBS. CLASS

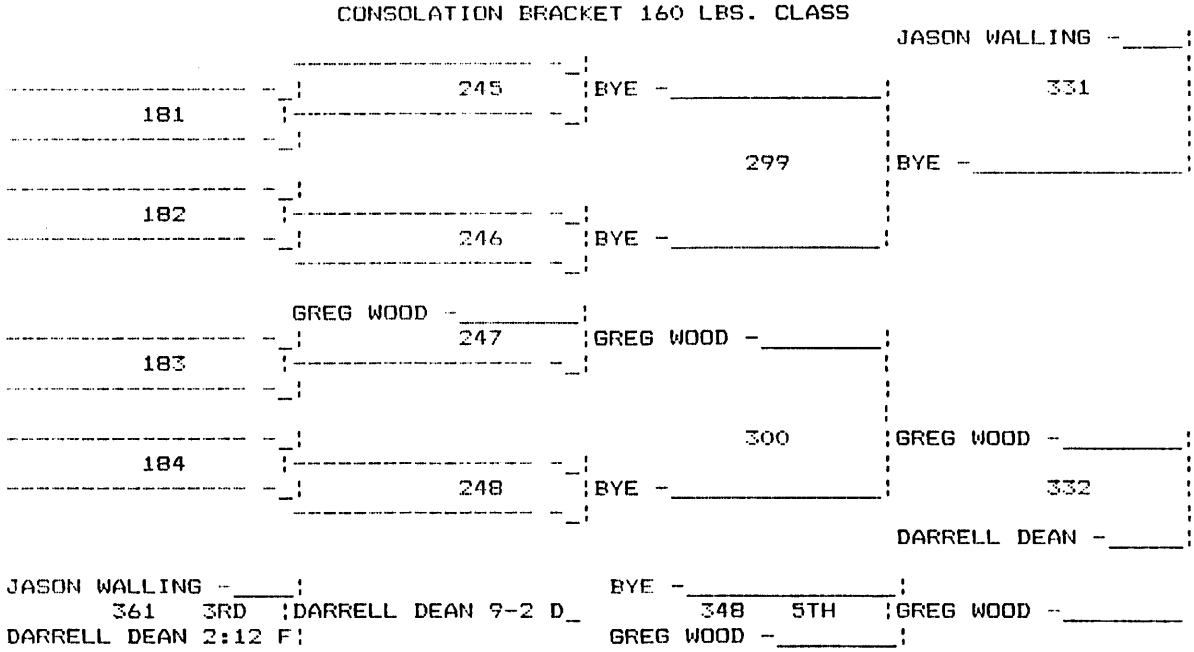


160 LBS. CLASS RESULTS.

JAKE HOLSCHER - OG 14- 2- 0: 15.5 PTS.
SCOTT NACHTIGAL - KR 10- 4- 0: 18 PTS.
DARRELL DEAN - GR 8- 6- 0: 10 PTS.
JASON WALLING - AL 3- 9- 0: 8 PTS.
GREG WOOD - NP 0- 14- 0: 0 PTS.

1 SCOTT NACHTIGAL - KR: 9-4 D
2 JAKE HOLSCHER - OG: -
3 DARRELL DEAN - GR: 9-2 D
4 JASON WALLING - AL: -
5 GREG WOOD - NP: -

Ogallala Wrestling Invitational 1/8/94

CHAMPIONSHIP BRACKET 171 LBS. CLASS

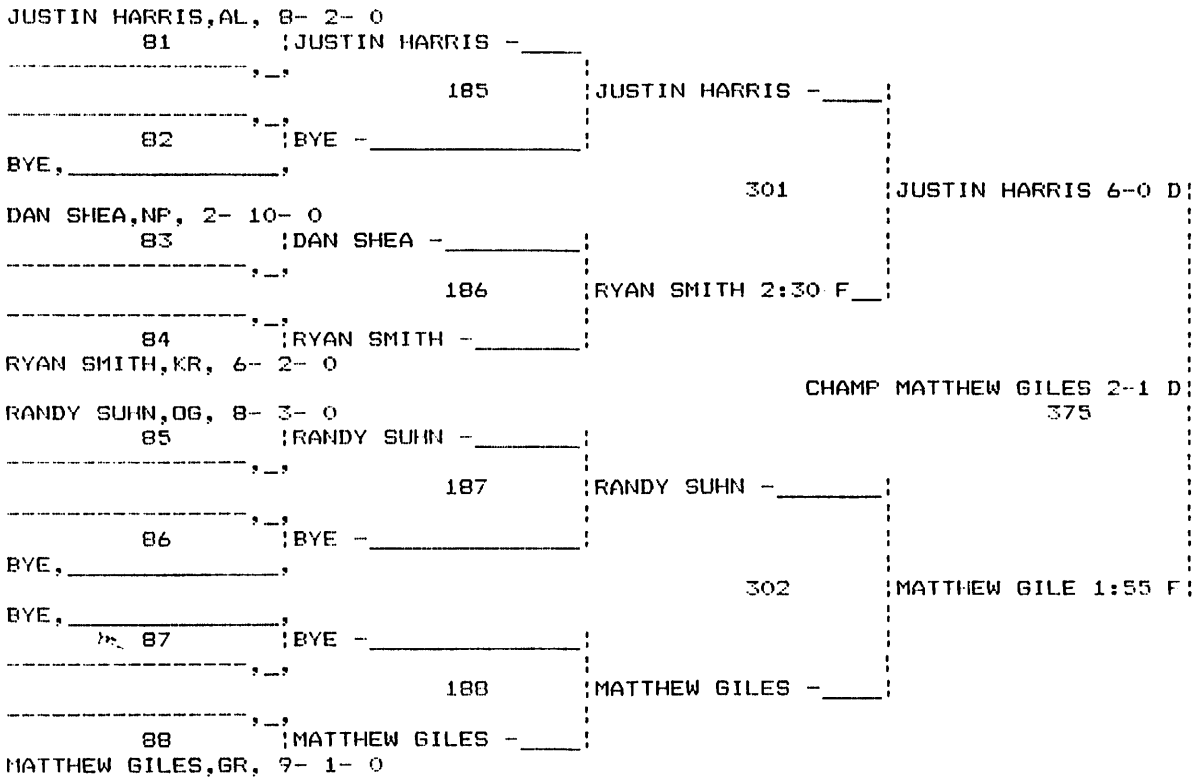


CONSOLATION BRACKET 171 LBS. CLASS

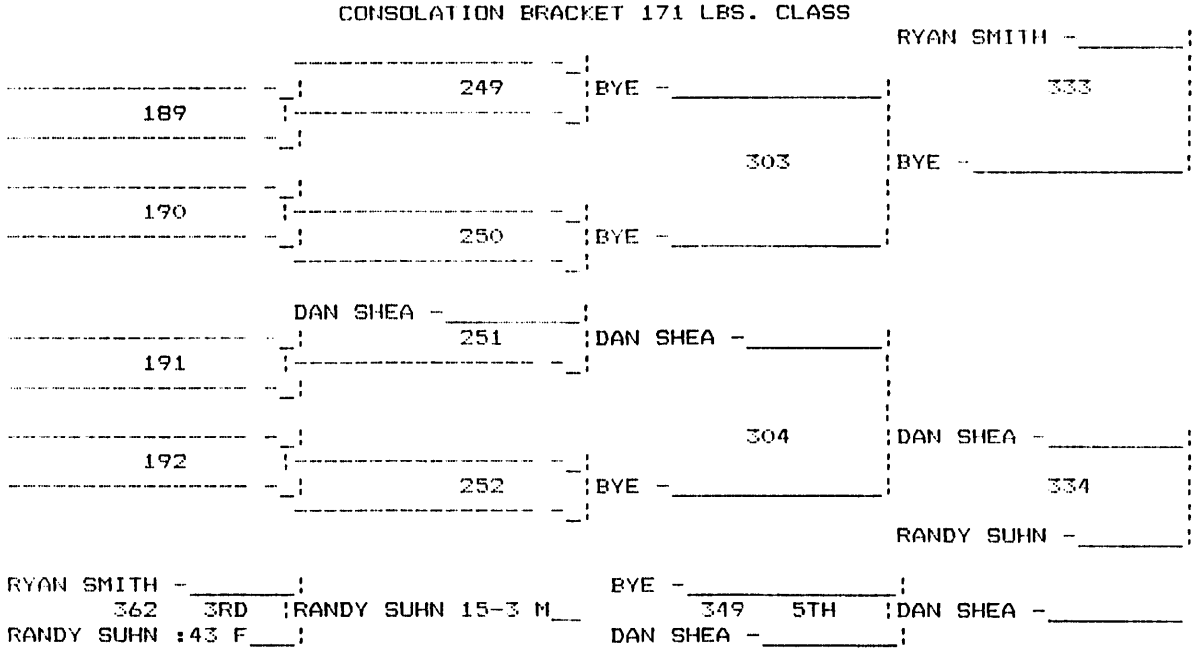


171 LBS. CLASS RESULTS.

JUSTIN HARRIS - AL 9- 3- 0: 14 PTS.
MATTHEW GILES - GR 11- 1- 0: 20 PTS.
RANDY SUHN - OG 10- 4- 0: 11 PTS.
RYAN SMITH - KR 7- 4- 0: 8 PTS.
DAN SHEA - NP 2- 12- 0: 0 PTS.

1 MATTHEW GILES - GR: 2-1 D
2 JUSTIN HARRIS - AL: -
3 RANDY SUHN - OG: 15-3 M
4 RYAN SMITH - KR: -
5 DAN SHEA - NP: -

Ogallala Wrestling Invitational 1/8/94

CHAMPIONSHIP BRACKET 189 LBS. CLASS

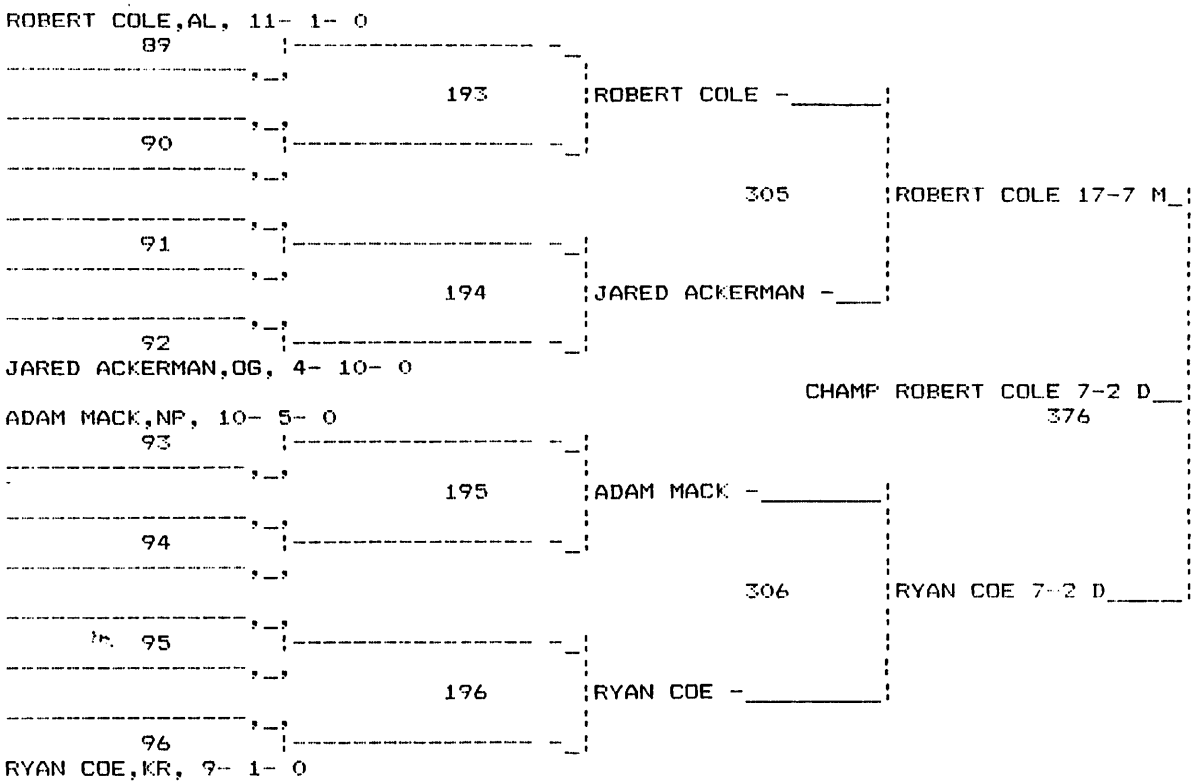


CONSOLATION BRACKET 189 LBS. CLASS

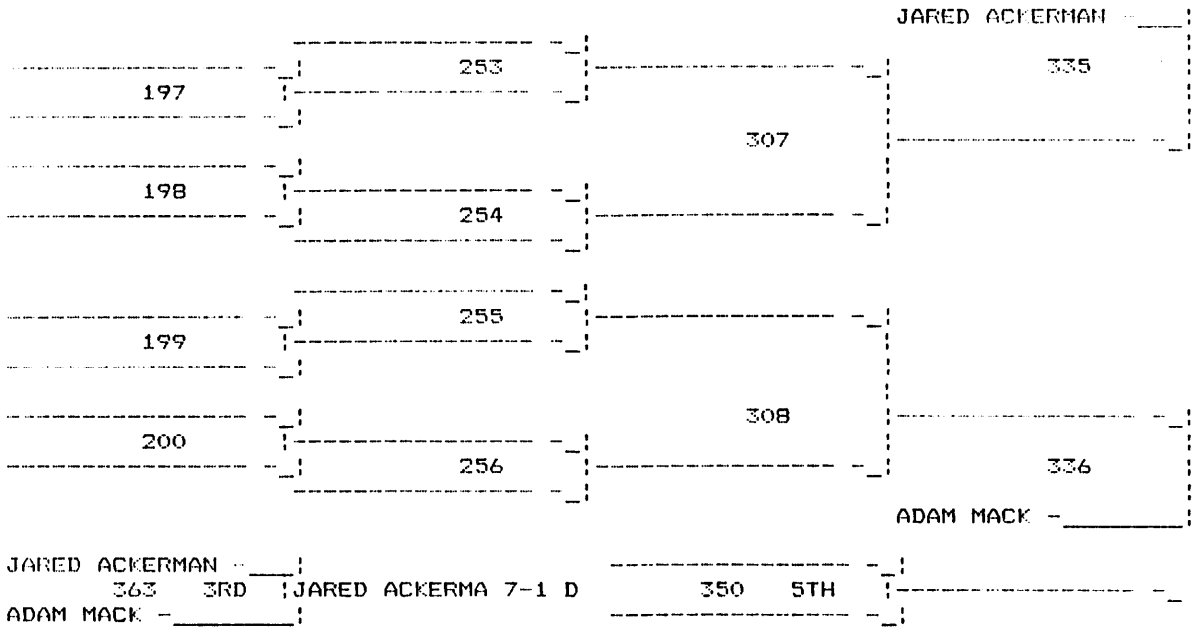


189 LBS. CLASS RESULTS.

ROBERT COLE - AL 13- 1- 0: 17 PTS.
RYAN COE - KR 10- 2- 0: 12 PTS.
ADAM MACK - NP 10- 7- 0: 4 PTS.
JARED ACKERMAN - OG 5- 11- 0: 7 PTS.

1 ROBERT COLE - AL: 7-2 D
2 RYAN COE - KR: -
3 JARED ACKERMAN - OG: 7-1 D
4 ADAM MACK - NP: -

# Ogallala Wrestling Invitational 1/8/94

## CHAMPIONSHIP BRACKET 275 LBS. CLASS

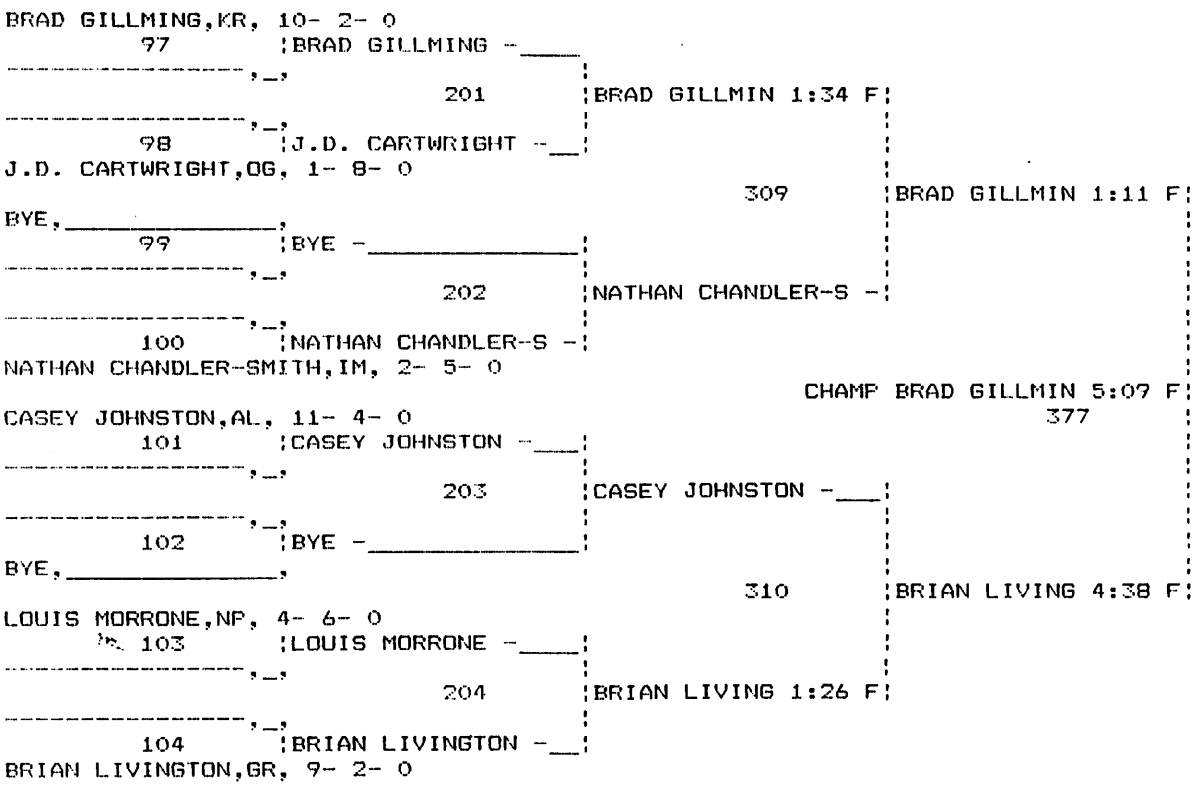


## CONSOLATION BRACKET 275 LBS. CLASS

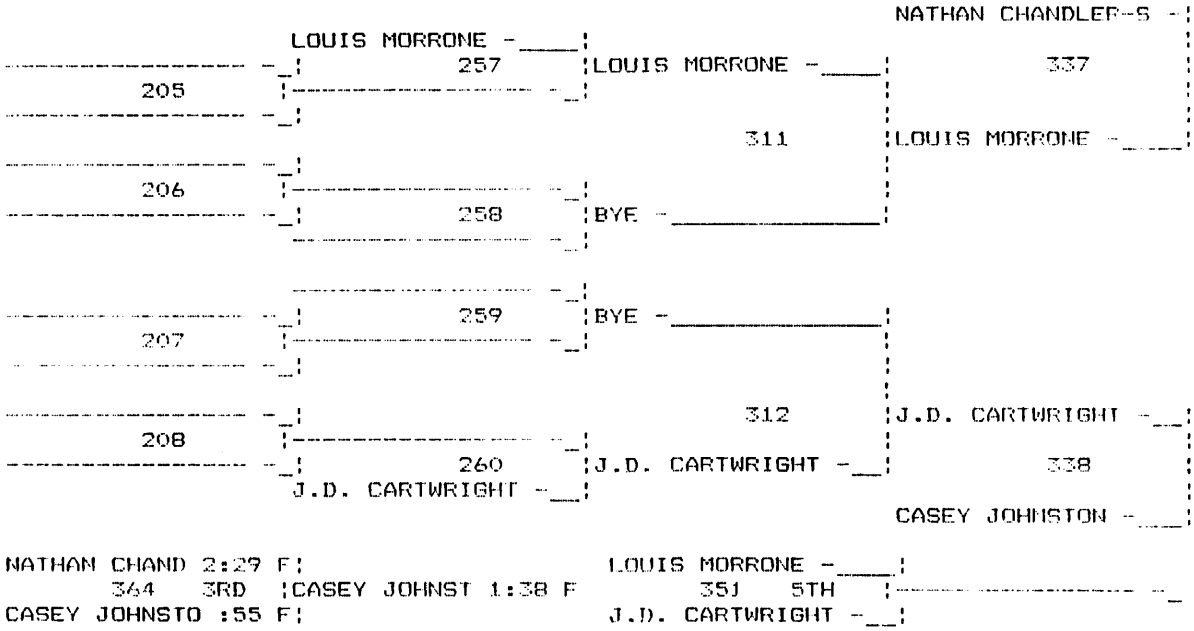


## 275 LBS. CLASS RESULTS.

BRAD GILLMING - KR 13- 2- 0: 24 PTS.
BRIAN LIVINGTON - GR 11- 3- 0: 18 PTS.
CASEY JOHNSTON - AL 13- 5- 0: 12 PTS.
NATHAN CHANDLER-SMITH - IM 3- 7- 0: 7 PTS.
LOUIS MORRONE - NP 4- 8- 0: 0 PTS.
J.D. CARTWRIGHT - OG 1- 10- 0: 0 PTS.

1 BRAD GILLMING - KR: 5:09 F
2 BRIAN LIVINGTON - GR: -
3 CASEY JOHNSTON - AL: 1:38 F
4 NATHAN CHANDLER-SMITH - IM: -

IMPERIAL A TEAM
TEAM RANKINGS

1. HER - 124.5
2. AKR - 118
3. OGAL - 100
4. DC - 95
5. CUL - 70
6. CAM - 68.5
7. HOL - 47
8. IMP - 46.5
9. NPSP - 46
10. RV - 40
11. OSHK - 8
12. GW - 2
13. WRAY - 0

IMPERIAL A TEAM

CHAMPIONS BRACKET 103A LBS. CLASS

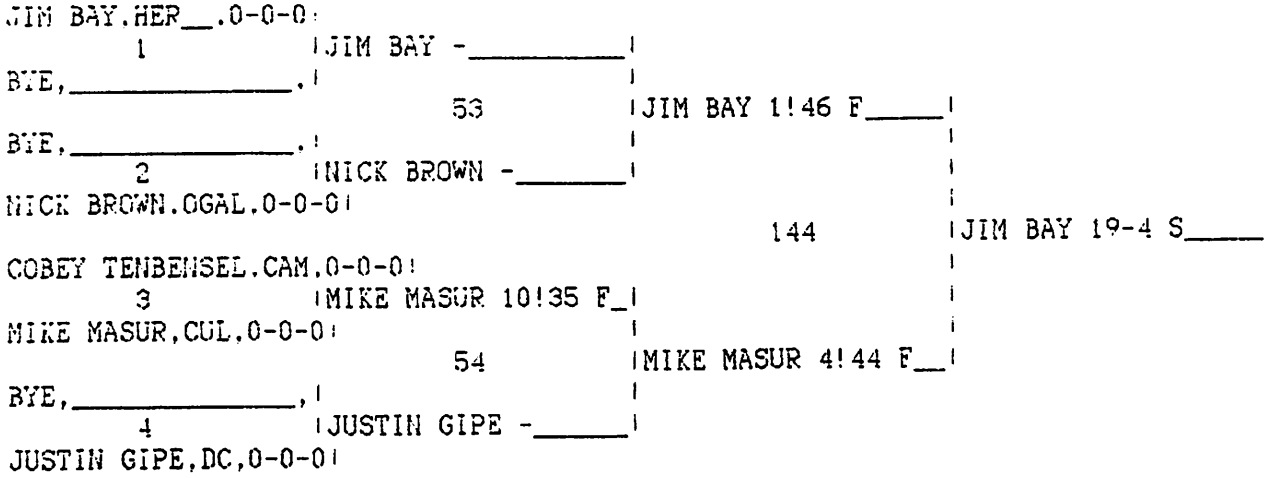


CONSOLATION BRACKET 103A LBS. CLASS

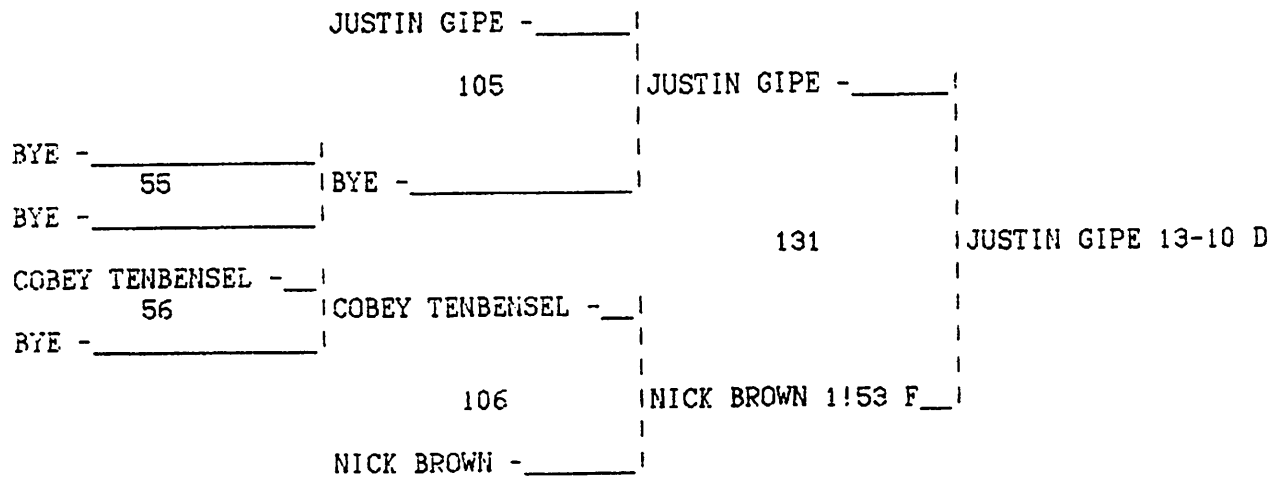

IMPERIAL A TEAM

CHAMPIONS BRACKET 112A LBS. CLASS

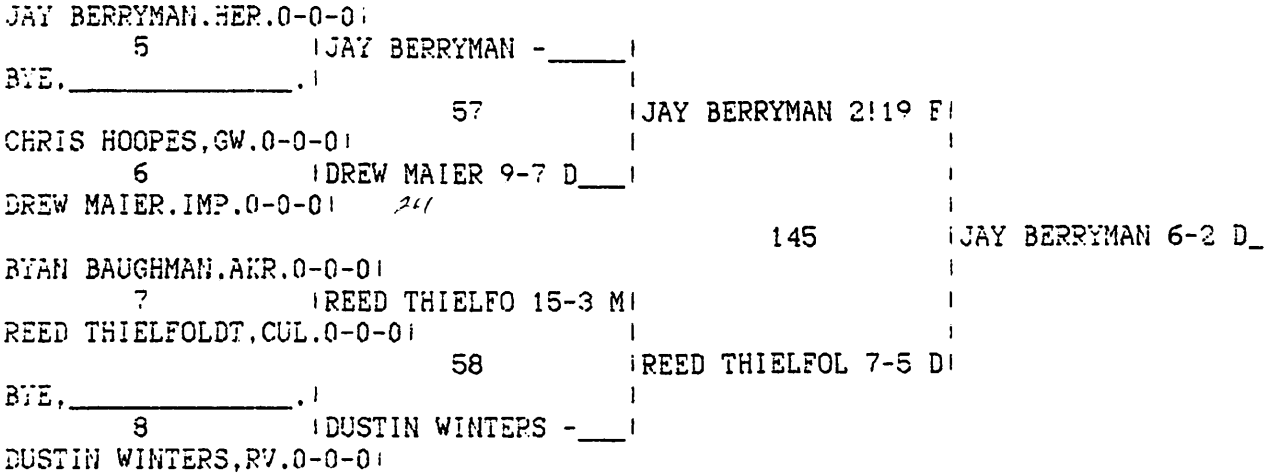


CONSOLATION BRACKET 112A LBS. CLASS

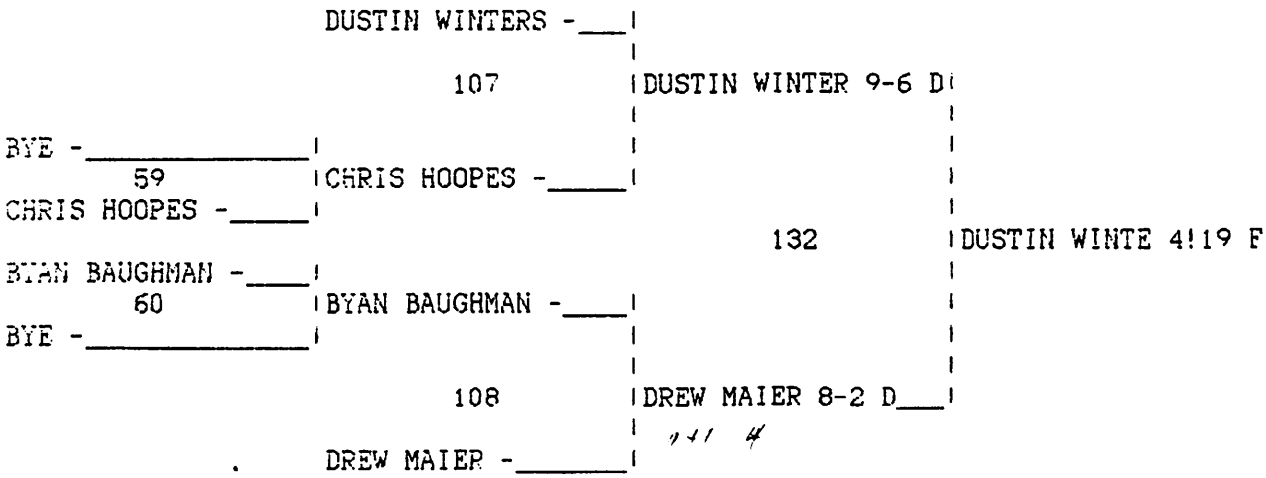

IMPERIAL A TEAM

CHAMPIONS BRACKET 119A LBS. CLASS

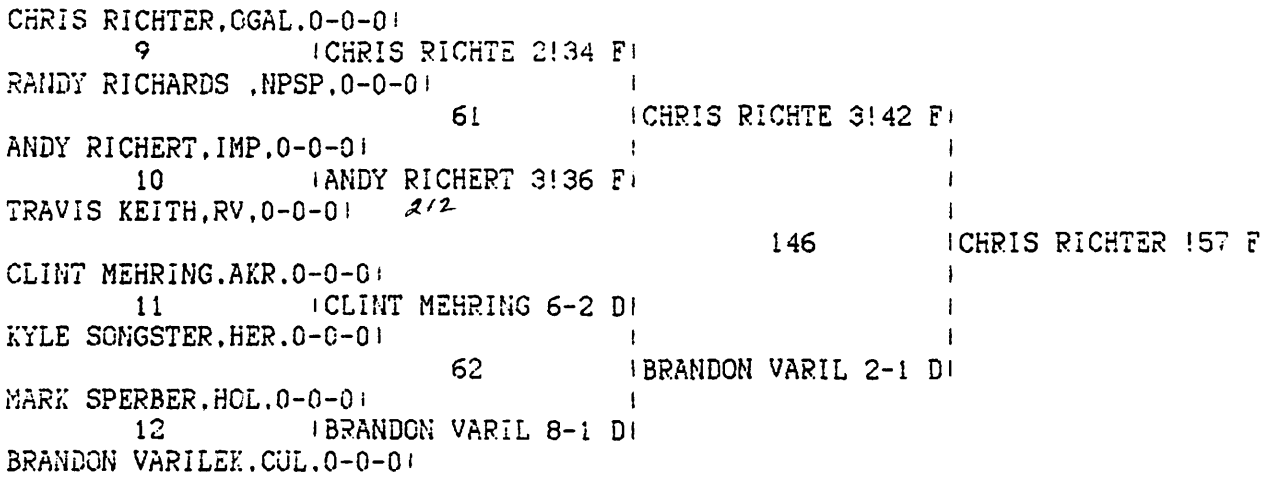


CONSOLATION BRACKET 119A LBS. CLASS

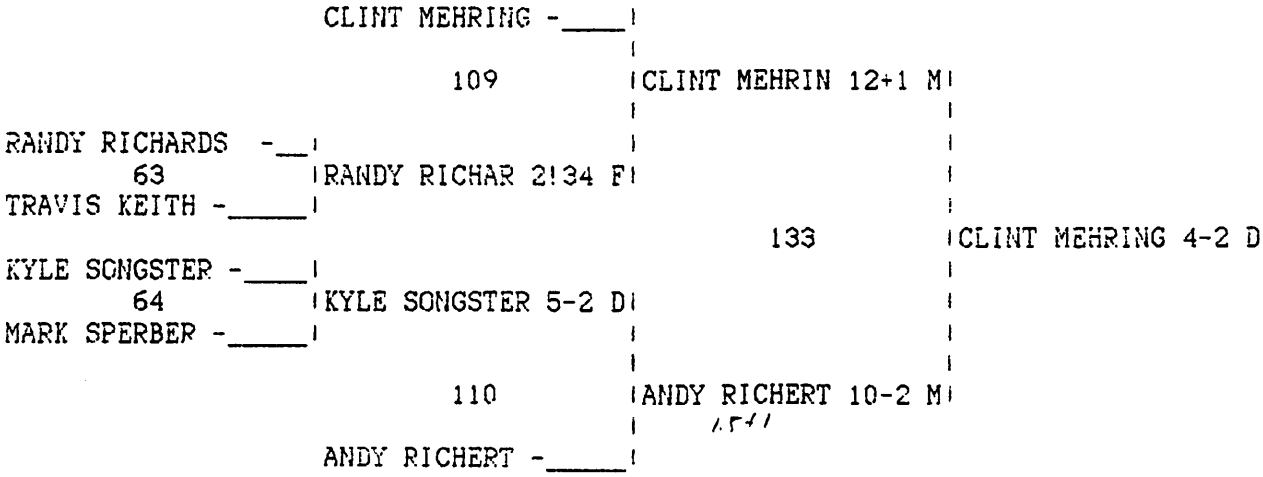

IMPERIAL A TEAM

CHAMPIONS BRACKET 125A LBS. CLASS

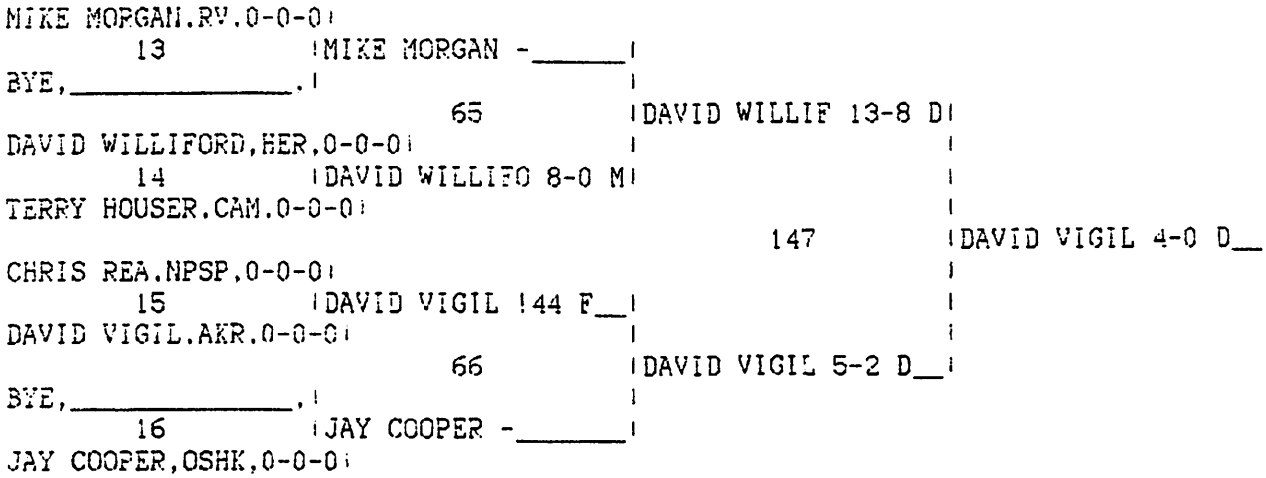


CONSOLATION BRACKET 125A LBS. CLASS

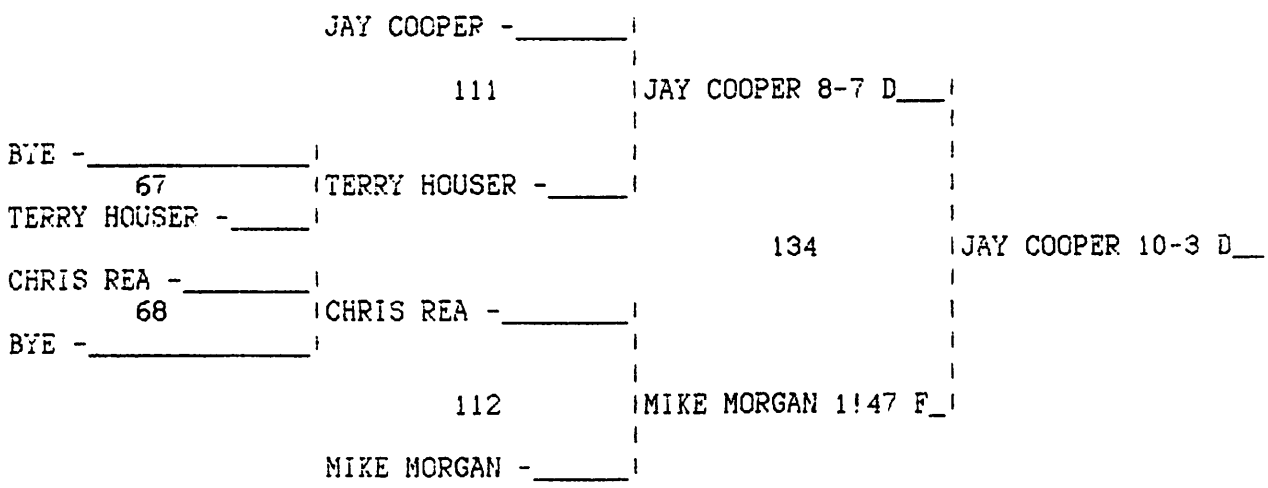

IMPERIAL A TEAM

CHAMPIONS BRACKET 130A LBS. CLASS

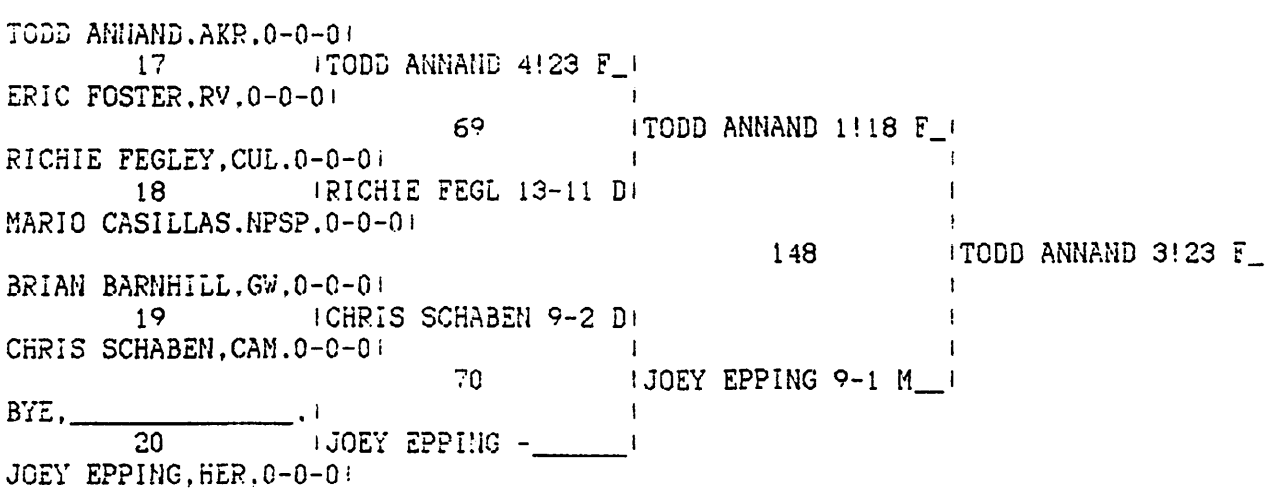


CONSOLATION BRACKET 130A LBS. CLASS

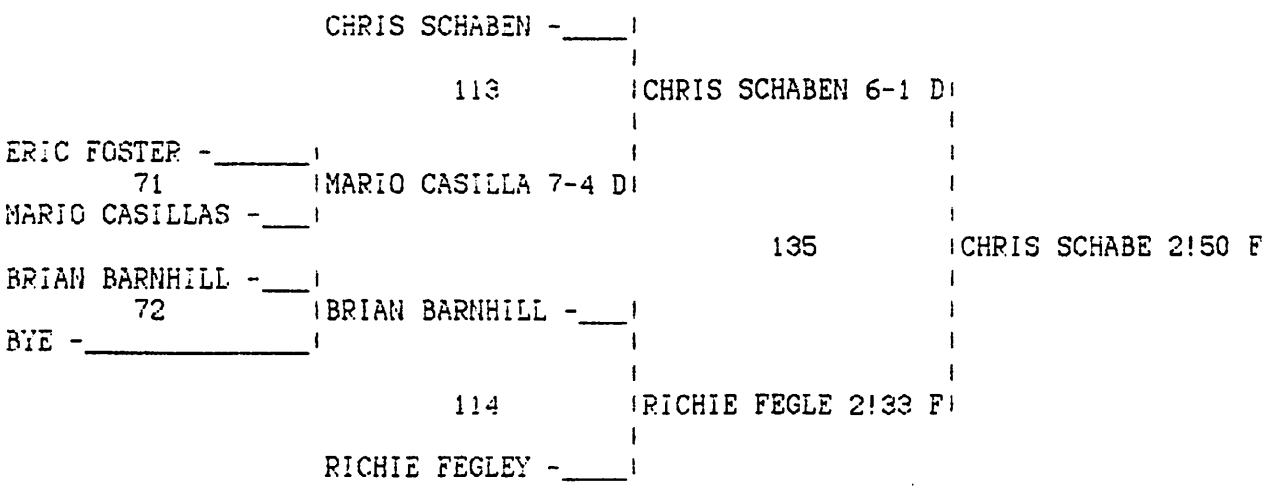

IMPERIAL A TEAM

CHAMPIONS BRACKET 135A LBS. CLASS

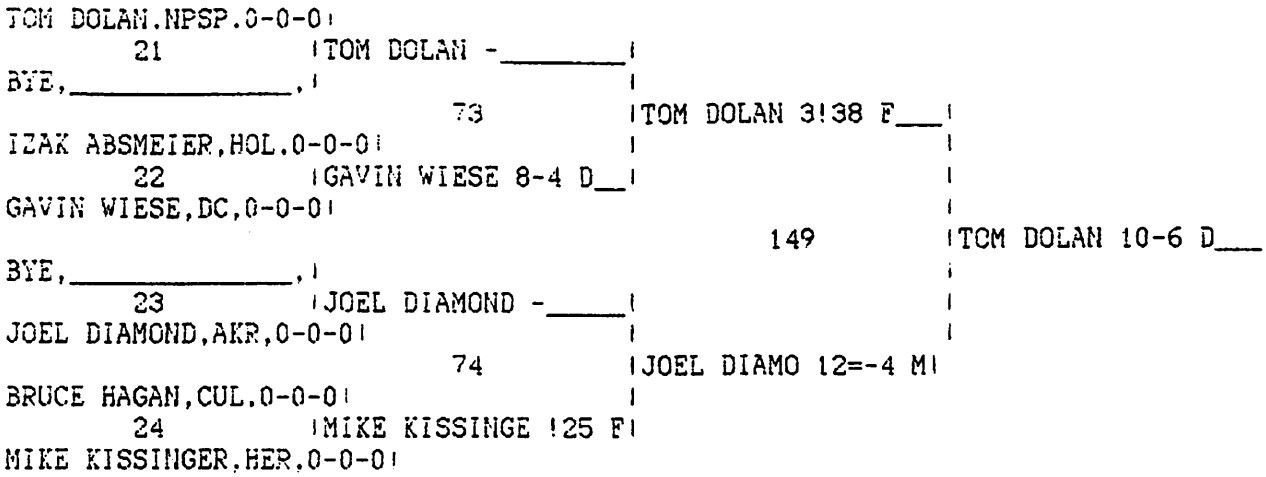


CONSOLATION BRACKET 135A LBS. CLASS

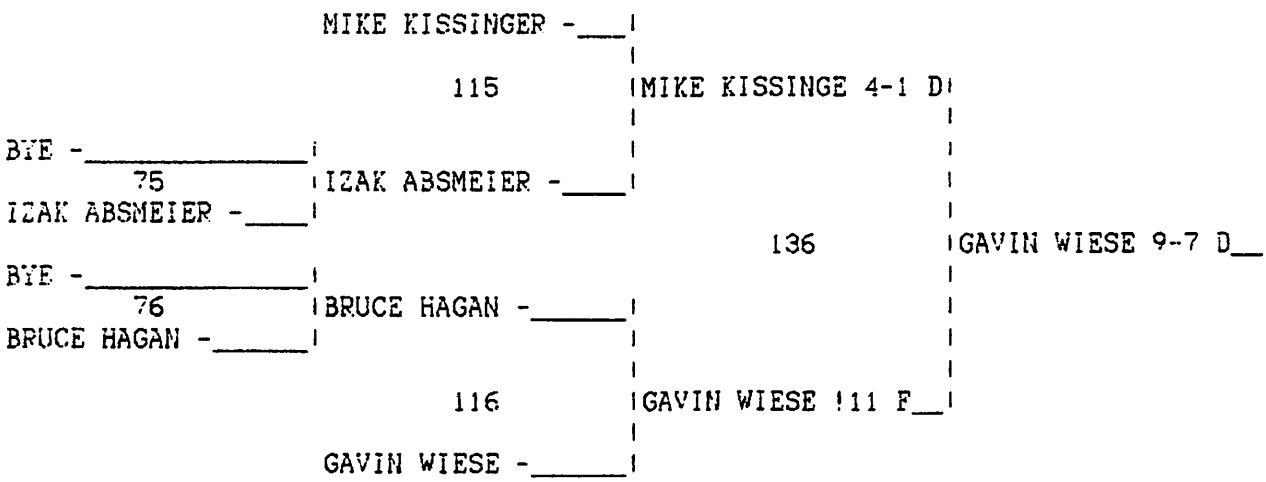

IMPERIAL A TEAM

CHAMPIONS BRACKET 140A LBS. CLASS

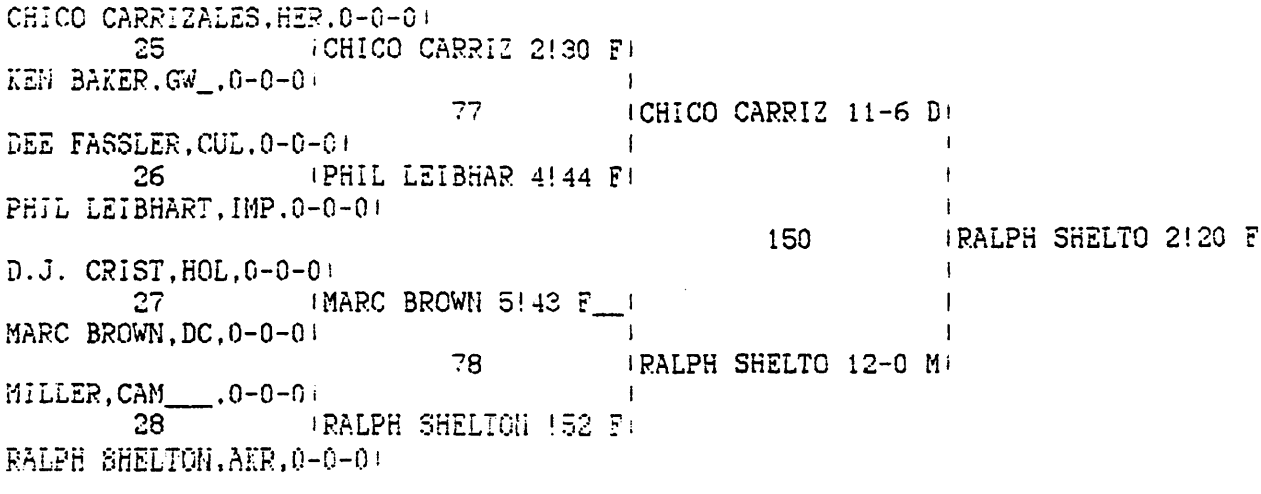


CONSOLATION BRACKET 140A LBS. CLASS

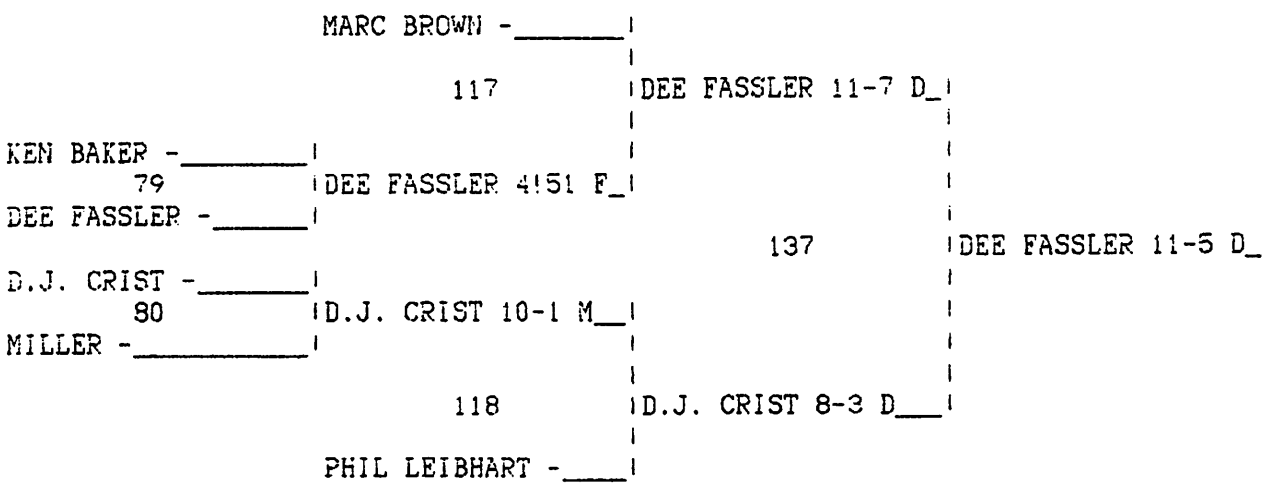

IMPERIAL A TEAM

CHAMPIONS BRACKET 145A LBS. CLASS

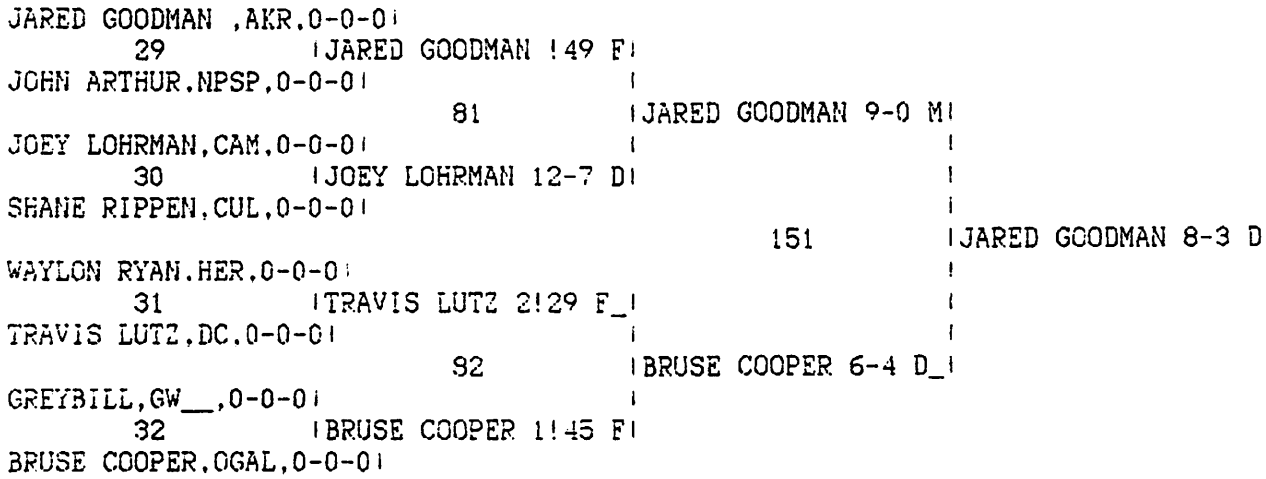


CONSOLATION BRACKET 145A LBS. CLASS

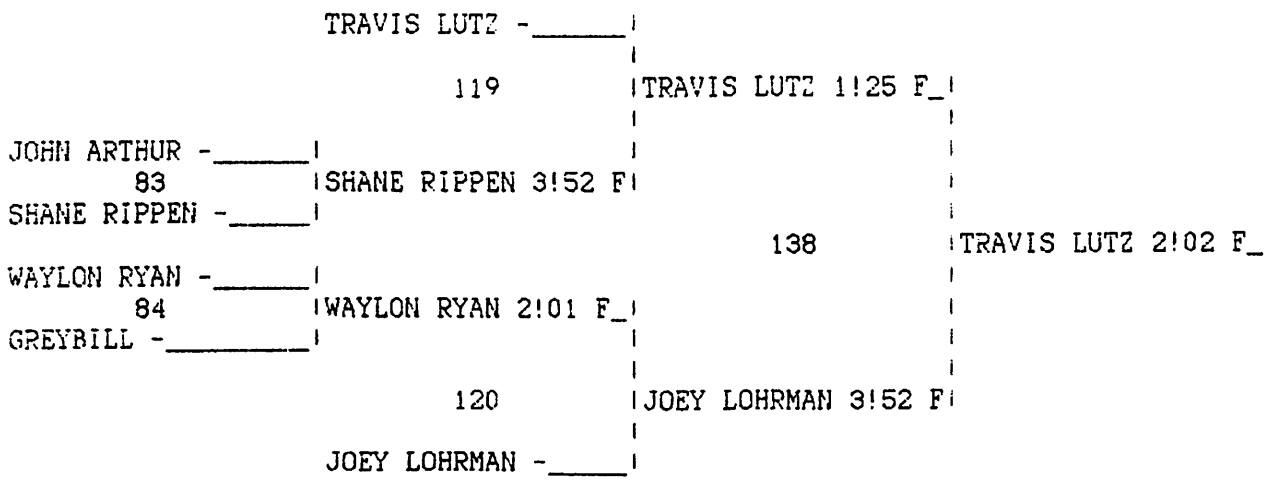

IMPERIAL A TEAM

CHAMPIONS BRACKET 152A LBS. CLASS

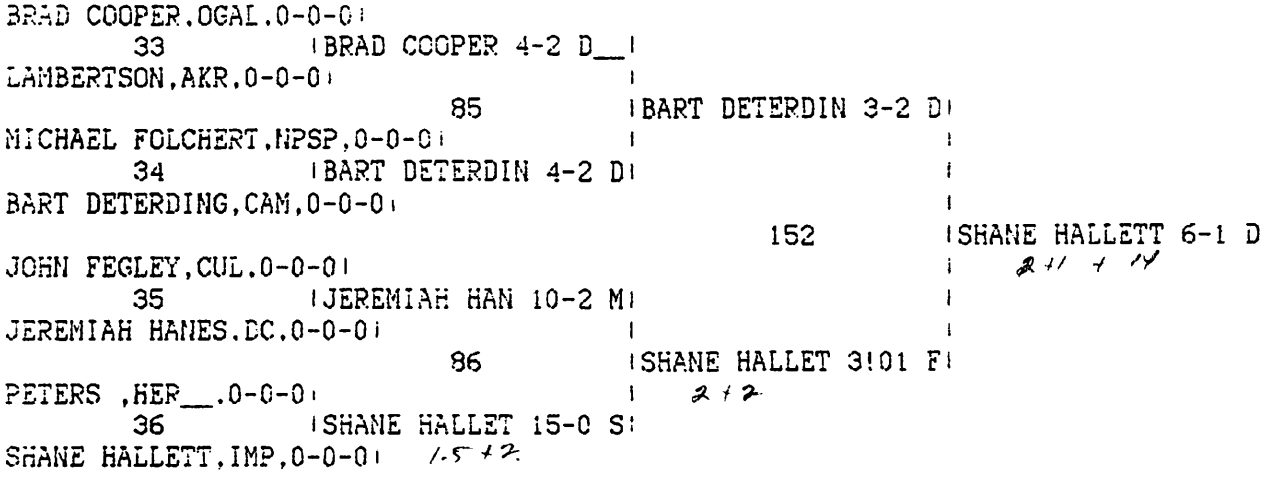


CONSOLATION BRACKET 152A LBS. CLASS

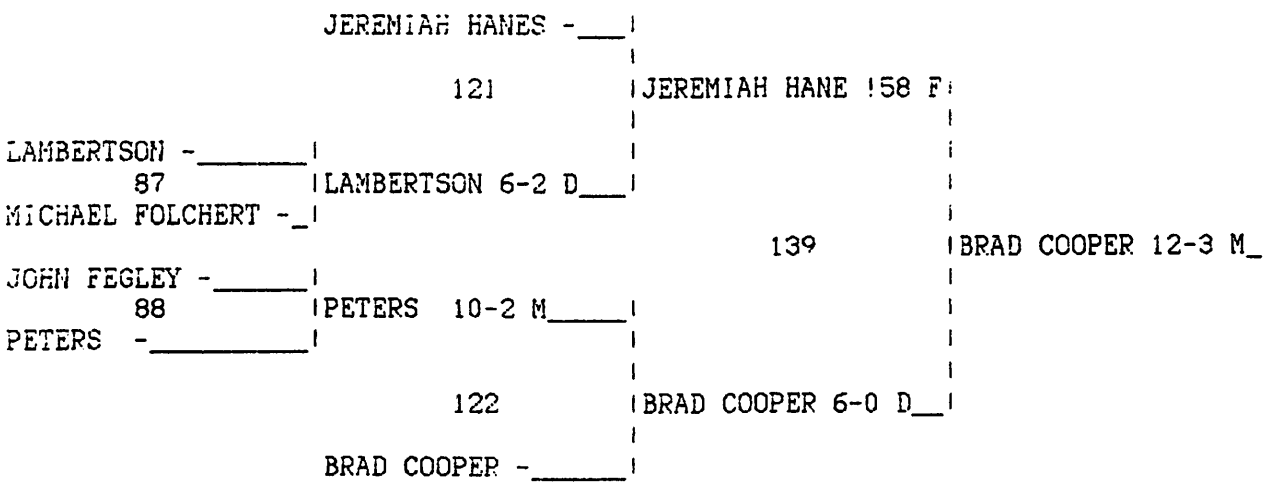

IMPERIAL A TEAM

CHAMPIONS BRACKET 160A LBS. CLASS

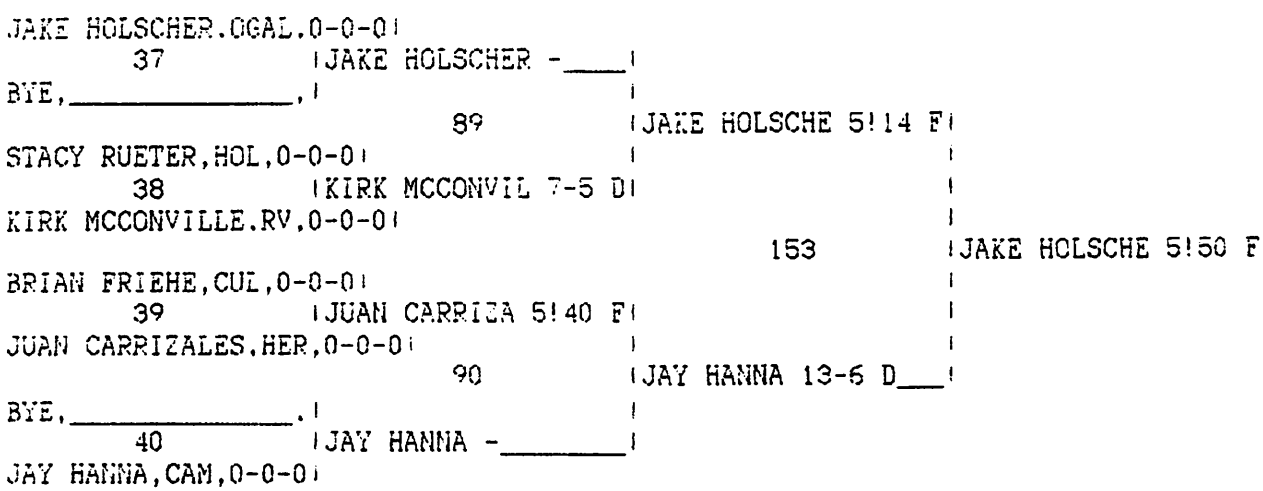


CONSOLATION BRACKET 160A LBS. CLASS

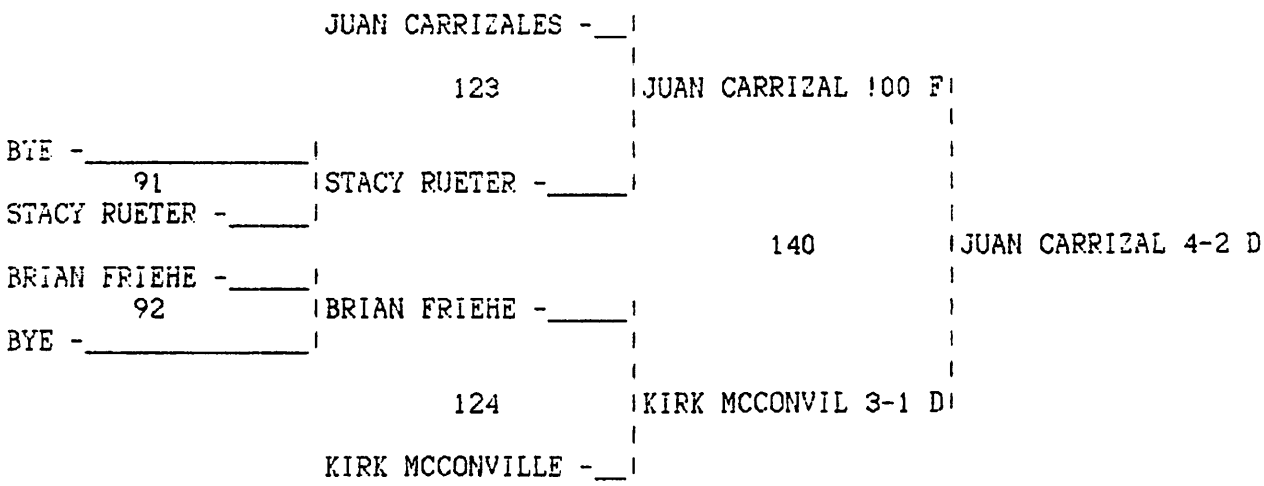

IMPERIAL A TEAM

CHAMPIONS BRACKET 171A LBS. CLASS

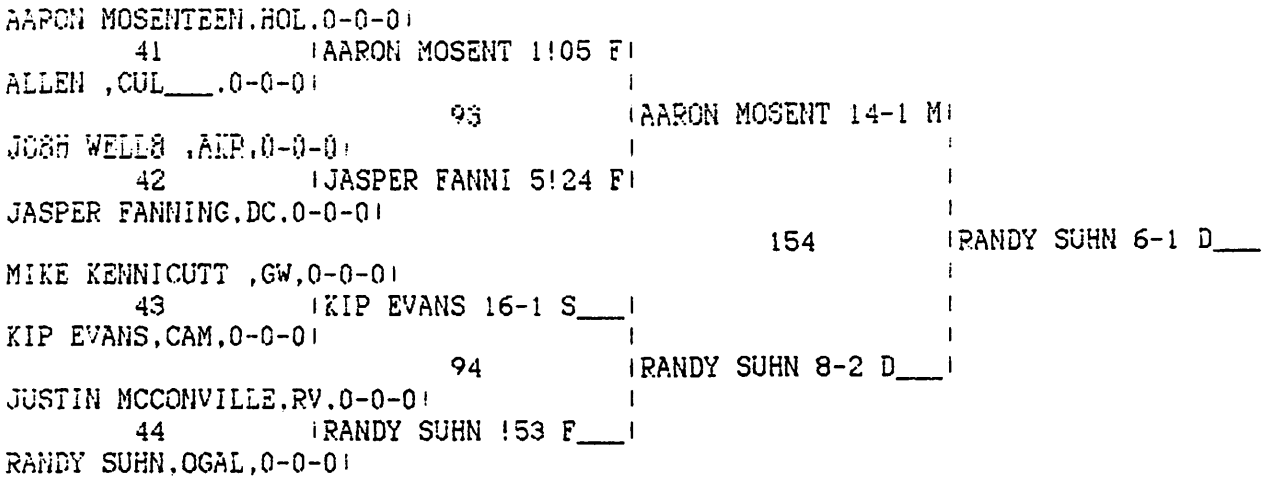


CONSOLATION BRACKET 171A LBS. CLASS

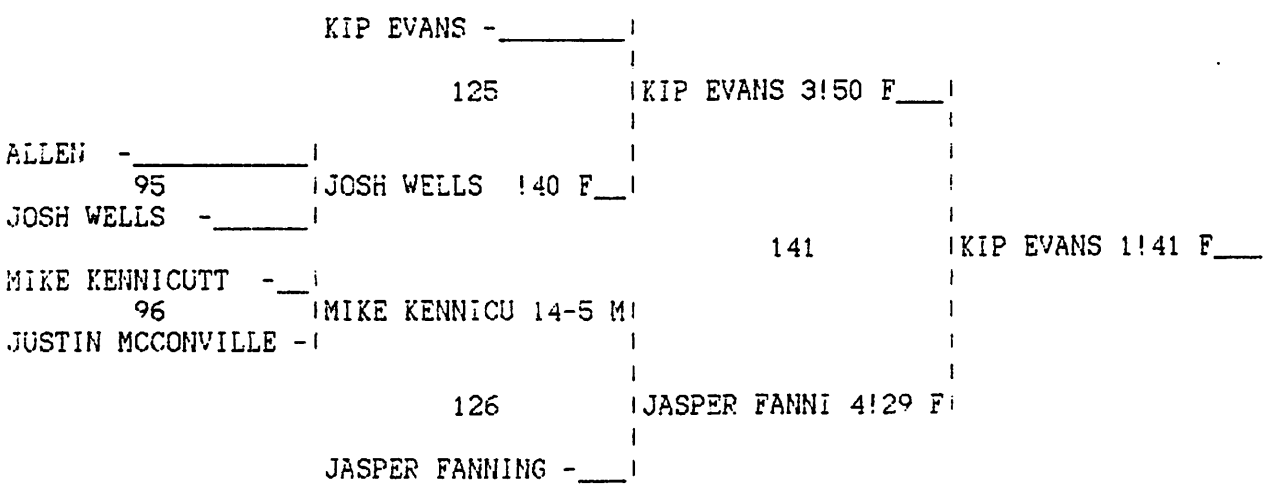

INPERIAL A TEAM

CHAMPIONS BRACKET 189A LBS. CLASS

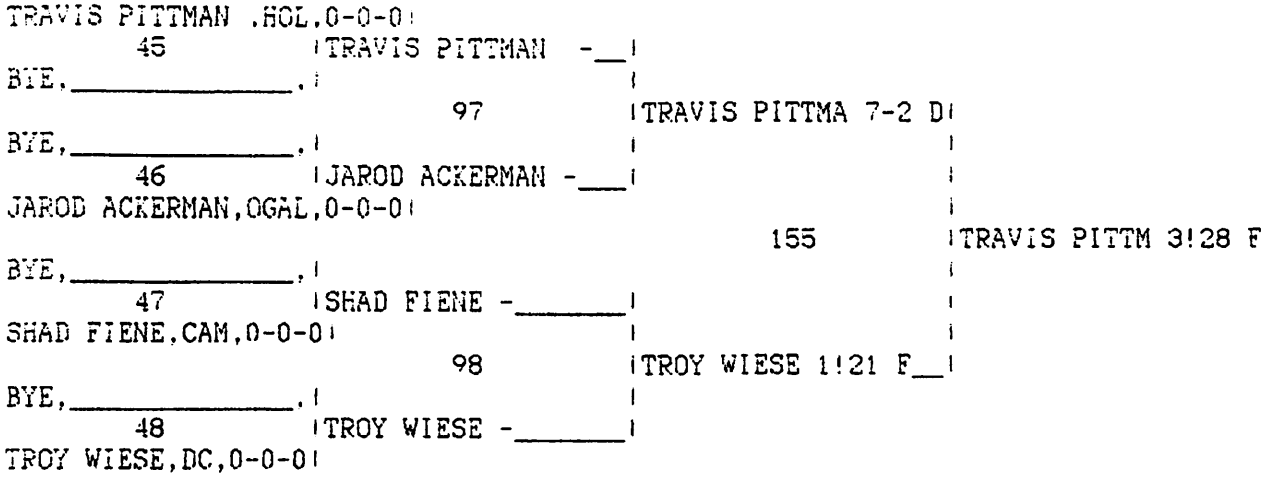


CONSOLATION BRACKET 189A LBS. CLASS

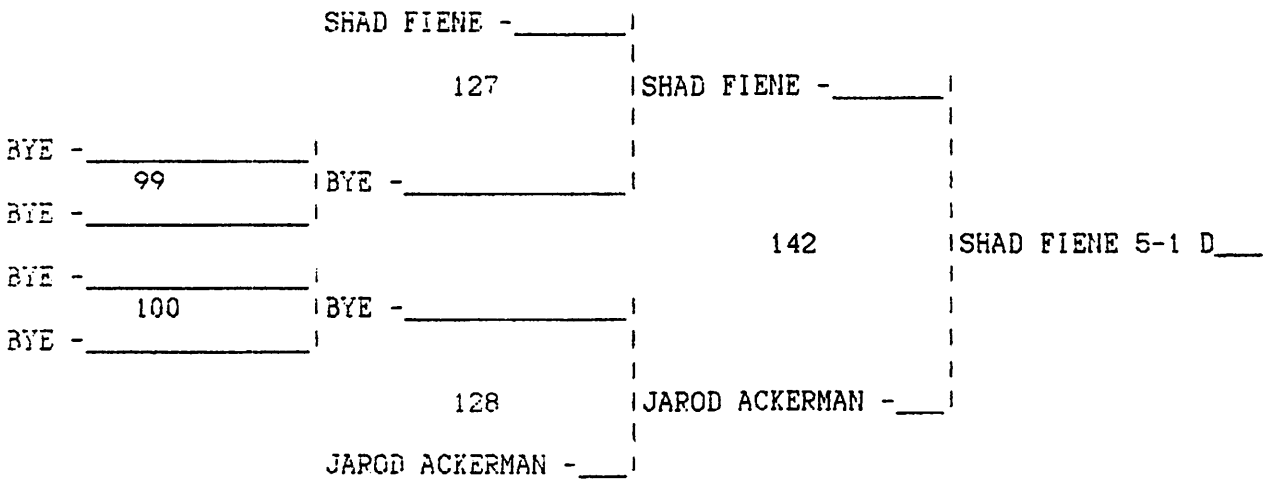

IMPERIAL A TEAM

CHAMPIONS BRACKET 275A LBS. CLASS

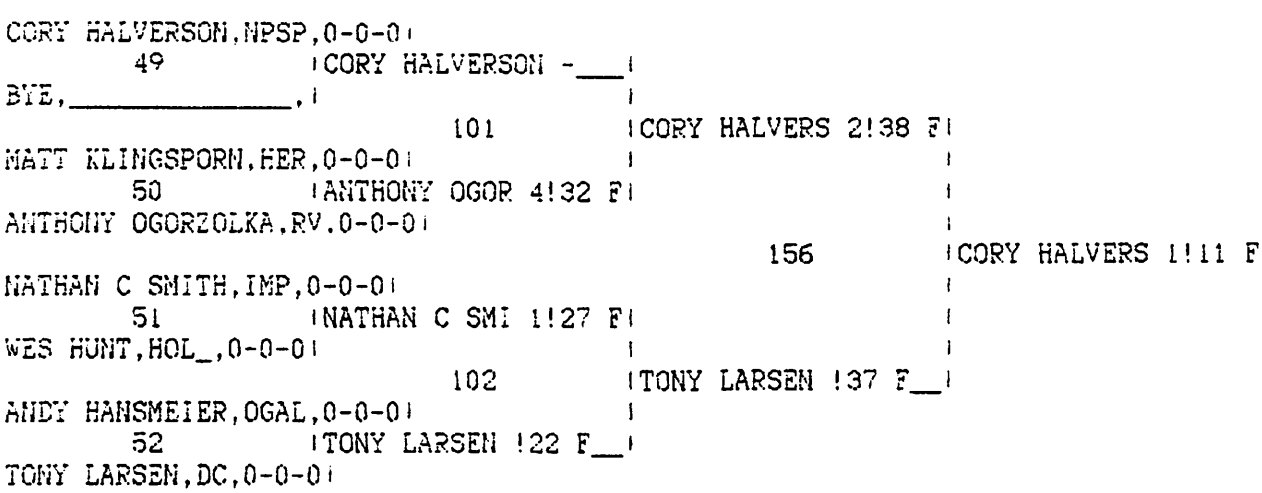


CONSOLATION BRACKET 275A LBS. CLASS

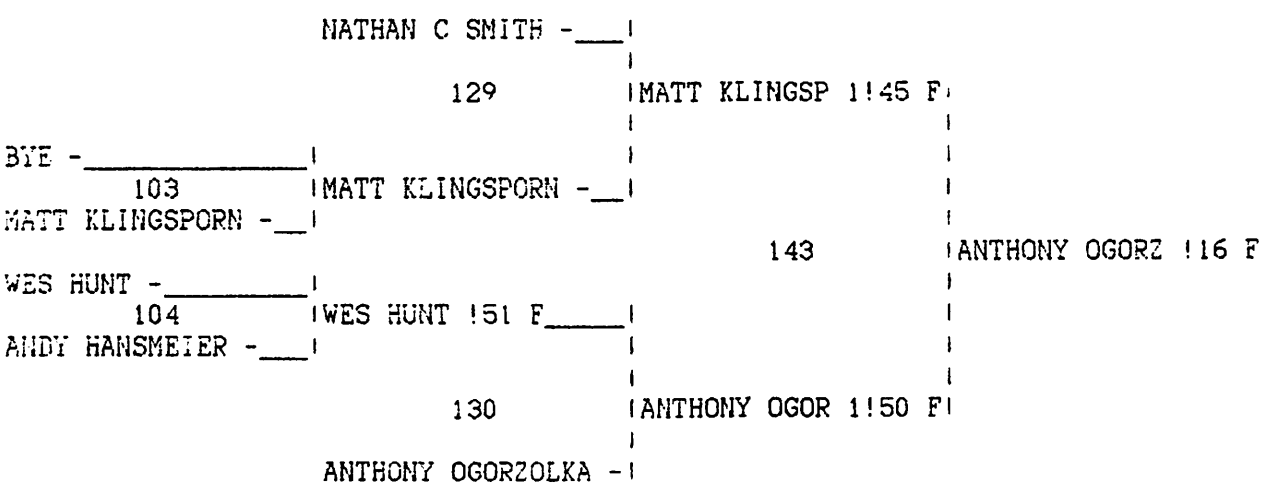

# 1994 JOHN HIGGINS INVITATIONAL

## CHAMPIONS BRACKET 103 LBS. CLASS

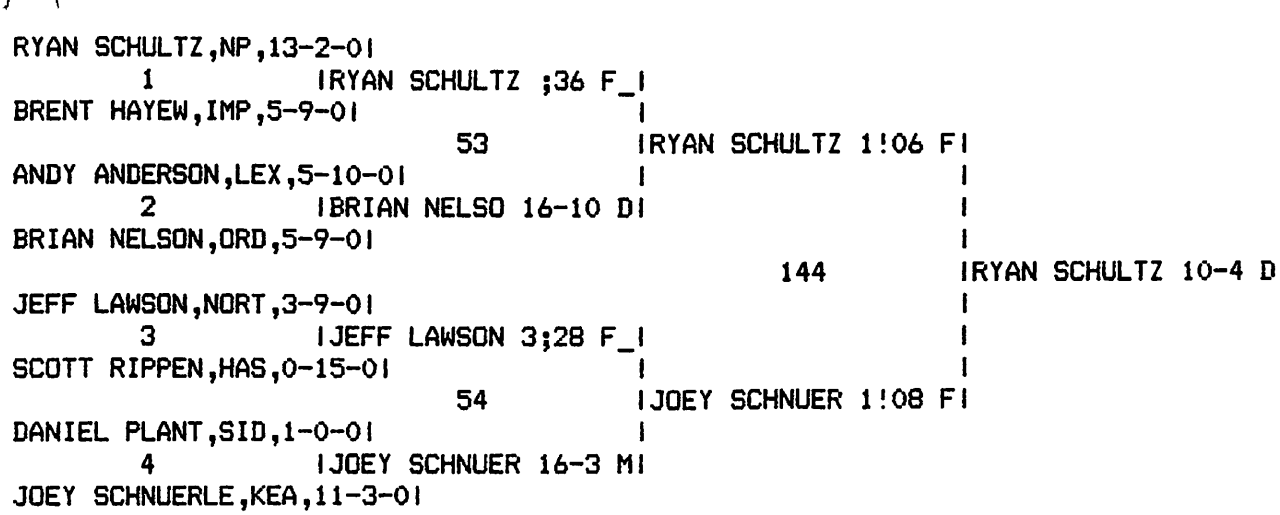


## CONSOLATION BRACKET 103 LBS. CLASS

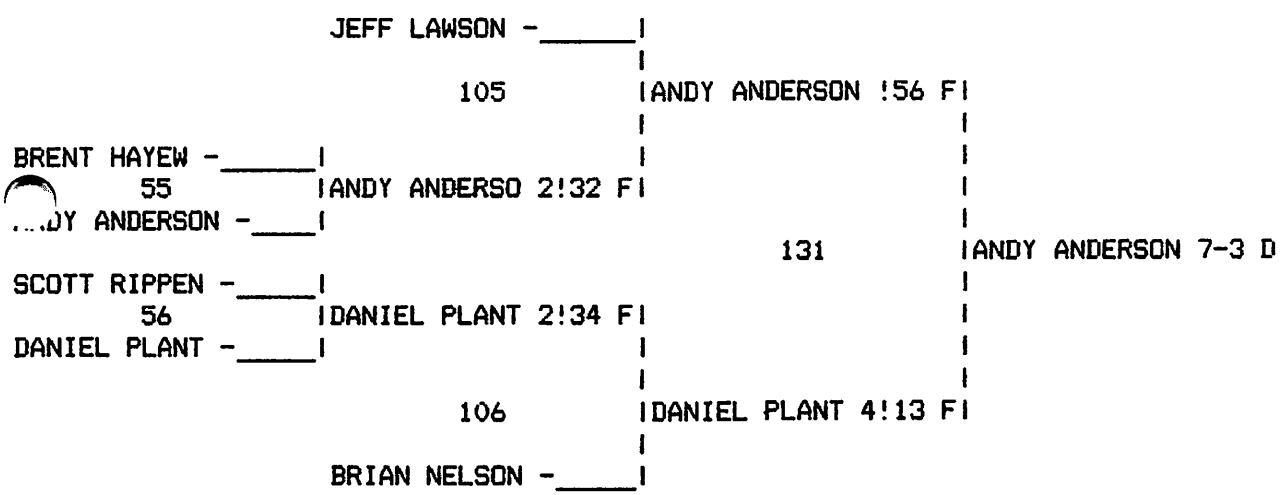


103 LBS. CLASS RESULTS.

RYAN SCHULTZ - NP 16-2-0: 22 PTS.
JOEY SCHNUERLE - KEA 13-4-0: 17 PTS.
JEFF LAWSON - NORT 4-11-0: 4 PTS.
BRIAN NELSON - ORD 6-11-0: 2 PTS.
ANDY ANDERSON - LEX 8-11-0: 13 PTS.
SCOTT RIPPEN - HAS 0-17-0: 0 PTS.
DANIEL PLANT - SID 3-2-0: 10 PTS.
BRENT HAYEW - IMP 5-11-0: 0 PTS.

1 RYAN SCHULTZ - NP - 10-4 D
2 JOEY SCHNUERLE - KEA - -
3 ANDY ANDERSON - LEX - 7-3 D
4 DANIEL PLANT - SID - -

# 1994 JOHN HIGGINS INVITATIONAL

## CHAMPIONS BRACKET 112 LBS. CLASS




## CONSOLATION BRACKET 112 LBS. CLASS

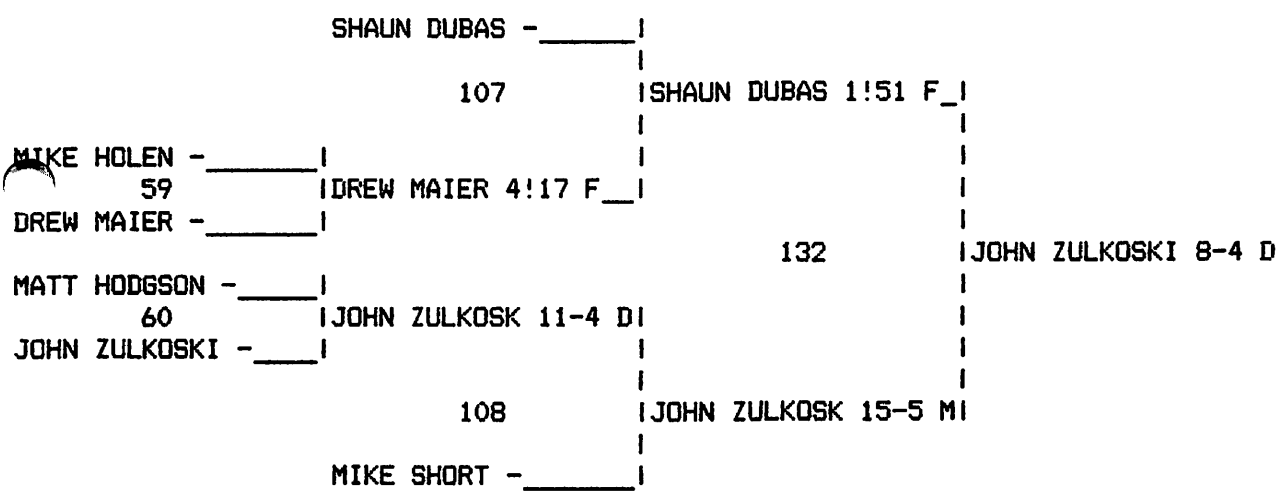


112 LBS. CLASS RESULTS.

ERIK GEIGER - SID 19-3-0: 21 PTS.
RYAN JONES - NP 16-5-0: 14 PTS.
SHAUN DUBAS - ORD 15-7-0: 11 PTS.
DREW MAIER - IMP 14-8-0: 3 PTS.
MIKE SHORT - HAS 8-8-0: 2 PTS.
MATT HODGSON - KEA 4-10-0: 0 PTS.
JOHN ZULKOSKI - GINW 10-14-0: 10 PTS.
MIKE HOLEN - LEX 4-8-0: 0 PTS.

ERIK GEIGER - SID - 4-2 OT D
2 RYAN JONES - NP - -
3 JOHN ZULKOSKI - GINW - 8-4 D
4 SHAUN DUBAS - ORD - -

# 1994 JOHN HIGGINS INVITATIONAL

## CHAMPIONS BRACKET 119 LBS. CLASS




## CONSOLATION BRACKET 119 LBS. CLASS

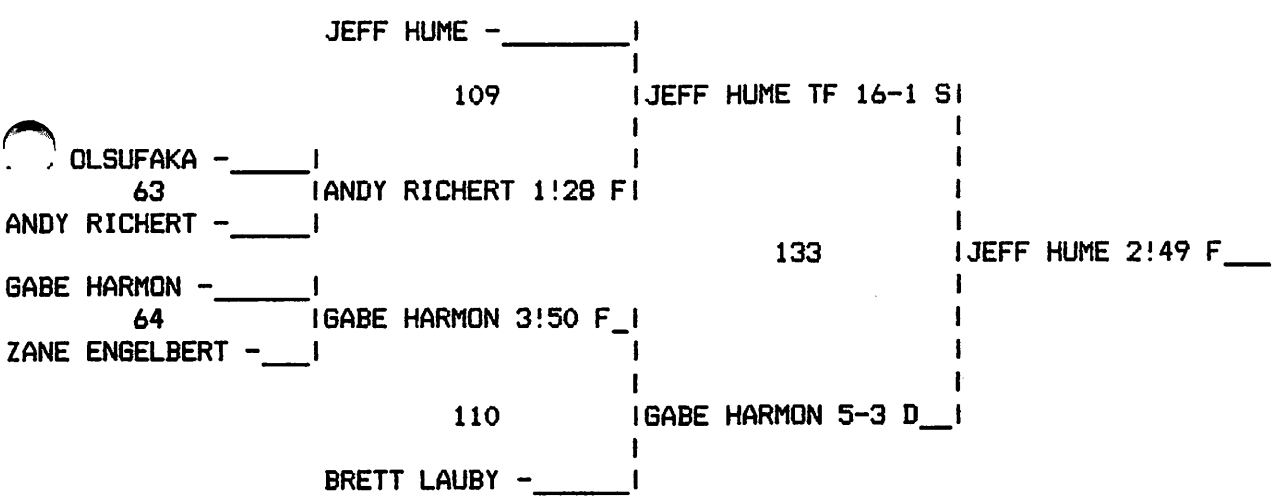


119 LBS. CLASS RESULTS.

JERRY THOMAS - KEA 18-0-0: 22 PTS.
JEFF HUME - SID 23-1-0: 15.5 PTS.
SCOTT WREN - SC 15-5-0: 16 PTS.
BRETT LAUBY - LEX 15-7-0: 2 PTS.
ANDY RICHERT - IMP 12-8-0: 3 PTS.
GABE HARMON - HAS 13-9-0: 8 PTS.
ZANE ENGELBERT - NORT 5-9-0: 0 PTS.
OLSUFAKA - GINW 1-7-0: 0 PTS.

1 JERRY THOMAS - KEA - 9-6 D
2 SCOTT WREN - SC - -
3 JEFF HUME - SID - 2!49 F
4 GABE HARMON - HAS - -

# 1994 JOHN HIGGINS INVITATIONAL

## CHAMPIONS BRACKET 125 LBS. CLASS

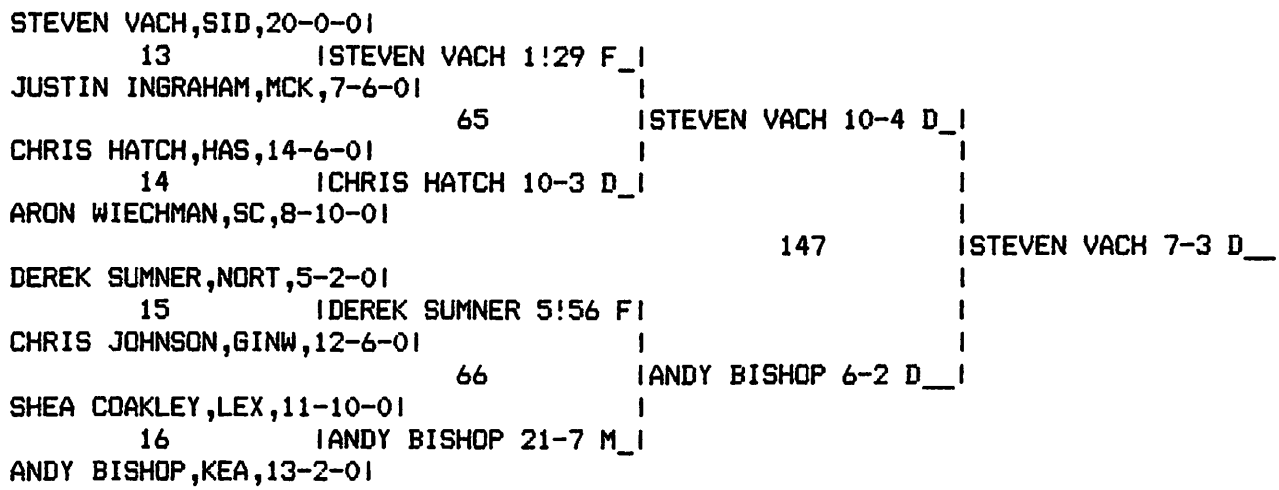


## CONSOLATION BRACKET 125 LBS. CLASS

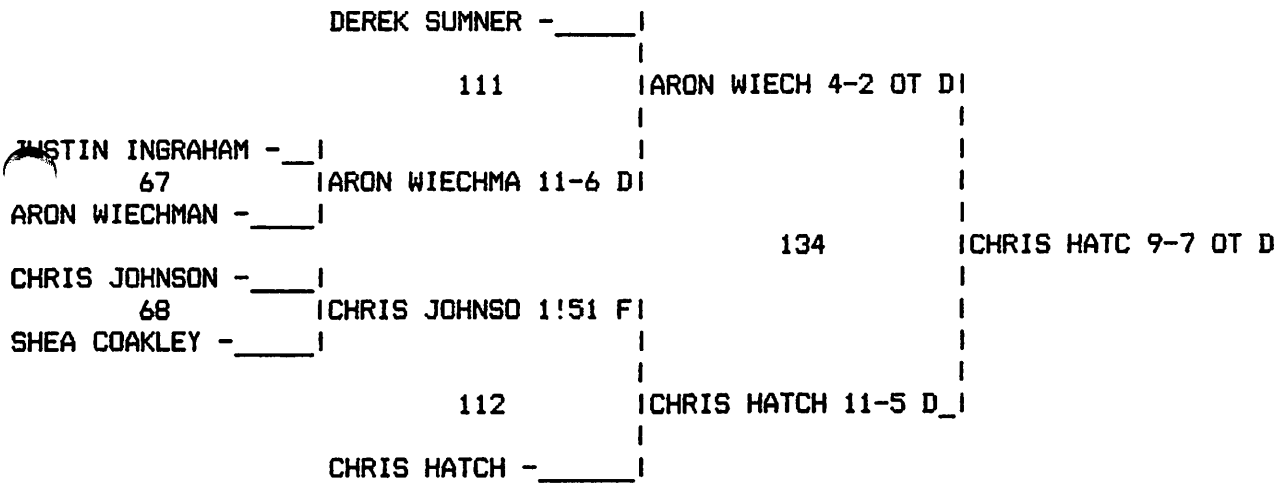


125 LBS. CLASS RESULTS.

STEVEN VACH - SID 23-0-0: 20 PTS.
ANDY BISHOP - KEA 15-3-0: 15 PTS.
DEREK SUMNER - NORT 6-4-0: 4 PTS.
ARON WIECHMAN - SC 10-12-0: 6 PTS.
CHRIS HATCH - HAS 17-7-0: 10 PTS.
CHRIS JOHNSON - GINW 13-8-0: 3 PTS.
SHEA COAKLEY - LEX 11-12-0: 0 PTS.
JUSTIN INGRAHAM - MCK 7-8-0: 0 PTS.

. STEVEN VACH - SID - 7-3 D
2 ANDY BISHOP - KEA - -
3 CHRIS HATCH - HAS - 9-7 OT D
4 ARON WIECHMAN - SC - -

# 1994 JOHN HIGGINS INVITATIONAL

## CHAMPIONS BRACKET 130 LBS. CLASS

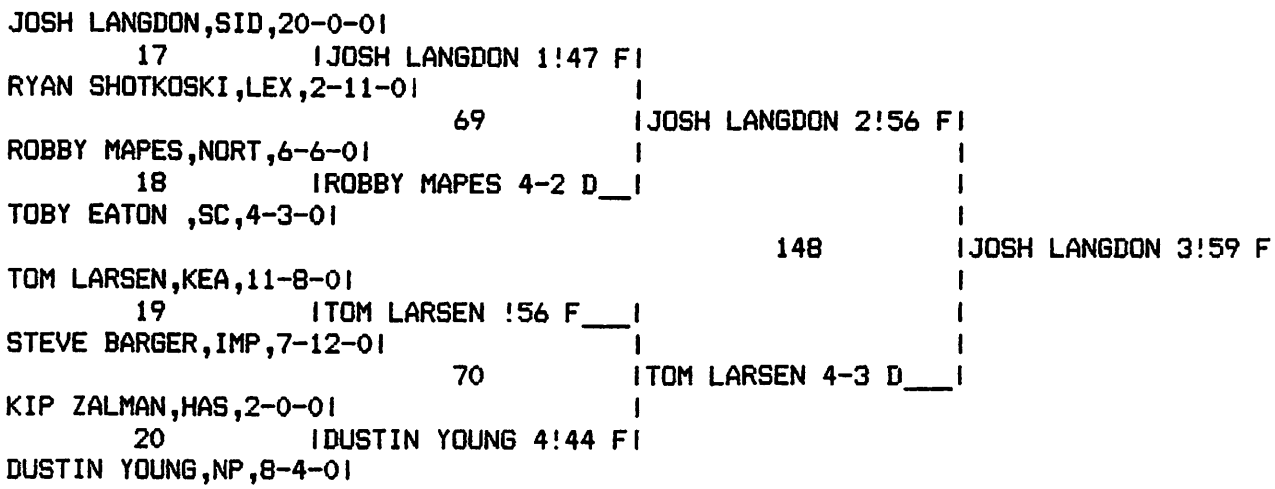


## CONSOLATION BRACKET 130 LBS. CLASS

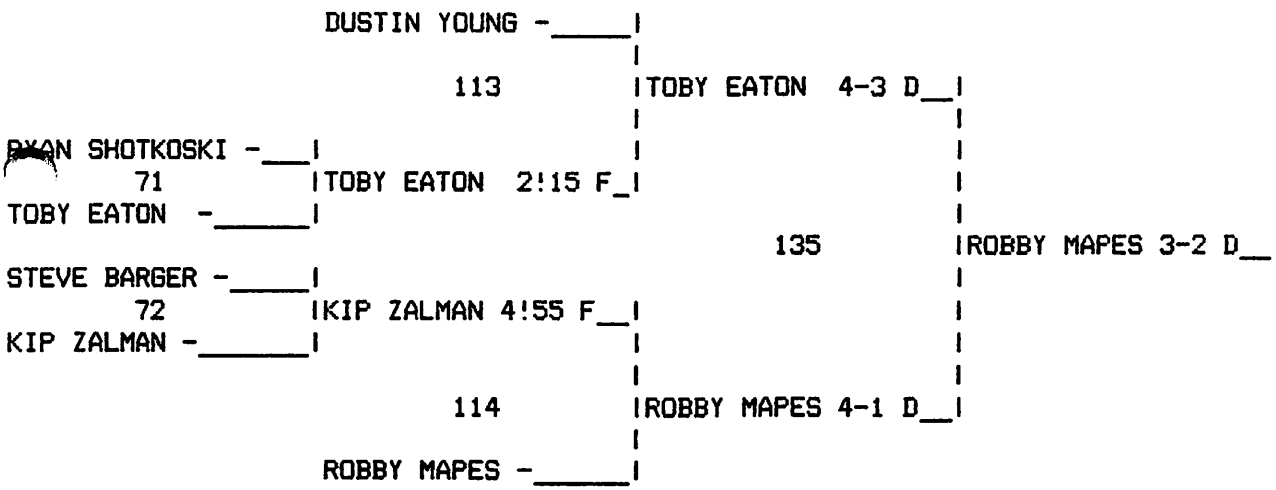


130 LBS. CLASS RESULTS.

JOSH LANGDON - SID 23-0-0: 24 PTS.
DUSTIN YOUNG - NP 9-6-0: 4 PTS.
TOM LARSEN - KEA 13-9-0: 16 PTS.
TOBY EATON - SC 6-5-0: 8 PTS.
ROBBY MAPES - NORT 9-7-0: 10 PTS.
STEVE BARGER - IMP 7-14-0: 0 PTS.
KIP ZALMAN - HAS 3-2-0: 3 PTS.
RYAN SHOTKOSKI - LEX 2-13-0: 0 PTS.

1 JOSH LANGDON - SID - 3:59 F
2 TOM LARSEN - KEA - -
3 ROBBY MAPES - NORT - 3-2 D
4 TOBY EATON - SC - -

# 1994 JOHN HIGGINS INVITATIONAL

## CHAMPIONS BRACKET 135 LBS. CLASS

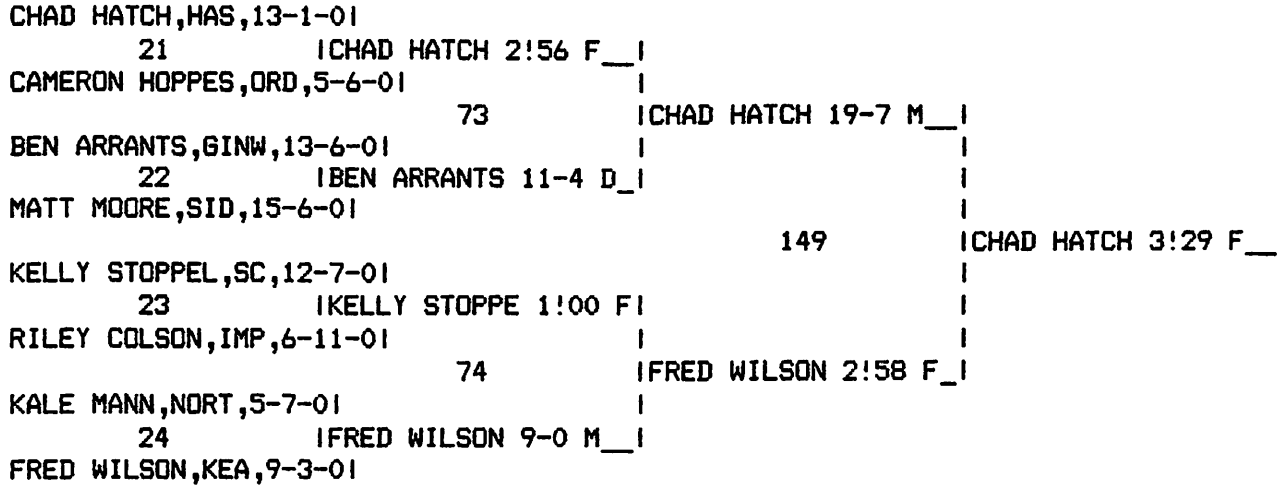


## CONSOLATION BRACKET 135 LBS. CLASS

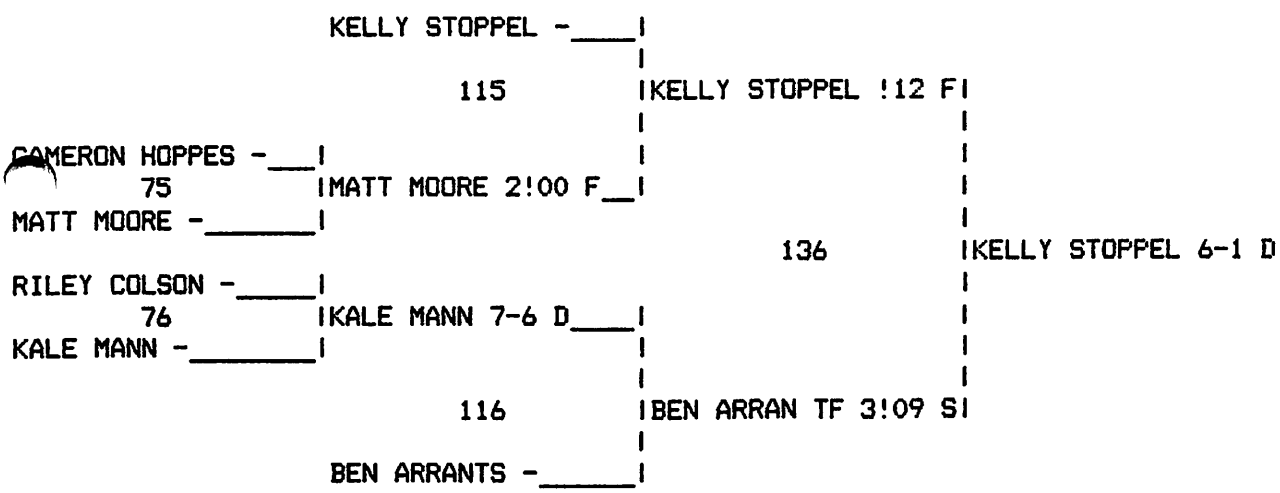


135 LBS. CLASS RESULTS.

CHAD HATCH - HAS 16-1-0: 23 PTS.
FRED WILSON - KEA 11-4-0: 17 PTS.
KELLY STOPPEL - SC 15-8-0: 14 PTS.
MATT MOORE - SID 16-8-0: 3 PTS.
BEN ARRANTS - GINW 15-8-0: 8.5 PTS.
RILEY COLSON - IMP 6-13-0: 0 PTS.
KALE MANN - NORT 6-9-0: 1 PTS.
CAMERON HOPPES - ORD 5-8-0: 0 PTS.

1 CHAD HATCH - HAS - 3:29 F
2 FRED WILSON - KEA - -
3 KELLY STOPPEL - SC - 6-1 D
4 BEN ARRANTS - GINW - -

# 1994 JOHN HIGGINS INVITATIONAL

## CHAMPIONS BRACKET 140 LBS. CLASS

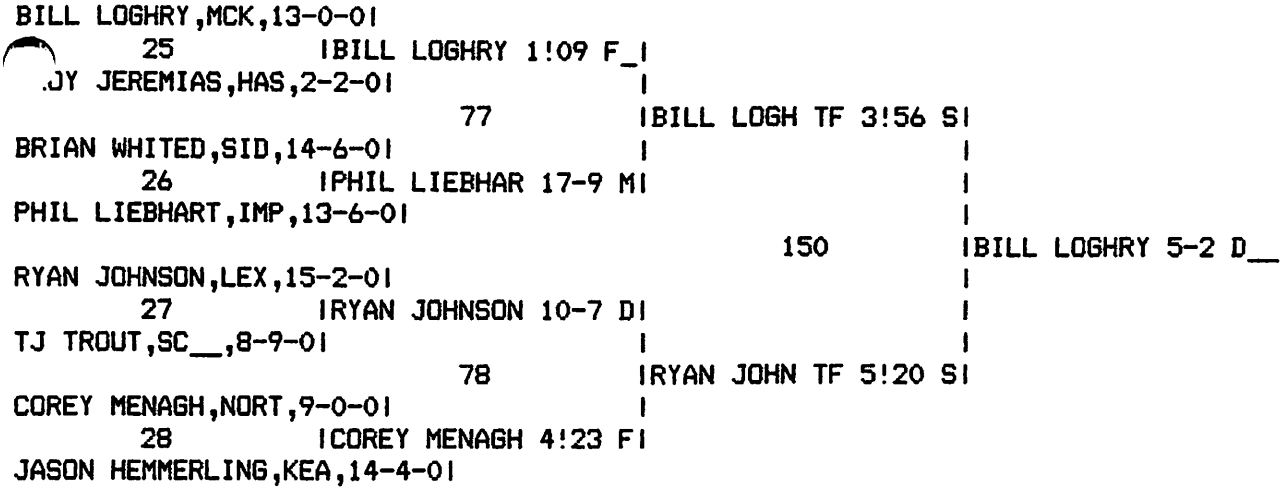


## CONSOLATION BRACKET 140 LBS. CLASS

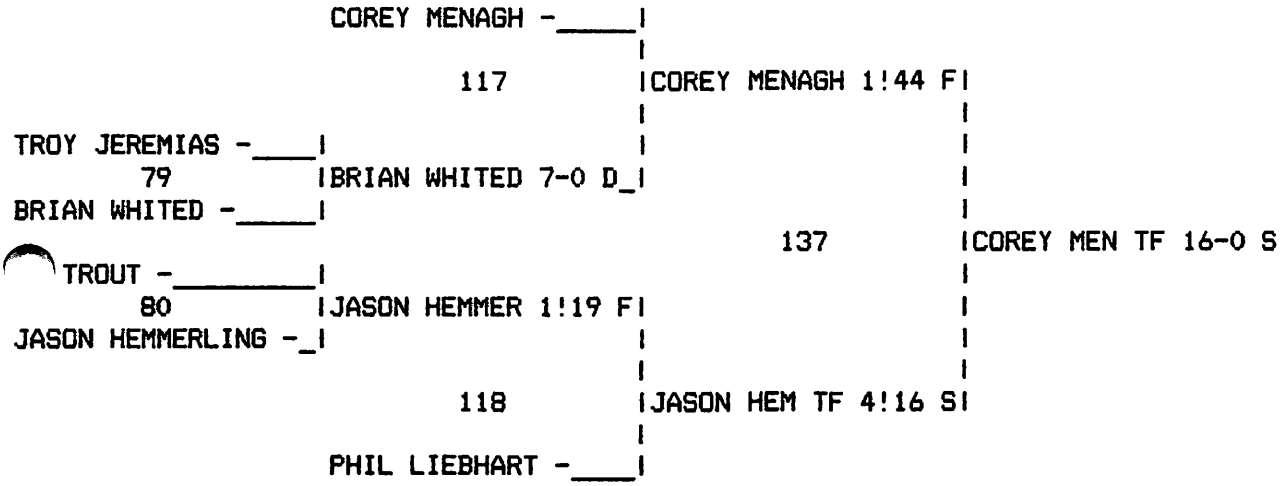


140 LBS. CLASS RESULTS.

BILL LOGHRY - MCK 16-0-0: 21.5 PTS.
JASON HEMMERLING - KEA 16-6-0: 9.5 PTS.
RYAN JOHNSON - LEX 17-3-0: 15.5 PTS.
PHIL LIEBHART - IMP 14-8-0: 3 PTS.
BRIAN WHITED - SID 15-8-0: 1 PTS.
TJ TROUT - SC 8-11-0: 0 PTS.
COREY MENAGH - NORT 12-1-0: 15.5 PTS.
TROY JEREMIAS - HAS 2-4-0: 0 PTS.

1 BILL LOGHRY - MCK - 5-2 D
2 RYAN JOHNSON - LEX - -
COREY MENAGH - NORT - TF 16-0 S
JASON HEMMERLING - KEA - -

# 1994 JOHN HIGGINS INVITATIONAL

## CHAMPIONS BRACKET 145 LBS. CLASS

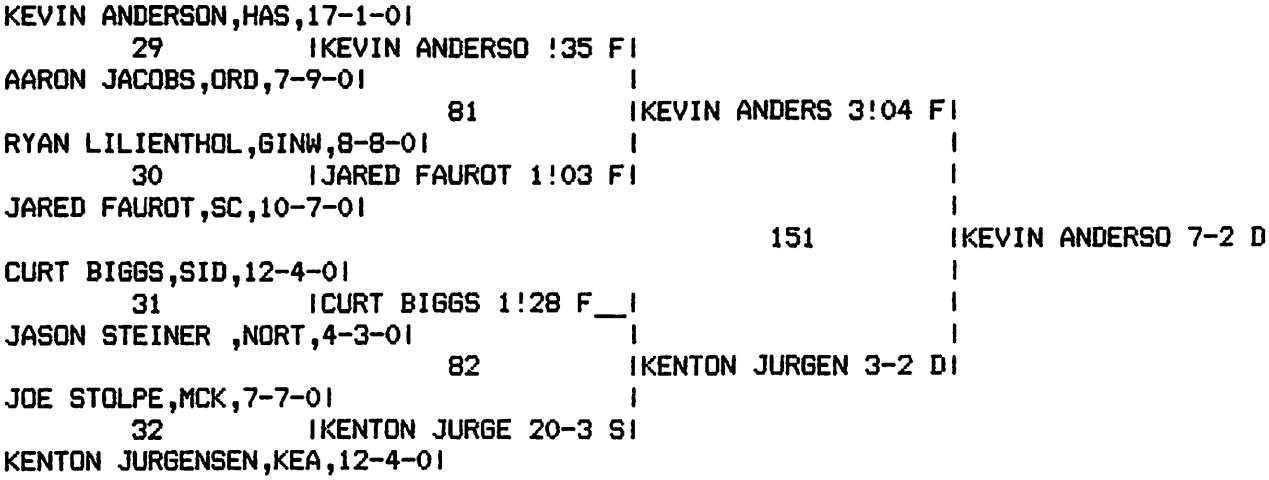


## CONSOLATION BRACKET 145 LBS. CLASS

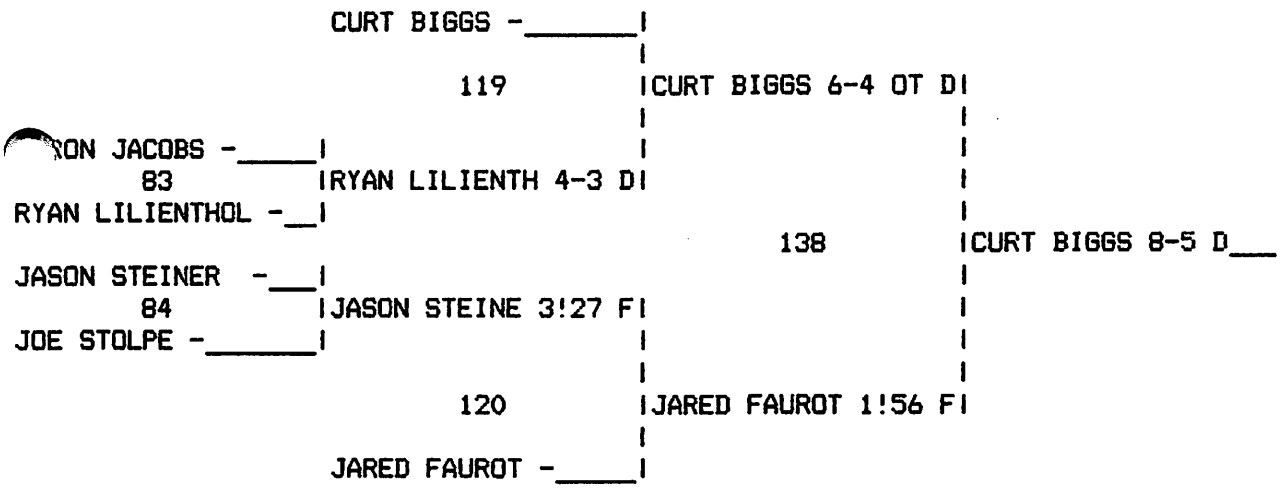


145 LBS. CLASS RESULTS.

KEVIN ANDERSON - HAS 20-1-0: 22 PTS.
KENTON JURGENSEN - KEA 14-5-0: 15.5 PTS.
CURT BIGGS - SID 15-5-0: 12 PTS.
JARED FAUROT - SC 12-9-0: 11 PTS.
RYAN LILIENTHOL - GINW 9-10-0: 1 PTS.
JASON STEINER - NORT 5-5-0: 3 PTS.
JOE STOLPE - MCK 7-9-0: 0 PTS.
AARON JACOBS - ORD 7-11-0: 0 PTS.

1 KEVIN ANDERSON - HAS - 7-2 D
2 KENTON JURGENSEN - KEA - -
3 CURT BIGGS - SID - 8-5 D
4 JARED FAUROT - SC - -

# 1994 JOHN HIGGINS INVITATIONAL

## CHAMPIONS BRACKET 152 LBS. CLASS

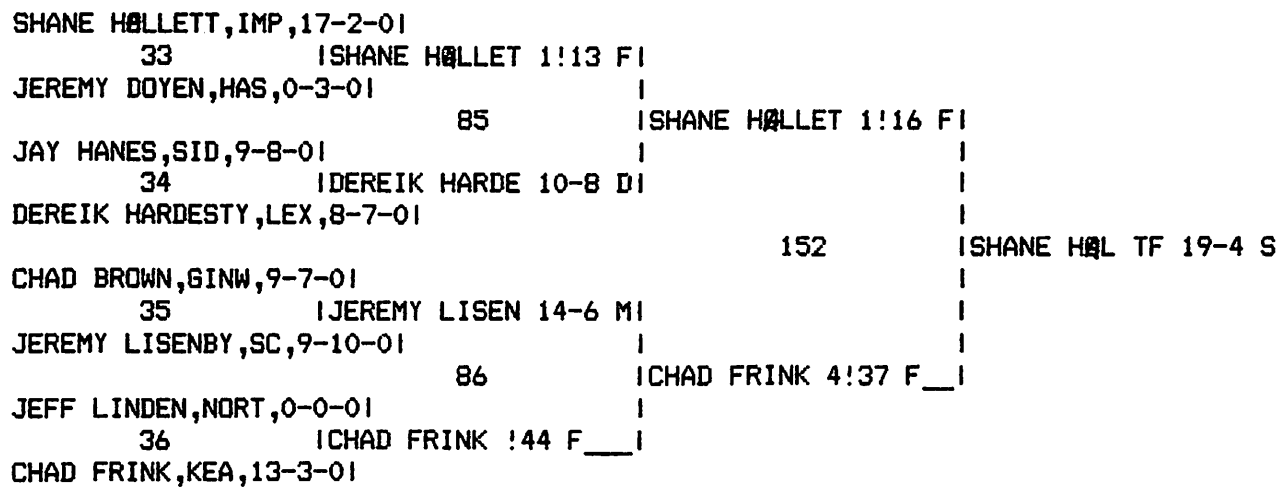


## CONSOLATION BRACKET 152 LBS. CLASS

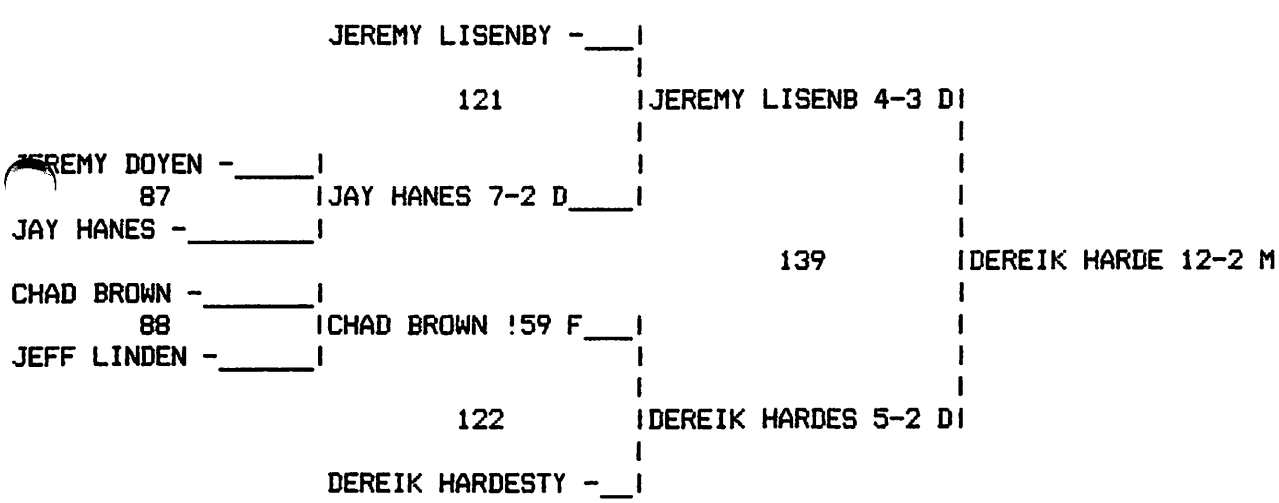


152 LBS. CLASS RESULTS.

SHANE HØLLETT - IMP 20-2-0: 23.5 PTS.
CHAD FRINK - KEA 15-4-0: 18 PTS.
CHAD BROWN - GINW 10-9-0: 3 PTS.
DEREIK HARDESTY - LEX 11-8-0: 11 PTS.
JAY HANES - SID 10-10-0: 1 PTS.
JEREMY LISENBY - SC 11-12-0: 8 PTS.
JEFF LINDEN - NORT 0-2-0: 0 PTS.
JEREMY DOYEN - HAS 0-5-0: 0 PTS.

1 SHANE HØLLETT - IMP - TF 19-4 S
2 CHAD FRINK - KEA - -
3 DEREIK HARDESTY - LEX - 12-2 M
4 JEREMY LISENBY - SC - -

# 1994 JOHN HIGGINS INVITATIONAL

## CHAMPIONS BRACKET 160 LBS. CLASS

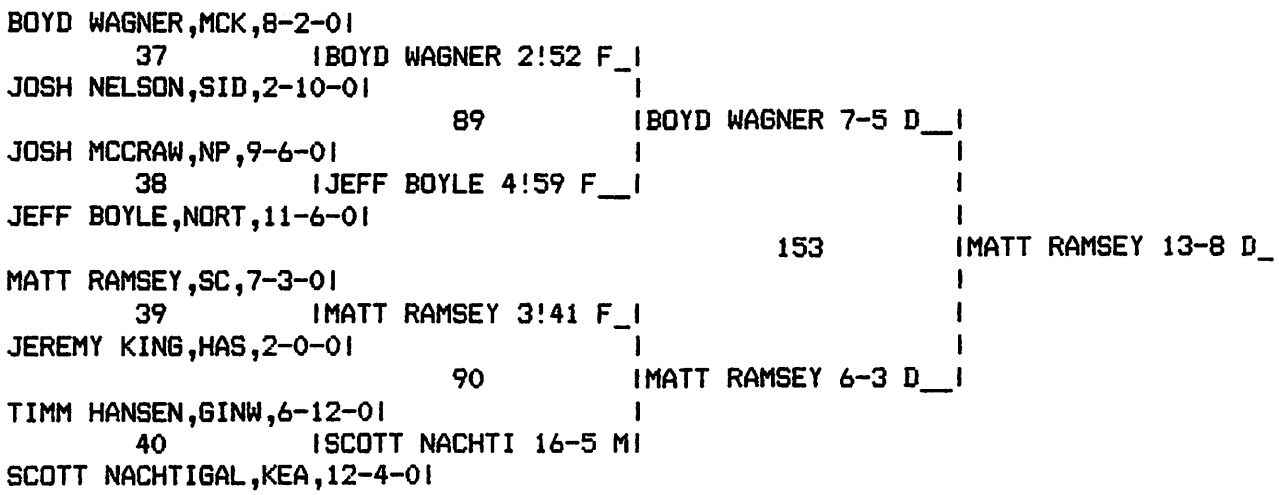


## CONSOLATION BRACKET 160 LBS. CLASS

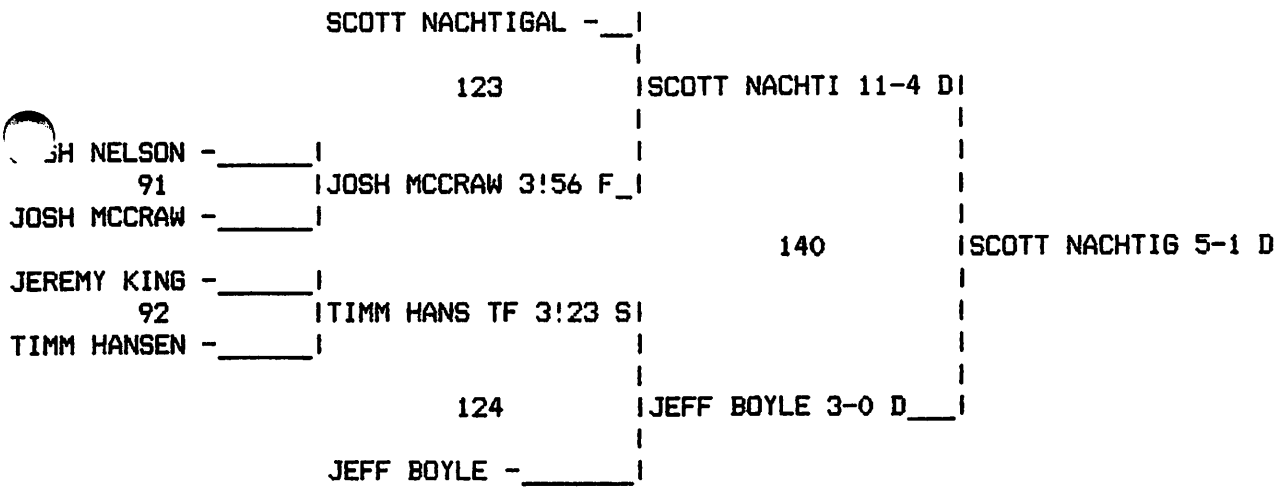


160 LBS. CLASS RESULTS.

BOYD WAGNER - MCK 10-3-0: 16 PTS.
SCOTT NACHTIGAL - KEA 15-5-0: 11 PTS.
MATT RAMSEY - SC 10-3-0: 20 PTS.
JEFF BOYLE - NORT 13-8-0: 9 PTS.
JOSH MCCRAW - NP 10-8-0: 3 PTS.
JEREMY KING - HAS 2-2-0: 0 PTS.
TIMM HANSEN - GINW 7-14-0: 2.5 PTS.
H NELSON - SID 2-12-0: 0 PTS.

1 MATT RAMSEY - SC - 13-8 D
2 BOYD WAGNER - MCK - -
3 SCOTT NACHTIGAL - KEA - 5-1 D
4 JEFF BOYLE - NORT - -

# 1994 JOHN HIGGINS INVITATIONAL

## CHAMPIONS BRACKET 171 LBS. CLASS

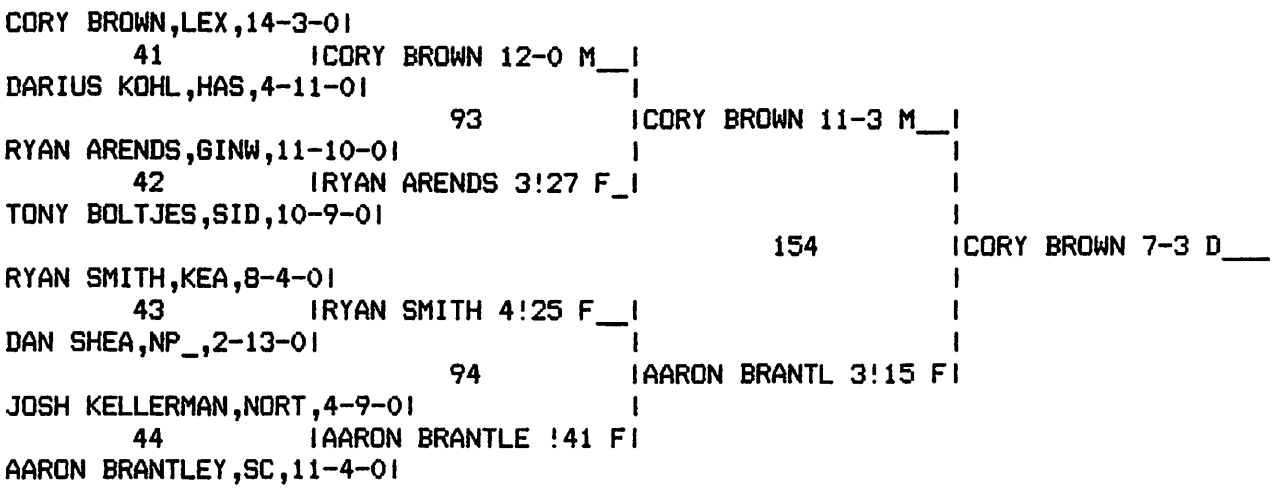


## CONSOLATION BRACKET 171 LBS. CLASS




171 LBS. CLASS RESULTS.

CORY BROWN - LEX 17-3-0: 20 PTS.
AARON BRANTLEY - SC 13-5-0: 18 PTS.
RYAN SMITH - KEA 11-5-0: 16 PTS.
TONY BOLTJES - SID 11-11-0: 1 PTS.
RYAN ARENDS - GINW 13-12-0: 11 PTS.
DAN SHEA - NP 3-15-0: 3 PTS.
JOSH KELLERMAN - NORT 4-11-0: 0 PTS.
DARIUS KOHL - HAS 4-13-0: 0 PTS.

1 CORY BROWN - LEX - 7-3 D
2 AARON BRANTLEY - SC - -
3 RYAN SMITH - KEA - 1:48 F
4 RYAN ARENDS - GINW - -

# 1994 JOHN HIGGINS INVITATIONAL

## CHAMPIONS BRACKET 189 LBS. CLASS

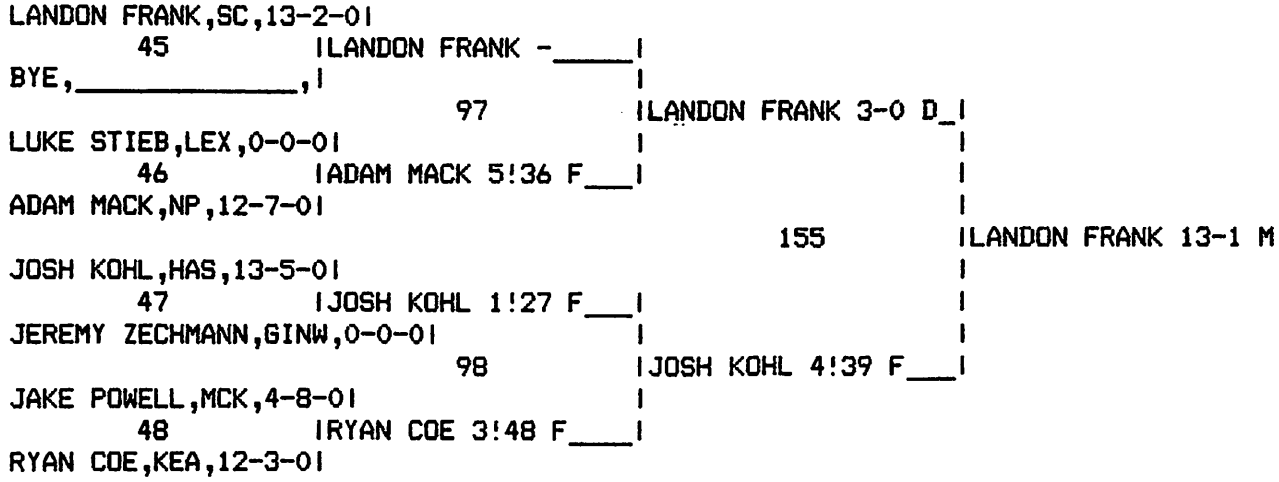


## CONSOLATION BRACKET 189 LBS. CLASS

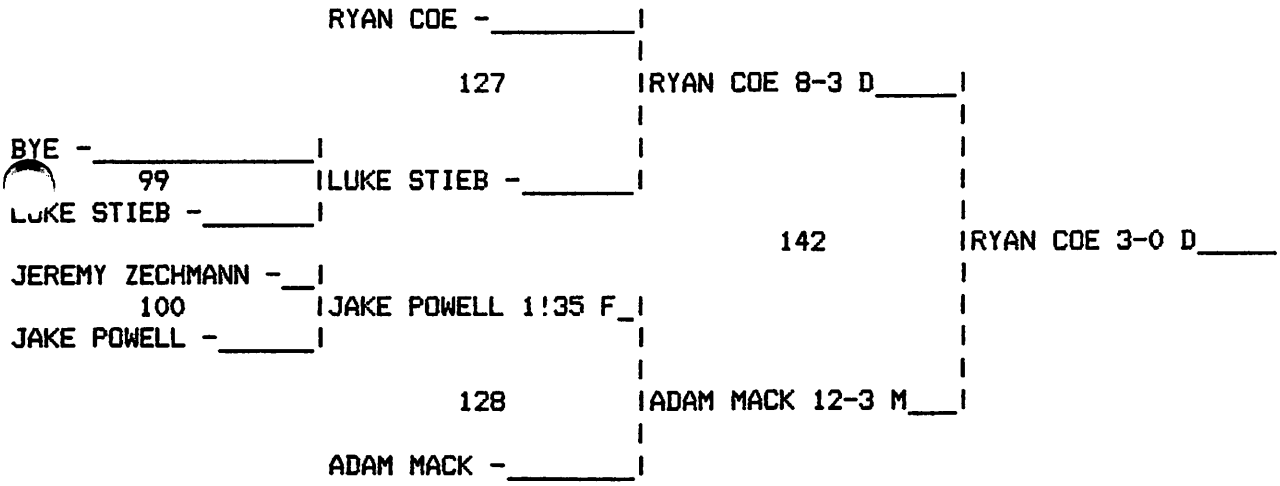


189 LBS. CLASS RESULTS.

LANDON FRANK - SC 15-2-0: 19 PTS.
RYAN COE - KEA 15-4-0: 12 PTS.
JOSH KOHL - HAS 15-6-0: 18 PTS.
ADAM MACK - NP 14-9-0: 10 PTS.
LUKE STIEB - LEX 0-2-0: 0 PTS.
JEREMY ZECHMANN - GINW 0-2-0: 0 PTS.
JAKE POWELL - MCK 5-10-0: 3 PTS.

1 LANDON FRANK - SC - 13-1 M
JOSH KOHL - HAS - -
3 RYAN COE - KEA - 3-0 D
4 ADAM MACK - NP - -

# 1994 JOHN HIGGINS INVITATIONAL

## CHAMPIONS BRACKET 275 LBS. CLASS

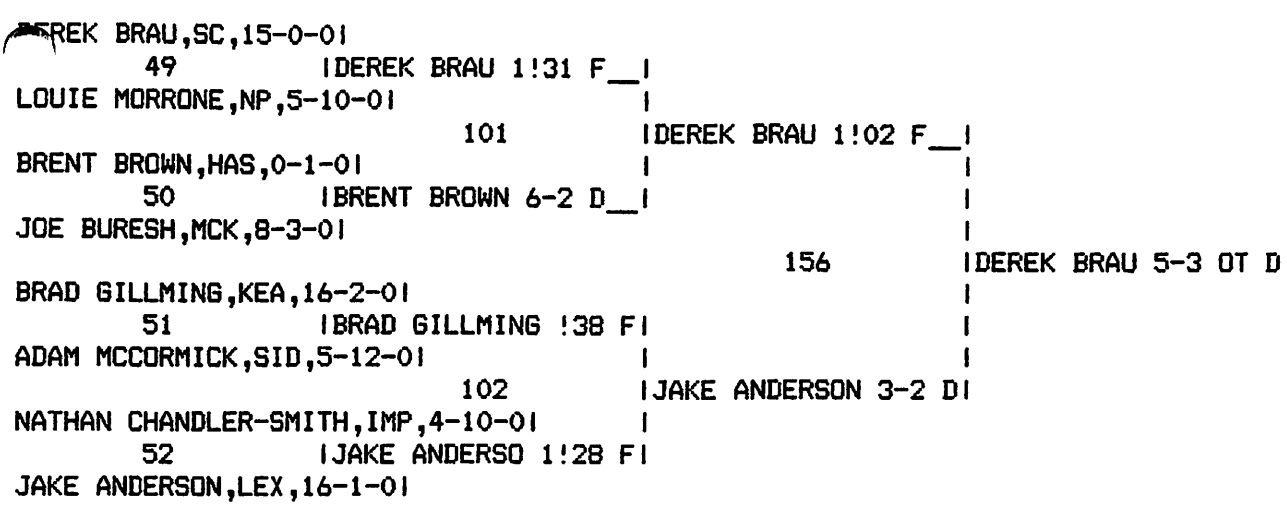


## CONSOLATION BRACKET 275 LBS. CLASS

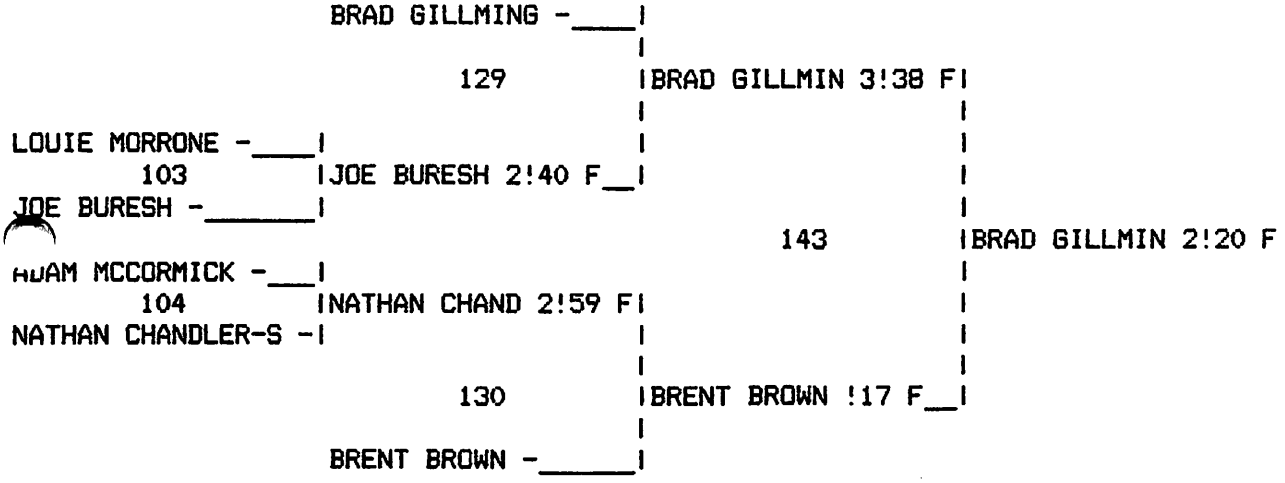


275 LBS. CLASS RESULTS.

DEREK BRAU - SC 18-0-0: 22 PTS.
JAKE ANDERSON - LEX 18-2-0: 16 PTS.
BRAD GILLMING - KEA 19-3-0: 16 PTS.
JOE BURESH - MCK 9-5-0: 3 PTS.
BRENT BROWN - HAS 2-3-0: 9 PTS.
ADAM MCCORMICK - SID 5-14-0: 0 PTS.
NATHAN CHANDLER-SMITH - IMP 5-12-0: 3 PTS.
LOUIE MORRONE - NP 5-12-0: 0 PTS.

1 DEREK BRAU - SC - 5-3 OT D
2 JAKE ANDERSON - LEX - -
BRAD GILLMING - KEA - 2:20 F
4 BRENT BROWN - HAS - -

1994 JOHN HIGGINS INVITATIONAL
TEAM RANKINGS

1. KEA - 185
2. SC - 142
3. SID - 108.5
4. HAS - 95
5. LEX - 77.5
6. NP - 56
7. NORT - 46.5
8. MCK - 43.5
9. GINW - 39
10. IMP - 35.5
11. ORD - 13

IMPERIAL B TOURNAMENT
TEAM RANKINGS

1. WRAY - 130
2. OSHK - 100
3. CAM - 78
4. HER - 75
5. GW - 73
6. OGAL - 67.5
7. DC - 63
8. HOL - 48
9. IMP - 44
10. RV - 37
11. UNAT - 24.5
12. AKR - 10.5
13. CUL - 8
14. NPSP - 5

IMPERIAL B TOURNAMENT

CHAMPIONS BRACKET 103B LBS. CLASS

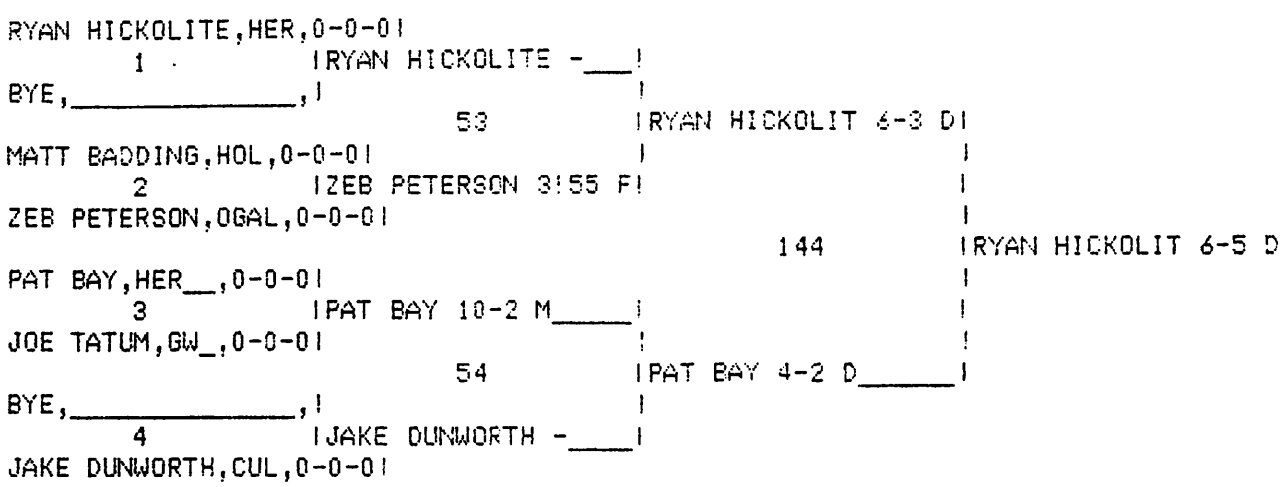


CONSOLATION BRACKET 103B LBS. CLASS

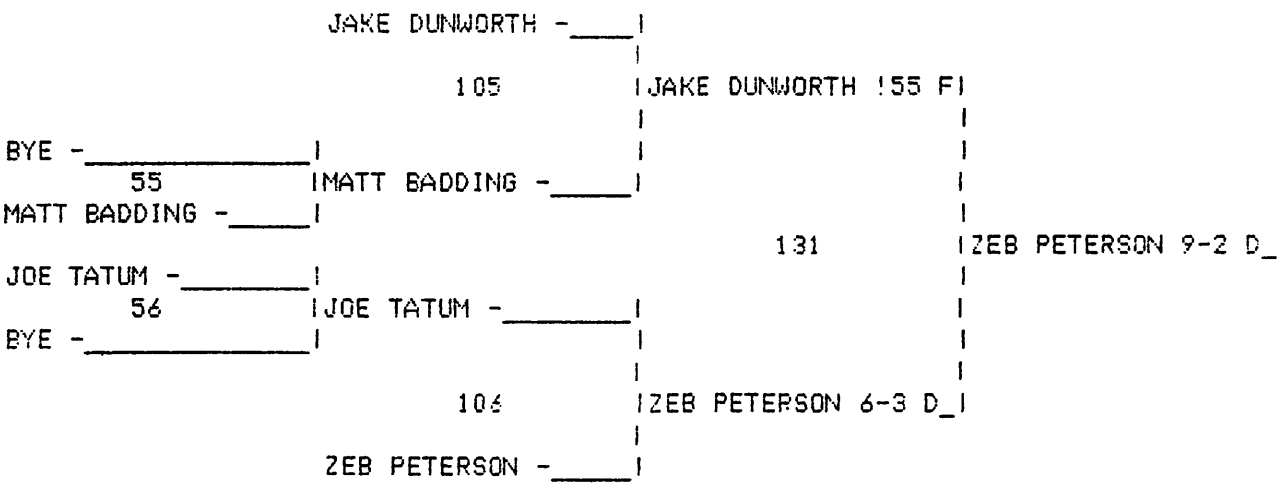

IMPERIAL B TOURNAMENT

CHAMPIONS BRACKET 112B LBS. CLASS

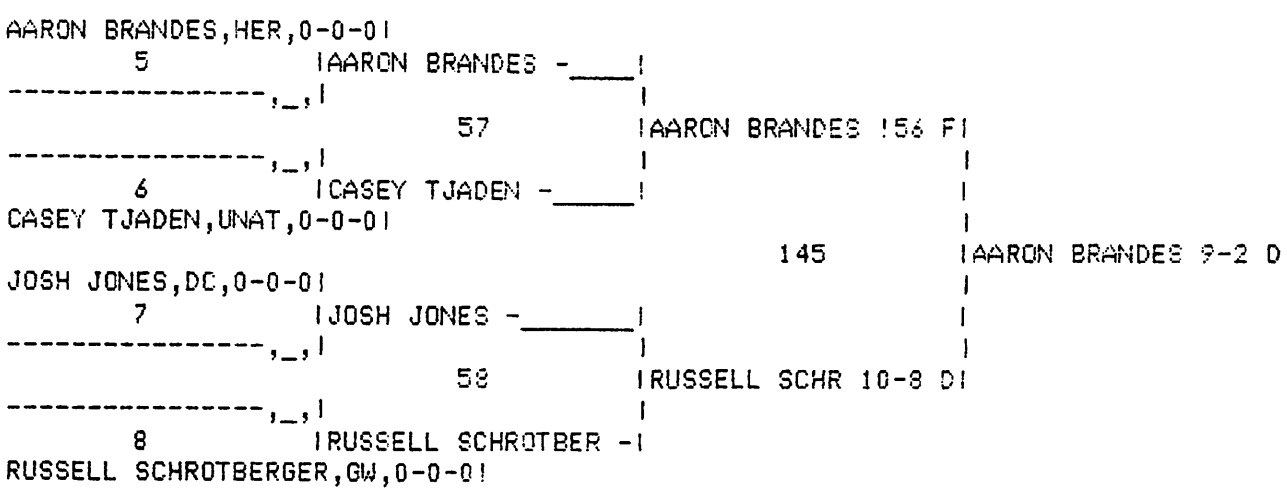


CONSOLATION BRACKET 112B LBS. CLASS

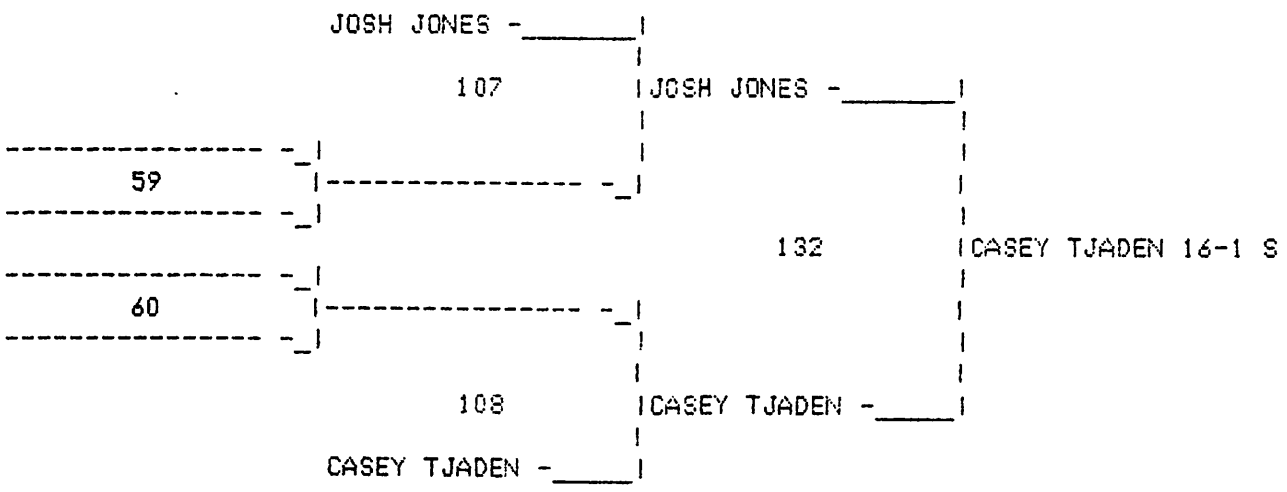

IMPERIAL B TOURNAMENT

CHAMPIONS BRACKET 119# LBS. CLASS

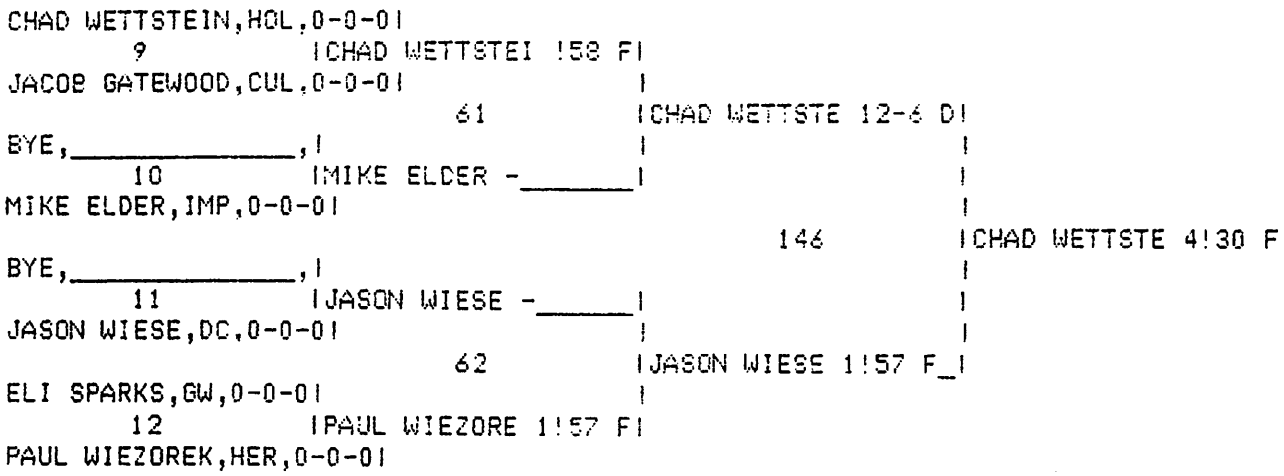


CONSOLATION BRACKET 119# LBS. CLASS

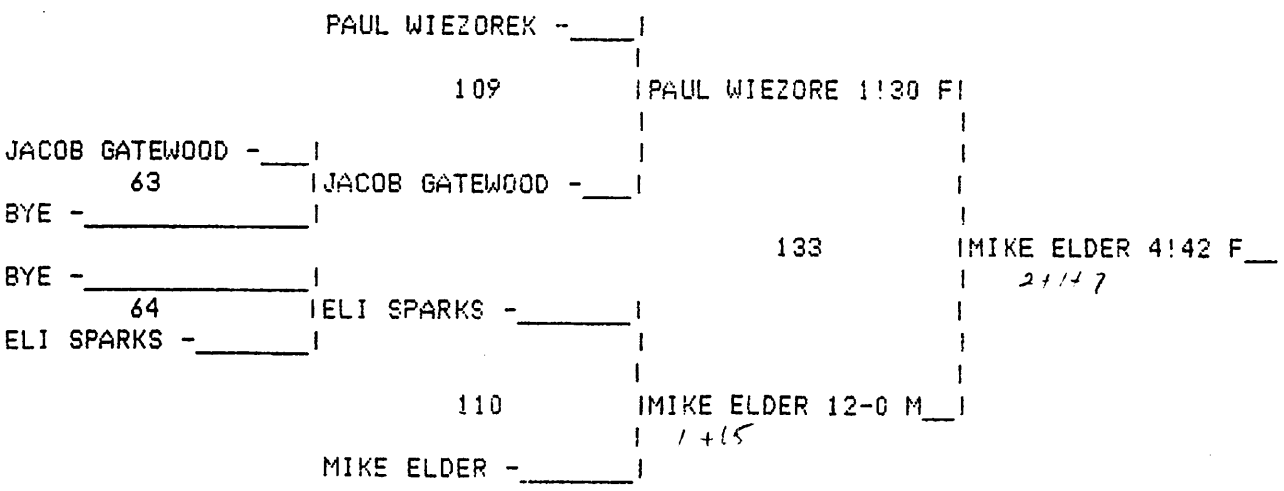

IMPERIAL 3 TOURNAMENT

CHAMPIONS BRACKET 125B LBS. CLASS

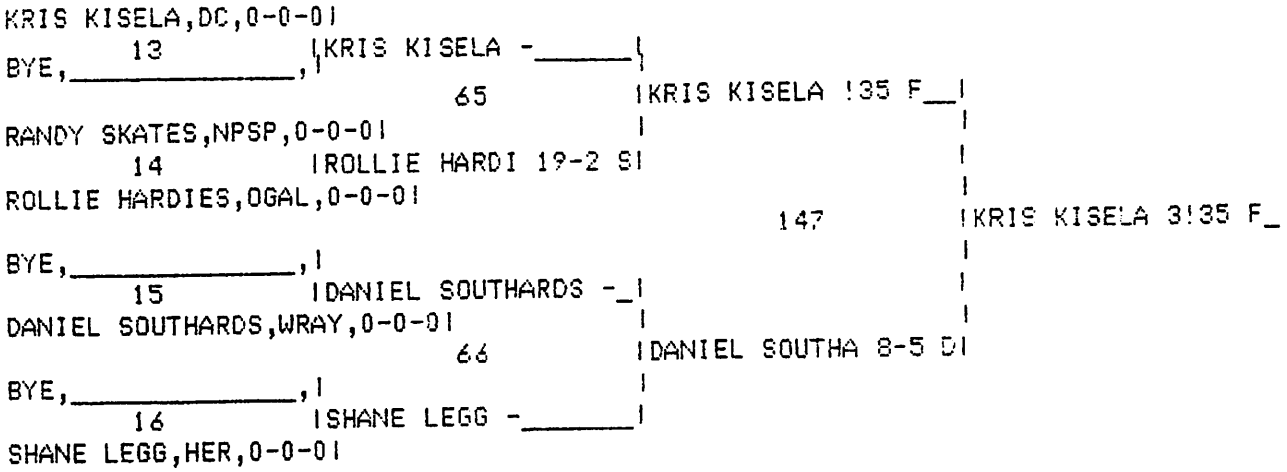


CONSOLATION BRACKET 125B LBS. CLASS

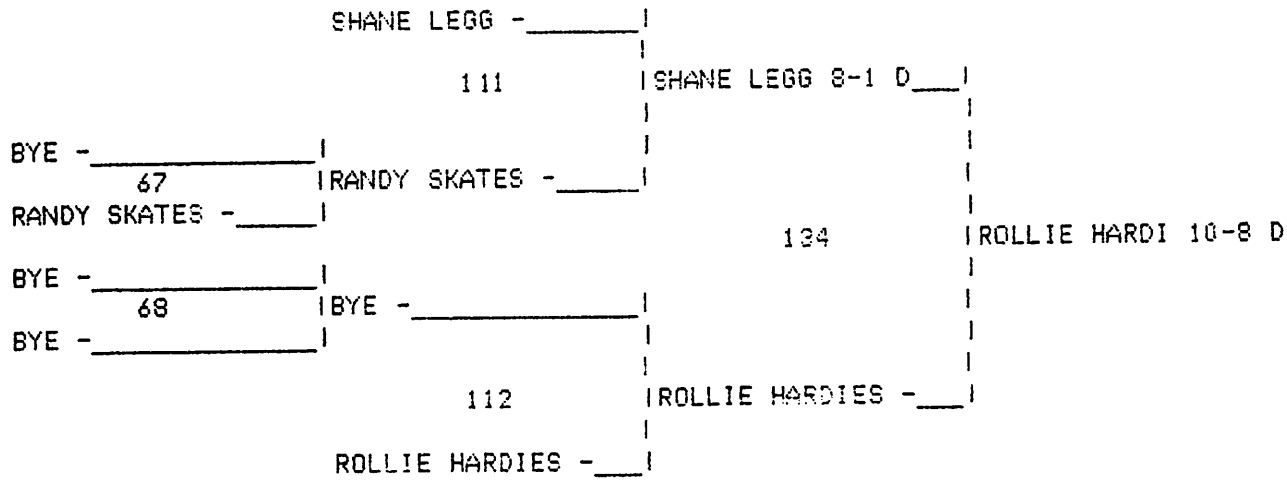

# IMPERIAL B TOURNAMENT

## CHAMPIONSHIP BRACKET 130B LBS. CLASS

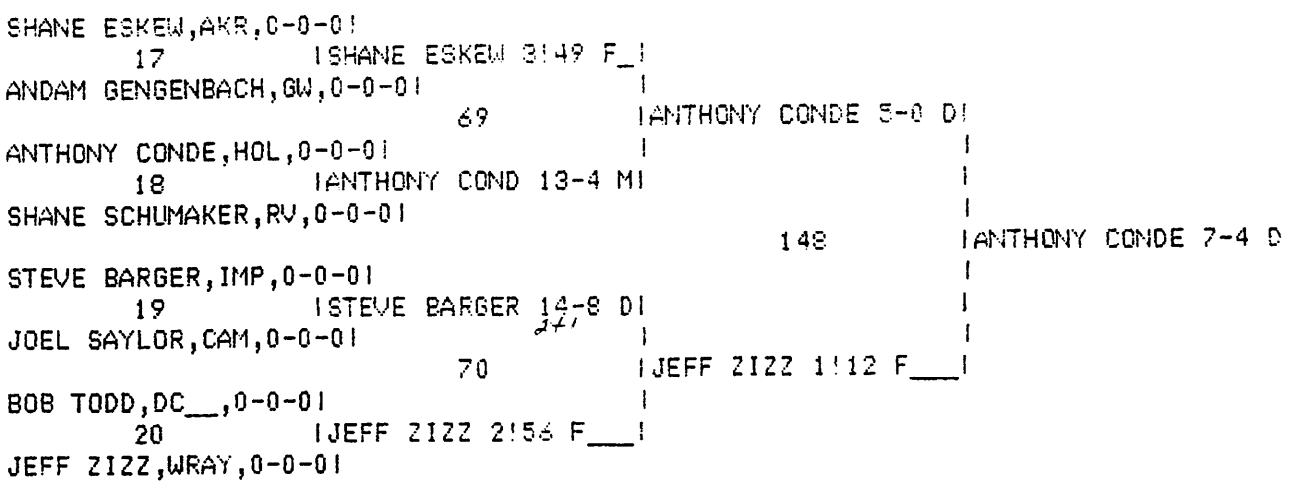


## CONSOLATION BRACKET 130B LBS. CLASS

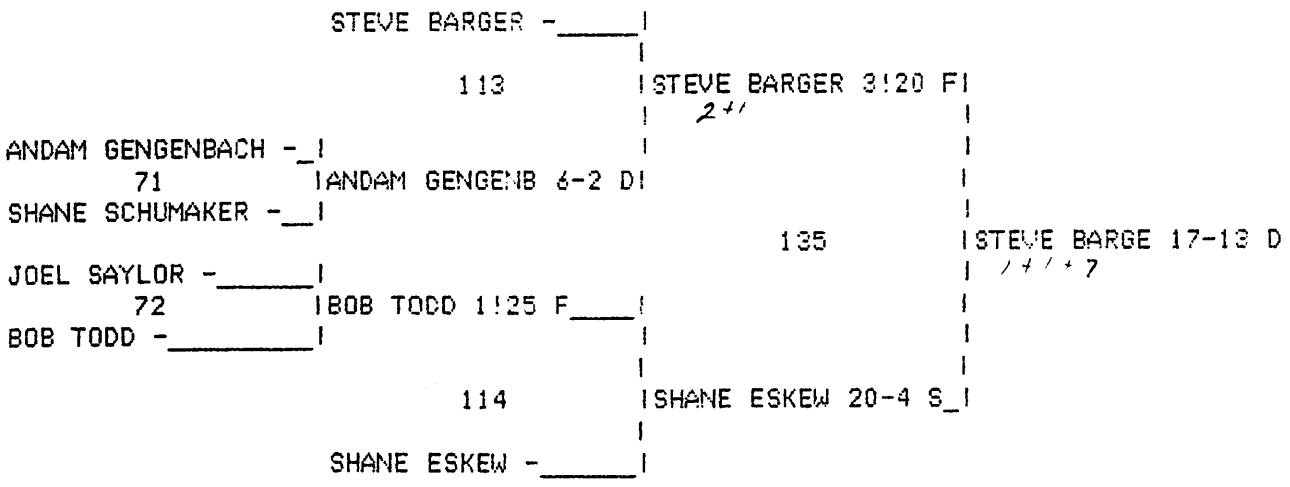

# IMPERIAL B TOURNAMENT

## CHAMPIONS BRACKET 135B LBS. CLASS

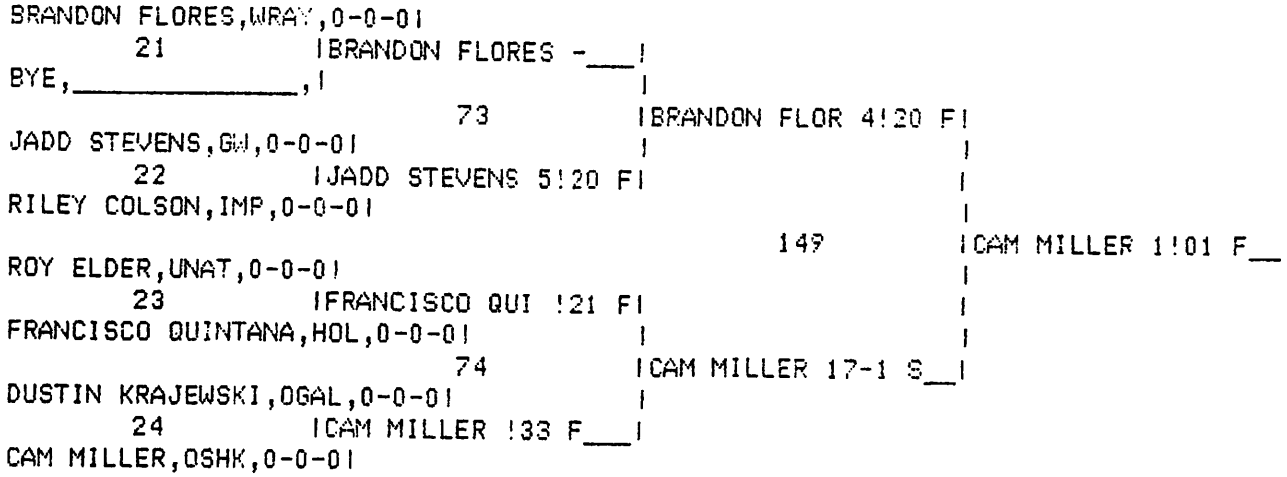


## CONSOLATION BRACKET 135B LBS. CLASS

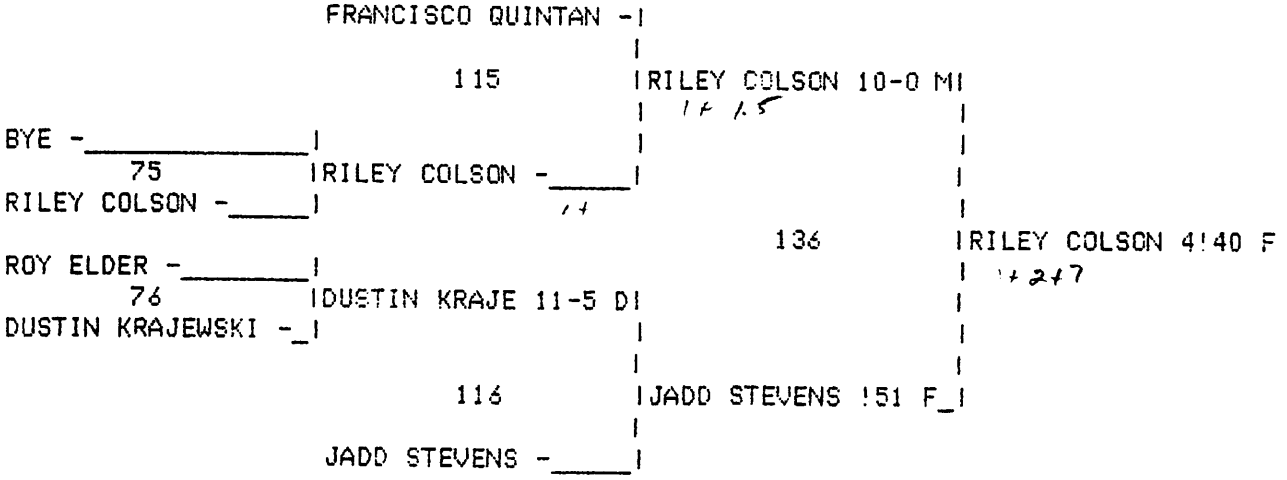

IMPERIAL B TOURNAMENT

CHAMPIONS BRACKET 140B LBS. CLASS

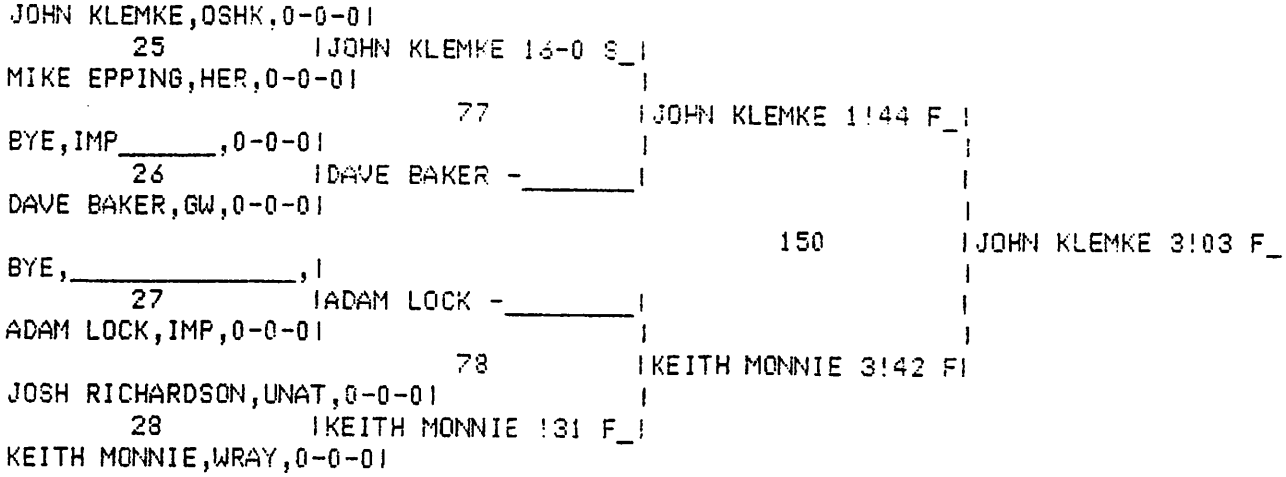


CONSOLATION BRACKET 140B LBS. CLASS

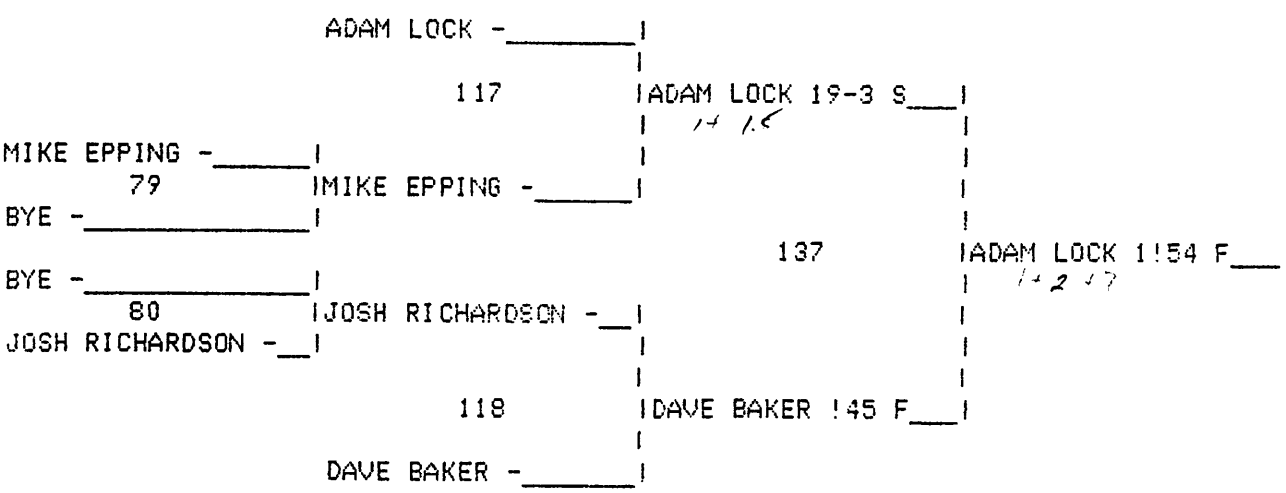

IMPERIAL B TOURNAMENT

CHAMPIONS BRACKET 145B LBS. CLASS

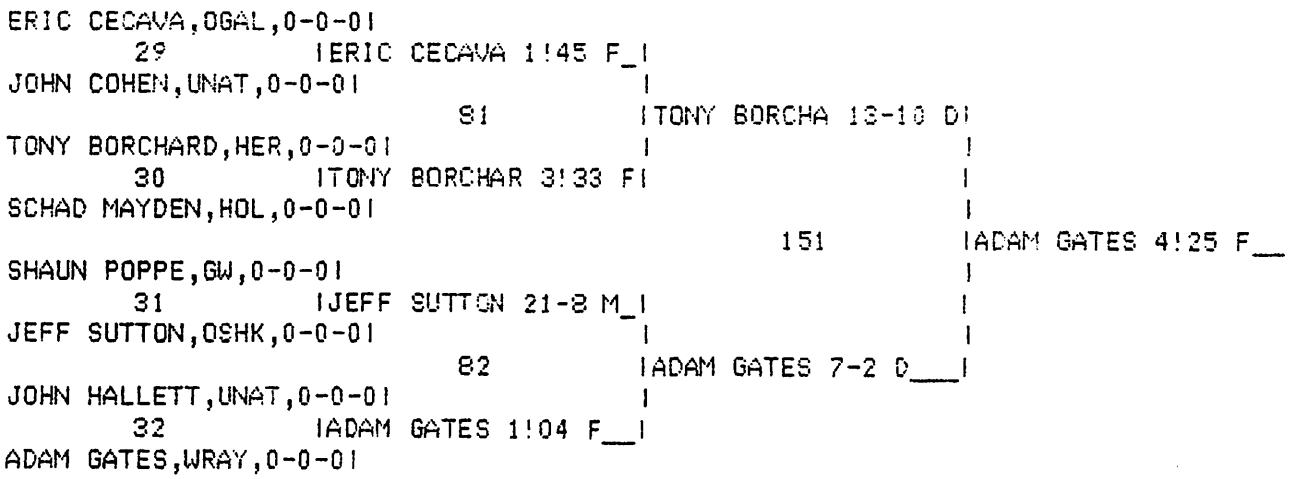


CONSOLATION BRACKET 145B LBS. CLASS

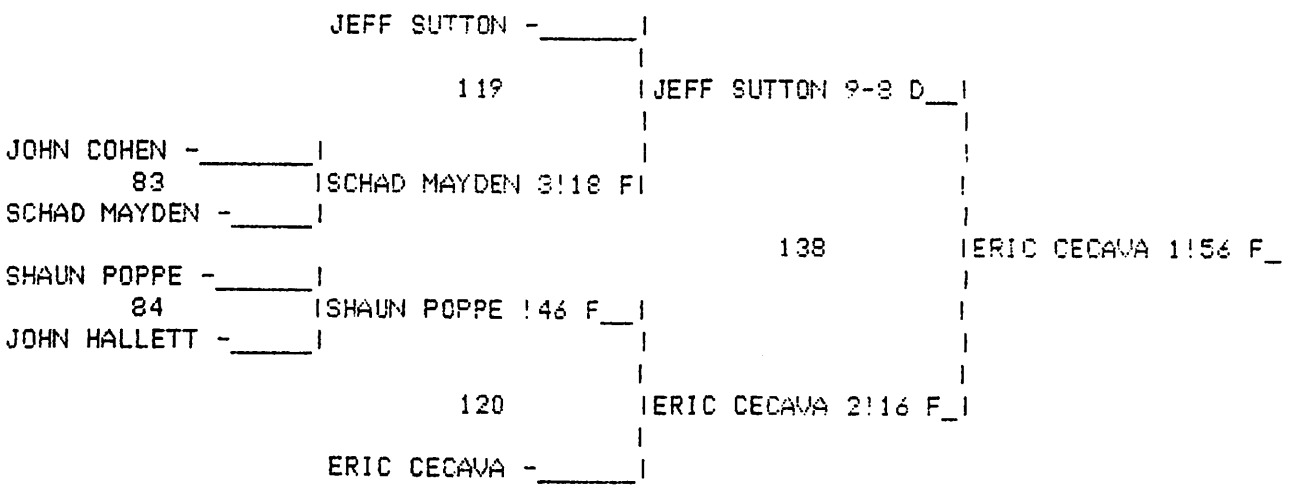

# IMPERIAL B TOURNAMENT

## CHAMPIONS BRACKET 152B LBS. CLASS

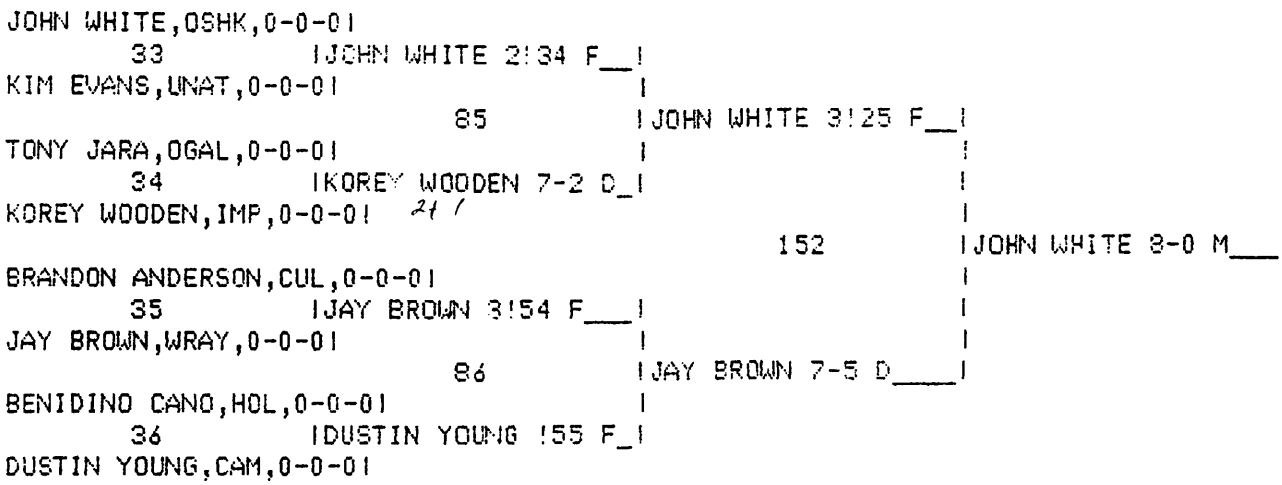


## CONSOLATION BRACKET 152B LBS. CLASS

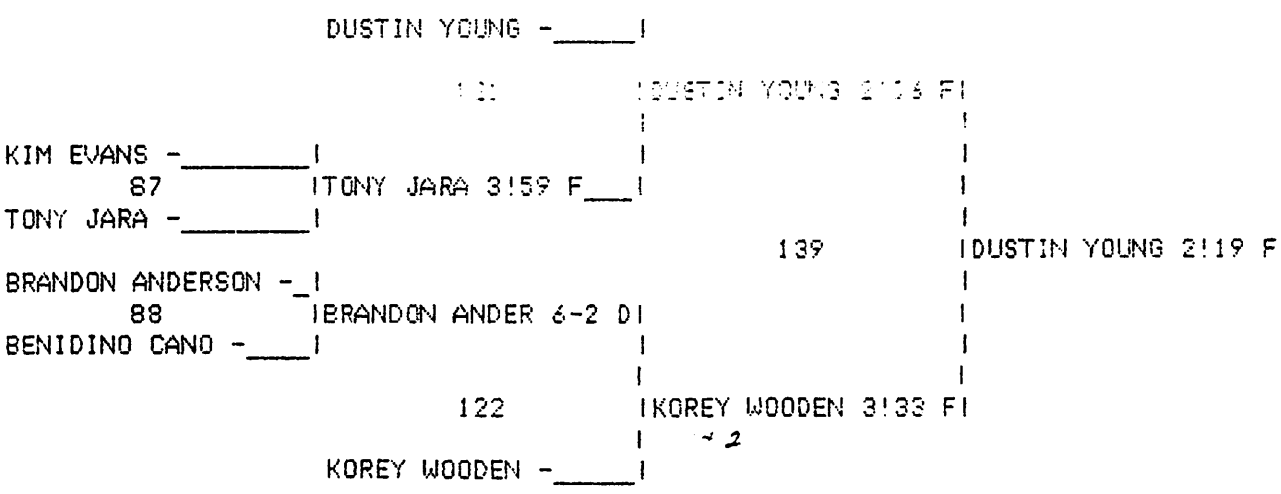

# IMPERIAL B TOURNAMENT

## CHAMPIONS BRACKET 160B LBS. CLASS

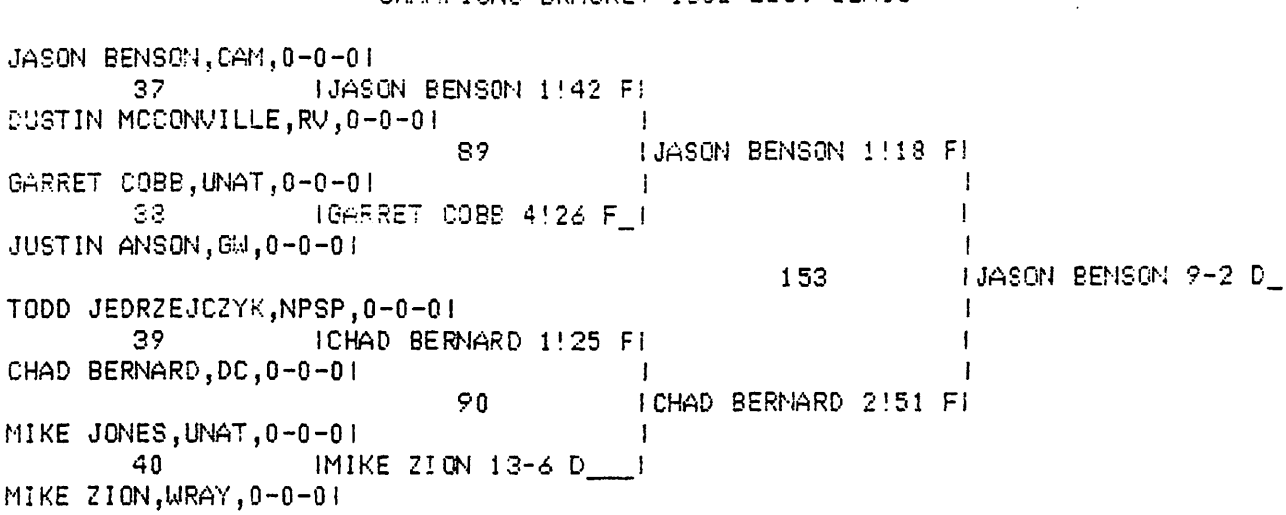


## CONSOLATION BRACKET 160B LBS. CLASS

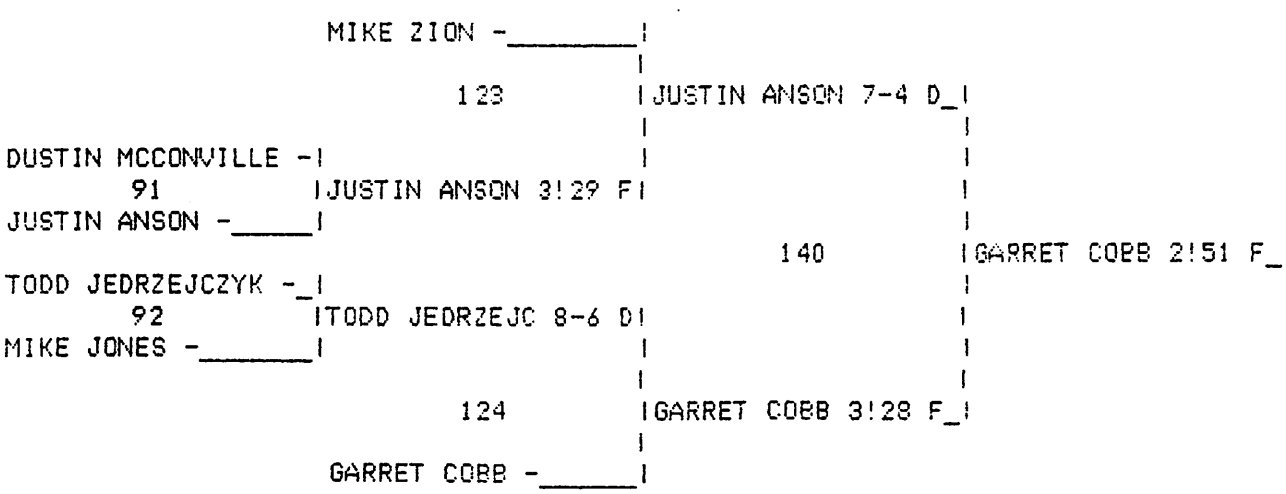

# IMPERIAL B TOURNAMENT

## CHAMPIONS BRACKET 171B LBS. CLASS

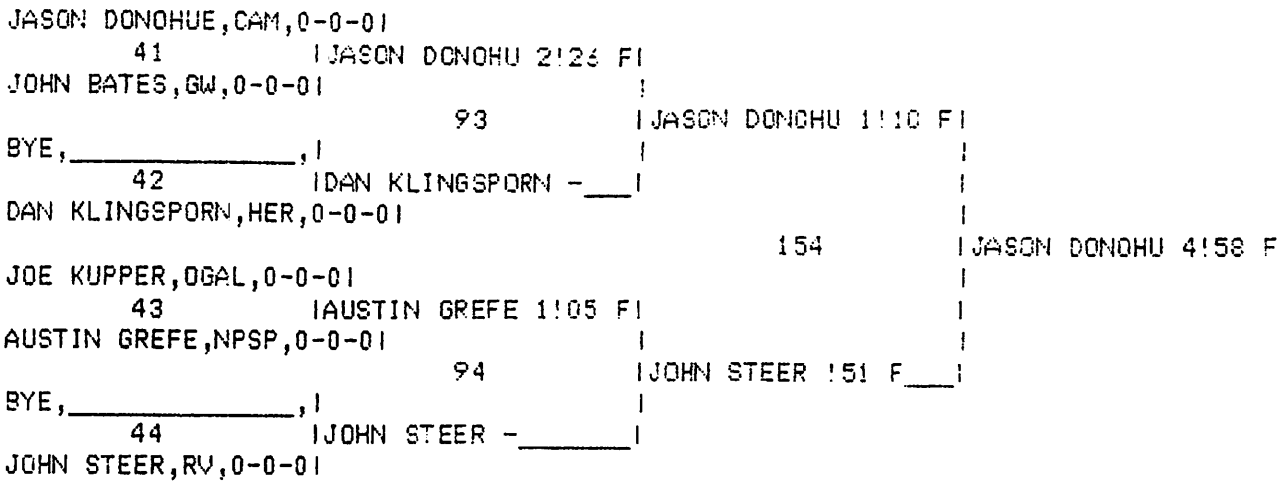


## CONSOLATION BRACKET 171B LBS. CLASS

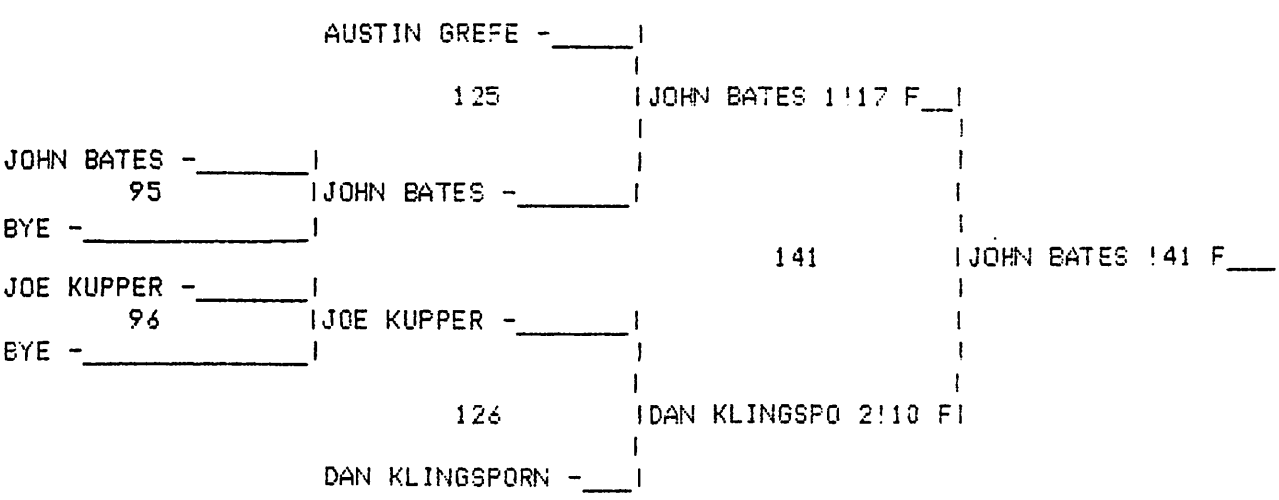

# IMPERIAL B TOURNAMENT

## CHAMPIONS BRACKET 189B LBS. CLASS

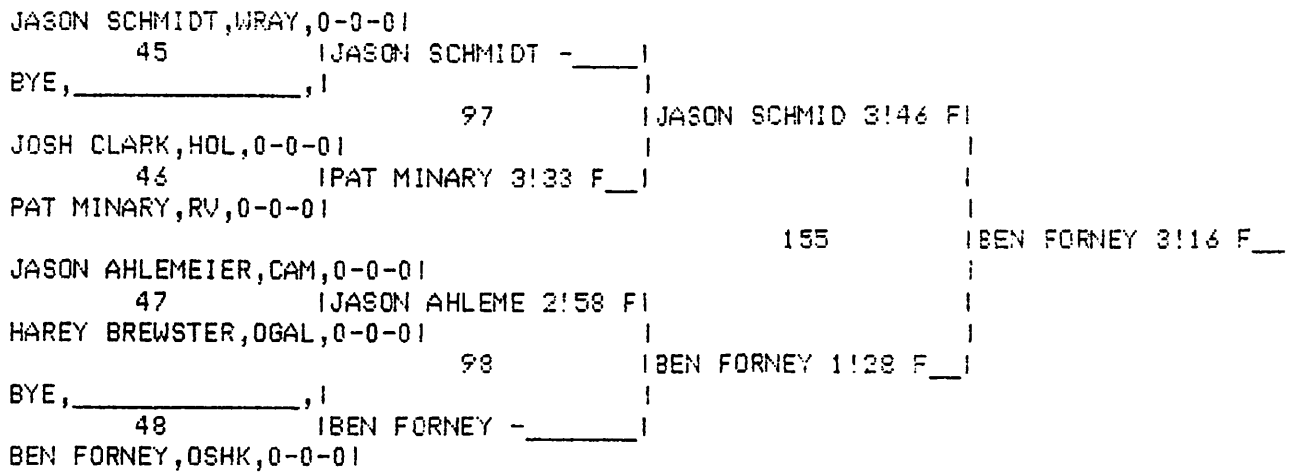


## CONSOLATION BRACKET 189B LBS. CLASS

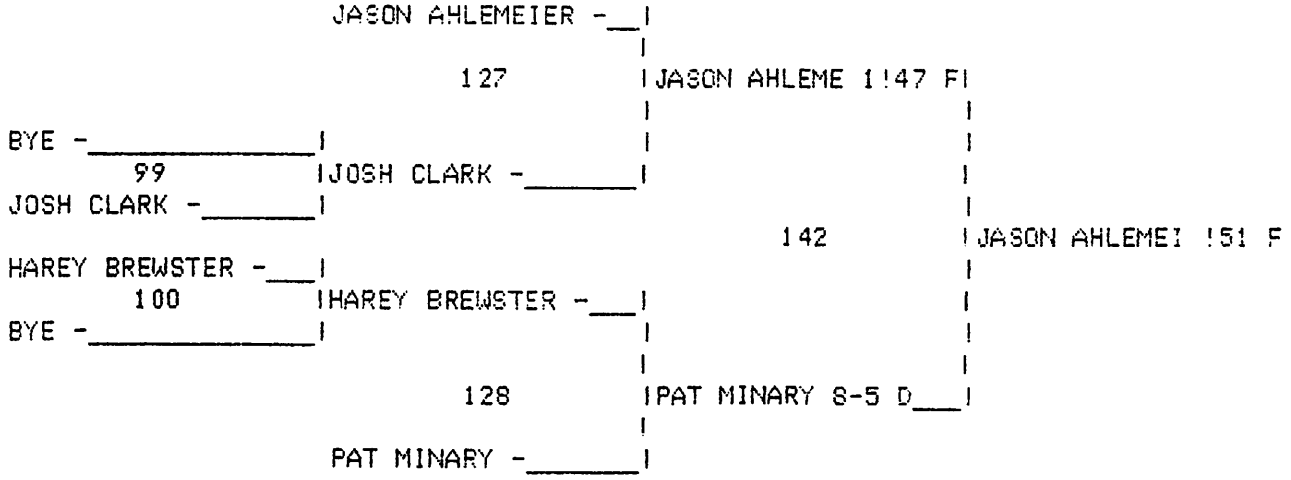

# IMPERIAL B TOURNAMENT

## CHAMPIONS BRACKET 275B LBS. CLASS

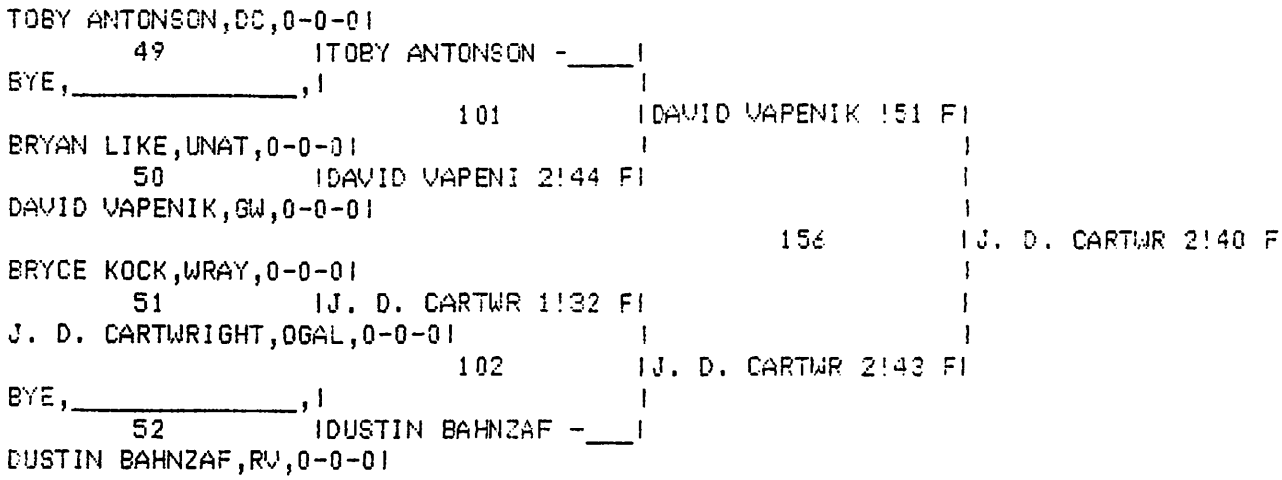


## CONSOLATION BRACKET 275B LBS. CLASS

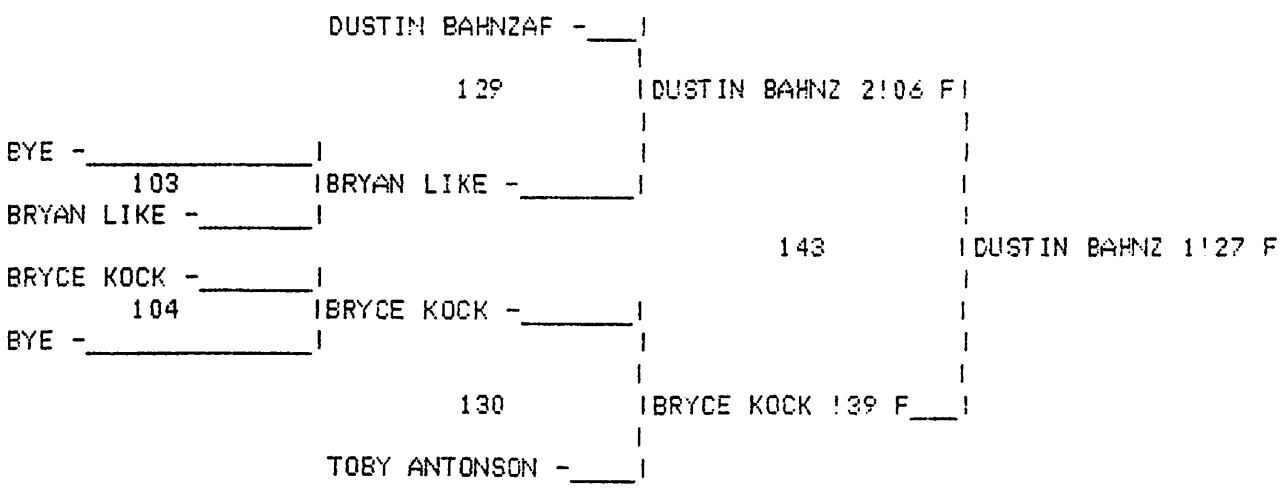

# GCHS INVITATIONAL AT OSHKOSH

**103**
1. CODY HOLLINGSWORTH – REVE – 5-2 D
2. JEREMY GOEBEL – NPHS – –
3. BRENT HAYES – IMPL – 6-1 D
4. JOSH JOHNSON – ALLI – –

**112**
1. BEN MADER – CRAW – .34
2. ZANE HOLLINGSWORTH – REVE
3. J.T.MORROW – HSBG – 12-5
4. JESSE NEAL – NPHS – –

**119**
1. ANDY SCHLEDWITZ – HSBG – 6-3 D
2. CHAD WETTSTEIN – HOLK – –
3. MIKE ELDER – IMPL – .57 F
4. JUSTIN BURK – NPHS – –

**125**
1. LEE DUEKER – HAYS – 1.37 F
2. JAY COOPER – GCHS – –
3. A WOODS – ALLI – 10-2 M
4. BILL KEARNS – RUSH – –

**130**
1. CHRIS SEEBOM – ALLI – 10-3 D
2. JEROME RISING – CRAW – –
3. BRANDON BELL – JV1 – 0 Forfiet
4. ANTHONY CONDE – HOLK – –

**135**
1. CAM MILLER – GCHS – 7-2 D
2. STEVE GIFFORD – HSBG – –
3. CHAD MITCHELL – ALLI – 2-0 C
4. FRANCISCO QUINTANA – HOLK – –

**140**
1. SCOTT NORGARD – CRAW – 5.57 F
2. JASON SUTTON – GCHS – –
3. ISAK ABSMEIER – HOLK – 7-5 D
4. ADAM LOCK – IMPL – –

**145**
1. Curtis [redacted] LOOSEVELT – RUSH – 3-2
2. JOHN KLEMKE – GCHS – –
3. D.J.CHRIST – HOLK – 9-1 M
4. TIM GRUBBS – HSBG – –

**152**
1. RYAN BARRETT – HSBG – 1.51.54 F
2. CARLOS SERDA – ALLI – –
3. DUSTY MCCORMICK – REVE – 3-1 D
4. CHAD MORSETT – RUSH – –

**160**
1. VINCE DAVIS – HSBG – 2.32 F
2. JOHN WHITE – GCHS – –
3. JAMES REED – ALLI – .50 F
4. SETH TAUSEN – RUSH – –

**171**
1. AARON MOSENTEEN – HOLK – 99-0 M
2. BRENT BELFORD – ALLI – –
3. RYAN SEXSON – HYAN – 2.41 F
4. K.C.MERRIHEW – GCHS – –

**189**
1. TRAVIS PITTMAN – HOLK – 4.47
2. JUSTIN PERKINS – HAYS – –
3. MIKE ISOM – HSBG – .43 F
4. BEN FORNEY – GCHS – –

**275 HW**
1. STEVE DAVIS – ALLI – 5-0 D
2. NATE LORE – JV1 – –
3. WES HUNT – HOLK – 1.56 F
4. SHANE THOMAS – [redacted] Revere

## GCHS INVITE TEAM RANKINGS

| | | | |
|---|---|---|---|
| 1 . | HOLK – | 131 | Holyoke |
| 2 . | HSBG – | 124 | Harrisburg |
| 3 . | ALLI – | 120 | Alliance |
| 4 . | GCHS – | 107 | Garden County High School |
| 5 . | CRAW – | 63 | Crawford |
| 6 . | REVE – | 60 | Revere |
| 7 . | RUSH – | 45 | Rushville |
| 8 . | HAYS – | 41 | Hay Springs |
| 9 . | NPHS – | 35 | North Platte High School |
| ~~10 . | JV1 – | 34~~ | |
| 11 . | IMPL – | 28 | Imperial |
| 12 . | HYAN – | 19 | Hyannis |

# GCHS INVITE

## CHAMPIONSHIP BRACKET 103 LBS. CLASS

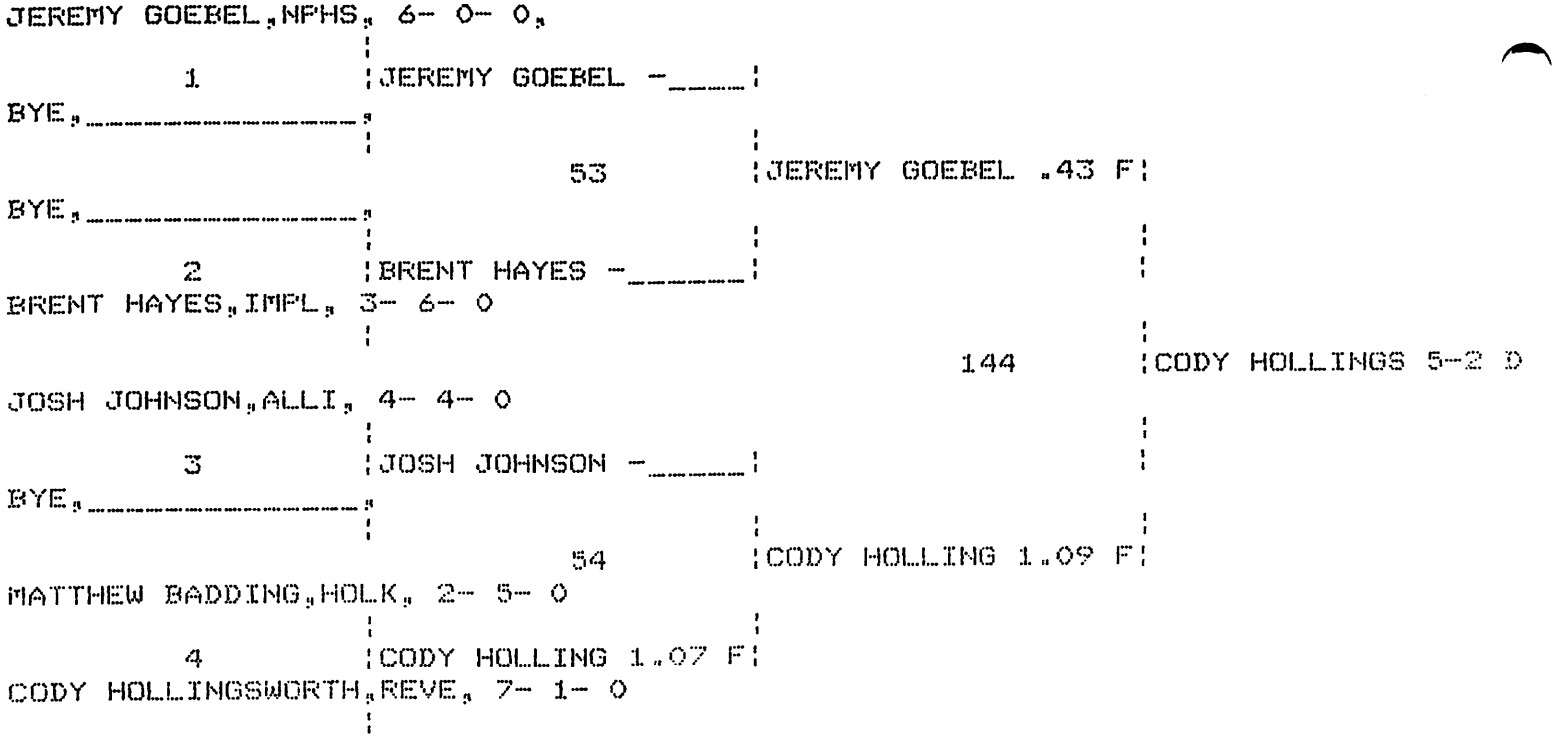


## CONSOLATION BRACKET 103 LBS. CLASS

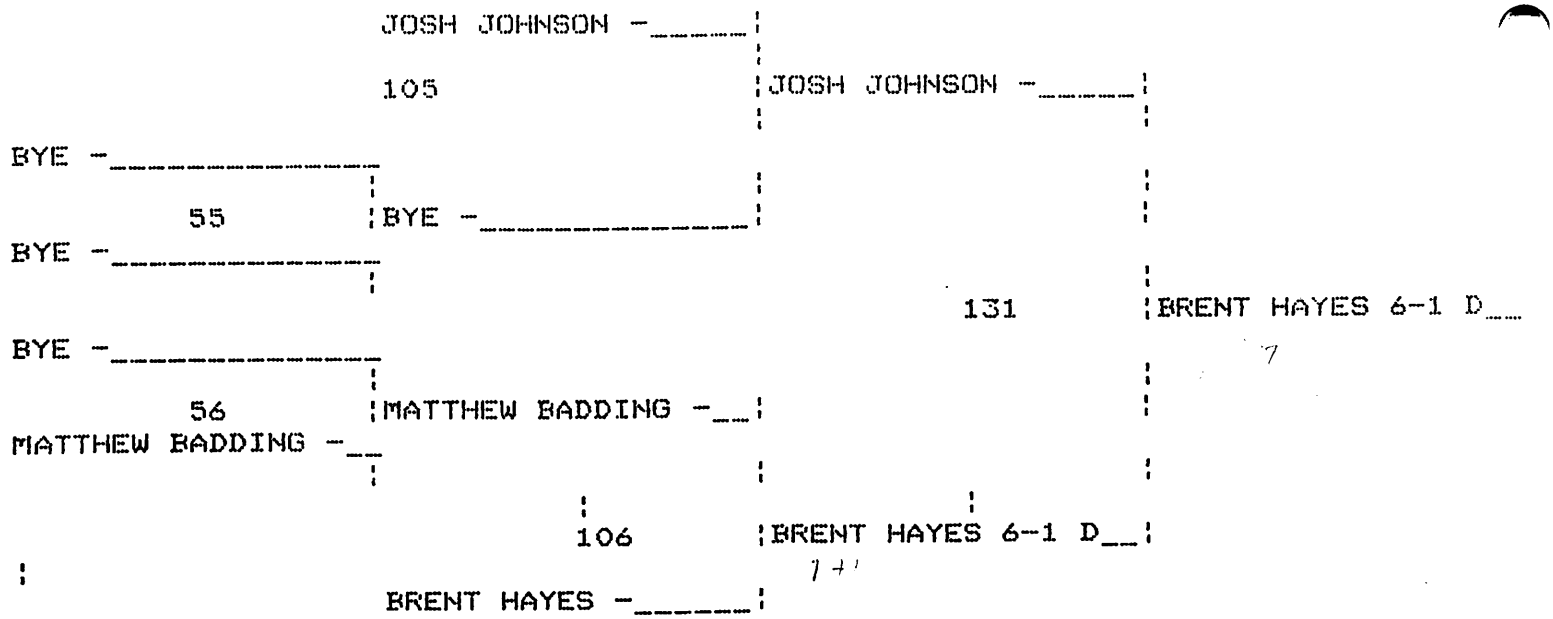

# GCHS INVITE

## CHAMPIONSHIP BRACKET 112 LBS. CLASS

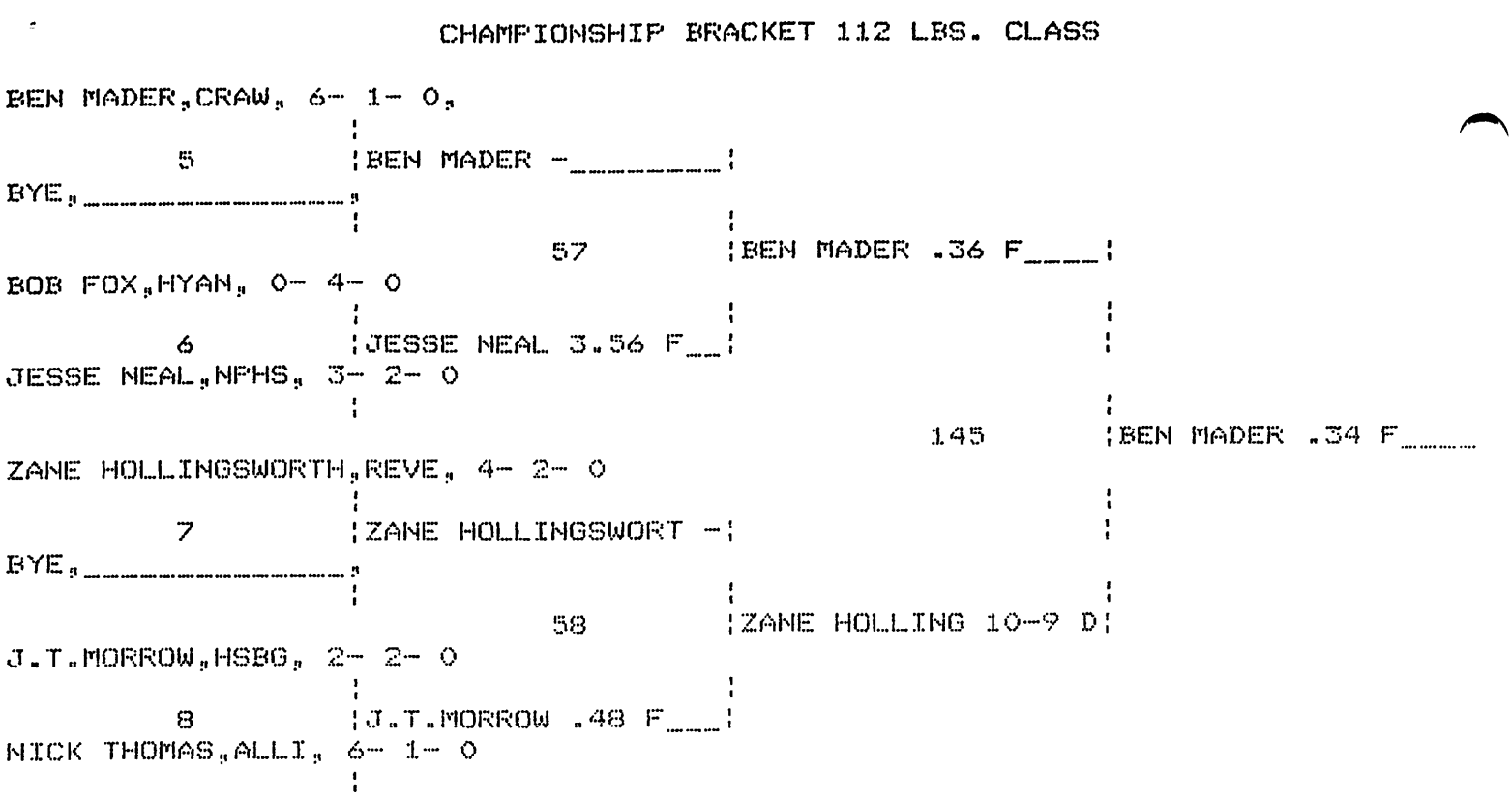


## CONSOLATION BRACKET 112 LBS. CLASS

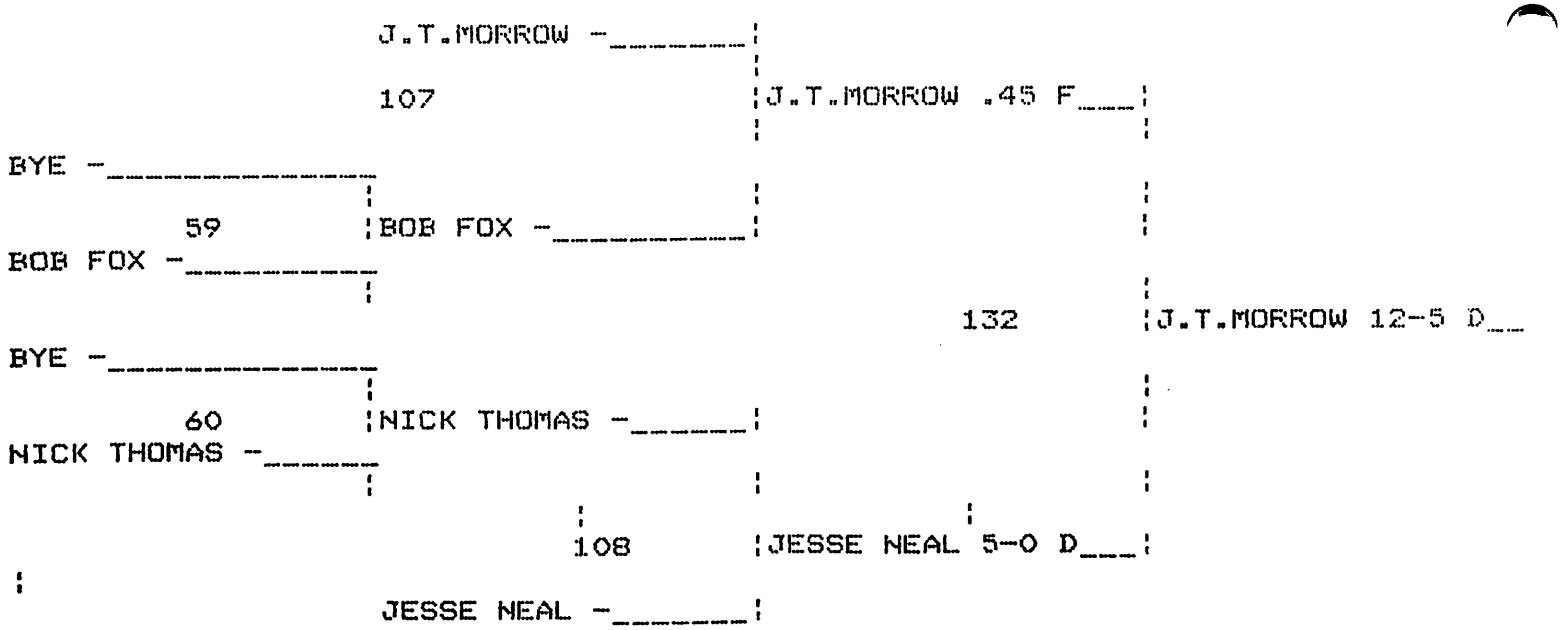

GCHS INVITE

CHAMPIONSHIP BRACKET 119 LBS. CLASS

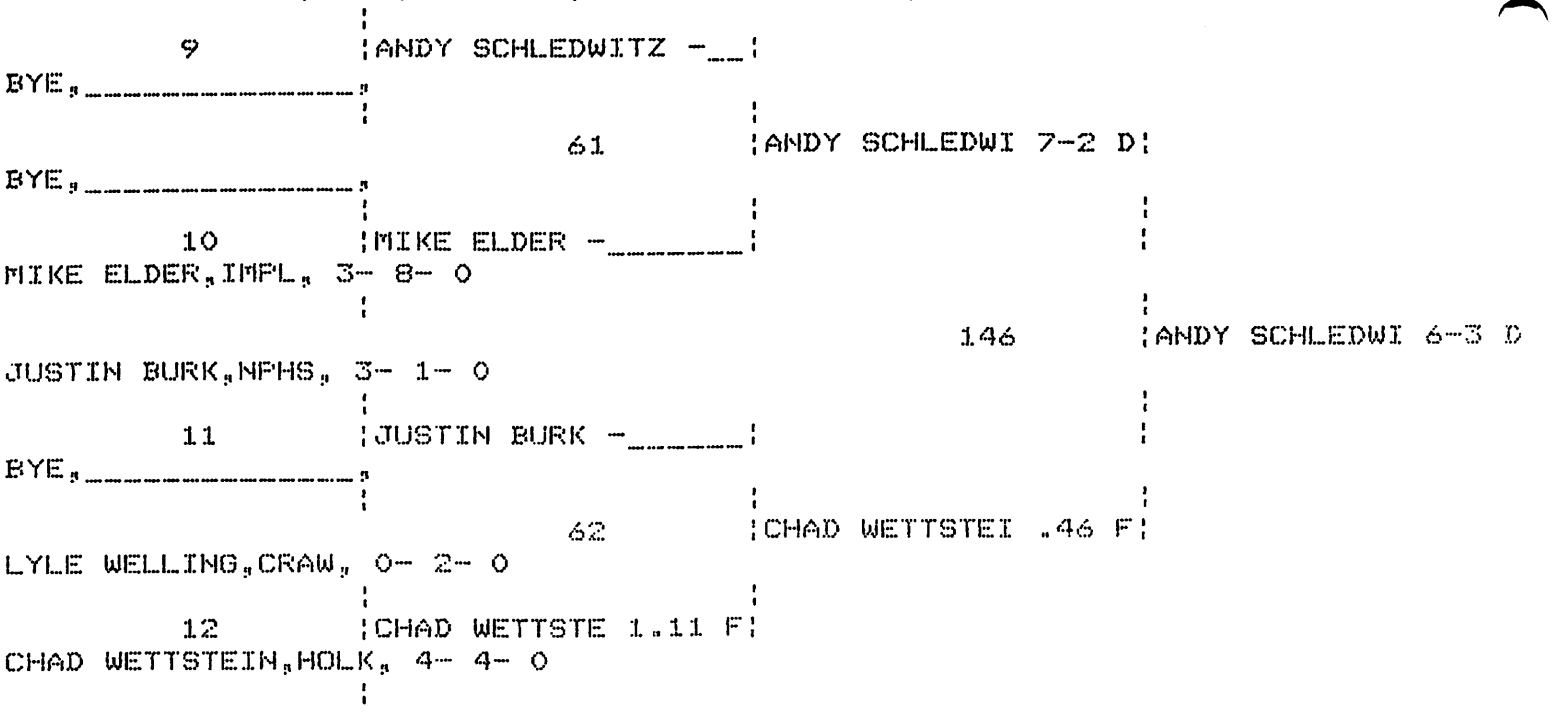


CONSOLATION BRACKET 119 LBS. CLASS



# GCHS INVITE

## CHAMPIONSHIP BRACKET 125 LBS. CLASS

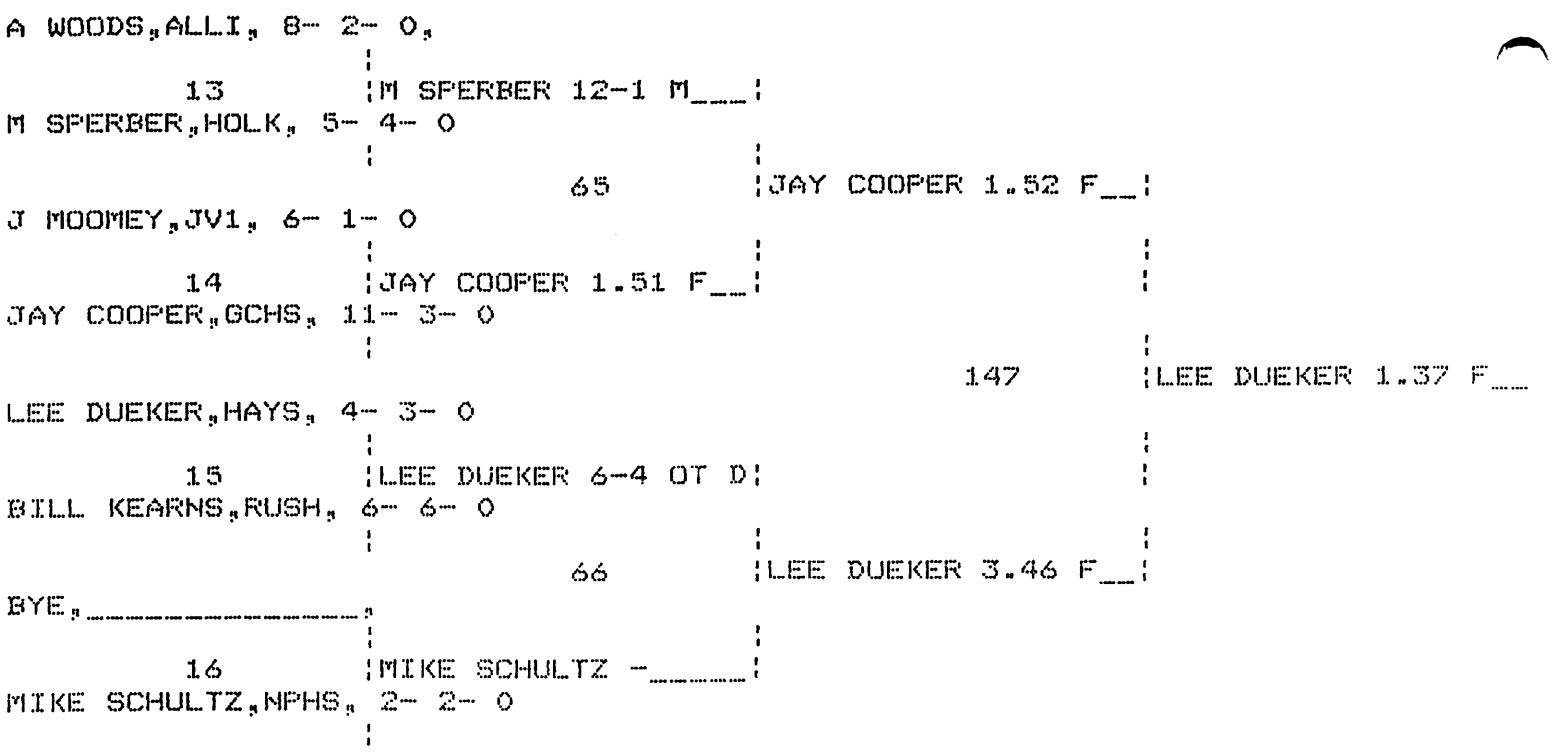


## CONSOLATION BRACKET 125 LBS. CLASS

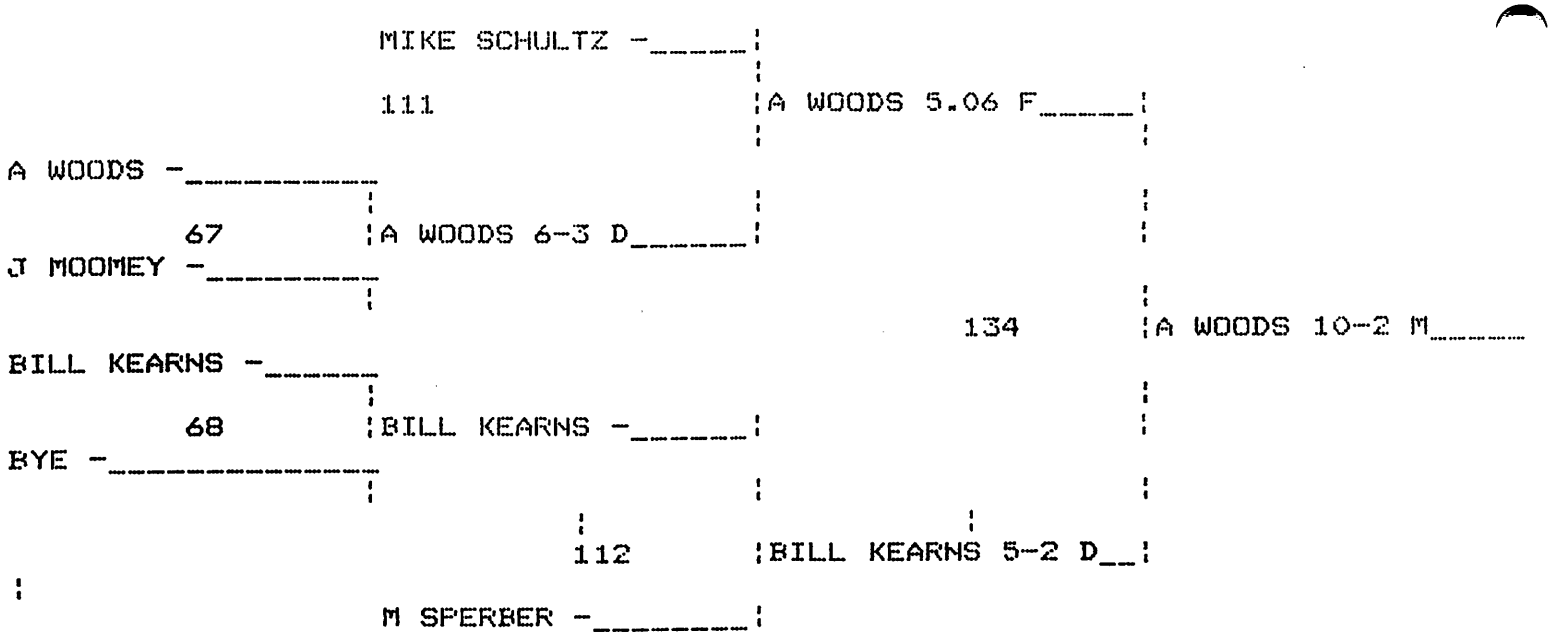

# GCHS INVITE

## CHAMPIONSHIP BRACKET 130 LBS. CLASS

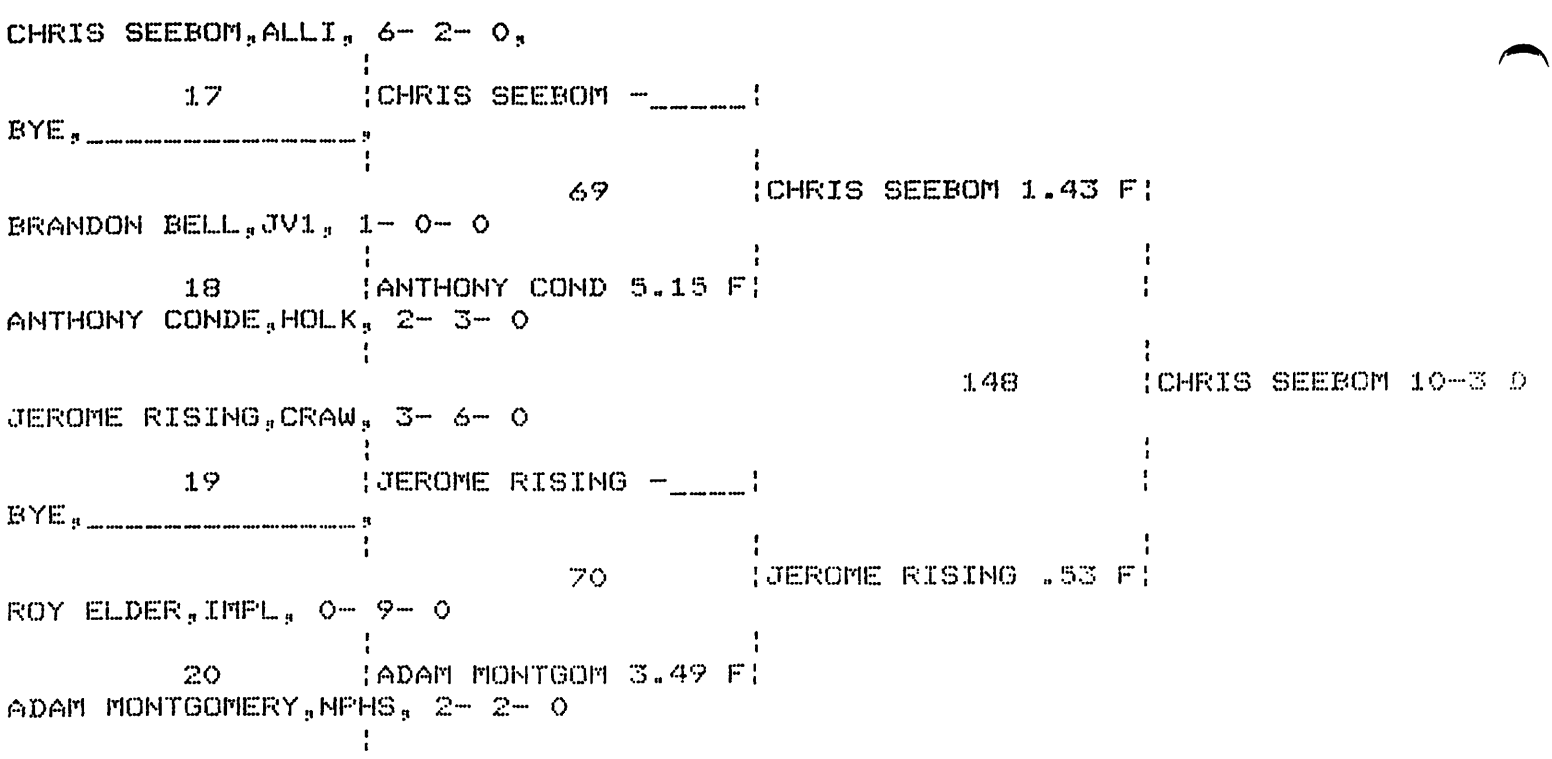


## CONSOLATION BRACKET 130 LBS. CLASS

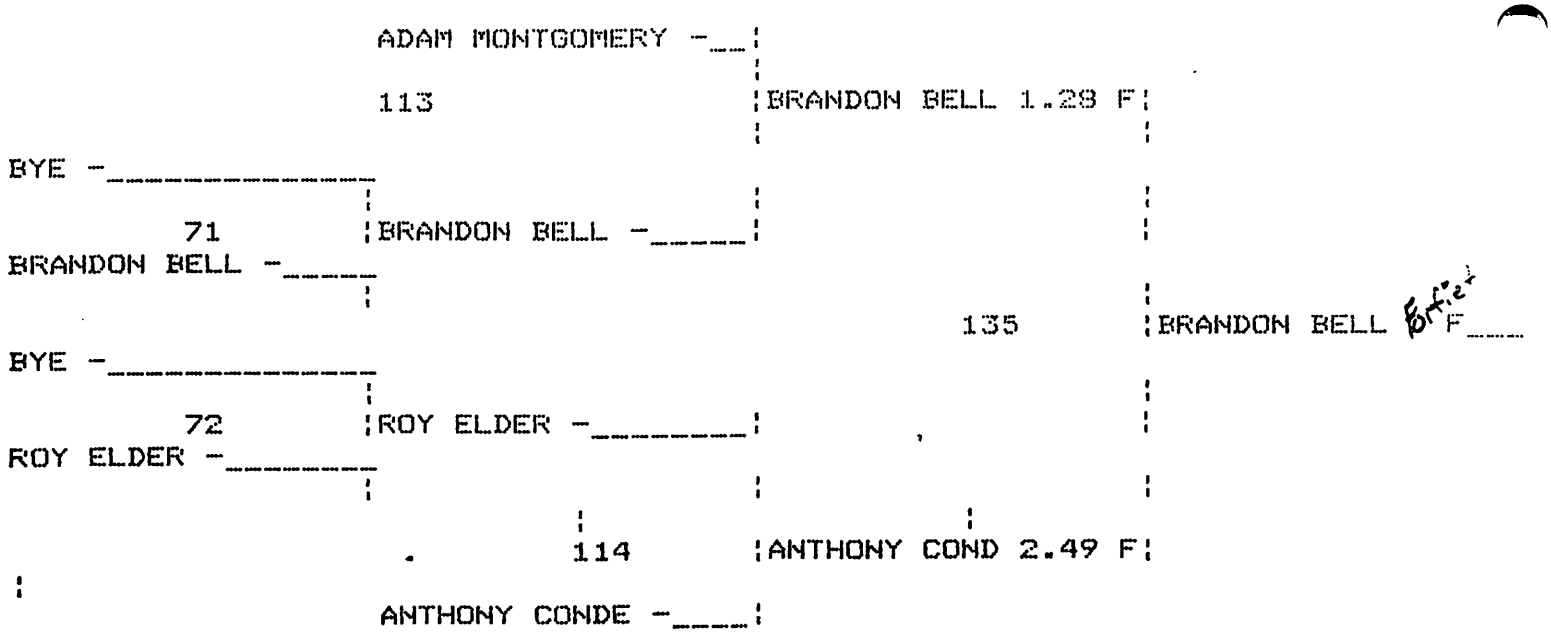

# GCHS INVITE

## CHAMPIONSHIP BRACKET 135 LBS. CLASS

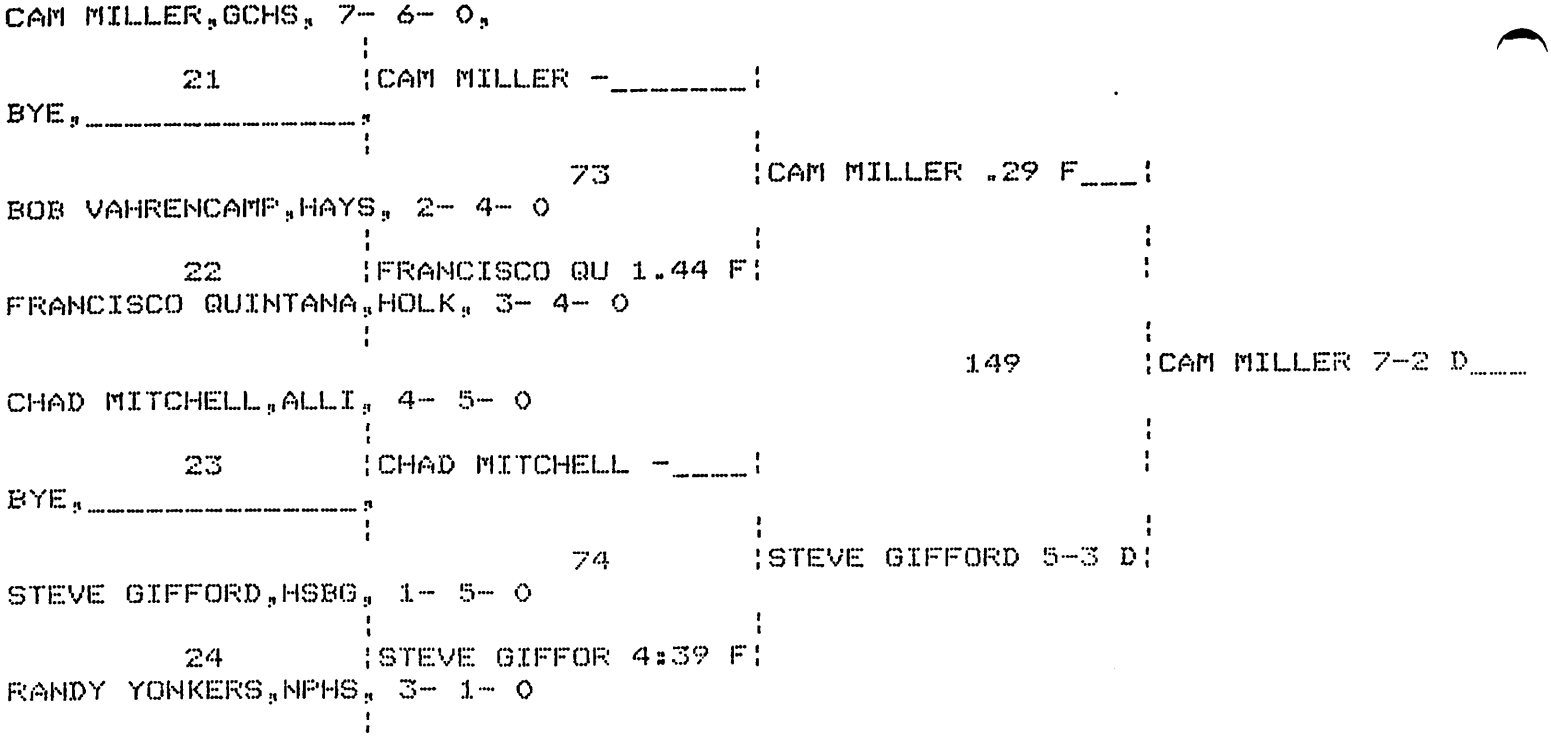


## CONSOLATION BRACKET 135 LBS. CLASS



# GCHS INVITE

## CHAMPIONSHIP BRACKET 140 LBS. CLASS

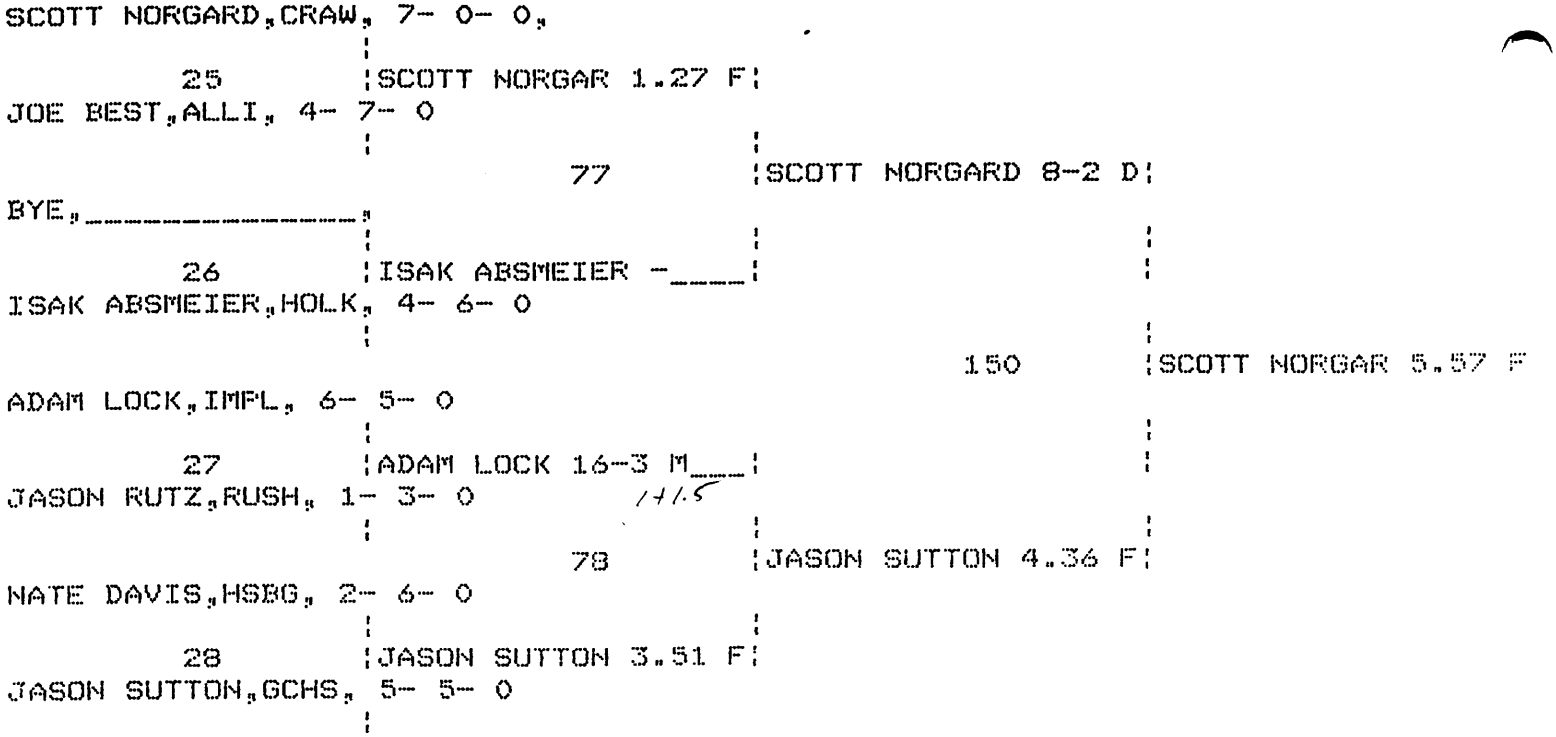


## CONSOLATION BRACKET 140 LBS. CLASS

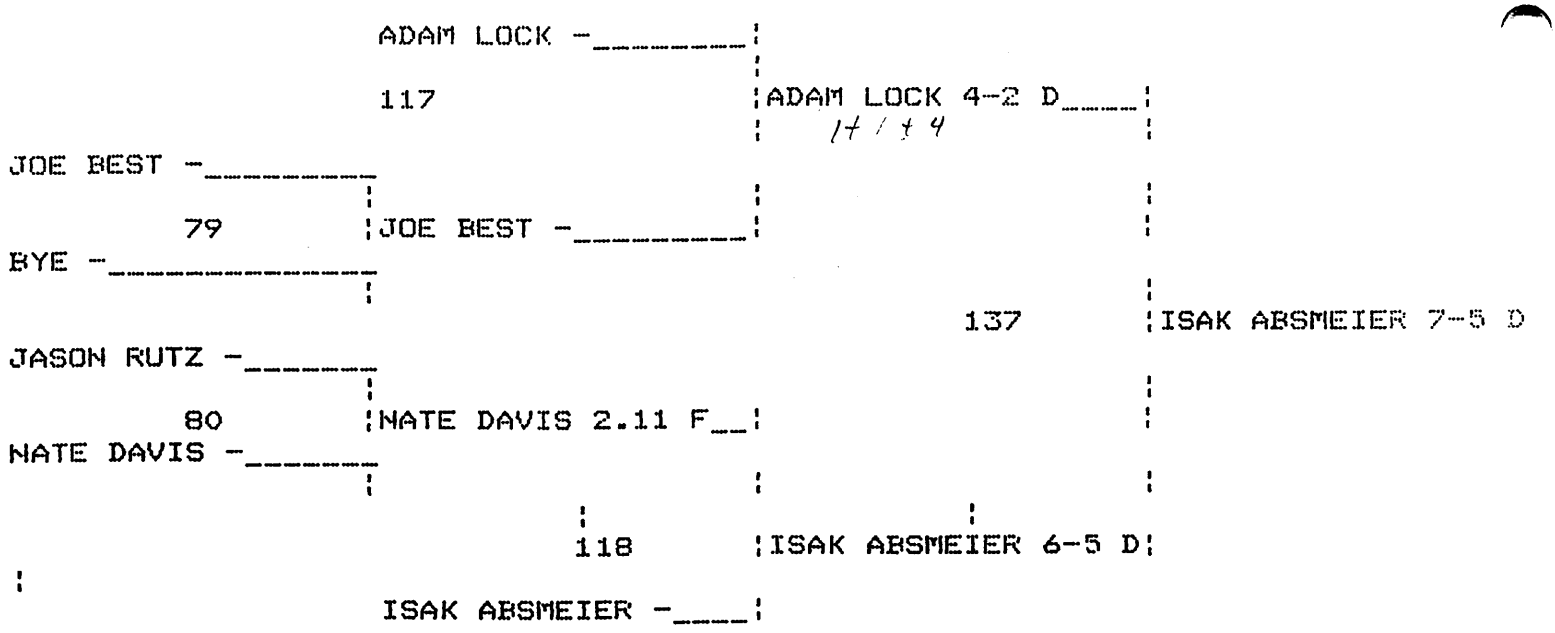

# GCHS INVITE

## CHAMPIONSHIP BRACKET 145 LBS. CLASS

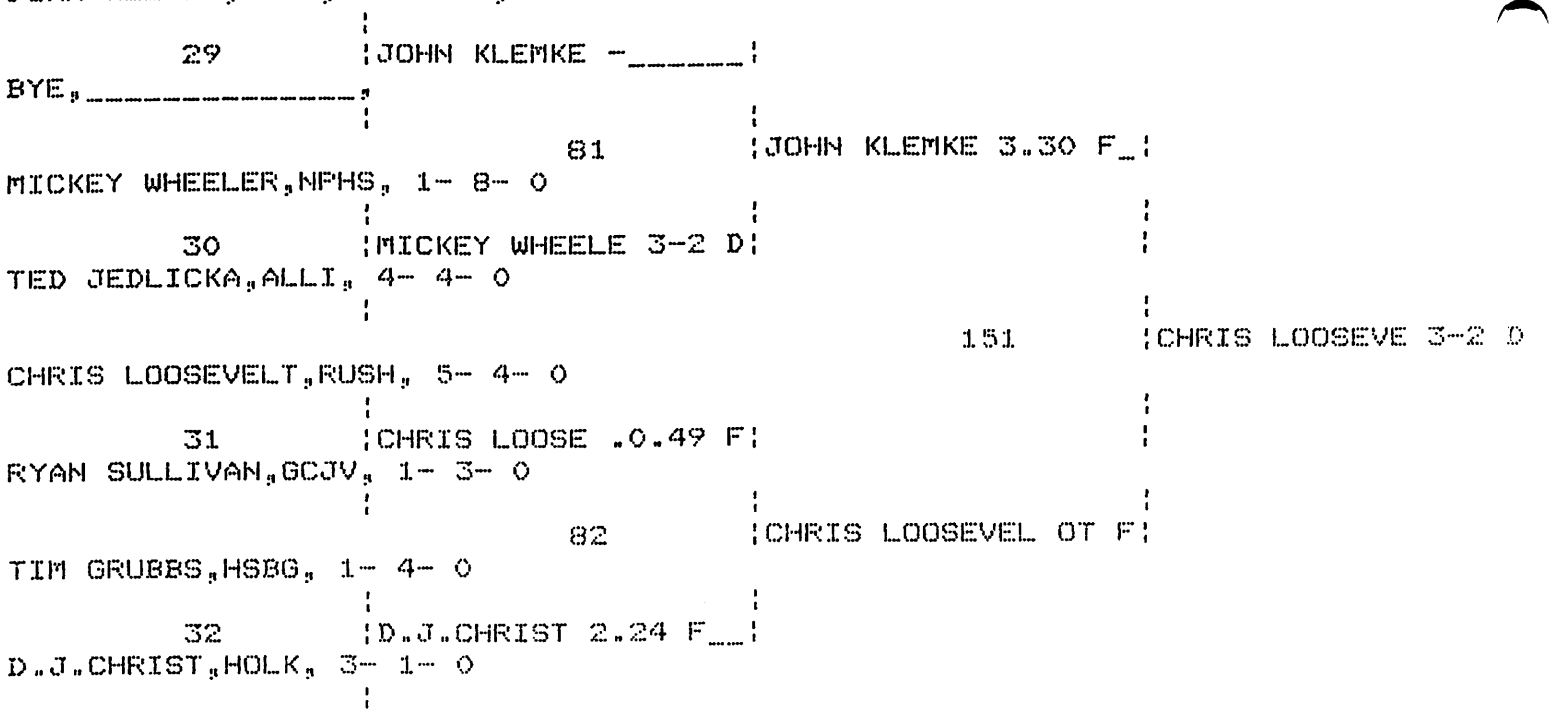


## CONSOLATION BRACKET 145 LBS. CLASS

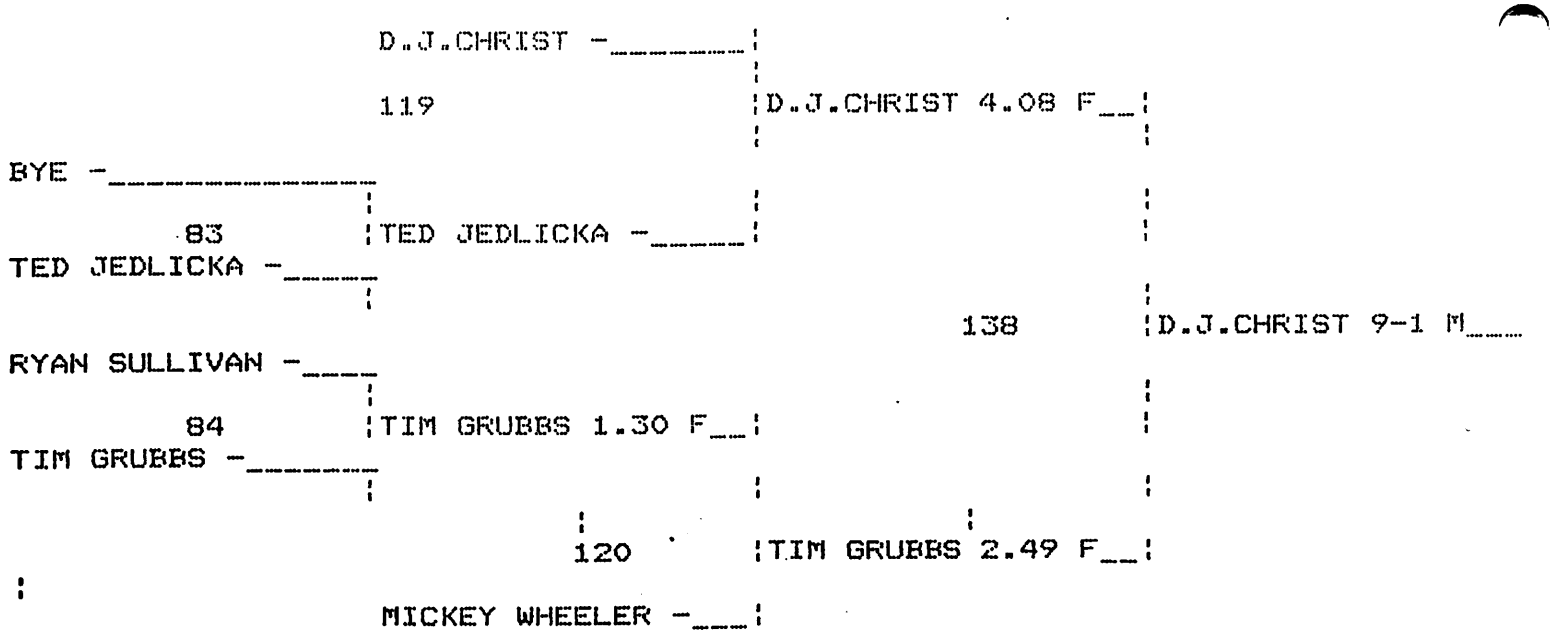

# GCHS INVITE

## CHAMPIONSHIP BRACKET 152 LBS. CLASS

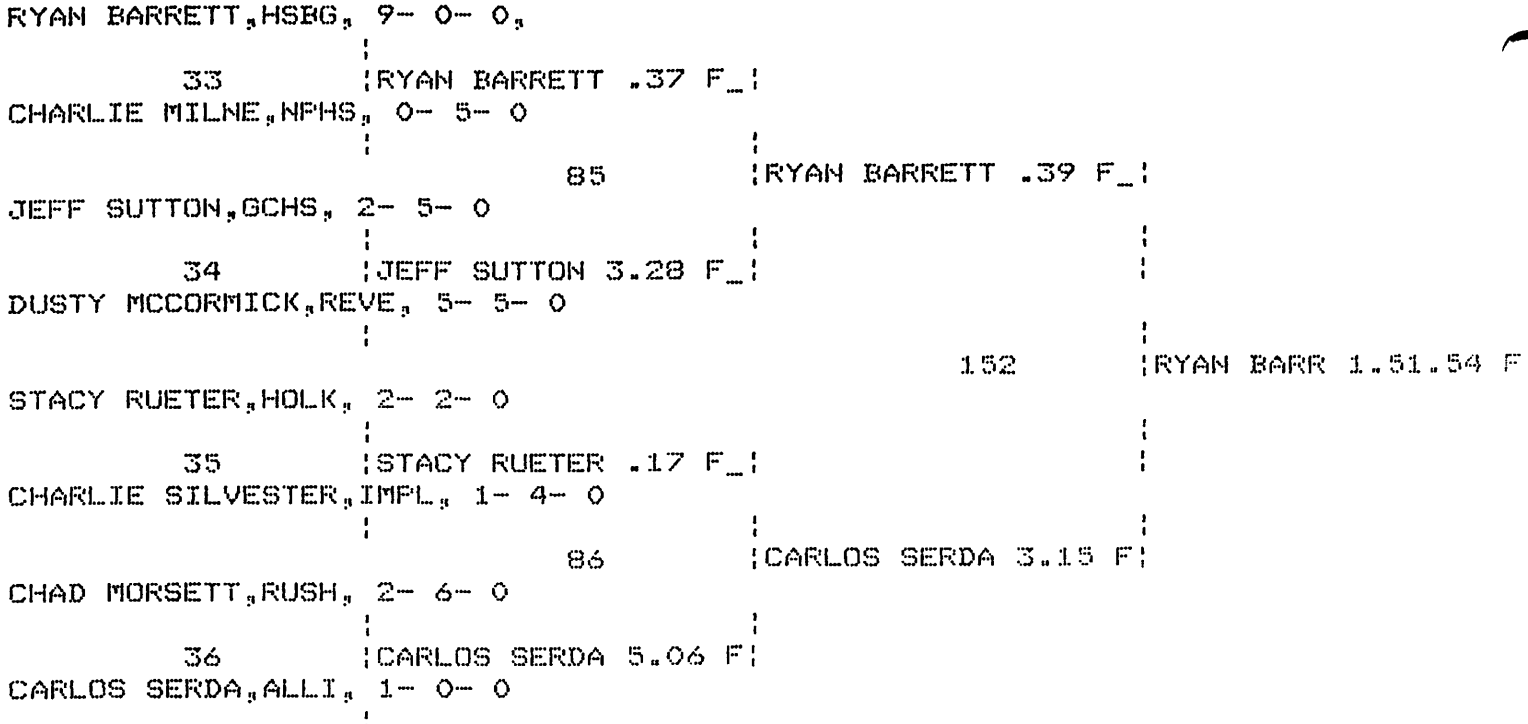


## CONSOLATION BRACKET 152 LBS. CLASS

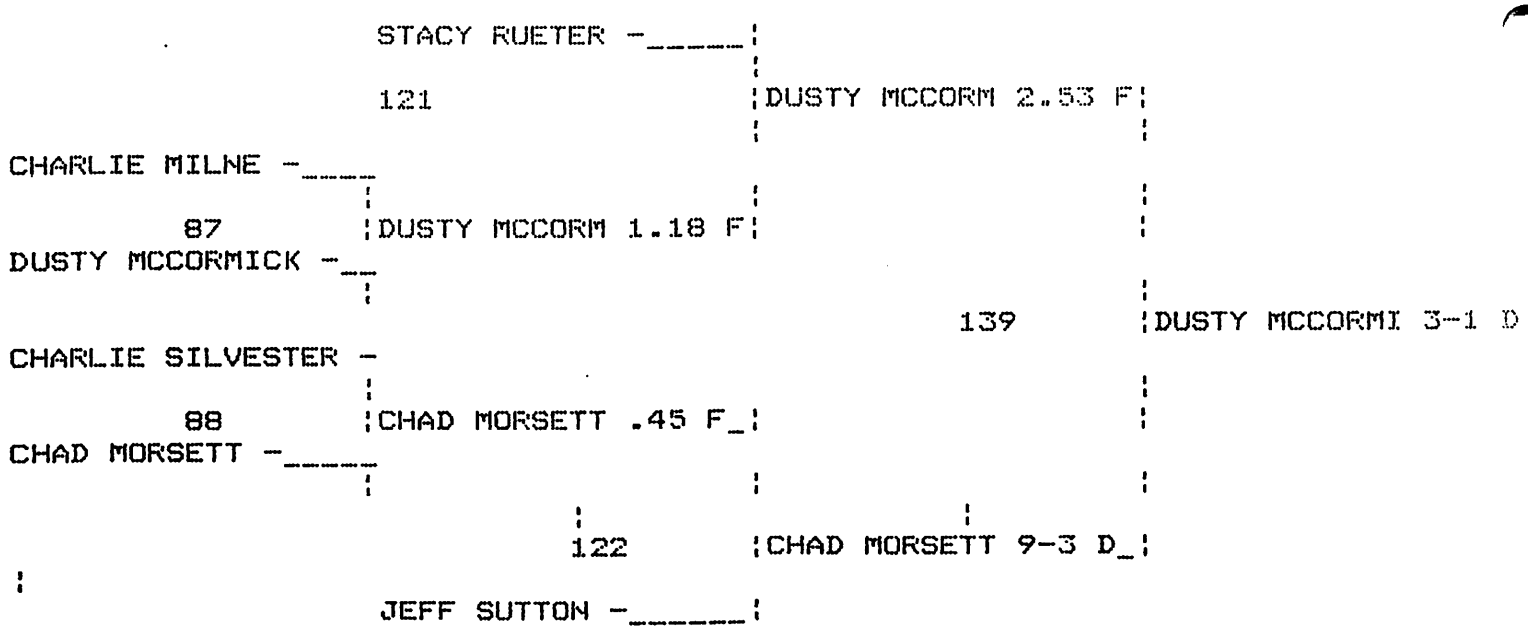

# GCHS INVITE

## CHAMPIONSHIP BRACKET 160 LBS. CLASS

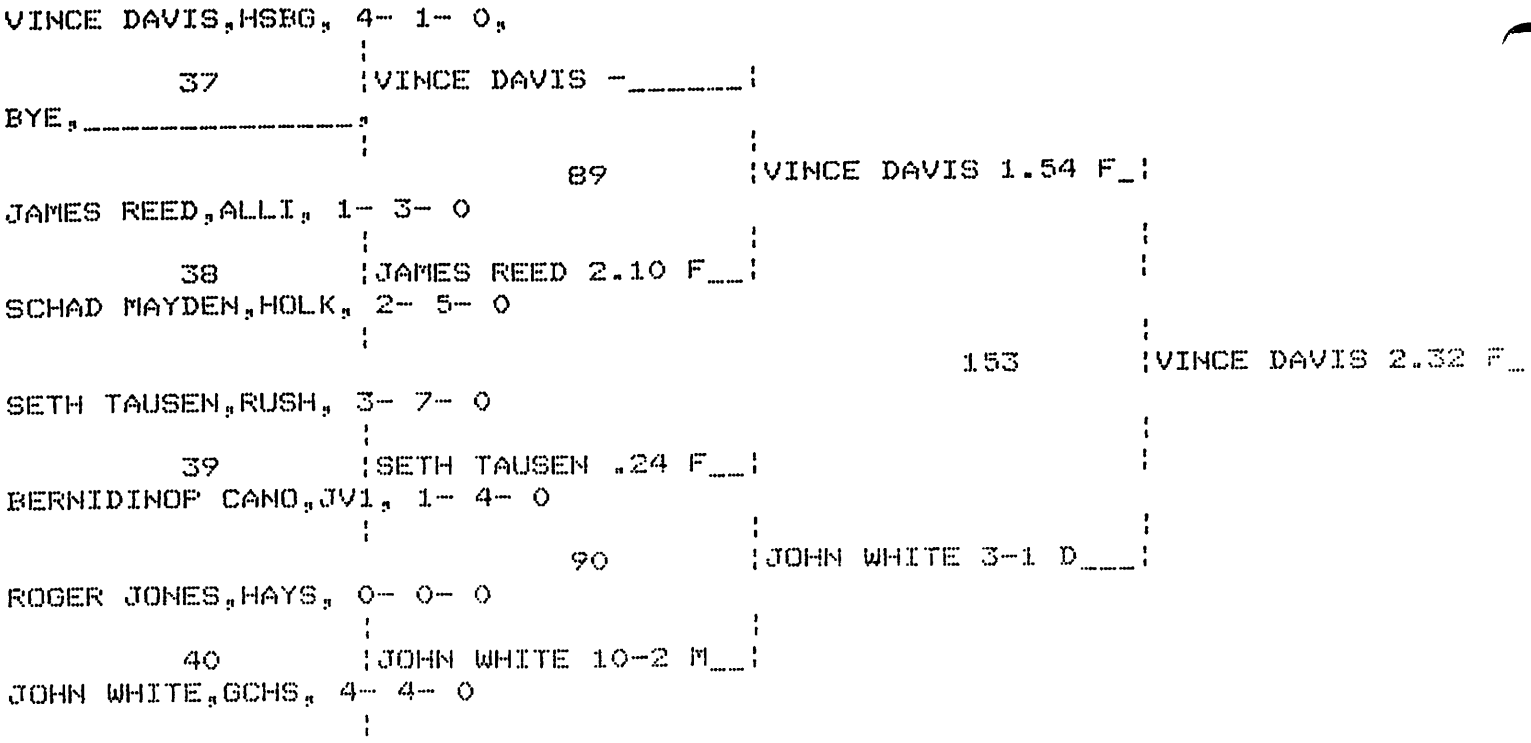


## CONSOLATION BRACKET 160 LBS. CLASS

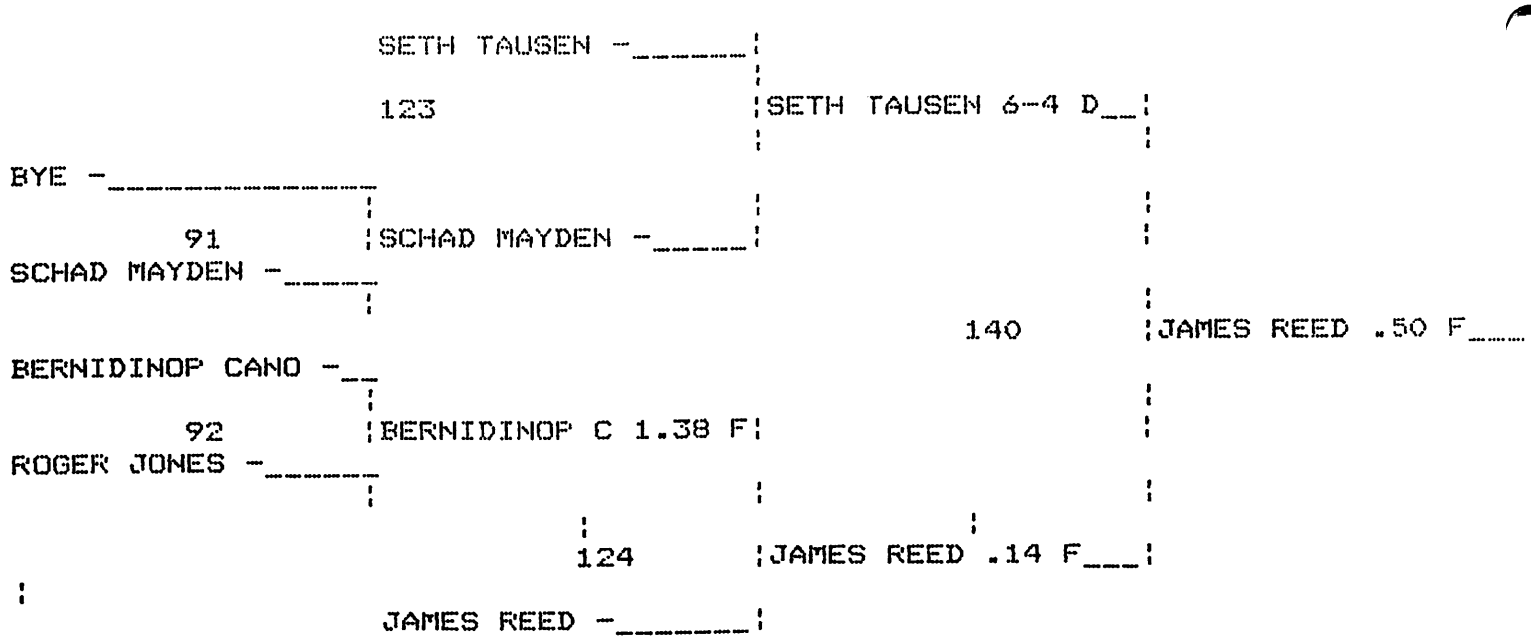

# GCHS INVITE

## CHAMPIONSHIP BRACKET 171 LBS. CLASS

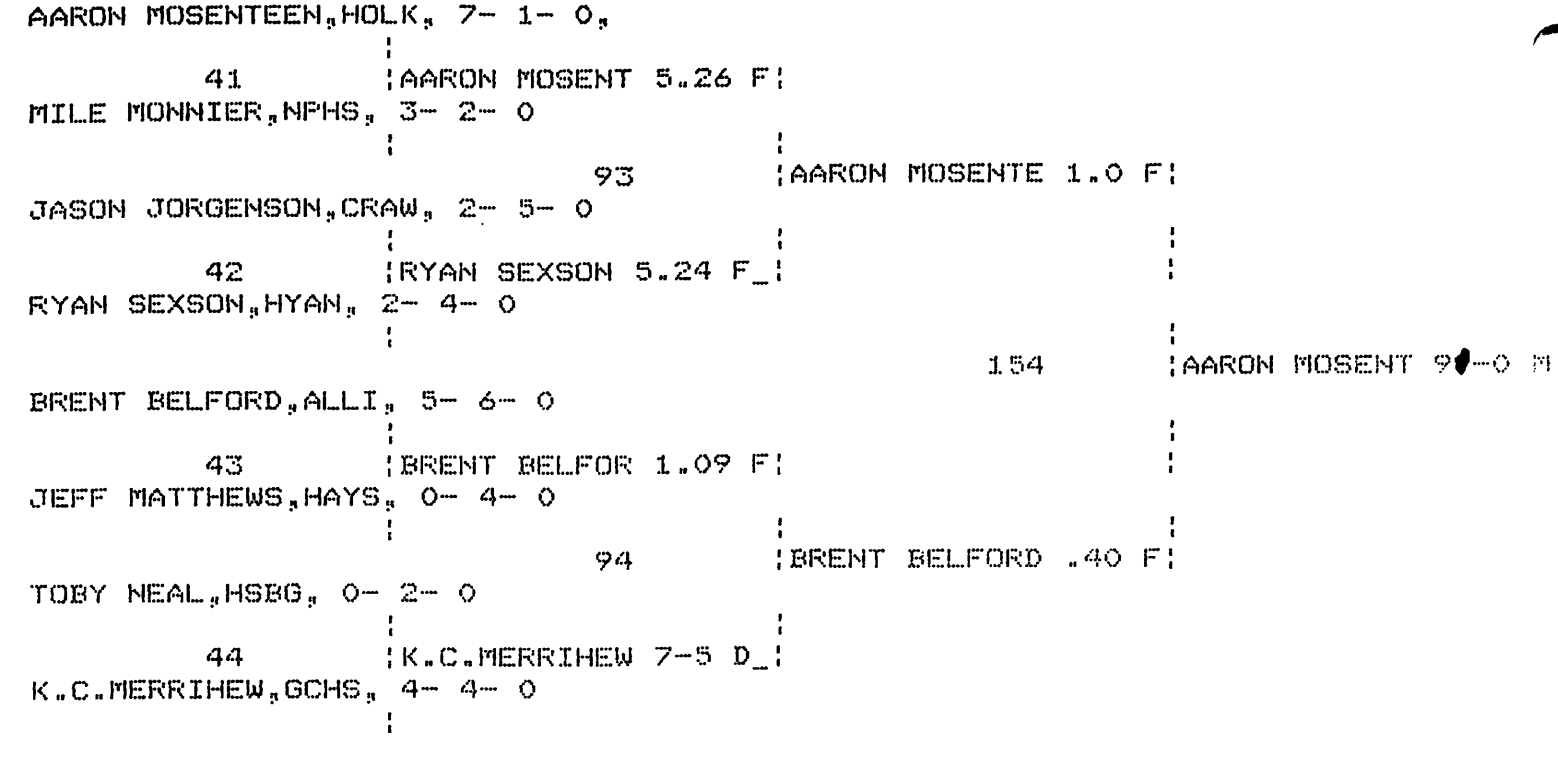


## CONSOLATION BRACKET 171 LBS. CLASS

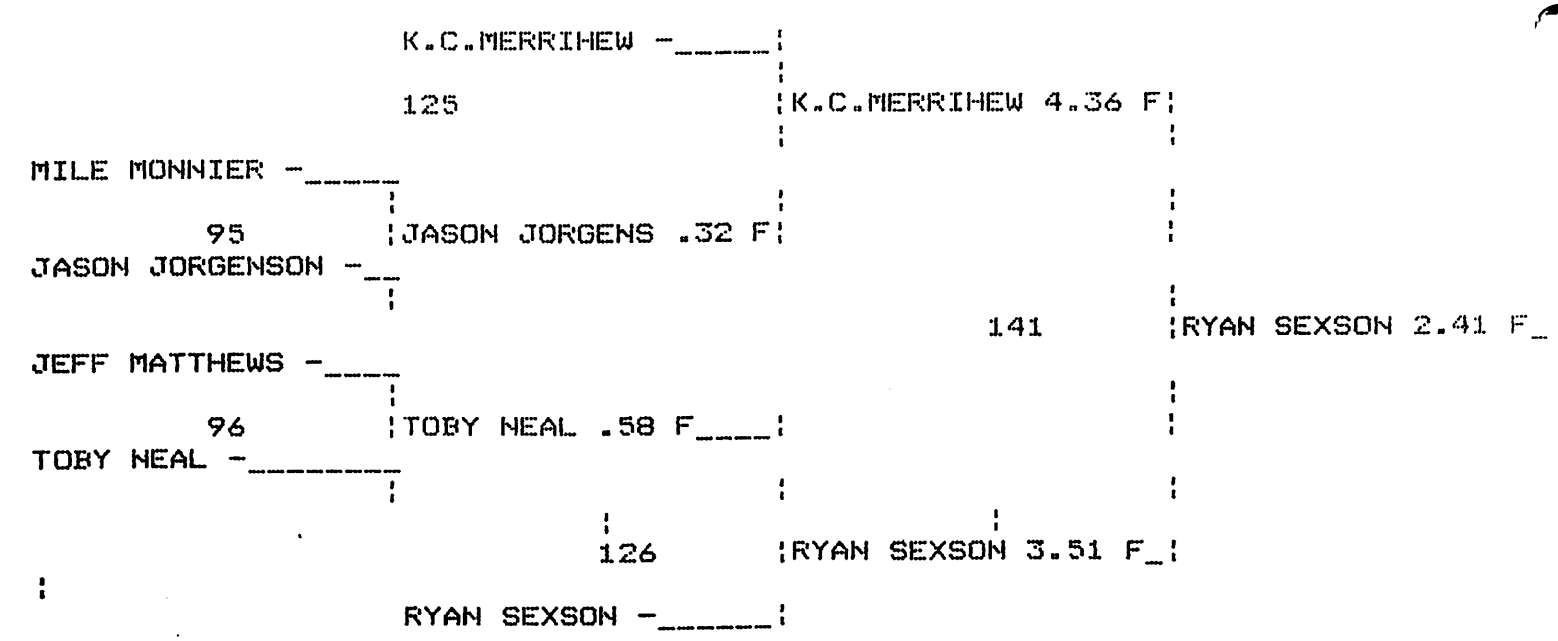

# GCHS INVITE

## CHAMPIONSHIP BRACKET 189 LBS. CLASS

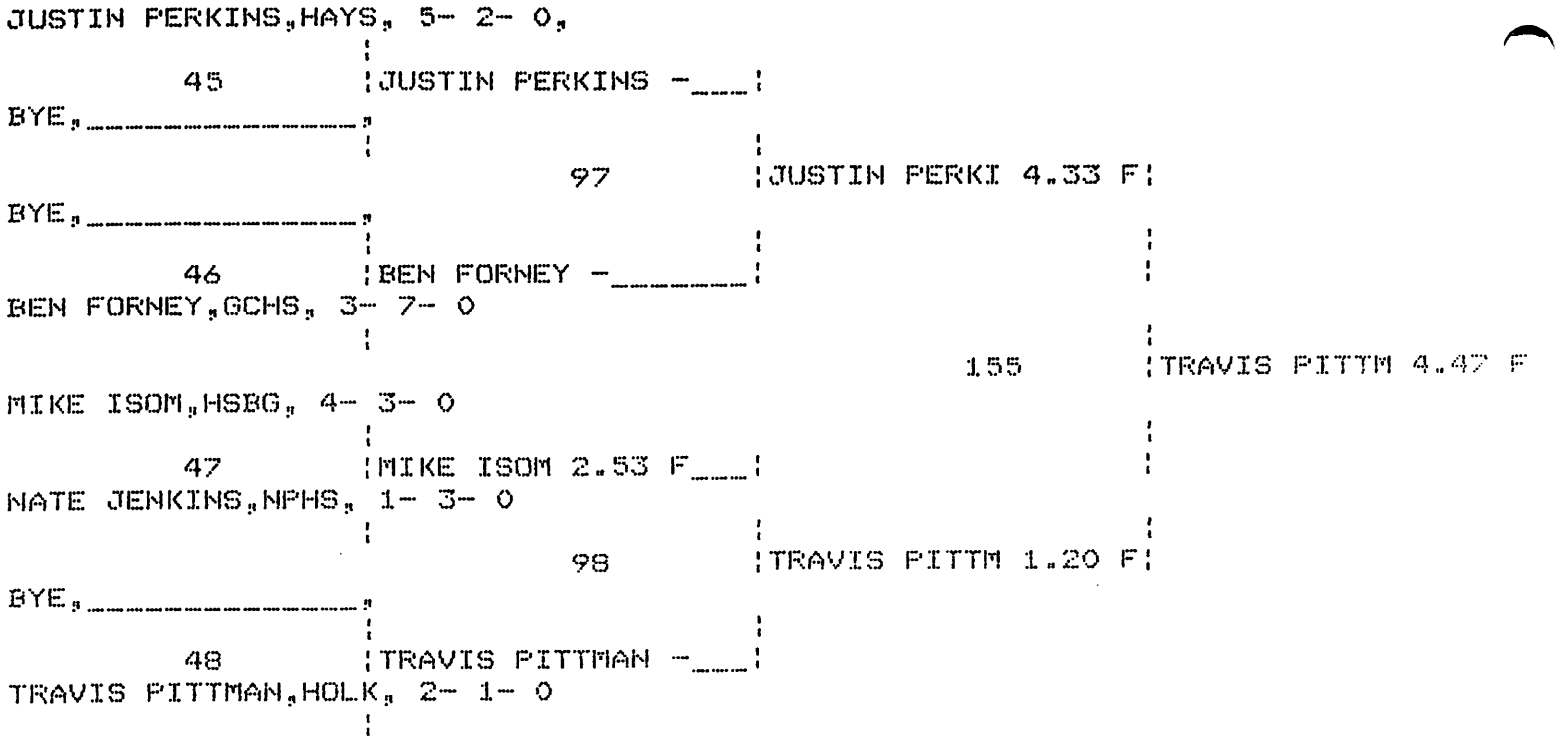


## CONSOLATION BRACKET 189 LBS. CLASS

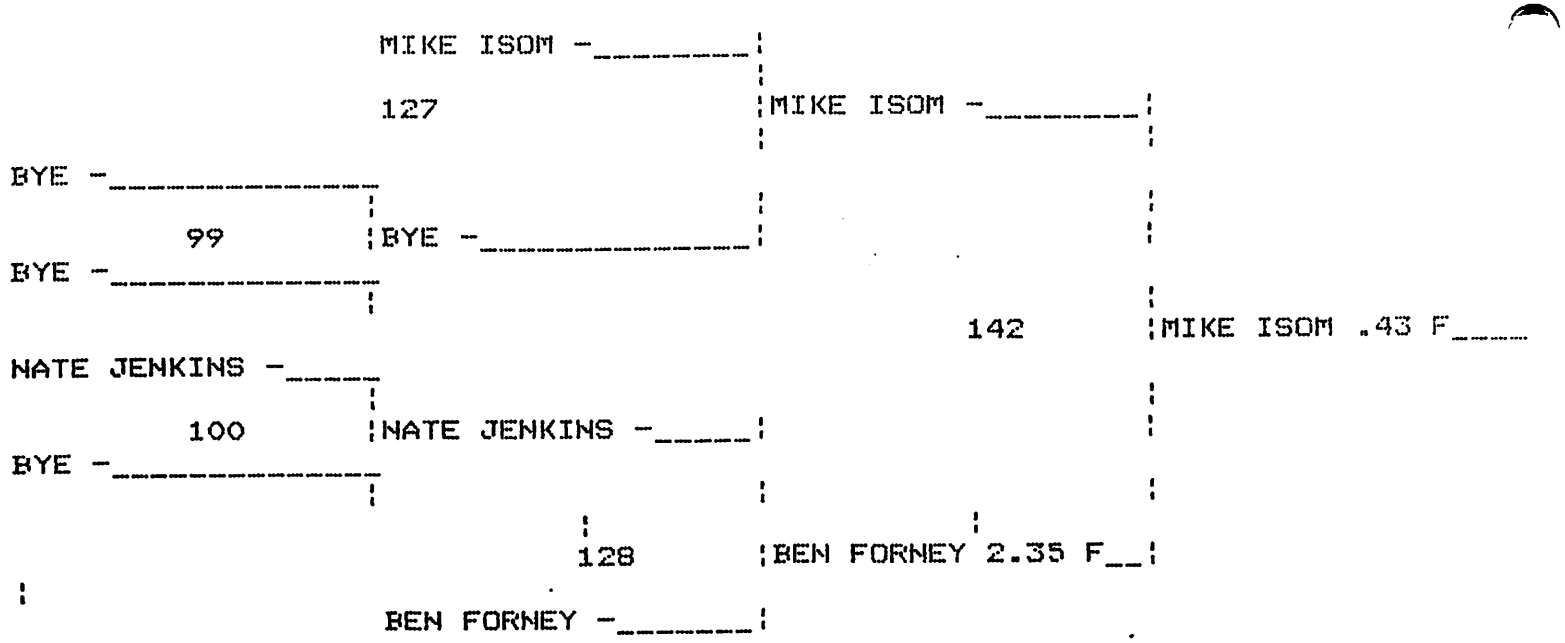

# GCHS INVITE

## CHAMPIONSHIP BRACKET 275 LBS. CLASS

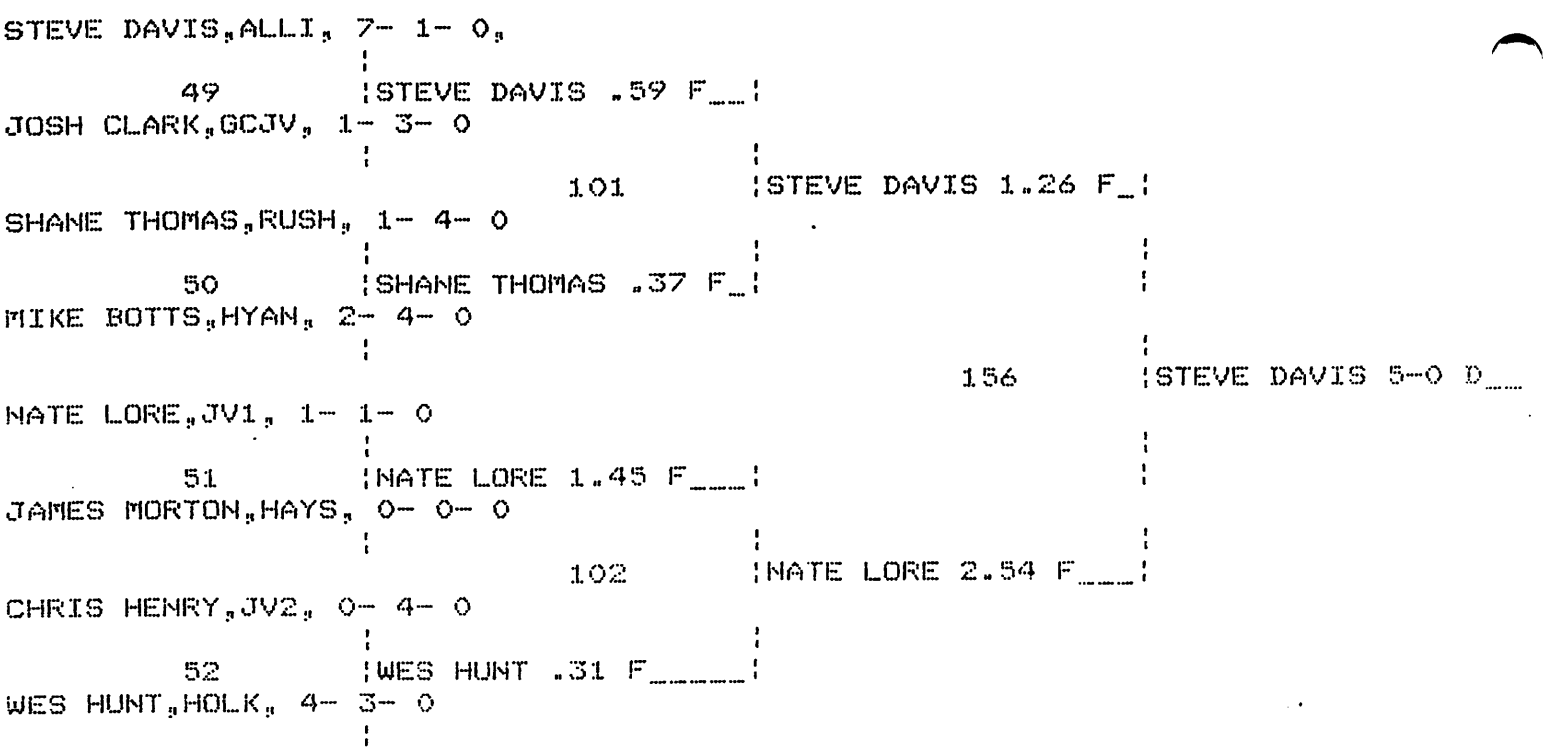


## CONSOLATION BRACKET 275 LBS. CLASS

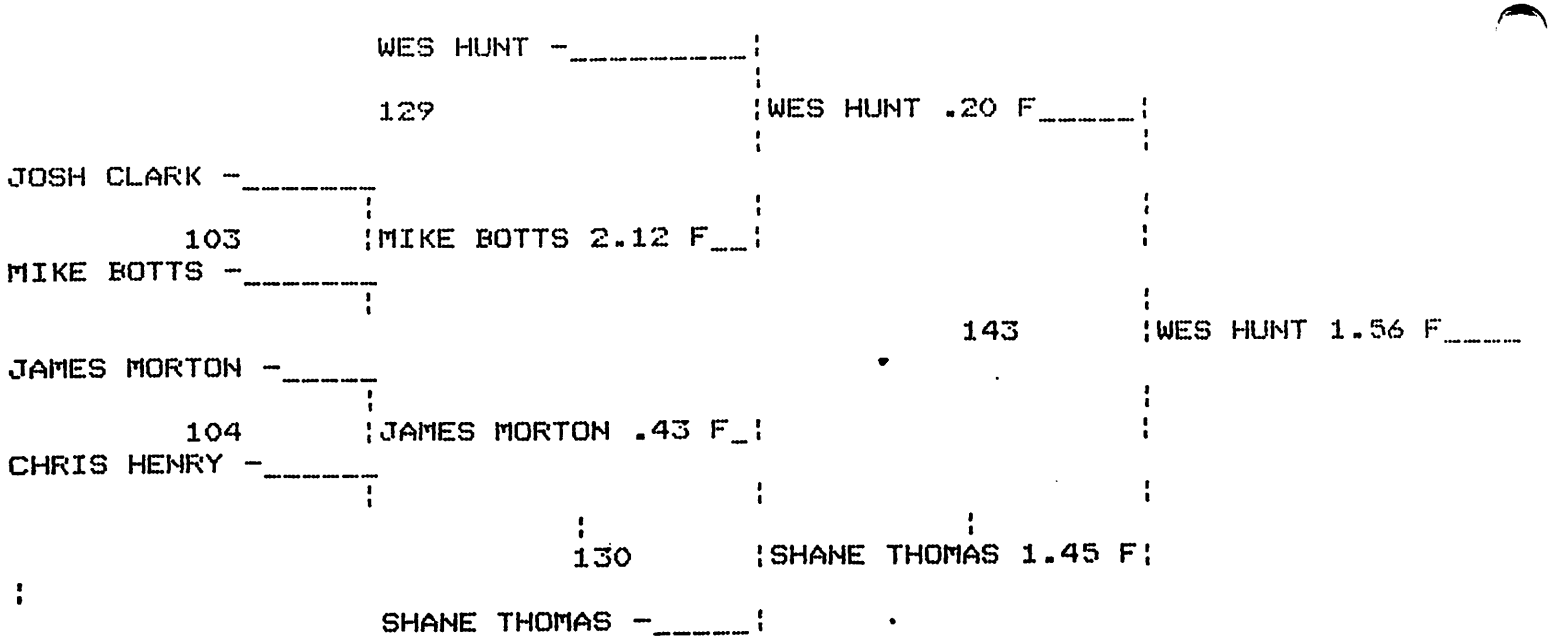

# 1994

## Twenty-Eighth Annual Wrestling Tournament

## RESULTS

## Varsity Division

Ninth Annual

# "John Higgins" Wrestling Invitational

**RESERVE DIVISION**

| | | |
|---|---|---|
| 1. | Kearney | 164 |
| 2. | Lexington | 109 |
| 3. | Hastings | 94.5 |
| 4. | Elm Creek | 90 |
| 5. | Scott City, KS | 87 |
| 6. | Cozad | 85 |
| 7. | North Platte | 62.5 |
| 8. | Extra | 47 |
| 9. | McCook | 34 |
| 10. | Imperial | 27 |
| 11. | Ord | 16 |
| 12. | Sidney | 9 |
| 13. | Overton | 6 |
| 14. | Grand Island NW | 4 |

**VARSITY DIVISION**

| | | |
|---|---|---|
| 1. | Kearney | 185 |
| 2. | Scott City, KS | 142 |
| 3. | Sidney | 108.5 |
| 4. | Hastings | 95 |
| 5. | Lexington | 77.5 |
| 6. | North Platte | 56 |
| 7. | Norton, KS | 46.5 |
| 8. | McCook | 43.5 |
| 9. | Grand Island NW | 39 |
| 10. | Imperial | 35.5 |
| 11. | Ord | 13 |



## - Participating Teams -

**Grand Island Northwest  Hastings  Kearney**
**Lexington  McCook  North Platte  Ord**
**Imperial  Scott City, KS  Sidney  Norton, KS**
**Elm Creek, Overton and Cozad (Reserves Only)**

**1994 "John Higgins" Outstanding Wrestler - Bill Loghry, McCook 140#**

# 1994 JOHN HIGGINS INVITATIONAL

## CHAMPIONS BRACKET 103 LBS. CLASS

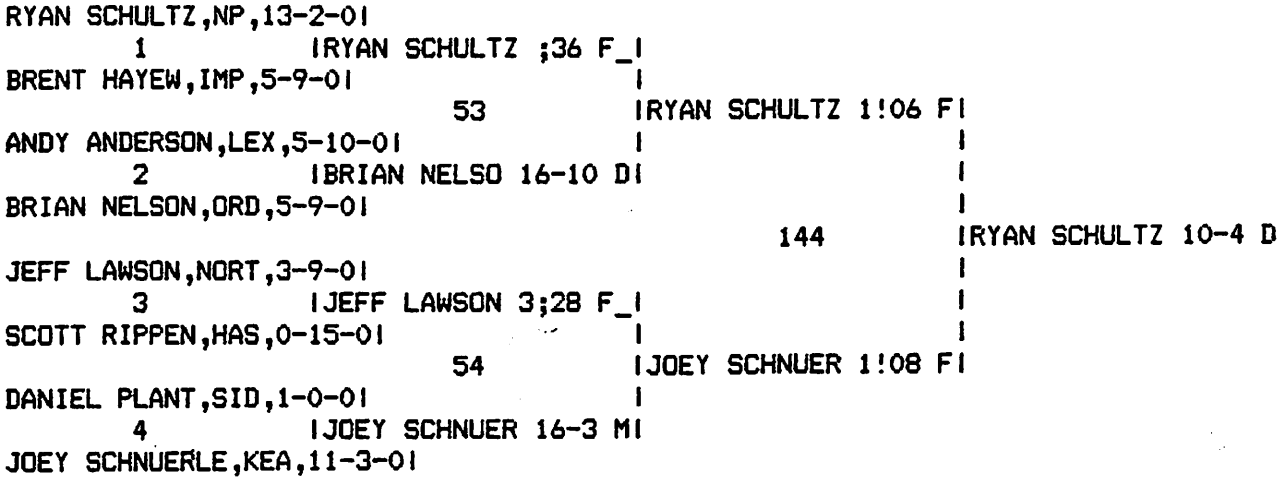


## CONSOLATION BRACKET 103 LBS. CLASS

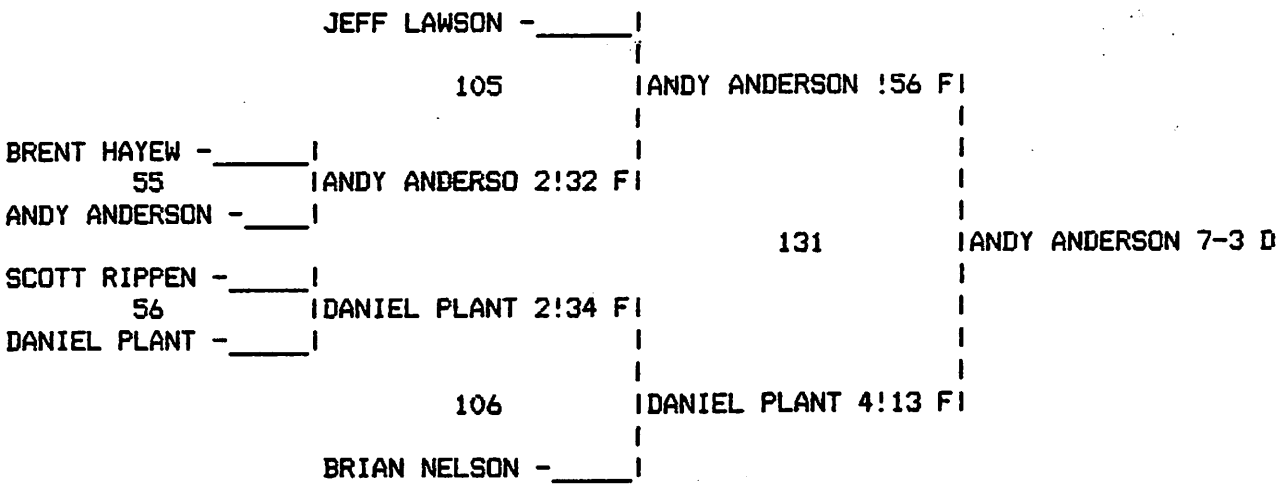


103 LBS. CLASS RESULTS.

RYAN SCHULTZ - NP 16-2-0: 22 PTS.
JOEY SCHNUERLE - KEA 13-4-0: 17 PTS.
JEFF LAWSON - NORT 4-11-0: 4 PTS.
BRIAN NELSON - ORD 6-11-0: 2 PTS.
ANDY ANDERSON - LEX 8-11-0: 13 PTS.
SCOTT RIPPEN - HAS 0-17-0: 0 PTS.
DANIEL PLANT - SID 3-2-0: 10 PTS.
BRENT HAYEW - IMP 5-11-0: 0 PTS.

1 RYAN SCHULTZ - NP - 10-4 D
2 JOEY SCHNUERLE - KEA - -
3 ANDY ANDERSON - LEX - 7-3 D
4 DANIEL PLANT - SID - -

# 1994 JOHN HIGGINS INVITATIONAL

## CHAMPIONS BRACKET 112 LBS. CLASS




## CONSOLATION BRACKET 112 LBS. CLASS

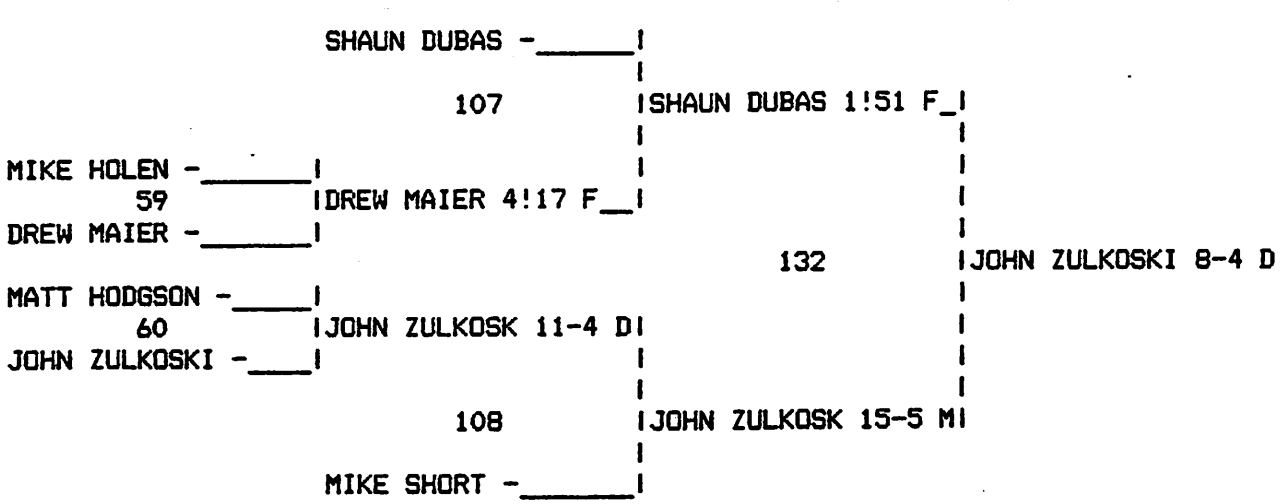


112 LBS. CLASS RESULTS.

ERIK GEIGER - SID 19-3-0: 21 PTS.
RYAN JONES - NP 16-5-0: 14 PTS.
SHAUN DUBAS - ORD 15-7-0: 11 PTS.
DREW MAIER - IMP 14-8-0: 3 PTS.
MIKE SHORT - HAS 8-8-0: 2 PTS.
MATT HODGSON - KEA 4-10-0: 0 PTS.
JOHN ZULKOSKI - GINW 10-14-0: 10 PTS.
MIKE HOLEN - LEX 4-8-0: 0 PTS.

1 ERIK GEIGER - SID - 4-2 OT D
2 RYAN JONES - NP - -
3 JOHN ZULKOSKI - GINW - 8-4 D
4 SHAUN DUBAS - ORD - -

# 1994 JOHN HIGGINS INVITATIONAL

## CHAMPIONS BRACKET 119 LBS. CLASS

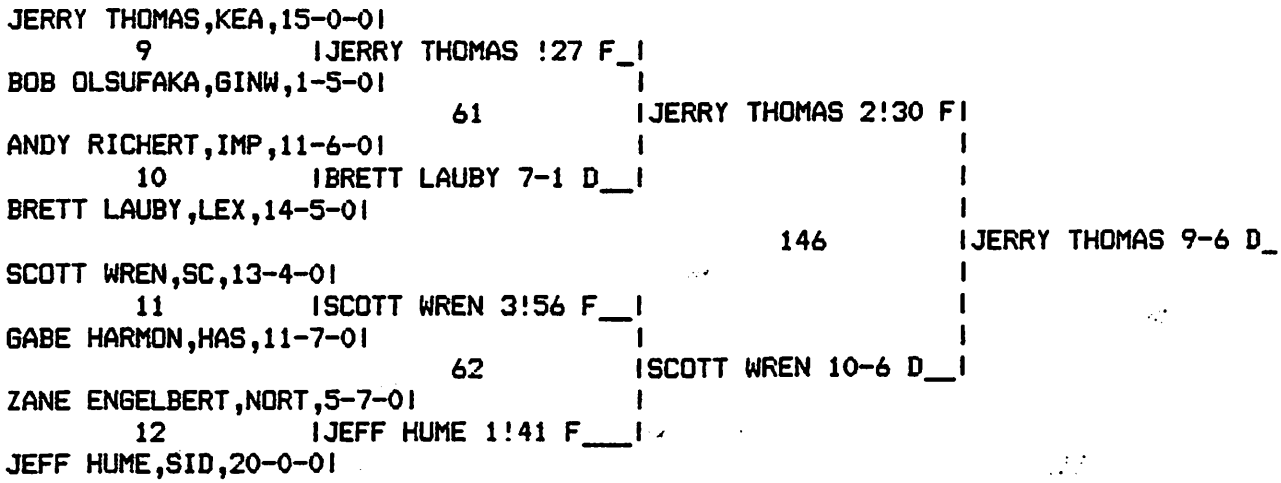


## CONSOLATION BRACKET 119 LBS. CLASS

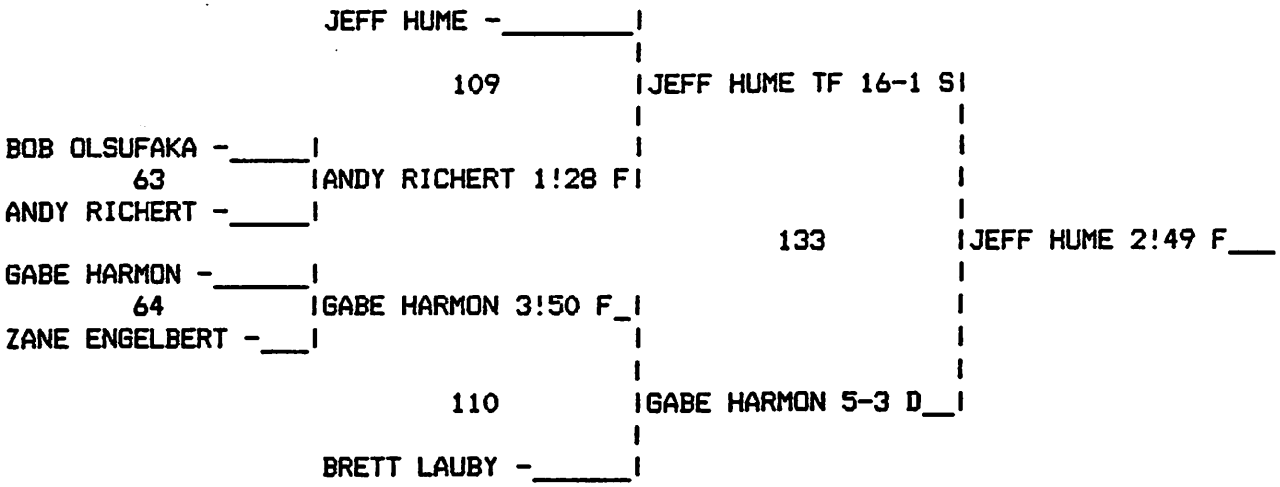


119 LBS. CLASS RESULTS.

JERRY THOMAS - KEA 18-0-0: 22 PTS.
JEFF HUME - SID 23-1-0: 15.5 PTS.
SCOTT WREN - SC 15-5-0: 16 PTS.
BRETT LAUBY - LEX 15-7-0: 2 PTS.
ANDY RICHERT - IMP 12-8-0: 3 PTS.
GABE HARMON - HAS 13-9-0: 8 PTS.
ZANE ENGELBERT - NORT 5-9-0: 0 PTS.
BOB OLSUFAKA - GINW 1-7-0: 0 PTS.

1 JERRY THOMAS - KEA - 9-6 D
2 SCOTT WREN - SC - -
3 JEFF HUME - SID - 2!49 F
4 GABE HARMON - HAS - -

# 1994 JOHN HIGGINS INVITATIONAL

## CHAMPIONS BRACKET 125 LBS. CLASS

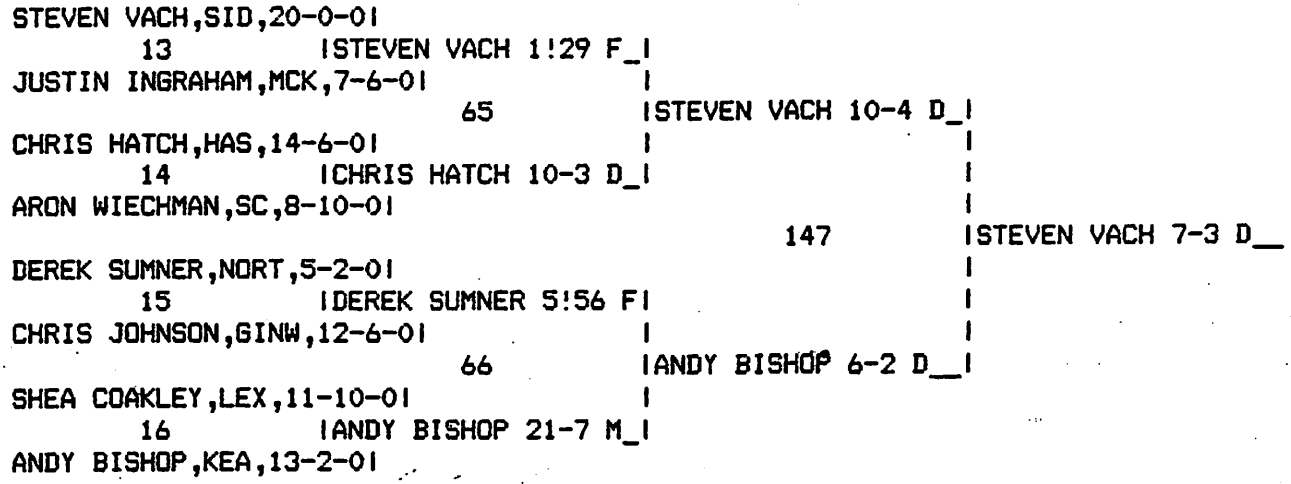


## CONSOLATION BRACKET 125 LBS. CLASS

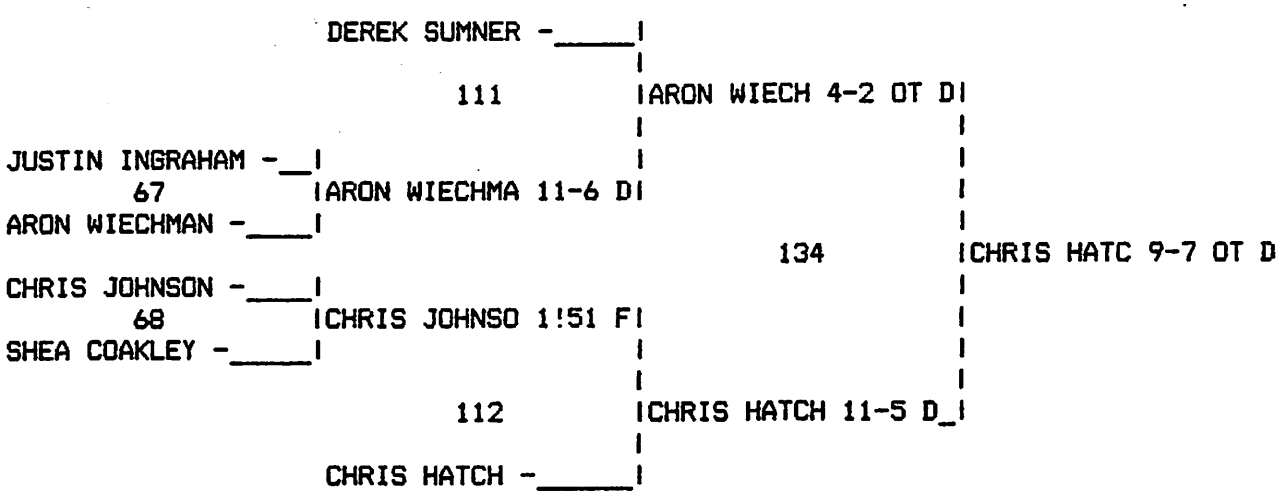


125 LBS. CLASS RESULTS.

STEVEN VACH - SID 23-0-0: 20 PTS.
ANDY BISHOP - KEA 15-3-0: 15 PTS.
DEREK SUMNER - NORT 6-4-0: 4 PTS.
ARON WIECHMAN - SC 10-12-0: 6 PTS.
CHRIS HATCH - HAS 17-7-0: 10 PTS.
CHRIS JOHNSON - GINW 13-8-0: 3 PTS.
SHEA COAKLEY - LEX 11-12-0: 0 PTS.
JUSTIN INGRAHAM - MCK 7-8-0: 0 PTS.

1 STEVEN VACH - SID - 7-3 D
2 ANDY BISHOP - KEA - -
3 CHRIS HATCH - HAS - 9-7 OT D
4 ARON WIECHMAN - SC - -

# 1994 JOHN HIGGINS INVITATIONAL

## CHAMPIONS BRACKET 130 LBS. CLASS

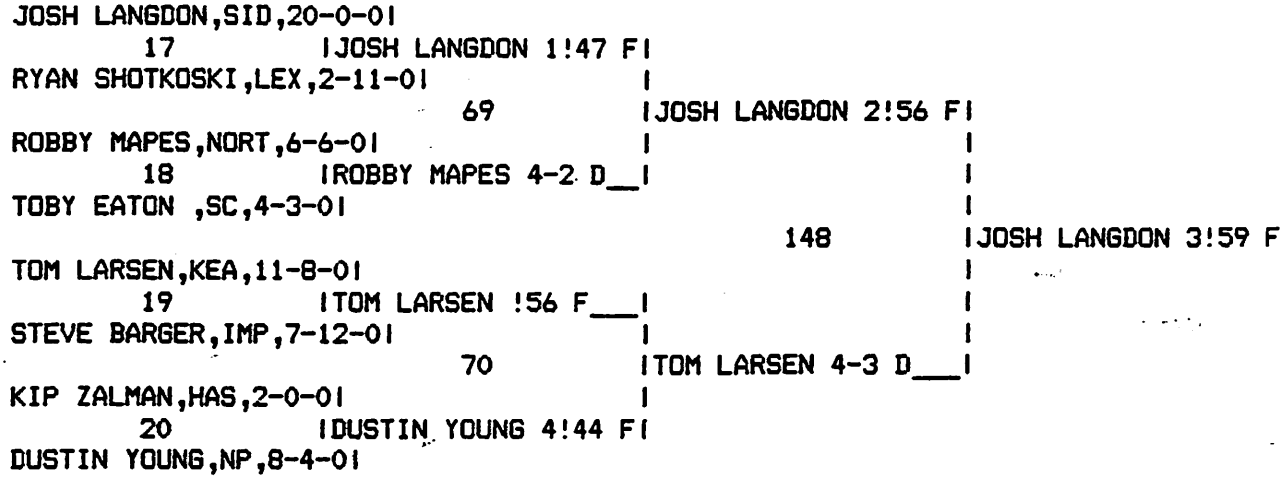


## CONSOLATION BRACKET 130 LBS. CLASS

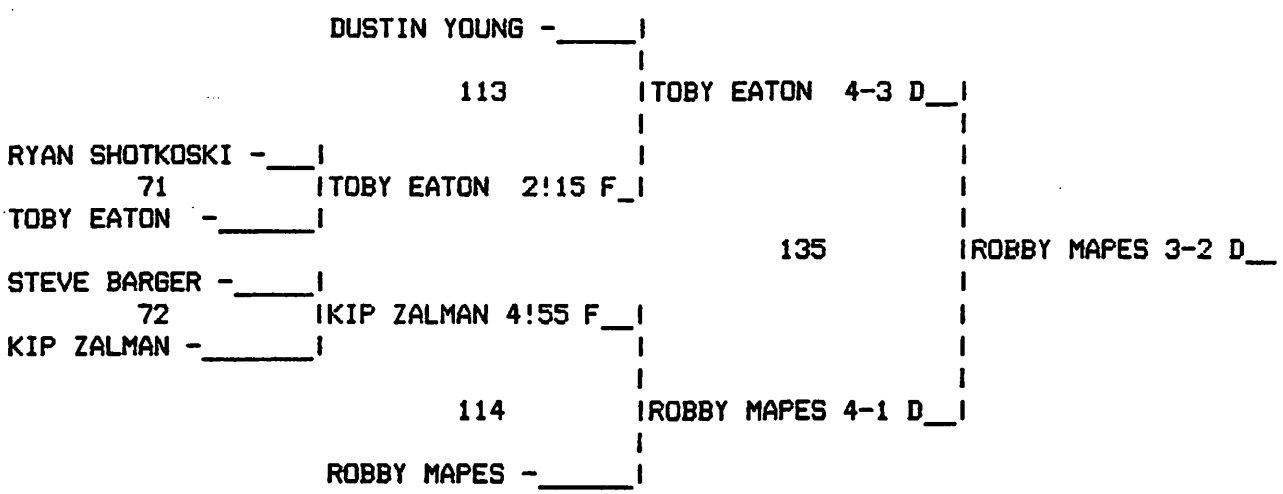


130 LBS. CLASS RESULTS.

JOSH LANGDON - SID 23-0-0: 24 PTS.
DUSTIN YOUNG - NP 9-6-0: 4 PTS.
TOM LARSEN - KEA 13-9-0: 16 PTS.
TOBY EATON - SC 6-5-0: 8 PTS.
ROBBY MAPES - NORT 9-7-0: 10 PTS.
STEVE BARGER - IMP 7-14-0: 0 PTS.
KIP ZALMAN - HAS 3-2-0: 3 PTS.
RYAN SHOTKOSKI - LEX 2-13-0: 0 PTS.

1 JOSH LANGDON - SID - 3:59 F
2 TOM LARSEN - KEA - -
3 ROBBY MAPES - NORT - 3-2 D
4 TOBY EATON - SC - -

# 1994 JOHN HIGGINS INVITATIONAL

## CHAMPIONS BRACKET 135 LBS. CLASS

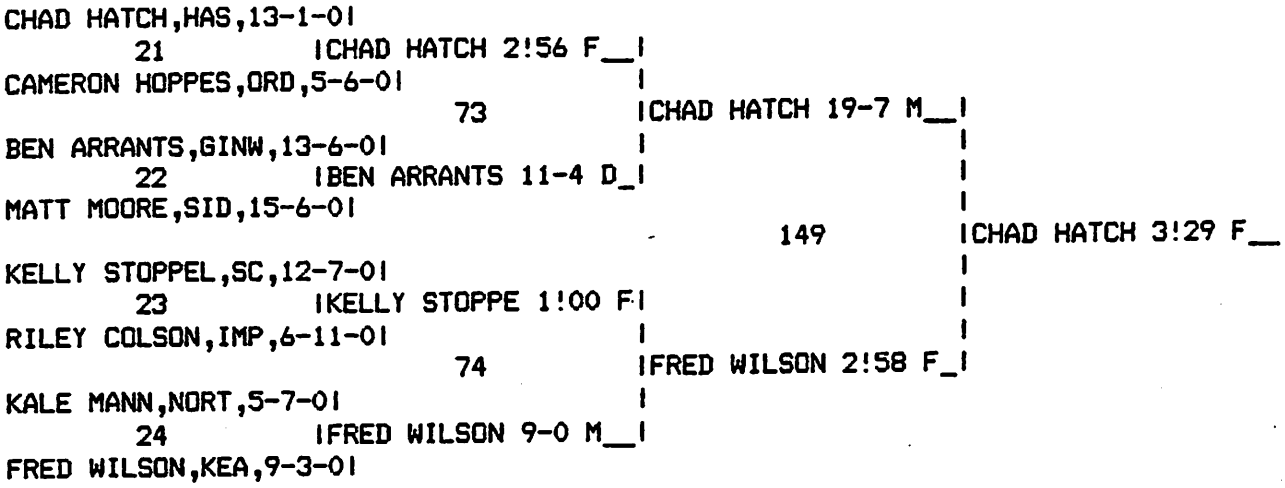


## CONSOLATION BRACKET 135 LBS. CLASS

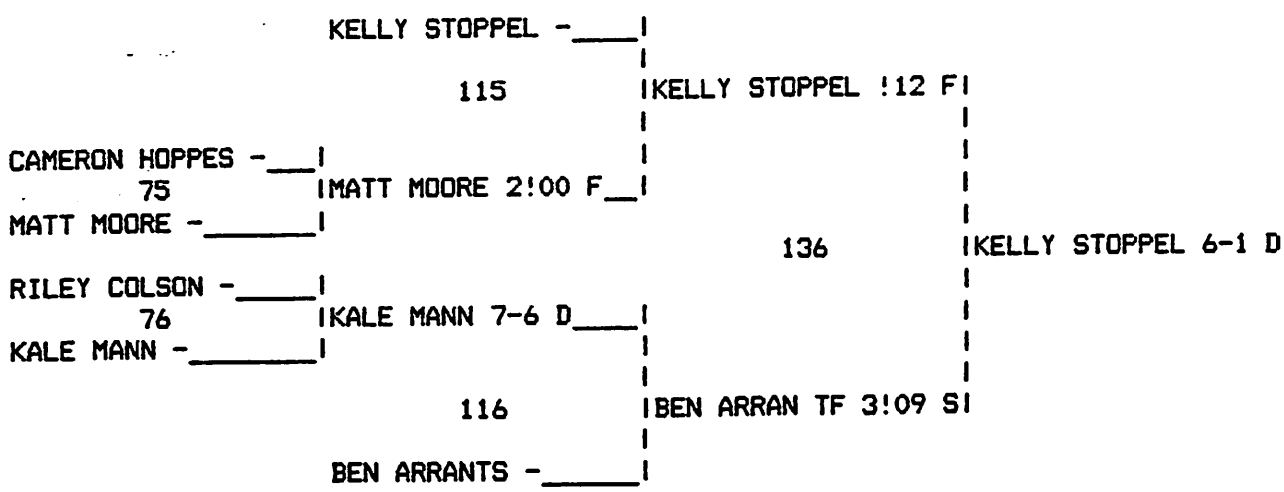


135 LBS. CLASS RESULTS.

CHAD HATCH - HAS 16-1-0: 23 PTS.
FRED WILSON - KEA 11-4-0: 17 PTS.
KELLY STOPPEL - SC 15-8-0: 14 PTS.
MATT MOORE - SID 16-8-0: 3 PTS.
BEN ARRANTS - GINW 15-8-0: 8.5 PTS.
RILEY COLSON - IMP 6-13-0: 0 PTS.
KALE MANN - NORT 6-9-0: 1 PTS.
CAMERON HOPPES - ORD 5-8-0: 0 PTS.

1 CHAD HATCH - HAS - 3:29 F
2 FRED WILSON - KEA - -
3 KELLY STOPPEL - SC - 6-1 D
4 BEN ARRANTS - GINW - -

# 1994 JOHN HIGGINS INVITATIONAL

## CHAMPIONS BRACKET 140 LBS. CLASS

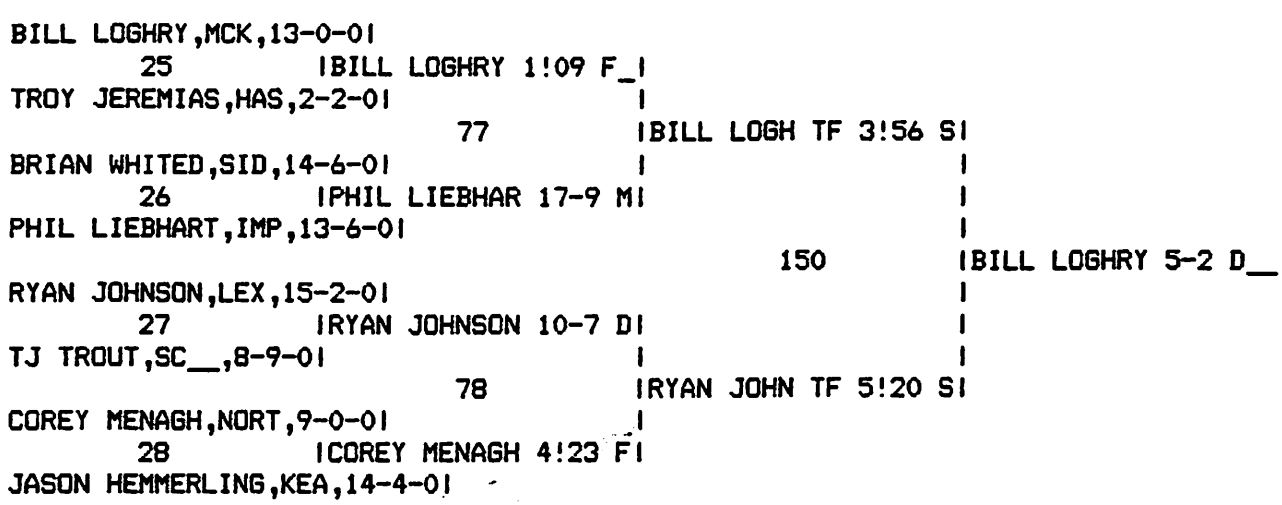


## CONSOLATION BRACKET 140 LBS. CLASS

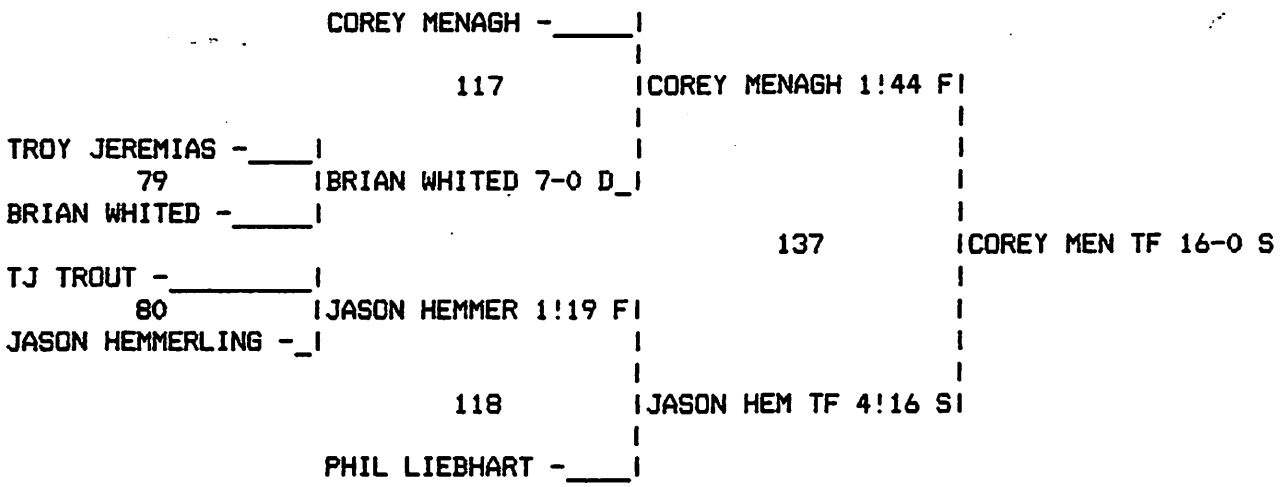


140 LBS. CLASS RESULTS.

BILL LOGHRY - MCK 16-0-0: 21.5 PTS.
JASON HEMMERLING - KEA 16-6-0: 9.5 PTS.
RYAN JOHNSON - LEX 17-3-0: 15.5 PTS.
PHIL LIEBHART - IMP 14-8-0: 3 PTS.
BRIAN WHITED - SID 15-8-0: 1 PTS.
TJ TROUT - SC 8-11-0: 0 PTS.
COREY MENAGH - NORT 12-1-0: 15.5 PTS.
TROY JEREMIAS - HAS 2-4-0: 0 PTS.

1 BILL LOGHRY - MCK - 5-2 D
2 RYAN JOHNSON - LEX - -
3 COREY MENAGH - NORT - TF 16-0 S
4 JASON HEMMERLING - KEA - -

# 1994 JOHN HIGGINS INVITATIONAL

## CHAMPIONS BRACKET 145 LBS. CLASS

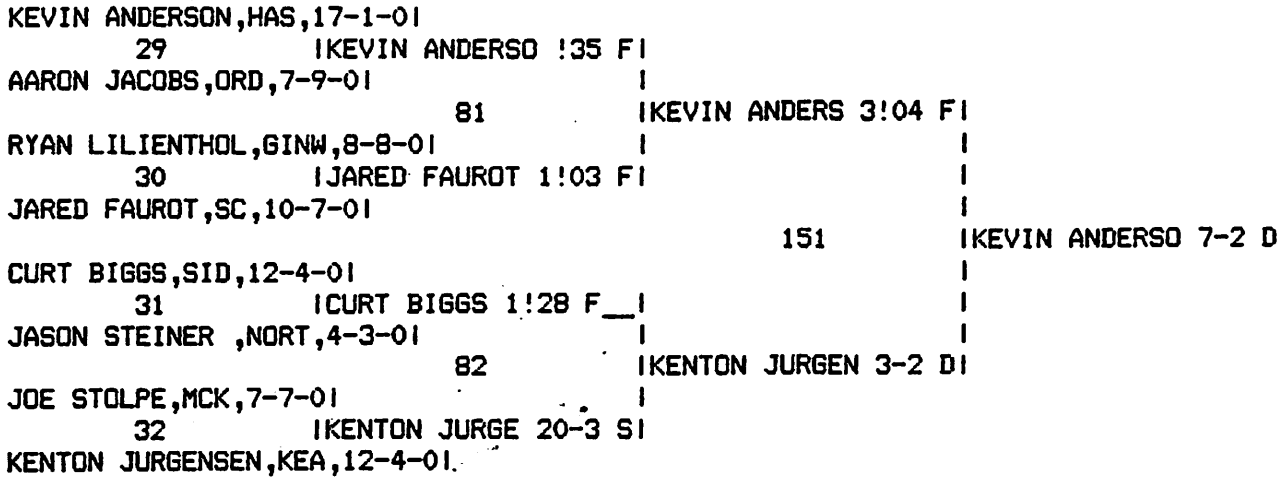


## CONSOLATION BRACKET 145 LBS. CLASS

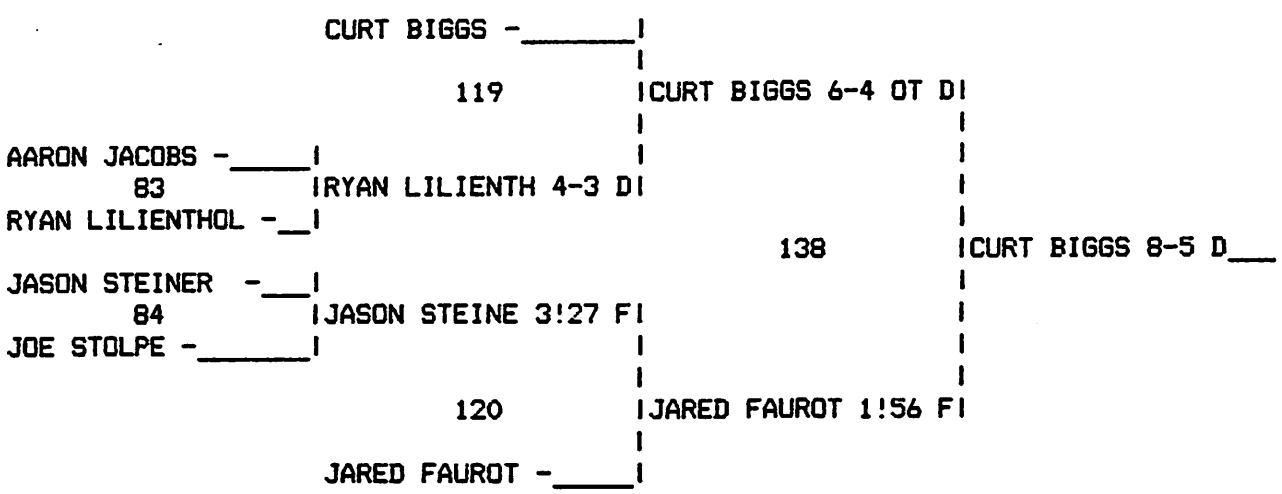


145 LBS. CLASS RESULTS.

KEVIN ANDERSON - HAS 20-1-0: 22 PTS.
KENTON JURGENSEN - KEA 14-5-0: 15.5 PTS.
CURT BIGGS - SID 15-5-0: 12 PTS.
JARED FAUROT - SC 12-9-0: 11 PTS.
RYAN LILIENTHOL - GINW 9-10-0: 1 PTS.
JASON STEINER - NORT 5-5-0: 3 PTS.
JOE STOLPE - MCK 7-9-0: 0 PTS.
AARON JACOBS - ORD 7-11-0: 0 PTS.

1 KEVIN ANDERSON - HAS - 7-2 D
2 KENTON JURGENSEN - KEA - -
3 CURT BIGGS - SID - 8-5 D
4 JARED FAUROT - SC - -

# 1994 JOHN HIGGINS INVITATIONAL

## CHAMPIONS BRACKET 152 LBS. CLASS

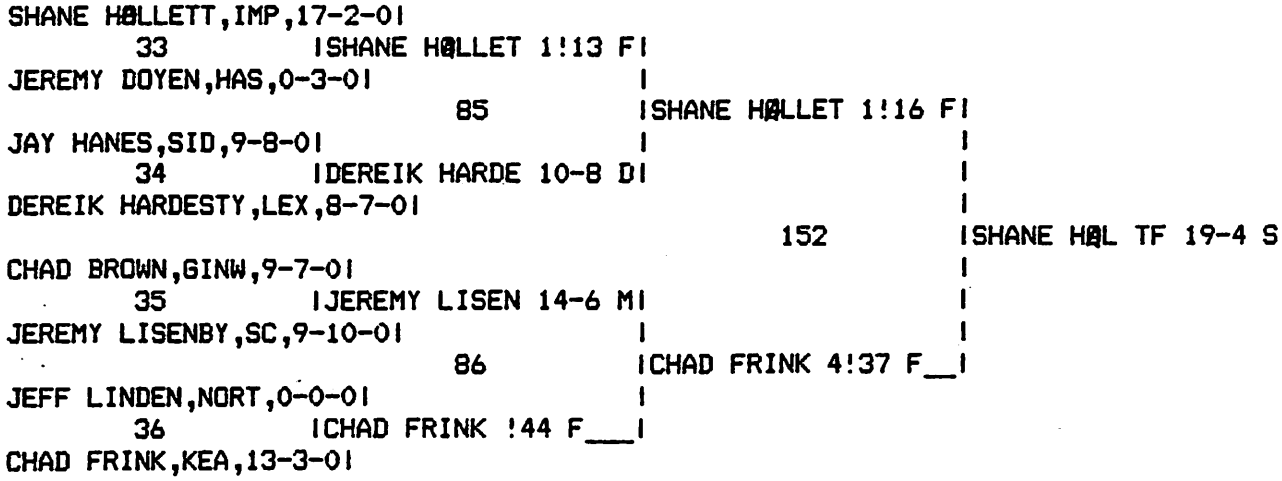


## CONSOLATION BRACKET 152 LBS. CLASS

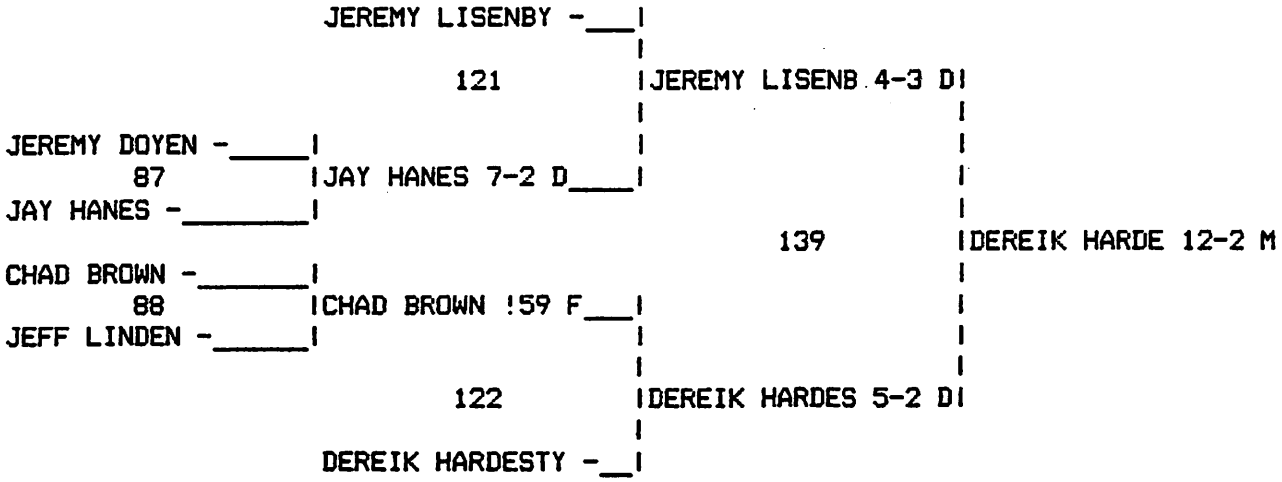


152 LBS. CLASS RESULTS.

SHANE HØLLETT - IMP 20-2-0: 23.5 PTS.
CHAD FRINK - KEA 15-4-0: 18 PTS.
CHAD BROWN - GINW 10-9-0: 3 PTS.
DEREIK HARDESTY - LEX 11-8-0: 11 PTS.
JAY HANES - SID 10-10-0: 1 PTS.
JEREMY LISENBY - SC 11-12-0: 8 PTS.
JEFF LINDEN - NORT 0-2-0: 0 PTS.
JEREMY DOYEN - HAS 0-5-0: 0 PTS.

1 SHANE HØLLETT - IMP - TF 19-4 S
2 CHAD FRINK - KEA - -
3 DEREIK HARDESTY - LEX - 12-2 M
4 JEREMY LISENBY - SC - -

# 1994 JOHN HIGGINS INVITATIONAL

## CHAMPIONS BRACKET 160 LBS. CLASS

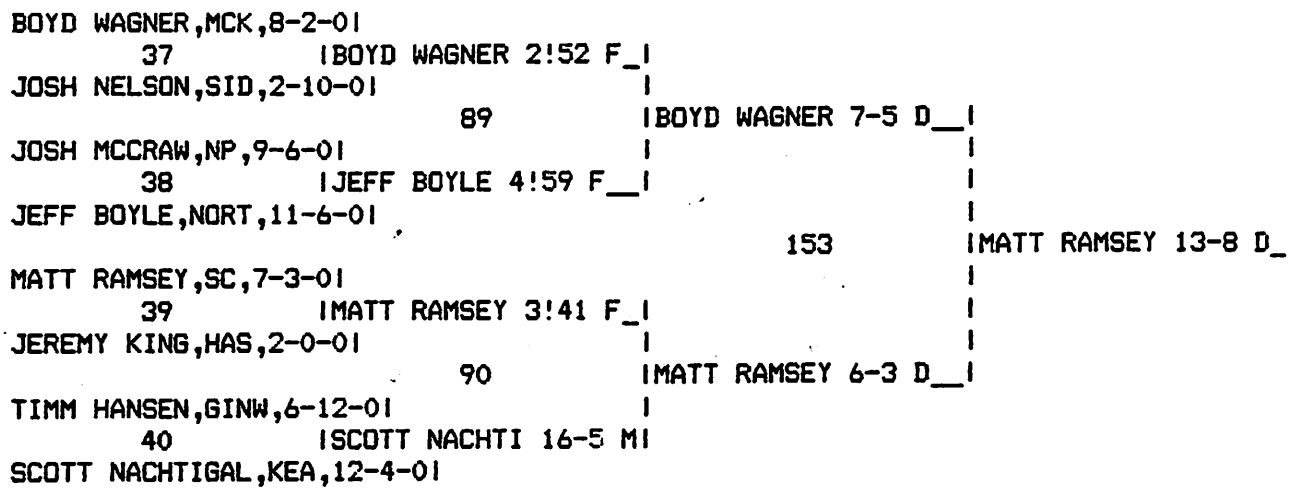


## CONSOLATION BRACKET 160 LBS. CLASS

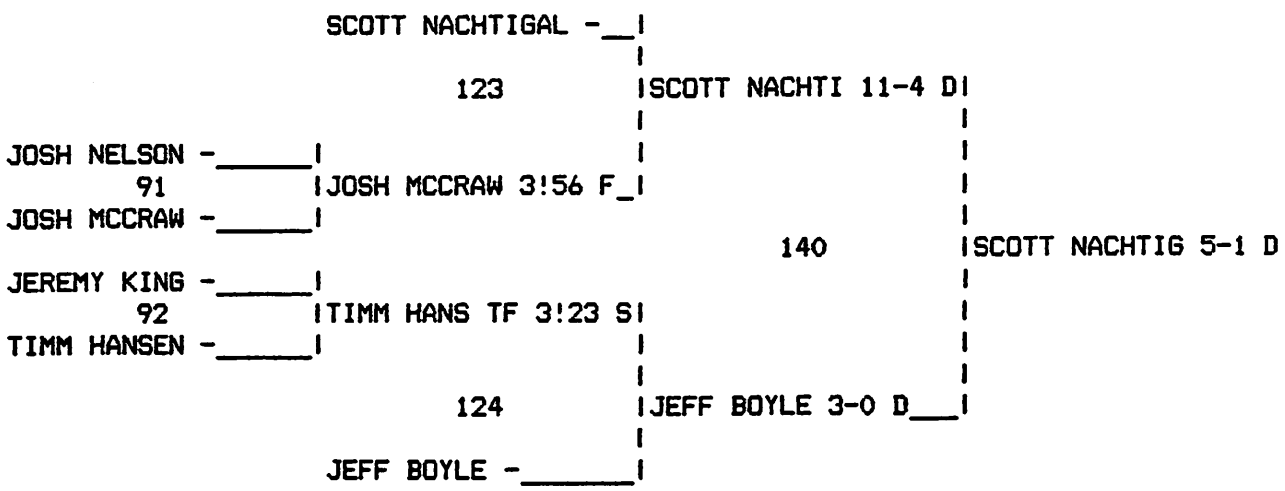


160 LBS. CLASS RESULTS.

BOYD WAGNER - MCK 10-3-0: 16 PTS.
SCOTT NACHTIGAL - KEA 15-5-0: 11 PTS.
MATT RAMSEY - SC 10-3-0: 20 PTS.
JEFF BOYLE - NORT 13-8-0: 9 PTS.
JOSH MCCRAW - NP 10-8-0: 3 PTS.
JEREMY KING - HAS 2-2-0: 0 PTS.
TIMM HANSEN - GINW 7-14-0: 2.5 PTS.
JOSH NELSON - SID 2-12-0: 0 PTS.

1 MATT RAMSEY - SC - 13-8 D
2 BOYD WAGNER - MCK - -
3 SCOTT NACHTIGAL - KEA - 5-1 D
4 JEFF BOYLE - NORT - -

# 1994 JOHN HIGGINS INVITATIONAL

## CHAMPIONS BRACKET 171 LBS. CLASS

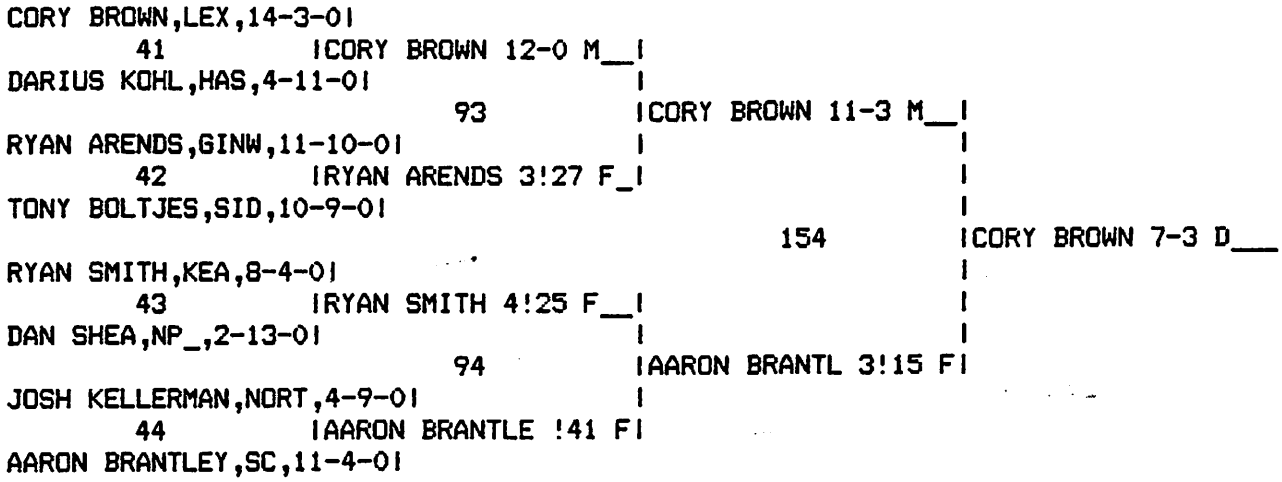


## CONSOLATION BRACKET 171 LBS. CLASS

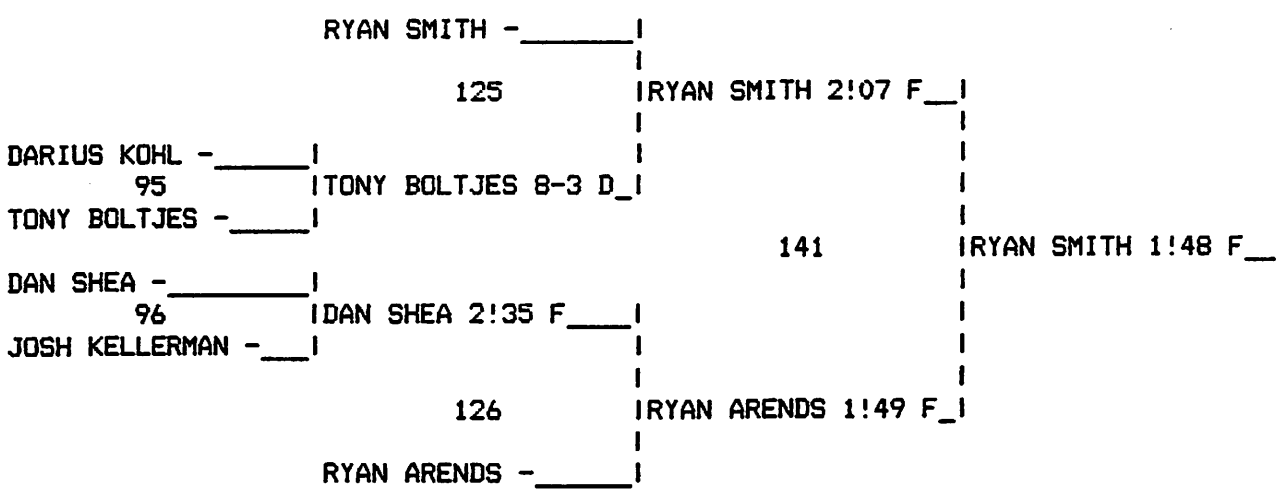


171 LBS. CLASS RESULTS.

CORY BROWN - LEX 17-3-0: 20 PTS.
AARON BRANTLEY - SC 13-5-0: 18 PTS.
RYAN SMITH - KEA 11-5-0: 16 PTS.
TONY BOLTJES - SID 11-11-0: 1 PTS.
RYAN ARENDS - GINW 13-12-0: 11 PTS.
DAN SHEA - NP 3-15-0: 3 PTS.
JOSH KELLERMAN - NORT 4-11-0: 0 PTS.
DARIUS KOHL - HAS 4-13-0: 0 PTS.

1 CORY BROWN - LEX - 7-3 D
2 AARON BRANTLEY - SC - -
3 RYAN SMITH - KEA - 1:48 F
4 RYAN ARENDS - GINW - -

# 1994 JOHN HIGGINS INVITATIONAL

## CHAMPIONS BRACKET 189 LBS. CLASS

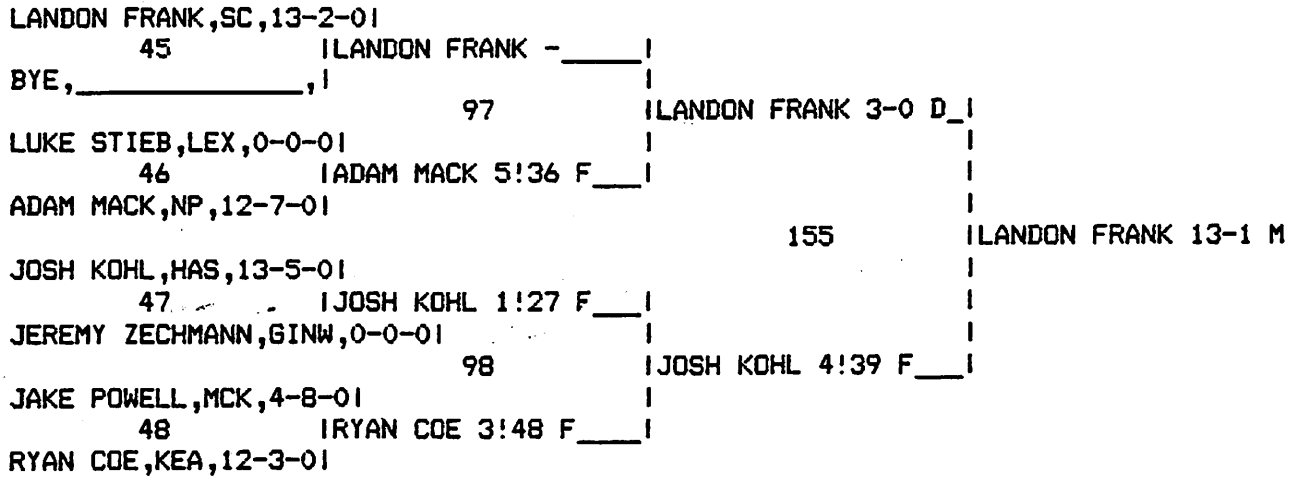


## CONSOLATION BRACKET 189 LBS. CLASS

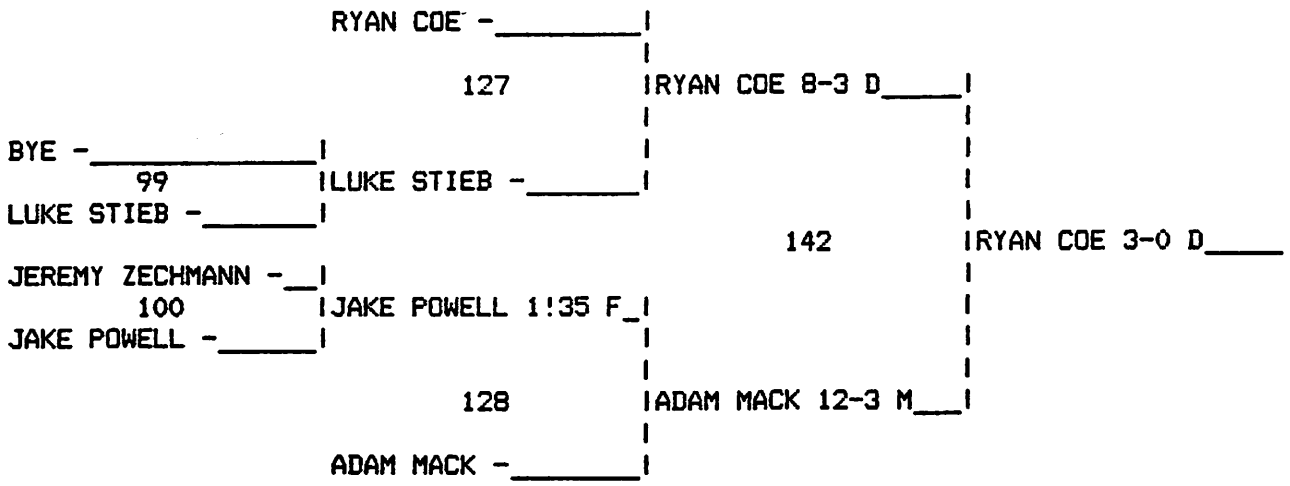


189 LBS. CLASS RESULTS.

LANDON FRANK - SC 15-2-0: 19 PTS.
RYAN COE - KEA 15-4-0: 12 PTS.
JOSH KOHL - HAS 15-6-0: 18 PTS.
ADAM MACK - NP 14-9-0: 10 PTS.
LUKE STIEB - LEX 0-2-0: 0 PTS.
JEREMY ZECHMANN - GINW 0-2-0: 0 PTS.
JAKE POWELL - MCK 5-10-0: 3 PTS.

1 LANDON FRANK - SC - 13-1 M
2 JOSH KOHL - HAS - -
3 RYAN COE - KEA - 3-0 D
4 ADAM MACK - NP - -

# 1994 JOHN HIGGINS INVITATIONAL

## CHAMPIONS BRACKET 275 LBS. CLASS

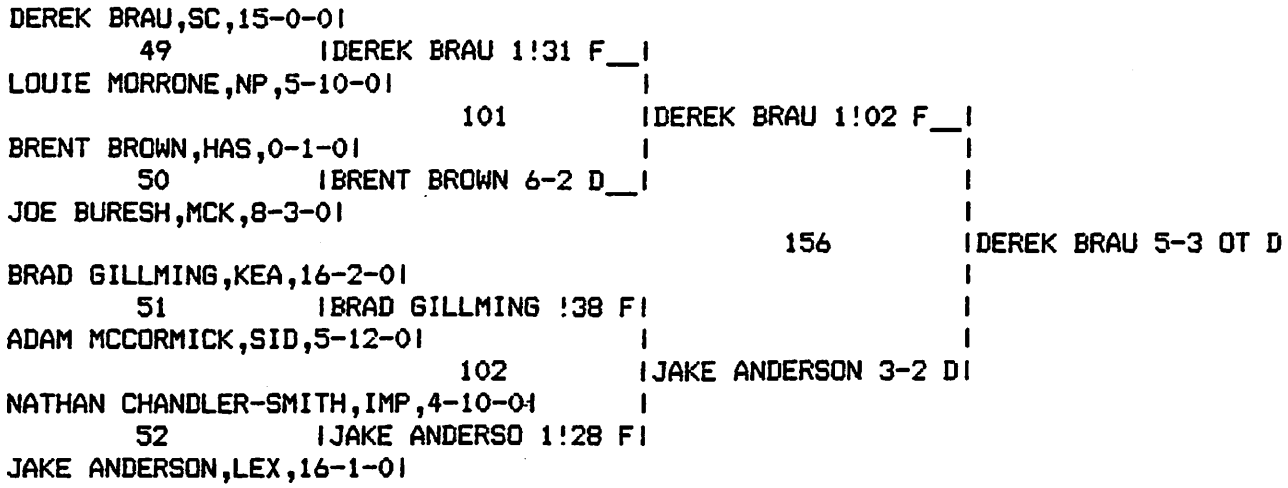


## CONSOLATION BRACKET 275 LBS. CLASS

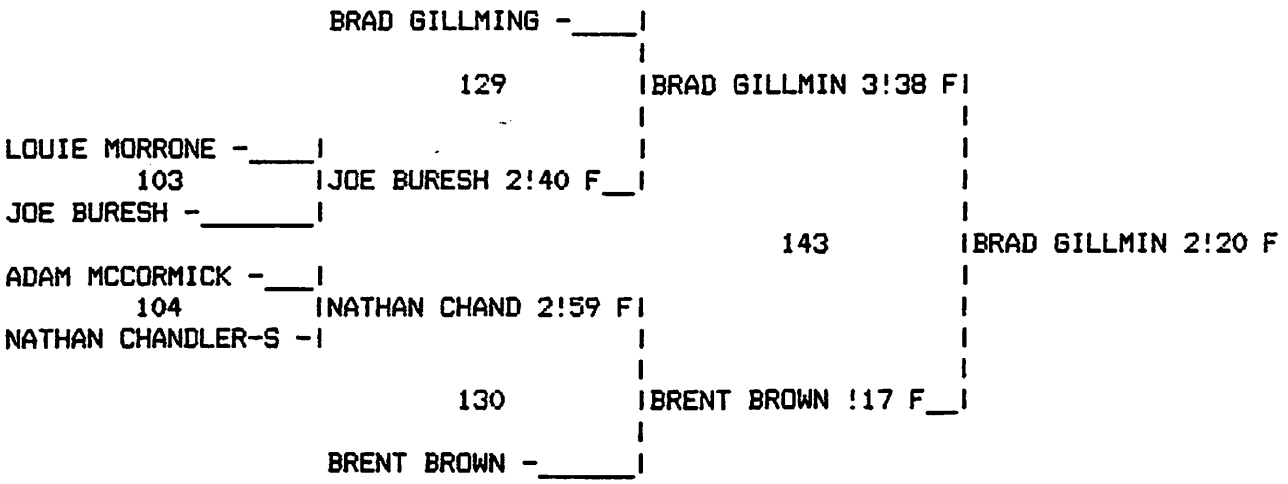


275 LBS. CLASS RESULTS.

DEREK BRAU - SC 18-0-0: 22 PTS.
JAKE ANDERSON - LEX 18-2-0: 16 PTS.
BRAD GILLMING - KEA 19-3-0: 16 PTS.
JOE BURESH - MCK 9-5-0: 3 PTS.
BRENT BROWN - HAS 2-3-0: 9 PTS.
ADAM MCCORMICK - SID 5-14-0: 0 PTS.
NATHAN CHANDLER-SMITH - IMP 5-12-0: 3 PTS.
LOUIE MORRONE - NP 5-12-0: 0 PTS.

1 DEREK BRAU - SC - 5-3 OT D
2 JAKE ANDERSON - LEX - -
3 BRAD GILLMING - KEA - 2:20 F
4 BRENT BROWN - HAS - -

1994 JOHN HIGGINS INVITATIONAL
TEAM RANKINGS

1. KEA - 185
2. SC - 142
3. SID - 108.5
4. HAS - 95
5. LEX - 77.5
6. NP - 56
7. NORT - 46.5
8. MCK - 43.5
9. GINW - 39
10. IMP - 35.5
11. ORD - 13

# 1993-94
# Longhorn Wrestling Schedule

| Day | Date | Opponent | Time | Place |
|---|---|---|---|---|
| Thur. | Dec. 3 | Bridgeport,Oshkosh | 5:00 p.m. | Oshkosh |
| Sat. | Dec. 5 | Broken Bow Inv. (Varsity & JV) | 8:30 a.m. | Broken Bow |
| Thur | Dec.10 | Cambridge Dual | 6:00 p.m. | Cambridge |
| Sat. | Dec. 12 | Holyoke Tournament (Varsity & JV) | TBA | Holyoke |
| Sat. | Dec. 19 | Sidney Tourn. Varsity only | TBA | Sidney |
| Sat. | Dec. 19 | Cambridge Tourn. JV only | 9:30 a.m. | Cambridge |
| Thur | Jan. 7 | Hershey Dual | 6:30 p.m. | Home |
| Sat. | Jan. 9 | Ogallala Tourn. Varsity only | 9:30 a.m. | Ogallala |
| Sat. | Jan. 9 | Oshkosh Tourn. JV only | TBA | Oshkosh |
| Thur | Jan. 14 | Ogallala Dual | 6:30 p.m. | Ogallala |
| Sat | Jan. 16 | Imperial Invite (Varsity & JV) | 8:30 a.m. | Home |
| Thur | Jan. 21 | Holyoke Dual | 7:00 p.m. | Holyoke |
| Sat | Jan. 23 | Lexington Invite (Varsity & JV) | 8:00 a.m. | Lexington |
| Thur | Jan. 28 | McCook Dual | 6:15 p.m. | Home |
| Sat. | Jan. 30 | N.P.St.Pats | 9:30 a.m. | St.Pats |
| Thur | Feb. 4 | SPVA Tourn | TBA | Hershey |
| Friday & Sat. | Feb 12-13 | Districts "B-4" | TBA | Ogallala |
| Thur-Sat. | Feb. 18-20 | STATE | TBA | Lincoln |

ATHLETIC HONORS NIGHT
May 23, 1994
7:00 pm CCHS THEATER

WELCOME.....MR. VIRES

BOOSTER CLUB PRESIDENT ADDRESS.....MRS. HENRY

CROSS COUNTRY AWARDS.....MR. ORVIS

VOLLEYBALL AWARDS.....MS. DEVINE 6:38

FOOTBALL AWARDS.....MR. BESSLER 10:23

BILL GODDARD FOOTBALL AWARD.....MR. BESSLER

WRESTLING AWARDS.....MR. RINEHART 7

GIRL'S BASKETBALL AWARDS.....MR. ZUEGE 9:27

BOY'S BASKETBALL AWARDS.....MR. LENNERS 9:00

GOLF AWARDS.....MR. MUNGER 2:50

GIRL'S TRACK AWARDS.....MR. ZUEGE ~~8:19~~ 9:33

BOY'S TRACK AWARDS.....MR. BESSLER 10:57

CHEERLEADER AWARDS.....MS. MOUSEL 3:17

KELLI SILVESTER TRACK AWARDS.....MR. ZUEGE 1:18
MR. BESSLER :59

ACADEMIC-ATHLETE AWARDS.....MR. VIRES 4:50

UNSUNG HERO AWARDS.....MR. VIRES 2:48

RAY MAGSMAN
OUTSTANDING BOY AND GIRL ATHLETE.....MR. VIRES 3:29

Refreshments will follow in the commons area. Sponsored by the Imperial Booster Club.

## GIRLS CROSS COUNTRY

SOPHOMORES:
Stacey Hain*

FRESHMEN:
Daphne Kreis*

## BOYS CROSS COUNTRY

JUNIORS:
Dirk Hill*

SOPHOMORES:
Andy Richert*
Craig Wenzlick*

## VOLLEYBALL

SENIORS:
Rhonda Bahler*
Tori Clevenger*
Johna Speck*

JUNIORS:
Jane Bessler*
Larissa Brandt*
Amy Eskew*
Holly Martin*
Amy Smith*
Elizabeth Strand

MANAGERS:
Lisa Leibbrandt
Charlesa Bilka

SOPHOMORES:
Amy Allison
Melissa Anderson
Tara Brown
Robyn Clevenger*
Deb Eskew
Vanessa Franko
Jessica Todd
Raenelle Walgren
Genelle Wine

FRESHMEN:
Sara Bazan
Josie Connot
Steffanie Cook
Jaci Griess
Ginger Hartman
Christel Kunnemann
Tricia Lindskov
Alicia Nesbitt
Rylee Ogg
Deavon Redden
Jill Sutherland
Rebecca Varilek
Melissa Welch
Jennifer Westfahl
LeAnn Wine
Kylie Yaw

## FOOTBALL

SENIORS:
Eric Anderson*
Dusty Claus*
Jesse Dillon*
Shane Hallett*
Matt Jablonski*

JUNIORS:
Josh Bruen*
Chad Deyle
Casey Franko*
Jason Iverson*
Britt Kuenning*
Phil Leibhart*
Carl Levy*
Eric McDaniel*
Alex McNair*
Josh Moreno*
Willy O'Neil*
Garrett Smith*
Garret Steggs*
Armando Villarreal*
Steve Wallin*

SOPHOMORES:
Aric Allen
Chad Allen
Chad Ambrosek
Mike Elder
Clint Johnson*
Chad Leibbrandt*
Adam Lock
Shane Nickerson*
Jason Noyes
Dan Robinson*

FRESHMEN:
Steve Barger
Ben Bell
Jason Berry
Kevin Berry*
Wade Bodeman
Jeff Butt
Riley Colson
Rick Eaton
Brian Hansen
Rick Heckenlively
Drew Maier
Ty Mumford
Charlie Silvester
Zeb Smith
Matt Strand
Chris Tidwell*
Luke Tyerman
Mitchell Vires*

13

## GIRL'S BASKETBALL

SENIORS:
- Rhonda Bahler*
- Tori Clevenger*
- Nicole Eaton*
- Carrie Hain*
- Tasha Henry*
- Johna Speck*

JUNIORS:
- Jane Bessler*
- Larissa Brandt*
- Amy Eskew*
- Jessica Longan*
- Elizabeth Strand

SOPHOMORES:
- Amy Allison*
- Robyn Clevenger*
- Deb Eskew
- Stacey Hain
- Michelle Rigel
- Jessica Todd*
- Genelle Wine

MANAGERS:
- Jennifer Westfahl
- Janelle Kunnemann

FRESHMEN:
- Kelly Brown
- Josie Connot
- Nancy Eaton
- Jennifer Fellows
- Sheri Fine
- Jaci Griess
- Daphne Kreis
- Christel Kunnemann
- Tricia Lindskov
- Alicia Nesbitt
- Rylee Ogg
- Cherie Rowley
- Jill Sutherland
- Jenny Weiss
- Melissa Welch
- LeAnn Wine

9

## BOY'S BASKETBALL

SENIORS:
- Matt Jablonski*
- Kevin Krausnick*

JUNIORS:
- Chad Deyle
- Dirk Hill
- Jason Iverson
- Britt Kuenning*
- Eric McDaniel
- Alex McNair*
- Jeremy Nesbitt*
- Willy O'Neil*

SOPHOMORES:
- Aric Allen
- Chad Allen
- Seth Kunnemann
- Shane Nickerson
- Dan Robinson
- Craig Wenzlick

MANAGERS:
- Charlesa Bilka*
- Tim Neben*

FRESHMEN:
- Ben Bell
- Jason Berry
- Ernie Denbo
- Rick Eaton
- Brian Hansen
- Rick Heckenlively
- Brian Kunnemann
- Ty Mumford
- Nick Newman
- Zeb Smith
- Luke Snyder
- Adam Spady
- Matt Strand*
- Mitchell Vires*

17

## WRESTLING

SENIORS:
- Nathan Chandler-Smith*
- Shane Hallett*

JUNIORS:
- Jamie Hanes
- Phil Leibhart*
- Garrett Smith*

SOPHOMORES:
- Mike Elder*
- Roy Elder
- Adam Lock*
- Andy Richert*

MANAGERS:
- Ginger Hartman*
- Summer Hallett*
- Sherri Silvester*

FRESHMEN:
- Steve Barger*
- Riley Colson
- Brent Hayes
- Drew Maier*
- Charles Silvester
- Korey Wooden

## GIRL'S TRACK

SENIORS:
- Tori Clevenger*
- Nicole Eaton*
- Carrie Hain*
- Tasha Henry*
- Stephanie Rigel*
- Johna Speck*

JUNIORS:
- Jane Bessler*
- Larissa Brandt*
- Jamie Grams*
- Holly Martin*
- Liz Strand*

SOPHOMORES:
- Amy Allison*
- Robyn Clevenger*
- Vanessa Franko*
- Stacey Hain*
- Michelle Rigel*
- Allison Terryberry*
- Jessica Todd*
- Raenelle Walgren*
- Genelle Wine*

MANAGERS:
- Gabe Bodeman*
- Meghan Dawkins*

FRESHMEN:
- Jaci Griess*
- Ginger Hartman
- Daphne Kries*
- Christel Kunnemann*
- Tricia Lindscov*
- Alicia Nesbitt*
- Rylee Ogg*
- Cherie Rowley*
- Jill Sutherland*
- Melissa Welch*
- LeAnn Wine*
- Kylie Yaw

## BOY'S TRACK

SENIORS:
- Eric Anderson*
- Jesse Dillon*
- Shane Hallett*
- Steve Statz*

SOPHOMORES:
- Clint Johnson
- Shane Nickerson*
- Jason Noyes
- Andy Richert*
- Dan Robinson*
- Rob Schilke*
- Craig Wenzlick*

JUNIORS:
- Chad Deyle*
- Casey Franko*
- Jamie Hanes*
- Dirk Hill*
- Jason Iverson*
- Britt Kuenning*
- Phil Leibhart*
- Carl Levy*
- Alex McNair*
- Josh Moreno*
- Willy O'Neil*
- Garret Steggs*
- Steve Wallin*

FRESHMEN:
- Steve Barger*
- Kevin Berry*
- Wade Bodeman
- Riley Colson*
- Rick Eaton*
- Rick Heckenlively
- Drew Maier*
- Frank Ringleman
- Luke Snyder*
- Matt Strand*
- Chris Tidwell*
- Mitchell Vires*

## GOLF

SENIORS:
- Dustin Claus*
- Rob Hust*

SOPHOMORES:
- Chad Leibbrandt
- Pat Teply*

JUNIORS:
- Jessica Longan
- Eric McDaniel
- Jay Nesbitt*
- Kody Weiss

FRESHMEN:
- Jason Berry
- Kelly Brown
- Josie Connot
- Steffanie Cook
- Brian Hansen
- Ty Mumford*
- Adam Spady
- Jenny Weiss

## CHEERLEADERS

SENIORS:
- Jennifer Terryberry*

JUNIORS:
- Angie Kunnemann*
- Amy Smith*

SOPHOMORES:
- Amy Clark*
- Amber Kuenning*
- Jennifer McNabb*
- Michelle Rigel*
- Lindsey Smith*
- Jessica Todd*

FRESHMEN:
- Jaci Griess*
- Stephanie Poindexter*

May 17, 1994

5-10 MINUTES

Year end Awards

Thank-you-- paper, parents, staff students, A.D., people that helped with the meet, student managers

SPECIAL THANK-YOU-- Wife, Assistant coach & wife

Thanks to Bruce Vires AD for making everything go so smoothly, Gary Patch and his wife and a special thanks to MY WIFE for all of her support and understanding throughout the year.

Summary - 5-2 head to head 2nd @ Holyoke

PARTICIPANTS-- Freshman > Seniors

LETTERMEN--Freshmen > Seniors

SPECIAL AWARDS - Co-Captains -
- RECORD -152 shane Hallett
2nd Best Most Pins in Season (22)
Guy Gilsdorf (23) "92-93"
2nd Best Tie Most Career Pins (53)
Ki Fanning (53) "89-91"
Jason McNair (55) "85-89"
3rd Best Tie Best Season Record (30-5)
Ben McNair (30-5) "92-93"
Trent Spady (30-3) "90-91"
Guy Gilsdorf (32-1) "91-92"
- MOST IMPROVED - Roy Elder
- MOST AGGRESSIVE - Shane Hallett,
Nathan Chandler-Smith
- BAGUBA AWARD (Best Aggressive Wrestler Under all Adversity )
Phil Leibheart
- 100 POINT CLUB - 119 Andy Richert 104
- 145 Phil Leibheart 143.5
- 152 Shane Hallett 245.5

All-Area Honorable Mention- 112 Drew Maier
140 Phil Leibheart
152 Shane Hallett
State Qualifiers- 140 Phil Leibhart 24-14 (3-2)
- 152 Shane Hallett 30-5 (1-2)

# CCHS WRESTLING RECORDS

| | | | |
|---|---|---|---|
| BEST RECORD SEASON | GUY GILSDORF | 32-1 | 1991-92 |
| | Trent Spady | 30-3 | 1990-91 |
| | Shane Hallett | 30-5 | 1993-94* |
| | Steve Silvester | 22-3-1 | 1989-90 |
| | Dave Parker | 22-4 | 1983 |
| BEST RECORD CAREER | GUY GILSDORF | 78-13 | 1991-92 |
| | Dave Parker | 71-16 | 1980-83 |
| MOST TAKEDOWNS SEASON | BEN MCNAIR | 92 | 1992-93 |
| | Ben Mcnair | 75 | 1991-92 |
| | Ben McNair | 55 | 1990-91 |
| | Ki Fanning | 51 | 1990-91 |
| | Trent Spady | 51 | 1990-91 |
| | Todd Phelps | 50 | 1988-89 |
| | Jason McNair | 49 | 1988-89 |
| MOST CAREER TAKEDOWNS | BEN McNAIR | 263 | 1989-93 |
| | Ben McNair | 171 | 1989-92 |
| | Todd Phelps | 157 | 1986-90 |
| MOST PINS SEASON | GUY GILSDORF | 23 | 1991-92 |
| | Shane Hallett | 22 | 1993-94* |
| | Ki Fanning | 21 | 1990-91 |
| | Rich Malcom | 18 | |
| MOST PINS CAREER | JASON MCNAIR | 55 | 1985-89 |
| | KI FANNING | 53 | 1986-91 |
| | Shane Hallett | 53 | 1993-94 |
| FASTEST PIN | RICH MALCOM | :11 | |

# Wrestling _____ vs _____

| NAMES OF CONTESTANTS | | FIRST PERIOD SCORING | Points | SECOND PERIOD SCORING | Points | THIRD PERIOD SCORING | Points | SUMMARY Points | Time Adv. | Total | Team Score Home | Team Score Opp. |
|---|---|---|---|---|---|---|---|---|---|---|---|---|
| Pounds | Jared T. | $T^2$ $T^2$ | 4 | | | | | | | 3.30 | | |
| 85 | Ryan T (Hor) | | 0 | | | | | | | | | |
| Pounds | Eric H. | $T^2$ | 2 | $T^2$ $R^2$ | 6 | $R^2$ | 8 | | | | | |
| 95 | Steve H (E/F) | | 0 | $R^2$ | 2 | $T^2$ | 4 | | | | | |
| Pounds | Seth Spicer | $T^2$ $N^3$ | 5 | $T^2$ | 7 | | | | | 1.45 | | |
| 105 | Brian N. DC | | 0 | | 0 | | | | | | | |
| Pounds | Mitch Fisher | $T^2$ $N^3$ | 5 | | | | | | | :56 | | |
| 115 | Matt H. May | | 0 | | | | | | | | | |
| Pounds | Shawn K | $T^2$ | 2 | | 2 | $T^2$ | 4 | | | | | |
| 125 | Jeff B. (RV) | | 0 | $T^2$ | 2 | | 0 | | | | | |
| Pounds | Elton O. | $T^2$ | 2 | | | | | | | :20 | | |
| 130 | Luke N Hor | | 0 | | | | | | | | | |

| | | 1 | 2 | 3 | 4 | 5 | 6 | 7 | 8 | 9 | 10 | 11 | 12 | 13 | 14 | 15 | 16 | 17 | 18 | 19 | 20 | 21 | 22 | 23 | 24 | 25 |
|---|---|---|---|---|---|---|---|---|---|---|---|---|---|---|---|---|---|---|---|---|---|---|---|---|---|---|
| Current Score | Home | | | | | | | | | | | | | | | | | | | | | | | | | |
| | Opp | | | | | | | | | | | | | | | | | | | | | | | | | |

SCORING: Takedown—T, Reversal—R, Escape—E, Fall—F, Fall Pred.—f.p.

SYMBOLS: Penalty—P, Near Fall—N, Choice—C, Top Position—X

# Wrestling vs _____

| NAMES OF CONTESTANTS | FIRST PERIOD SCORING | Points | SECOND PERIOD SCORING | Points | THIRD PERIOD SCORING | Points | SUMMARY Points | Time Adv. | Total | Team Score Home | Team Score Opp. |
|---|---|---|---|---|---|---|---|---|---|---|---|
| POUNDS Casey Schelkie | $T^2$ $N^3$ | 5 | $T^2$ $N^3$ | 10 | $T^2$ | | | | 2.42 | | |
| 155 Kurt K mv. | | 0 | | 0 | | | | | | | |
| POUNDS Matt L | $T^2$ | 2 | $T^2$ $N^3$ | 7 | $T^2$ | 9 | | | | | |
| | $R^2$ | 2 | | 2 | | 2 | | | | | |
| POUNDS Doni vau. | $T^2$ | 2 | | 2 | | 2 | | | | | |
| | | 0 | | 0 | | 0 | | | | | |
| POUNDS Pete | $T^2$ $P^1$ | 3 | $T^2$ | 5 | +2 | 7 | | | | | |
| | $R^2$ | 2 | $E^1$ | 3 | | 3 | | | | | |
| POUNDS Shawn | | 0 | | 0 | | 0 | | | | | |
| | $T^2$ $N^2$ | 4 | $T^2$ | 6 | $T^2$ | 8 | | | | | |
| POUNDS Beth | $T^2$ $N^2$ | 4 | $T^2$ $N^3$ | 9 | | | | | 2.31 | | |
| Maywood | | 0 | | 0 | | | | | | | |

| | | 1 | 2 | 3 | 4 | 5 | 6 | 7 | 8 | 9 | 10 | 11 | 12 | 13 | 14 | 15 | 16 | 17 | 18 | 19 | 20 | 21 | 22 | 23 | 24 | 25 |
|---|---|---|---|---|---|---|---|---|---|---|---|---|---|---|---|---|---|---|---|---|---|---|---|---|---|---|
| Current Score | Home | | | | | | | | | | | | | | | | | | | | | | | | | |
| | Opp | | | | | | | | | | | | | | | | | | | | | | | | | |

**SCORING:** Takedown—T, Reversal—R, Escape—E, Fall—F, Fall Pred.—f.p.

**SYMBOLS:** Penalty—P, Near Fall—N, Choice—C, Top Position—X

# Wrestling vs _____

| POUNDS | NAMES OF CONTESTANTS | FIRST PERIOD SCORING | Points | SECOND PERIOD SCORING | Points | THIRD PERIOD SCORING | Points | SUMMARY Points | SUMMARY Time Adv. | SUMMARY Total | Team Score Home | Team Score Opp. |
|---|---|---|---|---|---|---|---|---|---|---|---|---|
| | Mark | $T^2$ | 2 | $T^2$ | | | | | | 1.29 | | |
| | Hershey | | 0 | | | | | | | | | |
| | Jered | $T^2 N^2$ | 4 | | | | | | | .51 | | |
| | | | 0 | | | | | | | | | |
| | Elder | $T^2$ | 2 | | 2 | | | | | | | |
| | | $R^2$ | 2 | $T^2$ | 4 | $T^2 N^3$ | | | | 2.54 | | |
| | Mitchell | $T^2 N^3 N^2 N^2$ | 9 | $T^2$ | 11 | | | | | 1.22 | | |
| | | | 0 | | 0 | | | | | | | |
| | Hanson | $R^2$ | 2 | $R^2$ | 4 | $R^2$ | 6 | | | | | |
| | | $T^2 R^2 E$ | 5 | $T^2$ | 7 | $T^2 N^2$ | 11 | | | | | |
| | Casey | $T^2 N^3$ | 5 | $T^2 N^3 N^2$ | | | | | | 1.59 | | |
| | FV | | 0 | | | | | | | | | |

| | | 1 | 2 | 3 | 4 | 5 | 6 | 7 | 8 | 9 | 10 | 11 | 12 | 13 | 14 | 15 | 16 | 17 | 18 | 19 | 20 | 21 | 22 | 23 | 24 | 25 |
|---|---|---|---|---|---|---|---|---|---|---|---|---|---|---|---|---|---|---|---|---|---|---|---|---|---|---|
| Current Score | Home | | | | | | | | | | | | | | | | | | | | | | | | | |
| | Opp | | | | | | | | | | | | | | | | | | | | | | | | | |

**SCORING:** Takedown—T, Reversal—R, Escape—E, Fall—F, Fall Pred.—f.p.

**SYMBOLS:** Penalty—P, Near Fall—N, Choice—C, Top Position—X

# Wrestling vs _____

| NAMES OF CONTESTANTS | | FIRST PERIOD SCORING | Points | SECOND PERIOD SCORING | Points | THIRD PERIOD SCORING | Points | SUMMARY Points | Time Adv. | Total | Team Score Home | Team Score Opp. |
|---|---|---|---|---|---|---|---|---|---|---|---|---|
| Pounds | Liewer | $T^2$ | 2 | $T^2$ | 4 | $T^2$ | | | | 2.26 | | |
| | | | 0 | | 2 | | | | | | | |
| Pounds | Phelps | $T^2$ | | | | | | | | .46 | | |
| | | | | | | | | | | | | |
| Pounds | Rowley | $T^2$ | 2 | $T^2$ | 4 | $T^2$ | | | | 2.15 | | |
| | FV | $E^1$ | 1 | | 1 | | | | | | | |
| Pounds | MARTY | $T^2$ | 2 | | | | | | | 1.15 | | |
| | MARTENEZE | $E^1T^2$ | 3 | | | | | | | | | |
| Pounds | Ogg | $E^1T^2$ | 3 | | | | | | | 1.23 | | |
| | KELLY | $T^2$ | 2 | $T^2$ | | | | | | | | |
| Pounds | CALEB | $T^2$ | 2 | $T^2N^3$ | 7 | $T^2N^3$ | 10 | | | | | |
| | HERSHEY | | 0 | | 0 | | 0 | | | | | |

| | | 1 | 2 | 3 | 4 | 5 | 6 | 7 | 8 | 9 | 10 | 11 | 12 | 13 | 14 | 15 | 16 | 17 | 18 | 19 | 20 | 21 | 22 | 23 | 24 | 25 |
|---|---|---|---|---|---|---|---|---|---|---|---|---|---|---|---|---|---|---|---|---|---|---|---|---|---|---|
| Current Score | Home | | | | | | | | | | | | | | | | | | | | | | | | | |
| | Opp | | | | | | | | | | | | | | | | | | | | | | | | | |

**SCORING:** Takedown—T, Reversal—R, Escape—E, Fall—F, Fall Pred.—f.p.

**SYMBOLS:** Penalty—P, Near Fall—N, Choice—C, Top Position—X

# Wrestling vs

| NAMES OF CONTESTANTS | | FIRST PERIOD SCORING | Points | SECOND PERIOD SCORING | Points | THIRD PERIOD SCORING | Points | SUMMARY Points | Time Adv. | Total | Team Score Home | Opp. |
|---|---|---|---|---|---|---|---|---|---|---|---|---|
| Pounds | Rich | $T^2$ | | | | | | | | 27 | | |
| | HERSHEY | | | | | | | | | | | |
| Pounds | Glenn | | 0 | | | | | | | | | |
| | Hershey | $T^2$ | 2 | | | | | | | | | |
| Pounds | McNAIR | $T^2T^2N^2$ | 6 | $T^2$ | | | | | | 1.23 | | |
| | | $R^2$ | 2 | | | | | | | | | |
| Pounds | Chuck | $T^2$ $T^2N^3$ | 7 | $T^2$ | 9 | $T^2$ | 11 | | | | | |
| | RV | | 0 | | 0 | | 0 | | | | | |
| Pounds | Chris | $T^2N^3$ | 5 | | 5 | | 5 | | | | | |
| | Caleb | | 0 | $T^2$ N3 | 5 | $T^2$ | 7 | | | | | |
| Pounds | MATT | $T^2T^2$ | 4 | $T^2$ | 6 | $T^2$ | 8 | | | | | |
| | REP VALLEY | E'E' | 2 | $R^2E^1$ | 5 | | 5 | | | | | |

| | | 1 | 2 | 3 | 4 | 5 | 6 | 7 | 8 | 9 | 10 | 11 | 12 | 13 | 14 | 15 | 16 | 17 | 18 | 19 | 20 | 21 | 22 | 23 | 24 | 25 |
|---|---|---|---|---|---|---|---|---|---|---|---|---|---|---|---|---|---|---|---|---|---|---|---|---|---|---|
| Current Score | Home | | | | | | | | | | | | | | | | | | | | | | | | | |
| | Opp | | | | | | | | | | | | | | | | | | | | | | | | | |

**SCORING:** Takedown—T, Reversal—R, Escape—E, Fall—F, Fall Pred.—f.p.

**SYMBOLS:** Penalty—P, Near Fall—N, Choice—C, Top Position—X

# Wrestling _____ vs _____

| NAMES OF CONTESTANTS | | FIRST PERIOD SCORING | Points | SECOND PERIOD SCORING | Points | THIRD PERIOD SCORING | Points | SUMMARY Points | Time Adv. | Total | Team Score Home | Team Score Opp. |
|---|---|---|---|---|---|---|---|---|---|---|---|---|
| Pounds | HANSEN | $T^2 N^3$ | 5 | $T^2$ | | | | | | 1.21 | | |
| | MAY TANNER E | | 6 | | | | | | | | | |
| Pounds | Joe | $T^2$ | 2 | | 2 | | 2 | | | | | |
| | NV | E' | 1 | $T^2$ | 3 | $T^2$ | 5 | | | | | |
| Pounds | Donivan | $R^2$ | 2 | | | | | | | | | |
| | Pete | $T^2$ | 2 | $T^2$ | | | | | | 1.43 | | |
| Pounds | Jerod | $T^2$ | | | | | | | | .24 | | |
| | RV | | | | | | | | | | | |
| Pounds | LEIWER | $T^2 T^2 E'$ | 5 | $T^2 R^2$ | 9 | $E' R^2$ | 12 | | | | | |
| | DUNDY County MARCK | $R^2$ | 2 | $P^1 R^2$ | 5 | $T^2$ | 7 | | | | | |
| Pounds | HANSEN | $T^2 N^3$ | 5 | $T^2 N^3$ | 10 | $T^2$ | | | | 2.31 | | |
| | Hershey | | 0 | | 0 | | | | | | | |

| | | 1 | 2 | 3 | 4 | 5 | 6 | 7 | 8 | 9 | 10 | 11 | 12 | 13 | 14 | 15 | 16 | 17 | 18 | 19 | 20 | 21 | 22 | 23 | 24 | 25 |
|---|---|---|---|---|---|---|---|---|---|---|---|---|---|---|---|---|---|---|---|---|---|---|---|---|---|---|
| Current Score | Home | | | | | | | | | | | | | | | | | | | | | | | | | |
| | Opp | | | | | | | | | | | | | | | | | | | | | | | | | |

**SCORING:** Takedown—T, Reversal—R, Escape—E, Fall—F, Fall Pred.—f.p.

**SYMBOLS:** Penalty—P, Near Fall—N, Choice—C, Top Position—X

# Wrestling vs _____

| NAMES OF CONTESTANTS | | FIRST PERIOD SCORING | Points | SECOND PERIOD SCORING | Points | THIRD PERIOD SCORING | Points | SUMMARY Points | Time Adv. | Total | Team Score Home | Opp. |
|---|---|---|---|---|---|---|---|---|---|---|---|---|
| Pounds | Scott K. | $T^2$ | 2 | P' | 3 | P' P' | 5 | | | | | |
| | F.V. | | 0 | $T^2$ | 2 | $T^2$ | 4 | | | | | |
| Pounds | Seth | $T^2$ $N^3$ $N^2$ | 7 | $T^2$ | 9 | | | | | 1,52 | | |
| | Hershey | | 0 | | 0 | | | | | | | |
| Pounds | Mark | E' | 1 | | 1 | $T^2$ $N^3$ | 6 | | | | | |
| | F.V. | $T^2$ $T^2$ | 4 | $T^2$ $N^3$ | 9 | | 9 | | | | | |
| Pounds | Mitchell | $T^2$ | 2 | $T^2$ | 4 | $T^2$ $R^2$ | 8 | | | | | |
| | Hershey | P' | 1 | | 1 | $R^2$ | 3 | | | | | |
| Pounds | Weiss | | | | | | | | | | | |
| | Maywood | $T^2$ | | | | | | | | .36 | | |
| Pounds | Mike P | | 0 | $T^2$ $R^2$ | 4 | $R^2$ | 6 | | | | | |
| | F.V. | $T^2$ | 2 | $R^2$ | 4 | $T^2$ $N^3$ | 9 | | | | | |

| | | 1 | 2 | 3 | 4 | 5 | 6 | 7 | 8 | 9 | 10 | 11 | 12 | 13 | 14 | 15 | 16 | 17 | 18 | 19 | 20 | 21 | 22 | 23 | 24 | 25 |
|---|---|---|---|---|---|---|---|---|---|---|---|---|---|---|---|---|---|---|---|---|---|---|---|---|---|---|
| Current Score | Home | | | | | | | | | | | | | | | | | | | | | | | | | |
| | Opp | | | | | | | | | | | | | | | | | | | | | | | | | |

**SCORING:** Takedown—T, Reversal—R, Escape—E, Fall—F, Fall Pred.—f.p.

**SYMBOLS:** Penalty—P, Near Fall—N, Choice—C, Top Position—X

# Wrestling _____ vs _____

| NAMES OF CONTESTANTS | | FIRST PERIOD SCORING | Points | SECOND PERIOD SCORING | Points | THIRD PERIOD SCORING | Points | SUMMARY Points | Time Adv. | Total | Team Score Home | Team Score Opp. |
|---|---|---|---|---|---|---|---|---|---|---|---|---|
| Pounds | Rowley | R2 | 2 | T2 | 4 | T2 | 6 | | | | | |
| | Raiders | T2 | 2 | | 2 | | 2 | | | | | |
| Pounds | | | | | | | | | | | | |
| | | | | | | | | | | | | |
| Pounds | | | | | | | | | | | | |
| | | | | | | | | | | | | |
| Pounds | | | | | | | | | | | | |
| | | | | | | | | | | | | |
| Pounds | | | | | | | | | | | | |
| | | | | | | | | | | | | |
| Pounds | | | | | | | | | | | | |
| | | | | | | | | | | | | |

| | | 1 | 2 | 3 | 4 | 5 | 6 | 7 | 8 | 9 | 10 | 11 | 12 | 13 | 14 | 15 | 16 | 17 | 18 | 19 | 20 | 21 | 22 | 23 | 24 | 25 |
|---|---|---|---|---|---|---|---|---|---|---|---|---|---|---|---|---|---|---|---|---|---|---|---|---|---|---|
| Current Score | Home | | | | | | | | | | | | | | | | | | | | | | | | | |
| | Opp | | | | | | | | | | | | | | | | | | | | | | | | | |

**SCORING:** Takedown—T, Reversal—R, Escape—E, Fall—F, Fall Pred.—f.p.

**SYMBOLS:** Penalty—P, Near Fall—N, Choice—C, Top Position—X

# Wrestling _____ vs _____.

| NAMES OF CONTESTANTS | | FIRST PERIOD SCORING | Points | SECOND PERIOD SCORING | Points | THIRD PERIOD SCORING | Points | SUMMARY Points | SUMMARY Time Adv. | SUMMARY Total | Team Score Home | Team Score Opp. |
|---|---|---|---|---|---|---|---|---|---|---|---|---|
| POUNDS | Rich | $T^2$ | 2 | $T^2$ $N^3$ | 7 | $T^2$ | 9 | | | | | |
| | Berryman | | 0 | | 0 | | 0 | | | | | |
| POUNDS | Skeen | $E^1$ $T^2$ | 3 | $T^2$ | 5 | $T^2$ | 7 | | | | | |
| | | $T^2$ | 2 | | 2 | $R^2$ $N^2$ | 6 | | | | | |
| POUNDS | Josh | $R^2$ $N^3$ | 5 | $T^2$ $T^2$ | 9 | | | | | 1.56 | | |
| | | $T^2$ | 2 | $E^1$ | 3 | | | | | | | |
| POUNDS | Glenn | $T^2$ | 2 | | | | | | | 1.38 | | |
| | | $R^2$ | 2 | | | | | | | | | |
| POUNDS | Kelley | $T^2$ | 2 | $T^2$ $N^2$ | 6 | $T^2$ $T^2$ | 10 | | | | | |
| | | | 0 | | 0 | $E^1$ | 1 | | | | | |
| POUNDS | | | | | | | | | | | | |
| | | | | | | | | | | | | |

| | | 1 | 2 | 3 | 4 | 5 | 6 | 7 | 8 | 9 | 10 | 11 | 12 | 13 | 14 | 15 | 16 | 17 | 18 | 19 | 20 | 21 | 22 | 23 | 24 | 25 |
|---|---|---|---|---|---|---|---|---|---|---|---|---|---|---|---|---|---|---|---|---|---|---|---|---|---|---|
| Current Score | Home | | | | | | | | | | | | | | | | | | | | | | | | | |
| | Opp | | | | | | | | | | | | | | | | | | | | | | | | | |

**SCORING:** Takedown—T, Reversal—R, Escape—E, Fall—F, Fall Pred.—t.p.

**SYMBOLS:** Penalty—P, Near Fall—N, Choice—C, Top Position—X

# Wrestling _____ vs _____.

| NAMES OF CONTESTANTS | | FIRST PERIOD SCORING | Points | SECOND PERIOD SCORING | Points | THIRD PERIOD SCORING | Points | SUMMARY Points | Time Adv. | Total | Team Score Home | Opp. |
|---|---|---|---|---|---|---|---|---|---|---|---|---|
| POUNDS | | | | | | | | | | | | |
| | | | | | | | | | | | | |
| POUNDS | | | | | | | | | | | | |
| | | | | | | | | | | | | |
| POUNDS | | | | | | | | | | | | |
| | | | | | | | | | | | | |
| POUNDS | | | | | | | | | | | | |
| | | | | | | | | | | | | |
| POUNDS | | | | | | | | | | | | |
| | | | | | | | | | | | | |
| POUNDS | | | | | | | | | | | | |
| | | | | | | | | | | | | |

| | | 1 | 2 | 3 | 4 | 5 | 6 | 7 | 8 | 9 | 10 | 11 | 12 | 13 | 14 | 15 | 16 | 17 | 18 | 19 | 20 | 21 | 22 | 23 | 24 | 25 |
|---|---|---|---|---|---|---|---|---|---|---|---|---|---|---|---|---|---|---|---|---|---|---|---|---|---|---|
| Current Score | Home | | | | | | | | | | | | | | | | | | | | | | | | | |
| | Opp | | | | | | | | | | | | | | | | | | | | | | | | | |

**SCORING:** Takedown—T, Reversal—R, Escape—E, Fall—F, Fall Pred.—f.p.

**SYMBOLS:** Penalty—P, Near Fall—N, Choice—C, Top Position—X

For the Wray Meet

Imperial Grade School
Wrestling Team
Coached by
Lynn D. Rinehart & Gary Patch

| | Actual Weight | Wrestle Weight | Record |
|---|---|---|---|
| OPEN | - | 72 | |
| OPEN | - | 76 | |
| Pete Arterburn | 81 | 80 | 9-4 |
| Donavon Fowler | 84 | 84 | 7-6-1 |
| Jared Thompson | 85 | 88 | 10-3 |
| Matt Liewer | 90 | 92 | 12-1 |
| Joe Bilka | 92 | 92-B | 0-10 |
| Eric Hanson | 96 | 96 | 9-5 |
| Scott Kelly | 99 | 100 | 11-1 |
| Seth Spicer | 103 | 103 | 9-1 |
| Charles Barnes | 107 | 110 | 8-4 |
| Mark Jantz | 110 | 112 | 6-6 |
| Mitch Fisher | 111 | 116 | 11-2 |
| Matt Wiess | 115 | 120 | 8-4 |
| Jake Adler | 120 | 120-B | 6-6 |
| Ryan Myer | 125 | 125 | 7-4 |
| Glenn Connot | 126 | 125-B | 1-8 |
| Elton Ogg | 129 | 130 | 11-3 |
| Sam McNair | 128 | 135 | 10-1 |
| OPEN | - | 140 | |
| OPEN | - | 145 | |
| Casey Schilke | 151 | 150 | 8-1 |
| Josh Irvin | 151 | 150-B | 2-3 |
| Mike Phelps | 156 | 165 | 9-3 |
| Scott Stinnette | 155 | 165-B | 9-3 |
| Mike Rowley | 167 | HWT | 10-2 |
| Kurt Elder | 166 | HWT-B | 4-8 |

Mat assistants
Kristen Richert
Steph Hoff

held at _____. _____, 19_____.

| NAMES OF CONTESTANTS | | FIRST PERIOD SCORING | Points | SECOND PERIOD SCORING | Points | THIRD PERIOD SCORING | Points | SUMMARY Points | Time Adv. | Total | Team Score Home | Opp. |
|---|---|---|---|---|---|---|---|---|---|---|---|---|
| Pounds | Joe Bilka | | 0 | D | | | | | | 1.48 | | |
| 92 | Brad Phillips (Bu) | $T^2 N^2$ | 4 | | | | | | | | | |
| Pounds | matt Wiess | $T^2 N^3$ | 5 | | | | | | | 1.16 | | |
| 120 | Anthony Weaver (WrX) | | 0 | | | | | | | | | |
| Pounds | Jake adler | | 0 | | | | | | | | | |
| 120 | Tyler Powell (Y) | $T^2 N^3 N^2$ | 7 | $T^2 N^3$ | | | | | | 1.58 | | |
| Pounds | Ryan Myer | $T^2 N^2$ | 4 | $T^2 N^3 N^3$ | 12 | $R^2 N^2$ | 12 | | | | | |
| 125 | Nick Hill (FmX) | | 0 | | 0 | | 0 | | | | | |
| Pounds | Kurt Elder | | | | | | | | | | | |
| HWT | Mike Furer | $T^2$ | | | | | | | | .01 | | |
| Pounds | matt Liewer | | 0 | $\downarrow R^2 N^3$ | 5 | $\downarrow R^2$ | 7 | | | | | |
| 92 | matt Sims (S) | $T^2$ | 2 | | 2 | | 2 | | | | | |

26 27 28 29 30 31 32 33 34 35 36 37 38 39 40 41 42 43 44 45

26 27 28 29 30 31 32 33 34 35 36 37 38 39 40 41 42 43 44 45

TOTAL TEAM SCORE

REFEREE _____

TIMER _____ Time Adv. HOME _____

SCORER _____ Timers OPP. _____

held at _____, _____, 19____.

| | NAMES OF CONTESTANTS | FIRST PERIOD SCORING | Points | SECOND PERIOD SCORING | Points | THIRD PERIOD SCORING | Points | SUMMARY Points | Time Adv. | Total | Team Home | Score Opp. |
|---|---|---|---|---|---|---|---|---|---|---|---|---|
| X | Pounds — Eric Hanson | T² N² N² | 6 | ↓R² N³ | 11 | ↓ R² | 13 | | | | | |
| 96 | Jarod (Grant) | E' R² | 3 | | 3 | | 3 | | | | | |
| X | Pounds — Scott Kelly | T² N³ R² | 7 | T² | 9 | T² | 11 | | | | | |
| 100 | Swan (Grant) | R² | 2 | | 2 | | 2 | | | | | |
| X | Pounds — Seth Spicer | T² | | | | | | | | 27 | | |
| 104 | Richardson (Grant) | | | | | | | | | | | |
| | Pounds — Charles Barnes | T² | 2 | P' T° | 5 | 5 OT | 5 | | | | | |
| 108 | Wade Rickards | E' | 1 | P' T | 4 | E' 5 N³ | 8 | | | | | |
| X | Pounds — Mark Jante | T² | | | | | | | | 28 | | |
| 112 | Dusty Deland | | | | | | | | | | | |
| X | Pounds — Mitch Fisher | T² | 2 | ↓ | 2 | T² | 4 | | | | | |
| 116 | Josh Ringlein (Wpn X) | | 0 | N² | 2 | | 2 | | | | | |

26 27 28 29 30 31 32 33 34 35 36 37 38 39 40 41 42 43 44 45

26 27 28 29 30 31 32 33 34 35 36 37 38 39 40 41 42 43 44 45

TOTAL TEAM SCORE

REFEREE

TIMER

SCORER

Time Adv. HOME

Timers OPP.

A

held at _____. _____, 19____.

| NAMES OF CONTESTANTS | | FIRST PERIOD SCORING | Points | SECOND PERIOD SCORING | Points | THIRD PERIOD SCORING | Points | SUMMARY Points | Time Adv. | Total | Team Home | Team Opp. |
|---|---|---|---|---|---|---|---|---|---|---|---|---|
| Pounds | Matt Weiss | | 0 | ↓R² | | | | | | 1.25 | | |
| 120 | Jon Hansen (Wr) | T² | 2 | | | | | | | | | |
| Pounds | Jake Adler | | | | | | | | | | | |
| 120 | ? | | | | | | | | | | | |
| Pounds | Ryan Myer | T² | 2 | T² N² N² | 8 | T² N² | 12 | | | | | |
| 125 | Tony Leonard (6) | | 0 | | 0 | | 0 | | | | | |
| Pounds | Elton Ogg | T² | 2 | | 2 | | | | | PIN | | |
| 130 | Guitierrez (Bw) | R² N² N² | 6 | | 6 | | | | | | | |
| Pounds | McNair | T² | | | | | | | | .27 | | |
| 125 | Jim Jorgensen | | | | | | | | | | | |
| Pounds | Josh Irvin | T² | 2 | ↑ R² | 1/ | ↓R² | | | | 2.09 | | |
| 150 | Hornung (Cr) | | 0 | R² | 2 | | | | | | | |

26 27 28 29 30 31 32 33 34 35 36 37 38 39 40 41 42 43 44 45

26 27 28 29 30 31 32 33 34 35 36 37 38 39 40 41 42 43 44 45

TOTAL TEAM SCORE

REFEREE _____

TIMER _____

SCORER _____

Time Adv. HOME _____

Timers OPP.

held at _____, 19____.

| NAMES OF CONTESTANTS | | FIRST PERIOD SCORING | Points | SECOND PERIOD SCORING | Points | THIRD PERIOD SCORING | Points | SUMMARY Points | Time Adv. | Total | Team Score Home | Opp. |
|---|---|---|---|---|---|---|---|---|---|---|---|---|
| Pounds | Scott Stinnette | $T^2$ | | | | | | | | .27 | | |
| 165 | Fisher (W) | | | | | | | | | | | |
| Pounds | mike Phelps | $T^2$ $N^3$ | 5 | $N^2$ $N^3$ | | | | | | 1.40 | | |
| 165 | ? Yuma JV Furrow | | 0 | | | | | | | | | |
| Pounds | mike Rowley | $T^2$ | | | | | | | | .25 | | |
| Hwt | D C ' | | | | | | | | | | | |
| Pounds | Pete Arterburn | | 0 | ↓$R^2$ | 2 | ↑ | 2 | | | | | |
| 80 | Oestman (Y) | $T^2$ | 2 | | 2 | E' | 3 | | | | | |
| Pounds | D. Fowler | | 0 | | 0 | | 0 | | | | | |
| 84 | Daniel (Fm) | $T^2$ $N^3$ | 5 | $N^2$ | 7 | | 7 | | | | | |
| Pounds | Thompson | $T^2$ | 2 | ↑$N^3$ | 5 | ↓ | | | | | | |
| 88 | Osborn (Fm) | | 0 | | 0 | | | | | 2.54 | | |

26 27 28 29 30 31 32 33 34 35 36 37 38 39 40 41 42 43 44 45

26 27 28 29 30 31 32 33 34 35 36 37 38 39 40 41 42 43 44 45

TOTAL TEAM SCORE

REFEREE _____

TIMER _____

SCORER _____

Time Adv. HOME _____

Timers OPP. _____

held at _____, 19____.

| NAMES OF CONTESTANTS | | FIRST PERIOD SCORING | Points | SECOND PERIOD SCORING | Points | THIRD PERIOD SCORING | Points | SUMMARY Points | Time Adv. | Total | Team Score Home | Opp. |
|---|---|---|---|---|---|---|---|---|---|---|---|---|
| Pounds | M. Liewer | | 0 | | 0 | | 0 | | | | | |
| 92 | Phillips (Bu) | T² | 2 | | 2 | | 2 | | | | | |
| Pounds | Bilka | | | | | | | | | | | |
| 92 | White (Y) | T² | | | | | | | | .52 | | |
| Pounds | E Hanson | | | | | | | | | | | |
| 96 | G. Orr (W) | T | | | | | | | | .20 | | |
| Pounds | Kelly | R² | 2 | D ↑ | 2 | M | | | | | | |
| 160 | Blake Bu | T² E' | 13 | R² N³ | 8 | T² | | | | 2.27 | | |
| Pounds | Spicer | T² N² | 4 | ↓ E' | 5 | | 5 | T² | 7 | | | |
| 164 | Rosales (W) | | 0 | | 0 | T² N³ | 5 | | 5 | | | |
| Pounds | Jante | T² | 2 | | 2 | | 2 | | | | | |
| 184 | Weber Em | | 0 | T² N³ | 5 | | 5 | | | | | |

26 27 28 29 30 31 32 33 34 35 36 37 38 39 40 41 42 43 44 45

26 27 28 29 30 31 32 33 34 35 36 37 38 39 40 41 42 43 44 45

TOTAL TEAM SCORE

REFEREE _____

TIMER _____

SCORER _____

Time Adv. HOME _____

Timers OPP.

held at _____, 19____

| | NAMES OF CONTESTANTS | FIRST PERIOD SCORING | Points | SECOND PERIOD SCORING | Points | THIRD PERIOD SCORING | Points | SUMMARY Points | Time Adv. | Total | Team Score Home | Opp. |
|---|---|---|---|---|---|---|---|---|---|---|---|---|
| POUNDS | Fisher | $T^2$ | 2 | ↓ $R^2$ | 4 | | 4 | | | | | |
| | Kaiser Fm | $R^-$ | 2 | $N^3$ | 5 | $T^2 N^3 N^3 N^2$ | 15 | | | | | |
| POUNDS | M. Wiess | $R^2$ / | 2 | ↓ | 2 | $T^2$ P' | 5 | | | | | |
| 120 | Andis (Gr) | $T^2 N^3$ | 5 | $N^3$ | 8 | $R^2 N^3$ | 13 | | | | | |
| POUNDS | Adler | | 0 | | 0 | | | | | | | |
| | Piper (Bux) | $T^2 N^3$ | 5 | | 5 | | | | | | | |
| POUNDS | Meyer | $T^2$ | 2 | $T^2$ | 4 | ↓ | 4 | | | | | |
| | Burr | $E' R^2$ | 3 | $E'$ | 4 | $T^2$ | 6 | | | | | |
| POUNDS | Mike R | | | | | | | | | | | |
| | | | | | | | | | | | | |
| POUNDS | SAM | $R^2$ | 2 | $T^2$ | | | | | | 142 | | |
| | DC | $T^2$ | 2 | | | | | | | | | |

26 27 28 29 30 31 32 33 34 35 36 37 38 39 40 41 42 43 44 45

26 27 28 29 30 31 32 33 34 35 36 37 38 39 40 41 42 43 44 45

TOTAL TEAM SCORE

REFEREE _____

TIMER _____

SCORER _____

Time Adv. HOME

Timers OPP.

held at _____. _____, 19____.

| NAMES OF CONTESTANTS | | FIRST PERIOD SCORING | Points | SECOND PERIOD SCORING | Points | THIRD PERIOD SCORING | Points | SUMMARY Points | Time Adv. | Total | Team Score Home | Opp. |
|---|---|---|---|---|---|---|---|---|---|---|---|---|
| Pounds | Schilke | T2 | | | | | | | | .43 | | |
| 150 | Wilson (B) | | | | | | | | | | | |
| Pounds | Irvin | R2 N2 | 4 | R2 | 6 | | | | | 2.47 | | |
| | Vannoy (Fw) | T2 | 2 | T2 | 11 | | | | | | | |
| Pounds | Stinnette | | 0 | T2 | 2 | | 2 | | | | | |
| | Castillo (Bw) | T2 N3 | 5 | E' | 6 | T2 | 8 | | | | | |
| Pounds | Phelps | T2 | 2 | | 3 | ↑ E' | 3 | | | | | |
| | Zion (Fm) | | 0 | | 0 | R | 2 | | | | | |
| Pounds | Rowley | | 0 | E' T2 | 3 | | 3 | | | | | |
| Hwt | ~~Travis (Wx)~~ ~~Anderson (Bw)~~ | T2 | 2 | | 2 | | 2 | | | | | |
| Pounds | Elder | T2 N3 | 5 | ↓ | 5 | ↑ N3 | 8 | | | | | |
| | D.C. | | 0 | | 0 | | 0 | | | | | |

26 27 28 29 30 31 32 33 34 35 36 37 38 39 40 41 42 43 44 45

26 27 28 29 30 31 32 33 34 35 36 37 38 39 40 41 42 43 44 45

TOTAL TEAM SCORE

REFEREE _____

TIMER _____

SCORER _____

Time Adv. HOME _____

Timers OPP.

held at _____. _____, 19____.

| NAMES OF CONTESTANTS | | FIRST PERIOD SCORING | Points | SECOND PERIOD SCORING | Points | THIRD PERIOD SCORING | Points | SUMMARY Points | Time Adv. | Total | Team Score Home | Opp. |
|---|---|---|---|---|---|---|---|---|---|---|---|---|
| POUNDS | | | | | | | | | | | | |
| | | | | | | | | | | | | |
| POUNDS | | | | | | | | | | | | |
| | | | | | | | | | | | | |
| POUNDS | | | | | | | | | | | | |
| | | | | | | | | | | | | |
| POUNDS | | | | | | | | | | | | |
| | | | | | | | | | | | | |
| POUNDS | | | | | | | | | | | | |
| | | | | | | | | | | | | |
| POUNDS | | | | | | | | | | | | |
| | | | | | | | | | | | | |
| | | | | | | | | | | | | |

26 27 28 29 30 31 32 33 34 35 36 37 38 39 40 41 42 43 44 45

26 27 28 29 30 31 32 33 34 35 36 37 38 39 40 41 42 43 44 45

TOTAL TEAM SCORE

REFEREE _____

TIMER _____

SCORER _____

Time Adv. HOME _____

Timers OPP.

held at Wray, 1994.

| | NAMES OF CONTESTANTS | FIRST PERIOD SCORING | POINTS | SECOND PERIOD SCORING | POINTS | THIRD PERIOD SCORING | POINTS | SUMMARY POINTS | TIME ADV. | TOTAL | TEAM SCORE HOME | OPP. |
|---|---|---|---|---|---|---|---|---|---|---|---|---|
| POUNDS | Ogg | | | | | | | | | | | |
| 130 | Sisson (Sx) | | | | | | | | | | | |
| POUNDS | Liewer | | 0 | $R^2$ | 2 | $R^2$ | 4 | | | | | |
| 92 | Yuma (Y) or (G) | | 0 | $T^2$ $E^1$ | 3 | $N^2$ | 5 | | | | | |
| POUNDS | Kelly | | 0 | | 0 | | 0 | | | | | |
| 100 | Fort Morgan (Fmx) | $T^2$ $N^2$ | 4 | $T^2$ $N^2$ $N^3$ | 11 | | 11 | | | | | |
| X POUNDS | Barnes | | 0 | | 0 | $R^2$ | 2 | | | | | |
| 108 | (W) | | 0 | | 0 | | 0 | | | | | |
| X POUNDS | Jantz | $R^2$ | 2 | ↑ $R^2$ | 4 | ↓ $E^1$ $-^2$ $N^3$ | 10 | | | | | |
| 112 | (Bur) | $T^2$ | 2 | $R^2$ | 4 | | 4 | | | | | |
| X POUNDS | Fisher | $T^2$ | 2 | ↑ | 2 | ↓ $R^2$ | 4 | | | | | |
| 116 | (G) Rickter Tore | | 0 | | 0 | | 0 | | | | | |

26 27 28 29 30 31 32 33 34 35 36 37 38 39 40 41 42 43 44 45

26 27 28 29 30 31 32 33 34 35 36 37 38 39 40 41 42 43 44 45

TOTAL TEAM SCORE

REFEREE

TIMER

SCORER

Time Adv. HOME

Timers OPP.

held at _____. _____, 19____.

| NAMES OF CONTESTANTS | | FIRST PERIOD SCORING | Points | SECOND PERIOD SCORING | Points | THIRD PERIOD SCORING | Points | SUMMARY Points | Time Adv. | Total | TEAM SCORE Home | Opp. |
|---|---|---|---|---|---|---|---|---|---|---|---|---|
| POUNDS | M. Weiss | T² | 2 | T² N² N² | 8 | T² | | | | 2.3 | 2 | |
| 120 | (Bur) | R² | 0 | E¹ R² | 5 | | | | | | | |
| POUNDS | R. Meyer | T² | 2 | R N³ | 7 | T² | 9 | | | | | |
| 128 | (Bur) | | 0 | | 0 | R² N³ N³ | 8 | | | | | |
| POUNDS | FOWLER | T² | 2 | ↓ | 2 | ↑ | 2 | | | 1 | | |
| 130 | WRAY | | 0 | N² | 2 | R² | 4 | | | | | |
| POUNDS | Stinnette | T² N³ | 5 | ↑ N³ | 8 | T² | 10 | | | | | |
| 168 | (Yuma) | | 2 | | 2 | | 2 | | | | | |
| POUNDS | Elder | | | | | | | | | 2 | | |
| HWT | WRAY | T² | | | | | | | | | | |
| POUNDS | Arterburn | T² | 2 | ↓ R² | 4 | ↓ R² N² | 8 | | | | | |
| 80 | Huber (G) | | 0 | | 0 | | 0 | | | | | |

26 27 28 29 30 31 32 33 34 35 36 37 38 39 40 41 42 43 44 45

26 27 28 29 30 31 32 33 34 35 36 37 38 39 40 41 42 43 44 45

TOTAL TEAM SCORE

REFEREE _____

TIMER _____ Time Adv. HOME

SCORER _____ Timers OPP.

held at _____. _____, 19____.

| NAMES OF CONTESTANTS | | FIRST PERIOD SCORING | Points | SECOND PERIOD SCORING | Points | THIRD PERIOD SCORING | Points | SUMMARY Points | Time Adv. | Total | Team Home | Team Opp. |
|---|---|---|---|---|---|---|---|---|---|---|---|---|
| POUNDS | Thompson | $T^2$ | 2 | $T^2$ $N^3$ | | | | | | 123 | | |
| | Black (Y) | | 0 | | | | | | | | | |
| POUNDS | Spicer | | 0 | ↓ $E^1$ | 1 | ↑ $P^1$ $R^2$ | 4 | | 4 | | | |
| | Whitlow (Bw) | | 0 | | 0 | $R^2$ $N^2$ | 4 | $T^2$ | 6 | | | |
| POUNDS | Barnes | $T^2$ | 2 | ↓ $E^1$ | 3 | ↓ $R^2$ | 5 | | | | | |
| 108 | Pickard (S) | | 0 | $N^2$ | 2 | | 2 | | | | | |
| POUNDS | Jantz | $R^2$ | 2 | ↓ $E^1$ | 3 | | 3 | | | | | |
| 112 | Snelling (Y) | $T^2$ $E^1$ | 3 | $T^2$ | 5 | $T^2$ | 7 | | | | | |
| POUNDS | Fisher | | 0 | | | | | | | | | |
| | Kosinski (W) | $T^2$ $N^3$ $N^3$ | 8 | | | | | | | 1.36 | | |
| POUNDS | M. Wiess | $T^2$ $N^2$ | 4 | ↑ $P^1$ | 5 | ↓ $R^2$ | 7 | | 7 | | | |
| | Powell (Y) | $E^1$ $T^2$ | 3 | $R^2$ | 5 | $R^2$ | 7 | $T^2$ | 9 | | | |

26 27 28 29 30 31 32 33 34 35 36 37 38 39 40 41 42 43 44 45

26 27 28 29 30 31 32 33 34 35 36 37 38 39 40 41 42 43 44 45

TOTAL TEAM SCORE

REFEREE _____

TIMER _____

SCORER _____

Time Adv. HOME _____

Timers OPP.

held at _____, 19____.

| | NAMES OF CONTESTANTS | FIRST PERIOD SCORING | Points | SECOND PERIOD SCORING | Points | THIRD PERIOD SCORING | Points | SUMMARY Points | SUMMARY Time Adv. | SUMMARY Total | Team Score Home | Team Score Opp. |
|---|---|---|---|---|---|---|---|---|---|---|---|---|
| POUNDS | R. Meyer | T2 T2 | 4 | ↓ D T2 | 6 | | 6 | | | | | |
| | Zion (W) | E' | 1 | | 1 | | 1 | | | | | |
| POUNDS | McNair | T2 | 2 | ↑ D | 2 | R2 N3 | 7 | | | | | |
| 139 | Witzel (S) | | 0 | R2 | 2 | | 2 | | | | | |
| POUNDS | Irvin | T2 | 2 | ↓ R2 | 4 | T2 | | | 2.50 | | | |
| | Hornung (S) | | 0 | | 0 | | | | | | | |
| POUNDS | Phelps | E' | 1 | ↑ | 1 | ↓ E' T2 | 4 | | | | | |
| 165 | Castillo (Bw) | T2 | 2 | | 2 | | 2 | | | | | |
| POUNDS | Stinnette | T2 | 2 | | 2 | | 2 | | | | | |
| 165 | Zion (Fm) | R2 N2 | 4 | R2 | 6 | N3 | 9 | | | | | |
| POUNDS | Rowley | E' | 1 | D ↑ | 1 | | 1 | | | | | |
| HWT | Luna (Y) | T2 | 2 | | 2 | | 2 | | | | | |

26 27 28 29 30 31 32 33 34 35 36 37 38 39 40 41 42 43 44 45

26 27 28 29 30 31 32 33 34 35 36 37 38 39 40 41 42 43 44 45

TOTAL TEAM SCORE

REFEREE _____

TIMER _____

SCORER _____

Time Adv. HOME _____

Timers OPP. _____

held at _____. _____, 19____.

| NAMES OF CONTESTANTS | | FIRST PERIOD SCORING | POINTS | SECOND PERIOD SCORING | POINTS | THIRD PERIOD SCORING | POINTS | SUMMARY POINTS | SUMMARY TIME ADV. | SUMMARY TOTAL | TEAM SCORE HOME | TEAM SCORE OPP. |
|---|---|---|---|---|---|---|---|---|---|---|---|---|
| POUNDS | Schilke | T° | | | | | | | | H/ | | |
| | Yuma | | | | | | | | | | | |
| POUNDS | | | | | | | | | | | | |
| | | | | | | | | | | | | |
| POUNDS | | | | | | | | | | | | |
| | | | | | | | | | | | | |
| POUNDS | | | | | | | | | | | | |
| | | | | | | | | | | | | |
| POUNDS | | | | | | | | | | | | |
| | | | | | | | | | | | | |
| POUNDS | | | | | | | | | | | | |
| | | | | | | | | | | | | |

26 27 28 29 30 31 32 33 34 35 36 37 38 39 40 41 42 43 44 45

26 27 28 29 30 31 32 33 34 35 36 37 38 39 40 41 42 43 44 45

TOTAL TEAM SCORE

REFEREE _____

TIMER _____

SCORER _____

Time Adv. HOME _____

Timers OPP.

held at _____. _____, 19____.

| NAMES OF CONTESTANTS | | FIRST PERIOD SCORING | POINTS | SECOND PERIOD SCORING | POINTS | THIRD PERIOD SCORING | POINTS | SUMMARY POINTS | SUMMARY TIME ADV. | SUMMARY TOTAL | TEAM HOME | SCORE OPP. |
|---|---|---|---|---|---|---|---|---|---|---|---|---|
| POUNDS | | | | | | | | | | | | |
| | | | | | | | | | | | | |
| POUNDS | | | | | | | | | | | | |
| | | | | | | | | | | | | |
| POUNDS | | | | | | | | | | | | |
| | | | | | | | | | | | | |
| POUNDS | | | | | | | | | | | | |
| | | | | | | | | | | | | |
| POUNDS | | | | | | | | | | | | |
| | | | | | | | | | | | | |
| POUNDS | | | | | | | | | | | | |
| | | | | | | | | | | | | |
| | | | | | | | | | | | | |

26 27 28 29 30 31 32 33 34 35 36 37 38 39 40 41 42 43 44 45

26 27 28 29 30 31 32 33 34 35 36 37 38 39 40 41 42 43 44 45

TOTAL TEAM SCORE

REFEREE

TIMER

SCORER

Time Adv. HOME

Timers OPP.

# Dundy County Junior High



## February 26, 1994
## Wrestling Tournament

# Dundy County Middle School Wrestling

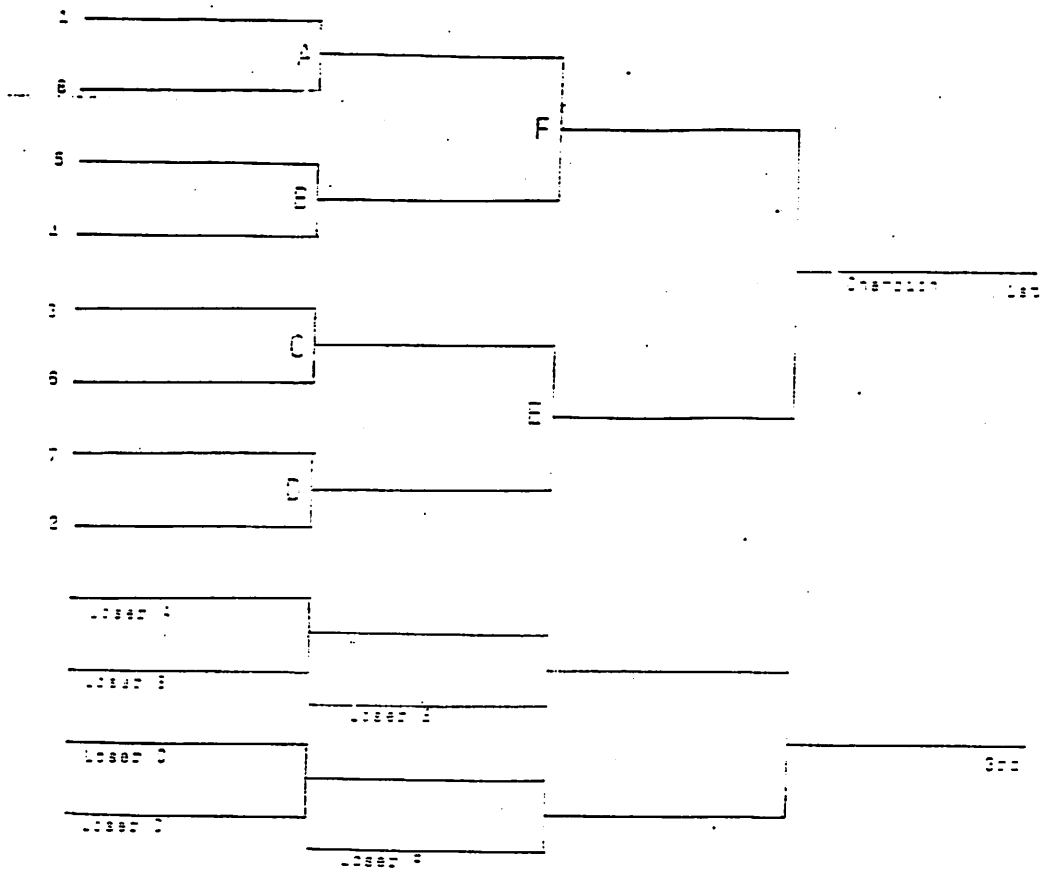


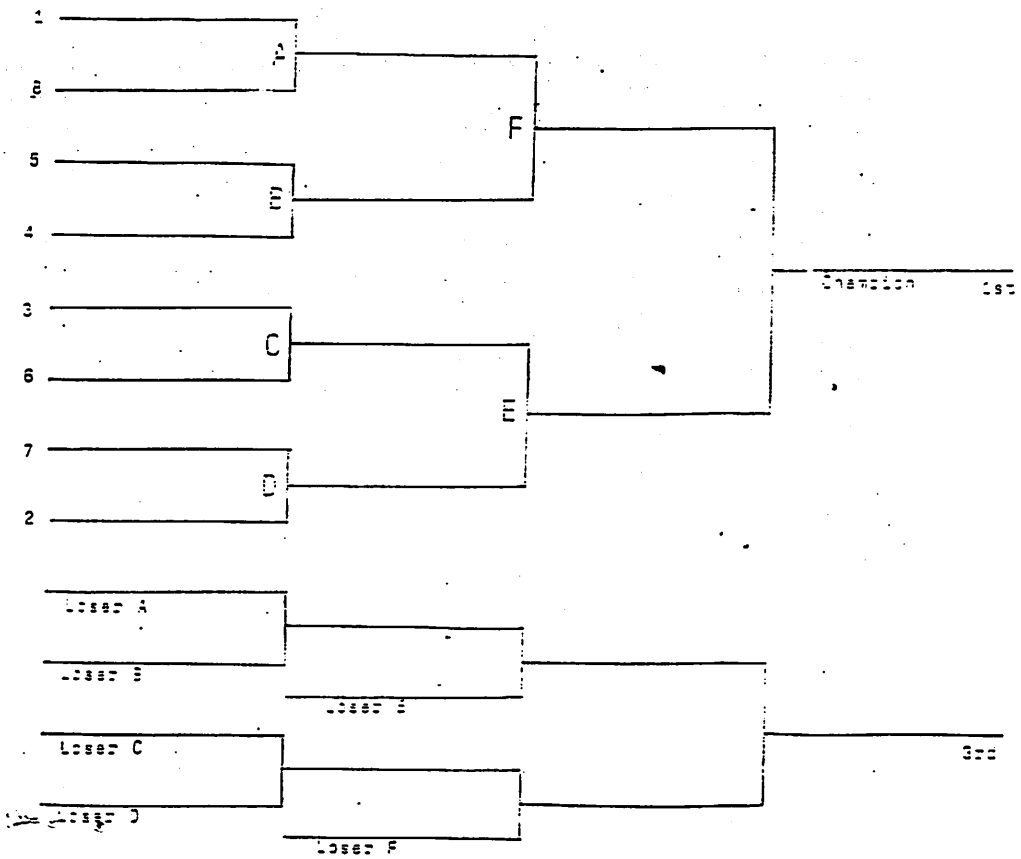

# Dundy County Middle School Wrestling

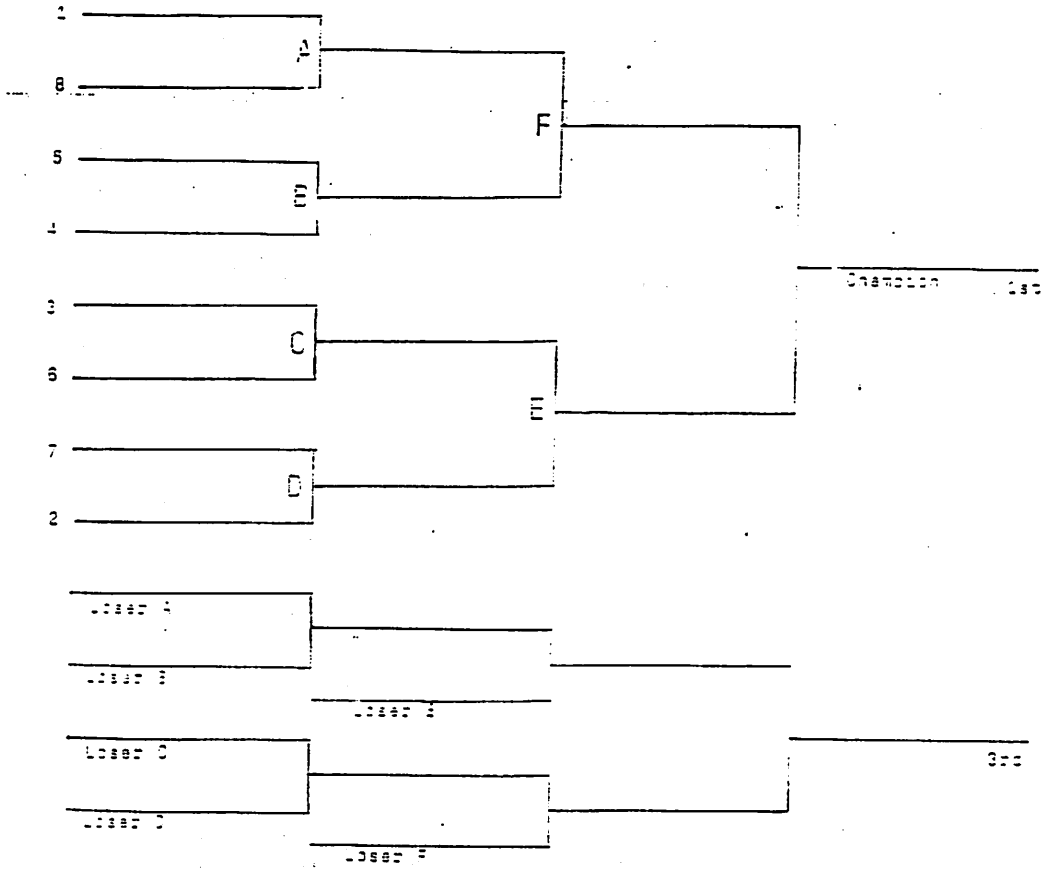


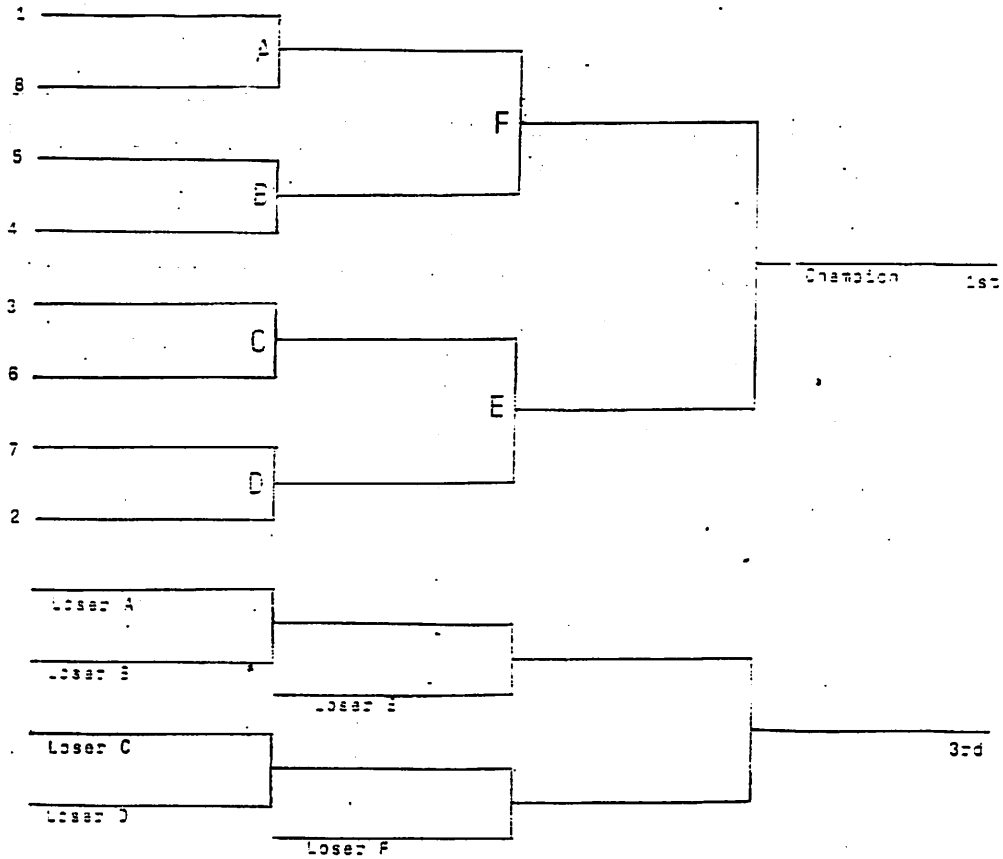

# Dundy County Middle School Wrestling

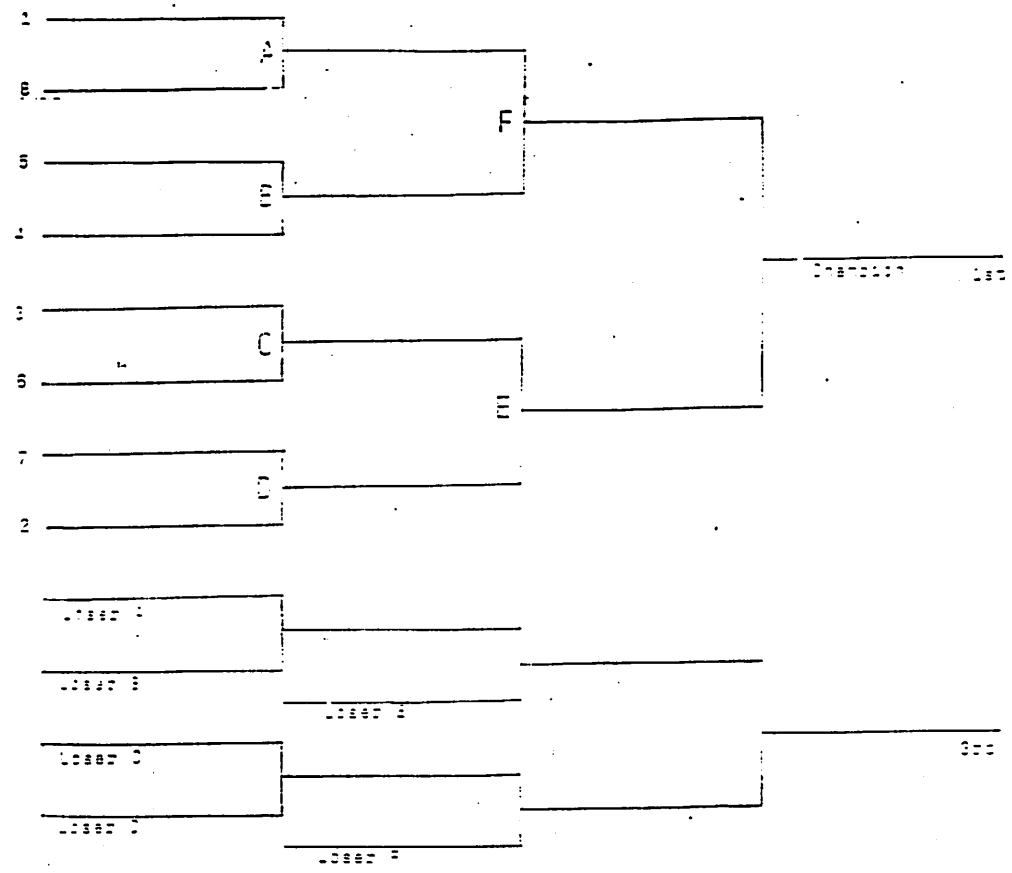


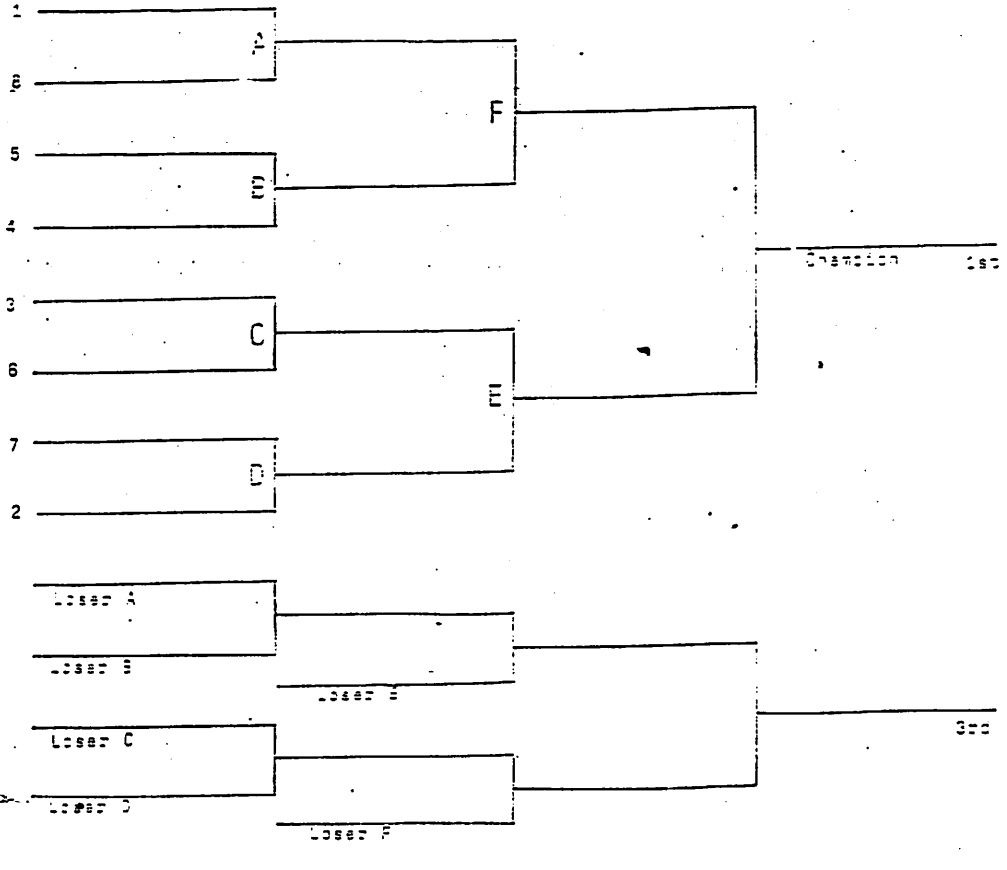

# Dundy County Middle School Wrestling

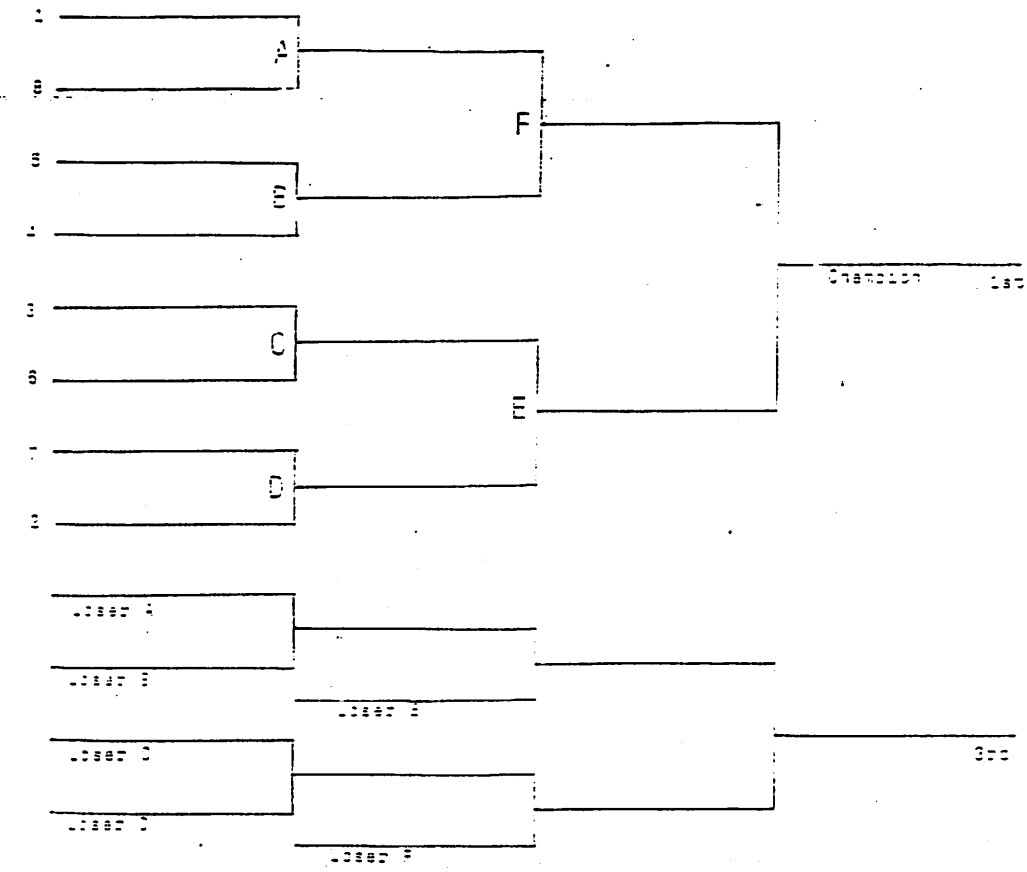


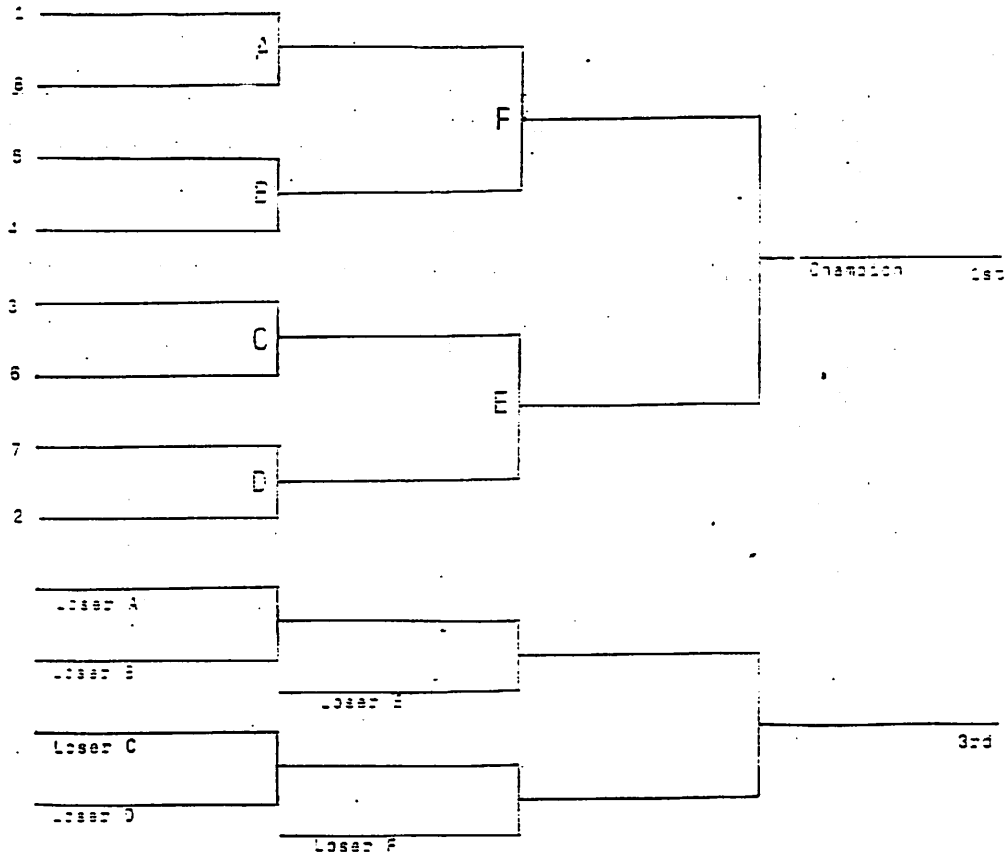

# Dundy County Middle School Wrestling

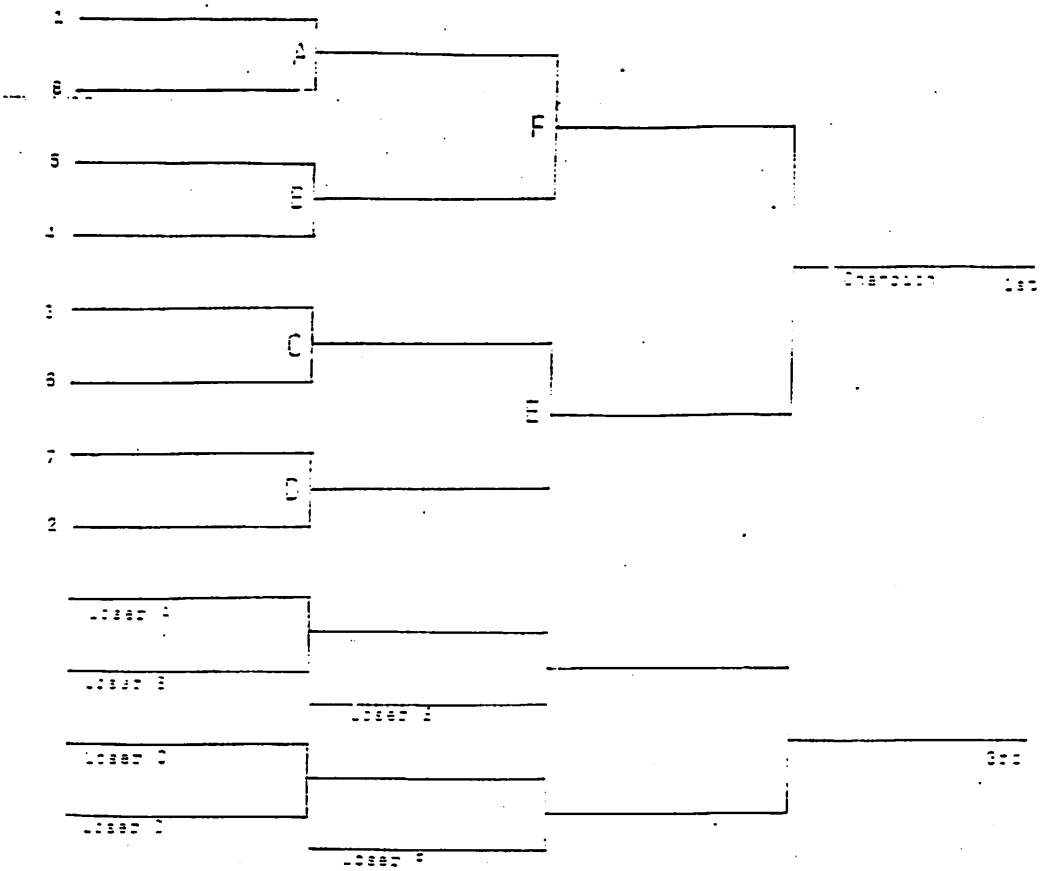


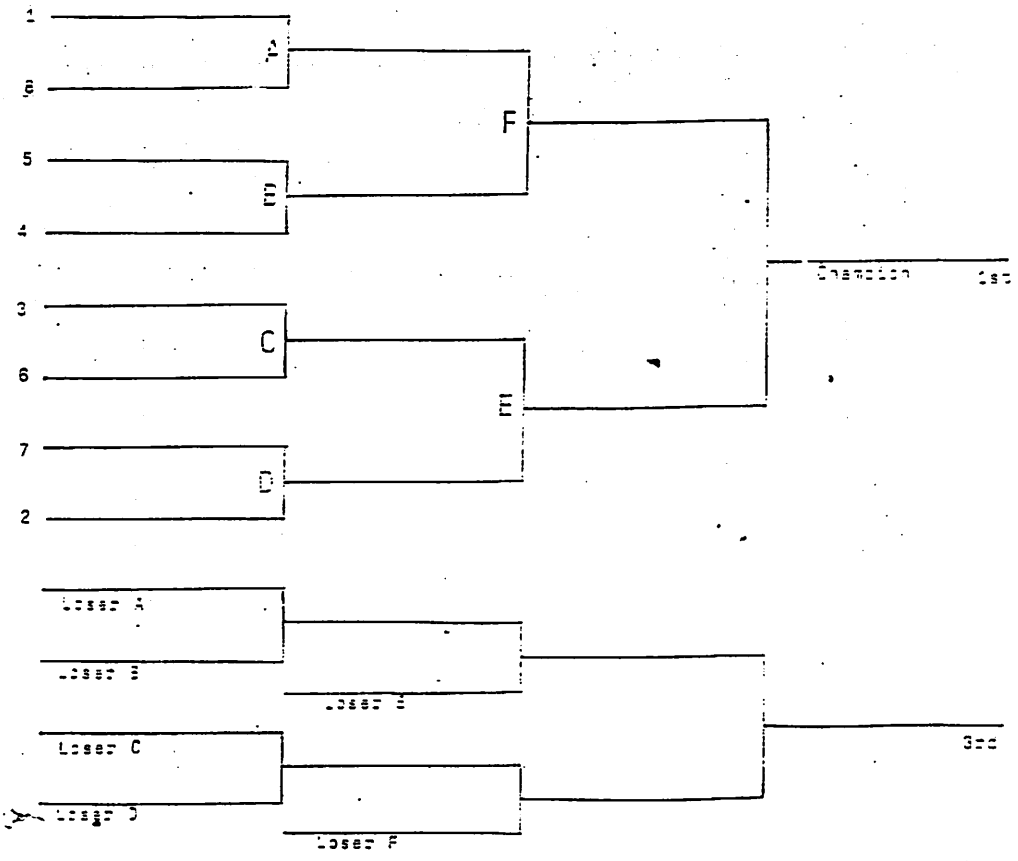

# Dundy County Middle School Wrestling -

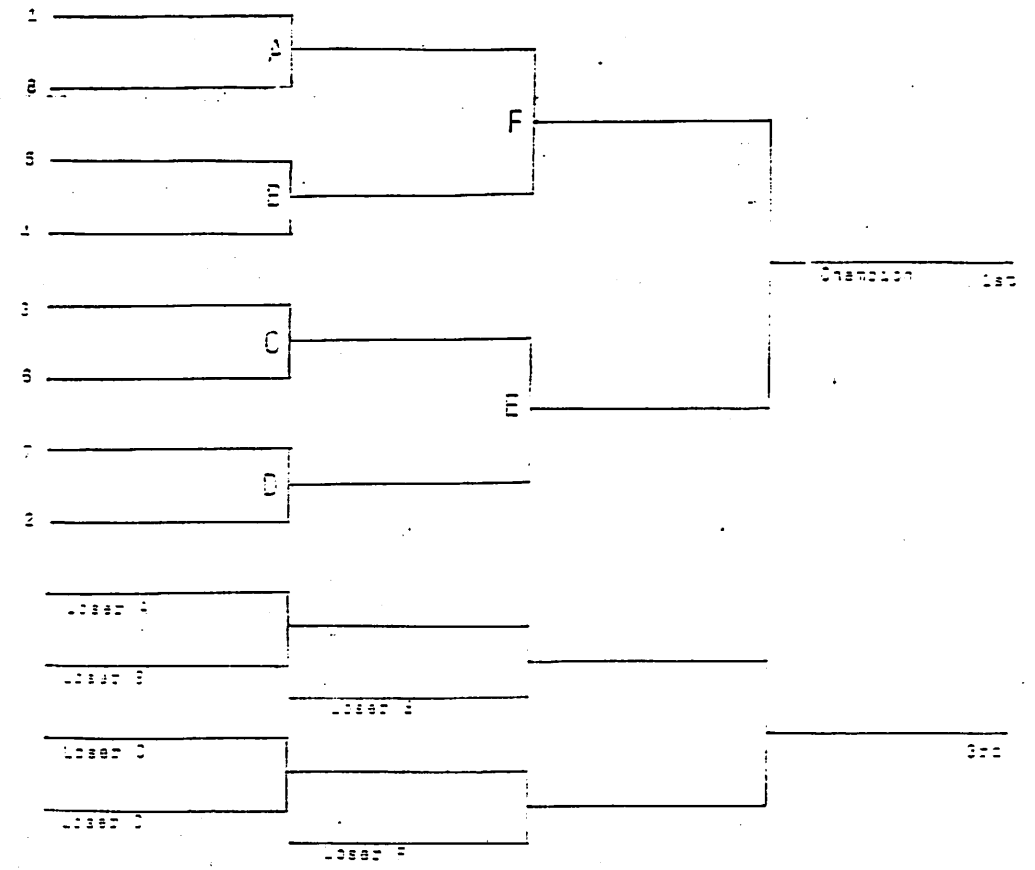


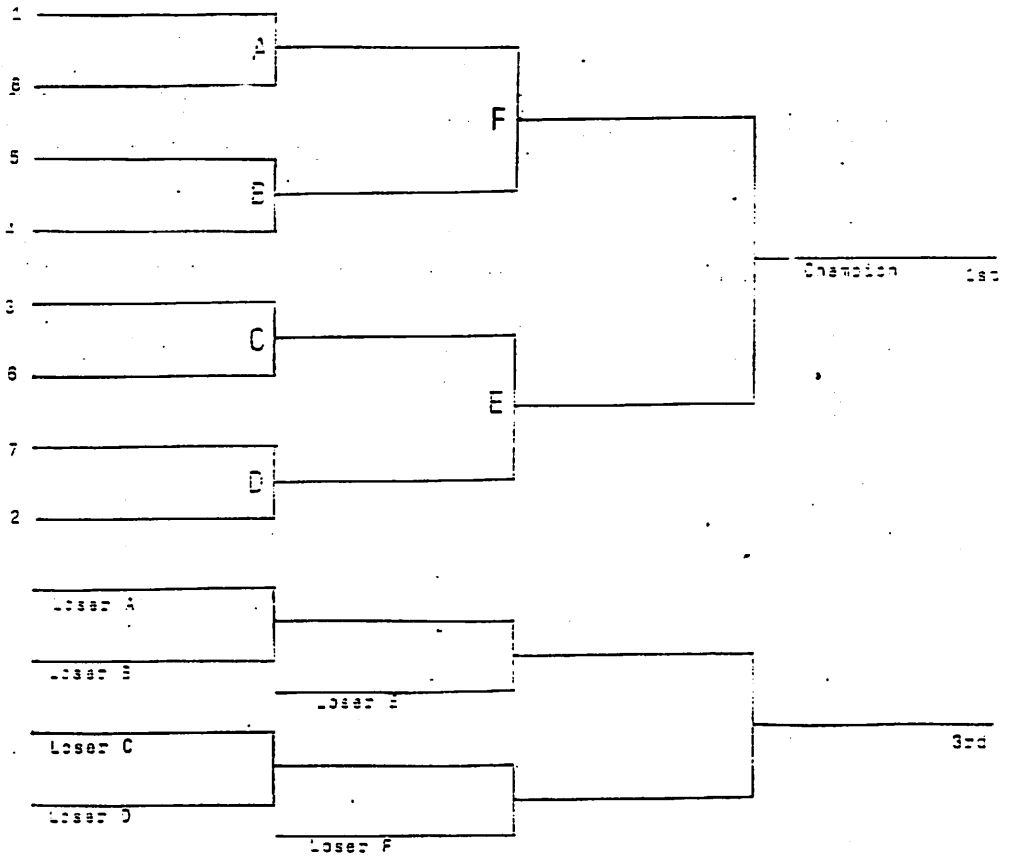

# Dundy County Middle School Wrestling

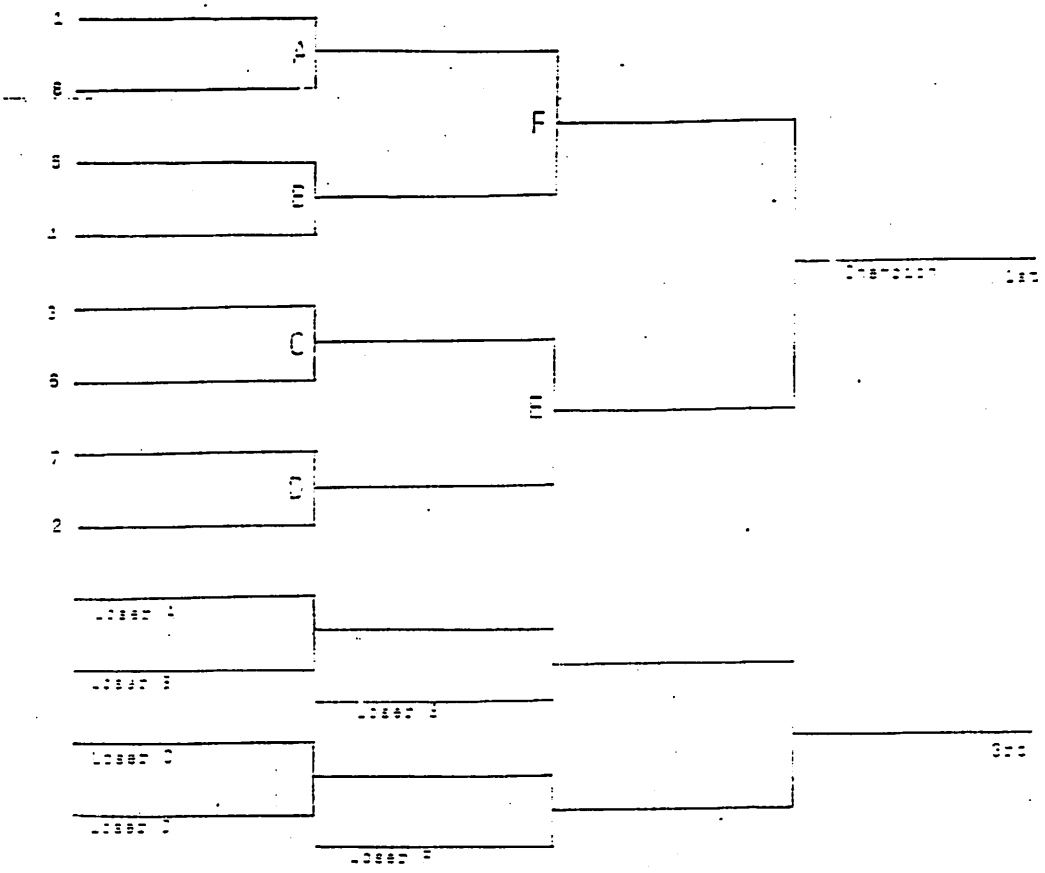


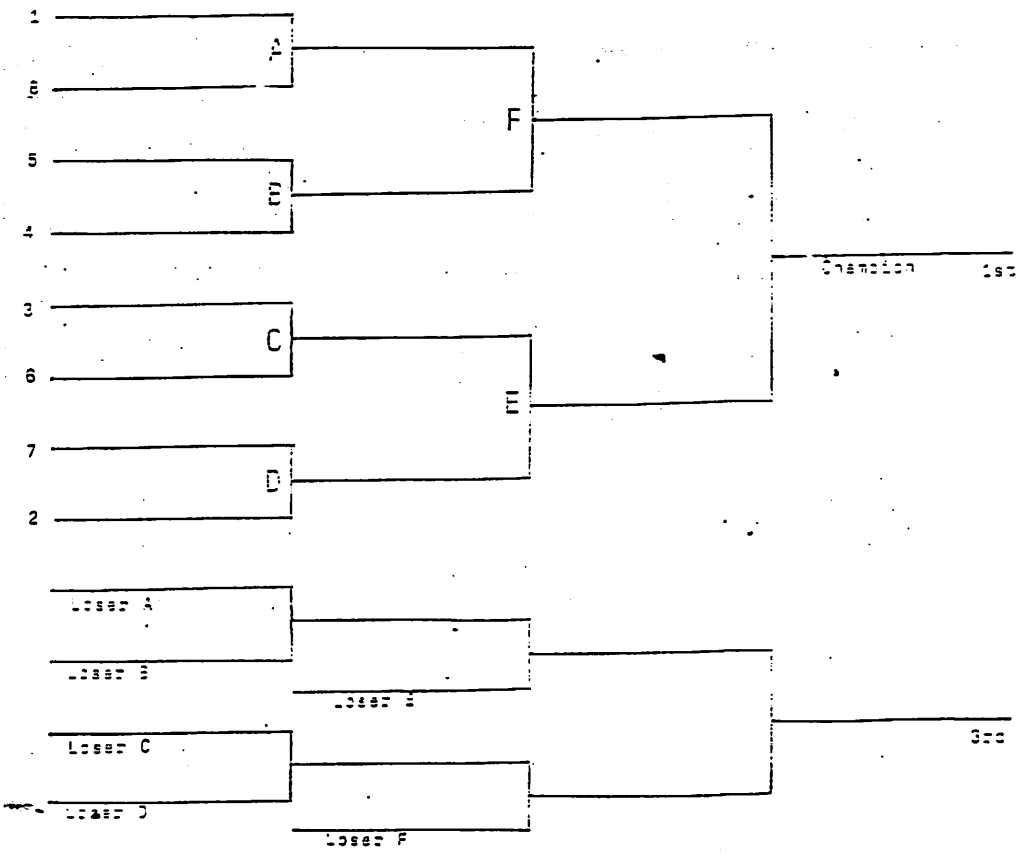

# Dundy County Middle School Wrestling

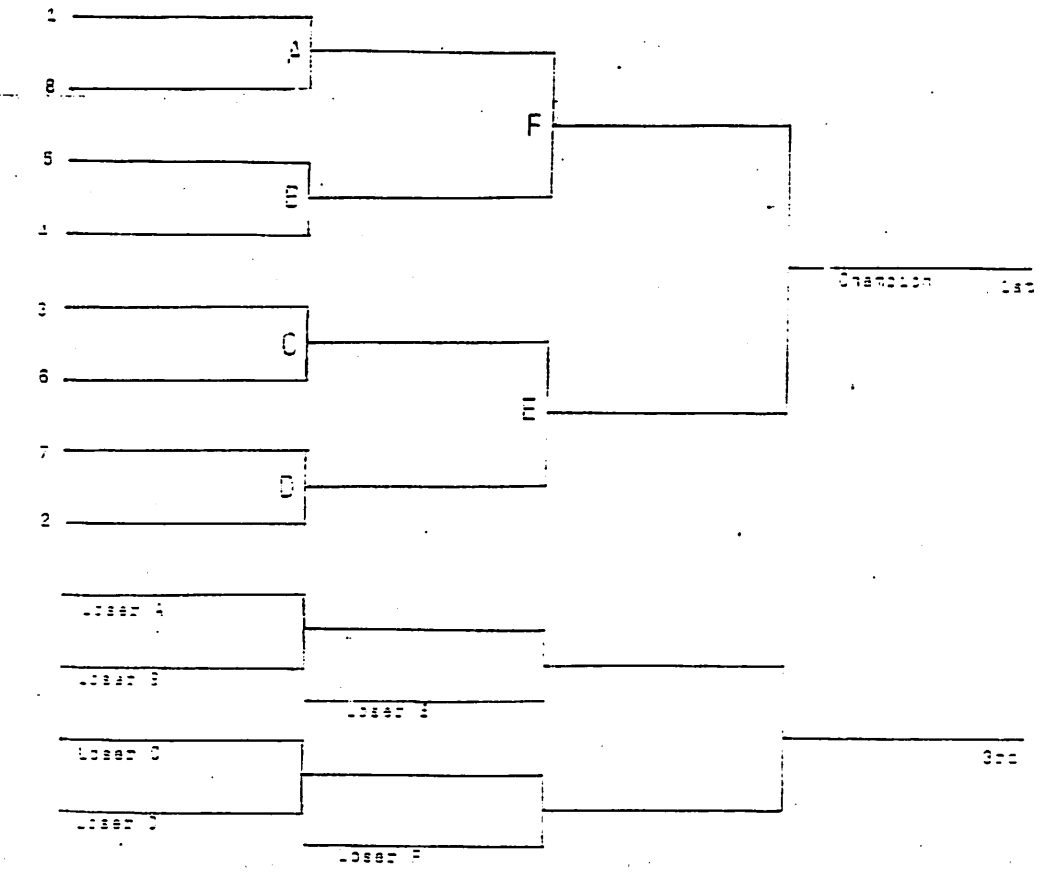


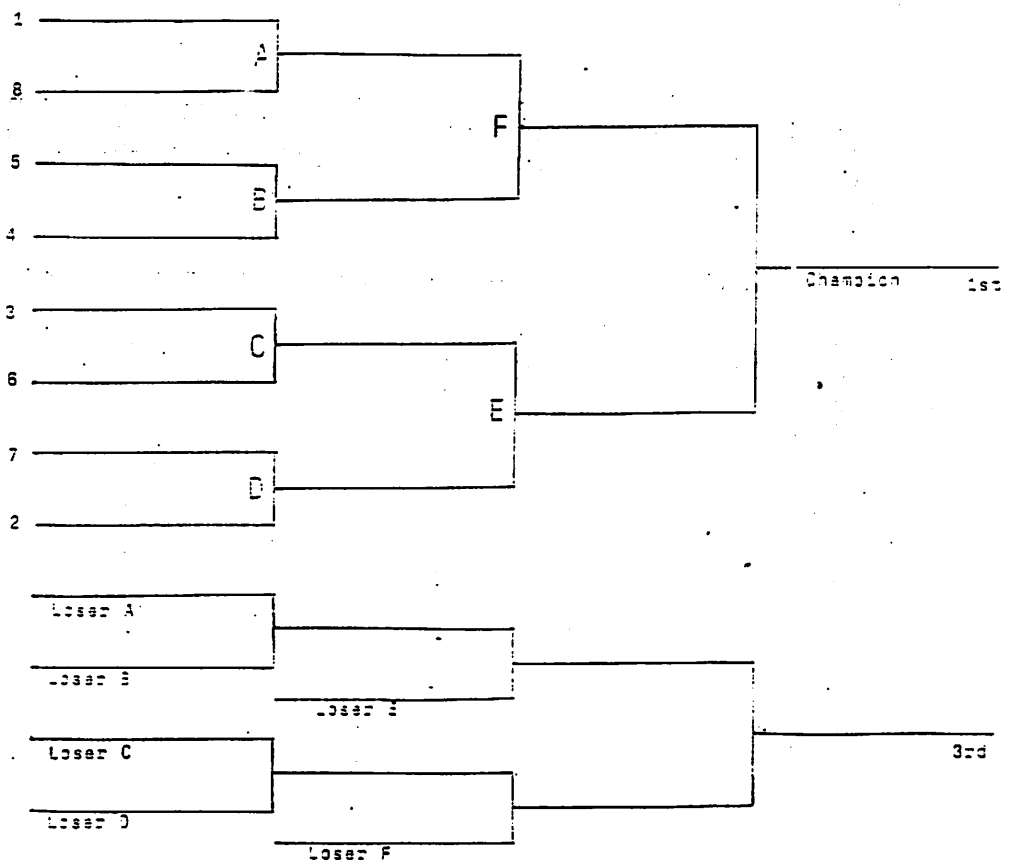

# Dundy County Middle School Wrestling

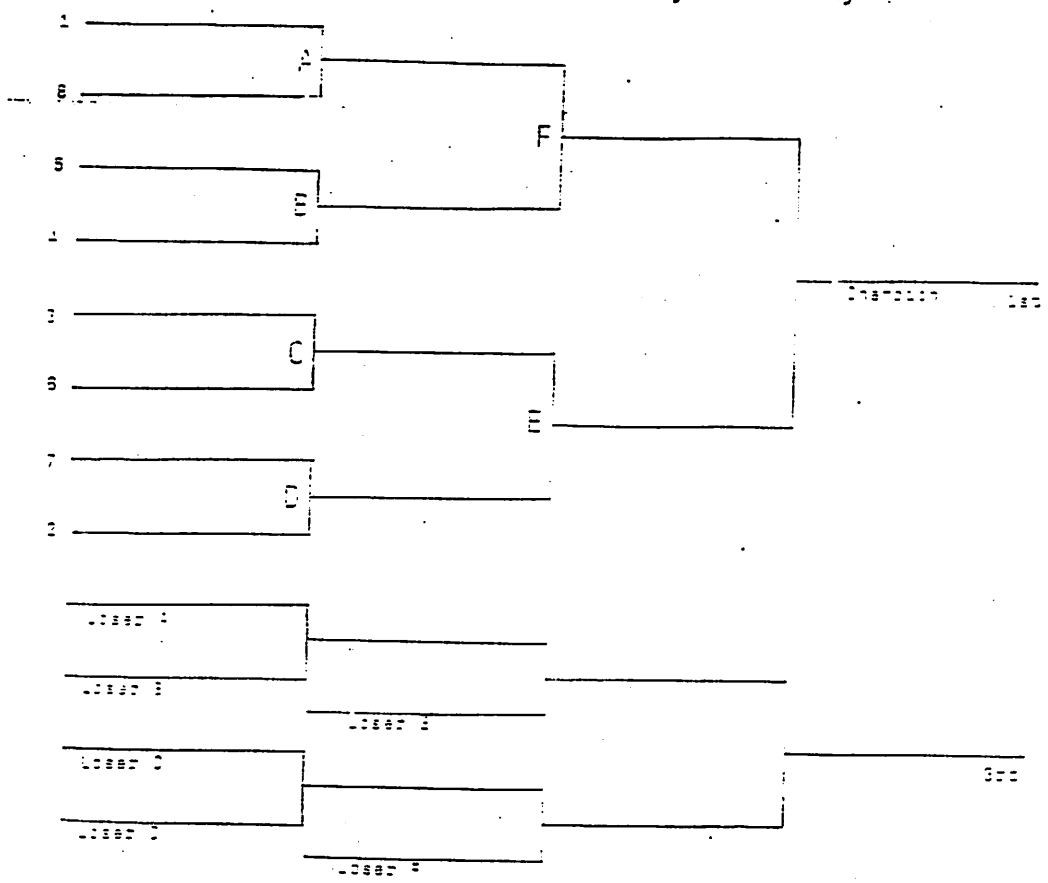


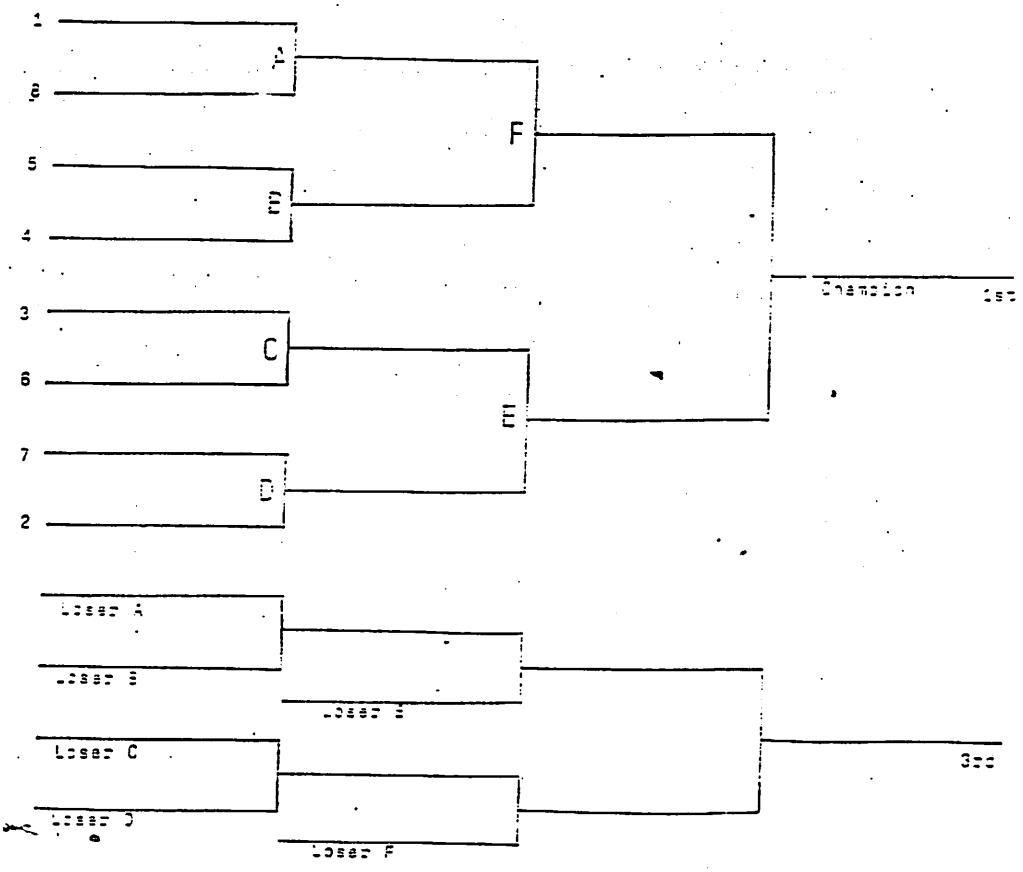

# Dundy County Middle School Wrestling

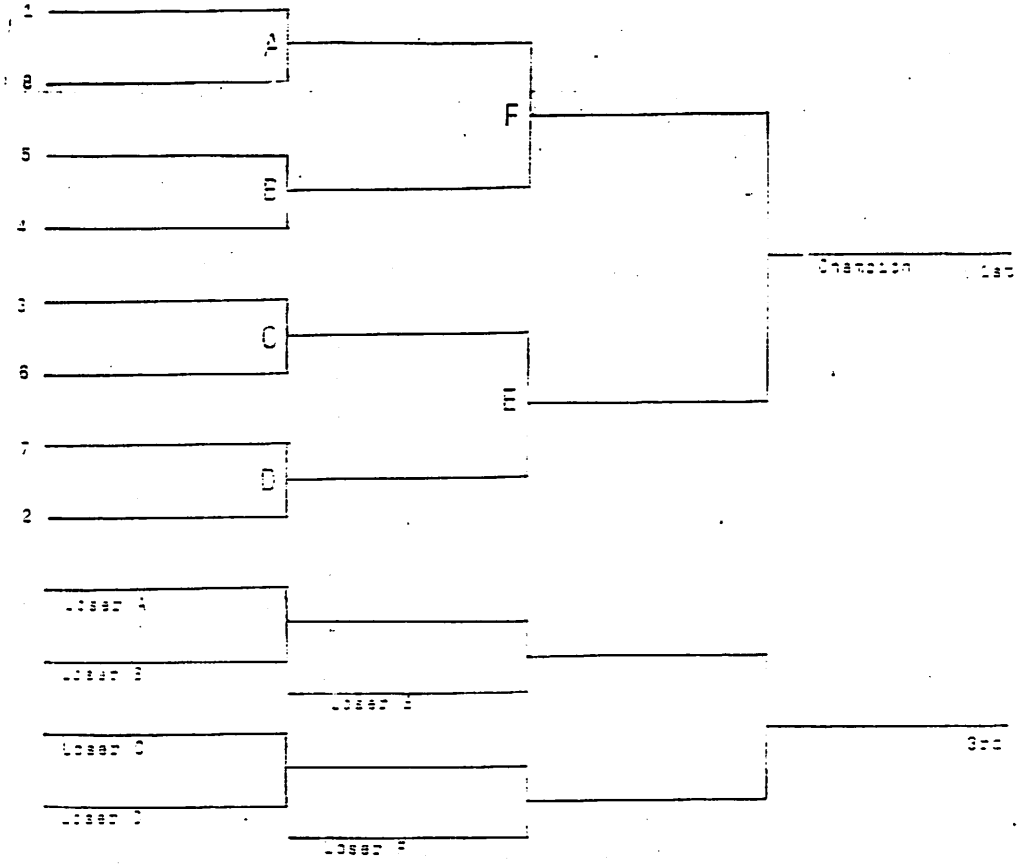


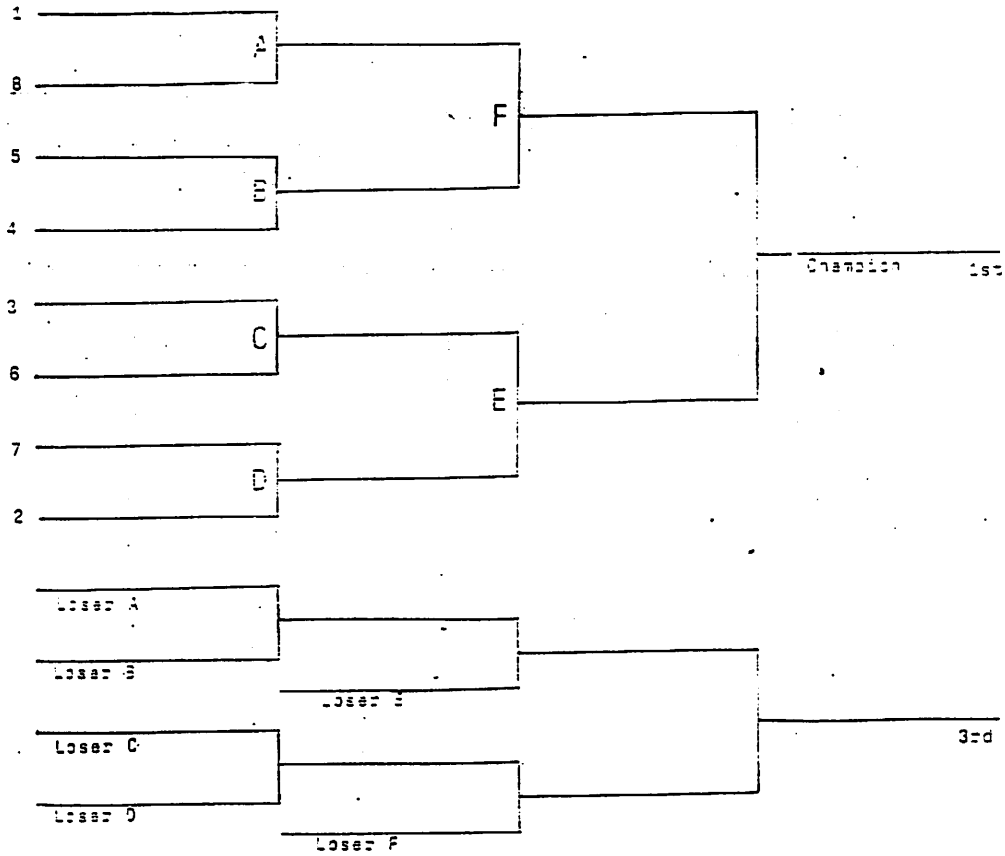

WRAY MIDDLE SCHOOL

INVITATIONAL TOURNAMENT

Weight Class 75 lbs.

Kyle Eby (FM)

~~Jeremy Lynch (YX)~~

BYE

Teremy Lynch (YX)

~~J. J. Unger (YX)~~

Kraig Wykert (G)

BYE

BYE

JJ. Unger

~~Mark Oestman (Y)~~

Champion

Second

Third

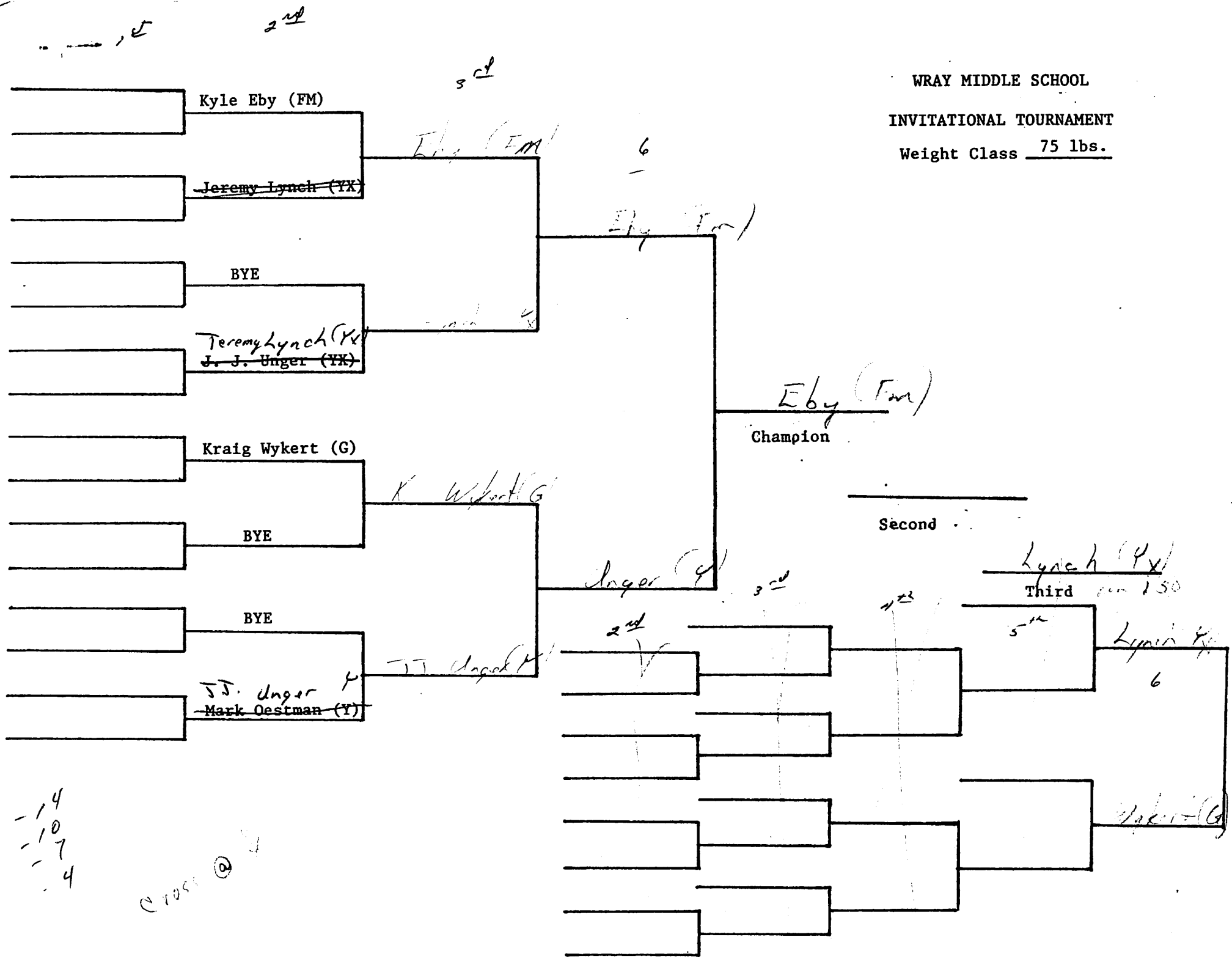

WRAY MIDDLE SCHOOL

INVITATIONAL TOURNAMENT

Weight Class 80 Lbs.

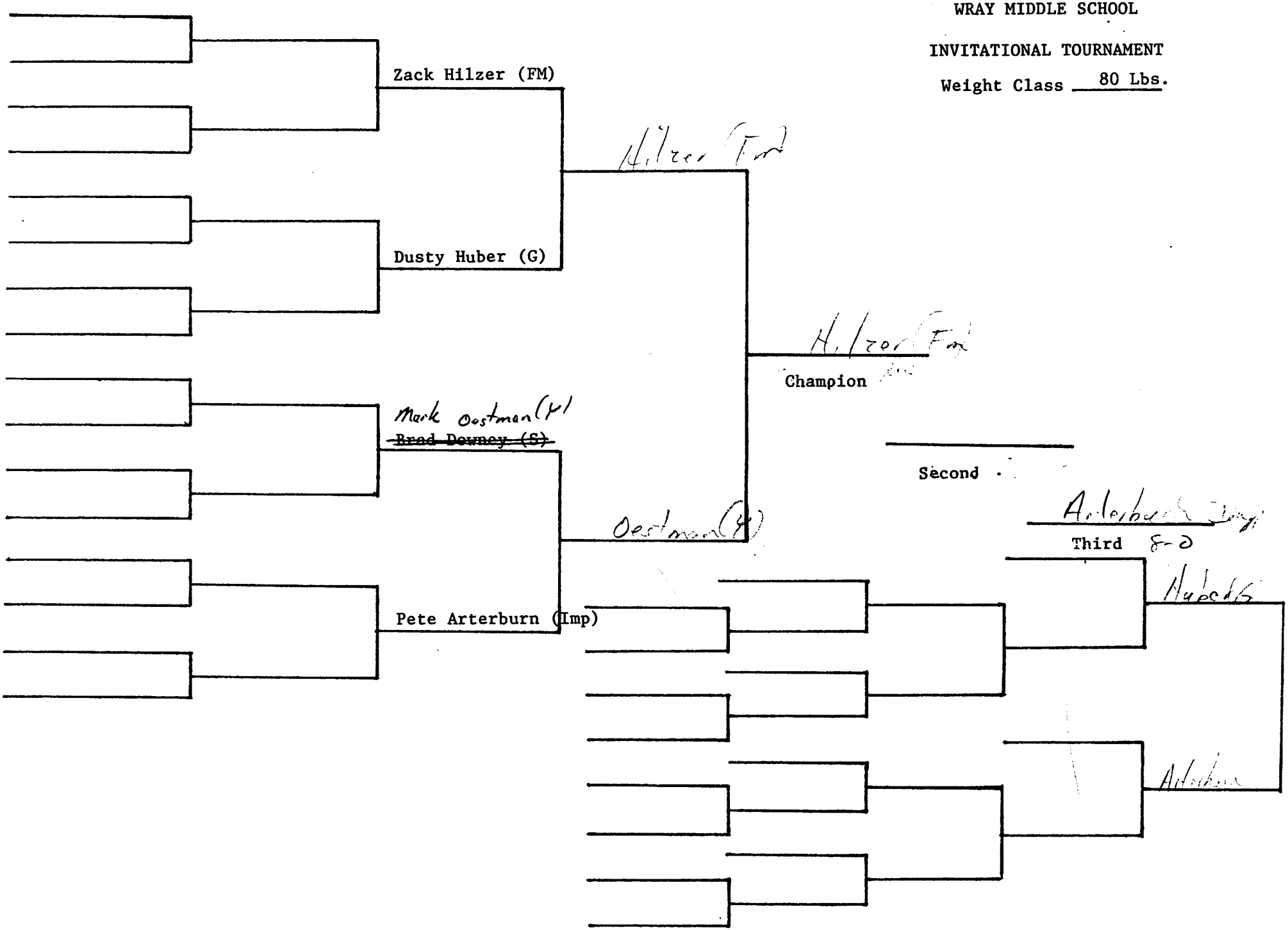

WRAY MIDDLE SCHOOL

INVITATIONAL TOURNAMENT

Weight Class 84 Lbs.



WRAY MIDDLE SCHOOL

INVITATIONAL TOURNAMENT

Weight Class 88 Lbs.

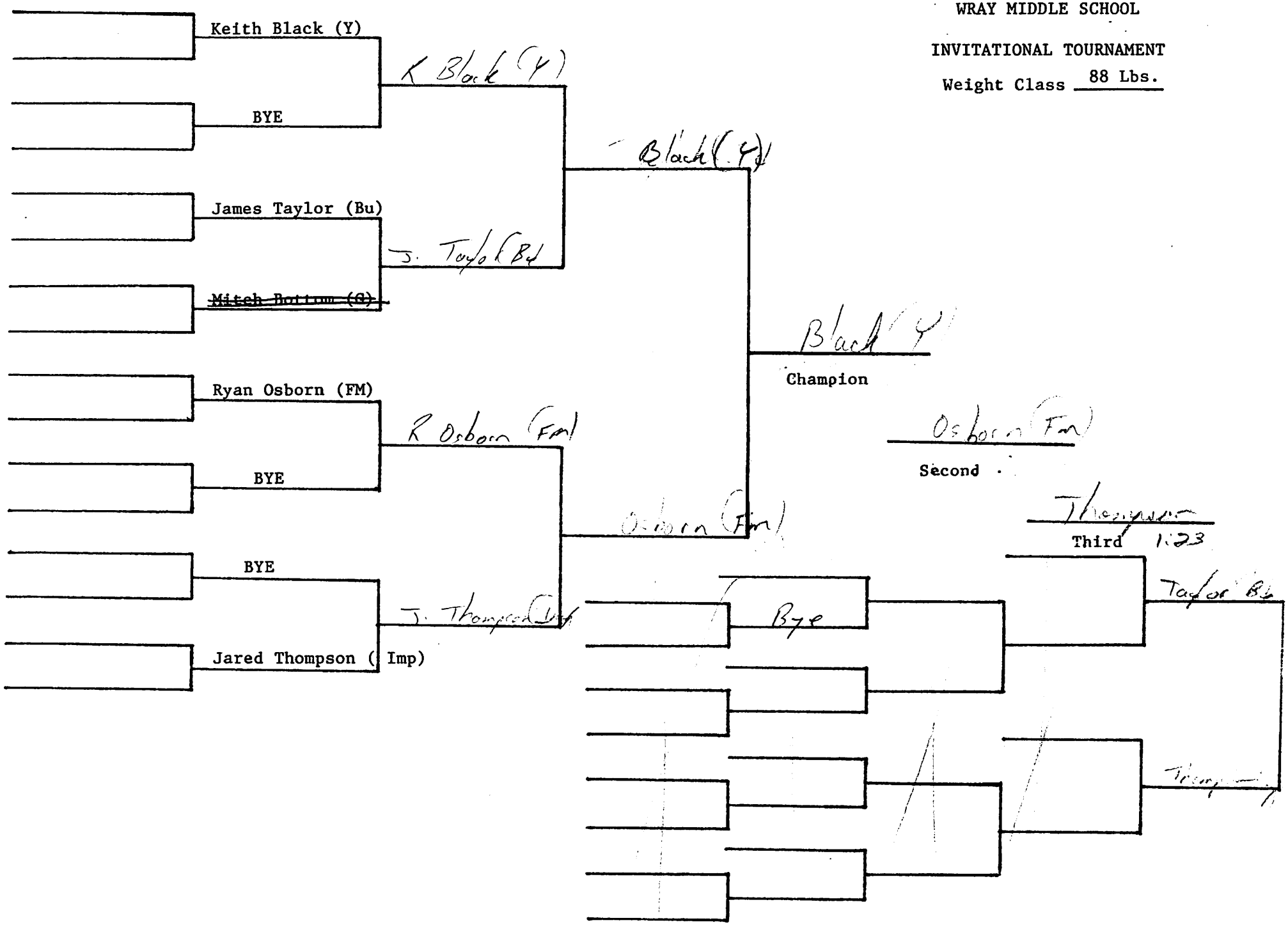

WRAY MIDDLE SCHOOL

INVITATIONAL TOURNAMENT

Weight Class 92 Lbs.

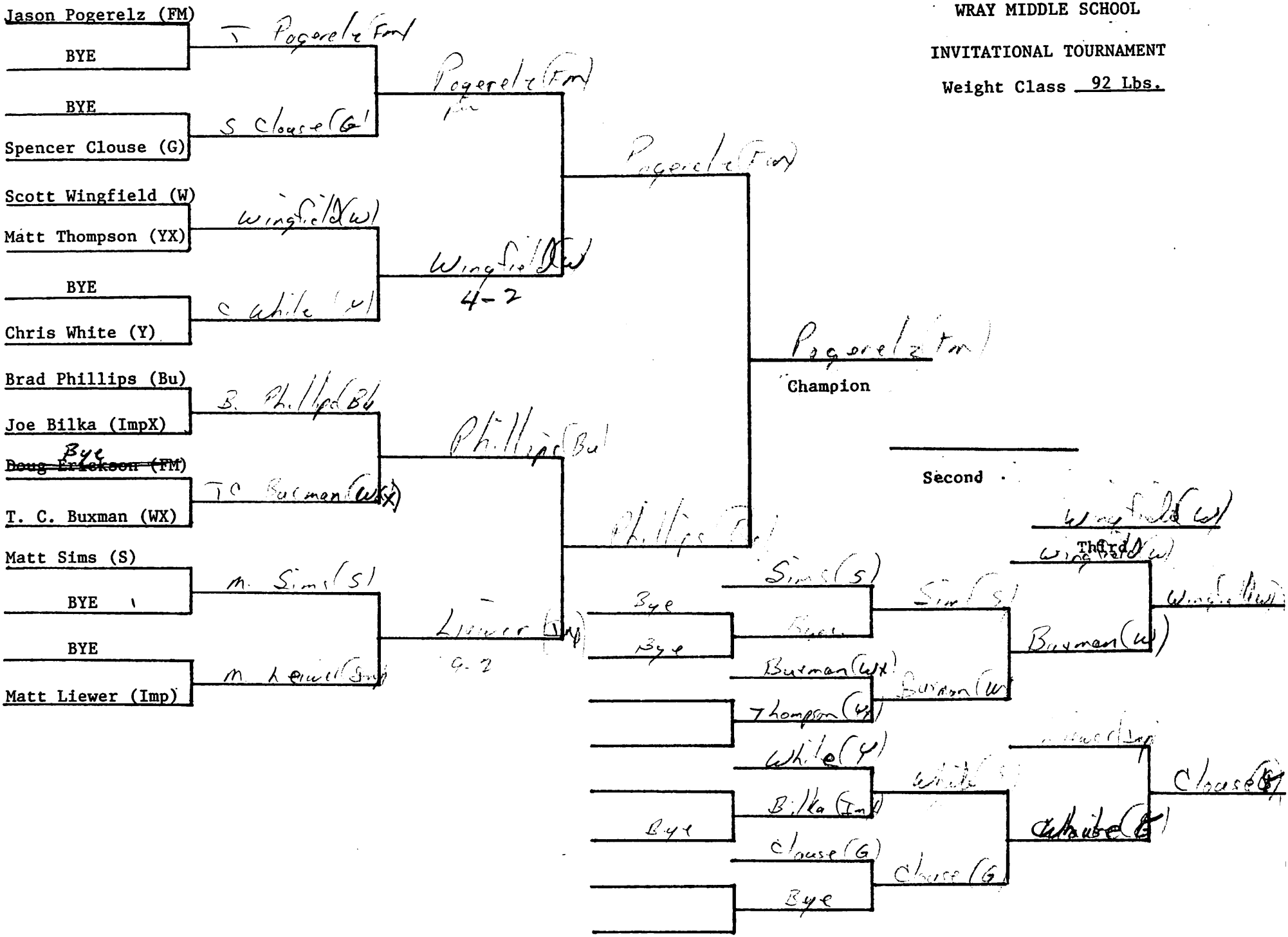

WRAY MIDDLE SCHOOL

INVITATIONAL TOURNAMENT

Weight Class 96 Lbs.



WRAY MIDDLE SCHOOL

INVITATIONAL TOURNAMENT

Weight Class 100 Lbs.

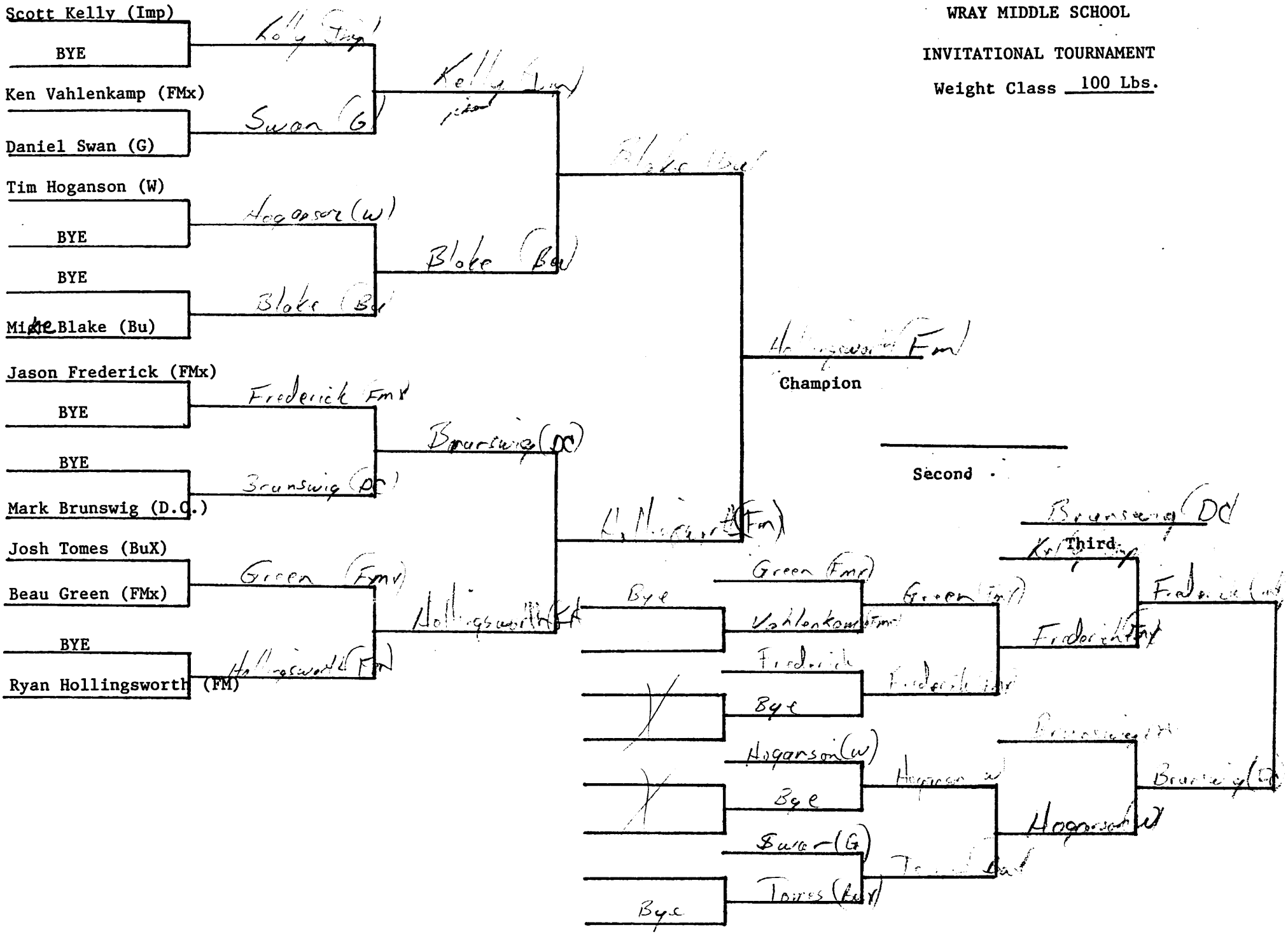

WRAY MIDDLE SCHOOL

INVITATIONAL TOURNAMENT

Weight Class 104 Lbs.



WRAY MIDDLE SCHOOL

INVITATIONAL TOURNAMENT

Weight Class 108 Lbs.

Bryan Romero (FM)

BYE

Romero (FM)

Wade Pickard (S)

Pickard (S)

7-5 OT

Charles Barnes ( Imp)

Champion

Travis Fonte (W)

Fonte (W)

Bye

~~Matt Chalfont (By)~~

Thom Brown (Wx)

Jorgensen (Y)

Eric Jorgensen (Y)

Second

Third

Bye

Bye

Bye

Bye

Bye

Bye

Bye

Bye

Bye

2-0

WRAY MIDDLE SCHOOL

INVITATIONAL TOURNAMENT

Weight Class 112 Lbs.

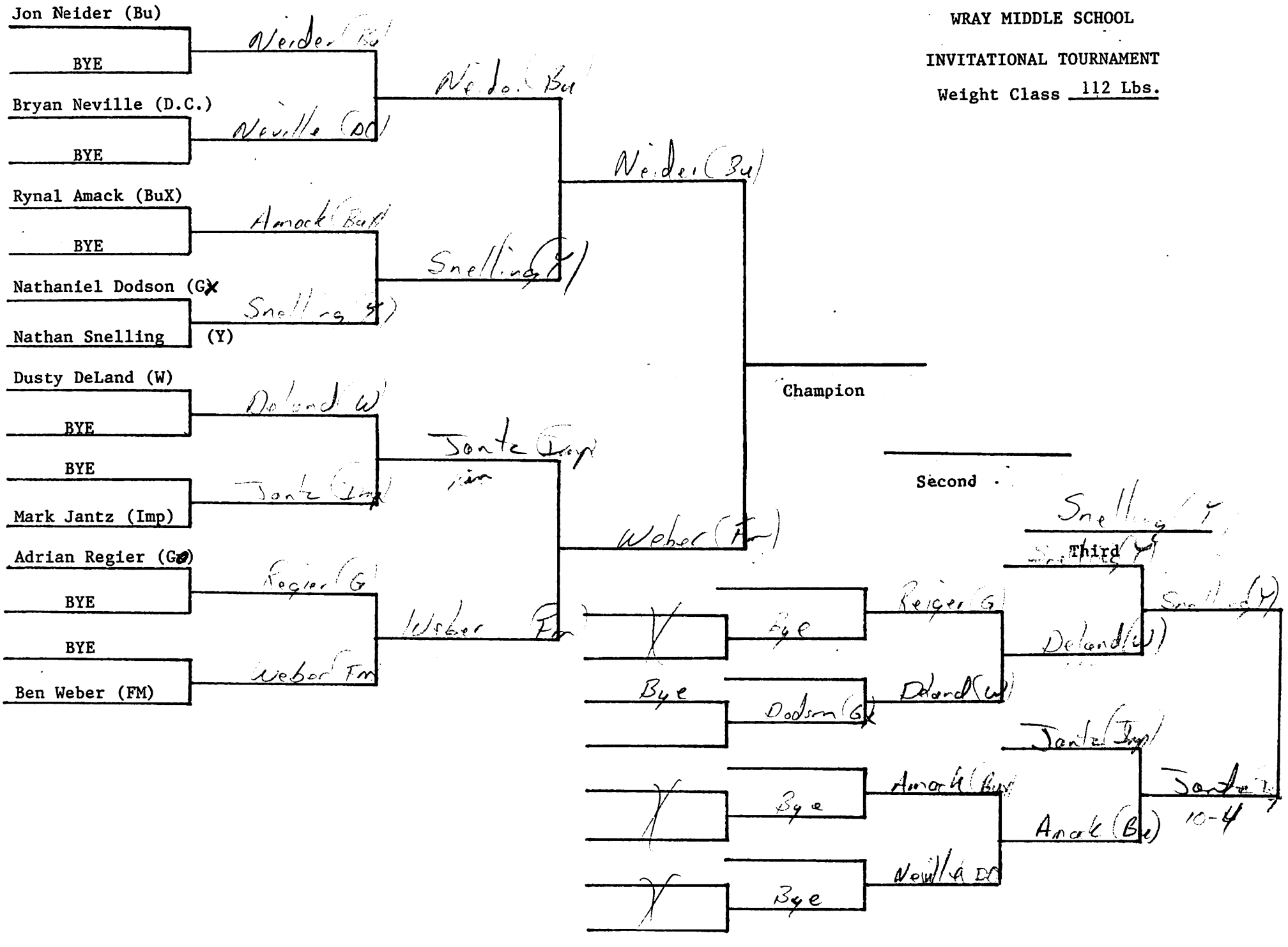

WRAY MIDDLE SCHOOL

INVITATIONAL TOURNAMENT

Weight Class 116 Lbs.

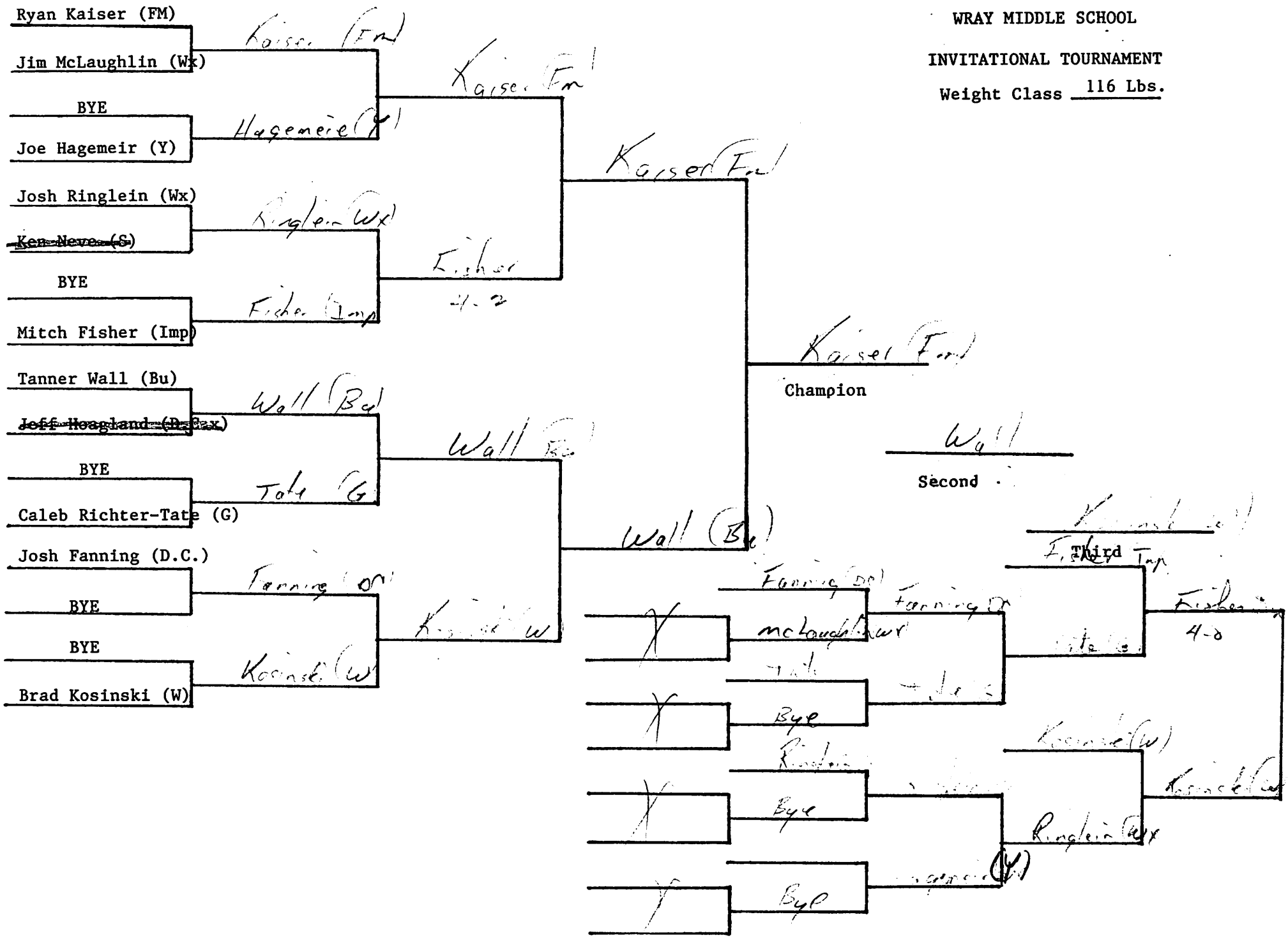

WRAY MIDDLE SCHOOL

INVITATIONAL TOURNAMENT

Weight Class 120 Lbs.

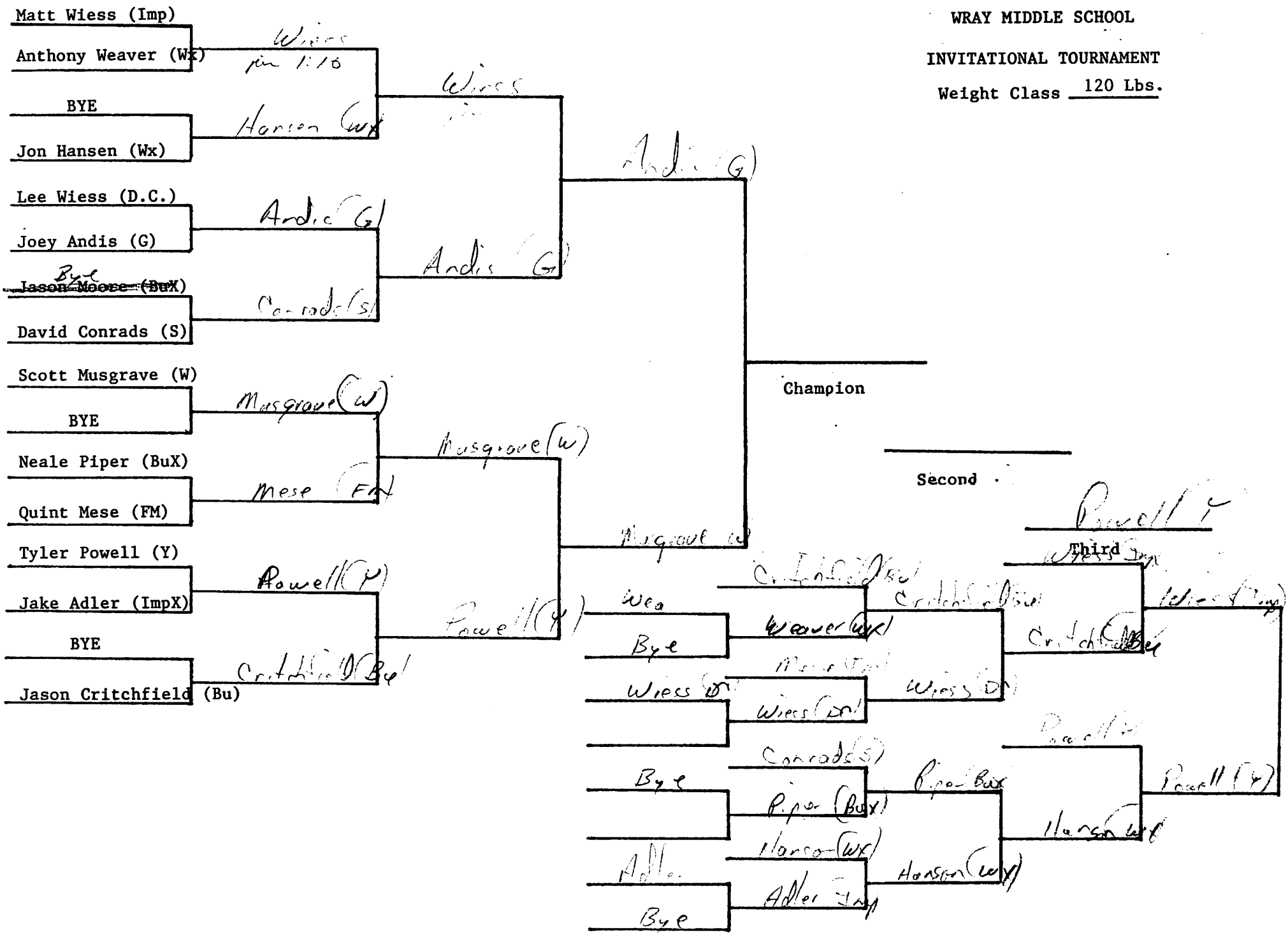

WRAY MIDDLE SCHOOL

INVITATIONAL TOURNAMENT

Weight Class 125 Lbs.

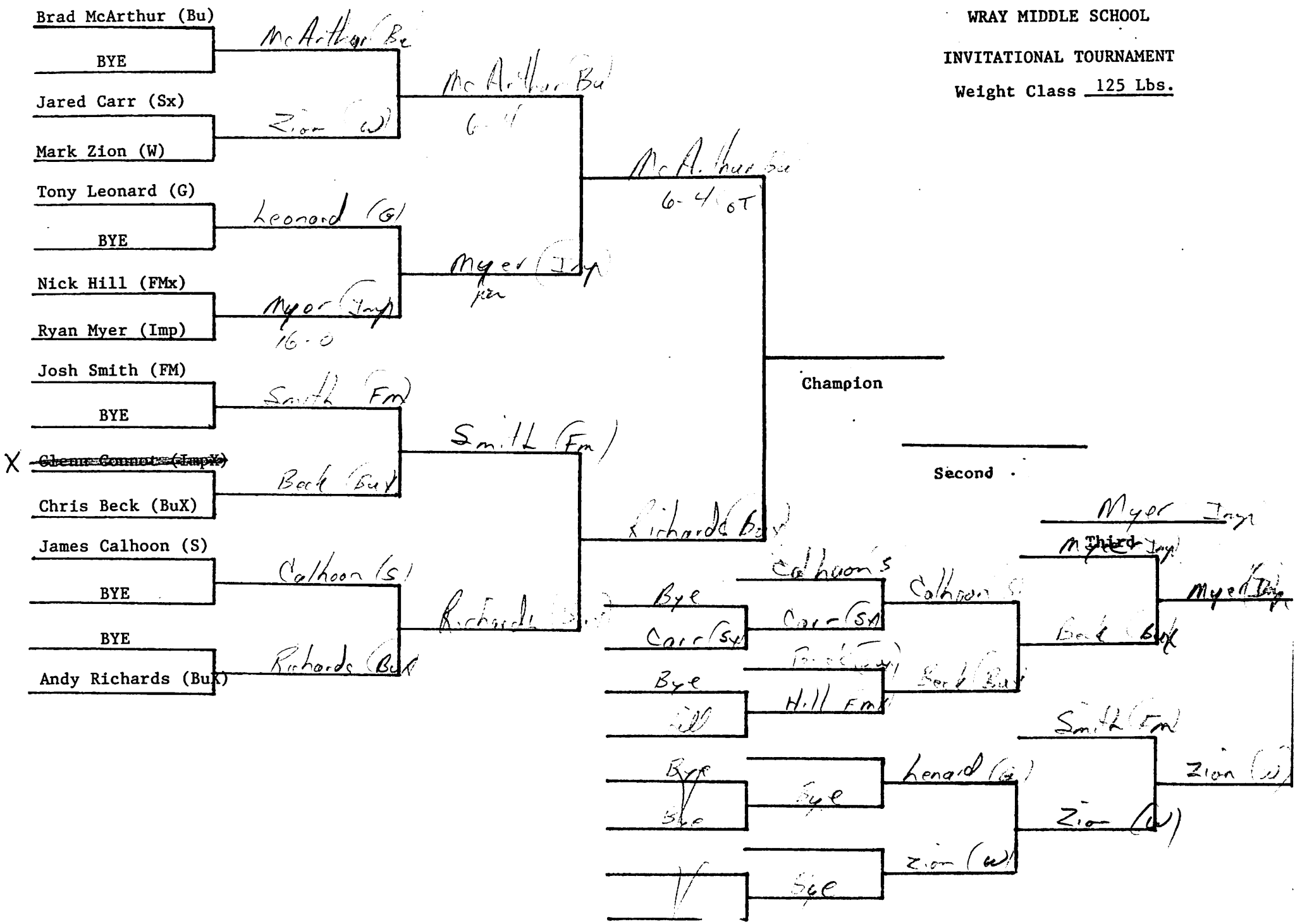

WRAY MIDDLE SCHOOL

INVITATIONAL TOURNAMENT

Weight Class 130 Lbs.

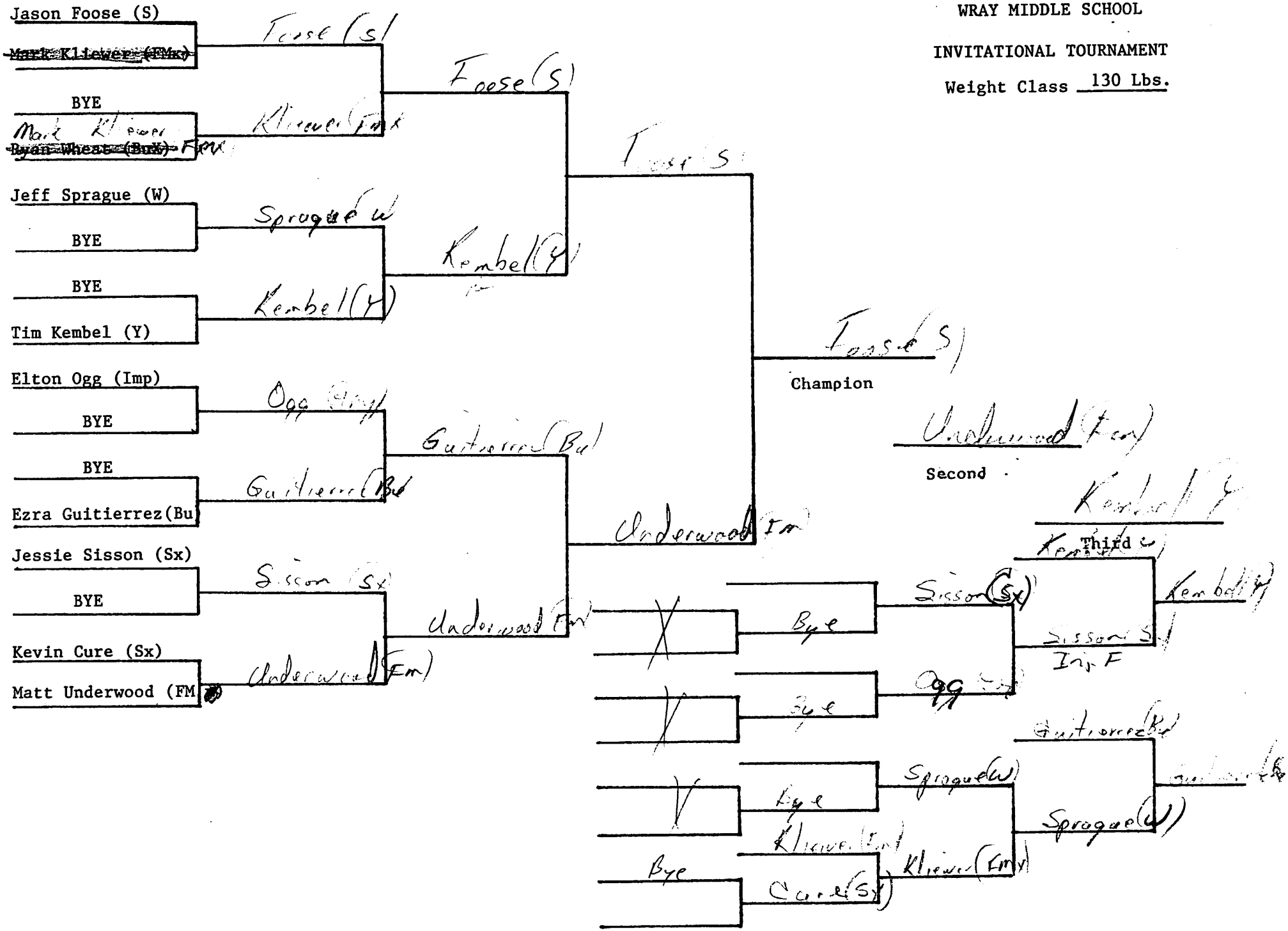

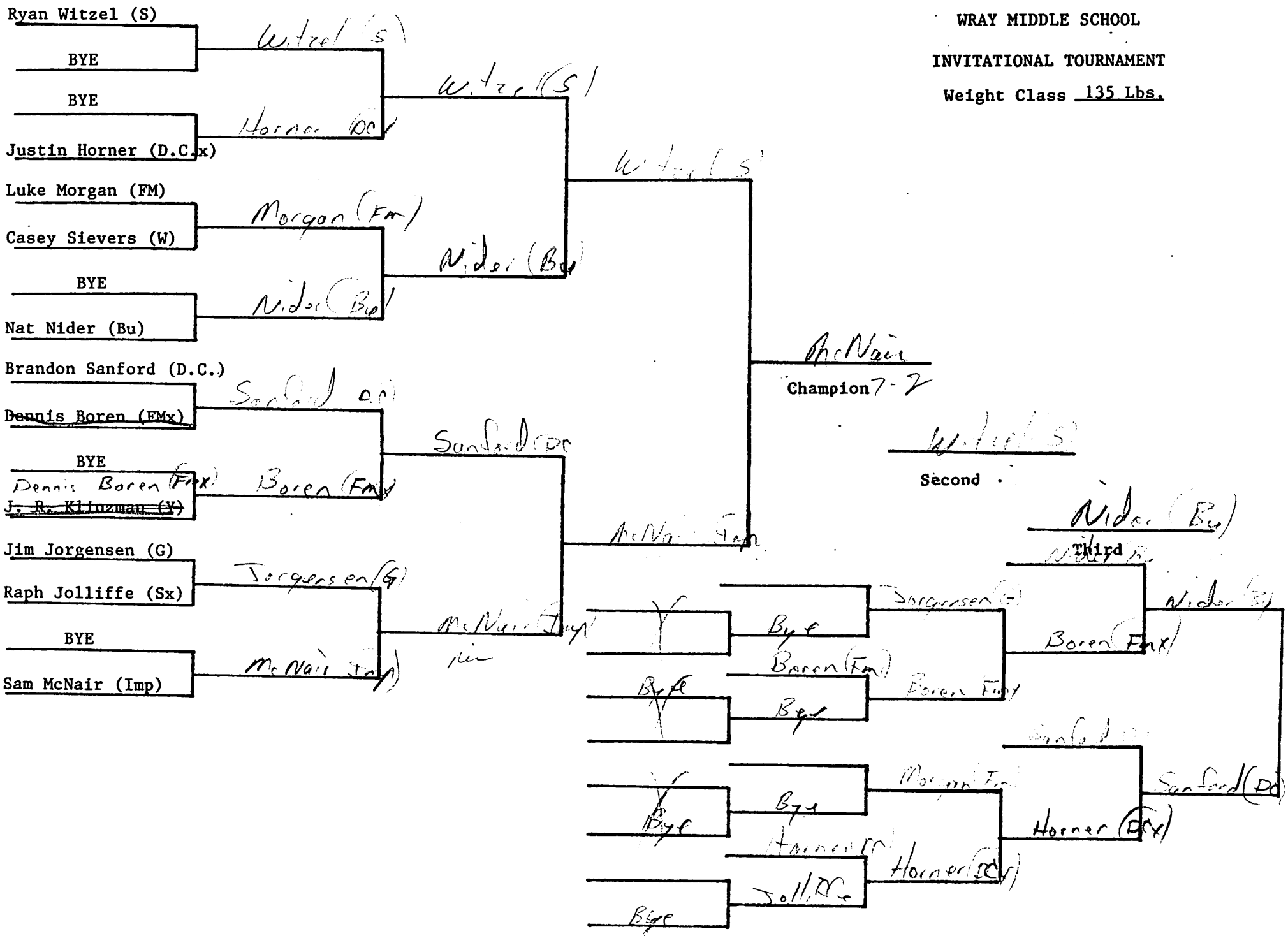
WRAY MIDDLE SCHOOL
INVITATIONAL TOURNAMENT
Weight Class 135 Lbs.
Ryan Witzel (S)
BYE
BYE
Justin Horner (D.C.x)
Luke Morgan (FM)
Casey Sievers (W)
BYE
Nat Nider (Bu)
Brandon Sanford (D.C.)
Dennis Boren (FMx)
BYE
J. R. Klinzman (Y)
Jim Jorgensen (G)
Raph Jolliffe (Sx)
BYE
Sam McNair (Imp)
Champion 7-2
Second
Third
Bye

WRAY MIDDLE SCHOOL

INVITATIONAL TOURNAMENT

Weight Class 140 Lbs.

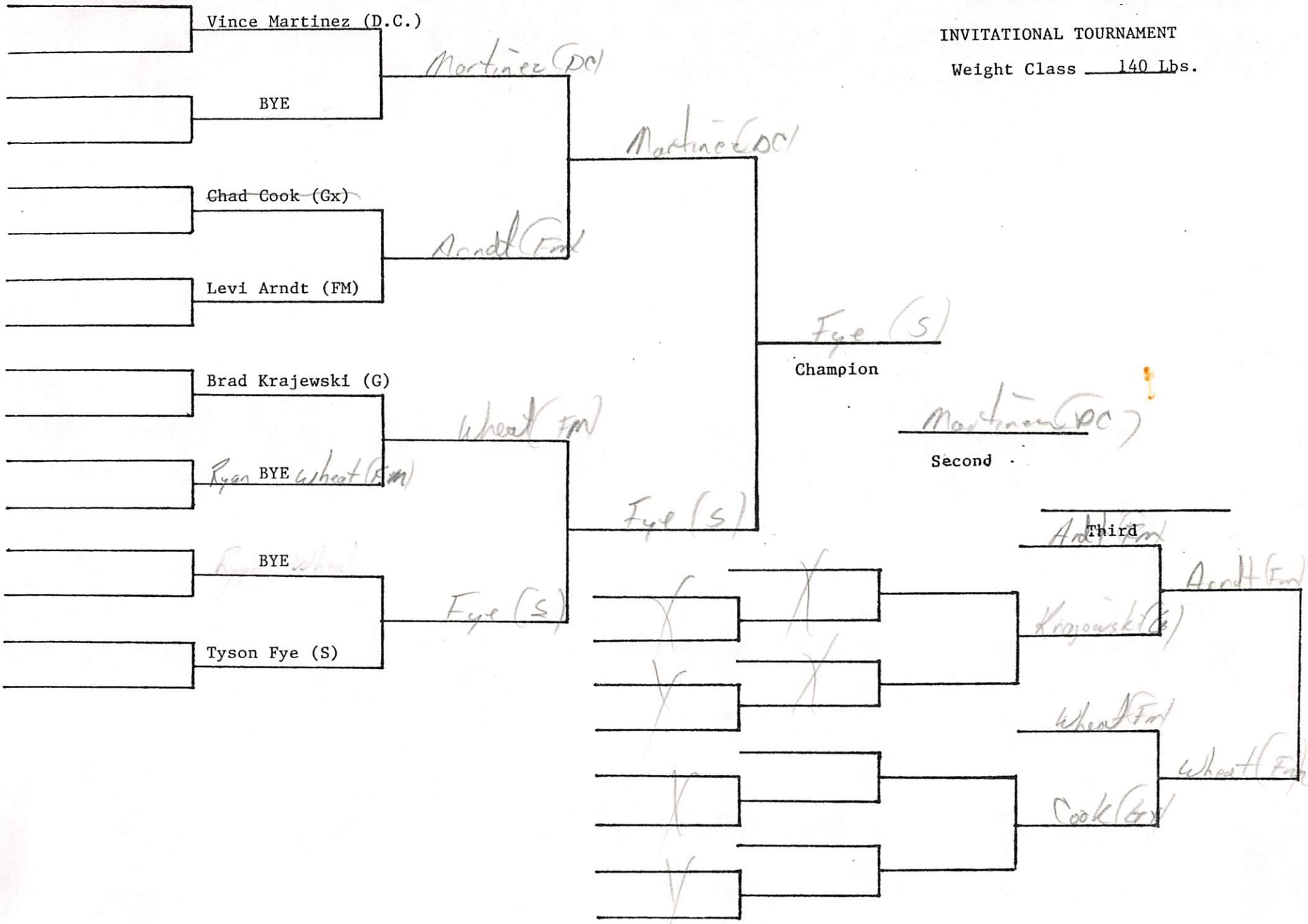

WRAY MIDDLE SCHOOL

INVITATIONAL TOURNAMENT

Weight Class 145 Lbs.

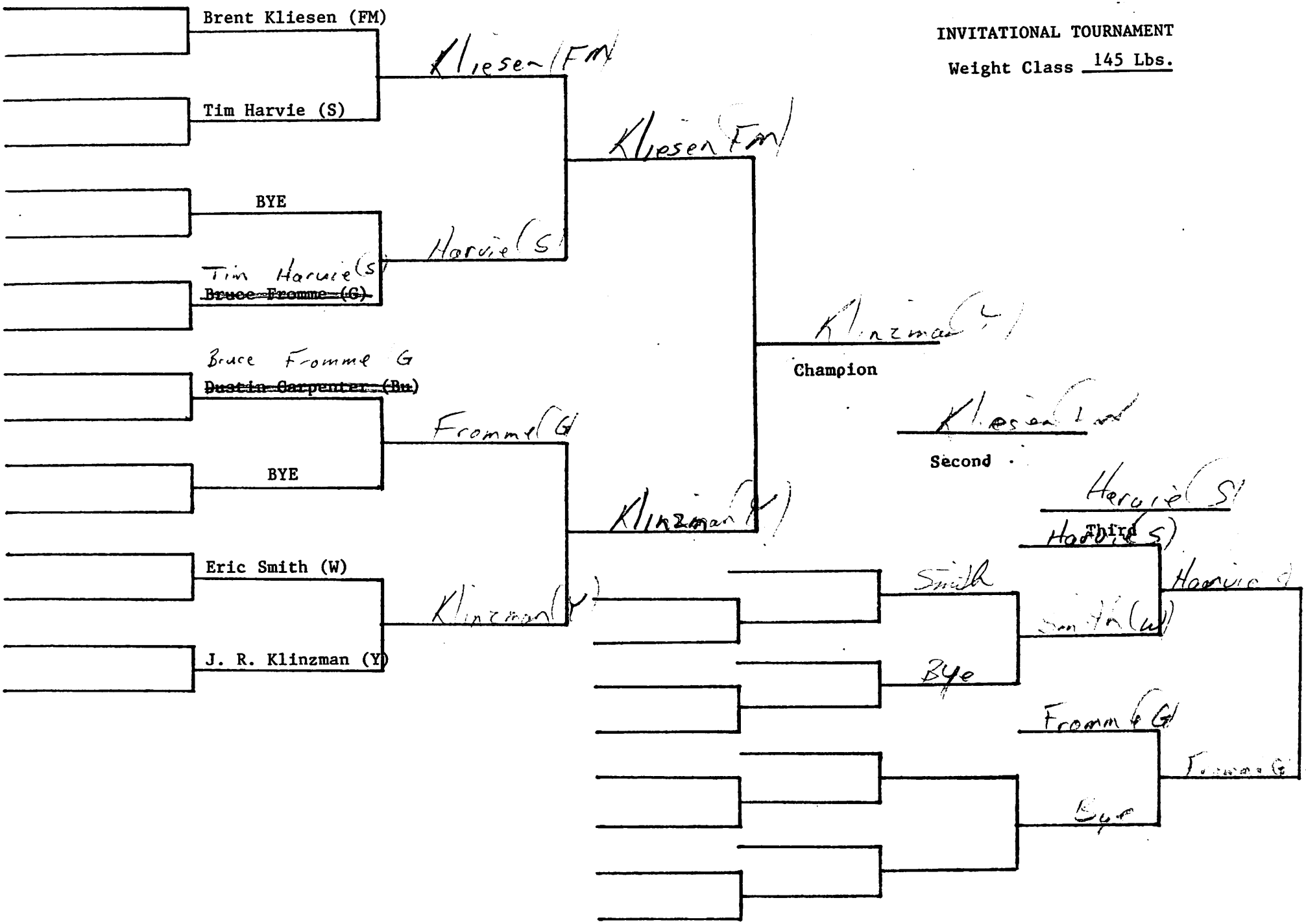

WRAY MIDDLE SCHOOL

INVITATIONAL TOURNAMENT

Weight Class 150 Lbs.

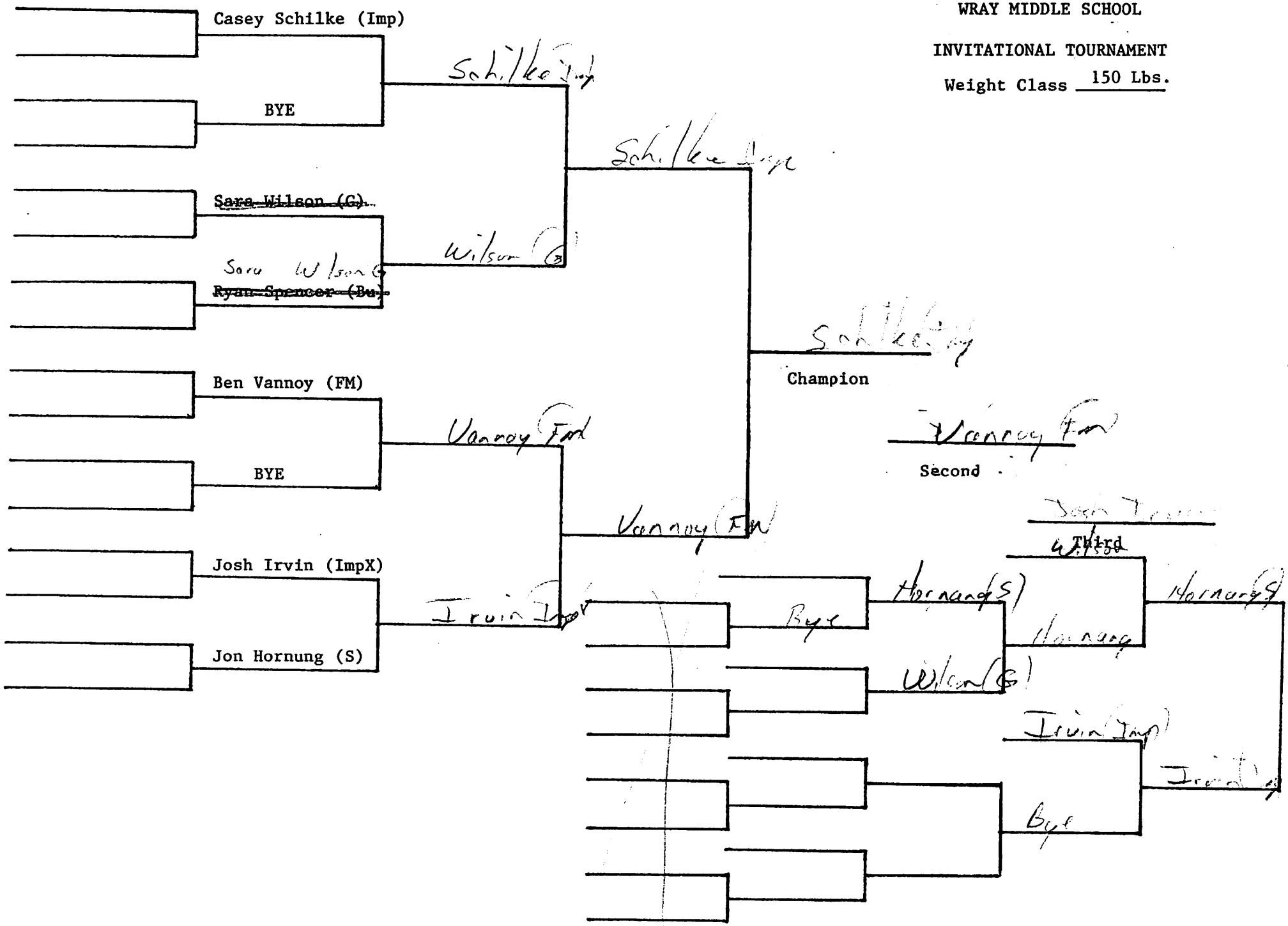

WRAY MIDDLE SCHOOL

INVITATIONAL TOURNAMENT

Weight Class 165 Lbs.

Tim Castillo (Bu)

BYE

BYE

Grant Sisson (S)

Jeremy Fisher (W)

BYE

BYE

Scott Stinnette (ImpX)

Mike Phelps (Imp)

BYE

Rob Furrow (Yx)

Dustin Dolzal (G)

Tony Josh (Y)

BYE

BYE

Carl Zion (FM)

Champion

Second

Third

3-2

WRAY MIDDLE SCHOOL

INVITATIONAL TOURNAMENT

Weight Class Hwt.

Matt Luna (Y)

BYE

Nathan Hale (D.C.)

Andy Hagemeier (Yx)

Ryan Van Maath (BuX)

Eddie Perez (G)

Paul Velasco (BuX)

Jay Wisdom (W)

Tye Andrews (Bu)

Zane Vapenik (G)

Andy BYE Hagemeier (Yx)

Jerry Tracy (Wx)

Mike Furer (D.C.)

Kurt Elder (ImpX)

BYE

Mike Rowley (Imp)

Champion

Second

Third

| | | |
|---|---|---|
| Yuma | 154 1/2 | 182 1/2 |
| Burlington | 196 1/2 | 211 1/2 |
| ~~St. Francis~~ | | |
| Dundy County | 48 | 51 |
| Stratton Co | 70 | 81 |
| Ft. Morgan | 268 | 319 |
| ~~Brush~~ | | |
| ~~Good~~ | | |
| Grant/W | 52 1/2 | 57 1/2 |
| Wray | 118 | 126 |
| Imp | 157 | 190 |

Matt Brown officials

Brady

Dean Winfield

Eric Hansen - Home with parents

# Wrestling vs _____

| | NAMES OF CONTESTANTS | FIRST PERIOD SCORING | Points | SECOND PERIOD SCORING | Points | THIRD PERIOD SCORING | Points | SUMMARY Points | SUMMARY Time Adv. | SUMMARY Total | Team Score Home | Team Score Opp. |
|---|---|---|---|---|---|---|---|---|---|---|---|---|
| X | 126 POUNDS Arterburn | $T^2$ | 2 | $T^2$ | 4 | $T^2 N^3$ 9 OT $T^2$ | 11 | | | | | |
| | MULLEN | $R^2$ | 2 | $R^2 N^3$ | 7 | $R^2$ 9 | 9 | | | | | |
| X | 134 POUNDS Thompson | $T^2$ | | | | | | | | 40 | | |
| | OSKOSH | | | | | | | | | | | |
| X | 142 POUNDS Fowler | $T^2 N^2 N^3$ | | | | | | | | 54 | | |
| | MATWOOD | | | | | | | | | | | |
| X | 150 POUNDS Liewer | $T^2$ | | | | | | | | 32 | | |
| | Grant | | | | | | | | | | | |
| | 158 POUNDS Bilka | | 0 | | 0 | | | | | | | |
| ours X | HANSEN | $T^2 N^2 N^3$ | 7 | $T^2 N^3$ | 12 | $T^2$ | 17 | | | 22 | | |
| X | 167 POUNDS [redacted] Kries | $R^2$ | 2 | | 2 | $R^2 N^2$ | 6 | P' | 7 | | | |
| | Ustes | $T^2$ | 2 | $T^2 N^2$ | 6 | | 6 | | 6 | | | |

| | | 1 | 2 | 3 | 4 | 5 | 6 | 7 | 8 | 9 | 10 | 11 | 12 | 13 | 14 | 15 | 16 | 17 | 18 | 19 | 20 | 21 | 22 | 23 | 24 | 25 |
|---|---|---|---|---|---|---|---|---|---|---|---|---|---|---|---|---|---|---|---|---|---|---|---|---|---|---|
| Current Score | Home | | | | | | | | | | | | | | | | | | | | | | | | | |
| | Opp | | | | | | | | | | | | | | | | | | | | | | | | | |

SCORING: Takedown—T, Reversal—R, Escape—E, Fall—F, Fall Pred.—f.p.

SYMBOLS: Penalty—P, Near Fall—N, Choice—C, Top Position—X

# Wrestling vs _____

| | NAMES OF CONTESTANTS | FIRST PERIOD SCORING | Points | SECOND PERIOD SCORING | Points | THIRD PERIOD SCORING | Points | SUMMARY Points | Time Adv. | Total | Team Score Home | Opp. |
|---|---|---|---|---|---|---|---|---|---|---|---|---|
| X | POUNDS Kelly | $T^2$ | | | | | | | | -.55 | | |
| | Jarod GRANT | | | | | | | | | | | |
| X | POUNDS Hickman | $T^2$ | | | | | | | | .30 | | |
| | USTES | | | | | | | | | | | |
| X | POUNDS Jantz | $T^2 N^2 N^3$ | 7 | $R^2$ | 9 | $R^2$ | 11 | | | | | |
| | MAYWOOD | | 0 | $T^2$ | 2 | $T^2 N^3$ | 7 | | | | | |
| X | POUNDS Barnes | $R^2 N^2 N^3$ | 7 | | 7 | $E\ R^2 N^3$ | 13 | | | | | |
| | SP | $T^2$ | 2 | $T^2$ | 4 | $T^2$ | 6 | | | | | |
| X | POUNDS adler | $T^2$ | 2 | $T^2$ | | | | | | 2.22 | | |
| | ARNOLD | | 0 | | | | | | | | | |
| X | POUNDS Fisher | $T^2 N^3$ | 5 | $T^2 N^3$ | 10 | | | | | 1.33 | | |
| | MAY WOOD | | 0 | | 6 | | | | | | | |

| | | 1 | 2 | 3 | 4 | 5 | 6 | 7 | 8 | 9 | 10 | 11 | 12 | 13 | 14 | 15 | 16 | 17 | 18 | 19 | 20 | 21 | 22 | 23 | 24 | 25 |
|---|---|---|---|---|---|---|---|---|---|---|---|---|---|---|---|---|---|---|---|---|---|---|---|---|---|---|
| Current Score | Home | | | | | | | | | | | | | | | | | | | | | | | | | |
| | Opp | | | | | | | | | | | | | | | | | | | | | | | | | |

**SCORING:** Takedown—T, Reversal—R, Escape—E, Fall—F, Fall Pred.—f.p.

**SYMBOLS:** Penalty—P, Near Fall—N, Choice—C, Top Position—X

# Wrestling _____ vs _____

| | NAMES OF CONTESTANTS | FIRST PERIOD SCORING | Points | SECOND PERIOD SCORING | Points | THIRD PERIOD SCORING | Points | SUMMARY Points | SUMMARY Time Adv. | SUMMARY Total | Team Score Home | Team Score Opp. |
|---|---|---|---|---|---|---|---|---|---|---|---|---|
| X | 126 POUNDS Weiss | | 0 | $T^2$ | | | | | | 1.51 | | |
| | ARNOLD | $T^2 N^3$ | 5 | | | | | | | | | |
| X | 134 POUNDS Persely | $T^2$ | | | | | | | | .30 | | |
| | ARNOLD | | | | | | | | | | | |
| ✓ | 142 POUNDS Skeen | $E^1$ | 1 | | | | 1 | | | | | |
| | OSKOSH | $T^2$ $T^2$ | 4 | $T^2 N^3$ | 9 | $T^2$ | 11 | | | | | |
| X | 150 POUNDS McNair | $T^2 N^3$ | 5 | | | | | | | .55 | | |
| | Hershey | | 0 | | | | | | | | | |
| ✓ | 158 POUNDS Irvin | | 0 | | | | | | | | | |
| | Mullen | $T^2 N^2$ | 4 | $T^2$ | | | | | | 1.25 | | |
| X | 167 POUNDS Phelps | $T^2$ | 2 | $T^2 N^3$ $T^2$ | 9 | $T^2 N^2$ | 13 | | | | | |
| | Sandhills | | 0 | $E^1$ | 1 | | 1 | | | | | |

| | | 1 | 2 | 3 | 4 | 5 | 6 | 7 | 8 | 9 | 10 | 11 | 12 | 13 | 14 | 15 | 16 | 17 | 18 | 19 | 20 | 21 | 22 | 23 | 24 | 25 |
|---|---|---|---|---|---|---|---|---|---|---|---|---|---|---|---|---|---|---|---|---|---|---|---|---|---|---|
| Current Score | Home | | | | | | | | | | | | | | | | | | | | | | | | | |
| | Opp | | | | | | | | | | | | | | | | | | | | | | | | | |

**SCORING:** Takedown—T, Reversal—R, Escape—E, Fall—F, Fall Pred.—f.p.

**SYMBOLS:** Penalty—P, Near Fall—N, Choice—C, Top Position—X

# Wrestling vs _____

| | NAMES OF CONTESTANTS | FIRST PERIOD SCORING | Points | SECOND PERIOD SCORING | Points | THIRD PERIOD SCORING | Points | SUMMARY Points | Time Adv. | Total | Team Score: Home | Team Score: Opp. |
|---|---|---|---|---|---|---|---|---|---|---|---|---|
| | Pounds: Stinnette | $T^2$ | 2 | | 2 | | 2 | | | | | |
| X | Schilke | | 0 | $T^2$ | 2 | $T^2$ | 4 | | | | | |
| X | Pounds: Rowley | $T^2$ | | | | | | | | .33 | | |
| | Grant | | | | | | | | | | | |
| X | Pounds: Elder | $T^2$ $E^1$ | 3 | P' | 4 | $T^2$ | | | | 2.23 | | |
| | Grant | $R^2$ $T^2$ | 4 | | 4 | | | | | | | |
| X | Pounds: Meyer | $T^2$ | | | | | | | | .52 | | |
| | Hershey | | | | | | | | | | | |
| X | Pounds: Ogg | $T^2$ $N^3$ | 5 | $T^2$ | 7 | $T^2$ $N^3$ | 12 | | | | | |
| | Oshkosh | | 0 | | 0 | | | | | | | |
| ✓ | Pounds: Connot | | | | | | | | | | | |
| | Mullen | $T^2N^3$ | | | | | | | | .54 | | |

| | | 1 | 2 | 3 | 4 | 5 | 6 | 7 | 8 | 9 | 10 | 11 | 12 | 13 | 14 | 15 | 16 | 17 | 18 | 19 | 20 | 21 | 22 | 23 | 24 | 25 |
|---|---|---|---|---|---|---|---|---|---|---|---|---|---|---|---|---|---|---|---|---|---|---|---|---|---|---|
| Current Score | Home | | | | | | | | | | | | | | | | | | | | | | | | | |
| | Opp | | | | | | | | | | | | | | | | | | | | | | | | | |

SCORING: Takedown—T, Reversal—R, Escape—E, Fall—F, Fall Pred.—f.p.

SYMBOLS: Penalty—P, Near Fall—N, Choice—C, Top Position—X

# Wrestling _____ vs _____

| NAMES OF CONTESTANTS | | FIRST PERIOD SCORING | Points | SECOND PERIOD SCORING | Points | THIRD PERIOD SCORING | Points | SUMMARY Points | Time Adv. | Total | Team Score: Home | Team Score: Opp. |
|---|---|---|---|---|---|---|---|---|---|---|---|---|
| POUNDS | Bilka | E¹ | 1 | | 1 | | | | | | | |
| | SP | T² T²N³ | 7 | T² | 9 | T² | | | | 2.43 | | |
| 1 POUNDS | Skeen | | 0 | R² | 2 | R² | 4 | | | | | |
| 2 3 | MULLEN YOUNG | T° | 2 | T²N² | 6 | R²N² | 10 | | | | | |
| 1 5 POUNDS | Irvin | T² | | | | | | | | .27 | | |
| 0 | HUFF | | | | | | | | | | | |
| 1 6 POUNDS | Stinnette | T² | | | | | | | | -34 | | |
| 0 | HERSHEY | | | | | | | | | | | |
| 1 3 POUNDS | Connot | | | | | | | | | | | |
| 0 | MULLEN | T² | | | | | | | | .32 | | |
| POUNDS | PETE | | 0 | | | R² | | | | 2.40 | | |
| | SP | T² | 2 | T² | | T² R² N³ | | | | | | |

| | | 1 2 3 4 5 6 7 8 9 10 11 12 13 14 15 16 17 18 19 20 21 22 23 24 25 |
|---|---|---|
| Current Score | Home | |
| | Opp | |

**SCORING:** Takedown—T, Reversal—R, Escape—E, Fall—F, Fall Pred.—f.p.

**SYMBOLS:** Penalty—P, Near Fall—N, Choice—C, Top Position—X

# Wrestling _____ vs _____

| | NAMES OF CONTESTANTS | FIRST PERIOD SCORING | Points | SECOND PERIOD SCORING | Points | THIRD PERIOD SCORING | Points | SUMMARY Points | Time Adv. | Total | Team Score Home | Team Score Opp. |
|---|---|---|---|---|---|---|---|---|---|---|---|---|
| POUNDS | DONIVAN | $T^2 N^2 R^2$ | | | | | | | | 1.30 | | |
| | MULLEN | $R^2$ | | | | | | | | | | |
| POUNDS | HANSEN | $P' T^2$ | 3 | $P'$ | 2 | | 4 | | | | | |
| | CURTIS | | 0 | $T^2$ | 2 | | 2 | | | | | |
| POUNDS | Jared | $T^2 N^2$ | 4 | $T^2$ | 6 | $T^2$ | 8 | | | | | |
| | MAYWOOD | | 0 | $P'$ | 1 | | 1 | | | | | |
| POUNDS | MATT L | $T^2 N^3$ | 5 | $T^2 N^2$ | 9 | $T^2 N^3$ | 14 | | | | | |
| | ARNOLD | | 0 | | 0 | | 0 | | | | | |
| POUNDS | Hickman | $P'$ | 1 | | | | | | | | | |
| | OSKOSH | $T^2 N^2$ | 4 | $T^2$ | | | | | | 1.39 | | |
| POUNDS | KELLY | $E'$ | 1 | $T^2 N^3$ | 6 | $T^2 N^3$ | 11 | | | | | |
| | SP | $T^2 N^2$ | 4 | | 4 | | 4 | | | | | |

| | | 1 | 2 | 3 | 4 | 5 | 6 | 7 | 8 | 9 | 10 | 11 | 12 | 13 | 14 | 15 | 16 | 17 | 18 | 19 | 20 | 21 | 22 | 23 | 24 | 25 |
|---|---|---|---|---|---|---|---|---|---|---|---|---|---|---|---|---|---|---|---|---|---|---|---|---|---|---|
| Current Score | Home | | | | | | | | | | | | | | | | | | | | | | | | | |
| | Opp | | | | | | | | | | | | | | | | | | | | | | | | | |

SCORING: Takedown—T, Reversal—R, Escape—E, Fall—F, Fall Pred.—f.p.

SYMBOLS: Penalty—P, Near Fall—N, Choice—C, Top Position—X

# Wrestling vs _____

| | NAMES OF CONTESTANTS | FIRST PERIOD SCORING | Points | SECOND PERIOD SCORING | Points | THIRD PERIOD SCORING | Points | SUMMARY Points | Time Adv. | Total | Team Score Home | Opp. |
|---|---|---|---|---|---|---|---|---|---|---|---|---|
| Pounds | BARNES | $T^2 N^3 N^3$ | 8 | $T^2 N^3$ | 13 | $T^2$ | 15 | | | | | |
| | Osh | | 0 | | 0 | $R^2$ | 2 | | | | | |
| Pounds | MARK | $R^2$ | 2 | | 2 | | 2 | | | | | |
| | MacCEN | $T^2 N^3$ | 5 | | 5 | | 5 | | | | | |
| Pounds | Matt W | T | | $T^2$ | | | | | | pin | | |
| | May | $T^2$ | | | | | | | | | | |
| Pounds | Mitch | $T^2 N^3$ | 5 | $T^2 N^3$ | 10 | | | | | 2.14 | | |
| | Arnold | | 0 | | 0 | | | | | | | |
| Pounds | Caleb | | 0 | | 0 | | | | | | | |
| | Her | $T^2 N^2 N^3$ | 7 | $T^2 N^2$ | 12 | | | | | pin | | |
| Pounds | Jake | | | | | | | | | | | |
| | Her | $T^2$ | | | | | | | | .59 | | |

| | | 1 | 2 | 3 | 4 | 5 | 6 | 7 | 8 | 9 | 10 | 11 | 12 | 13 | 14 | 15 | 16 | 17 | 18 | 19 | 20 | 21 | 22 | 23 | 24 | 25 |
|---|---|---|---|---|---|---|---|---|---|---|---|---|---|---|---|---|---|---|---|---|---|---|---|---|---|---|
| Current Score | Home | | | | | | | | | | | | | | | | | | | | | | | | | |
| | Opp | | | | | | | | | | | | | | | | | | | | | | | | | |

SCORING: Takedown—T, Reversal—R, Escape—E, Fall—F, Fall Pred.—f.p.

SYMBOLS: Penalty—P, Near Fall—N, Choice—C, Top Position—X

# Wrestling vs _____

| POUNDS | NAMES OF CONTESTANTS | FIRST PERIOD SCORING | Points | SECOND PERIOD SCORING | Points | THIRD PERIOD SCORING | Points | SUMMARY Points | Time Adv. | Total | Team Score Home | Opp. |
|---|---|---|---|---|---|---|---|---|---|---|---|---|
| | Kreis | | 0 | | 0 | | 0 | | | | | |
| | Oshkosh | $T^2$ | 2 | $T^2$ | 4 | $T^2$ | 6 | | | | | |
| | Mike P | $T^2 N^3$ | 5 | $T^2 N^3$ | | | | | | pin | | |
| | SP | | 0 | | | | | | | | | |
| | Casey | $T^2$ | 2 | | | | | | | 1.44 | | |
| | Mullen | | 0 | | | | | | | | | |
| | Mike R | | 0 | $T^2$ $R^2$ | 4 | | 4 | | | | | |
| | Osh | $T^2$ | 2 | $R^2$ $P^1$ | 5 | $T^2 N^3$ | 10 | | | | | |
| | Meyer | | 0 | | 0 | | 0 | | | | | |
| | Mullen | $T^2$ | 2 | | 2 | $T^2 N^3$ | 7 | | | | | |
| | Elton | $T^2$ | 2 | $T^2$ | 0 | | | | | pin | | |
| | Arnold | | 0 | | | | | | | | | |

| | | 1 | 2 | 3 | 4 | 5 | 6 | 7 | 8 | 9 | 10 | 11 | 12 | 13 | 14 | 15 | 16 | 17 | 18 | 19 | 20 | 21 | 22 | 23 | 24 | 25 |
|---|---|---|---|---|---|---|---|---|---|---|---|---|---|---|---|---|---|---|---|---|---|---|---|---|---|---|
| Current Score | Home | | | | | | | | | | | | | | | | | | | | | | | | | |
| | Opp | | | | | | | | | | | | | | | | | | | | | | | | | |

**SCORING:** Takedown—T, Reversal—R, Escape—E, Fall—F, Fall Pred.—f.p.

**SYMBOLS:** Penalty—P, Near Fall—N, Choice—C, Top Position—X

# Wrestling _____ vs _____

| NAMES OF CONTESTANTS | | FIRST PERIOD SCORING | Points | SECOND PERIOD SCORING | Points | THIRD PERIOD SCORING | Points | SUMMARY Points | Time Adv. | Total | Team Score Home | Team Score Opp. |
|---|---|---|---|---|---|---|---|---|---|---|---|---|
| Pounds | McNair | $T^2$ $N^3$ | 4 | $T^2$ | 6 | | | | | Pin | | |
| | Mullen | | 0 | | 0 | | | | | | | |
| Pounds | Elder | | | | | | | | | | | |
| | | $T^2$ | | | | | | | | Pin | | |
| Pounds | Joe | | 0 | | 0 | | | | | | | |
| | Arnold | $T^2$ $N^3$ | 5 | $T^2$ | 7 | | | | | 2.25 | | |
| Pounds | Josh | $T^2$ $N^3$ $R^2$ | 7 | $R^2$ | 9 | $T^2$ $N^3$ | 14 | | | | | |
| | Grant | $R^2$ | 2 | $T^2$ $E^1$ | 5 | $E^1$ | 6 | | | | | |
| Pounds | Scott | $T^2$ | 2 | $T^2$ | | | | | | 1.25 | | |
| | Sandhills | | 0 | | | | | | | | | |
| Pounds | PETE | $T^2$ | 2 | $P^1$ | 3 | | 3 | 5 | | | | |
| | MAYWOOD | $E^1$ | 1 | $T^2$ | 3 | | 3 | 3 | | | | |

| | | 1 | 2 | 3 | 4 | 5 | 6 | 7 | 8 | 9 | 10 | 11 | 12 | 13 | 14 | 15 | 16 | 17 | 18 | 19 | 20 | 21 | 22 | 23 | 24 | 25 |
|---|---|---|---|---|---|---|---|---|---|---|---|---|---|---|---|---|---|---|---|---|---|---|---|---|---|---|
| Current Score | Home | | | | | | | | | | | | | | | | | | | | | | | | | |
| | Opp | | | | | | | | | | | | | | | | | | | | | | | | | |

**SCORING:** Takedown—T, Reversal—R, Escape—E, Fall—F, Fall Pred.—f.p.

**SYMBOLS:** Penalty—P, Near Fall—N, Choice—C, Top Position—X

# Wrestling _____ vs _____

| NAMES OF CONTESTANTS | | FIRST PERIOD SCORING | Points | SECOND PERIOD SCORING | Points | THIRD PERIOD SCORING | Points | SUMMARY Points | Time Adv. | Total | TEAM SCORE Home | Opp. |
|---|---|---|---|---|---|---|---|---|---|---|---|---|
| POUNDS | Glenn | | | | | | | | | | | |
| | ARNOLD | $T^2$ $N^3$ | | | | | | | | .52 | | |
| POUNDS | CALEB | $R^2$ | 2 | $R^2$ | 4 | | | | | 237 | | |
| | M. | $T^2R^2$ | 4 | $T^2R^2$ | 8 | | | | | | | |
| POUNDS | RYAN | | | | | | | | | | | |
| | SHAWN | FORFET | | | | | | | | | | |
| POUNDS | ROWLEY | $T^2$ | 2 | $T^2$ | 4 | | | | | 200 | | |
| | KURT | | 0 | | 0 | | | | | | | |
| POUNDS | DONIVAN | $T^2$ $N^2$ | 4 | | 4 | | 1 | | | | | |
| | | | 0 | | 0 | | 0 | | | | | |
| POUNDS | MATT | | | | | | | | | PIN | | |
| | GRANT | | | | | | | | | | | |

| | | 1 | 2 | 3 | 4 | 5 | 6 | 7 | 8 | 9 | 10 | 11 | 12 | 13 | 14 | 15 | 16 | 17 | 18 | 19 | 20 | 21 | 22 | 23 | 24 | 25 |
|---|---|---|---|---|---|---|---|---|---|---|---|---|---|---|---|---|---|---|---|---|---|---|---|---|---|---|
| Current Score | Home | | | | | | | | | | | | | | | | | | | | | | | | | |
| | Opp | | | | | | | | | | | | | | | | | | | | | | | | | |

SCORING: Takedown—T, Reversal—R, Escape—E, Fall—F, Fall Pred.—f.p.

SYMBOLS: Penalty—P, Near Fall—N, Choice—C, Top Position—X

# Wrestling _____ vs _____

| NAMES OF CONTESTANTS | | FIRST PERIOD SCORING | Points | SECOND PERIOD SCORING | Points | THIRD PERIOD SCORING | Points | SUMMARY Points | Time Adv. | Total | Team Score Home | Opp. |
|---|---|---|---|---|---|---|---|---|---|---|---|---|
| Pounds | | | | | | | | | | | | |
| | | | | | | | | | | | | |
| Pounds | | | | | | | | | | | | |
| | | | | | | | | | | | | |
| Pounds | | | | | | | | | | | | |
| | | | | | | | | | | | | |
| Pounds | | | | | | | | | | | | |
| | | | | | | | | | | | | |
| Pounds | | | | | | | | | | | | |
| | | | | | | | | | | | | |
| Pounds | | | | | | | | | | | | |
| | | | | | | | | | | | | |

| | | 1 | 2 | 3 | 4 | 5 | 6 | 7 | 8 | 9 | 10 | 11 | 12 | 13 | 14 | 15 | 16 | 17 | 18 | 19 | 20 | 21 | 22 | 23 | 24 | 25 |
|---|---|---|---|---|---|---|---|---|---|---|---|---|---|---|---|---|---|---|---|---|---|---|---|---|---|---|
| Current Score | Home | | | | | | | | | | | | | | | | | | | | | | | | | |
| | Opp | | | | | | | | | | | | | | | | | | | | | | | | | |

**SCORING:** Takedown—T, Reversal—R, Escape—E, Fall—F, Fall Pred.—f.p.

**SYMBOLS:** Penalty—P, Near Fall—N, Choice—C, Top Position—X

# Wrestling _____ vs _____

| NAMES OF CONTESTANTS | FIRST PERIOD SCORING | Points | SECOND PERIOD SCORING | Points | THIRD PERIOD SCORING | Points | SUMMARY Points | Time Adv. | Total | Team Score Home | Team Score Opp. |
|---|---|---|---|---|---|---|---|---|---|---|---|
| 1 POUNDS FISHER | T² | 2 | T² N³ | 7 | | | | | | | |
| HERSHEY | | 0 | | 0 | | | | | 2.43 | | |
| 2 POUNDS M'NAIR | T² | | | | | | | | PIN | | |
| GRANT Jorgenson | | | | | | | | | | | |
| 3 POUNDS CASEY | T² N² | 4 | | 4 | | 4 | | | | | |
| MIKE | E¹ | 1 | | 1 | | 1 | | | | | |
| 4 POUNDS | | | | | | | | | | | |
| | | | | | | | | | | | |
| 5 POUNDS | | | | | | | | | | | |
| | | | | | | | | | | | |
| 6 POUNDS | | | | | | | | | | | |
| | | | | | | | | | | | |

| | | 1 | 2 | 3 | 4 | 5 | 6 | 7 | 8 | 9 | 10 | 11 | 12 | 13 | 14 | 15 | 16 | 17 | 18 | 19 | 20 | 21 | 22 | 23 | 24 | 25 |
|---|---|---|---|---|---|---|---|---|---|---|---|---|---|---|---|---|---|---|---|---|---|---|---|---|---|---|
| Current Score | Home | | | | | | | | | | | | | | | | | | | | | | | | | |
| | Opp | | | | | | | | | | | | | | | | | | | | | | | | | |

SCORING: Takedown—T, Reversal—R, Escape—E, Fall—F, Fall Pred.—f.p.

SYMBOLS: Penalty—P, Near Fall—N, Choice—C, Top Position—X

# Wrestling _____ vs _____

| NAMES OF CONTESTANTS | | FIRST PERIOD SCORING | Points | SECOND PERIOD SCORING | Points | THIRD PERIOD SCORING | Points | SUMMARY Points | Time Adv. | Total | Team Score Home | Opp. |
|---|---|---|---|---|---|---|---|---|---|---|---|---|
| POUNDS | | | | | | | | | | | | |
| | | | | | | | | | | | | |
| POUNDS | | | | | | | | | | | | |
| | | | | | | | | | | | | |
| POUNDS | | | | | | | | | | | | |
| | | | | | | | | | | | | |
| POUNDS | | | | | | | | | | | | |
| | | | | | | | | | | | | |
| POUNDS | | | | | | | | | | | | |
| | | | | | | | | | | | | |
| POUNDS | | | | | | | | | | | | |
| | | | | | | | | | | | | |

| | | 1 | 2 | 3 | 4 | 5 | 6 | 7 | 8 | 9 | 10 | 11 | 12 | 13 | 14 | 15 | 16 | 17 | 18 | 19 | 20 | 21 | 22 | 23 | 24 | 25 |
|---|---|---|---|---|---|---|---|---|---|---|---|---|---|---|---|---|---|---|---|---|---|---|---|---|---|---|
| Current Score | Home | | | | | | | | | | | | | | | | | | | | | | | | | |
| | Opp | | | | | | | | | | | | | | | | | | | | | | | | | |

SCORING: Takedown—T, Reversal—R, Escape—E, Fall—F, Fall Pred.—f.p.

SYMBOLS: Penalty—P, Near Fall—N, Choice—C, Top Position—X

# Wrestling _____ VS _____

| NAMES OF CONTESTANTS | | FIRST PERIOD SCORING | Points | SECOND PERIOD SCORING | Points | THIRD PERIOD SCORING | Points | SUMMARY Points | SUMMARY Time Adv. | SUMMARY Total | Team Score Home | Team Score Opp. |
|---|---|---|---|---|---|---|---|---|---|---|---|---|
| POUNDS | SKEEN | $T^2$ | | | | | | | | 34 | | |
| | ARNOLD | | | | | | | | | | | |
| POUNDS | Hanson | $T^2$ | 2 | $R^2$ | 4 | $T^2$ | 0 | | | | | |
| | Mullen | | 0 | $T^2$ $R^2$ | 4 | | 4 | | | | | |
| POUNDS | Charles | $T^2$ | 2 | | 2 | | 2 | | | | | |
| | Mullen | $R^2$ | 2 | $T^2$ | 4 | | 4 | | | | | |
| POUNDS | Elton | | 0 | $T^2$ $R^2$ | 4 | $T^2$ $E^1$ | 7 | | | | | |
| | Mullen | | 0 | $R^2$ | 2 | $R^2$ | 2 | | | | | |
| POUNDS | | | | | | | | | | | | |
| | | | | | | | | | | | | |
| POUNDS | | | | | | | | | | | | |
| | | | | | | | | | | | | |

| | | 1 | 2 | 3 | 4 | 5 | 6 | 7 | 8 | 9 | 10 | 11 | 12 | 13 | 14 | 15 | 16 | 17 | 18 | 19 | 20 | 21 | 22 | 23 | 24 | 25 |
|---|---|---|---|---|---|---|---|---|---|---|---|---|---|---|---|---|---|---|---|---|---|---|---|---|---|---|
| Current Score | Home | | | | | | | | | | | | | | | | | | | | | | | | | |
| | Opp | | | | | | | | | | | | | | | | | | | | | | | | | |

SCORING: Takedown—T, Reversal—R, Escape—E, Fall—F, Fall Pred.—f.p.

SYMBOLS: Penalty—P, Near Fall—N, Choice—C, Top Position—X

LEX 1994

CHAMPIONS BRACKET 103 LBS. CLASS

```
BRANDON WALKER,EC,5-11-0!
       1          !JONAH PISKORS 9-6 D!
JONAH PISKORSKI,ORD,0-1-0!             !
                          53           !JASON PEDERS 2!18 F!
JASON PEDERSON,KEAR,3-3-0!             !                   !
       2          !JASON PEDERS 2!07 F!                   !
PHILIP PICKERING,LEX,0-9-0!                                !
                                                144        !JEREMY GOEBEL !40 F
JIM WHITMIRE,HAST,10-6-0!                                  !
       3          !JIM WHITMIRE 2!46 F!                   !
CASEY GEHRT,OVER,4-7-0!                !                   !
                          54           !JEREMY GOEBEL 8-1 D!
CHRIS HILDEBRAND,EXTRA,1-5-0!          !
       4          !JEREMY GOEBE 15-0 S!
JEREMY GOEBEL,NP,8-1-0!
```

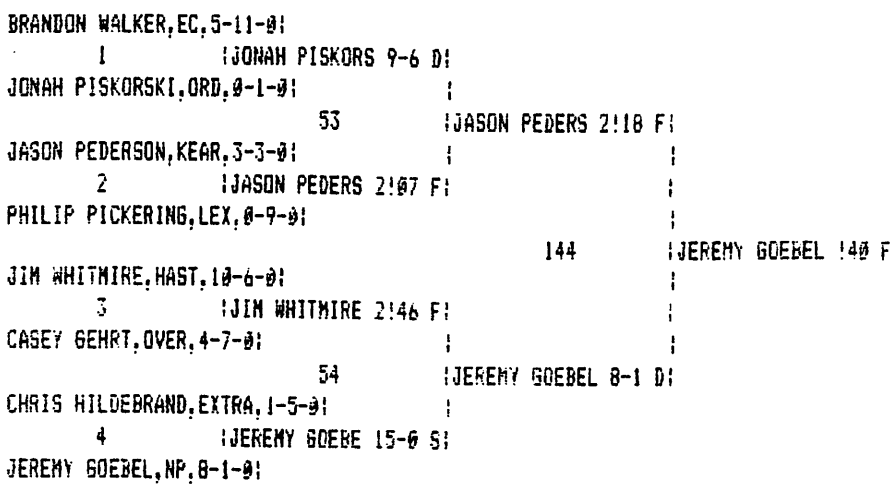

CONSOLATION BRACKET 103 LBS. CLASS



```
                  JIM WHITMIRE -_____!
                                     !
                          105        !JIM WHITMIRE !13 F_!
                                     !                   !
BRANDON WALKER -___!                 !                   !
       55         !BRANDON WALKE 8-2 D!                   !
PHILIP PICKERING -_!                                       !
                                                131        !JIM WHITMIRE 2!11 F
CASEY GEHRT -______!                                       !
       56         !CHRIS HILDEBR 8-4 D!                   !
CHRIS HILDEBRAND -_!                 !                   !
                                     !                   !
                          106        !CHRIS HILDE 20!20 F!
                                     !
                  JONAH PISKORSKI -__!
```

Meeting. Spwzdata.com

103 LBS. CLASS RESULTS.

BRANDON WALKER - EC 6-13-0: 1 PTS.
JEREMY GOEBEL - NP 11-1-0: 21.5 PTS.
JIM WHITMIRE - HAST 13-7-0: 16 PTS.
PHILIP PICKERING - LEX 0-11-0: 0 PTS.
JASON PEDERSON - KEAR 5-4-0: 18 PTS.
CASEY GEHRT - OVER 4-9-0: 0 PTS.
CHRIS HILDEBRAND - EXTRA 3-7-0: 8 PTS.
JONAH PISKORSKI - ORD 1-3-0: 2 PTS.

1 JEREMY GOEBEL - NP - !40 F
2 JASON PEDERSON - KEAR - -
3 JIM WHITMIRE - HAST - 2!11 F
4 CHRIS HILDEBRAND - EXTRA - -

LEX 1994

CHAMPIONS BRACKET 112 LBS. CLASS

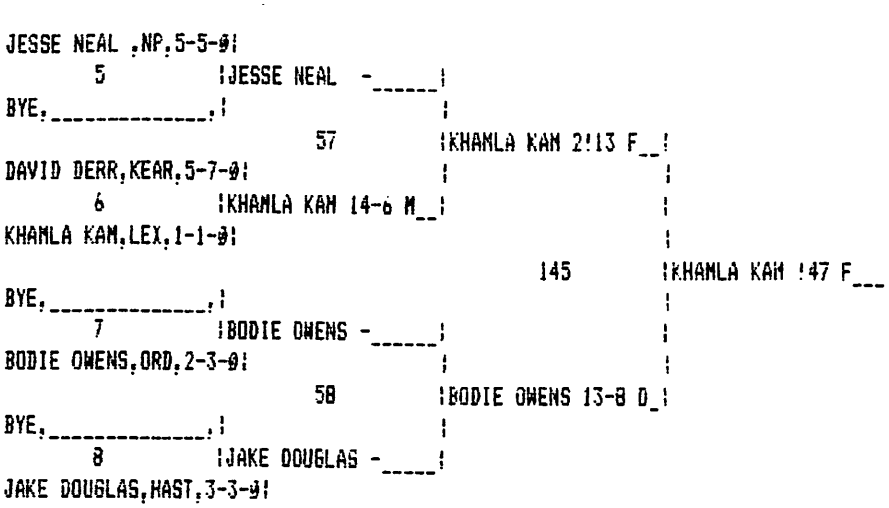


CONSOLATION BRACKET 112 LBS. CLASS

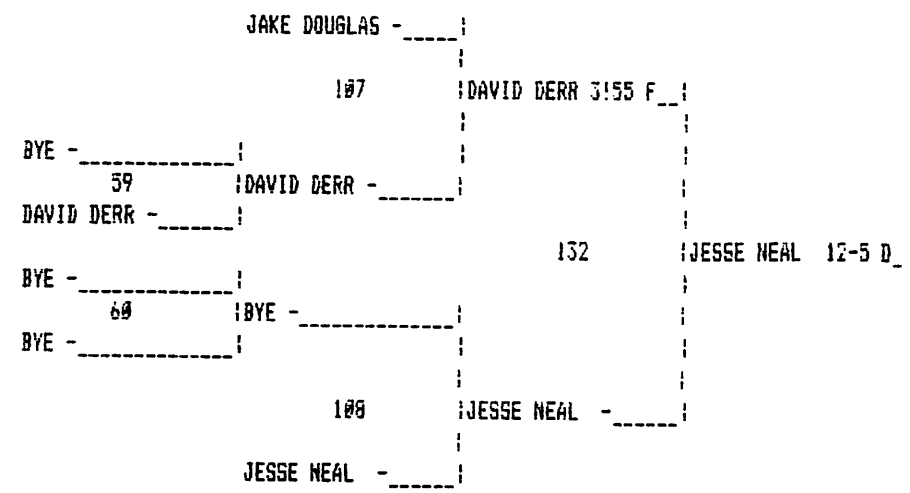


112 LBS. CLASS RESULTS.

JESSE NEAL - NP 6-6-0: 8 PTS.
JAKE DOUGLAS - MAST 3-5-0: 0 PTS.
KHAMLA KAM - LEX 4-1-0: 23 PTS.
DAVID DERR - KEAR 6-9-0: 8 PTS.
BODIE OWENS - ORD 3-4-0: 14 PTS.

1 KHAMLA KAM - LEX - :47 F
2 BODIE OWENS - ORD - -
3 JESSE NEAL - NP - 12-5 D
4 DAVID DERR - KEAR - -

LEx 1994

CHAMPIONS BRACKET 119 LBS. CLASS

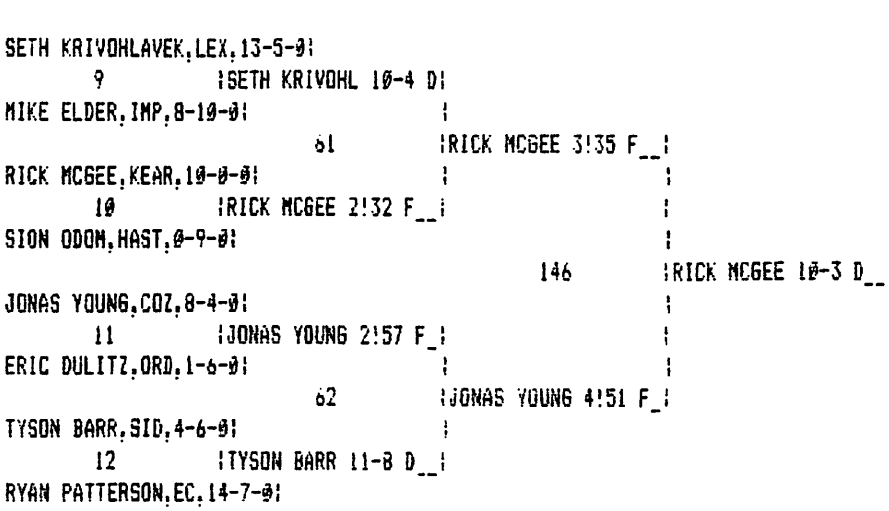


CONSOLATION BRACKET 119 LBS. CLASS

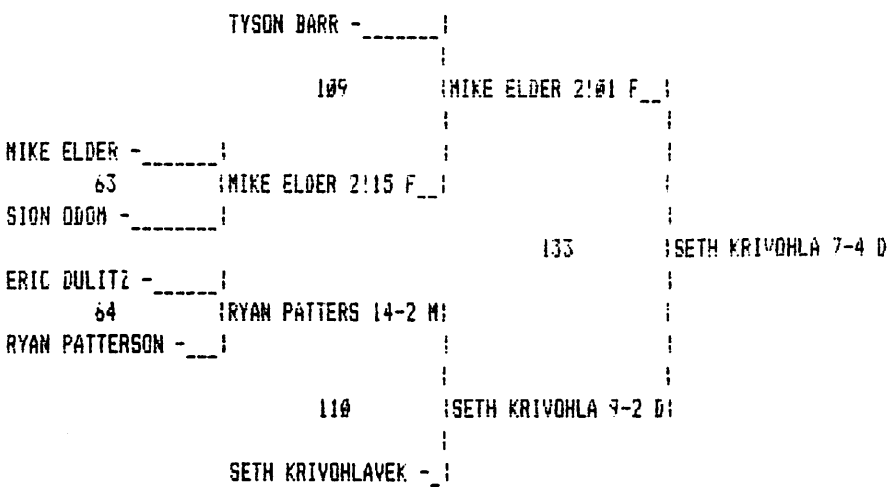


119 LBS. CLASS RESULTS.

SETH KRIVOHLAVEK - LEX 16-6-0: 10 PTS.
RYAN PATTERSON - EC 15-9-0: 2 PTS.
JONAS YOUNG - COZ 10-5-0: 18 PTS.
SION ODOM - HAST 0-11-0: 0 PTS.
RICK MCGEE - KEAR 13-0-0: 22 PTS.
ERIC DULITZ - ORD 1-8-0: 0 PTS.
TYSON BARR - SID 5-8-0: 2 PTS.
MIKE ELDER - IMP 10-12-0: 10 PTS.

1 RICK MCGEE - KEAR - 10-3 D
2 JONAS YOUNG - COZ - -
3 SETH KRIVOHLAVEK - LEX - 7-4 D
4 MIKE ELDER - IMP - -

LEX 1994

CHAMPIONS BRACKET 125 LBS. CLASS

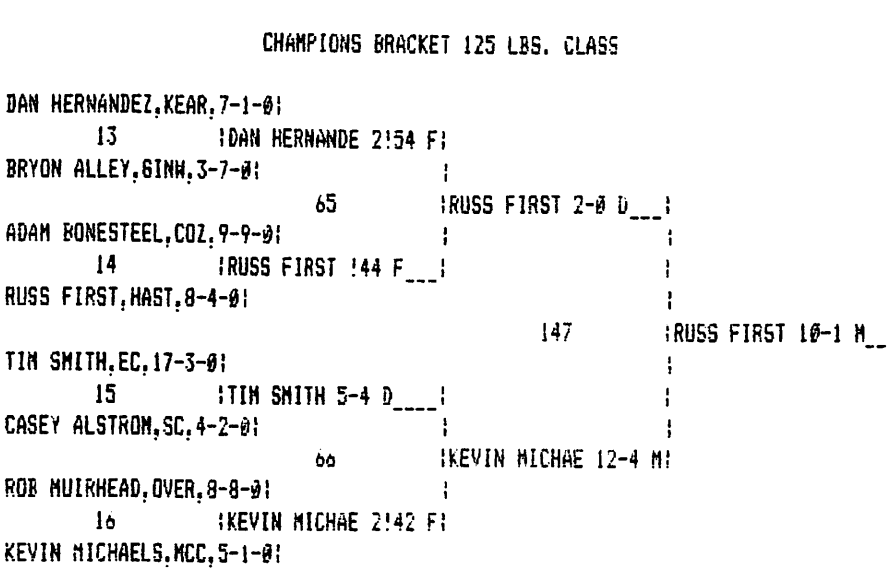


CONSOLATION BRACKET 125 LBS. CLASS

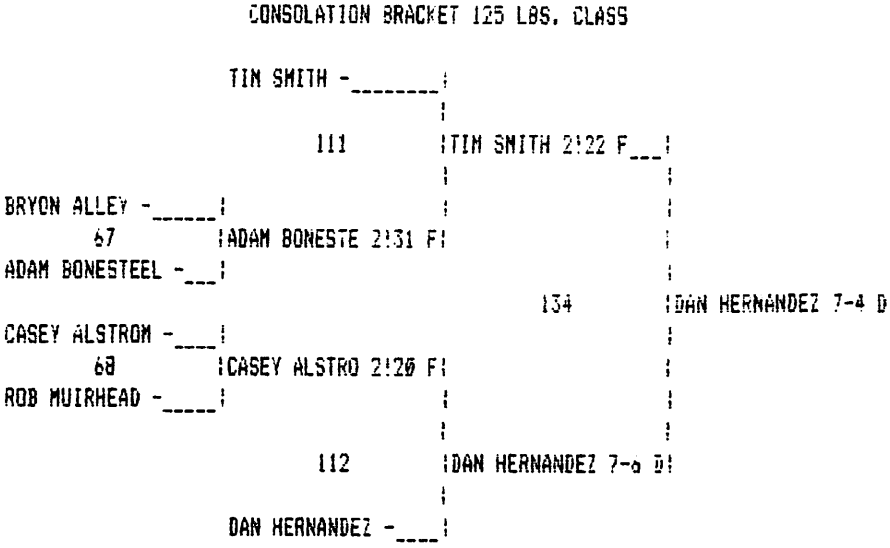


125 LBS. CLASS RESULTS.

DAN HERNANDEZ - KEAR 10-2-0: 12 PTS.
KEVIN MICHAELS - MCC 7-2-0: 17 PTS.
TIM SMITH - EC 19-5-0: 9 PTS.
RUSS FIRST - HAST 11-4-0: 21 PTS.
ADAM BONESTEEL - COZ 10-11-0: 3 PTS.
CASEY ALSTROM - SC 5-4-0: 3 PTS.
ROB MUIRHEAD - OVER 8-10-0: 0 PTS.
BRYON ALLEY - GINW 3-9-0: 0 PTS.

1 RUSS FIRST - HAST - 10-1 M
2 KEVIN MICHAELS - MCC - -
3 DAN HERNANDEZ - KEAR - 7-4 D
4 TIM SMITH - EC - -

LEX 1994

CHAMPIONS BRACKET 130 LBS. CLASS

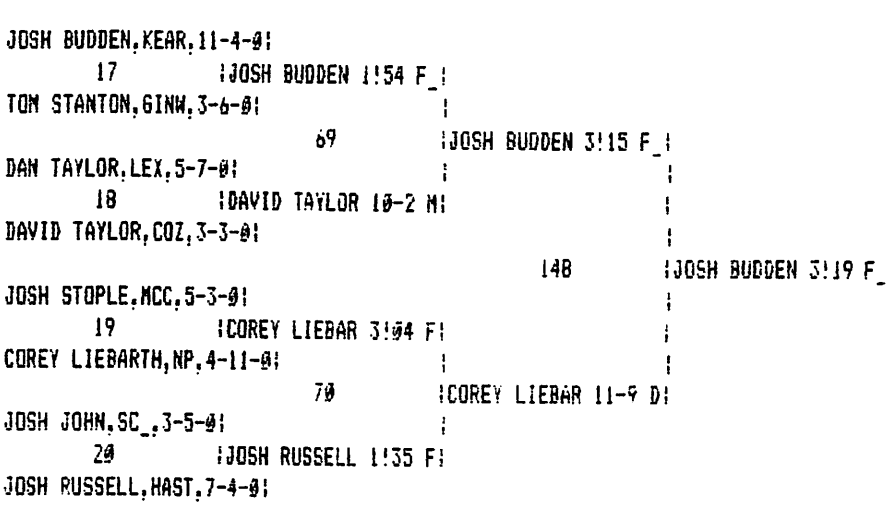


CONSOLATION BRACKET 130 LBS. CLASS

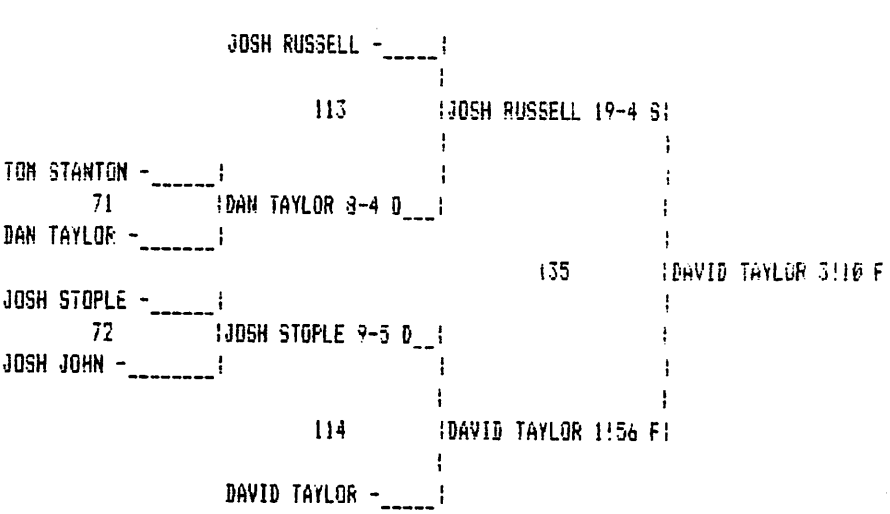


130 LBS. CLASS RESULTS.

JOSH BUDDEN - KEAR 14-4-0: 24 PTS.
JOSH RUSSELL - HAST 9-6-0: 10.5 PTS.
JOSH STOPLE - MCC 6-5-0: 1 PTS.
DAVID TAYLOR - COZ 6-4-0: 15 PTS.
DAN TAYLOR - LEX 6-9-0: 1 PTS.
COREY LIEBARTH - NP 6-12-0: 18 PTS. (-1 TEAM)
JOSH JOHN - SC 3-7-0: 0 PTS.
TOM STANTON - GINW 3-8-0: 0 PTS.

1 JOSH BUDDEN - KEAR - 3:19 F
2 COREY LIEBARTH - NP - -
3 DAVID TAYLOR - COZ - 3:10 F
4 JOSH RUSSELL - HAST - -

LEX 1994

## CHAMPIONS BRACKET 135 LBS. CLASS




## CONSOLATION BRACKET 135 LBS. CLASS

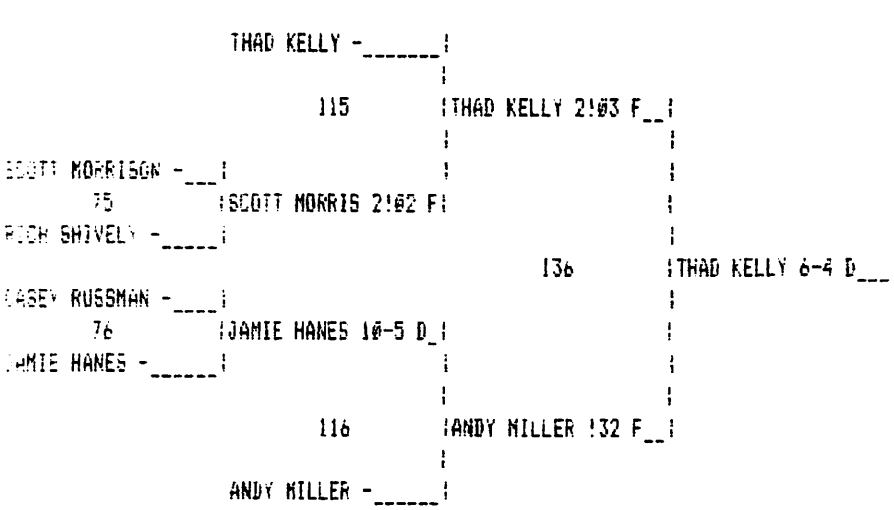


135 LBS. CLASS RESULTS.

JUSTIN RADER - EC 15-4-0: 16 PTS.
THAD KELLY - HAST 15-4-0: 12 PTS.
DEVIN HOLLOWAY - SC 7-1-0: 23 PTS.
RICH SHIVELY - OVER 3-13-0: 0 PTS.
ANDY MILLER - KEAR 9-9-0: 11 PTS.
CASEY RUSSMAN - COZ 3-4-0: 0 PTS.
JAMIE HANES - IMP 3-6-0: 3 PTS.
SCOTT MORRISON - GINW 3-7-0: 3 PTS.

1 DEVIN HOLLOWAY - SC - DEF F
2 JUSTIN RADER - EC - -
3 THAD KELLY - HAST - 6-4 D
4 ANDY MILLER - KEAR - -

LEX 1994

CHAMPIONS BRACKET 140 LBS. CLASS

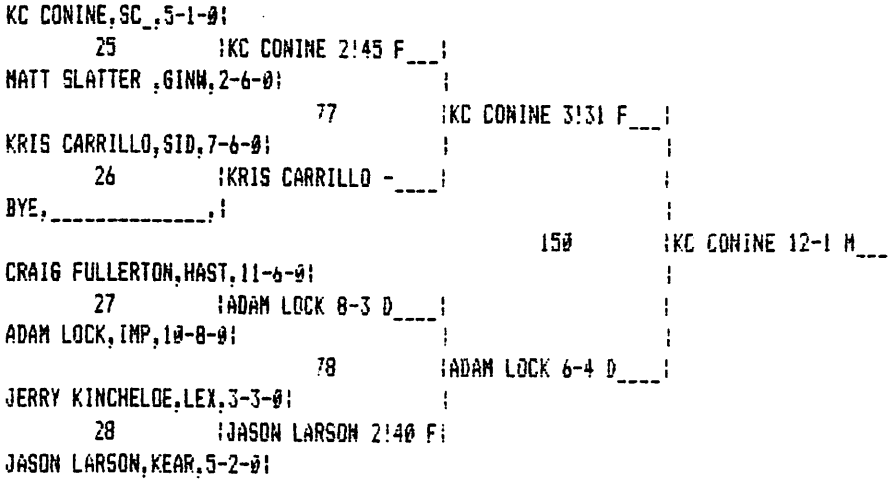


CONSOLATION BRACKET 140 LBS. CLASS

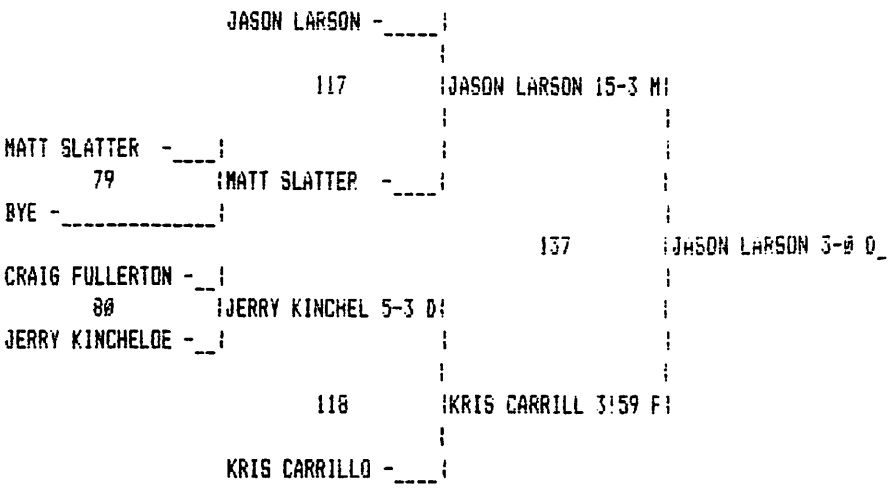


140 LBS. CLASS RESULTS.

KC CONINE - SC 8-1-0: 23 PTS.
JASON LARSON - KEAR 8-3-0: 13 PTS.
CRAIG FULLERTON - HAST 11-8-0: 0 PTS.
KRIS CARRILLO - SID 8-8-0: 7 PTS.
ADAM LOCK - IMP 12-9-0: 14 PTS.
JERRY KINCHELOE - LEX 4-5-0: 1 PTS.
MATT SLATTER - GINN 2-8-0: 0 PTS.

1 KC CONINE - SC - 12-1 M
2 ADAM LOCK - IMP - -
3 JASON LARSON - KEAR - 3-0 D
4 KRIS CARRILLO - SID - -

## CHAMPIONS BRACKET 145 LBS. CLASS

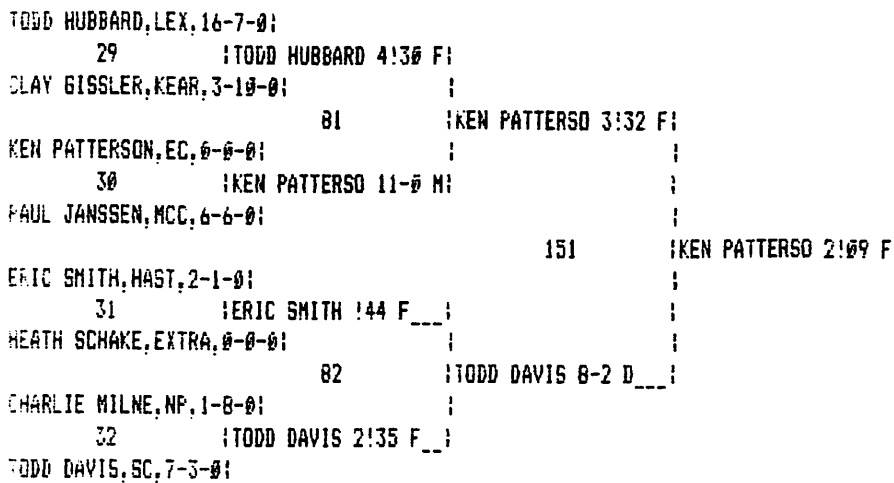


## CONSOLATION BRACKET 145 LBS. CLASS

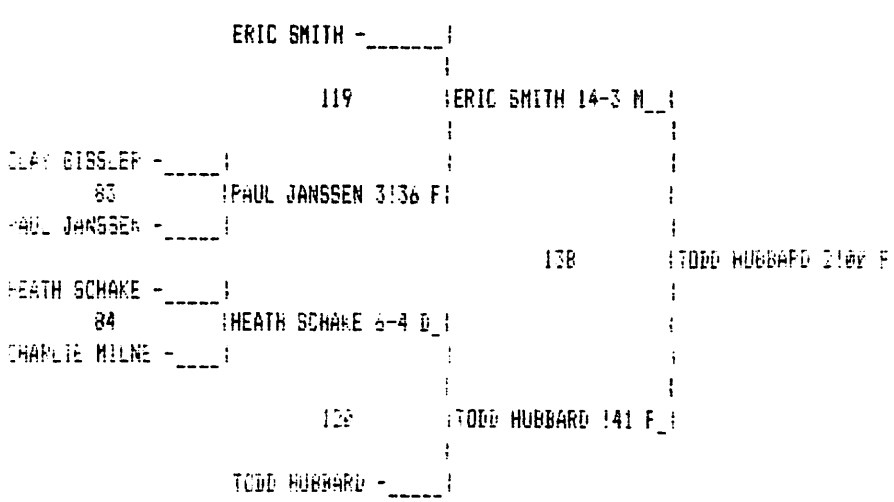


145 LBS. CLASS RESULTS.

TODD HUBBARD - LEX 17-8-0; 15 PTS.
TODD DAVIS - SC 9-4-0; 16 PTS.
ERIC SMITH - HAST 4-3-0; 10 PTS.
PAUL JANSSEN - MCC 7-8-0; 5 PTS.
KEN PATTERSON - EC 3-0-0; 25 PTS.
HEATH SCHAKE - EXTRA 1-2-0; 1 PTS.
CHARLIE MILNE - NP 1-10-0; 0 PTS.
CLAY GISSLER - KEAR 3-12-0; 0 PTS.

1 KEN PATTERSON - EC - 2:09 F
2 TODD DAVIS - SC - -
3 TODD HUBBARD - LEX - 2:00 F
4 ERIC SMITH - HAST - -

CHAMPIONS BRACKET 152 LBS. CLASS

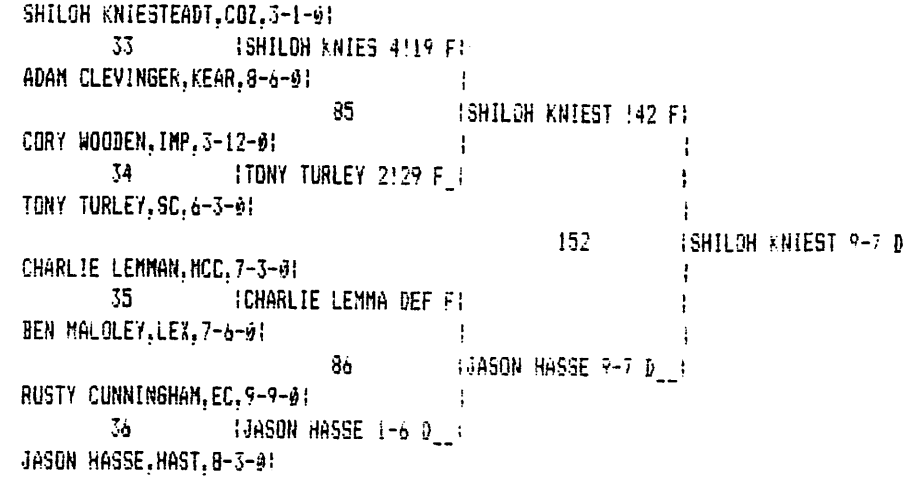


CONSOLATION BRACKET 152 LBS. CLASS

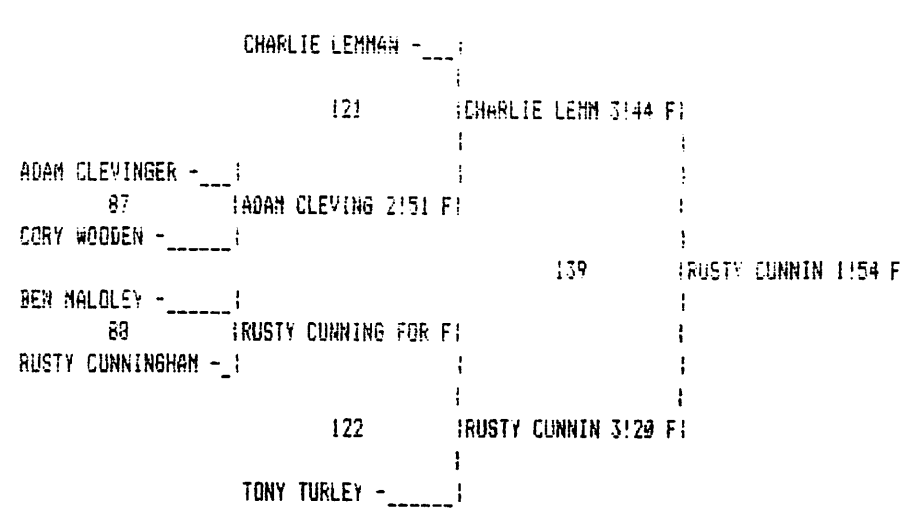


152 LBS. CLASS RESULTS.

SHILOH KNIESTEADT - COZ 6-1-0: 22 PTS.
JASON HASSE - HAST 10-4-0: 14 PTS.
CHARLIE LEMMAN - MCC 9-5-0: 11 PTS.
TONY TURLEY - SC 7-5-0: 6 PTS.
CORY WOODEN - IMP 3-14-0: 0 PTS.
BEN MALOLEY - LEX 7-8-0: 0 PTS.
RUSTY CUNNINGHAM - EC 12-10-0: 17 PTS.
ADAM CLEVINGER - KEAR 9-8-0: 3 PTS.

1 SHILOH KNIESTEADT - COZ - 9-7 D
2 JASON HASSE - HAST - -
3 RUSTY CUNNINGHAM - EC - 1:54 F
4 CHARLIE LEMMAN - MCC - -

LEX 1994

CHAMPIONS BRACKET 160 LBS. CLASS

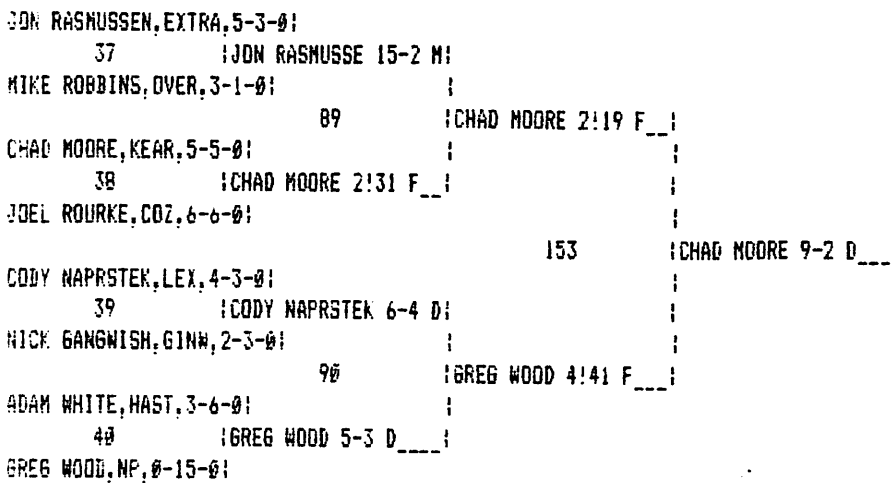


CONSOLATION BRACKET 160 LBS. CLASS

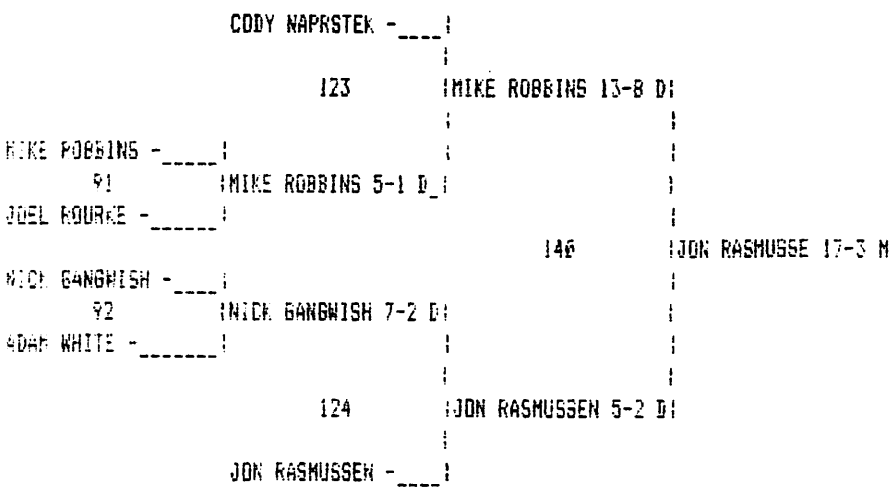


160 LBS. CLASS RESULTS.

JON RASMUSSEN - EXTRA 8-4-0: 12 PTS.
GREG WOOD - NP 2-16-0: 14 PTS.
CODY NAPRSTEK - LEX 5-5-0: 2 PTS.
JOEL ROURKE - COZ 6-8-0: 0 PTS.
CHAD MOORE - KEAR 8-5-0: 22 PTS.
NICK GANGWISH - GINN 3-5-0: 1 PTS.
ADAM WHITE - HAST 3-8-0: 0 PTS.
MIKE ROBBINS - OVER 5-3-0: 6 PTS.

1 CHAD MOORE - KEAR - 9-2 D
2 GREG WOOD - NP - -
3 JON RASMUSSEN - EXTRA - 17-3 M
4 MIKE ROBBINS - OVER - -

LEX 1994

CHAMPIONS BRACKET 171 LBS. CLASS

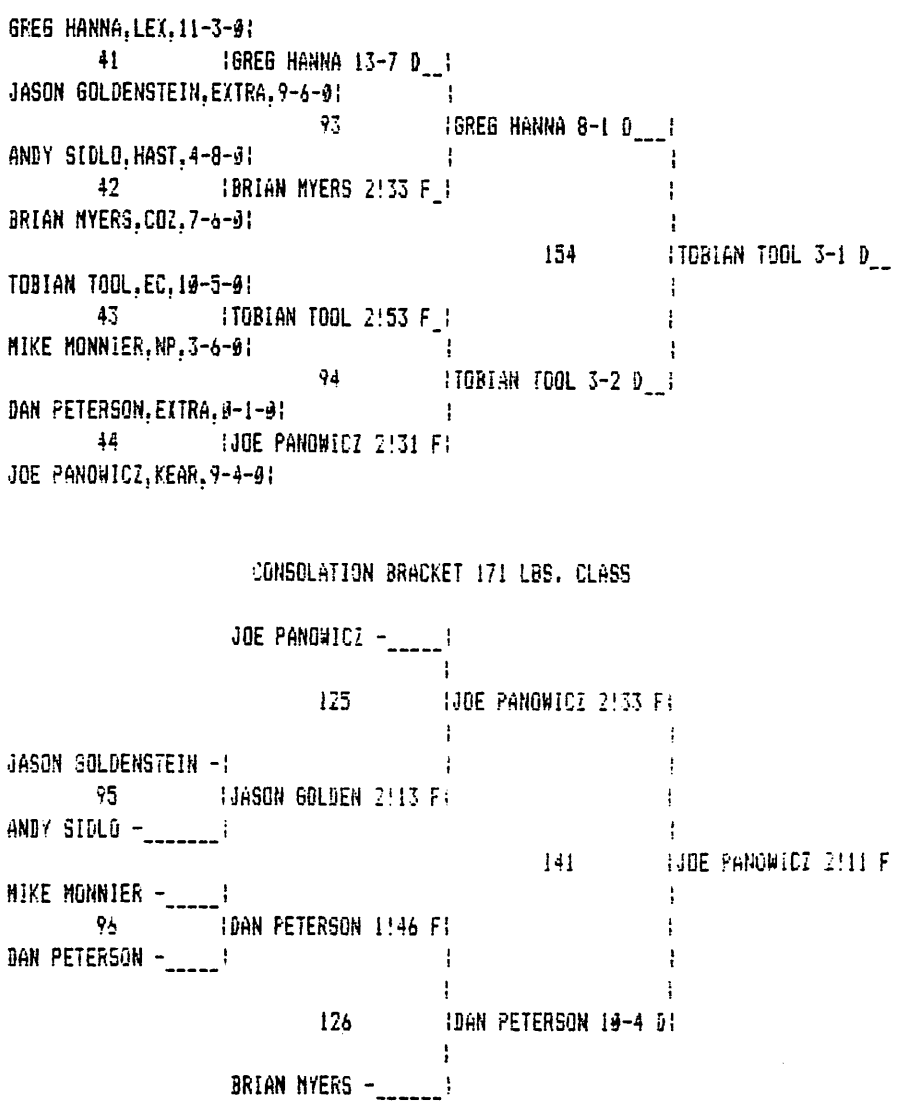


CONSOLATION BRACKET 171 LBS. CLASS




171 LBS. CLASS RESULTS.

GREG HANNA - LEX 13-4-0: 14 PTS.
JOE PANOWICZ - KEAR 12-5-0: 16 PTS.
TOBIAN TOOL - EC 13-5-0: 20 PTS.
BRIAN MYERS - COZ 8-8-0: 4 PTS.
ANDY SIDLO - HAST 4-10-0: 0 PTS.
MIKE MONNIER - NP 3-8-0: 0 PTS.
DAN PETERSON - EXTRA 2-3-0: 8 PTS.
JASON GOLDENSTEIN - EXTRA 10-8-0: 3 PTS.

1 TOBIAN TOOL - EC - 3-1 D
2 GREG HANNA - LEX - -
3 JOE PANOWICZ - KEAR - 2:11 F
4 DAN PETERSON - EXTRA - -

LEX 1994

CHAMPIONS BRACKET 189 LBS. CLASS

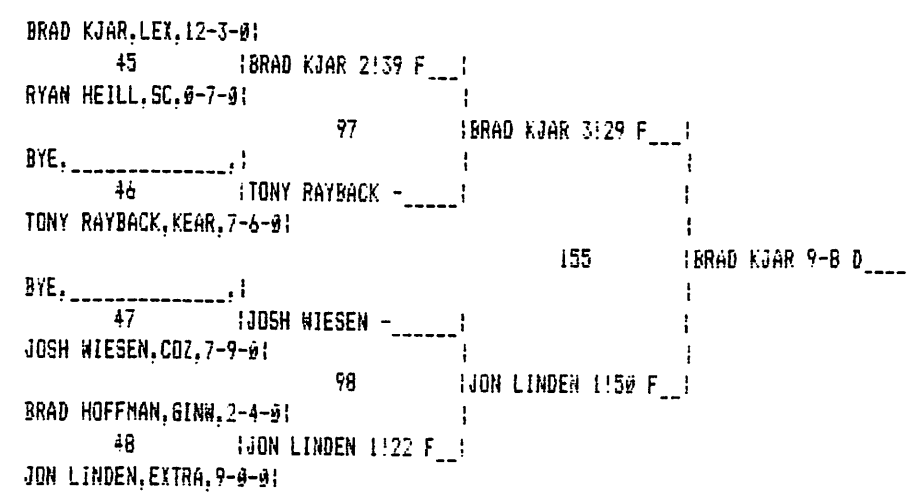


CONSOLATION BRACKET 189 LBS. CLASS

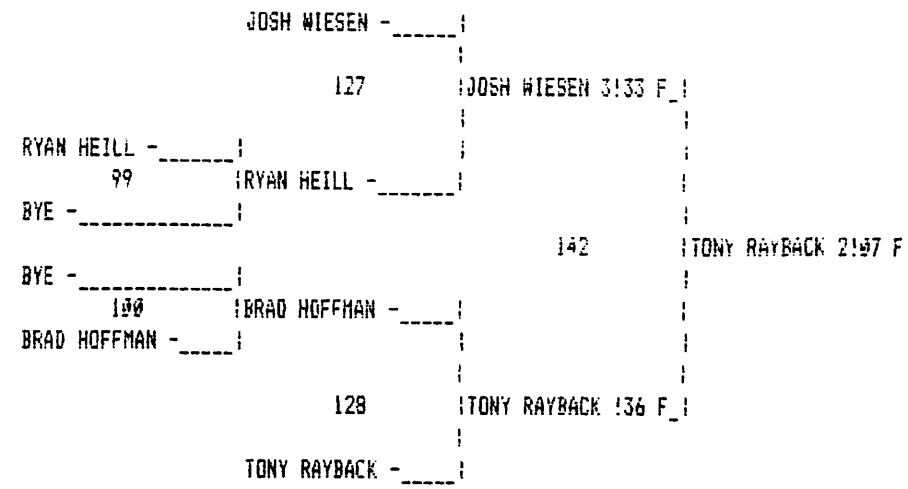


189 LBS. CLASS RESULTS.

BRAD KJAR - LEX 15-3-0: 22 PTS.
JON LINDEN - EXTRA 11-1-0: 18 PTS.
TONY RAYBACK - KEAR 9-7-0: 12 PTS.
JOSH WIESEN - COZ 8-11-0: 7 PTS.
BRAD HOFFMAN - GINW 2-6-0: 0 PTS.
RYAN HEILL - SC 0-9-0: 0 PTS.

1 BRAD KJAR - LEX - 9-8 D
2 JON LINDEN - EXTRA - -
3 TONY RAYBACK - KEAR - 2:07 F
4 JOSH WIESEN - COZ - -

## CHAMPIONS BRACKET 275 LBS. CLASS

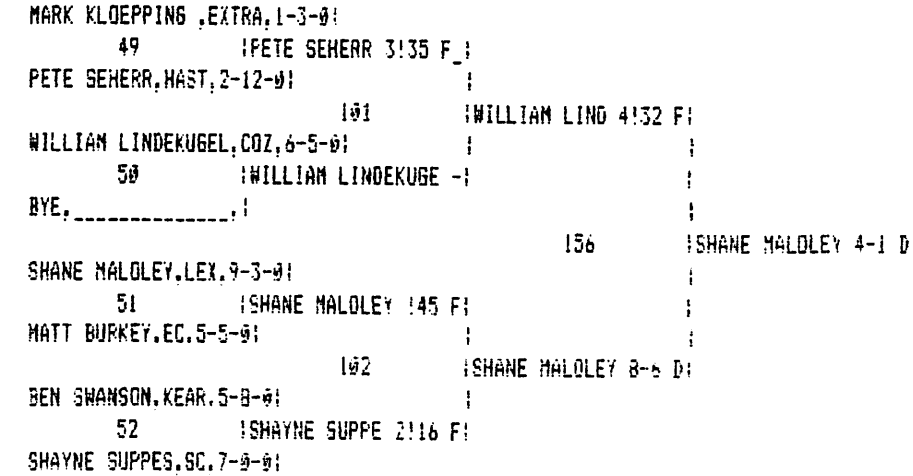


## CONSOLATION BRACKET 275 LBS. CLASS

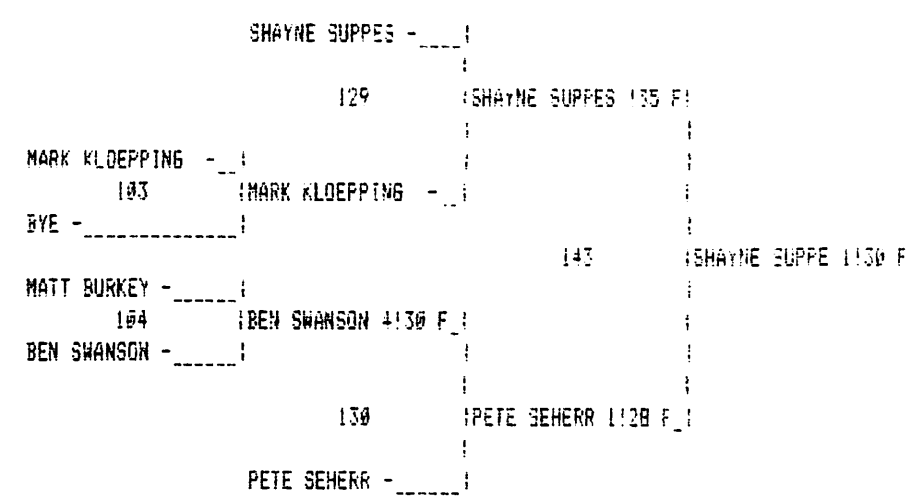


275 LBS. CLASS RESULTS.

MARK KLOEPPING - EXTRA 1-5-0: 0 PTS.
SHAYNE SUPPES - SC 10-1-0: 16 PTS.
SHANE MALOLEY - LEX 12-3-0: 20 PTS.
WILLIAM LINDEKUGEL - COZ 7-6-0: 16 PTS.
MATT BURKEY - EC 5-7-0: 0 PTS.
BEN SWANSON - KEAR 6-10-0: 3 PTS.
PETE SEHERR - HAST 4-14-0: 11 PTS.

1 SHANE MALOLEY - LEX - 4-1 D
2 WILLIAM LINDEKUGEL - COZ - -
3 SHAYNE SUPPES - SC - 1:30 F
4 PETE SEHERR - HAST - -

LEx 1994
TEAM RANKINGS

1. KEAR - 164
2. LEX - 109
3. HAST - 94.5
4. EC - 90
5. SC - 87
6. COZ - 85
7. NP - 62.5
8. EXTRA - 47
9. MCC - 34
10. IMP - 27
11. ORD - 16
12. SID - 9
13. OVER - 6
14. GINW - 4

# 1994
# Lexington High School
## Reserve and Varsity
## "John Higgins" Wrestling Invitational
## Saturday, January 22, 1994

## Varsity Competition
at the Senior High Gym
**705 West 13th Street - 11 Teams**
9:00 am
All Competition on three mats except finals - Finals on two mats
Finals scheduled to start at approximately 4:30 pm

## Reserve Competition
at the Junior High Gym
**11th & Grant Street - 14 Teams**
9:00 am
All Competition on three mats
Reserve Meet to finish at approximately 4:30 pm

### Participating Teams

Scott City, KS Sidney Hastings Lexington North Platte
Ord Grand Island Northwest Kearney McCook Norton, KS
Imperial Elm Creek, Overton and Cozad (Reserves Only)

### Admission

| | | | | |
|---|---|---|---|---|
| All Day | Adults | $5.00 | Students | $3.00 |
| 11:30-3:00 pm | Adults | $4.00 | Students | $2.50 |
| 3:00 pm on | Adults | $3.00 | Students | $2.00 |

No Single Session Tickets - One Admission Good for Both Gyms

Kearney, Hastings, Lexington, McCook, North Platte, Sidney, Grand Island Northwest, Ord, Scott City, KS, Imperial, Norton, KS, Elm Creek (Reserve meet only), Overton (Reserve meet only), Cozad (Reserve meet only)

**SUBJECT: "John Higgins" Wrestling Invitational**
**DATE: Saturday, January 22, 1994**
**SITES: Lexington Senior High and Lexington Junior High**
**FROM: Ray Ehlers, Activities Director, Lexington Senior High**

**SCHEDULE OF TIMES: Varsity - at the Senior High. 705 West 13th Street**

| | |
|---|---|
| 7:00 - 8:00 am | Weigh-ins (All weigh-ins completed by 8:00 am) Scales will be available from 6:30 am on. Weigh-ins will be on the stage - John Shiers and Morgan Meier |
| 7:00 - 8:00 am | Coaches meeting - Room 127<br>Ray Ehlers - Director |
| 9:00 am | Qualifying Round - Varsity - 3 mats (weights where necessary)<br>Short Break to put names in computer<br>First Round - Varsity - 3 mats<br>BREAK<br>Semifinals and First Round Wrestlebacks - Varsity - 3 mats<br>Second Round Wrestlebacks - Varsity - 3 mats<br>BREAK<br>Consolation Finals & Finals - Varsity - 3 mats<br>(Finals are anticipated to start at approximately 4:30 pm) |

**SCHEDULE OF TIMES: Reserves - at the Junior High PE Complex, 11th & Grant St.**

| | |
|---|---|
| 7:00 - 8:00 am | Weigh-ins (All weigh-ins completed by 8:00 am) Scales will be available from 6:30 am on. Weigh-jns will be in a locker room |
| 7:00 - 8:00 am | Coaches meeting - Deck<br>Ron Laux - Director |
| 9:00 am | Qualifying Round - Reserves - 3 mats (weights where necessary)<br>Short Break to put names in computer<br>First Round - Reserves - 3 mats<br>Semifinals and First Round Wrestlebacks - Reserves - 3 mats<br>BREAK<br>Second Round Wrestlebacks - Reserves - 3 mats<br>Consolation Finals & Finals - Reserves - 3 mats<br>(Reserve division estimated to finish at approximately 4:30 pm) |

**OFFICIALS:** Tom Vincentini, Bill Emsick and Phil Pisasale of Omaha
John Shiers of Kearney, Morgan Meier of Elm Creek and Steve Foster of Gibbon

**ENTRIES:** All coaches are to return by mail the enclosed sheet listing their entries by Wednesday, January 19, 1994. These will be used for weigh-ins and so that Varsity entries may be typed for the coaches meeting. The Reserve Meet will be set up on Wednesday evening from these entries.

**MATCH REGULATIONS AND TEAM SCORING:** All matches will be conducted under the regulations as set up by the N.S.A.A. and the National Federation. Cross bracketing as specified in the rule book will be used in the wrestlebacks. All final decisions will be up to the meet director. Team score will be kept for both the reserve and varsity meet. Specific regulations for both the varsity and the reserve meet are listed below.

**RESERVE MEET & VARSITY MEET**

1. A school must have a wrestler entered in the preceding division in order to enter a wrestler in the next division. (Involves all schools except Elm Creek, Overton and Cozad, which are not entered in the varsity division) Example: a school must have a varsity 103# before they can enter a reserve 103#. (Unless by special permission of the Meet Director)

2. Both the reserve and varsity meet will run from a regular eight-team bracket. In weight classes where there are more than eight wrestlers per class, non-seeded wrestlers will wrestle at the start of the meet to determine the eight wrestlers to fill the eight brackets. These will be non-scoring team matches and the losers will not have the opportunity to come back in the wrestlebacks.

## RESERVE MEET ONLY

1. Time periods of all reserve wrestling will be 1-2-2 in length.

## PAIRINGS - VARSITY MEET

1. A seed can not be refused.
2. At least four wrestlers will be seeded per weight class. (more than four wrestlers may be seeded per weight class)
3. A wrestler must have wrestled five matches in order to be seeded.
4. Only varsity competition will count towards a wrestlers record.
5. Procedures for establishing the bunny bracket for qualifying and its location will be established by the coaches before any seeding is completed.
6. Criteria for seeding
   a. Varsity record to date and common opponent
   b. Placing in the 1993 Lexington Invite (any weight class)
   c. Placing in the 1993 District and State Competition (any weight class)

## PAIRINGS - RESERVE MEET

All reserve wrestlers will be seeded and bracketed by the host school on Wednesday evening. If substitutions are made on the day of the meet, they will take the corresponding spot on the bracket.

1. An attempt will be made to seed four wrestlers per weight class, no more than four wrestlers will be seeded.
2. A wrestler must have wrestled three matches in order to be seeded.
3. Over-all record will count towards a wrestlers record.
4. Wrestlers will be seeded according to winning percentage.

## AWARDS - RESERVES

The championship trophy in the reserve division will be awarded at the conclusion of the reserve consolation finals and finals. Medals for the top four individual place winners and brackets for the winners should be picked up by the wrestlers immediately after the consolation finals and finals in each weight division. All medals and trophies for reserve competition will be awarded at the Junior High.

## AWARDS - VARSITY

The championship and a runner-up trophy in the varsity division will be awarded at the conclusion of the meet. Medals for the top four individual place winners and brackets for the winners will be awarded after the following weight class.

## "JOHN HIGGINS" OUTSTANDING WRESTLER AWARD

At the conclusion of the Varsity meet, in honor of the late John Higgins, an outstanding varsity wrestler will be chosen by the coaches. The procedure will be as follows:

1. Before the finals, all coaches will be asked to nominate anyone from their team who they believe should be considered at that point of the tournament. (maximum of 2 per team) They will also be asked to point out the individuals accomplishments thus far.
2. Immediately after the final 275# match, all coaches will be asked to designate their choice of wrestlers on a ballot provided them listing those wrestlers which were nominated.

## LOCKER SPACE

Locker room assignments will be made at both sites when the teams arrive. Each school is to keep track of their own valuables and equipment while in Lexington for the meet. Some lockers will be available, but we ask that you furnish your own locks. Waste baskets will be available in the locker rooms, please use them.

## MEALS

Meal arrangements will be the responsibility of each school. Light lunches will be served all day, as part of concessions at both sites. Schools may charge these lunches and pay for them at the conclusion of the tournament or we will bill your school after the tournament.

## PASSES

12 passes for each school have been included with this mailing. Each school will determine the distribution of these tickets. Possible distribution could be: cheerleaders - 4, administrators - 2, extra (where needed) - 6 = 12. Coaches, wrestlers, managers, and drivers will be admitted between 7:00 and 8:00 am when identified by the coaches. No other passes will be honored.

## ADMISSION

| | | |
|---|---|---|
| All Day | Adults $5.00 | Students $3.00 |
| 11:30-3:00 | Adults $4.00 | Students $2.50 |
| 3:00 pm on | Adults $3.00 | Students $2.00 |

## POSTERS

25 posters for each school have been included in this mailing. We ask that you distribute these around your school and community and also supply your local newspaper with the information.

## HOSPITALITY ROOM

A hospitality room will be maintained for coaches all day in both buildings. Coffee and rolls will be available in the morning. Light lunches will be available for coaches and workers during the noon break.

Ray Ehlers
Activities Director
Lexington Public Schools

RE/laj

# 1994

## Twenty-Eighth Annual Wrestling Tournament

## RESULTS

## Reserve Division

Ninth Annual

# "John Higgins" Wrestling Invitational

**RESERVE DIVISION**

| | | |
|---|---|---|
| 1. | Kearney | 164 |
| 2. | Lexington | 109 |
| 3. | Hastings | 94.5 |
| 4. | Elm Creek | 90 |
| 5. | Scott City, KS | 87 |
| 6. | Cozad | 85 |
| 7. | North Platte | 62.5 |
| 8. | Extra | 47 |
| 9. | McCook | 34 |
| 10. | Imperial | 27 |
| 11. | Ord | 16 |
| 12. | Sidney | 9 |
| 13. | Overton | 6 |
| 14. | Grand Island NW | 4 |

**VARSITY DIVISION**

| | | |
|---|---|---|
| 1. | Kearney | 185 |
| 2. | Scott City, KS | 142 |
| 3. | Sidney | 108.5 |
| 4. | Hastings | 95 |
| 5. | Lexington | 77.5 |
| 6. | North Platte | 56 |
| 7. | Norton, KS | 46.5 |
| 8. | McCook | 43.5 |
| 9. | Grand Island NW | 39 |
| 10. | Imperial | 35.5 |
| 11. | Ord | 13 |



## - Participating Teams -

**Grand Island Northwest  Hastings  Kearney**
**Lexington  McCook  North Platte  Ord**
**Imperial  Scott City, KS  Sidney  Norton, KS**
**Elm Creek, Overton and Cozad (Reserves Only)**

**1994 "John Higgins" Outstanding Wrestler - Bill Loghry, McCook 140#**

LEX 1994

CHAMPIONS BRACKET 103 LBS. CLASS

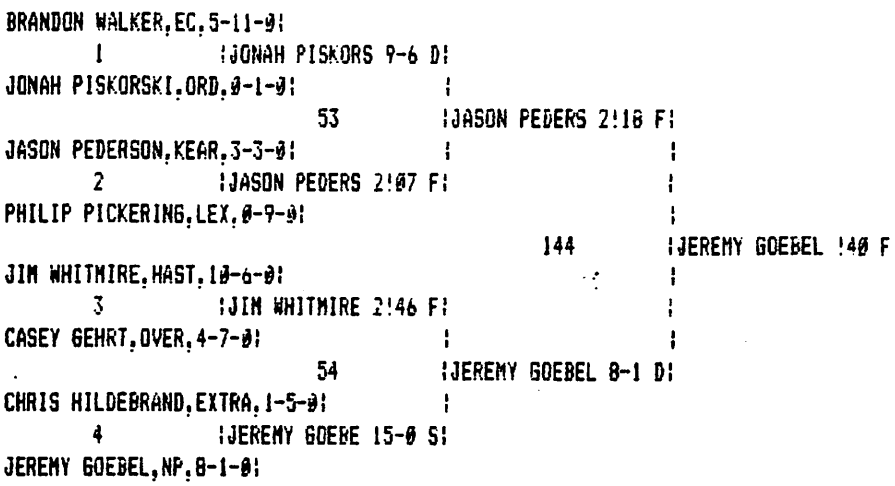


CONSOLATION BRACKET 103 LBS. CLASS

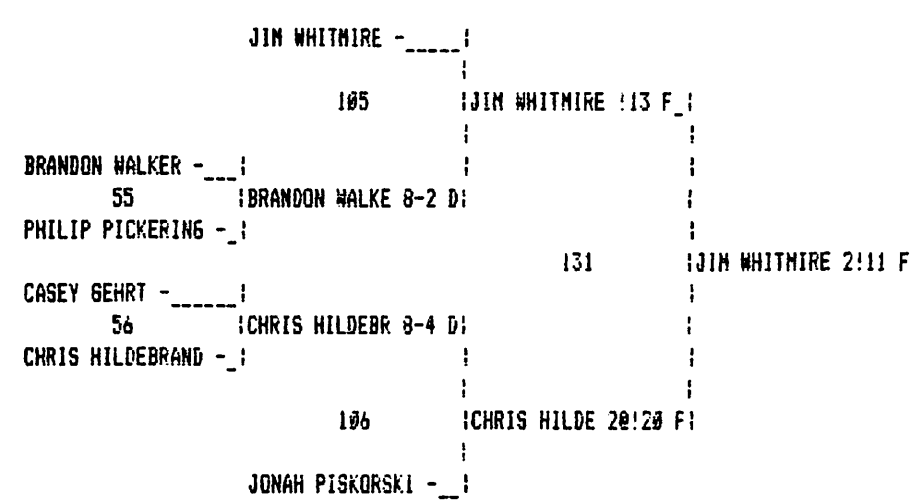


103 LBS. CLASS RESULTS.

BRANDON WALKER - EC 6-13-0: 1 PTS.
JEREMY GOEBEL - NP 11-1-0: 21.5 PTS.
JIM WHITMIRE - HAST 13-7-0: 16 PTS.
PHILIP PICKERING - LEX 0-11-0: 0 PTS.
JASON PEDERSON - KEAR 5-4-0: 18 PTS.
CASEY GEHRT - OVER 4-9-0: 0 PTS.
CHRIS HILDEBRAND - EXTRA 3-7-0: 8 PTS.
JONAH PISKORSKI - ORD 1-3-0: 2 PTS.

1 JEREMY GOEBEL - NP - :40 F
2 JASON PEDERSON - KEAR - -
3 JIM WHITMIRE - HAST - 2:11 F
4 CHRIS HILDEBRAND - EXTRA - -

LEX 1994

CHAMPIONS BRACKET 112 LBS. CLASS

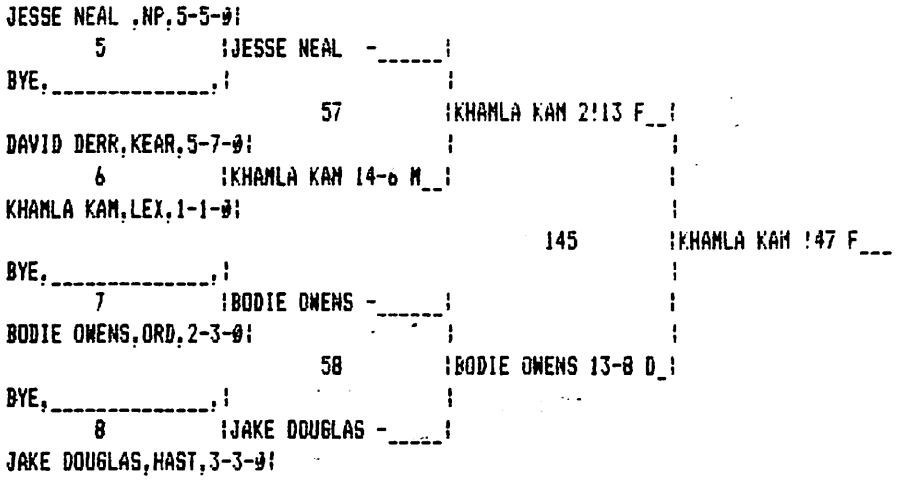


CONSOLATION BRACKET 112 LBS. CLASS

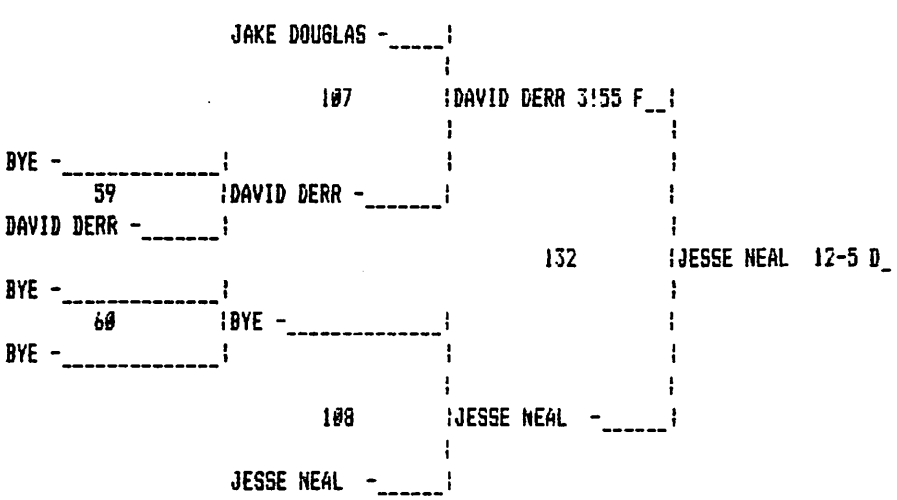


112 LBS. CLASS RESULTS.

JESSE NEAL - NP 6-6-0: 8 PTS.
JAKE DOUGLAS - HAST 3-5-0: 0 PTS.
KHAMLA KAM - LEX 4-1-0: 23 PTS.
DAVID DERR - KEAR 6-9-0: 8 PTS.
BODIE OWENS - ORD 3-4-0: 14 PTS.

1 KHAMLA KAM - LEX - :47 F
2 BODIE OWENS - ORD - -
3 JESSE NEAL - NP - 12-5 D
4 DAVID DERR - KEAR - -

LEX 1994

CHAMPIONS BRACKET 119 LBS. CLASS

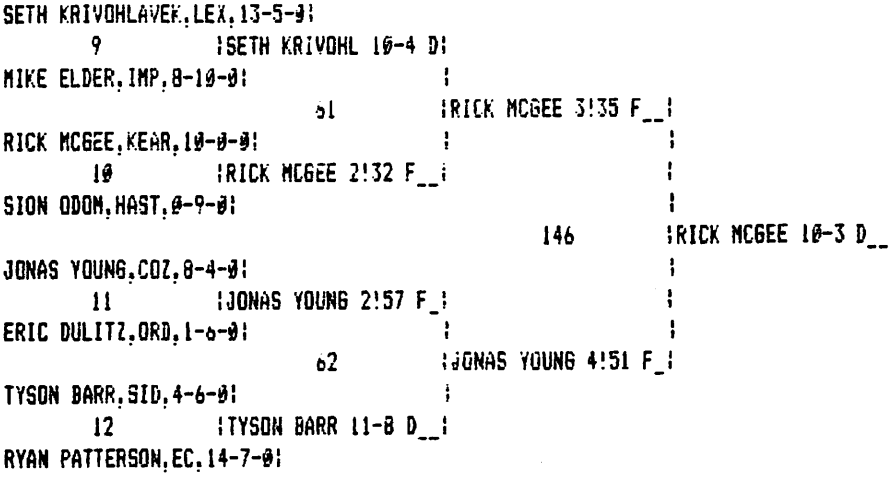


CONSOLATION BRACKET 119 LBS. CLASS

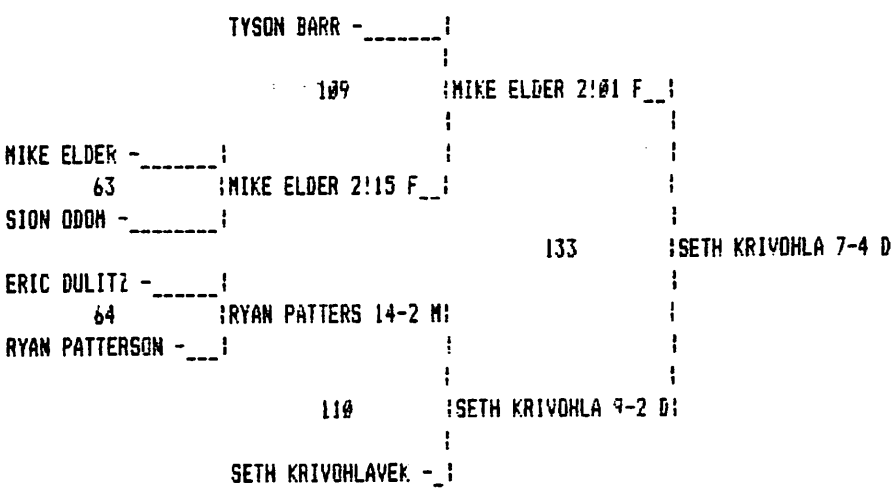


119 LBS. CLASS RESULTS.

SETH KRIVOHLAVEK - LEX 16-6-0: 10 PTS.
RYAN PATTERSON - EC 15-9-0: 2 PTS.
JONAS YOUNG - COZ 10-5-0: 18 PTS.
SION ODOM - HAST 0-11-0: 0 PTS.
RICK MCGEE - KEAR 13-0-0: 22 PTS.
ERIC DULITZ - ORD 1-8-0: 0 PTS.
TYSON BARR - SID 5-8-0: 2 PTS.
MIKE ELDER - IMP 10-12-0: 10 PTS.

1 RICK MCGEE - KEAR - 10-3 D
2 JONAS YOUNG - COZ - -
3 SETH KRIVOHLAVEK - LEX - 7-4 D
4 MIKE ELDER - IMP - -

## CHAMPIONS BRACKET 125 LBS. CLASS

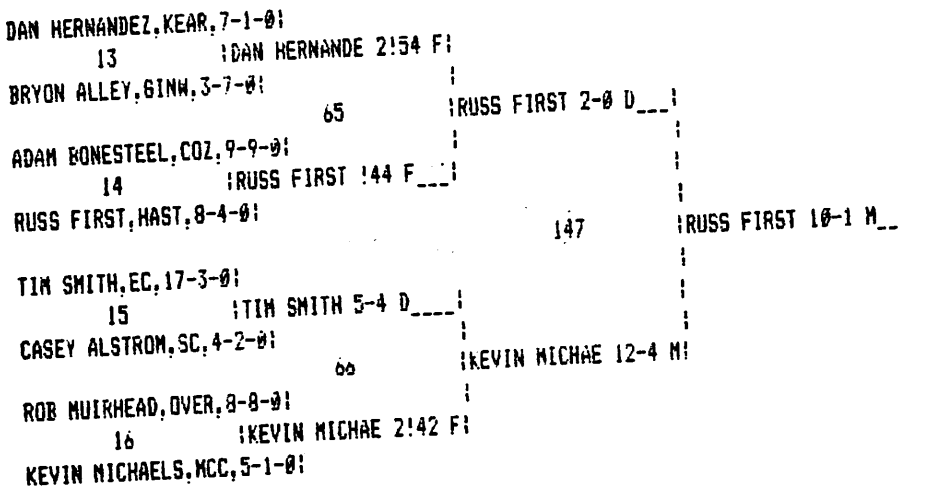


## CONSOLATION BRACKET 125 LBS. CLASS

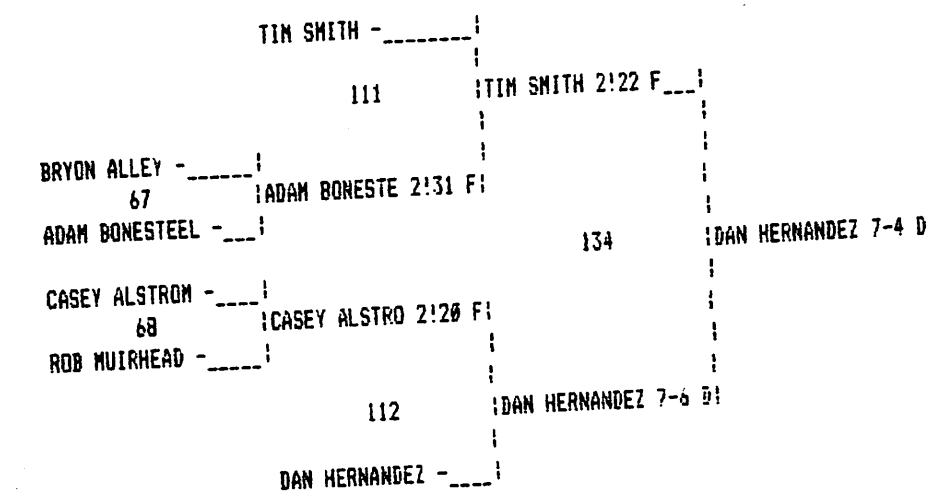


## 125 LBS. CLASS RESULTS.

DAN HERNANDEZ - KEAR 10-2-0: 12 PTS.
KEVIN MICHAELS - MCC 7-2-0: 17 PTS.
TIM SMITH - EC 19-5-0: 9 PTS.
RUSS FIRST - HAST 11-4-0: 21 PTS.
ADAM BONESTEEL - COZ 10-11-0: 3 PTS.
CASEY ALSTROM - SC 5-4-0: 3 PTS.
ROB MUIRHEAD - OVER 8-10-0: 0 PTS.
BRYON ALLEY - GINW 3-9-0: 0 PTS.

1 RUSS FIRST - HAST - 10-1 M
2 KEVIN MICHAELS - MCC - -
3 DAN HERNANDEZ - KEAR - 7-4 D
4 TIM SMITH - EC - -

## CHAMPIONS BRACKET 130 LBS. CLASS

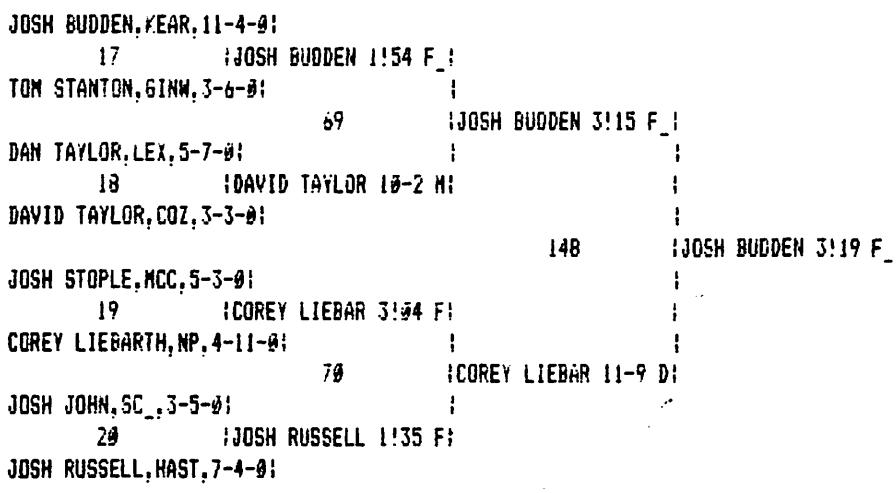


## CONSOLATION BRACKET 130 LBS. CLASS

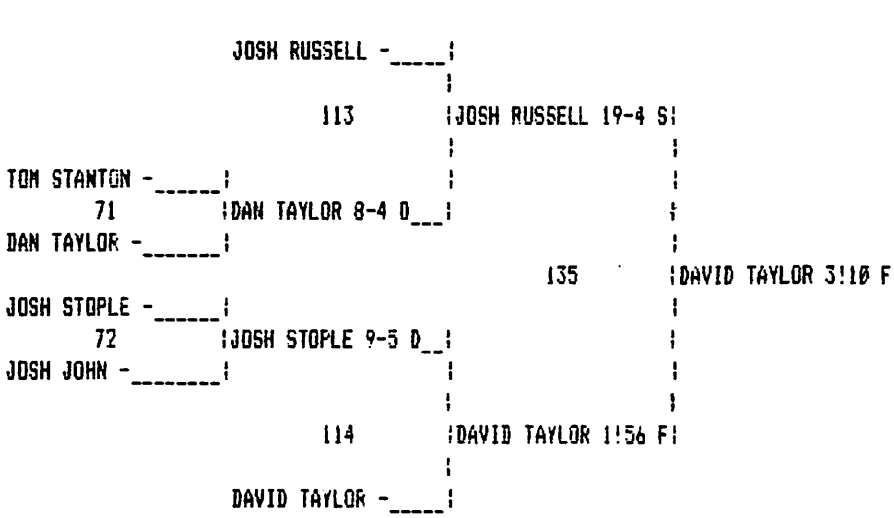


130 LBS. CLASS RESULTS.

JOSH BUDDEN - KEAR 14-4-0: 24 PTS.
JOSH RUSSELL - HAST 9-6-0: 10.5 PTS.
JOSH STOPLE - MCC 6-5-0: 1 PTS.
DAVID TAYLOR - COZ 6-4-0: 15 PTS.
DAN TAYLOR - LEX 6-9-0: 1 PTS.
COREY LIEBARTH - NP 6-12-0: 18 PTS. (-1 TEAM)
JOSH JOHN - SC 3-7-0: 0 PTS.
TOM STANTON - GINW 3-8-0: 0 PTS.

1 JOSH BUDDEN - KEAR - 3:19 F
2 COREY LIEBARTH - NP - -
3 DAVID TAYLOR - COZ - 3:10 F
4 JOSH RUSSELL - HAST - -

LEX 1994

CHAMPIONS BRACKET 135 LBS. CLASS

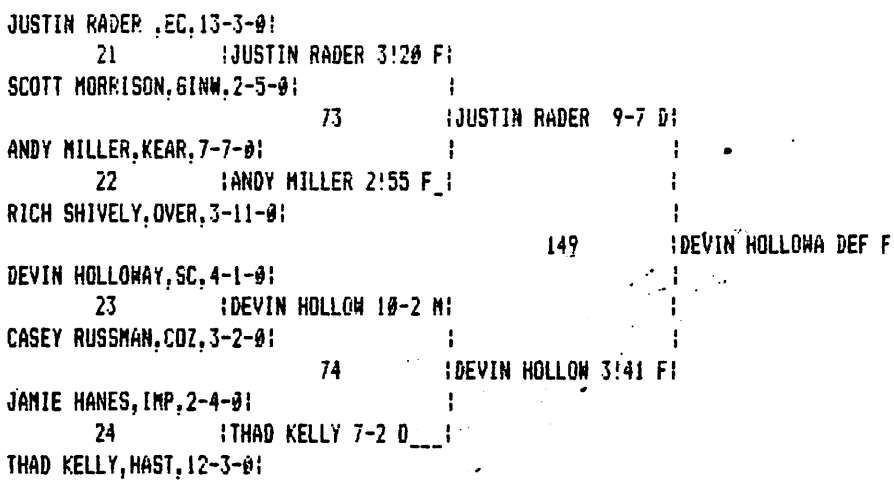


CONSOLATION BRACKET 135 LBS. CLASS

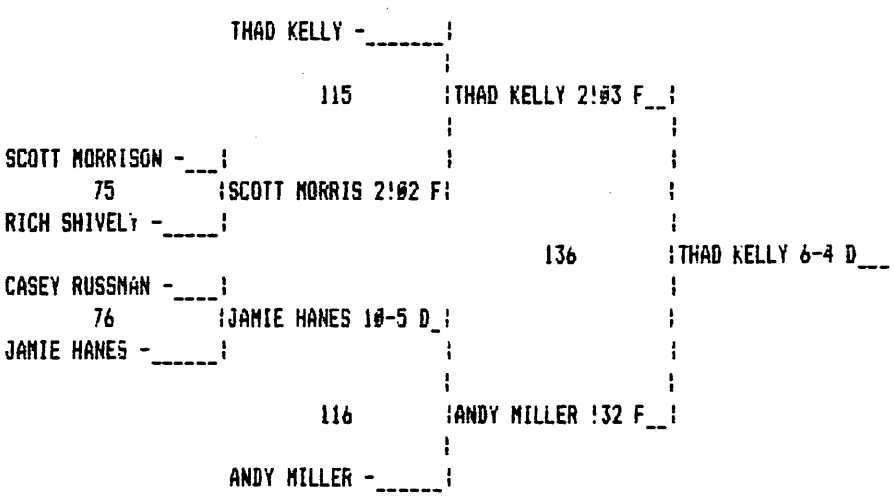


135 LBS. CLASS RESULTS.

JUSTIN RADER - EC 15-4-0: 16 PTS.
THAD KELLY - HAST 15-4-0: 12 PTS.
DEVIN HOLLOWAY - SC 7-1-0: 23 PTS.
RICH SHIVELY - OVER 3-13-0: 0 PTS.
ANDY MILLER - KEAR 9-9-0: 11 PTS.
CASEY RUSSMAN - COZ 3-4-0: 0 PTS.
JAMIE HANES - IMP 3-6-0: 3 PTS.
SCOTT MORRISON - GINW 3-7-0: 3 PTS.

1 DEVIN HOLLOWAY - SC - DEF F
2 JUSTIN RADER - EC - -
3 THAD KELLY - HAST - 6-4 D
4 ANDY MILLER - KEAR - -

LEX 1994

CHAMPIONS BRACKET 140 LBS. CLASS

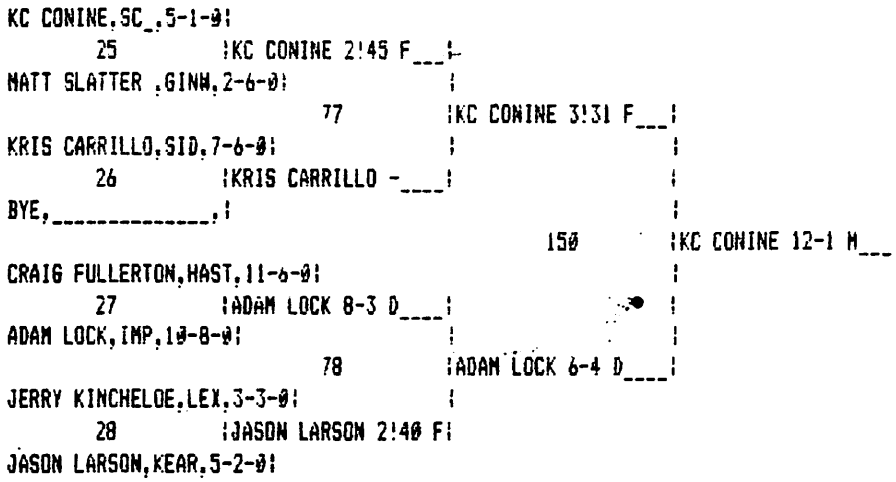


CONSOLATION BRACKET 140 LBS. CLASS

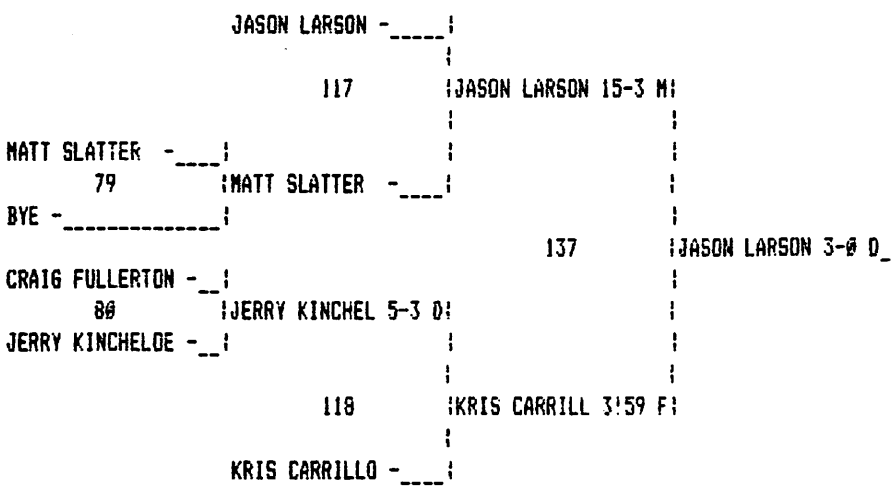


140 LBS. CLASS RESULTS.

KC CONINE - SC 8-1-0: 23 PTS.
JASON LARSON - KEAR 8-3-0: 13 PTS.
CRAIG FULLERTON - HAST 11-8-0: 0 PTS.
KRIS CARRILLO - SID 8-8-0: 7 PTS.
ADAM LOCK - IMP 12-9-0: 14 PTS.
JERRY KINCHELOE - LEX 4-5-0: 1 PTS.
MATT SLATTER - GINN 2-8-0: 0 PTS.

1 KC CONINE - SC - 12-1 M
2 ADAM LOCK - IMP - -
3 JASON LARSON - KEAR - 3-0 D
4 KRIS CARRILLO - SID - -

LEX 1994

CHAMPIONS BRACKET 145 LBS. CLASS

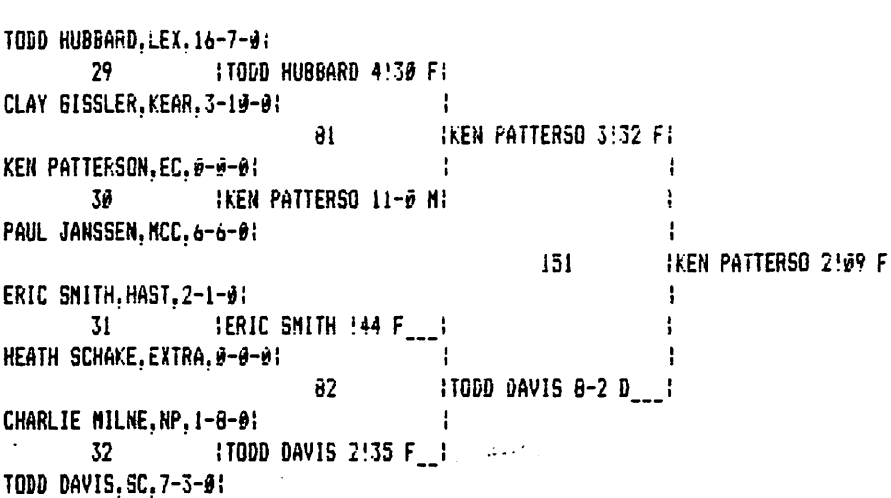


CONSOLATION BRACKET 145 LBS. CLASS

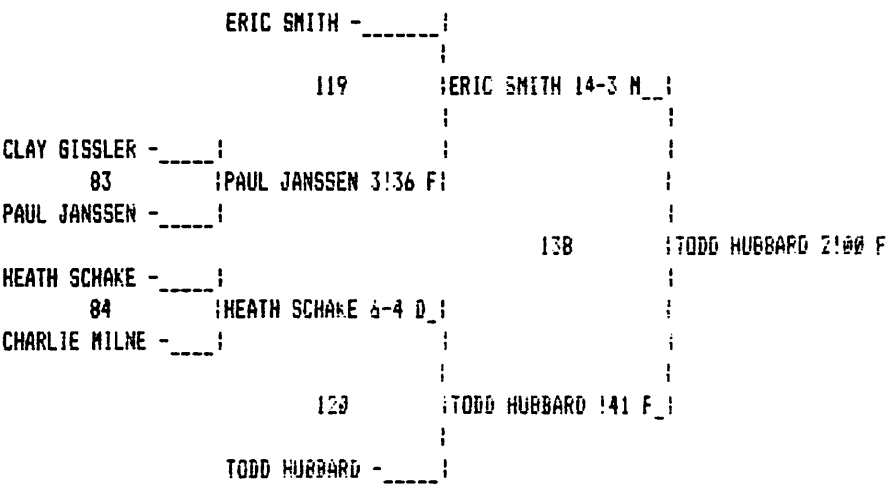


145 LBS. CLASS RESULTS.

TODD HUBBARD - LEX 19-8-0: 16 PTS.
TODD DAVIS - SC 9-4-0: 16 PTS.
ERIC SMITH - HAST 4-3-0: 10 PTS.
PAUL JANSSEN - MCC 7-8-0: 5 PTS.
KEN PATTERSON - EC 3-0-0: 25 PTS.
HEATH SCHAKE - EXTRA 1-2-0: 1 PTS.
CHARLIE MILNE - NP 1-10-0: 0 PTS.
CLAY GISSLER - KEAR 3-12-0: 0 PTS.

1 KEN PATTERSON - EC - 2:09 F
2 TODD DAVIS - SC - -
3 TODD HUBBARD - LEX - 2:00 F
4 ERIC SMITH - HAST - -

LEX 1994

CHAMPIONS BRACKET 152 LBS. CLASS

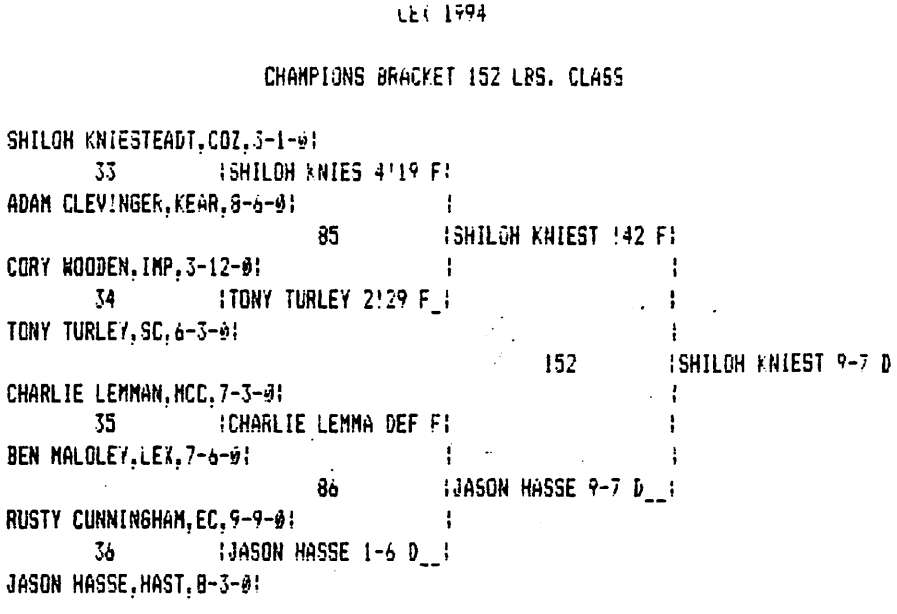


CONSOLATION BRACKET 152 LBS. CLASS

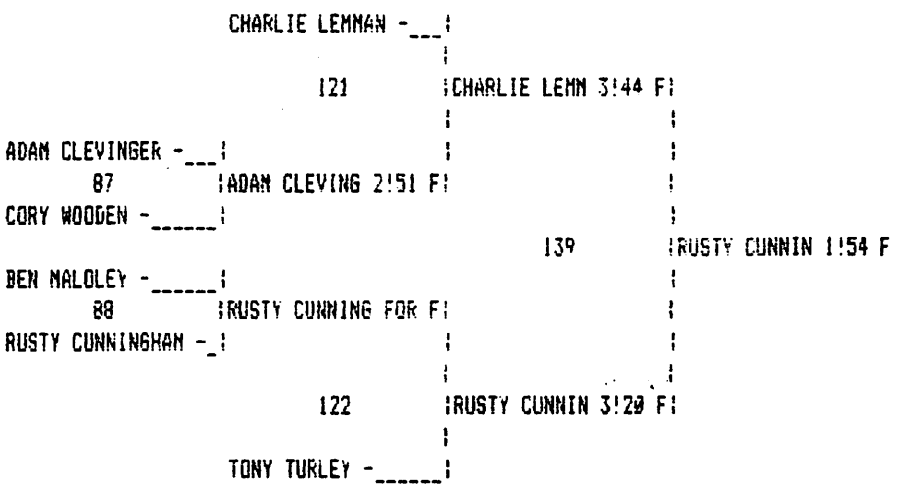


152 LBS. CLASS RESULTS.

SHILOH KNIESTEADT - COZ 6-1-0: 22 PTS.
JASON HASSE - HAST 10-4-0: 14 PTS.
CHARLIE LEMMAN - MCC 9-5-0: 11 PTS.
TONY TURLEY - SC 7-5-0: 6 PTS.
CORY WOODEN - IMP 3-14-0: 0 PTS.
BEN MALOLEY - LEX 7-8-0: 0 PTS.
RUSTY CUNNINGHAM - EC 12-10-0: 17 PTS.
ADAM CLEVINGER - KEAR 9-8-0: 3 PTS.

1 SHILOH KNIESTEADT - COZ - 9-7 D
2 JASON HASSE - HAST - -
3 RUSTY CUNNINGHAM - EC - 1:54 F
4 CHARLIE LEMMAN - MCC - -

LEX 1994

CHAMPIONS BRACKET 160 LBS. CLASS

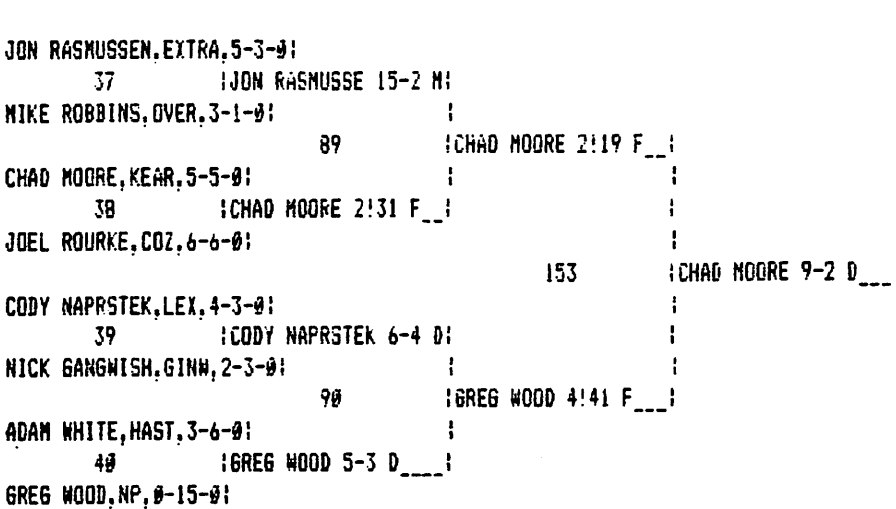


CONSOLATION BRACKET 160 LBS. CLASS

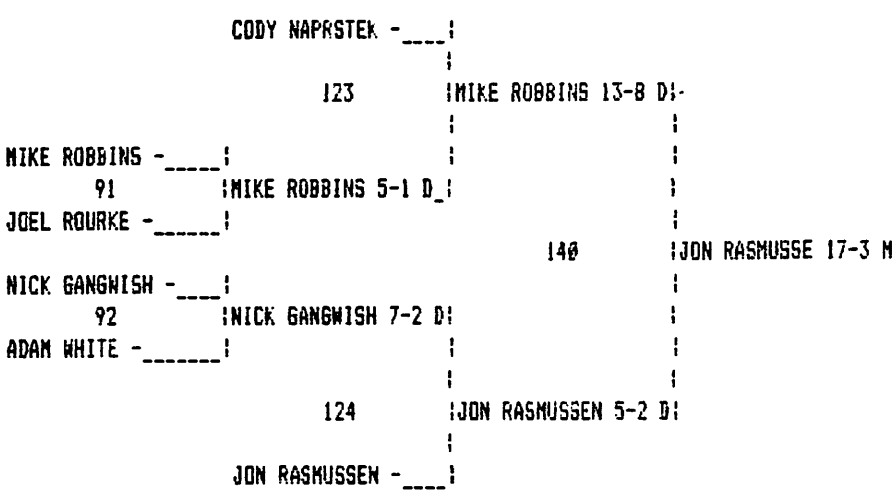


160 LBS. CLASS RESULTS.

JON RASMUSSEN - EXTRA 8-4-0: 12 PTS.
GREG WOOD - NP 2-16-0: 16 PTS.
CODY NAPRSTEK - LEX 5-5-0: 2 PTS.
JOEL ROURKE - COZ 6-8-0: 0 PTS.
CHAD MOORE - KEAR 8-5-0: 22 PTS.
NICK GANGWISH - GINW 3-5-0: 1 PTS.
ADAM WHITE - HAST 3-8-0: 0 PTS.
MIKE ROBBINS - OVER 5-3-0: 6 PTS.

1 CHAD MOORE - KEAR - 9-2 D
2 GREG WOOD - NP - -
3 JON RASMUSSEN - EXTRA - 17-3 M
4 MIKE ROBBINS - OVER - -

LEX 1994

CHAMPIONS BRACKET 171 LBS. CLASS

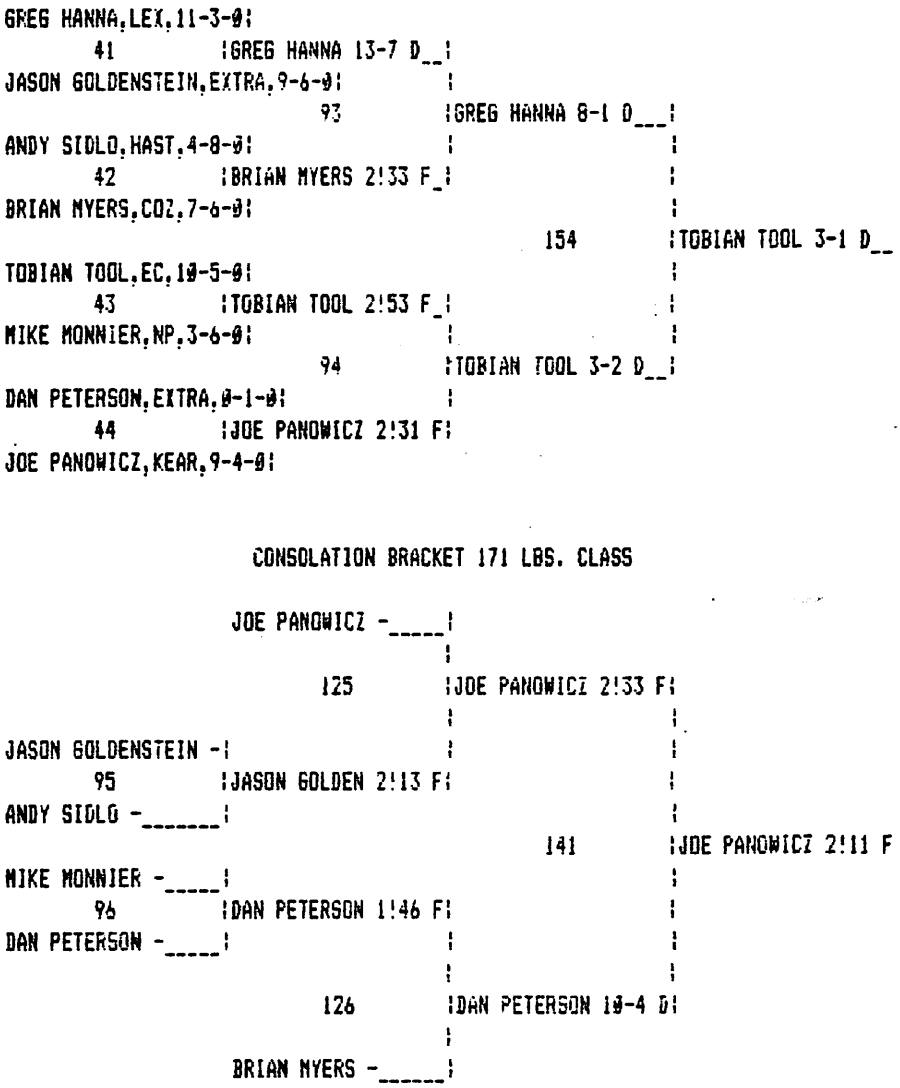


CONSOLATION BRACKET 171 LBS. CLASS




171 LBS. CLASS RESULTS.

GREG HANNA - LEX 13-4-0: 14 PTS.
JOE PANOWICZ - KEAR 12-5-0: 16 PTS.
TOBIAN TOOL - EC 13-5-0: 20 PTS.
BRIAN MYERS - COZ 8-8-0: 4 PTS.
ANDY SIDLO - HAST 4-10-0: 0 PTS.
MIKE MONNIER - NP 3-8-0: 0 PTS.
DAN PETERSON - EXTRA 2-3-0: 8 PTS.
JASON GOLDENSTEIN - EXTRA 10-8-0: 3 PTS.

1 TOBIAN TOOL - EC - 3-1 D
2 GREG HANNA - LEX - -
3 JOE PANOWICZ - KEAR - 2:11 F
4 DAN PETERSON - EXTRA - -

LEX 1994

CHAMPIONS BRACKET 189 LBS. CLASS

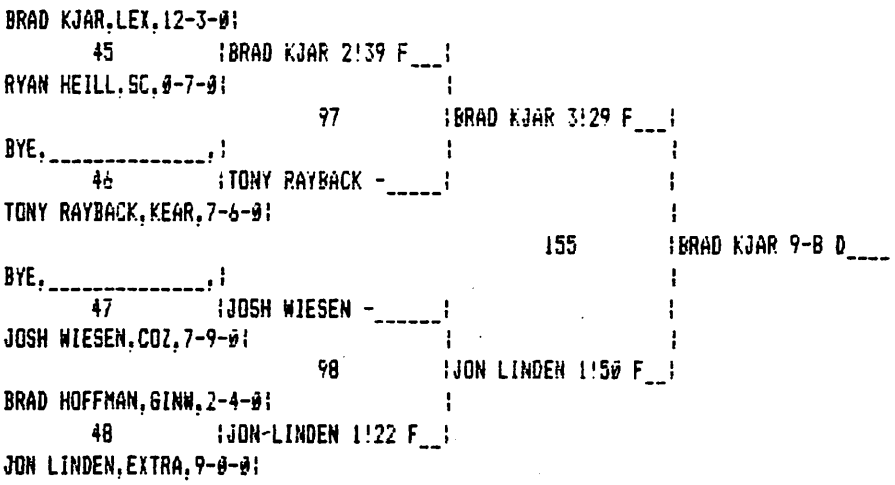


CONSOLATION BRACKET 189 LBS. CLASS

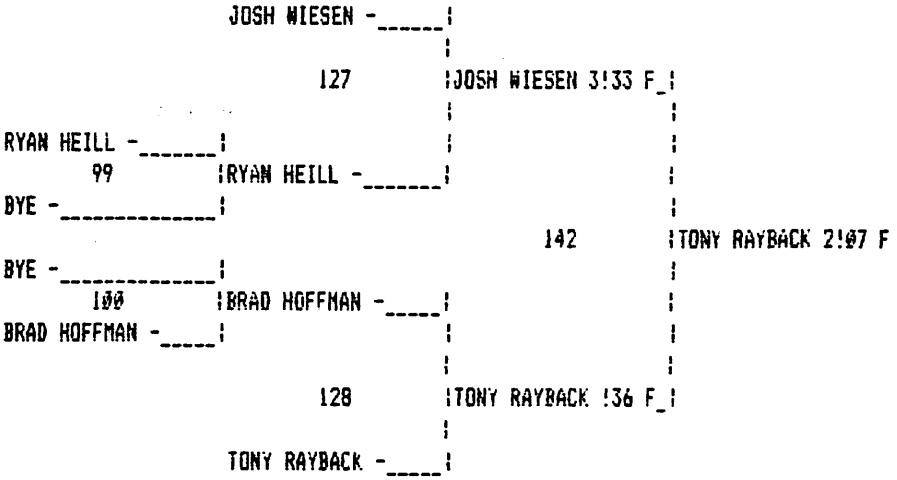


189 LBS. CLASS RESULTS.

BRAD KJAR - LEX 15-3-0: 22 PTS.
JON LINDEN - EXTRA 11-1-0: 18 PTS.
TONY RAYBACK - KEAR 9-7-0: 12 PTS.
JOSH WIESEN - COZ 8-11-0: 7 PTS.
BRAD HOFFMAN - GINW 2-6-0: 0 PTS.
RYAN HEILL - SC 0-9-0: 0 PTS.

1 BRAD KJAR - LEX - 9-8 D
2 JON LINDEN - EXTRA - -
3 TONY RAYBACK - KEAR - 2:07 F
4 JOSH WIESEN - COZ - -

## CHAMPIONS BRACKET 275 LBS. CLASS

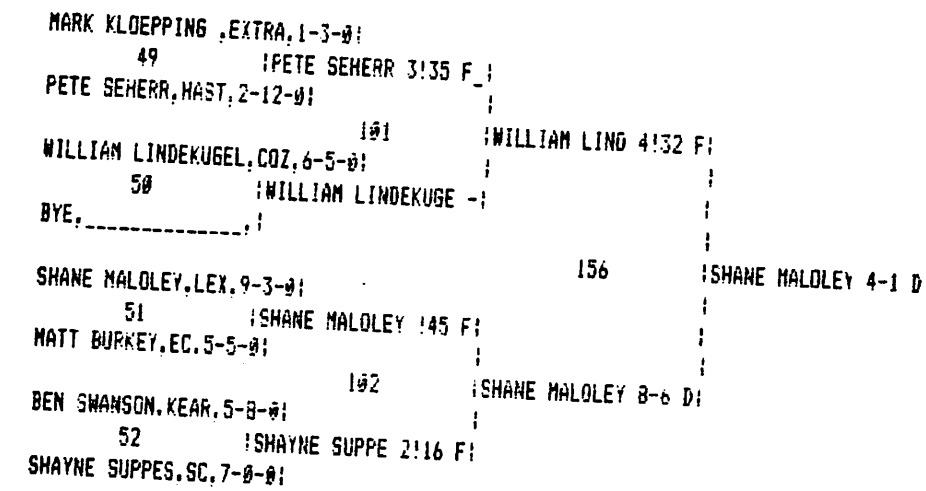


## CONSOLATION BRACKET 275 LBS. CLASS

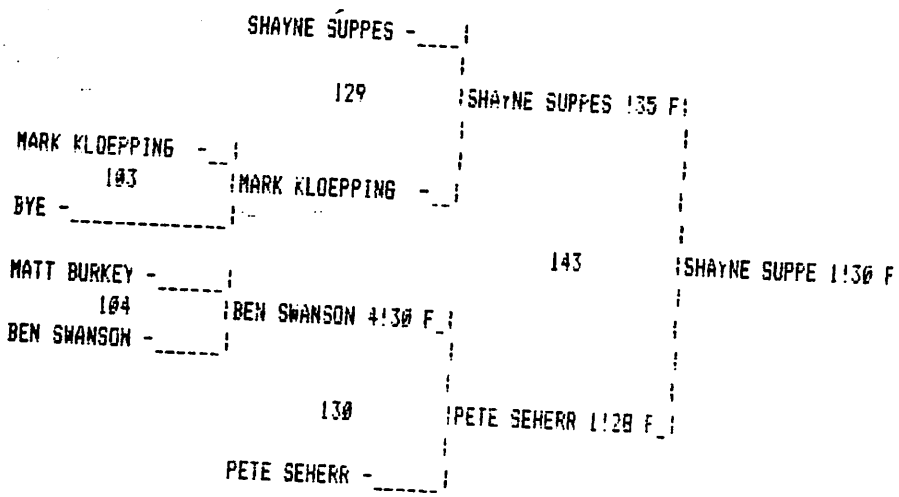


275 LBS. CLASS RESULTS.

MARK KLOEPPING - EXTRA 1-5-0: 0 PTS.
SHAYNE SUPPES - SC 10-1-0: 16 PTS.
SHANE MALOLEY - LEX 12-3-0: 20 PTS.
WILLIAM LINDEKUGEL - COZ 7-6-0: 16 PTS.
MATT BURKEY - EC 5-7-0: 0 PTS.
BEN SWANSON - KEAR 6-10-0: 3 PTS.
PETE SEHERR - HAST 4-14-0: 11 PTS.

1 SHANE MALOLEY - LEX - 4-1 D
2 WILLIAM LINDEKUGEL - COZ - -
3 SHAYNE SUPPES - SC - 1:30 F
4 PETE SEHERR - HAST - -

LEx 1994
TEAM RANKINGS

1. KEAR - 164
2. LEX - 109
3. HAST - 94.5
4. EC - 90
5. SC - 87
6. COZ - 85
7. NP - 62.5
8. EXTRA - 47
9. MCC - 34
10. IMP - 27
11. ORD - 16
12. SID - 9
13. OVER - 6
14. GINN - 4

# LONGHORN WRESTLING



# 2003-2004


FRESHMEN

| Weight | Team Level | Chad Cochran | | Grade 9 | Match Score | Season Record | | | | | | | | | | | | | | | | | | Match Points | | Place |
|---|---|---|---|---|---|---|---|---|---|---|---|---|---|---|---|---|---|---|---|---|---|---|---|---|---|---|
| | | Opponent | School | Venue | | W | L | F | T2 | | E1 | | R2 | | N2 | | N3 | | P1 | | P2 | | | | | |
| 103 | V | OPEN | Garden Co. | G.C. Tri | | 1 | | | | | | | | | | | | | | | | | | | | |
| 103 | V | Jordan Stabenow | Holdrege | Holdrege | Pnd 1:02 | | 1 | | | 1 | | | | | | | | 1 | | | | | | 0 | 5 | |
| 103 | V | Ryan Zavala | GICC | Holdrege | Pnd 3:54 | | 1 | | | 1 | | | | 1 | | 1 | | | | | | | | 0 | 6 | |
| 103 | JV | Dustin Black | Scotts Bluff | McCook JV | Pnd 4:39 | | 1 | | 1 | 1 | | | | 2 | | 1 | | 1 | | | | | | 2 | 12 | |
| 103 | JV | Chris Lauer | Gothenburg | McCook JV | Pin 2:08 | 1 | | 1 | 2 | | | 1 | | | 1 | | 2 | | | | | | | 12 | 1 | |
| 103 | JV | Anthony Maaske | Cozad | McCook JV | 0--13 | | 1 | | | 3 | | 1 | | | | | | 2 | | | | | | 0 | 13 | |
| 103 | V | C. Pfeiffer | Amherst | Cambridge | Pnd 1:31 | | 1 | | | 1 | | | | | | | | | | | | | | 0 | 2 | |
| 103 | V | J. Shriver | Overton | Cambridge | Pnd 3:59 | | 1 | | 1 | 2 | | 1 | | | | 1 | | 1 | | | | | | 2 | 10 | |
| 103 | V | Jordan Stroup | Dundy Co. | D.C. Dual | 0--4 | | 1 | | | 2 | | | | | | | | | | | | | | 0 | 2 | |
| 103 | V | Kyle Kelly | Gering | Ogallala | Pnd 2:47 | | 1 | | | 2 | 1 | | 1 | 1 | | 2 | | | | | | | | 3 | 10 | |
| 103 | V | Alex Tinant | Valentine | Ogallala | Pnd 2:44 | | 1 | | | 2 | | | | | | | | | | | | | | 0 | 4 | |
| 103 | V | Tony Collins | Ogallala | OG Dual | Pnd 2:45 | | 1 | | | 3 | 1 | | | | | | | | | | | | | 1 | 6 | |
| 103 | V | Tony Collins | Ogallala | Imperial | Pnd 1:38 | | 1 | | | 2 | 1 | | | | | | | 1 | | | | | | 1 | 7 | |
| 103 | V | Bill Cheever | Grant | Imperial | Pin:39 | 1 | | 1 | 1 | | | | | | | | | | | | | | | 2 | 0 | 3rd |
| 103 | V | OPEN | Holyoke | Holyoke Dual | | 1 | | | | | | | | | | | | | | | | | | | | |
| 103 | V | Jon McCart | McCook | McCook Dual | Pnd 2:58 | | 1 | | | 2 | | | | | | 1 | | | | | | | | 0 | 6 | |
| 103 | V | Mitchell Sheets | Rep Valley | NPSP | Pnd 2:27 | | 1 | | | 3 | 1 | | | | | | | 1 | | | | | | 1 | 9 | |
| 103 | V | Andrew Younghans | Hershey | NPSP | Pnd 2:27 | | 1 | | | 2 | | 1 | | | | | | 1 | 1 | | | | | 1 | 8 | |
| 103 | V | OPEN | Sutherland | SPVA | | 1 | | | | | | | | | | | | | | | | | | | | |
| 103 | V | OPEN | NPSP | SPVA | | | | | | | | | | | | | | | | | | | | | | |
| 103 | V | Bill Cheever | Grant | SPVA | Pin :20 | 1 | | 1 | 1 | | | | | | | | | | | | | | | 2 | 0 | |
| 103 | V | Andrew Younghans | Hershey | SPVA | Pnd 1:23 | | 1 | | | 1 | | | | | | | | | | | | | | 0 | 2 | |
| 103 | V | OPEN | Garden Co. | SPVA | | | | | | | | | | | | | | | | | | | | | | |
| 103 | V | Mitchell Sheets | Rep Valley | Rep Valley | Pnd 2:53 | | 1 | | | 4 | 2 | | 1 | 1 | | | | 2 | | | | | | 4 | 16 | |
| 103 | V | Heath Ehrlers | Maywood/MV | Rep Valley | Pnd 2:59 | | 1 | | 1 | 1 | | | | | 1 | | | 2 | | | | | | 4 | 8 | |
| 103 | V | Andrew Younghans | Hershey | Districts | Pnd 1:57 | | 1 | | | 2 | 1 | | | | | | | | | | | | | 1 | 4 | |
| 103 | V | Sean McNulty | Kimball | Districts | Pnd 2:34 | | 1 | | | 2 | | | | | | | | 1 | | | | | | 0 | 7 | |
| **Totals** | | | | | | **6** | **19** | **3** | **7** | **37** | **7** | **4** | **2** | **5** | **2** | **6** | **2** | **13** | **1** | | | | | **24.0%** | | |

# Sam Knoetzel

Grade: 9

| Weight | Team Level | Opponent | School | Venue | Match Score | Season Record W | L | F | T2 | | E1 | | R2 | | N2 | | N3 | | N4 | | P1 | | Match Points | | Place |
|---|---|---|---|---|---|---|---|---|---|---|---|---|---|---|---|---|---|---|---|---|---|---|---|---|---|
| 152 | JV | Kyle Anderson | Garden Co. | G.C.Tri | 12--2 | 1 | | | 2 | | 1 | | 1 | | 1 | | 1 | | | | | 2 | 12 | 2 | |
| 152 | JV | Ed Neiding | Madison | Broken Bow | Pin 5:59 | 1 | | 1 | 2 | | | | | | | | 2 | | | | | | 10 | 0 | |
| 152 | JV | Jace Wallen | Ord | Broken Bow | Pnd :49 | | 1 | | | 1 | | | | | | | | | | | | | 0 | 2 | |
| 152 | V | Jake Iverson | L. North Star | Holdrege | 2--12 | | 1 | | | 2 | | | | | | | | | | 2 | 1 | | 2 | 12 | |
| 152 | V | Brady Harrington | GICC | Holdrege | Pnd :15 | | 1 | | | 1 | | | | | | | | | | | | | 0 | 2 | |
| 152 | JV | Jake Gomez | Cozad | McCook JV | Pnd :20 | | 1 | | | 1 | | | | | | | | | | | | | 0 | 2 | |
| 152 | JV | Juan Acosta | Lexington | McCook JV | 8--7 | 1 | | | 1 | 1 | 2 | | 1 | 1 | 1 | | | 1 | | | | | 8 | 7 | |
| 152 | JV | Clay Pierson | McCook | McCook JV | Pin 3:15 | 1 | | 1 | 2 | | | | 1 | 1 | | | 1 | | | | | | 9 | 2 | |
| 152 | JV | Dave Martinez | Sutherland | McCook JV | Pnd :51 | | 1 | | | 1 | | | | | | | | | | | | | 0 | 2 | 4th |
| 152 | JV | Jared Sewell | Cambridge | Cambridge | Pnd 2:00 | | 1 | | | 1 | | | | | | 1 | | | | | | | 0 | 4 | |
| 152 | JV | Cushing | Harvard-Clay | Cambridge | Pnd 2:43 | | 1 | | | 1 | | | | | | | | 1 | | | | | 0 | 5 | |
| 152 | V | OPEN | Dundy Co. | D.C. Dual | | 1 | | | | | | | | | | | | | | | | | | | |
| 152 | JV | Joe Delancy | Dundy Co. | D.C. Dual | Pnd 3:23 | | 1 | | | 1 | | | | | | 1 | | | | | | | 0 | 4 | |
| 152 | JV | Josh Conde | Holyoke | Holyoke Dual | Pnd 2:35 | | 1 | | | 2 | | | | | | | | | | | | | 0 | 4 | |
| 145 | JV | Ben Townsend | Kearney | Lexington JV | Pnd 2:38 | | 1 | | | 2 | | | | | | | | | | | | | 0 | 4 | |
| 145 | JV | Arturo Banderas | Lexington | Lexington JV | Pin 4:55 | 1 | | 1 | 2 | 1 | 1 | 1 | | | 1 | | 1 | | | | | | 10 | 3 | |
| 145 | JV | Chase Pierson | McCook | Lexington JV | Pin 4:50 | 1 | | 1 | 1 | | | | | 1 | | | 3 | | | | | | 11 | 2 | |
| 145 | JV | Greg Shonka | Schuyler | Lexington JV | 13--5 | 1 | | | 2 | 1 | | | | | | | 3 | 1 | | | | | 13 | 5 | |
| 145 | JV | Chris Hallauer | Lincoln SW | Lexington JV | Pnd 1:28 | | 1 | | | 1 | | | | 1 | | | | | | | | | 0 | 4 | |
| 145 | JV | Jim Sharp | Holyoke | Lexington JV | 5 Match Limit | 1 | | | | | | | | | | | | | | | | | | | 5th |
| 145 | V | OPEN | McCook | McCook Dual | | 1 | | | | | | | | | | | | | | | | | | | |
| 140 | V | Tyler TenBensel | Cambridge | NPSP | Pnd 1:06 | | 1 | | | 1 | | | | | | | | | | | | | 0 | 2 | |
| 140 | V | Chase Martin | Garden Co. | NPSP | Pin 3:06 | 1 | | 1 | | 1 | 1 | 1 | 2 | | | | 1 | | | | | | 8 | 3 | |
| 140 | V | T. Erdman | NP JV | NPSP | Pnd 2:48 | | 1 | | | 2 | | | | | | 2 | | | | | | | 0 | 8 | |
| 140 | V | Tyler VanSchoiack | Sutherland | SPVA | Pnd :54 | | 1 | | | 1 | | | | | | | | | | | | | 0 | 2 | |
| 140 | V | Blake Brown | NPSP | SPVA | Pnd 1:18 | | 1 | | | 1 | | | | | | | | | | | | | 0 | 2 | |
| 140 | V | OPEN | Grant | SPVA | | 1 | | | | | | | | | | | | | | | | | | | |
| 140 | V | OPEN | Hershey | SPVA | | 1 | | | | | | | | | | | | | | | | | | | |
| 140 | V | Patrick Miller | Garden Co. | SPVA | Pin 1:06 | 1 | | 1 | 1 | | | | | | | | | | | | | | 2 | 0 | |
| 140 | V | Gabe Geinger | St. Francis | Rep Valley | Pnd 1:01 | | 1 | | | 1 | | | | | | | | 1 | | | | | 0 | 5 | |
| 140 | V | Will Haag | Rep Valley | Rep Valley | Pnd 4:03 | | 1 | | | 2 | | | | | | 1 | | 1 | | | | | 0 | 9 | |
| Totals | | | | | | 14 | 17 | 6 | 13 | 26 | 5 | 2 | 5 | 4 | 3 | 5 | 12 | 5 | | 2 | 1 | 2 | 45.2% | | |

# Kile Schilke

Grade: 9

| Weight | Team Level | Opponent | School | Venue | Match Score | Season Record W | Season Record L | Season Record F | T2 | | E1 | | R2 | | N2 | | N3 | | P1 | | P2 | | Match Points | | Place |
|---|---|---|---|---|---|---|---|---|---|---|---|---|---|---|---|---|---|---|---|---|---|---|---|---|---|
| 112 | V | OPEN | Garden Co. | G.C. Tri | | 1 | | | | | | | | | | | | | | | | | | | |
| 112 | V | Matt Hoxworth | Bridgeport | G.C. Tri | 6--10 | | 1 | | | 2 | 2 | | 1 | 2 | | | | | 2 | 2 | | | 6 | 10 | |
| 119 | JV | C. Christensen | Broken Bow | Broken Bow | 2--15 | | 1 | | | 3 | | 1 | 1 | | | 1 | | 2 | | | | | 2 | 15 | |
| 112 | V | Wyatt Storms | Broken Bow | Holdrege | Pnd 2:16 | | 1 | | | 2 | | | | | | | | 1 | | | | | 0 | 7 | |
| 112 | V | Fredy Corpino | Lexington | Holdrege | Pnd :31 | | 1 | | | 1 | | | | | | | | | | | | | 0 | 2 | |
| 112 | JV | Salcidio | Lexington | McCook JV | 3--12 | | 1 | | | 2 | | 1 | 1 | 1 | | 1 | | 1 | 1 | | | | 3 | 12 | |
| 112 | JV | Linch | Lexington | McCook JV | Pnd :51 | | 1 | | | 1 | | | | | | | | | | | | | 0 | 2 | |
| Totals | | | | | | 1 | 6 | 0 | | 11 | 2 | 2 | 3 | 3 | | 2 | | 4 | 3 | 2 | | | 14% | | |

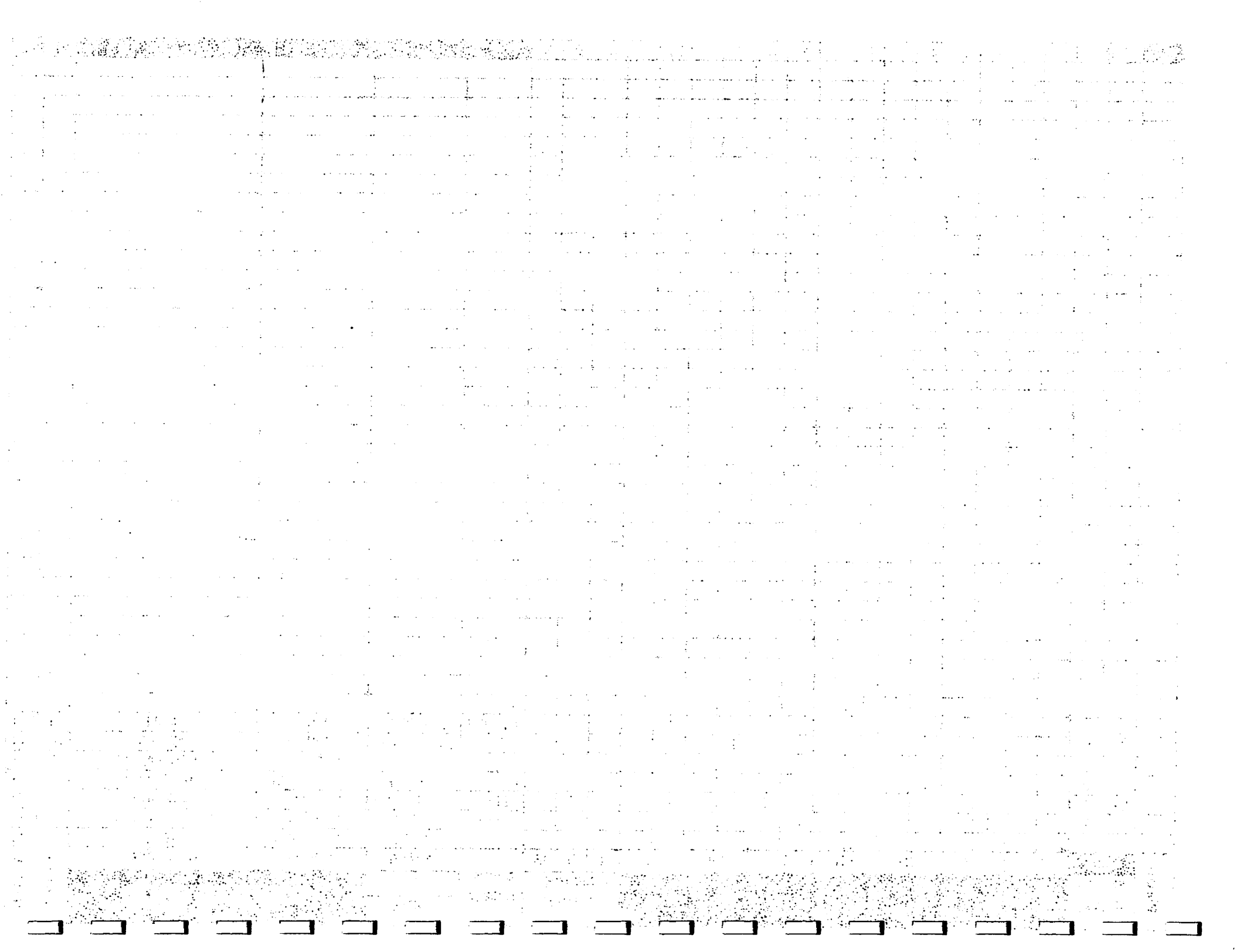


SOPHOMORES

| Weight | Team Level | Arturo Acosta | | Grade 10 | Match Score | Season Record | | | | | | | | | | | | | | | | | | Match Points | | Place |
|---|---|---|---|---|---|---|---|---|---|---|---|---|---|---|---|---|---|---|---|---|---|---|---|---|---|---|
| | | Opponent | School | Venue | | W | L | F | T2 | | E1 | | R2 | | N2 | | N3 | | P1 | | P2 | | | | | |
| 119 | V | Justin Waltman | Garden Co. | G.C. Tri | Pin 4:57 | 1 | | 1 | 2 | 1 | 1 | 1 | | | 1 | | 1 | 1 | | | | | 10 | 6 | |
| 119 | V | Kyler Middleton | Bridgeport | G.C. Tri | Pnd 1:16 | | 1 | | 2 | 1 | 1 | 1 | | 1 | | | | | | | | | 5 | 5 | |
| 119 | V | M. Bradl | Madison | Broken Bow | 2--19 | | 1 | | | 4 | 2 | | | | | 1 | | 3 | | | | | 2 | 19 | |
| 119 | V | C. Clausen | Central City | Broken Bow | Pnd 2:31 | | 1 | | | 1 | | | | | | | | | 1 | | | | 1 | 2 | |
| 119 | V | Casey Newbery | ? | Holdrege | Pin 3:48 | 1 | | 1 | | 1 | 1 | | | | | | | | 1 | | | | 2 | 2 | |
| 119 | V | Devin Dennis | Lexington | Holdrege | Pnd 5:35 | | 1 | | | 1 | 2 | | | 1 | | | | 1 | | 1 | | | 2 | 8 | |
| 119 | V | Michael Higgins | GINW | Holdrege | 7--13 | | 1 | | 1 | 1 | 1 | | 1 | 1 | 1 | | | 3 | | | | | 7 | 13 | |
| 119 | JV | Chris Britten | Gothenburg | McCook JV | Pin 2:19 | 1 | | 1 | 2 | | 1 | | | 1 | | | 1 | | | 1 | | | 11 | 3 | |
| 119 | JV | Josh Houschild | Sutherland | McCook JV | Pnd 2:32 | | 1 | | 1 | 2 | 2 | | | | 1 | | | | | | | | 6 | 4 | |
| 119 | JV | Josh Houschild | Sutherland | McCook JV | Pin :37 | 1 | | 1 | 1 | | | | | | | | | | | | | | 2 | 0 | |
| 119 | JV | Wyatt Barrett | North Platte | McCook JV | Pnd 4:42 | | 1 | | 1 | 1 | 1 | | | | | | | 1 | | | | | 3 | 5 | 4th |
| 119 | V | Zane Starks | Dundy Co. | D.C. Dual | Pin 1:48 | 1 | | 1 | 1 | | | | | | | | 1 | | | | | | 5 | 0 | |
| 119 | V | Dan Risseeuw | Valentine | Ogallala | Pnd 4:12 | | 1 | | 1 | | | | | 2 | | | | 2 | | | | | 2 | 10 | |
| 119 | V | Darrin Krajewski | Ogallala | Ogallala | 7--8 | | 1 | | 2 | 3 | 1 | 2 | 1 | | | | | | | | | | 7 | 8 | |
| 119 | V | Darrin Krajewski | Ogallala | OG Dual | 6--12 | | 1 | | 2 | 1 | | 1 | 1 | 3 | | | | 1 | | | | | 6 | 12 | |
| 119 | V | Ken O'Dea | Rep. Valley | Imperial | Pnd 5:28 | | 1 | | | | | | | | | 1 | | 1 | | 1 | | | 2 | 6 | |
| 119 | V | Justin Waltman | Garden Co. | Imperial | 5--7 | | 1 | | 2 | 3 | | 1 | | | | | | | 1 | | | | 5 | 7 | |
| 119 | V | Steve Ortner | Holyoke | Holyoke Dual | Pnd 5:20 | | 1 | | 1 | 1 | | | | 2 | | | | | 1 | | | | 3 | 6 | |
| 125 | V | Dallas Korus | McCook | McCook Dual | Pnd 2:34 | | 1 | | | 1 | | | | 1 | | | | | | | | | 0 | 4 | |
| 119 | V | OPEN | Sutherland | SPVA | | 1 | | | 1 | | | | | | | | | | | | | | | | |
| 119 | V | Ty Dodson | NPSP | SPVA | 3--4 | | 1 | | | 1 | | | 1 | 1 | | | | | | | | | 3 | 4 | |
| 119 | V | OPEN | Grant | SPVA | | 1 | | | | | | | | | | | | | | | | | | | |
| 119 | V | Logan Isom | Hershey | SPVA | Pnd 2:57 | | 1 | | 1 | | | | 2 | 3 | | | 2 | | | | | | 12 | 6 | |
| 119 | V | Justin Waltman | Garden Co. | SPVA | 12--9 | 1 | | | 2 | 1 | 3 | 1 | 1 | 3 | | | 1 | | | | | | 12 | 9 | |
| 119 | V | Earl Mortensen | Eustes-Farnam | Rep Valley | 0--16 | | 1 | | | 3 | | 1 | | | | 1 | | 2 | | 1 | | | 0 | 16 | |
| 119 | V | Zane Starks | Dundy Co. | Rep Valley | Pin 2:46 | 1 | | 1 | 1 | | | | 1 | | | | 1 | | 1 | | | | 8 | 0 | |
| 119 | V | Logan Isom | Hershey | Rep Valley | Pnd 2:21 | | 1 | | 3 | 1 | | 3 | | | | | | | | | | | 6 | 5 | |
| 119 | V | Jacob Hoyt | Ainsworth | Districts | Pnd 1:57 | | 1 | | | 1 | | | | | | | | | | | | | 0 | 2 | |
| 119 | V | Matt Spotanski | Loup City | Districts | Pin :19 | 1 | | 1 | 1 | | | | | | | | | | | | | | 2 | 0 | |
| 119 | V | Anthony Lujan | Bayard | Districts | Pin :57 | 1 | | 1 | 1 | | | | | | | | | | | | | | 2 | 0 | |
| 119 | V | Kyler Middleton | Bridgeport | Districts | Pnd 2:32 | | 1 | | 1 | 1 | | 2 | | | | | | | | 1 | | | 2 | 5 | |
| Totals | | | | | | 11 | 20 | 8 | 30 | 30 | 16 | 13 | 8 | 19 | 3 | 3 | 7 | 15 | 5 | 5 | | | 35.5% | | |

| Weight | Team Level | Ben Brophy | | Grade 10 | Match Score | Season Record | | | T2 | | E1 | | R2 | | N2 | | N3 | | P1 | | P2 | | Match Points | | Place |
|---|---|---|---|---|---|---|---|---|---|---|---|---|---|---|---|---|---|---|---|---|---|---|---|---|---|
| | | Opponent | School | Venue | | W | L | F | | | | | | | | | | | | | | | | | |
| 160 | V | OPEN | Garden Co. | G.C. Tri | | 1 | | | | | | | | | | | | | | | | | | | |
| 160 | V | Kyle Anderson | Bridgeport | G.C. Tri | Pin 1:00 | 1 | | 1 | 1 | | | | | | | | | | | | | | 2 | 0 | |
| 152 | V | J. Leonard | Gibbon | Broken Bow | Pin :53 | 1 | | 1 | 1 | | | | | | | | | | | | | | 2 | 0 | |
| 152 | V | B. Zulkoski | Ord | Broken Bow | Pnd 1:44 | | 1 | | 1 | | | | | 1 | | | | | | | | | 2 | 2 | |
| 152 | V | D. Bailey | Holdrege | Broken Bow | Pnd 2:40 | | 1 | | 2 | 1 | | 1 | | | | | | | | | | | 4 | 3 | |
| 145 | V | Kip L'Heureux | Minden | Holdrege | Pin 5:37 | 1 | | 1 | 2 | | | 1 | 2 | | | | | | | | | | 8 | 1 | |
| 145 | V | Weston Svaboda | Holdrege | Holdrege | Pnd 1:29 | | 1 | | | 1 | | | | | | | | | | | | | 0 | 2 | |
| 145 | V | Ryan Dorcey | York | Holdrege | 2--6 | | 1 | | | | | 1 | 1 | 1 | | | | 1 | | | | | 2 | 6 | |
| 140 | JV | Joe Walters | Sutherland | McCook JV | Pin :27 | 1 | | 1 | 1 | | | | | | | | | | | | | | 2 | 0 | |
| 140 | JV | Ramon Murillo | Imperial | McCook JV | 2--8 | | 1 | | | 2 | 1 | 1 | | | | | | 1 | 1 | | | | 2 | 8 | |
| 140 | JV | Tyler Landen | Gothenburg | McCook JV | Pin 2:00 | 1 | | 1 | 2 | | | | | 1 | | | 1 | | | | | | 7 | 2 | |
| 140 | JV | Joe Walters | Sutherland | McCook JV | 9--10 | | 1 | | 4 | 1 | 1 | 3 | | 1 | | | | 1 | | | | | 9 | 10 | 4th |
| 140 | V | M. Barent | Sidney | Sidney | 0--3 | | 1 | | | 1 | | 1 | | | | | | | | | | | 0 | 3 | |
| 140 | V | C. Ocavio | Sterling | Sidney | Pin :51 | 1 | | 1 | 1 | | | | | | | | | | | | | | 2 | 0 | |
| 140 | V | Z. Woodside | Holdrege | Sidney | 1--8 | | 1 | | | 2 | | 1 | | | | | | 1 | 1 | | | | 1 | 8 | |
| 140 | V | OPEN | Dundy Co. | D.C. Dual | | 1 | | | | | | | | | | | | | | | | | | | |
| 140 | V | Adam Molina | Gering | Ogallala | Pin 5:27 | 1 | | 1 | 1 | 2 | | 1 | | | | 1 | | 1 | | | | | 2 | 10 | |
| 140 | V | Reese Floring | Kearney | Ogallala | 2--9 | | 1 | | 1 | 1 | | | | 2 | | 1 | | 1 | | | | | 2 | 9 | |
| 140 | V | Mason Orneshur | Valentine | Ogallala | 0--12 | | 1 | | | 3 | | | | | | | | 2 | | | | | 0 | 12 | |
| 140 | V | Cody Peterson | Ogallala | OG Dual | Pin 2:38 | 1 | | 1 | 1 | | | | 1 | | | | | | | | | | 4 | 0 | |
| 140 | V | Kipp Blecha | Wray | Imperial | Pnd 3:57 | | 1 | | 1 | 2 | | 1 | | | 1 | | | | | | | | 4 | 5 | |
| 140 | V | Blake Brown | NPSP | Imperial | 0--15 | | 1 | | | 2 | | | | | | | | 3 | | | | | 0 | 15 | |
| 140 | V | Tyler Bowers | Ainsworth | Districts | 0--7 | | 1 | | | 1 | | | | | | 1 | | 1 | | | | | 0 | 7 | |
| 140 | V | Kyle Sayler | Kearney-Cath | Districts | Pin 2:20 | 1 | | 1 | 4 | | | 2 | | | 2 | | | | | | | | 12 | 2 | |
| 140 | V | Tyler Landen | Gothenburg | Districts | Pin 1:56 | 1 | | 1 | 1 | | | | 1 | | | | | | | | | | 4 | 0 | |
| 140 | V | Robert Savala | Hemingford | Districts | Pin 3:58 | 1 | | 1 | | 1 | | | | | 1 | | | | 1 | | | | 3 | 2 | |
| 140 | V | Tyler Bowers | Ainsworth | Districts | Pin 4:03 | 1 | | 1 | 2 | 1 | 1 | 1 | 1 | | 1 | | | | | | | | 9 | 3 | 3rd |
| 140 | V | Craig Degenhart | Thayer Cent | State | Pnd 1:25 | | 1 | | | 1 | | | | | | | | | | | | | 0 | 2 | |
| 140 | V | Matthew McManigal | Creighton | State | 0--13 | | 1 | | | 2 | | 1 | | | | 1 | | 2 | | | | | 0 | 13 | |
| **Totals** | | | | | | **14** | **15** | **12** | **26** | **24** | **3** | **15** | **6** | **6** | **5** | **4** | **1** | **14** | **3** | | | | **48.3%** | | |

# Trevor Courter

Grade: 10

| Weight | Team Level | Opponent | School | Venue | Match Score | Season Record W | L | F | T2 | | E1 | | R2 | | N2 | | N3 | | P1 | | P2 | | Match Points | | Place |
|---|---|---|---|---|---|---|---|---|---|---|---|---|---|---|---|---|---|---|---|---|---|---|---|---|---|
| 275 | V | OPEN | Ogallala | OG Dual | | 1 | | | | | | | | | | | | | | | | | | | |
| 189 | JV | Thomas Helberg | Rep Valley | Imperial | Pnd 5:34 | | 1 | | 1 | 1 | | | | 1 | | 1 | 1 | | | | | | 5 | 6 | |
| 189 | JV | ? | Wray | Imperial | Pnd 4:57 | | 1 | | 1 | 1 | | | | 1 | | | | | | | | | 2 | 4 | |
| 215 | V | OPEN | Holyoke | Holyoke Dual | | 1 | | | | | | | | | | | | | | | | | | | |
| 215 | JV | Jorge Gomez | Schuyler | Lexington JV | 9--8 | 1 | | | 3 | 2 | 1 | | 1 | 1 | | | | | | 2 | | | 9 | 8 | |
| 215 | JV | Greg Love | Overton | Lexington JV | Pnd 2:18 | | 1 | | | 2 | 1 | | | 1 | | | | 2 | | | | | 1 | 12 | |
| 215 | JV | Brandon Dack | Hastings | Lexington JV | Pnd 2:20 | | 1 | | | 2 | | 1 | | | | | | | | | | | 0 | 5 | |
| 215 | JV | Alan Tool | Lincoln SW | Lexington JV | Pin 2:55 | 1 | | 1 | 1 | | | | 1 | 1 | 1 | | 1 | | | | | | 9 | 2 | |
| 215 | V | Richard Smock | McCook | McCook Dual | Pnd 1:52 | | 1 | | | 1 | | | | | | | | | | | | | 0 | 2 | |
| 215 | V | Chris Quigley | Rep Valley | NPSP | Pnd :10 | | 1 | | | 1 | | | | | | | | | | | | | 0 | 2 | |
| 215 | V | J. Ransdell | Hershey | NPSP | Pnd 2:54 | | 1 | | | 1 | | | | 1 | | 1 | | | | | | | 0 | 6 | |
| 215 | V | Mark Machacek | Sutherland | SPVA | Pin :59 | 1 | | 1 | | 1 | | | 1 | | | | | 1 | | | | | 2 | 5 | |
| 215 | V | Alex Arthur | NPSP | SPVA | Pnd 1:02 | | 1 | | | 1 | | | | | | | | | | | | | 0 | 2 | |
| 215 | V | OPEN | Grant | SPVA | | 1 | | | | | | | | | | | | | | | | | | | |
| 215 | V | Justin Ransdell | Hershey | SPVA | Pnd 1:17 | | 1 | | | | | | | | | | | | | | | | 0 | 2 | |
| 215 | V | OPEN | Garden Co. | SPVA | | | | | | | | | | | | | | | | | | | | | |
| 215 | V | Justin Ransdell | Hershey | Rep Valley | Pnd 1:12 | | 1 | | | 1 | | | | | | | | | | | | | 0 | 2 | |
| 215 | V | Shawn Rupp | Eustes-Farnam | Rep Valley | Pnd 1:20 | | 1 | | | 2 | | 1 | 1 | 1 | | | | 1 | | | | | 2 | 10 | |
| 215 | V | Justin Ransdell | Hershey | Districts | Pnd 2:25 | | 1 | | | 1 | | | | | | 1 | | 1 | | | | | 0 | 7 | |
| 215 | V | Jacob Pionkoski | Loup City | Districts | Pnd 2:07 | | 1 | | 1 | | | | | 2 | 1 | | | | | | | | 4 | 4 | |
| **Totals** | | | | | | **6** | **13** | **2** | **7** | **17** | **2** | **2** | **4** | **9** | **2** | **3** | **2** | **5** | | **2** | | | **31.6%** | | |

| Weight | Team Level | Josh Langin | | Grade 10 | Match Score | Season Record | | | T2 | | E1 | | R2 | | N2 | | N3 | | P1 | | P2 | | Match Points | | Place |
|---|---|---|---|---|---|---|---|---|---|---|---|---|---|---|---|---|---|---|---|---|---|---|---|---|---|
| | | Opponent | School | Venue | | W | L | F | | | | | | | | | | | | | | | | | |
| 145 | V | OPEN | Garden Co. | G.C. Tri | | 1 | | | | | | | | | | | | | | | | | | | |
| 145 | V | Devor O'Conner | Bridgeport | G.C. Tri | Pin 1:00 | 1 | | 1 | 1 | | | | | | | | | | | | | | 2 | 0 | |
| 145 | V | Eric Wood | NPSP | Broken Bow | 3--18 | | 1 | | 1 | 2 | 2 | 1 | | 1 | | 1 | | 3 | | | | | 3 | 18 | |
| 145 | V | Bishop | Gibbon | Broken Bow | 8--12 | | 1 | | 1 | 1 | | 1 | 2 | 2 | 1 | 2 | | | | 1 | | | 8 | 12 | |
| 145 | JV | Knauss | Cozad | McCook JV | Pin 4:10 | 1 | | 1 | 3 | | | | | | 1 | | | | | | | | 8 | 0 | |
| 145 | JV | Rossmiller | North Platte | McCook JV | Pin 2:08 | 1 | | 1 | 2 | | | | | | | | 2 | | | | | | 10 | 0 | |
| 145 | JV | Bourtier | Scotts Bluff | McCook JV | Pin :51 | 1 | | 1 | 1 | | | | | | | | | | | | | | 2 | 0 | 1st |
| 145 | V | Scott Laue | Cambridge | Cambridge | Pnd 1:06 | | 1 | | | 1 | | | | | | | | | | | | | 0 | 2 | |
| 145 | V | Peter Barger | Wau-Pal | Cambridge | Pnd 3:33 | | 1 | | | 2 | | 1 | | | | | | 1 | | | | | 0 | 8 | |
| 145 | V | Joe Delancy | Dundy Co. | D.C. Dual | 5--6 | | 1 | | 1 | | | | | 2 | | 1 | 1 | | | | | | 5 | 6 | |
| 145 | V | Troy Nelson | Valentine | Ogallala | Pnd 1:45 | | 1 | | 1 | 1 | 1 | | | 1 | | | 1 | | | | | | 3 | 4 | |
| 145 | V | Sean Dawson | North Platte | Ogallala | 7--3 | 1 | | | 1 | 1 | | 1 | 1 | | | | 1 | | | | | | 7 | 3 | |
| 145 | V | Brady Nelson | Gothenburg | Ogallala | 8--5 | 1 | | | 2 | 2 | 1 | | | | 1 | | | | 1 | 1 | | | 8 | 5 | |
| 145 | V | Troy Nelson | Valentine | Ogallala | 9--6 | 1 | | | 3 | 1 | | 1 | | | | | 1 | 1 | | | | | 9 | 6 | 3rd |
| 145 | V | Zane Peterson | Ogallala | Ogallala Dual | Pnd 4:16 | | 1 | | | 2 | | | | 1 | | | | | | | | | 0 | 6 | |
| 145 | V | Scott Laue | Cambridge | Imperial | 4--10 | | 1 | | | 1 | | | 1 | 1 | 1 | | | 2 | | | | | 4 | 10 | |
| 145 | V | Michael Hicks | Ogallala | Imperial | 16--20 | | 1 | | | 2 | | | 4 | 3 | 1 | 1 | 2 | 2 | | | | | 16 | 20 | |
| 145 | V | Jonathan Streeb | Holyoke | Holyoke Dual | Pin 1:17 | 1 | | 1 | | 1 | | | 1 | | | | | | | | | | 2 | 2 | |
| 152 | V | Clayton Pierson | McCook | McCook Dual | Pin 1:32 | 1 | | 1 | 1 | | | | | | | | | | | | | | 2 | 0 | |
| 145 | V | Scott Laue | Cambridge | NPSP | Pnd 2:45 | | 1 | | | 1 | | | 1 | 2 | | 1 | | | | | | | 2 | 8 | |
| 145 | V | Chase Slason | Crawford | NPSP | Pin :45 | 1 | | 1 | 1 | | | | | | 1 | | | | | | | | 4 | 0 | |
| 145 | V | Peter Barger | Wau-Pal | NPSP | Pnd 2:42 | | 1 | | | | | | | 1 | | | | | | | | | 0 | 2 | |
| 145 | V | Tim Aden | Sutherland | SPVA | Pin 3:00 | 1 | | 1 | 1 | | | | | | | | 2 | | | | | | 8 | 0 | |
| 145 | V | Eric Wood | NPSP | SPVA | Pnd 3:20 | | 1 | | | 3 | 1 | | | | | | | 2 | | | | | 1 | 12 | |
| 145 | V | Billy Hasbrouk | Grant | SPVA | Pin 3:24 | 1 | | 1 | 1 | | | | | | | | | | | 1 | | | 2 | 1 | |
| 145 | V | Tyler Hinton | Hershey | SPVA | 15--6 | 1 | | | | 2 | | | 2 | | 1 | | 3 | | | 2 | | | 15 | 6 | |
| 145 | V | Jacob Krauter | Garden Co. | SPVA | Pin :57 | 1 | | 1 | 1 | | | | | | | | 1 | | | | | | 5 | 0 | |
| 145 | V | Scott Laue | Cambridge | Rep Valley | 0--10 | | 1 | | | 1 | | | | 1 | | | | 2 | | | | | 0 | 10 | |
| 145 | V | Billy Hasbrouk | Grant | Rep Valley | Pin :58 | 1 | | 1 | 1 | | | | | | | | | | | | | | 2 | 0 | |
| 145 | V | Blake Jackson | S. Valley | Rep Valley | Injury Default | 1 | | | | | | | | | | | | | | | | | | | |
| 145 | V | Austin Argebright | Atwood | Rep Valley | Pnd 4:33 | | 1 | | 1 | | | | | 1 | | 2 | 1 | 4 | | | | | 5 | 18 | |
| 145 | V | Blake Jackson | S. Valley | Districts | Pin 2:51 | 1 | | 1 | 1 | | | 1 | 1 | 1 | | | 1 | | | | | | 7 | 3 | |
| 145 | V | Daniel Newhoff | Bayard | Districts | Pnd 4:41 | | 1 | | | 2 | | 1 | | | | 1 | | 1 | | | | | 0 | 10 | |
| 145 | V | Nicholas Volf | Loup City | Districts | 15--9 | 1 | | | 1 | | | | 2 | 2 | 1 | 1 | 3 | 1 | | | | | 15 | 9 | |
| 145 | V | Brady Nelson | Gothenburg | Districts | 2--15 | | 1 | | | 1 | | | 2 | 3 | | | | 2 | 1 | 1 | | | 5 | 15 | |
| Totals | | | | | | 19 | 16 | 12 | 26 | 27 | 5 | 7 | 17 | 22 | 8 | 10 | 19 | 21 | 2 | 6 | | | 54.3% | | |

| Weight | Team Level | Ramon Murillo | | Grade 10 | Match Score | Season Record | | | | | | | | | | | | | | | | | | Match Points | |
|---|---|---|---|---|---|---|---|---|---|---|---|---|---|---|---|---|---|---|---|---|---|---|---|---|---|
| | | Opponent | School | Venue | | W | L | F | T2 | | E1 | | R2 | | N2 | | N3 | | P1 | | P2 | | | | |
| 140 | JV | Josh Lobner | Garden Co. | G.C. Tri | 6--21 | | 1 | | 1 | 2 | 1 | 1 | | 1 | | 1 | 1 | 4 | | | | | 6 | 2 |
| 140 | JV | Robert Luoden | Central City | Broken Bow | Pin 2:36 | 1 | | 1 | 3 | | | | | | 1 | | 1 | | | | | | 12 | 0 |
| 140 | JV | B. Boelts | Central City | Broken Bow | Pin 1:56 | 1 | | 1 | 2 | | | 1 | | | 1 | | 1 | | | | | | 9 | 1 |
| 140 | JV | Nate Donner | GICC | Holdrege | Pin :14 | 1 | | 1 | 1 | | | | | | | | | | | | | | 2 | 0 |
| 140 | JV | Tyler Landen | Gothenburg | Holdrege | Pin 1:52 | 1 | | 1 | 4 | | | 3 | | | | | | | | | | | 8 | 3 |
| 140 | JV | Ivan Castellanos | Lexington | McCook JV | Pin 2:06 | 1 | | 1 | 2 | | | | | | 2 | | | | | | | | 8 | 0 |
| 140 | JV | Ben Brophy | Imperial | McCook JV | 8--2 | 1 | | | 2 | | 1 | 1 | | | | | 1 | | | 1 | | | 8 | 2 |
| 140 | JV | Nate Richter | Scotts Bluff | McCook JV | 1--7 | | 1 | | | 1 | 1 | | | 1 | | 1 | | | | 1 | | | 1 | 7 |
| 135 | JV | Kyle Steinke | Wau-Pal | Cambridge | Pin 5:58 | 1 | | 1 | 7 | | | 5 | | | | | 1 | | | | | | 17 | 5 |
| 135 | JV | Dallas Huebber | Elwood | Cambridge | Pin 3:13 | 1 | | 1 | 4 | | | 3 | 1 | | 1 | | | | | 1 | | | 12 | 4 |
| 140 | JV | Justin Ryan | Ogallala | OG Dual | Pin 3:26 | 1 | | 1 | 6 | | | 4 | | | 2 | | | | | | | | 16 | 4 |
| 140 | JV | Brett Cipperly | Ogallala | OG Dual | Pin 2:34 | 1 | | 1 | 1 | 1 | 1 | 1 | 1 | | | | | | | 1 | | | 5 | 4 |
| 140 | V | David Roark | Akraon | Imperial | Pin 3:15 | 1 | | 1 | 5 | | | 4 | | | 1 | | | | | | | | 12 | 4 |
| 140 | V | Justin Ryan | Ogallala | Imperial | Pin 5:45 | 1 | | 1 | 3 | 1 | | 2 | 1 | | | | 1 | | | 1 | | | 11 | 4 |
| Totals | | | | | | 12 | 2 | 11 | 41 | 5 | 4 | 25 | 3 | 2 | 8 | 2 | 6 | 4 | | 5 | | | 86% | |

| Weight | Team Level | Brandon Spickelmier | | Grade 10 | Match Score | Season Record | | | | | | | | | | | | | | | | | | Match Points | | Place |
|---|---|---|---|---|---|---|---|---|---|---|---|---|---|---|---|---|---|---|---|---|---|---|---|---|---|---|
| | | Opponent | School | Venue | | W | L | F | T2 | | E1 | | R2 | | N2 | | N3 | | P1 | | P2 | | | | | |
| 135 | V | Josh Lobner | Garden Co. | G.C. Tri | 2--17 | | 1 | | | 1 | | | 1 | 2 | | 1 | | 3 | | | | | 2 | 17 | |
| 135 | V | OPEN | Bridgeport | G.C. Tri | | 1 | | | | | | | | | | | | | | | | | | | |
| 135 | V | Josh Vonasek | Holdrege | Broken Bow | Pnd 3:38 | | 1 | | | 2 | | | | | | | | | | | | | 0 | 2 | |
| 135 | V | Ryan Bohl | S. Valley | Broken Bow | 6--10 | | 1 | | | 1 | | | 1 | 1 | | | 1 | 2 | 1 | | | | 6 | 10 | |
| 135 | V | Jason Libal | Lexington | Holdrege | Pnd 1:31 | | 1 | | | 1 | | | | | | | | | | | | | 0 | 2 | |
| 135 | V | Justin Vonasek | Holdrege | Holdrege | 0--4 | | 1 | | | | | | | 2 | | | | | | | | | 0 | 4 | 4th |
| 130 | JV | Isipro Alvarado | Sidney | McCook JV | 13--6 | 1 | | | 1 | 1 | 1 | | 1 | 1 | 1 | 1 | 2 | | | | | | 13 | 6 | |
| 130 | JV | Levi Horn | NPSP | McCook JV | 13--6 | 1 | | | 3 | 1 | 1 | | 1 | 2 | 2 | | | | | | | | 13 | 6 | |
| 130 | JV | Kevin Sullivan | Scotts Bluff | McCook JV | 6--2 | 1 | | | 1 | 1 | | | | | 2 | | | | | | | | 6 | 2 | 1st |
| 130 | V | J. Vapenik | Wau-Pal | Cambridge | Pnd 2:00 | | 1 | | | 3 | 2 | | | | | | | | | | | | 2 | 6 | |
| 130 | V | Ivan Hubbard | Elm Creek | Cambridge | Pnd 2:48 | | 1 | | | 1 | | | | | | | | | | | | | 0 | 2 | |
| 130 | V | Brent Wheaton | Dundy Co. | D.C. Dual | Pin 1:01 | 1 | | 1 | 1 | | | | | | | | 1 | | | | | | 5 | 0 | |
| 130 | V | Trey Eggert | Valentine | Ogallala | Pnd :25 | | 1 | | | 1 | | | | | | | | | | | | | 0 | 2 | |
| 130 | V | Ben Washa | Ogallala | Ogallala | 7--4 | 1 | | | 1 | 2 | 1 | | 1 | | 1 | | | | | | | | 7 | 4 | |
| 130 | V | Brandon Miller | Gering | Ogallala | Pnd 2:33 | | 1 | | | 1 | | | | 1 | | | | | | | | | 0 | 4 | 4th |
| 130 | V | Ben Washa | Ogallala | OG Dual | Pin 1:02 | 1 | | 1 | 1 | | | | | | | | 1 | | | | | | 5 | 0 | |
| 130 | V | Michael Budke | NPSP | Imperial | Pnd :59 | | 1 | | | 1 | | | | | | | | 1 | | | | | 0 | 5 | |
| 130 | V | Jordan Davison | Wray | Imperial | 6--2 | 1 | | | | 1 | | | | | | | 2 | | | | | | 6 | 2 | |
| 130 | V | Michael Budke | NPSP | Imperial | Pin 3:44 | 1 | | 1 | 2 | | | | | | | | | | | | | | 4 | 0 | 3rd |
| 130 | V | OPEN | Holyoke | Holyoke Dual | | 1 | | | | | | | | | | | | | | | | | | | |
| 140 | V | James Zlomke | McCook | McCook Dual | Pin 1:04 | 1 | | 1 | 1 | | | | | | 1 | | | | | | | | 4 | 0 | |
| 130 | V | Tyler Spanel | An-Merna | NPSP | 15--0 | 1 | | | 2 | | | | | | 1 | | 3 | | | | | | 15 | 0 | |
| 130 | V | C. Shiffelt | Cambridge | NPSP | Pnd 1:27 | | 1 | | | 1 | | | | | | | | 1 | | | | | 0 | 5 | |
| 130 | V | Cody Gibbons | Crawford | NPSP | 7--10 | | 1 | | 1 | 3 | 1 | | 2 | | | | | 1 | | 1 | | | 7 | 10 | |
| 130 | V | OPEN | Sutherland | SPVA | | 1 | | | | | | | | | | | | | | | | | | | |
| 130 | V | Michael Budke | NPSP | SPVA | 7--1 | 1 | | | 1 | | | | 1 | | | | 1 | | | 1 | | | 4 | 1 | |
| 130 | V | OPEN | Hershey | SPVA | | 1 | | | | | | | | | | | | | | | | | | | |
| 130 | V | OPEN | Grant | SPVA | | 1 | | | | | | | | | | | | | | | | | | | |
| 130 | V | Bart Miller | Garden Co. | SPVA | 11--5 | 1 | | | 2 | | | 1 | | 1 | 2 | | 1 | | | 2 | | | 11 | 5 | |
| 130 | V | Darrin Lafford | St. Francis JV | Rep Valley | Pin :57 | 1 | | 1 | 1 | | | | | | | | | | | | | | 2 | 0 | |
| 130 | V | Billy Lockridge | S. Valley | Rep Valley | 12--8 | 1 | | | 2 | | 1 | | 1 | 3 | 2 | 1 | | | 1 | | | | 12 | 8 | |
| 130 | V | Jeff Meyers | Maywood/MV | Rep Valley | Pnd :41 | | 1 | | | 1 | | | 2 | 1 | | | | 1 | | | | | 4 | 7 | |
| 130 | V | Shane Carraher | Franklin | Rep Valley | 7--4 | 1 | | | 1 | 1 | 1 | | 1 | 1 | 1 | | | | | | | | 7 | 4 | |
| 130 | V | Denton Bailey | Oberlin | Rep Valley | 2--17 | | 1 | | 1 | | | | | 2 | | 2 | | 3 | | | | | 2 | 17 | 4th |
| 130 | V | Tyler Weaver | Gordon | Districts | Pin 3:30 | 1 | | 1 | 1 | | | | | | | | 1 | | | | | | 5 | 0 | |
| 130 | V | Jeff Meyers | Maywood/MV | Districts | Pnd 2:27 | | 1 | | | 2 | 1 | | | 1 | | | | 1 | | | | | 1 | 9 | |
| 130 | V | Clint McCrea | Hemingford | Districts | Pin 1:55 | 1 | | 1 | | 1 | 1 | | | | | | | | | | | | 1 | 2 | |
| 130 | V | Aaron Johnson | Bridgeport | Districts | 5--11 | | 1 | | | 1 | 1 | | | 1 | 2 | 3 | | | | 1 | | | 5 | 11 | 4th |
| 130 | V | Jake Welchert | Fort Calhoun | State | 3--19 | | 1 | | | 3 | 1 | | 1 | 1 | | 3 | | 1 | | 2 | | | 3 | 19 | |
| 130 | V | Brian Smith | Neliegh-Oak | State | 4--5 | | 1 | | | 1 | | 1 | 1 | | 1 | 1 | | | | | | | 4 | 5 | |
| Totals | | | | | | 22 | 18 | 7 | 23 | 32 | 12 | 2 | 14 | 20 | 16 | 12 | 13 | 14 | 2 | 7 | | | 55.0% | | |




JUNIORS

| Weight | Team Level | Nathan Gaswick | | Grade 11 | Match Score | Season Record | | | | | | | | | | | | | | | | | | | | Match Points | | Place |
|---|---|---|---|---|---|---|---|---|---|---|---|---|---|---|---|---|---|---|---|---|---|---|---|---|---|---|---|---|
| | | Opponent | School | Venue | | W | L | F | T2 | | E1 | | R2 | | N2 | | N3 | | N4 | | P1 | | P2 | | | | | |
| 171 | V | Matt Lutz | Garden Co. | G.C. Tri | Pin 1:03 | 1 | | 1 | 1 | | | | | | | | | | | | | | | | | 2 | 0 | |
| 171 | V | Luke Schneider | Bridgeport | G.C. Tri | Pnd 3:16 | | 1 | | | 2 | | | | | | | | | | | | | | | | 0 | 4 | |
| 171 | V | Tyrel Cline | Central City | Broken Bow | 7--13 | | 1 | | 1 | 2 | 1 | | 1 | 2 | | 1 | | 1 | | | 2 | | | | | 7 | 13 | |
| 171 | V | A. Pederson | St. Paul | Broken Bow | 3--0 | 1 | | | | | | | | | | | 1 | | | | | | | | | 3 | 0 | |
| 189 | V | Nick Nienhueser | Lexington | Holdrege | Pnd 3:59 | | 1 | | 1 | 1 | | | | 1 | | 1 | | 1 | | | | | | | | 2 | 9 | |
| 189 | V | Bret Herndon | Gothenburg | Holdrege | 5--21 | | 1 | | 1 | 3 | 3 | | | 1 | | 1 | | 2 | | 1 | | | | | | 5 | 21 | |
| 171 | JV | Joe Libal | Cozad | McCook JV | Pnd 2:23 | | 1 | | | 1 | | | | 1 | | 1 | | 1 | | | | | | | | 0 | 9 | |
| 171 | JV | Donald Bristle | North Platte | McCook JV | Pnd 2:37 | | 1 | | 1 | 2 | | 1 | | | | | | | | | | | | | | 2 | 5 | |
| 171 | JV | Dustin Fife | North Platte | McCook JV | Pin :22 | 1 | | 1 | 1 | | | | | | | | | | | | | | | | | 2 | 0 | |
| 171 | V | K. Perkins | Harvard-Clay | Cambridge | Pnd 1:53 | | 1 | | | 2 | | 1 | | | | | | | | | | | | | | 0 | 5 | |
| 171 | V | J. Barto | Elm Creek | Cambridge | Pin 2:29 | 1 | | 1 | 1 | | | | | | 1 | | | | | | | 1 | | | | 4 | 1 | |
| 171 | V | Chris Johnson | Harvard-Clay | Cambridge | Pnd 3:35 | | 1 | | 1 | 1 | | 2 | | | | 1 | | | | | | 1 | | | | 2 | 7 | |
| 189 | V | Derrik Bundy | Dundy Co. | D.C. Dual | Pnd 4:35 | | 1 | | | 1 | 2 | | | 2 | | | | | | | | | | | | 3 | 6 | |
| 171 | V | Landon Franklin | Gering | Ogallala | Pnd :17 | | 1 | | | 1 | | | | | | | | | | | | | | | | 0 | 2 | |
| 171 | V | Sam Miller | North Platte | Ogallala | 0--8 | | 1 | | | 2 | | 1 | | | | | | 1 | | | | | | | | 0 | 8 | |
| 189 | V | Jake McCormick | Ogallala | OG Dual | 0--16 | | 1 | | | 1 | | | | 1 | | | | 4 | | | | | | | | 0 | 16 | |
| 171 | V | Matt Lutz | Garden Co. | Imperial | Pin 1:49 | 1 | | 1 | 1 | | | | | | | | | | | | | | | | | 2 | 0 | |
| 171 | V | Whitney Jones | Cambridge | Imperial | Pnd 3:24 | | 1 | | 1 | | | | | | 1 | | | | | | 1 | | | | | 5 | 0 | |
| 171 | V | Dex Cure | Wray | Imperial | Pnd 4:10 | | 1 | | | | | | | 1 | | | | | | | | | | | | 0 | 2 | |
| 171 | JV | David Wecker | Holyoke | Imperial | Pin 4:00 | 1 | | 1 | 1 | | | 1 | 1 | 2 | | | | | | | | | | | | 4 | 5 | |
| 171 | V | David Wecker | Holyoke | Holyoke Dual | Pin 2:58 | 1 | | 1 | | 1 | | | 1 | | | | | | | | | | | | | 2 | 2 | |
| 189 | V | John Barber | McCook | McCook Dual | 10--5 | 1 | | | 1 | | 1 | | 1 | 2 | | | 1 | | | | 2 | 1 | | | | 10 | 5 | |
| 171 | V | Matt Lutz | Garden Co. | NPSP | 6--2 | 1 | | | 2 | | | | 1 | 1 | | | | | | | | | | | | 6 | 2 | |
| 171 | V | Whitney Jones | Cambridge | NPSP | Pnd :29 | | 1 | | | 1 | | | | | | | | | | | | | | | | 0 | 2 | |
| 171 | V | Dustin Freeman | Hershey | NPSP | Pnd 4:39 | | 1 | | | | | | | 1 | | | | | | | | | | | | 0 | 2 | |
| 171 | V | Zack Blessin | Sutherland | SPVA | Pnd 3:36 | | 1 | | | 1 | | | | 1 | | | | 1 | | | | | | | | 0 | 7 | |
| | | *Injured @ SPVA* | | | | | | | | | | | | | | | | | | | | | | | | | | |
| Totals | | | | | | 9 | 17 | 6 | 14 | 22 | 7 | 6 | 5 | 16 | 2 | 5 | 2 | 11 | | 1 | 5 | 3 | | | 34.6% | | |



# Alex Marshall

Grade: 11

| Weight | Team Level | Opponent | School | Venue | Match Score | Season Record W | L | F | T2 | | E1 | | R2 | | N2 | | N3 | | P1 | | P2 | | Match Points | | Place |
|---|---|---|---|---|---|---|---|---|---|---|---|---|---|---|---|---|---|---|---|---|---|---|---|---|---|
| 140 | V | Patrick Miller | Garden Co. | G.C. Tri | Pin 1:02 | 1 | | 1 | 1 | | | | | | | | | | | | | | 2 | 0 | |
| 140 | V | OPEN | Bridgeport | G.C. Tri | | 1 | | | | | | | | | | | | | | | | | | | |
| 140 | V | Z. Woodside | Holdrege | Broken Bow | Pnd 2:29 | | 1 | | 1 | 1 | | 2 | | | | | | | | | | | 2 | 4 | |
| 140 | V | D. Ruzicka | St. Paul | Broken Bow | Pnd 1:59 | | 1 | | | 1 | | | | | | | | | | | | | 0 | 2 | |
| 135 | JV | Charlie Huntsman | North Platte | McCook JV | Pnd 1:51 | | 1 | | | 2 | | | | | | | | | | | | | 0 | 4 | |
| 135 | JV | Michael Linch | McCook | McCook JV | Pin :47 | 1 | | 1 | | 1 | | | 1 | | | | | | | | | | 2 | 2 | |
| 135 | JV | Aaron Hernandez | Lexington | McCook JV | Pnd :51 | | 1 | | | 1 | | | | | | | | | | | | | 0 | 2 | |
| 135 | V | Josh Bauer | Amherst | Cambridge | Pnd 2:23 | | 1 | | 2 | 3 | | 3 | 1 | | | | | | | | | | 6 | 9 | |
| 135 | V | D. Brown | Overton | Cambridge | Pin :55 | 1 | | 1 | | 1 | | | | | | 1 | | | | | | | 0 | 4 | |
| 135 | V | Casey Warning | Dundy Co. | D.C. Dual | Pnd 1:19 | | 1 | | | 1 | | | | | | | | | | | | | 0 | 2 | |
| 135 | V | Lane Colburn | Valentine | Ogallala | Pnd :58 | | 1 | | | 1 | | | | | | | | | | | | | 0 | 2 | |
| 135 | V | Michael Cook | Ogallala | Ogallala | Pnd 1:51 | | 1 | | | 2 | 1 | | | | | | | | | | | | 1 | 4 | |
| 135 | V | Michael Cook | Ogallala | OG Dual | Pnd :38 | | 1 | | | 1 | | | | | | | | | | | | | 0 | 2 | |
| 135 | V | Luke Crumley | Akron | Imperial | Pnd 1:22 | | 1 | | | 1 | | | | | | 1 | | 1 | | | | | 0 | 7 | |
| 135 | V | Casey Warning | Dundy Co. | Imperial | Pnd 2:28 | | 1 | | | 1 | | | | | | 1 | | | 1 | | | | 1 | 4 | |
| 135 | V | Evan Huwa | Holyoke | Holyoke Dual | Pnd :41 | | 1 | | | 1 | | | | | | | | | | | | | 0 | 2 | |
| 135 | V | Ahren Hayes | McCook | McCook Dual | Pin 1:46 | 1 | | 1 | 1 | | | | | | 1 | | | | | | | | 4 | 0 | |
| 135 | V | OPEN | Sutherland | SPVA | | 1 | | | | | | | | | | | | | | | | | | | |
| 135 | V | Matt Plunk | NPSP | SPVA | Pnd 1:21 | | 1 | | | 1 | | | | | | | | | | | | | 0 | 2 | |
| 135 | V | OPEN | Grant | SPVA | | 1 | | | | | | | | | | | | | | | | | | | |
| 135 | V | OPEN | Hershey | SPVA | | 1 | | | | | | | | | | | | | | | | | | | |
| 135 | V | Josh Lobner | Garden Co. | SPVA | Pnd :57 | | 1 | | | 1 | | | | | | | | | | | | | 0 | 2 | |
| 135 | V | Kelan Kahrs | Franklin | Rep Valley | Pnd :57 | | 1 | | 1 | 1 | | | | | | | | | | | | | 2 | 2 | |
| 135 | V | Justin Howard | Atwood | Rep Valley | Pnd 2:46 | | 1 | | | 1 | | | | 1 | | 1 | | | | | | | 0 | 6 | |
| **Totals** | | | | | | **8** | **16** | **4** | **6** | **22** | **1** | **5** | **2** | **1** | **1** | **4** | | **1** | **1** | | | | **33.3%** | | |

# Josh Mathews

Grade: 11

| Weight | Team Level | Opponent | School | Venue | Match Score | Season Record W | L | F | T2 | | E1 | | R2 | | N2 | | N3 | | P1 | | P2 | | Match Points | | Place |
|---|---|---|---|---|---|---|---|---|---|---|---|---|---|---|---|---|---|---|---|---|---|---|---|---|---|
| 152 | V | Matt Millanuk | Garden Co. | G.C. Tri | Pnd 3:44 | | 1 | | | 2 | 1 | | | 1 | | | | | | | | | 1 | 6 | |
| 152 | V | Tyler Nichols | Bridgeport | G.C. Tri | Pnd 4:33 | | 1 | | 2 | | | | 1 | 1 | | | | 1 | | | | | 6 | 5 | |
| 160 | V | T. Gavin | Broken Bow | Broken Bow | 0--9 | | 1 | | | 2 | | | | 1 | | | | 1 | | | | | 0 | 9 | |
| 160 | V | B. Anderson | St. Paul | Broken Bow | 9--5 | 1 | | | 2 | 1 | 1 | 1 | 1 | 1 | 1 | | | | | | | | 9 | 5 | |
| 160 | V | N. Hartman | GICC | Broken Bow | Pnd 4:14 | | 1 | | | 3 | | 1 | | | | | | | 1 | | | | 1 | 7 | |
| 160 | V | Tycen Gavin | Broken Bow | Holdrege | 2--6 | | 1 | | | 2 | | | | 1 | 1 | | | | | | | | 2 | 6 | |
| 160 | V | Chad Beck | GINW | Holdrege | 2--5 | | 1 | | | | | 1 | 1 | 1 | | 1 | | | | | | | 2 | 5 | |
| 152 | V | Maloley | Lexington | Sidney | Pin 3:06 | 1 | | 1 | 2 | | | 1 | | | | | 1 | | | | | | 7 | 1 | |
| 152 | V | J. Slater | Holdrege | Sidney | 0--9 | | 1 | | | 2 | | | | | | 1 | | 1 | | | | | 0 | 9 | |
| 152 | V | Scott Groshans | Gering | Sidney | 2--12 | | 1 | | | 1 | | | 1 | 2 | | | | 2 | | | | | 2 | 12 | |
| 152 | V | OPEN | Dundy Co. | D.C. Dual | | 1 | | | | | | | | | | | | | | | | | | | |
| 152 | V | Scott Groshans | Gering | Ogallala | Pnd 2:44 | | 1 | | | 1 | 1 | | | | | | | 1 | | | | | 1 | 5 | |
| 152 | V | Alex Franzen | Gothenburg | Ogallala | Pin 2:09 | 1 | | 1 | 2 | | | | | | | | 1 | | | | | | 7 | 0 | |
| 152 | V | Ben Townsend | Kearney | Ogallala | Pnd 1:45 | | 1 | | 1 | 1 | | | | | | | | | | | | | 2 | 2 | 4th |
| 152 | V | Michael Hicks | Ogallala | Ogalalla Dual | Pin 1:29 | 1 | | 1 | 1 | | | | | | 1 | | | | | | | | 4 | 0 | |
| 152 | V | Kevin Valco | Wray | Imperial | Pnd 3:41 | | 1 | | 1 | 2 | 1 | 1 | | 1 | | | | | | | | | 3 | 7 | |
| 152 | V | Mike Riggs | Grant | Imperial | Pin 3:48 | 1 | | 1 | 3 | | | | | | | | | | | | | | 6 | 0 | |
| 152 | V | Brady Dirks | Holyoke | Imperial | 5--3 | 1 | | | 1 | 1 | 1 | 1 | 1 | | | | | | | | | | 5 | 3 | |
| 152 | V | Kevin Jones | Cambridge | Imperial | Default | 1 | | 1 | | | | | | | | | | | | | | | | | 3rd |
| 152 | V | Brady Dirks | Holyoke | Holyoke Dual | Pnd 1:27 | | 1 | | | 1 | | | | | | | | 1 | | | | | 0 | 5 | |
| 160 | V | Brett Budke | McCook | McCook Dual | Pin 1:08 | 1 | | 1 | 1 | | | | | | 1 | | | | | | | | 4 | 0 | |
| 152 | V | Trent Zimmerman | Mullen | NPSP | 8--7 | 1 | | | 1 | 1 | | 2 | 1 | | 2 | 1 | | | | | | | 8 | 7 | |
| 152 | V | Kevin Jones | Cambridge | NPSP | 8--12 | | 1 | | | 2 | 1 | 1 | 1 | 1 | 1 | 1 | 1 | 1 | | | | | 8 | 12 | |
| 152 | V | J. Durance | NP JV | NPSP | 3--6 | | 1 | | | 1 | 1 | | 1 | 1 | | 1 | | | | | | | 3 | 6 | |
| 152 | V | OPEN | Sutherland | SPVA | | 1 | | | | | | | | | | | | | | | | | | | |
| 152 | V | Joe Thomsen | NPSP | SPVA | Pin 1:44 | 1 | | 1 | 1 | | | | | | 2 | | | | | | | | 6 | 0 | |
| 152 | V | Mike Riggs | Grant | SPVA | Pin :59 | 1 | | 1 | 1 | | | | | | | | | | | | | | 2 | 0 | |
| 152 | V | OPEN | Hershey | SPVA | | 1 | | | | | | | | | | | | | | | | | | | |
| 160 | V | Beau McConnel | Garden Co. | SPVA | Pin 2:39 | 1 | | 1 | 1 | | | | 1 | | 1 | | | | | 1 | | | 6 | 1 | |
| 152 | V | Tell Sever | Eustes-Farnam | Rep Valley | 2--9 | | 1 | | | 2 | | | 1 | 1 | | | | 1 | | | | | 2 | 9 | |
| 152 | V | Andy Roberts | S. Valley | Rep Valley | 7--10 | | 1 | | 2 | 1 | 1 | 1 | 1 | 2 | | 1 | | | | | | | 7 | 10 | |
| 152 | V | Jacob Varasvand | Ravenna | Districts | 9--3 | 1 | | | 2 | | 1 | | | | | | 2 | 1 | | | | | 9 | 3 | |
| 152 | V | J. Hutchinson-Wilkinson | Maywood/MV | Districts | 1--17 | | 1 | | | 3 | 1 | | | 1 | | | | 3 | | | | | 1 | 17 | |
| 152 | V | Chase Kelly | Gordon | Districts | 16--9 | 1 | | | 2 | 1 | 1 | 1 | 2 | 1 | 2 | 2 | 1 | | | | | | 16 | 9 | |
| 152 | V | Ryan Zulkoski | Ord | Districts | Pnd 4:39 | | 1 | | 1 | 1 | | | | 1 | | | | 2 | | | | | 2 | 10 | |
| **Totals** | | | | | | **17** | **18** | **9** | **27** | **31** | **11** | **11** | **13** | **17** | **12** | **8** | **6** | **15** | **1** | **1** | | | **48.6%** | | |

# Taylor May

Grade: 11

| Weight | Team Level | Opponent | School | Venue | Match Score | Season Record W | L | F | T2 | | E1 | | R2 | | N2 | | N3 | | P1 | | P2 | | Match Points | | Place |
|---|---|---|---|---|---|---|---|---|---|---|---|---|---|---|---|---|---|---|---|---|---|---|---|---|---|
| 189 | V | M. Sullivan | Central City | Broken Bow | Pin :55 | 1 | | 1 | 4 | | | 3 | | | 1 | | | | | | | | 10 | 3 | |
| 189 | V | J. Gilmore | Ord | Broken Bow | Pin 3:58 | 1 | | 1 | 5 | | 1 | 4 | | 1 | 2 | | | | | | | | 15 | 6 | |
| 189 | V | A. Arthur | NPSP | Broken Bow | 15--4 | 1 | | | 5 | | | 4 | 1 | | | | 1 | | | | | | 15 | 4 | 1st |
| 171 | V | Dan Banda | McCook | Holdrege | Pin 1:14 | 1 | | 1 | 2 | | | 1 | | | 1 | | | | | | | | 6 | 1 | |
| 171 | V | Darrel Branz | York | Holdrege | Pin :37 | 1 | | 1 | 1 | | | | | | | | | | | | | | 2 | 0 | |
| 171 | V | Michael Eden | GICC | Holdrege | Pnd 5:45 | | 1 | | 2 | 1 | 1 | 2 | | 1 | | | | | | | | | 5 | 6 | 2nd |
| 160 | V | C. Brauer | Sidney | Sidney | Pin 1:49 | 1 | | 1 | 3 | | | 2 | | | | | | | | | | | 6 | 2 | |
| 160 | V | A. Garcia | Gering | Sidney | Pin 1:22 | 1 | | 1 | 4 | | | 3 | | | | | | | | | | | 8 | 3 | |
| 160 | V | T. Gutierrez | Alliance | Sidney | Pnd 3:02 | | 1 | | 2 | 2 | 1 | 3 | | | | | | | | | | | 5 | 7 | 2nd |
| 171 | V | Max Francis | Dundy Co. | D.C. Dual | Pin 3:00 | 1 | | 1 | 3 | | | 2 | | | | | | | | | | | 6 | 2 | |
| 160 | V | Andrew Deutschman | North Platte | Ogallala | 15--6 | 1 | | | 3 | | | 2 | 1 | 2 | 2 | | 1 | | | | | | 15 | 6 | |
| 160 | V | Ross McMullen | Kearney | Ogallala | 5--4 | 1 | | | 2 | 1 | 1 | 2 | | | | | | | | | | | 5 | 4 | 1st |
| 171 | V | Lance Sexson | Ogallala | OG Dual | Pin 2:45 | 1 | | 1 | 3 | | 1 | 1 | | | | | | | | | | | 7 | 1 | |
| 160 | V | Landon Bergner | Holyoke | Imperial | 13--6 | 1 | | | 5 | 1 | 1 | 4 | | | 1 | | | | | | | | 13 | 6 | |
| 160 | V | Barrett Brown | NPSP | Imperial | 13--3 | 1 | | | 3 | | 1 | 1 | 1 | 1 | | | 1 | | 1 | | | | 13 | 3 | 1st |
| 160 | V | Cort Scheer | Sandhills | Best of West | Pin 3:53 | 1 | | 1 | 3 | 1 | 3 | | | 1 | 2 | 1 | 1 | | | | | | 16 | 6 | |
| 160 | V | Julius Rios | Torrington | Best of West | 1--5 | | 1 | | | 2 | 1 | 1 | | | | | | | | | | | 1 | 5 | 2nd |
| 160 | V | Landon Bergner | Holyoke | Holyoke Dual | Pin 2:16 | 1 | | 1 | 2 | | | 1 | 1 | | | | | | | | | | 6 | 1 | |
| 160 | V | Todd Kendrick | Scott City | Lexington | Pin :12 | 1 | | 1 | 1 | | | | | | | | | | | | | | 2 | 0 | |
| 160 | V | Justin Teeters | Lexington | Lexington | Pin :58 | 1 | | 1 | 1 | | | | | | | | | | | | | | 2 | 0 | |
| 160 | V | Ross McMullen | Kearney | Lexington | 12--2 | 1 | | | 2 | | | 2 | 1 | | | | 2 | | | | | | 12 | 2 | 1st |
| 171 | V | Dan Banda | McCook | McCook Dual | Pin :43 | 1 | | 1 | 1 | | | | | | | | | | | | | | 2 | 0 | |
| 160 | V | Mike Slattery | Rep Valley | NPSP | Pin :34 | 1 | | 1 | 1 | | | | | | 1 | | | | | | | | 4 | 0 | |
| 160 | V | Derek Samuelson | Bertrand | NPSP | Pin 1:06 | 1 | | 1 | 1 | | | | | | | | | | | | | | 2 | 0 | |
| 160 | V | Barrett Brown | NPSP | NPSP | 6--0 | 1 | | | 2 | | 1 | | | | | | | | 1 | | | | 6 | 0 | 1st |
| 160 | V | Dave Martinez | Sutherland | SPVA | Pin 1:29 | 1 | | 1 | 1 | | | | | | | | | | | | | | 2 | 0 | |
| 160 | V | Barrett Brown | NPSP | SPVA | 5--2 | 1 | | | 1 | 1 | 1 | | 1 | | | | | | | | | | 5 | 2 | |
| 160 | V | Robert Beldin | Grant | SPVA | Pin 1:40 | 1 | | 1 | 5 | | | 4 | | | | | | | | | | | 10 | 4 | |
| 171 | V | Dustin Freeman | Hershey | SPVA | 18--1 | 1 | | | 4 | | | 1 | | | 3 | | 1 | | | | | | 18 | 1 | |
| 171 | V | Matt Lutz | Garden Co. | SPVA | Pin 1:15 | 1 | | 1 | 2 | | | 1 | | | | | 1 | | | | | | 7 | 1 | 1st |
| 160 | V | A.J. Ostdiek | Bayard | Districts | Pin 1:09 | 1 | | 1 | 2 | | | 1 | | | | | | | | | | | 4 | 1 | |
| 160 | V | Tyler Nichols | Bridgeport | Districts | Pin :57 | 1 | | 1 | 1 | | | | | | | | | | | | | | 2 | 0 | |
| 160 | V | Dave Coble | Ord | Districts | Pin 5:00 | 1 | | 1 | 2 | | 1 | | | | | | 1 | | | | | | 8 | 0 | 1st |
| 160 | V | Trevor Duncan | Centennial | State | Pin 2:48 | 1 | | 1 | 1 | | | | | 1 | | | 1 | | | | | | 5 | 2 | |
| 160 | V | Robbie Plambeck | Lincoln Christian | State | 15--0 | 1 | | | 2 | | | | 1 | | | | 3 | | | | | | 15 | 0 | |
| 160 | V | Shane Dowse | Harvard/Clay | State | Pin 1:39 | 1 | | 1 | 3 | | | 2 | | | 1 | | | | | | | | 8 | 2 | |
| 160 | V | Adam Osborn | D.C. Aquinas | State | 10--2 | 1 | | | 3 | 1 | 1 | | | | | | 1 | | | | | | 10 | 2 | 1st |
| **Totals** | | | | | | **34** | **3** | **23** | **88** | **10** | **15** | **47** | **7** | **7** | **14** | **1** | **14** | | **2** | | | | **91.9%** | | |

# David Miller

Grade: 11

| Weight | Team Level | Opponent | School | Venue | Match Score | Season Record W | L | F | T2 | | E1 | | R2 | | N2 | | N3 | | P1 | | P2 | | Match Points | |
|---|---|---|---|---|---|---|---|---|---|---|---|---|---|---|---|---|---|---|---|---|---|---|---|---|
| 189 | V | OPEN | Garden Co. | G.C. Tri | | 1 | | | | | | | | | | | | | | | | | | |
| 215 | V | Nick Meyers | Bridgeport | G.C. Tri | Pnd 5:21 | | 1 | | 1 | 1 | | | | | 1 | | | | | | | | 4 | 2 |
| 215 | V | T. Wortman | Central City | Broken Bow | Pnd 1:31 | | 1 | | | 1 | | | | | | | | | | | | | 0 | 2 |
| 215 | V | E. Tighe | Madison | Broken Bow | Pnd 2:22 | | 1 | | | 1 | | | | 1 | | | | | | 1 | | | 0 | 5 |
| 215 | V | Levi Rath | York | Holdrege | Pnd 1:00 | | 1 | | | 1 | | | | | | | | | | 1 | | | 0 | 3 |
| 215 | V | Levi Mueller | Gothenburg | Holdrege | Pnd :51 | | 1 | | | 1 | | | | | | | | | | | | | 0 | 2 |
| Totals | | | | | | 1 | 5 | 0 | 1 | 5 | | | | 1 | 1 | | | | | 2 | | | 17% | |


SENIORS

# Alec Heiber

Grade: 12

| Weight | Team Level | Opponent | School | Venue | Match Score | Season Record W | L | F | T2 | | E1 | | R2 | | N2 | | N3 | | N4 | | P1 | | P2 | | Match Points | | Place |
|---|---|---|---|---|---|---|---|---|---|---|---|---|---|---|---|---|---|---|---|---|---|---|---|---|---|---|---|
| 112 | JV | Chris Plummer | Garden Co. | G.C. Tri | 0--6 | | 1 | | | 2 | | | | 1 | | | | | | | | | | | 0 | 6 | |
| 112 | JV | R. Benson | Elm Creek | Cambridge | 3--10 | | 1 | | | 3 | 2 | | | | | | | | | 1 | 1 | | | | 3 | 10 | |
| 112 | JV | B. Crawford | Harvard-Clay | Cambridge | Pin 2:17 | 1 | | 1 | 2 | | | | | | 1 | | 1 | | | | | | | | 9 | 0 | |
| 112 | JV | Owen Madden | Wau-Pal | Cambridge | 0--1 | | 1 | | | | | 1 | | | | | | | | | | | | | 0 | 1 | 4th |
| 119 | JV | Zane Starks | Dundy Co. | D.C. Dual | Pin 3:15 | 1 | | 1 | | 1 | | | 2 | | | | | | | | | | | | 4 | 2 | |
| 112 | V | Travis Kirchner | Ogallala | OG Dual | 2--4 | | 1 | | | 1 | 2 | | | 1 | | | | | | | | | | | 2 | 4 | |
| 112 | V | LaKene Lorimer | Rep. Valley | Imperial | Pin 5:59 | 1 | | 1 | 2 | 2 | 2 | | 2 | 1 | | | 1 | | | | | | | | 13 | 6 | |
| 112 | V | Adam Ritchey | Wray | Imperial | Pnd 3:06 | | 1 | | | 1 | | | | 1 | | | | 1 | | | | | | | 0 | 7 | |
| 112 | V | Travis Kirchner | Ogallala | Imperial | 0--3 | | 1 | | | 1 | | 1 | | | | | | | | | | | | | 0 | 3 | |
| 112 | V | OPEN | Holyoke | Holyoke Dua | | 1 | | | | | | | | | | | | | | | | | | | | | |
| 112 | V | Cole Reha | Schuyler | Lexington | 2--12 | | 1 | | | 4 | 2 | 1 | | | | | | 1 | | | | | | | 2 | 12 | |
| 112 | V | Lakin Dreiling | Scott City | Lexington | Pnd 3:55 | | 1 | | | 1 | 1 | | 1 | | | | | 2 | | | | | | | 3 | 8 | |
| 112 | V | OPEN | McCook | McCook Dua | | 1 | | | | | | | | | | | | | | | | | | | | | |
| 112 | V | LaKene Lorimer | Rep. Valley | NPSP | 15--5 | 1 | | | 4 | | | 1 | 1 | 2 | 1 | | 1 | | | | | | | | 15 | 5 | |
| 112 | V | Josh Younghans | Hershey | NPSP | 3--12 | | 1 | | | 2 | 1 | 1 | | 1 | | 1 | | 1 | | | 2 | | | | 3 | 12 | |
| 112 | V | K. Thompson | Crawford | NPSP | Pin 1:27 | 1 | | 1 | 2 | | 1 | | | | 1 | | | | | | | | | | 7 | 0 | |
| 112 | V | Owen Madden | Wau-Pal | NPSP | 8--2 | 1 | | | 3 | | | 2 | | | 1 | | | | | | | | | | 8 | 2 | 3rd |
| 112 | V | OPEN | Sutherland | SPVA | | 1 | | | | | | | | | | | | | | | | | | | | | |
| 112 | V | OPEN | NPSP | SPVA | | 1 | | | | | | | | | | | | | | | | | | | | | |
| 112 | V | Will York | Grant | SPVA | 18--3 | 1 | | | 3 | 1 | 1 | 1 | 1 | | | | 1 | | | | | | | | 18 | 3 | |
| 112 | V | Josh Younghans | Hershey | SPVA | 1--8 | | 1 | | | 1 | | | | 2 | | 1 | | | | | 1 | | | | 1 | 8 | |
| 112 | JV | Ryan Fisher | Hershey | SPVA | Pin :45 | 1 | | 1 | 1 | | | | | | | | | | | | | | | | 2 | 0 | |
| 112 | V | OPEN | Garden Co. | SPVA | | 1 | | | | | | | | | | | | | | | | | | | | | |
| 112 | V | Austin Gesselman | Culbertson | Rep Valley | Pnd 1:48 | | 1 | | 1 | | | | | 1 | | | | 1 | | | | | | | 2 | 5 | |
| 112 | V | Kane Keller | Eustes-Farnam | Rep Valley | Pin 1:55 | 1 | | 1 | 1 | 1 | | | 1 | | | | | | | | | | | | 4 | 2 | |
| 112 | V | David Barth | Oberlin | Rep Valley | 1--6 | | 1 | | | 2 | 1 | | | 1 | | | | | | | | | | | 1 | 6 | |
| 112 | V | Josh Younghans | Hershey | Districts | 0--11 | | 1 | | | 1 | | | | 3 | | 1 | | | | | | | | | 0 | 11 | |
| 112 | V | Rick Trevino | Bayard | Districts | 2--10 | | 1 | | | 3 | 2 | 1 | | | | | | 1 | | | | | | | 2 | 10 | |
| Totals | | | | | | 14 | 14 | 6 | 19 | 27 | 15 | 9 | 8 | 14 | 4 | 3 | 4 | 7 | | 1 | 4 | | | | 50.0% | | |

SCHOOLS: Imperial VS. Dundy County Stra DATE: REFEREE:

| WT. | CONTESTANTS | CHOICE | MATCH SCORE FIRST PERIOD | CHOICE | SECOND PERIOD | CHOICE | THIRD PERIOD | O.T.-1 | O.T.-2 | RIDING TIME | MATCH SCORE/ FALL TIME | TEAM SCORE HOME | TEAM SCORE VIS. |
|---|---|---|---|---|---|---|---|---|---|---|---|---|---|
| 100 | Cole Crider | | T2 | | | | | | | | 2 | | — |
| | Jonathan Castillo | | | | V1 R2 T2 | | T2 | | | | 7 | — | |
| 118 | Brady Chancellor | | T2 N3 T2 | | PIN 1:34 | | | | | | 1:34 | | — |
| | Ben Golding | | | | | | | | | | | — | |
| 123 | Sean Langin | | (Pin 0:41) | | | | | | | | .41 | | — |
| | Kye Kurkowski | | | | | | | | | | | — | |
| 128 | Rock Steinhour | | T2 Pin (:31) | | | | | | | | .31 | | — |
| | Garrett Pattern | | | | | | | | | | | — | |
| 139 | Colton Courter | | T2 | | T2 | | | | | | 4 | | B3 |
| | Matt Marquardt | | | | | | | | | | 0 | — | |
| 140 | Jeremy Mathew | | T2 | | T2 (Pin 1:18) | | | | | | 1:18 | | — |
| | Kendal Glidden | | | | | | | | | | | — | |
| 158 | Jayden Cahoj | | T2 | | T2 | | | | | | 4 | | — |
| | Austin Peterson | | | | | | | | | | 0 | — | |
| 179 | Louis Quezada | | T2 Pin 0:22 | | | | | | | | :22 | | — |
| | Darrell Pattern | | | | | | | | | | | — | |
| 190 | Tyler Roenfeld | | | | | | | | | | | | — |
| | Bye | | | | | | | | | | | — | |
| | | | | | | | | | | | | | — |
| | | | | | | | | | | | | — | |
| | | | | | | | | | | | | | — |
| | | | | | | | | | | | | — | |
| | | | | | | | | | | | | | — |
| | | | | | | | | | | | | — | |
| | | | | | | | | | | | | | — |
| | | | | | | | | | | | | — | |
| | | | | | | | | | | | | | — |
| | | | | | | | | | | | | — | |
| | | | | | | | | | | | | | — |
| | | | | | | | | | | | | — | |
| | | | | | | | | | | | | | — |
| | | | | | | | | | | | | — | |
| | | | | | | | | | | | | | — |
| | | | | | | | | | | | | — | |
| | | | | | | | | | | | | | — |
| | | | | | | | | | | | | — | |

**SCHOOLS:** _____ **VS.** _____ **DATE:** _____ **REFEREE:** _____

2nd

| WT. | CONTESTANTS | CHOICE | MATCH SCORE: FIRST PERIOD | CHOICE | SECOND PERIOD | CHOICE | THIRD PERIOD | O.T.-1 | O.T.-2 | RIDING TIME | MATCH SCORE/ FALL TIME | TEAM SCO: HOME | V |
|---|---|---|---|---|---|---|---|---|---|---|---|---|---|
| 100 | Cole Crider | | E1 R2 | N | R2 N3 | N | R2 | | N | | 10 | | |
| | Tyler Willis | | T2 T2 R2 | N | R2 | N | | | N | | 8 | — | |
| 118 | Brady Chancellor | | T2 Pin 0:18 | N | | N | | | N | | .18 | | |
| | Joe Villarreal | | | N | | N | | | N | | | — | |
| 123 | Sean Largin | | T2 N2 Pin .58 | N | | N | | | N | | .58 | | |
| | Nick Turner | | | N | | N | | | N | | | — | |
| 129 | Rock Steihaus | | F | N | | N | | | N | | | | |
| | Jeremy Mathews | | T2 Pin ~~0:09~~ | N | Pin 1:19 | N | | | N | | 1:19 | — | |
| 139 | Colton Carter | | T2 (Pin 0:23) | N | | N | | | N | | .23 | | |
| | Anthony Burns | | | N | | N | | | N | | | — | |
| 140 | ~~Jeremy Mathews~~ | | | N | | N | | | N | | | | |
| | | | | N | | N | | | N | | | — | |
| 152 | Jayden Chajon | | | N | | N | | | N | | 0 | | |
| | Jay Haddock | | T2 N3 | N | E1 | N | | | N | | 6 | — | |
| 149 | Luis Quezada | | | N | | N | | | N | | | | |
| | Bye | | | N | | N | | | N | | | — | |
| 190 | Tyler Rosenfeld | | T2 (Pin 0:23) | N | | N | | | N | | .23 | | |
| | Daniel Pastore | | | N | | N | | | N | | | — | |
| | | | | N | | N | | | N | | | | |
| | | | | N | | N | | | N | | | — | |
| | | | | N | | N | | | N | | | | |
| | | | | N | | N | | | N | | | — | |
| | | | | N | | N | | | N | | | | |
| | | | | N | | N | | | N | | | — | |
| | | | | N | | N | | | N | | | | |
| | | | | N | | N | | | N | | | — | |
| | | | | N | | N | | | N | | | | |
| | | | | N | | N | | | N | | | — | |
| | | | | N | | N | | | N | | | | |
| | | | | N | | N | | | N | | | — | |
| | | | | N | | N | | | N | | | | |
| | | | | N | | N | | | N | | | — | |

©Copyright 2003, Cliff Keen Athletic - Do Not Duplicate

CHOOLS:_____ VS._____ DATE:_____ REFEREE:_____

| WT. | CONTESTANTS | CHOICE | MATCH SCORE FIRST PERIOD | CHOICE | SECOND PERIOD | CHOICE | THIRD PERIOD | O.T.-1 | O.T.-2 | RIDING TIME | MATCH SCORE/ FALL TIME | TEAM SCORE HOME | VIS. |
|---|---|---|---|---|---|---|---|---|---|---|---|---|---|
| 100 | Cole Crider | | $T^2$ $V^1$ $E^1$ | N | $R^2$ | N | $R^2$ $R^2$ | | N | 10 | | | — |
| | Murphy Lierley | | $R^2$ | N | $R^2$ $V^1$ $R^2$ | N | | | N | 8 | | — | |
| 118 | Brady Chancellor | | $T^2$ | N | | N | | | N | | | | +1 |
| | DC | | | N | $T^2$ $V^1$ | N | | | N | | | 2 | |
| 123 | Sean Langin | | $T^2$ Pin 0:26 | N | | N | | | N | | | | — |
| | DC | | | N | | N | | | N | | | — | |
| 128 | Rock Steinhour | | $T^2$ | N | $T^2$ $B^3$ | N | $R^2$ | | N | | | | — |
| | DC | | | N | | N | | | N | | | — | |
| 139 | Colton Courter | | $T^2$ | N | $T^2$ Pin 0:12 | N | | | N | | | | — |
| | DC Ben | | | N | | N | | | N | | | — | |
| 140 | Jeremy Mathews | | $T^2$ $N^2$ | N | $R^2$ Pin 0:42 | N | | | N | | | | — |
| | GR | | | N | | N | | | N | | | — | |
| 158 | Jayden Cangj | | $T^2$ Pin H1 | N | | N | | | N | | | | — |
| | | | | N | | N | | | N | | | — | |
| 179 | Luiz Quizada | | | N | $T^2$ Pin 0:01 | N | | | N | | | | — |
| | | | | N | | N | | | N | | | — | |
| 190 | Tyler Rosenfeld | | | N | | N | | | N | | | | — |
| | | | | N | | N | | | N | | | — | |
| | | | | N | | N | | | N | | | | — |
| | | | | N | | N | | | N | | | — | |
| | | | | N | | N | | | N | | | | — |
| | | | | N | | N | | | N | | | — | |
| | | | | N | | N | | | N | | | | — |
| | | | | N | | N | | | N | | | — | |
| | | | | N | | N | | | N | | | | — |
| | | | | N | | N | | | N | | | — | |
| | | | | N | | N | | | N | | | | — |
| | | | | N | | N | | | N | | | — | |
| | | | | N | | N | | | N | | | | — |
| | | | | N | | N | | | N | | | — | |
| | | | | N | | N | | | N | | | | — |
| | | | | N | | N | | | N | | | — | |
| | | | | N | | N | | | N | | | | — |
| | | | | N | | N | | | N | | | — | |
| | | | | N | | N | | | N | | | | — |
| | | | | N | | N | | | N | | | — | |

**SCHOOLS:** Imperial **VS.** Sutherland Tourn **DATE:** _____ **REFEREE:** _____

| WT. | CONTESTANTS | CHOICE | MATCH SCORE FIRST PERIOD | CHOICE | SECOND PERIOD | CHOICE | THIRD PERIOD | O.T.-1 | O.T.-2 | RIDING TIME | MATCH SCORE/ FALL TIME | TEAM SCO HOME | V |
|---|---|---|---|---|---|---|---|---|---|---|---|---|---|
| 100 | Cole Crider | | E' | | | | | | | | | | |
| | GC | | T2 T2 Pin | | | | | | | | | | |
| 119 | Brady Chancellor | | T2 (Pin 0:24) | | | | | | | | | | |
| | Suth | | | | | | | | | | | | |
| 124 | Sean Langin | | T2 | | | | T2 R2 T2 | | | | | | |
| | Suth | | | | T2 | | D1 | | | | | | |
| 128 | Dylan Gibb | | T2 (Pin 0:35) | | | | | | | | | | |
| | Hershey | | | | | | | | | | | | |
| 140 | Colton Courter | | T2 | | T2 T2 B2 | | | | | | | | |
| | GC | | | | V1 E1 | | | | | | | | |
| 141 | Jeremy Mathews | | | | | | | | | | | | |
| | | | | | | | | | | | | | |
| 141 | Andy Crapson | | | | | | | | | | | | |
| | | | | | | | | | | | | | |
| 154 | Jayden Cahoi | | | | | | | | | | | | |
| | Red Grant | | V1 T2 Pin 40 | | | | | | | | | | |
| 190 | Tyler Koenfeld | | | | | | | | | | | | |
| | IGC | | T2 (Pin 0:24) | | | | | | | | | | |
| | | | | | | | | | | | | | |
| | | | | | | | | | | | | | |
| | | |

**SCHOOLS:** Imperial **VS.** Sutherland Towne **DATE:** **REFEREE:**

| WT. | CONTESTANTS | CHOICE | MATCH SCORE FIRST PERIOD | CHOICE | SECOND PERIOD | CHOICE | THIRD PERIOD | O.T.-1 | O.T.-2 | RIDING TIME | MATCH SCORE/ FALL TIME | TEAM SCORE HOME | TEAM SCORE VIS. |
|---|---|---|---|---|---|---|---|---|---|---|---|---|---|
| | Cole Crider | | | N | | N | | | N | | | | — |
| | NP | | T2 N2 | N | T2 N2 Pin 1:8 | N | | | N | | | — | |
| | Brady Chancellor | | T2 (Pin 0:13) | N | | N | | | N | | | | — |
| | NP | | | N | | N | | | N | | | — | |
| | Sean Langlin | | | N | | N | | | N | | | | — |
| | | | | N | | N | | | N | | | — | |
| | Dylan Gibb | | | N | | N | | | N | | | | — |
| | Hershey | | N2 N3 | N | R2 (Pin 1:32) | N | | | N | | | — | |
| | Colton Courtor | | | N | T2 (Pin 1:14) | N | | | N | | | | — |
| | Mullen | | | N | | N | | | N | | | — | |
| | Jeremy Mathews | | T2 | N | Pin (1:18) | N | | | N | | | | — |
| | Hershey | | E1 | N | | N | | | N | | | — | |
| | Andy Crapson | | | N | | N | | | N | | | | — |
| | Hershey | | T2 Pin | N | | N | | | N | | | — | |
| | Jayden Cathey | | | N | | N | | | N | | | | — |
| | Hershey | | T2 Pin 0:57 | N | | N | | | N | | | — | |
| | Tyler Rosenfeld | | | N | | N | | | N | | | | — |
| | Sutherland | | T2 | N | T2 N3 | N | (Pin 2:33) | | N | | | — | |
| | | | | N | | N | | | N | | | | — |
| | | | | N | | N | | | N | | | — | |
| | | | | N | | N | | | N | | | | — |
| | | | | N | | N | | | N | | | — | |
| | | | | N | | N | | | N | | | | — |
| | | | | N | | N | | | N | | | — | |
| | | | | N | | N | | | N | | | | — |
| | | | | N | | N | | | N | | | — | |
| | | | | N | | N | | | N | | | | — |
| | | | | N | | N | | | N | | | — | |
| | | | | N | | N | | | N | | | | — |
| | | | | N | | N | | | N | | | — | |
| | | | | N | | N | | | N | | | | — |
| | | | | N | | N | | | N | | | — | |
| | | | | N | | N | | | N | | | | — |
| | | | | N | | N | | | N | | | — | |

**SCHOOLS:** Imperial **VS.** Sutherland Tourney **DATE:** 3-1-25 **REFEREE:**

R-3

| WT. | CONTESTANTS | CHOICE | MATCH SCORE FIRST PERIOD | CHOICE | SECOND PERIOD | CHOICE | THIRD PERIOD | O.T.-1 | O.T.-2 | RIDING TIME | MATCH SCORE/ FALL TIME | TEAM SCO HOME | V |
|---|---|---|---|---|---|---|---|---|---|---|---|---|---|
| | Cole Crider | | T2 | N | R2 R2 | N | R2 | | N | | | | |
| | Grant | | | N | R2 R2 | N | | | N | | | — | |
| | Brady Chancellor | | T2 N2 T2 | N | R2 N3 | N | T2 N3 | | N | | | | |
| | Grant | | E' | N | | N | | | N | | | — | |
| | Sean Langin | G | E' T2 Pin 56 | N | | N | | | N | | | | |
| | mullen | R | N2 | N | | N | | | N | | | — | |
| | Dylan Gibb | G | R2 V' | N | V' | N | | | N | | | | |
| | Grant | R | T2 N2 | N | T2 V' T2 | N | T2 Pin (2:42) | | N | | | — | |
| | Colton Courter | | T2 | N | | N | | | N | | | | |
| | Grant | | T2 E' | N | T2 | N | N2 Pin 0:28 | | N | | | — | |
| | Jeremy Mathews | | | N | (Pin 1:28) | N | | | N | | | | |
| | NP | | | N | | N | | | N | | | — | |
| | Andy Crapson | | | N | | N | | | N | | | | |
| | GC | | T2 N3 (Pin 0:54) | N | | N | | | N | | | — | |
| | Jayden Cahoj | | T2 (Pin 0:23) | N | | N | | | N | | | | |
| | GC | | R2 | N | | N | | | N | | | — | |
| | Tyler Roenfeld | | T2 | N | | N | | | N | | | | |
| | 13 D | | E' T2 Pin 53 | N | | N | | | N | | | — | |
| | | | | N | | N | | | N | | | | |
| | | | | N | | N | | | N | | | — | |
| | | | | N | | N | | | N | | | | |
| | | | | N | | N | | | N | | | — | |
| | | | | N | | N | | | N | | | | |
| | | | | N | | N | | | N | | | — | |
| | | | | N | | N | | | N | | | | |
| | | | | N | | N | | | N | | | — | |
| | | | | N | | N | | | N | | | | |
| | | | | N | | N | | | N | | | — | |
| | | | | N | | N | | | N | | | | |
| | | | | N | | N | | | N | | | — | |
| | | | | N | | N | | | N | | | | |
| | | | | N | | N | | | N | | | — | |
| | | | | N | | N | | | N | | | | |
| | | | | N | | N | | | N | | | — | |

©Copyright 2003, Cliff Keen Athletic - Do Not Duplicate

SCHOOLS: Hershey VS. _____ DATE: 3-8-05 REFEREE: NA

| WT | CONTESTANTS | CHOICE | MATCH SCORE FIRST PERIOD | CHOICE | SECOND PERIOD | CHOICE | THIRD PERIOD | O.T.-1 | O.T.-2 | RIDING TIME | MATCH SCORE/ FALL TIME | TEAM SCORE HOME | TEAM SCORE VIS. |
|---|---|---|---|---|---|---|---|---|---|---|---|---|---|
| E | Cole Crider | | | N | | N | | | N | | | | 0 |
| | Tanner Dodson (STP) | | T2 | N | R2 | N | R2 N3 | | N | | | 9 | |
| J | Brady Chancellor | | T2 Pin 28 | N | | N | | | N | | | | 2 |
| | Brandon Craddock (DC) | | | N | | N | | | N | | | 0 | |
| K | Sean Langih | | T2 N2 | N | R2 N3 | N | N2 N3 | | N | | | | 14 |
| | Nick Turner (Gr) | | | N | V1 | N | V1 | | N | | | 2 | |
| m | Rock Steinpour | | T2 N2 | N | Pin 1:59 | N | | | N | | | | 2 |
| | Dylan Gibb | | R2 | N | | N | | | N | | | 4 | |
| P | Jeremy Matheys | | T2 | N | R2 | N | N3 N3 | | N | | | | |
| | Matt Marquardt | | R2 N3 | N | | N | | | N | | | — | |
| Q | Colton Courter | | | N | | N | | | N | | | | |
| | Tanner Eberle may | | | N | Pin 1:49 | N | | | N | | | — | |
| T | Jayden Cohoj | | T2 | N | | N | | | N | | | | |
| | McCabe Johnson (GC) | | | N | T2 Pin 29 | N | | | N | | | — | |
| R | Addy Crapson | | T2 N2 Pin 43 | N | | N | | | N | | | | |
| | Anthony Burns (HC) | | | N | | N | | | N | | | — | |
| W | Luis Quazada | | T2 | N | | N | | | N | | | | |
| | Troy Lyons (GC) | | N2 R2 | N | E1 | N | Pin 2:13 | | N | | | — | |
| | | | | N | | N | | | N | | | | |
| | | | | N | | N | | | N | | | — | |
| | | | | N | | N | | | N | | | | |
| | | | | N | | N | | | N | | | — | |
| | | | | N | | N | | | N | | | | |
| | | | | N | | N | | | N | | | — | |
| | | | | N | | N | | | N | | | | |
| | | | | N | | N | | | N | | | — | |
| | | | | N | | N | | | N | | | | |
| | | | | N | | N | | | N | | | — | |
| | | | | N | | N | | | N | | | | |
| | | | | N | | N | | | N | | | — | |
| | | | | N | | N | | | N | | | | |
| | | | | N | | N | | | N | | | — | |

**SCHOOLS:** _____ **VS.** _____ **DATE:** _____ **REFEREE:** _____

| WT. | CONTESTANTS | CHOICE | MATCH SCORE FIRST PERIOD | CHOICE | SECOND PERIOD | CHOICE | THIRD PERIOD | O.T.-1 | O.T.-2 | RIDING TIME | MATCH SCORE/ FALL TIME | TEAM SCORE HOME | VI |
|---|---|---|---|---|---|---|---|---|---|---|---|---|---|
| | Cole Crider | | T2 Pin 41 | N | | N | | | N | | | | |
| | Mullen | | | N | | N | | | N | | | — | |
| | Brady Chancellor | | T2 T2 | N | T2 Pin 1:24 | N | | | N | | | | |
| | Sutherland | | E1 | N | | N | | | N | | | — | |
| | Sean Lanzyn | | | N | | N | | | N | | | | |
| | BYE | | | N | | N | | | N | | | — | |
| | Rock Steinhour | | | N | R2 | N | | | N | | | | |
| | Mullen | | T2 N2 | N | N2 R2 N2 | N | N2 Pin 2:54 | | N | | | — | |
| | Dylan Glob | | | N | | N | | | N | | | | |
| | | | | N | | N | | | N | | | — | |
| | Jeremy Mathews | | | N | | N | | | N | | | | |
| | BYE | | | N | | N | | | N | | | — | |
| | Colton Cavitor | | T2 | N | | N | | | N | | | | |
| | GC | | T2 | N | T2 | N | T2 Pin 55 | | N | | | — | |
| | Jayden Cahoj | | | N | | N | | | N | | | | |
| | BYE | | | N | | N | | | N | | | — | |
| | Andy Crapson | | T2 | N | T2 | N | T2 | | N | | | | |
| | DC | | | N | | N | | | N | | | — | |
| | Luis Quezada | | T2 N3 N2 | N | | N | Pin 2:11 | | N | | | | |
| | T. Maywood | | | N | | N | | | N | | | — | |
| | | | | N | | N | | | N | | | | |
| | | | | N | | N | | | N | | | — | |
| | | | | N | | N | | | N | | | | |
| | | | | N | | N | | | N | | | — | |
| | | | | N | | N | | | N | | | | |
| | | | | N | | N | | | N | | | — | |
| | | | | N | | N | | | N | | | | |
| | | | | N | | N | | | N | | | — | |
| | | | | N | | N | | | N | | | | |
| | | | | N | | N | | | N | | | — | |
| | | | | N | | N | | | N | | | | |
| | | | | N | | N | | | N | | | — | |

©Copyright 2003, Cliff Keen Athletic - Do Not Duplicate

HOOLS:_____ VS._____ DATE:_____ REFEREE:_____

| WT. | CONTESTANTS | CHOICE | MATCH SCORE FIRST PERIOD | CHOICE | SECOND PERIOD | CHOICE | THIRD PERIOD | O.T.-1 | O.T.-2 | RIDING TIME | MATCH SCORE/ FALL TIME | TEAM SCORE HOME | TEAM SCORE VIS. |
|---|---|---|---|---|---|---|---|---|---|---|---|---|---|
| | Cole Crider | | | N | | N | | | N | | | | — |
| | GC | | T2 N2 Pin 40 | N | | N | | | N | | | — | |
| | Brady Chancellor | | T2 Pin 11 | N | | N | | | N | | | | — |
| | Grant | | | N | | N | | | N | | | — | |
| | Sean Langin | | R2 S1 | N | N2 | N | T2 N2 | | N | | | | — |
| | GC | | T2 | N | | N | V2 | | N | | | — | |
| | Rock Steinhour | | | N | | N | | | N | | | | — |
| | Hershey | | T2 Pin 48 | N | | N | | | N | | | — | |
| | Dylan Gibb | | | N | | N | | | N | | | | — |
| | BYE | | | N | | N | | | N | | | — | |
| | Jeremy Mathews | | | N | E1 | N | | | N | | | | — |
| | manwood | | N2 | N | N2 R2 Pin 24 | N | | | N | | | — | |
| | Colton Courter | | | N | V1 | N | E1 | | N | | | | — |
| | Hershey | | | N | T2 | N | | | N | | | — | |
| | Jayden Cahoj | | T2 Pin 49 | N | | N | | | N | | | | — |
| | Hershey | | | N | | N | | | N | | | — | |
| | Andy Crapson | | | N | | N | | | N | | | | — |
| | MP | | T2 N2 | N | | N | T2 Pin 2:46 | | N | | | — | |
| | Luis Quazada | | T2 Pin 0:33 | N | | N | | | N | | | | — |
| | Mullen | | | N | | N | | | N | | | — | |
| | | | | N | | N | | | N | | | | — |
| | | | | N | | N | | | N | | | — | |
| | | | | N | | N | | | N | | | | — |
| | | | | N | | N | | | N | | | — | |
| | | | | N | | N | | | N | | | | — |
| | | | | N | | N | | | N | | | — | |
| | | | | N | | N | | | N | | | | — |
| | | | | N | | N | | | N | | | — | |
| | | | | N | | N | | | N | | | | — |
| | | | | N | | N | | | N | | | — | |
| | | | | N | | N | | | N | | | | — |
| | | | | N | | N | | | N | | | — | |
| | | | | N | | N | | | N | | | | — |
| | | | | N | | N | | | N | | | — | |

**SCHOOLS:** _____ **VS.** _____ **DATE:** _____ **REFEREE:** _____

4th Round

| WT. | CONTESTANTS | CHOICE | MATCH SCORE FIRST PERIOD | CHOICE | SECOND PERIOD | CHOICE | THIRD PERIOD | O.T.-1 | O.T.-2 | RIDING TIME | MATCH SCORE/ FALL TIME | TEAM SCO HOME |
|---|---|---|---|---|---|---|---|---|---|---|---|---|
| | Cole Crider | | | N | | N | | | N | | | |
| | Hyannis | | T2 Pin 37 | N | | N | | | N | | | — |
| | Brady Chancellor | | | N | | N | | | N | | | |
| | BYE | | | N | | N | | | N | | | — |
| | Sean Langin | | T2 Pin 59 | N | | N | | | N | | | |
| | Grant | | | N | | N | | | N | | | — |
| | Rock Steinhaur | | T2 Pin 15 | N | | N | | | N | | | |
| | Hershey | | | N | | N | | | N | | | — |
| | Dylan Gibb | | | N | | N | | | N | | | |
| | Hershey | | T2 Pin 37 | N | | N | | | N | | | — |
| | Jeremy Mathews | | R2 | N | R2 N3 | N | | | N | | | |
| | Mullen | | T2 | N | | N | | | N | | | — |
| | Colton Courter | | | N | | N | | | N | | | |
| | BYE | | | N | | N | | | N | | | — |
| | Jayden Cahoj | | R2 | N | | N | | | N | | | |
| | Hershey | | T2 N2 R2 | N | T2 Pin 40 | N | | | N | | | — |
| | Andy Crapson | | | N | | N | | | N | | | |
| | GC | | T2 | N | T2 Pin 49 | N | | | N | | | — |
| | Luiz Guazada | | | N | | N | | | N | | | |
| | BYE | | BYE | N | | N | | | N | | | — |
| | | | | N | | N | | | N | | | |
| | | | | N | | N | | | N | | | — |
| | | | | N | | N | | | N | | | |
| | | | | N | | N | | | N | | | — |
| | | | | N | | N | | | N | | | |
| | | | | N | | N | | | N | | | — |
| | | | | N | | N | | | N | | | |
| | | | | N | | N | | | N | | | — |
| | | | | N | | N | | | N | | | |
| | | | | N | | N | | | N | | | — |
| | | | | N | | N | | | N | | | |
| | | | | N | | N | | | N | | | — |
| | | | | N | | N | | | N | | | |
| | | | | N | | N | | | N | | | — |
| | | | | N | | N | | | N | | | |
| | | | | N | | N | | | N | | | — |

©Copyright 2003, Cliff Keen Athletic - Do Not Duplicate

CHOOLS:_____ VS._____ DATE:_____ REFEREE:_____

| WT. | CONTESTANTS | CHOICE | MATCH SCORE FIRST PERIOD | CHOICE | SECOND PERIOD | CHOICE | THIRD PERIOD | O.T.-1 | O.T.-2 | RIDING TIME | MATCH SCORE/ FALL TIME | TEAM SCORE HOME | VIS. |
|---|---|---|---|---|---|---|---|---|---|---|---|---|---|
| | Cole Crider | | | N | | N | | | N | | | | — |
| | BYE | | | N | | N | | | N | | | — | |
| | Brady Chancellor | | T2 N3 T2 N2 | N | R2 Pin 1:22 | N | | | N | | | | — |
| | Hershey | | E1 | N | | N | | | N | | | — | |
| | Sean Langin | | | N | | N | | | N | | | | — |
| | NP | | T2 Pin 30 | N | | N | | | N | | | — | |
| | Rock Steinhour | | | N | | N | | | N | | | | — |
| | BYE | | | N | | N | | | N | | | — | |
| | Dylan Gibb | | | N | | N | | | N | | | | — |
| | Mullen | | T2 Pin 40 | N | | N | | | N | | | — | |
| | Jeremy Mathews | | T2 N3 | N | T2 | N | R2 N3 | | N | | | | — |
| | GC | | | N | | N | E1 | | N | | | — | |
| | Colton Carter | | | N | | N | | | N | | | | — |
| | GC | | T2 Pin 59 | N | | N | | | N | | | — | |
| | Jayden Gahgs | | T2 Pin 41 | N | | N | | | N | | | | — |
| | Mullen | | | N | | N | | | N | | | — | |
| | Andy Crapson | | | N | | N | | | N | | | | — |
| | BYE | | | N | | N | | | N | | | — | |
| | Luis Quazada | | | N | | N | | | N | | | | — |
| | Hyannis | | T2 | N | Pin 1:22 | N | | | N | | | — | |
| | | | | N | | N | | | N | | | | — |
| | | | | N | | N | | | N | | | — | |
| | | | | N | | N | | | N | | | | — |
| | | | | N | | N | | | N | | | — | |
| | | | | N | | N | | | N | | | | — |
| | | | | N | | N | | | N | | | — | |
| | | | | N | | N | | | N | | | | — |
| | | | | N | | N | | | N | | | — | |
| | | | | N | | N | | | N | | | | — |
| | | | | N | | N | | | N | | | — | |
| | | | | N | | N | | | N | | | | — |
| | | | | N | | N | | | N | | | — | |
| | | | | N | | N | | | N | | | | — |
| | | | | N | | N | | | N | | | — | |

**SCHOOLS:** North Platte S.t. Pats **VS.** _____ **DATE:** _____ **REFEREE:** _____

Round #1

| WT. | CONTESTANTS | CHOICE | MATCH SCORE: FIRST PERIOD | CHOICE | SECOND PERIOD | CHOICE | THIRD PERIOD | O.T.-1 | O.T.-2 | RIDING TIME | MATCH SCORE/ FALL TIME | TEAM SC: HOME |
|---|---|---|---|---|---|---|---|---|---|---|---|---|
| 121 | Brady Chancellor | | T2 T2 Fn 51 | N | | N | | | N | | | — |
| | Sutherland | | | N | | N | | | N | | | — |
| 124 | Sean Langin | | Fn | N | | N | | | N | | | — |
| ? | Medicine V. | | | N | | N | | | N | | | — |
| 128 | Rock Steinhour | | Fn | N | | N | | | N | | | — |
| ? | Mullen | | | N | | N | | | N | | | — |
| 130 | Dylan Gibb | | | N | | N | | | N | | | — |
| | Mullen | | N3 T2 | N | N2 Fn 1:36 | N | | | N | | | — |
| 140 | Jeremy Mathews | | R2 | N | | N | N1 | | N | | | — |
| | GC | | T2 R2 | N | T2 | N | T2 | | N | | | — |
| 144 | Colton Courter | | | N | N2 | N | R2 N3 | | N | | | — |
| | NP | | | N | | N | N2 | | N | | | — |
| 145 | Andy Crapson | | | N | | N | | | N | | | — |
| | BUT | | | N | | N | | | N | | | — |
| 158 | Jayden Cahoj | | T2 Fn 36 | N | | N | | | N | | | — |
| | Mullen | | | N | | N | | | N | | | — |
| 182 | Luis Quazada | | | N | T2 | N | 16 | | N | | | — |
| ? | Red White | | | N | | N | 2 | | N | | | — |
| 192 | Tyler Rocnfeld | | | N | | N | | | N | | | — |
| | GC | | T2 Fn | N | | N | | | N | | | — |
| | | | | N | | N | | | N | | | — |
| | | | | N | | N | | | N | | | — |
| | | | | N | | N | | | N | | | — |
| | | | | N | | N | | | N | | | — |
| | | | | N | | N | | | N | | | — |
| | | | | N | | N | | | N | | | — |
| | | | | N | | N | | | N | | | — |
| | | | | N | | N | | | N | | | — |
| | | | | N | | N | | | N | | | — |
| | | | | N | | N | | | N | | | — |
| | | | | N | | N | | | N | | | — |

©Copyright 2003, Cliff Keen Athletic - Do Not Duplicate

**SCHOOLS:** North Platte St. Pats **VS.** _____ **DATE:** _____ **REFEREE:** _____

| WT. | CONTESTANTS | CHOICE | MATCH SCORE FIRST PERIOD | CHOICE | SECOND PERIOD | CHOICE | THIRD PERIOD | O.T.-1 | O.T.-2 | RIDING TIME | MATCH SCORE/ FALL TIME | TEAM SCORE HOME | TEAM SCORE VIS. |
|---|---|---|---|---|---|---|---|---|---|---|---|---|---|
| | Brady Chancellor | | | N | T2 T2 | N | T2 | | N | | | | — |
| | Sutherland | | | N | E1 | N | | | N | | | — | |
| | Sean Langin | | R2 | N | T2 | N | | | N | | | | — |
| | Hershey | | T2 N2 | N | | N | | | N | | | — | |
| | Rock | | E1 | N | E1 | N | E1 | | N | | | | — |
| | NP | | T2 | N | N2 | N | N2 | | N | | | — | |
| | Dylan Good | | | N | | N | | | N | | | | — |
| | GC | | N2 | N | T2 N3 | N | T2 N3 | | N | | | — | |
| ? | Jeremy Mathews | | | N | | N | | | N | | | | — |
| | | | | N | | N | | | N | | | — | |
| | Colton Courtor | | T2 | N | | N | R2 N2 | | N | | | | — |
| | GC | | | N | R2 N2 | N | | | N | | | — | |
| | Andy Crapson | | | N | | N | | | N | | | | — |
| | Medicine | | Pin 30 | N | | N | | | N | | | — | |
| ? | Jayden | | | N | | N | | | N | | | | — |
| | Hershey | | | N | | N | | | N | | | — | |
| | Luiz Quesada | | | N | T2 | N | | | N | | | | — |
| | GC | | | N | N1 | N | | | N | | | — | |
| ? | Tyler | | | N | | N | | | N | | | | — |
| | Medicine | | | N | | N | | | N | | | — | |
| | | | | N | | N | | | N | | | | — |
| | | | | N | | N | | | N | | | — | |
| | | | | N | | N | | | N | | | | — |
| | | | | N | | N | | | N | | | — | |
| | | | | N | | N | | | N | | | | — |
| | | | | N | | N | | | N | | | — | |
| | | | | N | | N | | | N | | | | — |
| | | | | N | | N | | | N | | | — | |
| | | | | N | | N | | | N | | | | — |
| | | | | N | | N | | | N | | | — | |
| | | | | N | | N | | | N | | | | — |
| | | | | N | | N | | | N | | | — | |
| | | | | N | | N | | | N | | | | — |
| | | | | N | | N | | | N | | | — | |

**SCHOOLS:** _____ **VS.** _____ **DATE:** _____ **REFEREE:** _____

| WT. | CONTESTANTS | CHOICE | MATCH SCORE FIRST PERIOD | CHOICE | SECOND PERIOD | CHOICE | THIRD PERIOD | O.T.-1 | O.T.-2 | RIDING TIME | MATCH SCORE/ FALL TIME | TEAM SC HOME |
|---|---|---|---|---|---|---|---|---|---|---|---|---|
| | Brady | | N2 | N | | N | | | N | | | — |
| | NP | | N2 T2 | N | T2 Pin 34 | N | | | N | | | — |
| | Sean | | E1 | N | N2 | N | E1 | | N | | | — |
| | Rock | | T2 | N | | N | T2 N3 Pin 36 | | N | | | — |
| | Rock | | | N | | N | | | N | | | — |
| | | | | N | | N | | | N | | | — |
| | Dylan | | | N | | N | | | N | | | — |
| | | | | N | | N | | | N | | | — |
| | Jeremy | | T2 N2 | N | T2 R2 | N | N2 | | N | | | — |
| | NP | | N2 R2 | N | | N | | | N | | | — |
| | Colton | | N2 | N | | N | | | N | | | — |
| | GC | | N2 Pin 39 | N | | N | | | N | | | — |
| | Andy | | | N | | N | 17 | | N | | | — |
| | GC | | | N | | N | T2 N2 15 | | N | | | — |
| | Jayden | | | N | N2 | N | | | N | | | — |
| | GC | | | N | | N | | | N | | | — |
| ? | Luis | | | N | | N | | | N | | | — |
| | Medicine | | Pin | N | | N | | | N | | | — |
| | Tyler | | | N | | N | | | N | | | — |
| | | | | N | | N | | | N | | | — |
| | | | | N | | N | | | N | | | — |
| | | | | N | | N | | | N | | | — |
| | | | | N | | N | | | N | | | — |
| | | | | N | | N | | | N | | | — |
| | | | | N | | N | | | N | | | — |
| | | | | N | | N | | | N | | | — |
| | | | | N | | N | | | N | | | — |
| | | | | N | | N | | | N | | | — |
| | | | | N | | N | | | N | | | — |
| | | | | N | | N | | | N | | | — |
| | | | | N | | N | | | N | | | — |
| | | | | N | | N | | | N | | | — |

©Copyright 2003, Cliff Keen Athletic - Do Not Duplicate

**CHOOLS:** - Mullen - **VS.** _____ **DATE:** _____ **REFEREE:** _____

| WT. | CONTESTANTS | CHOICE | MATCH SCORE FIRST PERIOD | CHOICE | SECOND PERIOD | CHOICE | THIRD PERIOD | O.T.-1 | O.T.-2 | RIDING TIME | MATCH SCORE/ FALL TIME | TEAM SCORE HOME | VIS. |
|---|---|---|---|---|---|---|---|---|---|---|---|---|---|
| | Cole Crider | | T2 N2 | N | D T2 N3 | N | ↑ | | N | | 9 | | — |
| | Dane Applegarth (Hy) | | | N | N | N | R2 | | N | | 2 | — | |
| | Brady Chancellor | | T2 T2 | N | D T2 | N | N T2 N3 | | N | | 11 | | — |
| | Willy Chelohal (Suth) | | E1 | N | N | N | | | N | | 1 | — | |
| | Andy Crapson | | | N | | N | | | N | | | | — |
| | Scott Phiffer (Mul) | | | N | ↓ R2 Pin 1:30 | N | | | N | | | — | |
| | Tyler Roenfeld | | | N | | N | | | N | | | | — |
| | Tyler Evens (Hy) | | T2 Pin 30 | N | | N | | | N | | | — | |
| | Luis Quezada | | | N | E1 T2 Pin | N | | | N | | | | — |
| | Vince Armstrong (Hy) | | | N | ↑ | N | | | N | | | — | |
| | Dylan Gibb | | Forfit | N | | N | | | N | | | | — |
| | Josh Terry (Her) | | | N | | N | | | N | | | — | |
| | Colton Courter | | T2 Pin 45 | N | | N | | | N | | | | — |
| | Chris Hinkle Her | | | N | | N | | | N | | | — | |
| | Cole Crider | | | N | | N | ↓ | | N | | | | — |
| | Tanner Dotson | | T2 | N | ↓ | N | N3 Pin | | N | | | — | |
| | Sean Langin | | | N | | N | ↓ E1 | | N | | | | — |
| | Armdorm (St P.) | | T2 | N | N T2 | N | T2 | | N | | | — | |
| | Brady Chancellor | | | N | | N | | | N | | | | — |
| | Barker St P | | T2 Pin | N | | N | | | N | | | — | |
| | Andy Crapson | | | N | | N | | | N | | | | — |
| | | | | N | | N | | | N | | | — | |
| | Jeremy Mathews | | T2 | N | ↓ R2 | N | | Pin | N | | | | — |
| | Phiffer (Mul) | | | N | D | N | P1 E1 T2 | | N | | | — | |
| | Jayden Cahoj | | T2 N3 | N | E1 T2 N3 | N | ↓ R2 N3 | 16 | N | | | | — |
| | (Hya) | | | N | ↑ | N | | | N | | | — | |
| | Colton Courter | | | N | | N | | | N | | | | — |
| | Osh | | T2 Pin | N | | N | | | N | | | — | |
| | Luis Quezada | | | N | | N | ↓ P1 E1 | | N | | | | — |
| | Osh | | | N | ↑ | N | | | N | | | — | |
| | Cole Crider | | T2 N2 | N | Pin | N | | | N | | | | — |
| | | | R2 | N | ↓ | N | | | N | | | — | |
| | Sean Langin | | T2 | N | ↓ R2 | N | | | N | | | | — |
| | Willy Chelohal Suth | | | N | | N | ↓ | | N | | | — | |

**SCHOOLS:** _____ **VS.** _____ **DATE:** _____ **REFEREE:** _____

| WT. | CONTESTANTS | CHOICE | MATCH SCORE FIRST PERIOD | CHOICE | SECOND PERIOD | CHOICE | THIRD PERIOD | O.T.-1 | O.T.-2 | RIDING TIME | MATCH SCORE/ FALL TIME | TEAM SC HOME |
|---|---|---|---|---|---|---|---|---|---|---|---|---|
| | Brady Chancellor<br>Potter (Suth) | | T2 Fall | N | | N | | | N | | | |
| | Andy Crapson<br>(Hv) | | | N | | N | | | N | | | |
| | | | T2 Pin 40 | N | | N | | | N | | | — |
| | Tyler Rochfeld<br>(Osh) | | | N | | N | | | N | | | |
| | | | T2 Pin 25 | N | | N | | | N | | | — |
| | Colton Courter<br>Bye | | | N | | N | | | N | | | |
| | | | | N | | N | | | N | | | — |
| 3rd | Cole Crider<br>(Hv) | | | N | ↑ | N | (Pin) | | N | | | |
| | | | T2 N3 | N | D E1 T2 | N | ↓ | | N | | | — |
| 3rd/4th | Brady Chancellor | | T2 | N | N T2 | N | E1 T2 | 7 | N | | | |
| | Scan Langin | | | N | D | N | ↑ | 0 | N | | | — |
| 2nd | Luis Quezada<br>(Hv) | | T2 | N | | N | | | N | | | |
| | | | P1 R2 | N | ↓ R2 Pin | N | | | N | | | — |
| 1st | Jayden Cahill<br>(Hv) | | T2 N3 | N | E1 T2 N3 | N | ↓ E1 T2 | 14 | N | | | |
| | | | | N | ↑ | N | | 0 | N | | | — |
| 3rd | Colton Courter<br>(St. Pats) | | T2 | N | (Pin) | N | | | N | | | |
| | | | | N | | N | | | N | | | — |
| 1st | Jeremy Mathews<br>(Suth) | | T2 | N | T2 | N | R2 | 6 | N | | | |
| | | | | N | | N | | 0 | N | | | — |
| | | | | N | | N | | | N | | | |
| | | | | N | | N | | | N | | | — |
| | | | | N | | N | | | N | | | |
| | | | | N | | N | | | N | | | — |
| | | | | N | | N | | | N | | | |
| | | | | N | | N | | | N | | | — |
| | | | | N | | N | | | N | | | |
| | | | | N | | N | | | N | | | — |
| | | | | N | | N | | | N | | | |
| | | | | N | | N | | | N | | | — |
| | | | | N | | N | | | N | | | |
| | | | | N | | N | | | N | | | — |

©Copyright 2003, Cliff Keen Athletic - Do Not Duplicate

SCHOOLS: Imperial VS. Garden Co. DATE: 12/2 REFEREE:

| WT. | CONTESTANTS | CHOICE | MATCH SCORE FIRST PERIOD | CHOICE | SECOND PERIOD | CHOICE | THIRD PERIOD | O.T.-1 | O.T.-2 | RIDING TIME | MATCH SCORE/ FALL TIME | TEAM SCORE HOME | TEAM SCORE VIS. |
|---|---|---|---|---|---|---|---|---|---|---|---|---|---|
| 152 | Wade Courter | | T2 N3 | N | D R2 Pin 2:54 | N | | | N | | | 7 | — |
| | Marshall Milanuk | | E1 | N | | N | | | N | | | — | 1 |
| 160 | Sam Knoetzel | | T2 E1 R2 N3 | N | D Pin 2:55 | N | | | N | | | 8 | — |
| | Travis Hollingsworth | | P2 T2 | N | | N | | | N | | | — | 4 |
| | | | | N | | N | | | N | | | | — |
| | | | | N | | N | | | N | | | — | |
| | | | | N | | N | | | N | | | | — |
| | | | | N | | N | | | N | | | — | |
| BRIDGEPORT | | | | N | DUAL | N | 12/2/04 | | N | | | | — |
| | | | | N | | N | | | N | | | — | |
| | | | | N | | N | | | N | | | | — |
| | | | | N | | N | | | N | | | — | |
| 189 | SAM KNOETZEL | | T2 N2 PIN 1:20 | N | | N | | | N | | | | — |
| | ANDREW LUCE | | | N | | N | | | N | | | — | |
| 145 | BRYANT COLTON | | T2 N3 | N | P1 E1 R2 | N | E1 | | N | | | 10 | — |
| | JOSH MADDOX | | | N | W E1 T2 N3 | N | T2 N2 | T2 Pin | N 6:22 | | | — | 12 |
| | | | | N | | N | | | N | | | | — |
| | | | | N | | N | | | N | | | — | |
| | | | | N | | N | | | N | | | | — |
| | | | | N | | N | | | N | | | — | |
| | | | | N | | N | | | N | | | | — |
| | | | | N | | N | | | N | | | — | |
| | | | | N | | N | | | N | | | | — |
| | | | | N | | N | | | N | | | — | |
| | | | | N | | N | | | N | | | | — |
| | | | | N | | N | | | N | | | — | |
| | | | | N | | N | | | N | | | | — |
| | | | | N | | N | | | N | | | — | |
| | | | | N | | N | | | N | | | | — |
| | | | | N | | N | | | N | | | — | |

**SCHOOLS:** BROKEN BOW TOURNEY. **VS.** (JV) **DATE:** 12/4 **REFEREE:**

| WT. | CONTESTANTS | CHOICE | MATCH SCORE: FIRST PERIOD | CHOICE | SECOND PERIOD | CHOICE | THIRD PERIOD | O.T.-1 | O.T.-2 | RIDING TIME | MATCH SCORE/ FALL TIME | TEAM SCORE: HOME | V |
|---|---|---|---|---|---|---|---|---|---|---|---|---|---|
| 160 | Sam Knoetzel | | T2 Pin 00:53 | | | | | | | | | | |
| | J. Rowley (GICC) | | | | | | | | | | | — | |
| 140 | Greg Dannatt | | | | | | | | | | | | |
| | P. Thrailkill (NPSP) | | F2 Pin 1:36 | | | | | | | | | — | |
| 152 | B. Steckelmier | | T2 N3 | D | R2 R2 | | N2 | | | | 11 | | |
| | C. Broeckmeier (CC) | | | | R2 | | R2 | | | | 4 | — | |
| 160 | Sam Knoetzel | | | D | N3 | | Pin 4:49 | | | | | | |
| | B. Martin (BOW) | | | | P1 C | | | | | | | — | |
| 215 | T. Rowley | | E1 | | | | | | | | | | |
| | C. Tighe (MAD) | | T2 N3 T2 Pin 1:46 | | | | | | | | | — | |
| 152 | W. Courter | | T2 N3 | D | T2 T2 N3 | | E1 | | | | 13 | | |
| | T. Fredrack (S. Pac) | | | | E1 | | | | | | 1 | — | |
| [illegible] | [illegible] | | | | | | | | | | | | |
| | | | T2 | | | | | | | | | — | |
| 171 | MAR | | T2 T2 T2 Pin 1:01 | | | | | | | | 6 | | |
| | (SV) | | E1 E1 | | | | | | | | 2 | — | |
| 215 | Trevor Rowley | | T2 N2 | | R2 N3 Pin 2:54 | | | | | | | | |
| | C. Delahunty (Goth.) | | | | | | | | | | | — | |
| 4TH 171 | Greg Dannatt | | | | | | | | | | | | |
| | C. Nelson (BOW) | | T2 pin 0:45 | | | | | | | | | — | |
| 1ST 152 | Brandon (1ST) | | T2 | | T2 Pin 3:46 | | | | | | | | |
| 2ND | Wade (2ND) | | | | | | | | | | | — | |
| 160 | Sam Knoetzel | | | | P1 E1 Pin 4:47 | | | | | | | | |
| 1ST | J.C. Meredith (Goth) | | T2 | D | | | | | | | | — | |
| 4TH 215 | T. Rowley | | E1 E1 | | | | E1 E1 | | | | 4 | | |
| | K. Kosinski (GICC) | | T2 T2 | | | | E1 T2 | | | | 7 | — | |
| | | | | | | | | | | | | | |
| | | | | | | | | | | | | — | |
| | | | | | | | | | | | | | |
| | | | | | | | | | | | | — | |
| | | | | | | | | | | | | | |
| | | | | | | | | | | | | — | |
| | | | | | | | | | | | | | |
| | | | | | | | | | | | | — | |

©Copyright 2003, Cliff Keen Athletic - Do Not Duplicate

SCHOOLS: Lexington VS. _____ DATE: _____ REFEREE: _____

| WT. | CONTESTANTS | CHOICE | MATCH SCORE FIRST PERIOD | CHOICE | SECOND PERIOD | CHOICE | THIRD PERIOD | O.T.-1 | O.T.-2 | RIDING TIME | MATCH SCORE/ FALL TIME | TEAM SCORE HOME | TEAM SCORE VIS. |
|---|---|---|---|---|---|---|---|---|---|---|---|---|---|
| 125 | MILES SPICKELMIER | | | D | T2 | | | | N | | 2 | | — |
| | CHAD BRILEY (NP) | | T2 N2 | N | | N | N3 | | N | | 7 | — | |
| 125 | GREG D | | | N | | N | | | N | | | | — |
| | ANDY MILLER (MN) | | T2 Pin 0:28 | N | | N | | | N | | | — | |
| 130 | Cody | | 1 | N | | N | | | N | | | | — |
| | Zac Candillo (NP) | | T2 N3 0:44 | N | | N | | | N | | | — | |
| | WADE | | | N | | N | | | N | | | | — |
| | Michael Parsons | | | N | | N | | | N | | | — | |
| 135 | TREVOR R | | T2 N3 | D N | E1 | N | E1 E1 E1 N2 Pin 4:32 | | N | | | | — |
| | Stephen Marquez (NP) | | | N | | D N | T2 T2 T2 | | N | | | — | |
| 135 | GREG | | | N | T2 | D N | | | N | | | | — |
| | Denny Hostein (CV) | | | D N | E1 P1 R2 N3 | N | T2 Pin 3:27 | | N | | | — | |
| 140 | Cody | | T2 | D N | | N | | | N | | | | — |
| | Tyler Barnett (LSW) | | R2 N3 | N | R2 Pin 2:13 | N | | | N | | | — | |
| 152 | WADE | | T2 | | D T2 | N | | | N | | | | — |
| | Adam Dunnick (MAS) | | E1 | D N | E1 R2 Pin 2:28 | N | | | N | | | — | |
| 215 | Trevor R | | | N | | N | | | N | | | | — |
| | Luis Venzor (SCY) | | T2 Pin 0:57 | N | | N | | | N | | | — | |
| 135 | Miles S | | | N | A T2 | D N | R2 Pin 4:07 | | N | | | | — |
| | Hugo Valdez (SCY) | | T2 | D N | | N | | | N | | | — | |
| 152 | Wade | | | D N | R2 | N | E1 R2 N3 | | N | | 8 | | — |
| | Reese Beninghaus (LSW) | | T2 | N | D T2 | D N | R2 | | N | | 6 | — | |
| 215 | Trevor R | | | N | | N | | | N | | | | — |
| | MATT BAIR (MC) | | T2 Pin 0:33 | N | | N | | | N | | | — | |
| 135 | MILES | | | N | | N | | | N | | | | — |
| | JOSH COUPE (HOL) | | T2 Pin 0:29 | N | | N | | | N | | | — | |
| 152 | WADE | | | N | D P1 | D N | T2 | | N | | 2 | | — |
| | LANE ZIMBLEMAN (WZ) | | | D N | P1 R2 | N | R2 | | N | | 5 | — | |
| | | | | N | | N | | | N | | | | — |
| | | | | N | | N | | | N | | | — | |
| | | | | N | | N | | | N | | | | — |
| | | | | N | | N | | | N | | | — | |
| | | | | N | | N | | | N | | | | — |
| | | | | N | | N | | | N | | | — | |

**SCHOOLS:** MED. VALLEY TOURNEY **VS.** _____ **DATE:** _____ **REFEREE:** _____

| WT. | CONTESTANTS | CHOICE | MATCH SCORE FIRST PERIOD | CHOICE | SECOND PERIOD | CHOICE | THIRD PERIOD | O.T.-1 | O.T.-2 | RIDING TIME | MATCH SCORE/ FALL TIME | TEAM SCO HOME | V |
|---|---|---|---|---|---|---|---|---|---|---|---|---|---|
| 130 | Joey S | | | N | | N | | | N | | | | |
| | Wyatt Barrett (VNP) | | T2 N3 N3 | N | Pin 2:58 | N | | | N | | | — | |
| 135 | Miles S | | | N | | N | | | N | | | | |
| | Casey Warning (DC) | | | N | pin 2:13 | N | | | N | | | — | |
| 140 | Cody P. | | | N | | N | | | N | | | | |
| | Cody Gibbons (Cra) | | T2 pin 0:25 | N | | N | | | N | | | — | |
| 215 | TREVOR R | | | N | | N | | | N | | | | |
| | Eric Lueth (SMV) | | T2 Pin 0:54 | N | | N | | | N | | | — | |
| 130 | Greg D | | | N | | N | | | N | | | | |
| | Casey Warning (DC) | | T2 Pin 0:43 | N | | N | | | N | | | — | |
| 152 | Wade C | | ~~T2 N3 N3~~ | N | R2 ~~N3~~ | D | ~~T2 N3~~ | | N | | 18 | | |
| | Tyler STODDARD (Arn) | | E1 | N | P1 | N | | | N | | 2 | — | |
| 130 | JOEY S | | | N | | N | | | N | | | | |
| | DEVIN DUNBAR (NP) | | | N | E1 P1 T2 Pin 2:38 | N | | | N | | | — | |
| 135 | MILES S | | T2 N2 N3 | D | T2 Pin 1:24 | N | | | N | | | | |
| | SHEA PEDEN (SV) | | | N | D | N | | | N | | | — | |
| 140 | Cody P. | | | N | | N | | | N | | | | |
| | Levi Horn (SP) | | T2 Pin 0:28 | N | | N | | | N | | | — | |
| 130 | GREG D | | | N | | N | | | N | | | | |
| | DUSTIN Allen (SUT) | | T2 Pin 1:27 | N | | N | | | N | | | — | |
| 135 | MILES S | | T2 N2 | N | D R2 N2 | D | T2 R2 N3 | | N | | 15 | | |
| | CHAD BRILEY (NP) | | | D | R2 R2 | N | R2 P1 | | N | | 7 | — | |
| 132 | WADE C | | | N | D | D | | | N | | 0 | | |
| | Cody PETERSON (LOG) | | ~~T2~~ | D | ~~T2~~ N3 | N | E1 ~~T2~~ | | N | | 10 | — | |
| 135 | MILES S | | | N | | D | T2 | | N | | 2 | | |
| | Eric Snoozy (NP) | | | N | E1 T2 | N | | | N | | 3 | — | |
| 215 | Trevor R | | E1 | D | | N | | | N | | 1 | | |
| | [illegible] Bundy (DC) | | ~~T2~~ | N | ~~T2~~ N2 | D | ~~T2~~ N3 | | N | | 11 | — | |
| 152 | WADE C | | T2 N3 | N | D T2 | N | | | N | | | | |
| | RAY KEEFER (NP) | | R2 | D | E1 Pin 1:54 | N | | | N | | | — | |
| | | | | N | | N | | | N | | | | |
| | | | | N | | N | | | N | | | — | |
| | | | | N | | N | | | N | | | | |
| | | | | N | | N | | | N | | | — | |

©Copyright 2003, Cliff Keen Athletic - Do Not Duplicate

**SCHOOLS:** Imperial **VS.** Holdrege Tourney **DATE:** 12-11-04 **REFEREE:**

| WT. | CONTESTANTS | CHOICE | MATCH SCORE: FIRST PERIOD | CHOICE | SECOND PERIOD | CHOICE | THIRD PERIOD | O.T.-1 | O.T.-2 | RIDING TIME | MATCH SCORE/ FALL TIME | TEAM SCORE: HOME | VIS. |
|---|---|---|---|---|---|---|---|---|---|---|---|---|---|
| 135 | Joey Swanson | | P1 R2 | N | D N2 Pin 3:55 | N | | | N | | | | |
| | Harris (Min) | | T2 N2 N2 N2 N2 | N | R2 N2 | N | | | N | | | | |
| | Greg Dannatt | | T2 N2 | N | | N | | | N | | | | |
| 140 | Cabirn (McCook) | | R2 N2 | N | D T2 Pin 3:45 | N | | | N | | | | |
| | Bryant Colton | | T2 | N | R2 Pin 3:49 | N | | | N | | | | |
| 145 | A. Goodenberger (McCook) | | | N | D P1 | N | | | N | | | | |
| | Wade Carter | | T2 T2 | N | D T2 | N | | | N | | | 6 | |
| 152 | D. Weldon (York) | | E1 | N | E1 | N | T2 P1 | | N | | | | 5 |
| | Joey Swanson | | R2 | N | | N | | | N | | | 2 | |
| 135 | Logan Spanel (BB) | | ~~T2~~ N3 ~~E1~~ P1 ~~T2~~ N3 N3 | N | R2 | N | | | N | | | | 17 |
| | Greg Dannatt | | | N | | N | | | N | | | | |
| | | | | N | | N | | | N | | | | |
| | Bryant Colton | | R2 N3 | N | T2 | N | | | N | | | | |
| 145 | A. Holmes (York) | | ~~T2~~ ~~R2~~ ~~R2~~ | N | B2 N2 N3 | N | R2 N2 Pin 5:21 | | N | | | | |
| | Wade Carter | | T2 PIN :48 | N | | N | | | N | | 2 | | |
| 152 | BERGHORST ~~(CHANGE)~~ BOW | | | N | | N | | | N | | 0 | | |
| | Greg Dannatt | | T2 | N | | N | | | N | | 2 | | |
| 140 | C. NELSON (BOW) | | E1 T2 PIN :40 | N | | N | | | N | | 3 | | |
| | SWANSON | | T2 | D | R2 P1 N2 | N | P1 R2 PIN 4:24 | | N | | 10 | | |
| 135 | T. HALL (MINDEN) | | | N | E1 | N | | | N | | 0 | | |
| | SWANSON | | PIN :18 | N | | N | | | N | | | | |
| 135 | HARRIS 3/4 (MINDEN) | | T2 | N | | N | | | N | | | | |
| | | | | N | | N | | | N | | | | |
| | | | | N | | N | | | N | | | | |
| | | | | N | | N | | | N | | | | |
| | | | | N | | N | | | N | | | | |
| | | | | N | | N | | | N | | | | |
| | | | | N | | N | | | N | | | | |
| | | | | N | | N | | | N | | | | |
| | | | | N | | N | | | N | | | | |
| | | | | N | | N | | | N | | | | |
| | | | | N | | N | | | N | | | | |
| | | | | N | | N | | | N | | | | |

**SCHOOLS:** _____ **VS.** _____ **DATE:** _____ **REFEREE:** _____

| WT. | CONTESTANTS | CHOICE | MATCH SCORE FIRST PERIOD | CHOICE | SECOND PERIOD | CHOICE | THIRD PERIOD | O.T.-1 | O.T.-2 | RIDING TIME | MATCH SCORE/ FALL TIME | TEAM SCO HOME | V |
|---|---|---|---|---|---|---|---|---|---|---|---|---|---|
| | | | | N | | N | | | N | | | | |
| | | | | N | | N | | | N | | | | |
| | | | | N | | N | | | N | | | | |

SCHOOLS: McCook (9-10) VS. _____ DATE: 12/17 REFEREE: _____

| WT. | CONTESTANTS | CHOICE | MATCH SCORE FIRST PERIOD | CHOICE | SECOND PERIOD | CHOICE | THIRD PERIOD | O.T.-1 | O.T.-2 | RIDING TIME | MATCH SCORE/ FALL TIME | TEAM SCORE HOME | TEAM SCORE VIS. |
|---|---|---|---|---|---|---|---|---|---|---|---|---|---|
| 103 | CHAD COCHRAN | | T2 PIN 0:20 | N | | N | | | N | | | 2 | — |
| | SHAWN PRESTON (D.C.) | | | N | | N | | | N | | | — | 0 |
| 130 | MILES SPICKELMIER | | E' P' | N | D | N | | | N | | | 2 | — |
| | PAT SCHULTZ (NP) | | T2 | N | | N | T2 | | N | | | — | 4 |
| 119 | JAKE MATHEWS | | T2 | N | D R2 PIN 2:21 | N | | | N | | | 4 | — |
| | BRANDON SHARP (KIM) | | | N | T2 | N | | | N | | | — | 2 |
| 135 | GREG DANNATT | | | N | | N | | | N | | | 0 | — |
| | ERIC SNOOZY (NP) | | T2 PIN 0:51 | N | | N | | | N | | | — | 2 |
| 152 | WADE COURTER | | T2 | N | T2 R2 T2 N2 T2 | N | R2 | | N | | | 14 | — |
| | KENDALL O'NEAL (SUTH) | | | N | D R2 E' E' | N | E' T2 R2 | | N | | | — | 9 |
| 215 | TREVOR ROWLEY | | T2 | N | | N | | | N | | | 2 | — |
| | NICK WALLER (LX) | | R2 PIN 0:49 | N | | N | | | N | | | — | 2 |
| 103 | CHAD COCHRAN | | | N | R2 | N | | | N | | | 2 | — |
| | KYLE TEEL (SW) | | T2 | N | D T2 | N | | | N | | | — | 4 |
| 119 | JAKE MATHEWS | | T2 | N | D T2 PIN 2:06 | N | | | N | | | 4 | — |
| | DUSTIN O'DAE (SUTH) | | | N | | N | | | N | | | — | 0 |
| 130 | JOEY SWANSON | | | N | P' | N | R2 | | N | | | 3 | — |
| | COREY BAKER (HER) | | T2 N2 | N | T2 N2 | N | R2 R2 N3 | | N | | | — | 15 |
| 135 | GREG DANNATT | | T2 | N | T2 | N | | | N | | | 4 | — |
| | LUCAS BRITT (CZ) | | R2 | N | D R2 N2 | N | T2 PIN 3:35 | | N | | | — | 8 |
| 140 | BRYANT COLTON | | | N | R2 N3 | N | R2 | | N | | | 7 | — |
| | GILL CORONAS (NP) | | | N | P' | N | N2 P' | | N | | | — | 4 |
| 152 | WADE COURTER | | | N | | N | P' | | N | | | 1 | — |
| | LANE ZIMBLEMAN (CZ) | | | N | | N | E' T2 | | N | | | — | 3 |
| 215 | TREVOR ROWLEY | | T2 PIN 0:24 | N | | N | | | N | | | 2 | — |
| | MICHAEL LITSCH (MC) | | | N | | N | | | N | | | — | 0 |
| 103 | CHAD COCHRAN | | R2 N3 | N | N3 | N | T2 N3 PIN 4:56 | | N | | | 13 | — |
| | JADEN BLOOMSTED (SUTH) | | T2 | N | | N | | | N | | | — | 2 |
| 130 | JOEY SWANSON (I) | | E' | N | D | N | | | N | | | 1 | — |
| | MILES SPICKELMIER (I) | | T2 | N | R2 P' N2 | N | T2 N3 PIN 3:59 | | N | | | — | 12 |
| 152 | WADE COURTER | | | N | D | N | | | N | | | 0 | — |
| | TYLER LANDEN (GOTH) | | T2 | N | T2 N3 P' | N | R2 | | N | | | — | 10 |
| 103 | CHAD COCHRAN | | T2 | N | D T2 | N | T2 N2 T2 T2 | | N | | | 12 | — |
| | ALEX SMITH (MC) | | | N | | N | E' E' E' E' | | N | | | — | 4 |

**SCHOOLS:** _____ **VS.** _____ **DATE:** _____ **REFEREE:** _____

| WT. | CONTESTANTS | CHOICE | MATCH SCORE: FIRST PERIOD | CHOICE | SECOND PERIOD | CHOICE | THIRD PERIOD | O.T.-1 | O.T.-2 | RIDING TIME | MATCH SCORE/ FALL TIME | TEAM SCO: HOME | VI |
|---|---|---|---|---|---|---|---|---|---|---|---|---|---|
| 4TH 215 | TREVOR ROWLEY | | T² PIN 0:18 | N | | N | | | N | | | 2 | |
| | NATE BAUMANN (MC) | | | N | | N | | | N | | | — | 0 |
| 3RD 130 | MILES SPICKELMIER | | | N | | 0 | | | N | | | 0 | |
| | PAT SCHULTZ (NP) | | | 0 | R² | N | R² PIN 3:15 | | N | | | — | 2 |
| 1ST 119 | JAKE MATHEWS | | R² | N | T² N² PIN 2:38 | N | | | N | | | 6 | |
| | MARK NELSON (KSJM) | | T² | N | | N | | | N | | | — | 2 |
| 1ST 140 | BRYANT COLTON | | T³ | 0 | T² R² | N | T² T² | | N | | | 10 | |
| | TOM KEEFER (NP) | | | N | R² | 0 | E¹ E¹ | | N | | | — | 4 |
| 4TH 215 | TREVOR ROWLEY | | R² | N | R² | 0 | R² | | N | | | 6 | |
| | NICK WALKER (LEX) | | T² | N | T² R² | N | R² N² N³ | | N | | | — | 13 |
| | | | | N | | N | | | N | | | | |
| | | | | N | | N | | | N | | | — | |
| | | | | N | | N | | | N | | | | |
| | | | | N | | N | | | N | | | — | |
| | | | | N | | N | | | N | | | | |
| | | | | N | | N | | | N | | | — | |
| | | | | N | | N | | | N | | | | |
| | | | | N | | N | | | N | | | — | |
| | | | | N | | N | | | N | | | | |
| | | | | N | | N | | | N | | | — | |
| | | | | N | | N | | | N | | | | |
| | | | | N | | N | | | N | | | — | |
| | | | | N | | N | | | N | | | | |
| | | | | N | | N | | | N | | | — | |
| | | | | N | | N | | | N | | | | |
| | | | | N | | N | | | N | | | — | |
| | | | | N | | N | | | N | | | | |
| | | | | N | | N | | | N | | | — | |
| | | | | N | | N | | | N | | | | |
| | | | | N | | N | | | N | | | — | |
| | | | | N | | N | | | N | | | | |
| | | | | N | | N | | | N | | | — | |

©Copyright 2003, Cliff Keen Athletic - Do Not Duplicate

SCHOOLS: Oshkosh Tournament VS. _____ DATE: 1/8/05 REFEREE: _____

| WT. | CONTESTANTS | CHOICE | MATCH SCORE: FIRST PERIOD | CHOICE | SECOND PERIOD | CHOICE | THIRD PERIOD | O.T.-1 | O.T.-2 | RIDING TIME | MATCH SCORE/ FALL TIME | TEAM SCORE: HOME | VIS. |
|---|---|---|---|---|---|---|---|---|---|---|---|---|---|
| 135 | GREG DANNATT | | | N | | N | | | N | | | 0 | — |
| | JESSE ADAMS (OGAL) | | T2 PIN 1:02 | N | | N | | | N | | | — | 2 |
| 152 | WADE COURTER | | T2 N3 N2 N3 | N | R2 PIN 3:05 | N | | | N | | | 12 | — |
| | MARSHALL MILANUK (GCHS) | | | N | N2 | N | | | N | | | — | 2 |
| 130 | JOEY SWANSON | | | N | | N | | | N | | | 0 | — |
| | BRANDON GIFFORD (BCHS) | | T2 PIN 0:55 | N | | N | | | N | | | — | 2 |
| 135 | GREG DANNATT | | T2 PIN 1:59 | N | | N | | | N | | | 2 | — |
| | MIKE BLEHM (GCHS) | | | N | | N | | | N | | | — | 0 |
| 140 | BRYANT COLTON | | E1 E1 | N | R2E1 | N | | | N | | | 5 | — |
| | JOSH HAUSCHILD (SUTH) | | T2 T2 T2 | N | R2T2 PIN 3:28 | N | | | N | | | — | 10 |
| 152 | WADE COURTER | | T2 R2 PIN 1:01 | N | | N | | | N | | | 4 | — |
| | RAY KEEFER (NPJV) | | R2 | N | | N | | | N | | | — | 2 |
| 130 | JOEY SWANSON | | | N | | N | | | N | | | 0 | — |
| | DEVIN DUNBAR (NPJV) | | T2 PIN 0:46 | N | | N | | | N | | | — | 2 |
| 135 | GREG DANNATT | | | N | R2N3 | N | W | | N | | | 5 | — |
| | TAYLOR SCHULLER (MORR) | | T2 | N | R2 | N | W | | N | | | — | 4 |
| 140 | BRYANT COLTON | | T2 T2 | N | E1T2 | N | | | N | | | 7 | — |
| | BRIAN LEWIS (MINA) | | E1 | N | R2 PIN 2:49 | N | | | N | | | — | 3 |
| 135 | GREG DANNATT | | D | N | | N | | | N | | | 0 | — |
| | THOMAS HEWETT (MTCH) | | T2 | N | T2 | N | R2 PIN 5:18 | | N | | | — | 6 |
| 152 | WADE COURTER | | E1 | N | | N | | | N | | | 1 | — |
| | DUSTY ELSEN (BCHS) | | T2 T2 PIN 1:10 | N | | N | | | N | | | — | 4 |
| 152 | WADE COURTER | | P1 T2 | N | R2N3T2N3 | N | T2 PIN 4:19 | | N | | | 15 | — |
| | DANIEL KOCH (KIM) | | E1 | N | E1 | N | | | N | | | — | 2 |
| | | | | N | | N | | | N | | | | — |
| | | | | N | | N | | | N | | | — | |
| | | | | N | | N | | | N | | | | — |
| | | | | N | | N | | | N | | | — | |
| | | | | N | | N | | | N | | | | — |
| | | | | N | | N | | | N | | | — | |
| | | | | N | | N | | | N | | | | — |
| | | | | N | | N | | | N | | | — | |
| | | | | N | | N | | | N | | | | — |
| | | | | N | | N | | | N | | | — | |

**SCHOOLS:**_____ **VS.**_____ **DATE:**_____ **REFEREE:**_____

| WT. | CONTESTANTS | CHOICE | MATCH SCORE FIRST PERIOD | CHOICE | SECOND PERIOD | CHOICE | THIRD PERIOD | O.T.-1 | O.T.-2 | RIDING TIME | MATCH SCORE/ FALL TIME | TEAM SCO HOME | VI |
|---|---|---|---|---|---|---|---|---|---|---|---|---|---|
| | | | | N | | N | | | N | | | | |
| | | | | N | | N | | | N | | | — | |

**SCHOOLS:** _____ **VS.** _____ **DATE:** _____ **REFEREE:** _____

| WT. | CONTESTANTS | CHOICE | MATCH SCORE — FIRST PERIOD | CHOICE | SECOND PERIOD | CHOICE | THIRD PERIOD | O.T.-1 | O.T.-2 | RIDING TIME | MATCH SCORE/ FALL TIME | TEAM SCORE HOME | TEAM SCORE VIS. |
|---|---|---|---|---|---|---|---|---|---|---|---|---|---|
| 1 | Tyler Roenfeldt | | | N | | N | | | N | | | | — |
| | Josue Martinez | | T2 PIN :29 | N | | N | | | N | | | — | 1 |
| | Sean Langin | | 0 | N | 0 | N | ↓E, T2 3 | | N | | | | — |
| | Manuel Dominguez | | T2 N3 5 | N | ↓E, T2 8 | N | 8 | | N | | | — | 1 |
| | Matt Whiting | | T2 | N | | N | | | N | | | | — |
| | Dylan Gibb | | T2 N3 PIN :48 | N | | N | | | N | | | — | 1 |
| | Colton Carter | | T2 2 | N | ↓T2 R2 6 | N | R2 8 | | N | | | 1 | — |
| | Luke Garrett | | TV1 1 | N | R2 3 | N | ↑ 3 | | N | | | — | |
| | Jeremy Mathews | | T2 N2 4 | N | ↓R2 PIN 1:23 | | | | N | | | 1 | — |
| | Zak Kaerster | | 0 | N | | N | | | N | | | — | |
| | | | | N | | N | | | N | | | | — |
| | | | | N | | N | | | N | | | — | |
| 2 | Dylan Gibb | | | N | | N | | | N | | | | 1 |
| | Manuel Dominguez | | T2 PIN :45 | N | | N | | | N | | | — | |
| | ~~Sean Langin~~ | | | N | | N | | | N | | | | — |
| | Matt Whiting | | | N | | N | | | N | | | — | |
| | Colton Carter | | T2 2 | N | ↑C R2 4 | N | T2 6 | | N | | | | 1 |
| | Garon Cramer | | R2 N2 4 | N | R2 6 | N | — R2 N3 11 | | N | | | — | |
| 1 | Luiz Quesada | | TV1 1 | N | ↑ 1 | N | C | | N | | | | 1 |
| | Josue Martinez | | T2 N3 5 | N | TV1 R2 C 8 | N | ↓R2 PIN 2:37 | | N | | | — | |
| | Jeremy Mathews | | T2 N3 TV1 6 | N | —T2 N3 11 | N | R2 N3 16 | | N | | | 1 | — |
| | Luke Garrett | | 0 | N | 0 | N | ↑ 0 | | N | | | — | |
| | | | | N | | N | | | N | | | | — |
| | | | | N | | N | | | N | | | — | |
| 1 | Jaydan Cahoj | | TV1 1 | N | ↑C | N | | | N | | | | 1 |
| | Josue Martinez | | T2 N3 5 | N | R2 PIN 1:38 | N | | | N | | | — | |
| | | | | N | | N | | | N | | | | — |
| | | | | N | | N | | | N | | | — | |
| | ~~Justin Brend~~ Dylan Gibb | | | N | | N | | | N | | | | 1 |
| | Chad Stroh | | T2 PIN :28 | N | | N | | | N | | | — | |
| | ~~Sean Langin~~ | | | N | | N | | | N | | | | — |
| | Justin Brend | | | N | | N | | | N | | | 1 | |
| | Jeremy Mathews | | T2 PIN :27 | N | | N | | | N | | | 1 | — |
| | Matt ~~Langin~~ Whiting | | | N | | N | | | N | | | — | |

**SCHOOLS:** _____ **VS.** _____ **DATE:** _____ **REFEREE:** _____

| WT. | CONTESTANTS | CHOICE | MATCH SCORE FIRST PERIOD | CHOICE | SECOND PERIOD | CHOICE | THIRD PERIOD | O.T.-1 | O.T.-2 | RIDING TIME | MATCH SCORE/ FALL TIME | TEAM SCO HOME | V |
|---|---|---|---|---|---|---|---|---|---|---|---|---|---|
| | Sean | | E' T² | N | E' | N | | | N | | | | |
| | Jeremy | W | T² N³ V' R² | N | T² N² T² N³ | N | | | N | | | 17 | |
| | Jayden | | T² N² P' | N | | N | | | N | | | | |
| | Colton | | P' | N | | N | | | N | | | 1 | |
| | Cole | | T² | N | | N | | | N | | | 2 | |
| | Dylan | | R² N³ | N | | N | | | N | | | — | 5 |
| | Luis | | R² V' R² | N | | N | | | N | | | 5 | |
| | Tony | | T² R² | N | | N | | | N | | | — | 4 |
| | Andy | | | N | | N | | | N | | | 0 | |
| | Tyler | | T² N³ N³ | N | | N | | | N | | | — | 8 |
| | Jeremy | | | N | T² N³ | N | | | N | | | 5 | |
| | Jayden | | T² | N | | N | T² N² | | N | | | — | 0 |
| | | | | N | | N | | | N | | | | |
| | | | | N | | N | | | N | | | — | |
| | | | | N | | N | | | N | | | | |
| | | | | N | | N | | | N | | | — | |
| | | | | N | | N | | | N | | | | |
| | | | | N | | N | | | N | | | — | |
| | | | | N | | N | | | N | | | | |
| | | | | N | | N | | | N | | | — | |
| | | | | N | | N | | | N | | | | |
| | | | | N | | N | | | N | | | — | |
| | | | | N | | N | | | N | | | | |
| | | | | N | | N | | | N | | | — | |
| | | | | N | | N | | | N | | | | |
| | | | | N | | N | | | N | | | — | |
| | | | | N | | N | | | N | | | | |
| | | | | N | | N | | | N | | | — | |
| | | | | N | | N | | | N | | | | |
| | | | | N | | N | | | N | | | — | |
| | | | | N | | N | | | N | | | | |
| | | | | N | | N | | | N | | | — | |
| | | | | N | | N | | | N | | | | |
| | | | | N | | N | | | N | | | — | |

©Copyright 2003, Cliff Keen Athletic - Do Not Duplicate

CHOOLS:_____ VS._____ DATE:_____ REFEREE:_____

| WT. | CONTESTANTS | CHOICE | MATCH SCORE FIRST PERIOD | CHOICE | SECOND PERIOD | CHOICE | THIRD PERIOD | O.T.-1 | O.T.-2 | RIDING TIME | MATCH SCORE/ FALL TIME | TEAM SCORE HOME | TEAM SCORE VIS. |
|---|---|---|---|---|---|---|---|---|---|---|---|---|---|
| | Dylan | | | N | | N | | | N | | | | |
| | | | | N | | N | | | N | | | — | |
| | Jeremy G | | T2 Pin 0: | N | | N | | | N | | | | |
| | Red B | | | N | | N | | | N | | | — | |
| | | | | N | | N | | | N | | | | |
| | | | | N | | N | | | N | | | — | |
| | Andy | | | N | | N | | | N | | | | |
| | SP | | T2 Pin | N | | N | | | N | | | — | |
| | | | | N | | N | | | N | | | | |
| | | | | N | | N | | | N | | | — | |
| 2 | Jeremy | | | N | | N | | | N | | | | |
| | | | | N | | N | | | N | | | — | |
| | | | | N | | N | | | N | | | | |
| | | | | N | | N | | | N | | | — | |
| | Andy | | | N | | N | | | N | | | | |
| | B & P | | T2 N3 Pin 54 | N | | N | | | N | | | — | |
| | | | | N | | N | | | N | | | | |
| | | | | N | | N | | | N | | | — | |
| | | | | N | | N | | | N | | | | |
| | | | | N | | N | | | N | | | — | |
| | | | | N | | N | | | N | | | | |
| | | | | N | | N | | | N | | | — | |
| | | | | N | | N | | | N | | | | |
| | | | | N | | N | | | N | | | — | |
| | | | | N | | N | | | N | | | | |
| | | | | N | | N | | | N | | | — | |
| | | | | N | | N | | | N | | | | |
| | | | | N | | N | | | N | | | — | |
| | | | | N | | N | | | N | | | | |
| | | | | N | | N | | | N | | | — | |
| | | | | N | | N | | | N | | | | |
| | | | | N | | N | | | N | | | — | |
| | | | | N | | N | | | N | | | | |
| | | | | N | | N | | | N | | | — | |
| | | | | N | | N | | | N | | | | |
| | | | | N | | N | | | N | | | — | |
| | | | | N | | N | | | N | | | | |
| | | | | N | | N | | | N | | | — | |
| | | | | N | | N | | | N | | | | |
| | | | | N | | N | | | N | | | — | |

**SCHOOLS:**_____ **VS.**_____ **DATE:**_____ **REFEREE:**_____

| WT. | CONTESTANTS | CHOICE | MATCH SCORE FIRST PERIOD | CHOICE | SECOND PERIOD | CHOICE | THIRD PERIOD | O.T.-1 | O.T.-2 | RIDING TIME | MATCH SCORE/ FALL TIME | TEAM SCOR HOME | VI |
|---|---|---|---|---|---|---|---|---|---|---|---|---|---|
| | | | | N | | N | | | N | | | — | |
| | | | | N | | N | | | N | | | — | |
| | | | | N | | N | | | N | | | — | |
| | | | | N | | N | | | N | | | — | |
| | | | | N | | N | | | N | | | — | |
| | | | | N | | N | | | N | | | — | |
| | | | | N | | N | | | N | | | — | |
| | | | | N | | N | | | N | | | — | |
| | | | | N | | N | | | N | | | — | |
| | | | | N | | N | | | N | | | — | |
| | | | | N | | N | | | N | | | — | |
| | | | | N | | N | | | N | | | — | |
| | | | | N | | N | | | N | | | — | |
| | | | | N | | N | | | N | | | — | |
| | | | | N | | N | | | N | | | — | |
| | | | | N | | N | | | N | | | — | |
| | | | | N | | N | | | N | | | — | |
| | | | | N | | N | | | N | | | — | |
| | | | | N | | N | | | N | | | — | |
| | | | | N | | N | | | N | | | — | |
| | | | | N | | N | | | N | | | — | |
| | | | | N | | N | | | N | | | — | |
| | | | | N | | N | | | N | | | — | |
| | | | | N | | N | | | N | | | — | |
| | | | | N | | N | | | N | | | — | |
| | | | | N | | N | | | N | | | — | |
| | | | | N | | N | | | N | | | — | |
| | | | | N | | N | | | N | | | — | |
| | | | | N | | N | | | N | | | — | |

©Copyright 2003, Cliff Keen Athletic - Do Not Duplicate


LONGHORN WRESTLING

# Longhorn Wrestling

**Head Coach:** Gary Patch

**Asst. Coaches:** Tim May, Dan Reeves, Matt Vlasin & Todd Burpo

**Team Captains:** Taylor May & Josh Mathews

**Mat Assistants:** Kelsey Cupp, Katie Kelley, Sybil Carmen & Megan Barnes

# Season Records

| | | |
|---|---|---|
| Fastest Pin: | Chad Cochran | 0:14 |
| | Trevor Courter | 0:14 |
| Takedowns: | Taylor May | 108 |
| Pins: | Taylor May | 32 |
| Wins: | Taylor May | 40 |


FRESHMEN

# Wade Courter

Grade: 9

| Weight | Team Level | Opponent | School | Venue | Match Score | Season Record W | L | F | T2 | | E1 | | R2 | | N2 | | N3 | | N4 | | P1 | | P2 | | Match Points | | Place |
|---|---|---|---|---|---|---|---|---|---|---|---|---|---|---|---|---|---|---|---|---|---|---|---|---|---|---|---|
| 152 | JV | Marshell Milanuk | Garden Co. | G.C. Tri | Pin 2:54 | 1 | | 1 | 1 | | | 1 | 1 | | | | 1 | | | | | | | | 7 | 1 | |
| 152 | JV | T. Fredrack | St. Paul | Broken Bow | 13--1 | 1 | | | 3 | | 1 | 1 | | | | | 2 | | | | | | | | 13 | 1 | |
| 152 | JV | Brandon Spickelmier | Imperial | Broken Bow | Pnd 3:46 | | 1 | | | 2 | | | | | | | | | | | | | | | 0 | 4 | 2nd |
| 152 | JV | D. Weldon | York | Holdrege | 6--5 | 1 | | | 3 | 1 | | 2 | | | | | | | | | | 1 | | | 6 | 5 | |
| 152 | JV | Berghorst | Broken Bow | Holdrege | Pin :48 | 1 | | 1 | 1 | | | | | | | | | | | | | | | | 2 | 0 | 1st |
| 152 | JV | Kendall O-Neal | Sutherland | McCook JV | 14--9 | 1 | | | 4 | 1 | | 3 | 2 | 2 | 1 | | | | | | | | | | 14 | 9 | |
| 152 | JV | Lane Zimbleman | Cozad | McCook JV | 1--3 | | 1 | | | 1 | 1 | | | | | | | | | | | 1 | | | 1 | 3 | |
| 152 | JV | Tyler Landen | Gothenburg | McCook JV | 0--10 | | 1 | | | 2 | | | | 1 | | | | 1 | | | | | | | 0 | 10 | |
| 160 | V | Will Morgan | Lexington | Sidney | 2--6 | | 1 | | 1 | 2 | | 2 | | | | | | | | | | | | | 2 | 6 | |
| 160 | V | Josh Karg | Sterling, CO | Sidney | Pin 2:45 | 1 | | 1 | 2 | | | 2 | | | 1 | | | | | | | 1 | | | 6 | 3 | |
| 160 | V | Michael Hicks | Ogallala | Sidney | Pnd 2:28 | | 1 | | | 3 | 1 | | | | | 1 | | | | | | | | | 1 | 8 | |
| 152 | V | OPEN | Dundy County | D.C. Dual | | 1 | | | | | | | | | | | | | | | | | | | | | |
| 152 | JV | Marshell Milanuk | Garden Co. | Oshkosh | Pin 3:05 | 1 | | 1 | 1 | | | | 1 | | 1 | 1 | 2 | | | | | | | | 12 | 2 | |
| 152 | JV | Ray Keefer | North Platte JV | Oshkosh | Pin 1:01 | 1 | | 1 | 1 | | | | 1 | 1 | | | | | | | | | | | 4 | 2 | |
| 152 | JV | Dusty Elsen | Banner County | Oshkosh | Pnd 1:10 | | 1 | | | 2 | 1 | | | | | | | | | | | | | | 1 | 4 | |
| 152 | JV | Daniel Koch | Kimball | Oshkosh | Pin 4:19 | 1 | | 1 | 3 | | | 2 | 1 | | | | 2 | | | | 1 | | | | 15 | 2 | 3rd |
| 171 | V | Justin Ryan | Ogallala | Ogallala Dual | 5--7 | | 1 | | 1 | 2 | | | | | | | 1 | 1 | | | | | | | 5 | 7 | |
| 160 | JV | Brett Cipperly | Ogallala | Ogallala Dual | Pin 1:09 | 1 | | 1 | 2 | | | 1 | | | | | | | | | | | | | 4 | 1 | |
| 152 | JV | Alex Wood | NPSP | Imperial | Pin 1:34 | 1 | | 1 | 2 | | | 1 | | | | | | | | | | | | | 4 | 1 | |
| 152 | JV | Justin Ryan | Ogallala | Imperial | Pin :50 | 1 | | 1 | 1 | | | | | | | | | | | | | | | | 2 | 0 | 1st |
| 152 | V | Jonathon Streeb | Holyoke, CO | Holyoke Dual | 3--15 | | 1 | | 1 | 2 | 1 | 1 | | | | 1 | | 2 | | | | | | | 3 | 15 | |
| 152 | JV | Adam Dunnick | Hastings | Lexington | Pnd 2:29 | | 1 | | 2 | | | 2 | | 1 | | | | | | | | | | | 4 | 4 | |
| 152 | JV | Reese Beninghaus | Lincoln SW | Lexington | 8--6 | 1 | | | | 2 | 1 | | 2 | 1 | | | 1 | | | | | | | | 8 | 6 | |
| 152 | JV | Lane Zimbleman | Cozad | Lexington | 3--5 | | 1 | | 1 | | | | | 2 | | | | | | | 1 | 1 | | | 3 | 5 | |
| 152 | JV | Chase Pierson | McCook | McCook Dual | Pin 5:58 | 1 | | 1 | 1 | 2 | 1 | 2 | 1 | | | | | | | | | | | | 5 | 6 | |
| 152 | JV | Tyle Stoddard | Arnold | Med Valley | 18--2 | 1 | | | 2 | | | 1 | 1 | | | | 4 | | | | | 1 | | | 18 | 2 | |
| 152 | JV | Cody Peterson | Ogallala JV | Med Valley | 0--10 | | 1 | | | 3 | | 1 | | | | | | 1 | | | | | | | 0 | 10 | |
| 152 | JV | Ray Keefer | North Platte JV | Med Valley | Pnd 1:54 | | 1 | | 2 | | | 1 | | 1 | | | 1 | | | | | | | | 7 | 3 | |
| | | **Injured at Medicine Valley/Maywood Tournament** | | | | | | | | | | | | | | | | | | | | | | | | | |
| **Totals** | | | | | | **16** | **12** | **10** | **35** | **25** | **7** | **23** | **10** | **9** | **3** | **3** | **14** | **5** | **0** | **0** | **2** | **5** | **0** | **0** | **57.1%** | | |

# Greg Dannatt

| Weight | Team Level | Opponent | School | Grade / Venue | Match Score | Season Record W | L | F | T2 | | E1 | | R2 | | N2 | | N3 | | N4 | | P1 | | P2 | | Match Points | | Place |
|---|---|---|---|---|---|---|---|---|---|---|---|---|---|---|---|---|---|---|---|---|---|---|---|---|---|---|---|
| 140 | V | Pat Miller | Garden Co. | G.C. Tri | Pnd 1:18 | | 1 | | | 1 | | | | | | | | | | | | | | | 0 | 2 | |
| 140 | V | Alex Covalt | Bridgeport | G.C. Tri | Pnd :56 | | 1 | | | 1 | | | | | | | | | | | | | | | 0 | 2 | |
| 140 | JV | P. Thrailkill | NPSP | Broken Bow | Pnd :36 | | 1 | | | 1 | | | | | | | | | | | | | | | 0 | 2 | |
| 140 | JV | C. Nelson | Broken Bow | Broken Bow | Pnd :48 | | 1 | | | 1 | | | | | | | | | | | | | | | 0 | 2 | 4th |
| 140 | JV | Coburn | McCook | Holdrege | Pnd 3:45 | | 1 | | 1 | 1 | | | | 1 | 1 | 1 | | | | | | | | | 4 | 6 | |
| 140 | JV | C. Nelson | Broken Bow | Holdrege | Pnd :40 | | 1 | | 1 | 1 | | 1 | | | | | | | | | | | | | 2 | 3 | |
| 135 | JV | Eric Snoozy | North Platte | McCook JV | Pnd :51 | | 1 | | | 1 | | | | | | | | | | | | | | | 0 | 2 | |
| 135 | JV | Lucas Britt | Cozad | McCook JV | Pnd 3:35 | | 1 | | 2 | 1 | | | | 2 | | 1 | | | | | | | | | 4 | 8 | |
| 140 | V | Zane Starks | Dundy County | D.C. Dual | Pnd 1:56 | | 1 | | | 1 | | | | | | 1 | | | | | | | | | 0 | 4 | |
| 135 | JV | Jesse Adams | Ogallala JV | Oshkosh | Pnd 1:02 | | 1 | | | 1 | | | | | | | | | | | | | | | 0 | 2 | |
| 135 | JV | Mike Blehm | Garden Co. | Oshkosh | Pin 1:59 | 1 | | 1 | 1 | | | | | | | | | | | | | | | | 2 | 0 | |
| 135 | JV | Taylor Schuler | Morrill | Oshkosh | 5--4 | 1 | | | | | | | 1 | 1 | | | 1 | | | | | | | | 5 | 4 | |
| 135 | JV | Thomas Hewett | Mitchell | Oshkosh | Pnd 5:18 | | 1 | | | 2 | | | | 1 | | | | | | | | | | | 0 | 6 | 5th |
| 140 | V | Hunter Lanka | Ogallala | Ogallala Dual | Pnd 1:15 | | 1 | | | 1 | | | | | | | | 1 | | | | | | | 0 | 5 | |
| 135 | JV | Drew Doman | Grant | Imperial | Pin 2:33 | 1 | | 1 | | 1 | | | | | | | | | | | | | | | 0 | 2 | |
| 135 | JV | Mike Blehm | Garden Co. | Imperial | Pin :46 | 1 | | 1 | 1 | | | | | | | | | | | | | | | | 2 | 0 | |
| 135 | JV | Kipp Blecha | Wray | Imperial | Pnd :46 | | 1 | | | 1 | | | | | | | | 1 | | | | | | | 0 | 5 | 2nd |
| 135 | V | Josh Conde | Holyoke | Holyoke Dual | Pnd 2:28 | | 1 | | | 2 | | | | | | | | 1 | | | | | | | 0 | 7 | |
| 135 | JV | Andy Miller | Millard North | Lexington | Pnd :28 | | 1 | | | 1 | | | | | | | | | | | | | | | 0 | 2 | |
| 135 | JV | Denny Hastein | Overton | Lexington | Pnd 3:27 | | 1 | | 1 | 1 | | 1 | | 1 | | | | 1 | | | | 1 | | | 2 | 9 | |
| 140 | V | Skyler Monzon | McCook | McCook Dual | Pnd 1:08 | | 1 | | 1 | | | | | 1 | | | | | | | | | | | 2 | 2 | |
| 140 | JV | Zac Coburn | McCook | McCook Dual | Pnd 3:57 | | 1 | | 1 | 1 | | 1 | | | | | 1 | | | | | | | | 5 | 3 | |
| 135 | V | Pat Miller | Garden Co. | NPSP | Pnd :34 | | 1 | | | 1 | | | | | | | | | | | | | | | 0 | 2 | |
| 135 | V | Scott Leth | Hyannis | NPSP | Pnd 1:20 | | 1 | | | 1 | | | | | | | | | | | | | | | 0 | 2 | |
| 135 | V | Brandon Nickell | Cambridge | NPSP | Pnd 1:13 | | 1 | | | 1 | | | | 1 | | 1 | | 1 | | | | | | | 0 | 8 | 6th |
| 135 | JV | Casey Warning | Dundy County | Med Valley | Pnd :43 | | 1 | | | 1 | | | | | | | | | | | | | | | 0 | 2 | |
| 135 | JV | Dustin Allen | Sutherland | Med Valley | Pnd 1:27 | | 1 | | | 1 | | | | | | | | | | | | | | | 0 | 2 | |
| 140 | V | Josh Hauschild | Sutherland | SPVA | Pnd 1:06 | | 1 | | | 2 | 1 | | | | | | | | | | | | | | 1 | 4 | |
| 140 | V | Matt Plunk | NPSP | SPVA | Pnd :37 | | 1 | | | 1 | | | | | | | | | | | | | | | 0 | 2 | |
| 140 | V | OPEN | Grant | SPVA | | 1 | | | | | | | | | | | | | | | | | | | | | |
| 140 | V | Kory Baker | Hershey | SPVA | Pnd :33 | | 1 | | | 1 | | | | | | | | | | | | | | | 0 | 2 | |
| 140 | V | Mike Blehm | Garden Co. | SPVA | Pnd 1:06 | | 1 | | 1 | | | | | 1 | | | | | | | | | | | 2 | 2 | |
| 140 | V | Andrew Beck | Minden | Districts | Pnd 1:18 | | 1 | | | 1 | | | | | | | | 1 | | | | | | | 0 | 5 | |
| 140 | V | Kory Baker | Hershey | Districts | Pnd :49 | | 1 | | | 1 | | | | | | | | | | | | | | | 0 | 2 | |
| **Totals** | | | | | | **5** | **29** | **3** | **10** | **31** | **1** | **3** | **1** | **9** | **1** | **4** | **2** | **6** | **0** | **0** | **0** | **1** | **0** | **0** | **14.7%** | | |

# Jake Mathews

Grade: 9

| Weight | Team Level | Opponent | School | Venue | Match Score | Season Record W | L | F | T2 | | E1 | | R2 | | N2 | | N3 | | N4 | | P1 | | P2 | | Match Points | | Place |
|---|---|---|---|---|---|---|---|---|---|---|---|---|---|---|---|---|---|---|---|---|---|---|---|---|---|---|---|
| 112 | V | OPEN | Garden Co. | G.C. Tri | | 1 | | | | | | | | | | | | | | | | | | | | | |
| 112 | V | Matt Hoxworth | Bridgerport | G.C. Tri | Pnd 3:02 | | 1 | | | 2 | | | | | | 1 | | 2 | | | | | | | 0 | 12 | |
| 112 | V | Justin Stethem | Ord | Broken Bow | Pin 2:46 | 1 | | 1 | 2 | | | | | | | | | | | | | | | | 4 | 0 | |
| 112 | V | Joe Kern | Gibbon | Broken Bow | 3--10 | | 1 | | 1 | 3 | 2 | | | | 1 | | | | | | 1 | | | | 3 | 10 | |
| 112 | V | Uriel Abila | Madison | Broken Bow | 1--4 | | 1 | | | 1 | 1 | | | | | 1 | | | | | | | | | 1 | 4 | |
| 112 | V | Adam Russell | Holdrege | Holdrege | Pin 2:51 | 1 | | 1 | | 2 | 1 | | 2 | | | | | | | | | | | | 5 | 4 | |
| 112 | V | Will Smith | Broken Bow | Holdrege | Pnd 1:10 | | 1 | | | 1 | | | | | | | | | | | | | | | 0 | 2 | |
| 112 | V | Nathan Hubbard | Lincoln North Star | Holdrege | Pin 4:20 | 1 | | 1 | 2 | | | | | | | | 1 | | | | | | | | 7 | 0 | |
| 112 | V | Jake Linch | Lexington | Holdrege | Pnd 1:57 | | 1 | | | 1 | | | | 1 | | | | | | | | | | | 0 | 4 | |
| 119 | JV | Brandon Sharp | Kimball | McCook JV | Pin 2:21 | 1 | | 1 | 1 | 1 | | | 1 | | | | | | | | | | | | 4 | 2 | |
| 119 | JV | Dustin O'Dae | Sutherland | McCook JV | Pin 2:06 | 1 | | 1 | 2 | | | | | | | | | | | | | | | | 4 | 0 | |
| 119 | JV | Mark Nelson | Kimball | McCook JV | Pin 2:38 | 1 | | 1 | 1 | 1 | | | 1 | | 1 | | | | | | | | | | 6 | 2 | 1st |
| 112 | V | Jon Lancaster | Sidney | Sidney | Pin 3:23 | 1 | | 1 | 1 | 1 | | | 1 | | 1 | | | | | | | | | | 6 | 2 | |
| 112 | V | Devin Dennis | Lexington | Sidney | Pnd 3:50 | | 1 | | | 2 | 1 | | | 1 | | 1 | | 1 | | | | | | | 1 | 11 | |
| 112 | V | Adam Russell | Holdrege | Sidney | Pin 3:57 | 1 | | 1 | 1 | | | | 1 | | | | 1 | | | | | | | | 7 | 0 | |
| 112 | V | Dustin Black | Scotts Bluff | Sidney | 0--2 | | 1 | | | | | | | | | 1 | | | | | | | | | 0 | 2 | 4th |
| 112 | V | Jordan Stroup | Dundy County | D.C. Dual | Pin 4:43 | 1 | | 1 | | 3 | 1 | | | | | | | | | | 1 | | | | 2 | 6 | |
| 112 | V | James Hartman | North Platte | Ogallala | Pnd 1:46 | | 1 | | | 1 | | | | | | | | 1 | | | | | | | 0 | 5 | |
| 112 | V | Jared Stoeger | Valentine | Ogallala | Pin 1:53 | 1 | | 1 | 1 | | | | | | | | | | | | | | | | 2 | 0 | |
| 112 | V | Josh Block | Gering | Ogallala | Pin 2:14 | 1 | | 1 | 1 | | | | | | | | | | | | | | | | 2 | 0 | 3rd |
| 119 | V | Michael Bandaret | Ogallala | Ogallala Dual | Pin 2:46 | 1 | | 1 | 1 | | | | | | | | | | | | | | | | 2 | 0 | |
| 112 | V | Jordan Stroup | Dundy County | Imperial | Pnd 3:41 | | 1 | | | 2 | | 1 | | | | | | 1 | | | | | | | 0 | 8 | |
| 112 | V | Jon Ried | Akron, CO | Imperial | 1--7 | | 1 | | | 1 | | | | 1 | | | | 1 | | | 1 | | | | 1 | 7 | |
| 112 | V | Dillan Tharp | Holyoke | Holyoke Dual | Pin 2:48 | 1 | | 1 | | 1 | | | | | | | | | | | | | | | 0 | 2 | |
| 112 | V | Jon McCart | McCook | McCook Dual | 1--4 | | 1 | | | 2 | 1 | | | | | | | | | | | | | | 1 | 4 | |
| 112 | V | Kyle Teel | Southwest | NPSP | 6--7 | | 1 | | 1 | | | 1 | 2 | 3 | | | | | | | | | | | 6 | 7 | |
| 112 | V | Derick Pishna | Hershey | NPSP | Pin 1:34 | 1 | | 1 | 1 | | | | | | 1 | | 2 | | | | | | | | 10 | 0 | 3rd |
| 112 | V | Dustin O'Dae | Sutherland | SPVA | Pin 1:05 | 1 | | 1 | 1 | | | | | | | | | | | | | | | | 2 | 0 | |
| 112 | V | OPEN | NPSP | SPVA | | 1 | | | | | | | | | | | | | | | | | | | | | |
| 112 | V | OPEN | Grant | SPVA | | 1 | | | | | | | | | | | | | | | | | | | | | |
| 112 | V | Derick Pishna | Hershey | SPVA | Pin :55 | 1 | | 1 | 1 | | | | | | | | | | | | | | | | 2 | 0 | |
| 112 | V | OPEN | Garden Co. | SPVA | | 1 | | | | | | | | | | | | | | | | | | | | | 1st |
| 112 | V | Derick Pishna | Hershey | Districts | Pin 3:53 | 1 | | 1 | 2 | | 1 | | | | 1 | | 1 | | | | | | | | 10 | 0 | |
| 112 | V | Adam Quinn | Ainsworth | Districts | Pnd 3:48 | | 1 | | | 4 | 2 | 1 | | | | 1 | | | | | | | | | 2 | 11 | |
| 112 | V | Carter Quinn | Southern Valley | Districts | 0--4 | | 1 | | | | | | | 2 | | | | | | | | | | | 0 | 4 | |
| **Totals** | | | | | | **21** | **14** | **17** | **20** | **29** | **10** | **3** | **8** | **8** | **5** | **5** | **5** | **6** | **0** | **0** | **3** | **0** | **0** | **0** | **60.0%** | | |

# Cody Prosser

| Weight | Team Level | Opponent | School | Grade | Venue | Match Score | Season Record W | L | F | T2 | | E1 | | R2 | | N2 | | N3 | | N4 | | P1 | | P2 | | Match Points | | Place |
|---|---|---|---|---|---|---|---|---|---|---|---|---|---|---|---|---|---|---|---|---|---|---|---|---|---|---|---|---|
| 140 | JV | Hunter Lanka | Ogallala | 9 | Ogallala Dual | Pnd 1:06 | | 1 | | | 1 | | | | | | | | | | | | | | | 0 | 2 | |
| 145 | JV | Garret Carmen | Akron, CO | | Imperial | Pnd 1:07 | | 1 | | | 1 | | | | | | | | | | | | | | | 0 | 2 | |
| 145 | JV | Max Pullman | Hitchcock County | | Imperial | Pnd :43 | | 1 | | | 1 | | | | | | | | | | | | | | | 0 | 2 | |
| 140 | JV | Jonathan Franklin | Holyoke, CO | | Holyoke Dual | Pnd 1:40 | | 1 | | | 1 | | | | | | 1 | | 2 | | | 2 | | | | 2 | 10 | |
| 140 | JV | Zac Cavidillo | North Platte | | Lexington | Pnd :44 | | 1 | | | 1 | | | | | | | | 1 | | | | | | | 0 | 5 | |
| 140 | JV | Tyler Barnett | Lincoln SW | | Lexington | Pnd 2:13 | | 1 | | 1 | | | | | 2 | | | | 1 | | | | | | | 2 | 7 | |
| 140 | JV | Zac Coburn | McCook | | McCook Dual | Pnd 5:25 | | 1 | | 3 | | | | 2 | 4 | 1 | 2 | 2 | | | | | | | | 18 | 12 | |
| 140 | JV | Cody Gibbons | Crawford | | Med Valley | Pnd :25 | | 1 | | | 1 | | | | | | | | | | | | | | | 0 | 2 | |
| 140 | JV | Levi Horn | NPSP JV | | Med Valley | Pnd :28 | | 1 | | | 1 | | | | | | | | | | | | | | | 0 | 2 | |
| 152 | JV | Reid Ravenscroft | Sutherland | | SPVA | Pnd 1:57 | | 1 | | | 1 | | | 1 | 1 | | | | | | | | | | | 2 | 4 | |
| 140 | JV | Levi Horn | NPSP JV | | SPVA | Pnd 1:09 | | 1 | | | 2 | 1 | | | | | | | 1 | | | | | | | 1 | 7 | |
| 140 | V | R. Benning | Atwood, KS | | Southwest | Pnd 1:01 | | 1 | | | 1 | | | | | | | | 1 | | | | | | | 0 | 5 | |
| 140 | V | K. Baker | Hershey | | Southwest | Pnd 2:47 | | 1 | | | 2 | | | | | | | | | | | | | | | 0 | 4 | |
| **Totals** | | | | | | | **0** | **13** | **0** | **4** | **13** | **1** | **0** | **3** | **7** | **1** | **3** | **2** | **6** | **0** | **0** | **2** | **0** | **0** | **0** | **0.0%** | | |

# Trevor Rowley

Grade: 9

| Weight | Team Level | Opponent | School | Venue | Match Score | Season Record W | L | F | T2 | | E1 | | R2 | | N2 | | N3 | | N4 | | P1 | | P2 | | Match Points | | Place |
|---|---|---|---|---|---|---|---|---|---|---|---|---|---|---|---|---|---|---|---|---|---|---|---|---|---|---|---|
| 275 | V | OPEN | Garden Co. | G.C. Tri | | 1 | | | | | | | | | | | | | | | | | | | | | |
| 275 | V | Riggin Vasquez | Bridgeport | G.C. Tri | Pnd 1:49 | | 1 | | | 1 | | | | | | | | | | | | | | | 0 | 2 | |
| 215 | JV | C. Tighe | Madison | Broken Bow | Pnd 1:46 | | 1 | | | 2 | 1 | | | | | | | 1 | | | | | | | 1 | 7 | |
| 215 | JV | C. Delahunty | Gothenburg | Broken Bow | Pin 2:54 | 1 | | 1 | 1 | | | | 1 | | 1 | | 1 | | | | | | | | 9 | 0 | |
| 215 | JV | K. Kosinski | GICC | Broken Bow | 4--7 | | 1 | | | 3 | 4 | 1 | | | | | | | | | | | | | 4 | 7 | 4th |
| 215 | JV | Nick Walker | Lexington | McCook JV | Pnd :49 | | 1 | | 1 | | | | | 1 | | | | | | | | | | | 2 | 2 | |
| 215 | JV | Michael Litsch | McCook | McCook JV | Pin :24 | 1 | | 1 | 1 | | | | | | | | | | | | | | | | 2 | 0 | |
| 215 | JV | Nate Baumann | McCook | McCook JV | Pin :18 | 1 | | 1 | 1 | | | | | | | | | | | | | | | | 2 | 0 | |
| 215 | JV | Nick Walker | Lexington | McCook JV | 6--13 | | 1 | | | 2 | | | 3 | 2 | | 1 | | 1 | | | | | | | 6 | 13 | 4th |
| 215 | V | Dustin Bundy | Dundy County | D.C. Dual | Pnd 4:32 | | 1 | | 1 | 1 | | | 1 | 1 | | 1 | 1 | | | | | | | | 7 | 6 | |
| 275 | V | OPEN | Ogallala | Ogallala Dual | | 1 | | | | | | | | | | | | | | | | | | | | | |
| 215 | V | Levi Garrett | Holyoke | Holyoke Dual | Pnd 2:08 | | 1 | | 1 | | | | 1 | 1 | | | 2 | | | | | 1 | | | 10 | 3 | |
| 215 | V | Stephen Marquez | North Platte | Lexington | Pin 4:32 | 1 | | 1 | 1 | 3 | 4 | | | | 1 | | 1 | | | | | | | | 11 | 6 | |
| 215 | V | Luis Venzor | Schuyler Central | Lexington | Pnd :57 | | 1 | | | 1 | | | | | | | | | | | | | | | 0 | 2 | |
| 215 | V | Matt Bair | McCook | Lexington | Pnd :33 | | 1 | | | 1 | | | | | | | | | | | | | | | 0 | 2 | |
| 215 | V | Matt Bair | McCook | McCook Dual | Pnd 2:21 | | 1 | | | 1 | | | | | | | | 1 | | | | | | | 0 | 5 | |
| 215 | JV | Eric Lueth | Med Valley | Med Valley | Pnd :54 | | 1 | | | 1 | | | | | | | | | | | | | | | 0 | 2 | |
| 215 | JV | Dustin Bundy | Dundy County | Med Valley | 1--11 | | 1 | | | 3 | 1 | | | | | 1 | | 1 | | | | | | | 1 | 11 | |
| 215 | V | Chris Quigley | Southwest | NPSP | Pnd 1:10 | | 1 | | | 1 | | | | | | | | | | | | | | | 0 | 2 | |
| 215 | V | Isaac Kuck | Bertrand | NPSP | Pnd :33 | | 1 | | | 2 | 2 | | | | | | | | | | | | | | 2 | 4 | |
| 215 | V | Stephen Marquez | North Platte JV | NPSP | Pnd 1:45 | | 1 | | | 1 | 1 | | | | | | | | | | | | | | 1 | 2 | 6th |
| 215 | V | Justin Nelms | Sutherland | SPVA | Pnd :25 | | 1 | | | 1 | | | | | | | | | | | | | | | 0 | 2 | |
| 215 | V | OPEN | NPSP | SPVA | | 1 | | | | | | | | | | | | | | | | | | | | | |
| 215 | V | Todd Ford | Grant | SPVA | Pnd 2:00 | | 1 | | | 1 | | | | | | | | | | | | | | | 0 | 2 | |
| 215 | V | Justin Ransdell | Hershey | SPVA | Pnd :05 | | 1 | | | 1 | | | | | | | | | | | | | | | 0 | 2 | |
| 215 | V | OPEN | Garden Co. | SPVA | | 1 | | | | | | | | | | | | | | | | | | | | | |
| 275 | V | G. Walz | St. Francin, KS | Southwest | Pnd :36 | | 1 | | | 2 | 1 | | | | | | | | | | | | | | 1 | 4 | |
| 275 | V | S. Wright | Atwood, KS JV | Southwest | Pnd 1:33 | | 1 | | | 1 | | | | | | | | | | | | | | | 0 | 2 | |
| **Totals** | | | | | | **8** | **20** | **4** | **7** | **29** | **14** | **1** | **6** | **5** | **2** | **3** | **5** | **4** | **0** | **0** | **0** | **1** | **0** | **0** | **28.6%** | | |

| Weight | Team Level | Miles Spickelmier | | Grade 9 | Match Score | Season Record | | | | | | | | | | | | | | | | | | | | Match Points | | Place |
|---|---|---|---|---|---|---|---|---|---|---|---|---|---|---|---|---|---|---|---|---|---|---|---|---|---|---|---|---|
| | | Opponent | School | Venue | | W | L | F | T2 | | E1 | | R2 | | N2 | | N3 | | N4 | | P1 | | P2 | | | | | |
| 135 | V | Troy Patterson | Garden County | G.C. Tri | Pin 1:37 | 1 | | 1 | 1 | | | | | | | | | | | | | | | | | 2 | 0 | |
| 135 | V | Kyler Middleton | Bridgeport | G.C. Tri | 1--7 | | 1 | | | 2 | | | | | | | | 1 | | | 1 | | | | | 1 | 7 | |
| 135 | V | Billy Lockridge | Southern Valley | Broken Bow | 3--4 | | 1 | | 1 | 1 | | 2 | | | | | | | | | 1 | | | | | 3 | 4 | |
| 135 | JV | Leighton Wier | Ord | Broken Bow | Pin 4:59 | 1 | | 1 | | 1 | 1 | | 1 | | | | 1 | | | | | | | | | 6 | 2 | |
| 135 | V | Jared Parker | Lincoln North Star | Holdrege | 4--8 | | 1 | | | 3 | 4 | 1 | | | | | | | | | | 1 | | | | 4 | 8 | |
| 135 | V | Trevor Bellows | York | Holdrege | 0--11 | | 1 | | | 2 | | 1 | | 1 | | 2 | | | | | | | | | | 0 | 11 | |
| 130 | JV | Pat Schultz | North Platte JV | McCook JV | 2--4 | | 1 | | | 2 | 1 | | | | | | | | | | | 1 | | | | 2 | 4 | |
| 130 | JV | Joey Swanson | Imperial | McCook JV | Pin 3:59 | 1 | | 1 | 2 | | | 1 | 1 | | 1 | | 1 | | | | 1 | | | | | 12 | 1 | |
| 130 | JV | Pat Schultz | North Platte | McCook JV | Pnd 3:15 | | 1 | | | | | | | 2 | | | | | | | | | | | | 0 | 4 | 4th |
| 135 | V | Casey Warning | Dundy County | D.C. Dual | Pnd 2:53 | | 1 | | | 1 | | | | | | | | | | | | | | | | 0 | 2 | |
| 135 | V | Bo Pettit | North Platte | Ogallala | Pnd 1:29 | | 1 | | | 1 | | | | | | | | | | | | | | | | 0 | 2 | |
| 135 | V | John Crocker | Kearney | Ogallala | 5--8 | | 1 | | 1 | 3 | 1 | 2 | 1 | | | | | | | | | | | | | 5 | 8 | |
| 135 | V | Darin Krajewski | Ogallala | Ogallala Dual | Pnd 1:53 | | 1 | | | 1 | 1 | | | | | | | | | | | | | | | 1 | 2 | |
| 135 | JV | Kipp Blecha | Wray, CO | Imperial | Pnd 1:49 | | 1 | | | 2 | 1 | | | | | 1 | | | | | | | | | | 1 | 6 | |
| 135 | JV | Drew Dornan | Grant | Imperial | Pin 2:48 | 1 | | 1 | 3 | | | 1 | | | | | | | | | | | | | | 6 | 1 | |
| 135 | JV | Mike Blehm | Garden County | Imperial | Pin 1:29 | 1 | | 1 | 3 | | | 1 | | | | | 1 | | | | | | | | | 9 | 1 | 3rd |
| 140 | V | Stephen Ortner | Holyoke | Holyoke Dual | Pnd 1:18 | | 1 | | | 1 | | | | | | | | | | | | | | | | 0 | 2 | |
| 135 | JV | Chad Briley | North Platte JV | Lexington | 2--7 | | 1 | | 1 | 1 | | | | | | 1 | | 1 | | | | | | | | 2 | 7 | |
| 135 | JV | Hugo Valdez | Schuyler Central | Lexington | Pin 4:07 | 1 | | 1 | 1 | 1 | | | 1 | | | | | | | | | | | | | 4 | 2 | |
| 135 | JV | Josh Conde | Holyoke | Lexington | Pnd :29 | | 1 | | | 1 | | | | | | | | | | | | | | | | 0 | 2 | |
| 135 | V | Ahren Hayes | McCook | McCook Dual | 0--10 | | 1 | | | 2 | | 1 | | | | | | 2 | | | | 1 | | | | 0 | 10 | |
| 135 | JV | Casey Warning | Dundy County | Med Valley | Pnd 2:13 | | 1 | | | | | | | | | | | | | | | | | | | 0 | 0 | |
| 135 | JV | Shea Peden | Southern Valley | Med Valley | Pin 1:24 | 1 | | 1 | 2 | | | | | | 1 | | 1 | | | | | | | | | 9 | 0 | |
| 135 | JV | Chad Briley | North Platte JV | Med Valley | 15--7 | 1 | | | 2 | | | | 2 | 3 | 2 | | 1 | | | | | | | | | 15 | 7 | |
| 135 | JV | Eric Snoozy | North Platte JV | Med Valley | 2--3 | | 1 | | 1 | 1 | | 1 | | | | | | | | | | | | | | 2 | 3 | |
| 135 | V | Dustin Allen | Sutherland | SPVA | 10--2 | 1 | | | 2 | | | 1 | 1 | | 2 | | | | | | | 1 | | | | 10 | 2 | |
| 135 | V | Ty Dodson | NPSP | SPVA | Pnd :42 | | 1 | | | 1 | | | | | | | | | | | | | | | | 0 | 2 | |
| 135 | V | Drew Dornan | Grant | SPVA | Pin 1:07 | 1 | | 1 | 2 | | | 1 | | | | | 1 | | | | | | | | | 7 | 1 | |
| 135 | V | Tad Mathers | Hershey | SPVA | Pnd 1:44 | | 1 | | | 1 | | | | | | | | | | | | | | | | 0 | 2 | |
| 135 | V | OPEN | Garden Co. | SPVA | | 1 | | | | | | | | | | | | | | | | | | | | | | |
| 135 | V | William Lockridge | Southern Valley | Districts | 5--18 | | 1 | | | | 1 | 5 | 1 | | | 3 | | | | | 2 | 2 | | | | 5 | 18 | |
| 135 | V | Bridger Chytka | Hemingford | Districts | 1--0 | 1 | | | | | | | | | | | | | | | 1 | | | | | 1 | 0 | |
| 135 | V | Tad Mathers | Hershey | Districts | 1--9 | | 1 | | | 2 | 1 | | | 1 | | | | 1 | | | | | | | | 1 | 9 | |
| **Totals** | | | | | | **12** | **21** | **8** | **22** | **30** | **11** | **18** | **8** | **7** | **6** | **7** | **6** | **5** | **0** | **0** | **6** | **6** | **0** | **0** | **36.4%** | | |


SOPHOMORE

# Trevor Courter

Grade: 11

| Weight | Team Level | Opponent | School | Venue | Match Score | Season Record W | L | F | T2 | | E1 | | R2 | | N2 | | N3 | | N4 | | P1 | | P2 | | Match Points | | Place |
|---|---|---|---|---|---|---|---|---|---|---|---|---|---|---|---|---|---|---|---|---|---|---|---|---|---|---|---|
| 215 | V | OPEN | Garden Co. | G.C. Tri | | 1 | | | | | | | | | | | | | | | | | | | | | |
| 215 | V | Nick Myers | Bridgeport | G.C. Tri | Pnd 3:15 | | 1 | | | 2 | | 1 | | | | 1 | | 1 | | | | | | | 0 | 10 | |
| 215 | V | Scott Peterson | Broken Bow | Broken Bow | Pin 2:41 | 1 | | 1 | | 1 | | | | | | | | | | | | | | | 0 | 2 | |
| 215 | V | Aaron Ide | Holdrege | Broken Bow | Pnd 2:25 | | 1 | | | 2 | 1 | | | 1 | | 1 | | 1 | | | | | | | 1 | 11 | |
| 215 | V | Josh Patten | Central City | Broken Bow | 10--9 | 1 | | | 1 | 1 | | | 1 | 2 | | | 2 | 1 | | | | | | | 10 | 9 | |
| 215 | V | Andy Dennis | Ord | Broken Bow | Pin 2:53 | 1 | | 1 | | 1 | | 1 | 1 | | | 1 | | | | | | | | | 2 | 5 | |
| 215 | V | Alex Lanz | S. Valley | Broken Bow | Pnd :26 | | 1 | | | 1 | | | | | | | | | | | | | | | 0 | 2 | 4th |
| 215 | V | Jeff Stepanek | GICC | Holdrege | Pin 2:30 | 1 | | 1 | | 1 | | | 2 | | | | | | | | | | | | 4 | 2 | |
| 215 | V | Aaron Ide | Holdrege | Holdrege | Pnd 2:32 | | 1 | | | 2 | | | | | | | | 2 | | | | | | | 0 | 10 | 2nd |
| 215 | V | Jake Rogers | Scotts Bluff | Sidney | Pnd 5:16 | | 1 | | | 3 | | | 1 | 1 | | 3 | | | | | | | | | 2 | 14 | |
| 215 | V | Kurt Brauer | Sidney | Sidney | Inj. Def. | 1 | | | | | | | | | | | | | | | | | | | | | |
| 215 | V | Dave Randall | Alliance | Sidney | 4--17 | | 1 | | | 5 | 4 | | | | | 2 | | 1 | | | | | | | 4 | 17 | |
| 215 | V | OPEN | Ogallala | Ogallala Dual | | 1 | | | | | | | | | | | | | | | | | | | | | |
| 215 | V | Nathan Welp | Wray, CO | Imperial | Pnd 3:54 | | 1 | | | 2 | | | | | | 2 | | 2 | | | | | | | 0 | 14 | |
| 215 | V | Levi Garrett | Holyoke, CO | Imperial | Pin :19 | 1 | | 1 | 1 | | | | | | | | | | | | | | | | 2 | 0 | |
| 215 | V | Todd Ford | Grant | Imperial | 11--5 | 1 | | | 2 | 1 | 1 | 1 | | 1 | | | 2 | | | | | | | | 11 | 5 | |
| 215 | V | Nathan Welp | Wray, CO | Imperial | Pnd 1:26 | | 1 | | | 2 | | | | | | | | | | | | | | | 0 | 4 | 4th |
| 215 | V | Brock Lange | West Holt | Districts | Pin 4:26 | 1 | | 1 | | 2 | 1 | | 2 | 1 | | 1 | | | | | 2 | 1 | | | 7 | 9 | |
| 215 | V | Andy Dennis | Ord | Districts | Pnd 2:19 | | 1 | | | 1 | | | | 1 | | | | 1 | | | | 1 | | | 0 | 7 | |
| 215 | V | Jacob Hoffman | Bayard | Districts | Pin :14 | 1 | | 1 | 1 | | | | | | | | | | | | | | | | 2 | 0 | |
| 215 | V | Ryan Simonson | Ainsworth | Districts | Pnd 5:44 | | 1 | | 1 | 2 | 1 | | 1 | 1 | | | 2 | 2 | | | | | | | 11 | 12 | |
| **Totals** | | | | | | **11** | **10** | **6** | **6** | **29** | **8** | **3** | **8** | **8** | **0** | **11** | **6** | **11** | **0** | **0** | **2** | **2** | **0** | **0** | **52.4%** | | |

| Weight | Team Level | Ben Brophy | | Grade 11 | Match Score | Season Record | | | T2 | | E1 | | R2 | | N2 | | N3 | | N4 | | P1 | | P2 | | Match Points | | Place |
|---|---|---|---|---|---|---|---|---|---|---|---|---|---|---|---|---|---|---|---|---|---|---|---|---|---|---|---|
| | | Opponent | School | Venue | | W | L | F | | | | | | | | | | | | | | | | | | | |
| 189 | V | Morgan Fricke | Garden Co. | G.C. Tri | Pin :34 | 1 | | 1 | 1 | | | | | | | | | | | | | | | | 2 | 0 | |
| 152 | V | Bryon Talbert | Minden | Holdrege | Pnd 2:54 | | 1 | | 1 | | | | | 1 | | | 1 | 1 | | | | | | | 5 | 5 | |
| 152 | V | Dustin Bailey | Holdrege | Holdrege | 7--3 | 1 | | | 3 | 1 | 1 | 1 | | | | | | | | | | | | | 7 | 3 | |
| 152 | V | Jeff Schweitzer | Broken Bow | Holdrege | Pnd 2:18 | | 1 | | | | | | | 1 | | | | | | | | | | | 0 | 2 | |
| 152 | V | Dustin Bailey | Holdrege | Sidney | Pin 5:18 | 1 | | 1 | 1 | 1 | | 1 | 1 | | | 1 | 1 | | | | | | | | 7 | 5 | |
| 152 | V | Phillip Kautz | Gering | Sidney | 1--12 | | 1 | | | 4 | 1 | 1 | | | | | | 1 | | | | | | | 1 | 12 | |
| 152 | V | Eric Love | Cozad | Sidney | Pnd :56 | | 1 | | | 1 | | | | | | | | | | | | | | | 0 | 2 | |
| 160 | V | OPEN | Dundy County | D.C. Dual | | 1 | | | | | | | | | | | | | | | | | | | | | |
| 152 | V | Brady Nelson | Gothenburg | Ogallala | 5--10 | | 1 | | 1 | 3 | 3 | 2 | | | | 1 | | | | | | | | | 5 | 10 | |
| 152 | V | Tyler Hand | Valentine | Ogallala | Pin 4:36 | 1 | | 1 | | 2 | 1 | 1 | | | | 1 | | | | | | | | | 1 | 7 | |
| 152 | V | Jon Pearson | Kearney | Ogallala | Pnd 2:55 | | 1 | | 1 | 1 | | 1 | | 1 | | | | | | | | | | | 2 | 5 | |
| 152 | V | Cody Peterson | Ogallala | Ogallala Dual | 4--7 | | 1 | | 1 | 2 | | 3 | 1 | | | | | | | | | | | | 4 | 7 | |
| 152 | V | Eric Wood | NPSP | Imperial | Pnd 1:29 | | 1 | | | 1 | | | | | | | | 1 | | | | | | | 0 | 5 | |
| 152 | V | Cody Peterson | Ogallala | Imperial | 2--8 | | 1 | | 1 | 1 | | | | 1 | | | | 1 | | | | 1 | | | 2 | 8 | |
| 171 | V | OPEN | Holyoke, CO | Holyoke Dual | | 1 | | | | | | | | | | | | | | | | | | | | | |
| 160 | JV | Jonathon Streeb | Holyoke, CO | Holyoke Dual | 15--7 | 1 | | | 2 | 2 | 1 | 1 | 1 | 1 | | | 2 | | | | | | | | 15 | 7 | |
| 152 | V | Neal Maloley | Lexington | Lexington | Pnd :41 | | 1 | | | 1 | | | | | | | | | | | | | | | 0 | 2 | |
| 152 | V | Eric Abens | Millard North | Lexington | Pin 2:07 | 1 | | 1 | 2 | | | | | | | | | | | | | | | | 4 | 0 | |
| 152 | V | Andy Shields | Lincoln SW | Lexington | Pnd 1:53 | | 1 | | | | | | | | | | | | | | | | | | 0 | 0 | |
| 152 | V | OPEN | McCook | McCook Dual | | 1 | | | | | | | | | | | | | | | | | | | | | |
| 152 | V | Evan Crouch | Anselmo-Merna | NPSP | 10--13 | | 1 | | 1 | 1 | | | | 1 | 1 | | 2 | 3 | | | | | | | 10 | 13 | |
| 152 | V | Hayes Skiles | Southwest | NPSP | Pin :19 | 1 | | 1 | 1 | | | | | | | | | | | | | | | | 2 | 0 | |
| 152 | V | Ray Keefer | North Platte JV | NPSP | Pin 2:48 | 1 | | 1 | 1 | | | | | | 1 | | | | | | | | | | 4 | 0 | |
| 152 | V | Evan Crouch | Anselmo-Merna | NPSP | 4--12 | | 1 | | 2 | | | | | 2 | | 1 | | 2 | | | | | | | 4 | 12 | 4th |
| 152 | V | Kendall O'Neal | Sutherland | SPVA | 19--13 | 1 | | | 4 | | | 2 | 1 | 2 | 3 | | 1 | 2 | | | | 1 | | | 19 | 13 | |
| 152 | V | Eric Wood | NPSP | SPVA | Pnd 2:43 | | 1 | | 1 | | | | | 1 | | | | | | | | | | | 2 | 2 | |
| 152 | V | OPEN | Grant | SPVA | | 1 | | | | | | | | | | | | | | | | | | | | | |
| 152 | V | Tyler Hinton | Hershey | SPVA | Pin 1:31 | 1 | | 1 | 1 | | | | | 1 | | | | | | | | | | | 2 | 2 | |
| 152 | V | Marshall Milanuk | Garden Co. | SPVA | Pin :54 | 1 | | 1 | 1 | | | | | | | | | | | | | | | | 2 | 0 | 2nd |
| 152 | V | Zachary Bishop | Gibbon | Districts | Pin 4:41 | 1 | | 1 | 2 | | | 1 | | | | | | | | | | | | | 4 | 1 | |
| 152 | V | Ryan Schledewitz | Hemingford | Districts | 4--13 | | 1 | | | 6 | 4 | 1 | | | | | | | | | | | | | 4 | 13 | |
| 152 | V | Jordan Bergquist | Southern Valley | Districts | 6--7 | | 1 | | | 2 | | 1 | 1 | 1 | | | 1 | | | | 1 | | | | 6 | 7 | |
| Totals | | | | | | 16 | 16 | 9 | 28 | 29 | 11 | 16 | 5 | 13 | 5 | 4 | 8 | 11 | 0 | 0 | 1 | 2 | 0 | 0 | 50.0% | | |

# Sam Knoetzel

| Weight | Team Level | Opponent | School | Grade | Venue | Match Score | Season Record W | L | F | T2 | | E1 | | R2 | | N2 | | N3 | | N4 | | P1 | | P2 | | Match Points | | Place |
|---|---|---|---|---|---|---|---|---|---|---|---|---|---|---|---|---|---|---|---|---|---|---|---|---|---|---|---|---|
| 160 | JV | Travis Hollingsworth | Garden Co. | 10 | G.C. Tri | Pin 2:55 | 1 | | 1 | 1 | | 1 | 1 | 1 | | | | 1 | | | | | | | | 7 | 1 | |
| 189 | JV | Andrew Luce | Bridgeport | | G.C. Tri | Pin 1:20 | 1 | | 1 | 1 | | | | | | 1 | | | | | | | | | | 4 | 0 | |
| 160 | JV | J. Rowley | GICC | | Broken Bow | Pin :53 | 1 | | 1 | 1 | | | | | | | | | | | | | | | | 2 | 0 | |
| 160 | JV | B. Martin | Broken Bow | | Broken Bow | Pin 4:49 | 1 | | 1 | | | | | | | | | 1 | | | | 1 | | | | 3 | 1 | |
| 160 | JV | J.C. Meredith | Gothenburg | | Broken Bow | Pin 4:47 | 1 | | 1 | | 1 | 1 | | | | | | | | 1 | | 1 | | | | 2 | 2 | 1st |
| | | Injured | | | | | | | | | | | | | | | | | | | | | | | | | | |
| Totals | | | | | | | 5 | 0 | 5 | 3 | 1 | 2 | 1 | 1 | 0 | 1 | 0 | 2 | 0 | 1 | 0 | 1 | 1 | 0 | 0 | 100% | | |

| Weight | Team Level | Bryant Colton | | Grade 12 | Match Score | Season Record | | | | | | | | | | | | | | | | | | | | Match Points | | Place |
|---|---|---|---|---|---|---|---|---|---|---|---|---|---|---|---|---|---|---|---|---|---|---|---|---|---|---|---|---|
| | | Opponent | School | Venue | | W | L | F | T2 | | E1 | | R2 | | N2 | | N3 | | N4 | | P1 | | P2 | | | | |
| 145 | JV | Josh Maddox | Bridgeport | G.C. Tri | Pnd 6:22 | | 1 | | 1 | 3 | 2 | 1 | 1 | | | 1 | 1 | 1 | | | 1 | | | | 10 | 12 | |
| 145 | V | Jason Keiser | Gothenburg | Broken Bow | 12--9 | 1 | | | 1 | 3 | 3 | 1 | 2 | 1 | 1 | | | | | | 1 | | | | 12 | 9 | |
| 145 | V | Brady Harrington | GICC | Broken Bow | Pnd :39 | | 1 | | | 1 | | | | | | | | | | | | | | | 0 | 2 | |
| 145 | V | Ed Neidig | Madison | Broken Bow | Pnd :56 | | 1 | | | 1 | | | 1 | 1 | | | | | | | | | | | 2 | 4 | |
| 145 | JV | A. Goodenberger | McCook | Holdrege | Pin 3:49 | 1 | | 1 | 1 | | | | 1 | | | | | | | | | 1 | | | 4 | 1 | |
| 145 | JV | A. Holmes | York | Holdrege | Pnd 5:21 | | 1 | | 1 | 1 | | | 1 | 4 | | 2 | 1 | 1 | | | | | | | 7 | 17 | 2nd |
| 140 | JV | Gill Cordanas | North Platte | McCook JV | 7--4 | 1 | | | | | | | 2 | | | 1 | 1 | | | | | | | | 7 | 4 | |
| 140 | JV | Tom Keefer | North Platte | McCook JV | 10--4 | 1 | | | 4 | | | 2 | 1 | 1 | | | | | | | | 2 | | | 10 | 4 | 1st |
| 140 | JV | Josh Hauschild | Sutherland | Oshkosh | Pnd 3:28 | | 1 | | | 4 | 3 | | 1 | 1 | | | | | | | | | | | 5 | 10 | |
| 140 | JV | Brian Lewis | Minatare | Oshkosh | Pnd 2:49 | | 1 | | 3 | | 1 | 1 | | 1 | | | | | | | | | | | 7 | 3 | |
| | | Injured/Quit | | | | | | | | | | | | | | | | | | | | | | | | | | |
| Totals | | | | | | 4 | 6 | 1 | 11 | 13 | 9 | 5 | 10 | 9 | 1 | 4 | 3 | 2 | 0 | 0 | 2 | 3 | 0 | 0 | 40.0% | | |

# Joey Swanson

Grade: 9

| Weight | Team Level | Opponent | School | Venue | Match Score | Season Record W | L | F | T2 | | E1 | | R2 | | N2 | | N3 | | N4 | | P1 | | P2 | | Match Points | | Place |
|---|---|---|---|---|---|---|---|---|---|---|---|---|---|---|---|---|---|---|---|---|---|---|---|---|---|---|---|
| 125 | V | Taylor Dietlein | Garden Co. | G.C. Tri | Pin 5:15 | 1 | | 1 | 2 | 1 | | 1 | 2 | | 1 | | 3 | 1 | | | | 2 | | | 19 | 8 | |
| 125 | V | Shane Laux | Bridgerport | G.C. Tri | Pin 1:45 | 1 | | 1 | | 1 | | | 1 | | | | 1 | | | | | | | | 5 | 2 | |
| 125 | V | Myles Butt | Central City | Broken Bow | 0--17 | | 1 | | | 2 | | | | | | 2 | | 3 | | | | | | | 0 | 17 | |
| 125 | V | Jeremy Rawson | S. Valley | Broken Bow | Pnd 3:59 | | 1 | | | 2 | | 1 | 2 | 1 | | 3 | | 2 | | | | | | | 4 | 17 | |
| 135 | JV | Harris | Minden | Holdrege | Pin 3:58 | 1 | | 1 | | 1 | | | 1 | 1 | 1 | 5 | | | | | 1 | | | | 5 | 14 | |
| 135 | JV | Logan Spanel | Broken Bow | Holdrege | 2--17 | | 1 | | | 2 | | 1 | 1 | 1 | | | | 3 | | | | | | | 2 | 17 | |
| 135 | JV | T. Hall | Minden | Holdrege | Pin 4:24 | 1 | | 1 | 1 | | | | 2 | | 2 | | | | | | 2 | | | | 10 | 0 | |
| 135 | JV | Harris | Minden | Holdrege | Pnd :18 | | 1 | | | 1 | | | | | | | | | | | | | | | 0 | 2 | 4th |
| 130 | JV | Cory Baker | Hershey | McCook JV | 3--15 | | 1 | | | 2 | | | 1 | 2 | | 2 | | 1 | | | 1 | | | | 3 | 15 | |
| 130 | JV | Miles Spickelmier | Imperial | McCook JV | Pnd 3:59 | | 1 | | | 2 | 1 | | | 1 | | 1 | | 1 | | | | 1 | | | 1 | 12 | |
| 135 | V | Matt Snyder | Sidney | Sidney | Pnd 1:51 | | 1 | | | 2 | 1 | | | | | | | 1 | | | | | | | 1 | 7 | |
| 135 | V | Hagen Guzman | Scotts Bluff | Sidney | Pnd :37 | | 1 | | | 1 | | | | | | | | | | | | | | | 0 | 2 | |
| 140 | JV | Chance Raichert | Dundy County | D.C. Dual | 2--16 | | 1 | | | 4 | 2 | | | | | | | 2 | | | | | | | 2 | 16 | |
| 130 | JV | Brandon Gifford | Banner County | Oshkosh | Pnd :55 | | 1 | | | 1 | | | | | | | | | | | | | | | 0 | 2 | |
| 130 | JV | Devin Dunbar | North Platte JV | Oshkosh | Pnd :46 | | 1 | | | 1 | | | | | | | | | | | | | | | 0 | 2 | |
| 130 | V | Travis Kirchner | Ogallala | Ogallala Dual | Pnd 2:44 | | 1 | | | 3 | 1 | | | | | | | 1 | | | | | | | 1 | 9 | |
| 130 | JV | T. Schoepner | Akron, CO | Imperial | Pnd 1:44 | | 1 | | | 1 | | | | | | 1 | | | | | | | | | 0 | 4 | |
| 130 | JV | Geoff Florom | NPSP | Imperial | 0--3 | | 1 | | | | | | | | | | | 1 | | | | | | | 0 | 3 | 4th |
| 130 | V | Dallas Korus | McCook | McCook Dual | Pnd 1:11 | | 1 | | | 1 | | | | | | | | 1 | | | 1 | | | | 1 | 5 | |
| 130 | JV | Wyatt Barrett | Wau-Pal | Med Valley | Pnd 2:58 | | 1 | | | 1 | | | | | | | | 2 | | | | | | | 0 | 8 | |
| 130 | JV | Devin Dunbar | North Platte JV | Med Valley | Pnd 2:38 | | 1 | | | 1 | | 1 | | | | | | | | | | 1 | | | 0 | 4 | |
| 130 | V | Jared Beam | Sutherland | SPVA | 2--19 | | 1 | | | 1 | | | 1 | 2 | | 1 | | 3 | | | | 2 | | | 2 | 19 | |
| 130 | V | Michael Budke | NPSP | SPVA | Pnd :51 | | 1 | | | 1 | | | | | | | | | | | | | | | 0 | 2 | |
| 130 | V | OPEN | Grant | SPVA | | 1 | | | | | | | | | | | | | | | | | | | | | |
| 130 | V | Logan Isom | Hershey | SPVA | Pnd 3:29 | | 1 | | | 1 | 1 | | | | | 1 | | | | | | | | | 1 | 4 | |
| 130 | V | Justin Waltman | Garden Co. | SPVA | Pnd 1:38 | | 1 | | | 1 | | | | | | | | | | | | | | | 0 | 2 | |
| 135 | V | Dustin Allen | Sutherland | Southwest | Pnd 2:36 | | 1 | | | 1 | 1 | | | | | | | | | | | | | | 1 | 2 | |
| 135 | V | B. Hinton | Hershey JV | Southwest | Pin 4:49 | 1 | | 1 | 1 | 1 | 1 | | 2 | | 2 | | | | | | | 2 | | 1 | 11 | 6 | |
| 135 | V | Jesse Bayliss | Southwest | Southwest | 7--0 | 1 | | | 1 | | | | 1 | | | | 1 | | | | | | | | 7 | 0 | |
| 135 | V | Tad Mathers | Hershey | Southwest | Pnd 5:13 | | 1 | | | 2 | | | | 1 | | | | 2 | | | | | | | 0 | 12 | |
| 135 | V | Clinton McCrea | Hemingford | Districts | Pnd 1:17 | | 1 | | | 1 | | | | | | | | 1 | | | | | | | 0 | 5 | |
| 135 | V | Logan Isom | Hershey | Districts | 0--17 | | 1 | | | 2 | | | | 1 | | 1 | | 3 | | | | | | | 0 | 17 | |
| **Totals** | | | | | | **7** | **25** | **5** | **5** | **41** | **8** | **4** | **14** | **10** | **6** | **17** | **5** | **28** | **0** | **0** | **5** | **8** | **0** | **1** | **21.9%** | | |

| Weight | Team Level | Brandon Spickelmier | | Grade 11 | Match Score | Season Record | | | | | | | | | | | | | | | | | | Match Points | | Place |
|---|---|---|---|---|---|---|---|---|---|---|---|---|---|---|---|---|---|---|---|---|---|---|---|---|---|---|
| | | Opponent | School | Venue | | W | L | F | T2 | | E1 | | R2 | | N2 | | N3 | | N4 | | P1 | | P2 | | | | |
| 152 | JV | C. Broeckmier | Central City | Broken Bow | 11--4 | 1 | | | 1 | | | | 2 | 2 | 1 | | 1 | | | | | | | | 11 | 4 | |
| 152 | JV | Wade Courter | Imperial | Broken Bow | Pin 3:46 | 1 | | 1 | 2 | | | | | | | | | | | | | | | | 4 | 0 | 1st |
| | | Injured | | | | | | | | | | | | | | | | | | | | | | | | | |
| Totals | | | | | | 2 | 0 | 1 | 3 | 0 | 0 | 0 | 2 | 2 | 1 | 0 | 1 | 0 | 0 | 0 | 0 | 0 | 0 | 0 | 100% | | |

# Josh Langin

Grade: 11

| Weight | Team Level | Opponent | School | Venue | Match Score | Season Record W | L | F | T2 | | E1 | | R2 | | N2 | | N3 | | N4 | | P1 | | P2 | | Match Points | | Place |
|---|---|---|---|---|---|---|---|---|---|---|---|---|---|---|---|---|---|---|---|---|---|---|---|---|---|---|---|
| 152 | V | OPEN | Garden County | G.C. Tri | | 1 | | | | | | | | | | | | | | | | | | | | | |
| 152 | V | Chance Cunningham | Bridgeport | G.C. Tri | Pin 3:45 | 1 | | 1 | 1 | 1 | 1 | | 2 | 1 | 1 | | 1 | | | | | | | | 12 | 4 | |
| 152 | V | Jordan Pfeiffer | Madison | Broken Bow | 9--6 | 1 | | | | 1 | | | 2 | | 1 | | 1 | 1 | | | | 1 | | | 9 | 6 | |
| 152 | V | Eric Wood | NPSP | Broken Bow | Pnd 1:12 | | 1 | | | 1 | | | | | | | | 1 | | | | | | | 0 | 5 | |
| 152 | V | Brady Nelson | Gothenburg | Broken Bow | 3--18 | | 1 | | | 5 | 3 | | | 1 | | | | 2 | | | | | | | 3 | 18 | |
| 145 | V | Justin Vonasek | Holdrege | Holdrege | Pnd 4:45 | | 1 | | | 3 | 1 | 1 | | | | | | 1 | | | | | | | 1 | 10 | |
| 145 | V | Geoff Cook | Broken Bow | Holdrege | Pnd :34 | | 1 | | | 1 | | | | | | | | | | | | | | | 0 | 2 | |
| 145 | V | Shawn Bernard | Dundy County | D.C. Dual | 14--4 | 1 | | | 3 | | 1 | | | 1 | 2 | 1 | 1 | | | | | | | | 14 | 4 | |
| 145 | V | Marvin Peterson | Kearney | Ogallala | 4--14 | | 1 | | | 4 | 3 | 1 | | | | 1 | | 1 | | | 1 | | | | 4 | 14 | |
| 145 | V | Jeff Kuskie | Ogallala | Ogallala | 7--8 | | 1 | | | 3 | 3 | | 2 | 1 | | | | | | | | | | | 7 | 8 | |
| 145 | V | Jeff Kuskie | Ogallala | Ogallala Dual | 6--14 | | 1 | | | 6 | 6 | | | 1 | | | | | | | | | | | 6 | 14 | |
| 145 | V | Jonathon Franklin | Holyoke, CO | Imperial | 7--11 | | 1 | | 1 | 1 | 1 | | 1 | 2 | 1 | 1 | | 1 | | | | | | | 7 | 11 | |
| 145 | V | Jim Slattery | Southwest | Imperial | 13--7 | 1 | | | | | 1 | 1 | 3 | 2 | | | 2 | | | | | | | | 13 | 7 | |
| 145 | V | Joe Thomsen | NPSP | Imperial | 11--15 | | 1 | | | 1 | | | 4 | 3 | | 2 | 1 | 1 | | | | | | | 11 | 15 | |
| 145 | V | Jonathon Franklin | Holyoke, CO | Holyoke Dual | Pnd 5:28 | | 1 | | 1 | | | 1 | 2 | 2 | | | 1 | 2 | | | | | | | 9 | 11 | |
| 145 | V | Jake Havorka | Sidney | Lexington | 3--12 | | 1 | | | 3 | 1 | | 1 | | | | | 2 | | | | | | | 3 | 12 | |
| 145 | V | Sean Dawson | North Platte | Lexington | Pin 1:46 | 1 | | 1 | 1 | | | 1 | | | | | | | | | | | | | 2 | 1 | |
| 145 | V | Bobby Murray | Lincoln Southwest | Lexington | Pin 2:19 | 1 | | 1 | 1 | 1 | | | 1 | | | | | | | | | | | | 4 | 2 | |
| 145 | V | Ben Mettlen | Scott City, KS | Lexington | Pnd 2:23 | | 1 | | | 1 | | | | 1 | | 2 | | | | | | | | | 0 | 8 | |
| 145 | V | Jake Havorka | Sidney | Lexington | Default | 1 | | | | | | | | | | | | | | | | | | | | | 5th |
| 145 | V | Andy Goodenberger | McCook | McCook Dual | Pin 2:49 | 1 | | 1 | 1 | | | | | | | | 1 | | | | | | | | 5 | 0 | |
| 145 | V | Peter Barger | Wau-Pal | NPSP | Pnd 2:27 | | 1 | | | 2 | 1 | | 1 | | | | | | | | | | | | 3 | 4 | |
| 145 | V | Joe Thomsen | NPSP | NPSP | 11--2 | 1 | | | 2 | | | | 2 | 1 | | | 1 | | | | | | | | 11 | 2 | |
| 145 | V | Zane White | Bertrand | NPSP | Pin 4:32 | 1 | | 1 | 2 | | | | | | | | | | | | | | | | 4 | 0 | 3rd |
| 145 | V | Dustin Hauschild | Sutherland | SPVA | Pin 3:03 | 1 | | 1 | 1 | | | | 1 | 1 | 1 | 1 | 1 | | | | | | | | 9 | 4 | |
| 145 | V | Joe Thomsen | NPSP | SPVA | 4--15 | | 1 | | 1 | | | | 1 | 2 | | 1 | | 3 | | | | | | | 4 | 15 | |
| 145 | V | OPEN | Grant | SPVA | | 1 | | | | | | | | | | | | | | | | | | | | | |
| 145 | V | OPEN | Hershey | SPVA | | 1 | | | | | | | | | | | | | | | | | | | | | |
| 145 | V | OPEN | Garden County | SPVA | | 1 | | | | | | | | | | | | | | | | | | | | | 2nd |
| 145 | V | Brandon Rudloff | Mitchell | Districts | Pin 4:33 | 1 | | 1 | 1 | | | | 1 | | 1 | | 1 | | | | | | | | 9 | 0 | |
| 145 | V | Kip L'Heureux | Minden | Districts | 5--12 | | 1 | | | 1 | | | 2 | 2 | | 1 | | 1 | | | 1 | 1 | | | 5 | 12 | |
| 145 | V | Matt Mullen | Kearney Catholic | Districts | 8--6 | 1 | | | | | | | 1 | 2 | 3 | 1 | | | | | | | | | 8 | 6 | |
| 145 | V | Blake Fastnacht | Hemingford | Districts | 2--5 | | 1 | | | 1 | | | 1 | | | | | 1 | | | | | | | 2 | 5 | |
| **Totals** | | | | | | **17** | **16** | **7** | **16** | **36** | **22** | **5** | **28** | **23** | **10** | **11** | **11** | **17** | **0** | **0** | **2** | **2** | **0** | **0** | **51.5%** | | |

# Chad Cochran

Grade: 10

| Weight | Team Level | Opponent | School | Venue | Match Score | Season Record W | L | F | T2 | | E1 | | R2 | | N2 | | N3 | | N4 | | P1 | | P2 | | Match Points | | Place |
|---|---|---|---|---|---|---|---|---|---|---|---|---|---|---|---|---|---|---|---|---|---|---|---|---|---|---|---|
| 103 | V | OPEN | Garden County | G.C. Tri | | 1 | | | | | | | | | | | | | | | | | | | | | |
| 103 | V | OPEN | Bridgeport | G.C. Tri | | 1 | | | | | | | | | | | | | | | | | | | | | |
| 103 | V | Zack Richards | NPSP | Broken Bow | Pnd 1:50 | | 1 | | | 2 | 1 | | | | | 1 | | | | | 1 | | | | 2 | 6 | |
| 103 | V | Brock Dawson | Southern Valley | Broken Bow | Pnd 2:03 | | 1 | | 1 | 1 | | 1 | | | | | | | | | | | | | 2 | 3 | |
| 103 | V | Ryan McFadden | Lexington | Holdrege | Pnd 5:27 | | 1 | | | 3 | 1 | 1 | | 1 | | 1 | 1 | | | | | | | | 4 | 11 | |
| 103 | V | Danny Pesek | Minden | Holdrege | Pin :14 | 1 | | 1 | 1 | | | | | | | | | | | | | | | | 2 | 0 | |
| 103 | V | Nathan Bloodworth | Holdrege | Holdrege | Pnd 3:30 | | 1 | | 1 | 2 | 1 | 2 | | | 1 | | | 1 | | | | | | | 5 | 9 | |
| 103 | V | Shawn Preston | Dundy County | McCook JV | Pin :20 | 1 | | 1 | 1 | | | | | | | | | | | | | | | | 2 | 0 | |
| 103 | JV | Kyle Teel | Southwest | McCook JV | 2--4 | | 1 | | | 2 | | | 1 | | | | | | | | | | | | 2 | 4 | |
| 103 | JV | Jaden Bloomsted | Sutherland | McCook JV | Pin 4:56 | 1 | | 1 | 1 | 1 | | | 1 | | | | 3 | | | | | | | | 13 | 2 | |
| 103 | JV | Alex Smith | McCook | McCook JV | 12--4 | 1 | | | 5 | | | 4 | | | 1 | | | | | | | | | | 12 | 4 | 3rd |
| 103 | V | Kyle Kelley | Gering | Sidney | Pnd 1:55 | | 1 | | | 1 | | | | | | | | | | | | | | | 0 | 2 | |
| 103 | V | Cody Pickering | Sterling | Sidney | Pnd 4:41 | | 1 | | 1 | 2 | | 2 | 1 | | | | 1 | 1 | | | 1 | | | | 8 | 9 | |
| 103 | V | Zach Starks | Dundy County | D.C. Dual | 18--11 | 1 | | | 3 | | | | | 4 | | | 4 | 1 | | | | | | | 18 | 11 | |
| 103 | V | David Perry | North Platte | Ogallala | Pnd 2:52 | | 1 | | | 2 | | 1 | | | | 1 | | | | | | | | | 0 | 7 | |
| 103 | V | Colby Slinde | Hershey | Ogallala | Pnd 4:09 | | 1 | | 2 | 2 | | 2 | | | | | | | | | | | | | 4 | 6 | |
| 103 | V | Bret Adkins | Ogallala | Ogallala Dual | Pin 1:10 | 1 | | 1 | 1 | | | | | | 1 | | | | | | | | | | 5 | 0 | |
| 103 | V | Mitchell Sheets | Southwest | Imperial | Pnd 1:38 | | 1 | | | 2 | 1 | | | | | | | | | | | | | | 1 | 4 | |
| 103 | V | Zach Starks | Dundy County | Imperial | Pnd 2:08 | | 1 | | | 1 | | | 1 | 1 | 2 | | | 1 | | | | | | | 6 | 7 | |
| 103 | V | Jake O'Neal | Holyoke | Holyoke Dual | 2--13 | | 1 | | | 5 | 2 | | | | | | | 1 | | | | | | | 2 | 13 | |
| 103 | V | Alex Smith | McCook | McCook Dual | 15--4 | 1 | | | 2 | | | | 1 | 2 | | | 3 | | | | | | | | 15 | 4 | |
| 103 | V | Zack Richards | NPSP | NPSP | Pnd 2:42 | | 1 | | | 2 | 1 | | | | | | | | | | | | | | 1 | 4 | |
| 103 | V | Mitchell Sheets | Southwest | NPSP | Pnd 2:12 | | 1 | | | 1 | | | | 1 | | | | | | | | | | | 0 | 4 | |
| 103 | V | Colby Slinde | Hershey | NPSP | Pnd 2:51 | | 1 | | 1 | 1 | | | | | | | | | | | | | | | 2 | 2 | 6th |
| 103 | V | Ben Yetter | Sutherland | SPVA | Pnd 2:41 | | 1 | | 1 | 1 | | | | 1 | | | | | | | | 1 | | | 2 | 5 | |
| 103 | V | Zack Richards | NPSP | SPVA | Pnd 1:23 | | 1 | | 1 | | | | | 1 | | | | | | | | | | | 2 | 2 | |
| 103 | V | OPEN | Grant | SPVA | | 1 | | | | | | | | | | | | | | | | | | | | | |
| 103 | V | Colby Slinde | Hershey | SPVA | Pnd 3:07 | | 1 | | 1 | 1 | | 1 | 2 | 2 | | | | 1 | | | 1 | 1 | | | 7 | 11 | |
| 103 | V | Evin Miller | Garden County | SPVA | Pin :57 | 1 | | 1 | 1 | | | | | | | | | | | | | | | | 2 | 0 | |
| 103 | V | Brock Dawson | Southern Valley | Districts | 10--11 | | 1 | | 4 | 2 | | 5 | | | 1 | 1 | | | | | | | | | 10 | 11 | |
| 103 | V | Jacob McCann | Kearney Catholic | Districts | Pin 1:48 | 1 | | 1 | 1 | | | | | | | | | | | | | | | | 2 | 0 | |
| 103 | V | J. Smith | Gothenburg | Districts | Pnd 3:58 | | 1 | | | 1 | | | | 1 | | 1 | | | | | | | | | 0 | 6 | |
| **Totals** | | | | | | **12** | **20** | **6** | **29** | **35** | **7** | **19** | **7** | **14** | **6** | **5** | **12** | **6** | **0** | **0** | **3** | **2** | **0** | **0** | **37.5%** | | |


JUNIORS


SENIORS

# Kevin Barnard

Grade: 9

| Weight | Team Level | Opponent | School | Venue | Match Score | Season Record W | L | F | T2 | | E1 | | R2 | | N2 | | N3 | | N4 | | P1 | | P2 | | Match Points | | Place |
|---|---|---|---|---|---|---|---|---|---|---|---|---|---|---|---|---|---|---|---|---|---|---|---|---|---|---|---|
| 130 | V | Justin Waltman | Garden Co. | G.C. Tri | Pin 3:24 | 1 | | 1 | 2 | | 1 | | | | | | | | | | | | | | 5 | 0 | |
| 130 | V | Nathan Rife | Bridgerport | G.C. Tri | Pin 2:52 | 1 | | 1 | 1 | | | | 1 | | | | 1 | | | | | | | | 7 | 0 | |
| 130 | V | Kevin Schweitzer | Broken Bow | Broken Bow | Pnd :54 | | 1 | | | 1 | | | | | | | | | | | | | | | 0 | 2 | |
| 130 | V | Ricky Martinez | Madison | Broken Bow | Pin 4:44 | 1 | | 1 | 2 | | | | 1 | | | | 2 | | | | | | | | 12 | 0 | |
| 130 | V | Michael Budke | NPSP | Broken Bow | Pnd 5:10 | | 1 | | 1 | | | | 2 | 3 | | | 1 | | | | | 1 | | | 9 | 7 | |
| 125 | V | Seth Slagle | Broken Bow | Holdrege | 7--5 | 1 | | | 2 | | | 2 | 1 | 1 | | | | | | | 1 | 1 | | | 7 | 5 | |
| 125 | V | John Pfeiffer | Holdrege | Holdrege | 0--5 | | 1 | | | 1 | | | | | | 1 | | | | | | 1 | | | 0 | 5 | |
| 125 | V | Alex Larkin | York | Holdrege | Pin 4:50 | 1 | | 1 | | | | | | | | | | | | | | | | | 0 | 0 | |
| 125 | V | Josh Burden | L. North Star | Holdrege | Pin :36 | 1 | | 1 | 1 | | | | | | | | | | | | | | | | 2 | 0 | 3rd |
| 125 | V | Travis Kirchner | Ogallala | Sidney | 0--7 | | 1 | | | 2 | | | | 1 | | | | | | | | 1 | | | 0 | 7 | |
| 125 | V | Ethan Zapata | Alliance | Sidney | 7--0 | 1 | | | 1 | | | | 1 | | | | 1 | | | | | | | | 7 | 0 | |
| 125 | V | John Pfeiffer | Holdrege | Sidney | Pnd 2:26 | | 1 | | | 1 | | | | 1 | 1 | | | | | | | | | | 2 | 4 | |
| 130 | V | Brent Wheaton | Dundy County | D.C. Dual | Pin 4:42 | 1 | | 1 | 2 | | | | 1 | | 1 | | 2 | | | | | | | | 14 | 0 | |
| 125 | V | Tyler Osnes | Valentine | Ogallala | 0--14 | | 1 | | | 3 | | 1 | | | | 2 | | 1 | | | | | | | 0 | 14 | |
| 125 | V | Warner Phipps | Kearney | Ogallala | 1--2 | | 1 | | | | | | | | | 1 | | | | | 1 | | | | 1 | 2 | |
| 125 | V | Tony Collins | Ogallala | Ogallala Dual | 9--0 | 1 | | | 1 | | | | 1 | | 1 | | 1 | | | | | | | | 9 | 0 | |
| 125 | V | Zach Streeb | Holyoke | Holyoke Dual | Pin 1:28 | 1 | | 1 | 1 | | | | | | | | | | | | | | | | 2 | 0 | |
| 125 | V | Craig Reha | Schuyler Central | Lexington | 6--17 | | 1 | | 1 | 5 | 2 | 1 | 1 | 1 | | 2 | | | | | | | | | 6 | 17 | |
| 125 | V | Josh Koessell | Millard North | Lexington | Pin 2:19 | 1 | | 1 | 2 | | | | | | | | | | | | | | | | 4 | 0 | |
| 125 | V | Warner Phipps | Kearney | Lexington | 6--2 | 1 | | | 1 | 1 | 1 | | | | | | 1 | | | | | | | | 6 | 2 | |
| 125 | V | Troy Zurcher | North Platte | Lexington | 4--0 | 1 | | | 1 | | | | | | 1 | | | | | | | | | | 4 | 0 | 3rd |
| 125 | V | OPEN | McCook | McCook Dual | | 1 | | | | | | | | | | | | | | | | | | | | | |
| 125 | V | Andrew Younghans | Hershey | NPSP | 4--7 | | 1 | | 1 | 1 | 2 | | | 2 | | | | | | | | 1 | | | 4 | 7 | |
| 125 | V | Nick O'Dea | Southwest | NPSP | Pin 1:25 | 1 | | 1 | 1 | | | | | | | | | | | | | | | | 2 | 0 | |
| 125 | V | Brian Drinkwalter | Crawford | NPSP | 6--2 | 1 | | | 1 | | 1 | | | 1 | | | 1 | | | | | | | | 6 | 2 | |
| 125 | V | Andrew Younghans | Hershey | NPSP | 1--0 | 1 | | | | | 1 | | | | | | | | | | | | | | 1 | 0 | 3rd |
| 125 | V | OPEN | Sutherland | SPVA | | 1 | | | | | | | | | | | | | | | | | | | | | |
| 125 | V | Bryant Haremza | NPSP | SPVA | 8--0 | 1 | | | 2 | | | | 1 | | 1 | | | | | | | | | | 8 | 0 | |
| 125 | V | OPEN | Grant | SPVA | | 1 | | | | | | | | | | | | | | | | | | | | | |
| 125 | V | Andrew Younghans | Hershey | SPVA | Pin 1:47 | 1 | | 1 | 1 | | | | | | | | 1 | | | | | | | | 5 | 0 | |
| 125 | V | Taylor Dietlein | Garden Co. | SPVA | Pin 1:26 | 1 | | 1 | 1 | | | | | | | | 1 | | | | | | | | 5 | 0 | 1st |
| 125 | V | Christopher Keller | Bayard | Districts | Pin 1:28 | 1 | | 1 | 1 | | | | | | | | 1 | | | | | | | | 5 | 0 | |
| 125 | V | Brian Flannery | West Holt | Districts | 16--4 | 1 | | | 3 | | 1 | | 1 | 2 | | | 2 | | | | | | | | 16 | 4 | |
| 125 | V | Nathan Mosfelt | Mitchell | Districts | 2--8 | | 1 | | | 3 | 2 | | | 1 | | | | | | | | | | | 2 | 8 | |
| 125 | V | Christopher Keller | Bayard | Districts | Pin 2:35 | 1 | | 1 | 2 | | | | | | | | 1 | | | | | | | | 7 | 0 | |
| 125 | V | Andrew Younghans | Hershey | Districts | 8--3 | 1 | | | 4 | | | 1 | | 1 | | | | | | | | | | | 8 | 3 | 3rd |
| 125 | V | Matt Jacobson | Oakland-Criaig | State | 0--6 | | 1 | | | 3 | | | | | | | | | | | | | | | 0 | 6 | |
| 125 | V | Dustin Stone | Conestoga | State | Pin 2:09 | 1 | | 1 | 1 | 1 | 2 | | | | | | | | | | | | | | 4 | 2 | |
| 125 | V | Rob McMickell | Hastings St. Cecilia | State | 2--17 | | 1 | | | 4 | 2 | | | | | | | 3 | | | | | | | 2 | 17 | |
| **Totals** | | | | | | **27** | **12** | **14** | **37** | **26** | **15** | **5** | **11** | **14** | **5** | **6** | **16** | **4** | **0** | **0** | **2** | **5** | **0** | **0** | **69.2%** | | |

# Joey Swanson

Grade: 12

| Weight | Team Level | Opponent | School | Venue | Match Score | Season Record W | L | F | T2 | | E1 | | R2 | | N2 | | N3 | | N4 | | P1 | | P2 | | Match Points | | Place |
|---|---|---|---|---|---|---|---|---|---|---|---|---|---|---|---|---|---|---|---|---|---|---|---|---|---|---|---|
| 125 | V | Taylor Dietlein | Garden Co. | G.C. Tri | Pin 5:15 | 1 | | 1 | 2 | 1 | | 1 | 2 | | 1 | | 3 | 1 | | | | 2 | | | 19 | 8 | |
| 125 | V | Shane Laux | Bridgerport | G.C. Tri | Pin 1:45 | 1 | | 1 | | 1 | | | 1 | | | | 1 | | | | | | | | 5 | 2 | |
| 125 | V | Myles Butt | Central City | Broken Bow | 0--17 | | 1 | | | 2 | | | | | | 2 | | 3 | | | | | | | 0 | 17 | |
| 125 | V | Jeremy Rawson | S. Valley | Broken Bow | Pnd 3:59 | | 1 | | | 2 | | 1 | 2 | 1 | | 3 | | 2 | | | | | | | 4 | 17 | |
| 135 | JV | Harris | Minden | Holdrege | Pin 3:58 | 1 | | 1 | | 1 | | | 1 | 1 | 1 | 5 | | | | | 1 | | | | 5 | 14 | |
| 135 | JV | Logan Spanel | Broken Bow | Holdrege | 2--17 | | 1 | | | 2 | | 1 | 1 | 1 | | | | 3 | | | | | | | 2 | 17 | |
| 135 | JV | T. Hall | Minden | Holdrege | Pin 4:24 | 1 | | 1 | 1 | | | | 2 | | 2 | | | | | | 2 | | | | 10 | 0 | |
| 135 | JV | Harris | Minden | Holdrege | Pnd :18 | | 1 | | | 1 | | | | | | | | | | | | | | | 0 | 2 | 4th |
| 130 | JV | Cory Baker | Hershey | McCook JV | 3--15 | | 1 | | | 2 | | | 1 | 2 | | 2 | | 1 | | | 1 | | | | 3 | 15 | |
| 130 | JV | Miles Spickelmier | Imperial | McCook JV | Pnd 3:59 | | 1 | | | 2 | 1 | | | 1 | | 1 | | 1 | | | | 1 | | | 1 | 12 | |
| 135 | V | Matt Snyder | Sidney | Sidney | Pnd 1:51 | | 1 | | | 2 | 1 | | | | | | | 1 | | | | | | | 1 | 7 | |
| 135 | V | Hagen Guzman | Scotts Bluff | Sidney | Pnd :37 | | 1 | | | 1 | | | | | | | | | | | | | | | 0 | 2 | |
| 140 | JV | Chance Raichert | Dundy County | D.C. Dual | 2--16 | | 1 | | | 4 | 2 | | | | | | | 2 | | | | | | | 2 | 16 | |
| 130 | JV | Brandon Gifford | Banner County | Oshkosh | Pnd :55 | | 1 | | | 1 | | | | | | | | | | | | | | | 0 | 2 | |
| 130 | JV | Devin Dunbar | North Platte JV | Oshkosh | Pnd :46 | | 1 | | | 1 | | | | | | | | | | | | | | | 0 | 2 | |
| 130 | V | Travis Kirchner | Ogallala | Ogallala Dual | Pnd 2:44 | | 1 | | | 3 | 1 | | | | | | | 1 | | | | | | | 1 | 9 | |
| 130 | JV | T. Schoepner | Akron, CO | Imperial | Pnd 1:44 | | 1 | | | 1 | | | | | | 1 | | | | | | | | | 0 | 4 | |
| 130 | JV | Geoff Florom | NPSP | Imperial | 0--3 | | 1 | | | | | | | | | | | 1 | | | | | | | 0 | 3 | 4th |
| 130 | V | Dallas Korus | McCook | McCook Dual | Pnd 1:11 | | 1 | | | 1 | | | | | | | | 1 | | | 1 | | | | 1 | 5 | |
| 130 | JV | Wyatt Barrett | Wau-Pal | Med Valley | Pnd 2:58 | | 1 | | | 1 | | | | | | | | 2 | | | | | | | 0 | 8 | |
| 130 | JV | Devin Dunbar | North Platte JV | Med Valley | Pnd 2:38 | | 1 | | | 1 | | 1 | | | | | | | | | | 1 | | | 0 | 4 | |
| 130 | V | Jared Beam | Sutherland | SPVA | 2--19 | | 1 | | | 1 | | | 1 | 2 | | 1 | | 3 | | | | 2 | | | 2 | 19 | |
| 130 | V | Michael Budke | NPSP | SPVA | Pnd :51 | | 1 | | | 1 | | | | | | | | | | | | | | | 0 | 2 | |
| 130 | V | OPEN | Grant | SPVA | | 1 | | | | | | | | | | | | | | | | | | | | | |
| 130 | V | Logan Isom | Hershey | SPVA | Pnd 3:29 | | 1 | | | 1 | 1 | | | | | 1 | | | | | | | | | 1 | 4 | |
| 130 | V | Justin Waltman | Garden Co. | SPVA | Pnd 1:38 | | 1 | | | 1 | | | | | | | | | | | | | | | 0 | 2 | |
| 135 | V | Dustin Allen | Sutherland | Southwest | Pnd 2:36 | | 1 | | | 1 | 1 | | | | | | | | | | | | | | 1 | 2 | |
| 135 | V | B. Hinton | Hershey JV | Southwest | Pin 4:49 | 1 | | 1 | 1 | 1 | 1 | | 2 | | 2 | | | | | | | 2 | | 1 | 11 | 6 | |
| 135 | V | Jesse Bayliss | Southwest | Southwest | 7--0 | 1 | | | 1 | | | | 1 | | | | 1 | | | | | | | | 7 | 0 | |
| 135 | V | Tad Mathers | Hershey | Southwest | Pnd 5:13 | | 1 | | | 2 | | | | 1 | | | | 2 | | | | | | | 0 | 12 | |
| 135 | V | Clinton McCrea | Hemingford | Districts | Pnd 1:17 | | 1 | | | 1 | | | | | | | | 1 | | | | | | | 0 | 5 | |
| 135 | V | Logan Isom | Hershey | Districts | 0--17 | | 1 | | | 2 | | | | 1 | | 1 | | 3 | | | | | | | 0 | 17 | |
| **Totals** | | | | | | **7** | **25** | **5** | **5** | **41** | **8** | **4** | **14** | **10** | **6** | **17** | **5** | **28** | **0** | **0** | **5** | **8** | **0** | **1** | **21.9%** | | |

# Wrestling _____ vs _____

| NAMES OF CONTESTANTS | | FIRST PERIOD SCORING | Points | SECOND PERIOD SCORING | Points | THIRD PERIOD SCORING | Points | SUMMARY Points | SUMMARY Time Adv. | SUMMARY Total | Team Score: Home | Team Score: Opp. |
|---|---|---|---|---|---|---|---|---|---|---|---|---|
| 120 Pounds | Wray | 199 | | | | | | | | | | |
| | Imperial | 181 | | | | | | | | | | |
| 126 Pounds | Dundy County | 121 | | | | | | | | | | |
| | Rep Valley | 90 | | | | | | | | | | |
| 132 Pounds | Frenchman Valley | 92 | | | | | | | | | | |
| | Cambridge | 86 | | | | | | | | | | |
| 138 Pounds | | | | | | | | | | | | |
| | | | | | | | | | | | | |
| 145 Pounds | | | | | | | | | | | | |
| | | | | | | | | | | | | |
| 155 Pounds | | | | | | | | | | | | |
| | | | | | | | | | | | | |

Current Score — Home: 1 2 3 4 5 6 7 8 9 10 11 12 13 14 15 16 17 18 19 20 21 22 23 24 25

Current Score — Opp: 1 2 3 4 5 6 7 8 9 10 11 12 13 14 15 16 17 18 19 20 21 22 23 24 25

SCORING: Takedown—T, Reversal—R, Escape—E, Fall—F, Fall Pred.—f.p.

SYMBOLS: Penalty—P, Near Fall—N, Choice—C, Top Position—X

# Wrestling vs _____

| NAMES OF CONTESTANTS | | FIRST PERIOD SCORING | Points | SECOND PERIOD SCORING | Points | THIRD PERIOD SCORING | Points | SUMMARY Points | Time Adv. | Total | Team Score: Home | Team Score: Opp. |
|---|---|---|---|---|---|---|---|---|---|---|---|---|
| 1st POUNDS | Phelps | T² | 2 | ↓R² | 4 | ↓R² | 6 | | | | | |
| 154 | Rodereal (RV) | | 0 | R² | 2 | | 2 | | | | | |
| 3rd POUNDS | Stinnette | T² | 2 | | | | | | | 25 | | |
| 154 | Kitt (F.V.) | | 0 | | | | | | | | | |
| 4th POUNDS | Elder | | 0 | | 0 | | 0 | | | | | |
| Hwt | Furer (O.C.) | T² | 2 | | 2 | | 2 | | | 57 | | |
| 1st POUNDS | Rowley | | 0 | ↑T² T² | 4 | ↑T² | 6 | | | | | |
| Hwt | mckinney (FV) | T² | 2 | E¹ | 3 | | 3 | | | | | |
| POUNDS | | | | | | | | | | | | |
| | | | | | | | | | | | | |
| POUNDS | | | | | | | | | | | | |
| | | | | | | | | | | | | |

| | | 1 | 2 | 3 | 4 | 5 | 6 | 7 | 8 | 9 | 10 | 11 | 12 | 13 | 14 | 15 | 16 | 17 | 18 | 19 | 20 | 21 | 22 | 23 | 24 | 25 |
|---|---|---|---|---|---|---|---|---|---|---|---|---|---|---|---|---|---|---|---|---|---|---|---|---|---|---|
| Current Score | Home | | | | | | | | | | | | | | | | | | | | | | | | | |
| | Opp | | | | | | | | | | | | | | | | | | | | | | | | | |

SCORING: Takedown—T, Reversal—R, Escape—E, Fall—F, Fall Pred.—f.p.

SYMBOLS: Penalty—P, Near Fall—N, Choice—C, Top Position—X

# Wrestling vs _____

| | NAMES OF CONTESTANTS | FIRST PERIOD SCORING | Points | SECOND PERIOD SCORING | Points | THIRD PERIOD SCORING | Points | SUMMARY Points | Time Adv. | Total | Team Score: Home | Team Score: Opp. |
|---|---|---|---|---|---|---|---|---|---|---|---|---|
| 4th | Pounds: Fisher | $T^2$ | 2 | D M $P^1$ | 3 | | | | | | | |
| | 118 Flaning (FV) | | 0 | | 0 | | | | | 1.22 | | |
| 4th | Pounds: Adler | | 0 | | 0 | | 0 | | | | | |
| | 120 Wiese (DC) | $T^2$ | 2 | | 2 | | 2 | | | .54 | | |
| 3rd | Pounds: Meyer | $T^2 N^2$ | 4 | $\downarrow R^2 N^3$ | 9 | $R^2 N^3 N^3$ | 17 | | | | | |
| | 127 Zion (an WF) | | 0 | | 0 | | 0 | | | | | |
| 1st | Pounds: Ogg | $T^2$ | 2 | $\downarrow R^2$ | | | | | | 1.2 | | |
| | 127 Weatherly (WR) | | 0 | D | | | | | | | | |
| 4th | Pounds: Kreis | | 0 | $\downarrow$ | 0 | | 0 | | | | | |
| | 133 Doyle (RW) | $T^2$ | 2 | | 2 | | 2 | | | | | |
| 1st | Pounds: McNair | $T^2 N^2$ | 4 | $\downarrow R^2 E^1 R^2$ | 9 | $\downarrow E^1 R^2$ | 12 | | | | | |
| | 138 Martinez (DC) | $E^1$ | 1 | $R^2 N^2$ | 5 | | 5 | | | | | |

Current Score — Home / Opp: 1 2 3 4 5 6 7 8 9 10 11 12 13 14 15 16 17 18 19 20 21 22 23 24 25

SCORING: Takedown—T, Reversal—R, Escape—E, Fall—F, Fall Pred.—f.p.

SYMBOLS: Penalty—P, Near Fall—N, Choice—C, Top Position—X

# Wrestling vs _____

| NAMES OF CONTESTANTS | | FIRST PERIOD SCORING | Points | SECOND PERIOD SCORING | Points | THIRD PERIOD SCORING | Points | SUMMARY Points | Time Adv. | Total | Team Score Home | Team Score Opp. |
|---|---|---|---|---|---|---|---|---|---|---|---|---|
| 4th | Fowler | $T^2$ | 2 | ↑ | 2 | ↓ | 2 | | | | | |
| 82 | Jones (un cam) | | 0 | $T^2$ | 2 | $N^3$ | 5 | | | | | |
| 1st | Liewer (un) | $E^1$ | 1 | $P^1$ | 2 | $N^3$ | 5 | | | | | |
| 2nd 90 | Thompson (un) | $T^2$ | 2 | 0 ↑ | 2 | | 2 | | | | | |
| 4th | Arterburn | $T^2$ | 2 | ↓ $R^2$ $N^3$ | 7 | ↓ | 7 | | | | | |
| 90 | Buxman (wr) | $R^2$ $N^3$ | 5 | $N^3$ | 8 | $N^3$ | 11 | | | | | |
| 3rd | Kelly | $T^2$ | 2 | 0 ↓ | 2 | ↓ $P^1$ $T^2$ | 5 | | | | | |
| 96 | Bowman (un wr) | | 0 | | 0 | | 0 | | | | | |
| 1st | Spicer | | 0 | ↓ $E^1$ | 1 | ↓ $E^1$ 2 OT $T^2$ | 4 | | | | | |
| 105 | Rosales (wr) | $T^2$ | 2 | | 2 | C 2 | 2 | | | | | |
| 3rd | Hickman | $T^2$ $N^3$ | 5 | ↓ $R^2$ | 7 | $R^2$ | 9 | | | | | |
| 110 | Kaiser (FV) | | 0 | | 0 | | 0 | | | | | |

| | | 1 | 2 | 3 | 4 | 5 | 6 | 7 | 8 | 9 | 10 | 11 | 12 | 13 | 14 | 15 | 16 | 17 | 18 | 19 | 20 | 21 | 22 | 23 | 24 | 25 |
|---|---|---|---|---|---|---|---|---|---|---|---|---|---|---|---|---|---|---|---|---|---|---|---|---|---|---|
| Current Score | Home | | | | | | | | | | | | | | | | | | | | | | | | | |
| | Opp | | | | | | | | | | | | | | | | | | | | | | | | | |

SCORING: Takedown—T, Reversal—R, Escape—E, Fall—F, Fall Pred.—f.p.

SYMBOLS: Penalty—P, Near Fall—N, Choice—C, Top Position—X

# Wrestling _____ vs _____

| NAMES OF CONTESTANTS | | FIRST PERIOD SCORING | Points | SECOND PERIOD SCORING | Points | THIRD PERIOD SCORING | Points | SUMMARY Points | Time Adv. | Total | Team Score Home | Opp. |
|---|---|---|---|---|---|---|---|---|---|---|---|---|
| Pounds | Kreis | T2 | 2 | | 2 | N2 | 4 | | | | | |
| 133 | Caster | | 0 | ↓ | 0 | T2 | 2 | | | | | |
| Pounds | Stinnette | T2 | 2 | | | | | | | 16 | | |
| 154 | Kill F.V. | | 0 | | | | | | | | | |
| Pounds | Elder | T2 | 2 | | 2 | | 2 | | | 52 | | |
| | Harris R.V. | | 0 | | 0 | | 0 | | | | | |
| Pounds | | | | | | | | | | | | |
| | | T | 2 | | | | | | | | | |
| Pounds | | | | | | | | | | | | |
| | | | | | | | | | | | | |
| Pounds | | | | | | | | | | | | |
| | | | | | | | | | | | | |

Current Score — Home / Opp: 1 2 3 4 5 6 7 8 9 10 11 12 13 14 15 16 17 18 19 20 21 22 23 24 25

SCORING: Takedown—T, Reversal—R, Escape—E, Fall—F, Fall Pred.—f.p.

SYMBOLS: Penalty—P, Near Fall—N, Choice—C, Top Position—X

# Wrestling _____ vs _____

| NAMES OF CONTESTANTS | | FIRST PERIOD SCORING | Points | SECOND PERIOD SCORING | Points | THIRD PERIOD SCORING | Points | SUMMARY Points | Time Adv. | Total | Team Score Home | Team Score Opp. |
|---|---|---|---|---|---|---|---|---|---|---|---|---|
| POUNDS | Barnes | T² | 2 | | | | | | | .45 | | |
| 110 | Kaiser (FV) | | 0 | | | | | | | | | |
| POUNDS | Hickman | T² | 2 | P ↑ R² | | | | | | | | |
| 110 | Jantz | | 0 | | | | | | | .43 | | |
| POUNDS | Fisher | | 0 | E' | 1 | R² N³ | 6 | | | | | |
| 118 | Wiess | T² | 2 | T² R² N² | 8 | | 8 | | | | | |
| POUNDS | Persley | T² | 2 | | 0 | | | | | | | |
| 120 | Adler | R² | 2 | ↓ R² | 4 | | | | | 1.27 | | |
| POUNDS | Meyer | R² N³ | 5 | ↓ R² | 7 | ↓ N³ N³ | 13 | | | | | |
| 127 | Skeen | T² | 2 | | 2 | | 2 | | | | | |
| POUNDS | Connet | | 0 | | | | | | | | | |
| 127 | Plisek (FV) | T² N³ | 5 | | | | | | | .44 | | |

| | | 1 | 2 | 3 | 4 | 5 | 6 | 7 | 8 | 9 | 10 | 11 | 12 | 13 | 14 | 15 | 16 | 17 | 18 | 19 | 20 | 21 | 22 | 23 | 24 | 25 |
|---|---|---|---|---|---|---|---|---|---|---|---|---|---|---|---|---|---|---|---|---|---|---|---|---|---|---|
| Current Score | Home | | | | | | | | | | | | | | | | | | | | | | | | | |
| | Opp | | | | | | | | | | | | | | | | | | | | | | | | | |

SCORING: Takedown—T, Reversal—R, Escape—E, Fall—F, Fall Pred.—f.p.

SYMBOLS: Penalty—P, Near Fall—N, Choice—C, Top Position—X

# Wrestling _____ vs _____

| | NAMES OF CONTESTANTS | FIRST PERIOD SCORING | Points | SECOND PERIOD SCORING | Points | THIRD PERIOD SCORING | Points | SUMMARY Points | SUMMARY Time Adv. | SUMMARY Total | Team Score Home | Team Score Opp. |
|---|---|---|---|---|---|---|---|---|---|---|---|---|
| POUNDS | Fowler | | 0 | D ↓ | 0 | | 0 | | | | | |
| | Whitney | $N^2$ | 2 | $T^2 N^2$ | 6 | $N^3$ | 9 | | | | | |
| HWT POUNDS | Rowely | $T^2 N^2$ | 4 | ↓ $R^2$ | | | | | | 1.41 | | |
| | Kubick | | 0 | C | | | | | | | | |
| POUNDS | Artesburn | | 0 | $E^1 R^2 N^3$ | 6 | ↓ $N^3$ | 9 | | | | | |
| 90 | Grey RN. | $T^2$ | 2 | D ↑ $T^2$. | 4 | $R^2$ | 6 | | | | | |
| POUNDS | Kelly | $T^2 N^3$ | 5 | ↓ | 5 | ↓ $R^2$ | | | | 2.58 | | |
| 96 | Nelson (camb) | | 0 | $N^3$ | 3 | | | | | | | |
| POUNDS | Bilka | | 0 | | | | | | | | | |
| 100 | Gaver (unoc) | $T^2$ | 2 | | | | | | | .32 | | |
| POUNDS | Hansen | | 0 | | | | | | | | | |
| 145 | Hamilton (EV) | $T^2$ | 2 | | | | | | | .26 | | |

| | | 1 | 2 | 3 | 4 | 5 | 6 | 7 | 8 | 9 | 10 | 11 | 12 | 13 | 14 | 15 | 16 | 17 | 18 | 19 | 20 | 21 | 22 | 23 | 24 | 25 |
|---|---|---|---|---|---|---|---|---|---|---|---|---|---|---|---|---|---|---|---|---|---|---|---|---|---|---|
| Current Score | Home | | | | | | | | | | | | | | | | | | | | | | | | | |
| | Opp | | | | | | | | | | | | | | | | | | | | | | | | | |

SCORING: Takedown—T, Reversal—R, Escape—E, Fall—F, Fall Pred.—f.p.

SYMBOLS: Penalty—P, Near Fall—N, Choice—C, Top Position—X

# Wrestling _____ vs _____

| NAMES OF CONTESTANTS | | FIRST PERIOD SCORING | Points | SECOND PERIOD SCORING | Points | THIRD PERIOD SCORING | Points | SUMMARY Points | SUMMARY Time Adv. | SUMMARY Total | Team Score Home | Team Score Opp. |
|---|---|---|---|---|---|---|---|---|---|---|---|---|
| POUNDS | Ogg | $T^2$ | 2 | ↑ $N^2$ | 4 | ↓ $R^2$ | 6 | | | | | |
| 127 | Plisek (FV) | | 0 | | 0 | | 0 | | | | | |
| POUNDS | Kreis | | 0 | | 0 | ↓ P' | 1 | | | | | |
| 134 | Sprague (wr) | $T^2$ $N^2$ $N^3$ | 7 | D ↑ $N^3$ | 10 | | 10 | | | | | |
| POUNDS | Caster | $T^2$ | 2 | $R^2$ | 4 | ↓ $R^2$ | 6 | | | | | |
| 137 | Ruf (camb) | | 0 | ↓ $R^2$ | 2 | | 2 | | | | | |
| POUNDS | McNair | $T^2$ $N^3$ $N^3$ | 8 | ↓ $R^2$ $N^2$ $N^3$ | 15 | | 15 | | | | | |
| 138 | Witte (camb) | | 0 | | 0 | | 0 | | | | | |
| POUNDS | Phelps | $T^2$ $N^3$ | 5 | ↓ $R^2$ $N^3$ $N^3$ | 13 | ↓ $R^2$ | 15 | | | | | |
| 154 | Noffsinger (DC) | | 0 | | | | 0 | | | | | |
| POUNDS | Stinnette | | 0 | D ↑ $T^2$ | 2 | ↓ | 2 | | | | | |
| 154 | Rudeneal (RV) | $T^2$ | 2 | E' | 3 | | 3 | | | | | |

| | | 1 | 2 | 3 | 4 | 5 | 6 | 7 | 8 | 9 | 10 | 11 | 12 | 13 | 14 | 15 | 16 | 17 | 18 | 19 | 20 | 21 | 22 | 23 | 24 | 25 |
|---|---|---|---|---|---|---|---|---|---|---|---|---|---|---|---|---|---|---|---|---|---|---|---|---|---|---|
| Current Score | Home | | | | | | | | | | | | | | | | | | | | | | | | | |
| | Opp | | | | | | | | | | | | | | | | | | | | | | | | | |

SCORING: Takedown—T, Reversal—R, Escape—E, Fall—F, Fall Pred.—f.p.

SYMBOLS: Penalty—P, Near Fall—N, Choice—C, Top Position—X

# Wrestling vs

| NAMES OF CONTESTANTS | | FIRST PERIOD SCORING | POINTS | SECOND PERIOD SCORING | POINTS | THIRD PERIOD SCORING | POINTS | SUMMARY POINTS | SUMMARY TIME ADV. | SUMMARY TOTAL | TEAM SCORE HOME | TEAM SCORE OPP. |
|---|---|---|---|---|---|---|---|---|---|---|---|---|
| 115 POUNDS | RWeiss | $T^2 N^2 R^2$ | 6 | D ↓ E' | 7 | ↓ | 7 | | | | | |
| | Ringlein WR | $R^2 N^3$ | 5 | $T^2 N^2$ | 9 | $N^3$ | 11 | | | | | |
| 115 POUNDS | Fisher | $T^2 N^3 N^3$ | 8 | $R^2$ | 10 | ↓ $R^2 N^3$ | 15 | | | | | |
| | Hagland (OC) UN | | 0 | ↑ | 0 | | 0 | | | | | |
| 120 POUNDS | Persley | $T^2$ | 2 | | | | | | | 41 | | |
| | Weaver UN WR | | 0 | | | | | | | | | |
| 120 POUNDS | Adler | $T^2$ | 2 | | | | | | | | | |
| | musgrave UN WR. | $R^2 N^2$ | 4 | | | | | | .53 | | | |
| 127 POUNDS | SKeen | $T^2 N^3$ | 5 | | | | | | .58 | | | |
| | Hager UN RV | | 0 | | | | | | | | | |
| 127 POUNDS | Meyer | | 0 | ↓ | 0 | ↑↑ $R^2$ | 2 | | | | | |
| | Horner (DC) | | 0 | $N^3$ | 3 | $T^2 N^3$ | 8 | | | | | |

| | | 1 | 2 | 3 | 4 | 5 | 6 | 7 | 8 | 9 | 10 | 11 | 12 | 13 | 14 | 15 | 16 | 17 | 18 | 19 | 20 | 21 | 22 | 23 | 24 | 25 |
|---|---|---|---|---|---|---|---|---|---|---|---|---|---|---|---|---|---|---|---|---|---|---|---|---|---|---|
| Current Score | Home | | | | | | | | | | | | | | | | | | | | | | | | | |
| | Opp | | | | | | | | | | | | | | | | | | | | | | | | | |

SCORING: Takedown—T, Reversal—R, Escape—E, Fall—F, Fall Pred.—f.p.

SYMBOLS: Penalty—P, Near Fall—N, Choice—C, Top Position—X

# Wrestling _____ vs _____

| NAMES OF CONTESTANTS | | FIRST PERIOD SCORING | Points | SECOND PERIOD SCORING | Points | THIRD PERIOD SCORING | Points | SUMMARY Points | Time Adv. | Total | Team Score Home | Opp. |
|---|---|---|---|---|---|---|---|---|---|---|---|---|
| POUNDS | Scott Kelley | | 0 | ↓ | 0 | ↑ | 0 | | | | | |
| 96 | Brunswig (DC) | | 0 | | 0 | $T^2 N^3 N^3$ | 8 | | | | | |
| POUNDS | Eric Hansen | $T^2 N^3$ | 5 | ↓ E $T^2$ $N^3$ | 11 | ↓ $R^2$ | | | | 2.44 | | |
| 105 | Maxfield UA F.V. | | 0 | | 0 | | | | | | | |
| POUNDS | Spicer | $T^2$ | | | | | | | | .45 | | |
| 105 | Hamilton F.V. | | | | | | – | | | | | |
| POUNDS | Charles Barnes | $T^2 N^3$ | 5 | C ↓ $R^2$ $N^3$ $N^3$ | 13 | ↓ $R^2$ | 15 | | | | | |
| 110 | Neville (DC) | | 0 | | 0 | | 0 | | | | | |
| POUNDS | Jantz | | | | | | | | | | | |
| 110 | Brown (WH) | $T^2$ | | | | | | | | .37 | | |
| POUNDS | Hickman | $T^2$ | 0 | D ↓ $R^2$ $N^3$ | 7 | ↓ $R^2$ | 9 | | | 2.50 | | |
| 110 | Sexton (Cam) | | 0 | | 0 | | 0 | | | | | |

| | | 1 | 2 | 3 | 4 | 5 | 6 | 7 | 8 | 9 | 10 | 11 | 12 | 13 | 14 | 15 | 16 | 17 | 18 | 19 | 20 | 21 | 22 | 23 | 24 | 25 |
|---|---|---|---|---|---|---|---|---|---|---|---|---|---|---|---|---|---|---|---|---|---|---|---|---|---|---|
| Current Score | Home | | | | | | | | | | | | | | | | | | | | | | | | | |
| | Opp | | | | | | | | | | | | | | | | | | | | | | | | | |

SCORING: Takedown—T, Reversal—R, Escape—E, Fall—F, Fall Pred.—f.p.

SYMBOLS: Penalty—P, Near Fall—N, Choice—C, Top Position—X

# Wrestling _____ vs _____

| NAMES OF CONTESTANTS | | FIRST PERIOD SCORING | Points | SECOND PERIOD SCORING | Points | THIRD PERIOD SCORING | Points | SUMMARY Points | Time Adv. | Total | Team Score Home | Opp. |
|---|---|---|---|---|---|---|---|---|---|---|---|---|
| Pounds | Scott Stinnette | $T^2$ | 2 | 0 ↑ | 2 | | 2 | | | 1.26 | | |
| 154 | Eric Kitt F.V. | | 0 | | 0 | | 0 | | | | | |
| Pounds | Kurt Elder | | 0 | | 0 | | 0 | | | | | |
| Hwt | Furer (D.C) | $T^2$ | 2 | | 2 | | 2 | | | .43 | | |
| Pounds | Mike Rowely | $T^2$ $T^2$ $N^3$ | 7 | D ↑↑ $T^2$ | 9 | ↓ $R^2$ | 11 | | | | | |
| Hwt | Pfieffer (un FV) | $E^1$ | 1 | | 1 | | 1 | | | | | |
| Pounds | Ryan Meyer (RV) | $T^2$ | 2 | | 2 | ↓ $R^2$ $N^2$ | 6 | | | | | |
| 127 | Jeff Brooks | $P^1$ | 1 | ↑ 0 | 1 | | 1 | | | | | |
| Pounds | Matt Liewer | $T^2$ | 2 | 0 ↑↑ $T^2$ $N^3$ | 7 | ↓ $R^2$ | 9 | | | | | |
| 90 | Baxman (wr) | $R^2$ | 2 | | 2 | | 2 | | | | | |
| Pounds | Thompson | $T^2$ | | | | | | | | .54 | | |
| 90 | Arterburn | | | | | | | | | | | |

| | | 1 | 2 | 3 | 4 | 5 | 6 | 7 | 8 | 9 | 10 | 11 | 12 | 13 | 14 | 15 | 16 | 17 | 18 | 19 | 20 | 21 | 22 | 23 | 24 | 25 |
|---|---|---|---|---|---|---|---|---|---|---|---|---|---|---|---|---|---|---|---|---|---|---|---|---|---|---|
| Current Score | Home | | | | | | | | | | | | | | | | | | | | | | | | | |
| | Opp | | | | | | | | | | | | | | | | | | | | | | | | | |

SCORING: Takedown—T, Reversal—R, Escape—E, Fall—F, Fall Pred.—f.p.

SYMBOLS: Penalty—P, Near Fall—N, Choice—C, Top Position—X

# Wrestling vs

| | NAMES OF CONTESTANTS | FIRST PERIOD SCORING | Points | SECOND PERIOD SCORING | Points | THIRD PERIOD SCORING | Points | SUMMARY Points | Time Adv. | Total | Team Score Home | Opp. |
|---|---|---|---|---|---|---|---|---|---|---|---|---|
| POUNDS 120 | Jake Adler | E¹ T² | 3 | D ↓ | 3 | ↓ T² N³ | 8 | | | | | |
| | Jon Hansen Un(wr) | T² | 2 | | 2 | | 2 | | | | | |
| POUNDS 127 | Chris Skeen | | 0 | | 0 | | 0 | | | | | |
| | Ryan Ommert (Com) | T² | 2 | | 2 | | 2 | - | | .18 | | |
| POUNDS 127 | Glenn Connot | | 0 | | 6 | | 0 | | | | | |
| | GJ. Weatherly (Un) | T² | 2 | | 2 | | 2 | | | .43 | | |
| POUNDS 133 | Shawn Kreis | | 0 | D ↓T² P¹ | 1 | R² | 3 | | | 2.42 | | |
| | Joel Patterson F.V. | | 0 | | 0 | | | | | | | |
| POUNDS 133 | Marty Casper | | 0 | | 0 | | | | | | | |
| | Brandon Doyle (RV) | | 0 | | 0 | | 0 | | | .28 | | |
| POUNDS 154 | Mike Phelps | T² | 2 | | 2 | | 0 | | | .50 | | |
| | Eron Kitt (Un Fr) | | 0 | | 0 | | 0 | | | | | |

| | | 1 | 2 | 3 | 4 | 5 | 6 | 7 | 8 | 9 | 10 | 11 | 12 | 13 | 14 | 15 | 16 | 17 | 18 | 19 | 20 | 21 | 22 | 23 | 24 | 25 |
|---|---|---|---|---|---|---|---|---|---|---|---|---|---|---|---|---|---|---|---|---|---|---|---|---|---|---|
| Current Score | Home | | | | | | | | | | | | | | | | | | | | | | | | | |
| | Opp | | | | | | | | | | | | | | | | | | | | | | | | | |

SCORING: Takedown—T, Reversal—R, Escape—E, Fall—F, Fall Pred.—f.p.

SYMBOLS: Penalty—P, Near Fall—N, Choice—C, Top Position—X

# Wrestling vs

| NAMES OF CONTESTANTS | | FIRST PERIOD SCORING | Points | SECOND PERIOD SCORING | Points | THIRD PERIOD SCORING | Points | SUMMARY Points | Time Adv. | Total | Team Score Home | Opp. |
|---|---|---|---|---|---|---|---|---|---|---|---|---|
| Pounds 110 | Charles Barnes | | 0 | ~~ME~~ | 1 | $N^2$ | 3 | | | | | |
| | Them Brown (Wr) | $T^2 N^3$ | 5 | $T^2 N^3$ | 10 | | 10 | | | | | |
| Pounds 110 | Mark Jantz | $T^2$ | 2 | | | | | | | 1.39 | | |
| | Bryan Neville (D.C) | | | | | | | | | | | |
| Pounds 110 | Richard Hickman | $T^2$ | 2 | $T^2 N^3$ | 7 | ↓ | 7 | | | | | |
| | Dusty Delay (Un wr) | | 0 | D ↑↑ $R^2$ $N^3$ | 5 | $N^2$ $N^3$ | 10 | | | | | |
| Pounds 118 | Matt Wiese | | 0 | | 8 | | 0 | | | .58 | | |
| | Josh Fanning (D.C) | $T^2$ | 2 | | 2 | | 2 | | | | | |
| Pounds 118 | Mitch Fisher | | 0 | | 0 | | 0 | | | | | |
| | Brad Kosinski (Un wr) | $T^2 N^3$ | 5 | ↑ 0 | 5 | | 5 | | | 1.32 | | |
| Pounds 121 | Caleb Persley | $T^2 R^2$ | 4 | | 4 | | 4 | | | | | |
| | Lee Wiese (D.C) | $R^2 N^3$ | 5 | ↑ D | 5 | | 5 | | | 1.22 | | |

| | | 1 | 2 | 3 | 4 | 5 | 6 | 7 | 8 | 9 | 10 | 11 | 12 | 13 | 14 | 15 | 16 | 17 | 18 | 19 | 20 | 21 | 22 | 23 | 24 | 25 |
|---|---|---|---|---|---|---|---|---|---|---|---|---|---|---|---|---|---|---|---|---|---|---|---|---|---|---|
| Current Score | Home | | | | | | | | | | | | | | | | | | | | | | | | | |
| | Opp | | | | | | | | | | | | | | | | | | | | | | | | | |

SCORING: Takedown—T, Reversal—R, Escape—E, Fall—F, Fall Pred.—f.p.

SYMBOLS: Penalty—P, Near Fall—N, Choice—C, Top Position—X

Dandy County Invite

# Wrestling vs

| NAMES OF CONTESTANTS | | FIRST PERIOD SCORING | Points | SECOND PERIOD SCORING | Points | THIRD PERIOD SCORING | Points | SUMMARY Points | Time Adv. | Total | Team Score Home | Opp. |
|---|---|---|---|---|---|---|---|---|---|---|---|---|
| Pounds 82 | Donivan Fowler | $T^2$ $P^1$ | 3 | D ↓ $E^1$ $E^1$ | | $R^2$ $N^2$ | 9 | | | | 3 | |
| | Walker Jones un Can | $E^1$ $T^2$ | 3 | $T^2$ | 3 | | 5 | | | | | |
| Pounds 90 | Matt Liewer | $T^2$ $N^3$ | 5 | ↓ $R^2$ $N^3$ | 10 | ↓ $R^2$ $N^3$ | 15 | | | | 5 | |
| | Trevor Grey (RV) | | 0 | | 0 | | 0 | | | | | |
| Pounds 90 | Jarod Thompson | $T^2$ | 2 | ↓ $R^2$ $N^2$ | 6 | $R^2$ $N^3$ $N^2$ | 13 | | | | 4 | |
| | Cody Feeken (Camb) | | | $R^2$ | 2 | $E^1$ $R^2$ | 5 | | | | | |
| Pounds 160 | Joe Bilka | | 0 | | 0 | | 0 | | | J | | |
| | Nathan Rauch (D.C) | $T^2$ | 2 | | 2 | | 2 | | | -35 | | |
| Pounds 105 | Eric Hansen | | 0 | | 0 | | 0 | | | | | |
| | Antonio Rose/os (wr) | $T^2$ | 2 | | 2 | | 2 | | | -29 | | |
| Pounds 105 | Seth Spicer | $R^2$ | 2 | $R^2$ | 4 | ↓ $R^2$ $N^3$ | 9 | | | | | |
| | Travis Fonte (un wr) | $T^2$ | 2 | D ↑ | 2 | | 2 | | | | | |

| | | 1 | 2 | 3 | 4 | 5 | 6 | 7 | 8 | 9 | 10 | 11 | 12 | 13 | 14 | 15 | 16 | 17 | 18 | 19 | 20 | 21 | 22 | 23 | 24 | 25 |
|---|---|---|---|---|---|---|---|---|---|---|---|---|---|---|---|---|---|---|---|---|---|---|---|---|---|---|
| Current Score | Home | | | | | | | | | | | | | | | | | | | | | | | | | |
| | Opp | | | | | | | | | | | | | | | | | | | | | | | | | |

SCORING: Takedown—T, Reversal—R, Escape—E, Fall—F, Fall Pred.—f.p.

SYMBOLS: Penalty—P, Near Fall—N, Choice—C, Top Position—X

C C H S

The

# Longhorns

Of Chase County High School



# Letter Award

This Is To Certify That

_____

Has Been Awarded The School Letter In

## WRESTLING

19_____ 19_____

_____

Coach

# Chase County High School

Imperial  Nebraska

This Certifies That

_____

merits this

## Award of Distinction

for Outstanding Achievement in

_____

Given this _____ day of _____ 19____

_____ _____

*Sponsor* *Superintendent*

## Febr, 26 1994

| | | | | Record |
|---|---|---|---|---|
| nank Brunswig | 96 lbs | 2nd place. | 1 pin | 2-1 |
| Chad Gaven | 100 lbs | 3rd place | 1 pin | 2-2 |
| nathan Ranch | 100 lbs | Did not place. | 1 pin | 1-2 |
| Josh Fanning | 115 lbs | Did not place | 1 pin | 1-2 |
| Jeff Hoagland | 115 lbs | Did not place | 0 pins | 0-2 |
| Lee Wiese | 120 lbs. | 3rd place | 3 pins | 3-1 |
| Brian neville | 110 lbs | Did not place. | 0 pins | 0-2 |
| Justin Horner | 127-A lbs | 2nd place. | 0 pins | 2-1 |
| chad Baney | 127-B lbs | Did not place | 0 pins | 0-2 |
| Brandon Sanford | 133 lbs | 2nd place | 1 pin | 2-1 |
| Vince mantinez | 138 lbs | 2nd place | 2 pins | 2-1 |
| Jay Rimble | 145 lbs. | 3rd place | 3 pins | 3-1 |
| Drew noffsinger | 154 lbs. | Did not place | 0 pins | 0-2. |
| mike Furer | Hwt lbs | 3rd place | 3 pins | 3-1 |
| nathan Hale | Hwt lbs | Did not place | 0 pins | 0-2. |

## Dundy County J.H. Invite

### Team Results

| | |
|---|---|
| B ms (Gray) | 199 |
| Imperial | 181 |
| Dundy County | 121 |
| Frenchman Valley | 92 |
| Republican Valley | 90 |
| Cambridge | 86 |

Dundy County Middle School Wrestling

## 82 lbs.




## 90 lbs.

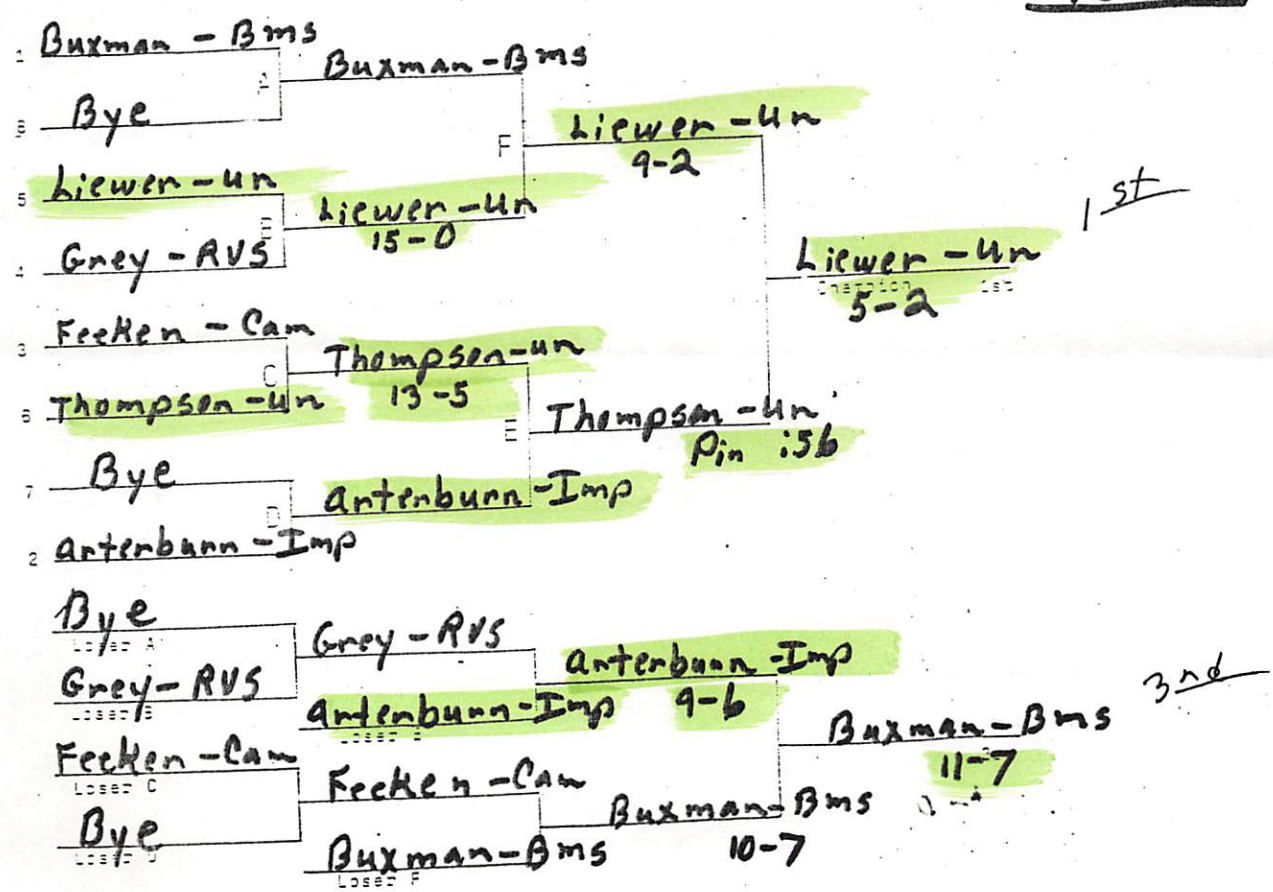

# Dundy County Middle School Wrestling

## 96 lbs

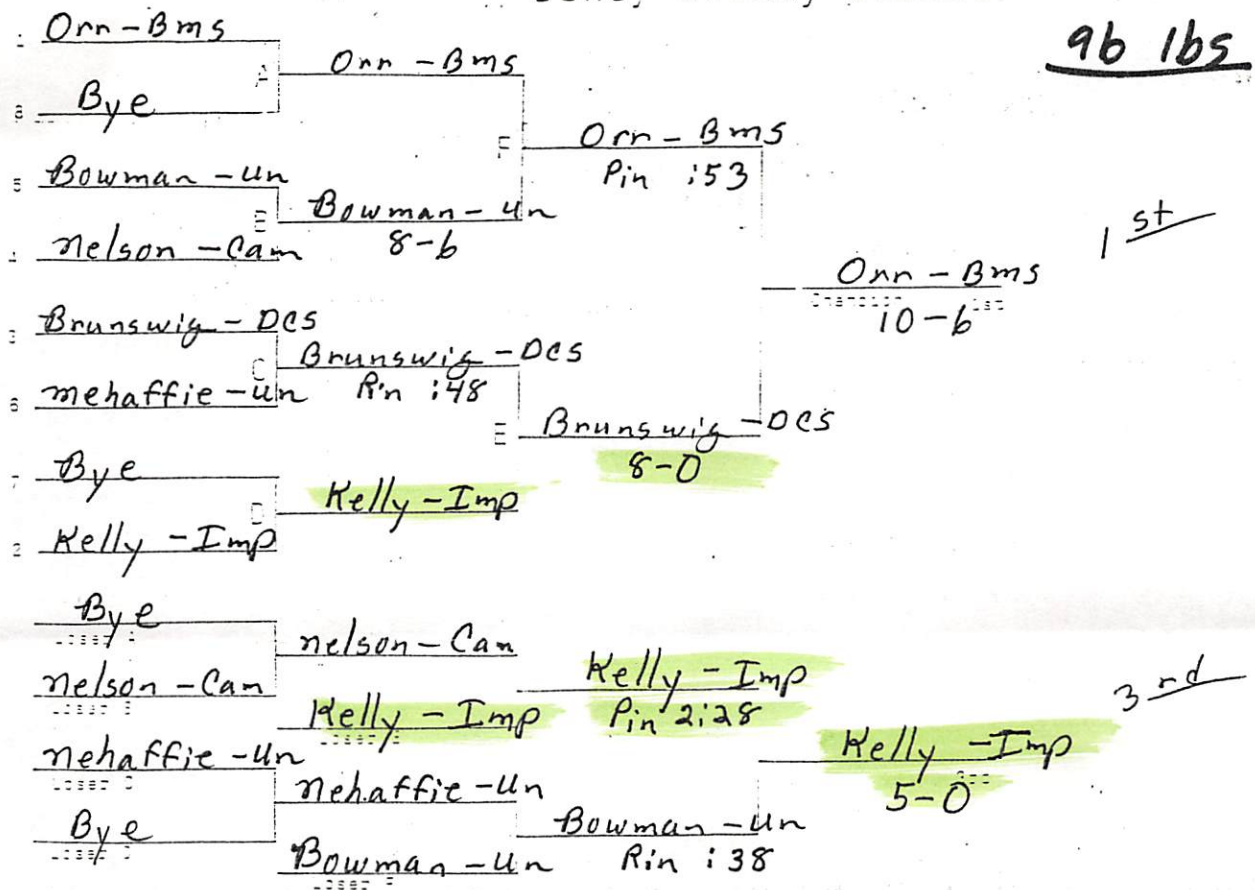


## 100 lbs

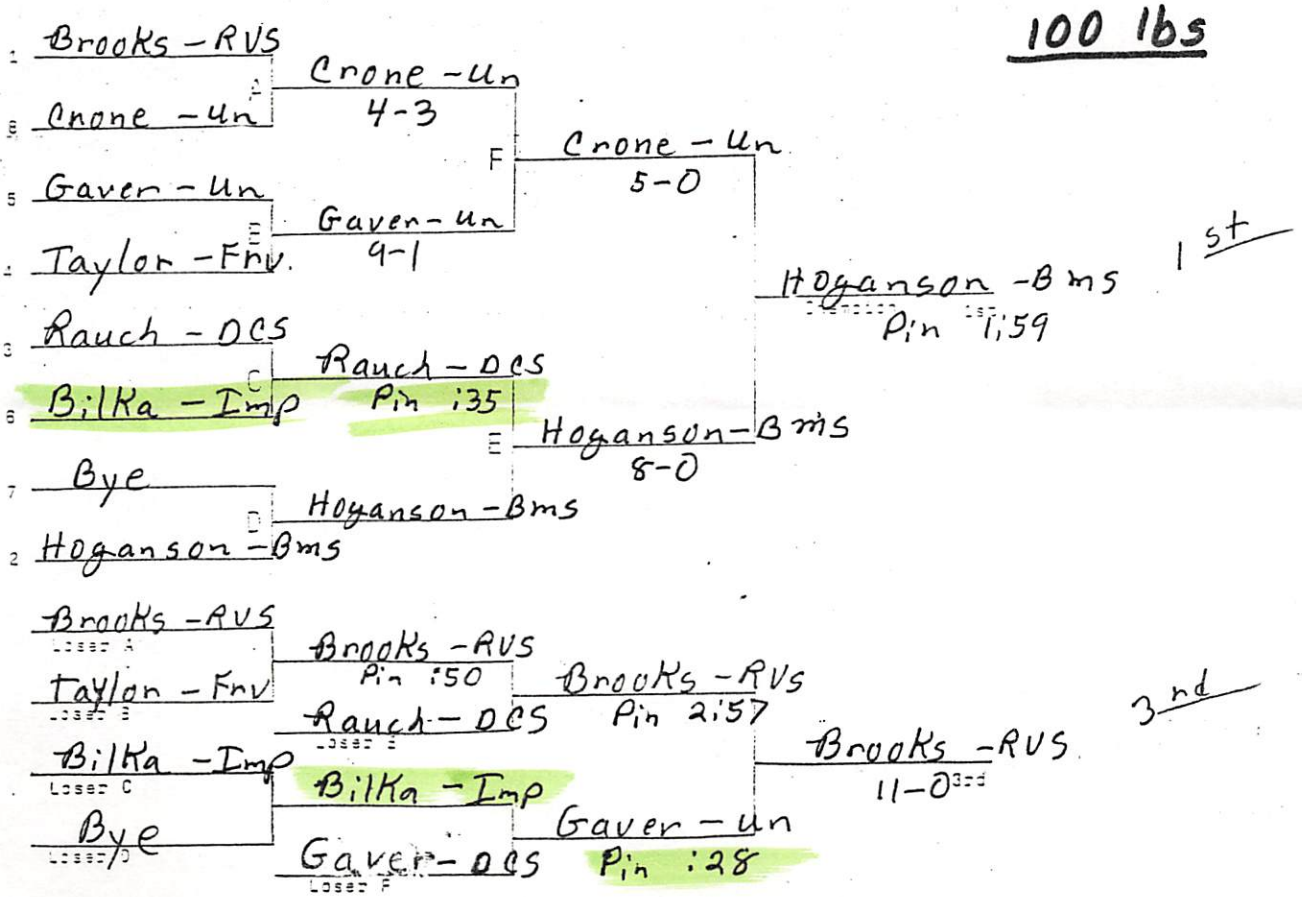

Dundy County Middle School Wrestling

## 105 lbs.

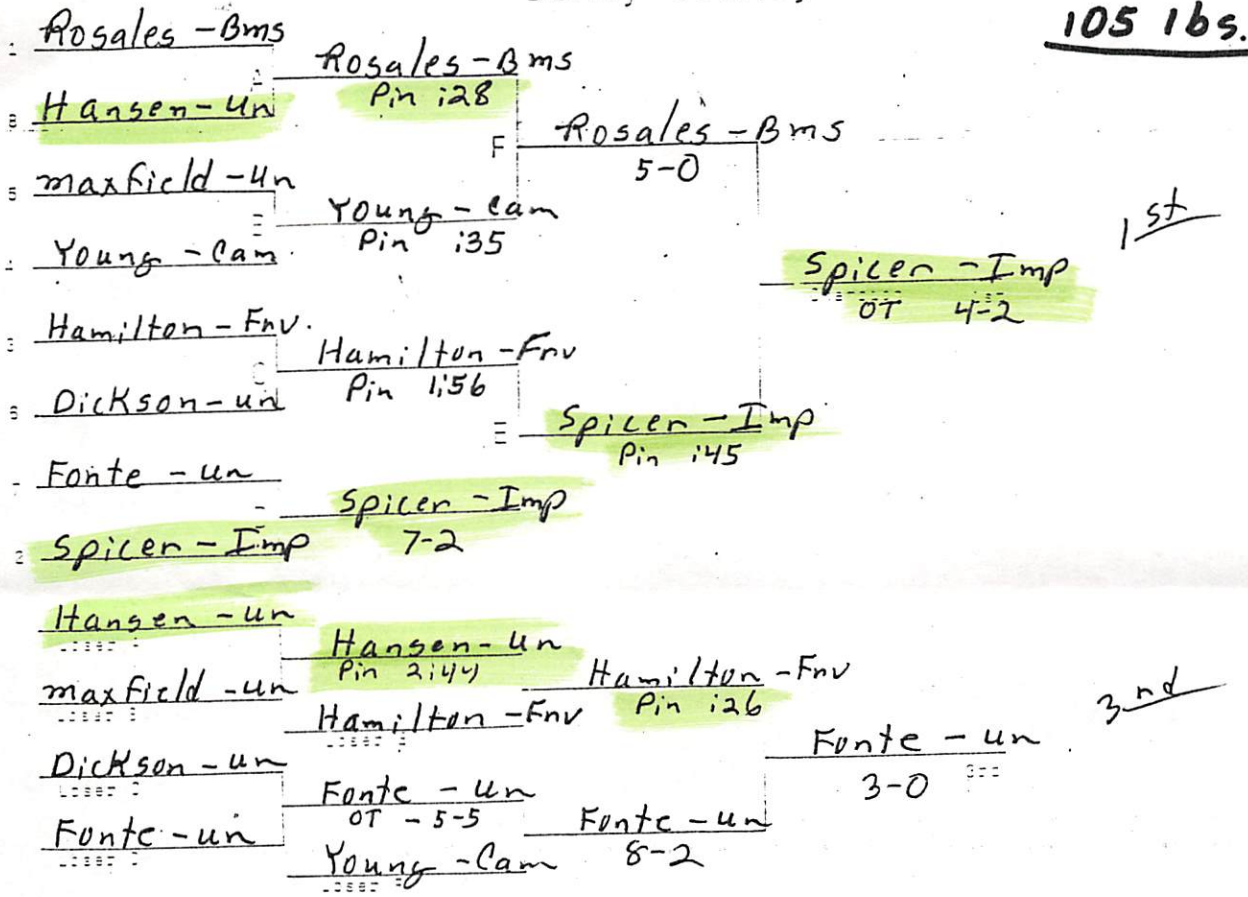


## 110 lbs

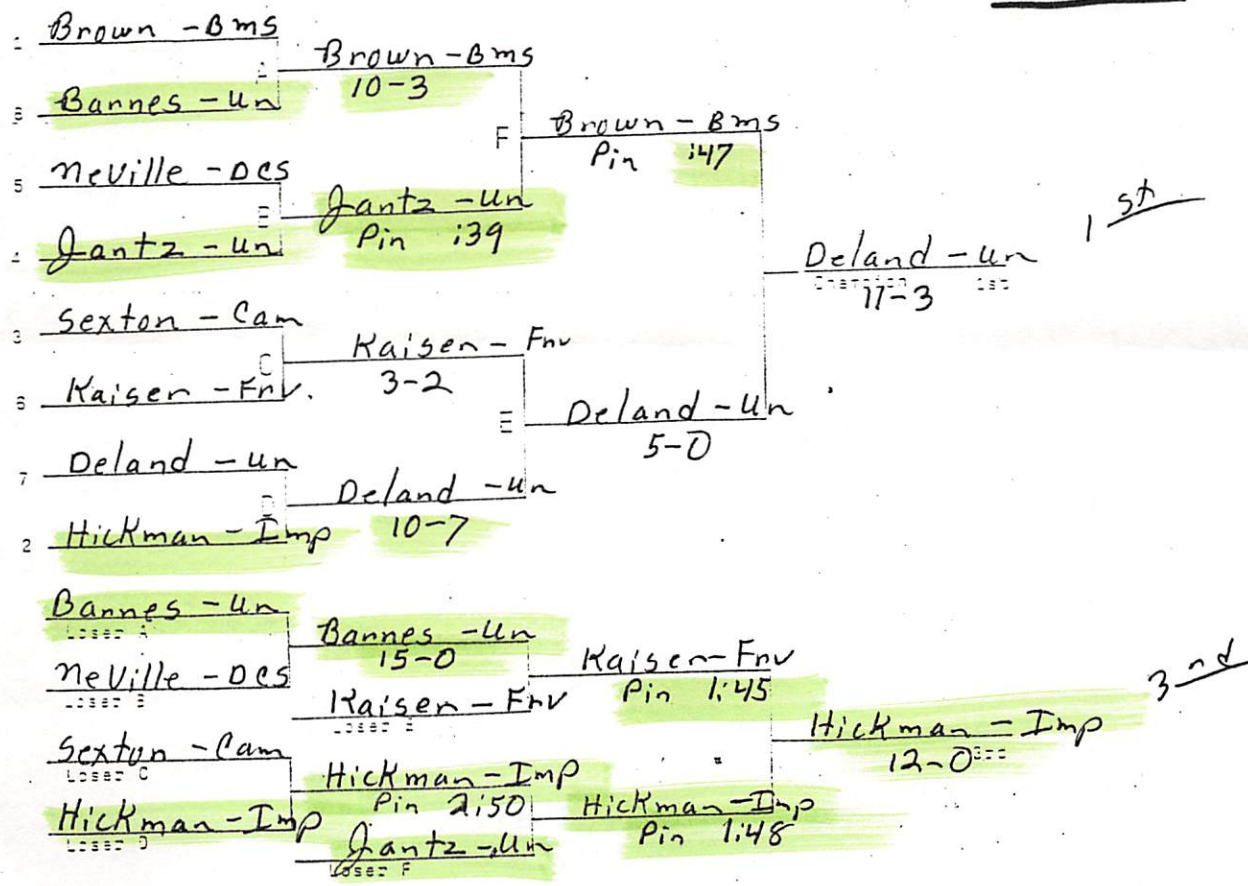

# Dundy County Middle School Wrestling

## 115 lbs

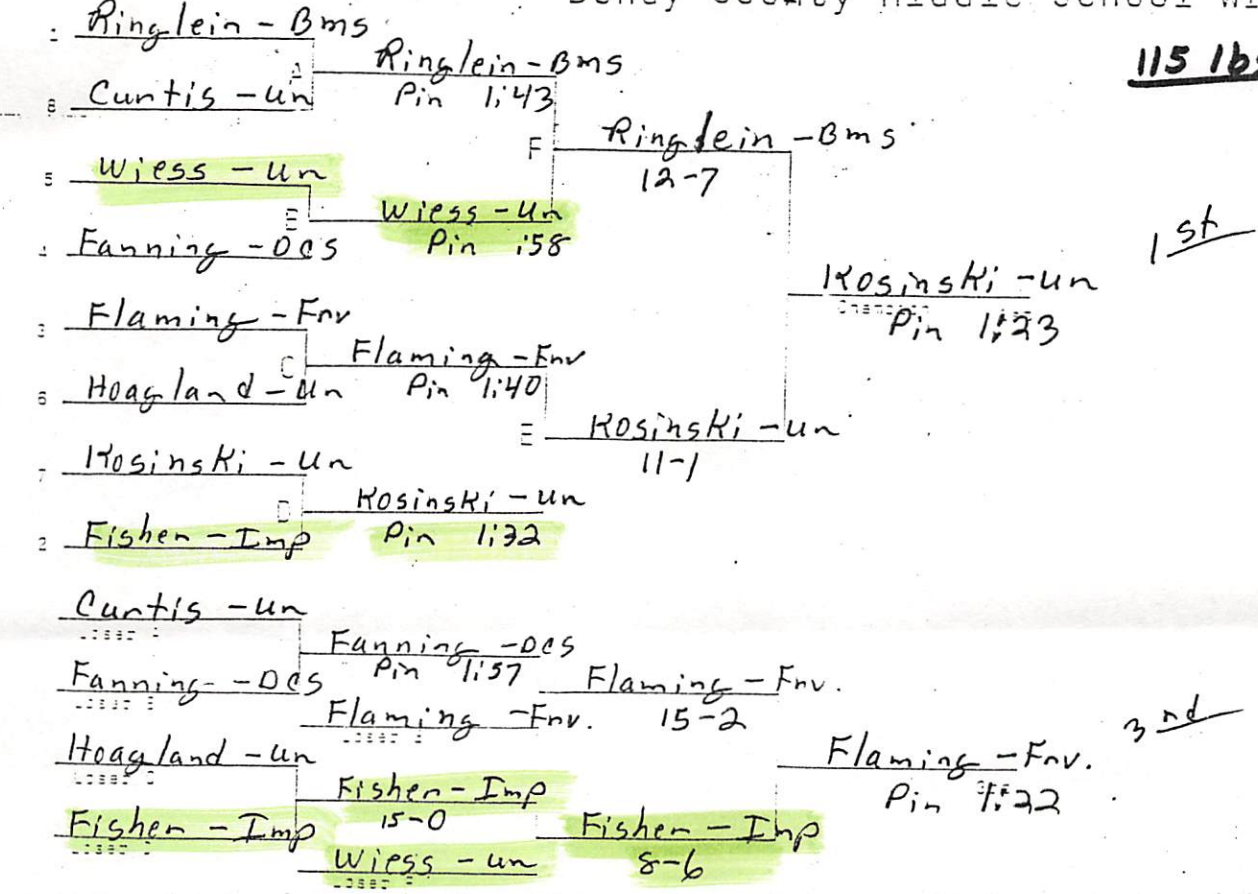


## 120 lbs

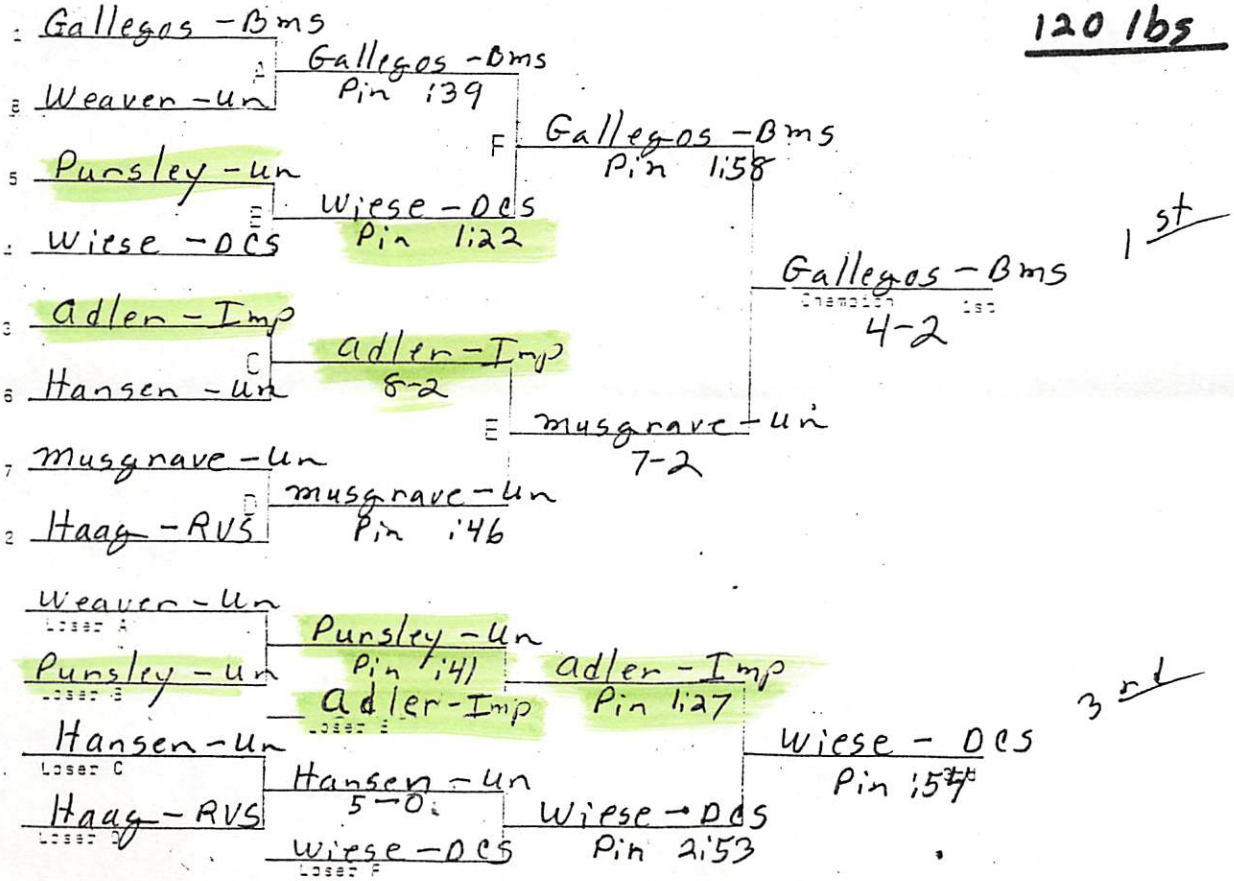

Dundy County Middle School Wrestling

## 127-A lbs

1 Omment - Cam
8 SKeen - Un
5 Hagen - Un
4 Hamilton - Fnv
3 Horner - DCS
6 Zion - Bms
7 myer - Imp
2 Brooks - RVS

Omment - Cam Pin :18
Hamilton - Fnv Pin :15
Horner - DCS 12-2
myer - Imp 6-3

SKeen - Un Pin :48
myer - Imp 13-2
Zion - Bms 4-1
Hamilton - Fnv 10-0

Omment - Cam Pin :56
Horner - DCS 8-2
myer - Imp 17-0
Zion - Bms

Omment - Cam Pin 1:32

1st
3rd

## 127-B lbs

1 Weathenly - Bms
8 Connot - Un
5 Bye
4 Waddell - RVS
3 PliseK - FRV
6 Baney - DCS
7 Bye
2 Ogg - Imp

Weathenly - Bms Pin :43
Waddell - RVS
PliseK - Fnv Pin 2:47
Ogg - Imp

Connot - Un
Bye
PliseK - Fnv
Baney - DCS
Bye
Waddell - RVS

Weathenly - Bms Pin 2:48
Ogg - Imp 6-0
PliseK - Fnv Pin :46
Waddell - RVS Pin 1:45

Ogg - Imp Pin 1:24
PliseK - FRV Pin 3:55

1st
3rd

Dundy County Middle School Wrestling

## 133 lbs.

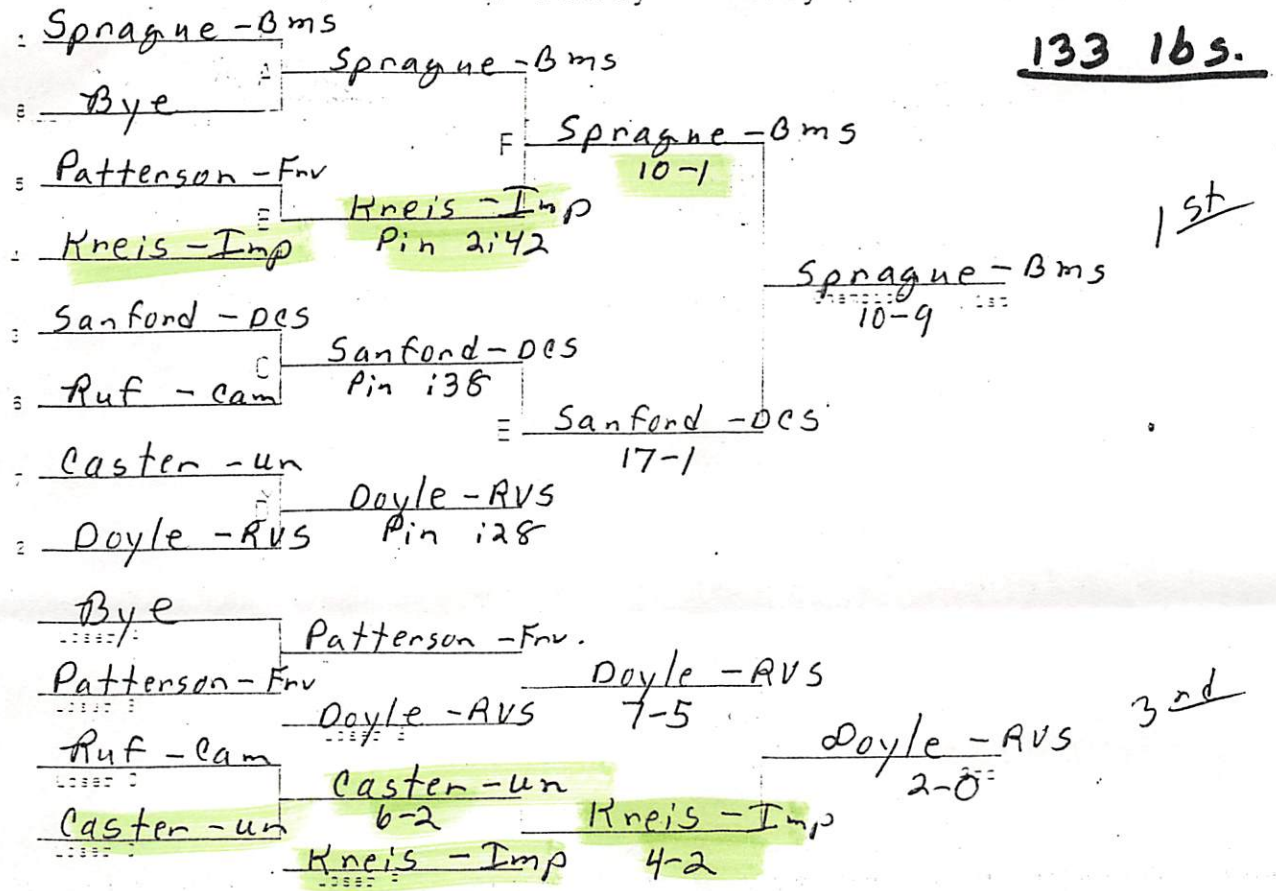


## 138 lbs.

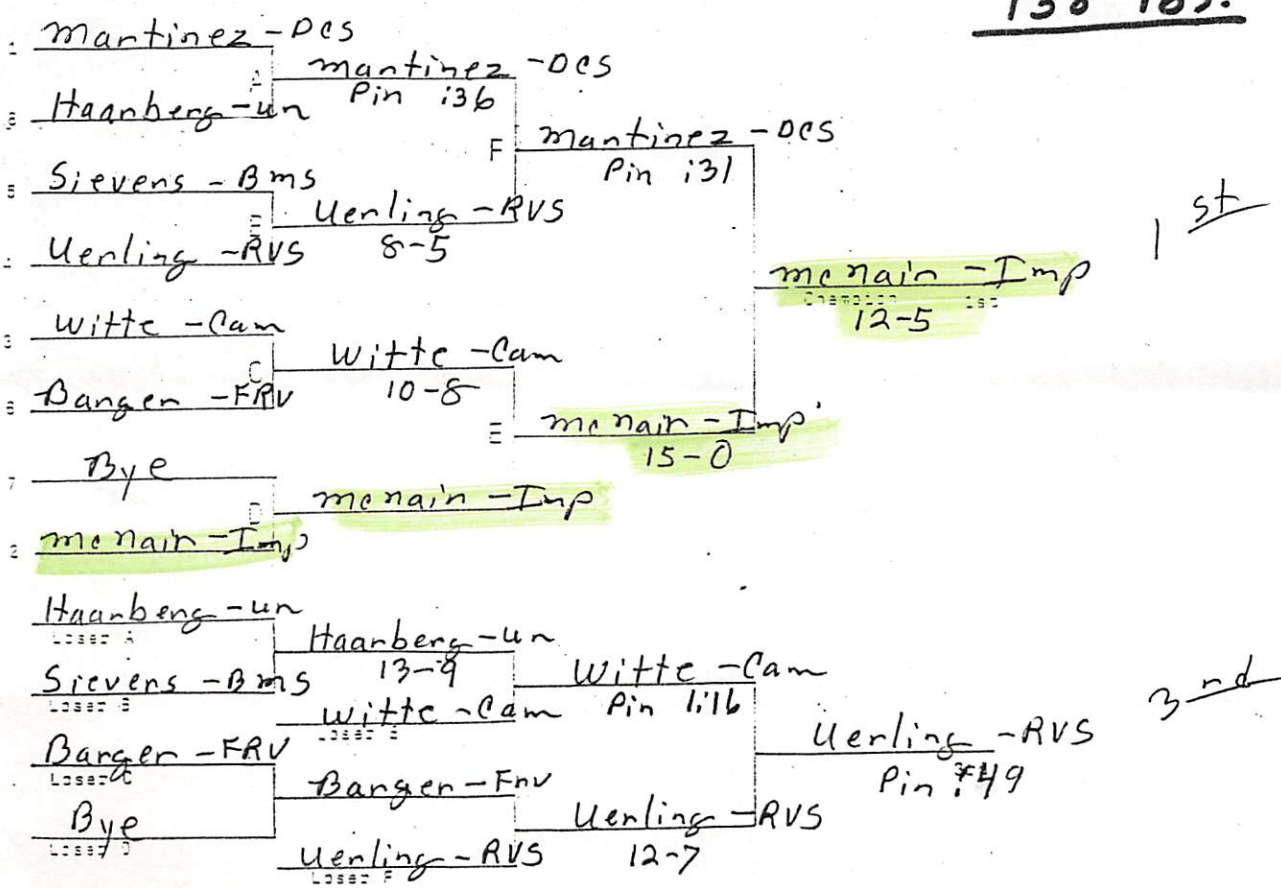

Dundy County Middle School Wrestling

## 145 lbs

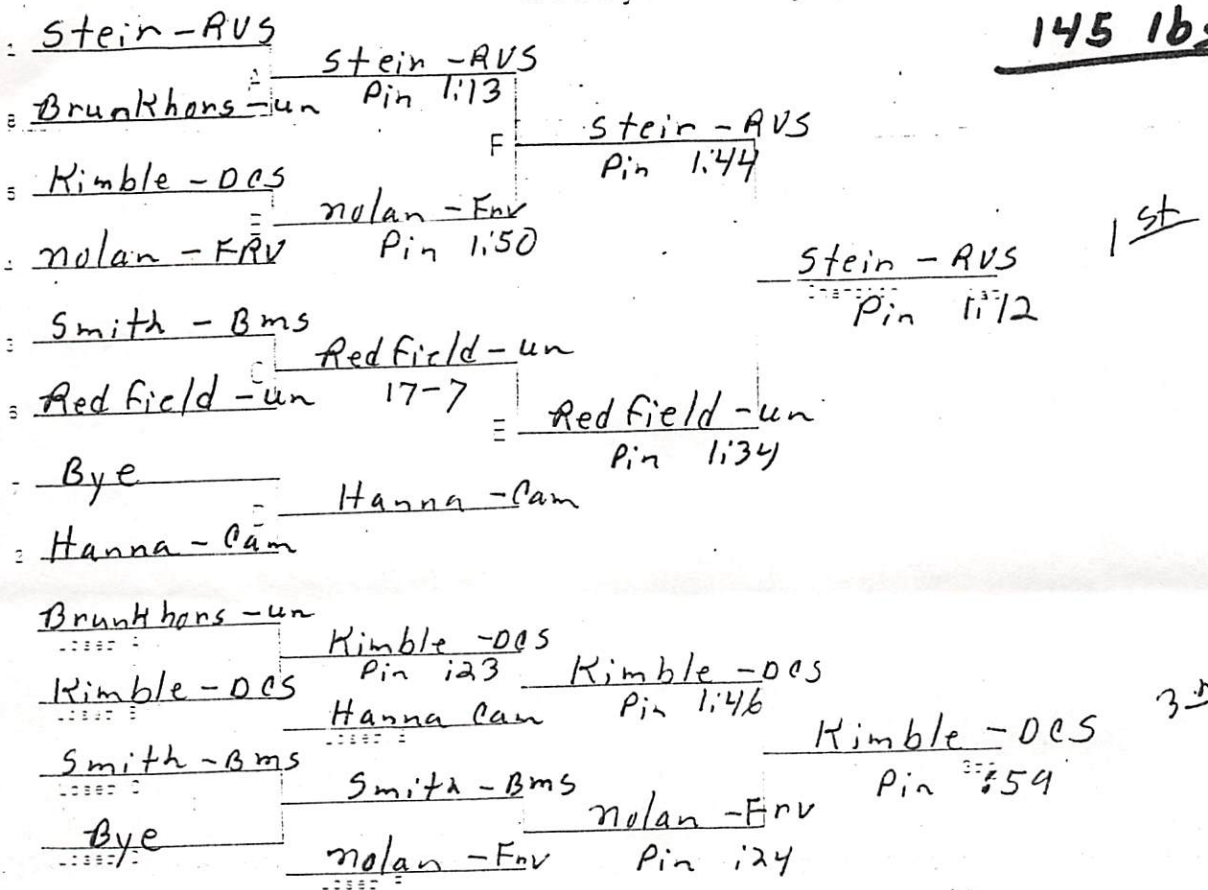


## 154 lbs

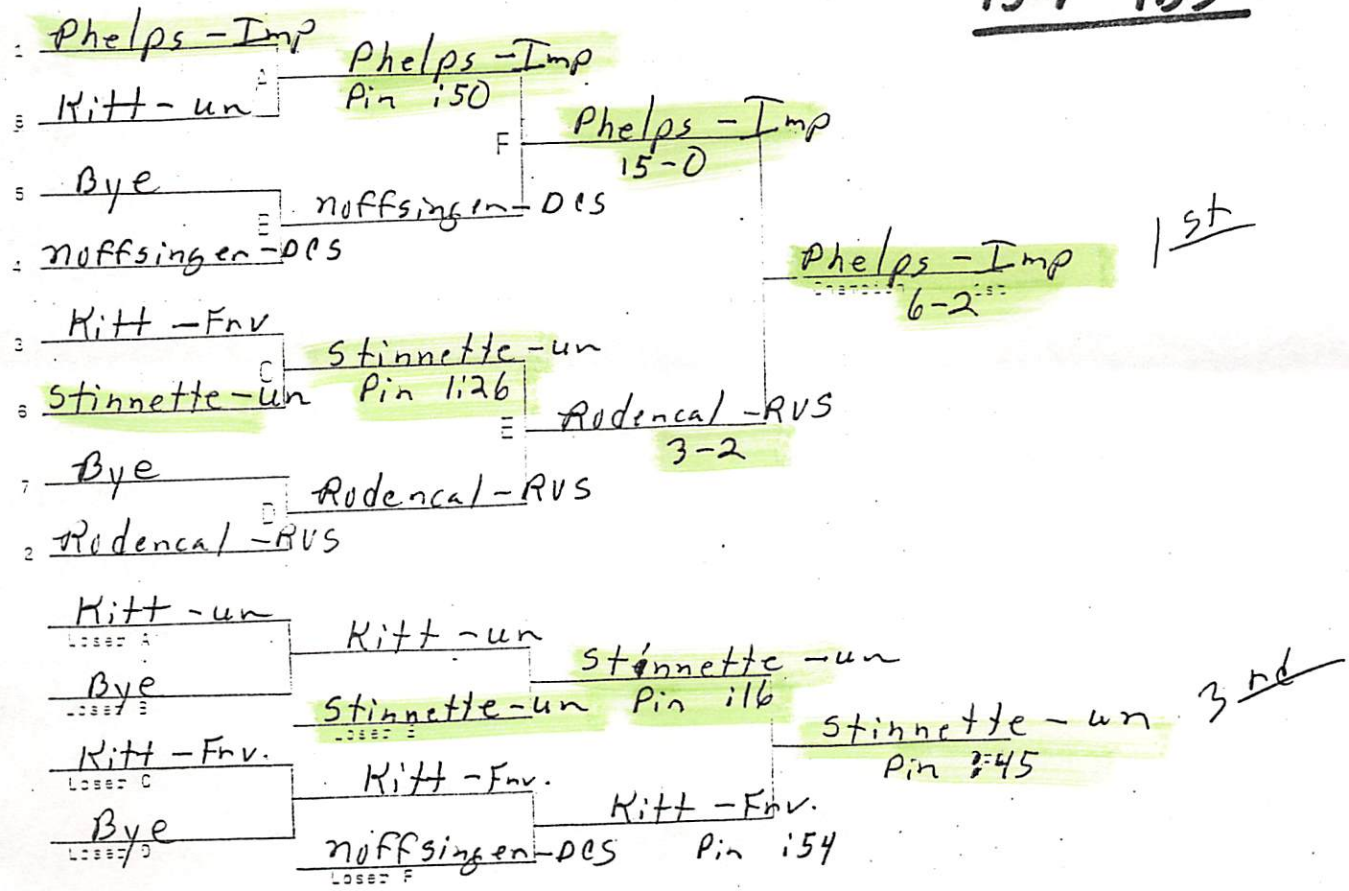

Dundy County Middle School Wrestling

## Hwt A lbs

1 Borland - Cam
8 Bye
5 Furer - DCS
4 Elder - Imp
3 Harris - RVS
6 Hale - un
7 Sund - un
2 Tracy - Bms

A: Borland - Cam
E: Furer - DCS Pin :43
C: Harris - RVS Pin :15
D: Tracey - Bms Pin 1:32

F: Borland - Cam Pin :26
E: Tracy - Bms Pin 2:33

Borland - Cam Pin :48 — 1st

Bye (Loser A)
Elder - Imp (Loser B)
Hale - un (Loser C)
Sund - un (Loser D)

Elder - Imp
Harris - RVS (Loser E)
Sund - un 1:20
Furer - DCS (Loser F)

Elder - Imp Pin :52
Furer - DCS Pin 1:24

Furer - DCS Pin :57 — 3rd

## Hwt B lbs

1 McKinney - Frv
8 Gull - RVS
5 Nelson - un
4 Fisher - Bms
3 Kubic - Cam
6 Bye
7 Pfieffer - un
2 Rowely - Imp

A: McKinney - Frv Pin :17
E: Fisher - Bms 9-0
C: Kubic - Cam
D: Rowely - Imp 11-1

F: McKinney - Frv. Pin :40
E: Rowely - Imp Pin :19

Rowely - Imp 6-3 — 1st

Gull - RVS (Loser A)
Nelson - un (Loser B)
Bye (Loser C)
Pfieffer - un (Loser D)

Gull - RVS Pin :28
Kubic - Cam (Loser E)
Pfieffer - un
Fisher - Bms (Loser F)

Kubic - Cam Pin :53
Pfieffer - un Pin 1:18

Pfieffer - un 10-0 — 3rd

# Wrestling ±GS vs Holyoke

| | NAMES OF CONTESTANTS | FIRST PERIOD SCORING | POINTS | SECOND PERIOD SCORING | POINTS | THIRD PERIOD SCORING | POINTS | SUMMARY POINTS | TIME ADV. | TOTAL | TEAM SCORE HOME | OPP. |
|---|---|---|---|---|---|---|---|---|---|---|---|---|
| POUNDS | Seth Spicer | T2 N2 N3 | 7 | ↓ E1 T2 N3 | 13 | | 13 | pin | 2:58 | | | |
| | Curt Schroetlin | T1 | 1 | D | 1 | ↓ | 1 | | | | | |
| POUNDS | Elton Ogg | T2 | 2 | D E1 | 2 | ↓ | 2 | 2 | | | | |
| | Luke Hayes | R2 | 2 | ↓ E1 T2 | 5 | N3 | 8 | 10 | | | | |
| POUNDS | Pete Arterburn | T2 N3 | 5 | ↑ T2 | 7 | R2 T2 | | 11 | | | | |
| | Nick Seidel | | 0 | ↑ D | 0 | ↑ E1 | | 1 | | | | |
| POUNDS | Marty Caster | | 0 | | | | | | | | | |
| | Wes Poe | T2 | 2 | | | | | pin | :54 | | | |
| POUNDS | Josh Irvin | | 0 | | | | | | | | | |
| | Tyler Chappell | T2 pin | 2 | | | | | | :45 | | | |
| POUNDS | Scott Stinnette | T2 C N3 | 5 | R2 | | | | | pin 1:31 | | | |
| | Beau Waln | | 0 | ↑ | | | | | | | | |

Current Score Home 1 2 3 4 5 6 7 8 9 10 11 12 13 14 15 16 17 18 19 20 21 22 23 24 25

Opp 1 2 3 4 5 6 7 8 9 10 11 12 13 14 15 16 17 18 19 20 21 22 23 24 25

SCORING: Takedown—T, Reversal—R, Escape—E, Fall—F, Fall Pred.—i.p.

SYMBOLS: Penalty—P, Near Fall—N, Choice—C, Top Position—X

# Wrestling _____ vs _____

| NAMES OF CONTESTANTS | | FIRST PERIOD SCORING | Points | SECOND PERIOD SCORING | Points | THIRD PERIOD SCORING | Points | SUMMARY Points | SUMMARY Time Adv. | SUMMARY Total | Team Score Home | Team Score Opp. |
|---|---|---|---|---|---|---|---|---|---|---|---|---|
| 125 POUNDS | Richard Hickman | T2 N3 | 5 | D | | | | 1 | pin 1:35 | | | |
| | Curt Schroeder | | 0 | ↓ | | | | | | | | |
| 130 POUNDS | Shawn Kreis | | 0 | D | 0 | ↓ | | 0 | | | | |
| | Luke Hayes | T2 | 2 | ↓ R2 | 4 | | | 4 | | | | |
| 135 POUNDS | Donavon Fowler | | 0 | ↑ T2 | 2 | | | 2 | | | | |
| | Nick Ferguson | T2 | 2 | ↑ D | 2 | ↓ R2 N3 | | 7 | | | | |
| 140 POUNDS | Jared Thompson | | 0 | ↑ | 0 | | | 0 | | | | |
| | Dempsey Secrist | T2 | 2 | ↑ D T2 | 4 | ↓ R2 | | 6 | | | | |
| 145 POUNDS | Eric Hansen | T2 R2 N2 | | D | | ↓ R2 | | 8 | | | | |
| | Austin Newman | C E T2 | | ↓ | | | | 3 | | | | |
| 152 POUNDS | Glenn Conklot | | 0 | | | | | | | | | |
| | Luke Hayes | T2 | 2 | | | | | | pin :38 | | | |

| | | 1 | 2 | 3 | 4 | 5 | 6 | 7 | 8 | 9 | 10 | 11 | 12 | 13 | 14 | 15 | 16 | 17 | 18 | 19 | 20 | 21 | 22 | 23 | 24 | 25 |
|---|---|---|---|---|---|---|---|---|---|---|---|---|---|---|---|---|---|---|---|---|---|---|---|---|---|---|
| Current Score | Home | | | | | | | | | | | | | | | | | | | | | | | | | |
| | Opp | | | | | | | | | | | | | | | | | | | | | | | | | |

SCORING: Takedown—T, Reversal—R, Escape—E, Fall—F, Fall Pred.—t.p.

SYMBOLS: Penalty—P, Near Fall—N, Choice—C, Top Position—X

# Wrestling _____ vs _____

| NAMES OF CONTESTANTS | FIRST PERIOD SCORING | Points | SECOND PERIOD SCORING | Points | THIRD PERIOD SCORING | Points | SUMMARY Points | Time Adv. | Total | Team Score: Home | Opp. |
|---|---|---|---|---|---|---|---|---|---|---|---|
| 125 POUNDS — Casey Schilke | T2 C | 2 | ↓ R2 | 4 | ↑ T1 | | 5 | | | | |
| Tyler Chappell | | 0 | | 0 | ↑ T2 | | 2 | | | | |
| 130 POUNDS — Mike Rowley | | 0 | ↓ E1 | 1 | ↑ E1 | | 2 | | | | |
| Aaron Sprague | T2 | 2 | D T2 | 4 | ↑ T2 | | 6 | | | | |
| 135 POUNDS — Jake Adler | | 0 | ↓ | 0 | ↑ | | | | | | |
| Dustin Reuter | T2 | 2 | D | 2 | ↑ T2 | | Pin | 2:50 | | | |
| 140 POUNDS | | | | | | | | | | | |
| 145 POUNDS | | | | | | | | | | | |
| 152 POUNDS | | | | | | | | | | | |

| Current Score | 1 | 2 | 3 | 4 | 5 | 6 | 7 | 8 | 9 | 10 | 11 | 12 | 13 | 14 | 15 | 16 | 17 | 18 | 19 | 20 | 21 | 22 | 23 | 24 | 25 |
|---|---|---|---|---|---|---|---|---|---|---|---|---|---|---|---|---|---|---|---|---|---|---|---|---|---|
| Home | | | | | | | | | | | | | | | | | | | | | | | | | |
| Opp | | | | | | | | | | | | | | | | | | | | | | | | | |

SCORING: Takedown—T, Reversal—R, Escape—E, Fall—F, Fall Pred.—f.p.

SYMBOLS: Penalty—P, Near Fall—N, Choice—C, Top Position—X

# Wrestling _____ vs _____

| NAMES OF CONTESTANTS | FIRST PERIOD SCORING | Points | SECOND PERIOD SCORING | Points | THIRD PERIOD SCORING | Points | SUMMARY Points | Time Adv. | Total | Team Score Home | Opp. |
|---|---|---|---|---|---|---|---|---|---|---|---|
| POUNDS | | | | | | | | | | | |
| | | | | | | | | | | | |
| POUNDS | | | | | | | | | | | |
| | | | | | | | | | | | |
| POUNDS | | | | | | | | | | | |
| | | | | | | | | | | | |
| POUNDS | | | | | | | | | | | |
| | | | | | | | | | | | |
| POUNDS | | | | | | | | | | | |
| | | | | | | | | | | | |
| POUNDS | | | | | | | | | | | |
| | | | | | | | | | | | |

| | | 1 | 2 | 3 | 4 | 5 | 6 | 7 | 8 | 9 | 10 | 11 | 12 | 13 | 14 | 15 | 16 | 17 | 18 | 19 | 20 | 21 | 22 | 23 | 24 | 25 |
|---|---|---|---|---|---|---|---|---|---|---|---|---|---|---|---|---|---|---|---|---|---|---|---|---|---|---|
| Current Score | Home | | | | | | | | | | | | | | | | | | | | | | | | | |
| | Opp | | | | | | | | | | | | | | | | | | | | | | | | | |

**SCORING:** Takedown—T, Reversal—R, Escape—E, Fall—F, Fall Pred.—f.p.

**SYMBOLS:** Penalty—P, Near Fall—N, Choice—C, Top Position—X

# Wrestling _____ vs _____

| NAMES OF CONTESTANTS | FIRST PERIOD SCORING | Points | SECOND PERIOD SCORING | Points | THIRD PERIOD SCORING | Points | SUMMARY Points | Time Adv. | Total | Team Score Home | Opp. |
|---|---|---|---|---|---|---|---|---|---|---|---|
| POUNDS | | | | | | | | | | | |
| | | | | | | | | | | | |
| POUNDS | | | | | | | | | | | |
| | | | | | | | | | | | |
| POUNDS | | | | | | | | | | | |
| | | | | | | | | | | | |
| POUNDS | | | | | | | | | | | |
| | | | | | | | | | | | |
| POUNDS | | | | | | | | | | | |
| | | | | | | | | | | | |
| POUNDS | | | | | | | | | | | |
| | | | | | | | | | | | |

| | | 1 | 2 | 3 | 4 | 5 | 6 | 7 | 8 | 9 | 10 | 11 | 12 | 13 | 14 | 15 | 16 | 17 | 18 | 19 | 20 | 21 | 22 | 23 | 24 | 25 |
|---|---|---|---|---|---|---|---|---|---|---|---|---|---|---|---|---|---|---|---|---|---|---|---|---|---|---|
| Current Score | Home | | | | | | | | | | | | | | | | | | | | | | | | | |
| | Opp | | | | | | | | | | | | | | | | | | | | | | | | | |

SCORING: Takedown—T, Reversal—R, Escape—E, Fall—F, Fall Pred.—f.p.

SYMBOLS: Penalty—P, Near Fall—N, Choice—C, Top Position—X

# Wrestling — IGS vs Holgate

| NAMES OF CONTESTANTS | | FIRST PERIOD SCORING | Points | SECOND PERIOD SCORING | Points | THIRD PERIOD SCORING | Points | SUMMARY Points | SUMMARY Time Adv. | SUMMARY Total | Team Score Home | Team Score Opp. |
|---|---|---|---|---|---|---|---|---|---|---|---|---|
| 1 | Wiess | T2 N3 | 5 | T2 | 1 | −T2 N3 | 12 | | | | | |
| | Happs | R2 | 2 | ↓E1 E1 | 4 | | 4 | | | | | |
| 3 | Fisher | | 0 | ↓T2 N3 | 5 | N3 | 8 | | | | | |
| | Reuter | | 0 | | 0 | ↓ | 0 | | | | | |
| 5 | Kelley | T2 | 2 | N3 | 5 | ↓ | 5 | | | | | |
| | Newman | | 0 | ↓E1 | 1 | N3 | 4 | | | | | |
| 7 | Liewer | | 6 | ↓E1 | 1 | PIN | | | | | | |
| | Kingman | T2 | 2 | | 2 | ↓ 2:37 | | | | | | |
| 9 | McNair | T2 | 2 | E1 | 3 | ↓R2 | 5 | | | | | |
| | Deselms | E1 W | 1 | ↓E1 T2 N3 | 7 | | 7 | | | | | |
| 11 | Skeen | T2 | 2 | R2 | 4 | ↓R2 | 6 | | | | | |
| | Happs | | 0 | ↑ | 0 | E1 | 1 | | | | | |

| | | 1 | 2 | 3 | 4 | 5 | 6 | 7 | 8 | 9 | 10 | 11 | 12 | 13 | 14 | 15 | 16 | 17 | 18 | 19 | 20 | 21 | 22 | 23 | 24 | 25 |
|---|---|---|---|---|---|---|---|---|---|---|---|---|---|---|---|---|---|---|---|---|---|---|---|---|---|---|
| Current Score | Home | | | | | | | | | | | | | | | | | | | | | | | | | |
| | Opp | | | | | | | | | | | | | | | | | | | | | | | | | |

SCORING: Takedown—T, Reversal—R, Escape—E, Fall—F, Fall Pred.—t.p.

SYMBOLS: Penalty—P, Near Fall—N, Choke—C, Top Position—X

# Wrestling _____ vs _____.

| NAMES OF CONTESTANTS | FIRST PERIOD SCORING | Points | SECOND PERIOD SCORING | Points | THIRD PERIOD SCORING | Points | SUMMARY Points | SUMMARY Time Adv. | SUMMARY Total | Team Score Home | Team Score Opp. |
|---|---|---|---|---|---|---|---|---|---|---|---|
| POUNDS Phelps | | 0 | ↓ | 0 | | 0 | | | | | |
| 13 Sprague | | 0 | | 0 | ↓E T2 | 3 | | | | | |
| POUNDS Jantz | | 0 | – | 0 | | 0 | | | | | |
| 15 Reuter | | 0 | P1 | 1 | ↓E1 | 2 | | | | | |
| POUNDS Arterburn | T2 | 2 | N2 | 4 | ↓ | 4 | | | | | |
| 17 Colglazier | E1 | 1 | ↓R2 | 3 | | 3 | | | | | |
| POUNDS Bilka | | | | | | | | | | | |
| 19 Krueger | T2 PIN 43 sec | | | | | | | | | | |
| POUNDS Pursley | T2 R2 | 4 | ↓R2 | 6 | | 6 | | | | | |
| 21 Happ | E1R2 | 3 | | 3 | ↓P1 | 4 | | | | | |
| POUNDS Kilwer | T2 N3 | 5 | T2 | 7 | ↓R2 | 9 | | | | | |
| 23 Kleve | | 0 | ↓E1R2 | 3 | | 3 | | | | | |

| | | 1 | 2 | 3 | 4 | 5 | 6 | 7 | 8 | 9 | 10 | 11 | 12 | 13 | 14 | 15 | 16 | 17 | 18 | 19 | 20 | 21 | 22 | 23 | 24 | 25 |
|---|---|---|---|---|---|---|---|---|---|---|---|---|---|---|---|---|---|---|---|---|---|---|---|---|---|---|
| Current Score | Home | | | | | | | | | | | | | | | | | | | | | | | | | |
| | Opp | | | | | | | | | | | | | | | | | | | | | | | | | |

SCORING: Takedown—T, Reversal—R, Escape—E, Fall—F, Fall Pred.—f.p.

SYMBOLS: Penalty—P, Near Fall—N, Choice—C, Top Position—X

# Wrestling vs _____

| NAMES OF CONTESTANTS | FIRST PERIOD SCORING | Points | SECOND PERIOD SCORING | Points | THIRD PERIOD SCORING | Points | SUMMARY Points | Time Adv. | Total | Team Score: Home | Opp. |
|---|---|---|---|---|---|---|---|---|---|---|---|
| 125 POUNDS Myer | | 0 | | | | | | | | | |
| Poe | T2 | 2 | ↓E,T2 PIN | 1:49 | | | | | | | |
| 133 POUNDS Elder | T2 | 2 | | | | | | | | | |
| Watn | R2 | 3 | ↓R2 PIN | | 1:53 | | | | | | |
| 141 POUNDS Barns | T2 N3 | 5 | T2N3N3 | 13 | ↓R2N3 | 18 | | | | | |
| 149 Shroetlin | | 0 | — | 0 | | 0 | | | | | |
| POUNDS | | | | | | | | | | | |
| POUNDS | | | | | | | | | | | |
| POUNDS | | | | | | | | | | | |

| | | 1 | 2 | 3 | 4 | 5 | 6 | 7 | 8 | 9 | 10 | 11 | 12 | 13 | 14 | 15 | 16 | 17 | 18 | 19 | 20 | 21 | 22 | 23 | 24 | 25 |
|---|---|---|---|---|---|---|---|---|---|---|---|---|---|---|---|---|---|---|---|---|---|---|---|---|---|---|
| Current Score | Home | | | | | | | | | | | | | | | | | | | | | | | | | |
| | Opp | | | | | | | | | | | | | | | | | | | | | | | | | |

SCORING: Takedown—T, Reversal—R, Escape—E, Fall—F, Fall Pred.—f.p.

SYMBOLS: Penalty—P, Near Fall—N, Choice—C, Top Position—X

# Wrestling _____ vs _____

| NAMES OF CONTESTANTS | | FIRST PERIOD SCORING | Points | SECOND PERIOD SCORING | Points | THIRD PERIOD SCORING | Points | SUMMARY Points | Time Adv. | Total | Team Score Home | Team Score Opp. |
|---|---|---|---|---|---|---|---|---|---|---|---|---|
| POUNDS | | | | | | | | | | | | |
| | | | | | | | | | | | | |
| POUNDS | | | | | | | | | | | | |
| | | | | | | | | | | | | |
| POUNDS | | | | | | | | | | | | |
| | | | | | | | | | | | | |
| POUNDS | | | | | | | | | | | | |
| | | | | | | | | | | | | |
| POUNDS | | | | | | | | | | | | |
| | | | | | | | | | | | | |
| POUNDS | | | | | | | | | | | | |
| | | | | | | | | | | | | |

| | | 1 | 2 | 3 | 4 | 5 | 6 | 7 | 8 | 9 | 10 | 11 | 12 | 13 | 14 | 15 | 16 | 17 | 18 | 19 | 20 | 21 | 22 | 23 | 24 | 25 |
|---|---|---|---|---|---|---|---|---|---|---|---|---|---|---|---|---|---|---|---|---|---|---|---|---|---|---|
| Current Score | Home | | | | | | | | | | | | | | | | | | | | | | | | | |
| | Opp | | | | | | | | | | | | | | | | | | | | | | | | | |

SCORING: Takedown—T, Reversal—R, Escape—E, Fall—F, Fall Pred.—f.p.

SYMBOLS: Penalty—P, Near Fall—N, Choice—C, Top Position—X

Feb 25th

# Wrestling — Imperial vs Grant

| NAMES OF CONTESTANTS | FIRST PERIOD SCORING | Points | SECOND PERIOD SCORING | Points | THIRD PERIOD SCORING | Points | SUMMARY Points | Time Adv. | Total | Team Score: Home | Team Score: Opp. |
|---|---|---|---|---|---|---|---|---|---|---|---|
| POUNDS — Seth Spicer | $T^2$ pin :45 | 2 | | | | | | | :45 | 6 | |
| 103 — Jeremiah Richardson | | | | | | | | | | | |
| POUNDS — C Barnes | $T^2N^3$ | 5 | $T^2N^2N^3$ | 12 | pin 1:52 | | | | 1:52 | 6 | |
| 110 — N Dodson | | | | | | | | | | | |
| POUNDS — Mark Tantre | | 0 | | | | | | | | | |
| 112 — C R Tate | $T^2N^3$ | 5 | pin :57 | | | | | | :57 | | 6 |
| POUNDS — Matt Wiess | | 0 | D | | | | | | | | |
| 115 — S Andis | $T^2N^3$ | 5 | pin 1:31 | | | | | | 1:31 | | 6 |
| POUNDS — Ethan Ogg | $T^2N^3$ | 5 | D $N^3$ pin 1:44 | 8 | | | | | 1:44 | 6 | |
| 121 — Tony Leonard | | | | | | | | | | | |
| POUNDS — D Fowler | | 0 | $R^2$ | 2 | | | | | | 2 | |
| 84 — K. Wykert | T2 | 2 | | 2 | | | | | | | 2 |

| | | 1 | 2 | 3 | 4 | 5 | 6 | 7 | 8 | 9 | 10 | 11 | 12 | 13 | 14 | 15 | 16 | 17 | 18 | 19 | 20 | 21 | 22 | 23 | 24 | 25 |
|---|---|---|---|---|---|---|---|---|---|---|---|---|---|---|---|---|---|---|---|---|---|---|---|---|---|---|
| Current Score | Home | | | | | | | | | | | | | | | | | | | | | | | | | |
| | Opp | | | | | | | | | | | | | | | | | | | | | | | | | |

SCORING: Takedown—T, Reversal—R, Escape—E, Fall—F, Fall Pred.—f.p.

SYMBOLS: Penalty—P, Near Fall—N, Choice—C, Top Position—X

# Wrestling _____ vs _____.

| NAMES OF CONTESTANTS | | FIRST PERIOD SCORING | Points | SECOND PERIOD SCORING | Points | THIRD PERIOD SCORING | Points | SUMMARY Points | Time Adv. | Total | Team Score: Home | Team Score: Opp. |
|---|---|---|---|---|---|---|---|---|---|---|---|---|
| Pounds | | | | | | | | | | | | |
| | | | | | | | | | | | | |
| Pounds | | | | | | | | | | | | |
| | | | | | | | | | | | | |
| Pounds | | | | | | | | | | | | |
| | | | | | | | | | | | | |
| Pounds | | | | | | | | | | | | |
| | | | | | | | | | | | | |
| Pounds | | | | | | | | | | | | |
| | | | | | | | | | | | | |
| Pounds | | | | | | | | | | | | |
| | | | | | | | | | | | | |

| | | 1 | 2 | 3 | 4 | 5 | 6 | 7 | 8 | 9 | 10 | 11 | 12 | 13 | 14 | 15 | 16 | 17 | 18 | 19 | 20 | 21 | 22 | 23 | 24 | 25 |
|---|---|---|---|---|---|---|---|---|---|---|---|---|---|---|---|---|---|---|---|---|---|---|---|---|---|---|
| Current Score | Home | | | | | | | | | | | | | | | | | | | | | | | | | |
| | Opp | | | | | | | | | | | | | | | | | | | | | | | | | |

**SCORING:** Takedown—T, Reversal—R, Escape—E, Fall—F, Fall Pred.—f.p.

**SYMBOLS:** Penalty—P, Near Fall—N, Choice—C, Top Position—X

# Wrestling vs

| NAMES OF CONTESTANTS | | FIRST PERIOD SCORING | Points | SECOND PERIOD SCORING | Points | THIRD PERIOD SCORING | Points | SUMMARY Points | Time Adv. | Total | Team Score: Home | Opp. |
|---|---|---|---|---|---|---|---|---|---|---|---|---|
| POUNDS | D. Fowler | $T^2 N^3$ | 5 | D | 5 | D | | | | | | |
| 84 | Dusty Huber | | 0 | $N^3 N^3$ | 6 | $T^2$ pin 2:36 | | | | 2:36 | | 6 |
| POUNDS | P Artaburn | $R^2$ | 2 | D $T^2 N^2 R^2$ | 8 | $R^2 N^3$ | 13 | | | | | |
| 84 | Mitch Bolton | $T^2 N^2$ | 4 | $R^2$ | 6 | $R^2$ | 6 | | | | | |
| POUNDS | Matt Liever | $T^2 N^3$ | 5 | $R^2$ | 7 | D $R^2$ pin 2:15 | | | | 2.15 | 6 | |
| 90 | S Clause | $R^2$ | 2 | | 2 | | | | | | | |
| POUNDS | S. Kelly | $T^2 N^3$ | 5 | | 5 | pin 2:39 | | | | 2.39 | 6 | |
| 95 | Velte | | 0 | $N^3$ | 3 | | | | | | | |
| POUNDS | Jared Thompson | $T^2$ pin :49 | 2 | | | | | | | .49 | 6 | |
| 92 | Seth Thiesen | | 0 | | | | | | | | | |
| POUNDS | Joe Bilka | | 0 | D | | | | | | | | |
| 90 | Pat Ogg | $T^2 N^3$ | 5 | pin 1:36 | | | | | | 1.36 | | 6 |

| | | 1 | 2 | 3 | 4 | 5 | 6 | 7 | 8 | 9 | 10 | 11 | 12 | 13 | 14 | 15 | 16 | 17 | 18 | 19 | 20 | 21 | 22 | 23 | 24 | 25 |
|---|---|---|---|---|---|---|---|---|---|---|---|---|---|---|---|---|---|---|---|---|---|---|---|---|---|---|
| Current Score | Home | | | | | | | | | | | | | | | | | | | | | | | | | |
| | Opp | | | | | | | | | | | | | | | | | | | | | | | | | |

SCORING: Takedown—T, Reversal—R, Escape—E, Fall—F, Fall Pred.—f.p.

SYMBOLS: Penalty—P, Near Fall—N, Choice—C, Top Position—X

# Wrestling _____ vs _____.

| NAMES OF CONTESTANTS | FIRST PERIOD SCORING | Points | SECOND PERIOD SCORING | Points | THIRD PERIOD SCORING | Points | SUMMARY Points | Time Adv. | Total | Team Score Home | Opp. |
|---|---|---|---|---|---|---|---|---|---|---|---|
| POUNDS | | | | | | | | | | | |
| | | | | | | | | | | | |
| POUNDS | | | | | | | | | | | |
| | | | | | | | | | | | |
| POUNDS | | | | | | | | | | | |
| | | | | | | | | | | | |
| POUNDS | | | | | | | | | | | |
| | | | | | | | | | | | |
| POUNDS | | | | | | | | | | | |
| | | | | | | | | | | | |
| POUNDS | | | | | | | | | | | |
| | | | | | | | | | | | |

| | | 1 | 2 | 3 | 4 | 5 | 6 | 7 | 8 | 9 | 10 | 11 | 12 | 13 | 14 | 15 | 16 | 17 | 18 | 19 | 20 | 21 | 22 | 23 | 24 | 25 |
|---|---|---|---|---|---|---|---|---|---|---|---|---|---|---|---|---|---|---|---|---|---|---|---|---|---|---|
| Current Score | Home | | | | | | | | | | | | | | | | | | | | | | | | | |
| | Opp | | | | | | | | | | | | | | | | | | | | | | | | | |

**SCORING:** Takedown—T, Reversal—R, Escape—E, Fall—F, Fall Pred.—f.p.

**SYMBOLS:** Penalty—P, Near Fall—N, Choice—C, Top Position—X

# Wrestling vs _____

| NAMES OF CONTESTANTS | FIRST PERIOD SCORING | Points | SECOND PERIOD SCORING | Points | THIRD PERIOD SCORING | Points | SUMMARY Points | Time Adv. | Total | Team Score: Home | Team Score: Opp. |
|---|---|---|---|---|---|---|---|---|---|---|---|
| 102 POUNDS | | | | | | | | | | | |
| E. Hansen | $T^2$ | 2 | D $R^2$ | 4 | $R^2$ | 6 | | | | | |
| D Swan | | 0 | R $R^2$ $N^3$ | 5 | $R^2$ | 7 | | | | | |
| 108 POUNDS | | | | | | | | | | | |
| Richard Hickman | $T^2$ $N^3$ $N^3$ | 8 | D $R^2$ | 9 | pin 1:12 | | | | 1.12 | 6 | |
| Jemiah Richardson | | 0 | | | | | | | | | |
| 110 POUNDS | | | | | | | | | | | |
| Jake Adler | $T^2$ C pin :21 | 2 | | | | | | | | 6 | |
| Nathaniel Dodson | | 0 | | | | | | | | | |
| 112 POUNDS | | | | | | | | | | | |
| Mitch Fisher | $T^2$ | 2 | D $N^3$ $R^2$ $R^2$ | 9 | $R^2$ | 11 | | | | | |
| Caleb Ritter-Tate | | 0 | $R^2$ | 2 | | 2 | | | | | |
| 115 POUNDS | | | | | | | | | | | |
| Caleb Pursley | | 0 | | | | | | | | | |
| Joey Andis | $T^2$ $N^3$ pin :37 | 5 | | | | | | | .37 | | 6 |
| 121 POUNDS | | | | | | | | | | | |
| Chris Skoen | $R^2$ | 2 | P1 $R^2$ $N^3$ | 8 | | | | | | | |
| Tony Leonard | $T^2$ $N^2$ | 4 | $N^3$ | 7 | $T^2$ pin 2:50 | | | | 2.50 | | 6 |

| | | 1 | 2 | 3 | 4 | 5 | 6 | 7 | 8 | 9 | 10 | 11 | 12 | 13 | 14 | 15 | 16 | 17 | 18 | 19 | 20 | 21 | 22 | 23 | 24 | 25 |
|---|---|---|---|---|---|---|---|---|---|---|---|---|---|---|---|---|---|---|---|---|---|---|---|---|---|---|
| Current Score | Home | | | | | | | | | | | | | | | | | | | | | | | | | |
| | Opp | | | | | | | | | | | | | | | | | | | | | | | | | |

SCORING: Takedown—T, Reversal—R, Escape—E, Fall—F, Fall Pred.—f.p.

SYMBOLS: Penalty—P, Near Fall—N, Choice—C, Top Position—X

# Wrestling _____ vs _____.

| NAMES OF CONTESTANTS | | FIRST PERIOD SCORING | Points | SECOND PERIOD SCORING | Points | THIRD PERIOD SCORING | Points | SUMMARY Points | Time Adv. | Total | Team Score Home | Opp. |
|---|---|---|---|---|---|---|---|---|---|---|---|---|
| Pounds | | | | | | | | | | | | |
| | | | | | | | | | | | | |
| Pounds | | | | | | | | | | | | |
| | | | | | | | | | | | | |
| Pounds | | | | | | | | | | | | |
| | | | | | | | | | | | | |
| Pounds | | | | | | | | | | | | |
| | | | | | | | | | | | | |
| Pounds | | | | | | | | | | | | |
| | | | | | | | | | | | | |
| Pounds | | | | | | | | | | | | |
| | | | | | | | | | | | | |

| | | 1 | 2 | 3 | 4 | 5 | 6 | 7 | 8 | 9 | 10 | 11 | 12 | 13 | 14 | 15 | 16 | 17 | 18 | 19 | 20 | 21 | 22 | 23 | 24 | 25 |
|---|---|---|---|---|---|---|---|---|---|---|---|---|---|---|---|---|---|---|---|---|---|---|---|---|---|---|
| Current Score | Home | | | | | | | | | | | | | | | | | | | | | | | | | |
| | Opp | | | | | | | | | | | | | | | | | | | | | | | | | |

SCORING: Takedown—T, Reversal—R, Escape—E, Fall—F, Fall Pred.—f.p.

SYMBOLS: Penalty—P, Near Fall—N, Choice—C, Top Position—X

# Wrestling vs _____

| NAMES OF CONTESTANTS | | FIRST PERIOD SCORING | Points | SECOND PERIOD SCORING | Points | THIRD PERIOD SCORING | Points | SUMMARY Points | Time Adv. | Total | Team Score Home | Team Score Opp. |
|---|---|---|---|---|---|---|---|---|---|---|---|---|
| Pounds | Ryan Myer | $T^2 N^3$ | 5 | $E^1 T^2$ (pin 1:34) | 8 | | | | | 1.34 | 6 | |
| 130 | Jim Jorgenson | | 0 | ↑ | 0 | | | | | | | |
| Pounds | Marty Coster | $R^2$ | 2 | $R^2$ | 4 | ↓ $R^2$ | 6 | | | | | |
| 132 | Brad Krajewski | $T^2$ | 2 | ↑ $R^2$ | 4 | | 4 | | | | | |
| Pounds | Shawn Kreic | $E^1$ | 1 | ↑ $E^1 T^2$ | 4 | $T^2$ (pin 2:52) | 6 | | | 2.52 | 6 | |
| 130 | Chad Cook | $T^2$ | 2 | . | 2 | | 2 | | | | | |
| Pounds | Sam McNair | $T^2 N^3$ | 5 | $E^1 T^2$ | 8 | ↓ $R^2 N^3$ (pin 2:52) | 13 | | | 2.52 | 6 | |
| 145 | Bruce Fromme | $R^2 N^2$ | 4 | ↑ | 4 | | 4 | | | | | |
| Pounds | Mike Phelp | $T^2$ (pin :20) | | | | | | | | :20 | 6 | |
| 189 | Sara Wilson | | | | | | | | | | | |
| Pounds | Kurt Elder | $T^2$ (pin :49) | 2 | | | | | | | .49 | 6 | |
| 165 | Dustin Dolezal | | 0 | | | | | | | | | |

| | | 1 | 2 | 3 | 4 | 5 | 6 | 7 | 8 | 9 | 10 | 11 | 12 | 13 | 14 | 15 | 16 | 17 | 18 | 19 | 20 | 21 | 22 | 23 | 24 | 25 |
|---|---|---|---|---|---|---|---|---|---|---|---|---|---|---|---|---|---|---|---|---|---|---|---|---|---|---|
| Current Score | Home | | | | | | | | | | | | | | | | | | | | | | | | | |
| | Opp | | | | | | | | | | | | | | | | | | | | | | | | | |

SCORING: Takedown—T, Reversal—R, Escape—E, Fall—F, Fall Pred.—f.p.

SYMBOLS: Penalty—P, Near Fall—N, Choice—C, Top Position—X

# Wrestling _____ vs _____.

| NAMES OF CONTESTANTS | | FIRST PERIOD SCORING | POINTS | SECOND PERIOD SCORING | POINTS | THIRD PERIOD SCORING | POINTS | SUMMARY POINTS | SUMMARY TIME ADV. | SUMMARY TOTAL | TEAM SCORE HOME | TEAM SCORE OPP. |
|---|---|---|---|---|---|---|---|---|---|---|---|---|
| POUNDS | | | | | | | | | | | | |
| | | | | | | | | | | | | |
| POUNDS | | | | | | | | | | | | |
| | | | | | | | | | | | | |
| POUNDS | | | | | | | | | | | | |
| | | | | | | | | | | | | |
| POUNDS | | | | | | | | | | | | |
| | | | | | | | | | | | | |
| POUNDS | | | | | | | | | | | | |
| | | | | | | | | | | | | |
| POUNDS | | | | | | | | | | | | |
| | | | | | | | | | | | | |

| | | 1 | 2 | 3 | 4 | 5 | 6 | 7 | 8 | 9 | 10 | 11 | 12 | 13 | 14 | 15 | 16 | 17 | 18 | 19 | 20 | 21 | 22 | 23 | 24 | 25 |
|---|---|---|---|---|---|---|---|---|---|---|---|---|---|---|---|---|---|---|---|---|---|---|---|---|---|---|
| Current Score | Home | | | | | | | | | | | | | | | | | | | | | | | | | |
| | Opp | | | | | | | | | | | | | | | | | | | | | | | | | |

SCORING: Takedown—T, Reversal—R, Escape—E, Fall—F, Fall Pred.—f.p.

SYMBOLS: Penalty—P, Near Fall—N, Choice—C, Top Position—X

# Wrestling _____ vs _____.

| | NAMES OF CONTESTANTS | FIRST PERIOD SCORING | POINTS | SECOND PERIOD SCORING | POINTS | THIRD PERIOD SCORING | POINTS | SUMMARY POINTS | TIME ADV. | TOTAL | TEAM SCORE HOME | OPP. |
|---|---|---|---|---|---|---|---|---|---|---|---|---|
| POUNDS | Scott Stinnette | T² (pin :14) | 2 | | | | | | | .14 | 6 | |
| 173 | Zane Vopenik | | | | | | | | | | | |
| POUNDS | Mike Rowley | | 0 | R² (pin 1:49) | 2 | | | | | 1.49 | 6 | |
| 179 | Eddie Perez | T² | 2 | ↑ | 2 | | | | | | | |
| POUNDS | Glenn Connet | | | | | | | | | | | |
| 133 | Jim Jorgensen | T² (pin :33) | | | | | | | | .33 | | 6 |
| POUNDS | | | | | | | | | | | | |
| | | | | | | | | | | | | |
| POUNDS | | | | | | | | | | | | |
| | | | | | | | | | | | | |
| POUNDS | | | | | | | | | | | | |
| | | | | | | | | | | | | |

| | | | | | | | | | | | | | | | | | | | | | | | | | | | | | | | |
|---|---|---|---|---|---|---|---|---|---|---|---|---|---|---|---|---|---|---|---|---|---|---|---|---|---|---|---|---|---|---|---|
| Current | Home | 1 | 2 | 3 | 4 | 5 | 6 | 7 | 8 | 9 | 10 | 11 | 12 | 13 | 14 | 15 | 16 | 17 | 18 | 19 | 20 | 21 | 22 | 23 | 24 | 25 |
| Score | Opp | 1 | 2 | 3 | 4 | 5 | 6 | 7 | 8 | 9 | 10 | 11 | 12 | 13 | 14 | 15 | 16 | 17 | 18 | 19 | 20 | 21 | 22 | 23 | 24 | 25 |

**SCORING:** Takedown—T, Reversal—R, Escape—E, Fall—F, Fall Pred.—i.p.

**SYMBOLS:** Penalty—P, Near Fall—N, Choice—C, Top Position—X

# Wrestling _____ vs _____.

| NAMES OF CONTESTANTS | | FIRST PERIOD SCORING | Points | SECOND PERIOD SCORING | Points | THIRD PERIOD SCORING | Points | SUMMARY Points | Time Adv. | Total | Team Score Home | Opp. |
|---|---|---|---|---|---|---|---|---|---|---|---|---|
| POUNDS | | | | | | | | | | | | |
| | | | | | | | | | | | | |
| POUNDS | | | | | | | | | | | | |
| | | | | | | | | | | | | |
| POUNDS | | | | | | | | | | | | |
| | | | | | | | | | | | | |
| POUNDS | | | | | | | | | | | | |
| | | | | | | | | | | | | |
| POUNDS | | | | | | | | | | | | |
| | | | | | | | | | | | | |
| POUNDS | | | | | | | | | | | | |
| | | | | | | | | | | | | |

| | | 1 | 2 | 3 | 4 | 5 | 6 | 7 | 8 | 9 | 10 | 11 | 12 | 13 | 14 | 15 | 16 | 17 | 18 | 19 | 20 | 21 | 22 | 23 | 24 | 25 |
|---|---|---|---|---|---|---|---|---|---|---|---|---|---|---|---|---|---|---|---|---|---|---|---|---|---|---|
| Current Score | Home | | | | | | | | | | | | | | | | | | | | | | | | | |
| | Opp | | | | | | | | | | | | | | | | | | | | | | | | | |

SCORING: Takedown—T, Reversal—R, Escape—E, Fall—F, Fall Pred.—f.p.

SYMBOLS: Penalty—P, Near Fall—N, Choice—C, Top Position—X

# Wrestling _____ vs _____.

| NAMES OF CONTESTANTS | | FIRST PERIOD SCORING | Points | SECOND PERIOD SCORING | Points | THIRD PERIOD SCORING | Points | SUMMARY Points | Time Adv. | Total | Team Score: Home | Team Score: Opp. |
|---|---|---|---|---|---|---|---|---|---|---|---|---|
| POUNDS | | | | | | | | | | | | |
| | | | | | | | | | | | | |
| POUNDS | | | | | | | | | | | | |
| | | | | | | | | | | | | |
| POUNDS | | | | | | | | | | | | |
| | | | | | | | | | | | | |
| POUNDS | | | | | | | | | | | | |
| | | | | | | | | | | | | |
| POUNDS | | | | | | | | | | | | |
| | | | | | | | | | | | | |
| POUNDS | | | | | | | | | | | | |
| | | | | | | | | | | | | |

| | | 1 | 2 | 3 | 4 | 5 | 6 | 7 | 8 | 9 | 10 | 11 | 12 | 13 | 14 | 15 | 16 | 17 | 18 | 19 | 20 | 21 | 22 | 23 | 24 | 25 |
|---|---|---|---|---|---|---|---|---|---|---|---|---|---|---|---|---|---|---|---|---|---|---|---|---|---|---|
| Current Score | Home | | | | | | | | | | | | | | | | | | | | | | | | | |
| | Opp | | | | | | | | | | | | | | | | | | | | | | | | | |

**SCORING:** Takedown—T, Reversal—R, Escape—E, Fall—F, Fall Pred.—f.p.

**SYMBOLS:** Penalty—P, Near Fall—N, Choice—C, Top Position—X

# Wrestling _____ vs _____.

| NAMES OF CONTESTANTS | FIRST PERIOD SCORING | Points | SECOND PERIOD SCORING | Points | THIRD PERIOD SCORING | Points | SUMMARY Points | Time Adv. | Total | Team Score: Home | Team Score: Opp. |
|---|---|---|---|---|---|---|---|---|---|---|---|
| POUNDS | | | | | | | | | | | |
| | | | | | | | | | | | |
| POUNDS | | | | | | | | | | | |
| | | | | | | | | | | | |
| POUNDS | | | | | | | | | | | |
| | | | | | | | | | | | |
| POUNDS | | | | | | | | | | | |
| | | | | | | | | | | | |
| POUNDS | | | | | | | | | | | |
| | | | | | | | | | | | |
| POUNDS | | | | | | | | | | | |
| | | | | | | | | | | | |

| | | 1 | 2 | 3 | 4 | 5 | 6 | 7 | 8 | 9 | 10 | 11 | 12 | 13 | 14 | 15 | 16 | 17 | 18 | 19 | 20 | 21 | 22 | 23 | 24 | 25 |
|---|---|---|---|---|---|---|---|---|---|---|---|---|---|---|---|---|---|---|---|---|---|---|---|---|---|---|
| Current Score | Home | | | | | | | | | | | | | | | | | | | | | | | | | |
| | Opp | | | | | | | | | | | | | | | | | | | | | | | | | |

SCORING: Takedown—T, Reversal—R, Escape—E, Fall—F, Fall Pred.—f.p.

SYMBOLS: Penalty—P, Near Fall—N, Choice—C, Top Position—X

# Wrestling _____ vs _____.

| NAMES OF CONTESTANTS | | FIRST PERIOD SCORING | Points | SECOND PERIOD SCORING | Points | THIRD PERIOD SCORING | Points | SUMMARY Points | Time Adv. | Total | Team Score Home | Team Score Opp. |
|---|---|---|---|---|---|---|---|---|---|---|---|---|
| POUNDS | | | | | | | | | | | | |
| | | | | | | | | | | | | |
| POUNDS | | | | | | | | | | | | |
| | | | | | | | | | | | | |
| POUNDS | | | | | | | | | | | | |
| | | | | | | | | | | | | |
| POUNDS | | | | | | | | | | | | |
| | | | | | | | | | | | | |
| POUNDS | | | | | | | | | | | | |
| | | | | | | | | | | | | |
| POUNDS | | | | | | | | | | | | |
| | | | | | | | | | | | | |

| | | | | | | | | | | | | | | | | | | | | | | | | | | | | | | |
|---|---|---|---|---|---|---|---|---|---|---|---|---|---|---|---|---|---|---|---|---|---|---|---|---|---|---|---|---|---|---|
| Current Score | Home | 1 | 2 | 3 | 4 | 5 | 6 | 7 | 8 | 9 | 10 | 11 | 12 | 13 | 14 | 15 | 16 | 17 | 18 | 19 | 20 | 21 | 22 | 23 | 24 | 25 |
| | Opp | 1 | 2 | 3 | 4 | 5 | 6 | 7 | 8 | 9 | 10 | 11 | 12 | 13 | 14 | 15 | 16 | 17 | 18 | 19 | 20 | 21 | 22 | 23 | 24 | 25 |

**SCORING:** Takedown—T, Reversal—R, Escape—E, Fall—F, Fall Pred.—f.p.

**SYMBOLS:** Penalty—P, Near Fall—N, Choice—C, Top Position—X

# Wrestling _____ vs _____

| NAMES OF CONTESTANTS | | FIRST PERIOD SCORING | Points | SECOND PERIOD SCORING | Points | THIRD PERIOD SCORING | Points | SUMMARY Points | Time Adv. | Total | Team Score Home | Opp. |
|---|---|---|---|---|---|---|---|---|---|---|---|---|
| Pounds | | | | | | | | | | | | |
| | | | | | | | | | | | | |
| Pounds | | | | | | | | | | | | |
| | | | | | | | | | | | | |
| Pounds | | | | | | | | | | | | |
| | | | | | | | | | | | | |
| Pounds | | | | | | | | | | | | |
| | | | | | | | | | | | | |
| Pounds | | | | | | | | | | | | |
| | | | | | | | | | | | | |
| Pounds | | | | | | | | | | | | |
| | | | | | | | | | | | | |

| | | 1 | 2 | 3 | 4 | 5 | 6 | 7 | 8 | 9 | 10 | 11 | 12 | 13 | 14 | 15 | 16 | 17 | 18 | 19 | 20 | 21 | 22 | 23 | 24 | 25 |
|---|---|---|---|---|---|---|---|---|---|---|---|---|---|---|---|---|---|---|---|---|---|---|---|---|---|---|
| Current Score | Home | | | | | | | | | | | | | | | | | | | | | | | | | |
| | Opp | | | | | | | | | | | | | | | | | | | | | | | | | |

SCORING: Takedown—T, Reversal—R, Escape—E, Fall—F, Fall Pred.—f.p.

SYMBOLS: Penalty—P, Near Fall—N, Choice—C, Top Position—X

# Wrestling _____ vs _____.

| NAMES OF CONTESTANTS | | FIRST PERIOD SCORING | Points | SECOND PERIOD SCORING | Points | THIRD PERIOD SCORING | Points | SUMMARY Points | Time Adv. | Total | Team Score Home | Team Score Opp. |
|---|---|---|---|---|---|---|---|---|---|---|---|---|
| POUNDS | | | | | | | | | | | | |
| | | | | | | | | | | | | |
| POUNDS | | | | | | | | | | | | |
| | | | | | | | | | | | | |
| POUNDS | | | | | | | | | | | | |
| | | | | | | | | | | | | |
| POUNDS | | | | | | | | | | | | |
| | | | | | | | | | | | | |
| POUNDS | | | | | | | | | | | | |
| | | | | | | | | | | | | |
| POUNDS | | | | | | | | | | | | |
| | | | | | | | | | | | | |

| | | 1 | 2 | 3 | 4 | 5 | 6 | 7 | 8 | 9 | 10 | 11 | 12 | 13 | 14 | 15 | 16 | 17 | 18 | 19 | 20 | 21 | 22 | 23 | 24 | 25 |
|---|---|---|---|---|---|---|---|---|---|---|---|---|---|---|---|---|---|---|---|---|---|---|---|---|---|---|
| Current Score | Home | | | | | | | | | | | | | | | | | | | | | | | | | |
| | Opp | | | | | | | | | | | | | | | | | | | | | | | | | |

SCORING: Takedown—T, Reversal—R, Escape—E, Fall—F, Fall Pred.—f.p.

SYMBOLS: Penalty—P, Near Fall—N, Choice—C, Top Position—X

# Wrestling _____ vs _____.

| NAMES OF CONTESTANTS | | FIRST PERIOD SCORING | Points | SECOND PERIOD SCORING | Points | THIRD PERIOD SCORING | Points | SUMMARY Points | Time Adv. | Total | Team Score: Home | Team Score: Opp. |
|---|---|---|---|---|---|---|---|---|---|---|---|---|
| Pounds | | | | | | | | | | | | |
| | | | | | | | | | | | | |
| Pounds | | | | | | | | | | | | |
| | | | | | | | | | | | | |
| Pounds | | | | | | | | | | | | |
| | | | | | | | | | | | | |
| Pounds | | | | | | | | | | | | |
| | | | | | | | | | | | | |
| Pounds | | | | | | | | | | | | |
| | | | | | | | | | | | | |
| Pounds | | | | | | | | | | | | |
| | | | | | | | | | | | | |

| | | 1 | 2 | 3 | 4 | 5 | 6 | 7 | 8 | 9 | 10 | 11 | 12 | 13 | 14 | 15 | 16 | 17 | 18 | 19 | 20 | 21 | 22 | 23 | 24 | 25 |
|---|---|---|---|---|---|---|---|---|---|---|---|---|---|---|---|---|---|---|---|---|---|---|---|---|---|---|
| Current Score | Home | | | | | | | | | | | | | | | | | | | | | | | | | |
| | Opp | | | | | | | | | | | | | | | | | | | | | | | | | |

SCORING: Takedown—T, Reversal—R, Escape—E, Fall—F, Fall Pred.—f.p.

SYMBOLS: Penalty—P, Near Fall—N, Choice—C, Top Position—X

February 10, 1994

To: Junior High Wrestling Coaches & Athletic Directors

From: Jay Helberg, Republican Valley Jr. High Wrestling Coach

Subject: Republican Valley Junior High Wrestling Tournament

Date: March 8, 1994

Location: Republican Valley Jr./Sr. High School

Schedule: Coaches Meeting at 2:30 p.m. to go over and redo brackets if necessary. First Round at 3:00 p.m. with breaks between rounds.

Locker Rooms: Will be assigned upon arrival.

Officials: Republican Valley wrestling seniors.

Admission: $2.00 for adults, $1.00 for students, good for all day. Make sure all wrestlers, coaches, mat-maids, and bus drivers are marked when you arrive.

Entry Fee: $25.00 per school; please send entry fee and roster no later than Monday, March 7, 1994

Brackets Drawing Procedures.
Schools assigned numbers
1. Beaver City
2. Dundy County
3. Eustis
4. Hershey
5. Imperial
6. Maywood
7. Medicine Valley
8. Republican Valley

We will be using two mats with four wrestling stations. Seating will be done by Athletic Director and Coaches ahead of time. Brackets will be done when you arrive.

Everyone will wrestle at least two matches.
No bunnies.

Awards: 4 place medals, 3 team trophies

Concessions: Available in the gym lobby.

Teams Competing: Hershey, Dundy County, Beaver City, Eustis, Imperial, Maywood, Medicine Valley and Republican Valley.

If you have any questions, please give me a call. School phone 364-2202.

Thank You,

Jay B Helberg

Jay Helberg
Tournament Director

JH/djm

Enc.

5 Best

# Republican Valley Junior High Wrestling Tournament

School: Imperial Grade School

Coach: Lynn Rinehart

School Colors: Green & White

School Mascot: Shorthorns

| Weight Class | Name | Actual Wt. | Record | Rank | Grade |
|---|---|---|---|---|---|
| 75 | | | | | |
| 80 | | | | | |
| 85 | | | | | |
| 90 | | | | | |
| 95 | | | | | |
| 100 | | | | | |
| 105 | | | | | |
| 110 | | | | | |
| 115 | | | | | |
| 120 | | | | | |
| 125 | | | | | |
| 130 | | | | | |
| 145 | | | | | |
| 155 | | | | | |
| 165 | | | | | |
| 175 | | | | | |
| HWT | | | | | |

17 weights - 8 man bracket will be seated from information given - no changes except withdrawals, no shows or illness. No substitutions from another weight.

Please return by Monday, March 7, 1994, along with your $25.00 entry fee.

Scot Shuette will be going home with his parents Jed Shuette

Jake is going home with his parents Dan Adler

Richard is riding home with his parents Rhonda Hackman

Shawn is riding home with his parents Ben Kral

1

Grant/Wheatland V.S. the Imperial Longhorns

1. Kraig Wykert 2
2. Jeremiah Richardson
3. Nathaniel Dodson
4. Caleb Richter Tate Pin
5. Joey Andis Pin
6. Tony Leonard
7. Dusty Huber Pin
8. Mitch Bottom
9. ~~Spencer Clouse~~
10. Jarod Velte
11. Seth Thiesen
12. Pat Ogg Pin
13. Daniel Swan 7-6
14. Jeremiah Richardson
15. Nathaniel Dodson
16. Caleb Richter-Tate
17. Joey Andis Pin
18. Tony Leonard Pin
19. Jim Jorgensen
20. Brad krajewski
21. Chad Cook
22. Bruce Fromme
23. Sara Wilson
24. Dustin Dolzal
25. Zane Vapenik
26. Eddie Perez
27. Jim Jorgensen Pin

Jared Thompson is going with us Lee

1. D. Fowler 2
2. S. Spicer Pin
3. C. Barnes Pin
4. M. Jantz
5. ~~M. Wiess~~
6. E. Ogg Pin
7. D. Fowler
8. P. Arterburn 13-9
9. M. Liewer Pin
10. J. Kelly Pin Pin
11. J. Thompson
12. ~~J. Bilka~~
13. E. Hansen
14. R. Rickman Pin
15. C. Barnes J. Adler Pin
16. M. Fisher 11-2
17. ~~M. Wiese~~ C Persley
18. C. Skeen
19. ~~D. Myer~~ Pin
20. M. Caster 6-2
21. S. Krels Pin
22. S. Lodair Pin
23. M. Phelps Pin
24. C. Elder Pin Pin
25. S. Stinnette
26. M. Rowley Pin
27. G. Connot

J. Adler
C. Persley
Chris Pinley Caleb-Joe



# IGS Wrestling Schedule

| Date | Place | Start Time |
|---|---|---|
| Feb. 25 | Dual @ Holyoke | 4:30 p.m. |
| March 2 | Oshkosh Tournament | 1:00 p.m. |
| March 9 | Rep Valley Tournament | 3:00 p.m. |
| March 15 | NP St Pats Tournament | 2:30 p.m. |
| March 20 | Wray Tournament | 9:00 a.m. |

"92-93"

Imperial Grade School
Coached by
Lynn Rinehart & Gary Patch

## 8th Grade Wrestling Roster

| | Weight | Record |
|---|---|---|
| Zeb Smith | 81 | 2-5 |
| Brent Hayes | 103 | 4-5 |
| Drew Maier | 108 | 4-4 |
| Steve Barger | 121 | 6-1 |
| Jeff Butt | 129 | 2-3 |
| Riley Colson | 126 | 4-1 |
| Chris Tidwell | 150 | 5-2 |
| Korey Wooden | 147 | 2-4 |
| Mitchell Vires | 160 | 7-0 |

## 7th Grade Wrestling Roster

| | Weight | Record |
|---|---|---|
| Andy Norman | 77 | 0-7 |
| Richard Hickman | 89 | 4-3 |
| Mitchell Fisher | 90 | 4-1 |
| Seth Spicer | 94 | 5-2 |
| Mark Jantz | 95 | 2-4 |
| Shawn Kreis | 103 | 1-4 |
| Lance Kuenning | 108 | 5-4 |
| Neil Fuehrer | 112 | 2-5 |
| Ryan Meyer | 111 | 3-5 |
| Sam McNair | 113 | 6-0 |
| Ben Johnson | 115 | 6-2 |
| Elton Ogg | 115 | 1-4 |
| Jacob Adler | 115 | 0-5 |
| Preston Smith | 118 | 2-4 |
| Scott Stinnette | 137 | 5-2 |
| Calvin Weiss | 140 | 2-3 |
| Mike Phelps | 145 | 6-2 |
| Justin Schoenholz | 149 | 1-4 |
| Mike Rowely | 153 | 3-4 |

Mat Maids
Jill Sutherland
Tricia Lindskov

| Grant/Wheatland | V.S. the | Imperial Longhorns |
|---|---|---|

1. Kraig Wykert
2. Jeremiah Richardson
3. Nathaniel Dodson
4. Caleb Richter Tate
5. Joey Andis
6. Tony Leonard
7. Dusty Huber
8. Mitch Bottom
9. Spencer Clouse
10. Jarod Velte
11. Seth Thiesen
12. Pat Ogg
13. Daniel Swan
14. Jeremiah Richardson
15. Nathaniel Dodson
16. Caleb Richter-Tate
17. Joey Andis
18. Tony Leonard
19. Jim Jorgensen
20. Brad krajewski
21. Chad Cook
22. Bruce Fromme
23. Sara Wilson
24. Dustin Dolzal
25. Zane Vapenik
26. Eddie Perez
27. Jim Jorgensen

1. D. Fowler
2. S. Spicer
3. C. Barnes
4. M. Jantz
5. M. Wiess
6. E. Ogg
7. D. Fowler
8. P. Arterburn
9. M. Liewer
10. S. Kelly
11. J. Thompson
12. J. Bilka
13. E. Hansen
14. R. Hickman
15. ~~C. Barnes~~ J Adler
16. M. Fisher
17. ~~M. Wiess~~ C Parsley
18. C. Skeen
19. R. Myer
20. M. Caster
21. S. Kreis
22. S. McNair
23. M. Phelps
24. C. Elder
25. S. Stinnette
26. M. Rowley
27. G. Connot

Imp

Holyoke

| | Weight | Record | SCORE | |
|---|---|---|---|---|
| Matt Wiess | 115 | 5-3 | 12-4 | Travis Happs |
| Seth Spicer | 103 | 8-1 | pin 2:57 | Curt Schroetlin |
| Mitch Fisher | 110-12 | 8-2 | 8-0 | Dustin Reuter |
| Elton Ogg | 127 | 8-1 | 2-10 | Luke Hayes |
| Scott Kelly | 100 | 7-1 | 5-4 | Justin Newman |
| Pete Arterburn | 82 | 5-3 | 11-1 | Nick Seidel |
| Matt Liewer | 90 | 8-0 | pin 2:32 | Jared Kingman |
| Marty Caster | 132 | 3-5 | pinned :54 by | Wes Poe |
| Sam McNair | 135 | 7-0 | 5-7 | Andy Deselms |
| Josh Irvin | 150 | 0-1 | pinned :45 by | Tyler Chappell |
| Chris Skeen | 119 | 3-4 | 6-1 | Travis Happs |
| Scott Stinnette | 156 | 6-2 | pin 1:31 | Beau Waln |
| Mike Phelps | 165 | 7-1 | 0-3 | Aaron Sprague |
| Richard Hickman | 104 | 6-2 | pin 1:35 | Curt Schroetlin |
| Mark Jantz | 110 | 4-4 | 0-2 | Dustin Reuter |
| Shawn Kreis | 130 | 7-4 | 0-4 | Luke Hayes |
| Pete Arterburn | 80 | 5-3 | 4-0 | Nick Colglazier |
| Donavon Fowler | 83 | 4-5-1 | 2-7 | Nick Ferguson |
| Joe Bilka | 88 | 0-6 | pinned :53 by | Kris Krueger |
| Jared Thompson | 92 | 8-1 | 0-6 | Dimpsey Secrist |
| Caleb Pursley | 119 | 2-5 | 6-4 | Travis Happs |
| Eric Hansen | 102 | 5-5 | 8-3 | Justin Newman |
| Matt Liewer | 96 | 8-0 | 9-3 | Matt Kleve |
| Glen Connot | 127 | 1-5 | pinned :38 by | Luke Hayes |
| Ryan Myer | 135 | 5-2 | pinned :50 by | Wes Poe |
| Casey Schilke | 155 | 4-1 | 5-2 | Tyler Chappell |
| Kurt Elder | 158 | 3-5 | pinned 1:53 by | Beau Waln |
| Mike Rowley | 165 | 8-0 | 2-6 | Aaron Sprague |
| Charles Barns | 113 | 5-4 | 15-0 | Curt Schroetlin |
| Jake Adler | 110 | 4-4 | pinned 2:50 by | Dustin Reuter |

# ODD

| | | | | | |
|---|---|---|---|---|---|
| 1 | Matt Wiess | 115 | 5-3 | 6-3 | Travis Happs |
| 2 | Seth Spicer | 103 | 8-1 | 9-1 | Curt Schroetlin |
| 3 | Mitch Fisher | 110-12 | 8-2 | 9-2 | Dustin Reuter |
| 4 | Elton Ogg | 127 | 8-1 | 8-2 | Luke Hayes |
| 5 | Scott Kelly | 100 | 7-1 | 8-1 | Justin Newman |
| 6 | Pete Arterburn | 82 | 5-3 | 7-3 | Nick Seidel |
| 7 | Matt Liewer | 90 | 8-0 | 9-0 | Jared Kingman |
| 8 | Marty Caster | 132 | 3-5 | 3-6 | Wes Poe |
| 9 | Sam McNair | 135 | 7-0 | 7-1 | Andy Deselms |
| 10 | Josh Irvin | 150 | 0-1 | 0-2 | Tyler Chappell |
| 11 | Chris Skeen | 119 | 3-4 | 4-4 | Travis Happs |
| 12 | Scott Stinnette | 156 | 6-2 | 7-2 | Beau Waln |
| 13 | Mike Phelps | 165 | 7-1 | 7-2 | Aaron Sprague |
| 14 | Richard Hickman | 104 | 6-2 | 7-2 | Curt Schroetlin |
| 15 | Mark Jantz | 110 | 4-4 | 4-5 | Dustin Reuter |
| 16 | Shawn Kreis | 130 | 7-4 | 7-5 | Luke Hayes |
| 17 | Pete Arterburn | 80 | 5-3 | 7-3 | Nick Colglazier |
| 18 | Donavon Fowler | 83 | 4-5-1 | 4-6-1 | Nick Ferguson |
| 19 | Joe Bilka | 88 | 0-6 | 0-7 | Kris Krueger |
| 20 | Jared Thompson | 92 | 8-1 | 8-2 | Dimpsey Secrist |
| 21 | Caleb Pursley | 119 | 2-5 | 3-5 | Travis Happs |
| 22 | Eric Hansen | 102 | 5-5 | 6-5 | Justin Newman |
| 23 | Matt Liewer | 96 | 8-0 | 10-0 | Matt Kleve |
| 24 | Glen Connot | 127 | 1-5 | 1-6 | Luke Hayes |
| 25 | Ryan Myer | 135 | 5-2 | 5-3 | Wes Poe |
| 26 | Casey Schilke | 155 | 4-1 | 5-1 | Tyler Chappell |
| 27 | Kurt Elder | 158 | 3-5 | 3-6 | Beau Waln |
| 28 | Mike Rowley | 165 | 8-0 | 8-1 | Aaron Sprague |
| 29 | Charles Barns | 113 | 5-4 | 6-4 | Curt Schroetlin |
| 30 | Jake Adler | 110 | 4-4 | 4-5 | Dustin Reuter |

IMPERIAL GRADE SCHOOL WRESTLING
COACHED BY
LYNN RINEHART & GARY PATCH

8th GRADE WRESTLERS

| | weight |
|---|---|
| Seth Spicer | 103 |
| Richard Hickman | 108 |
| Charles Barnes | 110 |
| Mark Jantz | 110 |
| Mitch Fisher | 112 |
| Jake Adler | 113 |
| Elton Ogg | 127 |
| Shawn Kreis | 130 |
| Ryan Myer | 130 |
| Marty Caster | 132 |
| Sam McNair | 135 |
| Josh Irvin | 150 |
| Casey Schilke | 155 |
| Mike Phelps | 155 |
| Scott Stinnette | 155 |
| Mike Rowley | 165 |

7th GRADE WRESTLERS

| | weight |
|---|---|
| Donavon Fowler | 84 |
| Pete Arterburn | 85 |
| Matt Liewer | 90 |
| Jared Thompson | 92 |
| Scott Kelly | 95 |
| Joe Bilka | 99 |
| Eric Hansen | 102 |
| Matt Wiess | 115 |
| Caleb Pursley | 120 |
| Chris Skeen | 121 |
| Glen Connot | 125 |
| Kurt Elder | 160 |

HOLYOKE JUNIOR HIGH WRESTLING
COACHED BY
BART BROWN & STEVE HAYES

| | weight |
|---|---|
| Nick Seidel | 72 |
| Nick Colglazier | 80 |
| Nick Ferguson | 85 |
| Jared Kingman | 88 |
| Kris Krueger | 88 |
| Dimpsey Secrist | 92 |
| Justin Newman | 96 |
| Matt Kleve | 96 |
| Curt Schroetlin | 100 |
| Dustin Reuter | 105 |
| Travis Happs | 115 |
| Luke Hayes | 135 |
| Wes Poe | 140 |
| Andy Deselms | 145 |
| Tyler Chappell | 150 |
| Beau Waln | 156 |
| Aaron Sprague | 165 |

13

1st ~~IIII~~ IIII

2nd IIII

3rd III

4th I

I

<CHAMPIONSHIP BRACKET - 080>

| QUARTER-FINALS | SEMI-FINALS | FINALS |
|---|---|---|
| LARRY S.-BC | | |
| <01> * BYE | (W-#01) Larry S. BC | |
| ~~BART M.-FV~~ | <07> | (W-#07) Donavon 2-0 |
| <02> DONAVON F.-~~BV~~ Imp | (W-#02) Donavon Imp | |
| PETE A.-~~Z/F~~ | | <12> *CHAMPION Pete 1:3 |
| <03> * BYE | (W-#03) Pete A Imp | |
| * BYE | <08> | (W-#08) Pete Imp 7-3 |
| <04> DARREN S.-MAY | (W-#04) Darren (May) | |

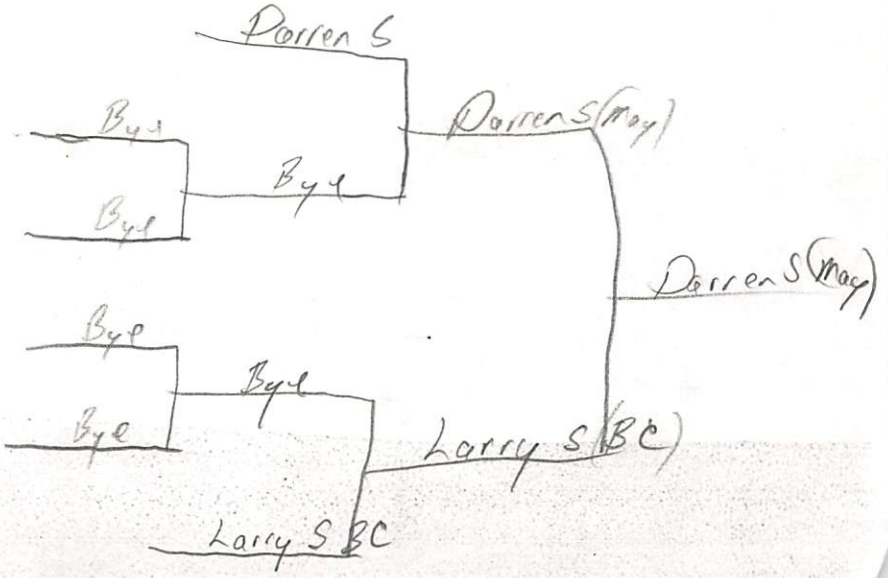

<CHAMPIONSHIP BRACKET - 085>

QUARTER-FINALS | SEMI-FINALS | FINALS

SHANE M.-BC

<01> (W-#01) Shane BC

* BYE

* BYE

<07> (W-#07) Trevor R

<02> (W-#02) Trevor G RV

TREVOR G.-RV

*CHAMPION <12> Jared

pts 23

CHAD H.-MAY

<03> (W-#03) Chad (May)

* BYE

<08> (W-#08) Jared

pts 51

RYAN T.-HE

<04> (W-#04) Jared

JARED T.-IMP pts 30

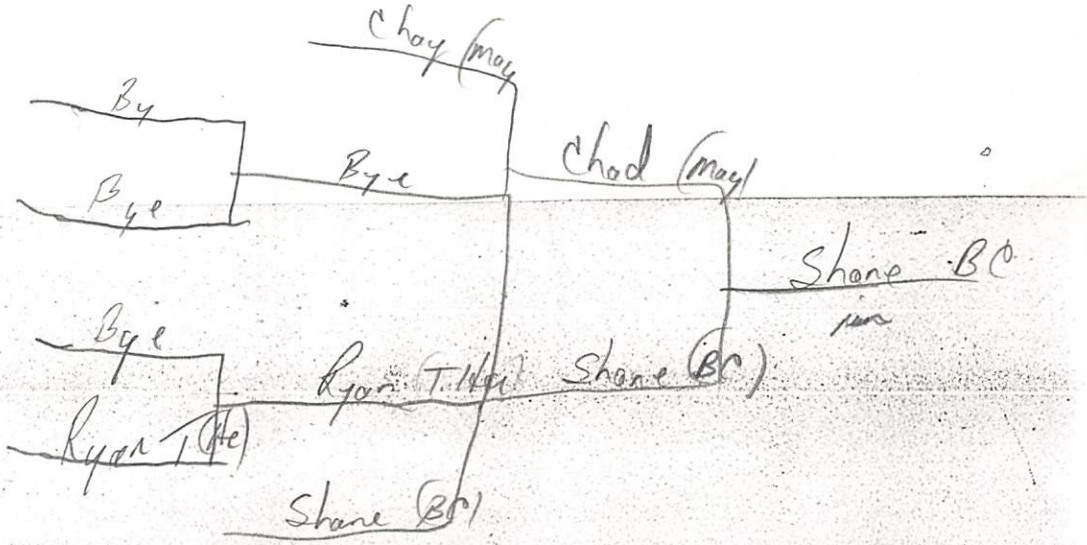

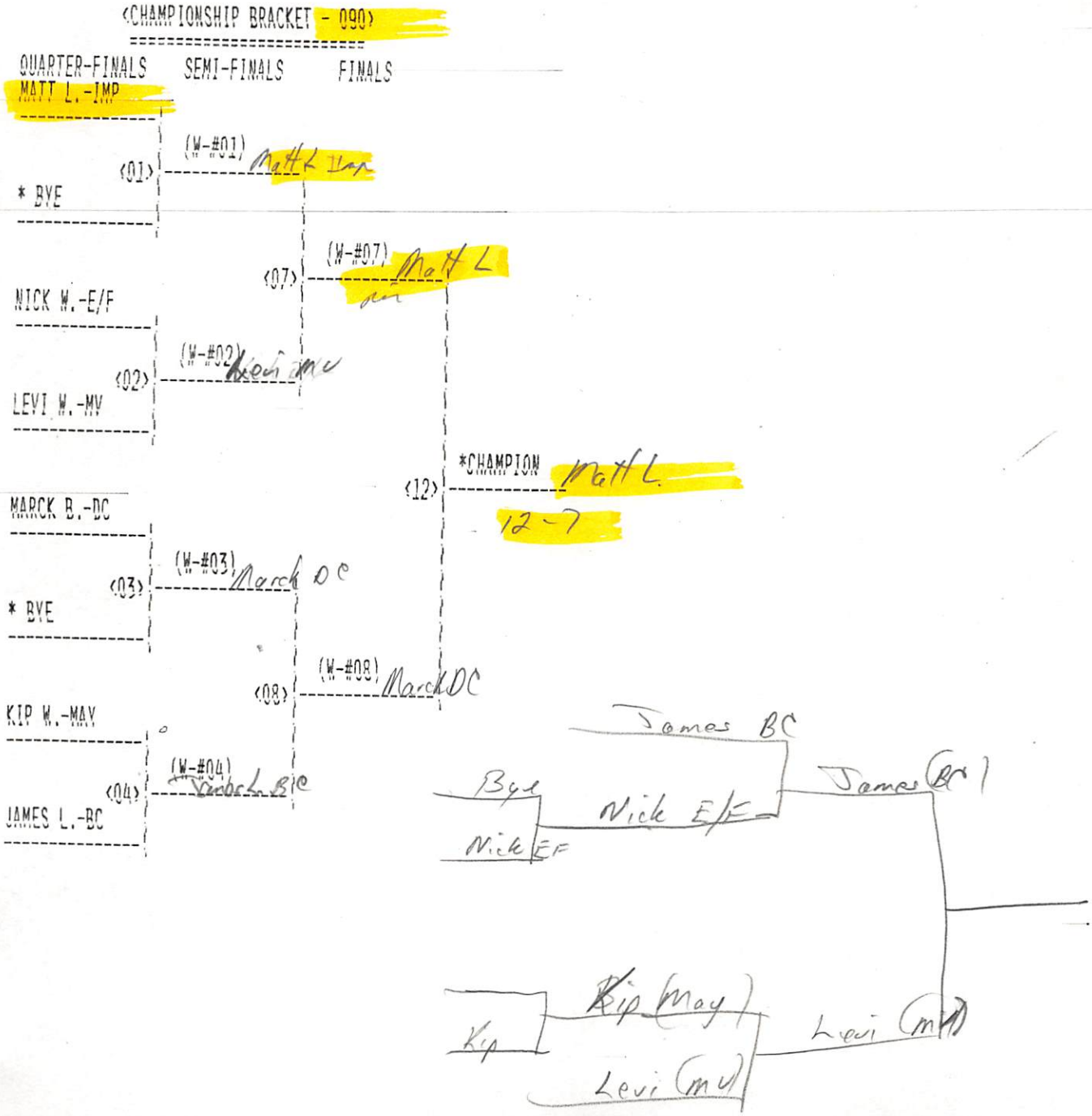
‹CHAMPIONSHIP BRACKET - 090›
QUARTER-FINALS
SEMI-FINALS
FINALS
MATT L.-IMP
‹01›
(W-#01)
Matt L. Imp
* BYE
‹07›
(W-#07)
Matt L
NICK W.-E/F
‹02›
(W-#02)
Nick E/F
LEVI W.-MV
*CHAMPION
Matt L.
12-7
‹12›
MARCK B.-DC
‹03›
(W-#03)
Marck DC
* BYE
‹08›
(W-#08)
Marck DC
KIP W.-MAY
‹04›
(W-#04)
James BC
JAMES L.-BC
James BC
Bye
Nick E/F
Nick E/F
James (BC)
Kip (May)
Kip
Levi (MV)
Levi (MV)

<CHAMPIONSHIP BRACKET - 095>

QUARTER-FINALS | SEMI-FINALS | FINALS

JEFF L.-BC

<01> NATHAN R.-DC — (W-#01) Jeff (BC)

<07> ERIC H.-IMP — (W-#07) Jeff (BC) 9-7

<02> STEVE H.-E/F — (W-#02) Eric (Imp) 6-4

<12> *CHAMPION

ADAM B.-HE

<03> * BYE — (W-#03) Adam (Her)

<08> RYAN R.-MV — (W-#08) Ryan (Mv)

<04> TANNER E-MAY — (W-#04) Ryan (Mv)



<CHAMPIONSHIP BRACKET - 100>

| QUARTER-FINALS | SEMI-FINALS | FINALS |
|---|---|---|
| SCOTT K.-IMP | | |
| <01> | (W-#01) Scott | |
| * BYE | | |
| | | (W-#07) Scott (Imp) |
| <07> | | |
| BRENT U.-BC | | |
| <02> | (W-#02) Brent (BC) | |
| CHAD G.-DC | | |
| | | *CHAMPION Scott (Imp) |
| <12> | | 5-4 |
| TOBY H.-FV | | |
| <03> | (W-#03) Toby FV | |
| CODY R.-E/F | | |
| | | (W-#08) Toby (FV) |
| <08> | | |
| MILES F.-MAY | | |
| <04> | (W-#04) Keith (RV) | |
| KEITH B.-RV | | |

Bye
chad DC
chad DC
Cody R E/F
Miles (May)

QUARTER-FINALS | SEMI-FINALS | FINALS

SETH S.-IMP

(W-#01) Spicer

<01> 1:26

BRIAN N-DC

(W-#07) Spicer

<07> pin 2:31

* BYE

(W-#02) C May

<02> Bye

HON C.-MAY

*CHAMPION Spicer

<12> 1:33

Chris W-BC

~~JOSH B.-BC~~

(W-#03) Chris BC

<03> Bye

* BYE

(W-#08) Dash (Her)

<08>

KEVIN KAISER-FV

(W-#04) ~~Josh~~ Bozort

<04> pin

JOSH D.-HE

Brian DC

Brian DC

Bye

Bye

Kevin FV

Kevin FV

Hon C May

<CHAMPIONSHIP BRACKET - 110>

QUARTER-FINALS SEMI-FINALS FINALS

DOYLE F.-FV

<01> (W-#01) Doyle (FV)

* BYE

<07> (W-#07) Doyle (FV)

~~CHRIS W.-BC~~

Mason W <02> (W-#02) Mason (May)

~~CAL E.~~-MAY

<12> *CHAMPION Doyle (FV)

9-6

MARK J.-IMP

<03> (W-#03) Mark

~~CORY B.-E/F~~

<08> (W-#08) Mark

per 1:29

JEFF H.-DC

<04> (W-#04) Chance N Her

CHANCE N.-HE

9-4

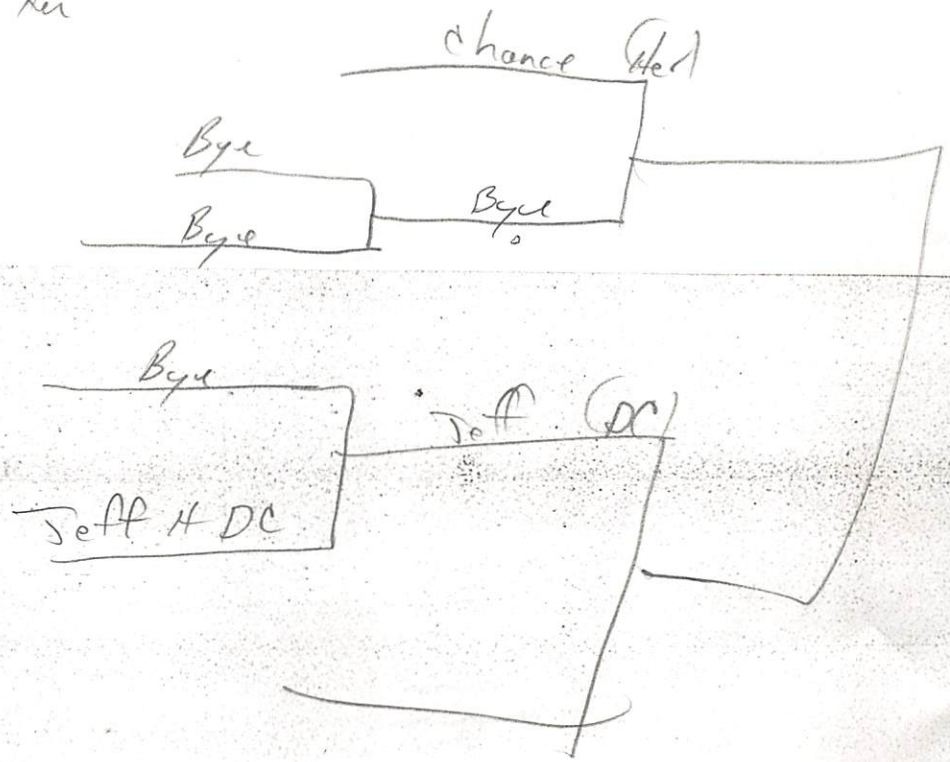

<CHAMPIONSHIP BRACKET - 115>

QUARTER-FINALS | SEMI-FINALS | FINALS

MITCH F.-IMP

(W-#01) Mitch F

<01> :55

MATT H.-MAY

(W-#07) Mitch F

<07> 1:50

~~DUSTIN C.-FV~~

(W-#02) Shelby BC

<02>

SHELBY A-BC

*CHAMPION

<12>

JASON S.-E/F

(W-#03) Jason E/F

<03>

ALEX H.-RV

(W-#08)

<08>

JOSH FANNING-DC

(W-#04) Calvin He

<04>

CALVIN S.-HE

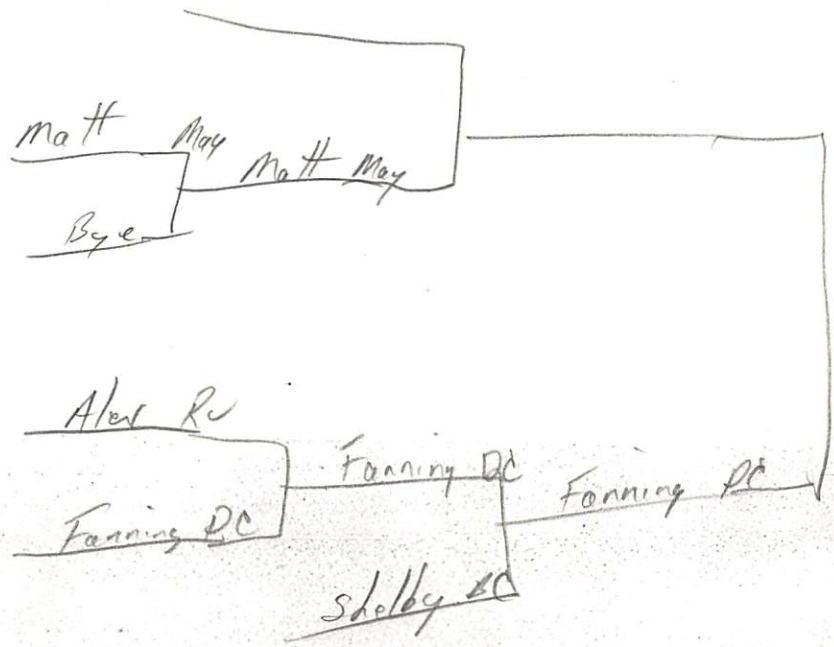

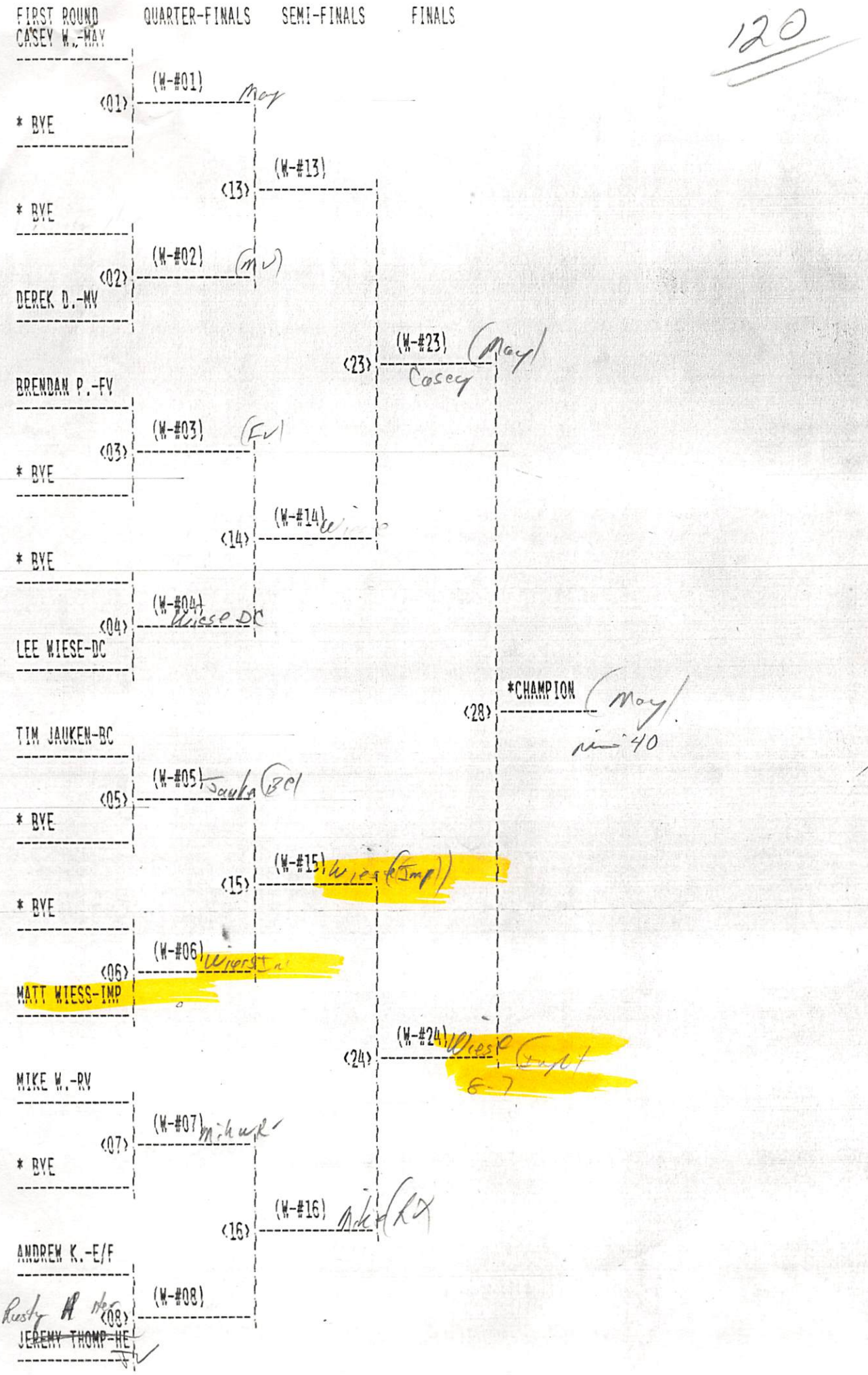

120

FIRST ROUND | QUARTER-FINALS | SEMI-FINALS | FINALS

CASEY W.-MAY

<01> (W-#01) May

* BYE

<13> (W-#13)

* BYE

<02> (W-#02) (MV)

DEREK D.-MV

<23> (W-#23) (May) Casey

BRENDAN P.-FV

<03> (W-#03) (FV)

* BYE

<14> (W-#14) Wiese

* BYE

<04> (W-#04) Wiese DC

LEE WIESE-DC

<28> *CHAMPION (May) min 40

TIM JAUKEN-BC

<05> (W-#05) Jauken (BC)

* BYE

<15> (W-#15) Wiese (Imp))

* BYE

<06> (W-#06) Wiese Imp

MATT WIESS-IMP

<24> (W-#24) Wiese (Imp) 8-7

MIKE W.-RV

<07> (W-#07) Mike W RV

* BYE

<16> (W-#16) Mike (RV)

ANDREW K.-E/F

Rusty A Her <08> (W-#08)

JEREMY THOMP-HE

<CHAMPIONSHIP BRACKET - 125>

| QUARTER-FINALS | SEMI-FINALS | FINALS | |
|---|---|---|---|
| KALE S.-BC | | | |
| <01> PAT W.-HE | (W-#01) BC | | |
| | <07> | (W-#07) Lucas (May) | |
| JUSTIN L.-FV | | | |
| <02> LUCAS V.-MAY | (W-#02) Lucas (May) | | |
| | | <12> | *CHAMPION Justin DC |
| SHAWN K.-IMP | | | |
| <03> JEFF B.-RV | (W-#03) Shawn (Imp) 4-2 | | |
| | <08> | (W-#08) Justin D.C | |
| JUSTIN H.-DC | | | |
| <04> JOHN U.-E/F | (W-#04) Justin DC | | |

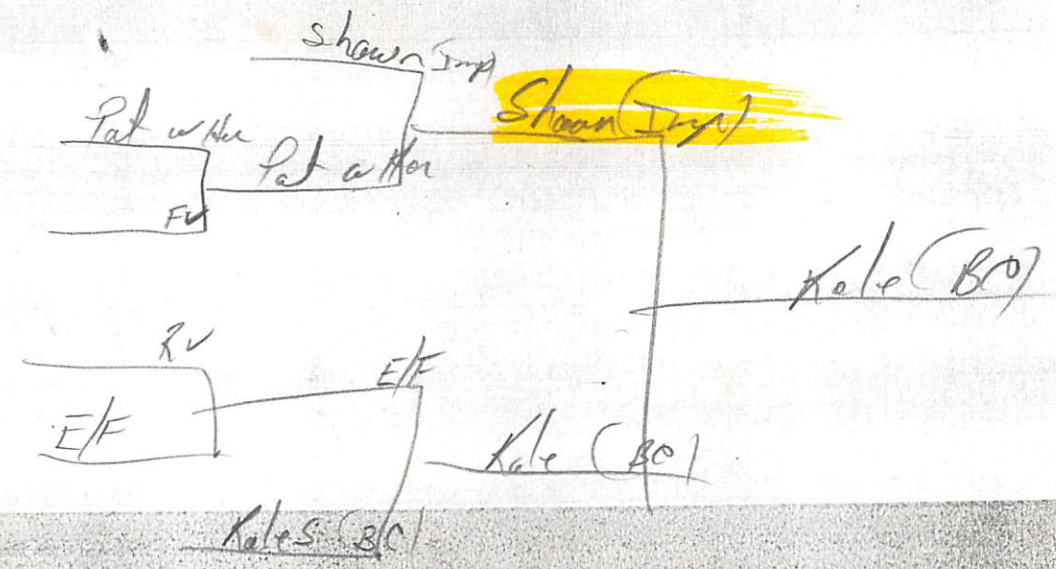

<CHAMPIONSHIP BRACKET - 130>

QUARTER-FINALS | SEMI-FINALS | FINALS

DUSTYN J.-BC

(W-#01) Dustyn (BC)

<01> CLINT Y.-MAY

(W-#07) Brandon (DC)

<07> BRANDON D.-RV

(W-#02) Brandon DC

<02> BRANDON S.-DC

*CHAMPION Brandon DC

<12>

ELTON O.-IMP

(W-#03) Elton (Imp) pin 30

<03> LUKE N.-HE

(W-#08) Kelly E/F

<08> CASEY H.-FV

(W-#04) Kelly E/F

<04> KELLY T.-E/F

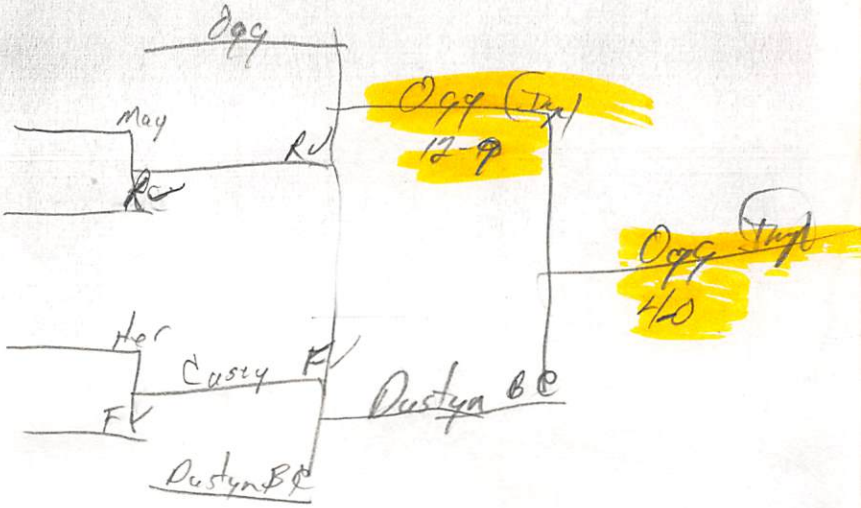

<CHAMPIONSHIP BRACKET - 135>

QUARTER-FINALS | SEMI-FINALS | FINALS

DUSTIN M.-BC

<01> JACOB B.-FV

(W-#01) FV

<07>

(W-#07)

JOEL U.-RV

<02> CHRIS K.-E/F

(W-#02) Chris

*CHAMPION <12> Vince

TIM H.-HE

<03> ~~CHAD B.-DC~~ Vince Mart. DC

(W-#03) Vince

<08> ~~JASON M.-MAY~~

(W-#08) Vince DC win 1-15

<04> MARTY C.-IMP

(W-#04) Marty C

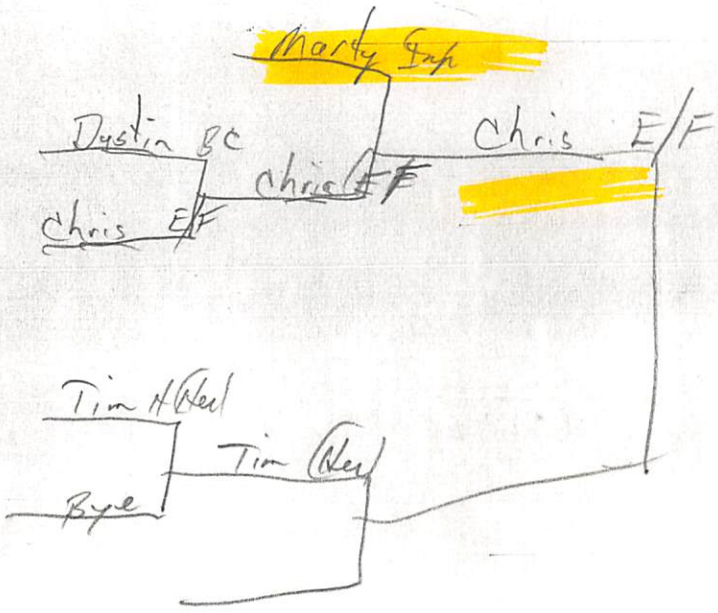

<CHAMPIONSHIP BRACKET - 145>

QUARTER-FINALS | SEMI-FINALS | FINALS

SAM M.-IMP

<01> * BYE

(W-#01) Sam (Imp)

<07>

(W-#07) Sam (Imp)

NEIL B.-FV

<02> JOSH T.-HE

(W-#02) Neil (FV)

*CHAMPION <12> Sam

~~VINCE M.-DC~~

<03> JUSTIN T.-MV

(W-#03) Justin MV

Bye

<08>

(W-#08) Benji (RV)

<04> BENJI S.-RV

(W-#04)

Benji RV

Bye

Justin (MV)

Bye

Josh T (Hel

Josh T (He

Neil B (FV)

Neil B (FV)

Neil (FV)

<CHAMPIONSHIP BRACKET - 155>

QUARTER-FINALS SEMI-FINALS FINALS

JEFF R.-RV

<01> (W-#01) Jeff R Rv Bye

* BYE

<07> (W-#07)

BRAD T.-HE

<02> (W-#02) Brad T (Hen) Bye

~~JAY K.-DC~~

<12> *CHAMPION Casey

ERIC K.-FV

<03> (W-#03) Erick FV

CHASE K.-E/F

<08> (W-#08) Casey

KURT K.-MV

<04> (W-#04) Casey Imp pin

CASEY S.-IMP

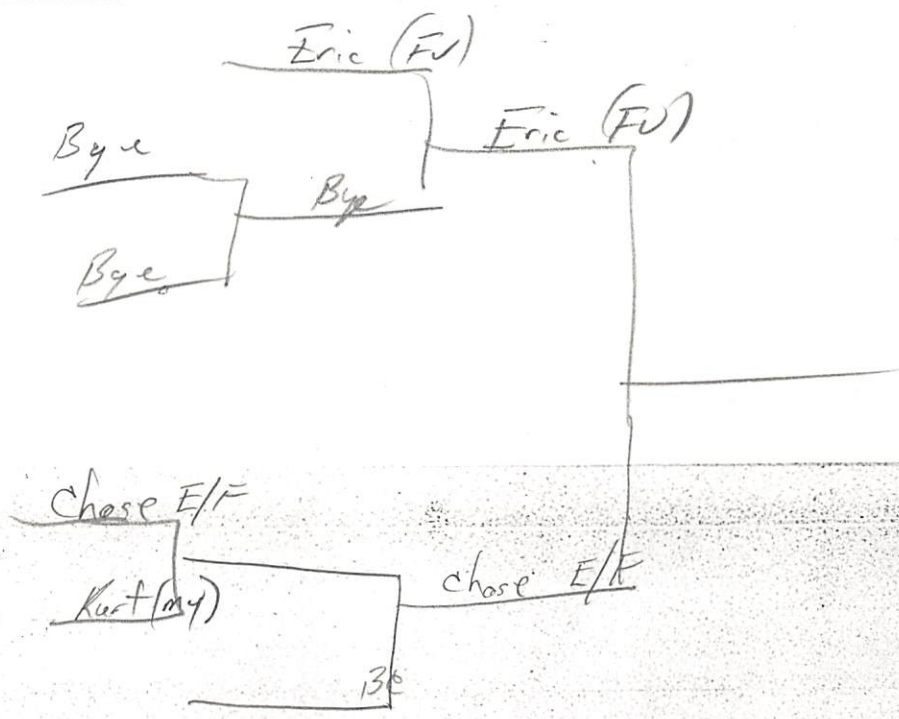

<CHAMPIONSHIP BRACKET - 165>

QUARTER-FINALS | SEMI-FINALS | FINALS

MIKE P.-IMP

<01> * BYE

(W-#01) Mike

(W-#07) Mike

<07> DREW N.-DC

(W-#02) Jame 6 E/F

<02> JAMES G.-E/F

*CHAMPION Eric

<12> 9-8

DAN E.-HE

(W-#03) Dan E (Hel

<03> * BYE

(W-#08) Eric

<08> ERIC M.-FV

(W-#04)

<04> JUSTIN K.-BC

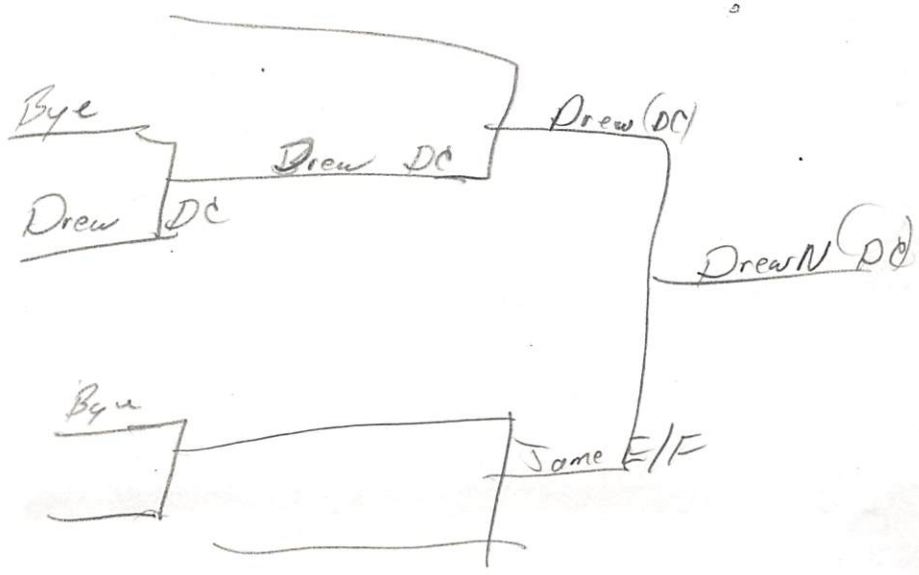

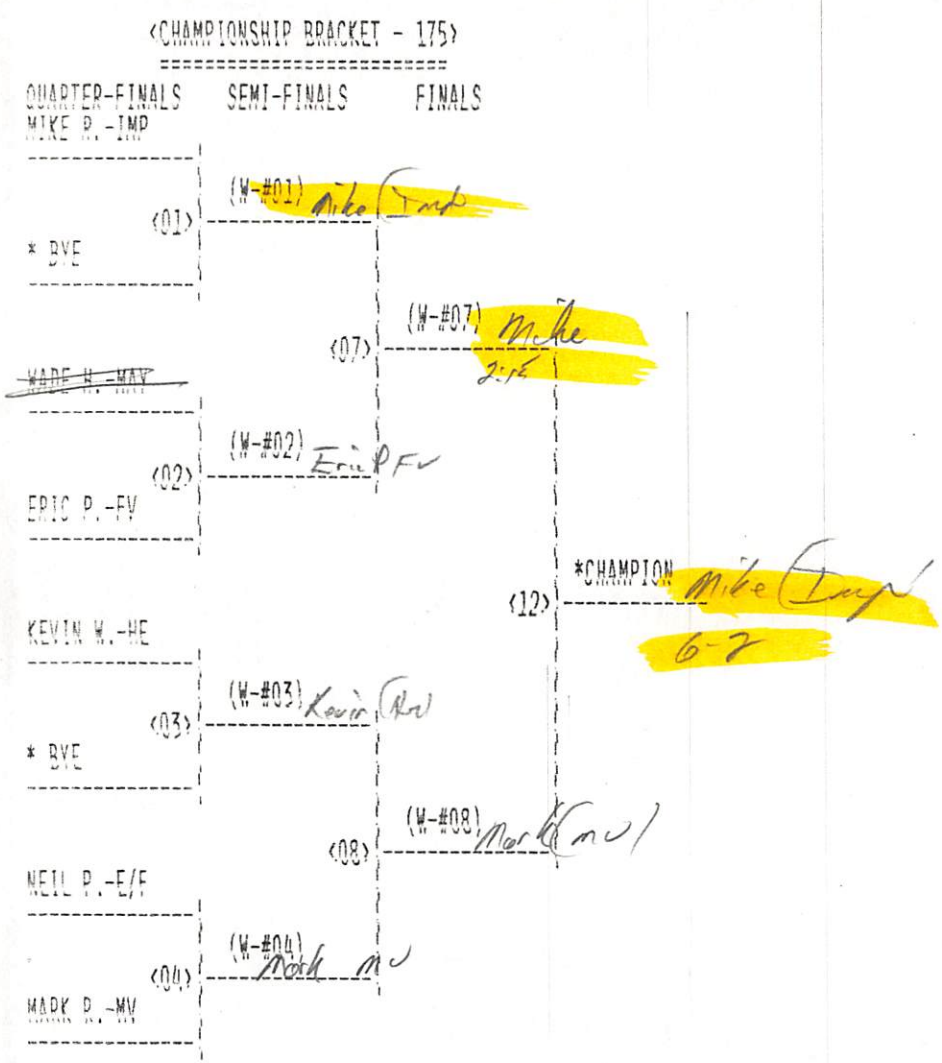
<CHAMPIONSHIP BRACKET - 175>
QUARTER-FINALS
SEMI-FINALS
FINALS
MIKE P.-IMP
<01>
(W-#01) Mike (Imp
* BYE
(W-#07) Mike
2:15
<07>
WADE W.-MAV
<02>
(W-#02) Eric PFV
ERIC P.-FV
*CHAMPION
<12>
Mike (Imp
6-7
KEVIN W.-HE
<03>
(W-#03) Kevin (Rev
* BYE
(W-#08) Mark (MV
<08>
NEIL P.-E/F
<04>
(W-#04) Mark MV
MARK P.-MV

# Round Robin

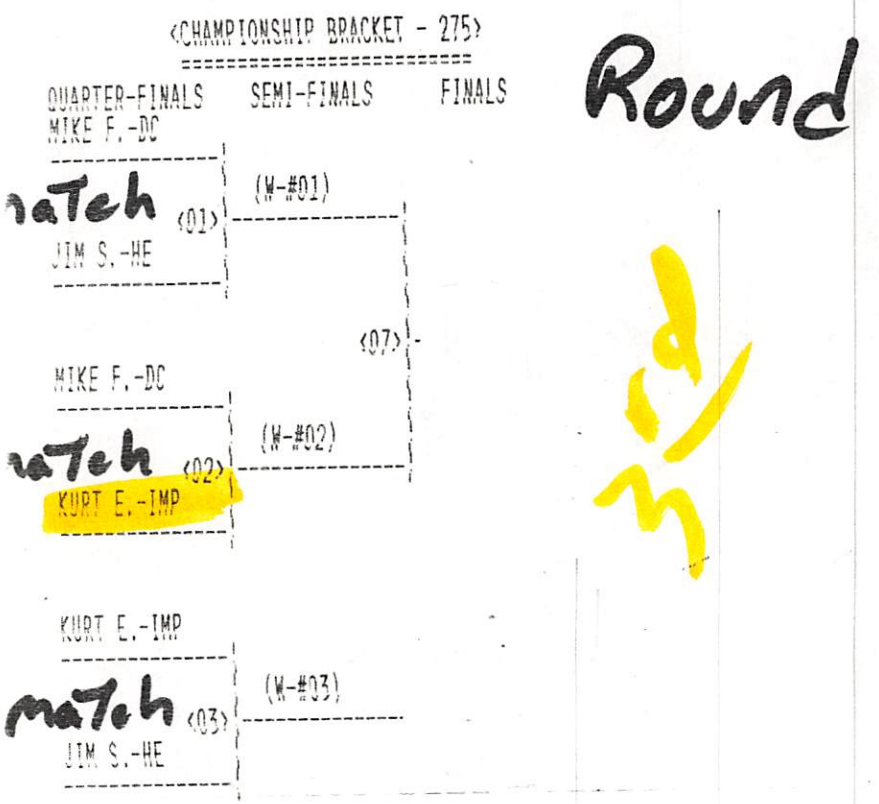
<CHAMPIONSHIP BRACKET - 275>
QUARTER-FINALS
SEMI-FINALS
FINALS
MIKE F.-DC
match <01>
JIM S.-HE
(W-#01)
<07>
MIKE F.-DC
match <02>
KURT E.-IMP
(W-#02)
KURT E.-IMP
match <03>
JIM S.-HE
(W-#03)

Imp

E/F

Hershey

BC

Dundy County

Rep Valley

Maywood

Curtis

Relay 6-4-3

Date April 11 Place Imperial Class C

Ogallala Fruits 1976

# THE ALL-AMERICAN TRACK AND FIELD SCORE SHEET — COPYRIGHTED 1937

| EVENT * | Time and Distance | 10 First Place | School | 8 Second Place | School | 6 Third Place | School | 4 Fourth Place | School | 2 Fifth Place | School | 1 Sixth Place | School | Goth. | Lex | Ogal. | CoZ | Hold | Imp. |
|---|---|---|---|---|---|---|---|---|---|---|---|---|---|---|---|---|---|---|---|
| Discus | 134'8" | 134'8" Ackerson | H | 128'2" Voss | L | 126 Bartlett | C | 125'5" Reddersen | L | 121'3" Olson | L | 119'11" Barrett | O | 0 | 14 | 1 | 6 | 10 | 0 |
| High Jump | 6'0" | 6'0" Novacek | G | 6'0" Fruit | G | 5'10" ← Tie → 5'10" Neil | L | Berreckman | C | 5'10 Wichelt | C | 5'8" Stuckey | L | 18 | 6 | 0 | 7 | 0 | 0 |
| 440 | 51.5 | 51.5 Commins | C | 51.7 Matz | L | 53.0 Knight | O | 53.4 Ehlers | G | 53.4 Highley | C | 54.4 Kline | G | 5 | 8 | 6 | 12 | 0 | 0 |
| 2 mi R | 10:25.3 | 10:25.3 Fruit | G | 10:43.5 J Schuman | I | 10:45.8 Harmon | I | 10:46.6 T. Schuman | I | 11:05.2 Wichelt | C | 11:08.6 Teel | L | 10 | 1 | 0 | 2 | 0 | 18 |
| P.V. | 13'0" | 13'0" Novacek | G | 12'6" Dyer | C | 11'6" Hornig | O | 11'6" ← Tie → 11'6" Moncrief | G | Ramsay | C | 11'0" Fruit | G | 14 | 0 | 6 | 11 | 0 | 0 |
| Shot | 54'11" | 54'11" Sculley | L | 48'10½ Bartlett | C | 48'6" Maasick | C | 48'5" Wells | C | 47'9" Ackersen | H | 45'1" Mandelko | L | 0 | 11 | 0 | 18 | 2 | 0 |
| Long Jump | 20'7¾" | 20'7¾" Schulz | G | 19'7½ Bliss | L | 19'5¾" Willhoft | I | 19'2½" Brown | H | 19'3¼" Reisinger | C | 18'8" Malm | H | 10 | 8 | 0 | 2 | 5 | 6 |
| 60yd H.H. | 8.1 | 8.1 Ratliff | O | 8.2 Barrett | O | 8.3 Neil | L | 8.3 Novacek | G | 8.4 Stuckey | L | 8.5 Moncrief | G | 5 | 8 | 18 | 0 | 0 | 0 |
| 100 | 10.3 | 10.3 Robinson | H | 10.3 Klein | O | 10.4 VanEvery | O | 10.4 Malone | O | 10.5 Folkers | L | 10.7 Schulz | G | 1 | 2 | 18 | 0 | 10 | 0 |
| Triple Jump | 42'3" | 42'3" Schulz | G | 41'3" Holtmeir | L | 40'11" Sherick | O | 39'11½" Brown | H | 39'9½" Reisinger | C | 38'11" Karsen | I | 10 | 8 | 6 | 2 | 4 | 1 |
| Mile R | 4:47.4 | 4:47.4 Fruit | G | 4:47.9 Delahunty | G | 4:49.4 Schuman | I | 5:01 Wichelt | C | 5.05 Cummins | H | 5:06.2 Holsinger | H | 18 | 0 | 0 | 4 | 3 | 6 |
| 100 LH | 11.5 | 11.5 Dannehl | L | 11.6 Ratliff | O | 11.7 Barrett | O | 11.8 Kinchello | H | 12.2 Phillips | L | 12.2 Moncrief | G | 1 | 12 | 14 | 0 | 4 | 0 |
| 880 | 2:04.3 | 2:04.3 Ehlers | G | 2.05.3 Highley | C | 2:05.4 Knight | O | 2:10.3 Edson | G | 2:13.2 Shulz | O | 2:15.4 SchwartzKopH | O | 14 | 0 | 9 | 8 | 0 | 0 |
| 220 | 23.0 | 23.0 Folkers | L | 23.1 Matz | L | 23.4 Klein | O | 23.4 Commins | C | 24.3 Malm | H | 24.5 Robinson | H | 0 | 18 | 6 | 4 | 3 | 0 |
| 2 Mi R. | 8.40.2 | 8.40.2 Goth. | | 8.40.2 Ogal | | 8.56.1 CoZ | | 8.59.2 Hold | | 9.18.1 Imp. | | 9.34.0. Lex | | 10 | 1 | 8 | 6 | 4 | 2 |
| M. R. | 3.33.2 | 3.33.2 Lex | | 3.35.3 Goth | | 3.37.4 CoZ | | 3.38.8 Ogal | | 3.51.1 Imp | | | | 8 | 10 | 4 | 6 | 0 | 2 |
| 880 R. | 1.35.2 | 135.2 Ogal | | 1.36.8 Goth | | 1.37.6 CoZ | | 1.38.2 Lex | | 1.39.7 Hold | | 1.40.9 Imp | | 8 | 4 | 10 | 6 | 2 | 1 |

Date 4-3-74 Place Ogallala Class B

Imperial Triangular

# THE ALL-AMERICAN TRACK AND FIELD SCORE SHEET — COPYRIGHTED 1937

| EVENT * | Time and Distance | 6 First Place | School | 4 Second Place | School | 3 Third Place | School | 2 Fourth Place | School | 1 Fifth Place | School | Sixth Place | School | Grant | Imp | Wan | | | |
|---|---|---|---|---|---|---|---|---|---|---|---|---|---|---|---|---|---|---|---|
| Shot | 50'6" | 50'6" Keuten | G | Haberman | I | Suhr | G | Joel Will Hof | I | Malcolm | I | | | 9 | 7 | 0 | | | |
| Discus | 139'5" | Keuten | G | Gage | W | K Large | I | Haberman | I | Mager | G | | | 9 | 5 | 4 | | | |
| Long Jump | 20'1" | Carlson | G | Jay Will Hoft | I | K Large | I | Jackman | G | Barry | G | | | 9 | 7 | 0 | | | |
| Triple Jump | 39'7" | Poppe | G | Carlson | G | E Fye | W | Barry | G | Jay Will Hoft | I | | | 12 | 1 | 3 | | | |
| High Jump | 5'6" | K Kunneman | I | | | | | | | | | | | 0 | 6 | 0 | | | |
| Pole Vault | 12'0" | E Fye | W | Pribbeno | I | Jim Lee | I | Andersen | Tie G | Gaston | G | | | 3 | 7 | 6 | | | |
| 2 mi Run | 11:00.4 | J. Schuman | I | T. Schuman | I | D. Harmon | I | Grossbach | I | Kunneman | I | | | 0 | 16 | 0 | | | |
| 60 H.H | 7.7 | Poppe | G | Shrotberger | G | German | I | Barry | G | Haberman | I | | | 12 | 4 | 0 | | | |
| 100 yd D. | 10.6 | K. H | W | Sejkora | G | Andersen | G | Pawley | I | Jackman | G | | | 8 | 2 | 6 | | | |
| 880 | 2.14.4 | J Valdez | I | N Valdez | I | Milum | I | Kumor | G | Tom Rowley | I | | | 2 | 14 | 0 | | | |
| 1 mi Run | 4.55.4 | J. Schuman | I | Norman | G | Harmon | I | T. Schuman | I | Grosbach | I | | | 4 | 12 | 0 | | | |
| 440 | 52.1 | K. H | W | Sejkora | G | Jackman | G | Lee | I | Pawley | I | | | 7 | 3 | 6 | | | |
| 100 yd LH. | 11.7 | Poppe | G | E Fye | W | Andersen | G | Schrotberger | G | Kaiser | I | | | 11 | 1 | 4 | | | |
| 220 | 24.4 | Poppe | G | Schrotberger | G | Harchelroad | W | Mattews | W | Ken Kunneman | I | | | 10 | 1 | 5 | | | |
| 2 m Relay | 9.31.2 | Imp | | Grant | | | | | | | | | | 3 | 5 | 0 | | | |
| 1 m. Relay | 3.47.3 | Grant | | Imp | | Wan | | | | | | | | 5 | 3 | 0 | | | |
| 880 Relay | 1.37.0 | Wan | | Grant | | Imp | | | | | | | | 3 | 0 | 5 | | | |

Date 4-6-76 Place Imp. Class C

Grant Invite

# THE ALL-AMERICAN TRACK AND FIELD SCORE SHEET — COPYRIGHTED 1937

| EVENT * | Time and Distance | 10 First Place | School | 8 Second Place | School | 6 Third Place | School | 4 Fourth Place | School | 2 Fifth Place | School | 1 Sixth Place | School | Grant | Bayard | OshKosh | Imp | Med. U. | Wheat Land |
|---|---|---|---|---|---|---|---|---|---|---|---|---|---|---|---|---|---|---|---|
| Discus | 143'1" | 143'1" Keuten | G | 137'7" Andersen | M.U | 1.36.4" Engdahl | Ba | 122'7" Leibbrandt | I | 122'3" White | O | 121'2" Lee | Wh | 10 | 6 | 2 | 4 | 8 | 1 |
| 2 m Relay | 8.45.8 | 8.45.8 Med U. | | 8.46.4 Bayard | | 8.58.0 Imp. | | 9:00 Grant | | 9.03.3 Rushville | | 9.06.0 OshKosH | | 4 | 8 | 1 | 6 | 10 | 0 |
| 440 | 52.3 | 52.3 Kitt | Wa | 52.9 Seykora | G | 53.4 Shrotberger | G | 53.6 Chacon | Ba | 54.3 Sis | B | 55.1 Razo | Ba | 14 | 5 | 0 | 0 | 0 | 0 |
| High Jump | 5'10" | 5'10" Janssen | R | 5'8" Buskirk | Ba | 5'6" Kunnana | I | 5'6" Gluz | wh | 5'6" Tjaden | wh | 5'4" Fleming | Ba | 0 | 9 | 0 | 6 | 0 | 6 |
| Pole Vault | 12'0" | 12'0" Bellamy | B | 11.6 E Fye | Wa | 11'0 Lee | I | 11.0" Pribbeno | I | 11'0" Hansen | MV. | 11.0 Milolocyk | O | 0 | 0 | 1 | 10 | 2 | 0 |
| Long Jump | 20'7" | 20'7" Mills | O | 20 1/2 Carlson | G | 19'2 1/2 Covey | M.U | 19'1" Brill | Ba | 19'1" Barry | G | 18'10 3/4 Hernandez | Ba | 10 | 5 | 10 | 0 | 6 | 0 |
| Shot | 51'11 1/2" | 51'11 1/2" Keuten | G | 49'5 1/2 Lee | Wh | 49'5" Knox | M.U | 48'11 1/2 Engdahl | Ba | 44'11 1/2 Suhr | G | 44'6 1/2 Andersen | MV | 12 | 4 | 0 | 0 | 7 | 8 |
| 120 H.H. | 14.6 | 14.6 Poppe | G | 14.7 Janssen | R | 14.9 Hunt | O | 15.4 Gerdes | Ba | 16.7 Willhoft | I | 16.8 Wiminer | Ba | 10 | 5 | 6 | 2 | 0 | 0 |
| 2 mi Run | 10:33.7 | 10.33.7 J Schuman | I | 10:35.4 Harmon | I | 10:35.9 Serda | Ba | 10.50.9 Hastings | R | 10.55.0 Tschuman | I | 10.57.4 Razo | Ba | 0 | 7 | 0 | 20 | 0 | 0 |
| 100yd | 10.1 | 10.1 Poppe | G | 10.3 Paisley | O | 10.3 Covey | MU | 10.4 Monahan | H | 10.5 M. Poppe | O | 10.6 Kitt | Wa | 10 | 0 | 10 | 0 | 6 | 0 |
| Triple Jump | 41'11 1/2 | Mills | O | 40'11 1/2 Poppe | G | 40'2" Barry | G | 39'3 3/4 Carlson | G | 39'6" Wiminer | Ba | 39'4" Phillips | MU | 18 | 2 | 10 | 0 | 1 | 0 |
| 880 run | 2:08.2 | 208.2 Hagen | Wh | 2:10.1 Rupp | M.U | 2.11.2 Norman | G | 2:12.0 Fries | Benk | 2.12.3 Labonico | Ba | 2.14.6 Kumon | G | 7 | 2 | 0 | 0 | 8 | 10 |
| 180 LH. | 19.6 | 19.6 Poppe | G | 20.3 Hunt | O | 20.4 Janssen | R | 20.6 Mills | O | 21.6 Fye | Wa | 21.7 Gerdes | Ba | 10 | 1 | 12 | 0 | 0 | 0 |
| 220 | 22.7 | 22.7 Fye | Wa | 22.9 Paiseley | O | 23.2 Chacon | Ba | 23.2 Covey | MU | 23.3. Kitt | Wa | 23.4 Seykora | G | 1 | 6 | 8 | 0 | 4 | 0 |
| Mile Run | 4.42.5 | 4.42.5 Lopez | Ba | 4.58.3 Ischuman | I | 5.02.5 Monahan | H | 5.02.6 Norman | G | 5.02.8 Bequin | R | 5.04.4 WolgomoH | MV. | 4 | 10 | 0 | 8 | 1 | 0 |
| 880 Relay | 1.34.4 | 134.4 OsH | | 1.34.9 Grant | | 1.37.0 Bayard | | 1:37.6 Med U. | | 1:37.8 Rush | | 1.38.1 Wau | | 8 | 6 | 10 | 0 | 4 | 0 |
| Mile Relay | 3.40.2 | 3.40.2 Bayard | | 3.43.3 Grant | | 3.45.5 Imp. | Tie | 3.45.5 Wheat | | 3.48. Med U | | 3.51.6 Benk | | 8 | 10 | 0 | 5 | 2 | 5 |

| | | | | | | | | | | | | | | | | | | |
|---|---|---|---|---|---|---|---|---|---|---|---|---|---|---|---|---|---|---|
| 0 | 1 | 0 | 12 | 2 | 0 | 0 | 1 | 0 | 0 | 0 | 0 | 8 | 0 | 10 | 0 | 0 | Waneta |
| 0 | 2 | 2 | 0 | 6 | 0 | 0 | 0 | 4 | 8 | 0 | 0 | 0 | 10 | 0 | 2 | 0 | Rushville |
| 1 | 0 | 0 | 0 | 0 | 4 | 0 | 0 | 0 | 0 | 0 | 0 | 10 | 0 | 2 | 0 | 0 | Benkelman |
| 0 | 0 | 6 | 0 | 0 | 0 | 0 | 4 | 0 | 0 | 0 | 0 | 0 | 0 | 0 | 0 | 0 | Hyannis |

Date 4-10-76 Place Ogallala Class C

Gotham Bay Relay's

# THE ALL-AMERICAN TRACK AND FIELD SCORE SHEET — COPYRIGHTED 1937

| EVENT * | Time and Distance | First Place | School | Second Place | School | Third Place | School | Fourth Place | School | Fifth Place | School | Sixth Place | School |
|---|---|---|---|---|---|---|---|---|---|---|---|---|---|
| Triple Jump | | | | | | | | | | 40' 1½ Withheld | | | |

Rained Out

Date 4-15-76 Place Gaithersburg Class B

Hayes Center Invite -

# THE ALL-AMERICAN TRACK AND FIELD SCORE SHEET — COPYRIGHTED 1937

| EVENT * | Time and Distance | 10 First Place | School | 8 Second Place | School | 6 Third Place | School | 4 Fourth Place | School | 2 Fifth Place | School | 1 Sixth Place | School | Imp. | Hershey | Wauneta | Wheatland | Farnum | Hayes Center |
|---|---|---|---|---|---|---|---|---|---|---|---|---|---|---|---|---|---|---|---|
| 2 mi Run | 10.55.9 | 10.55.9 J Schuman | I | 11:01.9 Tschuman | I | 11:08:7 D Harmon | I | 11:30 Matson | T | 11:41.4 Andrews | H | 11:41.5 Hiss | F | 24 | 0 | 0 | 0 | 1 | 0 |
| Discus | 148'6" | 148'6" Blalke | Su | 136'9" Lee | WH | 136'8" Leibbrandt | I | 131'0" Gage | Wa | 129'10" K. Large | I | 124'0 Colburn | Su | 8 | 0 | 4 | 8 | 0 | 0 |
| Triple Jump | 40'6" | 40'6" Carlson | T | 40'4 3/4 Kelley | B.V. | 40'3" Will Hoft | I | 39'3 1/2 Miller | H | 38'3 1/2 Herradda | H | 37'6 1/2 Mounker | Ho | 6 | 6 | 0 | 0 | 0 | 0 |
| 440 | 54.5 | 54.5 Bellamy | F | 54.9 Star | H | 56.6 K.i.H | Wa | 57.3 Coder | Ma | 58.5 Curran | H.C | 58.9 Rasby | Su | 0 | 8 | 6 | 0 | 10 | 2 |
| 2 mi Relay | 9:18.5 | 9:18.5 Hershey | | 9:31.2 Imp | | 9:40 Trenton | | 9:45.4 Eustis | | 9.50 Wheatland | | 10:15 Hayes C. | | 8 | 10 | 0 | 2 | 0 | 1 |
| Mile Run | 5:14.2 | 5.14.2 Bortruff | E | 5:06.7 Jschuman | I | 5:06.9 T Schuman | I | 5:07.5 D Laubner | He | 5:07.8 Bley | St | 5:10.2 R Laubner | He | 14 | 5 | 0 | 0 | 0 | 0 |
| P.V. | 12'6" | 12.6" E Fye | Wa | 11'6" Pribbeno | I | 11'6" Bellamy | B | 11.0" Sukovaty | H.C | 11'0" Alberts | P | 11.0" Lee | M.W | 8 | 0 | 10 | 1 | 0 | 4 |
| Long Jump | 20' 1/2 | 20 1/2" Will Hoft | I | 19'1/2" Monter | Ho | 19'1/2" K-Large | I | 19'1/2" Wolfe | Ma | 18'4 1/2 Kelley | B.V | 18' 2 3/4" Sis | B | 16 | 0 | 0 | 0 | 0 | 0 |
| 100 | 10.2 | 10.2 Robinson | H | 10.3 K.i.H | Wa | 10.3 Word | P | 10.3 Lee | Wh | 10.3 Lee | Wh | 10.6 Crow | St. | 0 | 10 | 8 | 6 | 0 | 0 |
| High Jump | 5'10" | 5'10" Bixler | H.C | 5'8" Star | Tie H | 5'8" Olum2 | Wh | 5'6" Sis | B | 5'6" Tie Kunneman | I | 5'6" Kelley | B.V | 2 2/3 | 7 | 0 | 7 | 0 | 10 |
| 220 | 22.8 | 22.8 P Lee | Wh | 22.9 K.i.H | Wa | 23.0 Fye | Wa | 23.5 Robinson | He | 23.7 Coder | Ma | 24.3 Goforth | H.C | 0 | 4 | 14 | 10 | 0 | 1 |
| 120 H.H | 15.5 | 16.5 Miller | He | 15.5 Bellamy | F | 15.6 Wolfe | Ma | 15.7 Goforth | H.C | 16.2 Marquette | T | 16.4 Jochum | He | 0 | 11 | 0 | 0 | 8 | 4 |
| 880 | 2.11.2 | 2:11.2 Jschuman | I | 2:12.4 Bley | St | 2:12.6 Star | He | 2:12.9 Petersen | He | 2.13 Carlson | T | 2:14.5 Hagan | MW | 10 | 10 | 0 | 1 | 0 | 0 |
| Shot | 49'0" | 49'0 Lee | M.W | 48'9" Blalke | Su | 47'1" Leibbrandt | I | 45'8" Haberman | I | 45'7" Vapenick | Hc | 42'0" Widick | F | 10 | 0 | 10 | 0 | 1 | 2 |
| 880 Relay | 1.40.9 | 1.40.9 Wau | | 1.42.6 Wheat | | 1.44.5 Hayes C | | 1.44.9 Hershey | | 1.45.1 May | | 1.48.0 Imp | | 1 | 4 | 10 | 8 | 0 | 6 |
| Mile Relay | 3.51.8 | 3.51.8 Hershey | | 3.55.8 Farnum | | 3.59.9 Imp | | 4.03.8 M Wheat | | 4.04 Trenton | | 4.09.5 Beak | | 6 | 10 | 0 | 4 | 8 | 0 |
| 180 LH | 21.0 | 21.0 Bellamy | F | 21.3 E Fye | Wa | 21.3 Goforth | H.C | 21.8 Miller | He | 21.8 Wolfe | Ma | 22.6 Mohr | St | 0 | 4 | 8 | 0 | 10 | 6 |

Date 4-24-76 Place Hayes Center Class C

| Trenton | Sutherland | Mary Wood | Eustis | Beaver V | Stratton | Holbrook | Benk | Palisade | Haigler | | | | | | | | | | | | | | | | | | | | | | |
|---|---|---|---|---|---|---|---|---|---|---|---|---|---|---|---|---|---|---|---|---|---|---|---|---|---|---|---|---|---|---|---|
| 4 | 0 | 0 | 0 | 0 | 0 | 2 | 0 | 0 | 0 | | | | | | | | | | | | | | | | | | | | | | |
| 0 | 11 | 0 | 0 | 0 | 0 | 0 | 0 | 0 | 0 | | | | | | | | | | | | | | | | | | | | | | |
| 10 | 0 | 0 | 0 | 8 | 0 | 1 | 0 | 0 | 0 | | | | | | | | | | | | | | | | | | | | | | |
| 0 | 1 | 4 | 0 | 0 | 0 | 0 | 0 | 0 | 0 | | | | | | | | | | | | | | | | | | | | | | |
| 6 | 0 | 0 | 4 | 0 | 0 | 0 | 0 | 0 | 0 | | | | | | | | | | | | | | | | | | | | | | |
| 0 | 3 | 0 | 10 | 0 | 2 | 0 | 0 | 0 | 0 | | | | | | | | | | | | | | | | | | | | | | |
| 0 | 0 | 0 | 0 | 0 | 0 | 0 | 6 | 2 | 0 | | | | | | | | | | | | | | | | | | | | | | |
| 0 | 0 | 0 | 4 | 2 | 0 | 3 | 1 | 0 | 0 | | | | | | | | | | | | | | | | | | | | | | |
| 0 | 0 | 0 | 0 | 0 | 1 | 0 | 0 | 6 | 0 | | | | | | | | | | | | | | | | | | | | | | |
| 0 | 0 | 0 | 0 | 2⅔ | 0 | 0 | 2⅔ | 0 | 0 | | | | | | | | | | | | | | | | | | | | | | |
| 0 | 0 | 2 | 0 | 0 | 0 | 0 | 0 | 0 | 0 | | | | | | | | | | | | | | | | | | | | | | |
| 2 | 0 | 6 | 0 | 0 | 0 | 0 | 0 | 0 | 0 | | | | | | | | | | | | | | | | | | | | | | |
| 2 | 0 | 0 | 0 | 0 | 8 | 0 | 0 | 0 | 0 | | | | | | | | | | | | | | | | | | | | | | |
| 0 | 8 | 0 | 0 | 0 | 0 | 0 | 0 | 0 | 0 | | | | | | | | | | | | | | | | | | | | | | |
| 0 | 0 | 2 | 0 | 0 | 0 | 0 | 0 | 0 | 0 | | | | | | | | | | | | | | | | | | | | | | |
| 2 | 0 | 0 | 0 | 0 | 0 | 0 | 1 | 0 | 0 | | | | | | | | | | | | | | | | | | | | | | |
| 0 | 0 | 2 | 0 | 0 | 1 | 0 | 0 | 1 | 0 | | | | | | | | | | | | | | | | | | | | | | |

South Platte Valley —Seniors

# THE ALL-AMERICAN TRACK AND FIELD SCORE SHEET — COPYRIGHTED 1937

| EVENT * | Time and Distance | 10 First Place | School | 8 Second Place | School | 6 Third Place | School | 4 Fourth Place | School | 2 Fifth Place | School | 1 Sixth Place | School | Grant | Hershey | Imp | Med U | Wauneta | Benk |
|---|---|---|---|---|---|---|---|---|---|---|---|---|---|---|---|---|---|---|---|
| High Jump | 6'1" | 6'1" Sis | B | 5'10" Star | H | 5'10" Meyer | S.P. | 5'8" Keenan | S.P | 5'6" Kunneman | I | 5'4 Theiler Pentimer | P | 0 | 8 | 2 | 0 | 0 | 10 |
| Discus | 147'1" | 147'1" Keuten | G | 139'2" Andersen | M.U | 138'11" Blake | S | 132'5" Large | I | 130'7" Leibbrandt | I | 124'9" Hansen | H | 10 | 1 | 6 | 8 | 0 | 0 |
| Long Jump | 20'11½ | 20'11½ Will Hoft | I | 20'10" Carlson | G | 20'6" Meyer | S.P | 20'3¾ Covey | M.U | 20'1¼" Barry | G | 20'0" Hansen | M.U | 10 | 0 | 10 | 5 | 0 | 0 |
| 2 m Relay | 8.50.5 | 8.50.5 Imp | | 8.53 Hershey | | 8.58.3 Med U. | | 9.02 Grant | | 9.27 Payton | | 9.49.9 Suth | | 4 | 8 | 10 | 6 | 0 | 0 |
| 440 | 52.6 | 52.6 K.H | W | 53.4 Sejkora | G | 53.6 Rahe | C | 54.1 Star | H | 54.2 Shrotberger | G | 55.0 St.H | B | 10 | 4 | 0 | 0 | 10 | 1 |
| Pole Vault | 12'6" | 12.6 B Fye | W | 12'6" E Fye | W | 11'6" Bellamy | B | 11'6" Pribbeno | I | 11'0" Hansen | M.U | 11'0" Fleecs | S | 0 | 0 | 4 | 2 | 18 | 6 |
| 120 H H | 14.7 | 14.7 Poppe | G | 15.8 Muller | H | 16.2 Jochum | H | 16.4 Hansen | C | 16.5 Will Hoft | I | 16.7 German | I | 10 | 14 | 3 | 0 | 0 | 0 |
| Triple Jump | 42'7" | 42.7 Poppe | G | 42'6" Theiler | P | 41'11" Carlson | G | 41'4½" Will Hoft | I | 41'4½ Miller | H | 41'2" Barry | G | 17 | 2 | 4 | 0 | 0 | 0 |
| 2 mile Run | 10:42.1 | 10:42.1 Jschuman | I | 10.42.6 Tschuman | I | 11.00.9 Harmon | I | 11.29.3 D Laubner | H | 11.33.7 J. Miller | H | 11.41.2 Summers | H | 0 | 7 | 24 | 0 | 0 | 0 |
| Shot Put | 54'5" | 54'5" Knox | M.U | 51'10" Keuten | G | 50'½ Blake | S | 47'4½ Suhr | G | 45'8½ Habenicht | I | 45'8" Leibbrandt | I | 12 | 0 | 3 | 10 | 0 | 0 |
| 100 d Dash | 9.9. | 9.9 Poppe | G | 10.1 Covey | M.U | 10.2 Robinson | H | 10.3 Lawyer | H | 10.6 K.H | W | 10.6 Jackman | G | 11 | 10 | 0 | 8 | 2 | 0 |
| Run 880yd | P 2.06.6 | 2.06.6 Petersen | H | 2.08.2 Rupp | M.U | 2.08.3 Star | H | 2.08.4 Fries | B | 2.09.6 Lupomech | S.P. | 2.10.4 Norman | G | 1 | 16 | 0 | 8 | 0 | 4 |
| 180 L.H | 19.6 | 19.6 Poppe | G | 21.3 Miller | H | 21.4 E Fye | W | 21.5 Jochum | H | 21.7 Kaiser | I | 22.0 Schrotberger | G | 11 | 12 | 2 | 0 | 6 | 0 |
| 220 yd Dash | 23.0 | 23.0 Sejkora | G | 23.1 Covey | M.U | 23.2 Robinson | H | 23.4 E Fye | W | 23.6 Rahe | C | 23.8 Jackman | G | 11 | 6 | 0 | 8 | 4 | 0 |
| Mile Run | 4.50.5 | 4.50.5 J. Schuman | I | 4.50.7 Kerk | C | 4.57.0 Tschuman | I | 4.59.9 Gifford | P | 5.02.6 R Laubner | H | 5.03.6 Andersen | S | 0 | 2 | 16 | 0 | 0 | 0 |
| 880 Relay | 1.36.9 | 1.36.9 Wauneta | | 1.38.8 Imp. | | 1.39.0 Med U | | 1.40.8 Grant | | 1.42.1 Chapp | | NT Benk | | 4 | 0 | 8 | 6 | 10 | 1 |
| Mile Relay | 3.37.6 | 3.37.6 Hershey | | 3.40.8 Grant | | 3.43.0 Med U. | | 3.44.1 Imp | | 3.48.5 Benk | | 3.509 Chapp | | 8 | 10 | 4 | 6 | 0 | 2 |

Date 4-30-76 Place North Platte Class C

| Chappell | St Pats | Paxton | Sutherland |
|---|---|---|---|
| 0 | 10 | 1 | 0 |
| 0 | 0 | 0 | 6 |
| 0 | 6 | 0 | 0 |
| 0 | 0 | 2 | 1 |
| 6 | 0 | 0 | 0 |
| 0 | 0 | 0 | 1 |
| 4 | 0 | 0 | 0 |
| 0 | 0 | 8 | 0 |
| 0 | 0 | 0 | 0 |
| 0 | 0 | 0 | 6 |
| 0 | 0 | 0 | 0 |
| 0 | 2 | 0 | 0 |
| 0 | 0 | 0 | 0 |
| 2 | 0 | 0 | 0 |
| 3 | 0 | 4 | 1 |
| 2 | 0 | 0 | 0 |
| 1 | 0 | 0 | 0 |

Imperial Imitational

# THE ALL-AMERICAN TRACK AND FIELD SCORE SHEET — COPYRIGHTED 1937

| EVENT * | Time and Distance | 10 First Place | School | 8 Second Place | School | 6 Third Place | School | 4 Fourth Place | School | 2 Fifth Place | School | 1 Sixth Place | School | Imp | Grant | Waueta | Wheatland | Trenton | Stratton |
|---|---|---|---|---|---|---|---|---|---|---|---|---|---|---|---|---|---|---|---|
| Discus | 148' 4" | 148' 4" J. Keuten | Gr | 131' 2" K Large | Imp | 131' 1" T Leibbrandt | Imp | 126' 6" M Lee | M-W | 121' 9" P. Haberman | Imp | 118' 5" K. Craw | Strat | 16 | 10 | 0 | 4 | 0 | 1 |
| 2 mile relay | 8:45.8 | 8:45.8 Imperial | Imp | 8:46.46 Trenton | | 9:24.32 Stratton | | 9:41.1 Mad. Wheat | | 9:45.6 Maxwell | | 10:15.0 Grant | | 10 | 1 | 0 | 4 | 8 | 6 |
| Long Jump | 19' 7½" | 19' 7½" J willhoft | Imp | 18' 11½" J carlson | Gr. | 18' 10" M Barry | Gr | 18' 9¾" K Large | Imp | 18' 6" B McCormick | Mad. | 17' 11" S Fletcher | Max. | 14 | 14 | 0 | 2 | 0 | 0 |
| 440 Yd Dash | 51.7 | 51.7 M. Kith | Wau. | 53.16 K Seikora | Gr | 54.0 C. Schrotberger | Gr. | 54.4 Summers | Max | 57.0 D Harmon | tie Imp | 57.0 J. Lee | | 3 | 14 | 10 | 0 | 0 | 0 |
| Shot | 53' 8½" | 53' 8½" J Keuten | Gr | 48' 8" D. Suhr | Gr | 47' 11" M Lee | M-W | 47' 1½" P. Haberman | Imp | 43' 4" B. Lee | M-W | 41' 5" J. Willhoft | Imp | 5 | 18 | 0 | 8 | 0 | 0 |
| Pole Vault | 12' 0 | 12.0 B. Fye | Wau. | 11'6" E Fye | Wau. | 11'6" J. Lee | Imp | 11'0" D. Pribbeno | Imp | 11'0" K Albents | Pal. | 10' 6" B Lee | Wheat | 10 | 0 | 18 | 1 | 0 | 0 |
| 120 H H | 15.8 | 15.8 K Poppe | Gr | 16.7 B. Marquette | Tren. | 16.7 J. Willhoft | Imp | 17.5 E. German | Imp | 18.3 J. Lee | Imp | 18.3 E. Ogg | M-W | 12 | 10 | 0 | 1 | 8 | 0 |
| High Jump | 5' 10" | 5' 10" D. Tiaden | M-W | 5' 8" N Hanes | Trent. | 5' 8" K Kunnemann | tie Imp | 5' 8" D Glunz | M-W | 5'6" J. Gage | tie Wau | 5'6" B Fye | Wau | 5 | 0 | 3 | 15 | 8 | 0 |
| Triple Jump | 40' 8" | 40' 8" I willhoft | Imp | 40'6" J. Carlson | Gr. | 40'4½" B. Carlson | Trent | 40' 3¾" N Hanes | Trent | 39' 11" M. Barry | Gr. | 38' 5½" B. Kaiser | Imp | 11 | 10 | 0 | 0 | 10 | 0 |
| 2 mile run | 10:20.9 | 10:20.9 D. Harmon | Imp. | 10:21.0 T. Schuman | Imp | 11:00.6 S Farmon | Strat. | 11:05.3 L Grosbach | Imp. | 11:44.5 Wagne | Culber. | 12:34.5 Cooper | M-W | 22 | 0 | 0 | 1 | 0 | 6 |
| 100 | 10.4 | 10.4 K Poppe | Gr | 10.5 P. Lee | M-W | 10.6 E. Fye | Wau | 10.7 M Kith | Wau. | 10.8 F Anderson | Gr. | 11.2 M. Lee | M-W | 0 | 12 | 10 | 9 | 0 | 0 |
| 880 | 2:06.5 | 2:06.5 R. Hegen | M-W | 2:06.9 J. Schuman | Imp | 2:09.4 L. Bley | Strat | 2:12.1 D. Norman | Gr. | 2:13.2 J Carlson | Gr. | 2:14.2 B. Carlson | Tren. | 8 | 6 | 0 | 10 | 1 | 6 |
| 180 L H | 20.6 | K Poppe | Gr. | 21.8 B Kaiser | Imp | 22.0 B Fye | Wau. | 22.5 S. Fletcher | Max | 22.8 C. Schrotberger | Gr. | 23.8 G. Mohr | Strat. | 8 | 12 | 6 | 0 | 0 | 1 |
| 220 | 23.9 | 23.9 M. Kith | Wau. | 23.92 E. Fye | Wau. | 23.93 P. Lee | Wheat | 24.2 K Seikora | Gr. | 24.5 F. Anderson | Gr. | 24.7 J Jackman | Gr | 0 | 7 | 18 | 6 | 0 | 0 |
| mile | 4:48.2 | 4:48.2 C. Matson | Trent | 4:50.1 I. Schuman | Imp | 5:02.2 D. Harmon | Imp | 5:04.5 T. Schuman | Imp | 5:06.7 T. Bley | Strat | 5:09.4 T. Ross | Culb. | 18 | 0 | 0 | 0 | 10 | 2 |
| 880 relay | 1:35.5 | Grant | | 1:37.0 Mad Wheat | | 1:37.7 Waueta | | 1:40.6 Imperial | | 1:45.9 Trenton | | 1:51.4 Stratton | | 4 | 10 | 6 | 8 | 2 | 1 |
| Mile relay | 3:37.1 | Trenton | | 3.43.5 Maxwell | | 3,48.7 Imperial | | 3,49.2 Grant | | 3'53.5 albertson | | 3'55.7 mad wheat | | 6 | 4 | 0 | 1 | 10 | 0 |

Date 5-7-76 Place Imperial Class C

| Maxwell | Culbertson | Polvado |
|---|---|---|
| 0 | 0 | 0 |
| 2 | 0 | 0 |
| 1 | 0 | 0 |
| 1 | 0 | 0 |
| 0 | 0 | 0 |
| 0 | 0 | 2 |
| 0 | 0 | 0 |
| 0 | 0 | 0 |
| 0 | 0 | 0 |
| 0 | 2 | 0 |
| 0 | 0 | 0 |
| 0 | 0 | 0 |
| 4 | 0 | 0 |
| 0 | 0 | 0 |
| 0 | 1 | 0 |
| 0 | 0 | 0 |
| 3 | 2 | 0 |

District McCook

# THE ALL-AMERICAN TRACK AND FIELD SCORE SHEET — COPYRIGHTED 1937

| EVENT * | Time and Distance | 10 First Place | School | 8 Second Place | School | 6 Third Place | School | 4 Fourth Place | School | 2 Fifth Place | School | 1 Sixth Place | School | Alma | Arapahoe | Axtell | Bertrand | Cambridge | Culbertson |
|---|---|---|---|---|---|---|---|---|---|---|---|---|---|---|---|---|---|---|---|
| Shot | ~~56.1~~ | 56' 1" S. Kauten | Gr. | 53' 2" Ron. Knox | Med. Val. | 52' 4½" Dan Suhr | Gr. | 49' 10½" P. Haberman | I | 46' 3½" R. Schwartz | Alma | 44' 6½" R. Wiltse | Camb. | 2 | 0 | 0 | 0 | 1 | 0 |
| Discus | 156' 8" | 156' 8" Kauten | Gr | 137' 2" Swartz | Alma | 132' 6" Anderson | M.V. | 127' 2" Large | I | 122' 6" Keeneen | NP | 121' 6" Lebbrant | I | 8 | 0 | 0 | 0 | 0 | 0 |
| Long Jump | 21' 2¼" | 21' 2¼" J. Willhoft | I | 20' 10½" S. Dunn | Alma | 19' 10½" J. Carlson | Gr. | 20' 3½" D. Covey | M.V. | 19' 11½" M. Dannehl | Ber. | 19' 7½" K Hoehner | Ber. | 8 | 0 | 0 | 3 | 0 | 0 |
| 2-mile relay | 8:45.5 | Cambridge | | 8:53.3 Bertrand | | 9:04.8 Franklin | | 9:12.2 Med. Valley | | 9:18.2 Arapahoe | | 9:35.0 Imperial | | 0 | 2 | 0 | 8 | 10 | 0 |
| 440 | 53.4 | A. Buttermore | Alma | 53.9 M. K.H | Wau. | 53.9+ K Seikora | Gr. | 55.1 D McCue | Alma | 56.3 R. Berg | R.V. | 56.4 L Sayer | Camb | 14 | 0 | 0 | 0 | 1 | 0 |
| High Jump | 5' 11" | D. Myers | N.P. | 5' 10" A Buttermore | Alma | 5' 10" D Keenan | N.P. | 5' 8" K Kunnemann | I | 5' 6" B. Edgerton | ~~Camb~~ | 5' 6" K. Shaffer | Alma | 9½ | 0 | 0 | 0 | 1½ | 0 |
| 120 HH | 15.9 | K. Poppe | Gr. | 16.8 K. Thompson | Camb. | 16.8+ J Willhoft | I | 17.4 M. Hurell | Camb. | 18.1 E. German | I | 18.2 J. Lee | I | 0 | 0 | 0 | 0 | 1½ | 0 |
| 2-mile run | 10:16 | D. Harman | I | 10:16.6 J. Schuman | I | 10:16.6 T. Schuman | I | R. Echloff | Axtell | 11:01.8 H. Seahrouse | R.V. | 11.36.3 D Hayes | Camb. | 0 | 0 | 4 | 0 | 1 | 0 |
| 100 Y-Dash | 10.6 | K Poppe | Gr. | 10.7 D. Covey | M.V. | 10.8 J Anderson | Alma | 11.1 D McCue | Alma | 11.3 K. Kester | Camb. | 11.3+ E. Fye | Wau. | 10 | 0 | 0 | 0 | 2 | 0 |
| Triple Jump | 42' 10" | M. Barry | Gr. | 41' 11" J Carlson | Gr. | 41' 6" S. Dunn | Alma | 41' 4" J Willhoft | I | 40' 6" W. Phillips | M.V. | 38' 10¾" B. Sula | M.V. | 6 | 0 | 0 | 0 | 0 | 0 |
| 880 | 2:06.4 | S. Phillips | ~~tie~~ Camb | 2:06.4 B. Rupp | M.V. | 2:08.8 B. Hambidge | Arap. | 2:09.5 T. Gross | Camb | 2:10.0 R. Malleck | R.V. | 2:11.9 D. Norman | Gr. | 0 | 6 | 0 | 0 | 13 | 0 |
| Pole Vault | 12' 6" | S Nickerson | Camb | 12' 6" K Hoehner | Bert. | 12' 0" D. Pribbeno | I | 12' 0" E. Fye | Wau. | 12' 0" J Lee | I | 12' 0" R. Saldivar | Axtell | 0 | 0 | 1 | 8 | 10 | 0 |
| 180 L H | 20.5 | K Poppe | Gr | 20.8 J. Anderson | Alma | 21.7 K. Thompson | Camb | 22.0 B. Kaiser | I | 22.1 S. Dunn | Alma | 22.3 K. Kester | Camb. | 10 | 0 | 0 | 0 | 7 | 0 |
| 220 Y-Dash | 23.9 | A Buttermore | Alma | 24.2 K. Seiorka | Gr. | 24.3 E. Fye | Wau. | 24.4 D. Covey | M.V. | 24.7 K. Kester | Camb | 24.8 M. K.H | Wau. | 10 | 0 | 0 | 0 | 2 | 0 |
| Mile | 4:45.5 | V. Fastenall | Bert. | 4:47.2 M. Baker | Frank. | 4:54.6 G. Miller | Camb | 4:56.2 R. Malleck | R.V. | 5:00.7 J Schuman | I | 5:01.7 T Schuman | I | 0 | 0 | 0 | 10 | 6 | 0 |
| 880 Relay | 1:32.8 | Alma | | 1:33.0 Grant | | 1:36.7 Cambridge | | 1:38.2 Med. Valley | | 1:38.6 Axtell | | 1:39.5 Waunetta | | 10 | 0 | 2 | 0 | 6 | 0 |
| Mile Relay | 3:37.7 | Cambridge | | 3:41.0 Med. Valley | | 3:44.0 Franklin | | 3:46.7 Imperial | | 3:47.6 Bertrand | | 3:48.1 Culbertson | | 0 | 0 | 0 | 2 | 10 | 1 |

Date 5-13-76 Place McCook Class C

| Franklin | Grant | Imperial | Mel Valley | N.P. S.P. | Rep. Valley | Wauneta | Kearny Catholic |
|---|---|---|---|---|---|---|---|
| 0 | 16 | 4 | 8 | 0 | 0 | 0 | |
| 0 | 10 | 5 | 6 | 2 | 0 | 0 | |
| 0 | 6 | 10 | 4 | 0 | 0 | 0 | |
| 6 | 0 | 1 | 4 | 0 | 0 | 0 | |
| 0 | 6 | 0 | 0 | 0 | 2 | 8 | |
| 0 | 0 | 4 | 0 | 16 | 0 | 0 | |
| 0 | 10 | 9 | 0 | 0 | 0 | 0 | |
| 0 | 0 | 24 | 0 | 0 | 2 | 0 | |
| 0 | 10 | 0 | 8 | 0 | 0 | 1 | |
| 0 | 18 | 4 | 3 | 0 | 0 | 0 | |
| 0 | 1 | 0 | 9 | 0 | 2 | 0 | |
| 0 | 0 | 8 | 0 | 0 | 0 | 4 | |
| 0 | 10 | 4 | 0 | 0 | 0 | 0 | |
| 0 | 8 | 0 | 4 | 0 | 0 | 7 | |
| 0 | 0 | 3 | 0 | 0 | 4 | 0 | |
| 0 | 8 | 0 | 4 | 0 | 0 | 1 | |
| | 0 | 4 | 8 | 0 | 0 | 0 | |

| EVENT * | Time and Distance | 6 First Place | School | 4 Second Place | School | 3 Third Place | School | 2 Fourth Place | School | 1 Fifth Place | School | Sixth Place | School | Imperial | Grant | Wheatland | | | |
|---|---|---|---|---|---|---|---|---|---|---|---|---|---|---|---|---|---|---|---|
| shot | 41' ½" | 41' ½" J. Willhoft | I | 40' 11¾" Shopp | I | 35' 11½" Kroeker | Gr | 34' 11½" Sparks | Wheat | 34' 3¼" Schilling | Gr | | | 10 | 4 | 2 | | | |
| Long Jump | 17' 8½" | 17' 8½" Brodbeck | Gr. | 17' 5½" Sutherland | Gr | 17' 5¼" Sis | Gr. | 17' 4½" Jackman | Gr. | 17' 3¼" Burke | I | | | 1 | 15 | 0 | | | |
| High Jump | 5' 4" | 5' 4" Sutherland | Gr | 5' 4" Mayer | Gr | 5' 2" Smith | I | 5' 2" Sharp | I | 4' 8" Chittenden | Wheat | | | 5 | 5 | 1 | | | |
| Pole Vault | 12' 0" | 12' 0" Lee | I | 9' 0" Sis | Gr | 9' 0" Dill | Wheat | 9' 0" Gaston | Gr | 9' 0" Einspar | I | | | 7 | 6 | 3 | | | |
| Discus | 106' 1" | 106' 1" Lee | Wheat | 104' 7" Shopp | I | 104' 2" Willhoft | I | 96' 4" Browning | I | 94' 10" Mayer | Gr | | | 9 | 1 | 6 | | | |
| Triple Jump | 38' 5½" | 38' 5½" Jackman | Gr | 37' 11" Lee | I | 35' 0" Brodbeck | Gr | 34' 8½" Swanson | I | 32' 3" Sutherland | Gr | | | 6 | 10 | 0 | | | |
| 2 mile | 11:31 | Grosback | I | 11:49.7 Leonard | Wheat | 12:02 Spangler | I | | | | | | | 9 | 0 | 4 | | | |
| 60 HH | 8.5 | 8.5 German | I | 9.0 Lee | I | 9.1 Smith | I | 10.7 Heklenbrand | I | 10.8 Buss | Gr | | | 15 | 1 | 0 | | | |
| 100 | 11.3 | 11.3 Shilling | Gr. | 11.4 Burke | I | 11.5 Rowley | I | 11.6 Sis | Gr | | | | | 7 | 8 | 1 | | | |
| 880 | 2:17.5 | 2:17.5 Bowers | I | 2:18.8 Miler | I | 2:21.0 Rowley | I | 2:36.5 Brodbeck | Gr | | | | | 13 | 2 | 0 | | | |
| Mile | 5:19.6 | 5:19.6 Grosback | I | 5:19.7 Kumor | Gr | 5:42.2 Leonard | Wheat | 5:56.3 Spangler | I | 6.45.3 Nyugen | I | | | 9 | 4 | 3 | | | |
| 440 | 55.7 | 55.7 Jackman | Gr | 56.8 Rowley | I | 57.2 Burke | I | 58.8 Harmon | I | 60.7 Krocker | Gr | | | 4 | 7 | 0 | | | |
| 100 LH | 12.5 | 12.5 German | I | 12.8 Gaston | Gr | 13.2 Large | I | 13.2 Smith | I | 13.3 Heldenbrandt | I | | | 12 | 4 | 0 | | | |
| 220 | 25.8 | 25.8 Schilling | Gr | 26.0 Rowley | I | 26.7 Large | I | 27.2 Scheminth | Wheat | 27.9 Kraus | Wheat | | | 7 | 6 | 3 | | | |
| 2 mile Relay | 10:42 | 10:42 Imperial | I | | | | | | | | | | | 5 | 0 | 0 | | | |
| Mile Relay | 3:54.9 | 3.54.9 Grant | Gr | 3:57.1 Imperial | I | | | | | | | | | 3 | 5 | 0 | | | |
| 880 Relay | 1:44.5 | Grant | Gr | 1:46.6 Imperial | I | 1:53.0 Wheatland | Wheat | | | | | | | 3 | 5 | 0 | | | |

Date 5-3-76 Place Grant Class C

State

# THE ALL-AMERICAN TRACK AND FIELD SCORE SHEET — COPYRIGHTED 1937

| EVENT * | Time and Distance | First Place | School | Second Place | School | Third Place | School | Fourth Place | School | Fifth Place | School | Sixth Place | School | | | | | | |
|---|---|---|---|---|---|---|---|---|---|---|---|---|---|---|---|---|---|---|---|
| 2 mi. | | J. Schern | 10:16.2 | | | Terry Schern | | 10:31-6 | | D. Hanon - | | 10.28-6 | | | | | | | |
| Long Jump | | J. Witthoff | | 20'4" | | | | | | | | | | | | | | | |

# THE ALL-AMERICAN TRACK AND FIELD SCORE SHEET

Originated and Developed by

COACHES

Barkham Garner C. L. Cain

C. A. Hastings C. G. Zaun

Copyright 1937—Barkham Garner
All rights reserved

Form 104

## SCORING DIRECTIONS

**The following suggestions are made to the scorer, coach and schools in using the All-American Track and Field score sheet.**

**The scorer should not write in the order of events in the event column but enter the events as they are completed and reported by the head judge of finish. After recording the places in their respective columns the points are placed in the upper half of the scoring space. The running score is kept in lower half of the scoring space, usually in different color pencil. This enables the scorer to announce the exact score after each and every event.**

**These additional suggestions are offered to aid the scorer in keeping an efficient record: (1) In cases of ties write all names in the one space. (2) In case of a new school or meet record, circle the winning height, time or distance. (3) In case of a new school record in a field event scored by a place winner, the distance or height may be written in above the place winner's name.**

**The following suggestions may be helpful to the coaches in using this score sheet: (1) There is room to put in above a name the time, distance or height of the individual, if desired. Thus a season record of individual members of a team may be kept. (2) The names of the members of winning relay team may be written in the 4th and 5th spaces opposite the relay event. (3) The coach may encircle new school, district or League records.**

**Finally, this sheet will score any meet from a dual or triangle meet to a League or district meet with any number of schools competing.**

Junior colleges, colleges and universities can use the sheet as well as high schools as there is room for eighteen events to be scored which is ample to include all college events.

| EVENT * | Time and Distance | 10 First Place Ogallala | School | 8 Second Place | School | 6 Third Place | School | 4 Fourth Place | School | 2 Fifth Place | School | 1 Sixth Place | School | Lex | Coz | Ogallala | Goth | Imp | |
|---|---|---|---|---|---|---|---|---|---|---|---|---|---|---|---|---|---|---|---|
| 2mR | 8.32.0 | Coz | | Goth | | Ogallala | | Imp | | Lex | | — | - | 2 | 10 | 6 | ~~8~~ | 4 | |
| Shot | 56'7¼" | Sculley | L | Fiene | L | MandellCo | L | Haberman | I | Berreckman | C | Leibbrandt | I | 24 | 2 | - | - | 5 | |
| Long Jump | 20'3" | Hoffmeir | L | Mueller | Og | Sitorious | C | Knight | Og | Scamehorn | L | Reisinger | C | 12 | 7 | 12 | - | - | |
| Discus | 145'4" | Hendricks | Og | Leibbrandt | I | Berreckman | C | MandellCo | L | Fyfe | C | Lueck | L | 5 | 8 | 10 | - | 8 | |
| Pole Vault | 13'6" | Dyer | C | Novacek | G | Kinnan | G | Fruit | G | Dudley | G | Lindl | L | 1 | 16 | - | 14 | - | |
| 440 | 51.3 | Commins | C | Folkers | L | Higley | C | Paul | L | Brown | Og | Ballman | G | 12 | 16 | 2 | 1 | - | |
| 880 | 2.03.8 | Delahunty | G | Higley | C | Friedman | Og | Ostgard | G | Bricker | L | Baumer | G | 2 | 8 | 6 | 15 | - | |
| High Jump | ~~6~~ 6'4" | Niel | L | Novacek | G | Stuckey | L | France | G | McKeone | C | Kunnen | I | 16 | 2 | - | 12 | 1 | |
| 2 mile | 10.29.9 | Wichelt | C | Tschuman | I | J schuman | I | D. Harman | I | Verbeck | Og | Juntunen | L | 1 | 10 | 2 | - | 18 | |
| 60 High Hurdles | 8.2 | Stuckey | L | Novacek | G | Block | G | Thompson | Og | Germain | I | Lee | I | 10 | - | 4 | 14 | 3 | |
| 100 yd Dash | 10.5 | Cierley | Og | Paul | L | Cathersen | L | Mueller | Og | Holbrook | L | Cole | C | 16 | 1 | 14 | - | - | |
| Triple Jump | 42'11½ | Holtmeir | L | Steckelberg | Og | Wichelt | C | Block | G | Novacek | G | Scamehorn | L | 11 | 6 | 8 | 6 | - | |
| 220 | 23.5 | Cierley | Og | Folkers | L | Catherson | L | Knight | Og | Hendricks | Og | Rebel | L | 15 | - | 16 | - | - | |
| mile | 4.51.1 | Wichelt | C | Hold | C | Delahunty | G | Johnson | Og | Tschuman | G I | J schuman | I | - | 18 | 4 | 6 | 3 | |
| 880 Relay | 1.35 | Lex | | Ogallala | | Goth | | Coz | | Imp | | | | 10 | 4 | 8 | 6 | 2 | |
| 100 yd L.H. | 11.7 | Dannehl | L | Block | G | Dyer | C | Stuckey | L | Messersmith | Og | France | G | 14 | 6 | 2 | 9 | - | |
| mile Relay | 3.34.7 | Cozad | | Goth | | Oga | | Lex | | Imp | | | | 4 | 10 | 6 | 8 | 2 | |
| | | | | | | | | | | | | | | | | | | | |

* Do not write in this event column until finish card is official

TOTAL SCORES

| EVENT * | Time and Distance | 10 First Place | School | 8 Second Place Grant | School | 6 Third Place | School | 4 Fourth Place | School | 2 Fifth Place | School | 1 Sixth Place | School | Bayard | Imp | Med Valley | Waneta | Grant | Benk |
|---|---|---|---|---|---|---|---|---|---|---|---|---|---|---|---|---|---|---|---|
| 880 Relay | 1.34.5 | Wau | | Bayard | | OshKosh | | Med Valley | | Wheatland | | Maywood | | 8 | | 4 | 10 | | |
| Mile Relay | 3.36.8 | Grant | | Benk | | Med Valley | | Bayard | | Wheat | | OshKosh | | 4 | | 6 | | 10 | 8 |
| Weight Relay | 48.4 | Grant | | Bayard | | Wau | | Imp | | OshKosh | | Wheat | | 8 | 4 | | 6 | 10 | |
| 2 M Relay | 8.37.5 | Bayard | | Imp | | Med Valley | | Grant | | OshKosh | | Maywood | | 10 | 8 | 6 | | 4 | |
| Discus | 149' 11" | Engdahl | Bay | Bixler | HC | Habenicht | Imp | Leibbrandt | Imp | Beiskirk | Bay | Hansen | Wh | 12 | 10 | | | | |
| Long Jump | 20'5 1/2 | Harcelroad | Wau | Barry | G | Covey | MV | Hansen | MV | Brill | Bay | Andersen | Gr. | 2 | | 10 | 10 | 9 | |
| 2 mile | 10:24.4 | Jshuman | Imp | Lopez | Bay | Tschumacher | Imp | Hamm | Imp | Linton | Bay | Razo | Bay | 11 | 20 | | | | |
| High Jump | 6'8 1/4" | Bixler | HC | Ciss | Benk | Tjaden | Wh | Glunz | Wh | Hansen | MV | Fennig | Bay | 1 | | 2 | | | 8 |
| 440 | ~~Stith~~ 52.1 | Stith | Benk | Schratberger | G | Coder | Ma | Chacon | Bay | Jackman | G | Rain Bold | Ma | 4 | | | | 10 | 10 |
| Pole Vault | 12'8" | Frye | Wau | Bellamy | Benk | Schwab | Bay | Burton | Hy | Sulc | MV | Lee | Imp | 6 | 1 | 2 | 10 | | 8 |
| Shot Put | 52'0" | Engdahl | Bay | Habeman | Imp | Leibbrandt | Imp | Willhoft | Imp | Estrada | Bay | Bixler | HC | 12 | 18 | | | | |
| Triple Jump | 42'5 1/4 | Winnier | Bay | Barry | G | Schwab | Bay | Phillips | MV | Harchelroad | Wau | Kaiser | Imp | 16 | 1 | 4 | 2 | 8 | |
| 220 | 22.6 | Frye | Wau | Covey | MV | Sinnier | Bay | Tjaden | Wh | Jackman | G | Perlinger | Wh | 6 | | 8 | 10 | 2 | |
| High Hurdles | 15.5 | Hunt | Osh | Ogg | Wh | Gerdes | Bay | German | Imp | Schwab | Bay | Eichbrett | Bay | 9 | 4 | | | | |
| 100 | 10.0 | Covey | MV | Sinnier | Bay | Messersmith | HC | Poppe | Osh | Nerud | Bay | Tjaden | Wh | 10 | | 10 | | | |
| 880 | 2.06:2 | Stith | Benk | Lopez | Bay | Wolgamot | MV | Rowley | Imp | Norman | G | McGregor | Wau | 8 | 4 | 6 | 81 | 2 | 10 |
| Low Hurd. | 20.5 | Hunt | Osh | Frye | Wau | Fries | Benk | Kaiser | Imp | German | Imp | Eichbrett | Bay | 1 | 6 | | 8 | | 6 |
| Mile Run | 4.57.2 | J. Schuman | Imp | Lopez | Bay | Tschumacher | | Grosbach | Imp | Labranico | Bay | Norman | Gr | 10 | 20 | | | 1 | |
| | | | | | | | | | | | | | | 138 | 96 | 59 | 57 | 56 | 35 |

* Do not write in this event column until finish card is official

TOTAL SCORES

| | | | | | | | | | | | | | | | | | | | | | | |
|---|---|---|---|---|---|---|---|---|---|---|---|---|---|---|---|---|---|---|---|---|---|---|
| Osh Kosh | 6 | 1 | 2 | 2 | | | | | | | | | | | | | | | | | | 30 |
| Wheat | 2 | 2 | 1 | | 1 | | | | | | | | | | | | | | | | | 25 |
| Hayes Center | | | | | 8 | | | | | | | | | | | | | | | | | 9 |
| Maywood | 1 | | | 1 | | | | | | | | | | | | | | | | | | 4 |
| Hyannis | | | | | | | | | | | | | | | | | | | | | | |

| EVENT * | Time and Distance | 10 First Place | School | 8 Second Place | School | 6 Third Place | School | 4 Fourth Place | School | 2 Fifth Place | School | 1 Sixth Place | School | Imperial | Benk | Med Valley | Grant | Wauneta | Strathmore |
|---|---|---|---|---|---|---|---|---|---|---|---|---|---|---|---|---|---|---|---|
| | | | | Med Valley | | | | | | | | | | | | | | | |
| Discus | 140'4" | Bixler | HC | Crow | Strat | Leibbrandt | Imp | Barbels | Imp | Habermen | Imp | Keenon | St Pats | 12 | | | | | 8 |
| Triple Jump | 42'9 1/4 | Barry | Gr. | Phillips | My | Wagner | Cul | Martin | May | Fletcher | May | Messersmith | Hc | - | | 8 | 10 | | |
| 880 | 2:07.3 | Harmon | Imp | Sti H | Benk | Ellis | Far | Wolgamott | My | Russell | Wal | Russell | Wal | 10 | 8 | 4 | | | |
| 180 yd Low | 21.1 | Fye | Wau | Fries | Benk | Fletcher | May | Kaiser | Imp | German | Imp | Miller | Her | 6 | 8 | | | 10 | |
| 220 | 23.3 | Fye | Wau | Crow | Strat | Jackman | Gr | Covey | My | Robinson | Her | Tyaden | Wheat | - | | 4 | 6 | 10 | 8 |
| 2 mi Relay | 8:47.88 | Imp | | Wallace | | Maxwell | | Stratton | | Sutherland | | Grant | | 10 | | | 1 | | 4 |
| 2 mi Run | 10:23.3 | J Schuman | Imp | T Schuman | Imp | Fairman | Strat | Grossbach | Imp | Nielsin | Suth | Martinez | Her | 22 | | | | | 6 |
| 120 H H | 15.8 | German | Imp | Sis | Benk | Fletcher | May | Ogg | Wheat | Shaw | Benk | Long | Gr | 10 | 8 10 | | 1 | | |
| 100 | 10.1 | Covey | My | Crow | Strat | Robinson | Her | Jackman | Gr | Messersmith | Hc | Harchelroad | Wau | - | | 10 | 4 | 1 | 8 |
| High Jump | 6'4" | Bixler | Hc | Sis | Benk | Hansen | My | Gage | Wau | Glues | Tie 1 1/2 | Long | Gr | - | 8 | 6 | 1 1/2 | 4 | |
| Shot Put | 49'3 1/2 | Huberman | Imp | Widick | Far | Leibbrandt | Imp | Fletcher | May | Snider | May | Payton | Wal. | 16 | | | | | |
| Long Jump | 20'6" | Covey | My | Lupomech | St Pats | Hansen | My | Andersen | Gr | Barry | Gr | Phillips | My | - | | 17 | 6 | | |
| 440 | 52.4 | Rasby | Suth | Sti H | Benk | Schrutberger | Gr. | Ellis | Far | Coder | May | Kith | Wau | | 8 | | 6 | 1 | |
| Pole Vault. | 12'5" | Fye | Wau | Bellamy | Benk | Lee | Imp | Crow | Benk | Kraus | Wheat | Sulc | My | 6 | 12 | 1 | | 10 | |
| Mile Run | 4.52.3 | J Schuman | Imp | T Schuman | Imp | Bley | Strat | Summers Grossbach | Her Imp | Grossbach | Imp Gr. | Norman | Gr | 20 | | | 1 | | 6 |
| 880 Relay | 1:36.5 | Wau | | Her. | | M Valley | | Grant | | H.C | | May. | | - | - | 6 | 4 | 10 | |
| Mile Relay | 3:40.5 | Grant | | Benk | | Hershey | | Farmer | | Med V. | | Wheatland | | - | 8 | 2 | 10 | | |
| | | | | | | | | | | | | | | | | | | | |
| | | | | | | | | | | | | | | 112 | 67 | 57 1/2 | 50 1/2 | 46 | 40 |

* Do not write in this event column until finish card is official

TOTAL SCORES

| | | | | | | | | | | | | | | | | | | | |
|---|---|---|---|---|---|---|---|---|---|---|---|---|---|---|---|---|---|---|---|
| 34 | | | | | | | | 4 | | | 7 | | 6 | | 6 | | 6 | | Maxwell |
| 25 | | | 2 | | | | | | 10 | 2 | | | | | | | 1 | 10 | Hayes Carter |
| 22 | | 4 | | 4 | | 4 | | 8 | | | | | | | | 6 | | | Farnam |
| 22 | | 6 | 8 | 4 | | | | | | 6 | | 1 | | 2 | 1 | | | | Hersley |
| 19 | | | | | | 10 | | | | | | 2 | 2 | | | | | | Sutherland |
| 12 | | | | | | | 8 | 1 | | | | | 8 | | | 3 | | | Wallace |
| 9 | | | | | | | | | | | | | | | | | | 1 | St Pats |
| 9 1/2 | | 1 | | | 2 | | | | 1 1/2 | | 4 | | | 1 | | | | | Wheatland |
| 6 | | | | | | | | | | | | | | | | | 6 | | Culbertson |
| 5 | | | 1 | | | 2 | | 2 | | | | | | | | | | | Maywood |

| EVENT * | Time and Distance | 10 First Place | School | 8 Second Place | School | 6 Third Place | School | 4 Fourth Place | School | 2 Fifth Place | School | 1 Sixth Place | School | Lex | Cozad | Ogallala | McCook | Holdrege | Broken Bow |
|---|---|---|---|---|---|---|---|---|---|---|---|---|---|---|---|---|---|---|---|
| 120 HH | 15.4 | Stuckey | Lex | Petersen | BB | Neil | Lex | Gannon | H | Petersen | BB | Stevenson | Mc | 16 | - | - | 1 | 4 | 10 |
| 100 | 10.5 | Robinson | Hol | Paul | Lex | Lierley | Og | Colersen | Lex | Briggs | BB | Neth | Coz | 12 | 1 | 6 | - | 10 | 2 |
| Shot Put | 56'10" | Sculley | Lex | Fiene | Lex | Mandello | Lex | Berreckman | Coz | Habenicht | Imp | Leibbrandt | Imp | 24 | 4 | - | - | - | - |
| 880 | 2:01.3 | Cummins | Coz | Highley | Coz | Friedman | Og | Harmon | Imp | Sutton | Mc | Bartlett | BB | - | 18 | 6 | 2 | - | 1 |
| High Jump | 6'7" | Flock | Mc | Colburn | Val | Neil | Lex | Steckelberg | Og | Lundeen | Hol | Norman | Hol | 6 | - | 4 | 10 | 3 | - |
| 180 LH | 20.2 | Petersen | BB | Dannhil | Lex | Gannon | Hol | Stevenson | Mc | Dyer | Coz | Neil | Lex | 9 | 2 | - | 4 | 6 | 10 |
| Triple Jump | 44'8" | Flock | Mc | Holtmeier | Lex | Lundeen | Hol | Gannon | Hol | Yanagida | BB | Petersen | BB | 8 | - | - | 10 | 10 | 3 |
| 220 | 22.8 | Folkers | Lex | Zoerb | BB | Lierly | Og | Robinson | Hol | Ernst | BB | Colersen | Lex | 11 | - | 6 | | 4 | 10 |
| Mile | 4.42.4 | Wichelt | Coz | Hold | Coz | Holsinger | Hol | Harris | Mc | Johnson | Og | Terry Schuman | Imp | - | 18 | 2 | 4 | 6 | - |
| 880 Relay | 1.32.7 | Lex | | Ogal. | | Hold | | Coz | | Mc | | Imp | | 10 | 4 | 8 | 2 | 6 | - |
| Weight Relay | 50.8 | Hold | | BB | | Og | | Coz | | Imp | | | | | | | | | - |
| Mile Relay | 3-28.4 | Coz | | Lex | | Og | | Hold | | Imp | | BB | | 8 | 10 | 6 | - | 4 | 1 |
| Long Jump | 22'1" | Flock | Mc | Sitorious | Coz | Holtmeier | Lex | Yanagida | BB | Brown | Hold | Marvin | Mc | 6 | 8 | - | 11 | 2 | 4 |
| Discus | 149'5" | Pomplun | BB | Leibbrandt | Imp | Berreckman | Coz | Hendricks | Og | Weskamp | Mc | Mandello | Lex | 1 | 6 | 4 | 2 | - | 10 |
| 2 mile Run | 10:09.1 | Wichelt | Coz | Ruppert | Mc | J Schuman | Imp | T Schuman | Imp | Harmon | Imp | Agena | BB | - | 10 | - | 8 | - | 1 |
| 440 | 50.3 | Folkers | Lex | Commins | Coz | Paul | Lex | Lierley | Og | Highley | Coz | Knight | Og | 16 | 10 | 5 | - | - | - |
| Pole Vault | 13'10½" | Dyer | Coz | Hornig | Og | Kinnan | Coz | Peck | Og | Lee | Imp | Lynch | Lex | 1 | 16 | 12 | - | - | - |
| 2 Mi Relay | 8:18: | Coz | | Imp 8:30.4 | | Ogallala | | McCook | | Holdr- | | BB | | - | 10 | 6 | 4 | 2 | 1 |
| | | | | | | | | | | | | | | 128 | 117 | 65 | 58 | 57 | 53 |

* Do not write in this event column until finish card is official

TOTAL SCORES

| | | | | | | | | | | | | | | | | | | | | |
|---|---|---|---|---|---|---|---|---|---|---|---|---|---|---|---|---|---|---|---|---|
| 11 | 4 | 2 | 1 | 12 | 8 | 1 | 2 | 1 | – | – | 1 | 1 | 1 | 1 | 4 | 3 | 1 | 1 | | Imperial |
| 8 | - | - | - | - | 1 | - | 1 | - | 1 | 1 | - | 1 | - | 8 | 1 | 1 | 1 | - | | Valentine |

| EVENT * | Time and Distance | 10 First Place | School | 8 Second Place SPVA | School | 6 Third Place | School | 4 Fourth Place | School | 2 Fifth Place | School | 1 Sixth Place | School | Imp | M. V. | Grant | Benk | Wau | Hanley |
|---|---|---|---|---|---|---|---|---|---|---|---|---|---|---|---|---|---|---|---|
| Long Jump | ~~Imp~~ 21'3¼ | Lupomech | SP | Barry | G | Covey | MV | Hansen | MV | phillips | MV | Sis | G | - | 12 | 9 | - | - | - |
| Discus | 145'7" | Leibbrandt | Imp | Habermen | Imp | Nutt | MV | HoHoug | Suth | Bartels | Imp | Keenan | S.P. | 20 | 6 | - | - | - | - |
| High Jump | 6'2" | Sis | Benk | Hansen | MV | Keenan | S.P. | Reed | Her | Long | G | Gage | Wau | - | 8 | 2 | 10 | 1 | 4 |
| Pole Vault | 13'1" | Bellamy | Benk | Fye | Wau | Sulc | MV | Lee | Imp | Craw | Benk | Bower | Chap | 4 | 6 | - | 12 | 8 | - |
| Triple Jump | 43'9" | Barry | G | Reed | Her | Richard | Benk | Gaston | G | Sis | G | Sulc | MV | - | 1 | 16 | 6 | - | 8 |
| Shot Put | 52'5" | Habermen | Imp | Leibbrandt | Imp | Blake | Suth | Will Hoff | Imp | Andersen | Suth | Kissinger | Her | 22 | - | - | - | - | 1 |
| 2 mi Run | 10.15.1 | J Shuman | Imp | T Schuman | Imp | D. Harmon | Imp | Martinez | Her | Nelson | Suth | Christen | Wau | 24 | - | - | - | 1 | 4 |
| 440 | 52.0 | St. M | Benk | Schrotberger | Gr | Rasby | Suth | Kohl | Her | Kim | Wau | Harmon | Imp | 1 | - | 8 | 10 | 2 | 4 |
| 120 H.H. | 15.75 | Hansen | Ch | German | Imp | Lee | Imp | Sis | Benk | Hohl | Wau | Long | Gr | 14 | - | 1 | 4 | 2 | - |
| 100 | 10.3 | Covey | MV | Jackman | Gr | Robinson | Her | Rasby | Suth | Kim | Wau | Kaiser | Imp | 1 | 10 | 8 | - | 2 | 6 |
| 880 | 2.06.4 | Harmon | Imp | Wolgomott | MV. | St. M | Benk | McGregor | Wau | Indegaard | Suth | Laubner | Her | 10 | 8 | - | 6 | 4 | 1 |
| 180 L.H. | 21.0 | Fye | Wau | Karsen | Imp | Hansen | Ch | German | Imp | Schrotberger | Gr. | Fries | Benk | 12 | - | 2 | 1 | 10 | |
| 220 | 22.5 | Fye | Wau | Covey | MV. | Jackman | Gr | Kim | Wau | Alleson | Ch. | Robinson | Her | - | 8 | 6 | - | 14 | 1 |
| Mi Run | 4.53.1 | J Schuman | Imp | Kerk | Ch | T Schuman | Imp | Summers | Her | Grossbach | Imp. | Noreen | Gr. | 18 | - | 1 | - | - | 4 |
| 2 mi R. | 8.47.6 | Imp. | | Her | | St Pats | | Med V. | | Grant | | Suth | | 10 | 4 | 2 | - | - | 8 |
| 880 Relay | 1:34.8 | Wau | | M.V | | Grant | | Her. | | Imp. | | Chapp | | 2 | 8 | 6 | - | 10 | 4 |
| Mi Relay | 3.36.3 | Benk | | Grant | | Hersley | | Med V. | | Chap. | | Imp. | | 1 | 4 | 8 | 10 | - | 6 |
| Frosh 880 R. | 1.42.6 | Grant | | Wau | | Chapp | | Suth | | Med V. | | Benk | | | | | | | |
| | | | | | | | | | | | | | | 139 | 25 | 69 | 59 | 54 | 51 |

| Chapp | Suzette | St Pats |
|---|---|---|
| - | - | 10 |
| | 4 | - |
| - | - | 6 |
| - | - | - |
| - | - | - |
| - | 8 | - |
| - | 2 | - |
| - | 6 | - |
| 10 | - | - |
| - | 4 | - |
| - | 2 | - |
| 6 | - | - |
| 2 | - | - |
| 8 | - | - |
| - | 1 | 6 |
| 1 | - | - |
| 2 | - | - |
| | | |
| 30 | 27 | 23 |

| EVENT * | Time and Distance | 10 First Place Imperial | School | 8 Second Place | School | 6 Third Place | School | 4 Fourth Place | School | 2 Fifth Place | School | 1 Sixth Place | School | Imp. | Grant | Wheat | Wameta | Stratton | Trenton |
|---|---|---|---|---|---|---|---|---|---|---|---|---|---|---|---|---|---|---|---|
| Discus | 150'5" | Leibbrandt | Imp | Haberman | Imp | Crow | Stra | Bartels | Imp | Hansen | Wheat | Johnson | Gr | 22 | 1 | 2 | - | 6 | - |
| Long Jump | 19'10½ | Harchelroad | Wan | Andersen | Gr | Sis | Gr | Barry | Gr | McCormick | Wh | Schimpwitz | Wh | - | 18 | 3 | 10 | - | - |
| Pole Vault | 13'4" | E Fye | Wan | Lee | Imp | Kraus | Wh | Hagen | Wh | Einspahn | Imp | Curtis M Fye | Imp Wan | 10½ | - | 10 | 10½ | - | - |
| 220 | 23.6 | E Fye | Wan | Crow | Strat | Harchelroad | Wan | Tjaden | Wh | Jackman | Gr | Kaiser | Imp | 1 | 2 | 4 | 16 | 8 | - |
| 440 | 52.2 | Shrotbergen | Gr | Kirk | Wan | Jackman | Gr | McCormick | Wh | Bley | Strat | M Fye | Wan | - | 16 | 4 | 9 | 2 | - |
| 2 mi Run | 10:37.6 | T Schuman | Imp | J Schuman | Imp | D. Harman | Imp | Fairman | Strat | Norman | Gr. | Christman | Wan | 24 | 2 | - | 1 | 4 | - |
| Shot Put | 52' ½" | Haberman | Imp | Leibbrandt | Imp | Bowers | Imp | Johnson | Wh | Walters | Imp | Gaston | Gr | 24 | 1 | 6 | - | - | - |
| High Jump | 6'0" | Glunz | Wh | Kunneman | Imp | Tjaden | Wh | Sutherland | Gr | Long | Gr | Carlson | Tr | 8 | 6 | 16 | - | - | 1 |
| 120 H.H | 16.2 | Lee | Imp | German | Imp | Ogg | Wh | Long | Gr | Weir | Imp | Kadlecek | Strat | 20 | 4 | 6 | - | 1 | - |
| 100 | 10.5 | Crow | St. | Jackman | Gr | Tjaden | Wh | Harchelroad | Wan | Perlinger | Wh | Kaiser | Imp | 1 | 8 | 8 | 4 | 10 | - |
| 880 yd run | 2.05.3 | Bley | Strat | Harman | Imp | J. Schuman | Imp | McGregor | Wan | Norman Rowley | Gr Imp | Rowley | Imp | 15 | 2 | - | 4 | 10 | - |
| 180 L.H. | 21.2 | E Fye | Wan | Ogg | Wh | Kaiser | Imp | German | Imp | Schrotbergen | Gr | Lee | Imp | 11 | 2 | 8 | 10 | - | - |
| mile Run | 4.54.3 | T Shuman | Imp | Bley | Strat | J Schuman | Imp | Grobbach | Imp | Christman | Wan | Richardson | St. | 20 | - | - | 2 | 9 | - |
| Triple Jump | 40'9 3/4 | Barry | Gr | Kaiser | Imp | S Gaston | Gr | Sis | Gr | Cole | Tr. | Schimpwitz | Wh | 8 | 20 | 1 | - | - | 2 |
| 2 mi Relay | 8.51.2 | Imp | | Grant | | Strat | | Trenton | | Wheat | | Wan | | 10 | 8 | 2 | 1 | 6 | 4 |
| 880 Relay | 1.35.9 | Wanneta | | Grant | | Wheat. | | Stratton | | Imp | | Trenton | | 2 | 8 | 6 | 10 | 4 | 1 |
| mile Relay. | 3.41.6 | Wheat | | Grant | | Imp. | | Stratton | | Trenton | | Wameta | | 6 | 18 | 10 | 1 | 4 | 2 |
| | | | | | | | | | | | | | | | | | | | |
| | | | | | | | | | | | | | | | | | | | |
| | | | | | | | | | | | | | | | | | | |

| EVENT * | Districts Time and Distance | 10 First Place | School | 8 Second Place | School | 6 Third Place | School | 4 Fourth Place | School | 2 Fifth Place | School | 1 Sixth Place | School | Kimball | Ogallala | Gering | Imperial | Chadron | Sidney |
|---|---|---|---|---|---|---|---|---|---|---|---|---|---|---|---|---|---|---|---|
| Discus | 147'10" | Hendricks | Og | Leibbrandt | Imp | Alderman | Ch | Haberman | Imp | Bartels | Imp | Challburg | Sid | - | 10 | - | 14 | 6 | 1 |
| High Jump | 6'1" | Tittel | AL | Steckelburg | Og | Asselin | Ger | Kischhorst | Sid | Andersen | G- | Tompson Og Colburn Val Leobetter Chad. | | - | 8 1/3 | 6 | - | 1/3 | 4 |
| Shot Put | 54'11 1/2 | Challburg | Sid | Weinmeister | Ger | Haberman | Imp | Weinmeister | Ger | Leibbrandt | Imp | Veychecke | Ch | - | - | 12 | 8 | 1 | 10 |
| Long Jump | 20'8 1/4 | Wigington | Ch | Wells | Ger | Hamburger | Ger | Soto | Kim | Mueller | Og | Larabee | Val | 4 | 2 | 14 | - | 10 | - |
| Triple Jump | 44'10 1/2 | Larabee | Val | Stackelburg | Og | Wigington | Ch | Messensmith | Og | Paxton | Gor | Batterton | Kim | 1 | 12 | - | - | 6 | - |
| Pole Vault. | 13'3" | Lee | Imp | Gerner | Kim | Hornig | Og | Peck | Og | Schilreff | Sid | Muldoon | Sid | 8 | 10 | - | 10 | 1 | 2 |
| 120 HH. | 15'4 | Kisekhorst | Sid | Childress | Kim | Surber | Sid | German | Imp | Lee | Imp | Burge | Val. | 8 | - | - | 6 | - | 16 |
| 180 LH. | 21.3 | Lockwood | Kim | Kisselhorst | Sid | German | Imp | Surber | Sid | Childress | Kim | Hamburger | Ger. | 12 | - | 1 | 6 | - | 12 |
| 100 | 10.2 | Soto | Kim | Colenar | Gor | Wiemer | mit | Lierley | Og | Wigington | Ch | Roth | Gor | 10 | 4 | - | - | 2 | - |
| 220 | 23.1 | Soto | Kim | Weimer | mit | Hall | All. | Brinkman | Ger | Wilkins | mit | Green | Ger | 10 | - | 5 | - | - | - |
| 440 | 50.9 | Eskam. | mit | Knight | Og | Cromer | Ger | Lierley | Og | Crowder | All | Cretovil | Gor | - | 12 | 6 | - | - | - |
| 880 | 2.00.9 | Hoff | Ger | Crowder | All | Beck | Ch | Harmon | Imp | Hillman | Ger | Hunt | Og. | - | 1 | 12 | 4 | 6 | - |
| mile | 4.36.9 | Danielson | Kim | Cortney | Kim | Rotness | Ch | King | Ger | Wockel | Kim | Johnson | Og | 20 | 1 | 4 | - | 6 | - |
| 2 mi. | 9.59.3 | Danielson | Kim | Rotness | Ch | J Schuman | Imp | Gealey | Gor | T Schuman | Imp | Verbeck | Og. | 10 | 1 | - | 8 | 8 | - |
| 880 Relay | 1.32.6 | Kimball | | Gordon | | Ogallala | | Chadron | | Sidney | | Alliance | | 10 | 6 | - | - | 4 | 2 |
| mi Relay. | 3.30.1 | Ogallala | | Gering | | Alliance | | Kimball | | Sidney | | Mitchell | | 4 | 10 | 8 | - | - | 2 |
| 2 mi Relay. | 8.18.4 | Gering | | Ogallala | | Imperial | | Alliance | | Chadron | | Sidney | | - | 8 | 10 | 6 | 2 | 1 |
| | | | | | | | | | | | | | | | | | | | |
| | | | | | | | | | | | | TOTAL SCORES | | 97 | 85 1/3 | 78 | 62 | 52 1/2 | 50 |

* Report it in this event column until finish card is official

| | | | | | | | | | | | | | | | | | | |
|---|---|---|---|---|---|---|---|---|---|---|---|---|---|---|---|---|---|---|
| 27 | | 4 | 2 | 1 | - | - | 8 | 2 | 6 | - | - | - | - | - | - | 10 | - | Alliance |
| 27 | | - | - | - | - | - | - | 10 | 10 | 6 | - | - | - | - | - | - | - | Mitchell |
| 27 | | - | - | 8 | 4 | - | - | - | 9 | - | - | - | 2 | - | - | 2 | - | Gordon. |
| 27 | | - | - | - | - | - | - | - | - | - | - | - | 10 | - | - | 3½ | - | Valentine |

| EVENT * | Time and Distance | First Place | School | Second Place | School | Third Place | School | Fourth Place | School | Fifth Place | School | Sixth Place | School |
|---|---|---|---|---|---|---|---|---|---|---|---|---|---|
| Discus | 146.'2" | | | | | | | | | Tim Leibbrandt | | | |
| Shot | 51.2" | Phil Habeman | | | | | | | | | | | |
| Pole Vault | 12'6" | Jim Lee | | | | | | | | | | | |
| 2 mi. | 10.00.5 | Jeff Schuman | | | | | | | | | | | |
| Low Hurd | 22.0 | Eric Germann | | | | | | | | | | | |

State

TOTAL SCORES

# THE ALL-AMERICAN TRACK AND FIELD SCORE SHEET

Originated and Developed by

COACHES

Barkham Garner C. L. Cain

C. A. Hastings C. G. Zaun

Copyright 1937—Barkham Garner
All rights reserved

Form 104

## SCORING DIRECTIONS

**The following suggestions are made to the scorer, coach and schools in using the All-American Track and Field score sheet.**

**The scorer should not write in the order of events in the event column but enter the events as they are completed and reported by the head judge of finish. After recording the places in their respective columns the points are placed in the upper half of the scoring space. The running score is kept in lower half of the scoring space, usually in different color pencil. This enables the scorer to announce the exact score after each and every event.**

**These additional suggestions are offered to aid the scorer in keeping an efficient record: (1) In cases of ties write all names in the one space. (2) In case of a new school or meet record, circle the winning height, time or distance. (3) In case of a new school record in a field event scored by a place winner, the distance or height may be written in above the place winner's name.**

**The following suggestions may be helpful to the coaches in using this score sheet: (1) There is room to put in above a name the time, distance or height of the individual, if desired. Thus a season record of individual members of a team may be kept. (2) The names of the members of winning relay team may be written in the 4th and 5th spaces opposite the relay event. (3) The coach may encircle new school, district or League records.**

**Finally, this sheet will score any meet from a dual or triangle meet to a League or district meet with any number of schools competing.**

Junior colleges, colleges and universities can use the sheet as well as high schools as there is room for eighteen events to be scored which is ample to include all college events.

| EVENT * | Time and Distance | 10 First Place Ogallala | School | 8 Second Place | School | 6 Third Place | School | 4 Fourth Place | School | 2 Fifth Place | School | 1 Sixth Place | School | Lex | Coz | Ogallala | Goth | Imp | |
|---|---|---|---|---|---|---|---|---|---|---|---|---|---|---|---|---|---|---|---|
| 2mR | 8.32.0 | Coz | | Goth | | Ogallala | | Imp | | Lex | | — | - | 2 | 10 | 6 | ~~8~~ | 4 | |
| Shot | 56'7¼" | Sculley | L | Fiene | L | MandellCo | L | Haberman | I | Berreckman | C | Leibbrandt | I | 24 | 2 | - | - | 5 | |
| Long Jump | 20'3" | Hoffmeir | L | Mueller | Og | Sitorious | C | Knight | Og | Scamehorn | L | Reisinger | C | 12 | 7 | 12 | - | - | |
| Discus | 145'4" | Hendricks | Og | Leibbrandt | I | Berreckman | C | MandellCo | L | Fyfe | C | Lueck | L | 5 | 8 | 10 | - | 8 | |
| Pole Vault | 13'6" | Dyer | C | Novacek | G | Kinnan | G | Fruit | G | Dudley | G | Lindl | L | 1 | 16 | - | 14 | - | |
| 440 | 51.3 | Commins | C | Folkers | L | Higley | C | Paul | L | Brown | Og | Ballman | G | 12 | 16 | 2 | 1 | - | |
| 880 | 2.03.8 | Delahunty | G | Higley | C | Friedman | Og | Ostgard | G | Bricker | L | Baumer | G | 2 | 8 | 6 | 15 | - | |
| High Jump | ~~6~~ 6'4" | Niel | L | Novacek | G | Stuckey | L | France | G | McKeone | C | Kunnen | I | 16 | 2 | - | 12 | 1 | |
| 2 mile | 10.29.9 | Wichelt | C | Tschuman | I | J schuman | I | D. Harman | I | Verbeck | Og | Juntunen | L | 1 | 10 | 2 | - | 18 | |
| 60 High Hurdles | 8.2 | Stuckey | L | Novacek | G | Block | G | Thompson | Og | Germain | I | Lee | I | 10 | - | 4 | 14 | 3 | |
| 100 yd Dash | 10.5 | Cierley | Og | Paul | L | Cathersen | L | Mueller | Og | Holbrook | L | Cole | C | 16 | 1 | 14 | - | - | |
| Triple Jump | 42'11½ | Holtmeir | L | Steckelberg | Og | Wichelt | C | Block | G | Novacek | G | Scamehorn | L | 11 | 6 | 8 | 6 | - | |
| 220 | 23.5 | Cierley | Og | Folkers | L | Catherson | L | Knight | Og | Hendricks | Og | Rebel | L | 15 | - | 16 | - | - | |
| mile | 4.51.1 | Wichelt | C | Hold | C | Delahunty | G | Johnson | Og | Tschuman | G I | J schuman | I | - | 18 | 4 | 6 | 3 | |
| 880 Relay | 1.35 | Lex | | Ogallala | | Goth | | Coz | | Imp | | | | 10 | 4 | 8 | 6 | 2 | |
| 100 yd L.H. | 11.7 | Dannehl | L | Block | G | Dyer | C | Stuckey | L | Messersmith | Og | France | G | 14 | 6 | 2 | 9 | - | |
| mile Relay | 3.34.7 | Cozad | | Goth | | Oga | | Lex | | Imp | | | | 4 | 10 | 6 | 8 | 2 | |
| | | | | | | | | | | | | | | | | | | | |

* Do not write in this event column until finish card is official

TOTAL SCORES

| EVENT * | Time and Distance | 10 First Place | School | 8 Second Place Grant | School | 6 Third Place | School | 4 Fourth Place | School | 2 Fifth Place | School | 1 Sixth Place | School | Bayard | Imp | Med Valley | Waneta | Grant | Benk |
|---|---|---|---|---|---|---|---|---|---|---|---|---|---|---|---|---|---|---|---|
| 880 Relay | 1.34.5 | Wau | | Bayard | | OshKosh | | Med Valley | | Wheatland | | Maywood | | 8 | | 4 | 10 | | |
| Mile Relay | 3.36.8 | Grant | | Benk | | Med Valley | | Bayard | | Wheat | | OshKosh | | 4 | | 6 | | 10 | 8 |
| Weight Relay | 48.4 | Grant | | Bayard | | Wau | | Imp | | OshKosh | | Wheat | | 8 | 4 | | 6 | 10 | |
| 2 M Relay | 8.37.5 | Bayard | | Imp | | Med Valley | | Grant | | OshKosh | | Maywood | | 10 | 8 | 6 | | 4 | |
| Discus | 149' 11" | Engdahl | Bay | Bixler | HC | Habenicht | Imp | Leibbrandt | Imp | Beiskirk | Bay | Hansen | Wh | 12 | 10 | | | | |
| Long Jump | 20'5 1/2 | Harcelroad | Wau | Barry | G | Covey | MV | Hansen | MV | Brill | Bay | Andersen | Gr. | 2 | | 10 | 10 | 9 | |
| 2 mile | 10:24.4 | Jshuman | Imp | Lopez | Bay | Tschumacher | Imp | Hamm | Imp | Linton | Bay | Razo | Bay | 11 | 20 | | | | |
| High Jump | 6'8 1/4" | Bixler | HC | Ciss | Benk | Tjaden | Wh | Glunz | Wh | Hansen | MV | Fennig | Bay | 1 | | 2 | | | 8 |
| 440 | ~~Stith~~ 52.1 | Stith | Benk | Schratberger | G | Coder | Ma | Chacon | Bay | Jackman | G | Rain Bold | Ma | 4 | | | | 10 | 10 |
| Pole Vault | 12'8" | Frye | Wau | Bellamy | Benk | Schwab | Bay | Burton | Hy | Sulc | MV | Lee | Imp | 6 | 1 | 2 | 10 | | 8 |
| Shot Put | 52'0" | Engdahl | Bay | Habeman | Imp | Leibbrandt | Imp | Willhoft | Imp | Estrada | Bay | Bixler | HC | 12 | 18 | | | | |
| Triple Jump | 42'5 1/4 | Winnier | Bay | Barry | G | Schwab | Bay | Phillips | MV | Harchelroad | Wau | Kaiser | Imp | 16 | 1 | 4 | 2 | 8 | |
| 220 | 22.6 | Frye | Wau | Covey | MV | Sinnier | Bay | Tjaden | Wh | Jackman | G | Perlinger | Wh | 6 | | 8 | 10 | 2 | |
| High Hurdles | 15.5 | Hunt | Osh | Ogg | Wh | Gerdes | Bay | German | Imp | Schwab | Bay | Eichbrett | Bay | 9 | 4 | | | | |
| 100 | 10.0 | Covey | MV | Sinnier | Bay | Messersmith | HC | Poppe | Osh | Nerud | Bay | Tjaden | Wh | 10 | | 10 | | | |
| 880 | 2.06:2 | Stith | Benk | Lopez | Bay | Wolgamot | MV | Rowley | Imp | Norman | G | McGregor | Wau | 8 | 4 | 6 | 81 | 2 | 10 |
| Low Hurd. | 20.5 | Hunt | Osh | Frye | Wau | Fries | Benk | Kaiser | Imp | German | Imp | Eichbrett | Bay | 1 | 6 | | 8 | | 6 |
| Mile Run | 4.57.2 | J. Schuman | Imp | Lopez | Bay | Tschumacher | | Grosbach | Imp | Labranico | Bay | Norman | Gr | 10 | 20 | | | 1 | |
| | | | | | | | | | | | | | | 138 | 96 | 59 | 57 | 56 | 35 |

* Do not write in this event column until finish card is official

TOTAL SCORES

| | | | | | | | | | | | | | | | | | | | | | | |
|---|---|---|---|---|---|---|---|---|---|---|---|---|---|---|---|---|---|---|---|---|---|---|
| Osthkosh | 6 | 1 | 2 | 2 | | | | | | | | | | | | | | | | | | 30 |
| Wheat | 2 | 2 | 1 | | 1 | | | | | | | | | | | | | | | | | 25 |
| Hayes Center | | | | | 8 | | | | | | | | | | | | | | | | | 9 |
| Maywood | 1 | | | 1 | | | | | | | | | | | | | | | | | | 4 |
| Hyannis | | | | | | | | | | | | | | | | | | | | | | |

| EVENT * | Time and Distance | 10 First Place | School | 8 Second Place | School | 6 Third Place | School | 4 Fourth Place | School | 2 Fifth Place | School | 1 Sixth Place | School | Imperial | Benk | Med Valley | Grant | Wauneta | Strathmore |
|---|---|---|---|---|---|---|---|---|---|---|---|---|---|---|---|---|---|---|---|
| | | | | Med Valley | | | | | | | | | | | | | | | |
| Discus | 140'4" | Bixler | HC | Crow | Strat | Leibbrandt | Imp | Barbels | Imp | Habermen | Imp | Keenon | St Pats | 12 | | | | | 8 |
| Triple Jump | 42'9 1/4 | Barry | Gr. | Phillips | My | Wagner | Cul | Martin | May | Fletcher | May | Messersmith | Hc | - | | 8 | 10 | | |
| 880 | 2:07.3 | Harmon | Imp | Sti H | Benk | Ellis | Far | Wolgamott | My | Russell | Wal | Russell | Wal | 10 | 8 | 4 | | | |
| 180 yd Low | 21.1 | Fye | Wau | Fries | Benk | Fletcher | May | Kaiser | Imp | German | Imp | Miller | Her | 6 | 8 | | | 10 | |
| 220 | 23.3 | Fye | Wau | Crow | Strat | Jackman | Gr | Covey | My | Robinson | Her | Tyaden | Wheat | - | | 4 | 6 | 10 | 8 |
| 2 mi Relay | 8:47.88 | Imp | | Wallace | | Maxwell | | Stratton | | Sutherland | | Grant | | 10 | | | 1 | | 4 |
| 2 mi Run | 10:23.3 | J Schuman | Imp | T Schuman | Imp | Fairman | Strat | Grossbach | Imp | Nielsin | Suth | Martinez | Her | 22 | | | | | 6 |
| 120 H H | 15.8 | German | Imp | Sis | Benk | Fletcher | May | Ogg | Wheat | Shaw | Benk | Long | Gr | 10 | 8 10 | | 1 | | |
| 100 | 10.1 | Covey | My | Crow | Strat | Robinson | Her | Jackman | Gr | Messersmith | Hc | Harchelroad | Wau | - | | 10 | 4 | 1 | 8 |
| High Jump | 6'4" | Bixler | Hc | Sis | Benk | Hansen | My | Gage | Wau | Glues | Tie 1 1/2 | Long | Gr | - | 8 | 6 | 1 1/2 | 4 | |
| Shot Put | 49'3 1/2 | Huberman | Imp | Widick | Far | Leibbrandt | Imp | Fletcher | May | Snider | May | Payton | Wal. | 16 | | | | | |
| Long Jump | 20'6" | Covey | My | Lupomech | St Pats | Hansen | My | Andersen | Gr | Barry | Gr | Phillips | My | - | | 17 | 6 | | |
| 440 | 52.4 | Rasby | Suth | Sti H | Benk | Schrutberger | Gr. | Ellis | Far | Coder | May | Kith | Wau | | 8 | | 6 | 1 | |
| Pole Vault. | 12'5" | Fye | Wau | Bellamy | Benk | Lee | Imp | Crow | Benk | Kraus | Wheat | Sulc | My | 6 | 12 | 1 | | 10 | |
| Mile Run | 4.52.3 | J Schuman | Imp | T Schuman | Imp | Bley | Strat | Summers Grossbach | Her Imp | Grossbach | Imp Gr. | Norman | Gr | 20 | | | 1 | | 6 |
| 880 Relay | 1:36.5 | Wau | | Her. | | M Valley | | Grant | | H.C | | May. | | - | - | 6 | 4 | 10 | |
| Mile Relay | 3:40.5 | Grant | | Benk | | Hershey | | Farmer | | Med V. | | Wheatland | | - | 8 | 2 | 10 | | |
| | | | | | | | | | | | | | | | | | | | |
| | | | | | | | | | | | | | | 112 | 67 | 57 1/2 | 50 1/2 | 46 | 40 |

* Do not write in this event column until finish card is official

TOTAL SCORES

| | | | | | | | | | | | | | | | | | | | |
|---|---|---|---|---|---|---|---|---|---|---|---|---|---|---|---|---|---|---|---|
| 34 | | | | | | | | 4 | | | 7 | | 6 | | 6 | | 6 | | Maxwell |
| 25 | | | 2 | | | | | | 10 | 2 | | | | | | | 1 | 10 | Hayes Carter |
| 22 | | 4 | | 4 | | 4 | | 8 | | | | | | | | 6 | | | Farnam |
| 22 | | 6 | 8 | 4 | | | | | | 6 | | 1 | | 2 | 1 | | | | Hersley |
| 19 | | | | | | 10 | | | | | | 2 | 2 | | | | | | Sutherland |
| 12 | | | | | | | 8 | 1 | | | | | 8 | | | 3 | | | Wallace |
| 9 | | | | | | | | | | | | | | | | | | 1 | St Pats |
| 9 1/2 | | 1 | | | 2 | | | | 1 1/2 | | 4 | | | 1 | | | | | Wheatland |
| 6 | | | | | | | | | | | | | | | | | 6 | | Culbertson |
| 5 | | | 1 | | | 2 | | 2 | | | | | | | | | | | Maywood |

| EVENT * | Time and Distance | 10 First Place | School | 8 Second Place | School | 6 Third Place | School | 4 Fourth Place | School | 2 Fifth Place | School | 1 Sixth Place | School | Lex | Cozad | Ogallala | McCook | Holdrege | Broken Bow |
|---|---|---|---|---|---|---|---|---|---|---|---|---|---|---|---|---|---|---|---|
| 120 HH | 15.4 | Stuckey | Lex | Petersen | BB | Neil | Lex | Gannon | H | Petersen | BB | Stevenson | Mc | 16 | - | - | 1 | 4 | 10 |
| 100 | 10.5 | Robinson | Hol | Paul | Lex | Lierley | Og | Colersen | Lex | Briggs | BB | Neth | Coz | 12 | 1 | 6 | - | 10 | 2 |
| Shot Put | 56'10" | Sculley | Lex | Fiene | Lex | Mandello | Lex | Berreckman | Coz | Habenicht | Imp | Leibbrandt | Imp | 24 | 4 | - | - | - | - |
| 880 | 2:01.3 | Cummins | Coz | Highley | Coz | Friedman | Og | Harmon | Imp | Sutton | Mc | Bartlett | BB | - | 18 | 6 | 2 | - | 1 |
| High Jump | 6'7" | Flock | Mc | Colburn | Val | Neil | Lex | Steckelberg | Og | Lundeen | Hol | Norman | Hol | 6 | - | 4 | 10 | 3 | - |
| 180 LH | 20.2 | Petersen | BB | Dannhil | Lex | Gannon | Hol | Stevenson | Mc | Dyer | Coz | Neil | Lex | 9 | 2 | - | 4 | 6 | 10 |
| Triple Jump | 44'8" | Flock | Mc | Holtmeier | Lex | Lundeen | Hol | Gannon | Hol | Yanagida | BB | Petersen | BB | 8 | - | - | 10 | 10 | 3 |
| 220 | 22.8 | Folkers | Lex | Zoerb | BB | Lierly | Og | Robinson | Hol | Ernst | BB | Colersen | Lex | 11 | - | 6 | | 4 | 10 |
| Mile | 4.42.4 | Wichelt | Coz | Hold | Coz | Holsinger | Hol | Harris | Mc | Johnson | Og | Terry Schuman | Imp | - | 18 | 2 | 4 | 6 | - |
| 880 Relay | 1.32.7 | Lex | | Ogal. | | Hold | | Coz | | Mc | | Imp | | 10 | 4 | 8 | 2 | 6 | - |
| Weight Relay | 50.8 | Hold | | BB | | Og | | Coz | | Imp | | | | | | | | | - |
| Mile Relay | 3-28.4 | Coz | | Lex | | Og | | Hold | | Imp | | BB | | 8 | 10 | 6 | - | 4 | 1 |
| Long Jump | 22'1" | Flock | Mc | Sitorious | Coz | Holtmeier | Lex | Yanagida | BB | Brown | Hold | Marvin | Mc | 6 | 8 | - | 11 | 2 | 4 |
| Discus | 149'5" | Pomplun | BB | Leibbrandt | Imp | Berreckman | Coz | Hendricks | Og | Weskamp | Mc | Mandello | Lex | 1 | 6 | 4 | 2 | - | 10 |
| 2 mile Run | 10:09.1 | Wichelt | Coz | Ruppert | Mc | J Schuman | Imp | T Schuman | Imp | Harmon | Imp | Agena | BB | - | 10 | - | 8 | - | 1 |
| 440 | 50.3 | Folkers | Lex | Commins | Coz | Paul | Lex | Lierley | Og | Highley | Coz | Knight | Og | 16 | 10 | 5 | - | - | - |
| Pole Vault | 13'10½" | Dyer | Coz | Hornig | Og | Kinnan | Coz | Peck | Og | Lee | Imp | Lynch | Lex | 1 | 16 | 12 | - | - | - |
| 2 Mi Relay | 8:18: | Coz | | Imp 8:30.4 | | Ogallala | | McCook | | Holdr- | | BB | | - | 10 | 6 | 4 | 2 | 1 |
| | | | | | | | | | | | | | | 128 | 117 | 65 | 58 | 57 | 53 |

* Do not write in this event column until finish card is official

TOTAL SCORES

| | | | | | | | | | | | | | | | | | | | | |
|---|---|---|---|---|---|---|---|---|---|---|---|---|---|---|---|---|---|---|---|---|
| 11 | 4 | 2 | 1 | 12 | 8 | 1 | 2 | 1 | – | – | 1 | 1 | 1 | 1 | 4 | 3 | 1 | 1 | | Imperial |
| 8 | - | - | - | - | 1 | - | 1 | - | 1 | 1 | - | 1 | - | 8 | 1 | 1 | 1 | - | | Valentine |

| EVENT * | Time and Distance | 10 First Place | School | 8 Second Place SPVA | School | 6 Third Place | School | 4 Fourth Place | School | 2 Fifth Place | School | 1 Sixth Place | School | Imp | M. V. | Grant | Benk | Wau | Hanley |
|---|---|---|---|---|---|---|---|---|---|---|---|---|---|---|---|---|---|---|---|
| Long Jump | ~~Imp~~ 21'3¼ | Lupomech | SP | Barry | G | Covey | MV | Hansen | MV | phillips | MV | Sis | G | - | 12 | 9 | - | - | - |
| Discus | 145'7" | Leibbrandt | Imp | Habermen | Imp | Nutt | MV | HoHoug | Suth | Bartels | Imp | Keenan | S.P. | 20 | 6 | - | - | - | - |
| High Jump | 6'2" | Sis | Benk | Hansen | MV | Keenan | S.P. | Reed | Her | Long | G | Gage | Wau | - | 8 | 2 | 10 | 1 | 4 |
| Pole Vault | 13'1" | Bellamy | Benk | Fye | Wau | Sulc | MV | Lee | Imp | Craw | Benk | Bower | Chap | 4 | 6 | - | 12 | 8 | - |
| Triple Jump | 43'9" | Barry | G | Reed | Her | Richard | Benk | Gaston | G | Sis | G | Sulc | MV | - | 1 | 16 | 6 | - | 8 |
| Shot Put | 52'5" | Habermen | Imp | Leibbrandt | Imp | Blake | Suth | Will Hoff | Imp | Andersen | Suth | Kissinger | Her | 22 | - | - | - | - | 1 |
| 2 mi Run | 10.15.1 | J Shuman | Imp | T Schuman | Imp | D. Harmon | Imp | Martinez | Her | Nelson | Suth | Christen | Wau | 24 | - | - | - | 1 | 4 |
| 440 | 52.0 | St. M | Benk | Schrotberger | Gr | Rasby | Suth | Kohl | Her | Kim | Wau | Harmon | Imp | 1 | - | 8 | 10 | 2 | 4 |
| 120 H.H. | 15.75 | Hansen | Ch | German | Imp | Lee | Imp | Sis | Benk | Hohl | Wau | Long | Gr | 14 | - | 1 | 4 | 2 | - |
| 100 | 10.3 | Covey | MV | Jackman | Gr | Robinson | Her | Rasby | Suth | Kim | Wau | Kaiser | Imp | 1 | 10 | 8 | - | 2 | 6 |
| 880 | 2.06.4 | Harmon | Imp | Wolgomott | MV. | St. M | Benk | McGregor | Wau | Indegaard | Suth | Laubner | Her | 10 | 8 | - | 6 | 4 | 1 |
| 180 L.H. | 21.0 | Fye | Wau | Karsen | Imp | Hansen | Ch | German | Imp | Schrotberger | Gr. | Fries | Benk | 12 | - | 2 | 1 | 10 | |
| 220 | 22.5 | Fye | Wau | Covey | MV. | Jackman | Gr | Kim | Wau | Alleson | Ch. | Robinson | Her | - | 8 | 6 | - | 14 | 1 |
| Mi Run | 4.53.1 | J Schuman | Imp | Kerk | Ch | T Schuman | Imp | Summers | Her | Grossbach | Imp. | Noreen | Gr. | 18 | - | 1 | - | - | 4 |
| 2 mi R. | 8.47.6 | Imp. | | Her | | St Pats | | Med V. | | Grant | | Suth | | 10 | 4 | 2 | - | - | 8 |
| 880 Relay | 1:34.8 | Wau | | M.V | | Grant | | Her. | | Imp. | | Chapp | | 2 | 8 | 6 | - | 10 | 4 |
| Mi Relay | 3.36.3 | Benk | | Grant | | Hersley | | Med V. | | Chap. | | Imp. | | 1 | 4 | 8 | 10 | - | 6 |
| Frosh 880 R. | 1.42.6 | Grant | | Wau | | Chapp | | Suth | | Med V. | | Benk | | | | | | | |
| | | | | | | | | | | | | | | 139 | 25 | 69 | 59 | 54 | 51 |

| Chapp | Suzette | St Pats |
|---|---|---|
| - | - | 10 |
| | 4 | - |
| - | - | 6 |
| - | - | - |
| - | - | - |
| - | 8 | - |
| - | 2 | - |
| - | 6 | - |
| 10 | - | - |
| - | 4 | - |
| - | 2 | - |
| 6 | - | - |
| 2 | - | - |
| 8 | - | - |
| - | 1 | 6 |
| 1 | - | - |
| 2 | - | - |
| | | |
| 30 | 27 | 23 |

| EVENT * | Time and Distance | 10 First Place Imperial | School | 8 Second Place | School | 6 Third Place | School | 4 Fourth Place | School | 2 Fifth Place | School | 1 Sixth Place | School | Imp. | Grant | Wheat | Wameta | Stratton | Trenton |
|---|---|---|---|---|---|---|---|---|---|---|---|---|---|---|---|---|---|---|---|
| Discus | 150'5" | Leibbrandt | Imp | Haberman | Imp | Crow | Stra | Bartels | Imp | Hansen | Wheat | Johnson | Gr | 22 | 1 | 2 | - | 6 | - |
| Long Jump | 19'10½ | Harchelroad | Wan | Andersen | Gr | Sis | Gr | Barry | Gr | McCormick | Wh | Schimpwitz | Wh | - | 18 | 3 | 10 | - | - |
| Pole Vault | 13'4" | E Fye | Wan | Lee | Imp | Kraus | Wh | Hagen | Wh | Einspahn | Imp | Curtis M Fye | Imp Wan | 10½ | - | 10 | 10½ | - | - |
| 220 | 23.6 | E Fye | Wan | Crow | Strat | Harchelroad | Wan | Tjaden | Wh | Jackman | Gr | Kaiser | Imp | 1 | 2 | 4 | 16 | 8 | - |
| 440 | 52.2 | Shrotbergen | Gr | Kirk | Wan | Jackman | Gr | McCormick | Wh | Bley | Strat | M Fye | Wan | - | 16 | 4 | 9 | 2 | - |
| 2 mi Run | 10:37.6 | T Schuman | Imp | J Schuman | Imp | D. Harman | Imp | Fairman | Strat | Norman | Gr. | Christman | Wan | 24 | 2 | - | 1 | 4 | - |
| Shot Put | 52' ½" | Haberman | Imp | Leibbrandt | Imp | Bowers | Imp | Johnson | Wh | Walters | Imp | Gaston | Gr | 24 | 1 | 6 | - | - | - |
| High Jump | 6'0" | Glunz | Wh | Kunneman | Imp | Tjaden | Wh | Sutherland | Gr | Long | Gr | Carlson | Tr | 8 | 6 | 16 | - | - | 1 |
| 120 H.H | 16.2 | Lee | Imp | German | Imp | Ogg | Wh | Long | Gr | Weir | Imp | Kadlecek | Strat | 20 | 4 | 6 | - | 1 | - |
| 100 | 10.5 | Crow | St. | Jackman | Gr | Tjaden | Wh | Harchelroad | Wan | Perlinger | Wh | Kaiser | Imp | 1 | 8 | 8 | 4 | 10 | - |
| 880 yd run | 2.05.3 | Bley | Strat | Harman | Imp | J. Schuman | Imp | McGregor | Wan | Norman Rowley | Gr Imp | Rowley | Imp | 15 | 2 | - | 4 | 10 | - |
| 180 L.H. | 21.2 | E Fye | Wan | Ogg | Wh | Kaiser | Imp | German | Imp | Schrotbergen | Gr | Lee | Imp | 11 | 2 | 8 | 10 | - | - |
| mile Run | 4.54.3 | T Shuman | Imp | Bley | Strat | J Schuman | Imp | Grobbach | Imp | Christman | Wan | Richardson | St. | 20 | - | - | 2 | 9 | - |
| Triple Jump | 40'9 3/4 | Barry | Gr | Kaiser | Imp | S Gaston | Gr | Sis | Gr | Cole | Tr. | Schimpwitz | Wh | 8 | 20 | 1 | - | - | 2 |
| 2 mi Relay | 8.51.2 | Imp | | Grant | | Strat | | Trenton | | Wheat | | Wan | | 10 | 8 | 2 | 1 | 6 | 4 |
| 880 Relay | 1.35.9 | Wanneta | | Grant | | Wheat. | | Stratton | | Imp | | Trenton | | 2 | 8 | 6 | 10 | 4 | 1 |
| mile Relay. | 3.41.6 | Wheat | | Grant | | Imp. | | Stratton | | Trenton | | Wameta | | 6 | 18 | 10 | 1 | 4 | 2 |
| | | | | | | | | | | | | | | | | | | | |
| | | | | | | | | | | | | | | | | | | | |
| | | | | | | | | | | | | | | | | | | |

| EVENT * | Districts Time and Distance | 10 First Place | School | 8 Second Place | School | 6 Third Place | School | 4 Fourth Place | School | 2 Fifth Place | School | 1 Sixth Place | School | Kimball | Ogallala | Gering | Imperial | Chadron | Sidney |
|---|---|---|---|---|---|---|---|---|---|---|---|---|---|---|---|---|---|---|---|
| Discus | 147'10" | Hendricks | Og | Leibbrandt | Imp | Alderman | Ch | Haberman | Imp | Bartels | Imp | Challburg | Sid | - | 10 | - | 14 | 6 | 1 |
| High Jump | 6'1" | Tittel | AL | Steckelburg | Og | Asselin | Ger | Kischhorst | Sid | Andersen | G- | Tompson Og Colburn Val Leobetter Chad. | | - | 8 1/3 | 6 | - | 1/3 | 4 |
| Shot Put | 54'11 1/2 | Challburg | Sid | Weinmeister | Ger | Haberman | Imp | Weinmeister | Ger | Leibbrandt | Imp | Veychecke | Ch | - | - | 12 | 8 | 1 | 10 |
| Long Jump | 20'8 1/4 | Wigington | Ch | Wells | Ger | Hamburger | Ger | Soto | Kim | Mueller | Og | Larabee | Val | 4 | 2 | 14 | - | 10 | - |
| Triple Jump | 44'10 1/2 | Larabee | Val | Stackelburg | Og | Wigington | Ch | Messensmith | Og | Paxton | Gor | Batterton | Kim | 1 | 12 | - | - | 6 | - |
| Pole Vault. | 13'3" | Lee | Imp | Gerner | Kim | Hornig | Og | Peck | Og | Schilreff | Sid | Muldoon | Sid | 8 | 10 | - | 10 | 1 | 2 |
| 120 HH. | 15'4 | Kisekhorst | Sid | Childress | Kim | Surber | Sid | German | Imp | Lee | Imp | Burge | Val. | 8 | - | - | 6 | - | 16 |
| 180 LH. | 21.3 | Lockwood | Kim | Kisselhorst | Sid | German | Imp | Surber | Sid | Childress | Kim | Hamburger | Ger. | 12 | - | 1 | 6 | - | 12 |
| 100 | 10.2 | Soto | Kim | Colenar | Gor | Wiemer | mit | Lierley | Og | Wigington | Ch | Roth | Gor | 10 | 4 | - | - | 2 | - |
| 220 | 23.1 | Soto | Kim | Weimer | mit | Hall | All. | Brinkman | Ger | Wilkins | mit | Green | Ger | 10 | - | 5 | - | - | - |
| 440 | 50.9 | Eskam. | mit | Knight | Og | Cromer | Ger | Lierley | Og | Crowder | All | Cretovil | Gor | - | 12 | 6 | - | - | - |
| 880 | 2.00.9 | Hoff | Ger | Crowder | All | Beck | Ch | Harmon | Imp | Hillman | Ger | Hunt | Og. | - | 1 | 12 | 4 | 6 | - |
| mile | 4.36.9 | Danielson | Kim | Cortney | Kim | Rotness | Ch | King | Ger | Wockel | Kim | Johnson | Og | 20 | 1 | 4 | - | 6 | - |
| 2 mi. | 9.59.3 | Danielson | Kim | Rotness | Ch | J Schuman | Imp | Gealey | Gor | T Schuman | Imp | Verbeck | Og. | 10 | 1 | - | 8 | 8 | - |
| 880 Relay | 1.32.6 | Kimball | | Gordon | | Ogallala | | Chadron | | Sidney | | Alliance | | 10 | 6 | - | - | 4 | 2 |
| mi Relay. | 3.30.1 | Ogallala | | Gering | | Alliance | | Kimball | | Sidney | | Mitchell | | 4 | 10 | 8 | - | - | 2 |
| 2 mi Relay. | 8.18.4 | Gering | | Ogallala | | Imperial | | Alliance | | Chadron | | Sidney | | - | 8 | 10 | 6 | 2 | 1 |
| | | | | | | | | | | | | | | | | | | | |
| | | | | | | | | | | | | TOTAL SCORES | | 97 | 85 1/3 | 78 | 62 | 52 1/2 | 50 |

* Report it in this event column until finish card is official

| | | | | | | | | | | | | | | | | | | |
|---|---|---|---|---|---|---|---|---|---|---|---|---|---|---|---|---|---|---|
| 27 | | 4 | 2 | 1 | - | - | 8 | 2 | 6 | - | - | - | - | - | - | 10 | - | Alliance |
| 27 | | - | - | - | - | - | - | 10 | 10 | 6 | - | - | - | - | - | - | - | Mitchell |
| 27 | | - | - | 8 | 4 | - | - | - | 9 | - | - | - | 2 | - | - | 2 | - | Gordon. |
| 27 | | - | - | - | - | - | - | - | - | - | - | - | 10 | - | - | 3½ | - | Valentine |

| EVENT * | Time and Distance | First Place | School | Second Place | School | Third Place | School | Fourth Place | School | Fifth Place | School | Sixth Place | School |
|---|---|---|---|---|---|---|---|---|---|---|---|---|---|
| Discus | 146.'2" | | | | | | | | | Tim Leibbrandt | | | |
| Shot | 51.2" | Phil Habeman | | | | | | | | | | | |
| Pole Vault | 12'6" | Jim Lee | | | | | | | | | | | |
| 2 mi. | 10.00.5 | Jeff Schuman | | | | | | | | | | | |
| Low Hurd | 22.0 | Eric Germann | | | | | | | | | | | |

State

TOTAL SCORES

# THE ALL-AMERICAN TRACK AND FIELD SCORE SHEET

Originated and Developed by

**COACHES**

**Barkham Garner** **C. L. Cain**
**C. A. Hastings** **C. G. Zaun**

Copyright 1937—Barkham Garner
All rights reserved

Form 104

## SCORING DIRECTIONS

**The following suggestions are made to the scorer, coach and schools in using the All-American Track and Field score sheet.**

**The scorer should not write in the order of events in the event column but enter the events as they are completed and reported by the head judge of finish. After recording the places in their respective columns the points are placed in the upper half of the scoring space. The running score is kept in lower half of the scoring space, usually in different color pencil. This enables the scorer to announce the exact score after each and every event.**

**These additional suggestions are offered to aid the scorer in keeping an efficient record: (1) In cases of ties write all names in the one space. (2) In case of a new school or meet record, circle the winning height, time or distance. (3) In case of a new school record in a field event scored by a place winner, the distance or height may be written in above the place winner's name.**

**The following suggestions may be helpful to the coaches in using this score sheet: (1) There is room to put in above a name the time, distance or height of the individual, if desired. Thus a season record of individual members of a team may be kept. (2) The names of the members of winning relay team may be written in the 4th and 5th spaces opposite the relay event. (3) The coach may encircle new school, district or League records.**

**Finally, this sheet will score any meet from a dual or triangle meet to a League or district meet with any number of schools competing.**

Junior colleges, colleges and universities can use the sheet as well as high schools as there is room for eighteen events to be scored which is ample to include all college events.

| EVENT * | Time and Distance | 10 First Place | School | 8 Second Place | School | 6 Third Place | School | 4 Fourth Place | School | 2 Fifth Place | School | 1 Sixth Place | School | Lex | Goth | Hold | Ogal | Imp. | Coz |
|---|---|---|---|---|---|---|---|---|---|---|---|---|---|---|---|---|---|---|---|
| Shot | 53' 1 1/4 | Mandelko Lex-53'1¼ | Lex | Fienne Lex 52'6½ | Lex | Haberman Imp 50'½ | Imp | Berreckna 49'11 | Coz | Moore ~~Ogal~~ 45'1½ | Ogal | Mills 44'1¾ | Hold | 18 | – | 1 | 2 | 6 | 4 |
| High Jump | 6'3" | Steckelberg 6'3" | Og | Lytle 6'0" | M°C | Plank 6'0" | Goth | McKeone 6'0" | Coz | Maloley 5'10" | Lex | Oldhom 5'10 | Goth | 2 | 7 | – | 10 | – | 4 |
| 2 Mi Run | 10.20.5 | Schunon 10.20.5 | Imp | Golkie 10:48.5 | Imp | Verbeck 10:54.6 | Og | Ellis 10:58.9 | Hold | Grosbach 10.59 | Imp | Reeves 10:59.4 | Goth | – | 1 | 4 | 6 | 20 | – |
| Pole Vault | 12'6" | Dudley 12'6" | Goth | Hoehner 12' | M°C | Collins 12' | Goth | Linch 11'6" | Lex | McClymont 11'6" | Hold | Lee 11'6" | Imp | 4 | 16 | 2 | – | 1 | – |
| 440 yd D. | 51.3 | Commins 51.3 | Coz | Paul 52.2 | Lex | Brown 53.6 | Og | Turner 53.8 | Hold | Knight 55.2 | Ogal | Rowles 55.7 | Lex | 9 | – | 4 | 8 | – | 10 |
| Long Jump | 20' 3¾" | Brown 20'3¾ | Hold | Block 20'8" | Goth | Steckelberg 20'4¼ | Og | Marvin 20'3¾ | M°C | Lytle 20'1" | M°C | McVay 19'2" | Og | – | 8 | 10 | 7 | – | – |
| Discus | 147'5" | Wittstruck 147'5" | Coz | Mandelko 138'4" | Lex | Haberman 134'4" | Imp | Voss 131'9" | Lex | Knauss 128'10" | Lex | Parsons ~~M°Co~~ 127'10 | M°C | 14 | – | – | – | 6 | 10 |
| 2 m Relay | 8:31.1 | Goth | | Lex 8.48.8 | | Imp. 8.54.0 | | Ogal. 8.55 | | M°Cook 9.07.0 | | Hold 9.32.0 | | 8 | 10 | 1 | 4 | 6 | – |
| 60 H.H. | 8.0 | Block 8.0 | Goth | German 8.2 | Imp | Gannon 8.4 | Hold | Thompson 8.4+ | Og | Lee 8.5 | Imp | Maloley 8.6 | Lex | 1 | 10 | 6 | 4 | 10 | – |
| 100 yd da. | 10.5 | Paul 10.5 | Lex | Brown 10.6 | Hold | Neth 10.8 | Coz | Holbrook 10.9 | Lex | Hinze 11.1 | Goth | Kibler 11.1+ | Hold | 14 | 2 | 9 | – | – | 6 |
| Triple Jump | 45'9½ | Brown 45'9½ | Hold | Gannon 43'4" | Hold | Steckelberg 42'11¾ | Ogal | Kibler 40'10¼ | Hold | Dayer ~~M°Co~~ 40'2" | M°C | Marvin 39'4¼ | M°C | – | – | 22 | 6 | – | – |
| 880 | 2.05.8. | Commins 2:05.8 | Coz | Collins 2.08.5 | Goth | Ostegard 2.08.6 | Goth | Perry 2.09.5 | Hold | Friedman 2.10 | Og. | Ostegard 2:12.4 | Goth | – | 15 | 4 | 2 | – | 10 |
| 100 yd LH | 11.1 | Block 11.1 | Goth | Gannon 11.3 | Hold | Brown 11.4 | Hold | German 11.8 | Imp | Stevenson 12.9 | M°C | Dudley 12.0 | Goth | – | 11 | 14 | – | 6 | – |
| 220 | 23.7 | Paul 23.7 | Lex | Holbrook 24.3 | Lex | Neth 24.5 | Coz | Brown 24.6 | Ogal | Thorell 24.7 | Hold | Gannon 25.0 | Hold | 18 | – | 3 | 4 | – | 6 |
| Mi Run | 4.48.2 | Drake 4.48.2 | M°C | Schuman 4.50.2 | Imp | Harris 4.50.5 | M°C | Schoneman 4.50.9 | Lex | Ennis 4.55.8 | Goth | Golkie 4.59.1 | Imp | 4 | 2 | – | – | 9 | – |
| 880 yd Rel. | 1.38.6 | Hold 1.38.6 | | Gothenburg 1.38.7 | | Ogallala 1.39.8 | | Lexington 1.40.4 | | Cozad 1.42.5 | | Imperial 1.46.4 | | 4 | 8 | 10 | 6 | 1 | 2 |
| mi Relay | 3.36.8 | Gothenburg 3.36.8 | | Lex 3.37.9 | | Ogallala 3.38.0 | | McCook 3.43.4 | | Cozad 3.48.1 | | Holdredge 3.48.8 | | 8 | 10 | 1 | 6 | – | 2 |
| | | | | | | | | | | | | | | | | | | | |
| | | | | | | | | | | | | TOTAL SCORES | | 104 | 99 | 91 | 65 | 63 | 54 |

* Do not write in this event column until finish card is official

McCook

| EVENT * | Time and Distance | First Place 10 | School | Second Place 8 | School | Grant Third Place 6 | School | Fourth Place 4 | School | Fifth Place 2 | School | Sixth Place 1 | School | Imperial | Bayard | Waunata | Med Valley | Benkelman | Rep Valley |
|---|---|---|---|---|---|---|---|---|---|---|---|---|---|---|---|---|---|---|---|
| Discus | 143'8" | Haberman 143'8" | Imp | Nutt 142'11" | MV | Paisley 131'11" | Osh | McDaniel 127'9" | Bay | Kissinger 122'5" | Her | Molzahn 120'3" | Imp | 11 | 4 | - | 8 | - | - |
| Long Jump | 20'8'3¾ | Harcelroad 20'8¾ | Wau | Parsley 20'3½ | Benk | Wimmer 20'1¾ | Bay | Evans 19'8¼ | Her | Glunz 19'7" | Wheat | Reitz 19'3¼ | Chap | - | 6 | 10 | - | 8 | - |
| 440 | 52.1 | M. Fye 52.1 | Wau | Borge 52.3 | RV | Chacon 52.7 | Bay | Hansen 53.0 | MV | Kohl 53.3 | Her | Kirk 54.0 | Wau | - | 6 | 11 | 4 | - | 8 |
| Pole Vault | 12'10" | Bellamy 12'10" | Benk | E Fye 12'6" | Wau | Swanson 12'0" | Her | Bower 12'0 | Chap | Pursley 12'0 | Benk | Lee 12'0" | Imp | 1 | - | 8 | - | 12 | - |
| 100 | 10.3 | Covey 10.3 | MV | Harcelroad 10.3 | Wau | Borg 10.6 | RV | Perlinger 10.8 | Wheat | Messersmith 10.9 | Hic | Fries 10.9 | Benk | - | - | 8 | 10 | 1 | 6 |
| 880 | 2.04.8 | McGregor 2.04.8 | Wau | Coolidge 2.04.8 | Bay | Meller 2.07.0 | Her | Schuman 2.08.2 | Imp | Rowley 2.09.0 | Imp | Nelson 2.11.0 ~~Wheat~~ | Wheat | 6 | 8 | 10 | - | - | - |
| 2 Mi Run | 10.40.6 | Schanon 10.40.6 | Imp | Golkie 10.44.1 | Imp | Grosbach 11.09.2 | Imp | Serda 11.10.0 | Bay | Kerk 11.12.8 | Chap | Norman 11.17.8 | Gr | 24 | 4 | - | - | - | - |
| High Jump | 6'2" | Hansen 6'2" | MV | Sis 6'0" | Benk | Glunz 5'10 ← Tie | Wheat | ~~Koepper~~ 5'10 | Osh | Long 5'8" | Gr | Mallack 5'8" | RV | - | - | - | 10 | 8 | 1 |
| 2 mi Relay | 8.47.0 | Bayard | | ~~Imperial~~ 5.50.0 | | Med V. 8.21.2 | | Rushville 9.29.2 | | Rep Valley 9.29.5 | | Oshkosh 9.54.7 | | 8 | 10 | - | 6 | - | 2 |
| 120 HH. | 15.5 | Hansen 15.5 | Chap | German 15.8 | Imp | Eigbrett 16.2 | Bay | Shaw 16.2 | Benk | Long 16.4 | Gr | Lee 16.5 | Imp | 9 | 6 | - | - | 4 | - |
| Triple Jump | ~~blank~~ 42'10½" | Wimmer 42'10½ | Bay | Gaston 41' ¾" | Gr | Harrada 40'1⅜ | Her | Koepper 39'10" | Osh | Mallack 39'7¾ | RV | Pursley 39'6¾ | Benk | - | 10 | - | - | 1 | 2 |
| Shot Put | 52'3" | Haberman 52'3" | Imp | McDaniel 45'11" | Bay | Rowley 45'5" | Imp | Estrada 45'4" | Bay | Loomis 44'9" | Hic | Parsley 44.9" | Osh | 16 | 12 | - | - | - | - |
| 180 LH. | 20.6 | Fye 20.6 | Wau | German 20.8 | Imp | Hansen 21.0 | Chap | Eigbrett 21.2 | Bay | Brown 22.3 | Her | Shaw Ber 22.4 | Benk | 8 | 4 | 10 | - | 1 | - |
| Mile Run | 4.51.3 | Schanon 4.51.3 | Imp | Golkie 4.51.4 | Imp | Kerk 4.56.7 | Chap | McGregor 5.01.0 | Wau | Laborico 5.01.8 | Bay | Grossbach 5.11.7 | Imp | 19 | 2 | 4 | - | - | - |
| 440 Weight R | 49.1 | Rep Valley 49.1 | | Grant 49.4 | | Oshkosh 49.5 | | Med V. 50.6 | | Wheat 50.7 | | Hershey 50.8 | | - | - | - | 4 | - | 10 |
| Mile Relay | 3.39.9 | Grant 3.39.9 | | Bayard 3.40.0 | | Rep Valley 3.41.7 | | Hershey 3.42.4 | | Benkelman 3.42.5 | | Imperial 3.43.8 | | 1 | 8 | - | - | 2 | 6 |
| 220 | 23.1 | E Fye 23.1 | Wau | Covey 23.5 | MV | M Fye 23.8 | Wau | Sinnier 24.0 | Bay | Jackman 24.3 | Gr | Perlinger 24.4 | Wh. | - | 4 | 16 | 8 | - | - |
| 880 Relay | 1.33.7 | Waunata 1.33.7 | | Med Valley 1.35.9 | | Bayard 1.36.9 | | Hershey 1.37.1 | | Wheatland 1.40.2 | | Rep Valley 1.42.5 | | - | 6 | 10 | 8 | - | 1 |
| | | | | | | | | | | | | | | 103 | 90 | 87 | 58 | 41 | 36 |

* Do not write in this event column until finish card is official

TOTAL SCORES

| | | | | | | | | | | | | | | | | | | | | | | | |
|---|---|---|---|---|---|---|---|---|---|---|---|---|---|---|---|---|---|---|---|---|---|---|---|
| 33 | 1 | 2 | 10 | 8 | 1 | 2 | 1 | 8 | 2 | 1 | 2 | 1 | 1 | 1 | 1 | 1 | 1 | Hershey |
| 33 | 1 | 2 | 10 | 8 | 1 | 2 | 1 | 8 | 2 | 1 | 2 | 1 | 1 | 1 | 1 | 1 | 1 | Grant |
| 29 | 1 | 1 | 1 | 1 | 6 | 6 | 1 | 1 | 10 | 1 | 1 | 2 | 1 | 1 | 4 | 1 | 1 | Chapp |
| 23 | 1 | 1 | 1 | 6 | 1 | 1 | 1 | 4 | 1 | 1 | 5 | 1 | 1 | 1 | 1 | 1 | 6 | Oshkosh |
| 17 | 2 | 1 | 1 | 2 | 1 | 1 | 1 | 1 | 1 | 1 | 5 | 1 | 1 | 1 | 4 | 1 | 1 | Wheat Ho |
| 4 | 1 | 1 | 1 | 1 | 1 | 1 | 2 | 1 | 1 | 1 | 1 | 1 | 1 | 1 | 2 | 1 | 1 | Hays C. |
| 4 | 1 | 1 | 1 | 1 | 1 | 1 | 1 | 1 | 1 | 1 | 1 | 1 | 1 | 1 | 1 | 1 | 1 | Rushill |

| EVENT * | Time and Distance | First Place 10 | School | Second Place 8 (Med Valley) | School | Third Place 6 | School | Fourth Place 4 | School | Fifth Place 2 | School | Sixth Place 1 | School | Imperial | Wauneta | Benkelman | Hershey | Med V. | Suth |
|---|---|---|---|---|---|---|---|---|---|---|---|---|---|---|---|---|---|---|---|
| High Jump | 6'2" | Sis 6'2" | Benk | Hansen 6'0" | MV | Glunz 5'10" | Wheat | Larreau 5'10" | Her | Johnson 5'8" | HC | Dardy 5'8" | Wau | – | 1 | 10 | 4 | 8 | – |
| Triple Jump | 42'1 1/2 | Gaston 42'1 1/2 | Gr | Burks 41'10 1/4 | May | Herrada 40'3 1/2 | Her | Dursley 40'2 3/4 | Benk | M. Hansen 40' | Med V | Evans 39'10 1/2 | Her | – | – | 4 | 7 | 2 | – |
| Discus | 144'9" | Haberman 144'9" | Imp | Nutt 138'11" | MVHS | Craw 138'8" | Strat | Blake 138'1" | Suth | White 127 | St P. | Kissinger 125 | Her | 10 | – | – | 1 | 8 | 4 |
| 2 mile Run | 10.08.31 | Schuman 10.08.31 | Imp | Golkie 10.24.2 | Imp | Grosbach 10.02.7 | Imp | Kendell 11.03.09 | Suth | Jones 11.20.0 | Suth | Nelson 11.26.30 | Benk | 24 | – | 1 | – | – | 6 |
| 440 | 52.17 | M Fye 52.17 | Wau | Hansen 53.5 | MV | Blem 53.6 | Strat | Kohl 54.2 | Her | Kitt 54.5 | Wau | Harmon 54.6 | Imp | 1 | 12 | – | 4 | 8 | – |
| 120 H.H. | 15.6 | German 15.6 | Imp | Lee 16.0 | Imp | Show 16.2 | Benk | Larreau 16.4 | Her | Schroeder 17.0 | MV | Miller 17.5 | Her | 18 | – | 16 | 5 | 2 | – |
| 100 | 10.1 | Covey 10.1 | M.V | Paulman 10.4 | Suth | Messersmith 10.4 | HC | Craw 10.5 | Strat | Harchelroad 10.5 | Wau | Fries 10.9 | Benk | – | 2 | 1 | – | 10 | 8 |
| Shot Put | ~~Haberman~~ 53'1" | Haberman 53'1" | Imp | Payton 48'11 1/2 | Wal | Loomis 46'7 1/4 | HC | Bowers 45'4 1/2 | Imp | Fletcher 45' 1/2 | Max | White 44'6 1/2 | St Pat | 14 | – | – | – | – | – |
| 880 | 2.02.9 | McGregor 2.02.9 | Wau | Russell 2.06.8 | Wal | Schuman 2.08.2 | Imp | Cribelli 2.09.3 | Way | Laubner 2.09.5 | Her | Klug 2.09.7 | Max | 6 | 14 | – | 2 | – | – |
| Long Jump | 21' 3/4 | Harcelroad 21 3/4 | Wau | Dursley 19'11 3/4 | Benk | Evans 19'11" | Her | Hansen 19'4" | MV | Covey 18'11" | MV | Glunz 18'10 1/4 | Wheat | – | 10 | 8 | 6 | 6 | – |
| 180 LH. | 21.16 | German 21.16 | Imp | E Fye 21.20 | Wau | Fries 22.08 | Benk | Brown 22.39 | Her | Petersen 22.49 | Her | Messersmith 22.95 ~~Hayes C.~~ | Hayes | 10 | 8 | 6 | 6 | – | – |
| 220 | 22.9 | Fye 22.9 | Wau | Craw 23.6 | Strat | M-Fye 23.65 | Wau | Covey 23.7 | MV | Harchelroad 23.9 | Wau | Kohl 24.5 | Her | – | 18 | – | 1 | 4 | – |
| Mile Run | 4.46. | Schuman 4.46 | Imp | Golkie 4.46 | Imp | Grosbach 5.00. | Imp | Moran 5.04.6 | Suth | Mortz 5.07.2. | Suth | Andertaska 5.07.9 | HC | 24 | – | – | – | – | 6 |
| Pole Vault | 13'0 | Bellamy 13'0 | Benk | Fye 13'0 | Wau | Dursley 12'6" | Benk | Swanson 12'6" | Her | Lee 12'6" | Imp | Suk 12'0 | MV. | 2 | 8 | 16 | 4 | 1 | – |
| 2 m Relay | 8.44.4 | Wallace 8.44.4 | | Imp 8.50.9 | | Hershey 8.51.9 | | Sutherland 9.11.5 | | Wheatland 9.20.4 | | Maxwell 9.20.6 | | 8 | – | – | 6 | – | 4 |
| 880 Relay | 1.34.5 | Wauneta 1.34.5 | | Med. V 1.37.4 | | Hershey 1.39.3 | | Imperial 1.41.3 | | Benkelman 1.42.3 | | Wheat 1.42.6 | | 4 | 10 | 2 | 6 | 8 | – |
| Mile Relay | 3.42.6 | Benkelman 3.42.6 | | Hershey 3.42.7 | | Stratton 3.43.7 | | Wheatland 3.47.5 | | Sutherland 3.49.5 | | Med. V. 3.50.7 | | – | – | 10 | 8 | 1 | 2 |
| | | | | | | | | | | | | | | | | | | | |
| | | | | | | | | TOTAL SCORES | | | | | | 121 | 83 | 64 | 60 | 58 | 30 |

* Do not write in this event column until finish card is official

| | | | | | | | | | | | | | | | | | | | |
|---|---|---|---|---|---|---|---|---|---|---|---|---|---|---|---|---|---|---|---|
| 30 | | | | | | | | | | | | | | | | | | | Stratton |
| 26 | | | | | | | | | | | | | | | | | | | Wallace |
| 14 | | | | | | | | | | | | | | | | | | | Wheat |
| 14 | | | | | | | | | | | | | | | | | | | Hayes C |
| 10 | | | | | | | | | | | | | | | | | | | Maywoo |
| 10 | | | | | | | | | | | | | | | | | | | Grant |
| 4 | | | | | | | | | | | | | | | | | | | Mortwe |
| 3 | | | | | | | | | | | | | | | | | | | St Pats |
| 0 | | | | | | | | | | | | | | | | | | | Farmou |

CCHS

| EVENT * | Time and Distance | First Place 10 | School | Second Place 8 | School | Third Place 6 | School | Fourth Place 4 | School | Fifth Place 2 | School | Sixth Place 1 | School | Imp | Waunet | Grant | Wheat | Chappel | Trenton |
|---|---|---|---|---|---|---|---|---|---|---|---|---|---|---|---|---|---|---|---|
| Discus | 134' 6" | Haberman 134'6" | Imp. | M. White 128'11" | St. Pats | T. Rowley 128'7" | Imp. | B. Johnson 116' | GR. | K. Hanes 115'7" | TR. | B. O'Neil 113'1" | WAU. | 16 | 1 | 4 | — | — | 2 |
| Long Jump | 20'8" | S. Harkelroad 20'8" | Wau. | S. Gaston 18'10½" | Gr. ~~Wheat~~ | B. Schimotz 18'8" | Wheat. | D. Glunz 18'5" | Wheat | B. Cole 18'4½" | TR. | J. Reitz 18'4½" | CHAP. | — | 10 | 8 | 10 | 1 | 2 |
| 2 mile Run | 10:22.4 | T. Schuman 10:22.4 | Imp. | M. Gokie 10:41.2 | Imp. | A. Kerk 10:55.0 | Chap. | L. Grosbach 10:58.0 | Imp. | S. Christner 11:43.7 | WAU. | R. McGinley 11:55.4 | N.P. St. PATS. | 22 | 2 | — | — | 6 | — |
| Pole Vault | 12'6" | J. Lee 12'6" | Imp. | B. Bower 12' | Chap. | M. Kraus 12' | Wheat. | K. Deaver 9'6" | GR. | T. Peterson 9'6" | Chap. | B. Einspahr 9'6" | Imp. | 11 | — | 4 | 6 | 2 | — |
| 440 | 52.8 | M. Fye 52.8 | WAU. | J. Jackman 54.6 | GR. | T. Perlinger 54.8 | Wheat. | M. Kitt 55.1 | WAU. | R. Harmon 55.2 | Imp. | T. Akeson 55.3 | Chap. | 2 | 14 | 8 | 6 | 1 | — |
| 2 mile Relay | 9:10.3 | Imperial 9:10.3 | | Wheatland 9:18.5 | | Trenton 9:20.4 | | Grant 9:20.5 | | Chappel 9:30.4 | | Culbertson 9:43.9 | | 10 | — | 4 | 8 | 2 | 6 |
| 120 H.H | 15.3 | G. Hansen 15.3 | Chap. | E. German 15.4 | Imp. | J. Lee 15.9 | Imp. | J. Lee 16.7 | Wheat. | T. Mathes 17.1 | GR. | R. Mohl 18.0 | WAU. | 14 | 1 | 2 | 4 | 10 | — |
| Shot Put | 52' 3½" | P. HABERMAN 52' 3½" | Imp. | W. Bowers 45' 5½" | Imp. | D. Kurth 45'1" | Imp. | S. Loeffler 44'4" | Gr. | M. White 44'2" | St. Pats. | G. WATTERS 43' 2¾" | Wheat. | 24 | — | 4 | 1 | — | — |
| High Jump | 6' | D. Glunz 6' | Wheat. | D. Tjaden 5'10" | Wheat. | B. Purdy 5'8" | WAU | M. Mosel 5'6" | GR. | S. Gaston 5'6" | Gr. | T. Trompile 5'4" | Cul. | ~~6~~ | 6 | ~~6~~ | 18 | — | — |
| 100 | 10.1 | S. Harelroad 10.1 | Wau | J. Jackman 10.2 | GR. | K. Haines 10.6 | TR. | K. Schilling 10.8 | GR | M. Kitt 10.8 | WAU. | T. Akeson 10.8 | CHAP. | — | 12 | 12 | — | 1 | 6 |
| 880 | 2.05.9 | MC Gregor 2.05.9 | Wau | Shuman 2.09.4 | Imp | Rowley 2.09.6 | Imp | Golkie 2.09.7 | Imp | Norman 2:10 | Gr | Cuberli 2.10.1 | Wau | 18 | 11 | 2 | — | — | - |
| 180 LH. | 20.6 | German 20.6 | Imp | Hansen 21.6 | Chap | Lee 22.3 | Imp | Schager 22.7 | Culb | Lee 22.9 | Wheat | Swenson 23.2 | Imp | 17 | — | — | 2 | 8 | — |
| Triple Jump | 41'8" | Gaston 41'8" | Gr | Cole 38'7" | Then | Schlager 38'5" | Culb | Tjaden 38'1" | Wheat | Reitz 37'11½ | Chap | Forell 37'8 | Chap | — | — | 10 | 4 | 3 | 8 |
| Mi Run | 4.54.9 | Golkie 4.54.9 | Imp | Schuman 4.55.5 | Imp | Norman 5.06.7 | Gr | L Grosbach 5.08.3 | Imp | Kerk 5.12.3 | Chap | Miller 5.13.0 | Then | 22 | — | 6 | — | 2 | 1 |
| 220 | 23.3 | Harelroad 23.3 | Wau | M Fye 23.6 | Wau | Tjaden 23.8 | Wheat | Jackman 24.0 | Gr | Akeson 24.3 | Chap | Kitt 24.5 | Wau | — | 19 | 4 | 6 | 2 | — |
| 880 Relay | 1.37.3 | Waunela 1.37.3 | | Wheatland 1.38.5 | | Grant 1.41.8 | | Imperial 1.42.8 | | Culbertson 1.43.6 | | St Paul 1.44.1 | | 4 | 10 | 6 | 8 | — | - |
| Mi Relay | 3.42.6 | Chappell 3.42.6 | | Wheatland 3.43.8 | | Imperial 3.46.9 | | Culbertson 3.54.6 | | Grant 3.55.6 | | Waunela 3.58.0 | | 6 | 1 | 2 | 8 | 10 | — |
| | | | | | | | | | | | | | | | | | | | |
| | | | | | | | | | | | | | | 166 | 87 | 82 | 82 | 55 | 25 |

* Do not write in this event column until finish card is official

TOTAL SCORES

| | | |

| EVENT * | Time and Distance | First Place 6 | School | Second Place 4 (Grant) | School | Third Place 3 | School | Fourth Place 2 | School | Fifth Place 1 | School | Sixth Place | School | Imp | Grant |
|---|---|---|---|---|---|---|---|---|---|---|---|---|---|---|---|
| 2 mi Run | 11.17 | Golkie 11.17 | Tie | Shuman 11.17 | Imp | L Grosbach 11.46.8 | Imp | R Grosbach 12.00 | Imp | Poppe 12.32.9 | Gr | | | 15 | 1 |
| Long Jump | 19'0" | Sis 19.0 | Gr | Cohow 17'10½ | Imp | J. Borowski 17'8" | Gr | S. Gaston 17'2" | Gr | M. Borowski 17'1½ | Gr | | | 4 | 12 |
| Discus | 139'11" | Haberman 139'11" | Imp | Rowley 123'6" | Imp | Loeffler 120'9½ | Gr | Molzahn 119'7½ | Imp | Hollon 117'7½ | Imp | | | 13 | 3 |
| Shot Put | 50'10½ | Haberman 50'10½ | Imp | Kurth 45'7½ | Imp | Hamms 43'8½ | Gr | Bowers 43'8½ | Imp | Loeffler 43'4¾ | Gr | | | 12 | 4 |
| Triple Jump | 39'3¾ | Gaston 39'3¾ | Gr | Sis 38'3" | Gr | Lawson 37'9" | Gr | Mathis 37'6" | Gr | Purdy 35'1¼ | Imp | | | 1 | 15 |
| 2 mi Relay | 9.55.1 | Imperial 9.55.1 | | Grant 10.01.9 | | | | | | | | | | 5 | 3 |
| 120 H.H | 15.6 | Gennan 15.6 | Imp | Lee 16.4 | Imp | Mathis 17.8 | Gr. | M Borowski 18.4 | Gr | Mosel 19.0 | Gr | | | 10 | 6 |
| 100 yd D. | 10.4 | Schilling 10.4 | Gr. | Hannon 10.5 | Imp | Curtis 10.6 | Imp | J Borowski 11.1 | Gr | Swenson 11.3 | Imp | | | 8 | 8 |
| Mile | 5.03.2 | Golkie 5.03.2 | Imp | Schuman 5.08.6 | Imp | Norman 5.11.5 | Gr | L Grosbach 5.33.3 | Imp | R. Grosbach 5.44.8 | Imp | | | 13 | 3 |
| Pole Vault | 12'0 | Lee 12.0 | Imp | Curtis 11'0 | Imp | Gaston 10'6" | Gr | Einshian 10'0 | Imp | Deaver 9'6" | Gr | | | 12 | 4 |
| High Jump | 5'10" | Mosel 5'10" | Gr | M Borowski 5'6" | Gr | Mathis 5'6" | Gr | Purdy 5'6" | Imp | Cohow 5'6" | Imp | | | 3 | 13 |
| 880 Relay | 1.42.2 | Grant 1.42.6 | | Imp. 1.47.4 | | | | | | | | | | 3 | 5 |
| 440 | 57.2 | Rowley 57.2 | Imp | ~~Buss~~ Buckman 60.5 | Gr | Buss 61.0 | Gr | Curtis 61.2 | Imp | Santo 61.8 | Gr. | | | 8 | 8 |
| 180 LH | 22.4 | Gennan 22.4 | Imp | Lee 23.8 | Imp | Sis 23.7 | Gr | Swanson 24.1 | Imp | Gaston 24.6 | Gr. | | | 12 | 4 |
| 880 yd Run | 2.11.3 | Schuman 2.11.3 | Imp | Golkie 2.14.3 | Imp | Rowley 2.16.8 | Imp | Norman 2.19 | Gr | Herless 2.26 | Imp | | | 14 | 2 |
| 220 | 24.5 | Gennan 24.5 | Imp | Schilling 25.4 | Gr | Borowski 26.5 | Gr | Quint 26.9 | Imp | Santo 27.0 | Gr | | | 8 | 8 |
| Mi Relay | 3.54.4 | Imperial 3.54.4 | | Grant 3.59.5 | | | | | | | | | | 5 | 3 |
| | | | | | | | | | | | | | | | |
| | | | | | | | | | | | | | | 136 | 102 |

...t write in this event column until finish card is official

TOTAL SCORES

| EVENT * | Time and Distance | First Place 10 | School | Second Place 8 | School | Third Place 6 | School | Fourth Place 4 | School | Fifth Place 2 | School | Sixth Place 1 | School | Imp | Hersley | Med. U. | Benk | Chop | Suth |
|---|---|---|---|---|---|---|---|---|---|---|---|---|---|---|---|---|---|---|---|
| High Jump | 6'2" | Sis 6'2" | B | Hansen 5'10" | M.U | Long 5'10 | Tie Gr | Carreau 5'10 | Her | Welch 5'8" | S | Mosel 5'8 | Gr | - | 5 | 8 | 10 | - | 2 |
| Discus | 146'5" | Haberman 146'5" | I | Muth 139'7" | MU. | Rowley 136'0" | I | White 130'8" | SP | Kissinger 130'5" | H | Blake 130'3" | S | 16 | 2 | 8 | - | - | 1 |
| Long Jump | 21'3 3/4 | Pursley 21'3 3/4 | B | Covey 20'10" | M.U | Harrada 19'11 1/2 | H | M Hansen 19'8 3/4 | MU | Evans 19'6 1/4 | H | Sis 19'3/4 | Gr | - | 8 | 12 | 10 | - | - |
| 2 mi Run | 10.15.1 | Schuman 10.15.1 | I | Golkie 10.35.2 | I | Kerk 10.46.4 | C | Grosbach 10.57.3 | I | Jones 11.21.2 | S | Kendall 11.28.3 | S | 22 | - | - | - | 6 | 3 |
| 440 | 52.2 | Sis 52.2 | B | Kohl 52.5 | H | Alleson 52.6 | C | Hansen 53.0 | MU | Harmon 53.7 | I | Rowley 55.1 | I | 3 | 8 | 4 | 10 | 6 | - |
| Pole Vault | 13'0" | Lee 13'0" | I | Pursley 12'6" | B | Welsh 12'6" | S | Swanson 12'6" | H | Sulo 12'0 | MU | Bower 12.0 | C | 10 | 4 | 2 | 8 | 1 | 6 |
| 120 HH | 15.1 | German 15.1 | I | Hansen 15.2 | C | Carreau 15.6 | H | Miller 15.8 | H | Show 16'0 | B | Long 16.2 | G | 10 | 10 | | 2 | 8 | |
| Triple Jump | 43'3 1/2 | Reitz 43'3 1/2 | C | Gaston 42'2" | Gr | Pursley 42'1 3/4 | B | Harrada 41'8" | H | Colasco 41'5" | B | Sis Sm 40'10" | Gr | - | 4 | - | 8 | 10 | - |
| Shot Put | 52'5 3/4 | Haberman 52'5 3/4 | I | Kurth 47'1" | I | Bowers 44'9 3/4 | I | Kissinger 43'7 1/2 | H | Leoffler 43'7 1/4 | Gr | Blake 42'2 3/4 | S | 24 | 4 | - | - | - | 1 |
| 100 | 10.0 | Covey 10.0 | MU | Paulmon 10.3 | S | Fries 10.3 | B | Brown 10.5 | H | Schilling 10.6 | Gr | Alleson 10.7 | C | - | 4 | 10 | 6 | 1 | 8 |
| 880 | 2.06.7 | Schuman 2.06.7 | I | Golkie 2.08.1 | I | Miller 2.08.5 | H | M. Hansen 2.09.1 | MU | Norman 2.09.5 | Gr | T Rowley 2.10.0 | I | 19 | 6 | 4 | - | - | - |
| 180 LH. | 20.8 | German 20.8 | I | Hansen 21.1 | C | Fries 21.6 | B | Lee 22.0 | I | Petersen 22.1 | Her | Brown 22.3 | Her | 14 | 3 | - | 6 | 8 | - |
| 220 | 23.2 | Covey 23.2 | MU | Kohl 23.8 | H | Paulmon 23.9 | S | Alleson 24.3 | C | German 24.5 | I | Hansen 24.5+ | MU | 2 | 8 | 11 | - | 4 | 6 |
| Mi Run | 4.49.5 | Golkie 4.49.5 | I | Schuman 4.49.6 | I | Kerk 4.57.6 | C | Norman 5.06 .9 | Gr | Moron 5.07 | S | Grosbach 5.07.8 | I | 19 | - | - | - | 6 | 2 |
| 2 mi Relay | 8.50.3 | Imp. | | Hersley 8.52.7 | | Chop 9.09 | | Grant 9.11.3 | | Suther 9.13 | | Med U. 9.27.8 | | 10 | 8 | 1 | - | 6 | 2 |
| 880 Relay | 1.37 | Med U. 1.37 | | Hers. 139.9 | | Suther. 1.40.1 | | Imp 1.43.2 | | Benk 1.43.8 | | Chopp 1.44.7 | | 4 | 8 | 10 | 2 | 1 | 6 |
| Mi Relay | 3.39.2 | Chap. 3.39.2 | | Benk 3.42.3 | | Hersley 3.42.9 | | Imp. 3.46.0 | | Med U. 3.52.3 | | Grout 3.53.2 | | 4 | 6 | 2 | 8 | 10 | - |
| Frosh 880 | 1.44.9 | Hersley 1.44.9 | | Suther 1.45.4 | | Benk 1.47.0 | | Imp 1.47.1 | | Grout 148.8 | | St Pat 1.48.9 | | - | - | - | - | - | - |
| | | | | | | | | | | | | | | 157 | 88 | 72 | 70 | 67 | 37 |

* Do not write in this event column until finish card is official

TOTAL SCORES

| Grant | Start |
| --- | --- |
| 6 | - |
| - | 4 |
| 1 | - |
| - | - |
| - | - |
| - | - |
| 1 | - |
| 7 | - |
| 2 | - |
| 2 | - |
| - | - |
| - | - |
| - | - |
| 1 | - |
| 4 | - |
| - | - |
| - | - |
| - | - |
| 2 | 4 |

| EVENT * | Time and Distance | First Place 10 | School | Second Place 8 | School | Third Place 6 | School | Fourth Place 4 | School | Fifth Place 2 | School | Sixth Place 1 | School | Imp. | Wau | Pax | M.V. | Her | Grant |
|---|---|---|---|---|---|---|---|---|---|---|---|---|---|---|---|---|---|---|---|
| Long Jump | 19'10" | Harchelroad 19'10" | Wau. | Van Diest 19'5" | Sand | Houitt 18'5½" | Stap. | Evans 18'4½" | Hers. | Perlinger 18'3" | Pax. | Sis 18'2½" | Grant | - | 10 | 2 | - | 4 | 1 |
| High Jump | 5'8" | D. Hansen 5'8" | M.U. | Mosel 5'8" | Grant | Nocera 5'6" | Mul | Welsh 5'4" | Suth. | M. Hansen 5'4" ← Tie → | M.U. ~~Suth~~ | Larreau 5'4" | HER | - | - | - | 11½ | 1½ | 8 |
| 440yd Dash | 52.1 | M. Fye 52.1 | Wau | Hansen 53.6 | M.U. | Harmon 53.8 | Imp. | Niesen 54.0 | Stap. | Kitt 54.4 | Wau | Kraner 54.5 | Stap | 6 | 12 | - | 8 | - | - |
| Triple Jump | 40'2¾" | Gaston 40'2¾" | Grant | Hartman 39'10¼" | Pax | Nocera 39'8" | Mul | Van Diest 39'4¾" | Sand | Hareada 38'10¼" | Her | Sis 38'8½" | Grant | - | - | 8 | - | 2 | 11 |
| 60yd H.H. | 8.2 | German 8.2 | Imp | Marquette 8.3 | Pax | Long 8.4 | Grant | Larreau 8.4 | Her | Van Diest 8.6 | Sand | Welsh 8.7 | Suth | 10 | - | 8 | - | 4 | 6 |
| 880yd Run | 2:06 | Mc Gregor 2:06 | Wau | Rowley 2:09.1 | Imp | M. Hansen 2:10.9 | M.U. | Rasby 2:11 | Suth | Norman 2:11.1 | Grant | Gifford 2:12.1 | Pax | 8 | 10 | 1 | 6 | - | 2 |
| Shot Put | 53'2¾" | Haberman 53'2¾" | Imp | Babbitt 50'8¾" | Pax | Bowers 46'½" | Imp | Loeffler 45'2" | Grant | Kurth 45'3¼" | Imp | Blake 42'11¼" | Suth | 18 | - | 8 | - | - | 4 |
| 2 mile Run | 10:11.9 | Schuman 10:11.9 | Imp | Golkie 10:24.1 | Imp | Grosback 10:48 | Imp | Norman 10:51.3 | Grant | Jones 11:09.8 | Suth | Kendal 11:26 | Suth | 24 | - | - | - | - | 4 |
| 2 mile relay | 8:58.7 | Hershey 8:58.7 | | Stapleton 8:59.9 | | Sutherland 9:00 | | Paxton 9:11 | | Imperial 9:39 | | Grant 9:43.7 | | 2 | - | 4 | - | 10 | 1 |
| Discus | 150'10" | Haberman 150'10" | Imp | Nutt 140'2" | M.U. | Rowley 139'10½" | Imp | Dixon 137'10½" | Pax | Blake 136'7" | Suth | Babbitt 134'4" | Pax | 16 | - | 5 | 8 | - | - |
| 100yd. Dash | 10.7 | Paulman 10.7 | Suth. | Harchelroad 10.8 | Wau. | Perlinger 10.9 | Pax | Houitt 11.0 | Stap | Kitt 11.2 | Wau | Swanson 11.3 | Her | - | 10 | 6 | - | 1 | - |
| 180 yd. L. H. | 21.6 | German 21.6 | Imp | Ed. Fye 22.1 | Wau. | Brown 22.8 | Her | Lee 22.9 | Imp | | | Long (Grant) Hansen (Stap) | | 14 | 8 | - | - | 6 | ½ |
| 220yd dash | 23.8 | Harchelroad 23.8 | Wau. | Ed. Fye 23.8+ | Wau. | Perlinger 24.0 | Pax | M. Fye 24.1 | Wau | Kohl 25.0 | Her | Schilling 25.3 | Grant | - | 22 | 6 | - | 2 | 1 |
| ~~880 yd~~ mile | 4:45.1 | Golkie 4:45.1 | Imp | Schuamn 4:46.1 | Imp | Cribelli 4:56.7 | Wau. | Barnum 4:57.1 | Stap | Byrant 4.57.3 | Thed | Grosbach 5:04.3 | Imp | 19 | 6 | - | - | - | - |
| 880 yd Relay | 1:35.2 | Wauneta 1:35.2 | | M.V. 1.36.1 | | Stapleton 1:38.3 | | Hershey 1:38.6 | | Thedford 1:39.2 | | Sutherland 1:40.2 | | - | 10 | - | 8 | 4 | - |
| Mile Relay | 3:39.2 | Imperial 3:39.2 | | Stapleton 3:43.9 | | M.V. 3:46.3 | | Hershey 3:47.5 | | Thedford 3:47.8 | | Paxton 3:49.2 | | 10 | - | 1 | 6 | 4 | - |
| | | | | | | | | | | | | | | | | | | | |
| | | | | | | | | | | | | | | | | | | | |
| TOTAL SCORES | | | | | | | | | | | | | | 127 | 88 | 49 | 47½ | 38½ | 38½ |

* Do not write in this event column until finish card is official

| Suth | Sand Hill | Stapleton | Theel ford | Muller | St Pats |
|---|---|---|---|---|---|
| - | 8 | 6 | - | - | - |
| 4 | - | - | - | 6 | - |
| - | - | 5 | - | - | - |
| - | 4 | - | - | 6 | - |
| 1 | 2 | - | - | - | - |
| 4 | - | - | - | - | - |
| 1 | - | - | - | - | - |
| 3 | - | - | - | - | - |
| 6 | - | 8 | - | - | - |
| 2 | - | - | - | - | - |
| 0 | - | 4 | - | - | - |
| - | - | ½ | - | - | - |
| - | - | - | - | - | - |
| - | - | 4 | 2 | - | - |
| | - | 6 | 2 | - | - |
| - | - | ~~10~~ 8 | 2 | - | - |
| | | | | | - |
| | | | | | - |

| EVENT * | Time and Distance | First Place 10 | School | Second Place 8 | School | Third Place 6 | School | Fourth Place 4 | School | Fifth Place 2 | School | Sixth Place 1 | School | Kimball | Imp. | Sidney | Gering | Ogallala | McCook |
|---|---|---|---|---|---|---|---|---|---|---|---|---|---|---|---|---|---|---|---|
| Long jump | 23'2½ | Wells | Ger. | Flock | McCook | Steckelberg | Og. | Wigington | CH. | Paxton | Gor. | Marvin | McCook | – | – | – | 10 | 6 | 9 |
| High jump | 6'4" | Flock | McCook | Larabee | Val. | Steckelberg | Og. | Tittel | All. | Swanson | Ger. | Ledbetter | CH. | – | – | – | 2 | 6 | 10 |
| Triple jump | 46'2" | Steckelberg | Og. | Larabee | Val. | Flock | McCook | Wigington | CH. | Marvin | McCook | Wells | Ger. | – | – | – | 1 | 10 | 8 |
| Shot Put | 53' ¼" | Haberman | Imp. | Swanstrom | Sid. | Donovan | Val. | Brunz | Mit | Bowers | Imp. | Iossi | All. | – | 12 | 8 | – | – | – |
| Discus | 147'10" | Haberman | Imp. | Alderman | CH. | Roth | Gor. | Swanbom | Ger. | Thompson | Og. | Keller | Ger. | – | 10 | – | 5 | 2 | – |
| Pole Vault | 13'6" | Hoehner | McCook | Gerner | Kim. | Lee | Imp. | Muldoon | CH. | Haney | McCook | Curtis | Imp. | 8 | 7 | – | – | – | 12 |
| 440 yd. dash | 51.0 | Crowder | All. | Eskam | Mit. | Knight | Og. | Masada | Kim. | Harman | Imp. | Olson | All. | 4 | 2 | – | – | 6 | – |
| 880 yd ~~da~~ Run | 2:06.4 | Crowder | All. | Mitchell | CH. | Rowley | Imp. | Maley | Og. | Hammond | Sid. | Gealy | Gor. | – | 6 | 2 | – | 4 | – |
| 2-mile Run | 10:15.2 ~~Danielson~~ | Danielson | Kim. | Gealy | Gor. | Drake | McCook | Gokie | Imp | Schuman | Imp | Flores | All. | 10 | 6 | – | – | – | 6 |
| 100 yd. dash | 9.9 | Brinkman | Ger. | Christjans | Sid. | Wigington | Ch. | Soto | Kim. | Miller | Ger. | Wilkins | Mitch. | 4 | – | 8 | 12 | – | – |
| 120 yd. HH | 14.5 | Surber | Sid. | German | Imp. | Thompson | Og. | O'Holleran | Sid. | Stevenson | McCook | Burge | Val. | – | 8 | 14 | – | 6 | 2 |
| 180 yd. L.H. | 20.2 | Surber | Sid. | German | Imp. | Lockwood | Kim. | O'Holleran | Sid. | Stevenson | McCook | Gulde | McCook | 6 | 8 | 14 | – | – | 3 |
| 880 Relay | 1:34.2 | Gering | | Sidney | | Kimball | | Mitchell | | Chadron | | Alliance | | 6 | – | 8 | 10 | – | – |
| mile Relay | 3:35.3 | Alliance | | Ogallala | | Kimball | | Gering | | Imperial | | McCook | | 6 | 2 | – | 4 | 8 | 1 |
| 2-mile relay | 8:42.4 | Kimball | | Ogallala | | Alliance | | Gering | | McCook | | Chadron | | 10 | – | – | 4 | 8 | 2 |
| ~~880 Relay~~ | ~~1:34.6~~ | ~~Gering~~ | | ~~Sidney~~ | | ~~Kimball~~ | | ~~Mitchell~~ | | ~~Chadron~~ | | ~~Alliance~~ | | ~~[illegible]~~ | | ~~[illegible]~~ | ~~[illegible]~~ | | |
| 220 ~~mile Relay~~ | 22.9 ~~3:35.3~~ | Brinkman ~~Alliance~~ | Ger | Christians 23.0 | Sid | Eskam 23.1 | Mit | Hall 23.9 | AL | Cochran 24.3 | Og | Briggs 24.4 | ALL | | | 8 | 10 | | |
| Mile Run | 4.40.3 | Danielson 4.40.3 | Kim | Volkman 4.47.3 | Kim | Schuman 4.48.3 | I | Gokie 4.49.3 | I | Carver 4.52.1 | Val | Drake 4.54.4 | Mfc | 18 | 10 | | | 2 | 1 |
| | | | | | | | | TOTAL SCORES | | | | | | 72 | 71 | 62 | 58 | 58 | 54 |

... official and is official

| | | | | | | | | | | | | | | | | | | | | | | |
|---|---|---|---|---|---|---|---|---|---|---|---|---|---|---|---|---|---|---|---|---|---|---|
| 19 | | | | 13 | 6 | 10 | 1 | 1 | 1 | 1 | 1 | 10 | 11 | 1 | 1 | 1 | 1 | 4 | 1 | Alliance |
| 25 | | | | 8 | 1 | 1 | 9 | 1 | 1 | 6 | 1 | 8 | 1 | 7 | 8 | 1 | 4 | 1 | 4 | Chadron |
| 23 | 2 | | | | 1 | 1 | 1 | 1 | 1 | 1 | 1 | 1 | 1 | 1 | 1 | 6 | 8 | 8 | 1 | Valentine |
| 17 | | 5 | 4 | | 1 | 1 | 4 | 1 | 1 | 1 | 1 | 1 | 8 | 1 | 1 | 4 | 1 | 1 | 1 | Mitchell |
| | | | | | 1 | 1 | 1 | 1 | 1 | 1 | 8 | 1 | 1 | 1 | 6 | 1 | 1 | 1 | 2 | Gordon |

| EVENT * | Time and Distance | First Place | School | Second Place | School | Third Place | School | Fourth Place | School | Fifth Place | School | Sixth Place | School |
|---|---|---|---|---|---|---|---|---|---|---|---|---|---|
| Discus | Haberman | | | | | | | | | | | | |
| | | | | | | | | | | | | | |
| Shot | Haberman | | | | | | | | | | | | |
| | | | | | | | | | | | | | |
| HH | German | | | | | | | | | | | | |
| | | | | | | | | | | | | | |
| CH | German | | | | | | | | | | | | |
| | | | | | | | | | | | | | |
| PV | Lee | | | | | | | | | | | | |
| | | | | | | | | | | | | | |
| Mile | Schuman | | | | | | | | | | | | |
| | | | | | | | | | | | | | |
| 880 | Rowley | | | | | | | | | | | | |
| | | | | | | | | | | | | | |
| | | | | | | | | | | | | | |
| | | | | | | | | | | | | | |
| | | | | | | | | | | | | | |
| | | | | | | | | | | | | | |



...rite in this event column until finish card is official

TOTAL SCORES

# THE ALL-AMERICAN TRACK AND FIELD SCORE SHEET

Originated and Developed by

**COACHES**

**Barkham Garner** **C. L. Cain**
**C. A. Hastings** **C. G. Zaun**

Copyright 1937—Barkham Garner
All rights reserved

Form 104

## SCORING DIRECTIONS

**The following suggestions are made to the scorer, coach and schools in using the All-American Track and Field score sheet.**

**The scorer should not write in the order of events in the event column but enter the events as they are completed and reported by the head judge of finish. After recording the places in their respective columns the points are placed in the upper half of the scoring space. The running score is kept in lower half of the scoring space, usually in different color pencil. This enables the scorer to announce the exact score after each and every event.**

**These additional suggestions are offered to aid the scorer in keeping an efficient record: (1) In cases of ties write all names in the one space. (2) In case of a new school or meet record, circle the winning height, time or distance. (3) In case of a new school record in a field event scored by a place winner, the distance or height may be written in above the place winner's name.**

**The following suggestions may be helpful to the coaches in using this score sheet: (1) There is room to put in above a name the time, distance or height of the individual, if desired. Thus a season record of individual members of a team may be kept. (2) The names of the members of winning relay team may be written in the 4th and 5th spaces opposite the relay event. (3) The coach may encircle new school, district or League records.**

**Finally, this sheet will score any meet from a dual or triangle meet to a League or district meet with any number of schools competing.**

Junior colleges, colleges and universities can use the sheet as well as high schools as there is room for eighteen events to be scored which is ample to include all college events.

| EVENT * | Time and Distance | 10 First Place | School | 8 Second Place | School | 6 Third Place | School | 4 Fourth Place | School | 2 Fifth Place | School | 1 Sixth Place | School | Lex | Goth | Hold | Ogal | Imp. | Coz |
|---|---|---|---|---|---|---|---|---|---|---|---|---|---|---|---|---|---|---|---|
| Shot | 53' 1 1/4 | Mandelko Lex-53'1¼ | Lex | Fienne Lex 52'6½ | Lex | Haberman Imp 50'½ | Imp | Berreckna 49'11 | Coz | Moore ~~Ogal~~ 45'1½ | Ogal | Mills 44'1¾ | Hold | 18 | – | 1 | 2 | 6 | 4 |
| High Jump | 6'3" | Steckelberg 6'3" | Og | Lytle 6'0" | M°C | Plank 6'0" | Goth | McKeone 6'0" | Coz | Maloley 5'10" | Lex | Oldhom 5'10 | Goth | 2 | 7 | – | 10 | – | 4 |
| 2 Mi Run | 10.20.5 | Schunon 10.20.5 | Imp | Golkie 10:48.5 | Imp | Verbeck 10:54.6 | Og | Ellis 10:58.9 | Hold | Grosbach 10.59 | Imp | Reeves 10:59.4 | Goth | – | 1 | 4 | 6 | 20 | – |
| Pole Vault | 12'6" | Dudley 12'6" | Goth | Hoehner 12' | M°C | Collins 12' | Goth | Linch 11'6" | Lex | McClymont 11'6" | Hold | Lee 11'6" | Imp | 4 | 16 | 2 | – | 1 | – |
| 440 yd D. | 51.3 | Commins 51.3 | Coz | Paul 52.2 | Lex | Brown 53.6 | Og | Turner 53.8 | Hold | Knight 55.2 | Ogal | Rowles 55.7 | Lex | 9 | – | 4 | 8 | – | 10 |
| Long Jump | 20' 3¾" | Brown 20'3¾ | Hold | Block 20'8" | Goth | Steckelberg 20'4¼ | Og | Marvin 20'3¾ | M°C | Lytle 20'1" | M°C | McVay 19'2" | Og | – | 8 | 10 | 7 | – | – |
| Discus | 147'5" | Wittstruck 147'5" | Coz | Mandelko 138'4" | Lex | Haberman 134'4" | Imp | Voss 131'9" | Lex | Knauss 128'10" | Lex | Parsons ~~M°Co~~ 127'10 | M°C | 14 | – | – | – | 6 | 10 |
| 2 m Relay | 8:31.1 | Goth | | Lex 8.48.8 | | Imp. 8.54.0 | | Ogal. 8.55 | | M°Cook 9.07.0 | | Hold 9.32.0 | | 8 | 10 | 1 | 4 | 6 | – |
| 60 H.H. | 8.0 | Block 8.0 | Goth | German 8.2 | Imp | Gannon 8.4 | Hold | Thompson 8.4+ | Og | Lee 8.5 | Imp | Maloley 8.6 | Lex | 1 | 10 | 6 | 4 | 10 | – |
| 100 yd da. | 10.5 | Paul 10.5 | Lex | Brown 10.6 | Hold | Neth 10.8 | Coz | Holbrook 10.9 | Lex | Hinze 11.1 | Goth | Kibler 11.1+ | Hold | 14 | 2 | 9 | – | – | 6 |
| Triple Jump | 45'9½ | Brown 45'9½ | Hold | Gannon 43'4" | Hold | Steckelberg 42'11¾ | Ogal | Kibler 40'10¼ | Hold | Dayer ~~M°Co~~ 40'2" | M°C | Marvin 39'4¼ | M°C | – | – | 22 | 6 | – | – |
| 880 | 2.05.8. | Commins 2:05.8 | Coz | Collins 2.08.5 | Goth | Ostegard 2.08.6 | Goth | Perry 2.09.5 | Hold | Friedman 2.10 | Og. | Ostegard 2:12.4 | Goth | – | 15 | 4 | 2 | – | 10 |
| 100 yd LH | 11.1 | Block 11.1 | Goth | Gannon 11.3 | Hold | Brown 11.4 | Hold | German 11.8 | Imp | Stevenson 12.9 | M°C | Dudley 12.0 | Goth | – | 11 | 14 | – | 6 | – |
| 220 | 23.7 | Paul 23.7 | Lex | Holbrook 24.3 | Lex | Neth 24.5 | Coz | Brown 24.6 | Ogal | Thorell 24.7 | Hold | Gannon 25.0 | Hold | 18 | – | 3 | 4 | – | 6 |
| Mi Run | 4.48.2 | Drake 4.48.2 | M°C | Schuman 4.50.2 | Imp | Harris 4.50.5 | M°C | Schoneman 4.50.9 | Lex | Ennis 4.55.8 | Goth | Golkie 4.59.1 | Imp | 4 | 2 | – | – | 9 | – |
| 880 yd Rel. | 1.38.6 | Hold 1.38.6 | | Gothenburg 1.38.7 | | Ogallala 1.39.8 | | Lexington 1.40.4 | | Cozad 1.42.5 | | Imperial 1.46.4 | | 4 | 8 | 10 | 6 | 1 | 2 |
| mi Relay | 3.36.8 | Gothenburg 3.36.8 | | Lex 3.37.9 | | Ogallala 3.38.0 | | McCook 3.43.4 | | Cozad 3.48.1 | | Holdredge 3.48.8 | | 8 | 10 | 1 | 6 | – | 2 |
| | | | | | | | | | | | | | | | | | | | |
| | | | | | | | | | | | | TOTAL SCORES | | 104 | 99 | 91 | 65 | 63 | 54 |

* Do not write in this event column until finish card is official

McCook

| EVENT * | Time and Distance | First Place 10 | School | Second Place 8 | School | Grant Third Place 6 | School | Fourth Place 4 | School | Fifth Place 2 | School | Sixth Place 1 | School | Imperial | Bayard | Waunata | Med Valley | Benkelman | Rep Valley |
|---|---|---|---|---|---|---|---|---|---|---|---|---|---|---|---|---|---|---|---|
| Discus | 143'8" | Haberman 143'8" | Imp | Nutt 142'11" | MV | Paisley 131'11" | Osh | McDaniel 127'9" | Bay | Kissinger 122'5" | Her | Molzahn 120'3" | Imp | 11 | 4 | - | 8 | - | - |
| Long Jump | 20'8'3¾ | Harcelroad 20'8¾ | Wau | Parsley 20'3½ | Benk | Wimmer 20'1¾ | Bay | Evans 19'8¼ | Her | Glunz 19'7" | Wheat | Reitz 19'3¼ | Chap | - | 6 | 10 | - | 8 | - |
| 440 | 52.1 | M. Fye 52.1 | Wau | Borge 52.3 | RV | Chacon 52.7 | Bay | Hansen 53.0 | MV | Kohl 53.3 | Her | Kirk 54.0 | Wau | - | 6 | 11 | 4 | - | 8 |
| Pole Vault | 12'10" | Bellamy 12'10" | Benk | E Fye 12'6" | Wau | Swanson 12'0" | Her | Bower 12'0 | Chap | Pursley 12'0 | Benk | Lee 12'0" | Imp | 1 | - | 8 | - | 12 | - |
| 100 | 10.3 | Covey 10.3 | MV | Harcelroad 10.3 | Wau | Borg 10.6 | RV | Perlinger 10.8 | Wheat | Messersmith 10.9 | Hic | Fries 10.9 | Benk | - | - | 8 | 10 | 1 | 6 |
| 880 | 2.04.8 | McGregor 2.04.8 | Wau | Coolidge 2.04.8 | Bay | Meller 2.07.0 | Her | Schuman 2.08.2 | Imp | Rowley 2.09.0 | Imp | Nelson 2.11.0 ~~Wheat~~ | Wheat | 6 | 8 | 10 | - | - | - |
| 2 Mi Run | 10.40.6 | Schanon 10.40.6 | Imp | Golkie 10.44.1 | Imp | Grosbach 11.09.2 | Imp | Serda 11.10.0 | Bay | Kerk 11.12.8 | Chap | Norman 11.17.8 | Gr | 24 | 4 | - | - | - | - |
| High Jump | 6'2" | Hansen 6'2" | MV | Sis 6'0" | Benk | Glunz 5'10 ← Tie | Wheat | ~~Koepper~~ 5'10 | Osh | Long 5'8" | Gr | Mallack 5'8" | RV | - | - | - | 10 | 8 | 1 |
| 2 mi Relay | 8.47.0 | Bayard | | ~~Imperial~~ 5.50.0 | | Med V. 8.21.2 | | Rushville 9.29.2 | | Rep Valley 9.29.5 | | Oshkosh 9.54.7 | | 8 | 10 | - | 6 | - | 2 |
| 120 HH. | 15.5 | Hansen 15.5 | Chap | German 15.8 | Imp | Eigbrett 16.2 | Bay | Shaw 16.2 | Benk | Long 16.4 | Gr | Lee 16.5 | Imp | 9 | 6 | - | - | 4 | - |
| Triple Jump | ~~blank~~ 42'10½" | Wimmer 42'10½ | Bay | Gaston 41' ¾" | Gr | Harrada 40'1⅜ | Her | Koepper 39'10" | Osh | Mallack 39'7¾ | RV | Pursley 39'6¾ | Benk | - | 10 | - | - | 1 | 2 |
| Shot Put | 52'3" | Haberman 52'3" | Imp | McDaniel 45'11" | Bay | Rowley 45'5" | Imp | Estrada 45'4" | Bay | Loomis 44'9" | Hic | Parsley 44.9" | Osh | 16 | 12 | - | - | - | - |
| 180 LH. | 20.6 | Fye 20.6 | Wau | German 20.8 | Imp | Hansen 21.0 | Chap | Eigbrett 21.2 | Bay | Brown 22.3 | Her | Shaw Ber 22.4 | Benk | 8 | 4 | 10 | - | 1 | - |
| Mile Run | 4.51.3 | Schanon 4.51.3 | Imp | Golkie 4.51.4 | Imp | Kerk 4.56.7 | Chap | McGregor 5.01.0 | Wau | Laborico 5.01.8 | Bay | Grossbach 5.11.7 | Imp | 19 | 2 | 4 | - | - | - |
| 440 Weight R | 49.1 | Rep Valley 49.1 | | Grant 49.4 | | Oshkosh 49.5 | | Med V. 50.6 | | Wheat 50.7 | | Hershey 50.8 | | - | - | - | 4 | - | 10 |
| Mile Relay | 3.39.9 | Grant 3.39.9 | | Bayard 3.40.0 | | Rep Valley 3.41.7 | | Hershey 3.42.4 | | Benkelman 3.42.5 | | Imperial 3.43.8 | | 1 | 8 | - | - | 2 | 6 |
| 220 | 23.1 | E Fye 23.1 | Wau | Covey 23.5 | MV | M Fye 23.8 | Wau | Sinnier 24.0 | Bay | Jackman 24.3 | Gr | Perlinger 24.4 | Wh. | - | 4 | 16 | 8 | - | - |
| 880 Relay | 1.33.7 | Waunata 1.33.7 | | Med Valley 1.35.9 | | Bayard 1.36.9 | | Hershey 1.37.1 | | Wheatland 1.40.2 | | Rep Valley 1.42.5 | | - | 6 | 10 | 8 | - | 1 |
| | | | | | | | | | | | | | | 103 | 90 | 87 | 58 | 41 | 36 |

* Do not write in this event column until finish card is official

TOTAL SCORES

| | | | | | | | | | | | | | | | | | | | | | | | |
|---|---|---|---|---|---|---|---|---|---|---|---|---|---|---|---|---|---|---|---|---|---|---|---|
| 33 | 1 | 2 | 10 | 8 | 1 | 2 | 1 | 8 | 2 | 1 | 2 | 1 | 1 | 1 | 1 | 1 | 1 | Hershey |
| 33 | 1 | 2 | 10 | 8 | 1 | 2 | 1 | 8 | 2 | 1 | 2 | 1 | 1 | 1 | 1 | 1 | 1 | Grant |
| 29 | 1 | 1 | 1 | 1 | 6 | 6 | 1 | 1 | 10 | 1 | 1 | 2 | 1 | 1 | 4 | 1 | 1 | Chapp |
| 23 | 1 | 1 | 1 | 6 | 1 | 1 | 1 | 4 | 1 | 1 | 5 | 1 | 1 | 1 | 1 | 1 | 6 | Oshkosh |
| 17 | 2 | 1 | 1 | 2 | 1 | 1 | 1 | 1 | 1 | 1 | 5 | 1 | 1 | 1 | 4 | 1 | 1 | Wheat Ho |
| 4 | 1 | 1 | 1 | 1 | 1 | 1 | 2 | 1 | 1 | 1 | 1 | 1 | 1 | 1 | 2 | 1 | 1 | Hays C. |
| 4 | 1 | 1 | 1 | 1 | 1 | 1 | 1 | 1 | 1 | 1 | 1 | 1 | 1 | 1 | 1 | 1 | 1 | Rushill |

| EVENT * | Time and Distance | First Place 10 | School | Second Place 8 (Med Valley) | School | Third Place 6 | School | Fourth Place 4 | School | Fifth Place 2 | School | Sixth Place 1 | School | Imperial | Wauneta | Benkelman | Hershey | Med V. | Suth |
|---|---|---|---|---|---|---|---|---|---|---|---|---|---|---|---|---|---|---|---|
| High Jump | 6'2" | Sis 6'2" | Benk | Hansen 6'0" | MV | Glunz 5'10" | Wheat | Larreau 5'10" | Her | Johnson 5'8" | HC | Dardy 5'8" | Wau | – | 1 | 10 | 4 | 8 | – |
| Triple Jump | 42'1 1/2 | Gaston 42'1 1/2 | Gr | Burks 41'10 1/4 | May | Herrada 40'3 1/2 | Her | Dursley 40'2 3/4 | Benk | M. Hansen 40' | Med V | Evans 39'10 1/2 | Her | – | – | 4 | 7 | 2 | – |
| Discus | 144'9" | Haberman 144'9" | Imp | Nutt 138'11" | MVHS | Craw 138'8" | Strat | Blake 138'1" | Suth | White 127 | St P. | Kissinger 125 | Her | 10 | – | – | 1 | 8 | 4 |
| 2 mile Run | 10.08.31 | Schuman 10.08.31 | Imp | Golkie 10.24.2 | Imp | Grosbach 10.02.7 | Imp | Kendell 11.03.09 | Suth | Jones 11.20.0 | Suth | Nelson 11.26.30 | Benk | 24 | – | 1 | – | – | 6 |
| 440 | 52.17 | M Fye 52.17 | Wau | Hansen 53.5 | MV | Blem 53.6 | Strat | Kohl 54.2 | Her | Kitt 54.5 | Wau | Harmon 54.6 | Imp | 1 | 12 | – | 4 | 8 | – |
| 120 H.H. | 15.6 | German 15.6 | Imp | Lee 16.0 | Imp | Show 16.2 | Benk | Larreau 16.4 | Her | Schroeder 17.0 | MV | Miller 17.5 | Her | 18 | – | 16 | 5 | 2 | – |
| 100 | 10.1 | Covey 10.1 | M.V | Paulman 10.4 | Suth | Messersmith 10.4 | HC | Craw 10.5 | Strat | Harchelroad 10.5 | Wau | Fries 10.9 | Benk | – | 2 | 1 | – | 10 | 8 |
| Shot Put | ~~Haberman~~ 53'1" | Haberman 53'1" | Imp | Payton 48'11 1/2 | Wal | Loomis 46'7 1/4 | HC | Bowers 45'4 1/2 | Imp | Fletcher 45' 1/2 | Max | White 44'6 1/2 | St Pat | 14 | – | – | – | – | – |
| 880 | 2.02.9 | McGregor 2.02.9 | Wau | Russell 2.06.8 | Wal | Schuman 2.08.2 | Imp | Cribelli 2.09.3 | Way | Laubner 2.09.5 | Her | Klug 2.09.7 | Max | 6 | 14 | – | 2 | – | – |
| Long Jump | 21' 3/4 | Harcelroad 21 3/4 | Wau | Dursley 19'11 3/4 | Benk | Evans 19'11" | Her | Hansen 19'4" | MV | Covey 18'11" | MV | Glunz 18'10 1/4 | Wheat | – | 10 | 8 | 6 | 6 | – |
| 180 LH. | 21.16 | German 21.16 | Imp | E Fye 21.20 | Wau | Fries 22.08 | Benk | Brown 22.39 | Her | Petersen 22.49 | Her | Messersmith 22.95 ~~Hayes C.~~ | Hayes | 10 | 8 | 6 | 6 | – | – |
| 220 | 22.9 | Fye 22.9 | Wau | Craw 23.6 | Strat | M-Fye 23.65 | Wau | Covey 23.7 | MV | Harchelroad 23.9 | Wau | Kohl 24.5 | Her | – | 18 | – | 1 | 4 | – |
| Mile Run | 4.46. | Schuman 4.46 | Imp | Golkie 4.46 | Imp | Grosbach 5.00. | Imp | Moran 5.04.6 | Suth | Mortz 5.07.2. | Suth | Andertaska 5.07.9 | HC | 24 | – | – | – | – | 6 |
| Pole Vault | 13'0 | Bellamy 13'0 | Benk | Fye 13'0 | Wau | Dursley 12'6" | Benk | Swanson 12'6" | Her | Lee 12'6" | Imp | Suk 12'0 | MV. | 2 | 8 | 16 | 4 | 1 | – |
| 2 m Relay | 8.44.4 | Wallace 8.44.4 | | Imp 8.50.9 | | Hershey 8.51.9 | | Sutherland 9.11.5 | | Wheatland 9.20.4 | | Maxwell 9.20.6 | | 8 | – | – | 6 | – | 4 |
| 880 Relay | 1.34.5 | Wauneta 1.34.5 | | Med. V 1.37.4 | | Hershey 1.39.3 | | Imperial 1.41.3 | | Benkelman 1.42.3 | | Wheat 1.42.6 | | 4 | 10 | 2 | 6 | 8 | – |
| Mile Relay | 3.42.6 | Benkelman 3.42.6 | | Hershey 3.42.7 | | Stratton 3.43.7 | | Wheatland 3.47.5 | | Sutherland 3.49.5 | | Med. V. 3.50.7 | | – | – | 10 | 8 | 1 | 2 |
| | | | | | | | | | | | | | | | | | | | |
| | | | | | | | | TOTAL SCORES | | | | | | 121 | 83 | 64 | 60 | 58 | 30 |

* Do not write in this event column until finish card is official

| | | | | | | | | | | | | | | | | | | | |
|---|---|---|---|---|---|---|---|---|---|---|---|---|---|---|---|---|---|---|---|
| 30 | | | | | | | | | | | | | | | | | | | Stratton |
| 26 | | | | | | | | | | | | | | | | | | | Wallace |
| 14 | | | | | | | | | | | | | | | | | | | Wheat |
| 14 | | | | | | | | | | | | | | | | | | | Hayes C |
| 10 | | | | | | | | | | | | | | | | | | | Maywoo |
| 10 | | | | | | | | | | | | | | | | | | | Grant |
| 4 | | | | | | | | | | | | | | | | | | | Mortwe |
| 3 | | | | | | | | | | | | | | | | | | | St Pats |
| 0 | | | | | | | | | | | | | | | | | | | Farmou |

CCHS

| EVENT * | Time and Distance | First Place 10 | School | Second Place 8 | School | Third Place 6 | School | Fourth Place 4 | School | Fifth Place 2 | School | Sixth Place 1 | School | Imp | Waunet | Grant | Wheat | Chappel | Trenton |
|---|---|---|---|---|---|---|---|---|---|---|---|---|---|---|---|---|---|---|---|
| Discus | 134' 6" | Haberman 134'6" | Imp. | M. White 128'11" | St. Pats | T. Rowley 128'7" | Imp. | B. Johnson 116' | GR. | K. Hanes 115'7" | TR. | B. O'Neil 113'1" | WAU. | 16 | 1 | 4 | — | — | 2 |
| Long Jump | 20'8" | S. Harkelroad 20'8" | Wau. | S. Gaston 18'10½" | Gr. ~~Wheat~~ | B. Schimotz 18'8" | Wheat. | D. Glunz 18'5" | Wheat | B. Cole 18'4½" | TR. | J. Reitz 18'4½" | CHAP. | — | 10 | 8 | 10 | 1 | 2 |
| 2 mile Run | 10:22.4 | T. Schuman 10:22.4 | Imp. | M. Gokie 10:41.2 | Imp. | A. Kerk 10:55.0 | Chap. | L. Grosbach 10:58.0 | Imp. | S. Christner 11:43.7 | WAU. | R. McGinley 11:55.4 | N.P. St. PATS. | 22 | 2 | — | — | 6 | — |
| Pole Vault | 12'6" | J. Lee 12'6" | Imp. | B. Bower 12' | Chap. | M. Kraus 12' | Wheat. | K. Deaver 9'6" | GR. | T. Peterson 9'6" | Chap. | B. Einspahr 9'6" | Imp. | 11 | — | 4 | 6 | 2 | — |
| 440 | 52.8 | M. Fye 52.8 | WAU. | J. Jackman 54.6 | GR. | T. Perlinger 54.8 | Wheat. | M. Kitt 55.1 | WAU. | R. Harmon 55.2 | Imp. | T. Akeson 55.3 | Chap. | 2 | 14 | 8 | 6 | 1 | — |
| 2 mile Relay | 9:10.3 | Imperial 9:10.3 | | Wheatland 9:18.5 | | Trenton 9:20.4 | | Grant 9:20.5 | | Chappel 9:30.4 | | Culbertson 9:43.9 | | 10 | — | 4 | 8 | 2 | 6 |
| 120 H.H | 15.3 | G. Hansen 15.3 | Chap. | E. German 15.4 | Imp. | J. Lee 15.9 | Imp. | J. Lee 16.7 | Wheat. | T. Mathes 17.1 | GR. | R. Mohl 18.0 | WAU. | 14 | 1 | 2 | 4 | 10 | — |
| Shot Put | 52' 3½" | P. HABERMAN 52' 3½" | Imp. | W. Bowers 45' 5½" | Imp. | D. Kurth 45'1" | Imp. | S. Loeffler 44'4" | Gr. | M. White 44'2" | St. Pats. | G. WATTERS 43' 2¾" | Wheat. | 24 | — | 4 | 1 | — | — |
| High Jump | 6' | D. Glunz 6' | Wheat. | D. Tjaden 5'10" | Wheat. | B. Purdy 5'8" | WAU | M. Mosel 5'6" | GR. | S. Gaston 5'6" | Gr. | T. Trompile 5'4" | Cul. | ~~6~~ | 6 | ~~6~~ | 18 | — | — |
| 100 | 10.1 | S. Harelroad 10.1 | Wau | J. Jackman 10.2 | GR. | K. Haines 10.6 | TR. | K. Schilling 10.8 | GR | M. Kitt 10.8 | WAU. | T. Akeson 10.8 | CHAP. | — | 12 | 12 | — | 1 | 6 |
| 880 | 2.05.9 | MC Gregor 2.05.9 | Wau | Shuman 2.09.4 | Imp | Rowley 2.09.6 | Imp | Golkie 2.09.7 | Imp | Norman 2:10 | Gr | Cuberli 2.10.1 | Wau | 18 | 11 | 2 | — | — | - |
| 180 LH. | 20.6 | German 20.6 | Imp | Hansen 21.6 | Chap | Lee 22.3 | Imp | Schager 22.7 | Culb | Lee 22.9 | Wheat | Swenson 23.2 | Imp | 17 | — | — | 2 | 8 | — |
| Triple Jump | 41'8" | Gaston 41'8" | Gr | Cole 38'7" | Then | Schlager 38'5" | Culb | Tjaden 38'1" | Wheat | Reitz 37'11½ | Chap | Forell 37'8 | Chap | — | — | 10 | 4 | 3 | 8 |
| Mi Run | 4.54.9 | Golkie 4.54.9 | Imp | Schuman 4.55.5 | Imp | Norman 5.06.7 | Gr | L Grosbach 5.08.3 | Imp | Kerk 5.12.3 | Chap | Miller 5.13.0 | Then | 22 | — | 6 | — | 2 | 1 |
| 220 | 23.3 | Harelroad 23.3 | Wau | M Fye 23.6 | Wau | Tjaden 23.8 | Wheat | Jackman 24.0 | Gr | Akeson 24.3 | Chap | Kitt 24.5 | Wau | — | 19 | 4 | 6 | 2 | — |
| 880 Relay | 1.37.3 | Waunela 1.37.3 | | Wheatland 1.38.5 | | Grant 1.41.8 | | Imperial 1.42.8 | | Culbertson 1.43.6 | | St Paul 1.44.1 | | 4 | 10 | 6 | 8 | — | - |
| Mi Relay | 3.42.6 | Chappell 3.42.6 | | Wheatland 3.43.8 | | Imperial 3.46.9 | | Culbertson 3.54.6 | | Grant 3.55.6 | | Waunela 3.58.0 | | 6 | 1 | 2 | 8 | 10 | — |
| | | | | | | | | | | | | | | | | | | | |
| | | | | | | | | | | | | | | 166 | 87 | 82 | 82 | 55 | 25 |

* Do not write in this event column until finish card is official

TOTAL SCORES

| | | |

| EVENT * | Time and Distance | First Place 6 | School | Second Place 4 (Grant) | School | Third Place 3 | School | Fourth Place 2 | School | Fifth Place 1 | School | Sixth Place | School | Imp | Grant |
|---|---|---|---|---|---|---|---|---|---|---|---|---|---|---|---|
| 2 mi Run | 11.17 | Golkie 11.17 | Tie | Shuman 11.17 | Imp | L Grosbach 11.46.8 | Imp | R Grosbach 12.00 | Imp | Poppe 12.32.9 | Gr | | | 15 | 1 |
| Long Jump | 19'0" | Sis 19.0 | Gr | Cohow 17'10½ | Imp | J. Borowski 17'8" | Gr | S. Gaston 17'2" | Gr | M. Borowski 17'1½ | Gr | | | 4 | 12 |
| Discus | 139'11" | Haberman 139'11" | Imp | Rowley 123'6" | Imp | Loeffler 120'9½ | Gr | Molzahn 119'7½ | Imp | Hollon 117'7½ | Imp | | | 13 | 3 |
| Shot Put | 50'10½ | Haberman 50'10½ | Imp | Kurth 45'7½ | Imp | Hamms 43'8½ | Gr | Bowers 43'8½ | Imp | Loeffler 43'4¾ | Gr | | | 12 | 4 |
| Triple Jump | 39'3¾ | Gaston 39'3¾ | Gr | Sis 38'3" | Gr | Lawson 37'9" | Gr | Mathis 37'6" | Gr | Purdy 35'1¼ | Imp | | | 1 | 15 |
| 2 mi Relay | 9.55.1 | Imperial 9.55.1 | | Grant 10.01.9 | | | | | | | | | | 5 | 3 |
| 120 H.H | 15.6 | Gennan 15.6 | Imp | Lee 16.4 | Imp | Mathis 17.8 | Gr. | M Borowski 18.4 | Gr | Mosel 19.0 | Gr | | | 10 | 6 |
| 100 yd D. | 10.4 | Schilling 10.4 | Gr. | Hannon 10.5 | Imp | Curtis 10.6 | Imp | J Borowski 11.1 | Gr | Swenson 11.3 | Imp | | | 8 | 8 |
| Mile | 5.03.2 | Golkie 5.03.2 | Imp | Schuman 5.08.6 | Imp | Norman 5.11.5 | Gr | L Grosbach 5.33.3 | Imp | R. Grosbach 5.44.8 | Imp | | | 13 | 3 |
| Pole Vault | 12'0 | Lee 12.0 | Imp | Curtis 11'0 | Imp | Gaston 10'6" | Gr | Einshian 10'0 | Imp | Deaver 9'6" | Gr | | | 12 | 4 |
| High Jump | 5'10" | Mosel 5'10" | Gr | M Borowski 5'6" | Gr | Mathis 5'6" | Gr | Purdy 5'6" | Imp | Cohow 5'6" | Imp | | | 3 | 13 |
| 880 Relay | 1.42.2 | Grant 1.42.6 | | Imp. 1.47.4 | | | | | | | | | | 3 | 5 |
| 440 | 57.2 | Rowley 57.2 | Imp | ~~Buss~~ Buckman 60.5 | Gr | Buss 61.0 | Gr | Curtis 61.2 | Imp | Santo 61.8 | Gr. | | | 8 | 8 |
| 180 LH | 22.4 | Gennan 22.4 | Imp | Lee 23.8 | Imp | Sis 23.7 | Gr | Swanson 24.1 | Imp | Gaston 24.6 | Gr. | | | 12 | 4 |
| 880 yd Run | 2.11.3 | Schuman 2.11.3 | Imp | Golkie 2.14.3 | Imp | Rowley 2.16.8 | Imp | Norman 2.19 | Gr | Herless 2.26 | Imp | | | 14 | 2 |
| 220 | 24.5 | Gennan 24.5 | Imp | Schilling 25.4 | Gr | Borowski 26.5 | Gr | Quint 26.9 | Imp | Santo 27.0 | Gr | | | 8 | 8 |
| Mi Relay | 3.54.4 | Imperial 3.54.4 | | Grant 3.59.5 | | | | | | | | | | 5 | 3 |
| | | | | | | | | | | | | | | | |
| | | | | | | | | | | | | | | 136 | 102 |

...t write in this event column until finish card is official

TOTAL SCORES

| EVENT * | Time and Distance | First Place 10 | School | Second Place 8 | School | Third Place 6 | School | Fourth Place 4 | School | Fifth Place 2 | School | Sixth Place 1 | School | Imp | Hersley | Med. U. | Benk | Chop | Suth |
|---|---|---|---|---|---|---|---|---|---|---|---|---|---|---|---|---|---|---|---|
| High Jump | 6'2" | Sis 6'2" | B | Hansen 5'10" | M.U | Long 5'10 | Tie Gr | Carreau 5'10 | Her | Welch 5'8" | S | Mosel 5'8 | Gr | - | 5 | 8 | 10 | - | 2 |
| Discus | 146'5" | Haberman 146'5" | I | Muth 139'7" | MU. | Rowley 136'0" | I | White 130'8" | SP | Kissinger 130'5" | H | Blake 130'3" | S | 16 | 2 | 8 | - | - | 1 |
| Long Jump | 21'3 3/4 | Pursley 21'3 3/4 | B | Covey 20'10" | M.U | Harrada 19'11 1/2 | H | M Hansen 19'8 3/4 | MU | Evans 19'6 1/4 | H | Sis 19'3/4 | Gr | - | 8 | 12 | 10 | - | - |
| 2 mi Run | 10.15.1 | Schuman 10.15.1 | I | Golkie 10.35.2 | I | Kerk 10.46.4 | C | Grosbach 10.57.3 | I | Jones 11.21.2 | S | Kendall 11.28.3 | S | 22 | - | - | - | 6 | 3 |
| 440 | 52.2 | Sis 52.2 | B | Kohl 52.5 | H | Alleson 52.6 | C | Hansen 53.0 | MU | Harmon 53.7 | I | Rowley 55.1 | I | 3 | 8 | 4 | 10 | 6 | - |
| Pole Vault | 13'0" | Lee 13'0" | I | Pursley 12'6" | B | Welsh 12'6" | S | Swanson 12'6" | H | Sulo 12'0 | MU | Bower 12.0 | C | 10 | 4 | 2 | 8 | 1 | 6 |
| 120 HH | 15.1 | German 15.1 | I | Hansen 15.2 | C | Carreau 15.6 | H | Miller 15.8 | H | Show 16'0 | B | Long 16.2 | G | 10 | 10 | | 2 | 8 | |
| Triple Jump | 43'3 1/2 | Reitz 43'3 1/2 | C | Gaston 42'2" | Gr | Pursley 42'1 3/4 | B | Harrada 41'8" | H | Colasco 41'5" | B | Sis Sm 40'10" | Gr | - | 4 | - | 8 | 10 | - |
| Shot Put | 52'5 3/4 | Haberman 52'5 3/4 | I | Kurth 47'1" | I | Bowers 44'9 3/4 | I | Kissinger 43'7 1/2 | H | Leoffler 43'7 1/4 | Gr | Blake 42'2 3/4 | S | 24 | 4 | - | - | - | 1 |
| 100 | 10.0 | Covey 10.0 | MU | Paulmon 10.3 | S | Fries 10.3 | B | Brown 10.5 | H | Schilling 10.6 | Gr | Alleson 10.7 | C | - | 4 | 10 | 6 | 1 | 8 |
| 880 | 2.06.7 | Schuman 2.06.7 | I | Golkie 2.08.1 | I | Miller 2.08.5 | H | M. Hansen 2.09.1 | MU | Norman 2.09.5 | Gr | T Rowley 2.10.0 | I | 19 | 6 | 4 | - | - | - |
| 180 LH. | 20.8 | German 20.8 | I | Hansen 21.1 | C | Fries 21.6 | B | Lee 22.0 | I | Petersen 22.1 | Her | Brown 22.3 | Her | 14 | 3 | - | 6 | 8 | - |
| 220 | 23.2 | Covey 23.2 | MU | Kohl 23.8 | H | Paulmon 23.9 | S | Alleson 24.3 | C | German 24.5 | I | Hansen 24.5+ | MU | 2 | 8 | 11 | - | 4 | 6 |
| Mi Run | 4.49.5 | Golkie 4.49.5 | I | Schuman 4.49.6 | I | Kerk 4.57.6 | C | Norman 5.06 .9 | Gr | Moron 5.07 | S | Grosbach 5.07.8 | I | 19 | - | - | - | 6 | 2 |
| 2 mi Relay | 8.50.3 | Imp. | | Hersley 8.52.7 | | Chop 9.09 | | Grant 9.11.3 | | Suther 9.13 | | Med U. 9.27.8 | | 10 | 8 | 1 | - | 6 | 2 |
| 880 Relay | 1.37 | Med U. 1.37 | | Hers. 139.9 | | Suther. 1.40.1 | | Imp 1.43.2 | | Benk 1.43.8 | | Chopp 1.44.7 | | 4 | 8 | 10 | 2 | 1 | 6 |
| Mi Relay | 3.39.2 | Chap. 3.39.2 | | Benk 3.42.3 | | Hersley 3.42.9 | | Imp. 3.46.0 | | Med U. 3.52.3 | | Grout 3.53.2 | | 4 | 6 | 2 | 8 | 10 | - |
| Frosh 880 | 1.44.9 | Hersley 1.44.9 | | Suther 1.45.4 | | Benk 1.47.0 | | Imp 1.47.1 | | Grout 148.8 | | St Pat 1.48.9 | | - | - | - | - | - | - |
| | | | | | | | | | | | | | | 157 | 88 | 72 | 70 | 67 | 37 |

* Do not write in this event column until finish card is official

TOTAL SCORES

| Grant | Start |
| --- | --- |
| 6 | - |
| - | 4 |
| 1 | - |
| - | - |
| - | - |
| - | - |
| 1 | - |
| 7 | - |
| 2 | - |
| 2 | - |
| - | - |
| - | - |
| - | - |
| 1 | - |
| 4 | - |
| - | - |
| - | - |
| - | - |
| 2 | 4 |

| EVENT * | Time and Distance | First Place 10 | School | Second Place 8 | School | Third Place 6 | School | Fourth Place 4 | School | Fifth Place 2 | School | Sixth Place 1 | School | Imp. | Wau | Pax | M.V. | Her | Grant |
|---|---|---|---|---|---|---|---|---|---|---|---|---|---|---|---|---|---|---|---|
| Long Jump | 19'10" | Harchelroad 19'10" | Wau. | Van Diest 19'5" | Sand | Houitt 18'5½" | Stap. | Evans 18'4½" | Hers. | Perlinger 18'3" | Pax. | Sis 18'2½" | Grant | - | 10 | 2 | - | 4 | 1 |
| High Jump | 5'8" | D. Hansen 5'8" | M.U. | Mosel 5'8" | Grant | Nocera 5'6" | Mul | Welsh 5'4" | Suth. | M. Hansen 5'4" ← Tie → | M.U. ~~Suth~~ | Larreau 5'4" | HER | - | - | - | 11½ | 1½ | 8 |
| 440yd Dash | 52.1 | M. Fye 52.1 | Wau | Hansen 53.6 | M.U. | Harmon 53.8 | Imp. | Niesen 54.0 | Stap. | Kitt 54.4 | Wau | Kraner 54.5 | Stap | 6 | 12 | - | 8 | - | - |
| Triple Jump | 40'2¾" | Gaston 40'2¾" | Grant | Hartman 39'10¼" | Pax | Nocera 39'8" | Mul | Van Diest 39'4¾" | Sand | Hareada 38'10¼" | Her | Sis 38'8½" | Grant | - | - | 8 | - | 2 | 11 |
| 60yd H.H. | 8.2 | German 8.2 | Imp | Marquette 8.3 | Pax | Long 8.4 | Grant | Larreau 8.4 | Her | Van Diest 8.6 | Sand | Welsh 8.7 | Suth | 10 | - | 8 | - | 4 | 6 |
| 880yd Run | 2:06 | Mc Gregor 2:06 | Wau | Rowley 2:09.1 | Imp | M. Hansen 2:10.9 | M.U. | Rasby 2:11 | Suth | Norman 2:11.1 | Grant | Gifford 2:12.1 | Pax | 8 | 10 | 1 | 6 | - | 2 |
| Shot Put | 53'2¾" | Haberman 53'2¾" | Imp | Babbitt 50'8¾" | Pax | Bowers 46'½" | Imp | Loeffler 45'2" | Grant | Kurth 45'3¼" | Imp | Blake 42'11¼" | Suth | 18 | - | 8 | - | - | 4 |
| 2 mile Run | 10:11.9 | Schuman 10:11.9 | Imp | Golkie 10:24.1 | Imp | Grosback 10:48 | Imp | Norman 10:51.3 | Grant | Jones 11:09.8 | Suth | Kendal 11:26 | Suth | 24 | - | - | - | - | 4 |
| 2 mile relay | 8:58.7 | Hershey 8:58.7 | | Stapleton 8:59.9 | | Sutherland 9:00 | | Paxton 9:11 | | Imperial 9:39 | | Grant 9:43.7 | | 2 | - | 4 | - | 10 | 1 |
| Discus | 150'10" | Haberman 150'10" | Imp | Nutt 140'2" | M.U. | Rowley 139'10½" | Imp | Dixon 137'10½" | Pax | Blake 136'7" | Suth | Babbitt 134'4" | Pax | 16 | - | 5 | 8 | - | - |
| 100yd. Dash | 10.7 | Paulman 10.7 | Suth. | Harchelroad 10.8 | Wau. | Perlinger 10.9 | Pax | Houitt 11.0 | Stap | Kitt 11.2 | Wau | Swanson 11.3 | Her | - | 10 | 6 | - | 1 | - |
| 180 yd. L. H. | 21.6 | German 21.6 | Imp | Ed. Fye 22.1 | Wau. | Brown 22.8 | Her | Lee 22.9 | Imp | | | Long (Grant) Hansen (Stap) | | 14 | 8 | - | - | 6 | ½ |
| 220yd dash | 23.8 | Harchelroad 23.8 | Wau. | Ed. Fye 23.8+ | Wau. | Perlinger 24.0 | Pax | M. Fye 24.1 | Wau | Kohl 25.0 | Her | Schilling 25.3 | Grant | - | 22 | 6 | - | 2 | 1 |
| ~~880 yd~~ mile | 4:45.1 | Golkie 4:45.1 | Imp | Schuamn 4:46.1 | Imp | Cribelli 4:56.7 | Wau. | Barnum 4:57.1 | Stap | Byrant 4.57.3 | Thed | Grosbach 5:04.3 | Imp | 19 | 6 | - | - | - | - |
| 880 yd Relay | 1:35.2 | Wauneta 1:35.2 | | M.V. 1.36.1 | | Stapleton 1:38.3 | | Hershey 1:38.6 | | Thedford 1:39.2 | | Sutherland 1:40.2 | | - | 10 | - | 8 | 4 | - |
| Mile Relay | 3:39.2 | Imperial 3:39.2 | | Stapleton 3:43.9 | | M.V. 3:46.3 | | Hershey 3:47.5 | | Thedford 3:47.8 | | Paxton 3:49.2 | | 10 | - | 1 | 6 | 4 | - |
| | | | | | | | | | | | | | | | | | | | |
| | | | | | | | | | | | | | | | | | | | |
| TOTAL SCORES | | | | | | | | | | | | | | 127 | 88 | 49 | 47½ | 38½ | 38½ |

* Do not write in this event column until finish card is official

| Suth | Sand Hill | Stapleton | Theel ford | Muller | St Pats |
|---|---|---|---|---|---|
| - | 8 | 6 | - | - | - |
| 4 | - | - | - | 6 | - |
| - | - | 5 | - | - | - |
| - | 4 | - | - | 6 | - |
| 1 | 2 | - | - | - | - |
| 4 | - | - | - | - | - |
| 1 | - | - | - | - | - |
| 3 | - | - | - | - | - |
| 6 | - | 8 | - | - | - |
| 2 | - | - | - | - | - |
| 0 | - | 4 | - | - | - |
| - | - | ½ | - | - | - |
| - | - | - | - | - | - |
| - | - | 4 | 2 | - | - |
| | - | 6 | 2 | - | - |
| - | - | ~~10~~ 8 | 2 | - | - |
| | | | | | - |
| | | | | | - |

| EVENT * | Time and Distance | First Place 10 | School | Second Place 8 | School | Third Place 6 | School | Fourth Place 4 | School | Fifth Place 2 | School | Sixth Place 1 | School | Kimball | Imp. | Sidney | Gering | Ogallala | McCook |
|---|---|---|---|---|---|---|---|---|---|---|---|---|---|---|---|---|---|---|---|
| Long jump | 23'2½ | Wells | Ger. | Flock | McCook | Steckelberg | Og. | Wigington | CH. | Paxton | Gor. | Marvin | McCook | – | – | – | 10 | 6 | 9 |
| High jump | 6'4" | Flock | McCook | Larabee | Val. | Steckelberg | Og. | Tittel | All. | Swanson | Ger. | Ledbetter | CH. | – | – | – | 2 | 6 | 10 |
| Triple jump | 46'2" | Steckelberg | Og. | Larabee | Val. | Flock | McCook | Wigington | CH. | Marvin | McCook | Wells | Ger. | – | – | – | 1 | 10 | 8 |
| Shot Put | 53' ¼" | Haberman | Imp. | Swanstrom | Sid. | Donovan | Val. | Brunz | Mit | Bowers | Imp. | Iossi | All. | – | 12 | 8 | – | – | – |
| Discus | 147'10" | Haberman | Imp. | Alderman | CH. | Roth | Gor. | Swanbom | Ger. | Thompson | Og. | Keller | Ger. | – | 10 | – | 5 | 2 | – |
| Pole Vault | 13'6" | Hoehner | McCook | Gerner | Kim. | Lee | Imp. | Muldoon | CH. | Haney | McCook | Curtis | Imp. | 8 | 7 | – | – | – | 12 |
| 440 yd. dash | 51.0 | Crowder | All. | Eskam | Mit. | Knight | Og. | Masada | Kim. | Harman | Imp. | Olson | All. | 4 | 2 | – | – | 6 | – |
| 880 yd ~~da~~ Run | 2:06.4 | Crowder | All. | Mitchell | CH. | Rowley | Imp. | Maley | Og. | Hammond | Sid. | Gealy | Gor. | – | 6 | 2 | – | 4 | – |
| 2-mile Run | 10:15.2 ~~Danielson~~ | Danielson | Kim. | Gealy | Gor. | Drake | McCook | Gokie | Imp | Schuman | Imp | Flores | All. | 10 | 6 | – | – | – | 6 |
| 100 yd. dash | 9.9 | Brinkman | Ger. | Christjans | Sid. | Wigington | Ch. | Soto | Kim. | Miller | Ger. | Wilkins | Mitch. | 4 | – | 8 | 12 | – | – |
| 120 yd. HH | 14.5 | Surber | Sid. | German | Imp. | Thompson | Og. | O'Holleran | Sid. | Stevenson | McCook | Burge | Val. | – | 8 | 14 | – | 6 | 2 |
| 180 yd. L.H. | 20.2 | Surber | Sid. | German | Imp. | Lockwood | Kim. | O'Holleran | Sid. | Stevenson | McCook | Gulde | McCook | 6 | 8 | 14 | – | – | 3 |
| 880 Relay | 1:34.2 | Gering | | Sidney | | Kimball | | Mitchell | | Chadron | | Alliance | | 6 | – | 8 | 10 | – | – |
| mile Relay | 3:35.3 | Alliance | | Ogallala | | Kimball | | Gering | | Imperial | | McCook | | 6 | 2 | – | 4 | 8 | 1 |
| 2-mile relay | 8:42.4 | Kimball | | Ogallala | | Alliance | | Gering | | McCook | | Chadron | | 10 | – | – | 4 | 8 | 2 |
| ~~880 Relay~~ | ~~1:34.6~~ | ~~Gering~~ | | ~~Sidney~~ | | ~~Kimball~~ | | ~~Mitchell~~ | | ~~Chadron~~ | | ~~Alliance~~ | | ~~[illegible]~~ | | ~~[illegible]~~ | ~~[illegible]~~ | | |
| 220 ~~mile Relay~~ | 22.9 ~~3:35.3~~ | Brinkman ~~Alliance~~ | Ger | Christians 23.0 | Sid | Eskam 23.1 | Mit | Hall 23.9 | AL | Cochran 24.3 | Og | Briggs 24.4 | ALL | | | 8 | 10 | | |
| Mile Run | 4.40.3 | Danielson 4.40.3 | Kim | Volkman 4.47.3 | Kim | Schuman 4.48.3 | I | Gokie 4.49.3 | I | Carver 4.52.1 | Val | Drake 4.54.4 | Mfc | 18 | 10 | | | 2 | 1 |
| | | | | | | | | TOTAL SCORES | | | | | | 72 | 71 | 62 | 58 | 58 | 54 |

...official and is official

| | | | | | | | | | | | | | | | | | | | | | | |
|---|---|---|---|---|---|---|---|---|---|---|---|---|---|---|---|---|---|---|---|---|---|---|
| 19 | | | | 13 | 6 | 10 | 1 | 1 | 1 | 1 | 1 | 10 | 11 | 1 | 1 | 1 | 1 | 4 | 1 | Alliance |
| 25 | | | | 8 | 1 | 1 | 9 | 1 | 1 | 6 | 1 | 8 | 1 | 7 | 8 | 1 | 4 | 1 | 4 | Chadron |
| 23 | 2 | | | | 1 | 1 | 1 | 1 | 1 | 1 | 1 | 1 | 1 | 1 | 1 | 6 | 8 | 8 | 1 | Valentine |
| 17 | | 5 | 4 | | 1 | 1 | 4 | 1 | 1 | 1 | 1 | 1 | 8 | 1 | 1 | 4 | 1 | 1 | 1 | Mitchell |
| | | | | | 1 | 1 | 1 | 1 | 1 | 1 | 8 | 1 | 1 | 1 | 6 | 1 | 1 | 1 | 2 | Gordon |

| EVENT * | Time and Distance | First Place | School | Second Place | School | Third Place | School | Fourth Place | School | Fifth Place | School | Sixth Place | School |
|---|---|---|---|---|---|---|---|---|---|---|---|---|---|
| Discus | Haberman | | | | | | | | | | | | |
| | | | | | | | | | | | | | |
| Shot | Haberman | | | | | | | | | | | | |
| | | | | | | | | | | | | | |
| HH | German | | | | | | | | | | | | |
| | | | | | | | | | | | | | |
| CH | German | | | | | | | | | | | | |
| | | | | | | | | | | | | | |
| PV | Lee | | | | | | | | | | | | |
| | | | | | | | | | | | | | |
| Mile | Schuman | | | | | | | | | | | | |
| | | | | | | | | | | | | | |
| 880 | Rowley | | | | | | | | | | | | |
| | | | | | | | | | | | | | |
| | | | | | | | | | | | | | |
| | | | | | | | | | | | | | |
| | | | | | | | | | | | | | |
| | | | | | | | | | | | | | |



...rite in this event column until finish card is official

TOTAL SCORES

# THE ALL-AMERICAN TRACK AND FIELD SCORE SHEET

Originated and Developed by

COACHES

**Barkham Garner** **C. L. Cain**

**C. A. Hastings** **C. G. Zaun**

Copyright 1937—Barkham Garner
All rights reserved

Form 104

## SCORING DIRECTIONS

**The following suggestions are made to the scorer, coach and schools in using the All-American Track and Field score sheet.**

**The scorer should not write in the order of events in the event column but enter the events as they are completed and reported by the head judge of finish. After recording the places in their respective columns the points are placed in the upper half of the scoring space. The running score is kept in lower half of the scoring space, usually in different color pencil. This enables the scorer to announce the exact score after each and every event.**

**These additional suggestions are offered to aid the scorer in keeping an efficient record: (1) In cases of ties write all names in the one space. (2) In case of a new school or meet record, circle the winning height, time or distance. (3) In case of a new school record in a field event scored by a place winner, the distance or height may be written in above the place winner's name.**

**The following suggestions may be helpful to the coaches in using this score sheet: (1) There is room to put in above a name the time, distance or height of the individual, if desired. Thus a season record of individual members of a team may be kept. (2) The names of the members of winning relay team may be written in the 4th and 5th spaces opposite the relay event. (3) The coach may encircle new school, district or League records.**

**Finally, this sheet will score any meet from a dual or triangle meet to a League or district meet with any number of schools competing.**

Junior colleges, colleges and universities can use the sheet as well as high schools as there is room for eighteen events to be scored which is ample to include all college events.

Ogallala

| EVENT * | Time and Distance | First Place 10 | School | Second Place 8 | School | Third Place 6 | School | Fourth Place 4 | School | Fifth Place 2 | School | Sixth Place 1 | School | McCook | Gothenburg | Lex | Imp | Ogal | Coz |
|---|---|---|---|---|---|---|---|---|---|---|---|---|---|---|---|---|---|---|---|
| 2 mi Run | 10.19.9 | 10:19.9 Gokie | Imp | 10:25.6 Nunaly | Mc | 10:32.6 Shoeneman | Lex | 10:39.4 Verbeck | Og. | 10:42.0 Teel | Lex | 11:10.0 Horless | Imp | 8 | — | 8 | 11 | 4 | — |
| 440 yd. dash | 52.2 | 52.2 Turner | Hold | 52.7 Paul | Lex | 54.3 Oldham | Goth. | 54.4 Robles | Lex | 54.8 Perry | Hold. | 55.2 Kenton | Goth | — | 7 | 12 | — | — | — |
| Discus | 159'10" | 159'10" Parsons | Mc | 146'9" Kuxhausen | Goth. | 139'6" Knauss | Lex | 138'1" Fiene | Lex | 130'4" Wood | Mc | 129'1" Strasburger | Hold | 12 | 8 | 10 | — | — | — |
| High Jump | 6'2" | 6'2" McKeone | Coz. | 5'10" France TIE | Goth. | 5'10" Novacek | Goth | 5'10" Maloley | Lex | 5'10" K.Marvin TIE | Mc | 5'10" Mills | Hold | 1½ | 14 | 4 | — | — | 10 |
| 60 yd. high Hurdles | 8.5 | 8.5 Block | Goth. | 8.6 Guilde | Mc | 8.7 Suiter | Mc | 8.8 Maloley | Lex | 8.9 Ringenberg | Lex | 8.9+ Fillmer | Og | 14 | 10 | 6 | — | 1 | — |
| Pole Vault | 13'6" | 13'6" Hoehner | Mc | 13' Dudley | Goth. | 12'6" Honey | Mc | 11'6" Dyer | Coz. | 11' Curtis | Imp | 10'6" Nowak | Og | 16 | 8 | — | 2 | 1 | 4 |
| Long Jump | 21'2¼" | 21'2¼" Marvin | Mc | 20'9" Dyer | Mc | 20'5¾" K. Marvin | Mc | 20'3¼" Gunnerson | Lex | 19'3½" Ambler | Goth. | 19'2¾" Reisinger | Coz. | 24 | 2 | 4 | — | — | 1 |
| 2 Mi Relay | 8:40.2 | 8:40.2 Gothenburg | | 8:43.5 Ogallala | | 8:48.3 Imperial | | 8:52.8 Lexington | | 9:08.1 Holdrege | | 9:15.3 McCook | | 1 | 10 | 4 | 6 | 8 | — |
| Shot Put | 54'5½" | 54'5½" Fiene | Lex | 48'2" Strasburger | Hol. | 46'7 Rowley | Imp. | 46'5" Knauss | Lex | 45'7¾" Exstrom | Hold. | 45'1" Price | Lex | — | — | 15 | 6 | — | — |
| 100 yd. dash | 10.4 | 10.4 Paul | Lex | 10.6 McDonald | Lex | 10.8 Schmiekie | Goth. | 11.0 Gunnerson | Lex | | | | | | | | | | |
| 880 yd. dash | 2:03.1 | 2:03.1 Collins | Goth. | 2:06.8 Tillman | Og. | 2:07.8 Rowley | Imp. | 2:08.0 Ribble | Og. | 2:08.4 Dishman | Goth | 2:10.0 Folkers | Lex | — | 12 | 1 | 6 | 12 | — |
| 100 yd. Low Hurdles | 11.6 | 11.6 Block | Goth. | 11.6+ Reisinger | Coz. | 12.1 Guilde | Mc | 12.1+ Morton | Coz | 12.5 Suiter | Mc | 12.5+ Curtis | Imp | 8 | 10 | — | 1 | — | 12 |
| 220 yd. dash | 23.7 | 23.7 Paul | Lex | 24.6 Novacek | Goth. | 24.6+ Loescher | Mc | 24.7 Nichols | Goth. | 24.9 Wilson | Mc | 25.0 Spencer | Og. | 8 | 12 | 10 | — | 1 | — |
| 1 Mi Run | 4:29.3 | 4:29.3 Gokie | Imp. | 4:414.3 Drake | Mc | 4:47.7 Verbeck | Og. | 4:52.4 Schoneman | Lex | 4:56.0 Hagge | Og. | 4:58.8 Huffman | Mc | 9 | — | 4 | 10 | 8 | — |
| 880 yd. relay | 1:34.8 | 1:34.8 Lexington | | 1:36.0 Gothenburg | | 1:42.1 Cozad | | 1:42.7 Ogallala | | 1:48.0 Imperial | | | | | 8 | 10 | 2 | 4 | 6 |
| Triple Jump | 43'5" | 43'5" K. Marvin | Mc | 43'2½" D. Marvin | Mc | 42'9¾" Dyer | Mc | 41'11" Novacek | Goth | 40'3" Messersmith | Coz. | 39'8" Reisinger | Coz. | 24 | 4 | — | — | — | 3 |
| Mile Relay | 3:39.3 | 3:39.3 McCook | | 3:39.8 Gothenburg | | 3:47.9 Lexington | | 3:49.7 Ogallala | | 3:54.6 Imperial | | 4:01.6 Cozad | | 10 | 8 | 6 | 2 | 4 | 1 |
| | | | | | | | | | | | | | | | | | | | |
| | | | | | | | | | | | | | | 135½ | 113 | 94 | 46 | 43 | 37 |

* Do not write in this event column until finish card is official

TOTAL SCORES


Hole
1
12
1
1½
-
1
-
2
10
-
-
-
-
-
1
26½

# THE TRI-RIVER AREA TRACK AND FIELD SCORE SHEET

Grant

| EVENT * | Time and Distance | First Place 10 | School | Second Place 8 | School | Third Place 6 | School | Fourth Place 4 | School | Fifth Place 2 | School | Sixth Place 1 | School |
|---|---|---|---|---|---|---|---|---|---|---|---|---|---|
| Discus | 140'10" | 140'10" Hengen | Her. | 139'3½" Rowley | Imp. | 139'1" Eirich | Bay. | 136'9½" McDaniel | Bay | 128'7" Johnson | Grant | 120'4" Jaeger | Imp |
| Long Jump | 21'7¼" | 21'7¼" Schwab | Bay | 21' 3¼" Sis | Grant | 20'7¾" Harchelroad | Wau | 20'5½" Pursley | Benk | 20'2" Gaston | Grant | 19'7¼" Glasco | Benk |
| High Jump | 5'10" | 5'10" Long | Grant | 5'10" Hansen | MV | 5'10" Johnson | MV | 5'8" Harless | Imp. | 5'8" Canow | Imp. | 5'8" Purdy | Imp. |
| Shot Put | 50'10" | 50'10" Estrada | Bay | 50'2" Rowley | Imp. | 49'1" Eirich | Bay. | 46'6" O'Neill | Wau | 45'1" Menghini | Osh. | 44'11" Pinion | Her. |
| Pole Vault | 12'1" | 12'1" Kraus | Wheat | 12'1" Schwab | Bay. | 11'6" Reiber | Bay | 11'6" Curtis | Imp. | 11' Sullivan | Osh. | 11' Schroeder | MV |
| Triple Jump | 44'11¼" | 44'11¼" Schwab | Bay | 44'6¾" Gaston | Grant | 42'4½" Glasco | Benk | 42'2" Pursley | Benk. | 41'8½" Lawson | Grant | 39'11" Hansen | MV |
| 120 yd High Hurdles | 15.4 | 15.4 Eigbrett | Bay. | 15.5 Long | Grant | 16.1 Schroeder | MV | 16.2 Hansen | MV | 16.7 Mathes | Grant | 17. McCormick | Wheat |
| 2 Mi Run | 10:49.4 | 10:49.4 Gokie | Imp. | 11:03.7 Kinnersley | Her. | 11:06 Grosbach | Imp. | 11:22.4 Crawford | MV | 11:22.5 Serda | Bay. | 11:32 Harless | Imp. |
| 440 yd. dash | 52.0 | 52.0 Kohl | Her. | 53.1 Frishe | Culb | 53.7 Rowley | Imp. | 53.8 Young | Bay. | 54.3 Mikoloyck | Osh. | 55.6 Glasco | Benk |
| 2 Mi Relay | 8:51.3 | 8:51.3 Bayard | | 8:51.3+ Imperial | | 9:13.9 Med. Valley | | 9:24.8 Benkelman | | 9:31.5 Grant | | 9:35.2 Wheatland | |
| 100 yd. dash | 10.2 | 10.2 Harchelroad | Wau | 10.4 Kohl | Her. | 10.5 Mikoloyck | Osh. | 10.6 Blackstone | Bay. | 10.6+ Schultz | Grant | 10.7 Schilling | Grant |
| 880 yd. run | 2:01.8 | 2:01.8 McGregor | Wau. | 2:05.0 Coolidge | Bay. | 2:05.1 Gokie | Imp | 2:10 Hansen | MV | 2:10.5 Hengen | Her. | 2:13.2 S. Gokie | Imp |
| 180 yd. low hurdles | 20.2 | 20.5 Eigbrett | Bay | 20.7 Long | Grant | 21.3 Sis | Grant | 21.3+ Swanson | Her. | 21.5 Curtis | Imp. | 22.0 Brown | Her. |
| 220 yd. dash | 22.7 | 22.7 Harchelroad | Wau. | 23.0 Kohl | Her. | 23.4 Young | Bay. | 24.1 Mikoloyck | Osh. | 24.3 Brown | Her. | 24.5 Schultz | Grant |
| 1 Mi Run | 4:50.4 | 4:50.4 Gokie | Imp. | 4:55.7 McGregor | Wau. | 4:56.4 Miller | Trent | 5:13.9 Hesketh | Imp. | 5:44.3 Grosbach | Imp. | 5:16.8 Crawford | MV |
| 880 yd. relay | 1:36.9 | 1:36.9 Bayard | | 1:48.0 Grant | | 1:40.1 Hershey | | 1:42.8 Benkelman | | 1:43.3 Trenton | | 1:44.3 Wheatland | |
| 440 yd weightmen relay | 49.3 | 49.3 Grant | | 49.7 Imperial | | 49.9 Bayard | | 50.4 Oshkosh | | 53.0 Benkelman | | 54.4 Trenton | |
| Mile Relay | 3:42.5 | 3:42.5 Bayard | | 3:45.1 Med. Valley | | 3:45.5 Grant | | 3:50.1 Culbertson | | 3:57 Imperial | | 4:00.0 Hershey | |

| | Bayard | Imperial | Grant | Hershey | Med. Valley | Waunela |
|---|---|---|---|---|---|---|
| Discus | 10 | 9 | 2 | 10 | – | – |
| Long Jump | 10 | – | 10 | – | – | 6 |
| High Jump | – | 7 | 10 | – | 14 | – |
| Shot Put | 16 | 8 | – | 1 | – | 4 |
| Pole Vault | 14 | 4 | – | – | 1 | – |
| Triple Jump | 10 | – | 10 | – | 1 | – |
| 120 yd High Hurdles | 10 | – | 10 | – | 10 | – |
| 2 Mi Run | 2 | 17 | – | 8 | 4 | – |
| 440 yd. dash | 4 | 6 | – | 10 | – | – |
| 2 Mi Relay | 10 | 8 | 2 | – | 6 | – |
| 100 yd. dash | 4 | – | 3 | 8 | – | 10 |
| 880 yd. run | 8 | 7 | – | 2 | 4 | 10 |
| 180 yd. low hurdles | 10 | 2 | 14 | 5 | – | – |
| 220 yd. dash | 6 | – | 1 | 10 | – | 10 |
| 1 Mi Run | – | 16 | – | – | 1 | 8 |
| 880 yd. relay | 10 | – | 8 | 6 | – | – |
| 440 yd weightmen relay | 6 | 8 | 10 | – | – | – |
| Mile Relay | 10 | 2 | 6 | 1 | 8 | – |
| TOTAL SCORES | 140 | 94 | 86 | 61 | 49 | 48 |

* Do not write in this event column until finish card is official

| | | | | | | | | | | | | | | | | | | | |
|---|---|---|---|---|---|---|---|---|---|---|---|---|---|---|---|---|---|---|---|
| 26 | — | 2 | 4 | — | 1 | — | — | — | 4 | — | — | — | 10 | — | — | — | 5 | — | Benkelman |
| 20 | — | 4 | — | — | 4 | — | — | 6 | — | 2 | — | — | — | 2 | 2 | — | — | — | Oshkosh |
| 13 | — | — | — | — | — | — | — | — | — | — | — | — | — | 10 | — | — | — | — | Wheatland |
| 12 | 4 | — | — | — | — | — | — | — | — | 8 | — | — | — | — | — | — | — | — | Culbertson |
| 9 | — | — | 2 | 6 | — | — | — | — | — | — | — | — | — | — | — | — | — | — | Trenton |

# TRACK AND FIELD SCORE SHEET

COPYRIGHTED 1987

| EVENT * | Time and Distance | First Place 10 | School | Second Place 8 | School | Third Place 6 | School | Fourth Place 4 | School | Fifth Place 2 | School | Sixth Place 1 | School | Grant | Imperial | Wauneta | Sutherland | Med. Valley | Hershey |
|---|---|---|---|---|---|---|---|---|---|---|---|---|---|---|---|---|---|---|---|
| Triple Jump | 42' 8¾" | 42' 8¾" Gaston | Grant | 41' 9½" Hansen | MV | 40' 9" Glasco | Benk | 39' 8¾" Burks | May | 38' 6¾" Purdy | Imp | 38' 6" Hansen | Benk | 10 | 2 | 1 | – | 8 | 1 |
| Discus | 149' 4" | 149' 4" Johnson | Grant | 147' 7" Andre | Arnold | 145' 5" Blake | Suth | 139' 10" Rowley | Imp | 139' 5" Barrett | Suth | 131' 2" Hengen | Her. | 10 | 4 | – | 8 | – | 1 |
| High Jump | 5' 10" | 5' 10" Hansen | MV | 5' 8" Welsh | Suth. | 5' 8" Long | Grant | 5' 8" Mosel | Grant | 5' 8" Purdy | Imp. | 5' 6" Tooke/ Johnston | May. MV | 10 | 2 | – | 8 | 10½ | – |
| 2 Mi Run | 11:11.0 | 11:11.0 Gokie | Imp. | 11:33.9 Grosbach | Imp. | 11:36.3 Crawford | MV. | 11:48.0 Hinton | Max. | 11:52.3 Jones | Suth. | 11:54.5 Christner | Wau | – | 18 | 1 | 2 | 6 | – |
| 440 yd. dash | 54.0 | 54.0 Kohl | Her. | 54.2 Fye | Wau. | 57.3 Bley | Strat. | 57.5 Rowley | Imp. | 57.7 Rasby | Suth. | 58.6 Glasco | Benk | – | 4 | 8 | 2 | – | 10 |
| 2 mi. relay | 9:13.0 | 9:13.0 Imperial | | 9:23.5 Sutherland | | 9:24.3 Maywood | | 9:38.5 M. Valley | | 9:45.2 Grant | | 9:45.9 Benkelman | | 2 | 10 | – | 8 | 4 | – |
| 120 yd. High Hurdles | 15.6 | 15.6 Long | Grant | 15.7 Welsh | Suth | 16.0 Hansen | MV | 16.5 Schroeder | MV | 16.5+ Burks | May | 16.7 Crow | Arn. | 10 | – | – | 8 | 10 | – |
| 100 yd. dash | 10.4 | 10.4 Harchelroad | Wau | 10.6 Kohl | Her. | 10.7 Sis | Grant | 10.9 Curtis | Imp | 10.9+ Schultz | Grant | 11.3 Swanson | Her. | 8 | 4 | 10 | – | – | 9 |
| 880 yd. run | 2:08.3 | 2:08.3 McGregor | Wau. | 2:08.6 Gokie | Imp. | 2:09.8 Rowley | Imp. | 2:11.3 Klug | Max. | 2:11.9 Hansen | MV | 2:14.2 Bley | Strat. | – | 14 | 10 | – | 2 | – |
| Shot Put | 46' 11½" | 46' 11½" Andre | Arn. | 46' 4¼" Rowley | Imp. | 45' 11" Loeffler | Grant | 42' 10¼" O'Neill | Wau. | 42' 6¾" Fletcher | Max. | 42' 4¼" White | St. Pat | 6 | 8 | 4 | 1 | – | – |
| 180 yd. low hurdles | 22.5 | 22.5 Sis | Grant | 22.6 Long | Grant | 23.2 Rasby | Suth. | 23.2+ Crow | Arn. | 23.4 Curtis | Imp | 23.9 Hansen | MV | 18 | 2 | – | 6 | 1 | – |
| Long Jump | 21' 1¼" | 21' 1¼" Harchelroad | Wau. | 19' 10" Feeney | Max. | 19' 6" Nansen | MV | 19' 4" Sis | Grant | 19' 2" Gaston | Grant | 19' 1" Cahow | Imp. | 6 | 1 | 10 | – | 6 | – |
| 220 yd. dash | 24.0 | 24.0 Harchelroad | Wau | 24.5 Kohl | Her. | 24.8 Fye | Wau | 25.2 Dodson | May | 25.6 Glasco | Benk. | 25.8 Lee | Arn. | – | – | 16 | – | – | 8 |
| Mile Run | 4:50.3 | 4:50.3 Gokie | Imp. | 5:03.6 Werkmeister | May | 5:12.4 Cribelli | Wau | 5:14.2 Neskett | Imp | 5:17.9 Norman | Grant | 5:21.3 Dodson | St. Pat | 2 | 14 | 6 | – | – | – |
| Pole Vault | 11'6" | 11'6" Welsh | Suth. | 11'0" Gaston | Grant | 11'0" Howdy | Strat. | 10'6" Curtis | Imp. | | | | | 8 | 4 | – | 10 | – | – |
| 880 yd. relay | 1:37.0 | 1:37.0 Wauneta | | ~~3:46.1~~ 1:38.6 Grant | | 1:40.0 Hershey | | 1:41.2 Stratton | | 1:42.4 Maywood | | 1:42.8 Sutherland | | 8 | – | 10 | 1 | – | 6 |
| Mile Relay | 3:43.4 | 3:43.4 Wauneta | | 3:45.1 Grant | | 3:46.3 M. Valley | | 3:49.2 Sutherland | | 3:49.9 Stratton | | 3:50.0 Arnold | | 8 | – | 10 | 4 | 6 | – |
| | | | | | | | | | | | | | | | | | | | |
| | | | | | | | | | | | | | | | | | | | |
| TOTAL SCORES | | | | | | | | | | | | | | 106 | 87 | 85 | 57 | 53½ | 34 |

* Do not write in this event column until finish card is official

| | | | | | | | | | | | | | | | | | | | | |
|---|---|---|---|---|---|---|---|---|---|---|---|---|---|---|---|---|---|---|---|---|
| 6½ | | 1 | | 1 | | 2 | 4 | 1 | 1 | 1 | 1 | 1 | 3 | 6 | 1 | 1½ | 1 | 4 | Maywood |
| 35 | | 1 | 1 | 1 | 1 | 1 | 1 | 1 | 4 | 10 | 1 | 1 | 1 | 1 | 1 | 1 | 1 | 8 | 1 | Arnold |
| 16 | | 3 | 4 | 9 | 1 | 1 | 1 | 1 | 1 | 1 | 1 | 1 | 1 | 9 | 1 | 1 | 1 | 1 | 1 | Stratton |
| 18 | | 1 | 1 | 1 | 1 | 1 | 8 | 1 | 2 | 4 | 1 | 1 | 1 | 1 | 4 | 1 | 1 | 1 | 1 | Maxwell |
| 11 | | 1 | 1 | 1 | 1 | 2 | 1 | 1 | 1 | 1 | 1 | 1 | 1 | 1 | 1 | 1 | 1 | 1 | 1 | Benkelman |
| 2 | | 1 | 1 | 1 | 1 | 1 | 1 | 1 | 1 | 1 | 1 | 1 | 1 | 1 | 1 | 1 | 1 | 1 | 1 | St. Pat's |
| 0 | | 1 | 1 | 1 | 1 | 1 | 1 | 1 | 1 | 1 | 1 | 1 | 1 | 1 | 1 | 1 | 1 | 1 | 1 | Farnam |
| 0 | | | | | | | | | | | | | | 1 | | | | | | |

# THE TRI-AMERICAN TRACK AND FIELD SCORE SHEET

Imperial Invite

| EVENT * | Time and Distance | First Place 10 | School | Second Place 8 | School | Third Place 6 | School | Fourth Place 4 | School | Fifth Place 2 | School | Sixth Place 1 | School | Grant | Imperial | Wauneta | Sutherland | Wheatland | Cheylin |
|---|---|---|---|---|---|---|---|---|---|---|---|---|---|---|---|---|---|---|---|
| High Jump | 6'0" | 6'0 Long | Grant | 6'0 Masel | Grant | 5'10" Welsh | Suth. | 5'10" Cahoy | Chey. | 5'8" Purdy | Imp. | 5'8" Cahow | Imp. | 18 | 3 | - | 6 | - | 4 |
| 880 yd. dash | 2:02.3 | 2:02.3 McGregor | Wau. | 2:03.0 Gokie | Imp. | 2:07.7 Rowley | Imp. | 2:08.5 Norman | Grant | 2:10.0 S. Gokie | Imp. | 2:13.9 Cribelli | Wau. | 4 | 16 | 11 | - | - | - |
| 180 yd. low Hurdles | 22.6 | 22.6 Sis | Grant | 22.8 Long | Grant | 22.9 Rasby | Suth. | 23.7 Curtis | Imp. | 23.8 Lee | Wheat. | 24.0 T. Schultz | Grant | 19 | 4 | - | 6 | 2 | - |
| 220 yd. dash | 24.2 | 24.2 Harchelroad | Wau. | 24.6 Fye | Wau. | 25.4 Borowski | Grant | 25.6 Schultz | Grant | 26.1 Schilling | Grant | 26.3 Fleecs | Suth. | 12 | - | 18 | 1 | - | - |
| Mile Run | 4:49.8 | 4:49.8 Gokie | Imp. | 5:01.7 Norman | Grant | 5:05.3 D. Dodson | St. Pat | 5:05.4 Grosbach | Imp. | 5:07.6 Christner | Wau. | 5:08.3 Moritz | Suth. | 8 | 14 | 2 | 1 | - | - |
| Pole Vault | 12'0" | 12'0" Welsh | Suth. | 12'0 Gaston | Grant | 12' Kraus | Wheat | 11'6" Curtis | Imp. | 11'0 Bd. Einsphar | Imp. | 10'6" Bt. Einsphar | Imp. | 8 | 7 | - | 10 | 6 | - |
| 2 Mi Run | 10:34.2 | 10:34.2 Gokie | Imp. | 11:14.8 Grosbach | Imp. | 11:24.9 Harless | Imp. | 11:39.4 Christner | Wau. | 11:55.2 Jones | Suth. | 11:58.1 Romine | Grant | 1 | 24 | 4 | 2 | - | - |
| Long Jump | 19'11¼" | 19'11¼" Harchelroad | Wau. | 19'3½" Sis | Grant | 18'10" Johnson | Chey. | 18'8" Cahow | Imp. | 18'5½" Gaston | Grant | 18'5¼" Schimonitz | Wheat. | 10 | 4 | 10 | - | 1 | 6 |
| Discus | 141'6" | 141'6" Loeffler | Grant | 140'7" Rowley | Imp. | 131'1" White | St. Pat | 130'3" Johnson | Grant | 128'6" Blake | Suth. | 127'4" Barrett | Suth. | 14 | 8 | - | 3 | - | - |
| Shot Put | 47'5" | 47'5" O'Neill | Wau. | 47'4½" Blake | Suth. | 47'1½" Rowley | Imp. | 46'4" Loeffler | Grant | 45'2" Kurth | Imp. | 44'3½" Jaeger | Imp. | 4 | 9 | 10 | 8 | - | - |
| 440 yd. dash | 51.8 | 51.8 Fye | Wau. | 54.6 Rowley | Imp. | 55.4 Rasby | Suth. | 55.6 Nelson | Wheat | 56.0 Bigelow | St. Pat | 56.5 Long | Grant | 1 | 8 | 10 | 6 | 4 | - |
| 2 Mi. Relay | 8:58.0 | Imperial | | 9:13.7 Sutherland | | 9:21.3 Grant | | 9:35.0 Wheatland | | 9:43.9 Wauneta | | 10:11.7 Cheylin | | 6 | 10 | 2 | 8 | 4 | 1 |
| 120 yd. high hurdles | 16.8 | 16.8 Long | Grant | 16.9 Welch | Suth. | 17.0 Mathes | Grant | 17.9 McCormick | Wheat | 18.0 Lee | Wheat | 18.3 Kirwan | Imp. | 16 | 1 | - | 8 | 6 | - |
| Triple Jump | 42'3½" | 42'3½" Gaston | Grant | 39'9½" Lawson | Grant | 38'11½" Sis | Grant | 38'1¼" Fleecs | Suth. | 37'9½" Cahow | Imp. | 36'11½" Carson | Chey. | 24 | 2 | - | 4 | - | 1 |
| 100 yd. dash | 10.9 | 10.9 Harchelroad | Wau. | 11.1 Fye | Wau. | 11.1 Sis | Grant | 11.2 Schilling | Grant | 11.3 Schultz | Grant | 11.7 Ortem | Chey. | 12 | - | 18 | - | - | 1 |
| 880 yd. relay | 1:37.0 | 1:37.0 Wauneta | | 1:42.8 Grant | | 1:44.2 Cheylin | | 1:45.4 Imperial | | 1:45.8 Wheatland | | 1:46.7 Sutherland | | 8 | 4 | 10 | 1 | 2 | 6 |
| Mile Relay | 3:48.2 | 3:48.2 Sutherland | | 3:49.0 Grant | | 3:49.1 Wauneta | | 3:51.0 Imperial | | 3:51.6 Cheylin | | 3:54.9 Wheatland | | 8 | 4 | 6 | 10 | 1 | 2 |
| | | | | | | | | | | | | | | | | | | | |
| | | | | | | | | | | | | | | 173 | 118 | 101 | 72 | 26 | 23 |

* Do not write in this event column until finish card is official

TOTAL SCORES

I

St. Pat's

# THE ALL AMERICAN TRACK AND FIELD SCORE SHEET

COPYRIGHTED 1937

| EVENT * | Time and Distance | First Place 6 | School | Second Place 4 | School | Third Place 3 | School | Fourth Place 2 | School | Fifth Place 1 | School | Sixth Place 0 | School | Imperial | Grant |
|---|---|---|---|---|---|---|---|---|---|---|---|---|---|---|---|
| 2 Mi Run | 10:43.3 | Gokie | Imp | 10:54.7 Grosbach | Imp | 11:08.0 Harless | Imp | 11:32.0 Heskett | Imp | 11:57.0 Romine | Grant | 12:47.5 Wehmeyer | Grant | 15 | 1 |
| High Jump | 5'8" | 5'8" Cahow | Imp. | 5'6" Purdy | Imp. | 5'6" Mosel | Grant | 5'6" Long | Grant | 5'4" Harless | TIE Imp. | 5'4" Jackman | Grant | 10½ | 5½ |
| Triple Jump | 39'11" | 39'11" Gaston | Grant | 38'2½" Sis | Grant | 37'9¼" Cahow | Imp | 37' Lawson | Grant | 36'8" Purdy | Imp. | 35'4" Jackman | Grant | 4 | 12 |
| Pole Vault | 11'6" | 11'6" Curtis | Imp | 11'6" Bd. Einsphar | Imp. | 11'0" Gaston | Grant | 10'6" Bt. Einsphar | Imp | 9'6" Deaver | Grant | 9' Groshans | Grant | 12 | 4 |
| 2 mi. relay | 9:07.1 | 9:07.1 Imperial | | 9:58.3 Grant | | | | | | | | | | 5 | 3 |
| Long Jump | 19'8" | 19'8" Sis | Grant | 18'8" Cahow | Imp. | 18'6½" Gaston | Grant | 17'2½" Lawson | Grant | 16'6¾" Borowski | | 16'1½" Mosel | Grant | 4 | 12 |
| Shot Put | 48'4½" | 48'4½" Rowley | Imp. | 46'5¼" Loeffler | Grant | 43'1½" Lawson | Grant | 42'10½" Kurth | | 41'7" Jackman | | 40'1½" Sutherland | Grant | 8 | 8 |
| Discus | 139'0" | 139'0" Rowley | Imp. | 134'0" Loeffler | Grant | 127'6" Johnson | Grant | 115'4" Kurth | Imp. | 112'9" Jackman | Grant | 112'4" B. Jackman | Grant | 8 | 8 |
| 120 yd. high hurdles | 16.9 | 16.9 Long | Grant | 17.0 Mathes | Grant | 18.2 Kirwan | Imp | 18.4 Anderson | Grant | 18.6 Mosel | Grant | 19.6 Norman | Imp | 3 | 13 |
| 100 yd. dash | 10.9 | 10.9 Schilling | Grant | 11.0 Schultz | Grant | 11.1 Curtis | Imp | 11.5 Spady | Imp. | 11.6 Pawley | Imp. | | | 6 | 10 |
| Mile Run | 4:39.5 | 4:39.5 Gokie | Imp | 5:01.8 S. Gokie | Imp. | 5:04.8 Grosbach | Imp. | 5:04.9 Norman | Grant | 5:14.2 Poppe | Grant | | | 13 | 3 |
| 880 yd. relay | 1:41.0 | 1:41.0 Grant I | | 1:44.0 Imperial I | | 1:48.5 Grant III | | 1:49.5 Imperial II | | | | | | 3 | 5 |
| 440 yd. dash | 55.8 | 55.8 Rowley | Imp. | 57.1 Jackman | Grant | 57.7 Norman | Grant | 60.3 Spady | Imp. | 60.9 Pawley | Imp. | | | 9 | 7 |
| 180 yd. low hurdles | 22.1 | 22.1 Long | Grant | 22.8 Sis | Grant | 23.0 Schultz | Grant | 24.3 Norman | Imp | 24.3+ Lawson | Grant | 24.4 Curtis | Imp | 2 | 14 |
| 880 yd. run | 2:15.1 | 2:15.1 Gokie | Imp | 2:15.5 S. Gokie | Imp. | 2:15.6 Rowley | Imp. | 2:18.7 Norman | Grant | 2:19.8 Purdy | Imp. | 2:19.9 Mathes | Grant | 14 | 2 |
| 220 yd. dash | 24.7 | 24.7 Schultz | Grant | 25.0 Schilling | Grant | 26.1 Spady | Imp. | 26.3 Jaeger | Imp. | 26.5 Santo | Grant | 26.9 Quint | Imp | 5 | 11 |
| Mile Relay | 3:43.7 | 3:43.7 Grant I | | Imperial I | | Grant II | | 4:20.1 Imperial II | | | | | | 3 | 5 |
| | | | | | | | | | | | | | | | |

* Do not write in this event column until finish card is official

TOTAL SCORES — Imperial 124½ — Grant 123½

Grant

SLVA

| EVENT * | Time and Distance | First Place 10 | School | Second Place 8 | School | Third Place 6 | School | Fourth Place 4 | School | Fifth Place 2 | School | Sixth Place 1 | School | Imperial | Grant | Benkelman | Hershey | Sutherland | Oshkosh |
|---|---|---|---|---|---|---|---|---|---|---|---|---|---|---|---|---|---|---|---|
| Long Jump | 21'1½" | 21'1½" Pursley | Benk. | 20'5¾" Sis | Grant | 20'1¼" Glasco | Benk. | 19'7¼" Gaston | Grant | 19'4" Cahow | Imp. | 18'10¾" Jasnoch | Osh. | 2 | 12 | 16 | 1 | — | 1 |
| Discus | 155'1" | 155'1" Loeffler | Grant | 144'4" Rowley | Imp. | 143'4" Johnson | Grant | 127'9" White | St.Pat | 125' Barrett | Suth. | 124'10" Blake | Suth. | 8 | 16 | — | — | 3 | — |
| High Jump | 6'2" | 6'2" Long | Grant | 6'2" Koeppen | Osh. | 5'10" Purdy | TIE Imp. | 5'10" Welch | Suth. | 5'10" Cahow | Imp. | 5'8" Robinson | Benk. | 7 | 10 | 1 | — | 5.5 | 8 |
| Mile Run | 9:53.5 | 9:53.5 Gokie | Imp. | 10:42 Kinnersley | Her. | 10:43.5 Grosbach | Imp. | 10:59.8 Harless | Imp | 11:09.8 Konruff | Chap. | 11:13.9 Jones | Suth. | 20 | — | — | 8 | 1 | — |
| 440 yd. dash | 51.0 | 51.0 Kohl | Her. | 53.4 Rowley | Imp. | 53.5 Mikoloyck | Osh. | 53.7 Akeson | Chap. | 54.9 Bigelow | St.Pat | 55.0 Rasby | Suth. | 8 | — | — | 10 | 1 | 6 |
| Pole Vault | 12'0" | 12' Pursley | Benk. | 12'0" Welsh | Suth. | 11'6" Gaston | Grant | 11'6" Leopold | Chap. | 11'6" Bt. Einsphar | Imp. | 11'6" Bd. Einsphar | Imp. | 3 | 6 | 10 | — | 8 | — |
| Mile Relay | 8:46.8 | 8:46.8 Imperial | | 8:50.4 Sutherland | | 9:01.5 Benkelman | | 9:08.4 Curtis | | 9:30.7 Hershey | | No Time Oshkosh | | 10 | — | 6 | 2 | 8 | 1 |
| 120 yd. High Hurdles | 15.1 | 15.1 Long | Grant | 15.2 Welsh | Suth. | 15.8 Shaw | Benk. | 16.0 Schroeder | MV | 16.3 Hansen | Benk. | 16.4 Andreasen | Grant | — | 11 | 8 | — | 8 | — |
| Triple Jump | 43'4½" | 43'4½" Hansen | MV | 43'1" Gaston | Grant | 42'10" Glasco | Benk. | 40'10" Lawson | Grant | 40'9¾" Pursley | Benk. | 40'8" Ellis | MV | — | 12 | 8 | — | — | — |
| Shot Put | 48'6½" | 48'6½" Rowley | Imp. | 47'4" Loeffler | Grant | 47'2½" Blake | Suth. | 45'2" Kurth | Imp. | 43'11¾" Menghini | Osh. | 43'7½" White | St.Pat | 14 | 8 | — | — | 6 | 2 |
| 100 yd. dash | 10.3 | 10.3 Kohl | Her. | 10.4 Sis | Grant | 10.5 Schilling | Grant | 10.6 Pursley | Benk. | 10.7 Akeson | Chap. | 10.8 Schultz | Grant | — | 15 | 4 | 10 | — | — |
| 880 yd. run | 2:05.3 | 2:05.3 Gokie | Imp. | 2:06.9 Rowley | Imp. | 2:07.5 S. Gokie | Imp. | 2:07.5+ Hansen | MV | 2:09.2 Wengen | Her. | 2:09.3 Norman | Grant | 24 | 1 | — | 2 | — | — |
| 180 yd. Low Hurdles | 21.0 | 21.0 Long | Grant | 21.2 Sis | Grant | 21.3 Rasby | Suth. | 21.4 Swanson | Her. | 22.0 Brown | Her. | 22.2 Shaw | Benk. | — | 18 | 1 | 6 | 6 | — |
| 220 yd. dash | 23.5 | 23.5 Kohl | Her. | 23.8 Glasco | Benk. | 23.9 Mikoloyck | Osh. | 24.3 Akeson | Chap. | 24.4 Bennett | Chap. | 24.4+ Schilling | Grant | — | 1 | 8 | 10 | — | 6 |
| Mile Run | 4:47.3 | 4:47.3 Gokie | Imp. | 4:53.6 S. Gokie | Imp. | 4:54.7 Grosbach | Imp. | 4:57.5 Norman | Grant | 5:03.4 Dodson | St.Pat | 5:06.3 Kinnersley | Her. | 24 | 4 | — | 1 | — | — |
| 880 yd. relay | 1:35.3 | 1:35.3 Nershey | | 1:35.7 Grant | | 1:38.7 Benkelman | | 1:39.3 Sutherland | | 1:41.5 St. Pat | | 1:42.1 Imperial | | 1 | 8 | 6 | 10 | 4 | — |
| mile relay | 3:38.2 | 3:38.2 Oshkosh | | 3:38.4 Imperial | | 3:39.2 Sutherland | | 3:40.1 Curtis | | 3:41.1 Grant | | 3:48.6 Benkelman | | 8 | 2 | 1 | — | 6 | 10 |
| Frosh 880 yd. relay | 1.45.9 | 1.45.9 Grant | | 1.46.3 Suth | | 1.46.9 Hershey | | 1.48.9 Imp | | 1.51.1 Med V. | | | | | | | | | |
| | | | | | | | | | | | | | | 129 | 123 | 69 | 59 | 56 | 34 |

* Do not write in this event column until finish card is official

TOTAL SCORES

| | | | | | | | | | | | | | | | | | | | |
|---|---|---|---|---|---|---|---|---|---|---|---|---|---|---|---|---|---|---|---|
| 7 | | | | | | | | | | | | | | | | | | | Curtis |
| 19 | | 1 | 1 | 1 | 6 | 1 | 1 | 2 | 1 | 1 | 1 | 1 | 4 | 4 | 2 | 1 | 1 | 1 | Chappell |
| 11 | | 1 | 2 | 2 | 1 | 1 | 1 | 1 | 1 | 1 | 1 | 1 | 1 | 2 | 1 | 1 | 4 | 1 | St. Pats |

| EVENT * | Time and Distance | First Place 6 | School | Second Place 4 | School | Third Place 3 | School | Fourth Place 2 | School | Fifth Place 1 | School | Sixth Place | School | Grant | Imperial |
|---|---|---|---|---|---|---|---|---|---|---|---|---|---|---|---|
| Shot Put | 45'½" | 45'½" Jackman | G | 41'8½" Lawson | G | 41'6" Jaeger | I | 38'9" Sutherland | G | 38'2" Rowley | I | | | 12 | 4 |
| Pole Vault | 11'6" | 11'6" Bt.Einspar | I | 9'6" Deaver | G | 9' Lee | I | | | | | | | 4 | 9 |
| Long Jump | 18'8" | 18'8" Lawson | G | 18'4" Cahow | I | 16'3" Johnson | I | 15'6" Purdy | I | 14'10" Tietjen | G | | | 7 | 9 |
| Triple Jump | 39'8" | 39'8" Lawson | G | 37'11" Cahow | I | 36'5½" Purdy | I | 35'5½" Andreasen | G | 35'2½" Cox | I | | | 8 | 8 |
| Discus | 115'8" | 115'8" Jackman | G | 111'0" T. Cox | I | 104'4" B.Jackman | G | 104'3" Jaeger | I | 98'1" Lawson | G | | | 10 | 6 |
| High Jump | 5'6" | 5'6" Cahow | I | 5'6" Harless | I | 5'4" Andreasen | G | 5'4" D.Cox | I | 5'4" B.Jackman | G | | | 4 | 12 |
| 2-Mile Run | 10:51.7 | 10:51.7 Harless | I | 11:11.9 Norman | G | 11:43.6 Neskett | I | 11:46.5 Romine | G | | | | | 6 | 9 |
| High Hurdle | 16.7 | 16.7 Mathes | G | 17.7 Andreasen | G | 19.2 Kirwan | I | 20.1 Norman | I | 21.1 Friemel | I | | | 10 | 6 |
| 100 yd. dash | 11.2 | 11.2 Schilling | G | 11.4 Pawley | I | 11.6 Santo | G | 11.7 Spady | I | 12.4 Sis | G | | | 10 | 6 |
| Mile Run | 5:03.4 | 5:03.4 Harless | I | 5:16.5 Poppe | G | 5:18.1 D. Cox | I | 5:38.2 Heskett | I | 5:33.3 Cook | G | | | 5 | 11 |
| 440 yd. dash | 56.2 | 56.2 T. Jackman | G | 56.7 Spady | I | 58.8 Tietjen | G | 60.4 Quint | I | 60.5 Haarberg | I | | | 9 | 7 |
| 180 yd. low Hurdles | 23.4 | 23.4 Mathes | G | 23.5 Lawson | G | 24.5 Kirwan | I | 24.7 Norman | I | 26.7 Friemel | I | | | 10 | 6 |
| 880 yd. run | 2:17.8 | 2:17.8 Grosbach | I | 2:21.3 Purdy | I | 2:21.9 Andreasen | G | 2:36.1 Romine | G | | | | | 5 | 10 |
| 220 yd. dash | 25.8 | 25.8 Borowski | G | 26.0 Santo | G | 26.8 Jaeger | I | 27.4 Pawley | I | 27.5 Brown | G | | | 11 | 5 |
| 2-Mile Relay | 9:47.7 | 9:47.7 Imperial | | 10:01.9 Grant | | | | | | | | | | 3 | 5 |
| 880 yd. relay | 3:55.5 | 3:55.5 Grant | | 4:16.7 Imperial | | | | | | | | | | 5 | 3 |
| Mile Relay | 1:44.9 | 1:44.9 Grant | | 1:50.5 Imperial | | | | | | | | | | 5 | 3 |
| | | | | | | | | | | | | | | | |
| | | | | | | | | | | TOTAL SCORES | | | | 124 | 119 |

Grant

* Do not write in this event column until finish card is official

| EVENT * | Time and Distance | First Place 10 | School | Second Place 8 | School | Third Place 6 | School | Fourth Place 4 | School | Fifth Place 2 | School | Sixth Place 1 | School | Bayard | Gering | Chadron | Grant | Sidney | Imperial |
|---|---|---|---|---|---|---|---|---|---|---|---|---|---|---|---|---|---|---|---|
| Triple Jump | 43'2" | 43'2" Schwab | Bay | 41'7½" Wigginton | Chad | 41'4½" Gaston | Grant | 40'4½" Kaufman | BPT | 40'3¼" Griess | Mor. | 40'1" R. Lawson | Grant | 10 | – | 8 | 7 | – | – |
| High Jump | 6'6" | 6'6" Lliteras | Hem. | 6'4" Koeppen | Osh. | 6'2" Tremain | Sid. | 6'2" Gering | N.S. | 5'10" Long | Grant | 5'10" Cahow | Imp | – | – | – | 2 | 6 | 1 |
| Long Jump | 20'4¼" | 20'4¼" Wiggington | Chad | 20'4" Kildow | Bay | 19'11" Sis | Grant | 19'2½" Kaufman | Bpt. | 19'4" Griess | Mor. | 18'11½" Sandstrom | Chad | 8 | – | 11 | 6 | – | – |
| Shot Put | 51'2½" | 51'2½" Towne | Ger. | 51'½" Rowley | Imp. | 50'10¼" Alderman | Chad | 50'2" Estrada | Bay | 48'7¾" Loeffler | Grant | 48'3¾" Hanks | Hem | 4 | 10 | 6 | 2 | – | 8 |
| 2-Mile Run | 10:13.8 | 10:13.8 Gokie | Imp | 10:15.5 Waddix | Chad | 10:27.8 Lara | Mor. | 10:31.1 Hazlewood | Sid | 10:46.7 Grosbach | Imp | 10:53.5 Plummer | Bpt | – | – | 8 | – | 4 | 12 |
| Discus | 156'6" | 156'6" Alderman | Chad | 147'4" Loeffler | Grant | 140'3" Rowley | Imp | 140'3" Johnson | Grant | 138'7" Brunz | Mit. | 136'8" Swanson | Ger. | – | 1 | 10 | 12 | – | 6 |
| 2-Mile Relay | 8:32.5 | 8:32.5 Bayard | | 8:39.9 Kimball | | 8:46.8 Sidney | | 8:52.0 Imperial | | 8:56.0 Mitchell | | 9:02.0 Crawford | | 10 | – | – | – | 6 | 4 |
| Pole Vault | 13'10" | 13'10" Schwab | Bay. | 12'6" Reiber | Bay | 12'6" Haney | Hya. | 12'0" Triplett | Kim | Gaston 12'0 Einsphar | Grant TIE Imp. | O'Brien 12'0 Miller | Kim Ger | 18 | 3/4 | – | 3/4 | – | 3/4 |
| 440 yd. dash | 50.9 | 50.9 Masada | Kim | 52.2 Christijans | Sid. | 52.7 Young | Bay | 52.8 Rowley | Imp. | 53.4 Mikolaych | Osh | 53.4+ Muller | Chad | 6 | – | 1 | – | 8 | 4 |
| 120 yd. High Hurdles | 14.9 | 14.9 Eigbrett | Bay | 15.2 Long | Grant | 15.2+ Lackey | Chad | 15.4 Childress | Kim | 15.5 Brown | Kim | 15.6 Cummings | Chad | 10 | – | 7 | 8 | – | – |
| 100 yd. dash | 10.2 | 10.2 Miller | Ger | 10.3 Brinkman | Ger. | 10.4 Carpenter | Ger. | 10.5 Sis | Grant | 10.7 Mikolayck | Osh | 10.8 Lubash | Sid. | – | 24 | – | 4 | 1 | – |
| 880 yd. Run | 2:02.1 | 2:02.1 Hammond | Sid. | 2:02.2 Coolidge | Bay. | 2:04.2 Clarke | Ger. | 2:04.3 Rowley | Imp. | 2:04.5 Chiesa | Kim | 2:04.6 Vogel | Bay | 9 | 6 | – | – | 10 | 4 |
| 180 yd. Low Hurdles | 20.8 | 20.8 Eigbrett | Bay. | 21.0 Sis | Grant | 21.7 Meyers | Chad | 21.8 Bohac | Kim | 22.2 Long | Grant | 22.5 Rehmer | Sid | 10 | – | 6 | 10 | 1 | – |
| 220 yd. dash | 23.2 | 23.2 Miller | Ger. | 23.2+ Brinkham | Ger. | 23.3 Christijans | Sid | 23.6 Welsh | Ger. | 24.4 Schilling | Grant | 25.5 Hall | Min | – | 22 | – | 2 | 6 | – |
| Mile Run | 4:30.5 | 4:30.5 Gokie | Imp | 4:30.6 Danielson | Kim | 4:41.7 Nuland | Min | 4:45.9 Waddix | Chad | 4:53.4 Hazlewood | Sid | 4:55.1 S. Gokie | Imp. | – | – | 4 | – | 2 | 11 |
| Big Boy 440 yd. relay | 48.0 | 48.0 Gering | | 49.4 Hay Springs | | 49.5 Oshkosh | | 49.9 Sidney | | 50.5 Imperial | | 50.6 Bayard | | 1 | 10 | – | – | 4 | 2 |
| 880 yd. Relay | 1:33.8 | 1:33.8 Gering | | 1:35.9 Grant | | 1:36.3 Bayard | | 1:36.5 Chadron | | 1:36.6 Sidney | | 1:37.7 Mitchell | | 6 | 10 | 4 | 8 | 2 | – |
| Mile Relay | 3:31.5 | 3:31.5 Kimball | | 3:33.3 Bayard | | 3:33.4 Sidney | | 3:40.2 Crawford | | 3:43.1 Imperial | | 3:46.1 Grant | | 8 | – | – | 1 | 6 | 3 |
| | | | | | | | | | | | | | | TOTAL SCORES | | | | | |
| | | | | | | | | | | | | | | 100 | 83¾ | 65 | 60¾ | 56 | 54¾ |

* Do not write in this event column until finish card is official

| | | | | | | | | | | | | | | | | | | | | |
|---|---|---|---|---|---|---|---|---|---|---|---|---|---|---|---|---|---|---|---|---|
| 14 | | | | | | | | | | | | | | | | | | | | Kimball |
| 18 | 1 | 1 | 6 | 1 | 1 | 1 | 1 | 2 | 1 | 2 | 1 | 1 | 1 | 1 | 1 | 1 | 8 | 1 | | Oshkosh |
| 13 | 1 | 1 | 8 | 1 | 1 | 1 | 1 | 1 | 1 | 1 | 1 | 1 | 1 | 1 | 1 | 1 | 4 | 1 | | Hay Springs |
| 11 | 1 | 1 | 1 | 1 | 1 | 1 | 1 | 1 | 1 | 1 | 1 | 1 | 1 | 1 | 1 | 1 | 10 | 1 | | Hemingford |
| 10 | 1 | 1 | 1 | 1 | 1 | 1 | 1 | 1 | 1 | 1 | 1 | 1 | 1 | 6 | 1 | 2 | 1 | 2 | | Morrill |
| 9 | 1 | 1 | 1 | 1 | 1 | 1 | 1 | 1 | 1 | 1 | 1 | 1 | 1 | 1 | 1 | 4 | 1 | 4 | | Bridgeport |
| 7 | 1 | 1 | 1 | 6 | 1 | 1 | 1 | 1 | 1 | 1 | 1 | 1 | 1 | 1 | 1 | 1 | 1 | 1 | | Minatare |
| 6 | 1 | 1 | 1 | 1 | 1 | 1 | 1 | 1 | 1 | 1 | 6 | 1 | 1 | 1 | 1 | 1 | 1 | 1 | | Hyannis |
| 5 | 4 | 1 | 1 | 1 | 1 | 1 | 1 | 1 | 1 | 1 | 1 | 1 | 1 | 1 | 1 | 1 | 1 | 1 | | Crawford |
| 5 | 1 | 1 | 1 | 1 | 1 | 1 | 1 | 1 | 1 | 1 | 2 | 2 | 1 | 1 | 1 | 1 | 1 | 1 | | Mitchell |

Distr. 9

| EVENT * | Time and Distance | First Place 10 | School | Second Place 8 | School | Third Place 6 | School | Fourth Place 4 | School | Fifth Place 2 | School | Sixth Place 1 | School | Kimball | Gering | Chadron | Gordon | Imperial | Sidney |
|---|---|---|---|---|---|---|---|---|---|---|---|---|---|---|---|---|---|---|---|
| 100 yd. dash | 9.9 | 9.9 Brinkman | Ger. | 10.1 Root | Val. | 10.1 Carpenter | Ger. | 10.2 Roth | Gor. | 10.3 Wigginton | Chad | 10.3 Christijans | Sid. | 1 | 16 | 2 | 4 | — | 1 |
| 220 yd. dash | 22.4 | 22.4 Brinkman | Ger. | 22.5 Root | Val. | 22.6 Roth | Gor. | 22.7 Christijans | Sid. | 22.8 Miller | Ger. | 22.8 Welsh | Ger. | — | 13 | — | 6 | — | 4 |
| 440 yd. dash | 50.5 | 50.5 Brinkman | Ger. | 50.8 Masada | Kim. | 51.4 West | All. | 51.7 Colerick | All. | 53.2 Rowley | Imp | 53.8 Muller | Chad | 8 | 10 | 1 | — | 2 | — |
| 880 yd. run | 2:02.9 | 2:02.9 Hammond | Sid. | 2:03.1 Clarke | Ger. | 2:03.5 Rowley | Imp | 2:03.5 S. Gokie | Imp. | 2:04.1 Gealy | Gor. | 2:05.5 Sherlock | All. | — | 8 | — | 2 | 10 | 10 |
| Mile Run | 4:29.2 | 4:29.2 Danielson | Kim. | 4:30.7 Gokie | Imp. | 4:39.8 Hadaix | Chad | 4:42.5 Verbeck | Oga. | 4:45.0 Hazlewood | Sid. | Hagge | Oga. | 10 | — | 6 | — | 8 | 2 |
| 2-Mile Run | 10:04.1 | 10.04.1 Gokie | Imp. | 10.04.2 Danielson | Kim | 10:25.4 Hazlewood | Sid. | 10:33.4 Gates | Gor. | 10:40.1 Hawley | All. | 10:48.4 Grosbach | Imp | 8 | — | — | 4 | 11 | 6 |
| 180 yd. low hurdle | 20.8 | 20.8 Lackey | Chad | 20.9 Bonec | Kim. | 21.2 Meyers | Chad | 21.2 Brown | Kim. | 21.5 Rehmer | Sid. | 22.1 West | All. | 12 | — | 16 | — | — | 2 |
| 120 yd. high hurdles | 15.0 | 15.0 Childress | Kim | 15.1 Cummings | Chad. | 15.1 Lackey | Chad | 15.4 Brown | Kim. | 15.8 Rehmer | Sid. | 16.2 O'Holleran | Sid. | 14 | — | 14 | — | — | 3 |
| Long Jump | 21'9 3/4" | 21'9 3/4" Paxton | Gor. | 21'2 1/4" Wigginton | Chad | 20'8 3/4" Welsh | Ger. | 20'6 3/4" West | All. | 19'11" Anderson | Gor. | 19'10 1/2" Bowman | Kim. | 1 | 6 | 8 | 12 | — | — |
| Triple Jump | 44'6" | 44'6" Paxton | Ger. | 44'3/4" Wigginton | Chad | 42'10 1/2" Bowman | Kim. | 42'3 1/2" Thomas | Mit | 41'7" Lackey | Chad | 41'6 1/2" Blume | All. | 6 | 10 | 8 | — | — | 1 |
| High Jump | 6'4" | 6'4" Tremain | Sid. | 6'0" Borders TIE | Gor. | 6'0" Swanson TIE | Ger. | 6'0" Anderson | Gor. | 6'0" Larabee | Val. | 5'8" Purdy | Imp | — | 6 | — | 12 | 1 | 10 |
| Pole vault | 12'0" | 12'0" McPeak | Val. | 11'9" O'Brien | Kim | 11'6" Triplett | Kim. | 11'6" Leever | Ger. | 11'0" Miller | Ger. | Bd. Einspahr 11'0" Bt. Einspahr | Imp. Imp. | 14 | 16 | — | — | 1 | — |
| Shot put | 52'8 1/2" | 52'8 1/2" Towne | Ger. | 52' Rowley | Imp. | 51'2 1/2" Alderman | enad. | 48'11 1/2" Swanson | Ger. | 48'8 3/4" Brunz | Mit. | 48'2 1/2" Donovan | Val. | — | 14 | 6 | — | 8 | — |
| Discus | 153'11" | 153'11" Alderman | chad | 151'8" Root | Val. | 147' Rowley | Imp | 146'2" Roth | Gor. | 139'7" Brunz | Mit. | 135'9" Bussinger | Gor. | — | — | 10 | 5 | 6 | — |
| 880 yd. relay | 1:31.9 | 1:31.9 Gering | | 1:33.9 Alliance | | Chadron | | 1:37.0 Gordon | | 1:37.6 Kimball | | 1:41.6 Imperial | | 2 | 10 | 6 | 4 | 1 | — |
| mile relay | 3:30.3 | 3:30.3 Kimball | | 3:33.1 Alliance | | 3:33.7 Sidney | | 3:39.4 Imperial | | 3:40.3 Gering | | 3:44.6 Ogallala | | 10 | 2 | — | — | 4 | 6 |
| 2-Mile Relay | 8:28.0 | 8:28.0 Ogallala | | 8:31.9 Kimball | | 8:42.0 Sidney | | 8:46.1 Alliance | | 8:50.3 Imperial | | 8:51.3 Mitchell | | 8 | — | — | — | 2 | 6 |
| | | | | | | | | | | | | | | | | | | | |
| | | | | | | | | | | | | | | 93 | 91 | 79 | 59 | 54 | 50 |

* Do not write in this event column until finish card is official

TOTAL SCORES

| | | | | | | | | | | | | | | | | | | | |
|---|---|---|---|---|---|---|---|---|---|---|---|---|---|---|---|---|---|---|---|
| | | | | | | | | | | | | | | | | | | | Alliance |
| 37 | | 1 | 1 | 1 | 8 | - | 10 | 2 | 1 | 1 | 1 | 1 | 1 | 1 | 1 | 1 | 8 | 8 | Valentine |
| 16 | | 10 | - | 1 | 1 | 1 | 1 | 1 | 1 | 1 | 1 | 1 | 1 | 5 | 4 | 1 | 1 | 1 | Ogallala |
| 9 | | - | 1 | 1 | 2 | 2 | 1 | 1 | 4 | 1 | 1 | 1 | 1 | 1 | 1 | 1 | 1 | 1 | Mitchell |

| EVENT * | Time and Distance | First Place | School | Second Place | School | Third Place | School | Fourth Place | School | Fifth Place | School | Sixth Place | School |
|---|---|---|---|---|---|---|---|---|---|---|---|---|---|
| 800 | Tom | Rowley | | — | | | | State | | | | | |
| | Mike | Golkie | | — | | | | | | | | | |
| 1600 | Mark | Golkie | | 2nd | | | | | | | | | |
| 3200 | Mark | Golkie | | 1st | | | | | | | | | |
| | | | | | | | | | | | | | |
| Shot | Tim | Rowley | | - 3rd | | | | | | | | | |
| | | | | | | | | | | | | | |
| Disc | Tim | Rowley | | — | | | | | | | | | |
| | | | | | | | | | | | | | |
| | | | | | | | | | | | | | |
| | | | | | | | | | | | | | |
| | | | | | | | | | | | | | |
| | | | | | | | | | | | | | |
| | | | | | | | | | | | | | |
| | | | | | | | | | | | | | |
| | | | | | | | | | | | | | |
| | | | | | | | | | | | | | |
| | | | | | | | | | | | | | |

* Do not write in this event column until finish card is official

TOTAL SCORES

# THE ALL-AMERICAN TRACK AND FIELD SCORE SHEET

Originated and Developed by

COACHES

**Barkham Garner** **C. L. Cain**

**C. A. Hastings** **C. G. Zaun**

Copyright 1937—Barkham Garner
All rights reserved

Form 104

## SCORING DIRECTIONS

**The following suggestions are made to the scorer, coach and schools in using the All-American Track and Field score sheet.**

**The scorer should not write in the order of events in the event column but enter the events as they are completed and reported by the head judge of finish. After recording the places in their respective columns the points are placed in the upper half of the scoring space. The running score is kept in lower half of the scoring space, usually in different color pencil. This enables the scorer to announce the exact score after each and every event.**

**These additional suggestions are offered to aid the scorer in keeping an efficient record: (1) In cases of ties write all names in the one space. (2) In case of a new school or meet record, circle the winning height, time or distance. (3) In case of a new school record in a field event scored by a place winner, the distance or height may be written in above the place winner's name.**

**The following suggestions may be helpful to the coaches in using this score sheet: (1) There is room to put in above a name the time, distance or height of the individual, if desired. Thus a season record of individual members of a team may be kept. (2) The names of the members of winning relay team may be written in the 4th and 5th spaces opposite the relay event. (3) The coach may encircle new school, district or League records.**

**Finally, this sheet will score any meet from a dual or triangle meet to a League or district meet with any number of schools competing.**

Junior colleges, colleges and universities can use the sheet as well as high schools as there is room for eighteen events to be scored which is ample to include all college events.

Ogallala

| EVENT * | Time and Distance | First Place 10 | School | Second Place 8 | School | Third Place 6 | School | Fourth Place 4 | School | Fifth Place 2 | School | Sixth Place 1 | School | McCook | Gothenburg | Lex | Imp | Ogal | Coz |
|---|---|---|---|---|---|---|---|---|---|---|---|---|---|---|---|---|---|---|---|
| 2 mi Run | 10.19.9 | 10:19.9 Gokie | Imp | 10:25.6 Nunaly | Mc | 10:32.6 Shoeneman | Lex | 10:39.4 Verbeck | Og. | 10:42.0 Teel | Lex | 11:10.0 Horless | Imp | 8 | — | 8 | 11 | 4 | — |
| 440 yd. dash | 52.2 | 52.2 Turner | Hold | 52.7 Paul | Lex | 54.3 Oldham | Goth. | 54.4 Robles | Lex | 54.8 Perry | Hold. | 55.2 Kenton | Goth | — | 7 | 12 | — | — | — |
| Discus | 159'10" | 159'10" Parsons | Mc | 146'9" Kuxhausen | Goth. | 139'6" Knauss | Lex | 138'1" Fiene | Lex | 130'4" Wood | Mc | 129'1" Strasburger | Hold | 12 | 8 | 10 | — | — | — |
| High Jump | 6'2" | 6'2" McKeone | Coz. | 5'10" France TIE | Goth. | 5'10" Novacek | Goth | 5'10" Maloley | Lex | 5'10" K.Marvin TIE | Mc | 5'10" Mills | Hold | 1½ | 14 | 4 | — | — | 10 |
| 60 yd. high Hurdles | 8.5 | 8.5 Block | Goth. | 8.6 Guilde | Mc | 8.7 Suiter | Mc | 8.8 Maloley | Lex | 8.9 Ringenberg | Lex | 8.9+ Fillmer | Og | 14 | 10 | 6 | — | 1 | — |
| Pole Vault | 13'6" | 13'6" Hoehner | Mc | 13' Dudley | Goth. | 12'6" Honey | Mc | 11'6" Dyer | Coz. | 11' Curtis | Imp | 10'6" Nowak | Og | 16 | 8 | — | 2 | 1 | 4 |
| Long Jump | 21'2¼" | 21'2¼" Marvin | Mc | 20'9" Dyer | Mc | 20'5¾" K. Marvin | Mc | 20'3¼" Gunnerson | Lex | 19'3½" Ambler | Goth. | 19'2¾" Reisinger | Coz. | 24 | 2 | 4 | — | — | 1 |
| 2 Mi Relay | 8:40.2 | 8:40.2 Gothenburg | | 8:43.5 Ogallala | | 8:48.3 Imperial | | 8:52.8 Lexington | | 9:08.1 Holdrege | | 9:15.3 McCook | | 1 | 10 | 4 | 6 | 8 | — |
| Shot Put | 54'5½" | 54'5½" Fiene | Lex | 48'2" Strasburger | Hol. | 46'7 Rowley | Imp. | 46'5" Knauss | Lex | 45'7¾" Exstrom | Hold. | 45'1" Price | Lex | — | — | 15 | 6 | — | — |
| 100 yd. dash | 10.4 | 10.4 Paul | Lex | 10.6 McDonald | Lex | 10.8 Schmiekie | Goth. | 11.0 Gunnerson | Lex | | | | | | | | | | |
| 880 yd. dash | 2:03.1 | 2:03.1 Collins | Goth. | 2:06.8 Tillman | Og. | 2:07.8 Rowley | Imp. | 2:08.0 Ribble | Og. | 2:08.4 Dishman | Goth | 2:10.0 Folkers | Lex | — | 12 | 1 | 6 | 12 | — |
| 100 yd. Low Hurdles | 11.6 | 11.6 Block | Goth. | 11.6+ Reisinger | Coz. | 12.1 Guilde | Mc | 12.1+ Morton | Coz | 12.5 Suiter | Mc | 12.5+ Curtis | Imp | 8 | 10 | — | 1 | — | 12 |
| 220 yd. dash | 23.7 | 23.7 Paul | Lex | 24.6 Novacek | Goth. | 24.6+ Loescher | Mc | 24.7 Nichols | Goth. | 24.9 Wilson | Mc | 25.0 Spencer | Og. | 8 | 12 | 10 | — | 1 | — |
| 1 Mi Run | 4:29.3 | 4:29.3 Gokie | Imp. | 4:414.3 Drake | Mc | 4:47.7 Verbeck | Og. | 4:52.4 Schoneman | Lex | 4:56.0 Hagge | Og. | 4:58.8 Huffman | Mc | 9 | — | 4 | 10 | 8 | — |
| 880 yd. relay | 1:34.8 | 1:34.8 Lexington | | 1:36.0 Gothenburg | | 1:42.1 Cozad | | 1:42.7 Ogallala | | 1:48.0 Imperial | | | | | 8 | 10 | 2 | 4 | 6 |
| Triple Jump | 43'5" | 43'5" K. Marvin | Mc | 43'2½" D. Marvin | Mc | 42'9¾" Dyer | Mc | 41'11" Novacek | Goth | 40'3" Messersmith | Coz. | 39'8" Reisinger | Coz. | 24 | 4 | — | — | — | 3 |
| Mile Relay | 3:39.3 | 3:39.3 McCook | | 3:39.8 Gothenburg | | 3:47.9 Lexington | | 3:49.7 Ogallala | | 3:54.6 Imperial | | 4:01.6 Cozad | | 10 | 8 | 6 | 2 | 4 | 1 |
| | | | | | | | | | | | | | | | | | | | |
| | | | | | | | | | | | | | | 135½ | 113 | 94 | 46 | 43 | 37 |

* Do not write in this event column until finish card is official

TOTAL SCORES


Hole
1
12
1
1½
-
1
-
2
10
-
-
-
-
-
1
26½

# THE TRI-RIVER AREA TRACK AND FIELD SCORE SHEET

Grant

| EVENT * | Time and Distance | First Place 10 | School | Second Place 8 | School | Third Place 6 | School | Fourth Place 4 | School | Fifth Place 2 | School | Sixth Place 1 | School |
|---|---|---|---|---|---|---|---|---|---|---|---|---|---|
| Discus | 140'10" | 140'10" Hengen | Her. | 139'3½" Rowley | Imp. | 139'1" Eirich | Bay. | 136'9½" McDaniel | Bay | 128'7" Johnson | Grant | 120'4" Jaeger | Imp |
| Long Jump | 21'7¼" | 21'7¼" Schwab | Bay | 21' 3¼" Sis | Grant | 20'7¾" Harchelroad | Wau | 20'5½" Pursley | Benk | 20'2" Gaston | Grant | 19'7¼" Glasco | Benk |
| High Jump | 5'10" | 5'10" Long | Grant | 5'10" Hansen | MV | 5'10" Johnson | MV | 5'8" Harless | Imp. | 5'8" Canow | Imp. | 5'8" Purdy | Imp. |
| Shot Put | 50'10" | 50'10" Estrada | Bay | 50'2" Rowley | Imp. | 49'1" Eirich | Bay. | 46'6" O'Neill | Wau | 45'1" Menghini | Osh. | 44'11" Pinion | Her. |
| Pole Vault | 12'1" | 12'1" Kraus | Wheat | 12'1" Schwab | Bay. | 11'6" Reiber | Bay | 11'6" Curtis | Imp. | 11' Sullivan | Osh. | 11' Schroeder | MV |
| Triple Jump | 44'11¼" | 44'11¼" Schwab | Bay | 44'6¾" Gaston | Grant | 42'4½" Glasco | Benk | 42'2" Pursley | Benk. | 41'8½" Lawson | Grant | 39'11" Hansen | MV |
| 120 yd High Hurdles | 15.4 | 15.4 Eigbrett | Bay. | 15.5 Long | Grant | 16.1 Schroeder | MV | 16.2 Hansen | MV | 16.7 Mathes | Grant | 17. McCormick | Wheat |
| 2 Mi Run | 10:49.4 | 10:49.4 Gokie | Imp. | 11:03.7 Kinnersley | Her. | 11:06 Grosbach | Imp. | 11:22.4 Crawford | MV | 11:22.5 Serda | Bay. | 11:32 Harless | Imp. |
| 440 yd. dash | 52.0 | 52.0 Kohl | Her. | 53.1 Frishe | Culb | 53.7 Rowley | Imp. | 53.8 Young | Bay. | 54.3 Mikoloyck | Osh. | 55.6 Glasco | Benk |
| 2 Mi Relay | 8:51.3 | 8:51.3 Bayard | | 8:51.3+ Imperial | | 9:13.9 Med. Valley | | 9:24.8 Benkelman | | 9:31.5 Grant | | 9:35.2 Wheatland | |
| 100 yd. dash | 10.2 | 10.2 Harchelroad | Wau | 10.4 Kohl | Her. | 10.5 Mikoloyck | Osh. | 10.6 Blackstone | Bay. | 10.6+ Schultz | Grant | 10.7 Schilling | Grant |
| 880 yd. run | 2:01.8 | 2:01.8 McGregor | Wau. | 2:05.0 Coolidge | Bay. | 2:05.1 Gokie | Imp | 2:10 Hansen | MV | 2:10.5 Hengen | Her. | 2:13.2 S. Gokie | Imp |
| 180 yd. low hurdles | 20.2 | 20.5 Eigbrett | Bay | 20.7 Long | Grant | 21.3 Sis | Grant | 21.3+ Swanson | Her. | 21.5 Curtis | Imp. | 22.0 Brown | Her. |
| 220 yd. dash | 22.7 | 22.7 Harchelroad | Wau. | 23.0 Kohl | Her. | 23.4 Young | Bay. | 24.1 Mikoloyck | Osh. | 24.3 Brown | Her. | 24.5 Schultz | Grant |
| 1 Mi Run | 4:50.4 | 4:50.4 Gokie | Imp. | 4:55.7 McGregor | Wau. | 4:56.4 Miller | Trent | 5:13.9 Hesketh | Imp. | 5:44.3 Grosbach | Imp. | 5:16.8 Crawford | MV |
| 880 yd. relay | 1:36.9 | 1:36.9 Bayard | | 1:48.0 Grant | | 1:40.1 Hershey | | 1:42.8 Benkelman | | 1:43.3 Trenton | | 1:44.3 Wheatland | |
| 440 yd weightmen relay | 49.3 | 49.3 Grant | | 49.7 Imperial | | 49.9 Bayard | | 50.4 Oshkosh | | 53.0 Benkelman | | 54.4 Trenton | |
| Mile Relay | 3:42.5 | 3:42.5 Bayard | | 3:45.1 Med. Valley | | 3:45.5 Grant | | 3:50.1 Culbertson | | 3:57 Imperial | | 4:00.0 Hershey | |

| | Bayard | Imperial | Grant | Hershey | Med. Valley | Waunela |
|---|---|---|---|---|---|---|
| Discus | 10 | 9 | 2 | 10 | – | – |
| Long Jump | 10 | – | 10 | – | – | 6 |
| High Jump | – | 7 | 10 | – | 14 | – |
| Shot Put | 16 | 8 | – | 1 | – | 4 |
| Pole Vault | 14 | 4 | – | – | 1 | – |
| Triple Jump | 10 | – | 10 | – | 1 | – |
| 120 yd High Hurdles | 10 | – | 10 | – | 10 | – |
| 2 Mi Run | 2 | 17 | – | 8 | 4 | – |
| 440 yd. dash | 4 | 6 | – | 10 | – | – |
| 2 Mi Relay | 10 | 8 | 2 | – | 6 | – |
| 100 yd. dash | 4 | – | 3 | 8 | – | 10 |
| 880 yd. run | 8 | 7 | – | 2 | 4 | 10 |
| 180 yd. low hurdles | 10 | 2 | 14 | 5 | – | – |
| 220 yd. dash | 6 | – | 1 | 10 | – | 10 |
| 1 Mi Run | – | 16 | – | – | 1 | 8 |
| 880 yd. relay | 10 | – | 8 | 6 | – | – |
| 440 yd weightmen relay | 6 | 8 | 10 | – | – | – |
| Mile Relay | 10 | 2 | 6 | 1 | 8 | – |
| TOTAL SCORES | 140 | 94 | 86 | 61 | 49 | 48 |

* Do not write in this event column until finish card is official

| | | | | | | | | | | | | | | | | | | | |
|---|---|---|---|---|---|---|---|---|---|---|---|---|---|---|---|---|---|---|---|
| 26 | — | 2 | 4 | — | 1 | — | — | — | 4 | — | — | — | 10 | — | — | — | 5 | — | Benkelman |
| 20 | — | 4 | — | — | 4 | — | — | 6 | — | 2 | — | — | — | 2 | 2 | — | — | — | Oshkosh |
| 13 | — | — | — | — | — | — | — | — | — | — | — | — | — | 10 | — | — | — | — | Wheatland |
| 12 | 4 | — | — | — | — | — | — | — | — | 8 | — | — | — | — | — | — | — | — | Culbertson |
| 9 | — | — | 2 | 6 | — | — | — | — | — | — | — | — | — | — | — | — | — | — | Trenton |

# TRACK AND FIELD SCORE SHEET

COPYRIGHTED 1987

| EVENT * | Time and Distance | First Place 10 | School | Second Place 8 | School | Third Place 6 | School | Fourth Place 4 | School | Fifth Place 2 | School | Sixth Place 1 | School | Grant | Imperial | Wauneta | Sutherland | Med. Valley | Hershey |
|---|---|---|---|---|---|---|---|---|---|---|---|---|---|---|---|---|---|---|---|
| Triple Jump | 42' 8¾" | 42' 8¾" Gaston | Grant | 41' 9½" Hansen | MV | 40' 9" Glasco | Benk | 39' 8¾" Burks | May | 38' 6¾" Purdy | Imp | 38' 6" Hansen | Benk | 10 | 2 | 1 | – | 8 | 1 |
| Discus | 149' 4" | 149' 4" Johnson | Grant | 147' 7" Andre | Arnold | 145' 5" Blake | Suth | 139' 10" Rowley | Imp | 139' 5" Barrett | Suth | 131' 2" Hengen | Her. | 10 | 4 | – | 8 | – | 1 |
| High Jump | 5' 10" | 5' 10" Hansen | MV | 5' 8" Welsh | Suth. | 5' 8" Long | Grant | 5' 8" Mosel | Grant | 5' 8" Purdy | Imp. | 5' 6" Tooke/ Johnston | May. MV | 10 | 2 | – | 8 | 10½ | – |
| 2 Mi Run | 11:11.0 | 11:11.0 Gokie | Imp. | 11:33.9 Grosbach | Imp. | 11:36.3 Crawford | MV. | 11:48.0 Hinton | Max. | 11:52.3 Jones | Suth. | 11:54.5 Christner | Wau | – | 18 | 1 | 2 | 6 | – |
| 440 yd. dash | 54.0 | 54.0 Kohl | Her. | 54.2 Fye | Wau. | 57.3 Bley | Strat. | 57.5 Rowley | Imp. | 57.7 Rasby | Suth. | 58.6 Glasco | Benk | – | 4 | 8 | 2 | – | 10 |
| 2 mi. relay | 9:13.0 | 9:13.0 Imperial | | 9:23.5 Sutherland | | 9:24.3 Maywood | | 9:38.5 M. Valley | | 9:45.2 Grant | | 9:45.9 Benkelman | | 2 | 10 | – | 8 | 4 | – |
| 120 yd. High Hurdles | 15.6 | 15.6 Long | Grant | 15.7 Welsh | Suth | 16.0 Hansen | MV | 16.5 Schroeder | MV | 16.5+ Burks | May | 16.7 Crow | Arn. | 10 | – | – | 8 | 10 | – |
| 100 yd. dash | 10.4 | 10.4 Harchelroad | Wau | 10.6 Kohl | Her. | 10.7 Sis | Grant | 10.9 Curtis | Imp | 10.9+ Schultz | Grant | 11.3 Swanson | Her. | 8 | 4 | 10 | – | – | 9 |
| 880 yd. run | 2:08.3 | 2:08.3 McGregor | Wau. | 2:08.6 Gokie | Imp. | 2:09.8 Rowley | Imp. | 2:11.3 Klug | Max. | 2:11.9 Hansen | MV | 2:14.2 Bley | Strat. | – | 14 | 10 | – | 2 | – |
| Shot Put | 46' 11½" | 46' 11½" Andre | Arn. | 46' 4¼" Rowley | Imp. | 45' 11" Loeffler | Grant | 42' 10¼" O'Neill | Wau. | 42' 6¾" Fletcher | Max. | 42' 4¼" White | St. Pat | 6 | 8 | 4 | 1 | – | – |
| 180 yd. low hurdles | 22.5 | 22.5 Sis | Grant | 22.6 Long | Grant | 23.2 Rasby | Suth. | 23.2+ Crow | Arn. | 23.4 Curtis | Imp | 23.9 Hansen | MV | 18 | 2 | – | 6 | 1 | – |
| Long Jump | 21' 1¼" | 21' 1¼" Harchelroad | Wau. | 19' 10" Feeney | Max. | 19' 6" Nansen | MV | 19' 4" Sis | Grant | 19' 2" Gaston | Grant | 19' 1" Cahow | Imp. | 6 | 1 | 10 | – | 6 | – |
| 220 yd. dash | 24.0 | 24.0 Harchelroad | Wau | 24.5 Kohl | Her. | 24.8 Fye | Wau | 25.2 Dodson | May | 25.6 Glasco | Benk. | 25.8 Lee | Arn. | – | – | 16 | – | – | 8 |
| Mile Run | 4:50.3 | 4:50.3 Gokie | Imp. | 5:03.6 Werkmeister | May | 5:12.4 Cribelli | Wau | 5:14.2 Neskett | Imp | 5:17.9 Norman | Grant | 5:21.3 Dodson | St. Pat | 2 | 14 | 6 | – | – | – |
| Pole Vault | 11'6" | 11'6" Welsh | Suth. | 11'0" Gaston | Grant | 11'0" Howdy | Strat. | 10'6" Curtis | Imp. | | | | | 8 | 4 | – | 10 | – | – |
| 880 yd. relay | 1:37.0 | 1:37.0 Wauneta | | ~~3:46.1~~ 1:38.6 Grant | | 1:40.0 Hershey | | 1:41.2 Stratton | | 1:42.4 Maywood | | 1:42.8 Sutherland | | 8 | – | 10 | 1 | – | 6 |
| Mile Relay | 3:43.4 | 3:43.4 Wauneta | | 3:45.1 Grant | | 3:46.3 M. Valley | | 3:49.2 Sutherland | | 3:49.9 Stratton | | 3:50.0 Arnold | | 8 | – | 10 | 4 | 6 | – |
| | | | | | | | | | | | | | | | | | | | |
| | | | | | | | | | | | | | | | | | | | |
| TOTAL SCORES | | | | | | | | | | | | | | 106 | 87 | 85 | 57 | 53½ | 34 |

* Do not write in this event column until finish card is official

| | | | | | | | | | | | | | | | | | | | | |
|---|---|---|---|---|---|---|---|---|---|---|---|---|---|---|---|---|---|---|---|---|
| 6½ | | 1 | | 1 | | 2 | 4 | 1 | 1 | 1 | 1 | 1 | 3 | 6 | 1 | 1½ | 1 | 4 | Maywood |
| 35 | | 1 | 1 | 1 | 1 | 1 | 1 | 1 | 4 | 10 | 1 | 1 | 1 | 1 | 1 | 1 | 1 | 8 | 1 | Arnold |
| 16 | | 3 | 4 | 9 | 1 | 1 | 1 | 1 | 1 | 1 | 1 | 1 | 1 | 9 | 1 | 1 | 1 | 1 | 1 | Stratton |
| 18 | | 1 | 1 | 1 | 1 | 1 | 8 | 1 | 2 | 4 | 1 | 1 | 1 | 1 | 4 | 1 | 1 | 1 | 1 | Maxwell |
| 11 | | 1 | 1 | 1 | 1 | 2 | 1 | 1 | 1 | 1 | 1 | 1 | 1 | 1 | 1 | 1 | 1 | 1 | 1 | Benkelman |
| 2 | | 1 | 1 | 1 | 1 | 1 | 1 | 1 | 1 | 1 | 1 | 1 | 1 | 1 | 1 | 1 | 1 | 1 | 1 | St. Pat's |
| 0 | | 1 | 1 | 1 | 1 | 1 | 1 | 1 | 1 | 1 | 1 | 1 | 1 | 1 | 1 | 1 | 1 | 1 | 1 | Farnam |
| 0 | | | | | | | | | | | | | | 1 | | | | | | |

# THE TRI-AMERICAN TRACK AND FIELD SCORE SHEET

Imperial Invite

| EVENT * | Time and Distance | First Place 10 | School | Second Place 8 | School | Third Place 6 | School | Fourth Place 4 | School | Fifth Place 2 | School | Sixth Place 1 | School | Grant | Imperial | Wauneta | Sutherland | Wheatland | Cheylin |
|---|---|---|---|---|---|---|---|---|---|---|---|---|---|---|---|---|---|---|---|
| High Jump | 6'0" | 6'0 Long | Grant | 6'0 Masel | Grant | 5'10" Welsh | Suth. | 5'10" Cahoy | Chey. | 5'8" Purdy | Imp. | 5'8" Cahow | Imp. | 18 | 3 | - | 6 | - | 4 |
| 880 yd. dash | 2:02.3 | 2:02.3 McGregor | Wau. | 2:03.0 Gokie | Imp. | 2:07.7 Rowley | Imp. | 2:08.5 Norman | Grant | 2:10.0 S. Gokie | Imp. | 2:13.9 Cribelli | Wau. | 4 | 16 | 11 | - | - | - |
| 180 yd. low Hurdles | 22.6 | 22.6 Sis | Grant | 22.8 Long | Grant | 22.9 Rasby | Suth. | 23.7 Curtis | Imp. | 23.8 Lee | Wheat. | 24.0 T. Schultz | Grant | 19 | 4 | - | 6 | 2 | - |
| 220 yd. dash | 24.2 | 24.2 Harchelroad | Wau. | 24.6 Fye | Wau. | 25.4 Borowski | Grant | 25.6 Schultz | Grant | 26.1 Schilling | Grant | 26.3 Fleecs | Suth. | 12 | - | 18 | 1 | - | - |
| Mile Run | 4:49.8 | 4:49.8 Gokie | Imp. | 5:01.7 Norman | Grant | 5:05.3 D. Dodson | St. Pat | 5:05.4 Grosbach | Imp. | 5:07.6 Christner | Wau. | 5:08.3 Moritz | Suth. | 8 | 14 | 2 | 1 | - | - |
| Pole Vault | 12'0" | 12'0" Welsh | Suth. | 12'0 Gaston | Grant | 12' Kraus | Wheat | 11'6" Curtis | Imp. | 11'0 Bd. Einsphar | Imp. | 10'6" Bt. Einsphar | Imp. | 8 | 7 | - | 10 | 6 | - |
| 2 Mi Run | 10:34.2 | 10:34.2 Gokie | Imp. | 11:14.8 Grosbach | Imp. | 11:24.9 Harless | Imp. | 11:39.4 Christner | Wau. | 11:55.2 Jones | Suth. | 11:58.1 Romine | Grant | 1 | 24 | 4 | 2 | - | - |
| Long Jump | 19'11¼" | 19'11¼" Harchelroad | Wau. | 19'3½" Sis | Grant | 18'10" Johnson | Chey. | 18'8" Cahow | Imp. | 18'5½" Gaston | Grant | 18'5¼" Schimonitz | Wheat. | 10 | 4 | 10 | - | 1 | 6 |
| Discus | 141'6" | 141'6" Loeffler | Grant | 140'7" Rowley | Imp. | 131'1" White | St. Pat | 130'3" Johnson | Grant | 128'6" Blake | Suth. | 127'4" Barrett | Suth. | 14 | 8 | - | 3 | - | - |
| Shot Put | 47'5" | 47'5" O'Neill | Wau. | 47'4½" Blake | Suth. | 47'1½" Rowley | Imp. | 46'4" Loeffler | Grant | 45'2" Kurth | Imp. | 44'3½" Jaeger | Imp. | 4 | 9 | 10 | 8 | - | - |
| 440 yd. dash | 51.8 | 51.8 Fye | Wau. | 54.6 Rowley | Imp. | 55.4 Rasby | Suth. | 55.6 Nelson | Wheat | 56.0 Bigelow | St. Pat | 56.5 Long | Grant | 1 | 8 | 10 | 6 | 4 | - |
| 2 Mi. Relay | 8:58.0 | Imperial | | 9:13.7 Sutherland | | 9:21.3 Grant | | 9:35.0 Wheatland | | 9:43.9 Wauneta | | 10:11.7 Cheylin | | 6 | 10 | 2 | 8 | 4 | 1 |
| 120 yd. high hurdles | 16.8 | 16.8 Long | Grant | 16.9 Welch | Suth. | 17.0 Mathes | Grant | 17.9 McCormick | Wheat | 18.0 Lee | Wheat | 18.3 Kirwan | Imp. | 16 | 1 | - | 8 | 6 | - |
| Triple Jump | 42'3½" | 42'3½" Gaston | Grant | 39'9½" Lawson | Grant | 38'11½" Sis | Grant | 38'1¼" Fleecs | Suth. | 37'9½" Cahow | Imp. | 36'11½" Carson | Chey. | 24 | 2 | - | 4 | - | 1 |
| 100 yd. dash | 10.9 | 10.9 Harchelroad | Wau. | 11.1 Fye | Wau. | 11.1 Sis | Grant | 11.2 Schilling | Grant | 11.3 Schultz | Grant | 11.7 Ortem | Chey. | 12 | - | 18 | - | - | 1 |
| 880 yd. relay | 1:37.0 | 1:37.0 Wauneta | | 1:42.8 Grant | | 1:44.2 Cheylin | | 1:45.4 Imperial | | 1:45.8 Wheatland | | 1:46.7 Sutherland | | 8 | 4 | 10 | 1 | 2 | 6 |
| Mile Relay | 3:48.2 | 3:48.2 Sutherland | | 3:49.0 Grant | | 3:49.1 Wauneta | | 3:51.0 Imperial | | 3:51.6 Cheylin | | 3:54.9 Wheatland | | 8 | 4 | 6 | 10 | 1 | 2 |
| | | | | | | | | | | | | | | | | | | | |
| | | | | | | | | | | | | | | 173 | 118 | 101 | 72 | 26 | 23 |

* Do not write in this event column until finish card is official

TOTAL SCORES

I

St. Pat's

# THE ALL AMERICAN TRACK AND FIELD SCORE SHEET

COPYRIGHTED 1937

| EVENT * | Time and Distance | First Place 6 | School | Second Place 4 | School | Third Place 3 | School | Fourth Place 2 | School | Fifth Place 1 | School | Sixth Place 0 | School | Imperial | Grant |
|---|---|---|---|---|---|---|---|---|---|---|---|---|---|---|---|
| 2 Mi Run | 10:43.3 | Gokie | Imp | 10:54.7 Grosbach | Imp | 11:08.0 Harless | Imp | 11:32.0 Heskett | Imp | 11:57.0 Romine | Grant | 12:47.5 Wehmeyer | Grant | 15 | 1 |
| High Jump | 5'8" | 5'8" Cahow | Imp. | 5'6" Purdy | Imp. | 5'6" Mosel | Grant | 5'6" Long | Grant | 5'4" Harless | TIE Imp. | 5'4" Jackman | Grant | 10½ | 5½ |
| Triple Jump | 39'11" | 39'11" Gaston | Grant | 38'2½" Sis | Grant | 37'9¼" Cahow | Imp | 37' Lawson | Grant | 36'8" Purdy | Imp. | 35'4" Jackman | Grant | 4 | 12 |
| Pole Vault | 11'6" | 11'6" Curtis | Imp | 11'6" Bd. Einsphar | Imp. | 11'0" Gaston | Grant | 10'6" Bt. Einsphar | Imp | 9'6" Deaver | Grant | 9' Groshans | Grant | 12 | 4 |
| 2 mi. relay | 9:07.1 | 9:07.1 Imperial | | 9:58.3 Grant | | | | | | | | | | 5 | 3 |
| Long Jump | 19'8" | 19'8" Sis | Grant | 18'8" Cahow | Imp. | 18'6½" Gaston | Grant | 17'2½" Lawson | Grant | 16'6¾" Borowski | | 16'1½" Mosel | Grant | 4 | 12 |
| Shot Put | 48'4½" | 48'4½" Rowley | Imp. | 46'5¼" Loeffler | Grant | 43'1½" Lawson | Grant | 42'10½" Kurth | | 41'7" Jackman | | 40'1½" Sutherland | Grant | 8 | 8 |
| Discus | 139'0" | 139'0" Rowley | Imp. | 134'0" Loeffler | Grant | 127'6" Johnson | Grant | 115'4" Kurth | Imp. | 112'9" Jackman | Grant | 112'4" B. Jackman | Grant | 8 | 8 |
| 120 yd. high hurdles | 16.9 | 16.9 Long | Grant | 17.0 Mathes | Grant | 18.2 Kirwan | Imp | 18.4 Anderson | Grant | 18.6 Mosel | Grant | 19.6 Norman | Imp | 3 | 13 |
| 100 yd. dash | 10.9 | 10.9 Schilling | Grant | 11.0 Schultz | Grant | 11.1 Curtis | Imp | 11.5 Spady | Imp. | 11.6 Pawley | Imp. | | | 6 | 10 |
| Mile Run | 4:39.5 | 4:39.5 Gokie | Imp | 5:01.8 S. Gokie | Imp. | 5:04.8 Grosbach | Imp. | 5:04.9 Norman | Grant | 5:14.2 Poppe | Grant | | | 13 | 3 |
| 880 yd. relay | 1:41.0 | 1:41.0 Grant I | | 1:44.0 Imperial I | | 1:48.5 Grant III | | 1:49.5 Imperial II | | | | | | 3 | 5 |
| 440 yd. dash | 55.8 | 55.8 Rowley | Imp. | 57.1 Jackman | Grant | 57.7 Norman | Grant | 60.3 Spady | Imp. | 60.9 Pawley | Imp. | | | 9 | 7 |
| 180 yd. low hurdles | 22.1 | 22.1 Long | Grant | 22.8 Sis | Grant | 23.0 Schultz | Grant | 24.3 Norman | Imp | 24.3+ Lawson | Grant | 24.4 Curtis | Imp | 2 | 14 |
| 880 yd. run | 2:15.1 | 2:15.1 Gokie | Imp | 2:15.5 S. Gokie | Imp. | 2:15.6 Rowley | Imp. | 2:18.7 Norman | Grant | 2:19.8 Purdy | Imp. | 2:19.9 Mathes | Grant | 14 | 2 |
| 220 yd. dash | 24.7 | 24.7 Schultz | Grant | 25.0 Schilling | Grant | 26.1 Spady | Imp. | 26.3 Jaeger | Imp. | 26.5 Santo | Grant | 26.9 Quint | Imp | 5 | 11 |
| Mile Relay | 3:43.7 | 3:43.7 Grant I | | Imperial I | | Grant II | | 4:20.1 Imperial II | | | | | | 3 | 5 |
| | | | | | | | | | | | | | | | |

* Do not write in this event column until finish card is official

TOTAL SCORES — Imperial 124½ — Grant 123½

Grant

SLVA

| EVENT * | Time and Distance | First Place 10 | School | Second Place 8 | School | Third Place 6 | School | Fourth Place 4 | School | Fifth Place 2 | School | Sixth Place 1 | School | Imperial | Grant | Benkelman | Hershey | Sutherland | Oshkosh |
|---|---|---|---|---|---|---|---|---|---|---|---|---|---|---|---|---|---|---|---|
| Long Jump | 21'1½" | 21'1½" Pursley | Benk. | 20'5¾" Sis | Grant | 20'1¼" Glasco | Benk. | 19'7¼" Gaston | Grant | 19'4" Cahow | Imp. | 18'10¾" Jasnoch | Osh. | 2 | 12 | 16 | 1 | — | 1 |
| Discus | 155'1" | 155'1" Loeffler | Grant | 144'4" Rowley | Imp. | 143'4" Johnson | Grant | 127'9" White | St.Pat | 125' Barrett | Suth. | 124'10" Blake | Suth. | 8 | 16 | — | — | 3 | — |
| High Jump | 6'2" | 6'2" Long | Grant | 6'2" Koeppen | Osh. | 5'10" Purdy | TIE Imp. | 5'10" Welch | Suth. | 5'10" Cahow | Imp. | 5'8" Robinson | Benk. | 7 | 10 | 1 | — | 5.5 | 8 |
| Mile Run | 9:53.5 | 9:53.5 Gokie | Imp. | 10:42 Kinnersley | Her. | 10:43.5 Grosbach | Imp. | 10:59.8 Harless | Imp | 11:09.8 Konruff | Chap. | 11:13.9 Jones | Suth. | 20 | — | — | 8 | 1 | — |
| 440 yd. dash | 51.0 | 51.0 Kohl | Her. | 53.4 Rowley | Imp. | 53.5 Mikoloyck | Osh. | 53.7 Akeson | Chap. | 54.9 Bigelow | St.Pat | 55.0 Rasby | Suth. | 8 | — | — | 10 | 1 | 6 |
| Pole Vault | 12'0" | 12' Pursley | Benk. | 12'0" Welsh | Suth. | 11'6" Gaston | Grant | 11'6" Leopold | Chap. | 11'6" Bt. Einsphar | Imp. | 11'6" Bd. Einsphar | Imp. | 3 | 6 | 10 | — | 8 | — |
| Mile Relay | 8:46.8 | 8:46.8 Imperial | | 8:50.4 Sutherland | | 9:01.5 Benkelman | | 9:08.4 Curtis | | 9:30.7 Hershey | | No Time Oshkosh | | 10 | — | 6 | 2 | 8 | 1 |
| 120 yd. High Hurdles | 15.1 | 15.1 Long | Grant | 15.2 Welsh | Suth. | 15.8 Shaw | Benk. | 16.0 Schroeder | MV | 16.3 Hansen | Benk. | 16.4 Andreasen | Grant | — | 11 | 8 | — | 8 | — |
| Triple Jump | 43'4½" | 43'4½" Hansen | MV | 43'1" Gaston | Grant | 42'10" Glasco | Benk. | 40'10" Lawson | Grant | 40'9¾" Pursley | Benk. | 40'8" Ellis | MV | — | 12 | 8 | — | — | — |
| Shot Put | 48'6½" | 48'6½" Rowley | Imp. | 47'4" Loeffler | Grant | 47'2½" Blake | Suth. | 45'2" Kurth | Imp. | 43'11¾" Menghini | Osh. | 43'7½" White | St.Pat | 14 | 8 | — | — | 6 | 2 |
| 100 yd. dash | 10.3 | 10.3 Kohl | Her. | 10.4 Sis | Grant | 10.5 Schilling | Grant | 10.6 Pursley | Benk. | 10.7 Akeson | Chap. | 10.8 Schultz | Grant | — | 15 | 4 | 10 | — | — |
| 880 yd. run | 2:05.3 | 2:05.3 Gokie | Imp. | 2:06.9 Rowley | Imp. | 2:07.5 S. Gokie | Imp. | 2:07.5+ Hansen | MV | 2:09.2 Wengen | Her. | 2:09.3 Norman | Grant | 24 | 1 | — | 2 | — | — |
| 180 yd. Low Hurdles | 21.0 | 21.0 Long | Grant | 21.2 Sis | Grant | 21.3 Rasby | Suth. | 21.4 Swanson | Her. | 22.0 Brown | Her. | 22.2 Shaw | Benk. | — | 18 | 1 | 6 | 6 | — |
| 220 yd. dash | 23.5 | 23.5 Kohl | Her. | 23.8 Glasco | Benk. | 23.9 Mikoloyck | Osh. | 24.3 Akeson | Chap. | 24.4 Bennett | Chap. | 24.4+ Schilling | Grant | — | 1 | 8 | 10 | — | 6 |
| Mile Run | 4:47.3 | 4:47.3 Gokie | Imp. | 4:53.6 S. Gokie | Imp. | 4:54.7 Grosbach | Imp. | 4:57.5 Norman | Grant | 5:03.4 Dodson | St.Pat | 5:06.3 Kinnersley | Her. | 24 | 4 | — | 1 | — | — |
| 880 yd. relay | 1:35.3 | 1:35.3 Nershey | | 1:35.7 Grant | | 1:38.7 Benkelman | | 1:39.3 Sutherland | | 1:41.5 St. Pat | | 1:42.1 Imperial | | 1 | 8 | 6 | 10 | 4 | — |
| mile relay | 3:38.2 | 3:38.2 Oshkosh | | 3:38.4 Imperial | | 3:39.2 Sutherland | | 3:40.1 Curtis | | 3:41.1 Grant | | 3:48.6 Benkelman | | 8 | 2 | 1 | — | 6 | 10 |
| Frosh 880 yd. relay | 1.45.9 | 1.45.9 Grant | | 1.46.3 Suth | | 1.46.9 Hershey | | 1.48.9 Imp | | 1.51.1 Med V. | | | | | | | | | |
| | | | | | | | | | | | | | | 129 | 123 | 69 | 59 | 56 | 34 |

* Do not write in this event column until finish card is official

TOTAL SCORES

| | | | | | | | | | | | | | | | | | | | |
|---|---|---|---|---|---|---|---|---|---|---|---|---|---|---|---|---|---|---|---|
| 7 | | | | | | | | | | | | | | | | | | | Curtis |
| 19 | | 1 | 1 | 1 | 6 | 1 | 1 | 2 | 1 | 1 | 1 | 1 | 4 | 4 | 2 | 1 | 1 | 1 | Chappell |
| 11 | | 1 | 2 | 2 | 1 | 1 | 1 | 1 | 1 | 1 | 1 | 1 | 1 | 2 | 1 | 1 | 4 | 1 | St. Pats |

| EVENT * | Time and Distance | First Place 6 | School | Second Place 4 | School | Third Place 3 | School | Fourth Place 2 | School | Fifth Place 1 | School | Sixth Place | School | Grant | Imperial |
|---|---|---|---|---|---|---|---|---|---|---|---|---|---|---|---|
| Shot Put | 45'½" | 45'½" Jackman | G | 41'8½" Lawson | G | 41'6" Jaeger | I | 38'9" Sutherland | G | 38'2" Rowley | I | | | 12 | 4 |
| Pole Vault | 11'6" | 11'6" Bt.Einspar | I | 9'6" Deaver | G | 9' Lee | I | | | | | | | 4 | 9 |
| Long Jump | 18'8" | 18'8" Lawson | G | 18'4" Cahow | I | 16'3" Johnson | I | 15'6" Purdy | I | 14'10" Tietjen | G | | | 7 | 9 |
| Triple Jump | 39'8" | 39'8" Lawson | G | 37'11" Cahow | I | 36'5½" Purdy | I | 35'5½" Andreasen | G | 35'2½" Cox | I | | | 8 | 8 |
| Discus | 115'8" | 115'8" Jackman | G | 111'0" T. Cox | I | 104'4" B.Jackman | G | 104'3" Jaeger | I | 98'1" Lawson | G | | | 10 | 6 |
| High Jump | 5'6" | 5'6" Cahow | I | 5'6" Harless | I | 5'4" Andreasen | G | 5'4" D.Cox | I | 5'4" B.Jackman | G | | | 4 | 12 |
| 2-Mile Run | 10:51.7 | 10:51.7 Harless | I | 11:11.9 Norman | G | 11:43.6 Neskett | I | 11:46.5 Romine | G | | | | | 6 | 9 |
| High Hurdle | 16.7 | 16.7 Mathes | G | 17.7 Andreasen | G | 19.2 Kirwan | I | 20.1 Norman | I | 21.1 Friemel | I | | | 10 | 6 |
| 100 yd. dash | 11.2 | 11.2 Schilling | G | 11.4 Pawley | I | 11.6 Santo | G | 11.7 Spady | I | 12.4 Sis | G | | | 10 | 6 |
| Mile Run | 5:03.4 | 5:03.4 Harless | I | 5:16.5 Poppe | G | 5:18.1 D. Cox | I | 5:38.2 Heskett | I | 5:33.3 Cook | G | | | 5 | 11 |
| 440 yd. dash | 56.2 | 56.2 T. Jackman | G | 56.7 Spady | I | 58.8 Tietjen | G | 60.4 Quint | I | 60.5 Haarberg | I | | | 9 | 7 |
| 180 yd. low Hurdles | 23.4 | 23.4 Mathes | G | 23.5 Lawson | G | 24.5 Kirwan | I | 24.7 Norman | I | 26.7 Friemel | I | | | 10 | 6 |
| 880 yd. run | 2:17.8 | 2:17.8 Grosbach | I | 2:21.3 Purdy | I | 2:21.9 Andreasen | G | 2:36.1 Romine | G | | | | | 5 | 10 |
| 220 yd. dash | 25.8 | 25.8 Borowski | G | 26.0 Santo | G | 26.8 Jaeger | I | 27.4 Pawley | I | 27.5 Brown | G | | | 11 | 5 |
| 2-Mile Relay | 9:47.7 | 9:47.7 Imperial | | 10:01.9 Grant | | | | | | | | | | 3 | 5 |
| 880 yd. relay | 3:55.5 | 3:55.5 Grant | | 4:16.7 Imperial | | | | | | | | | | 5 | 3 |
| Mile Relay | 1:44.9 | 1:44.9 Grant | | 1:50.5 Imperial | | | | | | | | | | 5 | 3 |
| | | | | | | | | | | | | | | | |
| | | | | | | | | | | TOTAL SCORES | | | | 124 | 119 |

Grant

* Do not write in this event column until finish card is official

| EVENT * | Time and Distance | First Place 10 | School | Second Place 8 | School | Third Place 6 | School | Fourth Place 4 | School | Fifth Place 2 | School | Sixth Place 1 | School | Bayard | Gering | Chadron | Grant | Sidney | Imperial |
|---|---|---|---|---|---|---|---|---|---|---|---|---|---|---|---|---|---|---|---|
| Triple Jump | 43'2" | 43'2" Schwab | Bay | 41'7½" Wigginton | Chad | 41'4½" Gaston | Grant | 40'4½" Kaufman | BPT | 40'3¼" Griess | Mor. | 40'1" R. Lawson | Grant | 10 | – | 8 | 7 | – | – |
| High Jump | 6'6" | 6'6" Lliteras | Hem. | 6'4" Koeppen | Osh. | 6'2" Tremain | Sid. | 6'2" Gering | N.S. | 5'10" Long | Grant | 5'10" Cahow | Imp | – | – | – | 2 | 6 | 1 |
| Long Jump | 20'4¼" | 20'4¼" Wiggington | Chad | 20'4" Kildow | Bay | 19'11" Sis | Grant | 19'2½" Kaufman | Bpt. | 19'4" Griess | Mor. | 18'11½" Sandstrom | Chad | 8 | – | 11 | 6 | – | – |
| Shot Put | 51'2½" | 51'2½" Towne | Ger. | 51'½" Rowley | Imp. | 50'10¼" Alderman | Chad | 50'2" Estrada | Bay | 48'7¾" Loeffler | Grant | 48'3¾" Hanks | Hem | 4 | 10 | 6 | 2 | – | 8 |
| 2-Mile Run | 10:13.8 | 10:13.8 Gokie | Imp | 10:15.5 Waddix | Chad | 10:27.8 Lara | Mor. | 10:31.1 Hazlewood | Sid | 10:46.7 Grosbach | Imp | 10:53.5 Plummer | Bpt | – | – | 8 | – | 4 | 12 |
| Discus | 156'6" | 156'6" Alderman | Chad | 147'4" Loeffler | Grant | 140'3" Rowley | Imp | 140'3" Johnson | Grant | 138'7" Brunz | Mit. | 136'8" Swanson | Ger. | – | 1 | 10 | 12 | – | 6 |
| 2-Mile Relay | 8:32.5 | 8:32.5 Bayard | | 8:39.9 Kimball | | 8:46.8 Sidney | | 8:52.0 Imperial | | 8:56.0 Mitchell | | 9:02.0 Crawford | | 10 | – | – | – | 6 | 4 |
| Pole Vault | 13'10" | 13'10" Schwab | Bay. | 12'6" Reiber | Bay | 12'6" Haney | Hya. | 12'0" Triplett | Kim | Gaston 12'0 Einsphar | Grant TIE Imp. | O'Brien 12'0 Miller | Kim Ger | 18 | 3/4 | – | 3/4 | – | 3/4 |
| 440 yd. dash | 50.9 | 50.9 Masada | Kim | 52.2 Christijans | Sid. | 52.7 Young | Bay | 52.8 Rowley | Imp. | 53.4 Mikolaych | Osh | 53.4+ Muller | Chad | 6 | – | 1 | – | 8 | 4 |
| 120 yd. High Hurdles | 14.9 | 14.9 Eigbrett | Bay | 15.2 Long | Grant | 15.2+ Lackey | Chad | 15.4 Childress | Kim | 15.5 Brown | Kim | 15.6 Cummings | Chad | 10 | – | 7 | 8 | – | – |
| 100 yd. dash | 10.2 | 10.2 Miller | Ger | 10.3 Brinkman | Ger. | 10.4 Carpenter | Ger. | 10.5 Sis | Grant | 10.7 Mikolayck | Osh | 10.8 Lubash | Sid. | – | 24 | – | 4 | 1 | – |
| 880 yd. Run | 2:02.1 | 2:02.1 Hammond | Sid. | 2:02.2 Coolidge | Bay. | 2:04.2 Clarke | Ger. | 2:04.3 Rowley | Imp. | 2:04.5 Chiesa | Kim | 2:04.6 Vogel | Bay | 9 | 6 | – | – | 10 | 4 |
| 180 yd. Low Hurdles | 20.8 | 20.8 Eigbrett | Bay. | 21.0 Sis | Grant | 21.7 Meyers | Chad | 21.8 Bohac | Kim | 22.2 Long | Grant | 22.5 Rehmer | Sid | 10 | – | 6 | 10 | 1 | – |
| 220 yd. dash | 23.2 | 23.2 Miller | Ger. | 23.2+ Brinkham | Ger. | 23.3 Christijans | Sid | 23.6 Welsh | Ger. | 24.4 Schilling | Grant | 25.5 Hall | Min | – | 22 | – | 2 | 6 | – |
| Mile Run | 4:30.5 | 4:30.5 Gokie | Imp | 4:30.6 Danielson | Kim | 4:41.7 Nuland | Min | 4:45.9 Waddix | Chad | 4:53.4 Hazlewood | Sid | 4:55.1 S. Gokie | Imp. | – | – | 4 | – | 2 | 11 |
| Big Boy 440 yd. relay | 48.0 | 48.0 Gering | | 49.4 Hay Springs | | 49.5 Oshkosh | | 49.9 Sidney | | 50.5 Imperial | | 50.6 Bayard | | 1 | 10 | – | – | 4 | 2 |
| 880 yd. Relay | 1:33.8 | 1:33.8 Gering | | 1:35.9 Grant | | 1:36.3 Bayard | | 1:36.5 Chadron | | 1:36.6 Sidney | | 1:37.7 Mitchell | | 6 | 10 | 4 | 8 | 2 | – |
| Mile Relay | 3:31.5 | 3:31.5 Kimball | | 3:33.3 Bayard | | 3:33.4 Sidney | | 3:40.2 Crawford | | 3:43.1 Imperial | | 3:46.1 Grant | | 8 | – | – | 1 | 6 | 3 |
| | | | | | | | | | | | | | | TOTAL SCORES | | | | | |
| | | | | | | | | | | | | | | 100 | 83¾ | 65 | 60¾ | 56 | 54¾ |

* Do not write in this event column until finish card is official

| | | | | | | | | | | | | | | | | | | | | |
|---|---|---|---|---|---|---|---|---|---|---|---|---|---|---|---|---|---|---|---|---|
| 14 | | | | | | | | | | | | | | | | | | | | Kimball |
| 18 | 1 | 1 | 6 | 1 | 1 | 1 | 1 | 2 | 1 | 2 | 1 | 1 | 1 | 1 | 1 | 1 | 8 | 1 | | Oshkosh |
| 13 | 1 | 1 | 8 | 1 | 1 | 1 | 1 | 1 | 1 | 1 | 1 | 1 | 1 | 1 | 1 | 1 | 4 | 1 | | Hay Springs |
| 11 | 1 | 1 | 1 | 1 | 1 | 1 | 1 | 1 | 1 | 1 | 1 | 1 | 1 | 1 | 1 | 1 | 10 | 1 | | Hemingford |
| 10 | 1 | 1 | 1 | 1 | 1 | 1 | 1 | 1 | 1 | 1 | 1 | 1 | 1 | 6 | 1 | 2 | 1 | 2 | | Morrill |
| 9 | 1 | 1 | 1 | 1 | 1 | 1 | 1 | 1 | 1 | 1 | 1 | 1 | 1 | 1 | 1 | 4 | 1 | 4 | | Bridgeport |
| 7 | 1 | 1 | 1 | 6 | 1 | 1 | 1 | 1 | 1 | 1 | 1 | 1 | 1 | 1 | 1 | 1 | 1 | 1 | | Minatare |
| 6 | 1 | 1 | 1 | 1 | 1 | 1 | 1 | 1 | 1 | 1 | 6 | 1 | 1 | 1 | 1 | 1 | 1 | 1 | | Hyannis |
| 5 | 4 | 1 | 1 | 1 | 1 | 1 | 1 | 1 | 1 | 1 | 1 | 1 | 1 | 1 | 1 | 1 | 1 | 1 | | Crawford |
| 5 | 1 | 1 | 1 | 1 | 1 | 1 | 1 | 1 | 1 | 1 | 2 | 2 | 1 | 1 | 1 | 1 | 1 | 1 | | Mitchell |

Distr. 9

| EVENT * | Time and Distance | First Place 10 | School | Second Place 8 | School | Third Place 6 | School | Fourth Place 4 | School | Fifth Place 2 | School | Sixth Place 1 | School | Kimball | Gering | Chadron | Gordon | Imperial | Sidney |
|---|---|---|---|---|---|---|---|---|---|---|---|---|---|---|---|---|---|---|---|
| 100 yd. dash | 9.9 | 9.9 Brinkman | Ger. | 10.1 Root | Val. | 10.1 Carpenter | Ger. | 10.2 Roth | Gor. | 10.3 Wigginton | Chad | 10.3 Christijans | Sid. | 1 | 16 | 2 | 4 | — | 1 |
| 220 yd. dash | 22.4 | 22.4 Brinkman | Ger. | 22.5 Root | Val. | 22.6 Roth | Gor. | 22.7 Christijans | Sid. | 22.8 Miller | Ger. | 22.8 Welsh | Ger. | — | 13 | — | 6 | — | 4 |
| 440 yd. dash | 50.5 | 50.5 Brinkman | Ger. | 50.8 Masada | Kim. | 51.4 West | All. | 51.7 Colerick | All. | 53.2 Rowley | Imp | 53.8 Muller | Chad | 8 | 10 | 1 | — | 2 | — |
| 880 yd. run | 2:02.9 | 2:02.9 Hammond | Sid. | 2:03.1 Clarke | Ger. | 2:03.5 Rowley | Imp | 2:03.5 S. Gokie | Imp. | 2:04.1 Gealy | Gor. | 2:05.5 Sherlock | All. | — | 8 | — | 2 | 10 | 10 |
| Mile Run | 4:29.2 | 4:29.2 Danielson | Kim. | 4:30.7 Gokie | Imp. | 4:39.8 Hadaix | Chad | 4:42.5 Verbeck | Oga. | 4:45.0 Hazlewood | Sid. | Hagge | Oga. | 10 | — | 6 | — | 8 | 2 |
| 2-Mile Run | 10:04.1 | 10.04.1 Gokie | Imp. | 10.04.2 Danielson | Kim | 10:25.4 Hazlewood | Sid. | 10:33.4 Gates | Gor. | 10:40.1 Hawley | All. | 10:48.4 Grosbach | Imp | 8 | — | — | 4 | 11 | 6 |
| 180 yd. low hurdle | 20.8 | 20.8 Lackey | Chad | 20.9 Bonec | Kim. | 21.2 Meyers | Chad | 21.2 Brown | Kim. | 21.5 Rehmer | Sid. | 22.1 West | All. | 12 | — | 16 | — | — | 2 |
| 120 yd. high hurdles | 15.0 | 15.0 Childress | Kim | 15.1 Cummings | Chad. | 15.1 Lackey | Chad | 15.4 Brown | Kim. | 15.8 Rehmer | Sid. | 16.2 O'Holleran | Sid. | 14 | — | 14 | — | — | 3 |
| Long Jump | 21'9 3/4" | 21'9 3/4" Paxton | Gor. | 21'2 1/4" Wigginton | Chad | 20'8 3/4" Welsh | Ger. | 20'6 3/4" West | All. | 19'11" Anderson | Gor. | 19'10 1/2" Bowman | Kim. | 1 | 6 | 8 | 12 | — | — |
| Triple Jump | 44'6" | 44'6" Paxton | Ger. | 44'3/4" Wigginton | Chad | 42'10 1/2" Bowman | Kim. | 42'3 1/2" Thomas | Mit | 41'7" Lackey | Chad | 41'6 1/2" Blume | All. | 6 | 10 | 8 | — | — | 1 |
| High Jump | 6'4" | 6'4" Tremain | Sid. | 6'0" Borders TIE | Gor. | 6'0" Swanson TIE | Ger. | 6'0" Anderson | Gor. | 6'0" Larabee | Val. | 5'8" Purdy | Imp | — | 6 | — | 12 | 1 | 10 |
| Pole vault | 12'0" | 12'0" McPeak | Val. | 11'9" O'Brien | Kim | 11'6" Triplett | Kim. | 11'6" Leever | Ger. | 11'0" Miller | Ger. | Bd. Einspahr 11'0" Bt. Einspahr | Imp. Imp. | 14 | 16 | — | — | 1 | — |
| Shot put | 52'8 1/2" | 52'8 1/2" Towne | Ger. | 52' Rowley | Imp. | 51'2 1/2" Alderman | enad. | 48'11 1/2" Swanson | Ger. | 48'8 3/4" Brunz | Mit. | 48'2 1/2" Donovan | Val. | — | 14 | 6 | — | 8 | — |
| Discus | 153'11" | 153'11" Alderman | chad | 151'8" Root | Val. | 147' Rowley | Imp | 146'2" Roth | Gor. | 139'7" Brunz | Mit. | 135'9" Bussinger | Gor. | — | — | 10 | 5 | 6 | — |
| 880 yd. relay | 1:31.9 | 1:31.9 Gering | | 1:33.9 Alliance | | Chadron | | 1:37.0 Gordon | | 1:37.6 Kimball | | 1:41.6 Imperial | | 2 | 10 | 6 | 4 | 1 | — |
| mile relay | 3:30.3 | 3:30.3 Kimball | | 3:33.1 Alliance | | 3:33.7 Sidney | | 3:39.4 Imperial | | 3:40.3 Gering | | 3:44.6 Ogallala | | 10 | 2 | — | — | 4 | 6 |
| 2-Mile Relay | 8:28.0 | 8:28.0 Ogallala | | 8:31.9 Kimball | | 8:42.0 Sidney | | 8:46.1 Alliance | | 8:50.3 Imperial | | 8:51.3 Mitchell | | 8 | — | — | — | 2 | 6 |
| | | | | | | | | | | | | | | | | | | | |
| | | | | | | | | | | | | | | 93 | 91 | 79 | 59 | 54 | 50 |

* Do not write in this event column until finish card is official

TOTAL SCORES

| | | | | | | | | | | | | | | | | | | | |
|---|---|---|---|---|---|---|---|---|---|---|---|---|---|---|---|---|---|---|---|
| | | | | | | | | | | | | | | | | | | | Alliance |
| 37 | | 1 | 1 | 1 | 8 | - | 10 | 2 | 1 | 1 | 1 | 1 | 1 | 1 | 1 | 1 | 8 | 8 | Valentine |
| 16 | | 10 | - | 1 | 1 | 1 | 1 | 1 | 1 | 1 | 1 | 1 | 1 | 5 | 4 | 1 | 1 | 1 | Ogallala |
| 9 | | - | 1 | 1 | 2 | 2 | 1 | 1 | 4 | 1 | 1 | 1 | 1 | 1 | 1 | 1 | 1 | 1 | Mitchell |

| EVENT * | Time and Distance | First Place | School | Second Place | School | Third Place | School | Fourth Place | School | Fifth Place | School | Sixth Place | School |
|---|---|---|---|---|---|---|---|---|---|---|---|---|---|
| 800 | Tom | Rowley | | — | | | | State | | | | | |
| | Mike | Golkie | | — | | | | | | | | | |
| 1600 | Mark | Golkie | | 2nd | | | | | | | | | |
| 3200 | Mark | Golkie | | 1st | | | | | | | | | |
| | | | | | | | | | | | | | |
| Shot | Tim | Rowley | | - 3rd | | | | | | | | | |
| | | | | | | | | | | | | | |
| Disc | Tim | Rowley | | — | | | | | | | | | |
| | | | | | | | | | | | | | |
| | | | | | | | | | | | | | |
| | | | | | | | | | | | | | |
| | | | | | | | | | | | | | |
| | | | | | | | | | | | | | |
| | | | | | | | | | | | | | |
| | | | | | | | | | | | | | |
| | | | | | | | | | | | | | |
| | | | | | | | | | | | | | |
| | | | | | | | | | | | | | |

* Do not write in this event column until finish card is official

TOTAL SCORES

| EVENT * | Time and Distance | First Place | School | Second Place | School | Third Place | School | Fourth Place | School | Fifth Place | School | Sixth Place | School |
|---|---|---|---|---|---|---|---|---|---|---|---|---|---|
| 300LH | 39.4<br>39.9 | | | | | | | | | | | Curtis | |
| Shot | 50'4½ | | | | | | | | | Jaeger | | | |
| 3200 M. Relay | 8.20.1 | T. Coy<br>D. Coy | | D. Draper<br>M. Gokie | | | | 4/2 | | | | | |
| 1600 Relay | 3.34.3 | Draper 52.9 | | T. Cox | | J. McKay - | | Hank Curtis 51.5 | | | | | |
| 1600 | 4.23.2 | | | M. Gokie | | | | | | | | | |
| 3200 | 9.29.8 | M. Gokie | | | | | | | | | | | |
| 800 · | 2.1.59.1 | | | Mark Gokie 7th | | | | | | | | | |
| | | | | | | | | | | | | | |
| 3200 · | 10.26.4 | Ray | | Brashock | | No. | | Place | | | | | |
| | | | | | | | | | | | | | |
| | | | | | | | | | | | | | |
| | | | | 25 pts. | | | | | | | | | |
| | | | | | | | | | | | | | |
| | | | | 3rd Place At | | | | Stats | | | | | |
| | | | | | | | | | | | | | |
| | | | | | | | | | | | | | |
| | | | | | | | | | | | | | |
| | | | | | | | | | | | | | |

* Do not write in this event column until finish card is official

TOTAL SCORES

| Gentleman | N.P.S.P. | Arapahoe | Shelton | Kearney Catholic | Elm Creek | Rep. Valley | Franklin |
|---|---|---|---|---|---|---|---|
| | | | 4 | | | | |
| | | | 2 | | | | |
| | | 1 | | | | | |
| | 8 | | 4 | | | | |
| | 8 | | | 4 | | | 6 |
| | | | | 2 | | | 6 |
| | | 2 | | | | | |
| | | | | | | | 1 |
| | | | | | | | 1 |
| | | | | | 2 | | |
| | | 6 | | | | | 12 |
| | | 10 | | | | 1 | |
| | | | | 4 | | | 1 |
| | | | | | | | 6 |
| | 10 | | 2 | 1 | | | |
| | 1 | | | | | | |
| | | | | | | | |
| 1 | 27 | 19 | 12 | 11 | 2 | 1 | 33 |

| EVENT * | Time and Distance | First Place 10 | School | Second Place 8 | School | Third Place 6 | School | Fourth Place 4 | School | Fifth Place 2 | School | Sixth Place 1 | School | Imperial | Gibbon | Alma | Wauneta | Bertrand | Axtell |
|---|---|---|---|---|---|---|---|---|---|---|---|---|---|---|---|---|---|---|---|
| Shot Put | 49'5" | 49'5" Jaeger | Imp. | 48'2½" Quinn | Axt. | 47'7" O'Neil | Wau. | 46'1" Haarberg | Wau. | 45'7" Kring | Axt. | 43'7" Rowley | Imp. | 11 | | | 10 | | 10 |
| High Jump | 6'2" | 6'2" Gustafson | Axt. | 6' Richardson | Gib. | 6' Purdy | Imp. | 5'10" Rodreguez | Shel. | 5'8" Cahow | Imp. | 5'8" Anderson | Axt. | 8 | 8 | | | | 11 |
| 3200 meter run | 9:54.2 | 9:54.2 Gokie | Imp. | 10:33.5 Grosbach | Imp. | 10:49.3 Engle | Ber. | 10:55.7 Christner | Wau. | 11:02.2 Stroh | Shel. | 11:04.8 Harless | Imp. | 19 | | | 4 | 6 | |
| Triple Jump | 43'8½" | 43'8½" Glasco | Benk. | 42'7" Johnson | Ber. | 42'4¾" Bennett | Gib. | 42'4½" Anderson | Axt. | 42'4" Richardson | Gib. | 42'½" Weatherwax | Arap. | | 8 | | | 8 | 4 |
| 400 meter dash | 50.9 | 50.9 McGregor | Wau. | 52.1 Bigelow | St.Pat | 53.5 Hogeland | Alma | 53.7 Reeder | Shel. | 53.7 Swanson | Axt. | 53.9 Draper | Imp. | 1 | | 6 | 10 | | 2 |
| 3200 meter relay | 8:24.1 | 8:24.1 Imperial | | 8:26.6 N.P.St.Pats | | 8:32.6 Franklin | | 8:49.5 K.Catholic | | 9:11.6 Axtell | | 9:26.8 Wauneta | | 10 | | | 1 | | 2 |
| 110 meter hurdles | 15.6 | 15.6 Foster | Gib. | 15.6 Hansen | Benk. | 15.9 Smith | Fran. | 16.0 Bennett | Gib. | 17.1 Brown | K.C. | 17.2 Kirwan | Imp. | 1 | 14 | | | | |
| 100 meter dash | 11.3 | 11.3 Johnson | Ber. | 11.4 Pursley | Benk. | 11.7 Foster | Gib. | 11.8 Hogeland | Alma | 11.8 Weatherwax | Arap. | 11.9 Krueger | Alma | | 6 | 5 | | 10 | |
| 800 meter run | 1:58.3 | 1:58.3 McGregor | Wau. | 1:58.4 Gokie | Imp. | 2:01.5 McCarty | Alma | 2:06.8 Eske | Ber. | 2:06.8 Draper | Imp. | 2:08.6 Waring | Fran. | 10 | | 6 | 10 | 4 | |
| Discus | 172'11" | 172'11" Gustafson | Axt. | 154'6" Kammerer | Alma | 139'5" Jaeger | Imp. | 137'4" Quinn | Axt. | 135'2" Peterson | Ber. | 133'3" Bydalek | Fran. | 6 | | 8 | | 2 | 14 |
| 300 Low Hurdles | 40.1 | 40.1 Curtis | Imp. | 40.6 Harsin | Alma | 41.2 Foster | Gib. | 41.4 Bennett | Gib. | 41.7 Scott | E.C. | 42.1 Waggoner | Alma | 10 | 10 | 9 | | | |
| 200 meter dash | 23.5 | 23.5 Johnson | Ber. | 23.7 Smith | Fran. | 24.3 Weatherwax | Arap. | 24.4 James | Fran. | 24.6 Hilton | Gib. | 24.6 Swanson | Axt. | | 2 | | | 10 | 1 |
| Long Jump | 21'1¼" | 21'1¼" Weatherwax | Arap. | 20'11¼" Harsen | Alma | 20'9" Pursley | Benk. | 20'7½" Richardson | Gib. | 20'5" Medinger | Alma | 20'4½" Longnecker | R.V. | | 4 | 80 | | | |
| 1600 meter run | 4:31.8 | 4:31.8 Gokie | Imp. | 4:38.6 Cribelli | Wau. | 4:45.2 Grosbach | Imp. | 4:48.3 Gardner | K.C. | 4:48.9 D.Cox | Imp. | 4:49.9 Sindt | Frank | 18 | | | 8 | | |
| 400 meter relay | 45.7 | 45.7 Alma | | 46.0 Bertrand | | 46.0 Franklin | | 46.1 Gibbon | | 46.5 Axtell | | 46.6 Benkelman | | | 4 | 10 | | 8 | 2 |
| 1600 meter relay | 3:32.6 | 3:32.6 N.P.St.Pats | | 3:34.4 Wauneta | | 3:35.4 Imperial | | 3:35.5 Alma | | 3:37.7 Shelton | | 3:45.4 K.Catholic | | 6 | | 4 | 8 | | |
| Pole Vault | 13'6" | 13'6" Bennett | Gib. | 13' Pursley | Benk. | 13' Medinger | Alma | 12'6" Curtis | Imp. | 12' Anderson | Axt. | 11'6" Bradley | N.P.St. | 4 | 10 | 6 | | | 2 |
| | | | | | | | | | | | | | | | | | | | |
| TOTAL SCORES | | | | | | | | | | | | | | 104 | 66 | 64 | 51 | 48 | 48 |

* Don't write in this event column until finish card is official

| | | | | | | | | | | | | | | | | | | | |
|---|---|---|---|---|---|---|---|---|---|---|---|---|---|---|---|---|---|---|---|
| | | | | | | | | | | | | | | | | | | | Morrill |
| 24 | | | | | | | | | | 8 | 2 | | | | | 4 | | 10 | Lyman |
| 20½ | | | 6 | | 8 | ½ | | 1 | 2 | 2 | | | | | | 1 | | | Mitchell |
| 18 | | | | | | | | 10 | | | | | | 8 | | | | | Hyannis |
| 12 | | | 2 | 6 | | | | | | | | | | | 4 | | | | Bridgepor |
| 12 | | | | | 1 | | | | 1 | | 4 | | | | | 6 | | | Crawford |
| 10 | | | | 8 | | | | | | | | 2 | | | | | | | Kimball |
| 2 | | | | | | | 2 | | | | | | | | | | | | Hay Springs |
| 2 | | | | | | | | | | | 2 | | | | | | | | Hemingfo |
| 2 | | | | | | | | 2 | | | | | | | | | | | Oshkosh |
| 2 | | | | | | | | | | | | | | | 2 | | | | Rushville |
| 1 | | | | | | | | | | | | | | | 1 | | | | Minatare |

| EVENT * | Time and Distance | First Place 10 | School | Second Place 8 | School | Third Place 6 | School | Fourth Place 4 | School | Fifth Place 2 | School | Sixth Place 1 | School | Gering | Imperial | Sidney | Grant | Bayard | Chadron |
|---|---|---|---|---|---|---|---|---|---|---|---|---|---|---|---|---|---|---|---|
| High Jump | 6'10" | 6'10" Derr | Lym | 6'6" Tremain | Sid. | 6'0" Mosel | Grant | 6'0" Beckler | IIE Grant | 6'0" Purdy | IIE Imp. | 6'0" Wamsley | Sid. | | 2⅓ | 10⅓ | 8⅓ | | |
| Discus | 141'3" | 141'3" Jaeger | Imp | 140' Kubo | Cha. | 137'11" Johnson | Grant | 133'9" Batt | Mor. | 133'4" Jackman | Grant | 132'4" T. Cox | Imp | | 11 | | 8 | | 8 |
| Triple Jump | 45'6½" | 45'6½" Schwab | Bay | 43'5" Gaston | Grant | 42'8¼" Kreider | Cra. | 41'11" Derr | Lym. | 41'10¼" Krantz | Bay. | 41'7½" Thomas | Mit. | | | | 8 | 12 | |
| 3200 meter run | 9:44.1 | 9:44.1 Gokie | Imp. | 10:30.0 Ritz | Mor. | 10:34.6 Grosbach | Imp | 10:52.0 Plummer | Bpt. | 10:59.1 Champagne | Rus. | 11:03.3 Brisco | Min. | | 16 | | | | |
| 400 meter run | 50.2 | 50.2 Christijans | Sid. | 51.6 Vinton | Hyn | 52.8 Hall | Bay. | 53.3 Curtis | Imp. | 53.4 Hecker | Sid. | 53.8 Muller | Cha. | | 4 | 12 | | 6 | 1 |
| 3200 meter relay | 8:27.5 | 8:27.5 Morrill | | 8:29.5 Gering | | 8:40.2 Imperial | | 8:41.2 Sidney | | 8:41.2 Kimball | | 8:45.8 Grant | | 8 | 6 | 4 | 1 | | |
| Shot Put | 53'1¾" | 53'1¾" Towne | Ger. | 52'10½" Bott | Mor. | 50'5¾" Swanson | Ger. | 49'10" Jaeger | Imp | 48'5¼" Hanks | Hem | 46'11¾" Randall | Bay. | 16 | 4 | | | 1 | |
| Long Jump | 21'7¾" | 21'7¾" Krantz | Bay. | 20'4" Schwab | Bay. | 20'3¾" Lawson | Grant | 20'2½" Krieder | Craw | 20'1" Derr | Lym. | 19'11½" Cahow | Imp. | | 1 | | 6 | 18 | |
| 110 High Hurdles | 15.3 | 15.3 Long | Grant | 15.4 Derr | Lym. | 15.5 Meyers | Cha. | 15.5 Andreason | Grant | 15.7 McMurtry | Mit. | 15.8 McClellan | Ger. | 1 | | | 14 | | 6 |
| 100 meter dash | 10.9 | 10.9 Miller | Ger. | 11.0 Reefes | Cha. | 11.0 Christjans | Sid | 11.1 Tompson | Ger. | 11.2 Ritherbush | Mit. | 11.2 Garner | Cra. | 14 | | 6 | | | 8 |
| 800 meter run | 2:03.1 | 2:03.1 Vinton | Hyn. | 2:05.8 Bordeaux | Ger. | 2:06.3 Vogel | Bay | 2:07.2 Norman | Grant | 2:07.8 Jobman | Osh. | 2:07.9 Velasquez | Mit. | 8 | | | 4 | 6 | |
| 300 Low Hurdles | 40.6 | 40.6 Myer | Cha. | 41.2 Curtis | Imp. | 41.7 Hecker | Sid. | 41.8 Long | Grant | 41.9 Gaswick | HS. | 42.2 Halley | Mor. | | 8 | 6 | 4 | | 10 |
| Pole Vault | 13'6" | 13'6" McKibbon | Ger. | 13'6" Schwab | Bay. | 13' Curtis | Imp | 12' Bauman | IIE Imp | 12' Gaston | 12' Grant | 12' Weimer Faulk | Mit Mor | 10 | 4 | | 2 | 8 | |
| 200 meter dash | 22.3 | 22.3 Christians | Sid | 22.7 Ritherbush | Mit. | 22.8 Miller | Ger. | 23.0 Tompson | Ger. | 23.4 Welsh | Ger. | 23.5 Garner | Cra. | 12 | | 10 | | | |
| 1600 meter run | 4:41.0 | 4:41.0 Gokie | Imp. | 4:55.9 Villavicencio | Kim. | 4:56.3 Plummer | Bpt. | 4:57.1 Ritz | Mor. | 5:00.2 Lara | Mor. | 5:01.4 Grosbach | Imp. | | 11 | | | | |
| 400 meter relay | 44.3 | 44.3 Gering | | 45.0 Chadron | | 45.4 Mitchell | | 46.5 Grant | | 46.9 Bridgeport | | 46.9 Sidney | | 10 | | 1 | 4 | # | 8 |
| 1600 meter relay | 3:33.4 | 3:33.4 Sidney | | 3:35 Chadron | | 3:36.7 Morrill | | 3:36.9 Bayard | | 3:39.5 Imperial | | 3:41.6 Gering | | 1 | 2 | 10 | | 4 | 8 |
| | | | | | | | | | | | | | | | | | | | |
| | | | | | | | | | | | | TOTAL SCORES | | 80 | 74⅓ | 59⅓ | 60⅓ | 55 | 49 |

* Do not write in this event column until finish card is official

| | | | | | | | | | | | | | | | | | | |
|---|---|---|---|---|---|---|---|---|---|---|---|---|---|---|---|---|---|---|
| 8 | | 4 | 1 | | | | | 1 | | | 2 | | | | | | | Chappe |
| | | | | | | | | | | | | | | | | | | Oshkosh |

| EVENT * | Time and Distance | First Place 10 | School | Second Place 8 | School | Third Place 6 | School | Fourth Place 4 | School | Fifth Place 2 | School | Sixth Place 1 | School | Imperial | Grant | Sutherland | Hershey | Benkelman | N.P.St.Pats |
|---|---|---|---|---|---|---|---|---|---|---|---|---|---|---|---|---|---|---|---|
| High Jump | 6'3" | 6'3" Welsh | Suth. | 6'2" Mosel | Grant | 5'10" Purdy | Tie Imp. | 5'10" Canow | Imp. | 5'10" Harless | Imp. | 5'10" Beckler | Grant | 12 | 9 | 10 | | | |
| Discus | 145'7" | 145'7" Jaeger | Imp. | 139'3" Pinion | Her. | 136'4" T. Cox | Imp. | 134'5" B Jackman | Grant | 132' Johnson | Grant | 128'5" T. Jackman | Grant | 16 | 7 | | 8 | | |
| Long Jump | 21'3½" | 21'3½" Welsh | Suth. | 21'3½" Pursley | Benk. | 19'10½" Borowski | Grant | 19'7" Johnson | Chap. | 19'5" Lawson | Grant | 19'3½" Canow | Imp. | 1 | 8 | 10 | | 8 | |
| 3200 meter Run | 9:50.7 | 9:50.7 Gokie | Imp. | 10:24.4 Grosbach | Imp. | 10:37.4 Jones | Suth. | 10:45.0 Heskett | Imp. | 10:46.8 Refior | Suth. | 10:48.8 Hoff | Grant | 22 | 1 | 8 | | | |
| Pole Vault | 13'4" | 13'4" Pursley | Benk. | 13' Gaston | Grant | 12'6" Curtis | Imp. | 11'6" Bauman | Imp. | 10'6" Bradley | St.Pat | 10'6" Einspahr | Imp. | 11 | 8 | | | 10 | 2 |
| 400 meter dash | 52.2 | 52.2 Bigelow | St.Pat | 53.3 Draper | Imp. | 53.6 Curtis | Imp. | 53.6+ Norman | Grant | 54.5 Cooper | Her. | 54.6 McKay | Imp. | 15 | 4 | | 2 | | 10 |
| 3200 meter relay | 8:27.5 | 8:27.5 Imperial | | 8:39.0 N.P.St.Pats | | 8:56.1 Grant | | 9:04.9 Hershey | | 9:11.5 Oshkosh | | 9:12.8 Chappell | | 10 | 6 | | 4 | | 8 |
| 110 High Hurdles | 15.6 | 15.6 Welsh | Suth. | 15.8 Long | Grant | 16.2 Andreason | Grant | 16.3 Hansen | Benk. | 16.7 Mosel | Grant | 17.1 Kirwan | Imp. | 1 | 16 | 10 | | 4 | |
| Triple Jump | 43'4" | 43'4" Glasco | Benk. | 42'2¼" Gaston | Grant | 41'3½" Maassen | Her. | 41'10" Lawson | Grant | 41'9½" Purdy | Imp. | 39'11½" Cahow | Imp. | 3 | 12 | | 6 | 10 | |
| 100 meter dash | 11.7 | 11.7 Swanson | Her. | 11.8 Bennett | Chap. | 11.9 Pursley | Benk. | 12.0 Schilling | Grant | 12.3 Long | Grant | 12.4 Johnson | Chap. | | 6 | | 10 | 6 | |
| Shot Put | 49'6" | 49'6" Jaeger | Imp. | 48'6¼" Blake | Suth. | 47'6¾" K. Lawson | Grant | 45'4½" Gant | Suth. | 44'3¾" Boswell | Imp. | 44'7" Menghini | Osh. | 12 | 6 | 12 | | | |
| 800 meter Run | 2:03.2 | 2:03.2 Gokie | Imp. | 2:06.1 Bigelow | St.Pat | 2:06.2 Draper | Imp. | 2:07.0 Dodson | St.Pat | 207.7 Norman | Grant | 2:09.7 Kautz | Her. | 16 | 2 | | 1 | | 12 |
| 300 meter low hurdles | 40.1 | 40.1 Welsh | Suth. | 40.2 Long | Grant | 40.4 Curtis | Imp. | 41.4 Andreason | Grant | 42.0 Leopold | Chap. | 42.5 Wright | Chap. | 6 | 12 | 10 | | | |
| 200 meter dash | 23.0 | 23.0 Swanson | Her. | 23.4 Glasco | Benk. | 23.6 Bennett | Chap. | 24.0 Schilling | Grant | 24.4 Jaeger | Imp. | 24.5 Johnson | Chap. | 2 | 4 | | 10 | 8 | |
| 1600 meter Run | 4:40.6 | 4:40.6 Gokie | Imp. | 4:49.8 Grosbach | Imp. | 4:53.8 Groshans | Grant | 4:55.4 D.Cox | Imp. | 5:00.5 Hoff | Grant | 5:01.3 Norman | Grant | 22 | 9 | | | | |
| 400 meter relay | 46.2 | 46.2 Hershey | | 46.6 Grant | | 46.8 Chappell | | 47.3 Benkelman | | 47.9 Imperial | | 49.2 Oshkosh | | 2 | 8 | | 10 | 4 | |
| 1600 meter relay | 3:37.7 | 3:37.7 St.Pats | | 3:41.7 Imperial | | 3:46.9 Grant | | 3:50.4 Oshkosh | | 3:50.5 Hershey | | 3:50.6 Sutherland | | 8 | 6 | 1 | 2 | | 10 |
| | | | | | | | | | | | | | | | | | | | |
| | | | | | | | | | | | | | | 159 | 124 | 61 | 53 | 50 | 42 |

TOTAL SCORES

| EVENT * | Time and Distance | First Place 6 | School | Second Place 4 | School | Third Place 3 | School | Fourth Place 2 | School | Fifth Place 1 | School | Sixth Place | School | Imperial | Grant |
|---|---|---|---|---|---|---|---|---|---|---|---|---|---|---|---|
| 2-Mile Run | 10:16.8 | 10:16.8 Gokie | Imp. | 10:44.32 Grosbach | Imp. | 11:05.14 Hoff | Grant | 11:19.20 Heskett | Imp. | 13:21.4 Valentine | Imp. | | | 13 | 3 |
| High Jump | 6'0" | 6' Beckler | Grant | 6' Purdy | Imp. | 6' Mosel | Grant | 5'8" Canow | tie Imp. | 5'8" Harless | Imp. | | | 7 | 9 |
| Long Jump | 18'9½" | 18'9½" Lawson | Grant | 18'1½" Canow | Imp. | 17'1" Mosel | Grant | 17'½" Beckler | Grant | 16'9½" Jackman | Grant | | | 4 | 12 |
| 2-Mile Relay | 9:07.98 | 9:07.98 Imperial | | 9:42.26 Grant | | | | | | | | | | 5 | 3 |
| Discus | 139'9" | 139'9" Jaeger | Imp. | 135'3" Johnson | Grant | 129'8" B. Jackman | Grant | 125'1" Cox | Imp | 121'11" Kaiser | Imp. | | | 9 | 7 |
| Shot Put | 47'1½" | 47'4½" Jaeger | Imp. | 44'3" Lawson | Grant | 43'9" T. Jackman | Grant | 41'8½" Boswell | Imp. | 40'7" Rowley | Imp. | | | 9 | 7 |
| Triple Jump | 40'11" | 40'11" Gaston | Grant | 37'8½" Lawson | Grant | 37'1½" Canow | Imp. | 37'½" Fortik | Grant | 37' Purdy | Imp. | | | 4 | 12 |
| Pole Vault | 12' | 12' Curtis | Tie Imp. | 12' Gaston | Grant | 11'6" Bauman | Imp | 11'6" Einspahr | Imp | 9' Weatherly | Tie Imp | 9' Cravey | Imp | 11 | 5 |
| High Hurdles | 16.52 | 16.52 Long | Grant | 16.74 Andreason | Grant | 17.21 Kirwan | Imp. | 17.22 Mosel | Grant | 18.74 Beckler | Grant | | | 3 | 13 |
| 100 yd. dash | 10.86 | 10.86 Curtis | Imp. | 10.87 Borowski | Grant | 10.99 Gaston | Grant | 11.13 Schilling | Grant | 11.32 Andreason | Grant | | | 6 | 10 |
| 440 yd. dash | 55.35 | 55.35 Norman | Grant | 56.18 McKay | Imp | 57.25 Cox | Imp. | 59.05 Jackman | Grant | 60.60 Tietjen | Grant | | | 7 | 9 |
| Mile Run | 4:47.65 | Gokie | Imp. | Groshans | Grant | Grosbach | Imp. | D. Cox | Imp | Hoff | Grant | | | 11 | 5 |
| 440 yd. relay | 48.76 | 48.76 Grant | | 52.13 Imperial | | | | | | | | | | 3 | 5 |
| 300 Low Hurdles | 41.57 | 41.57 Curtis | Imp. | 41.93 McKay | Imp. | 42.03 Long | Grant | 44.38 Kirwan | Imp. | 44.94 T. Jackman | Grant | | | 12 | 4 |
| 880 yd. Run | 2:09.41 | 2:09.41 Gokie | Imp. | 2:12.55 Norman | Grant | 2:13.73 Grosbach | Imp. | 2:14.82 Groshans | Grant | 2:14.92 Gaston | Grant | | | 9 | 7 |
| 220 yd. dash | 24.55 | 24.55 Jaeger | Imp. | 25.00 Schilling | Grant | 25.41 Pawley | Imp. | 25.43 Borowski | Grant | 25.82 Jackman | Grant | | | 9 | 7 |
| Mile Relay | 3:43.27 | 3:43.27 Imperial | | 3:50.09 Grant | | | | | | | | | | 5 | 3 |
| | | | | | | | | | | | | | | | |
| | | | | | | | | TOTAL SCORES | | | | | | 127 | 121 |

| Exp. Valle | 18 | 11 | 9 | 1 | 2 | 4 | 8 | 2 | 4 | 2 | 8 |
|---|---|---|---|---|---|---|---|---|---|---|---|
| Uneat lan | | | | | | | | | | | |
| Cheli in | | | | | | | | | | | |

| EVENT * | Time and Distance | First Place 10 | School | Second Place 8 | School | Third Place 6 | School | Fourth Place 4 | School | Fifth Place 2 | School | Sixth Place 1 | School | Imperial | Grant | Benkelman | Sutherland | St. Pats | Wauneta |
|---|---|---|---|---|---|---|---|---|---|---|---|---|---|---|---|---|---|---|---|
| Long Jump | 19'11" | 19'11" Pursley | Benk. | 19'8" Glasco | Benk. | 19'5¼" Cahow | Imp. | 19'3½" Longnecker | Rep.V. | 18'10¼" Lawson | Grant | 18'10" Gaston | Grant | 6 | 3 | 18 | | | |
| Discus | 144'2" | 144'2" Johnson | Grant | 139'1" Cox | Imp. | 138'9" Jackman | Grant | 133'7" Blake | Suth. | 132'9" O'Neil | Wau. | 132'2" Jaeger | Imp. | 9 | 16 | | 4 | | 2 |
| 2-Mile Run | meters 10:10.04 | 10:10.04 Gokie | Imp | 10:40.94 Grosbach | Imp. | 11:01.40 Jones | Suth. | 11:06.55 Refior | Suth | 11:12.48 Collins | Wau. | 11:30.25 Heskett | Imp. | 19 | | | 10 | | 2 |
| 440 yd. Dash | meters 53.26 | 53.26 Bigelow | St.Pat | 53.66 Draper | Imp | 54.06 Norman | Grant | 54.35 Curtis | Imp. | 55.90 Rasby | Suth | 56.05 McKay | Imp. | 13 | 6 | | 2 | 10 | |
| Pole Vault | 14'¼" | 14'¼" Pursley | Benk. | 12'6" Curtis | Imp. | 12' Welsh | Suth | 11'6" Gaston | Grant | 11' Bauman | Imp | 11' Einspahr | Imp | 11 | 4 | 10 | 6 | | |
| Triple Jump | 43'9" | 43'9" Glasco | Benk | 42'3" Gaston | Grant | 41'1¼" Hansen | Benk | 39'9" Cahow | Imp. | 39'6½" R.Lawson | Grant | 39'5½" Purdy | Imp. | 5 | 10 | 16 | | | |
| 2-Mile Relay | 8:42.28 | 8:42.28 Grant | | 8:42.59 Imperial | | 8:43.73 St. Pats | | 9:23.01 Wauneta | | 9:24.53 Cheylin | | 9:51.74 Rep. Valley | | 8 | 10 | | | 6 | 4 |
| 120 yd. High Hurdles | 16.33 | 16.33 Welsh | Suth | 16.45 Hansen | Benk. | 17.00 Long | Grant | 17.15 McCormick | Wheat | 17.44 Kirwan | Imp. | 17.49 Andreasen | Grant | 2 | 7 | 8 | 10 | | |
| Shot Put | 50'½" | 50'½" O'Neil | Wau. | 49'9½" Jaeger | Imp. | 48'1" Blake | Suth. | 47'1½" K.Lawson | Grant | 46'3½" Meyer | Wheat | 45'2" T. Jackman | Grant | 8 | 5 | | 6 | | 10 |
| 100 yd. Dash | Meters 11.82 | Pursley | Benk. | Johnson | Chey. | Long | Grant | Borowski | Grant | Vantz | Rep.V. | Bradley | St.Pat | | 10 | 10 | | 1 | |
| 880 yd. Run | Meters 2:01.02 | 2:01.02 McGregor | Wau. | 2:02.68 Gokie | Imp. | 2:07.18 Bigelow | St.Pat | 2:08.12 Cribelli | Wau. | 2:09.09 Draper | Imp. | 2:11.10 Norman | Grant | 10 | 1 | | | 6 | 14 |
| 330 yd. Low Hurdles | Meters 40.82 | 40.82 Welsh | Suth. | 41.44 Long | Grant | 41.61 Curtis | Imp. | 42.67 Lee | Wheat | 42.74 McKay | Imp. | 43.08 Hansen | Benk | 8 | 8 | 1 | 10 | | |
| 220 yd. dash | Meter 24.49 | 24.49 Glasco | Benk | 24.74 Fleecs | Suth. | 25.12 Esch | Rep.V. | 25.24 Crocker | Rep.V | 25.34 Borowski | Grant | 25.37 Vantz | Rep.V | | 2 | 10 | 8 | | |
| Mile Run | meters 4:36.30 | 4:36.30 Gokie | Imp | 4:51.59 McGregor | Wau. | 4:53.08 Grosbach | Imp. | 5:00.83 Groshan | Grant | 5:04.83 Dodson | St.Pat | 5:05.13 Hoff | Grant | 16 | 5 | | | 2 | 8 |
| High Jump | 6'1" | 6'1½" Welsh | Suth. | 6'1½" Cahow | Imp. | 6'1" Beckler | Grant | 6'1" Mosel | Grant | 5'10" Purdy | Tie Imp. | 5'10" Hoff | Wau. | 9½ | 10 | | 10 | | 1½ |
| 440 Weightman Relay | meters 48.98 | 48.98 Grant | | 49.23 Rep. Valley | | 49.64 Imperial | | 52.49 St. Pats | | 53.63 Wheatland | | 54.87 Wauneta | | 6 | 10 | | | 4 | 1 |
| 440 yd. Relay | meters 47.10 | 47.10 Rep. Valley | | 47.77 Benkelman | | 47.87 Wheatland | | 48.07 Grant | | 49.43 Imperial | | 49.65 Cheylin | | 2 | 4 | 8 | | | |
| Mile Relay | meters 3:39.21 | 3:39.21 St. Pats | | 3:41.14 Imperial | | 3:50.76 Wauneta | | 3:54.6 Grant | | 3:57.33 Sutherland | | 3:58.24 Rep. Valley | | 8 | 4 | | 2 | 10 | 6 |
| | | | | | | | | | | | | | | 140½ | 115 | 81 | 68 | 39 | 48½ |

TOTAL SCORES

* Do not write in this event column until finish card is official

| | | |

| EVENT * | Time and Distance | First Place 10 | School | Second Place 8 | School | Third Place 6 | School | Fourth Place 4 | School | Fifth Place 2 | School | Sixth Place 1 | School | Imperial | Morrill | Bayard | Goshen Hole | Pine Bluffs | Burns |
|---|---|---|---|---|---|---|---|---|---|---|---|---|---|---|---|---|---|---|---|
| High Jump | 6' | 6'0 Hottel B | ALB | 5'11⅛ Potts | G.H. | 5'11⅛ Hanless | Imp | 5'10" Decker | Burns | 5'10 Cooley | mor | 5'10 Cahow | Imp | 7 | 2 | | 8 | | 4 |
| 3200 M. Run | 10:03 | 10.03 Gokie | Imp | 10.10 Newland | min | 10.15.6 Lora | Mor | 10.27.7 Ritz | Mor | 10.34.2 Watson | Mor | 10.34.6 Grosbach | Imp | 11 | 12 | | | | |
| long Jump | 20'10½ | 20'10½ Schwab | Bayard | 20'4 Krantz | Bayard | 20'1¾ Robinson | P.B. | 19'11¾ Kautman | Bp | 19'10¼ Griess | Mor | 19'9¼ K.Ldow | Bayard | | 2 | 19 | | 6 | |
| 400 M. Dash | 52.58 | 52.58 Born Hoft | Prairie | 53.4 Johnson | Gos. | 53.7 Garner | G.F. | 53.8 Draper | Imp | 54.33 Burkett | Burns | 54.58 Needs | Mor | 4 | 1 | | 8 | | 2 |
| Triple Jump | 44'7 | 44'7 Schwab | Bayard | 41'8½ Johnson | Gos. | 41'2½ Krantz | Bayard | 40'10¾ Hessler | Har. | 40'5 Krieder | CR. | 40'2½ Griess | mor | | 1 | 16 | 8 | | |
| 3200 M. Relay | 8.47.7 | 8:47.7 Bayard | | 8.51.2 Imperial | | 8.53.6 Morrill | | 9.14.2 Pine Bluffs | | 9.18.8 Burns | | 9.30.2 Minatare | | 8 | 6 | 10 | | 4 | 2 |
| Shot Put | 50'6" | 58'6" Bott | Mor | 47'2½ Jaeger | Imp | 45'9½ Steege | Burns | 43'11¾ Christensen | Bush | 43'7¼ Menghini | Os | 43'5 Randall | Bayard | 8 | 10 | 1 | | | 6 |
| Discus | 131'9½ | 131'9½ Jaeger | Imp | 128'5½ Esenbarth | Gos | 125'6 Bott | mor | 125' T. Cox | Imp | 124'11" Paulson | Os | 124'3½ Steege | Burns | 14 | 6 | | 8 | | 1 |
| 110 M. H.H. | 15.62 | 15.62 Potts | Gos. | 16.25 Reher | Pine B. | 16.75 Hicks | Mor | 16.81 Juelfs | Bayard | 16.84 Hernandez | Mor. | 16.84 Hadley | Mor | | 9 | 4 | 10 | 8 | |
| 100 M. Dash | 11.64 | 11.64 Smith | Pine B | 11.66 Livingstone | B.P. | 11.68 Gardner | C.S. | 11.68 Robinson | Pine B | 11.7 Jasnosh | Os | 11.8 Griess | Mor | | 1 | | | 14 | |
| 800 M. Run | 2.04.91 | 2.04.91 Johnson | G.H. | 2.05.01 Bornhoft | Pr. | 2.07.9 Gokie | Imp | 2.09.41 Newland | Mt. | 2.09.88 Draper | Imp | 2.10.13 Gutierrez | G.H. | 8 | | | 11 | | |
| 300 M. L.H. | 40.68 | 40.69 Hessler | Har. | 41.85 Curtis | Imp | 41.9 McKay | Imp | 42.1 Reifschneider | Mor | 42.15 Swindt | Bayard | 42.32 Reher | Pine B | 14 | 4 | 2 | | 1 | |
| Pole Vault | 12' | 12'0 Curtis | | 11'6" Wyatt | Harn | 11'6" Hadley | Burns | 11'6" Cross | Harr | 11.0 Fulk | Mor. | 11'0 Sullivan | OSH | 10 | 2 | | | 18 | 6 |
| 200 Meter Dash | 23.83 | 23.83 Robinson | Pine B | 24.35 Smith | P.B | 24.4 Decker | Burns | 24.56 Gress | Mor | 24.78 Gardner | Crow | 24.87 Dern | Mor | | 5 | | | 18 | 6 |
| 1600 m. Run | 4.43.34 | 4.43.34 Gokie | Imp | 4.46.34 Newland | min | 4.51.6 Plummer | Bridge | 4.51.7 Ritz | Mor | 4.54.3 Grosback | Imp | 4.57.4 Briggs | P.B | 12 | 4 | | | 1 | |
| 400 m Relay | 46.73 | 46.73 Bayard | | 47.38 Bridgeport | | 47.76 Pine Bluffs | | 48.11 Imperial | | 48.2 Burns | | 48.6 Goshen Hole | | 4 | | 10 | 1 | 6 | 2 |
| 1600 m Relay | 3.40.37 | 3.40.37 Imperial | | 3.46.6 Morrill | | 3.42.9 Goshen Hole | | 3.45.45 Bridgeport | | 3.45.8 Harrisburg | | 3.48.66 Burns | | 10 | 8 | | 6 | | 1 |
| | | | | | | | | | | | | | | | | | | | |
| TOTAL SCORES | | | | | | | | | | | | | | 110 | 73 | 62 | 60 | 58 | 30 |

* Do not write in this event column until finish card is official

| | | |

| EVENT * | Time and Distance | First Place 10 | School | Second Place 8 | School | Third Place 6 | School | Fourth Place 4 | School | Fifth Place 2 | School | Sixth Place 1 | School | Grant | Imperial | Bayard | Benkelman | Hyannis | Med. Valley |
|---|---|---|---|---|---|---|---|---|---|---|---|---|---|---|---|---|---|---|---|
| Discus | 138'1" | 138'1" Pinion | Her. | 136'1" Johnson | Grant | 132'11" Jaeger | Imp | 131'3" Kaiser | Imp. | 126'10" B. Jackman | Gr | 118'4" T. Jackman | Gr | 11 | 10 | | | | |
| High Jump | 6'0" | 6'0 Mosel | Gr | 5'10" Beckler (Tie) | Gr | 5'10" Purdy | Imp | Twombley | Bay. | long | Tie Gr | Johnston / Carlson | MV / Tren | 18 | 7 | 4 | | | 1 |
| 2-Mile Run | 10:01.6 | 10:01.6 Gokie | Imp. | 10:34.5 Grosbach | Imp. | 10:37.4 Miller | Tren | 10:51.1 Kinnersley | Her. | 11:10.8 Shirley | May | 11:11.8 Heskett | Imp | | 19 | | | | |
| Long Jump | 21'0" | 21' Schwab | Bay | 20'10½" Krantz | Bay | 20'9½" Hansen | M.V. | 20'1½" Pursley | Benk | 20'1½" Kildow | Bay | 20' Cahow | Imp | | 1 | 20 | 4 | | 6 |
| 400 meter dash | 52.0 | 52'0 Vinton | Hya. | 52'0 McGregor | Wau | 53'4" Bigelow | St.Pat | 53.7 Cribelli | Wau | 54.6 Draper | Imp. | 54.8 Cooper | Her. | | 2 | | | 10 | |
| Pole Vault | 13'0 | 13' Pursley | Benk | 12'6" Gaston | Gr. | 12'0 Carr | M.V. | 11'6" Kentfield | Tren | 11'6" Bauman | Imp. | 11' Stencil | MV | 8 | 2 | | 10 | | 7 |
| 2-Mile Relay | 8:46.9 | 8:46.9 Bayard | | 8:49.2 Grant | | 8:59.3 St. Pats | | 9:02.4 Med. Valley | | 9:08.2 Imperial | | 9:23.2 Wauneta | | 8 | 2 | 10 | | | 4 |
| 110 meter high Hurdles | 16.2 | 16.2 Long | Gr. | 16.3 Parker | Hya. | 16.5 Hansen | M.V. | 16.6 Andreasen | Gr. | 16.6 Hansen | Benk | 19.0 Menghini | Osh. | 14 | | | 2 | 8 | 6 |
| Shot Put | 47'1" | 47'1" O'Neil | Wau | 47'1" Jaeger | Imp. | 46'3¼" Lawson | Gr | 45' Menghini | Osh. | 44'8" Jackman | Gr. | 42'11 Pinion | Her. | 8 | 8 | | | | |
| 100 meter dash | 11.5 | 11.5 Pursley | Benk | 11.6 Swanson | Her. | 11.8 Schilling | Gr. | 12.0 McDiffit | May | 12.1 Borowski | Gr. | 12.1 Hall | Bay | 8 | | 1 | 10 | | |
| 800 meter dash | 2:03.4 | 2:03.4 Gokie | Imp | 2:03.6 Vinton | Hya. | 2:07.0 McGregor | Wau | 2:07.2 Hansen | M.V. | 2:07.6 Bigelow | St.Pat | 2:08.6 Vogel | Bay. | | 10 | 1 | | 8 | 4 |
| 300 meter low hurdles | 41.4 | 41.4 Long | Gr | 41.5 Hansen | MV | 41.6 Schwindt | Bay. | 42.0 McKay | Imp | 42.1 Lee | Wheat | 42.6 Hansen | Benk | 10 | 4 | 6 | 1 | | 8 |
| Triple Jump | 45'6½" | 45'6½" Schwab | Bay | 44'2¼" Gaston | Gr. | 43'8½" Glasco | Benk | 41'11¾" Hansen | M.V. | 40'9" Krantz | Bay | 40'3" Lawson | Gr. | 9 | | 12 | 6 | | 4 |
| 200 meter dash | 23.6 | 23.6 Glasco | Benk | 24.1 Vinton | Hya. | 24.2 Jasnoch | Osh | 24.2 Hall | Bay. | 24.4 McDiffit | May | 24.5 Clouarte | St.Pat | | | 4 | 10 | 8 | |
| Mile Run | 4:44.0 | 4:44.0 Gokie | Imp | 4:52.9 Miller | Tren. | 4:54.7 Hansen | M.V. | 4:57.9 Grosbach | Imp. | 4:58.0 Vinton | Hya. | 5:01.4 Norman | Gr. | 1 | 14 | | | 2 | 6 |
| 400 meter relay | 47.3 | 47.3 Grant | | 47.5 Benkelman | | 47.5 Hershey | | 47.6 Bayard | | 48.2 St. Pats | | 49.2 Maywood | | 10 | | 4 | 8 | | |
| Mile Relay | 3:44.7 | 3:44.7 Imperial | | 3:48.4 Bayard | | 3:49.6 Trenton | | 3:51.6 Med. Valley | | 3:53.9 Hershey | | 3:56.6 Grant | | 1 | 10 | 8 | | | 4 |
| 400 meter weight relay | 49.6 | 49.6 Imperial | | 50.2 Hyannis | | 50.3 Grant | | 51.8 Oshkosh | | 52.2 Bayard | | 52.4 Trenton | | 6 | 10 | 2 | | 8 | |
| | | | | | | | | | | | | TOTAL SCORES | | 112 | 99 | 72 | 51 | 44 | 50 |

* Do not write in this event column until finish card is official

| EVENT * | Time and Distance | First Place 10 | School | Second Place 8 | School | Third Place 6 | School | Fourth Place 4 | School | Fifth Place 2 | School | Sixth Place 1 | School | Gothenburg | Imperial | Ogallala | | | |
|---|---|---|---|---|---|---|---|---|---|---|---|---|---|---|---|---|---|---|---|
| 2-Mile Run | 10:05.75 | 10:05.75 Gokie | Imp. | 10:37.42 Grosbach | Imp. | 10:47.64 Enus | Goth. | 10:54.23 Hagge | Og. | 11:22.99 Heskett | Imp. | 11:40.63 Gordon | Og. | 6 | 20 | 5 | | | |
| Long Jump | 20'5" | 20'5" Ribble | Og. | 19'7" Cahow | Imp | 18'11" Nichols | Goth | 18'7" Dudley | Goth | 18'6" Shanahan | Og. | 18'1½" Armstrong | Og. | 10 | 8 | 13 | | | |
| 2-Mile Relay | 8:37.95 | 8:37.95 Gothenburg | | 9:00.55 Ogallala | | 9:22.98 Imperial | | | | | | | | 10 | 6 | 8 | | | |
| Discus | 154'1" | 154'1" Kuxhausen | Goth | 131'1" Jaeger | Imp | 128'11" Schultz | Og. | 126'7" Kaiser | Imp | 124'7" Plank | Goth | 123'3" Cox | Imp. | 12 | 13 | 6 | | | |
| High Hurdles | 8.2 | 8.2 Novacek | Goth | 8.3 Wrage | Og. | 9.04 Wheeler | Og. | 9.14 Fillmer | Og. | 9.15 Ka. Kirwan | Imp. | 9.18 Fecht | Goth | 11 | 2 | 18 | | | |
| 100 meters | 12.04 | 12.04 Slattery | Og. | 12.77 Magnuson | Og. | 12.52 Curtis | Imp. | 12.55 Stauss | Goth | 12.56 Seil | Goth | 12.73 McKay | Imp. | 6 | 7 | 18 | | | |
| 880 yd. dash | 2:07.75 | 2:07.75 Golkie | Imp. | 2:08.47 Collins | Goth | 2:13.77 Draper | Imp | 2:13.77 Ostergard | Goth. | 2:15.50 Ribble | Og. | 2:16.59 D. Cox | Imp | 12 | 17 | 2 | | | |
| Pole Vault | 14'9" | 14'9" Ambler | Goth | 12'7" Novacek | Goth. | 12'1" Nowak | Og. | 11'7" Curtis | Imp. | 11'1" Nowak | Tie Og. | 11'1" Bauman | Imp | 18 | 5.5 | 7.5 | | | |
| Shot put | 48'5" | 48'5" Jaeger | Imp | ~~47'11"~~ Hothan | Og. | 42'3" Schultz | Og. | 42'0" Boswell | Imp. | 41'2" Plank | Goth | 40'8" Turkington | Og. | 2 | 14 | 15 | | | |
| 440 yd. dash | 53.25 | 53.25 Magnuson | Og. | 54.08 Draper | Imp. | 54.50 Schmeekle | Goth | 54.70 Kenton | Goth | 58.02 Shanahan | Og. | 58.43 Rivas | Og. | 10 | 8 | 13 | | | |
| High Jump | 6'0" | 6' Purdy | Imp. | 5'10" Harless | Imp | 5'8" Clark | Goth. | 5'8" Cahow | Imp. | 5'6" Thompson | Og. | 5'4" Armstrong | Og. | 6 | 22 | 3 | | | |
| 300 meter low hurdles | 41.84 | 41.84 Novacek | Goth | 44.03 McKay | Imp. | 45.05 Larsen | Goth | 45.64 Defruiter | Goth. | 46.12 Wrage | Og. | 46.68 Fillmer | Og. | 20 | 8 | 3 | | | |
| 220 yd. dash | 24.22 | 24.22 Slattery | Og. | 24.87 Nichols | Goth | 25.15 Stauss | Goth | 25.19 Spencer | Og. | 25.72 Seil | Goth | 25.74 Dudley | Goth | 18 | 0 | 14 | | | |
| Triple Jump | 41'2¼" | 41'2¼" Armstrong | Og. | 41' Purdy | Imp | 39'10½" Cahow | Imp | 39'5¼" Dudley | Goth | 39'3¾" Novacek | Goth | 37'2¾" Clark | Goth | 7 | 14 | 10 | | | |
| Mile Run | 4:47.88 | 4:47.88 Golkie | Imp | 4:58.86 Enus | Goth | 5:03.46 Grosbach | Imp | 5:12.79 Hagge | Og. | 5:13.43 Heskett | Imp | 5:18.4 Chambers | Goth | 9 | 18 | 4 | | | |
| 440 yd. relay | 46.81 | 46.81 Gothenburg | | 49.69 Ogallala | | | | | | | | | | 10 | 0 | 8 | | | |
| Mile Relay | 3:37.65 | 3:37.65 Gothenburg | | ~~3:40.27~~ Imperial | | 3:45.24 Ogallala | | | | | | | | 10 | 8 | 6 | | | |
| | | | | | | | | | | | | | | | | | | | |

* Do not write in this event column until finish card is official

TOTAL SCORES 176 170.5 153½

| EVENT * | Time and Distance | First Place | School | Second Place | School | Third Place | School | Fourth Place | School | Fifth Place | School | Sixth Place | School | | | | | | |
|---|---|---|---|---|---|---|---|---|---|---|---|---|---|---|---|---|---|---|---|
| Disc | M Jaeger | | | | | | | | | | | | | | | | | | |
| | A Shup | | | | | | | | | | | | | | | | | | |
| | | | | | | | | | | | | | | | | | | | |
| Shot | M Jaeger | | | | | | | | | | | | | | | | | | |
| | | | | | | | | | | | | | | | | | | | |
| 300 I | J. McCoy | | | | | | | | | | | | | | | | | | |
| | | | | | | | | | | | | | | | | | | | |
| 3200 | R. Grosbach | | | | | | | | | | | | | | | | | | |
| | | | | | | | | | | | | | | | | | | | |
| 1600 | R. Grosbach | | | | | | | | | | | | | | | | | | |
| | | | | | | | | | | | | | | | | | | | |
| 3200 | R. M. Kennemer | | | | | | | | | | | | | | | | | | |
| | D Dreyer | | | | | | | | | | | | | | | | | | |
| | T. Cox | | | | | | | | | | | | | | | | | | |
| | D. Coy | | | | | | | | | | | | | | | | | | |
| | | | | | | | | | | | | | | | | | | | |
| | | | | | | | | | | | | | | | | | | | |
| | | | | | | | | | | | | | | | | | | | |

* Do not write in this event column until finish card is official

TOTAL SCORES

| Benkelman | N. P. St. Pats | Overton | Arapahoe | Oxford | Bertrand | Elm Creek | Republican Valley |
|---|---|---|---|---|---|---|---|
| | | | | | | | 2 |
| | | | | | 4 | | |
| | 8 | | 6 | | 1 | | |
| | | 2 | | | | | |
| | | [illegible] | | | | 6 | |
| | 2 | 10 | | 1 | | | |
| | 4 | | | | | | |
| | | | 2 | 4 | | | |
| | 8 | | | | 4 | | |
| | | 10 | 1 | 4 | | | 2 |
| | | | | | | 1 | |
| | | 6 | | | 1 | | |
| | | | 2 1/3 | | | | |
| | | | 4 | 2 | | | |
| | 6 | | 4 | | | | |
| | | | | | | | |
| 8 | 28 | 28 | 19 1/3 | 11 | 10 | 7 | 4 |

| EVENT * | Time and Distance | First Place | School | Second Place | School | Third Place | School | Fourth Place | School | Fifth Place | School | Sixth Place | School | Imperial | Kearney Catholic | Alma | Wauneta | Medicine Valley | Culbertso |
|---|---|---|---|---|---|---|---|---|---|---|---|---|---|---|---|---|---|---|---|
| Long Jump | 22'1" | 22'1" R. Pursley | Benk | 21'11½" B. Harsin | Alma | 21'3" M. Medinger | Alma | 21'2" M. Canow | Imp. | 21'½" C. Larson | Wau | 20'8½" R. Messbarger | K.C. | 4 | 1 | 14 | 2 | | |
| Discus | 165'8" | 165'8" M. Jaeger | Imp. | 148'5" A. Shopp | Imp | 147'8" S. Haarberg | Wau | 143'2" D. White | K.C. | 142'5" G. Hartzer | Wau | 140' T. Cox | Imp | 19 | 4 | | 8 | | |
| 400 m dash | 50.8 | 50.8 M. Friehe | Culb | 51.5 B. Harsin | Alma | 53.2 D. Draper | Imp | 53.5 R. McCarty | Alma | 54.4 J. Esch | Rep.V | 55.5 A. Cribelli | Wau | 6 | | 12 | 1 | | 10 |
| 3200 m run | 10:19.4 | 10:19.4 R. Grosbach | Imp. | 10:25.9 B. Johnson | Alma | 10:26.9 M. Kunnemann | Imp | 10:55.6 M. Engle | Bert | 11:01.2 M. Moorhous | Culb | 11:06.1 K. Collins | Wau | 16 | | 8 | 1 | | 2 |
| 3200 m relay | 8:35.1 | 8:35.1 Imperial | | 8:37.9 N.P. St. Pats | | 8:46.1 Arapahoe | | 8:55.7 K. Catholic | | 9:04.0 Alma | | 9:06.9 Bertrand | | 10 | 4 | 2 | | | |
| Pole Vault | 13'6" | 13'6" R. Pursley | Benk | 13'0" C. Carr | M.V. | 12'6" A. Bauman | Imp | 12'0" M. Medinger | Alma | 12'0" B. Meads | Over | 12'0" C. Chestnut | Alma | 6 | | 5 | | 8 | |
| 110 m high hurdles | 15.4 | 15.4 O. Brown | K.C. | 15.6 J. Hathaway | M.V. | 15.9 P. Coons | Elmc | 15.9 B. Waggoner | Alma | 17.2 K. Kirwan | Imp. | 17.3 N. Bell | Alma | 2 | 10 | 5 | | 8 | |
| 100 m dash | 11.3 | 11.3 B. Woodward | Over | 11.4 R. Pursley | Benk | 11.5 D. White | K.C. | 11.5 S. Bugay | K.C. | 11.6 K. Carson | St.Pat | 11.9 B. Luke | Oxf. | | 10 | | | | |
| Shot Put | 52'9" | 52'9" M. Jaeger | Imp. | 51'6" D. White | K.C. | 47'1¾" R. Haarberg | Wau | 46'10½" B. Allberry | St.Pat | 46'1" A. Shopp | Imp. | 45'5" D. Rowley | Imp | 13 | 8 | | 6 | | |
| Triple Jump | 42'5½" | 42'5½" M. Glather | K.C. | 42'½" R. Messbarger | K.C. | 41'7½" M. Canow | Imp. | 41'6½" T. Bailey | Oxf. | 41'2" M. Cross | Arap | 40'7" M. Medinger | Alma | 6 | 18 | 1 | | | |
| 800 m run | 2:01.4 | 2:01.4 M. Friehe | Culb | 2:01.6 G. Dodson | St.Pat | 2:02.5 Ma. Hansen | M.V. | 2:04.9 J. Eske | Bert. | 2:07.6 D. Draper | Imp. | 2:08.3 R. McCarty | Alma | 2 | | 1 | | 6 | 10 |
| 200 m dash | 23.2 | 23.2 B. Woodward | Over | 23.9 M. Friene | Culb | 24.2 D. White | K.C. | 24.2 B. Luke | Oxf. | 24.2 J. Esch | Rep.V | 24.6 T. ten Bensel | Arap | | 6 | | | | 8 |
| 300 m inter. hurdles | 40.3 | 40.3 B. Harsin | Alma | 41.3 J. McKay | Imp. | 42.0 B. Waggoner | Alma | 42.1 D. Brown | K.C. | 43.6 Ka. Kirwan | Imp | 45.6 P. Coons | Elm C | 10 | 4 | 16 | | | |
| 1600 m run | 4:38.2 | 4:38.2 R. Grosbach | Imp | 4:40.5 A. Cribelli | Wau | 4:48.3 K. Davis | Over | 4:53.2 Ma. Hansen | M.V. | 4:54.6 B. Johnson | Alma | 4:58.9 M. Engle | Bert | 10 | | 2 | 8 | 4 | |
| High Jump | 6'0" | 6'0" C. Larsen | Wau | 6'0" Ma. Hansen | M.V. | 6'0" S. Reinke | K.C | 5'10" TIE D. White | K.C. | 5'10" TIE M. Cross | Arap | 5'10" M. Canow | Imp | 2'13 | 8'13 | | 10 | 8 | |
| 400 m relay | 45.9 | 45.9 K. Catholic | | 46.0 Imperial | | 46.4 Alma | | 46.9 Arapahoe | | 47.4 Oxford | | 48.3 Wauneta | | 8 | 10 | 6 | 1 | | |
| 1600 m relay | 3:33.8 | 3:33.8 Alma | | 3:34.5 Imperial | | 3:40.3 N.P. St. Pats | | 3:43.2 Arapahoe | | 3:45.8 Wauneta | | 3:48.4 K. Catholic | | 8 | 1 | 10 | 2 | | |
| | | | | | | | | | | | | | | | | | | | |
| * Do not write in this event column until finish card is official | | | | | | | | TOTAL SCORES | | | | | | 122⅓ | 84⅓ | 82 | 39 | 34 | 30 |

| Chadron | Rushville | Crawford | Grant | Lyman | Hemingford | Hyannis | Kimball | Lodgepole | Sioux County | Melbeta | St. Agnes | Harrisburg |
|---|---|---|---|---|---|---|---|---|---|---|---|---|
| | | | | | | 2 | | | | 1 | | |
| | | | 2 | | | | | 1 | | | | |
| | 8 | | | | | | | | | | | |
| | | | 2 | | | | | 1 | | | | |
| | | | 7 | | | | | | | | | |
| | | | | 6 | | | | 1 | | | | |
| | 5 | | | | 2 | | | | | | | |
| | | | | | 2 | | | | | | | |
| | | 8 | 1 | 4 | | | | | | | | |
| | | | 1 | | | | | | | | | |
| | | | 8 | 10 | | | | | | | | |
| | 2 | | | | | | | | | | | |
| | | | | | | | | | 2 | | | |
| | | | 1 | | | | | | | | | |
| | | | | | | | 2 | | | | | |
| | | 6 | | | | | 1 | | | | | |
| | | | | | | | | | | | | |
| | | | | | | | | | | | | |
| 7 | 25 | 24 | 22 | 20 | 4 | 4 | 3 | 3 | 2 | 1 | 0 | 0 |

| EVENT * | Time and Distance | First Place 10 | School | Second Place 8 | School | Third Place 6 | School | Fourth Place 4 | School | Fifth Place 2 | School | Sixth Place 1 | School | Gering | Morrill | Sidney | Imperial | Mitchell | Bayard |
|---|---|---|---|---|---|---|---|---|---|---|---|---|---|---|---|---|---|---|---|
| Pole Vault | 13' | 13' R. Weimer | Mit | 13' A. Bauman | Imp. | 12'6" R. McKibbon | Ger. | 12'6" T. Tinsley | Mit. | 12'6" G. Fisher | Hya. | 12' J. Roberts | Mel. | 6 | | | 8 | 14 | |
| 3200 m run | 10:14.3 | M. Lovelace | Mit. | J. Anderson | Ger. | R. Grosbach | Imp. | T. Ritz | Mor. | N. Hoff | Gra. | J. Bruns | Lodg. | 8 | 4 | | 6 | 10 | |
| 200 m. dash | 23.1 | 23.1 T. Christjans | Sid. | 23.2 M. Reeves | Rush | 23.2 T. Ritterbush | Mit | 23.7 R. Thompson | Ger. | 24.0 T. Marquez | Ger. | 24.3 T. Scholthauer | Mit | 6 | | 10 | | 7 | |
| 3200 m. relay | 8:19.0 | 8:19.0 Gering | | 8:26.2 Bayard | | 8:26.8 Morrill | | 8:34.7 Imperial | | 8:38.8 Grant | | 8:45.0 Lodgepole | | 10 | 6 | | 4 | | 8 |
| Long Jump | 21'1" | 21'1" J. Krantz | Bay | 20'5" R. Cyr | Ger. | 20'3¼" K. Beckler | Gra. | 20'0" K. Lempka | Mor. | 19'10¼" T. Marquez | Ger | 19'8" R. Lawson | Gra. | 10 | | | | 4 | 10 |
| 800 m run | 2:00.4 | 2:00.4 S. Martinez | Ger. | 2:01.3 K. Watson | Mor. | 2:02.4 T. Derr | Lym. | 2:04.8 D. Draper | Imp. | 2:05.2 T. Deaver | Sid. | 2:05.6 B. Campbell | Lodg. | 10 | 8 | 2 | 4 | | |
| Triple Jump | 43'5" | 43'5" J. Krantz | Bay. | 42'3¾" C. Barnwell | Ger. | 42'3" M. Cahow | Imp | 41'4½" T. Jones | Rush | 40'9¼" T. Kotschwar | Hem. | 39'8½" K. Gottier | Rush | 8 | | | 6 | | 10 |
| Shot Put | 57'1¼" | 57'1¼" J. Bott | Mor. | 54'9¼" T. Towne | Ger. | 53'4¾" M. Jaeger | Imp. | 52'4" D. Weinmeister | Ger | 51'8½" G. Hanks | Hem. | 50'6½" T. Heinz | Mor. | 12 | 11 | | 6 | | |
| 400 m dash | 50.2 | 50.2 T. Christjans | Sid. | 52.2 B. Garner | Craw. | 52.3 J. Derr | Mor. | 52.4 H. Derr | Lym. | 52.4 O Draper | Imp | 52.9 T. Tietjen | Gra. | | 6 | 10 | 2 | | |
| 100 m. high hurdles | 15.1 | 15.1 R. Meyers | Chad. | 15.2 M. Peterson | Ger. | 15.2 D. McLellan | Ger. | 15.4 T. Tremain | Sid. | 15.5 M. McMurtry | Mit | 15.5 T. Andreasen | Gra | 14 | | 4 | | 2 | |
| High Jump | 6'6" | 6'6" S. Derr | Lym. | 6'4" K. Beckler | Gra. | 6'0" J. Wamsley | Sid. | 6'0" M. McMurtry | Mit. | 5'10" C. Cooley | Tie Mor. | D. Hernadez 5'10" R. Thurman | Mor. Mit | | 2½ | 6 | | 4½ | |
| Discus | 153'8" | 153'8" S. Bussinger | Sid. | 152'4" K. Kubo | Chad. | 151' M. Jaeger | Imp. | 149'7" J. Bott | Mor. | 144'7" K. Stouffer | Rush | 140'10" T. Cox | Imp. | | 4 | 10 | 7 | | |
| 300 m. Inter. hurdles | 40.7 | 40.7 T. Tremain | Sid. | 40.8 R. Myers | Chad. | 41.4 E. Reifschneider | Mor. | 41.5 D. McLellan | Ger. | 41.6 J. McKay | Imp. | 41.7 M. McMurtry | Mit. | 4 | 6 | 10 | 2 | 1 | |
| 1600 m run | 4:44.4 | 4:44.4 K. Watson | Mor. | 4:44.5 R. Grosbach | Imp. | 4:50.2 D. Medina | Mit. | 4:51.2 M. Cunamon | Mit | 4:52.5 G. Wilwand | Sioux County | 4:52.6 R. Norman | Gra. | | 10 | | 8 | 10 | |
| 400 m relay | 44.9 | 44.9 Gering | | 44.9 Bayard | | 45.1 Morrill | | 45.6 Mitchell | | 46.0 Kimball | | 46.1 Chadron | | 10 | 6 | | | 4 | 8 |
| 1600 m relay | 3:31.4 | 3:31.4 Sidney | | 3:34.9 Imperial | | 3:35.3 Crawford | | 3:35.5 Gering | | 3:37.4 Morrill | | 3:38.4 Kimball | | 4 | 2 | 10 | 8 | | |
| 100 m dash | | | | T. Christjans | Sid | | | | | | | | | | | | | | |
| | | | | | | | | | | | | | | | | 8 | | | |
| | | | | | | | | TOTAL SCORES | | | | | | 108 | 70½ | 70 | 61 | 59½ | 36 |

* Do not write in this event column until finish card is official

| Oshkosh | Benkelma |
|---|---|
| | |
| | |
| | 8 |
| | |
| | |
| | |
| | |
| | 8 |
| | |
| | 6 |
| | 4 |
| | |
| | |
| | |
| | 1 |
| | |
| 9 | 27 |

| EVENT * | Time and Distance | First Place 10 | School | Second Place 8 | School | Third Place 6 | School | Fourth Place 4 | School | Fifth Place 2 | School | Sixth Place 1 | School | Imperial | Hershey | Grant | Chappell | Sutherland | St. Pats |
|---|---|---|---|---|---|---|---|---|---|---|---|---|---|---|---|---|---|---|---|
| High Jump | 6'2" | 6'2" K. Beckler | Grant | 6' B. Massen | Her. | 5'10" M. Cahow | Imp. | 5'10" B. Jackman | Grant | 5'10" J. Warden | Her. | 5'10" J. Meissner | Suth. | 5 | 10 | 15 | | 1 | |
| Discus | 141'7" | 141'7" M. Jaeger | Imp. | 138'10" T. Cox | Imp. | 137'1" T. Pinion | Her. | 133'11" J. Beem | Suth. | 133'10" A. Shopp | Imp. | 131'7" K. Brown | Her | 20 | 7 | | | 4 | |
| Long Jump | 21'4" | 21'4" B. Bennett | Chap | 21'2½" R. Pursley | Benk. | 20'7 3/4" M. Cahow | Imp. | 20'7½" L. Johnson | Chap | 20'7" S. Akeson | Chap. | 19'8½" K. Beckler | Grant | 6 | | 1 | 16 | | |
| Pole Vault | 12'6" | 12'6" A. Bauman | Imp. | 11' T. VanWinkle | Chap. | 10'6" K. Wolfe | Chap | 9'6" D. Parker | Imp. | 9'6" T. Cravey | Imp | | | 16 | | | 14 | | |
| Triple Jump | 42'10½" | 42'10½" M. Cahow | Imp. | 42'7½" P. Fleecs | Suth. | 42'6½" B. Maassen | Her. | 41'6½" J. Meissner | Suth. | 40'10 3/4" R. Lawson | Grant | 40'10 3/4" K. Beckler | Grant | 10 | 6 | 3 | | 12 | |
| Shot Put | 50'8½" | 50'8½" M. Jaeger | Imp. | 50'5½" K. Lawson | Grant | 49'6" T. Pinion | Her. | 48'1" B. Allberry | St. Pat | 46'6" A. Shopp | Imp. | 46'5" L. Gant | Suth. | 12 | 6 | 8 | | 1 | 4 |
| 400 m dash | 51.75 | 51.75 R. Cooper | Her. | 51.86 G. Dodson | St. Pat | 52.14 S. Jobman | Osh. | 52.83 J. McKay | Imp. | 52.92 D. Knoll | Her. | 53.25 T. Tietjen | Grant | 4 | 12 | 1 | | | 8 |
| 3200 m run | 10:21.14 | 10:21.14 R. Grosbach | Imp. | 10:37.83 M. Kunnemann | Imp | 10:40.36 N. Hoff | Grant | 10:55.97 J. Dodson | St. Pat | 11:00.17 T. Refior | Suth. | 11:05.99 K. Williams | Imp. | 19 | | 6 | | 2 | 4 |
| 3200 m relay | 9:00.5 | 9:00.5 Grant | | 9:08.59 Benkelman | | 9:10.77 Imperial | | 9:26.19 Sutherland | | 9:31.11 Oshkosh | | | | 6 | | 10 | | 4 | |
| 110 m high hurdles | 15.62 | 15.62 T. Andreasen | Grant | 15.82 J. Meissner | Suth | 16.03 K. Beckler | Grant | 16.45 Ka. Kirwan | Imp. | 16.48 K. Poppe | Osh. | 16.8 T. Johnson | Her. | 4 | 1 | 16 | | 8 | |
| 100 m dash | 11.09 | 11.09 B. Bennett | Chap. | 11.11 S. Swanson | Her. | 11.19 R. Pursley | Benk | 11.23 L. Johnson | Chap | 11.62 P. Fleecs | Suth. | 11.83 E. Dawson | Osh. | | 8 | | 14 | 2 | |
| 800 m run | 2:02.15 | 2:02.15 S. Jobman | Osh. | 2:02.39 G. Dodson | St. Pat | 2:05.81 D. Draper | Imp. | 2:05.97 P. Beck | Benk | 2:07.17 Wehmeyer | Grant | 2:07.23 T. Cox | Imp. | 7 | | 2 | | | 8 |
| 1600 m run | 4:46.56 | 4:46.56 R. Grosbach | Imp. | 4:48.53 R. Norman | Grant | 5:03.77 G. Dodson | St. Pat | 5:04.48 J. Dodson | St. Pat | 5:07.42 B. Prokopf | Suth | 5:08.95 M. Kunnemann | Imp. | 11 | | 8 | | 2 | 10 |
| 300 inter. hurdles | 41.5 | 41.5 J. McKay | Imp. | 41.59 Ka. Kirwan | Imp. | 41.94 D. Rasby | Suth | 42.89 T. Andreasen | Grant | 43.28 K. Poppe | Osh. | 43.8 B. Maassen | Her. | 18 | 1 | 4 | | 6 | |
| 200 m dash | 22.61 | 22.61 B. Bennett | Chap. | 22.73 S. Swanson | Her. | 23.39 L. Johnson | Chap | 23.7 M. Jaeger | Imp. | 23.73 R. Cooper | Her. | 23.99 S. Cloutre | St. Pat | 4 | 10 | | 16 | | 1 |
| 400 m relay | 44.67 | 44.67 Hershey | | 44.69 Chappell | | 46.29 Imperial | | 46.62 Oshkosh | | 47.15 St. Pats | | 47.48 Sutherland | | 6 | 10 | | 8 | 1 | 2 |
| 1600 m relay | 3:32.7 | 3:32.70 Hershey | | 3:33.42 Imperial | | 3:38.78 Grant | | 3:40.15 St. Pats | | 3:46.03 Oshkosh | | 3:52.03 Benkelman | | 8 | 10 | 6 | | | 4 |
| Freshman 400 m relay | 49.59 | 49.59 Imperial | | 49.92 Chappell | | 53.56 St. Pats | | | | | | | | | | | | | |
| TOTAL SCORES | | | | | | | | | | | | | | 156 | 81 | 80 | 68 | 43 | 41 |

* Do not write in this event column until finish card is official

Rep. Valley

| EVENT * | Time and Distance | First Place 10 | School | Second Place 8 | School | Third Place 6 (Tie) | School | Fourth Place 4 | School | Fifth Place 2 | School | Sixth Place 1 | School | Imperial | Grant | Wauneta | St. Pats | Benkelman | |
|---|---|---|---|---|---|---|---|---|---|---|---|---|---|---|---|---|---|---|---|
| High Jump | 6'4" | 6'4" K. Beckler | Gr. | 5'10" M. Canow | Imp. | 5'10" S. Hoff | Wau. | 5'8" R. Lawson | Gr | 5'8" J. Meisner | Suth | 5'8" C. Larsen | Wau. | 7 | 14 | 8 | | | 2 |
| Long Jump | 20'6" | 20'6" M. Canow | Imp. | 20'2" R. Pursley | Benk | 19'5" K. Beckler | Gr. | 18'9½" R. Lawson | Gr. | 18'8" N. Schwenk | Wau | 18'3¾" M. Leonard | Wau | 10 | 10 | 3 | | 8 | |
| Shot Put | 52'5½" | 52'5½" M. Jaeger | Imp. | 51'5" K. Lawson | Gr. | 48'2½" R. Haarberg | Wau. | 47'11" L. Gant | Suth | 47'1½" B. Allberry | St. Pat | 46'10½" D. Rowley | Imp. | 11 | 8 | 6 | 2 | | 4 |
| Discus | 150'5" | 150'5" M. Jaeger | Imp. | 142'11" T. Cox | Imp. | 139'3" A. Shopp | Imp | 135'10" S. Haarberg | Wau. | 134'3" G. Hartzer | Wau | 129'3" J. Beem | Suth | 24 | | 6 | | | 1 |
| Pole Vault | 13' | 13' R. Pursley | Benk. | 12'6" A. Bauman | Imp | 10' C. Larsen | Wau. | 10'6" T. Cravey | Imp. | 9'6" D. Parker | Imp. | 9'6" D. Kirschner | Benk. | 14 | | 6 | | 11 | |
| Triple Jump | 42' 10¼" | 42'10¼" M. Canow | Imp. | 40'10¾" K. Beckler | Gr. | 40'9½" J. Meisner | Suth | 40'1½" R. Lawson | Gr. | 39'9" P. Fleecs | Suth. | 39'6¼" D. Esch | Rep. U. | 10 | 12 | | | | 8 |
| 400 m. dash | 52.09 | 52.09 G. Dodson | St. Pat | 53.15 J. McKay | Imp. | 53.35 D. Draper | Imp. | 53.51 T. Tietjen | Gr. | 53.92 T. Cox | Imp. | 54.29 A. Cribelli | Wau | 16 | 4 | 1 | 10 | | |
| 3200 m run | 10:25.6 | 10:25.6 R. Grosbach | Imp. | 10:43.6 N. Hoff | Gr. | 10:49.8 D. Cox | Imp. | 11:14.36 J. Dodson | St. Pat | 11:17.63 K. Williams | Imp. | 11:17.83 K. Collins | Wau | 18 | 8 | 1 | 4 | | |
| 3200 m relay | 9:03.42 | 9:03.42 St. Pats | | 9:14.65 Grant | | 9:15.17 Imperial | | 9:16.54 Benkelman | | 9:28.57 Sutherland | | 9:35.49 Wauneta | | 6 | 8 | 1 | 10 | 4 | 2 |
| 120 yd. High Hurdles | 16.03 | 16.03 K. Beckler | Gr. | 16.33 J. Meisner | Suth. | 16.6 S. Hoff | Wau | 17.27 Ka. Kirwan | Imp | 18.47 Kr. Kirwan | Imp | 18.63 C. Christner | Wau | 6 | 10 | 7 | | | 8 |
| 100 m dash | 12.68 | 12.68 R. Pursley | Benk. | 13.03 M. Jaeger | Imp. | 13.13 P. Fleecs | Suth. | 13.4 D. Lupomech | St. Pat | 13.43 D. Sharp | Imp. | 13.46 D. Rasby | Suth. | 10 | | | 4 | 10 | 7 |
| 800 m run | 2:05.89 | 2:05.89 G. Dodson | St. Pat | 2:06.49 A. Cribelli | Wau. | 2:06.85 D. Draper | Imp. | 2:09.05 P. Beck | Benk | 2:09.52 R. Norman | Gr. | 2:10.6 D. Cox | Imp. | 7 | 2 | 8 | 10 | 4 | |
| 300 inter. hurdles | 41.35 | 41.35 S. Hoff | Wau. | 41.51 J. McKay | Imp. | 42.51 Ka. Kirwan | Imp. | 43.18 T. Andreasen | Gr. | 45.13 C. Christner | Wau. | 45.4 M. Fleshman | St. Pat | 14 | 4 | 12 | 1 | | |
| 200 m dash | 24.15 | 24.15 R. Pursley | Benk | 24.57 P. Fleecs | Suth. | 24.76 S. Cloutre | St. Pat | 25.01 D. Draper | Imp. | 25.25 D. Sharp | Imp. | 25.36 K. Polly | Wau | 6 | | 1 | 6 | 10 | 8 |
| 1600 m run | 4:48.02 | 4:48.02 G. Dodson | St. Pat | 4:49.05 A. Cribelli | Wau | 4:49.06 R. Grosbach | Imp | 5:00.8 R. Norman | Gr. | 5:05.56 D. Cox | Imp. | 5:08.84 J. Dodson | St. Pat | 8 | 4 | 8 | 11 | | |
| 400 m relay | 46.89 | 46.89 Imperial | | 47.54 St. Pats | | 47.98 Wauneta | | 48.6 Sutherland | | 48.65 Grant | | 48.66 Benkelman | | 10 | 2 | 6 | 8 | 1 | 4 |
| 1600 m relay | 3:39.15 | 3:39.15 Imperial | | 3:42.43 Wauneta | | 3:43.12 Grant | | 3:48.94 St. Pats | | 3:57.84 Benkelman | | | | 10 | 6 | 8 | 4 | 2 | |
| 400 m wt. mans relay | 50.05 | 50.05 Imperial | | 50.09 Grant | | 50.71 Sutherland | | 50.74 Wauneta | | | | | | 10 | 8 | 4 | | | 6 |
| | | | | | | | | | | | | | | 187 | 100 | 86 | 70 | 50 | 50 |

* Do not write in this event column until finish card is official

TOTAL SCORES

Valley

| EVENT * | Time and Distance | First Place 10 | School | Second Place 8 | School | Third Place 6 | School | Fourth Place 4 | School | Fifth Place 2 | School | Sixth Place 1 | School | Imperial | Grant | Wauneta | Benkelman | Trenton | Stratton |
|---|---|---|---|---|---|---|---|---|---|---|---|---|---|---|---|---|---|---|---|
| Long Jump | 21'1¼" | 21'1¼" Pursley | Benk. | 20'6½" M.Cahow | Imp. | 19'3¼" K.Beckler | Grant | 18'7¾" R.Lewis | Tren | 18'6½" P.Beck | Benk | 18'6" R.Lawson | Grant | 8 | 7 | | 12 | 4 | |
| Discus | 150'6" | 150'6" M.Jaeger | Imp. | 144'3¾" T.Cox | Imp. | 133'5¾" S.Haarberg | Wau. | 124'5½" T.Jackman | Grant | 121'7¼" G.Hartzer | Wau. | 119'11" K.Lawson | Grant | 18 | 5 | 8 | | | |
| Pole Vault | 12'6" | 12'6" A.Bauman | Imp | 12'6" R.Pursley | Benk | 12'6" Johnson | B.V. | 12' R.Kentfield | Tren. | 11'6" C.Larson | Wau | 10' D.Parker | Imp. | 11 | | 2 | 8 | 4 | |
| High Jump | 6'3" | 6'3" K.Beckler | Grant | 5'10" S.Hoff | Wau. | 5'10" M.Cahow | Imp. | 5'6" R.Haarberg | Wau | 5'4" R.Lawson | Grant | 5'2" D.Parker | Imp. | 7½ | 12 | 12½ | | | |
| Shot Put | 53'1½" | 53'1½" M.Jaeger | Imp. | 50'5" K.Lawson | Grant | 48'2½" T.Jackman | Grant | 47'6" R.Haarberg | Wau. | 45'1½" A.Shopp | Imp. | 45'1½" D.Rowley | Imp | 13 | 14 | 4 | | | |
| 3200m run | 10:51.44 | 10:51.44 R.Grosbach | Imp. | 11:14.01 N.Hoff | Grant | 11:17.64 K.Williams | Imp. | 11:40.33 K.Collins | Wau. | 11:51.14 D.Cox | Imp. | 12:08.7 R.Romine | Grant | 18 | 9 | 4 | | | |
| 400m dash | 54.5 | 54.5 D.Draper | Imp. | 55.04 J.McKay | Imp. | 55.31 R.Norman | Grant | 56.47 T.Cox | Imp. | 55.69 C.Hawkinson | Strat | 56.7 A.Cribbelli | Wau | 22 | 6 | 1 | | | 2 |
| TRIPLE Jump | 41'11½" | 41'11½" M.Cahow | Imp. | 40'7" R.Lawson | Grant | 40'½" K.Beckler | Grant | 38'½" R.Kentfield | Tren. | 36'10½" D.Parker | Imp. | 36'8½" A.Bauman | Imp. | 13 | 14 | | | 4 | |
| 3200m relay | 9:17.15 | 9:17.15 Grant | | 9:36.28 Imperial | | 10:00.55 Wauneta | | 10:06.39 Benkelman | | 10:28.77 Trenton | | 10:34.0 Stratton | | 8 | 10 | 6 | 4 | 2 | 1 |
| 110m high hurdles | 16.58 | 16.58 T.Andreason | Grant | 16.83 S.Hoff | Wau. | 17.28 K.Kirwan | Imp. | 17.42 R.Kentfield | Tren. | 17.55 K.Beckler | Grant | 19.1 C.Petthoff | Tren. | 6 | 12 | 8 | | 5 | |
| 100 yard dash | 11.47 | 11.47 R.Pursley | Benk. | 11.62 M.Jaeger | Imp. | 12.17 D.Snarp | Imp. | 12.28 R.Johnson | BV | 12.33 D.Klima | Wau. | 12.4 T.Andreason | Grant | 14 | 1 | 2 | 10 | | |
| 800m run | 2:13.75 | 2:13.75 D.Draper | Imp. | 2:14.22 C.Hawkinson | Strat | 2:15.2 R.Norman | Grant | 2:17.01 T.Cox | Imp. | 2:22.81 M.Leonard | Wau. | 2:23.9 T.Wehmeyer | Grant | 14 | 7 | 2 | | | 8 |
| 300m inter. hurdles | 44.8 | 44.8 J.McKay | Imp. | 45.42 S.Hoff | Wau. | 45.78 K.Kirwan | Imp. | 45.91 T.Andreason | Grant | 46.66 R.Kentfield | Tren. | 48.3 G.Brannon | Strat | 16 | 4 | 8 | | 2 | 1 |
| 200m dash | 24.92 | 24.92 R.Pursley | Benk | 25.67 T.Jackman | Grant | 25.81 K.Polly | Wau. | 25.81 D.Snarp | Imp. | 26.0 N.Schwenk | Wau. | 26.5 J.Kier | Benk. | 4 | 8 | 8 | 11 | | |
| 1600m run | 4:59.77 | 4:59.77 A.Cribelli | Wau. | 5:00.42 R.Grosbach | Imp. | 5:07.63 M.Kunnemann | Imp. | 5:07.63 K.Collins | Wau | 5:16.29 T.Groshans | Grant | 5:25.4 N.Hoff | Grant | 14 | 3 | 14 | | | |
| 400m relay | 47.81 | 47.81 Imperial | | 48.91 Grant | | 49.48 Wauneta | | 49.53 Benkelman | - | 57.3 Trenton | | | | 10 | 8 | 6 | 4 | 2 | |
| 1600m relay | 3:54.97 | 3:54.97 Imperial | | 4:02.26 Grant | | 4:02.69 Stratton | | 4:15.64 Benkelman | | 4:15.68 Wauneta | | | | 10 | 8 | 2 | 4 | | 6 |
| | | | | | | | | | | | | | | | | | | | |
| * Do not write in this event column until finish card is official | | | | | | | | TOTAL SCORES | | | | | | 206½ | 128 | 87½ | 53 | 23 | 18 |

| Benkelman | Wauneta | N.P. St. Pats | Maywood | Oshkosh | Trenton | | | | | | | | | | | | | | | | | | | | | | |
|---|---|---|---|---|---|---|---|---|---|---|---|---|---|---|---|---|---|---|---|---|---|---|---|---|---|---|---|
| | 4 | | | | | | | | | | | | | | | | | | | | | | | | | | |
| | | | | | | | | | | | | | | | | | | | | | | | | | | | |
| | | 6 | | 4 | | | | | | | | | | | | | | | | | | | | | | | |
| | | | | 4 | 6 | | | | | | | | | | | | | | | | | | | | | | |
| | 2 | 8 | 1 | | | | | | | | | | | | | | | | | | | | | | | | |
| | 5 | 2 | | | | | | | | | | | | | | | | | | | | | | | | | |
| | | | | | | | | | | | | | | | | | | | | | | | | | | | |
| | | | 2 | | | | | | | | | | | | | | | | | | | | | | | | |
| | | | 2 | | | | | | | | | | | | | | | | | | | | | | | | |
| | 4 | | | | | | | | | | | | | | | | | | | | | | | | | | |
| | | 6 | | 4 | | | | | | | | | | | | | | | | | | | | | | | |
| | | | | | 1 | | | | | | | | | | | | | | | | | | | | | | |
| | | | | 4 | | | | | | | | | | | | | | | | | | | | | | | |
| | 6 | | | | 8 | | | | | | | | | | | | | | | | | | | | | | |
| | 4 | | | | | | | | | | | | | | | | | | | | | | | | | | |
| | | 2 | 4 | 1 | | | | | | | | | | | | | | | | | | | | | | | |
| | 1 | | 4 | | | | | | | | | | | | | | | | | | | | | | | | |
| | 1 | | 4 | | 2 | | | | | | | | | | | | | | | | | | | | | | |
| 2 | 27 | 24 | 17 | 17 | 17 | | | | | | | | | | | | | | | | | | | | | | |

| EVENT * | Time and Distance | First Place 10 | School | Second Place 8 | School | Third Place 6 | School | Fourth Place 4 | School | Fifth Place 2 | School | Sixth Place 1 | School | Imperial | Bayard | Hershey | Med. Valley (Curtis) | Grant | Paxton |
|---|---|---|---|---|---|---|---|---|---|---|---|---|---|---|---|---|---|---|---|
| Discus | 148'10" | 148'10" Tom Cox | Imp. | 140'8" T. Pinion | Her. | 129'9" A. Shopp | Imp | 128'9" S. Haarberg | Wau. | 122'4" T. Jackman | Grant | 121'10" B. Jackman | Grant | 16 | | | 8 | | 3 | |
| Long Jump | 21'3¾" | 21'3¾" J. Krantz | Bay. | 21'2" R. Pursley | Benk | 20'10" M. Cahow | Imp. | 20'7½" K. Beckler | Grant | 20'2¾" S. Kildow | Bay. | 19'3½" R. Lawson | Grant | 6 | 12 | | | 5 | |
| 400 m. dash | 51.2 | 51.2 M. Perlinger | Pax. | 51.9 Mi. Hansen | MV | 52.5 G. Dodson | NPSP | 53.1 S. Jobman | Osh. | 53.4 R. Cooper | Her. | 53.5 J. McKay | Imp. | 1 | | 2 | 8 | | 10 |
| Pole vault | 13'8" | 13'8" R. Pursley | Benk. | 12'6" C. Carr | MV | 12'0" R. Kentfield | Tren | 11' T. Menghini | Osh. | 10'6" B. Stencel | M.V. | | | | | | 10 | | |
| 3200 m Relay | 8:47.4 | 8:47.4 Imperial | | 8:58.6 N.P. St. Pats | | 9:17.6 Grant | | 9:26.4 Hershey | | 9:36.1 Wauneta | | 9:42.6 Maywood | | 10 | | 4 | | 6 | |
| 3200 m run | 10:30.2 | 10:30.2 N. Hoff | Grant | 10:34.9 R. Grosbach | Imp. | 10:46.2 Dodd Cox | Imp | 10:50.3 A. Cribelli | Wau. | 10:50.3+ J. Dodson | NPSP | 11:00.1 K. Collins | Wau. | 14 | | | | 10 | |
| High Jump | 6'2½" | 6'2½" K. Beckler | Grant | 6'2" M. Cahow | Imp. | 6' Ma. Hansen | MV | 5'10" C. Carr | MV | 5'10" B. Maassen | Her. | 5'8" J. Hathaway | MV | 8 | | 2 | 11 | 10 | |
| 180 m High Hurdles | 16.0 | 16.0 R. Jueifs | Bay. | 16.2 T. Rector | Bay. | 16.8 J. Hathaway | MV | 16.9 C. Carr | MV | 17.1 K. Owens | May. | 17.4 T. Johnson | Her. | | 18 | 1 | 10 | | |
| 100 m dash | 11.3 | 11.3 R. Pursley | Benk. | 11.4 S. Swanson | Her. | 12.0 S. Kildow | Bay. | 12.0+ Mi. Hansen | MV | 12.1 S. McDiffett | May. | 12.1+ J. Hall | Bay. | | 7 | 8 | 4 | | |
| Shot Put | 52'11" | 52'11" M. Jaeger | Imp. | 51'8" K. Lawson | Grant | 49'5" T. Jackman | Grant | 48'9" R. Haarberg | Wau. | 48'8½" R. Randall | Bay. | 47'8" T. Pinion | Her. | 10 | 2 | 1 | | 14 | |
| 800 m. run | 2:00 | 2:00.0 M. Perlinger | Pax. | 2:01.8 Ma. Hansen | MV | 2:03.6 G. Dodson | NPSP | 2:05 S. Jobman | Osh. | 2:05.4 C. Macklem | Bay | 2:07.3 D. Draper | Imp. | 1 | 2 | | 8 | | 10 |
| Triple Jump | 42'1" | 42'1" J. Krantz | Bay. | 41'11½" B. Maassen | Her. | 41'1½" K. Beckler | Grant | 40'11¾" R. Pursley | Benk | 40'5¾" M. Cahow | Imp. | 39'11¾" K. Kentfield | Tren. | 2 | 10 | 8 | | 6 | |
| 200 m dash | 22.7 | 22.7 S. Swanson | Her. | 23.8 R. Cooper | Her. | 24.05 J. Krantz | Bay. | 24.13 E. Downson | Osh | 24.3 Mi. Hansen | MV | 24.4 M. Jaeger | Imp. | 1 | 6 | 18 | 2 | | |
| 300 m Inter. Hurdles | 41.5 | 41.5 J. McKay | Imp. | 43.2 R. Kentfield | Tren. | 43.6 C. Christner | Wau. | 43.7 T. Rector | Bay. | 43.8 K. Kirwan | Imp. | 43.8 R. Broderick | Bay. | 12 | 5 | | | | |
| 1600 m. run | 4:48.2 | 4:48.2 Ma. Hansen | MV | 4:49.8 M. Perlinger | Pax. | 4:52.9 R. Grosbach | Imp. | 4:55.5 A. Cribelli | Wau. | 4:56.6 S. Serda | Bay. | 4:56.8 Dodd Cox | Imp. | 7 | 2 | | 10 | | 8 |
| 400 m relay | 45.49 | 45.49 Hershey | | 46.08 Bayard | | 46.73 Imperial | | 47.31 Maywood | | 47.45 N.P. St. Pats | | 47.81 Oshkosh | | 6 | 8 | 10 | | | |
| 1600 m relay | 3:36.3 | 3:36.3 Hershey | | 3:39.3 Imperial | | 3:40.5 Med. Valley | | 3:46.5 Maywood | | 3:48.5 Bayard | | 3:50.1 Wauneta | | 8 | 2 | 10 | 6 | | |
| 400 m weightmar relay | 48.44 | 48.44 Grant | | 51.45 Paxton | | 51.91 Imperial | | 52.33 Maywood | | 52.66 Trenton | | 52.67 Wauneta | | 6 | | | | 10 | 8 |
| | | | | | | | | | | | | | | | 1 | | 1 | | 1 |
| * Do not write in this event column until finish card is official | | | | | | | | TOTAL SCORES | | | | | | 108 | 74 | 72 | 69 | 64 | 36 |

| Stratepark | Cozad | Goodland | |
|---|---|---|---|
| | 2 | 4 | 2 |
| | | 4 | 4 |
| | | 9 | 14 |
| | 2 | | 0 |

| EVENT * | Time and Distance | First Place 10 | School | Second Place 8 | School | Third Place 6 | School | Fourth Place 4 | School | Fifth Place 2 | School | Sixth Place 1 | School | McCook | Lexington | Imperial | Holdrege | Gothenburg | Ogallala |
|---|---|---|---|---|---|---|---|---|---|---|---|---|---|---|---|---|---|---|---|
| Shot Put | 52'9" | 52'9" S. Strausberger | Hold. | 51'9½" M. Jaeger | Imp. | 49'5" Leonard | Mcc | 47'7" R. Price | Lex | 46'3" S. Cole | Hold. | 45'3" D. Rowley | Imp. | 6 | 4 | 9 | 12 | | |
| Long Jump | 22'6¼" | 22'6¼" C. Hoener | Mcc | 21'9" K. Marvin | Mcc | 20'11" M. Johnson | Lex | 20'5½" M. Canow | Imp. | 20'5¾" D. Chrisinger | Lex | 20'1½" B. Anderson | Hold. | 18 | 8 | 4 | 1 | | |
| High Jump | 6'2" | 6'2" J. Novacek | Goth | 6' K. Henton | Mcc. | 5'10" S. Neil | Lex. | 5'10" J. Laass | T-1 Goth. | 5'10" J. Clark | Goth. | 5'10" M. Canow | Imp | 8 | 6 | 1 | | 16 | |
| Pole Vault | 14'0" | 14' J. Novacek | Goth. | 14' M. Kuxhausen | Goth. | 13' R. Schnacker | Lex | 13' K. Henton | Mcc | 12'6" B. Dyer | Coz | 12' K. Johnson | Mcc | 5 | 6 | | | 18 | |
| Discus | 147'4" | 147'4" M. Jaeger | Imp. | 145'6" Tom Cox | Imp | 143'9" S. Strassberger | Hold. | 134'11" M. Puhlman | Og | 132'10" K. Schroeder | Hold. | 130'9" A. Shopp | Imp | | | 19 | 8 | | 4 |
| Triple Jump. | 46'9½" | 46'9½" C. Hoener | Mcc | 45'11½" K. Marvin | Mcc | 42'9½" M. Johnson | Lex | 41'10" K. Armstrong | Og | 41'4¾" B. Zackery | Hold. | 40'8¼" S. McDonald | Lex | 18 | 7 | | 2 | | 4 |
| 60 yd. H.H. | 7.84 | 7.84 Clements | Lex | 7.88 J. Novacek | Goth. | 8.08 Hooper | Good-land | 8.34 Reynolds | Lex | 8.37 Reed | Hold. | 8.4 K. Kirwan | Imp | | 14 | 1 | 2 | 8 | |
| 100 meters | 11.29 | 11.29 C. Hoener | Mcc | 11.3 Phillip | Lex | 11.66 Slattery | Og. | 11.71 Chrisinger | Lex | 11.77 Strasberger | Hold. | 12.03 Rossen | Hold. | 10 | 12 | | 3 | | 6 |
| Mile Run | 4:52.18 | 4:52.18 K. Hagge | Og. | 4:53.22 Ekberg | Mcc. | 4:57.03 Lowly | B.P. | 4:59.57 King | Hold | 5:00.79 Grosbach | Imp. | 5:04.41 Kunnemann | Imp. | 8 | | 3 | 4 | | 10 |
| 440 yd. dash | 52.81 | 52.81 Phillips | Lex | 53.67 C. Kenton | Goth. | 53.84 R. Ostergard | Goth. | 54.06 J. McKay | Imp. | 54.38 D. Draper | Imp. | 54.39 S. McDonald | Lex | | 11 | 6 | | 14 | |
| 880 yd. run | 2:08.02 | 2:08.02 D. Draper | Imp. | 2:09.24 Erickson | Hold. | 2:09.94 Pierson | Hold. | 2:11.66 Jensen | Good land | 2:15.38 Moreau | Mcc. | 2:17.15 Molina | Hold. | 2 | | 10 | 15 | | |
| 300 interm. hurdles | 41.13 | 41.13 Clements | Lex. | 41.43 J. Novacek | Goth. | 42.17 J. McKay | Imp. | 43.59 Hooper | Good land | 43.64 Weigel | Mcc | 43.93 Regenos | Hold. | 2 | 10 | 6 | 1 | 8 | 7 |
| 220 yd. dash | 23.37 | 23.37 Loescher | Mcc | 23:54 Slattery | Og. | 23.72 Crisinger | Lex. | 24.65 Rossen | Hold | 24.66 Parsons | Og. | 24.72 Morrison | Lex | 10 | 7 | | 4 | | 10 |
| 2 Mile Run | 10:37.92 | 10:37.92 R. Grosbach | Imp. | 10:44.35 T. Ekberg | Mcc | 10:45.98 Dodd Cox | Imp. | 10:46.24 D. McNary | Mcc | 10:57.8 K. Williams | Imp. | 10:59.99 T. Barth | Lex | 12 | 1 | 18 | | | |
| 2 Mile Relay | 8:41.72 | 8:41.72 McCook | | 8:46.1 Holdrege | | 8:49.13 Ogallala | | 8:55.15 Gothenburg | | 9:03.95 Imperial | | 9:10.6 Lexington | | 10 | 1 | 2 | 8 | 4 | 6 |
| 440 yd. Relay | 45.38 | 45.38 McCook | | 46.17 Lexington | | 47.39 Ogallala | | 47.71 Bridgeport | | 47.75 Holdrege | | 47.44 Imperial | | 10 | 8 | 1 | 2 | | 6 |
| mile Relay | 3:38.44 | 3:38.44 McCook | | 3:42.22 Ogallala | | 3:42.46 Gothenburg | | 3:43.38 Lexington | | 3:48.7 Holdrege | | 3:48.76 Imperial | | 10 | 4 | 1 | 2 | 6 | 8 |
| | | | | | | | | | | | | | | | | | | | |
| * Do not write in this event column until finish card is official | | | | | | | | TOTAL SCORES | | | | | | 129 | 99 | 81 | 64 | 74 | 54 |

| EVENT * | Time and Distance | First Place 6 | School | Second Place 4 | School | Third Place 3 | School | Fourth Place 2 | School | Fifth Place 1 | School | Sixth Place | School | Imperial | Waaneta | Benkelman | | | |
|---|---|---|---|---|---|---|---|---|---|---|---|---|---|---|---|---|---|---|---|
| 2 Mile | 11.16.7 | R. Grosbach | I | 11.19.2 K. Collins | W | 11.21.5 D. Cox | I | 11.28.7 M. Kunneman | I | 11.51.3 K. Williams | I | | | 12 | 4 | - | | | |
| Triple Jump | 40'9" | M. Cohow | I | 39'6½ R. Pursley | B | 36'9" A. Bowman | I | 35'3" D. Parker | I | 34'6½ R. Lorrance | W | | | 10 | 1 | 4 | | | |
| Long Jump | 21'1" | R. Pursley | B | 20'2" M. Cohow | I | 17'6" N. Swink | W | 16'10 R. Lorrance | W | 16'1" K. McCollum | W | | | 4 | 6 | 3½6 | | | |
| Shot Put | 51'11" | M. Jaeger | I | 45'10¾ R. Haarberg | W | 45'4½ D Rowley | I | 43'3" G. Hartzer | W | 43'2½ A-Shopp | I | | | 10 | 6 | - | | | |
| Discus | 146'11" | M Jaeger | I | 136'4" T. Cox | I | 136'4" S. Haarberg | W | 125'9" G. Hartzer | W | 122'1" A Shopp | I | | | 11 | 5 | - | | | |
| 60 yd H.H. | 8.6 | S. Hoff | W | 8.7 Karl Kinnan | I | 9.3 C. Christman | W | 9.5 A. Friesen | I | 10.0 Kris Kinnan | I | | | 7 | 9 | - | | | |
| 2 mi Relay | 9.29.8 | Imperial | | 9.54.7 Waaneta | | — Benk | | | | | | | | 5 | 3 | 1 | | | |
| 100 yd Dash | 10.8 | R. Pursley | B | 11.4 K. Polly | W | 11.6 M. Clark | B | 11.7 J. McCrumb | W | 11.7 D. Klima | W | | | - | 7 | 9 | | | |
| High Jump | 5'10" | M. Cohow | I | 5'8" S. Hoff | W | 5'8" T. Haarberg | W | 5'6" R. Haarberg | W | 5'2" J. Kier | B | | | 6 | 9 | 1 | | | |
| 440 Dash | 56.8 | J. McKay | I | 58.4 D. Draper | I | 59.9 M. Nichols | W | 60.45 C. Bubak | I | 60.7 K. McCollum | W | | | 12 | 4 | - | | | |
| Pole Vault | 13'0 | R. Pursley | B | 12'6" A. Bowman | I | 10' T. Covey | I | 9'6" C. Carson | W | 9'6" M. Mize | W | | | 7 | 3 | 6 | | | |
| 440 Relay | 48.38 | Imperial | | 49.69 Waaneta | | | | | | | | | | 5 | 3 | - | | | |
| Mile Run | 5.10 | A. Cribelli | W | 5:14 R. Grosbach | I | 5:19. D. Cox | I | 5:24 K. Collins | W | 5.31 K. Williams | I | | | 8 | 8 | - | | | |
| 300 I. Hurd | 44.9 | S. Hoff | W | 45.3 J. McKay | I | 47.4 C. Christman | W | 48.0 Karl Kinnan | I | 50.7 J. Kier | B | | | 6 | 9 | 1 | | | |
| 880 yd Run | 2.15 | P. Beck | B | 2.17 D. Draper | I | 2.22.6 R. Grosbach | I | 2.24.1 D. Kincaid | W | 2.30.2 M. Johnson | B | | | 7 | 2 | 7 | | | |
| 220 Dash | 27.2 | M. Jaeger | I | 27.7 M. Clark | B | 27.9 J. McCrumb | Wau | 28.5 K. Harris | I | 29.5 D. Klima | W | | | 8 | 4 | 4 | | | |
| Mile Relay | 3.53.3 | Waaneta | | 3.54.9 Imperial | | | | | | | | | | 3 | 5 | - | | | |
| | | | | | | | | | | | | | | | | | | | |

* Do not write in this event column until finish card is official

TOTAL SCORES 122 88 39

Date April 8, 1982 Place Grant Class

| Paxton | Benkelman | Trenton |
|---|---|---|
| | 2 | 2 |
| | 2 | |
| | | 1 |
| 3 | 4 | 1 |

# THE ALL-AMERICAN TRACK AND FIELD SCORE SHEET — COPYRIGHTED 1937

| EVENT * | Time and Distance | First Place 10 | School | Second Place 8 | School | Third Place 6 | School | Fourth Place 4 | School | Fifth Place 2 | School | Sixth Place 1 | School | Imperial | Wauneta | Rep. Valley | Stratton | Benkelman |
|---|---|---|---|---|---|---|---|---|---|---|---|---|---|---|---|---|---|---|
| Discus | 140'6" | 140'6" M. Jaeger | Imp. | 138'11" T. Cox | Imp. | 138'6" A. Shopp | Imp. | 130'2" R. Haarberg | Wau. | 124'6" L. Aeton | Tren. | 113'6" M. Doris | RV | 24 | 4 | 1 | | |
| High Jump | 6'0" | 6'0" B. Wine | Imp. | 5'10" G. Wallin | Imp. | 5'10" T. Haarberg | Wau. | 5'8" R. Haarberg | Wau. | 5'6" D. Parker | Imp. | 5'4" L. Schnable | Tren. | 20 | 10 | | | |
| Long Jump | 18'11" | 18'11" N. Schwenk | Wau. | 18'9 3/4" A. Craw | Benk. | 18'8 1/2" A. Bauman | Imp. | 17'9 3/4" M. Leonard | Wau. | 17'7 1/2" B. Bradney | Benk. | 17'7" D. Malleck | RV | 6 | 14 | 1 | | 10 |
| Pole Vault | 13'9" | 13'9" A. Bauman | Imp. | 11'9" C. Chandler | Imp. | 10'6" D. Parker | Imp. | 9'6" C. Kadlecek | Stra. | 9'0" D. Kirschner | Benk. | 9'0" E. Sranek | Tren. | 24 | | | 4 | 2 |
| Shot put | 51'6 1/2" | 51'6 1/2" M. Jaeger | Imp. | 50'9" R. Haarberg | Wau. | 47'10" A. Shopp | Imp. | 47'10" D. Wine | Imp. | 41' 3/4" M. Doris | RV | 40'8 1/2" L. Steinbrink | Tren. | 20 | 8 | 2 | | |
| Triple Jump | 41'5" | 41'5" D. Esch | R.V. | 39'9" L. Schnable | Tren. | 38'10" D. Banks | Imp. | 38'9 1/2" D. Parker | Imp. | 37'7" D. Liess | R.V. | 37'5" M. Leonard | Wau. | 10 | 1 | 12 | | |
| 400 m. dash | 53.8 | 53.8 D. Draper | Imp. | 54.52 C. Hawkinson | Stra. | 56.48 R. Sughroue | R.V. | 56.59 T. Cox | Imp. | 58.09 B. Wine | Imp. | 59.11 R. Thackery | Benk. | 16 | | 6 | 8 | 1 |
| 3200 m. run | 10:54.19 | 10:54.19 Dodd Cox | Imp. | 11:07.48 K. Scott | RV | 11:15.38 J. Richardson | Stra. | 11:18.07 K. Williams | Imp. | 12:00.74 C. Christner | Wau. | 12:06.86 D. Corfield | Wau. | 14 | 3 | 8 | 6 | |
| 3200 m. relay | 9:15.13 | 9:15.13 Benkelman | | 9:22.30 Stratton | | 9:55.46 Imperial | | 10:39.49 Rep. Valley | | 11:35.95 Wauneta | | | | 6 | 2 | 4 | 8 | 10 |
| 110 m. high hurdles | 18.85 | 18.85 Christner | Wau. | 19.35 Brannon | Stra. | 19.99 B. Wine | Imp. | 20.18 R. Harmon | Imp. | 21.26 Cline | Benk. | 21.64 Doug Wine | Imp. | 11 | 10 | | 8 | 2 |
| 100 m. dash | 14.10 | 14.10 D. Klima | Wau. | 14.12 Schaffert | Tren. | 14.13 Esch | RV | 14.29 D. Sharp | Imp. | 14.31 G. Snyder | Imp. | 14.37 M. Leonard | Wau. | 6 | 11 | 6 | | |
| 800 m. run | 2:08.08 | 2:08.08 D. Draper | Imp. | 2:08.45 C. Hawkinson | Stra. | 2:11.48 Dodd Cox | Imp. | 2:11.49 Malleck | R.V. | 2:14.52 Bundy | Benk. | 2:24.67 Harchelroad | Wau. | 16 | 1 | 4 | 8 | 2 |
| 300 Int. Hurdles | 46.49 | 46.49 Christner | Wau. | 47.58 B. Wine | Imp. | 48.0 R. Harmon | Imp. | 49.69 Brannon | Stra. | 51.10 Kr. Kirwan | Imp. | 53.14 Steinert | Wau. | 16 | 11 | | 4 | |
| 200 m. dash | 26.20 | 26.20 M. Jaeger | Imp. | 26.28 D. Draper | Imp. | 26.30 D. Sharp | Imp. | 27.13 Sughroue | RV | 27.52 Clark | Benk. | 27.57 Schaffert | Tren. | 24 | | 8 4 | | 2 |
| 1600 m. run | 5:05.23 | 5:05.23 G. Snyder | Imp. | 5:14.35 K. Scott | RV | 5:15.35 M. Johnson | Benk. | 5:17.58 K. Williams | Imp. | 5:21.01 G. Reiners | RV | 5:25.34 J. Richardson | Stra. | 14 | | 10 | 1 | 6 |
| 400 m. relay | 48.86 | 48.86 Imperial | | 49.58 Benkelman | | 50.66 Wauneta | | 52.23 Trenton | | 54.91 Rep. Valley | | | | 10 | 6 | 2 | | 8 |
| 1600 m. relay | 3:50.97 | 3:50.97 Imperial | | 3:57.64 Rep. Valley | | 4:00.03 Benkelman | | 4:08.03 Stratton | | 4:31.99 Trenton | | 5:02.70 Wauneta | | 10 | 1 | 8 | 4 | 6 |
| | | | | | | | | | | | | | | | | | | |
| | | | | | | | | | | | | | | 247 | 82 | 68 | 51 | 49 |

*Do not write in this event column until finish card is official.

TOTAL SCORES

Date 4/11/82 Place Berkeley Class

# THE ALL-AMERICAN TRACK AND FIELD SCORE SHEET — COPYRIGHTED 1937

| EVENT * | Time and Distance | First Place 10 | School | Second Place 8 | School | Third Place 6 | School | Fourth Place 4 | School | Fifth Place 2 | School | Sixth Place 1 | School | Imperial | Grant | St. Pats | Sutherland | Benkelman |
|---|---|---|---|---|---|---|---|---|---|---|---|---|---|---|---|---|---|---|
| Discus | 143'7" | 143'7" M. Jaeger | Imp. | 142'11" A. Shopp | Imp. | 142'6" T. Cox | Imp. | 141'7" J. Beem | Suth | 134'3" B. Allberry | St. Pat | 132'1" B. Jackman | Gr. | 24 | 1 | 2 | 4 | |
| Long Jump | 19'2" | 19'2" D. Fortik | Gr. | 18'7¼" R. Young | Gr | 17'10½" A. Craw | Benk | 17'10½" D. Estrada | St. Pat | 17'10" A. Bauman | Imp. | 17'4½" B. Bradney | Benk | 2 | 18 | 4 | | 7 |
| High Jump | 6'0" | 6'0" K. Beckler | Gr | 5'10" B. Wine | Imp. | 5'6" G. Wallin | Imp. | 5'4" D. Parker | Imp. | 5'0" J. Lockwood | St. Pat | | | 18 | 10 | 2 | | |
| Shot Put | 52'3½" | 52'3½" M. Jaeger | Imp. | 48'3½" D. Wine | Imp. | 47'6" A. Shopp | Imp. | 47'4" B. Jackman | Gr | 46'6½" J. Beem | Suth | 44'7¾" B. Allberry | St. Pat | 24 | 4 | 1 | 2 | |
| Pole Vault | 13'0" | 13' A. Bauman | Imp. | 10'6" D. Parker | Imp. | 10' C. Chandler | Imp. | 10' C. Buhrman | St. Pat | 9' D. Kirschner | Benk. | | | 24 | | 4 | | 2 |
| Triple Jump | 42'7¾" | 42'7¾" K. Beckler | Gr | 41'11½" J. Meissner | Suth | 39'10½" D. Banks | Imp. | 39'3¼" D. Parker | Imp. | 39'4" D. Esch | RV | 39'1¾" D. Fleecs | Suth. | 8 | 10 | | 9 | |
| 110 m. high hurdles | 15.16 | 15.16 J. Meissner | Suth. | 15.49 K. Beckler | Gr. | 16.67 B. Dodson | St. Pat | 17.77 R. Harmon | Imp. | 18.50 B. Wine | Imp. | 18.56 D. Mooney | St. Pat | 6 | 8 | 7 | 10 | |
| 100 m. dash | 11.54 | 11.54 D. Fortik | Gr | 11.6 S. Clouarte | St. Pat | 11.67 P. Fleecs | Suth. | 11.84 D. Sharp | Imp | 12.19 M. Young | St. Pat | 12.24 D. Estrada | St. Pat | 4 | 10 | 11 | 6 | |
| 400 m. dash | 52.90 | 52.90 D. Draper | Imp. | 52.91 S. Clouarte | St. Pat | 54.07 T. Tietjen | Gr | 54.08 T. Cox | Imp. | 57.15 Sughroue | RV | 58.14 B. Bundy | Benk | 14 | 6 | 8 | | 1 |
| 3200 m. run | 10:47.74 | 10:47.74 D. Cox | Imp | 10:59.15 K. Scoh | RV | 11:03.4 K. Williams | Imp. | 11:18.82 G. Snyder | Imp. | 11:40.58 J. Dodson | St. Pat | 11:47.75 B. Prokopf | Suth. | 20 | | 2 | 1 | |
| 200 m. dash | 24.02 | 24.02 S. Clouarte | St. Pat | 24.09 T. Tietjen | Gr | 24.23 P. Fleecs | Suth. | 24.26 M. Jaeger | Imp | 24.40 D. Fortik | Gr | 24.49 D. Draper | Imp. | 5 | 10 | 10 | 6 | |
| 3200 m. relay | 9:05.42 | 9:05.42 Grant | | 9:11.34 Benkelman | | 9:23.40 St. Pats | | 9:23.40 Sutherland | | 9:40.38 Imperial | | 9:41.52 Rep. Valley | | 2 | 10 | 6 | 4 | 8 |
| 800 m. run | 2:06.85 | 2:06.85 D. Draper | Imp. | 2:09.06 D. Cox | Imp | 2:10.50 D. Estrada | St. Pat | 2:10.88 T. Groshans | Gr | 2:13.00 Malleck | RV | 2:13.07 B. Poppe | Gr | 18 | 5 | 6 | | |
| 300 I.M. Hurdles | 43.39 | 43.39 J. Meissner | Suth | 43.68 M. Fleshman | St. Pat | 46.17 B. Wine | Imp. | 47.85 R. Harmon | Imp. | 49.64 T. Brown | Gr | 49.66 Bullock | Gr | 10 | 3 | 8 | 10 | |
| 1600 m. run | 5:00.86 | 5:00.86 G. Snyder | Imp. | 5:03.46 B. Prokopf | Suth. | 5:04.69 D. Cox | Imp. | 5:05.74 K. Williams | Imp. | 5:08.28 K. Scott | RV | 5:09.99 R. Romine | Gr | 20 | 1 | | 8 | |
| 400 m. relay | 46.98 | 46.98 Imperial | | 47.93 Grant | | 49.56 Benkelman | | 49.73 St. Pats | | 50.61 Sutherland | | 50.61 Rep. Valley | | 10 | 8 | 4 | 2 | 6 |
| Weight relay | 49.72 | 49.72 St. Pats | | 50.50 Sutherland | | 51.15 Grant | | 51.57 Imperial | | 56.32 Rep. Valley | | | | 4 | 6 | 10 | 8 | |
| 1600 m. relay | 3:42.09 | 3:42.09 Imperial | | 3:48.08 Sutherland | | 3:49.62 St. Pats | | 3:55.94 Benkelman | | 3:58.54 Rep. Valley | | 4:17.17 Grant | | 10 | 1 | 6 | 8 | 4 |
| | | | | | | | | | | | | | | 223 | 111 | 91 | 78 | 28 |

*Do not write in this event column until finish card is official.

TOTAL SCORES

Date April 3, 1908 Place Ogallala Class A

# THE ALL-AMERICAN TRACK AND FIELD SCORE SHEET

COPYRIGHTED 1997

| EVENT * | Time and Distance | First Place 10 | School | Second Place 8 | School | Third Place 6 | School | Fourth Place 4 | School | Fifth Place 2 | School | Sixth Place 1 | School | Imperial | Grant | Bayard | Oshkosh | Med. Valley |
|---|---|---|---|---|---|---|---|---|---|---|---|---|---|---|---|---|---|---|
| Long Jump | 20'10" | 20'10" J. Krantz | Bay. | 19'5" R. Young | Grant | 19' D. Fortik | Grant | 18'10" K. Hinton | M.V. | 18'10" D. Estrada | St. Pat | 18'10" A. Bauman | Imp. | 1 | 14 | 10 | | 4 |
| Discus | 149'8" | 149'8" M. Jaeger | Imp. | 149'7" T. Cox | Imp. | 141'3" B. Jackman | Grant | 140' B. Welch | M.V. | 137'4" A. Shopp | Imp. | 137'2" R. Pierce | Bay. | 20 | 6 | 1 | | 4 |
| High Jump | 6'2" | 6'2" C. Carr | MV | 6'2" K. Beckler | Grant | 5'8" S. Poppe | Osh. | 5'8" B. Jackman | Grant | 5'6" B. Wine | Imp. | 5'6" J. Lockwood | St. Pat | 2 | 12 | | 6 | 10 |
| Pole Vault | 12' | 12' A. Bauman | Imp. | 11'6" C. Carr | MV | 11' K. Hinton | M.V. | 11' C. Chandler | Imp. | 10'6" S. Hoffman | May | 10' M. Cullinan | Pax | 14 | | | | 14 |
| Triple Jump | 44'2½" | 44'2½" J. Krantz | Bay. | 41'½" S. Poppe | Osh. | 40'9½" D. Banks | Imp. | 40'2" D. Parker | Imp. | 40'1½" T. Menghini | Osh. | 39'9½" K. Beckler | Grant | 10 | 1 | 10 | 10 | |
| Shot Put | 52'5½" | 52'5½" M. Jaeger | Imp. | 51'3" Randell | Bay. | 47'10½" D. Wine | Imp. | 47'9" A. Shopp | Imp. | 45'2" B. Allberry | St. Pat | 44'1" Loper | Pax | 20 | | 8 | | |
| 400 m. Dash | 52.6 | 52.6 S. Jobman | Osh. | 53.4 D. Draper | Imp. | 54.1 T. Tietjen | Grant | 55.7 T. Cox | Imp. | 56.3 R. Jobman | Osh. | 57.3 B. Wine | Imp. | 15 | 6 | | 12 | 8 |
| 3200 m. run | 11:15.21 | 11:15.21 Dodd Cox | Imp. | 11:19.25 B. Floro | M.V. | 11:34.34 K. Williams | Imp. | 11:43.9 J. Dodson | St. Pat | 11:47.92 R. Romine | Grant | 12:26.0 M. Jahn | Imp. | 17 | 2 | | | 8 |
| 3200 m. relay | 9:10.9 | 9:10.9 Grant | | 9:24.4 Imperial | | 9:28.5 Med. Valley | | 9:33.0 Bayard | | 9:34.2 Benkelman | | 9:47.6 St. Pats | | 8 | 10 | 4 | | 6 |
| 110 m. high hurdles | 15.0 | 15.0 K. Beckler | Grant | 15.5 T. Rector | Bay. | 16.1 J. Hathaway | M.V. | 16.4 C. Carr | M.V. | 16.5 K. Owens | May | 18.0 D. Henry | May. | | 10 | 8 | | 10 |
| 100 m. dash | 11.3 | 11.3 J. Krantz | Bay. | 11.73 S. McDiffet | May | 11.74 D. Fortik | Grant | 11.8 J. Smith | Bay. | 11.9 S. Remus | May | 12.0 S. Hoffman | May. | | 6 | 14 | | |
| 300 I.M. Hurdles | 41.9 | 41.9 T. Rector | Bay. | 43.6 S. Poppe | Osh. | 44.3 T. Menghini | Osh. | 44.7 M. Fleshman | St. Pat | 45.1 B. Wine | Imp. | 46.5 B. Poppe | Grant | 2 | 1 | 10 | 14 | |
| 800 m. run | 2:07.4 | 2:07.4 S. Jobman | Osh. | 2:09.1 D. Draper | Imp. | 2:17.6 T. Tietjen | Grant | 2:19.1 D. Estrada | St. Pat | 2:19.7 A. Bundy | Benk. | E. Discoe | Pax. | 8 | 6 | | 10 | |
| 200 m. dash | 23.7 | 23.7 S. McDiffet | May | 23.9 M. Jaeger | Imp. | 24.0 E. Dawson | Osh. | 24.1 D. Sharp | Imp. | 24.4 J. Smith | Bay. | 24.7 S. Hoffman | May | 12 | 2 | | 6 | |
| 1600 m. run | 4:57.5 | 4:57.5 S. Jobman | Osh. | 5:12.2 Dodd Cox | Imp. | 5:13.4 G. Snyder | Imp. | 5:14.1 K. Williams | Imp. | 5:17.0 A. Mues | Osh. | 5:18.1 B. Floro | M.V. | 18 | | | 12 | 1 |
| 400 m. relay | 46.8 | 46.8 Imperial | | 47.3 Grant | | 47.9 St. Pats | | 48.9 Oshkosh | | 49.7 Med. Valley | | 49.9 Trenton | | 10 | 8 | | 4 | 2 |
| 1600 m. relay | 3:41.8 | 3:41.8 Imperial | | 3:44.38 Bayard | | 3:50.2 Med. Valley | | 3:51.2 St. Pats | | 3:54.4 Maywood | | 3:56.6 Oshkosh | | 10 | | 8 | 1 | 6 |
| Weight-man's Relay | 49.5 | 49.5 Paxton | | 50.3 St. Pats | | 50.32 Maywood | | 50.9 Bayard | | 51.3 Grant | | 51.4 Imperial | | 1 | 2 | 4 | | |
| | | | | | | | | | | | | | | 168 | 86 | 77 | 75 | 65 |

*Do not write in this event column until finish card is official.

TOTAL SCORES

Date 7/20/04 Place Imperial Class

# THE ALL-AMERICAN TRACK AND FIELD SCORE SHEET

COPYRIGHTED 1937

| EVENT * | Time and Distance | First Place 6 | School | Second Place 4 | School | Third Place 3 | School | Fourth Place 2 | School | Fifth Place 1 | School | Sixth Place | School | Imperial | Grant | | | |
|---|---|---|---|---|---|---|---|---|---|---|---|---|---|---|---|---|---|---|
| Discus | 149'5" | 149'5" M. Jaeger | Imp. | 146'1" T. Cox | Imp. | 145'7" A. Shopp | Imp. | 131'3" B. Jackman | Gra. | 110'2" Doug Cox | Imp. | | | 14 | 2 | | | |
| Triple Jump | 38'5¼" | 38'5¼" D. Banks | Imp. | 38'2¼" K. Beckler | Gra. | 36'4½" D. Parker | Imp. | 36' ½" R. Young | Gra. | 34'6" Doug Cox | Imp. | | | 10 | 6 | | | |
| Shot Put | 51'7½" | 51'7½" M. Jaeger | Imp. | 47'9¼" B. Jackman | Gra. | 46'10" A. Shopp | Imp. | 41'10¼" R. Shaw | Imp. | 37'6¾" R. Friemel | Imp. | | | 12 | 4 | | | |
| Long Jump | 19'5" | 19'5" D. Fortik | Gra. | 18' A. Bauman | Imp. | 18' R. Young | Gra. | 16'9" S. Rezach | Gra. | 16'6" D. Banks | Imp. | | | 5 | 11 | | | |
| High Jump | 5'10" | 5'10" K. Beckler | Gra. | 5'8" G. Wallin | Imp. | 5'6" D. Parker | Imp. | 5'6" Doug Cox | Imp. | 5' G. Dillan | Imp. | | | 10 | 6 | | | |
| Pole Vault | 13'6" | 13'6" A. Bauman | Imp. | 11' C. Chandler | Imp. | 10' T. Cravey | Imp. | 9' D. Parker | Imp. | 9' S. Valentine | Imp. | | | 16 | 0 | | | |
| 3200 M. Run | 11:12.5 | 11:12.5 T. Groshans | Gra. | 11:30.1 K. Williams | Imp. | 12:26.2 G. Snyder | Imp. | 12:52.87 K. Humphreys | Imp. | 12:59.1 M. Jahn | Imp. | | | 10 | 6 | | | |
| 3200 M. Relay | 9:19.03 | 9:19.03 Imperial | | 9:27.55 Grant | | | | | | | | | | 5 | 3 | | | |
| 110 M. High Hurdles | 15.98 | 15.98 K. Beckler | Gra. | 18.0 K. Kirwan | Imp. | 18.6 R. Harmon | Imp. | 18.62 T. Brown | Gra. | 20.5 S. Bullock | Gra. | | | 7 | 9 | | | |
| 100 M. Dash | 11.58 | 11.58 D. Fortik | Gra. | 12.2 D. Jaeger | Imp. | 12.44 D. Loeffler | Imp. | 12.83 Turner | Gra. | 13.64 R. Lundquist | Gra. | | | 7 | 9 | | | |
| 400 M. Dash | 54.73 | 54.73 D. Draper | Imp. | 56.28 A. Bauman | Imp. | 59.18 B. Poppe | Gra. | 61.45 R. Harmon | Imp. | 62.03 K. Kirwan | Imp. | | | 13 | 3 | | | |
| 1600 M. Run | 5:04.17 | 5:04.17 Dodd Cox | Imp. | 5:13.58 G. Snyder | Imp. | 5:14.34 R. Romine | Gra. | 5:26.98 K. Williams | Imp. | 5:47.91 D. Jackman | Gra. | | | 12 | 4 | | | |
| 400 M. Relay | 48.12 | 48.12 Imperial | | 49.66 Grant | | | | | | | | | | 5 | 3 | | | |
| 300 I.M. Hurdles | 46.12 | 46.12 K. Kirwan | Imp. | 48.85 D. Parker | Imp. | 49.14 R. Harmon | Imp. | 49.91 T. Brown | Gra. | 49.95 S. Rezach | Gra. | | | 13 | 3 | | | |
| 800 M. Dash | 2:10.82 | 2:10.82 D. Draper | Imp. | 2:15.41 T. Groshans | Gra. | 2:16.25 B. Poppe | Gra. | 2:16.49 Dodd Cox | Imp. | 2:19.48 K. Williams | Imp. | | | 9 | 7 | | | |
| 200 M. Dash | 24.82 | 24.82 D. Fortik | Gra. | 25.0 M. Jaeger | Imp. | 25.3 D. Draper | Imp. | 26.44 D. Jaeger | Imp. | 27.19 Patrick | Gra. | | | 9 | 7 | | | |
| 1600 M. Relay | 3:56.76 | 3:56.76 Imperial | | 4:17.44 Grant | | | | | | | | | | 5 | 3 | | | |
| | | | | | | | | | | | | | | | | | | |
| | | | | | | | | | | | | | | 162 | 86 | | | |

*Do not write in this event column until finish card is official.

TOTAL SCORES

Date 7/23/08 Place Imperial Class Dual

# THE ALL-AMERICAN TRACK AND FIELD SCORE SHEET

COPYRIGHTED 1937

| EVENT * | Time and Distance | First Place 10 | School | Second Place 8 | School | Third Place 6 | School | Fourth Place 4 | School | Fifth Place 2 | School | Sixth Place 1 | School | Imperial | Sutherland | Grant | Oshkosh | Chappell |
|---|---|---|---|---|---|---|---|---|---|---|---|---|---|---|---|---|---|---|
| High Jump | 6'6" | 6'6" K. Beckler | Gra. | 5'10" B. Wine | Imp. | TIE 5'10" B. Maasen | Her. | 5'10" M. Hudson | Her. | 5'8" S. Poppe | Osh. | TIE 5'8" G. Wallin | Imp. | 8½ | | 10 | 1½ | |
| Long Jump | 20'9" | J. Meissner | Suth. | S. Akeson | Chap. | A. Bauman | Imp. | B. Fortik | Gra. | R. Young | Gra. | S. Alexander | Her. | 6 | 10 | 6 | | 8 |
| Discus | 145'1" | 145'1" M. Jaeger | Imp. | 144'11" T. Cox | Imp. | 141'1" A. Shopp | Imp. | 133'0" P. Pierce | Suth. | 130'5" J. Beem | Suth. | 125'4" S. Cooper | Osh. | 24 | 6 | | 1 | |
| Pole Vault | 12'6" | 12'6" A. Bauman | Imp. | 12' K. Wolf | Chap. | 11' T. VanWinkle | Chap. | 11' D. Parker | Imp. | 11' C. Chandler | Imp. | 9'6" C. Buhrman S. Jones | NPSt. Suth. | 16 | ½ | | | 14 |
| Triple Jump | 44'10¼" | 44'10¼" J. Meissner | Suth. | 43'2½" K. Beckler | Gra. | 43'2¼" B. Maasen | Her. | 42'11" P. Fleees | Suth. | 40'11½" D. Banks | Imp. | 40'4" S. Akeson | Chap. | 2 | 14 | 8 | | 1 |
| Shot Put | 51'3" | 51'3" M. Jaeger | Imp. | 48'11½" A. Shopp | Imp. | 48' D. Wine | Imp. | 46'11½" S. Cooper | Osh. | 45'11" J. Beem | Suth. | 45'2" B. Allberry | St.Pat. | 24 | 2 | | 4 | |
| 400 M. Dash | 51.15 | 51.15 S. Jobman | Osh. | 51.28 D. Draper | Imp. | 51.75 T. Tietjen | Gra. | 51.84 L. Johnson | Chap. | 52.59 S. Clouarte | St.Pat. | 52.86 C. Kautz | Her. | 8 | | 6 | 10 | 4 |
| 3200 M. Run | 10:23.15 | 10:23.15 Dodd Cox | Imp. | 10:26.03 T. Groshans | Gra. | 10:58.67 B. Prokopf | Suth. | 11:06.81 K. Williams | Imp. | 11:10.56 J. Dodson | St.Pat. | 11:24.59 G. Snyder | Imp. | 15 | 6 | 8 | | |
| 3200 M. Relay | 8:46.16 | 8:46.16 Benkelman | | 8:51.74 N.P. St. Pats | | 8:59.07 Grant | | 9:08.63 Hershey | | 9:08.6 Sutherland | | 9:59.79 Oshkosh | | | 2 | 6 | 1 | |
| 110 M. High Hurdles | 15.25 | 15.25 J. Meissner | Suth. | 15.66 K. Beckler | Gra. | 16.17 T. Johnson | Her. | 16.56 S. Poppe | Osh. | 16.82 B. Dodson | St.Pat. | 17.74 M. Hudson | Her. | | 10 | 8 | 4 | |
| 100 M. Dash | 11.29 | 11.29 L. Johnson | Chap. | 11.66 P. Fleecs | Suth. | 11.68 B. Fortik | Gra. | 11.68+ S. Akeson | Chap. | 11.69 S. Clouarte | St.Pat. | 11.7 D. Sharp | Imp. | 1 | 8 | 6 | | 14 |
| 800 M. Dash | 1:59.88 | 1:59.88 S. Jobman | Osh. | 2:00.08 D. Draper | Imp. | 2:05.09 C. Kautz | Her. | 2:09.63 T. Cox | Imp. | 2:10.31 Dodd Cox | Imp. | 2:10.38 R. Cheney | Osh. | 14 | | | 11 | |
| 300 I.M. Hurdles | 41.85 | 41.85 J. Meissner | Suth. | 41.85+ S. Poppe | Osh. | 42.39 T. Menghini | Osh. | 43.25 T. Johnson | Chap. | 44.4 B. Maasen | Her. | 44.41 M. Fleshman | St.Pat. | | 10 | | 14 | 4 |
| 200 M Dash | 22.75 | 22.75 L. Johnson | Chap. | 23.53 P. Fleecs | Suth. | 23.65 T. Tietjen | Gra. | 23.65 S. Akeson | Chap. | 23.65+ D. Fortik | Gra. | 23.67 M. Jaeger | Imp. | 1 | 8 | 8 | | 14 |
| 1600 M. Run | 4:55.71 | 4:55.71 R. Romine | Gra. | 4:59.38 B. Prokopf | Suth. | 4:59.47 Dodd Cox | Imp. | 4:59.61 J. Kalb | Chap. | 5:02.03 K. Williams | Imp. | 5:07.55 G. Snyder | Imp. | 9 | 8 | 10 | | 4 |
| 400 M. Relay | 46.14 | 46.14 Grant | | 46.52 Imperial | | 46.77 Hershey | | 47.37 Oshkosh | | 47.99 N.P. St. Pats | | 47.99+ Sutherland | | 8 | 1 | 10 | 4 | |
| 1600 M Relay | 3:32.65 | 3:32.65 Oshkosh | | 3:32.67 Imperial | | 3:36.7 N.P. St. Pats | | 3:40.04 Hershey | | 3:40.05 Sutherland | | 3:49.52 Benkelman | | 8 | 2 | | 10 | |
| Freshman Relay | 49.27 | 49.27 Imperial | | 50.18 Sutherland | | 53.02 Chappell | | 53.44 Grant | | | | | | | | | | |
| | | | | | | | | | | | | | | 144½ | 87½ | 86 | 60½ | 63 |

*Do not write in this event column until finish card is official.

TOTAL SCORES

Date 1/30/52 Place North Platte H. S. Class

Ben Kelman

| EVENT * | Time and Distance | First Place 6 | School | Second Place 4 | School | Third Place 3 | School | Fourth Place 2 | School | Fifth Place 1 | School | Sixth Place | School | Imperial | Grant | | | |
|---|---|---|---|---|---|---|---|---|---|---|---|---|---|---|---|---|---|---|
| Long Jump | 18'10" | 18'10" R. Young | Gr. | 18'5" D. Banks | Imp. | 16'3" S. Rezac | Gr. | 16'0" G. Dillan | Imp. | | | | | 6 | 9 | | | |
| Triple Jump. | 39'4" | 39'4" D. Fortik | Gr. | 38'5½" D. Banks | Imp. | 37'11" D. Parker | Imp. | 36'3" R. Young | Gr | 34'2" Doug Cox | Imp | | | 8 | 8 | | | |
| Shot Put | 48'5" | 48'5" Doug Wine | Imp. | 41'9" R. Shaw | Imp. | 41'5" R. Friemel | Imp. | 39'0" G. Davis | Imp. | 37'8" Patrick | Gr. | | | 15 | 1 | | | |
| High Jump | 5'8" | 5'8" B. Wine | Imp. | 5'8" G. Wallin | Imp. | 5'6" D. Parker | Imp. | 5'6" D. Cox | Imp. | 5'0" G. Dillan | Imp. | | | 16 | 0 | | | |
| Pole Vault | 11'0" | 11' D. Parker | Imp. | 10'6" T. Cravey | Imp. | 10'6" C. Chandler | Imp. | 9' S. Valentine | Imp. | | | | | 15 | 0 | | | |
| Discus | 130'1" | 130'1" Doug Wine | Imp. | 117'7" Doug Cox | Imp | 111'2" R. Shaw | Imp. | 109'0" G. Davis | Imp. | 97'11" R. Lundquist | Gr. | | | 15 | 1 | | | |
| 3200 M. Run | 11:30.7 | 11:30.7 K. Williams | Imp. | 12:08.1 G. Snyder | Imp. | 12:44.3 Doug Jackman | Gr | 13:23.1 K. Humphreys | Imp | 14:37.2 M. Jahn | Imp. | | | 13 | 3 | | | |
| 3200 M. Relay | 9:23.8 | 9:28.8 Imperial | | 9:25.3 Grant | | | | | | | | | | 5 | 3 | | | |
| 110 M. H. Hurdles | 17.9 | 17.9 K. Kirwan | Imp. | 18.7 R. Harmon | Imp. | 18.9 B. Wine | Imp. | 19.4 B. Bullock | Gr | 20.8 T. Brown | Gr | | | 13 | 3 | | | |
| 100 M. Dash | 12.1 | 12.1 G. Snyder | Imp. | 12.4 Patrick | Gr | 12.7 R. Young | Gr. | 12.86 Turner | Gr. | 12.97 D. Jaeger | Imp. | | | 7 | 9 | | | |
| 400 M. Dash | 55.3 | 55.3 D. Fortik | Gr | 60.5 R. Lundquist | Gr | 60.5 R. Harmon | Imp. | 61.5 K. Williams | Imp. | 62.5 R Romine | Gr | | | 5 | 11 | | | |
| 1600 M. Run | 5:26.3 | 5:26.3 B. Poppe | Gr | 5:42.2 D. Jackman | Gr | 6:00.5 M. Jahn | Imp | 6:01.3 S. Valentine | Imp | 6:37.5 K. Humphreys | Imp. | | | 6 | 10 | | | |
| 400 M. Relay | 48.9 | 48.9 Imperial | | 50.3 Grant | | | | | | | | | | 5 | 3 | | | |
| 300 I.M. Hurdles | 48.8 | 48.8 K. Kirwan | Imp | 48.9 D. Parker | Imp. | 50.3 B. Bullock | Gr | 51.5 S. Rezac | Gr. | 52.0 R. Harmon | Imp. | | | 11 | 5 | | | |
| 800 M. Run | 2:14.4 | 2:14.4 G. Snyder | Imp. | 2:15.5 R. Romine | Gr. | 2:21.4 B. Wine | Imp | 2:25.6 K. Williams | Imp | 2:28.3 C. Chandler | Imp. | | | 12 | 4 | | | |
| 200 M. Dash | 26.2 | 26.2 D. Jaeger | Imp | 26.5 Patrick | Gr. | 26.5+ D. Loetfler | Imp | 26.8 G. Dillan | Imp. | 28.1 D. Jackman | Imp. | Tie 28.1 R. Friemel | Imp | 11½ | 4½ | | | |
| 1600 M. Relay | 4:12.0 | 4:12.8 Grant | | 4:21.9 Imperial | | | | | | | | | | 3 | 5 | | | |
| | | | | | | | | | | | | | | | | | | |

*Do not write in this event column until finish card is official.

TOTAL SCORES 166½ 79½

Date ..... Place ..... Class .....

# THE TRI-AMERICAN TRACK AND FIELD SCORE SHEET

| EVENT * | Time and Distance | First Place 10 | School | Second Place 8 | School | Third Place 6 | School | Fourth Place 4 | School | Fifth Place 2 | School | Sixth Place 1 | School | Gering | Mitchell | Sidney | Alliance | Morrill |
|---|---|---|---|---|---|---|---|---|---|---|---|---|---|---|---|---|---|---|
| Shot Put | 53' 4 3/4" | 53' 4 3/4" J. Bott | Mor. | 52' 8" T. Heins | Mor. | 51' 9" R. Randall | Bay. | 50' 10 1/4" M. Daum | Kim. | 50' 9 1/2" M. Jaeger | Imp. | 48' 5 1/4" D. Duncan | Mit. | | 1 | | | 18 |
| Triple Jump | 44' 8" | C. Barnwell | Ger. | K. Beckler | Gra. | L. Porras | Ger. | B. Kraay | Ger. | J. Miles | Bay. | G. Hammond | All. | 20 | | | 1 | |
| Pole Vault | 13' 0" | 13' A. Bauman | Imp. | 13' T. Tinsley | Mit. | 12' 6" R. Sides | Ger. | 12' 6" J. Soto | Kim. | 12' B. Deboer | Mit. | 12' K. Wolf | Chap. | 6 | 10 | | | |
| High Jump | 6' 2" | 6' 2" J. Wamsley | Sid. | 6' 2" M. Skinner | Sid. | 6' 2" J. Schneider | Kim. | 6' 2" K. Lempka | Mor. | 6' 2" T. Frost | Gor. | 6' 2" D. Lawrence | All. | | | 18 | 1 | 4 |
| Long Jump | 22' 7 1/2" | 22' 7 1/2" T. Marquez | Ger. | 22' 1 1/2" J. Krantz | Bay. | 21' 1/2" K. Lempka | Mor. | 20' 10" L. Johnson | Chap. | 20' 7 3/4" S. Akeson | Chap. | 20' 6 1/4" D. Navratil | Chad. | 10 | | | | 6 |
| Discus | 155' 10" | 155' 10" S. Bussinger | Sid. | 151' 11" M. Jaeger | Imp. | 149' 11" R Bussinger | Gor. | 147' 0" T. Heins | Mor. | 145' 10" J. Bott | Mor. | 144' 6" K. Stouffer | Rush. | | | 10 | | 6 |
| 400 M. Dash | 50.4 | 50.4 V. Vieyra | Craw. | 51.0 T. Tremain | Sid. | 51.4 T. Tietjen | Gra. | 51.4 J. Magdaleon | All. | 51.4 L. Johnson | Chap. | 51.8 K. Hodges | Lodg. | | | 8 | 3 | |
| 3200 M. Run | 10:11.7 | 10:11.7 B. Simones | Chad. | 10:22.2 D. Medina | Mit. | 10:45.6 Dodd Cox | Imp. | 10:46.6 R. Steffans | All. | | Gor. | 11:02.6 D. Wounded Arrow | Chad. | 9 | 8 | | 6 | |
| 3200 M. Relay | 8:18.2 | 8:18.2 Alliance | | 8:31.8 Grant | | 8:31.9 Lodgepole | | 8:36.0 Gering | | 8:43.2 Morrill | | 8:50.5 St. Pats | | 4 | | | 10 | 2 |
| 110 M.H. Hurdles | 14.7 | 14.7 M. Peterson | Ger. | 14.7 T. Tremain | Sid. | 15.2 M. McMurtry | Mit. | 15.3 D. Alves | Pott. | 15.3 K. Beckler | Gra. | 15.4 M. Halley | Mor. | 10 | 6 | 8 | | 1 |
| 100 M. Dash | 11.0 | 11.0 T. Ritterbush | Mit. | 11.0 L. Johnson | Chap. | 11.3 S. Prusia | Gor. | 11.3 V. Vieyra | Craw. | 11.3 S. Hill | Ger. | 11.4 J. Tomlin | All. | 2 | 10 | | 1 | |
| 800 M. Dash | 1:59.3 | 1:59.3 S. Martinez | Ger. | 2:00.2 J. Magdeland | All. | 2:00.8 R. McKibbon | Ger. | 2:00.8 D. Draper | Imp. | 2:02.1 G. Wilward | Harr. | 2:03.0 E. Pelton | Craw. | 16 | | | 8 | |
| 200 M. Dash | 22.5 | 22.5 T. Ritterbush | Mit. | 22.7 L. Johnson | Chap. | 22.9 V. Vieyra | Craw. | 23.4 J. Tomlin | All. | 23.8 Tim Marquez | Ger. | 24.3 Tom Marquez | Ger. | 3 | 10 | | 4 | |
| 300 I.M. Hurdles | 40.8 | 40.8 T. Tremain | Sid. | 41.3 S. Hessler | Mit. | 41.5 D. Alves | Pott. | 42.1 D. Moore | Rush. | 42.1 M. Halley | Mor. | 42.2 T. Rector | Bay. | | 8 | 10 | | 2 |
| 1600 M. Run | 4:36.8 | 4:36.8 J. Magdaleon | All. | 4:47.5 B. Grier | All. | 4:53.3 D. Medina | Mit. | 4:55.7 T. Groshans | Gra. | 4:58.0 M. Marstas | Mit. | 4:58.7 B. Nuss | Ger. | 1 | 8 | | 18 | |
| 400 M. Relay | 44.3 | 44.3 Gering | | 44.7 Mitchell | | 45.0 Sidney | | 45.2 Kimball | | 46.2 Morrill | | 45.9 Imperial | | 10 | 8 | 6 | | 2 |
| 1600 M. Relay | 3:27.0 | 3:27.0 Gering | | 3:27.0 Alliance | | 3:34.7 Morrill | | 3:37.6 Imperial | | 3:38.7 Kimball | | 3:38.9 Sidney | | 10 | | 1 | 8 | 6 |
| | | | | | | | | | | | | | | | | | | |
| | | | | | | | | | | | | | | 92 | 69 | 61 | 60 | 47 |

*Do not write in this event column until finish card is official.

TOTAL SCORES

# Boys Results

## le Jump

| | | | |
|---|---|---|---|
| Jeff Krantz | Bay. | 12 | 44'2½" |
| John Meissner | Suth. | 11 | 43'4" |
| Pat Fleece | Suth. | 12 | 42'1½" |
| Brian Maassen | Her. | 12 | 40'11" |
| Jody Miles | Bay. | 9 | 40'10" |
| Steve Poppe | Osh. | 10 | 40'5½" |

## 3200 Relay

| | | |
|---|---|---|
| 1. | Imperial | 8:30.3 |
| 2. | Grant | 8:39.0 |
| 3. | Morrill | 8:52.8 |
| 4. | NPSP | 8:52.9 |
| 5. | Bayard | 9:02.3 |
| 6. | Rushville | 9:07.8 |

## us

| | | | |
|---|---|---|---|
| Kelly Stouffer | Rush. | 12 | 146'1" |
| Jeff Bott | Mor. | 12 | 145'2" |
| Mike Jaeger | Imp. | 12 | 143'2" |
| Joe Beem | Suth. | 12 | 141'6" |
| Todd Heinz | Mor. | 12 | 138'3" |
| Anthbny Shopp | Imp. | 11 | 137'10" |

## High Jump

| | | | | |
|---|---|---|---|---|
| 1. | Kevin Lempka | Mor. | 12 | 6'2" |
| 2. | Kelly Beckler | Gra. | 12 | 6'2" |
| 3. | Bruce Wine | Imp. | 9 | 6'0 |
| 4. | Greg Walline | Imp. | 9 | 5'10" |
| 5. | Brian Maassen | Her. | 12 | 5'8" |
| 6. | Ron Michael | Bay. | 10 | 5'8" |

## Dash

| | | | |
|---|---|---|---|
| Steve Jobman | Osh. | 12 | 51.6 |
| Ted Tietjen | Gra. | 12 | 52.0 |
| Denny Draper | Imp. | 11 | 52.3 |
| Shawn Mohrman | Bpt. | 9 | 52.4 |
| Jay Derr | Mor. | 12 | 53.1 |
| Vince Vieyra | Craw. | 10 | 53.3 |

## Shot Put

| | | | | |
|---|---|---|---|---|
| 1. | Jeff Bott(record) | Mor. | 12 | 59'1 3/4" |
| 2. | Todd Heinz | Mor. | 12 | 53'8¼" |
| 3. | Mike Jaeger | Imp. | 12 | 51'6½" |
| 4. | Randy Randall | Bay. | 12 | 51'3" |
| 5. | Joe Beam | Suth. | 12 | 50'1¼" |
| 6. | Doug Wine | Imp. | 10 | 48'11½" |

## Vault

| | | | |
|---|---|---|---|
| Andy Baumen | Imp. | 10 | 14'4¼" |
| Grant Fisher | Hy. | 11 | 11'6" |
| Lloyd Smith | Mor. | 10 | 11'6" |
| Dave Parker | Imp. | 11 | 11'6" |
| Kent Petersen | Rush. | 11 | 11' |
| Todd Menghini | Osh. | 12 | 11' |

## 100m Dash

| | | | | |
|---|---|---|---|---|
| 1. | Dan Fortik | Gra. | 11 | 11.4 |
| 2. | Steve Clouatre | NPSP | 11 | 11.4 |
| 3. | Dave Notzelman | Nin. | 11 | 11.6 |
| 4. | Vince Vieyra | Craw. | 11 | 11.6 |
| 5. | Kelly Hufford | Min. | 11 | 12.0 |
| 6. | Morriss Kakuda | Mor. | 12 | 12.0 |

## n Run

| | | | |
|---|---|---|---|
| Todd Cox | Imp. | 12 | 10:25.2 |
| Tom Ritz | Mor. | 12 | 10:31.4 |
| Quent Bourn | Rush. | 11 | 10:50.9 |
| Brian Beatty | Mor. | 12 | 10:55.2 |
| Ben Williams | Imp. | 10 | 10:58.4 |
| Jerry Donson | NPSP | | 10:58.5 |

## 800m Run

| | | | | |
|---|---|---|---|---|
| 1. | Steve Jobman | Osh. | 12 | 2:03.0 |
| 2. | Denny Draper | Imp. | 11 | 2:03.9 |
| 3. | Ed Pelton | Craw. | 11 | 2:05.7 |
| 4. | Jim Zajic | Hem. | 10 | 2:06.7 |
| 5. | Chris Kauta | Her. | 11 | 2:06.9 |
| 6. | John Rebuck | Mor. | 11 | 2:09.7 |

## Jump

| | | | |
|---|---|---|---|
| Jeff Krantz | Bay. | 12 | 21'2" |
| Kevin Lempka | Mor. | 12 | 20'9¼" |
| John Meissner | Suth. | 11 | 20'5" |
| Dan Fortik | Gra. | 11 | 20'2" |
| Jim Smith | Bay. | 10 | 19'11½" |
| Andy Bauman | Imp. | 10 | 19'7" |

## 100m High Hurdles

| | | | | |
|---|---|---|---|---|
| 1. | Dan Moore | Rush. | 11 | 15.1 |
| 2. | John Meissner | Suth. | 11 | 15.2 |
| 3. | Mike Halley | Mor. | 11 | 15.4 |
| 4. | Tim Rector | Bay. | 10 | 15.5 |
| 5. | Kelly Beckler | Gra. | 12 | 15.5 |
| 6. | Tom Johnson | Her. | 12 | 15.5 |

[redacted]

## Int. Hurdles

| | | | |
|---|---|---|---|
| Mike Halley | Mor. | 11 | 41.0 |
| Terry Hinn | Rush. | 12 | 41.1 |
| Rory Bevins | Mor. | 11 | 41.7 |
| Dan Moore | Rush, | 11 | 41.8 |
| Mike Fleshman | NPSP | 12 | 42.2 |
| Tim Rector | Bay. | 10 | 42.2 |

## n Dash

| | | | |
|---|---|---|---|
| Jeff Krantz | Bay. | 12 | 22.6 |
| Vince Vieyra | Craw. | 11 | 23.0 |
| Dave Notzelman | Min | 12 | 23.2 |
| Steve Clouatre | NPSP | 11 | 23.4 |
| Mike Jaeger | Imp. | 12 | 23.4 |
| Kerry Hufford | Min. | 11 | 23.6 |

## )m Run

| | | | |
|---|---|---|---|
| Dodd Cox | Imp. | 12 | 4:47.1 |
| Tim Groshans | Gra. | 12 | 4:50.8 |
| Dana Jepersen | Hem. | 11 | 4:53.3 |
| Tom Ritz | Mor. | 12 | 4:56.0 |
| Gary Snyder | Imp. | 10 | 5:00.9 |
| Harold White | Craw. | 11 | 5:01.2 |

## n Relay

| | |
|---|---|
| Morrill | 44.9 |
| Bayard | 45.9 |
| Imperial | 46.0 |
| Rushville | 46.5 |
| Hershey | 47.4 |
| Hyannis | 47.6 |

## ) m Relay

| | |
|---|---|
| Imperial | 3:32.0 |
| Morrill | 3:32.9 |
| Oshkosh | 3:39.1 |
| Hershey | 3:44.2 |
| Bayard | 3:47.0 |
| Minatare | 3:47.9 |

## Team Results

| | | |
|---|---|---|
| 1. | Morrill | 118 |
| 2. | Imperial | 104 |
| 3. | Bayard | 56 |
| 4. | Grant | 48 |
| 5. | Rushville | 45 |
| 6. | Sutherland | 34 |
| 7. | Oshkosh | 28 |
| 8. | Crawford | 20 |
| 9. | Minatare | 18 |
| | N. Platte | 18 |
| 10. | Hershey | 15 |
| 11. | Hemingford | 10 |
| 12. | Hyannis | 9 |

| EVENT | PLACE | COMPETITOR | SCHOOL | TIME HEIGHT DISTANCE | EVENT | PLACE | COMPETITOR | SCHOOL | TIME HEIGHT DISTANCE |
|---|---|---|---|---|---|---|---|---|---|
| | 1 | | | | | 1 | | | |
| | 2 | | | | | 2 | | | |
| | 3 | | | | | 3 | | | |
| | 4 | | | | | 4 | | | |
| | 5 | | | | | 5 | | | |
| | 6 | | | | | 6 | | | |
| | 1 | | | | | 1 | | | |
| | 2 | | | | | 2 | | | |
| | 3 | | | | | 3 | | | |
| | 4 | | | | | 4 | | | |
| | 5 | | | | | 5 | | | |
| | 6 | | | | | 6 | | | |
| | 1 | | | | | 1 | | | |
| | 2 | | | | | 2 | | | |
| | 3 | | | | | 3 | | | |
| | 4 | | | | | 4 | | | |
| | 5 | | | | | 5 | | | |
| | 6 | | | | | 6 | | | |
| | 1 | | | | | 1 | | | |
| | 2 | | | | | 2 | | | |
| | 3 | | | | | 3 | | | |
| | 4 | | | | | 4 | | | |
| | 5 | | | | | 5 | | | |
| | 6 | | | | | 6 | | | |

## TEAM STANDINGS AND POINTS

# FINAL RESULTS

**MEET** _____ **HELD AT** _____ **DATE** _____

| EVENT | PLACE | COMPETITOR | SCHOOL | TIME HEIGHT DISTANCE | EVENT | PLACE | COMPETITOR | SCHOOL | TIME HEIGHT DISTANCE |
|---|---|---|---|---|---|---|---|---|---|
| | 1 | | | | | 1 | | | |
| | 2 | | | | | 2 | | | |
| | 3 | | | | | 3 | | | |
| | 4 | | | | | 4 | | | |
| | 5 | | | | | 5 | | | |
| | 6 | | | | | 6 | | | |
| | 1 | | | | | 1 | | | |
| | 2 | | | | | 2 | | | |
| | 3 | | | | | 3 | | | |
| | 4 | | | | | 4 | | | |
| | 5 | | | | | 5 | | | |
| | 6 | | | | | 6 | | | |
| | 1 | | | | | 1 | | | |
| | 2 | | | | | 2 | | | |
| | 3 | | | | | 3 | | | |
| | 4 | | | | | 4 | | | |
| | 5 | | | | | 5 | | | |
| | 6 | | | | | 6 | | | |
| | 1 | | | | | 1 | | | |
| | 2 | | | | | 2 | | | |
| | 3 | | | | | 3 | | | |
| | 4 | | | | | 4 | | | |
| | 5 | | | | | 5 | | | |
| | 6 | | | | | 6 | | | |
| | 1 | | | | | 1 | | | |
| | 2 | | | | | 2 | | | |
| | 3 | | | | | 3 | | | |
| | 4 | | | | | 4 | | | |
| | 5 | | | | | 5 | | | |
| | 6 | | | | | 6 | | | |

Date ... Place Backyard Class B-C-D

| Chappell | Crawford | Kimball | Bayard | Lodgepole | Gordon | Chadron | Potter | Harrisburg | Sidney St Pats | Rushville |
|---|---|---|---|---|---|---|---|---|---|---|
| | | 4 | 6 | | | | | | | |
| | | | 2 | | | | | | | |
| | | 4 | | | | | | | | |
| | | 6 | | | 2 | | | | | |
| | | | 8 | | | 1 | | | | |
| | | | | | 6 | | | | | 1 |
| | 10 | | | 1 | | | | | | |
| | | | | | 2 | 10 | | | | |
| | | | | 6 | | | | | 1 | |
| | | | | | | | 4 | | | |
| | 4 | | | | 6 | | | | | |
| | 1 | | | | | | | 2 | | |
| | 6 | | | | | | | | | |
| | | | 1 | | | | 6 | | | 4 |
| | | | | | | | | | | |
| | | 4 | | | | | | | | |
| | | 2 | | | | | | | | |
| | | | | | | | | | | |
| 6 | 21 | 20 | 17 | 7 | 12 | 12 | 10 | 2 | 1 | 5 |

Most

| EVENT * | Time and Distance | First Place 10 | School | Second Place 8 | School | Third Place 6 | School | Fourth Place 4 | School | Fifth Place 2 | School | Sixth Place 1 | School | Morrill | Imperial | Bayard | Grant | Rushville |
|---|---|---|---|---|---|---|---|---|---|---|---|---|---|---|---|---|---|---|
| Triple Jump | 44'2½" | 44'2½" J. Krantz | Bay. | 43'4" J. Meissner | Suth | 42'1½" P. Fleecs | Suth | 40'11" B. Maassen | Her. | 40'10" J. Miles | Bay. | 40'5½" S. Poppe | Osh. | | | 12 | | |
| Discus | 146'1" | 146'1" K. Stouffer | Rush | 145'2" J. Bott | Mor. | 143'2" M. Jaeger | Imp. | 141'6" J. Beem | Suth | 138'3" T. Heinz | Mor. | 137'10" A. Shopp | Imp. | 10 | 7 | | | 10 |
| Pole Vault | 14'4¼" | 14'4¼" A. Bauman | Imp. | 11'6" G. Fisher | Hya. | 11'6" F. Smith | Mor. | 11'6" D. Parker | Imp. | 11' K. Peterson | Rush | 11' T. Menghini | Osh. | 6 | 14 | | | 2 |
| Long Jump | 21'2" | 21'2" J. Krantz | Bay. | 20'9¼" K. Lempka | Mor. | 20'5" J. Meissner | Suth | 20'2" D. Fortik | Gra. | 19'11½" J. Smith | Bay. | 19'7" A. Bauman | Imp. | 8 | 1 | 12 | 4 | |
| High Jump | 6'2" | 6'2" K. Lempka | Mor. | 6'2" K. Beckler | Gra. | 6'0" B. Wine | Imp. | 5'10" G. Wallin | Imp. | 5'8" B. Maassen | Her. | 5'8" R. Michael | Bay. | 10 | 10 | 1 | 8 | |
| Shot Put | 59'1¾" | 59'1¾" J. Bott | Mor. | 53'8¼" T. Heinz | Mor. | 51'6½" M. Jaeger | Imp. | 51'3" R. Randall | Bay | 50'1¼" J. Beem | Suth | 48'11½" D. Wine | Imp. | 18 | 7 | 4 | | |
| 400 M. Dash | 51.6 | 51.6 S. Jobman | Osh. | 52.0 T. Tietjen | Gra. | 52.3 D. Draper | Imp. | 52.4 S. Mohrman | Bpt. | 53.1 J. Derr | Mor. | 53.3 V. Vieyra | Crow. | 2 | 6 | | 8 | |
| 3200 M. Run | 10:25.2 | 10:25.2 Dodd Cox | Imp. | 10:31.4 T. Ritz | Mor. | 10:50.9 Q. Bourn | Rush. | 10:55.2 B. Beatty | Mor. | 10:58.4 K. Williams | Imp | 10:58.5 J. Dodson | St. Pat | 12 | 12 | | | 6 |
| 3200 M. Relay | 8:30.3 | 8:30.3 Imperial | | 8:39.0 Grant | | 8:52.8 Morrill | | 8:52.9 St. Pats | | 9:02.3 Bayard | | 9:07.8 Rushville | | 6 | 10 | 2 | 8 | 1 |
| 100 M. Dash | 11.4 | 11.4 D. Fortik | Gra. | 11.4 S. Clouarte | St. Pat | 11.6 D. Notzelman | Min. | 11.6 V. Vieyra | Crow. | 12.0 K. Hufford | Min | 12.0 M. Kakuda | Mor. | 1 | | | 10 | |
| 800 M. Run | 2:03.0 | 2:03.0 S. Jobman | Osh. | 2:03.9 D. Draper | Imp. | 2:05.7 E. Pelton | Crow | 2:06.7 J. Zajic | Hem | 2:06.9 C. Kauta | Her. | 2:09.7 J. Rebuck | Mor. | 1 | 8 | | | |
| 100 M.H. Hurdles | 15.1 | 15.1 D. Moore | Rush | 15.2 J. Meissner | Suth | 15.4 M. Halley | Mor | 15.5 T. Rector | Bay. | 15.5 K. Beckler | Gra. | 15.5 T. Johnson | Her. | 6 | | 4 | 2 | 10 |
| 300 I.M. Hurdles | 41.0 | 41.0 M. Halley | Mor. | 41.1 T. Hinn | Rush | 41.7 R. Bevins | Mor. | 41.8 D. Moore | Rush | 42.2 M. Fleshman | St. Pat | 42.2 T. Rector | Bay. | 16 | | 1 | | 14 |
| 200 M. Dash | 22.6 | 22.6 J. Krantz | Bay. | 23.0 V. Vieyra | Crow. | 23.2 D. Notzelman | Min. | 23.4 S. Clouarte | St. Pat | 23.4 M. Jaeger | Imp | 23.6 K. Hufford | Min. | | 2 | 10 | | |
| 1600 M. Run | 4:47.1 | 4:47.1 Dodd Cox | Imp. | 4:50.8 T. Groshans | Gra. | 4:53.3 D. Jepersen | Hem | 4:56.0 T. Ritz | Mor. | 5:00.9 G. Snyder | Imp | 5:01.2 H. White | Crow | 4 | 12 | | 8 | |
| 400 M. Relay | 44.9 | 44.9 Morrill | | 45.0 Bayard | | 46.0 Imperial | | 46.5 Rushville | | 47.4 Hershey | | 47.6 Hyannis | | 10 | 6 | 8 | | 4 |
| 1600 M. Relay | 3:32.0 | 3:32.0 Imperial | | 3:32.9 Morrill | | 3:39.1 Oshkosh | | 3:44.2 Hershey | | 3:47.0 Bayard | | 3:47.9 Minatare | | 8 | 10 | 2 | | |
| | | | | | | | | | | | | | | | | | | |
| *Do not write in this event column until finish card is official. | | | | | | | | TOTAL SCORES | | | | | | 118 | 105 | 56 | 48 | 47 |

Date 9/11/58 Place Dayton Class C District

| Crawford | Minatare | St. Pats | Hershey | Hemingford | Hyannis | Bridgeport |
|---|---|---|---|---|---|---|
| | | | 4 | | | |
| | | | | | | |
| | | | | | 8 | |
| | | | | | | |
| | | | 2 | | | |
| | | | | | | |
| | | | | | | 4 |
| | | 1 | | | | |
| | | 4 | | | | |
| | 8 | 8 | | | | |
| | | | 2 | 4 | | |
| | | | 1 | | | |
| | | 2 | | | | |
| | 7 | 4 | | | | |
| | | | | 6 | | |
| | | | 2 | | 1 | |
| | 1 | | 4 | | | |
| | | | | | | |
| 0 | 16 | 19 | 15 | 10 | 9 | 4 |

Meet

# THE ALL-AMERICAN TRACK AND FIELD SCORE

| EVENT * | Time and Distance | First Place | School | Second Place | School | Third Place | School | Fourth Place | School | Fifth Place | School | Sixth Place | School | | | | | |
|---|---|---|---|---|---|---|---|---|---|---|---|---|---|---|---|---|---|---|
| 800 | | | | | | | | | | 2.00.5 A Draper | | | | 2 | | | | |
| Shot Put | | | | | | | | | | | | Mike Jaeger 52'2½ | | 1 | | | | |
| Pole Vault | 14'6" | 14'6" A Bauman | | | | | | | | | | | | 10 | | | | |
| 1600 | | 4:43 | | Dodd | | Cox | | | | | | | | | | | | |
| 3200 | | Dodd | | Cox | | 10:14 | | | | | | | | | | | | |
| | | | | | | | | | | | | | | | | | | |
| 3200 Rel | | | | | | 8:31.9 | | | | | | | | 6 | | | | |
| 1600 Rel | | | | | | ~~3:31.8~~ | | 3:31.8 | | | | | | 4 | | | | |
| | | | | | | | | | | | | | | | | | | |
| | | | | | | | | | | | | | | | | | | |
| | | | | | | | | | | | | | | | | | | |
| | | | | | | | | | | | | | | | | | | |
| | | | | | | | | | | | | | | | | | | |
| | | | | | | | | | | | | | | | | | | |
| | | | | | | | | | | | | | | | | | | |
| | | | | | | | | | | | | | | | | | | |
| | | | | | | | | | | | | | | | | | | |
| | | | | | | | | | | | | | | | | | | |
| | | | | | | | | | | | | | | | | | | |
| | | | | | | | | | | | | | | | | | | |

*Do not write in this event column until finish card is official.

TOTAL SCORES 23 6th Place

ATHLETIC SCORE BOOK CO.
1602 Edwin Avenue
Woodland, California 95695
Bus. (916) 666-5719
Res. (916) 666-0180

Book No. 103 (short) — THE ALL-AMERICAN TRACK AND FIELD SCORE BOOK—— Designed for dual meets, but will score 7 schools. Pages for 20 meets.

Book No. 104 (long) — THE ALL-AMERICAN TRACK AND FIELD SCORE BOOK—— For relay meets, invitationals, conference and dual meets. Allows for six places. Will score 34 schools. Pages for 12 meets.

Book No. 111 — THE FOOTBALL SCORE BOOK——New and improved, it provides a complete and accurate record of every play during each game. Easy to score. An invaluable aid to every coach. Pages for 12 games.

Book No. 120 — THE CROSS COUNTRY SCORE BOOK——Makes it easy to score and record your Cross Country meets. Scores 18 meets.

Book No. 130 — THE WRESTLING SCORE BOOK——Designed to provide a rapid and convenient method of scoring dual meets. Pages for 18 meets.

**SAMPLE OF SCORING**

| Event * | Time or Distance | First Place | School | Second Place | School | Third Place | School | Fourth Place | School | Fifth Place | School | Running Score EHS | | Running Score WHS | |
|---|---|---|---|---|---|---|---|---|---|---|---|---|---|---|---|
| 880 | 2:01.1 | WHITE | E | JOHNSON | W | BROWN | W | | | | | 5 | 5 | 4 | 4 |
| SHOT PUT | 51'11¾" | JONES | W | 48'7½" BLACK | E | 46'2" LOWE | W | | | | | 3 | 8 | 6 | 10 |

*Don't write in this Event Column until Finish Card or Result is Official.

# THE ALL-AMERICAN TRACK AND FIELD SCORE SHEET

Originated and Developed by
COACHES
Barkham Garner — C. L. Cain
C. A. Hastings — C. G. Zaun

Copyright 1937—Barkham Garner
All rights reserved

Form 104

## SCORING DIRECTIONS

**The following suggestions are made to the scorer, coach and schools in using the All-American Track and Field score sheet.**

**The scorer should not write in the order of events in the event column but enter the events as they are completed and reported by the head judge of finish. After recording the places in their respective columns the points are placed in the upper half of the scoring space. The running score is kept in lower half of the scoring space, usually in different color pencil. This enables the scorer to announce the exact score after each and every event.**

**These additional suggestions are offered to aid the scorer in keeping an efficient record: (1) In cases of ties write all names in the one space. (2) In case of a new school or meet record, circle the winning height, time or distance. (3) In case of a new school record in a field event scored by a place winner, the distance or height may be written in above the place winner's name.**

**The following suggestions may be helpful to the coaches in using this score sheet: (1) There is room to put in above a name the time, distance or height of the individual, if desired. Thus a season record of individual members of a team may be kept. (2) The names of the members of winning relay team may be written in the 4th and 5th spaces opposite the relay event. (3) The coach may encircle new school, district or League records.**

Finally, this sheet will score any meet from a dual or triangle meet to a League or district meet with any number of schools competing.

Junior colleges, colleges and universities can use the sheet as well as high schools as there is room for eighteen events to be scored which is ample to include all college events.

| EVENT * | Time and Distance | First Place 6 | School | Second Place 4 | School | Third Place 3 | School | Fourth Place 2 | School | Fifth Place 1 | School | Sixth Place | School | Imperial | | Wauneta | | |
|---|---|---|---|---|---|---|---|---|---|---|---|---|---|---|---|---|---|---|
| 2-Mile Run | 11:24.7 | 11:24.7 Dodd Cox | Tie Imp. | 11:24.7 M. Kunnemann | Imp. | 11:39.47 K. Williams | Imp. | 11:59.0 D. Carfield | Wau. | 12:04.5 C. Christner | Wau. | | | 13 | | 3 | | |
| Long Jump | 19'1" | 19'1" N. Schwenk | Wau. | 17'6" A. Bauman | Imp. | 16'6" D. Banks | Imp. | 16'3" R. Harmon | Imp. | 15'9" J. Dillan | Imp. | | | 10 | | 6 | | |
| Triple Jump | 39'6½" | 39'6½" D. Banks | Imp. | 35'2½" D. Buffington | Wau. | 34'1½" D. Parker | Imp. | | | | | | | 9 | | 4 | | |
| Pole Vault | 13'6" | 13'6" A. Bauman | Imp. | 10'6" T. Cravey | Imp. | 10'6" C. Chandler | Imp. | 10' D. Parker | Imp. | | | | | 15 | | 0 | | |
| Shot Put | 51'5" | 51'5" M. Jaeger | Imp. | 47'11" A. Shopp | Imp. | 45'3" D. Wine | Imp. | 37'7½" R. Friemel | Imp. | 37'5" R. Shaw | Imp. | | | 16 | | 0 | | |
| Discus | 154'3" | 154'3" A. Shopp | Imp. | 146'7" M. Jaeger | Imp. | 143'2" T. Cox | Imp. | 134'10" D. Wine | Imp. | 111' Doug Cox | Imp. | | | 16 | | 0 | | |
| 60 yd. H. Hurdles | 9.63 | 9.63 K. Kirwan | Imp. | 9.72 B. Wine | Imp. | 10.20 R. Harmon | Imp. | 10.75 M. Francis | Imp. | | | | | 15 | | 0 | | |
| 2-Mile Relay | 10:03.50 | 10:03.50 Imperial | | 10:57.06 Wauneta | | | | | | | | | | 5 | | 3 | | |
| High Jump | 5'6" | 5'6" B. Wine | Tie Imp. | 5'6" D. Parker | Imp. | 5'6" Doug Cox | Imp. | 5'2" J. Dillan | Imp. | 5' R. Harmon | Imp. | | | 16 | | 0 | | |
| 100 yd. dash | 11.57 | 11.57 D. Sharp | Imp. | 11.58 D. Klima | Wau. | 11.68 D. Resmondo | Wau. | 11.69 G. Snyder | Imp. | 12.47 T. Cravey | Imp. | | | 9 | | 7 | | |
| 440 yd. dash | 57.09 | 57.09 T. Cox | Imp. | 59.77 C. Bubak | Imp. | 78.92 K. Dart | Wau. | 80.58 Doug Cox | Imp. | 83.16 F. Hamilton | Imp. | | | 13 | | 3 | | |
| 1-Mile Run | 5:18.23 | 5:18.23 M. Kunnemann | Imp. | 5:19.30 Dodd Cox | Imp. | 5:31.24 K. Williams | Imp. | 5:43.68 D. Resmondo | Wau. | 5:51.97 D. Christner | Wau. | | | 13 | | 3 | | |
| 440 yd. Relay | 48.69 | 48.69 Imperial | | 51.24 Wauneta | | | | | | | | | | 5 | | 3 | | |
| 300 yd. I. Hurdles | 46.71 | 46.71 K. Kirwan | Imp. | 46.73 B. Wine | Imp. | 47.85 A. Bauman | Imp. | 51.67 D. Parker | Imp. | 57.72 M. Francis | Imp. | | | 16 | | 0 | | |
| 880 yd. dash | 2:19.61 | 2:19.61 G. Snyder | Imp. | 2:24.60 Dodd Cox | Imp. | 2:25.28 C. Bubak | Imp. | 2:27.17 M. Gordon | Wau. | 2:27.80 C. Chandler | Imp. | | | 14 | | 2 | | |
| 220 yd. dash | 25.15 | 25.15 N. Schwenk | Wau. | 25.30 D. Sharp | Imp. | 25.77 M. Jaeger | Imp. | 26.33 D. Klima | Wau. | 28.01 D. Loeffler | Imp. | | | 8 | | 8 | | |
| 1-Mile Relay | 4:12.48 | 4:12.48 Imperial | | 4:33.76 Wauneta | | | | | | | | | | 5 | | 3 | | |
| | | | | | | | | | | | | | | | | | | |
| *Do not write in this event column until finish card is official. | | | | | | | | TOTAL SCORES | | | | | | 198 | | 45 | | |

Date 5/26/82 Place Imperial Class Dual - Wauneta

| EVENT * | Time and Distance | First Place 10 | School | Second Place 8 | School | Third Place 6 | School | Fourth Place 4 | School | Fifth Place 2 | School | Sixth Place 1 | School | Imperial | Gothenburg | Ogallala | Goodland | Cozad |
|---|---|---|---|---|---|---|---|---|---|---|---|---|---|---|---|---|---|---|
| Shot Put | 50'1/2" | 50'1/2" M. Jaeger | Imp. | 48'2 1/2 D. Wine | Imp | 47'9 1/2" A. Shopp | Imp. | 44'10" Tickle | Oga. | 44'1 1/2" Keiser | Goth. | 42'4 1/2" Rangel | Coz. | 24 | 2 | 4 | - | 1 |
| Long Jump | 20'2 3/4" | 20'2 3/4" S. Parish | Coz | 19'3 1/2" Novacek | Goth. | 18'6 1/2" Benavides | Good. | 17'9 3/4" Bauman | Imp. | 17'8 3/4" Wichelt | Coz. | 17'6 1/4" Morton | Coz. | 4 | 8 | - | 6 | 13 |
| High Jump | 6'2" | 6'2" Jefflaass | Goth | 6'2" mastin | Good | 5'10" Bowman | Og | 5'10" Wine | Imp | 5'8" Thompson | Og | 5'6" Wallin | Imp | 5 | 10 | 8 | 8 | - |
| Pole Vault | 14'4" | 14'4" Novacek | Goth | 13' Kuxhausen | Goth | 12'6 Bauman | Imp | 12'6" Wetovick | Imp | 12' Ewert | Og | 11' Cravey | Imp | 7 | 18 | 2 | - | 4 |
| Discus | 149'1" | 149'1" Jaeger | Imp | 144'2 1/2" T. Cox | Imp | 132'10" Shopp | Imp | 119'8" Cook | Og | 117'3 1/2" Keiser | Goth | 117'1 1/2" Bassett | Og | 24 | 2 | 5 | - | - |
| Triple Jump | 39'2" | 39'2" Ewert | Og | 38'6 1/2" Banks | Imp | 38'3" Parker | Imp | 34'7 1/2" Cox | Imp | 34'5 1/4" Krazzestein | Goth | | | 18 | 2 | 10 | - | - |
| 60 yd. H.H. | 8.17 | 8.17 Lass | Goth. | 8.33 Novacek | Goth | 8.45 Ritterbush | Coz. | 9.00 Sanderson | Good. | 9.23 Garner | Goth | 9.33 Kirwan | Imp | 1 | 20 | - | 4 | 6 |
| 100 M. | 11.91 | 11.91 Parsons | Og | 12.02 McCreath | Og | 12.10 Fago | Good | 12.12 Mastin | Good | 12.21 Snyder | Imp | 12.27 Parish | Coz. | 2 | - | 18 | 10 | 1 |
| 1 MILE RUN | 5:00.97 | 5:00.97 Cox | Imp | 5:02.80 Kunnemann | Imp | 5:05.94 Hagge | Og | 5:07.41 Geiken | Goth | 5:10.31 Williams | Imp | 5:11.33 Parsons | Good. | 20 | 4 | 6 | 2 | - |
| 440yd. Dash | 52.60 | 52.60 D. Draper | Imp | 53.17 T. Pramberg | Goth | 53.79 R. Ostegard | Goth | 54.35 T. McCreath | Og | 54.51 T. Mannon | Goth | 54.56 T. Cox | Imp | 11 | 14 | 4 | - | - |
| 880 yd. Run. | 2:03.82 | 2:03.82 Draper | Imp | 2:07.04 Upcum | Coz. | 2:07.25 Pramberg | Goth | 2:08.37 Jensen | Good | 2:09.43 McCreath | Og | 2:13.42 Ewert | Og | 10 | 6 | 3 | 4 | 9 |
| 300 I.m. HUR. | 42.13 | 42.13 Novacek | Goth | 43.18 Laass | Goth | 43.65 Maley | Og | 44.32 Sanderson | Good | 45.23 Elliot | Good | 45.89 Wine | Imp | 1 | 18 | 6 | 6 | - |
| 220 yd. dash | 24.01 | 24.01 Parsons | Og | 24.13 Sharp | Imp | 24.25 Ostegard | Goth | 24.27 Jaeger | Imp | 24.58 McCreath | Og | 2501 Defruiter | Goth | 12 | 8 | 12 | - | - |
| 2 mile run | 10:48.56 | 10:48.56 D. Cox | Imp | 10:51.58 Kunnemann | Imp | 11:02.64 Hagge | Og | 11:07.22 Parsons | Good | 11:12.25 Flesch | Goth | 11:15.81 Garner | Coz | 18 | 12 | 6 | - | 1 |
| 2 mile Relay | 8.56.03 | 8:56.03 | Goth | 8:56.77 | Good | 9:25.66 | Og | 9:46.23 | Imp | 10:40.00 | Coz. | | | 4 | 10 | 6 | 8 | 2 |
| 440yd Relay | 46.85 | 46.85 | Imp | 47.33 | Og | 47.44 | Coz. | 48.32 | Good | 48.50. | Goth | | | 10 | 2 | 8 | 4 | 6 |
| mile RELAY | 3:39.82 | 3:39.82 | Goth | 3:40.56 | Imp | 3:46.16 | Og | 4:11.08 | Coz. | | | | | 8 | 10 | 6 | - | 4 |
| | | | | | | | | | | | | | | | | | | |

*Do not write in this event column until finish card is official.

TOTAL SCORES 179 137 104 55 46

# ATHLETIC SCORE BOOK CO.

1602 Edwin Avenue
Woodland, California 95695
Bus. (916) 666-5719
Res. (916) 666-0180

Book No. 103 (short) — THE ALL-AMERICAN TRACK AND FIELD SCORE BOOK—— Designed for dual meets, but will score 7 schools. Pages for 20 meets.

Book No. 104 (long) — THE ALL-AMERICAN TRACK AND FIELD SCORE BOOK—— For relay meets, invitationals, conference and dual meets. Allows for six places. Will score 34 schools. Pages for 12 meets.

Book No. 111 — THE FOOTBALL SCORE BOOK——New and improved, it provides a complete and accurate record of every play during each game. Easy to score. An invaluable aid to every coach. Pages for 12 games.

Book No. 120 — THE CROSS COUNTRY SCORE BOOK——Makes it easy to score and record your Cross Country meets. Scores 18 meets.

Book No. 130 — THE WRESTLING SCORE BOOK——Designed to provide a rapid and convenient method of scoring dual meets. Pages for 18 meets.


## SAMPLE OF SCORING

| Event * | Time or Distance | First Place | School | Second Place | School | Third Place | School | Fourth Place | School | Fifth Place | School | Running Score EHS | | Running Score WHS |
|---|---|---|---|---|---|---|---|---|---|---|---|---|---|---|
| 880 | 2:01.1 | WHITE | E | JOHNSON | W | BROWN | W | | | | | 5 5 | / | 4 4 / |
| SHOT PUT | 51'11¾" | JONES | W | 48'7½" BLACK | E | 46'2" LOWE | W | | | | | 3 8 | / | 6 10 / |

*Don't write in this Event Column until Finish Card or Result is Official.

# THE ALL-AMERICAN TRACK AND FIELD SCORE SHEET

Originated and Developed by

**COACHES**

**Barkham Garner** — **C. L. Cain**
**C. A. Hastings** — **C. G. Zaun**


Copyright 1937—Barkham Garner
All rights reserved


Form 104

## SCORING DIRECTIONS

**The following suggestions are made to the scorer, coach and schools in using the All-American Track and Field score sheet.**

**The scorer should not write in the order of events in the event column but enter the events as they are completed and reported by the head judge of finish. After recording the places in their respective columns the points are placed in the upper half of the scoring space. The running score is kept in lower half of the scoring space, usually in different color pencil. This enables the scorer to announce the exact score after each and every event.**

**These additional suggestions are offered to aid the scorer in keeping an efficient record: (1) In cases of ties write all names in the one space. (2) In case of a new school or meet record, circle the winning height, time or distance. (3) In case of a new school record in a field event scored by a place winner, the distance or height may be written in above the place winner's name.**

**The following suggestions may be helpful to the coaches in using this score sheet: (1) There is room to put in above a name the time, distance or height of the individual, if desired. Thus a season record of individual members of a team may be kept. (2) The names of the members of winning relay team may be written in the 4th and 5th spaces opposite the relay event. (3) The coach may encircle new school, district or League records.**

Finally, this sheet will score any meet from a dual or triangle meet to a League or district meet with any number of schools competing.

Junior colleges, colleges and universities can use the sheet as well as high schools as there is room for eighteen events to be scored which is ample to include all college events.

| EVENT * | Time and Distance | First Place | School | Second Place | School | Third Place | School | Fourth Place | School | Fifth Place | School | Sixth Place | School | | | | | |
|---|---|---|---|---|---|---|---|---|---|---|---|---|---|---|---|---|---|---|
| | | | | | | | | | | | | | | | | | | |
| | | | | | | | | | | | | | | | | | | |
| | | | | | | | | | | | | | | | | | | |
| | | | | | | | | | | | | | | | | | | |
| | | | | | | | | | | | | | | | | | | |
| | | | | | | | | | | | | | | | | | | |
| | | | | | | | | | | | | | | | | | | |
| | | | | | | | | | | | | | | | | | | |
| | | | | | | | | | | | | | | | | | | |
| | | | | | | | | | | | | | | | | | | |
| | | | | | | | | | | | | | | | | | | |
| | | | | | | | | | | | | | | | | | | |
| | | | | | | | | | | | | | | | | | | |
| | | | | | | | | | | | | | | | | | | |
| | | | | | | | | | | | | | | | | | | |
| | | | | | | | | | | | | | | | | | | |
| | | | | | | | | | | | | | | | | | | |
| | | | | | | | | | | | | | | | | | | |
| *Do not write in this event column until finish card is official. | | | | | | | | TOTAL SCORES | | | | | | | | | | |

| EVENT * | Time and Distance | First Place 10 | School | Second Place 8 | School | Third Place 6 | School | Fourth Place 4 | School | Fifth Place 2 | School | Sixth Place 1 | School | Imperial | Gothenburg | Ogallala | Goodland | Cozad |
|---|---|---|---|---|---|---|---|---|---|---|---|---|---|---|---|---|---|---|
| Shot | 49'5½ | D. Dishman | Goth | A. 48'4½ Shopp | Imp | S. Rangel 48'2" | Coz | D. Wine 47'9" | Imp | G Davis 45' | Imp | R Tickle 44'7½ | Og | 14 | 10 | 1 | – | 6 |
| Long Jump | 20'4¼ | Curtis | Og. | Rowan 19'8½ | Goth | Bowman 19'3¼ | Imp | Mastin 19'2" | Good | S. Parish 18'11½ | Coz | Banks 18'5" | Imp | 7 | 8 | 10 | 4 | 2 |
| High Jump | 6'2" | Mastin | Good | Ostergaard 6'0" | Goth | Parker 5'8 | Imp | Walline 5'6" | Imp | Bowman 5'6" | Og | Schwanz 5'6" | Goth | 9 | 9 | 3 | 10 | – |
| Pole Vault | 15'0" | Novecek | Goth | Bowman 15'0 | Imp | Creucy 12'0 | Imp | RitHacher | | Wickliff 11'6" | Coz | Parker | Imp | 14½ | 15 | – | – | 1½ |
| Discus | 135'1" | Skopp | Imp | Cox 132'4" | Imp | Cook 129'0 | Og | Juanda 128'3½ | Og | Wine 124'11" | Imp | Montgomery 123'9" | Coz | 20 | – | 10 | – | 1 |
| Triple Jump | 39'9½ | Curtis | Og | Banks 39'8½ | Imp | Parker 38'4½ | Imp | Rowen 37'5" | Goth | Wellin 36'8¼ | Imp | Higley 33'3" | Coz | 16 | 4 | 10 | – | 1 |
| 60yd H.H. | 8.19 | Novecek | Goth | Ritterbush 8.21 | Coz | Parrish | Coz | Moley 8.25 | Og | Harmon 8.97 | Imp | Brauer 9.1 | Imp | 3 | 10 | 4 | – | 14 |
| 100 Met. D. | 11.46 | Rowan | Goth | Parsons 11.67 | Og | McCreath 11.84 | Og | Griffis 11.85 | Coz | Snyder | Imp | Fago 11.99 | Good | 2 | 10 | 14 | 1 | 4 |
| 1600 yd Run | 4:47.6 | Elipse | Good | Kunnemann 4:49.4 | Imp | Snyder 4:50.4 | Imp | Palmquist 4:58.8 | Good | Leverton 5:02.41 | Good | Hagge 5:06.0 | Og | 14 | – | 1 | 16 | – |
| 440 yd Dash | 51.54 | Pramberg | Goth | Draper 52.1 | Imp | Ostergaard 52.1 | Goth | Bulak 55.7 | Imp | Kuhlmann 56.4 | Og | Barnett 57.9 | Og | 12 | 16 | 3 | – | – |
| 880 yd Run | 2:05.9 | Draper | Imp | Yocum 2:07.7 | Coz | Fenton 2:12.1 | Good | Mannon 2:13.6 | Goth | Bulak 2:14.7 | Imp | Fethers 2:15.8 | Imp | 13 | 4 | – | 6 | 8 |
| 300 I.M. Hurd | 40.7.2 | Novecek | Goth | Moley 41.08 | Og | Hague 41.08 | Goth | Kuhlmann 41.9.2 | Og | Parish 41.96 | Coz | Sanderson 45.02 | Good | 0 | 16 | 12 | 1 | 4 |
| 220 yd Dash | 23.97 | Parson | Og | McCreath 24.4 | Og | Griffis 24.58 | Coz | Stubbs 24.8 | Goth | Curtis 25.17 | Og | Sharp 25.18 | Imp | 1 | 4 | 20 | – | 6 |
| 2 Mi Relay | 10.19.1 | Kunnemann | Imp | Palmquist 10:35.3 | Good | Leverton 10:36.5 | Good | Williams 10.53.3 | Og | Fethers 11.09.71 | Imp | Hagge 11.30.04 | Og | 12 | – | 5 | 14 | – |
| 2 mi R 3200 Rel | 8.43.8 | Goodland | | Gothenburg 9.03.1 | | Imperial 9:14.5 | | Ogallala 9.14.8 9.27.2 | | | | | | 6 | 8 | 4 | 10 | – |
| 440 Rel | 47.59 | Ogallala | | Goodland 48.48 | | Cozad 58.10 | | | | | | | | – | – | 10 | 8 | 6 |
| 1600 1. Mile Rel | 3.37.5 | Gothenburg | | Imperial 3.42.8 | | Ogallala 3.44.2 | | Goodland 3.55.9 | | Cozad 4.07.7 | | | | 8 | 10 | 6 | 4 | 2 |
| | | | | | | | | | | | | | | | | | | |
| | | | | | | | | | | | | | | ~~14½~~ 15½ | 121 | 113 | 74 | 54½ |

*Do not write in this event column until finish card is official.

TOTAL SCORES

| EVENT * | Time and Distance | First Place 10 | School | Second Place 8 | School | Third Place 6 | School | Fourth Place 4 | School | Fifth Place 2 | School | Sixth Place 1 | School | Imperial | Boyard | St Pats | Maywood | Grant |
|---|---|---|---|---|---|---|---|---|---|---|---|---|---|---|---|---|---|---|
| Discus | 143'10 | Hoenberry | Wes | 138'10" Shoppe | Imp | 136'5" R Michael | Boy | 130'5" D. White | Imp | 129'3" B. Boyne | Her | 128'6" K. Lopez | Pox | 14 | 6 | 1 | 1 | 1 |
| High Jump | 6'1" | D. Henery | May | 6'0 R Michael | Boy | G Wellin | Imp | Tie 5'10 S Leamon | Gr | 5'6" R Hoenberry | Wes | J. Lockwood J Smith | St Pat 13m | 7 | 8½ | ½ | 10 | 7 |
| Long Jump | 20'1¼ | R Young | Gr. | 19'4" A. Bowmen | Imp | 19'3½ J. Miles | Boy | 19'3" S. Alexander | Her | 18'9½ S. Rezac | Gr | 18'8" M. Bennett | St P. | 8 | 6 | 1 | - | 12 |
| 400 M. Run | 52.4 | D. Draper | Imp | 52.9 S. Cloutier | St P. | 53.7 G. Snyder | Imp | 53.7 C Kautz | Her | 53.7 J. Sprague | St Pat | 54.6 S. McDuffee | May | 16 | - | 10 | 1 | - |
| Pole Vault | 14'4½ | A. Bowmen | Imp | 12'6" D. Poulter | Imp | 11'10" T. Cooney | Imp | 11'10" B. Ostrander | Pox | 10'8 S. Hoffmeyer | May | 10'2" M. Ibanez | St Pat | 24 | - | 1 | 2 | - |
| 3200 M. Run | 10.07.7 | M. Kuennen | Imp | 10.52.4 B. Shirley | May | 10.54.5 C. Fetters | Imp | 10.56.6 R Sgarnek | St Pat | 11.06.5 K Williams | Imp | 11.18.3 B. Palmer | Gr | 18 | - | 4 | 8 | 1 |
| 3200 M. Rel. | | Hershey | | St Pats | | Paxton | | 9.35.1 Imperial | | Boyard | | Grant | | 4 | 2 | 8 | - | 1 |
| Triple Jump | 41'5" | D. Banks | Imp | 41'2½ R. Young | Gr | 39'7½ S. Alexander | Her | 39'7" J. Miles | Boy | 39'6¾ M. Bennett | St P. | 39'11½ P Henery | May | 10 | 4 | 2 | 1 | 8 |
| Shot Put | 54'4" | Hoenberg | Wes | 47'10½ D. Wine | Imp | 47'4" S. Shoppe | Imp | 45'9" S Alexander | Her | 45'7" G Davis | Imp | 43'11" K. Lopez | Pox | 16 | - | - | - | - |
| 100 M. Run | 11.71 | McDuffee | May | 11.88 J. Smith | Boy | 11.89 S. Cloutier | St Pat | 12.0 S. Hoffmeyer | May | 12.05 K Shilling | Gr. | 12.06 D. Jaegen | Imp | 1 | 8 | 6 | 14 | 2 |
| 110 M. H. H. | 16.81 | Lannen | Gr. | 16.84 Henery | May | 17.17 Mooney | St P. | 17.15 B. Brown | Imp | 17.18 C Propp | Boy | 17.2 T. Rector | Boy | 4 | 3 | 6 | 8 | 10 |
| 800 M. Run | 2.04.4 | D. Draper | Imp | 2.05.8 K Kautz | Her | 2.08.6 C. Zubek | Imp | 2.10.5 L Myers | Boy | 2.10.6 R Running | Gr | 2.10.6 T. Sprague | St Pat | 16 | 4 | 1 | - | 2 |
| 300 I. M. H. | 41.0 | Rector | Boy | 43.7 D. Estrada | St P. | 43.8 P. Mooney | St P. | 44.4 R. Hermann | Imp | 44.8 Miller | May | 45.0 Henery | May | 4 | 10 | 14 | 3 | - |
| 200 M. Do. | 23.5 | Cloutre | St Pat | 23.7 G. Snyder | Imp | 24.0 T. Smith | Boy | 24.2 S. McDuffee | May | 24.2 D. Sharp | Imp | 24.3 D. Jaegen | Imp | 11 | 6 | 10 | 4 | - |
| 1600 M. Run | 4.44.3 | Kuennen | Imp | 5.01.5 Shirley | May | 5.02.5 G. Snyder | Imp | 5.02.9 K Williams | Imp | 5.03.6 Hoagbin | Boy | 5.06.3 White | Her | 20 | 2 | - | 8 | - |
| 400 M Relay | 46.4 | Boyard | | 47.4 Maywood | | 48.4 Grant | | 48.4 St Pats | | 48.5 Hershey | | 48.7 Imp | | 1 | 10 | 4 | 8 | 6 |
| 1600 M Relay | 3.36.0 | Boyard | | 3.37.1 St Pats | | 3.37.8 Imp | | 3.47.6 Hershey | | 3.48.0 Maywood | | 3.56.4 Paxton | | 6 | 10 | 8 | 2 | - |
| 400 wt Relay | 48.6 | Paxton | | 50.5 St Pats | S | #50.6 Boyard | | 52.2 Imperial | | 52.8 Maywood | | 58.5 Grant | | 4 | 6 | 8 | 2 | 1 |
| *Do not write in this event column until finish card is official. | | | | | | | | | | TOTAL SCORES | | | | 180 | 85½ | 83½ | 71 | 49 50 |

Clauneta

Bentleiana

0 1 2 0

| EVENT * | Time and Distance | First Place 6 | School | Second Place 5 | School | Third Place 4 | School | Fourth Place 3 | School | Fifth Place 2 | School | Sixth Place 1 | School | Kearney | Gothenburg | McCook | Ogallala | Imperial |
|---|---|---|---|---|---|---|---|---|---|---|---|---|---|---|---|---|---|---|
| Discus | 143'3 1/4 | Boles | McC | Jatezak | Kea | Nelson | Min | Kotra | Kea | Hanson | Hol | 131'6" Shopp | Imp | 8 | - | 6 | - | 1 |
| Shot Put | 53'3" | Boles | McC | Dishman | Goth | 47'3 1/2 Wine | Imp | 46'10 1/2 Shopp | Imp | Tickle | Og | Perez | Kea | 1 | 5 | 6 | 2 | 7 |
| Long Jump | 21'1 1/2 | Curtis | Og. | Cope | Kea | Chrisinger | Lex | Jatezak | Kear | Grahm | Kear | Stoll | Lex | 10 | - | - | 6 | - |
| Triple Jump | 43'9 1/2 | Cope | Kear | Kalinski | McC | Markus | Kear | Zatezak | Kear | Curtis | Og | Boles | McC | 13 | - | 6 | 2 | - |
| Pole Vault | 14'6" | Novacek | Goth | 14'0" Bauman | Imp | Pontenburg | Mc | Wilson | Goth | Wichert | Coz | R. Ascher | Goth | - | 10 | 4 | - | 5 |
| High Jump | 6'1" | Bennett | McC | Marcus | Kear | Fullmer | Kear | Bauman | Og | Buck | Og | Gardner | Min | 9 | - | 6 | 5 | - |
| Relays + Run | | 10 | | 8 | | 6 | | 4 | | 2 | | 1 | | | | | | |
| 400 Rel | 44.18 | McCook | | Kearney | | Gothenburg | | Cozad | | 46.55 Ogallala | | Minden | | 8 | 6 | 10 | 2 | - |
| 800 Rel | 1.34.5. | Ogallala | | Cozad | | Gothenburg | | Minden | | Holdredge | | Lexington | | - | 6 | - | 10 | - |
| Mile Med Rel | 3.39.5. | Gothenburg | | Kearney | | Lex | | McCook | | Cozad | | 4.00.09 Imperial | | 10 | - | 6 | - | 1 |
| 1600 Relay | 3.28.7 | Gothenburg | | Kearney | | 3.34.6 Ogallala | | 3.36.4 Imperial | | 3.37.5 McCook | | Lex. | | 8 | 10 | 2 | 6 | 4 |
| 3200 Rel | 8.19.5 | Imperial | | Kearney | | Gothenburg | | Ogallala | | Lex | | Minden | | 8 | 6 | - | 4 | 10 |
| Dist. M Rel. | 10:56.10 | Kearney | | Imperial | | Gothenburg | | Holdrege | | Ogallala | | Lexington | | 10 | 6 | - | 2 | 8 |
| H.H Shuttle | 38.50 | Kearney | | Gothenburg | | Cozad | | Holdrege | | Ogallala | | Lex. | | 10 | 8 | - | 2 | - |
| Low H Shuttle | 49.20 | Kearney | | Gothenburg | | McCook | | Holdredge | | Minden | | Lex | | 10 | 8 | 6 | - | - |
| | | 6 | | 5 | | 4 | | 3 | | 2 | | 1 | | | | | | |
| 100 M Dash | 10.82 | Bennett | McC | Rowan | Goth | Chrisinger | Lex | Parsons | Og. | Werner | Min | Griffis | Coz | - | 5 | 6 | 3 | - |
| 300 Im H. | 40.52 | Novacek | Goth | Maley | Og | True Blood | Lex | Parrish | Coz | Ransey | Kear | Neelsin | Min | 2 | 6 | - | 5 | - |
| 3200 Run | 9.58.99 | Ludwig | Kear | Shield | Kear | 10.00.9 Kunneman | Imp | 10.04.4. Ekberg | McC | Guiter | Lex | 10.49.36 Williams | Og | 11 | - | 3 | 1 | 4 |
| | | | | | | | | TOTAL SCORES | | | | | | 116 | 85 1/2 | 59 | 49 1/2 | 40 |

*Do not write in this event column until finish card is official.

| Minden | Hotel |
|---|---|
| 1 | 2 |
| | 1 |
| | 1 |
| | 1 |
| | 1 |
| | 1 |
| | 1 |
| | |
| | 1 |
| | 2 |
| | 1 |
| | 1 |
| | 1 |
| | 4 |
| | 4 |
| | 4 |
| | 1 |
| | 1 |
| | 1 |
| ½ | 16 |

| EVENT * | Time and Distance | First Place 10 | School | Second Place 8 | School | Third Place 6 | School | Fourth Place 4 | School | Fifth Place 2 | School | Sixth Place 1 | School | Imperial | Stratton | Wauneta | Trenton | Saint Francis |
|---|---|---|---|---|---|---|---|---|---|---|---|---|---|---|---|---|---|---|
| Long Jump | 18'3 | Dillon | Imp | 18'3" Kruegen | St F | 17'8½ Bradney | Benk | 17'7½ Hardy | Str. | 17'6" Winn | Imp | 16'4" Sullivan | Haig | 12 | 4 | – | – | 8 |
| High Jump | 5'8 | Haarberg | Wau | 5'8 Schnabel | Tr. | 5'6 Wallinc | Imp | 5'6" Brauer | Imp | 5'4" Green | Wau | 5'2" Parker | Imp | 14 | – | 12 | 8 | – |
| Pole Vault | 12'0" | Parker | Imp | 11'6" Garrison | Imp | 11'6" Craven | Imp | Kodleck | Str. | 10'0" Stevens | Wau | 10'0 Kirschner | Benk | 24 | 4 | 2 | – | – |
| Discus | 144'0" | Haarberg | Wau | 133'1" Cox | Imp | 121'9" Wallin | Imp | 121'9" Acton | Tr | 112'8" Gordon | Wau | 106'11" Good | Haig | 14 | | 12 | 4 | |
| 3200 M. Run | 11:01.2 | Kolocek | St. | 11.23.5 D. Wine | Imp | 11.23.6 Fetters | Imp | 11:46.2 Latta | Str. | 1202.0 Bentilius | Imp | 13.11.01 Noe | Tr. | 16 | 14 | – | 1 | – |
| 400 M. Da | 57.51 | McDeefee | St. F. | 58.7 Harmon | Imp | 58.9 Jaeger | Imp | 59.3 Meerkatz | Str. | 59.5 Resmondo | Wau | 60.28 Dillon | Imp | 15 | 4 | 2 | – | 10 |
| 3200 Rel. | 9:36.11 | Wauneta | | 9.37.15 Haiglen | | 9.47.25 Stratton | | 10.08.13 Imperial | | 10.55.09 Trenton | | 11.32.05 Benk. | | 4 | 6 | 10 | 2 | – |
| Shot Put | 52'9" | Haarberg | Wau | 45'3" Davis | Imp | 45½ Shaw | Imp | 42'2½ Friemel | Imp | 40'9" Good | Hai. | 40.5 Gordon | Wau | 18 | – | 14 | – | – |
| Triple Jump | 38'10" | Schnabel | Tr. | 38'10" Harchelrood | Wau | 37'9" Parker | Imp | 37'6" Wallinc | Imp | 36'10 Muris | Str. | 34'8" Bradney | Benk | 10 | 2 | 8 | 10 | – |
| 110 m H.H. | 17.3. | Brauer | Imp | 17.6 Harmon | Imp | 18.2 Winn | Imp | 18.6 Brannen | Str. | 19.9 Lewis | Wau. | 21.7 Ambrosek | Haig | 24 | 4 | 2 | – | – |
| 100 m. Da. | 12:34 | Schaffert | Tr. | 12.35 Wright | Tr. | 12.36 Jaeger | Imp | 12.49 Quint | Imp | 12.5 Hilt | StF | 12.78 Kearns | StF | 10 | – | – | 18 | 3 |
| 800 m Run | 2:16.32 | Sherlock | St.F. | 2.16.8 Meerkatz | Str. | 2.16.9 D. Wine | Imp | 2:17.38 Johnson | Benk | 2:18.9. Harchelrood | Wau | 2.19.39 Wonder | Haig | 6 | 8 | 2 | – | 10 |
| 300 Im. H. | 46.38 | Brannen | Str. | 48.7 Brauer | Imp | 49.8 Harmon | Imp | 49.96 Winn | Imp | 50.5. Hardy | Str. | 52.13 Lewis | Wau | 18 | 12 | 1 | – | – |
| 1600 M. Run | 5:11.01 | Kodeleck | Str. | 5.25.2 Fetters | Imp | 5.26.7 John | Imp | 5.27.8 Bentilius | Imp | 5:28.16 Sullivan | Haig | 5.37.5 Latta | St. | 18 | 11 | – | – | – |
| 200 M. Dash | 26.09 | Jaeger | Imp | 26.15 Hilt | St. F. | 26.27 Wright | tr. | 26.32 Schaffert | Tr. | 26.5 Quint | Imp | 27.58 Maris | Str. | 12 | 1 | – | 10 | 8 |
| 400 Relay | 48.04 | St Franc. | | 49.66 Trenton | | 51.09 Imp. | | 52.02 Benk | | 52.2. Stratton | | | | 6 | 2 | – | 8 | 10 |
| 1600 Rel | 4.06.57 | Imp. | | 4.08.19 Stratton | | 4.10.02 Wau. | | 4:11.12 Benk | | 4.12.55 Trent | | 4:15.1 Haigh | | 10 | 8 | 6 | 2 | – |
| 400 Wt Rel | 53.13 | Imp | | Trenton | | Wauneta | | | | | | | | | | | | |
| | | | | | | | | TOTAL SCORES | | | | | | 218 | 80 | 68 | 63 | 49 |

*Do not write in this event column until finish card is official.

| EVENT * | Time and Distance | First Place 10 | School | Second Place 8 | School | Third Place 6 | School | Fourth Place 4 | School | Fifth Place 2 | School | Sixth Place 1 | School | Imperial | Jules Bury | St Pats | Sutherland | Chappell |
|---|---|---|---|---|---|---|---|---|---|---|---|---|---|---|---|---|---|---|
| Discus | 142'10" | A. Shopp | Imp | 142'5" Polic | Jul | 135'2" D. Wine | Imp | 133'4" Dracon | Jul. | 128'2" D. Cox | Imp | 112'2" Brouillette | St P. | 18 | 12 | 1 | – | – |
| Long Jump | 21'3¼ | Akeson | Chap | 20'8" Meisner | Suth | 19'1" Trumper | H.O. | 19½ Young | Gr | 18'3" Banks | Imp | 18'2½ Bennett | St P. | 2 | – | 1 | 8 | 10 |
| High Jump. | 6'2" | Trumper | H.O. | 6'0 Akeson | Chap | 5'10 Wallin | Imp | 5'10 Lockwood | St P | Jul Arnold Imp Brauer | | Gr Lanman 5'6 | – | 7 | 1 | 4 | – | 8 |
| Pole Vault | 12'0 | Parker | Imp | 11'6" Cravey | Imp | 11.6 Chandler | H.O. | 10'6" Ham | Bank | 10' Garrison | Imp | ~~Jules~~ 10' Radel | Jul | 20 | 1 | – | – | – |
| 400 m Dash | 51.3 | Schwartz | Jul | 51.8 Draper | Imp | 52.3 Snyder | Imp | 52.4 Cloatre | St P. | 53.3 Sprague | St P. | 54.2 Sugerone | R.V. | 14 | 10 | 6 | – | – |
| Shot Put | 50'8" | Polie | Jul. | 49'3" D. Wine | Imp | 49'2½ Dracon | Jul | 45'2½ Olson | Chap | 44'5½ Shopp | Imp | 44'5" Davis | Imp | 11 | 16 | – | – | 4 |
| 3200 m Run | 10.24.8 | Kunneman | Imp | 11.02. Palmer | Gr. | 11:09 Williams | Imp | 11.23.3 Szwanek | St P. | 11.39.4. Fetters | Imp | 11:39.7 Malleck | R.V. | 18 | – | 4 | – | – |
| 3200 m Relay | 8.52.5 | St Pats | | 8.58.3 Rep. V. | | 9.03.9 Imp | | 9.05.1 Chappell | | 9.08.5 Grant | | 9.12.2 Jules. | | 6 | 1 | 10 | – | 4 |
| 110 m H.H. | 15.5 | Meisner | Suth | 17.1. Lanman | Gr | 17.3 Brauer | Imp | 17.5 Harmon | Imp | 17.6 Mooney | St P. | 18.2 Akeson | Chap | 10 | – | 4 | 10 | 2 |
| 100 m Da | 11.57 | Sughrove | R.V. | 11.64 Schwartz | Jul | 12.1 Cloatre | St P. | 12.16 Snyder | Imp | 12.25 Estrada | St P. | 12.29 Johnson | Jul | 4 | 9 | 8 | – | – |
| Tr ~~Imp~~ Jump | 44'5½ | Meissner | Suth | 43'5 Akeson | Chap | 41'6" Banks | Imp | 41'1½ Trumper | H.O. | 39'8 Bennett | St P. | 38'11" Young | Gr. | 6 | – | 2 | 10 | 8 |
| 800 m Run | 2.04.3 | Draper | Imp | 2.06.7 Snyder | Imp | 2.06.7 Butch | Imp | 2:10.6 Sprague | St P. | 2:10.8 Malleck | R.V. | 2:12.8 Remine | Gr | 24 | – | 4 | – | – |
| 300 Im H. | 41.6 | Meissner | Suth | 44.2 Mooney | St P. | 44.5 Harmon | Imp | 45.2 Brauer | Imp ~~St P~~ | 45.4 King | Suth | 46.3 Kreminger | H.O. | 10 | – | 8 | 12 | – |
| 200 m Da. | 23.6 | Schwartz | Jul | 24.1 Cloatre | St P. | 24.3 Sughrove | R.V. | 24.7 Draper | Imp | 25.3 Sharp | Imp | 26.1 Johnson | Jul | 6 | 11 | 8 | – | – |
| 1600 m Run | 4:51.1 | Kunneman | Imp | 4.58.6 Koch | Chap | 5.05.3 Arnold | Jul. | 5.07.2 Williams | Imp | 5:09.5 Szwanek | St P. | 5:09.5 Olson | St P. | 14 | 6 | 3 | – | 8 |
| 400 m R. | 46.8 | Imperial | | 47.1 Grant | | 47.6 Jules Bury | | 48.1 St Pats | | 48.1 Rep. Valley | | Suth | | 10 | 6 | 4 | 1 | – |
| 1600 m Relay | 3.38.5 | Imperial | | 3.39.8 St Pats | | Grant - 3.51 ~~3.39.8~~ | | 3.55.9 Sutherland | | 3.57.4 Rep Valley | | 3.58.5 Chappell | | 10 | – | 8 | 4 | 1 |
| 400 wt Relay | 49.6 | Julesburg | | 49.8 St Pats | | 51.1 Rep Valley | | 52.9 Imperial | | 54.1 Grant | | — | | 4 | 10 | 8 | – | – |
| | | | | | | | | TOTAL SCORES | | | | | | 194 | 83 | 81 | 45 | 44 |

*Do not write in this event column until finish card is official.

Holy Ok

Beak

| EVENT * | Time and Distance | First Place 10 | School | Second Place 8 | School | Third Place 6 | School | Fourth Place 4 | School | Fifth Place 2 | School | Sixth Place 1 | School | Imperial | St Pats | Oshkosh | Chappell | Grant |
|---|---|---|---|---|---|---|---|---|---|---|---|---|---|---|---|---|---|---|
| Long Jump | 20' 10½ | S Alleson | Chap | 20' 7½ ~~J. Meissner~~ | Suth | 19'6" R Young | Gr | 19'5¼ S Rezac | Gr | 18'11" R Johnson | Osh | 18' 10½ ~~M. Benette~~ | St P. | - | 1 | 2 | 10 | 10 |
| High Jump | 5' 10" | S Alleson | Chap | 5'8" G. Wallin | Imp | 5'8 ~~J. Lockwood~~ | St P | 5'8 ~~S. Lannan~~ | Gr | 5'8 S. Poppe | Osh | 5'6" D. Kling | Osh | 8 | 6 | 3 | 10 | 4 |
| Discus | 137'1" | D. Wine | Imp | 134'4" ~~S. Cooper~~ | Osh | 131'5" A. Shopp | Imp | 119'2" D. Cox | Imp | 112'2" ~~T. Brouillette~~ | St P. | 104'9" E. Lundgust | Gr | 20 | 2 | 8 | - | 1 |
| 400 m Run | 51.5 | ~~D. Draper~~ | Imp | 52.2 S. Clavatre | St P | 53.3 G Snyder | Imp | 53.7 J. Sprague | St P | 54.2 D. Sharp | Imp | 58.0 K. Jones | Bank | 18 | 12 | - | - | - |
| 3200 m Run | 10.20.3 | M. Kunnen | Imp | 10:56.0 R. Szwaneck | St Pat | 10:58.7 B. Palmer | Gr | 11.13.4 C. Fetters | Imp | 11.21.7 B. Damoude | Her | 11:26.0 R. Broberg | Suth | 14 | 8 | - | - | 6 |
| 3200 m Relay | 8:49.2 | Hershey | | 8.56.3 St Pats | | 9.04.4 Imperial | | 9.04.5 Chappell | | 9.13.2 Grant | | 9.31.0 Sutherland | | 6 | 8 | - | 4 | 2 |
| 110 m H.H. | 15.2 | J. Meissner | Suth | 16.3 S. Poppe | Osh | 16.4 B. Dodson | St P | 16.5 R. Harmon | Imp | 16.7 B. Brouen | Imp | 16.8 ~~S. Lannan~~ | Gr | 6 | 6 | 8 | - | 1 |
| 100 m Dash | 11.7 | G Snyder | Imp | ✓ 11.8 T. Olson | Chap | 11.8 K Schilling | Gr | 12.1 D. Estrada | St P | 12.2 J. Horshner | Chap | 12.3 C. Rohs | Her | 10 | 4 | - | 10 | 6 |
| Triple Jump | 44' 9½ | J. Meissner | Suth | 44'5½ S. Alleson | Chap | 42'1¾ D. Banks | Imp | 40'7 M. Bennett | St P. | 39'9" S. Poppe | Osh | 37'11½ R. Young | Gr | 6 | 4 | 2 | 8 | 1 |
| Shot Put | 51' 11" | S. Cooper | Osh | 50'3 B. Bayne | Her | 48'4" D. Wine | Imp | 45'3½ R Johnson | Osh | 44'11 ~~A. Shopp~~ | Imp | 44'7" G. Davis | Imp | 9 | - | 14 | - | - |
| 800 m Dash | 2.04.1 | D. Draper | Imp | 2.04.3 G Snyder | Imp | 2.07.3 J. Sprague | St P. | 2.15 ~~S. Richards~~ | Osh | 2.15.5 T. Draper | Imp | 2.15.8 B. Bennett | Chap | 20 | 6 | 4 | 1 | - |
| Pole Vault | 13'6" | ~~A. Bowman~~ | Imp | 12'0 D. Parker | Imp | 12'0 T. Crowey | Imp | 10'6 D. Kirschner | Bank | 10'0 M. Mooney | St P. | 9'6" K Baldridge | Chap | 24 | 2 | - | 1 | - |
| 300 m I.M.H. | 42.1 | ~~J. Meissner~~ | Suth | 42.4 S. Poppe | Osh | 43.8 R. Harmon | Imp | 43.9 ~~M. Mooney~~ | St P | 44.4 ~~M. King~~ | Suth | 44.9 B. Brouen | Imp | 7 | 4 | 8 | - | - |
| 200 m Dash | 23.4 | S. Clavatre | St P. | 23.8 D. Draper | Imp. | 24.0 K Schilling | Gr. | 24.3 R. Johnson | Osh | 24.4 D. Estrada | St P. | 24.6 ~~D. Sharp~~ | Imp | 9 | 12 | 4 | - | 6 |
| 1600 m Run | 4.46.8 | M. Kunnen | Imp | 4.55.5 R Romine | Gr. | 4.57.3 J. Kall | Chap | 4.58.6 B. White | Her | 4.59.0. R. Szwanek | St P. | 5.01.7 K Williams | Imp | 11 | 2 | - | 6 | 8 |
| 400 m Relay | 46.1 | Chappell | | 47.0 Oshkosh | | 47.5 Imperial | | 47.7 Grant | | 48.2 Hershey | | 48.9 St Pats | | 6 | 1 | 8 | 10 | 4 |
| 1600 m Rel | 3.34.4 | St Pats | | 3.36.1 Imperial | | 3.46.7 Hershey | | 3.47 Grant | | 3.50.1 Sutherland | | 3.51 Chappell | | 8 | 10 | - | 1 | 4 |
| 400 R Fresh | 49.8 | Imperial | | 50.3 St Pats | | 51.3 Hershey | | 53.2 Grant | | 55.8 Oshkosh | | 56.6 Sutherland | | | | | | |
| | | | | | | | | TOTAL SCORES | | | | | | 182 | 88 | 63 | 59 | 53 |

*Do not write in this event column until finish card is official.



| EVENT * | Time and Distance | First Place 10 | School | Second Place 8 | School | Third Place 6 | School | Fourth Place 4 | School | Fifth Place 2 | School | Sixth Place 1 | School | Gering | Imperial | Alliance | Mitchell | Sidney |
|---|---|---|---|---|---|---|---|---|---|---|---|---|---|---|---|---|---|---|
| Triple Jump | 45'5 3/4 | J. Marquez | Ger | 45'1/2 S. Akeson | Chap | 43'5" B. Kracy | Ger | 42'10 3/4 B. Hoff | Mit | 41'6" R. Johnson | Chad | 41'4 1/2 D. Banks | Imp | 16 | 1 | - | 4 | - |
| Shot Put | 50'7 3/4" | D. Duncan | Mit | 50'4 1/4 P. Shimek | Craw | 48'8 3/4" R. Ford | Lym | 48'6" D. Wine | Imp | 47'8" J. Goodwin | Ger | 47'7" C. Panwitz | All | 2 | 4 | 1 | 10 | - |
| 400 M. Dash | 50.2 | S. Martinez | Ger. | 50.6. S. Mohrman | Bpt | 50.8 B. Beiber | All | 51.4 J. Yakel | Bay | 51.5 S. Clouatre | NPSP | 51.6 D. Draper | Imp | 10 | 1 | 6 | - | - |
| 3200 M. Run | 9:46.5 | B. Grier | all | 9:49.4 C. Saucedo | MoR | 10:01.3 M. Kunneman | Imp | 10:19.7 N. McConnell | Bpt | 10:28.4 H. White | Craw | 10:37.5 B. Freitag | SC | - | 6 | 10 | - | - |
| 3200 M. Relay | 8:20.8 | Alliance | | 8:21.4 Imperial | | 8:27.2 Gering | | 8:28.4 Chadron | | 8:30.8 Crawford | | 8:41.1 Sidney St. Pats | | 6 | 8 | 10 | - | 1 |
| Pole Vault | J. 13' | J. Evertson | Kim | 12'6" A. Bauman | Imp | 12'6" T. Cravey | Imp | 12'6" D. Parker | Imp | 12'6 F. Smith | MoR | 12'6 D. Gable | Ger | 1 | 18 | - | - | - |
| High Jump | 6'4 | T. Cooper | Ger | 6'4" M. Skinner | Sid | 6'2" S. Akeson | Chap | 6'2" J. Schneider | Kim | 6'0 R. Wintermute | Sid | 6'0 R. Michael | Bay | 10 | - | - | - | 10 |
| 110 M. Hurdles | 14.4 | M. Peterson | Ger | 14.9 D. Moore | Rush | 15.2 J. Schneider | Kim | 15.8 P. Warrick | Mit | 15.9 M. Erickson | All | 16.0 S. Hessler | Mit | 10 | - | 2 | 5 | - |
| Discus | 165'10 | D. Duncan | Mit | 147'2 K. Buss | Sid | 142'2 D. Wine | Imp | 139'11 A. Shopp | Imp | 139'3 P. Schmeck | Craw | S. Sowerwine | Kim | - | 10 | - | 10 | 8 |
| 100 M. Dash | 11.1 | J. Hecker | Sid | 11.3 C. Lackey | Lym | 11.4 M. Reeves | Rush | 11.5 S. Mohrman | Bpt | 11.5 T. Olsen | Chap | 11.5 G. Snyder | Imp | - | 1 | - | - | 10 |
| Long Jump | 22'3 1/2" | T. Marquez | Ger | 21'10" S. Akeson | Chap | 21'3 D. Moore | Rush | 21'1/2" J. Hecker | Sid | 20'9" V. Vieyra | Craw | 20'6 T. Kaster | Log | 10 | - | - | - | 4 |
| 800 M. Run | 2:01.7 | S. Martinez | Ger | 2:02.7 B. Beiber | All | 2:03.0 D. Draper | Imp | 2:04.0 P. Ellis | Sid | 2:05.0 G. Snyder | Imp | C. Lund | SSP | 10 | 8 | 8 | - | 4 |
| 300 Int. Hurdles | 40.0 | T. Rector | Bay | 41.1 S. Hessler | Mit. | 42.5 R. Rel | Craw | 42.6 R. Bevins | MoR | 42.9 R. Harmon | Imp | 43.1 M. Erickson | All | - | 2 | 1 | 8 | - |
| 200 M. Dash | 22.1 | T. Gilliland | Mit | 22.8 J. Hecker | Sid | 23.0 S. Mohrman | Bpt | 23.0 R. Libsack | Lym | 23.1 C. Lackey | Lym | 23.2 S. Clouatre | NPSP | - | - | - | 10 | 8 |
| 1600 M. Run | 4:32.9 | Bill Simones | Chad | 4:38.0 C. Saucedo | MoR | 4:39.3 B. Grier | All | 4:39.3 M. Kunneman | Imp | 4:46.7 N. McConnell | Bpt | 4:48.4 H. White | Craw | - | 4 | 6 | - | - |
| 400 M. Relay | 44.0 | Gering | | 44.1 Mitchell | | 45.3 Alliance | | 45.3 Bayard | | 45.7 Chappell | | 46.0 Morrill | | 10 | - | 6 | 8 | - |
| 1600 M. Relay | 3:30.2 | Gering | | 3:31.5 NPSP | | 3:32.7 Alliance | | 3:33.1 Imperial | | 3:34.6 Morrill | | 3:37.8 Lyman | | 10 | 4 | 6 | | |
| | | | | | | | | | | | | | | | | | | |
| | | | | | | | | | | | | TOTAL SCORES | | 95 | 67 | 56 | 55 | 44 |

*Do not write in this event column until finish card is official.

| | | |

| EVENT * | Time and Distance | First Place 6 | School | Second Place 4 | School | Third Place 3 | School | Fourth Place 2 | School | Fifth Place 1 | School | Sixth Place | School | Imperial | Grant | | | |
|---|---|---|---|---|---|---|---|---|---|---|---|---|---|---|---|---|---|---|
| Discus | 136'8" | 136'8" G. Davis | Imp. | 108'11" D. Cox | Imp. | 105' G. Wallin | Imp. | 102' R. Shaw | Imp. | 94'1" R. Lundquist | Gr. | | | 15 | 1 | | | |
| Long Jump | 18'9" | R. Young | Gr. | S. Winn | Imp. | G. Dillan | Imp. | G. Wallin | Imp. | Hogsett | Imp. | | | 10 | 6 | | | |
| Pole Vault | 10'6" | 10'6" K. Garrison | Imp. | 10' S. Valentine | Imp. | 10' S. Rezac | Gr. | | | | | | | 10 | 3 | | | |
| Triple Jump | 38'11" | 38'11" R. Young | Gr. | 38'3½" G. Wallin | Imp. | 34'7" S. Winn | Imp. | 34'5" T. Rufenacht | Imp. | 34'1" M. Grutsch | Imp. | | | 10 | 6 | | | |
| Shot Put | 44'2" | 44'2" G. Davis | Imp. | 43'1" R. Shaw | Imp. | 39'10" R. Friemel | Imp. | 38'4" R. Lunaquist | Gr. | 38'3" D. Loeffler | Imp. | | | 14 | 2 | | | |
| High Jump | 5'7" | 5'7" B. Brauer | Imp. | 5'7" R. Young | Gr. | 5'6" S. Rezac | Gr. | 5' T. Brown | Gr. | | | | | 6 | 9 | | | |
| 3200M Run | 11:25.3 | 11:25.3 Palmer | Gr. | 12:05.2 R. Bentilus | Imp. | 12:24.3 T. Draper | Imp. | 12:51.1 C. Fetters | Imp. | 12:51.1 Dean Wine | Imp. | | | 10 | 6 | | | |
| 3200 M. Relay | 10:09.7 | 10:09.7 Imperial | | 10:56.6 Grant | | | | | | | | | | 5 | 3 | | | |
| 110 H. Hurdles | 16.9 | 16.9 T. Brown | Gr. | 17.1 B. Brauer | Imp. | 17.5 R. Harmon | Imp. | 19.3 S. Winn | Imp. | | | | | 9 | 6 | | | |
| 100 meter | 12.0 | 12.0 B. Schilling | Gr. | 12.1 D. Jaeger | Imp. | 12.7 S. Quint | Imp. | 12.9 T. Rufenacht | Imp. | 13.2 G. Hobelman | Gr. | | | 9 | 7 | | | |
| 400 m dash | 55.9 | 55.9 S. Rezac | Gr. | 56.4 R. Harmon | Imp. | 59.1 D. Jaeger | Imp. | 62.4 G. Dillan | Imp. | 68.5 Wilson | Gr. | | | 9 | 7 | | | |
| 1600 m run | 5:20.4 | 5:20.4 Palmer | Gr. | 5:22.8 Dean Wine | Imp. | 5:37.8 T. Draper | Imp. | 5:38.3 R. Bentilius | Imp. | 5:56.9 M. Jann | Imp. | | | 10 | 6 | | | |
| 400 M. Relay | 49.0 | 49.0 Grant | | 51.7 Imperial | | 53.6 Imperial | | | | | | | | 3 | 5 | | | |
| 300 I.M. Hurdles | 45.5 | 45.5 B. Brauer | Imp. | 46.0 T. Brown | Gr. | 46.2 R. Harmon | Imp. | 48.4 S. Winn | Imp. | 51.9 B. Knotwell | Gr. | | | 11 | 5 | | | |
| 800 m. dash | 2:26.0 | 2:26.0 T. Draper | Imp. | 2:27.7 M. Grutsch | Imp. | 2:33.0 B. Poppe | Gr. | 2:33.8 E. Spady | Imp. | 2:34.0 Dan Jackman | Gr. | | | 12 | 4 | | | |
| 200 m. dash | 25.6 | 25.6 K. Schilling | Gr. | 26.5 D. Jaeger | Imp. | 27.1 S. Quint | Imp. | 27.2 J. Floyd | Imp. | 28.1 Turner | Gr. | | | 9 | 7 | | | |
| 1600 m. relay | 4:17.9 | 4:17.9 Grant | | 4:25.1 Imperial | | | | | | | | | | 3 | 5 | | | |
| | | | | | | | | | | | | | | | | | | |
| *Do not write in this event column until finish card is official. | | | | | | | | TOTAL SCORES | | | | | | 155 | 88 | | | |



| EVENT * | Time and Distance | First Place 10 | School | Second Place 8 | School | Third Place 6 | School | Fourth Place 4 | School | Fifth Place 2 | School | Sixth Place 1 | School | McCook | Mitchell | Alliance | Imperial | Ogallala |
|---|---|---|---|---|---|---|---|---|---|---|---|---|---|---|---|---|---|---|
| Shot Put | 54'5" | 54'5" D. Duncan | Mit. | 52'8" T. Bales | McC | 49'2½" D. Wine | Imp | 47'7¼" R. Tickle | Og. | 47'6" K. Buss | Sid. | 46'11¾" C. Panwitz | All | 8 | 10 | 1 | 6 | 4 |
| 400 m. dash | 51.3 | 51.3 B. Beiber | All. | 51.6 D. Draper | Imp. | 51.6 R. Christie | McC | 52.6 K. Kier | McC | 53.5 T. Kister | Mit. | 53.8 J. Tomlin | All | 10 | 2 | 11 | 8 | |
| 3200 m. Relay | 8:20.0 | 8:20.0 Alliance | | 8:22.5 Imperial | | 8:38.4 Chadron | | 8:53.0 McCook | | 8:40.0 Ogallala | | 9:18.9 Mitchell | | 4 | 1 | 10 | 8 | 2 |
| Discus | 164'1" | 164'1" D. Duncan | Mit. | 163'6" R. McDaniel | Val. | 149'3" T. Bales | McC | 148'2" K. Buss | Sid | 147'7" A. Shopp | Imp. | 146'1" D. Wine | Imp | 6 | 10 | | 3 | |
| Long Jump | 21'5½" | 21'5½" J. Hecker | Sid. | 20'9" J. Curtis | Og. | 20'6¾" M. Skinner | Sid. | 20'4½" M. Weskamp | McC | 20'1" R. Johansen | Cha. | 19'6½" R. Ridenour | All. | 4 | | 1 | | 8 |
| 3200m run | 10:10.4 | 10:10.4 T. Eckberg | McC | 10:12.0 M. Kunnemann | Imp. | 10:22.3 B. Grier | All. | 10:48.1 D. Wounded Arrow | Cha. | 10:54.6 T. Bonow | McC | 11:00.0 R. Finegan | All. | 12 | | 7 | 8 | |
| Pole Vault | 11'3" | 14'3" A. Bauman | Imp. | 14' T. Pontenburg | McC | 13' J. Evertson | Kim | 13' T. Rice | All | 12'6" T. Magnuson | Og | 12'6" M. Hoefs | Val. | 8 | | 4 | 10 | 2 |
| High Jump | 6'4" | 6'4" M. Skinner | Sid. | 6'3" J. Schneider | Kim | 6'3" R. Wintermok | Sid | 6'3" K. Metzger | Gor | 6'0" D. Lawrence | All. | 6'0" R. Courtney R. Ridenour | Kim All | | | 2½ | | |
| 110 H. Hurdles | 14.9 | 14.9 M. Maley | Og. | 15.1 J. Schneider | Kim | 15.6 S. Hessler | Mit | 15.9 M. Erickson | All. | 16.0 P. Warrick | Mit | 16.0 V. Regier | Kim | | 8 | 4 | | 10 |
| 800 m. RUN | 2:03.1 | 2:03.1 B. Beiber | All. | 2:03.2 D. Draper | Imp. | 2:04.1 T. Ekberg | McC | 2:04.4 R. Cortney | Kim | 2:05.4 P. Ellis | Sid | 2:06.0 K. Piihl | All. | 6 | | 11 | 8 | |
| Triple Jump | 44'3¾" | 44'3¾" B. Hoff | Mit | 42'9¾" D. Hall | McC | 42'8" T. Kalinski | McC | 42'7" R. Johansen | Cha. | 41'11½" R. Kacere | Gor. | 41'5½" T. Bales | McC | 15 | 10 | | | |
| 1600m run | 4:35.5 | 4:35.5 B. Grier | All. | 4:36.8 T. Ekberg | McC | 4:40.6 B. Simones | Cha. | 4:43.5 M. Kunnemann | Imp. | 4:45.2 R. Stephens | All. | 4:53.7 G. Drapeaux | Val | 8 | | 12 | 4 | |
| 1600m relay | 3:28.2 | 3:28.2 McCook | | 3:39.1 Ogallala | | 3:34.1 Imperial | | 3:34.1 Mitchell | | 3:37.9 Chadron | | 3:40.7 Valentine | | 10 | 4 | | 6 | 8 |
| 100 m dash | 10.5 | 10.5 T. Gilliland | Mit | 10.8 J. Hecker | Sid. | 10.8 R. Christie | McC | 10.9 G. Parsons | Og. | 11.2 M. Sager | Gor. | 11.4 S. McGreath | Og | 6 | 10 | | | 5 |
| 300 I.M. Hurdles | 39.3 | 39.3 M. Maley | Og. | 40.8 S. Hessler | Mit | 41.5 M. Hoefs | Val | 41.6 J. Schneider | Kim | 41.7 S. Kuhlman | Og. | 42.3 B. Miller | Cha. | | 8 | | | 12 |
| 200 m dash | 21.9 | 21.9 T. Gilliland | Mit | 22.3 J. Hecker | Sid. | 22.5 G. Parsons | Og. | 22.8 J. Tomlin | All. | 23.6 M. Sager | Gor. | 23.7 M. Shaal | Gor. | | 10 | 4 | | 6 |
| 400m relay | 43.8 | 43.8 Mitchell | | 44.8 McCook | | 45.5 Chadron | | 45.8 Valentine | | 46.3 Kimball | | 46.7 Gordon | | 8 | 10 | | | |
| | | | | | | | | | | | | | | | | | | |
| *Do not write in this event column until finish card is official. | | | | | | | | TOTAL SCORES | | | | | | 105 | 83 | 67½ | 61 | 57 |

| Chadron | Valentine | Gordon |
|---|---|---|
| | | |
| | | |
| | | |
| | 8 | |
| | | |
| | | |
| | 1 | |
| | | 4 |
| | | |
| | | |
| | | 2 |
| | 1 | |
| | 1 | |
| | | 2 |
| | 6 | |
| | | 3 |
| | 4 | 1 |
| | | |
| 61 | 21 | 12 |

Meet

| EVENT * | Time and Distance | First Place | School | Second Place | School | Third Place | School | Fourth Place | School | Fifth Place | School | Sixth Place | School | | | | | |
|---|---|---|---|---|---|---|---|---|---|---|---|---|---|---|---|---|---|---|
| 2-Mile Relay | 8.08.4 | Inyo - | | 2.03.9 Bubak | - | 2.04.2 Kameron | | 2.01.9 Snyder-D | 1.57.8 | Draper | | | | | | | | |
| 2-Mile Run | 9.54.6 | Kameron | | — | | | | | | | | | | | | | | |
| Pole Vault | 14-6 | 2nd | | Bannon | | | | | | | | | | | | | | |
| Shot Put | 48'9" | — | D | Wine | | | | | | | | | | | | | | |
| Discus | 142-6 | — | | Shopp | | | | | | | | | | | | | | |
| 400 | 51.5 | 8th | | | | | | | | | | | | | | | | |
| 800 | 2.00.1 | 7th | D. | Draper | | | | | | | | | | | | | | |
| | | | | | | | | | | | | | | | | | | |
| | | | | | | | | | | | | | | | | | | |
| | | | | | | | | | | | | | | | | | | |
| | | | | | | | | | | | | | | | | | | |
| | | | | | | | | | | | | | | | | | | |

*Do not write in this event column until finish card is official.

TOTAL SCORES

# ATHLETIC SCORE BOOK CO.

1602 Edwin Avenue
Woodland, California 95695
Bus. (916) 666-5719
Res. (916) 666-0180

Book No. 103 (short) — THE ALL-AMERICAN TRACK AND FIELD SCORE BOOK—— Designed for dual meets, but will score 7 schools. Pages for 20 meets.

Book No. 104 (long) — THE ALL-AMERICAN TRACK AND FIELD SCORE BOOK—— For relay meets, invitationals, conference and dual meets. Allows for six places. Will score 34 schools. Pages for 12 meets.

Book No. 111 — THE FOOTBALL SCORE BOOK——New and improved, it provides a complete and accurate record of every play during each game. Easy to score. An invaluable aid to every coach. Pages for 12 games.

Book No. 120 — THE CROSS COUNTRY SCORE BOOK——Makes it easy to score and record your Cross Country meets. Scores 18 meets.

Book No. 130 — THE WRESTLING SCORE BOOK——Designed to provide a rapid and convenient method of scoring dual meets. Pages for 18 meets.


## SAMPLE OF SCORING

| Event * | Time or Distance | First Place | School | Second Place | School | Third Place | School | Fourth Place | School | Fifth Place | School | Running Score EHS | | Running Score WHS | |
|---|---|---|---|---|---|---|---|---|---|---|---|---|---|---|---|
| 880 | 2:01.1 | WHITE | E | JOHNSON | W | BROWN | W | | | | | 5 | 5 | / | 4 | 4 | / |
| SHOT PUT | 51'11¾" | JONES | W | 48'7½" BLACK | E | 46'2" LOWE | W | | | | | 3 | 8 | / | 6 | 10 | / |

*Don't write in this Event Column until Finish Card or Result is Official.

# THE ALL-AMERICAN TRACK AND FIELD SCORE SHEE


Originated and Developed by
**COACHES**

**Barkham Garner** — **C. L. Cain**
**C. A. Hastings** — **C. G. Zaun**



Copyright 1937—Barkham Garner
All rights reserved


Form 104

## SCORING DIRECTIONS

**The following suggestions are made to the scorer, coach and school in using the All-American Track and Field score sheet.**

**The scorer should not write in the order of events in the event colum but enter the events as they are completed and reported by the head judg of finish. After recording the places in their respective columns the point are placed in the upper half of the scoring space. The running score is kep in lower half of the scoring space, usually in different color pencil. Thi enables the scorer to announce the exact score after each and every even**

**These additional suggestions are offered to aid the scorer in keeping a efficient record: (1) In cases of ties write all names in the one spac (2) In case of a new school or meet record, circle the winning height, tim or distance. (3) In case of a new school record in a field event scored by place winner, the distance or height may be written in above the plac winner's name.**

**The following suggestions may be helpful to the coaches in using thi score sheet: (1) There is room to put in above a name the time, distanc or height of the individual, if desired. Thus a season record of individua members of a team may be kept. (2) The names of the members of wi ning relay team may be written in the 4th and 5th spaces opposite the rela event. (3) The coach may encircle new school, district or League record**

Finally, this sheet will score any meet from a dual or triangle meet to League or district meet with any number of schools competing.

Junior colleges, colleges and universities can use the sheet as well a high schools as there is room for eighteen events to be scored which i ample to include all college events.

Relays - 5-3-

| EVENT * | Time and Distance | First Place 6 | School | Second Place 4 | School | Third Place 3 | School | Fourth Place 2 | School | Fifth Place 1 | School | Sixth Place | School | Imperial | Wheatland | Wauneta | | | |
|---|---|---|---|---|---|---|---|---|---|---|---|---|---|---|---|---|---|---|---|
| Shot | 45'5" | D. Wine | Imp | 43'1" G. Davis | Imp. | 41'7" M. Gordon | Wau. | 40'8" J. Bubak | Imp. | 39'6" G. Wallin | Imp | | | 13 | 0 | 3 | | | |
| Long Jump | 19'8½" | D. Banks | Imp. | 18'10¼" D. Miyamoto | Wheat | 17'10½" S. Winn | Imp. | 16'3¾" R. Thieler | Wheat | 16'3" D. Schimonitz | Wheat | | | 9 / 22 | 7 / 7 | 0 / 3 | | | |
| High Jump | 5'8" | G. Wallin | Imp. | 5'8" Burge | Wheat | 5'4" B. Brauer | Imp. | 5'4" B. Wine | Imp | | | | | 11 / 33 | 4 / 11 | 0 / 3 | | | |
| Pole Vault | 11'6" | K. Garrison | Imp | 10'6" S. Valentine | Imp | 10' J. Burge | Wheat | 7' K. McDonald | Imp | | | | | 12 / 45 | 3 / 14 | 0 / 3 | | | |
| Discus | 140'6" | D. Wine | Imp | 137'9" G. Wallin | Imp | 125'5" D. Cox | Imp | 124'4" J. Wallin | Imp | 120'0" M. Grutsch | Imp | | | 16 / 61 | 0 / 14 | 0 / 3 | | | |
| Triple Jump | 42'9¼" | D. Banks | Imp | 36'4½" S. Hageland | Imp | 35'11½ S. Winn | Imp | 34'2½" K. Kitt | Wau | | | | | 13 / 74 | 0 / 14 | 2 / 5 | | | |
| 110 M. H.H. | 8.3 | B. Brauer | Imp | 8.6 R. Harman | Imp | 8.8 S. Winn | Imp | 9.2 L. Lewis | Wau | 9.4 B. Wine | Imp | | | 14 / 88 | 0 / 14 | 2 / 7 | | | |
| 100 M. Dash | 12.1 | R. Theiler | Wheat | 12.1† D. Jaeger | Imp | 12.5 S. Quint | Imp | 12.9 D. Miyamoto | Wheat | 13.0 D. Schimonitz | Wheat | | | 7 / 95 | 9 / 23 | 0 / 7 | | | |
| 200 M. Dash | 24.9 | R. Theiler | Wheat | 25.2 N. Snyder | Imp | 25.4 D. Jaeger | Imp | 26.2 J. Burge | Wheat | 26.5 S. Quint | Imp | | | 8 / 103 | 8 / 31 | 0 / 7 | | | |
| 400 M. Dash | 55.6 | G. Snyder | Imp | 55.8 C. Bubak | Imp | 57.3 D. Banks | Imp | 60.3 N. Snyder | Imp | 61.9 K. Polly | Wau | | | 15 / 118 | 0 / 31 | 1 / 8 | | | |
| 800 M. Run | 2:12.9 | C. Bubak | Imp | 2:18.9 G. Snyder | Imp | 2:21.7 V. Perez | Wheat | 2:28.4 T. Draper | Imp | 2:30.9 G. Tjaden | Wheat | | | 12 / 130 | 4 / 35 | 0 / 8 | | | |
| 1600 M. Run | 5:12.2 | D. Carfield | Wau | 5:19 V. Perez | Wheat | 5:28.2 C. Christner | Wau. | 5:32 M. Jahn | Imp | 5:38.6 T. Johnson | Imp | | | 3 / 133 | 4 / 39 | 9 / 17 | | | |
| 3200 M. Run | 11:34 | T. Johnson | Imp | 11:44 D. Wood | Wau | 11:51 M. Jahn | Imp | 11:51 P. Barger | Imp | 12:07 T. Draper | Imp | | | 12 / 145 | 0 / 39 | 4 / 21 | | | |
| 300 I.M Hurd | 44.3 | B. Brauer | Imp | 45.4 B. Wine | Imp | 46.8 R. Harmon | Imp | 47.9 S. Winn | Imp | 48.3 L. Lewis | Wau | | | 15 / 160 | 0 / 39 | 1 / 22 | | | |
| 400 M. Rel. | 50.5 | Imperial | | 53.1 Wauneta | | | | | | | | | | 5 / 165 | 0 / 39 | 3 / 25 | | | |
| 1600 M. Rel. | 3:56.8 | Imperial | | 4:03.2 Wauneta | | | | | | | | | | 5 / 170 | 0 / 39 | 3 / 28 | | | |
| | | | | | | | | | | | | | | | | | | | |
| | | | | | | | | | | | | | | | | | | | |

*Do not write in this event column until finish card is official.

TOTAL SCORES 170 39 28

| EVENT * | Time and Distance | First Place 10 | School | Second Place 8 | School | Third Place 6 | School | Fourth Place 4 | School | Fifth Place 2 | School | Sixth Place 1 | School | Gothenburg | Imperial | Cozad | Col. Haxtun | Ogallala | Ken Goodland |
|---|---|---|---|---|---|---|---|---|---|---|---|---|---|---|---|---|---|---|---|
| Shot | 53'1½" | B. Bayne | Her. | 51'2" S. Rangel | Coz. | 48'1" S. Rupp | Coz. | 47'11" G. Davis | Imp | 46'8" B. Swanson | Coz. | 45'8" C. Wilson | Goth | 4 / 4 | 4 / 4 | 16 / 16 | – / – | – / – | – / – |
| Long Jump | 21'– | J. Curtis | Ogal. | 19'10" Miller | Goodl | 19'5" R. Falk | Haxt | 19'3" D. Banks | Imp | 19'1" K. McDaniel | Haxt. | 19'½" S. Rezac | Grant | – / 1 | 4 / 8 | – / 16 | 8 / 8 | 10 / 10 | 8 / 8 |
| High Jump | 5'10" | M. Waugh | Her. | 5'10" K. Bayne | Her. | B. Novacek | Goth | 5'8" (Tie) K. Haynes | Goth | G. Wallin | Imp | 5'8" Aaron Burk | Ogal. | 8 / 9 | 4 / 12 | – / 16 | – / 8 | 1 / 11 | – / 8 |
| Pole Vault | 15'– | B. Novacek | Goth | 12'I K. Garrison | Imp | 11'6" T. Magnusen | Ogal. | 11'6" K.C. Rittscher | Goth | 10'6" S. Valentine | Imp | | | 14 / 23 | 10 / 22 | – / 16 | – / 8 | 6 / 17 | – / 8 |
| Discus | 139'4½" | B. Bayne | Her. | 133'10" M. Montgomery | Coz. | 133'6½" T. Smith | Haxt. | 127'6½" J. Svanda | Ogal | 126'5" C. Peterson | Coz. | 124'3½" D. Cox | Imp | – / 23 | 1 / 23 | 10 / 26 | 6 / 14 | 4 / 21 | – / 8 |
| Triple Jump | 43'4½" | D. Banks | Imp | 41'5" K. McDaniel | Haxt | 41'3" B. Leffler | Grant | 40'½" J. Curtis | Ogal. | 39'4" C. Dillon | Ogal. | 39'3" S. Parish | Coz. | – / 23 | 10 / 33 | 1 / 27 | 8 / 22 | 6 / 27 | – / 8 |
| 60 YD. H.H. | 7.96 | Parish | Coz. | 8.11 Brauer | Imp | 8.45 Haynes | Goth. | 8.88 Harmon | Imp | 8.9 Sanderson | Goodl | 8.91 S. Winn | Imp | 6 / 29 | 15 / 49 | 10 / 37 | – / 22 | – / 27 | 2 / 10 |
| 100 M. Dash | 11.18 | Haynes | Haxt. | 11.47 Kite | Goth. | 11.64 McCreath | Ogal. | 12.03 Miller | Good | 12.04 Smith | Coz. | 12.05 Stubbs | Goth | 9 / 38 | – / 48 | 2 / 39 | 10 / 32 | 6 / 33 | 4 / 14 |
| 1600 M. Run | 4:50.37 | Flipse | Goodl. | 4:56.84 Dean | Goth. | 5:04.94 Carfield | Wau. | 5:09.83 Kolbo | Coz. | 5:10.36 Delarosa | Goodl. | 5:11.13 Johnson | Imp | 8 / 46 | 1 / 49 | 4 / 43 | – / 32 | – / 33 | 12 / 26 |
| 440 YD. Dash | 53.29 | Yocom | Coz | 54.28 G. Snyder | Imp. | 55.18 Kratzenstein | Goth | 55.27 McCreath | Ogal. | 55.29 Keiser | Goth. | 55.84 C. Bubak | Imp | 8 / 54 | 9 / 58 | 10 / 53 | – / 32 | 4 / 37 | – / 26 |
| 880 YD. Run | 2:06.82 | Yocom | Coz | 2:07.39 C. Bubak | Imp | 2:10.42 G. Snyder | Imp | 2:11.56 Geiken | Goth | 2:12.26 Werkmeister | Goth. | 2:12.82 Porter | Ogal | 6 / 60 | 14 / 72 | 10 / 63 | – / 32 | 1 / 39 | – / 26 |
| 300 M. Hurdles | 43.64 | Haynes | Goth | 44.18 Miller | Goodl | 44.38 R. Harmon | Imp | 44.46 B. Brauer | Imp. | 45.23 Salvador | Haxt. | 45.73 Boyce | Ogal. | 10 / 70 | 10 / 82 | – / 63 | 2 / 34 | – / 38 | 8 / 34 |
| 220 YD. Dash | 23.47 | Haynes | Haxt. | 23.79 Kite | Goth | 24.32 McCreath | Ogal | 24.53 Stubbs | Goth | 24.73 Schilling | Grant | 24.95 Griffis | Coz. | 12 / 82 | – / 82 | 1 / 64 | 10 / 44 | 6 / 44 | – / 34 |
| 3200 M. Run | 10:43.91 | Flipse | Goodl | 10:50.13 Dean | Goth. | 10:59.16 Delarosa | Goodl. | 11:00.02 Palmer | Grant | 11:06.00 Johnson | Imp | 11:16.74 Kolbo | Coz. | 8 / 90 | 2 / 84 | 1 / 65 | – / 44 | – / 44 | 16 / 50 |
| 3200 M. Rel. | 9:00.97 | Gothenburg | | 9:08.37 Hershey | | 9:12.89 Ogallala | | 9:17.94 Cozad | | 10:02.28 Imperial | | 10:57.01 Grant | | 10 / 100 | 2 / 86 | 4 / 69 | – / 44 | 6 / 50 | – / 50 |
| 440 YD. Rel. | 46.87 | Haxtun | | 47.28 Cozad | | 47.34 Gothenburg | | 47.73 Imperial | | 47.83 Ogallala | | 48.10 Goodland | | 6 / 106 | 4 / 90 | 8 / 77 | 10 / 54 | 2 / 52 | 1 / 51 |
| 1600 M. Rel. | 3:41.80 | Gothenburg | | 3:45.60 Imperial | | 3:49.01 Haxtun | | 3:50.87 Cozad | | 3:52.95 Hershey | | 3:53.54 Ogallala | | 10 / 116 | 8 / 98 | 4 / 81 | 6 / 60 | 1 / 53 | ÷ / 51 |
| | | | | | | | | | | | | | | | | | | | |
| | | | | | | | | | | | | | | | | | | | |

*Do not write in this event column until finish card is official.

TOTAL SCORES

| Gothenburg | Imperial | Cozad | Col. Haxtun | Ogallala | Ken Goodland |
|---|---|---|---|---|---|
| 116 | 98 | 81 | 60 | 53 | 51 |

| Hershey | Grant | Wauneta |
|---|---|---|
| 10 | - | 1 |
| 10 | - | - |
| - | 1 | - |
| 10 | 1 | - |
| 18 | - | - |
| 28 | 1 | - |
| - | - | - |
| 28 | 1 | - |
| 10 | - | - |
| 38 | 1 | - |
| - | 6 | - |
| 38 | 7 | - |
| - | - | - |
| 38 | 7 | - |
| - | - | - |
| 38 | 7 | - |
| - | - | 6 |
| 38 | 7 | 6 |
| - | - | - |
| 38 | 7 | 6 |
| - | - | - |
| 38 | 7 | 6 |
| - | - | - |
| 38 | 7 | 6 |
| - | 2 | - |
| 38 | 9 | 6 |
| - | 4 | - |
| 38 | 13 | 6 |
| 8 | 1 | - |
| 46 | 14 | 6 |
| - | - | - |
| 46 | 14 | 6 |
| 2 | - | - |
| 48 | 14 | 6 |
| | | |
| 48 | 14 | 6 |

| EVENT * | Time and Distance | First Place 10 | School | Second Place 8 | School | Third Place 6 | School | Fourth Place 4 | School | Fifth Place 2 | School | Sixth Place 1 | School | Imperial | Bayard | Stapelton | Hershey | Med. Valley | St. Pats |
|---|---|---|---|---|---|---|---|---|---|---|---|---|---|---|---|---|---|---|---|
| Shot | 54'½" | B. Bayne | Her. | 48'4½" G. Davis | Imp | 47'4" D. Wine | Imp. | 44'7" J. Bubak | Imp. | 44'7" S. Siefried | Bay | 44'5½" C. Pinion | Her. | 18 / 18 | 2 / 2 | - / - | 11 / 11 | - / - | - / - |
| Long Jump | 20'5½" | J. Karn | Stap | 19'11½" K. Hinton | Med.V. | 19'4¾" K. Kiesel | Bay | 19'2¼" D. Banks | Imp | 18'10¼" S. Rezac | Grant | 18'3" J. Miles | Bay. | 4 / 22 | 7 / 9 | 10 / 10 | 11 / 11 | 8 / 8 | - / - |
| High Jump | 6' | J. Karn | Stap. | 6' G. Wallin | Imp | 5'10" M. Waugh | Her | 5'10" I. Young | Med.V | 5'10" K. Bayne | Her. | 5'10" R. Michael | Bay. | 8 / 30 | 1 / 10 | 10 / 20 | 8 / 19 | 4 / 12 | - / - |
| Pole Vault | 13'0" | B. Ostrander | Pax. | 12'6" K. Hinton | Med.V. | 12'0" K. Garrison | Imp. | 11'0" M. Ham | Benk. | 11'0" M. Ibanez | St.Pat. | 10'6" Tie S. Valentine T. Barner | Imp. Stap | 6'1/3 / 36½ | 10 / 10 | ½ / 20½ | 19 / 19 | 8 / 20 | 2 / 2 |
| Discus | 138'3" | B. Wine | Imp | 137'6" B. Bayne | Her. | 134'2" R. McDaniel | Bay | 133'11" G. Wallin | Imp. | 132'8" R. Michael | Bay | 126'1" D. Cox | Imp | 15 / 61½ | 8 / 18 | 20½ / 20½ | 8 / 27 | - / 20 | - / 2 |
| Triple Jump | 42'6" | D. Banks | Imp | 41'2" J. Karn | Stap | 40'8½" K. iesel | Bay | 38'6" K. Bayne | Her. | 38'4¾" R. Leffler | Grant | 37'10½" S. Burge | Wheat | 10 / 61½ | 6 / 24 | 8 / 28½ | 4 / 31 | - / 20 | - / 2 |
| 110 M.H.H. | 15.6 | B. Brauer | Imp | 15.9 C. Rector | Bay | 16.3 K. Hinton | Med.V. | 17.3 S. Winn | Imp | 18.1 R. Harmon | Imp. | 18.2 B. Freg | Stap | 16 / 47½ | 8 / 32 | 1 / 29½ | - / 31 | 6 / 26 | - / 2 |
| 100 M. Dash | 11.74 | S. Smith | Bay | 11.99 G. Keslar | Stap | 12.02 R. Theiler | Wheat | 12.04 K. Schilling | Grant | 12.13 R. Smith | Bay | 12.46 B. Brownell | St Pat | - / 77½ | 12 / 44 | 8 / 39½ | - / 31 | - / 26 | 1 / 3 |
| 200 M. Dash | 23.83 | G. Keslar | Stap | 24.43 K. Schilling | Grant | 24.56 M. Duval | Benk | 24.65 J. Yakel | Bay | 24.74 R. Theiler | Wheat | 24.78 D. Banks | Imp | 1 / 78½ | 4 / 48 | 10 / 47½ | - / 31 | - / 26 | - / 3 |
| 400 M. Dash | 53.0 | J. Yakel | Bay | 53.6 G. Snyder | Imp | 53.6 R. Godfrey | Stap | 54.4 C. Bubak | Imp | 56.2 M. Crow | Her. | 57.7 Tie E. Rohn S. Rezac | Her Grant | 12 / 90½ | 10 / 58 | 6 / 53½ | 2½ / 33½ | - / 26 | - / 3 |
| 800 M. Run | 2:07.5 | C. Bubak | Imp | 2:08.16 R. Godfrey | Stap | 2:18.8 R. Snyder | Bay | 2:12.9 G. Snyder | Imp | 2:14.7 M. McConnell | Her. | 2:15.7 T. Draper | Imp. | 15 / 105½ | 6 / 64 | 8 / 61½ | 2 / 35½ | - / 24 | - / 3 |
| 1600 M Run | 4:55.39 | R. Szwanek | St Pat | 4.55.78 B. Flora | Med.V. | 5:00.85 J. Hoagland | Bay | 5:02.98 B. White | Her. | 5.02.99 D. Carfield | Wau. | 5:06.25 B. Damaude | Her | - / 105½ | 4 / 70 | - / 61½ | 5 / 40½ | 8 / 34 | 10 / 13 |
| 3200 M. Run | 10:48.16 | R. Szwanek | St.Pat | 10.49.2 B. Flora | Med.V. | 10:57.7 T. Johnson | Imp | 11:00.3 B. Palmer | Grant | 11:09.2 R. Jones | Stap. | 11:13.6 D. Wood | Wau | 6 / 111½ | - / 70 | 2 / 63½ | - / 40½ | 8 / 42 | 10 / 23 |
| 300 I.M. Hurd | 41.3 | C. Rector | Bay | 42.3 J. Karn | Stap | 43.1 B. Wine | Imp. | 43.4 K. Hinton | Med.V. | 44.2 B. Brauer | Imp | 45.7 C. Miyamoto | Wheat | 8 / 119½ | 10 / 80 | 9 / 71½ | - / 40½ | 4 / 44 | - / 23 |
| 400 M. Rel. | 47.01 | Bayard | | 47.44 N.P.S.P. | | 47.92 Grant | | 47.93 Imperial | | 49.03 Benkelman | | 50.89 Stapelton | | 4 / 123½ | 10 / 90 | 1 / 72½ | - / 40½ | - / 44 | 8 / 31 |
| 1600 M. Rel. | 3:41.3 | Bayard | | 3:44.5 Imperial | | 3:49.5 Hershey | | 3:51.9 Stapelton | | 3:59.2 Benkelman | | 4:10.9 Grant | | 8 / 131½ | 10 / 100 | 4 / 76½ | 6 / 46½ | - / 44 | - / 31 |
| 3200 M. Rel. | 8:51.5 | Stapelton | | 9:03.6 Hershey | | 9:14.5 Imperial | | 9:14.5 St. Pats | | 9:26.0 Paxton | | 9.26.9 Bayard | | 6 / 137½ | 1 / 101 | 10 / 86½ | 8 / 54½ | - / 44 | 4 / 35 |
| 400 WT Rel. | 48.75 | Bayard | | 49.14 Paxton | | 49.89 Imperial | | 51.17 Hershey | | 52.81 Grant | | 53.67 N.P.S.P. | | 6 / 143½ | 10 / 111 | - / 86½ | 4 / 58½ | - / 44 | 1 / 36 |
| | | | | | | | | | | | | | | TOTAL SCORES | | | | | |
| | | | | | | | | | | | | | | 143½ | 111 | 86½ | 58½ | 44 | 36 |

*Do not write in this event column until finish card is official.

| Grant | Paxton | Benkelman | Wheatland | Wauneta |
|---|---|---|---|---|
| – | – | – | – | – |
| – | – | – | – | – |
| 2 | – | – | – | – |
| 2 | – | – | – | – |
| 2 | – | – | – | – |
| 2 | – | – | – | – |
| 2 | 10 | 4 | – | – |
| 2 | 10 | 4 | – | – |
| – | – | – | – | – |
| 2 | 10 | 4 | – | – |
| 2 | – | – | 1 | – |
| 4 | 10 | 4 | 1 | – |
| – | – | – | – | – |
| 4 | 10 | 4 | 1 | – |
| 4 | – | – | 6 | – |
| 8 | 10 | 4 | 7 | – |
| 8 | – | 6 | 2 | – |
| 16 | 10 | 10 | 9 | – |
| 1/2 | – | – | – | – |
| 16½ | 10 | 10 | 9 | – |
| – | – | – | – | – |
| 16½ | 10 | 10 | 9 | – |
| – | – | – | – | 2 |
| 16½ | 10 | 10 | 9 | 2 |
| 4 | – | – | – | 1 |
| 20½ | 10 | 10 | 9 | 3 |
| – | – | – | 1 | – |
| 20½ | 10 | 10 | 10 | 3 |
| 6 | – | 2 | – | – |
| 26½ | 10 | 12 | 10 | 3 |
| 1 | – | 2 | – | – |
| 27½ | 10 | 14 | 10 | 3 |
| – | 2 | – | – | – |
| 27½ | 12 | 14 | 10 | 3 |
| 2 | 8 | – | – | – |
| 29½ | 20 | 14 | 10 | 3 |
| 29½ | 20 | 14 | 10 | 3 |

| EVENT * | Time and Distance | First Place 10 | School | Second Place 8 | School | Third Place 6 | School | Fourth Place 4 | School | Fifth Place 2 | School | Sixth Place 1 | School | Imperial | Wauneta | Stratton | Benkelman | Trenton | Cheylin |
|---|---|---|---|---|---|---|---|---|---|---|---|---|---|---|---|---|---|---|---|
| 3200 M. | 11.38.5 | T. Johnson | Imp | 11.38.9 B. Hill | Imp | 11.98.8 A. Barger | Imp | 11.54.5 W. Sherman | St.F. | 11.54.8 C. Crigler | Str. | 12.22.2 R. Andrews | Wau | 24 / 24 | 1 / 1 | 2 / 2 | – / – | – / – | – / – |
| 3200 M. Rel. | 10:17:79 | Imperial | | 10:22:27 Stratton | | 10:23:17 Trenton | | 10:25:64 Benkelman | | 11:01 Haigler | | | | 10 / 34 | – / 1 | 8 / 10 | 4 / 4 | 6 / 6 | – / – |
| 100 M. Dash | 11.54 | Wright | Trent | 11.90 Quint | Imp. | 11.94 Jones | Benk. | 12.18 Duvel | Benk | 12.20 Hudson | Trent | 12.26 Snyder | Imp. | 9 / 43 | – / 1 | – / 10 | 10 / 14 | 12 / 18 | – / – |
| Triple Jump | 39'5 ½" | B. Harchelroad | Wau | 37'4½ S. Hogeland | Imp. | 36' K. Kitt | Wau | 35'6" B. League | Strat | 34'11" M. Hudson | Trent | 34"10½" D. Reed | Strat | 8 / 51 | 16 / 17 | 5 / 15 | – / 14 | 2 / 20 | – / – |
| 10 M. H.H. | 16.63 | Winn | Imp | 16.79 Harmon | Imp | 17.8 Lewis | Wau | 18.10 J Wine | Imp | 18.31 Carson | Chey | 18.69 A. Hardy | Strat | 22 / 73 | 6 / 23 | 1 / 16 | – / 14 | – / 20 | 2 / 2 |
| Shot | 43'8½" | J. Bubak | Imp | 40'10" M. Gordon | Wau. | 40'10" J. Wallin | Imp | 40'7½" R. Magley | Chey | 39'5" M. Grutsch | Imp | 39'1" B. Scheeman | Benk | 18 / 91 | 8 / 31 | – / 16 | 1 / 15 | – / 20 | 4 / 6 |
| High Jump | 5'8" | T. Waters | Chey | 5'4" R. Andrews | Wau. | 5'4" S. Winn | Imp | 5'4" B. Wine | Imp | 5'4" A. Hardy | Strat. | 5'2" B. Lee | St.F. | 10 / 101 | 8 / 39 | 2 / 18 | – / 15 | – / 20 | 10 / 16 |
| Discus | 124'6" | M. Grutsch | Imp | 113'6" E. Good | Haig. | 111'1" M. Gordon | Wau | 108'7" D. Vernon | St.F. | 108'5" J. Bubak | Imp | 108'0" D. League | Strat | 12 / 113 | 6 / 45 | 1 / 19 | – / 15 | – / 20 | – / 16 |
| 400 M. Dash | 59.78 | M. Maris | Strat | 1:00.56 Wine | Imp | 1:00.82 M. Duvel | Benk | 1:02.70 C. Christner | Wau | 1:03.61 G. Gilliland | Chey | 1:03.80 D. Garfield | Wau | 8 / 121 | 5 / 50 | 10 / 29 | 6 / 21 | – / 20 | 2 / 18 |
| Pole Vault | 11'6" | S. Valentine | Imp | 11'6" C. Kadlecek | Strat | 11'0" M. Ham | Benk | 10'0" J. Eggers | Chey | 9'0" J. Stovern | Wau. | 8'6" K. McDonald | Imp. | 11 / 132 | 2 / 52 | 8 / 37 | 6 / 27 | – / 20 | 4 / 22 |
| Long Jump | 18'5 3/8" | G. Hardy | Strat | 18'1⅛" S. Winn | Imp. | 17'9⅝" M. Ham | Benk | 17'7" A. Hardy | Strat | 17'6⅞" M. Bentley | Haig | 16'10¼" Gordon | Wau. | 8 / 140 | 1 / 53 | 14 / 51 | 6 / 33 | – / 20 | – / 22 |
| 800 M. Run. | 2:25:24 | T. Draper | Imp | 2:25:74 L. Meerkatz | Strat | 2:27:38 B. Harchelroad | Wau. | 2:28:59 S. McDonald | Benk | 2:29:51 B. Hill | Imp. | 2:29:74 S. Craiger | Strat | 12 / 152 | 6 / 59 | 9 / 60 | 4 / 37 | – / 20 | – / 22 |
| 300 I.M. Hurd. | 51.02 | Wine | Imp. | 51.14 Harmon | Imp | 51.75 Winn | Imp. | 51.83 L. Lewis | Wau. | 51.94 S. Carson | Chey. | 52.54 R. Ambrosek | Haig | 24 / 176 | 4 / 63 | – / 60 | – / 37 | – / 20 | 2 / 24 |
| 200 M. Dash | 24.96 | Wright | Trent | 25.34 Duvel | Benk | 26.07 Maris | Strat | 26.36 Quint | Imp | 26.52 Hudson | Trent | 26.98 Egle | Strat | 4 / 180 | – / 63 | 7 / 67 | 8 / 45 | 12 / 32 | – / 24 |
| 1600 M. Run | 5:40 | D. Garfield | Wau | 5:42 P. Barger | Imp. | 5:49 C. Christner | Wau | 5:50 D. Gilliland | Chey | 5:51 M. John | Imp | 6:01 J. Steward | Benk | 10 / 190 | 16 / 79 | – / 67 | 1 / 46 | – / 32 | – / 24 |
| 400 M. Rel | 51.24 | Benkelman | | 52.35 Trenton | | 52.74 St. Francis | | 52.91 Cheylin | | 53.33 Stratton | | 54.10 Wauneta | | 0 / 190 | 1 / 80 | 2 / 69 | 10 / 56 | 8 / 40 | 4 / 28 |
| 1600 M. Rel. | 4:17 | Stratton | | 4:18 Cheylin | | 4:19 Wauneta | | 4:24 Imperial | | 4:27 Haigler | | 4:28 Benkleman | | 4 / 194 | 6 / 86 | 10 / 79 | 1 / 57 | – / 40 | 8 / 36 |
| | | | | | | | | | | | | | | | | | | | |
| | | | | | | | | | | | | | | TOTAL SCORES | | | | | |
| | | | | | | | | | | | | | | 194 | 86 | 79 | 57 | 40 | 36 |

*Do not write in this event column until finish card is official.

| St Francis | Hygiene |
|---|---|
| 4 | – |
| 4 | – |
| – | 2 |
| 4 | 2 |
| – | – |
| 4 | 2 |
| – | – |
| 4 | 2 |
| – | – |
| 4 | 2 |
| – | – |
| 4 | 2 |
| 1 | – |
| 5 | 2 |
| 4 | 8 |
| 9 | 10 |
| – | – |
| 9 | 10 |
| – | – |
| 9 | 10 |
| – | 2 |
| 9 | 12 |
| – | – |
| 9 | 12 |
| – | 1 |
| 9 | 13 |
| – | – |
| 9 | 13 |
| – | – |
| 9 | 13 |
| 6 | – |
| 15 | 13 |
| – | 2 |
| 15 | 16 |
| | |
| 45 | 15 |

| EVENT * | Time and Distance | First Place | School | Second Place | School | Third Place | School | Fourth Place | School | Fifth Place | School | Sixth Place | School | Gothenburg | Kearney | Lexington | McCook | Ogallala | Holdrege |
|---|---|---|---|---|---|---|---|---|---|---|---|---|---|---|---|---|---|---|---|
| 3200 M. Run | 10:26.7 | Clabaugh | Kear | 10:26.7 Danburg | Kear | 10:40.6 Bonow | McC | 11:11.8 Barta | Lex | 11:15.5 Brock | Goth | 11:26.0 Gutirez | Lex | | | | | | |
| 3200 M. Rel | 8:35.3 | Gothenburg | | 8:35.9 Kearney | | 8:50.4 Lexington | | 8:54.0 Ogallala | | 9:02.7 Holdrege | | 9:08.7 Minden | | | | | | | |
| High Jump | 6'4" | Novacek | Goth | 6'4" Markus | Kear | Hueser | Kear | 5'10" Buck | Ogal ~~5'10"~~ | Tie Westkamp | McC | 5'10" Lovins | Ogal | | | | | | |
| Long Jump | 21'7½" | Stoll | Lex | 21'6½" Stahla | Lex | 19'11¼" Stuckwisch | McC | 19'11¼" Jacobs | Kear | 19'9¼" Weskamp | McC | 19'9¼" McNeil | Hold | | | | | | |
| Discus | 155'8" | J. Nelson | Min | 135'4" Montgomery | Coz | 134'1" R. Best | McC | 133'11" D. Wine | Imp | 132'9" G. Willin | Imp | 131'7" T. Schug | Kear | | | | | | |
| 100 M. Dash | 11.3 | Kite | Goth | 11.5 Hall | McC | 11.5+ McCreath | Ogal | 11.6 Stahla | Lex | 11.6+ G. Snyder | Imp | 11.7 Wommer | Min | | | | | | |
| High Hurd Shuttle | 40.1 | Kearney | | 40.6 Gothenburg | | 41.5 Holdrege | | 41.5+ McCook | | 42.5 Ogallala | | 49.7 Lexington | | | | | | | |
| 800 M. Rel | 1:36.5 | Lexington | | 1:36.6 Cozad | | 1:37.9 Ogallala | | 1:38.3 Minden | | 1:38.5 Gothenburg | | 1:39.5 McCook | | | | | | | |
| Mile Medley Relay | 3:48.5 | Gothenburg | | 3:52.2 Cozad | | 3:52.2 Imperial | | 3:52.5 Minden | | 3:57.6 Lexington | | 3:59.5 Holdrege | | | | | | | |
| Distance Medley Relay | 11:30.1 | Kearney | | 11:41.1 Gothenburg | | 11:44.7 Holdrege | | 12:01.6 Lexington | | 12:27.5 McCook | | 12.28.2 Minden | | | | | | | |
| Triple Jump | 43'7¼" | Markus | Kear | 43'2" Jatczak | Kear | 42'4" Banks | Imp | 42'¼" Kalinski | McC | 41'4" Hall | McC | 41'1½" Curtis | Ogal | | | | | | |
| Shot | 55'4¼" | Nelson | Min | 49'10" Wilson | Goth | 48'2¼" Wine | Imp | 48'1½" Sehnert | Kear | 47'6" Hansen | Min | 47'4¼" Davis | Imp | | | | | | |
| Low Hurd Shuttle | 50.0 | Kearney | | 50.2 Ogallala | | 51.0 Holdrege | | Tie Cozad | | 51.6 McCook | | 53.8 Gothenburg | | | | | | | |
| 400 M. Rel | 45.7 | McCook | | 45.8 Lexington | | 46.0 Gothenburg | | 46.3 Kearney | | 46.5 Holdrege | | 46.6 Imperial | | | | | | | |
| 300 I.M. Hurd | 41.9 | Novacek | Goth | 42.9 Stoll | Lex | 44.7 Johnson | McC | 46.2 Sostad | Hold | 46.7 Brauer | Imp | 46.9 | Ogal | | | | | | |
| 1600 M Rel. | 3:32.3 | Gothenburg | | 3:34.4 McCook | | 3:39.5 Lexington | | 3:39.8 Ogallala | | 3:40.2 Kearney | | 3:45.4 Imperial | | | | | | | |
| Pole Vault | 13'0" | Novacek | Goth | 12'7" Burmood | Lex | 12'0" Magnuson | Ogal | 12'0" Rossen | Hold | 11'6" Rittscher | Goth | 11'0" Garrison | Imp | | | | | | |
| | | | | | | | | | | | | | | | | | | | |
| TOTAL SCORES | | | | | | | | | | | | | | 88 | 82 | 65 | 56½ | 38½ | 29 |

*Do not write in this event column until finish card is official.

27
26
25

Imperial
Cozad
Minden

| EVENT * | Time and Distance | First Place 10 | School | Second Place 8 | School | Third Place 6 | School | Fourth Place 4 | School | Fifth Place 2 | School | Sixth Place 1 | School | Imperial | Holyoke | Ogallala | Hershey | Rep. Valley | St. Pats. |
|---|---|---|---|---|---|---|---|---|---|---|---|---|---|---|---|---|---|---|---|
| High Jump | 6'2" | Arnold | Juls | 6'2" Bayne | Her | 6'2" Brown | Hol | 6' Tie Zeffler | Grant | 6' Trumper | Hol | 5'10" Wallin | Imp | 11 / 1 | 9 / | – / 1 | 8 / | – / – | – / – |
| Discus | 146'6" | Bayne | Her | 143'0" D. Wine | Imp | 133'6" George | Ogal | 128'3" Svanda | Ogal | 126'8" Cook | Ogal | 123'4" Wallin | Imp | 9 / | – / | 12 / | 10 / | – / – | – / – |
| Long Jump | 21'1½" | Curtis | Ogal | 19'8½" Trumper | Hol | 19'8½" Banks | Imp | 19'6½" Rezac | Grant | 19'5½" Mallack | Rep.V | 19'2" McKinstry | Juls | 6 / | 8 / | 10 / | – / | 2 / 2 | – / – |
| Triple Jump | 42'4" | Banks | Imp | 42'3¼" Trumper | Hol | 41'9" Curtis | Ogal | 41'1¾" Brown | Hol | 40'10¼" Dillin | Ogal | 39'5" Stewart | Hol | 10 / | 13 / | 8 / | – / | – / 2 | – / – |
| Shot | 53'11" | Bayne | Her | 50'3½" D. Wine | Imp | 47'8½" Davis | Imp | 45'¼" Pinion | Her | 43'5¾" Wadell | Rep.V | 43'4¼" J. Bubak | Imp | 15 / | – / | – / | 14 / | 2 / 4 | – / – |
| 400 M. Dash | 52.23 | McCreath | Ogal | 52.78 C. Bubak | Imp | 52.83 G. Snyder | Imp | 53.66 Mallack | Rep.V | 53.72 Broberg | Suth | 54.01 Barnet | Ogal | 14 / | – / | 11 / | – / | 4 / 6 | – / – |
| Pole Vault | 12'6" | Garrison | Imp | 11'9" Chandler | Hol | 11'6" Radel | Juls | 11'6" Jones | Suth | 11'0" Cunning Valentine | Imp | Jul 11'0" Tie Magnuson | Ogal | 11 / | 8 / | 1 / | – / | – / 6 | – / – |
| 3200 M. Run | 10:45.12 | Szwanek | St.Pat | 10:48.68 Palmer | Grant | 10:54.72 Reyter | Hol | 11:09.81 Magnuson | Ogal | 11:09.83 Barger | Imp | N:13.48 Johnson | Imp | 3 / | 6 / | 4 / | – / | – / 6 | 10 / 10 |
| 3200 M Rel. | 8:41.01 | Ogallala | | 8:99.82 Chapell | | 9:00.72 Hershey | | 9:10.32 Sutherland | | 9:12.05 Rep. Valley | | 9:13.74 Imperial | | 1 / | – / | 10 / | 6 / | 2 / 8 | – / 10 |
| 110 M. H Hurd | 15.61 | Palouck | Hol | 16.17 Mooney | St.P. | 16.82 Dodson | St.P | 16.94 Akeson | Chap | 17.17 Winn | Imp | 17.45 Harmon | Imp | 3 / | 10 / | – / | – / | – / 8 | 14 / 24 |
| 100 M. Dash | 11.26 | Sughroue | Rep.V | 11.46 Stewart | Hol | 11.55 McCreath | Ogal | 11.77 G. Snyder | Imp | 11.83 Schillings | Grant | 12.09 Jaeger | Imp | 5 / | 8 / | 6 / | – / | 10 / 18 | – / 24 |
| 800 M. Run | 2:05.48 | C. Bubak | Imp | 2:09.10 Kalb | Chap | 2:09.14 G. Snyder | Imp | 2:09.49 Bennett | Chap | 2:10.34 Porter | Ogal | 2:11.56 Maahs | Juls | 16 / | – / | 2 / | – / | – / 18 | – / 24 |
| 300 I.M. Hurd | 41.76 | Palovcek | Hol | 42.08 Mooney | St.P. | 42.97 Leffler | Grant | 43.14 B. Wine | Imp | 43.37 Dodson | St.P | 43.58 Dillin | Ogal | 4 / | 10 / | 1 / | – / | – / 18 | 10 / 34 |
| 200 M. Dash | 24.10 | Stewart | Hol | 24.37 Sughroue | Rep.V | 24.79 Alexander | Juls | 24.88 Barnett | Ogal | 24.93 Smith | Hol | 25.00 Holloway | Grant | – / | 12 / | 4 / | – / | 8 / 26 | – / 34 |
| 1600 M. Run | 4:55.69 | Kalb | Chap | 4:57.25 White | Her | 4:58.11 Hagge | Ogal | 5:00.87 Movide | Her | 5:02.73 Szwanek | St.P. | 5:02.92 Burkland | Suth | – / | – / | 6 / | 12 / | – / 26 | 2 / 36 |
| 400 M Rel. | 46.42 | Holyoke | | 46.83 Ogallala | | 46.90 Imperial | | 46.91 Grant | | 47.35 Julesburg | | 47.54 Sutherland | | 6 / | 10 / | 8 / | – / | – / 26 | – / 36 |
| 400 M WT. Rel. | 49.54 | Hershey | | 49.63 Imperial | | 49.73 Ogallala | | 50.97 Rep. Valley | | 51.17 Grant | | 51.16 Julesburg | | 8 / | – / | 6 / | 10 / | 4 / 34 | – / 36 |
| 1600 M Rel. | 3:38.03 | Imperial | | 3:41.31 Ogallala | | 3:45.20 Holyoke | | 3:48.03 Rep. Valley | | 3:50.66 Sutherland | | 3:51.78 Hershey | | 10 / | 6 / | 8 / | 1 / | 4 / | – / 36 |
| | | | | | | | | | | | | | | 122 | 100 | 97 | 61 | 36 | 36 |

*Do not write in this event column until finish card is official.

TOTAL SCORES

| Chappel | Grant | Julesburg | Sutherland |
|---|---|---|---|
| – | 3 | 10 | – |
| – | 3 | 10 | – |
| – | – | – | – |
| – | 3 | 10 | – |
| – | 4 | 1 | – |
| – | 7 | 11 | – |
| – | – | – | – |
| – | 7 | 11 | – |
| – | – | – | – |
| – | 7 | 11 | – |
| – | – | – | 2 |
| – | 7 | 11 | 2 |
| – | – | 7 | 4 |
| – | 7 | 18 | 6 |
| – | 8 | – | – |
| – | 15 | 18 | 6 |
| 8 | – | – | 4 |
| 8 | 15 | 18 | 10 |
| 4 | – | – | – |
| 12 | 15 | 18 | 10 |
| – | 2 | – | – |
| 12 | 17 | 18 | 10 |
| 12 | – | 1 | – |
| 24 | 17 | 19 | 10 |
| – | 6 | – | – |
| 24 | 23 | 19 | 10 |
| – | 1 | 6 | – |
| 24 | 24 | 25 | 10 |
| 10 | – | – | 1 |
| 34 | 24 | 25 | 11 |
| – | 4 | 2 | 1 |
| 34 | 28 | 27 | 12 |
| – | 2 | 1 | – |
| 34 | 30 | 28 | 12 |
| – | – | – | 2 |
| 34 | 30 | 28 | 14 |
| 34 | 30 | 28 | 14 |

| EVENT * | Time and Distance | First Place 6 | School | Second Place 4 | School | Third Place 3 | School | Fourth Place 2 | School | Fifth Place 1 | School | Sixth Place | School | Imperial | Grant | Wheatland | | | |
|---|---|---|---|---|---|---|---|---|---|---|---|---|---|---|---|---|---|---|---|
| 3200 M. Run | 11:16.3 | B. Palmer | Grant | 11:33.9 T. Johnson | Imp | 11:41.6 B. Hill | Imp | 11:56.9 P. Barger | Imp | 12:20.8 M. Jahn | Imp | | | 10/10 | 6/6 | — | | | |
| Long Jump | 18'8" | Miyamoto | Wheat | 18'4" S. Fortik | Grant | 17'10" S. Rezac | Grant | 17'5" T. Schimonitz | Wheat | 17'4" S. Winn | Imp | | | 1/11 | 7/13 | 8/8 | | | |
| High Jump | 5'8" | G. Wallin | Imp | 5'8" B. Leffler | Grant | 4'10" B. Wine | Imp | | | | | | | 9/20 | 4/17 | —/8 | | | |
| Triple Jump | 39'10" | D. Banks | Imp | 38' B. Leffler | Grant | 37'2" R. Miyamoto | Wheat | 36'5" G. Wallin | Imp | 35' S. Hogeland | Imp | | | 9/29 | 4/21 | 3/11 | | | |
| 110 M. H. Hurd | 15.9 | B. Brauer | Imp | 16.2 R. Harmon | Imp | 16.3 S. Winn | Imp | 19.2 B. Wine | Imp | 21.2 K. McDonald | Imp | | | 16/45 | —/21 | —/11 | | | |
| Pole Vault | 11'6" | K. Garrison | Imp | Tie 11' S. Valentine | Imp | B. Holoway | Grant | Tie 11' B. Graybill | Grant | 10' Burge | Wheat | | | 9½/54½ | 5'/26 | 1½/12½ | | | |
| Discus | 153'2½" | D. Wine | Imp | 137'7½" D. Cox | Imp | 133'7" Jeff Wallin | Imp | 128'2" Greg Wallin | Imp | 127'10" R. Jackman | Grant | | | 15/69½ | 1/27 | —/12½ | | | |
| 100 M. Dash | 11.65 | K. Schilling | Grant | 11.77 G. Snyder | Imp | 11.85 B. Brauer | Imp | 11.94 S. Fortik | Grant | T Theiler | Wheat | | | 7/76½ | 8/35 | 1/13½ | | | |
| 400 M. Dash | 56.52 | G. Snyder | Imp | 56.53 N. Snyder | Imp | 56.55 D. Banks | Imp | 56.60 D. Jaeger | Imp | 59.73 S. Quint | Imp | | | 16/92½ | —/35 | —/13½ | | | |
| Shot | 48'6½" | Davis | Imp | 46'9½" Wine | Imp | 43'7½" Bubak | Imp | 41'4½" D. Jackman | Grant | 39'3½" J. Wallin | Imp | | | 14/106½ | 2/37 | —/13½ | | | |
| 1600 M Run | 5:14.1 | T. Draper | Imp | 5:17.2 Palmer | Grant | 5:21.1 Engel | Grant | 5:25.1 B. Hill | Imp | 5:34.6 Linscott | Imp | | | 9/115½ | 7/44 | —/13½ | | | |
| 400 M. Rel | 47.25 | Grant | | 49.12 Wheatland | | 50.10 Imperial | | | | | | | | 1/116½ | 5/49 | 3/16½ | | | |
| 200 M. Dash | 24.47 | G. Snyder | Imp | 24.50 Schillings | Grant | 25.19 D. Banks | Imp | 25.25 D. Jaeger | Imp | 25.29 N. Snyder | Imp | | | 12/128½ | 4/53 | —/16½ | | | |
| 300 M. I. Hurd | 42.61 | Brauer | Imp | 42.99 Leffler | Grant | 43.73 Wine | Imp | 44.69 Harmon | Imp | 48.63 Winn | Imp | | | 12/140½ | 4/57 | —/16½ | | | |
| 800 M. Dash | 2:21.87 | Draper | Imp | 2:31.27 M. Cox | Imp | 2:31.42 Buss | Grant | 2:32.62 Linscott | Imp | 2:34.40 Graybill | Grant | | | 12/152½ | 4/61 | —/16½ | | | |
| 1600 M. Rel | 3:55.27 | Imperial | | 3:99.99 Wheatland | | 4:11.19 Grant | | | | | | | | 5/157½ | 1/62 | 3/19½ | | | |
| | | | | | | | | | | | | | | | | | | | |
| | | | | | | | | | | | | | | | | | | | |
| *Do not write in this event column until finish card is official. | | | | | | | | TOTAL SCORES | | | | | | | | | | | |

| EVENT * | Time and Distance | First Place 10 | School | Second Place 8 | School | Third Place 6 | School | Fourth Place 4 | School | Fifth Place 2 | School | Sixth Place 1 | School | Imperial | Oshkosh | Chappell | Hershey | Grant | NPSP |
|---|---|---|---|---|---|---|---|---|---|---|---|---|---|---|---|---|---|---|---|
| Triple Jump | 44'3½" | S. Akeson | Chap | 41'9" D. Banks | Imp | 41'1½" S. Poppe | Osk | 38'6" B. Leffler | Gra | 37'5" K. Bayne | Her. | 37'3½" R. Faling | Suth | 8 / 8 | 6 / 6 | 10 / 10 | 2 / 2 | 4 / 4 | – / – |
| Discus | 147'3" | D. Wine | Imp | 135'10" G. Wallin | Imp | 134'3" B. Bayne | Her | 133'1" D. Cox | Imp | 124'10 D. Jackman | Gra | 117'11" B. Dodson | NPSP | 22 / 30 | – / 6 | – / 10 | 6 / 8 | 2 / 6 | 1 / 1 |
| Pole Vault | 12'0" | R. Thornhill | Osh | 11'6" K. Garrison | Imp | 11'6" S. Valentine | Imp | 11'6" S. Jones | Suth | B. Holaway | Gra | M. Ham | Benk | 14 / 44 | 10 / 16 | – / 10 | – / 8 | 2 / 8 | – / 1 |
| 400 M. Dash | 52.95 | R. Jobman | Osh | 53.24 C. Bubak | Imp | 53.78 R. Broberg | Suth | 53.95 D. Banks | Imp | 53.96 G. Snyder | Imp | 54.29 K. McConnell | Her | 14 / 58 | 10 / 26 | – / 10 | 1 / 9 | – / 8 | – / 1 |
| 3200 M. Run | 10:52.24 | R. Szwanek | NPSP | 10:53.99 B. Palmer | Gra | 10:58.23 T. Johnson | Imp | 11:17.54 B. Hill | Imp | 11:24.09 D. Hyde | Her | 11:32.83 P. Barger | Imp | 11 / 69 | – / 26 | – / 10 | 2 / 11 | 8 / 16 | 10 / 11 |
| 3200 M. Relay | 8:44.42 | Hershey | | 8:53.39 Chappell | | 9:03.02 Imperial | | 9:32.12 Sutherland | | 9:36.83 Oshkosh | | 9:57.36 Grant | | 6 / 75 | 2 / 28 | 8 / 18 | 10 / 21 | 1 / 17 | – / 11 |
| High Jump | 6'2" | K. Bayne | Her | 6'0" G. Wallin | Imp | 5'10" D. Kling | Osh | 5'10" S. Poppe | Osh | 5'8" M. Waugh | Her | 5'8" B. Brauer | Imp | 9 / 84 | 10 / 38 | – / 18 | 12 / 33 | – / 17 | – / 11 |
| Long Jump | 22'9¾" | Steve Akeson | Chap | 20'9" M. Butler | Osh | 19'4" S. Rezac | Gra | 18'5¾" D. Banks | Imp | 18'4½" W. Fortik | Gra | 17'11¼" R. Downs | Her. | 4 / 88 | 8 / 46 | 10 / 28 | 1 / 34 | 8 / 25 | – / 11 |
| 110 High Hurdles | 16.24 | P. Mooney | NPSP | 16.27 S. Poppe | Osh | 16.36 B. Brauer | Imp | 16.63 S. Akeson | Chap | 16.66 B. Dodson | NPSP | 17.01 S. Winn | Imp | 7 / 95 | 8 / 54 | 4 / 32 | – / 34 | – / 25 | 12 / 23 |
| Shot | 53'10½" | B. Bayne | Her | 50'2" G. Davis | Imp | 49'6½" R. Jobman | Osh | 47' D. Wine | Imp | 45'2¼" C. Pinion | Her | 44'5¼" J. Bubak | Imp | 13 / 108 | 6 / 160 | – / 32 | 12 / 46 | – / 25 | – / 23 |
| 100 M. Dash | 11.41 | S. Akeson | Chap | 11.46 J. Harshman | Osh | 11.58 G. Snyder | Imp | 11.72 K. Schilling | Gra | 11.83 K. Jones | Benk | 11.87 M. Waugh | Her | 6 / 114 | 8 / 68 | 10 / 42 | 1 / 47 | 4 / 29 | – / 23 |
| 800 M. Run | 2:05.57 | C. Bubak | Imp | 2:09.90 J. Kalb | Chap | 2:10.45 B. Bennett | Chap | 2:10.78 B. Ramaekers | NPSP | 2:12.40 M. Crow | Her | R. Broberg | Suth | 10 / 124 | – / 68 | 14 / 56 | 2 / 49 | – / 29 | 4 / 27 |
| 300 I.M. Hurd | 41.07 | P. Mooney | NPSP | 41.86 S. Poppe | Osh | 42.81 B. Leffler | Gra | 43.53 M. Dodson | NPSP | 43.99 R. Harmon | Imp | 44.52 B. Brauer | Imp | 3 / 127 | 8 / 76 | – / 56 | – / 49 | 6 / 35 | 14 / 41 |
| 200 M. Dash | 23.31 | J. Harshman | Osh | 23.83 K. Schilling | Gra | 24.15 M. Duvel | Benk | 24.37 B. Holaway | Gra | 24.38 D. Jaeger | Imp | 24.54 M. Butler | Osh | 2 / 129 | 11 / 87 | 0 / 56 | 0 / 49 | 12 / 48 | 0 / 41 |
| 1600 M. Run | 4:53.69 | J. Kalb | Chap | 4:56.74 B. White | Her | 4:58.63 T. Draper | Imp | 4:59.04 R. Szwanek | NPSP | 4:59.81 B. Damoude | Her | 5:04.22 T. Johnson | Imp | 7 / 136 | 0 / 87 | 10 / 66 | 10 / 59 | 0 / 47 | 4 / 45 |
| 400 M. Relay | 45.78 | Oshkosh | | 46.53 Chappell | | 46.80 Grant | | 47.04 Imperial | | 47.28 NPSP | | 47.74 Hershey | | 4 / 140 | 10 / 97 | 8 / 74 | 1 / 60 | 6 / 53 | 2 / 47 |
| 1600 M. Relay | 3:38.64 | Oshkosh | | 3:42.88 Grant | | 3:44.11 Imperial | | 3:45.48 Hershey | | 3:47.33 Sutherland | | 3:47.60 Chappell | | 6 / 146 | 10 / 107 | 1 / 75 | 6 / 66 | 8 / 61 | 0 / 47 |
| Freshman Relay | 48.31 | Benkleman | | 48.51 Hershey | | 51.10 Sutherland | | 51.12 Imperial | | 51.67 Grant | | 51.78 Oshkosh | | | | | | | |
| | | | | | | | | | | | | | | TOTAL SCORES | | | | | |
| | | | | | | | | | | | | | | 146 | 107 | 75 | 64 | 61 | 47 |

*Do not write in this event column until finish card is official.

| Sutherla | Benkelm |
|---|---|
| 1 | – |
| 1 | – |
| – | – |
| 1 | – |
| 4 | 1 |
| 5 | 1 |
| 6 | – |
| 11 | 1 |
| – | – |
| 11 | 1 |
| 4 | – |
| 15 | 1 |
| – | – |
| 15 | 1 |
| – | – |
| 15 | 1 |
| – | – |
| 15 | 1 |
| – | 2 |
| 15 | 3 |
| 1 | – |
| 16 | 3 |
| – | – |
| 16 | 3 |
| 0 | 6 |
| 16 | 9 |
| 0 | 0 |
| 16 | 9 |
| 0 | 0 |
| 16 | 9 |
| 2 | 0 |
| 18 | 9 |
| | |
| 18 | 9 |

| EVENT * | Time and Distance | First Place 10 | School | Second Place 8 | School | Third Place 6 | School | Fourth Place 4 | School | Fifth Place 2 | School | Sixth Place 1 | School | Bayard | Alliance | Imperial | Sidney | Morrill | Mitchell |
|---|---|---|---|---|---|---|---|---|---|---|---|---|---|---|---|---|---|---|---|
| Triple Jump | 44'1 3/4" | S. Akeson | Chap | 43'4½" B. Kraay | Ger | 40'4¼" K. Kiesel | Bay | 40'2 3/4" D. Banks | Imp | 39'3/4" Rollie Waite | Ley | 38'10 3/4" P. Barnwell | Ger | 6/6 | —/— | 4/4 | —/— | —/— | —/— |
| Shot | 52'2" | P. Shimek | Craw | 49'10½" G. Davis | Imp | 49'4" M. Foos | Ger | 49'1/4" M. Schlager | Mor | 49'0" D. Wine | Imp | 48'9½" K. Buss | Sid | —/6 | —/— | 10/14 | 1/1 | 4/4 | —/— |
| High Jump | 6'4" | K. Metzger | Gor | 6'2" R. Ridenour | All | 6'2" T. Cooper | Ger | 6'2" M. Skinner | Sid | 6'2" R. Waite | Ley | 6'0" R. Wintermote | Sid | —/6 | 8/8 | —/14 | 5/6 | —/4 | —/— |
| Long Jump | 21'10" | J. Hecker | Sid | 21'1" S. Akeson | Chap | 20'9" C. Anglin | Mor | 20'6" T. Kastens | Lod | 20'0" K. Kiesel | Bay | 19'9" R. Ridenour | All | 2/8 | 1/9 | —/14 | 10/16 | 6/10 | —/— |
| 400 M. Dash | 50.2 | S. Mohrman | Bpt | 51.3 J. Yakel | Bay | 51.7 J. Tomlin | All | 52.4 S. Hessler | Mit | 52.8 R. Ross | All | 53.1 G. Snyder | Imp | 8/16 | 8/17 | 1/15 | —/16 | —/10 | 4/4 |
| 3200 M. Run | 9:38.5 | B. Grier | All | 10:25.0 R. Finegan | All | 10:28.4 C. Saucedo | Mor | 10:39.0 D. Plasencie | Mit | 10:41.3 M. Berntsson | HB | 11:10.7 D. Sharman | Lod | —/16 | 18/35 | —/15 | —/16 | 6/16 | 4/4 |
| 3200 M. Relay | 8:19.2 | Morrill | | 8:37.7 Gering | | 8:39.8 Imperial | | 8:40.3 Leyton | | 8.43.3 Chappell | | 8:47.5 Sidney St. Pats | | —/16 | —/35 | 6/21 | —/16 | 10/26 | —/4 |
| Pole Vault | 13.0 | B. Hicks | Mor | 12.6 D. Dunbar | All | 12.0 M. Skinner | Sid | 12.0 K. Garrison | Imp | 12.0 D. Gable | Ger | 11.6 C. Killyard | Ger | —/16 | 8/43 | 4/25 | 6/22 | 10/36 | —/4 |
| 110 M. H. H. | 15.0 | T. Rector | Bay | 15.2 J. Schneider | Kim | 15.4 B. Brauer | Imp | 15.4 T. Parker | Hya | 15.8 C. Holstein | Mor | 15.9 C. Propp | Bay | 11/27 | —/43 | 6/31 | —/22 | 2/38 | —/4 |
| 100 M. Dash | 11.2 | S. Mohrman | Bpt | 11.3 J. Hecker | Sid | 11.4 T. Schlothauer | Mit | 11.5 S. Warrick | Mit | 11.7 T. Cooper | Ger | 11.9 T. Kasrens | Lod | —/27 | —/43 | —/31 | 8/30 | —/38 | 10/14 |
| Discus | 151'11" | Kevin Buss | Sid | 151'6" D. Wine | Imp | 144'10" S. Richter | Kim | 141'1" D. Cox | Imp | 139'10" C. Morgan | Ley | 139'1" M. Schlager | Mor | —/27 | —/43 | 12/43 | 10/40 | 1/39 | —/14 |
| 800 M. Run | 2:02.6 | J. Yakel | Bay | 2:02.7 R. Cortney | Kim | 2:04.0 C. Bubak | Imp | 2:05.5 K. Archuleta | Chad | 2:05.7 K. Guenther | Sid | 2:06.1 A. Svitak | Mor | 10/37 | —/43 | 6/49 | 2/42 | 1/40 | —/14 |
| 300 M Hurd | 39.9 | S. Hessler | Mit | 40.0 T. Rector | Bay | 40.4 B. Miller | Chad | 41.3 J. Fiehtner | Kim | 42.2 B. Brauer | Imp | 42.9 R. Harmon | Imp | 8/45 | —/43 | 3/52 | —/42 | —/40 | 10/24 |
| 200 M. Dash | 22.1 | S. Mohrman | Bpt | 22.5 J. Hecker | Sid | 22.7 T. Schlothauer | Mit | 23.2 J. Tomlin | All | 23.5 S. Warrick | Mit | 23.6 K. Jenkins | Hem | —/45 | 4/47 | —/52 | 8/50 | —/40 | 8/32 |
| 1600 M. Run | 4:27.9 | B. Grier | All | 4:30.1 B. Simones | Chad | 4:44.6 C. Saucedo | Mor | 4:46.1 J. Kalb | Chap | 4:50.0 R. Wood | Hem | 4:33.9 A. Svitak | Mor | —/45 | 10/57 | —/52 | —/50 | 6/47 | —/32 |
| 400 M. Relay | 44.4 | Mitchell | | 44.7 Bayard | | 45.6 Gering | | 46.1 Kimball | | 46.5 Chadron | | 46.7 Allaince | | 8/53 | 1/58 | —/52 | —/50 | —/47 | 10/42 |
| 1600 M. Relay | 3:33.9 | Bayard | | 3:36.0 Imperial | | 3:36.3 Alliance | | 3:38.2 Leyton | | 3:38.4 Gering | | 3:38.5 Chadron | | 10/63 | 6/64 | 8/60 | —/50 | —/47 | —/42 |
| | | | | | | | | | | | | | | | | | | | |
| | | | | | | | | | | | | | | | | | | | |
| TOTAL SCORES | | | | | | | | | | | | | | 63 | 63 | 60 | 50 | 47 | 46 |

*Do not write in this event column until finish card is official.

| Gering | Bridgep | Kimball | Chappel | Chadron | Leyton | Crawfor | lodgepol | Hyannis | Hemingfo | Harrisbu | Sidney St | Sioux Co | Brule | Lewelle | Lyman | Gordon |
|---|---|---|---|---|---|---|---|---|---|---|---|---|---|---|---|---|
| 9 | — | — | 10 | — | 2 | — | — | — | — | — | — | — | — | — | — | — |
| 9 | — | — | 10 | — | 2 | — | — | — | — | — | — | — | — | — | — | — |
| 6 | — | — | — | — | — | 10 | — | — | — | — | — | — | — | — | — | — |
| 15 | — | — | 10 | — | 2 | 10 | — | — | — | — | — | — | — | — | — | — |
| 6 | — | — | — | — | 2 | — | — | — | — | — | — | — | — | — | — | 10 |
| 21 | — | — | 10 | — | 4 | 10 | — | — | — | — | — | — | — | — | — | 10 |
| — | — | — | 8 | — | — | — | 4 | — | — | — | — | — | — | — | — | — |
| 21 | — | — | 18 | — | 4 | 10 | 4 | — | — | — | — | — | — | — | — | 10 |
| — | 10 | — | — | — | — | — | — | — | — | — | — | — | — | — | — | — |
| 21 | 10 | — | 18 | — | 4 | 10 | 4 | — | — | — | — | — | — | — | — | 10 |
| — | — | — | — | — | — | — | 1 | — | — | 2 | — | — | — | — | — | — |
| 21 | 10 | — | 18 | — | 4 | 10 | 5 | — | — | 2 | — | — | — | — | — | 10 |
| 8 | — | — | 2 | — | 4 | — | — | — | — | — | 1 | — | — | — | — | — |
| 29 | 10 | — | 20 | — | 8 | 10 | 5 | — | — | 2 | 1 | — | — | — | — | 10 |
| 3 | — | — | — | — | — | — | — | — | — | — | — | — | — | — | — | — |
| 32 | 10 | — | 20 | — | 8 | 10 | 5 | — | — | 2 | 1 | — | — | — | — | 10 |
| — | — | 8 | — | — | — | — | — | 4 | — | — | — | — | — | — | — | — |
| 32 | 10 | 8 | 20 | — | 8 | 10 | 5 | 4 | — | 2 | 1 | — | — | — | — | 10 |
| 2 | 10 | — | — | — | — | — | 1 | — | — | — | — | — | — | — | — | — |
| 34 | 20 | 8 | 20 | — | 8 | 10 | 6 | 4 | — | 2 | 1 | — | — | — | — | 10 |
| — | — | 6 | — | — | 2 | — | — | — | — | — | — | — | — | — | — | — |
| 34 | 20 | 14 | 20 | — | 10 | 10 | 6 | 4 | — | 2 | 1 | — | — | — | — | 10 |
| — | — | 8 | — | 4 | — | — | — | — | — | — | — | — | — | — | — | — |
| 34 | 20 | 22 | 20 | 4 | 10 | 10 | 6 | 4 | — | 2 | 1 | — | — | — | — | 10 |
| — | — | 4 | — | 6 | — | — | — | — | — | — | — | — | — | — | — | — |
| 34 | 20 | 26 | 20 | 10 | 10 | 10 | 6 | 4 | — | 2 | 1 | — | — | — | — | 10 |
| — | 10 | — | — | — | — | — | — | — | 1 | — | — | — | — | — | — | — |
| 34 | 30 | 26 | 20 | 10 | 10 | 10 | 6 | 4 | 1 | 2 | 1 | — | — | — | — | 10 |
| — | — | — | 4 | 8 | — | — | — | — | 2 | — | — | — | — | — | — | — |
| 34 | 30 | 26 | 24 | 18 | 10 | 10 | 6 | 4 | 3 | 2 | 1 | — | — | — | — | 10 |
| 6 | — | 4 | — | 2 | — | — | — | — | — | — | — | — | — | — | — | — |
| 40 | 30 | 30 | 24 | 20 | 10 | 10 | 6 | 4 | 3 | 2 | 1 | — | — | — | — | 10 |
| 2 | — | — | — | 1 | 4 | — | — | — | — | — | — | — | — | — | — | — |
| 42 | 30 | 30 | 24 | 21 | 10 | 10 | 6 | 4 | 3 | 2 | 1 | — | — | — | — | 10 |
| | | | | | | | | | | | | | | | | |
| 12 | 30 | 30 | 24 | 20 | 16 | 10 | 6 | 4 | 3 | 2 | 1 | 0 | 0 | 0 | 0 | 10 |

| EVENT * | Time and Distance | First Place 10 | School | Second Place 8 | School | Third Place 6 | School | Fourth Place 4 | School | Fifth Place 2 | School | Sixth Place 1 | School | Alliance | Imperial | Mitchell | Sidney | Ogallala | Chadron |
|---|---|---|---|---|---|---|---|---|---|---|---|---|---|---|---|---|---|---|---|
| Shot | 50'4" | K. Zematis | Mit | 50'3" K. Buss | Sid | 49'3½" G. Davis | Imp | 48'9½" D. Wine | Imp | 48'6" M. Foos | Ger | 44'4½" J. Bubak | Imp | —/— | 11/11 | 10/10 | 8/8 | —/— | —/— |
| Long Jump | 21'11½" | J. Curtis | Ogal | 21'4" J. Hecker | Sid | 20'9½" W. Lewellen | All | 20'4½" B. Kraay | Ger | 20'1" M. Skinner | Sid | 19'9" M. Ford | Gor | 6/6 | —/11 | —/10 | 10/18 | 10/10 | —/— |
| 400 M. Dash | 51.4 | J. Tomlin | All | 51.7 S. McCreath | Ogal | 52.6 G. Snyder | Imp | 52.6+ R. Ross | All | 52.9 C. Bubak | Imp | 54.6 H. Baltjes | Ger | 14/20 | 8/19 | —/10 | —/18 | 8/18 | —/— |
| 100 M Dash | 11.1 | J. Hecher | Sid | 11.2 T. Schlothauer | Mit | 11.2 M. Sager | Gor | 11.3 S. McCreath | Ogal | 11.6 M. Black | Val | 11.7 J. Tomlin | All | 1/21 | —/19 | 8/18 | 10/28 | 4/22 | —/— |
| Triple Jump | 44'3" | B. Kraay | Ger | 42'1" D. Banks | Imp | 41'10½" R. Kacers | Gor | 41'1¼" P. Barnwell | Ger | 40'10¼" J. Curtis | Ogal | 40'9¾" W. Lewellen | All | 1/22 | 8/27 | —/18 | —/28 | 2/24 | —/— |
| 800 M. Run | 2:02.1 | C. Bubak | Imp | 2:02.5 R. Cortney | Kim | 2:04.1 K. Archuleta | Chad | 2:06.3 K. Guenther | Sid | 2:07.9 B. Stobal | Ger | NT B. Hoff | Mit | —/22 | 10/37 | 1/19 | 4/32 | —/24 | 6/6 |
| 300 Int. Hurdles | 40.3 | S. Hessler | Mit | 40.7 B. Miller | Chad | 40.7 M. Hoefs | Val | 40.7+ J. Fichtner | Kim | 41.9 B. Brauer | Imp | 42.4 C. Dillan | Ogal | —/22 | 2/39 | 10/29 | —/32 | 1/25 | 8/14 |
| 200 M. Dash | 22.7 | J. Hecker | Sid | 22.8 T. Schlichauer | Mit | 23.1 J. Tomlin | All | 23.2 M. Sager | Gor | 23.7 M. Black | Val | 23.8 L. Overstreet | All | 7/29 | —/39 | 8/37 | 10/42 | —/25 | —/14 |
| 1600 M. Run | 4:31.8 | B. Grier | All | 4:31.9 B. Simones | Chad | 4:43.2 R. Finegan | All | 4:48.4 M. Palmo | Ger | 4:52.1 J. Panzer | Gor | 4:53.8 C. Weatherfield | Ger | 16/45 | —/39 | —/37 | —/42 | —/25 | 8/22 |
| 3200 M. Run | 9:52.5 | B. Grier | All | 10:00.6 B. Simones | Chad | 10:22.0 R. Finegan | All | 10:31.8 D. Plasencio | Mit | 11:00.2 T. Johnson | Imp | 11:03.0 V. Hoffman | Val | 16/61 | 2/41 | 4/41 | —/42 | —/25 | 8/30 |
| Pole Vault | 12'10" | M. Hoefs | Val | 12'10" D. Dunbar | All | Tie T. Magnuson | Ogal | 10'6" K. Garnison | Imp | 12'6" M. Skinner | Sid | 12' D. Gable | Ger | 8/69 | 4/45 | —/41 | 2/44 | 6/31 | —/30 |
| Discus | 161'7" | K. Buss | Sid | 163'11" K. Zemantis | Mit | 147'9½" D. Wine | Imp | 142'7" S. Richter | Kim | 140'6½" D. Cox | Imp | 139'11" B. Southerland | Val | —/69 | 8/53 | 8/49 | 10/54 | —/31 | —/30 |
| High Jump | 6'5" | J. Schneider | Kim | 6'5" K. Metzger | Gor | 6'3" R. Ridenour | All | 6'3" T. Copper | Ger | 6'1" M. Skinner | Sid | 6'1" A. Buck | Ogal | 6/75 | —/53 | —/49 | 2/56 | 1/32 | —/30 |
| 3200 M Relay | 8:14.3 | Gering | | 8:21.8 Chadron | | 8:31.8 Ogallala | | 8:46.9 Imperial | | 8:51.5 Valentine | | 8:55.6 Alliance | | 1/76 | 4/57 | —/49 | —/56 | 6/38 | 8/38 |
| 110 M H. Hurd. | 15.1 | J. Schneider | Kim | 15.3 B. Brauer | Imp | 15.3+ J. Fichtner | Kim | 15.8 S. Hessler | Mit | 16.3 W. Wilson | Ger | 16.6 R. Harmon | Imp | —/76 | 9/66 | 4/53 | —/56 | —/38 | —/38 |
| 400 M. Relay | 44.1 | Mitchell | | 44.2 Valentine | | 45.2 Ogallala | | 45.4 Gordon | | 45.9 Imperial | | 46.0 Alliance | | 1/77 | 2/68 | 10/63 | —/56 | 6/44 | —/38 |
| 1600 M. Relay | 3:31.0 | Ogallala | | 3:31.6 Chadron | | 3:31.8 Alliance | | 3:33.1 Imperial | | 3:35.2 Kimball | | 3:37.0 Mitchell | | 6/83 | 4/72 | 1/64 | —/56 | 10/54 | 8/46 |
| | | | | | | | | | | | | | | | | | | | |

*Do not write in this event column until finish card is official.

TOTAL SCORES

| Gering | Kimball | Valentine | Gordon |
|---|---|---|---|
| 2 / 2 | – / – | – / – | – / – |
| 4 / 6 | – / – | – / – | 1 / 1 |
| 1 / 7 | – / – | – / – | – / 1 |
| – / 7 | – / – | 2 / 2 | 6 / 7 |
| 14 / 21 | – / – | – / 2 | 6 / 13 |
| 2 / 23 | 8 / 8 | – / 2 | – / 13 |
| – / 23 | 4 / 12 | 6 / 8 | – / 13 |
| – / 23 | – / 12 | 2 / 10 | 4 / 17 |
| 5 / 28 | – / 12 | – / 10 | 2 / 19 |
| – / 28 | – / 12 | 1 / 11 | – / 19 |
| 1 / 29 | – / 12 | 10 / 21 | – / 19 |
| – / 29 | 4 / 16 | 1 / 22 | – / 19 |
| 4 / 33 | 10 / 26 | – / 22 | 8 / 27 |
| 10 / 43 | – / 26 | 2 / 24 | – / 27 |
| 2 / 45 | 16 / 42 | – / 24 | – / 27 |
| – / 45 | – / 42 | 8 / 32 | 4 / 31 |
| – / 45 | 2 / 44 | – / 32 | – / 31 |

| EVENT * | Time and Distance | First Place | School | Second Place | School | Third Place | School | Fourth Place | School | Fifth Place | School | Sixth Place | School | | | | | | |
|---|---|---|---|---|---|---|---|---|---|---|---|---|---|---|---|---|---|---|---|
| 400 | | Gary Snyder | | 53.1 - | | No Place | | | | | | | | | | | | | |
| 800 | | Chris Bulat | | 2:04.1 | | No Place | | | | | | | | | | | | | |
| 110 HH | | Brad Brewer | | 16.1 | | No Place | | | | | | | | | | | | | |
| Shot | | Glen Davis | | 48' | | No Place | | | | | | | | | | | | | |
| Discus | | Doug Wise | | 149'10" | | No Place | | | | | | | | | | | | | |
| P.J | | Kevin Garrison | | 12'6" | | No Place | | | | | | | | | | | | | |
| T.5 | | Doug Banks | | 4'6" | | No Place | | | | | | | | | | | | | |
| | | | | | | | | | | | | | | | | | | | |
| | | | | | | | | | | | | | | | | | | | |
| | | | | | | | | | | | | | | | | | | | |
| | | | | | | | | | | | | | | | | | | | |
| | | | | | | | | | | | | | | | | | | | |

*Do not write in this event column until finish card is official.

TOTAL SCORES

# ATHLETIC SCORE BOOK CO.

1602 Edwin Avenue
Woodland, California 95695
Bus. (916) 666-5719
Res. (916) 666-0180

Book No. 103 (short) — THE ALL-AMERICAN TRACK AND FIELD SCORE BOOK—— Designed for dual meets, but will score 7 schools. Pages for 20 meets.

Book No. 104 (long) — THE ALL-AMERICAN TRACK AND FIELD SCORE BOOK—— For relay meets, invitationals, conference and dual meets. Allows for six places. Will score 34 schools. Pages for 12 meets.

Book No. 111 — THE FOOTBALL SCORE BOOK——New and improved, it provides a complete and accurate record of every play during each game. Easy to score. An invaluable aid to every coach. Pages for 12 games.

Book No. 120 — THE CROSS COUNTRY SCORE BOOK——Makes it easy to score and record your Cross Country meets. Scores 18 meets.

Book No. 130 — THE WRESTLING SCORE BOOK——Designed to provide a rapid and convenient method of scoring dual meets. Pages for 18 meets.


## SAMPLE OF SCORING

| Event * | Time or Distance | First Place | School | Second Place | School | Third Place | School | Fourth Place | School | Fifth Place | School | Running Score EHS | | Running Score WHS |
|---|---|---|---|---|---|---|---|---|---|---|---|---|---|---|
| 880 | 2:01.1 | WHITE | E | JOHNSON | W | BROWN | W | | | | | 5 5 | / | 4 4 |
| SHOT PUT | 51'11¾" | JONES | W | 48'7½" BLACK | E | 46'2" LOWE | W | | | | | 3 8 | / | 6 10 |

*Don't write in this Event Column until Finish Card or Result is Official.

# THE ALL-AMERICAN TRACK AND FIELD SCORE SHEET

Originated and Developed by

**COACHES**

**Barkham Garner** — **C. L. Cain**
**C. A. Hastings** — **C. G. Zaun**


Copyright 1937—Barkham Garner
All rights reserved


Form 104

## SCORING DIRECTIONS

**The following suggestions are made to the scorer, coach and schools in using the All-American Track and Field score sheet.**

**The scorer should not write in the order of events in the event column but enter the events as they are completed and reported by the head judge of finish. After recording the places in their respective columns the points are placed in the upper half of the scoring space. The running score is kept in lower half of the scoring space, usually in different color pencil. This enables the scorer to announce the exact score after each and every event.**

**These additional suggestions are offered to aid the scorer in keeping an efficient record: (1) In cases of ties write all names in the one space. (2) In case of a new school or meet record, circle the winning height, time or distance. (3) In case of a new school record in a field event scored by a place winner, the distance or height may be written in above the place winner's name.**

**The following suggestions may be helpful to the coaches in using this score sheet: (1) There is room to put in above a name the time, distance or height of the individual, if desired. Thus a season record of individual members of a team may be kept. (2) The names of the members of winning relay team may be written in the 4th and 5th spaces opposite the relay event. (3) The coach may encircle new school, district or League records.**

Finally, this sheet will score any meet from a dual or triangle meet to a League or district meet with any number of schools competing.

Junior colleges, colleges and universities can use the sheet as well as high schools as there is room for eighteen events to be scored which is ample to include all college events.

# THE ALL-AMERICAN TRACK AND FIELD SCORE SHEET — COPYRIGHTED 1937

| EVENT * | Time and Distance | First Place | School | Second Place | School | Third Place | School | Fourth Place | School | Fifth Place | School | Sixth Place | School | Imperial | Wawasta | Wheatland | | | |
|---|---|---|---|---|---|---|---|---|---|---|---|---|---|---|---|---|---|---|---|
| 3200 Run | 11.33.5 | Hill | Imp. | 11.38.2 Johnson | Imp | 11.38.8 Barger | Imp. | 11.49.1 Austin | Imp. | 11.58.5 Wood | Imp. | | | 15 / 15 | 1 / 1 | - / - | | | |
| Discus | 148'5" | G. Wallin | Imp. | 142'9" Q. Bubak | Imp. | 140'8" Cox | Imp. | 130'8" Grutsch | Imp. | 125'2" G. Wallin | Imp | | | 16 / 31 | - / 1 | - / - | | | |
| Pole Vault | 11'0" | Kimberling | Imp. | 11'0" Stevens | Wav. | 10'6" C. Garrison | Imp | 10' Barnard | Wav. | 9' Terry | Wav | | | 9 / 40 | 7 / 8 | - / - | | | |
| Shot Put | 46'0" | Q. Bubak | Imp | 43'7" Q. Wallin | Imp. | 41'11½" Spady | Imp | 40'3" G. Wallin | Imp. | 38'3½" Grutsch | Imp | | | 16 / 56 | - / 8 | - / - | | | |
| Triple Jump | 40'10½" | Banks | Imp. | 39'7½ Harchelroad | Wav. | 37'1" Burge | Wht. | 36'6½" Hogeland | Imp | 36'4" Kitt | Wav. | | | 8 / 64 | 5 / 13 | 3 / 3 | | | |
| 110 H.H | 8.17 | Brauer | Imp | 8.56 Winn | Imp | 9.29 Harman | Imp | 10.95 Heckenlively | Imp. | 11.03 Littrel | Wav. | | | 15 / 79 | 1 / 14 | - / 3 | | | |
| Long Jump | 18'11" | Banks | Imp | 18'2¼" Winn | Imp | 16'1" Andrews | Wav. | 15'11½ Kitt | Wav. | 15'11" Schimantz | Wheat | | | 10 / 89 | 5 / 19 | 1 / 4 | | | |
| 100 Dash | 12.23 | Decker | Wav. | 12.89 Jaeger | Imp. | 13.59 Roller | Imp. | 13.77 Johnston | Imp. | 14.33 Terry | Wav. | | | 9 / 98 | 7 / 26 | - / 4 | | | |
| 400 | 55.8 | Banks | Imp | 58.0 Snyder | Imp. | 61.1 Perez | Wheat | 61.5 Tyaden | Wheat | 62.2 Jaeger | Imp. | | | 11 / 109 | - / 26 | 5 / 9 | | | |
| 1600 | 5.24.2 | Hill | Imp. | 5.27.5 Austin | Imp. | 5.28.3 Barger | Imp. | 5.28.8 Wood | Wav. | 5.30.4 Johnson | Imp | | | 14 / 123 | 2 / 28 | - / 9 | | | |
| High Jump | 6'11" | Wallin | Imp. | 6' Andrews | Wav. | 5'10" Brauer | Imp. | 5'8" Burge | Wheat | 5" Wine | Imp | | | 10 / 133 | 4 / 32 | 2 / 11 | | | |
| 400 Relay | 50.54 | | Wav. | 54.3 | Wheat. | 58.4 | Imp. | | | | | | | - / 133 | 5 / 37 | 3 / 14 | | | |
| 300 Im. H. | 43.8 | Brauer | Imp. | 45.0 W. no | Imp. | 47.08 Harman | Imp | 54.5 Wine | Imp | 57.36 Bruegman | Wht | | | 15 / 148 | - / 37 | 1 / 15 | | | |
| 800 | 2.16.9 | Heckenlively | Imp | 2.17.8 Harchelroad | Wav. | 2.30.5 M. Cox | Imp | 2.32.4 Garrison | Imp | 2.47.1 Griese | Imp | | | 12 / 160 | 4 / 41 | - / 15 | | | |
| 200 | 25.04 | Snyder | Imp | 25.41 Decker | Wav. | 25.75 Spady | Imp. | 27.11 Schimonitz | Wheat. | 27.4 Johnston | Imp | | | 10 / 170 | 4 / 45 | 2 / 17 | | | |
| 1600 Relay | 4.00.7 | | Imp | 4.06.69 | Wheat. | | | | | | | | | 5 / 175 | - / 45 | 3 / 20 | | | |
| | | | | | | | | | | | | | | | | | | | |
| | | | | | | | | | | | | | | | | | | | |

*Do not write in this event column until finish card is official.

TOTAL SCORES

# THE TRI-AMERICAN TRACK AND FIELD BOOK 1987

COPYRIGHTED 1987

| EVENT * | Time and Distance | 10 First Place | School | 8 Second Place | School | 6 Third Place | School | 4 Fourth Place | School | 2 Fifth Place | School | 1 Sixth Place | School | Gothenburg | Cozad | Imperial | Hershey | Ogallala | |
|---|---|---|---|---|---|---|---|---|---|---|---|---|---|---|---|---|---|---|---|
| Shot Put | 52'2½" | Wilson | Goth | 52'1" Rangel | Cozad | 51'6" Swanson | Cozad | 48'6" Rupp | Cozad | 47'1½" Pinion | Her | 46'11" Bubak | Imp | 10 / 10 | 18 / 18 | 1 / 1 | 2 / 2 | – / – | |
| Long Jump | 20'3½" | Curtis, Jeff | Og. | 19'8" Smock | Cozad | 19'6¼" Banks | Imp. | 18'4¾" Bartels | Goth | 18'8" Ashburn | Og | 18'3¾" Curtis, Jarrod | Og | 43 14 / 23 | 8 / 26 | 6 / 7 | – / 2 | 13 / 13 | |
| High Jump | 6'0" | Novacek | Goth | 6'0" G. Wallin | Imp. | 5'10" Levins | Og | 5'10" Brauer | Imp. | 5'8" Schwanz | Goth | 5'6" Johnson | Her. | 12 / 26 | 12 / 38 | 18 / 19 | 1 / 3 | 6 / 19 | |
| Pole Vault | 13'0" | Novacek | Goth. | 12'6" K. Garrison | Imp. | 12'0" Brock | Goth. | 11'6" Magnussen | Og | 10'6" Hamilton | Her. | 10'0" C. Garrison | Imp | 14 / 42 | – / 26 | 9 / 28 | 2 / 5 | 4 / 23 | |
| Discus | 147'2" | G. Wallin | Imp. | 145'9" Montgomery | Cozad | 134'4" D. Cox | Imp. | 128'7" J. Bubak | Imp. | 125'6" Zimmerman | Goth | 122'8" Linneman | Cozad | 2 / 44 | 9 / 35 | 20 / 48 | – / 5 | – / 23 | – |
| Triple Jump | 42'2" | Banks | Imp. | 41'10" Dillin | Og. | 40'1½" Levins | Og | 39'6" Geiken | Goth | 39'4" Downs | Her | 38'1" Hogeland | Imp | 4 / 48 | – / 35 | 11 / 59 | 2 / 7 | 14 / 37 | – |
| 110 m. H.H. | 7.86 | Brauer | Imp. | 8.58 Winn | Imp. | 8.73 Deckert | Og | 8.88 Dillin | Og | 8.89 Boyce | Og | 9.0 Krason | Cozad | – / 48 | 1 / 36 | 18 / 77 | – / 7 | 12 / 49 | – |
| 100 m. Dash | 11.46 | Kite | Goth | 11.96 Smith | Cozad | 12.11 Jeff Curtis | Imp. | 12.59 Loung | Cozad | 12.66 Parish | Cozad | 12.70 Ashburn | Og | 10 / 58 | 14 / 50 | – / 77 | – / 7 | 7 / 56 | – |
| 200 m. Dash | 23.4 | Kite | Goth. | 24.31 Stubbs | Goth | 24.52 Crow | Her. | 25.2 Snyder | Imp. | 25.3 Jaeger | Imp | 25.94 Holshcer | Og | 18 / 76 | – / 50 | 6 / 83 | 6 / 13 | 1 / 57 | – |
| 400 m. Dash | 54.4 | Crow | Her | 54.87 Stuehm | Cozad | 55.34 Werkmeister | Goth | 56.19 Snyder | Imp. | 56.37 Banks | Imp. | 69.9 Cass | Cozad | 6 / 82 | 9 / 59 | 6 / 89 | 10 / 23 | – / 57 | – |
| 800 m. Dash | 2:08.7 | Wolfe | Goth | 2:09.27 Geiken | Goth | 2:14.80 DaMoude | Her | 2:17.71 Copass | Cozad | 2:17.72 Heckenlively | Imp. | 2:18.17 Cass | Cozad | 18 / 100 | 5 / 64 | 2 / 91 | 6 / 29 | – / 57 | – |
| 300 I.M. Hurdles | 41.23 | Novacek | Goth | 42.74 Brauer | Imp. | 43.60 Dillin | Og | 44.18 Boyce | Og | 44.45 Lohse | Goth | 44.74 Deckert | Og | 12 / 112 | – / 69 | 8 / 99 | 29 / 40 | 10 / 67 | – |
| 3200 m. Run | 10:49.45 | Dean | Goth | 10:58.40 Johnson | Imp. | 11:02.64 Brock | Goth | 11:06.81 Hyde | Her. | 11:05.85 Avalas | Cozad | 11:10.72 Hill | Imp. | 16 / 128 | 2 / 71 | 9 / 108 | 4 / 33 | – / 67 | – |
| 1600 m Run | 4:55.94 | Dean | Goth | 4:58.26 Kolbo | Cozad | 4:59.03 White | Her | 5:10.48 Brock | Goth | 5:10.98 Austin | Imp. | 6:11.97 Johnson | Imp. | 14 / 142 | 8 / 79 | 3 / 111 | 6 / 39 | – / 67 | – |
| 400 m. Relay | 46.31 | Gothenburg | | 48.74 Hershey | | 49.87 Ogallala | | 50.47 Imperial | | | | | | 10 / 152 | – / 79 | 4 / 115 | 8 / 47 | 6 / 73 | |
| 1600 m. Relay | 3:42.59 | Gothenburg | | 3:48.40 Ogallala | | 3:51.21 Hershey | | 3:53.41 Cozad | | 3:56.18 Imperial | | | | 10 / 162 | 4 / 83 | 2 / 110 | 6 / 53 | 8 / 81 | |
| 3200 m. Relay | 8:58.54 | Cozad | | 9:08.64 Ogallala | | 9:10.08 Hershey | | 9:20.01 Gothenburg | | 10:01.06 Imperial | | | | 4 / 166 | 10 / 93 | 2 / 118 | 6 / 70 | 8 / 89 | |
| | | | | | | | | | | | | | | | | | | | |
| | | | | | | | | | | | | | | TOTAL SCORES | | | | | |

*Do not write in this event column until finish card is official.

# THE ALL-AMERICAN TRACK AND FIELD SCORE SHEET — COPYRIGHTED 1937

| EVENT * | Time and Distance | First Place 10 | School | Second Place 8 | School | Third Place 6 | School | Fourth Place 4 | School | Fifth Place 2 | School | Sixth Place 1 | School | Imperial | Grant | Bayard | Hershey | St. Pats | Buckman |
|---|---|---|---|---|---|---|---|---|---|---|---|---|---|---|---|---|---|---|---|
| Shot Put | 49'2¼" | C. Pinion | Her. | 47'2" Bubak | Imp. | 46'11¼" Jackman | Gr. | 46'7½" J. Wallin | Imp. | 44'7¼" West | Her. | 43'11¾" Deaver | Gr. | 12 / 12 | 7 / 7 | ~~12~~ / ~~12~~ | 12 / 12 | - / - | - / - |
| Long Jump | 21'9¼" | Pelowski | Bank | 20'5" Fortik | Gr. | 20'2½" Rezac | Gr. | 20'1½" Kusel | Bay. | 19'11½" Banks | Imp. | 19'11" Duvel | Bank | 2 / 14 | 14 / 21 | 4 / ~~6~~ 4 | - / ~~12~~ | - / - | 11 / 11 |
| High Jump | 6'4" | Leffler | Gr. | 6'3" D. Wallin | Imp. | 5'10" Andrews | Wau. | 5'10" Miller | Bay | 5'10" Brosius | Stap | 5'8" Poppe | Osh | 8 / 22 | 10 / 31 | 4 / ~~8~~ 20 | - / ~~12~~ | - / - | - / 11 |
| Pole Vault | C 13'5½" | Ostrander | Pax | 12'6" Garrison | Imp | 11'7" Mooney | St. Pat | 11'7" Hamilton | Her | 11'2" Stavern | Wau. | 11'2" Hahn | Pax | 8 / 30 | - / 31 | - / ~~8~~ 20 | 4 / 4 | 6 / 6 | - / 11 |
| Discus | A 146'1½" | D. Wallin | Imp. | 140'6" D. Cox | Imp | 138'8" Jackman | Gr. | 137'8" J. Bubak | Imp. | 124'1" Schow | Pax | 119'1½" Brown | Pax | 22 / 52 | 6 / 37 | - / ~~8~~ 20 | - / 14 | - / 6 | - / 11 |
| 110 m. H. H. | 14.84 | Brauer | Imp. | 16.0 Huck | Bay. | 16.16 Winn | Imp. | 16.27 Harmon | Imp. | 17.22 Hahn | Pax | 17.33 Brosius | Stap | 20 / 72 | - / 37 | 8 / ~~16~~ 20 | - / 16 | - / 6 | - / 11 |
| 100 m. Dash | 11.85 | Herrick | Stap. | 11.96 Young | St. Pats | 11.98 Fortik | Gr. | 11.99 Harshman | Osh | 12.01 Smith | Bay. | 12.03 Decker | Wau. | - / 72 | 6 / 43 | 2 / ~~10~~ 12 | - / 14 | 8 / 14 | - / 11 |
| 200 m. Dash | 23.54 | Holloway | Gr. | 23.87 Duval | Bank | 24.47 Crow | Her. | 24.62 Decker | Wau | 24.70 Snyder | Imp | 24.72 Herrick | Stap. | ~~+0~~ 2 / 74 | 10 / 53 | - / ~~18~~ 18 | 6 / 20 | - / 14 | 8 / 19 |
| 400 m. Dash | 52.04 | Yakel | Bay. | 52.11 Leffler | Gr. | 53.09 Godfrey | Stap. | 53.50 Banks | Imp. | 53.79 Crow | Her. | 54.27 Rezac | Gr. | 4 / 78 | 9 / 62 | 10 / 28 | 2 / 24 | - / 14 | - / 19 |
| 800 m. Dash | 2:07.61 | Yakel | Bay | 2:13.5 McDonald | Bank | 2:15.06 Hanchbarger | Wau. | 2:15.46 Raemakers | St Pat | 2:15.8 Snyder | Bay | 2:16.0 DeMoude | Her | - / 78 | - / 62 | 12 / 40 | 1 / 25 | 4 / 18 | 8 / 27 |
| 1600 m. Run | 5:05.28 | Arelland | Bay | 5:05.29 White | Her. | 5:10.63 Austin | Imp | 5:11.51 Hyde | Her | 5:11.79 Colson | St Pats | 5:11.83 Hill | Imp | 7 / 85 | - / 62 | 10 / 50 | 12 / 37 | 2 / 20 | - / 27 |
| 3200 m. Run. | 10:50.27 | Hill | Imp. | 10:52.40 Johnson | Imp. | 10:53.66 Hyde | Her | 11:01.07 Ryland | St Pats | 11:12.22 Barger | Imp. | 11:47.66 Gonzales | Bay. | 20 / 105 | - / 62 | 1 / 51 | 6 / 33 | 4 / 24 | - / 27 |
| 300 d.m. Hurdles | 42.51 | Brauer | Imp. | 43.45 Dodson | St. Pats | 43.91 Leffler | Gr. | 44.10 Harmon | Imp. | 44.90 Estrada | St Pats | 45.0 Frey | Stap | 14 / 119 | 6 / 68 | - / 51 | - / 43 | 10 / 34 | - / 27 |
| 400 m Relay | 46.02 | Imperial | | 47.05 Bayard | | 47.45 St. Pats | | 47.62 Benkelman | | 48.34 Hershey | | 48.48 Stapleton | | 10 / 129 | - / 68 | 8 / 59 | 2 / 45 | 6 / 40 | 4 / 31 |
| 1600 m Relay | 3:44.71 | Grant | | 3:49.03 Hershey | | 3:49.64 Bayard | | 3:56.21 Benkelman | | 4:02.12 Imperial | | | | 2 / 131 | 10 / 78 | 6 / 65 | 8 / 53 | - / 40 | 4 / 35 |
| 3200 m. Relay | 8:59.27 | Imperial | | 8:59.72 St. Pats | | 9:00.08 Hershey | | 9:05.74 Bayard | | 9:17.16 Oshkosh | | 9:33.38 Grant | | 10 / 141 | 1 / 79 | 4 / 89 | 6 / 59 | 8 / 48 | - / 35 |
| 4100 m Relay | 49.45 | Imperial | | 49.96 St. Pats | | 50.16 Bayard | | 50.73 Grant | | 53.42 Paxton | | 54.70 Stapleton | | 10 / 151 | 4 / 83 | 6 / ~~89~~ | - / 59 | 8 / 56 | - / 35 |

*Do not write in this event column until finish card is official.

TOTAL SCORES

| Stapleton | Wauneta | Paxton | Ophiuchi |
|---|---|---|---|
| - | - | - | - |
| - | - | - | - |
| - | - | - | - |
| 2 | 6 / 6 | - / - | 1 / 1 |
| 2 | 2 / 8 | 11 / 11 | - / 1 |
| 2 | - / 8 | 3 / 14 | - / 1 |
| 3 | - / 8 | 2 / 16 | - / 1 |
| 13 | 1 / 9 | - / 16 | 4 / 5 |
| 14 | 4 / 13 | - / 16 | - / 5 |
| 20 | - / 13 | - / 16 | - / 5 |
| 20 | 6 / 19 | - / 16 | - / 5. |
| 20 | - / 19 | - / 16 | - / 5 |
| 20 | - / 19 | - / 16 | - / 5 |
| 21 | - / 19 | - / 16 | - / 5 |
| 22 | - / 19 | - / 16 | - / 5 |
| 22 | - / 19 | - / 16 | - / 5 |
| 22 | - / 19 | - / 16 | 2 / 7 |
| 23 | - / 19 | 2 / 18 | - / 7 |

# THE ALL-AMERICAN TRACK AND FIELD SCORE SHEET

COPYRIGHTED 1937

| EVENT * | Time and Distance | First Place 10 6 | School | Second Place 8 5 | School | Third Place 6 4 | School | Fourth Place 4 3 | School | Fifth Place 2 2 | School | Sixth Place 1 1 | School | Kearney | Gothenburg | Imperial | McCook | Ogallala | Lexington |
|---|---|---|---|---|---|---|---|---|---|---|---|---|---|---|---|---|---|---|---|
| Long Jump | 21'8¾" | Stahla | Lex. | 19'10½" Moffett | Kea. | 19'8¾" Hall | McC. | 18'11" Long | McC. | 18'11" Bartels | Goth. | 18'5" Jo Curtis | Og | 5 / 5 | 2 / 2 | - / - | 7 / 7 | 1 / 1 | 6 / 6 |
| Discus | 145'7" | Wallin | Imp. | 142'3" Cox | Imp. | 142' Bubak | Imp | 141'10" Dehnert | Kear | 132'5" Sudmer | Kear | 131'10" Rosenthal | Lex | 5 / 10 | - / 2 | 15 / 15 | - / 7 | - / 1 | 1 / 7 |
| High Jump | 6'2" | Lovins | Og. | 6' Bader | Lex. | 6' Novacek | Goth | 5'10" McDonald | Kear | 5'10" D. Wallin | Imp. | 5'8" Schwarz | Goth | 3 / 13 | 5 / 7 | 2 / 17 | / 7 | 6 / 7 | 5 / 12 |
| 3200 M. Run. | 10:07.6 | Danburg | Kear | 10:24.0 Eckhoff | Kear | 10:40 Brock | Goth | 10:45.9 Hill | Imp | 11:01.2 Meyer | Lex. | 11:01.3 Bonow | McC | 5 / 18 | 4 / 14 | 3 / 20 | 1 / 8 | - / 7 | 2 / 14 |
| Pole Vault | 15'4½ | Novacek | Goth | 13'0" K. Dawson | Imp | 12'6" Lutz | Kear. | 12'6" Brock | Goth | 12'6" Magnuson | Og. | 12'0" Rittscher | Goth | 4 / 22 | 10 / 21 | 5 / 25 | - / 8 | 2 / 9 | - / 14 |
| Triple Jump | 42'6¾" | Kaluzski | McC. | 42'3¾" Banks | Imp | 40'11½" London | Kear. | 40'11" Dillon | Ogal. | 39'8¾" Lovins | Og. | 38'10" Mattly | Kear. | 5 / 27 | - / 30 | 5 / 30 | 6 / 14 | 5 / 14 | - / 14 |
| 3200 Relay | 8:15.1 | Kearney | | 8:22.9 Gothenburg | | 8:35.0 Ogallala | | 8:38.1 Lexington | | 9:19.9 McCook | | | | 10 / 37 | 8 / 38 | - / 30 | 2 / 16 | 6 / 20 | 4 / 18 |
| H.H. Shuttle | 32.2 | Imperial | | 32.6 Kearney | | 33.6 Ogallala | | 34.0 Gothenburg | | 34.2 McCook | | 35.4 Lexington | | 8 / 45 | 4 / 42 | 10 / 40 | 2 / 18 | 6 / 26 | 1 / 19 |
| 800 Relay | 1:33.8 | McCook | | 1:35.5 Gothenburg | | 1:37.6 Ogallala | | 1:37.7 Kearney | | 1:40.8 Lexington | | | | 4 / 49 | 8 / 50 | - / 40 | 10 / 28 | 6 / 32 | 2 / 21 |
| 100 M. Dash | 11.3 | Gillon | McC. | 11.3± Kitz | Goth | 11.5 Stahla | Lex. | 11.6 Downing | Kear | 12.2 Holscher | Ogal. | | | 3 / 52 | 5 / 55 | - / 40 | 6 / 34 | 2 / 35 | 4 / 25 |
| Mile Medley | 3:39.3 | Kearney | | 3:46.7 Gothenburg | | 3:56.9 Imperial | | | | | | | | 10 / 62 | 8 / 63 | 6 / 46 | - / 34 | - / 35 | - / 25 |
| Distance Medley | 11:03.3 | Kearney | | 11:15.1 Gothenburg | | 11:49.9 Imperial | | 11:54 McCook | | 12:05.7 Lexington | | 12:21.7 Ogallala | | 10 / 72 | 8 / 71 | 6 / 52 | 4 / 38 | 1 / 36 | 2 / 37 |
| Shot Put | 51'8¼" | Dehnert | Kear | 49' Deakin | Goth | 47'11" Cudabback | Kear | 47'2" Bubak | Imp | 46'10¾" Wallin | Imp | 45'9" Rose | Lex. | 10 / 82 | 5 / 76 | 5 / 57 | - / 38 | - / 36 | 1 / 38 |
| Low H. Shuttle | 47.7 | Imperial | | 48.3 Kearney | | 48.8 Gothenburg | | 48.9 Ogallala | | 49.7 McCook | | 51.9 Lexington | | 8 / 90 | 6 / 82 | 10 / 67 | 2 / 40 | 4 / 40 | 1 / 39 |
| 400 M. Relay | 44.2 | McCook | | 44.9 Gothenburg | | 45.1 Kearney | | 46.0 Imperial | | 46.3 Lexington | | 46.5 Ogallala | | 6 / 96 | 8 / 90 | 4 / 71 | 10 / 50 | / 41 | 2 / 41 |
| 300 M. Hurdles | 39.6 | Novacek | Goth | 42.8 Weigal | McC. | 43.1 Brauer | Imp. | 43.2 Boyce | Ogal | 45.0 Derickson | Lex. | | | + / 96 | 6 / 96 | 4 / 75 | 5 / 55 | 3 / 44 | 2 / 43 |
| 1600 M. Relay | 3:30.5 | Kearney | | 3:32.6 Gothenburg | | 3:34.4 McCook | | 3:35.1 Ogallala | | 3:39.4 Lexington | | 3:49.8 Imperial | | 10 / 106 | 8 / 104 | + / 76 | 6 / 61 | 4 / 48 | 2 / 45 |

*Do not write in this event column until finish card is official.

TOTAL SCORES

# THE TRI-AMERICAN TRACK AND FIELD SCORE SHEET

COPYRIGHTED 1957

| EVENT * | Time and Distance | First Place 10 | School | Second Place 8 | School | Third Place 6 | School | Fourth Place 4 | School | Fifth Place 2 | School | Sixth Place 1 | School | Stratton | Benkelman | Imperial | Wauneta | Cheylin | Haigler |
|---|---|---|---|---|---|---|---|---|---|---|---|---|---|---|---|---|---|---|---|
| Discus | 124'9" | Drutach | Imp | 110'5" Magley | Chey | 109'9" Shaw | Imp | 106'6" Becker | Imp | 106' Schleeman | Benk | 102'4" Hunchin | Kren | - / - | 2 / 2 | 20 / 20 | - / - | 8 / 8 | - / - |
| 400 M. Dash | 57.53 | Egle | Stra | 58.36 McDonald | Benk | 58.45 Pankonin | Haig | 58.95 Maris | Stra | 59.89 Waters | Chey | 1:00.04 Pralle | Imp | 14 / 14 | 8 / 10 | 1 / 21 | - / - | 2 / 10 | 6 / 6 |
| Long Jump | 19'8" | D Hardy | Stra | 19'8" Pelowski | Benk | 19'6" A. Hardy | Stra | 18'6" Ham | Benk | 18'½" Adams | Kren | 17'7" Durel | Benk | 16 / 30 | 13 / 13 | - / 21 | - / - | - / 10 | - / 6 |
| Pole Vault | 12'6" | Kadlecik | Stra | 11'10" Barnard | Wau. | 11'6" Kimberling | Imp | 11' Ham | Benk | 11' C. Garrison | Imp | 10'6" Stevens | Wau | 10 / 40 | 4 / 17 | 8 / 29 | 9 / 9 | - / 10 | - / 6 |
| 3200 Relay | 10:39 | Imperial | | 11:52.09 Haigler | | 12:15.95 Benkelman | | | | | | | | - / 40 | 6 / 23 | 10 / 39 | - / 9 | - / 10 | 8 / 14 |
| High Jump | 5'10" | Waters | Chey | | | | | | | | | | | - / 40 | - / 23 | - / 39 | - / 9 | 10 / 20 | - / 14 |
| 3200 m. Run | 11:02.82 | ~~11:52.71~~ Kadlecek | Stra | ~~11:52.36~~ 11:52.36 Austin | Imp | ~~12:58.16~~ 12:58.16 Barger | Imp | ~~12:58.86~~ 12:58.86 Barnett | Benk | ~~13:02.55~~ 13:02.55 Schleeman | Stra | 13:22.13 Griese | Imp | 12 / 52 | 4 / 27 | 15 / 54 | - / 9 | - / 20 | - / 14 |
| Triple Jump | 40'1½" | Pelowski | Benk | 39'10" Janicke | Benk | 39'1" Harchelroad | Wau. | 37'10" Pauley | Wau | 37'5" Reed | Stra | 37'4½" Ham | Benk | 12 / 54 | 19 / 46 | - / 54 | 10 / 19 | - / 20 | - / 14 |
| Shot Put | 44'2½" | Magley | Chey | 42'5¾" Schleeman | Benk | 41'9" Drutach | Imp | 38'10¾" Goddard | Imp | 38'3½" Purcell | Chy | 37'1" Shaw | Imp | - / 54 | 8 / 54 | 11 / 65 | - / 19 | 12 / 32 | - / 14 |
| 110 High Hurdles | 17.03 | A. Hardy | Stra | 18.42 Janicke | Benk | 19.32 Heckenlively | Imp | 19.33 D. Hardy | Stra | 20.61 Wine | Imp | 22.50 Smith | Imp | 14 / 68 | 8 / 82 | 9 / 74 | - / 19 | - / 32 | - / 14 |
| 100 m Dash | 11.88 | Decker | Wau. | 12.08 Krutsinger | Stra | 12.16 Garner | Kren | 12.27 Durel | Benk | 12.27+ Pankonin | Haig | 12.77 Johnston | Imp | 8 / 76 | 4 / 86 | 1 / 75 | 10 / 29 | - / 32 | 2 / 16 |
| 800 M. Run | 2:12.92 | Kadlecek | Stra | ~~2:13.91~~ 2:13.91 McDonald | Benk | 2:16.99 Harchelrod | Wau. | 2:18.64 Hernandez | Kren | 2:18.86 Williamson | Kren | 2:19.64 Pralle | Imp | 10 / 86 | 8 / 94 | 1 / 76 | 6 / 35 | - / 32 | - / 16 |
| 300 L.H. Inter Hurd. | 46.16 | Janicke | Benk | 46.22 D. Hardy | Strat | 47.88 A. Hardy | Stra | 48.13 Carson | Chey | 49.22 Ambrosek | Haig | 50.54 C. Carson | Chy | 14 / 100 | 10 / 84 | - / 76 | - / 35 | 5 / 37 | 2 / 18 |
| 200 M. Dash | 25.18 | Egle | Strat | 25.22 Decker | Wau. | 25.43 Maris | Stra | 25.70+ Krutsinger | Stra | 25.10+ Durel | Benk | 26.49 Garner | Kren | 20 / 120 | 2 / 86 | - / 76 | 8 / 43 | - / 37 | - / 18 |
| 1600 M Run | 5:07.67 | Kadlecek | Stra | 5:14.23 Hernandez | Kren | 5:16.95 McDonald | Benk | 5:31.59 Austin | Imp | 5:38.20 Barger | Imp | 5:51.37 Barnett | Benk | 10 / 130 | 7 / 93 | 6 / 82 | - / 43 | - / 37 | - / 18 |
| 400M Relay | 48.75 | Stratton | | 50.55 Benkleman | | 51.12 Cheylin | | 51.63 Haigler | | 52.86 Imperial | | 53.06 Wauneta | | 10 / 140 | 8 / 101 | 2 / 84 | 1 / 44 | 6 / 43 | 4 / 22 |
| 1600 M Relay | 3:56.32 | Stratton | | 3:58.67 Benkleman | | 4:01.54 Cheylin | | 4:05.40 Haigler | | 4:09.45 Imperial | | | | 10 / 150 | 8 / 109 | 2 / 86 | - / 44 | 6 / 49 | 4 / 26 |
| | | | | | | | | | | | | | | | | | | | |

*Do not write in this event column until finish card is official.

TOTAL SCORES


Trenton
1
1
3
3
3
3
3
3
3
3
3
9
9
11
12
26
20
20

# THE ALL-AMERICAN TRACK AND FIELD SCORE SHEET

COPYRIGHTED 1937

| EVENT * | Time and Distance | First Place 10 | School | Second Place 8 | School | Third Place 6 | School | Fourth Place 4 | School | Fifth Place 2 | School | Sixth Place 1 | School | Imperial | Ogallala | Hershey | Grant | Chappell | Holyoke |
|---|---|---|---|---|---|---|---|---|---|---|---|---|---|---|---|---|---|---|---|
| Shot Put | 48'2¼" | Pinion | Her. | Bulak | Imp. | D. Wallin | Imp. | Jackman | Gr. | West | Her. | Deaver | Gr. | 14 / 14 | - / - | 12 / 12 | 5 / 5 | - / - | - / - |
| Long Jump | 19'10¾" | Banks | Imp. | Stewart | Holy. | Pelowski | Bank. | Downs | Her. | D. Curtis | Og. | Sortik | Gr. | 10 / 24 | 2 / 2 | 4 / 16 | 1 / 6 | - / - | 8 / 8 |
| High Jump | 6'3" | Leffler | Gr. | 6'2" Lovine | Og. | 6' D. Wallin | Imp. | 5'10" Allen | Jules | 5'10" Waters | Chey | 5'8" Brauer | Imp. | 7 / 31 | 8 / 10 | - / 16 | 10 / 16 | - / - | - / 8 |
| Pole Vault | 13'0" | K. Dawson | Imp. | 13'0" Crawford | Holy | 11'6" Magnuson | Og. | 11'6" Mooney | St P. | 11'6" C. Dawson | Imp. | 11' Eggers | Chey | 12 / 43 | 6 / 16 | - / 16 | - / 16 | - / - | 8 / 16 |
| Discus | 144'2" | D. Wallin | Imp. | 142'6" J. Bulak | Imp. | 140'1" Jackman | Gr. | 138'10" D. Cox | Imp. | 125'2" Pinion | Her. | 123'9" Desbouvres | Holy | 22 / 65 | - / 16 | 2 / 18 | 6 / 22 | - / - | 1 / 17 |
| 110 m. High H. | 15.84 | Palousek | Holy | 15.85 Brauer | Imp. | 16.31 Dillon | Og. | 16.34 Winn | Imp. | 16.37 Akeson | Chp. | 16.92 Harmon | Imp. | 13 / 78 | 6 / 22 | - / 18 | - / 22 | 2 / 2 | 10 / 27 |
| 100 m. Dash | 11.74 | Stewart | Holy | 11.79 Sughrow | R.V. | 12.07 Young | St P. | 12.30 Rezac | Gr. | 12.38 Newburg | Chap. | 12.43 Sortik | Gr. | - / 78 | - / 22 | - / 18 | 5 / 27 | 2 / 4 | 10 / 37 |
| 200 m. Dash | 23.69 | Holoway | Gr. | 23.71 Newburg | Chap. | 24.42 Sughrow | Rep V | 24.45 Desbouvres | Holy | 24.85 Durrel | Bank | 24.90 Jaeger | Imp. | 1 / 79 | - / 22 | - / 18 | 10 / 37 | 8 / 12 | 4 / 41 |
| 1600 m. Run | 4:56.15 | Kalb | Chap. | 5:01.26 Johnson | Imp. | 5:01.53 White | Her. | 5:02.51 Hill | Imp. | 5:04.21 DeMaude | Her. | 5:06.74 McDonald | Bank. | 12 / 91 | - / 22 | 8 / 26 | - / 37 | 10 / 22 | - / 41 |
| 300 m. Hurdles | 42.26 | Brauer | Imp. | 42.89 Dillon | Og. | 43.08 Palousek | Holy | 43.65 Dodson | St P. | 43.62 Boyce | Og. | 44.42 VanWinkle | Chap. | 10 / 101 | 90 / 32 | - / 26 | - / 37 | 1 / 23 | 6 / 47 |
| 3200 m. Run | 10:26.10 | Kalb | Chap. | 10:56.89 Hyde | Her. | 11:00.16 Hill | Imp. | 11:08.75 Johnson | Imp. | 11:17.65 White | Her. | 11:33.90 Barger | Imp. | 11 / 112 | - / 32 | 10 / 36 | - / 37 | 10 / 33 | - / 47 |
| 3200 m. Relay | 8:51.08 | Chappell | | 8:51.15 Ogallala | | 9:06.22 Hershey | | 9:13.21 Imperial | | 9:15.68 St. Pats | | 9:30.91 Quincy | | 4 / 116 | 8 / 40 | 6 / 42 | - / 37 | 10 / 43 | - / 47 |
| 800 m. Dash | 2:06.62 | Bennett | Chap. | 2:06.79 Kalb | Chap. | 2:09.04 Mooha | Jules | 2:09.78 McDonald | Bank | 2:10.30 Heckinlively | Imp. | 2:11.07 Gleeden | Og. | 2 / 118 | 1 / 41 | - / 42 | - / 37 | 18 / 60 | - / 47 |
| 400 m. Dash | 52.90 | Leffler | Gr. | 53.07 Barnett | Og. | 53.37 Banks | Imp. | 53.86 Crow | Her. | 53.92 Pelowski | Bank | 53.95 Cambell | Jules | 6 / 124 | 8 / 49 | 4 / 46 | 10 / 47 | - / 60 | - / 47 |
| 400 Relay | 45.81 | Grant | | 46.29 Imperial | | 46.45 Chappell | | 46.69 St Pats | | 46.70 Quincy | | 46.78 Holyoke | | 8 / 132 | - / 49 | - / 46 | 10 / 57 | 6 / 66 | 1 / 48 |
| 400 ut Relay | 48.73 | Imperial | | 49.19 Hershey | | 49.26 Grant | | 50.60 Ogallala | | 54.93 Chappell | | 55.67 Rep Valley | | 10 / 142 | 4 / 53 | 8 / 54 | 6 / 63 | 2 / 68 | - / 48 |
| 1600 Relay | 3:39.14 | Ogallala | | 3:39.32 Grant | | 3:46.44 Holyoke | | 3:47.09 Quincy | | 3:49.66 Chappell | | 3:49.83 Imperial | | 1 / 143 | 10 / 63 | - / 54 | 8 / 71 | 2 / 70 | 6 / 54 |
| Triple Jump | 42'4¼ | Banks | Imp. | 41'3" Pelowski | Bank. | 40'11½" Allen | Jules | 40'6" Dillon | Og. | 39'11½" Downs | Her. | 39'6" Curtis | Og. | 10 / 153 | 5 / 68 | 1 / 56 | - / 71 | - / 71 | - / 54 |
| | | | | | | | | | | | | | | TOTAL SCORES | | | | | |
| | | | | | | | | | | | | | | 153 | 68 | 56 | 71 | 71 | 54 |

*Do not write in this event column until finish card is official.

| | | | | | | | | | | | | | | | | | | | | | | | |
|---|---|---|---|---|---|---|---|---|---|---|---|---|---|---|---|---|---|---|---|---|---|---|---|
| 23 | 23 | 15 | 15 | 5 | 5 | 13 | 9 | 9 | 9 | 8 | 6 | 6 | 6 | 6 | 6 | 6 | | | | | | | Binkleman |
| 3 | 3 | - | - | 3 | - | - | - | 3 | - | 3 | - | 3 | - | 3 | - | 3 | 2 | - | - | | | | Taylor |
| 20 | 20 | - | 20 | 20 | 16 | 16 | 16 | 14 | 14 | 10 | 10 | 11 | 11 | 4 | 4 | 4 | - | - | - | | | | St. Pats |
| 24 | 24 | 6 | 14 | 2 | 1 | 6 | 1 | 4 | 4 | 4 | 4 | 4 | 4 | 4 | 4 | 4 | 4 | - | - | | | | Carlesburg |
| 15 | 15 | - | 15 | 1 | - | - | - | - | - | 14 | 14 | - | - | - | - | - | - | - | - | | | | Rep. Valley |

# THE ALL-AMERICAN TRACK AND FIELD SCORE SHEET

COPYRIGHTED 1937

| EVENT * | Time and Distance | First Place 10 | School | Second Place 8 | School | Third Place 6 | School | Fourth Place 4 | School | Fifth Place 2 | School | Sixth Place 1 | School | Benkleman | Chappell | Hershey | Imperial | St. Pats | Sutherland |
|---|---|---|---|---|---|---|---|---|---|---|---|---|---|---|---|---|---|---|---|
| Discus | 142'2" | L. Wallin | Imp | 139'3" Jackman | Gr. | 135'7" D. Cox | Imp | 133'2" Folland | Gr. | 116'0" Bubak | Imp | 111'9" Pinion | Her | – / – | – / – | 1 / 1 | 18 / 18 | – / – | – / – |
| 400 Dash | 52.2 | Leffler | Gr. | 53.8 Banks | Imp | 54. Crow | Her | 54.9 Broberg | Suth | 55.2 Snyder | Imp | 55.6 Jaeger | Imp | – / – | – / – | 6 / 7 | 11 / 29 | – / – | 4 / 4 |
| Triple Jump | 41'10½" | Banks | Imp | 40'11" Pelowski | Benk | 39'10" Johnson | Her. | 39'10" Rinell | Her | 38'3" Swaltzer | St. Pat | 38'2" Seabolt | Benk | 9 / 9 | – / – | 10 / 11 | 10 / 39 | 2 / 2 | – / 4 |
| 3200 Run | 10:24 | Kalb | Chap | 12.37.8 Hyde | Her | 11.16.3 Hill | Imp | 11.28.7 Barger | Imp | 11.41 Schubert | St. Pat | 12.08.9 Layne | Chap | – / 9 | 11 / 11 | 8 / 23 | 10 / 49 | 2 / 4 | – / 4 |
| 3200 Relay | 8.41.2 | Chappell | | 8.41.8 Hershey | | 8.46.6 Oshkosh | | 8.53 St. Pats | | 9.09.8 Imperial | | 9.13 Grant | | – / 9 | 10 / 21 | 8 / 23 | 2 / 51 | 4 / 8 | – / 4 |
| 110 H.H | 15.0 | Brauer | Imp | 16.0 Winn | Imp | 16.2 Akeson | Chap | 16.7 Harmon | Imp | 16.8 Fosbinder | Suth | 18.0 Huelines | Her | – / 9 | 6 / 27 | 1 / 34 | 22 / 73 | – / 8 | 2 / 6 |
| 100 Dash | 11.4 | Harshman | Osh | 11.5 Brauer | Imp. | 11.6 Young | St. Pat | 11.7 Jones | Suth | 11.8 Estrada | St. Pats | 11.9 Tugen | Chap | – / 9 | 1 / 28 | – / 34 | 8 / 81 | 8 / 16 | 4 / 10 |
| Long Jump | 19'10½" | Pelowski | Benk | 19'4¾" Rezac | Gr | 18'9" Newberg | Chap. | 18'6¼" Banks | Imp. | 18'5" Duvel | Benk | 18'4¼" Fosbinder | Suth | 12 / 21 | 6 / 34 | – / 34 | 4 / 85 | – / 16 | 1 / 11 |
| Shot Put | 49'1¼" | Pinion | Her. | 46'11" Bubak | Imp | 46'9" Zrutsch | Imp | 46'2" West | Her. | 45'10½" J. Wallin | Imp. | 44'8" Jackman | Gr. | – / 21 | – / 34 | 14 / 48 | 16 / 101 | – / 16 | – / 11 |
| 800 | 2.05.2 | Birkland | Suth | 2.07.2 Kalb | Chap | 2.08.1 Bennett | Chap | 2.09.6 McDonald | Benk | 2.09.7 White | Her | 2.12.5 Crow | Her | 4 / 25 | 14 / 48 | 3 / 51 | – / 101 | – / 16 | 10 / 21 |
| 200 Dash | 23.1 | Leffler | Gr. | 23.2 Harshman | Osh | 23.3 Holoway | Gr | 23.8 Newberg | Chap. | 24.1 Martin | Suth | 24.2 Duval | Benk | 1 / 26 | 4 / 52 | – / 51 | – / 101 | – / 16 | 2 / 23 |
| 1600 Run | 4.51.6 | Kalb | Chap. | 4.53.5 DaMoude | Her. | 4.57.4 Johnson | Imp. | 5.04.2 Hyde | Her | 5.05.0 McDonald | Benk | 5.06.0 Hill | Imp | 2 / 28 | 10 / 62 | 12 / 63 | 7 / 108 | – / 16 | – / 23 |
| 300 Dash | 42.3 | Brauer | Imp | 42.4 Dodson | St. Pat | 45.4 VanWinkle | Chap | 46.5 Winn | Imp | 45.6 Fosbinder | Suth | 45.6 Akeson | Chap. | – / 28 | 7 / 69 | – / 63 | 14 / 122 | 8 / 24 | 2 / 25 |
| 400 Relay | 45.7 | Imperial | | 46.5 Grant | | 47.0 St. Pats | | 47.2 Sutherland | | 47.4 Chappell | | 47.7 Oshkosh | | – / 28 | 2 / 71 | – / 63 | 10 / 132 | 6 / 30 | 4 / 29 |
| Pole Vault | 11'10" | Jones | Suth | 11'10" Mooney | St. Pats | 11'10" Ham | Benk | 11'10" Holoway | Gr. | 10' Graybill | Gr. | 10' Ganong Hamilton | Imp / Her | 6 / 34 | 4 / 78 | 4 / 64 | 1 / 133 | 8 / 38 | 10 / 39 |
| 1600 Relay | 3.40.2 | Sutherland | | 3.44.3 Oshkosh | | 3.46 Grant | | 3.46.8 Hershey | | 3.51.4 Chappell | | 3.52.3 Benkleman | | 1 / 35 | 2 / 73 | 4 / 68 | – / 133 | – / 38 | 10 / 49 |
| High J. | 5'6" | Johnson | Her | 5'6" G. Wallin | Imp | 5'6" Kling | Osh | 5'6" Leffler | Gr. | 5'4" Poppe | Osh | 5'4" Hooton | Suth | – / 35 | – / 73 | 7 / 75 | 7 / 140 | 1 / 38 | 1 / 50 |
| ¼ Relay | 50.2 | Imperial | | 50.6 St. Pats | | 53.2 Sutherland | | 53.2 Chappell | | 53.2 Grant | | 56.3 Hershey | | | | | | | |
| | | | | | | | | | | | | | | TOTAL SCORES | | | | | |
| | | | | | | | | | | | | | | 35 | 73½ | 75 | 140 | 38 | 50 |

*Do not write in this event column until finish card is official.

Date ..... Place ..... Class .....

| Grant | Oshkosh | | | | | | | | | | | | | | | | | | | | | | | | | |
|---|---|---|---|---|---|---|---|---|---|---|---|---|---|---|---|---|---|---|---|---|---|---|---|---|---|---|
| 12 | - | | | | | | | | | | | | | | | | | | | | | | | | | |
| 12 | - | | | | | | | | | | | | | | | | | | | | | | | | | |
| 10 | - | | | | | | | | | | | | | | | | | | | | | | | | | |
| 22 | - | | | | | | | | | | | | | | | | | | | | | | | | | |
| - | - | | | | | | | | | | | | | | | | | | | | | | | | | |
| 22 | - | | | | | | | | | | | | | | | | | | | | | | | | | |
| - | - | | | | | | | | | | | | | | | | | | | | | | | | | |
| 22 | - | | | | | | | | | | | | | | | | | | | | | | | | | |
| 1 | 6 | | | | | | | | | | | | | | | | | | | | | | | | | |
| 23 | 6 | | | | | | | | | | | | | | | | | | | | | | | | | |
| - | - | | | | | | | | | | | | | | | | | | | | | | | | | |
| 23 | 6 | | | | | | | | | | | | | | | | | | | | | | | | | |
| - | 10 | | | | | | | | | | | | | | | | | | | | | | | | | |
| 23 | 16 | | | | | | | | | | | | | | | | | | | | | | | | | |
| 8 | - | | | | | | | | | | | | | | | | | | | | | | | | | |
| 31 | 16 | | | | | | | | | | | | | | | | | | | | | | | | | |
| 1 | - | | | | | | | | | | | | | | | | | | | | | | | | | |
| 32 | 16 | | | | | | | | | | | | | | | | | | | | | | | | | |
| - | - | | | | | | | | | | | | | | | | | | | | | | | | | |
| 32 | 16 | | | | | | | | | | | | | | | | | | | | | | | | | |
| 16 | 8 | | | | | | | | | | | | | | | | | | | | | | | | | |
| 48 | 24 | | | | | | | | | | | | | | | | | | | | | | | | | |
| - | - | | | | | | | | | | | | | | | | | | | | | | | | | |
| 48 | 24 | | | | | | | | | | | | | | | | | | | | | | | | | |
| - | - | | | | | | | | | | | | | | | | | | | | | | | | | |
| 48 | 24 | | | | | | | | | | | | | | | | | | | | | | | | | |
| 8 | 1 | | | | | | | | | | | | | | | | | | | | | | | | | |
| 56 | 25 | | | | | | | | | | | | | | | | | | | | | | | | | |
| 5 | - | | | | | | | | | | | | | | | | | | | | | | | | | |
| 61 | 25 | | | | | | | | | | | | | | | | | | | | | | | | | |
| 6 | 8 | | | | | | | | | | | | | | | | | | | | | | | | | |
| 67 | 33 | | | | | | | | | | | | | | | | | | | | | | | | | |
| 7 | 9 | | | | | | | | | | | | | | | | | | | | | | | | | |
| 74 | 42 | | | | | | | | | | | | | | | | | | | | | | | | | |
| | | | | | | | | | | | | | | | | | | | | | | | | | | |
| 74 | 42 | | | | | | | | | | | | | | | | | | | | | | | | | |

Most

# THE ALL-AMERICAN TRACK AND FIELD SCORE SHEET — COPYRIGHTED 1937

Relays 5-0

| EVENT * | Time and Distance | First Place 4 | School | Second Place 3 | School | Third Place 2 | School | Fourth Place 1 | School | Fifth Place | School | Sixth Place | School | Imperial | Grant |
|---|---|---|---|---|---|---|---|---|---|---|---|---|---|---|---|
| Triple J. | 37'3" | Q Cohen | Gr | 36'8½ Hogeland | Imp | 33' Longe | Imp | 31'5½" Austin | Imp | | | | | 6/6 | 4/4 |
| Shot | 42'9" | Deaver | Gr. | 41'8½ D. Rezac | Gr. | 40'8½ Pollard | Gr. | 37'9 Shaw | Imp | | | | | 1/7 | 9/13 |
| Pole Vault | 11'0" | C. Dawson | Imp | 9'6 McDonald | Imp | 9'0 Lerman | Imp | | | | | | | 9/16 | -/13 |
| Discus | 126'6" | Pollard | Gr | 111'6 Shaw | Imp | 106'9" Peterson | Imp | 105'9" Groff | Imp | | | | | 6/22 | 4/17 |
| Long J. | 18'5" | Holoway | Gr. | 16'5½ Cohen | Gr. | 16'5¼" Johnston | Imp | 16'5 Hogeland | Imp | | | | | 3/25 | 7/24 |
| 100 Dash | 12.5 | Snyder | Imp | 12.6 Schilling | Gr. | 13.0 Pollard | Gr. | 13.3 Roller | Imp | | | | | 5/30 | 5/29 |
| 220 Dash | 25.0 | Schilling | Gr. | 25.1 Snyder | Imp | 26.3 Johnston | Imp | 26.9 Goddard | Imp | | | | | 4/34 | 4/33 |
| 440 Dash | 55.8 | Holaway | Gr. | 57.5 Snyder | Imp | 59.0 Hogeland | Imp | 60.7 D. Rezac | Gr. | | | | | 5/41 | 5/48 |
| 880 Run | 2:14.9 | Leffler | Gr. | 2:19.1 M. Cox | Imp | 2:34.1 Lerman | Imp | 2:36.1 Druse | Imp | | | | | 6/47 | 4/52 |
| 1600 Run | 5:07.0 | Austin | Imp | 5:18.7 Weiss | Gr. | 6:26.8 Barger | Imp | | | | | | | 6/53 | 3/55 |
| 3200 Run | 11:23.2 | Austin | Imp. | 11:24.2 Barger | Imp | 12:20.4 Druse | Imp | 12:20.5 Palmer | Gr. | | | | | 9/62 | 1/56 |
| 110 H. H. | 19.7 | Cohen | Gr. | 20.0 Wine | Imp | 21.5 Rose | Imp | 24.1 Forney | Gr. | | | | | 5/67 | 5/61 |
| 220 Lm. | 30.2 | Wine | Imp | 61.7 Rose | Imp | 52.7 Cohen | Gr. | 61.7 Pankonin | Gr. | | | | | 7/74 | 3/64 |
| 400 Relay | 49.0 | Grant | | 53.6 Imperial Wt. | | 53.7 Imperial | | | | | | | | -/74 | 5/69 |
| 1600 Relay | 4:16.3 | Imperial | | 4:19.3 Grant | | | | | | | | | | 5/79 | -/69 |
| | | | | | | | | | | | | | | | |
| | | | | | | | | | | | | | | | |
| | | | | | | | | | | | | | | | |

*Do not write in this event column until finish card is official.

TOTAL SCORES

Date ..... Place ..... Class .....

# THE ALL-AMERICAN TRACK AND FIELD SCORE SHEET — COPYRIGHTED 1937

| EVENT * | Time and Distance | First Place 10 | School | Second Place 8 | School | Third Place 6 | School | Fourth Place 4 | School | Fifth Place 2 | School | Sixth Place 1 | School | Imperial | Morrill | Mitchell | Alliance | Kimball | Bayard |
|---|---|---|---|---|---|---|---|---|---|---|---|---|---|---|---|---|---|---|---|
| Shot | 55'1" | Shriner | Crawford | 53'11¾" Foos | Ger. | 52'9" Scrogin | 11th Hr. | 50'7" Howitt | Kim. | 48'1¾" Ruwe | Imp. | 47'11" Kissach | Ger. | 2 / 2 | 6 / 6 | – / – | – / – | – / – | 9 / 9 |
| Long J. | 22'10¾" | Hecker | Sid. | 20'11" Jones | Rush | 20'10½" Wragge | Chad | 20'9¾" Kissel | Bay | 20'5¾" Hoff | Mit. | 20'5" Sparks | Imp. | 1 / 3 | – / 6 | 2 / 2 | – / – | – / – | – / 9 |
| High J. | 6'2" | D. Wallin | Imp. | 6'0" Cannine | All. | 6'0" Thompson | Ger. | 6'0" Smith | Bay. | 6'0" Dunbar | All | Smith 6'0" Flick | Mor. Mar. | 10 / 13 | 2 / 8 | – / 2 | 8 / 9 | – / – | 7½ / 15 |
| Pole Vault | 13'6" | K. Jamison | Imp. | 13'0" Dunbar | All. | 12'6" Aquallo | All | 12'0" Garrick | Kim. | 11'6" Larson | Rush | 11'6" Harrigan | Mit. | 10 / 23 | – / 8 | 1½ / 3½ | 14 / 23 | – / – | – / 15 |
| Discus | 147'4" | Jensen | Bridg. | 144'7" Beyer | S St. | 146'4" Kissach | Ger. | 136'10" Cox | Imp. | 136'7" Wallin | Imp. | 132'6" Hernandez | Ger. | 6 / 29 | – / 8 | – / 3½ | – / 23 | – / – | 7 / 22 |
| Triple J. | 43'5" | Hoff | Mit. | 41'2¾" Sparks | Imp. | 41'2" Fehringer | S Dp | 40'11" Barnwell | Ger. | 40'2½" Funk | Hyc. | 39'10½" Kissel | Bay | 8 / 37 | – / 8 | 10 / 13½ | – / 23 | – / – | 4 / 26 |
| 400 Dash | 52.1 | Bradley | Lew. | 52.7 Hamburger | Mit | 54.8 Norman | Bpt | 54.3 Hinton | Kim. | 54.5 Sterling | Lew. | 54.6 Parriott | Mil | – / 37 | – / 8 | 8 / 21½ | – / 23 | 12 / 12 | – / 26 |
| 3200 Run | 10:12.5 | Wheelock | Lew. | 10:14.3 Finegan | All | 10:38.1 Kalb | Chap. | 10:53.4 Plasencio | Mit | 11:03.2 Talonia | Ger. | 11:41.7 Hernandez | Mit | – / 37 | – / 8 | 5 / 26½ | 8 / 31 | 10 / 22 | 2 / 28 |
| 3200 Relay | 8:33.7 | Morrill | | 8:38.1 Leveillen | | 8:39.8 Chadron | | 8:40.7 Bayard | | 8:40.8 Dering | | 8:59.7 Chappell | | – / 37 | 10 / 18 | – / 26½ | – / 31 | 8 / 30 | 2 / 30 |
| 110 H. H. | 14.9 | Brauer | Imp. | 15.4 Howland | Chad. | 15.5 Huck | Bay. | 15.6 Alverson | Chp. | 15.8 Ulrich | Imp. | 16.1 Flick | Mor. | 12 / 49 | 1 / 19 | – / 26½ | – / 31 | – / 30 | – / 30 |
| 120 Hurdles | 11.2 | Hecker | Sid. | 11.3 Hamburger | Mit | 11.3 Warrick | Mit | 11.4 Harshman | Osh. | 11.5 Stull | Bpt | 11.5 Kissel | Bay. | – / 49 | – / 19 | 14 / 40½ | – / 31 | – / 30 | – / 30 |
| 880 | 2:02.9 | Wheelock | Lew. | 2:03.6 O'Neil | Mor. | 2:04.7 Bauman | Chad | 2:05.2 Bennett | Chap. | 2:05.6 Barger | Ger. | 2:05.8 Sterling | Lew. | – / 49 | 8 / 27 | – / 40½ | – / 31 | 11 / 41 | – / 30 |
| 220 Dash | 40.7 | Brauer | Imp. | 41.9 Anglin | Mor. | 42.3 Southard | Kim. | 43.2 Howland | Chad | 43.2 Harmon | Imp. | 43.3 Skovdahl | BC | 12 / 61 | 9 / 35 | – / 40½ | – / 31 | – / 41 | – / 30 |
| XC Dash | 23.2 | Hamburger | Mit | 23.3 Hecker | Sid. | 23.6 Harshman | Osh. | 24.0 Warrick | Mit | 24.2 Tewburg | Chp. | 24.4 Miller | Ger. | – / 61 | – / 35 | 14 / 54½ | – / 31 | – / 41 | 1 / 31 |
| 1600 Run | 4:38.9 | Finegan | All | 4:39.3 Svetak | Mor. | 4:46.6 Kalb | Chp. | 4:47.3 Helsel | Mor. | 4:49.9 Heggem | Mor. | 4:55.7 Plasencio | Mit | – / 61 | 14 / 49 | 1 / 55½ | 10 / 41 | – / 41 | – / 31 |
| 400 Relay | ~~Imp~~ 45.1 | Imperial | | 45.1 Bayard | | 45.2 Briggeat | | 45.8 Alliance | | 45.9 Dering | | 56.0 Kimball | | 10 / 71 | – / 49 | – / 55½ | 4 / 45 | – / 41 | 2 / 33 |
| 1600 Relay | 3:36.0 | Morrill | | 3:37.7 Alliance | | 3:39.2 Kimball | | 3:39.3 Bayard | | 3:40.9 Dering | | 3:42.8 Mitchell | | – / 71 | 10 / 59 | 1 / 56½ | 8 / 53 | – / 41 | 2 / 35 |
| | | | | | | | | | | | | | | | | | | | |

*Do not write in this event column until finish card is official.

TOTAL SCORES — 71 | 59 | 56½ | 53 | 41 | 35

Date ..... Place ..... Class .....

| Chadron | Rushville | Bayard | Budgport | Kimball | Chappell | Oshkosh | Sidney Jr | Sidney County | Crawford | Gordon | McUnita | Sidney |
|---|---|---|---|---|---|---|---|---|---|---|---|---|
| - | - | - | - | 4 | - | - | - | - | 10 | - | - | - |
| - | - | - | - | 4 | - | - | - | - | 10 | - | - | - |
| 6 | 8 | 4 | - | - | - | - | - | - | - | - | - | 10 |
| 6 | 8 | 4 | - | 4 | - | - | - | - | 10 | - | - | 10 |
| - | - | 4 | - | - | - | - | - | - | - | - | - | - |
| 6 | 8 | 8 | - | 4 | - | - | - | - | 10 | - | - | 10 |
| - | 1½ | - | - | 4 | - | - | - | - | - | - | - | - |
| 6 | 9½ | 8 | - | 8 | - | - | - | - | 10 | - | - | 10 |
| - | - | - | 10 | - | - | - | 8 | - | - | - | - | - |
| 6 | 9½ | 8 | 10 | 8 | - | - | 8 | - | 10 | - | - | 10 |
| - | - | 1 | - | - | - | - | 6 | - | - | - | - | - |
| 6 | 9½ | 9 | 10 | 8 | - | - | 14 | - | 10 | - | - | 10 |
| - | - | - | 6 | 4 | - | - | - | - | - | - | 1 | - |
| 6 | 9½ | 9 | 16 | 12 | - | - | 14 | - | 10 | - | 1 | 10 |
| - | - | - | - | - | 6 | - | - | - | - | - | - | - |
| 6 | 9½ | 9 | 16 | 12 | 6 | - | 14 | - | 10 | - | 1 | 10 |
| 6 | - | 4 | - | - | 1 | - | - | - | - | - | - | - |
| 12 | 9½ | 13 | 16 | 12 | 7 | - | 14 | - | 10 | - | 1 | 10 |
| 8 | - | 6 | - | - | 4 | - | - | - | - | - | - | - |
| 20 | 9½ | 19 | 16 | 12 | 11 | - | 14 | - | 10 | - | 1 | 10 |
| - | - | 1 | 2 | - | - | 4 | - | - | - | - | - | 10 |
| 20 | 9½ | 20 | 18 | 12 | 11 | 4 | 14 | - | 10 | - | 1 | 20 |
| 6 | - | - | - | - | 4 | - | - | - | - | 2 | - | - |
| 26 | 9½ | 20 | 18 | 12 | 15 | 4 | 14 | - | 10 | 2 | 1 | 20 |
| 4 | - | - | - | 6 | - | - | - | 1 | - | - | - | - |
| 30 | 9½ | 20 | 18 | 18 | 15 | 4 | 14 | 1 | 10 | 2 | 1 | 20 |
| - | - | - | - | 2 | 6 | 10 | - | - | - | - | - | 8 |
| 30 | 9½ | 20 | 18 | 18 | 17 | 10 | 14 | 1 | 10 | 2 | 1 | 28 |
| - | - | - | - | - | 6 | - | - | - | - | - | - | - |
| 30 | 9½ | 20 | 18 | 18 | 23 | 10 | 14 | 1 | 10 | 2 | 1 | 28 |
| - | - | 8 | 6 | 1 | - | - | - | - | - | - | - | - |
| 30 | 9½ | 28 | 24 | 19 | 23 | 10 | 14 | 1 | 10 | 2 | 1 | 28 |
| - | - | 4 | - | 6 | - | - | - | - | - | - | - | - |
| 30 | 9½ | 32 | 24 | 25 | 23 | 10 | 14 | 1 | 10 | 2 | 1 | 28 |
| | | | | | | | | | | | | |
| 30 | 9½ | 32 | 24 | 25 | 23 | 10 | 14 | 1 | 10 | 2 | 1 | 28 |

# THE ALL-AMERICAN TRACK AND FIELD SCORE SHEET — COPYRIGHTED 1937

| EVENT * | Time and Distance | First Place 10 | School | Second Place 8 | School | Third Place 6 | School | Fourth Place 4 | School | Fifth Place 2 | School | Sixth Place 1 | School | Maywood | Berkelman | Imperial | Brady | Lexington | Hershey |
|---|---|---|---|---|---|---|---|---|---|---|---|---|---|---|---|---|---|---|---|
| Long J. | 21'9½" | Owens | May. | 19'10½" Pelowski | Bank | 18'11" Downs | Her. | 18'8" Ford | Lex. | 18'5" Palmer | May | 18'5" Ham | Bank | 12/12 | 9/9 | -/- | -/- | 4/4 | 6/6 |
| Discus | 131' | Dutch | Imp | 128' Brattin | Brady | 121' Ward | May | 119' Pinson | Her | 117' Shaw | Imp | 113' Fortmiller | Her | 6/18 | -/9 | 12/12 | 8/8 | -/4 | 5/11 |
| 440 | 54.1 | Crow | Her. | 54.6 Hosick | May. | 54.7 McDonald | Bank | 54.8 Pelowski | Bank | 55.6 Price B | Bank | 55.7 Snyder | Imp | 8/26 | 12/21 | 1/13 | -/8 | -/4 | 10/21 |
| Shot | 46'3½ | Pinson | Her. | 45'8½ West | Her. | 44'10½" Dutch | Imp | 43'2½" Schleeman | Bank | 39'4½" Kuhl | Her. | 38'7½ Ward | May | 1/27 | 4/25 | 6/19 | -/8 | -/4 | 20/41 |
| High J. | 6'0" | Owens | May | 6'0" Schley | Lex | 6'0" Johnson | Her. | 5'6" Reid | Her. | 5'6" Ellman | Her. | 5'4" Wallace | Lex | 10/37 | -/25 | -/19 | -/8 | 9/13 | 12/53 |
| Pole Vault | 12'7' | Stevens | Brady | 12' Alvich | Brady | 11'6" Johnson | Imp | 11'6" Hamilton | Her | 11'6" Ham | Bank | 10' Wallace | Lex | -/37 | 2/27 | 6/25 | 18/26 | 1/14 | 4/57 |
| 3:20 Run | 10:36.2 | Hyde | Her. | 10:46.2 Austin | Imp. | 11:28.0 Barger | Imp | 11:52.8 Hanson | May | 12:06.4 Benson | May | 12:10.2 Anderson | Brad | 6/43 | -/27 | 14/39 | 1/27 | -/14 | 10/67 |
| 3:00 Relay | 8:46.0 | Hershey | | 9:26.7 Imperial | | 9:33.4 Brady | | 9:51.2 Maywood | | 11:26.5 Berkleman | | | | 4/47 | 2/29 | 8/47 | 6/33 | -/14 | 10/77 |
| Triple J. | 42'8' | Owens | May | 40'11½" Pelowski | Bank | 40'2" Numa | Lex | 39'9½" Janicke | Bank | 39'8" Johnson | Her. | 38'5" Wolfe | May | 11/58 | 12/41 | -/47 | -/33 | 6/20 | 2/79 |
| 110 H. H. | 16.6 | Wallace | Lex. | 17.2 Wolfe | May | 17.6 Janicke | Bank | 17.7 Heeler | Her. | 20.6 Wine | Imp | 24.8 McDonald | Imp | 8/66 | 6/47 | 3/50 | -/33 | 10/30 | 4/83 |
| 100 Dash | 11.4 | Owens | May | 11.5 Brattin | Brad | 11.7 Duval | Bank | 11.9 Schley | Lex. | 12.1 Mills | Brad | 12.9 Rowan | Lex | 10/74 | 6/53 | -/50 | 10/43 | 5/35 | -/83 |
| 800 Run | 2:08.2 | McDonald | Bank | 2:08.3 Crow | Her. | 2:08.4 Damonde | Her | 2:08.6 White | Her. | 2:13.7 Danton | Lex | 2:16.3 Bergstrom | Brad | -/76 | 10/63 | -/50 | 1/44 | 2/37 | 18/101 |
| 300 Int. | 44.0 | Janicke | Bank | 45.0 Wolfe | May. | 46.1 Stevens | Brad | 46.3 Wallace | Lex. | 46.7 Stevens | Brad | 46.5 Mann | Brad | 8/84 | 10/73 | -/50 | 9/53 | 4/41 | -/101 |
| 220 Dash | 23.6 | Duval | Bank | 24.0 Brattin | Brad | 24.2 Hosick | May | 26.6 Snyder | Imp | 26.6 Crow | Her. | | | 6/90 | 10/83 | 4/54 | 9/61 | -/41 | 9/103 |
| 1600 Run | 5:02.6 | DeMonde | Her. | 5:04.0 Hyde | Her. | 5:07.3 McDonald | Bank | 5:07.9 Austin | Imp. | 5:20.0 Barger | Imp | 5:35.5 Bergstrom | Brad | -/90 | 6/89 | 6/60 | 1/62 | -/41 | 18/121 |
| 400 Relay | 46.3 | Berkleman | | 46.3+ Brady | | 47.1 Lexington | | 47.7 Maywood | | 47.8 Hershey | | 52.6 Imperial | | 4/94 | 10/99 | 1/61 | 8/70 | 6/47 | DQ/123 |
| 1600 Relay | 3:43.9 | Maywood | | 3:50.0 Brady | | 3:55.9 Lexington | | 4:00.0 Imperial | | 4:03.5 Berkleman | | 4:16.1 Hershey | | 10/104 | 2/101 | 4/65 | 8/78 | 6/53 | 1/124 |
| | | | | | | | | | | | | | | | | | | | |

*Do not write in this event column until finish card is official.

TOTAL SCORES

Date ..... Place ..... Class .....

# THE ALL-AMERICAN TRACK AND FIELD SCORE SHEET — COPYRIGHTED 1937

| EVENT * | Time and Distance | First Place 10 | School | Second Place 8 | School | Third Place 6 | School | Fourth Place 4 | School | Fifth Place 2 | School | Sixth Place 1 | School | ALLIANCE | CHADRON | GERING | GORDON | IMPERIAL | KIMBALL |
|---|---|---|---|---|---|---|---|---|---|---|---|---|---|---|---|---|---|---|---|
| Shot | 53'3" | Jones | Her | 49'8" Bulah | Sid | 47'7¼" Hourtt | Kim | 47'2¼" Kissack | Her | 46'7¼" Wallin | Imp | 45'9" Heutsch | Imp | – – | – – | 14 14 | – – | 11 11 | 6 6 |
| Long jump | 21'1½" | Hecker | Sid | 20'8" Banks | Imp | 20'3" Holden | All | 19'11" Wrage | Chad | 19'10" Hoff | Mit | 19'6½" Bancroft | Val | 6 6 | 4 4 | – 14 | – – | 8 19 | – 6 |
| 400 m Dash | 51.2 | Bauman | Chad | 51.5 Barnett | Ogal | 51.6 Hamburger | Mit | 52.4 Ross | All | 53.0 Banks | Imp | 53.4 Rosfeld | Val | 4 10 | 10 14 | – 14 | – – | 2 21 | – 6 |
| Pole Vault | 13'6" | Hoefs | Val | 13'0" Harrison | Imp | 12'0" Hilyard | Her | 12'0" Janicek | Kim | 12'0" Harriger | Mit | 11'6" Magnuson | Ogal | – 10 | – 14 | 6 20 | – – | 8 29 | 4 10 |
| 3200 m Run | 10:16.0 | Schafer | All | 10:16.0+ Finegan | All | 10:25.3 Placencio | Mit | 10:49.4 Hernandez | Mit | 11:00.6 Palomo | Her | 11:02.1 Neal | All | 19 29 | – 14 | 2 22 | – – | – 29 | – 10 |
| 3200 m Relay | 8:25.7 | Hering | – | 8:27.8 Chadron | – | 8:33.4 Ogallala | – | 8:42.1 Alliance | – | 9:08.9 Kimball | – | 9:15.3 Imperial | – | 4 33 | 8 22 | 10 32 | – – | 1 30 | 2 12 |
| Discus | 147'3" | Wallin | Imp | 142'4" Cox | Imp | 141'10" Sunderland | Val | 132'10" Hourtt | Kim | 131'1" Hernandez | Her | 130'7" Kissack | Her | – 33 | – 22 | 3 35 | – – | 18 48 | 4 16 |
| High Jump | 6'3" | Carmine | All | 6'1" Larins | Ogal | 6'1" Wallin | Imp | 6'1" Marx | All | 5'9" Dunbar | All | 5'7" Stein | Chad | 16 49 | 1 23 | – 35 | – – | 6 54 | – 16 |
| 110 High Hurdles | 14.8 | Brauer | Imp | 15.2 Hoefs | Val | 15.6 Hayland | Chad | 15.7 Winn | Imp | 15.7+ Lytton | Val | 16.3 Johnson | Mit | – 49 | 6 29 | – 35 | | 14 68 | – 16 |
| 100 M Dash | 11.3 | Hoefs | Val | 11.34 Hamburger | Mit | 11.4 Warrick | Mit | 11.6 Brauer | Imp | 11.7 Schoerman | All | 11.8 Miller | Her | 2 51 | – 29 | 1 36 | – – | 4 72 | – 16 |
| 800 m Run | 2:03.6 | Bauman | Chad | 2:03.9 Stoebel | Her | 2:05.2 Panzer | Her | 2:06.4 Arapeaux | Val | 2:07.7 Rupkalvis | Mit | 2:07.8 Hyenthus | Sid | – 51 | 10 39 | 8 44 | 6 6 | – 72 | – 16 |
| 300 m Int Hurd | 40.1 | Fiestner | Kim | 40.4 Hoefs | Val | 41.7 Brauer | Imp | 43.1 Deckert | Ogal | 43.2 Lutton | Val | 43.4 Jeff Harris* Southard | all Kim | ½ 51½ | – 39 | – 44 | – 6 | 6 78 | 10½ 26½ |
| 200 m Dash | 22.6 | Hecker | Sid | 22.9 Hamburger | Mit | 23.0 Warrick | Mit | 23.1 Magnuson | Ogal | 23.9 Bracho | Val | 24.0 Overstreet | All | 1 52½ | – 39 | – 44 | – 6 | – 78 | – 26½ |
| Triple jump | 44'5" | Hoff | Mit | 43'1" Banks | Imp | 41'8" Stein | Chad | 41'0½" Hillin | Ogal | 41'3¼" Drucker | Chad | 40'1¾" Carrier | Her | – 52½ | 8 47 | 1 45 | – 6 | 8 86 | – 26½ |
| 1600 m Run | 4:46.9 | Placencio | Mit | 4:51.9 Hernandez | Mit | 4:55.7 Bemis | Kim | 4:55.7 Palmo | Cor | 5:00.8 Hill | Imp | 5:09.3 Neal | All | 1 53½ | – 47 | 4 49 | – 6 | 288 | 6 32½ |
| 400 m Relay | 44.7 | Alliance | – | 44.8 Mitchell | – | 44.9 Kimball | – | 44.9+ Imperial | – | 45.0 Hering | – | 45.8 Valentine | – | 10 63½ | – 47 | 2 51 | – 6 | 4 92 | 6 88½ |
| 1600 m Relay | 3:30.9 | Kimball | – | 3:31.2 Alliance | – | 3:33.1 Ogallala | – | 3:33.9 Hering | – | 3:35.4 Chadron | – | 3:36.0 Valentine | – | 8 71½ | 2 49 | 4 55 | – 6 | – 92 | 10 98½ |
| | | | | | | | | | | | | | | | | | | | |
| | | | | | | | | | | | | | | | | | | | |
| | | | | | | | | | | | | | | | | | | |

Class .....

| OGALLALA | MITCHELL | SIDNEY | VALENTINE |
|---|---|---|---|
| - | - | - | - |
| - | 2 | 10 | 1 |
| | 2 | 10 | 1 |
| 8 | 6 | - | 1 |
| | 8 | 10 | 2 |
| 1 | 2 | - | 10 |
| | 10 | 10 | 12 |
| - | 10 | - | - |
| | 20 | 10 | 12 |
| 6 | - | - | - |
| | 20 | 10 | 12 |
| - | - | - | 6 |
| | 20 | 10 | 18 |
| 8 | - | - | - |
| | 20 | 10 | 18 |
| - | 1 | - | 10 |
| | 21 | 10 | 28 |
| - | 14 | - | 10 |
| | 35 | 10 | 38 |
| - | 2 | 1 | 4 |
| | 37 | 11 | 42 |
| 4 | - | - | 10 |
| | 37 | 11 | 52 |
| 4 | 14 | 10 | 2 |
| | 51 | 21 | 54 |
| 4 | 10 | - | - |
| | 61 | 21 | 54 |
| - | 18 | - | - |
| | 79 | 21 | 54 |
| ~~35~~ - | 8 | - | 1 |
| ~~37~~ 35 | 87 | 21 | 55 |
| ~~43~~ 6 | 41 | - | 1 |
| ~~43~~ 41 | - | 21 | 56 |
| | 81 | | |
| | | | |
| 8 | 2 | 9 | 4 |
| 41 | 87 | 21 | 56 |

Meet ..... vs

State Championships

Greg Wallin

Discus - 157'6 3rd Place

High Jump - 6'0 —

Doug Cox

Discus 150'6 - Finals 7th

Doug Banks

Triple Jump 42'0"

Long Jump 19'7"

Brad Brauer

110 H.H 14.6 - 14.8 - 3rd Place

300 IM 40.7 7th "

Kevin Garrison

Pole Vault 12'0 —

Jeff Batak

Shot Put 46'9" —

Vince Bourke

Shot Put 32'6" —

# ATHLETIC SCORE BOOK CO.

1602 Edwin Avenue
Woodland, California 95695
Bus. (916) 666-5719
Res. (916) 666-0180



Book No. 103 (short) — THE ALL-AMERICAN TRACK AND FIELD SCORE BOOK—— Designed for dual meets, but will score 7 schools. Pages for 20 meets.

Book No. 104 (long) — THE ALL-AMERICAN TRACK AND FIELD SCORE BOOK—— For relay meets, invitationals, conference and dual meets. Allows for six places. Will score 34 schools. Pages for 12 meets.

Book No. 111 — THE FOOTBALL SCORE BOOK——New and improved, it provides a complete and accurate record of every play during each game. Easy to score. An invaluable aid to every coach. Pages for 12 games.

Book No. 120 — THE CROSS COUNTRY SCORE BOOK——Makes it easy to score and record your Cross Country meets. Scores 18 meets.

Book No. 130 — THE WRESTLING SCORE BOOK——Designed to provide a rapid and convenient method of scoring dual meets. Pages for 18 meets.


## SAMPLE OF SCORING

| Event * | Time or Distance | First Place | School | Second Place | School | Third Place | School | Fourth Place | School | Fifth Place | School | Running Score | | |
|---|---|---|---|---|---|---|---|---|---|---|---|---|---|---|
| | | | | | | | | | | | | EHS | | WHS |
| 880 | 2:01.1 | WHITE | E | JOHNSON | W | BROWN | W | | | | | 5 5 | / | 4 4 / |
| SHOT PUT | 51'11 3/8" | JONES | W | 48'7 1/2" BLACK | E | 46'2" LOWE | W | | | | | 3 8 | / | 6 10 / |

*Don't write in this Event Column until Finish Card or Result is Official.


THE ALL-AMERICAN TRACK AND FIELD SCORE BOOK

Originated and Developed by
**COACHES**

**Barkham Garner** — **C. L. Cain**
**C. A. Hastings** — **C. G. Zaun**



Copyright 1937—Barkham Garner
All rights reserved



Form 104


## SCORING DIRECTIONS

**The following suggestions are made to the scorer, coach and school in using the All-American Track and Field score sheet.**

**The scorer should not write in the order of events in the event column but enter the events as they are completed and reported by the head judge of finish. After recording the places in their respective columns the points are placed in the upper half of the scoring space. The running score is kept in lower half of the scoring space, usually in different color pencil. This enables the scorer to announce the exact score after each and every event.**

**These additional suggestions are offered to aid the scorer in keeping an efficient record: (1) In cases of ties write all names in the one space. (2) In case of a new school or meet record, circle the winning height, time or distance. (3) In case of a new school record in a field event scored by a place winner, the distance or height may be written in above the place winner's name.**

**The following suggestions may be helpful to the coaches in using this score sheet: (1) There is room to put in above a name the time, distance or height of the individual, if desired. Thus a season record of individual members of a team may be kept. (2) The names of the members of winning relay team may be written in the 4th and 5th spaces opposite the relay event. (3) The coach may encircle new school, district or League records.**

Finally, this sheet will score any meet from a dual or triangle meet to a League or district meet with any number of schools competing.

Junior colleges, colleges and universities can use the sheet as well as high schools as there is room for eighteen events to be scored which is ample to include all college events.

| Time and Distance | First Place | School | Second Place | School | Third Place | School | Fourth Place | School | Fifth Place | School | Sixth Place | School | | | | | | |
|---|---|---|---|---|---|---|---|---|---|---|---|---|---|---|---|---|---|---|
| | | | | | | | | | | | | | | | | | | |
| | | | | | | | | | | | | | | | | | | |
| | | | | | | | | | | | | | | | | | | |

**Meet** ..... **vs.** .....

| EVENT * | Time and Distance | First Place 6 | School | Second Place 4 | School | Third Place 3 | School | Fourth Place 2 | School | Fifth Place 1 | School | Sixth Place | School | Imperial | Warwick | Wheatland | | | |
|---|---|---|---|---|---|---|---|---|---|---|---|---|---|---|---|---|---|---|---|
| Shot | 49'1" | 49'1" J. Wallin | I | 48'4¼ J Bubak | I | 44'7 M. Gruteh | I | 43'6" E Spady | I | 41'11" R. Shaw | I | | | 16 / 16 | - / - | - / - | | | |
| Long Jump | 17'6" | 17'6 J. Burge | Wh | 17'1" D. Schimmoite | wh | 16'7½ D. Terry | Wa | 16'7½ T. Roller | I | 15'7" K. Wine | I | | | 3 / 19 | 3 / 3 | 10 / 10 | | | |
| High Jump | 6' | 6' D. Andrews | Wa | 5'6" J Burge | wh | 5'4" P. Gluntz | wh | 5'4" K. Wine | I | 5'2" D. Schimmoite | wh | | | 2 / 21 | 6 / 9 | 8 / 18 | | | |
| Pole Vault | 11'0 | 11'0 D. Bird | Wa | 11'0 G. Garrison | I | 11'0 D. Terry | Wa | 9'0 K. McDonald | I | 9'0 J Pankonin | I | | | 7 / 28 | 9 / 18 | - / 18 | | | |
| Discus | 144'6" | 144'6 J Wallin | I | 143'11" J. Bubak | I | 131'8" M. Gruteh | I | 121'6 R. Shaw | I | 116'1" M. Groff | I | | | 16 / 42 | - / 18 | - / 18 | | | |
| Triple Jump | 33'11½ | 33'11½ E. Harner | I | 33'3¼ J. McNair | I | 32'9¼ D. Hartman | I | | | | | | | 13 / 55 | - / 18 | - / 18 | | | |
| 60 yd H.H | 7.9 | 7.9 B. Brauer | I | 9.5 K. Wine | I | 9.75 J. Burge | wh | 10.16 P. Gluntz | wh | 10.26 B. Wine | I | | | 11 / 66 | - / 18 | 5 / 23 | | | |
| 100 Met. | 11.9 | 11.9 B. Brauer | | 120 E. Spady | I | 12.6 J. Johnston | I | 13'0 T. Roller | I | 13.0 T. Russell | I | | | 16 / 82 | - / 18 | - / 23 | | | |
| 200 Met | 25.4 | 25.4 E. Spady | | 25.8 N. Snyder | | 26.3 J. Johnston | I | 26.8 T. Brott | wh | 26.8 T. Colson | I | | | 14 / 96 | - / 18 | 2 / 25 | | | |
| 400 Met. | 57.6 | 57.6 T. Hackenlively | I | 57.7 N. Snyder | I | 58.2 T. Vlasin | I | 58.2 C. Garrison | I | 58.5 Jay Bubak | I | | | 16 / 112 | - / 18 | - / 25 | | | |
| 800 Met | 2:22. | 2:22 T Hackenlively | I | 2.22.8 T. Vlasin | I | 2:23.8 J. Bubak | I | 2.28.3 D. Taylor | Wa | 2:38.0 D. Andrews | Wa | | | 13 / 125 | 5 / 23 | - / 25 | | | |
| 1600 Run | 5:10.4 | 5:10.4 T. Johnson | I | 5:15.3 B. Hill | I | 5.19.7 P. Barger | I | 5.21.7 J. McNair | I | 5:31.8 G. Meeske | I | | | 16 / 141 | - / 23 | - / 25 | | | |
| 3200 Run | 11:05:6 | 11.05.6 T. Johnson | I | 11.16.4 B. Hill | I | 11.29.4 P. Barger | I | | | | | | | 13 / 154 | - / 23 | - / 25 | | | |
| 300 IMH | 41.58 | B. Brauer | I | 46.0 J. Burge | wh | 49.7 J. Pankonin | I | 50.8 K. Wine | I | 51.2 D. Andrews | Wa | | | 11 / 165 | 1 / 24 | 4 / 29 | | | |
| 400 Rel | 49.5 | 49.5 Imperial | I | 57.50 Wheat | | | | | | | | | | 5 / 170 | - / 24 | 3 / 32 | | | |
| 1600 Rel | 3.51.6 | 3.51.6 Imperial | I | 4.25.9 Wheat | | | | | | | | | | 5 / 175 | - / 24 | 3 / 35 | | | |
| | | | | | | | | | | | | | | | | | | | |
| | | | | | | | | | | | | | | | | | | | |

*Do not write in this event column until finish card is official.

TOTAL SCORES 175 24 35

Meet ..... vs. .....

| EVENT * | Time and Distance | First Place 10 | School | Second Place 8 | School | Third Place 6 | School | Fourth Place 4 | School | Fifth Place 2 | School | Sixth Place 1 | School | Imperial | Cozad | Gothenburg | Ogallala | Grant | Hershey |
|---|---|---|---|---|---|---|---|---|---|---|---|---|---|---|---|---|---|---|---|
| Shot Put | 53'10" | 53'10 Wilson | Goth | 51'3 Rupp | Coz | 50'10" Wallin | Imp | 45'9 Finin | Her | 48'5" Gekin | Goth | 47'8 Bubak | Imp | 7 | 8 | 12 | - | - | 4 |
| Long Jump | 20'2½ | 20'2½ Garner | Coz | 20'0 Rowley | Wau | 19'9¼ Fortik | Gr. | 19'6½ Downs | Her | 19'2¾ Holscher | Og | 18'5¼ Switzer | Hox | - 7 | 10 18 | - 12 | 2 2 | 6 6 | 4 8 |
| High Jump | 6'0" | 6'0 Leffler | Gr | 5'8 Tie Lovins | Og | 5'8 Tie Schwartz | Goth | 5'8 Tie Hoge | Goth | 5'8 Tie Andrews | Wau | 5'8 Osteen and Kwasnik Tie | Goth Gren | - 7 | - 18 | 10½ 22½ | 7 9 | 10½ 16½ | - 8 |
| Pole Vault | 13'6" | 13'6 K. Garrison | Imp | 12'8" C. Garrison | Imp | 12'4 Geilen | Goth | 12'4 Redel | Jules | 12'0 Brock | Goth | 11'6 Graybill | Gr | 18 25 | - 18 | 8 30½ | - 9 | 1 17½ | - 8 |
| Discus | 157'11" | 157'11" J. Wallin | Imp | J. Bubak | Imp | 147'4 Lindeman | Coz | 145'9 Gnutech | Imp | 141'5 Delarose | Good | 140 Rupp | Coz | 22 47 | 7 25 | - 30½ | - 9 | - 17½ | - 8 |
| Triple Jump | 42'6¼ | 42'6¼ Lovins | Og | 40'6¾ Downs | Her | 39'9½ Johnson | Her | 39'7½ Rowley | Wau | 38'8" Darling | Goth | 38'5" Crow | Her | - 47 | - 25 | 2 32½ | 10 19 | - 17½ | 15 23 |
| 400 | 51.81 | 57.91 Leffler | Gr | 52.40 Thompson | Hox | 53.62 Crow | Her | 53.75 Switzer | Hox | 53.78 McKay | Og | 54.34 Bacon | Good | - 47 | - 25 | - 32½ | 2 21 | 10 27½ | 6 29 |
| 3200 | 10.30.47 | 10.30.47 Kobo | Coz | 10.30.57 Brock | Goth | 10.44.58 Shannin | Her | 10.52.87 Copass | Coz | 10.53.51 Hyde | Her | 10.58.5 Darling | Good | - 47 | 14 39 | 8 40½ | - 21 | - 27½ | 8 37 |
| 3200 R. | 8.29.6 | 8.29.6 Gothenburg | | 8.35.44 Cozad | | 8.39.07 Ogallala | | 8.44.13 Goodland | | 8.51.07 Imperial | | 9.22.62 Hoxton | | 2 49 | 8 47 | 10 50½ | 6 27 | - 27½ | - 37 |
| 100 | 11.18 | 11.18 Smith | Coz | 11.29 Brauer | Imp | 11.29 Holloway | Gr | 11.72 Curtis | Og | 11.76 Spady | Imp | 11.81 Fortik | Gr | 10 59 | 10 57 | - 50½ | 4 31 | 7 34½ | - 37 |
| 55 H.H | 7.43 | 7.43 Brauer | Imp | 8.00 Brownlee | Good | 8.01 Dillon | Og | 8.38 Krason | Coz | 8.7 McKay | Og | 8.91 Palic | Jules | 10 69 | 4 61 | - 50½ | 8 39 | - 34½ | - 37 |
| 800 | 2.04.6 | 2.04.6 Giesche | Og | 2.05.13 Mull | Good | 2.06.1 Wolfe | Goth | 2.06.41 Cass | Coz | 2.07.78 Shannin | Her | 2.08.29 Heckenlively | Imp | 1 70 | 4 65 | 6 56½ | 10 49 | - 34½ | 2 39 |
| 300 IM | 40.53 | 40.53 Brauer | Imp | 41.75 Brownlee | Good | 42.16 Salawaeder | Hox | 42.50 Dillon | Og | 43.16 Parrish | Coz | 43.31 Lohse | Goth | 10 80 | 2 67 | 1 57½ | 4 53 | - 34½ | - 39 |
| 200 | 22.93 | 22.93 Leffler | Gr | 23.47 Smith | Coz | 23.48 Switzer | Hox | 23.53 Holloway | Gr | 23.63 Thompson | Hox | 23.88 Swanson | Coz | - 80 | 9 76 | - 57½ | - 53 | 14 48½ | - 39 |
| 1600 | 4.50 | 4.50 Hill | Imp | 4.52.68 Kobo | Coz | 4.52.69 Brock | Goth | 4.58.69 Shannin | Her | 5.03.38 McNair | Imp | 5.05. Eckman | Hox | 12 92 | 8 84 | 6 63½ | - 53 | - 48½ | 4 43 |
| 400 Rel | 44.94 | 44.94 Gothenburg | | 45.6 Grant | | 45.69 Cozad | | 46.62 Hoxton | | 46.72 Goodland | | 46.89 Imperial | | 1 93 | 6 90 | 10 73½ | - 53 | 8 56½ | - 43 |
| 1600 Rel | 3.33.56 | 33356 Ogallala | | 3.54.42 Gothenburg | | 338.62 Hershey | | 343.25 Hoxton | | 3.42.40 Goodland | | 343.65 Cozad | | - 93 | 1 91 | 8 81½ | 10 63 | - 56½ | 6 49 |
| | | | | | | | | | | | | | | | | | | | |
| | | | | | | | | | | | | | | 93 | 91 | 81.5 | 63 | 56.5 | 49 |

*Do not write in this event column until finish card is official.

TOTAL SCORES

| Hoxton | Goodland | Warwick | Jules Burg |
|---|---|---|---|
| - | - | 1 | - |
| 1 / 1 | - | 8 / 8 | 1 / - |
| - / 1 | - | 3 / 11 | - / - |
| - / 1 | - | - / 11 | 4 / 4 |
| - / 1 | 2 / 2 | - / 11 | - / 4 |
| - / 1 | - / 2 | 4 / 15 | - / 4 |
| 12 / 13 | 1 / 3 | - / 15 | - / 4 |
| - / 13 | 1 / 4 | - / 15 | - / 4 |
| 1 / 14 | 4 / 8 | - / 15 | - / 4 |
| - / 14 | 8 / 16 | - / 15 | 1 / 5 |
| - / 14 | 8 / 24 | - / 15 | - / 5 |
| 6 / 20 | 8 / 32 | - / 15 | - / 5 |
| 8 / 28 | - / 32 | - / 15 | - / 5 |
| 1 / 29 | - / 32 | - / 15 | - / 5 |
| 4 / 33 | 2 / 34 | - / 15 | - / 5 |
| 4 / 37 | 2 / 36 | - / 15 | - / 5 |
| | | | |
| | | | |
| 37 | 36 | 15 | 5 |

Meet ..... vs. .....

| EVENT * | Time and Distance | First Place 10 | School | Second Place 8 | School | Third Place 6 | School | Fourth Place 4 | School | Fifth Place 2 | School | Sixth Place 1 | School | Imperial | Grant | Bayard | Benkelman | Hershey | Hoxton |
|---|---|---|---|---|---|---|---|---|---|---|---|---|---|---|---|---|---|---|---|
| High Jump | 6'2" | 6'2 B. Cefflen | Gr | 5'10 D. Illing | Osh | 5'10 C. Johnson | Hox | 5'10 J. Kedrowski | Gr | 5'6 K Wise | Imp | — | | 2 | 14 | — | — | 6 | — |
| 200 Rel | 8.52. | 3.52 Bayard | | 8.58.1 Imperial | | 9.06.9 St Pats | | Benk 9.08.6 | | 9.11.5 Hoxton | | Jules Burg 9.28.3 | | 8 | — | 10 | 4 | — | 2 |
| Discus | 151' | 151' Wallin | Imp | 147'8 Bubak | Imp | 138'11" Palic | Jules | 137'6 Pollard | Gr | 133'8 Severts Kuzelka | Bay | 130'2 Gruntsch | Imp | 19 | 4 | 2 | — | — | — |
| Long Jump | 20'8" | 20'8 Fortik | Gr | 20'2 3/4 Kiesel | Bay | 20'1 1/2 Pelowski | Benk | 19'6 1/4 W. Lyon | Bay | 19'5 1/2 Rowley | Wau | 19'3 1/2 Warrecek | Step | — | 10 | 12 | 6 | — | — |
| 400m | 51.4 | 51.4 Yakel | Bay | 51.9 Cefflen | Gr | 52.7 McDonald | Benk | 53.2 Thompson | Hox | 53.8 Crow | Her | 54.0 Switzer | Hox | — | 8 | 10 | 6 | 2 | #5 |
| Pole Vault | 14'0 | 14'0 K Garrison | Imp | 13'2 1/4 Holloway | Gr | 12'6 Rodak | Jul | 12'6 Helm | Benk | 11'6 Grayhill | Gr | 11'0 Wendland | Pax | 10 | 10 | — | 4 | — | — |
| 200 | 10.39.9 | B. Hill | Imp | 10.50.5 M. Shireman | Her | 10.53.7 D Hyde | Her | 11.05.3 P. Burger | Imp | 11.12.8 R Rokum | Benk | 11.31.2 P. Tyson | Ben | 14 | — | — | 3 | 14 | — |
| 100. | 11.6 | 11.6 T. Herrick | Step | 11.6 B. Holloway | Gr | 11.6 M. Dwyer | Benk | 11.6 M. Decker | Wau | 11.6 B. Braun | Imp | 12.0 W. Fortik | Gr | 2 | 9 | — | 6 | | |
| 110 H.H. | 15.2 | 15.2 B. Brauer | Imp | 16.1 M. Hahn | Pax | 16.9 D. Frey | Step | 17.3 J. Kedrowski | Gr | 17.7 K Fetzer | Hox | 18.1 J. Lemon | Benk | 10 | 4 | — | 1 | — | 2 |
| Triple Jump | 41'11 1/2 | 41'11 1/2 K Kiesel | Bay | 46'6 1/2 R Downs | Her | 38'9 3/4 J. Pelowski | Ben | 38'7 1/4 C. Johnson | Her | 38'4 K Rowley | Wau | 38'3 3/4 R Rayner | Osh | — | — | 10 | 6 | 12 | — |
| 800 | 2.01.4 | 2.01.4 S. McDonald | Benk | 2.02.5 J Yakel | Bay | 2.07.6 J. Arellano | Bay | 2.08.4 M. Crow | Her | 2.09.9 T. Heckenlively | Imp | 2.11.7 B. Brauer | Bay | 2 | — | 15 | 10 | 4 | — |
| Shot Put | 52'4" | 52'4 J. Bubak | Imp | 51'3" J. Wallin | Imp | 49'6 1/2 B. Schlemm | Benk | 49'5 1/2 C. Pinion | Her | 48'5 1/2 M. Gruntsch | Imp | 47'0 J. West | Her | 20 | — | — | 6 | 8#5 | — |
| 400 Int | 40.91 | 40.91 B. Brauer | Imp | 41.5 M. Dodson | St Pat | 42.59 D. Salvador | Hox | 44.72 K Fetzer | Hox | 46.08 D. Mathews | Osh | 46.22 E. Swarts | Jul | 10 | — | — | — | — | 10 |
| 200 | 23.28 | 23.28 M. Dwyer | Benk | 23.32 B. Cefflen | Gr | 23.48 B. Holloway | Gr | 23.71 T. Herrick | Step | 23.87 J Switzer | Hox | 24.97 E Spady | Imp | 1 | 14 | | 10 | — | 2 |
| 1600 | 4.53.97 | 4.53.9 B. Hill | Imp | 4.54.7 M. Shireman | Her | 4.58.3 R. Sellman | Hox | 4.58.18 C. Perlinger | Pax | 4.59.38 S. McDonald | Benk | 5.01.9 P. Smelser | Stpat | 10 | | | 2 | 8 | 6 |
| 400 R. | 45.28 | 45.28 Grant | | 45.31 Benkelman | | 45.56 Bayard | | 45.8 Imperial | | 46.09 St Pats | | 46.5 Hoxton | | 4 | 10 | 6 | 8 | — | 1 |
| Wt Med Rel | 48.06 | 48.06 Imperial | | 48.25 Bayard | | 48.23 Hoxton | | 49.65 St Pats | | 500 Grant | | 5003 Jules Burg | | 10 | 2 | 8 | | | 6 |
| 1600 Rel | 3.37.56 | 3.37.56 Bayard | | 3.37.97 Hershey | | 3.39.77 Hoxton | | 3.43.74 St Pats | | 3.51.50 Jules Burg | | 3.53.13 Imperial | | 1 | | 10 | | 8 | 6 |
| | | | | | | | | | | | | | | | | | | | |
| | | | | | | | | | | | | TOTAL SCORES | | 123 | 85 | 82 | 72 | 59 | 40 |

*Do not write in this event column until finish card is official.

| St Pats | Stapelton | Tulesburg | Foxton | Oshkosh | Wauneta |
|---|---|---|---|---|---|
| - / - | - / - | - / - | - / - | 8 / 8 | - / - |
| 6 / 6 | - / - | 1 / 1 | - / - | - / 8 | - / - |
| - / 6 | 6 / 6 | - / 1 | - / - | - / 8 | - / - |
| - / 6 | 1 / 7 | - / 1 | - / - | - / 8 | 2 / 2 |
| - / 6 | - / 7 | - / 1 | - / - | - / 8 | - / 2 |
| - / 6 | - / 7 | 6 / 7 | 1 / 1 | - / 8 | - / 2 |
| - / 6 | - / 7 | - / 7 | - / - | - / 8 | - / 2 |
| - / 6 | 10 / 17 | - / 7 | - / - | - / 8 | 4 / 6 |
| - / 6 | 6 / 23 | - / 7 | 8 / 9 | - / 8 | - / - |
| - / 6 | - / 23 | - / 7 | - / 9 | - / 8 | 2 / 8 |
| - / 6 | - / 23 | - / 7 | - / 9 | - / 8 | - / 8 |
| - / 6 | - / 23 | - / 7 | - / 9 | - / 8 | - / 8 |
| 8 / 14 | - / 23 | 1 / 8 | - / 9 | 2 / 10 | - / 8 |
| - / 14 | 4 / 27 | - / 8 | - / 9 | - / 8 | - / 8 |
| 1 / 15 | - / 27 | - / 8 | 4 / 13 | - / 8 | - / 8 |
| 2 / 17 | - / 27 | - / 8 | - / 13 | - / 8 | - / 8 |
| 4 / 21 | - / 27 | 1 / 9 | - / 13 | - / 8 | - |
| 4 / 25 | - / 27 | 2 / 11 | - / 13 | - / 9 | - |
| 25 | 27 | 11 | 13 | 10 | 8 |

Meet ..... vs. .....

| EVENT * | Time and Distance | First Place | School | Second Place | School | Third Place | School | Fourth Place | School | Fifth Place | School | Sixth Place | School | Kearney | Imperial | Broken Bow | Pexington | Gothenburg | Ogallala |
|---|---|---|---|---|---|---|---|---|---|---|---|---|---|---|---|---|---|---|---|
| High Jump | 6'4" | 6'4 R. Schwanz | Goth | 6'3 Schley | Lex | 6' B London | Kear | 6' R Lovins | Og | 5'10 J. McDonald | Kear | 5'10 M. Oslegard | Goth | 6 | - | - | 5 | 7 | 3 |
| 200 M Run | 10.03.3 | 10.03.3 S. Danburg | Kea | 10.05.8 R. Morrow | Kear | 10.39.7 T. Brock | Goth | 10.45.4 B. Hill | Imp | 11.01.2 P. Borger | Imp | 11.35.6 M. Snyder | BB | 11 | 5 | 1 | - | 4 | - |
| Long Jump | 21'3½ | 21'3½ M. Dowse | B.B | 20'8¼ M. Moffett | Kear | 20.1 M. Hofelbower | B.B | 20 M. Harry | Lex | 19'7¼ C. Munn | Lex | 19'5½ C Dewey | Goth | 5 | - | 10 | 5 | 1 | - |
| Discus | 147'11 | 147'11 J. Wallin | Imp | 145'4 J. Bubak | Imp | 138'6 Dinsmore | Kear | 133 Rosenthal | Lex | 125'10 Grutsch | Imp | 122'2 Zimmerman | Goth | 4 | 13 | - | 3 | 1 | - |
| Pole Vault | 13'6 | 13'6 K. Garrison | Imp | 13' D. Brock | Goth | 13' J Mattox | B.B | 11'6 Rogers | Lex | 11'6 S. Geiler | Goth | 11'6 C. Garrison | Imp | - | 7 | 4 | 3 | 7 | - |
| 200 Relay | 8.22.53. | 8.22.53 Kearney | | 8.31.93 Gothenburg | | 8.37.26 Ogallala | | Lex 8.41.05 | | 9.05.52 Broken Bow | | 9.12.28 Imperial | | 10 | 1 | 2 | 4 | 8 | 6 |
| 100 | 11.12 | 11.12 Carlen | Kear | 11.16 C. Schall | B.B | 11.4 M. Wengert | Lex | 11.5 E. Spady | Imp | ~~Goth~~ 11.6 C. Dewey | Goth | 11.84 L. Fricke | Og | 6 | 3 | 5 | 4 | 1 | 2 |
| 4 H Shut. | 37.31 | 37.31 Kearney | | 40.07 Lex | | 40.9 Broken Bow | | 41.42 Gothenburg | | 42.5 Imperial | | 44.6 Ogallala | | 10 | 2 | 6 | 8 | 4 | 1 |
| 300 M Relay | 136.47 | 136.5 Lex | | 137.18 Kearney | | 139.17 Imperial | | — | | — | | — | | 8 | 6 | - | 10 | — | — |
| Mile Med. | 3.46.3 | 3.46.3 Kearney | | 3.49.0. Gothenburg | | 3.49.4 Broken Bow | | 3.49.4 Ogallala | | 4.10.09 Imperial | | 4.16.06 Lex | | 10 | 2 | 6 | 1 | 8 | 4 |
| Dist Med | 11.04.7 | 11.04.7 Kearney | | 11.38 Goth | | 12.06. Ogal | | 12.08.3 Imp | | 12.08.8 Lex | | 12.13.5 B.B | | 10 | 4 | 1 | 2 | 8 | 6 |
| Shot Put | 53'1½ | 53'1½ C. Wilson | Goth | 52'8½ S Kiburz | Kear | 50'5 J. Bubak | Imp | 50.0 J. Wallin | Imp | 49'6½ Rose | Lex | 48'10¾ S. Geiler | Goth | 5 | 7 | - | 2 | 7 | - |
| Triple Jump. | 44'1" | 44'1 London | Kear | 43'1 Dowse | B.B | 42'3¼ Meston | BB | 41'8½ Munn | Lex | 40'10½ Yosik | Kear | 40'4½ Roberts. | Kear | 9 | - | 9 | 3 | - | - |
| Low H Shut. | 52.3 | 52.3 Ogal | | 52.3. Kear. | | 53.15 Imp | | 53.5 B.B | | 54.3 Lex | | 55.03 Goth | | 8 | 6 | 4 | 2 | 1 | 10 |
| 400 M. Rel | 45.7 | 45.7 B.B | | 46.05 Imp. | | 46.3 Lex | | 48.9 Ogal | | | | | | - | 8 | 10 | 6 | - | 4 |
| 300 Im. | 40.73 | 40.73 Stirner | Kear | 42.1 Brown | Imp | 43.34 Kietz | BB | 44.09 Derickson | Lex | 44.3 McKeag | Og | 46.5 Vogt | Goth | 6 | 5 | 4 | 3 | 1 | 2 |
| 1600 M Rel | 3.32.91 | 3.32.91 Kearney | | 3.36.56 Ogallala | | 3.39.06 B.B | | 3.39.43 Goth | | 3.48.88 Lex | | 3.59.34 Imp | | 10 | 1 | 6 | 2 | 4 | 8 |
| | | | | | | | | | | | | | | | | | | | |
| | | | | | | | | TOTAL SCORES | | | | | | 119 | 69½ | 68½ | 66½ | 63 | 43½ |

*Do not write in this event column until finish card is official.

Meet ..... vs. .....

| * | Time and Distance | First Place 6 | School | Second Place 4 | School | Third Place 3 | School | Fourth Place 2 | School | Fifth Place 1 | School | Sixth Place 1 | School |
|---|---|---|---|---|---|---|---|---|---|---|---|---|---|
| 00 IM. | 44.8 | 44.8 McKeag | Og | 47.7 Graybill | Gr | 47.9 Brady | Gr | 49.1 Pankonin | Imp | 49.9 Wine | Imp | | |
| HH | 8.9 | 8.9 McKeag | Og | 9.1 Kedrowski | Gr. | 10.2 Wine | Imp | 10.3 Pankonin | Imp | -TIE- 10.3 Brady | Gr | | |
| 0 | 11.7 | 11.7 Holaway | Gr | 11.9 Fortik | Gr | 12.2 Lulu | Og | 12.4 Fricke | Og | 13.6 Roller | Imp | | |
| 00 | 24.3 | 24.3 Leffler | Gr | 25.2 Holscher | Og | 25.2 Lulu | Og | 25.8 Fricke | Og | 26.8 Fox | Og | | |
| 00 | 53.3 | 53.3 Leffler | Gr | 54.9 Holscher | Og | 56.2 Garrison | Imp | 56.3 Davis | Og | 56.8 Bubak | Imp | | |
| 00 | 2:17.4 | 2:17.4 Vlasin | Imp | 2:19.0 Christensen | Og | 2:20.1 Bubak | Imp | 2:20.3 McNair | Imp | 2:20.9 Deckert | Og | | |
| 00 | 5:19.5 | 5:19.5 Meeske | Imp | 5:22.5 Jara | Og | 5:29.1 Beard | Imp | 5:29.6 Kupper | Og | 5:39.1 Adams | Og | | |
| 00 | 11.44.8 | 11:44.8 Weiss | Gr | 11:51.5 Lowe | Gr | 12:02.9 Palmer | Gra | 12:14.1 Muehling | Og | 12:28.2 Wine | Imp | | |
| ng ump | 20' | 20' Fortik | Gr | 18'9½" Holscher | Og | 18'½" Lulu | Og | 16'7½" Christensen | Og | 16'5½" Roller | Imp | | |
| iple ump | 36'7" | 36'7" Fox | Og | 34'7½" McNair | Imp | 34'5½" Curtis | Og | 33'5½" Harner | Imp | | | | |
| e ult | 12'6" | 12'6" Holaway | Gr | 11' Graybill | Gr | 10' Kimberling | Imp | 10' McDonald | Imp | -TIE- 10' Coghill | Og | | |
| ot ut | 45'5" | 45'5" Shaw | Imp | 46'8 Rezac | Gr | 40'1 Moore | Og | 40' Kimberling | Imp | 39'2" Becker | Imp | | |
| scus | 128'7" | 128'7 Shaw | Imp | 125'2" Pollard | Gr | 118' Becker | Imp | 114'3 Moore | Og | 113'11" Rezac | Gr | | |
| sh ump | 6'2" | 6'2 Leffler | Gr | 5'8 Kedrowski | Gr | 5'6 Wine | Imp | 5'6 Davis | Og | 5'4 Curtis | Og | | |
| 0 R | 46.6 | 46.6 Grant | | 48.7 Ogallala | | | | | | | | | |
| 0 R | 4:02.1 | 4:02.1 Ogallala | | 4:14.2 Imperial | | | | | | | | | |
| 00 R | 9:46.9 | 9:46.9 Ogallala | | 10:37.8 Grant | | | | | | | | | |
| | | | | | | | | | | | | | |

*Do not write in this event column until finish card is official.

TOTAL SCORES

| Grant | Imperial | Ogallala | | | |
|---|---|---|---|---|---|
| ~~#7~~ 7 | ~~#3~~ 3 | ~~#6~~ 6 | | | |
| ~~#5~~ 12 | ~~#4~~ 7 | ~~#6~~ 12 | | | |
| 10 22 | 1 8 | ~~#5~~ 17 | | | |
| ~~#6~~ 23 | - 8 | ~~#10~~ 27 | | | |
| ~~#6~~ 34 | ~~#4~~ 12 | ~~#6~~ 33 | | | |
| - 34 | ~~#11~~ 23 | ~~#5~~ 38 | | | |
| - 34 | ~~#9~~ 32 | ~~#7~~ 45 | | | |
| ~~#13~~ 47 | 1 33 | 2 47 | | | |
| ~~#6~~ 53 | 1 34 | ~~#9~~ 56 | | | |
| - 53 | ~~#6~~ 40 | ~~#9~~ 65 | | | |
| ~~#10~~ 63 | ~~#4~~ 44 | 1 66 | | | |
| ~~#4~~ 67 | ~~#9~~ 53 | ~~#3~~ 69 | | | |
| ~~#5~~ 72 | ~~#9~~ 62 | ~~#2~~ 71 | | | |
| ~~#10~~ 82 | ~~#3~~ 65 | ~~#3~~ 74 | | | |
| ~~#6~~ 88 | - | ~~#4~~ 78 | | | |
| - | ~~#4~~ 69 | ~~#4~~ 84 | | | |
| ~~#4~~ 92 | - | ~~#6~~ 90 | | | |
| | | | | | |
| 92 | 69 | 90 | | | |



Meet ..... vs. .....

| EVENT * | Time and Distance | First Place 10 | School | Second Place 8 | School | Third Place 6 | School | Fourth Place 4 | School | Fifth Place 2 | School | Sixth Place 1 | School | Imperial | Hershey | Ogallala | Chappell | Ogallala | Holyoke |
|---|---|---|---|---|---|---|---|---|---|---|---|---|---|---|---|---|---|---|---|
| High Jump | 6' 4" | 6'4" R. Lovins | Og | 6'2" B. Leffler | Gr | 6'2" D. Kling | Osh | 6'2" Blomme | Holy | 5'10" C. Johnson | Her | 5'10" J. Kedrowski | Gr | - | 2 | 9 | - | 10 | - |
| Long Jump | 20' 3/4" | 20' 3/4" M. Newberg | Chap | 19'9 1/4" Stern | Hol | 19'5 1/2" W. Fortik | Gr | 19'1 1/2" R. Downs | Her | 18'1 1/2" J. Stutzman | Chap | 17'10" S. Crow | Her | - | 5 | 6 | 12 | - | 8 |
| 3200R | 8:54.17 | 8:54.17 Ogallala | | 9:12.41 Imperial | | 9:35.24 Chappell | | 9.51.20 Grant | | 10:02.95 Holyoke | | 10:49.69 Hershey | | 8 | 1 | 4 | 6 | 10 | 2 |
| Discus | 163' 7" | 163' 7" J. Bubak | Imp | 152'10" J. Wallin | Imp | 141'2" M. Grutsch | Imp | 134'9" G. Pollard | Gr | 134'4" C. Pinion | Her | 128'3" O. Rezac | Gr | 24 | 2 | 5 | - | - | - |
| Pole Vault | 12'6" | 12'6" K. Garrison | Imp | 12'0" C. Garrison | Imp | 12'0" K. Roth | Chap | 12'0" B. Graybill | Gr | 11'6" B. Coghill | Og | | | 18 | | 4 | 6 | 2 | |
| 400 | 52.19 | 52.19 B. Leffler | Gr | 53.96 R. Downs | Her | 54.64 N. Holscher | Og | 55.58 C. Smith | Chap | 56.53 C. Garrison | Imp | 58.02 L. Friski | Og | 2 | 8 | 10 | 4 | 7 | - |
| 3200 | 10:50.66 | 10:50.66 B. Hill | Imp | 10:59.0 D. Hyde | Her | 11.29.71 Wood | Hol | 11.29.71 P. Barger | Imp | 11.45.71 Booher | Hol | 11.51.95 T. Magnuson | Og | 14 | 8 | - | - | 1 | 8 |
| 110 HH. | 15:63 | 15.63 Brauer | Imp | 16:40 S. Akeson | Chap | 17:48 D. Huebner | Her | 17:56 J. Stutzman | Chap | 17:98 J. Kedrowski | Gr | 18:21 B. McKeag | Og | 10 | 6 | 2 | 8 12 | 1 | - |
| Shot Put | 51'6" | 51'6" J. Wallin | Imp | 50'5 1/2" C. Pinion | Her | 48'11 1/2" J. West | Her | 47'9" J. Bubak | Imp | 46'7 1/2" M. Grutsch | Imp | 42'7" B. Kuhl | Her | 16 | 15 | - | | | |
| 100 | 11:62 | 11:62 D. Hof | Hol | 11:63 B. Brauer | Imp | 11:65 B. Holloway | Gr | 11:66 M. Newberg | Chap | 11:68 W. Fortik | Gr | E. Spady | Imp | 9 | - | 8 | 4 | - | 10 |
| 800 | 2:08.20 | 2:08.20 T. Gieschen | Og | 2:10.51 M. Schriver | Her | 2:11.09 T. Vlasin | Imp | 2:16.97 J. Bubak | Imp | 2:16.98 T. Heckinlively | Imp | 2:18.63 S. Deckert | Og | 12 | 8 | - | - | 11 | - |
| 1600 | 4:54.94 | 4:54.94 B. Hill | Imp | 5:00.42 M. Schirmer | Her | 5:05.88 P. Barger | Imp | 5:07.91 D. Hyde | Her | 5:13.66 J. McNair | Imp | 5:19.50 J. Jara | Og | 18 | 12 | - | - | 1 | - |
| 300 I.M.H | 42.17 | 42.17 B. Brauer | Imp | 43.03 C. Dillin | Og | 43.53 S. Akeson | Chap | 44.50 B. McKeag | Og | 45.09 J. Stutzman | Chap | 45.19 D. Huebner | Her | 10 | 1 | - | 8 | 12 | - |
| 200 | 23.35 | 23.35 B. Lessler | Gr | 23.46 D. Hof | Hol | 23.88 M. Newberg | Chap | 24.27 B. Holloway | Gr | 24.80 C. Smith | Chap | 24.81 N. Snyder | Imp | 1 | - | 14 | 8 | - | 8 |
| 400R | 45.28 | 45.28 Grant | | 45.74 Imperial | | 48.50 Hershey | | 49.39 Chappell | | 49.66 Ogallala | | 50.03 Oshkosh | | 8 | 6 | 10 | 4 | 2 | - |
| 400 W.R. | 48.21 | 48.21 Imperial | | 49.82 Hershey | | 50.27 Grant | | 51.23 Ogallala | | 53.01 Chappell | | 54.06 Oshkosh | | 10 | 8 | 6 | 2 | 4 | - |
| 1600R | 3.41.49 | 3:41.49 Ogallala | | 3:46.08 Hershey | | 3:53.02 Imperial | | 3:55.22 Chappell | | 3:58.07 Holyoke | | NT Oshkosh | | 6 | 8 | - | 4 | 10 | * |
| Triple Jump | 42'11 3/4" | 42'11 3/4" C. Dillin | Og | 41'6 3/4" Stern | Hol | 40'8 3/4" Downs | Her | 39'1 1/2" Stutzman | Chap | 37'8 1/4" Fox | Og | 37'5" Crow | Her | - | 7 | - | 4 | 12 | 8 |
| | | | | | | | | | | | | | | TOTAL SCORES | | | 74 ~~78~~ | 83 | 44 |

*Do not write in this event column until finish card is official.




Meet ..... vs. .....

| EVENT * | Time and Distance | First Place 5 | School | Second Place 3 | School | Third Place 2 | School | Fourth Place 1 | School | Fifth Place — | School | Sixth Place | School |
|---|---|---|---|---|---|---|---|---|---|---|---|---|---|
| Pole Vault | 11'0 | K. McAmes 11'0 | I | K. Colard 10'6 | I | Lowe 9' | G | J Parkinin 9' | G | | | | |
| TRIPLE Jump. | 36'5 3/4" | S. Russell | I | J. McNair 34'5" | I | E. Peterson 32'6" | G | J. Forney 31'3" | G | K. Lundquist 30'11 1/4" | G | | |
| SHOT Put | 43'5 1/2" | R. Shaw | I | D. Wallin 40'6 1/2" | I | S. Davis 40'5 1/2" | I | E. Becker 39'5" | I | C. Kimberling 38'2 1/2" | I | | |
| Discus | 125'4" | R. Shaw | I | C. Kimberling 112'2" | I | E. Becker 110'1" | I | M Groff 109'5" | I | D. Hartman 106'8" | I | | |
| High Jump | 5'8" | J. Kedrowski | G | K. Wine 5'4" | I | B. Wine 4'10" | I | K. Lundquist 4'10" | G | | | | |
| LONG Jump. | 18'10" | S. Russell | I | T Roller 18'3 1/2" | I | Wine 16'7" | I | E. Harner 14'9 3/4" | I | J Forney 14'0 1/2" | G | | |
| 110 H. Hurdles | 17.3 ~~J. Kedrowski~~ | J. Kedrowski | G | K. McDonald 19.1 | I | J. Pankonin 19.3 | I | K. Wine 19.3 | I | J. Grutsch. 20.3 | I | | |
| 300 INT Hurdles | 47.3 | J. Kedrowski | G | K. Wine 50.0 | I | K. Smith. 52.6 | I | J. Grutsch. 52.8 | I | | | | |
| 100 Dash | 12.5 | N. Snyder | I | T. Roller 12.6 | I | C. Garrison 12.6 | I | S. Russell 12.8 | I | J. Spady 12.9 D. Hartman 13.9 | I | | |
| 200 Dash | 26.2 | N. Snyder | I | T. Roller 26.3 | I | T. Colson 27.4 | I | E. Harner 27.5 | I | E. Peterson 27.9 | G | | |
| 400 Dash | 56.5 | C. Lowe | G | C. Garrison 58.1 | I | T. Colson 60.0 | I | D. Hartman 60.3 | I | M. Groff 63.9 | I | | |
| 800 Run | 2:12.7 | T. Vlasin | I | J. Bubak. 2:13.2 | I | C. Lowe 2:31.3 | G | M. Palmer. 2:36.0 | G | K. Lundquist 2:41.4 | G | | |
| 1600 Run | 5:08.1 | J. McNair | I | G. Meeske 5:25.8 | I | D. Weiss 5:26.6 | G | B. Wine 5:40.1 | I | M. Beard 5:41.8 | I | | |
| 3200 Run | 11:28.7 | G Meeske | I | D. Weiss 11:41.2 | G | B. Wine 12:06.3 | I | M Beard 12:19.7 | I | | | | |
| 400 Relay | Imperial 49.4 | Imperial | | Grant 50.0 | | | | | | | | | |
| 1600 Relay | 4:19.7 | Imperial | | Grant 4:31.0 | | | | | | | | | |

| Jump | Grant | | | | |
|---|---|---|---|---|---|
| 8 | 3 | | | | |
| 8 16 | 3 6 | | | | |
| 11 27 | - 6 | | | | |
| 11 38 | 6 | | | | |
| 4½ 42½ | 6½ 12½ | | | | |
| 11 53½ | 12½ | | | | |
| 6 59½ | 5 17½ | | | | |
| 6 65½ | 5 22½ | | | | |
| 11 76½ | 22½ | | | | |
| 11 87½ | 22½ | | | | |
| 6 93½ | 5 27½ | | | | |
| 8 101½ | 3 30½ | | | | |
| 9 110½ | 2 32½ | | | | |
| 8 118½ | 3 35½ | | | | |
| 5 123½ | 35½ | | | | |
| 5 128½ | 35½ | | | | |

TOTAL SCORES

*Do not write in this event column until finish card is official.



Meet ..... vs. .....

| EVENT * | Time and Distance | First Place 10 | School | Second Place 8 | School | Third Place 6 | School | Fourth Place 4 | School | Fifth Place 2 | School | Sixth Place 1 | School | Imperial | Grant | Hershey | Benkelman | Sutherland | Chappell |
|---|---|---|---|---|---|---|---|---|---|---|---|---|---|---|---|---|---|---|---|
| High Jump | 6'3 | 6'3 B. Leffler | Gra | 6'2 D. Kling | Osh | 6'2 S. Hoatson | Sut | 6'0 J. Poppe | Osh | 5'10 K. Johnson | Her | 5'8 J. Kedrowski | Gra | – | 11 | 2 | – | 6 | – |
| Long Jump | 21'3/4" | 21'3¾" W. Fortik | Gra | 20'5¼" M. Newberg | Cha | 20'4¾" D. Fosbinder | Sut | 20' R. Downs | Her | 19'11" J. Poppe | Osh | 19'9¾" S. Crow | Her | – | 10 | 5 | – | 6 | 8 |
| 3200 R | 8.47.9 | 8:47.9 Hershey | | 8:48.8 Imperial | | 8:52.1 NP. St. Pats | | 9:05.2 Sutherland | | 9:12.3 Benkelman | | 9:41.2 Chappell | | 8 | – | 10 | 2 | 4 | 1 |
| Discus | 147' | 147' J. Wallin | Imp | 143'5 J. Bubak | Imp | 138'6 G. Pollard | Gra | 136'8 M. Grutsch | Imp | 135' B. Schleeman | Benk | 119'1 J. Brott | Chap | 22 | 6 | – | 2 | – | 1 |
| 400 | 52.4 | 52.4 B. Leffler | Gra | 53.3 S. McDonald | Benk | 54.0 R. Downs | Her | 54.8 B. Knoll | Her | 55.3 T. Ferris | NPSP | 55.4 C. Colob | Benk | – | 10 | 10 | 9 | – | – |
| Pole Vault | 13' | 13' B. Holloway | Gra | 13' K. Garrison | Imp | 12'6 M. Ham | Benk | 12'6 C. Garrison | Imp | 12' B. Graybill | Gra | 12' K. Roth | Chap | 12 | 12 | – | 6 | – | 1 |
| 3200 | 10:35.1 | 10:35.1 B. Hill | Imp | 10:45.1 O. Hyde | Her | 11:05.1 P. Barger | Imp | 11:21.9 M. Schirmer | Her | 11:57.8 R. Raburn | Benk | 11:38.0 D. Weiss | Gra | 16 | 1 | 12 | 2 | – | – |
| 110 HH | 14.8 | 14.8 B. Brauer | Imp | 16.2 S. Akeson | Chap | 16.5 D. Huebner | Her | 16.9 J. Stutzman | Chap | 16.9 J. Kedrowski | Gra | 18.5 C. Brady | Gra | 10 | 3 | 6 | – | – | 12 |
| 100 | 11.4 | 11.4 B. Holaway | Gra | 11.5 M. Duvel | Benk | 11.5 B. Brauer | Imp | 11.9 W. Fortik | Gra | 11.9 M. Young | NPSP | 11.9 M. Newberg | Chap | 6 | 14 | – | 8 | – | 1 |
| 800 | 2:03.9 | 2:03.9 S McDonald | Benk | 2:07.8 M. Crow | Her | 2:09.9 M. Schirmer | Her | 2:10.1 S. McIlnay | Suth | 2:12.2 C. Lowe | Gr. | 2:12.5 T. Vlasin | Imp | 1 | 2 | 14 | 10 | 4 | – |
| Shotput | 52'9½" | 52'9½" J. Wallin | Imp | 51'7½" J. Bubak | Imp | 51'2 C. Pinion | Her | 50'7¾" B. Schleeman | Benk | 50'6¾" M. Grutsch | Imp | 49'2¾" J. West | Her | 20 | – | 7 | – | – | – |
| Triple Jump | 41'4¼ | 41'4¼" J. Poppe | Osh | 40'8 P. Fosbinder | Suth | 40'6 R. Downs | Her | 40'1½" R. Raymer | Osh | 39'2 S. Crow | Her | 38'3½" D. Douglas | Suth | – | – | 8 | – | 9 | – |
| 300 IMH | 40.9 | 40.9 M. Dodson | NPSP | 41.3 B. Brauer | Imp | 42.9 S. Hoatson | Sut | 43.2 P. Fosbinder | Sut | 43.9 S. Akeson | Chap | 44.0 K. Garrison | Imp | 9 | – | – | – | 10 | 2 |
| 200 | 23.1 | M. Duvel | Benk | 23.2 B. Holaway | Gra | 23.7 B. Leffler | Gra | 24.0 M. Newberg | Chap | 24.2 W. Fortik | Gra | 24.9 E. Spady | Imp | 1 | 16 | – | 10 | – | 4 |
| 1600 | 4:57 | 4:57 P. Barger | Imp | 4:57.8 B. Hill | Imp | 4:59.3 J. McNair | Imp | 5:02.2 M. Schirmer | Her | 5:02.3 D. Hyde | Her | 5:05 P. Sanchez | NPSP | 24 | – | 6 | – | – | – |
| 400 R | 44.5 | 44.5 Grant | | 45.3 Benkelman | | 45.6 NPSP | | 48.1 Hershey | | 49.3 Chappell | | 50.2 Imperial | | 1 | 10 | 4 | 8 | – | 2 |
| Freshman 400 K | 48.2 | 48.2 NPSP | | 49.1 Hershey | | 49.5 Imperial | | 50.1 Sutherland | | 50.4 Benkelman | | 50.2 Chappell | | – | – | – | – | – | – |
| 1600 R | 3:34.1 | 3:34.1 Benkelman | | 3:34.8 Hershey | | 3:43.5 Sutherland | | 3:45.1 NPSP | | 3:49.1 Chappell | | 3:51.0 Oshkosh | | – | – | 8 | 10 | 6 | 2 |
| | | | | | | | | | | | | | | 130 | 95 | 92 | 71 | 45 | 34 |

*Do not write in this event column until finish card is official.

TOTAL SCORES

| MP St. Pats | @Shkah |
|---|---|
| – | 2 |
| – | 2 |
| 6 | – |
| – | – |
| 2 | – |
| – | – |
| – | – |
| – | – |
| 2 | – |
| – | – |
| – | – |
| – | 14 |
| 10 | – |
| – | – |
| 1 | – |
| 6 | – |
| – | – |
| 4 | 1 |
| 31 | 29 |

| EVENT * | Time and Distance | 10 First Place | School | 8 Second Place | School | 6 Third Place | School | 4 Fourth Place | School | 2 Fifth Place | School | Sixth Place | School | Mitchell | Imperial | Bayard | Alliance | Gering | Grant |
|---|---|---|---|---|---|---|---|---|---|---|---|---|---|---|---|---|---|---|---|
| Discus | 154'7 | N. Beyer | St. Pats | 152'11 | | 152'0 | | 145'4 | | 144'9 | | 141'3 | | — | 12 | — | — | 1 | — |
| | | ~~P. Shimek~~ | Crow | P. Shimek | Crow | J. Wallin | Imp | M. Grutsch | Imp | J. Bubak | Imp | R. Hernandez | Ger | | | | | | |
| 3200R | 8:31.9 | 8:31.9 | | 8:36.5 | | 8:38.6 | | 8:41.6 | | 9:07.6 | | 9:10.9 | | — | — | — | 4 | 10 | — |
| | | Gering | | Morrill | | Chadron | | Alliance | | Harrisburg | | Hemingford | | | | | | | |
| Triple Jump | 42'11¼" | 42'11¼" | | 42'3½" | | 40'11½" | | 40'2¾" | | 40'3¼" | | 39'11¼" | | — | — | 10 | 10 | 10 | — |
| | | K. Kiesel | Bay | P. Barnwell | Ger | B. Adams | All | T. Lamm | All | G. Carrier | Ger | K. Larson | Rush | | | | | | |
| Pole Vault | 14'0 | 14'0 | | 14'0" | | 13'6" | | 13'0 | | 12'6 | | 12'6" | | — | 16 | — | 4 | — | 1 |
| | | K. Garrison | Imp | K. Larson | Rush | C. Garrison | Imp | C. Stoddard | All | D. Plooster | Crow | B. Graybill | Grant | | | | | | |
| 400 | 50.4 | 50.4 | | 50.9 | | 51.5 | | 51.8 | | 52.1 | | 53.3 | | 12 | — | 10 | — | — | 2 |
| | | J. Yakel | Bay | M. Hamburger | Mit | T. Baumann | Chad | J. Rupkalvis | Mit | B. Leffler | Gra | J. D. Willey | Crow | | | | | | |
| 3200 | 10:23.7 | 10:23.7 | | 10:23.9 | | 10:37.9 | | 10:42.3 | | 10:42.6 | | 10:47.5 | | 9 | — | — | 16 | — | — |
| | | C. Schafer | All | D. Plasencio | Mit | E. Burgess | All | R. Wood | Hem | R. Delaven | Rush | P. Hernandez | Mit | | | | | | |
| High Jump | 6'3" | 6'3 | | 6'2 | | 6'1 | | 6'1 | | | | M. Summey 5'10 —TIE— | | — | — | 6 | 4 | 2 | 10½ |
| | | B. Leffler | Grant | P. Hanks | Hem | C. Miller | Bay | D. Carnine | All | J. Watson | Ger | J. Kedrowski | Mor Gra | | | | | | |
| Shotput | 56'3¾ | 56'3¾ | | 53'7 | | | | 52'8¼" | | 51'6½" | | 49'9 | | — | 6 | — | — | — | — |
| | | M. Schlager | Mor | K. Bowman | Chad | P. Shimek | Crow | J. Wallin | Imp | J. Bubak | Imp | T. Campbell | Hem | | | | | | |
| 110HH | 14.4 | 14.4 | | 14.7 | | 15.3 | | 16.3 | | 16.4 | | 16.7 | | 8 | 10 | — | — | 1 | — |
| | | B. Brauer | Imp | C. Johnson | Mit | J. Fiethner | Kim | S. Akeson | Chap | J. O'Holleran | Sid | D. Bennett | Ger | | | | | | |
| 100 | 11.0 | 11.0 | | 11.2 | | 11.4 | | 11.4 | | 11.5 | | 11.5 | | 18 | 4 | — | — | — | — |
| | | M. Hamburger | Mit | S. Warrick | Mit | N. Beyer | S.S.P | B. Brauer | Imp | R. Manion | Hem | J. Wrage | Chad | | | | | | |
| Long Jump | 20'9¼" | 20'6½ | | 20'6½ | | 20'2 | | 20'½" | | 19'11¾ | | 19'10½" | | — | — | 6 | — | 2 | 8 |
| | | K. Larson | Rush | W. Forth | Grant | K. Kiesel | Bay | J. Nash | Chad | K. Weimer | Ger | J. Wrage | Chad | | | | | | |
| 300 | 2:01.5 | 2:01.5 | | 2:02.5 | | 2:05.8 | | 2:07.7 | | 2:08.1 | | 2:08.2 | | 8 | — | 10 | — | 10 | — |
| | | J. Yakel | Bay | J. Rupkalvis | Mit | B. Grewe | Ger | G. Martinez | Ger | J. Peters | Rush | K. Guenther | Sid | | | | | | |
| 300 IM H | 39.3 | 39.3 | | 39.3 | | 39.8 | | 42.5 | | 43.0 | | 43.1 | | 12 | 6 | - | — | — | — |
| | | C. Johnson | Mit | J. Fiehtner | Kim | B. Brauer | Imp | S. Akeson | Chap | J. Hernandez | Mit | D. Hunter | Marr | | | | | | |
| 200 | 22.5 | 22.5 | | 23.2 | | 23.2 | | 23.6 | | 23.7 | | 23.7 | | 10 | — | — | — | — | 14 |
| | | M. Hamburger | Mit | B. Leffler | Gra | B. Holoway | Gra | M. Newberg | Chap | T. Baumann | Chad | R. Manion | Hem | | | | | | |
| 1600 | 4:47.8 | 4:47.8 | | 4:53.1 | | 4:53.7 | | 4:56 | | 5:00.9 | | 5:02.7 | | 14 | 10 | — | 2 | — | — |
| | | B. Hill | Imp | P. Hernandez | Mit | D. Plasencio | Mit | J. Heggem | Mor | C. Schafer | All | D. Klein | Chad | | | | | | |
| 400R | 44.8 | 44.8 | | 45.3 | | 45.9 | | 46.0 | | 46.6 | | 46.8 | | — | 4 | 10 | 8 | — | — |
| | | Bayard | | Alliance | | Chadron | | Imperial | | Hyannis | | Kimball | | | | | | | |
| 1600R | 3:33.4 | 3:33.4 | | 3:34.7 | | 3:36.7 | | 3:39.3 | | 3:39.7 | | 3:42.6 | | 2 | — | 10 | 8 | 6 | — |
| | | Bayard | | Alliance | | Gering | | St Agnes | | Mitchell | | Crawford | | | | | | | |
| | | | | | | | | | | | | | | | | | | | |
| | | | | | | | | | | | | TOTAL SCORES | | 93 | 68 | 62 | 56 | 42 | 35½ |

*Do not write in this event column until finish card is official.

| Chadron | Morrill | Rushville | Crawford | Henningford | St. Pats | Kimball | Chappell | Alliance St. Agnes | Sidney | Harrisburg | Hyannis |
|---|---|---|---|---|---|---|---|---|---|---|---|
| — | — | — | 8 | — | 10 | — | — | — | — | — | — |
| 6 | 8 | — | — | 1 | — | — | — | — | — | 2 | — |
| — | — | 1 | — | — | — | — | — | — | — | — | — |
| — | — | 8 | 2 | — | — | — | — | — | — | — | — |
| 6 | — | — | 1 | — | — | — | — | — | — | — | — |
| — | — | 2 | — | 4 | — | — | — | — | — | — | — |
| — | ½ | — | — | 8 | — | — | — | — | — | — | — |
| 8 | 10 | — | 6 | 1 | — | — | — | — | — | — | — |
| — | — | — | — | — | — | 6 | 4 | — | 2 | — | — |
| 1 | — | — | — | 2 | 6 | — | — | — | — | — | — |
| 5 | — | 10 | — | — | — | — | — | — | — | — | — |
| — | — | 2 | — | — | — | — | — | — | 1 | — | — |
| — | 1 | — | — | — | — | 8 | 4 | — | — | — | — |
| 2 | — | — | — | 1 | — | — | 4 | — | — | — | — |
| 1 | 4 | — | — | — | — | — | — | — | — | — | — |
| 6 | — | — | — | — | — | 1 | — | — | — | — | 2 |
| — | — | — | 1 | — | — | — | — | 4 | — | — | — |
| | | | | | | | | | | | |
| 35 | 23½ | 23 | 18 | 17 | 16 | 15 | 12 | 4 | 3 | 2 | 2 |

| EVENT * | Time and Distance | 10 First Place | School | 8 Second Place | School | 6 Third Place | School | 4 Fourth Place | School | 2 Fifth Place | School | 1 Sixth Place | School | Mitchell | Imperial | Gering | Kimball | Chadron | Ogallala |
|---|---|---|---|---|---|---|---|---|---|---|---|---|---|---|---|---|---|---|---|
| 3200R | 8:24.8 | 8:24.8 Chadron | | 8:30.7 Ogallala | | 8:41.3 Gering | | 8:55.1 Imperial | | 8:56.5 Gordon | | 9:05.5 Mitchell | | 1 | 4 | 6 | – | 10 | 8 |
| Shot Put | 53'1½" | K. Bowman 53'1½" | Chad | J. Wallin 51'10" | Imp | J. Bubak 49'10" | Imp | M. Grutsch 48'6" | Imp | P. Pieper 46'10" | Mit | M. Smith 46'1½" | Ger | 2 | 18 | 1 | – | 10 | – |
| Pole Vault | 12'7" | C. Garrison 12'7" | Imp | K. Knapp 12'7" | Gor | S. Butler 12'0 | Mit | K. Garrison 11'6" | -TIE- Imp | K. Neu 11'6" | Ger | B. Coghill 11'6" | Og | 6 | 13 | 3 | – | 1 | 1 |
| Long Jump | 20'11" | J. Curtis 20'11" | Og | J. Wrage 20'4¼" | Chad | K. Weimer 20'1¼" | Ger | P. West 19'7¼" | Gor | J. Nash 19'7" | Chad | T. Gilliland 19'5¼" | Mit | 1 | – | 6 | – | 10 | 10 |
| 100 | 50.5 | R. Vowers 50.5 | Kim | M. Hamburger 51.0 | Mit | T. Bauman 51.8 | Chad | J. Ripkalvis 52.9 | Mit | G. Hutchins 55.3 | Gor | J. Hernandez 55.3 | Mit | 13 | – | – | 10 | 6 | – |
| 3200 | 10:19.1 | D. Plascino 10:19.1 | Mit | M. Bemis 10:24.9 | Kim | B. Hill 10:26.4 | Imp | D. Warger 10:50.5 | Ger | P. Barraza 10:56.4 | Mit | P. Hernandez 10:57.6 | Mit | 13 | 6 | 4 | 8 | – | – |
| High Jump | 6'4¼" | R. Lovins 6'4¼" | Og | J. Watson 6'1" | Ger | O. Walrod 6'0" | Gor | J. Rood 5'10" | -TIE- Ger | C. Thompson 5'10" | Ger | B. Brauer 5'10" -TIE- K. Zlomke | Imp Gor | – | ½ | 14 | – | – | 10 |
| Discus | 150'9" | J. Wallin 150'9" | Imp | R. Hernandez 142'3" | Ger | M. Grutsch 140'5" | Imp | J. Bubak 137'7" | Imp | K. Bowman 136'1" | Chad | M. Smith 130'9" | Ger | – | 20 | 9 | – | 2 | – |
| 110 HH | 14.5 | B. Brauer 14.5 | Imp | J. Fichtner 14.7 | Kim | C. Johnson 14.7 | Mit | R. Lutter 14.8 | Val | W. Wilson 15.5 | Ger | J. O'Halleran 15.7 | Sid | 6 | 10 | 2 | 8 | – | – |
| 100 | 11.1 | M. Hamburger 11.1 | Mit | S. Warrick 11.2 | Mit | B. Brauer 11.3 | Imp | J. Wrage 11.4 | Chad | C. Thompson 11.6 | Ger | J. Curtis 11.7 | Og | 18 | 6 | 2 | – | 4 | 1 |
| Triple Jump | 42'6¼" | C. Dillon 42'6¼" | Og | K. Weimer 41'3¼" | Ger | P. Barnell 41'3¼" | Ger | J. Boeslager 40'10½" | Chad | G. Carrier 40'5¾" | Ger | K. Groskopf 39'3½" | Mit | 1 | – | 16 | – | 4 | 10 |
| 300 | 2:02.2 | B. Kristensen 2:02.2 | Kim | T. Gieschen 2:03.5 | Og | T. Rupkalvis 2:04.5 | Mit | K. Guenther 2:05.9 | Sid | B. Grewe 2:06.0 | Ger | T. Vlasin 2:09.7 | Imp | 6 | 1 | 2 | 10 | – | 8 |
| 200 | 22.5 | M. Hamburger 22.5 | Mit | S Warrick 22.9 | Mit | J. Wrage 23.4 | Chad | R. Bracha 23.5 | Val | C. Thompson 24.1 | Ger | E. Spady 24.2 | Imp | 18 | 1 | 2 | – | 6 | – |
| 300 IM | 38.5 | J. Fichtner 38.5 | Kim | C. Johnson 39.8 | Mit | R. Lutter 39.9 | -TIE- Val | B. Brauer 39.9 | Imp | B. McKeag 42.7 | Og | J. Hernandez 43.1 | Mit | 9 | 5 | – | 10 | – | 2 |
| 1600 | 4:44.8 | D. Plasencio 4:44.8 | Mit | B. Hill 4:46.0 | Imp | P. Hernandez 4:48.5 | Mit | P. Chase 4:52.0 | Chad | T. Magnuson 4:52.3 | Og | M. Bemis 4:52.4 | Kim | 16 | 8 | – | 1 | 4 | 2 |
| 400R | 43.8 | Mitchell 43.8 | | Gering 44.2 | | Kimball 44.4 | | Valentine 45.0 | | Chadron 45.3 | | Imperial 47.1 | | 10 | 1 | 8 | 6 | 2 | – |
| 1600R | 3:28.4 | Kimball 3:28.4 | | Gering 3:31.6 | | Mitchell 3:32.5 | | Valentine 3:33.9 | -TIE- | Ogallala 3:33.9 | | Gordon 3:42.2 | | 6 | – | 8 | 10 | – | 3 |
| | | | | | | | | | | | | | | | | | | | |
| | | | | | | | | | | | | | | 126 | 93½ | 83 | 63 | 58 | 55 |

TOTAL SCORES

*Do not write in this event column until finish card is official.

| Gordon | Valentine | Sidney |
|---|---|---|
| 2 | - | - |
| 1 | - | - |
| 8 | - | - |
| 4 | - | - |
| 2 | - | - |
| 1 | - | - |
| 6½ | - | - |
| - | - | - |
| - | 4 | 1 |
| - | - | - |
| - | - | - |
| - | - | 4 |
| - | 4 | - |
| - | 5 | - |
| - | - | - |
| - | 4 | - |
| 1 | 3 | - |
| | | |
| 3½ | 28 | 5 |

Meet ..... vs. .....

| EVENT * | Time and Distance | 10 First Place | School | 8 Second Place | School | 6 Third Place | School | 4 Fourth Place | School | 2 Fifth Place | School | 1 Sixth Place | School | Benkelman | Imperial | Hershey | Maywood | N. Platte | Brady |
|---|---|---|---|---|---|---|---|---|---|---|---|---|---|---|---|---|---|---|---|
| Discus | 140'2½" | 140'2½" Schleeman | Benk | 128'5½" Shaw | Imp | 122'1¼" Pinion | Her | 119'6¼" Berryman | May | 118'5 Larreau | Her | 114'3¾" Park | Her | 10 | 8 | 9 | 4 | — | — |
| Long Jump | 20'3 | 20'3" Owens | May | 19'11" Downs | Her | 19'3¾ Littell | May | 19'5¼" ~~Olivas~~ Ham | Benk N.P. | 18'6" ~~18'6"~~ Olivas ~~Wildenhain~~ | N.P. Benk | 17'8" Wildenhain | Benk | 5 | — | 8 | 16 | 2 | — |
| 3200R | 8:55.1 | 8:55.1 Hershey | | 9:01.0 Imperial | | 9:18.8 Benkelman | | 9:44.4 Brady | | 9:45.0 Lexington | | | | 6 | 8 | 10 | — | — | 4 |
| Pole Vault | 12'8 | 12'8" M. Ham | Benk | 11'6 McDonald | Imp | 11'6" Hansen | May | 10'6 Walters | Her | 10'0 Cotant | Imp | | | 10 | 10 | 4 | 6 | — | — |
| High Jump | 6'0 | 6'0 Owens | May | 5'10 Hoffman | May | 5'10 Johnson | Her | 5'8 Richman | Lex | 5'4 Wine | Imp | 5'4 Cline | NP | — | 2 | 6 | 18 | 1 | — |
| 400 | 52.7 | 52.7 McDonald | Benk | 53.8 Downs | Her | 53.9 Crow | Her | 54.5 Schuff | N.P | 54.7 Janhoon | Her | 55.1 Puckett | N.P | 10 | — | 16 | — | 5 | — |
| 3200 | 10:49.8 | 10:49.8 Hyde | Her | 11:19.7 Tyson | Benk | 11:20.6 Raburn | Benk | 11:35.4 Meeske | Imp | 11:36.1 Anderson | Brady | 11:45.6 Beard | Imp | 14 | 5 | 10 | — | — | 2 |
| 110HH | 16.2 | 16.2 Wolfe | May | 16.2 Wallace | Lex | 16.5 Huebner | Her | 17.2 Stevens | Brady | 17.8 Richman | Lex | 19.2 Wine | Imp | — | 1 | 6 | 10 | — | 4 |
| Shot Put | 50'4½" | 50'4½" Pinion | Her | 47'4½" Schleeman | Benk | 47'3" West | Her | 44'3" Kuhl | Her | 43'2" Shaw | Imp | 41'2 Berryman | May | 8 | 2 | 20 | 1 | — | — |
| Triple Jump | 43' 1¼" | 43'1¼" Owens | May | 40'10" Littell | May | 40'9½" Downs | Her | 38'8" Wolfe | May | 38'1½" Crow | Her | 37'11¼" Olivas | N.P. | — | — | 8 | 22 | — | — |
| 100 | 11.4 | 11.4 Owens | May | 11.8 Duval | Benk | 11.8 Janicke | Benk | 12.1 Simonson | N.P. | 12.2 Doyle | May | 12.6 Richardson | N.P Benk | 14 | — | — | 12 | 5 | — |
| 800 | 2:06.4 | 2:06.4 McDonald | Benk | 2:09.1 Schirmer | Her | 2:09.7 Vlasin | Imp | 2:11.5 Streeter | Brady | 2:12.9 Bubak | Imp | 2:15.2 Polk | N.P. | 10 | 8 | 8 | — | 1 | 4 |
| 300IMH | 42.9 | 42.9 Mann | Brady | 43.4 Stevens | Brady | 44.4 Wallace | Lex | 46.3 Richman | Lex | 46.4 Palmer | May | 46.6 Wolfe | May | — | — | — | 3 | — | 18 |
| 200 | 23.5 | 23.5 Duval | Benk | 24.3 Stevens | Brady | 24.3 Janicke | Benk | 24.8 Knoll | Her | 24.8 Snyder | Imp | 25.8 Richardson | N.P. | 16 | 2 | 4 | — | 1 | 8 |
| 1600 | 4:52.9 | 4:52.9 Schirmer | Her | 4:57.2 Hyde | Her | 4:59.0 Bergstrom | Brady | 5:00.0 McNair | Imp | 5:09.2 Tyson | Benk | 5:16.2 Meeske | Imp | — | 5 | 18 | — | — | 6 |
| 400R | 46.0 | 46.0 Benkelman | | 46.8 Brady | | 47.9 Maywood | | 48.6 N. Platte | | 49.5 Hershey | | 52.0 Imperial | | 10 | 1 | 2 | 6 | 4 | 8 |
| 1600R | 3:39.8 | 3:39.8 Maywood | | 3139.9 Benkelman | | 3:43.7 Brady | | 3:47.0 N. Platte | | Hershey | TIE | ~~Hershey~~ Lexington | | 8 | — | 1½ | 10 | 4 | 6 |
| | | | | | | | | | | | | | | | | | | | |
| | | | | | | | | | | | | | | 121 | 52 | 130½ | 108 | 23 | 60 |

*Do not write in this event column until finish card is official.

TOTAL SCORES




Meet ..... vs. .....

nad Brauer

110 14.8 – 2nd

100 11.9 –

300 41.7 –

rin Hill

1600 4:43.6 –

3200 10.18.2 –

ff Wallin

Discus 151'11 3rd

Shot 47'2 –

Eff Bubak

Shot 49'11 –

Mike Gruetsch

Discus 132'4 –

Brent Garrison

Pole Vault 12'0 –

# ATHLETIC SCORE BOOK CO.

1602 Edwin Avenue
Woodland, California 95695
Bus. (916) 666-5719
Res. (916) 666-0180



Book No. 103 (short) — THE ALL-AMERICAN TRACK AND FIELD SCORE BOOK—— Designed for dual meets, but will score 7 schools. Pages for 20 meets.

Book No. 104 (long) — THE ALL-AMERICAN TRACK AND FIELD SCORE BOOK—— For relay meets, invitationals, conference and dual meets. Allows for six places. Will score 34 schools. Pages for 12 meets.

Book No. 111 — THE FOOTBALL SCORE BOOK——New and improved, it provides a complete and accurate record of every play during each game. Easy to score. An invaluable aid to every coach. Pages for 12 games.

Book No. 120 — THE CROSS COUNTRY SCORE BOOK——Makes it easy to score and record your Cross Country meets. Scores 18 meets.

Book No. 130 — THE WRESTLING SCORE BOOK——Designed to provide a rapid and convenient method of scoring dual meets. Pages for 18 meets.


## SAMPLE OF SCORING

| Event * | Time or Distance | First Place | School | Second Place | School | Third Place | School | Fourth Place | School | Fifth Place | School | Running Score EHS | | Running Score WHS | |
|---|---|---|---|---|---|---|---|---|---|---|---|---|---|---|---|
| 880 | 2:01.1 | WHITE | E | JOHNSON | W | BROWN | W | | | | | 5 | 5 | 4 | 4 |
| SHOT PUT | 51'11¾" | JONES | W | 48'7½" BLACK | E | 46'2" LOWE | W | | | | | 3 | 8 | 6 | 10 |

*Don't write in this Event Column until Finish Card or Result is Official

# THE ALL-AMERICAN TRACK AND FIELD SCORE SHEET

Originated and Developed by

**COACHES**

**Barkham Garner** — **C. L. Cain**
**C. A. Hastings** — **C. G. Zaun**


Copyright 1937—Barkham Garner
All rights reserved



Form 104


## SCORING DIRECTIONS

**The following suggestions are made to the scorer, coach and schools in using the All-American Track and Field score sheet.**

**The scorer should not write in the order of events in the event column but enter the events as they are completed and reported by the head judge of finish. After recording the places in their respective columns the points are placed in the upper half of the scoring space. The running score is kept in lower half of the scoring space, usually in different color pencil. This enables the scorer to announce the exact score after each and every event.**

**These additional suggestions are offered to aid the scorer in keeping an efficient record: (1) In cases of ties write all names in the one space. (2) In case of a new school or meet record, circle the winning height, time or distance. (3) In case of a new school record in a field event scored by a place winner, the distance or height may be written in above the place winner's name.**

**The following suggestions may be helpful to the coaches in using this score sheet: (1) There is room to put in above a name the time, distance or height of the individual, if desired. Thus a season record of individual members of a team may be kept. (2) The names of the members of winning relay team may be written in the 4th and 5th spaces opposite the relay event. (3) The coach may encircle new school, district or League records.**

Finally, this sheet will score any meet from a dual or triangle meet to a League or district meet with any number of schools competing.

Junior colleges, colleges and universities can use the sheet as well as high schools as there is room for eighteen events to be scored which is ample to include all college events.

Ogallala Invite

# THE ALL-AMERICAN TRACK AND FIELD SCORE SHEET — COPYRIGHTED 1937

| EVENT * | Time and Distance | First Place | School | Second Place | School | Third Place | School | Fourth Place | School | Fifth Place | School | Sixth Place | School | Imperial | Ogallala | Grant | Hersney | Haxton |
|---|---|---|---|---|---|---|---|---|---|---|---|---|---|---|---|---|---|---|
| Shot | 48'5" | C. McCarty | Hax | B. Kuhl | Her. | R. Haarberg | Wau | G. Pollard | Gr. | D. Rezac | Gr. | C. Kimberling | Imp | 1<br>1 | <br>0 | 6<br>6 | 8<br>8 | 10<br>10 |
| Long Jump | 20'11" | G. Garner | Coz | R. Downs | Her | W. Fortik | Gr. | G. Waugh | Her | S. Austin | Jules | K. Knoll | Her | <br>1 | <br>0 | 6<br>12 | 13<br>21 | <br>10 |
| High Jump | 6'4" | Andrews | Wau | | Goth | | Goth | K. Wine | Imp | Terry | Coz | | Goth | 4<br>5 | <br>0 | <br>12 | <br>21 | <br>10 |
| Pole Vault | 13'0 | G. Garrison | Imp. | B. Graybill | Gr. | B. Radel | Jules | B. Holloway | Gr | K. McDonald | Imp | J. Walters | Her | 12<br>17 | <br>0 | 12<br>24 | 1<br>22 | <br>10 |
| Discus | 138'3" | R. Shaw | Imp | C. McCarty | Hax | J. Dracon | Jules | G. Pollard<br>~~J. Brankhorst~~ | Gr<br>~~Ogal~~ | J. Brunkhorst<br>~~G. Pollard~~ | Ogal<br>~~Gr.~~ | J. Wahlgren | Goth. | 10<br>27 | 2<br>2 | 4<br>28 | <br>22 | 8<br>18 |
| Triple Jump | 40'5" | Austin | Jules | T. Workman | Her | R. Downs | Her. | Vogt. | Goth | FLeishner | Goth | F. Most | Her. | <br>27 | <br>2 | <br>28 | 15<br>37 | <br>18 |
| 60m H. H. | 8.30 | B. McKeag | Ogal | K. McDonald | Imp. | D. Huebner | Her | J. Kredowski | Gr. | S. Krason | Coz. | S. Fetzer | Hax | 8<br>35 | 10<br>12 | 4<br>32 | 6<br>43 | 1<br>19 |
| 100m Dash | 11.73 | T. Switzer | Hax | J. Waldren | Jules | T. Swanson | Coz | Gr. Garner | Coz | W. Fortik | Gr. | G. Waugh | Her. | <br>35 | <br>12 | 2<br>34 | 1<br>44 | 10<br>29 |
| 200m Dash | 24.21 | B. Holloway | Gr. | T. Swanson | Coz | Gr. Garner | Coz | S. Holscher | Ogal | Gr. Luu | Ogal | B Haarberg | Wau | <br>35 | 6<br>18 | 10<br>44 | <br>44 | <br>29 |
| 400m Dash | 53.01 | B. McKeag | Ogal | Denn | Goth | S Holscher | Ogal | Switzer | Hax | Cass | Coz | J. Bubak | Imp | 1<br>36 | 16<br>34 | <br>44 | <br>44 | 4<br>33 |
| 800m Run | 2.08.5 | S. Shirmir | Her. | Hudson | Goth | M. Dean | Goth | J. Bubak | Imp | B. Hill | Imp | C. Lowe | Gr. | 6<br>42 | <br>34 | 1<br>45 | 10<br>54 | <br>33 |
| 1600m Run | 4.56.3 | S. Christensen | Ogal | S Shirmir | Her | P. Barger | Imp. | Mann | Goth | J. McNair | Imp | D. Hyde | Her. | 8<br>50 | 10<br>44 | <br>45 | 9<br>63 | <br>33 |
| 3200m Run | 10.51.6 | B. Hill | Imp | D. Hyde | Her | T. Johnson | Imp | A. Butrick | Her | J. Hains | Her | B. Snyder | Coz | 16<br>66 | <br>44 | <br>45 | 14<br>77 | <br>33 |
| 300 I.N.T.H. | 42.6 | S. Deckert | Ogal | B. McKeag | Ogal | S. Krason | Coz | Fetzer | Hax | K. Wine | Imp | D. Huebner | Her | 2<br>68 | 18<br>62 | <br>45 | 1<br>78 | 4<br>37 |
| 400. M R. | 46.4 | Grant | | Cozad | | Gothenburg | | Julesburg | | Haxton | | Hersney | | <br>68 | <br>62 | 10<br>55 | 1<br>79 | 2<br>39 |
| 1600m R. | 3:41.4 | Haxton | | Grant | | Cozad | | Imperial | | Gothenburg | | Hersney | | 4<br>72 | <br>62 | 8<br>63 | 1<br>80 | 10<br>49 |
| 3200m R | 8:55.4 | Imperial | | Ogallala | | Hersney | | Cozad | | Julesburg | | Haxton | | 10<br>82 | 8<br>70 | <br>63 | 6<br>86 | 1<br>50 |

Date April 4, 1987 Place Class

| JULESBURG | WAUNETA |
|---|---|
| | 6 |
| 0 | 6 |
| 2 | 6 |
| | 10 |
| 2 | 16 |
| 8 | 16 |
| 4 | 16 |
| 4 | 16 |
| 4 | 16 |
| | 1 |
| 2 | 17 |
| 32 | 17 |
| 32 | 17 |
| 2 | 17 |
| 2 | 17 |
| 32 | 17 |
| 32 | 17 |
| 16 | 17 |
| 316 | 17 |
| 38 | 17 |
| 3 | 17 |

Grant Invitational 1987

# THE ALL-AMERICAN TRACK AND FIELD SCORE SHEET — COPYRIGHTED 1937

| EVENT * | Time and Distance | First Place | School | Second Place | School | Third Place | School | Fourth Place | School | Fifth Place | School | Sixth Place | School | Imperial | Hershey | Haxton | Benkelman | Bayard |
|---|---|---|---|---|---|---|---|---|---|---|---|---|---|---|---|---|---|---|
| SHOT | 53'3" | B. Schleeman | Benk. | B. Kuhl | Her. | C. McCarty | Hax | R. Shaw | Imp | C. Swartzkopf | Bay | M. Klasen | Stap. | 4 / 4 | 8 / 8 | 6 / 6 | 10 / 10 | 2 / 2 |
| L. Jump | 20'7" | J. Poppe | Osh. | M. Duval | Benk. | G. Waugh | Her. | C. Janicke | Benk | R. Downs | Her. | D. Thornhill | Osk. | 4 | 8 / 16 | 6 | 12 / 22 | 2 |
| H. Jump | 6'2" | D. Andrews | Wau | J. Poppe | Osh. | C. Miller | Bay | M. Vogler | Osh | M. Grifford | Pax | J. Kedrowski | Gr. | 4 | 16 | 6 | 22 | 6 / 8 |
| Pole Vault | 13'9" | C. Garrison | Imp. | J. Weldlend | Pax | B. Graybill | Gr. | K. Cotant | Imp | K. McDonald | Imp | J. Wolters | Her | 15½ / 19½ | 14⅓ / 17½ | 6 | 22 | 8 |
| Discus | 142'2" | R. Shaw | Imp | B. Schleeman | Benk. | C. Kimberling | Imp | C. Swartzkopf | Bay | C. McCarty | Hax | D. Rezac | Gr. | 16 / 35½ | 17½ | 2 / 8 | 8 / 30 | 4 / 12 |
| T. Jump | 40'4¾" | J. Poppe | Osh. | J. Kedrowski | Gr. | R. Downs | Her. | C. Janicke | Benk | T. Workman | Hax | R. Eckman | Hax | 35½ | 6 / 23½ | 3 / 11 | 4 / 34 | 12 |
| 110 H. H. | 16.2 | K. McDonald | Imp | J. Kedrowski | Gr. | D. Huebner | Her. | K. Fetzer | Hax | K. Wine | Imp | J. Lemon | Benk. | 12 / 47½ | 6 / 29½ | 4 / 15 | 1 / 35 | 12 |
| 100 Dash | 11.4 | M. Duvel | Benk. | T. Herrick | Stap | R. Cheney | Osh. | J. Switzer | Hax | C. Janicke | Benk. | K. Dodson | NPSP | 47½ | 29½ | 4 / 19 | 12 / 47 | 12 |
| 200 Dash | 23.3 | M. Duvel | Benk | R. Cheney | Osh. | T. Herrick | Stap | J. Switzer | Hax | K. Dodson | NPSP | B. Knoll | Her | 47½ | 1 / 30½ | 4 / 23 | 10 / 57 | 12 |
| 400 Dash | 53.2 | S. McDonald | Benk. | B. Burry | Bay | J. Arellano | Bay | T. Vires | Imp | T. Heckenlively | Imp | J. Bubak | Imp | 7 / 54½ | 30½ | 23 | 10 / 67 | 14 / 26 |
| 800 Run | 2:05 | S. McDonald | Benk | K. Stute | Benk | B. Burry | Bay | C. Lowe | Gr. | B. Raemakers | NPSP | J. Bubak | Imp | 1 / 55½ | 30½ | 23 | 16 / 83 | 6 / 32 |
| 1600 Run | 4:49.6 | B. Hill | Imp | K. Stute | Benk | M. Shirmer | Her | D. Hyde | Her | A. Butrick | Her | T. Johnson | Imp | 11 / 66½ | 12 / 42½ | 23 | 8 / 91 | 32 |
| 3200 Run | 10:42.1 | A. Butrick | Her | D. Hyde | Her | T. Johnson | Imp | P. Barger | Imp | G. Winscot | Imp | J. Hains | Her | 12 / 18½ | 19 / 61½ | 23 | 91 | 32 |
| 300 INT H.H. | 43.4 | K. Fetzer | Hax | P. Schopen | Bay | J. Anderson | Hax | K. Wine | Imp | T. Nasin | Imp | B. Graybill | Gr. | 6 / 84½ | 61½ | 16 / 39 | 0 / 91 | 8 / 40 |
| 400 Rel. | 46.4 | Hershey | | Oshkosh | | Haxton | | Bayard | | N.P.S.P. | | Imperial | | 1 / 85½ | 10 / 71½ | 6 / 45 | 91 | 4 / 44 |
| 1600 Rel. | 3:37.2 | Benkelman | | Bayard | | Haxton | | Imperial | | N.P.S.P. | | Stapelton | | 4 / 89½ | 71½ | 6 / 51 | 10 / 101 | 8 / 52 |
| 3200 Rel. | 8:32.3 | Benkelman | | Imperial | | Hershey | | N.P.S.P. | | Oshkosh | | Grant | | 8 / 97½ | 6 / 77½ | 51 | 10 / 111 | 52 |
| 400 H. Rel | 49.1 | Grant | | Haxton | | Bayard | | Hershey | | Imperial | | Benkelman | | 2 / 99½ | 4 / 81½ | 8 / 59 | 1 / 112 | 6 / 58 |

Date ..... Place ..... Class .....

| N.P.S.P. | Stapelton | Wauneta | Payton |
|---|---|---|---|
| - | 1 1 | - | - |
| - | 1 | - | - |
| - | 1 | 10 10 | 2 2 |
| - | 1 | 10 | 8 10 |
| - | 1 | 10 | 10 |
| - | 1 | 10 | 10 |
| - | 1 | 10 | 10 |
| 4 | 8 9 | 10 | 10 |
| 3 | 6 15 | 10 | 10 |
| 3 | 15 | 10 | 10 |
| 5 | 15 | 10 | 10 |
| 5 | 15 | 10 | 10 |
| 5 | 15 | 10 | 10 |
| 5 | 15 | 10 | 10 |
| 7 | 15 | 10 | 10 |
| 9 | 1 16 | 10 | 10 |
| 3 | 16 | 10 | 10 |
| 3 | 16 | 10 | 10 |

Runners 10-8-6-4-2-1 Field 654321 Gothenburg Relay

# THE ALL-AMERICAN TRACK AND FIELD SCORE SHEET — COPYRIGHTED 1937

| EVENT * | Time and Distance | First Place | School | Second Place | School | Third Place | School | Fourth Place | School | Fifth Place | School | Sixth Place | School | Imperial | Kearney Blue | Kearney Gold | McCook | Ogallala |
|---|---|---|---|---|---|---|---|---|---|---|---|---|---|---|---|---|---|---|
| 3200m Run | 10:27.6 | R. Morrow | K-B | S. Lindvall | K-B | B. Butler | K-G | M. Heili | McC | P. Berger | Imp | T. Johnson | Imp | 3 / 3 | 18 / 18 | 6 / 6 | 4 / 4 | – |
| Discus | 157'6" | B. Dinsmore | K-B | B. Mohnsen | McC | S. Kiburz | K-B | K. Clark | McC | R. Shaw | Imp | J. Wahlgren | Goth | 2 / 5 | 10 / 28 | 6 | 8 / 12 | – |
| 100m Dash | 11.1 | J. Carter | K-B | L. Grillen | McC | M. Wengert | Lex | J. Curtis | Og. | J. Kuhn | K-G | J. Curtis | Goth | 5 | 10 / 38 | 2 / 8 | 8 / 20 | 4 / 4 |
| 3200 Relay | 8:19.2 | K-Blue | | Ogallala | | K-Gold | | Imperial | | Gothenburg | | McCook | | 4 / 9 | 10 / 48 | 6 / 14 | 1 / 21 | 8 / 12 |
| Pole Vault | 13'6" | D. Brock | Goth | C. Garrison | Imp | S. Greiken | Goth | B. Coghill | Og | R. Rodgers | Lex | B. Wegner / J. Rains | K-B / K-B | 5 / 14 | 1 / 49 | 14 | 21 | 3 / 15 |
| High Jump | 6'5" | R. Schwang | Goth | K. Kugger | McC | C. Podroza | Lex | M. Brass | Goth | D. Callam | McC | K. Hoge / K. Wise | Goth / Imp | 1/2 / 14½ | 49 | 14 | 7 / 28 | 15 |
| H.H. Shuttle | 37.75 | Lexington | | K-Blue | | Gothenburg | | Broken Bow | | Imperial | | McCook | | 2 / 16½ | 8 / 57 | 14 | 1 / 29 | 15 |
| 800 Relay | 1:33.8 | Lexington | | McCook | | K-Gold | | Gothenburg | | | | | | 16½ | 57 | 6 / 20 | 8 / 37 | 15 |
| Mile Med. | 3:38.0 | K-Blue | | Gothenburg | | Lexington | | Broken Bow | | Imperial | | | | 2 / 18½ | 10 / 67 | 20 | 37 | 15 |
| Dist. Med | 11:27.0 | K-Blue | | K-Gold | | Ogallala | | Gothenburg | | Imperial | | Lexington | | 2 / 20½ | 10 / 77 | 8 / 28 | 37 | 6 / 21 |
| Shot Put | 54'11½ | S. Kiburg | Kear | B. Mohnsen | McC | S. Greiken | Goth | M. Brewer | K-B. | D. Brewer | K-G | C. Kimberling | Imp | 1 / 21½ | 9 / 86 | 2 / 30 | 5 / 42 | 21 |
| Long Jump | 21'11½" | J. Curtis. | Ogal | M. Dowse. | B.B. | B. Gage. | K-B | M. Harry | Lex | D. Callan | McC | C. Muma | Lex | 21½ | 4 / 90 | 30 | 2 / 44 | 6 / 27 |
| Low H. Shut | 47.9 | Lexington | | K-Blue | | Ogallala | | Gothenburg | | Imperial | | K-Gold | | 2 / 23½ | 8 / 98 | 1 / 31 | 44 | 6 / 33 |
| 400 Relay | 44.3 | Lexington | | McCook | | Broken Bow | | K-Blue | | Gothenburg | | Ogallala | | 23½ | 4 / 103 | 31 | 8 / 52 | 1 / 34 |
| 300 Int H. | 41.1 | S. Weigel | McC | B. Niemann | K-B | S. Decker | Ogal | S. Zetterman | Lex | Gallentine | B.B. | R. Nickel | K-G | 23½ | 8 / 111 | 1 / 32 | 10 / 62 | 6 / 40 |
| 1600 Relay | 3:29.5 | K-Blue | | Gothenburg | | Broken Bow | | Lexington | | Ogallala | | McCook | | 23½ | 10 / 121 | 32 | 1 / 63 | 2 / 42 |

Date ..... Place Gothenburg ..... Class .....

| Boston Boy | | | | | | | | | | | | | | | | | | | | | | | | | | |
|---|---|---|---|---|---|---|---|---|---|---|---|---|---|---|---|---|---|---|---|---|---|---|---|---|---|---|
| 1 | | | | | | | | | | | | | | | | | | | | | | | | | | |
| 1 | | | | | | | | | | | | | | | | | | | | | | | | | | |
| 1 | | | | | | | | | | | | | | | | | | | | | | | | | | |
| 1 | | | | | | | | | | | | | | | | | | | | | | | | | | |
| 1 | | | | | | | | | | | | | | | | | | | | | | | | | | |
| 1 | | | | | | | | | | | | | | | | | | | | | | | | | | |
| 4 | | | | | | | | | | | | | | | | | | | | | | | | | | |
| 4 | | | | | | | | | | | | | | | | | | | | | | | | | | |
| 8 | | | | | | | | | | | | | | | | | | | | | | | | | | |
| 8 | | | | | | | | | | | | | | | | | | | | | | | | | | |
| 8 | | | | | | | | | | | | | | | | | | | | | | | | | | |
| 13 | | | | | | | | | | | | | | | | | | | | | | | | | | |
| 13 | | | | | | | | | | | | | | | | | | | | | | | | | | |
| 19 | | | | | | | | | | | | | | | | | | | | | | | | | | |
| 21 | | | | | | | | | | | | | | | | | | | | | | | | | | |
| 27 | | | | | | | | | | | | | | | | | | | | | | | | | | |

Chappell

# THE ALL-AMERICAN TRACK AND FIELD SCORE SHEET — COPYRIGHTED 1937

| EVENT * | Time and Distance | First Place | School | Second Place | School | Third Place | School | Fourth Place | School | Fifth Place | School | Sixth Place | School | Imperial | Grant | Lodgepole | Dix | Harrisburg |
|---|---|---|---|---|---|---|---|---|---|---|---|---|---|---|---|---|---|---|
| Long Jump | 19'11¼" | Rundell | Har | Poppe | Osh | Newberg | Cha | Swartz | B.S. | Golding | Dix | Worth | Ley | - | - | - | 2 2 | 10 10 |
| 3200 Relay | 9:04.2 | Lodgepole | | Dix | | Harrisburg | | Oshkosh | | Leyton | | S.S.P. | | - | - | 10 10 | 8 10 | 6 16 |
| Pole Vault | 11'6" | Graybill | Gr. | Cotant | Imp | S. Smith | Imp | Bolger | Ley | Patrick | Gr. | B. Smith | Imp | 15 15 | 12 12 | 10 | 10 | 16 |
| Discus | 152'0" | N. Beyer | SSP | G. Pollard | Gr | J. Brott | Cha | W. Thorpe | S.S.P. | K. Bartling | Ley | B. Hayes | Imp | 1 16 | 8 20 | 10 | 10 | 16 |
| High Jump | 6'4" | J. Poppe | Osh | D. Golding | Dix | J. Hopwood | Ley | J. Kradowski | Gr. | W. Thorpe | SSP | J. Schwartz | B.S. | 16 | 4 24 | 10 | 6 16 | 16 |
| Shot Put | 46'1" | K. Bartling | Ley | N. Beyer | SSP | D. Melchoir | SSP | D. Renzac | Gr. | D. Soucie | Lod | W. Thorpe | SSP | 16 | 4 28 | 2 12 | 16 | 16 |
| 400 Dash | 52.5 | K. Bradley | Lew | S. Sterling | Lew | C. Smith | Cha | S. Worth | Ley | M. Kennedy | SSP | F. Vires | Imp | 1 17 | 28 | 12 | 16 | 16 |
| 3200 Run | 11:34.5 | Carter | Har | Mues | Har | Griffiths | Har | Lipska | Pot | Orvis | Imp | G. Payne | Cha | 2 19 | 28 | 12 | 16 | 24 40 |
| 100 Dash | 11.8 | R. Cheney | Osh | N. Beyer | SSP | Worth | Ley | M. Newberg | Cha | Schwartz | B.S. | Hodges | Lod. | 19 | 28 | 1 13 | 16 | 40 |
| 110 H.H. | 16.5 | J. Kedowski | Gr. | P. Bolger | Ley | C. Darrell | Lew | J. Stutzman | Cha | D. Franklin | Lod | S. Lange | Imp | 1 20 | 10 38 | 2 15 | 16 | 40 |
| 880 Run | 2:06.2 | S. Sterling | Lew | C. Lowe | Gr. | C. Hodges | Lod | S Strecks | Har | B. Stoll | Lod. | D. Soucie | Lod | 20 | 8 46 | 9 24 | 16 | 4 44 |
| T. Jump | 41'4¾" | M Kennedy | S.P. | J Schartz | B.S. | J. Poppe | Osh | J. Kredowski | Gr. | W. Thorpe | SSP | D Golding | Dix | 20 | 4 50 | 24 | 1 17 | 44 |
| 300 IM H. | 43.8 | J. Stutzman | Cha | Franklin | Lod | Dorell | Lew | B. Graybill | Gr. | Smith | Imp | T. meghini | Osh | 2 22 | 4 54 | 8 32 | 17 | 44 |
| 200 dash | 23.8 | R. Cheney | Osh | K. Bradley | Lew | N. Newberg | Cha | M Beyer | SSP | S Worth | Ley | C. Hodges | Lod | 22 | 54 | 1 33 | 17 | 44 |
| 1600 Run | 5:14.8 | B. Carter | Har | J. Turner | Dix | Lowe | Gr. | G. Golding | Dix | D. Griffiths | Har | M. Nelson | SSP | 22 | 6 60 | 33 | 12 29 | 12 56 |
| 400 Relay | 46.6 | Oshkosh | | Grant | | Chappell | | Lodgepole | | Leyton | | Dix | | 22 | 8 68 | 4 37 | 1 30 | 56 |
| 1600 Relay | 3:43.3 | Lewellen | | Grant | | Chappell | | Arthur | | Leyton | | Lodgepole | | 22 | 8 76 | 1 38 | 30 | 56 |

Date ..... Place Chappell ..... Class .....

| Oshkosh | Chappell | Arthur | Potter | Big Spring | Sid. St. Pet |
|---|---|---|---|---|---|
| 8 | 6 6 | - | - | 4 4 | - |
| 12 | 6 | - | - | 4 | 1 1 |
| 12 | 6 | - | - | 4 | 1 |
| 12 | 6 12 | - | - | 4 | 14 15 |
| 22 | 12 | - | - | 1 5 | 2 17 |
| 22 | 12 | - | - | 5 | 15 32 |
| 22 | 6 18 | - | - | 5 | 2 34 |
| 22 | 1 19 | - | 4 4 | 5 | 34 |
| 32 | 4 23 | - | 4 | 2 7 | 8 42 |
| 32 | 4 27 | - | 4 | 7 | 42 |
| 32 | 27 | - | 4 | 7 | 42 |
| 38 | 27 | - | 4 | 8 15 | 12 54 |
| 39 | 10 37 | - | 4 | 15 | 54 |
| 49 | 6 43 | - | 4 | 15 | 4 58 |
| 49 | 43 | - | 4 | 15 | 1 59 |
| 59 | 6 49 | - | 4 | 15 | 59 |
| 59 | 6 55 | 4 4 | 4 | 15 | 59 |

Imp. Invite

# THE ALL-AMERICAN TRACK AND FIELD SCORE SHEET — COPYRIGHTED 1937

| EVENT * | Time and Distance | First Place | School | Second Place | School | Third Place | School | Fourth Place | School | Fifth Place | School | Sixth Place | School | Imperial | Ogallala | Hershey | Oshkosh | Grant |
|---|---|---|---|---|---|---|---|---|---|---|---|---|---|---|---|---|---|---|
| High Jump | 6'2" | J. Poppe | Osh | J Nelson | Og | M. Vogler | Osh | J. Kedowski | Grr. | K. Wine | Imp | T. Vires | Imp | 3 / 3 | 8 / 8 | - | 16 / 16 | 4 / 4 |
| 3200 Relay | 8:49.14 | Imperial | | Ogallala | | Oshkosh | | N. P. S. P. | | Hershey | | Grant | | 10 / 13 | 8 / 16 | 2 / 2 | 6 / 22 | 1 / 5 |
| Pole Vault | 13'6" | C. Garrison | Imp | B. Coghill | Og | B. Graybill | Grr | K. Corant | Imp | J. Walters | Her | K. McDonald | Imp | 15 / 28 | 8 / 24 | 2 / 4 | 22 | 6 / 11 |
| Discus | 141' | R. Shaw | Imp | J. Dracon | Jules | G. Pollard | Grr. | D. Rezac | Grr. | C. Kimberling | Imp | J. Wallin | Jules | 12 / 40 | 24 | 4 | 22 | 10 / 21 |
| 400 Relay | 54.83 | B. McKeag | Og | C. Smith | Chap | T. Heckenlively | Imp | N. Halsher | Og | M Schumer | Her. | T. Vires | Imp | 7 / 47 | 14 / 38 | 2 / 6 | 22 | 21 |
| Long Jump | 20'11½" | J. Curtis | Og | M. Newburg | Chap | J. Poppe | Osh | W. Fortik | Grr. | J Stutzman | Chap | R. Downs | Her | 47 | 10 / 48 | 1 / 7 | 6 / 28 | 4 / 25 |
| 3200 Run | 10:43.46 | B. Hill | Imp | D Hyde | Her. | P Barger | Imp | T. Johnson | Imp | J. Haines | Her | E. Rivas | Og | 20 / 67 | 1 / 49 | 10 / 17 | 28 | 25 |
| 110 H. H. | 16.24 | K. McDonald | Imp. | D. Huebner | Her. | B. McKeag | Og | J. Kedowski | Grr. | J. Stutzman | Cha | K. Wine | Imp | 11 / 78 | 6 / 55 | 8 / 25 | 28 | 4 / 29 |
| T. Jump. | 40'2¾" | J. Poppe | Osh | R. Dawn | Her. | S. Crow | Her. | J. Kedowski | Grr. | D. Thornhill | Osh | E. most | Her. | 78 | 55 | 15 / 40 | 18 / 40 | 4 / 33 |
| Shot Put | 49'½" | B. Kuhl | Her. | J. Brunkhorst | Og | R. Shaw | Imp | C. Kimberling | Imp | D. Rezac | Grr. | D. Wallin | Imp | 11 / 89 | 8 / 63 | 10 / 50 | 40 | 2 / 35 |
| 100 Dash | 11.18 | J. Curtis | Og | R. Cheney | Osh | B. Holloway | Grr. | M. Newberg | Cha | H. Schuff | Osh | K. Dodson | NPSP | 89 | 10 / 73 | 50 | 10 / 50 | 6 / 41 |
| 800 Dash | 2:07.34 | M. Schirmer | Her. | R. Ramaeker | NPSP | J. Bubak | Imp | M. Tompkins | Og | B. Hill | Imp | G. Winscot | Imp | 9 / 98 | 4 / 77 | 10 / 60 | 50 | 41 |
| 200 Dash | 23.05 | R. Cheney | Osh | M. Newberg | Cha | J. Curtis | Og | C. Smith | Cha | B. Holloway | Grr. | N. Holscher | Og | 98 | 78 / 85 | 60 | 10 / 60 | 2 / 43 |
| 300 INT H. | 43.12 | S. Deckert | Og | J. Stutzman | Cha | B. McKeag | Og | S. Smith | Imp | B. Graybill | Grr. | D Huebner | Her | 4 / 102 | 16 / 180 | 1 / 61 | 60 | 43 |
| 1600 Run | 4:51.61 | J. Christenson | Og | B. Hill | Imp | M. Schirmer | Her. | J. McNair | Imp | D. Hyde | Her. | P. Barger | Imp | 13 / 115 | 10 / 100 | 8 / 69 | 60 | 43 |
| 400 Relay | 46.36 | Oshkosh | | Hershey | | Chappell | | N. P. S. P. | | Ogallala | | Grant | | 115 | 2 / 102 | 8 / 77 | 10 / 70 | 1 / 44 |
| 1600 Relay | 3:44.78 | Ogallala | | Imperial | | Hershey | | Chappell | | N. P. S. P. | | Grant | | 8 / 123 | 10 / 122 | 6 / 83 | 70 | 1 / 45 |
| 400 int Rel | 49.107 | Grant | | Imperial | | Ogallala | | Oshkosh | | Julesburg | | | | 8 / 131 | 6 / 138 | 83 | 4 / 74 | 10 / 55 |

Date April 21, 1987 Place Imperial Class

Gutenberg

SPJA 1987

# THE ALL-AMERICAN TRACK AND FIELD SCORE SHEET — COPYRIGHTED 1937

| EVENT * | Time and Distance | First Place | School | Second Place | School | Third Place | School | Fourth Place | School | Fifth Place | School | Sixth Place | School | Imperial | Benkelman | Grant | Sutherland | Hershey |
|---|---|---|---|---|---|---|---|---|---|---|---|---|---|---|---|---|---|---|
| long Jump | 21'3" | M. Duval | Benk | J. Poppe | Osh. | M. Newburg | Chap | C. Janicke | Benk | D. Thornhill | Osh | G. Waugh | Her | 0 – | 14 14 | – | – | 1 1 |
| High Jump | 6'7" | B. Lefler | Gr. | J. Poppe | Osh | M Vogler | Osh | S. Heatson | Suth | K. Knoll | Her. | K. Wire | Imp | 1 1 | 14 | 10 10 | 4 4 | 2 3 |
| 3200 R. | 8:25.2 | Benkelman | | Imperial | | N.P.S.P. | | Oshkosh | | Sutherland | | Hershey | | 8 9 | 10 24 | 10 | 2 6 | 1 4 |
| Shot Put | 53'3 1/4 | B. Schleeman 12 | Benk | B. Kuhl 11 | Her. | R. Shaw 11 | Imp | D. Wallin 10 | Imp | D. Rezac 5F | Gr | C. Kimberling | Imp | 11 20 | 10 34 | 2 12 | 6 | 8 12 |
| 110 H.H. | 16.1 | K. McDonald | Imp | D. Huebner | Her. | J. Kedowski | Gr. | K. Wire | Imp | J. Stutzman | Chap | S. Lange | Imp | 15 35 | 34 | 6 18 | 6 | 8 20 |
| 100 Dash | 11.3 | M. Duval | Benk | R. Cheney | Osh | B. Holloway | Gr. | C. Janicke | Benk | M. Newburg | Chap | K. Dodson | NPSP | 0 35 | 14 48 | 6 24 | 6 | 20 |
| Pole Vault | 12'6" | C. Garrison | Imp | A. Scott | Suth | B. Graybill | Gr. | K. McDonald | Imp | J. Walters | Her. | K. Colant | Imp | 15 50 | 48 | 6 30 | 8 14 | 2 22 |
| 400 Dash | 49.7 | B. Lefler | Gr | S. McDonald | Benk | C. Smith | Chap | T. Heckenlively | Imp | T. Vires | Imp | T. Ferris | NPSP | 6 56 | 8 56 | 10 40 | 14 | 22 |
| 3200 Run | 10:24.4 | B. Hill | Imp | K. Stute | Benk | D. Hyde | Her. | P. Barger | Imp | M. Shirmic | Her | J. Haines | Her | 14 70 | 8 64 | 40 | 14 | 9 31 |
| 200 Dash | 22.4 | B. Lefler | Gr. | R. Cheny | Osh | M. Duval | Benk | M. Newburg | Chap | B. Holloway | Gr. | B. Knoll | Her. | 0 70 | 6 70 | 12 52 | 14 | 1 32 |
| 800 Run | 2:02.4 | S. McDonald | Benk | J. Bubak | Imp | C. Winscot | Imp | M. Shirmic | Her | S. Raemaker | NPSP | T. Vlasin | Imp | 15 85 | 10 80 | 52 | 14 | 4 36 |
| 300 Int H. | 42.2 | J. Stutzman | Chap | S. Heatson | Suth | S. Smith | Imp | B. Graybill | Gr. | A. Scott | Suth | S. Lange | Imp | 7 92 | 80 | 4 56 | 10 24 | 36 |
| Discus | 144'10" | B. Schleeman 12 | Benk | R. Shaw 11 | Imp | C. Funk | Suth | B. Larreau 12 | Her | C. Kimberling | Imp | B. Kuhl 11 | Her | 10 102 | 10 90 | 56 | 6 30 | 5 41 |
| T. Jump | 41'9 1/2" | J. Poppe | Osh | D Thornhill | Osh | R. Downs | Her | H. Vogler | Osh | C. Janicke | Benk | J. Kredowski | Gr | 0 102 | 2 92 | 1 57 | 30 | 6 47 |
| 1600 Run | 4:46.7 | K. Stute | Benk | B. Hill | Imp | J. McVair | Imp | G. Payne | Chap | P. Barger | Imp | D. Hyde | Her | 16 118 | 10 102 | 57 | 30 | 1 48 |
| 400 R | 45.8 | Oshkosh | | Grant | | Hershey | | N.P.S.P. | | Imperial | | Benkelman | | 2 120 | 1 103 | 8 65 | 30 | 6 54 |
| 1600 R | 3:38.2 | Benkelman | | Hershey | | Oshkosh | | Chappell | | Grant | | N.P.S.P. | | 0 120 | 10 113 | 2 67 | 30 | 8 62 |
| 400 I.H. | 48.4 | Grant | | Hershey | | Oshkosh | | Imperial | | Sutherland | | Benkelman | | | | | | |

Date 1 May Place Sutherland S.P.V.A. Class

| N.P.S.P. |
| --- |
| 1 |
| 1 |
| 6 |
| 6 |
| 6 |
| 7 |
| 7 |
| 8 |
| 8 |
| 9 |
| 9 |
| 9 |
| 9 |
| 9 |
| 9 |
| 13 |
| 7 |
| 12 |

Reserve At Grant

# THE ALL-AMERICAN TRACK AND FIELD SCORE SHEET — COPYRIGHTED 1937

| EVENT * | Time and Distance | First Place 5 | School | Second Place 3 | School | Third Place 2 | School | Fourth Place 1 | School | Fifth Place | School | Sixth Place | School | Imperial | Grant | | | |
|---|---|---|---|---|---|---|---|---|---|---|---|---|---|---|---|---|---|---|
| 110 H.H. | 17.48 | S. Smith | Imp | Pankonin | Imp | Andreason | Grr. | Heckenlively | Imp | | | | | 9 / 9 | 2 / 2 | | | |
| 100 Dash | 12.51 | Pritchett | Grr. | B. Smith | Imp | Patrick | Grr | Hayes | Imp | | | | | 4 / 13 | 7 / 9 | | | |
| 400 Dash | 55.85 | Andreason | Grr. | Spady | Imp | Keil | Imp | Phelps | Imp | | | | | 6 / 19 | 5 / 14 | | | |
| 1 Mile Run | 5:14.9 | Vires | Imp | Weiss | Grr. | Wire | Imp | Beard | Imp | | | | | 8 / 27 | 3 / 17 | | | |
| 440 R. | 49.13 | Grant | | Imp | | | | | | | | | | 0 / 27 | 5 / 22 | | | |
| 300 Int H | 43.31 | S Smith | Imp | Kedrowski | Grr. | Pankonin | Imp | Schrotberger | Grr. | | | | | 7 / 34 | 4 / 26 | | | |
| 880 Run | 2:19.51 | Jaeger | Imp | Pankonin | Grr. | Phelps | Imp | Styskal | Grr. | | | | | 7 / 41 | 4 / 30 | | | |
| 220 Dash | 25.41 | Vires | Imp | Pritchett | Grr | Andreason | Grr | Loeffler | Grr. | | | | | 6 / 47 | 5 / 35 | | | |
| 1 Mile R | 4:11.2 | Imperial | | Grant | | | | | | | | | | 5 / 52 | 0 / 35 | | | |
| Discus | 126'6" | Groff | Imp | Becker | Imp | Hayes | Imp | Wallin | Imp | | | | | 11 / 63 | 0 / 35 | | | |
| Shot Put | 44'7 1/2 | Wallin | Imp | Hayes | Imp | Spady | Imp | Gray | Grr. | | | | | 10 / 73 | 1 / 36 | | | |
| H.J. | 5'8" | B. Smith | Imp | Vires | Imp | Styskal | Grr. | Lundquist | Grr | | | | | 8 / 81 | 3 / 39 | | | |
| L.J. | 35'3" | Keil | Imp | Samp | Grr | Phelps | Imp | Jaeger | Imp | | | | | 9 / 90 | 3 / 42 | | | |
| P.V. | 17'2 3/4" | Styskal | Grr | Woodmancy | Grr | Patrick | Grr | Smith | Imp | | | | | 1 / 91 | 10 / 52 | | | |
| Pole Vault | 11'0" | Cotant | Imp | Pankonin | Imp | S. Smith | Imp | Patrick | Grr | | | | | 10 / 101 | 1 / 53 | | | |
| 3200 Run | 11:52.9 | Druis | Imp | Wire | Imp | Schrotburger | Grr | Beard | Imp | | | | | 9 / 110 | 2 / 55 | | | |
| 3200 R | 9:42.3 | Grant | | | | | | | | | | | | 0 / 110 | 5 / 60 | | | |
| | | | | | | | | | | | | | | | | | | |

Date 5 May Place Dual Grant Reserve Class

# THE ALL-AMERICAN TRACK AND FIELD SCORE SHEET — COPYRIGHTED 1937

Maywood

| EVENT * | Time and Distance | First Place | School | Second Place | School | Third Place | School | Fourth Place | School | Fifth Place | School | Sixth Place | School | Imperial | Benkelman | Lexington | Brady | Maywood |
|---|---|---|---|---|---|---|---|---|---|---|---|---|---|---|---|---|---|---|
| 3200 | 11.28.3 | B. Burkhart | Benk | B Anderson | Bra | Tyson | Benk | J. Ouiss | Imp | M. Beard | Imp | B Wine | Imp | 7/7 | 16/16 | - | 8/8 | - |
| H. Jump | 5'10" | S. Hoffman | May | T. Viers | Imp | B. Smith | Imp | J Mann | Bra | B. Clark | Benk | C Burrell / R. Taylor | Benk / Lex | 14/21 | 2 1/2 / 18 1/2 | 1/2 | 4/12 | 10/10 |
| T. Jump | 40'6" | T. Wolfe | May | C. Janicke | Benk | C. Littell | May | S. Mann | Bra | J. Spurgin | Bra | S. Keil | Imp | 1/22 | 8/26 1/2 | 1/2 | 6/18 | 10/216 |
| Shot | 52'9 1/2" | B. Schleuman | Benk | J. Berryman | May | S. Bangham | Lex | B. Hayes | Imp | J Spurgin | Bra | S. Baxter | May | 4/216 | 10/36 1/2 | 6/6 1/2 | 2/20 | 9/35 |
| Pole Vault | 12'2" | W. Hansen | May | J. Pankonin | Imp | G. Doyle | May | W. Callahan | Bra | C. Burrell | Benk | B. Donaly | Lex | 8/34 | 2/38 1/2 | 1/7 1/2 | 4/24 | 10/51 |
| L. Jump | 21'3 3/4" | M. Durel | Benk | C. Janicke | Benk | C. Littell | May | K. Stute | Benk | P. Smith | May | J. Flint | Lex / May | 34 | 22/60 1/2 | 1/8 1/2 | 24 | 8/59 |
| Disc | 146'5" | B. Schleuman | Benk | L. Becker | Imp | C. Janicke | Benk | B. Hayes | Imp | J. Berryman | May | S. Bangham | Lex | 13/46 | 16/76 1/2 | 1/9 1/2 | 24 | 2/61 |
| 3200 R | 8.40.3 | Benkelman | | Maywood | | Brady | | Imperial | | Lexington | | | | 4/50 | 10/86 1/2 | 2/11 1/2 | 6/30 | 8/69 |
| 400 | 54.3 | K. Stute | Benk | T. Viers | Imp | C. Cobb | Benk | R. Bauer | Lex | D. Svoboda | Lex | S. Earhart | May | 8/58 | 16/102 1/2 | 6/17 1/2 | 30 | 1/70 |
| 110 H H | 16.4 | T. Wolfe | May | S. Smith | Imp | S. Lange | Imp | R. Taylor | Lex | J. Ham | Benk | M. Stevens | Bra | 14/12 | 2/104 1/2 | 4/21 1/2 | 1/31 | 10/80 |
| 100 | 11.5 | M. Durel | Benk | C. Janicke | Benk | S. Hoffman | May | B. Jonson | Bra | T. Rosenthal | Lex | J. Spady | Imp | 1/73 | 18/122 1/2 | 2/23 1/2 | 4/35 | 6/816 |
| 800 | 2.09 | B. Farr | May | C. Cobb | Benk | T. Viers | Imp | R. Schleuman | May | S. Jaeger | Imp | Tyson | Benk | 8/81 | 9/131 1/2 | 2/3 1/2 | 35 | 14/100 |
| 300 with H | 43.1 | S. Smith | Imp | S. Mann | Bra | S. Lange | Imp | Taylor | Lex | M. Stevens | Bra | T. Kleinow | May | 16/97 | 13 1/2 | 4/27 1/2 | 10/45 | 1/101 |
| 200 | 23.1 | M. Durel | Benk | S McDonald | Benk | S. Hoffman | May | T. Rosenthal | Lex | S. Earhart | May | K. Fowler | May | 97 | 18/149 1/2 | 4/31 1/2 | 45 | 9/110 |
| 1600 | 5.02.1 | G. Bergstrom | Bra | S. McDonald | Benk | B. Donaly | Lex | J. Philps | Imp | B. Herrick | May | Bose | Lex | 4/101 | 8/157 1/2 | 7/38 1/2 | 10/55 | 2/112 |
| 400 R. | 47.7 | Brady | | Maywood | | Lexington | | Imperial | | Berkelman | | | | 4/105 | 2/159 1/2 | 6/44 1/2 | 10/65 | 8/120 |
| 1600 R. | 3.42.6 | Benkelman | | Maywood | | Lexington | | Imperial | | | | | | 4/109 | 10/169 1/2 | 6/50 1/2 | 65 | 8/128 |

Date 9 May Place Maywood Class

# THE ALL-AMERICAN TRACK AND FIELD SCORE SHEET — COPYRIGHTED 1937

Bayard

| EVENT * | Time and Distance | First Place | School | Second Place | School | Third Place | School | Fourth Place | School | Fifth Place | School | Sixth Place | School | Imperial | Alliance | Mitchell | Morrill | Grant |
|---|---|---|---|---|---|---|---|---|---|---|---|---|---|---|---|---|---|---|
| Disc | 157'6" | N. Beyer | St.P | K. Bowman | Chad | R. Shaw | Imp | A. Snyder | Mor. | W. Thorpe | St.P. | D. Dillman | Mor | 6/16 | - | - | 5/5 | - |
| T. Jump | 42'10¼" | T. Lamb | All | M. Kennedy | St.P. | J. Nash | Chad | C. Weeks | All | N. Virgil | Sid | D. Raymond | Gr. | 16 | 14/14 | - | 5 | - |
| 3200 R. | 8.29.4 | Alliance | | Morrill | | Imperial | | Sidney | | Mitchell | | Chadron | | 6/12 | 10/24 | 2/2 | 8/13 | - |
| 400 | 49.4 | M. Hamburger | Mit | B. Leffler | Gr. | J. Tomlin | All | C. Danielson | Sid | B. Burry | Bay | C. Smith | Chap | 12 | 6/30 | 10/12 | 13 | 8/8 |
| 3200 | 10:18.4 | D. Barragan | Mit | D. Plasencio | Mit | E. Burgess | All | J. Mendez | ~~All~~ Mit | C. Schaffer | All | C. Littlehoop | All | 12 | 13/43 | 18/30 | 13 | 8 |
| L. Jump | 21'6¼" | J. Nash | Chad | M. Summy | Mor. | B. Adams | All | S. Hilliard | Mit | D. Raymond | Gr. | M. Vigil | Sid | 12 | 6/49 | 4/34 | 8/21 | 8 |
| Shot | 55'4½" | K. Bowman | Chad | A. Snyder | Mor. | C. Schwartzkopf | Bay | W. Thorpe | St.P. | R. Shaw | Imp | D. Wallin | Imp | 3/15 | -/49 | 34 | 8/29 | 8 |
| 100 | 10.9 | M. Hamburger | Mit | O. Rogers | Chad | S. Hilliard | Mit | D. Darveau | All | B. Holloway | Gr. | E. Berrino | Mit | 15 | 4/53 | 17/51 | 29 | 2/10 |
| H. Jump | 6'7" | B. Leffler | Gr. | D. Carmine | All | C. Miller | Bay | P. Voss | All | J. Sukup | Sid | J. Manning | Sc. | 15 | 12/65 | 51 | 29 | 10/20 |
| H. H. | 15.4 | C. Weeks | All | P. Voss | All | J. Kedrowski | Gr. | K. McDonald | Imp | J. O'Holleran | Sid | J. Stutzman | Chap | 4/19 | 18/83 | 51 | 29 | 6/26 |
| 800 | 2:03.4 | J. Heggem | Mor. | B. Burry | Bay | J. Bulak | Imp | P. Chase | Chad | C. Love | Gr. | J. Neal | All | 6/25 | 1/84 | 51 | 10/39 | 2/28 |
| 300 INT H. | 41.8 | D. Carmine | All | J. Stutzman | Chap | B. Adams | All | J. O'Holleran | Sid | J. Hernandez | Mit | J. Kedrowski | Gr. | 25 | 16/100 | 2/53 | 39 | 1/29 |
| 200 | 22.0 | M. Hamburger | Mit | B. Leffler | Gr. | T. Bauman | Chad | M. Newberg | Chap | B. Holloway | Gr. | S. Weidman | Gr. | 25 | -/100 | 10/63 | 39 | 10/39 |
| 1600 | 4:39.7 | B. Hill | Imp | E. Burgess | All | D. Plasencio | Mit | M. Allison | Kim | J. McNair | Imp | C. Schafer | All | 12/37 | 9/109 | 6/69 | 39 | 39 |
| 400 R. | 45.1 | Mitchell | | Alliance | | Morrill | | Sidney | | Hering | | Grant | | 37 | 8/117 | 10/79 | 6/45 | 1/40 |
| 1600 R. | 3:36.0 | Alliance | | Grant | | Bayard | | Morrill | | Chappell | | Imperial | | 1/38 | 10/127 | 79 | 4/49 | 8/48 |

Date 9 May, 1987 Place Bayard Class

| Sidney | St. Pat's | Chappell | Hering | Kimball | Sioux Co |
|---|---|---|---|---|---|
| – | 12/12 | – | – | – | – |
| 2 | 8/20 | 6/6 | 1/1 | – | – |
| 6 | 20 | 6 | 1 | – | – |
| 0 | 20 | 6 | 1 | – | – |
| 10 | 20 | 6 | 1 | – | – |
| 11 | 20 | 6 | 2/3 | – | – |
| 11 | 4/24 | 6 | 3 | – | – |
| 11 | 24 | 6 | 3 | – | – |
| 13 | 24 | 6 | 3 | – | 1/1 |
| 15 | 24 | 1/7 | 3 | – | 1 |
| 15 | 24 | 7 | 3 | – | 1 |
| 19 | 24 | 8/15 | 3 | – | 1 |
| 19 | 24 | 4/19 | 1/4 | – | 1 |
| 19 | 24 | 19 | 4 | 4/4 | 1 |
| 23 | 24 | 19 | 2/6 | 4 | 1 |
| 23 | 24 | 2/21 | 6 | 4 | 1 |

District At Alliance

# THE ALL-AMERICAN TRACK AND FIELD SCORE SHEET — COPYRIGHTED 1937

| EVENT * | Time and Distance | First Place 10 | School | Second Place 8 | School | Third Place 6 | School | Fourth Place 4 | School | Fifth Place 2 | School | Sixth Place 1 | School | Gothenburg | Mitchell | Gering | Imperial | Chadron |
|---|---|---|---|---|---|---|---|---|---|---|---|---|---|---|---|---|---|---|
| 3200 R | 8.17.4 | Goth. | | Ogal | | Chad | | Imp. | | Gering | | Sidney | | 10 / 10 | – / – | 2 / 2 | 4 / 4 | 6 / 6 |
| Shot Put | 56'6½ | K. Bowman Sr | Chad | S. Geiller Sr | Goth | M. Smith Sr | Ger | R. Show | Imp | R. Horst | Ger | D. Wallin | Imp | 8 / 18 | – / – | 8 / 10 | 5 / 9 | 10 / 16 |
| Long Jump | 21'7' | C. Curtis | Ogal | J. Nash | Chad | A. Plank | Goth | P. West | Gor | T. Geiller | Goth | H. Lum | Ogal | 8 / 26 | – / – | – / 10 | – / 9 | 8 / 24 |
| High Jump | 6'5' | J. Watson | Ger | R. Swanz | Goth | T. Sullup | Sid | K. Hoge | Goth | J. Rood | Ger | D. Dishman | X Ger | 12 / 38 | – / – | 13 / 23 | – / 9 | – / 24 |
| 400 | 49.6 | M. Hamburger | Mit | C. Danielson | Sid | T. Baumann | Cha | C. Ross | Ger | K. Burton | Ger | M. Cordona | Mit | – / 38 | 11 / 11 | 6 / 29 | – / 9 | 6 / 30 |
| Pole Vault | 13'4" | C. Garrison | Imp | D. Brock | Goth | S. Geiller | Goth | C. Neu | Ger | T. Geiller | Goth | K. McDonald | Imp | 14 / 54 | – / 11 | 4 / 33 | 11 / 20 | – / 30 |
| 3200 | 10.17.2 | D. Barazza | Mit | S. Busskohl | Val | D. Plasencio | Mit | B. Hill | Imp | J. Mendez | Mit | T. Schneider | Ger | – / 54 | 18 / 29 | 1 / 34 | 4 / 24 | – / 30 |
| Discus | 158'8" | K. Bowman Sr | Chad | R. Show | Imp | J. Kennedy | Gor | C. Kimberling | Imp | S. Stewart | Ger | R. Horst | X Ger | – / 54 | – / 29 | 3 / 37 | 12 / 36 | 10 / 40 |
| 110 HH | 15.6 | J. O'Holleran | Sid | B. McKeag | Ogal | K. McDonald | Imp | J. Hernandez | Mit | T. Low | Ger | T. Dotten | Val | – / 54 | 4 / 33 | 2 / 39 | 6 / 42 | – / 40 |
| 100 | 10.7 | M. Hamburger | Mit | T. Gilliland | Mit | J. Curtis | Ogal | M. Marquez | Ger | O. Rogers | Cha | T. Hernandez | Ger | – / 54 | 18 / 51 | 5 / 44 | – / 42 | 2 / 42 |
| 800 | 2.01.0 | J. Dean | Goth | P. Chase | Chad | M. Allison | Kim | J. Bubak | Imp | G. Hutchins | Gor | J. Hudson | Goth | 11 / 65 | – / 51 | – / 44 | 4 / 46 | 8 / 50 |
| 300 | 41.2 | B. McKeag | Ogal | S. Deckert | Ogal | S. Smith | Imp | J. Oholleran | Sid | S. Lange | Imp | T. Rosfield | Val | – / 65 | – / 51 | – / 44 | 8 / 56 | – / 50 |
| 200 | 22.7 | M. Hamburger | Mit | D. Brock | Goth | T. Baumann | Cha | K. Burton | Ger | M. Marquez | Ger | M. Brown | Cha | 8 / 73 | 10 / 61 | 6 / 50 | – / 56 | 7 / 57 |
| Triple Jump | 42'3 | T. Geiller | Goth | K. Weimer | Ger | M. McRoberts | Goth | J. Nash | Cha | B. Brown | Kim | J. Parr | Ger | 16 / 89 | – / 61 | 9 / 59 | – / 56 | 4 / 61 |
| 1600 | 4.44.2 | B. Hill | Imp | D. Plasencio | Mit | J. Christensen | Oga | J. McNair | Imp | D. Barrozza | Mit | T. Augustine | Cha | – / 89 | 10 / 71 | – / 59 | 14 / 68 | 1 / 62 |
| 400 R | 44.2 | Ger. | | Mitchell | | Goth | | Chadron | | Valentine | | Sidney | | 6 / 95 | 8 / 79 | 10 / 69 | – / 68 | 4 / 66 |
| 1600 R | 3.27.1 | Goth | | Gering | | Ogal | | Kimball | | Valentine | | Sidney | | 10 / 105 | – / 79 | 8 / 77 | – / 68 | – / 66 |

Date ..... Place ..... Class .....

| Valentine | Kautsch | Gordon |
|---|---|---|
| – | – – | – – |
| – | – – | – – |
| – | – – | 4 4 |
| – | – – | – 4 |
| – | – – | – 4 |
| – | – – | – 4 |
| 8 | – – | – 4 |
| 8 | – – | 6 10 |
| 9 | – – | – 10 |
| 9 | – ~~6~~ | – 10 |
| 9 | 6 6 | – 10 |
| 10 | – 6 | 2 12 |
| 10 | – 6 | – 12 |
| 10 | 2 8 | 7 12 |
| 10 | – 8 | – 12 |
| 12 | – 8 | – 12 |
| 14 | 4 12 | – 12 |

# THE ALL-AMERICAN TRACK AND FIELD SCORE SHEET — COPYRIGHTED 1937

State Track Meet

| EVENT * | Time and Distance | First Place | School | Second Place | School | Third Place | School | Fourth Place | School | Fifth Place | School | Sixth Place | School |
|---|---|---|---|---|---|---|---|---|---|---|---|---|---|
| Brian Hill | | | | | | | | | | | | | |
| | | 3200 | | 10.04.2 | | | | | | | | | |
| | | 1600 | | 4.36.1 | | | | | | | | | |
| Kevin McDonald | | | | | | | | | | | | | |
| | | 110 HH | | 16.4 | | | | | | | | | |
| Rob Shaw | | | | | | | | | | | | | |
| | | Discus | | 143'4" | | | | | | | | | |
| Curt Garrison | | | | | | | | | | | | | |
| | | Pole Vault | | 13'6 - | | 3rd | | | | | | | |
| Jay Babok | | | | | | | | | | | | | |
| | | 800 | | 2.05.1 | | | | | | | | | |
| Jason McNair | | | | | | | | | | | | | |
| | | 1600 | | 4.52.6 | | | | | | | | | |
| Shannon Smith | | | | | | | | | | | | | |
| | | 300 IH | | 45.3 | | | | | | | | | |
| | | | | | | | | | | | | | |
| Kevin Peters | | - Shot | | 37'9" | | | | | | | | | |
| | | Discus | | 116'8" | | | | | | | | | |

# THE ALL-AMERICAN TRACK AND FIELD SCORE SHEET

Originated and Developed by

**COACHES**

**Barkham Garner** **C. L. Cain**
**C. A. Hastings** **C. G. Zaun**

Copyright 1937—Barkham Garner
All rights reserved

Form 104

## SCORING DIRECTIONS

**The following suggestions are made to the scorer, coach and schools in using the All-American Track and Field score sheet.**

**The scorer should not write in the order of events in the event column but enter the events as they are completed and reported by the head judge of finish. After recording the places in their respective columns the points are placed in the upper half of the scoring space. The running score is kept in lower half of the scoring space, usually in different color pencil. This enables the scorer to announce the exact score after each and every event.**

**These additional suggestions are offered to aid the scorer in keeping an efficient record: (1) In cases of ties write all names in the one space. (2) In case of a new school or meet record, circle the winning height, time or distance. (3) In case of a new school record in a field event scored by a place winner, the distance or height may be written in above the place winner's name.**

**The following suggestions may be helpful to the coaches in using this score sheet: (1) There is room to put in above a name the time, distance or height of the individual, if desired. Thus a season record of individual members of a team may be kept. (2) The names of the members of winning relay team may be written in the 4th and 5th spaces opposite the relay event. (3) The coach may encircle new school, district or League records.**

**Finally, this sheet will score any meet from a dual or triangle meet to a League or district meet with any number of schools competing.**

Junior colleges, colleges and universities can use the sheet as well as high schools as there is room for eighteen events to be scored which is ample to include all college events.

| EVENT * | Time and Distance | First Place ~~10~~ 6 | School | Second Place ~~8~~ 4 | School | Third Place ~~6~~ 3 | School | Fourth Place ~~4~~ 2 | School | Fifth Place 1 | School | Sixth Place | School | Imperial | Wan | Wheat | | | |
|---|---|---|---|---|---|---|---|---|---|---|---|---|---|---|---|---|---|---|---|
| Shot Put | 47'3" | R. Shaw | I | 47'1 R. Hearbery | Wan | 46'6 D. Wallin | I | 42'9 C. Kimberling | I | 40'10 B. Hayes | I | | | 12 / 12 | 4 / 4 | - / - | | | |
| Long Jump | 18'1" | T. Glunz | Wh | 18'0 K. Wine | I | 17'8 E. Troedt | Wan | 17'4 D. Terry | Wan | 16'11 S. Jaeger | I | | | 5 / 17 | 5 / 9 | 6 / 6 | | | |
| High Jump | 6'2" | D. Andrews | Wan | 6'0 P. Glunz | Wh | 6'0 T. Vires | I | 6'0 K. Wine | I | 5'8 B. Smith | I | | | 6 / 23 | 6 / 15 | 4 / 10 | | | |
| Pole Vault | 12'6" | G. Garrison | I | 12'0 D. Terry | Wan | 11'6 K Cotant | I | 11'0 B. Smith | I | | | | | 11 / 34 | 4 / 19 | - / 10 | | | |
| Discus | 143'8" | R. Shaw | I | 134'3 D. Wallin | I | 131'11" R. Hearberg | Wan | 131'6" C. Kimberling | I | 127'6 M. Groff | I | | | 13 / 47 | 3 / 22 | - / 10 | | | |
| Triple Jump | 38'4" | D. Terry | Wan | 38'2 S. Jaeger | I | 35'10" J. McNain | I | | | | | | | 7 / 54 | 6 / 28 | - / 10 | | | |
| 60 H. H. | 8.2 | S. Smith | I | 8.4 D. Andrews | Wan | 8.4 K. Wine | I | 8.8 P. Glunz | Wh | 8.8 B. Smith | I | | | 10 / 64 | 4 / 30 | 2 / 12 | | | |
| 100 M. D. | 12.0 | R. Hearbery | Wan | 12.2 S. Smith | I | 12.7 C. True | Wan | 12.8 T. Glunz | Wh | 12.8 T. Baumgartner | Wh | | | 4 / 68 | 9 / 39 | 3 / 15 | | | |
| 200 M. D. | 25.3 | Ry. Hearbery | Wan | 25.6 C. Garrison | I | 25.7 J. Polly | Wan | 25.7 J. Spady | I | 25.8 D. Pinner | I | | | 7 / 75 | 9 / 47 | - / 15 | | | |
| 400 M. D | 54.8 | T Vires | I | 55.7 J. Bubalo | I | 57.2 J. Polly | Wan | 57.9 Ry Hearbery | Wan | 58.5 D. Pinner | I | | | 11 / 86 | 5 / 52 | - / 15 | | | |
| 800 M. Run | 2.16.3 | J. Bubalo | I | 2.16.4 T. Vires | I | 2.20.5 P. Henri | Wh | 2.27.5 K. Meeske | I | 2.31.9 D. Taylor | Wan | | | 12 / 98 | 1 / 53 | 3 / 18 | | | |
| 1600 M Run | 5.16.7 | T. Olasin | I | 5.20.0 J. McNain | I | 5.38.5 T. Phelps | I | 5.38.9 B. Wine | I | 5.46.6 M. Beard | I | | | 16 / 114 | - / 53 | - / 18 | | | |
| 3200 M Run | 12.26.7 | T. Phelps | I | 12.30.4 B. Wine | I | 12.44.7 M. Beard | I | 13.25.1 J. Davis | I | 15.21.5 J. Barber | I | | | 16 / 130 | - / 53 | - / 18 | | | |
| 300 M. Hurd | 43.4 | S. Smith | I | 45.1 D. Andrews | Wan | 46.1 K. Wine | I | 46.3 P. Glunz | Wh | 48.3 K Brinkhorst | Wan | | | 9 / 139 | 5 / 58 | 2 / 20 | | | |
| 400 Rel. | 48.9 | Wauneta | | 49.9 Imperial | | 50.9 Wheatland | | | | | | | | 3 / 142 | 5 / 63 | 0 / 20 | | | |
| 1600 Rel | 3.55.1 | Imperial | | Wauneta | | Wheatland | | | | | | | | 5 / 147 | 3 / 66 | 0 / 20 | | | |
| | | | | | | | | | | | | | | | | | | | |
| | | | | | | | | | | | | | | | | | | | |

* Do not write in this event column until finish card is official

TOTAL SCORES

| EVENT * | Time and Distance | First Place 10 | School | Second Place 8 | School | Third Place 6 | School | Fourth Place 4 | School | Fifth Place 2 | School | Sixth Place 1 | School | Imperial | Medicine Valley | Maywood | Fannar | Holbrook | Beaver City |
|---|---|---|---|---|---|---|---|---|---|---|---|---|---|---|---|---|---|---|---|
| Shot Put | 42'4" | Glanzer | Hol | 42'2½" Hayes | I | 38'11½" Bessler | I | 37'2" Hartman | I | 36'7" Schultz | Med Val | 35'10" Vahle | Beau city | 18 / 18 | 2 / 2 | - / - | - / - | 10 / 10 | 1 / 1 |
| Discus | 131'1½" | Hayes | I | 117'7" Vahle | Beau city | 117'6½" Glanzer | Hol | 114'11½" Clark | Brad | 113'5" Bessler | I | 106'9½" Hodeland | Med Val | 12 / 30 | 1 / 3 | - / - | - / - | 6 / 16 | 8 / 9 |
| High Jump | 5'10" | Hoffman | May | 5'10" Schultz | Med Val | 5'10" Vires | I | 5'8" Andrews | Hol | 5'6" Franzen | Far | 5'4" B. Smith | I | 7 / 37 | 8 / 11 | 10 / 10 | 2 / 2 | 4 / 20 | - / 9 |
| Pole Vault | 12'6" | Cotant | I | 11'6" Lesher | Med Val | 11'0" S. Smith | I | 10'6" Floro | Med Val | 10'6" B. Smith | I | 9'6" Gaudreault | Far | 18 / 55 | 12 / 23 | - / 10 | 1 / 3 | - / 20 | - / 9 |
| Long Jump | 21'2" | Hinrichs | Eus | 20'4½" Franzen | Far | 20'3" Wolgen | Beau City | 20'3" Long | Hol | 19'1½" Zak | Med Val | 18'6" Max | Brad | - / 55 | 2 / 25 | - / 10 | 8 / 11 | 4 / 24 | 6 / 15 |
| Triple Jump | 41'4" | Franzen | Far | 40'3½" Long | Hol | 38'5½" Hogeland | Med Val | 38'½" Schmidt | Med Val | 38'0" Hinrichs | Eus | 37'9" S. Wood | May | - / 55 | 10 / 35 | 1 / 11 | 10 / 21 | 8 / 32 | - / 15 |
| 3200 M. Run | 11.07.1 | Peterson | Med Val | 11.07.4 Cooper | Beau City | 11.15.8 Davis | Far | 11.46.4 G. Doyle | May | 11.59.4 Long | Hol | 12.07.8 Meeske | I | 1 / 56 | 10 / 45 | 4 / 15 | 6 / 27 | 2 / 34 | 8 / 23 |
| 1600 M. Run | 5.05.3 | Barnum | May | 5.14.3 Davis | Far | 5.19.4 Peterson | Med Val | 5.20.9 Phelps | I | 5.23.6 Cooper | Beau City | 5.25.5 Vidal | D.C. | 4 / 60 | 6 / 51 | - / 15 | 8 / 35 | - / 34 | 2 / 25 |
| 110 H.H. | 15.8 | S. Smith | I | 16.2 Mercer | Med Val | 16.9 B. Smith | I | 17.2 Kent | Hol | 17.3 Hamaker | Med Val | 17.6 Hinrichs | Eus | 16 / 76 | 10 / 61 | - / 15 | - / 35 | 4 / 38 | - / 25 |
| 300 M. Hurd | 44.2 | S. Smith | I | 44.3 Hamaker | Med Val | 45.5 K.leinow | May | 46.0 Walker | Far | 48.3 B. Wood | May | 51.5 Werkmeister | Med Val | 10 / 86 | 9 / 70 | 8 / 23 | 4 / 39 | - / 38 | - / 25 |
| 100 M.D. | 11.3 | Hoffman | May | 11.4 S. Franzen | Far | 11.6 Wolgen | Beau city | 11.6+ Sc. Franzen | Far | 11.7 S. Smith | I | 12.2 Hinrichs | Eus | 2 / 88 | - / 70 | 10 / 33 | 12 / 51 | - / 38 | 6 / 31 |
| 200 M.D. | 23.8 | Hoffman | May | 24.3 Darnall | Far | 24.7 Miller | Brad | 24.8 Wolgen | Beau City | 25.4 Vires | I | 27.5 Hamaker | Med Val | 2 / 90 | 1 / 71 | 10 / 43 | 8 / 59 | - / 38 | 4 / 35 |
| 400 M.D. | 54.7 | Farr | May | 55.0 Kent | Hol | 56.5 Mercer | Med Val | 57.8 Dinnel | I | 57.6 Logan | Far | Sines Broeker | I Beau city | 4.5 / 94.5 | 6 / 77 | 10 / 53 | 2 / 61 | 8 / 46 | .5 / 35.5 |
| 800 M.D | 2.11.4 | Farr | May | 2.17.3 Callahan | Bra. | 2.17.5 Kent | Hol | 2.17.9 Monnessy | Max | 2.19.9 Broellen | B.C | 2.20.4 Starling | Max | - / 94.5 | - / 77 | 10 / 63 | - / 61 | 6 / 52 | 2 / 373 |
| 4001R | 46.6 | Farnum | | 46.7 Maywood | | 48.6 Brady | | 48.9 Imperial | | 49.7 M.V | | 53.5 BC | | 4 / 98.5 | 2 / 79 | 8 / 71 | 10 / 71 | - / 52 | 1 / 38.5 |
| 1600 1R | 3.45.7 | Imp | | 3.50.2 May | | 3.53.8 M.V | | 3.54.8 Farnum | | 3.56.8 B.C | | 3.58.8 Maxwell | | 10 / 105.5 | 6 / 85 | 8 / 79 | 4 / 75 | - / 52 | 2 / 40.5 |
| 3200 R | 9.05.4 | Imp | | 9.11.4 May | | 9.23.0 Max | | 9.37.3 M.V | | 9.43. B.C | | NT Beale | | 10 / | 4 / 89 | 8 / 87 | - / 75 | - / 52 | 2 / 42.5 |
| | | | | | | | | | | | | | | | | | | | |
| | | | | | | | | | | | | | | 118.5 | 89 | 87 | 75 | 52 | 42.5 |

TOTAL SCORES

* Do not write in this event column until finish card is official

| Brady | Maxwell | Austin | Dundy County |
|---|---|---|---|
| - | - | - | - |
| - | - | - | - |
| 4 | - | - | - |
| 4 | - | - | - |
| - | - | - | - |
| 4 | - | - | - |
| - | - | - | - |
| 4 | - | - | - |
| 1 | - | 10 | - |
| 5 | - | 10 | - |
| - | - | 2 | - |
| 5 | - | 12 | - |
| - | - | - | - |
| 5 | - | 12 | - |
| - | 10 | - | 1 |
| 5 | 10 | 12 | 1 |
| - | - | 1 | - |
| 5 | 10 | 13 | 1 |
| - | - | - | - |
| 5 | 10 | 13 | 1 |
| - | - | 1 | - |
| 5 | 10 | 14 | 1 |
| 6 | - | - | - |
| 11 | 10 | 14 | 1 |
| - | - | - | - |
| 11 | 10 | 14 | 1 |
| 8 | 5 | - | - |
| 19 | 15 | 14 | 1 |
| 6 | - | - | - |
| 25 | 15 | 14 | 1 |
| - | 1 | - | - |
| 25 | 16 | 14 | 1 |
| - | 6 | - | 1 |
| 25 | 22 | 14 | 2 |
| | | | |
| 25 | 22 | 14 | 2 |

| EVENT * | Time and Distance | First Place 10 | School | Second Place 8 | School | Third Place 6 | School | Fourth Place 4 | School | Fifth Place 2 | School | Sixth Place 1 | School | Imperial | Hax/Gra | Jules | Hasley | Grant | Osk |
|---|---|---|---|---|---|---|---|---|---|---|---|---|---|---|---|---|---|---|---|
| Shot Put | 51' 3½ | B. Kuhl | Her | 49'7½ R. Shaw | Imp | 48'10 R. Haarberg | Wau | 47'9 D. Wallin | Imp | 47'2 C. Kimbrelin | Imp | 45' Q. Heaton | Her | 14 / 14 | - / - | - / - | 11 / 11 | - / - | - / - |
| Long Jump | 19' 8½ | T. Workman | Hax | 19'6¼ B. Strassen | Jul | 19'5¼ M. Shimmin | Her | 19'2" I. Richter | Gra | 19'1 P. Warack | Sta | 18'5¼ K. Knoll | Her | - / 14 | 10 / 10 | 8 / 8 | 7 / 18 | 4 / 4 | - / - |
| High Jump | 6'2" | T. Workman | Hax | 5'8" T. Vires | Imp | 5'8" B. Smith | Imp | 5'6 K. Knoll | Her | 5'6 K. Wine | Imp | 5'6 T. Eschelman | Her | 16 / 30 | 10 / 20 | - / 8 | 5 / 23 | - / 4 | - / - |
| Pole Vault | 12'6" | C. Garrison | Imp | 12'0 S. Smith | Imp | 11'6 D. Bird | Wau | 11'6 J. Walters | Her | 11'0 K. Colcord | Imp | 11'0 D. Terry | Wau | 20 / 50 | - / 20 | - / 8 | 4 / 27 | - / 4 | - / - |
| Discus | 150'5" | R. Shaw | Imp | 138'10 C. Kimbrelin | Imp | 133'6 D. Wallin | Imp | 129'10 R. Haarberg | Wau | 123'4 J Garrean | Her | 123 D. Hayes | Her | 24 / 74 | - / 20 | - / 8 | 3 / 30 | - / 4 | - / - |
| Triple Jump | 40'7½ | T. Workman | Hax | 40.7 D. Thornhill | Osh | 39'10½ C. Hoss | Bea | 39'10½ J. Kredowski | Gra | 36.6 B. Strassen | Jul | 39'3½ Q. Terry | Wau | - / 74 | 10 / 30 | 2 / 10 | - / 30 | 4 / 8 | 8 / 8 |
| 110 H H | 15.7 | J. Kredowski | Gra | 16.4 S. Smith | Imp | 16.5 B. Mercer | Jul | 16.9 K. Wine | Imp | 17.3 B. Smith | Imp | 17.6 T. Workman | Hax | 14 / 88 | 1 / 31 | 6 / 16 | - / 30 | 10 / 18 | - / 8 |
| 100 | 11.6 | J. Switzer | Hax | 11.8 M. Grace | Osh | 11.8 F. Lacy | Jul | 11.9 R. Haarberg | Wau | 11.9 J. Andersen | Hax | 11.9 C. Irish | NP. | - / 88 | 12 / 43 | 6 / 22 | - / 30 | - / 18 | 8 / 16 |
| 200 | 23.6 | F. Lacy | Jul | 23.6 J. Switzer | Hax | 24.0 J. Spady | Imp | 24.2 J. O. Lanckriet | Jul | 24.3 P. Waracek | Sta | 24.3 C. Schmid | Osh | 6 / 94 | 8 / 51 | 14 / 36 | - / 30 | - / 18 | 1 / 17 |
| 400 | 53.7 | C. Lowe | Gr. | 53.9 T. Vires | Imp | 53.9 C. Arguello | Osh | 54.4 K. Shute | Bea | 55.3 T. Ferris | NP | 55.5 J. Kildow | Bay | 8 / 102 | - / 51 | - / 36 | - / 30 | 10 / 28 | 6 / 23 |
| 800 | 2.04.6 | J. Bubak | Imp | 2.06.1 K. Shute | Bea | 2.06.6 C. Lowe | Gr | 2.07.2 T. Vires | Imp | 2.11.2 B. Ryland | Sta | 2.11.5 M. Cockhart | Jul | 14 / 116 | - / 51 | 1 / 37 | - / 30 | 6 / 34 | - / 23 |
| 1600 | 4.55.0 | A. Buttrick | Her | 4:57 K. Shute | Bea | 5:02.7 T. Ulasin | Imp | 5:03.4 J. Haines | Her | 5:04 J. McNair | Imp | 5:04.3 G. Kizziar | Bay | 8 / 124 | - / 51 | - / 37 | 14 / 34 | - / 34 | - / 23 |
| 3200 | 10.41.1 | A. Buttrick | Her | 10.51.2 J. Haines | Her | 11.14.3 J. McNair | Imp | 11.24.0 P. Schwab | Jul | 11.24.3 E. Rummel | Osh | 11.28.9 T. Phelps | Imp | 7 / 131 | - / 51 | 4 / 41 | 18 / 52 | - / 34 | 2 / 25 |
| 300 Im | 41.7 | S. Smith | Imp | 43.2 J. Andersen | Hax | 44.8 B. Mercer | Jul | 44.9 K. Wine | Imp | 45.0 J. Kredowski | Gr | 45.3 S. Paseley | Osh | 14 / 145 | 8 / 59 | 6 / 47 | - / 52 | 2 / 36 | 1 / 26 |
| 400 R | 46.4 | Haxton | | 46.4 N.B.S.P | | 46.4 Julesburg | | 46.8 Grant | | 46.9 Wauneta | | 47.4 Imperial | | 1 / 146 | 10 / 69 | 6 / 53 | - / 52 | 4 / 40 | - / 26 |
| 1600 R | 3.41.0 | Haxton | | 3.41.6 Grant | | 3.43.8 Bayard | | 3.44.0 Oshkosh | | 3.46.2 N.P.S.P. | | 3.48.4 Imperial | | 1 / 147 | 10 / 79 | - / 53 | - / 52 | 8 / 48 | 4 / 30 |
| 3200 R | 9:00.8 | Oshkosh | | 9.05.8 Julesburg | | 9.09.2 Stapelton | | 9.09.4 Imperial | | 9.21.6 Grant | | 9.24.2 Bayard | | 4 / 151 | - / 79 | 8 / 61 | - / 52 | 2 / 50 | 10 / 40 |
| 400 wt Rel | 49.3 | Julesburg | | 49.6 Imperial | | Haxton 51.0 | | 51.2 Hasley | | 51.5 Grant | | 53.2 Stapelton | | 8 / 159 | 6 / 85 | 10 / 71 | 4 / 56 | 2 / 52 | - / 40 |
| | | | | | | | | | | | | | | TOTAL SCORES | | | | | |
| | | | | | | | | | | | | | | 159 | 85 | 71 | 56 | 52 | 40 |

* Do not write in this event column until finish card is official

| Benkelman | Wauneta | N.P.S.D. | Stapelton | Bayard |
|---|---|---|---|---|
| - | 6 | - | - | - |
| - | 6 | - | - | - |
| - | 6 | - | 2 | - |
| - | 6 | - | 2 | - |
| - | 7 | - | - | - |
| - | 13 | - | 2 | - |
| - | 4 | - | - | - |
| - | 17 | - | 2 | - |
| 6 | 1 | - | - | - |
| 6 | 18 | - | 2 | - |
| - | - | - | - | - |
| 6 | 18 | - | 2 | - |
| - | 4 | 1 | - | - |
| 6 | 22 | 1 | 2 | - |
| - | - | - | 2 | - |
| 6 | 22 | 1 | 4 | - |
| 4 | - | 2 | - | 1 |
| 10 | 22 | 3 | 4 | 1 |
| 8 | - | - | 2 | - |
| 18 | 22 | 3 | 6 | 1 |
| 8 | - | - | - | 1 |
| 26 | 22 | 3 | 6 | 2 |
| - | - | - | - | - |
| 26 | 22 | 3 | 6 | 2 |
| - | - | - | - | - |
| 26 | 22 | 3 | 6 | 2 |
| - | 2 | 8 | - | - |
| 26 | 24 | 11 | 6 | 2 |
| - | - | 2 | - | 6 |
| 26 | 24 | 13 | 6 | 8 |
| - | - | - | 6 | 1 |
| 26 | 24 | 13 | 12 | 9 |
| - | - | - | 1 | |
| 26 | 24 | 13 | 13 | |
| 26 | 24 | 13 | 13 | 9 |

Valley

| EVENT * | Time and Distance | First Place 6 | School | Second Place 4 | School | Third Place 3 | School | Fourth Place 2 | School | Fifth Place 1 | School | Sixth Place | School | Gallatin | Grant | Inyo | | | |
|---|---|---|---|---|---|---|---|---|---|---|---|---|---|---|---|---|---|---|---|
| Shot Put | 41'5" | D. Benge | Gr | 40'7 J. Spady | I | 39'6½ J. Nemec | Dy | 39'2½ C. Bessler | I | 38'4½ B. Gloy | Gr | | | 3 / 3 | 7 / 7 | 6 / 6 | | | |
| Long Jump | 19'11" | H Lulu | O | 19'3 N Holscher | O | 18'9 J Curtis | O | 18'7½ J Richter | G | 18 C. Olson | G | | | 13 / 16 | 3 / 10 | - / 6 | | | |
| High Jump | 5'10" | J. Nelson | O | 5'8 J. Curtis | O | 5'6 T Styskal | G | 5'4 B Bullock | G | 5'2 M Petersen | O | | | 13 / 29 | 5 / 15 | - / 6 | | | |
| Pole Vault | 11'6" | C. Rotont | I | 11'0 B Smith | I | 5'6 Ford | O | 5'6 Benge | G | 5'0 Caufield | O | | | 4 / 33 | 2 / 17 | 10 / 16 | | | |
| Discus | 131'8 | M Groff | I | 119'9 M Cagler | G | 117'3 C Bessler | I | 109'3 B. Gloy | G | 103'4 K. Ludgaat | G | | | - / 33 | 7 / 24 | 9 / 25 | | | |
| Triple Jump | 39'3 | J. Curtis | O | 37'11½ C. Olson | G | 37'3¾ T. Styskal | G | 36'10 S. Jaeger | I | 36'6 I Richter | G | | | 6 / 39 | 8 / 32 | 2 / 27 | | | |
| 110 | 15.56 | McKeag | O | 19.17 Crofut | O | 19.52 Hedlenlund | I | 21.88 Redden | I | | | | | 10 / 49 | - / 32 | 5 / 32 | | | |
| 100 | 11.74 | Lulu | O | 12.09 Pritchett | G | 12.29 Tuttle | O | 12.34 Johnson | O | 12.36 Terwilliger | G | | | 11 / 60 | 5 / 37 | - / 32 | | | |
| 200 | 23.8 | S. Smith | I | 24.3 J. Spady | I | 24.8 Tyan | O | 24.9 Pritchett | G | 25.3 Richter | G | | | 3 / 63 | 5 / 40 | 10 / 42 | | | |
| 400 | 53.7 | Tyan | O | 54.3 Holscher | O | 55.1 Styskal | G | 55.3 Jones | O | 55.4 Dinnel | I | | | 12 / 75 | 3 / 43 | 1 / 43 | | | |
| 800 | 2.06.7 | Rivas | O | 2.13 Lowe | G | 2.22 Smith | G | 2.25 Tompkins | O | 2.26 McCoy | I | | | 8 / 83 | 7 / 50 | 1 / 44 | | | |
| 1600 | 4.59.2 | Lowe | G | 5.01.8 Christensen | O | 5.06.7 Goebel | O | 5.12.7 Phelps | I | 5.25.9 Weiss | G | | | 7 / 90 | 7 / 57 | 2 / 46 | | | |
| 3200 | 11.14.2 | Vargas | O | 11.16.7 E. Rivas | O | 11.25.2 O. Goebel | O | 11.49.8 Schrotberger | G | 12.24.4 Beard | I | | | 13 / 103 | 2 / 59 | 1 / 47 | | | |
| 300 | 43.0 | McKeag | O | 44.4 B Smith | I | 48.4 Hedlenlund | I | 48.8 Croft | O | 51.9 Benge | G | | | 8 / 111 | 1 / 60 | 7 / 54 | | | |
| 400 IR | 47.01 | Ogal | | 47.5 Imp. | | 47.86 Gr | | | | | | | | 6 | - | 3 | | | |
| 1600 IR | 3.39.5 | Ogal | | 3.39.5 Imp | | 3.40.29 Gr | | | | | | | | 6 | - | 3 | | | |
| 3200 IR | 8.45.5 | Ogal | | 9.17.5 Grant | | 9.22.5 Imp | | | | | | | | 6 | 3 | - | | | |
| | | | | | | | | | | | | | | | | | | | |

* Do not write in this event column until finish card is official

TOTAL SCORES 129 63 60

| EVENT * | Time and Distance | First Place 10 | School | Second Place 8 | School | Third Place 6 | School | Fourth Place 4 | School | Fifth Place 2 | School | Sixth Place 1 | School | Chappell | B.H. Dix | Grant | Leyton | Imperial | Lodge Pole |
|---|---|---|---|---|---|---|---|---|---|---|---|---|---|---|---|---|---|---|---|
| Long Jump | 21'8 3/4 | Newbury | Ch | 20'7 3/4 Schwartz | B.J | 20'4 Golding | PD | 19'10 3/4 Rundell | Hr | 19'1/4 Stysklol | Gr | 18'10 1/4 Thornhill | OS | 10/10 | 6/6 | 4/4 | -/- | -/- | -/- |
| Discus | 131'1" | Hayes | I | 130'10 Groff | I | 127'5 Stabb | PD | 127'3 Welsch | BS | 126'2 Broth | CH | 122'3 Conn | Ly | 2/12 | 6/12 | -/4 | 1/1 | 18/18 | -/- |
| High Jump | 6'2 | Golding | PD | 6'0 Christensen | PD | 5'10 Johnson | PD | 5'10 B Smith | I | 5'8 Hopwood | Ly | 5'8 Schwartz | BS | -/12 | 24/36 | -/4 | 2/3 | 4/22 | -/- |
| Rel 3200 | 8.43.1 | Lodgepole | | 8.44.8 Oshkosh | | 8.54.1 Chapp. | | 8.58.2 Grant | | 9.03 8 P. D. | | 9.22.1 Imp | | 6/18 | 2/38 | 4/8 | -/3 | 1/23 | 10/10 |
| 400 | 51.5 | Hodges | LB | 51.7 Kennedy | SP | 52.8 Lowe | Gr | 53.9 Johnson | Ch | 54.3 Kopetsky | BJ | 54.7 Hopwood | Ly | 4/22 | -/38 | 6/14 | 1/4 | -/23 | 10/20 |
| Shot Put | 47'9" | Melchair | SP | 46'10 Sprenger | PD | 43'7 3/4 Stabb | PD | 42'5 3/4 Welsch | BS | 41'10 1/2 Bartlung | LP | 41'0 Zorn | Osh | -/22 | 14/52 | -/14 | -/4 | -/23 | 2/22 |
| 3200 | 11.08.4 | G. Payne | Ch | 11.19.5 Rumel | Osh | 11.21.6 J. Payne | Ch | 11.34.9 Schrotberge | Gr | 11.38.7 Lipiska | PD | 11.47.3 Carter | Hr | 16/38 | 2/54 | 4/18 | -/4 | -/23 | -/22 |
| 110 HH. | 15.7 | Kredowske | Gr | 16.0 Bolger | Ly | 16.2 Rundell | Hr | 16.3 B. Smith | I | 16.7 Franklin | LB | 16.7+ Darrell | LW | -/38 | -/54 | 10/28 | 8/12 | 4/27 | 2/24 |
| 100 | 11.1 | Newbery | Ch | 11.2 Worth | Ly | 11.5 Reilken | Ly | 11.6 S. Smith | I | 11.9 Johnson | Ch | 12.0 Madden | Hr | 12/50 | -/54 | -/28 | 14/26 | 4/31 | -/24 |
| 800 | 2.05.4 | T Vires | I | 2.06.2 Lowe | Gr | 2.10.1 Hodges | LB | 2.13.6 Bruns | LP | 2.13.8 Rowley | PD | 2.14.7 Caldwell | LW | -/50 | 2/56 | 8/36 | -/26 | 10/41 | 10/34 |
| 200 | 22.5 | Newbury | Ch | 23.7 Reilken | Ly | 23.8 Schmid | OS | 23.9 Kennedy | SP | 24.0 Berner | Ly | 24.3 Dinnel | I | 10/60 | -/56 | -/36 | 10/36 | 1/42 | -/34 |
| Im 300 | 42.1 | Kredowske | Gr | 42.7 Franklin | LP | 43.8 Johnson | Ch | 44.2 Johnson | Ch | 44.4 Darnell | LW | 44.7 Rolls | SP | 10/70 | -/56 | 10/46 | -/36 | -/42 | 8/42 |
| Triple Jump | 42'7 1/4 | Kennedy | SP | 42'2 Schwartz | BJ | 40'1 3/4 Newbury | Ch | 40'1 3/4 Golding | Pd | 39'6 1/2 Kredowsk | Gr | 39'6 1/4 Thornhill | OS | 6/76 | 4/60 | 2/48 | -/36 | -/42 | -/42 |
| 1600 | 4.58.5 | G. Payne | CH | 5.05.8 J. Payne | Ch | 5.07.4 Rowley | Pd | 5.09.2 Arrington | OS | 5.18.2 T. Phelps | I | 5.20.4 Carter | Hr | 18/94 | 6/66 | -/48 | -/36 | 2/44 | -/42 |
| Pole Vault | None | | | | | | | | | | | | | -/94 | -/66 | -/48 | -/36 | -/44 | -/42 |
| 4001R | 45.6 | Leyton | | Imper. | | Lodge P. | | Grant | | Chap | | P. D | | 2/96 | 1/67 | 4/52 | 10/46 | 8/52 | 6/48 |
| 16001R | 3.38.7 | Leyton | | Grant | | St Pats | | Osh | | Chap | | PD | | 2/98 | 1/68 | 8/60 | 10/56 | -/52 | -/48 |
| | | | | | | | | | | | | | | | | | | | |
| | | | | | | | | | | | | | | 98 | 68 | 60 | 56 | 52 | 48 |

* Do not write in this event column until finish card is official

TOTAL SCORES

| Sid. St Pat. | Big Spring | Oshkosh | Harrisburg | Lewellen |
|---|---|---|---|---|
| – / – | 8 / 8 | 1 / 1 | 4 / 4 | – / – |
| – / – | 4 / 12 | – / 1 | – / 4 | – / – |
| – / – | 1 / 13 | – / 1 | – / 4 | – / – |
| – / – | – / 13 | 8 / 9 | – / 4 | – / – |
| 8 / 8 | 2 / 15 | – / 9 | – / 4 | – / – |
| 10 / 18 | 4 / 19 | 1 / 10 | – / 4 | – / – |
| – / 18 | – / 19 | 8 / 18 | 1 / 5 | – / – |
| – / 18 | – / 19 | – / 18 | 6 / 11 | 1 / 1 |
| – / 18 | – / 19 | – / 18 | 1 / 12 | – / 1 |
| – / 18 | – / 19 | – / 18 | – / 12 | 1 / 2 |
| 4 / 22 | – / 19 | 6 / 24 | – / 12 | – / 2 |
| 1 / 23 | – / 19 | – / 24 | – / 12 | 2 / 4 |
| 10 / 33 | 8 / 27 | 1 / 25 | – / 12 | – / 4 |
| – / 33 | – / 27 | 4 / 29 | 1 / 13 | – / 4 |
| – / 33 | – / 27 | – / 29 | – / 13 | – / 4 |
| – / 33 | – / 27 | – / 29 | – / 13 | – / 4 |
| 6 / 39 | – / 27 | 2 / 31 | – / 13 | – / 4 |
| 39 | 27 | 31 | 13 | 4 |

| EVENT * | Time and Distance | First Place 10 | School | Second Place 8 | School | Third Place 6 | School | Fourth Place 4 | School | Fifth Place 2 | School | Sixth Place 1 | School | Imperial | Holy Cross | Jules Verne | Yuma | Wray | Prairie |
|---|---|---|---|---|---|---|---|---|---|---|---|---|---|---|---|---|---|---|---|
| Shot Put | 47'2½ | R Shaw | I | 47'2½ Wallin | I | 46'10 Conn | Wr | 40'0 McVicker | H | 37'4½ Lebsack | Y | 36'11 Torres | J | 18/18 | 4/4 | 1/1 | 2/2 | 6/6 | –/– |
| Long Jump | 18'7" | Roll | H | 17'8½ Hinkle | Wr | 17'5½ Sewell | Y | 17'4½ McKahan | P | 16'11 Barker | Wr | 16'2½ Hashmeh | Ven | –/18 | 10/14 | 1/2 | 6/8 | 10/16 | 2/2 |
| High Jump | 6'6 | Blomme | Ho | 6'0 Ortega | Ho | 5'10 Vires | I | 5'10 Peoples | Wi | 5'8 K Wine | I | 5'8 Dollersac | P | 8/26 | 18/32 | –/2 | –/8 | 4/20 | 1/3 |
| Pole Vault | 11'0 | B. Smith | I | 10'6 Fix | Wr | 10'6 Manley | Ho | 10'6 Ortega | Ho | 10'6 Crites | Wi | 9' Reicks | P | 10/36 | 10/42 | –/2 | –/8 | 10/30 | 1/4 |
| Discus | 143'8" | R. Shaw | I | 128' Kimberling | I | 125 Conn | Wi | 111'0 Blackburn | Jul | 107'10 Lebsack | Yu | 107'3 McVicker | Ho | 18/54 | 1/43 | 4/6 | 2/10 | 6/36 | –/4 |
| Triple Jump | 38'6½ | Bonson | Ve | 38'5¼ Roll | Ho | 38'4½ Weber | Ho | 37'3¾ S. Jaeger | I | 37½ Barker | Wi | 36'5¾ S. Keil | I | 5/59 | 14/57 | –/6 | –/10 | 2/38 | –/4 |
| 110 HH. | 16.4 | S. Smith | I | 17.0 K Wine | I | 17.93 Mercer | Ju | 17.96 B. Smith | I | 18.27 Worksmit | Yu | 18.34 Jones | Yu | 22/81 | –/57 | 6/12 | 3/13 | –/38 | –/4 |
| 100 | 12.3 | S. Smith | I | 12.5 McKahon | P | 12.6 Dembitsh | Yu | 12.7 Pennington | P | 13.3 Blachowi | Ju | 13.4 Heaton | Wi | 10/91 | –/57 | 2/14 | 6/19 | –/38 | 12/16 |
| 200 | 24.4 | Lacy | Ju. | 24.6 J. Spody | I | 24.8 Concrete | Ju | 25.2 Conn | Wi | 2.5.5 Dollersch | P | 26.0 Pugh | Ho | 8/99 | 1/58 | 16/30 | –/19 | 4/42 | 2/18 |
| 400 | 54.1 | T. Vires | I | 54.5 Harthuny | Ve | 54.5 Weber | Ho | 57.2 Samber | P | 57.5 T. Sines | I | 58.0 Renquist | Fu | 12/111 | 6/64 | 1/31 | –/19 | –/42 | 4/22 |
| 800 | 2.12.2 | J. Bubak | I | 2.20 Trimble | P | 2.25 U. McCoy | I | 2.25.4 Carrithe | Ho | 2.26.3 Dembitsh | Yu | 2.28. Caut | Yu | 16/127 | 4/68 | –/31 | 3/22 | –/42 | 8/30 |
| 1600 | 4.57.8 | T. Ulasin | I | 5.01.8 Pachner | Br D | 5.11.4 J. McNair | I | 5.15.9 Rhoten | Br D | 5.18.9 Butenbac | Ju | 5.31.8 Garret | Ho. | 16/143 | 1/69 | 2/33 | –/22 | –/42 | –/30 |
| 3200 | 11.009 | Pachner | Br D | 11.23.8 J. McNair | I | 11.35.5 Pennington | P | 11.422 T. Phelps | I | 11.45.7 Shelton | Ju | 11.47.2 Garrett | Ho | 12/155 | 1/70 | 2/35 | –/22 | –/42 | 6/36 |
| 300 Im | 42.1 | S. Smith | I | 44.4 B. Smith | I | 44.7 K. Wine | I | 45.3 Mercer | Ju | 47.2 Jones | Yu | 47.3 Manley | Ho | 24/179 | 1/71 | 4/39 | 2/24 | –/42 | –/36 |
| 400 R | 46.9 | Yuma | | 47.5 Jules | | 49.03 Imp | | 49.05 Holy | | 51.3 Wray | | 55.4 Venango | | 6/185 | 4/75 | 8/47 | 10/34 | 2/44 | –/36 |
| 1600 R | 3:37.0 | Venango | | 3.40.5 Imp | | 3.51.2 Yuma | | 3.56.9 Prairie | | 4.00.7 Jules | | 4.02.6 Holy. | | 8/193 | 1/76 | 2/49 | 6/40 | –/44 | 4/40 |
| 800 R | 1.37.8 | Yuma | | 1.39.5 Imp | | 1.40 Jules | | 1.40.2 Holy | | 1.40.3 Prairie | | 1:40.4 Venango | | 8/201 | 4/80 | 6/55 | 10/50 | –/44 | 2/42 |
| 400 Wt R | 49.3 | Imp | | 51.6 Jules | | 53.3 Holy | | 58.6 Yuma | | | | | | 10/211 | 6/86 | 8/63 | 4/54 | –/54 | –/42 |

| Venanyo | Bridge Ch |
|---|---|
| – / – | – / – |
| 1 / 1 | – / – |
| – / 1 | – / – |
| – / 1 | – / – |
| – / 1 | – / – |
| 10 / 11 | – / – |
| – / 11 | – / – |
| – / 11 | – / – |
| – / 11 | – / – |
| 8 / 19 | – / – |
| – / 19 | – / – |
| – / 19 | 12 / 12 |
| – / 19 | 10 / 22 |
| – / 19 | – / 22 |
| 1 / 20 | – / 22 |
| 10 / 30 | – / 22 |
| 1 / 31 | – / 22 |
| – / 31 | – / 22 |
| 1 / 32 | – / 22 |
| 32 | 22 |

| EVENT * | Time and Distance | First Place 10 | School | Second Place 8 | School | Third Place 6 | School | Fourth Place 4 | School | Fifth Place 2 | School | Sixth Place 1 | School | Imperial | Hershey | Ogallala | Grant | Julesburg | Chappell |
|---|---|---|---|---|---|---|---|---|---|---|---|---|---|---|---|---|---|---|---|
| 3200 Relay | 8:39.55 | Ogallala | | 8:51.50 Oshkosh | | 8:52.59 Julesburg | | 8:56.27 Imperial | | 8:59.11 NPHS | | 9:07.61 Grant | | 4 / 4 | – / – | 10 / 10 | 1 / 1 | 6 / 6 | – / – |
| High Jump | 6'0" | S. Moats | NPHS | K. Knoll 6'0" | Her | J. Curtis | Ogal | K. Wine 5'10" | Imp | B. Smith 5'8" | Imp | J. Nelson 5'8" | Ogal | 6 / 10 | 8 / 8 | 7 / 17 | – / 1 | – / 6 | – / – |
| 400 Run | 53.13 | S. Smith | Imp | T. Vines 53.24 | Imp | C. Love 53.45 | Grant | C. Andersono | Osh | B. McKeag 54.16 | Ogal | D. Johnson 54.76 | Chap | 18 / 28 | – / 8 | 2 / 19 | 6 / 7 | – / 6 | 1 / 1 |
| 3200 Run | 10:45.52 | A. Butrick | Her | J. Hanes 10:52.18 | Her | J. McNair 11:02.93 | Imp | G. Payne 11:09.22 | Chap | M. Weightman 11:10.37 | NPHS | D. Vargas 11:13.99 | Ogal | 6 / 34 | 18 / 26 | 1 / 20 | – / 7 | – / 6 | 4 / 5 |
| 110 H.H. | 15.67 | J. Kodrowski | Grant | B. McKeag 15.96 | Ogal | S. Smith 16.15 | Imp | K. Wine 16.72 | Imp | B. Smith 17.35 | Imp | C. Brady 17.88 | Grant | 12 / 46 | – / 26 | 8 / 28 | 11 / 18 | – / 6 | – / 5 |
| Pole Vault | 12'10" | C. Garrison | Imp | J. Walters 12'6" | Her | S. Smith 12'0" | Imp | K. Cotant 11'6" | Imp | S. Welsh 10'6" | NPHS | T. Ford 10'6" | Ogal | 20 / 66 | 8 / 34 | 1 / 29 | – / 18 | – / 6 | – / 5 |
| Long Jump | 21'2" | M. Newburg | Chap | B. Strasser 19'4 3/4" | Jules | D. Vaughn 19'4" | Her | T. Workman 19'3 1/4" | Hay | K. Knoll 18'10" | Her | T. Styskal 18'5" | Grant | – / 66 | 8 / 42 | – / 29 | 1 / 19 | 8 / 14 | 10 / 15 |
| Discus | 148'5" | R. Shaw | Imp | J. Brunkhorst 139'8" | Ogal | C. Kimberling 134'6" | Imp | B. Kuhl 133'4" | Her | J. Larreau 131'10" | Her | B. Hayes 129'10" | Imp | 17 / 83 | 6 / 48 | 8 / 37 | – / 19 | – / 14 | – / 15 |
| Triple Jump | 41'8 1/2" | J. Curtis | Ogal | D. Downs 41'1 3/4" | Her | D. Thornhill 40'4 1/2" | Osh | D. O'Brien 39'7" | NPHS | T. Workman 39'5 1/4" | Hay | B. Strasser 39'2 1/2" | Jules | – / 83 | 8 / 56 | 10 / 47 | – / 19 | 1 / 15 | – / 15 |
| 100 Dash | 11.59 | M. Newburg | Chap | N. Lunn 11.85 | Ogal | B. Riley 11.92 | NPHS | J. Andersen 11.97 | Hay | J. Switzer 12.04 | Hay | D. Vaughn 12.13 | Her | – / 83 | 1 / 57 | 8 / 55 | – / 19 | – / 15 | 10 / 25 |
| 800 Dash | 2:06.08 | C. Love | Grant | T. Vines 2:06.76 | Imp | C. Andersono 2:07.44 | Osh | J. Christensen 2:10.39 | Ogal | J. Gomes 2:10.41 | Ogal | C. Rivas 2:11.44 | Ogal | 8 / 91 | – / 57 | 7 / 62 | 10 / 29 | – / 15 | – / 25 |
| 300 Im H. | 41.78 | S. Smith | Imp | B. McKeag 42.27 | Ogal | J. Kodrowski 42.74 | Grant | B. Strasser 43.80 | Jules | B. Smith 43.84 | Imp | K. Wine 44.28 | Imp | 13 / 104 | – / 57 | 8 / 70 | 6 / 35 | 4 / 19 | – / 25 |
| 1600 Run | 4:46.63 | A. Butrick | Her | R. Rivas 4:55.57 | Ogal | T. Vlasin 4:57.23 | Imp | B. J. Sejkora 4:58.84 | NPHS | G. Payne 5:03.03 | Chap | D. Lust 5:03.56 | NPHS | 6 / 110 | 10 / 67 | 8 / 78 | – / 35 | – / 19 | 2 / 27 |
| Shot Put | 54'7 1/2 | B. Kuhl | Her | R. Shaw 50'9 1/2" | Imp | D. Hootson 47'5 1/2 | Her | C. Kimberling 47 1/2 | Imp | J. Brunkhorst 47'0" | Ogal | D. Wallin 46'5" | Imp | 13 / 123 | 16 / 83 | 2 / 80 | – / 35 | – / 19 | – / 27 |
| 200 Dash | 23.75 | M. Newburg | Chap | J. Switzer 24.65 | Hay | D. Vaughn 24.69 | Her | J. Spady 24.89 | Imp | C. Schmidt 25.06 | Osh | R. Tyan 25.54 | Ogal | 4 / 127 | 6 / 89 | 1 / 81 | – / 35 | – / 19 | 10 / 37 |
| 400 Wt. Relay | 49.88 | Imperial | | Ogallala 50.40 | | Grant 51.26 | | NPHS 51.24 | | Hershey 51.82 | | Julesburg 52.24 | | 10 / 137 | 2 / 91 | 8 / 89 | 6 / 41 | 1 / 20 | – / 37 |
| 400 Relay | 47.02 | NPHS | | Imperial 47.93 | | Haxton 48.19 | | Hershey 48.26 | | OshKosh 48.40 | | Grant 48.54 | | 8 / 145 | 4 / 95 | – / 89 | 1 / 42 | – / 20 | – / 37 |
| 1600 Relay | 3:41.53 | Haxton | | Ogallala 3:42.27 | | Imperial 3:42.30 | | OshKosh 3:45.81 | | Grant 3:46.18 | | Hershey 3:46.30 | | 6 / 151 | 1 / 96 | 8 / 97 | 2 / 44 | – / 20 | – / 37 |
| | | | | | | | | | | | | | | TOTAL SCORES | | | | | |
| | | | | | | | | | | | | | | 151 | 96 | 97 | 44 | 20 | 37 |

* Do not write in this event column until finish card is official

| Oshkosh | Clayton | NPHS |
|---|---|---|
| 8 | - | 2 |
| 8 | - | 2 |
| - | - | 10 |
| 8 | - | 12 |
| 4 | - | - |
| 12 | - | 12 |
| - | - | 2 |
| 12 | - | 14 |
| - | - | - |
| 12 | - | 14 |
| - | - | 2 |
| 12 | - | 16 |
| - | 4 | - |
| 12 | 4 | 16 |
| - | - | - |
| 12 | 4 | 16 |
| 6 | 2 | 4 |
| 18 | 6 | 20 |
| - | 6 | 6 |
| 18 | 12 | 26 |
| 6 | - | - |
| 24 | 12 | 26 |
| - | - | - |
| 24 | 12 | 26 |
| - | - | 5 |
| 24 | 12 | 31 |
| - | - | - |
| 24 | 12 | 31 |
| 2 | 8 | - |
| 26 | 20 | 31 |
| - | - | 4 |
| 26 | 20 | 35 |
| 2 | 6 | 10 |
| 28 | 26 | 45 |
| 4 | 10 | - |
| 32 | 36 | 45 |
| 32 | 36 | 45 |

| EVENT * | Time and Distance | First Place 10 | School | Second Place 8 | School | Third Place 6 | School | Fourth Place 4 | School | Fifth Place 2 | School | Sixth Place 1 | School | Imperial | Ogallala | Hershey | Wauneta | Grant | Goodland |
|---|---|---|---|---|---|---|---|---|---|---|---|---|---|---|---|---|---|---|---|
| Discus | 150'3" | R. Shaw | I | 137'10 J Brunkhorst | O | 137'7 Collins | Good | 132'4 D. Wallin | I | 130'10" Carreau | H | 130' Cagler | Gr | 14 14 | 8 8 | 2 2 | - 2 | 1 1 | 6 6 |
| Long Jump | 19'4 3/4 | Stenstal | Gr | 19'1 1/4 S. Hankins | O | 18'8 1/4 H Cull | O | 18'7" J. Curtis | O | 18'4" Minnier | Good | 18'3 Skinner | H | - 14 | 18 26 | 1 3 | - 2 | 10 11 | 2 8 |
| High Jump | 6'2" | Andrews | W | 5'10 Knoll | H | 5'10 K Wine | Tie I | 5'10 Jacobsen | Good | 5'8 B. Smith | Tie I | 5'8 Eschelman | H | 6 1/2 20 1/2 | - 26 | 9 1/2 12 1/2 | 10 12 | - 11 | 5 13 |
| Shot Put | 52'7 | Kuhl | H | 50'11" R. Shaw | I | 48'3 D. Wallin | I | 48'2 1/2 Hoarberg | Wau | 46'11 1/2 Hootsen | Her | 46'1 1/2 Brunkhorst | O | 14 34 1/2 | 1 27 | 12 24 1/2 | 4 16 | - 11 | - 13 |
| Pole Vault | 13'1" | Garrison | I | 12'0 Walters | H | 12'0 Terry | W | 12'0 Saunders | Good | 11'6 S. Smith | I | 11'0 K Cotant | I | 13 47 1/2 | - 27 | 8 32 1/2 | 6 22 | - 11 | 4 17 |
| Triple Jump | 41'5" | 41'5" Curtis | O | 41'6 1/2 Downs | H | 39'4 3/4 Crow | H | 39'7 3/4 Terry | Wau | 38'2 S. Jaegen | I | 38'1 3/4 Eschelman | H | 2 45 1/2 | 10 37 | 15 47 1/2 | 4 26 | - 11 | - 17 |
| 100 | 11.71 | Hoarberg | Way | 11.73 J. Spady | F | 11.77 H. Cull | O | 12.06 Hamilton | Her | Terry | Wau | 12.37 Abbot | Good | 8 57 1/2 | 6 43 | 4 51.5 | 12 38 | - 11 | 1 18 |
| 200 | 24.31 | H. Cull | O | 24.41 J. Spady | F | 24.43 R. Tyson | O | 24.77 R. Hoarberg | Wau | 24.81 Hamilton | Her | 24.86 S. Jaegen | I | 9 65.5 | 16 59 | 2 53.5 | 4 42 | - 11 | - 18 |
| 400 | 52.14 | McKeag | O | 52.39 S. Smith | I | 52.45 R. Tyson | O | 52.66 T. Vines | I | 52.9 C. Cowe | Gr | 54.13 A. Parker | H | 12 77.5 | 16 75 | 1 54.5 | - 42 | 2 13 | - 18 |
| 800 | 2.06.43 | Cowe | Gr | 2.06.68 T. Vines | I | 2.07.43 J. Jones | O | 2.08.32 Heltenberg | Good | 2.09.50 E. Rivas | Og | 2.09.88 A. Parker | H | 8 85.5 | 8 83 | 4 54.5 | - 42 | 10 23 | 4 22 |
| 1600 | 4.46.31 | Butrick | H. | 4.48.55 R. Rivas | O | 4.49.49 C. Rivas | O | 4.50.6 T. Klasin | I | 5.05.6 Bergin | Good | 5.13.9 I. McNair | I | 5 90.5 | 14 97 | 10 64.5 | - 42 | - 23 | 2 24 |
| 3200 | 10.12.9 | Butrick | H | 10.27.6 Drieling | Good | 10.39.3 Vargas | O | 10.40.4 J. McNair | I | 10.40.5 Hay | Good | 10.58.9 E. Rivas | O | 4 94.5 | 76 104 | 10 74.5 | - 42 | - 23 | 10 34 |
| 110 | 15.63 | S. Smith | I | 15.64 B. McKeag | O | 16.54 B Smith | I | 17.99 C. Brady | Gr | 18.85 Crofutt | O | 20.36 T. Terwilliger | Gr | 16 110.5 | 10 114 | - 74.5 | - 42 | 5 28 | - 34 |
| 300 | 41.26 | S. Smith | I | 42.53 B. McKeag | O | 43.42 B. Smith | I | 44.76 K Wine | I | 45.64 C. Brady | Gr | 46.46 S Schmotberg | Gr | 20 130.5 | 8 122 | - 74.5 | - 42 | 3 31 | - 34 |
| 400R | 45.69 | Wau. | | 46.48 Imp | | 46.54 Ogal | | 47.37 Hershey | | 47.92 Grant | | 48.60 Good | | 8 138.5 | 6 128 | 4 78.5 | 10 52 | 2 33 | 1 35 |
| 1600R | 3.36.14 | Imp | | 3.37.47 Grant | | 3.37.81 Ogal | | 3.47.62 Goodland | | 3.48.6 Hershey | | ~~Ogallala~~ | | 10 148.5 | 6 134 | 2 80.5 | 1 53 | 8 41 | 4 39 |
| 3200R | 8.28.98 | Ogal | | 8.41.1 Good | | 9.07.7 Grant | | 9.27.36 Imp | | 9.54.83 Hershey | | 10.46.17 Wauneta | | 4 152.5 | 10 144 | 2 82.5 +1 | 1 54 | 6 47 | 8 47 |
| | | | | | | | | | | | | | | | | | | | |
| TOTAL SCORES | | | | | | | | | | | | | | 152.5 | 144 | 83.5 | 54 | 47 | 47 |

* Do not write in this event column until finish card is official

| EVENT * | Time and Distance | First Place 10 | School 4 | Second Place 8 | School 5 | Third Place 6 | School 2 | Fourth Place 4 | School 3 | Fifth Place 2 | School 6 | Sixth Place 1 | School 4 | Imperials | Hershey | Bend | Chappell | Sutherlin | Grant |
|---|---|---|---|---|---|---|---|---|---|---|---|---|---|---|---|---|---|---|---|
| Long Jump | 21'8½ | M. Newberry | C | 19'3 D. Vanyah | H | 19'3 K. Knoll | H | 19'2 O Thornhill | Osh | 19'11½ I Richter | Gr | 19'1 D Johnson | C | - / - | 14 / 14 | - / - | 11 / 11 | - / - | 2 / 2 |
| 3200 Relay | 8.36.9 | Hershey | | 8.37.1 Bend | | 8.52.6 Osh | | 8.56.5 Imp | I | 8.56.6 Grant | | — | | 4 / 4 | 10 / 24 | 8 / 8 | - / 11 | - / - | 2 / 4 |
| Discus | 142'8 | R. Shaw | I | 140'7" B. Hayes | I | 139'6 B. Kuhl | H | 137'7 C. Kimberling | I | 135' J. Brott | C | 130'10 J. Lorraine | H | 22 / 26 | 7 / 31 | - / 8 | 2 / 13 | - / - | - / 4 |
| High Jump | 6'0 | S. Hootsen | S | 6'0 K. Knoll | H | 5'10" S. Caud | S | 5'10" K Wine | I | 5'8 B. Smith | I | 5'8 B. Clark | B | 6 / 34 | 8 / 39 | 1 / 9 | - / 13 | 16 / 16 | - / 4 |
| Pole Vault | 13'8" | C. Garrison | T | 13'0 A. Scott | S | 12'6 J. Walters | H | 12'0 C. Burrell | B | 11'6 K. Cotant | I | 11. S. Smith | I | 13 / 47 | 6 / 45 | 4 / 13 | - / 13 | 8 / 24 | - / 4 |
| 400 | 52.4 | S. Smith | I | 53.2 C. Lowe | Gr | 53.3 T. Ferris | NP | 53.5 T. Ures | I | 54.7 D. Johnson | C | 54.8 A. Parker | H | 12 / 59 | 1 / 46 | - / 13 | 2 / 15 | - / 24 | 8 / 12 |
| 3200 | 10.39.7 | A. Butrick | H | 10.43.1 J. McNair | I | 10.54.7 G. Payne | C | 11.05.1 S. Shroat berger | Gr | 11.11.9 B. Burkhart | B | 11.13.5 J. Payne | C | 8 / 67 | 10 / 56 | 2 / 15 | 7 / 22 | - / 24 | 4 / 16 |
| 110 | 15.5 | S. Smith | I | 15.6 J Kedrowski | Gr | 15.9 K. Wine | I | 16.1 A. Scott | S | 16.5 B. Smith | I | 16.6 G. Poulsen | C | 18 / 85 | - / 56 | - / 15 | 1 / 23 | 4 / 28 | 8 / 24 |
| 100 | 11.4 | M. Newberry | C | 11.7 C Price | B | 11.9 C. Irish | NP | 11.9 B. Adkisson | B | 12.2 J. Spady | I | 12.3 C. Schmid | Os. | 2 / 87 | - / 56 | 14 / 29 | 10 / 33 | - / 28 | - / 24 |
| 800 | 2.03.3 | C. Andissimo | Os. | 2.04.8 K. Stute | B | 2.05.7 T. Ures | I | 2.07.9 C. Lowe | Gr | 2.11.9 T. Phelps | I | 2.13.6 A. Parker | H | 8 / 95 | 1 / 57 | 8 / 37 | - / 33 | - / 28 | 4 / 28 |
| Triple Jump | 41'8½ | D Thornhill | Os. | 41'0 D Johnson | C | 40'10½ D. Downs | H | 40'9½ S. Crow | H | 40'2 C Hess | B | 39'8½ T. Eschelman | H | - / 95 | 11 / 68 | 2 / 39 | 8 / 41 | - / 28 | - / 28 |
| Shot Put | 54'3½ | B. Kuhl | H. | 50'4½ R. Shaw | I | 47'11 3/4 D. Wallin | I | 46'3 C. Kimberling | I | 45'3½ D. Hootsen | H | 44. 1/2" D. Hansen | H | 18 / 113 | 13 / 81 | - / 39 | - / 41 | - / 28 | - / 28 |
| 200 | 23.3 | M. Newberry | C | 24.2 C. Price | B | 24.3 B. Sellers | NP | 24.5 C. Schmid | Osh | 24.8 C. Hess | B | 24.8 J. Spady | I | 1 / 114 | - / 81 | 10 / 49 | 10 / 51 | - / 28 | - / 28 |
| 1600 | 4.47.3 | A. Butrick | H | 4.50.9 T. Vlasin | I | 4.55.5 K. Stute | B | 4.56.2 G. Payne | Ch | 4.58.3 C. Lowe | Gr | 5.00.6 J. McNair | I | 9 / 123 | 10 / 91 | 6 / 55 | 4 / 55 | - / 28 | 2 / 30 |
| 300 | 39.9 | S. Hootsen | S. | 40.8 S. Smith | I | 41.8 J. Kedrowski | Gr | 42.9 A. Scott | Tie S | 42.9 K. Wine | I | 42.9 B. Smith | I | 12 / 135 | - / 91 | - / 55 | - / 55 | 13 / 41 | 6 / 36 |
| 400 R | 45.8 | Chappell | | 46.0 Bend | | 46.2 NP.S.P | | 46.3 Hershey | | 46.5 Grant | | 46.6 Imp | I | 1 / 136 | 4 / 95 | 8 / 63 | 10 / 65 | - / 41 | 2 / 38 |
| 1600 R | 3.35.6 | Suth | | 3.39.2 Bend | | 3.40.1 Imp | I | 3.40.2 Grant | | 3.40.7 NP.S.P | | 3.44.8 Osh | | 6 / 142 | - / 95 | 8 / 71 | - / 65 | 10 / 51 | 4 / 42 |
| Rel Frosh | 47.8 | Chap | | Grant | | NP.S.P | | Osh | | Imp | | Sutth | | | | | | | |
| | | | | | | | | | | | | | | 142 | 95 | 71 | 65 | 51 | 42 |

* Do not write in this event column until finish card is official

TOTAL SCORES

| Colu. | N.P.S.P |
|---|---|
| 4 / 4 | – / – |
| 6 / 10 | – / – |
| – / 10 | – / – |
| – / 10 | – / – |
| – / 10 | – / – |
| – / 10 | 6 / 6 |
| – / 10 | – / 6 |
| – / 10 | – / 6 |
| 1 / 11 | 6 / 12 |
| 10 / 21 | – / 12 |
| 10 / 31 | – / 12 |
| – / 31 | – / 12 |
| 4 / 35 | 6 / 18 |
| – / 35 | – / 18 |
| – / 35 | – / 18 |
| – / 35 | 6 / 24 |
| 1 / 36 | 2 / 26 |
| | |
| 36 | 26 |

| EVENT * | Time and Distance | First Place 10 | School | Second Place 8 | School | Third Place 6 | School | Fourth Place 4 | School | Fifth Place 2 | School | Sixth Place 1 | School | Imperial | Dundy C | Grant | Jennings | Ogallala | Cheylin |
|---|---|---|---|---|---|---|---|---|---|---|---|---|---|---|---|---|---|---|---|
| LONG JUMP | 19'9 3/4" | K. Stute | DC | 19'3" I. Richter | Grr. | 18'9 3/4" M. Carter | Jen. | 18'2 1/2" J. Ham | DC | 18'0" D. Wahlmier | Jen | 17'11 3/4" M. Tuttle | Og | – | 14 14 | 8 8 | 8 8 | 1 1 | – |
| DISCUS | 145' | R. Shaw | Imp | 120'10" M. Groff | Imp | 119'7" M. Logler | Gr. | 116'7" T. Wiese | D.C. | C. Bessler | Imp | B. Clay | Gr. | 20 20 | 4 18 | 7 15 | 8 | 1 | – |
| 3200 RELAY | 9:25.04 | DUNDY COUNTY | D.C. | 9:29.95 CHEYLIN | Chey | 9:31.26 Ogallala | Og | 9:38.23 IMPERIAL | IMP | | | | | 4 24 | 10 28 | 15 | 8 | 6 7 | 8 8 |
| 400 M RUN | 53:61 | C. LOWE | Gr. | 53:62 S. Smith | Imp | 55:2[illegible] C. Cobb | D.C. | 55:32 T. Vires | IMP | 56.88 D. DINNELL | IMP | 58.64 C. Kerchal | D.C | 14 38 | 7 35 | 10 25 | 8 | 7 | 8 |
| POLE VAULT | 12'6" | C. Garrison | IMP | 12'0" C. Burrell | D.C. | 11'6" B. Smith | IMP | 11'0" E. Cobb | D.C. | 9'6" C. Hender | D.C. | 9'0" D. Ayre | Chey | 16 54 | 14 49 | 25 | 8 | 7 | 1 9 |
| 3200 M RUN | 11:22 | T. VLasin | IMP | 11:41.61 S. Schrotberger | Gr | 11:51.53 T. Phelps | IMP | 11:55. S. Maxey | Og. | 11:57.31 B. Burkhardt | D.C. | 12:04.70 R. Raburn | D.C. | 16 70 | 3 52 | 8 33 | 8 | 4 11 | 9 |
| 110 HURD | 14:91 | J. Kedrowski | Gr. | 15:68 K. Wine | IMP | 15.77 S. Smith | IMP | 15.97 B. Smith | IMP | 16:12 J. Ham | D.C. | 16:54 J. Lemon | D.C. | 18 88 | 3 55 | 10 43 | 8 | 11 | 9 |
| 100 M DASH | 11:24 | C. Price | D.C. | 11:26 B. Adkinson | D.C | 11:35 M. Johnson | Og | 11:36 B. Brooks | Jen | 11:51 J. Spady | IMP | 11:70 D. Wright | Chey | 2 90 | 18 73 | 43 | 4 12 | 6 17 | 1 10 |
| 800 M RUN | 2:08.36 | C. Lowe | Gr | 2:12.83 K. Stute | D.C | 2:13.70 J. Pruitt | Chey | 2:14.41 D. Groebel | Og | 2:14.40 T. Phelps | IMP | 2:16.67 M. McCullar | DC | 2 92 | 9 81 | 10 53 | 12 | 4 21 | 6 16 |
| HIGH JUMP | 6'0" | D. Wahlmeier | Jen | 6'0" M. Carter | Jen | 5'8" S. Jaeger | IMP | 5'8" K. Wine | IMP | 5'8" B. Clark | DC | M. Peterson 5'6" T. Urourek | Og Chey | 10 102 | 2 83 | 53 | 18 30 | .5 21.5 | .5 16.5 |
| 300 INT HURD. | 42:55 | J. Kedrowski | Gr | 44.28 C. Cobb | DC | 45:42 K. Wine | IMP | 45.62 B. Brooks | Jen | 47.16 C. Kerchal | DC | B. Smith 42'3/4" | IMP | 7 109 | 10 93 | 10 63 | 4 34 | 21.5 | 16.5 |
| SHOT PUT | 48'7" | R. Shaw | IMP | 47'6 1/2" D. Wallin | Imp | 43'4" B. Hayes | IMP | 42'4 1/2" T. Wiese | DC | 42'1" T. Cook | Jen | D. Benge | Gr | 24 133 | 4 97 | 1 64 | 2 36 | 21.5 | 16.5 |
| 200 M RUN | 23:28 | C. Price | DC | 23.84 D. Dinnell | Imp | 23:85 B. Adkinson | DC | 24:01 C. Hoss | DC | 24:05 J. Spady | IMP | 24:30 S. Jaeger | Imp | 11 144 | 20 117 | 64 | 36 | 21.5 | 16.5 |
| 1600 M RUN | 4:52.31 | K. Stute | DC | 4:55.3 T. Vires | IMP | 5:02.62 J. McNair | IMP | 5:07.31 P. Tyson | DC | 5:09.12 S. Stamm | DC | 5:19.27 M. Beard | IMP | 15 159 | 16 133 | 64 | 36 | 21.5 | 16.5 |
| 400 M RELAY | 45.98 | Grant | | 46.22 DUNDY C | | 46:48 IMPERIAL | | 50.93 CHEYLIN | | 52:81 JENNINGS | | | | 6 165 | 8 141 | 10 74 | 2 38 | 21.5 | 4 20.5 |
| 1600 M RELAY | 3:36.76 | Grant | | 3:39.25 DUNDY C | | 3:39.31 IMPERIAL | | 3:53.30 OGALLALA | | 3:58.87 JENNINGS | | 4:00.59 CHEYLIN | | 6 171 | 8 149 | 10 84 | 2 40 | 4 25.5 | 1 21.5 |
| TRIPLE JUMP | 40'8 3/4" | Hoss | DC | 39'2" Jaeger | Imp | 37'7" Ham | D.C | 37'1/2" Canter | Jen | 36'9 1/2" Oscher | D.C. | 35'10 1/2" Tuttle | Og | 8 179 | 18 167 | 84 | 4 44 | 1 26.5 | 21.5 |
| | | | | | | | | | | | | | | | | | | | |

* Do not write in this event column until finish card is official

TOTAL SCORES 179 168 84 44 26.5 21.5

| EVENT * | Time and Distance | First Place 10 | School | Second Place 8 | School | Third Place 6 | School | Fourth Place 4 | School | Fifth Place 2 | School | Sixth Place 1 | School | Imp | Alliance | Broken Bow | Ogallala | Sidney | Chadron |
|---|---|---|---|---|---|---|---|---|---|---|---|---|---|---|---|---|---|---|---|
| Shot Put | 51' 2 1/4 | J. Brookhart | Og. | 49'9 R Shaw | I | 48'7" D Wallin | I | 47'7 1/2 C. Kimberley | I | 47'2 K Conyley | Sid | 46'10 B. Miller | BB | 18/18 | -/- | 1/1 | 10/10 | 2/2 | -/- |
| Long Jump | 21' 1 1/4 | J Mack | Chad | 20'8 1/4 M. Vigil | Sid | 20'6 3/4 T. Gilliland | Mit | 20'6 G. Fleechman | Gor | 20'1 1/2 T. Rosfeld | Val | 19'11 1/4 M. Lippsid | Kim | -/18 | -/- | -/1 | -/10 | 8/10 | 10/10 |
| High Jump | 6'0" | J. Stethem | BB | 5'11" K. Wine | I | 5'11" S. Romick | Sid | 5'9" J. Nelson | Og | 5'9 J. Morrison | ALL | 5'9 J. Curtis | Og | 8/26 | 2/2 | 10/11 | 5/15 | 6/16 | -/10 |
| Pole Vault | 12'6 | C. Garrison | I | 12'0 K. Cotant | I | 12'0 M Coy | Kim | 11'6" J. Merrick | Gor | 11'6" B. Sloth | Gor | B. Smith 11'0 A Nichols | Imp Sid | 17 1/2 / 43 1/2 | -/2 | -/11 | -/15 | -/16 1/2 | -/10 |
| Discus | 159'9" | R Shaw | I | 158 J. Thompson | ALL | 153'10" J. Kennedy | Gor | 143'5" C. Kingsbury | I | 138'3 J. Brookhart | Og | 135'3 S. W.H | Gor | 14/57 1/2 | 8/10 | -/11 | 2/17 | -/16 | -/10 |
| Triple Jump | 44'6 | T. Lemm | ALL | 44'2 1/2 M. Vigil | Sid | 42'6 1/2 J. Meston | BB | 41'8 3/4 J. Curtis | Og | 41'2 B. Brewer | Kim | 40'2 1/2 S. Cowley | Chad | -/57 1/2 | 10/20 | 6/17 | 4/21 | 8/24 | 1/11 |
| 110 HH | 15.1 | S Smith | I | 15.3 B. McCleary | Og | 15.4 J. Ohollern | Sid | 15.5 K. Wine | I | 15.6 T Conyhorn | Val | 15.6 D. Morton | Chad | 14/71 1/2 | -/20 | -/17 | 8/29 | 6/30 | 1/12 |
| 100 | 11.0 | T.J Mark | ALL | 11.0 G. Hutchins ~~O Rogers~~ | Mit ~~Chad~~ | 11.2 O. Rogers | Chad | 11.3 G. Fleechman | Gor | 11.4 M. Vigil | Sid | 11.5 S. McArthur | Mit | -/71 1/2 | 10/30 | -/17 | -/29 | 2/32 | 6/18 |
| 200 | 22.4 | T.J. Mark | ALL | 23.1 O Rogers | Chad | 23.3 D. Davenson | ALL | 23.4 W. Asmenten | BB | 23.5 G Fleechman | Gor | 23.5 M. Miller | BB | 7 1/2 | 16/46 | 5 4/22 | -/29 | -/32 | 8/26 |
| 400 | 50.9 | C. Danielson | Sid | 50.9 J. Tomlin | ALL | 51.4 K Simmons | BB | 51.6 S. Campbell | BB | 52.8 S. Smith | I | 53.2 J. Cardona | Mit | 2/73 1/2 | 8/54 | 10/32 | -/29 | 10/42 | -/26 |
| 800 | 2.01.3 | K Simmons | BB | 2.02.1 P. Chase | ALL | 2.03.3 J. Tomlin | ALL | 2.03.9 J. Babcock | I | 2.04.9 M. Allison | Kim | 2.04.9 T. Sires | I | 5 8/78 1/2 | 14./68 | 10/42 | -/29 | -/42 | -/26 |
| 1600 | 4.44.6 | R Rivas | Og | 4.46.4 N. Borchers | Sid | 4.47.8 G. Hutchins | Gor | 4.48.8 C. Rivas | Og | 4.57.5 B. Mobin | Mit | 4.56.4 T. Augustine | Chad | -/78 1/2 | -/68 | -/42 | 14/43 | 8/50 | 1/27 |
| 3200 | 10.20.4 | C. Stagen | ALL | 10.27.5 T. Baldwin | Val | 10.27.9 J. Aeschiliano | Val | 10.29.7 C. Littlethorp | ALL | 10.33 J. Mendez | Mit | 10.48.7 G. Rivas | Og | -/78 1/2 | 14/82 | -/42 | 1/44 | -/50 | -/27 |
| Inv 300 | 40.1 | S. Smith | I | 41.4 B. McCleary | Og | 41.5 T. Hilgard | Mit | 41.9 J. Ohollern | Sid | 42.2 T Conyhorn | Val | 42.2 K Schell | Chad | 10/88 1/2 | -/82 | -/42 | 8/52 | 4/54 | 6 1/28 |
| 400R | 44.9 | Alliance | | 44.9 Brok Bow | | 45.0 Mit | | 45.6 Chadron | | 45.9 Sidney | | 46.1 Valentine | | -/88 1/2 | 10/92 | 8/50 | -/52 | 2/56 | 4/32 |
| 1600R | 3.28.7 | Broken Bow | | 3.30 Alliance | | 3.33.2 Ogal | | 3.35.3 Imp | | 3.35.6 Mit | | 3.37.0 Val. | | 4/92 1/2 | 8/92 | 10/60 | 6/58 | -/56 | -/32 |
| 3200R | 8.11.6 | Broken Bow | | Ogal 8.17.1 | | Kimb | | Chadron 8.33 | | Sid 8.34.4 ~~Chadron~~ | | 9.17.4 ~~Sidney~~ Imp | | 1/93 1/2 | -/92 | 10/70 | 8/66 | 2/58 | 4/36 |
| | | | | | | | | | | | | | | | | | | | |

* Do not write in this event column until finish card is official

TOTAL SCORES 93 1/2 | 92 | 70 | 66 | 58 1/2 | ~~44~~ 46

| Mitchell | Gordon | Valentin | Kimball |
|---|---|---|---|
| – / – | – / – | – / – | – / – |
| 6 / 6 | 4 / 4 | 2 / 2 | 1 / 1 |
| – / 6 | – / 4 | – / 2 | – / 1 |
| – / 6 | 6 / 10 | – / 2 | 7 / 8 |
| – / 6 | 7 / 17 | – / 2 | – / 8 |
| – / 6 | – / 17 | – / 2 | 2 / 10 |
| – / 6 | – / 17 | 2 / 4 | – / 10 |
| 9 / 15 | 4 / 21 | – / 4 | – / 10 |
| – / 15 | 2 / 23 | – / 4 | – / 10 |
| 1 / 16 | – / 23 | – / 4 | – / 10 |
| – / 16 | – / 23 | – / 4 | 2 / 12 |
| 2 / 18 | 6 / 29 | – / 4 | – / 12 |
| 2 / 20 | – / 29 | 14 / 18 | – / 12 |
| 6 / 26 | – / 29 | 2 / 20 | – / 12 |
| 6 / 32 | – / 29 | 1 / 21 | – / 12 |
| 2 / 34 | – / 29 | 1 / 22 | – / 12 |
| – / 34 | – / 29 | – / 22 | 6 / 18 |
| | | | |
| 34 | 29 | 22 | 18 |

| EVENT * | Time and Distance | First Place | School | Second Place | School | Third Place | School | Fourth Place | School | Fifth Place | School | Sixth Place | School | | | | | | |
|---|---|---|---|---|---|---|---|---|---|---|---|---|---|---|---|---|---|---|---|
| Shot | R. Shaw | 50' 1" | | | | | | | | | | | | | | | | | |
| | D. Wallin | 46' 11" | | | | | | | | | | | | | | | | | |
| | | | | | | | | | | | | | | | | | | | |
| Disc | R. Shaw | 122' 7 | | in Rain | | | | | | | | | | | | | | | |
| | | | | | | | | | | | | | | | | | | | |
| Pole Vault | C. Garrison | 12' 0 | | | | | | | | | | | | | | | | | |
| | K Cotant | 12' 0 | | | | | | | | | | | | | | | | | |
| | | | | | | | | | | | | | | | | | | | |
| High Jump | K Wine | N/M - | | Stopped | At | 6' 0" | | | | | | | | | | | | | |
| | | | | | | | | | | | | | | | | | | | |
| 800 | J. Babak | 2-06.4 | | | | | | | | | | | | | | | | | |
| | | | | | | | | | | | | | | | | | | | |
| 110 - | J. Smith | 16.9 | | | | | | | | | | | | | | | | | |
| | K Wine | 16 3 | | | | | | | | | | | | | | | | | |
| | | | | | | | | | | | | | | | | | | | |
| 300 | J. Smith | 42.6 | | 5th | | | | | | | | | | | | | | | |
| | | | | | | | | | | | | | | | | | | | |
| | | | | | | | | | | | | | | | | | | | |

* Do not write in this event column until finish card is official

TOTAL SCORES

# FINAL RESULTS

MEET At Alliance HELD AT At Alliance DATE 5-12-88

| EVENT | PLACE | COMPETITOR | SCHOOL | TIME HEIGHT DISTANCE |
|---|---|---|---|---|
| SHOT PUT | 1 | J. Brunkhorst | Ogal | 51'2 1/4 |
| | 2 | R. Shaw | Imp | 49'9" |
| | 3 | D Wallin | Imp | 48'7 |
| | 4 | C. Kimberling | Imp | 47'7 1/2 |
| | 5 | K. Langley | Sid | 47'2" |
| | 6 | B. Miller | Bro. B. | 46'10 |
| LONG JUMP | 1 | J. Nash | Chad | 21'1 1/4 |
| | 2 | M. Vigil | Sid. | 20'9 1/4 |
| | 3 | T. Gilliland | Mit | 20'6 3/4 |
| | 4 | G. Fluckinger | Gond | 20'6" |
| | 5 | T. Rosfeld | Val | 20'1 1/2 |
| | 6 | M. Lippold | Kim | 19'11 1/4 |
| HIGH JUMP | 1 | J Stithem | Brok B | 6'0 |
| | 2 | K. Wine | Imp | 5'11" |
| | 3 | S. Romick | Sid | 5'11" |
| | 4 | J Nelson | Ogal | 5'9" |
| | 5 | J Morrison | ALL | 5'9" |
| | 6 | J. Curtis | Ogal | 5'9" |
| POLE VAULT | 1 | C. Garrison | Imp | 12'6 |
| | 2 | K. Cotent | Imp | 12'0 |
| | 3 | M. Coy | Kimb | 12'0 |
| | 4 | J Merric | Gor | 11'6 |
| | 5 | B. Shott | Gor. | 11'6 |
| | 6 | A Nicklin B. Smith | Sid Imp Tie | 11'0 |
| DISCUS | 1 | R. Shaw | Imp | 159'5" |
| | 2 | J Thompson | ALL | 158' |
| | 3 | J. Kennedy | Gor | 153'10" |
| | 4 | C Kimberling | Imp | 143'9" |
| | 5 | J. Brunkhorst | Ogal | 138'3" |
| | 6 | S. Witt | Gor. | 135.3" |

| EVENT | PLACE | COMPETITOR | SCHOOL | TIME HEIGHT DISTANCE |
|---|---|---|---|---|
| TRIPLE JUMP | 1 | T. Camm | ALL | 44'6" |
| | 2 | M. Vigil | Sid | 44'2 1/2 |
| | 3 | J Meston | Brok B. | 42'6 1/2 |
| | 4 | J. Curtis | Ogal | 41'8 3/4 |
| | 5 | B. Brower | Kimb | 41'2" |
| | 6 | S. Lowry | Cha | 40'2 1/2 |
| 110 M. H. H. | 1 | S. Smith | Imp | 15.1 |
| | 2 | B. McKeag | Ogal | 15.3 |
| | 3 | J. O'Holleran | Sid | 15.4 |
| | 4 | K. Wine | Imp | 15.5 |
| | 5 | T. Coughran | Val | 15.6 |
| | 6 | D. Martin | Chad | 15.6 |
| 100 M. DASH | 1 | T.J Marx | ALL | 11.0 |
| | 2 | T. Gilliland | Mit | 11.0 |
| | 3 | O Rogers | Chad | 11.2 |
| | 4 | G. Fluckinger | Gor | 11.3 |
| | 5 | M. Vigil | Sid | 11.4 |
| | 6 | S. MacArthur | Mit | 11.5 |
| 200 M. DASH | 1 | T.J Marx | ALL | 22.4 |
| | 2 | O. Rogers | Chad | 23.1 |
| | 3 | D. Darveau | ALL | 23.3 |
| | 4 | W. Asuncion | Brok B. | 23.4 |
| | 5 | G. Fluckinger | Gor | 23.5 |
| | 6 | M. Miller | Brok B | 23.5 |
| 400 M. DASH | 1 | C. Danielson | Sid | 50.9 |
| | 2 | J. Tomlin | ALL | 50.9 |
| | 3 | K. Simmons | Brok B. | 51.4 |
| | 4 | S. Campbell | Brok B | 51.6 |
| | 5 | S Smith | Imp | 52.8 |
| | 6 | J. Cardner | Mit | 53.2 |

| EVENT | PLACE | COMPETITOR | SCHOOL | HEIGHT DISTANCE | EVENT | PLACE | COMPETITOR | SCHOOL | HEIGHT DISTANCE |
|---|---|---|---|---|---|---|---|---|---|
| M. RUN | 1 | K. Simmons | B.B | 2.01.3 | 400 M. REL. | 1 | | ALL. | 44.9 |
| | 2 | R. Chase | ALL | 2.02.1 | | 2 | | B.B | 44.9 |
| | 3 | J. Tomlin | ALL | 2.03.3 | | 3 | | Mit | 45.0 |
| | 4 | J. Bubak | Imp | 2.03.9 | | 4 | | Chad | 45.6 |
| | 5 | M. Allsin | Kimb | 2.04.9 | | 5 | | Sidney | 45.9 |
| | 6 | T. Vives | Imp | 2.04.9 | | 6 | | Val. | 46.1 |
| 1600 M. RUN | 1 | R. Rivas | Ogal | 4.44.6 | 1600 M. REL. | 1 | | B.B | 3.28.7 |
| | 2 | N. Borchers | Sid | 4.46.4 | | 2 | | ALL | 3.30.0 |
| | 3 | G Hutchins | Gor | 4.47.8 | | 3 | | Ogal | 3.33.2 |
| | 4 | C. Rivas | ~~Ogal 4.48.7~~ | 4.48.8 | | 4 | | Imp | 3.35.3 |
| | 5 | B. Mabin | Mit | 4.51.5 | | 5 | | Mit | 3.35.6 |
| | 6 | T. Augustine | Cha | 4.56.4 | | 6 | | Val | 3.37.0 |
| 3200 M. RUN | 1 | C. Shafer | ALL | 10.20.4 | 3200 M. REL. | 1 | | BB | 8.11.6 |
| | 2 | T. Baldwin | Val | 10.27.3 | | 2 | | Ogal | 8.17.1 |
| | 3 | J. Aeschliman | Val | 10.27.9 | | 3 | | Kimb | 8.33 |
| | 4 | C. Littlehoop | ALL | 10.29.7 | | 4 | | Chad | 8.34.4 |
| | 5 | J. Mendez | Mit | 10.33 | | 5 | | Sid | 8.48.5 |
| | 6 | G. Rivas | Ogal | 10.48.7 | | 6 | | Imp | 9.17.4 |
| 300 I.M. HURD | 1 | S Shuck | Imp | 40.1 | | 1 | | | |
| | 2 | B. McKeag | Ogal | 41.4 | | 2 | | | |
| | 3 | T. Hilyard | Mit | 41.5 | | 3 | | | |
| | 4 | J. O'Halleran | Sid | 41.8 | | 4 | | | |
| | 5 | T. Loughran | Val | 42.2 | | 5 | | | |
| | 6 | K Schell | Cha | 42.2 | | 6 | | | |

## TEAM STANDINGS AND POINTS

| | | | |
|---|---|---|---|
| Imperial | 93½ | | |
| Alliance | 92 | | |
| Broken Bows | 70 | | |
| Ogallala | 66 | | |
| Sidney | 58.½ | | |
| Chadron | 44 | | |
| Mitchell | 34 | | |
| Gordon | 29 | | |
| Valentine | 21 | | |
| Kimball | 19 | | |

# THE ALL-AMERICAN TRACK AND FIELD SCORE SHEET

Originated and Developed by
COACHES

Barkham Garner C. L. Cain
C. A. Hastings C. G. Zaun

Copyright 1937—Barkham Garner
All rights reserved

Form 104

## SCORING DIRECTIONS

**The following suggestions are made to the scorer, coach and schools in using the All-American Track and Field score sheet.**

**The scorer should not write in the order of events in the event column but enter the events as they are completed and reported by the head judge of finish. After recording the places in their respective columns the points are placed in the upper half of the scoring space. The running score is kept in lower half of the scoring space, usually in different color pencil. This enables the scorer to announce the exact score after each and every event.**

**These additional suggestions are offered to aid the scorer in keeping an efficient record: (1) In cases of ties write all names in the one space. (2) In case of a new school or meet record, circle the winning height, time or distance. (3) In case of a new school record in a field event scored by a place winner, the distance or height may be written in above the place winner's name.**

**The following suggestions may be helpful to the coaches in using this score sheet: (1) There is room to put in above a name the time, distance or height of the individual, if desired. Thus a season record of individual members of a team may be kept. (2) The names of the members of winning relay team may be written in the 4th and 5th spaces opposite the relay event. (3) The coach may encircle new school, district or League records.**

**Finally, this sheet will score any meet from a dual or triangle meet to a League or district meet with any number of schools competing.**

**Junior colleges, colleges and universities can use the sheet as well as high schools as there is room for eighteen events to be scored which is ample to include all college events.**

# THE ALL-AMERICAN TRACK AND FIELD SCORE SHEET

| EVENT * | Time and Distance | First Place 10 | School | Second Place 8 | School | Third Place 6 | School | Fourth Place 4 | School | Fifth Place 2 | School | Sixth Place 1 | School | Farnum | Imperial | Maywood | Med V. | Maxwell | Brady |
|---|---|---|---|---|---|---|---|---|---|---|---|---|---|---|---|---|---|---|---|
| 3200 Rel | 9.06.2 | Maywood | | 9.36.2 Maxwell | | 9.51.4 Bank | | 10.03.7 Trenton | | 10 05.1 Med V. | | 10.06.9 Imp | | – / – | 1 / | 10 / 10 | 2 / 2 | 8 / 8 | – / |
| Discus | 139'8 1/4 | C. Bessler | Imp | 132'2 1/2 J. Glancer | Hol | 124'3 3/4 R. Flood | Max | 118'7 1/4 B. Gilliland | M V | 111'11" T AuBuson | Bra | 110'11 1/2 N. Brown | M.V. | – / – | 10 / 11 | – / 10 | 5 / 7 | 6 / 14 | 2 / 2 |
| Long Jump | 19'5 3/4" | S. Franzen | Far | 19'5 1/4 B. Zolk | M.V | 19'0" J. Flood | Max | 17'6" T. Floro | M V | 17'2 3/4 T. Fischer | Hol | 17'1 1/4 K. Clevenger | Imp | 10 / 10 | 1 / 12 | – / 10 | 12 / 19 | 6 / 20 | – / 2 |
| 3200 | 11.00.8 | B. Lemburg | Imp | 11.03.3 B. Westphal | Imp | 11.03.6 Davis | Far | 11.11.9 Petersen | M V | 11.11.9 Barnum | Max | 11.32.4 Doyle | May | 6 / 16 | 18 / 30 | 1 / 11 | 4 / 23 | 2 / 22 | – / 2 |
| 110 H.H. | 17.03 | D. Messersmith | Far | 18.3 P. Smith | May | 18.6 G. Long | Hol | 19.4 R. Hedlenkuvsky | Imp | 19.7 K. Berry | Imp | 22.24 F Stemke | Bra | 10 / 26 | 6 / 36 | 8 / 19 | 27 | – / 22 | 1 / 3 |
| 800 | 2.14.03 | C. Hosick | May | 2.15.67 J Flood | Max | 2.16.4 R. Smeeckle | Eus | 2.18.09 G. Meeske | Imp | 2.20.13 D. Peterson | M.V | 2.20.76 T. Elley | May | – / 26 | 4 / 40 | 11 / 30 | 2 / 29 | 8 / 30 | – / 3 |
| Pole Vault | 11'6" | B. Smith | Imp | 11'0 T. Floro | M.V | 10'6 W. Callahan | Br | 10'6" G. Meeske | Imp | 10'0" R. Palmer | Br | 8'6" B. Wenkmeister | M.V | – / 26 | 14 / 54 | – / 30 | 9 / 38 | – / 30 | 8 / 11 |
| High Jump | 5'10" | T. Morrissey | Max | 5'10" S. Poggendorf | Far. | 5'7" J Mann | Br | 5'6 D. Hamik | M.V | B. Lemburg 5'4" | Im | S. Phipps | Bank | 8 / 34 | 1 1/2 / 55.5 | – / 30 | 4 / 42 | 10 / 40 | 6 / 17 |
| 400 | 54.1 | B. Herrick | May | 54.4 S. Frazen | Far. | 56.53 A. Broeker | B.C | 57.2 S. Leopoldt | Eus | 57.3 J. Shirley | Max | 57.4 B. Zolk | M.V | 8 / 42 | – / 55.5 | 10 / 40 | 1 / 43 | 2 / 42 | – / 17 |
| Triple Jump | 40'0" | S. Franzen | Far | 36'9 1/4 S. Poggendorf | Far | 36'4 1/2 T. Fischer | Hol | 35'11 3/4 P. Long | Hol | 35'11 3/8 J. Herman | Bra | 35'5 3/4 J. Havick | May | 18 / 60 | – / 55.5 | 1 / 41 | – / 43 | – / 42 | 2 / 19 |
| 100M | 11.47 | S. Franzen | Far | 11.6 P. Lewis | May | 11.7 SC. Franzen | Far | 11.73 T. Dutton | Eus | 11.83 J. EarHart | May | 12.21 A. Corley | Bra | 16 / 76 | – / 55.5 | 10 / 51 | – / 43 | – / 42 | 1 / 20 |
| Shot Put | 45 1/2 | B. Bessler | Imp | 44'11 1/2 R. Flood | Max | 43'8 1/4 J. Glauzen | Hol | 41'10" T. Clark | Bra | 41'5" J. Connely | Bra | 41'5" D. Hartman | Imp | – / 76 | 11 / 66.5 | – / 51 | – / 43 | 8 / 50 | 6 / 26 |
| 300 Im H. | 47.3 | D. Messersmith | Far | 48.48 T. Grasz | Br. | 49.47 B. Wenkmister | M.V | 50.00 P. Long | Hol | 50.2 G. Long | Hol | 50.41 T. Stemke | Bra | 10 / 86 | – / 66.5 | – / 51 | 6 / 49 | – / 50 | 1 / 27 |
| 1600 | 5.07.4 | B. Westphal | Imp | 5.106 C. Davis | Far | 5.11.88 J Smeeckle | Eus | 5.14.19 M. Barnum | Max | 5.19.64 B. Lemburg | Imp | 5.20.91 D. Smith | Tre | 8 / 94 | 12 / 78.5 | – / 51 | – / 49 | 4 / 54 | – / 27 |
| 200 | 8.24.06 | S. Franzen | Far | 24.4 T. Dutton | Eus | 24.5 P. Lewis | May | 24.7 S. Leopoldt | Eus | 25.1 A. Corely | Bra | 25.2 D. Dimel | Imp | 10 / 104 | 1 / 79.5 | 6 / 57 | – / 49 | – / 54 | 2 / 29 |
| 400 Rel | 46.92 | Farnum | | 48.13 Med. Val | | 48.63 Maywood | | 49.73 Brady | | 50.8 Eustis | | 51.78 Imp | | 10 / 114 | 1 / 80.5 | 6 / 63 | 8 / 57 | – / 54 | 4 / 33 |
| 1600 Rel | 3.53.0 | Maywood | | 3.55.8 Imp. | | 3.58.8 M. V. | | 4.00.8 Brady | | 4.06.8 Eustis | | 4.01.3 Farnum | | 1 / 115 | 8 / 88.5 | 10 / 73 | 6 / 63 | – / 54 | 4 / 37 |
| | | | | | | | | | | | | | | | | | | | |
| TOTAL SCORES | | | | | | | | | | | | | | 115 | 88.5 | 73 | 63 | 54 | 37 |

* Do not write in this event column until finish card is official

| Holbrook | Eustis | Beaver Cr. | Trenton | Ben Nelson |
|---|---|---|---|---|
| – | – | – | 4 | 6 |
| | | | 4 | 6 |
| – | – | – | – | – |
| | – | – | 4 | 6 |
| – | – | – | – | – |
| | – | – | 4 | 6 |
| – | – | – | – | – |
| | – | – | 4 | 6 |
| – | – | – | – | – |
| | – | – | 4 | 6 |
| 6 | – | – | – | – |
| | 6 | – | 4 | 6 |
| – | – | – | – | – |
| | 6 | – | 4 | 6 |
| 4 | – | 6 | – | 1½ |
| | 10 | 6 | 4 | 7½ |
| – | – | – | – | – |
| | 10 | 16 | 4 | 7½ |
| 4 | – | – | – | – |
| | 14 | 6 | 4 | 7½ |
| – | – | – | – | – |
| | 14 | 6 | 4 | 7½ |
| – | – | – | – | – |
| | 14 | 6 | 4 | 7½ |
| 6 | – | 1 | – | – |
| | 20 | 6 | 5 | 7½ |
| 12 | – | – | – | – |
| | 32 | 6 | 5 | 7½ |
| 2 | – | – | – | – |
| | 34 | 6 | 5 | 7½ |
| 2 | – | – | – | – |
| | 36 | 6 | 5 | 7½ |
| – | – | – | – | – |
| | 36 | 6 | 5 | 7½ |
| | | | | |
| | 36 | 6 | 5 | 7½ |

| EVENT * | Time and Distance | 10 First Place | School | 8 Second Place | School | 6 Third Place | School | 4 Fourth Place | School | 2 Fifth Place | School | 1 Sixth Place | School | Goth | Ogal | Grant | Cozad | Imp. | |
|---|---|---|---|---|---|---|---|---|---|---|---|---|---|---|---|---|---|---|---|
| Shot Put | 50' 11½ | Hicken | Goth | 50'8" Wallin | Imp | 50'1½ Dorsey | Coz | 48'9 Haarberg | Wan | 46'9½ Hayes | Imp | 46'3" Montgomery | Coz | 10 / 10 | – / – | – / – | 7 / 7 | 10 / 10 | – |
| Long Jump | 21'3" | Plank | Goth | 20'6" Styskal | Gr | 20'1½ Schirmir | Her | 20' R. Terwilliger | Gr | 19'10 Knoll | Her | 19'5 Strassen | Jule | 10 / 20 | – / – | 12 / 12 | – / 7 | – / 10 | – |
| High Jump | 6'0" | Knoll | Her | 5'11" Brass | Goth | 5'11" Cobaugh | Og | 5'11" Curtis | Ogal | 5'10" Wine | Imp | 5'8" Franzen | Goth | 9 / 29 | 10 / 10 | – / 12 | – / 7 | 2 / 12 | – |
| Pole Vault | 12'0" | Patrick | Gr. | 11'6" Burkholder | Coz | 11'6 Cotant | Tie Imp | 11'6 Geiller | Goth | Imp B. Smith - J Parker | Tie | 11'0 Nickin | Sid | 5 / 34 | – / 10 | 10 / 20 | 8 / 15 | 7 / 19 | – |
| Discus | 148'4" | Montgomery | Coz | 146'9" Haarberg | Wan | 141'1" Wallin | Imp | 141'1 Lagler | Gr | 132'4 Hayes | Imp | 127'11" Leahy | Goth | 1 / 35 | – / 10 | 4 / 24 | 10 / 25 | 8 / 27 | – |
| Triple Jump | 42'11" | Plank | Goth | 42'2" R. Terwilliger | Gr | 42' Curtis | Ogal | 41'9" Holbein | Coz | 40'7" Geiller | Goth | 40'4½ Shimin | Her | 12 / 47 | 6 / 16 | 8 / 32 | 4 / 29 | – / 27 | – |
| 55 m H.H. | 7.9 | Kredowski | Gr | 7.99 S. Smith | Good | 8.04 Mercer | Jul | 8.05 O'Holleran | Sid | 8.17 B. Smith | Imp | 8.24 K Wine | Imp | – / 47 | – / 16 | 10 / 42 | – / 29 | 3 / 30 | 8 |
| 100 m | 11.06 | Burkholder | Coz | 11.43 Johnson | Ogal | 11.63 Johnson | Goth | 11.65 Haarberg | Wan | 12.02 Strassen | Jule | 12.05 Lankriet | Jule | 6 / 53 | 8 / 24 | – / 42 | 10 / 39 | – / 30 | – |
| 200 m | 22.84 | Burkholder | Coz | 23.99 Lankriet | Jule | 24.10 Switzer | Hax | 24.12 Johnson | Ogal | 24.53 Johnson | Goth | 24.62 Spady | Imp | 2 / 55 | 4 / 28 | – / 42 | 10 / 49 | 1 / 31 | [illegible] |
| 400 m | 52.96 | Tyan | Ogal | 53.17 Lacy | Jule | 53.19 S. Smith | Good | 53.27 Bubak | Imp | 54.07 Lowe | Gr | 54.35 Eckman | Hax | – / 55 | 10 / 38 | 2 / 44 | – / 49 | 4 / 35 | 6 |
| 800 m | 2.07.3 | Christensen | Ogal | 2.07.9 Sites | Goth | 2.10.6 Lowe | Gr | 2.11.7 Mackowski | Coz | 2.12.2 Button Back | Jule | 2.13.3 Windrum | Goth | 9 / 64 | 10 / 48 | 6 / 50 | 4 / 53 | – / 35 | – |
| 1600 m | 4:45.95 | R Rivás | Ogal | 4.49.83 Bergin | Good | 4.57.73 C. Rivás | Ogal | 4.56.19 Goodwin | Good | 4.56.69 Franzen | Goth | 4.59 McNair | Imp | 2 / 66 | 16 / 64 | – / 50 | – / 53 | 1 / 36 | 12 |
| 3200 m | 10:31 | Bergin | Good | 10.35 Franzen | Goth | 10.44 Westphal | Imp | 10.50 Haines | Her | 10.51 Lenburg | Imp | 11.01 Vargus | Ogal | 8 / 74 | 1 / 65 | – / 50 | – / 53 | 8 / 44 | 10 |
| 300 IMHH | 41.5 | Smith | Good | 41.6 Kredowski | Gr | 41.9 Smith | Imp | 42.09 Andersen | Hax | 42.4 Wine | Imp | 43.13 Mercer | Jule | – / 74 | – / 65 | 8 / 58 | – / 53 | 8 / 54 2 | 10 |
| 400 R | 45.7 | Goth | | 45.73 Grant | | 46.03 Ogal | | 46.4 Coz | | 46.5 Imp | | 46.7 Hax | | 10 / 84 | 6 / 71 | 8 / 66 | 4 / 57 | 2 / 56 | – |
| 1600 R | 3.37.2 | Ogal | | 3.40.2 Grant | | 3.40.9 Goth | | 3.40.9 Jules | | 3.40.92 Hax | | 3.41.74 Sid | | 6 / 90 | 10 / 81 | 8 / 74 | – / 57 | – / 56 | – |
| 3200 R | 8.33.9 | Ogal | | 8.41.1 Goth | | 8.41.9 Grant | | 8.54.9 Jules | | 9.13.8 Imp | | 9.52.6 Hax | | 8 / 98 | 10 / 91 | 6 / 80 | – / 57 | 2 / 56 | – |
| | | | | | | | | | | | | | | | | | | | |
| TOTAL SCORES | | | | | | | | | | | | | | 98 | 91 | 80 | 57 | 56 | 4 |

* Do not write in this event column until finish card is official

| Jules Bi | Hershing | Wannecke | Horton | Sidney |
|---|---|---|---|---|
| | – / – | 4 / 4 | – / – | – / – |
| 1 | 8 / 8 | – / 4 | – / – | – / – |
| 1 | 10 / 18 | – / 4 | – / – | – / – |
| 1 | – / 18 | – / 4 | – / – | 1 / 1 |
| 1 | – / 18 | 8 / 12 | – / – | – / 1 |
| | 1 / 19 | – / 12 | – / – | – / + |
| 7 | – / 19 | – / 12 | – / – | 4 / 5 |
| 0 | – / 19 | 4 / 16 | – / – | – / 5 |
| 5 | – / 19 | – / 16 | 6 / 6 | – / 5 |
| 6 | – / 19 | – / 16 | 1 / 7 | – / 5 |
| 8 | – / 19 | – / 16 | – / 7 | – / 5 |
| 8 | – / 19 | – / 16 | – / 7 | – / 5 |
| 8 | 4 / 23 | – / 16 | – / 7 | – / 5 |
| 9 | – / 23 | – / 16 | 4 / 11 | – / 5 |
| 9 | – / 23 | – / 16 | 1 / 12 | – / 5 |
| 3 | – / 23 | – / 16 | 2 / 14 | 1 / 6 |
| 7 | – / 23 | – / 16 | 1 / 15 | – / 6 |
| | | | | |
| | 23 | 16 | 15 | 6 |

# THE ALL-AMERICAN TRACK AND FIELD SCORE SHEET

COPYRIGHTED 1937

| EVENT * | Time and Distance | 10 First Place | School | 8 Second Place | School | 6 Third Place | School | 4 Fourth Place | School | 2 Fifth Place | School | 1 Sixth Place | School | Imp | Grant | Ogd | Jules | Her | |
|---|---|---|---|---|---|---|---|---|---|---|---|---|---|---|---|---|---|---|---|
| 3200 Rel | 8.38.8 | Ogd | | 9.05.2 Jules | | 9.15.6 Grant | | 9.15.7 Bayard | | 9.36.4 Bridgeport | | 9.57.1 Imp | | 1 / 1 | 6 / 6 | 10 / 10 | 8 / 8 | – / – | – / – |
| Long Jump | 20'10" | T. Styskal | Gr. | 20'7" C. Hoss | Benk | 19'8 3/4 M. Schirmer | Her. | 19'8 1/2" R. Terwilliger | Gr. | 19'3 1/2" K. Knoll | Her. | 19'1 1/4" B. Strasser | Jules | – / 1 | 14 / 20 | – / 10 | 1 / 9 | 8 / 8 | 8 / 8 |
| High Jump | 6' | K. Knoll | Her. | 5'10" K. Wine | Imp | ~~5'10"~~ J. Kedrowski | Gr. | 5'10" J. Curtis | Oga. | 5'8" C. Cobaugh | Oga | 5'8" B. Dillan | Imp | 9 / 10 | 6 / 26 | 6 / 16 | – / 9 | 10 / 18 | – / 8 |
| Discus | 142'2" | D. Wallin | Imp | 141'8" B. Hayes | Imp | ~~137'10"~~ M. Lagler | Gr. | 134 J. Juelfs | Brig. | 131'8" J. Blochwitz | Jules | 128'8" C. York | Bay. | 18 / 28 | 6 / 32 | – / 16 | 2 / 11 | – / 18 | – / 8 |
| 400 M Dash | 52.7 | ~~R. Tyan 52.7~~ ~~J. Bubak~~ | Oga. ~~Imp~~ | ~~52.8 J. Bubak~~ ~~C. Howe~~ | Imp ~~Gr.~~ | ~~53.0 52.9 C. Howe~~ ~~E. Lacy~~ | Gr. ~~Jules~~ | 53.0 F. Lacy | Jules | 54.4 B. Sellers | NP | 54.6 S. Louderback | Bridg | 8 / 36 | 6 / 38 | 10 / 26 | 4 / 15 | – / 18 | – / 8 |
| 3200M Run | 10:31.9 | B. Westphal | Imp | 10:43.1 J. Hains | Her | B. Lemberg | Imp | 10:54.2 D. Vargas | Oga | 10:57.7 J. McNair | Imp | ~~12:02.3~~ S. Schrotberger | Gr | 18 / 54 | 1 / 39 | 4 / 30 | – / 15 | 8 / 26 | – / 8 |
| Pole Vault | 12'6" | K. Catant | Imp | 12'6" E. Cobb | (Benk) DCHS | 12' T. Patrick | Gr | 11'6" B. Smith | Imp | 10'6" J. Pankonin | Imp | 10'6" T. Ford | Oga | 16 / 70 | 6 / 45 | 1 / 31 | – / 15 | – / 26 | 8 / 1 |
| 100M H-Hurdles | 15.4 | ~~J. Kedrowski~~ | Gr. | 16.1 B. Smith | Imp | 16.2 K. Wine | Imp | 16.3 B. Mercer | Jules | 16.4 M. Christiansen | Bridg | ~~17.0~~ C. Brady | Gr | 14 / 84 | 11 / 56 | – / 31 | 4 / 19 | – / 26 | – / 1 |
| 100 M Dash | 11.5 | T. Styskal | Gr | 11.6 B. Johnson | Oga | F. Lacy | Jules | 12.0 C. Schmid | Osk. | 12.1 R. Hopkins | Bay | 12.2 P. Woracek | Sta | – / 84 | 10 / 66 | 8 / 39 | 6 / 25 | – / 26 | – / 1 |
| 800M Run | 2:04.0 | ~~C. Howe~~ 41'10" | Gr. | 2:04.3 J. Bubak 41'1 1/2" | Imp | 2:05.0 S. Louderback | Bridg | 2:07.0 J. Christensen 40'5 1/2" | Oga | 2:08.4 P. Tyson 39'10" | Benk | 2:12.0 C. Olson 39'5" | Gr | 8 / 92 | 11 / 76 | 4 / 43 | – / 25 | – / 26 | 2 / 1 |
| Triple Jump | 41'10" | C. Hoss | Benk | 41'1 1/2" J. Curtis | Oga | 40'11" M. Schirmer | Her | 40'5 1/2" R. Terwilliger | Gr | 46'6" S. Jaeger | Imp | 45' E. Most | Her | 2 / 94 | 4 / 80 | 8 / 51 | – / 25 | 7 / 33 | 10 / 2 |
| Shot Put | 52'5 1/2" | D. Wallin | Imp | 48'2" J. Juelfs | Bridg | 47'3" B. Hayes | Imp | 46'6" C. Bessler | Imp | T. Davis | Jules | 45' L. Lechman | Jules | 20 / 114 | – / 80 | – / 51 | 3 / 28 | – / 33 | – / 2 |
| 300M Hurdles | 41.2 | ~~J. Kedrowski~~ | Gr | 41.8 B. Smith | Imp | 42.2 M. Christensen | Bridg | 42.9 K. Wine | Imp | 43.5 B. Strasser | Jules | 43.7 B. Mercer | Jules | 12 / 126 | 10 / 90 | – / 51 | 3 / 31 | – / 33 | – / 2 |
| 200M Dash | 23.5 | B. Sellers | N.P | 24.0 J. O. Lanckriet | Jules | 24.2 B. Johnson | Oga | 24.3 J. Spady | Imp | 24.4 C. Hoss | Benk | 24.6 S. Jaeger | Imp | 5 / 131 | – / 90 | 6 / 57 | 8 / 39 | – / 33 | 2 / 3 |
| 1600M Run | 4:43.6 | R. Rivas | Oga | 4:49.6 J. Hains | Her. | 4:50.5 C. Rivas | Oga | 4:59.3 B. Westphal | Imp | 5:19.2 J. D. Nein | Jules | 5:14.2 B. Lemberg | Imp | 5 / 136 | – / 90 | 16 / 73 | 2 / 41 | 8 / 41 | – / 3 |
| 400 M Relay | 45.2 | Grant | | 45.6 Julesburg | | 46.2 Imperial | | 46.3 Ogallala | | 46.9 Bayard | | 47.3 Bridgeport | | 6 / 142 | 10 / 100 | 4 / 77 | 8 / 49 | – / 41 | – / 3 |
| 1600 M Relay | 3:37.0 | Grant | | 3:38.8 Ogallala | | 3:42.7 Julesburg | | 3:43.8 Benklemann | | 3:45.2 Bridgeport | | 3:47.1 Oshkosh | | – / 142 | 10 / 110 | 8 / 85 | 6 / 55 | – / 41 | 4 / 3 |
| 400 MR Relay | 49.1 | Grant | | 50.0 Julesburg | | 50.4 Oshkosh | | 50.6 Hershey | | 51.1 Ogallala | | 51.8 Benklemann | | – / 142 | 10 / 120 | 2 / 87 | 8 / 63 | 4 / 55 | 1 / 3 |

* Do not write in this event column until finish card is official

TOTAL SCORES | 142 | 120 | 87 | 63 | 55 | 35

| Bridge Pon | NPSP. | Bayard | Oshkosh | Stepe Hou | Wauneta |
|---|---|---|---|---|---|
| 2 | – / – | 4 / 4 | – / – | – / – | – / – |
| 2 | – / – | – / 4 | – / – | – / – | – / – |
| 2 | – / – | – / 4 | – / – | – / – | – / – |
| 6 | – / – | 1 / 5 | – / – | – / – | – / – |
| 7 | 2 / 2 | – / 5 | – / – | – / – | – / – |
| 7 | – / 2 | – / 5 | – / – | – / – | – / – |
| 7 | – / 2 | – / 5 | – / – | – / – | – / – |
| 9 | – / 2 | – / 5 | – / – | – / – | – / – |
| 9 | – / 2 | 2 / 7 | 4 / 4 | 1 / 1 | – / – |
| 15 | – / 2 | – / 7 | – / 4 | – / 1 | – / – |
| 15 | – / 2 | – / 7 | – / 4 | – / 1 | – / – |
| 23 | – / 2 | – / 7 | – / 4 | – / 1 | – / – |
| 29 | – / 2 | – / 7 | – / 4 | – / 1 | – / – |
| 29 | 10 / 12 | – / 7 | – / 4 | – / 1 | – / – |
| 29 | – / 12 | – / 7 | – / 4 | – / 1 | – / – |
| 30 | – / 12 | 2 / 9 | – / 4 | – / 1 | – / – |
| 32 | – / 12 | – / 9 | 1 / 5 | – / 1 | – / – |
| 32 | – / 12 | – / 9 | 6 / 11 | – / 1 | – / – |
| 2 | 12 | 9 | 11 | 1 | 0 |

# THE ALL AMERICAN TRACK AND FIELD SCORE SHEET

COPYRIGHTED 1937

| EVENT * | Time and Distance | 6 First Place | School | 4 Second Place | School | 3 Third Place | School | 2 Fourth Place | School | 1 Fifth Place | School | Sixth Place | School | Grant | Imperials | Opal |
|---|---|---|---|---|---|---|---|---|---|---|---|---|---|---|---|---|
| 3200 M. | 12.05 | M. Beard | I | 13.08.3 J. Orvis | I | 15.14.8 D. Cross | I | | | | | | | — / — | 13 / 13 | — / — |
| Long Jump | 19'3½ | T. Styskal | G | 17'8 M. Tuttle | O | J Olsen | G | 16'8¼ Andreason | Gr | 15'11¼ R. Terwilliger | G | | | 12 / 12 | — / 13 | 1 / 1 |
| 3200 Rel. | 9.14.4 | Grant | | 9.49.2 Imp | | | | | | | | | | 5 / 17 | 3 / 16 | — / 1 |
| High Jump | 6'0" | B. Dillon | I | 6'0 Cobaugh | O | 5'8" Peterson | G | 5'6 T. Terwilliger | G | 5'6" B. Lenberry | I | | | 5 / 22 | 7 / 23 | 4 / 5 |
| Triple Jump | 39'0 | S. Kent | I | 36'10½ M. Tuttle | O | 36'1½ J. Olsen | G | 36'0 R. Terwilliger | G | 34'3½ D. Lieballer | O | | | 5 / 27 | 6 / 29 | 5 / 10 |
| Discus | 133'2 | Layla | G | 130'5 Gloy | G | 127'3 Bessler | I | 113'7" Hartman | I | 112'0 Grams | I | | | 10 / 37 | 6 / 35 | — / 10 |
| Pole Vault | 11'6" | Ford | O | 11'6" Patrick | G | 11'0 Pantoni | I | 10'6 Smith | I | 9'6 Benge | G | | | 5 / 42 | 5 / 40 | 6 / 16 |
| Shot Put | 44'8" | Bessler | I | 43'9 Gloy | G | 43'2 Hartman | I | 41'9 Benge | G | 40'4" Andreason | G | | | 7 / 49 | 9 / 49 | — / 16 |
| 110 Hi | 16'8 | Cobaugh | O | 17.27 Pantoni | I | 18.3 Brady | G | 19.2 Heckelsmith | I | 20.5 Benge | I | | | 3 / 52 | 7 / 56 | 6 / 22 |
| 100 M. | 11.82 | Styskal | G | 11.83 Smith | I | 12.03 Dillon | I | 12.05 Pritchett | G | 12.24 Terwilliger | G | | | 9 / 61 | 7 / 63 | — / 22 |
| 400 | 54.94 | Ford | O | 55.56 Patrick | G | 56.2 Pritchett | G | 56.83 T Spady | I | 57.5 M. Tuttle | O | | | 7 / 68 | 2 / 65 | 7 / 29 |
| 1600 M. | 5.22.2 | Taubenheim | G | 5.38.9 Terwilliger | G | 5.39. Weber | G | 5.46 Orvis | I | 5.57 Liebokler | O | | | 13 / 81 | 2 / 67 | 1 / 30 |
| 440 R | 46.4 | Imp | | 47.96 Grant | | | | | | | | | | 3 / 84 | 5 / 72 | — / 30 |
| 300 Int. | 45.8 | Brady | G | 47.26 Cobaugh | O | 47.7 Benge | G | 49.4 Heckelsmith | I | 49.58 Hudson | O4 | | | 9 / 91 | 2 / 74 | 5 / 35 |
| 800 M. | 2.13.7 | Gober | O | 2.15.95 Olsen | G | 2.17.76 G. Meeks | I | 2.18.3 Phelps | I | 2.18.8 Hopkins | G | | | 5 / 96 | 5 / 79 | 6 / 41 |
| 200 | 23.7 | Styskal | G | 24.5 Terwilliger | G | 25.7 Peterson | G | 26.72 Cue | O | 27.35 Selben | I | | | 13 / 109 | 1 / 80 | 2 / 43 |
| 1650 Rel | 3.45.8 | Imp | | 3.49.4 Grant | - | | | | | | | | | 3 / 112 | 5 / 85 | — / 43 |
| | | | | | | | | | | | | | | | | |

* Do not write in this event column until finish card is official

TOTAL SCORES 112 85 43

# Relays

| EVENT * | Time and Distance | First Place 10 | School | Second Place 8 | School | Third Place 6 | School | Fourth Place 4 | School | Fifth Place 2 | School | Sixth Place 1 | School | B/B | McCook | Imperial | Ogal | Goth | |
|---|---|---|---|---|---|---|---|---|---|---|---|---|---|---|---|---|---|---|---|
| 3200 Rel | 8.26.7 | Ogal | | 8.35.2 Goth | | 8.47.4 Kear | | 8.50.2 Lex | | 8.54.3 McCook | | 9.58.2 B/B | | 1 / 1 | 2 / 2 | – / – | 10 / 10 | 8 / 8 | 4 |
| High H Shot | 37.8 | B.B | | 38.7 McCook | | 39.4 Imp | | 39.7 Lex | | 41.4 Kearney | | 43.9 Ogal | | 10 / 11 | 8 / 10 | 6 / 6 | 1 / 11 | – / 8 | 4 |
| Low H Shot | 48.02 | B.B | | 48.6 Lex | | 48.9 McCook | | 49.0 Imp | | 49.8 Kearney | | 50.5 Ogal | | 10 / 21 | 6 / 16 | 4 / 10 | 1 / 12 | – / 8 | 8 |
| 400 Rel | 44.1 | B.B | | 44.2 McCook | | 46.1 Imp | | 46.3 Ogal | | 46.8 Kearney | | — | | 10 / 31 | 8 / 24 | 6 / 16 | 4 / 16 | – / 8 | – |
| 1600 Rel | 3.28.9 | B.B | | 3.36 Ogal | | 3.37.3 Lex | | 3.38.6 Goth | | 3.41.1 Imp | | — | | 10 / 41 | – / 24 | 2 / 18 | 8 / 24 | 2 / 10 | 6 |
| 800 Rel | 1.31.8 | B.B | | 1.33.2 Lex | | 1.34.3 McCook | | 1.37.3 Ogal | | 1.37.4 Imp | | — | | 10 / 51 | 6 / 30 | 2 / 20 | 4 / 28 | – / 10 | 8 |
| Mile Med Relay | 3.43.5 | B.B | | 3.48.3 Goth | | 3.49.7 Lex | | 3.57.9 McCook | | 4.03.3 Imp | | 4.11.8 Kearney | | 10 / 61 | 4 / 34 | 2 / 22 | – / 28 | 8 / 18 | 6 |
| Dist Med Relay | 11.18.2 | Ogal | | 11.31.2 Imp | | 11.34 McCook | | 11.35.5 Goth | | 12.62.7 Kearney | | — | | – / 61 | 6 / 40 | 8 / 30 | 10 / 38 | 4 / 22 | – |
| **Open Events** | | 6 | | 5 | | 4 | | 3 | | 2 | | 1 | | | | | | | |
| 3200 M | 10.07.5 | N. Ewart | Mc | 10.23.2 R Steel | BB | 10.33 B. Westphal | I | 10.37.5 D. Vargas | Og | 10.42.9 C. Rombaude | IC | 10.45.6 J. Goedert | IC | 5 / 66 | 6 / 46 | 4 / 34 | 3 / 41 | – / 22 | – |
| 100 M | 11.1 | M. Wengert | Lex | 11.2 W. Asuncion | BB | 11.3 S. Denny | Mc | 11.4 S. Johnson | Goth | 11.6 J. Spady | I | 11.7 R. Smith | IC | 5 / 71 | 4 / 50 | 2 / 36 | – / 41 | 3 / 25 | 6 |
| 300 Int | 42.0 | J. Gallentine | BB | 42.1 IC Wine | F | 42.6 R. Record | Mc | 43.3 C. Kay | Lex | 44.7 G. Cobaugh | Og | 44.8 W. Leahy | IC | 6 / 77 | 4 / 54 | 5 / 41 | 2 / 43 | – / 25 | 3 |
| Triple Jump | 44'0 | R. Broderson | Mc | 41'10" C. Knock | BB | 41'4½ S. Rathbun | Mc | 40'11½ S. Keil | I | 40'7" J. Curtis | Og | 39'9" S. Meyer | IC | 5 / 82 | 10 / 64 | 4 / 45 | 2 / 45 | – / 25 | – |
| Shot Put | 54'2 3/4 | S. Hicklen | Goth | 50'7¾ S. Frost | Mc | 50'7 D. Wollin | I | 49'5½ C. Fielding | Mc | 48.7½ D. Martin | BB | 47'7½ T. Copen | Mc | 2 / 84 | 9 / 73 | 4 / 49 | – / 45 | 6 / 31 | – |
| Pole Vault | 11'10 | B. Smith | I | 11'10" T. Gerlach | Goth | 11'10 J. Parkin | J | 11'0 F Ford | Og | 11'0 N Hatcher | Goth | 10'6 M. Gaudreault | Lex | – / 84 | – / 73 | 10 / 59 | 3 / 48 | 10 / 41 | 1 |
| Discus | 145'3" | D. Wollin | I | 144. B. Hayes | I | 134'9 C. Bessler | I | 133'10 S. Frost | Mc | 133'4 T. Copen | Mc | 132'9 J. Cudeman | IC | – / 84 | 5 / 78 | 15 / 74 | – / 48 | – / 41 | – |
| High Jump | 6'3" | J. Curtis | Og | 6'1" G. Cobaugh | Og | 5'11" H. Franzen | Goth | 5'10 IC Swenson | IC | 5'10 IC Wine | Imp | 5'10 S. Rathbun | Mc | – / 84 | 1 / 79 | 2 / 76 | 11 / 59 | 4 / 45 | – |
| Long Jump | 20'9 1/4 | A Plank | Goth | 20'1¼ M. Asche | IC | 19'7½ D. Suboda | Lex | 19'7 S. Propp | Mc | 19'6 R Smith | IC | 19'2 M Tuttle | Og | – / 84 | 3 / 82 | – | 1 / 60 | 6 / 51 | 4 |
| | | | | | | | | | | | | | | -84 | 82 | 76 | 60 | 51 | 5 |

* Do not write in this event column until finish card is official

TOTAL SCORES

Kearney

COPYRIGHTED 1937

| EVENT * | Time and Distance | First Place 10 | School | Second Place 8 | School | Third Place 6 | School | Fourth Place 4 | School | Fifth Place 2 | School | Sixth Place 1 | School | Jules | Grant | Yuma | Hoxton | Otis | |
|---|---|---|---|---|---|---|---|---|---|---|---|---|---|---|---|---|---|---|---|
| Discus Rel | 452'4 | Jules | | 443'3 Grant | | 426'3 Imp. | | 391'3" Yuma | | 381'8" Horton | | 348'2" Akron | | 10/10 | 8/8 | 4/4 | 2/2 | – | – |
| Triple J. Rel | 152' 1½ | Holy | | 151'2½ Grant | | 149'0 Merino | | 148'8½ Jules | | 147'7" Wray | | 144'4½ Yuma | | 4/14 | 8/16 | 1/5 | –/2 | – | 10 |
| Dist Med Rel | 12:17.4 | Jules | | 12.19.7 Wray | | 12.35.8 Grant | | 12.46.3 Yuma | | 12.47.4 Briggsdale | | 13.11.4 Imp | | 10/24 | 4/22 | 4/9 | –/2 | – | – |
| Shot Put Rel | 170'2 | Jules | | 165'1" Grant | | 158'11 Imp | | 149' Wray | | 141'2" Yuma | | 138'3" Akron | | 10/34 | 8/28 | 2/11 | –/2 | – | – |
| Long Jump R | 73'7¾ | Yuma | | 72'8¼ Otis | | 72'7½ Jules | | 72'6½ Holy | | 72'6 Fleming | | 71'8" Grant | | 6/40 | 1/29 | 10/21 | –/2 | 8/8 | 4 |
| 800 Med Rel | 1:42.5 | Horton | | 1:44.7 Otis | | 1:44.8 Jules | | 1:46.8 Caliche | | 1:48.3 Grant | | 1:51.8 Merino | | 6/46 | 2/31 | –/21 | 10/12 | 8/16 | – |
| High Hurd Rel | 59.6 | Grant | | 61.8 Jules | | 62.2 Holyoke | | 63.9 Horton | | 64.0 Yuma | | 66.8 Liberty | | 8/54 | 10/41 | 2/23 | 4/16 | –/16 | 6 |
| 400 Rel | 45.8 | Jules | | 46.2 Yuma | | 46.9 Grant | | 47.8 Holyoke | | 48.5 Horton | | 48.9 Fleming | | 10/64 | 6/47 | 8/31 | 2/18 | –/16 | 4 |
| 1600 med Relay | 4.05.8 | Wray | | 4.07 Otis | | 4.07.5 Grant | | 4.13.1 Jules | | 4.15.1 Horton | | Caliche 4.18.3 | | 4/68 | 6/53 | –/31 | 2/20 | 8/24 | – |
| Low Hurd Relay | 51.0 | Grant | | 51.9 Jules | | 52.6 Horton | | 52.8 Yuma | | 54.0 Holyoke | | 54.1 Liberty | | 8/76 | 10/63 | 4/35 | 6/26 | –/24 | 2 |
| 800 Rel | 1.36.7 | Yuma | | 1.36.9 Jules | | 1.39.4 Horton | | 1.40 Grant | | 1.40.4 Holyoke | Tie | 1404 Otis | | 8/84 | 4/67 | 10/45 | 6/32 | 1½/25½ | 1½ |
| 3200 Rel | 9.26.7 | Jules | | 9.30.7 Grant | | 9.43.5 Imp | | 9.58.7 Briggsdale | | 10.01.7 Horton | | 10.02.3 Yuma | | 10/94 | 8/75 | 1/46 | 2/34 | –/25½ | – |
| 1600 Rel | 3.44.6 | Jules | | 3.47.7 Grant | | 3.49.1 Horton | | 3.57.5 Otis | | 4.05.9 Fleming | | 4.06.4 Wray | | 10/104 | 8/83 | –/46 | 6/40 | 4/29½ | – |
| | | | | | | | | | | | | | | | | | | | – |
| | | | | | | | | | | | | | | | | | | | |
| | | | | | | | | | | | | | | | | | | | |
| | | | | | | | | | | | | | | | | | | | |
| | | | | | | | | | | | | | | | | | | | |

* Do not write in this event column until finish card is official

TOTAL SCORES 104 83 46 40 29½ 27

Class

| Wiley | Imp. of C. | Mervis | Burgesdale | G. Cecio | Flamini | Gibelsky | Allen | Ulysses | | | | | | | | | | | | | | | | | | | | | | | |
|---|---|---|---|---|---|---|---|---|---|---|---|---|---|---|---|---|---|---|---|---|---|---|---|---|---|---|---|---|---|---|---|
| - | 6 / 6 | - / - | - / - | 1 / - | - / - | 1 / - | 1 / 1 | 1 / - | | | | | | | | | | | | | | | | | | | | | | | |
| 2 | - / 6 | 6 / 6 | - / - | 1 / - | - / - | 1 / - | 1 / + | - / - | | | | | | | | | | | | | | | | | | | | | | | |
| 80 | 1 / 7 | - / 6 | 2 / 2 | - / - | - / - | - / - | 1 / + | - / - | | | | | | | | | | | | | | | | | | | | | | | |
| 4 | 6 / 13 | - / 6 | - / 2 | - / - | - / - | - / - | 1 / 2 | - / - | | | | | | | | | | | | | | | | | | | | | | | |
| 24 | - / 13 | - / 6 | - / 2 | - / - | 2 / 2 | - / - | - / 2 | - / - | | | | | | | | | | | | | | | | | | | | | | | |
| 4 | - / 13 | 1 / 7 | - / 2 | 4 / 4 | - / 2 | - / - | - / 2 | - / - | | | | | | | | | | | | | | | | | | | | | | | |
| 4 | - / 13 | - / 7 | - / 2 | - / 4 | - / 2 | 1 / 1 | - / 2 | - / - | | | | | | | | | | | | | | | | | | | | | | | |
| 4 | - / 13 | - / 7 | - / 2 | - / 4 | 1 / 3 | - / 1 | - / 2 | - / - | | | | | | | | | | | | | | | | | | | | | | | |
| 4 | - / 13 | - / 7 | - / 2 | 1 / 5 | - / 3 | - / 1 | - / 2 | - / - | | | | | | | | | | | | | | | | | | | | | | | |
| 24 | - / 13 | - / 7 | - / 2 | - / 5 | - / 3 | 1 / 2 | - / 2 | - / - | | | | | | | | | | | | | | | | | | | | | | | |
| 4 | - / 13 | - / 7 | - / 2 | - / 5 | - / 3 | - / 2 | - / 2 | - / - | | | | | | | | | | | | | | | | | | | | | | | |
| 4 | 6 / 19 | - / 7 | 4 / 6 | - / 5 | - / 3 | - / 2 | - / 2 | - / - | | | | | | | | | | | | | | | | | | | | | | | |
| 5 | - / 19 | - / 7 | - / 6 | - / 5 | 2 / 5 | - / 2 | - / 2 | - / - | | | | | | | | | | | | | | | | | | | | | | | |
| | | | | - / 5 | | - / 2 | - / 2 | - / - | | | | | | | | | | | | | | | | | | | | | | | |
| | | | | 1 / 5 | | - / 2 | - / 2 | - / - | | | | | | | | | | | | | | | | | | | | | | | |
| | | | | | | | | - / - | | | | | | | | | | | | | | | | | | | | | | | |
| | | | | | | | | | | | | | | | | | | | | | | | | | | | | | | | |
| | | | | | | | | | | | | | | | | | | | | | | | | | | | | | | | |
| - | 19 | 7 | 6 | 5 | 5 | 2 | 2 | 0 | | | | | | | | | | | | | | | | | | | | | | | |

# THE ALL-AMERICAN TRACK AND FIELD SCORE SHEET

COPYRIGHTED 1937

| EVENT * | Time and Distance | First Place 10 | School | Second Place 8 | School | Third Place 6 | School | Fourth Place 4 | School | Fifth Place 2 | School | Sixth Place 1 | School | Imperial | Grant | Ogallala | Julesburg | Hershey | |
|---|---|---|---|---|---|---|---|---|---|---|---|---|---|---|---|---|---|---|---|
| 3200M Relay | 9:04.94 | Ogallala | | 9:15.15 Grant | | 9:21.28 Imperial | | 9:20.66 Julesburg | | 9:41.4 NPHS | | 10:27.47 Hershey | | 6 / 6 | 8 / 8 | 10 / 10 | 4 / 4 | 1 / 1 | — / — |
| High Jump | 6' | J. Curtis | Oga | 5'10" K. Knoll | Her | 5'10" K. Wine | Imp | 5'10" B. Dillan | Imp | 5'10" G. Cobaugh | Oga | 5'10" M. Stroh | NPHS | 10 / 16 | — / 8 | 12 22 | — / 4 | 8 / 9 | — / — |
| Discus | 143'10" | Lagler | Gra | 137'1" B. Hayes | Imp | 126'2" S. Nichols | NPHS | 125'2" J. Blachowitz | Jules | 124'7" D. Wallin | Imp | 122'7" C. Bessler | Imp | 11 / 27 | 10 / 18 | 12 22 | 4 / 8 | 8 / 9 | — / — |
| Pole Vault | 12'6" | T. Patrick | Gra | B. Smith | Imp | K. Cotes Tie 12'0 | Imp | 11'6" J. Walters | Her | 11'0" J. Pankonin | Imp | 11'0" T. Ford | Oga | 16 / 43 | 10 / 28 | 1 / 23 | — / 8 | 4 / 13 | — / — |
| 400M Dash | 52.60 | F. Lacy | Jules | 53.26 J. Bubak | Imp | 54.01 C. Ardissono | Osh | 54.08 C. Lowe | Gra | 54.56 C. Olsen | Gra | 55.64 R. Eckman | Hax | 8 / 51 | 6 / 34 | — / 23 | 10 / 18 | — / 13 | 6 / — |
| Long Jump | 19'4½" | T. Styskal | Gra | 19'2¼" J. Curtis | Oga | 19'2" M. Shirmir | Her | 19'½" B. Strasser | Jules | 18'7" E. Most | Her | 18'3¼" M. Tuttle | Oga | — / 51 | 10 / 44 | 9 / 32 | 4 / 22 | 8 / 21 | — / — |
| 3200M Run | 10:39.60 | B. Westphal | Imp | 10:44.52 A. Butrick | Her | 10:45.15 D. Vargas | Oga | 10:56.58 J. Hain | Her | 11:04.24 B. Lemburg | Imp | 11:45.74 T. Phelps | Imp | 13 / 64 | — / 44 | 6 / 38 | — / 22 | 12 / 33 | — / — |
| 110M High Hurdles | 15.52 | J. Kedrowski | Gra | 15.79 K. Wine | Imp | 15.88 B. Smith | Imp | 16.12 G. Paulsen | Chap | 16.14 B. Mercer | Jules | 18.89 C. Brady | Gra | 14 / 78 | 11 / 55 | — / 38 | 2 / 24 | — / 33 | — / — |
| 100M Dash | 11.37 | F. Lacy | Jules | 11.41 T. Styskal | Gra | 11.42 M. Johnson | Oga | 11.49 B. Strasser | Jules | 11.54 R. Heidemann | Chap | 11.72 J. Spady | Imp | 1 / 79 | 8 / 63 | 6 / 44 | 14 / 38 | — / 33 | — / — |
| Triple Jump | 41'2¼" | J. Curtis | Oga | 40'2¾" D. Downs | Her | 39'6½" G. Paulsen | Chap | 39'5½" S. Crow | Her | 39'5" S. Jaeger | Imp | 39'3¼" S. Keil | Imp | 3 / 82 | — / 63 | 10 / 54 | — / 38 | 12 / 45 | — / — |
| 800M Run | 2:06.75 | J. Bubak | Imp | 2:06.9 C. Lowe | Gra | 2:10.82 C. Olsen | Gra | 2:11.57 R. Rivas | Oga | 2:12.57 J. Jones | Oga | 2:12.86 S. Schrotberger | Gra | 10 / 92 | 15 / 78 | 6 / 60 | — / 38 | — / 45 | — / — |
| Shot Put | 50'2½" | D. Wallin | Imp | 46'3¼" C. Bessler | Imp | 44'7" K. Fleecs | Her | 44'1½" B. Coloy | Gra | 43'4½" B. Hayes | Imp | 42'11¾" D. Berge | Gra | 20 / 112 | 5 / 83 | — / 60 | — / 38 | 6 / 51 | — / — |
| 300 Inter. Hurdles | 42.21 | J. Kedrowski | Gra | 42.91 B. Smith | Imp | 43.99 B. Mercer | Jules | 44.18 K. Wine | Imp | 46.14 T. Stutzman | Chap | 46.34 G. Cobaugh | Oga | 12 / 124 | 10 / 93 | 1 / 61 | 6 / 44 | — / 51 | — / — |
| 200M Dash | 23.59 | B. Strasser | Jules | 23.69 T. Styskal | Gra | 24.07 R. Terwilliger | Gra | 24.32 J. Spady | Imp | 24.54 C. Ardissono | Osh | 24.57 S. Jaeger | Imp | 5 / 129 | 14 / 107 | — / 61 | 10 / 54 | — / 51 | 2 / — |
| 1600M Run | 4:52.57 | B. Westphal | Imp | 4:55.57 C. Rivas | Oga | 5:05.59 J. McNair | Imp | 5:08.1 B. Lemburg | Imp | 5:10.14 C. Taubenheim | Gra | 5:11.99 J. Goddard | Hax | 20 / 149 | 2 / 109 | 8 / 69 | — / 54 | — / 51 | — / — |
| 400M Relay | 46.26 | Grant | | 46.66 Julesburg | | 47.02 Imperial | | 47.27 Haxton | | 47.74 Oshkosh | | 47.65 Chappell | | 6 / 155 | 10 / 119 | — / 69 | 8 / 62 | — / 51 | 2 / — |
| 400M Relay WT. | 48.27 | Imperial | | 49.90 Grant | | 50.91 Ogallala | | 51.08 Hershey | | 51.58 Oshkosh | | 52.10 Chappel | | 10 / 165 | 8 / 127 | 6 / 75 | — / 62 | 4 / 55 | 2 / — |
| 1600M Relay | 3:41.36 | Grant | | 3:42.84 Oshkosh | | 3:42.9 Ogallala | | 3:46.96 Imperial | | 3:52.29 Julesburg | | 3:52.93 Chappel | | 4 / 169 | 10 / 137 | 6 / 81 | 2 / 64 | — / 55 | 8 / — |
| | | | | | | | | | | | | | | TOTAL SCORES | | | | | |

* Do not write in this event column until finish card is official

| Наклон | Через точки | Уравнение прямой |
| --- | --- | --- |
| 0 | $(-22; -16)$ | $y = -16$ |
| $\frac{1}{2}$ | $(-16; -9)$ | $y = \frac{1}{2}x - 1$ |
| $\frac{4}{6}$ | $(-12; -9)$ | $y = \frac{4}{6}x - 1$ |
| 1 | $(-11; -9)$ | $y = x - 2$ |
| 1 | $(-10; -9)$ | $y = x - 1$ |
| 1 | $(-9; -9)$ | $y = x$ |
| 1 | $(-8; -9)$ | $y = x + 1$ |
| 1 | $(-7; -9)$ | $y = x + 2$ |
| 1 | $(-6; -9)$ | $y = x + 3$ |
| 1 | $(-5; -9)$ | $y = x + 4$ |
| 1 | $(-4; -9)$ | $y = x + 5$ |
| 1 | $(-3; -9)$ | $y = x + 6$ |
| 1 | $(-2; -9)$ | $y = x + 7$ |
| 1 | $(-1; -9)$ | $y = x + 8$ |
| 1 | $(0; -9)$ | $y = x + 9$ |
| 1 | $(1; -9)$ | $y = x + 10$ |
| 1 | $(2; -9)$ | $y = x +

# THE ALL-AMERICAN TRACK AND FIELD SCORE SHEET

COPYRIGHTED 1937

| EVENT * | Time and Distance | 10 First Place | School | 8 Second Place | School | 6 Third Place | School | 4 Fourth Place | School | 2 Fifth Place | School | 1 Sixth Place | School | Imperial | Grant | Hershey | Chap | Oshkosh | Smith C |
|---|---|---|---|---|---|---|---|---|---|---|---|---|---|---|---|---|---|---|---|
| Shot Put | 49'7" | D. Wallin | I | 47'9 C. Bessler | I | 45'9" B. Hayes | I | 44'11½ D. Henger | Her | 42'9½ K. Fleecs | Her | 42'7½ D. Benge | Gr | 24 / 24 | 1 / 1 | 6 / 6 | – / – | – / – | – / – |
| Long Jump | 20'5" | C. Olson | Gr | 19'5¾ M. Shimmin | Her | 19'11¾ G. Poulsen | Chap | 18'10¾ S. Crow | Her | 18'10" T. Stysklel | Gr | 18'2½ B. Dillon | I | 1 / 25 | 12 / 13 | 12 / 18 | 6 / 6 | – / – | – / – |
| High Jump | 6'1" | K. Knoll | Her | 6'1 J. Knedowske | Gr | 6'0 K. Wine | I | 5'10" B. Dillon | I | 5'8" T. Terwilleger | Gr | Kinnemon Smith B. Lenburg | Suth I | 10⅓ / 35⅓ | 10 / 23 | 10 / 28 | – / 6 | – / · | ⅔ / 4 |
| Pole Vault | 12'6" | B. Smith | I | 12'6 K. Cotant | I | 12'6" T. Potrick | Gr | 12'0 C. McElhany | Suth | 12'0 J. Pankonin | Imp | 11'0 J. Walters | Her | 20 / 55⅓ | 6 / 29 | 1 / 29 | – / 6 | – / – | 4 / 4 |
| Discus | 136'11" | B. Hayes | I | 136'7 M. Lagler | Gr | 134'8 D. Wallin | I | 129'5" D. Henger | Her | 125'9 C. Bessler | I | 124'9 D. VanWinkle | Chap | 18 / 63⅓ | 8 / 37 | 4 / 33 | 1 / 7 | – / – | – / 4 |
| Triple Jump | 41'8" | S. Crow | Her | 41'2" S. Keil | I | 40'10½ M. Shimmin | Her | 40'8 J. Olson | Gr | 40'3" G. Poulsen | Chap | 40'0 S. Jaeger | I | 9 / 42⅓ | 4 / 41 | 16 / 49 | 2 / 9 | – / – | – / 4 |
| 110 H.H. | 15.9 | K. Wine | I | 16.3 G. Poulsen | Chap | 16.6 B. Smith | I | 17.1 J. Pankonin | I | 17.7 C. Brady | Gr | 18.6 E Most | H | 20 / 62⅓ | 2 / 43 | – / 49 | 8 / 17 | – / – | – / 4 |
| 100 M | 12.0 | T. Stysklel | Gr. | 12.1 J. Spady | I | 12.2 T. Johnson | Chap | 12.2 S. Paisely | Osh | 12.3 T. Pritchett | Gr | 12.3 R. Heideman | Chap | 8 / 100⅓ | 12 / 55 | – / 49 | 7 / 24 | 4 / 4 | – / 4 |
| 200 M | 23.8 | B. Sellers | N.P. | 24.1 T. Stysklel | Gr | 24.7 S. Paisely | Osh | 24.9 S. Jaeger | I | 25.1 J. Spady | I | 25.3 R Terwilliger | Gr | 6 / 106⅓ | 9 / 64 | – / 49 | – / 24 | 6 / 10 | – / 4 |
| 400 M | 52.5 | B. Sellers | N.P. | 52.5 J. Bubak | I | 53.2 C. Lowe | Gr | 54.5 C. Andersons | Osh | 54.9 G. Olson | Gr | D. Dimick B. Dillon | I | 9 / 115⅓ | 8 / 72 | – / 49 | – / 24 | 4 / 14 | – / 4 |
| 800 M | 2.04.6 | J. Bubak | I | 2.07.2 C. Andersons | Osh | 2.07.3 C. Olson | Gr | 2.11.5 J. Shoothaya | Gr | 2.13.5 G. Mcesko | I | 2.13.6 B. Johnson | Suth | 12 / 127⅓ | 10 / 82 | – / 49 | – / 24 | 8 / 22 | 1 / 5 |
| 1600 M. | 4.51.1 | A. Buttrick | Her | 4.57.0 I. McNair | I | 5.00.7 B. Westphal | I | 5.02.9 B. Lenburg | I | 5.05.0 B. Hallcott | Suth | 5.11.8 C. Taubenheim | Gr | 18 / 145⅓ | 1 / 83 | 10 / 59 | – / 24 | – / 22 | 2 / 7 |
| 3200 M. | 10.36.3 | B. Westphal | I | 10.56 B Lenburg | I | 11.19.8 B. Holcott | Suth | 11.41 L. Clark | Suth | 11.46 T. Phelps | I | 12.07 J. Jak | Gr | 20 / 165⅓ | 1 / 84 | – / 59 | – / 24 | – / 22 | 10 / 17 |
| 300 Int | 41.2 | J. Knedowski | Gr | 43.3 K. Wine | I | 44.5 B. Smith | Imp | 44.8 T. Stutzman | Chap | 44.9 C. Brady | Gr | 46.3 T. Hoppring | Suth | 14 / 179⅓ | 12 / 96 | – / 59 | 4 / 28 | – / 22 | 1 / 18 |
| 400 Rel | 45.5 | Grant | | 46.1 Imp | | 46.6 Chap | | 46.7 Suth | | 47.1 Osh | | 47.4 N.P.S.P | | 8 / 187⅓ | 10 / 106 | – / 59 | 6 / 34 | 2 / 24 | 4 / 22 |
| 1600 Rel | 3.40.6 | Imp | | 3.42.0 Grant | | 3.44. Osh | | 3.49.1 N.P.S.P. | | 3.51 Chap | | 3.58.7 Suth | | 10 / 197⅓ | 8 / 114 | – / 59 | 2 / 36 | 6 / 30 | 1 / 23 |
| 3200 Rel | 8.58.7 | Grant | | 9.09.8 Imp | | 9.12 Suth | | 10.28.4 Her. | | 10.50.4 Chap | | 11.25.9 Osh | | 8 / 205⅓ | 10 / 124 | 4 / 63 | 2 / 38 | 1 / 31 | 6 / 29 |
| Frosh Rel | 49.3 | Grant | | Imp | | Suth | | Her. | | | | | | – | – | – | – | – | – |

* Do not write in this event column until finish card is official

TOTAL SCORES — Imperial 205⅓ · Grant 124 · Hershey 63 · Chap 38 · Oshkosh 31 · Smith C 29

Class

| EVENT * | Time and Distance | First Place 10 | School | Second Place 8 | School | Third Place 6 | School | Fourth Place 4 | School | Fifth Place 2 | School | Sixth Place 1 | School | Imperial | Grant | Dundy County | Cheylin | McCook JV |
|---|---|---|---|---|---|---|---|---|---|---|---|---|---|---|---|---|---|---|
| Pole Vault | 13'0" | K. Cotent | Imp | T. Patrick 13'0" 19'6½" | Gra | B. Smith 12'6" 18'10" | Imp | J. Pankonin 11'6" 18'6¾" | Imp | K. Flammang 11'0" 18'6" | McCook J.V. | C. Burrell 17'11" | Benk | 20 / 20 | 8 / 8 | 1 / 1 | — / 0 | 2 / 2 |
| Long Jump | 19'11½" | C. Hoss | Benk | C. Olsen 39'10½" | Gra | J. Pruitt 39'8" | chey | E. Peterson 39'0½" | Gra | B. Clark 38'11½" | Benk | K. Clevenger 38'5¾" | Imp | 1 / 21 | 12 / 20 | 12 / 13 | 6 / 6 | — / 2 |
| Triple Jump | 43'0½" | C. Hoss | Benk | S. Keil 9:22.70 | Imp | T. Ford 9:32.00 | McCook J.V. | S. Jaeger 9:34.70 | Imp | E. Peterson 9:35.30 | Gra | J. Olsen 10:22.50 | Gra | 12 / 33 | 3 / 23 | 10 / 23 | — / 6 | 6 / 8 |
| 3200 Relay | 9:12.20 | Grant | | Cheylin 15.50 | | McCook J.V 15.80 | | Imperial 16.20 | | Benklemen 16.50 | | Ogallala J.V. 17.30 | | 4 / 37 | 10 / 33 | 2 / 25 | 8 / 14 | 6 / 14 |
| 110 High Hurdles | 15.00 | J. Kedrowski | Gra | K. Wine 11.30 | Imp | J. Ham 11.40 | Benk | J. Pankonin 11.40 | Imp | C. Bradley 11.70 | Gra | J. Olsen 11.80 | Gra | 12 / 49 | 13 / 46 | 6 / 31 | — / 14 | — / 14 |
| 100m | 11.20 | T. Styskal | Gra | J. Spady 55.00 | Imp | T. Pritchett 57.10 | Gra | R. Terwilleger 58.00 | Gra | B. Dillan 58.80 | Imp | G. Gilliand 1:00.00 | McCook J.V. | 10 / 59 | 20 / 66 | — / 31 | — / 14 | 1 / 15 |
| 400m | 54.70 | C. Cobb | Benk | J. Bubak 11:57.70 | Imp | P. Tyson 12:03.20 | Benk | C. Olsen 12:07.20 | Gra | J. McNair 12:30.00 | Imp | T. Terwilliger 12:35.90 | Gra | 10 / 69 | 5 / 71 | 16 / 47 | — / 14 | — / 15 |
| 3200 Run | 11:31.40 | B. Westphal | Imp | B. Hemburg 23.60 | Imp | J. Montgomery 23.90 | chey | T. Phelps 23.90 | Imp | J. Vak 24.00 | Gra | R. Heywood 24.40 | McCook J.V. | 22 / 91 | 2 / 73 | — / 47 | 6 / 20 | 1 / 16 |
| 200m | 23.20 | T. Styskal | Gra | C. Hoss 2:11.40 | Benk | S. Jaeger 2:13.90 | Imp | R. Terwilliger 2:14.40 | Gra | T. Andreason 2:15.90 | Gra | J. Spady 2:17.90 | Imp | 7 / 98 | 16 / 89 | 8 / 55 | — / 20 | — / 16 |
| 800m | 2:08.10 | K. Stute | Benk | J. Bubak 42.90 | Imp | S. Schroeberger 44.60 | Gra | C. Olsen 44.90 | Gra | P. Tyson 45.60 | Benk | J. Pruitt 45.70 | chey | 8 / 106 | 10 / 99 | 12 / 67 | 1 / 21 | — / 16 |
| 300 Int Hurdles | 42.60 | C. Cobb | Benk | J. Kedrowski 5:06.10 | Gra | B. Smith 5:06.90 | Imp | K. Wine 5:08.20 | Imp | C. Brady 5:28.00 | Gra | S. Keil 5:42.10 | Imp | 11 / 117 | 10 / 109 | 10 / 77 | — / 21 | — / 16 |
| 1600 Run | 5:01.20 | K. Stute | Benk | J. McNair 47.10 | Imp | B. Westphal 48.30 | Imp | C. Taubenheim 48.70 | Gra | B. Hemburg 51.50 | Imp | M. Bales 51.60 | McCook J.V. | 16 / 133 | #9 / 113 | 10 / 87 | — / 21 | 1 / 17 |
| 400 Relay | 46.80 | Grant | | Imperial 3:36.70 | | Benklemen 3:39.10 | | McCook J.V. 3:45.70 | | Cheylin 4:03.00 | | Palisade 4:05.80 | | 8 / 141 | 10 / 123 | 6 / 93 | 2 / 23 | 4 / 21 |
| 1600 Relay | 3:35.60 | Benklemen | | Imperal 145'3" | | Grant 130'2" | | McCook J.V. 128'4" | | Cheylin 124'6" | | Palisade 123'6" | | 8 / 149 | 6 / 129 | 10 / 103 | 2 / 25 | 4 / 25 |
| Discus | 147'5" | M. Hagler | Gra | D. Wallin 5'10" | Imp | B. Gloy 5'8" | Gra | B. Hayes 5'8" | Imp Tie | C. Bessler 5'8" | Imp | D. Cook 5'6" | Gra | 14 / 163 | 17 / 146 | — / 103 | — / 25 | — / 25 |
| High Jump | 6'0" | J. Kedrowski | Gra | K. Wine 48'1¼" | Imp | T. Vyzourek 47'1½" | chey | B. Dillan 44'7½" | Imp | B. Clark 44'5½" | Benk | S. Jaeger 43'3" | Imp | 12 / 175 | 10 / 156 | 3 / 106 | 6 / 31 | — / 25 |
| Shot Put | 49'10¼" | D. Wallin | Imp | B. Hayes | Imp | C. Bessler | Imp | T. Andreason | Gra | D. Benge | Gra | B. Gloy | Gra | 24 / 199 | 7 / 163 | — / 106 | — / 31 | — / 25 |
| | | | | | | | | | | | | | | | | | | |
| TOTAL SCORES | | | | | | | | | | | | | | 199 | 163 | 106 | 31 | 25 |

* Do not write in this event column until finish card is official

| EVENT * | Time and Distance | First Place 10 | School | Second Place 8 | School | Third Place 6 | School | Fourth Place 4 | School | Fifth Place 2 | School | Sixth Place 1 | School | McCook | Imperial | Burlington | Sidney | Ogallala | |
|---|---|---|---|---|---|---|---|---|---|---|---|---|---|---|---|---|---|---|---|
| shot put | 53'2 | S. Frost | McC | 50'8 D. Wallin | Imp | 50'1 C. Feldiny | McC | 48'2 3/4 E. Hutto | B.B | T. Loper | McC | 47'6 D. Martin | B.B. | 18 / 18 | 8 / 8 | 5 / 5 | – / – | – / – | – |
| Long Jump | 21'9 3/4 | D. Callen | McC | 21'6 3/4 G. Fluccllcugh | Gor | 20'11 1/4 M. Lippold | Kim | 20'10" N. Vigil | Sid. | 20'8 1/2" S. Propp | McC | 20'6" T. Loughrou | Val | 12 / 30 | – / 8 | – / 5 | 4 / 4 | – / – | – |
| High Jump | 6'2" | M. Kersey | Gor | 6'2" J. Losee | McC | 6'1" J. Curtis | Ogal | 6'1" M. Rash | Gor | 6' D. Callein | McC | 6' S. Rathbui | McC | 11 / 41 | – / 8 | – / 5 | – / 4 | 6 / 6 | – |
| Pole Vault | 12'6" | B. Smith | Imp. | 12'6 K. Cotant | Imp | 12'0 A. Neilman | Sid | 11'0 B. Schott | Gor | 11'0 J. Mays | McC | 11'0 J. PanKonin | Imp | 2 / 43 | 14 / 27 | – / 5 | 6 / 10 | – / 6 | – |
| Discus | 140' | D. Carrile | Chad | 138'5 S. Frost | McC | 138'2 B. Hayes | Imp | 130'2 K. Stein | Chad | 129'1" D. Wallin | Imp | 128' C. Johnson | Mit. | 8 / 51 | 8 / 35 | – / 5 | – / 10 | – / 6 | 1 |
| Triple Jump | 44'3 1/4" | R. Broderson | McC | 44'3/4" M. Vigil | Sid. | 43'2 S. Ruthbui | McC | 41'5 3/4" J. Curtis | Ogal | 41'0 C. Knell | B.B. | 40'4 A. Sanchez | B.B. | 16 / 67 | – / 35 | 3 / 8 | 8 / 18 | 4 / 10 | – |
| 110 m. H.H | 15.1 | J. O'Holleien | Sid. | 15.6 S. Rathbui | McC | 15.6 T. Loughrin | Val | 15.7 B. Smith | Imp | 15.7 M. Kool | McC | 15.8 G. Cobaugh | Ogal | 10 / 77 | 4 / 39 | – / 8 | 10 / 28 | 1 / 11 | – |
| 100 Dash | 11.1 | T. Gillaland | Mit | 11.4 S. Denny | McC | 11.5 W. Asuncisn | B.B. | 11.5 B. Gillen | McC | 11.6 N. Vigil | Sid | 11.6 J. Wilson | Mit. | 12 / 89 | – / 39 | 6 / 14 | 2 / 30 | – / 11 | 11 |
| 200 m. Dash | 22.5 | R. Brodersun | McC | 22.5 M. Kool | McC | 23.0 M. Lippold | Kim | 23.1 J. Cordone | Mit | 23.6 C. Faust | Val | 23.7 T. Hudson | Chad | 18 / 107 | – / 39 | – / 14 | – / 30 | – / 11 | 4 |
| 400 m. Dash | 50.9 | S. Campbell | B.B. | 51.2 S. Denny | McC | 51.5 M. Lippold | Kim | 52.0 K. Simmons | BB. | 52.1 J. Bubak | Imp | 52.4 C. Danelson | Chad. | 8 / 115 | 2 / 41 | 14 / 28 | – / 30 | – / 11 | – |
| 800 m. Run | 203.2 | K. Simmons | B.B | 2:04.2 C. Danielsm | Chad. | 2:04.3 J. Bubak | Imp | 2:04.6 M. Lippold | Kim | 2:06.5 N. Borchers | Sid | 2:06.6. J. Christenson | Ogal | – / 115 | 6 / 47 | 10 / 38 | 2 / 32 | 1 / 12 | – |
| 1600 m. Run | 4:40.6 | R. Rivas | Ogal | 4:47.0 N. Ewart | McC | 4:48.6 J. McNair | Imp | 4:50.9 J. Aschelmin | Val | 4:57.6 B. Mabin | Mit. | 4:58.6. B. Westphal | Imp. | 8 / 123 | 7 / 54 | – / 38 | – / 32 | 10 / 22 | 2 |
| 3200 Run | 10.13.7 | N. Ewart | ME | 10.19.3 J. Aschilman | Val | 10.24.4 T. Augustine | Chad | 10.29.2 A. Mendez | Mit | 10.38.7 B. Westphal | Imp | 11.00.6 B. Lenburg | Imp | 10 / 133 | 3 / 57 | – / 38 | – / 32 | – / 22 | 4 |
| 300 IM. | 40.6 | T. Coughran | Val | 41.0 J. O'Holleen | Sid | 41.0 T. Hilyard | Mit | 41.2 R. Record | ME | 41.6 C. Knoell | BB | 41.7 T. Taylor | McC | 5 / 138 | – / 57 | 2 / 40 | 8 / 40 | – / 22 | 6 |
| 400 Rel | 43.5 | McCook | | 43.6 B.B | | 44.8 Mitchell | | 45.2 Sidney | | 45.6 Imp | | 46.2 Ogal | | 4 / 142 | 2 / 59 | 10 / 50 | 1 / 41 | 8 / 30 | 2 |
| 1600 Rel | 3.29.6 | BB | | 3.30 Ogal | | 3.32.6 Imp | | 3.34.7 McCook | | 3.38 Mitchell | | 3.39.0 Sidney | | 4 / 146 | 6 / 65 | 10 / 60 | 1 / 42 | 8 / 38 | 2 |
| 3200 Rel | 8.22.5 | Ogal | | 8.52.5 McCook | | 9.11.5 Imp | | 9.18.5 Val | | 9.22.3 B.B | | 9.43.4 Gordon | | 8 / 154 | 6 / 71 | 2 / 62 | – / 42 | 10 / 48 | – |
| | | | | | | | | | | | | | | | | | | | |

* Do not write in this event column until finish card is official

TOTAL SCORES

| McCook | Imperial | Burlington | Sidney | Ogallala | |
|---|---|---|---|---|---|
| 160 | 71 | 60 | 45 | 41 | 3 |

| Chadrian | Gordon | Kimball |
|---|---|---|
| - / - | - / - | - / - |
| - / - | 8 / 8 | 6 / 6 |
| - / - | 14 / 22 | - / 6 |
| - / - | 4 / 26 | - / 6 |
| 14 / 14 | - / 26 | - / 6 |
| - / 14 | - / 26 | - / 6 |
| - / 14 | - / 26 | - / 6 |
| - / 14 | - / 26 | - / 6 |
| - / 14 | - / 26 | 6 / 12 |
| 1 / 15 | - / 26 | 6 / 18 |
| 8 / 23 | - / 26 | 4 / 22 |
| - / 23 | - / 26 | - / 22 |
| 6 / 29 | - / 26 | - / 22 |
| - / 29 | - / 26 | - / 22 |
| - / 29 | - / 26 | - / 22 |
| - / 29 | - / 26 | - / 22 |
| - / 29 | - 1 / 27 | - / 22 |
| | | |
| 30 | 27 | 22 |

| EVENT * | Time and Distance | First Place | School | Second Place | School | Third Place | School | Fourth Place | School | Fifth Place | School | Sixth Place | School |
|---|---|---|---|---|---|---|---|---|---|---|---|---|---|
| 800 | | Jay Bubalo | | 2:01.6 | | | | | | | | | |
| 1600 | | Jason McNair | | 4:45.2 | | | | | | | | | |
| P.V | | Kenley Cotant | | 12'6" | | | | | | | | | |
| P.V | | Brent Smith | | 11'6" | | | | | | | | | |
| 110HH | | Brent Smith | | 15.82 | | | | | | | | | |
| Shotput - | | Destiny Walton | | 48'6 | | | | | | | | | |
| Discus - | | Brian Hayes | | 132'7" | | | | | | | | | |
| 1600 | Relay | S. Jaeger | | 53.6 | | (3.31.6 | | | | | | | |
| | | B. Dillon | | 53.2 | | | | | | | | | |
| | | D. Dimel | | 52.5 | | | | | | | | | |
| | | J. Bubalo | | 51.8 | | | | | | | | | |

* Do not write in this event column until finish card is official

TOTAL SCORES

# THE ALL-AMERICAN TRACK AND FIELD SCORE SHEET

Originated and Developed by
COACHES

Barkham Garner C. L. Cain
C. A. Hastings C. G. Zaun

Copyright 1937—Barkham Garner
All rights reserved

Form 104

## SCORING DIRECTIONS

**The following suggestions are made to the scorer, coach and schools in using the All-American Track and Field score sheet.**

**The scorer should not write in the order of events in the event column but enter the events as they are completed and reported by the head judge of finish. After recording the places in their respective columns the points are placed in the upper half of the scoring space. The running score is kept in lower half of the scoring space, usually in different color pencil. This enables the scorer to announce the exact score after each and every event.**

**These additional suggestions are offered to aid the scorer in keeping an efficient record: (1) In cases of ties write all names in the one space. (2) In case of a new school or meet record, circle the winning height, time or distance. (3) In case of a new school record in a field event scored by a place winner, the distance or height may be written in above the place winner's name.**

**The following suggestions may be helpful to the coaches in using this score sheet: (1) There is room to put in above a name the time, distance or height of the individual, if desired. Thus a season record of individual members of a team may be kept. (2) The names of the members of winning relay team may be written in the 4th and 5th spaces opposite the relay event. (3) The coach may encircle new school, district or League records.**

**Finally, this sheet will score any meet from a dual or triangle meet to a League or district meet with any number of schools competing.**

Junior colleges, colleges and universities can use the sheet as well as high schools as there is room for eighteen events to be scored which is ample to include all college events.

| Time and Distance | First Place 6 | School | Second Place 4 | School | Third Place 3 | School | Fourth Place 2 | School | Fifth Place 1 | School | Sixth Place – | School | Imperial | Grant | Warneke | Madrid | | |
|---|---|---|---|---|---|---|---|---|---|---|---|---|---|---|---|---|---|---|
| 10.47.4 | B. Westphal | I | 11.41.2 E. Leiblant | I | 11.43.7 J. Owings | I | 12.34.2 R. Houghton | I | 12.56.7 D. Radcliffe | I | 13.40 C Yaw | I | 16 / 16 | – / – | – / – | – / – | | |
| 11.43 | T. Styskal | 6 | 11.91 R. Terwilliger | 6 | 11.95 T. Pritchett | 6 | 12.04 R. Hearbery | Wau | 12.05 J. Keil | I | 12.21 C. Cook | M | 1 / 17 | 13 / 13 | 2 / 2 | – / – | | |
| 137'7½ | C. Bessler | I | 128'2½ D. Cook | 6 | 118'5½ T. Dillehay | I | 118'3½ G. Gilsdorf | I | 118'2½ B. Gloy | 6 | 117'11 B. Peterson | I | 11 / 28 | 5 / 18 | – / 2 | – / – | | |
| 53.7 | T. Vines | I | 55.4 C. Olsen | 6 | 56.2 J. Polly | Wau | 57.0 D. Dinnel | I | 57.3 T. Hopkins | 6 | 58.4 D. Lee | M | 8 / 36 | 5 / 23 | 3 / 5 | – / – | | |
| 5.06 | B. Westphal | I | 5.19.1 B. Lenburg | I | 5.22.8 B. McNair | I | 5.30.5 D. Batty | 6 | 5.34.5 J. Owings | I | 5.37.2 E. Leiblant | I | 14 / 50 | 2 / 25 | – / 5 | – / – | | |
| 8.09 | B. Smith | I | 9.39 J. Olsen | 6 | 9.7 S. Clark | I | 9.28 K Berry | I | 9.8 J. Steggs | I | C. Myers | I | 12 / 62 | 4 / 29 | – / 5 | – / – | | |
| 6'0" | G. Glantz | M | 6'0" C. Wallin | I | 5'10" B. Peterson | I | 5'8" T. Styskal | 6 | 5'6" C. Bessler | I | 5'6" T. Cooper | M | 8 / 70 | 2 / 31 | – / 5 | 6 / 6 | | |
| 19'7" | R. Terwilliger | 6 | 18'1" K. Clevenger | I | 17½ C. Zuege | I | 16'9" C. Cook | M | 16'4" R. Burge | M | 16'1 C. Anson | M | 7 / 77 | 6 / 37 | – / 5 | 3 / 9 | | |
| 48'5" | C. Bessler | I | 44'9" B. Gloy | 6 | 43'9" C. Elder | I | 42'7 G. Gilsdorf | I | 40'7 Trent Spady | I | 39'2" D. Hartman | I | 12 / 89 | 4 / 41 | – / 5 | – / 9 | | |
| 47.1 | Imperial | | 48.4 Grant | | 49.2 Madrid | | | | | | | | 5 / 94 | 3 / 44 | – / 5 | 1 / 10 | | |
| 46.4 | B. Smith | I | 46.7 T. Glantz | M | 45.66 S. Clark | I | 50.52 J. Steggs | I | 51.62 C. Zuege | I | 52.0 K Berry | I | 12 / 106 | – / 44 | – / 5 | 4 / 14 | | |
| 24.3 | T. Pritchett | 6 | 24.3 D. Dinnel | I | 25.58 K Clevenger | I | 25.7 T. Hopkins | 6 | 26.46 J. Batty | 6 | 26.5 W. Mellum | I | 7 / 113 | 9 / 53 | – / 5 | – / 14 | | |
| 2.13.6 | T. Vines | I | 2.19.6 J. Polly | Wau | 2.27.7 C. Taubenheim | 6 | 2.36. B. Lenburg | I | 2.37.6 B. McNair | I | 2.46.9 B. Smith | 6 | 9 / 122 | 3 / 56 | 4 / 9 | – / 14 | | |
| 4.06.7 | Imperial | | 4.07.9 Grant | | Madrid | | | | | | | | 5 / 127 | 3 / 59 | – / 9 | 1 / 15 | | |
| | | | | | | | | | | | | | | | | | | |
| | | | | | | | | | | | | | | | | | | |
| | | | | | | | | | | | | | | | | | | |
| | | | | | | | | | | | | | | | | | | |

ot write in this event column until finish card is official

TOTAL SCORES

| | | | |
|---|---|---|---|
| 127 | 59 | 9 | 15 |

Meet ..... vs. .....

| EVENT * | Time and Distance | First Place 10 | School | Second Place 8 | School | Third Place 6 | School | Fourth Place 4 | School | Fifth Place 2 | School | Sixth Place 1 | School | Imperial | Med. Valley | Maywood | Brady | Eustis Farm | Maxwell |
|---|---|---|---|---|---|---|---|---|---|---|---|---|---|---|---|---|---|---|---|
| Discus | 126'9" | B. Petersen | I | 6. Gilsdorf 119'9" | I | Dutton 119'1" | E-F | Gilliland 118'6" | MV | Fortkamp 113'6" | I | Jaeger 107'1" | Bank | 20 / 20 | 4 / 4 | – / – | – / – | 6 / 6 | – / – |
| Rel 200 | 9.33.9 | Med Valley | | Beaver City 9.46.1 | | Maxwell 9.48.8 | | Holbrook 9.53.1 | | Bemkelman | | Imperial 10.0 9.5 | | 1 / 21 | 10 / 14 | – / – | – / – | – / 6 | 6 / 6 |
| Long Jump | 19'7½ | Flood | Max | Morrissey 19'3½ | May | Zak 19'2½ | MV | Rue 18'2½ | MV | Long 18'1" | Hol | Illooz 18'0 | Bc | – / 21 | 10 / 24 | – / – | – / – | – / 6 | 18 / 24 |
| Pole Vault | 11'0" | Callahan | Br | Flora 10'6 | MV | Wertheimstein 9'6 | MV | Doyle 9'6 | May | Patch 8'6 | I | Moore 8'0 | Hol | 2 / 23 | 14 / 38 | 6 / 6 | 10 / 10 | – / 6 | – / 24 |
| High Jump | 5'6" | Wallin | I | Morrissey 5'5" | Max | Long 5'5" | Hol | Rue 5'5" | MV | Hosick 5'5" | May | Widicki 5'5" | MV | 10 / 33 | 5 / 43 | 2 / 8 | – / 10 | – / 6 | 8 / 32 |
| 400 | 54.2 | Herrick | May | Petersen 55.6 | MV | Hosick 56.3 | May | Lemburg 57.0 | I | Smith 58.6 | B.C | Spady 59.2 | I | 5 / 38 | 8 / 51 | 16 / 24 | – / 10 | – / 6 | – / 32 |
| Shot Put | 42'6" | Spady | I | Rue 42'4" | MV | Gilsdorf 41'9 | I | Fritsch 37'10½ | Tr | Raburn 36'7½ | Bank | Christofersen 36'4½ | Br | 16 / 54 | 8 / 59 | – / 24 | 1 / 11 | – / 6 | – / 32 |
| 200 | 11.26.4 | McNair | I | Owings 11.49.9 | I | Harvey 12.16.9 | Tr | M. Harvey 12.17.1 | Tr | Carlos 12.17.5 | MV | Cobb 12.29.0 | DC | 18 / 72 | 2 / 61 | – / 24 | – / 11 | – / 6 | – / 32 |
| Triple Jump | 39'7½ | Flood | Max | Long 38'10½ | Hol | Strawn 37'6½ | MV | May 36'8 | Max | Clevenger 36'5½ | I | Borge 36'4½ | Br | 2 / 74 | 6 / 67 | – / 24 | 1 / 1 | – / 6 | 14 / 46 |
| 100 | 11.6 | Dutton | E-F | Leypoldt 11.8 | E-F | Conley 12.1 | Br | Earhart 12.2 | May | Stevens 12.4 | Br | Dutton 12.6 | EF | – / 74 | – / 67 | 4 / 28 | 8 / 9 | 19 / 25 | – / 46 |
| 110 HH | 17.3 | Long | Hol | Gross 18.6 | Br | Berry | I | Stiggs 19.3 | I | Stemke | Br. | Bellamy 19.9 | E-F | 10 / 84 | – / 67 | – / 28 | 10 / 19 | 1 / 26 | – / 46 |
| 800 | 2.09.7 | Westphal | I | Hosick 2.14.3 | May | Petersen 2.14.2 | MV | Doyle 2.16.1 | May | Lemburg 2.16.4 | I | Flood 2.17.0 | Max | 12 / 96 | 6 / 73 | 12 / 40 | – / 19 | – / 26 | 1 / 47 |
| 400 Int | 46.4 | Lenz | MV | Wertheimstein 49.0 | MV | Smith 49.2 | MV | Bellamy 49.3 | E.F | Clark 50.1 | I | Berry 50.4 | I | 3 / 99 | 24 / 97 | – / 40 | – / 19 | 4 / 30 | – / 47 |
| 200 | 24.4 | Herrick | May | Leypoldt 24.9 | E-F | Conley 24.9 | Br | Earhart 25.0 | May | Jordan 26.0 | Hol | Closon 26.1 | Bc | – / 99 | – / 97 | 14 / 54 | 6 / 25 | 8 / 38 | – / 47 |
| 1600 | 5.15.6 | McNair | I | Walters 5.16.6 | MV | Schneckle 5.26.1 | E-F | Trojanus 5.28.9 | MV | Leibhart 5.36.7 | I | Steven 5.37.9 | Hol | 12 / 111 | 12 / 109 | – / 54 | – / 25 | 6 / 44 | – / 47 |
| Rel 400 | 48.7 | Brady | | Maywood 49.2 | | Eustis Farm 49.9 | | Holbrook 50.2 | | Imperial 51.3 | | Beaver City 54.1 | | 2 / 113 | – / 109 | 8 / 62 | 10 / 35 | 6 / 50 | – / 47 |
| Rel. 1600 | 3.49.9 | Med Val | | Maywood 3.54.0 | | Brady 3.57.3 | | Imperial 4.01.0 | | Maxwell 4.01.7 | | Eustis Farm 4.03.4 | | 4 / 117 | 10 / 119 | 8 / 70 | 6 / 41 | 1 / 51 | 2 / 47 |
| | | | | | | | | | | | | | | | | | | | |

* Do not write in this event column until finish card is official

TOTAL SCORES

| Imperial | Med. Valley | Maywood | Brady | Eustis Farm | Maxwell |
|---|---|---|---|---|---|
| 117 | 119 | 70 | 41 | 51 | 47 |

| Hol Brook | Trenton | Beaver Cr | Bank V |
|---|---|---|---|
| – / – | – / – | – / – | 1 / 1 |
| 4 / 4 | – / – | 8 / 8 | 2 / 3 |
| 2 / 6 | – / – | 1 / 9 | – / 3 |
| 1 / 7 | – / – | – / 9 | – / 3 |
| 6 / 13 | – / – | – / 9 | – / 3 |
| – / 13 | – / – | 2 / 11 | – / 3 |
| – / 13 | 4 / 4 | – / 11 | 2 / 5 |
| – / 13 | 10 / 14 | – / 11 | 1 / 6 |
| 8 / 21 | – / 14 | – / 11 | – / 6 |
| – / 21 | – / 14 | – / 11 | – / 6 |
| 10 / 31 | – / 14 | – / 11 | – / 6 |
| – / 31 | – / 14 | – / 11 | – / 6 |
| – / 31 | – / 14 | – / 11 | – / 6 |
| 2 / 33 | – / 14 | 1 / 12 | – / 6 |
| 1 / 34 | – / 14 | – / 12 | – / 6 |
| 4 / 38 | – / 14 | 1 / 13 | – / 6 |
| – / 38 | – / 14 | – / 13 | – / 6 |
| | | | |
| 38 | 14 | 13 | 6 |

Meet ..... vs. .....

| EVENT * | Time and Distance | First Place 10 | School | Second Place 8 | School | Third Place 6 | School | Fourth Place 4 | School | Fifth Place 2 | School | Sixth Place 1 | School | Cozad | Jukesburg | Imperial | Grant | Ogallala | Gothenburg |
|---|---|---|---|---|---|---|---|---|---|---|---|---|---|---|---|---|---|---|---|
| Shot Put | 51'2¼ | Hickton | Goth | 50'5¾ Montgomery | Coz | 47'8" Bessler | Imp | 46'5½ Dishman | Coz | 46'3½ Fleccs | Her | 46'3½ Gloy | Gr | 12 / 12 | – / – | 6 / 6 | 1 / 1 | – / – | 10 / 10 |
| Discus | 153'2" | Montgomery | Coz | 137'10 Dishman | Coz | 136'1" Blochwitz | Jules | 122'8 Bessler | Imp | 122'3" Gilsdorf | Imp | 118'7" Knouse | Good | 18 / 30 | 6 / 6 | 6 / 12 | – / 1 | – / – | – / 10 |
| High Jump | 6'2" | Cobaugh | Og | 6'1" Knoll | Her | 5'11 J Nelson | Og | 5'11 Cozad | coz | 5'8" Wallin | Imp | 5'8" Hershey | Her | 4 / 34 | – / 6 | 2 / 14 | – / 1 | 16 / 16 | – / 10 |
| Long Jump | 22'0" | Terwilliger | Grant | 20'4¾ Towers | Kimb | 19'11½ Berringer | Good | 19'6¾ Fuez | Hay | 19'2¾ Holdbein | Coz | 19'11" Knoll | Her | 2 / 36 | – / 6 | – / 14 | 10 / 11 | – / 16 | – / 10 |
| Triple Jump | 43'6½ | Terwilliger | Grant | 42'5" Douras | Her | 41'3½ Polic | Jules | 40'6¾ Wenger | Goth | 40'6¾ Leahy | Goth | 38'11 Stocker | Kimb | – / 36 | 6 / 12 | – / 14 | 10 / 21 | – / 16 | 6 / 16 |
| Pole Vault | 13'2½ | Patrick | Grant | 12'6 Burkholder | Coz | 12'0 Christner | Coz | 12'0 Nielsen | Sid | 12'0 Smith | Imp | 11'6" Berge | Grant | 14 / 50 | – / 12 | 2 / 16 | 11 / 32 | – / 16 | – / 16 |
| 100 | 11.14 | Burkholder | Coz | 11.24 Lacy | Jules | 11.49 Stysicol | Grant | 11.57 Lanckriet | Jules | 11.72 Fuez | Hay | 11.92 Pritchett | Grant | 10 / 60 | 12 / 24 | – / 16 | 7 / 39 | – / 16 | – / 16 |
| 200 | 22.8 | Burkholder | Coz | 23.09 Stysicol | Grant | 23.54 Shelton | Jules | 23.59 Lanckriet | Jules | 24.3. Pritchett | Grant | 24.56 Hartley | Wau | 10 / 70 | 10 / 34 | – / 16 | 10 / 49 | – / 16 | – / 16 |
| 400 | 51.46 | Lacy | Jules | 52.26 Vires | Imp | 53.01 Weidman | Goth | 53.56 Berringer | Good | 54.04 Petersen | Goth | 54.34 Polly | Wau | – / 70 | 10 / 44 | 8 / 24 | – / 49 | – / 16 | 8 / 24 |
| 800 | 2.04.95 | Vires | Imp | 2.07.92 Weidman | Goth | 2.08.5 Polly | Wau | 2.08.61 Buttenback | Jules | 2.10.52 Windrum | Goth | 2.11.50 Nein | Jules | – / 70 | 5 / 49 | 10 / 34 | – / 49 | – / 16 | 10 / 34 |
| 1600 | 4.47.6 | Westphal | Imp | 4.52.9 Davis | Coz | 4.58.32 Rivas | Og | 5.04.42 Benzel | Sid | 5.06.71 Batz | Jules | 5.08.9 Lemburg | Imp | 8 / 78 | 2 / 51 | 11 / 45 | – / 49 | 6 / 22 | – / 34 |
| 3200 | 10.22.8 | Davis | Coz | 10.26.4 Westphal | Imp | 10.49.1 Moon | Og | 10.54.2 Lemburg | Imp | 10.56.2 Archilleta | Og | 10.56.2 Rivas | Og | 10 / 88 | – / 51 | 12 / 57 | – / 49 | 9 / 31 | – / 34 |
| 55 HH | 7.91 | J Smith | Good | 8.13 Mercer | Jules | 8.28 B. Smith | Imp | 8.39 Frechtner | Kimb | 8.42 Brungardt | Sid | 8.57 J Olsen | Grant | – / 88 | 8 / 59 | 6 / 63 | 1 / 50 | – / 31 | – / 34 |
| 50 Im | 41.64 | S. Smith | Good | 41.80 Mercer | Jules | 42.27 B. Smith | Imp | 42.41 Abels | Kimb | 42.71 Meskins | Hay | 42.82 Frechtner | Kimb | – / 88 | 8 / 67 | 6 / 69 | – / 50 | – / 31 | – / 34 |
| 400 Rel | 44.16 | Jules Burg | | 44.43 Cozad | | 46.24 Imperial | | 46.27 Grant | | 47.62 Hershey | | 47.50 Kimball | | 8 / 96 | 10 / 77 | 6 / 75 | 4 / 54 | – / 31 | – / 34 |
| 1600 Rel | 3.37.63 | Ogallala | | 3.38.31 Horton | | 3.39.63 Grant | | 3.40.25 Imperial | | 3.42.05 Gothenburg | | 3.44.04 Goolcomb | | – / 96 | – / 77 | 4 / 79 | 6 / 60 | 10 / 41 | 2 / 36 |
| 3200 Rel | 8.31.38 | Ogallala | | 8.43.49 Julesburg | | 8.45.6 Gothenburg | | 8.49.46 Sidney | | 9.15.61 Grant | | 9.25.04 Kimball | | – / 96 | 8 / 85 | – / 79 | 2 / 62 | 10 / 51 | 6 / 42 |
| | | | | | | | | | | | | | | | | | | | |
| * Do not write in this event column until finish card is official | | | | | | | | TOTAL SCORES | | | | | | 96 | 85 | 79 | 62 | 51 | 42 |

Meet

vs.

| | | |

| * | Time and Distance | First Place 10 | School | Second Place 8 | School | Third Place 6 | School | Fourth Place 4 | School | Fifth Place 2 | School | Sixth Place 1 | School | Imperial | Jules | Ogal | Bridgeport | Grant | Bank |
|---|---|---|---|---|---|---|---|---|---|---|---|---|---|---|---|---|---|---|---|
| 200 Rel | 8.25.9 | Ogallala | | 8.37.5 Julesburg | | 8.45.8 Grant | | 8.48.5 Bank | | 9.53 Imperial | | 9.57.5 Wauneta | | 2 / 2 | 8 / 8 | 10 / 10 | – / – | 6 / 6 | 4 / 4 |
| Discus | 153'3" | J. Juelfs | BP | 145'4" Blackwitz | Jul | 137'2" Heldt | Osh | 134'10 Mills | StPat | 133'11" Bessler | Imp | 132'8 Gilsdorf | Imp | 3 / 5 | 8 / 16 | – / 10 | 10 / 10 | – / 6 | – / 4 |
| Long Jump | 20'4 3/4 | State | Bank | 19'1 3/4 Knoll | Her | 18'5" Stull | BP | 18'4" Acker | Osh | 18'3" Sides | BP | 18'2" Clevenger | Imp | 1 / 6 | – / 16 | – / 10 | 8 / 18 | – / 6 | 10 / 14 |
| High Jump | 6'2" | Wallin | Imp | 6'0 Cobaugh | Og | 5'10" Knox | Her | 5'8 J. Shmidt | Her Tie | 5'8 Plupps | Bank | 5'8" Frone | Her | 10 / 16 | – / 16 | 8 / 18 | – / 18 | – / 6 | 3 / 17 |
| 100 | 50.6 | Lacy | Jul | 51.1 Styskal | Gr. | 52.8 Vines | Imp | 53.3 Sellers | NP | 54.2 Dinnel | Tie Imp | 54.2 C. Olsen | Gr | 7½ / 23½ | 10 / 26 | – / 18 | – / 18 | 9½ / 15½ | – / 17 |
| Triple Jump | 13'6" | Smith | Imp | 13'6' Patrick | Gr | 11'6" Cobb | Bank | 11'6' Reicks | Jul | 11'0 Benge | Gr. | 11'0 Malvitz | Osh | 10 / 33½ | 4 / 30 | – / 18 | – / 18 | 10 / 25½ | 6 / 23 |
| 200 | 10.31.9 | Westphal | Imp | 10.45.3 Mason | Og | 10.50.7 Lenburg | Imp | 10.51.8 McNair | Imp | 10.52.0 Archulette | Og | 11.25.0 Dewitt | Osh | 20 / 53½ | – / 30 | 10 / 28 | – / 18 | – / 25½ | – / 23 |
| 110 Hurdles | 15.5 | Smith | Imp | 15.6 Mercer | Jul | 16.3 Goltl | BB | 16.7 Lutz | Bank | 17.0 Carlson | Jul | 17.7 Horner | Beul | 10 / 63½ | 10 / 40 | – / 28 | 6 / 24 | – / 25½ | 5 / 28 |
| 400 | 10.9 | Grace | Osh | 11.0 Lacy | Jul | 11.1 Styskal | Gr | 11.4 Carlquist | Jul | 11.5 Sellers | NP | 11.7 Sparks | BP | – / 73½ | 12 / 52 | – / 28 | 1 / 25 | 6 / 31½ | – / 28 |
| Triple Jump | 40'11" | Davis | Her | 40'3" Paul | Jul | 38.5" Irish | SP. | 38'3¼ Boerner | SP. | 38'½ Hoerbey | Ban | 37½ Tuttle | Og | – / 73½ | 8 / 60 | 1 / 29 | – / 25 | – / 31½ | – / 28 |
| 800 | 2.04.9 | R. Rivas | Og. | 2.05.4 Vines | Imp | 2.05.7 Polly | Wau | 2.09.1 Westphal | Imp | 2.09.9 Taubenheim | Gr. | 2.10.2 Irish | NP | 12 / 85½ | – / 60 | 10 / 39 | – / 25 | 2 / 33½ | – / 28 |
| Shot Put | 51'5" | Juelfs | B.P | 48'6" Bessler | Imp | 48'2 Davis | Jules | 47'4" Gilsdorf | Imp | 46'6½ Henzen | Her | 46'4" Glen | Gr. | 12 / 47½ | 6 / 66 | – / 39 | 10 / 35 | 1 / 34½ | – / 28 |
| 400 Run | 41.4 | Smith | Imp | 41.6 Mercer | Jul | 44.4 Goltl | B.P | 44.8 Carlson | Jul | 44.9 Bell | Tie Jul | 44.4 Dezort | Her | 10 / 107½ | 13½ / 75½ | – / 39 | 6 / 41 | – / 34½ | – / 28 |
| 200 | 22.9 | Grace | Osh | 23.2 Shelton | Jul | 23.3 Sellers | S.P. | 23.7 Sparks | B.P | 23.9 Carlquist | Tie Jul | 23.9 Schmid | Osh | – / 107½ | 9½ / 85 | – / 39 | 4 / 45 | – / 34½ | – / 28 |
| 1600 | 4.47.7 | Westphal | Imp | 4.48.8 C. Rivas | Og | 4.54.6 Lenburg | Imp | 5.01.5 Botz | Jul | 5.04 Gochel | Og | 5.04.3 Taubenheim | Gr. | 16 / 123½ | 4 / 93 | 10 / 49 | – / 45 | 1 / 35½ | – / 28 |
| 400 Rel | 45.7 | Julesburg | | 46.3 Bridgeport | | 46.7 Oshkosh | Tie | 46.7 Bank | | 46.8 Grant | | 47.5 Ogal | | – / 123½ | 10 / 103 | 1 / 50 | 8 / 53 | 2 / 37½ | 5 / 33 |
| 3200 Rel | 3.36.7 | Grant | | 3.37.6 Ogal | | 3.38.0 Bank | | 3.39.3 Bridgeport | | 3.39.4 Imperial | | 3.41.3 Julesburg | | 2 / 125½ | 1 / 104 | 8 / 58 | 4 / 57 | 10 / 47½ | 6 / 39 |
| 1600 Medley Rel | 48.2 | Ogal | | 49.1 Imperial | | 49.7 Bank | | 50.9 Julesburg | | 51.1 Grant | | 51.6 Bridgeport | | 8 / 133½ | 4 / 108 | 10 / 68 | 1 / 58 | 2 / 49½ | 6 / 45 |

* Do not write in this event column until finish card is official

TOTAL SCORES

| Imperial | Julesburg | Ogallala | Bridgeport | Grant | Bank |
|---|---|---|---|---|---|
| 123½ | 108 | 68 | 58 | 49½ | 45 |

| Oshkosh | Hershey | St Pats | Wauneta |
|---|---|---|---|
| – / – | – / – | – / – | 1 / 1 |
| 6 / 6 | – / – | 4 / 4 | – / 1 |
| 4 / 10 | 8 / 8 | – / 4 | – / 1 |
| – / 10 | 10 / 18 | – / 4 | – / 1 |
| – / 10 | – / 18 | 4 / 8 | – / 1 |
| 1 / 11 | – / 18 | – / 8 | – / 1 |
| 1 / 12 | – / 18 | – / 8 | – / 1 |
| – / 12 | – / 18 | – / 8 | – / 1 |
| 10 / 22 | – / 18 | 2 / 10 | – / 1 |
| – / 22 | 10 / 28 | 10 / 20 | 2 / 3 |
| – / 22 | – / 28 | 1 / 21 | 6 / 8 |
| – / 22 | 2 / 30 | – / 21 | – / 8 |
| – / 22 | 1½ / 31½ | – / 21 | – / 8 |
| 10 / 32 | – / 31½ | 6 / 27 | – / 8 |
| – / 32 | – / 31½ | – / 27 | – / 8 |
| 5 / 37 | – / 31½ | – / 27 | – / 8 |
| – / 37 | – / 31½ | – / 27 | – / 8 |
| – / 37 | – / 31½ | – / 27 | – / 8 |
| 38½ | 31½ | 27 | 9 |

Meet ..... vs. .....

| * | Time and Distance | First Place 10 | School | Second Place 8 | School | Third Place 6 | School | Fourth Place 4 | School | Fifth Place 2 | School | Sixth Place 1 | School | Jules bury | Sutherland | Burns Wy | Chappell | Horton | Pine Bluff |
|---|---|---|---|---|---|---|---|---|---|---|---|---|---|---|---|---|---|---|---|
| scus | 143'2" | Blackwith | Jul | 125'5" Jochum | Suth | 123'2" Petersen | Imp | 122'10 White | Suth | 118'7" D. Walling | Imp | 117'1" Brotherton | Hor | 10 / 10 | 12 / 12 | – / – | – / – | 1 / 1 | – / – |
| ump | 20'6½ | Paulsen | Chap | 19'5¾ Fuez | Hor | 19'3¾ Polic | Jul | 19'2¼ Johnson | Chap | 18'11" Mossberg | P.B | 18'10 Hinkle | Bur. | 6 / 16 | – / 12 | 1 / 1 | 14 / 14 | 8 / 8 | 2 / 2 |
| gh ump | 6'2" | Hine | Bur. | 6'2" Kinnaman | Suth | 5'10 Smith | Suth | 5'8" Walton | Imp | 5'8" Ostrander | P.B | 5'6 Miller | Bur | – / 16 | 14 / 26 | 11 / 12 | – / 14 | – / 8 | 2 / 4 |
| ult | 11'6" | McIlnay | Suth | 11'0 Pittman | Bur | 11'0 Reicks | Jul | 10'6" Canckriet | Jul | 10'6 Fornstrom | PB | 10'0 Patch | Imp | 10 / 26 | 10 / 36 | 8 / 20 | – / 14 | – / 8 | 2 / 6 |
| ot | 46'5" | Torres | Jul | 45'11 Davis | Jul | 44'5" Spady | Imp | 43'6 White | Suth | 43'2½ Brotherton | Hor | 43'6" Redden | Chap | 18 / 44 | 4 / 40 | – / 20 | 1 / 15 | 2 / 10 | – / 6 |
| ple ump | 42'1½ | Mossberg | PB | 41'4 Paulsen | Chap | 40'3¾ Hinkle | Bur | 40'¼ Polic | Jul | 39'11½ Leuwerke | AL | 39'5½ Johnson | Chap | 4 / 48 | – / 40 | 6 / 26 | 9 / 24 | – / 10 | 10 / 16 |
| 00 Rel | 8.55 | Julesburg | | 9.18 Sutherland | | 9.29. Horton | | 9.45 Burns | | 9.51 Imperial | | 10.00 Chappell | | 10 / 58 | 8 / 48 | 4 / 30 | 1 / 25 | 6 / 16 | – / 16 |
| 00 | 51.8 | Lacy | Jul | 53.0 Canckriet | Jul | 53.3 Pabllé | Bur | 54.6 Woodward | Chap | 55.1 Ostrander | PB | 55.6 Stutzman | Chap | 18 / 76 | 2 / 50 | 6 / 36 | 5 / 30 | – / 16 | – / 16 |
| 200 | 11.21 | Kailey | Bur | 11.36.8 Holcott | Suth | 11.57.9 Leibhart | Imp | 11.59.2 Steege | Bur | 12.43 Mannan | AL | 12.57.2 Dates | PB | – / 76 | 8 / 58 | 14 / 50 | – / 30 | – / 16 | 1 / 17 |
| 0 4. | 15.3 | Paulsen | Chap | 16.1 Mercer | Jul | 16.2 Tabllé | Bur | 16.3 Fornstrom | PB | 17.2 Meekins | Hor | 17.3 Smith | Suth | 8 / 84 | 1 / 59 | 6 / 56 | 10 / 40 | 2 / 18 | 4 / 21 |
| 0 | 11.6 | Lacy | Jul | 11.8 Johnson | Chap | 11.9 Figensen | PB | 12.0 Fuez | Hor | 12.1 Canckriet | Jul | 12.2 Wilbur | Chap | 12 / 96 | – / 59 | – / 56 | 9 / 49 | 4 / 22 | 6 / 27 |
| 00 | 2.09.2 | Woodward | Chap | 2.13 Johnson | Suth | 2.17.9 Lenbarg | Imp | 2.20.1 Hoctson | Su | 2.23.3 Forden | Suth | 2.27.7 Holladay | PB | – / 96 | 14 / 73 | 10 / 66 | – / 49 | – / 22 | 1 / 28 |
| Im 00 | 43.35 | Tabllé | Bur | 43.95 Mercer | Jul | 44.35 Meekins | Hor | 45.44 Stutzman | Chap | 46.62 Carlson | Jul | Jul 47.1 Bell | Jul #2.1 | 11 / 107 | – / 73 | 10 / 76 | 4 / 53 | 6 / 28 | – / 28 |
| 00 | 24.0 | Shelton | Jul. | 24.5 Figensen | PB | 24.75 Fullmer | Bur | 24.77 Stricl | Suth | 24.8 Wilbur | Chap | 25.64 Olson | Hor | 10 / 117 | 4 / 77 | 6 / 82 | 2 / 55 | 1 / 29 | 8 / 36 |
| 00 | 507.6 | Lemmigen | Bur | 5.13.5 Botz | Jul. | 5.18.8 McNair | Imp | 5.23.7 Holcott | Suth | 5.25.1 Stemmen | Hor | 5.31.6 Salvador | Hor | 8 / 125 | 4 / 81 | 10 / 92 | – / 55 | 3 / 32 | – / 36 |
| 00 ut | 52.6 | Horton | | 52.2 Julesburg | | 58.0 Chappelle | | | | | | | | 8 / 133 | – / 81 | – / 92 | 6 / 61 | 10 / 42 | – / 36 |
| 00 el | 45.63 | Julesburg | | 46.7 Chappelle | | 48.0 Pine Bluffs | | 48.35 Horton | | 48.47 Sutherland | | 49.5 Burns | | 10 / 143 | 2 / 83 | 1 / 93 | 8 / 69 | 4 / 46 | 6 / 42 |
| wo Rel | 3.46.2 | Horton | | 3.54.1 Sutherland | | 3.55.1 Chappell | | 3.57.1 Burns | | 4.00.9 Imperial | | 4.04.6 Acosta | | – / 143 | 8 / 91 | 4 / 97 | 6 / 75 | 10 / 56 | – / 42 |
| TOTAL SCORES | | | | | | | | | | | | | | 143 | 91 | 97 | 75 | 56 | 42 |

* Do not write in this event column until finish card is official

| Imperial | ACBiu- W |
|---|---|
| 8 / 8 | – / – |
| – / 8 | – / – |
| 4 / 12 | – / – |
| 1 / 13 | – / – |
| 6 / 19 | – / – |
| – / 19 | 2 / 2 |
| 2 / 21 | – / 2 |
| – / 21 | – / 2 |
| 6 / 27 | 2 / 4 |
| – / 27 | – / 4 |
| – / 27 | – / 4 |
| 6 / 33 | – / 4 |
| – / 33 | – / 4 |
| – / 33 | – / 4 |
| 6 / 39 | – / 4 |
| – / 39 | – / 4 |
| – / 39 | – / 4 |
| 2 / 41 | 1 / 5 |
| 41 | 5 |

Meet ..... vs. .....

| EVENT * | Time and Distance | First Place 10 | School | Second Place 8 | School | Third Place 6 | School | Fourth Place 4 | School | Fifth Place 2 | School | Sixth Place 1 | School | McCook | Gothenburg | Broken Bow | Imperial | Lex | Ogal |
|---|---|---|---|---|---|---|---|---|---|---|---|---|---|---|---|---|---|---|---|
| Discus | 142'0" | Bessler | Imp | Peterson 132'2" | Imp | Gilsdorf 127'3" | Imp | Haynes 127'3" | Goth | Loper 126'2" | McCook | Varney 121'1" | B-Bow | 2 / 2 | 4 / 4 | 1 / 1 | 24 / 24 | – / – | – / – |
| 3200 Relay | 8:47.6 | Gothenburg | | McCook 9:17.6 | | Broken Bow 9:26.9 | | Imperial 10:01.2 | | Ogallala 10:13.8 | | | | 8 / 10 | 10 / 14 | 6 / 7 | 4 / 28 | – / – | 2 / 2 |
| Pole Vault | 13'0" | Donovan | L.C. | Syoboda 12'6" | Lex | Flaming 12'0" | McCook | Hatcher 11'6" | Goth | Myers 10'6" | Imp | Monzon 10'0" | McCook | 7 / 17 | 4 / 19 | – / 7 | 2 / 30 | 8 / 8 | – / 2 |
| Long Jump | 21'11¾" | Plank | Goth | Geiken 20'3½" | Goth | Strauss 20'2" | Lex | Propp 19'10" | McCook | Campbell 19'10" | B-Bow | Ehlers 19'4" | Lex | 4 / 21 | 18 / 36 | 2 / 9 | – / 30 | 7 / 15 | – / 2 |
| 400 | 50.4 | Campbell | B-Bow | Denney 51.3 | McCook | Weidman 52.8 | Goth | Vires 53.1 | Imp | Callan 54.9 | McCook | Henderson 55.0 | Ogall | 10 / 31 | 6 / 42 | 10 / 19 | 4 / 34 | – / 15 | 1 / 3 |
| 3200 | 10:00.1 | Ewert | McCook | Westphal 10:23.0 | Imp | Steel 10:29.3 | B-Bow | Vargas 10:35.3 | Ogall | Lemberg 10:44.3 | Imp | Heywood 10:50.1 | McCook | 11 / 42 | – / 42 | 6 / 25 | 10 / 44 | – / 15 | 4 / 4 |
| SHOT Put | 51'6½" | Hicken | Goth | Fielding 48'10¼" | McCook | Bessler 43'2" | Imp | Loper 42'2" | McCook | Gilsdorf 40'9¾" | Imp | Haynes 40'5¼" | Goth | 12 / 44 | 11 / 53 | – / 25 | 8 / 52 | – / 15 | – / 4 |
| Triple Jump | 44'4¾" | Brodersen | McCook | Ford 43'2" | McCook | Geiken 42'2" | Goth | Ruthbun 40'9¾" | McCook | Plank 40'5¼" | Goth | Keil 40'4¾" | Imp | 22 / 66 | 8 / 61 | – / 25 | 1 / 53 | – / 15 | – / 4 |
| 110 H. H. | 16.3 | Frod | Lex | Taylor 16.4 | McCook | Cobaugh 16.6 | Ogall | Knuell 16.7 | B-Bow | Rathbun 16.9 | McCook | Larson N.A. | B-Bow | 10 / 76 | – / 61 | 5 / 30 | – / 53 | 10 / 25 | 6 / 10 |
| 100 | 11.4 | Brodersen | McCook | Snider 11.8 | Lex | Peterson 12.1 | B-Bow | Gilliand 12.0 | McCook | Dinnel 12.1+ | Imp | Harry 12.2 | Lex | 14 / 90 | – / 61 | 6 / 36 | 2 / 55 | 9 / 34 | – / 10 |
| 800 | 2:04.1 | Campbell | B-Bow | Vires 205.5 | Imp | Windrum 2:06.2 | Goth | Weidman 2:11.7 | Goth | Comming 2:12.2 | McCook | Jacobs 2:14.4 | McCook | 3 / 93 | 10 / 71 | 10 / 46 | 8 / 63 | – / 34 | – / 10 |
| 200 | 23.2 | Brodersen | McCook | Pearson 24.4 | B-Bow | Snider 24.7 | Lex | Monzon 24.9 | McCook | Riley 25.2 | McCook | Hodges 25.5 | Goth | 16 / 109 | 1 / 72 | 8 / 54 | – / 63 | 6 / 40 | – / 10 |
| 300 INT. | 40.9 | Taylor | McCook | Ford 41.0 | Lex | Knoell 42.6 | B-Bow | Gallentine 43.6 | B-Bow | King 43.8 | Lex | Larson 44.2 | B-Bow | 10 / 119 | – / 72 | 11 / 65 | – / 63 | 10 / 50 | – / 10 |
| 1600 | 4:40.3 | Ewart | McCook | Westphal 4:49.8 | Imp | York 4:52.6 | Goth | Vargas 4:55.2 | Ogall | Steel 4:56.4 | B-Bow | Franzen 4:59.1 | Goth | 10 / 129 | 7 / 79 | 2 / 67 | 8 / 71 | – / 50 | 4 / 14 |
| 4100 Rel | 44.6 | McCook | | Gothenburg 45.9 | | Broken Bow 46.6 | | Imperial 46.7 | | Lexington 46.9 | | Ogallala 47.0 | | 10 / 139 | 8 / 87 | 6 / 73 | 4 / 75 | 2 / 52 | 1 / 15 |
| 1600 Rel | 3:36.3 | McCook | | Gothenburg 3:39.9 | | Broken Bow 3:40.9 | | Imperial 3:42.0 | | Lexington 3:46.9 | | Ogallala 3:50.1 | | 10 / 149 | 8 / 95 | 6 / 79 | 4 / 79 | 2 / 54 | 1 / 16 |
| High Jump | 6' | Lossee | McCook | Cobaugh 6' | Ogall | Ford 5'10" | Tie Lex | Wallin 5'10" | Imp | Larson 5'10" | B-Bow | Ogallala 5'8" Rickertson-Goth Nelson-Ogal Mollring | | 10⅓ / 159⅓ | 8⅓ / 103⅓ | 2 / 81 | 5 / 84 | 5 / 59 | ⅓ / 16⅓ |
| Mile Medley | 3.54.5 | Gothenburg | | Ogallala 3:57.3 | | Lexington 3:59.3 | | McCook 4:13.2 | | Broken Bow 4:19.8 | | | | 6 / 165⅓ | 12 / 115⅓ | 4 / 85 | – / 84 | 8 / 67 | 10 / 26⅓ |
| | | | | | | | | | | | | | | TOTAL SCORES | | | | | |

* Do not write in this event column until finish card is official


Corp Co
1 -
1 -
10 10
1 10
1 10
1 10
1 10
1 10
1 10
1 10
1 10
1 10
1 10
1 10
1 10
1 10
1 10
1 10
1 10
1 10
1 10
1 10
10

Meet ..... vs. .....

| EVENT * | Time and Distance | First Place 10 | School | Second Place 8 | School | Third Place 6 | School | Fourth Place 4 | School | Fifth Place 2 | School | Sixth Place 1 | School | Imperial | Julesburg | Grant | Ogallala | Hartun | OshKosh |
|---|---|---|---|---|---|---|---|---|---|---|---|---|---|---|---|---|---|---|---|
| 3200 Rel | 8.55.65 | Grant | | 9.00.11 Ogal | | 9.00.56 Jules | | 9.52.36 Her | | 10.12.41 Imp | | — | | 2 / 2 | 6 / 6 | 10 / 10 | 8 / 8 | - / - | - / - |
| High Jump | 5'10" | G. Cobaugh | Og. | 5'10" J. Frame | He. | 5'8" J. Nelson | Og. | 5'8" K. Knoll | tie He | 5'8" C. Wallin | Im | 5'6" J. Schmitt | He. | 3 / 5 | - / 6 | - / 10 | 16 / 24 | - / - | - / - |
| Long Jump | 20'7" | R. Terwilliger | Gr. | 18'9 1/2" J. Nelson | Og | 18'7 3/4" M. Tuttle | Og | 18'4" K. Palic | Ju | 18'3" K. Knoll | He | 17'8 1/2" D. Vaughn | He | - / 5 | 4 / 10 | 10 / 20 | 14 / 38 | - / - | - / - |
| Discus | 148'6" | J. Blochowitz | Ju. | 138'3" C. Bessler | Im | 130'1" J. Heldt | Osh | 129'4" G. Gilsdorf | Im | 123'0" B. Cloy | Gr. | 121'10" B. Peterson | Im | 13 / 18 | 10 / 20 | 2 / 22 | - / 38 | - / - | 6 / 6 |
| 400 m Run | 51.58 | F. Lacy | Ju. | 52.86 T. Vires | Im | 54.76 C. Olsen | Gr | 55.32 D. Dinnel | Im | 56.47 S. Keil | Im | 56.91 J. Goddard | Ha. | 14 / 32 | 10 / 30 | 6 / 28 | - / 38 | 1 / 1 | - / 6 |
| 1200 m Run | 10:36.46 | B. Westfahl | Im. | 10:43.17 J. Archulette | Og. | 11:01.37 M. Mason | Og. | 11:06.47 B. McNair | Im | 11:06.50 B. Lemburg | Im | 11:36.67 J. Blomstedt | He | 16 / 48 | - / 30 | - / 28 | 14 / 52 | - / 1 | - / 6 |
| Pole Vault | 13'6 1/2" | T. Patrick | Gr. | 12'6" B. Smith | Im | 12'0" F. Benge | Gr | 12'0" L. Malwitz | Osh | 11'6" P. Reicks | Ju | 11'6" D. Lanckriet | Ju. | 8 / 56 | 3 / 33 | 16 / 44 | - / 52 | - / 1 | 4 / 10 |
| Triple Jump | 42'6" | R. Terwilliger | Gr. | 40'8 3/4" J. Olsen | Gr. | 40'1 1/4" K. Palic | Ju | 40'0" J. Tophoj | Osh | 39'9" S. Keil | Im | 37'1 3/4" C. Zuegg | Im | 3 / 59 | 6 / 39 | 18 / 62 | - / 52 | - / 1 | 4 / 14 |
| 110 High Hurdles | 15.5 | B. Smith | Im | 15.7 B. Mercer | Ju | 16.03 G. Gobough | Og. | 17.23 M. Meakins | Ha | 17.39 C. Tuesz | Ha | 17.42 J. Olsen | Gr. | 10 / 69 | 8 / 47 | 1 / 63 | 6 / 58 | 6 / 7 | - / 14 |
| 100 m Dash | 10.69 | M. Grace | Osh | 10.90 F. Lacy | Ju | 11.09 C. Fuesz | Ha | 11.18 J. D. Lanckriet | Ju | 11.30 R. Terwilliger | Gr | 11.60 T. Pritchett | Gr | - / 69 | 12 / 59 | 3 / 66 | - / 58 | 6 / 13 | 10 / 24 |
| Shot Put | 51'4" | G. Bessler | Im | 46'5 1/4" G. Gilsdorf | Im | 46'5" B. Cloy | Gr | 45'5" C. Elder | Im | 45'2" T. Davis | Ju | 44'5" F. Torres | Ju | 22 / 91 | 3 / 62 | 6 / 72 | - / 58 | - / 13 | - / 24 |
| 1500 m Run | 2:07.49 | T. Vires | Im | 2:10.61 C. Taubenheim | Gr | 2:12.28 D. Vargus | Og | 2:13.12 T. Olsen | Gr | 2:13.20 B. Westfahl | Im | 2:14.40 S. Buettenback | Ju | 12 / 103 | 1 / 63 | 12 / 84 | 6 / 64 | - / 13 | - / 24 |
| 400 m Int. Hurdles | 42.47 | B. Smith | Im | 43.14 B. Mercer | Ju | 44.75 C. Fuesz | Ha | 45.52 M. Meakins | Ha | 45.57 J. Dezort | He | 46.65 K. Berry | Im | 11 / 114 | 8 / 71 | - / 84 | - / 64 | 10 / 23 | - / 24 |
| 200 m Dash | 23.71 | M. Grace | Osh | 24.10 J. Shelton | Ju | 24.31 C. Fuesz | Ha | 25.01 D. Dinnel | Im | 25.07 T. Pritchett | Gr | 25.57 M. Tuttle | Og | 4 / 118 | 8 / 79 | 2 / 86 | 1 / 65 | 6 / 29 | 10 / 34 |
| 1600 m Run | 4:55.63 | D. Vargus | Og | 4:57.31 B. Westfahl | Im | 5:08.62 C. Taubenheim | Gr. | 5:09.47 B. Lemburg | Im | 5:10.99 A. Batz | Ju | 5:15.30 B. McNair | Im | 13 / 131 | 2 / 81 | 6 / 92 | 10 / 75 | - / 29 | - / 34 |
| 800 m Relay | 46.06 | Julesburg | | 47.15 Imperial | | 49.12 Hartun | | 49.76 Hershey | | 54.26 OshKosh | | — | | 8 / 139 | 10 / 91 | - / 92 | - / 75 | 6 / 35 | 2 / 36 |
| 400 m Sprint Relay | 52.16 | Julesburg | | 53.78 Imperial | | 54.86 Ogallala | | 57.62 Hershey | | — | | — | | 8 / 147 | 10 / 101 | - / 92 | 6 / 81 | - / 35 | - / 36 |
| 1600 m Relay | 3:42.21 | Imperial | | 3:43.51 Grant | | 3:45.82 Hartun | | 3:55.82 Ogallala | | 4:05.83 OshKosh | | 4:07.60 Julesburg | | 10 / 157 | 1 / 102 | 8 / 100 | 4 / 85 | 6 / 41 | 2 / 38 |

* Do not write in this event column until finish card is official

TOTAL SCORES


Hershey
4
4
12
16
3
19
-
19
-
19
-
20
-
20
-
20
-
20
-
20
-
20
-
20
-
20
2
22
-
22
-
22
4
26
4
30
-
30

Meet ..... vs. .....

| EVENT * | Time and Distance | First Place 10 | School | Second Place 8 | School | Third Place 6 | School | Fourth Place 4 | School | Fifth Place 2 | School | Sixth Place 1 | School | Imperial | Grant | NPSP | Sutherland | Hershey |
|---|---|---|---|---|---|---|---|---|---|---|---|---|---|---|---|---|---|---|
| Long Jump | 20'6½ | R Terwilliger | Gr | 19'9¾ K Knoll | Her | 18'7 B Sellers | S.P | J 18'2¾ Olsen | Gr | 18'2" C Zuege | I | 18'2 G Still | Suth | 2 / 2 | 14 / 14 | 6 / 6 | 1 / 1 | 8 / 8 |
| Discus | New Rec 165' 11" | C Bessler | I | 157'9" S. Jochum | Suth | 154'2" B. Petersen | I | 145'3 D Henger | Her | 139'7" G Gilsdorf | I | 132'5" B. Gloy | Gr | 18 / 20 | 1 / 15 | - / 6 | 8 / 9 | 4 / 12 |
| 200 Rel | 8.41.6 | Imp. | | 8.43.11 Grant | | 9.04.2 Sutherland | | 9.57.5 Hershey | | 9.52.2 NPSP | | — | | 10 / 30 | 8 / 23 | 2 / 8 | 6 / 15 | 4 / 16 |
| Pole Vault | 13' 10½" | Patrick | Gr | 11'6" Smith | I | 11'0 Weber | Gr | 10'6 Benge | Gr | 10'6 McElroy | Suth | 10'0 Myers | I | 9 / 39 | 20 / 43 | - / 8 | 2 / 17 | - / 16 |
| High Jump | 6'0" | Kinnamen | Suth | 5'8 Knoll | Her | Tie 5'8" Wallin | I | 5'8" Vires | I | 5'8 Petersen | I | 5'6 Voss | S.P | 13 / 52 | - / 43 | 1 / 9 | 10 / 27 | 7 / 23 |
| 400 | 50.7 | Styskal | Gr. | 50.7 Sellers | S.P | 53.4 Vires | I | 54.1 Olsen | Gr | 54.7 Keil | I | 55.9 Collins | Suth | 8 / 60 | 14 / 57 | 8 / 17 | 1 / 28 | - / 23 |
| 200 | 10.46.7 | Westphal | I | 10.58.1 Lenburn | I | 11.05.6 McNair | I | 11.07.8 Halcott | Suth | 11.08.6 Holzworth | Her | 11.16.6 Boerner | S.P | 24 / 84 | - / 57 | 1 / 18 | 4 / 32 | 2 / 25 |
| Triple Jump | 43'3½ | Terwilliger | Gr | 42'0 Olsen | Gr | 41'9½ Davis | Her | 40'9½ Keil | I | 40'7½ Boerner | S.P | 38'3 Irish | S.P | 4 / 88 | 18 / 75 | - / 18 | 3 / 35 | 6 / 31 |
| Shot Put | 51'9 | Bessler | I | 48'1" Gilsdorf | I | 48'0 Henger | Her | 46'10½ Mills | S.P. | 45'10½ Elder | I | 45'2" Gloy | Gr | 20 / 108 | 1 / 76 | 4 / 22 | - / 35 | 6 / 37 |
| 100 | 11.2 | Sellers | SP. | 11.3 Styskal | Gr | 11.5 Still | Suth | 11.6 Pritchet | Gr | 11.7 Terwilliger | Gr | 11.8 Dinnel | I | 1 / 109 | 14 / 90 | 10 / 32 | 6 / 41 | - / 37 |
| 110 H.H | 16.1 | Smith | I | 16.5 McElroy | Suth | 17.5 Dezort | Her | 17.8 Irish | S.P | 18.3 Berry | I | 18.5 Mills | S.P | 12 / 121 | - / 90 | 5 / 37 | 8 / 49 | 6 / 43 |
| 800 | 2.05.1 | Vires | I | 2.09.5 Taubenheim | Gr | 2.09.7 Olsen | Gr | 2.10.6 Westphal | I | 2.10.7 Johnson | Suth | 2.14.1 Hoatson | Suth | 14 / 135 | 14 / 104 | - / 37 | 3 / 52 | - / 43 |
| Im. 300 | 43.0 | Smith | I | 43.7 Benge | Gr | 44.2 Irish | S.P. | 44.3 Keil | I | 44.6 Dezort | Her | 44.8 Berry | I | 15 / 150 | 8 / 112 | 6 / 43 | - / 52 | 2 / 45 |
| 200 | 22.6 | Styskal | Gr. | 22.7 Sellers | S.P | 23.6 Pritchett | Gr | 23.8 Voss | S.P | 24.0 Dinnel | I | 24.1 Still | Suth | 2 / 152 | 16 / 128 | 12 / 55 | 1 / 53 | - / 45 |
| 1600 | 5.01.2 | Westphal | I | 5.08.9 Lenburn | I | 5.10.4 McNair | I | 2.14.9 Halcott | Suth | 5.16.9 Blomstedt | Her | 5.17 Boerner | S.P | 24 / 176 | - / 128 | 1 / 56 | 6 / 59 | 2 / 47 |
| 400R | 45.8 | Grant | | 46.4 Sutherland | | 46.7 Imperial | | 47.6 Hershey | | 48.3 S.P | | — | | 6 / 182 | 10 / 138 | 2 / 58 | 8 / 67 | 4 / 51 |
| 1600R | 3.39.5 | Grant | | 3.41.4 Imp. | | 3.44.5 Sutherland | | 4.07.2 NPSP. | | 4.31.9 Hershey | | — | | 8 / 190 | 10 / 148 | 4 / 62 | 6 / 73 | 2 / 53 |
| Prosk Rel | 48.7 | Imp | | 50.0 NPSP. | | 50.2 Grant | | 51.3 Hershey | | 52.3 Sutherland | | | | 10 / 200 | 6 / 154 | 8 / 70 | 2 / 75 | 4 / 57 |
| | | | | | | | | TOTAL SCORES | | | | | | 200 | 154 | 70 | 75 | 57 |

* Do not write in this event column until finish card is official

Meet ..... vs. .....

| EVENT * | Time and Distance | First Place 10 | School | Second Place 8 | School | Third Place 6 | School | Fourth Place 4 | School | Fifth Place 2 | School | Sixth Place 1 | School | Imp | Atwood | Grant | Benk | McCook J.V. | Ogalla J |
|---|---|---|---|---|---|---|---|---|---|---|---|---|---|---|---|---|---|---|---|
| 200 R | 8.37.0 | Benk | | 8.55.5 Grant | | 9.27.8 McCook | | 9.42.6 Ogal | | 9.46.1 Imp | | | | 2 / 2 | — / — | 8 / 8 | 10 / 10 | 6 / 6 | 4 / 4 |
| ong Jump | 20'4 1/4 | Curry | At | 20'2 1/2 Terwilliger | Gr | 20' 1/4 Hawkins | At | 19'4 1/2 Glad | At | 18'11" Stuple | Mc | 18'6 1/4 Clark | DC | — / 2 | 20 / 20 | 8 / 16 | 1 / 11 | 2 / 8 | — / 4 |
| scus | 149'6 | Urbas | At | 141'1" Bessler | I | 139'11" Felzein | At | 135'11" Peterson | I | 124'10 Cook | Gr | 122'2" Gilsdorf | I | 13 / 15 | 16 / 36 | 2 / 18 | — / 11 | — / 8 | — / 4 |
| 00 | 50.7 | Styskal | Gr | 52.4 Vires | I | 53.4 McCoy | At | 54.2 Olson | Gr | 54.9 Keil | I | 55.1 Hopkins | Gr | 10 / 25 | 6 / 42 | 15 / 33 | — / 11 | — / 8 | — / 4 |
| le ault | 14'0" | Patrick | Gr | 13'0 Cobb | D.C | 12'0 Meyer | I | 12'0 Smith | I | 12'0 Benge | Gr | 11'0" Wilson | Gr | 10 / 35 | — / 42 | 13 / 46 | 8 / 19 | — / 8 | — / 4 |
| 200 | 10.28.8 | Westphal | I | 10.45.4 McNair | I | 10.51.9 Lembury | I | 10.55.9 Heywood | Mc | 11.13.6 Meisenbach | Mc | 11.47.9 Cobb | DC | 24 / 59 | — / 42 | — / 46 | 1 / 20 | 6 / 14 | — / 4 |
| igh Jump | 6'0 | Stieier | At | 5'10" Clark | DC | 5'8" Phipps | DC | 5'8" Lankas | At | 5'8" Peterson | I | 5'8" Horner | DC | 2 / 61 | 14 / 56 | — / 46 | 15 / 35 | — / 14 | — / 4 |
| ot ut | 51'3 1/2 | Urbas | At | 48'6 Bessler | I | 47'11 Gilsdorf | I | 46'3/4 Gloy | Gr | 46 1/2 Leitner | Mc | 44'1" Elder | I | 15 / 76 | 10 / 66 | 4 / 50 | — / 35 | 2 / 16 | — / 4 |
| 10 TH | 15.7 | Smith | I | 15.8 Horton | At | 16.6 Olson | Gr | 16.7 Lutz | D.C | 16.7 Doyle | Mc | 17.4 Steggs | I | 11 / 87 | 8 / 74 | 6 / 56 | 4 / 39 | 2 / 18 | — / 4 |
| 00 | 11.3 | Felzein | At | 11.4 Pritchett | Gr | 11.7 Hawkins | At | 11.8 Monzon | Mc | 11.9 Clark | DC | 11.9 Pearce | At | — / 87 | 17 / 91 | 8 / 64 | 2 / 41 | 4 / 22 | — / 4 |
| 00 | 2.03.2 | Vires | I | 2.05.1 Olsen | DC | 2.07.0 Taubenheim | Gr | 2.07.3 C. Olsen | Gr | 2.11.0 Wolf | Pal | 2.11.6 McNair | I | 11 / 98 | — / 91 | 10 / 74 | 8 / 49 | — / 22 | — / 4 |
| o Im | 42.2 | Horton | At | 44.8 Berry | I | 45.0 Ochsner | D.C | 45.3 Geisert | Gr | 45.8 Olsen | Gr. | 45.9 Wicke | At | 8 / 106 | 11 / 102 | 6 / 80 | 6 / 55 | — / 22 | — / 4 |
| .00 | 22.6 | Felzein | At | 23.0 Styskal | Gr | 23.7 Pritchett | Gr | 24.2 Dinnel | I | 24.3 Stute | DC | 24.3 Hoss | DC | 4 / 110 | 10 / 112 | 14 / 94 | 3 / 58 | — / 22 | — / 4 |
| iple Jump | 42'4 1/2 | Horton | At | 40'11" Curry | At | 40'10 Olsen | Gr | 40'9 1/2 Terwilliger | Gr. | 40'7 1/2 Keil | I | 40'7 1/2 Stieir | At | 2 / 112 | 19 / 131 | 10 / 104 | — / 58 | — / 22 | — / 4 |
| 00 el | 45.0 | Atwood | | 45.6 McCook | | 45.7 Grant | | 46.5 Imperial | | 46.5+ Dundy Co. | | | — | 4 / 116 | 10 / 141 | 6 / 110 | 2 / 60 | 8 / 30 | — / 4 |
| 00 el | 3.33.1 | Grant | | 3.35.6 Imperial | | 3.38.2 Atwood | | 3.38.5 Dundy County | | 3.50.9 McCook | | 405.9 Ogal | | 8 / 124 | 6 / 147 | 10 / 120 | 4 / 64 | 2 / 32 | 1 / 5 |
| t el | Wt Rel | 49.2 Dundy Co | | 50.1 Imperial | | 50.4 Atwood | | 53.7 Grant | | | | | | — / 124 | — / 147 | — / 120 | — / 64 | — / 32 | — / 5 |
| 600 | 4.52.3 | Westphal | I | 5.03.8 McNair | I | 5.05.8 Lembury | I | 5.11.1 Meisenbach | Mc | 5.23.5 Vak | Gr | 5.23.6 Taubenheim | Gr | 24 / 148 | — / 147 | 3 / 123 | — / 64 | 4 / 36 | — / 5 |
| | | | | | | | | TOTAL SCORES | | | | | | 149 | 147 | 123 | 64 | 36 | 5 |

* Do not write in this event column until finish card is official .

Meet ..... vs. .....

| 2 | 1/2 | 1/2 | 1/2 | 1/2 | 1/2 | 1/2 | 1/2 | 2 | 1/1 | 1/1 | 1/1 | 1/1 | 1/1 | 1/1 | 1/1 | 1/1 | 1/1 | 1/1 | PgLoad= |
|---|---|---|---|---|---|---|---|---|---|---|---|---|---|---|---|---|---|---|---|
| | | | | | | | | | | | | | | | | | | | |
| | | | | | | | | | | | | | | | | | | | |
| | | | | | | | | | | | | | | | | | | | |

| EVENT * | Time and Distance | First Place 10 | School | Second Place 8 | School | Third Place 6 | School | Fourth Place 4 | School | Fifth Place 2 | School | Sixth Place 1 | School | Bertrand | Imperiale | Sutherland | Bentkian | Cambridge | Culbertson |
|---|---|---|---|---|---|---|---|---|---|---|---|---|---|---|---|---|---|---|---|
| 100 | 11.7 | Stell | Suth | 12.0 Smith | Suth | 12.0 Vaugh | Her | 12.0 Hass | D.C | 12.0 Johnson | Camb | 12.2 Hart | Culb | – | – | 18 | 4 | 2 | 1 |
| 400 | 52.2 | Kuyler | Ber | 52.7 Peterson | M.U | 52.9 Ures | Imp | 53.3 Grove | Ox | 54.2 Bowers | Culb | 55.1 Collins | Suth | 10 | 6 | 1 | – | – | 2 |
| 200 | 10.00.1 | Leiss | Camb | 10.12.3 Westphal | I | 10.14.7 Lynch | Ox | 10.44.6 Fisher | Anap | 10.54.4 McNair | I | 10.58.9 Lanbuig | I | 4 | -11 | – | – | 10 | – |
| 110 HH | 15.9 | Vaugh | Ber | 16.4 Wilkinson | Culb | 16.7 McElvey | Suth | 16.8 Smith | I | 17.3 Lutz | D.C | 17.5 DeZant | Her | 10 | 4 | 6 | 2 | – | 8 |
| Shot Put | 45' 11' | Bessler | I | 48 11½ Spthcegrue | Ber | 47.1" Hayes | Her | 46.1" Gisdorf | I | 44'1" Elder | I | 43'1" Rue | MU | 8 | 16 | – | – | – | – |
| High Jump | 6'4" | High | Ber | 6'2" Kuyeinen | Suth | 6'0 Knoll | Her | 6'0 Smith | Suth | 6'0 Clark | D.C | Wells Rue Engrand 5'10" | I MU Ox6 | 10 | 1/3 | 12 | 2 | – | – |
| 800 | 2.03.3 | State | Bent | 2.03.8 Tenopir | Camb | 2.04.2 Ures | I | 2.05.9 Olson | D.C | 2.06.1 Wood | R.U | 2.08.3 Peterson | MU | – | 6 | – | 14 | 8 | – |
| Long Jump | 21' 2" | Wendell | Ber | 20.11.5 State | Bent | 20'9½ Kautz | Camb | 20'0 Gegenback | Ber | 19'9 Bertrand | Camb | 19'3 Krzyeski | Ber | 15 | – | – | 8 | – | 8 |
| Discus | 148' 11" | Bessler | I | 133'5" White | Suth | 131'½ Hayes | Her | 130'7' Petersen | I | 127'7" Helmuth | Her | 125'4" Fleecs | Her | – | 14 | 8 | – | – | – |
| Pole Vault | 12'8" | Smith | I | 12'0 Flora | M.U | 12'0' Cobb | D.C | 11'6 Bonzo hof | Camb | 11'6 McElvey | Suth | 11'0 Myers | I | – | 11 | 2 | 6 | 4 | – |
| Trip Jump | 43'8" | Downs | Her | 42'6½ Gegenback | Ber | 4'6½ Wendell | Ber | 41'4½ Krzyeski | Ber | 40'10" Keil | I | 39'5½ Zak | MU | 18 | 2 | – | – | – | – |
| 200 | 24.1 | Stell | Suth | 24.4 Hass | D.C | 248 Hart | Culb | 248 Grove | Ox | 24.8 Johnson | Camb | 248 Kennedy | Culb | – | – | 10 | 8 | 2 | 7 |
| 1600 | 4.37.1 | Leiss | Camb Ox | 442.2 Westphal | I | 442.6 Blume | RP | 4.53 Gutelius | Culb | 4.53.9 Tenopir | Camb | 4.57.3 Fisher | Ana | – | 8 | | | 12 | 4 |
| 300 Int. | 42.1 | Kuyler | Ber | 42.3 Wilkinson | Cam | 426 High | Ber | 42.4 Vaugh | Ber | 43.1 Smith | I | 44.1 Lenz | MU | 20 | 2 | – | – | – | 8 |
| 400 Rel | 45.9 | Cambridge | | 46.0 Sutherland | | 46.1 Bertrand | | 47.3 Hershey | | 47.7 Culbertson | | 47.8 M.U | | 6 | – | 8 | | 10 | 2 |
| 3200 12el | 8.25.6 | Imp. | | 8368 D.C | | 8.43.0 Rep U | | 8.51.4 M.U | | 8.51.4 Bertrand | | 8.58.1 Suth. | | 2 | 10 | 1 | 8 | – | – |
| 1600 Rel | 3.33.0 | Bertrand | | 3.36 Dundy County | | 3.36.9 Culbertson | | 3.37.2 Imperiale | | 3.44.9 M.U | | 3.45 Sutherlan | | 10 | 4 | 1 | 8 | – | 4 |
| | | | | | | | | | | | | | | | | | | | |

* Do not write in this event column until finish card is official

TOTAL SCORES 109 94 1/3 67 60 50 44

| Hershey | M. V. | Oxford | Rep V | Arapahoe |
|---|---|---|---|---|
| 6 | – | – | – | – |
| – | 8 | 4 | – | – |
| – | – | 6 | – | 4 |
| 1 | – | – | – | – |
| 6 | 1 | – | – | – |
| 6 | 1/3 | 1/3 | – | – |
| – | 1 | – | 2 | – |
| – | – | – | – | – |
| 9 | – | – | – | – |
| – | 8 | – | – | – |
| 10 | 1 | – | – | – |
| – | – | 4 | – | – |
| – | – | – | 6 | – |
| – | 1 | – | – | – |
| 4 | 1 | – | – | – |
| – | 4 | – | 6 | – |
| – | 2 | – | – | – |
| | | | | |
| 42 | 28 1/3 | 14 1/3 | 14 | 4 |

Meet ..... vs. .....

| Time and Distance | First Place | School | Second Place | School | Third Place | School | Fourth Place | School | Fifth Place | School | Sixth Place | School | | | | | | |
|---|---|---|---|---|---|---|---|---|---|---|---|---|---|---|---|---|---|---|
| | | | | | | | | | | | | | | | | | | |
| | | | | | | | | | | | | | | | | | | |
| | | | | | | | | | | | | | | | | | | |

Date..... Place..... Class.....

State Qualifiers

Chris Bessler -

Shot - 52'5" 5th

Disc - 146'8" 7th

Brent Smith -

Pole Vault 12'6" 6th

Travis Vires - 2.05.6 -

800 -

Brian Westphal -

1600 - 4.58 -

3200 - 10.112 - 6th

3200 Relay - 8.25.1

Brian Westphal -

Ben McNair - 5th

Brandon Lenhart -

Travis Vires -

# THE ALL-AMERICAN TRACK AND FIELD SCORE SHEET

Originated and Developed by

COACHES

Barkham Garner C. L. Cain
C. A. Hastings C. G. Zaun

Copyright 1937—Barkham Garner
All rights reserved

Form 104

## SCORING DIRECTIONS

The following suggestions are made to the scorer, coach and schools in using the All-American Track and Field score sheet.

The scorer should not write in the order of events in the event column but enter the events as they are completed and reported by the head judge of finish. After recording the places in their respective columns the points are placed in the upper half of the scoring space. The running score is kept in lower half of the scoring space, usually in different color pencil. This enables the scorer to announce the exact score after each and every event.

These additional suggestions are offered to aid the scorer in keeping an efficient record: (1) In cases of ties write all names in the one space. (2) In case of a new school or meet record, circle the winning height, time or distance. (3) In case of a new school record in a field event scored by a place winner, the distance or height may be written in above the place winner's name.

The following suggestions may be helpful to the coaches in using this score sheet: (1) There is room to put in above a name the time, distance or height of the individual, if desired. Thus a season record of individual members of a team may be kept. (2) The names of the members of winning relay team may be written in the 4th and 5th spaces opposite the relay event. (3) The coach may encircle new school, district or League records.

Finally, this sheet will score any meet from a dual or triangle meet to a League or district meet with any number of schools competing.

Junior colleges, colleges and universities can use the sheet as well as high schools as there is room for eighteen events to be scored which is ample to include all college events.

6-4-3-2-1

# THE ALL-AMERICAN TRACK AND FIELD SCORE SHEET

COPYRIGHTED 1937

| EVENT * | Time and Distance | First Place 6 | School | Second Place 4 | School | Third Place 3 | School | Fourth Place 2 | School | Fifth Place 1 | School | Sixth Place | School | Imperial | Wheatland | Waunita | | | |
|---|---|---|---|---|---|---|---|---|---|---|---|---|---|---|---|---|---|---|---|
| 3200 | 10.41.6 | B. Westphal | I | 10.42.7<br>J. Briggs | I | 11.55.2<br>B. McNair | I | 13.02.8<br>R. Houghton | I | 13.13.6<br>D. Radcliffe | I | | | 16/16 | –/– | –/– | | | |
| Pole Vault | 11'0" | K. Myers | I | 9'0"<br>S. Hallet | I | 7'0<br>M. Jablonski | I | | | | | | | 13/29 | –/– | –/– | | | |
| 60 H.H. | 7.98 | J. Steggs | I | 8.9<br>S. Clark | I | 8.9<br>K. Berry | I | 9.1<br>S. Ingold | M | 10.9<br>D. Sandman | Wau | | | 13/42 | 2/2 | 1/1 | | | |
| 100 | 12.05 | C. Anson | M | 12.2<br>C. Wallin | I | 12.4<br>K. Clevenger | I | 12.5<br>C. Cook | M | 12.9<br>W. Nickerson | I | | | 8/50 | 8/10 | –/1 | | | |
| Discus | 136' 11" | B. Peterson | I | 131'6"<br>G. Gilsdorf | I | 126'7"<br>J. Fortkamp | I | 122'9"<br>T. Dilley | I | 122'2"<br>R. Hornberg | Wau | | | 15/65 | –/10 | 1/2 | | | |
| 400 | 55.2 | J. Polly | Wau | 55.7<br>B. Lemburg | I | 57.2<br>S. Statz | I | 63.7<br>B. Evans | M | 65.7<br>D. Kennicutt | M | | | 7/72 | 3/13 | 6/8 | | | |
| 1600 | 4.59.2 | B. Westphal | I | 5.03<br>J. Briggs | I | 5.04.2<br>T. Glunz | M | 5.34.9<br>S. Bullenger | M | 5.35.1<br>D. Lee | M | | | 10/82 | 6/19 | –/8 | | | |
| Shot Put | 49.1 | G. Gilsdorf | I | T. Spady | I | 45'7"<br>R. Colby | Wau | 42'0<br>T. Dilley | I | 39'6"<br>D. Ridlen | I | | | 13/95 | –/19 | 3/11 | | | |
| 400 Rel. | 48.06 | Wheatland | | Imperial | | | | | | | | | | 3/98 | 5/24 | –/11 | | | |
| Long Jump | 18'3" | G. Glunz | M | 18'<br>K. Clevenger | I | 17'8¾<br>D. Jussel | Wau | 17'6"<br>R. Burge | M | 17'4¾<br>C. Zuege | I | | | 5/103 | 8/32 | 3/14 | | | |
| 300 Im. | 44.4 | J. Steggs | I | 45.2<br>K. Berry | I | 48.2<br>C. Zuege | I | 48.2<br>B. McNair | I | 49.28<br>S. Todd | Wau | | | 15/118 | –/32 | 1/15 | | | |
| 800 | 2.11.5 | B. Westphal | I | 2.12<br>J. Polly | Wau | 2.15<br>B. Lemburg | I | 2.23.7<br>D. Sandman | Wau | 2.25.7<br>J. Briggs | I | | | 10/128 | –/32 | 6/21 | | | |
| High Jump | 6'2" | C. Wallin | I | 6'0<br>G. Glunz | M | 5'6"<br>B. Peterson | I | 5'2"<br>S. Todd | Wau | 5'0"<br>S. Statz | I | | | 10/138 | 4/36 | 2/23 | | | |
| 200 | 25.14 | T. Spady | I | 25.7<br>C. Wallin | I | 26.12<br>S. Statz | I | 26.4<br>K. Clevenger | I | 26.46<br>W. Nickerson | I | | | 16/154 | –/36 | –/23 | | | |
| Triple Jump | 38'3¼ | G. Glunz | M | 38'3<br>D. Jussel | Wau | 37'4½<br>C. Zuege | I | 34'8½<br>K. Clevenger | I | | | | | 5/159 | 6/42 | 4/27 | | | |
| 1600 Rel | 3.58.3 | Imperial | | 4.00.6<br>Wheatland | | | | | | | | | | 5/164 | 3/45 | –/27 | | | |
| | | | | | | | | | | | | | | | | | | | |
| | | | | | | | | | | | | | | | | | | | |
| | | | | | | | | TOTAL SCORES | | | | | | 164 | 45 | 27 | | | |

* Do not write in this event column until finish card is official

Date..... Place..... Class.....

# THE ALL-AMERICAN TRACK AND FIELD SCORE SHEET

COPYRIGHTED 1937

| EVENT * | Time and Distance | 10 First Place | School | 8 Second Place | School | 6 Third Place | School | 4 Fourth Place | School | 2 Fifth Place | School | 1 Sixth Place | School | Med V | Ingeland | Maxwell | Brady | Eastis-Fourn | Lillyman |
|---|---|---|---|---|---|---|---|---|---|---|---|---|---|---|---|---|---|---|---|
| Pole Vault | 12'0 | K. Myer | I | 10'6 T. Demilt | Br | 10' G. Doyle | May | 9'0 S. Hallet | I | 8'6 M. Jablonski | I | 8'6 C. Hosick | MV | 1/1 | 16/16 | -/- | 8/8 | -/- | -/- |
| High Jump | 6'0 | Rue | MV | 5'10 P. Long | Hol | 5'6" J. Widdich | MV | 5'4" T. Smith | MV | 5'4" S. Clark | I | 5'4" T. Demilt | Br | 20/21 | 2/18 | -/- | 1/9 | -/- | 8/8 |
| Discus | 133'3½ | J. Wolzen | May | 123'7½ N. Brown | MV | 123'5¼ J Trisdale | Mar | 123'4¼ Gilliland | MV | 121'11" J. Fortkamp | I | 108'3¼ J. Groseth | Mar | 12/33 | 2/20 | 7/7 | -/9 | -/- | -/- |
| Triple Jump | 43'6¼ | P. Long | Hol | 40'1" K. May | Mar | 39'7¾ C. Zuege | I | 39'5" S. Bourge | Br | 37'10¾ J. Wolzen | May | 37'8" T. Emsphon | MV | 1/34 | 6/26 | 8/15 | 4/13 | -/- | 10/10 |
| 100 | 11.4 | T. Penfold | MV | 11.6 S. Leypoldt | E-F | 11.7 C. Wallin | I | 11.8 B. Dutton | E-F | 12.1 A. Conley | Br | 12.3 B. West | Tr. | 10/44 | 6/32 | -/15 | 2/15 | 12/12 | -/12 |
| 110 H.H | 16.7 | S. Clark | I | 16.8 T. Lenz | MV | 18.2 T. Grosz | Br | 18.6 T. Stemiko | Br | 19.5 N. Brown | MV | 20.6 J. Fanning | D.C | 10/54 | 10/42 | -/15 | 10/25 | -/12 | -/12 |
| 3200 Relay | 9.31.3 | Med Val. | | 9.54.9 Maywood | | 10.00.67 Maxwell | | 10:13.8 Eus-Far | | 10.29.47 Bank | | 11.02.36 Ch Imp | | 10/64 | 1/43 | 6/21 | -/25 | 4/16 | -/12 |
| Shot Put | 41'9" | J. Trisdale | Mar. | 41'3¾ D. Ridlen | I | 40'11¾ J. Fortkamp | I | 39'8¾ T. Connolly | Br | 38'2" L. Groseth | Mar | 39'4¼ Cunningham | MV | 1/65 | 14/57 | 12/33 | 4/29 | -/16 | -/12 |
| 400 | 56.0 | K. Rue | MV. | 57.3 J. Shirley | Mar | 58.2 J Flood | Mar | 59.5 C. Hosick | MV | 59.94 B. Bratten | Br | 60.1 S. Statz | I | 14/79 | 1/58 | 14/47 | 2/31 | -/16 | -/12 |
| 3200 | 10.51.1 | B. West | Tr. | 10.53.8 J. Briggs | I | 11.44.5 B. McClain | I | 11.58.5 J. Cole | MV | 12.07.1 G. Hillcar | Hol | 12.09.1 J. Tidjman | MV | 5/84 | 14/72 | -/47 | -/31 | -/16 | 2/2 |
| Long Jump | 20'10¼ | K. Rue | MV | 20'3" P. Long | Hol | 18'8¼ S. Bourge | Bra | 18'7" C. Zuege | I | 18'2" T. Penfold | MV | 18-1¼ C. Hill | Eu Far | 12/96 | 4/76 | -/47 | 6/37 | 1/17 | 8/2 |
| 800 | 2.18.1 | C. Hosick | MV. | 2.21.0 T. Bradney | MV | 2.24.2 B. Stevens | Hol | 2.25.1 Morphew | Mar | 2.27.4 B. Grabenstein | E-F | 2.28.5 T. Emsphon | MV | 19/115 | -/76 | 4/51 | -/37 | 2/19 | 6/3 |
| Im. 300 | 46.0 | T. Grosz | Br. | 46.2 T. Lenz | MV | 47.3 T. Smith | MV | 48.5 J. Widdich | MV | 48.9 C. Zuege | I | 51.3 T. Hendon | Bank | 18/133 | 2/78 | -/51 | 10/47 | -/19 | -/3 |
| 200 | 24.8 | J. Flood | Mar | 25.1 S. Leypoldt | E-F | 25.4 T. Penfold | MV | 25.5 P. Long | Hol | 26.4 S. Shirley | Mar | 27.0 C. Smith | May. | 6/139 | -/78 | 12/63 | -/47 | 8/29 | 4/3 |
| 1600 | 5.06.6 | B. West | Tr. | 5.08.3 J. Briggs | I | 5.10 T. Demilt | Br | 5.11.9 C. Walthers | MV. | 5.16.1 J. Schneeckle | E-F | 5.20 J. Cole | MV. | 5/144 | 8/86 | -/63 | 6/53 | 2/29 | -/3 |
| 400 Rel | 47.9 | Med. Valley | | 48.5 Eus. Far | | 49.5 Imp | | 50.4 Brady | | 52.8 Maxwell | | 53.7 Bank | | 10/154 | 6/92 | 2/65 | 4/57 | 8/37 | -/3 |
| 1600 Rel | 3.53.1 | Med Valley | | 3.53.8 Maxwell | | 3.54.8 Eus-Far | | 4.00.6 Brady | | 4.00.7 Maywood | | 4.10.5 Imp. | | 10/164 | 1/93 | 8/73 | 4/61 | 6/43 | -/3 |
| | | | | | | | | | | | | | | | | | | | |
| | | | | | | | | | | | | | | 164 | 93 | 73 | 61 | 43 | 3 |

* Do not write in this event column until finish card is official

TOTAL SCORES

Date ..... Place ..... Class .....

| May about | Trenton | Bank Re |
|---|---|---|
| 6 | – – | – – |
| 6 | – – | – – |
| 16 | – [illegible] | – – |
| 18 | – – | – – |
| 18 | 1 1 | – – |
| 18 | – 1 | 1 1 |
| 26 | – 1 | 2 3 |
| 26 | – 1 | – 3 |
| 26 | – 1 | – 3 |
| 26 | 10 11 | – 3 |
| 26 | – 11 | – 3 |
| 26 | – 11 | – 3 |
| 26 | – 11 | 1 4 |
| 27 | – 11 | – 4 |
| 27 | 10 21 | – 4 |
| 27 | – 21 | 1 5 |
| 29 | – 21 | – 5 |

# THE ALL-AMERICAN TRACK AND FIELD SCORE SHEET — COPYRIGHTED 1937

| EVENT * | Time and Distance | 10 First Place | School | 8 Second Place | School | 6 Third Place | School | 4 Fourth Place | School | 2 Fifth Place | School | 1 Sixth Place | School | Cozad | Jules | Goth | Sidney | Ogal | T |
|---|---|---|---|---|---|---|---|---|---|---|---|---|---|---|---|---|---|---|---|
| Discus | 143' | C. Dishman | Coz | 130.7" J. Mays | S.P | 128.5" D. Cook | Gr | 128'1" H. Peterson | Coz | 128'0" B. Peterson | I | 126'2" J. Helmuth | Her | 14 / 14 | – / – | – / – | – / – | – / – | 2 / 2 |
| Long Jump | 22'10½ | R. Terwilliger | Gr | 20'4½ K. Palic | Jul | 19'11" B. Holbein | Coz | 19'8" D. Carlson | Jul | 19'6½ B. Wentz | Kim | 18.9½ N. Deal | Coz | 7 / 21 | 12 / 12 | – / – | – / – | – / – | – / 2 |
| 3200 Rel. | 8.42.8 | Ogal | | 8.53.8 Sidney | | 8.58.9 Grant | | 9.00.3 So. Platte | | 9.07.8 Cozad | | 9.18 Kimball | | 2 / 23 | – / 12 | – / – | 8 / 8 | 10 / 10 | – / 2 |
| 400 | 53.21 | Nein | Jul | 53.8 J Polly | Way | 53.81 S. Hatcher | Coz | 53.88 J. Weidman | Goth | 54.56 D. Acheson | Kim | 55.43 B. Lembang | I | 6 / 29 | 10 / 22 | 4 / 4 | – / 8 | – / 10 | 1 / 3 |
| Pole Vault | 12'10" | A. Nickum | Sid | 12'6" P. Rieeks | Jul | 12'6 N. Hatcher | Goth | 12'0" B. Armstrong | S.P | 11'0" S. McGreer | S.P | 11'00 F. Benge | Gr | – / 29 | 8 / 30 | 6 / 10 | 10 / 18 | – / 10 | – / 3 |
| Triple Jump | 45'8" | R. Terwilliger | Gr | 44'8" J. Palic | Jul | 42'2' K. Fertner | Kim | 41'10 J. Olson | Gr | 41'9" Rodrigues | Goth | 40'7" Stacher | Kim | – / 29 | 8 / 38 | 2 / 12 | – / 18 | – / 10 | – / 3 |
| Shot Put | 51'5" | Langley | Sid | 50.3½ Davis | Jul | 49'11½ Gilsdorf | I | 49'9" Mays | S.P | S Kinner | Og | T. Spady | I | – / 29 | 8 / 46 | – / 12 | 10 / 28 | 2 / 12 | 7 / 1 |
| 800 | 2.06.3 | Polly | Way | 2.06.95 Westphal | I | 2.09.2 Hopkins | Gr | 2.10.5 | Kim | 2.10.7 | Coz | 2:11.5 | Goth | 2 / 31 | – / 46 | 1 / 13 | – / 28 | – / 12 | 8 / 1 |
| 55 H.H. | 7.99 | Feighton | Kim | 8.05 Brungart | Sid | 8.33 Carlson | Jul | 8.4 Rodrigues | Goth | 8.57 Swanson | Sid | 8.7 Olson | Gr | – / 31 | 6 / 52 | 4 / 17 | 10 / 38 | – / 12 | – / 1 |
| 100 | 11.45 | Harron | Goth | 11.58 Holbein | Coz | 11.68 Johnson | Og | 11.77 Schweitzer | Coz | 11.82 Knitig | Good | 11.81 Wyllert | Gr | 12 / 43 | – / 52 | 10 / 27 | – / 38 | 6 / 18 | – / 1 |
| High Jump | 6'0" | Mackowski | Coz | 6'0 Wallin | I | 5'10 Hunting | Coz | 5'10" Lowe | Gr | 5'8" Switzer | Coz | 5'8 Bell | Goth | 18 / 61 | – / 52 | 1 / 28 | – / 38 | – / 18 | 8 / 2 |
| 3200 | 10.21.5 | Davis | Coz | 10.28.9 Westphal | I | 10.29.64 Briggs | I | 10.35.2 Mason | Og | 10.41.56 Hog | Goth | 10.52.56 G. Rivas | Og | 10 / 71 | – / 52 | 2 / 30 | – / 38 | 5 / 23 | 14 / 4 |
| 200 | 23.77 | Holbein | Coz | 24.11 Hatcher | Coz | 24.34 Johnson | Og | 24.47 Schweitzer | Coz | 24.72 Wyllert | Gr | Fenner | Good | 22 / 93 | – / 52 | – / 30 | – / 38 | 6 / 29 | – / 4 |
| 300 IM | 41.9 | Brungart | Sid | 42.16 Carlson | Jul | 43.86 Steggs | I | 44.15 Olson | Gr | 44.86 Berry | I | 46.13 Larson | Goth | – / 93 | 8 / 60 | 1 / 31 | 10 / 48 | – / 29 | 8 / 4 |
| 1600 | 4.46.1 | Rivas | Og | 4.46.9 Davis | Coz | 4.51.6 Benzel | Sid | 4.53.4 Westphal | I | 4.56.3 Law | S.P | 4.58.47 Briggs | I | 8 / 101 | – / 60 | – / 31 | 6 / 54 | 10 / 39 | 5 / 5 |
| 400R | 45.84 | Cozad | | 43.31 Goth | | 46.66 Ogallala | | 47.07 Goodland | | 47.2 Kimball | | 47.49 Imp | | 10 / 111 | – / 60 | 8 / 39 | – / 54 | 6 / 45 | 1 / 5 |
| 1600R | 3.40.9 | Kimball | | 3.41.6 Ogal | | 3.45.6 Imperial | | 3.46.5 Sidney | | 3.46.7 Jules | | 3.46.9 Grant | | – / 111 | 2 / 62 | – / 39 | 4 / 58 | 8 / 53 | 6 / 6 |
| | | | | | | | | | | | | | | | – | | | | |
| | | | | | | | | TOTAL SCORES | | | | | | 111 | 62 | 39 | 58 | 53 | 6 |

* Do not write in this event column until finish card is official

Date ..... Place ..... Class .....

| Grant | Kimball | Lawndale | So. Platte | Good Land | Hershey |
|---|---|---|---|---|---|
| 6 | 1 | 1 | 8 | 1 | 1 |
| 6 | 2 | 1 | 8 | 1 | 1 |
| 6 | 2 | 1 | 8 | 1 | 1 |
| 2 | 1 | 3 | 4 | 1 | 1 |
| 2 | 2 | 5 | 8 | 1 | 1 |
| 3 | 5 | 8 | 6 | 1 | 1 |
| 7 | 7 | 12 | 8 | 18 | 1 |
| 7 | 12 | 8 | 4 | 22 | 1 |
| 3 | 4 | 16 | 10 | 18 | 22 | 1 |
| 4 | 10 | 26 | 18 | 22 | 1 |
| 4 | 26 | 18 | 22 | 2 | 1 |
| 8 | 26 | 18 | 22 | 2 | 1 |
| 8 | 26 | 18 | 22 | 2 | 1 |
| 0 | 26 | 18 | 22 | 1 | 3 | 1 |
| 4 | 26 | 18 | 22 | 3 | 1 |
| 4 | 26 | 18 | 2 | 24 | 3 | 1 |
| 4 | 2 | 28 | 18 | 24 | 4 | 7 | 1 |
| 5 | 10 | 38 | 18 | 24 | 7 | 1 |
| 5 | 38 | 18 | 24 | 7 | 1 |

# THE ALL-AMERICAN TRACK AND FIELD SCORE SHEET

COPYRIGHTED 1937

| EVENT * | Time and Distance | 10 First Place | School | 8 Second Place | School | 6 Third Place | School | 4 Fourth Place | School | 2 Fifth Place | School | 1 Sixth Place | School | Imp | NPSP | Grant | Ogal | Jules | Osh |
|---|---|---|---|---|---|---|---|---|---|---|---|---|---|---|---|---|---|---|---|
| High Jump | 5'10 | J-Lowe | Gr | 5'10 C. Wallin | I | 5'10 S. Clark | I | 5'8" J. Hough | Gr | 5'8" J. Boerner | NP | 5'6" P. Reicks | Jul | 14 / 14 | 2 / 2 | 14 / 14 | - / - | 1 / 1 | - / - |
| 3200 Rel. | 8.31.2 | Ogal. | | 8.41.8 Grant | | 9.21.3 Hershey | | 9.32 NPS.P | | 9.36.2 Jules | | 9.41.9 Wau-Pot | | - / 14 | 4 / 6 | 8 / 22 | 10 / 10 | 2 / 3 | - / - |
| Long Jump | 19'5½ | Schmitt | Her | 19'4½ Palic | Jul | 18'11" Carlson | Jul | 18'6¼ Sellers | NP | 17'10¼ Strassen | Jul | 17'7¾" Fleecs | Her | - / 14 | 4 / 10 | - / 22 | - / 10 | 16 / 19 | - / - |
| Discus | 150'5" | J. Juelfs | B.P. | 135'10½ K. Fleecs | Her | 132'8½ T. Mills | NP | 132'2" J. Heldt | Osh | 131'10" T. Dillehay | I | 129'8" G. Gilsdorf | I | 3 / 17 | 6 / 16 | - / 22 | - / 10 | - / 19 | 4 / 4 |
| Pole Vault | 12'6" | M. Reidel | Osh | 12'0 B. Hunt | Osh | 12'0 W. Wilson | Gr | 12' P. Reicks | Jul | 11' F. Benge | GR | 11'0" J. Weber | BR | - / 17 | - / 16 | 9 / 31 | - / 10 | 4 / 23 | 18 / 22 |
| 400 | 51.1* | B. Sellers | NP | 52.8 J. D. Nein | Jul | 52.9 T. Hopkins | Gr | 53.2 J. Polly | WP | 53.3 B. Loudenback | Bridg. | 55.6 Reyes | Her | - / 17 | 10 / 26 | 6 / 37 | - / 10 | 8 / 31 | - / 22 |
| 3200 | 10.26.7 | B. Westphal | I | 10.40 Mason | Og | 10.45 R. Vass | Og | 11.04 B. McClain | I | 11.10.2 Pritchett | Gr | 11.16.1 | Jules | 14 / 31 | - / 26 | 2 / 39 | 14 / 24 | 1 / 32 | - / 22 |
| Triple Jump | 42'8½ | K. Palic | Jules | 41'7" J. Olson | Gr | 41'1¼ Tophoj | Osh | 39'7½ C. Zuege | I | 39'3" Boerner | NP. | 38'4½ Mazour | NP | 4 / 35 | 3 / 29 | 8 / 47 | - / 24 | 10 / 42 | 6 / 28 |
| 110 HH | 15.8 | D. Carlson | Jul | 16.4 J. Desort | Her | 16.4 D. Markouski | Osh | 16.6 J-Olson | Gr | 16.7 J-Steggs | I | 17.3 S. Clark | I | 3 / 38 | - / 29 | 4 / 51 | - / 24 | 10 / 52 | 6 / 34 |
| 100 | 11.5 | B. Sellers | NP. | 11.7 B. Johnson | Ogal | 11.8 D. Markouski | Osh | 11.8 K. Wyllert | Gr | 11.9 C. Reed | NP | 12.0 J. Schmitt | Her | - / 38 | 12 / 41 | 4 / 55 | 8 / 32 | - / 52 | 6 / 40 |
| Shot Put | 51'9" | G. Gilsdorf | II | 50'2¼ S. Skinner | Og | 49'8" J. Juelfs | Br | 49'6½ T. Davis | Jul | 47'9¾ T. Mills | NP | 47'4½ K. Fleecs | Her | 10 / 48 | 2 / 43 | - / 55 | 8 / 40 | 4 / 56 | - / 40 |
| 800 | 2.05.9 | Polly | Wau | 2.06.2 Loudenback | Br | 2.07.8 Westphal | I | 2.07.9 Taubenheim | Gr | 2.08.3 Hopkins | Gr | 2.11.5 Anderson | I | 7 / 55 | - / 43 | 6 / 61 | - / 40 | - / 56 | - / 40 |
| 300 IM. | 42.9 | Carlson | Jul | 43.2 Irish | NP | 43.8 Desort | Her | 44.1 Olsen | Gr | 44.9 Steffes | NP | 45.1 Markouski | Osh | - / 55 | 10 / 53 | 4 / 65 | - / 40 | 10 / 66 | 1 / 41 |
| 200 | 23.5 | Sellers | NP | 24.3 Voss | NP | 24.4 Johnson | Og | 24.5 Palic | Jul | 24.7 D. Daniel | I | 24.9 J. Ornada | Gr | 2 / 57 | 18 / 71 | 1 / 66 | 6 / 46 | 4 / 70 | - / 41 |
| 1600 | 4.44.8 | Westphal | I | 4.47.8 Rivas | Og | 4.55.0 Lenbarg | I | 5.00.7 Mason | Og | 5.10.5 Pritchett | Gr | 5.16.4 Bell | Jul | 16 / 73 | - / 71 | 2 / 68 | 12 / 58 | 1 / 71 | - / 41 |
| 400 Rel | 46.1 Ogal | Ogal | | 46.6 NPS.P | | 46.7 Imp | | 47.4 Osh | | 47.8 Bridgeport | | 48.1 Grant | | 6 / 79 | 8 / 79 | 1 / 69 | 10 / 68 | - / 71 | 4 / 45 |
| 1600 Rel | 3.40.3 | Ogal | | 3.40.9 NPS.P | | 3.41.6 Jules | | 3.44.1 Grant | | 3.44.1 Imp | | 3.48.4 Hershey | | 2 / 81 | 8 / 87 | 4 / 73 | 10 / 78 | 6 / 77 | - / 45 |
| Wt Rel | 47.8 | Imp | | 48.9 Osh | | 49.9 Grant | | 50.3 Jules | | 51.3 Hershey | | 52.1 NPSP | | 10 / 92 | 1 / 88 | 6 / 79 | - / 78 | 4 / 81 | 8 / 53 |

* Do not write in this event column until finish card is official

TOTAL SCORES 92 88 79 78 81 53

Date ..... Place ..... Class .....

| Hershey | Bridgeport | Wan-Pal |
|---|---|---|
| – | – | – |
| 6 | – | 1 |
| 17 | – | – |
| 25 | 10 | – |
| 25 | 10 | 1 |
| 26 | 2 | 4 |
| 26 | – | – |
| 26 | – | – |
| 34 | – | – |
| 34 | – | – |
| 35 | 6 | – |
| 35 | 8 | 10 |
| 41 | – | – |
| 41 | – | – |
| 41 | – | – |
| 41 | 2 | – |
| 42 | – | – |
| 44 | – | – |
| 4 | 28 | 15 |

# THE ALL-AMERICAN TRACK AND FIELD SCORE SHEET

COPYRIGHTED 1937

| EVENT * | Time and Distance | First Place 10 | School | Second Place 8 | School | Third Place 6 | School | Fourth Place 4 | School | Fifth Place 2 | School | Sixth Place 1 | School | McCook | Lex | Goth | Imp | Kearney | Ogal |
|---|---|---|---|---|---|---|---|---|---|---|---|---|---|---|---|---|---|---|---|
| Discus | 134'1" | C. Leitner | Mc | 133'7 J Pearson | Lex | 133'6 C Karstens | Lex | 132'6 B. Fielding | Mc | 130'9" H. Haynes | Goth | 125'10" B. Peterson | I | 14/14 | 14/14 | 2/2 | 1/1 | –/– | –/– |
| Long Jump | 21'11¼ | J. Sykes | Lex | 20'4½ J. Stupka | Mc | 20'3½ D Collen | Mc | 20'2+ D. Wenger | Goth | 19'6¾ R. Propp | Mc | 19'3" T. Peterson | Goth | 16/30 | 10/24 | 5/5 | –/+ | –/– | –/– |
| 3200 Rel. | 8.42.2 | Ogal | | 8.48.6 McCook | | 8.52.4 Kearney | | 9.46.2 Goth | | 10.33.5 Imp | | | | 8/38 | –/24 | 4/9 | 2/3 | 6/6 | 10/10 |
| Pole Vault | 12'6" | Monzon | Mc | 12' Penner | Goth | 11'6 S. Hotchin | Goth | 11'6 K. Flanary | Mc | 11'6 B. Sullivan | L.C | Z. Schroon | Kear | 14/52 | –/24 | 12/21 | –/3 | 1/7 | –/10 |
| 400 | 53.9 | J. Andersen | Lex | 54.1 B. Jacobs | Mc | 54.4 A. Brand | Lex | 54.6 A. Wardman | Goth | 55.8 M. Treadway | Kear | 56.3 J. Walker | Kear | 8/60 | 16/40 | 4/25 | –/3 | 3/10 | –/10 |
| 100 | 11.3 | P. Hanson | Goth | 11.4 M. Brayton | Lex | 11.4+ B. Riley | Mc | 11.5 C. Snider | Lex | 11.6 P. Monsen | Mc | 11.6 C. Wallin | I | 8/68 | 12/52 | 10/35 | 1/4 | –/10 | –/10 |
| 800 | 2.06.3 | R. Rickes | Og | 2.06.9 J Anderson | Lex | 2.11.5 C. Beezly | Kear | 2.13.5 B. Jacobs | M | 2.14 J. Cummings | M | 2.14.7 J. Bogsien | Kear | 6/74 | 8/60 | –/35 | –/4 | 7/17 | 10/20 |
| 300 Im | 40.3 | T. Taylor | Mc | 43.3 M. Haynes | Goth | 43.4 J. Drew | Kear | 44.5 J. Steggs | I | 45.3 C. Rodriguez | Goth | 45.9 N. Schneider | Mc | 11/85 | –/60 | 10/45 | 4/8 | 6/23 | –/20 |
| 200 | 22.9 | P. Hansen | Goth | 23.1 M. Brayton | Lex | 23.5 D. Dimell | I | 24.2 S. Clark | I | 24.7 S. Helgeson | Kear | 24.7 S. Reynolds | Lex | –/85 | 9/69 | 10/55 | 10/18 | 2/25 | –/20 |
| 1600 | 4.40.4 | M. Ewart | Mc | 4.45.8 M Daily | Mc | 4.45.9 B. Westphal | I | 4.57.2 T. Travis | Kear | 4.58.2 M. Messinbach | Mc | 5.05.4 J. Finken | Kear | 20/105 | –/69 | –/55 | 6/24 | 5/30 | –/20 |
| 400 Rel | 45.5 | McCook | | 46.2 Lex | | 46.2 Goth | | 47.2 Imp | | 51.8 Ogal | | | | 10/115 | 8/77 | 6/61 | 4/28 | –/30 | 2/22 |
| 1600 Rel | 3.35.2 | McCook | | 3.40.5 Lex | | 3.46.0 Imp | | 3.48.6 Ogal | | 3.52.5 Kearney | | 3.53.5 Goth | | 10/125 | 8/85 | 1/62 | 6/34 | 2/32 | 4/26 |
| High Jump | 5'10" | M. Mahrt | Mc | 5'10" R. Hallowell | Mc | 5'8" J. Sykes | Lex | 5'9 D. Nieman | Kear | 5'8" B. Peterson | I | 5'8" C. Wallin | I | 18/143 | 6/91 | –/62 | 3/37 | 4/36 | –/26 |
| 3200 | 10.00.8 | M. Ewart | Mc | 10.23.3 B. Westphal | I | 10.25 M Mason | Og | 10.45.8 M. Messinbach | Mc | 10.51 B Lenburg | I | 10.53 J. Canfield | Mc | 15/158 | –/91 | –/62 | 10/47 | –/36 | 6/32 |
| Shot Put | 51'2" | G. Gilsdorf | I | 49'8½ C. Fielding | Mc | 49' H. Haynes | Goth | 48'5½ N. Wiz'e | Lex | 47'3'3/4 C. Leitner | Mc | 45'8½ B. Fielding | Mc | 11/169 | 4/95 | 6/68 | 10/57 | –/36 | –/32 |
| Triple Jump. | 43' 10½ | T. Ford | Mc | 41'11" D. Wenger | Goth | 41'10" C. Rodrigues | Goth | 39'10½ R. Lashley | Mc | 39'2½ J. Bell | Goth | 38'8" C. Zuege | I | 14/183 | –/95 | 16/84 | 1/58 | –/36 | –/32 |
| Mile Med | 3.48.2 | McCook | | 3.58.6 Imperial | | 4.07.1 Lex | | 4.08.5 Kearney | | 4.11.5 Goth | | 4.16.0 Ogal | | 12/195 | 8/103 | 4/88 | 10/68 | 6/42 | 2/34 |
| 110 H.H. | 15.2 | T. Taylor | Mc | 15.7 J. Steggs | I | 15.7 S. Clark | I | 16.5 C. Rodrigues | Goth | 17.3 I. Brock | Lex | 17.5 J. Carson | Kear | 10/205 | 2/105 | 4/92 | 14/82 | 1/43 | –/34 |

* Do not write in this event column until finish card is official

TOTAL SCORES — 205 | 105 | 92 | 82 | 43 | 34

Date ..... Place ..... Class .....

Corp Cat

1

1

1

4

4

4

4

4

4

4

4

4

4

4

4

4

4

4

4

4

# THE ALL-AMERICAN INTER-HIGH MEET SCORE SHEET

| EVENT * | Time and Distance | First Place 10 | School | Second Place 8 | School | Third Place 6 | School | Fourth Place 4 | School | Fifth Place 2 | School | Sixth Place 1 | School | Imperial | Grant | Ogal | Hoxton | Julesberg | |
|---|---|---|---|---|---|---|---|---|---|---|---|---|---|---|---|---|---|---|---|
| High Jump | 6'0 | C. Wallin | I | 5'10 J Lowe | Gr | 5'6" ← Tie → B. Peterson | I | J. Schmitt | Her | 5'6 S. Clark | I | 5'4" J. Haugh | Gr | 17/17 | 9/9 | -/- | -/- | -/- | -/- |
| Long Jump | 19'9" | J. Polic | Jul | 19'½ C. Dorman | Osh | 18'3¼ J. Schmitt | Her | 18'1¾ C. Zeuge | I | 17'8" D. Fleecs | Her | 17'5½ C. Smith | Og | #21/21 | -/9 | -/- | -/- | 10/10 | 8/8 |
| 3200 Rel | 9.03.75 | Ogal | | 9.13.37 Grant | | 9.37.83 Hersh | | 10.27.61 Imperial | | — | | — | | 4/25 | 8/17 | 10/10 | -/- | -/10 | -/- |
| Discus | 141'0" | J. Heldt | Osh | 130'6 B. Petersen | I | 129'7" T. D'Lachay | I | 129'4" J. Helmuth | Her | 127'1" G. Gilsdorf | I | #127'0 K. Fleecs | Her | 16/41 | -/17 | -/10 | -/- | -/10 | 10/10 |
| Pole Vault | 12'10" | P. Reicks | Jul | 12'6 M. Riedel | Osh | 12'0 F. Benge | Gr | 12'0 W. Wilson | Gr | 11'6" B. Hunt | Osh | 10'6 D. Lankniet | Jul | -/41 | 10/27 | -/10 | -/- | 11/21 | 10/10 |
| 400 | 53.21 | Nein | Jul | 54.39 C. Olson | Gr | 54.26 R. Rivas | Og | 55.52 T. Hopkins | Gr | 55.84 H. Diaz | Her | 55.89 T Spady | I | 1/42 | 12/39 | 6/16 | -/- | 10/31 | -/- |
| 3200 | 10.30.89 | B. Westphal | I | 10.34.74 M. Mason | Og | 10.49.4 B. Porto | Jul | 10.52.04 B. Cawbarg | I | 10.54.34 G. Rivas | Ogal | 11.03.87 M. Salvador | Hox | 14/56 | -/39 | 10/26 | 1/1 | 6/37 | -/- |
| Triple Jump | 42'2½ | K. Polic | Jul. | 39'3½ J. Olsen | Gr | 38'5" C. Zuege | I | 37'8" D. Fleecs | Her | 37'3/4 C. Smith | Ogal | 35'9¾ J. McDaniel | Hox | 6/62 | 8/47 | 2/28 | 1/2 | 10/47 | -/- |
| 110 H.H. | 15.75 | S. Clark | I | 15'8 J. Steggs | I | 16.35 J. Olsen | Gr | 16.37 M. Meakins | Hox | 16.71 D. Markowski | Osh | 17.26 C. Fuesz | Hox | 18/80 | 6/53 | -/28 | 5/7 | -/47 | 2/2 |
| 100 | 11.03 | R. Terwilliger | Gr | 11.51 C. Fuesz | Hox | 11.59 B. Johnson | Og | 11.75 K. Wyllert | Gr | 11.78 C. Wallin | I | 11.79 D. Markowski | Osh | 2/82 | 14/67 | 6/34 | 8/15 | -/47 | 1/1 |
| Shot Put | 50'9" | G. Gilsdorf | I | 48'5" S. Davis | Jul | 47'4½ S. Brotherton | Hox | 47'4" S. Skinner | Ogal | 45'10 F. Torres | Jul | 45'2½ T. Spady | I | 11/93 | -/67 | 4/38 | 6/21 | 10/57 | -/- |
| 800 | 2.06.45 | R Rivas | Og | 2.07.04 B. Westphal | I | 2.08.53 C. Taubenheim | Gr | 2.11.39 B. McNain | I | 2.11.86 J. Blankstead | Her | 2.15.44 C. Olsen | Gr | 12/105 | 7/74 | 10/48 | -/21 | -/57 | -/- |
| 300 Int. | 43.03 | M. Meakins | Hox | 43.1 J. Olsen | Gr | 43.74 C. Fuesz | Hox | 44.41 C. Dorman | Osh | 44.57 J. Steggs | I | 44.64 D. Markowski | Osh | 2/107 | 8/82 | -/48 | 16/37 | -/57 | 5/5 |
| 200 | 23.73 | C. Fuesz | Hox | 24.37 D. Dimick | I | 24.5 R Olsen | Hox | 24.47 J.D. Nein | Jul | 24.62 K Wyllert | Gr | 24.63 T. Spady | I | 9/116 | 2/84 | -/48 | 16/53 | 4/61 | -/- |
| 1600 | 4.56.61 | B. Westphal | I | 4.58.16 B. Cawbarg | I | 5.02.64 M. Mason | Og | 5.08.72 M. Salvador | Hox | 5.18.4 G. Rivas | Og | 5.20 M. Wilson | Og. | 18/134 | -/84 | 9/57 | 4/57 | -/61 | -/- |
| 400 Rel | 47.41 | Imp | | 47.58 Ogal | | 47.76 Hox | | 48.33 Grant | | 48.38 Oshkosh | | 48.85 Jules. | | 10/144 | 4/88 | 8/65 | 6/63 | 1/62 | 2/2 |
| wt Rel | 48.15 | Imp | | 50.46 Osh | | 52.61 Jules | | 52.84 Hersh. | | 54.94 Ogal | | — | | 10/154 | -/88 | 2/67 | -/63 | 6/64 | 8/8 |
| 1600 Rel | 3.39.92 | Hox | | 3.46.33 Imp | | 3.47.2 Ogal | | 3.48.85 Jules | | 3.48.99 Grant | | 4.06.14 Hersley | | 8/162 | 2/90 | 6/73 | 10/73 | 4/68 | -/- |

* Do not write in this event column until finish card is official

TOTAL SCORES

| Imperial | Grant | Ogal | Hoxton | Julesberg | |
|---|---|---|---|---|---|
| 162 | 90 | 74 | 73 | 72 | 4 |

Hershey

# THE ALL-AMERICAN TRACK AND FIELD SCORE SHEET

COPYRIGHTED 1937

| EVENT * | Time and Distance | First Place 10 | School | Second Place 8 | School | Third Place 6 | School | Fourth Place 4 | School | Fifth Place 2 | School | Sixth Place 1 | School | Imperials | Southerland | Grant | N.P.S.P. | Hershey |
|---|---|---|---|---|---|---|---|---|---|---|---|---|---|---|---|---|---|---|
| Long Jump | 20' | G. Still | S | 19'5" J. Schmidt | Her | 19' C. Zuege | I | 18'10 B. Sellers | S.P. | 18'9" J McQueen | S.P | 18'4½ D. Dickson | S | 6/6 | 11/11 | -/- | 6/6 | 8/8 |
| Shot Put | 50'11" | T. White | S | 49'1" G. Grisdorf | I | 49'1" T. Mills | S.P | 46'8 C Meyers | S | 46'0 J. Hellmuth | Her | 44'8" T. Spady | I | 9/15 | 14/25 | -/- | 6/6 | 2/10 |
| High Jump | 6'8" | B. Konneman | S | 6'2" C. Wallin | I | 6'0 N. Smith | S | 6'0 J. Lowe | Gr | 5'6 S. Clark | I | 5'6 B. Peterson | I | 11/26 | 16/41 | 4/4 | -/6 | -/10 |
| 3200 Rel | 8.34.6 | Imp | | 8.55.2 Grant | | 9.04.7 Suth. | | 9.18.5 N.P. S.P. | | 9.37.8 Hershey | | | | 10/36 | 6/47 | 8/12 | 4/10 | 2/12 |
| Pole Vault | 12'0 | F Benge | Gr | 11'6 W Wilson | Gr | 11'0 K. Meyers | I | 10'6 S. Hollett | I | 10' J. Weber | Gr | 10' B. Burbach | S.P. | 10/46 | -/47 | 20/32 | 1/11 | -/12 |
| 400 | 51.9 | B Sellers | S.P. | 53.1 T. Hopkins | Gr | 53.3 M. Irish | S.P | 54.0 C. Olson | Gr | 54.9 D. Daniel | I | 55.4 J. Quesada | Gr | 2/48 | -/47 | 13/45 | 16/27 | -/12 |
| 3200 | 10.40.6 | B. Westphal | I | 10.47.8 J. Briggs | I | 10.53. B Leubsdorf | I | 10582 B. Holzwarth | Her | 11.29.4 T Pritchett | Gr | 11.45.2 K. Boerner | S.P | 24/72 | -/47 | 2/47 | 1/28 | 4/16 |
| Triple Jump | 42' 3½ | J. Olson | Gr. | 40'7½ B. Konneman | S | 40'1" J. Hoatson | S | 39' 11½ C. Zuege | I | 39'6½ D. Steffes | S.P. | 38'11" M. Irish | S.P. | 4/76 | 14/61 | 10/57 | 3/31 | -/16 |
| 110 Hurdles | 15.9 | S. Clark | I | 16.4 J. Steggs | I | 17.1 N Smith | S. | 17.8 J. Olson | Gr. | 18.7 R. Grisdorf | S.P | 19.4 W. Wilson | Gr. | 18/94 | 6/67 | 5/62 | 2/33 | -/16 |
| Discus | 140'10 | S. Jochum | S | 135'3" D. Cook | Gr | 133'10 B. Peterson | I | 132'6" T. White | S. | 129'6 J. Hellmuth | Her | 128'4" T. Mills | S.P | 6/100 | 14/81 | 8/80 | 1/34 | 2/18 |
| 100 | 11.7 | B. Sellers | S.P | 12.1 G. Still | S. | 12.2 J. Schmidt | Her | 12.6 T. Myers | S | 12.6 K Wyllert | Gr | 12.7 C. Reed | S.P | -/100 | 12/93 | 2/82 | 11/45 | 6/24 |
| 300 Hurdles | 42.7 | N. Smith | S. | 43.9 J. Steggs | I | 44.5 J. Olson | Gr | 45.0 M. Irish | S.P | 45.1 D. Steffes | S.P. | 45.2 S. Clark | I | 9/109 | 10/103 | 6/88 | 6/51 | -/24 |
| 200 | 23.9 | B. Sellers | S.P. | 24.9 D. Daniel | I | 24.9+ G. Still | S. | 25.3 K Wyllert | Gr | 25.6 C. Mayers | S.P | 25.7 T. Spady | I | 9/118 | 6/109 | 4/92 | 12/63 | -/24 |
| 800 | 2.06. | B. Westphal | I | 2.06.3 T. Hopkins | Gr | 2.06.5 J. Baumstadt | Her | 2.08.2 C. Tankersley | Gr. | 2.08.4 C. Olson | Gr | 2.08.6 J. Boerner | S.P | 10/128 | -/109 | 14/106 | 1/64 | 6/30 |
| 1600 | 4.56.1 | B. Westphal | I. | 5.01.9 J. Briggs | I | 5.06.3 B Leubsdorf | I | 5.08.0 C. Funk | S. | 5.15.5 T. Pritchett | Gr | 5.20.1 K. Boerner | S.P. | 24/152 | 4/113 | 2/108 | 1/65 | -/30 |
| 400 Rel | 46.2 | Suth | | 47.0 Imp | | 47.6 N.P.S.P. | | 48.1 Grant | | 48.4 Hershey | | | | 8/160 | 10/123 | 4/112 | 6/71 | 2/32 |
| 1600 Rel | 3.39.4 | Grant | | 3.41.1 N.P.S.P. | | 3.43.6 Imp. | | 3.47.4 Suth | | 3.53.6 Hershey | | | | 6/166 | 4/127 | 10/122 | 8/79 | 2/34 |
| Final Rel | 49.0 | Grant | | Imp. | | Hershey | | N.P.S.P. | | | | | | | | | | |

* Do not write in this event column until finish card is official

TOTAL SCORES — 166 | 127 | 122 | 79 | 34

5-3-

| EVENT * | Time and Distance | First Place 6 | School | Second Place 4 | School | Third Place 3 | School | Fourth Place 2 | School | Fifth Place 1 | School | Sixth Place | School | Imp. | Grant |
|---|---|---|---|---|---|---|---|---|---|---|---|---|---|---|---|
| 400 Rel | 49.5 | Grant | | 49.6 Imp | | | | | | | | | | 3 / 3 | 5 / 5 |
| 1600 Rel | 4.06.4 | Grant | | 4.20. Imp | | | | | | | | | | 3 / 6 | 5 / 10 |
| 200 | 24.0 | Taubchein | G | 24.1 Wykert | Gr | 24.5 S. Clark | I | 24.9 C. Wallin | I | 25.0 S. Statz | I | | | 6 / 12 | 10 / 20 |
| 100 | 11.8 | S. Clark | I | 11.8 C. Wallin | I | 11.8 K. Wykert | Gr | 11.8 S. Statz | I | 12.1 C. Zuege | I | | | 13 / 25 | 3 / 23 |
| 400 | 55.7 | J. Ouradu | G. | 56.4 B. McNair | I | 64.9 K. Solesman | Gr. | | | | | | | 4 / 29 | 9 / 31 |
| 800 | 2.16.7 | B. McNair | I | 2.17.1 J. Briggs | I | 2.19.6 T. Pritchett | Gr | 2.20.0 E. Weibtent | I | 2.21.1 J. Ouradu | G | | | 12 / 41 | 4 / 35 |
| 1600 | 5.14.2 | E. Leibtent | I | 5.49.5 R. Houghton | I | 6.01.1 D. Radcliffe | I | | | | | | | 13 / 54 | – / 35 |
| Im 300 | 44.8 | C. Zuege | I | 44.9. C. Lair | G. | 44.9 T. Spady | I | 56.2 C. Myers | I | 60.2 W. Wilson | G | | | 11 / 65 | 5 / 40 |
| High Jump | 6'0 | J. Lowe | G. | 5'8" S. Clark | I | 5'6" J. Hough | G. | 5'2 E. Leibtent | I | | | | | 6 / 71 | 9 / 49 |
| Long Jump | 16'8" | K. Wykert | G. | 16'5' J. Lowe | G. | 16'4½ E. Anderson | I | 16½ C. Lair | G | 15'11½ M. Jablonski | I | | | 4 / 75 | 12 / 61 |
| Discus | 139'3 | J. Fortkamp | I | 110'8" E. Anderson | I | 102'9" A. Vehling | G | 101'11" E. Peterson | I | 96'0 D. Ridlen | I | | | 13 / 88 | 3 / 64 |
| Shot Put | 45'5¼ | J. Fortkamp | I | 44'6¾ T. Spady | I | 40'9¾ D. Ridlen | I | 34'11½ A. Vehling | G | 32'10¾ E. Peterson | I | | | 14 / 102 | 2 / 66 |
| Triple Jump | 36'10 | W. Wilson | Gr. | 36'0 D. Ridlen | I | 34'10¾ K. Solesman | Gr | 29'11 J. Graybill | G. | | | | | 4 / 106 | 11 / 77 |
| | | | | | | | | | | | | | | | |
| | | | | | | | | | | | | | | | |
| | | | | | | | | | | | | | | | |
| | | | | | | | | | | | | | | | |
| | | | | | | | | | | | | | | | |
| | | | | | | | | | | | | | | | |

* Do not write in this event column until finish card is official

TOTAL SCORES 106 77

| EVENT * | Time and Distance | First Place 10 | School | Second Place 8 | School | Third Place 6 | School | Fourth Place 4 | School | Fifth Place 2 | School | Sixth Place 1 | School | Imperial | Sutherland | Bertrand | Benkelman | Culbertson | |
|---|---|---|---|---|---|---|---|---|---|---|---|---|---|---|---|---|---|---|---|
| 3200 Rel | 8.36.3 | Imperial | | 8.42.3 Rep Valley | | 8.44.2 Arapahoe | | 9.02.5 Med Valley | | 9.08.7 Benkelman | | 9.30.4 Bertrand | | 10 / 10 | – / – | 1 / 1 | 2 / 2 | – / – | 4 |
| 3200 | 10.43.7 | J. Briggs | I | 10.43.8 B Westphal | I | 11.02.3 B. Lenbury | I | 11.04.5 J. Ewart | Cul | 11.11.2 B. Holzworth | Her | 11.24.9 W. Witt | Ber | 24 / 34 | – / – | 1 / 2 | – / 2 | 4 / 4 | – |
| 100 | 11.4 | G. Still | Suth | 11.5 C. Kautz | Cul | 11.5 J. Schmitt | Her | 11.5 B Mues | Arap | 11.5 J. Cobb | Camb | 11.5 T. Myers | Suth | – / 34 | 11 / 11 | – / 2 | – / 2 | 8 / 12 | – |
| 300 Im. | 42.1 | N Smith | Suth | 42.1 M. Kreyeski | Ber | 42.2 H. Wilkerson | Cul | 43.9 D. Lutz | Benk | 44.0 B. Metzger | Arap | 44.1 J. Hill | Arap | – / 34 | 10 / 21 | 8 / 10 | 4 / 6 | 6 / 18 | – |
| 400 | 51.5 | K Rue | MV | 51.6 R. Hort | Culb | 51.6 R. Olson | DC | 52.4 C. Hoss | DC | 53.7 J. Polly | Wau | 54.0 K Grove | Ox | – / 34 | – / 21 | – / 10 | 10 / 16 | 8 / 26 | 10 |
| 110 H.H | 15.2 | N. Smith | Suth | 15.2 S. Clark | I | 15.2 D. Lutz | Dc | 15.3 J. Steggs | I | 15.9 H. Wilkerson | Culb | 16.4 B. Metzger | Arap | 12 / 46 | 10 / 31 | – / 10 | 6 / 22 | 2 / 28 | – |
| 800 | 2.03.9 | J. Polly | Wau | 2.04.1 K Tenopir | Camb | 2.04.3 C. Fisher | Arap. | 2.07 J. Hoatson | Suth | 2.08.6 B. McNair | I | 2.08.6 J. Blomstedd | Her | 2 / 48 | 4 / 35 | – / 10 | – / 22 | – / 28 | – |
| 200 | 23.5 | C. Hoss | DC | 24.1 D. Dinnel | I | 24.2 J. Cobb | Camb | 24.3 R Hort | Cul | 24.8 G Still | Suth | 24.9 R. David | Ber | 8 / 56 | 2 / 37 | 1 / 11 | 10 / 32 | 4 / 32 | – |
| Long Jump | 21'10" | K. Rue | M.V. | 21'6" N. Gegenbach | Ber | 21'1¼" C. Kautz | Culb | 20'11½ G. Still | Suth | 20'8" K Kreyeski | Ber | 20'4" J. Schmitt | Her | – / 56 | 4 / 41 | 10 / 21 | – / 32 | 6 / 38 | 10 |
| Discus | 144'8" | T. White | Suth | 142'5" S. Jodrow | Suth | 139'3" J. Helmuth | Her | 130'10 J. Fortkamp | I | 130'2" G. Gilsdorf | I | 126'8 B. Peterson | I | 7 / 63 | 18 / 59 | – / 21 | – / 32 | – / 38 | – |
| Shot Put | 50'4"½ | G. Gilsdorf | I | 49'2" T. White | Suth | 47'4¾ M. Carnes | Ox | 46'3" C. Myers | Suth | 46'1" J. Helmuth | Her | 45'11¼ J. Fortkamp | I | 11 / 74 | 12 / 71 | – / 21 | – / 32 | – / 38 | – |
| Pole Vault | 13'6¼ | J. High | Ber | 12'0 K. Banzhof | Camb | 12'0 C. Hender | Dc | 11'6" K. Myers | I | 11'0 A. Long | Ber | 11'0" C. Nordine | Camb | 4 / 78 | – / 71 | 12 / 33 | 6 / 38 | – / 38 | – |
| Triple Jump | 44'9½ | N. Gegenbach | Ber | 43'2¼ K Kreyeski | Ber | 42'7½ J. Stamm | D.C | 41'11¾ R. Krobases | Arap | 40'5¾ H. Dernovich | Cul | 40'3/4 S. Stamm | MV. | – / 78 | – / 71 | 18 / 51 | 6 / 44 | 2 / 40 | 1 |
| High Jump | 6'4" | N. Gegenbach | Ber | 6'4 B. Kinnaman | Suth | 6'4" N. Smith | Suth | 6'2 J. High | Ber | 6'0" K Rue | M.V | 6'0 C. Wallin | I | 1 / 79 | 14 / 85 | 14 / 65 | – / 44 | – / 40 | 2 |
| 1600 | 4.53.5 | B. Westphal | I | 4.58.1 P. Blume | RV | 5.00.3 J. Polly | Wau | 5.03.6 J. Briggs | I | 5.05.9 J. Cole | M.V | 5.06.5 C. Walther | M.V | 14 / 93 | – / 85 | – / 65 | – / 44 | – / 40 | 3 |
| 400 Rel | 45.2 | Benkelman | | 45.3 Sutherland | | 45.7 Bertrand | | 46.0 Imperial | | 46.7 Cambridge | | 46.9 Culbertson | | 4 / 97 | 8 / 93 | 6 / 71 | 10 / 54 | 1 / 41 | – |
| 1600 Rel | 3.38.1 | Cambridge | | 3.41.0 Culbertson | | 3.42.0 Oxford | | 3.45 Med V. | | 3.51.1 Imperial | | 3.53.1 Arapahoe | | 2 / 99 | – / 93 | – / 71 | – / 54 | 8 / 49 | 4 |
| | | | | | | | | | | | | | | | | | | | |
| | | | | | | | | TOTAL SCORES | | | | | | 99 | 93 | 71 | 54 | 49 | 3 |

* Do not write in this event column until finish card is official

Date ..... Class .....

| Hampshire | Hershey | Waneta | Rep Valley | Oxford | Cambridge |
|---|---|---|---|---|---|
| 6 | 1<br>1 | 1<br>1 | 8<br>8 | 1<br>1 | -<br>- |
| 6 | 2<br>2 | -<br>- | -<br>8 | -<br>1 | -<br>- |
| 10 | 6<br>8 | 1<br>- | -<br>8 | -<br>- | 2<br>2 |
| 13 | -<br>8 | -<br>- | -<br>8 | -<br>- | -<br>2 |
| 13 | -<br>8 | 2<br>2 | -<br>8 | 1<br>1 | -<br>2 |
| 14 | -<br>8 | -<br>2 | -<br>8 | -<br>1 | -<br>2 |
| 20 | 1<br>9 | 10<br>12 | -<br>8 | -<br>1 | 8<br>10 |
| 20 | -<br>9 | -<br>12 | -<br>8 | -<br>1 | 6<br>16 |
| 20 | 1<br>10 | -<br>12 | -<br>8 | -<br>1 | -<br>16 |
| 20 | 6<br>16 | -<br>12 | -<br>8 | -<br>1 | -<br>16 |
| 20 | 2<br>18 | -<br>12 | -<br>8 | 6<br>7 | -<br>16 |
| 0 | -<br>18 | -<br>12 | -<br>8 | -<br>7 | 9<br>25 |
| 4 | -<br>18 | -<br>12 | -<br>8 | -<br>7 | -<br>25 |
| 4 | -<br>18 | -<br>12 | -<br>8 | -<br>7 | -<br>25 |
| 4 | -<br>18 | 6<br>18 | 8<br>16 | -<br>7 | -<br>25 |
| 4 | -<br>18 | -<br>18 | -<br>16 | -<br>7 | 2<br>27 |
| 25 | -<br>18 | -<br>18 | -<br>16 | 6<br>13 | 10<br>37 |
| | | | | | |
| 5 | 18 | 18 | 16 | 13 | 37 |

# THE ALL-AMERICAN TRACK AND FIELD SCORE SHEET

COPYRIGHTED 1937

| EVENT * | Time and Distance | First Place | School | Second Place | School | Third Place | School | Fourth Place | School | Fifth Place | School | Sixth Place | School |
|---|---|---|---|---|---|---|---|---|---|---|---|---|---|
| 3200 | Rel - | Briggs - | Westphal - | McNair | | Cenbury 5th | | | | | | | |
| | | | | | | | | | | | | | |
| 110 HH | - S. Clark | | | | 4th | | | | | | | | |
| | | | | | | | | | | | | | |
| 3200 - | | Briggs - | | Westphal | | | | | | | | | |
| | | | | | | | | | | | | | |
| 1600 | | Westfahl - | | | | | | | | | | | |
| | | | | | | | | | | | | | |
| Shot - | | Goldorf | | | | 5th | | | | | | | |
| | | | | | | | | | | | | | |
| | | | | | | | | | | | | | |
| | | | | | | | | | | | | | |
| | | | | | | | | | | | | | |
| | | | | | | | | | | | | | |
| | | | | | | | | | | | | | |
| | | | | | | | | | | | | | |
| | | | | | | | | | | | | | |
| | | | | | | | | | | | | | |

* Do not write in this event column until finish card is official

TOTAL SCORES

| EVENT * | Time and Distance | First Place | School | Second Place | School | Third Place | School | Fourth Place | School | Fifth Place | School | Sixth Place | School | | | | | | |
|---|---|---|---|---|---|---|---|---|---|---|---|---|---|---|---|---|---|---|---|
| | | | | | | | | | | | | | | | | | | | |
| | | | | | | | | | | | | | | | | | | | |
| | | | | | | | | | | | | | | | | | | | |

| EVENT * | Time and Distance | First Place | School | Second Place | School | Third Place | School | Fourth Place | School | Fifth Place | School | Sixth Place | School | | | | | |
|---|---|---|---|---|---|---|---|---|---|---|---|---|---|---|---|---|---|---|
| Stoney | Clarke | 110 - H | | | | 15.6 - | | 4th | | | | | | | | | | |
| Gary | Gilsdorf | Shot | | | | 51'11½ | | 6th | | | | | | | | | | |
| Dirk | Daniel | | | 200 | | 24.5 | | — | | | | | | | | | | |
| Brian | Westphal | | | 3200 | | 10.21.2 | | | | | | | | | | | | |
| | | | | 1600 | | 4.46 | | | | | | | | | | | | |
| Justin | Briggs | | | 3200 | | 10.26 | | | | | | | | | | | | |
| 3200 | Relay - | | | | | | | | | | | | | | | | | |
| | Westphal | | | | | 2.07 | | | | | | | | | | | | |
| | Briggs | | | | | 2.11 | | | | | | | | | | | | |
| | McClain | | | | | 2.04.6 | | | | | | | | | | | | |
| | Carlson | | | | | 2.07 | | | | | | | | | | | | |
| | | | | | | | | | | | | | | | | | | |

8.30

* Do not write in this event column until finish card is official

TOTAL SCORES

# THE ALL-AMERICAN TRACK AND FIELD SCORE SHEET

Originated and Developed by

**COACHES**

**Barkham Garner** **C. L. Cain**
**C. A. Hastings** **C. G. Zaun**

Copyright 1937—Barkham Garner
All rights reserved

Form 104

## SCORING DIRECTIONS

**The following suggestions are made to the scorer, coach and schools in using the All-American Track and Field score sheet.**

**The scorer should not write in the order of events in the event column but enter the events as they are completed and reported by the head judge of finish. After recording the places in their respective columns the points are placed in the upper half of the scoring space. The running score is kept in lower half of the scoring space, usually in different color pencil. This enables the scorer to announce the exact score after each and every event.**

**These additional suggestions are offered to aid the scorer in keeping an efficient record: (1) In cases of ties write all names in the one space. (2) In case of a new school or meet record, circle the winning height, time or distance. (3) In case of a new school record in a field event scored by a place winner, the distance or height may be written in above the place winner's name.**

**The following suggestions may be helpful to the coaches in using this score sheet: (1) There is room to put in above a name the time, distance or height of the individual, if desired. Thus a season record of individual members of a team may be kept. (2) The names of the members of winning relay team may be written in the 4th and 5th spaces opposite the relay event. (3) The coach may encircle new school, district or League records.**

**Finally, this sheet will score any meet from a dual or triangle meet to a League or district meet with any number of schools competing.**

**Junior colleges, colleges and universities can use the sheet as well as high schools as there is room for eighteen events to be scored which is ample to include all college events.**

# THE ALL-AMERICAN TRACK AND FIELD SCORE SHEET

COPYRIGHTED 1937

5-0- Rel.

| EVENT * | Time and Distance | First Place 5 | School | Second Place 4 | School | Third Place 3 | School | Fourth Place 2 | School | Fifth Place 1 | School | Sixth Place | School | Iowa | Nebraska |
|---|---|---|---|---|---|---|---|---|---|---|---|---|---|---|---|
| 3200 | 10.38.1 | B. Westfahl | I | 10.55.4 J Briggs | I | 12.43.8 D Radcliffe | I | 12.55.1 S. Hoppen | I | 12.56.4 C. Meeske | I | | | 15/15 | -/- |
| Pole Vault | 11'6" | S. Hallet | I | 9'0 D. Hill | I | 8'6" I. Iverson | I | | | | | | | 12/27 | -/- |
| 60 H. | 7.97 | J. Steggs | I | 8.0+ S. Clark | I | 9.21 D. Sandman | W | 10.38 S. Todd | W | 10.79 B. Steggs | I | | | 10/37 | 5/5 |
| 100 M. | 11.93 | C. Zuege | I | 12.12 S. Statz | I | 13.22 J. Hanes | I | 13.35 K. Hartzer | W | 13.73 J. Dillon | I | | | 13/50 | 2/7 |
| Shot Put | 48'5" | G. Gilsdorf | I | 47'3½ J. Fortkamp | F | 46'5" T Spady | I | 43'4½ B. Hoarbery | W | 43'1 D. Riden | I | | | 13/63 | 2/9 |
| Long Jump | 19'10" | C Zuege | I | 18'8" B. Lenberry | F | 18'6¼ E Anderson | I | 17'10½ D Jussel | W | 17'4½ P. Leibheit | I | | | 13/76 | 2/11 |
| Discus | 144'0" | J. Fortkamp | I | 132'4" B. Peterson | I | 126'7" G. Gilsdorf | I | 117'11" E. Anderson | I | 110'9" B. Hoarbery | W | | | 14/90 | 1/12 |
| 400 | 60.1 | S. Statz | I | 60.2 D. Sandmin | W | 60.4 B. McNair | F | | | | | | | 8/98 | 4/16 |
| High Jump | 6'2" | S. Clark | I | 5'6 C. Newsteter | W | S. Todd 5'2" | W | | | | | | | 5/103 | 7/23 |
| 400 Rel | 47.9 | Iowa | | - | | | | | | | | | | 5/108 | -/23 |
| 300 Im | 44.6 | J. Steggs | F | 46.4 T. Spady | I | 50.3 S. Hallet | I | 51.5 J. Iverson | F | 52.7 S. Todd | W | | | 14/122 | 1/24 |
| 800 M | 2.18.2 | J. Briggs | I | 2.27.8 B. McNair | F | 2.33.8 C. Newsteter | W | 2.37.1 J. Brown | W | 2.38.9 M. Barnard | W | | | 9/131 | 6/30 |
| 1600 | 4.56.6 | B. Westfahl | I | 5.05.8 B. Lenberry | I | 5.24.3 P. Leibheit | I | 5.34.6 K. Barnard | W | 6.01.3 S. Spencer | W. | | | 12/143 | 3/33 |
| 200 | 25.0 | S. Clark | F | 25.8 C. Zuege | I | 27.3 D. Jussel | W | 27.3 K. Hartzer | W | 28.6 J. Hanes | F | | | 10/153 | 5/38 |
| 1600 Rel | 3.57.5 | Iowa | I | 4.31.5 Waco | | | | | | | | | | 5/158 | -/38 |
| T.J | Not Held | | | | | | | | | | | | | | |
| 3200 R | | | | | | | | | | | | | | | |
| | | | | | | | | | | | | | | | |

* Do not write in this event column until finish card is official

TOTAL SCORES 158 38

Date..... Place..... Class.....

Meet..... vs.....

# THE ALL-AMERICAN TRACK AND FIELD SCORE SHEET

COPYRIGHTED 1937

| EVENT * | Time and Distance | First Place 10 | School | Second Place 8 | School | Third Place 6 | School | Fourth Place 4 | School | Fifth Place 2 | School | Sixth Place 1 | School | Bartley | Maywood | Stratton | Brady | Imp J.V | |
|---|---|---|---|---|---|---|---|---|---|---|---|---|---|---|---|---|---|---|---|
| High Jump | 6'0" | P. Long | Hol | 5'8" C. Sandberg | Str. | 5'8 B. Wood (Tie) | May | 5'8 A. Bratten | Bra | 5'8" T. Latta | Stra | 5'2" C. Hill | E-F | - / - | 5 / 5 | 10 / 10 | 5 / 5 | - / - | 10 / 10 |
| Discus | 135' 1 1/2 | J. Wolzen | May | 134'11 1/2 R. Carlock | Bar | 126'9" M. Johnson | Bar | 116'111 C. Cole | Tra | 112'1" C. Golten | Bra | 110'5 1/2 A. Urbas | Stra | 14 / 14 | 10 / 15 | 1 / 1 | 2 / 2 | - / - | - / 10 |
| Triple Jump | 41'4 1/2 | P. Long | Hol | 40'3 1/4 M. Johnson | Bar | 39'10" B. Ross | Bar | 39'4" J. Wolzen | May | 39'0 C. Hill | E-F | 38'8" B. Wood | May | 14 / 28 | 5 / 20 | - / 1 | - / 2 | - / - | 10 / 20 |
| 3200 Rel. | 9.19.0 | Maywood | | 9.24.4 Brady | | 9.24.3 Stratton | | 10.09.8 Imp. | | 10.42.1 D.C | | 10.56.3 E-F | | - / 28 | 10 / 30 | 6 / 7 | 8 / 10 | 4 / 4 | - / 20 |
| Shot Put | 45'8 1/4 | O. Ridlen | I | 45'2 1/2 R. Carlock | Bar. | 42'10 1/2 H Wandel | May | 38'8" K. Leary | I | 38'5 1/2 A Urbas | Stra | 37'4" C. Golten | Bra | 8 / 36 | 6 / 36 | 2 / 9 | 1 / 11 | 14 / 18 | - / 21 |
| 400 M-D | 55.1 | S. Walker | Stra | 56.1 D. Rayen | Bant | 57.4 B. Bratten | Bra | 57.9 S. Statz | I | 58.0 M. Goulding | Stra | 58.4 M. Bluel | E-F | 8 / 44 | - / 36 | 12 / 21 | 6 / 17 | 4 / 22 | - / 21 |
| 3200 | 11.36.8 | B. Berger | Bant | 11.55.1 T. Demit | Bra | 12.10.6.9 R. Roggel | May | 12.13.0 D. Johnson | Tr. | 12.30.1 E. Minary | Str. | 12.39.2 S. Harper | I | 10 / 54 | 6 / 42 | 2 / 23 | 8 / 25 | 1 / 23 | - / 21 |
| Pole Vault | 10'6" | B. Hazlett | Bant | 10'6" T. Demit | Bra | 9'6" S. Hellet | I | 9'0 D. Laguardia | May | 9'0 D. Hill | I | 8'6 J. Iverson | I | 10 / 64 | 4 / 46 | - / 23 | 8 / 33 | 9 / 31 | - / 21 |
| 110 H.H. | 16.6 | M. Johnson | Bant | 16.7 B. Wood | May | 17.0 H. Wandel | May | 17.0 B. Hilton | Bant | 17.2 T. Steineke | Bra | 18.8 C. Foch | Stra | 14 / 78 | 14 / 60 | 1 / 24 | 2 / 35 | - / 31 | - / 21 |
| 100 | 12.0 | S. Walker | Stra. | 12.1 S Moore | Bant | 12.5 S. Statz | I | 12.6 B. Hilton | Bant | 12.6 C. Sandberg | Stra | Wright | E-F | 12 / 90 | - / 60 | 12 / 36 | - / 35 | 6 / 37 | - / 21 |
| 800 | 2.12.6 | J. Schmeeckle | E-F | 2.12.7 T. Latta | Stra | 2.17.3 J. Chase | May | 2.17.4 Berger | Bant | 2.18.2 B. Bratten | Bra | 2.18.9 J. Redden | May | 4 / 94 | 7 / 67 | 8 / 44 | 2 / 37 | - / 37 | - / 20 |
| 300 Int. | 43.6 | H. Wandel | May | 45.2 D. Rayen | Bant | 46.0 C. Sandberg | Stra | 46.5 B. Wood | May | 46.5 B. Hilton | Bant | 47.1 C. Foch | Stra. | 10 / 104 | 14 / 81 | 7 / 51 | - / 37 | - / 37 | - / 21 |
| Long Jump | 19'10 1/2 | H. Wandel | May | 19'4 3/4 P. Long | Hol | 19'4 1/2 C. Sandberg | Stra | 18'1 1/2 E. Anderson | I | 17'9 B. Ross | Bant | 17'6 1/4 J. Wolze | May | 2 / 106 | 11 / 92 | 6 / 57 | - / 37 | 4 / 41 | 8 / 28 |
| 200 | 25.2 | S. Walker | Stra | 25.4 P. Long | Hol | 25.9 Bratten | Bra | 26.2 S. Moore | Bant | 26.5 Schmeeckle | E-F | 26.9 B. Hilton | Bant | 5 / 111 | - / 92 | 10 / 67 | 6 / 43 | - / 41 | 8 / 36 |
| 1600 | 5.08.2 | J. Schmeeckle | E-F | 5.16.4 L. Ransay | Tr. | 5.21.6 P. Leibhart | I | 5.30 N. Steineke | Bra | 5.32.2 J. Nelson | Bra | D. Roggel | May | - / 111 | 1 / 93 | - / 67 | 6 / 49 | 6 / 47 | - / 36 |
| 400 Rel | 48.4 | Bartley | | 50.9 Brady | | 51.5 Imp. | | 51.6 Maywood | | 52.3 Stratton | | — | | 10 / 121 | 4 / 97 | 2 / 69 | 8 / 57 | 6 / 53 | - / 36 |
| 1600 Rel | 3.51.7 | Stratton | | 3.58.9 Bartley | | 4.01.7 E-F | | 4.04.6 Maywood | | 4.05.6 Brady | | 4.17.5 Dudy Co | | 8 / 129 | 4 / 101 | 10 / 79 | 2 / 59 | 53 | - / 36 |
| | | | | | | | | | | | | | | | | | | | |
| TOTAL SCORES | | | | | | | | | | | | | | 129 | 101 | 89 | 64 | 53 | 36 |

* Do not write in this event column until finish card is official

Date ..... Place ..... Class .....

| Eustis-Tomi | Trenton | Dundy Co. 12 |
|---|---|---|
| 1 | – / – | – / – |
| 1 | 4 / 4 | – / – |
| 3 | – / 4 | – / – |
| 4 | – / 4 | 2 / 2 |
| 4 | – / 4 | – / 2 |
| 5 | – / 4 | – / 2 |
| 5 | 4 / 8 | – / 2 |
| 5 | – / 8 | – / 2 |
| 5 | – / 8 | – / 2 |
| 6 | – / 8 | – / 2 |
| 16 | – / 8 | – / 2 |
| 16 | – / 8 | – / 2 |
| 16 | – / 8 | – / 2 |
| 18 | – / 8 | – / 2 |
| 28 | 8 / 16 | – / 2 |
| 8 | – / 16 | – / 2 |
| 34 | – / 16 | 1 / 3 |
| | | |
| 4 | 16 | 3 |

Meet ..... vs .....

| EVENT * | Time and Distance | First Place 10 | School | Second Place 8 | School | Third Place 6 | School | Fourth Place 4 | School | Fifth Place 2 | School | Sixth Place 1 | School | Imperial | Cozad | Gothenburg | Goodland | Ogallala | |
|---|---|---|---|---|---|---|---|---|---|---|---|---|---|---|---|---|---|---|---|
| Shot Put | 52'4" | G. Gilsdorf | I | 49'5" H. Haynes | Goth | 48'4 1/2 J. Fortkamp | I | 46'8" T. Spady | I | 46 1/2 J. Helmuth | Hay | 44'2 J. Lueth | Hay | 20 / 20 | – / – | 8 / 8 | – / – | – / – | 1 |
| High Jump | 6'4" | C. Wallin | I | 6'2" J. Lowe | Gr | 6'0 C. Barnes | Coz | 5'10" K. Koehn | Og | 5'10" J. Clark | I | 5'10" A. Bell | Jul | 12 / 32 | 6 / 6 | – / 8 | – / – | 4 / 4 | – |
| Long Jump | 20'5 1/2 | M. Fenner | Good | 19'10 3/4 J. Schmidt | Hay | 19'10" C. Bertucci | Kim | 19'9 3/4 C. Zuege | I | 19'4 D. Wenger | Goth | 19'3 1/2 K. Brown | S.P. | 4 / 36 | – / 6 | 2 / 10 | 10 / 10 | – / 4 | – |
| Discus | 145'9" | J. Fortkamp | I | 144'4" J. House | Good | 137'7" T. Dishman | Coz | 131'8" G. Gilsdorf | I | 130'6" D. Cook | Gr | 125'7" J. Roelle | Coz | 14 / 50 | 7 / 13 | – / 10 | 8 / 18 | – / 4 | – |
| Triple Jump | 42'2 1/4 | 42'2 1/4 IC. Brown | S.P | 41'7" C. Barnes | Coz | 40'5 1/4 D. Wenger | Goth | 40'3/4 C. Zuege | I | 39'2 1/4 T. Peterson | Goth | 38'10 1/4 J. Bell | Goth | 4 / 54 | 8 / 21 | 9 / 19 | – / 18 | – / 4 | – |
| Pole Vault | 12'4" | T. Linke | Coz | 12'4" D. Penner | Goth | 12'0" J. Kline | Goth | 11'6" J. Collopy | Good | 11'6" W. Wilson | Gr | 11'6" B-Giorgis | Kim | 0 / 54 | 10 / 31 | 14 / 33 | 4 / 22 | – / 4 | – |
| 400 | 52.3 | A. Eckman | Hay | 53.1 B. Lenbamy | I | 53.7 J. D. Main | Jul | 54.1 J. Raney | Hay | 54.2 J. Wolf | Wau | 54.5 R Walter | Coz | 8 / 62 | 1 / 32 | – / 33 | – / 22 | – / 4 | 14 |
| 3200 | 10.21.8 | M. Mason | Og | 10.26.3 J. Briggs | I | 10.40.6 B. Weatherbee | F | 10.46.0 J. Archuletta | Og | 10.57.2 G. Hernandez | Hay | 11.17.1 IC. Hage | Goth | 14 / 76 | 8 / 32 | 1 / 34 | – / 22 | 14 / 18 | – |
| 110 HH | 15.2 | J. Steggs | I | 15.3 S. Clarke | I | 15.4 M. Fenner | Good | 16.0 J. Archuletta | Og. | 16.2 M. Haynes | Goth | 16.5 D. Carlson | Jul | 18 / 94 | – / 32 | 2 / 36 | 6 / 28 | 4 / 22 | – |
| 800 | 2.01.9 | D. Benzel | Sid | 2.02.8 J. Mitchell | Sid | 2.07.9 C. Spady | Og | 2.08.7 J. Blonsted | Hay | 2.08.9 C. Arndt | Coz | 2.09.3 M. Reyna | S.P | – / 94 | 2 / 34 | – / 36 | – / 28 | 6 / 28 | – |
| 100 | 11.4 | B. Holbein | Coz | 12.5 J. Schmitt | Hay | 11.6 J. House | Good | 11.6 J. Bartlein | Sid | 11.6 R. Kaufman | Coz | 11.7 S. Hotchen | Coz | – / 94 | 13 / 47 | – / 36 | 6 / 34 | – / 28 | – |
| 200 | 22.8 | B. Holbein | Coz | 23.2 M. Eckman | Hay | 23.8 J. Bartlein | Sid | 24.0 J. Schmidt | Hay | 24.0 C. Wallin | I | 24.1 J. Wolf | Wau | 2 / 96 | 10 / 57 | – / 36 | – / 34 | – / 28 | 8 |
| 1600 | 4.46.4 | D. Sharp | Kimb | 4.50.9 B. Weatherbee | I | 4.53.2 B. Lenbamy | I | 4.53.9 M. Mason | Og | 4.58.6 J. Malcolm | Coz | 4.59.9 M. Law | S.P | 14 / 110 | 2 / 59 | – / 36 | – / 34 | 4 / 32 | – |
| 3200 R | 8.33.0 | So. Platte | | 8.34 Cozad | | 8.37 Sidney | | 8.43 Ogal | | 8.55 Kimb | | 9.12 Goth | | – / 110 | 8 / 67 | 1 / 37 | – / 34 | 4 / 36 | – |
| 1600 R | 3.35.0 | Harton | | 3.40.3 Imp. | | 3.44.1 Goodland | | 3.45.1 Ogal | | 3.45.2 Jules. | | 3.46.4 South Platte | | 8 / 118 | – / 67 | – / 37 | 6 / 40 | 4 / 40 | 10 |
| 400 R | 46.1 | Goodland | Tie 4 Cozad | | | 46.3 Harton | | 47.1 Ogal | | 47.4 Imp | | 48.0 Jules. | | 2 / 120 | 9 / 76 | – / 37 | 9 / 49 | – / 40 | 6 |
| | | | | | | | | | | | | | | | | | | | |
| | | | | | | | | | | | | | | | | | | | |

* Do not write in this event column until finish card is official

TOTAL SCORES

Date ..... Place ..... Class .....

| Dorney | Hershey | South P. | Kuiskie | Jules. | Grant | Wau-Pal. | | | | | | | | | | | | | | | | | | | | | | | |
|---|---|---|---|---|---|---|---|---|---|---|---|---|---|---|---|---|---|---|---|---|---|---|---|---|---|---|---|---|---|
| 1 | 2<br>2 | -<br>1 | -<br>1 | -<br>1 | -<br>1 | -<br>1 | | | | | | | | | | | | | | | | | | | | | | | |
| 1 | -<br>2 | -<br>1 | -<br>- | -<br>1 | 8<br>8 | -<br>- | | | | | | | | | | | | | | | | | | | | | | | |
| - | 8<br>10 | 1<br>1 | 6<br>6 | -<br>1 | -<br>8 | -<br>- | | | | | | | | | | | | | | | | | | | | | | | |
| - | -<br>10 | -<br>1 | -<br>7 | -<br>1 | 2<br>10 | -<br>- | | | | | | | | | | | | | | | | | | | | | | | |
| - | -<br>10 | 10<br>11 | -<br>7 | -<br>1 | -<br>10 | -<br>- | | | | | | | | | | | | | | | | | | | | | | | |
| - | -<br>10 | -<br>11 | 1<br>8 | -<br>1 | 2<br>12 | -<br>- | | | | | | | | | | | | | | | | | | | | | | | |
| - | -<br>10 | -<br>11 | -<br>8 | 6<br>7 | -<br>12 | 2<br>2 | | | | | | | | | | | | | | | | | | | | | | | |
| - | 2<br>12 | -<br>11 | -<br>8 | -<br>7 | -<br>12 | -<br>2 | | | | | | | | | | | | | | | | | | | | | | | |
| - | -<br>12 | -<br>11 | -<br>8 | 1<br>8 | -<br>12 | -<br>2 | | | | | | | | | | | | | | | | | | | | | | | |
| 18 | 4<br>16 | 1<br>12 | -<br>8 | -<br>8 | -<br>12 | -<br>2 | | | | | | | | | | | | | | | | | | | | | | | |
| 22 | 8<br>24 | -<br>12 | -<br>8 | -<br>8 | -<br>12 | -<br>2 | | | | | | | | | | | | | | | | | | | | | | | |
| 28 | 4<br>28 | -<br>12 | -<br>8 | -<br>8 | -<br>12 | 1<br>3 | | | | | | | | | | | | | | | | | | | | | | | |
| 28 | -<br>28 | 1<br>13 | 10<br>18 | -<br>8 | -<br>12 | -<br>3 | | | | | | | | | | | | | | | | | | | | | | | |
| 4 | -<br>28 | 10<br>23 | 2<br>20 | -<br>8 | -<br>12 | -<br>3 | | | | | | | | | | | | | | | | | | | | | | | |
| 24 | -<br>28 | 1<br>24 | -<br>20 | 2<br>10 | -<br>12 | -<br>3 | | | | | | | | | | | | | | | | | | | | | | | |
| 34 | -<br>28 | -<br>24 | -<br>20 | 1<br>11 | -<br>12 | -<br>3 | | | | | | | | | | | | | | | | | | | | | | | |
| | | | | | | | | | | | | | | | | | | | | | | | | | | | | | |
| | | | | | | | | | | | | | | | | | | | | | | | | | | | | | |
| 4 | 28 | 24 | 20 | 11 | 12 | 3 | | | | | | | | | | | | | | | | | | | | | | | |

Meet ..... vs .....

# THE ALL-AMERICAN TRACK AND FIELD SCORE SHEET

COPYRIGHTED 1937

| EVENT * | Time and Distance | First Place 10 | School | Second Place 8 | School | Third Place 6 | School | Fourth Place 4 | School | Fifth Place 2 | School | Sixth Place 1 | School | Southeast | Burns | Chappell | Pine Bluffs | So. Platte | |
|---|---|---|---|---|---|---|---|---|---|---|---|---|---|---|---|---|---|---|---|
| High Jump | 6'4" | B. Kinnaman | Suth | 6'2" K. Johnson | S.E | 6'0 F Oshenden | P.B | 6'0 S. Rohn | PB | 5'10" J. Clopp | SE | 5'10 L. Duvall | SE | 11/11 | -/- | -/- | 10/10 | -/- | -/- |
| 3200 Rel | 8.47.1 | So. Platte | | 8.55.0 Hyannis | | 8.57.5 Southeast | | 9.4.8 Pot-Dix | | 9.16 Julesburg | | 9.16.1 Hay Springs | | 6/17 | -/- | -/- | -/10 | 10/10 | 1/ |
| Discus | 132'7" | J. Hercedia | B.P | 129'6" D. Wurdiman | PD | 127'8½ B. Millan | Rew | 125'2½ K. Kraken | ALB | 124'1" R Starley | So.P | 118'10" J. Talich | P.B | -/17 | -/- | -/- | 1/11 | 2/12 | -/ |
| Long Jump | 20'2½ | C. Clark | Chop | 20'2 Grossnickle | Bur. | 20½ Brown | So.P | 19'8¼ Talich | P.B | 19'8¼ Banks | Chop | 19'7¼ Hareway | Chop | -/17 | 8/8 | 13/13 | 4/15¼ | 6/18 | -/ |
| Pole Vault | 12'0 | G. Sawyer | Burn | 12' B. Grasnick | SE | 11'6 R. Damarche | Jul | 11'6 S. Hallet | I | 11'6 C. McGreen | So.P. | ? | | 8/25 | 10/18 | -/13 | -/15 | 2/20 | -/ |
| 400. | 53.05 | B. Louderback | Brid | 53.28 J. Brander | PB | 53.3 W. Founds | Chop | 54.09 J. Hoefsen | Suth | 54.10 B. Smith | Chop | 54.4 W. Downer | Hyan | -/25 | -/18 | 8/21 | 8/23 | -/20 | -/ |
| Shot Put | 42'9¼ | J. Talich | P.B | 42'8" K. Kra Kan. | ALB | 42'7" P. Francescatto | SoP | 42'5" K. Miller | Rew | 42'4½ J. Hercedia | Brid | 41'1" C. Halston | Suth | -/25 | -/18 | -/21 | 10/33 | 6/26 | -/ |
| Triple Jump | 42'9½ | Pino | SE. | 41'11½ Talich | PB | 41'6¾ Brown | So P | 41'5" Clark | Chop | 41'1½" Duvall | SE | 39'11" Banks | Chop | 12/37 | -/18 | 5/26 | 8/41 | 6/32 | -/ |
| 3200 | 10.20.3 | Wilson | SE | 11.11.2 Funk | Suth | 11.23.5 S. Rawlings | PD | 11.26.3 D. Goswick | Hay | 11.31.8 D. Nielson | PD | 11.31.9 J. Connorilla | Min | 10/47 | -/18 | -/26 | -/41 | -/32 | 4/ |
| 110 H.H | 15.9 | Northcutt | Chop | 15.9+ D. Carlson | Jul | 16ct Cunningham | Burn | 17.4 Dooley | Burn | 17.6 G. Lankford | Jul | 7. | | -/47 | 10/28 | 10/36 | -/41 | -/32 | -/ |
| 1600 | 4.49.1 | Wilson | S.E | 4.53.5 Law | So P. | 4.59.6 Dyer | Hy | 5.01.7 Miller | Burn | 5.08.2 McGreer | So.P. | 5.10.6 Flohr | Chop. | 10/57 | 4/32 | 1/37 | -/41 | 10/42 | -/ |
| 400 wt Rel | 51.6 | Suth. | | 53.5 Hyannis | | 54.2 Bridgeport | | 54.5 Imperial | | 55.1 Jules. | | 55.6 Burns | | -/57 | -/32 | -/37 | -/41 | -/42 | -/ |
| 400 Rel | 45.7 | So. East | | 46.1 Chappelle | | 46.8 Burns | | 47.0 Suth. | | 48.2 Revere | | 48.5 Hyannis | | 10/67 | 6/38 | 8/45 | -/41 | -/42 | -/ |
| 12 Rel 1600 | 3.40.6 | Hyannis | | 3.41.4 Jules | | 3.41.8 Burns | | 3.42.7 So East | | 3.43.1 Chopp. | | 3.44.6 So. Platte | | 4/71 | 6/44 | 2/47 | -/41 | 1/43 | -/ |
| 100 | 11.9 | Belvin | Hay. | 11.9 Grossnickle | Burn | 11.9 Northcutt | Chop | 12.1 Burkhart | S.E | 12.1 Fornander | Chop | 12.2 Pino | SE | 5/76 | 8/52 | 8/55 | -/41 | -/43 | 10/ |
| 800 | 2.04.8 | Louderback | Brid | 2.05. Layer | Burn | 2.07.5 Clawson | Burn | 2.08.1 Thurman | Hay | 2.08.7 Reyna | So P | 2.10.1 Hoefsen | Suth | -/76 | 14/66 | -/55 | -/41 | 2/45 | 4/ |
| 300 Im. | 42.4 | Carlson | Jule | 43.8 Summers | Hay | 44.3 Reher | PB | 44.4 Alcorn | Hay | 45.6 Cawley | Brid | 46.2 Ferrier | So.P | -/76 | -/66 | -/55 | 6/47 | 1/46 | 12/ |
| 200 | 23.7 | Belvin | Hay. | 24.2 Johnson | SE | 24.2 North Cutt | Chop | 24.4 Burkhart | SE | 24.5 Mohrman | Brid | 24.7 McCune | Hy | 12/88 | -/66 | 6/61 | -/47 | -/46 | 10/ |
| | | | | | | | | | | | | | | TOTAL SCORES | | | 90 | 66 | 61 |

* Do not write in this event column until finish card is official

Date ..... Place ..... Class .....

| Bridgeport | Tashiming | Southern Land | Hyannis | Arbin | Potter-Dix | Revere | Tyngsboro | Minuteman | Chelmsford |
|---|---|---|---|---|---|---|---|---|---|
| - | - | 10 | - | - | - | - | - | - | - |
| - | - | 10 | - | - | - | - | - | - | - |
| - | 2 | - | 8 | - | 4 | - | - | - | - |
| - | 2 | 10 | 8 | - | 4 | - | - | - | - |
| - | 2 | - | - | 4 | 8 | 6 | - | - | - |
| 0 | 2 | 10 | 8 | 4 | 12 | 6 | - | - | - |
| 0 | 6 | - | - | - | - | - | 4 | - | - |
| 0 | 8 | 10 | 8 | 4 | 12 | 6 | 4 | - | - |
| 0 | - | 4 | 1 | - | - | - | - | - | - |
| 0 | 8 | 14 | 9 | 4 | 12 | 6 | 4 | - | - |
| 2 | - | 1 | - | 8 | - | 4 | - | - | - |
| 2 | 8 | 15 | 9 | 12 | 12 | 10 | 4 | - | - |
| 2 | - | - | - | - | - | - | - | - | - |
| 2 | 8 | 15 | 9 | 12 | 12 | 10 | 4 | - | - |
| 2 | - | 8 | - | - | 8 | - | - | 1 | - |
| 2 | 8 | 23 | 9 | 12 | 20 | 10 | 4 | 1 | - |
| 2 | 18 | - | - | - | - | - | - | - | - |
| 2 | 18 | 23 | 9 | 12 | 20 | 10 | 4 | 1 | - |
| 2 | - | - | 6 | - | - | - | - | - | - |
| 2 | 18 | 23 | 15 | 12 | 20 | 10 | 4 | 1 | - |
| 2 | - | - | - | - | - | - | - | - | - |
| 2 | 18 | 23 | 15 | 15 | 20 | 10 | 4 | 1 | - |
| 2 | - | 4 | 1 | - | - | 2 | - | - | - |
| 2 | 18 | 27 | 16 | 15 | 20 | 12 | 4 | 1 | - |
| 2 | 8 | - | 10 | - | - | - | - | - | - |
| 2 | 26 | 27 | 26 | 15 | 20 | 12 | 4 | 1 | - |
| 2 | - | - | - | - | - | - | - | - | - |
| 2 | 26 | 27 | 26 | 15 | 20 | 12 | 4 | 1 | - |
| 2 | - | 1 | - | - | - | - | - | - | - |
| 2 | 26 | 28 | 26 | 15 | 20 | 12 | 4 | 1 | - |
| 4 | 10 | - | - | - | - | - | - | - | - |
| 4 | 36 | 28 | 26 | 15 | 20 | 12 | 4 | 1 | - |
| 6 | - | - | 1 | - | - | - | - | - | - |
| 6 | 36 | 28 | 27 | 15 | 20 | 12 | 4 | 1 | - |
| 6 | 36 | 28 | 27 | 22 | 20 | 12 | 4 | 1 | 0 |

Meet ..... vs .....

# THE ALL-AMERICAN TRACK AND FIELD SCORE SHEET

COPYRIGHTED 1937

| EVENT * | Time and Distance | First Place 10 | School | Second Place 8 | School | Third Place 6 | School | Fourth Place 4 | School | Fifth Place 2 | School | Sixth Place 1 | School | Imp | Ogd | Osh | Wray | Grant | |
|---|---|---|---|---|---|---|---|---|---|---|---|---|---|---|---|---|---|---|---|
| 3200 Rel | 8.57.4 | Ogd | | 9.46.1 Grant | | 9.45.7 Wray | | 10.22.6 Imp | | 10.27.8 Wau | | 10.29.6 Oshkosh | | 4/4 | 10/10 | 1/1 | 6/6 | 8/8 | - |
| 400 | 53.9 | Bledsoe | Wray | 54.5 Lenburg | I | 55.6 Wolf | WP | 55.7 B. McNair | I | 55.7 Statz | I | 55.8 Roskopp | Wray | 14/18 | -/10 | -/- | 11/17 | -/8 | - |
| 3200 | 10.18.3 | B. Westfahl | I | 10.20.9 J. Briggs | I | 10.24.6 Archuletta | Og | 10.32.3 Mason | Og | 10.57.8 McBeth | Wray | 10.58.6 Boerner | St P. | 18/36 | 10/20 | -/- | 2/19 | -/8 | - |
| Shot Put | 54'0 | G Gelsdorf | I | 48'2" T. Spady | I | 48'0 J. Fortkamp | I | 46'11½ J. Ayers | Og | 46'1¼ B. Hasenberg | Wau | 45'11" J. Heldt | Osh | 24/60 | 4/24 | 1/1 | -/19 | -/8 | - |
| Discus | 148'7" | J. Heldt | Osh | 140'8" J. Fortkamp | I | 138'8" B. Peterson | I | 129'2" B. Hasenberg | Wau | 127'8" G. Gelsdorf | I | 123'1" D. Cook | Gr. | 16/76 | -/24 | 10/11 | -/19 | 1/9 | - |
| Long Jump | 20'8" | J. Schmidt | Her | 19'8¾ C. Zuege | I | 19'8½ J. Roethen | Og | 19'7" M. Eppley | S.P | 19'4½ C. Koelsch | Og | 18'11¾ E. Anderson | I | 9/85 | 8/32 | -/11 | -/19 | -/9 | 10/10 |
| Triple Jump | 42'4" | J. Boerner | S.P | 40'9½ D. Jussel | Wau | 40'5" C. Zuege | I | 39'2 J. Lapsley | Gr | 38½ J. Fiscus | Osh | 38'8" M. Eppley | S.P. | 6/81 | -/32 | 2/13 | -/19 | 4/13 | - |
| High Jump | 6'4" | J. Glenn | Og. | 6'4" C. Wallin | I | 6'2" C. Koelsch | Og. | 6' J. Lowe | Gr | 5'8" C. Spady | Og. | 5'8" J. Frame | Her | 8/89 | 18/50 | -/13 | -/19 | 4/17 | 1/1 |
| Pole Vault | 12'6" | M. Rider | Osh | 12'0 W. Wilson | Gr | 11'6" S. Hokel | I | 10'0 J. Sauer | Og. | 9'6 C. Franke | I | 9'0 J. Iverson | I | 9/98 | 4/54 | 10/23 | -/19 | 8/25 | - |
| 110 H.H. | 15.3 | J. Clark | I | 15.4 J. Steggs | I | 16.0 J. Glenn | Og | 16.1 Archuletta | Og | 17.7 Gelsdorf | S.P. | 18.8 Kelsey | S.P | 18/125 | 10/64 | -/23 | -/19 | -/25 | - |
| 100 | 11.5 | 11.5 J. Schmidt | Her | 11.7 J. Fiscus | Osh | 11.8 C. Reed | S.P. | 11.9 C. Wallin | I | 12.0 J. Wolf | Wau | 12.1 J. Frame | Her | 4/130 | -/64 | 8/31 | -/19 | -/25 | 11/2 |
| 800 | 2.07.8 | B. McNair | I | 2.10.1 Fintan | Osh | 2.10.5 T. Patchett | Gr | 2.11.0 Ericksen | Her | 2.11.2 Diaz | Og | 2.13.4 K. Boerner | S.P | 10/140 | 2/66 | 8/39 | -/19 | 6/31 | 4/2 |
| 300 Int. | 41.8 | Dorman | Osh | 42.6 Markowski | Osh | 43.2 J. Steggs | I | 43.6 Archuletta | Og | 44.4 Beveridge | Her | 45.3 Cain | Gr | 6/145 | 4/70 | 18/57 | -/19 | 1/32 | 2/28 |
| 200 | 23.7 | J. Schmidt | Her | 23.8 G. Bledsoe | Wray | 24.3 J. Fiscus | Osh | 24.5 J. Wolf | Wau | 24.6 J. Dorado | Gr | 24.8 C. Wallin | I | 1/146 | 0/70 | 6/63 | 8/27 | 2/34 | 10/38 |
| 1600 | 4.45.3 | B. Westfahl | I | 4.48.9 J. Briggs | I | 4.51.5 J. Mason | Og | 4.55.9 Archuletta | Og | 4.58.5 McBeth | Wray | 5.03.8 B. Lenburg | F | 19/165 | 10/80 | -/63 | 2/29 | -/34 | -/38 |
| 400 Rel | 45.9 | Oshkosh | | 46.8 Imp | | 47.5 Ogd | | 47.8 St Pat | | 48.0 Wray | | — | | 8/173 | 6/86 | 10/73 | 2/31 | -/34 | -/38 |
| 1600 Rel | 3.40.3 | Wray | | 3.42.9 Imperial | | 3.47.4 Osh | | 3.48.0 Ogd | | 3.48.8 St Pat | | 3.57.8 Grant | | 8/181 | 4/90 | 6/79 | 10/41 | 1/35 | -/38 |
| 400 wt Rel | 47.6 | Imp | | 50.6 Grant | | 51.1 Ogd | | 54.1 Wray | | 54.4 St Pat | | — | | 10/192 | 6/96 | -/79 | 4/45 | 8/43 | -/38 |

* Do not write in this event column until finish card is official

TOTAL SCORES 192 96 79 45 43 38

Date ..... Place ..... Class .....

| | Wan-Pal |
|---|---|
| 2 | 2 |
| 6 | 8 |
| - | 8 |
| 2 | 10 |
| 4 | 14 |
| - | 14 |
| 8 | 22 |
| - | 22 |
| - | 22 |
| - | 22 |
| 2 | 24 |
| - | 24 |
| - | 24 |
| 4 | 28 |
| - | 28 |
| - | 28 |
| - | 28 |
| - | 29 |

# THE ALL-AMERICAN TRACK AND FIELD SCORE SHEET — COPYRIGHTED 1937

| EVENT * | Time and Distance | First Place 5 | School | Second Place 4 | School | Third Place 3 | School | Fourth Place 2 | School | Fifth Place 1 | School | Sixth Place 0 | School | Grant | Imp | Og |
|---|---|---|---|---|---|---|---|---|---|---|---|---|---|---|---|---|
| 100 | 12.2 | C. Carr | G | 12.2 D. Ridler | I | 12.5 J. Lowe | G | 12.5 W. Wilson | G | 12.5 J. Mueller | O | Canfield | O | 10 / 10 | 4 / 4 | 1 / 1 |
| 200 | 24.9 | J. Ounadon | G | 25.0 D. Ridler | I | 25.3 J. Mueller | O | 26.6 A. Sandoval | O | 26.9 C. Headley | O | 27.3 J. Hones | I | 5 / 15 | 4 / 8 | 6 / 7 |
| 400 | 57.6 | K. Knudson | O | 57.9 T. Cook | O | 58.4 Wilson | O | 59.3 J. Mueller | O | 61.4 R. Lempke | O | 61.4 J. Dillon | I | – / 15 | – / 8 | 15 / 22 |
| 800 | 2.18.1 | F. Nederberg | G | 2.20.8 M. Hough | O | 2.21.3 J. Carney | O | 2.21.4 Ralf | O | 2.23.0 T. Pritchett | G | J. Holschen | O | 6 / 21 | – / 8 | 9 / 31 |
| 1600 | 5.07.9 | M. Wilson | O | 5.12.2 T. Pritchett | G | 5.17.5 F. Nederberg | G | 5.36.1 D. Calglazier | G | 5.36.5 J. Fine | I | 5.41.0 L. Meeske | I | 9 / 30 | 1 / 9 | 5 / 36 |
| 110 HH | 19.4 | J. Anderson | O | 20.0 G. Steggs | I | 20.1 C. Kramer | O | | | | | | | – / 30 | 4 / 13 | 8 / 44 |
| 300 IM. | 49.1 | J. Raether | O | 49.4 J. Logsdon | G | 50.3 G. Steggs | I | 50.4 J. Iverson | I | 52.4 C. Kramer | O | 55.7 C. Franko | I | 4 / 34 | 5 / 18 | 6 / 50 |
| Pole Vault | 11'0 | W. Wilson | G | 10'6" J. Iverson | I | 10'6" Roth | O | 10' J. Sauer | Og | 9'6" D. Hill | I | 9'0 C. Franko | I | 5 / 39 | 5 / 23 | 5 / 55 |
| Shot Put | 45'5½ | D. Ridler | I | 42'10" A. Sandoval | O | 41.5½ J. Pascoe | O | 39'11½ J. Lowe | G | 38.5½ C. Levy | I | 38'0 J. Wernsman | I | 2 / 41 | 6 / 29 | 7 / 62 |
| Discus | 135'11" | A. Sandoval | Og. | 127'8" D. Ridler | I | 119'8" C. Levy | I | 101.6 Alvarez | O | 101.1" E. Anderson | I | 96'8" J. Pascoe | O | – / 41 | 8 / 37 | 7 / 69 |
| Long Jump | 18'2" | J. Anderson | Og. | 17'9" J. Raether | Og | 17'6" J. Logston | G | 16'11" J. Hough | G | 16'7" M. Hopkins | O | 16'2" C. Headley | Og | 5 / 46 | – / 37 | 10 / 79 |
| Triple Jump. | 38'7½ | J. Logsdon | Gr. | 36'0" S. Belmonds | Gr. | 35'8" M. Hopkins | Og. | 33'2" J. Hough | G | 32'8" C. Headley | O | 32'3" T. Myrien | Og | 14 / 57 | – / 37 | 4 / 83 |
| High Jump | 5'8" | D. Jones | Gr. | 5'8" J. Hough | Gr | 5'6 J. Raether | O | 5'4 J. Sauer | Og | | | | | 9 / 66 | – / 37 | 5 / 88 |
| 400 Rel | 47.9 | Grant | | 52.1 Imp | | | | | | | | | | 5 / 71 | – / 37 | – / 88 |
| 1600 Rel | 3.55.8 | Ogil | | 4.00.8 Grant | | | | | | | | | | – / 71 | – / 37 | 5 / 93 |
| | | | | | | | | | | | | | | | | |
| | | | | | | | | | | | | | | | | |
| | | | | | | | | | | | | | | | | |
| * Do not write in this event column until finish card is official | | | | | | | | TOTAL SCORES | | | | | | 71 | 37 | 93 |

Date..... Place..... Class.....

Meet vs

# THE ALL-AMERICAN TRACK AND FIELD SCORE SHEET — COPYRIGHTED 1937

| EVENT * | Time and Distance | First Place 10 | School | Second Place 8 | School | Third Place 6 | School | Fourth Place 4 | School | Fifth Place 2 | School | Sixth Place 1 | School | McCook | Imp | Lex | Goth | Ogd | |
|---|---|---|---|---|---|---|---|---|---|---|---|---|---|---|---|---|---|---|---|
| 3200 Rel | 8:36.5 | McC | | 8:41.3 Oga | | 8:52.2 Goth | | 8:57 Lex | | 10.07.17 Imp | | — | | 10 / 10 | 2 / 2 | 4 / 4 | 6 / 6 | 8 / 8 | — |
| Long Jump | 21'2" | L. Krizek | Mc | 20'8 3/4 N. Trask | Mc | 20'3 1/4 D. Wenger | GB | 20'1 1/4 S. Reynolds | Lex | 19'11" C. Zuege | I | 19'4 1/4 J. Stupka | Mc | 19 / 29 | 2 / 4 | 4 / 8 | 6 / 12 | — / 8 | — |
| Pole Vault | 13'4" | J. Randolph | Lex | 13'0 K. Flannery | Mc | 12'6" P. Monzon | Mc | B. Sullivan Tie | LC | Johnson 12'0 | Lex | D. Dennen Goth, J. Klimo, B-Schultz mc 12'0 | | 14 1/3 / 43 1/3 | — / 4 | 13 / 21 | 2/3 / 12 2/3 | — / 8 | — |
| 3200 | 10.03.1 | B. Westfall | I | 10.12.1 J. Archuletta | Og | 10.19.3 M. Mason | Og | 10.36.7 G. Cardenas | Lex | 10.36.8 M. Meisenbach | Mc | 10x10 C. Carlson | Lex | 2 / 45 1/3 | 10 / 14 | 5 / 26 | — / 12 2/3 | 14 / 22 | — |
| Mile med | 3.49 | Imp - 12 | | 3.49.5 McC - 10 | | 3.58.7 Goth - 8 | | 3.59.1 Lex 6 | | 4.11.4 Ogal 4 | | | | 10 / 55 1/3 | 12 / 26 | 6 / 32 | 8 / 28 2/3 | 4 / 26 | — |
| Discus | 145'0 | J. Fortkamp | I | 143'1" B. Peterson | I | 142'5" L. Lehrer | Mc | 141'10" C. Karshner | Lex | 132'6 G. Gilsdorf | I | 132'6" S. Meyer | Lex | 6 / 61 1/3 | 20 / 46 | 5 / 37 | — / 20 2/3 | — / 26 | — |
| 400 | 52.3 | D. Callen | Mc. | 52.4 A. Brand | Lex | 53.4 M. Brayton | Lex | 53.9 B. Lemberg | I | 54.1 B. McNair | I | 55.2 J. Anderson | Lex | 10 / 71 1/3 | 6 / 52 | 15 / 52 | — / 20 2/3 | — / 26 | — |
| Shot Put | 52'9 1/2 | G. Gilsdorf | I | 51'6" B. Fielding | Mc | 51'4" M. Wise | Lex | 50'11" J. Fortkamp | I | 50'1" H. Haynes | GB | 45'2 T. Grady | I | 8 / 79 1/3 | 15 / 67 | 6 / 58 | 2 / 22 2/3 | — / 26 | — |
| Triple Jump | 42'8 1/2 | D. Wenger | GB | 41'8" D. Callen | Mc | 41'4 1/2 J. Rhamberg | GB | 40'10" C. Zuege | I | 40'7 1/2 T. Peterson | GB | 39'11 1/2 R. Lashley | Mc | 9 / 87 1/3 | 4 / 71 | — / 58 | 18 / 40 2/3 | — / 26 | — |
| 110 HH | 15.0 | T Taylor | Mc | 15.5 S. Clark | I | 16.3 M. Hayes | GB | 16.7 J. Gouin | Lex | 17.6 Untersehen | Lex | 18.0 Lauby | Lex | 10 / 97 1/3 | 8 / 78 | 7 / 65 | 6 / 46 2/3 | — / 26 | — |
| 100 | 11.6 | B. Riley | Mc | 11.7 C. Wallin | I | 11.8 J. Stetz | I | 11.8+ M. Marchan | Mc | 12.0 R. Propp | Mc | 12.1 C. Golas | GB | 16 / 113 1/3 | 14 / 92 | — / 65 | 1 / 47 2/3 | — / 26 | — |
| 800 | 2.06.0 | B. Lemberg | I | 2.07.3 B. McNair | I | 2.08.4 J. Anderson | Lex | 2.09.2 J. Cumming | Mc | 2.10.2 J. Bell | GB | 2.10.4 J. Hartwell | Mc | 5 / 118 1/3 | 18 / 110 | 6 / 71 | 2 / 45 2/3 | — / 26 | — |
| 300 Int | 40.7 | T. Taylor | Mc | 41.6 M Hayes | GB | 42.8 D. Penner | GB | 42.9 S. Clark | I | 43.1 M Schneider | Mc | 43.3 J. Steggs | I | 12 / 130 1/3 | 5 / 115 | — / 71 | 14 / 63 2/3 | — / 26 | — |
| High Jump | 6'5" | C. Wallin | I | 6'2" S. Clark | I | 6'2" K. Kocken | Og | 6'0 C. Spady | Og | M Prasch Tie | Lex | 5'10 M. Komnick | Mc | 3 / 133 1/3 | 18 / 133 | 3 / 74 | — / 63 2/3 | 10 / 36 | — |
| 200 | 24.0 | P. Monzon | Mc | 24.2 M. Brayton | Lex | 24.5 G. Gilkeland | Mc | 24.8 J. La Porte | Lex | 24.9 D. Ridlen | I | 25.6 A. Conrad | Kn. | 16 / 141 1/3 | 2 / 135 | 12 / 86 | — / 63 2/3 | — / 36 | 1 / 1 |
| 1600 | 4.43.0 | B. Westfall | I | 4.49.4 R. Heywood | Mc | 4.50.1 M. Mason | Og | 4.52.6 J. Archuletta | Og | 4.54.0 R. Ashen | Kn | 4.54.1 M. Meisenbach | Mc | 9 / 158 1/3 | 10 / 145 | — / 86 | — / 63 2/3 | 10 / 46 | 2 / 3 |
| 400 Rel | 44.7 | McCook | | 45.2 Goth | | 45.8 Imp | | 45.8+ Lex | | 47.1 GB - JV | | 47.5 Ogd | | 10 / 168 1/3 | 6 / 151 | 4 / 90 | 8 / 71 2/3 | 1 / 47 | — / 3 |
| 1600 Rel | 3.30.9 | McCook | | 3.35 Lex | | 3.36.5 Imp | | 3.45.4 Ogd | | 3.51.5 Krmy | | 3.52.3 Goth | | 10 / 178 1/3 | 6 / 157 | 8 / 98 | 1 / 72 2/3 | 4 / 51 | 2 / 5 |

* Do not write in this event column until finish card is official

TOTAL SCORES

Date..... Place..... Class.....

| Comp City | Cath F. | | | | | | | | | | | | | | | | | | | | | | | | | | | |
|---|---|---|---|---|---|---|---|---|---|---|---|---|---|---|---|---|---|---|---|---|---|---|---|---|---|---|---|---|
| 1 | 1 | | | | | | | | | | | | | | | | | | | | | | | | | | | |
| 1 | 1 | | | | | | | | | | | | | | | | | | | | | | | | | | | |
| 3

# THE ALL-AMERICAN TRACK AND FIELD SCORE SHEET — COPYRIGHTED 1937

| EVENT * | Time and Distance | First Place 10 | School | Second Place 8 | School | Third Place 6 | School | Fourth Place 4 | School | Fifth Place 2 | School | Sixth Place 1 | School | Imp | Osh | Ogd | Hax | Jules | Jul |
|---|---|---|---|---|---|---|---|---|---|---|---|---|---|---|---|---|---|---|---|
| High Jump | 6'0 | C. Wallin | I | 6'0 K. Koehn | Og | 6'0" S. Clark | I | 5'10" J. Lowe | Gr | 5'10" J. Glenn | Og | 5'10" C. Spady | Og | 16/16 | -/- | 11/11 | -/- | -/- | -/- |
| Discus | 143' | J. Fortkamp | I | 139'9" S. Heldt | Osh | 130' J. Helmuth | Hax | 128'8" G. Gilsdorf | I | 128'3" D. Cook | Gr | 126'3 R Terwilliger | Gr | 14/30 | 8/8 | -/11 | -/- | -/- | 6/6 |
| Long Jump | 19'5" | C. Zuege | I | 19'4 3/4 IC Koehn | Og | 18'10 3/4 J Raether | Og | 18'8" E Anderson | I | 18'5 3/4 J Anderson | Og | 18'3 3/4 J. Strasser | Jul | 14/44 | -/8 | 16/27 | -/- | 1/1 | -/- |
| 3200 Rel | 9.10.1 | Ogd | | 9.10.3 Hersh | | 9.40.5 Oshk. | | 9.40.7 Grant | | 10.32.7 Imp. | | | | 2/46 | 6/14 | 10/37 | -/- | +/+ | 8/8 |
| Pole Vault | 12'10" | M. Riedel | Osh | 12'0 R. Demuth | Jul | 11'6 W. Colton | Gr. | 11'6" S. Hallet | I | 9'6 D. Holt | I | J. Iverson I M. Roth Og- | 9'6" | 6 1/2/52 1/2 | 10/24 | 1/2/37 1/2 | -/- | 8/9 | -/- |
| 400 m. | 54.3 | J.D. Nein | Jul | 54.8 B. Lenbury | I | 56.9 J. Ramsey | Hax | 57.4 T. Spady | I | 57.8 S. Statz | I | 58.7 S. Gillette | Hax | 14/66 1/2 | -/24 | -/37 1/2 | 7/7 | 10/19 | -/- |
| 3200 | 10.38.7 | J. Archuletta | Og | 10.43.10 G. Hernandez | Her | 10.52.9 M. Salvador | Hax | 10.27.1 G. Rojas | Og | 11.36.9 B. McNair | I | 12.12.2 D. DeWitt | Osh | 2/68 1/2 | 1/25 | 14/51 1/2 | 6/13 | -/19 | 8/2 |
| Triple Jump. | 41'7 3/4 | C. Zuege | I | 38'11" J. Fiscus | Osh | 38'10 1/2 J. Logsdon | Gr | 38'8 3/4 J. Strasser | Jul | 38'1 1/2 J. Frame | Her. | 37'7" S. Gillette | Hax | 10/78 1/2 | 8/33 | -/51 1/2 | 1/14 | 4/23 | 2/2 |
| Shot Put | 52'6 1/4 | G. Gilsdorf | I | 50'6 3/4 J. Fortkamp | I | 48'6 1/2 T. Spady | I | 46'5 1/4 J. Hellmuth | Her. | 46'4 1/4 J Agnes | Og | 46'3 J. Heldt | Osh | 24/102 1/2 | 1/34 | 2/53 1/2 | -/14 | -/23 | 4/2 |
| 110 m HH | 14.63 | J. Steggs | I | 15.3 S. Clark | I | 15.5 D. Markosh | Osh | 16.1 C. Dorman | Osh | 16.1 J. Glenn | Og | 16.7 D. Carlson | Jul | 18/120 1/2 | 10/44 | 2/55 1/2 | -/14 | 1/24 | -/2 |
| 100 m | 11.2 | C. Wallin | I | 11.4 R. Workman | Hax | 11.5 D. Markosh | Osh | 11.6 R Olson | Hax | 11.6 S. Statz | I | 11.7 J. Fiscus | Osh | 12/132 1/2 | 7/51 | -/55 1/2 | 12/26 | -/24 | -/2 |
| 800 m | 2.11.6 | B. Lenbury | I | 2.14 B. McNair | I | 2.14.4 J. Blomstedt | Her | 2.20 P. Lerb Hunt | I | 2.21 M. Wilson | Og | 2.21.3 T. Roberton | Osh | 22/154 1/2 | 1/52 | 2/57 1/2 | -/26 | -/24 | 6/3 |
| 300 Ims | 43.0 | C. Dorman | Osh | 43.0 D. Carlson | Jul | 45.0 D. Lonchariet | Jul | 45.1 C. Lair | Gr. | 45.3 D. Markoski | Osh | 45.8 J. Steggs | I | 1/155 1/2 | 12/64 | 5-/57 1/2 | -/26 | 14/38 | -/3 |
| 200 | 24.2 | C. Wallin | I | 24.5 R Olson | Hax | J. Fiscus | Osh | 25.0 J. Loy | Hax | 25.0 T. Spady | I | 25.4 B. Lenbury | I | 13/168 1/2 | 6/70 | -/57 1/2 | 12/38 | -/38 | -/3 |
| 1600 | 4.58.7 | G. Hernandez | Her. | 5.01.8 J. Archuletta | Og | 5.04.4 M. Salvador | Hax | 5.27.2 N. Bell | Jul. | 5.27.8 T. Pritchett | Gr. | 5.33.3 P. Niederbaum | Gr | -/168 1/2 | -/70 | 8/65 1/2 | 6/44 | 4/42 | 10/4 |
| 400 Rel | 47.1 | Osh | | 48.0 Imp | | 48.1 Hax | | 48.6 Ogd | | 48.7 Jules | | | | 8/176 1/2 | 10/80 | 4/69 1/2 | 6/50 | 2/44 | -/4 |
| Wt Rel | 48.51 | Imp. | | 53.8 Ogd | | | | | | | | | | 10/186 1/2 | -/80 | 8/77 1/2 | -/50 | -/44 | -/4 |
| 1600 Rel | 3.46.2 | Imp | | 3.47 Hax | | 3.48.5 Jule | | 352.1 Ogd | | 3.54.9 Osh | | 3.59.3 Grant | | 10 | 2 | 4 | 10 | 6 | -/- |
| | | | | | | | | | | | | | | 196 1/2 | 82 | 81 1/2 | 60 | 50 | 4 |

* Do not write in this event column until finish card is official

TOTAL SCORES

Date..... Place..... Class.....



# THE ALL-AMERICAN TRACK AND FIELD SCORE SHEET

COPYRIGHTED 1937

| EVENT * | Time and Distance | First Place 10 | School | Second Place 8 | School | Third Place 6 | School | Fourth Place 4 | School | Fifth Place 2 | School | Sixth Place 1 | School | Imperial | Sutherland | Hershey | Grant | St Pats |
|---|---|---|---|---|---|---|---|---|---|---|---|---|---|---|---|---|---|---|
| Pole Vault | 12'0" | Wade Wilson | Gr | 11'6 J. Weber | Gr | 11'0 J. Iverson | I | 9'6 D. Hill | I | 9'0 J. Benge | Gr | — | | 10/10 | -/- | -/- | 20/20 | -/- |
| Long Jump | 21'8½ | J. Schmidt | Her | 20'11" M. Epley | S.P | 20'0 C. Zuege | I | 19'3 D Hoel | Suth | 19'2" J. Hough | Gr | 18'9" E. Anderson | Imp | 7/17 | 4/4 | 10/10 | 2/22 | 8/8 |
| High Jump | 6'8" | 6'8" B. Kinnamon | Suth | 6'8" C. Wallin | I | 6'6" J. Lowe | Gr | 6'2" D. Jones | Gr | 6'0 S. Clark | Imp | 5'8" J. Hough | Gr | 10/27 | 10/14 | -/10 | 11/33 | -/8 |
| 3200 Rel | 8.49.8 | Imp. | | 9.00.6 Grant | | 9.04.3 Hershey | | 9.33.3 St Pats | | 9.42.3 Sutherland | | | | 10/37 | 2/16 | 6/16 | 8/41 | 4/12 |
| Shot Put | 55' ½ | G. Galsdorf | | 49'11½ J. Fortkamp | I | 47'3" J. Helmuth | Her | 47'0 T. Spady | I | 45'0 F. Candillo | S.P | 43'7½ J. Lowe | Gr | 22/59 | -/16 | 6/22 | 1/42 | 2/14 |
| 400 | 52.6 | B. Lenberg | I | 53.1 J. Hootson | Suth | 55.6 S. Statz | I | 56.3 B. McKlain | I | 56.5 J. Blomstedt | Her | 56.9 J. Quarden | Gr | 20/79 | 8/24 | 2/24 | 1/43 | -/14 |
| 3200 | 10.29.8 | J. Briggs | I | 10.40 G. Hernandez | Her | 10.44.9 C. Frank | Suth | 10.50.5 K. Boerner | S.P. | 12.08.3 D. Radcliffe | I | 12.28.4 S. Tooley | Suth | 12/91 | 7/31 | 8/32 | -/43 | 4/18 |
| Triple Jump | 42'1" | J. Hootson | Suth | 41'8" C. Zuege | I | 40'3½ J. Logsdon | Gr | 39'9" M. Epley | S.P. | 39'7¾ D. Fleccs | Her | 39'4 D. Hoel | Suth | 8/99 | 11/42 | 2/34 | 6/49 | 4/22 |
| Discus | 144'11" | J. Fortkamp | F | 139'9" J. Helmuth | Her | 135'3" B. Peterson | I | 130'10" D. Cook | Gr | 127'9" G. Galsdorf | I | 121'6" I. Green | Suth | 18/117 | 1/43 | 8/42 | 4/53 | -/22 |
| 110 H Hurd | 15.3 | J. Steggs | I | 15.6 S. Clark | I | 17.3 T. Chessmore | Sus. | 17.7 R. Galsdorf | S.P. | 18.0 J. Kelsey | S.P. | 18.5 D. Hoel | Suth | 18/135 | 7/50 | -/42 | -/53 | 6/28 |
| 100 | 11.1 | J. Schmidt | Her | 11.5 B. Kinnamon | Suth | 11.5 C. Wallin | I | 11.7 C. Reed | S.P. | 12.0 S. Statz | I | 12.1 L. Zobel | Suth | 8/143 | 9/59 | 10/52 | -/53 | 4/32 |
| 800 | 2.05 | B. Lenberg | I | 2.06.2 B. McKlain | I | 2.06.2 J. Hootson | Suth | 2.08.7 T. Pritchett | Gr | 2.12.5 J. Blomstedt | Her | 2.14.5 F. Nedenbay | Gr. | 18/161 | 6/65 | 2/54 | 5/58 | -/32 |
| 300 Int. | 42.4 | J. Steggs | I | 42.8 C. Cain | Gr. | 43.5 S. Clark | I | 44.0 T. Spady | I | 44.1 B. Collins | Suth | 44.4 S. Beverage | Her | 20/181 | 2/67 | 1/55 | 8/64 | -/32 |
| 200 | 23.6 | J. Schmidt | Her | 23.9 C. Wallin | I | 24.5 C. Mazoun | S.P. | 25.0 B. Wilken | Suth | 25.0 D. Ridlan | I | 25.1 L. Zobel | Suth | 10/191 | 5/72 | 10/65 | -/64 | 6/38 |
| 1600 | 4.50.7 | J. Briggs | I | 4.57.3 K. Boerner | S.P | 5.00.7 C. Frank | Suth | 5.02.5 G. Hernandez | Her | 5.02.7 T Pritchett | Gr. | 5.11.6 F. Nedenbay | Gr | 10/201 | 6/78 | 4/69 | 3/67 | 8/46 |
| 400 Rel | 45.6 | Hershey | | 45.6 Imperial | | 46.1 Sutherland | | 46.8 Grant | | 47.7 St Pats | | — | | 8/209 | 6/84 | 10/79 | 4/71 | 2/48 |
| 1600 Rel | 3.42.6 | Imperial | | 3.45.9 Sutherland | | 3.48.0 Grant | | 3.54.9 St Pats | | 4.01.6 Hershey | | | | 10/219 | 8/92 | 2/81 | 6/77 | 4/52 |
| Frosh Rel | 49.1 | St Pat. | | 49.3 Suth | | 50.5 Imperial | | 50.7 Grant | | | | | | -/- | -/- | -/- | -/- | -/- |
| | | | | | | | | | | | | | | TOTAL SCORES | | | | |
| | | | | | | | | | | | | | | 219 | 92 | 81 | 77 | 52 |

* Do not write in this event column until finish card is official

Date..... Place..... Class.....

Meet vs

# THE ALL-AMERICAN TRACK AND FIELD SCORE SHEET

COPYRIGHTED 1937

| EVENT * | Time and Distance | First Place 10 | School | Second Place 8 | School | Third Place 6 | School | Fourth Place 4 | School | Fifth Place 2 | School | Sixth Place 1 | School | Imp | Benk | Atwood | Grant | McCook | T |
|---|---|---|---|---|---|---|---|---|---|---|---|---|---|---|---|---|---|---|---|
| Long Jump | 20'4½ | C. Zuege | I | 19'6½ Carroll | At | 18'11¾ Horner | DC | 18'8¼ Hough | Gr | 18'3" E Anderson | I | 17'7¾ Gibson | MC | 12/12 | 6/6 | 8/8 | 4/4 | 1/1 | - |
| Discus | 145'8" | Stamm | DC | 146'2" Ferry | At | 137'3" Cook | Gr | 137'2" B. Peterson | I | 135'3" J. Fortkamp | I | 129'6 J. Lilick | At | 6/18 | 10/16 | 9/17 | 6/10 | -/1 | - |
| Pole Vault | 13'0" | S. Hollet | I | 12'0 VanKirk | DC | 12'0 Schulz | MC | 11'0 Solko | At | 11'0 OH | MC | 11'0 Newhouse | MC | 10/28 | 8/24 | 4/21 | -/10 | 9/10 | - |
| 3200 Rel | 8.59.4 | Grant | | 9.13.0 Imp | | 9.20.2 DC | | 9.21.0 McCook | | 9.25.0 Atwood | | 9.46.3 Ogallala | | 8/36 | 6/30 | 2/23 | 10/20 | 4/14 | 1 |
| 400 | 52.9 | B. Lenhart | I | 53.7 T Spady | I | 54.2 Cobb | DC | 54.5 Carr | Gr. | 55.1 Stolz | I | 55.3 Carver | Gr | 20/56 | 6/36 | -/23 | 5/25 | -/14 | - |
| High Jump | 6'4" | C Wallin | I | 6'2" Blair | DC | 6'0 Jones | Gr | 6'0 Horner | DC | 6'0 Carver | Gr | 5'6 Carlos | At | 10/66 | 12/48 | 1/24 | 8/33 | -/14 | - |
| 110 | 15.2 | J. Steggs | I | 15.6 D Lutz | DC | 16.2 J. Carlos | At | 16.8 Mickey | At | 16.9 Horner | DC | 17.1 Woods | MC | 10/76 | 10/58 | 10/34 | -/33 | 1/15 | - |
| Triple Jump | 42'8¼ | Stamm | DC | 41'2½ C. Zuege | I | 39'6¾ J. Logsdon | Gr | 39'3¼ D Ridler | I | 39'2½ B. Blair | DC | 38'6" D. Meyers | DC | 12/88 | 13/71 | -/34 | 6/39 | -/15 | - |
| 100 | 11.2 | Carroll | At | 11.3 Finn | At | 11.6 C. Wallin | I | 11.7 Newhouse | MC | 12.0 J. Stolz | I | 12.3 C. Zuege | I | 9/97 | -/71 | 18/52 | -/39 | 4/19 | - |
| 800 | 2.01.6 | B. Lenhart | I | 2.01.8 B. McKain | I | 2.10.5 T. Pritchett | Gr. | 2.13.6 C. Howland | At | 2.16.3 J. Cerney | Og | 2.16.4 S. Behrends | Gr | 18/115 | -/71 | 4/56 | 7/46 | -/19 | 2/3 |
| 300 Int | 41.6 | D. Lutz | DC | 42.5 C. Lain | Gr. | 43.1 T Spady | I | 44.5 J. Steggs | I | 45.3 T. Horner | DC | 45.4 J. Olson | MC | 10/125 | 12/83 | -/56 | 8/54 | 1/20 | -/3 |
| 200 | 23.5 | C. Wallin | I | 23.7 J. Stamm | DC | 24.0 Finn | At | 24.2 Copperson | At | 24.5 Pinkel | MC | 24.9 K.H | DC | 10/135 | 9/92 | 10/66 | -/54 | 2/22 | -/3 |
| 3200 | 11.18.6 | B. Westfall | I | 11.25.0 Eisenmenger | MC | 11.36.0 Wells | At | 11.50.4 Swanda | MC | 11.56.1 Nederberg | Gr | 12.03 Hanson | At | 10/145 | -/92 | 7/73 | 2/56 | 12/34 | -/3 |
| Shot Put | 53'2" | C Hayes | At | 51'2" G Gibdorf | I | 49'7½ J. Fortkamp | I | 47'5½ S. Jaeger | DC | 47'1 R Stamm | DC | 46'11 T Spady | I | 15/160 | 6/98 | 10/83 | -/56 | -/34 | -/3 |
| 1600 | 4.57.0 | B. Westfall | I | 4.59.0 T. Pritchett | Gr | 5.02.1 P. Goldhorst | I | 5.05.7 Jacobson | MC | 5.07.2 G. Thorn | MC | 5.19.3 F. Nederberg | Gr | 16/176 | -/98 | -/83 | 9/65 | 6/40 | -/3 |
| 400 Rel | 45.7 | Imperial | | 45.8 Atwood | | 45.9 D.C. | | McCook 46.6 | | 47.0 Grant | | 49.4 Ogal | | 10/186 | 6/104 | 8/91 | 2/67 | 4/44 | 1/4 |
| 1600 Rel | 3.36.4 | Imperial | | 3.37.4 D.C | | 3.46.4 Grant | | 3.47.4 Atwood | | 3.48.7 McCook | | 4.00.0 Ogal | | 10/196 | 8/112 | 4/95 | 6/73 | 2/46 | 1/5 |
| 400 Wt Rel | Rec 47.2 | Imperial | | 49.0 Atwood | | 50.0 D.C | | 51.1 Ogal | | | | | | | | | | | |

* Do not write in this event column until finish card is official

TOTAL SCORES: 196 | 112 | 95 | 73 | 46 | 5

Date..... Place..... Class.....

Meet..... vs.....

# THE ALL-AMERICAN TRACK AND FIELD SCORE SHEET

COPYRIGHTED 1937

| EVENT * | Time and Distance | First Place 10 | School | Second Place 8 | School | Third Place 6 | School | Fourth Place 4 | School | Fifth Place 2 | School | Sixth Place 1 | School | Imperial | Gothenburg | Sidney | Ogal | Ainsworth | |
|---|---|---|---|---|---|---|---|---|---|---|---|---|---|---|---|---|---|---|---|
| 3200 Rel | 8.15.7 | Sidney | | 8.22.2 Imp | | 8.24.1 Ogal | | 8.35.8 Kimb | | 8.41.0 Goth | | 9.13.2 Val | | 8 / 8 | 2 / 2 | 10 / 10 | 6 / 6 | – / – | 4 / 4 |
| Shot Put | 54'9½ | G. Gilsdorf | I | J. Fortkamp 51'0 | I | M. Stetson 50'10½ | Chad | H. Haynes 50'5" | Goth | C. Metzger 47'6" | Gök | T. Spady 46'11½ | I | 19 / 27 | 6 / 8 | – / 10 | – / 6 | – / – | – / 4 |
| Pole Vault | 12'5" | D. Penner | Gök | C. Gokes 11'11" | Goth | B. Georgious 11'11" | Kimb | J. Kline 11'11" | Goth | M. Horse 11'11" | Chad | J. Iverson 10'11" | I | ½ / 27½ | 22 / 30 | – / 10 | ½ / 6½ | – / – | 6 / 10 |
| Long Jump | 20'4½ | T. Peterson | Goth | M. Stephen 19'11" | Val | C. Bertucci 19'9½ | Kimb | D. Wenger 19'9½ | Goth | C. Zuege 19'9 | I | J. Anderson 19'7 | 06 | 2 / 29½ | 14 / 44 | – / 10 | 1 / 7½ | – / – | 6 / 16 |
| 400 | 51.3 | J. Mitchell | Sid | D. Achesn 53.0 | Kimb | T. Spady 53.9 | I | S. Statz 54.0 | I | J. Branson 54.7 | Chad | C. Luther 55.0 | Ain | 10 / 39½ | – / 44 | 10 / 20 | – / 7½ | 1 / 1 | 8 / 24 |
| High Jump | 6'4½ | J. Glenn | Og. | C. Wallin 6'2" | I | K. Koehn 6'2" | Og | M. Reatz 6'2" | Gor | C. Spady 6'2" | Og | B. Beemer 6'0 | Kimb | 8 / 47½ | – / 44 | – / 20 | 18 / 25½ | – / 1 | 1 / 25 |
| 3200 | 10.10.7 | M. Mason | Og | J. Briggs 10.35.8 | I | G. Rivas 10.46.0 | Og | J. Archuleta 10.47 | Og | C. Briggs 10.57 | Sid | J. Warner 11.05.7 | Goth | 8 / 55½ | 1 / 45 | 2 / 22 | 20 / 45½ | – / 1 | – / 23 |
| Discus | 146'5" | M. Stetson | Chad. | J. Fortkamp 145'9" | I | G. Gilsdorf 142'11" | I | M. Smith 141'4 | Gor | T. Wellver 139'4" | Gök | B. Peterson 135'11" | I | 15 / 70½ | 2 / 47 | – / 22 | – / 45½ | – / 1 | – / 23 |
| 110 H.H | 14.8 | J. Steggs | I | S. Clark 15.0 | I | J. Archuleta 15.6 | Og | A. Peterson 15.7 | Val | J. Glenn 15.7 | Og | G. Davis 16.1 | Val | 18 / 88½ | – / 47 | – / 22 | 8 / 53½ | – / 1 | – / 24 |
| 100 | 11.3 | P. Brede | Ain. | J. Bartling 11.4 | Sid | B. Halvorson 11.5 | Gor | C. Sauer 11.7 | Ain | B. Hall 11.7 | Ain | C. Wallin 11.7 | I | 1 / 89½ | – / 47 | 8 / 30 | – / 53½ | 16 / 17 | – / 24 |
| 800 | 2.02.8 | D. Benzel | Sid | J. Mitchell 2.04.2 | Sid | Ben McClain 2.04.2 | I | D. Gunderson 2.08.7 | Kim | B. Lenburg 2.12.9 | I | J. Hawe 2.13.8 | Sid | 8 / 97½ | – / 47 | 19 / 49 | – / 53½ | – / 17 | 4 / 28 |
| 300 Im | 41.2 | N. Haynes | Gök | D. Penner 42.4 | Gök | J. Stacks 42.5 | Kim | C. Swanson 42.6 | Sid | J. Steggs 43.0 | I | G. Davis 43.1 | Val | 2 / 99½ | 18 / 65 | 4 / 53 | – / 53½ | – / 17 | 6 / 34 |
| Triple Jump | 43'2½ | T. Peterson | Goth | C. Zuege 43'2" | I | D. Wenger 42 8½ | Gök | C. Goodley 42'8" | Ain | J. Bell 40'11½ | Goth | R. Lemple 39'5" | Oga | 8 / 107½ | 18 / 83 | – / 53 | 1 / 54½ | 4 / 21 | – / 34 |
| 200 | 22.6 | P. Brede | Ain | J. Bartling 22.9 | Sid | C. Goodley 22.9 | Ain | B. Halvorson 23.3 | Gor | C. LeSellin 23.5 | I | J. Smith 23.6 | Chad | 2 / 109½ | – / 83 | 8 / 61 | – / 54½ | 16 / 37 | – / 34 |
| 1600 | 4.44.8 | M. Mason | Og | D. Benzel 4.46.9 | Sid | D. Sharp 4.51.1 | Kim | R. Watkins 4.53.4 | Ain | J. Briggs 4.56.3 | I | B. Hafer 4.59.7 | Val | 2 / 111½ | – / 83 | 8 / 69 | 10 / 64½ | 4 / 41 | 6 / 41 |
| 400 Rel | 44.6 | Gothenburg | | Ainsworth 44.7 | | Imperial 46.1 | | Sidney 46.1 | | Valentine 46.5 | | Kimball 46.5 | | 6 / 117½ | 10 / 93 | 4 / 73 | – / 64½ | 8 / 49 | 1 / 42 |
| 1600 Rel | 3.35.5 | Gothenburg | | Imperial 3.37.1 | | Ogal 3.37.1 | | Sidney 3.39.3 | | Valentine 3.41.5 | | Kimball 3.42.9 | | 8 / 125½ | 10 / 103 | 4 / 77 | 6 / 70½ | – / 49 | 1 / 43 |
| | | | | | | | | | | | | | | | | | | | |

* Do not write in this event column until finish card is official

TOTAL SCORES

| Imperial | Gothenburg | Sidney | Ogal | Ainsworth | |
|---|---|---|---|---|---|
| 125½ | 103 | 77 | 70½ | 49 | 43 |

Date..... Place..... Class.....

| Clinton | Gordon | Valentine | | | | | | | | | | | | | | | | | | | | | | | | | | | | |
|---|---|---|---|---|---|---|---|---|---|---|---|---|---|---|---|---|---|---|---|---|---|---|---|---|---|---|---|---|---|---|
| - | - | - | | | | | | | | | | | | | | | | | | | | | | | | | | | | |
| 6 | - | - | | | | | | | | | | | | | | | | | | | | | | | | | | | | |
| 8 | - | - | | | | | | | | | | | | | | | | | | | | | | | | | | | | |
| 9 | - | 8 | | | | | | | | | | | | | | | | | | | | | | | | | | | | |
| 0 | - | - | | | | | | | | | | | | | | | | | | | | | | | | | | | | |
| 0 | 4 | - | | | | | | | | | | | | | | | | | | | | | | | | | | | | |
| 0 | - | - | | | | | | | | | | | | | | | | | | | | | | | | | | | | |
| 0 | 4 | - | | | | | | | | | | | | | | | | | | | | | | | | | | | | |
| 0 | 4 | - | | | | | | | | | | | | | | | | | | | | | | | | | | | | |
| 0 | - | 5 | | | | | | | | | | | | | | | | | | | | | | | | | | | | |
| 0 | 6 | - | | | | | | | | | | | | | | | | | | | | | | | | | | | | |
| 0 | - | - | | | | | | | | | | | | | | | | | | | | | | | | | | | | |
| 0 | - | 1 | | | | | | | | | | | | | | | | | | | | | | | | | | | | |
| 0 | - | - | | | | | | | | | | | | | | | | | | | | | | | | | | | | |
| 1 | 4 | - | | | | | | | | | | | | | | | | | | | | | | | | | | | | |
| 1 | - | 1 | | | | | | | | | | | | | | | | | | | | | | | | | | | | |
| 1 | - | 2 | | | | | | | | | | | | | | | | | | | | | | | | | | | | |
| 1 | - | 2 | | | | | | | | | | | | | | | | | | | | | | | | | | | | |
| | | | | | | | | | | | | | | | | | | | | | | | | | | | | | | |
| 1 | 18 | 20 | | | | | | | | | | | | | | | | | | | | | | | | | | | | |

Meet..... vs.....

# THE ALL-AMERICAN TRACK AND FIELD SCORE SHEET

COPYRIGHTED 1937

| EVENT * | Time and Distance | First Place | School | Second Place | School | Third Place | School | Fourth Place | School | Fifth Place | School | Sixth Place | School |
|---|---|---|---|---|---|---|---|---|---|---|---|---|---|
| Guy Gilsdorf | | | | Shot - | | | | Disc - | | | | | |
| Jerry Steggs | | | | 110 HH - | | | | | | | | | |
| Brent Westfall | | | | 3200 Rel - | | | | | | | | | |
| Trent Spady | | | | 400 — | | | | 1600 Rel - | | | | | |
| Braden Lenhart | | | | 3200 Rel - | | | | 1600 Rel - | | | | | |
| Stoney Clark | | | | 110 HH - | | | | | | | | | |
| Chad Wallin | | | | HJ - | | | | | | | | | |
| Carl Zuege | | | | TJ - | | | | | | | | | |
| Ben McMain | | | | 800 - | | | | 3200 Rel - | | | | 1600 Rel - | |
| Jemel Fortkamp | | | | Discus - | | | | Shot Put - | | | | | |
| Justin Briggs | | | | 3200 - | | | | | | | | | |
| Steve Stotz | | | | 400 - | | | | 1600 Rel | | | | | |
| Phil Leibhart | | | | 3200 Rel - | | | | | | | | | |
| | | | | | | | | | | | | | |
| | | | | | | | | | | | | | |
| | | | | | | | | | | | | | |
| | | | | | | | | | | | | | |
| | | | | | | | | | | | | | |

* Do not write in this event column until finish card is official

TOTAL SCORES

## — FEATURES OF THE BIG RED TRACK SCORE BOOK —

- ★ Scores 20 meets
- ★ Up to six places can be scored
- ★ Time, height or distance can be recorded for all places
- ★ Can be used for duals, triangulars or large invitationals
- ★ Room to score 14 individual events and 3 relays
- ★ Sample score sheet
- ★ Extra relay slips in back of book

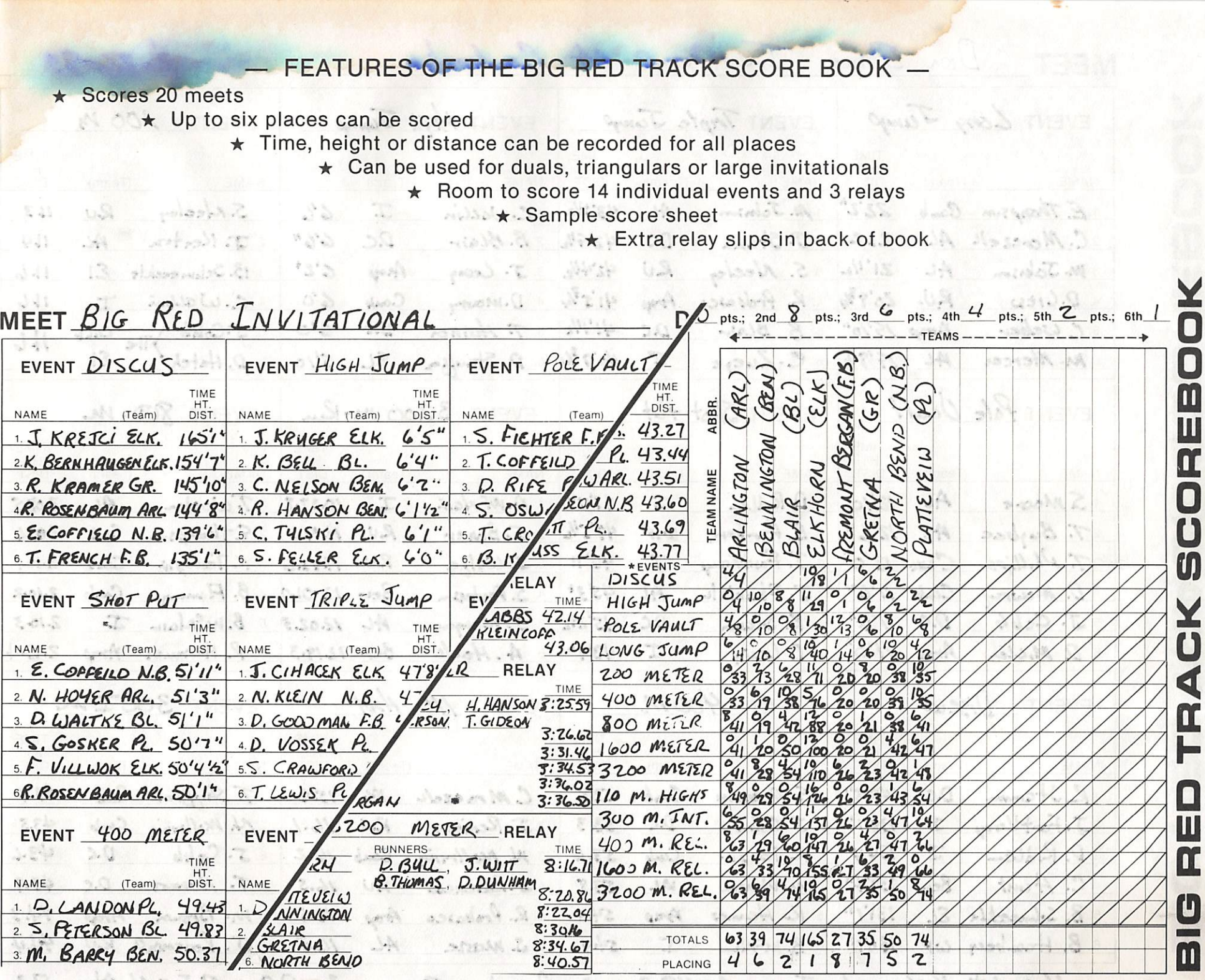

BIG RED TRACK SCOREBOOK

MEET Don Stine Invitational At Centerville DATE 4-26-93

## EVENT Long Jump

| | NAME | (Team) | TIME HT. DIST. |
|---|---|---|---|
| 1. | E. Thompson | Camb | 22'2" |
| 2. | C. Marczelk | AL. | 21.2 |
| 3. | M. Johnson | AL | 21'1½ |
| 4. | D. Gless | R.U. | 20'9¾ |
| 5. | C. Weber | Arap | 15'10" |
| 6. | M. Mercer | AL | 15'9½ |

## EVENT Triple Jump

| | NAME | (Team) | TIME HT. DIST. |
|---|---|---|---|
| 1. | M. Johnson | AL | 43'1½ |
| 2. | J. Stamm | DC | 42'9½ |
| 3. | S. Neeley | RU | 42'4½ |
| 4. | R. Prahasco | Arap | 41'5¾ |
| 5. | B. Blair | D.C | 41'1½ |
| 6. | C. Zuege | I | 40'7¾ |

## EVENT High Jump

| | NAME | (Team) | TIME HT. DIST. |
|---|---|---|---|
| 1. | C. Wallin | I | 6'6 |
| 2. | B. Blair | D.C | 6'6" |
| 3. | J. Long | Arap | 6'2" |
| 4. | D. Mowry | Camb | 6'0 |
| 5. | T. Hennen | D.C | 6'0 |
| 6. | D. Stauffer | EL | 5'10 |

## EVENT 100 M

| | NAME | (Team) | TIME HT. DIST. |
|---|---|---|---|
| 1. | S. Neeley | R.U | 11.3 |
| 2. | J. Kenton | AL | 11.4 |
| 3. | B. Schmeeckle | EL | 11.6 |
| 4. | C. Wallin | I | 11.6 |
| 5. | J. Cobb | Camb | 11.6 |
| 6. | D. Hatch | EL | |

## EVENT Pole Vault

| | NAME | (Team) | TIME HT. DIST. |
|---|---|---|---|
| 1. | S Moore | AL | 12'10 |
| 2. | T. Bugbee | AL | 12'6" |
| 3. | T. Phillips | Camb | 12'0" |
| 4. | D. Mowry | Camb | 11'6" |
| 5. | J. Cobb | D.C | 11'6" |
| 6. | D. Miller | Arap | 11'0" |

## EVENT Shot Put

| | NAME | (Team) | TIME HT. DIST. |
|---|---|---|---|
| 1. | D Ridler | I | 47'7" |
| 2. | B. Hanberry | W.P | 47'5½ |
| 3. | J. FortKamp | I | 46'11 |
| 4. | J. Flasnick | AL | 45'3" |
| 5. | R. Stamm | DC | 45'2½ |
| 6. | C Levy | I | 43'7" |

## EVENT 3200 M-Run

| | NAME | (Team) | TIME HT. DIST. |
|---|---|---|---|
| 1. | A. McNair | I | 10.37.8 |
| 2. | J. Baner | R.U | 11.15.6 |
| 3. | J. Wolfe | RU | 11.33.6 |
| 4. | S. Anderson | Ber | 12.01.0 |
| 5. | J. Morgan | AL | 12.02.3 |
| 6. | A. Hack | Ber | 12.18.3 |

## EVENT 800. M

| | NAME | (Team) | TIME HT. DIST. |
|---|---|---|---|
| 1. | T. Woolen | AL | 2.08.5 |
| 2. | E Thompson | Camb | 2.08.6 |
| 3. | K Tempin | Camb | 2.10.1 |
| 4. | B. Flannery | Camb | 2.10.2 |
| 5. | B. McNair | I. | 2.10.3 |
| 6. | R Hermes | Arap | 2.13.4 |

## EVENT Discus

| | NAME | (Team) | TIME HT. DIST. |
|---|---|---|---|
| 1. | R. Stamm | D.C | 143'8" |
| 2. | J. FortKamp | I | 138'1" |
| 3. | D. Ridler | I | 134'4" |
| 4. | C. Hunt | Ber | 132'4" |
| 5. | B. Schmeeckle | EL | 131'1" |
| 6. | B. Hanberry | WP | 130'1" |

## EVENT 400 M

| | NAME | (Team) | TIME HT. DIST. |
|---|---|---|---|
| 1. | E Thompson | Camb | 52.8 |
| 2. | J Cobb | D.C | 53.3 |
| 3. | K Tempin | Camb | 53.6 |
| 4. | M. Mercer | AL | 53.8 |
| 5. | R. Hermes | Arap | 54.4 |
| 6. | B. McNair | I | 54.4 |

## EVENT 110 Hdl

| | NAME | (Team) | TIME HT. DIST. |
|---|---|---|---|
| 1. | C Marczelk | AL | 15.6 |
| 2. | J. Reniers | RU | 16.1 |
| 3. | M. Mollering | Camb | 16.2 |
| 4. | J. Rodenack | RU | 16.5 |
| 5. | R. Prahasco | Arap | 16.5 |
| 6. | S. Moore | AL | 16.5 |

## EVENT 300 I.M.

| | NAME | (Team) | TIME HT. DIST. |
|---|---|---|---|
| 1. | T. Shifflet | Camb | 43.4 |
| 2. | M. Mollering | Camb | 43.5 |
| 3. | J. Cobb | D.C | 43.6 |
| 4. | T. Hermes | D.C | 43.7 |
| 5. | M. Brown | Arap | 44.3 |
| 6. | J. Rodenack | RU | 44.4 |

400 wt Rel 1 - Emporia 48.3 2 - Arapahoe 50.0 3 - D.C. 50.5 - 4 Alma - 57.3

HELD AT: _____ SCORING: 1st ___ pts.; 2nd ___ pts.; 3rd 6 pts.; 4th 4 pts.; 5th 2 pts.; 6th 1 pts.

## EVENT 200 M

| NAME | (Team) | TIME HT. DIST. |
|---|---|---|
| 1. S. Mackey | R.V | 24.3 |
| 2. B. Schmeeckle | El | 24.5 |
| 3. R. David | Ber | 24.6 |
| 4. D. Ridler | I | 25.0 |
| 5. C. Wallin | I | 25.0 |
| 6. M. Johns | AL | 25.0 |

## EVENT 1600 M

| NAME | (Team) | TIME HT. DIST. |
|---|---|---|
| 1. A. McClain | I | 4.53.2 |
| 2. J. Decker | D.C | 5.02.7 |
| 3. T. Woolen | AL | 5.03.9 |
| 4. D. Wolf | R.V | 5.04.3 |
| 5. L. Urseman | RV | 5.11.8 |
| 6. E. Hatton | EL | 5.18.7 |

## 3200 Rel RELAY

| TEAM | RUNNERS | | TIME |
|---|---|---|---|
| 1. Cambridge | I- J. Moreno, R. Leibhart, | D. Hall, M. Jablonski | 9.02.3 |
| 2. Imperial | | | 9.16.3 |
| 3. Elwood | | | 9.16.9 |
| 4. Dundy Co | | | 9.24.8 |
| 5. Alma | | | 9.30.5 |
| 6. Bertrand | | | 9.59.0 |

## 400 M RELAY

| TEAM | RUNNERS | | TIME |
|---|---|---|---|
| 1. Rep. V. | I- D. Ridler, C. Zuege, | W. O'Neil, C. Wallin | 46.4 |
| 2. Imp | | | 46.6 |
| 3. Elwood | | | 46.6 |
| 4. D.C | | | 46.8 |
| 5. Alma | | | 46.9 |
| 6. Camb. | | | 47.0 |

## 1600 M. RELAY

| TEAM | RUNNERS | | TIME |
|---|---|---|---|
| 1. Cambridge | I- B. McClain, R. Leibhart, | A. McClain, W. O'Neil | 3.37.6 |
| 2. Alma | | | 3.40.9 |
| 3. D. C | | | 3.43.0 |
| 4. Imp. | | | 3.44.1 |
| 5. Arapahoe | | | 3.47.9 |
| 6. Bert. | | | 3.48.8 |

5th Bertrand 52.1 6th R.V. 52.9

| TEAMS | ABBR. | TEAM NAME |
|---|---|---|
| 1 | Camb | Cambridge |
| 2 | Alma | Alma |
| 3 | Imp | Imperial |
| 4 | Rep V | Rep Valley |
| 5 | Dundy Co. | Dundy Co. |
| 6 | Elwood | Elwood |
| 7 | Arapahoe | Arapahoe |
| 8 | Bertrand | Bertrand |
| 9 | Wau-Pal | Wau-Pal |

| *EVENTS | 1 | 2 | 3 | 4 | 5 | 6 | 7 | 8 | 9 |
|---|---|---|---|---|---|---|---|---|---|
| L.J | 10/10 | 15/15 | - | 4/4 | - | - | 2/2 | - | 1/1 |
| Pole Vault | 10/20 | 18/33 | - | - | 2/4 | - | 1/2 | - | - |
| Discus | -/20 | -/33 | 14/14 | - | 10/12 | 2/2 | -/2 | 4/4 | 1/1 |
| 3200 R | 10/30 | 2/35 | 8/22 | - | 4/16 | 6/8 | -/3 | 1/5 | -/1 |
| Triple Jump | -/30 | 10/45 | 1/23 | 6/10 | 10/26 | -/8 | 4/4 | -/5 | -/1 |
| Shot Put | -/30 | 4/49 | 17/40 | -/10 | 2/28 | -/8 | -/7 | -/5 | 8/9 |
| 400 M | 16/46 | 4/53 | 1/41 | -/10 | 8/36 | -/8 | 2/9 | -/5 | -/9 |
| High Jump | 2/48 | -/53 | 10/51 | -/10 | 10/46 | 1/9 | 6/15 | -/5 | -/9 |
| 3200 M-Rel | -/48 | 2/55 | 10/61 | 14/24 | -/46 | -/9 | -/15 | 5/10 | -/9 |
| 110 H.H | 6/54 | 11/66 | -/61 | 12/36 | -/46 | -/9 | 2/17 | -/10 | -/9 |
| 100 M. | 15/55½ | 8/74 | 4/65 | 10/46 | -/46 | 16½/25½ | -/17 | -/10 | -/9 |
| 800 M | 18/73½ | 10/84 | 2/67 | -/46 | -/46 | 16½/42 | 1/18 | -/10 | -/9 |
| ~~200~~ 300 M | 18/91½ | -/84 | -/67 | 1/47 | 10/56 | 16½/42 | 2/20 | -/10 | -/9 |
| ~~High~~ 200 | -/91½ | 1/85 | 6/73 | 10/57 | -/56 | 8/24½ | -/20 | 6/16 | -/9 |
| ~~400 M Rel~~ 1600 | -/91½ | 6/91 | 10/83 | 6/63 | 8/64 | 1/25½ | -/20 | -/16 | -/9 |
| ~~3200~~ M Rel | 1/92½ | 2/93 | 8/91 | 10/73 | 4/68 | 6/31½ | -/20 | -/16 | -/9 |
| 1600 M Rel | 10/102½ | 8/101 | 4/95 | -/73 | 6/74 | -/31½ | 2/22 | 1/17 | -/9 |
| | | | | | | | | | |
| TOTALS | | | | | | | | | |
| PLACING | | | | | | | | | |

*do not write in this column until event is over

BIG RED TRACK SCOREBOOK

BIG RED TRACK SCOREBOOK

MEET May Woods Invite DATE

**EVENT** High Jump

| NAME | (Team) | TIME HT. DIST. |
|---|---|---|
| 1. W. Ruppert | M.V | 5'6 |
| 2. J. Davis | May | 5'4" |
| 3. J. Cunningham | Bart | 5'4" |
| 4. M. Mensing | E.F. | 5'4" |
| 5. B. Hilton | Bart | 5'4" |
| 6. J. Mortensen | M.V | 5'2" |

**EVENT** ~~3 Mile Run~~ Shot Put

| NAME | (Team) | TIME HT. DIST. |
|---|---|---|
| 1. J. Wemsman | I | 44'3¾" |
| 2. B. Dutton | E-F | 43'11" |
| 3. T. Bellamy | E-F | 42'1¼ |
| 4. S. Wollin | I | 40'10¾ |
| 5. S. Nicklason | I | 39'2" |
| 6. J. Kroeninga | May | 38'7¾ |

**EVENT** Pole Vault

| NAME | (Team) | TIME HT. DIST. |
|---|---|---|
| 1. T. Demitt | Br | 11'0 |
| 2. C. Franko | I | 10'0 |
| 3. C. Hildebrandt | May | 10'0 |
| 4. C. Eisenhower | MV | 10'0 |
| 5. C Kohlen | May | 9'6 |
| 6. T. Amistaz | May | 9'6" |

**EVENT** 880 M R

| NAME | (Team) | TIME HT. DIST. |
|---|---|---|
| 1. B. Berger | Bar | 2.14.8 |
| 2. B. Britten | Brad | 2.15 |
| 3. J Nielson | Brad | 2.17.2 |
| 4. B. Edmein | May | 2.19.2 |
| 5. J. Redden | May | 2.20.0 |
| 6. J. Callahan | Brad | 2.21.0 |

**EVENT** Discus

| NAME | (Team) | TIME HT. DIST. |
|---|---|---|
| 1. B. Dutton | E-F | 145'9½ |
| 2. M. Johnson | Bart | 125'8½ |
| 3. J Kroeninga | May | 112'6" |
| 4. M Fritsche | May | 111'10" |
| 5. S. Eisenhower | MV | 110'11" |
| 6. S Wollin | I | 102'9" |

**EVENT** 400 M.D

| NAME | (Team) | TIME HT. DIST. |
|---|---|---|
| 1. B. Britton | Br. | 55.8 |
| 2. B. Redder | May | 57.0 |
| 3. B Schneeko | E-F | 57.7 |
| 4. R. Callahan | Br. | 57.8 |
| 5. A. Wood | May | 59.9 |
| 6. L. Woodring | May | 60.4 |

**EVENT** 110 H.H.

| NAME | (Team) | TIME HT. DIST. |
|---|---|---|
| 1. T. Johnson Cunningham | Bar | 16.8 |
| 2. B. Hilton | Bar | 18.1 |
| 3. J. Cunnyham | Bar. | 18.9 |
| 4. G. Stegg | I | 19.6 |
| 5. J. Kroeninga | May | 20.3 |
| 6. J. Hill | May | 20.4 |

**EVENT** 300 Int

| NAME | (Team) | TIME HT. DIST. |
|---|---|---|
| 1. B. Hilton | Bar. | 46.2 |
| 2. T. Demitt | Brad | 46.9 |
| 3. T. Bellamy | E-F | 48.0 |
| 4. G. Stegg | I | 48.3 |
| 5. T. Klein | E-F | 49.4 |
| 6. J. Hill | May | 50.3 |

**EVENT** Triple Jump

| NAME | (Team) | TIME HT. DIST. |
|---|---|---|
| 1. J. Davis | May | 37'7" |
| 2. B- Ebmeier | May | 35'10 |
| 3. J. Callahan | Br. | 34'9" |
| 4. T. Bellamy | E-F | 34'1½ |
| 5. M. Fisher | May | 33'11¼ |
| 6. N Holscher | Bart | 31'6½ |

**EVENT** 3200 M.R

| NAME | (Team) | TIME HT. DIST. |
|---|---|---|
| 1. L. Ramsey | Tr. | 11.32.4 |
| 2. B. Berger | Bar | 11.53.0 |
| 3. J. Cole | M.V. | 12.30.4 |
| 4. A. Richert | I | 12.35.1 |
| 5. D. Johnson | Tr. | 12.36.7 |
| 6. D. Cook | May | 14.18.9 |

**EVENT** 100 M.

| NAME | (Team) | TIME HT. DIST. |
|---|---|---|
| 1. B. Dutton | E-F | 12.1 |
| 2. B Hilton | Bart | 12.1+ |
| 3. C. Hildebrandt | May | 12.3 |
| 4. D. Robinson | I | 12.3 |
| 5. T Klein | EF | 12.4 |
| 6. T. Demitt | Bra. | 12.6 |

**EVENT** Long Jump

| NAME | (Team) | TIME HT. DIST. |
|---|---|---|
| 1. T. Zeller | Bar. | 18'6½ |
| 2. Wolf | May | 18'4½ |
| 3. Davis | May | 18'3 |
| 4. Hildebrandt | May | 18'1½ |
| 5. Cunningham | Bart | 17'8½ |
| 6. Bain | MV | 17'5" |

# BIG RED TRACK SCOREBOOK

HELD AT: May Wood SCORING: 1st 10 pts.; 2nd 8 pts.; 3rd 6 pts.; 4th 4 pts.; 5th 2 pts.; 6th 1 pts.

## EVENT 200 m

| | NAME | (Team) | TIME HT. DIST. |
|---|---|---|---|
| 1. | C. Schneeckle | E-F | 25.2 |
| 2. | D. Robinson | I | 25.2 |
| 3. | B. Holton | Bar | 25.5 |
| 4. | D. Eckhart | E-F | 26.0 |
| 5. | A. Wood | May | 26.3 |
| 6. | K Wood Ring | May | 27.2 |

## EVENT 1600 m

| | NAME | (Team) | TIME HT. DIST. |
|---|---|---|---|
| 1. | A Unger Bart | | 5.12.4 |
| 2. | L. Ramsey | Tre | 5.13.6 |
| 3. | M. Steinke | Brad | 5.17.4 |
| 4. | J. Towne | M.U | 5.41.4 |
| 5. | K. Drain | Tr. | 5.44.3 |
| 6. | A. Richert | I | 5.47.7 |

## 3200 m-Relay RELAY

| TEAM | RUNNERS | TIME |
|---|---|---|
| 1. Brady | _____, _____ _____, _____ | 9.06.6 |
| 2. Maywood | | 9.27.2 |
| 3. M.U | | 9.56.2 |
| 4. Trenton | | 10.28.7 |
| 5. — | | — |
| 6. — | | — |

## 400 Rel RELAY

| TEAM | RUNNERS | TIME |
|---|---|---|
| 1. Bartley | J Hanes, D Robinson J Dillon, J. Brun | 48.3 |
| 2. E-F | | 48.3 |
| 3. Maywood | | 49.9 |
| 4. Imp | | 50.5 |
| 5. M.U. | | 53.0 |
| 6. — | | — |

## 1600 Rel RELAY

| TEAM | RUNNERS | TIME |
|---|---|---|
| 1. Brady | G Stygs, C. Franke J Hanes, J. Dillon | 3.56 |
| 2. Bartley | | 3.57.7 |
| 3. Maywood | | 4.01.4 |
| 4. MU | | 4.05.7 |
| 5. E-F | | 4.14.9 |
| 6. Imp | | 4.25.0 |

TEAMS

| TEAM NAME | Bartley | Maywood | Eus-For | Brady | Imp | M.U | Trenton |
|---|---|---|---|---|---|---|---|
| ABBR. | Bart | May | Eus-For | Brad | Imp | M.U | Tren |
| *EVENTS | | | | | | | |
| High Jump | 8 8 | 8 8 | 4 4 | – – | – – | 11 11 | – – |
| Discus | 8 16 | 10 18 | 10 14 | – – | 1 1 | 2 13 | – – |
| Triple Jump | 1 17 | 20 38 | 4 18 | 6 6 | – 1 | – 13 | – – |
| Shot Put | – 18 | 1 39 | 14 32 | – 6 | 16 17 | – 13 | – – |
| 400 m | – 18 | 11 50 | 6 38 | 14 20 | – 17 | – 13 | – – |
| 3200 m | 8 26 | 1 51 | – 38 | – 20 | 4 21 | 6 19 | 12 12 |
| Pole Vault | – 26 | 9 60 | – 38 | 10 30 | 8 29 | 4 23 | – 12 |
| 110 Hit | 24 50 | 3 63 | – 38 | – 30 | 4 33 | – 23 | – 12 |
| 100 m | 8 58 | 6 69 | 12 50 | 1 31 | 4 37 | – 23 | – 12 |
| 800 m | 10 68 | 6 75 | – 50 | 15 46 | – 37 | – 23 | – 12 |
| 300 Int | 10 78 | 1 76 | 8 58 | 8 54 | 4 41 | – 23 | – 12 |
| Long Jump | 12 90 | 18 94 | – 58 | – 54 | – 41 | 1 24 | – 12 |
| 200 m | 6 96 | 3 97 | 14 72 | – 54 | 8 49 | – 24 | – 12 |
| 1600 m | 10 106 | – 97 | – 72 | 6 60 | 1 50 | 4 28 | 10 22 |
| 3200 m-Rel | – 106 | 8 105 | – 72 | 10 70 | – 50 | 6 34 | 4 26 |
| 400 m-Rel | 10 116 | 6 111 | 8 78 | – 70 | 4 54 | 2 36 | – 26 |
| 1600 m-Rel | 8 124 | 6 117 | 2 80 | 10 80 | 1 55 | 4 40 | – 26 |
| TOTALS | 124 | 117 | 80 | 80 | 55 | 40 | 26 |
| PLACING | | | | | | | |

*do not write in this column until event is over

BIG RED TRACK SCOREBOOK

MEET Ogallala Invit DATE

**EVENT** Pole Vault

| | NAME | (Team) | TIME HT. DIST. |
|---|---|---|---|
| 1. | D. Penner | Goth | 13'0" |
| 2. | T Linke | Coz | 13'0" |
| 3. | T Irish | Coz | 12'0" |
| 4. | Z. Malcolm | Coz | 12'0" |
| 5. | B. GiorGis | Kim | 11'6" |
| 6. | C. McGraer | So.P | 11'6" |

**EVENT** High Jump

| | NAME | (Team) | TIME HT. DIST. |
|---|---|---|---|
| 1. | C. Wallin | I | 6'4" |
| 2. | J. Lowe | Gra | 6'4" |
| 3. | D. Jones | Gra | 6'0" |
| 4. | C. Dewester | Wau-P | 5'10" |
| 5. | C. Colglazier | Hol | 5'10" |
| 6. | J. Bell | Jul | 5'10" |

**EVENT** 110 HH

| | NAME | (Team) | TIME HT. DIST. |
|---|---|---|---|
| 1. | N. Haynes | Goth | 16.0 |
| 2. | R. Strom | Mit | 16.1 |
| 3. | J. Staker | Kimb | 16.4 |
| 4. | G. Lanckret | Jul | 16.6 |
| 5. | D. Penner | Goth | 16.6 |
| 6. | E. Ostendorf | Coz | 16.6 |

**EVENT** 200 m

| | NAME | (Team) | TIME HT. DIST. |
|---|---|---|---|
| 1. | J. Bartling | Sid | 23.1 |
| 2. | C. Wallin | I | 23.7 |
| 3. | D. Ridlen | I | 23.9 |
| 4. | A Eckman | Hax | 24.1 |
| 5. | S. Hatcher | Coz | 24.2 |
| 6. | P. Fonesca | Mit | 24.6 |

**EVENT** Discus

| | NAME | (Team) | TIME HT. DIST. |
|---|---|---|---|
| 1. | J. FortKamp | I | 142'3 |
| 2. | C. Metzger | Goth | 137'0 |
| 3. | B. Haarberg | Wau-P | 136'7 |
| 4. | J. Ayres | Og | 136'5" |
| 5. | G. Mauer | Goth | 126'4" |
| 6. | M. Smith | Gor | 132'9 |

**EVENT** Long Jump

| | NAME | (Team) | TIME HT. DIST. |
|---|---|---|---|
| 1. | K. Brown | So.P | 20'3" |
| 2. | J. Anderson | OGA | 20'2" |
| 3. | T. Peterson | Goth | 20'0" |
| 4. | M. McLain | Hax | 19'8" |
| 5. | J. Clark | Goth | 19'5½ |
| 6. | C. Zuege | I | 19'1" |

**EVENT** 300 I.M

| | NAME | (Team) | TIME HT. DIST. |
|---|---|---|---|
| 1. | N. Haynes | Goth | 42.4 |
| 2. | J. Carlson | Jul | 42.4 |
| 3. | D. Penner | Goth | 42.7 |
| 4. | J. Staker | Kimb | 43.1 |
| 5. | E. Ostendorf | Coz | 43.8 |
| 6. | R. Farrier | So.P | 44.1 |

**EVENT** 400 m

| | NAME | (Team) | TIME HT. DIST. |
|---|---|---|---|
| 1. | J. Mitchell | Sid | 51.5 |
| 2. | J. Raman | Hax | 53.9 |
| 3. | B. Cooper | Ogal | 54.9 |
| 4. | T. Linke | Coz | 54.9 |
| 5. | B. Hendrickson | So.P | 55.0 |
| 6. | A. Eckman | Hax | 55.5 |

**EVENT** Shot Put

| | NAME | (Team) | TIME HT. DIST. |
|---|---|---|---|
| 1. | B. Peterson | Coz | 51'2¼ |
| 2. | C. Metzger | Goth | 49'5" |
| 3. | B Haarberg | Wau-P | 49'4½ |
| 4. | J. FortKamp | I | 49'1¼ |
| 5. | D. Ridlen | I | 48'2" |
| 6. | T Bruce | Sid | 48'1½ |

**EVENT** Triple Jump

| | NAME | (Team) | TIME HT. DIST. |
|---|---|---|---|
| 1. | S. SHALLA | Gra | 42'10" |
| 2. | K. Brown | So.P | 42'8½ |
| 3. | T. Peterson | Goth | 42'7" |
| 4. | J. Logsdon | Gra | 41'7" |
| 5. | C. Zuege | I | 40'10" |
| 6. | T. Keck | Good | 39'11½ |

**EVENT** 100 m

| | NAME | (Team) | TIME HT. DIST. |
|---|---|---|---|
| 1. | J. Bartling | Sid | 11.4 |
| 2. | C. Wallin | Imp | 11.8 |
| 3. | C. Darkenson | Mit | 11.8 |
| 4. | D. Smith | Hax | 12.2 |
| 5. | S. Hatcher | Coz | 12.2 |
| 6. | T. Pittman | Hol | 12.2 |

**EVENT** 800 m

| | NAME | (Team) | TIME HT. DIST. |
|---|---|---|---|
| 1. | B. McNew | I | 2.07.8 |
| 2. | M. Wilson | OGA | 2.07.8 |
| 3. | J. Beck | Goth | 2.08.3 |
| 4. | T. Pritchell | Gra | 2.09.8 |
| 5. | P. Wagner | Mit | 2.10.7 |
| 6. | M. Regner | So.P | 2.12.2 |

# BIG RED TRACK SCOREBOOK

HELD AT: _____ SCORING: 1st ____ pts.; 2nd ____ pts.; 3rd ____ pts.; 4th ____ pts.; 5th 2 pts.; 6th 1 pts.

## EVENT 1600 M

| | NAME | (Team) | TIME HT. DIST. |
|---|---|---|---|
| 1. | M. Mason | Oga | 4.45 |
| 2. | A. McNair | I | 4.53.7 |
| 3. | C. Biggs | Sid | 5.01.0 |
| 4. | R. Less | Good | 5.02.1 |
| 5. | J. Buckman | Gor | 5.03.3 |
| 6. | D. Peterson | Goth | 5.04.9 |

## EVENT 3200 M

| | NAME | (Team) | TIME HT. DIST. |
|---|---|---|---|
| 1. | M. Mason | Og | 10.02.3 |
| 2. | A. McNair | I | 10.38.1 |
| 3. | C. Biggs | Sid | 10.39.7 |
| 4. | J. Buckman | Gor | 10.40.2 |
| 5. | J. Archuleta | Og | 11.03.6 |
| 6. | R Less | Good | 11.20.1 |

## 400 Rel RELAY

| | TEAM | RUNNERS | TIME |
|---|---|---|---|
| 1. | Cozad | D. Ridlen, W. O'Neil | 45.5 |
| | I | C. Zueye, C. Wollin | |
| 2. | Imperial | | 46.4 |
| 3. | Gothenburg | | 46.7 |
| 4. | Mitchell | | 46.8 |
| 5. | Grant | | 47.6 |
| 6. | Ogallala | | 47.7 |

## 1600 Rel RELAY

| | TEAM | RUNNERS | TIME |
|---|---|---|---|
| 1. | Cozad | B. McMain, A. McNair | 3.38.2 |
| | | Pleibstein, W. O'Neil | |
| 2. | Gothenburg | 3.44.1 | 3.39.1 |
| 3. | Ogallala | Imp. | 3.41.5 |
| 4. | Harton | | 3.42.6 |
| 5. | So. Platte | | 3.42.9 |
| 6. | Mitchell | | 3.43.0 |

## 3200 Rel RELAY

| | TEAM | RUNNERS | TIME |
|---|---|---|---|
| 1. | Ogallala | P. Leibstein, M. Jablonski | 8.49 |
| | I | J. Moreno, D. Hill | |
| 2. | South Platte | | |
| 3. | Mitchell | | |
| 4. | Gothenburg | | |
| 5. | Imperial | | |
| 6. | Gordon | | |

TEAMS

| TEAM NAME | Gothenburg | Imperial | Ogallala | Cozad | Sidney | Grant | So. Platte | Mitchell | Harton Colo. | Wauneta - Pal | Jules Burg - Colo | Kimball | Gordon | Goodland Kan | Holy oke, Colo | Hershey | |
|---|---|---|---|---|---|---|---|---|---|---|---|---|---|---|---|---|---|
| ABBR. | | | | | | | | | | | | | | | | | |
| * EVENTS | | | | | | | | | | | | | | | | | |
| Pole Vault | 10/10 | –/0 | –/0 | 18/18 | –/0 | –/0 | 1/1 | –/0 | –/0 | –/0 | –/0 | 2/2 | –/0 | –/0 | –/0 | –/0 | X |
| Discus | 9/19 | 10/10 | 4/4 | –/18 | –/0 | –/0 | –/1 | –/0 | –/0 | 6/6 | –/0 | –/2 | 2/2 | –/0 | –/0 | –/0 | |
| Shot Put | 8/27 | 6/16 | –/4 | 10/28 | 1/1 | –/0 | –/1 | –/0 | –/0 | 6/12 | –/0 | –/2 | –/2 | –/0 | –/0 | –/0 | |
| High Jump | –/27 | DQ/26 | –/4 | –/28 | –/1 | 14/14 | –/1 | –/0 | –/0 | 4/16 | 1/1 | –/2 | –/2 | –/0 | 2/2 | –/0 | |
| Long Jump | 8/35 | 1/27 | 8/12 | –/28 | –/1 | –/14 | 10/11 | –/0 | 4/4 | –/16 | –/1 | –/2 | –/2 | –/0 | –/2 | –/0 | |
| Triple Jump | 6/41 | 2/29 | –/12 | –/28 | –/1 | 14/28 | 8/19 | –/0 | –/4 | –/16 | –/1 | –/2 | –/2 | 1/1 | –/2 | –/0 | |
| 110 H.H | 12/53 | –/29 | –/12 | 1/29 | –/1 | –/28 | –/19 | 8/8 | –/4 | –/16 | 4/5 | 6/8 | –/2 | 1/1 | –/2 | –/0 | |
| 300 IM | 16/69 | –/29 | –/12 | 2/31 | –/1 | –/28 | 1/20 | –/8 | –/4 | –/16 | 8/13 | 4/12 | –/2 | –/1 | –/2 | –/0 | |
| 100 M | –/69 | 8/37 | –/12 | 2/33 | 10/11 | –/28 | –/20 | 6/14 | 4/8 | –/16 | –/13 | –/12 | –/2 | –/1 | 4/4 | –/0 | |
| 200 M | –/69 | 14/51 | –/12 | 2/35 | 10/21 | –/28 | –/20 | 1/15 | 4/12 | –/16 | –/13 | –/12 | –/2 | –/1 | 3/3 | –/0 | |
| 400 M | –/69 | –/51 | 6/18 | 4/39 | 10/31 | –/28 | 2/22 | –/15 | 9/21 | –/16 | –/13 | –/12 | –/2 | –/1 | 3/3 | –/0 | |
| 800 M | 6/75 | 10/61 | 8/26 | –/39 | –/31 | 4/32 | 1/23 | 2/17 | –/21 | –/16 | –/13 | –/12 | 2/2 | –/1 | 3/3 | –/0 | |
| 1600 M | 1/76 | 8/69 | 10/36 | –/39 | 6/37 | –/32 | –/23 | –/17 | –/21 | –/16 | –/13 | –/12 | 2/4 | 4/5 | –/3 | –/0 | |
| 3200 M | –/76 | 8/77 | 12/48 | –/39 | 6/43 | –/32 | –/23 | –/17 | –/21 | –/16 | –/13 | –/12 | 4/8 | 1/6 | –/3 | –/0 | |
| 400 Rel | 6/82 | 8/85 | 1/49 | 10/49 | –/43 | 2/34 | –/23 | 4/21 | –/21 | –/16 | –/13 | –/12 | –/8 | –/6 | –/3 | –/0 | |
| 1600 Rel | 8/90 | –/85 | 6/55 | 10/59 | –/43 | –/34 | 2/25 | 1/22 | 4/25 | –/16 | –/13 | –/12 | –/8 | –/6 | –/3 | –/0 | |
| 3200 Rel | 4/94 | 2/87 | 10/65 | –/59 | –/43 | –/34 | 8/33 | 6/28 | –/25 | –/16 | –/13 | –/12 | 1/9 | –/6 | –/3 | –/0 | |
| | | | | | | | | | | | | | | | | | |
| TOTALS | 94 | 87 | 65 | 59 | 43 | 34 | 33 | 28 | 25 | 16 | 13 | 12 | 9 | 6 | 3 | 0 | |
| PLACING | 1 | 2 | 3 | 4 | 5 | 6 | 7 | 8 | 9 | 10 | 11 | 12 | 13 | 14 | 15 | 16 | |

*do not write in this column until event is over

BIG RED TRACK SCOREBOOK

MEET Grant Invitational DATE 4-8-83

**EVENT** Long Jump

| | NAME | (Team) | TIME HT. DIST. |
|---|---|---|---|
| 1. | J. Anderson | OGA | 19'11¼ |
| 2. | R. Heaton | Wr | 19'10" |
| 3. | T. Kremeyer | Wr | 19'8" |
| 4. | J. Bliven | Wr | 19'7" |
| 5. | M. Epley | NPSP | 19'1¾" |
| 6. | C. Zuege | Imp | 19'1¼" |

**EVENT** Pole Vault

| | NAME | (Team) | TIME HT. DIST. |
|---|---|---|---|
| 1. | M. Reidel | Osh | 13'6" |
| 2. | R. Dominiche | Jul | 12'6" |
| 3. | J. Hallet | Imp | 12'0 |
| 4. | J. Sauer | Oga | 11'0 |
| 5. | W. Wilson | Gr | 10'6 |
| 6. | J. Iverson | Imp | 10'6 |

**EVENT** 110 H.H

| | NAME | (Team) | TIME HT. DIST. |
|---|---|---|---|
| 1. | C. Dorman | Osh | 15.2 |
| 2. | D. Carlson | Jul | 15.7 |
| 3. | J. Archuleta | Ogd | 16.0 |
| 4. | G. Lauckner | Jul | 16.4 |
| 5. | J. Anderson | Oga | 16.9 |
| 6. | J. Kelsey | NPSP | 17.5 |

**EVENT** Shot Put

| | NAME | (Team) | TIME HT. DIST. |
|---|---|---|---|
| 1. | J. Fortkamp | I | 51'2 |
| 2. | J. Ayres | Og | 48'7 |
| 3. | D. Ridlen | I | 46'2 |
| 4. | J. Helmuth | Her | 45'4½ |
| 5. | B. Hearbery | WP | 45'3½ |
| 6. | K. Leary | I | 45'3' |

**EVENT** Discus

| | NAME | (Team) | TIME HT. DIST. |
|---|---|---|---|
| 1. | J. Fortkamp | I | 151'6" |
| 2. | B. Hearbery | WP | 142'11" |
| 3. | C. Halvorsen | NPSP | 137'10" |
| 4. | J. Helmuth | Her | 136'11" |
| 5. | D. Ridlen | Imp | 135'5" |
| 6. | J. Ayres | Oga | 131'3" |

**EVENT** 400 M.

| | NAME | (Team) | TIME HT. DIST. |
|---|---|---|---|
| 1. | G. Bledsoe | Wr | 52.2 |
| 2. | B. Cooper | Og | 53.4 |
| 3. | D. Sandman | WP | 53.5 |
| 4. | B. McNair | I | 53.8 |
| 5. | G. Finley | Osh | 53.9 |
| 6. | E. Bopp | Oga | 54.5 |

**EVENT** Triple Jump

| | NAME | (Team) | TIME HT. DIST. |
|---|---|---|---|
| 1. | J. Loysdon | Gr | 41'2¾ |
| 2. | S. Shalla | Gr | 41'2" |
| 3. | D. Fleecs | Her | 41'1½ |
| 4. | R. Laufle | Oga | 41'1" |
| 5. | C. Zuege | I | 40'9 |
| 6. | C. Chandler | Wr | 40'1¼ |

**EVENT** 800 M

| | NAME | (Team) | TIME HT. DIST. |
|---|---|---|---|
| 1. | B. McNair | I | 2.04.7 |
| 2. | A. McNair | I | 2.05.3 |
| 3. | G. Finley | Osh | 2.06.6 |
| 4. | M. Wilson | Og | 2.08.0 |
| 5. | T. Pantchott | Gr | 2.08.3 |
| 6. | P. Leibfried | I | 2.09.9 |

**EVENT** ~~3200 Rel~~ High Jump

| | NAME | (Team) | TIME HT. DIST. |
|---|---|---|---|
| 1. | C. Wallin | Imp | 6'6" |
| 2. | J. Lowe | Gr | 6'4" |
| 3. | D. Jones | Gr | 6'4" |
| 4. | A. Bell | Jul | 5'10" |
| 5. | K Yeamans | Wr | 5'8" |
| 6. | J. Bliven | Wr | 5'8" |

**EVENT** 3200

| | NAME | (Team) | TIME HT. DIST. |
|---|---|---|---|
| 1. | M. Mason | Oga | 10.02 |
| 2. | A. McNair | I | 10.28.7 |
| 3. | McBeth | WP | 10.59.0 |
| 4. | K. Boerner | NPSP | 11.01.3 |
| 5. | D. Byerly | Jul | 11.05.9 |
| 6. | B. Spangler | Gr | 11.42.1 |

**EVENT** 100 M.

| | NAME | (Team) | TIME HT. DIST. |
|---|---|---|---|
| 1. | G. Bledsoe | Wr | 11.4 |
| 2. | C. Wallin | I | 11.5 |
| 3. | R. Heaton | Wr. | 11.6 |
| 4. | C. Lain | Og. | 11.8 |
| 5. | C. Blackwitz | Jul | 11.9 |
| 6. | S. Halvorsen | NPSP | 12.0 |

**EVENT** 300 Int

| | NAME | (Team) | TIME HT. DIST. |
|---|---|---|---|
| 1. | C. Dorman | Osh | 41.4 |
| 2. | D. Carlson | Jul | 42.5 |
| 3. | C. Lain | Oga | 43.0 |
| 4. | D Sandman | WP. | 43.7 |
| 5. | B. Cooper | OG | 44.0 |
| 6. | G. Lauckner | Jul | 44.3 |

400 Int. Rel- 1 - Imp 47.3, 2 - Wray - 48.7 3 - Wan Pel 49.7 4 - Hershey 50.8 - 5 Ogd 52.2 6 - Julesb 54.4

# BIG RED TRACK SCOREBOOK

**HELD AT:** Grant **SCORING:** 1st 10 pts.; 2nd 8 pts.; 3rd 6 pts.; 4th 4 pts.; 5th 2 pts.; 6th 1 pts.

## EVENT 200 m

| | NAME | (Team) | TIME HT. DIST. |
|---|---|---|---|
| 1. | G. Bledsoe | Wa | 23.0 |
| 2. | C. Wallin | I | 23.5 |
| 3. | D. Ridler | I | 23.7 |
| 4. | J. Dercola | Gra | 24.1 |
| 5. | E. Kerbs | Wa. | 24.2 |
| 6. | E. Bopp | Og | 24.5 |

## EVENT 1600 m

| | NAME | (Team) | TIME HT. DIST. |
|---|---|---|---|
| 1. | M. Mann | Og | 4.44.5 |
| 2. | A. McNair | I | 4.49.6 |
| 3. | T.J McMillan | Og | 4.50.8 |
| 4. | T. McBeth | Wa | 5.01.8 |
| 5. | T. Pritchett | Gr | 5.08.7 |
| 6. | D. Byerly | Jal | 5.10.1 |

## 3200 Rel RELAY

| | TEAM | RUNNERS | TIME |
|---|---|---|---|
| 1. | Ogdalla | D. Ridler, J. Moreno, M. Jablonski, S. Hopper | 8.58.7 |
| 2. | Jalesburg | Imp | 8.58.4 |
| 3. | Grant | | 9.00.4 |
| 4. | Imperial | | 9.15.0 |
| 5. | Wray | | 9.19.5 |
| 6. | M.P.S.P | | 9.37.8 |

## 400 Rel RELAY

| | TEAM | RUNNERS | TIME |
|---|---|---|---|
| 1. | Imp. | D. Ridler, C. Zuege, W. O'Neil, C. Wallin | 45.9 |
| 2. | Wray | | 46.4 |
| 3. | Osh. | | 46.5 |
| 4. | Ogd | | 46.9 |
| 5. | Grant | | 47.0 |
| 6. | NPS.P | | 47.6 |

## 1600 M. Rel RELAY

| | TEAM | RUNNERS | TIME |
|---|---|---|---|
| 1. | Ogd. | B. McAtee, Pickhart, J. Williams, J. Iverson, Imp | 3.37.7 |
| 2. | Osh | | 3.41.2 |
| 3. | Jales | | 3.41.7 |
| 4. | Wray | | 3.42.7 |
| 5. | W. Pal | | 3.44.9 |
| 6. | Imp | | 3.47.7 |

TEAMS

| TEAM NAME | Imperial | Ogallala | Wray | Jalesburg | Oshkosh | Grant | Wauneta - Palisade | Hershey | M.P.S.P. | | | | | | | | | |
|---|---|---|---|---|---|---|---|---|---|---|---|---|---|---|---|---|---|---|
| ABBR. | | | | | | | | | | | | | | | | | | |
| *EVENTS | | | | | | | | | | | | | | | | | | |
| Long Jump | 1 / 1 | 10 / 10 | 18 / 18 | - / - | - / - | - / - | - / - | - / - | 2 / 2 | | | | | | | | | |
| Discus | 12 / 13 | 1 / 11 | - / 18 | - / - | - / - | - / - | 8 / 8 | 4 / 4 | 6 / 8 | | | | | | | | | |
| 3200 Rel | 4 / 17 | 10 / 21 | 2 / 20 | 8 / 8 | - / - | 6 / 6 | - / 8 | - / 4 | 1 / 9 | | | | | | | | | |
| High Jump | 10 / 27 | - / 21 | 3 / 23 | 4 / 12 | - / - | 14 / 20 | - / 8 | - / 4 | - / 9 | | | | | | | | | |
| Pole Vault | 7 / 34 | 4 / 25 | - / 23 | 8 / 20 | 10 / 10 | 2 / 22 | - / 8 | - / 4 | - / 9 | | | | | | | | | |
| 400 m | 4 / 38 | 9 / 34 | 10 / 33 | - / 20 | 2 / 12 | - / 22 | 6 / 14 | - / 4 | - / 9 | | | | | | | | | |
| 3200 | 8 / 46 | 10 / 44 | 6 / 39 | 2 / 22 | - / 12 | 1 / 23 | - / 14 | - / 4 | 4 / 13 | | | | | | | | | |
| 110 H.H. | - / 46 | 8 / 52 | - / 39 | 12 / 34 | 10 / 22 | - / 23 | - / 14 | - / 4 | 1 / 14 | | | | | | | | | |
| Triple Jump | 2 / 48 | 4 / 56 | 1 / 40 | - / 34 | - / 22 | 18 / 41 | - / 14 | 6 / 10 | - / 14 | | | | | | | | | |
| 100m | 5 / 56 | 4 / 60 | 16 / 56 | 2 / 36 | - / 22 | - / 41 | - / 14 | - / 10 | 1 / 15 | | | | | | | | | |
| Shot Put | 17 / 73 | 8 / 68 | - / 56 | - / 36 | - / 22 | - / 41 | 2 / 16 | 4 / 14 | - / 15 | | | | | | | | | |
| 800 m | 19 / 91 | 4 / 72 | - / 56 | - / 36 | 6 / 28 | 2 / 43 | - / 16 | - / 14 | - / 15 | | | | | | | | | |
| 300 Im | - / 91 | 8 / 80 | - / 56 | 9 / 45 | 10 / 38 | - / 43 | 4 / 20 | - / 14 | - / 15 | | | | | | | | | |
| 200 m | 14 / 105 | 1 / 81 | 12 / 68 | - / 45 | - / 38 | 4 / 47 | - / 20 | - / 14 | - / 15 | | | | | | | | | |
| 1600 m | 8 / 113 | 16 / 97 | 4 / 72 | 1 / 46 | - / 38 | 2 / 49 | - / 20 | - / 14 | - / 15 | | | | | | | | | |
| 400 Rel | 10 / 123 | 4 / 101 | 8 / 80 | - / 46 | 6 / 46 | 2 / 49 | - / 20 | - / 14 | 1 / 16 | | | | | | | | | |
| 1600 Rel | 1 / 124 | 10 / 111 | 4 / 84 | 6 / 52 | 8 / 54 | - / 49 | 2 / 22 | - / 14 | - / 16 | | | | | | | | | |
| 400 Wt Rel | 10 / 134 | 2 / 113 | 8 / 92 | 1 / 53 | - / 54 | - / 49 | 6 / 28 | 4 / 18 | - / 16 | | | | | | | | | |
| TOTALS | 135 | 113 | 92 | 52 | 52 | 51 | 31 | 18 | 16 | | | | | | | | | |
| PLACING | 1 | 2 | 3 | 4 | 5 | 6 | 7 | 8 | 9 | | | | | | | | | |

*do not write in this column until event is over

BIG RED TRACK SCOREBOOK

MEET Gothenburg Invite DATE [illegible]

## EVENT Discus

| | NAME | (Team) | TIME HT. DIST. |
|---|---|---|---|
| 1. | J. Fortkamp | Imp | ~~154'7~~ |
| 2. | L. Lightner | Mc | 148'5" |
| 3. | B. Urban | Lex | 145'3" |
| 4. | C. Metzger | Goth | 141'2" |
| 5. | D. Ridlen | Imp | 140'9 |
| 6. | K Thatcher | IC | 134'5" |

## EVENT 400 M

| | NAME | (Team) | TIME HT. DIST. |
|---|---|---|---|
| 1. | T. Denny | Lex | 52.8 |
| 2. | B. Cooper | Og | 53.0 |
| 3. | B. McClain | Imp | 53.3 |
| 4. | J. Anderson | Lex | 53.9 |
| 5. | E. Bopp | Og | 54.3 |
| 6. | S. Barth | IC | 57.5 |

## EVENT High Jump

| | NAME | (Team) | TIME HT. DIST. |
|---|---|---|---|
| 1. | C. Wallin | I | 6'4" |
| 2. | M Rasch | L | 6'2 |
| 3. | R Lashley | Mc | 5'10 |
| 4. | R. Hallowell | Mc | 5'10 |
| 5. | W. O'Neil | Imp | 5'8 |
| 6. | B. Lulie | IC | 5'8 |

(5. W. O'Neil / 6. B. Lulie — Tie)

## EVENT 100 m

| | NAME | (Team) | TIME HT. DIST. |
|---|---|---|---|
| 1. | C. Wallin | I | 11.7 |
| 2. | B. Riley | Mc | 11.8 |
| 3. | M. Brayton | Lex | 11.8 |
| 4. | N. Nauhaus | Mc | 11.9 |
| 5. | C. Lain | Og | 11.9 |
| 6. | J. Clark | Goth | 12.0 |

## EVENT Long Jump

| | NAME | (Team) | TIME HT. DIST. |
|---|---|---|---|
| 1. | L. Krizek | Mc | 21'3½ |
| 2. | S. Reynolds | Lex | 21'3" |
| 3. | J. Sykes | Lex | 21'1¼ |
| 4. | T. Peterson | Goth | 20'8¼ |
| 5. | J. Anderson | Og | 20'7" |
| 6. | W. Myers | Goth | 20'3½ |

## EVENT 3200 m

| | NAME | (Team) | TIME HT. DIST. |
|---|---|---|---|
| 1. | M. Mason | Og | 9.58.7 |
| 2. | A. McClain | I | 10.24.8 |
| 3. | J. Canfield | Mc | 10.25.5 |
| 4. | A. Bishop | IC | 10.54.2 |
| 5. | M. Steele | Lex | 11.01.4 |
| 6. | J Boyd | Lex | 11.13.6 |

## EVENT Triple Jump

| | NAME | (Team) | TIME HT. DIST. |
|---|---|---|---|
| 1. | R. Lashley | Mc | 44'7½ |
| 2. | T. Peterson | G | 43'8½ |
| 3. | J. Brooks | IC | 40'6¾ |
| 4. | C. Zuege | I | 40'5" |
| 5. | W. Myers | G | 40'1" |
| 6. | B. Gibson | Mc | 39'10" |

## EVENT 800 m

| | NAME | (Team) | TIME HT. DIST. |
|---|---|---|---|
| 1. | B. McClain | I | 2.04.6 |
| 2. | B. Cheetos | G | 2.07.5 |
| 3. | M. Wilson | Og | 2.08.2 |
| 4. | J. Bell | G | 2.13.2 |
| 5. | S. Berry | Og | 2.13.8 |
| 6. | J. Mireles | I | 2.14.6 |

## EVENT Pole Vault

| | NAME | (Team) | TIME HT. DIST. |
|---|---|---|---|
| 1. | D. Penner | Goth | 12'6" |
| 2. | B. Schultz | Mc | 12'0 |
| 3. | R. Johnson | Lex | 12'0 |
| 4. | S. Hollet | Imp | 11'6" |
| 5. | F Wilson | IC | 11'6 |
| 6. | C. Ott | Mc | 11'6 |

(5. F Wilson / 6. C. Ott — Tie)

## EVENT Shot Put

| | NAME | (Team) | TIME HT. DIST. |
|---|---|---|---|
| 1. | C. Metzger | G | 50'10" |
| 2. | K Vermoss | L | 49'6¾ |
| 3. | J Agnes | Og | 48'10¼ |
| 4. | J. Fortkamp | I | 48'8¾ |
| 5. | D. Ridlen | I | 47½ |
| 6. | J. Raul | IC | 46'11½ |

## EVENT 110 H.H.

| | NAME | (Team) | TIME HT. DIST. |
|---|---|---|---|
| 1. | N. Haynes | G | 15.9 |
| 2. | D. Penner | G | 16.0 |
| 3. | B. Woods | Mc | 16.0 |
| 4. | J. Gouren | Lex | 16.5 |
| 5. | C. Moore | IC | 17.1 |
| 6. | B. Untercher | L | 17.3 |

## EVENT 300 IH

| | NAME | (Team) | TIME HT. DIST. |
|---|---|---|---|
| 1. | N. Haynes | Goth | 40.8 |
| 2. | D. Penner | Goth | 41.8 |
| 3. | B. Cooper | Ogal | 42.7 |
| 4. | C. Lain | Ogal | 43.3 |
| 5. | J. Epley | Kear | 44.5 |
| 6. | J. Gouren | Lex | 44.8 |

Mile Medley - 1- Lex 3.47.5  2 - Ogal 3:52.1  3 - Goth - 3.52.6  4 Imp 3:55.3  5 McCook - 3.59.2  6 Kearney 4.15.6

# BIG RED TRACK SCOREBOOK

**HELD AT:** _____ **SCORING:** 1st ____ pts.; 2nd ____ pts.; 3rd 6 pts.; 4th 4 pts.; 5th 2 pts.; 6th 1 pts.

**EVENT** 200 M

| | NAME | (Team) | TIME HT. DIST. |
|---|---|---|---|
| 1. | B. Riley | Mc | 23.7 |
| 2. | P. Herman | Goth | 23.8 |
| 3. | M. Brayton | Lex | 23.8+ |
| 4. | D. Ridlon | I | 24.7 |
| 5. | E. Bopp | Og | 24.8 |
| 6. | J. Kucera | K | 24.9 |

**EVENT** 1600m

| | NAME | (Team) | TIME HT. DIST. |
|---|---|---|---|
| 1. | M. Mason | Og | 4.43.4 |
| 2. | A. McClain | Imp | 4.46.1 |
| 3. | J. Corfield | Mc | 4.47.1 |
| 4. | T.J. McMillon | Og | 4.47.8 |
| 5. | M. Steele | Lex | 4.48.0 |
| 6. | P. Leibhard | Imp | 4.59.4 |

3200 Rel **RELAY**

| TEAM | RUNNERS | | TIME |
|---|---|---|---|
| 1. Ogallala | A-McClain, J. Moreno, | P. Leibhard, M. Jablonski | 8.28.6 |
| 2. Gothenburg | | | 8.34.7 |
| 3. Lex | | | 8.39.3 |
| 4. Imp | Imp. | | 8.41.2 |
| 5. McCook | | | 9.38.5 |
| 6. Kearney | | | 9.46.3 |

1600 Rel **RELAY**

| TEAM | RUNNERS | | TIME |
|---|---|---|---|
| 1. Lex | B. McClain, J. Iverson, | J. Moreno, J. Dillon | 3.36.4 |
| 2. Ogal | | | 3.39.4 |
| 3. Goth | | | 3.43.3 |
| 4. McCook | | | 3.43.6 |
| 5. Imp | | | 3.52.3 |
| 6. Kearney | | | 3.57.6 |

400 R **RELAY**

| TEAM | RUNNERS | | TIME |
|---|---|---|---|
| 1. McCook | D. Ridlon, W. O'Neil, | C. Zuege, C. Walther | 45.1 |
| 2. Lex | | | 45.4 |
| 3. Goth | | | 45.5 |
| 4. Imp | Imp | | 45.6 |
| 5. Ogallala | | | 46.9 |
| 6. Kearney | | | 47.0 |

| TEAMS → | ABBR. | Gothenburg | Lexington | McCook | Imperial | Ogallala | Kearney |
|---|---|---|---|---|---|---|---|
| *EVENTS | TEAM NAME | | | | | | |
| 3200 Rel | | 8 / 8 | 6 / 6 | 2 / 2 | 4 / 4 | 10 / 10 | 1 / 1 |
| Discus | | 4 / 12 | 6 / 12 | 8 / 10 | 12 / 16 | – / 10 | 1 / 2 |
| Long Jump | | 5 / 17 | 14 / 26 | 10 / 20 | – / 16 | 2 / 12 | – / 2 |
| Pole Vault | | 10 / 27 | 6 / 32 | 9½ / 29½ | 4 / 20 | – / 12 | 11 / 13½ |
| 400 M. | | – / 27 | 14 / 46 | – / 29½ | 6 / 26 | 10 / 22 | 1 / 14½ |
| 3200 M. | | – / 27 | 3 / 49 | 6 / 35½ | 8 / 34 | 10 / 32 | 4 / 18½ |
| Shot Put | | 10 / 37 | 8 / 57 | – / 35.5 | 6 / 40 | 6 / 38 | 1 / 19.5 |
| High Jump | | – / 37 | 8 / 65 | 10 / 45.5 | 11.5 / 51.5 | – / 38 | 1.5 / 20 |
| Triple Jump | | 10 / 47 | – / 65 | 11 / 56.5 | 4 / 55.5 | – / 38 | 6 / 26 |
| 110 H.H | | 18 / 65 | 5 / 70 | 6 / 62.5 | – / 55.5 | – / 38 | 2 / 28 |
| 100 M | | 1 / 66 | 6 / 76 | 12 / 74.5 | 10 / 65.5 | 4 / 42 | – / 28 |
| 800 M | | 12 / 78 | – / 76 | – / 74.5 | 11 / 76.5 | 8 / 50 | – / 28 |
| 1600 R. | | 6 / 84 | 10 / 86 | 4 / 78.5 | 2 / 78.5 | 8 / 58 | 1 / 29 |
| 300 IM | | 18 / 102 | 1 / 87 | – / 78.5 | – / 78.5 | 10 / 68 | 2 / 31 |
| 200 M | | 8 / 108 | 6 / 93 | 10 / 88.5 | 4 / 82.5 | 2 / 70 | 1 / 32 |
| 1600m | | – / 108 | 2 / 95 | 6 / 94.5 | 9 / 91.5 | 14 / 84 | – / 32 |
| 400 R | | 6 / 114 | 8 / 103 | 10 / 104.5 | 4 / 95.5 | 2 / 86 | 1 / 33 |
| M.M. Rel | | 8 / 122 | 12 / 115 | 4 / 108.5 | 6 / 101.5 | 10 / 96 | 2 / 35 |
| TOTALS | | 122 | 115 | 108.5 | 101.5 | 96 | 26 |
| PLACING | | 1 | 2 | 3 | 4 | 5 | 6 |

*do not write in this column until event is over

(M.M Imp) - Robinson 200 - Zuege 200 - O'Neal 400 - Leibhart 800

# BIG RED TRACK SCOREBOOK

MEET Imperial Invitational DATE

## EVENT High Jump

| NAME | (Team) | TIME HT. DIST. |
|---|---|---|
| 1. J. Lowe | Gr | 6'4½ |
| 2. C. Wallin | I | 6'2" |
| 3. D. Jones | Gr | 6' |
| 4. W. O'Neil | I | 5'8 |
| 5. J Cohen | Gr | 5'8 |
| 6. A Bell | Jul | 5'8 |

## EVENT Long Jump

| NAME | (Team) | TIME HT. DIST. |
|---|---|---|
| 1. M. McClain | Hax | 20'6" |
| 2. J. Anderson | Oq | 19'9" |
| 3. D. Fleecs | Her | 19'7" |
| 4. J Raether | Oq | 19'0 |
| 5. C. Zuege | Imp | 18'9" |
| 6. S. Strasser | Jul. | 18'2½ |

## EVENT 110 H. H.

| NAME | (Team) | TIME HT. DIST. |
|---|---|---|
| 1. C. Dorman | Osh | 15.4 |
| 2. G. Carlson | Jul. | 16.7 |
| 3. G. Lanckriet | Jul | 16.9 |
| 4. J. Anderson | Oq | 17.5 |
| 5. S. Hallet | I | 18.6 |
| 6. J. Logsdon | Gr | 18.9 |

## EVENT 880 M

| NAME | (Team) | TIME HT. DIST. |
|---|---|---|
| 1. B. McNair | I | 2:05.6 |
| 2. A. McNair | I | 2:06.8 |
| 3. M Wilson | Oq | 2:08.3 |
| 4. M. Mason | Oq | 2:09.5 |
| 5. G. Finley | Osh | 2:09.6 |
| 6. T. Pritchett | Gr | 2:10.8 |

## EVENT Pole Vault

| NAME | (Team) | TIME HT. DIST. |
|---|---|---|
| 1. M Reidel | Osh | 13'6 |
| 2. S. Hallet | I | 12'0" |
| 3. R. Demarche | Jul | 12'0 |
| 4. J. Sonen | Oq | 11'6 |
| 5. W. Wilson | Gr | 11'6" |
| 6. J. Iverson | I | 11'0 |

## EVENT 400 M.

| NAME | (Team) | TIME HT. DIST. |
|---|---|---|
| 1. J. Left | Hax | 53.1 |
| 2. A. Eckman | Hax | 54.0 |
| 3. G. Finley | Osh | 55.3 |
| 4. B. McNair | I | 55.7 |
| 5. E. Bopp | Oq. | 56.7 |
| 6. R. Hurlbut | Osh | 56.9 |

## EVENT 100 M

| NAME | (Team) | TIME HT. DIST. |
|---|---|---|
| 1. C. Wallin | I | 11.5 |
| 2. W. Wilson | Gr | 12.0 |
| 3. C. Zuege | I | 12.0 |
| 4. C. Lain | Oq. | 12.3 |
| 5. R. Scheil | Jul. | 12.5 |
| 6. J. Lowe | Gr | 12.5 |

## EVENT Triple Jump

| NAME | (Team) | TIME HT. DIST. |
|---|---|---|
| 1. M. McClain | Hax | 40'11¼ |
| 2. S. Shelln | Gr | 40'10¾ |
| 3. D. Fleecs | Her | 40'8¾ |
| 4. C. Zuege | I | 39'8¾ |
| 5. J. Logsdon | Gr | 39'7 |
| 6. D. Jones | Gr | 38'9½ |

## EVENT Discus

| NAME | (Team) | TIME HT. DIST. |
|---|---|---|
| 1. J. Fortkamp | I | 148'6" |
| 2. J. Ayres | Oq | 136'7" |
| 3. D. Ridlen | I | 135'1" |
| 4. J. Starkebaum | Hax | 121'10" |
| 5. E Anderson | I | 121'1" |
| 6. R Hutcheson | Osh | 120'9" |

## EVENT 3200 Run

| NAME | (Team) | TIME HT. DIST. |
|---|---|---|
| 1. A. McNair | I | 10.55 |
| 2. H. Staples | Oq | 11.39.8 |
| 3. B. Spangler | Gr | 11.42.5 |
| 4. D Colglazier | Gr | 12.02.9 |
| 5. J. Stevens | Gr | 12.04.3 |
| 6. K Sangster | Her | 12.06.65 |

## EVENT Shot Put

| NAME | (Team) | TIME HT. DIST. |
|---|---|---|
| 1. J. Fortkamp | I | 51' ½" |
| 2. J. Ayres | Oq | 50'0 |
| 3. D. Ridlen | I | 48'1½ |
| 4. J Helmuth | Her | 46'6" |
| 5. J. Leuth | Hax | 44'8¼ |
| 6. H. Hutcheson | Osh | 44'3" |

## EVENT 300 Hurdles

| NAME | (Team) | TIME HT. DIST. |
|---|---|---|
| 1. C. Dorman | Osh | 42.6 |
| 2. C. Carlson | Jul | 43.8 |
| 3. C. Lain | Oq | 45.6 |
| 4. J. Lanckriet | Jul | 46.4 |
| 5. J Iverson | I | 47.5 |
| 6. T. Bishop | Gr | 48.6 |

400 Lot Rel 1- Imp 48.7 2- Hayton 53.5 3- Oqal 53.6 4- Grant 53.9 5- Hensley 54.1 6- Osh 55.2

**HELD AT:** _____ **SCORING:** 1st ____ pts.; 2nd ____ pts.; 3rd ____ pts.; 4th ____ pts.; 5th 2 pts.; 6th 1 pts.

**EVENT** 200 m

| NAME | (Team) | TIME HT. DIST. |
|---|---|---|
| 1. C. Wallin | I | 23.7 |
| 2. J. Lett | Hax | 24.1 |
| 3. A. Eckman | Hax | 24.4 |
| 4. D. Ridlen | I | 25.0 |
| 5. D. Robinson | I | 25.0 |
| 6. R. Schiel | Jul | 25.4 |

**EVENT** 1600 m

| NAME | (Team) | TIME HT. DIST. |
|---|---|---|
| 1. M. Mason | Og | 4.48.7 |
| 2. A. McNair | I | 4.52.4 |
| 3. P. Leibhardt | I | 5.01.3 |
| 4. T. McMillian | Og | 5.01.3 |
| 5. H. Staples | Og | 5.16.9 |
| 6. W. Ryan | Her | 5.17.2 |

**3200 Rel RELAY**

| TEAM | RUNNERS | TIME |
|---|---|---|
| 1. Ogallala | P. Leibhardt, D. Hill, J. Moreno, M. Jablonski | 9.00.8 |
| 2. Grant | Imp | 9.16 |
| 3. Imp | | 9.17.6 |
| 4. Osh. | | 9.34.3 |
| 5. Haxtun | | 9.46.1 |
| 6. Jules | | 10.49.3 |

**400 Rel RELAY**

| TEAM | RUNNERS | TIME |
|---|---|---|
| 1. Imp | D. Ridlen, W. O'Neil, C. Zuege, C. Wallin | 47.4 |
| 2. Hax | | 47.7 |
| 3. Grant | | 48.0 |
| 4. Osh | | 48.8 |
| 5. Ogal | | 49.0 |
| 6. Jules | | 49.1 |

**1600 Rel RELAY**

| TEAM | RUNNERS | TIME |
|---|---|---|
| 1. Haxtun | _____, _____ | 3.38.8 |
| 2. Osh | _____, _____ | 3.43.1 |
| 3. Ogal | | 3.45.9 |
| 4. Grant | | 3.47.7 |
| 5. Jules | | 3.54.0 |
| 6. Imp | | 3.54.3 |

TEAMS

| *EVENTS | Imperial | Ogallala | Haxtun | Grant | Oshkosh | Julesburg | Hershey |
|---|---|---|---|---|---|---|---|
| High Jump | 12/12 | -/- | -/- | 18/18 | -/- | 1/1 | -/- |
| Pole Vaut | 9/21 | 4/4 | -/- | 2/20 | 10/10 | 6/6 | -/- |
| Discus | 18/39 | 8/12 | 4/4 | -/20 | 1/11 | -/6 | -/- |
| Long Jump | 2/41 | 12/24 | 10/14 | -/20 | -/11 | 1/7 | 6/6 |
| 3200 Rel | 6/47 | 10/34 | 2/16 | 8/28 | 4/15 | 1/8 | -/6 |
| 400 m | 4/51 | 2/36 | 18/34 | -/28 | 7/22 | -/8 | -/6 |
| 3200-Run | 10/61 | 8/44 | -/34 | 12/40 | -/22 | -/8 | 1/7 |
| 110 HH | 2/63 | 4/48 | -/34 | 1/41 | 10/32 | 14/22 | -/7 |
| 100 m | 16/79 | 4/52 | -/34 | 9/50 | -/32 | 2/24 | -/7 |
| Shot Put | 16/95 | 8/60 | 2/36 | -/50 | 1/33 | -/24 | 4/11 |
| 800 m | 18/113 | 10/70 | -/36 | 1/51 | 2/35 | -/24 | -/11 |
| Triple Jump | 4/117 | -/70 | 10/46 | 11/62 | -/35 | -/24 | 6/17 |
| 300 Im | 2/119 | 6/76 | -/46 | 1/63 | 10/45 | 12/36 | -/17 |
| 200 m | 16/135 | -/76 | 14/60 | -/63 | -/45 | 1/37 | -/17 |
| 1600 m | 14/139 | 16/92 | -/60 | -/63 | -/45 | -/37 | 1/18 |
| 400 Rel | 10/149 | 2/94 | 8/68 | 6/69 | 4/49 | 1/38 | -/18 |
| 1600 Rel | 1/150 | 6/100 | 10/78 | 4/73 | 8/57 | 2/40 | -/18 |
| 400 wt Rel | 10/160 | 6/106 | 8/86 | 4/77 | 1/58 | -/40 | 2/20 |
| TOTALS | 160 | 106 | 86 | 76.5 | 58 | 41.5 | 20 |
| PLACING | 1 | 2 | 3 | 4 | 5 | 6 | 7 |

*do not write in this column until event is over

Imp – C. Levy, B. Kuenning, E Anderson, J. Fortkamp

# BIG RED TRACK SCOREBOOK

BIG RED TRACK SCOREBOOK

MEET Grant Duel DATE

**EVENT** 100M

| NAME | (Team) | TIME HT. DIST. |
|---|---|---|
| 1. D. Robinson | I | 12.2 |
| 2. J. Cohen | G | 12.6 |
| 3. C. Levy | I | 12.7 |
| 4. J. Dillon | I | 12.8 |
| 5. J. Hones | I | 12.9 |
| 6. | | |

**EVENT** 800 M

| NAME | (Team) | TIME HT. DIST. |
|---|---|---|
| 1. W. O'Neil | I | 2.12.8 |
| 2. J. Moreno | I | 2.12.5 |
| 3. M. Jablonski | I | 2.15.2 |
| 4. N. Lowyer | G | 2.17.3 |
| 5. J. Langmen | G | 2.21.6 |
| 6. | | |

**EVENT** 110 HH.

| NAME | (Team) | TIME HT. DIST. |
|---|---|---|
| 1. J. Logsdon | G | 18.3 |
| 2. S. Hollet | I | 19.1 |
| 3. R. Richmond | G | 20.8 |
| 4. C. Franko | I | 20.8 |
| 5. B. Kuenning | I | 21.3 |
| 6. | | |

**EVENT** High Jump

| NAME | (Team) | TIME HT. DIST. |
|---|---|---|
| 1. D. Jones | G | 6'2 |
| 2. | | |
| 3. | | |
| 4. | | |
| 5. | | |
| 6. | | |

**EVENT** 200 M.

| NAME | (Team) | TIME HT. DIST. |
|---|---|---|
| 1. J. Cervantes | G | 24.6 |
| 2. D. Robinson | I | 25.0 |
| 3. S. Behrends | G | 25.5 |
| 4. W. Wilson | G | 25.7 |
| 5. T. Pritchett | G | 25.7 |
| 6. | | |

**EVENT** 1600 M

| NAME | (Team) | TIME HT. DIST. |
|---|---|---|
| 1. D. Hill | I | 5.23.4 |
| 2. C. Study | G | 5.26 |
| 3. J. Stevens | G | 5.36.7 |
| 4. B. Spangler | G | 5.49.1 |
| 5. A. Richard | I | 6015 |
| 6. | | |

**EVENT** 3000 Im

| NAME | (Team) | TIME HT. DIST. |
|---|---|---|
| 1. J. Iverson | I | 47.6 |
| 2. T. Bishopp | G | 48.4 |
| 3. S. Hokel | I | 49.4 |
| 4. J. Noyes | I | 51.0 |
| 5. R. Richmond | G | 525 |
| 6. | | |

**EVENT** Shot Put

| NAME | (Team) | TIME HT. DIST. |
|---|---|---|
| 1. C. Levy | I | 45'10 3/4 |
| 2. J. Wennsman | I | 44'10 1/4 |
| 3. E. Anderson | I | 43'9 1/2 |
| 4. S. Nicklason | I | 40'7" |
| 5. S. Wallin | I | 39'10 1/4 |
| 6. | | |

**EVENT** 400 M

| NAME | (Team) | TIME HT. DIST. |
|---|---|---|
| 1. T. Pritchett | G | 57.7 |
| 2. J. Dillon | I | 62.3 |
| 3. D. Colglazier | G | 63.5 |
| 4. R. Elder | I | 64.6 |
| 5. | | |
| 6. | | |

**EVENT** 3200 M

| NAME | (Team) | TIME HT. DIST. |
|---|---|---|
| 1. D. Hill | I | 11.428 |
| 2. B. Spangler | G | 12.13.8 |
| 3. J. Stevens | G | 12402 |
| 4. A. Richard | I | 13.07.3 |
| 5. | | |
| 6. | | |

**EVENT** Pole Vault

| NAME | (Team) | TIME HT. DIST. |
|---|---|---|
| 1. S. Hollet | I | 12'6 |
| 2. J. Iverson | I | 11'0 |
| 3. R. Petrich | G | 9'6 |
| 4. C. Franko | I | 9'6 |
| 5. J. Noyes | I | 9'0 |
| 6. | | |

**EVENT** Discus

| NAME | (Team) | TIME HT. DIST. |
|---|---|---|
| 1. C. Levy | I | 118'3 |
| 2. E. Anderson | I | 115' |
| 3. Sa Bottom | G | 110'5 |
| 4. J. Wennsman | I | 109'3" |
| 5. S. Wallin | I | 107'5" |
| 6. | | |

# BIG RED TRACK SCOREBOOK

**HELD AT:** _____ **SCORING:** 1st 6 pts.; 2nd 4 pts.; 3rd 3 pts.; 4th 2 pts.; 5th 1 pts.; 6th _____ pts.

**EVENT** Long Jump

| | NAME | (Team) | TIME HT. DIST. |
|---|---|---|---|
| 1. | S- Shelley | Gr | 18'8" |
| 2. | J- Logsdon | Gr | 17'8 |
| 3. | W- O'Neil | I | 17'5" |
| 4. | J- Longmore | G | 15'10 1/2 |
| 5. | J- Bauer | I | 15'2 1/2 |
| 6. | | | |

**EVENT** Triple Jump

| | NAME | (Team) | TIME HT. DIST. |
|---|---|---|---|
| 1. | J. Logsdon | Gr | 40'10 1/2 |
| 2. | D. Jones | Gr | 39'2" |
| 3. | W. Wilson | Gr | 380 |
| 4. | S. Bedwards | Gr. | 36'11 1/2 |
| 5. | W- O'Neil | I | 36'5 |
| 6. | | | |

400 Rel **RELAY**

| TEAM | RUNNERS | TIME |
|---|---|---|
| 1. Grant | _____, _____ | 46.7 |
| | _____, _____ | |
| 2. Imp | | 49.5 |
| 3. | | |
| 4. | | |
| 5. | | |
| 6. | | |

1600 Rel **RELAY**

| TEAM | RUNNERS | TIME |
|---|---|---|
| 1. Imp | _____, _____ | 4.5 |
| | _____, _____ | |
| 2. | | |
| 3. | | |
| 4. | | |
| 5. | | |
| 6. | | |

_____ **RELAY**

| TEAM | RUNNERS | TIME |
|---|---|---|
| 1. | _____, _____ | |
| | _____, _____ | |
| 2. | | |
| 3. | | |
| 4. | | |
| 5. | | |
| 6. | | |

TEAMS →

| TEAM NAME | ABBR. | | | | | | | | | | | | | | | | | |
|---|---|---|---|---|---|---|---|---|---|---|---|---|---|---|---|---|---|---|
| | | Imp - G | Grant | | | | | | | | | | | | | | | |

| *EVENTS | | | | | | | | | | | | | | | | | | |
|---|---|---|---|---|---|---|---|---|---|---|---|---|---|---|---|---|---|---|
| 200m | 4/4 | 12/12 | | | | | | | | | | | | | | | | |
| 100m | 12/16 | 4/16 | | | | | | | | | | | | | | | | |
| 400m | 6/22 | 9/25 | | | | | | | | | | | | | | | | |
| 800m | 13/35 | 3/28 | | | | | | | | | | | | | | | | |
| 1600 | 7/42 | 9/37 | | | | | | | | | | | | | | | | |
| 3200 | 8/50 | 7/44 | | | | | | | | | | | | | | | | |
| 110 H/11 | 7/57 | 9/53 | | | | | | | | | | | | | | | | |
| 300 Int | 11/68 | 6/59 | | | | | | | | | | | | | | | | |
| 450 Rel | 3/71 | 5/64 | | | | | | | | | | | | | | | | |
| 1600 Rel | 5/76 | 0/64 | | | | | | | | | | | | | | | | |
| Pole Vault | 13/89 | 3/67 | | | | | | | | | | | | | | | | |
| High Jump | —/89 | 6/73 | | | | | | | | | | | | | | | | |
| Shot | 15/104 | —/73 | | | | | | | | | | | | | | | | |
| Disc | 12/116 | 3/76 | | | | | | | | | | | | | | | | |
| Long Jump | 4/120 | 12/88 | | | | | | | | | | | | | | | | |
| Triple Jump | 1/121 | 14/102 | | | | | | | | | | | | | | | | |
| | | | | | | | | | | | | | | | | | | |
| | | | | | | | | | | | | | | | | | | |
| TOTALS | 121 | 102 | | | | | | | | | | | | | | | | |
| PLACING | 1 | 2 | | | | | | | | | | | | | | | | |

*do not write in this column until event is over

BIG RED TRACK SCOREBOOK

MEET J. [redacted] DATE [redacted]

**EVENT** Shot Put

| | NAME | (Team) | TIME HT. DIST. |
|---|---|---|---|
| 1. | J. Fattkamp | I | 50'11 |
| 2. | D. Ridlen | I | 49'2" |
| 3. | S. Ralston | S | 46'8" |
| 4. | J. Hellmuth | H. | 44'7" |
| 5. | C Levy | I | 44'0 |
| 6. | C. Holm | S | 42'10 |

**EVENT** Triple Jump

| | NAME | (Team) | TIME HT. DIST. |
|---|---|---|---|
| 1. | Logsdon | G | 41'9½ |
| 2. | D Jones | G | 41'4¾ |
| 3. | S Shalla | G | 41'1½ |
| 4. | M Epley | S.P | 41½ |
| 5. | K Fleecs | S | 39'8' |
| 6. | C. Zuege | I | 39'7½ |

**EVENT** 100 M

| | NAME | (Team) | TIME HT. DIST. |
|---|---|---|---|
| 1. | Kinnaman | S | 11.5 |
| 2. | T. Myer | S | 11.6 |
| 3. | C. Wallin | I | 11.7 |
| 4. | D. Robinson | I | 11.9 |
| 5. | W. Wilson | G | 12.0 |
| 6. | D Oviada | G | 12.0 |

**EVENT** 800 M

| | NAME | (Team) | TIME HT. DIST. |
|---|---|---|---|
| 1. | B McNair | I | 2.05.7 |
| 2. | T. Pritchett | G | 2.07.1 |
| 3. | P. Leibhart | I | 2.12.0 |
| 4. | G. Compton | G | 2.14.5 |
| 5. | J. Illoreno | I | 2.15.7 |
| 6. | S. Burns | S.P | 2.16.2 |

**EVENT** Discus

| | NAME | (Team) | TIME HT. DIST. |
|---|---|---|---|
| 1. | J. Fattkamp | I | 154'2" |
| 2. | C. Holm | S | 138'11 |
| 3. | D. Ridlen | I | 136'9¼ |
| 4. | C Holcomsen | S.P | 135'2" |
| 5. | J. Helmuth | H | 133'10" |
| 6. | L. Green | S | 126'11" |

**EVENT** High Jump

| | NAME | (Team) | TIME HT. DIST. |
|---|---|---|---|
| 1. | C. Wallin | I | 6'2 |
| 2. | D. Jones | G | 6'2 |
| 3. | T. Soderholm | S | 5'10" |
| 4. | W O'Neil | I | 5'6 |
| 5. | | | |
| 6. | | | |

**EVENT** 200 M

| | NAME | (Team) | TIME HT. DIST. |
|---|---|---|---|
| 1. | C. Wallin | I | 23.9 |
| 2. | T. Myer | S | 24.0 |
| 3. | D. Ridlen | I | 24.5 |
| 4. | D. Oviada | G | 24.7 |
| 5. | Kinnaman | S | 24.9 |
| 6. | C. Mazoun | S.P | 25.1 |

**EVENT** 1600-M

| | NAME | (Team) | TIME HT. DIST. |
|---|---|---|---|
| 1. | A McNair | I | 4.53 |
| 2. | P. Leibhart | I | 5:02.9 |
| 3. | K. Boerner | S.P | 5:04.2 |
| 4. | T. Pritchett | Gr | 5:13.2 |
| 5. | M. Jablonski | I | 5:20.3 |
| 6. | N. Lessigen | G | 5:21.1 |

**EVENT** Long Jump

| | NAME | (Team) | TIME HT. DIST. |
|---|---|---|---|
| 1. | K Fleecs | H | 20'3 |
| 2. | M. Epley | S.P. | 19'4½ |
| 3. | C Zuege | I | 19'2½ |
| 4. | Kinnaman | S | 19'0" |
| 5. | Logsdon | G | 18'4" |
| 6. | Fink | S | 18'3" |

**EVENT** Pole Vault

| | NAME | (Team) | TIME HT. DIST. |
|---|---|---|---|
| 1. | S. Hallet | I | 12'0 |
| 2. | W. Wilson | G | 12'0 |
| 3. | J. Iverson | I | 11'6 |
| 4. | S. Beveridge | S | 10'6 |
| 5. | J. Scott | S | 10' |
| 6. | R. Berge | G | 9'6 |

**EVENT** 400 M

| | NAME | (Team) | TIME HT. DIST. |
|---|---|---|---|
| 1. | B McNair | I | 53.7 |
| 2. | W O'Neil | I | 55.3 |
| 3. | K. Fleecs | H | 55.6 |
| 4. | Beveridge | S | 55.7 |
| 5. | P. Murphy | S.P | 56.7 |
| 6. | M. Jablonski | I | 57.9 |

**EVENT** 3200 M

| | NAME | (Team) | TIME HT. DIST. |
|---|---|---|---|
| 1. | A McNair | I | 10.23.5 |
| 2. | K Boerner | S.P | 11.028 |
| 3. | D. Hall | I | 11.26.3 |
| 4. | G. Spangler | Gr | 11.34.3 |
| 5. | T. Ryan | H | 11.41.4 |
| 6. | C. Edglozien | G | 11.52.2 |

Frosh 440 Relay 1 – Grant 50.6 – 2 – St Pats – 50.7 3 – Imp. 54.4

HELD AT: _____ SCORING: 1st ___ pts.; 2nd ___ pts.; 3rd ___ pts.; 4th 4 pts.; 5th 2 pts.; 6th 1 pts.

**EVENT** 110 HH

| NAME | (Team) | TIME HT. DIST. |
|---|---|---|
| 1. T. Soderholm | S | 15.9 |
| 2. J. Stewart | S | 17.1 |
| 3. Logsdon | G | 17.7 |
| 4. P. Kelsey | S.P | 18.1 |
| 5. B. Kaenning | I | 18.9 |
| 6. G Longman | G | 20.1 |

**EVENT** 300 IntH

| NAME | (Team) | TIME HT. DIST. |
|---|---|---|
| 1. T. Soderholm | S | 42.0 |
| 2. P. Kelsey | S.P. | 45.6 |
| 3. Logsdon | G | 46.0 |
| 4. L. Bishop | G | 46.5 |
| 5. J. Iverson | I | 46.5 |
| 6. J. Stewart | S | 46.5 |

**400 Rel RELAY**

| TEAM | RUNNERS | TIME |
|---|---|---|
| 1. Imp | D. Ridlon, W. O'Neil, C. Zaeye, C. Wallin | 46.3 |
| 2. Suth- | | 46.3 |
| 3. Grant | | 46.5 |
| 4. Hershey | | 47.3 |
| 5. St Pat | | 48.4 |
| 6. | | |

**1600 R RELAY**

| TEAM | RUNNERS | TIME |
|---|---|---|
| 1. Suth- | B. McNair, J. Hakes, M. Jablonski, | 3.44.5 |
| 2. Grant | | 3.47.7 |
| 3. Imp | | 3.51.6 |
| 4. St Pats | | 3.54.1 |
| 5. Hersh | | 4.02.3 |
| 6. | | |

**3200 R RELAY**

| TEAM | RUNNERS | TIME |
|---|---|---|
| 1. Imp | B. McNair, A. McNair, P. LaBrand, J. Moreno | 8.48.6 |
| 2. Grant | | 9.04 |
| 3. St Pats | | 9.58 |
| 4. Hershey | | 10.33.1 |
| 5. | | |
| 6. | | |

TEAMS

| TEAM NAME / ABBR. | Imperial | Sutherland | Grant | St Pats | Hershey |
|---|---|---|---|---|---|
| *EVENTS | | | | | |
| Shot Put | 20/20 | 7/7 | -/- | -/- | 4/4 |
| Discus | 16/36 | 9/16 | -/- | 4/4 | 2/6 |
| Long Jump | 6/42 | 5/21 | 2/2 | 8/12 | 10/16 |
| Triple Jump | 1/43 | 2/23 | 24/26 | 4/16 | -/16 |
| High Jump | 14/57 | 6/29 | 8/34 | -/16 | -/16 |
| Pole Vault | 16/73 | 6/35 | 9/43 | -/16 | -/16 |
| 100 M | 10/83 | 18/53 | 3/46 | -/16 | -/16 |
| 200 M | 16/99 | 10/63 | 4/50 | 1/17 | -/16 |
| 400 M | 19/118 | 4/67 | -/50 | 2/19 | 6/22 |
| 800 M | 18/136 | -/67 | 12/62 | 1/20 | -/22 |
| 1600 M | 20/156 | -/67 | 5/67 | 6/26 | -/22 |
| 3200 M | 16/172 | -/67 | 5/73 | 8/34 | 2/24 |
| 110 HH | 2/174 | 18/85 | 7/80 | 4/38 | -/24 |
| 300 IM | 2/176 | 11/96 | 10/90 | 8/46 | -/24 |
| 400 R | 10/186 | 8/104 | 6/96 | 2/48 | 4/28 |
| 1600 R | 6/192 | 10/114 | 8/104 | 4/52 | 2/30 |
| 3200 R | 10/202 | -/- | 8/112 | 4/56 | 2/32 |
| TOTALS | 202 | 114 | 112 | 56 | 32 |
| PLACING | 1 | 2 | 3 | 4 | 5 |

*do not write in this column until event is over

# BIG RED TRACK SCOREBOOK

Nelson - Noyes - Johnson - Elder)

BIG RED TRACK SCOREBOOK

MEET Brady County Invite DATE

**EVENT** Discus

| NAME | (Team) | TIME HT. DIST. |
|---|---|---|
| 1. R Stamm | B | 152'3 |
| 2. J. Fortkamp | I | 150'4 |
| 3. D. Ridlen | I | 136'2 |
| 4. P. Thomas | Mc | 130'3 |
| 5. T. Probasco | Mc | 127'9 |
| 6. J. LiLLich | At | 123'3 |

**EVENT** Pole Vault

| NAME | (Team) | TIME HT. DIST. |
|---|---|---|
| 1. V. Kith | B | 13'0 |
| 2. S. Hollet | I | 12'6 |
| 3. C. Off | Mc | 11'6 |
| 4. J. Ivcsan | I | 11'6" |
| 5. J. Cobb | B | 11'0 |
| 6. D. Miller | Mc | 10'6" |

**EVENT** High Jump

| NAME | (Team) | TIME HT. DIST. |
|---|---|---|
| 1. C. Wallin | I | 6'8¼ |
| 2. B. Blair | B | 6'4 |
| 3. D. Jones | Gr | 6'2 |
| 4. T. Horner | B | 6'0 |
| 5. J. Decker | B | 6'0 |
| 6. N. Mickey | At | 5'8" |

**EVENT** 800 m

| NAME | (Team) | TIME HT. DIST. |
|---|---|---|
| 1. B. McNair | I | 2.04.0 |
| 2. A. McNair | I | 2.04.6 |
| 3. T. Pritchett | Gr | 2.07.5 |
| 4. W. O'Neil | I | 2.14.6 |
| 5. R Olson | B | 2.15.9 |
| 6. B. McVey | B | 2.17.7 |

**EVENT** Long Jump

| NAME | (Team) | TIME HT. DIST. |
|---|---|---|
| 1. C. Zuege | I | 19'1¾ |
| 2. S. Strain | B | 18'8" |
| 3. J. Ruether | Og | 18'3½ |
| 4. V. Kith | B | 18'2" |
| 5. E. Howard | B | 17'8½ |
| 6. J. Logsdon | Gr | 17'8½ |

**EVENT** 3200 m

| NAME | (Team) | TIME HT. DIST. |
|---|---|---|
| 1. A. McNair | I | 10.23.3 |
| 2. B. Horn | At | 11.01.4 |
| 3. J. Herron | Mc | 11.18.1 |
| 4. D. Hill | I | 11.30 |
| 5. B. Spangler | Gr | 11.41.2 |
| 6. J. Stevens | Gr | 11.46.9 |

**EVENT** 110 Hi H.

| NAME | (Team) | TIME HT. DIST. |
|---|---|---|
| 1. J. Fries | B | 15.7 |
| 2. N. Michey | At | 15.9 |
| 3. T. Horner | B | 17.4 |
| 4. S. Hollet | I | 17.5 |
| 5. J. Logsdon | Gr. | 17.8 |
| 6. T. Lutz | B | 17.8+ |

**EVENT** 300 Int

| NAME | (Team) | TIME HT. DIST. |
|---|---|---|
| 1. J. Cobb | B | 42.1 |
| 2. T. Horner | B | 44.2 |
| 3. J. Fries | B | 45.3 |
| 4. J. Olson | Mc | 45.8 |
| 5. N. Michey | At | 46.2 |
| 6. T. Bishop | Gr | 46.3 |

**EVENT** 400 m

| NAME | (Team) | TIME HT. DIST. |
|---|---|---|
| 1. B. McNair | I | 53.1 |
| 2. W. O'Neil | I | 54.8 |
| 3. B. McVey | B | 55.7 |
| 4. E. Howard | B | 55.8 |
| 5. A. Geyenback | Gr | 56.2 |
| 6. J. Hayes | I | 57.4 |

**EVENT** Shot Put

| NAME | (Team) | TIME HT. DIST. |
|---|---|---|
| 1. J. Fortkamp | I | 51'4½ |
| 2. D. Ridlen | I | 48'7¼ |
| 3. M. Beck | At | 46'11½ |
| 4. R. Stamm | B. | 46'7¼ |
| 5. C. Levy | I | 46'1½ |
| 6. D. Hoenack | At | 45'11½ |

**EVENT** 100 m

| NAME | (Team) | TIME HT. DIST. |
|---|---|---|
| 1. W. Kelley | At | 11.1 |
| 2. C. Wallin | I | 11.4 |
| 3. M. Fain | At | 11.7 |
| 4. D. Robinson | I | 11.8 |
| 5. S. Strain | B | 11.9 |
| 6. C. Zuege | I | 12.0 |

**EVENT** 200 m

| NAME | (Team) | TIME HT. DIST. |
|---|---|---|
| 1. W. Kelley | At | 23.5 |
| 2. D. Ridlen | I | 23.8 |
| 3. C. Wallin | I | 23.9 |
| 4. J. Quada | Gr | 24.5 |
| 5. D. Robinson | I | 24.7 |
| 6. S Strain | B | 24.8 |

(Lot Rel) 1st Imp - 47.4

**HELD AT:** _____ **SCORING:** 1st ___ pts.; 2nd ___ pts.; 3rd ___ pts.; 4th 4 pts.; 5th 2 pts.; 6th 1 pts.

**EVENT** Triple Jump

| NAME | (Team) | TIME HT. DIST. |
|---|---|---|
| 1. J. Storm | B | 42'11 1/4 |
| 2. J. Logsdon | Gr | 40'9 3/4 |
| 3. S. Sholla | Gr | 40'5 1/4 |
| 4. T. Hoerner | B | 40'2" |
| 5. D. Jones | Gr | 40'1" |
| 6. C. Zuege | I | 39'8" |

**EVENT** 1600 M

| NAME | (Team) | TIME HT. DIST. |
|---|---|---|
| 1. P. Leibhart | I | 4.54.5 |
| 2. B. Hanson | At | 4.56.1 |
| 3. J. Decker | B | 5.04.6 |
| 4. J. Wesch | Mc | 5.13.7 |
| 5. C. Bridgeman | Mc | 5.14.2 |
| 6. J. Moreno | I | 5.15.0 |

**3200 Rel RELAY**

| TEAM | RUNNERS | TIME |
|---|---|---|
| 1. Grant | P. Leibhart, M. Jablonski, J. Moreno, S. Harper | 8.48.2 |
| 2. Benk | P. (Imp) | 9.03.8 |
| 3. Imp | | 9.08.5 |
| 4. Ogal | | 9.28.6 |
| 5. McCook | | 9.45 |
| 6. Atwood | | 10.41.6 |

**400 M Rel RELAY**

| TEAM | RUNNERS | TIME |
|---|---|---|
| 1. Benk | D. Ridler, W. O'Neil, C. Zuege, C. Wallin | 45.6 |
| 2. Atwood | (Imp) | 45.7 |
| 3. Imp | | 46.3 |
| 4. Ogal | | 49.9 |
| 5. | | |
| 6. | | |

**1600 Rel RELAY**

| TEAM | RUNNERS | TIME |
|---|---|---|
| 1. Benk | B. McNair, A. McNair, J. Hones, P. Leibhart | 3.39.3 |
| 2. Grant | (Imp) | 3.48.2 |
| 3. Imp | | 3.49.5 |
| 4. McCook | | 3.59.6 |
| 5. Ogal | | 4.05.3 |
| 6. | | |

TEAMS

| *EVENTS / TEAM NAME / ABBR. | Imperial | Benkelman | Atwood | Grant | McCook J.V. | Ogallala J.V. |
|---|---|---|---|---|---|---|
| Discus | 14/14 | 10/10 | 1/1 | -/- | 6/6 | -/- |
| 3200 Rel | 6/20 | 8/18 | 1/2 | 10/10 | 2/8 | 4/4 |
| Long Jump | 10/30 | 16/34 | -/2 | 1/11 | -/8 | 6/10 |
| 400 M | 19/49 | 10/44 | -/2 | 2/13 | -/8 | -/10 |
| Pole Vault | 12/61 | 12/56 | -/2 | -/13 | 7/15 | -/10 |
| 3200 M | 14/75 | -/56 | 8/10 | 3/16 | 6/21 | -/10 |
| Shot Put | 20/95 | 4/60 | 7/17 | -/16 | -/21 | -/10 |
| High Jump | 10/105 | 14/74 | 1/18 | 6/22 | -/21 | -/10 |
| 110 H.H. | 4/109 | 19/93 | 8/26 | 2/24 | -/21 | -/10 |
| 100 M | 13/122 | 2/95 | 16/42 | -/24 | -/21 | -/10 |
| 800 M | 22/144 | 3/98 | -/42 | 6/30 | -/21 | -/10 |
| 300 IM | -/144 | 24/122 | 2/44 | 1/31 | 4/25 | -/10 |
| 200 M | 16/160 | 1/123 | 10/54 | 4/35 | -/25 | -/10 |
| Triple Jump | 1/161 | 14/137 | -/54 | 16/51 | -/25 | -/10 |
| 1600 M | 11/172 | 6/143 | 8/62 | -/51 | 6/31 | -/10 |
| 400 Rel | 6/178 | 10/153 | 8/70 | -/51 | -/31 | 4/14 |
| 1600 Rel | 6/184 | 10/163 | -/70 | 8/59 | 4/35 | 2/16 |
| TOTALS | 184 | 163 | 70 | 59 | 35 | 16 |
| PLACING | 1 | 2 | 3 | 4 | 5 | 6 |

*do not write in this column until event is over

C. Levy - B. Kuenning - E. Anderson - J. Fortkamp

# BIG RED TRACK SCOREBOOK

BIG RED TRACK SCOREBOOK

MEET B-6 Distric DATE

## EVENT 100 M

| | NAME | (Team) | TIME HT. DIST. |
|---|---|---|---|
| 10 | 1. S. ITAAEHAU | Val | 11.1 |
| 11 | 2. P. Hannan | Goth | 11.1+ |
| 12 | 3. P. Brede | Ain | 11.2 |
| 10 | 4. J. Bartling | Sid | 11.3 |
| | 5. G. List | Val | 11.4 |
| | 6. L. Gaiser | Ain | 11.4 |

## EVENT 800 M

| | NAME | (Team) | TIME HT. DIST. |
|---|---|---|---|
| 11 | 1. J. Mitchell | Sid | 2.03. |
| 12 | 2. B. Mitchell | Mid | 2.03.3 |
| 12 | 3. D. Peterson | Goth | 2.03.7 |
| 12 | 4. B. McClain | Imp | 2.04.7 |
| | 5. A. Laumeyer | Ain | 2.05.2 |
| | 6. J. Hunt | Sid | 2.08.3 |

## EVENT 110 H.H.

| | NAME | (Team) | TIME HT. DIST. |
|---|---|---|---|
| 12 | 1. N. Haynes | Goth | 15.2 |
| 12 | 2. R. Strum | Mit | 15.4 |
| 12 | 3. B. Woods | MCC | 15.6 |
| 10 | 4. J. Moeller | Chad | 15.8 |
| | 5. D. Penner | Goth | 15.8+ |
| | 6. G. Davis | Val | 16.0 |

## EVENT Discus.

| | NAME | (Team) | TIME HT. DIST. |
|---|---|---|---|
| 12 | 1. J. Fortkamp | I | 155' |
| 12 | 2. M. Smith | Gue | 145'5 |
| 12 | 3. J. Agnes | Og | 145 |
| 11 | 4. L. Leitner | MC | 143'8 |
| | 5. J. Adams | Chad | 140'6" |
| 12 | 6. D. Ridler | I | 139'9" |

## EVENT 200 M

| | NAME | (Team) | TIME HT. DIST. |
|---|---|---|---|
| 10 | 1. G. List | Val | 22.4 |
| 10 | 2. R. Clambow | Val | 22.9 |
| 10 | 3. J. Bartling | Sid | 22.9+ |
| 11 | 4. N. Neuhaus | MC | 23.1 |
| | 5. C. Wollin | Imp | 23.4 |
| | 6. D. Ridler | Imp | 23.5 |

## EVENT 1600 M

| | NAME | (Team) | TIME HT. DIST. |
|---|---|---|---|
| 12 | 1. M. Mason | Og | 4.37 |
| 9 | 2. T.S McMillion | Og | 4.45.3 |
| 11 | 3. J. Corfield | MCC | 4.45+ |
| 12 | 4. R. Wetters | Ain | 4.48.1 |
| | 5. J. Buckman | Gor | 4.52. |
| | 6. P. Wagner | Mid | 4.52.2 |

## EVENT 300 IM

| | NAME | (Team) | TIME HT. DIST. |
|---|---|---|---|
| 12 | 1. N. Haynes | Goth | 39.3 |
| 12 | 2. P. Brede | Ain | 39.7 |
| 10 | 3. J. Moeller | Chad | 41.0 |
| 12 | 4. R. Strum | Mit | 41.6 |
| | 5. C. Lair | Og | 41.7 |
| | 6. D. Penner | Goth | 41.7+ |

## EVENT Long Jump

| | NAME | (Team) | TIME HT. DIST. |
|---|---|---|---|
| 11 | 1. M. Stephen | Val | 21'6½ |
| 12 | 2. L. Kruzek | MCC | 21'1" |
| 9 | 3. J. Clark | Goth | 20'10½ |
| | 4. B. Hale | Ain | 20'4½ |
| | 5. N. Traske | MCC | 20'4½ |
| | 6. W. Meyer | Goth | 20'2½ |

## EVENT 400 M.

| | NAME | (Team) | TIME HT. DIST. |
|---|---|---|---|
| 11 | 1. J. Mitchell | Sid | 49.2 |
| 12 | 2. B. Riley | MCC | 50.9 |
| 11 | 3. B. Cooper | Ogal | 52.5 |
| 12 | 4. E. Bopp | Ogal | 53.0 |
| | 5. W. O'Neil | Imp | 53.8 |
| | 6. J. Hatley | Mit | 53.9 |

## EVENT 3200 M

| | NAME | (Team) | TIME HT. DIST. |
|---|---|---|---|
| 12 | 1. M. Mason | Og | 10.06.9 |
| 10 | 2. A. McClain | I | 10.16.6 |
| 10 | 3. J. Buckman | Gor | 10.17 |
| 11 | 4. J. Corfield | MCC | 10.26.8 |
| | 5. C. Biggs | Sid | 10.39.2 |
| | 6. E. Collins | Chad | 10.51.0 |

## EVENT Shot Put

| | NAME | (Team) | TIME HT. DIST. |
|---|---|---|---|
| 12 | 1. J. Fortkamp | I | 53'11¾ |
| 11 | 2. L. Leitner | MCC | 52'1¾ |
| 11 | 3. Brue | Sid | 51'9¾ |
| 12 | 4. J. Agnes | Og | 51'5" |
| 10 | 5. Metzger | Goth | 50'10½ |
| 12 | 6. D. Ridler | I | 48'9½ |

## EVENT Triple Jump

| | NAME | (Team) | TIME HT. DIST. |
|---|---|---|---|
| 11 | 1. R. Cashdollar | MCC | 44'9" |
| 12 | 2. D. Peterson | Goth | 44'3½ |
| 12 | 3. C Sumrall | Mit | 41'9 |
| | 4. W. Meyer | Goth | 41'8½ |
| 12 | 5. C. Zuege | I | 41'4½ |
| 10 | 6. J. Barry | Chad | 41'4 |

# BIG RED TRACK SCOREBOOK

**HELD AT:** _____ **SCORING:** 1st ____ pts.; 2nd ____ pts.; 3rd ____ pts.; 4th 4 pts.; 5th 2 pts.; 6th 1 pts.

## EVENT High Jump

| | NAME | (Team) | TIME HT. DIST. |
|---|---|---|---|
| 12 | 1. C. Wallin | I | 6'8½ |
| 10 | 2. J. Mueller | Chad | 6'1" |
| 11 | 3. S. Mulligan | Val | 6'1" |
| | 4. R Lashley | McC | 5'11" |
| | 5. R Walker | Ain | 5'11" |
| | 6. R. Hollowell | McC | 5'9" |

## EVENT Pole Vault

| | NAME | (Team) | TIME HT. DIST. |
|---|---|---|---|
| 11 | 1. D. Penaer | Goth | 13'1" |
| 12 | 2. B. Schulz | McC | 13'1 |
| 11 | 3. S. Hosket | ~~Imp~~ | 13'1" |
| 11 | 4. B. Hazlett | McC | 12'1 |
| | 5. M. Horse | Chad | 12'1 |
| | 6. Rigger McKnight | M.I | 12'1" |

## 400 Rel RELAY

| | TEAM | RUNNERS | TIME |
|---|---|---|---|
| 1. | Valentine | Ridler, Zuege, O'Neil, Wallin | 43.1 |
| 2. | McCook | | 43.5 |
| 3. | Ainsworth | | 43.7 |
| 4. | Mitchell | | 44.8 |
| 5. | Sidney | | 44.8+ |
| 6. | Chadron | | 44.8++ |

Imp 45.5

## 1600 Rel RELAY

| | TEAM | RUNNERS | TIME |
|---|---|---|---|
| 1. | Gothenburg | Anderson, W. O'Neil, J. Hanes, B. Nielsen | 3.27.9 |
| 2. | McCook | | 3.28.4 |
| 3. | Ogal. | | 3.29.5 |
| 4. | Sidney | | 3.29.8 |
| 5. | Mitchell | | 3.31.9 |
| 6. | Imp | | 3.42.3 |

## 3200 Rel RELAY

| | TEAM | RUNNERS | TIME |
|---|---|---|---|
| 1. | Ogal. | ~~Ridler~~, Richtsteil, Anderson, J. Hanes, B. McClain | 8.15.5 |
| 2. | Imp | | 8.16.6 |
| 3. | Sidney | | 8.24.3 |
| 4. | Gothe | | 8.26.8 |
| 5. | Mitchell | | 8.30.5 |
| 6. | Ainsworth | | 8.33.3 |

TEAMS

| TEAM NAME | McCook | Gothenburg | Imperial | Ogallala | Valentine | Sidney | Mitchell | Ainsworth | Chadron | Gordon | | | | | | | |
|---|---|---|---|---|---|---|---|---|---|---|---|---|---|---|---|---|---|
| ABBR. | McC | Goth | Imp | Ogal | Val | Sid | Mit | Ain | Chad | Gor | | | | | | | |
| *EVENTS | | | | | | | | | | | | | | | | | |
| 100 M | – | 8 | – | – | 12 | 4 | – | 1 | – | – | | | | | | | |
| | – | 8 | – | – | 12 | 4 | – | 1 | – | – | | | | | | | |
| 200 M | 4 | – | 3 | – | 18 | 6 | – | – | – | – | | | | | | | |
| | 4 | 8 | 3 | – | 30 | 10 | – | 1 | – | – | | | | | | | |
| 400 M | 8 | – | 2 | 10 | – | 10 | 1 | – | – | – | | | | | | | |
| | 12 | 8 | 5 | 10 | 30 | 20 | 1 | 1 | – | – | | | | | | | |
| 800 M | – | 6 | 4 | – | – | 11 | 8 | 2 | – | – | | | | | | | |
| | 12 | 14 | 9 | 10 | 30 | 31 | 9 | 3 | – | – | | | | | | | |
| 1600 M | 6 | – | 4 | 18 | – | – | 1 | 4 | – | 2 | | | | | | | |
| | 18 | 14 | 9 | 28 | 30 | 31 | 10 | 13 | – | 2 | | | | | | | |
| 3200 M | 4 | – | 8 | 10 | – | 2 | – | – | 1 | 6 | | | | | | | |
| | 22 | 14 | 17 | 38 | 30 | 33 | 10 | 13 | 1 | 8 | | | | | | | |
| 110 HH | 6 | 12 | – | – | 1 | – | 8 | – | 4 | – | | | | | | | |
| | 28 | 26 | 17 | 38 | 31 | 33 | 18 | 13 | 5 | 8 | | | | | | | |
| 300 IM | – | 11 | – | 2 | – | – | 4 | 8 | 6 | – | | | | | | | |
| | 28 | 37 | 17 | 40 | 31 | 33 | 22 | 21 | 11 | 8 | | | | | | | |
| 400 Rel | 8 | – | – | – | 10 | 2 | 4 | 6 | 1 | – | | | | | | | |
| | 36 | 37 | 17 | 40 | 41 | 35 | 26 | 27 | 12 | 8 | | | | | | | |
| 1600 Rel | 8 | 10 | 1 | 6 | – | 4 | 2 | – | – | – | | | | | | | |
| | 44 | 47 | 18 | 46 | 41 | 39 | 28 | 27 | 12 | 8 | | | | | | | |
| 3200 Rel | – | 4 | 8 | 10 | – | 6 | 2 | 1 | – | – | | | | | | | |
| | 44 | 51 | 26 | 56 | 41 | 45 | 30 | 28 | 12 | 8 | | | | | | | |
| Shot Put | 8 | 2 | 11 | 4 | – | 6 | – | – | – | – | | | | | | | |
| | 52 | 53 | 37 | 60 | 41 | 51 | 30 | 28 | 12 | 8 | | | | | | | |
| Discus | 4 | – | 11 | 6 | – | – | – | – | 2 | 8 | | | | | | | |
| | 56 | 53 | 48 | 66 | 41 | 51 | 30 | 28 | 14 | 16 | | | | | | | |
| Long Jump | 10 | 7 | – | – | 10 | – | – | 4 | – | – | | | | | | | |
| | 66 | 60 | 48 | 66 | 51 | 51 | 30 | 32 | 14 | 16 | | | | | | | |
| Triple Jump | 10 | 12 | 2 | – | – | – | 6 | – | 1 | – | | | | | | | |
| | 76 | 72 | 50 | 66 | 51 | 51 | 36 | 32 | 15 | 16 | | | | | | | |
| High Jump | 5 | – | 10 | – | 6 | – | – | 2 | 8 | – | | | | | | | |
| | 81 | 72 | 60 | 66 | 57 | 51 | 36 | 34 | 23 | 16 | | | | | | | |
| Pole Vault | 12 | 10 | 6 | – | – | – | 1 | – | 2 | – | | | | | | | |
| | 93 | 82 | 66 | 66 | 57 | 51 | 37 | 34 | 25 | 16 | | | | | | | |
| TOTALS | 93 | 82 | 66 | 66 | 57 | 51 | 37 | 34 | 25 | 16 | | | | | | | |
| PLACING | 1 | 2 | 3 | 4 | 5 | 6 | 7 | 8 | 9 | 10 | | | | | | | |

*do not write in this column until event is over

BIG RED TRACK SCOREBOOK

**MEET** Reserve At Grant **DATE** 5-4-93

**EVENT** 100 M

| NAME | (Team) | TIME HT. DIST. |
|---|---|---|
| 1. D. Robinson | I | 12.3 |
| 2. S. Behrends | G | 12.6 |
| 3. A. Gegenbach | G | 12.8 |
| 4. J. Cohen | G | 12.8 |
| 5. C. Levy | I | 13.4 |
| 6. | | |

**EVENT** 110 H.H

| NAME | (Team) | TIME HT. DIST. |
|---|---|---|
| 1. J. Loggsdon | G | 18.8 |
| 2. J. Iverson | I | 20.5 |
| 3. C. Franks | I | 20.8 |
| 4. B. Kuenning | I | 21.7 |
| 5. R. Richards | G | 21.9 |
| 6. | | |

**EVENT** 200 M

| NAME | (Team) | TIME HT. DIST. |
|---|---|---|
| 1. D. Robinson | I | 26.4 |
| 2. A. Gegenbach | G | 26.9 |
| 3. J. Hanes | I | 27.3 |
| 4. J. Brown | I | 27.9 |
| 5. J. Dillon | I | 28.4 |
| 6. | | |

**EVENT** 300 Int

| NAME | (Team) | TIME HT. DIST. |
|---|---|---|
| 1. J. Iverson | I | 47.6 |
| 2. J. Noyes | I | 52.0 |
| 3. R. Richmond | G | 52.3 |
| 4. | | |
| 5. | | |
| 6. | | |

**EVENT** 400 M

| NAME | (Team) | TIME HT. DIST. |
|---|---|---|
| 1. W. O'Neil | I | 56.5 |
| 2. J. Hanes | I | 58.5 |
| 3. M. Jablonski | I | 59.0 |
| 4. S. Behrends | G | 59.4 |
| 5. D. Jones | G | 59.8 |
| 6. | | |

**EVENT** Pole Vault

| NAME | (Team) | TIME HT. DIST. |
|---|---|---|
| 1. J. Iverson | I | 11'0 |
| 2. J. Benge | G | 10'6 |
| 3. J. Noyes | I | 9'0 |
| 4. | | |
| 5. | | |
| 6. | | |

**EVENT** 800 M

| NAME | (Team) | TIME HT. DIST. |
|---|---|---|
| 1. M. Jablonski | I | 2.27.7 |
| 2. B. Spangler | G | 2.31.6 |
| 3. | | |
| 4. | | |
| 5. | | |
| 6. | | |

**EVENT** Triple Jump

| NAME | (Team) | TIME HT. DIST. |
|---|---|---|
| 1. W. O'Neil | I | 36'1" |
| 2. J. Longmore | G | 35'4½" |
| 3. J. Cohen | G | 33'3" |
| 4. A. Gegenbach | G | 31'7½" |
| 5. J. Brown | I | 29'11" |
| 6. | | |

**EVENT** 1600 M

| NAME | (Team) | TIME HT. DIST. |
|---|---|---|
| 1. J. Moreno | I | 5.27.3 |
| 2. J. Stevens | G | 5.36.1 |
| 3. C. Study | G | 5.39.1 |
| 4. D. Hill | I | 5.48.1 |
| 5. A. Richart | I | 6.15.2 |
| 6. | | |

**EVENT** Shot Put

| NAME | (Team) | TIME HT. DIST. |
|---|---|---|
| 1. C. Levy | I | 44'6½" |
| 2. J. Weinsman | I | 43'8½" |
| 3. S. Hickerson | I | 42'3½" |
| 4. E. Anderson | I | 40'9 |
| 5. S. Wallin | I | 38'4½" |
| 6. | | |

**EVENT** 3200 M.

| NAME | (Team) | TIME HT. DIST. |
|---|---|---|
| 1. B. Spangler | G | 11.48.9 |
| 2. C. Study | G | 12.00.5 |
| 3. D. Hill | I | 12.18.0 |
| 4. J. Stevens | G | 12.28.0 |
| 5. A. Richart | I | 13.13.0 |
| 6. | | |

**EVENT** ~~Discus~~ Discus

| NAME | (Team) | TIME HT. DIST. |
|---|---|---|
| 1. C. Levy | I | 117'6" |
| 2. S. Bottom | G | 116'9" |
| 3. E. Anderson | I | 116'5" |
| 4. J. Weinsman | I | 105'5" |
| 5. S. Wallin | I | 104'5" |
| 6. | | |

HELD AT: Grant

SCORING: 1st 6 pts.; 2nd 4 pts.; 3rd 3 pts.; 4th 2 pts.; 5th 1 pts.; 6th ____ pts.

**EVENT** High Jump

| NAME | (Team) | TIME HT. DIST. |
|---|---|---|
| 1. D. Jones | Gr | 6'1" |
| 2. J. Cohen | Gr | 5'5" |
| 3. W. O'Neil | I | 5'5" |
| 4. S. Behrends | G | 5'3" |
| 5. B. Kleenning | I | 5'3 |
| 6. J. Logsdon | G | 5'3' |

**EVENT** Long Jump

| NAME | (Team) | TIME HT. DIST. |
|---|---|---|
| 1. W. O'Neil | I | 17'5" |
| 2. J. Cohen | G | 16'10" |
| 3. J. Lampman | G | 16'3 |
| 4. R. Richard | G | 15'1 |
| 5. A. Gegenbach | G | 15' 1/2 |
| 6. | | |

**RELAY**

| TEAM | RUNNERS | TIME |
|---|---|---|
| 1. | , | |
| | , | |
| 2. | | |
| 3. | | |
| 4. | None | |
| 5. | | |
| 6. | | |

**RELAY**

| TEAM | RUNNERS | TIME |
|---|---|---|
| 1. | , | |
| | , | |
| 2. | | |
| 3. | | |
| 4. | None | |
| 5. | | |
| 6. | | |

**RELAY**

| TEAM | RUNNERS | TIME |
|---|---|---|
| 1. | , | |
| | , | |
| 2. | | |
| 3. | | |
| 4. | None | |
| 5. | | |
| 6. | | |

TEAMS

| TEAM NAME / ABBR. | Jump - ~~Grant~~ | Grant |
|---|---|---|
| *EVENTS | | |
| 100 m | 6/6 | 9/9 |
| 400 m | 13/19 | 3/12 |
| 1600 m | 9/28 | 7/19 |
| 110 HH | 9/37 | 7/26 |
| P.V | 9/46 | 4/30 |
| Shot Put | 16/62 | 0/30 |
| 200 m | 12/74 | 4/34 |
| 800 m | 6/80 | 4/38 |
| 3200 m | 4/84 | 12/50 |
| 300 IM | 10/94 | 3/53 |
| T.J | 7/101 | 9/62 |
| Discus | 12/113 | 4/66 |
| H.J. | 5/118 | 11/77 |
| L.J | 6/124 | 10/87 |
| TOTALS | 124 | 87 |
| PLACING | 1 | 2 |

*do not write in this column until event is over

# BIG RED TRACK SCOREBOOK

BIG RED TRACK SCOREBOOK

MEET State Track At Omaha Burke DATE 5-21-22-93

**EVENT** 800- Ben McClain 2:02.6

| NAME | (Team) | TIME HT. DIST. |
|---|---|---|
| 1. | | |
| 2. | | |
| 3. | | |
| 4. | | |
| 5. | | |
| 6. | | |

**EVENT** Shot Put Jerrell Fortkamp

| NAME | (Team) | TIME HT. DIST. |
|---|---|---|
| 1. | | |
| 2. | | |
| 3. | | |
| 4. J. Fortkamp | | 54½ |
| 5. | | |
| 6. | | |

**EVENT** Discus Jerrell Fortkamp

| NAME | (Team) | TIME HT. DIST. |
|---|---|---|
| 1. | | |
| 2. | | |
| 3. | | |
| 4. J. Fortkamp | | 161'2" |
| 5. | | |
| 6. | | |

**EVENT** Pole Vault Shane Hallet 13'0

| NAME | (Team) | TIME HT. DIST. |
|---|---|---|
| 1. | | |
| 2. | | |
| 3. | | |
| 4. | | |
| 5. | | |
| 6. | | |

**EVENT** 3200 A. McClain 10:44.6

| NAME | (Team) | TIME HT. DIST. |
|---|---|---|
| 1. | | |
| 2. | | |
| 3. | | |
| 4. | | |
| 5. | | |
| 6. | | |

**EVENT** _____

| NAME | (Team) | TIME HT. DIST. |
|---|---|---|
| 1. | | |
| 2. | | |
| 3. | | |
| 4. | | |
| 5. | | |
| 6. | | |

**EVENT** _____

| NAME | (Team) | TIME HT. DIST. |
|---|---|---|
| 1. | | |
| 2. | | |
| 3. | | |
| 4. | | |
| 5. | | |
| 6. | | |

**EVENT** _____

| NAME | (Team) | TIME HT. DIST. |
|---|---|---|
| 1. | | |
| 2. | | |
| 3. | | |
| 4. | | |
| 5. | | |
| 6. | | |

**EVENT** _____

| NAME | (Team) | TIME HT. DIST. |
|---|---|---|
| 1. | | |
| 2. | | |
| 3. | | |
| 4. | | |
| 5. | | |
| 6. | | |

**EVENT** _____

| NAME | (Team) | TIME HT. DIST. |
|---|---|---|
| 1. | | |
| 2. | | |
| 3. | | |
| 4. | | |
| 5. | | |
| 6. | | |

**EVENT** _____

| NAME | (Team) | TIME HT. DIST. |
|---|---|---|
| 1. | | |
| 2. | | |
| 3. | | |
| 4. | | |
| 5. | | |
| 6. | | |

**HELD AT:** Burke **SCORING:** 1st 10 pts.; 2nd 8 pts.; 3rd 6 pts.; 4th 4 pts.; 5th 2 pts.; 6th 1 pts.

**EVENT** High Jump
Chad Weller
6'2

| NAME | (Team) | TIME HT. DIST. |
|---|---|---|
| 1. | | |
| 2. | | |
| 3. | | |
| 4. | | |
| 5. | | |
| 6. | | |

**EVENT** _____

| NAME | (Team) | TIME HT. DIST. |
|---|---|---|
| 1. | | |
| 2. | | |
| 3. | | |
| 4. | | |
| 5. | | |
| 6. | | |

3200- Rel **RELAY**

| TEAM | RUNNERS | TIME |
|---|---|---|
| 1. | , | |
| | , | |
| 2. | A. McNair - 159.8 | |
| 3. | J. Moreno - 2.12.6 | |
| 4. 8.22.4 | A Leibhart - 2.09.7 | |
| 5. | B. McNair - 2.01.2 | |
| 6. | | |

_____ **RELAY**

| TEAM | RUNNERS | TIME |
|---|---|---|
| 1. | , | |
| | , | |
| 2. | | |
| 3. | | |
| 4. | | |
| 5. | | |
| 6. | | |

_____ **RELAY**

| TEAM | RUNNERS | TIME |
|---|---|---|
| 1. | , | |
| | , | |
| 2. | | |
| 3. | | |
| 4. | | |
| 5. | | |
| 6. | | |

TEAMS

| *EVENTS | TEAM NAME / ABBR. | | | | | | | | | | | | | | | | |
|---|---|---|---|---|---|---|---|---|---|---|---|---|---|---|---|---|---|
| Shot Put | | | | 4 | | | | | | | | | | | | | |
| Discus | | | | 4 | | | | | | | | | | | | | |
| TOTALS | | | | | | | | | | | | | | | | | |
| PLACING | | | | | | | | | | | | | | | | | |

*do not write in this column until event is over

# BIG RED TRACK SCOREBOOK

BIG RED TRACK SCOREBOOK

MEET _____ DATE _____

| EVENT _____ | | | EVENT _____ | | | EVENT _____ | | | EVENT _____ | | |
|---|---|---|---|---|---|---|---|---|---|---|---|
| NAME | (Team) | TIME HT. DIST. | NAME | (Team) | TIME HT. DIST. | NAME | (Team) | TIME HT. DIST. | NAME | (Team) | TIME HT. DIST. |
| 1. | | | 1. | | | 1. | | | 1. | | |
| 2. | | | 2. | | | 2. | | | 2. | | |
| 3. | | | 3. | | | 3. | | | 3. | | |
| 4. | | | 4. | | | 4. | | | 4. | | |
| 5. | | | 5. | | | 5. | | | 5. | | |
| 6. | | | 6. | | | 6. | | | 6. | | |

| EVENT _____ | | | EVENT _____ | | | EVENT _____ | | | EVENT _____ | | |
|---|---|---|---|---|---|---|---|---|---|---|---|
| NAME | (Team) | TIME HT. DIST. | NAME | (Team) | TIME HT. DIST. | NAME | (Team) | TIME HT. DIST. | NAME | (Team) | TIME HT. DIST. |
| 1. | | | 1. | | | 1. | | | 1. | | |
| 2. | | | 2. | | | 2. | | | 2. | | |
| 3. | | | 3. | | | 3. | | | 3. | | |
| 4. | | | 4. | | | 4. | | | 4. | | |
| 5. | | | 5. | | | 5. | | | 5. | | |
| 6. | | | 6. | | | 6. | | | 6. | | |

| EVENT _____ | | | EVENT _____ | | | EVENT _____ | | | EVENT _____ | | |
|---|---|---|---|---|---|---|---|---|---|---|---|
| NAME | (Team) | TIME HT. DIST. | NAME | (Team) | TIME HT. DIST. | NAME | (Team) | TIME HT. DIST. | NAME | (Team) | TIME HT. DIST. |
| 1. | | | 1. | | | 1. | | | 1. | | |
| 2. | | | 2. | | | 2. | | | 2. | | |
| 3. | | | 3. | | | 3. | | | 3. | | |
| 4. | | | 4. | | | 4. | | | 4. | | |
| 5. | | | 5. | | | 5. | | | 5. | | |
| 6. | | | 6. | | | 6. | | | 6. | | |

## — FEATURES OF THE BIG RED TRACK SCORE BOOK —

- ★ Scores 20 meets
- ★ Up to six places can be scored
- ★ Time, height or distance can be recorded for all places
- ★ Can be used for duals, triangulars or large invitationals
- ★ Room to score 14 individual events and 3 relays
- ★ Sample score sheet
- ★ Extra relay slips in back of book

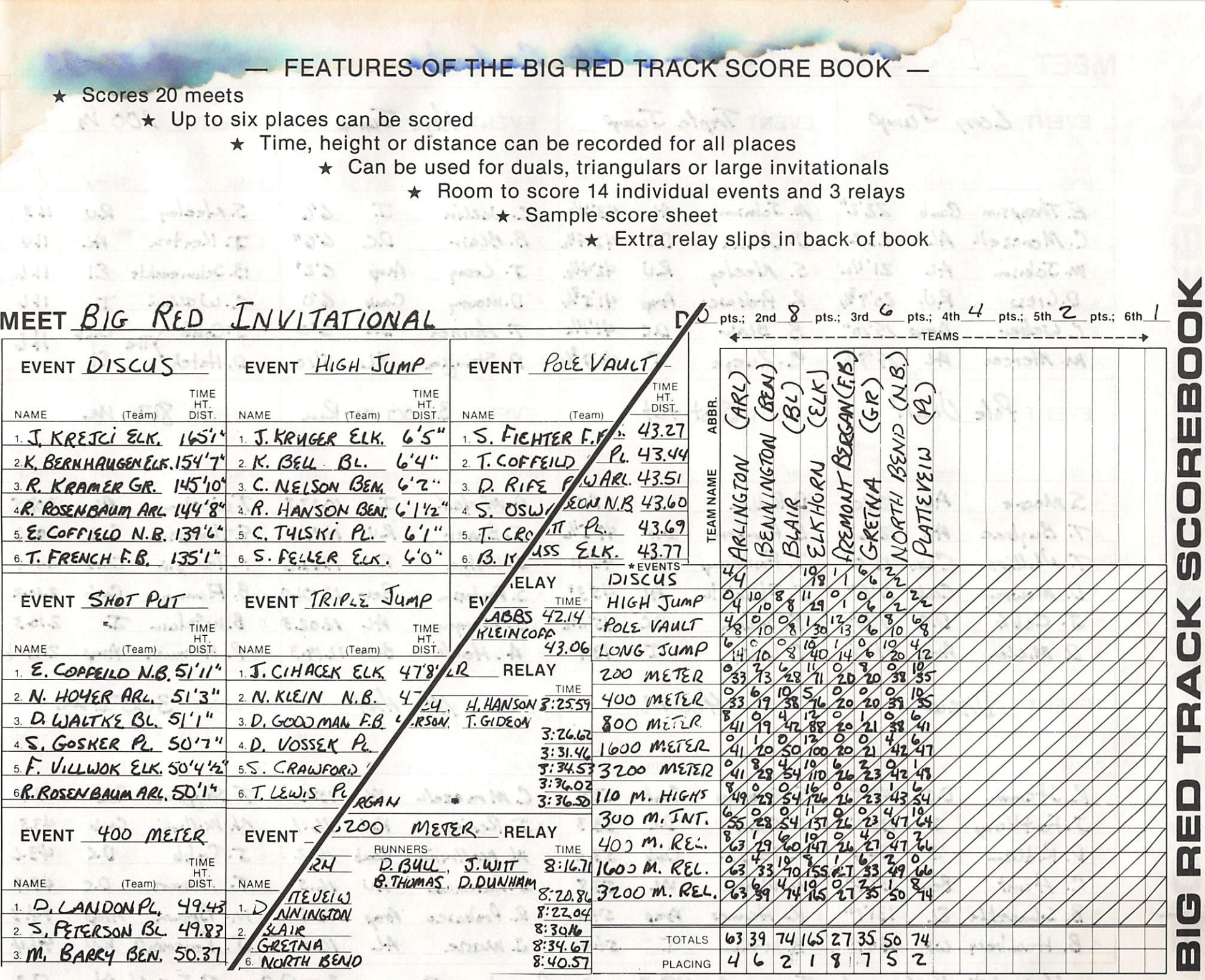

BIG RED TRACK SCOREBOOK

MEET Don Stine Invitational At Centerville DATE 4-26-93

## EVENT Long Jump

| | NAME | (Team) | TIME HT. DIST. |
|---|---|---|---|
| 1. | E. Thompson | Camb | 22'2" |
| 2. | C. Marczelk | AL. | 21.2 |
| 3. | M. Johnson | AL | 21'1½ |
| 4. | D. Gless | R.U. | 20'9¾ |
| 5. | C. Weber | Arap | 15'10" |
| 6. | M. Mercer | AL | 15'9½ |

## EVENT Triple Jump

| | NAME | (Team) | TIME HT. DIST. |
|---|---|---|---|
| 1. | M. Johnson | AL | 43'1½ |
| 2. | J. Stamm | DC | 42'9½ |
| 3. | S. Neeley | RU | 42'4½ |
| 4. | R. Prahasco | Arap | 41'5¾ |
| 5. | B. Blair | D.C | 41'1½ |
| 6. | C. Zuege | I | 40'7¾ |

## EVENT High Jump

| | NAME | (Team) | TIME HT. DIST. |
|---|---|---|---|
| 1. | C. Wallin | I | 6'6 |
| 2. | B. Blair | D.C | 6'6" |
| 3. | J. Long | Arap | 6'2" |
| 4. | D. Mowry | Camb | 6'0 |
| 5. | T. Hennen | D.C | 6'0 |
| 6. | D. Stauffer | EL | 5'10 |

## EVENT 100 M

| | NAME | (Team) | TIME HT. DIST. |
|---|---|---|---|
| 1. | S. Neeley | R.U | 11.3 |
| 2. | J. Kenton | AL | 11.4 |
| 3. | B. Schmeeckle | EL | 11.6 |
| 4. | C. Wallin | I | 11.6 |
| 5. | J. Cobb | Camb | 11.6 |
| 6. | D. Hatch | EL | |

## EVENT Pole Vault

| | NAME | (Team) | TIME HT. DIST. |
|---|---|---|---|
| 1. | S Moore | AL | 12'10 |
| 2. | T. Bugbee | AL | 12'6" |
| 3. | T. Phillips | Camb | 12'0" |
| 4. | D. Mowry | Camb | 11'6" |
| 5. | J. Cobb | D.C | 11'6" |
| 6. | D. Miller | Arap | 11'0" |

## EVENT Shot Put

| | NAME | (Team) | TIME HT. DIST. |
|---|---|---|---|
| 1. | D Ridler | I | 47'7" |
| 2. | B. Hanberry | W.P | 47'5½ |
| 3. | J. FortKamp | I | 46'11 |
| 4. | J. Flasnick | AL | 45'3" |
| 5. | R. Stamm | DC | 45'2½ |
| 6. | C Levy | I | 43'7" |

## EVENT 3200 M-Run

| | NAME | (Team) | TIME HT. DIST. |
|---|---|---|---|
| 1. | A. McNair | I | 10.37.8 |
| 2. | J. Baner | R.U | 11.15.6 |
| 3. | J. Wolfe | RU | 11.33.6 |
| 4. | S. Anderson | Ber | 12.01.0 |
| 5. | J. Morgan | AL | 12.02.3 |
| 6. | A. Hack | Ber | 12.18.3 |

## EVENT 800. M

| | NAME | (Team) | TIME HT. DIST. |
|---|---|---|---|
| 1. | T. Woolen | AL | 2.08.5 |
| 2. | E Thompson | Camb | 2.08.6 |
| 3. | K Tempin | Camb | 2.10.1 |
| 4. | B. Flannery | Camb | 2.10.2 |
| 5. | B. McNair | I. | 2.10.3 |
| 6. | R Hermes | Arap | 2.13.4 |

## EVENT Discus

| | NAME | (Team) | TIME HT. DIST. |
|---|---|---|---|
| 1. | R. Stamm | D.C | 143'8" |
| 2. | J. FortKamp | I | 138'1" |
| 3. | D. Ridler | I | 134'4" |
| 4. | C. Hunt | Ber | 132'4" |
| 5. | B. Schmeeckle | EL | 131'1" |
| 6. | B. Hanberry | WP | 130'1" |

## EVENT 400 M

| | NAME | (Team) | TIME HT. DIST. |
|---|---|---|---|
| 1. | E Thompson | Camb | 52.8 |
| 2. | J Cobb | D.C | 53.3 |
| 3. | K Tempin | Camb | 53.6 |
| 4. | M. Mercer | AL | 53.8 |
| 5. | R. Hermes | Arap | 54.4 |
| 6. | B. McNair | I | 54.4 |

## EVENT 110 Hdl

| | NAME | (Team) | TIME HT. DIST. |
|---|---|---|---|
| 1. | C Marczelk | AL | 15.6 |
| 2. | J. Reniers | RU | 16.1 |
| 3. | M. Mollering | Camb | 16.2 |
| 4. | J. Rodenack | RU | 16.5 |
| 5. | R. Prahasco | Arap | 16.5 |
| 6. | S. Moore | AL | 16.5 |

## EVENT 300 I.M.

| | NAME | (Team) | TIME HT. DIST. |
|---|---|---|---|
| 1. | T. Shifflet | Camb | 43.4 |
| 2. | M. Mollering | Camb | 43.5 |
| 3. | J. Cobb | D.C | 43.6 |
| 4. | T. Hermes | D.C | 43.7 |
| 5. | M. Brown | Arap | 44.3 |
| 6. | J. Rodenack | RU | 44.4 |

400 wt Rel 1 - Emporia 48.3 2 - Arapahoe 50.0 3 - D.C. 50.5 - 4 Alma - 57.3

HELD AT: _____ SCORING: 1st ___ pts.; 2nd ___ pts.; 3rd 6 pts.; 4th 4 pts.; 5th 2 pts.; 6th 1 pts.

## EVENT 200 M

| NAME | (Team) | TIME HT. DIST. |
|---|---|---|
| 1. S. Mackey | R.V | 24.3 |
| 2. B. Schmeeckle | El | 24.5 |
| 3. R. David | Ber | 24.6 |
| 4. D. Ridler | I | 25.0 |
| 5. C. Wallin | I | 25.0 |
| 6. M. Johns | AL | 25.0 |

## EVENT 1600 M

| NAME | (Team) | TIME HT. DIST. |
|---|---|---|
| 1. A. McClain | I | 4.53.2 |
| 2. J. Decker | D.C | 5.02.7 |
| 3. T. Woolen | AL | 5.03.9 |
| 4. D. Wolf | R.V | 5.04.3 |
| 5. L. Urseman | RV | 5.11.8 |
| 6. E. Hatton | EL | 5.18.7 |

## 3200 Rel RELAY

| TEAM | RUNNERS | | TIME |
|---|---|---|---|
| 1. Cambridge | I- J. Moreno, R. Leibhart, | D. Hall, M. Jablonski | 9.02.3 |
| 2. Imperial | | | 9.16.3 |
| 3. Elwood | | | 9.16.9 |
| 4. Dundy Co | | | 9.24.8 |
| 5. Alma | | | 9.30.5 |
| 6. Bertrand | | | 9.59.0 |

## 400 M RELAY

| TEAM | RUNNERS | | TIME |
|---|---|---|---|
| 1. Rep. V. | I- D. Ridler, C. Zuege, | W. O'Neil, C. Wallin | 46.4 |
| 2. Imp | | | 46.6 |
| 3. Elwood | | | 46.6 |
| 4. D.C | | | 46.8 |
| 5. Alma | | | 46.9 |
| 6. Camb. | | | 47.0 |

## 1600 M. RELAY

| TEAM | RUNNERS | | TIME |
|---|---|---|---|
| 1. Cambridge | I- B. McClain, R. Leibhart, | A. McClain, W. O'Neil | 3.37.6 |
| 2. Alma | | | 3.40.9 |
| 3. D. C | | | 3.43.0 |
| 4. Imp. | | | 3.44.1 |
| 5. Arapahoe | | | 3.47.9 |
| 6. Bert. | | | 3.48.8 |

5th Bertrand 52.1 6th R.V. 52.9

| TEAMS | ABBR. | TEAM NAME |
|---|---|---|
| 1 | Camb | Cambridge |
| 2 | Alma | Alma |
| 3 | Imp | Imperial |
| 4 | Rep V | Rep Valley |
| 5 | Dundy Co. | Dundy Co. |
| 6 | Elwood | Elwood |
| 7 | Arapahoe | Arapahoe |
| 8 | Bertrand | Bertrand |
| 9 | Wau-Pal | Wau-Pal |

| *EVENTS | 1 | 2 | 3 | 4 | 5 | 6 | 7 | 8 | 9 |
|---|---|---|---|---|---|---|---|---|---|
| L.J | 10/10 | 15/15 | - | 4/4 | - | - | 2/2 | - | 1/1 |
| Pole Vault | 10/20 | 18/33 | - | - | 2/4 | - | 1/2 | - | - |
| Discus | -/20 | -/33 | 14/14 | - | 10/12 | 2/2 | -/2 | 4/4 | 1/1 |
| 3200 R | 10/30 | 2/35 | 8/22 | - | 4/16 | 6/8 | -/3 | 1/5 | -/1 |
| Triple Jump | -/30 | 10/45 | 1/23 | 6/10 | 10/26 | -/8 | 4/4 | -/5 | -/1 |
| Shot Put | -/30 | 4/49 | 17/40 | -/10 | 2/28 | -/8 | -/7 | -/5 | 8/9 |
| 400 M | 16/46 | 4/53 | 1/41 | -/10 | 8/36 | -/8 | 2/9 | -/5 | -/9 |
| High Jump | 2/48 | -/53 | 10/51 | -/10 | 10/46 | 1/9 | 6/15 | -/5 | -/9 |
| 3200 M-Rel | -/48 | 2/55 | 10/61 | 14/24 | -/46 | -/9 | -/15 | 5/10 | -/9 |
| 110 H.H | 6/54 | 11/66 | -/61 | 12/36 | -/46 | -/9 | 2/17 | -/10 | -/9 |
| 100 M. | 15/55½ | 8/74 | 4/65 | 10/46 | -/46 | 16½/25½ | -/17 | -/10 | -/9 |
| 800 M | 18/73½ | 10/84 | 2/67 | -/46 | -/46 | 16½/42 | 1/18 | -/10 | -/9 |
| ~~200~~ 300 M | 18/91½ | -/84 | -/67 | 1/47 | 10/56 | 16½/42 | 2/20 | -/10 | -/9 |
| ~~High~~ 200 | -/91½ | 1/85 | 6/73 | 10/57 | -/56 | 8/24½ | -/20 | 6/16 | -/9 |
| ~~400 M Rel~~ 1600 | -/91½ | 6/91 | 10/83 | 6/63 | 8/64 | 1/25½ | -/20 | -/16 | -/9 |
| ~~3200~~ M Rel | 1/92½ | 2/93 | 8/91 | 10/73 | 4/68 | 6/31½ | -/20 | -/16 | -/9 |
| 1600 M Rel | 10/102½ | 8/101 | 4/95 | -/73 | 6/74 | -/31½ | 2/22 | 1/17 | -/9 |
| | | | | | | | | | |
| TOTALS | | | | | | | | | |
| PLACING | | | | | | | | | |

*do not write in this column until event is over

BIG RED TRACK SCOREBOOK

BIG RED TRACK SCOREBOOK

MEET May Woods Invite DATE

**EVENT** High Jump

| NAME | (Team) | TIME HT. DIST. |
|---|---|---|
| 1. W. Ruppert | M.V | 5'6 |
| 2. J. Davis | May | 5'4" |
| 3. J. Cunningham | Bart | 5'4" |
| 4. M. Mensing | E.F. | 5'4" |
| 5. B. Hilton | Bart | 5'4" |
| 6. J. Mortensen | M.V | 5'2" |

**EVENT** ~~3 Mile Run~~ Shot Put

| NAME | (Team) | TIME HT. DIST. |
|---|---|---|
| 1. J. Wemsman | I | 44'3¾" |
| 2. B. Dutton | E-F | 43'11" |
| 3. T. Bellamy | E-F | 42'1¼ |
| 4. S. Wollin | I | 40'10¾ |
| 5. S. Nicklason | I | 39'2" |
| 6. J. Kroeninga | May | 38'7¾ |

**EVENT** Pole Vault

| NAME | (Team) | TIME HT. DIST. |
|---|---|---|
| 1. T. Demitt | Br | 11'0 |
| 2. C. Franko | I | 10'0 |
| 3. C. Hildebrandt | May | 10'0 |
| 4. C. Eisenhower | MV | 10'0 |
| 5. C Kohlen | May | 9'6 |
| 6. T. Amistaz | May | 9'6" |

**EVENT** 880 M R

| NAME | (Team) | TIME HT. DIST. |
|---|---|---|
| 1. B. Berger | Bar | 2.14.8 |
| 2. B. Britten | Brad | 2.15 |
| 3. J Nielson | Brad | 2.17.2 |
| 4. B. Edmein | May | 2.19.2 |
| 5. J. Redden | May | 2.20.0 |
| 6. J. Callahan | Brad | 2.21.0 |

**EVENT** Discus

| NAME | (Team) | TIME HT. DIST. |
|---|---|---|
| 1. B. Dutton | E-F | 145'9½ |
| 2. M. Johnson | Bart | 125'8½ |
| 3. J Kroeninga | May | 112'6" |
| 4. M Fritsche | May | 111'10" |
| 5. S. Eisenhower | MV | 110'11" |
| 6. S Wollin | I | 102'9" |

**EVENT** 400 M.D

| NAME | (Team) | TIME HT. DIST. |
|---|---|---|
| 1. B. Britton | Br. | 55.8 |
| 2. B. Redder | May | 57.0 |
| 3. B Schneeko | E-F | 57.7 |
| 4. R. Callahan | Br. | 57.8 |
| 5. A. Wood | May | 59.9 |
| 6. L. Woodring | May | 60.4 |

**EVENT** 110 H.H.

| NAME | (Team) | TIME HT. DIST. |
|---|---|---|
| 1. T. Johnson Cunningham | Bar | 16.8 |
| 2. B. Hilton | Bar | 18.1 |
| 3. J. Cunnyham | Bar. | 18.9 |
| 4. G. Stegg | I | 19.6 |
| 5. J. Kroeninga | May | 20.3 |
| 6. J. Hill | May | 20.4 |

**EVENT** 300 Int

| NAME | (Team) | TIME HT. DIST. |
|---|---|---|
| 1. B. Hilton | Bar. | 46.2 |
| 2. T. Demitt | Brad | 46.9 |
| 3. T. Bellamy | E-F | 48.0 |
| 4. G. Stegg | I | 48.3 |
| 5. T. Klein | E-F | 49.4 |
| 6. J. Hill | May | 50.3 |

**EVENT** Triple Jump

| NAME | (Team) | TIME HT. DIST. |
|---|---|---|
| 1. J. Davis | May | 37'7" |
| 2. B- Ebmeier | May | 35'10 |
| 3. J. Callahan | Br. | 34'9" |
| 4. T. Bellamy | E-F | 34'1½ |
| 5. M. Fisher | May | 33'11¼ |
| 6. N Holscher | Bart | 31'6½ |

**EVENT** 3200 M.R

| NAME | (Team) | TIME HT. DIST. |
|---|---|---|
| 1. L. Ramsey | Tr. | 11.32.4 |
| 2. B. Berger | Bar | 11.53.0 |
| 3. J. Cole | M.V. | 12.30.4 |
| 4. A. Richert | I | 12.35.1 |
| 5. D. Johnson | Tr. | 12.36.7 |
| 6. D. Cook | May | 14.18.9 |

**EVENT** 100 M.

| NAME | (Team) | TIME HT. DIST. |
|---|---|---|
| 1. B. Dutton | E-F | 12.1 |
| 2. B Hilton | Bart | 12.1+ |
| 3. C. Hildebrandt | May | 12.3 |
| 4. D. Robinson | I | 12.3 |
| 5. T Klein | EF | 12.4 |
| 6. T. Demitt | Bra. | 12.6 |

**EVENT** Long Jump

| NAME | (Team) | TIME HT. DIST. |
|---|---|---|
| 1. T. Zeller | Bar. | 18'6½ |
| 2. Wolf | May | 18'4½ |
| 3. Davis | May | 18'3 |
| 4. Hildebrandt | May | 18'1½ |
| 5. Cunningham | Bart | 17'8½ |
| 6. Bain | MV | 17'5" |

# BIG RED TRACK SCOREBOOK

HELD AT: May Wood SCORING: 1st 10 pts.; 2nd 8 pts.; 3rd 6 pts.; 4th 4 pts.; 5th 2 pts.; 6th 1 pts.

## EVENT 200 m

| | NAME | (Team) | TIME HT. DIST. |
|---|---|---|---|
| 1. | C. Schneeckle | E-F | 25.2 |
| 2. | D. Robinson | I | 25.2 |
| 3. | B. Holton | Bar | 25.5 |
| 4. | D. Eckhart | E-F | 26.0 |
| 5. | A. Wood | May | 26.3 |
| 6. | K Wood Ring | May | 27.2 |

## EVENT 1600 m

| | NAME | (Team) | TIME HT. DIST. |
|---|---|---|---|
| 1. | A Unger Bart | | 5.12.4 |
| 2. | L. Ramsey | Tre | 5.13.6 |
| 3. | M. Steinke | Brad | 5.17.4 |
| 4. | J. Towne | M.U | 5.41.4 |
| 5. | K. Drain | Tr. | 5.44.3 |
| 6. | A. Richert | I | 5.47.7 |

## 3200 m-Relay RELAY

| TEAM | RUNNERS | TIME |
|---|---|---|
| 1. Brady | _____, _____ _____, _____ | 9.06.6 |
| 2. Maywood | | 9.27.2 |
| 3. M.U | | 9.56.2 |
| 4. Trenton | | 10.28.7 |
| 5. — | | — |
| 6. — | | — |

## 400 Rel RELAY

| TEAM | RUNNERS | TIME |
|---|---|---|
| 1. Bartley | J Hanes, D Robinson J Dillon, J. Brun | 48.3 |
| 2. E-F | | 48.3 |
| 3. Maywood | | 49.9 |
| 4. Imp | | 50.5 |
| 5. M.U. | | 53.0 |
| 6. — | | — |

## 1600 Rel RELAY

| TEAM | RUNNERS | TIME |
|---|---|---|
| 1. Brady | G Stygs, C. Franke J Hanes, J. Dillon | 3.56 |
| 2. Bartley | | 3.57.7 |
| 3. Maywood | | 4.01.4 |
| 4. MU | | 4.05.7 |
| 5. E-F | | 4.14.9 |
| 6. Imp | | 4.25.0 |

TEAMS

| TEAM NAME | Bartley | Maywood | Eus-For | Brady | Imp | M.U | Trenton |
|---|---|---|---|---|---|---|---|
| ABBR. | Bart | May | Eus-For | Brad | Imp | M.U | Tren |
| *EVENTS | | | | | | | |
| High Jump | 8 8 | 8 8 | 4 4 | – – | – – | 11 11 | – – |
| Discus | 8 16 | 10 18 | 10 14 | – – | 1 1 | 2 13 | – – |
| Triple Jump | 1 17 | 20 38 | 4 18 | 6 6 | – 1 | – 13 | – – |
| Shot Put | – 18 | 1 39 | 14 32 | – 6 | 16 17 | – 13 | – – |
| 400 m | – 18 | 11 50 | 6 38 | 14 20 | – 17 | – 13 | – – |
| 3200 m | 8 26 | 1 51 | – 38 | – 20 | 4 21 | 6 19 | 12 12 |
| Pole Vault | – 26 | 9 60 | – 38 | 10 30 | 8 29 | 4 23 | – 12 |
| 110 Hit | 24 50 | 3 63 | – 38 | – 30 | 4 33 | – 23 | – 12 |
| 100 m | 8 58 | 6 69 | 12 50 | 1 31 | 4 37 | – 23 | – 12 |
| 800 m | 10 68 | 6 75 | – 50 | 15 46 | – 37 | – 23 | – 12 |
| 300 Int | 10 78 | 1 76 | 8 58 | 8 54 | 4 41 | – 23 | – 12 |
| Long Jump | 12 90 | 18 94 | – 58 | – 54 | – 41 | 1 24 | – 12 |
| 200 m | 6 96 | 3 97 | 14 72 | – 54 | 8 49 | – 24 | – 12 |
| 1600 m | 10 106 | – 97 | – 72 | 6 60 | 1 50 | 4 28 | 10 22 |
| 3200 m-Rel | – 106 | 8 105 | – 72 | 10 70 | – 50 | 6 34 | 4 26 |
| 400 m-Rel | 10 116 | 6 111 | 8 78 | – 70 | 4 54 | 2 36 | – 26 |
| 1600 m-Rel | 8 124 | 6 117 | 2 80 | 10 80 | 1 55 | 4 40 | – 26 |
| TOTALS | 124 | 117 | 80 | 80 | 55 | 40 | 26 |
| PLACING | | | | | | | |

*do not write in this column until event is over

BIG RED TRACK SCOREBOOK

MEET Ogallala Invit DATE

**EVENT** Pole Vault

| | NAME | (Team) | TIME HT. DIST. |
|---|---|---|---|
| 1. | D. Penner | Goth | 13'0" |
| 2. | T Linke | Coz | 13'0" |
| 3. | T Irish | Coz | 12'0" |
| 4. | Z. Malcolm | Coz | 12'0" |
| 5. | B. GiorGis | Kim | 11'6" |
| 6. | C. McGraer | So.P | 11'6" |

**EVENT** High Jump

| | NAME | (Team) | TIME HT. DIST. |
|---|---|---|---|
| 1. | C. Wallin | I | 6'4" |
| 2. | J. Lowe | Gra | 6'4" |
| 3. | D. Jones | Gra | 6'0" |
| 4. | C. Dewester | Wau-P | 5'10" |
| 5. | C. Colglazier | Hol | 5'10" |
| 6. | J. Bell | Jul | 5'10" |

**EVENT** 110 HH

| | NAME | (Team) | TIME HT. DIST. |
|---|---|---|---|
| 1. | N. Haynes | Goth | 16.0 |
| 2. | R. Strom | Mit | 16.1 |
| 3. | J. Staker | Kimb | 16.4 |
| 4. | G. Lanckret | Jul | 16.6 |
| 5. | D. Penner | Goth | 16.6 |
| 6. | E. Ostendorf | Coz | 16.6 |

**EVENT** 200 m

| | NAME | (Team) | TIME HT. DIST. |
|---|---|---|---|
| 1. | J. Bartling | Sid | 23.1 |
| 2. | C. Wallin | I | 23.7 |
| 3. | D. Ridlen | I | 23.9 |
| 4. | A Eckman | Hax | 24.1 |
| 5. | S. Hatcher | Coz | 24.2 |
| 6. | P. Fonesca | Mit | 24.6 |

**EVENT** Discus

| | NAME | (Team) | TIME HT. DIST. |
|---|---|---|---|
| 1. | J. FortKamp | I | 142'3 |
| 2. | C. Metzger | Goth | 137'0 |
| 3. | B. Haarberg | Wau-P | 136'7 |
| 4. | J. Ayres | Og | 136'5" |
| 5. | G. Mauer | Goth | 126'4" |
| 6. | M. Smith | Gor | 132'9 |

**EVENT** Long Jump

| | NAME | (Team) | TIME HT. DIST. |
|---|---|---|---|
| 1. | K. Brown | So.P | 20'3" |
| 2. | J. Anderson | OGA | 20'2" |
| 3. | T. Peterson | Goth | 20'0" |
| 4. | M. McLain | Hax | 19'8" |
| 5. | J. Clark | Goth | 19'5½ |
| 6. | C. Zuege | I | 19'1" |

**EVENT** 300 I.M

| | NAME | (Team) | TIME HT. DIST. |
|---|---|---|---|
| 1. | N. Haynes | Goth | 42.4 |
| 2. | J. Carlson | Jul | 42.4 |
| 3. | D. Penner | Goth | 42.7 |
| 4. | J. Staker | Kimb | 43.1 |
| 5. | E. Ostendorf | Coz | 43.8 |
| 6. | R. Farrier | So.P | 44.1 |

**EVENT** 400 m

| | NAME | (Team) | TIME HT. DIST. |
|---|---|---|---|
| 1. | J. Mitchell | Sid | 51.5 |
| 2. | J. Raman | Hax | 53.9 |
| 3. | B. Cooper | Ogal | 54.9 |
| 4. | T. Linke | Coz | 54.9 |
| 5. | B. Hendrickson | So.P | 55.0 |
| 6. | A. Eckman | Hax | 55.5 |

**EVENT** Shot Put

| | NAME | (Team) | TIME HT. DIST. |
|---|---|---|---|
| 1. | B. Peterson | Coz | 51'2¼ |
| 2. | C. Metzger | Goth | 49'5" |
| 3. | B Haarberg | Wau-P | 49'4½ |
| 4. | J. FortKamp | I | 49'1¼ |
| 5. | D. Ridlen | I | 48'2" |
| 6. | T Bruce | Sid | 48'1½ |

**EVENT** Triple Jump

| | NAME | (Team) | TIME HT. DIST. |
|---|---|---|---|
| 1. | S. SHALLA | Gra | 42'10" |
| 2. | K. Brown | So.P | 42'8½ |
| 3. | T. Peterson | Goth | 42'7" |
| 4. | J. Logsdon | Gra | 41'7" |
| 5. | C. Zuege | I | 40'10" |
| 6. | T. Keck | Good | 39'11½ |

**EVENT** 100 m

| | NAME | (Team) | TIME HT. DIST. |
|---|---|---|---|
| 1. | J. Bartling | Sid | 11.4 |
| 2. | C. Wallin | Imp | 11.8 |
| 3. | C. Darkenson | Mit | 11.8 |
| 4. | D. Smith | Hax | 12.2 |
| 5. | S. Hatcher | Coz | 12.2 |
| 6. | T. Pittman | Hol | 12.2 |

**EVENT** 800 m

| | NAME | (Team) | TIME HT. DIST. |
|---|---|---|---|
| 1. | B. McNew | I | 2.07.8 |
| 2. | M. Wilson | OGA | 2.07.8 |
| 3. | J. Beck | Goth | 2.08.3 |
| 4. | T. Pritchell | Gra | 2.09.8 |
| 5. | P. Wagner | Mit | 2.10.7 |
| 6. | M. Regner | So.P | 2.12.2 |

# BIG RED TRACK SCOREBOOK

HELD AT: _____ SCORING: 1st ____ pts.; 2nd ____ pts.; 3rd ____ pts.; 4th ____ pts.; 5th 2 pts.; 6th 1 pts.

## EVENT 1600 M

| | NAME | (Team) | TIME HT. DIST. |
|---|---|---|---|
| 1. | M. Mason | Oga | 4.45 |
| 2. | A. McNair | I | 4.53.7 |
| 3. | C. Biggs | Sid | 5.01.0 |
| 4. | R. Less | Good | 5.02.1 |
| 5. | J. Buckman | Gor | 5.03.3 |
| 6. | D. Peterson | Goth | 5.04.9 |

## EVENT 3200 M

| | NAME | (Team) | TIME HT. DIST. |
|---|---|---|---|
| 1. | M. Mason | Og | 10.02.3 |
| 2. | A. McNair | I | 10.38.1 |
| 3. | C. Biggs | Sid | 10.39.7 |
| 4. | J. Buckman | Gor | 10.40.2 |
| 5. | J. Archuleta | Og | 11.03.6 |
| 6. | R Less | Good | 11.20.1 |

## 400 Rel RELAY

| | TEAM | RUNNERS | TIME |
|---|---|---|---|
| 1. | Cozad | D. Ridlen, W. O'Neil | 45.5 |
| | I | C. Zueye, C. Wollin | |
| 2. | Imperial | | 46.4 |
| 3. | Gothenburg | | 46.7 |
| 4. | Mitchell | | 46.8 |
| 5. | Grant | | 47.6 |
| 6. | Ogallala | | 47.7 |

## 1600 Rel RELAY

| | TEAM | RUNNERS | TIME |
|---|---|---|---|
| 1. | Cozad | B. McMain, A. McNair | 3.38.2 |
| | | Pleibstein, W. O'Neil | |
| 2. | Gothenburg | 3.44.1 | 3.39.1 |
| 3. | Ogallala | Imp. | 3.41.5 |
| 4. | Harton | | 3.42.6 |
| 5. | So. Platte | | 3.42.9 |
| 6. | Mitchell | | 3.43.0 |

## 3200 Rel RELAY

| | TEAM | RUNNERS | TIME |
|---|---|---|---|
| 1. | Ogallala | P. Leibstein, M. Jablonski | 8.49 |
| | I | J. Moreno, D. Hill | |
| 2. | South Platte | | |
| 3. | Mitchell | | |
| 4. | Gothenburg | | |
| 5. | Imperial | | |
| 6. | Gordon | | |

TEAMS

| TEAM NAME | Gothenburg | Imperial | Ogallala | Cozad | Sidney | Grant | So. Platte | Mitchell | Harton Colo. | Wauneta - Pal | Jules Burg - Colo | Kimball | Gordon | Goodland Kan | Holy oke, Colo | Hershey | |
|---|---|---|---|---|---|---|---|---|---|---|---|---|---|---|---|---|---|
| ABBR. | | | | | | | | | | | | | | | | | |
| * EVENTS | | | | | | | | | | | | | | | | | |
| Pole Vault | 10/10 | –/0 | –/0 | 18/18 | –/0 | –/0 | 1/1 | –/0 | –/0 | –/0 | –/0 | 2/2 | –/0 | –/0 | –/0 | –/0 | X |
| Discus | 9/19 | 10/10 | 4/4 | –/18 | –/0 | –/0 | –/1 | –/0 | –/0 | 6/6 | –/0 | –/2 | 2/2 | –/0 | –/0 | –/0 | |
| Shot Put | 8/27 | 6/16 | –/4 | 10/28 | 1/1 | –/0 | –/1 | –/0 | –/0 | 6/12 | –/0 | –/2 | –/2 | –/0 | –/0 | –/0 | |
| High Jump | –/27 | DQ/26 | –/4 | –/28 | –/1 | 14/14 | –/1 | –/0 | –/0 | 4/16 | 1/1 | –/2 | –/2 | –/0 | 2/2 | –/0 | |
| Long Jump | 8/35 | 1/27 | 8/12 | –/28 | –/1 | –/14 | 10/11 | –/0 | 4/4 | –/16 | –/1 | –/2 | –/2 | –/0 | –/2 | –/0 | |
| Triple Jump | 6/41 | 2/29 | –/12 | –/28 | –/1 | 14/28 | 8/19 | –/0 | –/4 | –/16 | –/1 | –/2 | –/2 | 1/1 | –/2 | –/0 | |
| 110 H.H | 12/53 | –/29 | –/12 | 1/29 | –/1 | –/28 | –/19 | 8/8 | –/4 | –/16 | 4/5 | 6/8 | –/2 | 1/1 | –/2 | –/0 | |
| 300 IM | 16/69 | –/29 | –/12 | 2/31 | –/1 | –/28 | 1/20 | –/8 | –/4 | –/16 | 8/13 | 4/12 | –/2 | –/1 | –/2 | –/0 | |
| 100 M | –/69 | 8/37 | –/12 | 2/33 | 10/11 | –/28 | –/20 | 6/14 | 4/8 | –/16 | –/13 | –/12 | –/2 | –/1 | 4/4 | –/0 | |
| 200 M | –/69 | 14/51 | –/12 | 2/35 | 10/21 | –/28 | –/20 | 1/15 | 4/12 | –/16 | –/13 | –/12 | –/2 | –/1 | 3/3 | –/0 | |
| 400 M | –/69 | –/51 | 6/18 | 4/39 | 10/31 | –/28 | 2/22 | –/15 | 9/21 | –/16 | –/13 | –/12 | –/2 | –/1 | 3/3 | –/0 | |
| 800 M | 6/75 | 10/61 | 8/26 | –/39 | –/31 | 4/32 | 1/23 | 2/17 | –/21 | –/16 | –/13 | –/12 | 2/2 | –/1 | 3/3 | –/0 | |
| 1600 M | 1/76 | 8/69 | 10/36 | –/39 | 6/37 | –/32 | –/23 | –/17 | –/21 | –/16 | –/13 | –/12 | 2/4 | 4/5 | –/3 | –/0 | |
| 3200 M | –/76 | 8/77 | 12/48 | –/39 | 6/43 | –/32 | –/23 | –/17 | –/21 | –/16 | –/13 | –/12 | 4/8 | 1/6 | –/3 | –/0 | |
| 400 Rel | 6/82 | 8/85 | 1/49 | 10/49 | –/43 | 2/34 | –/23 | 4/21 | –/21 | –/16 | –/13 | –/12 | –/8 | –/6 | –/3 | –/0 | |
| 1600 Rel | 8/90 | –/85 | 6/55 | 10/59 | –/43 | –/34 | 2/25 | 1/22 | 4/25 | –/16 | –/13 | –/12 | –/8 | –/6 | –/3 | –/0 | |
| 3200 Rel | 4/94 | 2/87 | 10/65 | –/59 | –/43 | –/34 | 8/33 | 6/28 | –/25 | –/16 | –/13 | –/12 | 1/9 | –/6 | –/3 | –/0 | |
| | | | | | | | | | | | | | | | | | |
| TOTALS | 94 | 87 | 65 | 59 | 43 | 34 | 33 | 28 | 25 | 16 | 13 | 12 | 9 | 6 | 3 | 0 | |
| PLACING | 1 | 2 | 3 | 4 | 5 | 6 | 7 | 8 | 9 | 10 | 11 | 12 | 13 | 14 | 15 | 16 | |

*do not write in this column until event is over

BIG RED TRACK SCOREBOOK

MEET Grant Invitational DATE 4-8-83

**EVENT** Long Jump

| | NAME | (Team) | TIME HT. DIST. |
|---|---|---|---|
| 1. | J. Anderson | OGA | 19'11¼ |
| 2. | R. Heaton | Wr | 19'10" |
| 3. | T. Kremeyer | Wr | 19'8" |
| 4. | J. Bliven | Wr | 19'7" |
| 5. | M. Epley | NPSP | 19'1¾" |
| 6. | C. Zuege | Imp | 19'1¼" |

**EVENT** Pole Vault

| | NAME | (Team) | TIME HT. DIST. |
|---|---|---|---|
| 1. | M. Reidel | Osh | 13'6" |
| 2. | R. Dominiche | Jul | 12'6" |
| 3. | J. Hallet | Imp | 12'0 |
| 4. | J. Sauer | Oga | 11'0 |
| 5. | W. Wilson | Gr | 10'6 |
| 6. | J. Iverson | Imp | 10'6 |

**EVENT** 110 H.H

| | NAME | (Team) | TIME HT. DIST. |
|---|---|---|---|
| 1. | C. Dorman | Osh | 15.2 |
| 2. | D. Carlson | Jul | 15.7 |
| 3. | J. Archuleta | Ogd | 16.0 |
| 4. | G. Lauckner | Jul | 16.4 |
| 5. | J. Anderson | Oga | 16.9 |
| 6. | J. Kelsey | NPSP | 17.5 |

**EVENT** Shot Put

| | NAME | (Team) | TIME HT. DIST. |
|---|---|---|---|
| 1. | J. Fortkamp | I | 51'2 |
| 2. | J. Ayres | Og | 48'7 |
| 3. | D. Ridlen | I | 46'2 |
| 4. | J. Helmuth | Her | 45'4½ |
| 5. | B. Hearbery | WP | 45'3½ |
| 6. | K. Leary | I | 45'3' |

**EVENT** Discus

| | NAME | (Team) | TIME HT. DIST. |
|---|---|---|---|
| 1. | J. Fortkamp | I | 151'6" |
| 2. | B. Hearbery | WP | 142'11" |
| 3. | C. Halvorsen | NPSP | 137'10" |
| 4. | J. Helmuth | Her | 136'11" |
| 5. | D. Ridlen | Imp | 135'5" |
| 6. | J. Ayres | Oga | 131'3" |

**EVENT** 400 M.

| | NAME | (Team) | TIME HT. DIST. |
|---|---|---|---|
| 1. | G. Bledsoe | Wr | 52.2 |
| 2. | B. Cooper | Og | 53.4 |
| 3. | D. Sandman | WP | 53.5 |
| 4. | B. McNair | I | 53.8 |
| 5. | G. Finley | Osh | 53.9 |
| 6. | E. Bopp | Oga | 54.5 |

**EVENT** Triple Jump

| | NAME | (Team) | TIME HT. DIST. |
|---|---|---|---|
| 1. | J. Loysdon | Gr | 41'2¾ |
| 2. | S. Shalla | Gr | 41'2" |
| 3. | D. Fleecs | Her | 41'1½ |
| 4. | R. Laufle | Oga | 41'1" |
| 5. | C. Zuege | I | 40'9 |
| 6. | C. Chandler | Wr | 40'1¼ |

**EVENT** 800 M

| | NAME | (Team) | TIME HT. DIST. |
|---|---|---|---|
| 1. | B. McNair | I | 2.04.7 |
| 2. | A. McNair | I | 2.05.3 |
| 3. | G. Finley | Osh | 2.06.6 |
| 4. | M. Wilson | Og | 2.08.0 |
| 5. | T. Pantchott | Gr | 2.08.3 |
| 6. | P. Leibfried | I | 2.09.9 |

**EVENT** ~~3200 Rel~~ High Jump

| | NAME | (Team) | TIME HT. DIST. |
|---|---|---|---|
| 1. | C. Wallin | Imp | 6'6" |
| 2. | J. Lowe | Gr | 6'4" |
| 3. | D. Jones | Gr | 6'4" |
| 4. | A. Bell | Jul | 5'10" |
| 5. | K Yeamans | Wr | 5'8" |
| 6. | J. Bliven | Wr | 5'8" |

**EVENT** 3200

| | NAME | (Team) | TIME HT. DIST. |
|---|---|---|---|
| 1. | M. Mason | Oga | 10.02 |
| 2. | A. McNair | I | 10.28.7 |
| 3. | McBeth | WP | 10.59.0 |
| 4. | K. Boerner | NPSP | 11.01.3 |
| 5. | D. Byerly | Jul | 11.05.9 |
| 6. | B. Spangler | Gr | 11.42.1 |

**EVENT** 100 M.

| | NAME | (Team) | TIME HT. DIST. |
|---|---|---|---|
| 1. | G. Bledsoe | Wr | 11.4 |
| 2. | C. Wallin | I | 11.5 |
| 3. | R. Heaton | Wr. | 11.6 |
| 4. | C. Lain | Og. | 11.8 |
| 5. | C. Blackwitz | Jul | 11.9 |
| 6. | S. Halvorsen | NPSP | 12.0 |

**EVENT** 300 Int

| | NAME | (Team) | TIME HT. DIST. |
|---|---|---|---|
| 1. | C. Dorman | Osh | 41.4 |
| 2. | D. Carlson | Jul | 42.5 |
| 3. | C. Lain | Oga | 43.0 |
| 4. | D Sandman | WP. | 43.7 |
| 5. | B. Cooper | OG | 44.0 |
| 6. | G. Lauckner | Jul | 44.3 |

400 Int. Rel- 1 - Imp 47.3, 2 - Wray - 48.7 3 - Wan Pel 49.7 4 - Hershey 50.8 - 5 Ogd 52.2 6 - Julesb 54.4

# BIG RED TRACK SCOREBOOK

**HELD AT:** Grant **SCORING:** 1st 10 pts.; 2nd 8 pts.; 3rd 6 pts.; 4th 4 pts.; 5th 2 pts.; 6th 1 pts.

## EVENT 200 m

| | NAME | (Team) | TIME HT. DIST. |
|---|---|---|---|
| 1. | G. Bledsoe | Wa | 23.0 |
| 2. | C. Wallin | I | 23.5 |
| 3. | D. Ridler | I | 23.7 |
| 4. | J. Dercola | Gra | 24.1 |
| 5. | E. Kerbs | Wa. | 24.2 |
| 6. | E. Bopp | Og | 24.5 |

## EVENT 1600 m

| | NAME | (Team) | TIME HT. DIST. |
|---|---|---|---|
| 1. | M. Mann | Og | 4.44.5 |
| 2. | A. McNair | I | 4.49.6 |
| 3. | T.J McMillan | Og | 4.50.8 |
| 4. | T. McBeth | Wa | 5.01.8 |
| 5. | T. Pritchett | Gr | 5.08.7 |
| 6. | D. Byerly | Jal | 5.10.1 |

## 3200 Rel RELAY

| | TEAM | RUNNERS | TIME |
|---|---|---|---|
| 1. | Ogdalla | D. Ridler, J. Moreno, M. Jablonski, S. Hopper | 8.58.7 |
| 2. | Jalesburg | Imp | 8.58.4 |
| 3. | Grant | | 9.00.4 |
| 4. | Imperial | | 9.15.0 |
| 5. | Wray | | 9.19.5 |
| 6. | M.P.S.P | | 9.37.8 |

## 400 Rel RELAY

| | TEAM | RUNNERS | TIME |
|---|---|---|---|
| 1. | Imp. | D. Ridler, C. Zuege, W. O'Neil, C. Wallin | 45.9 |
| 2. | Wray | | 46.4 |
| 3. | Osh. | | 46.5 |
| 4. | Ogd | | 46.9 |
| 5. | Grant | | 47.0 |
| 6. | NPS.P | | 47.6 |

## 1600 M. Rel RELAY

| | TEAM | RUNNERS | TIME |
|---|---|---|---|
| 1. | Ogd. | B. McAtee, Pickhart, J. Williams, J. Iverson, Imp | 3.37.7 |
| 2. | Osh | | 3.41.2 |
| 3. | Jales | | 3.41.7 |
| 4. | Wray | | 3.42.7 |
| 5. | W. Pal | | 3.44.9 |
| 6. | Imp | | 3.47.7 |

TEAMS

| TEAM NAME | Imperial | Ogallala | Wray | Jalesburg | Oshkosh | Grant | Wauneta - Palisade | Hershey | M.P.S.P. | | | | | | | | | |
|---|---|---|---|---|---|---|---|---|---|---|---|---|---|---|---|---|---|---|
| ABBR. | | | | | | | | | | | | | | | | | | |
| *EVENTS | | | | | | | | | | | | | | | | | | |
| Long Jump | 1 / 1 | 10 / 10 | 18 / 18 | - / - | - / - | - / - | - / - | - / - | 2 / 2 | | | | | | | | | |
| Discus | 12 / 13 | 1 / 11 | - / 18 | - / - | - / - | - / - | 8 / 8 | 4 / 4 | 6 / 8 | | | | | | | | | |
| 3200 Rel | 4 / 17 | 10 / 21 | 2 / 20 | 8 / 8 | - / - | 6 / 6 | - / 8 | - / 4 | 1 / 9 | | | | | | | | | |
| High Jump | 10 / 27 | - / 21 | 3 / 23 | 4 / 12 | - / - | 14 / 20 | - / 8 | - / 4 | - / 9 | | | | | | | | | |
| Pole Vault | 7 / 34 | 4 / 25 | - / 23 | 8 / 20 | 10 / 10 | 2 / 22 | - / 8 | - / 4 | - / 9 | | | | | | | | | |
| 400 m | 4 / 38 | 9 / 34 | 10 / 33 | - / 20 | 2 / 12 | - / 22 | 6 / 14 | - / 4 | - / 9 | | | | | | | | | |
| 3200 | 8 / 46 | 10 / 44 | 6 / 39 | 2 / 22 | - / 12 | 1 / 23 | - / 14 | - / 4 | 4 / 13 | | | | | | | | | |
| 110 H.H. | - / 46 | 8 / 52 | - / 39 | 12 / 34 | 10 / 22 | - / 23 | - / 14 | - / 4 | 1 / 14 | | | | | | | | | |
| Triple Jump | 2 / 48 | 4 / 56 | 1 / 40 | - / 34 | - / 22 | 18 / 41 | - / 14 | 6 / 10 | - / 14 | | | | | | | | | |
| 100m | 5 / 56 | 4 / 60 | 16 / 56 | 2 / 36 | - / 22 | - / 41 | - / 14 | - / 10 | 1 / 15 | | | | | | | | | |
| Shot Put | 17 / 73 | 8 / 68 | - / 56 | - / 36 | - / 22 | - / 41 | 2 / 16 | 4 / 14 | - / 15 | | | | | | | | | |
| 800 m | 19 / 91 | 4 / 72 | - / 56 | - / 36 | 6 / 28 | 2 / 43 | - / 16 | - / 14 | - / 15 | | | | | | | | | |
| 300 Im | - / 91 | 8 / 80 | - / 56 | 9 / 45 | 10 / 38 | - / 43 | 4 / 20 | - / 14 | - / 15 | | | | | | | | | |
| 200 m | 14 / 105 | 1 / 81 | 12 / 68 | - / 45 | - / 38 | 4 / 47 | - / 20 | - / 14 | - / 15 | | | | | | | | | |
| 1600 m | 8 / 113 | 16 / 97 | 4 / 72 | 1 / 46 | - / 38 | 2 / 49 | - / 20 | - / 14 | - / 15 | | | | | | | | | |
| 400 Rel | 10 / 123 | 4 / 101 | 8 / 80 | - / 46 | 6 / 46 | 2 / 49 | - / 20 | - / 14 | 1 / 16 | | | | | | | | | |
| 1600 Rel | 1 / 124 | 10 / 111 | 4 / 84 | 6 / 52 | 8 / 54 | - / 49 | 2 / 22 | - / 14 | - / 16 | | | | | | | | | |
| 400 Wt Rel | 10 / 134 | 2 / 113 | 8 / 92 | 1 / 53 | - / 54 | - / 49 | 6 / 28 | 4 / 18 | - / 16 | | | | | | | | | |
| TOTALS | 135 | 113 | 92 | 52 | 52 | 51 | 31 | 18 | 16 | | | | | | | | | |
| PLACING | 1 | 2 | 3 | 4 | 5 | 6 | 7 | 8 | 9 | | | | | | | | | |

*do not write in this column until event is over

BIG RED TRACK SCOREBOOK

MEET Gothenburg Invite DATE [illegible]

## EVENT Discus

| | NAME | (Team) | TIME HT. DIST. |
|---|---|---|---|
| 1. | J. Fortkamp | Imp | ~~154'7~~ |
| 2. | L. Lightner | Mc | 148'5" |
| 3. | B. Urban | Lex | 145'3" |
| 4. | C. Metzger | Goth | 141'2" |
| 5. | D. Ridlen | Imp | 140'9 |
| 6. | K Thatcher | IC | 134'5" |

## EVENT 400 M

| | NAME | (Team) | TIME HT. DIST. |
|---|---|---|---|
| 1. | T. Denny | Lex | 52.8 |
| 2. | B. Cooper | Og | 53.0 |
| 3. | B. McClain | Imp | 53.3 |
| 4. | J. Anderson | Lex | 53.9 |
| 5. | E. Bopp | Og | 54.3 |
| 6. | S. Barth | IC | 57.5 |

## EVENT High Jump

| | NAME | (Team) | TIME HT. DIST. |
|---|---|---|---|
| 1. | C. Wallin | I | 6'4" |
| 2. | M Rasch | L | 6'2 |
| 3. | R Lashley | Mc | 5'10 |
| 4. | R. Hallowell | Mc | 5'10 |
| 5. | W. O'Neil | Imp | 5'8 |
| 6. | B. Lulie | IC | 5'8 |

(5. W. O'Neil / 6. B. Lulie — Tie)

## EVENT 100 m

| | NAME | (Team) | TIME HT. DIST. |
|---|---|---|---|
| 1. | C. Wallin | I | 11.7 |
| 2. | B. Riley | Mc | 11.8 |
| 3. | M. Brayton | Lex | 11.8 |
| 4. | N. Nauhaus | Mc | 11.9 |
| 5. | C. Lain | Og | 11.9 |
| 6. | J. Clark | Goth | 12.0 |

## EVENT Long Jump

| | NAME | (Team) | TIME HT. DIST. |
|---|---|---|---|
| 1. | L. Krizek | Mc | 21'3½ |
| 2. | S. Reynolds | Lex | 21'3" |
| 3. | J. Sykes | Lex | 21'1¼ |
| 4. | T. Peterson | Goth | 20'8¼ |
| 5. | J. Anderson | Og | 20'7" |
| 6. | W. Myers | Goth | 20'3½ |

## EVENT 3200 m

| | NAME | (Team) | TIME HT. DIST. |
|---|---|---|---|
| 1. | M. Mason | Og | 9.58.7 |
| 2. | A. McClain | I | 10.24.8 |
| 3. | J. Canfield | Mc | 10.25.5 |
| 4. | A. Bishop | IC | 10.54.2 |
| 5. | M. Steele | Lex | 11.01.4 |
| 6. | J Boyd | Lex | 11.13.6 |

## EVENT Triple Jump

| | NAME | (Team) | TIME HT. DIST. |
|---|---|---|---|
| 1. | R. Lashley | Mc | 44'7½ |
| 2. | T. Peterson | G | 43'8½ |
| 3. | J. Brooks | IC | 40'6¾ |
| 4. | C. Zuege | I | 40'5" |
| 5. | W. Myers | G | 40'1" |
| 6. | B. Gibson | Mc | 39'10" |

## EVENT 800 m

| | NAME | (Team) | TIME HT. DIST. |
|---|---|---|---|
| 1. | B. McClain | I | 2.04.6 |
| 2. | B. Cheetos | G | 2.07.5 |
| 3. | M. Wilson | Og | 2.08.2 |
| 4. | J. Bell | G | 2.13.2 |
| 5. | S. Berry | Og | 2.13.8 |
| 6. | J. Mireles | I | 2.14.6 |

## EVENT Pole Vault

| | NAME | (Team) | TIME HT. DIST. |
|---|---|---|---|
| 1. | D. Penner | Goth | 12'6" |
| 2. | B. Schultz | Mc | 12'0 |
| 3. | R. Johnson | Lex | 12'0 |
| 4. | S. Hollet | Imp | 11'6" |
| 5. | F Wilson | IC | 11'6 |
| 6. | C. Ott | Mc | 11'6 |

(5. F Wilson / 6. C. Ott — Tie)

## EVENT Shot Put

| | NAME | (Team) | TIME HT. DIST. |
|---|---|---|---|
| 1. | C. Metzger | G | 50'10" |
| 2. | K Vermoss | L | 49'6¾ |
| 3. | J Agnes | Og | 48'10¼ |
| 4. | J. Fortkamp | I | 48'8¾ |
| 5. | D. Ridlen | I | 47½ |
| 6. | J. Raul | IC | 46'11½ |

## EVENT 110 H.H.

| | NAME | (Team) | TIME HT. DIST. |
|---|---|---|---|
| 1. | N. Haynes | G | 15.9 |
| 2. | D. Penner | G | 16.0 |
| 3. | B. Woods | Mc | 16.0 |
| 4. | J. Gouren | Lex | 16.5 |
| 5. | C. Moore | IC | 17.1 |
| 6. | B. Untercher | L | 17.3 |

## EVENT 300 IH

| | NAME | (Team) | TIME HT. DIST. |
|---|---|---|---|
| 1. | N. Haynes | Goth | 40.8 |
| 2. | D. Penner | Goth | 41.8 |
| 3. | B. Cooper | Ogal | 42.7 |
| 4. | C. Lain | Ogal | 43.3 |
| 5. | J. Epley | Kear | 44.5 |
| 6. | J. Gouren | Lex | 44.8 |

Mile Medley - 1- Lex 3.47.5  2 - Ogal 3:52.1  3 - Goth - 3.52.6  4 Imp 3:55.3  5 McCook - 3.59.2  6 Kearney 4.15.6

# BIG RED TRACK SCOREBOOK

**HELD AT:** _____ **SCORING:** 1st ____ pts.; 2nd ____ pts.; 3rd 6 pts.; 4th 4 pts.; 5th 2 pts.; 6th 1 pts.

**EVENT** 200 M

| | NAME | (Team) | TIME HT. DIST. |
|---|---|---|---|
| 1. | B. Riley | Mc | 23.7 |
| 2. | P. Herman | Goth | 23.8 |
| 3. | M. Brayton | Lex | 23.8+ |
| 4. | D. Ridlon | I | 24.7 |
| 5. | E. Bopp | Og | 24.8 |
| 6. | J. Kucera | K | 24.9 |

**EVENT** 1600m

| | NAME | (Team) | TIME HT. DIST. |
|---|---|---|---|
| 1. | M. Mason | Og | 4.43.4 |
| 2. | A. McClain | Imp | 4.46.1 |
| 3. | J. Corfield | Mc | 4.47.1 |
| 4. | T.J. McMillon | Og | 4.47.8 |
| 5. | M. Steele | Lex | 4.48.0 |
| 6. | P. Leibhard | Imp | 4.59.4 |

3200 Rel **RELAY**

| TEAM | RUNNERS | | TIME |
|---|---|---|---|
| 1. Ogallala | A-McClain, J. Moreno, | P. Leibhard, M. Jablonski | 8.28.6 |
| 2. Gothenburg | | | 8.34.7 |
| 3. Lex | | | 8.39.3 |
| 4. Imp | Imp. | | 8.41.2 |
| 5. McCook | | | 9.38.5 |
| 6. Kearney | | | 9.46.3 |

1600 Rel **RELAY**

| TEAM | RUNNERS | | TIME |
|---|---|---|---|
| 1. Lex | B. McClain, J. Iverson, | J. Moreno, J. Dillon | 3.36.4 |
| 2. Ogal | | | 3.39.4 |
| 3. Goth | | | 3.43.3 |
| 4. McCook | | | 3.43.6 |
| 5. Imp | | | 3.52.3 |
| 6. Kearney | | | 3.57.6 |

400 R **RELAY**

| TEAM | RUNNERS | | TIME |
|---|---|---|---|
| 1. McCook | D. Ridlon, W. O'Neil, | C. Zuege, C. Walther | 45.1 |
| 2. Lex | | | 45.4 |
| 3. Goth | | | 45.5 |
| 4. Imp | Imp | | 45.6 |
| 5. Ogallala | | | 46.9 |
| 6. Kearney | | | 47.0 |

| TEAMS → | ABBR. | Gothenburg | Lexington | McCook | Imperial | Ogallala | Kearney |
|---|---|---|---|---|---|---|---|
| *EVENTS | TEAM NAME | | | | | | |
| 3200 Rel | | 8 / 8 | 6 / 6 | 2 / 2 | 4 / 4 | 10 / 10 | 1 / 1 |
| Discus | | 4 / 12 | 6 / 12 | 8 / 10 | 12 / 16 | – / 10 | 1 / 2 |
| Long Jump | | 5 / 17 | 14 / 26 | 10 / 20 | – / 16 | 2 / 12 | – / 2 |
| Pole Vault | | 10 / 27 | 6 / 32 | 9½ / 29½ | 4 / 20 | – / 12 | 11 / 13½ |
| 400 M. | | – / 27 | 14 / 46 | – / 29½ | 6 / 26 | 10 / 22 | 1 / 14½ |
| 3200 M. | | – / 27 | 3 / 49 | 6 / 35½ | 8 / 34 | 10 / 32 | 4 / 18½ |
| Shot Put | | 10 / 37 | 8 / 57 | – / 35.5 | 6 / 40 | 6 / 38 | 1 / 19.5 |
| High Jump | | – / 37 | 8 / 65 | 10 / 45.5 | 11.5 / 51.5 | – / 38 | 1.5 / 20 |
| Triple Jump | | 10 / 47 | – / 65 | 11 / 56.5 | 4 / 55.5 | – / 38 | 6 / 26 |
| 110 H.H | | 18 / 65 | 5 / 70 | 6 / 62.5 | – / 55.5 | – / 38 | 2 / 28 |
| 100 M | | 1 / 66 | 6 / 76 | 12 / 74.5 | 10 / 65.5 | 4 / 42 | – / 28 |
| 800 M | | 12 / 78 | – / 76 | – / 74.5 | 11 / 76.5 | 8 / 50 | – / 28 |
| 1600 R. | | 6 / 84 | 10 / 86 | 4 / 78.5 | 2 / 78.5 | 8 / 58 | 1 / 29 |
| 300 IM | | 18 / 102 | 1 / 87 | – / 78.5 | – / 78.5 | 10 / 68 | 2 / 31 |
| 200 M | | 8 / 108 | 6 / 93 | 10 / 88.5 | 4 / 82.5 | 2 / 70 | 1 / 32 |
| 1600m | | – / 108 | 2 / 95 | 6 / 94.5 | 9 / 91.5 | 14 / 84 | – / 32 |
| 400 R | | 6 / 114 | 8 / 103 | 10 / 104.5 | 4 / 95.5 | 2 / 86 | 1 / 33 |
| M.M. Rel | | 8 / 122 | 12 / 115 | 4 / 108.5 | 6 / 101.5 | 10 / 96 | 2 / 35 |
| TOTALS | | 122 | 115 | 108.5 | 101.5 | 96 | 26 |
| PLACING | | 1 | 2 | 3 | 4 | 5 | 6 |

*do not write in this column until event is over

(M.M Imp) - Robinson 200 - Zuege 200 - O'Neal 400 - Leibhart 800

# BIG RED TRACK SCOREBOOK

MEET Imperial Invitational DATE

## EVENT High Jump

| NAME | (Team) | TIME HT. DIST. |
|---|---|---|
| 1. J. Lowe | Gr | 6'4½ |
| 2. C. Wallin | I | 6'2" |
| 3. D. Jones | Gr | 6' |
| 4. W. O'Neil | I | 5'8 |
| 5. J Cohen | Gr | 5'8 |
| 6. A Bell | Jul | 5'8 |

## EVENT Long Jump

| NAME | (Team) | TIME HT. DIST. |
|---|---|---|
| 1. M. McClain | Hax | 20'6" |
| 2. J. Anderson | Oq | 19'9" |
| 3. D. Fleecs | Her | 19'7" |
| 4. J Raether | Oq | 19'0 |
| 5. C. Zuege | Imp | 18'9" |
| 6. S. Strasser | Jul. | 18'2½ |

## EVENT 110 H. H.

| NAME | (Team) | TIME HT. DIST. |
|---|---|---|
| 1. C. Dorman | Osh | 15.4 |
| 2. G. Carlson | Jul. | 16.7 |
| 3. G. Lanckriet | Jul | 16.9 |
| 4. J. Anderson | Oq | 17.5 |
| 5. S. Hallet | I | 18.6 |
| 6. J. Logsdon | Gr | 18.9 |

## EVENT 880 M

| NAME | (Team) | TIME HT. DIST. |
|---|---|---|
| 1. B. McNair | I | 2:05.6 |
| 2. A. McNair | I | 2:06.8 |
| 3. M Wilson | Oq | 2:08.3 |
| 4. M. Mason | Oq | 2:09.5 |
| 5. G. Finley | Osh | 2:09.6 |
| 6. T. Pritchett | Gr | 2:10.8 |

## EVENT Pole Vault

| NAME | (Team) | TIME HT. DIST. |
|---|---|---|
| 1. M Reidel | Osh | 13'6 |
| 2. S. Hallet | I | 12'0" |
| 3. R. Demarche | Jul | 12'0 |
| 4. J. Sonen | Oq | 11'6 |
| 5. W. Wilson | Gr | 11'6" |
| 6. J. Iverson | I | 11'0 |

## EVENT 400 M.

| NAME | (Team) | TIME HT. DIST. |
|---|---|---|
| 1. J. Left | Hax | 53.1 |
| 2. A. Eckman | Hax | 54.0 |
| 3. G. Finley | Osh | 55.3 |
| 4. B. McNair | I | 55.7 |
| 5. E. Bopp | Oq. | 56.7 |
| 6. R. Hurlbut | Osh | 56.9 |

## EVENT 100 M

| NAME | (Team) | TIME HT. DIST. |
|---|---|---|
| 1. C. Wallin | I | 11.5 |
| 2. W. Wilson | Gr | 12.0 |
| 3. C. Zuege | I | 12.0 |
| 4. C. Lain | Oq. | 12.3 |
| 5. R. Scheil | Jul. | 12.5 |
| 6. J. Lowe | Gr | 12.5 |

## EVENT Triple Jump

| NAME | (Team) | TIME HT. DIST. |
|---|---|---|
| 1. M. McClain | Hax | 40'11¼ |
| 2. S. Shelln | Gr | 40'10¾ |
| 3. D. Fleecs | Her | 40'8¾ |
| 4. C. Zuege | I | 39'8¾ |
| 5. J. Logsdon | Gr | 39'7 |
| 6. D. Jones | Gr | 38'9½ |

## EVENT Discus

| NAME | (Team) | TIME HT. DIST. |
|---|---|---|
| 1. J. Fortkamp | I | 148'6" |
| 2. J. Ayres | Oq | 136'7" |
| 3. D. Ridlen | I | 135'1" |
| 4. J. Starkebaum | Hax | 121'10" |
| 5. E Anderson | I | 121'1" |
| 6. R Hutcheson | Osh | 120'9" |

## EVENT 3200 Run

| NAME | (Team) | TIME HT. DIST. |
|---|---|---|
| 1. A. McNair | I | 10.55 |
| 2. H. Staples | Oq | 11.39.8 |
| 3. B. Spangler | Gr | 11.42.5 |
| 4. D Colglazier | Gr | 12.02.9 |
| 5. J. Stevens | Gr | 12.04.3 |
| 6. K Sangster | Her | 12.06.65 |

## EVENT Shot Put

| NAME | (Team) | TIME HT. DIST. |
|---|---|---|
| 1. J. Fortkamp | I | 51' ½" |
| 2. J. Ayres | Oq | 50'0 |
| 3. D. Ridlen | I | 48'1½ |
| 4. J Helmuth | Her | 46'6" |
| 5. J. Leuth | Hax | 44'8¼ |
| 6. H. Hutcheson | Osh | 44'3" |

## EVENT 300 Hurdles

| NAME | (Team) | TIME HT. DIST. |
|---|---|---|
| 1. C. Dorman | Osh | 42.6 |
| 2. C. Carlson | Jul | 43.8 |
| 3. C. Lain | Oq | 45.6 |
| 4. J. Lanckriet | Jul | 46.4 |
| 5. J Iverson | I | 47.5 |
| 6. T. Bishop | Gr | 48.6 |

400 Lot Rel 1- Imp 48.7 2- Hayton 53.5 3- Oqal 53.6 4- Grant 53.9 5- Hensley 54.1 6- Osh 55.2

**HELD AT:** _____ **SCORING:** 1st ____ pts.; 2nd ____ pts.; 3rd ____ pts.; 4th ____ pts.; 5th 2 pts.; 6th 1 pts.

**EVENT** 200 m

| NAME | (Team) | TIME HT. DIST. |
|---|---|---|
| 1. C. Wallin | I | 23.7 |
| 2. J. Lett | Hax | 24.1 |
| 3. A. Eckman | Hax | 24.4 |
| 4. D. Ridlen | I | 25.0 |
| 5. D. Robinson | I | 25.0 |
| 6. R. Schiel | Jul | 25.4 |

**EVENT** 1600 m

| NAME | (Team) | TIME HT. DIST. |
|---|---|---|
| 1. M. Mason | Og | 4.48.7 |
| 2. A. McNair | I | 4.52.4 |
| 3. P. Leibhardt | I | 5.01.3 |
| 4. T. McMillian | Og | 5.01.3 |
| 5. H. Staples | Og | 5.16.9 |
| 6. W. Ryan | Her | 5.17.2 |

**3200 Rel RELAY**

| TEAM | RUNNERS | TIME |
|---|---|---|
| 1. Ogallala | P. Leibhardt, D. Hill, J. Moreno, M. Jablonski | 9.00.8 |
| 2. Grant | Imp | 9.16 |
| 3. Imp | | 9.17.6 |
| 4. Osh. | | 9.34.3 |
| 5. Haxtun | | 9.46.1 |
| 6. Jules | | 10.49.3 |

**400 Rel RELAY**

| TEAM | RUNNERS | TIME |
|---|---|---|
| 1. Imp | D. Ridlen, W. O'Neil, C. Zuege, C. Wallin | 47.4 |
| 2. Hax | | 47.7 |
| 3. Grant | | 48.0 |
| 4. Osh | | 48.8 |
| 5. Ogal | | 49.0 |
| 6. Jules | | 49.1 |

**1600 Rel RELAY**

| TEAM | RUNNERS | TIME |
|---|---|---|
| 1. Haxtun | _____, _____ | 3.38.8 |
| 2. Osh | _____, _____ | 3.43.1 |
| 3. Ogal | | 3.45.9 |
| 4. Grant | | 3.47.7 |
| 5. Jules | | 3.54.0 |
| 6. Imp | | 3.54.3 |

TEAMS

| *EVENTS | Imperial | Ogallala | Haxtun | Grant | Oshkosh | Julesburg | Hershey |
|---|---|---|---|---|---|---|---|
| High Jump | 12/12 | -/- | -/- | 18/18 | -/- | 1/1 | -/- |
| Pole Vaut | 9/21 | 4/4 | -/- | 2/20 | 10/10 | 6/6 | -/- |
| Discus | 18/39 | 8/12 | 4/4 | -/20 | 1/11 | -/6 | -/- |
| Long Jump | 2/41 | 12/24 | 10/14 | -/20 | -/11 | 1/7 | 6/6 |
| 3200 Rel | 6/47 | 10/34 | 2/16 | 8/28 | 4/15 | 1/8 | -/6 |
| 400 m | 4/51 | 2/36 | 18/34 | -/28 | 7/22 | -/8 | -/6 |
| 3200-Run | 10/61 | 8/44 | -/34 | 12/40 | -/22 | -/8 | 1/7 |
| 110 HH | 2/63 | 4/48 | -/34 | 1/41 | 10/32 | 14/22 | -/7 |
| 100 m | 16/79 | 4/52 | -/34 | 9/50 | -/32 | 2/24 | -/7 |
| Shot Put | 16/95 | 8/60 | 2/36 | -/50 | 1/33 | -/24 | 4/11 |
| 800 m | 18/113 | 10/70 | -/36 | 1/51 | 2/35 | -/24 | -/11 |
| Triple Jump | 4/117 | -/70 | 10/46 | 11/62 | -/35 | -/24 | 6/17 |
| 300 Im | 2/119 | 6/76 | -/46 | 1/63 | 10/45 | 12/36 | -/17 |
| 200 m | 16/135 | -/76 | 14/60 | -/63 | -/45 | 1/37 | -/17 |
| 1600 m | 14/139 | 16/92 | -/60 | -/63 | -/45 | -/37 | 1/18 |
| 400 Rel | 10/149 | 2/94 | 8/68 | 6/69 | 4/49 | 1/38 | -/18 |
| 1600 Rel | 1/150 | 6/100 | 10/78 | 4/73 | 8/57 | 2/40 | -/18 |
| 400 wt Rel | 10/160 | 6/106 | 8/86 | 4/77 | 1/58 | -/40 | 2/20 |
| TOTALS | 160 | 106 | 86 | 76.5 | 58 | 41.5 | 20 |
| PLACING | 1 | 2 | 3 | 4 | 5 | 6 | 7 |

*do not write in this column until event is over

Imp – C. Levy, B. Kuenning, E Anderson, J. Fortkamp

# BIG RED TRACK SCOREBOOK

BIG RED TRACK SCOREBOOK

MEET Grant Duel DATE

**EVENT** 100M

| NAME | (Team) | TIME HT. DIST. |
|---|---|---|
| 1. D. Robinson | I | 12.2 |
| 2. J. Cohen | G | 12.6 |
| 3. C. Levy | I | 12.7 |
| 4. J. Dillon | I | 12.8 |
| 5. J. Hones | I | 12.9 |
| 6. | | |

**EVENT** 800 M

| NAME | (Team) | TIME HT. DIST. |
|---|---|---|
| 1. W. O'Neil | I | 2.12.8 |
| 2. J. Moreno | I | 2.12.5 |
| 3. M. Jablonski | I | 2.15.2 |
| 4. N. Lowyer | G | 2.17.3 |
| 5. J. Langmen | G | 2.21.6 |
| 6. | | |

**EVENT** 110 HH.

| NAME | (Team) | TIME HT. DIST. |
|---|---|---|
| 1. J. Logsdon | G | 18.3 |
| 2. S. Hollet | I | 19.1 |
| 3. R. Richmond | G | 20.8 |
| 4. C. Franko | I | 20.8 |
| 5. B. Kuenning | I | 21.3 |
| 6. | | |

**EVENT** High Jump

| NAME | (Team) | TIME HT. DIST. |
|---|---|---|
| 1. D. Jones | G | 6'2 |
| 2. | | |
| 3. | | |
| 4. | | |
| 5. | | |
| 6. | | |

**EVENT** 200 M.

| NAME | (Team) | TIME HT. DIST. |
|---|---|---|
| 1. J. Cervantes | G | 24.6 |
| 2. D. Robinson | I | 25.0 |
| 3. S. Behrends | G | 25.5 |
| 4. W. Wilson | G | 25.7 |
| 5. T. Pritchett | G | 25.7 |
| 6. | | |

**EVENT** 1600 M

| NAME | (Team) | TIME HT. DIST. |
|---|---|---|
| 1. D. Hill | I | 5.23.4 |
| 2. C. Study | G | 5.26 |
| 3. J. Stevens | G | 5.36.7 |
| 4. B. Spangler | G | 5.49.1 |
| 5. A. Richard | I | 6015 |
| 6. | | |

**EVENT** 3000 Im

| NAME | (Team) | TIME HT. DIST. |
|---|---|---|
| 1. J. Iverson | I | 47.6 |
| 2. T. Bishopp | G | 48.4 |
| 3. S. Hokel | I | 49.4 |
| 4. J. Noyes | I | 51.0 |
| 5. R. Richmond | G | 525 |
| 6. | | |

**EVENT** Shot Put

| NAME | (Team) | TIME HT. DIST. |
|---|---|---|
| 1. C. Levy | I | 45'10 3/4 |
| 2. J. Wennsman | I | 44'10 1/4 |
| 3. E. Anderson | I | 43'9 1/2 |
| 4. S. Nicklason | I | 40'7" |
| 5. S. Wallin | I | 39'10 1/4 |
| 6. | | |

**EVENT** 400 M

| NAME | (Team) | TIME HT. DIST. |
|---|---|---|
| 1. T. Pritchett | G | 57.7 |
| 2. J. Dillon | I | 62.3 |
| 3. D. Colglazier | G | 63.5 |
| 4. R. Elder | I | 64.6 |
| 5. | | |
| 6. | | |

**EVENT** 3200 M

| NAME | (Team) | TIME HT. DIST. |
|---|---|---|
| 1. D. Hill | I | 11.428 |
| 2. B. Spangler | G | 12.13.8 |
| 3. J. Stevens | G | 12402 |
| 4. A. Richard | I | 13.07.3 |
| 5. | | |
| 6. | | |

**EVENT** Pole Vault

| NAME | (Team) | TIME HT. DIST. |
|---|---|---|
| 1. S. Hollet | I | 12'6 |
| 2. J. Iverson | I | 11'0 |
| 3. R. Petrich | G | 9'6 |
| 4. C. Franko | I | 9'6 |
| 5. J. Noyes | I | 9'0 |
| 6. | | |

**EVENT** Discus

| NAME | (Team) | TIME HT. DIST. |
|---|---|---|
| 1. C. Levy | I | 118'3 |
| 2. E. Anderson | I | 115' |
| 3. Sa Bottom | G | 110'5 |
| 4. J. Wennsman | I | 109'3" |
| 5. S. Wallin | I | 107'5" |
| 6. | | |

# BIG RED TRACK SCOREBOOK

**HELD AT:** _____ **SCORING:** 1st 6 pts.; 2nd 4 pts.; 3rd 3 pts.; 4th 2 pts.; 5th 1 pts.; 6th _____ pts.

**EVENT** Long Jump

| | NAME | (Team) | TIME HT. DIST. |
|---|---|---|---|
| 1. | S- Shelley | Gr | 18'8" |
| 2. | J- Logsdon | Gr | 17'8 |
| 3. | W- O'Neil | I | 17'5" |
| 4. | J- Longmore | G | 15'10 1/2 |
| 5. | J- Bauer | I | 15'2 1/2 |
| 6. | | | |

**EVENT** Triple Jump

| | NAME | (Team) | TIME HT. DIST. |
|---|---|---|---|
| 1. | J. Logsdon | Gr | 40'10 1/2 |
| 2. | D. Jones | Gr | 39'2" |
| 3. | W. Wilson | Gr | 380 |
| 4. | S. Bedwards | Gr. | 36'11 1/2 |
| 5. | W- O'Neil | I | 36'5 |
| 6. | | | |

400 Rel **RELAY**

| TEAM | RUNNERS | TIME |
|---|---|---|
| 1. Grant | _____, _____ | 46.7 |
| | _____, _____ | |
| 2. Imp | | 49.5 |
| 3. | | |
| 4. | | |
| 5. | | |
| 6. | | |

1600 Rel **RELAY**

| TEAM | RUNNERS | TIME |
|---|---|---|
| 1. Imp | _____, _____ | 4.5 |
| | _____, _____ | |
| 2. | | |
| 3. | | |
| 4. | | |
| 5. | | |
| 6. | | |

_____ **RELAY**

| TEAM | RUNNERS | TIME |
|---|---|---|
| 1. | _____, _____ | |
| | _____, _____ | |
| 2. | | |
| 3. | | |
| 4. | | |
| 5. | | |
| 6. | | |

TEAMS →

| TEAM NAME | ABBR. | | | | | | | | | | | | | | | | | |
|---|---|---|---|---|---|---|---|---|---|---|---|---|---|---|---|---|---|---|
| | | Imp - G | Grant | | | | | | | | | | | | | | | |

| *EVENTS | | | | | | | | | | | | | | | | | | |
|---|---|---|---|---|---|---|---|---|---|---|---|---|---|---|---|---|---|---|
| 200m | 4/4 | 12/12 | | | | | | | | | | | | | | | | |
| 100m | 12/16 | 4/16 | | | | | | | | | | | | | | | | |
| 400m | 6/22 | 9/25 | | | | | | | | | | | | | | | | |
| 800m | 13/35 | 3/28 | | | | | | | | | | | | | | | | |
| 1600 | 7/42 | 9/37 | | | | | | | | | | | | | | | | |
| 3200 | 8/50 | 7/44 | | | | | | | | | | | | | | | | |
| 110 H/11 | 7/57 | 9/53 | | | | | | | | | | | | | | | | |
| 300 Int | 11/68 | 6/59 | | | | | | | | | | | | | | | | |
| 450 Rel | 3/71 | 5/64 | | | | | | | | | | | | | | | | |
| 1600 Rel | 5/76 | 0/64 | | | | | | | | | | | | | | | | |
| Pole Vault | 13/89 | 3/67 | | | | | | | | | | | | | | | | |
| High Jump | —/89 | 6/73 | | | | | | | | | | | | | | | | |
| Shot | 15/104 | —/73 | | | | | | | | | | | | | | | | |
| Disc | 12/116 | 3/76 | | | | | | | | | | | | | | | | |
| Long Jump | 4/120 | 12/88 | | | | | | | | | | | | | | | | |
| Triple Jump | 1/121 | 14/102 | | | | | | | | | | | | | | | | |
| | | | | | | | | | | | | | | | | | | |
| | | | | | | | | | | | | | | | | | | |
| TOTALS | 121 | 102 | | | | | | | | | | | | | | | | |
| PLACING | 1 | 2 | | | | | | | | | | | | | | | | |

*do not write in this column until event is over

BIG RED TRACK SCOREBOOK

MEET J. [redacted] DATE [redacted]

**EVENT** Shot Put

| | NAME | (Team) | TIME HT. DIST. |
|---|---|---|---|
| 1. | J. Fattkamp | I | 50'11 |
| 2. | D. Ridlen | I | 49'2" |
| 3. | S. Ralston | S | 46'8" |
| 4. | J. Hellmuth | H. | 44'7" |
| 5. | C Levy | I | 44'0 |
| 6. | C. Holm | S | 42'10 |

**EVENT** Triple Jump

| | NAME | (Team) | TIME HT. DIST. |
|---|---|---|---|
| 1. | Logsdon | G | 41'9½ |
| 2. | D Jones | G | 41'4¾ |
| 3. | S Shalla | G | 41'1½ |
| 4. | M Epley | S.P | 41½ |
| 5. | K Fleecs | S | 39'8' |
| 6. | C. Zuege | I | 39'7½ |

**EVENT** 100 M

| | NAME | (Team) | TIME HT. DIST. |
|---|---|---|---|
| 1. | Kinnaman | S | 11.5 |
| 2. | T. Myer | S | 11.6 |
| 3. | C. Wallin | I | 11.7 |
| 4. | D. Robinson | I | 11.9 |
| 5. | W. Wilson | G | 12.0 |
| 6. | D Oviada | G | 12.0 |

**EVENT** 800 M

| | NAME | (Team) | TIME HT. DIST. |
|---|---|---|---|
| 1. | B McNair | I | 2.05.7 |
| 2. | T. Pritchett | G | 2.07.1 |
| 3. | P. Leibhart | I | 2.12.0 |
| 4. | G. Compton | G | 2.14.5 |
| 5. | J. Illoreno | I | 2.15.7 |
| 6. | S. Burns | S.P | 2.16.2 |

**EVENT** Discus

| | NAME | (Team) | TIME HT. DIST. |
|---|---|---|---|
| 1. | J. Fattkamp | I | 154'2" |
| 2. | C. Holm | S | 138'11 |
| 3. | D. Ridlen | I | 136'9¼ |
| 4. | C Holcomsen | S.P | 135'2" |
| 5. | J. Helmuth | H | 133'10" |
| 6. | L. Green | S | 126'11" |

**EVENT** High Jump

| | NAME | (Team) | TIME HT. DIST. |
|---|---|---|---|
| 1. | C. Wallin | I | 6'2 |
| 2. | D. Jones | G | 6'2 |
| 3. | T. Soderholm | S | 5'10" |
| 4. | W O'Neil | I | 5'6 |
| 5. | | | |
| 6. | | | |

**EVENT** 200 M

| | NAME | (Team) | TIME HT. DIST. |
|---|---|---|---|
| 1. | C. Wallin | I | 23.9 |
| 2. | T. Myer | S | 24.0 |
| 3. | D. Ridlen | I | 24.5 |
| 4. | D. Oviada | G | 24.7 |
| 5. | Kinnaman | S | 24.9 |
| 6. | C. Mazoun | S.P | 25.1 |

**EVENT** 1600-M

| | NAME | (Team) | TIME HT. DIST. |
|---|---|---|---|
| 1. | A McNair | I | 4.53 |
| 2. | P. Leibhart | I | 5:02.9 |
| 3. | K. Boerner | S.P | 5:04.2 |
| 4. | T. Pritchett | Gr | 5:13.2 |
| 5. | M. Jablonski | I | 5:20.3 |
| 6. | N. Lessigen | G | 5:21.1 |

**EVENT** Long Jump

| | NAME | (Team) | TIME HT. DIST. |
|---|---|---|---|
| 1. | K Fleecs | H | 20'3 |
| 2. | M. Epley | S.P. | 19'4½ |
| 3. | C Zuege | I | 19'2½ |
| 4. | Kinnaman | S | 19'0" |
| 5. | Logsdon | G | 18'4" |
| 6. | Fink | S | 18'3" |

**EVENT** Pole Vault

| | NAME | (Team) | TIME HT. DIST. |
|---|---|---|---|
| 1. | S. Hallet | I | 12'0 |
| 2. | W. Wilson | G | 12'0 |
| 3. | J. Iverson | I | 11'6 |
| 4. | S. Beveridge | S | 10'6 |
| 5. | J. Scott | S | 10' |
| 6. | R. Berge | G | 9'6 |

**EVENT** 400 M

| | NAME | (Team) | TIME HT. DIST. |
|---|---|---|---|
| 1. | B McNair | I | 53.7 |
| 2. | W O'Neil | I | 55.3 |
| 3. | K. Fleecs | H | 55.6 |
| 4. | Beveridge | S | 55.7 |
| 5. | P. Murphy | S.P | 56.7 |
| 6. | M. Jablonski | I | 57.9 |

**EVENT** 3200 M

| | NAME | (Team) | TIME HT. DIST. |
|---|---|---|---|
| 1. | A McNair | I | 10.23.5 |
| 2. | K Boerner | S.P | 11.028 |
| 3. | D. Hall | I | 11.26.3 |
| 4. | G. Spangler | Gr | 11.34.3 |
| 5. | T. Ryan | H | 11.41.4 |
| 6. | C. Edglozien | G | 11.52.2 |

Frosh 440 Relay 1 – Grant 50.6 – 2 – St Pats – 50.7 3 – Imp. 54.4

HELD AT: _____ SCORING: 1st ___ pts.; 2nd ___ pts.; 3rd ___ pts.; 4th 4 pts.; 5th 2 pts.; 6th 1 pts.

**EVENT** 110 HH

| NAME | (Team) | TIME HT. DIST. |
|---|---|---|
| 1. T. Soderholm | S | 15.9 |
| 2. J. Stewart | S | 17.1 |
| 3. Logsdon | G | 17.7 |
| 4. P. Kelsey | S.P | 18.1 |
| 5. B. Kaenning | I | 18.9 |
| 6. G Longman | G | 20.1 |

**EVENT** 300 IntH

| NAME | (Team) | TIME HT. DIST. |
|---|---|---|
| 1. T. Soderholm | S | 42.0 |
| 2. P. Kelsey | S.P. | 45.6 |
| 3. Logsdon | G | 46.0 |
| 4. L. Bishop | G | 46.5 |
| 5. J. Iverson | I | 46.5 |
| 6. J. Stewart | S | 46.5 |

**400 Rel RELAY**

| TEAM | RUNNERS | TIME |
|---|---|---|
| 1. Imp | D. Ridlon, W. O'Neil, C. Zaeye, C. Wallin | 46.3 |
| 2. Suth- | | 46.3 |
| 3. Grant | | 46.5 |
| 4. Hershey | | 47.3 |
| 5. St Pat | | 48.4 |
| 6. | | |

**1600 R RELAY**

| TEAM | RUNNERS | TIME |
|---|---|---|
| 1. Suth- | B. McNair, J. Hakes, M. Jablonski, | 3.44.5 |
| 2. Grant | | 3.47.7 |
| 3. Imp | | 3.51.6 |
| 4. St Pats | | 3.54.1 |
| 5. Hersh | | 4.02.3 |
| 6. | | |

**3200 R RELAY**

| TEAM | RUNNERS | TIME |
|---|---|---|
| 1. Imp | B. McNair, A. McNair, P. LaBrand, J. Moreno | 8.48.6 |
| 2. Grant | | 9.04 |
| 3. St Pats | | 9.58 |
| 4. Hershey | | 10.33.1 |
| 5. | | |
| 6. | | |

TEAMS

| TEAM NAME / ABBR. | Imperial | Sutherland | Grant | St Pats | Hershey |
|---|---|---|---|---|---|
| *EVENTS | | | | | |
| Shot Put | 20/20 | 7/7 | -/- | -/- | 4/4 |
| Discus | 16/36 | 9/16 | -/- | 4/4 | 2/6 |
| Long Jump | 6/42 | 5/21 | 2/2 | 8/12 | 10/16 |
| Triple Jump | 1/43 | 2/23 | 24/26 | 4/16 | -/16 |
| High Jump | 14/57 | 6/29 | 8/34 | -/16 | -/16 |
| Pole Vault | 16/73 | 6/35 | 9/43 | -/16 | -/16 |
| 100 M | 10/83 | 18/53 | 3/46 | -/16 | -/16 |
| 200 M | 16/99 | 10/63 | 4/50 | 1/17 | -/16 |
| 400 M | 19/118 | 4/67 | -/50 | 2/19 | 6/22 |
| 800 M | 18/136 | -/67 | 12/62 | 1/20 | -/22 |
| 1600 M | 20/156 | -/67 | 5/67 | 6/26 | -/22 |
| 3200 M | 16/172 | -/67 | 5/73 | 8/34 | 2/24 |
| 110 HH | 2/174 | 18/85 | 7/80 | 4/38 | -/24 |
| 300 IM | 2/176 | 11/96 | 10/90 | 8/46 | -/24 |
| 400 R | 10/186 | 8/104 | 6/96 | 2/48 | 4/28 |
| 1600 R | 6/192 | 10/114 | 8/104 | 4/52 | 2/30 |
| 3200 R | 10/202 | -/- | 8/112 | 4/56 | 2/32 |
| TOTALS | 202 | 114 | 112 | 56 | 32 |
| PLACING | 1 | 2 | 3 | 4 | 5 |

*do not write in this column until event is over

# BIG RED TRACK SCOREBOOK

Nelson - Noyes - Johnson - Elder)

BIG RED TRACK SCOREBOOK

MEET Brady County Invite DATE

**EVENT** Discus

| NAME | (Team) | TIME HT. DIST. |
|---|---|---|
| 1. R Stamm | B | 152'3 |
| 2. J. Fortkamp | I | 150'4 |
| 3. D. Ridlen | I | 136'2 |
| 4. P. Thomas | Mc | 130'3 |
| 5. T. Probasco | Mc | 127'9 |
| 6. J. LiLLich | At | 123'3 |

**EVENT** Pole Vault

| NAME | (Team) | TIME HT. DIST. |
|---|---|---|
| 1. V. Kith | B | 13'0 |
| 2. S. Hollet | I | 12'6 |
| 3. C. Off | Mc | 11'6 |
| 4. J. Ivcsan | I | 11'6" |
| 5. J. Cobb | B | 11'0 |
| 6. D. Miller | Mc | 10'6" |

**EVENT** High Jump

| NAME | (Team) | TIME HT. DIST. |
|---|---|---|
| 1. C. Wallin | I | 6'8¼ |
| 2. B. Blair | B | 6'4 |
| 3. D. Jones | Gr | 6'2 |
| 4. T. Horner | B | 6'0 |
| 5. J. Decker | B | 6'0 |
| 6. N. Mickey | At | 5'8" |

**EVENT** 800 m

| NAME | (Team) | TIME HT. DIST. |
|---|---|---|
| 1. B. McNair | I | 2.04.0 |
| 2. A. McNair | I | 2.04.6 |
| 3. T. Pritchett | Gr | 2.07.5 |
| 4. W. O'Neil | I | 2.14.6 |
| 5. R Olson | B | 2.15.9 |
| 6. B. McVey | B | 2.17.7 |

**EVENT** Long Jump

| NAME | (Team) | TIME HT. DIST. |
|---|---|---|
| 1. C. Zuege | I | 19'1¾ |
| 2. S. Strain | B | 18'8" |
| 3. J. Ruether | Og | 18'3½ |
| 4. V. Kith | B | 18'2" |
| 5. E. Howard | B | 17'8½ |
| 6. J. Logsdon | Gr | 17'8½ |

**EVENT** 3200 m

| NAME | (Team) | TIME HT. DIST. |
|---|---|---|
| 1. A. McNair | I | 10.23.3 |
| 2. B. Horn | At | 11.01.4 |
| 3. J. Herron | Mc | 11.18.1 |
| 4. D. Hill | I | 11.30 |
| 5. B. Spangler | Gr | 11.41.2 |
| 6. J. Stevens | Gr | 11.46.9 |

**EVENT** 110 Hi H.

| NAME | (Team) | TIME HT. DIST. |
|---|---|---|
| 1. J. Fries | B | 15.7 |
| 2. N. Michey | At | 15.9 |
| 3. T. Horner | B | 17.4 |
| 4. S. Hollet | I | 17.5 |
| 5. J. Logsdon | Gr. | 17.8 |
| 6. T. Lutz | B | 17.8+ |

**EVENT** 300 Int

| NAME | (Team) | TIME HT. DIST. |
|---|---|---|
| 1. J. Cobb | B | 42.1 |
| 2. T. Horner | B | 44.2 |
| 3. J. Fries | B | 45.3 |
| 4. J. Olson | Mc | 45.8 |
| 5. N. Michey | At | 46.2 |
| 6. T. Bishop | Gr | 46.3 |

**EVENT** 400 m

| NAME | (Team) | TIME HT. DIST. |
|---|---|---|
| 1. B. McNair | I | 53.1 |
| 2. W. O'Neil | I | 54.8 |
| 3. B. McVey | B | 55.7 |
| 4. E. Howard | B | 55.8 |
| 5. A. Geyenback | Gr | 56.2 |
| 6. J. Hayes | I | 57.4 |

**EVENT** Shot Put

| NAME | (Team) | TIME HT. DIST. |
|---|---|---|
| 1. J. Fortkamp | I | 51'4½ |
| 2. D. Ridlen | I | 48'7¼ |
| 3. M. Beck | At | 46'11½ |
| 4. R. Stamm | B. | 46'7¼ |
| 5. C. Levy | I | 46'1½ |
| 6. D. Hoenack | At | 45'11½ |

**EVENT** 100 m

| NAME | (Team) | TIME HT. DIST. |
|---|---|---|
| 1. W. Kelley | At | 11.1 |
| 2. C. Wallin | I | 11.4 |
| 3. M. Fain | At | 11.7 |
| 4. D. Robinson | I | 11.8 |
| 5. S. Strain | B | 11.9 |
| 6. C. Zuege | I | 12.0 |

**EVENT** 200 m

| NAME | (Team) | TIME HT. DIST. |
|---|---|---|
| 1. W. Kelley | At | 23.5 |
| 2. D. Ridlen | I | 23.8 |
| 3. C. Wallin | I | 23.9 |
| 4. J. Quada | Gr | 24.5 |
| 5. D. Robinson | I | 24.7 |
| 6. S Strain | B | 24.8 |

(Lot Rel) 1st Imp - 47.4

**HELD AT:** _____ **SCORING:** 1st ___ pts.; 2nd ___ pts.; 3rd ___ pts.; 4th 4 pts.; 5th 2 pts.; 6th 1 pts.

**EVENT** Triple Jump

| NAME | (Team) | TIME HT. DIST. |
|---|---|---|
| 1. J. Storm | B | 42'11 1/4 |
| 2. J. Logsdon | Gr | 40'9 3/4 |
| 3. S. Sholla | Gr | 40'5 1/4 |
| 4. T. Hoerner | B | 40'2" |
| 5. D. Jones | Gr | 40'1" |
| 6. C. Zuege | I | 39'8" |

**EVENT** 1600 M

| NAME | (Team) | TIME HT. DIST. |
|---|---|---|
| 1. P. Leibhart | I | 4.54.5 |
| 2. B. Hanson | At | 4.56.1 |
| 3. J. Decker | B | 5.04.6 |
| 4. J. Wesch | Mc | 5.13.7 |
| 5. C. Bridgeman | Mc | 5.14.2 |
| 6. J. Moreno | I | 5.15.0 |

**3200 Rel RELAY**

| TEAM | RUNNERS | TIME |
|---|---|---|
| 1. Grant | P. Leibhart, M. Jablonski, J. Moreno, S. Harper | 8.48.2 |
| 2. Benk | P. (Imp) | 9.03.8 |
| 3. Imp | | 9.08.5 |
| 4. Ogal | | 9.28.6 |
| 5. McCook | | 9.45 |
| 6. Atwood | | 10.41.6 |

**400 M Rel RELAY**

| TEAM | RUNNERS | TIME |
|---|---|---|
| 1. Benk | D. Ridler, W. O'Neil, C. Zuege, C. Wallin | 45.6 |
| 2. Atwood | (Imp) | 45.7 |
| 3. Imp | | 46.3 |
| 4. Ogal | | 49.9 |
| 5. | | |
| 6. | | |

**1600 Rel RELAY**

| TEAM | RUNNERS | TIME |
|---|---|---|
| 1. Benk | B. McNair, A. McNair, J. Hones, P. Leibhart | 3.39.3 |
| 2. Grant | (Imp) | 3.48.2 |
| 3. Imp | | 3.49.5 |
| 4. McCook | | 3.59.6 |
| 5. Ogal | | 4.05.3 |
| 6. | | |

TEAMS

| *EVENTS / TEAM NAME / ABBR. | Imperial | Benkelman | Atwood | Grant | McCook J.V. | Ogallala J.V. |
|---|---|---|---|---|---|---|
| Discus | 14/14 | 10/10 | 1/1 | -/- | 6/6 | -/- |
| 3200 Rel | 6/20 | 8/18 | 1/2 | 10/10 | 2/8 | 4/4 |
| Long Jump | 10/30 | 16/34 | -/2 | 1/11 | -/8 | 6/10 |
| 400 M | 19/49 | 10/44 | -/2 | 2/13 | -/8 | -/10 |
| Pole Vault | 12/61 | 12/56 | -/2 | -/13 | 7/15 | -/10 |
| 3200 M | 14/75 | -/56 | 8/10 | 3/16 | 6/21 | -/10 |
| Shot Put | 20/95 | 4/60 | 7/17 | -/16 | -/21 | -/10 |
| High Jump | 10/105 | 14/74 | 1/18 | 6/22 | -/21 | -/10 |
| 110 H.H. | 4/109 | 19/93 | 8/26 | 2/24 | -/21 | -/10 |
| 100 M | 13/122 | 2/95 | 16/42 | -/24 | -/21 | -/10 |
| 800 M | 22/144 | 3/98 | -/42 | 6/30 | -/21 | -/10 |
| 300 IM | -/144 | 24/122 | 2/44 | 1/31 | 4/25 | -/10 |
| 200 M | 16/160 | 1/123 | 10/54 | 4/35 | -/25 | -/10 |
| Triple Jump | 1/161 | 14/137 | -/54 | 16/51 | -/25 | -/10 |
| 1600 M | 11/172 | 6/143 | 8/62 | -/51 | 6/31 | -/10 |
| 400 Rel | 6/178 | 10/153 | 8/70 | -/51 | -/31 | 4/14 |
| 1600 Rel | 6/184 | 10/163 | -/70 | 8/59 | 4/35 | 2/16 |
| TOTALS | 184 | 163 | 70 | 59 | 35 | 16 |
| PLACING | 1 | 2 | 3 | 4 | 5 | 6 |

*do not write in this column until event is over

C. Levy - B. Kuenning - E. Anderson - J. Fortkamp

# BIG RED TRACK SCOREBOOK

BIG RED TRACK SCOREBOOK

MEET B-6 Distric DATE

## EVENT 100 M

| | NAME | (Team) | TIME HT. DIST. |
|---|---|---|---|
| 10 | 1. S. ITAAEHAU | Val | 11.1 |
| 11 | 2. P. Hannan | Goth | 11.1+ |
| 12 | 3. P. Brede | Ain | 11.2 |
| 10 | 4. J. Bartling | Sid | 11.3 |
| | 5. G. List | Val | 11.4 |
| | 6. L. Gaiser | Ain | 11.4 |

## EVENT 800 M

| | NAME | (Team) | TIME HT. DIST. |
|---|---|---|---|
| 11 | 1. J. Mitchell | Sid | 2.03. |
| 12 | 2. B. Mitchell | Mid | 2.03.3 |
| 12 | 3. D. Peterson | Goth | 2.03.7 |
| 12 | 4. B. McClain | Imp | 2.04.7 |
| | 5. A. Laumeyer | Ain | 2.05.2 |
| | 6. J. Hunt | Sid | 2.08.3 |

## EVENT 110 H.H.

| | NAME | (Team) | TIME HT. DIST. |
|---|---|---|---|
| 12 | 1. N. Haynes | Goth | 15.2 |
| 12 | 2. R. Strum | Mit | 15.4 |
| 12 | 3. B. Woods | MCC | 15.6 |
| 10 | 4. J. Moeller | Chad | 15.8 |
| | 5. D. Penner | Goth | 15.8+ |
| | 6. G. Davis | Val | 16.0 |

## EVENT Discus.

| | NAME | (Team) | TIME HT. DIST. |
|---|---|---|---|
| 12 | 1. J. Fortkamp | I | 155' |
| 12 | 2. M. Smith | Gue | 145'5 |
| 12 | 3. J. Agnes | Og | 145 |
| 11 | 4. L. Leitner | MC | 143'8 |
| | 5. J. Adams | Chad | 140'6" |
| 12 | 6. D. Ridler | I | 139'9" |

## EVENT 200 M

| | NAME | (Team) | TIME HT. DIST. |
|---|---|---|---|
| 10 | 1. G. List | Val | 22.4 |
| 10 | 2. R. Clambow | Val | 22.9 |
| 10 | 3. J. Bartling | Sid | 22.9+ |
| 11 | 4. N. Neuhaus | MC | 23.1 |
| | 5. C. Wollin | Imp | 23.4 |
| | 6. D. Ridler | Imp | 23.5 |

## EVENT 1600 M

| | NAME | (Team) | TIME HT. DIST. |
|---|---|---|---|
| 12 | 1. M. Mason | Og | 4.37 |
| 9 | 2. T.S McMillion | Og | 4.45.3 |
| 11 | 3. J. Corfield | MCC | 4.45+ |
| 12 | 4. R. Wetters | Ain | 4.48.1 |
| | 5. J. Buckman | Gor | 4.52. |
| | 6. P. Wagner | Mid | 4.52.2 |

## EVENT 300 IM

| | NAME | (Team) | TIME HT. DIST. |
|---|---|---|---|
| 12 | 1. N. Haynes | Goth | 39.3 |
| 12 | 2. P. Brede | Ain | 39.7 |
| 10 | 3. J. Moeller | Chad | 41.0 |
| 12 | 4. R. Strum | Mit | 41.6 |
| | 5. C. Lair | Og | 41.7 |
| | 6. D. Penner | Goth | 41.7+ |

## EVENT Long Jump

| | NAME | (Team) | TIME HT. DIST. |
|---|---|---|---|
| 11 | 1. M. Stephen | Val | 21'6½ |
| 12 | 2. L. Kruzek | MCC | 21'1" |
| 9 | 3. J. Clark | Goth | 20'10½ |
| | 4. B. Hale | Ain | 20'4½ |
| | 5. N. Traske | MCC | 20'4½ |
| | 6. W. Meyer | Goth | 20'2½ |

## EVENT 400 M.

| | NAME | (Team) | TIME HT. DIST. |
|---|---|---|---|
| 11 | 1. J. Mitchell | Sid | 49.2 |
| 12 | 2. B. Riley | MCC | 50.9 |
| 11 | 3. B. Cooper | Ogal | 52.5 |
| 12 | 4. E. Bopp | Ogal | 53.0 |
| | 5. W. O'Neil | Imp | 53.8 |
| | 6. J. Hatley | Mit | 53.9 |

## EVENT 3200 M

| | NAME | (Team) | TIME HT. DIST. |
|---|---|---|---|
| 12 | 1. M. Mason | Og | 10.06.9 |
| 10 | 2. A. McClain | I | 10.16.6 |
| 10 | 3. J. Buckman | Gor | 10.17 |
| 11 | 4. J. Corfield | MCC | 10.26.8 |
| | 5. C. Biggs | Sid | 10.39.2 |
| | 6. E. Collins | Chad | 10.51.0 |

## EVENT Shot Put

| | NAME | (Team) | TIME HT. DIST. |
|---|---|---|---|
| 12 | 1. J. Fortkamp | I | 53'11¾ |
| 11 | 2. L. Leitner | MCC | 52'1¾ |
| 11 | 3. Brue | Sid | 51'9¾ |
| 12 | 4. J. Agnes | Og | 51'5" |
| 10 | 5. Metzger | Goth | 50'10½ |
| 12 | 6. D. Ridler | I | 48'9½ |

## EVENT Triple Jump

| | NAME | (Team) | TIME HT. DIST. |
|---|---|---|---|
| 11 | 1. R. Cashdollar | MCC | 44'9" |
| 12 | 2. D. Peterson | Goth | 44'3½ |
| 12 | 3. C Sumrall | Mit | 41'9 |
| | 4. W. Meyer | Goth | 41'8½ |
| 12 | 5. C. Zuege | I | 41'4½ |
| 10 | 6. J. Barry | Chad | 41'4 |

# BIG RED TRACK SCOREBOOK

**HELD AT:** _____ **SCORING:** 1st ____ pts.; 2nd ____ pts.; 3rd ____ pts.; 4th 4 pts.; 5th 2 pts.; 6th 1 pts.

## EVENT High Jump

| | NAME | (Team) | TIME HT. DIST. |
|---|---|---|---|
| 12 | 1. C. Wallin | I | 6'8½ |
| 10 | 2. J. Mueller | Chad | 6'1" |
| 11 | 3. S. Mulligan | Val | 6'1" |
| | 4. R Lashley | McC | 5'11" |
| | 5. R Walker | Ain | 5'11" |
| | 6. R. Hollowell | McC | 5'9" |

## EVENT Pole Vault

| | NAME | (Team) | TIME HT. DIST. |
|---|---|---|---|
| 11 | 1. D. Penaer | Goth | 13'1" |
| 12 | 2. B. Schulz | McC | 13'1 |
| 11 | 3. S. Hosket | ~~Imp~~ | 13'1" |
| 11 | 4. B. Hazlett | McC | 12'1 |
| | 5. M. Horse | Chad | 12'1 |
| | 6. Rigger McKnight | M.I | 12'1" |

## 400 Rel RELAY

| | TEAM | RUNNERS | TIME |
|---|---|---|---|
| 1. | Valentine | Ridler, Zuege, O'Neil, Wallin | 43.1 |
| 2. | McCook | | 43.5 |
| 3. | Ainsworth | | 43.7 |
| 4. | Mitchell | | 44.8 |
| 5. | Sidney | | 44.8+ |
| 6. | Chadron | | 44.8++ |

Imp 45.5

## 1600 Rel RELAY

| | TEAM | RUNNERS | TIME |
|---|---|---|---|
| 1. | Gothenburg | Anderson, W. O'Neil, J. Hanes, B. Nielsen | 3.27.9 |
| 2. | McCook | | 3.28.4 |
| 3. | Ogal. | | 3.29.5 |
| 4. | Sidney | | 3.29.8 |
| 5. | Mitchell | | 3.31.9 |
| 6. | Imp | | 3.42.3 |

## 3200 Rel RELAY

| | TEAM | RUNNERS | TIME |
|---|---|---|---|
| 1. | Ogal. | ~~Ridler~~, Richtsteil, Anderson, J. Hanes, B. McClain | 8.15.5 |
| 2. | Imp | | 8.16.6 |
| 3. | Sidney | | 8.24.3 |
| 4. | Gothe | | 8.26.8 |
| 5. | Mitchell | | 8.30.5 |
| 6. | Ainsworth | | 8.33.3 |

TEAMS

| TEAM NAME | McCook | Gothenburg | Imperial | Ogallala | Valentine | Sidney | Mitchell | Ainsworth | Chadron | Gordon | | | | | | | |
|---|---|---|---|---|---|---|---|---|---|---|---|---|---|---|---|---|---|
| ABBR. | McC | Goth | Imp | Ogal | Val | Sid | Mit | Ain | Chad | Gor | | | | | | | |
| *EVENTS | | | | | | | | | | | | | | | | | |
| 100 M | – | 8 | – | – | 12 | 4 | – | 1 | – | – | | | | | | | |
| | – | 8 | – | – | 12 | 4 | – | 1 | – | – | | | | | | | |
| 200 M | 4 | – | 3 | – | 18 | 6 | – | – | – | – | | | | | | | |
| | 4 | 8 | 3 | – | 30 | 10 | – | 1 | – | – | | | | | | | |
| 400 M | 8 | – | 2 | 10 | – | 10 | 1 | – | – | – | | | | | | | |
| | 12 | 8 | 5 | 10 | 30 | 20 | 1 | 1 | – | – | | | | | | | |
| 800 M | – | 6 | 4 | – | – | 11 | 8 | 2 | – | – | | | | | | | |
| | 12 | 14 | 9 | 10 | 30 | 31 | 9 | 3 | – | – | | | | | | | |
| 1600 M | 6 | – | 4 | 18 | – | – | 1 | 4 | – | 2 | | | | | | | |
| | 18 | 14 | 9 | 28 | 30 | 31 | 10 | 13 | – | 2 | | | | | | | |
| 3200 M | 4 | – | 8 | 10 | – | 2 | – | – | 1 | 6 | | | | | | | |
| | 22 | 14 | 17 | 38 | 30 | 33 | 10 | 13 | 1 | 8 | | | | | | | |
| 110 HH | 6 | 12 | – | – | 1 | – | 8 | – | 4 | – | | | | | | | |
| | 28 | 26 | 17 | 38 | 31 | 33 | 18 | 13 | 5 | 8 | | | | | | | |
| 300 IM | – | 11 | – | 2 | – | – | 4 | 8 | 6 | – | | | | | | | |
| | 28 | 37 | 17 | 40 | 31 | 33 | 22 | 21 | 11 | 8 | | | | | | | |
| 400 Rel | 8 | – | – | – | 10 | 2 | 4 | 6 | 1 | – | | | | | | | |
| | 36 | 37 | 17 | 40 | 41 | 35 | 26 | 27 | 12 | 8 | | | | | | | |
| 1600 Rel | 8 | 10 | 1 | 6 | – | 4 | 2 | – | – | – | | | | | | | |
| | 44 | 47 | 18 | 46 | 41 | 39 | 28 | 27 | 12 | 8 | | | | | | | |
| 3200 Rel | – | 4 | 8 | 10 | – | 6 | 2 | 1 | – | – | | | | | | | |
| | 44 | 51 | 26 | 56 | 41 | 45 | 30 | 28 | 12 | 8 | | | | | | | |
| Shot Put | 8 | 2 | 11 | 4 | – | 6 | – | – | – | – | | | | | | | |
| | 52 | 53 | 37 | 60 | 41 | 51 | 30 | 28 | 12 | 8 | | | | | | | |
| Discus | 4 | – | 11 | 6 | – | – | – | – | 2 | 8 | | | | | | | |
| | 56 | 53 | 48 | 66 | 41 | 51 | 30 | 28 | 14 | 16 | | | | | | | |
| Long Jump | 10 | 7 | – | – | 10 | – | – | 4 | – | – | | | | | | | |
| | 66 | 60 | 48 | 66 | 51 | 51 | 30 | 32 | 14 | 16 | | | | | | | |
| Triple Jump | 10 | 12 | 2 | – | – | – | 6 | – | 1 | – | | | | | | | |
| | 76 | 72 | 50 | 66 | 51 | 51 | 36 | 32 | 15 | 16 | | | | | | | |
| High Jump | 5 | – | 10 | – | 6 | – | – | 2 | 8 | – | | | | | | | |
| | 81 | 72 | 60 | 66 | 57 | 51 | 36 | 34 | 23 | 16 | | | | | | | |
| Pole Vault | 12 | 10 | 6 | – | – | – | 1 | – | 2 | – | | | | | | | |
| | 93 | 82 | 66 | 66 | 57 | 51 | 37 | 34 | 25 | 16 | | | | | | | |
| TOTALS | 93 | 82 | 66 | 66 | 57 | 51 | 37 | 34 | 25 | 16 | | | | | | | |
| PLACING | 1 | 2 | 3 | 4 | 5 | 6 | 7 | 8 | 9 | 10 | | | | | | | |

*do not write in this column until event is over

BIG RED TRACK SCOREBOOK

**MEET** Reserve At Grant **DATE** 5-4-93

**EVENT** 100 M

| NAME | (Team) | TIME HT. DIST. |
|---|---|---|
| 1. D. Robinson | I | 12.3 |
| 2. S. Behrends | G | 12.6 |
| 3. A. Gegenbach | G | 12.8 |
| 4. J. Cohen | G | 12.8 |
| 5. C. Levy | I | 13.4 |
| 6. | | |

**EVENT** 110 H.H

| NAME | (Team) | TIME HT. DIST. |
|---|---|---|
| 1. J. Loggsdon | G | 18.8 |
| 2. J. Iverson | I | 20.5 |
| 3. C. Franks | I | 20.8 |
| 4. B. Kuenning | I | 21.7 |
| 5. R. Richards | G | 21.9 |
| 6. | | |

**EVENT** 200 M

| NAME | (Team) | TIME HT. DIST. |
|---|---|---|
| 1. D. Robinson | I | 26.4 |
| 2. A. Gegenbach | G | 26.9 |
| 3. J. Hanes | I | 27.3 |
| 4. J. Brown | I | 27.9 |
| 5. J. Dillon | I | 28.4 |
| 6. | | |

**EVENT** 300 Int

| NAME | (Team) | TIME HT. DIST. |
|---|---|---|
| 1. J. Iverson | I | 47.6 |
| 2. J. Noyes | I | 52.0 |
| 3. R. Richmond | G | 52.3 |
| 4. | | |
| 5. | | |
| 6. | | |

**EVENT** 400 M

| NAME | (Team) | TIME HT. DIST. |
|---|---|---|
| 1. W. O'Neil | I | 56.5 |
| 2. J. Hanes | I | 58.5 |
| 3. M. Jablonski | I | 59.0 |
| 4. S. Behrends | G | 59.4 |
| 5. D. Jones | G | 59.8 |
| 6. | | |

**EVENT** Pole Vault

| NAME | (Team) | TIME HT. DIST. |
|---|---|---|
| 1. J. Iverson | I | 11'0 |
| 2. J. Benge | G | 10'6 |
| 3. J. Noyes | I | 9'0 |
| 4. | | |
| 5. | | |
| 6. | | |

**EVENT** 800 M

| NAME | (Team) | TIME HT. DIST. |
|---|---|---|
| 1. M. Jablonski | I | 2.27.7 |
| 2. B. Spangler | G | 2.31.6 |
| 3. | | |
| 4. | | |
| 5. | | |
| 6. | | |

**EVENT** Triple Jump

| NAME | (Team) | TIME HT. DIST. |
|---|---|---|
| 1. W. O'Neil | I | 36'1" |
| 2. J. Longmore | G | 35'4½" |
| 3. J. Cohen | G | 33'3" |
| 4. A. Gegenbach | G | 31'7½" |
| 5. J. Brown | I | 29'11" |
| 6. | | |

**EVENT** 1600 M

| NAME | (Team) | TIME HT. DIST. |
|---|---|---|
| 1. J. Moreno | I | 5.27.3 |
| 2. J. Stevens | G | 5.36.1 |
| 3. C. Study | G | 5.39.1 |
| 4. D. Hill | I | 5.48.1 |
| 5. A. Richart | I | 6.15.2 |
| 6. | | |

**EVENT** Shot Put

| NAME | (Team) | TIME HT. DIST. |
|---|---|---|
| 1. C. Levy | I | 44'6½" |
| 2. J. Weinsman | I | 43'8½" |
| 3. S. Hickerson | I | 42'3½" |
| 4. E. Anderson | I | 40'9 |
| 5. S. Wallin | I | 38'4½" |
| 6. | | |

**EVENT** 3200 M.

| NAME | (Team) | TIME HT. DIST. |
|---|---|---|
| 1. B. Spangler | G | 11.48.9 |
| 2. C. Study | G | 12.00.5 |
| 3. D. Hill | I | 12.18.0 |
| 4. J. Stevens | G | 12.28.0 |
| 5. A. Richart | I | 13.13.0 |
| 6. | | |

**EVENT** ~~Discus~~ Discus

| NAME | (Team) | TIME HT. DIST. |
|---|---|---|
| 1. C. Levy | I | 117'6" |
| 2. S. Bottom | G | 116'9" |
| 3. E. Anderson | I | 116'5" |
| 4. J. Weinsman | I | 105'5" |
| 5. S. Wallin | I | 104'5" |
| 6. | | |

HELD AT: Grant

SCORING: 1st 6 pts.; 2nd 4 pts.; 3rd 3 pts.; 4th 2 pts.; 5th 1 pts.; 6th ____ pts.

**EVENT** High Jump

| NAME | (Team) | TIME HT. DIST. |
|---|---|---|
| 1. D. Jones | Gr | 6'1" |
| 2. J. Cohen | Gr | 5'5" |
| 3. W. O'Neil | I | 5'5" |
| 4. S. Behrends | G | 5'3" |
| 5. B. Kleenning | I | 5'3 |
| 6. J. Logsdon | G | 5'3' |

**EVENT** Long Jump

| NAME | (Team) | TIME HT. DIST. |
|---|---|---|
| 1. W. O'Neil | I | 17'5" |
| 2. J. Cohen | G | 16'10" |
| 3. J. Lampman | G | 16'3 |
| 4. R. Richard | G | 15'1 |
| 5. A. Gegenbach | G | 15' 1/2 |
| 6. | | |

**RELAY**

| TEAM | RUNNERS | TIME |
|---|---|---|
| 1. | ____, ____ | |
| | ____, ____ | |
| 2. | | |
| 3. | | |
| 4. | None | |
| 5. | | |
| 6. | | |

**RELAY**

| TEAM | RUNNERS | TIME |
|---|---|---|
| 1. | ____, ____ | |
| | ____, ____ | |
| 2. | | |
| 3. | | |
| 4. | None | |
| 5. | | |
| 6. | | |

**RELAY**

| TEAM | RUNNERS | TIME |
|---|---|---|
| 1. | ____, ____ | |
| | ____, ____ | |
| 2. | | |
| 3. | | |
| 4. | None | |
| 5. | | |
| 6. | | |

TEAMS

| TEAM NAME / ABBR. | Jump - ~~Grant~~ | Grant |
|---|---|---|
| *EVENTS | | |
| 100 m | 6/6 | 9/9 |
| 400 m | 13/19 | 3/12 |
| 1600 m | 9/28 | 7/19 |
| 110 HH | 9/37 | 7/26 |
| P.V | 9/46 | 4/30 |
| Shot Put | 16/62 | 0/30 |
| 200 m | 12/74 | 4/34 |
| 800 m | 6/80 | 4/38 |
| 3200 m | 4/84 | 12/50 |
| 300 IM | 10/94 | 3/53 |
| T.J | 7/101 | 9/62 |
| Discus | 12/113 | 4/66 |
| H.J. | 5/118 | 11/77 |
| L.J | 6/124 | 10/87 |
| TOTALS | 124 | 87 |
| PLACING | 1 | 2 |

*do not write in this column until event is over

# BIG RED TRACK SCOREBOOK

BIG RED TRACK SCOREBOOK

MEET State Track At Omaha Burke DATE 5-21-22-93

**EVENT** 800- Ben McClain 2:02.6

| NAME | (Team) | TIME HT. DIST. |
|---|---|---|
| 1. | | |
| 2. | | |
| 3. | | |
| 4. | | |
| 5. | | |
| 6. | | |

**EVENT** Shot Put Jerrell Fortkamp

| NAME | (Team) | TIME HT. DIST. |
|---|---|---|
| 1. | | |
| 2. | | |
| 3. | | |
| 4. J. Fortkamp | | 54½ |
| 5. | | |
| 6. | | |

**EVENT** Discus Jerrell Fortkamp

| NAME | (Team) | TIME HT. DIST. |
|---|---|---|
| 1. | | |
| 2. | | |
| 3. | | |
| 4. J. Fortkamp | | 161'2" |
| 5. | | |
| 6. | | |

**EVENT** Pole Vault Shane Hallet 13'0

| NAME | (Team) | TIME HT. DIST. |
|---|---|---|
| 1. | | |
| 2. | | |
| 3. | | |
| 4. | | |
| 5. | | |
| 6. | | |

**EVENT** 3200 A. McClain 10:44.6

| NAME | (Team) | TIME HT. DIST. |
|---|---|---|
| 1. | | |
| 2. | | |
| 3. | | |
| 4. | | |
| 5. | | |
| 6. | | |

**EVENT** _____

| NAME | (Team) | TIME HT. DIST. |
|---|---|---|
| 1. | | |
| 2. | | |
| 3. | | |
| 4. | | |
| 5. | | |
| 6. | | |

**EVENT** _____

| NAME | (Team) | TIME HT. DIST. |
|---|---|---|
| 1. | | |
| 2. | | |
| 3. | | |
| 4. | | |
| 5. | | |
| 6. | | |

**EVENT** _____

| NAME | (Team) | TIME HT. DIST. |
|---|---|---|
| 1. | | |
| 2. | | |
| 3. | | |
| 4. | | |
| 5. | | |
| 6. | | |

**EVENT** _____

| NAME | (Team) | TIME HT. DIST. |
|---|---|---|
| 1. | | |
| 2. | | |
| 3. | | |
| 4. | | |
| 5. | | |
| 6. | | |

**EVENT** _____

| NAME | (Team) | TIME HT. DIST. |
|---|---|---|
| 1. | | |
| 2. | | |
| 3. | | |
| 4. | | |
| 5. | | |
| 6. | | |

**EVENT** _____

| NAME | (Team) | TIME HT. DIST. |
|---|---|---|
| 1. | | |
| 2. | | |
| 3. | | |
| 4. | | |
| 5. | | |
| 6. | | |

**HELD AT:** Burke **SCORING:** 1st 10 pts.; 2nd 8 pts.; 3rd 6 pts.; 4th 4 pts.; 5th 2 pts.; 6th 1 pts.

**EVENT** High Jump

Chad Weller 6'2

| NAME | (Team) | TIME HT. DIST. |
|---|---|---|
| 1. | | |
| 2. | | |
| 3. | | |
| 4. | | |
| 5. | | |
| 6. | | |

**EVENT** _____

| NAME | (Team) | TIME HT. DIST. |
|---|---|---|
| 1. | | |
| 2. | | |
| 3. | | |
| 4. | | |
| 5. | | |
| 6. | | |

3200- Rel **RELAY**

| TEAM | RUNNERS | TIME |
|---|---|---|
| 1. | , | |
| | , | |
| 2. | A. McNair - 159.8 | |
| 3. | J. Moreno - 2.12.6 | |
| 4. 8.22.4 | A Leibhart - 2.09.7 | |
| 5. | B. McNair - 2.01.2 | |
| 6. | | |

_____ **RELAY**

| TEAM | RUNNERS | TIME |
|---|---|---|
| 1. | , | |
| | , | |
| 2. | | |
| 3. | | |
| 4. | | |
| 5. | | |
| 6. | | |

_____ **RELAY**

| TEAM | RUNNERS | TIME |
|---|---|---|
| 1. | , | |
| | , | |
| 2. | | |
| 3. | | |
| 4. | | |
| 5. | | |
| 6. | | |

TEAMS

| *EVENTS | TEAM NAME / ABBR. | | | | | | | | | | | | | | | | |
|---|---|---|---|---|---|---|---|---|---|---|---|---|---|---|---|---|---|
| Shot Put | | | | 4 | | | | | | | | | | | | | |
| Discus | | | | 4 | | | | | | | | | | | | | |
| TOTALS | | | | | | | | | | | | | | | | | |
| PLACING | | | | | | | | | | | | | | | | | |

*do not write in this column until event is over

# BIG RED TRACK SCOREBOOK

BIG RED TRACK SCOREBOOK

MEET _____ DATE _____

| EVENT _____ | | | EVENT _____ | | | EVENT _____ | | | EVENT _____ | | |
|---|---|---|---|---|---|---|---|---|---|---|---|
| NAME | (Team) | TIME HT. DIST. | NAME | (Team) | TIME HT. DIST. | NAME | (Team) | TIME HT. DIST. | NAME | (Team) | TIME HT. DIST. |
| 1. | | | 1. | | | 1. | | | 1. | | |
| 2. | | | 2. | | | 2. | | | 2. | | |
| 3. | | | 3. | | | 3. | | | 3. | | |
| 4. | | | 4. | | | 4. | | | 4. | | |
| 5. | | | 5. | | | 5. | | | 5. | | |
| 6. | | | 6. | | | 6. | | | 6. | | |

| EVENT _____ | | | EVENT _____ | | | EVENT _____ | | | EVENT _____ | | |
|---|---|---|---|---|---|---|---|---|---|---|---|
| NAME | (Team) | TIME HT. DIST. | NAME | (Team) | TIME HT. DIST. | NAME | (Team) | TIME HT. DIST. | NAME | (Team) | TIME HT. DIST. |
| 1. | | | 1. | | | 1. | | | 1. | | |
| 2. | | | 2. | | | 2. | | | 2. | | |
| 3. | | | 3. | | | 3. | | | 3. | | |
| 4. | | | 4. | | | 4. | | | 4. | | |
| 5. | | | 5. | | | 5. | | | 5. | | |
| 6. | | | 6. | | | 6. | | | 6. | | |

| EVENT _____ | | | EVENT _____ | | | EVENT _____ | | | EVENT _____ | | |
|---|---|---|---|---|---|---|---|---|---|---|---|
| NAME | (Team) | TIME HT. DIST. | NAME | (Team) | TIME HT. DIST. | NAME | (Team) | TIME HT. DIST. | NAME | (Team) | TIME HT. DIST. |
| 1. | | | 1. | | | 1. | | | 1. | | |
| 2. | | | 2. | | | 2. | | | 2. | | |
| 3. | | | 3. | | | 3. | | | 3. | | |
| 4. | | | 4. | | | 4. | | | 4. | | |
| 5. | | | 5. | | | 5. | | | 5. | | |
| 6. | | | 6. | | | 6. | | | 6. | | |

# — FEATURES OF THE BIG RED TRACK SCORE BOOK —

- ★ Scores 20 meets
- ★ Up to six places can be scored
- ★ Time, height or distance can be recorded for all places
- ★ Can be used for duals, triangulars or large invitationals
- ★ Room to score 14 individual events and 3 relays
- ★ Sample score sheet
- ★ Extra relay slips in back of book

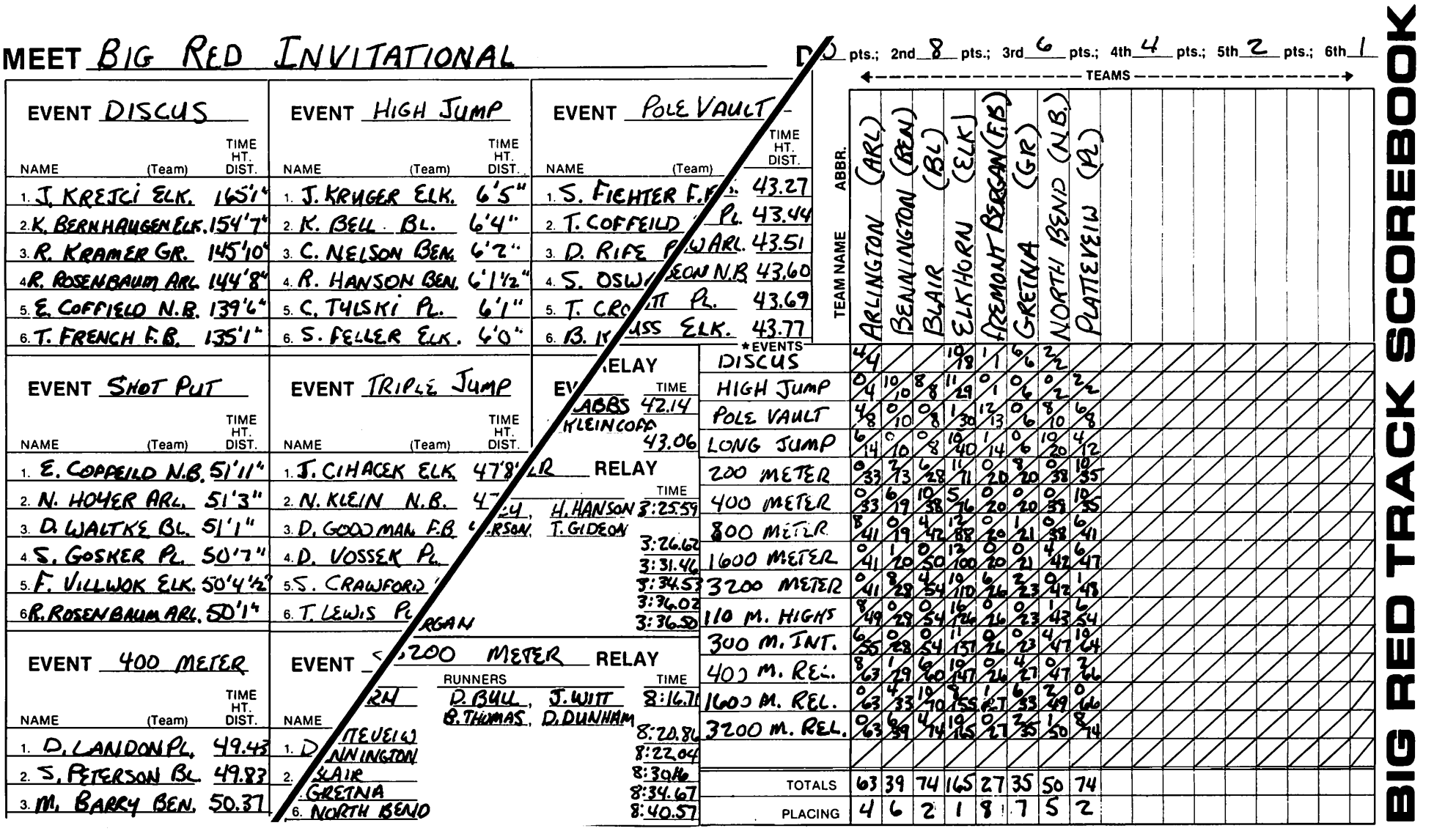

# BIG RED TRACK SCOREBOOK

**MEET** Cambridge Invite **DATE** 3-26-94

## EVENT Long Jump

| NAME | (Team) | TIME HT. DIST. |
|---|---|---|
| 11 1. E. Thompson | Camb | 22'9 |
| 12 2. M Johnson | Alm | 21'5 1/4 |
| 12 3. V. Kitt | D.C | 20'5 3/4 |
| 2 4. J. Cobb | Camb | 20'1" |
| 11 5. M. Mercer | Alma | 20'1/4 |
| 11 6. D. Leiss | R.V | 19'10 1/2 |

## EVENT High Jump

| NAME | (Team) | TIME HT. DIST. |
|---|---|---|
| 11 1. J. Long | Arap | 6'6" |
| 12 2. D. Mowry | Camb | 6'3" |
| 3. B. Holtze | Camb | 5'10" |
| 12 4. J. Reiners | R.V | 5'10" |
| 5. N. Carey | AL | 5'9" |
| 6. J. Houghtelling | Camb | 5'8" |

## EVENT 400 Meter

| NAME | (Team) | TIME HT. DIST. |
|---|---|---|
| 11 1. E. Thompson | Camb | 52.8 |
| 12 2. J. Cobb | Camb | 52.9 |
| 11 3. M. Mercer | AL | 53.9 |
| 12 4. M. Coule | D.C | 56.3 |
| 5. B. Friche | Culb | 56.5 |
| 6. W. O'Neil | I | 56.8 |

## EVENT 100 M

| NAME | (Team) | TIME HT. DIST. |
|---|---|---|
| 1. J. Cobb | Camb | 11.3 |
| 12 2. M. Coule | D.C | 11.4 |
| 12 3. A. Blake | Arap | 11.5 |
| 4. D. Leiss | R.V | 11.7 |
| 5. M. Brunswig | D.C | 11.7+ |
| 6. K. Berry | I | 11.8 |

## EVENT Discuss

| NAME | (Team) | TIME HT. DIST. |
|---|---|---|
| 1. B. Hoarberg | WP | 147' |
| 2. J. Flasnick | Alma | 135'10" |
| 3. R. Schilke | I | 133'7" |
| 4. E. Anderson | I | 132'8" |
| 5. C. Levy | I | 131'1" |
| 6. C. Fowler | AL | 128'9" |

## EVENT Triple Jump

| NAME | (Team) | TIME HT. DIST. |
|---|---|---|
| 11 1. E Thompson | Camb | 43'3 1/4" |
| 12 2. M. Johnson | AL | 41'8 1/2 |
| 3. M. Vires | I | 41'1" |
| 4. B. McVay | D.C | 40'7" |
| 5. A. Heag | R.V | 40'1/4" |
| 6. C. Shifflet | Camb | 39'1 1/2" |

## EVENT 3200 Meter

| NAME | (Team) | TIME HT. DIST. |
|---|---|---|
| 11 1. J. Long | R.V | 10.18.6 |
| 2. J Wolfe | R.V | 11.10.9 |
| 10 3. E. Hitton | EL | 11.22.5 |
| 4. D. Hill | I | 11.43.6 |
| 10 5. B. Fries | D.C | 11.52.3 |
| 6. C. Zuege | D.C | 12.17.0 |

## EVENT 800 M

| NAME | (Team) | TIME HT. DIST. |
|---|---|---|
| 11 1. E. Thompson | Camb | 2.10.7 |
| 12 2. T. Woolen | AL | 2.11.1 |
| 3. B. Flamang | Camb | 2.13.8 |
| 4. M. Vires | I. | 2.14.5 |
| 5. M. Bauer | Culb | 2.16.7 |
| 10 6. A. Urbas | D.C | 2.19.4 |

## EVENT Pole Vault

| NAME | (Team) | TIME HT. DIST. |
|---|---|---|
| 1. S. Moore | AL | 13'3" |
| 12 2. S. Hollet | I | 13'0 |
| 12 3. T. Bugbee | AL | 12'6 |
| 4. D. Mowry | Camb | 11'6 |
| 5. J. Iverson | I | 11'0 |
| 6. C. Franko | I | 11'0 |

## EVENT Shot Put

| NAME | (Team) | TIME HT. DIST. |
|---|---|---|
| 12 1. B Hoarberg | WP | 51'10 1/4 |
| 12 2. J. Flasnick | AL | 49'5 1/2 |
| 12 3. J. Ahlemeyer | Camb | 47'8 1/2 |
| 11 4. W. Massburgh | DC | 46' |
| 5. E. Anderson | I | 44'8 1/4 |
| 6. C. Levy | I | 44'8 1/4 |

## EVENT 110 M. Hit

| NAME | (Team) | TIME HT. DIST. |
|---|---|---|
| 12 1. J. Reiners | R.V | 15.5 |
| 11 2. J Long | Arap | 16.0 |
| 3. S. Moore | AL | 16.1 |
| 4. J. Rodencal | R.V | 16.4 |
| 5. B. Deterding | Camb | 16.8 |
| 6. M. Mroczek | AL | 17.5 |

## EVENT 300 Inv. H

| NAME | (Team) | TIME HT. DIST. |
|---|---|---|
| 1. T. Shifflet | Camb | 44.2 |
| 11 2. S. Todd | WPal | 45.3 |
| 3. B. Deterding | Camb | 45.3 |
| 12 4. M. Johnson | AL | 45.4 |
| 11 5. T. Lutz | D.C | 46.4 |
| 6. G. Steggs | I | 47.0 |

400 Wt. Rel 1. Cambridge 53.4 2. Cambridge JV. 54.0 3 Dundy Cambridge 54.6 4. Imp. 56.7 5. Arapaho 57.0 6 Rep. Valley 57.3

# BIG RED TRACK SCOREBOOK

**HELD AT:** Cambridge **SCORING:** 1st 10 pts.; 2nd 8 pts.; 3rd 6 pts.; 4th 4 pts.; 5th 2 pts.; 6th 1 pts.

## EVENT 200 M

| | NAME | (Team) | TIME HT. DIST. |
|---|---|---|---|
| 12 | 1. J. Cobb | Camb | 23.6 |
| 12 | 2. M. Cooke | D.C | 23.8 |
| 11 | 3. M. Mercer | AL | 23.8† |
| | 4. K. Bates | AL | 24.2 |
| | 5. A. Blake | Arap. | 24.4 |
| | 6. M. Brewsaw | D.C | 24.5 |

## EVENT 1600 M

| | NAME | (Team) | TIME HT. DIST. |
|---|---|---|---|
| 12 | 1. T. Worden | Alma | 4.55.7 |
| 11 | 2. J. Long | R.V | 4.57.1 |
| 12 | 3. J. Decker | D.C | 5.11.4 |
| 10 | 4. E. Hilton | EL | 5.17.8 |
| | 5. P. Leibfried | I | 5.19.8 |
| 9 | 6. B. Watson | Camb | 5.21.2 |

## 3200 Rel RELAY

| TEAM | RUNNERS | TIME |
|---|---|---|
| 1. Cambridge | , , , | 9.08.2 |
| 2. D.C | | 9.10.2 |
| 3. Alma | | 9.19.4 |
| 4. Elwood | Hill Wenzlick | 9.23.1 |
| 5. Culbertson | Leibfried Moreno | 9.28 |
| 6. Imperial | | 9.31 |

## 400 Rel RELAY

| TEAM | RUNNERS | TIME |
|---|---|---|
| 1. Alma | , , , | 47.4 |
| 2. Cambridge | | 47.9 |
| 3. W.P | | 48.1 |
| 4. Imp | Statz Robinson Benny O'Neil | 48.6 |
| 5. D.C | | 49.7 |
| 6. | | |

## 1600 M. Rel RELAY

| TEAM | RUNNERS | TIME |
|---|---|---|
| 1. Alma | , , , | 3.42.2 |
| 2. Cambridge | | 3.45.8 |
| 3. D.C | Statz O'Neil | 3.49.0 |
| 4. Imp | Vines Moreno | 3.52.6 |
| 5. Camb | | 3.53.5 |
| 6. Camb. J.V | | 4.06 |

Anderson Schulte
Cook Dillon

| TEAM NAME | Cambridge | Alma | Benkelman | Imperial | Rep. Valley | Wauneta-Pal | Arapahoe | Elwood | Culbertson | Cambridge JV | | | | | | | |
|---|---|---|---|---|---|---|---|---|---|---|---|---|---|---|---|---|---|
| ABBR. | | | | | | | | | | | | | | | | | |
| *EVENTS | | | | | | | | | | | | | | | | | |
| Long Jump | 14 14 | 10 10 | 6 6 | – – | 1 1 | – – | – – | – – | – – | – – | | | | | | | |
| Discus | – 14 | 9 19 | – 6 | 12 12 | – 1 | 10 10 | – – | – – | – – | – – | | | | | | | |
| Pole Vault | 4 18 | 16 35 | – 6 | 11 23 | – 1 | – 10 | – – | – – | – – | – – | | | | | | | |
| High Jump | 15 33 | 2 37 | – 6 | – 23 | 4 5 | – 10 | 10 10 | – – | – – | – – | | | | | | | |
| Triple Jump | 11 44 | 8 45 | 4 10 | 6 29 | 2 7 | – 10 | – 10 | – – | – – | – – | | | | | | | |
| Shot Put | 6 50 | 8 53 | 4 14 | 3 32 | – 7 | 10 20 | – 10 | – – | – – | – – | | | | | | | |
| 400 M | 18 68 | 6 59 | 4 18 | 1 33 | – 7 | – 20 | – 10 | – – | 2 2 | – – | | | | | | | |
| 3200 M. | – 68 | – 59 | 3 21 | 4 37 | 18 25 | – 20 | – 10 | 6 6 | – 2 | – – | | | | | | | |
| 110 HH | 2 70 | 7 66 | – 21 | – 37 | 14 39 | – 20 | 8 18 | – 6 | – 2 | – – | | | | | | | |
| 100 M | 10 80 | – 66 | 10 31 | 1 38 | 4 43 | – 20 | 6 24 | – 6 | – 2 | – – | | | | | | | |
| 800 M | 16 96 | 8 74 | 1 32 | 4 42 | – 43 | – 20 | – 24 | – 6 | 2 4 | – – | | | | | | | |
| 300 IM | 16 112 | 4 78 | 2 34 | 1 43 | – 43 | 8 28 | – 24 | – 6 | – 4 | – – | | | | | | | |
| 200 M | 10 122 | 10 88 | 9 43 | – 43 | – 43 | – 28 | 2 26 | – 6 | – 4 | – – | | | | | | | |
| 1600 M | – 122 | 10 98 | 6 49 | 2 45 | 8 51 | – 28 | – 26 | 4 10 | 1 5 | – – | | | | | | | |
| 3200 Rel | 10 132 | 6 104 | 8 57 | 1 46 | – 51 | – 28 | – 26 | 4 14 | 2 7 | – – | | | | | | | |
| 400 Rel | 8 140 | 10 114 | 2 59 | 4 50 | – 51 | 6 34 | – 26 | – 14 | – 7 | – – | | | | | | | |
| 1600 Rel | 8 148 | 10 124 | 6 65 | 4 54 | – 51 | – 34 | – 26 | – 14 | 2 9 | 1 1 | | | | | | | |
| TOTALS | 148 | 124 | 65 | 54 | 51 | 34 | 26 | 14 | 9 | 1 | | | | | | | |
| PLACING | 1 | 2 | 3 | 4 | 5 | 6 | 7 | 8 | 9 | 10 | | | | | | | |

*do not write in this column until event is over

BIG RED TRACK SCOREBOOK

**MEET** May Wood Invite **DATE** 3-26-94

**EVENT** High Jump

| NAME | (Team) | TIME HT. DIST. |
|---|---|---|
| 1. J. Mathiesen | M.V | 5'6" |
| 2. T. Cunningham | Tw-Val | 5'6" |
| 3. T. Stauffer | E-F | 5'6" |
| 4. C. Larsen | Br | 5'4" |
| 5. B. Wood | May | 5'4 |
| 6. A. Freeze | Trent | 5'4 |

**EVENT** Shot Put

| NAME | (Team) | TIME HT. DIST. |
|---|---|---|
| 1. S. Nickerson | I | 46'5" |
| 2. J. Smallfoot | MV | 43'4½ |
| 3. G. Gobb | Strat | 42'10" |
| 4. J. Kroninga | May. | 40'8½ |
| 5. C. Ervin | Tw-Val | 39'0" |
| 6. R. Hoelscher | Tw-Val | 38'6¼ |

**EVENT** Pole Vault

| NAME | (Team) | TIME HT. DIST. |
|---|---|---|
| 1. T. Amstutz | May | 11'0 |
| 2. C. Hilbebrant | May | 10'0 |
| 3. C. Tidwell | Imps | 9'6 |
| 4. J. Potter | May | 9'6 |
| 5. D. Marcin | Imps | 7'6 |
| 6. — | — | — |

**EVENT** 800 m

| NAME | (Team) | TIME HT. DIST. |
|---|---|---|
| 1. E. Minard | Strat | 2.11 |
| 2. B. Edmeier | May | 2.16.2 |
| 3. M. Forch | Strat | 2.18.3 |
| 4. G. Freeks | Tw-Val | 2.21.2 |
| 5. J. Cole | MV | 2.21.9 |
| 6. J. Callahan | Br | 2.22.6 |

**EVENT** Discus

| NAME | (Team) | TIME HT. DIST. |
|---|---|---|
| 1. J. Kroninga | May | 125'4¼ |
| 2. G Gobb | Strat | 120'1" |
| 3. M. Fritschie | May | 116'4 |
| 4. J. Cole | MV | 115'11" |
| 5. S. Nickerson | Imps | 112'11" |
| 6. J. Smallfoot | MV | 111'1" |

**EVENT** 400 m

| NAME | (Team) | TIME HT. DIST. |
|---|---|---|
| 1. C. Forch | Strat | 55.4 |
| 2. B. Ebmeier | May | 55.8 |
| 3. M. Golding | Strat | 56.5 |
| 4. J. Nelson | Brady | 58.0 |
| 5. K Woodring | May | 58.6 |
| 6. Ad. Wood | May | 60.0 |

**EVENT** 110 - HH

| NAME | (Team) | TIME HT. DIST. |
|---|---|---|
| 1. B Wood | May | 16.5 |
| 2. J. Cunningham | Tw-Val | 18.2 |
| 3. T. Hemseth | MV | 18.9 |
| 4. G. Strill | Tw-Val | 19.2 |
| 5. C. Doyle | Imps | 20.3 |
| 6. — | — | — |

**EVENT** 300 IM

| NAME | (Team) | TIME HT. DIST. |
|---|---|---|
| 1. B. Wood | May | 45.1 |
| 2. C. Forch | Strat | 45.2 |
| 3. T. Klein | E-F | 48.9 |
| 4. J. Payton | Strat | 49.4 |
| 5. C. Doyle | Imps | 50.2 |
| 6. J. Hic | May | 50.4 |

**EVENT** Triple Jump

| NAME | (Team) | TIME HT. DIST. |
|---|---|---|
| 1. B. Ebmeir | May | 40'1¾" |
| 2. J. Cunningham | Tw-Val | 39'6¼" |
| 3. M. Fisher | May | 39'5¾" |
| 4. J. Wright | E-F | 38'¾" |
| 5. T. Klein | E-F | 37'3¼" |
| 6. C. Wentweister | May | 36'4 |

**EVENT** 3200 m-Run

| NAME | (Team) | TIME HT. DIST. |
|---|---|---|
| 1. J. Einspahr | E-F | 10.58.2 |
| 2. A. Unger | Tw-Val | 11.17.8 |
| 3. L. Ramsey | Trent | 11.47.5 |
| 4. R Colson | Imps | 11.51.8 |
| 5. S. Barger | Imps | 12.14.3 |
| 6. D Johnson | Trent | 12.15.9 |

**EVENT** 100 m

| NAME | (Team) | TIME HT. DIST. |
|---|---|---|
| 1. D. Earhart | E-F | 11.6 |
| 2. C Schmeckle | E-F | 11.7 |
| 3. C. Hildebrant | May | 12.0 |
| 4. G. Gobb | Strat | 12.1 |
| 5. T. Klein | E-F | 12.2 |
| 6. L. Cruse | May | 12.2† |

**EVENT** Long Jump

| NAME | (Team) | TIME HT. DIST. |
|---|---|---|
| 1. M. Golding | Strat | 20'¼" |
| 2. J. Davis | May | 19'1" |
| 3. J. Wright | E-F | 19'½" |
| 4. A. Shadley | Trent | 18'8½ |
| 5. M. Fisher | May | 18'7¾" |
| 6. J. Cunningham | Tw-Val | 18'2½ |

# BIG RED TRACK SCOREBOOK

**HELD AT:** Maywood **SCORING:** 1st 10 pts.; 2nd 8 pts.; 3rd 6 pts.; 4th 4 pts.; 5th 2 pts.; 6th 1 pts.

## EVENT 200 M

| | NAME | (Team) | TIME HT. DIST. |
|---|---|---|---|
| 1. | M. Golding | Strat | 25.5 |
| 2. | D. Earhart | E-F | 25.9 |
| 3. | C Schmeeckle | E-F | 26.1 |
| 4. | J. Hones | Imp | 26.7 |
| 5. | A. Wood | May | 26.9 |
| 6. | L. Cruse | May | 27.0 |

## EVENT 1600 M

| | NAME | (Team) | TIME HT. DIST. |
|---|---|---|---|
| 1. | S Engelhart | E-F | 5.09.6 |
| 2. | L. Ramsey | Trent | 5.12.7 |
| 3. | M. Steinicke | Bra | 5.17.8 |
| 4. | A. Unger | TW Val | 5.23.8 |
| 5. | R. Colson | Imp | 5.33.5 |
| 6. | C. Eisenhauer | MV | 5.38.2 |

## 3200 M RELAY

| TEAM | RUNNERS | TIME |
|---|---|---|
| 1. Brady | _____, _____ | 9.18 |
| | _____, _____ | |
| 2. MV | S. Berger | 9.41.9 |
| 3. Trenton | E. Dembo | 9.43.7 |
| 4. Maywood | A. Richert | 9.46.1 |
| 5. Twin Val | R. Colson | 10.05.8 |
| 6. Imp JV | | 10.15 |

## 400 Rel RELAY

| TEAM | RUNNERS | TIME |
|---|---|---|
| 1. E-F | _____, _____ | 48.4 |
| | _____, _____ | |
| 2. Maywood | R. Eaton | 49.3 |
| 3. Stratton | C. Tidwell | 49.4 |
| 4. Twin Val | W. Bedenec | 51.0 |
| 5. Trenton | J. Hones | 51.5 |
| 6. Imperial JV | | 52.1 |

## 1600 R RELAY

| TEAM | RUNNERS | TIME |
|---|---|---|
| 1. Stratton | _____, _____ | 3.48.6 |
| | _____, _____ | |
| 2. Maywood | C. Deyle | 352.9 |
| 3. Brady | L. Snyder | 4.00.1 |
| 4. Med Vall | M. Strand | 4.03.5 |
| 5. Trenton | J. Hones | 4.06.4 |
| 6. E-F | | 4.08.1 |

TEAMS

| TEAM NAME | Maywood | Stratton | Eus-Fair | TW-Val | Med-Val | Imperial JV | Brady | Trenton | | | | | | | | | |
|---|---|---|---|---|---|---|---|---|---|---|---|---|---|---|---|---|---|
| ABBR. | May | Strat | Eus-Fair | TW-Val | Med-Val | Imp JV | Brady | Trenton | | | | | | | | | |
| *EVENTS | | | | | | | | | | | | | | | | | |
| High Jump | 2 / 2 | – / – | 6 / 6 | 8 / 8 | 10 / 10 | – / – | 4 / 4 | 1 / 1 | | | | | | | | | |
| Discus | 16 / 18 | 8 / 8 | – / 6 | – / 8 | 5 / 15 | 2 / 2 | – / 4 | – / 1 | | | | | | | | | |
| Triple Jump | 17 / 35 | – / 8 | 6 / 12 | 8 / 16 | – / 15 | – / 2 | – / 4 | – / 1 | | | | | | | | | |
| Shot Put | 4 / 39 | 6 / 14 | – / 12 | 3 / 19 | 8 / 23 | 10 / 12 | – / 4 | – / 1 | | | | | | | | | |
| 400 M | 11 / 50 | 16 / 30 | – / 12 | – / 19 | – / 23 | – / 12 | 4 / 8 | – / 1 | | | | | | | | | |
| 3200 M | – / 50 | – / 30 | 10 / 22 | 8 / 27 | – / 23 | 6 / 18 | – / 8 | 7 / 8 | | | | | | | | | |
| Pole Vault | 22 / 72 | – / 30 | – / 22 | – / 27 | – / 23 | 8 / 26 | – / 8 | – / 8 | | | | | | | | | |
| 110 HH | 10 / 82 | – / 30 | – / 22 | 12 / 39 | 6 / 29 | 2 / 28 | – / 8 | – / 8 | | | | | | | | | |
| 100 M | 7 / 89 | 5 / 34 | 20 / 42 | – / 39 | – / 29 | – / 28 | – / 8 | – / 8 | | | | | | | | | |
| 800 M | 8 / 97 | 16 / 50 | – / 42 | 4 / 42 | 2 / 31 | – / 28 | 1 / 9 | – / 8 | | | | | | | | | |
| 300 M IH | 11 / 108 | 12 / 62 | 6 / 48 | – / 42 | – / 31 | 2 / 30 | – / 9 | – / 8 | | | | | | | | | |
| Long Jump | 10 / 118 | 10 / 72 | 6 / 54 | 1 / 43 | – / 31 | – / 30 | – / 9 | 4 / 12 | | | | | | | | | |
| 200 M | 3 / 121 | 10 / 82 | 14 / 68 | – / 43 | – / 31 | 4 / 34 | – / 9 | – / 12 | | | | | | | | | |
| 1600 M | – / 121 | – / 82 | 10 / 78 | 4 / 47 | 1 / 32 | 2 / 36 | 6 / 15 | 8 / 20 | | | | | | | | | |
| 400 Rel | 8 / 129 | 6 / 88 | 10 / 88 | 4 / 51 | – / 32 | 1 / 37 | – / 15 | 2 / 22 | | | | | | | | | |
| 1600 Rel | 8 / 137 | 10 / 98 | 1 / 89 | – / 51 | 4 / 36 | – / 37 | 6 / 21 | 2 / 24 | | | | | | | | | |
| 3200 Rel | 4 / 141 | – / 98 | – / 89 | 2 / 53 | 8 / 44 | 1 / 38 | 10 / 31 | 6 / 30 | | | | | | | | | |
| | | | | | | | | | | | | | | | | | |
| TOTALS | 141 | 98 | 89 | 53 | 44 | 38 | 31 | 30 | | | | | | | | | |
| PLACING | 1 | 2 | 3 | 4 | 5 | 6 | 7 | 8 | | | | | | | | | |

*do not write in this column until event is over

BIG RED TRACK SCOREBOOK

**MEET** Ogalala Invitational **DATE** 3-31-94

**EVENT** Discus

| | NAME | (Team) | TIME HT. DIST. |
|---|---|---|---|
| 1. | T. Dishman | Coz | 140 |
| 11 2. | C. Metzger | Goth | 139 |
| 3. | E Anderson | Imp | 135'3" |
| 10 4. | T. McCluer | Goth | 134'8 |
| 5. | R. Schulke | Imp | 134'7 |
| 6. | C. Levy | Imp | 130'11" |

**EVENT** High Jump

| | NAME | (Team) | TIME HT. DIST. |
|---|---|---|---|
| 1. | J. Lowe | Gor | 6'7 |
| 11 2. | D. Jones | Gor | 6'4 |
| 3. | J. Sauer | Og | 6'2 |
| 11 4. | J Rackley | Og | 5'10" |
| 5. | B. Stevens | Goth | 5'10" |
| 6. | S. Fenner | Goth | 5'10" |

**EVENT** 100 M

| | NAME | (Team) | TIME HT. DIST. |
|---|---|---|---|
| 1. | J. Mitchell | Sid | 11.3 |
| 11 2. | J. Bortling | Sid | 11.4 |
| 3. | C. Rohn | Good | 11.4 |
| 4. | R. Kaufman | Coz | 11.4 |
| 11 5. | B. Schiessler | Sid | 11.4 |
| 11 6. | R. Stanley | So.P | 11.5 |

**EVENT** 800 M

| | NAME | (Team) | TIME HT. DIST. |
|---|---|---|---|
| 1. | R. Leiss | Good | 2.03.1 |
| 2. | T. Pritchett | Gor | 2.06.2 |
| 11 3. | B. American Horse | Gor. | 2.07.8 |
| 4. | J. Smith | Coz | 2.07.8 |
| 5. | M. Vines | Imp | 2.08.7 |
| 11 6. | S. Berry | Ogal | 2.08.7 |

**EVENT** Shot Put

| | NAME | (Team) | TIME HT. DIST. |
|---|---|---|---|
| 11 1. | C. Metzger | Goth | 52'5" |
| 2. | T. Bice | Sid | 52'2" |
| 3. | D. Marquez | Mit | 49'6 1/2 |
| 4. | M. McCloin | Hax | 47'8 1/2 |
| 11 5. | J. Bortling | Sid | 47'6" |
| 10 6. | T. McCluer | Goth | 46'5 1/2 |

**EVENT** Triple Jump

| | NAME | (Team) | TIME HT. DIST. |
|---|---|---|---|
| 11 1. | T. Keck | Good | 43'6" |
| 11 2. | D. Jones | Gr. | 41'7 3/4 |
| 11 3. | R. Lempke | Og | 41'1 1/2 |
| 4. | J. Loysdon | Gr. | 40'11 1/4 |
| 5. | M. McCloin | Hax | 40'8 1/2 |
| 6. | T.J. Brown | So.P | 40'1 3/4 |

**EVENT** 200 M

| | NAME | (Team) | TIME HT. DIST. |
|---|---|---|---|
| 1. | R. Kaufman | Coz | 22.8 |
| 11 2. | J. Hooper | Good | 23.1 |
| 3. | C. Rohn | Good | 23.[illegible] |
| 4. | J. Bell | Hax | 23.6 |
| 5. | J. Bortling | Sid | 23.7 |
| 6. | IC Blackwirtz | Jul. | 23.8 |

**EVENT** 1600 M

| | NAME | (Team) | TIME HT. DIST. |
|---|---|---|---|
| 11 1. | J. Buckman | Gor | 4.49.5 |
| 11 2. | I Converse | Mit | 4.50.9 |
| 3. | P Leibhart | Imp | 4.51.1 |
| 11 4. | J. J McMillan | Og | 4.56.8 |
| 10 5. | J. Cooper | So.P | 5.00.3 |
| 11 6. | B. Cheetsoo | Goth | 5.09 |

**EVENT** Pole Vault

| | NAME | (Team) | TIME HT. DIST. |
|---|---|---|---|
| 11 1. | J. Sauer | Og | 13 |
| 2. | T. Felzein | Good | 12'6 |
| 3. | S. Hallet | Imp | 12'6" |
| 11 4. | R. Stanley | So.P | 12'6 |
| 5. | D. Penner | Goth | 12'0 |
| 6. | R McClelland | Mit | 12'0" |

**EVENT** Long Jump

| | NAME | (Team) | TIME HT. DIST. |
|---|---|---|---|
| 11 1. | J. Hooper | Good | 21'8 1/2 |
| 2. | M. Fenner | Good | 21'1 3/4 |
| 3. | D. Flores | Hax | 20'7 1/2 |
| 4. | J. Loysdon | Gr. | 19'11 3/4 |
| 5. | J. Clark | Goth | 19'8" |
| 6. | T.J. Brown | So.P | 19'7 1/4 |

**EVENT** 400 M

| | NAME | (Team) | TIME HT. DIST. |
|---|---|---|---|
| 1. | J. Mitchell | Sid | 50.1 |
| 2. | P Hennen | Goth | 51.4 |
| 3. | J. Bell | Hax | 51.5 |
| 4. | R. Lass | Good | 52.9 |
| 5. | Z. Knight | Ogal | 53.5 |
| 6. | M. Vines | Imp | 53.6 |

**EVENT** 3200 M

| | NAME | (Team) | TIME HT. DIST. |
|---|---|---|---|
| 11 1. | J. Buckman | Gor | 10.30.6 |
| 10 2. | J. Cooper | So.P | 10.38. |
| 11 3. | I. Converse | Mit | 10.43.7 |
| 11 4. | B. Cheetsoo | Goth | 11.12.5 |
| 5. | W. Bowen | Good | 11.14.7 |
| 11 6. | J. J McMillan | Og | 11.22.4 |

# BIG RED TRACK SCOREBOOK

**HELD AT:** Ogallala **SCORING:** 1st 10 pts.; 2nd 8 pts.; 3rd 6 pts.; 4th 4 pts.; 5th 2 pts.; 6th 1 pts.

## EVENT 110 - H H

| | NAME | (Team) | TIME HT. DIST. |
|---|---|---|---|
| 1. | A. Gillen | Coz | 16.0 |
| 2. | I. Harms | Hax | 16.7 |
| 3. | J. Wordman | Mit | 17.1 |
| 4. | D. Hessler | Mit | 17.2 |
| 5. | S. Hallet | Imp | 17.4 |
| 6. | P. Trux | Gor | 17.4 |

## EVENT 300 Im H

| | NAME | (Team) | TIME HT. DIST. |
|---|---|---|---|
| 1. | M. Fenner | Good | 41.9 |
| 2. | C. Lair | Og | 42.8 |
| 3. | A. Gillen | Coz | 43.8 |
| 4. | M Zillen | Gor | 43.9 |
| 10 5. | T. Bishop | Gr | 44.2 |
| 6. | P Trux / J. Wordman | Gor / Mit | 44.4 |

## 3200 Rel RELAY

| | TEAM | RUNNERS | TIME |
|---|---|---|---|
| 1. | Ogallala | _____, _____ | 8.35.6 |
| | | _____, _____ | |
| 2. | Gordon | B Hill | 8.47.9 |
| 3. | Sidney | A Leibhart | 8.54.9 |
| 4. | Imp → | S. Berger | 8.56.0 |
| 5. | Grant | J. Marcus | 8.57.9 |
| 6. | Jules Burg | | 9.02.3 |

## 1600 Rel RELAY

| | TEAM | RUNNERS | TIME |
|---|---|---|---|
| 1. | Goodland | _____, _____ | 3.34.8 |
| | | _____, _____ | |
| 2. | Hoxton | | 3.37.1 |
| 3. | Ogallala | | 3.37.4 |
| 4. | Cozad | | 3.39.4 |
| 5. | Grant | | 3.39.7 |
| 6. | Mitchell | | 3.43.9 |

## 400 Rel RELAY

| | TEAM | RUNNERS | TIME |
|---|---|---|---|
| 1. | Sidney | _____, _____ | 44.7 |
| | | _____, _____ | |
| 2. | Goodland | | 44.8 |
| 3. | Ogal | | 46.0 |
| 4. | Mitchell | | 46.8 |
| 5. | Grant | | 46.9 |
| 6. | So. P | | 47.1 |

TEAMS

| *EVENTS | TEAM NAME / ABBR. Goodland | Ogallala | Sidney | Grant | Cozad | Gothenburg | Gordon | Mitchell | Hoxton | Imperial | South Platte | Hershey | Julesburg | | | | |
|---|---|---|---|---|---|---|---|---|---|---|---|---|---|---|---|---|---|
| Discus | – | – | – | – | 10 | 12 | – | – | – | 9 | – | – | – | | | | |
| | – | – | – | – | 10 | 12 | – | – | – | 9 | – | – | – | | | | |
| Shot Put | – | – | 10 | – | – | 11 | – | 6 | 4 | – | – | – | – | | | | |
| | – | – | 10 | – | 10 | 23 | – | 6 | 4 | 9 | – | – | – | | | | |
| Pole Vault | 8 | 10 | – | – | – | 2 | – | 1 | – | 6 | 4 | – | – | | | | |
| | 8 | 10 | 10 | – | 10 | 25 | – | 7 | 4 | 15 | 4 | – | – | | | | |
| High Jump | – | 10 | – | 18 | – | 3 | – | – | – | – | – | – | – | | | | |
| | 8 | 20 | 10 | 18 | 10 | 28 | – | 7 | 4 | 15 | 4 | – | – | | | | |
| Triple Jump | 10 | 6 | – | 12 | – | – | – | – | 2 | – | 1 | – | – | | | | |
| | 18 | 26 | 10 | 30 | 10 | 28 | – | 7 | 6 | 15 | 5 | – | – | | | | |
| Long Jump | 18 | – | – | 4 | – | 2 | – | – | – | – | 1 | 6 | – | | | | |
| | 36 | 26 | 10 | 34 | 10 | 30 | – | 7 | 6 | 15 | 6 | 6 | – | | | | |
| 100m | 6 | – | 20 | – | 4 | – | – | – | – | – | 1 | – | – | | | | |
| | 42 | 26 | 30 | 34 | 14 | 30 | – | 7 | 6 | 15 | 7 | 6 | – | | | | |
| 200m | 14 | – | 2 | – | 10 | – | – | – | 4 | – | – | – | 1 | | | | |
| | 56 | 26 | 32 | 34 | 24 | 30 | – | 7 | 10 | 15 | 7 | 6 | 1 | | | | |
| 400m | 4 | 2 | 10 | – | – | 8 | – | – | 6 | 1 | – | – | – | | | | |
| | 60 | 28 | 42 | 34 | 24 | 38 | – | 7 | 16 | 16 | 7 | 6 | 1 | | | | |
| 800m | 10 | 1 | – | 5 | 4 | – | 6 | – | – | 2 | – | – | – | | | | |
| | 70 | 29 | 42 | 42 | 28 | 38 | 6 | 7 | 16 | 18 | 7 | 6 | 1 | | | | |
| 1600m | – | 4 | – | – | – | 1 | 10 | 8 | – | 6 | 2 | – | – | | | | |
| | 70 | 33 | 42 | 42 | 28 | 39 | 16 | 15 | 16 | 24 | 9 | 6 | 1 | | | | |
| 3200m | 2 | 1 | – | – | 4 | – | 10 | 6 | – | – | 8 | – | – | | | | |
| | 72 | 34 | 42 | 42 | 32 | 39 | 26 | 21 | 16 | 24 | 17 | 6 | 1 | | | | |
| 110 H H | – | – | – | – | 10 | – | 1 | 10 | 8 | 2 | – | – | – | | | | |
| | 72 | 34 | 42 | 42 | 42 | 39 | 27 | 31 | 24 | 26 | 17 | 6 | 1 | | | | |
| 300 Im H | 10 | 8 | – | 2 | 6 | – | 4½ | 1/2 | – | – | – | – | – | | | | |
| | 82 | 42 | 42 | 44 | 48 | 39 | 31½ | 31½ | 24 | 26 | 17 | 6 | 1 | | | | |
| 3200 Rel | – | 10 | 6 | 2 | – | – | 8 | – | – | 4 | – | – | 1 | | | | |
| | 82 | 52 | 48 | 46 | 48 | 39 | 39½ | 31½ | 24 | 30 | 17 | 6 | 2 | | | | |
| 1600 Rel | 10 | 6 | – | 2 | 4 | – | – | 1 | 8 | – | – | – | – | | | | |
| | 92 | 58 | 48 | 48 | 52 | 39 | 39½ | 32½ | 32 | 30 | 17 | 6 | 2 | | | | |
| 400 Rel | 8 | 6 | 10 | 2 | – | – | – | 4 | – | – | 1 | – | – | | | | |
| | 100 | 64 | 58 | 50 | 52 | 39 | 39½ | 36½ | 32 | 30 | 18 | 6 | 2 | | | | |
| | | | | | | | | | | | | | | | | | |
| TOTALS | 100 | 64 | 58 | 50 | 52 | 39 | 39½ | 36½ | 32 | 30 | 18 | 6 | 2 | | | | |
| PLACING | 1 | 2 | 3 | 5 | 4 | 7 | 6 | 8 | 9 | 10 | 11 | 12 | 13 | | | | |

*do not write in this column until event is over

# BIG RED TRACK SCOREBOOK

**MEET** Grant Invitational **DATE** 4-9-94

**EVENT** Discus

| NAME | (Team) | TIME HT. DIST. |
|---|---|---|
| 1. R. Schulte | Imp | 140'8½ |
| 2. C. Levy | Imp | 131'10" |
| 3. E. Anderson | Imp | 130'9½ |
| 11 4. C Alverez | Og | 130'4" |
| 11 5. S. Bottom | Gr | 124'3½ |
| 6. T Mackamon | Jul | 122'4" |

**EVENT** 400 m

| NAME | (Team) | TIME HT. DIST. |
|---|---|---|
| 1. M. Vines | Imp | 53.7 |
| 2. E. Knight | Og | 54.3 |
| 3. C. McGreer | So.P | 55.0 |
| 4. T. Kerbs | Wray | 55.1 |
| 5. S. Stotz | Imp | 56.2 |
| 6. C. Conrad | Wray | 56.2 |

**EVENT** 110 H.H

| NAME | (Team) | TIME HT. DIST. |
|---|---|---|
| 1. C. Livingston | Lew | 16.6 |
| 10 2. R. Richmond | Gr | 17.7 |
| 3. M. Weaver | Wray | 17.8 |
| 4. B. Kuenning | Imp | 17.9 |
| 5. S. Hallet | Imp | 18.3 |
| 6. G. Steggs | Imp | 19.0 |

**EVENT** 800 m

| NAME | (Team) | TIME HT. DIST. |
|---|---|---|
| 1. M. Vines | Imp | 207.4 |
| 2. T. Pritchett | Gra | 208.5 |
| 3. P. Leibhart | Imp | 2.09.6 |
| 4. C. McGreer | So.P | 209.9 |
| 5. S. Burns | N.S.P | 2.11.6 |
| 6. D. Mollendon | Jul | 2.12.7 |

**EVENT** Long Jump

| NAME | (Team) | TIME HT. DIST. |
|---|---|---|
| 1. J Anderson | Og | 21'6" |
| 2. D Fleece | Her | 20'8½ |
| 11 3. M Epley | NPSP | 20'2½ |
| 11 4. J Raether | Og | 19'7" |
| 10 5. J List | Og | 19'4" |
| 11 6. J Lampman | Gr | 19'2½ |

**EVENT** High Jump

| NAME | (Team) | TIME HT. DIST. |
|---|---|---|
| 1. J. Lowe | Gr | 6'4" |
| 11 2. D. Jones | Gr | 6'4" |
| 11 3. J. Sauer | Og | 5'10" |
| 11 4. J Raether | Og | 5'8" |
| 10 5. J. List | Og | 5'8" |
| 6. R. Hurlbutt | Osh | 5'6" |

**EVENT** Triple Jump

| NAME | (Team) | TIME HT. DIST. |
|---|---|---|
| 1. J. Logsdon | Gr | 42'7" |
| 11 2. B. Rusher | Wra | 42 |
| 11 3. R. Lemplie | Og | 41'9" |
| 11 4. M. Epley | NPSP | 40'10" |
| 5. T.J Brown | So.P | 40'9" |
| 6. | | |

**EVENT** 300 Im

| NAME | (Team) | TIME HT. DIST. |
|---|---|---|
| 1. C. Lair | Og | 42.9 |
| 2. S. Todd | WP | 43.7 |
| 3. C. Livingston | Lew | 44.9 |
| 10 4. T. Bishop | Gr | 45.9 |
| 5. J. Walgren | WP. | 46.3 |
| 11 6. C. Hannagan | NPSP | 49.0 |

**EVENT** Pole Vault

| NAME | (Team) | TIME HT. DIST. |
|---|---|---|
| 1. S. Hallet | Imp | 13' |
| 11 2. R. Stanley | SO.P. | 12'6 |
| 11 3. J. Sauer | Og | 12'0 |
| 10 4. T Frame | Her | 11'6 |
| 5. J. Iverson | Imp | 11'6 |
| 6. J. Blecha | Wray | 10'6 |

**EVENT** 100 m

| NAME | (Team) | TIME HT. DIST. |
|---|---|---|
| 11 1. R. Stanley | So.P | 11.7 |
| 2. D. Fleece | Her | 12.0 |
| 3. K. Berry | Imp | 12.1 |
| 4. J. Ouradon | Gra | 12.2 |
| 5. R. Stretesky | So.P | 12.3 |
| 6. C. Lair | Og | 12.3 |

**EVENT** Shot Put

| NAME | (Team) | TIME HT. DIST. |
|---|---|---|
| 1. B. Haarberg | WP | 54'6 |
| 2. C. Levy | Imp | 47' |
| 3. S. Nickerson | Imp | 46'7" |
| 4. R. Schulke | Imp | 45'9" |
| 5. J. Lankriet | Jul | 45'3½ |
| 11 6. C. Alverez | Og | 45'1½ |

**EVENT** 200 m

| NAME | (Team) | TIME HT. DIST. |
|---|---|---|
| 11 1. R Stanley | So.P | 24.3 |
| 2. G. Bledsoe | Wray | 24.5 |
| 3. J. Ouradon | Gr | 24.7 |
| 11 4. S. Holverson | NPSP | 24.9 |
| 5. K Blackowitz | Jul | 24.9 |
| 6. K Berry | Imp | 24.9 |

400 Wt. Rel. Imp - 48.9 - Ogal - 50.9 - Grant - 51.0 - Wray 51.1 - Jules 51.1 - Hershey 51.9 -

# BIG RED TRACK SCOREBOOK

**HELD AT:** Grant **SCORING:** 1st 10 pts.; 2nd 8 pts.; 3rd 6 pts.; 4th 4 pts.; 5th 2 pts.; 6th 1 pts.

## EVENT 1600 m

| | NAME | (Team) | TIME HT. DIST. |
|---|---|---|---|
| 10 | 1. J. Cooper | So.P | 4:52.2 |
| | 2. I. McBeth | Wra | 4.53.5 |
| | 3. M. Neia | Jul | 5:02.5 |
| 11 | 4. T.J. McMillen | Og | 5:05.5 |
| | 5. J. Knight | Og | 5:06.8 |
| | 6. D. Byerly | Jul | 5:12.3 |

## EVENT 3200 m

| | NAME | (Team) | TIME HT. DIST. |
|---|---|---|---|
| 10 | 1. J. Cooper | So.P | |
| 11 | 2. T.J McMillen | Og | |
| | 3. P. Leibhart | Imp | |
| | 4. | Her | |
| | 5. | | |
| | 6. C. Wenzlich | Imp | |

## 3200 Rel RELAY

| | TEAM | RUNNERS | TIME |
|---|---|---|---|
| 1. | Wray | , , | 8.44.1 |
| 2. | Ogallala | , , | 8.52.2 |
| 3. | Jules Burg | | 8.57.6 |
| 4. | Grant | | 8.58.3 |
| 5. | Imperial | | 9.08 |
| 6. | So. Platte | | 9.12.2 |

Leibhart, Moreno, Colsen, Borger

## 1600 Rel RELAY

| | TEAM | RUNNERS | TIME |
|---|---|---|---|
| 1. | Wray | , , | 3.34.5 |
| 2. | Ogallala | , , | 3.43.5 |
| 3. | Grant | | 3.43.8 |
| 4. | Jules Burg | | 3.46.3 |
| 5. | Imperial | | 3.46.4 |
| 6. | So. Platte | | 3.51.2 |

Stafz, Moreno, Leibhart, Ulves

## 400 Rel RELAY

| | TEAM | RUNNERS | TIME |
|---|---|---|---|
| 1. | So. Platte | , , | 46.4 |
| 2. | Ogallala | , , | 46.8 |
| 3. | Grant | | 46.9 |
| 4. | Wom-Pal | | 47.0 |
| 5. | Wray | | 47.0 |
| 6. | Hershey | | 47.1 |

(State - Robinson) (Berry - Doyle) No-Place 47.8

| TEAMS | ABBR. | TEAM NAME |
|---|---|---|
| 1 | Imp | Imperial |
| 2 | Oga | Ogallala |
| 3 | Gra | Grant |
| 4 | SoP | South Platte |
| 5 | Wra | Wray |
| 6 | Wom-Pal | Wauneta-Pal |
| 7 | Her | Hershey |
| 8 | JB | Jules Burg |
| 9 | Lov | Lovelleu |
| 10 | W.Pla | W. Platte St Pal |
| 11 | Osh | Oshkosh GCHS |

| *EVENTS | | | | | | | | | | | | | | | | | | |
|---|---|---|---|---|---|---|---|---|---|---|---|---|---|---|---|---|---|---|
| Discus | 24 / 24 | 4 / 4 | 2 / 2 | – / – | – / – | – / – | – / – | 1 / 1 | – / – | – / – | – / – | | | | | | | |
| Long Jump | – / 24 | 16 / 20 | 1 / 3 | – / – | – / – | – / – | 8 / 5 | – / 1 | – / – | 6 / 6 | – / – | | | | | | | |
| Pole Vault | 12 / 36 | 6 / 26 | – / 3 | 8 / 8 | 1 / 1 | – / – | 4 / 12 | – / 1 | – / – | – / 6 | – / – | | | | | | | |
| 400 m | 11¼ / 47½ | 8 / 34 | – / 3 | 6 / 14 | 5½ / 6½ | – / – | – / 12 | – / 1 | – / – | – / 6 | – / – | | | | | | | |
| High Jump | – / 47½ | 12 / 46 | 18 / 21 | – / 14 | – / 6½ | – / – | – / 12 | – / 1 | – / – | – / 6 | 1 / 1 | | | | | | | |
| 110 H-H | 7 / 54½ | – / 46 | 8 / 29 | – / 14 | 6 / 12½ | – / – | – / 12 | – / 1 | 10 / 10 | – / 6 | – / 1 | | | | | | | |
| Triple Jump | – / 54½ | 6 / 52 | 10 / 39 | 2 / 16 | 8 / 18½ | – / – | – / 12 | – / 1 | – / 10 | 4 / 10 | – / 1 | | | | | | | |
| 100 m | 6 / 60½ | 1 / 53 | 4 / 43 | 12 / 28 | – / 18½ | – / – | 8 / 20 | – / 1 | – / 10 | – / 10 | – / 1 | | | | | | | |
| Shot Put | 18 / 78½ | 1 / 54 | – / 43 | – / 28 | – / 18½ | 10 / 10 | – / 20 | 2 / 3 | – / 10 | – / 10 | – / 1 | | | | | | | |
| 800 m | 16 / 94½ | – / 54 | 8 / 51 | 4 / 32 | – / 18½ | – / 10 | – / 20 | 1 / 4 | – / 10 | 2 / 12 | – / 1 | | | | | | | |
| 300 IH | – / 94½ | 10 / 64 | 4 / 55 | – / 32 | – / 18½ | 10 / 20 | – / 20 | – / 4 | 6 / 16 | 1 / 13 | – / 1 | | | | | | | |
| 200 m | 1 / 95½ | – / 64 | 6 / 61 | 10 / 42 | 8 / 26½ | – / 20 | – / 20 | 2 / 6 | – / 16 | 4 / 17 | – / 1 | | | | | | | |
| 1600 m | – / 95½ | 6 / 70 | – / 61 | 10 / 52 | 8 / 34½ | – / 20 | – / 20 | 7 / 13 | – / 16 | – / 17 | – / 1 | | | | | | | |
| 3200 m | 7 / 102½ | 8 / 78 | – / 61 | – / 52 | – / 34½ | – / 20 | 4 / 24 | – / 13 | – / 16 | – / 17 | – / 1 | | | | | | | |
| 3200 Rel | 2 / 104½ | 8 / 86 | 4 / 65 | 1 / 53 | 10 / 44½ | – / 20 | – / 24 | 6 / 19 | – / 16 | – / 17 | – / 1 | | | | | | | |
| 1600 Rel | 2 / 106½ | 8 / 94 | 6 / 71 | 1 / 54 | 10 / 54½ | – / 20 | – / 24 | 4 / 23 | – / 16 | – / 17 | – / 1 | | | | | | | |
| 400 Rel | – / | 8 / 102 | 6 / 77 | 10 / 64 | 2 / 56½ | 4 / 24 | 1 / 25 | – / 23 | – / 16 | – / 17 | – / 1 | | | | | | | |
| 400 wt Rel | 10 / 116½ | 8 / 110 | 6 / 83 | – / 64 | 4. / 60½ | – / 24 | 1 / 26 | 2 / 25 | – / 16 | – / 17 | – / 1 | | | | | | | |
| TOTALS | 116½ | 110 | 83 | 64 | 60½ | 24 | 26 | 25 | 16 | 17 | 1 | | | | | | | |
| PLACING | 1 | 2 | 3 | 4 | 5 | 7 | 6 | 8 | 10 | 9 | 11 | | | | | | | |

*do not write in this column until event is over

Imp - Levy - Anderson - Dillon - Schulka

# BIG RED TRACK SCOREBOOK

**MEET** Gothenburg Invite **DATE** 4-16-94

## EVENT Long Jump

| NAME | (Team) | TIME HT. DIST. |
|---|---|---|
| 10 1. J. Clark | Goth | 20'6" |
| 10 2. B. Soden | McC | 20 3/4 |
| 11 3. B. Gibson | McC | 19'10" |
| 4. J. Redding | Lex | 19'4" |
| 10 5. J. List | Og | 19'4" |
| 11 6. J. Raether | Og | 19'1" |

## EVENT Triple Jump

| NAME | (Team) | TIME HT. DIST. |
|---|---|---|
| 11 1. B. Gibson | McC | 42'3 1/2 |
| 11 2. J. Pramberg | Goth | 42 1/2 |
| 3. A Lauby | Lex | 41'7" |
| 11 4. R. Lampke | Oga | 40'6 |
| 5. M Vines | Imp | 40'2 1/2 |
| 6. T. Karr | McC | 39'8 1/2 |

## EVENT 400 Meter

| NAME | (Team) | TIME HT. DIST. |
|---|---|---|
| 1. M. Vines | Imp | 53.0 |
| 2. E Knight | Og | 53.8 |
| 3. J. Bliven | Lex | 54.8 |
| 4. S. Statz | Imp | 54.9 |
| 5. N Bruns | Lex | 56.5 |
| 6. C. Deyle | Imp | 57.2 |

## EVENT Shot Put

| NAME | (Team) | TIME HT. DIST. |
|---|---|---|
| 11 1. C. Metzger | Goth | 55' 3/4" |
| 2. K Vermaas | Lex | 52'5" |
| 10 3. T. Welliver | Goth | 49'7 |
| 4. A. Sherman | Lex | 48' 3/4" |
| 11 5. T. Sheffield | Goth | 47'4 3/4 |
| 10 6. B Swanson | Kear | 46'7" |

## EVENT Discus

| NAME | (Team) | TIME HT. DIST. |
|---|---|---|
| 11 1. C. Metzger | Goth | 149' |
| 2. B. Durban | Lex | 145'1" |
| 10 3. T. Welliver | Goth | 140'6 |
| 4. T. Probosco | McC | 140'0" |
| 5. M. Bennett | Kear | 139'11 |
| 6. R. Schelke | Imp | 138'1" |

## EVENT 110 H.H

| NAME | (Team) | TIME HT. DIST. |
|---|---|---|
| 1. D. Pollman | McC | 16.3 |
| 2. J. Gouier | Lex | 16.3 |
| 3. B. Unerestan | Lex | 16.7 |
| 4. C. Bartels | Kear | 17.1 |
| 5. B. Kuenning | Imp | 17.2 |
| 6. S. Hallet | Imp | 19.5 |

## EVENT Pole Vault

| NAME | (Team) | TIME HT. DIST. |
|---|---|---|
| 1. S. Hallet | Imp | 13'6" |
| 2. B Hazlitt | McC | 13' |
| 3. J. Freichs | Goth | 12' |
| 4. J. Saner | Og | 12' |
| 5. D. Miller | McC | 12 |
| 6. J. P. Thomallen | Goth | 11'6" |

## EVENT 100 M

| NAME | (Team) | TIME HT. DIST. |
|---|---|---|
| 1. N Newton | McC | 11.4 |
| 2. J. Raether | Og | 11.5 |
| 3. J. Pramberg | Goth | 11.5 |
| 4. M. Ramos | Goth | 11.7 |
| 5. S. Statz | Imp | 11.8 |
| 6. K. Berry | Imp | 11.8 |

## EVENT 3200 M-Run

| NAME | (Team) | TIME HT. DIST. |
|---|---|---|
| 1. J. Canfield | McC | 10.08.4 |
| 2. A. McKlain | Imp | 10.31.7 |
| 11 3. B. Cheetos | Goth | 10.39.5 |
| 4. J. Henn | McC | 10.54.2 |
| 5. R. McGee | Kear | 11.05.7 |
| 6. M. Witer | Kear | 11.14.2 |

## EVENT 800 Meter

| NAME | (Team) | TIME HT. DIST. |
|---|---|---|
| 1. T. Denny | Lex | 2.05.8 |
| 2. M. Vines | Imp | 2.06 |
| 11 3. K. Rassmussen | McC | 2.07.8 |
| 11 4. B. Cheetos | Goth | 2.09.4 |
| 10 5. J. List | Og | 2.12.3 |
| 6. J. Marino | Imp | 2.12.5 |

## EVENT High Jump

| NAME | (Team) | TIME HT. DIST. |
|---|---|---|
| 1. J. Saner | Og | 6'3 1/4 |
| 2. J. LaBrune | Lex | 5'10" |
| 3. J. Fenner | Goth | 5'10" |
| 4. J. Kaecker | Lex | 5'10" |
| 10 5. B. Soden | McC | 5'10" |
| 6. B. Mallan / J. List | Kear / Og | Tie 5'8" |

## EVENT 300 Inv.

| NAME | (Team) | TIME HT. DIST. |
|---|---|---|
| 1. C. Lair | Og | 43.0 |
| 2. J. Bliven | Lex | 44.3 |
| 3. R. Thomallen | Lex | 45.6 |
| 11 4. B. Ryser | McC | 46.0 |
| 5. Garrett Sloggs | Imp | 46.4 |
| 6. J. Iverson / J. P. Thomallen | Imp / Goth | Tie 46.9 |

Mile Med Rel 200-200-400-800 — 1- Imper 3.50.7 2- Ogal -3.57.9 - 3 McCook 4.02.1 - 4 Lex. 4.10.8

M.M 12-10-8-6-4-2

**HELD AT:** Gothenburg **SCORING:** 1st 10 pts.; 2nd 8 pts.; 3rd 6 pts.; 4th 4 pts.; 5th 2 pts.; 6th 1 pts.

**EVENT** 200 M

| NAME | (Team) | TIME HT. DIST. |
|---|---|---|
| 1. ~~N. Neuhaus~~ | ~~McC~~ | ~~23.4~~ |
| 2. J. Sanchek | McC | 23.5 |
| 3. D. Robinson | Imp | 23.9 |
| 4. K. Berry | Imp | 24.5 |
| 5. M. Ramos | Goth | 24.7 |
| 6. R. Walton | Kear | 24.8 |

**EVENT** 1600 M Run

| NAME | (Team) | TIME HT. DIST. |
|---|---|---|
| 1. ~~J. Corfield~~ | ~~McC~~ | ~~4.41.4~~ |
| 2. T.J McMillan | Og | 4.42.7 |
| 3. A. McNair | Imp | 4.57.1 |
| 4. P. Leibhart | Imp | 4.57.4 |
| 5. S. Boyd | Lex | 5.02.3 |
| 6. R. Colson | Imp | 5.02.3 |

**RELAY** 3200 Rel

| TEAM | RUNNERS | TIME |
|---|---|---|
| 1. Ogal | Carr, Knight, Limpke, Berry | 8.34.9 |
| 2. Imp | Leibhart | 8.53.8 |
| 3. McCook | Boyer | 9.04.8 |
| 4. Goth | Hill | 9.16.2 |
| 5. Kearney | Moreno | 9.21.3 |
| 6. | | |

**RELAY** 400-Rel

| TEAM | RUNNERS | TIME |
|---|---|---|
| 1. McCook | , | 45.0 |
| 2. Lex | O'Neil | 46.5 |
| 3. Imp | Berry | 46.7 |
| 4. Goth | Robinson | 46.7 |
| 5. Kearney | Stotz | 48.6 |
| 6. ~~Ogal~~ | | D.O |

**RELAY** 1600 M-Rel

| TEAM | RUNNERS | TIME |
|---|---|---|
| 1. Ogal | , | 3.41.7 |
| 2. Lex | Vires | 3.42.8 |
| 3. Imp | McNair | 3.44.2 |
| 4. Goth | Leibhart | 3.52 |
| 5. Kearney | Doyle | 3.59.9 |
| 6. ~~McCook~~ D.O | | |

TEAMS

| TEAM NAME / ABBR. | McCook | Lex | Imp | Gothenburg | Ogallala | Kearney J.V. |
|---|---|---|---|---|---|---|
| *EVENTS | | | | | | |
| Long Jump | 14/14 | 6/6 | -/- | 10/10 | 3/3 | -/- |
| Discus | 4/18 | 8/14 | 1/1 | 16/26 | -/3 | 2/2 |
| 3200 M Run | 14/32 | -/14 | 8/9 | -/26 | 6/9 | 3/5 |
| Triple Jump | 11/43 | 6/20 | 2/11 | 8/34 | 4/13 | -/5 |
| 110 H.H. | 10/53 | 14/34 | 3/14 | -/34 | -/13 | 4/9 |
| 800 M | 6/59 | 10/44 | 9/23 | 4/37 | 2/15 | -/9 |
| 400 M | -/59 | 8/52 | 15/38 | -/37 | 8/23 | -/9 |
| Pole Vault | 10/69 | -/52 | 10/48 | 7/44 | 4/27 | -/9 |
| High Jump | 2/71 | 12/64 | -/48 | 6/50 | 10.5/37.5 | 1/2/9.5 |
| Shot Put | -/71 | 12/76 | -/48 | 18/58 | -/37½ | 1/10½ |
| 100 M | 10/81 | -/76 | 3/51 | 10/68 | 8/45½ | -/10½ |
| 300 IM | 4/85 | 14/90 | 2½/53½ | 1/2/69½ | 10/55½ | -/10½ |
| 200 M | 18/103 | -/90 | 10/63½ | 2/71½ | -/55½ | 1/11½ |
| 1600 M | 10/113 | 2/92 | 11/73½ | -/71½ | 8/63½ | -/11½ |
| 3200 R | 6/119 | -/92 | 8/81½ | 4/75½ | 10/73½ | 2/13½ |
| 400 R | 10/129 | 8/100 | 6/87½ | 4/79½ | -/73½ | 2/15½ |
| 1600 R | -/129 | 8/108 | 6/93½ | 4/83½ | 10/85½ | 2/17½ |
| Mile Med R | 8/137 | 6/114 | 12/105½ | -/83½ | 10/95½ | -/17½ |
| TOTALS | 137 | 114 | 105½ | 83½ | 95½ | 17½ |
| PLACING | 1 | 2 | 3 | 5 | 4 | 6 |

*do not write in this column until event is over

BIG RED TRACK SCOREBOOK

oth - D.Q Berry - O'Neil - Leibhart - McNair

# BIG RED TRACK SCOREBOOK

**MEET** Imperial Invitational **DATE** 4-19-94

**EVENT** High Jump

| NAME | (Team) | TIME HT. DIST. |
|---|---|---|
| ~~1. J. Lowe~~ | ~~Gr~~ | 6'6" |
| 11 2. D. Jones | Gr | 6'6" |
| 11 3. J. Cohen | Gr | 5'10" |
| ~~4. J. Sauer~~ | ~~Og~~ | 5'10" |
| 5. R. Hurlbutt | Osh | 5'8" |
| 6. B. Kuenning | I | 5'6" |

**EVENT** Discus

| NAME | (Team) | TIME HT. DIST. |
|---|---|---|
| 1. R. Schilke | I | 148'10" |
| 11 2. C. Alverez | Og | 132'10" |
| 3. S. Wallin | I | 129'1" |
| 4. T. Machamer | Jul | 124'10" |
| 11 5. S. Bottom | Gr | 124'7" |
| 6. E. Anderson | I | 123'10" |

**EVENT** Triple Jump

| NAME | (Team) | TIME HT. DIST. |
|---|---|---|
| 11 1. D. Jones | Gr | 43'2½ |
| ~~2. J. Logsdon~~ | ~~Gr~~ | 41'1¼ |
| 11 3. R. Lempke | Og | 39'3½ |
| 4. M. Vines | Imp | 38'9¾ |
| 5. S. Herder | Jul | 38'6½ |
| 11 6. S. Berhends | Gr | 37'10¾ |

**EVENT** Shot Put

| NAME | (Team) | TIME HT. DIST. |
|---|---|---|
| 1. S. Nickerson | I | 46'3½ |
| 2. C. Levy | I | 45'8" |
| 3. R. Schilke | I | 45½ |
| 4. T. Machamer | Jul | 44'10" |
| 5. J. Lanckriet | Jul | 44'2½ |
| 11 6. C. Alverez | Og | 43'5½ |

**EVENT** Long Jump

| NAME | (Team) | TIME HT. DIST. |
|---|---|---|
| ~~1. D. Fleecs~~ | ~~Her~~ | 20'2¾ |
| 11 2. J. Raether | Og | 18'9¾ |
| ~~3. J. Logsdon~~ | ~~Gr~~ | 18'9½ |
| ~~4. J. Sauer~~ | ~~Og~~ | 18'6½ |
| 5. S. Herder | Jul | 18'3¼ |
| 11 6. J. Lampman | Gr | 18'2" |

**EVENT** 400 M Run

| NAME | (Team) | TIME HT. DIST. |
|---|---|---|
| 1. D. Miller | Osh | 54.0 |
| 2. M. Vines | I | 54.5 |
| 3. E. Knight | Og | 55.8 |
| 4. P. Leibhart | I | 55.9 |
| 5. S. Statz | I | 56.2 |
| 6. K. Blockowitz | Jul | 56.3 |

**EVENT** 110 M-H.H

| NAME | (Team) | TIME HT. DIST. |
|---|---|---|
| 1. B. Kuenning | I | 16.9 |
| 2. S. Hallet | I | 17.6 |
| 10 3. R. Richmond | Gr | 17.9 |
| 4. G. Steggs | I | 17.9 |
| 10 5. C. Olson | Gr | 18.0 |
| 6. B. O'Donnel | Og | 20.1 |

**EVENT** 800 M Run

| NAME | (Team) | TIME HT. DIST. |
|---|---|---|
| 1. A. McNair | I | 2.05.5 |
| 2. M. Vines | I | 2.07.7 |
| ~~3. T. Pritchett~~ | ~~Gr~~ | 2.08.0 |
| ~~4. H. Staples~~ | ~~Og~~ | 2.11.8 |
| 11 5. S. Berry | Og | 2.13.2 |
| 11 6. J. Lampman | Gr | 2.13.9 |

**EVENT** Pole Vault

| NAME | (Team) | TIME HT. DIST. |
|---|---|---|
| 1. S. Hallet | I | 12'6" |
| ~~2. J. Sauer~~ | ~~Og~~ | 12'0 |
| 10 3. T. Frame | Her | 11'6" |
| 4. J. Iverson | I | 11'6" |
| 5. C. Franko | I | 11'0" |
| 11 6. R. Pfiebb - Jul. / J. Wein - Her } Tie | | 10'6" |

**EVENT** 3200 M. Run

| NAME | (Team) | TIME HT. DIST. |
|---|---|---|
| 1. A. McNair | Imp | 10.52.6 |
| 11 2. T. McMillan | Og | 11.03.2 |
| 11 3. B. Spangler | Gr | 11.07.4 |
| 11 4. D. Hill | Imp | 11.24.0 |
| 11 5. J. Bay | Her | 11.36.6 |
| 10 6. J. Stevens | Gr | 11.39.3 |

**EVENT** 100 M. D.

| NAME | (Team) | TIME HT. DIST. |
|---|---|---|
| 1. K. Berry | I | 11.5 |
| 2. D. Robinson | I | 11.7 |
| ~~3. D. Fleecs~~ | ~~Her~~ | 11.7 |
| 4. S. Statz | I | 11.9 |
| ~~5. C. Lair~~ | ~~Og~~ | 11.9 |
| 11 6. T. Vaugh | Her | 12.5 |

**EVENT** 300 Im H

| NAME | (Team) | TIME HT. DIST. |
|---|---|---|
| ~~1. C. Lair~~ | ~~Og~~ | 43.6 |
| 10 2. T. Bishop | Gr | 45.8 |
| 10 3. C. Olson | Gr | 46.7 |
| 4. J. Iverson | I | 47.0 |
| 5. G. Steggs | I | 47.1 |
| 6. M. Shrand | I | 47.3 |

400 Wt Rel - 1-Imperial 48.7 2-Hershey 50.8 3-Ogal 50.9 4-Jules 51.2 5-Grant 51.4 6-Osh - 55.8

# BIG RED TRACK SCOREBOOK

**HELD AT:** Imperial **SCORING:** 1st 10 pts.; 2nd 8 pts.; 3rd 6 pts.; 4th 4 pts.; 5th 2 pts.; 6th 1 pts.

## EVENT 200 M D.

| | NAME | (Team) | TIME HT. DIST. |
|---|---|---|---|
| 1. | D. Robinson | I | 25.0 |
| 2. | K. Berry | I | 25.1 |
| 3. | D. Hess | Her | 25.2 |
| 4. | K. Blackwelder | Jul | 25.7 |
| 5. | R. Lemple | Og | 25.8 |
| 6. | D. Miller | Osh | 26.0 |

## EVENT 1600 M Run

| | NAME | (Team) | TIME HT. DIST. |
|---|---|---|---|
| 1. | P. Leibfried | I | 4.58.5 |
| 2. | A. McNair | I | 5.05.8 |
| 3. | T. McMillion | Og | 5.08.5 |
| 4. | J. Knight | Og | 5.15.3 |
| 5. | R. Hershbath | Osh | 5.15.4 |
| 6. | W. Ryan | Her | 5.16.1 |

## 3200 Rel RELAY

| | TEAM | RUNNERS | TIME |
|---|---|---|---|
| 1. | Ogdalen | _____, _____ | 8.55.1 |
| | | _____, _____ | |
| 2. | Grant | | 9.01.5 |
| 3. | Imperial | Moreno, Hill, Borger, Richert | 9.19.2 |
| 4. | Jules Burg | | 9.44.2 |
| 5. | Hershey | | 10.01.2 |
| 6. | | | |

## 400 M. Rel RELAY

| | TEAM | RUNNERS | TIME |
|---|---|---|---|
| 1. | Ogdalen | _____, _____ | 47.3 |
| | | _____, _____ | |
| 2. | Imperial | S. Statz, K. Berry, D. Robinson, C. Doyle | 47.5 |
| 3. | Hershey | | 47.8 |
| 4. | Grant | | 48.6 |
| 5. | | | |
| 6. | | | |

## 1600 M. Rel RELAY

| | TEAM | RUNNERS | TIME |
|---|---|---|---|
| 1. | Ogdalen | _____, _____ | 3.44.1 |
| | | _____, _____ | |
| 2. | Imperial | S. Statz, M. Vires, P. Leibfried, C. Doyle | 3.49.0 |
| 3. | Grant | | 3.49.4 |
| 4. | Jules Burg | | 4.01.8 |
| 5. | Hershey | | 4.14.6 |
| 6. | | | |

Levy - Anderson - Dillon - Schilke

TEAMS

| TEAM NAME | ABBR. | Imperial | Ogdalen | Grant | Hershey | Julesburg | Oshkosh |
|---|---|---|---|---|---|---|---|
| *EVENTS | | | | | | | |
| High Jumps | | 1 / 1 | 4 / 4 | 24 / 24 | - / - | - / - | 2 / 2 |
| Long Jumps | | - / 1 | 12 / 16 | 7 / 31 | 10 / 10 | 2 / 2 | - / 2 |
| Pole Vault | | 16 / 17 | 8 / 24 | - / 31 | 6½ / 16½ | 4½ / 4½ | - / 2 |
| Discus | | 17 / 34 | 8 / 32 | 2 / 33 | - / 16½ | 4 / 4½ | - / 2 |
| 400 M Run | | 16 / 50 | 6 / 38 | - / 33 | - / 16½ | 1 / 5½ | 10 / 12 |
| 3200 M Run | | 14 / 64 | 8 / 46 | 7 / 40 | 2 / 18½ | - / 5½ | - / 12 |
| Triple Jump | | 4 / 68 | 6 / 52 | 19 / 59 | - / 18½ | 2 / 7½ | - / 12 |
| 110 M Hi | | 22 / 90 | 1 / 53 | 8 / 67 | - / 18½ | - / 7½ | - / 12 |
| 100 M D. | | 22 / 112 | 2 / 55 | - / 67 | 7 / 25½ | - / 7½ | - / 12 |
| Shot Put | | 24 / 136 | 1 / 56 | - / 67 | - / 25½ | 6 / 13½ | - / 12 |
| 800 M Run | | 18 / 154 | 6 / 62 | 7 / 74 | - / 25½ | - / 13½ | - / 12 |
| 300 IH | | 7 / 161 | 10 / 72 | 14 / 88 | - / 25½ | - / 13½ | - / 12 |
| 200 M D | | 18 / 179 | 2 / 74 | - / 88 | 6 / 31½ | 4 / 17½ | 1 / 13 |
| 1600 M D | | 18 / 197 | 10 / 84 | - / 88 | 1 / 32½ | - / 17½ | 2 / 15 |
| 3200 Rel | | 6 / 203 | 10 / 94 | 8 / 96 | 2 / 34½ | 4 / 21½ | - / 15 |
| 400 Rel | | 8 / 211 | 10 / 104 | 4 / 100 | 6 / 40½ | - / 21½ | - / 15 |
| 1600 Rel | | 8 / 219 | 10 / 114 | 6 / 106 | 2 / 42½ | 4 / 25½ | - / 15 |
| 400 Int Rel | | 10 / 229 | 6 / 120 | 2 / 108 | 8 / 50½ | 4 / 29½ | 1 / 16 |
| TOTALS | | 229 | 120 | 108 | 50½ | 29½ | 16 |
| PLACING | | 1 | 2 | 3 | 4 | 5 | 6 |

*do not write in this column until event is over

BIG RED TRACK SCOREBOOK

**MEET** Triangular At Grant **DATE** 4-25-94

**EVENT** 100 M

| NAME | (Team) | TIME HT. DIST. |
|---|---|---|
| 1. J. Overden | G | 11.9 |
| 2. S. Behrends | G | 12.3 |
| 3. A. Coggenbach | G | 12.4 |
| 4. T. Needham | H | 12.4 |
| 5. T. Bishop | G | 12.5 |
| 6. | | |

**EVENT** 110 Hrd.

| NAME | (Team) | TIME HT. DIST. |
|---|---|---|
| 1. B. Kuennen | I | 17.9 |
| 2. R. Richmond | G | 18.1 |
| 3. C. Olson | G | 18.3 |
| 4. G. Steggs | I | 19.3 |
| 5. L. Snyder | I | 19.7 |
| 6. | | |

**EVENT** 3200 M Run

| NAME | (Team) | TIME HT. DIST. |
|---|---|---|
| 1. J. Bay | Hon | 11.28.3 |
| 2. B. Spangler | G | 11.30.1 |
| 3. J. Stevens | G | 11.41.2 |
| 4. C. Wenzlick | I | 11.55.8 |
| 5. B. Hootson | H | 11.56.0 |
| 6. | | |

**EVENT** Shot Put

| NAME | (Team) | TIME HT. DIST. |
|---|---|---|
| 1. S. Nickerson | I | 45'2 |
| 2. S. Wallin | I | 40'4½ |
| 3. S. Bottom | G | 39'9" |
| 4. Z. Best | H | 39' |
| 5. M. Jorgensen | H | 37'8" |
| 6. | | |

**EVENT** 200 M D

| NAME | (Team) | TIME HT. DIST. |
|---|---|---|
| 1. | | |
| 2. Did Not | | |
| 3. | | |
| 4. Run | | |
| 5. | | |
| 6. | | |

**EVENT** 400 M Run

| NAME | (Team) | TIME HT. DIST. |
|---|---|---|
| 1. A. McNair | I | 55.7 |
| 2. T. Pritchett | G | 56.6 |
| 3. J. Longmore | G | 58.1 |
| 4. P. Leibfert | I | 58.2 |
| 5. K. Berry | I | 58.8 |
| 6. | | |

**EVENT** 300 IH

| NAME | (Team) | TIME HT. DIST. |
|---|---|---|
| 1. | | |
| 2. Did Not | | |
| 3. | | |
| 4. Run | | |
| 5. | | |
| 6. | | |

**EVENT** Triple Jump

| NAME | (Team) | TIME HT. DIST. |
|---|---|---|
| 1. J. Logsdon | G | 41'7" |
| 2. D. Fleece | H | 38'8½ |
| 3. J. Lowe | G | 37'10" |
| 4. J. Longmore | G | 37'4" |
| 5. R. Richmond | G | 34'6" |
| 6. | | |

**EVENT** 1600 M R

| NAME | (Team) | TIME HT. DIST. |
|---|---|---|
| 1. R Colson | I | 5.17.3 |
| 2. W. Hill | I | 5.26.5 |
| 3. S. Borgen | I | 5.28.0 |
| 4. J. Moreno | I | 5.29 |
| 5. J. Stevens | G | 5.36.0 |
| 6. | | |

**EVENT** 880 M R

| NAME | (Team) | TIME HT. DIST. |
|---|---|---|
| 1. | | |
| 2. Did Not | | |
| 3. | | |
| 4. Run | | |
| 5. | | |
| 6. | | |

**EVENT** High Jump

| NAME | (Team) | TIME HT. DIST. |
|---|---|---|
| 1. J. Lowe | G | 5'10" |
| 2. J. Cohen | G | 5'8 |
| 3. M. Vines | I | 5'8" |
| 4. B. Kuennen | I | 5'2" |
| 5. L. Snyder | I | 5'2" |
| 6. | | |

**EVENT** Long Jump

| NAME | (Team) | TIME HT. DIST. |
|---|---|---|
| 1. D. Fleece | H | 19'7 |
| 2. D. Jones | G | 18'2 |
| 3. M. Vines | I | 17'11" |
| 4. W. O'Neil | I | 17'2" |
| 5. R. Eaton | I | 17'1" |
| 6. | | |

# BIG RED TRACK SCOREBOOK

HELD AT: Covent SCORING: 1st 6 pts.; 2nd 4 pts.; 3rd 3 pts.; 4th 2 pts.; 5th 1 pts.; 6th ____ pts.

TEAMS

| ABBR. | I | C | H |
|---|---|---|---|
| TEAM NAME | Imperial | Grant | Hoke |

## EVENT Discus

| | NAME | (Team) | TIME HT. DIST. |
|---|---|---|---|
| 1. | S. Nickerson | I | 133'2" |
| 2. | Z-Best | H | 121'3 |
| 3. | S. Walker | I | 113'2" |
| 4. | F. Peters | H | 102'11" |
| 5. | M. Klingsporn | H | 94'4" |
| 6. | | | |

## EVENT Pole Vault

| | NAME | (Team) | TIME HT. DIST. |
|---|---|---|---|
| 1. | J. Jones | I | 11'0 |
| 2. | T. Frame | H | 10'6" |
| 3. | J. Lowe | C | 10' |
| 4. | J. Noyes | I | 10' |
| 5. | S. Poppe | C | 9'6 |
| 6. | | | |

## 400 M Rel RELAY

| TEAM | RUNNERS | TIME |
|---|---|---|
| 1. | , | |
| | , | |
| 2. | Did Not Run | |
| 3. | | |
| 4. | | |
| 5. | | |
| 6. | | |

## 1600 M Rel RELAY

| TEAM | RUNNERS | TIME |
|---|---|---|
| 1. | , | |
| | , | |
| 2. | Did Not Run | |
| 3. | | |
| 4. | | |
| 5. | | |
| 6. | | |

## 3200 M Rel RELAY

| TEAM | RUNNERS | TIME |
|---|---|---|
| 1. | , | |
| | , | |
| 2. | Did Not Run | |
| 3. | | |
| 4. | | |
| 5. | | |
| 6. | | |

| *EVENTS | * | I | C | H |
|---|---|---|---|---|
| 100 M | - | - | 14 | 2 |
| | - | - | 14 | 2 |
| 200 M | - | - | 14 | 2 |
| 1600 M | 15 | 15 | 1 | - |
| | 15 | 15 | 15 | 2 |
| 110 H.H | 9 | 24 | 5 | - |
| | 24 | 20 | 20 | 2 |
| 400 M | 9 | 33 | 7 | - |
| | 33 | 27 | 27 | 2 |
| 800 M | - | - | - | - |
| 3200 M | 2 | 35 | 7 | 7 |
| | 35 | 34 | 34 | 9 |
| 300 IM | - | - | - | - |
| High Jump | 6 | 41 | 10 | - |
| | 41 | 44 | 44 | 9 |
| Shot Put | 10 | 51 | 3 | 3 |
| | 51 | 47 | 47 | 12 |
| T.J. | - | 51 | 12 | 4 |
| | 51 | 59 | 59 | 16 |
| L.J | 6 | 57 | 4 | 6 |
| | 57 | 63 | 63 | 22 |
| Discus | 9 | 66 | - | 7 |
| | 66 | 63 | 63 | 29 |
| P.V | 8 | 74 | 4 | 4 |
| | 74 | 67 | 67 | 33 |
| 400 R | - | - | - | - |
| 1600 R | - | - | - | - |
| 3200 R | - | - | - | - |
| TOTALS | | 74 | 67 | 33 |
| PLACING | | 1 | 2 | 3 |

*do not write in this column until event is over

# BIG RED TRACK SCOREBOOK

**MEET** S.P. VA. **DATE** 5-2-94

**EVENT** Long Jump

| NAME | (Team) | TIME HT. DIST. |
|---|---|---|
| 1. D. Flores | H | 19'10" |
| 11 2. M. Epley | S.P | 19'8½ |
| 3. J. Logsdon | G | 19'6" |
| 10 4. E. Kinnaman | S | 19' |
| 11 5. D. Jones | G | 18'10" |
| 11 6. J. Lampman | G | 17'10½ |

**EVENT** Pole Vault

| NAME | (Team) | TIME HT. DIST. |
|---|---|---|
| 1. S. Hallett | I | 12'6 |
| 11 2. J. Weir | H | 11'6" |
| 11 3. J. Scott | S | 11'6 |
| 10 4. T. Frame | H | 11'6" |
| 5. J. Iverson | I | 10'6 |
| 6. C. Tidwell | I | 10'6 |

**EVENT** Triple Jump

| NAME | (Team) | TIME HT. DIST. |
|---|---|---|
| 11 1. D. Jones | G | 41'8" |
| 2. J. Logsdon | G | 41'6¾ |
| 3. J. Lowe | G | 40'10 |
| 4. M. Vires | I | 40'7¾ |
| 10 5. T. Frame | H | 40'2½ |
| 11 6. M. Epley | S.P | 37'1¾ |

**EVENT** 100 M. D.

| NAME | (Team) | TIME HT. DIST. |
|---|---|---|
| 10 1. E. Kinnaman | S | 11.3 |
| 2. T. Meyers | S | 11.6 |
| 11 3. S. Halvorson | S.P | 11.7 |
| 4. D. Robinson | I | 11.7 |
| 5. J. Ouradon | G | 11.7 |
| 6. S. Stotz | I | 11.8 |

**EVENT** High Jump

| NAME | (Team) | TIME HT. DIST. |
|---|---|---|
| 1. J. Lowe | G | 6'4" |
| 11 2. D. Jones | G | 6'4" |
| 10 3. J. Cohen | G | 5'8" |
| 10 4. T. Soderholm | S | 5'8" |
| 5. B. Kuenning | I | 5'6" |
| 6. W. O'Neil | I | 5'6" |

**EVENT** 400 M

| NAME | (Team) | TIME HT. DIST. |
|---|---|---|
| 1. M. Vires | I | 52.9 |
| 10 2. S. Rasby | S | 54.4 |
| 3. S. Stotz | I | 54.9 |
| 4. C. Hannagan | S.P | 55.1 |
| 5. P. Leibhart | I | 55.5 |
| 11 6. S. Beveridge | S. | 55.6 |

**EVENT** Discus

| NAME | (Team) | TIME HT. DIST. |
|---|---|---|
| 1. R. Schulke | I | 158'5" |
| 2. S. Wallin | I | 124'1" |
| 11 3. B. Lavaley | S | 123'7" |
| 4. C. Halvorson | S.P | 120'8" |
| 5. C. Levy | I | 120'2" |
| 11 6. S. Bottom | G | 116'9" |

**EVENT** 300 M. D

| NAME | (Team) | TIME HT. DIST. |
|---|---|---|
| 10 1. T. Soderholm | S | 40.6 |
| 10 2. S. Rasby | S | 41.2 |
| 11 3. S. Beveridge | S | 43.8 |
| 11 4. C. Hannagan | S.P | 44.6 |
| 10 5. T. Bishop | G | 44.7 |
| 6. C. Deyle | I | 45.4 |

**EVENT** Shot Put

| NAME | (Team) | TIME HT. DIST. |
|---|---|---|
| 1. C. Levy | I | 46½ |
| 2. R. Schulke | I | 45½ |
| 3. C. Halvorson | S.P | 44'6" |
| 4. S. Nickerson | I | 43'10" |
| 10 5. M. Jorgenson | H | 39'7" |
| 11 6. Z. Best | H | 39'5" |

**EVENT** 3200 M. Run

| NAME | (Team) | TIME HT. DIST. |
|---|---|---|
| 1. A. McNair | I | 10.55.3 |
| 11 2. B. Spangler | G | 11.06.7 |
| 3. D. Hill | I | 11.17.1 |
| 10 4. J. Stevens | G | 11.23.4 |
| 11 5. J. Boy | H | 11.30.8 |
| 6. C. Wenzlick | I | 11.31.7 |

**EVENT** 110 H.H.

| NAME | (Team) | TIME HT. DIST. |
|---|---|---|
| 10 1. T. Soderholm | S | 15.5 |
| 10 2. S. Rasby | S | 15.6 |
| 11 3. J. Scott | S | 16.6 |
| 10 4. C. Olson | G | 18.0 |
| 5. S. Hallett | I | 18.1 |
| 6. G. Steggs | I | 19.5 |

**EVENT** 200 M

| NAME | (Team) | TIME HT. DIST. |
|---|---|---|
| 1. T. Meyers | S | 23.2 |
| 10 2. E. Kinnaman | S | 23.3 |
| 3. J. Ouradon | G | 23.7 |
| 11 4. S. Halvorson | S.P | 24.0 |
| 5. K. Berry | I | 24.0 |
| 6. L. Zobel | S | 24.1 |

# BIG RED TRACK SCOREBOOK

**HELD AT:** Sutherland **SCORING:** 1st 10 pts.; 2nd 8 pts.; 3rd 6 pts.; 4th 4 pts.; 5th 2 pts.; 6th 1 pts.

## EVENT 1600 M. R

| | NAME | (Team) | TIME HT. DIST. |
|---|---|---|---|
| 1. | A. McClain | I | 4:56.6 |
| 2. | D. Leibhard | I | 4:56.7 |
| 3. | R. Colson | I | 5.80.5 |
| 4. | W. Ryan | H | 5.03.3 |
| 5. | N. Lawler | G | 5.08.8 |
| 6. | C. Study | G | 5.22.1 |

## EVENT 800 M ~~300 IM~~

| | NAME | (Team) | TIME HT. DIST. |
|---|---|---|---|
| 1. | A McClain | I | 2.03.4 |
| 2. | ~~T. Butterfield~~ | ~~Gr~~ | ~~2.05.5~~ |
| 3. | M. Vires | I | 2.07.3 |
| 4. | D. Leibhard | I | 2.09.4 |
| 5. | J. Langsmyer | G | 2.12.5 |
| 6. | K. Ryan | H | 2.13.3 |

## 3200 Rel RELAY

| | TEAM | RUNNERS | TIME |
|---|---|---|---|
| 1. | Grant | 8 , , | 8.51.6 |
| 2. | Imp | , , | 9.10.7 |
| 3. | NPSP | J. Moreno | 9.29.9 |
| 4. | Suth | D. Hill | 9.32.2 |
| 5. | Her. | S. Borgen | 10.14.7 |
| 6. | | R. Colson | |

## 400 Rel RELAY

| | TEAM | RUNNERS | TIME |
|---|---|---|---|
| 1. | Suth | , , | 456 |
| 2. | Imp | S. Statz | 46.8 |
| 3. | Her. | W. O'Neil | 47.3 |
| 4. | NPSP | D. Robinson | 47.3 |
| 5. | | K. Berry | |
| 6. | Grant DQ | | |

## 1600 M Rel RELAY

| | TEAM | RUNNERS | TIME |
|---|---|---|---|
| 1. | Suth | , , | 3.38.6 |
| 2. | Imp | S. Statz | 3.38.9 |
| 3. | Grant | P. Leibhard | 3.43.9 |
| 4. | St Pat | A. McClain | 4.03.3 |
| 5. | Hershey | M. Vires | 4.06.8 |
| 6. | | | |

TEAMS

| * | EVENTS | ABBR. | Imperial | Sutherland | Grant | NPSP | Hershey |
|---|---|---|---|---|---|---|---|
| - | Long Jump | | - | 4 | 9 | 8 | 10 |
| - | | | - | 4 | 9 | 8 | 10 |
| 3 | High Jump | | 3 | 4 | ~~DQ~~ | - | - |
| 3 | | | 3 | 4 | 33 | 8 | 10 |
| 22 | Shot Put | | 22 | - | - | 6 | 3 |
| 25 | | | 25 | 4 | 33 | 14 | 13 |
| 13 | Pole Vault | | 13 | 6 | - | - | 12 |
| 38 | | | 38 | 10 | 33 | 14 | 25 |
| 18 | 400 M | | 18 | 9 | - | 4 | - |
| 56 | | | 56 | 19 | 33 | 18 | 25 |
| 17 | 3200 M Run | | 17 | - | 12 | - | 2 |
| 73 | | | 73 | 19 | 45 | 18 | 25 |
| 4 | Triple Jump | | 4 | - | 24 | 1 | 2 |
| 77 | | | 77 | 19 | 69 | 19 | 27 |
| 20 | Discus | | 20 | 6 | 1 | 4 | - |
| 97 | | | 97 | 25 | 70 | 23 | 27 |
| 3 | 110 H.H | | 3 | 24 | 4 | - | - |
| 100 | | | 100 | 49 | 74 | 23 | 27 |
| 5 | 100 M D | | 5 | 18 | 2 | 6 | - |
| 107 | | | 107 | 67 | 76 | 29 | 27 |
| 1 | 300 IM | | 1 | 24 | 2 | 4 | - |
| 109 | | | 109 | 91 | 78 | 33 | 27 |
| 2 | 200 M | | 2 | 19 | 6 | 4 | - |
| 110 | | | 110 | 110 | 84 | 37 | 27 |
| 24 | 1600 M | | 24 | - | 3 | - | 4 |
| 134 | | | 134 | 110 | 87 | 37 | 31 |
| 20 | 800 M | | 20 | - | 10 | - | 1 |
| 154 | | | 154 | 110 | 97 | 37 | 32 |
| 8 | 3200 R | | 8 | 4 | 10 | 6 | 2 |
| 162 | | | 162 | 114 | 107 | 43 | 34 |
| 8 | 1600 R | | 8 | 10 | 6 | 4 | 2 |
| 170 | | | 170 | 124 | 113 | 47 | 36 |
| 8 | 400 R | | 8 | 10 | - | 4 | 6 |
| 178 | | | 178 | 134 | 113 | 51 | 42 |
| | TOTALS | | 178 | 134 | 113 | 51 | 42 |
| | PLACING | | 1 | 2 | 3 | 4 | 5 |

*do not write in this column until event is over

BIG RED TRACK SCOREBOOK

**MEET** Reserve Dual - Grant **DATE** 5-3-94

**EVENT** 100 M

| | NAME | (Team) | TIME HT. DIST. |
|---|---|---|---|
| 1. | S. Poppe | G | 12.7 |
| 2. | J. Love | G | 13.1 |
| 3. | W. Bodeman | I | 13.4 |
| 4. | | | |
| 5. | | | |
| 6. | | | |

**EVENT** 110 HH

| | NAME | (Team) | TIME HT. DIST. |
|---|---|---|---|
| 1. | R Richmond | G | 17.2 |
| 2. | L. Snyder | I | 17.4 |
| 3. | C. Olson | G | 18.0 |
| 4. | M. Strand | I | 18.4 |
| 5. | | | |
| 6. | | | |

**EVENT** Triple Jump

| | NAME | (Team) | TIME HT. DIST. |
|---|---|---|---|
| 1. | J. Longman | G | 37'5½ |
| 2. | J. Cohen | G | 35'4½ |
| 3. | J. Bishop | G | 34'1½ |
| 4. | R. Eaton | I | 33.75 |
| 5. | | | |
| 6. | | | |

**EVENT** 3200 m

| | NAME | (Team) | TIME HT. DIST. |
|---|---|---|---|
| 1. | | | |
| 2. | Did Not | | |
| 3. | Run | | |
| 4. | | | |
| 5. | | | |
| 6. | | | |

**EVENT** 400 M

| | NAME | (Team) | TIME HT. DIST. |
|---|---|---|---|
| 1. | J. Longman | G | 55.7 |
| 2. | R. Eaton | I | 57.9 |
| 3. | J. Bishop | G | 57.9 |
| 4. | E VanRoven | G | 58.6 |
| 5. | | | |
| 6. | | | |

**EVENT** High Jump

| | NAME | (Team) | TIME HT. DIST. |
|---|---|---|---|
| 1. | J. Cohen | G | 6'0 |
| 2. | L. Snyder | I | 5'6" |
| 3. | R. Richmond | G | 5'2" |
| 4. | J. Curlo | G | 5'2" |
| 5. | | | |
| 6. | | | |

**EVENT** 200 M.

| | NAME | (Team) | TIME HT. DIST. |
|---|---|---|---|
| 1. | K. Berry | I | 25.3 |
| 2. | J. Bishop | G | 25.5 |
| 3. | R. Eaton | I | 27.1 |
| 4. | W. Bodeman | I | 27.8 |
| 5. | | | |
| 6. | | | |

**EVENT** 300 IH

| | NAME | (Team) | TIME HT. DIST. |
|---|---|---|---|
| 1. | R. Richmond | G | 46.3 |
| 2. | C. Doyle | I | 46.9 |
| 3. | M. Strand | I | 47.4 |
| 4. | J. Noyes | I | 49.4 |
| 5. | | | |
| 6. | | | |

**EVENT** 1600 m

| | NAME | (Team) | TIME HT. DIST. |
|---|---|---|---|
| 1. | R. Colson | F | 5:05 |
| 2. | C. Study | G | 5:11.0 |
| 3. | S. Borgen | I | 5:18 |
| 4. | C Wenzlick | I | 5:27.0 |
| 5. | | | |
| 6. | | | |

**EVENT** Shot Put

| | NAME | (Team) | TIME HT. DIST. |
|---|---|---|---|
| 1. | S. Poppe | G | 36'1" |
| 2. | C. Johnson | I | 34'4½ |
| 3. | F. Ringelmin | I | 33'0 |
| 4. | E. Dembo | I | 32'1" |
| 5. | | | |
| 6. | | | |

**EVENT** 800 m

| | NAME | (Team) | TIME HT. DIST. |
|---|---|---|---|
| 1. | T. Bishop | G | 2.11 |
| 2. | C. Soffley | G | 2.19.4 |
| 3. | S. Borgen | I | 2.20.4 |
| 4. | R. Colson | I | 2.31.1 |
| 5. | | | |
| 6. | | | |

**EVENT** Long Jump

| | NAME | (Team) | TIME HT. DIST. |
|---|---|---|---|
| 1. | R. Richmond | G | 17'7" |
| 2. | R. Eaton | I | 17'2" |
| 3. | J. Longman | G | 17'2 |
| 4. | C. Soffley | G | 16'3" |
| 5. | | | |
| 6. | | | |

**HELD AT:** Grant **SCORING:** 1st ~~6~~ 5 pts.; 2nd 3 pts.; 3rd 2 pts.; 4th 1 pts.; 5th ___ pts.; 6th ___ pts.

**EVENT** Discus

| NAME | (Team) | TIME HT. DIST. |
|---|---|---|
| 1. C. Johnson | I | 103'9" |
| 2. F. Ringelman | I | 100'4" |
| 3. J. Curlo | G | 98'2" |
| 4. R. Heckelmuly | I | 88'8 |
| 5. | | |
| 6. | | |

**EVENT** Pole Vault

| NAME | (Team) | TIME HT. DIST. |
|---|---|---|
| 1. S. Poppe | G | 10'6 |
| 2. J. Noyes | I | 10'6" |
| 3. J. Lowe | G | 10' |
| 4. J. Benge | G | 10' |
| 5. | | |
| 6. | | |

**400 m Rel RELAY**

| TEAM | RUNNERS | TIME |
|---|---|---|
| 1. | , | |
| 2. | Did Not Run | |
| 3. | | |
| 4. | | |
| 5. | | |
| 6. | | |

**1600 m Rel RELAY**

| TEAM | RUNNERS | TIME |
|---|---|---|
| 1. | , | |
| 2. | Did Not Run | |
| 3. | | |
| 4. | | |
| 5. | | |
| 6. | | |

**3200 m Rel RELAY**

| TEAM | RUNNERS | TIME |
|---|---|---|
| 1. | , | |
| 2. | Did Not Run | |
| 3. | | |
| 4. | | |
| 5. | | |
| 6. | | |

TEAMS

| *EVENTS | Imp | Grant |
|---|---|---|
| 100 m | 2/2 | 9/8 |
| 400 m | 3/5 | 8/16 |
| 1600 m | 8/13 | 3/19 |
| 110 HH | 4/17 | 7/26 |
| H.J | 3/20 | 8/34 |
| Shot P. | 6/26 | 5/39 |
| T.J. | 1/27 | 10/49 |
| 200 m | 8/35 | 3/52 |
| 800 m | 3/38 | 8/60 |
| 3200 m | —/38 | —/60 |
| 300 IM | 6/44 | 5/65 |
| L.J | 5/47 | 8/73 |
| Discus | 9/56 | 2/75 |
| Pole Vault | 3/59 | 8/83 |
| TOTALS | 59 | 83 |
| PLACING | 1 | 2 |

*do not write in this column until event is over

# BIG RED TRACK SCOREBOOK

BIG RED TRACK SCOREBOOK

**MEET** Dandy County Invite **DATE** 5-7-99

## EVENT Long Jump

| | NAME | (Team) | TIME HT. DIST. |
|---|---|---|---|
| 1. | B. K.H | D.C | 20'6½ |
| 2. | T. Loysden | Gr | 20'1¼ |
| 11 3. | D. Jones | Gr | 19'6½ |
| 4. | T. Hallowell | MC | 19'5 |
| 5. | J. Chancellor | MC | 18'6¾ |
| 6. | T. Moody | MC | 18'1¼ |

## EVENT Pole Vault

| | NAME | (Team) | TIME HT. DIST. |
|---|---|---|---|
| 1. | J. Hollet | I | 13'0 |
| 2. | D. K.H | D.C | 12'6 |
| 3. | E Urbas | At | 11'6" |
| 4. | J. Ivanson | I | 11'0 |
| 5. | C Tidwell | I | 11'0 |
| 6. | T. Lutz | DC | 10'6 |

## EVENT High Jump

| | NAME | (Team) | TIME HT. DIST. |
|---|---|---|---|
| 11 1. | D. Jones | Gr | 6'6" |
| 2. | J Lowe | Gr. | 6'4 |
| 3. | J. Decker | DC | 6'2" |
| 4. | B. Kuenning | I | 5'6" |
| 5. | L. Snyder | I | 5'4" |
| 6. | C. Zuege | DC | 5'4" |

## EVENT 100 m D

| | NAME | (Team) | TIME HT. DIST. |
|---|---|---|---|
| 1. | W. Kelly | At | 10.9 |
| 2. | M Conle | D.C | 11.1 |
| 3. | D. Robinson | I | 11.5 |
| 4. | S. Statz | I | 11.5+ |
| 5. | M. Brunswig | D.C | 11.7 |
| 6. | J. Quesada | Gr | 11.7+ |

## EVENT Discus Rec

| | NAME | (Team) | TIME HT. DIST. |
|---|---|---|---|
| 1. | R Schulte | I | 152'7" |
| 2. | T. Prebosco | MC | 142'7" |
| 3. | D. Hornick | At | 140'10" |
| 4. | D. Hubbard | DC | 129'10" |
| 5. | E. Anderson | I | 126'2" |
| 6. | P. Thomas | MC | 125'2" |

## EVENT 3200 M.R

| | NAME | (Team) | TIME HT. DIST. |
|---|---|---|---|
| 1. | A. McNair | I | 10.41.5 |
| 2. | J. Herron | MC | 10.46.5 |
| 3. | B. Spangler | Gr. | 11.01.0 |
| 4. | D. Hill | I | 11.06.5 |
| 5. | B. Fines | D.C | 11.13.7 |
| 6. | C. Bridgeman | MC | 11.17.1 |

## EVENT 110 H.H

| | NAME | (Team) | TIME HT. DIST. |
|---|---|---|---|
| 1. | N. Mickey | At | 15.7 |
| 10 2. | R. Richmond | Gr | 16.6 |
| 3. | B. Kuenning | I | 16.8 |
| 4. | T. Lutz | D.C | 16.9 |
| 5. | L. Snyder | I | 17.1 |
| 6. | C. Doyle | MF | 17.4 |

## EVENT 300 Int A

| | NAME | (Team) | TIME HT. DIST. |
|---|---|---|---|
| 10 1. | T. Bishop | Gr. | 42.8 |
| 11 2. | T. Lutz | DC | 43.1 |
| 9 3. | K. Knisely | DC | 43.5 |
| 4. | G. Stepps | I | 45.4 |
| 10 5. | C. Olson | Gr. | 45.4 |
| 11 6. | B. Reyes | MC | 45.6 |

## EVENT 400 m D

| | NAME | (Team) | TIME HT. DIST. |
|---|---|---|---|
| 1. | M. Conle | D.C | 53.1 |
| 2. | M. Vires | I | 54.1 |
| 3. | B. Fineke | Colb | 54.4 |
| 4. | S. Statz | I | 54.5 |
| 5. | B. McVey | D.C | 54.8 |
| 6. | W. O'Neil | I | 55.7 |

## EVENT Shot Put

| | NAME | (Team) | TIME HT. DIST. |
|---|---|---|---|
| 1. | C. Levy | I | 47'7¾ |
| 11 2. | R. Hames | D.C | 46'10" |
| 11 3. | W. Mossburg | D.C | 46'1¼ |
| 4. | D. Hornick | At | 46'0 |
| 5. | F. Miller | At | 45'9" |
| 6. | R. Schulte | I | 45'4" |

## EVENT 800 m R

| | NAME | (Team) | TIME HT. DIST. |
|---|---|---|---|
| 1. | A. McNair | I | 2.04.9 |
| 2. | M. Vires | I | 2.06.0 |
| 3. | F. Patchett | Gr | 2.06.2 |
| 10 4. | A. Urbas | ~~At~~ DC | 2.10.2 |
| 11 5. | J. Longman | Gr | 2.11.2 |
| 6. | J. Moreno | I | 2.12. |

## EVENT Triple Jump

| | NAME | (Team) | TIME HT. DIST. |
|---|---|---|---|
| 1. | J Loysden | Gr | 42'8" |
| 11 2. | D. Jones | Gr | 42'4" |
| 3. | J Lowe | Gr | 40'2" |
| 4. | B. McVey | DC | 39'11½ |
| 5. | T. Hallowell | MC | 37'3½ |
| 6. | C. Schuee | At | 37'2" |

400 wt Rel - 1. Imperial 48-8 2. Grant 50.5 3 D.C 54.3 (Levy - Anderson - Dilton - Schulte)

# BIG RED TRACK SCOREBOOK

**HELD AT:** Beallsville **SCORING:** 1st 10 pts.; 2nd 8 pts.; 3rd 6 pts.; 4th 4 pts.; 5th 2 pts.; 6th 1 pts.

## EVENT 200 M.

| | NAME | (Team) | TIME HT. DIST. |
|---|---|---|---|
| 1. | M. Conley | D.C | 23.3 |
| 2. | T. Dunda | Gr | 23.4 |
| 3. | D. Robinson | I | 24.0 |
| 4. | K Berry | I | 24.0 |
| 5. | B. Fricke | Cubb | 24.3 |
| 6. | M. Brunswig | DC. | 24.3 |

## EVENT 1600 M

| | NAME | (Team) | TIME HT. DIST. |
|---|---|---|---|
| 1. | P. Leibheit | I | 4.53.4 |
| 2. | J. Decker | D.C | 4.55.7 |
| 3. | R. Colgan | I | 5.05.5 |
| 4. | S. Borgen | I | 5.07.1 |
| 5. | J. Heron | Mc | 5.08.1 |
| 6. | N. Layer | Gr | 5.09.8 |

## 400 Rel RELAY

| TEAM | RUNNERS | TIME |
|---|---|---|
| 1. Grant | ____, ____ ____, ____ | 46.5 |
| 2. McCook | Doyle - Eaton | 46.5 |
| 3. D.C | Robinson - Berry | 47.0 |
| 4. Imp. | | 47.6 |
| 5. Atwood | | 48.4 |
| 6. Ogal | | 52.2 |

## 1600 Rel RELAY

| TEAM | RUNNERS | TIME |
|---|---|---|
| 1. Imp | S. Statz, W. O'Neil M. Vines, A. McClain | 3.35.6 |
| 2. D.C | | 3.36.6 |
| 3. Grant | | 3.39.0 |
| 4. Ogal | | 3.51.0 |
| 5. Cubb. | | 4.08.5 |
| 6. | | |

## 3200 Rel RELAY

| TEAM | RUNNERS | TIME |
|---|---|---|
| 1. Imp | Leibheit, McClain Moreno, Vines | 8.29.2 |
| 2. D.C | | 8.46.0 |
| 3. Grant | | 8.47.7 |
| 4. McCook | | 9.35.4 |
| 5. Ogal | | 9.57.2 |
| 6. | | |

TEAMS

| *EVENTS | ABBR. / TEAM NAME | Imperial | Dundy County | Grant | McCook J.V | Atwood | Culbertson | Ogal J.V |
|---|---|---|---|---|---|---|---|---|
| Long Jump | | – | 10 | 14 | 7 | – | – | – |
| | | – | 10 | 14 | 7 | – | – | – |
| Discus | | 12 | 4 | – | 9 | 6 | – | – |
| | | 12 | 14 | 14 | 16 | 6 | – | – |
| 400 M. D | | 13 | 12 | – | – | – | 6 | – |
| | | 25 | 26 | 14 | 16 | 6 | 6 | – |
| P.V. | | 16 | 9 | – | – | 6 | – | – |
| | | 41 | 35 | 14 | 16 | 12 | 6 | – |
| 3200 M. Run | | 14 | 2 | 6 | 9 | – | – | – |
| | | 55 | 37 | 20 | 25 | 12 | 6 | – |
| Shot Put | | 11 | 14 | – | – | 6 | – | – |
| | | 66 | 51 | 20 | 25 | 18 | 6 | – |
| High Jump | | 5 1/2 | 7 1/2 | 18 | – | – | – | – |
| | | 71 1/2 | 58 1/2 | 38 | 25 | 18 | 6 | – |
| 110 H.H. | | 8 | 4 | 8 | 1 | 10 | – | – |
| | | 79 1/2 | 62 1/2 | 46 | 26 | 28 | 6 | – |
| 800 M. Run | | 19 | 4 | 8 | – | – | – | – |
| | | 98 1/2 | 66 1/2 | 54 | 26 | 28 | 6 | – |
| 100 M. D | | 10 | 10 | 1 | – | 10 | – | – |
| | | 108 1/2 | 76 1/2 | 55 | 26 | 38 | 6 | – |
| 300 Int H. | | 4 | 14 | 12 | 1 | – | – | – |
| | | 112 1/2 | 90 1/2 | 67 | 27 | 38 | 6 | – |
| Triple Jump | | – | 4 | 24 | 2 | 1 | – | – |
| | | 112 1/2 | 94 1/2 | 91 | 29 | 39 | 6 | – |
| 200 M. | | 10 | 11 | 8 | – | – | 2 | – |
| | | 122 1/2 | 105 1/2 | 98 | 29 | 39 | 8 | – |
| 1600 M | | 20 | 8 | 1 | 2 | – | – | – |
| | | 142 1/2 | 113 1/2 | 99 | 31 | 39 | 8 | – |
| 400 Rel | | 4 | 6 | 10 | 8 | 2 | – | 1 |
| | | 146 1/2 | 119 1/2 | 109 | 39 | 41 | 8 | 1 |
| 1600 Rel | | 10 | 8 | 6 | – | – | 2 | 4 |
| | | 156 1/2 | 127 1/2 | 115 | 39 | 41 | 10 | 5 |
| 3200 Rel | | 10 | 8 | 6 | 4 | – | – | 2 |
| | | 166 1/2 | 135 1/2 | 121 | 43 | 41 | 10 | 7 |
| wt Rel | | 1 | 3 | 2 | | | | |
| TOTALS | | 166 1/2 | 135 1/2 | 121 | 43 | 41 | 10 | 7 |
| PLACING | | 1 | 2 | 3 | 4 | 5 | 6 | 7 |

*do not write in this column until event is over

BIG RED TRACK SCOREBOOK

MEET B-6- District DATE 5-12-94

## EVENT Shot Put

| NAME | (Team) | TIME HT. DIST. |
|---|---|---|
| 1. T. Brue | Sid | 55'3 3/4 |
| 2. C. Metzger | Goth | 54'3" |
| 3. M. R. Hiebsch | Chad | 52'4 1/2 |
| 4. D. Marquez | Mit | 49' 1/2 |
| 5. R Schulte | I | 48'2 1/4 |
| 6. C. Levy | I | 47'2 1/2 |

## EVENT High Jump

| NAME | (Team) | TIME HT. DIST. |
|---|---|---|
| 1. S. Mulligan | Val | 6'3" |
| 2. J. Saner | Og | 6'3" |
| 11 3. J. Moeller | Chad | 6'1" |
| 4. D. Hessler | Mit | 6'1" |
| 5. R. Lashley | M°C | 6'1" |
| 6. B. Stevens | Goth | 6'1" |

## EVENT 100 M

| NAME | (Team) | TIME HT. DIST. |
|---|---|---|
| 11 1. S. Tacahan | Val | 10.7 |
| 11 2. G. List | Val | 11.0 |
| 11 3. J. Bartling | Sid | 11.0 |
| 12 4. M. Steph | Val | 11.0 |
| 5. N. Neuhaus | M°C | 11.1 |
| 6. B. Soden | M°C | 11.2 |

## EVENT 800 M

| NAME | (Team) | TIME HT. DIST. |
|---|---|---|
| 1. A. McNlain | I | 1:59.7 |
| 11 2. B. Ames. Horse | G | 2.02.5 |
| 3. M. Vines | I | 2.03.0 |
| 4. B. Cheetos | Goth | 2.03.8 |
| 11 5. J. Home | Sid | 2.04.2 |
| 6. P. Marshall | Chad | 2.04.8 |

## EVENT Discus

| NAME | (Team) | TIME HT. DIST. |
|---|---|---|
| 1. R Schulte | I | 157'7" |
| 2. J. Adams | Chad | 148'6" |
| 3. T. Wellvien | Goth | 146'9" |
| 4. C. Metzger | Goth | 144'6" |
| 5. T. Sheffield | Goth | 140'3" |
| 6. T. Probasco | M°C | 139'1" |

## EVENT Pole Vault

| NAME | (Team) | TIME HT. DIST. |
|---|---|---|
| 1. J. Saner | Og | 13'7" |
| 2. B. Hazleth | M°C | 13'2" |
| 3. D. Penner | Goth | 12'6" |
| 4. T. Swarm | Mit | 12'6" |
| 5. R McNight | Mit | 12'6 |
| 6. J. Iverson | I | 12'0" |

## EVENT 200 M

| NAME | (Team) | TIME HT. DIST. |
|---|---|---|
| 1. J. Mitchell | Sid | 22.0 |
| 11 2. S. Tacahan | Val | 22.3 |
| 11 3. G. List | Val | 22.4 |
| 4. N. Neuhaus | M°C | 22.6 |
| 11 5. R. Cumbow | Val | 22.6 |
| 11 6. J. Bartling | Sid | 23.0 |

## EVENT 1600 M

| NAME | (Team) | TIME HT. DIST. |
|---|---|---|
| 11 1. C. Biggs | Sid | 4.43 |
| 2. J. Corfield | M°C | 4.43 |
| 10 3. J. McMillin | Og | 4.45 |
| 11 4. B. Amer. Horse | Gor | 4.47.5 |
| 5. I Converse | Mit | 4.50.1 |
| 6. B. Cheetos | Goth | 4.55.6 |

## EVENT Long Jump

| NAME | (Team) | TIME HT. DIST. |
|---|---|---|
| 1. M. Stephen | Val | 22'5 1/2 |
| 2. J. Anderson | OGA | 21'2" |
| 3. J. Clark | Goth | 20'11 1/2 |
| 4. U. Furrow | Mit | 20'9 1/2 |
| 5. M. Zilten | Gor | 20'5" |
| 11 6. T. Stephen | Val | 20'2 3/4 |

## EVENT Triple Jump

| NAME | (Team) | TIME HT. DIST. |
|---|---|---|
| 1. J. Pramberg | Goth | 45'4 1/2 |
| 2. B. Gibson | M°C | 45'3 1/4 |
| 3. R Lashley | M°C | 44'10 1/4 |
| 4. R. Barry | Chad | 42'1" |
| 11 5. R. Lemcke | Og | 41'9 1/4 |
| 11 6. R Cumbow | Val | 40'4" |

## EVENT 400 M H

| NAME | (Team) | TIME HT. DIST. |
|---|---|---|
| 12 1. J. Mitchell | Sid | 48.6 |
| 12 2. C. Adams | Val | 50.9 |
| 10 3. T. Tysdale | Val | 51.7 |
| 4. K Rasmussen | M°C | 52.7 |
| 5. J. Mullen | M°C | 53.0 |
| 6. L. Adams | Val | 53.4 |

## EVENT 3200 M

| NAME | (Team) | TIME HT. DIST. |
|---|---|---|
| 11 1. J. Buckman | Gor | 10.05.2 |
| 10 2. E. Collins | Chad | 10.12.7 |
| 3. J. Corfield | M°C | 10.28.5 |
| 4. I Converse | Mit | 10.34.2 |
| 5. B. Cheetos | Goth | 10.42.8 |
| 6. J. Herron | M°C | 10.58 |

# BIG RED TRACK SCOREBOOK

**HELD AT:** Ogallala **SCORING:** 1st 10 pts.; 2nd 8 pts.; 3rd 6 pts.; 4th 4 pts.; 5th 2 pts.; 6th 1 pts.

## EVENT 110 H.H

| | NAME | (Team) | TIME HT. DIST. |
|---|---|---|---|
| 1 | 1. J. Moller | Chad | 15.7 |
| | 2. D. Pollman | McC | 15.8 |
| 1 | 3. G Davis | Val | 15.8 |
| 2 | 4. B. Peterson | Val | 16.3 |
| | 5. J. Wardman | Mit | 16.4 |
| | 6. B. Kuennig | I | 17.3 |

## EVENT 300 Im

| | NAME | (Team) | TIME HT. DIST. |
|---|---|---|---|
| 11 | 1. J. Moller | Chad | 40.1 |
| | 2. C. Lair | Og | 40.5 |
| | 3. D. Penner | Goth | 40.9 |
| | 4. J. Johnston | Ain. | 41.4 |
| 11 | 5. G. Davis | Val | 41.8 |
| | 6. P. Traux | Gor | 42.6 |

## 400 Rel RELAY

| TEAM | RUNNERS | TIME |
|---|---|---|
| 1. Valentine | _____, _____ | 42.6 |
| | _____, _____ | |
| 2. Sidney | | 43.4 |
| 3. McCook | | 43.5 |
| 4. Chadron | | 44.7 |
| 5. Ogallala | | 44.7 |
| 6. Mitchell | | 45.1 |

## 1600 Rel RELAY

| TEAM | RUNNERS | | TIME |
|---|---|---|---|
| 1. Ogallala | _____, _____ | | 3.29.3 |
| | _____, _____ | | |
| 2. Sidney | | | 3.29.6 |
| 3. Valentine | Statz | | 3.30.3 |
| 4. Imperial | Vines | (3.36) | 3.30.8 |
| 5. Mitchell | O'Neil | | 3.36 |
| 6. Gordon | McClair | | 3.36.9 |

## 3200 Rel RELAY

| TEAM | RUNNERS | | TIME |
|---|---|---|---|
| 1. Imperial | M. Vines, P. Leibhart | | 8.12.6 |
| | J. Moreno, A. McClair | | |
| 2. Ogallala | | | 8.21.6 |
| 3. Sidney | | | 8.24.0 |
| 4. Gordon | | | 8.31.1 |
| 5. Mitchell | | | 9.05.6 |
| 6. McCook | | | 9.05.8 |

TEAMS

| TEAM NAME | Valentine | Sidney | McCook | Ogallala | Chadron | Gothenburg | Imperial | Mitchell | Gordon | Ainsworth | | | | | | | | |
|---|---|---|---|---|---|---|---|---|---|---|---|---|---|---|---|---|---|---|
| ABBR. | | | | | | | | | | | | | | | | | | |
| *EVENTS | | | | | | | | | | | | | | | | | | |
| Shot Put | – | 10 | – | – | 6 | 8 | 3 | 4 | – | – | | | | | | | | |
| | – | 10 | – | – | 6 | 8 | 3 | 4 | – | – | | | | | | | | |
| Discus | – | – | 1 | – | 8 | 12 | 10 | – | – | – | | | | | | | | |
| | – | 10 | 1 | – | 14 | 20 | 13 | 4 | – | – | | | | | | | | |
| Long Jump | 11 | – | – | 8 | – | 6 | – | 4 | 2 | – | | | | | | | | |
| | 11 | 10 | 1 | 8 | 14 | 26 | 13 | 8 | 2 | – | | | | | | | | |
| High Jump | 10 | – | 2 | 8 | 6 | 1 | – | 4 | – | – | | | | | | | | |
| | 21 | 10 | 3 | 16 | 20 | 27 | 13 | 12 | 2 | – | | | | | | | | |
| Pole Vault | – | – | 8 | 10 | – | 6 | 1 | 6 | – | – | | | | | | | | |
| | 21 | 10 | 11 | 26 | 20 | 33 | 14 | 18 | 2 | – | | | | | | | | |
| Triple Jump | 1 | – | 14 | 2 | 4 | 10 | – | – | – | – | | | | | | | | |
| | 22 | 10 | 25 | 28 | 24 | 43 | 14 | 18 | 2 | – | | | | | | | | |
| 100 m | 22 | 6 | 3 | – | – | – | – | – | – | – | | | | | | | | |
| | 44 | 16 | 28 | 28 | 24 | 43 | 14 | 18 | 2 | – | | | | | | | | |
| 200 m | 16 | 11 | 4 | – | – | – | – | – | – | – | | | | | | | | |
| | 60 | 27 | 32 | 28 | 24 | 43 | 14 | 18 | 2 | – | | | | | | | | |
| 400 m | 15 | 10 | 6 | – | – | – | – | – | – | – | | | | | | | | |
| | 75 | 37 | 38 | 28 | 24 | 43 | 14 | 18 | 2 | – | | | | | | | | |
| 800 m | – | 2 | – | – | 1 | 12 | 16 | – | – | – | | | | | | | | |
| | 75 | 39 | 38 | 28 | 25 | 55 | 30 | 18 | 2 | – | | | | | | | | |
| 1600 m | – | 10 | 8 | 6 | – | 1 | – | 2 | 4 | – | | | | | | | | |
| | 75 | 49 | 46 | 34 | 25 | 56 | 30 | 20 | 6 | – | | | | | | | | |
| 3200 m | – | – | 7 | – | 8 | 2 | – | 4 | 10 | – | | | | | | | | |
| | 75 | 49 | 53 | 34 | 33 | 58 | 30 | 24 | 16 | – | | | | | | | | |
| 110 H.H | 10 | – | 8 | – | 10 | – | 1 | 2 | – | – | | | | | | | | |
| | 85 | 49 | 61 | 34 | 43 | 58 | 31 | 26 | 16 | – | | | | | | | | |
| 300 Im | 2 | – | – | 8 | 10 | 6 | – | – | 1 | 4 | | | | | | | | |
| | 87 | 49 | 61 | 42 | 53 | 64 | 31 | 26 | 17 | 4 | | | | | | | | |
| 400 Rel | 10 | 8 | 6 | 2 | 4 | – | – | 1 | – | – | | | | | | | | |
| | 97 | 57 | 67 | 44 | 57 | 64 | 31 | 27 | 17 | 4 | | | | | | | | |
| 1600 Rel | 6 | 8 | – | 10 | – | – | 4 | 2 | 1 | – | | | | | | | | |
| | 103 | 65 | 67 | 54 | 57 | 64 | 35 | 29 | 18 | 4 | | | | | | | | |
| 3200 Rel | – | 6 | 1 | 8 | – | – | 10 | 2 | 4 | – | | | | | | | | |
| | 103 | 71 | 68 | 62 | 57 | 64 | 45 | 31 | 22 | 4 | | | | | | | | |
| TOTALS | 103 | 71 | 68 | 62 | 57 | 64 | 45 | 31 | 22 | 4 | | | | | | | | |
| PLACING | | | | | | | | | | | | | | | | | | |

*do not write in this column until event is over

BIG RED TRACK SCOREBOOK

MEET State Track Meet DATE 5-13-84

**EVENT** 800 M (McClain, Vines)

| NAME | (Team) | TIME HT. DIST. |
|---|---|---|
| 1. | | |
| 2. | | |
| 3. | | |
| 4. A. McClain | | 1.57.88 |
| 5. | | |
| 6. M. Vries | | (202.04) |

No-Place

**EVENT** Discus (Schulte)

| NAME | (Team) | TIME HT. DIST. |
|---|---|---|
| 1. | | |
| 2. | | |
| 3. | | |
| 4. R Schulte | II | 162 |
| 5. | | |
| 6. | | |

**EVENT** _____

| NAME | (Team) | TIME HT. DIST. |
|---|---|---|
| 1. | | |
| 2. | | |
| 3. | | |
| 4. | | |
| 5. | | |
| 6. | | |

**EVENT** _____

| NAME | (Team) | TIME HT. DIST. |
|---|---|---|
| 1. | | |
| 2. | | |
| 3. | | |
| 4. | | |
| 5. | | |
| 6. | | |

**EVENT** _____

| NAME | (Team) | TIME HT. DIST. |
|---|---|---|
| 1. | | |
| 2. | | |
| 3. | | |
| 4. | | |
| 5. | | |
| 6. | | |

**EVENT** _____

| NAME | (Team) | TIME HT. DIST. |
|---|---|---|
| 1. | | |
| 2. | | |
| 3. | | |
| 4. | | |
| 5. | | |
| 6. | | |

**EVENT** _____

| NAME | (Team) | TIME HT. DIST. |
|---|---|---|
| 1. | | |
| 2. | | |
| 3. | | |
| 4. | | |
| 5. | | |
| 6. | | |

**EVENT** _____

| NAME | (Team) | TIME HT. DIST. |
|---|---|---|
| 1. | | |
| 2. | | |
| 3. | | |
| 4. | | |
| 5. | | |
| 6. | | |

**EVENT** _____

| NAME | (Team) | TIME HT. DIST. |
|---|---|---|
| 1. | | |
| 2. | | |
| 3. | | |
| 4. | | |
| 5. | | |
| 6. | | |

**EVENT** _____

| NAME | (Team) | TIME HT. DIST. |
|---|---|---|
| 1. | | |
| 2. | | |
| 3. | | |
| 4. | | |
| 5. | | |
| 6. | | |

**EVENT** _____

| NAME | (Team) | TIME HT. DIST. |
|---|---|---|
| 1. | | |
| 2. | | |
| 3. | | |
| 4. | | |
| 5. | | |
| 6. | | |

**EVENT** _____

| NAME | (Team) | TIME HT. DIST. |
|---|---|---|
| 1. | | |
| 2. | | |
| 3. | | |
| 4. | | |
| 5. | | |
| 6. | | |

HELD AT: Omaha SCORING: 1st____ pts.; 2nd____ pts.; 3rd____ pts.; 4th____ pts.; 5th____ pts.; 6th____ pts.

| EVENT | | | EVENT | | |
|---|---|---|---|---|---|
| NAME | (Team) | TIME HT. DIST. | NAME | (Team) | TIME HT. DIST. |
| 1. | | | 1. | | |
| 2. | | | 2. | | |
| 3. | | | 3. | | |
| 4. | | | 4. | | |
| 5. | | | 5. | | |
| 6. | | | 6. | | |

3200 Rel RELAY

| TEAM | RUNNERS | TIME |
|---|---|---|
| 1. | , | |
| 2. Imp - | 2.07 , 2.02.5 | 8.05.93 |
| 3. | Moreno - Leibtrand | |
| 4. | Vines McClain | |
| 5. | 1:58.4 1.580 | |
| 6. | | |

RELAY

| TEAM | RUNNERS | TIME |
|---|---|---|
| 1. | , | |
| | , | |
| 2. | | |
| 3. | | |
| 4. | | |
| 5. | | |
| 6. | | |

RELAY

| TEAM | RUNNERS | TIME |
|---|---|---|
| 1. | , | |
| | , | |
| 2. | | |
| 3. | | |
| 4. | | |
| 5. | | |
| 6. | | |

TEAMS

| TEAM NAME | ABBR. | | | | | | | | | | | | | | | | |
|---|---|---|---|---|---|---|---|---|---|---|---|---|---|---|---|---|---|
| *EVENTS | | | | | | | | | | | | | | | | | |
| 800 | | | | 4/4 | | | | | | | | | | | | | |
| 3200 R. | | | | 8/12 | | | | | | | | | | | | | |
| Discus | | | | 8/20 | | | | | | | | | | | | | |
| TOTALS | | | | 20 | | | | | | | | | | | | | |
| PLACING | | | | 7th | | | | | | | | | | | | | |

*do not write in this column until event is over

BIG RED TRACK SCOREBOOK

# BIG RED TRACK SCOREBOOK

**MEET** _____ **DATE** _____

**EVENT** _____

| NAME | (Team) | TIME HT. DIST. |
|---|---|---|
| 1. | | |
| 2. | | |
| 3. | | |
| 4. | | |
| 5. | | |
| 6. | | |

**EVENT** _____

| NAME | (Team) | TIME HT. DIST. |
|---|---|---|
| 1. | | |
| 2. | | |
| 3. | | |
| 4. | | |
| 5. | | |
| 6. | | |

**EVENT** _____

| NAME | (Team) | TIME HT. DIST. |
|---|---|---|
| 1. | | |
| 2. | | |
| 3. | | |
| 4. | | |
| 5. | | |
| 6. | | |

**EVENT** _____

| NAME | (Team) | TIME HT. DIST. |
|---|---|---|
| 1. | | |
| 2. | | |
| 3. | | |
| 4. | | |
| 5. | | |
| 6. | | |

**EVENT** _____

| NAME | (Team) | TIME HT. DIST. |
|---|---|---|
| 1. | | |
| 2. | | |
| 3. | | |
| 4. | | |
| 5. | | |
| 6. | | |

**EVENT** _____

| NAME | (Team) | TIME HT. DIST. |
|---|---|---|
| 1. | | |
| 2. | | |
| 3. | | |
| 4. | | |
| 5. | | |
| 6. | | |

**EVENT** _____

| NAME | (Team) | TIME HT. DIST. |
|---|---|---|
| 1. | | |
| 2. | | |
| 3. | | |
| 4. | | |
| 5. | | |
| 6. | | |

**EVENT** _____

| NAME | (Team) | TIME HT. DIST. |
|---|---|---|
| 1. | | |
| 2. | | |
| 3. | | |
| 4. | | |
| 5. | | |
| 6. | | |

**EVENT** _____

| NAME | (Team) | TIME HT. DIST. |
|---|---|---|
| 1. | | |
| 2. | | |
| 3. | | |
| 4. | | |
| 5. | | |
| 6. | | |

**EVENT** _____

| NAME | (Team) | TIME HT. DIST. |
|---|---|---|
| 1. | | |
| 2. | | |
| 3. | | |
| 4. | | |
| 5. | | |
| 6. | | |

**EVENT** _____

| NAME | (Team) | TIME HT. DIST. |
|---|---|---|
| 1. | | |
| 2. | | |
| 3. | | |
| 4. | | |
| 5. | | |
| 6. | | |

**EVENT** _____

| NAME | (Team) | TIME HT. DIST. |
|---|---|---|
| 1. | | |
| 2. | | |
| 3. | | |
| 4. | | |
| 5. | | |
| 6. | | |

# — FEATURES OF THE BIG RED TRACK SCORE BOOK —

- ★ Scores 20 meets
- ★ Up to six places can be scored
- ★ Time, height or distance can be recorded for all places
- ★ Can be used for duals, triangulars or large invitationals
- ★ Room to score 14 individual events and 3 relays
- ★ Sample score sheet
- ★ Extra relay slips in back of book

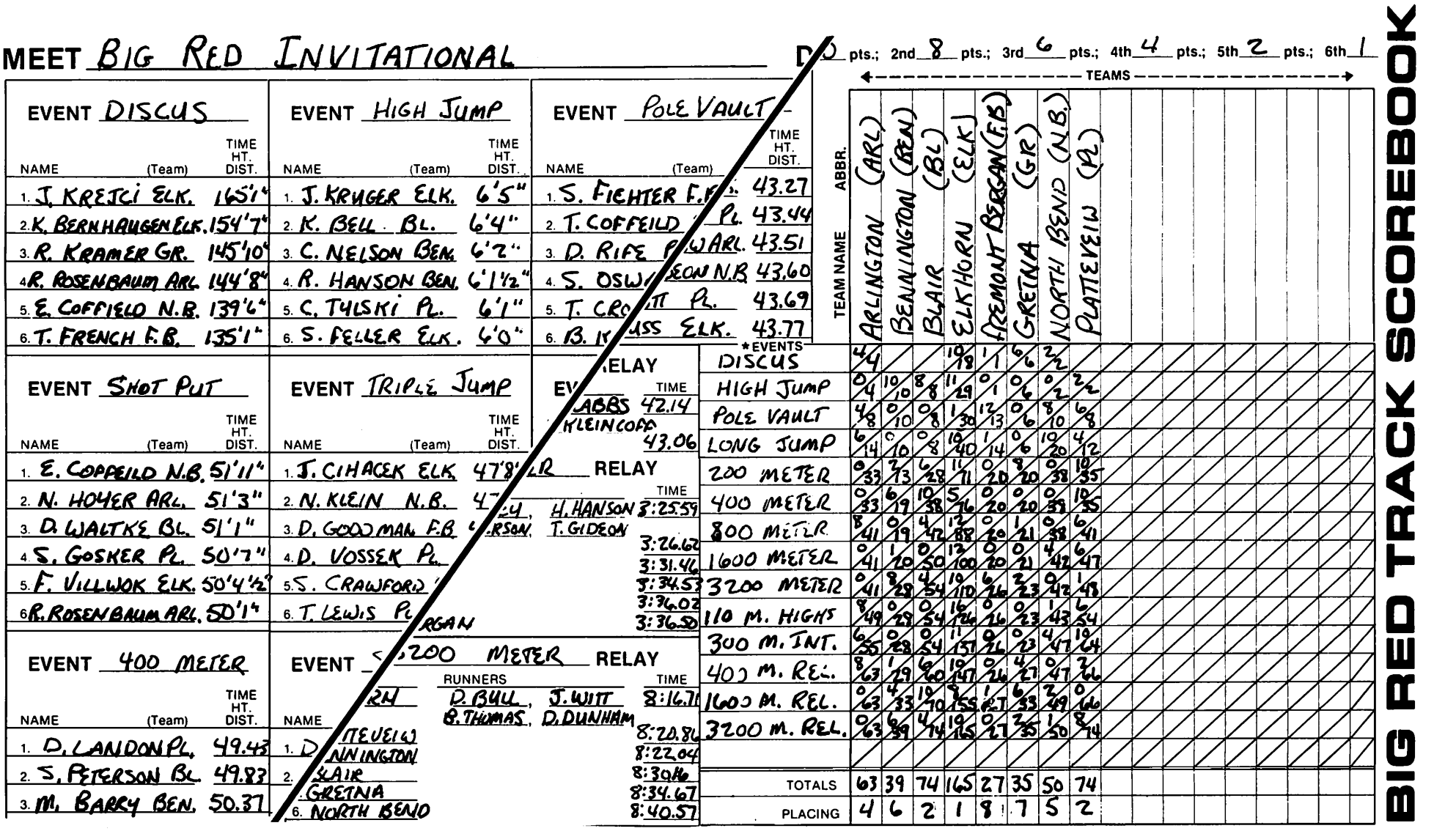

# BIG RED TRACK SCOREBOOK

**MEET** Cambridge Invite **DATE** 3-26-94

**EVENT** Long Jump

| NAME | (Team) | TIME HT. DIST. |
|---|---|---|
| 11 1. E. Thompson | Camb | 22'9 |
| 12 2. M Johnson | Alm | 21'5 1/4 |
| 12 3. V. Kitt | D.C | 20'5 3/4 |
| 2 4. J. Cobb | Camb | 20'1" |
| 11 5. M. Mercer | Alma | 20'1/4 |
| 11 6. D. Leiss | R.V | 19'10 1/2 |

**EVENT** High Jump

| NAME | (Team) | TIME HT. DIST. |
|---|---|---|
| 11 1. J. Long | Arap | 6'6" |
| 12 2. D. Mowry | Camb | 6'3" |
| 3. B. Holtze | Camb | 5'10" |
| 12 4. J. Reiners | R.V | 5'10" |
| 5. N. Carey | AL | 5'9" |
| 6. J. Houghtelling | Camb | 5'8" |

**EVENT** 400 Meter

| NAME | (Team) | TIME HT. DIST. |
|---|---|---|
| 11 1. E. Thompson | Camb | 52.8 |
| 12 2. J. Cobb | Camb | 52.9 |
| 11 3. M. Mercer | AL | 53.9 |
| 12 4. M. Coule | D.C | 56.3 |
| 5. B. Friehe | Culb | 56.5 |
| 6. W. O'Neil | I | 56.8 |

**EVENT** 100 M

| NAME | (Team) | TIME HT. DIST. |
|---|---|---|
| 1. J. Cobb | Camb | 11.3 |
| 12 2. M. Coule | D.C | 11.4 |
| 12 3. A. Blake | Arap | 11.5 |
| 4. D. Leiss | R.V | 11.7 |
| 5. M. Brunswig | D.C | 11.7+ |
| 6. K. Berry | I | 11.8 |

**EVENT** Discuss

| NAME | (Team) | TIME HT. DIST. |
|---|---|---|
| 1. B. Hoarberg | WP | 147' |
| 2. J. Flasnick | Alma | 135'10" |
| 3. R. Schilke | I | 133'7" |
| 4. E. Anderson | I | 132'8" |
| 5. C. Levy | I | 131'1" |
| 6. C. Fowler | AL | 128'9" |

**EVENT** Triple Jump

| NAME | (Team) | TIME HT. DIST. |
|---|---|---|
| 11 1. E Thompson | Camb | 43'3/4" |
| 12 2. M. Johnson | AL | 41'8 1/2 |
| 3. M. Vires | I | 41'1" |
| 4. B. McVay | D.C | 40'7" |
| 5. A. Heag | R.V | 40'1/4" |
| 6. C. Shifflet | Camb | 39'1 1/2" |

**EVENT** 3200 Meter

| NAME | (Team) | TIME HT. DIST. |
|---|---|---|
| 11 1. J. Long | R.V | 10.18.6 |
| 2. J Wolfe | R.V | 11.10.9 |
| 10 3. E. Hitton | EL | 11.22.5 |
| 4. D. Hill | I | 11.43.6 |
| 10 5. B. Fries | D.C | 11.52.3 |
| 6. C. Zuege | D.C | 12.17.0 |

**EVENT** 800 M

| NAME | (Team) | TIME HT. DIST. |
|---|---|---|
| 11 1. E. Thompson | Camb | 2.10.7 |
| 12 2. T. Woolen | AL | 2.11.1 |
| 3. B. Flamang | Camb | 2.13.8 |
| 4. M. Vires | I. | 2.14.5 |
| 5. M. Bauer | Culb | 2.16.7 |
| 10 6. A. Urbas | D.C | 2.19.4 |

**EVENT** Pole Vault

| NAME | (Team) | TIME HT. DIST. |
|---|---|---|
| 1. S. Moore | AL | 13'3" |
| 12 2. S. Hollet | I | 13'0 |
| 12 3. T. Bugbee | AL | 12'6 |
| 4. D. Mowry | Camb | 11'6 |
| 5. J. Iverson | I | 11'0 |
| 6. C. Franko | I | 11'0 |

**EVENT** Shot Put

| NAME | (Team) | TIME HT. DIST. |
|---|---|---|
| 12 1. B Hoarberg | WP | 51'10 1/4 |
| 12 2. J. Flasnick | AL | 49'5 1/2 |
| 12 3. J. Ahlemeyer | Camb | 47'8 1/2 |
| 11 4. W. Massburgh | DC | 46' |
| 5. E. Anderson | I | 44'8 1/4 |
| 6. C. Levy | I | 44'8 1/4 |

**EVENT** 110 M. Hit

| NAME | (Team) | TIME HT. DIST. |
|---|---|---|
| 12 1. J. Reiners | R.V | 15.5 |
| 11 2. J Long | Arap | 16.0 |
| 3. S. Moore | AL | 16.1 |
| 4. J. Rodencal | R.V | 16.4 |
| 5. B. Deterding | Camb | 16.8 |
| 6. M. Mroczek | AL | 17.5 |

**EVENT** 300 Inv. H

| NAME | (Team) | TIME HT. DIST. |
|---|---|---|
| 1. T. Shifflet | Camb | 44.2 |
| 11 2. S. Todd | WPal | 45.3 |
| 3. B. Deterding | Camb | 45.3 |
| 12 4. M. Johnson | AL | 45.4 |
| 11 5. T. Lutz | D.C | 46.4 |
| 6. G. Steggs | I | 47.0 |

400 Wt. Rel 1. Cambridge 53.4 2. Cambridge JV. 54.0 3 Dundy Cavalry 54.6 4. Imp. 56.7 5. Arapaho 57.0 6 Rep. Valley 57.3

# BIG RED TRACK SCOREBOOK

**HELD AT:** Cambridge **SCORING:** 1st 10 pts.; 2nd 8 pts.; 3rd 6 pts.; 4th 4 pts.; 5th 2 pts.; 6th 1 pts.

## EVENT 200 M

| | NAME | (Team) | TIME HT. DIST. |
|---|---|---|---|
| 12 | 1. J. Cobb | Camb | 23.6 |
| 12 | 2. M. Cooke | D.C | 23.8 |
| 11 | 3. M. Mercer | AL | 23.8† |
| | 4. K. Bates | AL | 24.2 |
| | 5. A. Blake | Arap. | 24.4 |
| | 6. M. Brewsaw | D.C | 24.5 |

## EVENT 1600 M

| | NAME | (Team) | TIME HT. DIST. |
|---|---|---|---|
| 12 | 1. T. Worden | Alma | 4.55.7 |
| 11 | 2. J. Long | R.V | 4.57.1 |
| 12 | 3. J. Decker | D.C | 5.11.4 |
| 10 | 4. E. Hilton | EL | 5.17.8 |
| | 5. P. Leibfried | I | 5.19.8 |
| 9 | 6. B. Watson | Camb | 5.21.2 |

## 3200 Rel RELAY

| TEAM | RUNNERS | TIME |
|---|---|---|
| 1. Cambridge | , , , | 9.08.2 |
| 2. D.C | | 9.10.2 |
| 3. Alma | | 9.19.4 |
| 4. Elwood | Hill Wenzlick | 9.23.1 |
| 5. Culbertson | Leibfried Moreno | 9.28 |
| 6. Imperial | | 9.31 |

## 400 Rel RELAY

| TEAM | RUNNERS | TIME |
|---|---|---|
| 1. Alma | , , , | 47.4 |
| 2. Cambridge | | 47.9 |
| 3. W.P | | 48.1 |
| 4. Imp | Statz Robinson Benny O'Neil | 48.6 |
| 5. D.C | | 49.7 |
| 6. | | |

## 1600 M. Rel RELAY

| TEAM | RUNNERS | TIME |
|---|---|---|
| 1. Alma | , , , | 3.42.2 |
| 2. Cambridge | | 3.45.8 |
| 3. D.C | Statz O'Neil | 3.49.0 |
| 4. Imp | Vines Moreno | 3.52.6 |
| 5. Camb | | 3.53.5 |
| 6. Camb. J.V | | 4.06 |

Anderson Schulte
Cook Dillon

| TEAM NAME | Cambridge | Alma | Benkelman | Imperial | Rep. Valley | Wauneta-Pal | Arapahoe | Elwood | Culbertson | Cambridge JV | | | | | | | |
|---|---|---|---|---|---|---|---|---|---|---|---|---|---|---|---|---|---|
| ABBR. | | | | | | | | | | | | | | | | | |
| *EVENTS | | | | | | | | | | | | | | | | | |
| Long Jump | 14 14 | 10 10 | 6 6 | – – | 1 1 | – – | – – | – – | – – | – – | | | | | | | |
| Discus | – 14 | 9 19 | – 6 | 12 12 | – 1 | 10 10 | – – | – – | – – | – – | | | | | | | |
| Pole Vault | 4 18 | 16 35 | – 6 | 11 23 | – 1 | – 10 | – – | – – | – – | – – | | | | | | | |
| High Jump | 15 33 | 2 37 | – 6 | – 23 | 4 5 | – 10 | 10 10 | – – | – – | – – | | | | | | | |
| Triple Jump | 11 44 | 8 45 | 4 10 | 6 29 | 2 7 | – 10 | – 10 | – – | – – | – – | | | | | | | |
| Shot Put | 6 50 | 8 53 | 4 14 | 3 32 | – 7 | 10 20 | – 10 | – – | – – | – – | | | | | | | |
| 400 M | 18 68 | 6 59 | 4 18 | 1 33 | – 7 | – 20 | – 10 | – – | 2 2 | – – | | | | | | | |
| 3200 M. | – 68 | – 59 | 3 21 | 4 37 | 18 25 | – 20 | – 10 | 6 6 | – 2 | – – | | | | | | | |
| 110 HH | 2 70 | 7 66 | – 21 | – 37 | 14 39 | – 20 | 8 18 | – 6 | – 2 | – – | | | | | | | |
| 100 M | 10 80 | – 66 | 10 31 | 1 38 | 4 43 | – 20 | 6 24 | – 6 | – 2 | – – | | | | | | | |
| 800 M | 16 96 | 8 74 | 1 32 | 4 42 | – 43 | – 20 | – 24 | – 6 | 2 4 | – – | | | | | | | |
| 300 IM | 16 112 | 4 78 | 2 34 | 1 43 | – 43 | 8 28 | – 24 | – 6 | – 4 | – – | | | | | | | |
| 200 M | 10 122 | 10 88 | 9 43 | – 43 | – 43 | – 28 | 2 26 | – 6 | – 4 | – – | | | | | | | |
| 1600 M | – 122 | 10 98 | 6 49 | 2 45 | 8 51 | – 28 | – 26 | 4 10 | 1 5 | – – | | | | | | | |
| 3200 Rel | 10 132 | 6 104 | 8 57 | 1 46 | – 51 | – 28 | – 26 | 4 14 | 2 7 | – – | | | | | | | |
| 400 Rel | 8 140 | 10 114 | 2 59 | 4 50 | – 51 | 6 34 | – 26 | – 14 | – 7 | – – | | | | | | | |
| 1600 Rel | 8 148 | 10 124 | 6 65 | 4 54 | – 51 | – 34 | – 26 | – 14 | 2 9 | 1 1 | | | | | | | |
| TOTALS | 148 | 124 | 65 | 54 | 51 | 34 | 26 | 14 | 9 | 1 | | | | | | | |
| PLACING | 1 | 2 | 3 | 4 | 5 | 6 | 7 | 8 | 9 | 10 | | | | | | | |

*do not write in this column until event is over

BIG RED TRACK SCOREBOOK

**MEET** May Wood Invite **DATE** 3-26-94

**EVENT** High Jump

| NAME | (Team) | TIME HT. DIST. |
|---|---|---|
| 1. J. Mathiesen | M.V | 5'6" |
| 2. T. Cunningham | Tw-Val | 5'6" |
| 3. T. Stauffer | E-F | 5'6" |
| 4. C. Larsen | Br | 5'4" |
| 5. B. Wood | May | 5'4 |
| 6. A. Freeze | Trent | 5'4 |

**EVENT** Shot Put

| NAME | (Team) | TIME HT. DIST. |
|---|---|---|
| 1. S. Nickerson | I | 46'5" |
| 2. J. Smallfoot | MV | 43'4½ |
| 3. G. Gobb | Strat | 42'10" |
| 4. J. Kroninga | May. | 40'8½ |
| 5. C. Ervin | Tw-Val | 39'0" |
| 6. R. Hoelscher | Tw-Val | 38'6¼ |

**EVENT** Pole Vault

| NAME | (Team) | TIME HT. DIST. |
|---|---|---|
| 1. T. Amstutz | May | 11'0 |
| 2. C. Hilbebrant | May | 10'0 |
| 3. C. Tidwell | Imps | 9'6 |
| 4. J. Potter | May | 9'6 |
| 5. D. Marcin | Imps | 7'6 |
| 6. — | — | — |

**EVENT** 800 m

| NAME | (Team) | TIME HT. DIST. |
|---|---|---|
| 1. E. Minard | Strat | 2.11 |
| 2. B. Edmeier | May | 2.16.2 |
| 3. M. Forch | Strat | 2.18.3 |
| 4. G. Freeks | Tw-Val | 2.21.2 |
| 5. J. Cole | MV | 2.21.9 |
| 6. J. Callahan | Br | 2.22.6 |

**EVENT** Discus

| NAME | (Team) | TIME HT. DIST. |
|---|---|---|
| 1. J. Kroninga | May | 125'4¼ |
| 2. G Gobb | Strat | 120'1" |
| 3. M. Fritschie | May | 116'4 |
| 4. J. Cole | MV | 115'11" |
| 5. S. Nickerson | Imps | 112'11" |
| 6. J. Smallfoot | MV | 111'1" |

**EVENT** 400 m

| NAME | (Team) | TIME HT. DIST. |
|---|---|---|
| 1. C. Forch | Strat | 55.4 |
| 2. B. Ebmeier | May | 55.8 |
| 3. M. Golding | Strat | 56.5 |
| 4. J. Nelson | Brady | 58.0 |
| 5. K Woodring | May | 58.6 |
| 6. Ad. Wood | May | 60.0 |

**EVENT** 110 - HH

| NAME | (Team) | TIME HT. DIST. |
|---|---|---|
| 1. B Wood | May | 16.5 |
| 2. J. Cunningham | Tw-Val | 18.2 |
| 3. T. Hemseth | MV | 18.9 |
| 4. G. Strill | Tw-Val | 19.2 |
| 5. C. Doyle | Imps | 20.3 |
| 6. — | — | — |

**EVENT** 300 IM

| NAME | (Team) | TIME HT. DIST. |
|---|---|---|
| 1. B. Wood | May | 45.1 |
| 2. C. Forch | Strat | 45.2 |
| 3. T. Klein | E-F | 48.9 |
| 4. J. Payton | Strat | 49.4 |
| 5. C. Doyle | Imps | 50.2 |
| 6. J. Hic | May | 50.4 |

**EVENT** Triple Jump

| NAME | (Team) | TIME HT. DIST. |
|---|---|---|
| 1. B. Ebmeir | May | 40'1¾" |
| 2. J. Cunningham | Tw-Val | 39'6¼" |
| 3. M. Fisher | May | 39'5¾" |
| 4. J. Wright | E-F | 38'¾" |
| 5. T. Klein | E-F | 37'3¼" |
| 6. C. Wentweister | May | 36'4 |

**EVENT** 3200 m-Run

| NAME | (Team) | TIME HT. DIST. |
|---|---|---|
| 1. J. Einspahr | E-F | 10.58.2 |
| 2. A. Unger | Tw-Val | 11.17.8 |
| 3. L. Ramsey | Trent | 11.47.5 |
| 4. R Colson | Imps | 11.51.8 |
| 5. S. Barger | Imps | 12.14.3 |
| 6. D Johnson | Trent | 12.15.9 |

**EVENT** 100 m

| NAME | (Team) | TIME HT. DIST. |
|---|---|---|
| 1. D. Earhart | E-F | 11.6 |
| 2. C Schmeckle | E-F | 11.7 |
| 3. C. Hildebrant | May | 12.0 |
| 4. G. Gobb | Strat | 12.1 |
| 5. T. Klein | E-F | 12.2 |
| 6. L. Cruse | May | 12.2† |

**EVENT** Long Jump

| NAME | (Team) | TIME HT. DIST. |
|---|---|---|
| 1. M. Golding | Strat | 20'¼" |
| 2. J. Davis | May | 19'1" |
| 3. J. Wright | E-F | 19'½" |
| 4. A. Shadley | Trent | 18'8½ |
| 5. M. Fisher | May | 18'7¾" |
| 6. J. Cunningham | Tw-Val | 18'2½ |

# BIG RED TRACK SCOREBOOK

**HELD AT:** Maywood **SCORING:** 1st 10 pts.; 2nd 8 pts.; 3rd 6 pts.; 4th 4 pts.; 5th 2 pts.; 6th 1 pts.

## EVENT 200 M

| | NAME | (Team) | TIME HT. DIST. |
|---|---|---|---|
| 1. | M. Golding | Strat | 25.5 |
| 2. | D. Earhart | E-F | 25.9 |
| 3. | C Schmeeckle | E-F | 26.1 |
| 4. | J. Hones | Imp | 26.7 |
| 5. | A. Wood | May | 26.9 |
| 6. | L. Cruse | May | 27.0 |

## EVENT 1600 M

| | NAME | (Team) | TIME HT. DIST. |
|---|---|---|---|
| 1. | S Engelhart | E-F | 5.09.6 |
| 2. | L. Ramsey | Trent | 5.12.7 |
| 3. | M. Steinicke | Bra | 5.17.8 |
| 4. | A. Unger | TW Val | 5.23.8 |
| 5. | R. Colson | Imp | 5.33.5 |
| 6. | C. Eisenhauer | MV | 5.38.2 |

## 3200 M RELAY

| TEAM | RUNNERS | TIME |
|---|---|---|
| 1. Brady | _____, _____ | 9.18 |
| | _____, _____ | |
| 2. MV | S. Berger | 9.41.9 |
| 3. Trenton | E. Dembo | 9.43.7 |
| 4. Maywood | A. Richert | 9.46.1 |
| 5. Twin Val | R. Colson | 10.05.8 |
| 6. Imp JV | | 10.15 |

## 400 Rel RELAY

| TEAM | RUNNERS | TIME |
|---|---|---|
| 1. E-F | _____, _____ | 48.4 |
| | _____, _____ | |
| 2. Maywood | R. Eaton | 49.3 |
| 3. Stratton | C. Tidwell | 49.4 |
| 4. Twin Val | W. Bedenec | 51.0 |
| 5. Trenton | J. Hones | 51.5 |
| 6. Imperial JV | | 52.1 |

## 1600 R RELAY

| TEAM | RUNNERS | TIME |
|---|---|---|
| 1. Stratton | _____, _____ | 3.48.6 |
| | _____, _____ | |
| 2. Maywood | C. Deyle | 352.9 |
| 3. Brady | L. Snyder | 4.00.1 |
| 4. Med Vall | M. Strand | 4.03.5 |
| 5. Trenton | J. Hones | 4.06.4 |
| 6. E-F | | 4.08.1 |

TEAMS

| TEAM NAME | Maywood | Stratton | Eus-Fair | TW-Val | Med-Val | Imperial JV | Brady | Trenton | | | | | | | | | |
|---|---|---|---|---|---|---|---|---|---|---|---|---|---|---|---|---|---|
| ABBR. | May | Strat | Eus-Fair | TW-Val | Med-Val | Imp JV | Brady | Trenton | | | | | | | | | |
| *EVENTS | | | | | | | | | | | | | | | | | |
| High Jump | 2 / 2 | – / – | 6 / 6 | 8 / 8 | 10 / 10 | – / – | 4 / 4 | 1 / 1 | | | | | | | | | |
| Discus | 16 / 18 | 8 / 8 | – / 6 | – / 8 | 5 / 15 | 2 / 2 | – / 4 | – / 1 | | | | | | | | | |
| Triple Jump | 17 / 35 | – / 8 | 6 / 12 | 8 / 16 | – / 15 | – / 2 | – / 4 | – / 1 | | | | | | | | | |
| Shot Put | 4 / 39 | 6 / 14 | – / 12 | 3 / 19 | 8 / 23 | 10 / 12 | – / 4 | – / 1 | | | | | | | | | |
| 400 M | 11 / 50 | 16 / 30 | – / 12 | – / 19 | – / 23 | – / 12 | 4 / 8 | – / 1 | | | | | | | | | |
| 3200 M | – / 50 | – / 30 | 10 / 22 | 8 / 27 | – / 23 | 6 / 18 | – / 8 | 7 / 8 | | | | | | | | | |
| Pole Vault | 22 / 72 | – / 30 | – / 22 | – / 27 | – / 23 | 8 / 26 | – / 8 | – / 8 | | | | | | | | | |
| 110 HH | 10 / 82 | – / 30 | – / 22 | 12 / 39 | 6 / 29 | 2 / 28 | – / 8 | – / 8 | | | | | | | | | |
| 100 M | 7 / 89 | 5 / 34 | 20 / 42 | – / 39 | – / 29 | – / 28 | – / 8 | – / 8 | | | | | | | | | |
| 800 M | 8 / 97 | 16 / 50 | – / 42 | 4 / 42 | 2 / 31 | – / 28 | 1 / 9 | – / 8 | | | | | | | | | |
| 300 M IH | 11 / 108 | 12 / 62 | 6 / 48 | – / 42 | – / 31 | 2 / 30 | – / 9 | – / 8 | | | | | | | | | |
| Long Jump | 10 / 118 | 10 / 72 | 6 / 54 | 1 / 43 | – / 31 | – / 30 | – / 9 | 4 / 12 | | | | | | | | | |
| 200 M | 3 / 121 | 10 / 82 | 14 / 68 | – / 43 | – / 31 | 4 / 34 | – / 9 | – / 12 | | | | | | | | | |
| 1600 M | – / 121 | – / 82 | 10 / 78 | 4 / 47 | 1 / 32 | 2 / 36 | 6 / 15 | 8 / 20 | | | | | | | | | |
| 400 Rel | 8 / 129 | 6 / 88 | 10 / 88 | 4 / 51 | – / 32 | 1 / 37 | – / 15 | 2 / 22 | | | | | | | | | |
| 1600 Rel | 8 / 137 | 10 / 98 | 1 / 89 | – / 51 | 4 / 36 | – / 37 | 6 / 21 | 2 / 24 | | | | | | | | | |
| 3200 Rel | 4 / 141 | – / 98 | – / 89 | 2 / 53 | 8 / 44 | 1 / 38 | 10 / 31 | 6 / 30 | | | | | | | | | |
| | | | | | | | | | | | | | | | | | |
| TOTALS | 141 | 98 | 89 | 53 | 44 | 38 | 31 | 30 | | | | | | | | | |
| PLACING | 1 | 2 | 3 | 4 | 5 | 6 | 7 | 8 | | | | | | | | | |

*do not write in this column until event is over

BIG RED TRACK SCOREBOOK

**MEET** Ogalala Invitational **DATE** 3-31-94

**EVENT** Discus

| | NAME | (Team) | TIME HT. DIST. |
|---|---|---|---|
| 1. | T. Dishman | Coz | 140 |
| 11 2. | C. Metzger | Goth | 139 |
| 3. | E Anderson | Imp | 135'3" |
| 10 4. | T. McCluer | Goth | 134'8 |
| 5. | R. Schulke | Imp | 134'7 |
| 6. | C. Levy | Imp | 130'11" |

**EVENT** High Jump

| | NAME | (Team) | TIME HT. DIST. |
|---|---|---|---|
| 1. | J. Lowe | Gor | 6'7 |
| 11 2. | D. Jones | Gor | 6'4 |
| 3. | J. Sauer | Og | 6'2 |
| 11 4. | J Rackley | Og | 5'10" |
| 5. | B. Stevens | Goth | 5'10" |
| 6. | S. Fenner | Goth | 5'10" |

**EVENT** 100 M

| | NAME | (Team) | TIME HT. DIST. |
|---|---|---|---|
| 1. | J. Mitchell | Sid | 11.3 |
| 11 2. | J. Bortling | Sid | 11.4 |
| 3. | C. Rohn | Good | 11.4 |
| 4. | R. Kaufman | Coz | 11.4 |
| 11 5. | B. Schiessler | Sid | 11.4 |
| 11 6. | R. Stanley | So.P | 11.5 |

**EVENT** 800 M

| | NAME | (Team) | TIME HT. DIST. |
|---|---|---|---|
| 1. | R. Leiss | Good | 2.03.1 |
| 2. | T. Pritchett | Gor | 2.06.2 |
| 11 3. | B. American Horse | Gor. | 2.07.8 |
| 4. | J. Smith | Coz | 2.07.8 |
| 5. | M. Vines | Imp | 2.08.7 |
| 11 6. | S. Berry | Ogal | 2.08.7 |

**EVENT** Shot Put

| | NAME | (Team) | TIME HT. DIST. |
|---|---|---|---|
| 11 1. | C. Metzger | Goth | 52'5" |
| 2. | T. Bice | Sid | 52'2" |
| 3. | D. Marquez | Mit | 49'6 1/2 |
| 4. | M. McCloin | Hax | 47'8 1/2 |
| 11 5. | J. Bortling | Sid | 47'6" |
| 10 6. | T. McCluer | Goth | 46'5 1/2 |

**EVENT** Triple Jump

| | NAME | (Team) | TIME HT. DIST. |
|---|---|---|---|
| 11 1. | T. Keck | Good | 43'6" |
| 11 2. | D. Jones | Gr. | 41'7 3/4 |
| 11 3. | R. Lempke | Og | 41'1 1/2 |
| 4. | J. Loysdon | Gr. | 40'11 1/4 |
| 5. | M. McCloin | Hax | 40'8 1/2 |
| 6. | T.J. Brown | So.P | 40'1 3/4 |

**EVENT** 200 M

| | NAME | (Team) | TIME HT. DIST. |
|---|---|---|---|
| 1. | R. Kaufman | Coz | 22.8 |
| 11 2. | J. Hooper | Good | 23.1 |
| 3. | C. Rohn | Good | 23.[illegible] |
| 4. | J. Bell | Hax | 23.6 |
| 5. | J. Bortling | Sid | 23.7 |
| 6. | IC Blackwirtz | Jul. | 23.8 |

**EVENT** 1600 M

| | NAME | (Team) | TIME HT. DIST. |
|---|---|---|---|
| 11 1. | J. Buckman | Gor | 4.49.5 |
| 11 2. | I Converse | Mit | 4.50.9 |
| 3. | P Leibhart | Imp | 4.51.1 |
| 11 4. | J. J McMillan | Og | 4.56.8 |
| 10 5. | J. Cooper | So.P | 5.00.3 |
| 11 6. | B. Cheetsoo | Goth | 5.09 |

**EVENT** Pole Vault

| | NAME | (Team) | TIME HT. DIST. |
|---|---|---|---|
| 11 1. | J. Sauer | Og | 13 |
| 2. | T. Felzein | Good | 12'6 |
| 3. | S. Hallet | Imp | 12'6" |
| 11 4. | R. Stanley | So.P | 12'6 |
| 5. | D. Penner | Goth | 12'0 |
| 6. | R McClelland | Mit | 12'0" |

**EVENT** Long Jump

| | NAME | (Team) | TIME HT. DIST. |
|---|---|---|---|
| 11 1. | J. Hooper | Good | 21'8 1/2 |
| 2. | M. Fenner | Good | 21'1 3/4 |
| 3. | D. Flores | Hax | 20'7 1/2 |
| 4. | J. Loysdon | Gr. | 19'11 3/4 |
| 5. | J. Clark | Goth | 19'8" |
| 6. | T.J. Brown | So.P | 19'7 1/4 |

**EVENT** 400 M

| | NAME | (Team) | TIME HT. DIST. |
|---|---|---|---|
| 1. | J. Mitchell | Sid | 50.1 |
| 2. | P Hennen | Goth | 51.4 |
| 3. | J. Bell | Hax | 51.5 |
| 4. | R. Lass | Good | 52.9 |
| 5. | Z. Knight | Ogal | 53.5 |
| 6. | M. Vines | Imp | 53.6 |

**EVENT** 3200 M

| | NAME | (Team) | TIME HT. DIST. |
|---|---|---|---|
| 11 1. | J. Buckman | Gor | 10.30.6 |
| 10 2. | J. Cooper | So.P | 10.38. |
| 11 3. | I. Converse | Mit | 10.43.7 |
| 11 4. | B. Cheetsoo | Goth | 11.12.5 |
| 5. | W. Bowen | Good | 11.14.7 |
| 11 6. | J. J McMillan | Og | 11.22.4 |

# BIG RED TRACK SCOREBOOK

**HELD AT:** Ogallala **SCORING:** 1st 10 pts.; 2nd 8 pts.; 3rd 6 pts.; 4th 4 pts.; 5th 2 pts.; 6th 1 pts.

## EVENT 110 - H H

| | NAME | (Team) | TIME HT. DIST. |
|---|---|---|---|
| 1. | A. Gillen | Coz | 16.0 |
| 2. | I. Harms | Hax | 16.7 |
| 3. | J. Wordman | Mit | 17.1 |
| 4. | D. Hessler | Mit | 17.2 |
| 5. | S. Hallet | Imp | 17.4 |
| 6. | P. Trux | Gor | 17.4 |

## EVENT 300 Im H

| | NAME | (Team) | TIME HT. DIST. |
|---|---|---|---|
| 1. | M. Fenner | Good | 41.9 |
| 2. | C. Lair | Og | 42.8 |
| 3. | A. Gillen | Coz | 43.8 |
| 4. | M Zillen | Gor | 43.9 |
| 10 5. | T. Bishop | Gr | 44.2 |
| 6. | P Trux / J. Wordman | Gor / Mit | 44.4 |

## 3200 Rel RELAY

| | TEAM | RUNNERS | TIME |
|---|---|---|---|
| 1. | Ogallala | _____, _____ | 8.35.6 |
| | | _____, _____ | |
| 2. | Gordon | B Hill | 8.47.9 |
| 3. | Sidney | A Leibhart | 8.54.9 |
| 4. | Imp → | S. Berger | 8.56.0 |
| 5. | Grant | J. Marcus | 8.57.9 |
| 6. | Jules Burg | | 9.02.3 |

## 1600 Rel RELAY

| | TEAM | RUNNERS | TIME |
|---|---|---|---|
| 1. | Goodland | _____, _____ | 3.34.8 |
| | | _____, _____ | |
| 2. | Hoxton | | 3.37.1 |
| 3. | Ogallala | | 3.37.4 |
| 4. | Cozad | | 3.39.4 |
| 5. | Grant | | 3.39.7 |
| 6. | Mitchell | | 3.43.9 |

## 400 Rel RELAY

| | TEAM | RUNNERS | TIME |
|---|---|---|---|
| 1. | Sidney | _____, _____ | 44.7 |
| | | _____, _____ | |
| 2. | Goodland | | 44.8 |
| 3. | Ogal | | 46.0 |
| 4. | Mitchell | | 46.8 |
| 5. | Grant | | 46.9 |
| 6. | So. P | | 47.1 |

TEAMS

| *EVENTS | TEAM NAME / ABBR. Goodland | Ogallala | Sidney | Grant | Cozad | Gothenburg | Gordon | Mitchell | Hoxton | Imperial | South Platte | Hershey | Julesburg | | | | |
|---|---|---|---|---|---|---|---|---|---|---|---|---|---|---|---|---|---|
| Discus | – | – | – | – | 10 | 12 | – | – | – | 9 | – | – | – | | | | |
| | – | – | – | – | 10 | 12 | – | – | – | 9 | – | – | – | | | | |
| Shot Put | – | – | 10 | – | – | 11 | – | 6 | 4 | – | – | – | – | | | | |
| | – | – | 10 | – | 10 | 23 | – | 6 | 4 | 9 | – | – | – | | | | |
| Pole Vault | 8 | 10 | – | – | – | 2 | – | 1 | – | 6 | 4 | – | – | | | | |
| | 8 | 10 | 10 | – | 10 | 25 | – | 7 | 4 | 15 | 4 | – | – | | | | |
| High Jump | – | 10 | – | 18 | – | 3 | – | – | – | – | – | – | – | | | | |
| | 8 | 20 | 10 | 18 | 10 | 28 | – | 7 | 4 | 15 | 4 | – | – | | | | |
| Triple Jump | 10 | 6 | – | 12 | – | – | – | – | 2 | – | 1 | – | – | | | | |
| | 18 | 26 | 10 | 30 | 10 | 28 | – | 7 | 6 | 15 | 5 | – | – | | | | |
| Long Jump | 18 | – | – | 4 | – | 2 | – | – | – | – | 1 | 6 | – | | | | |
| | 36 | 26 | 10 | 34 | 10 | 30 | – | 7 | 6 | 15 | 6 | 6 | – | | | | |
| 100m | 6 | – | 20 | – | 4 | – | – | – | – | – | 1 | – | – | | | | |
| | 42 | 26 | 30 | 34 | 14 | 30 | – | 7 | 6 | 15 | 7 | 6 | – | | | | |
| 200m | 14 | – | 2 | – | 10 | – | – | – | 4 | – | – | – | 1 | | | | |
| | 56 | 26 | 32 | 34 | 24 | 30 | – | 7 | 10 | 15 | 7 | 6 | 1 | | | | |
| 400m | 4 | 2 | 10 | – | – | 8 | – | – | 6 | 1 | – | – | – | | | | |
| | 60 | 28 | 42 | 34 | 24 | 38 | – | 7 | 16 | 16 | 7 | 6 | 1 | | | | |
| 800m | 10 | 1 | – | 5 | 4 | – | 6 | – | – | 2 | – | – | – | | | | |
| | 70 | 29 | 42 | 42 | 28 | 38 | 6 | 7 | 16 | 18 | 7 | 6 | 1 | | | | |
| 1600m | – | 4 | – | – | – | 1 | 10 | 8 | – | 6 | 2 | – | – | | | | |
| | 70 | 33 | 42 | 42 | 28 | 39 | 16 | 15 | 16 | 24 | 9 | 6 | 1 | | | | |
| 3200m | 2 | 1 | – | – | 4 | – | 10 | 6 | – | – | 8 | – | – | | | | |
| | 72 | 34 | 42 | 42 | 32 | 39 | 26 | 21 | 16 | 24 | 17 | 6 | 1 | | | | |
| 110 H H | – | – | – | – | 10 | – | 1 | 10 | 8 | 2 | – | – | – | | | | |
| | 72 | 34 | 42 | 42 | 42 | 39 | 27 | 31 | 24 | 26 | 17 | 6 | 1 | | | | |
| 300 Im H | 10 | 8 | – | 2 | 6 | – | 4½ | 1/2 | – | – | – | – | – | | | | |
| | 82 | 42 | 42 | 44 | 48 | 39 | 31½ | 31½ | 24 | 26 | 17 | 6 | 1 | | | | |
| 3200 Rel | – | 10 | 6 | 2 | – | – | 8 | – | – | 4 | – | – | 1 | | | | |
| | 82 | 52 | 48 | 46 | 48 | 39 | 39½ | 31½ | 24 | 30 | 17 | 6 | 2 | | | | |
| 1600 Rel | 10 | 6 | – | 2 | 4 | – | – | 1 | 8 | – | – | – | – | | | | |
| | 92 | 58 | 48 | 48 | 52 | 39 | 39½ | 32½ | 32 | 30 | 17 | 6 | 2 | | | | |
| 400 Rel | 8 | 6 | 10 | 2 | – | – | – | 4 | – | – | 1 | – | – | | | | |
| | 100 | 64 | 58 | 50 | 52 | 39 | 39½ | 36½ | 32 | 30 | 18 | 6 | 2 | | | | |
| | | | | | | | | | | | | | | | | | |
| TOTALS | 100 | 64 | 58 | 50 | 52 | 39 | 39½ | 36½ | 32 | 30 | 18 | 6 | 2 | | | | |
| PLACING | 1 | 2 | 3 | 5 | 4 | 7 | 6 | 8 | 9 | 10 | 11 | 12 | 13 | | | | |

*do not write in this column until event is over

# BIG RED TRACK SCOREBOOK

**MEET** Grant Invitational **DATE** 4-9-94

**EVENT** Discus

| NAME | (Team) | TIME HT. DIST. |
|---|---|---|
| 1. R. Schulte | Imp | 140'8½ |
| 2. C. Levy | Imp | 131'10" |
| 3. E. Anderson | Imp | 130'9½ |
| 11 4. C Alverez | Og | 130'4" |
| 11 5. S. Bottom | Gr | 124'3½ |
| 6. T Mackamon | Jul | 122'4" |

**EVENT** 400 m

| NAME | (Team) | TIME HT. DIST. |
|---|---|---|
| 1. M. Vines | Imp | 53.7 |
| 2. E. Knight | Og | 54.3 |
| 3. C. McGreer | So.P | 55.0 |
| 4. T. Kerbs | Wray | 55.1 |
| 5. S. Stotz | Imp | 56.2 |
| 6. C. Conrad | Wray | 56.2 |

**EVENT** 110 H.H

| NAME | (Team) | TIME HT. DIST. |
|---|---|---|
| 1. C. Livingston | Lew | 16.6 |
| 10 2. R. Richmond | Gr | 17.7 |
| 3. M. Weaver | Wray | 17.8 |
| 4. B. Kuenning | Imp | 17.9 |
| 5. S. Hallet | Imp | 18.3 |
| 6. G. Steggs | Imp | 19.0 |

**EVENT** 800 m

| NAME | (Team) | TIME HT. DIST. |
|---|---|---|
| 1. M. Vines | Imp | 207.4 |
| 2. T. Pritchett | Gra | 208.5 |
| 3. P. Leibhart | Imp | 2.09.6 |
| 4. C. McGreer | So.P | 209.9 |
| 5. S. Burns | N.S.P | 2.11.6 |
| 6. D. Mollendon | Jul | 2.12.7 |

**EVENT** Long Jump

| NAME | (Team) | TIME HT. DIST. |
|---|---|---|
| 1. J Anderson | Og | 21'6" |
| 2. D Fleece | Her | 20'8½ |
| 11 3. M Epley | NPSP | 20'2½ |
| 11 4. J Raether | Og | 19'7" |
| 10 5. J List | Og | 19'4" |
| 11 6. J Lampman | Gr | 19'2½ |

**EVENT** High Jump

| NAME | (Team) | TIME HT. DIST. |
|---|---|---|
| 1. J. Lowe | Gr | 6'4" |
| 11 2. D. Jones | Gr | 6'4" |
| 11 3. J. Saner | Og | 5'10" |
| 11 4. J Raether | Og | 5'8" |
| 10 5. J. List | Og | 5'8" |
| 6. R. Hurlbutt | Osh | 5'6" |

**EVENT** Triple Jump

| NAME | (Team) | TIME HT. DIST. |
|---|---|---|
| 1. J. Logsdon | Gr | 42'7" |
| 11 2. B. Rusher | Wra | 42 |
| 11 3. R. Lemplie | Og | 41'9" |
| 11 4. M. Epley | NPSP | 40'10" |
| 5. T.J Brown | So.P | 40'9" |
| 6. | | |

**EVENT** 300 Im

| NAME | (Team) | TIME HT. DIST. |
|---|---|---|
| 1. C. Lair | Og | 42.9 |
| 2. S. Todd | WP | 43.7 |
| 3. C. Livingston | Lew | 44.9 |
| 10 4. T. Bishop | Gr | 45.9 |
| 5. J. Walgren | WP. | 46.3 |
| 11 6. C. Hannagan | NPSP | 49.0 |

**EVENT** Pole Vault

| NAME | (Team) | TIME HT. DIST. |
|---|---|---|
| 1. S. Hallet | Imp | 13' |
| 11 2. R. Stanley | SO.P. | 12'6 |
| 11 3. J. Saner | Og | 12'0 |
| 10 4. T Frame | Her | 11'6 |
| 5. J. Iverson | Imp | 11'6 |
| 6. J. Blecha | Wray | 10'6 |

**EVENT** 100 m

| NAME | (Team) | TIME HT. DIST. |
|---|---|---|
| 11 1. R. Stanley | So.P | 11.7 |
| 2. D. Fleece | Her | 12.0 |
| 3. K. Berry | Imp | 12.1 |
| 4. J. Ouradon | Gra | 12.2 |
| 5. R. Stretesky | So.P | 12.3 |
| 6. C. Lair | Og | 12.3 |

**EVENT** Shot Put

| NAME | (Team) | TIME HT. DIST. |
|---|---|---|
| 1. B. Haarberg | WP | 54'6 |
| 2. C. Levy | Imp | 47' |
| 3. S. Nickerson | Imp | 46'7" |
| 4. R. Schulke | Imp | 45'9" |
| 5. J. Lankriet | Jul | 45'3½ |
| 11 6. C. Alverez | Og | 45'1½ |

**EVENT** 200 m

| NAME | (Team) | TIME HT. DIST. |
|---|---|---|
| 11 1. R Stanley | So.P | 24.3 |
| 2. G. Bledsoe | Wray | 24.5 |
| 3. J. Ouradon | Gr | 24.7 |
| 11 4. S. Holverson | NPSP | 24.9 |
| 5. K Blackowitz | Jul | 24.9 |
| 6. K Berry | Imp | 24.9 |

400 Wt. Rel. Imp - 48.9 - Ogal - 50.9 - Grant - 51.0 - Wray 51.1 - Jules 51.1 - Hershey 51.9 -

# BIG RED TRACK SCOREBOOK

**HELD AT:** Grant **SCORING:** 1st 10 pts.; 2nd 8 pts.; 3rd 6 pts.; 4th 4 pts.; 5th 2 pts.; 6th 1 pts.

## EVENT 1600 m

| | NAME | (Team) | TIME HT. DIST. |
|---|---|---|---|
| 10 | 1. J. Cooper | So.P | 4:52.2 |
| | 2. I. McBeth | Wra | 4.53.5 |
| | 3. M. Neia | Jul | 5:02.5 |
| 11 | 4. T.J. McMillen | Og | 5:05.5 |
| | 5. J. Knight | Og | 5:06.8 |
| | 6. D. Byerly | Jul | 5:12.3 |

## EVENT 3200 m

| | NAME | (Team) | TIME HT. DIST. |
|---|---|---|---|
| 10 | 1. J. Cooper | So.P | |
| 11 | 2. T.J McMillen | Og | |
| | 3. P. Leibhart | Imp | |
| | 4. | Her | |
| | 5. | | |
| | 6. C. Wenzlich | Imp | |

## 3200 Rel RELAY

| | TEAM | RUNNERS | TIME |
|---|---|---|---|
| 1. | Wray | , , | 8.44.1 |
| 2. | Ogallala | , , | 8.52.2 |
| 3. | Jules Burg | | 8.57.6 |
| 4. | Grant | | 8.58.3 |
| 5. | Imperial | | 9.08 |
| 6. | So. Platte | | 9.12.2 |

Leibhart, Moreno, Colsen, Borger

## 1600 Rel RELAY

| | TEAM | RUNNERS | TIME |
|---|---|---|---|
| 1. | Wray | , , | 3.34.5 |
| 2. | Ogallala | , , | 3.43.5 |
| 3. | Grant | | 3.43.8 |
| 4. | Jules Burg | | 3.46.3 |
| 5. | Imperial | | 3.46.4 |
| 6. | So. Platte | | 3.51.2 |

Stafz, Moreno, Leibhart, Ulves

## 400 Rel RELAY

| | TEAM | RUNNERS | TIME |
|---|---|---|---|
| 1. | So. Platte | , , | 46.4 |
| 2. | Ogallala | , , | 46.8 |
| 3. | Grant | | 46.9 |
| 4. | Wom-Pal | | 47.0 |
| 5. | Wray | | 47.0 |
| 6. | Hershey | | 47.1 |

(State - Robinson) (Berry - Doyle) No-Place 47.8

| TEAMS | ABBR. | TEAM NAME |
|---|---|---|
| 1 | Imp | Imperial |
| 2 | Oga | Ogallala |
| 3 | Gra | Grant |
| 4 | SoP | South Platte |
| 5 | Wra | Wray |
| 6 | Wom-Pal | Wauneta-Pal |
| 7 | Her | Hershey |
| 8 | JB | Jules Burg |
| 9 | Lov | Lovelleu |
| 10 | W.Pla | W. Platte St Pal |
| 11 | Osh | Oshkosh GCHS |

| *EVENTS | | | | | | | | | | | | | | | | | | |
|---|---|---|---|---|---|---|---|---|---|---|---|---|---|---|---|---|---|---|
| Discus | 24 / 24 | 4 / 4 | 2 / 2 | – / – | – / – | – / – | – / – | 1 / 1 | – / – | – / – | – / – | | | | | | | |
| Long Jump | – / 24 | 16 / 20 | 1 / 3 | – / – | – / – | – / – | 8 / 5 | – / 1 | – / – | 6 / 6 | – / – | | | | | | | |
| Pole Vault | 12 / 36 | 6 / 26 | – / 3 | 8 / 8 | 1 / 1 | – / – | 4 / 12 | – / 1 | – / – | – / 6 | – / – | | | | | | | |
| 400 m | 11¼ / 47½ | 8 / 34 | – / 3 | 6 / 14 | 5½ / 6½ | – / – | – / 12 | – / 1 | – / – | – / 6 | – / – | | | | | | | |
| High Jump | – / 47½ | 12 / 46 | 18 / 21 | – / 14 | – / 6½ | – / – | – / 12 | – / 1 | – / – | – / 6 | 1 / 1 | | | | | | | |
| 110 H-H | 7 / 54½ | – / 46 | 8 / 29 | – / 14 | 6 / 12½ | – / – | – / 12 | – / 1 | 10 / 10 | – / 6 | – / 1 | | | | | | | |
| Triple Jump | – / 54½ | 6 / 52 | 10 / 39 | 2 / 16 | 8 / 18½ | – / – | – / 12 | – / 1 | – / 10 | 4 / 10 | – / 1 | | | | | | | |
| 100 m | 6 / 60½ | 1 / 53 | 4 / 43 | 12 / 28 | – / 18½ | – / – | 8 / 20 | – / 1 | – / 10 | – / 10 | – / 1 | | | | | | | |
| Shot Put | 18 / 78½ | 1 / 54 | – / 43 | – / 28 | – / 18½ | 10 / 10 | – / 20 | 2 / 3 | – / 10 | – / 10 | – / 1 | | | | | | | |
| 800 m | 16 / 94½ | – / 54 | 8 / 51 | 4 / 32 | – / 18½ | – / 10 | – / 20 | 1 / 4 | – / 10 | 2 / 12 | – / 1 | | | | | | | |
| 300 IH | – / 94½ | 10 / 64 | 4 / 55 | – / 32 | – / 18½ | 10 / 20 | – / 20 | – / 4 | 6 / 16 | 1 / 13 | – / 1 | | | | | | | |
| 200 m | 1 / 95½ | – / 64 | 6 / 61 | 10 / 42 | 8 / 26½ | – / 20 | – / 20 | 2 / 6 | – / 16 | 4 / 17 | – / 1 | | | | | | | |
| 1600 m | – / 95½ | 6 / 70 | – / 61 | 10 / 52 | 8 / 34½ | – / 20 | – / 20 | 7 / 13 | – / 16 | – / 17 | – / 1 | | | | | | | |
| 3200 m | 7 / 102½ | 8 / 78 | – / 61 | – / 52 | – / 34½ | – / 20 | 4 / 24 | – / 13 | – / 16 | – / 17 | – / 1 | | | | | | | |
| 3200 Rel | 2 / 104½ | 8 / 86 | 4 / 65 | 1 / 53 | 10 / 44½ | – / 20 | – / 24 | 6 / 19 | – / 16 | – / 17 | – / 1 | | | | | | | |
| 1600 Rel | 2 / 106½ | 8 / 94 | 6 / 71 | 1 / 54 | 10 / 54½ | – / 20 | – / 24 | 4 / 23 | – / 16 | – / 17 | – / 1 | | | | | | | |
| 400 Rel | – / | 8 / 102 | 6 / 77 | 10 / 64 | 2 / 56½ | 4 / 24 | 1 / 25 | – / 23 | – / 16 | – / 17 | – / 1 | | | | | | | |
| 400 wt Rel | 10 / 116½ | 8 / 110 | 6 / 83 | – / 64 | 4. / 60½ | – / 24 | 1 / 26 | 2 / 25 | – / 16 | – / 17 | – / 1 | | | | | | | |
| TOTALS | 116½ | 110 | 83 | 64 | 60½ | 24 | 26 | 25 | 16 | 17 | 1 | | | | | | | |
| PLACING | 1 | 2 | 3 | 4 | 5 | 7 | 6 | 8 | 10 | 9 | 11 | | | | | | | |

*do not write in this column until event is over

Imp - Levy - Anderson - Dillon - Schulka

# BIG RED TRACK SCOREBOOK

**MEET** Gothenburg Invite **DATE** 4-16-94

## EVENT Long Jump

| NAME | (Team) | TIME HT. DIST. |
|---|---|---|
| 10 1. J. Clark | Goth | 20'6" |
| 10 2. B. Soden | McC | 20 3/4 |
| 11 3. B. Gibson | McC | 19'10" |
| 4. J. Redding | Lex | 19'4" |
| 10 5. J. List | Og | 19'4" |
| 11 6. J. Raether | Og | 19'1" |

## EVENT Triple Jump

| NAME | (Team) | TIME HT. DIST. |
|---|---|---|
| 11 1. B. Gibson | McC | 42'3 1/2 |
| 11 2. J. Pramberg | Goth | 42 1/2 |
| 3. A Lauby | Lex | 41'7" |
| 11 4. R. Lampke | Oga | 40'6 |
| 5. M Vines | Imp | 40'2 1/2 |
| 6. T. Karr | McC | 39'8 1/2 |

## EVENT 400 Meter

| NAME | (Team) | TIME HT. DIST. |
|---|---|---|
| 1. M. Vines | Imp | 53.0 |
| 2. E Knight | Og | 53.8 |
| 3. J. Bliven | Lex | 54.8 |
| 4. S. Statz | Imp | 54.9 |
| 5. N Bruns | Lex | 56.5 |
| 6. C. Deyle | Imp | 57.2 |

## EVENT Shot Put

| NAME | (Team) | TIME HT. DIST. |
|---|---|---|
| 11 1. C. Metzger | Goth | 55' 3/4" |
| 2. K Vermaas | Lex | 52'5" |
| 10 3. T. Welliver | Goth | 49'7 |
| 4. A. Sherman | Lex | 48' 3/4" |
| 11 5. T. Sheffield | Goth | 47'4 3/4 |
| 10 6. B Swanson | Kear | 46'7" |

## EVENT Discus

| NAME | (Team) | TIME HT. DIST. |
|---|---|---|
| 11 1. C. Metzger | Goth | 149' |
| 2. B. Durban | Lex | 145'1" |
| 10 3. T. Welliver | Goth | 140'6 |
| 4. T. Probosco | McC | 140'0" |
| 5. M. Bennett | Kear | 139'11 |
| 6. R. Schelke | Imp | 138'1" |

## EVENT 110 H.H

| NAME | (Team) | TIME HT. DIST. |
|---|---|---|
| 1. D. Pollman | McC | 16.3 |
| 2. J. Gouier | Lex | 16.3 |
| 3. B. Unerestan | Lex | 16.7 |
| 4. C. Bartels | Kear | 17.1 |
| 5. B. Kuenning | Imp | 17.2 |
| 6. S. Hallet | Imp | 19.5 |

## EVENT Pole Vault

| NAME | (Team) | TIME HT. DIST. |
|---|---|---|
| 1. S. Hallet | Imp | 13'6" |
| 2. B Hazlitt | McC | 13' |
| 3. J. Freichs | Goth | 12' |
| 4. J. Saner | Og | 12' |
| 5. D. Miller | McC | 12 |
| 6. J. P. Thomallen | Goth | 11'6" |

## EVENT 100 M

| NAME | (Team) | TIME HT. DIST. |
|---|---|---|
| 1. N Newton | McC | 11.4 |
| 2. J. Raether | Og | 11.5 |
| 3. J. Pramberg | Goth | 11.5 |
| 4. M. Ramos | Goth | 11.7 |
| 5. S. Statz | Imp | 11.8 |
| 6. K. Berry | Imp | 11.8 |

## EVENT 3200 M-Run

| NAME | (Team) | TIME HT. DIST. |
|---|---|---|
| 1. J. Canfield | McC | 10.08.4 |
| 2. A. McKlain | Imp | 10.31.7 |
| 11 3. B. Cheetos | Goth | 10.39.5 |
| 4. J. Henn | McC | 10.54.2 |
| 5. R. McGee | Kear | 11.05.7 |
| 6. M. Witer | Kear | 11.14.2 |

## EVENT 800 Meter

| NAME | (Team) | TIME HT. DIST. |
|---|---|---|
| 1. T. Denny | Lex | 2.05.8 |
| 2. M. Vines | Imp | 2.06 |
| 11 3. K. Rassmussen | McC | 2.07.8 |
| 11 4. B. Cheetos | Goth | 2.09.4 |
| 10 5. J. List | Og | 2.12.3 |
| 6. J. Marino | Imp | 2.12.5 |

## EVENT High Jump

| NAME | (Team) | TIME HT. DIST. |
|---|---|---|
| 1. J. Saner | Og | 6'3 1/4 |
| 2. J. LaBrune | Lex | 5'10" |
| 3. J. Fenner | Goth | 5'10" |
| 4. J. Kaecker | Lex | 5'10" |
| 10 5. B. Soden | McC | 5'10" |
| 6. B. Mallan / J. List | Kear / Og | Tie 5'8" |

## EVENT 300 Inv.

| NAME | (Team) | TIME HT. DIST. |
|---|---|---|
| 1. C. Lair | Og | 43.0 |
| 2. J. Bliven | Lex | 44.3 |
| 3. R. Thomallen | Lex | 45.6 |
| 11 4. B. Ryser | McC | 46.0 |
| 5. Garrett Sloggs | Imp | 46.4 |
| 6. J. Iverson / J. P. Thomallen | Imp / Goth | Tie 46.9 |

Mile Med Rel 200-200-400-800 — 1- Imper 3.50.7 2- Ogal -3.57.9 - 3 McCook 4.02.1 - 4 Lex. 4.10.8

M.M 12-10-8-6-4-2

**HELD AT:** Gothenburg **SCORING:** 1st 10 pts.; 2nd 8 pts.; 3rd 6 pts.; 4th 4 pts.; 5th 2 pts.; 6th 1 pts.

**EVENT** 200 M

| NAME | (Team) | TIME HT. DIST. |
|---|---|---|
| 1. ~~N. Neuhaus~~ | ~~McC~~ | ~~23.4~~ |
| 2. J. Sanchek | McC | 23.5 |
| 3. D. Robinson | Imp | 23.9 |
| 4. K. Berry | Imp | 24.5 |
| 5. M. Ramos | Goth | 24.7 |
| 6. R. Walton | Kear | 24.8 |

**EVENT** 1600 M Run

| NAME | (Team) | TIME HT. DIST. |
|---|---|---|
| 1. ~~J. Corfield~~ | ~~McC~~ | ~~4.41.4~~ |
| 2. T.J McMillan | Og | 4.42.7 |
| 3. A. McNair | Imp | 4.57.1 |
| 4. P. Leibhart | Imp | 4.57.4 |
| 5. S. Boyd | Lex | 5.02.3 |
| 6. R. Colson | Imp | 5.02.3 |

**RELAY** 3200 Rel

| TEAM | RUNNERS | TIME |
|---|---|---|
| 1. Ogal | Carr, Knight, Limpke, Berry | 8.34.9 |
| 2. Imp | Leibhart | 8.53.8 |
| 3. McCook | Boyer | 9.04.8 |
| 4. Goth | Hill | 9.16.2 |
| 5. Kearney | Moreno | 9.21.3 |
| 6. | | |

**RELAY** 400-Rel

| TEAM | RUNNERS | TIME |
|---|---|---|
| 1. McCook | , | 45.0 |
| 2. Lex | O'Neil | 46.5 |
| 3. Imp | Berry | 46.7 |
| 4. Goth | Robinson | 46.7 |
| 5. Kearney | Stotz | 48.6 |
| 6. ~~Ogal~~ | | D.O |

**RELAY** 1600 M-Rel

| TEAM | RUNNERS | TIME |
|---|---|---|
| 1. Ogal | , | 3.41.7 |
| 2. Lex | Vires | 3.42.8 |
| 3. Imp | McNair | 3.44.2 |
| 4. Goth | Leibhart | 3.52 |
| 5. Kearney | Doyle | 3.59.9 |
| 6. ~~McCook~~ D.O | | |

TEAMS

| TEAM NAME / ABBR. | McCook | Lex | Imp | Gothenburg | Ogallala | Kearney J.V. |
|---|---|---|---|---|---|---|
| *EVENTS | | | | | | |
| Long Jump | 14/14 | 6/6 | -/- | 10/10 | 3/3 | -/- |
| Discus | 4/18 | 8/14 | 1/1 | 16/26 | -/3 | 2/2 |
| 3200 M Run | 14/32 | -/14 | 8/9 | -/26 | 6/9 | 3/5 |
| Triple Jump | 11/43 | 6/20 | 2/11 | 8/34 | 4/13 | -/5 |
| 110 H.H. | 10/53 | 14/34 | 3/14 | -/34 | -/13 | 4/9 |
| 800 M | 6/59 | 10/44 | 9/23 | 4/37 | 2/15 | -/9 |
| 400 M | -/59 | 8/52 | 15/38 | -/37 | 8/23 | -/9 |
| Pole Vault | 10/69 | -/52 | 10/48 | 7/44 | 4/27 | -/9 |
| High Jump | 2/71 | 12/64 | -/48 | 6/50 | 10.5/37.5 | 1/2/9.5 |
| Shot Put | -/71 | 12/76 | -/48 | 18/58 | -/37½ | 1/10½ |
| 100 M | 10/81 | -/76 | 3/51 | 10/68 | 8/45½ | -/10½ |
| 300 IM | 4/85 | 14/90 | 2½/53½ | 1/2/69½ | 10/55½ | -/10½ |
| 200 M | 18/103 | -/90 | 10/63½ | 2/71½ | -/55½ | 1/11½ |
| 1600 M | 10/113 | 2/92 | 11/73½ | -/71½ | 8/63½ | -/11½ |
| 3200 R | 6/119 | -/92 | 8/81½ | 4/75½ | 10/73½ | 2/13½ |
| 400 R | 10/129 | 8/100 | 6/87½ | 4/79½ | -/73½ | 2/15½ |
| 1600 R | -/129 | 8/108 | 6/93½ | 4/83½ | 10/85½ | 2/17½ |
| Mile Med R | 8/137 | 6/114 | 12/105½ | -/83½ | 10/95½ | -/17½ |
| TOTALS | 137 | 114 | 105½ | 83½ | 95½ | 17½ |
| PLACING | 1 | 2 | 3 | 5 | 4 | 6 |

*do not write in this column until event is over

BIG RED TRACK SCOREBOOK

oth - D.Q Berry - O'Neil - Leibhart - McNair

# BIG RED TRACK SCOREBOOK

**MEET** Imperial Invitational **DATE** 4-19-94

**EVENT** High Jump

| NAME | (Team) | TIME HT. DIST. |
|---|---|---|
| ~~1. J. Lowe~~ | ~~Gr~~ | 6'6" |
| 11 2. D. Jones | Gr | 6'6" |
| 11 3. J. Cohen | Gr | 5'10" |
| ~~4. J. Sauer~~ | ~~Og~~ | 5'10" |
| 5. R. Hurlbutt | Osh | 5'8" |
| 6. B. Kuenning | I | 5'6" |

**EVENT** Discus

| NAME | (Team) | TIME HT. DIST. |
|---|---|---|
| 1. R. Schilke | I | 148'10" |
| 11 2. C. Alverez | Og | 132'10" |
| 3. S. Wallin | I | 129'1" |
| 4. T. Machamer | Jul | 124'10" |
| 11 5. S. Bottom | Gr | 124'7" |
| 6. E. Anderson | I | 123'10" |

**EVENT** Triple Jump

| NAME | (Team) | TIME HT. DIST. |
|---|---|---|
| 11 1. D. Jones | Gr | 43'2½ |
| ~~2. J. Logsdon~~ | ~~Gr~~ | 41'1¼ |
| 11 3. R. Lempke | Og | 39'3½ |
| 4. M. Vines | Imp | 38'9¾ |
| 5. S. Herder | Jul | 38'6½ |
| 11 6. S. Berhends | Gr | 37'10¾ |

**EVENT** Shot Put

| NAME | (Team) | TIME HT. DIST. |
|---|---|---|
| 1. S. Nickerson | I | 46'3½ |
| 2. C. Levy | I | 45'8" |
| 3. R. Schilke | I | 45½ |
| 4. T. Machamer | Jul | 44'10" |
| 5. J. Lanckriet | Jul | 44'2½ |
| 11 6. C. Alverez | Og | 43'5½ |

**EVENT** Long Jump

| NAME | (Team) | TIME HT. DIST. |
|---|---|---|
| ~~1. D. Fleecs~~ | ~~Her~~ | 20'2¾ |
| 11 2. J. Raether | Og | 18'9¾ |
| ~~3. J. Logsdon~~ | ~~Gr~~ | 18'9½ |
| ~~4. J. Sauer~~ | ~~Og~~ | 18'6½ |
| 5. S. Herder | Jul | 18'3¼ |
| 11 6. J. Lampman | Gr | 18'2" |

**EVENT** 400 M Run

| NAME | (Team) | TIME HT. DIST. |
|---|---|---|
| 1. D. Miller | Osh | 54.0 |
| 2. M. Vines | I | 54.5 |
| 3. E. Knight | Og | 55.8 |
| 4. P. Leibhart | I | 55.9 |
| 5. S. Statz | I | 56.2 |
| 6. K. Blockowitz | Jul | 56.3 |

**EVENT** 110 M-H.H

| NAME | (Team) | TIME HT. DIST. |
|---|---|---|
| 1. B. Kuenning | I | 16.9 |
| 2. S. Hallet | I | 17.6 |
| 10 3. R. Richmond | Gr | 17.9 |
| 4. G. Steggs | I | 17.9 |
| 10 5. C. Olson | Gr | 18.0 |
| 6. B. O'Donnel | Og | 20.1 |

**EVENT** 800 M Run

| NAME | (Team) | TIME HT. DIST. |
|---|---|---|
| 1. A. McNair | I | 2.05.5 |
| 2. M. Vines | I | 2.07.7 |
| ~~3. T. Pritchett~~ | ~~Gr~~ | 2.08.0 |
| ~~4. H. Staples~~ | ~~Og~~ | 2.11.8 |
| 11 5. S. Berry | Og | 2.13.2 |
| 11 6. J. Lampman | Gr | 2.13.9 |

**EVENT** Pole Vault

| NAME | (Team) | TIME HT. DIST. |
|---|---|---|
| 1. S. Hallet | I | 12'6" |
| ~~2. J. Sauer~~ | ~~Og~~ | 12'0 |
| 10 3. T. Frame | Her | 11'6" |
| 4. J. Iverson | I | 11'6" |
| 5. C. Franko | I | 11'0" |
| 11 6. R. Pfiebb - Jul. / J. Wein - Her } Tie | | 10'6" |

**EVENT** 3200 M. Run

| NAME | (Team) | TIME HT. DIST. |
|---|---|---|
| 1. A. McNair | Imp | 10.52.6 |
| 11 2. T. McMillan | Og | 11.03.2 |
| 11 3. B. Spangler | Gr | 11.07.4 |
| 11 4. D. Hill | Imp | 11.24.0 |
| 11 5. J. Bay | Her | 11.36.6 |
| 10 6. J. Stevens | Gr | 11.39.3 |

**EVENT** 100 M. D.

| NAME | (Team) | TIME HT. DIST. |
|---|---|---|
| 1. K. Berry | I | 11.5 |
| 2. D. Robinson | I | 11.7 |
| ~~3. D. Fleecs~~ | ~~Her~~ | 11.7 |
| 4. S. Statz | I | 11.9 |
| ~~5. C. Lair~~ | ~~Og~~ | 11.9 |
| 11 6. T. Vaugh | Her | 12.5 |

**EVENT** 300 Im H

| NAME | (Team) | TIME HT. DIST. |
|---|---|---|
| ~~1. C. Lair~~ | ~~Og~~ | 43.6 |
| 10 2. T. Bishop | Gr | 45.8 |
| 10 3. C. Olson | Gr | 46.7 |
| 4. J. Iverson | I | 47.0 |
| 5. G. Steggs | I | 47.1 |
| 6. M. Shrand | I | 47.3 |

400 Wt Rel - 1-Imperial 48.7 2-Hershey 50.8 3-Ogal 50.9 4-Jules 51.2 5-Grant 51.4 6-Osh - 55.8

# BIG RED TRACK SCOREBOOK

**HELD AT:** Imperial **SCORING:** 1st 10 pts.; 2nd 8 pts.; 3rd 6 pts.; 4th 4 pts.; 5th 2 pts.; 6th 1 pts.

## EVENT 200 M D.

| | NAME | (Team) | TIME HT. DIST. |
|---|---|---|---|
| 1. | D. Robinson | I | 25.0 |
| 2. | K. Berry | I | 25.1 |
| 3. | D. Hess | Her | 25.2 |
| 4. | K. Blackwelder | Jul | 25.7 |
| 5. | R. Lemple | Og | 25.8 |
| 6. | D. Miller | Osh | 26.0 |

## EVENT 1600 M Run

| | NAME | (Team) | TIME HT. DIST. |
|---|---|---|---|
| 1. | P. Leibfried | I | 4.58.5 |
| 2. | A. McNair | I | 5.05.8 |
| 3. | T. McMillion | Og | 5.08.5 |
| 4. | J. Knight | Og | 5.15.3 |
| 5. | R. Hershbath | Osh | 5.15.4 |
| 6. | W. Ryan | Her | 5.16.1 |

## 3200 Rel RELAY

| | TEAM | RUNNERS | TIME |
|---|---|---|---|
| 1. | Ogdalen | _____, _____ | 8.55.1 |
| | | _____, _____ | |
| 2. | Grant | | 9.01.5 |
| 3. | Imperial | Moreno, Hill, Borger, Richert | 9.19.2 |
| 4. | Jules Burg | | 9.44.2 |
| 5. | Hershey | | 10.01.2 |
| 6. | | | |

## 400 M. Rel RELAY

| | TEAM | RUNNERS | TIME |
|---|---|---|---|
| 1. | Ogdalen | _____, _____ | 47.3 |
| | | _____, _____ | |
| 2. | Imperial | S. Statz, K. Berry, D. Robinson, C. Doyle | 47.5 |
| 3. | Hershey | | 47.8 |
| 4. | Grant | | 48.6 |
| 5. | | | |
| 6. | | | |

## 1600 M. Rel RELAY

| | TEAM | RUNNERS | TIME |
|---|---|---|---|
| 1. | Ogdalen | _____, _____ | 3.44.1 |
| | | _____, _____ | |
| 2. | Imperial | S. Statz, M. Vires, P. Leibfried, C. Doyle | 3.49.0 |
| 3. | Grant | | 3.49.4 |
| 4. | Jules Burg | | 4.01.8 |
| 5. | Hershey | | 4.14.6 |
| 6. | | | |

Levy - Anderson - Dillon - Schilke

TEAMS

| TEAM NAME | ABBR. | Imperial | Ogdalen | Grant | Hershey | Julesburg | Oshkosh |
|---|---|---|---|---|---|---|---|
| *EVENTS | | | | | | | |
| High Jumps | | 1 / 1 | 4 / 4 | 24 / 24 | - / - | - / - | 2 / 2 |
| Long Jumps | | - / 1 | 12 / 16 | 7 / 31 | 10 / 10 | 2 / 2 | - / 2 |
| Pole Vault | | 16 / 17 | 8 / 24 | - / 31 | 6½ / 16½ | 4½ / 4½ | - / 2 |
| Discus | | 17 / 34 | 8 / 32 | 2 / 33 | - / 16½ | 4 / 4½ | - / 2 |
| 400 M Run | | 16 / 50 | 6 / 38 | - / 33 | - / 16½ | 1 / 5½ | 10 / 12 |
| 3200 M Run | | 14 / 64 | 8 / 46 | 7 / 40 | 2 / 18½ | - / 5½ | - / 12 |
| Triple Jump | | 4 / 68 | 6 / 52 | 19 / 59 | - / 18½ | 2 / 7½ | - / 12 |
| 110 M Hi | | 22 / 90 | 1 / 53 | 8 / 67 | - / 18½ | - / 7½ | - / 12 |
| 100 M D. | | 22 / 112 | 2 / 55 | - / 67 | 7 / 25½ | - / 7½ | - / 12 |
| Shot Put | | 24 / 136 | 1 / 56 | - / 67 | - / 25½ | 6 / 13½ | - / 12 |
| 800 M Run | | 18 / 154 | 6 / 62 | 7 / 74 | - / 25½ | - / 13½ | - / 12 |
| 300 IH | | 7 / 161 | 10 / 72 | 14 / 88 | - / 25½ | - / 13½ | - / 12 |
| 200 M D | | 18 / 179 | 2 / 74 | - / 88 | 6 / 31½ | 4 / 17½ | 1 / 13 |
| 1600 M D | | 18 / 197 | 10 / 84 | - / 88 | 1 / 32½ | - / 17½ | 2 / 15 |
| 3200 Rel | | 6 / 203 | 10 / 94 | 8 / 96 | 2 / 34½ | 4 / 21½ | - / 15 |
| 400 Rel | | 8 / 211 | 10 / 104 | 4 / 100 | 6 / 40½ | - / 21½ | - / 15 |
| 1600 Rel | | 8 / 219 | 10 / 114 | 6 / 106 | 2 / 42½ | 4 / 25½ | - / 15 |
| 400 Int Rel | | 10 / 229 | 6 / 120 | 2 / 108 | 8 / 50½ | 4 / 29½ | 1 / 16 |
| TOTALS | | 229 | 120 | 108 | 50½ | 29½ | 16 |
| PLACING | | 1 | 2 | 3 | 4 | 5 | 6 |

*do not write in this column until event is over

BIG RED TRACK SCOREBOOK

**MEET** Triangular At Grant **DATE** 4-25-94

**EVENT** 100 M

| NAME | (Team) | TIME HT. DIST. |
|---|---|---|
| 1. J. Overden | G | 11.9 |
| 2. S. Behrends | G | 12.3 |
| 3. A. Coggenbach | G | 12.4 |
| 4. T. Needham | H | 12.4 |
| 5. T. Bishop | G | 12.5 |
| 6. | | |

**EVENT** 110 Hrd.

| NAME | (Team) | TIME HT. DIST. |
|---|---|---|
| 1. B. Kuennen | I | 17.9 |
| 2. R. Richmond | G | 18.1 |
| 3. C. Olson | G | 18.3 |
| 4. G. Steggs | I | 19.3 |
| 5. L. Snyder | I | 19.7 |
| 6. | | |

**EVENT** 3200 M Run

| NAME | (Team) | TIME HT. DIST. |
|---|---|---|
| 1. J. Bay | Hon | 11.28.3 |
| 2. B. Spangler | G | 11.30.1 |
| 3. J. Stevens | G | 11.41.2 |
| 4. C. Wenzlick | I | 11.55.8 |
| 5. B. Hootson | H | 11.56.0 |
| 6. | | |

**EVENT** Shot Put

| NAME | (Team) | TIME HT. DIST. |
|---|---|---|
| 1. S. Nickerson | I | 45'2 |
| 2. S. Wallin | I | 40'4½ |
| 3. S. Bottom | G | 39'9" |
| 4. Z. Best | H | 39' |
| 5. M. Jorgensen | H | 37'8" |
| 6. | | |

**EVENT** 200 M D

| NAME | (Team) | TIME HT. DIST. |
|---|---|---|
| 1. | | |
| 2. Did Not | | |
| 3. | | |
| 4. Run | | |
| 5. | | |
| 6. | | |

**EVENT** 400 M Run

| NAME | (Team) | TIME HT. DIST. |
|---|---|---|
| 1. A. McNair | I | 55.7 |
| 2. T. Pritchett | G | 56.6 |
| 3. J. Longmore | G | 58.1 |
| 4. P. Leibfert | I | 58.2 |
| 5. K. Berry | I | 58.8 |
| 6. | | |

**EVENT** 300 IH

| NAME | (Team) | TIME HT. DIST. |
|---|---|---|
| 1. | | |
| 2. Did Not | | |
| 3. | | |
| 4. Run | | |
| 5. | | |
| 6. | | |

**EVENT** Triple Jump

| NAME | (Team) | TIME HT. DIST. |
|---|---|---|
| 1. J. Logsdon | G | 41'7" |
| 2. D. Fleece | H | 38'8½ |
| 3. J. Lowe | G | 37'10" |
| 4. J. Longmore | G | 37'4" |
| 5. R. Richmond | G | 34'6" |
| 6. | | |

**EVENT** 1600 M R

| NAME | (Team) | TIME HT. DIST. |
|---|---|---|
| 1. R Colson | I | 5.17.3 |
| 2. W. Hill | I | 5.26.5 |
| 3. S. Borgen | I | 5.28.0 |
| 4. J. Moreno | I | 5.29 |
| 5. J. Stevens | G | 5.36.0 |
| 6. | | |

**EVENT** 880 M R

| NAME | (Team) | TIME HT. DIST. |
|---|---|---|
| 1. | | |
| 2. Did Not | | |
| 3. | | |
| 4. Run | | |
| 5. | | |
| 6. | | |

**EVENT** High Jump

| NAME | (Team) | TIME HT. DIST. |
|---|---|---|
| 1. J. Lowe | G | 5'10" |
| 2. J. Cohen | G | 5'8 |
| 3. M. Vines | I | 5'8" |
| 4. B. Kuennen | I | 5'2" |
| 5. L. Snyder | I | 5'2" |
| 6. | | |

**EVENT** Long Jump

| NAME | (Team) | TIME HT. DIST. |
|---|---|---|
| 1. D. Fleece | H | 19'7 |
| 2. D. Jones | G | 18'2 |
| 3. M. Vines | I | 17'11" |
| 4. W. O'Neil | I | 17'2" |
| 5. R. Eaton | I | 17'1" |
| 6. | | |

# BIG RED TRACK SCOREBOOK

HELD AT: Covent SCORING: 1st 6 pts.; 2nd 4 pts.; 3rd 3 pts.; 4th 2 pts.; 5th 1 pts.; 6th ____ pts.

TEAMS

| ABBR. | I | C | H |
|---|---|---|---|
| TEAM NAME | Imperial | Grant | Hoke |

## EVENT Discus

| | NAME | (Team) | TIME HT. DIST. |
|---|---|---|---|
| 1. | S. Nickerson | I | 133'2" |
| 2. | Z-Best | H | 121'3 |
| 3. | S. Walker | I | 113'2" |
| 4. | F. Peters | H | 102'11" |
| 5. | M. Klingsporn | H | 94'4" |
| 6. | | | |

## EVENT Pole Vault

| | NAME | (Team) | TIME HT. DIST. |
|---|---|---|---|
| 1. | J. Jones | I | 11'0 |
| 2. | T. Frame | H | 10'6" |
| 3. | J. Lowe | C | 10' |
| 4. | J. Noyes | I | 10' |
| 5. | S. Poppe | C | 9'6 |
| 6. | | | |

## 400 M Rel RELAY

| TEAM | RUNNERS | TIME |
|---|---|---|
| 1. | , | |
| | , | |
| 2. | Did Not Run | |
| 3. | | |
| 4. | | |
| 5. | | |
| 6. | | |

## 1600 M Rel RELAY

| TEAM | RUNNERS | TIME |
|---|---|---|
| 1. | , | |
| | , | |
| 2. | Did Not Run | |
| 3. | | |
| 4. | | |
| 5. | | |
| 6. | | |

## 3200 M Rel RELAY

| TEAM | RUNNERS | TIME |
|---|---|---|
| 1. | , | |
| | , | |
| 2. | Did Not Run | |
| 3. | | |
| 4. | | |
| 5. | | |
| 6. | | |

| *EVENTS | * | I | C | H |
|---|---|---|---|---|
| 100 M | - | - | 14 | 2 |
| | - | - | 14 | 2 |
| 200 M | - | - | 14 | 2 |
| 1600 M | 15 | 15 | 1 | - |
| | 15 | 15 | 15 | 2 |
| 110 H.H | 9 | 24 | 5 | - |
| | 24 | 20 | 20 | 2 |
| 400 M | 9 | 33 | 7 | - |
| | 33 | 27 | 27 | 2 |
| 800 M | - | - | - | - |
| 3200 M | 2 | 35 | 7 | 7 |
| | 35 | 34 | 34 | 9 |
| 300 IM | - | - | - | - |
| High Jump | 6 | 41 | 10 | - |
| | 41 | 44 | 44 | 9 |
| Shot Put | 10 | 51 | 3 | 3 |
| | 51 | 47 | 47 | 12 |
| T.J. | - | 51 | 12 | 4 |
| | 51 | 59 | 59 | 16 |
| L.J | 6 | 57 | 4 | 6 |
| | 57 | 63 | 63 | 22 |
| Discus | 9 | 66 | - | 7 |
| | 66 | 63 | 63 | 29 |
| P.V | 8 | 74 | 4 | 4 |
| | 74 | 67 | 67 | 33 |
| 400 R | - | - | - | - |
| 1600 R | - | - | - | - |
| 3200 R | - | - | - | - |
| TOTALS | | 74 | 67 | 33 |
| PLACING | | 1 | 2 | 3 |

*do not write in this column until event is over

# BIG RED TRACK SCOREBOOK

**MEET** S.P. VA. **DATE** 5-2-94

**EVENT** Long Jump

| NAME | (Team) | TIME HT. DIST. |
|---|---|---|
| 1. D. Flores | H | 19'10" |
| 11 2. M. Epley | S.P | 19'8½ |
| 3. J. Logsdon | G | 19'6" |
| 10 4. E. Kinnaman | S | 19' |
| 11 5. D. Jones | G | 18'10" |
| 11 6. J. Lampman | G | 17'10½ |

**EVENT** Pole Vault

| NAME | (Team) | TIME HT. DIST. |
|---|---|---|
| 1. S. Hallett | I | 12'6 |
| 11 2. J. Weir | H | 11'6" |
| 11 3. J. Scott | S | 11'6 |
| 10 4. T. Frame | H | 11'6" |
| 5. J. Iverson | I | 10'6 |
| 6. C. Tidwell | I | 10'6 |

**EVENT** Triple Jump

| NAME | (Team) | TIME HT. DIST. |
|---|---|---|
| 11 1. D. Jones | G | 41'8" |
| 2. J. Logsdon | G | 41'6¾ |
| 3. J. Lowe | G | 40'10 |
| 4. M. Vires | I | 40'7¾ |
| 10 5. T. Frame | H | 40'2½ |
| 11 6. M. Epley | S.P | 37'1¾ |

**EVENT** 100 M. D.

| NAME | (Team) | TIME HT. DIST. |
|---|---|---|
| 10 1. E. Kinnaman | S | 11.3 |
| 2. T. Meyers | S | 11.6 |
| 11 3. S. Halvorson | S.P | 11.7 |
| 4. D. Robinson | I | 11.7 |
| 5. J. Ouradon | G | 11.7 |
| 6. S. Statz | I | 11.8 |

**EVENT** High Jump

| NAME | (Team) | TIME HT. DIST. |
|---|---|---|
| 1. J. Lowe | G | 6'4" |
| 11 2. D. Jones | G | 6'4" |
| 10 3. J. Cohen | G | 5'8" |
| 10 4. T. Soderholm | S | 5'8" |
| 5. B. Kuenning | I | 5'6" |
| 6. W. O'Neil | I | 5'6" |

**EVENT** 400 M

| NAME | (Team) | TIME HT. DIST. |
|---|---|---|
| 1. M. Vires | I | 52.9 |
| 10 2. S. Rasby | S | 54.4 |
| 3. S. Statz | I | 54.9 |
| 4. C. Hannagan | S.P | 55.1 |
| 5. P. Leibhart | I | 55.5 |
| 11 6. S. Beveridge | S. | 55.6 |

**EVENT** Discus

| NAME | (Team) | TIME HT. DIST. |
|---|---|---|
| 1. R. Schulke | I | 158'5" |
| 2. S. Wallin | I | 124'1" |
| 11 3. B. Lavaley | S | 123'7" |
| 4. C. Halvorson | S.P | 120'8" |
| 5. C. Levy | I | 120'2" |
| 11 6. S. Bottom | G | 116'9" |

**EVENT** 300 M. D

| NAME | (Team) | TIME HT. DIST. |
|---|---|---|
| 10 1. T. Soderholm | S | 40.6 |
| 10 2. S. Rasby | S | 41.2 |
| 11 3. S. Beveridge | S | 43.8 |
| 11 4. C. Hannagan | S.P | 44.6 |
| 10 5. T. Bishop | G | 44.7 |
| 6. C. Doyle | I | 45.4 |

**EVENT** Shot Put

| NAME | (Team) | TIME HT. DIST. |
|---|---|---|
| 1. C. Levy | I | 46½ |
| 2. R. Schulke | I | 45½ |
| 3. C. Halvorson | S.P | 44'6" |
| 4. S. Nickerson | I | 43'10" |
| 10 5. M. Jorgenson | H | 39'7" |
| 11 6. Z. Best | H | 39'5" |

**EVENT** 3200 M. Run

| NAME | (Team) | TIME HT. DIST. |
|---|---|---|
| 1. A. McNair | I | 10.55.3 |
| 11 2. B. Spangler | G | 11.06.7 |
| 3. D. Hill | I | 11.17.1 |
| 10 4. J. Stevens | G | 11.23.4 |
| 11 5. J. Boy | H | 11.30.8 |
| 6. C. Wenzlick | I | 11.31.7 |

**EVENT** 110 H.H.

| NAME | (Team) | TIME HT. DIST. |
|---|---|---|
| 10 1. T. Soderholm | S | 15.5 |
| 10 2. S. Rasby | S | 15.6 |
| 11 3. J. Scott | S | 16.6 |
| 10 4. C. Olson | G | 18.0 |
| 5. S. Hallett | I | 18.1 |
| 6. G. Steggs | I | 19.5 |

**EVENT** 200 M

| NAME | (Team) | TIME HT. DIST. |
|---|---|---|
| 1. T. Meyers | S | 23.2 |
| 10 2. E. Kinnaman | S | 23.3 |
| 3. J. Ouradon | G | 23.7 |
| 11 4. S. Halvorson | S.P | 24.0 |
| 5. K. Berry | I | 24.0 |
| 6. L. Zobel | S | 24.1 |

# BIG RED TRACK SCOREBOOK

**HELD AT:** Sutherland **SCORING:** 1st 10 pts.; 2nd 8 pts.; 3rd 6 pts.; 4th 4 pts.; 5th 2 pts.; 6th 1 pts.

## EVENT 1600 M. R

| | NAME | (Team) | TIME HT. DIST. |
|---|---|---|---|
| 1. | A. McClain | I | 4:56.6 |
| 2. | D. Leibhard | I | 4:56.7 |
| 3. | R. Colson | I | 5.80.5 |
| 4. | W. Ryan | H | 5.03.3 |
| 5. | N. Lawler | G | 5.08.8 |
| 6. | C. Study | G | 5.22.1 |

## EVENT 800 M ~~300 IM~~

| | NAME | (Team) | TIME HT. DIST. |
|---|---|---|---|
| 1. | A McClain | I | 2.03.4 |
| 2. | ~~T. Butterfield~~ | ~~Gr~~ | ~~2.05.5~~ |
| 3. | M. Vires | I | 2.07.3 |
| 4. | D. Leibhard | I | 2.09.4 |
| 5. | J. Langsmyer | G | 2.12.5 |
| 6. | K. Ryan | H | 2.13.3 |

## 3200 Rel RELAY

| | TEAM | RUNNERS | TIME |
|---|---|---|---|
| 1. | Grant | 8 , , | 8.51.6 |
| 2. | Imp | , , | 9.10.7 |
| 3. | NPSP | J. Moreno | 9.29.9 |
| 4. | Suth | D. Hill | 9.32.2 |
| 5. | Her. | S. Borgen | 10.14.7 |
| 6. | | R. Colson | |

## 400 Rel RELAY

| | TEAM | RUNNERS | TIME |
|---|---|---|---|
| 1. | Suth | , , | 456 |
| 2. | Imp | S. Statz | 46.8 |
| 3. | Her. | W. O'Neil | 47.3 |
| 4. | NPSP | D. Robinson | 47.3 |
| 5. | | K. Berry | |
| 6. | Grant DQ | | |

## 1600 M Rel RELAY

| | TEAM | RUNNERS | TIME |
|---|---|---|---|
| 1. | Suth | , , | 3.38.6 |
| 2. | Imp | S. Statz | 3.38.9 |
| 3. | Grant | P. Leibhard | 3.43.9 |
| 4. | St Pat | A. McClain | 4.03.3 |
| 5. | Hershey | M. Vires | 4.06.8 |
| 6. | | | |

TEAMS

| * | EVENTS | ABBR. | Imperial | Sutherland | Grant | NPSP | Hershey |
|---|---|---|---|---|---|---|---|
| - | Long Jump | | - | 4 | 9 | 8 | 10 |
| - | | | - | 4 | 9 | 8 | 10 |
| 3 | High Jump | | 3 | 4 | ~~DQ~~ | - | - |
| 3 | | | 3 | 4 | 33 | 8 | 10 |
| 22 | Shot Put | | 22 | - | - | 6 | 3 |
| 25 | | | 25 | 4 | 33 | 14 | 13 |
| 13 | Pole Vault | | 13 | 6 | - | - | 12 |
| 38 | | | 38 | 10 | 33 | 14 | 25 |
| 18 | 400 M | | 18 | 9 | - | 4 | - |
| 56 | | | 56 | 19 | 33 | 18 | 25 |
| 17 | 3200 M Run | | 17 | - | 12 | - | 2 |
| 73 | | | 73 | 19 | 45 | 18 | 25 |
| 4 | Triple Jump | | 4 | - | 24 | 1 | 2 |
| 77 | | | 77 | 19 | 69 | 19 | 27 |
| 20 | Discus | | 20 | 6 | 1 | 4 | - |
| 97 | | | 97 | 25 | 70 | 23 | 27 |
| 3 | 110 H.H | | 3 | 24 | 4 | - | - |
| 100 | | | 100 | 49 | 74 | 23 | 27 |
| 5 | 100 M D | | 5 | 18 | 2 | 6 | - |
| 107 | | | 107 | 67 | 76 | 29 | 27 |
| 1 | 300 IM | | 1 | 24 | 2 | 4 | - |
| 109 | | | 109 | 91 | 78 | 33 | 27 |
| 2 | 200 M | | 2 | 19 | 6 | 4 | - |
| 110 | | | 110 | 110 | 84 | 37 | 27 |
| 24 | 1600 M | | 24 | - | 3 | - | 4 |
| 134 | | | 134 | 110 | 87 | 37 | 31 |
| 20 | 800 M | | 20 | - | 10 | - | 1 |
| 154 | | | 154 | 110 | 97 | 37 | 32 |
| 8 | 3200 R | | 8 | 4 | 10 | 6 | 2 |
| 162 | | | 162 | 114 | 107 | 43 | 34 |
| 8 | 1600 R | | 8 | 10 | 6 | 4 | 2 |
| 170 | | | 170 | 124 | 113 | 47 | 36 |
| 8 | 400 R | | 8 | 10 | - | 4 | 6 |
| 178 | | | 178 | 134 | 113 | 51 | 42 |
| | TOTALS | | 178 | 134 | 113 | 51 | 42 |
| | PLACING | | 1 | 2 | 3 | 4 | 5 |

*do not write in this column until event is over

BIG RED TRACK SCOREBOOK

**MEET** Reserve Dual - Grant **DATE** 5-3-94

**EVENT** 100 M

| | NAME | (Team) | TIME HT. DIST. |
|---|---|---|---|
| 1. | S. Poppe | G | 12.7 |
| 2. | J. Love | G | 13.1 |
| 3. | W. Bodeman | I | 13.4 |
| 4. | | | |
| 5. | | | |
| 6. | | | |

**EVENT** 110 HH

| | NAME | (Team) | TIME HT. DIST. |
|---|---|---|---|
| 1. | R Richmond | G | 17.2 |
| 2. | L. Snyder | I | 17.4 |
| 3. | C. Olson | G | 18.0 |
| 4. | M. Strand | I | 18.4 |
| 5. | | | |
| 6. | | | |

**EVENT** Triple Jump

| | NAME | (Team) | TIME HT. DIST. |
|---|---|---|---|
| 1. | J. Longman | G | 37'5½ |
| 2. | J. Cohen | G | 35'4½ |
| 3. | J. Bishop | G | 34'1½ |
| 4. | R. Eaton | I | 33.75 |
| 5. | | | |
| 6. | | | |

**EVENT** 3200 m

| | NAME | (Team) | TIME HT. DIST. |
|---|---|---|---|
| 1. | | | |
| 2. | Did Not | | |
| 3. | Run | | |
| 4. | | | |
| 5. | | | |
| 6. | | | |

**EVENT** 400 M

| | NAME | (Team) | TIME HT. DIST. |
|---|---|---|---|
| 1. | J. Longman | G | 55.7 |
| 2. | R. Eaton | I | 57.9 |
| 3. | J. Bishop | G | 57.9 |
| 4. | E VanRoven | G | 58.6 |
| 5. | | | |
| 6. | | | |

**EVENT** High Jump

| | NAME | (Team) | TIME HT. DIST. |
|---|---|---|---|
| 1. | J. Cohen | G | 6'0 |
| 2. | L. Snyder | I | 5'6" |
| 3. | R. Richmond | G | 5'2" |
| 4. | J. Curlo | G | 5'2" |
| 5. | | | |
| 6. | | | |

**EVENT** 200 M.

| | NAME | (Team) | TIME HT. DIST. |
|---|---|---|---|
| 1. | K. Berry | I | 25.3 |
| 2. | J. Bishop | G | 25.5 |
| 3. | R. Eaton | I | 27.1 |
| 4. | W. Bodeman | I | 27.8 |
| 5. | | | |
| 6. | | | |

**EVENT** 300 IH

| | NAME | (Team) | TIME HT. DIST. |
|---|---|---|---|
| 1. | R. Richmond | G | 46.3 |
| 2. | C. Doyle | I | 46.9 |
| 3. | M. Strand | I | 47.4 |
| 4. | J. Noyes | I | 49.4 |
| 5. | | | |
| 6. | | | |

**EVENT** 1600 m

| | NAME | (Team) | TIME HT. DIST. |
|---|---|---|---|
| 1. | R. Colson | F | 5:05 |
| 2. | C. Study | G | 5:11.0 |
| 3. | S. Borgen | I | 5:18 |
| 4. | C Wenzlick | I | 5:27.0 |
| 5. | | | |
| 6. | | | |

**EVENT** Shot Put

| | NAME | (Team) | TIME HT. DIST. |
|---|---|---|---|
| 1. | S. Poppe | G | 36'1" |
| 2. | C. Johnson | I | 34'4½ |
| 3. | F. Ringelmin | I | 33'0 |
| 4. | E. Dembo | I | 32'1" |
| 5. | | | |
| 6. | | | |

**EVENT** 800 m

| | NAME | (Team) | TIME HT. DIST. |
|---|---|---|---|
| 1. | T. Bishop | G | 2.11 |
| 2. | C. Soffley | G | 2.19.4 |
| 3. | S. Borgen | I | 2.20.4 |
| 4. | R. Colson | I | 2.31.1 |
| 5. | | | |
| 6. | | | |

**EVENT** Long Jump

| | NAME | (Team) | TIME HT. DIST. |
|---|---|---|---|
| 1. | R. Richmond | G | 17'7" |
| 2. | R. Eaton | I | 17'2" |
| 3. | J. Longman | G | 17'2 |
| 4. | C. Soffley | G | 16'3" |
| 5. | | | |
| 6. | | | |

**HELD AT:** Grant **SCORING:** 1st ~~6~~ 5 pts.; 2nd 3 pts.; 3rd 2 pts.; 4th 1 pts.; 5th ___ pts.; 6th ___ pts.

**EVENT** Discus

| NAME | (Team) | TIME HT. DIST. |
|---|---|---|
| 1. C. Johnson | I | 103'9" |
| 2. F. Ringelman | I | 100'4" |
| 3. J. Curlo | G | 98'2" |
| 4. R. Heckelmuly | I | 88'8 |
| 5. | | |
| 6. | | |

**EVENT** Pole Vault

| NAME | (Team) | TIME HT. DIST. |
|---|---|---|
| 1. S. Poppe | G | 10'6 |
| 2. J. Noyes | I | 10'6" |
| 3. J. Lowe | G | 10' |
| 4. J. Benge | G | 10' |
| 5. | | |
| 6. | | |

**400 m Rel RELAY**

| TEAM | RUNNERS | TIME |
|---|---|---|
| 1. | , | |
| 2. | Did Not Run | |
| 3. | | |
| 4. | | |
| 5. | | |
| 6. | | |

**1600 m Rel RELAY**

| TEAM | RUNNERS | TIME |
|---|---|---|
| 1. | , | |
| 2. | Did Not Run | |
| 3. | | |
| 4. | | |
| 5. | | |
| 6. | | |

**3200 m Rel RELAY**

| TEAM | RUNNERS | TIME |
|---|---|---|
| 1. | , | |
| 2. | Did Not Run | |
| 3. | | |
| 4. | | |
| 5. | | |
| 6. | | |

TEAMS

| *EVENTS | Imp | Grant |
|---|---|---|
| 100 m | 2/2 | 9/8 |
| 400 m | 3/5 | 8/16 |
| 1600 m | 8/13 | 3/19 |
| 110 HH | 4/17 | 7/26 |
| H.J | 3/20 | 8/34 |
| Shot P. | 6/26 | 5/39 |
| T.J. | 1/27 | 10/49 |
| 200 m | 8/35 | 3/52 |
| 800 m | 3/38 | 8/60 |
| 3200 m | —/38 | —/60 |
| 300 IM | 6/44 | 5/65 |
| L.J | 5/47 | 8/73 |
| Discus | 9/56 | 2/75 |
| Pole Vault | 3/59 | 8/83 |
| TOTALS | 59 | 83 |
| PLACING | 1 | 2 |

*do not write in this column until event is over

# BIG RED TRACK SCOREBOOK

BIG RED TRACK SCOREBOOK

**MEET** Dandy County Invite **DATE** 5-7-99

## EVENT Long Jump

| | NAME | (Team) | TIME HT. DIST. |
|---|---|---|---|
| 1. | B. K.H | D.C | 20'6½ |
| 2. | T. Loysden | Gr | 20'1¼ |
| 11 3. | D. Jones | Gr | 19'6½ |
| 4. | T. Hallowell | MC | 19'5 |
| 5. | J. Chancellor | MC | 18'6¾ |
| 6. | T. Moody | MC | 18'1¼ |

## EVENT Pole Vault

| | NAME | (Team) | TIME HT. DIST. |
|---|---|---|---|
| 1. | J. Hollet | I | 13'0 |
| 2. | D. K.H | D.C | 12'6 |
| 3. | E Urbas | At | 11'6" |
| 4. | J. Ivanson | I | 11'0 |
| 5. | C Tidwell | I | 11'0 |
| 6. | T. Lutz | DC | 10'6 |

## EVENT High Jump

| | NAME | (Team) | TIME HT. DIST. |
|---|---|---|---|
| 11 1. | D. Jones | Gr | 6'6" |
| 2. | J Lowe | Gr. | 6'4 |
| 3. | J. Decker | DC | 6'2" |
| 4. | B. Kuenning | I | 5'6" |
| 5. | L. Snyder | I | 5'4" |
| 6. | C. Zuege | DC | 5'4" |

## EVENT 100 m D

| | NAME | (Team) | TIME HT. DIST. |
|---|---|---|---|
| 1. | W. Kelly | At | 10.9 |
| 2. | M Conle | D.C | 11.1 |
| 3. | D. Robinson | I | 11.5 |
| 4. | S. Statz | I | 11.5+ |
| 5. | M. Brunswig | D.C | 11.7 |
| 6. | J. Quesada | Gr | 11.7+ |

## EVENT Discus Rec

| | NAME | (Team) | TIME HT. DIST. |
|---|---|---|---|
| 1. | R Schulte | I | 152'7" |
| 2. | T. Prebosco | MC | 142'7" |
| 3. | D. Hornick | At | 140'10" |
| 4. | D. Hubbard | DC | 129'10" |
| 5. | E. Anderson | I | 126'2" |
| 6. | P. Thomas | MC | 125'2" |

## EVENT 3200 M.R

| | NAME | (Team) | TIME HT. DIST. |
|---|---|---|---|
| 1. | A. McNair | I | 10.41.5 |
| 2. | J. Herron | MC | 10.46.5 |
| 3. | B. Spangler | Gr. | 11.01.0 |
| 4. | D. Hill | I | 11.06.5 |
| 5. | B. Fines | D.C | 11.13.7 |
| 6. | C. Bridgeman | MC | 11.17.1 |

## EVENT 110 H.H

| | NAME | (Team) | TIME HT. DIST. |
|---|---|---|---|
| 1. | N. Mickey | At | 15.7 |
| 10 2. | R. Richmond | Gr | 16.6 |
| 3. | B. Kuenning | I | 16.8 |
| 4. | T. Lutz | D.C | 16.9 |
| 5. | L. Snyder | I | 17.1 |
| 6. | C. Doyle | MF | 17.4 |

## EVENT 300 Int A

| | NAME | (Team) | TIME HT. DIST. |
|---|---|---|---|
| 10 1. | T. Bishop | Gr. | 42.8 |
| 11 2. | T. Lutz | DC | 43.1 |
| 9 3. | K. Knisely | DC | 43.5 |
| 4. | G. Stepps | I | 45.4 |
| 10 5. | C. Olson | Gr. | 45.4 |
| 11 6. | B. Reyes | MC | 45.6 |

## EVENT 400 m D

| | NAME | (Team) | TIME HT. DIST. |
|---|---|---|---|
| 1. | M. Conle | D.C | 53.1 |
| 2. | M. Vires | I | 54.1 |
| 3. | B. Fineke | Colb | 54.4 |
| 4. | S. Statz | I | 54.5 |
| 5. | B. McVey | D.C | 54.8 |
| 6. | W. O'Neil | I | 55.7 |

## EVENT Shot Put

| | NAME | (Team) | TIME HT. DIST. |
|---|---|---|---|
| 1. | C. Levy | I | 47'7¾ |
| 11 2. | R. Hames | D.C | 46'10" |
| 11 3. | W. Mossburg | D.C | 46'1¼ |
| 4. | D. Hornick | At | 46'0 |
| 5. | F. Miller | At | 45'9" |
| 6. | R. Schulte | I | 45'4" |

## EVENT 800 m R

| | NAME | (Team) | TIME HT. DIST. |
|---|---|---|---|
| 1. | A. McNair | I | 2.04.9 |
| 2. | M. Vires | I | 2.06.0 |
| 3. | F. Patchett | Gr | 2.06.2 |
| 10 4. | A. Urbas | ~~At~~ DC | 2.10.2 |
| 11 5. | J. Longman | Gr | 2.11.2 |
| 6. | J. Moreno | I | 2.12. |

## EVENT Triple Jump

| | NAME | (Team) | TIME HT. DIST. |
|---|---|---|---|
| 1. | J Loysden | Gr | 42'8" |
| 11 2. | D. Jones | Gr | 42'4" |
| 3. | J Lowe | Gr | 40'2" |
| 4. | B. McVey | DC | 39'11½ |
| 5. | T. Hallowell | MC | 37'3½ |
| 6. | C. Schuee | At | 37'2" |

400 wt Rel - 1. Imperial 48-8 2. Grant 50.5 3 D.C 54.3 (Levy - Anderson - Dilton - Schulte)

# BIG RED TRACK SCOREBOOK

**HELD AT:** Beallsville **SCORING:** 1st 10 pts.; 2nd 8 pts.; 3rd 6 pts.; 4th 4 pts.; 5th 2 pts.; 6th 1 pts.

## EVENT 200 M.

| | NAME | (Team) | TIME HT. DIST. |
|---|---|---|---|
| 1. | M. Conley | D.C | 23.3 |
| 2. | T. Dunda | Gr | 23.4 |
| 3. | D. Robinson | I | 24.0 |
| 4. | K Berry | I | 24.0 |
| 5. | B. Fricke | Cubb | 24.3 |
| 6. | M. Brunswig | DC. | 24.3 |

## EVENT 1600 M

| | NAME | (Team) | TIME HT. DIST. |
|---|---|---|---|
| 1. | P. Leibheit | I | 4.53.4 |
| 2. | J. Decker | D.C | 4.55.7 |
| 3. | R. Colgan | I | 5.05.5 |
| 4. | S. Borgen | I | 5.07.1 |
| 5. | J. Heron | Mc | 5.08.1 |
| 6. | N. Layer | Gr | 5.09.8 |

## 400 Rel RELAY

| TEAM | RUNNERS | TIME |
|---|---|---|
| 1. Grant | ____, ____ ____, ____ | 46.5 |
| 2. McCook | Doyle - Eaton | 46.5 |
| 3. D.C | Robinson - Berry | 47.0 |
| 4. Imp. | | 47.6 |
| 5. Atwood | | 48.4 |
| 6. Ogal | | 52.2 |

## 1600 Rel RELAY

| TEAM | RUNNERS | TIME |
|---|---|---|
| 1. Imp | S. Statz, W. O'Neil M. Vines, A. McClain | 3.35.6 |
| 2. D.C | | 3.36.6 |
| 3. Grant | | 3.39.0 |
| 4. Ogal | | 3.51.0 |
| 5. Cubb. | | 4.08.5 |
| 6. | | |

## 3200 Rel RELAY

| TEAM | RUNNERS | TIME |
|---|---|---|
| 1. Imp | Leibheit, McClain Moreno, Vines | 8.29.2 |
| 2. D.C | | 8.46.0 |
| 3. Grant | | 8.47.7 |
| 4. McCook | | 9.35.4 |
| 5. Ogal | | 9.57.2 |
| 6. | | |

TEAMS

| *EVENTS | ABBR. / TEAM NAME | Imperial | Dundy County | Grant | McCook J.V | Atwood | Culbertson | Ogal J.V |
|---|---|---|---|---|---|---|---|---|
| Long Jump | | – | 10 | 14 | 7 | – | – | – |
| | | – | 10 | 14 | 7 | – | – | – |
| Discus | | 12 | 4 | – | 9 | 6 | – | – |
| | | 12 | 14 | 14 | 16 | 6 | – | – |
| 400 M. D | | 13 | 12 | – | – | – | 6 | – |
| | | 25 | 26 | 14 | 16 | 6 | 6 | – |
| P.V. | | 16 | 9 | – | – | 6 | – | – |
| | | 41 | 35 | 14 | 16 | 12 | 6 | – |
| 3200 M. Run | | 14 | 2 | 6 | 9 | – | – | – |
| | | 55 | 37 | 20 | 25 | 12 | 6 | – |
| Shot Put | | 11 | 14 | – | – | 6 | – | – |
| | | 66 | 51 | 20 | 25 | 18 | 6 | – |
| High Jump | | 5 1/2 | 7 1/2 | 18 | – | – | – | – |
| | | 71 1/2 | 58 1/2 | 38 | 25 | 18 | 6 | – |
| 110 H.H. | | 8 | 4 | 8 | 1 | 10 | – | – |
| | | 79 1/2 | 62 1/2 | 46 | 26 | 28 | 6 | – |
| 800 M. Run | | 19 | 4 | 8 | – | – | – | – |
| | | 98 1/2 | 66 1/2 | 54 | 26 | 28 | 6 | – |
| 100 M. D | | 10 | 10 | 1 | – | 10 | – | – |
| | | 108 1/2 | 76 1/2 | 55 | 26 | 38 | 6 | – |
| 300 Int H. | | 4 | 14 | 12 | 1 | – | – | – |
| | | 112 1/2 | 90 1/2 | 67 | 27 | 38 | 6 | – |
| Triple Jump | | – | 4 | 24 | 2 | 1 | – | – |
| | | 112 1/2 | 94 1/2 | 91 | 29 | 39 | 6 | – |
| 200 M. | | 10 | 11 | 8 | – | – | 2 | – |
| | | 122 1/2 | 105 1/2 | 98 | 29 | 39 | 8 | – |
| 1600 M | | 20 | 8 | 1 | 2 | – | – | – |
| | | 142 1/2 | 113 1/2 | 99 | 31 | 39 | 8 | – |
| 400 Rel | | 4 | 6 | 10 | 8 | 2 | – | 1 |
| | | 146 1/2 | 119 1/2 | 109 | 39 | 41 | 8 | 1 |
| 1600 Rel | | 10 | 8 | 6 | – | – | 2 | 4 |
| | | 156 1/2 | 127 1/2 | 115 | 39 | 41 | 10 | 5 |
| 3200 Rel | | 10 | 8 | 6 | 4 | – | – | 2 |
| | | 166 1/2 | 135 1/2 | 121 | 43 | 41 | 10 | 7 |
| wt Rel | | 1 | 3 | 2 | | | | |
| TOTALS | | 166 1/2 | 135 1/2 | 121 | 43 | 41 | 10 | 7 |
| PLACING | | 1 | 2 | 3 | 4 | 5 | 6 | 7 |

*do not write in this column until event is over

BIG RED TRACK SCOREBOOK

MEET B-6- District DATE 5-12-94

## EVENT Shot Put

| NAME | (Team) | TIME HT. DIST. |
|---|---|---|
| 1. T. Brue | Sid | 55'3 3/4 |
| 2. C. Metzger | Goth | 54'3" |
| 3. M. R. Hiebsch | Chad | 52'4 1/2 |
| 4. D. Marquez | Mit | 49' 1/2 |
| 5. R Schulte | I | 48'2 1/4 |
| 6. C. Levy | I | 47'2 1/2 |

## EVENT High Jump

| NAME | (Team) | TIME HT. DIST. |
|---|---|---|
| 1. S. Mulligan | Val | 6'3" |
| 2. J. Saner | Og | 6'3" |
| 11 3. J. Moeller | Chad | 6'1" |
| 4. D. Hessler | Mit | 6'1" |
| 5. R. Lashley | M°C | 6'1" |
| 6. B. Stevens | Goth | 6'1" |

## EVENT 100 M

| NAME | (Team) | TIME HT. DIST. |
|---|---|---|
| 11 1. S. Tacahan | Val | 10.7 |
| 11 2. G. List | Val | 11.0 |
| 11 3. J. Bartling | Sid | 11.0 |
| 12 4. M. Steph | Val | 11.0 |
| 5. N. Neuhaus | M°C | 11.1 |
| 6. B. Soden | M°C | 11.2 |

## EVENT 800 M

| NAME | (Team) | TIME HT. DIST. |
|---|---|---|
| 1. A. McNlain | I | 1:59.7 |
| 11 2. B. Ames. Horse | G | 2.02.5 |
| 3. M. Vines | I | 2.03.0 |
| 4. B. Cheetos | Goth | 2.03.8 |
| 11 5. J. Home | Sid | 2.04.2 |
| 6. P. Marshall | Chad | 2.04.8 |

## EVENT Discus

| NAME | (Team) | TIME HT. DIST. |
|---|---|---|
| 1. R Schulte | I | 157'7" |
| 2. J. Adams | Chad | 148'6" |
| 3. T. Wellvien | Goth | 146'9" |
| 4. C. Metzger | Goth | 144'6" |
| 5. T. Sheffield | Goth | 140'3" |
| 6. T. Probasco | M°C | 139'1" |

## EVENT Pole Vault

| NAME | (Team) | TIME HT. DIST. |
|---|---|---|
| 1. J. Saner | Og | 13'7" |
| 2. B. Hazleth | M°C | 13'2" |
| 3. D. Penner | Goth | 12'6" |
| 4. T. Swarm | Mit | 12'6" |
| 5. R McNight | Mit | 12'6 |
| 6. J. Iverson | I | 12'0" |

## EVENT 200 M

| NAME | (Team) | TIME HT. DIST. |
|---|---|---|
| 1. J. Mitchell | Sid | 22.0 |
| 11 2. S. Tacahan | Val | 22.3 |
| 11 3. G. List | Val | 22.4 |
| 4. N. Neuhaus | M°C | 22.6 |
| 11 5. R. Cumbow | Val | 22.6 |
| 11 6. J. Bartling | Sid | 23.0 |

## EVENT 1600 M

| NAME | (Team) | TIME HT. DIST. |
|---|---|---|
| 11 1. C. Biggs | Sid | 4.43 |
| 2. J. Corfield | M°C | 4.43 |
| 10 3. J. McMillin | Og | 4.45 |
| 11 4. B. Amer. Horse | Gor | 4.47.5 |
| 5. I Converse | Mit | 4.50.1 |
| 6. B. Cheetos | Goth | 4.55.6 |

## EVENT Long Jump

| NAME | (Team) | TIME HT. DIST. |
|---|---|---|
| 1. M. Stephen | Val | 22'5 1/2 |
| 2. J. Anderson | OGA | 21'2" |
| 3. J. Clark | Goth | 20'11 1/2 |
| 4. U. Furrow | Mit | 20'9 1/2 |
| 5. M. Zilten | Gor | 20'5" |
| 11 6. T. Stephen | Val | 20'2 3/4 |

## EVENT Triple Jump

| NAME | (Team) | TIME HT. DIST. |
|---|---|---|
| 1. J. Pramberg | Goth | 45'4 1/2 |
| 2. B. Gibson | M°C | 45'3 1/4 |
| 3. R Lashley | M°C | 44'10 1/4 |
| 4. R. Barry | Chad | 42'1" |
| 11 5. R. Lemcke | Og | 41'9 1/4 |
| 11 6. R Cumbow | Val | 40'4" |

## EVENT 400 M H

| NAME | (Team) | TIME HT. DIST. |
|---|---|---|
| 12 1. J. Mitchell | Sid | 48.6 |
| 12 2. C. Adams | Val | 50.9 |
| 10 3. T. Tysdale | Val | 51.7 |
| 4. K Rasmussen | M°C | 52.7 |
| 5. J. Mullen | M°C | 53.0 |
| 6. L. Adams | Val | 53.4 |

## EVENT 3200 M

| NAME | (Team) | TIME HT. DIST. |
|---|---|---|
| 11 1. J. Buckman | Gor | 10.05.2 |
| 10 2. E. Collins | Chad | 10.12.7 |
| 3. J. Corfield | M°C | 10.28.5 |
| 4. I Converse | Mit | 10.34.2 |
| 5. B. Cheetos | Goth | 10.42.8 |
| 6. J. Herron | M°C | 10.58 |

# BIG RED TRACK SCOREBOOK

**HELD AT:** Ogallala **SCORING:** 1st 10 pts.; 2nd 8 pts.; 3rd 6 pts.; 4th 4 pts.; 5th 2 pts.; 6th 1 pts.

## EVENT 110 H.H

| | NAME | (Team) | TIME HT. DIST. |
|---|---|---|---|
| 1 | 1. J. Moller | Chad | 15.7 |
| | 2. D. Pollman | McC | 15.8 |
| 1 | 3. G Davis | Val | 15.8 |
| 2 | 4. B. Peterson | Val | 16.3 |
| | 5. J. Wardman | Mit | 16.4 |
| | 6. B. Kuennig | I | 17.3 |

## EVENT 300 Im

| | NAME | (Team) | TIME HT. DIST. |
|---|---|---|---|
| 11 | 1. J. Moller | Chad | 40.1 |
| | 2. C. Lair | Og | 40.5 |
| | 3. D. Penner | Goth | 40.9 |
| | 4. J. Johnston | Ain. | 41.4 |
| 11 | 5. G. Davis | Val | 41.8 |
| | 6. P. Traux | Gor | 42.6 |

## 400 Rel RELAY

| TEAM | RUNNERS | TIME |
|---|---|---|
| 1. Valentine | _____, _____ | 42.6 |
| | _____, _____ | |
| 2. Sidney | | 43.4 |
| 3. McCook | | 43.5 |
| 4. Chadron | | 44.7 |
| 5. Ogallala | | 44.7 |
| 6. Mitchell | | 45.1 |

## 1600 Rel RELAY

| TEAM | RUNNERS | | TIME |
|---|---|---|---|
| 1. Ogallala | _____, _____ | | 3.29.3 |
| | _____, _____ | | |
| 2. Sidney | | | 3.29.6 |
| 3. Valentine | Statz | | 3.30.3 |
| 4. Imperial | Vines | (3.36) | 3.30.8 |
| 5. Mitchell | O'Neil | | 3.36 |
| 6. Gordon | McClair | | 3.36.9 |

## 3200 Rel RELAY

| TEAM | RUNNERS | | TIME |
|---|---|---|---|
| 1. Imperial | M. Vines, P. Leibhart | | 8.12.6 |
| | J. Moreno, A. McClair | | |
| 2. Ogallala | | | 8.21.6 |
| 3. Sidney | | | 8.24.0 |
| 4. Gordon | | | 8.31.1 |
| 5. Mitchell | | | 9.05.6 |
| 6. McCook | | | 9.05.8 |

TEAMS

| TEAM NAME | Valentine | Sidney | McCook | Ogallala | Chadron | Gothenburg | Imperial | Mitchell | Gordon | Ainsworth | | | | | | | | |
|---|---|---|---|---|---|---|---|---|---|---|---|---|---|---|---|---|---|---|
| ABBR. | | | | | | | | | | | | | | | | | | |
| *EVENTS | | | | | | | | | | | | | | | | | | |
| Shot Put | – | 10 | – | – | 6 | 8 | 3 | 4 | – | – | | | | | | | | |
| | – | 10 | – | – | 6 | 8 | 3 | 4 | – | – | | | | | | | | |
| Discus | – | – | 1 | – | 8 | 12 | 10 | – | – | – | | | | | | | | |
| | – | 10 | 1 | – | 14 | 20 | 13 | 4 | – | – | | | | | | | | |
| Long Jump | 11 | – | – | 8 | – | 6 | – | 4 | 2 | – | | | | | | | | |
| | 11 | 10 | 1 | 8 | 14 | 26 | 13 | 8 | 2 | – | | | | | | | | |
| High Jump | 10 | – | 2 | 8 | 6 | 1 | – | 4 | – | – | | | | | | | | |
| | 21 | 10 | 3 | 16 | 20 | 27 | 13 | 12 | 2 | – | | | | | | | | |
| Pole Vault | – | – | 8 | 10 | – | 6 | 1 | 6 | – | – | | | | | | | | |
| | 21 | 10 | 11 | 26 | 20 | 33 | 14 | 18 | 2 | – | | | | | | | | |
| Triple Jump | 1 | – | 14 | 2 | 4 | 10 | – | – | – | – | | | | | | | | |
| | 22 | 10 | 25 | 28 | 24 | 43 | 14 | 18 | 2 | – | | | | | | | | |
| 100 m | 22 | 6 | 3 | – | – | – | – | – | – | – | | | | | | | | |
| | 44 | 16 | 28 | 28 | 24 | 43 | 14 | 18 | 2 | – | | | | | | | | |
| 200 m | 16 | 11 | 4 | – | – | – | – | – | – | – | | | | | | | | |
| | 60 | 27 | 32 | 28 | 24 | 43 | 14 | 18 | 2 | – | | | | | | | | |
| 400 m | 15 | 10 | 6 | – | – | – | – | – | – | – | | | | | | | | |
| | 75 | 37 | 38 | 28 | 24 | 43 | 14 | 18 | 2 | – | | | | | | | | |
| 800 m | – | 2 | – | – | 1 | 12 | 16 | – | – | – | | | | | | | | |
| | 75 | 39 | 38 | 28 | 25 | 55 | 30 | 18 | 2 | – | | | | | | | | |
| 1600 m | – | 10 | 8 | 6 | – | 1 | – | 2 | 4 | – | | | | | | | | |
| | 75 | 49 | 46 | 34 | 25 | 56 | 30 | 20 | 6 | – | | | | | | | | |
| 3200 m | – | – | 7 | – | 8 | 2 | – | 4 | 10 | – | | | | | | | | |
| | 75 | 49 | 53 | 34 | 33 | 58 | 30 | 24 | 16 | – | | | | | | | | |
| 110 H.H | 10 | – | 8 | – | 10 | – | 1 | 2 | – | – | | | | | | | | |
| | 85 | 49 | 61 | 34 | 43 | 58 | 31 | 26 | 16 | – | | | | | | | | |
| 300 Im | 2 | – | – | 8 | 10 | 6 | – | – | 1 | 4 | | | | | | | | |
| | 87 | 49 | 61 | 42 | 53 | 64 | 31 | 26 | 17 | 4 | | | | | | | | |
| 400 Rel | 10 | 8 | 6 | 2 | 4 | – | – | 1 | – | – | | | | | | | | |
| | 97 | 57 | 67 | 44 | 57 | 64 | 31 | 27 | 17 | 4 | | | | | | | | |
| 1600 Rel | 6 | 8 | – | 10 | – | – | 4 | 2 | 1 | – | | | | | | | | |
| | 103 | 65 | 67 | 54 | 57 | 64 | 35 | 29 | 18 | 4 | | | | | | | | |
| 3200 Rel | – | 6 | 1 | 8 | – | – | 10 | 2 | 4 | – | | | | | | | | |
| | 103 | 71 | 68 | 62 | 57 | 64 | 45 | 31 | 22 | 4 | | | | | | | | |
| TOTALS | 103 | 71 | 68 | 62 | 57 | 64 | 45 | 31 | 22 | 4 | | | | | | | | |
| PLACING | | | | | | | | | | | | | | | | | | |

*do not write in this column until event is over

BIG RED TRACK SCOREBOOK

MEET State Track Meet DATE 5-13-84

**EVENT** 800 M (McClain, Vines)

| NAME | (Team) | TIME HT. DIST. |
|---|---|---|
| 1. | | |
| 2. | | |
| 3. | | |
| 4. A. McClain | | 1.57.88 |
| 5. | | |
| 6. M. Vries | | (202.04) |

No-Place

**EVENT** Discus (Schulte)

| NAME | (Team) | TIME HT. DIST. |
|---|---|---|
| 1. | | |
| 2. | | |
| 3. | | |
| 4. R Schulte | II | 162 |
| 5. | | |
| 6. | | |

**EVENT** _____

| NAME | (Team) | TIME HT. DIST. |
|---|---|---|
| 1. | | |
| 2. | | |
| 3. | | |
| 4. | | |
| 5. | | |
| 6. | | |

**EVENT** _____

| NAME | (Team) | TIME HT. DIST. |
|---|---|---|
| 1. | | |
| 2. | | |
| 3. | | |
| 4. | | |
| 5. | | |
| 6. | | |

**EVENT** _____

| NAME | (Team) | TIME HT. DIST. |
|---|---|---|
| 1. | | |
| 2. | | |
| 3. | | |
| 4. | | |
| 5. | | |
| 6. | | |

**EVENT** _____

| NAME | (Team) | TIME HT. DIST. |
|---|---|---|
| 1. | | |
| 2. | | |
| 3. | | |
| 4. | | |
| 5. | | |
| 6. | | |

**EVENT** _____

| NAME | (Team) | TIME HT. DIST. |
|---|---|---|
| 1. | | |
| 2. | | |
| 3. | | |
| 4. | | |
| 5. | | |
| 6. | | |

**EVENT** _____

| NAME | (Team) | TIME HT. DIST. |
|---|---|---|
| 1. | | |
| 2. | | |
| 3. | | |
| 4. | | |
| 5. | | |
| 6. | | |

**EVENT** _____

| NAME | (Team) | TIME HT. DIST. |
|---|---|---|
| 1. | | |
| 2. | | |
| 3. | | |
| 4. | | |
| 5. | | |
| 6. | | |

**EVENT** _____

| NAME | (Team) | TIME HT. DIST. |
|---|---|---|
| 1. | | |
| 2. | | |
| 3. | | |
| 4. | | |
| 5. | | |
| 6. | | |

**EVENT** _____

| NAME | (Team) | TIME HT. DIST. |
|---|---|---|
| 1. | | |
| 2. | | |
| 3. | | |
| 4. | | |
| 5. | | |
| 6. | | |

**EVENT** _____

| NAME | (Team) | TIME HT. DIST. |
|---|---|---|
| 1. | | |
| 2. | | |
| 3. | | |
| 4. | | |
| 5. | | |
| 6. | | |

HELD AT: Omaha SCORING: 1st____ pts.; 2nd____ pts.; 3rd____ pts.; 4th____ pts.; 5th____ pts.; 6th____ pts.

| EVENT | | | EVENT | | |
|---|---|---|---|---|---|
| NAME | (Team) | TIME HT. DIST. | NAME | (Team) | TIME HT. DIST. |
| 1. | | | 1. | | |
| 2. | | | 2. | | |
| 3. | | | 3. | | |
| 4. | | | 4. | | |
| 5. | | | 5. | | |
| 6. | | | 6. | | |

3200 Rel RELAY

| TEAM | RUNNERS | TIME |
|---|---|---|
| 1. | , | |
| 2. Imp - | 2.07 , 2.02.5 | 8.05.93 |
| 3. | Moreno - Leibtrand | |
| 4. | Vines McClain | |
| 5. | 1:58.4 1.580 | |
| 6. | | |

RELAY

| TEAM | RUNNERS | TIME |
|---|---|---|
| 1. | , | |
| | , | |
| 2. | | |
| 3. | | |
| 4. | | |
| 5. | | |
| 6. | | |

RELAY

| TEAM | RUNNERS | TIME |
|---|---|---|
| 1. | , | |
| | , | |
| 2. | | |
| 3. | | |
| 4. | | |
| 5. | | |
| 6. | | |

TEAMS

| TEAM NAME / ABBR. | | | | | | | | | | | | | | | | |
|---|---|---|---|---|---|---|---|---|---|---|---|---|---|---|---|---|
| *EVENTS | | | | | | | | | | | | | | | | |
| 800 | | | 4/4 | | | | | | | | | | | | | |
| 3200 R. | | | 8/12 | | | | | | | | | | | | | |
| Discus | | | 8/20 | | | | | | | | | | | | | |
| TOTALS | | | 20 | | | | | | | | | | | | | |
| PLACING | | | 7th | | | | | | | | | | | | | |

*do not write in this column until event is over

BIG RED TRACK SCOREBOOK

# BIG RED TRACK SCOREBOOK

**MEET** _____ **DATE** _____

**EVENT** _____

| NAME | (Team) | TIME HT. DIST. |
|---|---|---|
| 1. | | |
| 2. | | |
| 3. | | |
| 4. | | |
| 5. | | |
| 6. | | |

**EVENT** _____

| NAME | (Team) | TIME HT. DIST. |
|---|---|---|
| 1. | | |
| 2. | | |
| 3. | | |
| 4. | | |
| 5. | | |
| 6. | | |

**EVENT** _____

| NAME | (Team) | TIME HT. DIST. |
|---|---|---|
| 1. | | |
| 2. | | |
| 3. | | |
| 4. | | |
| 5. | | |
| 6. | | |

**EVENT** _____

| NAME | (Team) | TIME HT. DIST. |
|---|---|---|
| 1. | | |
| 2. | | |
| 3. | | |
| 4. | | |
| 5. | | |
| 6. | | |

**EVENT** _____

| NAME | (Team) | TIME HT. DIST. |
|---|---|---|
| 1. | | |
| 2. | | |
| 3. | | |
| 4. | | |
| 5. | | |
| 6. | | |

**EVENT** _____

| NAME | (Team) | TIME HT. DIST. |
|---|---|---|
| 1. | | |
| 2. | | |
| 3. | | |
| 4. | | |
| 5. | | |
| 6. | | |

**EVENT** _____

| NAME | (Team) | TIME HT. DIST. |
|---|---|---|
| 1. | | |
| 2. | | |
| 3. | | |
| 4. | | |
| 5. | | |
| 6. | | |

**EVENT** _____

| NAME | (Team) | TIME HT. DIST. |
|---|---|---|
| 1. | | |
| 2. | | |
| 3. | | |
| 4. | | |
| 5. | | |
| 6. | | |

**EVENT** _____

| NAME | (Team) | TIME HT. DIST. |
|---|---|---|
| 1. | | |
| 2. | | |
| 3. | | |
| 4. | | |
| 5. | | |
| 6. | | |

**EVENT** _____

| NAME | (Team) | TIME HT. DIST. |
|---|---|---|
| 1. | | |
| 2. | | |
| 3. | | |
| 4. | | |
| 5. | | |
| 6. | | |

**EVENT** _____

| NAME | (Team) | TIME HT. DIST. |
|---|---|---|
| 1. | | |
| 2. | | |
| 3. | | |
| 4. | | |
| 5. | | |
| 6. | | |

**EVENT** _____

| NAME | (Team) | TIME HT. DIST. |
|---|---|---|
| 1. | | |
| 2. | | |
| 3. | | |
| 4. | | |
| 5. | | |
| 6. | | |

# — FEATURES OF THE BIG RED TRACK SCORE BOOK —

- ★ Scores 20 meets
- ★ Up to six places can be scored
- ★ Time, height or distance can be recorded for all places
- ★ Can be used for duals, triangulars or large invitationals
- ★ Room to score 14 individual events and 3 relays
- ★ Sample score sheet
- ★ Extra relay slips in back of book

MEET BIG RED INVITATIONAL — 1st 10 pts.; 2nd 8 pts.; 3rd 6 pts.; 4th 4 pts.; 5th 2 pts.; 6th 1

**EVENT DISCUS**

| | NAME | (Team) | TIME HT. DIST. |
|---|---|---|---|
| 1. | J. KREJCI | ELK. | 165'4" |
| 2. | K. BERNHAUGEN | ELK. | 154'7" |
| 3. | R. KRAMER | GR. | 145'10" |
| 4. | R. ROSENBAUM | ARL. | 144'8" |
| 5. | E. COFFIELD | N.B. | 139'6" |
| 6. | T. FRENCH | F.B. | 135'1" |

**EVENT HIGH JUMP**

| | NAME | (Team) | TIME HT. DIST. |
|---|---|---|---|
| 1. | J. KRUGER | ELK. | 6'5" |
| 2. | K. BELL | BL. | 6'4" |
| 3. | C. NELSON | BEN. | 6'2" |
| 4. | R. HANSON | BEN. | 6'1½" |
| 5. | C. TYLSKI | PL. | 6'1" |
| 6. | S. FELLER | ELK. | 6'0" |

**EVENT POLE VAULT**

| | NAME | (Team) | TIME HT. DIST. |
|---|---|---|---|
| 1. | S. FIEHTER | F.B. | 43.27 |
| 2. | T. COFFEILD | PL. | 43.44 |
| 3. | D. RIFE | ARL. | 43.51 |
| 4. | S. OSW[illegible] | N.B. | 43.60 |
| 5. | T. CR[illegible] | PL. | 43.69 |
| 6. | B. [illegible] | ELK. | 43.77 |

**EVENT SHOT PUT**

| | NAME | (Team) | TIME HT. DIST. |
|---|---|---|---|
| 1. | E. COFFEILD | N.B. | 51'11" |
| 2. | N. HOYER | ARL. | 51'3" |
| 3. | D. WALTKE | BL. | 51'1" |
| 4. | S. GOSKER | PL. | 50'7" |
| 5. | F. VILLWOK | ELK. | 50'4½" |
| 6. | R. ROSENBAUM | ARL. | 50'1" |

**EVENT TRIPLE JUMP**

| | NAME | (Team) | TIME HT. DIST. |
|---|---|---|---|
| 1. | J. CIHACEK | ELK. | 47'8" |
| 2. | N. KLEIN | N.B. | 47'[illegible] |
| 3. | D. GOODMAN | F.B. | [illegible] |
| 4. | D. VOSSEK | PL. | |
| 5. | S. CRAWFORD | [illegible] | |
| 6. | T. LEWIS | PL. | |

**EV[illegible] RELAY**

| TIME |
|---|
| ABBS 42.14 |
| KLEINCOFF 43.06 |

**[illegible] RELAY**

| TIME | |
|---|---|
| 3:25.59 | H. HANSON |
| | T. GIDEON |
| 3:26.62 | |
| 3:31.46 | |
| 3:34.53 | |
| 3:36.02 | |
| 3:36.50 | |

**EVENT 400 METER**

| | NAME | (Team) | TIME HT. DIST. |
|---|---|---|---|
| 1. | D. LANDON | PL. | 49.43 |
| 2. | S. PETERSON | BL. | 49.83 |
| 3. | M. BARRY | BEN. | 50.37 |

**EVENT [illegible],200 METER RELAY**

| | NAME |
|---|---|
| 1. | D[illegible] |
| 2. | [illegible] |
| 6. | NORTH BEND |

| RUNNERS | | TIME |
|---|---|---|
| D. BULL | J. WITT | 8:16.71 |
| B. THOMAS | D. DUNHAM | 8:20.86 |
| | | 8:22.04 |
| | | 8:30.16 |
| | | 8:34.67 |
| | | 8:40.57 |

| TEAM NAME | ABBR. | ARLINGTON | (ARL) |
|---|---|---|---|
| | | BENNINGTON | (BEN.) |
| | | BLAIR | (BL) |
| | | ELKHORN | (ELK) |
| | | FREMONT BERGAN | (F.B.) |
| | | GRETNA | (GR) |
| | | NORTH BEND | (N.B.) |
| | | PLATTSVEIW | (PL) |

| *EVENTS | | | | | | | | |
|---|---|---|---|---|---|---|---|---|
| DISCUS | 4 | | 10 | 1 | 6 | 2 | | |
| | 4 | | 18 | 1 | 6 | 2 | | |
| HIGH JUMP | 0 | 10 | 8 | 11 | 0 | 6 | 0 | 2 |
| | 4 | 10 | 8 | 29 | 1 | 6 | 2 | 2 |
| POLE VAULT | 4 | 0 | 0 | 12 | 0 | 8 | 6 | |
| | 8 | 10 | 8 | 30 | 13 | 6 | 10 | 8 |
| LONG JUMP | 6 | 0 | 0 | 10 | 1 | 0 | 10 | 4 |
| | 14 | 10 | 8 | 40 | 14 | 6 | 20 | 12 |
| 200 METER | 0 | 2 | 6 | 11 | 0 | 8 | 0 | 10 |
| | 33 | 13 | 28 | 71 | 20 | 20 | 38 | 35 |
| 400 METER | 0 | 6 | 10 | 5 | 0 | 9 | 0 | 10 |
| | 33 | 19 | 38 | 76 | 20 | 20 | 38 | 35 |
| 800 METER | 8 | 0 | 4 | 12 | 0 | 1 | 0 | 6 |
| | 41 | 19 | 42 | 88 | 20 | 21 | 38 | 41 |
| 1600 METER | 0 | 1 | 0 | 12 | 0 | 0 | 4 | 6 |
| | 41 | 20 | 50 | 100 | 20 | 21 | 42 | 47 |
| 3200 METER | 0 | 8 | 4 | 10 | 6 | 2 | 0 | 1 |
| | 41 | 28 | 54 | 110 | 26 | 23 | 42 | 48 |
| 110 M. HIGHS | 8 | 0 | 0 | 16 | 0 | 0 | 1 | 6 |
| | 49 | 28 | 54 | 126 | 26 | 23 | 43 | 54 |
| 300 M. INT. | 6 | 0 | 0 | 11 | 0 | 0 | 4 | 10 |
| | 55 | 28 | 54 | 137 | 26 | 23 | 47 | 64 |
| 400 M. REL. | 8 | 1 | 6 | 10 | 0 | 4 | 0 | 2 |
| | 63 | 29 | 60 | 147 | 26 | 27 | 47 | 66 |
| 1600 M. REL. | 0 | 4 | 10 | 8 | 1 | 6 | 2 | 0 |
| | 63 | 33 | 70 | 155 | 27 | 33 | 49 | 66 |
| 3200 M. REL. | 0 | 6 | 4 | 10 | 0 | 2 | 1 | 8 |
| | 63 | 39 | 74 | 165 | 27 | 35 | 50 | 74 |
| TOTALS | 63 | 39 | 74 | 165 | 27 | 35 | 50 | 74 |
| PLACING | 4 | 6 | 2 | 1 | 8 | 7 | 5 | 2 |

BIG RED TRACK SCOREBOOK

BIG RED TRACK SCOREBOOK

MEET Cambridge Invite Varsity DATE 3-25-85

## EVENT Shot

| | NAME | (Team) | TIME HT. DIST. |
|---|---|---|---|
| 1. | C. Levy | I | 50'4½ |
| 2. | W. Mossburgh | DC | 49 3/4 |
| 3. | G. Boreland | Camb | 46'11½ |
| 4. | R Schulte | I | 45'9½ |
| 5. | S. Nickerson | I | 44'11 3/4 |
| 6. | F. Benson | Camb | 43'7½ |

## EVENT High Jump

| | NAME | (Team) | TIME HT. DIST. |
|---|---|---|---|
| 1. | J. Long | Argo | 6'6" |
| 2. | B. Holtze | Camb | 5'10" |
| 3. | B. Kuenning | I | 5'8" |
| 4. | J. Fries | DC | 5'8" |
| 5. | J. Kautz / T Kitt | Tie Cu / WP | 5'6 |
| 6. | J. Horner | D.C | 5'6 5'6" |

## EVENT 100

| | NAME | (Team) | TIME HT. DIST. |
|---|---|---|---|
| 1. | E. Thompson | Camb | 11.3 |
| 2. | N. Thulin | AL | 11.4 |
| 3. | J. Wolgren | WP | 11.5 |
| 4. | A. McKinney | WP | 11.5 |
| 5. | K. Bates | AL | 11.6 |
| 6. | M. Brunswig | DC | 11.7 |

## EVENT 800

| | NAME | (Team) | TIME HT. DIST. |
|---|---|---|---|
| 1. | A. McNair | IT | 2.07.9 |
| 2. | M. Vines | I | 2.09.5 |
| 3. | A. Urbas | DC | 2.12.5 |
| 4. | S. Mallring | Camb | 2.13.1 |
| 5. | B. Jorgenson | AL | 2.14.5 |
| 6. | T. Moulton | AL | 2.15.3 |

## EVENT Discus

| | NAME | (Team) | TIME HT. DIST. |
|---|---|---|---|
| 1. | R Schulte | I | 140'6" |
| 2. | D. Hubbard | DC | 138'2" |
| 3. | C Levy | I | 138' |
| 4. | J young | Camb | 132'4" |
| 5. | G Boreland | Camb | 127'6" |
| 6. | J. Torney | AL | 124'1" |

## EVENT Long Jump

| | NAME | (Team) | TIME HT. DIST. |
|---|---|---|---|
| 1. | E. Thompson | Camb | 22½ |
| 2. | B. Jorgenson | AL | 20'5" |
| 3. | M. Mercer | AL | 20'4½ |
| 4. | J. Fries | DC | 20'3½ |
| 5. | B. Wilson | Calb | 19'7½ |
| 6. | C. Shifflet | Camb | 19'5½ |

## EVENT 200

| | NAME | (Team) | TIME HT. DIST. |
|---|---|---|---|
| 1. | E. Thompson | Camb | 23.1 |
| 2. | M. Mercer | AL | 23.2 |
| 3. | J. Wolgren | WP | 23.5 |
| 4. | N. Thulin | AL | 23.8 |
| 5. | K. Bates | AL | 24.3 |
| 6. | B. Freche | Calb | 24.4 |

## EVENT 1600

| | NAME | (Team) | TIME HT. DIST. |
|---|---|---|---|
| 1. | J. Wolf | RV | 4.58.2 |
| 2. | E. Hilton | EL | 5.04.1 |
| 3. | B. Wilson | Calb | 5.08. |
| 4. | P. Leibhowit | I | 5.11.4 |
| 5. | B. Fries | DC | 5.13.4 |
| 6. | R Colson | I | 5.15.1 |

## EVENT Pole Vault

| | NAME | (Team) | TIME HT. DIST. |
|---|---|---|---|
| 1. | S. Moore | AL | 13'6" |
| 2. | J. Iverson | I | 11'6" |
| 3. | C. Tidwell | I | 11'0" |
| 4. | R Coomer | AL | 10'0 |
| 5. | D. Young | Camb | 10'0 |
| 6. | T. Lutz | DC | 9'6" |

## EVENT Trip. Jump

| | NAME | (Team) | TIME HT. DIST. |
|---|---|---|---|
| 1. | E. Thompson | Camb | 44'1" |
| 2. | M. Vines | I | 41'11½ |
| 3. | C. Shifflet | Camb | 41'3½ |
| 4. | M. Mazed | AL | 41'1" |
| 5. | T. Kitt | WP | 40'1 3/4 |
| 6. | J. Horner | DC | 39'7 3/4 |

## EVENT 400

| | NAME | (Team) | TIME HT. DIST. |
|---|---|---|---|
| 1. | M. Mercer | AL | 52.2 |
| 2. | T. Kitt | WP | 53.3 |
| 3. | M. Vines | I | 53.9 |
| 4. | B. Delerday | Camb | 54.0 |
| 5. | B. Freche | Calb | 54.5 |
| 6. | B. McVey | D.C | 55.4 |

## EVENT 3200

| | NAME | (Team) | TIME HT. DIST. |
|---|---|---|---|
| 1. | J. Long | RV | 10.20.5 |
| 2. | J. Wolf | RV | 10.40.2 |
| 3. | A. McNair | I | 11.08.9 |
| 4. | E. Hilton | EL | 11.14.4 |
| 5. | Doyle Fleming | WP | 11.23.4 |
| 6. | R Hayes | AL | 11.32.5 |

400 wt Relay: Did Not Run

# BIG RED TRACK SCOREBOOK

**HELD AT:** Cambridge **SCORING:** 1st 10 pts.; 2nd 8 pts.; 3rd 6 pts.; 4th 4 pts.; 5th 2 pts.; 6th 1 pts.

## EVENT 110 HH

| NAME | (Team) | TIME HT. DIST. |
|---|---|---|
| 1. S Moore | AL | 15.5 |
| 2. J. Fines | DC | 15.6 |
| 3. J. Lowry | Arap | 16.0 |
| 4. B. Detesding | Camb | 16.0 |
| 5. M. Mroczek | AL | 16.1 |
| 6. S. Todd | WP | 17.1 |

## EVENT 300 Int

| NAME | (Team) | TIME HT. DIST. |
|---|---|---|
| 1. J. Rodencal | RV | 420 |
| 2. M. Mroczek | AL | 42.7 |
| 3. B. Detesding | Camb | 43.0 |
| 4. K. Krisela | DC | 43.3 |
| 5. T. Lutz | D.C | 43.7 |
| 6. S. Todd | WP | 44.6 |

## 400 RELAY

| TEAM | RUNNERS | TIME |
|---|---|---|
| 1. Alma | _____, _____ | 45.8 |
| | _____, _____ | |
| 2. Cambridge | | 46.8 |
| 3. Wau Pat | | 47.2 |
| 4. Dund C. | Robinson Iverson | 47.2 |
| 5. Imp. | — Tidwell Doyle | 48.8 |
| 6. Arap. | | 48.8 |

## 1600 RELAY

| TEAM | RUNNERS | TIME |
|---|---|---|
| 1. Alma | _____, _____ | 3.41 |
| | _____, _____ | |
| 2. Imp | | 3.47.9 |
| 3. D.C | Robinson | 3.50.9 |
| 4. Camb | Iverson | 3.53.1 |
| 5. Camb | Vinco | 3.53.1 |
| 6. WP | A McNair | 4.01.7 |

## 3200 RELAY

| TEAM | RUNNERS | TIME |
|---|---|---|
| 1. Camb. | _____, _____ | 8.50 |
| | _____, _____ | |
| 2. DC | | 8.50.1 |
| 3. Imp | Gebhart | 9.07.8 |
| 4. E.Lwood | Moreno | 9.07.9 |
| 5. R.V | Colson | 9.11.3 |
| 6. AL | Hill | 9.20.6 |

TEAMS

| *EVENTS | ABBR. | ALMA | Imperial | Cambridge | Dundy County | Rep Valley | Wau. Pat | Culbertson | Arapahoe | E.Lwood | | | | | | | | |
|---|---|---|---|---|---|---|---|---|---|---|---|---|---|---|---|---|---|---|
| | TEAM NAME | | | | | | | | | | | | | | | | | |
| Shot | | ee / — | 16 / 16 | 7 / 7 | 8 / 8 | — / — | — / — | — / — | — / — | — / — | | | | | | | | |
| Discus | | 1 / 4 | 12 / 32 | 6 / 13 | 5 / 16 | — / — | — / — | — / — | — / — | — / — | | | | | | | | |
| P.V | | 14 / 15 | 14 / 46 | 2 / 15 | 1 / 17 | — / — | — / — | — / — | — / — | — / — | | | | | | | | |
| HJ | | — / 15 | 6 / 52 | 8 / 23 | 5 / 22 | — / — | 1 / 1 | 1 / 1 | 10 / 10 | — / — | | | | | | | | |
| LJ | | 14 / 29 | — / 52 | 11 / 34 | 4 / 26 | — / — | — / 1 | 2 / 3 | — / 10 | — / — | | | | | | | | |
| TJ | | 4 / 33 | 8 / 60 | 16 / 50 | 1 / 27 | — / — | 2 / 3 | — / 3 | — / 10 | — / — | | | | | | | | |
| 100 | | 10 / 43 | — / 60 | 10 / 60 | 1 / 28 | — / — | 10 / 13 | — / 3 | — / 10 | — / — | | | | | | | | |
| 200 | | 14 / 57 | — / 60 | 10 / 70 | — / 28 | — / — | 6 / 19 | 1 / 4 | — / 10 | — / — | | | | | | | | |
| 400 | | 10 / 67 | 6 / 66 | 4 / 74 | 1 / 29 | — / — | 8 / 27 | 2 / 6 | — / 10 | — / — | | | | | | | | |
| 800 | | 3 / 70 | 18 / 84 | 4 / 78 | 6 / 35 | — / — | — / 27 | — / 6 | — / 10 | — / — | | | | | | | | |
| 1600 | | — / 70 | 5 / 89 | — / 78 | 2 / 37 | 10 / 10 | — / 27 | 6 / 12 | — / 10 | 8 / 8 | | | | | | | | |
| 3200 | | 1 / 71 | 6 / 95 | — / 78 | — / 37 | 18 / 28 | 2 / 29 | — / 12 | — / 10 | 4 / 12 | | | | | | | | |
| 110 HH | | 12 / 83 | — / 95 | 4 / 82 | 8 / 45 | — / 28 | 1 / 30 | — / 12 | 6 / 16 | — / 12 | | | | | | | | |
| 300 Int | | 8 / 91 | — / 95 | 6 / 86 | 6 / 51 | 10 / 38 | 10 / 31 | — / 12 | — / 16 | — / 12 | | | | | | | | |
| 400R | | 10 / 101 | 2 / 97 | 8 / 94 | 4 / 55 | — / 38 | 6 / 37 | — / 12 | 1 / 17 | — / 12 | | | | | | | | |
| 1600R | | 10 / 111 | 8 / 105 | 2 / 96 | 6 / 61 | — / 38 | 1 / 38 | 4 / 16 | — / 17 | — / 12 | | | | | | | | |
| 3200R | | 1 / 112 | 6 / 111 | — / 96 | 8 / 69 | 2 / 40 | — / 38 | 10 / 26 | — / 17 | 4 / 16 | | | | | | | | |
| | | | | | | | | | | | | | | | | | | |
| TOTALS | | 112 | 111 | 96 | 69 | 40 | 38 | 26 | 17 | 16 | | | | | | | | |
| PLACING | | 1 | 2 | 3 | 4 | 5 | 6 | 7 | 8 | 9 | | | | | | | | |

*do not write in this column until event is over

# BIG RED TRACK SCOREBOOK

MEET May Wood Invite DATE 3-25-95

## EVENT Shot Put

| NAME | (Team) | TIME HT. DIST. |
|---|---|---|
| 1. D. Dempey | MV | 44'4½ |
| 2. J. Snyder | Pax | 42'2½ |
| 3. T. Grafford | Pax | 40'7¼ |
| 4. M. Farr | MV | 40'0" |
| 5. D. Kotschwar | EF | 39'6¼ |
| 6. J. Krominga | May | 39'4" |

## EVENT High Jump

| NAME | (Team) | TIME HT. DIST. |
|---|---|---|
| 1. L. Thompson | Pax | 6'4" |
| 2. S. Wolf Alwez | Pax | 5'10" |
| 3. J. Stauffer | EF | 5'10 |
| 4. W. Rippert | MV | 5'8 |
| 5. C. Snyder | Imp | 5'8" |
| 6. B. Hill | EF | 5'6" |

## EVENT 100

| NAME | (Team) | TIME HT. DIST. |
|---|---|---|
| 1. D. Wilke | MC | 11.4 |
| 2. M. Perlinger | Pax | 11.4 |
| 3. M. Stutzman | Strat | 11.7 |
| 4. D. Earhart | EF | 12.2 |
| 5. J. Wright | EF | 12.3 |
| 6. J. Vandebeek | MV | 12.7 |

## EVENT 800

| NAME | (Team) | TIME HT. DIST. |
|---|---|---|
| 1. B. Ebmeir | May | 2.13.2 |
| 2. J. Gentry | Brad | 2.14.9 |
| 3. S. McNair | I | 2.20.1 |
| 4. S. Blakely | May | 2.21.4 |
| 5. J. Parde | Strat | 2.24.4 |
| 6. Hardin | Pax | 2.27.2 |

## EVENT Discus

| NAME | (Team) | TIME HT. DIST. |
|---|---|---|
| 1. J. Krominga | May | 132'1½ |
| 2. E. Duval | May | 127'9" |
| 3. D. Kotschwar | EF | 122'4½ |
| 4. C. Anderson | MV | 120'3" |
| 5. T. Grafford | Pax | 118'5" |
| 6. G. Still | Pax | 117'9" |

## EVENT Long Jump

| NAME | (Team) | TIME HT. DIST. |
|---|---|---|
| 1. M. Brown | Trent | 20'2¾ |
| 2. A. Scholley | Trent | 19'8¼ |
| 3. S. Johnson | Pax | 19'5¾ |
| 4. M. Fisher | May | 18'11½ |
| 5. J. Wright | EF | 18'8¾ |
| 6. J. Stauffer | EF | 18'3¾ |

## EVENT 200

| NAME | (Team) | TIME HT. DIST. |
|---|---|---|
| 1. D. Wilke | MC | 24.5 |
| 2. M. Perlinger | Pax | 24.7 |
| 3. M. Stutzman | Strat | 24.9 |
| 4. Brown | Trent | 25.0 |
| 5. D. Earhart | E.F | 25.8 |
| 6. C. Werkmeister | May | 26.9 |

## EVENT 1600

| NAME | (Team) | TIME HT. DIST. |
|---|---|---|
| 1. S. Einspher | EF | 4.59.7 |
| 2. K. Anderson | Pax | 5.08.5 |
| 3. N. Steinke | Brad | 5.14.3 |
| 4. J. Surgin | Pax | 5.14.6 |
| 5. A. Unger | TW | 5.15.6 |
| 6. J. Power | MC | 5.16.7 |

## EVENT Pole Vault

| NAME | (Team) | TIME HT. DIST. |
|---|---|---|
| 1. J. Amstuz | May | 12' |
| 2. J. Demilt | Brady | 9'6" |
| 3. D. Maier | I | 8'6" |
| 4. B. Johnson | I | 8'6" |
| 5. M. Fisher | I | 8'0" |
| 6. | | |

## EVENT Tripte Jump

| NAME | (Team) | TIME HT. DIST. |
|---|---|---|
| 1. M. Fisher | May | 41'9¼ |
| 2. J. Gentry | Bra | 39'9¾ |
| 3. B. Ebmeir | May | 39'¾ |
| 4. S. Johnson | Pax | 38'9¼ |
| 5. A. Shadley | Trent | 36'4" |
| 6. L. Voght | May | 36'2¾ |

## EVENT 400

| NAME | (Team) | TIME HT. DIST. |
|---|---|---|
| 1. M. Stutzman | Strat | 53.5 |
| 2. B. Ebmeir | May | 54.5 |
| 3. D. Wilke | MC | 58.2 |
| 4. D. Ladenberger | Strat | 58.2 |
| 5. S. McNair | I | 58.8 |
| 6. S. Mortenson | MV | 58.8 |

## EVENT 3200

| NAME | (Team) | TIME HT. DIST. |
|---|---|---|
| 1. S. Einspher | E.F | 10.52.2 |
| 2. A. Unger | TV | 11.34.7 |
| 3. N. Steinke | Brad | 11.41.1 |
| 4. N. Chase | May | 11.50. |
| 5. J. Spargin | Pax | 11.55.1 |
| 6. C. Wenzlich | Imp | 11.58.7 |

# BIG RED TRACK SCOREBOOK

FIELD AT: Maywood SCORING: 1st 10 pts.; 2nd 8 pts.; 3rd 6 pts.; 4th 4 pts.; 5th 2 pts.; 6th 1 pts.

## EVENT 110 Hurdles

| | NAME | (Team) | TIME HT. DIST. |
|---|---|---|---|
| 1. | J. Potter | May | 17.4 |
| 2. | T. Hemseth | MV | 18.4 |
| 3. | C. Snyder | I | 18.2 |
| 4. | M. Strand | I | 18.5 |
| 5. | J. Hill | May | 18.7 |
| 6. | G. Coop | Pax | 19.4 |

## EVENT 300 Int

| | NAME | (Team) | TIME HT. DIST. |
|---|---|---|---|
| 1. | S. Woitalzwicz | Pax | 46.4 |
| 2. | M. Strand | I | 47.8 |
| 3. | F. Moore | MC | 48.3 |
| 4. | T. HemSath | MV | 48.4 |
| 5. | B. Gibbon | MV | 48.4 |
| 6. | Denhilt | Brad | 45.4 |

## 400 RELAY

| | TEAM | RUNNERS | TIME |
|---|---|---|---|
| 1. | Med Valley | _____, _____ _____, _____ | 45.5 |
| 2. | Maywood | N. Fischer | 49.5 |
| 3. | E-F | J. Hurst | 49.7 |
| 4. | Brady | M. Fisher | 51.7 |
| 5. | Imperial | E-Off | 52.7 |
| 6. | Stratton | | 54.4 |

## 1600 RELAY

| | TEAM | RUNNERS | TIME |
|---|---|---|---|
| 1. | Med Val | _____, _____ _____, _____ | 3.57.8 |
| 2. | Brady | | 4.00 |
| 3. | Maywood | | 4.01 |
| 4. | E-F | | 4.02.9 |
| 5. | Stratton | | 4.05.1 |
| 6. | Pax | | 4.11.8 |

## 3200 RELAY

| | TEAM | RUNNERS | TIME |
|---|---|---|---|
| 1. | Maywood | _____, _____ _____, _____ | 9.17.5 |
| 2. | Brady | C Wenzlick | 9.26.1 |
| 3. | Paxton | C. Kuenning | 9.38.8 |
| 4. | E-F | A. Richert | 9.42.5 |
| 5. | Stratton | R. Mayer | 10.01.5 |
| 6. | Imperial | | 10.06.2 |

TEAMS

| TEAM NAME | Maywood | Paxton | Eustis-Farnam | Brady | Med Val. | Imperial J.V. | Stratton | Trenton | Tusin Valley | McCook J.V. | | | | | | | | |
|---|---|---|---|---|---|---|---|---|---|---|---|---|---|---|---|---|---|---|
| ABBR. | | | | | | | | | | | | | | | | | | |
| *EVENTS | | | | | | | | | | | | | | | | | | |
| Shot Put | 1 / 1 | 14 / 14 | 2 / 2 | – / – | 14 / 14 | – / – | – | – | – | – | | | | | | | | |
| Discus | 18 / 19 | 3 / 17 | 6 / 8 | – / – | 4 / 18 | – / – | – | – | – | – | | | | | | | | |
| Pole Vault | 10 / 29 | – / 17 | – / 8 | 8 / 8 | – / 18 | 9 / 9 | – | – | – | – | | | | | | | | |
| High Jump | – / 29 | 18 / 35 | 7 / 15 | – / 8 | 4 / 22 | 2 / 11 | – | – | – | – | | | | | | | | |
| Long Jump | 4 / 33 | 6 / 41 | 3 / 18 | – / 8 | – / 22 | – / 11 | – | 18 | – | – | | | | | | | | |
| Triple Jump | 17 / 50 | 4 / 45 | – / 18 | 8 / 16 | – / 22 | – / 11 | – | 2 / 20 | – | – | | | | | | | | |
| 100 | – / 50 | 8 / 53 | 6 / 24 | – / 16 | 1 / 23 | – / 11 | 6 / 6 | – / 20 | – | 10 / 10 | | | | | | | | |
| 200 | 1 / 51 | 8 / 61 | 2 / 26 | – / 16 | – / 23 | – / 11 | 6 / 12 | 4 / 24 | – | 10 / 20 | | | | | | | | |
| 400 | 8 / 59 | – / 61 | – / 26 | – / 16 | 1 / 24 | 2 / 13 | 14 / 26 | – / 24 | – | 6 / 26 | | | | | | | | |
| 800 | 14 / 73 | 1 / 62 | – / 26 | 8 / 24 | – / ~~24~~ | 6 / 19 | 2 / 28 | – / 24 | – | – / 26 | | | | | | | | |
| 1600 | – / 73 | 12 / 64 | 10 / 36 | 6 / 30 | – / ~~24~~ | – / 15 | – / 28 | – / 24 | 2 / 2 | 1 / 27 | | | | | | | | |
| 3200 | 4 / 77 | 2 / 66 | 10 / 46 | 6 / 36 | – / ~~24~~ | 1 / 20 | – / 28 | – / 24 | 8 / 10 | – / 27 | | | | | | | | |
| 400R | 8 / 85 | – / 66 | 6 / 52 | 4 / 40 | 10 / ~~34~~ | 2 / 22 | 1 / 29 | – / 24 | – / 10 | – / 27 | | | | | | | | |
| 1600R | 6 / 91 | 1 / 67 | 4 / 56 | 8 / 48 | 10 / ~~44~~ | – / 22 | 2 / 31 | – / 24 | – / 10 | – / 27 | | | | | | | | |
| 3200R | 10 / 101 | 6 / 73 | 4 / 60 | 8 / 56 | – / ~~44~~ | 1 / 23 | 2 / 33 | – / 24 | – / 10 | – / 27 | | | | | | | | |
| 110 Hurdles | 12 / 113 | 1 / 74 | – / 60 | – / 56 | 8 / ~~58~~ | 10 / 33 | – / 33 | – / 24 | – / 10 | – / 27 | | | | | | | | |
| 300 Int | – / 113 | 10 / 84 | – / 60 | 1 / 57 | 6 / ~~39~~ | 8 / 41 | – / 33 | – / 24 | – / 10 | 6 / 33 | | | | | | | | |
| TOTALS | 113 | 84 | 60 | 57 | 58 | 41 | 33 | 24 | 10 | 33 | | | | | | | | |
| PLACING | 1 | 2 | 3 | 5 | 4 | 6 | 7 | 9 | 10 | 8 | | | | | | | | |

*do not write in this column until event is over

BIG RED TRACK SCOREBOOK

MEET Ogallala Invite DATE 4-1-95

## EVENT Shot

| | NAME | (Team) | TIME HT. DIST. |
|---|---|---|---|
| 1. | D. Marquez | Mit | 52'1" |
| 2. | M. Whistler | Her | 47'5½ |
| 3. | C. Alverez | Og | 47'0" |
| 4. | J. McKee | Good | 46'11¾ |
| 5. | T. Guerra | Coz | 46'5½ |
| 6. | S. Nickerson | Imp | 46'½ |

## EVENT LJ

| | NAME | (Team) | TIME HT. DIST. |
|---|---|---|---|
| 1. | T. Keck | Good | 21'5" |
| 2. | J. Hooper | Good | 21'1¾ |
| 3. | M. Zillen | Gor | 20'5¼ |
| 4. | J. Raether | Ogal | 20'3¼ |
| 5. | J. Clark | Goth | 20'2" |
| 6. | C. Rohr | Good | 20'1" |

## EVENT 100

| | NAME | (Team) | TIME HT. DIST. |
|---|---|---|---|
| 1. | C. Rohr | Good | 11.34 |
| 2. | J. Raether | Og | 11.48 |
| 3. | M. Zillen | Gor | 11.5 |
| 4. | J. Wycoff | Ster | 11.77 |
| 5. | B. Green | Ster. | 11.93 |
| 6. | S. Poppe | Grant | 12.09 |

## EVENT 800

| | NAME | (Team) | TIME HT. DIST. |
|---|---|---|---|
| 1. | M. Vires | Imp | 2.02.5 |
| 2. | A. McClain | I | 2.03.5 |
| 3. | S. Berry | Og | 2.05.3 |
| 4. | J. Smith | Coz | 2.08.6 |
| 5. | J. Hamer | Sid | 2.11.1 |
| 6. | S. McClain | I | 2.12.6 |

## EVENT Disc

| | NAME | (Team) | TIME HT. DIST. |
|---|---|---|---|
| 1. | B. Sheffield | Goth | 147'9" |
| 2. | B. McKee | Good | 144'0" |
| 3. | T. Guerra | Coz | 132'4" |
| 4. | C. Alverez | Og | 131'5" |
| 5. | B. Evans | Gor | 128'2" |
| 6. | S. Wallin | Imp | 126'1" |

## EVENT HJ

| | NAME | (Team) | TIME HT. DIST. |
|---|---|---|---|
| 1. | D. Johns | Grant | 6'8½ |
| 2. | D. Hassler | Mit | 6'4" |
| 3. | J. Sauer | Ogal | 6'2" |
| 4. | J Lake | Goth | 6'0 |
| 5. | J Colvin | Grant | 6'0" |
| 6. | B. Wynne | Kimb | 5'10 |

## EVENT 200

| | NAME | (Team) | TIME HT. DIST. |
|---|---|---|---|
| 1. | J. Hooper | Good | 22.75 |
| 2. | M. Rubio | Good | 23.52 |
| 3. | J. Wycoff | Ster. | 23.79 |
| 4. | J. Raether | Ogal | 23.82 |
| 5. | M. Zillen | Gor | 24.0 |
| 6. | K. Keker | Ster. | 24.29 |

## EVENT 1600

| | NAME | (Team) | TIME HT. DIST. |
|---|---|---|---|
| 1. | J. Buckmon | Gor | 4.49 |
| 2. | J.J. McMillen | Og | 4.52.3 |
| 3. | B. Cheeter | Goth | 4.55.6 |
| 4. | J. Cook | Mit | 502.6 |
| 5. | M. Nein | Jules | 5.07.4 |
| 6. | R. Colson | Imp | 5.08.9 |

## EVENT PV

| | NAME | (Team) | TIME HT. DIST. |
|---|---|---|---|
| 1. | J. Sauer | Og | 13'6" |
| 2. | B. Griese | Coz | 13'6" |
| 3. | T. Sussann | Mit | 13'0 |
| 4. | J. Iverson | Imp | 12'6" |
| 5. | R McKnight | Mit | 12'6" |
| 6. | J. Francis | Goth | 12'0 |

## EVENT TJ

| | NAME | (Team) | TIME HT. DIST. |
|---|---|---|---|
| 1. | T. Keck | Good | 46'2½ |
| 2. | J Prunkey | Goth | 44'1½ |
| 3. | R Osterdag | Goth | 42'0" |
| 4. | M. Vires | Imp | 41'5" |
| 5. | T. Frame | Her | 41'4½ |
| 6. | T. Meisinger | Ogal | 41'2½ |

## EVENT 400

| | NAME | (Team) | TIME HT. DIST. |
|---|---|---|---|
| 1. | M. Vires | I | 52.24 |
| 2. | M. Meath | Hely | 52.66 |
| 3. | S. Helms | Sid | 53.24 |
| 4. | M. Smith | Coz | 53.47 |
| 5. | G. Nein | Jul. | 54.12 |
| 6. | B. Wallin | Kimb | 54.16 |

## EVENT 3200

| | NAME | (Team) | TIME HT. DIST. |
|---|---|---|---|
| 1. | J. Buckmon | Gor | 10.15.4 |
| 2. | I. Converse | Mit | 10.28.6 |
| 3. | A. McClain | I | 10.46.7 |
| 4. | B. Cheeter | Goth | 10.58.9 |
| 5. | B. Spangler | Grant | 11.00.4 |
| 6. | T. J. McMillen | Og | 11.15.3 |

# BIG RED TRACK SCOREBOOK

HELD AT: Ogallala SCORING: 1st 10 pts.; 2nd 8 pts.; 3rd 6 pts.; 4th 4 pts.; 5th 2 pts.; 6th 1 pts.

## EVENT 110 H.H

| NAME | (Team) | TIME HT. DIST. |
|---|---|---|
| 1. M. Eaton | Ster | 15.8 |
| 2. L. Williamson | Holy | 16.2 |
| 3. D. Hessler | Mitt | 16.7 |
| 4. L. Snyder | I | 16.98 |
| 5. S. Hays | Kimb | 16.85 |
| 6. B. Kuennen | I | 16.90 |

## EVENT 300 IH

| NAME | (Team) | TIME HT. DIST. |
|---|---|---|
| 1. E Eaton | Ster. | 41.8 |
| 2. P. Thoux | Gor | 42.3 |
| 3. T. Bishop | Grant | 42.4 |
| 4. M. Scmer | Mit | 44.6 |
| 5. G. Stags | I | 44.7 |
| 6. L. Williamson | Holy | 44.8 |

## 400 R RELAY

| TEAM | RUNNERS | TIME |
|---|---|---|
| 1. Goodland | _____, _____ _____, _____ | 43.87 |
| 2. Grant | | 45.35 |
| 3. Gorh | Imp D.Q | 45.57 |
| 4. Gordon | | 46.02 |
| 5. Sterling | | 46.74 |
| 6. Mitchell | | 46.81 |

## 1600 R RELAY

| TEAM | RUNNERS | TIME |
|---|---|---|
| 1. Ogallala | _____, _____ _____, _____ | 3.33.11 |
| 2. Jules. Burr | M. Vines | 3.36.35 |
| 3. Goodland | S. Mcclain | 3.37.64 |
| 4. Gordon | J. Iverson | 3.40.6 |
| 5. Imperial | A. McClain | 3.40.91 |
| 6. Kimball | | 3.41.55 |

## 3200 R RELAY

| TEAM | RUNNERS | TIME |
|---|---|---|
| 1. Ogallala | _____, _____ _____, _____ | 8.34.6 |
| 2. Julesburg | P. Lebleu | 8.44.3 |
| 3. Sidney | J. Moreno | 8.45.7 |
| 4. Gordon | S. Barger | 8.47.1 |
| 5. Grant | R Colson | 9.00 |
| 6. Imperial | | 9.03.9 |

TEAMS

| TEAM NAME | Goodland | Ogallala | Imperial | Gordon | Mitchell | Gothenburg | Sterling | Grant | Cozad | Julesburg | Holyoke | Sidney | Hershey | Kimball | Hayden | | |
|---|---|---|---|---|---|---|---|---|---|---|---|---|---|---|---|---|---|
| ABBR. | | | | | | | | | | | | | | | | | |
| *EVENTS | | | | | | | | | | | | | | | | | |
| Shot Put | 4 4 | 6 6 | 1 1 | – – | 10 10 | – – | – – | – – | 2 2 | – – | – – | – – | 8 8 | – – | – – | | |
| Discus | 8 12 | 4 10 | 1 2 | 2 2 | – 10 | 10 10 | – – | – – | 6 6 | – – | – – | – – | – – | – – | – – | | |
| Pole Vault | – 12 | 10 20 | 4 6 | – 2 | 8 18 | 1 11 | – – | – – | 8 19 | – – | – – | – – | – – | – – | – – | | |
| Long Jump | 19 31 | 4 24 | – 6 | 6 8 | – 18 | 2 13 | – – | – – | – 14 | – – | – – | – – | – – | – – | – – | | |
| High Jump | – 31 | 6 30 | – 6 | – 8 | 8 26 | 4 17 | – – | 12 12 | – 14 | – – | – – | – – | – – | 1 1 | – – | | |
| Triple Jump | 10 41 | 1 31 | 4 10 | – 8 | – 26 | 14 31 | – – | – 12 | – 14 | – – | – – | – – | 2 10 | – 1 | – – | | |
| 100 | 10 51 | 8 39 | – 10 | 6 14 | – 26 | – 31 | 6 6 | 1 13 | – 14 | – – | – – | – – | – 10 | – 1 | – – | | |
| 200 | 18 69 | 4 43 | – 10 | 2 16 | – 26 | – 31 | 7 13 | – 13 | – 14 | – – | – – | – – | – 10 | – 1 | – – | | |
| 400 | – 69 | – 43 | 10 20 | – 16 | – 26 | – 31 | – 13 | – 13 | 4 18 | 2 2 | 8 8 | 6 6 | – 10 | 1 2 | – – | | |
| 800 | – 69 | 6 49 | 19 39 | – 16 | – 26 | – 31 | – 13 | – 13 | 4 22 | – 2 | – 8 | 2 8 | – 10 | – 2 | – – | | |
| 1600 | – 69 | 8 57 | 1 40 | 10 26 | 4 30 | 6 37 | – 13 | – 13 | – 22 | 2 4 | – 8 | – 8 | – 10 | – 2 | – – | | |
| 3200 | – 69 | 1 58 | 6 46 | 10 36 | 8 38 | 4 41 | – 13 | 2 15 | – 22 | – 4 | – 8 | 8 8 | – 10 | – 2 | – – | | |
| 110 H.H | – 69 | – 58 | 5 51 | – 36 | 6 44 | DQ 41 | 10 23 | – 15 | – 22 | – 4 | 8 16 | – 8 | – 10 | 2 4 | – – | | |
| 300 IH | – 69 | – 58 | 2 53 | 8 44 | 4 48 | – 41 | 10 33 | 6 21 | – 22 | – 4 | 1 17 | – 8 | – 10 | – 4 | – – | | |
| 400 R | 10 79 | – 58 | – 53 | 4 48 | 1 49 | 6 47 | 2 35 | 8 29 | – 22 | – 4 | – 17 | – 8 | – 10 | – 4 | – – | | |
| 1600 R | 6 55 | 10 68 | 2 55 | 4 52 | – 49 | – 47 | – 35 | – 29 | – 22 | 8 12 | – 17 | – 8 | – 10 | 1 5 | – – | | |
| 3200 R | – 85 | 10 78 | 1 56 | 4 56 | – 49 | – 47 | – 35 | 2 31 | – 22 | 8 20 | – 17 | 6 14 | – 10 | – 5 | – – | | |
| TOTALS | 85 | 78 | 56 | 56 | 49 | 47 | 35 | 31 | 24 22 | 20 | 17 | 14 | 10 | 5 | 0 | | |
| PLACING | 1 | 2 | 3 | 3 | 5 | 6 | 7 | 8 | 9 | 10 | 11 | 12 | 13 | 14 | 15 | | |

*do not write in this column until event is over

# BIG RED TRACK SCOREBOOK

MEET ~~[illegible]~~ Dach W/ Grant DATE 4-5-95

## EVENT Shot

| NAME | (Team) | TIME HT. DIST. |
|---|---|---|
| 1. S. Nickerson | I | 44'11¼ |
| 2. S. Wallin | I | 44'1½ |
| 3. C. Martins | G | 36'2" |
| 4. C. Johnson | I | 34'4" |
| 5. R. Heckenlively | I | 33'11¾ |
| 6. | | |

## EVENT LJ

| NAME | (Team) | TIME HT. DIST. |
|---|---|---|
| 1. J. Langmann | G | 18'9" |
| 2. E. Ogg | I | 17'6¼ |
| 3. J. Coker | G | 17'4" |
| 4. N. Fuchser | I | 17'½ |
| 5. C. Softley | G | 16'1¼ |
| 6. | | |

## EVENT 100

| NAME | (Team) | TIME HT. DIST. |
|---|---|---|
| 1. M. Vines | I | 11.8 |
| 2. J. Bishopp | G | 12.2 |
| 3. J. Coker | G | 12.2 |
| 4. S. Poppe | G | 12.3 |
| 5. E. Ogg | I | 12.3 |
| 6. | | |

## EVENT 800

| NAME | (Team) | TIME HT. DIST. |
|---|---|---|
| 1. J. Langmann | G | 2.16.2 |
| 2. S. McNair | I | 2.18.8 |
| 3. R. Colson | I | 2.21.2 |
| 4. C. Wenzlick | I | 2.31.5 |
| 5. R. Leibhardt | I | 2.57.1 |
| 6. | | |

## EVENT Disc

| NAME | (Team) | TIME HT. DIST. |
|---|---|---|
| 1. S. Wallin | I | 126'8" |
| 2. S. Nickerson | I | 123'8" |
| 3. C. Johnson | I | 102'2" |
| 4. R. Heckenlively | I | 101'4" |
| 5. J. Schoen Holtz | I | 99'4" |
| 6. | | |

## EVENT TJ

| NAME | (Team) | TIME HT. DIST. |
|---|---|---|
| 1. J. Langmann | G | 39'6" |
| 2. C. Olson | G | 39'1½ |
| 3. E. Ogg | I | 36'0 |
| 4. R. Richmond | G | 35'4" |
| 5. N. Fuchser | I | 34'7½ |
| 6. | | |

## EVENT 200

| NAME | (Team) | TIME HT. DIST. |
|---|---|---|
| 1. M. Vines | I | 24.3 |
| 2. J. Bishop | G | 25.1 |
| 3. E. Ogg | I | 25.7 |
| 4. C. Tidwell | I | 26.3 |
| 5. J. Hurst | I | 27.0 |
| 6. | | |

## EVENT 1600

| NAME | (Team) | TIME HT. DIST. |
|---|---|---|
| 1. S. McNair | I | 5.06.5 |
| 2. S. Bangen | I | 5.18.8 |
| 3. T. Colglazer | G | 5.21.1 |
| 4. B. Spangler | G | 5.26.8 |
| 5. C. Study | G | 5.31.2 |
| 6. | | |

## EVENT PV

| NAME | (Team) | TIME HT. DIST. |
|---|---|---|
| 1. J. Lowe | G | 11'6" |
| 2. C. Tidwell | I | 11'6" |
| 3. S. Poppe | G | 11'0 |
| 4. T. J. Shreis | G | 11'0 |
| 5. C. Franklo | I | 10'0 |
| 6. | | |

## EVENT HJ

| NAME | (Team) | TIME HT. DIST. |
|---|---|---|
| 1. L. Snyder | I | 6'0 |
| 2. J. Coker | G | 5'8" |
| 3. M. Strand | I | 5'8 |
| 4. R. Richmond | G | 5'8" |
| 5. T. J. Shreis | G | 5'2" |
| 6. | | |

## EVENT 400

| NAME | (Team) | TIME HT. DIST. |
|---|---|---|
| 1. T. Bishopp | G | 55.8 |
| 2. C. Softley | G | 58.3 |
| 3. K. Kroecker | G | 60.7 |
| 4. K. Berry | I | 62.0 |
| 5. N. Fuchser | I | 62.2 |
| 6. | | |

## EVENT 3200

| NAME | (Team) | TIME HT. DIST. |
|---|---|---|
| 1. B. Spangler | G | 11.11.8 |
| 2. R. Colson | I | 11.23.5 |
| 3. T. Colglazer | G | 11.25 |
| 4. C. Wenzlick | I | 11.28.4 |
| 5. C. Study | G | 11.39. |
| 6. | | |

5-3-Rel

# BIG RED TRACK SCOREBOOK

HELD AT: Grant SCORING: 1st 6 pts.; 2nd 4 pts.; 3rd 3 pts.; 4th 2 pts.; 5th 1 pts.; 6th ____ pts.

## EVENT 110 -

| | NAME | (Team) | TIME HT. DIST. |
|---|---|---|---|
| 1. | L. Snyder | I | 16.9 |
| 2. | R. Richmond | G. | 17.0 |
| 3. | M. Strand | I | 18.4 |
| 4. | C. Olson | G. | 18.9 |
| 5. | T. J Shers | G. | 19.2 |
| 6. | | | |

## EVENT 300

| | NAME | (Team) | TIME HT. DIST. |
|---|---|---|---|
| 1. | T. Bishop | G. | 45.1 |
| 2. | M. Strand | I | 45.2 |
| 3. | C. Doyle | I | 45.2 |
| 4. | L. Snyder | I | 46.7 |
| 5. | C. Olson | G | 48.8 |
| 6. | | | |

## 400 R RELAY

| TEAM | RUNNERS | TIME |
|---|---|---|
| 1. Grant | _____, _____ _____, _____ | 47.5 |
| 2. Imp | M Vinci N Fuchion J Hurst K Berry | 50.4 |
| 3. | | |
| 4. | | |
| 5. | | |
| 6. | | |

## 1600 R RELAY

| TEAM | RUNNERS | TIME |
|---|---|---|
| 1. Grant | _____, _____ _____, _____ | 4.00.9 |
| 2. Imp. | L Snyder K Berry M Strand C Doyle | 4.03.8 |
| 3. | | |
| 4. | | |
| 5. | | |
| 6. | | |

## 3200 R RELAY

| TEAM | RUNNERS | TIME |
|---|---|---|
| 1. | _____, _____ _____, _____ | |
| 2. | Not Run | |
| 3. | | |
| 4. | | |
| 5. | | |
| 6. | | |

TEAMS

| *EVENTS | ABBR. | TEAM NAME: Imperial | Grant |
|---|---|---|---|
| Shot | | 13 | 3 |
| Disc | | 16 | 0 |
| PV | | 5 | 11 |
| LJ | | 6 | 10 |
| TJ | | 4 | 12 |
| HJ | | 9 | 7 |
| 100 | | 7 | 9 |
| 200 | | 12 | 4 |
| 400 | | 3 | 13 |
| 800 | | 10 | 6 |
| 1600 | | 12 | 6 |
| 3200 | | 6 | 10 |
| 110 HH | | 9 | 7 |
| 300 Int | | 10 | 6 |
| 400 R | | 3 | 5 |
| 1600 R | | 3 | 5 |
| | | | |
| | | | |
| TOTALS | | 126 | 112 |
| PLACING | | 1 | 2 |

*do not write in this column until event is over

BIG RED TRACK SCOREBOOK

MEET Grant Invitational DATE 4-9-95

## EVENT Shot Put

| | NAME | (Team) | TIME HT. DIST. |
|---|---|---|---|
| 1. | J. Nickerson | I | 48'1½ |
| 2. | C. Alvarez | Og | 46'9¾ |
| 3. | M. Jorgenson | Ike | 44'7" |
| 4. | S. Wallin | I | 44'5" |
| 5. | K. Dorckal | Og | 43'6½ |
| 6. | C. Bergland | Lew | 42'4½ |

## EVENT Long Jump

| | NAME | (Team) | TIME HT. DIST. |
|---|---|---|---|
| 1. | J. Raether | Og | 20'7½ |
| 2. | K Fernandez | Osh | 20'1" |
| 3. | D. Byerly | Jule | 19'5" |
| 4. | J. Arthur | NPS | 18'11½ |
| 5. | C. Brokaw | Wray | 18'6½ |
| 6. | J. List | Og | 18'5" |

## EVENT 100

| | NAME | (Team) | TIME HT. DIST. |
|---|---|---|---|
| 1. | D. Miller | Osh | 11.7 |
| 2. | J. Raether | Og | 11.8 |
| 3. | T. Frame | Her | 12.1 |
| 4. | R. Sandoval | Og | 12.1 |
| 5. | S. Holverson | NPS | 12.1 |
| 6. | A. McKinnon | Wau | 12.1 |

## EVENT 800

| | NAME | (Team) | TIME HT. DIST. |
|---|---|---|---|
| 1. | M. Vines | I | 2:07.9 |
| 2. | S. Berry | Og | 2:09.1 |
| 3. | D. Mahender | Jul | 2:09.9 |
| 4. | D. Beuer | Wray | 2:10.7 |
| 5. | J. Swim | Wray | 2:11.8 |
| 6. | S. McClain | I | 2:12.9 |

## EVENT Discus

| | NAME | (Team) | TIME HT. DIST. |
|---|---|---|---|
| 1. | S. Nickerson | I | 137'5" |
| 2. | C. Alvarez | Og | 134'4 |
| 3. | C. Bergland | Lew | 124'6" |
| 4. | S. Sterling | Lew | 123'10" |
| 5. | A. Horsmeier | Og | 123'10" |
| 6. | J. Hicks | WP | 120'00 |

## EVENT High Jump

| | NAME | (Team) | TIME HT. DIST. |
|---|---|---|---|
| 1. | D Jones | Gr | 6'6" |
| 2. | J. Sonen | Og | 6'0" |
| 3. | K. Stults | Wray | 5'10" |
| 4. | C. Dolzeal | Jul | 5'10" |
| 5. | J. Cohen | Gr. | 5'10 |
| 6. | L. Snyder | I | 5'10 |

## EVENT 200

| | NAME | (Team) | TIME HT. DIST. |
|---|---|---|---|
| 1. | D. Miller | Osh | 23.9 |
| 2. | J. Walgren | Wau | 24.2 |
| 3. | R. Lemple | Og | 24.5 |
| 4. | L. Goldenstein | Holy | 24.7 |
| 5. | J. Raether | Og | 24.7 |
| 6. | M. Vines | I | 25.1 |

## EVENT 1600

| | NAME | (Team) | TIME HT. DIST. |
|---|---|---|---|
| 1. | T.J. McMillian | Og | 4:50.4 |
| 2. | M. Klein | Jule | 4:54.8 |
| 3. | A. McClain | I | 5:02.1 |
| 4. | R. Colson | I | 5:05.5 |
| 5. | B. Spangler | Gr | 5:09.5 |
| 6. | W. Flannery | Wau | 5:11.0 |

## EVENT Pole Vault

| | NAME | (Team) | TIME HT. DIST. |
|---|---|---|---|
| 1. | J. Sonen | Og | 13'6" |
| 2. | J. Iverson | I | 11'6" |
| 3. | J Bleeker | Wray | 11'6" |
| 4. | C. Tidwell | I | 11'6" |
| 5. | R. Pfieffer | Jule | 11'6" |
| 6. | J. Poppe | Gr | 11'6" |

## EVENT Triple Jump

| | NAME | (Team) | TIME HT. DIST. |
|---|---|---|---|
| 1. | D. Jones | Gr. | 41'10¼ |
| 2. | T. Kit | Wau | 41'9½ |
| 3. | M. Vines | I | 41'6½ |
| 4. | T. Frame | Her | 41'2¾ |
| 5. | D. Byerly | Jule | 41'1¼ |
| 6. | T.R. Mugan | Holy | 40'5¾ |

## EVENT 400

| | NAME | (Team) | TIME HT. DIST. |
|---|---|---|---|
| 1. | D Miller | Osh | 51.8 |
| 2. | T. Kit | Wau | 52.5 |
| 3. | M. Vines | I | 53.1 |
| 4. | M. Heath | Holy | 53.2 |
| 5. | A. McClain | I | 54.0 |
| 6. | K. Conchiet | Jule | 54.0 |

## EVENT 3200

| | NAME | (Team) | TIME HT. DIST. |
|---|---|---|---|
| 1. | T.J. McMillian | Og | 10:37.2 |
| 2. | A. McClain | I | 10:46.1 |
| 3. | D. Flannery | Wau | 10:47.1 |
| 4. | B Spangler | Gr | 10:55.0 |
| 5. | J. Bay | Her | 11:06.3 |
| 6. | J. List | Og | 11:11.2 |

400 Wt Relay - 1 - JulesBurg - 48.5 2 - Grant - 48.8, 3 - Wray 50.1, 4 Osceola 50.6 5 - Imperial 50.9 6 - Osh - 5

# BIG RED TRACK SCOREBOOK

**FIELD AT:** Grant **SCORING:** 1st 10 pts.; 2nd 8 pts.; 3rd 6 pts.; 4th 4 pts.; 5th 2 pts.; 6th 1 pts.

## EVENT 110 H.H.

| | NAME | (Team) | TIME HT. DIST. |
|---|---|---|---|
| 1. | B. Kyenning | I | 16.9 |
| 2. | G. Steggs | I | 17.3 |
| 3. | L. Snyder | I | 17.5 |
| 4. | C. Brallow | Wia | 17.5 |
| 5. | S. Kreider | Holy | 17.6 |
| 6. | D. Beeke | Jule | 17.9 |

## EVENT 300 IM

| | NAME | (Team) | TIME HT. DIST. |
|---|---|---|---|
| 1. | T. Bishop | Gr | 42.7 |
| 2. | S. Todd | Wan | 42.8 |
| 3. | C. Hommen | NPSP | 43.1 |
| 4. | L. Williams | Holy | 43.2 |
| 5. | C. Brallow | Wia | 44.3 |
| 6. | G. Steggs | I | 44.4 |

## 400 R RELAY

| TEAM | RUNNERS | TIME |
|---|---|---|
| 1. Wauneta | _____, _____ | 45.7 |
| | _____, _____ | |
| 2. Ogallala | | 45.8 |
| 3. Holy ote | D. Robinson | 47.2 |
| 4. NP.SP | E. Ogg | 47.3 |
| 5. Imperial | C. Daigle | 47.8 |
| 6. Hershey | G. Steggs | 48.6 |

## 1600 R RELAY

| TEAM | RUNNERS | TIME |
|---|---|---|
| 1. Ogallala | _____, _____ | 3.31.5 |
| | _____, _____ | |
| 2. Julesburg | | 3.35.9 |
| 3. Wauneta | | 3.41.8 |
| 4. Holy ote | | 3.42.0 |
| 5. Wiley | | 3.47.2 |
| 6. Oshkosh | | 3.49.8 |

## 3200 R RELAY

| TEAM | RUNNERS | TIME |
|---|---|---|
| 1. Julesburg | _____, _____ | 8.36.3 |
| | _____, _____ | |
| 2. Grant | P. Leibhan - 2:15 | 8.52.8 |
| 3. Wiley | J. Marcus - 2:15 | 8.54.2 |
| 4. Imperial | S. Bergen - 2:14 | 8.58.0 |
| 5. Ogallala | S. McClain 2:14 | 9.16.9 |
| 6. Holy ote | | 9.30.4 |

Trays - C. Tidwell - F. Ringelman S. Wickham

| TEAMS → | ABBR. | Ogallala | Imperial | Julesburg | Wauneta-Palisade | Grant | Wiley | Oshkosh | Holyoke | Hershey | NP.SP | Leyton |
|---|---|---|---|---|---|---|---|---|---|---|---|---|
| *EVENTS ↓ / TEAM NAME ↓ | | | | | | | | | | | | |
| Shot | | 18 / 10 | 14 / 14 | - | - | - | - | - | - | 6 / 6 | - | 1 / 1 |
| Disc | | 10 / 20 | 10 / 24 | - | 1 / 1 | - | - | - | - | - / 6 | - | 10 / 11 |
| PV | | 10 / 30 | 12 / 36 | 2 / 2 | - / 1 | 1 / 1 | 6 / 6 | - | - | - / 6 | - | - / 11 |
| L.J | | 11 / 41 | - / 36 | 6 / 8 | - / 1 | - / 1 | 2 / 8 | 8 / 8 | - | - / 6 | 4 / 4 | - / 11 |
| H.J | | 8 / 49 | 1 / 37 | 4 / 12 | - / 1 | 12 / 13 | 6 / 14 | - / 8 | - | - / 6 | - / 4 | - / 11 |
| T.J | | - / 49 | 6 / 43 | 2 / 14 | 5 / 9 | 10 / 23 | - / 14 | - / 8 | 14 / 1 | 4 / 10 | - / 4 | - / 11 |
| 100 | | 12 / 61 | - / 43 | - / 14 | 1 / 10 | - / 23 | - / 14 | 10 / 18 | 6 / 7 | 6 / 10 | 2 / 6 | - / 11 |
| 200 | | 8 / 69 | 1 / 44 | - / 14 | 8 / 18 | - / 23 | - / 14 | 10 / 28 | 4 / 11 | - / 10 | - / 6 | - / 11 |
| 400 | | - / 69 | 8 / 52 | 1 / 15 | 8 / 26 | - / 23 | - / 14 | 10 / 38 | 4 / 15 | - / 10 | - / 6 | - / 11 |
| 800 | | 8 / 77 | 11 / 63 | 6 / 21 | - / 26 | - / 23 | 6 / 20 | - / 38 | - / 15 | - / 10 | - / 6 | - / 11 |
| 1600 | | 10 / 87 | 10 / 73 | 8 / 29 | 1 / 27 | 2 / 25 | - / 20 | - / 38 | - / 15 | - / 10 | - / 6 | - / 11 |
| 3200 | | 10 / 98 | 8 / 81 | - / 29 | 6 / 33 | 4 / 29 | - / 20 | - / 38 | - / 15 | 2 / 12 | - / 6 | - / 11 |
| 110 | | - / 98 | 24 / 105 | 1 / 30 | - / 33 | - / 29 | 4 / 24 | - / 38 | 2 / 17 | - / 12 | - / 6 | - / 11 |
| 300 | | - / 98 | 1 / 106 | - / 30 | 8 / 41 | 10 / 39 | 2 / 26 | - / 38 | 4 / 21 | - / 12 | 6 / 12 | - / 11 |
| 400R | | 8 / 106 | 2 / 108 | - / 30 | 10 / 51 | - / 39 | - / 26 | - / 38 | 6 / 27 | 1 / 13 | 4 / 16 | - / 11 |
| 1600R | | 10 / 116 | - / 108 | 8 / 38 | 6 / 57 | - / 39 | 2 / 28 | 1 / 39 | 4 / 31 | - / 13 | - / 16 | - / 11 |
| 3200R | | 2 / 118 | 4 / 112 | 10 / 48 | - / 57 | 8 / 47 | 6 / 34 | - / 39 | 1 / 32 | - / 13 | - / 16 | - / 11 |
| 400 Int Rel | | 4 / 122 | 2 / 114 | 10 / 58 | - / 57 | 8 / 55 | 6 / 40 | 1 / 40 | - / 32 | - / 13 | - / 16 | - / 11 |
| TOTALS | | 122 | 114 | 58 | 57 | 55 | 40 | 40 | 26 / 32 | 19 / 13 | 16 | 11 |
| PLACING | | 1 | 2 | 3 | 4 | 5 | 6 | 7 | 8 | 9 | 10 | 11 |

*do not write in this column until event is over

# BIG RED TRACK SCOREBOOK

**MEET** Gothenburg Invite **DATE** 4-13-95

## EVENT Shot

| NAME | (Team) | TIME HT. DIST. |
|---|---|---|
| 1. B. Cross | K | 51'4½ |
| 2. A. Sherman | L | 50'4¾ |
| 3. T. Sheffield | G | 49'9½ |
| 4. J. Anderson | L | 48'6" |
| 5. B. Swanson | K | 47'1¾ |
| 6. S. Nickerson | I | 46'1½ |

## EVENT L.J

| NAME | (Team) | TIME HT. DIST. |
|---|---|---|
| 1. J. Clark | G | 20'11½ |
| 2. R. Oslendorf | G | 20'4¼ |
| 3. J. Pramberg | G | 20'4 |
| 4. J. Raether | Og | 20'3½ |
| 5. T. Hollowell | Mc | 20'1" |
| 6. E. Molina | K | 19'5½ |

## EVENT 100

| NAME | (Team) | TIME HT. DIST. |
|---|---|---|
| 1. J. Raether | Og | 11.3 |
| 2. B. Gibson | Mc | 11.3 |
| 3. J. Pramberg | G | 11.3 |
| 4. R. Sandoval | Og | 11.5 |
| 5. N. Meyer | L | 11.5 |
| 6. E. Molina | K | 11.6 |

## EVENT 800

| NAME | (Team) | TIME HT. DIST. |
|---|---|---|
| 1. S. Berry | Og | 2.04.8 |
| 2. M. Vines | I | 2.04.9 |
| 3. K. Rasmussen | Mc | 2.08.9 |
| 4. R. Walker | G | 2.09.8 |
| 5. J. Holsher | Og. | 2.13 |
| 6. K. Grant / D. Hill } Tie | L / I | 2:13.4 |

## EVENT Disc

| NAME | (Team) | TIME HT. DIST. |
|---|---|---|
| 1. T. Sheffield | G | 153'10" |
| 2. J. Anderson | L | 146'5" |
| 3. P. Thomas | Mc | 139'10" |
| 4. R. Sutton | L | 135'10 |
| 5. T.J. Wemmer | Mc | 135'2 |
| 6. S. Walker | I | 130'11" |

## EVENT T.J

| NAME | (Team) | TIME HT. DIST. |
|---|---|---|
| 1. J. Pramberg | G | 43'7" |
| 2. B. Gibson | Mc | 42'6 |
| 3. M. Vines | I | 41'10" |
| 4. R. Oslendorf | G | 41'2½ |
| 5. J. Chancellor | Mc | 41'0" |
| 6. T. Hollowell | Mc | 38'9½ |

## EVENT 200

| NAME | (Team) | TIME HT. DIST. |
|---|---|---|
| 1. J. Raether | Og | 23.6 |
| 2. N. Meyer | L | 23.6 |
| 3. R. Sandoval | Og | 24.0 |
| 4. C. Neuhaus | Mc | 24.2 |
| 5. J. Reynolds | L | 24.3 |
| 6. A. Mann | G | 24.6 |

## EVENT 1600

| NAME | (Team) | TIME HT. DIST. |
|---|---|---|
| 1. T.J. McMillian | Og | 4:38.5 |
| 2. A. McNair | I | 4.54.6 |
| 3. S. Butterfield | G | 4.56.2 |
| 4. B. Cheetos | G | 4.56.3 |
| 5. J. Linden | L | 4.56.6 |
| 6. R. Colson | I | 4.57.9 |

## EVENT PV

| NAME | (Team) | TIME HT. DIST. |
|---|---|---|
| 1. K. Moore | L | 12'6 |
| 2. J. Sauer | Og | 12'6 |
| 3. J. Iverson | I | 12' |
| 4. D. Miller | Mc | 12' |
| 5. J.P. Thomalla | G | 12' |
| 6. J. Freidis | G | 12 |

## EVENT H.J

| NAME | (Team) | TIME HT. DIST. |
|---|---|---|
| 1. J. Sauer | Og | 6'4" |
| 2. M. Skuya | K | 6'0 |
| 3. S. Fennen | G | 5'10" |
| 4. J. Lake | G | 5'10" |
| 5. P. Rickeister | G | 5'10" |
| 6. L. Snyder / J. Kuecker } Tie | I / L | 5'8" |

## EVENT 400

| NAME | (Team) | TIME HT. DIST. |
|---|---|---|
| 1. R. Lemple | Og | 51.9 |
| 2. S. Berry | Og | 52.0 |
| 3. M. Vines | I | 52.3 |
| 4. K. Rasmussen | Mc | 52.9 |
| 5. J. Reynolds | L | 53.4 |
| 6. A. McNair | I | 53.5 |

## EVENT 3200

| NAME | (Team) | TIME HT. DIST. |
|---|---|---|
| 1. J. Herman | Mc | 10.44.6 |
| 2. J. List | Og | 10.53.2 |
| 3. J. Pierce | K | 10.53.3 |
| 4. B. Cheetos | G | 10.59.3 |
| 5. R. Colson | I | 11.11.6 |
| 6. K. Robinson | K | 11.17.2 |

Mile Med Rel 1-Imp - 3.48.8, 2-Ogal - 3.52.1, 3-Goth - 3:52.7, 4-McCook 3.53.2, 5-Lex 3.59.2

**HELD AT:** Gothenburg **SCORING:** 1st 10 pts.; 2nd 8 pts.; 3rd 6 pts.; 4th 4 pts.; 5th 2 pts.; 6th 1 pts.

**EVENT** 110

| NAME | (Team) | TIME HT. DIST. |
|---|---|---|
| 1. R Thomalla | L | 16.3 |
| 2. S. Auld | G | 16.6 |
| 3. J. Bliven | L | 16.7 |
| 4. A. Davenport | G | 16.8 |
| 5. L. Snyder | I | 17.1 |
| 6. G. Steggs | I | 17.3 |

**EVENT** 300

| NAME | (Team) | TIME HT. DIST. |
|---|---|---|
| 1. R. Thomalla | L | 43.2 |
| 2. J. Sauer | Og | 43.8 |
| 3. J. Bliven | L | 43.8 |
| 4. M. Shanel | I | 44.4 |
| 5. D. Taylor | L | 44.5 |
| 6. G. Steggs | I | 44.5 |

**400R RELAY**

| TEAM | RUNNERS | TIME |
|---|---|---|
| 1. McCook | , | 45.2 |
| 2. Ogal. | D. Robinson | 45.3 |
| 3. Lex | C. Doyle | 45.4 |
| 4. Imp | E. Ogg | 47.2 |
| 5. Kear. | C. Tidwell | 48.4 |
| 6. | | |

**1600R RELAY**

| TEAM | RUNNERS | TIME |
|---|---|---|
| 1. Ogal | , | 3.31.1 |
| 2. McCook | A. McNair | 3.31.3 |
| 3. Imp | C. Doyle | 3.36.8 |
| 4. Lex | J. Iverson | 3.39.9 |
| 5. Goth | M. Vines | 3.41.4 |
| 6. Kear | | 3.51.8 |

**3200R RELAY**

| TEAM | RUNNERS | TIME |
|---|---|---|
| 1. Ogal | , | 8.22 |
| 2. Goth | D. Hill | 8.33.8 |
| 3. Imp | J. Moreno | 9.00.3 |
| 4. Lex | S. Borger | 9.03.7 |
| 5. McCook | S. McNair | 9.05.8 |
| 6. | | |

TEAMS

| *EVENTS | Ogallala | Gothenburg | Lexington | McCook | Imperial | Kearney |
|---|---|---|---|---|---|---|
| Shot | – / – | 6 / 6 | 12 / 12 | – / – | 1 / 1 | 10 / 10 |
| Disc | – / – | 10 / 16 | 12 / 24 | 8 / 8 | 1 / 2 | – / 10 |
| PV | 8 / 8 | 3 / 19 | 10 / 34 | 4 / 12 | 6 / 8 | – / 10 |
| LJ | 4 / 12 | 24 / 43 | – / 34 | 2 / 14 | – / 8 | 1 / 11 |
| TJ | – / 12 | 14 / 57 | – / 34 | 11 / 25 | 6 / 14 | – / 11 |
| HJ | 10 / 22 | 12 / 69 | 1/2 / 34.5 | – / 25 | 1/2 / 14.5 | 8 / 19 |
| 100 | 14 / 36 | 6 / 75 | 2 / 36.5 | 8 / 33 | – / 14.5 | 1 / 20 |
| 200 | 16 / 52 | 1 / 76 | 10 / 46.5 | 4 / 37 | – / 14.5 | – / 20 |
| 400 | 18 / 70 | – / 76 | 2 / 48.5 | 4 / 41 | 7 / 21.5 | – / 20 |
| 800 | 12 / 82 | 4 / 80 | 1/2 / 49 | 6 / 47 | 8.5 / 30 | – / 20 |
| 1600 | 10 / 92 | 10 / 90 | 2 / 51 | – / 47 | 9 / 39 | – / 20 |
| 3200 | 8 / 100 | 4 / 94 | – / 51 | 10 / 57 | 2 / 41 | 7 / 27 |
| 110H | – / 100 | 12 / 106 | 16 / 67 | – / 57 | 3 / 44 | – / 27 |
| 300IM | 8 / 108 | – / 106 | 18 / 85 | – / 57 | 5 / 49 | – / 27 |
| 400R | 8 / 116 | – / 106 | 6 / 91 | 10 / 67 | 4 / 53 | 2 / 29 |
| 1600R | 10 / 126 | 2 / 108 | 4 / 95 | 8 / 75 | 6 / 59 | 1 / 30 |
| 3200R | 10 / 136 | 8 / 116 | 4 / 99 | 2 / 77 | 6 / 65 | – / 30 |
| M. Med R. | 10 / 146 | 8 / 124 | 4 / 103 | 6 / 83 | 12 / 77 | – / 30 |
| TOTALS | 146 | 124 | 103 | 83 | 77 | 30 |
| PLACING | 1 | 2 | 3 | 4 | 5 | 6 |

*do not write in this column until event is over

100 - D Robinson 25.6 200 - Steggs 25.4 400 - S. McNair 56.0 - 800 - Alex McNair 2.02

# BIG RED TRACK SCOREBOOK

BIG RED TRACK SCOREBOOK

MEET Imperial Invite DATE 4-19-85

**EVENT** Shot

| NAME | (Team) | TIME HT. DIST. |
|---|---|---|
| 1. M. Whisler | Her | 50½ |
| 2. S. Nickerson | Imp | 46'4" |
| 3. C. Alvarez | Ogd | 45'9" |
| 4. S. Wallin | Imp | 45'8" |
| 5. K. Doechal | Ogd | 43'2" |
| 6. M. Jorgenson | Her | 42'3" |

**EVENT** L.J

| NAME | (Team) | TIME HT. DIST. |
|---|---|---|
| 1. J. Raether | Og | 19'11" |
| 2. K. Fangsrud | Osh | 19'6½ |
| 3. T. Frame | Her | 19'4" |
| 4. D. Byerly | Jule | 19'3½ |
| 5. D. Jones | Gr | 19'1½ |
| 6. P. Leibhart | Imp | 18'7" |

**EVENT** 100

| NAME | (Team) | TIME HT. DIST. |
|---|---|---|
| 1. R. Sandoval | Og | 11.6 |
| 2. J. Raether | Og | 11.7 |
| 3. D. Miller | Osh | 11.7 |
| 4. T. Frame | Her | 11.8 |
| 5. M. Vines | Imp | 12.0 |
| 6. J. Cohen | Gr | 12.1 |

**EVENT** 800

| NAME | (Team) | TIME HT. DIST. |
|---|---|---|
| 1. A. McNair | Imp | 2.03.0 |
| 2. S. Berry | Og | 2.05.5 |
| 3. D. Mollendor | Jule | 2.10.3 |
| 4. J. Holscher | Og | 2.11.9 |
| 5. R. Lemplke | Og | 2.12.0 |
| 6. D. Hill | Imp | 2.12.8 |

**EVENT** Disc

| NAME | (Team) | TIME HT. DIST. |
|---|---|---|
| 1. S. Nickerson | Imp | 132'10" |
| 2. A. Hansmier | Og | 122'8" |
| 3. J. Wallin | Imp | 121'4" |
| 4. M. Whisler | Her | 118'6 |
| 5. M. Waite | Hax | 116'5" |
| 6. M. Klingspon | Her | 114'0" |

**EVENT** T.J

| NAME | (Team) | TIME HT. DIST. |
|---|---|---|
| 1. D. Byerly | Jule | 40'7" |
| 2. D. Jones | Gr | 40'6" |
| 3. T. Frame | Her | 40'3 |
| 4. M. Vines | Imp | 40'2" |
| 5. T. Meisner | Og | 40'1" |
| 6. C. Olson | Gr | 38'5" |

**EVENT** 200

| NAME | (Team) | TIME HT. DIST. |
|---|---|---|
| 1. M. Vines | Imp | 24.4 |
| 2. R. Sandoval | Og | 24.5 |
| 3. T. Frame | Her | 24.9 |
| 4. J. Raether | Og | 25.4 |
| 5. T. Santero | Osh | 26.1 |
| 6. G. Stegge | Imp | 26.2 |

**EVENT** 1600

| NAME | (Team) | TIME HT. DIST. |
|---|---|---|
| 1. T. McMillan | Og | 4.55.4 |
| 2. S. McNair | Imp | 5.02.9 |
| 3. M. Wein | Jule | 5.05.4 |
| 4. P. Leibhart | Imp | 5.11.1 |
| 5. R. Colson | Imp | 5.15.9 |
| 6. C. Norman | Ogd | 5.25.8 |

**EVENT** P.V

| NAME | (Team) | TIME HT. DIST. |
|---|---|---|
| 1. J. Iverson | Imp | 12'0 |
| 2. R. Pfeffe | Jule | 11'6" |
| 3. C. Tidwell | Imp | 11'0 |
| 4. J. Lose | Gr | 11'0" |
| 5. S. Poppe | Gr | 10' |
| 6. T. Shiers / T. Canter (Tie) | Gr / Jule | 10' / 10' |

**EVENT** H.J

| NAME | (Team) | TIME HT. DIST. |
|---|---|---|
| 1. D. Jones | Gr | 5'10" |
| 2. D. Byerly | Jule | 5'8" |
| 3. J. Sanen | Og | 5'8" |
| 4. J. Cohen (Tie) | Gr | 5'8 |
| 5. B. Kuenning (Tie) | Imp | 5'8 |
| 6. L. Snyder | Imp | 5'8" |

**EVENT** 400

| NAME | (Team) | TIME HT. DIST. |
|---|---|---|
| 1. S. Berry | Og | 52.4 |
| 2. D. Miller | Osh | 52.5 |
| 3. M. Vines | Imp | 52.9 |
| 4. N. Prettsman | Hax | 53.9 |
| 5. T. Santero | Osh | 55.1 |
| 6. E. Knight | Og | 56.4 |

**EVENT** 3200

| NAME | (Team) | TIME HT. DIST. |
|---|---|---|
| 1. A. McNair | Imp | 10.55.8 |
| 2. J. List | Ogd | 11.06.8 |
| 3. R. Colson | Imp | 11.12.9 |
| 4. B. Spangler | Gr | 11.18.8 |
| 5. T. Colglazier | Gr | 11.24.8 |
| 6. J. Knight | Og | 11.24.9 |

400 Wt. R 1- Grant - 503, 2- Jules 51.5, 3- Hax 51.84, 4 Osh - 52.2, 5 Imp 52.4, 6 Hopkins 528

# BIG RED TRACK SCOREBOOK

**HELD AT:** Grant **SCORING:** 1st 10 pts.; 2nd 8 pts.; 3rd 6 pts.; 4th 4 pts.; 5th 2 pts.; 6th 1 pts.

## EVENT 110 HH

| | NAME | (Team) | TIME HT. DIST. |
|---|---|---|---|
| 1. | G. Steggs | Imp | 16.7 |
| 2. | R Richmond | Gr | 16.7 |
| 3. | B. Kuenning | Imp | 16.9 |
| 4. | L. Snyder | Imp | 17.5 |
| 5. | C. Thyne | Jule | 17.7 |
| 6. | I Harms | Hax | 18.0 |

## EVENT 300 IM

| | NAME | (Team) | TIME HT. DIST. |
|---|---|---|---|
| 1. | T. Bishop | Gr | 43.1 |
| 2. | G. Steggs | Imp | 44.4 |
| 3. | C Thyne | Jule | 45.1 |
| 4. | M. Strand | Imp | 45.4 |
| 5. | D. Beake | Jule | 46.4 |
| 6. | J. Iverson | Imp | 46.5 |

## 400R RELAY

| TEAM | RUNNERS | TIME |
|---|---|---|
| 1. Ogal | _____, _____ | 47.1 |
| | _____, _____ | |
| 2. Hax | D Robinson | 49.1 |
| 3. Imp | E. Ogg | 45.5 |
| 4. Her | C. Doyle | 51.1 |
| 5. Osh | J. Iverson | 52.9 |
| 6. Grant | | NT |

## 1600R RELAY

| TEAM | RUNNERS | TIME |
|---|---|---|
| 1. Ogal | _____, _____ | 3.43 |
| | _____, _____ | |
| 2. Jules | M. Strand | 3.44 |
| 3. Hax | D. Robinson | 3.49.5 |
| 4. Grant | C. Doyle | 3.58.4 |
| 5. Imp | J. Iverson | 4.03.2 |
| 6. Her. | | 4.10.9 |

## 3200 R RELAY

| TEAM | RUNNERS | TIME |
|---|---|---|
| 1. Ogal | _____, _____ | 8.38.7 |
| | _____, _____ | |
| 2. Jules | J. Munro | 8.48.8 |
| 3. Grant | P. Leibhart | 8.56.8 |
| 4. Imp | S. Borgen | 9.02.1 |
| 5. Her. | D. Hill | 10.46.1 |
| 6. — | | — |

TEAMS

| EVENTS | ABBR. | Imperial | Ogallala | Jules Barg | Grant | Hershey | Oshkosh | Hoxton | | | | | | | | | |
|---|---|---|---|---|---|---|---|---|---|---|---|---|---|---|---|---|---|
| Shot | | 12 | 8 | - | - | 11 | - | - | | | | | | | | | |
| | | 12 | 8 | - | - | 11 | - | - | | | | | | | | | |
| Disc | | 16 | 8 | - | - | 5 | - | 1 | | | | | | | | | |
| | | 29 | 16 | - | - | 16 | - | 1 | | | | | | | | | |
| P.J | | 16 | - | 8½ | 6½ | - | - | - | | | | | | | | | |
| | | 44 | 16 | 8.5 | 6.5 | 16 | - | 1 | | | | | | | | | |
| L.J | | 1 | 10 | 4 | 2 | 6 | 8 | - | | | | | | | | | |
| | | 45 | 26 | 12.5 | 8.5 | 22 | 8 | 1 | | | | | | | | | |
| T.J | | 4 | 2 | 10 | 9 | 6 | - | - | | | | | | | | | |
| | | 49 | 28 | 22.5 | 17.5 | 28 | 8 | 1 | | | | | | | | | |
| H.J | | 4 | 6 | 8 | 13 | - | - | - | | | | | | | | | |
| | | 53 | 34 | 30.5 | 30.5 | 28 | 8 | 1 | | | | | | | | | |
| 100 | | 2 | 18 | - | 1 | 4 | 6 | - | | | | | | | | | |
| | | 55 | 52 | 30.5 | 31.5 | 32 | 14 | 1 | | | | | | | | | |
| 200 | | 11 | 12 | - | - | 6 | 2 | - | | | | | | | | | |
| | | 66 | 64 | 30.5 | 31.5 | 38 | 16 | 1 | | | | | | | | | |
| 400 | | 6 | 11 | - | - | - | 10 | 4 | | | | | | | | | |
| | | 72 | 75 | 30.5 | 31.5 | 38 | 26 | 5 | | | | | | | | | |
| 800 | | 11 | 16 | 6 | - | - | - | - | | | | | | | | | |
| | | 83 | 91 | 36.5 | 31.5 | 38 | 26 | 5 | | | | | | | | | |
| 1600 | | 16 | 11 | 6 | - | - | - | - | | | | | | | | | |
| | | 99 | 102 | 42.5 | 31.5 | 38 | 26 | 5 | | | | | | | | | |
| 3200 | | 16 | 9 | - | 6 | - | - | - | | | | | | | | | |
| | | 115 | 111 | 42.5 | 37.5 | 38 | 26 | 5 | | | | | | | | | |
| 110 Hdl | | 20 | - | 2 | 8 | - | - | 1 | | | | | | | | | |
| | | 135 | 111 | 44.5 | 45.5 | 38 | 26 | 6 | | | | | | | | | |
| 300 IM | | 15 | - | 8 | 10 | - | - | - | | | | | | | | | |
| | | 150 | 111 | 52.5 | 55.5 | 38 | 26 | 6 | | | | | | | | | |
| 400R | | 6 | 10 | - | 1 | 4 | 2 | 8 | | | | | | | | | |
| | | 156 | 121 | 52.5 | 56.5 | 42 | 28 | 14 | | | | | | | | | |
| 1600R | | 2 | 10 | 8 | 4 | 1 | - | 6 | | | | | | | | | |
| | | 158 | 131 | 60.5 | 60.5 | 43 | 28 | 20 | | | | | | | | | |
| 3200R | | 4 | 10 | 8 | 6 | 2 | - | - | | | | | | | | | |
| | | 162 | 141 | 68.5 | 66.5 | 45 | 28 | 20 | | | | | | | | | |
| 400 wt Rel | | 2 | - | 8 | 10 | 1 | 4 | 6 | | | | | | | | | |
| | | 164 | 141 | 76.5 | 76.5 | 46 | 32 | 26 | | | | | | | | | |
| TOTALS | | 164 | 141 | 76.5 | 76.5 | 46 | 32 | 26 | | | | | | | | | |
| PLACING | | 1 | 2 | 3 | 4 | 5 | 6 | 7 | | | | | | | | | |

*do not write in this column until event is over

Tidwell C Johnson S Nicholson S Wellington

# BIG RED TRACK SCOREBOOK

**MEET** S.P.U.A. **DATE** 4-29-95

**EVENT** Shot

| NAME | (Team) | TIME HT. DIST. |
|---|---|---|
| 1. M. Whisler | Her | 47'0 |
| 2. M. Jorgenson | H | 46'3" |
| 3. S. Wallin | I | 45'9" |
| 4. J. Dancer | S | 44'3½ |
| 5. B. Lavaley | S | 43'9" |
| 6. F. Ringelman | I | 42'2½ |

**EVENT** L.J

| NAME | (Team) | TIME HT. DIST. |
|---|---|---|
| 1. D. Jones | G | 20'2½ |
| 2. T. Frame | H | 20'0" |
| 3. T. Niedhart | H | 19'1" |
| 4. P. Leibhart | I | 18'11 |
| 5. E. Kinnaman | S | 18'6 |
| 6. J. Arthur | S.P. | 18'5" |

**EVENT** 100

| NAME | (Team) | TIME HT. DIST. |
|---|---|---|
| 1. E. Kinnaman | S | 11.3 |
| 2. S. Halverson | S.P | 11.7 |
| 3. J. Stewart | S | 11.8 |
| 4. M. Vires | I | 11.8 |
| 5. L. Zobel | S | 11.9 |
| 6. D. Robinson | I | 12.0 |

**EVENT** 800

| NAME | (Team) | TIME HT. DIST. |
|---|---|---|
| 1. A. McNair | I | 2.08.9 |
| 2. D. Hill | I | 2.09 |
| 3. P. Leibhart | I | 2.12.8 |
| 4. W. Ryan | H | 2.17.1 |
| 5. B. Hoatson | H | 2.18.4 |
| 6. J. Stevens | G | 2.19.6 |

**EVENT** Discus

| NAME | (Team) | TIME HT. DIST. |
|---|---|---|
| 1. S. Nickerson | I | 134'3" |
| 2. E. Martins | G | 120'8" |
| 3. D. Carstensen | S | 117'2" |
| 4. N. Wyatt | S.P. | 115'7" |
| 5. J. Wallin | I | 113'5" |
| 6. K. Kroecker | G | 112'2" |

**EVENT** T.J

| NAME | (Team) | TIME HT. DIST. |
|---|---|---|
| 1. D. Jones | G | 41'9" |
| 2. T. Frame | H | 41'½ |
| 3. M. Vires | I | 40'6½ |
| 4. C. Olson | G | 39'1½ |
| 5. N. Fuchen | I | 38'1" |
| 6. E. Brunz | S | 37'10" |

**EVENT** 200

| NAME | (Team) | TIME HT. DIST. |
|---|---|---|
| 1. E. Kinnaman | S | 23.0 |
| 2. J. Stewart | S | 23.5 |
| 3. S. Halverson | S.P | 23.9 |
| 4. M. Vires | I | 24.2 |
| 5. D. Robinson | I | 24.2 |
| 6. J. Bishop | G | 24.7 |

**EVENT** 1600

| NAME | (Team) | TIME HT. DIST. |
|---|---|---|
| 1. S. McNair | I | 5.01.9 |
| 2. R. Colson | I | 5.04.2 |
| 3. T. Colglazier | G | 5.06.6 |
| 4. A. McNair | I | 5.07.2 |
| 5. W. Ryan | H | 5.09.8 |
| 6. B. Hoatson | H. | 5.12 |

**EVENT** PV.

| NAME | (Team) | TIME HT. DIST. |
|---|---|---|
| 1. J. Scott | S | 13' |
| 2. C. Tidwick | I | 12'0 |
| 3. J. Lowe | G | 12'0 |
| 4. C. Franko | I | 11'6 |
| 5. J. Iverson | I | 11'6 |
| 6. T. J. Shiers | G | 11' |

**EVENT** ~~PV~~ H.J.

| NAME | (Team) | TIME HT. DIST. |
|---|---|---|
| 1. D. Jones | G | 6'6" |
| 2. L. Snyder | I | 6'0 |
| 3. T. Soderholm | S | 6'0 |
| 4. E. Brunz | S | Tie 5'10 |
| 5. B. Kuenning | I | 5'10 |
| 6. J. Cooper | S.P | 5'8" |

**EVENT** 400

| NAME | (Team) | TIME HT. DIST. |
|---|---|---|
| 1. Jake Stewart | S | 51.5 |
| 2. M. Vires | I | 52.8 |
| 3. A. McNair | I | 53.9 |
| 4. K. Nelson | H | 54.5 |
| 5. J. Arthur | S.P | 55.2 |
| 6. C. Softly | G | 56.5 |

**EVENT** 3200

| NAME | (Team) | TIME HT. DIST. |
|---|---|---|
| 1. S. McNair | I | 10.38.6 |
| 2. R. Colson | I | 10.41.3 |
| 3. B. Spangler | G | 11.00.3 |
| 4. D. Kramer | S | 11.07.7 |
| 5. A. McNair | I | 11.15.2 |
| 6. J. Bay | H | 11.19.5 |

Fresh Rel 400) 1- Grant 49.5, 2- Imperial 51.6, 3- NPSP 53.9, 4- Hershey 54.4, J Hust - B. Johnson - M. Fi

**HELD AT:** Grant **SCORING:** 1st 10 pts.; 2nd 8 pts.; 3rd 6 pts.; 4th 4 pts.; 5th 2 pts.; 6th 1 pts.

**EVENT** 110 Ht

| NAME | (Team) | TIME HT. DIST. |
|---|---|---|
| 1. T Soderholm | S | 15.7 |
| 2. S. Rasby | S | 15.9 |
| 3. J. Scott | S | 16.1 |
| 4. B Kuenning | I | 16.5 |
| 5. R Richmond | G | 16.6 |
| 6. C Snyder | I | 17.2 |

**EVENT** 300 Im

| NAME | (Team) | TIME HT. DIST. |
|---|---|---|
| 1. S. Rasby | S | 39.9 |
| 2. T. Soderholm | S | 41.0 |
| 3. G. Steggs | I | 42.7 |
| 4. T. Bishop | G | 43.5 |
| 5. C. Hannaga | S.P | 43.5 |
| 6. J. Iverson | I | 44.1 |

**400 Rel RELAY**

| TEAM | RUNNERS | TIME |
|---|---|---|
| 1. Sutherland | , | 45.1 |
| 2. N.P.S.P | D. Robinson | 47.1 |
| 3. Imperial | C. Doyle | 47.2 |
| 4. Grant | E. Ogg | 47.2 |
| 5. Hershey | C. Tidwell | 49.3 |
| 6. | | |

**1600 Rel RELAY**

| TEAM | RUNNERS | TIME |
|---|---|---|
| 1. Sutherland | , | 3.41.9 |
| 2. N.P.S.P | J. Iverson 55.6 | 3.47.4 |
| 3. Imperial | C. Doyle 58. | 3.48.3 |
| 4. Grant | M. Strand 56.9 | 3.48.3 |
| 5. Hershey | P. Leibhard 57.7 | 3.55.5 |
| 6. | | |

**3200 Rel RELAY**

| TEAM | RUNNERS | TIME |
|---|---|---|
| 1. Imperial | , | 8.47 |
| 2. Grant | D. Hill 2.12.7 | 8.54.2 |
| 3. Hershey | S. Barger 2.10.2 | 9.18 |
| 4. N.P.S.P | J. Moreno 2.11.4 | 9.54.2 |
| 5. Suth | P. Leibhard 2.12.5 | 10.27 |
| 6. | | |

TEAMS

| *EVENTS | Imperial | Sutherland | Grant | Hershey | St Pats |
|---|---|---|---|---|---|
| Shot | 7 / 7 | 6 / 6 | - / - | 18 / 18 | - / - |
| Discus | 12 / 19 | 6 / 12 | 9 / 9 | - / 18 | 4 / 4 |
| PV | 14 / 33 | 10 / 22 | 7 / 16 | - / 18 | - / 4 |
| LJ | 4 / 37 | 2 / 24 | 10 / 26 | 14 / 32 | 1 / 5 |
| TJ | 8 / 45 | 1 / 25 | 14 / 40 | 8 / 40 | - / 5 |
| HJ | 11 / 56 | 9 / 34 | 10 / 50 | - / 40 | 1 / 6 |
| 100 | 5 / 61 | 18 / 52 | - / 50 | - / 40 | 8 / 14 |
| 200 | 6 / 67 | 18 / 70 | 1 / 51 | - / 40 | 6 / 20 |
| 400 | 14 / 81 | 10 / 80 | 1 / 52 | 4 / 44 | 2 / 22 |
| 800 | 24 / 105 | - / 80 | 1 / 53 | 6 / 50 | - / 22 |
| 1600 | 22 / 127 | - / 80 | 6 / 59 | 3 / 53 | - / 22 |
| 3200 | 20 / 147 | 4 / 84 | 6 / 65 | 1 / 54 | - / 22 |
| 110 Ht | 5 / 152 | 24 / 108 | 2 / 67 | - / 54 | - / 22 |
| 300 Im | 7 / 159 | 18 / 126 | 4 / 71 | - / 54 | 2 / 24 |
| 400R | 6 / 165 | 10 / 136 | 4 / 75 | 2 / 56 | 8 / 32 |
| 1600R | 6 / 171 | 10 / 146 | 4 / 79 | 2 / 58 | 8 / 40 |
| 3200R | 10 / 181 | 2 / 148 | 8 / 87 | 6 / 64 | 4 / 44 |
| TOTALS | 181 | 148 | 87 | 64 | 44 |
| PLACING | 1 | 2 | 3 | 4 | 5 |

8
8
10
26 60

*do not write in this column until event is over

# BIG RED TRACK SCOREBOOK

Fucker

# BIG RED TRACK SCOREBOOK

**MEET** Dundy County Invite **DATE** 5-5-95

**EVENT** Shot

| NAME | (Team) | TIME HT. DIST. |
|---|---|---|
| 1. W. Mossburgh | DC | 50'5½ |
| 2. R Hames | DC | 50'4" |
| 3. S. Wallin | I | 45'2½ |
| 4. S. Nickerson | I | 44'9½ |
| 5. Kent Docekal | Og | 44'5½ |
| 6. J. Kroninga | May | 41'10½ |

**EVENT** L.J

| NAME | (Team) | TIME HT. DIST. |
|---|---|---|
| 1. C. Hildebrandt | May | 20'9½ |
| 2. J Fries | DC | 20'5½ |
| 3. B. Wilson | Culb | 20'4½ |
| 4. A. Felker | Mc | 20'1½ |
| 5. D. Beck | DC | 19'10½ |
| 6. T.J Leitner | At. | 19'2½ |

**EVENT** 100

| NAME | (Team) | TIME HT. DIST. |
|---|---|---|
| 1. M. Brunsvig | DC | 11.4 |
| 2. J. Bishop | Gr | 11.5 |
| 3. D. Robinson | I | 11.6 |
| 4. J. Cohen | Gr | 11.8 |
| 5. W. Paschall | Culb | 11.9 |
| 6. J. Iverson | I. | 12.2 |

**EVENT** 800

| NAME | (Team) | TIME HT. DIST. |
|---|---|---|
| 1. A. McNair | I. | 2.05.3 |
| 2. M. Vires | I | 2.05.9 |
| 3. B. Ebmeir | May | 2.06 |
| 4. C. Weckmeister | May | 2.08.3 |
| 5. D. Hill | I | 2.09.2 |
| 6. A. Urbas | DC | 2.11.5 |

**EVENT** Discus

| NAME | (Team) | TIME HT. DIST. |
|---|---|---|
| 1. C. Levy | I | 147'4" |
| 2. D Hubbard | DC | 134'10" |
| 3. S. Nickerson | I | 130'5" |
| 4. J. Kroninga | May | 128'8" |
| 5. S. Wallin | I | 127'5" |
| 6. T. Schneider | DC | 126' |

**EVENT** T.J

| NAME | (Team) | TIME HT. DIST. |
|---|---|---|
| 1. M. Fisher | May | 42'7½ |
| 2. D. Jones | Gr | 41'8" |
| 3. M. Vires | I | 41'3" |
| 4. B. McVey | DC | 40'1½ |
| 5. B. Wilson | Culb | 39'11" |
| 6. C. Olson | Gr. | 39'2½ |

**EVENT** 200

| NAME | (Team) | TIME HT. DIST. |
|---|---|---|
| 1. K. Kisels | DC. | 24.2 |
| 2. B. Frieke | Culb | 24.2 |
| 3. C. Hildebrandt | May | 24.4 |
| 4. J. Bishop | Gr | 24.8 |
| 5. T. Lutz | DC | 24.8 |
| 6. J. Cappel | Mc | 25.8 |

**EVENT** 1600

| NAME | (Team) | TIME HT. DIST. |
|---|---|---|
| 1. R. Colson | I | 5.00.9 |
| 2. B. Wilson | Culb | 5.02.7 |
| 3. B. Spangler | Gr | 5.06.5 |
| 4. B. Fries | DC. | 5.07.7 |
| 5. C. Blakely | May | 5.08.6 |
| 6. A. Hanson | DC | 5.11.3 |

**EVENT** P.V

| NAME | (Team) | TIME HT. DIST. |
|---|---|---|
| 1. J. Iverson | I | 12'6" |
| 2. T. Eskew | Mc ~~May~~ | 12'0" |
| 3. T. Amstuz | May | 12'0 |
| 4. C. Hildebrandt | May | 12'0" |
| 5. C. Tidwell | I | 11'6 |
| 6. J. Lowe | G | 11'0 |

**EVENT** H.J

| NAME | (Team) | TIME HT. DIST. |
|---|---|---|
| 1. D. Jones | Gr. | 6'6" |
| 2. B. Kuenning | I | 6'0 |
| 3. L. Fox | Culb. | 5'10" |
| 4. C Towell | Og | 5'10" |
| 5. J. Potter | May | 5'8 |
| 6. L. Snyder | I | 5'8" |

**EVENT** 400

| NAME | (Team) | TIME HT. DIST. |
|---|---|---|
| 1. B. Frieke | Culb | 52.8 |
| 2. B. Edmeir | May | 53.1 |
| 3. T. Schneider | DC. | 53.6 |
| 4. A. Urbas | DC | 53.8 |
| 5. C. Deyle | I | 55.4 |
| 6. C. Towell | Og | 55.6 |

**EVENT** 3200

| NAME | (Team) | TIME HT. DIST. |
|---|---|---|
| 1. R. Colson | I | 10.50.8 |
| 2. S. McNair | I. | 10.59.1 |
| 3. B. Hanson | At | 11.12.1 |
| 4. A. Hanson | DC | 11.18.7 |
| 5. R. Bates | Mc | 11.19.2 |
| 6. J. Stevens | Gr | 11.20.0 |

Wt Rel - 1 - Imp - 48.6, 2 - May - 50.4, 3 - McCook 52.5, 4 Culb - 53.3, 5 - Ogal. 57.0

# BIG RED TRACK SCOREBOOK

**HELD AT:** Bearkelman **SCORING:** 1st 10 pts.; 2nd 8 pts.; 3rd 6 pts.; 4th 4 pts.; 5th 2 pts.; 6th 1 pts.

## EVENT 110 Hurdles

| NAME | (Team) | TIME HT. DIST. |
|---|---|---|
| 1. J. Fries | DC | 15.5 |
| 2. J. Potter | May | 16.2 |
| 3. L. Snyder | I | 16.3 |
| 4. B. Klenning | I | 16.5 |
| 5. G. Steggs | I | 16.8 |
| 6. S. Carlson | At | 18.1 |

## EVENT 300 Int

| NAME | (Team) | TIME HT. DIST. |
|---|---|---|
| 1. J. Fries | D.C | 41.6 |
| 2. G. Steggs | I | 42.6 |
| 3. T. Bishop | G. | 43.4 |
| 4. J. Iverson | I | 44.3 |
| 5. G Fries | DC | 44.4 |
| 6. S. Holicek | Calb. | 44.5 |

## 400 Rel RELAY

| TEAM | RUNNERS | TIME |
|---|---|---|
| 1. D.C | _____, _____ | 45.7 |
| | _____, _____ | |
| 2. Grant | M. Strand | 46.1 |
| 3. Imp | C. Doyle | 47.0 |
| 4. MC. J.V | E. Ogg | 47.4 |
| 5. Atwood | J. Hast | 47.9 |
| 6. Calb | | 48.4 |

## 1600 Rel RELAY

| TEAM | RUNNERS | TIME |
|---|---|---|
| 1. DC | _____, _____ | 3.38.4 |
| | _____, _____ | |
| 2. Imp | M. Vines | 3.39.7 |
| 3. Calb. | J. Iverson | 3.51.2 |
| 4. Grant | C. Doyle | 3.55.0 |
| 5. Maywood | A. McKlair | 3.56.5 |
| 6. MC JV. | | 3.58.8 |

## 3200 Rel RELAY

| TEAM | RUNNERS | TIME |
|---|---|---|
| 1. Imp | _____, _____ | 8.35. |
| | _____, _____ | |
| 2. May | M. Vines | 8.38.8 |
| 3. DC. | J. Moreno | 9.01.6 |
| 4. Grant | P. Leibhart | 9.03.2 |
| 5. Calb | A. McKlair | 9.44.3 |
| 6. MC J.V | | 9.52.6 |

Lacy; S. Wallin, S. Nickerson, C. Tidwell

| *EVENTS | Imperial ABBR. | Bearkelman | Maywood | Grant | Culbertson | McCook JV | Atwood | Ogallala J.V |
|---|---|---|---|---|---|---|---|---|
| Shot | 10 / 10 | 18 / 18 | 1 / 1 | – / – | – / – | – / – | – / – | 2 / 2 |
| Disc | 18 / 28 | 9 / 27 | 4 / 5 | – / – | – / – | – / – | – / – | – / 2 |
| PV | 12 / 40 | – / 27 | 10 / 15 | 1 / 1 | – / – | 8 / 8 | – / – | – / 2 |
| LJ | – / 40 | 10 / 37 | 10 / 25 | – / 1 | 6 / 6 | 2 / 10 | 1 / 1 | – / 2 |
| TJ | 6 / 46 | 4 / 41 | 10 / 35 | 9 / 10 | 2 / 8 | – / 10 | – / 1 | – / 2 |
| H.S | 9 / 55 | – / 41 | 2 / 37 | 10 / 20 | 6 / 14 | – / 10 | – / 1 | 4 / 6 |
| 100 | 7 / 62 | 10 / 51 | – / 37 | 12 / 32 | 2 / 16 | – / 10 | – / 1 | – / 6 |
| 200 | – / 62 | 12 / 63 | 6 / 43 | 4 / 36 | 8 / 24 | 1 / 11 | – / 1 | – / 6 |
| 400 | 2 / 64 | 10 / 73 | 8 / 51 | – / 36 | 10 / 34 | – / 11 | – / 1 | 1 / 7 |
| 800 | 20 / 84 | 1 / 74 | 10 / 61 | – / 36 | – / 34 | – / 11 | – / 1 | – / 7 |
| 1600 | 10 / 94 | 5 / 79 | 2 / 63 | 6 / 42 | 8 / 42 | – / 11 | – / 1 | – / 7 |
| 3200 | 18 / 112 | 4 / 83 | – / 63 | 1 / 43 | – / 42 | 2 / 13 | 6 / 7 | – / 7 |
| 110 Hurdles | 12 / 124 | 10 / 93 | 8 / 71 | – / 43 | – / 42 | – / 13 | 1 / 8 | – / 7 |
| 300 Int | 12 / 136 | 12 / 105 | – / 71 | 6 / 49 | 1 / 43 | – / 13 | – / 8 | – / 7 |
| 400 Rel | 6 / 142 | 10 / 115 | – / 71 | 8 / 57 | 1 / 44 | 4 / 17 | 2 / 10 | – / 7 |
| 1600 Rel | 8 / 150 | 10 / 125 | 2 / 73 | 4 / 61 | 6 / 50 | 1 / 18 | – / 10 | – / 7 |
| 3200 Rel | 10 / 160 | 6 / 131 | 8 / 81 | 4 / 65 | 2 / 52 | 1 / 19 | – / 10 | – / 7 |
| TOTALS | 160 | 131 | 81 | 65 | 52 | 19 | 10 | 7 |
| PLACING | ~~1~~ | 2 | 3 | 4 | 5 | 6 | 7 | 8 |

*do not write in this column until event is over

BIG RED TRACK SCOREBOOK

**MEET** Distnct B-6 **DATE** 5-11-95

## EVENT Shot

| | NAME | (Team) | TIME HT. DIST. |
|---|---|---|---|
| 12 | 1. C. Levy | I | 50'4" |
| 12 | 2. C. Alverez | Og | 48'5½ |
| 12 | 3. J. Bartling | Sid | 48'5¼ |
| 11 | 4. S. Nicklesin | I | 47'11" |
| 11 | 5. A Warimy | WH | 46'10¾ |
| | 6. A. Osborne | WH | 46'6¼ |

## EVENT LJ

| | NAME | (Team) | TIME HT. DIST. |
|---|---|---|---|
| | 1. S. Ittahan 12 | Val | 21'7½ |
| | 2. T. Waring 11 | WH | 21'2" |
| | 3. B. South 10 | Chad | 20'11¼ |
| | 4. W. Ittahan 10 | Val | 20'11" |
| | 5. J. Roethe 12 | Og | 20'6¾ |
| | 6. A. Zillen 11 | Gor | 20'3" |

## EVENT 100

| | NAME | (Team) | TIME HT. DIST. |
|---|---|---|---|
| | 1. S. Ittahan 12 | Val | 10.89 |
| | 2. G. List 12 | Val | 11.13 |
| | 3. T. Tysdal 11 | Val | 11.33 |
| | 4. J. Bartling 12 | Sid | 11.4 |
| | 5. T. Sayolame | Chad | 11.41 |
| | 6. M. Zillen | Gor | 11.53 |

## EVENT 800

| | NAME | (Team) | TIME HT. DIST. |
|---|---|---|---|
| | 1. J. Skradla 12 | WH | 2.01.51 |
| | 2. A. Carrizales 11 | Mor | 2.02.73 |
| | 3. K. Uries 10 | I | 2.02.31 |
| | 4. S. Barry 12 | Og | 2.03.04 |
| | 5. J. Gayler | WH | 2.05.36 |
| | 6. K. Kruse | Gor | 2.06.1 |

## EVENT Disc

| | NAME | (Team) | TIME HT. DIST. |
|---|---|---|---|
| 10 | 1. A. Horsmeir | Og | 142'9" |
| 10 | 2. B. Feller | Val | 138'7" |
| 12 | 3. J. Steele | Mor. | 138'3" |
| 12 | 4. C. Levy | Imp | 137'5" |
| 12 | 5. C. Alverez | Og | 132'10" |
| | 6. C. Cadwallen | WH | 132'9" |

## EVENT TJ

| | NAME | (Team) | TIME HT. DIST. |
|---|---|---|---|
| | 1. B. Grenen 12 | ON | 43'5" |
| | 2. R. Barry 12 | Chad | 42'5" |
| | 3. T. Waring 11 | WH | 41'5½ |
| | 4. K. Uries 10 | I | 40'3½ |
| | 5. T. Meirnn 12 | Og | 39'10 |
| | 6. J. Higgins | Val | 39'6½ |

## EVENT 200

| | NAME | (Team) | TIME HT. DIST. |
|---|---|---|---|
| | 1. G List 12 | Val | 22.32 |
| | 2. S. Ittahan 12 | Val | 22.39 |
| | 3. R. Cumbrow 12 | Val | 23.29 |
| | 4. D. Duffield 12 | Mor | 23.39 |
| | 5. M. Zillen 11 | Gor | 23.63 |
| | 6. C. Resig 11 | Mor | 24.01 |

## EVENT 1600

| | NAME | (Team) | TIME HT. DIST. |
|---|---|---|---|
| | 1. A. Carrizales 11 | Mor | 4.41.4 |
| | 2. J. Skradla 12 | WH | 4.41.6 |
| | 3. J. Buckman 12 | Gor | 4.41.75 |
| | 4. C. Biggs 12 | Sid | 4.42.3 |
| | 5. R. Colson 10 | I | 5.02.1 |
| | 6. P. Thomas | Mor | 5.04.3 |

## EVENT PV

| | NAME | (Team) | TIME HT. DIST. |
|---|---|---|---|
| 12 | 1. J. Saner | Og | 13'6" |
| 12 | 2. J. Iverson | I | 12'6 |
| 10 | 3. S. Nedella | Mor | 12' |
| | 4. J. Howe | Sid | 11'6" |
| | 5. C. Tidwell | I | Tie 11'0 |
| | 6. S. Nedilla | Mor | 11'0 |

## EVENT HJ

| | NAME | (Team) | TIME HT. DIST. |
|---|---|---|---|
| | 1. S. Klewen 12 | WH | 6'2" |
| | 2. J. Saner 12 | Og | 6'0" |
| | 3. T. Davis 12 | ON | 5'10 |
| | 4. L. Snyder 10 | I | 5'10" |
| | 5. B. Kuenning 12 | I | 5'10" |
| | 6. O. Martin | K | 5'10" |

## EVENT 400

| | NAME | (Team) | TIME HT. DIST. |
|---|---|---|---|
| | 1. T. Tysdale 11 | Val | 50.42 |
| | 2. R Cumbrow 12 | Val | 51.08 |
| | 3. J. Harvey 12 | Chad | 51.43 |
| | 4. R. Lemplke 12 | Og | 51.56 |
| | 5. J Moeller 12 | Chad | 51.8 |
| | 6. L. Adams | Val | 53.21 |

## EVENT 3200

| | NAME | (Team) | TIME HT. DIST. |
|---|---|---|---|
| | 1. J. Backman 12 | Gor | 10.04.3 |
| | 2. A. Carrizales 11 | Mor | 10.23.7 |
| | 3. S. Mc Nair 9 | I | 10.34.6 |
| | 4. R. Colson 10 | I | 10.35.3 |
| | 5. P. Thomas | Mor | 10.40.4 |
| | 6. J. List | Og | 11.03.1 |

# BIG RED TRACK SCOREBOOK

**HELD AT:** Valentine **SCORING:** 1st 10 pts.; 2nd 8 pts.; 3rd 6 pts.; 4th 4 pts.; 5th 2 pts.; 6th 1 pts.

## EVENT 110 HH

| NAME | (Team) | TIME HT. DIST. |
|---|---|---|
| 1. T. Eyelhoff 11 | Val | 15.4 |
| 2. J. Moeller 12 | Chad | 15.31 |
| 3. G. Davis 12 | Val | 15.95 |
| 4. G. Steggs 12 | I | 16.06 |
| 5. B. Nelson | Val | 16.07 |
| 6. S. Hayes | Kim | 16.68 |

## EVENT 300 IH

| NAME | (Team) | TIME HT. DIST. |
|---|---|---|
| 1. P. Traux 12 | Gor | 40.71 |
| 2. J. Moeller 12 | Chad | 41.95 |
| 3. G. Davis Adams 12 | Val | 41.91 |
| 4. M. Adkins 11 | Mor | 42.39 |
| 5. B. Smith 10 | Chad | 42.41 |
| 6. S. Hayes | Kim | 43.13 |

## 400 Rel RELAY

| TEAM | RUNNERS | TIME |
|---|---|---|
| 1. Valentine | ____, ____ | 43.0 |
| | ____, ____ | |
| 2. Mor. | | 44.73 |
| 3. Chad. | | 44.85 |
| 4. O'Neil | | 45.39 |
| 5. Og | | 45.51 |
| 6. Kimb | | 46.77 |

## 1600 Rel RELAY

| TEAM | RUNNERS | TIME |
|---|---|---|
| 1. Valentine | ____, ____ | 3.28.4 |
| | ____, ____ | |
| 2. Ogal | A. McClair | 3.30.4 |
| 3. Bhoden | M. Vines | 3.31.2 |
| 4. West Holt | J. Iverson | 3.34.4 |
| 5. Imp | C. Doyle | 3.38.1 |
| 6. Kimb | | 3.41.3 |

## 3200 Rel RELAY

| TEAM | RUNNERS | TIME |
|---|---|---|
| 1. Imperial | ____, ____ | 8.14.3 |
| | ____, ____ | |
| 2. Sidney | A. McClair | 8.14.36 |
| 3. Ogal | M. Vines | 8.14.87 |
| 4. Gor | D Hill | 8.56.4 |
| 5. Kimb | P. Leibhart | 9.05.3 |
| 6. Chadron | | 9.10.8 |

TEAMS

| TEAM NAME | Valentine | Imperial | Ogallala | Morrill | Chadron | West Holt | Gordon | Sidney | O'Neil | Kimball |
|---|---|---|---|---|---|---|---|---|---|---|
| ABBR. | | | | | | | | | | |
| *EVENTS | | | | | | | | | | |
| Shot | – / – | 14 / 14 | 8 / 8 | – / – | – / – | 3 / 3 | – / – | 6 / 6 | – / – | – / – |
| Disc | 8 / 8 | 4 / 18 | 12 / 20 | 6 / 6 | – / – | 1 / 4 | – / – | – / 6 | – / – | – / – |
| PV | – / 8 | 6½ / 24½ | 10 / 30 | 7½ / 13½ | – / – | – / 4 | – / – | 4 / 10 | – / – | – / – |
| LJ | 14 / 22 | – / 24½ | 2 / 32 | – / 13½ | 6 / 6 | 8 / 12 | 1 / 1 | – / 10 | – / – | – / – |
| TJ | 1 / 23 | 4 / 31½ | 2 / 34 | – / 13½ | 8 / 14 | 6 / 18 | – / 1 | – / 10 | 10 / 10 | – / – |
| HJ | – / 23 | 6 / 37½ | 8 / 42 | – / 13½ | – / 14 | 10 / 28 | – / 1 | – / 10 | 6 / 16 | 1 / 1 |
| 100 | 24 / 47 | – / 37½ | – / 42 | – / 13½ | 2 / 16 | – / 28 | 1 / 2 | 6 / 16 | – / 16 | – / 1 |
| 200 | 24 / 71 | – / 37½ | – / 42 | 5 / 18½ | – / 16 | – / 28 | 2 / 4 | – / 16 | – / 16 | – / 1 |
| 400 | 19 / 90 | 5 / 42½ | 4 / 46 | – / 18½ | 8 / 24 | – / 28 | – / 4 | – / 16 | – / 16 | – / 1 |
| 800 | – / 90 | 6 / 48½ | 4 / 50 | 8 / 26½ | – / 24 | 12 / 40 | 1 / 5 | – / 16 | – / 16 | – / 1 |
| 1600 | – / 90 | 2 / 50½ | – / 50 | 11 / 37½ | – / 24 | 8 / 48 | 6 / 11 | 4 / 20 | – / 16 | – / 1 |
| 3200 | – / 90 | 10 / 60½ | 1 / 51 | 10 / 47½ | – / 24 | – / 48 | 10 / 21 | – / 20 | – / 16 | – / 1 |
| 110 HH | 18 / 108 | 4 / 64½ | – / 51 | – / 47½ | 8 / 32 | – / 48 | – / 21 | – / 20 | – / 16 | 1 / 2 |
| 300 IH | 6 / 114 | – / 64½ | – / 51 | 4 / 51½ | 10 / 42 | – / 48 | 10 / 31 | – / 20 | – / 16 | 1 / 3 |
| 400 Rel | 10 / 124 | – / 64½ | 2 / 53 | 8 / 59½ | 6 / 48 | – / 48 | – / 31 | – / 20 | 4 / 20 | 1 / 4 |
| 1600 Rel | 10 / 134 | 2 / 66½ | 8 / 61 | – / 59½ | 6 / 54 | 4 / 52 | – / 31 | – / 20 | – / 20 | 1 / 5 |
| 3200 Rel | – / 134 | 10 / 76½ | 6 / 67 | – / 59½ | 1 / 55 | – / 52 | 4 / 35 | 8 / 28 | – / 20 | 2 / 7 |
| TOTALS | 134 | 71½ | 67 | 59½ | 55 | 52 | 35 | 28 | 20 | 7 |
| PLACING | 1 | 2 | 3 | 4 | 5 | 6 | 7 | 8 | 9 | 10 |

*do not write in this column until event is over

BIG RED TRACK SCOREBOOK

MEET Stat Meet - Omaha DATE 5-19-20

**EVENT** Shot
Carl Craig 49'2"

| NAME | (Team) | TIME HT. DIST. |
|---|---|---|
| 1. | | |
| 2. | | |
| 3. | | |
| 4. | | |
| 5. | | |
| 6. | | |

**EVENT** 3200-
S. McNeir 10:35.8
R. Colson 10:39.8

| NAME | (Team) | TIME HT. DIST. |
|---|---|---|
| 1. | | |
| 2. | | |
| 3. | | |
| 4. | | |
| 5. | | |
| 6. | | |

**EVENT** _____

| NAME | (Team) | TIME HT. DIST. |
|---|---|---|
| 1. | | |
| 2. | | |
| 3. | | |
| 4. | | |
| 5. | | |
| 6. | | |

**EVENT** _____

| NAME | (Team) | TIME HT. DIST. |
|---|---|---|
| 1. | | |
| 2. | | |
| 3. | | |
| 4. | | |
| 5. | | |
| 6. | | |

**EVENT** Pole Vault
Jason Iverson 12'6

| NAME | (Team) | TIME HT. DIST. |
|---|---|---|
| 1. | | |
| 2. | | |
| 3. | | |
| 4. | | |
| 5. | | |
| 6. | | |

**EVENT** 800
M. Davis 2.00.45

| NAME | (Team) | TIME HT. DIST. |
|---|---|---|
| 1. | | |
| 2. | | |
| 3. | | |
| 4. | | |
| 5. | | |
| 6. | | |

**EVENT** _____

| NAME | (Team) | TIME HT. DIST. |
|---|---|---|
| 1. | | |
| 2. | | |
| 3. | | |
| 4. | | |
| 5. | | |
| 6. | | |

**EVENT** _____

| NAME | (Team) | TIME HT. DIST. |
|---|---|---|
| 1. | | |
| 2. | | |
| 3. | | |
| 4. | | |
| 5. | | |
| 6. | | |

**EVENT** 110 HH
Garret Steggs 15.9

| NAME | (Team) | TIME HT. DIST. |
|---|---|---|
| 1. | | |
| 2. | | |
| 3. | | |
| 4. | | |
| 5. | | |
| 6. | | |

**EVENT** _____

| NAME | (Team) | TIME HT. DIST. |
|---|---|---|
| 1. | | |
| 2. | | |
| 3. | | |
| 4. | | |
| 5. | | |
| 6. | | |

**EVENT** _____

| NAME | (Team) | TIME HT. DIST. |
|---|---|---|
| 1. | | |
| 2. | | |
| 3. | | |
| 4. | | |
| 5. | | |
| 6. | | |

**EVENT** _____

| NAME | (Team) | TIME HT. DIST. |
|---|---|---|
| 1. | | |
| 2. | | |
| 3. | | |
| 4. | | |
| 5. | | |
| 6. | | |

**HELD AT:** _____ **SCORING:** 1st____ pts.; 2nd____ pts.; 3rd____ pts.; 4th____ pts.; 5th____ pts.; 6th____ pts.

**EVENT** _____

| NAME | (Team) | TIME HT. DIST. |
|---|---|---|
| 1. | | |
| 2. | | |
| 3. | | |
| 4. | | |
| 5. | | |
| 6. | | |

**EVENT** _____

| NAME | (Team) | TIME HT. DIST. |
|---|---|---|
| 1. | | |
| 2. | | |
| 3. | | |
| 4. | | |
| 5. | | |
| 6. | | |

3200 Rel **RELAY**

| TEAM | RUNNERS | TIME |
|---|---|---|
| 1. | _____, _____ _____, _____ | |
| 2. | A. McNair | 2.07.9 |
| 3. | M. Ives | 202.6 |
| 4. | P. Lablond | 2.12.1 |
| 5. | | |
| 6. | Detroit | 2.13.0 |

_____ **RELAY**

| TEAM | RUNNERS | TIME |
|---|---|---|
| 1. | _____, _____ _____, _____ | |
| 2. | | |
| 3. | | |
| 4. | | |
| 5. | | |
| 6. | | |

_____ **RELAY**

| TEAM | RUNNERS | TIME |
|---|---|---|
| 1. | _____, _____ _____, _____ | |
| 2. | | |
| 3. | | |
| 4. | | |
| 5. | | |
| 6. | | |

TEAMS →

| *EVENTS | TEAM NAME / ABBR. | | | | | | | | | | | | | | | | | |
|---|---|---|---|---|---|---|---|---|---|---|---|---|---|---|---|---|---|---|
| | | | | | | | | | | | | | | | | | | |
| | | | | | | | | | | | | | | | | | | |
| | | | | | | | | | | | | | | | | | | |

# BIG RED TRACK SCOREBOOK

**MEET** _____ **DATE** _____

**EVENT** _____

| NAME | (Team) | TIME HT. DIST. |
|---|---|---|
| 1. | | |
| 2. | | |
| 3. | | |
| 4. | | |
| 5. | | |
| 6. | | |

**EVENT** _____

| NAME | (Team) | TIME HT. DIST. |
|---|---|---|
| 1. | | |
| 2. | | |
| 3. | | |
| 4. | | |
| 5. | | |
| 6. | | |

**EVENT** _____

| NAME | (Team) | TIME HT. DIST. |
|---|---|---|
| 1. | | |
| 2. | | |
| 3. | | |
| 4. | | |
| 5. | | |
| 6. | | |

**EVENT** _____

| NAME | (Team) | TIME HT. DIST. |
|---|---|---|
| 1. | | |
| 2. | | |
| 3. | | |
| 4. | | |
| 5. | | |
| 6. | | |

**EVENT** _____

| NAME | (Team) | TIME HT. DIST. |
|---|---|---|
| 1. | | |
| 2. | | |
| 3. | | |
| 4. | | |
| 5. | | |
| 6. | | |

**EVENT** _____

| NAME | (Team) | TIME HT. DIST. |
|---|---|---|
| 1. | | |
| 2. | | |
| 3. | | |
| 4. | | |
| 5. | | |
| 6. | | |

**EVENT** _____

| NAME | (Team) | TIME HT. DIST. |
|---|---|---|
| 1. | | |
| 2. | | |
| 3. | | |
| 4. | | |
| 5. | | |
| 6. | | |

**EVENT** _____

| NAME | (Team) | TIME HT. DIST. |
|---|---|---|
| 1. | | |
| 2. | | |
| 3. | | |
| 4. | | |
| 5. | | |
| 6. | | |

**EVENT** _____

| NAME | (Team) | TIME HT. DIST. |
|---|---|---|
| 1. | | |
| 2. | | |
| 3. | | |
| 4. | | |
| 5. | | |
| 6. | | |

**EVENT** _____

| NAME | (Team) | TIME HT. DIST. |
|---|---|---|
| 1. | | |
| 2. | | |
| 3. | | |
| 4. | | |
| 5. | | |
| 6. | | |

**EVENT** _____

| NAME | (Team) | TIME HT. DIST. |
|---|---|---|
| 1. | | |
| 2. | | |
| 3. | | |
| 4. | | |
| 5. | | |
| 6. | | |

**EVENT** _____

| NAME | (Team) | TIME HT. DIST. |
|---|---|---|
| 1. | | |
| 2. | | |
| 3. | | |
| 4. | | |
| 5. | | |
| 6. | | |

**EVENT** _____

| NAME | (Team) | TIME HT. DIST. |
|---|---|---|
| 1. | | |
| 2. | | |
| 3. | | |
| 4. | | |
| 5. | | |
| 6. | | |

# — FEATURES OF THE BIG RED TRACK SCORE BOOK —

- ★ Scores 20 meets
- ★ Up to six places can be scored
- ★ Time, height or distance can be recorded for all places
- ★ Can be used for duals, triangulars or large invitationals
- ★ Room to score 14 individual events and 3 relays
- ★ Sample score sheet
- ★ Extra relay slips in back of book

MEET BIG RED INVITATIONAL — 1st 10 pts.; 2nd 8 pts.; 3rd 6 pts.; 4th 4 pts.; 5th 2 pts.; 6th 1

**EVENT DISCUS**

| | NAME | (Team) | TIME HT. DIST. |
|---|---|---|---|
| 1. | J. KREJCI | ELK. | 165'4" |
| 2. | K. BERNHAUGEN | ELK. | 154'7" |
| 3. | R. KRAMER | GR. | 145'10" |
| 4. | R. ROSENBAUM | ARL. | 144'8" |
| 5. | E. COFFIELD | N.B. | 139'6" |
| 6. | T. FRENCH | F.B. | 135'1" |

**EVENT HIGH JUMP**

| | NAME | (Team) | TIME HT. DIST. |
|---|---|---|---|
| 1. | J. KRUGER | ELK. | 6'5" |
| 2. | K. BELL | BL. | 6'4" |
| 3. | C. NELSON | BEN. | 6'2" |
| 4. | R. HANSON | BEN. | 6'1½" |
| 5. | C. TYLSKI | PL. | 6'1" |
| 6. | S. FELLER | ELK. | 6'0" |

**EVENT POLE VAULT**

| | NAME | (Team) | TIME HT. DIST. |
|---|---|---|---|
| 1. | S. FIEHTER | F.B. | 43.27 |
| 2. | T. COFFEILD | PL. | 43.44 |
| 3. | D. RIFE | ARL. | 43.51 |
| 4. | S. OSW[illegible] | N.B. | 43.60 |
| 5. | T. CR[illegible] | PL. | 43.69 |
| 6. | B. [illegible] | ELK. | 43.77 |

**EVENT SHOT PUT**

| | NAME | (Team) | TIME HT. DIST. |
|---|---|---|---|
| 1. | E. COFFEILD | N.B. | 51'11" |
| 2. | N. HOYER | ARL. | 51'3" |
| 3. | D. WALTKE | BL. | 51'1" |
| 4. | S. GOSKER | PL. | 50'7" |
| 5. | F. VILLWOK | ELK. | 50'4½" |
| 6. | R. ROSENBAUM | ARL. | 50'1" |

**EVENT TRIPLE JUMP**

| | NAME | (Team) | TIME HT. DIST. |
|---|---|---|---|
| 1. | J. CIHACEK | ELK. | 47'8" |
| 2. | N. KLEIN | N.B. | 47'[illegible] |
| 3. | D. GOODMAN | F.B. | [illegible] |
| 4. | D. VOSSEK | PL. | |
| 5. | S. CRAWFORD | [illegible] | |
| 6. | T. LEWIS | PL. | |

**EV[illegible] RELAY**

| TIME |
|---|
| ABBS 42.14 |
| KLEINCOFF 43.06 |

**[illegible] RELAY**

| TIME | |
|---|---|
| 3:25.59 | H. HANSON |
| | T. GIDEON |
| 3:26.62 | |
| 3:31.46 | |
| 3:34.53 | |
| 3:36.02 | |
| 3:36.50 | |

**EVENT 400 METER**

| | NAME | (Team) | TIME HT. DIST. |
|---|---|---|---|
| 1. | D. LANDON | PL. | 49.43 |
| 2. | S. PETERSON | BL. | 49.83 |
| 3. | M. BARRY | BEN. | 50.37 |

**EVENT [illegible],200 METER RELAY**

| | NAME |
|---|---|
| 1. | D[illegible] |
| 2. | [illegible] |
| 6. | NORTH BEND |

| RUNNERS | | TIME |
|---|---|---|
| D. BULL | J. WITT | 8:16.71 |
| B. THOMAS | D. DUNHAM | 8:20.86 |
| | | 8:22.04 |
| | | 8:30.16 |
| | | 8:34.67 |
| | | 8:40.57 |

| TEAM NAME | ABBR. | ARLINGTON | (ARL) |
|---|---|---|---|
| | | BENNINGTON | (BEN.) |
| | | BLAIR | (BL) |
| | | ELKHORN | (ELK) |
| | | FREMONT BERGAN | (F.B.) |
| | | GRETNA | (GR) |
| | | NORTH BEND | (N.B.) |
| | | PLATTSVEIW | (PL) |

| *EVENTS | | | | | | | | |
|---|---|---|---|---|---|---|---|---|
| DISCUS | 4 | | 10 | 1 | 6 | 2 | | |
| | 4 | | 18 | 1 | 6 | 2 | | |
| HIGH JUMP | 0 | 10 | 8 | 11 | 0 | 6 | 0 | 2 |
| | 4 | 10 | 8 | 29 | 1 | 6 | 2 | 2 |
| POLE VAULT | 4 | 0 | 0 | 12 | 0 | 8 | 6 | |
| | 8 | 10 | 8 | 30 | 13 | 6 | 10 | 8 |
| LONG JUMP | 6 | 0 | 0 | 10 | 1 | 0 | 10 | 4 |
| | 14 | 10 | 8 | 40 | 14 | 6 | 20 | 12 |
| 200 METER | 0 | 2 | 6 | 11 | 0 | 8 | 0 | 10 |
| | 33 | 13 | 28 | 71 | 20 | 20 | 38 | 35 |
| 400 METER | 0 | 6 | 10 | 5 | 0 | 9 | 0 | 10 |
| | 33 | 19 | 38 | 76 | 20 | 20 | 38 | 35 |
| 800 METER | 8 | 0 | 4 | 12 | 0 | 1 | 0 | 6 |
| | 41 | 19 | 42 | 88 | 20 | 21 | 38 | 41 |
| 1600 METER | 0 | 1 | 0 | 12 | 0 | 0 | 4 | 6 |
| | 41 | 20 | 50 | 100 | 20 | 21 | 42 | 47 |
| 3200 METER | 0 | 8 | 4 | 10 | 6 | 2 | 0 | 1 |
| | 41 | 28 | 54 | 110 | 26 | 23 | 42 | 48 |
| 110 M. HIGHS | 8 | 0 | 0 | 16 | 0 | 0 | 1 | 6 |
| | 49 | 28 | 54 | 126 | 26 | 23 | 43 | 54 |
| 300 M. INT. | 6 | 0 | 0 | 11 | 0 | 0 | 4 | 10 |
| | 55 | 28 | 54 | 137 | 26 | 23 | 47 | 64 |
| 400 M. REL. | 8 | 1 | 6 | 10 | 0 | 4 | 0 | 2 |
| | 63 | 29 | 60 | 147 | 26 | 27 | 47 | 66 |
| 1600 M. REL. | 0 | 4 | 10 | 8 | 1 | 6 | 2 | 0 |
| | 63 | 33 | 70 | 155 | 27 | 33 | 49 | 66 |
| 3200 M. REL. | 0 | 6 | 4 | 10 | 0 | 2 | 1 | 8 |
| | 63 | 39 | 74 | 165 | 27 | 35 | 50 | 74 |
| TOTALS | 63 | 39 | 74 | 165 | 27 | 35 | 50 | 74 |
| PLACING | 4 | 6 | 2 | 1 | 8 | 7 | 5 | 2 |

BIG RED TRACK SCOREBOOK

BIG RED TRACK SCOREBOOK

MEET Cambridge Invite Varsity DATE 3-25-85

## EVENT Shot

| | NAME | (Team) | TIME HT. DIST. |
|---|---|---|---|
| 1. | C. Levy | I | 50'4½ |
| 2. | W. Mossburgh | DC | 49 3/4 |
| 3. | G. Boreland | Camb | 46'11½ |
| 4. | R Schulte | I | 45'9½ |
| 5. | S. Nickerson | I | 44'11 3/4 |
| 6. | F. Benson | Camb | 43'7½ |

## EVENT High Jump

| | NAME | (Team) | TIME HT. DIST. |
|---|---|---|---|
| 1. | J. Long | Argo | 6'6" |
| 2. | B. Holtze | Camb | 5'10" |
| 3. | B. Kuenning | I | 5'8" |
| 4. | J. Fries | DC | 5'8" |
| 5. | J. Kautz / T Kitt | Tie Cu / WP | 5'6 |
| 6. | J. Horner | D.C | 5'6 5'6" |

## EVENT 100

| | NAME | (Team) | TIME HT. DIST. |
|---|---|---|---|
| 1. | E. Thompson | Camb | 11.3 |
| 2. | N. Thulin | AL | 11.4 |
| 3. | J. Wolgren | WP | 11.5 |
| 4. | A. McKinney | WP | 11.5 |
| 5. | K. Bates | AL | 11.6 |
| 6. | M. Brunswig | DC | 11.7 |

## EVENT 800

| | NAME | (Team) | TIME HT. DIST. |
|---|---|---|---|
| 1. | A. McNair | IT | 2.07.9 |
| 2. | M. Vines | I | 2.09.5 |
| 3. | A. Urbas | DC | 2.12.5 |
| 4. | S. Mallring | Camb | 2.13.1 |
| 5. | B. Jorgenson | AL | 2.14.5 |
| 6. | T. Moulton | AL | 2.15.3 |

## EVENT Discus

| | NAME | (Team) | TIME HT. DIST. |
|---|---|---|---|
| 1. | R Schulte | I | 140'6" |
| 2. | D. Hubbard | DC | 138'2" |
| 3. | C Levy | I | 138' |
| 4. | J young | Camb | 132'4" |
| 5. | G Boreland | Camb | 127'6" |
| 6. | J. Torney | AL | 124'1" |

## EVENT Long Jump

| | NAME | (Team) | TIME HT. DIST. |
|---|---|---|---|
| 1. | E. Thompson | Camb | 22½ |
| 2. | B. Jorgenson | AL | 20'5" |
| 3. | M. Mercer | AL | 20'4½ |
| 4. | J. Fries | DC | 20'3½ |
| 5. | B. Wilson | Calb | 19'7½ |
| 6. | C. Shifflet | Camb | 19'5½ |

## EVENT 200

| | NAME | (Team) | TIME HT. DIST. |
|---|---|---|---|
| 1. | E. Thompson | Camb | 23.1 |
| 2. | M. Mercer | AL | 23.2 |
| 3. | J. Wolgren | WP | 23.5 |
| 4. | N. Thulin | AL | 23.8 |
| 5. | K. Bates | AL | 24.3 |
| 6. | B. Freche | Calb | 24.4 |

## EVENT 1600

| | NAME | (Team) | TIME HT. DIST. |
|---|---|---|---|
| 1. | J. Wolf | RV | 4.58.2 |
| 2. | E. Hilton | EL | 5.04.1 |
| 3. | B. Wilson | Calb | 5.08. |
| 4. | P. Leibhowit | I | 5.11.4 |
| 5. | B. Fries | DC | 5.13.4 |
| 6. | R Colson | I | 5.15.1 |

## EVENT Pole Vault

| | NAME | (Team) | TIME HT. DIST. |
|---|---|---|---|
| 1. | S. Moore | AL | 13'6" |
| 2. | J. Iverson | I | 11'6" |
| 3. | C. Tidwell | I | 11'0" |
| 4. | R Coomer | AL | 10'0 |
| 5. | D. Young | Camb | 10'0 |
| 6. | T. Lutz | DC | 9'6" |

## EVENT Trip. Jump

| | NAME | (Team) | TIME HT. DIST. |
|---|---|---|---|
| 1. | E. Thompson | Camb | 44'1" |
| 2. | M. Vines | I | 41'11½ |
| 3. | C. Shifflet | Camb | 41'3½ |
| 4. | M. Mazed | AL | 41'1" |
| 5. | T. Kitt | WP | 40'1 3/4 |
| 6. | J. Horner | DC | 39'7 3/4 |

## EVENT 400

| | NAME | (Team) | TIME HT. DIST. |
|---|---|---|---|
| 1. | M. Mercer | AL | 52.2 |
| 2. | T. Kitt | WP | 53.3 |
| 3. | M. Vines | I | 53.9 |
| 4. | B. Delerday | Camb | 54.0 |
| 5. | B. Freche | Calb | 54.5 |
| 6. | B. McVey | D.C | 55.4 |

## EVENT 3200

| | NAME | (Team) | TIME HT. DIST. |
|---|---|---|---|
| 1. | J. Long | RV | 10.20.5 |
| 2. | J. Wolf | RV | 10.40.2 |
| 3. | A. McNair | I | 11.08.9 |
| 4. | E. Hilton | EL | 11.14.4 |
| 5. | Doyle Fleming | WP | 11.23.4 |
| 6. | R Hayes | AL | 11.32.5 |

400 wt Relay: Did Not Run

# BIG RED TRACK SCOREBOOK

**HELD AT:** Cambridge **SCORING:** 1st 10 pts.; 2nd 8 pts.; 3rd 6 pts.; 4th 4 pts.; 5th 2 pts.; 6th 1 pts.

## EVENT 110 HH

| NAME | (Team) | TIME HT. DIST. |
|---|---|---|
| 1. S Moore | AL | 15.5 |
| 2. J. Fines | DC | 15.6 |
| 3. J. Lowry | Arap | 16.0 |
| 4. B. Detesding | Camb | 16.0 |
| 5. M. Mroczek | AL | 16.1 |
| 6. S. Todd | WP | 17.1 |

## EVENT 300 Int

| NAME | (Team) | TIME HT. DIST. |
|---|---|---|
| 1. J. Rodencal | RV | 420 |
| 2. M. Mroczek | AL | 42.7 |
| 3. B. Detesding | Camb | 43.0 |
| 4. K. Krisela | DC | 43.3 |
| 5. T. Lutz | D.C | 43.7 |
| 6. S. Todd | WP | 44.6 |

## 400 RELAY

| TEAM | RUNNERS | TIME |
|---|---|---|
| 1. Alma | _____, _____ | 45.8 |
| | _____, _____ | |
| 2. Cambridge | | 46.8 |
| 3. Wau Pat | | 47.2 |
| 4. Dund C. | Robinson Iverson | 47.2 |
| 5. Imp. | — Tidwell Doyle | 48.8 |
| 6. Arap. | | 48.8 |

## 1600 RELAY

| TEAM | RUNNERS | TIME |
|---|---|---|
| 1. Alma | _____, _____ | 3.41 |
| | _____, _____ | |
| 2. Imp | | 3.47.9 |
| 3. D.C | Robinson | 3.50.9 |
| 4. Camb | Iverson | 3.53.1 |
| 5. Camb | Vinco | 3.53.1 |
| 6. WP | A McNair | 4.01.7 |

## 3200 RELAY

| TEAM | RUNNERS | TIME |
|---|---|---|
| 1. Camb. | _____, _____ | 8.50 |
| | _____, _____ | |
| 2. DC | | 8.50.1 |
| 3. Imp | Gebhart | 9.07.8 |
| 4. E.Lwood | Moreno | 9.07.9 |
| 5. R.V | Colson | 9.11.3 |
| 6. AL | Hill | 9.20.6 |

TEAMS

| *EVENTS | ABBR. | ALMA | Imperial | Cambridge | Dundy County | Rep Valley | Wau. Pat | Culbertson | Arapahoe | E.Lwood | | | | | | | | |
|---|---|---|---|---|---|---|---|---|---|---|---|---|---|---|---|---|---|---|
| | TEAM NAME | | | | | | | | | | | | | | | | | |
| Shot | | ee / — | 16 / 16 | 7 / 7 | 8 / 8 | — / — | — / — | — / — | — / — | — / — | | | | | | | | |
| Discus | | 1 / 4 | 12 / 32 | 6 / 13 | 5 / 16 | — / — | — / — | — / — | — / — | — / — | | | | | | | | |
| P.V | | 14 / 15 | 14 / 46 | 2 / 15 | 1 / 17 | — / — | — / — | — / — | — / — | — / — | | | | | | | | |
| HJ | | — / 15 | 6 / 52 | 8 / 23 | 5 / 22 | — / — | 1 / 1 | 1 / 1 | 10 / 10 | — / — | | | | | | | | |
| LJ | | 14 / 29 | — / 52 | 11 / 34 | 4 / 26 | — / — | — / 1 | 2 / 3 | — / 10 | — / — | | | | | | | | |
| TJ | | 4 / 33 | 8 / 60 | 16 / 50 | 1 / 27 | — / — | 2 / 3 | — / 3 | — / 10 | — / — | | | | | | | | |
| 100 | | 10 / 43 | — / 60 | 10 / 60 | 1 / 28 | — / — | 10 / 13 | — / 3 | — / 10 | — / — | | | | | | | | |
| 200 | | 14 / 57 | — / 60 | 10 / 70 | — / 28 | — / — | 6 / 19 | 1 / 4 | — / 10 | — / — | | | | | | | | |
| 400 | | 10 / 67 | 6 / 66 | 4 / 74 | 1 / 29 | — / — | 8 / 27 | 2 / 6 | — / 10 | — / — | | | | | | | | |
| 800 | | 3 / 70 | 18 / 84 | 4 / 78 | 6 / 35 | — / — | — / 27 | — / 6 | — / 10 | — / — | | | | | | | | |
| 1600 | | — / 70 | 5 / 89 | — / 78 | 2 / 37 | 10 / 10 | — / 27 | 6 / 12 | — / 10 | 8 / 8 | | | | | | | | |
| 3200 | | 1 / 71 | 6 / 95 | — / 78 | — / 37 | 18 / 28 | 2 / 29 | — / 12 | — / 10 | 4 / 12 | | | | | | | | |
| 110 HH | | 12 / 83 | — / 95 | 4 / 82 | 8 / 45 | — / 28 | 1 / 30 | — / 12 | 6 / 16 | — / 12 | | | | | | | | |
| 300 Int | | 8 / 91 | — / 95 | 6 / 86 | 6 / 51 | 10 / 38 | 10 / 31 | — / 12 | — / 16 | — / 12 | | | | | | | | |
| 400R | | 10 / 101 | 2 / 97 | 8 / 94 | 4 / 55 | — / 38 | 6 / 37 | — / 12 | 1 / 17 | — / 12 | | | | | | | | |
| 1600R | | 10 / 111 | 8 / 105 | 2 / 96 | 6 / 61 | — / 38 | 1 / 38 | 4 / 16 | — / 17 | — / 12 | | | | | | | | |
| 3200R | | 1 / 112 | 6 / 111 | — / 96 | 8 / 69 | 2 / 40 | — / 38 | 10 / 26 | — / 17 | 4 / 16 | | | | | | | | |
| | | | | | | | | | | | | | | | | | | |
| TOTALS | | 112 | 111 | 96 | 69 | 40 | 38 | 26 | 17 | 16 | | | | | | | | |
| PLACING | | 1 | 2 | 3 | 4 | 5 | 6 | 7 | 8 | 9 | | | | | | | | |

*do not write in this column until event is over

# BIG RED TRACK SCOREBOOK

MEET May Wood Invite DATE 3-25-95

## EVENT Shot Put

| NAME | (Team) | TIME HT. DIST. |
|---|---|---|
| 1. D. Dempey | MU | 44'4½ |
| 2. J. Snyder | Pax | 42'2½ |
| 3. T. Grafford | Pax | 40'7¼ |
| 4. M. Farr | MU | 40'0" |
| 5. D. Kotschwar | EF | 39'6¼ |
| 6. J. Krominga | May | 39'4" |

## EVENT High Jump

| NAME | (Team) | TIME HT. DIST. |
|---|---|---|
| 1. L. Thompson | Pax | 6'4" |
| 2. S. Wolf Alwez | Pax | 5'10" |
| 3. J. Stauffer | EF | 5'10 |
| 4. W. Rippert | MU | 5'8 |
| 5. C. Snyder | Imp | 5'8" |
| 6. B. Hill | EF | 5'6" |

## EVENT 100

| NAME | (Team) | TIME HT. DIST. |
|---|---|---|
| 1. D. Wilke | MC | 11.4 |
| 2. M. Perlinger | Pax | 11.4 |
| 3. M. Stutzman | Strat | 11.7 |
| 4. D. Earhart | EF | 12.2 |
| 5. J. Wright | EF | 12.3 |
| 6. J. Vandebeek | MU | 12.7 |

## EVENT 800

| NAME | (Team) | TIME HT. DIST. |
|---|---|---|
| 1. B. Ebmeir | May | 2.13.2 |
| 2. J. Gentry | Brad | 2.14.9 |
| 3. S. McNair | I | 2.20.1 |
| 4. S. Blakely | May | 2.21.4 |
| 5. J. Parde | Strat | 2.24.4 |
| 6. Hardin | Pax | 2.27.2 |

## EVENT Discus

| NAME | (Team) | TIME HT. DIST. |
|---|---|---|
| 1. J. Krominga | May | 132'1½ |
| 2. E. Duval | May | 127'9" |
| 3. D. Kotschwar | EF | 122'4½ |
| 4. C. Anderson | MU | 120'3" |
| 5. T. Grafford | Pax | 118'5" |
| 6. G. Still | Pax | 117'9" |

## EVENT Long Jump

| NAME | (Team) | TIME HT. DIST. |
|---|---|---|
| 1. M. Brown | Trent | 20'2¾ |
| 2. A. Scholley | Trent | 19'8¼ |
| 3. S. Johnson | Pax | 19'5¾ |
| 4. M. Fisher | May | 18'11½ |
| 5. J. Wright | EF | 18'8¾ |
| 6. J. Stauffer | EF | 18'3¾ |

## EVENT 200

| NAME | (Team) | TIME HT. DIST. |
|---|---|---|
| 1. D. Wilke | MC | 24.5 |
| 2. M. Perlinger | Pax | 24.7 |
| 3. M. Stutzman | Strat | 24.9 |
| 4. Brown | Trent | 25.0 |
| 5. D. Earhart | E.F | 25.8 |
| 6. C. Werkmeister | May | 26.9 |

## EVENT 1600

| NAME | (Team) | TIME HT. DIST. |
|---|---|---|
| 1. S. Einspher | EF | 4.59.7 |
| 2. K. Anderson | Pax | 5.08.5 |
| 3. N. Steinke | Brad | 5.14.3 |
| 4. J. Surgin | Pax | 5.14.6 |
| 5. A. Unger | TW | 5.15.6 |
| 6. J. Power | MC | 5.16.7 |

## EVENT Pole Vault

| NAME | (Team) | TIME HT. DIST. |
|---|---|---|
| 1. J. Amstuz | May | 12' |
| 2. J. Demilt | Brady | 9'6" |
| 3. D. Maier | I | 8'6" |
| 4. B. Johnson | I | 8'6" |
| 5. M. Fisher | I | 8'0" |
| 6. | | |

## EVENT Tripte Jump

| NAME | (Team) | TIME HT. DIST. |
|---|---|---|
| 1. M. Fisher | May | 41'9¼ |
| 2. J. Gentry | Bra | 39'9¾ |
| 3. B. Ebmeir | May | 39'¾ |
| 4. S. Johnson | Pax | 38'9¼ |
| 5. A. Shadley | Trent | 36'4" |
| 6. L. Voght | May | 36'2¾ |

## EVENT 400

| NAME | (Team) | TIME HT. DIST. |
|---|---|---|
| 1. M. Stutzman | Strat | 53.5 |
| 2. B. Ebmeir | May | 54.5 |
| 3. D. Wilke | MC | 58.2 |
| 4. D. Ladenberger | Strat | 58.2 |
| 5. S. McNair | I | 58.8 |
| 6. S. Mortenson | MU | 58.8 |

## EVENT 3200

| NAME | (Team) | TIME HT. DIST. |
|---|---|---|
| 1. S. Einspher | E.F | 10.52.2 |
| 2. A. Unger | TV | 11.34.7 |
| 3. N. Steinke | Brad | 11.41.1 |
| 4. N. Chase | May | 11.50. |
| 5. J. Spargin | Pax | 11.55.1 |
| 6. C. Wenzlich | Imp | 11.58.7 |

# BIG RED TRACK SCOREBOOK

FIELD AT: Maywood SCORING: 1st 10 pts.; 2nd 8 pts.; 3rd 6 pts.; 4th 4 pts.; 5th 2 pts.; 6th 1 pts.

## EVENT 110 Hurdles

| | NAME | (Team) | TIME HT. DIST. |
|---|---|---|---|
| 1. | J. Potter | May | 17.4 |
| 2. | T. Hemseth | MV | 18.4 |
| 3. | C. Snyder | I | 18.2 |
| 4. | M. Strand | I | 18.5 |
| 5. | J. Hill | May | 18.7 |
| 6. | G. Coop | Pax | 19.4 |

## EVENT 300 Int

| | NAME | (Team) | TIME HT. DIST. |
|---|---|---|---|
| 1. | S. Woitalzwicz | Pax | 46.4 |
| 2. | M. Strand | I | 47.8 |
| 3. | F. Moore | MC | 48.3 |
| 4. | T. HemSath | MV | 48.4 |
| 5. | B. Gibbon | MV | 48.4 |
| 6. | Denhilt | Brad | 45.4 |

## 400 RELAY

| | TEAM | RUNNERS | TIME |
|---|---|---|---|
| 1. | Med Valley | _____, _____ _____, _____ | 45.5 |
| 2. | Maywood | N. Fischer | 49.5 |
| 3. | E-F | J. Hurst | 49.7 |
| 4. | Brady | M. Fisher | 51.7 |
| 5. | Imperial | E-Off | 52.7 |
| 6. | Stratton | | 54.4 |

## 1600 RELAY

| | TEAM | RUNNERS | TIME |
|---|---|---|---|
| 1. | Med Val | _____, _____ _____, _____ | 3.57.8 |
| 2. | Brady | | 4.00 |
| 3. | Maywood | | 4.01 |
| 4. | E-F | | 4.02.9 |
| 5. | Stratton | | 4.05.1 |
| 6. | Pax | | 4.11.8 |

## 3200 RELAY

| | TEAM | RUNNERS | TIME |
|---|---|---|---|
| 1. | Maywood | _____, _____ _____, _____ | 9.17.5 |
| 2. | Brady | C Wenzlick | 9.26.1 |
| 3. | Paxton | C. Kuenning | 9.38.8 |
| 4. | E-F | A. Richert | 9.42.5 |
| 5. | Stratton | R. Mayer | 10.01.5 |
| 6. | Imperial | | 10.06.2 |

TEAMS

| TEAM NAME | Maywood | Paxton | Eustis-Farnam | Brady | Med Val. | Imperial J.V. | Stratton | Trenton | Tusin Valley | McCook J.V. | | | | | | | | |
|---|---|---|---|---|---|---|---|---|---|---|---|---|---|---|---|---|---|---|
| ABBR. | | | | | | | | | | | | | | | | | | |
| *EVENTS | | | | | | | | | | | | | | | | | | |
| Shot Put | 1 / 1 | 14 / 14 | 2 / 2 | – / – | 14 / 14 | – / – | – | – | – | – | | | | | | | | |
| Discus | 18 / 19 | 3 / 17 | 6 / 8 | – / – | 4 / 18 | – / – | – | – | – | – | | | | | | | | |
| Pole Vault | 10 / 29 | – / 17 | – / 8 | 8 / 8 | – / 18 | 9 / 9 | – | – | – | – | | | | | | | | |
| High Jump | – / 29 | 18 / 35 | 7 / 15 | – / 8 | 4 / 22 | 2 / 11 | – | – | – | – | | | | | | | | |
| Long Jump | 4 / 33 | 6 / 41 | 3 / 18 | – / 8 | – / 22 | – / 11 | – | 18 | – | – | | | | | | | | |
| Triple Jump | 17 / 50 | 4 / 45 | – / 18 | 8 / 16 | – / 22 | – / 11 | – | 2 / 20 | – | – | | | | | | | | |
| 100 | – / 50 | 8 / 53 | 6 / 24 | – / 16 | 1 / 23 | – / 11 | 6 / 6 | – / 20 | – | 10 / 10 | | | | | | | | |
| 200 | 1 / 51 | 8 / 61 | 2 / 26 | – / 16 | – / 23 | – / 11 | 6 / 12 | 4 / 24 | – | 10 / 20 | | | | | | | | |
| 400 | 8 / 59 | – / 61 | – / 26 | – / 16 | 1 / 24 | 2 / 13 | 14 / 26 | – / 24 | – | 6 / 26 | | | | | | | | |
| 800 | 14 / 73 | 1 / 62 | – / 26 | 8 / 24 | – / ~~24~~ | 6 / 19 | 2 / 28 | – / 24 | – | – / 26 | | | | | | | | |
| 1600 | – / 73 | 12 / 64 | 10 / 36 | 6 / 30 | – / ~~24~~ | – / 15 | – / 28 | – / 24 | 2 / 2 | 1 / 27 | | | | | | | | |
| 3200 | 4 / 77 | 2 / 66 | 10 / 46 | 6 / 36 | – / ~~24~~ | 1 / 20 | – / 28 | – / 24 | 8 / 10 | – / 27 | | | | | | | | |
| 400R | 8 / 85 | – / 66 | 6 / 52 | 4 / 40 | 10 / ~~34~~ | 2 / 22 | 1 / 29 | – / 24 | – / 10 | – / 27 | | | | | | | | |
| 1600R | 6 / 91 | 1 / 67 | 4 / 56 | 8 / 48 | 10 / ~~44~~ | – / 22 | 2 / 31 | – / 24 | – / 10 | – / 27 | | | | | | | | |
| 3200R | 10 / 101 | 6 / 73 | 4 / 60 | 8 / 56 | – / ~~44~~ | 1 / 23 | 2 / 33 | – / 24 | – / 10 | – / 27 | | | | | | | | |
| 110 Hurdles | 12 / 113 | 1 / 74 | – / 60 | – / 56 | 8 / ~~58~~ | 10 / 33 | – / 33 | – / 24 | – / 10 | – / 27 | | | | | | | | |
| 300 Int | – / 113 | 10 / 84 | – / 60 | 1 / 57 | 6 / ~~39~~ | 8 / 41 | – / 33 | – / 24 | – / 10 | 6 / 33 | | | | | | | | |
| TOTALS | 113 | 84 | 60 | 57 | 58 | 41 | 33 | 24 | 10 | 33 | | | | | | | | |
| PLACING | 1 | 2 | 3 | 5 | 4 | 6 | 7 | 9 | 10 | 8 | | | | | | | | |

*do not write in this column until event is over

BIG RED TRACK SCOREBOOK

MEET Ogallala Invite DATE 4-1-95

## EVENT Shot

| | NAME | (Team) | TIME HT. DIST. |
|---|---|---|---|
| 1. | D. Marquez | Mit | 52'1" |
| 2. | M. Whistler | Her | 47'5½ |
| 3. | C. Alverez | Og | 47'0" |
| 4. | J. McKee | Good | 46'11¾ |
| 5. | T. Guerra | Coz | 46'5½ |
| 6. | S. Nickerson | Imp | 46'½ |

## EVENT LJ

| | NAME | (Team) | TIME HT. DIST. |
|---|---|---|---|
| 1. | T. Keck | Good | 21'5" |
| 2. | J. Hooper | Good | 21'1¾ |
| 3. | M. Zillen | Gor | 20'5¼ |
| 4. | J. Raether | Ogal | 20'3¼ |
| 5. | J. Clark | Goth | 20'2" |
| 6. | C. Rohr | Good | 20'1" |

## EVENT 100

| | NAME | (Team) | TIME HT. DIST. |
|---|---|---|---|
| 1. | C. Rohr | Good | 11.34 |
| 2. | J. Raether | Og | 11.48 |
| 3. | M. Zillen | Gor | 11.5 |
| 4. | J. Wycoff | Ster | 11.77 |
| 5. | B. Green | Ster. | 11.93 |
| 6. | S. Poppe | Grant | 12.09 |

## EVENT 800

| | NAME | (Team) | TIME HT. DIST. |
|---|---|---|---|
| 1. | M. Vires | Imp | 2.02.5 |
| 2. | A. McClain | I | 2.03.5 |
| 3. | S. Berry | Og | 2.05.3 |
| 4. | J. Smith | Coz | 2.08.6 |
| 5. | J. Hamer | Sid | 2.11.1 |
| 6. | S. McClain | I | 2.12.6 |

## EVENT Disc

| | NAME | (Team) | TIME HT. DIST. |
|---|---|---|---|
| 1. | B. Sheffield | Goth | 147'9" |
| 2. | B. McKee | Good | 144'0" |
| 3. | T. Guerra | Coz | 132'4" |
| 4. | C. Alverez | Og | 131'5" |
| 5. | B. Evans | Gor | 128'2" |
| 6. | S. Wallin | Imp | 126'1" |

## EVENT HJ

| | NAME | (Team) | TIME HT. DIST. |
|---|---|---|---|
| 1. | D. Johns | Grant | 6'8½ |
| 2. | D. Hassler | Mit | 6'4" |
| 3. | J. Sauer | Ogal | 6'2" |
| 4. | J Lake | Goth | 6'0 |
| 5. | J Colvin | Grant | 6'0" |
| 6. | B. Wynne | Kimb | 5'10 |

## EVENT 200

| | NAME | (Team) | TIME HT. DIST. |
|---|---|---|---|
| 1. | J. Hooper | Good | 22.75 |
| 2. | M. Rubio | Good | 23.52 |
| 3. | J. Wycoff | Ster. | 23.79 |
| 4. | J. Raether | Ogal | 23.82 |
| 5. | M. Zillen | Gor | 24.0 |
| 6. | K. Keker | Ster. | 24.29 |

## EVENT 1600

| | NAME | (Team) | TIME HT. DIST. |
|---|---|---|---|
| 1. | J. Buckmon | Gor | 4.49 |
| 2. | J.J. McMillen | Og | 4.52.3 |
| 3. | B. Cheeter | Goth | 4.55.6 |
| 4. | J. Cook | Mit | 502.6 |
| 5. | M. Nein | Jules | 5.07.4 |
| 6. | R. Colson | Imp | 5.08.9 |

## EVENT PV

| | NAME | (Team) | TIME HT. DIST. |
|---|---|---|---|
| 1. | J. Sauer | Og | 13'6" |
| 2. | B. Griese | Coz | 13'6" |
| 3. | T. Sussann | Mit | 13'0 |
| 4. | J. Iverson | Imp | 12'6" |
| 5. | R McKnight | Mit | 12'6" |
| 6. | J. Francis | Goth | 12'0 |

## EVENT TJ

| | NAME | (Team) | TIME HT. DIST. |
|---|---|---|---|
| 1. | T. Keck | Good | 46'2½ |
| 2. | J Prunkey | Goth | 44'1½ |
| 3. | R Osterdag | Goth | 42'0" |
| 4. | M. Vires | Imp | 41'5" |
| 5. | T. Frame | Her | 41'4½ |
| 6. | T. Meisinger | Ogal | 41'2½ |

## EVENT 400

| | NAME | (Team) | TIME HT. DIST. |
|---|---|---|---|
| 1. | M. Vires | I | 52.24 |
| 2. | M. Meath | Hely | 52.66 |
| 3. | S. Helms | Sid | 53.24 |
| 4. | M. Smith | Coz | 53.47 |
| 5. | G. Nein | Jul. | 54.12 |
| 6. | B. Wallin | Kimb | 54.16 |

## EVENT 3200

| | NAME | (Team) | TIME HT. DIST. |
|---|---|---|---|
| 1. | J. Buckmon | Gor | 10.15.4 |
| 2. | I. Converse | Mit | 10.28.6 |
| 3. | A. McClain | I | 10.46.7 |
| 4. | B. Cheeter | Goth | 10.58.9 |
| 5. | B. Spangler | Grant | 11.00.4 |
| 6. | T. J. McMillen | Og | 11.15.3 |

# BIG RED TRACK SCOREBOOK

HELD AT: Ogallala SCORING: 1st 10 pts.; 2nd 8 pts.; 3rd 6 pts.; 4th 4 pts.; 5th 2 pts.; 6th 1 pts.

## EVENT 110 H.H

| NAME | (Team) | TIME HT. DIST. |
|---|---|---|
| 1. M. Eaton | Ster | 15.8 |
| 2. L. Williamson | Holy | 16.2 |
| 3. D. Hessler | Mitt | 16.7 |
| 4. L. Snyder | I | 16.98 |
| 5. S. Hays | Kimb | 16.85 |
| 6. B. Kuennen | I | 16.90 |

## EVENT 300 IH

| NAME | (Team) | TIME HT. DIST. |
|---|---|---|
| 1. E Eaton | Ster. | 41.8 |
| 2. P. Thoux | Gor | 42.3 |
| 3. T. Bishop | Grant | 42.4 |
| 4. M. Scmer | Mit | 44.6 |
| 5. G. Stags | I | 44.7 |
| 6. L. Williamson | Holy | 44.8 |

## 400 R RELAY

| TEAM | RUNNERS | TIME |
|---|---|---|
| 1. Goodland | _____, _____ _____, _____ | 43.87 |
| 2. Grant | | 45.35 |
| 3. Gorh | Imp D.Q | 45.57 |
| 4. Gordon | | 46.02 |
| 5. Sterling | | 46.74 |
| 6. Mitchell | | 46.81 |

## 1600 R RELAY

| TEAM | RUNNERS | TIME |
|---|---|---|
| 1. Ogallala | _____, _____ _____, _____ | 3.33.11 |
| 2. Jules. Burr | M. Vines | 3.36.35 |
| 3. Goodland | S. Mcclain | 3.37.64 |
| 4. Gordon | J. Iverson | 3.40.6 |
| 5. Imperial | A. McClain | 3.40.91 |
| 6. Kimball | | 3.41.55 |

## 3200 R RELAY

| TEAM | RUNNERS | TIME |
|---|---|---|
| 1. Ogallala | _____, _____ _____, _____ | 8.34.6 |
| 2. Julesburg | P. Lebleu | 8.44.3 |
| 3. Sidney | J. Moreno | 8.45.7 |
| 4. Gordon | S. Barger | 8.47.1 |
| 5. Grant | R Colson | 9.00 |
| 6. Imperial | | 9.03.9 |

TEAMS

| TEAM NAME | Goodland | Ogallala | Imperial | Gordon | Mitchell | Gothenburg | Sterling | Grant | Cozad | Julesburg | Holyoke | Sidney | Hershey | Kimball | Hayden | | |
|---|---|---|---|---|---|---|---|---|---|---|---|---|---|---|---|---|---|
| ABBR. | | | | | | | | | | | | | | | | | |
| *EVENTS | | | | | | | | | | | | | | | | | |
| Shot Put | 4 4 | 6 6 | 1 1 | – – | 10 10 | – – | – – | – – | 2 2 | – – | – – | – – | 8 8 | – – | – – | | |
| Discus | 8 12 | 4 10 | 1 2 | 2 2 | – 10 | 10 10 | – – | – – | 6 6 | – – | – – | – – | – – | – – | – – | | |
| Pole Vault | – 12 | 10 20 | 4 6 | – 2 | 8 18 | 1 11 | – – | – – | 8 19 | – – | – – | – – | – – | – – | – – | | |
| Long Jump | 19 31 | 4 24 | – 6 | 6 8 | – 18 | 2 13 | – – | – – | – 14 | – – | – – | – – | – – | – – | – – | | |
| High Jump | – 31 | 6 30 | – 6 | – 8 | 8 26 | 4 17 | – – | 12 12 | – 14 | – – | – – | – – | – – | 1 1 | – – | | |
| Triple Jump | 10 41 | 1 31 | 4 10 | – 8 | – 26 | 14 31 | – – | – 12 | – 14 | – – | – – | – – | 2 10 | – 1 | – – | | |
| 100 | 10 51 | 8 39 | – 10 | 6 14 | – 26 | – 31 | 6 6 | 1 13 | – 14 | – – | – – | – – | – 10 | – 1 | – – | | |
| 200 | 18 69 | 4 43 | – 10 | 2 16 | – 26 | – 31 | 7 13 | – 13 | – 14 | – – | – – | – – | – 10 | – 1 | – – | | |
| 400 | – 69 | – 43 | 10 20 | – 16 | – 26 | – 31 | – 13 | – 13 | 4 18 | 2 2 | 8 8 | 6 6 | – 10 | 1 2 | – – | | |
| 800 | – 69 | 6 49 | 19 39 | – 16 | – 26 | – 31 | – 13 | – 13 | 4 22 | – 2 | – 8 | 2 8 | – 10 | – 2 | – – | | |
| 1600 | – 69 | 8 57 | 1 40 | 10 26 | 4 30 | 6 37 | – 13 | – 13 | – 22 | 2 4 | – 8 | – 8 | – 10 | – 2 | – – | | |
| 3200 | – 69 | 1 58 | 6 46 | 10 36 | 8 38 | 4 41 | – 13 | 2 15 | – 22 | – 4 | – 8 | 8 8 | – 10 | – 2 | – – | | |
| 110 H.H | – 69 | – 58 | 5 51 | – 36 | 6 44 | DQ 41 | 10 23 | – 15 | – 22 | – 4 | 8 16 | – 8 | – 10 | 2 4 | – – | | |
| 300 IH | – 69 | – 58 | 2 53 | 8 44 | 4 48 | – 41 | 10 33 | 6 21 | – 22 | – 4 | 1 17 | – 8 | – 10 | – 4 | – – | | |
| 400 R | 10 79 | – 58 | – 53 | 4 48 | 1 49 | 6 47 | 2 35 | 8 29 | – 22 | – 4 | – 17 | – 8 | – 10 | – 4 | – – | | |
| 1600 R | 6 55 | 10 68 | 2 55 | 4 52 | – 49 | – 47 | – 35 | – 29 | – 22 | 8 12 | – 17 | – 8 | – 10 | 1 5 | – – | | |
| 3200 R | – 85 | 10 78 | 1 56 | 4 56 | – 49 | – 47 | – 35 | 2 31 | – 22 | 8 20 | – 17 | 6 14 | – 10 | – 5 | – – | | |
| TOTALS | 85 | 78 | 56 | 56 | 49 | 47 | 35 | 31 | 24 22 | 20 | 17 | 14 | 10 | 5 | 0 | | |
| PLACING | 1 | 2 | 3 | 3 | 5 | 6 | 7 | 8 | 9 | 10 | 11 | 12 | 13 | 14 | 15 | | |

*do not write in this column until event is over

# BIG RED TRACK SCOREBOOK

MEET ~~[illegible]~~ Duel W/ Grant DATE 4-5-95

## EVENT Shot

| NAME | (Team) | TIME HT. DIST. |
|---|---|---|
| 1. S. Nickerson | I | 44'11¼ |
| 2. S. Wallin | I | 44'1½ |
| 3. C. Martins | G | 36'2" |
| 4. C. Johnson | I | 34'4" |
| 5. R. Heckenlively | I | 33'11¾ |
| 6. | | |

## EVENT LJ

| NAME | (Team) | TIME HT. DIST. |
|---|---|---|
| 1. J. Langmann | G | 18'9" |
| 2. E. Ogg | I | 17'6¼ |
| 3. J. Cohen | G | 17'4" |
| 4. N. Fuchsen | I | 17'½ |
| 5. C. Softley | G | 16'1¼ |
| 6. | | |

## EVENT 100

| NAME | (Team) | TIME HT. DIST. |
|---|---|---|
| 1. M. Vines | I | 11.8 |
| 2. J. Bishopp | G | 12.2 |
| 3. J. Cohen | G | 12.2 |
| 4. S. Poppe | G | 12.3 |
| 5. E. Ogg | I | 12.3 |
| 6. | | |

## EVENT 800

| NAME | (Team) | TIME HT. DIST. |
|---|---|---|
| 1. J. Langmann | G | 2.16.2 |
| 2. S. McNair | I | 2.18.8 |
| 3. R. Colson | I | 2.21.2 |
| 4. C. Wenzlick | I | 2.31.5 |
| 5. R. Leibhardt | I | 2.57.1 |
| 6. | | |

## EVENT Disc

| NAME | (Team) | TIME HT. DIST. |
|---|---|---|
| 1. S. Wallin | I | 126'8" |
| 2. S. Nickerson | I | 123'8" |
| 3. C. Johnson | I | 102'2" |
| 4. R. Heckenlively | I | 101'4" |
| 5. J. Schoen Holtz | I | 99'4" |
| 6. | | |

## EVENT TJ

| NAME | (Team) | TIME HT. DIST. |
|---|---|---|
| 1. J. Langmann | G | 39'6" |
| 2. C. Olson | G | 39'1½ |
| 3. E. Ogg | I | 36'0 |
| 4. R. Richmond | G | 35'4" |
| 5. N. Fuchsen | I | 34'7½ |
| 6. | | |

## EVENT 200

| NAME | (Team) | TIME HT. DIST. |
|---|---|---|
| 1. M. Vines | I | 24.3 |
| 2. J. Bishop | G | 25.1 |
| 3. E. Ogg | I | 25.7 |
| 4. C. Tidwell | I | 26.3 |
| 5. J. Hurst | I | 27.0 |
| 6. | | |

## EVENT 1600

| NAME | (Team) | TIME HT. DIST. |
|---|---|---|
| 1. S. McNair | I | 5.06.5 |
| 2. S. Bangen | I | 5.18.8 |
| 3. T. Colglazer | G | 5.21.1 |
| 4. B. Spangler | G | 5.26.8 |
| 5. C. Study | G | 5.31.2 |
| 6. | | |

## EVENT PV

| NAME | (Team) | TIME HT. DIST. |
|---|---|---|
| 1. J. Lowe | G | 11'6" |
| 2. C. Tidwell | I | 11'6" |
| 3. S. Poppe | G | 11'0 |
| 4. T. J. Shreis | G | 11'0 |
| 5. C. Franklo | I | 10'0 |
| 6. | | |

## EVENT HJ

| NAME | (Team) | TIME HT. DIST. |
|---|---|---|
| 1. L. Snyder | I | 6'0 |
| 2. J. Cohen | G | 5'8" |
| 3. M. Strand | I | 5'8 |
| 4. R. Richmond | G | 5'8" |
| 5. T. J. Shreis | G | 5'2" |
| 6. | | |

## EVENT 400

| NAME | (Team) | TIME HT. DIST. |
|---|---|---|
| 1. T. Bishopp | G | 55.8 |
| 2. C. Softley | G | 58.3 |
| 3. K. Kroecker | G | 60.7 |
| 4. K. Berry | I | 62.0 |
| 5. N. Fuchsen | I | 62.2 |
| 6. | | |

## EVENT 3200

| NAME | (Team) | TIME HT. DIST. |
|---|---|---|
| 1. B. Spangler | G | 11.11.8 |
| 2. R. Colson | I | 11.23.5 |
| 3. T. Colglazer | G | 11.25 |
| 4. C. Wenzlick | I | 11.28.4 |
| 5. C. Study | G | 11.39. |
| 6. | | |

5-3-Rel

# BIG RED TRACK SCOREBOOK

HELD AT: Grant SCORING: 1st 6 pts.; 2nd 4 pts.; 3rd 3 pts.; 4th 2 pts.; 5th 1 pts.; 6th ____ pts.

## EVENT 110 -

| | NAME | (Team) | TIME HT. DIST. |
|---|---|---|---|
| 1. | L. Snyder | I | 16.9 |
| 2. | R. Richmond | G. | 17.0 |
| 3. | M. Strand | I | 18.4 |
| 4. | C. Olson | G. | 18.9 |
| 5. | T. J Shers | G. | 19.2 |
| 6. | | | |

## EVENT 300

| | NAME | (Team) | TIME HT. DIST. |
|---|---|---|---|
| 1. | T. Bishop | G. | 45.1 |
| 2. | M. Strand | I | 45.2 |
| 3. | C. Doyle | I | 45.2 |
| 4. | L. Snyder | I | 46.7 |
| 5. | C. Olson | G | 48.8 |
| 6. | | | |

## 400 R RELAY

| TEAM | RUNNERS | TIME |
|---|---|---|
| 1. Grant | _____, _____ _____, _____ | 47.5 |
| 2. Imp | M Vinci N Fuchion J Hurst K Berry | 50.4 |
| 3. | | |
| 4. | | |
| 5. | | |
| 6. | | |

## 1600 R RELAY

| TEAM | RUNNERS | TIME |
|---|---|---|
| 1. Grant | _____, _____ _____, _____ | 4.00.9 |
| 2. Imp. | L Snyder K Berry M Strand C Doyle | 4.03.8 |
| 3. | | |
| 4. | | |
| 5. | | |
| 6. | | |

## 3200 R RELAY

| TEAM | RUNNERS | TIME |
|---|---|---|
| 1. | _____, _____ _____, _____ | |
| 2. | Not Run | |
| 3. | | |
| 4. | | |
| 5. | | |
| 6. | | |

TEAMS

| *EVENTS | ABBR. | TEAM NAME: Imperial | Grant |
|---|---|---|---|
| Shot | | 13 | 3 |
| Disc | | 16 | 0 |
| PV | | 5 | 11 |
| LJ | | 6 | 10 |
| TJ | | 4 | 12 |
| HJ | | 9 | 7 |
| 100 | | 7 | 9 |
| 200 | | 12 | 4 |
| 400 | | 3 | 13 |
| 800 | | 10 | 6 |
| 1600 | | 12 | 6 |
| 3200 | | 6 | 10 |
| 110 HH | | 9 | 7 |
| 300 Int | | 10 | 6 |
| 400 R | | 3 | 5 |
| 1600 R | | 3 | 5 |
| | | | |
| | | | |
| TOTALS | | 126 | 112 |
| PLACING | | 1 | 2 |

*do not write in this column until event is over

BIG RED TRACK SCOREBOOK

MEET Grant Invitational DATE 4-9-95

## EVENT Shot Put

| | NAME | (Team) | TIME HT. DIST. |
|---|---|---|---|
| 1. | J. Nickerson | I | 48'1½ |
| 2. | C. Alvarez | Og | 46'9¾ |
| 3. | M. Jorgenson | Ike | 44'7" |
| 4. | S. Wallin | I | 44'5" |
| 5. | K. Dorckal | Og | 43'6½ |
| 6. | C. Bergland | Lew | 42'4½ |

## EVENT Long Jump

| | NAME | (Team) | TIME HT. DIST. |
|---|---|---|---|
| 1. | J. Raether | Og | 20'7½ |
| 2. | K Fernandez | Osh | 20'1" |
| 3. | D. Byerly | Jule | 19'5" |
| 4. | J. Arthur | NPS | 18'11½ |
| 5. | C. Brokaw | Wray | 18'6½ |
| 6. | J. List | Og | 18'5" |

## EVENT 100

| | NAME | (Team) | TIME HT. DIST. |
|---|---|---|---|
| 1. | D. Miller | Osh | 11.7 |
| 2. | J. Raether | Og | 11.8 |
| 3. | T. Frame | Her | 12.1 |
| 4. | R. Sandoval | Og | 12.1 |
| 5. | S. Holverson | NPS | 12.1 |
| 6. | A. McKinnon | Wau | 12.1 |

## EVENT 800

| | NAME | (Team) | TIME HT. DIST. |
|---|---|---|---|
| 1. | M. Vines | I | 2:07.9 |
| 2. | S. Berry | Og | 2:09.1 |
| 3. | D. Mahender | Jul | 2:09.9 |
| 4. | D. Beuer | Wray | 2:10.7 |
| 5. | J. Swim | Wray | 2:11.8 |
| 6. | S. McClain | I | 2:12.9 |

## EVENT Discus

| | NAME | (Team) | TIME HT. DIST. |
|---|---|---|---|
| 1. | S. Nickerson | I | 137'5" |
| 2. | C. Alvarez | Og | 134'4 |
| 3. | C. Bergland | Lew | 124'6" |
| 4. | S. Sterling | Lew | 123'10" |
| 5. | A. Horsmeier | Og | 123'10" |
| 6. | J. Hicks | WP | 120'00 |

## EVENT High Jump

| | NAME | (Team) | TIME HT. DIST. |
|---|---|---|---|
| 1. | D Jones | Gr | 6'6" |
| 2. | J. Sonen | Og | 6'0" |
| 3. | K. Stults | Wray | 5'10" |
| 4. | C. Dolzeal | Jul | 5'10" |
| 5. | J. Cohen | Gr. | 5'10 |
| 6. | L. Snyder | I | 5'10 |

## EVENT 200

| | NAME | (Team) | TIME HT. DIST. |
|---|---|---|---|
| 1. | D. Miller | Osh | 23.9 |
| 2. | J. Walgren | Wau | 24.2 |
| 3. | R. Lemple | Og | 24.5 |
| 4. | L. Goldenstein | Holy | 24.7 |
| 5. | J. Raether | Og | 24.7 |
| 6. | M. Vines | I | 25.1 |

## EVENT 1600

| | NAME | (Team) | TIME HT. DIST. |
|---|---|---|---|
| 1. | T.J. McMillian | Og | 4:50.4 |
| 2. | M. Klein | Jule | 4:54.8 |
| 3. | A. McClain | I | 5:02.1 |
| 4. | R. Colson | I | 5:05.5 |
| 5. | B. Spangler | Gr | 5:09.5 |
| 6. | W. Flannery | Wau | 5:11.0 |

## EVENT Pole Vault

| | NAME | (Team) | TIME HT. DIST. |
|---|---|---|---|
| 1. | J. Sonen | Og | 13'6" |
| 2. | J. Iverson | I | 11'6" |
| 3. | J Bleeker | Wray | 11'6" |
| 4. | C. Tidwell | I | 11'6" |
| 5. | R. Pfieffer | Jule | 11'6" |
| 6. | J. Poppe | Gr | 11'6" |

## EVENT Triple Jump

| | NAME | (Team) | TIME HT. DIST. |
|---|---|---|---|
| 1. | D. Jones | Gr. | 41'10¼ |
| 2. | T. Kit | Wau | 41'9½ |
| 3. | M. Vines | I | 41'6½ |
| 4. | T. Frame | Her | 41'2¾ |
| 5. | D. Byerly | Jule | 41'1¼ |
| 6. | T.R. Mugan | Holy | 40'5¾ |

## EVENT 400

| | NAME | (Team) | TIME HT. DIST. |
|---|---|---|---|
| 1. | D Miller | Osh | 51.8 |
| 2. | T. Kit | Wau | 52.5 |
| 3. | M. Vines | I | 53.1 |
| 4. | M. Heath | Holy | 53.2 |
| 5. | A. McClain | I | 54.0 |
| 6. | K. Conchiet | Jule | 54.0 |

## EVENT 3200

| | NAME | (Team) | TIME HT. DIST. |
|---|---|---|---|
| 1. | T.J. McMillian | Og | 10:37.2 |
| 2. | A. McClain | I | 10:46.1 |
| 3. | D. Flannery | Wau | 10:47.1 |
| 4. | B Spangler | Gr | 10:55.0 |
| 5. | J. Bay | Her | 11:06.3 |
| 6. | J. List | Og | 11:11.2 |

400 Wt Relay - 1 - JulesBurg - 48.5 2 - Grant - 48.8, 3 - Wray 50.1, 4 Osceola 50.6 5 - Imperial 50.9 6 - Osh - 5

# BIG RED TRACK SCOREBOOK

**FIELD AT:** Grant **SCORING:** 1st 10 pts.; 2nd 8 pts.; 3rd 6 pts.; 4th 4 pts.; 5th 2 pts.; 6th 1 pts.

## EVENT 110 H.H.

| | NAME | (Team) | TIME HT. DIST. |
|---|---|---|---|
| 1. | B. Kyenning | I | 16.9 |
| 2. | G. Steggs | I | 17.3 |
| 3. | L. Snyder | I | 17.5 |
| 4. | C. Brallow | Wia | 17.5 |
| 5. | S. Kreider | Holy | 17.6 |
| 6. | D. Beeke | Jule | 17.9 |

## EVENT 300 IM

| | NAME | (Team) | TIME HT. DIST. |
|---|---|---|---|
| 1. | T. Bishop | Gr | 42.7 |
| 2. | S. Todd | Wan | 42.8 |
| 3. | C. Hommen | NPSP | 43.1 |
| 4. | L. Williams | Holy | 43.2 |
| 5. | C. Brallow | Wia | 44.3 |
| 6. | G. Steggs | I | 44.4 |

## 400 R RELAY

| TEAM | RUNNERS | TIME |
|---|---|---|
| 1. Wauneta | _____, _____ | 45.7 |
| | _____, _____ | |
| 2. Ogallala | | 45.8 |
| 3. Holy ote | D. Robinson | 47.2 |
| 4. NP.SP | E. Ogg | 47.3 |
| 5. Imperial | C. Daigle | 47.8 |
| 6. Hershey | G. Steggs | 48.6 |

## 1600 R RELAY

| TEAM | RUNNERS | TIME |
|---|---|---|
| 1. Ogallala | _____, _____ | 3.31.5 |
| | _____, _____ | |
| 2. Julesburg | | 3.35.9 |
| 3. Wauneta | | 3.41.8 |
| 4. Holy ote | | 3.42.0 |
| 5. Wiley | | 3.47.2 |
| 6. Oshkosh | | 3.49.8 |

## 3200 R RELAY

| TEAM | RUNNERS | TIME |
|---|---|---|
| 1. Julesburg | _____, _____ | 8.36.3 |
| | _____, _____ | |
| 2. Grant | P. Leibhan - 2:15 | 8.52.8 |
| 3. Wiley | J. Marcus - 2:15 | 8.54.2 |
| 4. Imperial | S. Bergen - 2:14 | 8.58.0 |
| 5. Ogallala | S. McClain 2:14 | 9.16.9 |
| 6. Holy ote | | 9.30.4 |

Trays - C. Tidwell - F. Ringelman S. Wickham

| TEAMS → | ABBR. | Ogallala | Imperial | Julesburg | Wauneta-Palisade | Grant | Wiley | Oshkosh | Holyoke | Hershey | NP.SP | Leyton |
|---|---|---|---|---|---|---|---|---|---|---|---|---|
| *EVENTS ↓ / TEAM NAME ↓ | | | | | | | | | | | | |
| Shot | | 18 / 10 | 14 / 14 | - | - | - | - | - | - | 6 / 6 | - | 1 / 1 |
| Disc | | 10 / 20 | 10 / 24 | - | 1 / 1 | - | - | - | - | - / 6 | - | 10 / 11 |
| PV | | 10 / 30 | 12 / 36 | 2 / 2 | - / 1 | 1 / 1 | 6 / 6 | - | - | - / 6 | - | - / 11 |
| L.J | | 11 / 41 | - / 36 | 6 / 8 | - / 1 | - / 1 | 2 / 8 | 8 / 8 | - | - / 6 | 4 / 4 | - / 11 |
| H.J | | 8 / 49 | 1 / 37 | 4 / 12 | - / 1 | 12 / 13 | 6 / 14 | - / 8 | - | - / 6 | - / 4 | - / 11 |
| T.J | | - / 49 | 6 / 43 | 2 / 14 | 5 / 9 | 10 / 23 | - / 14 | - / 8 | 14 / 1 | 4 / 10 | - / 4 | - / 11 |
| 100 | | 12 / 61 | - / 43 | - / 14 | 1 / 10 | - / 23 | - / 14 | 10 / 18 | 6 / 7 | 6 / 10 | 2 / 6 | - / 11 |
| 200 | | 8 / 69 | 1 / 44 | - / 14 | 8 / 18 | - / 23 | - / 14 | 10 / 28 | 4 / 11 | - / 10 | - / 6 | - / 11 |
| 400 | | - / 69 | 8 / 52 | 1 / 15 | 8 / 26 | - / 23 | - / 14 | 10 / 38 | 4 / 15 | - / 10 | - / 6 | - / 11 |
| 800 | | 8 / 77 | 11 / 63 | 6 / 21 | - / 26 | - / 23 | 6 / 20 | - / 38 | - / 15 | - / 10 | - / 6 | - / 11 |
| 1600 | | 10 / 87 | 10 / 73 | 8 / 29 | 1 / 27 | 2 / 25 | - / 20 | - / 38 | - / 15 | - / 10 | - / 6 | - / 11 |
| 3200 | | 10 / 98 | 8 / 81 | - / 29 | 6 / 33 | 4 / 29 | - / 20 | - / 38 | - / 15 | 2 / 12 | - / 6 | - / 11 |
| 110 | | - / 98 | 24 / 105 | 1 / 30 | - / 33 | - / 29 | 4 / 24 | - / 38 | 2 / 17 | - / 12 | - / 6 | - / 11 |
| 300 | | - / 98 | 1 / 106 | - / 30 | 8 / 41 | 10 / 39 | 2 / 26 | - / 38 | 4 / 21 | - / 12 | 6 / 12 | - / 11 |
| 400R | | 8 / 106 | 2 / 108 | - / 30 | 10 / 51 | - / 39 | - / 26 | - / 38 | 6 / 27 | 1 / 13 | 4 / 16 | - / 11 |
| 1600R | | 10 / 116 | - / 108 | 8 / 38 | 6 / 57 | - / 39 | 2 / 28 | 1 / 39 | 4 / 31 | - / 13 | - / 16 | - / 11 |
| 3200R | | 2 / 118 | 4 / 112 | 10 / 48 | - / 57 | 8 / 47 | 6 / 34 | - / 39 | 1 / 32 | - / 13 | - / 16 | - / 11 |
| 400 Int Rel | | 4 / 122 | 2 / 114 | 10 / 58 | - / 57 | 8 / 55 | 6 / 40 | 1 / 40 | - / 32 | - / 13 | - / 16 | - / 11 |
| TOTALS | | 122 | 114 | 58 | 57 | 55 | 40 | 40 | 26 / 32 | 19 / 13 | 16 | 11 |
| PLACING | | 1 | 2 | 3 | 4 | 5 | 6 | 7 | 8 | 9 | 10 | 11 |

*do not write in this column until event is over

# BIG RED TRACK SCOREBOOK

**MEET** Gothenburg Invite **DATE** 4-13-95

## EVENT Shot

| NAME | (Team) | TIME HT. DIST. |
|---|---|---|
| 1. B. Cross | K | 51'4½ |
| 2. A. Sherman | L | 50'4¾ |
| 3. T. Sheffield | G | 49'9½ |
| 4. J. Anderson | L | 48'6" |
| 5. B. Swanson | K | 47'1¾ |
| 6. S. Nickerson | I | 46'1½ |

## EVENT L.J

| NAME | (Team) | TIME HT. DIST. |
|---|---|---|
| 1. J. Clark | G | 20'11½ |
| 2. R. Oslendorf | G | 20'4¼ |
| 3. J. Pramberg | G | 20'4 |
| 4. J. Raether | Og | 20'3½ |
| 5. T. Hollowell | Mc | 20'1" |
| 6. E. Molina | K | 19'5½ |

## EVENT 100

| NAME | (Team) | TIME HT. DIST. |
|---|---|---|
| 1. J. Raether | Og | 11.3 |
| 2. B. Gibson | Mc | 11.3 |
| 3. J. Pramberg | G | 11.3 |
| 4. R. Sandoval | Og | 11.5 |
| 5. N. Meyer | L | 11.5 |
| 6. E. Molina | K | 11.6 |

## EVENT 800

| NAME | (Team) | TIME HT. DIST. |
|---|---|---|
| 1. S. Berry | Og | 2.04.8 |
| 2. M. Vines | I | 2.04.9 |
| 3. K. Rasmussen | Mc | 2.08.9 |
| 4. R. Walker | G | 2.09.8 |
| 5. J. Holsher | Og. | 2.13 |
| 6. K. Grant / D. Hill } Tie | L / I | 2:13.4 |

## EVENT Disc

| NAME | (Team) | TIME HT. DIST. |
|---|---|---|
| 1. T. Sheffield | G | 153'10" |
| 2. J. Anderson | L | 146'5" |
| 3. P. Thomas | Mc | 139'10" |
| 4. R. Sutton | L | 135'10 |
| 5. T.J. Wemmer | Mc | 135'2 |
| 6. S. Walker | I | 130'11" |

## EVENT T.J

| NAME | (Team) | TIME HT. DIST. |
|---|---|---|
| 1. J. Pramberg | G | 43'7" |
| 2. B. Gibson | Mc | 42'6 |
| 3. M. Vines | I | 41'10" |
| 4. R. Oslendorf | G | 41'2½ |
| 5. J. Chancellor | Mc | 41'0" |
| 6. T. Hollowell | Mc | 38'9½ |

## EVENT 200

| NAME | (Team) | TIME HT. DIST. |
|---|---|---|
| 1. J. Raether | Og | 23.6 |
| 2. N. Meyer | L | 23.6 |
| 3. R. Sandoval | Og | 24.0 |
| 4. C. Neuhaus | Mc | 24.2 |
| 5. J. Reynolds | L | 24.3 |
| 6. A. Mann | G | 24.6 |

## EVENT 1600

| NAME | (Team) | TIME HT. DIST. |
|---|---|---|
| 1. T.J. McMillian | Og | 4:38.5 |
| 2. A. McNair | I | 4.54.6 |
| 3. S. Butterfield | G | 4.56.2 |
| 4. B. Cheetos | G | 4.56.3 |
| 5. J. Linden | L | 4.56.6 |
| 6. R. Colson | I | 4.57.9 |

## EVENT PV

| NAME | (Team) | TIME HT. DIST. |
|---|---|---|
| 1. K. Moore | L | 12'6 |
| 2. J. Sauer | Og | 12'6 |
| 3. J. Iverson | I | 12' |
| 4. D. Miller | Mc | 12' |
| 5. J.P. Thomalla | G | 12' |
| 6. J. Freidis | G | 12 |

## EVENT H.J

| NAME | (Team) | TIME HT. DIST. |
|---|---|---|
| 1. J. Sauer | Og | 6'4" |
| 2. M. Skuya | K | 6'0 |
| 3. S. Fennen | G | 5'10" |
| 4. J. Lake | G | 5'10" |
| 5. P. Rickeister | G | 5'10" |
| 6. L. Snyder / J. Kuecker } Tie | I / L | 5'8" |

## EVENT 400

| NAME | (Team) | TIME HT. DIST. |
|---|---|---|
| 1. R. Lemple | Og | 51.9 |
| 2. S. Berry | Og | 52.0 |
| 3. M. Vines | I | 52.3 |
| 4. K. Rasmussen | Mc | 52.9 |
| 5. J. Reynolds | L | 53.4 |
| 6. A. McNair | I | 53.5 |

## EVENT 3200

| NAME | (Team) | TIME HT. DIST. |
|---|---|---|
| 1. J. Herman | Mc | 10.44.6 |
| 2. J. List | Og | 10.53.2 |
| 3. J. Pierce | K | 10.53.3 |
| 4. B. Cheetos | G | 10.59.3 |
| 5. R. Colson | I | 11.11.6 |
| 6. K. Robinson | K | 11.17.2 |

Mile Med Rel 1-Imp - 3.48.8, 2-Ogal - 3.52.1, 3-Goth - 3:52.7, 4-McCook 3.53.2, 5-Lex 3.59.2

**HELD AT:** Gothenburg **SCORING:** 1st 10 pts.; 2nd 8 pts.; 3rd 6 pts.; 4th 4 pts.; 5th 2 pts.; 6th 1 pts.

**EVENT** 110

| NAME | (Team) | TIME HT. DIST. |
|---|---|---|
| 1. R Thomalla | L | 16.3 |
| 2. S. Auld | G | 16.6 |
| 3. J. Bliven | L | 16.7 |
| 4. A. Davenport | G | 16.8 |
| 5. L. Snyder | I | 17.1 |
| 6. G. Steggs | I | 17.3 |

**EVENT** 300

| NAME | (Team) | TIME HT. DIST. |
|---|---|---|
| 1. R. Thomalla | L | 43.2 |
| 2. J. Sauer | Og | 43.8 |
| 3. J. Bliven | L | 43.8 |
| 4. M. Shanel | I | 44.4 |
| 5. D. Taylor | L | 44.5 |
| 6. G. Steggs | I | 44.5 |

**400R RELAY**

| TEAM | RUNNERS | TIME |
|---|---|---|
| 1. McCook | , | 45.2 |
| 2. Ogal. | D. Robinson | 45.3 |
| 3. Lex | C. Doyle | 45.4 |
| 4. Imp | E. Ogg | 47.2 |
| 5. Kear. | C. Tidwell | 48.4 |
| 6. | | |

**1600R RELAY**

| TEAM | RUNNERS | TIME |
|---|---|---|
| 1. Ogal | , | 3.31.1 |
| 2. McCook | A. McNair | 3.31.3 |
| 3. Imp | C. Doyle | 3.36.8 |
| 4. Lex | J. Iverson | 3.39.9 |
| 5. Goth | M. Vines | 3.41.4 |
| 6. Kear | | 3.51.8 |

**3200R RELAY**

| TEAM | RUNNERS | TIME |
|---|---|---|
| 1. Ogal | , | 8.22 |
| 2. Goth | D. Hill | 8.33.8 |
| 3. Imp | J. Moreno | 9.00.3 |
| 4. Lex | S. Borger | 9.03.7 |
| 5. McCook | S. McNair | 9.05.8 |
| 6. | | |

TEAMS

| *EVENTS | Ogallala | Gothenburg | Lexington | McCook | Imperial | Kearney |
|---|---|---|---|---|---|---|
| Shot | – / – | 6 / 6 | 12 / 12 | – / – | 1 / 1 | 10 / 10 |
| Disc | – / – | 10 / 16 | 12 / 24 | 8 / 8 | 1 / 2 | – / 10 |
| PV | 8 / 8 | 3 / 19 | 10 / 34 | 4 / 12 | 6 / 8 | – / 10 |
| LJ | 4 / 12 | 24 / 43 | – / 34 | 2 / 14 | – / 8 | 1 / 11 |
| TJ | – / 12 | 14 / 57 | – / 34 | 11 / 25 | 6 / 14 | – / 11 |
| HJ | 10 / 22 | 12 / 69 | 1/2 / 34.5 | – / 25 | 1/2 / 14.5 | 8 / 19 |
| 100 | 14 / 36 | 6 / 75 | 2 / 36.5 | 8 / 33 | – / 14.5 | 1 / 20 |
| 200 | 16 / 52 | 1 / 76 | 10 / 46.5 | 4 / 37 | – / 14.5 | – / 20 |
| 400 | 18 / 70 | – / 76 | 2 / 48.5 | 4 / 41 | 7 / 21.5 | – / 20 |
| 800 | 12 / 82 | 4 / 80 | 1/2 / 49 | 6 / 47 | 8.5 / 30 | – / 20 |
| 1600 | 10 / 92 | 10 / 90 | 2 / 51 | – / 47 | 9 / 39 | – / 20 |
| 3200 | 8 / 100 | 4 / 94 | – / 51 | 10 / 57 | 2 / 41 | 7 / 27 |
| 110H | – / 100 | 12 / 106 | 16 / 67 | – / 57 | 3 / 44 | – / 27 |
| 300IM | 8 / 108 | – / 106 | 18 / 85 | – / 57 | 5 / 49 | – / 27 |
| 400R | 8 / 116 | – / 106 | 6 / 91 | 10 / 67 | 4 / 53 | 2 / 29 |
| 1600R | 10 / 126 | 2 / 108 | 4 / 95 | 8 / 75 | 6 / 59 | 1 / 30 |
| 3200R | 10 / 136 | 8 / 116 | 4 / 99 | 2 / 77 | 6 / 65 | – / 30 |
| M. Med R. | 10 / 146 | 8 / 124 | 4 / 103 | 6 / 83 | 12 / 77 | – / 30 |
| TOTALS | 146 | 124 | 103 | 83 | 77 | 30 |
| PLACING | 1 | 2 | 3 | 4 | 5 | 6 |

*do not write in this column until event is over

100 - D Robinson 25.6 200 - Steggs 25.4 400 - S. McNair 56.0 - 800 - Alex McNair 2.02

# BIG RED TRACK SCOREBOOK

BIG RED TRACK SCOREBOOK

MEET Imperial Invite DATE 4-19-85

**EVENT** Shot

| NAME | (Team) | TIME HT. DIST. |
|---|---|---|
| 1. M. Whisler | Her | 50½ |
| 2. S. Nickerson | Imp | 46'4" |
| 3. C. Alvarez | Ogd | 45'9" |
| 4. S. Wallin | Imp | 45'8" |
| 5. K. Doechal | Ogd | 43'2" |
| 6. M. Jorgenson | Her | 42'3" |

**EVENT** L.J

| NAME | (Team) | TIME HT. DIST. |
|---|---|---|
| 1. J. Raether | Og | 19'11" |
| 2. K. Fangsrud | Osh | 19'6½ |
| 3. T. Frame | Her | 19'4" |
| 4. D. Byerly | Jule | 19'3½ |
| 5. D. Jones | Gr | 19'1½ |
| 6. P. Leibhart | Imp | 18'7" |

**EVENT** 100

| NAME | (Team) | TIME HT. DIST. |
|---|---|---|
| 1. R. Sandoval | Og | 11.6 |
| 2. J. Raether | Og | 11.7 |
| 3. D. Miller | Osh | 11.7 |
| 4. T. Frame | Her | 11.8 |
| 5. M. Vines | Imp | 12.0 |
| 6. J. Cohen | Gr | 12.1 |

**EVENT** 800

| NAME | (Team) | TIME HT. DIST. |
|---|---|---|
| 1. A. McNair | Imp | 2.03.0 |
| 2. S. Berry | Og | 2.05.5 |
| 3. D. Mollendor | Jule | 2.10.3 |
| 4. J. Holscher | Og | 2.11.9 |
| 5. R. Lemplke | Og | 2.12.0 |
| 6. D. Hill | Imp | 2.12.8 |

**EVENT** Disc

| NAME | (Team) | TIME HT. DIST. |
|---|---|---|
| 1. S. Nickerson | Imp | 132'10" |
| 2. A. Hansmier | Og | 122'8" |
| 3. J. Wallin | Imp | 121'4" |
| 4. M. Whisler | Her | 118'6 |
| 5. M. Waite | Hax | 116'5" |
| 6. M. Klingspon | Her | 114'0" |

**EVENT** T.J

| NAME | (Team) | TIME HT. DIST. |
|---|---|---|
| 1. D. Byerly | Jule | 40'7" |
| 2. D. Jones | Gr | 40'6" |
| 3. T. Frame | Her | 40'3 |
| 4. M. Vines | Imp | 40'2" |
| 5. T. Meisner | Og | 40'1" |
| 6. C. Olson | Gr | 38'5" |

**EVENT** 200

| NAME | (Team) | TIME HT. DIST. |
|---|---|---|
| 1. M. Vines | Imp | 24.4 |
| 2. R. Sandoval | Og | 24.5 |
| 3. T. Frame | Her | 24.9 |
| 4. J. Raether | Og | 25.4 |
| 5. T. Santero | Osh | 26.1 |
| 6. G. Stegge | Imp | 26.2 |

**EVENT** 1600

| NAME | (Team) | TIME HT. DIST. |
|---|---|---|
| 1. T. McMillan | Og | 4.55.4 |
| 2. S. McNair | Imp | 5.02.9 |
| 3. M. Wein | Jule | 5.05.4 |
| 4. P. Leibhart | Imp | 5.11.1 |
| 5. R. Colson | Imp | 5.15.9 |
| 6. C. Norman | Ogd | 5.25.8 |

**EVENT** P.V

| NAME | (Team) | TIME HT. DIST. |
|---|---|---|
| 1. J. Iverson | Imp | 12'0 |
| 2. R. Pfeffe | Jule | 11'6" |
| 3. C. Tidwell | Imp | 11'0 |
| 4. J. Lose | Gr | 11'0" |
| 5. S. Poppe | Gr | 10' |
| 6. T. Shiers / T. Canter (Tie) | Gr / Jule | 10' / 10' |

**EVENT** H.J

| NAME | (Team) | TIME HT. DIST. |
|---|---|---|
| 1. D. Jones | Gr | 5'10" |
| 2. D. Byerly | Jule | 5'8" |
| 3. J. Sanen | Og | 5'8" |
| 4. J. Cohen (Tie) | Gr | 5'8 |
| 5. B. Kuenning (Tie) | Imp | 5'8 |
| 6. L. Snyder | Imp | 5'8" |

**EVENT** 400

| NAME | (Team) | TIME HT. DIST. |
|---|---|---|
| 1. S. Berry | Og | 52.4 |
| 2. D. Miller | Osh | 52.5 |
| 3. M. Vines | Imp | 52.9 |
| 4. N. Prettsman | Hax | 53.9 |
| 5. T. Santero | Osh | 55.1 |
| 6. E. Knight | Og | 56.4 |

**EVENT** 3200

| NAME | (Team) | TIME HT. DIST. |
|---|---|---|
| 1. A. McNair | Imp | 10.55.8 |
| 2. J. List | Ogd | 11.06.8 |
| 3. R. Colson | Imp | 11.12.9 |
| 4. B. Spangler | Gr | 11.18.8 |
| 5. T. Colglazier | Gr | 11.24.8 |
| 6. J. Knight | Og | 11.24.9 |

400 Wt. R 1- Grant - 503, 2- Jules 51.5, 3- Hax 51.84, 4 Osh - 52.2, 5 Imp 52.4, 6 Hopkins 528

# BIG RED TRACK SCOREBOOK

**HELD AT:** Grant **SCORING:** 1st 10 pts.; 2nd 8 pts.; 3rd 6 pts.; 4th 4 pts.; 5th 2 pts.; 6th 1 pts.

## EVENT 110 HH

| | NAME | (Team) | TIME HT. DIST. |
|---|---|---|---|
| 1. | G. Steggs | Imp | 16.7 |
| 2. | R Richmond | Gr | 16.7 |
| 3. | B. Kuenning | Imp | 16.9 |
| 4. | L. Snyder | Imp | 17.5 |
| 5. | C. Thyne | Jule | 17.7 |
| 6. | I Harms | Hax | 18.0 |

## EVENT 300 IM

| | NAME | (Team) | TIME HT. DIST. |
|---|---|---|---|
| 1. | T. Bishop | Gr | 43.1 |
| 2. | G. Steggs | Imp | 44.4 |
| 3. | C Thyne | Jule | 45.1 |
| 4. | M. Strand | Imp | 45.4 |
| 5. | D. Beake | Jule | 46.4 |
| 6. | J. Iverson | Imp | 46.5 |

## 400R RELAY

| TEAM | RUNNERS | TIME |
|---|---|---|
| 1. Ogal | _____, _____ | 47.1 |
| | _____, _____ | |
| 2. Hax | D Robinson | 49.1 |
| 3. Imp | E. Ogg | 45.5 |
| 4. Her | C. Doyle | 51.1 |
| 5. Osh | J. Iverson | 52.9 |
| 6. Grant | | NT |

## 1600R RELAY

| TEAM | RUNNERS | TIME |
|---|---|---|
| 1. Ogal | _____, _____ | 3.43 |
| | _____, _____ | |
| 2. Jules | M. Strand | 3.44 |
| 3. Hax | D. Robinson | 3.49.5 |
| 4. Grant | C. Doyle | 3.58.4 |
| 5. Imp | J. Iverson | 4.03.2 |
| 6. Her. | | 4.10.9 |

## 3200 R RELAY

| TEAM | RUNNERS | TIME |
|---|---|---|
| 1. Ogal | _____, _____ | 8.38.7 |
| | _____, _____ | |
| 2. Jules | J. Munro | 8.48.8 |
| 3. Grant | P. Leibhart | 8.56.8 |
| 4. Imp | S. Borgen | 9.02.1 |
| 5. Her. | D. Hill | 10.46.1 |
| 6. — | | — |

TEAMS

| EVENTS | ABBR. | Imperial | Ogallala | Jules Barg | Grant | Hershey | Oshkosh | Hoxton | | | | | | | | | |
|---|---|---|---|---|---|---|---|---|---|---|---|---|---|---|---|---|---|
| Shot | | 12 | 8 | - | - | 11 | - | - | | | | | | | | | |
| | | 12 | 8 | - | - | 11 | - | - | | | | | | | | | |
| Disc | | 16 | 8 | - | - | 5 | - | 1 | | | | | | | | | |
| | | 29 | 16 | - | - | 16 | - | 1 | | | | | | | | | |
| P.J | | 16 | - | 8½ | 6½ | - | - | - | | | | | | | | | |
| | | 44 | 16 | 8.5 | 6.5 | 16 | - | 1 | | | | | | | | | |
| L.J | | 1 | 10 | 4 | 2 | 6 | 8 | - | | | | | | | | | |
| | | 45 | 26 | 12.5 | 8.5 | 22 | 8 | 1 | | | | | | | | | |
| T.J | | 4 | 2 | 10 | 9 | 6 | - | - | | | | | | | | | |
| | | 49 | 28 | 22.5 | 17.5 | 28 | 8 | 1 | | | | | | | | | |
| H.J | | 4 | 6 | 8 | 13 | - | - | - | | | | | | | | | |
| | | 53 | 34 | 30.5 | 30.5 | 28 | 8 | 1 | | | | | | | | | |
| 100 | | 2 | 18 | - | 1 | 4 | 6 | - | | | | | | | | | |
| | | 55 | 52 | 30.5 | 31.5 | 32 | 14 | 1 | | | | | | | | | |
| 200 | | 11 | 12 | - | - | 6 | 2 | - | | | | | | | | | |
| | | 66 | 64 | 30.5 | 31.5 | 38 | 16 | 1 | | | | | | | | | |
| 400 | | 6 | 11 | - | - | - | 10 | 4 | | | | | | | | | |
| | | 72 | 75 | 30.5 | 31.5 | 38 | 26 | 5 | | | | | | | | | |
| 800 | | 11 | 16 | 6 | - | - | - | - | | | | | | | | | |
| | | 83 | 91 | 36.5 | 31.5 | 38 | 26 | 5 | | | | | | | | | |
| 1600 | | 16 | 11 | 6 | - | - | - | - | | | | | | | | | |
| | | 99 | 102 | 42.5 | 31.5 | 38 | 26 | 5 | | | | | | | | | |
| 3200 | | 16 | 9 | - | 6 | - | - | - | | | | | | | | | |
| | | 115 | 111 | 42.5 | 37.5 | 38 | 26 | 5 | | | | | | | | | |
| 110 Hdl | | 20 | - | 2 | 8 | - | - | 1 | | | | | | | | | |
| | | 135 | 111 | 44.5 | 45.5 | 38 | 26 | 6 | | | | | | | | | |
| 300 IM | | 15 | - | 8 | 10 | - | - | - | | | | | | | | | |
| | | 150 | 111 | 52.5 | 55.5 | 38 | 26 | 6 | | | | | | | | | |
| 400R | | 6 | 10 | - | 1 | 4 | 2 | 8 | | | | | | | | | |
| | | 156 | 121 | 52.5 | 56.5 | 42 | 28 | 14 | | | | | | | | | |
| 1600R | | 2 | 10 | 8 | 4 | 1 | - | 6 | | | | | | | | | |
| | | 158 | 131 | 60.5 | 60.5 | 43 | 28 | 20 | | | | | | | | | |
| 3200R | | 4 | 10 | 8 | 6 | 2 | - | - | | | | | | | | | |
| | | 162 | 141 | 68.5 | 66.5 | 45 | 28 | 20 | | | | | | | | | |
| 400 wt Rel | | 2 | - | 8 | 10 | 1 | 4 | 6 | | | | | | | | | |
| | | 164 | 141 | 76.5 | 76.5 | 46 | 32 | 26 | | | | | | | | | |
| TOTALS | | 164 | 141 | 76.5 | 76.5 | 46 | 32 | 26 | | | | | | | | | |
| PLACING | | 1 | 2 | 3 | 4 | 5 | 6 | 7 | | | | | | | | | |

*do not write in this column until event is over

Tidwell C Johnson S Nicholson S Wellington

# BIG RED TRACK SCOREBOOK

**MEET** S.P.U.A. **DATE** 4-29-95

**EVENT** Shot

| NAME | (Team) | TIME HT. DIST. |
|---|---|---|
| 1. M. Whisler | Her | 47'0 |
| 2. M. Jorgenson | H | 46'3" |
| 3. S. Wallin | I | 45'9" |
| 4. J. Dancer | S | 44'3½ |
| 5. B. Lavaley | S | 43'9" |
| 6. F. Ringelman | I | 42'2½ |

**EVENT** L.J

| NAME | (Team) | TIME HT. DIST. |
|---|---|---|
| 1. D. Jones | G | 20'2½ |
| 2. T. Frame | H | 20'0" |
| 3. T. Niedhart | H | 19'1" |
| 4. P. Leibhart | I | 18'11 |
| 5. E. Kinnaman | S | 18'6 |
| 6. J. Arthur | S.P. | 18'5" |

**EVENT** 100

| NAME | (Team) | TIME HT. DIST. |
|---|---|---|
| 1. E. Kinnaman | S | 11.3 |
| 2. S. Halverson | S.P | 11.7 |
| 3. J. Stewart | S | 11.8 |
| 4. M. Vires | I | 11.8 |
| 5. L. Zobel | S | 11.9 |
| 6. D. Robinson | I | 12.0 |

**EVENT** 800

| NAME | (Team) | TIME HT. DIST. |
|---|---|---|
| 1. A. McNair | I | 2.08.9 |
| 2. D. Hill | I | 2.09 |
| 3. P. Leibhart | I | 2.12.8 |
| 4. W. Ryan | H | 2.17.1 |
| 5. B. Hoatson | H | 2.18.4 |
| 6. J. Stevens | G | 2.19.6 |

**EVENT** Discus

| NAME | (Team) | TIME HT. DIST. |
|---|---|---|
| 1. S. Nickerson | I | 134'3" |
| 2. E. Martins | G | 120'8" |
| 3. D. Carstensen | S | 117'2" |
| 4. N. Wyatt | S.P. | 115'7" |
| 5. J. Wallin | I | 113'5" |
| 6. K. Kroecker | G | 112'2" |

**EVENT** T.J

| NAME | (Team) | TIME HT. DIST. |
|---|---|---|
| 1. D. Jones | G | 41'9" |
| 2. T. Frame | H | 41'½ |
| 3. M. Vires | I | 40'6½ |
| 4. C. Olson | G | 39'1½ |
| 5. N. Fuchen | I | 38'1" |
| 6. E. Brunz | S | 37'10" |

**EVENT** 200

| NAME | (Team) | TIME HT. DIST. |
|---|---|---|
| 1. E. Kinnaman | S | 23.0 |
| 2. J. Stewart | S | 23.5 |
| 3. S. Halverson | S.P | 23.9 |
| 4. M. Vires | I | 24.2 |
| 5. D. Robinson | I | 24.2 |
| 6. J. Bishop | G | 24.7 |

**EVENT** 1600

| NAME | (Team) | TIME HT. DIST. |
|---|---|---|
| 1. S. McNair | I | 5.01.9 |
| 2. R. Colson | I | 5.04.2 |
| 3. T. Colglazier | G | 5.06.6 |
| 4. A. McNair | I | 5.07.2 |
| 5. W. Ryan | H | 5.09.8 |
| 6. B. Hoatson | H. | 5.12 |

**EVENT** PV.

| NAME | (Team) | TIME HT. DIST. |
|---|---|---|
| 1. J. Scott | S | 13' |
| 2. C. Tidwick | I | 12'0 |
| 3. J. Lowe | G | 12'0 |
| 4. C. Franko | I | 11'6 |
| 5. J. Iverson | I | 11'6 |
| 6. T. J. Shiers | G | 11' |

**EVENT** ~~PV~~ H.J.

| NAME | (Team) | TIME HT. DIST. |
|---|---|---|
| 1. D. Jones | G | 6'6" |
| 2. L. Snyder | I | 6'0 |
| 3. T. Soderholm | S | 6'0 |
| 4. E. Brunz | S | Tie 5'10 |
| 5. B. Kuenning | I | 5'10 |
| 6. J. Cooper | S.P | 5'8" |

**EVENT** 400

| NAME | (Team) | TIME HT. DIST. |
|---|---|---|
| 1. Jake Stewart | S | 51.5 |
| 2. M. Vires | I | 52.8 |
| 3. A. McNair | I | 53.9 |
| 4. K. Nelson | H | 54.5 |
| 5. J. Arthur | S.P | 55.2 |
| 6. C. Softly | G | 56.5 |

**EVENT** 3200

| NAME | (Team) | TIME HT. DIST. |
|---|---|---|
| 1. S. McNair | I | 10.38.6 |
| 2. R. Colson | I | 10.41.3 |
| 3. B. Spangler | G | 11.00.3 |
| 4. D. Kramer | S | 11.07.7 |
| 5. A. McNair | I | 11.15.2 |
| 6. J. Bay | H | 11.19.5 |

Fresh Rel 400) 1- Grant 49.5, 2- Imperial 51.6, 3- NPSP 53.9, 4- Hershey 54.4, J Hust - B. Johnson - M. Fi

**HELD AT:** Grant **SCORING:** 1st 10 pts.; 2nd 8 pts.; 3rd 6 pts.; 4th 4 pts.; 5th 2 pts.; 6th 1 pts.

**EVENT** 110 Ht

| NAME | (Team) | TIME HT. DIST. |
|---|---|---|
| 1. T Soderholm | S | 15.7 |
| 2. S. Rasby | S | 15.9 |
| 3. J. Scott | S | 16.1 |
| 4. B Kuenning | I | 16.5 |
| 5. R Richmond | G | 16.6 |
| 6. C Snyder | I | 17.2 |

**EVENT** 300 Im

| NAME | (Team) | TIME HT. DIST. |
|---|---|---|
| 1. S. Rasby | S | 39.9 |
| 2. T. Soderholm | S | 41.0 |
| 3. G. Steggs | I | 42.7 |
| 4. T. Bishop | G | 43.5 |
| 5. C. Hannaga | S.P | 43.5 |
| 6. J. Iverson | I | 44.1 |

**400 Rel RELAY**

| TEAM | RUNNERS | TIME |
|---|---|---|
| 1. Sutherland | , | 45.1 |
| 2. N.P.S.P | D. Robinson | 47.1 |
| 3. Imperial | C. Doyle | 47.2 |
| 4. Grant | E. Ogg | 47.2 |
| 5. Hershey | C. Tidwell | 49.3 |
| 6. | | |

**1600 Rel RELAY**

| TEAM | RUNNERS | TIME |
|---|---|---|
| 1. Sutherland | , | 3.41.9 |
| 2. N.P.S.P | J. Iverson 55.6 | 3.47.4 |
| 3. Imperial | C. Doyle 58. | 3.48.3 |
| 4. Grant | M. Strand 56.9 | 3.48.3 |
| 5. Hershey | P. Leibhard 57.7 | 3.55.5 |
| 6. | | |

**3200 Rel RELAY**

| TEAM | RUNNERS | TIME |
|---|---|---|
| 1. Imperial | , | 8.47 |
| 2. Grant | D. Hill 2.12.7 | 8.54.2 |
| 3. Hershey | S. Barger 2.10.2 | 9.18 |
| 4. N.P.S.P | J. Moreno 2.11.4 | 9.54.2 |
| 5. Suth | P. Leibhard 2.12.5 | 10.27 |
| 6. | | |

TEAMS

| *EVENTS | Imperial | Sutherland | Grant | Hershey | St Pats |
|---|---|---|---|---|---|
| Shot | 7 / 7 | 6 / 6 | - / - | 18 / 18 | - / - |
| Discus | 12 / 19 | 6 / 12 | 9 / 9 | - / 18 | 4 / 4 |
| PV | 14 / 33 | 10 / 22 | 7 / 16 | - / 18 | - / 4 |
| LJ | 4 / 37 | 2 / 24 | 10 / 26 | 14 / 32 | 1 / 5 |
| TJ | 8 / 45 | 1 / 25 | 14 / 40 | 8 / 40 | - / 5 |
| HJ | 11 / 56 | 9 / 34 | 10 / 50 | - / 40 | 1 / 6 |
| 100 | 5 / 61 | 18 / 52 | - / 50 | - / 40 | 8 / 14 |
| 200 | 6 / 67 | 18 / 70 | 1 / 51 | - / 40 | 6 / 20 |
| 400 | 14 / 81 | 10 / 80 | 1 / 52 | 4 / 44 | 2 / 22 |
| 800 | 24 / 105 | - / 80 | 1 / 53 | 6 / 50 | - / 22 |
| 1600 | 22 / 127 | - / 80 | 6 / 59 | 3 / 53 | - / 22 |
| 3200 | 20 / 147 | 4 / 84 | 6 / 65 | 1 / 54 | - / 22 |
| 110 Ht | 5 / 152 | 24 / 108 | 2 / 67 | - / 54 | - / 22 |
| 300 Im | 7 / 159 | 18 / 126 | 4 / 71 | - / 54 | 2 / 24 |
| 400R | 6 / 165 | 10 / 136 | 4 / 75 | 2 / 56 | 8 / 32 |
| 1600R | 6 / 171 | 10 / 146 | 4 / 79 | 2 / 58 | 8 / 40 |
| 3200R | 10 / 181 | 2 / 148 | 8 / 87 | 6 / 64 | 4 / 44 |
| TOTALS | 181 | 148 | 87 | 64 | 44 |
| PLACING | 1 | 2 | 3 | 4 | 5 |

8
8
10
26 60

*do not write in this column until event is over

# BIG RED TRACK SCOREBOOK

Fucker

# BIG RED TRACK SCOREBOOK

**MEET** Dundy County Invite **DATE** 5-5-95

**EVENT** Shot

| NAME | (Team) | TIME HT. DIST. |
|---|---|---|
| 1. W. Mossburgh | DC | 50'5½ |
| 2. R Hames | DC | 50'4" |
| 3. S. Wallin | I | 45'2½ |
| 4. S. Nickerson | I | 44'9½ |
| 5. Kent Docekal | Og | 44'5½ |
| 6. J. Kroninga | May | 41'10½ |

**EVENT** L.J

| NAME | (Team) | TIME HT. DIST. |
|---|---|---|
| 1. C. Hildebrandt | May | 20'9½ |
| 2. J Fries | DC | 20'5½ |
| 3. B. Wilson | Culb | 20'4½ |
| 4. A. Felker | Mc | 20'1½ |
| 5. D. Beck | DC | 19'10½ |
| 6. T.J Leitner | At. | 19'2½ |

**EVENT** 100

| NAME | (Team) | TIME HT. DIST. |
|---|---|---|
| 1. M. Brunsvig | DC | 11.4 |
| 2. J. Bishop | Gr | 11.5 |
| 3. D. Robinson | I | 11.6 |
| 4. J. Cohen | Gr | 11.8 |
| 5. W. Paschall | Culb | 11.9 |
| 6. J. Iverson | I. | 12.2 |

**EVENT** 800

| NAME | (Team) | TIME HT. DIST. |
|---|---|---|
| 1. A. McNair | I. | 2.05.3 |
| 2. M. Vires | I | 2.05.9 |
| 3. B. Ebmeir | May | 2.06 |
| 4. C. Weckmeister | May | 2.08.3 |
| 5. D. Hill | I | 2.09.2 |
| 6. A. Urbas | DC | 2.11.5 |

**EVENT** Discus

| NAME | (Team) | TIME HT. DIST. |
|---|---|---|
| 1. C. Levy | I | 147'4" |
| 2. D Hubbard | DC | 134'10" |
| 3. S. Nickerson | I | 130'5" |
| 4. J. Kroninga | May | 128'8" |
| 5. S. Wallin | I | 127'5" |
| 6. T. Schneider | DC | 126' |

**EVENT** T.J

| NAME | (Team) | TIME HT. DIST. |
|---|---|---|
| 1. M. Fisher | May | 42'7½ |
| 2. D. Jones | Gr | 41'8" |
| 3. M. Vires | I | 41'3" |
| 4. B. McVey | DC | 40'1½ |
| 5. B. Wilson | Culb | 39'11" |
| 6. C. Olson | Gr. | 39'2½ |

**EVENT** 200

| NAME | (Team) | TIME HT. DIST. |
|---|---|---|
| 1. K. Kisels | DC. | 24.2 |
| 2. B. Frieke | Culb | 24.2 |
| 3. C. Hildebrandt | May | 24.4 |
| 4. J. Bishop | Gr | 24.8 |
| 5. T. Lutz | DC | 24.8 |
| 6. J. Cappel | Mc | 25.8 |

**EVENT** 1600

| NAME | (Team) | TIME HT. DIST. |
|---|---|---|
| 1. R. Colson | I | 5.00.9 |
| 2. B. Wilson | Culb | 5.02.7 |
| 3. B. Spangler | Gr | 5.06.5 |
| 4. B. Fries | DC. | 5.07.7 |
| 5. C. Blakely | May | 5.08.6 |
| 6. A. Hanson | DC | 5.11.3 |

**EVENT** P.V

| NAME | (Team) | TIME HT. DIST. |
|---|---|---|
| 1. J. Iverson | I | 12'6" |
| 2. T. Eskew | Mc ~~May~~ | 12'0" |
| 3. T. Amstuz | May | 12'0 |
| 4. C. Hildebrandt | May | 12'0" |
| 5. C. Tidwell | I | 11'6 |
| 6. J. Lowe | G | 11'0 |

**EVENT** H.J

| NAME | (Team) | TIME HT. DIST. |
|---|---|---|
| 1. D. Jones | Gr. | 6'6" |
| 2. B. Kuenning | I | 6'0 |
| 3. L. Fox | Culb. | 5'10" |
| 4. C Towell | Og | 5'10" |
| 5. J. Potter | May | 5'8 |
| 6. L. Snyder | I | 5'8" |

**EVENT** 400

| NAME | (Team) | TIME HT. DIST. |
|---|---|---|
| 1. B. Frieke | Culb | 52.8 |
| 2. B. Edmeir | May | 53.1 |
| 3. T. Schneider | DC. | 53.6 |
| 4. A. Urbas | DC | 53.8 |
| 5. C. Deyle | I | 55.4 |
| 6. C. Towell | Og | 55.6 |

**EVENT** 3200

| NAME | (Team) | TIME HT. DIST. |
|---|---|---|
| 1. R. Colson | I | 10.50.8 |
| 2. S. McNair | I. | 10.59.1 |
| 3. B. Hanson | At | 11.12.1 |
| 4. A. Hanson | DC | 11.18.7 |
| 5. R. Bates | Mc | 11.19.2 |
| 6. J. Stevens | Gr | 11.20.0 |

Wt Rel - 1 - Imp - 48.6, 2 - May - 50.4, 3 - McCook 52.5, 4 Culb - 53.3, 5 - Ogal. 57.0

# BIG RED TRACK SCOREBOOK

**HELD AT:** Bearkelman **SCORING:** 1st 10 pts.; 2nd 8 pts.; 3rd 6 pts.; 4th 4 pts.; 5th 2 pts.; 6th 1 pts.

## EVENT 110 Hurdles

| NAME | (Team) | TIME HT. DIST. |
|---|---|---|
| 1. J. Fries | DC | 15.5 |
| 2. J. Potter | May | 16.2 |
| 3. L. Snyder | I | 16.3 |
| 4. B. Klenning | I | 16.5 |
| 5. G. Steggs | I | 16.8 |
| 6. S. Carlson | At | 18.1 |

## EVENT 300 Int

| NAME | (Team) | TIME HT. DIST. |
|---|---|---|
| 1. J. Fries | D.C | 41.6 |
| 2. G. Steggs | I | 42.6 |
| 3. T. Bishop | G. | 43.4 |
| 4. J. Iverson | I | 44.3 |
| 5. G Fries | DC | 44.4 |
| 6. S. Holicek | Calb. | 44.5 |

## 400 Rel RELAY

| TEAM | RUNNERS | TIME |
|---|---|---|
| 1. D.C | _____, _____ | 45.7 |
| | _____, _____ | |
| 2. Grant | M. Strand | 46.1 |
| 3. Imp | C. Doyle | 47.0 |
| 4. MC. J.V | E. Ogg | 47.4 |
| 5. Atwood | J. Hast | 47.9 |
| 6. Calb | | 48.4 |

## 1600 Rel RELAY

| TEAM | RUNNERS | TIME |
|---|---|---|
| 1. DC | _____, _____ | 3.38.4 |
| | _____, _____ | |
| 2. Imp | M. Vines | 3.39.7 |
| 3. Calb. | J. Iverson | 3.51.2 |
| 4. Grant | C. Doyle | 3.55.0 |
| 5. Maywood | A. McKlair | 3.56.5 |
| 6. MC JV. | | 3.58.8 |

## 3200 Rel RELAY

| TEAM | RUNNERS | TIME |
|---|---|---|
| 1. Imp | _____, _____ | 8.35. |
| | _____, _____ | |
| 2. May | M. Vines | 8.38.8 |
| 3. DC. | J. Moreno | 9.01.6 |
| 4. Grant | P. Leibhart | 9.03.2 |
| 5. Calb | A. McKlair | 9.44.3 |
| 6. MC J.V | | 9.52.6 |

Lacy; S. Wallin, S. Nickerson, C. Tidwell

| *EVENTS | Imperial ABBR. | Bearkelman | Maywood | Grant | Culbertson | McCook JV | Atwood | Ogallala J.V |
|---|---|---|---|---|---|---|---|---|
| Shot | 10 / 10 | 18 / 18 | 1 / 1 | – / – | – / – | – / – | – / – | 2 / 2 |
| Disc | 18 / 28 | 9 / 27 | 4 / 5 | – / – | – / – | – / – | – / – | – / 2 |
| PV | 12 / 40 | – / 27 | 10 / 15 | 1 / 1 | – / – | 8 / 8 | – / – | – / 2 |
| LJ | – / 40 | 10 / 37 | 10 / 25 | – / 1 | 6 / 6 | 2 / 10 | 1 / 1 | – / 2 |
| TJ | 6 / 46 | 4 / 41 | 10 / 35 | 9 / 10 | 2 / 8 | – / 10 | – / 1 | – / 2 |
| H.S | 9 / 55 | – / 41 | 2 / 37 | 10 / 20 | 6 / 14 | – / 10 | – / 1 | 4 / 6 |
| 100 | 7 / 62 | 10 / 51 | – / 37 | 12 / 32 | 2 / 16 | – / 10 | – / 1 | – / 6 |
| 200 | – / 62 | 12 / 63 | 6 / 43 | 4 / 36 | 8 / 24 | 1 / 11 | – / 1 | – / 6 |
| 400 | 2 / 64 | 10 / 73 | 8 / 51 | – / 36 | 10 / 34 | – / 11 | – / 1 | 1 / 7 |
| 800 | 20 / 84 | 1 / 74 | 10 / 61 | – / 36 | – / 34 | – / 11 | – / 1 | – / 7 |
| 1600 | 10 / 94 | 5 / 79 | 2 / 63 | 6 / 42 | 8 / 42 | – / 11 | – / 1 | – / 7 |
| 3200 | 18 / 112 | 4 / 83 | – / 63 | 1 / 43 | – / 42 | 2 / 13 | 6 / 7 | – / 7 |
| 110 Hurdles | 12 / 124 | 10 / 93 | 8 / 71 | – / 43 | – / 42 | – / 13 | 1 / 8 | – / 7 |
| 300 Int | 12 / 136 | 12 / 105 | – / 71 | 6 / 49 | 1 / 43 | – / 13 | – / 8 | – / 7 |
| 400 Rel | 6 / 142 | 10 / 115 | – / 71 | 8 / 57 | 1 / 44 | 4 / 17 | 2 / 10 | – / 7 |
| 1600 Rel | 8 / 150 | 10 / 125 | 2 / 73 | 4 / 61 | 6 / 50 | 1 / 18 | – / 10 | – / 7 |
| 3200 Rel | 10 / 160 | 6 / 131 | 8 / 81 | 4 / 65 | 2 / 52 | 1 / 19 | – / 10 | – / 7 |
| TOTALS | 160 | 131 | 81 | 65 | 52 | 19 | 10 | 7 |
| PLACING | ~~1~~ | 2 | 3 | 4 | 5 | 6 | 7 | 8 |

*do not write in this column until event is over

BIG RED TRACK SCOREBOOK

**MEET** Distnct B-6 **DATE** 5-11-95

## EVENT Shot

| | NAME | (Team) | TIME HT. DIST. |
|---|---|---|---|
| 12 | 1. C. Levy | I | 50'4" |
| 12 | 2. C. Alverez | Og | 48'5½ |
| 12 | 3. J. Bartling | Sid | 48'5¼ |
| 11 | 4. S. Nicklesin | I | 47'11" |
| 11 | 5. A Warimy | WH | 46'10¾ |
| | 6. A. Osborne | WH | 46'6¼ |

## EVENT LJ

| | NAME | (Team) | TIME HT. DIST. |
|---|---|---|---|
| | 1. S. Ittahan 12 | Val | 21'7½ |
| | 2. T. Waring 11 | WH | 21'2" |
| | 3. B. South 10 | Chad | 20'11¼ |
| | 4. W. Ittahan 10 | Val | 20'11" |
| | 5. J. Roethe 12 | Og | 20'6¾ |
| | 6. A. Zillen 11 | Gor | 20'3" |

## EVENT 100

| | NAME | (Team) | TIME HT. DIST. |
|---|---|---|---|
| | 1. S. Ittahan 12 | Val | 10.89 |
| | 2. G. List 12 | Val | 11.13 |
| | 3. T. Tysdal 11 | Val | 11.33 |
| | 4. J. Bartling 12 | Sid | 11.4 |
| | 5. T. Sayolame | Chad | 11.41 |
| | 6. M. Zillen | Gor | 11.53 |

## EVENT 800

| | NAME | (Team) | TIME HT. DIST. |
|---|---|---|---|
| | 1. J. Skradla 12 | WH | 2.01.51 |
| | 2. A. Carrizales 11 | Mor | 2.02.73 |
| | 3. K. Uries 10 | I | 2.02.31 |
| | 4. S. Barry 12 | Og | 2.03.04 |
| | 5. J. Gayler | WH | 2.05.36 |
| | 6. K. Kruse | Gor | 2.06.1 |

## EVENT Disc

| | NAME | (Team) | TIME HT. DIST. |
|---|---|---|---|
| 10 | 1. A. Horsmeir | Og | 142'9" |
| 10 | 2. B. Feller | Val | 138'7" |
| 12 | 3. J. Steele | Mor. | 138'3" |
| 12 | 4. C. Levy | Imp | 137'5" |
| 12 | 5. C. Alverez | Og | 132'10" |
| | 6. C. Cadwallen | WH | 132'9" |

## EVENT TJ

| | NAME | (Team) | TIME HT. DIST. |
|---|---|---|---|
| | 1. B. Grenen 12 | ON | 43'5" |
| | 2. R. Barry 12 | Chad | 42'5" |
| | 3. T. Waring 11 | WH | 41'5½ |
| | 4. K. Uries 10 | I | 40'3½ |
| | 5. T. Meirnn 12 | Og | 39'10 |
| | 6. J. Higgins | Val | 39'6½ |

## EVENT 200

| | NAME | (Team) | TIME HT. DIST. |
|---|---|---|---|
| | 1. G List 12 | Val | 22.32 |
| | 2. S. Ittahan 12 | Val | 22.39 |
| | 3. R. Cumbrow 12 | Val | 23.29 |
| | 4. D. Duffield 12 | Mor | 23.39 |
| | 5. M. Zillen 11 | Gor | 23.63 |
| | 6. C. Resig 11 | Mor | 24.01 |

## EVENT 1600

| | NAME | (Team) | TIME HT. DIST. |
|---|---|---|---|
| | 1. A. Carrizales 11 | Mor | 4.41.4 |
| | 2. J. Skradla 12 | WH | 4.41.6 |
| | 3. J. Buckman 12 | Gor | 4.41.75 |
| | 4. C. Biggs 12 | Sid | 4.42.3 |
| | 5. R. Colson 10 | I | 5.02.1 |
| | 6. P. Thomas | Mor | 5.04.3 |

## EVENT PV

| | NAME | (Team) | TIME HT. DIST. |
|---|---|---|---|
| 12 | 1. J. Saner | Og | 13'6" |
| 12 | 2. J. Iverson | I | 12'6 |
| 10 | 3. S. Nedella | Mor | 12' |
| | 4. J. Howe | Sid | 11'6" |
| | 5. C. Tidwell | I | Tie 11'0 |
| | 6. S. Nedilla | Mor | 11'0 |

## EVENT HJ

| | NAME | (Team) | TIME HT. DIST. |
|---|---|---|---|
| | 1. S. Klewen 12 | WH | 6'2" |
| | 2. J. Saner 12 | Og | 6'0" |
| | 3. T. Davis 12 | ON | 5'10 |
| | 4. L. Snyder 10 | I | 5'10" |
| | 5. B. Kuenning 12 | I | 5'10" |
| | 6. O. Martin | K | 5'10" |

## EVENT 400

| | NAME | (Team) | TIME HT. DIST. |
|---|---|---|---|
| | 1. T. Tysdale 11 | Val | 50.42 |
| | 2. R Cumbrow 12 | Val | 51.08 |
| | 3. J. Harvey 12 | Chad | 51.43 |
| | 4. R. Lemplke 12 | Og | 51.56 |
| | 5. J Moeller 12 | Chad | 51.8 |
| | 6. L. Adams | Val | 53.21 |

## EVENT 3200

| | NAME | (Team) | TIME HT. DIST. |
|---|---|---|---|
| | 1. J. Backman 12 | Gor | 10.04.3 |
| | 2. A. Carrizales 11 | Mor | 10.23.7 |
| | 3. S. Mc Nair 9 | I | 10.34.6 |
| | 4. R. Colson 10 | I | 10.35.3 |
| | 5. P. Thomas | Mor | 10.40.4 |
| | 6. J. List | Og | 11.03.1 |

# BIG RED TRACK SCOREBOOK

**HELD AT:** Valentine **SCORING:** 1st 10 pts.; 2nd 8 pts.; 3rd 6 pts.; 4th 4 pts.; 5th 2 pts.; 6th 1 pts.

## EVENT 110 HH

| NAME | (Team) | TIME HT. DIST. |
|---|---|---|
| 1. T. Eyelhoff 11 | Val | 15.4 |
| 2. J. Moeller 12 | Chad | 15.31 |
| 3. G. Davis 12 | Val | 15.95 |
| 4. G. Steggs 12 | I | 16.06 |
| 5. B. Nelson | Val | 16.07 |
| 6. S. Hayes | Kim | 16.68 |

## EVENT 300 IH

| NAME | (Team) | TIME HT. DIST. |
|---|---|---|
| 1. P. Traux 12 | Gor | 40.71 |
| 2. J. Moeller 12 | Chad | 41.95 |
| 3. G. Davis Adams 12 | Val | 41.91 |
| 4. M. Adkins 11 | Mor | 42.39 |
| 5. B. Smith 10 | Chad | 42.41 |
| 6. S. Hayes | Kim | 43.13 |

## 400 Rel RELAY

| TEAM | RUNNERS | TIME |
|---|---|---|
| 1. Valentine | ____, ____ | 43.0 |
| | ____, ____ | |
| 2. Mor. | | 44.73 |
| 3. Chad. | | 44.85 |
| 4. O'Neil | | 45.39 |
| 5. Og | | 45.51 |
| 6. Kimb | | 46.77 |

## 1600 Rel RELAY

| TEAM | RUNNERS | TIME |
|---|---|---|
| 1. Valentine | ____, ____ | 3.28.4 |
| | ____, ____ | |
| 2. Ogal | A. McClair | 3.30.4 |
| 3. Bhoden | M. Vines | 3.31.2 |
| 4. West Holt | J. Iverson | 3.34.4 |
| 5. Imp | C. Doyle | 3.38.1 |
| 6. Kimb | | 3.41.3 |

## 3200 Rel RELAY

| TEAM | RUNNERS | TIME |
|---|---|---|
| 1. Imperial | ____, ____ | 8.14.3 |
| | ____, ____ | |
| 2. Sidney | A. McClair | 8.14.36 |
| 3. Ogal | M. Vines | 8.14.87 |
| 4. Gor | D Hill | 8.56.4 |
| 5. Kimb | P. Leibhart | 9.05.3 |
| 6. Chadron | | 9.10.8 |

TEAMS

| TEAM NAME | Valentine | Imperial | Ogallala | Morrill | Chadron | West Holt | Gordon | Sidney | O'Neil | Kimball |
|---|---|---|---|---|---|---|---|---|---|---|
| ABBR. | | | | | | | | | | |
| *EVENTS | | | | | | | | | | |
| Shot | – / – | 14 / 14 | 8 / 8 | – / – | – / – | 3 / 3 | – / – | 6 / 6 | – / – | – / – |
| Disc | 8 / 8 | 4 / 18 | 12 / 20 | 6 / 6 | – / – | 1 / 4 | – / – | – / 6 | – / – | – / – |
| PV | – / 8 | 6½ / 24½ | 10 / 30 | 7½ / 13½ | – / – | – / 4 | – / – | 4 / 10 | – / – | – / – |
| LJ | 14 / 22 | – / 24½ | 2 / 32 | – / 13½ | 6 / 6 | 8 / 12 | 1 / 1 | – / 10 | – / – | – / – |
| TJ | 1 / 23 | 4 / 31½ | 2 / 34 | – / 13½ | 8 / 14 | 6 / 18 | – / 1 | – / 10 | 10 / 10 | – / – |
| HJ | – / 23 | 6 / 37½ | 8 / 42 | – / 13½ | – / 14 | 10 / 28 | – / 1 | – / 10 | 6 / 16 | 1 / 1 |
| 100 | 24 / 47 | – / 37½ | – / 42 | – / 13½ | 2 / 16 | – / 28 | 1 / 2 | 6 / 16 | – / 16 | – / 1 |
| 200 | 24 / 71 | – / 37½ | – / 42 | 5 / 18½ | – / 16 | – / 28 | 2 / 4 | – / 16 | – / 16 | – / 1 |
| 400 | 19 / 90 | 5 / 42½ | 4 / 46 | – / 18½ | 8 / 24 | – / 28 | – / 4 | – / 16 | – / 16 | – / 1 |
| 800 | – / 90 | 6 / 48½ | 4 / 50 | 8 / 26½ | – / 24 | 12 / 40 | 1 / 5 | – / 16 | – / 16 | – / 1 |
| 1600 | – / 90 | 2 / 50½ | – / 50 | 11 / 37½ | – / 24 | 8 / 48 | 6 / 11 | 4 / 20 | – / 16 | – / 1 |
| 3200 | – / 90 | 10 / 60½ | 1 / 51 | 10 / 47½ | – / 24 | – / 48 | 10 / 21 | – / 20 | – / 16 | – / 1 |
| 110 HH | 18 / 108 | 4 / 64½ | – / 51 | – / 47½ | 8 / 32 | – / 48 | – / 21 | – / 20 | – / 16 | 1 / 2 |
| 300 IH | 6 / 114 | – / 64½ | – / 51 | 4 / 51½ | 10 / 42 | – / 48 | 10 / 31 | – / 20 | – / 16 | 1 / 3 |
| 400 Rel | 10 / 124 | – / 64½ | 2 / 53 | 8 / 59½ | 6 / 48 | – / 48 | – / 31 | – / 20 | 4 / 20 | 1 / 4 |
| 1600 Rel | 10 / 134 | 2 / 66½ | 8 / 61 | – / 59½ | 6 / 54 | 4 / 52 | – / 31 | – / 20 | – / 20 | 1 / 5 |
| 3200 Rel | – / 134 | 10 / 76½ | 6 / 67 | – / 59½ | 1 / 55 | – / 52 | 4 / 35 | 8 / 28 | – / 20 | 2 / 7 |
| TOTALS | 134 | 71½ | 67 | 59½ | 55 | 52 | 35 | 28 | 20 | 7 |
| PLACING | 1 | 2 | 3 | 4 | 5 | 6 | 7 | 8 | 9 | 10 |

*do not write in this column until event is over

BIG RED TRACK SCOREBOOK

MEET Stat Meet - Omaha DATE 5-19-20

**EVENT** Shot
Carl Craig 49'2"

| NAME | (Team) | TIME HT. DIST. |
|---|---|---|
| 1. | | |
| 2. | | |
| 3. | | |
| 4. | | |
| 5. | | |
| 6. | | |

**EVENT** 3200-
S. McNeir 10:35.8
R. Colson 10:39.8

| NAME | (Team) | TIME HT. DIST. |
|---|---|---|
| 1. | | |
| 2. | | |
| 3. | | |
| 4. | | |
| 5. | | |
| 6. | | |

**EVENT** _____

| NAME | (Team) | TIME HT. DIST. |
|---|---|---|
| 1. | | |
| 2. | | |
| 3. | | |
| 4. | | |
| 5. | | |
| 6. | | |

**EVENT** _____

| NAME | (Team) | TIME HT. DIST. |
|---|---|---|
| 1. | | |
| 2. | | |
| 3. | | |
| 4. | | |
| 5. | | |
| 6. | | |

**EVENT** Pole Vault
Jason Iverson 12'6

| NAME | (Team) | TIME HT. DIST. |
|---|---|---|
| 1. | | |
| 2. | | |
| 3. | | |
| 4. | | |
| 5. | | |
| 6. | | |

**EVENT** 800
M. Davis 2.00.45

| NAME | (Team) | TIME HT. DIST. |
|---|---|---|
| 1. | | |
| 2. | | |
| 3. | | |
| 4. | | |
| 5. | | |
| 6. | | |

**EVENT** _____

| NAME | (Team) | TIME HT. DIST. |
|---|---|---|
| 1. | | |
| 2. | | |
| 3. | | |
| 4. | | |
| 5. | | |
| 6. | | |

**EVENT** _____

| NAME | (Team) | TIME HT. DIST. |
|---|---|---|
| 1. | | |
| 2. | | |
| 3. | | |
| 4. | | |
| 5. | | |
| 6. | | |

**EVENT** 110 HH
Garret Steggs 15.9

| NAME | (Team) | TIME HT. DIST. |
|---|---|---|
| 1. | | |
| 2. | | |
| 3. | | |
| 4. | | |
| 5. | | |
| 6. | | |

**EVENT** _____

| NAME | (Team) | TIME HT. DIST. |
|---|---|---|
| 1. | | |
| 2. | | |
| 3. | | |
| 4. | | |
| 5. | | |
| 6. | | |

**EVENT** _____

| NAME | (Team) | TIME HT. DIST. |
|---|---|---|
| 1. | | |
| 2. | | |
| 3. | | |
| 4. | | |
| 5. | | |
| 6. | | |

**EVENT** _____

| NAME | (Team) | TIME HT. DIST. |
|---|---|---|
| 1. | | |
| 2. | | |
| 3. | | |
| 4. | | |
| 5. | | |
| 6. | | |

**HELD AT:** _____ **SCORING:** 1st____ pts.; 2nd____ pts.; 3rd____ pts.; 4th____ pts.; 5th____ pts.; 6th____ pts.

**EVENT** _____

| NAME | (Team) | TIME HT. DIST. |
|---|---|---|
| 1. | | |
| 2. | | |
| 3. | | |
| 4. | | |
| 5. | | |
| 6. | | |

**EVENT** _____

| NAME | (Team) | TIME HT. DIST. |
|---|---|---|
| 1. | | |
| 2. | | |
| 3. | | |
| 4. | | |
| 5. | | |
| 6. | | |

3200 Rel **RELAY**

| TEAM | RUNNERS | TIME |
|---|---|---|
| 1. | _____, _____ _____, _____ | |
| 2. | A. McNair | 2.07.9 |
| 3. | M. Ives | 202.6 |
| 4. | P. Lablond | 2.12.1 |
| 5. | | |
| 6. | Detroit | 2.13.0 |

_____ **RELAY**

| TEAM | RUNNERS | TIME |
|---|---|---|
| 1. | _____, _____ _____, _____ | |
| 2. | | |
| 3. | | |
| 4. | | |
| 5. | | |
| 6. | | |

_____ **RELAY**

| TEAM | RUNNERS | TIME |
|---|---|---|
| 1. | _____, _____ _____, _____ | |
| 2. | | |
| 3. | | |
| 4. | | |
| 5. | | |
| 6. | | |

TEAMS →

| *EVENTS | TEAM NAME / ABBR. | | | | | | | | | | | | | | | | | |
|---|---|---|---|---|---|---|---|---|---|---|---|---|---|---|---|---|---|---|
| | | | | | | | | | | | | | | | | | | |
| | | | | | | | | | | | | | | | | | | |
| | | | | | | | | | | | | | | | | | | |

# BIG RED TRACK SCOREBOOK

**MEET** _____ **DATE** _____

**EVENT** _____

| NAME | (Team) | TIME HT. DIST. |
|---|---|---|
| 1. | | |
| 2. | | |
| 3. | | |
| 4. | | |
| 5. | | |
| 6. | | |

**EVENT** _____

| NAME | (Team) | TIME HT. DIST. |
|---|---|---|
| 1. | | |
| 2. | | |
| 3. | | |
| 4. | | |
| 5. | | |
| 6. | | |

**EVENT** _____

| NAME | (Team) | TIME HT. DIST. |
|---|---|---|
| 1. | | |
| 2. | | |
| 3. | | |
| 4. | | |
| 5. | | |
| 6. | | |

**EVENT** _____

| NAME | (Team) | TIME HT. DIST. |
|---|---|---|
| 1. | | |
| 2. | | |
| 3. | | |
| 4. | | |
| 5. | | |
| 6. | | |

**EVENT** _____

| NAME | (Team) | TIME HT. DIST. |
|---|---|---|
| 1. | | |
| 2. | | |
| 3. | | |
| 4. | | |
| 5. | | |
| 6. | | |

**EVENT** _____

| NAME | (Team) | TIME HT. DIST. |
|---|---|---|
| 1. | | |
| 2. | | |
| 3. | | |
| 4. | | |
| 5. | | |
| 6. | | |

**EVENT** _____

| NAME | (Team) | TIME HT. DIST. |
|---|---|---|
| 1. | | |
| 2. | | |
| 3. | | |
| 4. | | |
| 5. | | |
| 6. | | |

**EVENT** _____

| NAME | (Team) | TIME HT. DIST. |
|---|---|---|
| 1. | | |
| 2. | | |
| 3. | | |
| 4. | | |
| 5. | | |
| 6. | | |

**EVENT** _____

| NAME | (Team) | TIME HT. DIST. |
|---|---|---|
| 1. | | |
| 2. | | |
| 3. | | |
| 4. | | |
| 5. | | |
| 6. | | |

**EVENT** _____

| NAME | (Team) | TIME HT. DIST. |
|---|---|---|
| 1. | | |
| 2. | | |
| 3. | | |
| 4. | | |
| 5. | | |
| 6. | | |

**EVENT** _____

| NAME | (Team) | TIME HT. DIST. |
|---|---|---|
| 1. | | |
| 2. | | |
| 3. | | |
| 4. | | |
| 5. | | |
| 6. | | |

**EVENT** _____

| NAME | (Team) | TIME HT. DIST. |
|---|---|---|
| 1. | | |
| 2. | | |
| 3. | | |
| 4. | | |
| 5. | | |
| 6. | | |

**EVENT** _____

| NAME | (Team) | TIME HT. DIST. |
|---|---|---|
| 1. | | |
| 2. | | |
| 3. | | |
| 4. | | |
| 5. | | |
| 6. | | |

# — FEATURES OF THE BIG RED TRACK SCORE BOOK —

- ★ Scores 20 meets
- ★ Up to six places can be scored
- ★ Time, height or distance can be recorded for all places
- ★ Can be used for duals, triangulars or large invitationals
- ★ Room to score 14 individual events and 3 relays
- ★ Sample score sheet
- ★ Extra relay slips in back of book

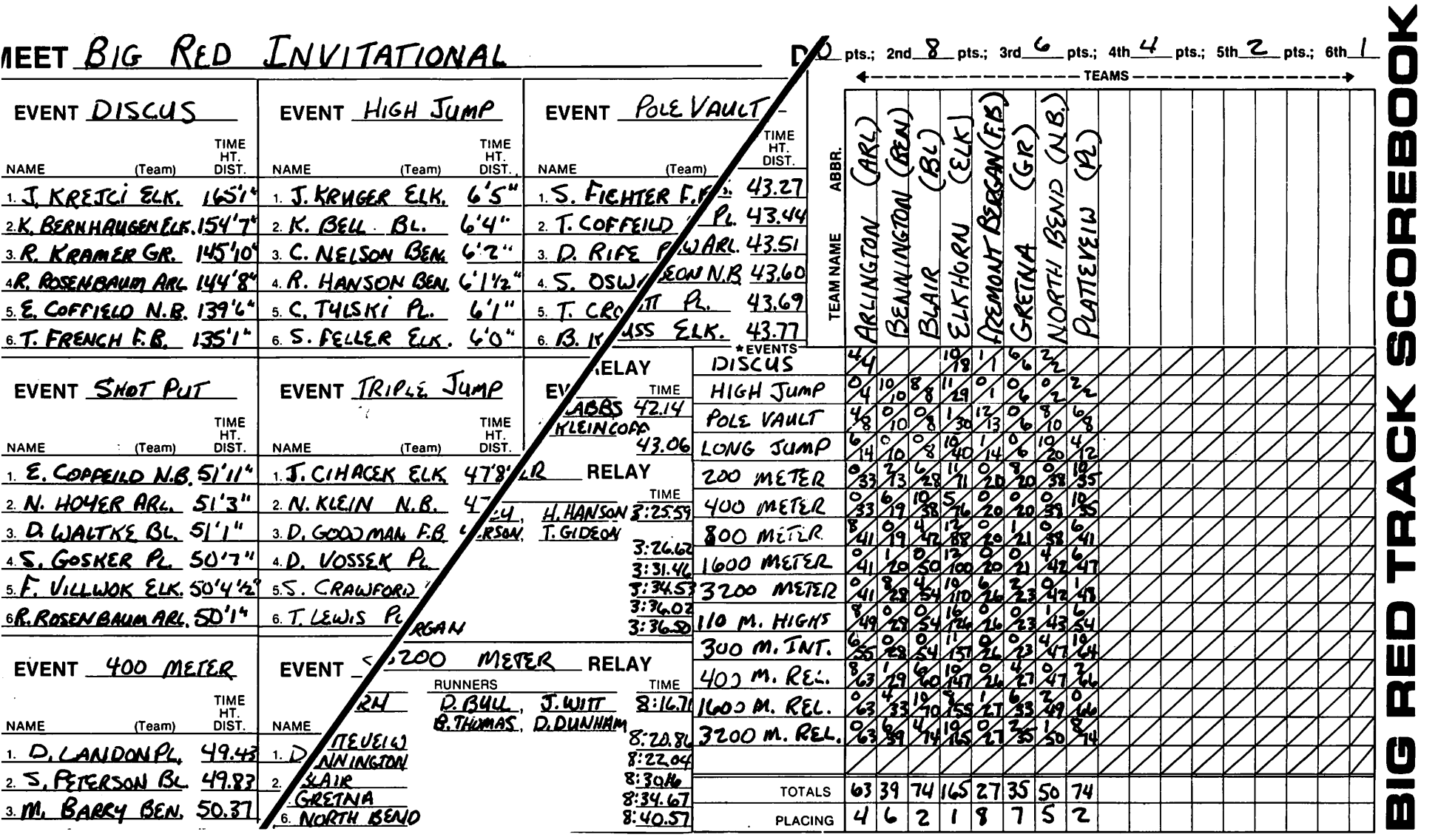

BIG RED TRACK SCOREBOOK

**MEET** Maywood Invite Imp J.V **DATE** 3-23-96

**EVENT** Shot

| | NAME | (Team) | TIME HT. DIST. |
|---|---|---|---|
| 1. | J. Snyder | Pax | 47'1½ |
| 2. | D. Dempsey | MV | 44'3½ |
| 3. | D. Katchmar | E-F | 43'10½ |
| 4. | C. Anderson | MV | 41'0" |
| 5. | J. Martin | Str | 40'10" |
| 6. | G Loop | Pax | 40'1½ |

**EVENT** LJ

| | NAME | (Team) | TIME HT. DIST. |
|---|---|---|---|
| 1. | M. Fisher | May | 20'3½ |
| 2. | C. Holdebrant | May | 19'11½ |
| 3. | L. Thompson | Pax | 19'4½ |
| 4. | J. Wright | E-F | 18'5" |
| 5. | M. Hazen | May | 18'6¼ |
| 6. | J. Vanderbeck | M.V | 18'6 |

**EVENT** 100

| | NAME | (Team) | TIME HT. DIST. |
|---|---|---|---|
| 1. | C. Hildebrandt | May | 11.4 |
| 2. | J. Armour | Tr. | 11.9 |
| 3. | J. Strang | E-F | 12.0 |
| 4. | B. Wallace | Stuart | 12.1 |
| 5. | J. Wright | E-F | 12.1 |
| 6. | J. Cunningham | TV | 12.3 |

**EVENT** 800

| | NAME | (Team) | TIME HT. DIST. |
|---|---|---|---|
| 1. | J Gentry | Br. | 2:13.6 |
| 2. | M. Latta | Stuart | 2:15.9 |
| 3. | J. Pardo | Treat | 2:16.8 |
| 4. | S. Einspahr | E-F | 2:17.7 |
| 5. | E. Duval | May | 2:20.1 |
| 6. | R Matson | Treat | 2:22.3 |

**EVENT** Disc

| | NAME | (Team) | TIME HT. DIST. |
|---|---|---|---|
| 1. | D. Katschmar | E-F | 131'7¼ |
| 2. | C. Anderson | MV | 130'6 |
| 3. | E Duval | May | 128'8" |
| 4. | S. Haines | Treat | 122'6" |
| 5. | J. Cunningham | TV | 119'11 |
| 6. | S Stinnette | I | 112'11" |

**EVENT** T.J

| | NAME | (Team) | TIME HT. DIST. |
|---|---|---|---|
| 1. | M. Fisher | May | 46'4½ |
| 2. | C. Holdebrant | May | 41'1½ |
| 3. | C. Cunningham | TV | 40'5¾ |
| 4. | S. Johnson | Pax | 39'10 |
| 5. | J. Stauffer | E-F | 39'1½" |
| 6. | C. Larsen | Br | 38'1½ |

**EVENT** 200

| | NAME | (Team) | TIME HT. DIST. |
|---|---|---|---|
| 1. | J. Armour | Tr | 24.6 |
| 2. | B. Wallace | Str. | 24.7 |
| 3. | J. Strang | E-F | 24.9 |
| 4. | J. Denny | Br | 25.0 |
| 5. | L. Pankenin | I | 25.6 |
| 6. | J. Wright | E-F | 26.1 |

**EVENT** 1600

| | NAME | (Team) | TIME HT. DIST. |
|---|---|---|---|
| 1. | S. Einspahr | E-F | 5:08.7 |
| 2. | W. McKluth | McP.C | 5:09.1 |
| 3. | J. Entry | Brady | 5:13.5 |
| 4. | C. Blakely | May | 5:14.3 |
| 5. | L Connell | McPCo | 5:16.3 |
| 6. | R Meyer | I | 5:30.9 |

**EVENT** P.V

| | NAME | (Team) | TIME HT. DIST. |
|---|---|---|---|
| 1. | C. Holdebrant | May | 10' |
| 2. | B. Johnson | I | 9'0 |
| 3. | C. Mann | Br | 9'0 |
| 4. | M. Fisher | I | 8'6 |
| 5. | C. Youngkans | May | 8'0 |
| 6. | H. Chase | Mon | 7'6 |

**EVENT** HJ

| | NAME | (Team) | TIME HT. DIST. |
|---|---|---|---|
| 1. | C. Odell | Br | 5'8" |
| 2. | B. Hill | E-F | 5'8" |
| 3. | B. Jurey | TV | 5'4" |
| 4. | R. Tridell | Pax | 5'2" |
| 5. | J. Downing | Stuart | 5'2" |
| 6. | ——— | | — |

**EVENT** 400

| | NAME | (Team) | TIME HT. DIST. |
|---|---|---|---|
| 1. | M. Fisher | May | 55.6 |
| 2. | J. Mortenson | M.V. | 57.6 |
| 3. | A. Snyder | Pax | 57.6 |
| 4. | E. Duval | May | 57.7 |
| 5. | B. Hill | E-F | 58.1 |
| 6. | J. Moore | McP. | 58.5 |

**EVENT** 3200

| | NAME | (Team) | TIME HT. DIST. |
|---|---|---|---|
| 1. | S. Einspahr | E-F | 11:15.5 |
| 2. | R. Meyer | I | 11:25.8 |
| 3. | L. Connell | McPh | 11:28.0 |
| 4. | L. Bethel | TV | 12:02.3 |
| 5. | J. McGrath | I | 12:03.4 |
| 6. | J. Unger | TV | 12:14.5 |

# BIG RED TRACK SCOREBOOK

**HELD AT:** May Wood **SCORING:** 1st 10 pts.; 2nd 8 pts.; 3rd 6 pts.; 4th 4 pts.; 5th 2 pts.; 6th 1 pts.

**EVENT** 110 Ht

| NAME | (Team) | TIME HT. DIST. |
|---|---|---|
| 1. J. Potter | May | 16.5 |
| 2. J. Cunningham | TV | 17.1 |
| 3. S. Woittalewicz | Pax | 17.1 |
| 4. G. Loop | Pax | 18.2 |
| 5. G. Strith | TV | 18.5 |
| 6. J. Miller | I | 19.0 |

**EVENT** 300 Im

| NAME | (Team) | TIME HT. DIST. |
|---|---|---|
| 1. S. Woitalewiz | Pax | 45.2 |
| 2. G. Loop | Pax | 46.1 |
| 3. J. Hill | May | 46.3 |
| 4. G. Strith | TV | 47.6 |
| 5. R. Demitt | Br | 47.6 |
| 6. J. Miller | I | 48.0 |

**400 RELAY**

| TEAM | RUNNERS | TIME |
|---|---|---|
| 1. M.V | , | 47.6 |
| 2. E-F | | 47.7 |
| 3. Pax | | 47.8 |
| 4. T.V | | 48.9 |
| 5. Trent | | 49.5 |
| 6. May- | | 49.9 |

**1600 RELAY**

| TEAM | RUNNERS | TIME |
|---|---|---|
| 1. May | , | 3.53.1 |
| 2. E-F | | 3.55.1 |
| 3. Trent | | 3.56.6 |
| 4. Pax | | 3.56.7 |
| 5. Brady | | 4.01.1 |
| 6. Stratton | | 4.05.1 |

**3200 R RELAY**

| TEAM | RUNNERS | TIME |
|---|---|---|
| 1. May- | , | 9.23.1 |
| 2. McPherc | | 9.45.9 |
| 3. Imp | B. Poindexter | 9.48.5 |
| 4. Brady | P. Arterbaum | 10.26.7 |
| 5. Med Valley | J. Bilka | 10.44.0 |
| 6. Stratton | C. Pursley | 10.45.8 |

TEAMS

| TEAM NAME / ABBR. | Maywood | Eastis-Far | Paxton | Brady | Med-Valley | Trenton | Twin Valley | Imp-J.V | Stratton | McPherson Co |
|---|---|---|---|---|---|---|---|---|---|---|
| *EVENTS | | | | | | | | | | |
| Shot | - / - | 6 / 6 | 11 / 11 | - / - | 12 / 12 | - / - | - / - | - / - | 2 / 2 | - / - |
| Discus | 6 / 6 | 10 / 16 | - / 11 | - / - | 8 / 20 | 4 / 4 | 2 / 2 | 1 / 1 | - / 2 | - / - |
| P.V | 13 / 19 | - / 16 | - / 11 | 6 / 6 | - / 20 | - / 4 | - / 2 | 12 / 13 | - / 2 | - / - |
| L.J. | 20 / 39 | 4 / 20 | 6 / 17 | - / 6 | 1 / 21 | - / 4 | - / 2 | - / 13 | - / 2 | - / - |
| T.J | 18 / 57 | 2 / 22 | 4 / 21 | 1 / 7 | - / 21 | - / 4 | 6 / 8 | - / 13 | - / 2 | - / - |
| H.J. | - / 57 | 8 / 30 | 4 / 25 | 10 / 17 | - / 21 | - / 4 | 6 / 14 | - / 13 | 2 / 4 | - / - |
| 100 | 10 / 67 | 8 / 38 | - / 25 | - / 17 | - / 21 | 8 / 12 | 1 / 15 | - / 13 | 4 / 8 | - / - |
| 200 | - / 67 | 7 / 45 | - / 25 | 4 / 21 | - / 21 | 10 / 22 | - / 15 | 2 / 15 | 8 / 16 | - / - |
| 400 | 14 / 81 | 2 / 47 | 6 / 31 | - / 21 | 8 / 29 | - / 22 | - / 15 | - / 15 | - / 16 | 1 / 1 |
| 800 | 2 / 83 | 4 / 51 | - / 31 | 10 / 31 | - / 29 | 7 / 29 | - / 15 | - / 15 | 8 / 24 | - / 1 |
| 1600 | 4 / 87 | 10 / 61 | - / 31 | 6 / 37 | - / 29 | - / 29 | - / 15 | 1 / 16 | - / 24 | 10 / 11 |
| 3200 | - / 87 | 10 / 71 | - / 31 | - / 37 | - / 29 | - / 29 | 5 / 20 | 10 / 26 | - / 24 | 6 / 17 |
| 110 Ht | 10 / 97 | - / 71 | 11 / 42 | - / 37 | - / 29 | - / 29 | 9 / 29 | 1 / 27 | - / 24 | - / 17 |
| 300 Im | 6 / 103 | - / 71 | 18 / 50 | 2 / 39 | - / 29 | - / 29 | 4 / 33 | 1 / 28 | - / 24 | - / 17 |
| 400 R | 1 / 104 | 8 / 79 | 6 / 56 | - / 39 | 10 / 39 | 2 / 31 | 4 / 35 | - / 28 | - / 24 | - / 17 |
| 1600 R | 10 / 114 | 8 / 87 | 4 / 60 | 2 / 41 | - / 39 | 6 / 37 | - / 35 | - / 28 | 1 / 25 | - / 17 |
| 3200 R | 10 / 124 | - / 87 | - / 60 | 4 / 45 | 2 / 41 | - / 37 | - / 35 | 6 / 34 | 1 / 26 | 8 / 25 |
| TOTALS | 124 | 87 | 60 | 45 | 41 | 37 | 35 | 34 | 26 | 25 |
| PLACING | 1 | 2 | 3 | 4 | 5 | 6 | 7 | 8 | 9 | 10 |

*do not write in this column until event is over

# BIG RED TRACK SCOREBOOK

**MEET** Cambridge Indite **DATE** 3-23-96

## EVENT Shot

| NAME | (Team) | TIME HT. DIST. |
|---|---|---|
| 1. R. Haines | DC | 49'5½ |
| 2. J Benson | Camb | 47'1¼ |
| 3. J Young | Camb | 44'11½ |
| 4. E. Pfeiffer | WP | 43'5" |
| 5. F. Ringelman | I | 42'9" |
| 6. R. Schilke | I | 42'5¼ |

## EVENT LJ

| NAME | (Team) | TIME HT. DIST. |
|---|---|---|
| 1. B. Wilson | Culb | 20'10¾ |
| 2. B. Hilton | Camb | 20'6" |
| 3. B. White | Camb | 19'9" |
| 4. J. Horner | D.C | 19'8½ |
| 5. J. Walgren | WP | 19'6¾ |
| 6. C. Shifflet | Camb | 19'3¼ |

## EVENT 100

| NAME | (Team) | TIME HT. DIST. |
|---|---|---|
| 1. J. Walgren | WP | 11.3 |
| 2. B. Hilton | Camb | 11.3 |
| 3. N. Thulin | AL | 11.4 |
| 4. M. Monter | Arap | 11.6 |
| 5. B. Jorgenson | AL | 11.7 |
| 6. A. McKinney | W.P | 11.7 |

## EVENT 800

| NAME | (Team) | TIME HT. DIST. |
|---|---|---|
| 1. A. Urbas | DC | 2.06.4 |
| 2. M. Vines | I | 2.06.9 |
| 3. C. Skeen | I | 2.09.1 |
| 4. B. Jorgenson | AL | 2.10.3 |
| 5. S. Barger | I | 2.12.0 |
| 6. D. Lofoist | EL | 2.12.4 |

## EVENT Discus

| NAME | (Team) | TIME HT. DIST. |
|---|---|---|
| 1. R. Schilke | I | 139'5" |
| 2. J Young | Camb | 136'11" |
| 3. A. Walter | Culb | 126'11" |
| 4. D. Mues | Camb | 125'10" |
| 5. J. Torrey | AL | 125'5" |
| 6. R. Burke | Camb | 124'10" |

## EVENT H.J

| NAME | (Team) | TIME HT. DIST. |
|---|---|---|
| 1. D Hudson | I | 6'2" |
| 2. J. Houghtelling | Camb | 6'0 |
| 3. R. Omert | Camb | 6'0 |
| 4. ~~M. Brunswig~~ J. Fines | ~~DC~~ D.C | 6'0 |
| 5. J. Horner | DC | 6'0 |
| 6. B Miller | Camb | 5'10 |
| D. Beck | DC | |

Tie

## EVENT 200

| NAME | (Team) | TIME HT. DIST. |
|---|---|---|
| 1. J. Walgren | W-P | 23.4 |
| 2. N. Thulin | AL | 23.7 |
| 3. A. McKinney | W-P | 24.3 |
| 4. M. Brunswig | D.C | 24.7 |
| 5. J. Rodenaal | RU | 24.7 |
| 6. B. Friehe | Culb | 24.7 |

## EVENT 1600

| NAME | (Team) | TIME HT. DIST. |
|---|---|---|
| 1. N. Wolf | AL | 4.59.7 |
| 2. J. Ruggles | R.U | 5.01.4 |
| 3. D. Lofoist | EL | 5.06 |
| 4. A. Urbas | DC | 5.06.7 |
| 5. S. McNair | I | 5.09.1 |
| 6. D. Flaming | W.P | 5.11.1 |

## EVENT P.V

| NAME | (Team) | TIME HT. DIST. |
|---|---|---|
| 1. J. Houghtelling | Camb | 12'5" |
| 2. S. Moore | AL | 11'6" |
| 3. D Maier | I | 10' |
| 4. J Noyes | I | 10 |
| 5. T. Lutz | DB | 10' |
| 6. D. Young | Camb | 10' |

Tie

## EVENT T.J

| NAME | (Team) | TIME HT. DIST. |
|---|---|---|
| 1. T. Kitt | W-P | 42'6¼ |
| 2. T. Horner | D.C | 41'9½ |
| 3. M. Vines | DC | 41'9½ |
| 4. B Witte | Camb | 41'3¾ |
| 5. M. Moreck | AL | 41'3¼ |
| 6. B. McVey | D.C | 41'0" |

## EVENT 400

| NAME | (Team) | TIME HT. DIST. |
|---|---|---|
| 1. T. Kitt | W-P | 52.4 |
| 2. M. Vines | I | 52.6 |
| 3. K Bates | AL | 52.8 |
| 4. B. Detering | Camb | 53.4 |
| 5. M. Monter | Arap | 53.5 |
| 6. T. Schneider | DC | 53.5 |

Tie

## EVENT 3200

| NAME | (Team) | TIME HT. DIST. |
|---|---|---|
| 1. E. Hilton | EL | 11.02.8 |
| 2. D. Flaming | W-P | 11.12.0 |
| 3. R. Hayes | AL | 11.13.0 |
| 4. S. McNair | I | 11.29.6 |
| 5. B. Horn | D.C | 11.37.6 |
| 6. M. Maddux | Culb | 11.53.0 |

400 Wt. Rel. 1st Camb 2nd Imp - Schilke - Noyes - Ringelman Hudson

# BIG RED TRACK SCOREBOOK

**ELD AT:** Cambridge **SCORING:** 1st 10 pts.; 2nd 8 pts.; 3rd 6 pts.; 4th 4 pts.; 5th 2 pts.; 6th 1 pts.

## EVENT 110 Hdl

| | NAME | (Team) | TIME HT. DIST. |
|---|---|---|---|
| 1. | B. Detarding | Camb | 15.8 |
| 2. | M. Mroczek | AL | 16.1 |
| 3. | S. Todd | W-P | 16.5 |
| 4. | K. Krisela | D.C | 16.5 |
| 5. | C. Snyder | I | 16.6 |
| 6. | J. Horner | D.C | 17.1 |

## EVENT 300 Int

| | NAME | (Team) | TIME HT. DIST. |
|---|---|---|---|
| 1. | B. Detarding | Camb | 41.7 |
| 2. | K. Krisela | D.C | 42.6 |
| 3. | M. Mroczek | AL | 43.2 |
| 4. | S. Todd | W-P | 43.8 |
| 5. | S. Hourlock | Culb | 45.0 |
| 6. | T. Carney | Alma | 45.1 |

## 400 RELAY

| | TEAM | RUNNERS | TIME |
|---|---|---|---|
| 1. | Cambridge | _____, _____ _____, _____ | 45.7 |
| 2. | D.C. | Tidwell | 45.7 |
| 3. | Alma | Robinson | 46.2 |
| 4. | Imperial | Berry | 47.2 |
| 5. | Arapaho | Hurst | 47.8 |
| 6. | Culbertson | | 49.4 |

## 1600 RELAY

| | TEAM | RUNNERS | TIME |
|---|---|---|---|
| 1. | Alma | _____, _____ _____, _____ | 3.36.9 |
| 2. | D.C | Vires | 3.37.4 |
| 3. | Camb | Strand | 3.42.0 |
| 4. | W-P | Robinson | 3.47.5 |
| 5. | Imperial | Skeen | 3.50.5 |
| 6. | Culbertson | | 3.58.9 |

## 3200 RELAY

| | TEAM | RUNNERS | TIME |
|---|---|---|---|
| 1. | D.C | _____, _____ _____, _____ | 8.40.2 |
| 2. | El | Rickert | 8.59.7 |
| 3. | Alma | Wanzlick | 9.02.6 |
| 4. | Rap V. | Skeen | 9.17.0 |
| 5. | Imp | Bargen | 9.20.8 |
| 6. | Camb | | 9.23.8 |

TEAMS

| *EVENTS | TEAM NAME | Cambridge | Dundy County | Alma | Imperial | Wauneta-Palisade | Elwood | Culbertson | Rep-Valley | Arapahoe | Camb. J.V. | | | | | | | |
|---|---|---|---|---|---|---|---|---|---|---|---|---|---|---|---|---|---|---|
| | ABBR. | | | | | | | | | | | | | | | | | |
| Shot | | 14/14 | 10/10 | -/- | 3/3 | 4/4 | -/- | -/- | -/- | -/- | -/- | | | | | | | |
| Disc | | 13/27 | -/10 | 2/2 | 10/13 | -/4 | -/- | 6/6 | -/- | -/- | -/- | | | | | | | |
| RV | | 11/38 | 4/14 | 8/10 | 8/21 | -/4 | -/- | -/6 | -/- | -/- | -/- | | | | | | | |
| L.J | | 15/53 | 4/18 | -/10 | -/21 | 2/6 | -/- | 10/16 | -/- | -/- | -/- | | | | | | | |
| H.J | | 14½/67½ | 6½/24½ | -/10 | 10/31 | -/6 | -/- | -/16 | -/- | -/- | -/- | | | | | | | |
| T.J | | 4/71.5 | 9/33.5 | 2/12 | 6/37 | 10/16 | -/- | -/16 | -/- | -/- | -/- | | | | | | | |
| 100 | | 8/71.5 | -/33.5 | 8/20 | -/37 | 11/27 | -/- | -/16 | -/- | 4/4 | -/- | | | | | | | |
| 200 | | -/71.0 | 4/37.5 | 8/28 | -/37 | 16/43 | -/- | 1/17 | 2/2 | -/4 | -/- | | | | | | | |
| 400 | | 4/83.5 | 16/39 | 86/34 | 8/45 | 10/53 | -/- | -/17 | -/2 | 1.5/5.5 | -/- | | | | | | | |
| 800 | | -/83.5 | 10/49 | 4/38 | 16/61 | -/53 | 1/1 | -/17 | -/2 | -/5.5 | -/- | | | | | | | |
| 1600 | | -/83.5 | 4/53 | 10/48 | 2/63 | 1/54 | 6/7 | -/17 | 8/10 | -/5.5 | -/- | | | | | | | |
| 3200 | | -/83.5 | 2/55 | 6/54 | 4/67 | 8/62 | 10/17 | 1/18 | -/10 | -/5.5 | -/- | | | | | | | |
| 110 HA | | 10/93.5 | 5/60 | 8/62 | 2/69 | 6/68 | -/17 | -/18 | -/10 | -/5.5 | -/- | | | | | | | |
| 300 IM | | 10/103.5 | 8/68 | 7/69 | -/69 | 4/72 | -/17 | 2/20 | -/10 | -/5.5 | -/- | | | | | | | |
| 400R | | 10/113.5 | 8/76 | 6/75 | 4/73 | -/72 | -/17 | 1/21 | -/10 | 2/7.5 | -/- | | | | | | | |
| 1600R | | 6/119.5 | 8/84 | 10/85 | 2/75 | 4/76 | -/17 | 1/22 | -/10 | -/7.5 | -/- | | | | | | | |
| 3200R | | 1/120.5 | 10/94 | 6/91 | 2/77 | -/76 | 8/25 | -/22 | 4/14 | -/7.5 | | | | | | | | |
| | | | | | | | | | | | | | | | | | | |
| TOTALS | | 120.5 | 94 | 91 | 77 | 76 | 25 | 22 | 14 | 7.5 | 0 | | | | | | | |
| PLACING | | 1 | 2 | 3 | 4 | 5 | 6 | 7 | 8 | 9 | 10 | | | | | | | |

*do not write in this column until event is over

BIG RED TRACK SCOREBOOK

MEET ~~Cambridge~~ Grodfela Invite DATE ~~3-23-96~~ 3-30-96

**EVENT** Shot

| NAME | (Team) | TIME HT. DIST. |
|---|---|---|
| 1. D. Marquez | M,T | 54'5 1/2 |
| 2. M. Whistler | Her | 50'8" |
| 3. T. Sheffield | Goth | 50'2" |
| 4. J. McKee | Good | 48'4" |
| 5. J.D. Bosley | Kim | 48'2" |
| 6. R. Schulke | I | 47'1" |

**EVENT** LJ

| NAME | (Team) | TIME HT. DIST. |
|---|---|---|
| 1. C. Rohr | Good | 20'4 3/4 |
| 2. M. Zillen | Gor | 20'4 1/2 |
| 3. J List | Og | 20'1 1/2 |
| 4. T. Niedhart | Her | 19'11 1/4 |
| 5. J. Clark | Goth | 19'10 1/2 |
| 6. C. Olson | Grant | 19'2 |

**EVENT** 100

| NAME | (Team) | TIME HT. DIST. |
|---|---|---|
| 1. M. Zillen | Gor | 11.1 |
| 2. J. Lee | Gor | 11.6 |
| 3. J.T Burk | Good | 11.7 |
| 4. R. Sprague | Holy | 11.8 |
| 5. L. Goldenstein | Holy | 11.8 |
| 6. J. Cohen | Gor | 11.9 |

**EVENT** 800

| NAME | (Team) | TIME HT. DIST. |
|---|---|---|
| 1. C. Klein | Mit | 2.03.5 |
| 2. M. Vives | I | 2.03.9 |
| 3. K. Rose | Gor | 2.04 |
| 4. E. Sileen | I | 2.05.6 |
| 5. E. Knight | Og | 2.06 |
| 6. J. Smith | Coz | 2.08.8 |

**EVENT** Discus

| NAME | (Team) | TIME HT. DIST. |
|---|---|---|
| 1. T. Sheffield | Goth | 152'2" |
| 2. J McKee | Good | 148'3 |
| 3. R. Schulke | I | 136'0 |
| 4. S. McPherson | Goth | 135'1" |
| 5. C. Evans | Gor | 132' |
| 6. A. Brockmeir | Coz | 130'8 |

**EVENT** T.J

| NAME | (Team) | TIME HT. DIST. |
|---|---|---|
| 1. A. Sprague | Holy | 40'11 1/4 |
| 2. C. Olson | Grant | 40'4" |
| 3. M. Vives | I | 40'2" |
| 4. S. Mozee | Gor | 40'1 3/4 |
| 5. K. Stevens | Goth | 39'4 1/2 |
| 6. T. Niedhart | Her | 38'11 1/4 |

**EVENT** 200

| NAME | (Team) | TIME HT. DIST. |
|---|---|---|
| 1. M. Zillen | Gor | 22.9 |
| 2. R. Felver | Good | 23.6 |
| 3. J. Lee | Gor | 23.8 |
| 4. K. Nelson | Her | 24.0 |
| 5. J.T Burk | Good | 24.3 |
| 6. G. Olson | Sid | 24.3 |

**EVENT** 1600

| NAME | (Team) | TIME HT. DIST. |
|---|---|---|
| 1. T.J McMillen | Og | 4.54.1 |
| 2. S. Butterfield | Goth | 4.59.9 |
| 3. C. Norman | Og | 5.00 |
| 4. Z. Reeves | Gor | 5.05.7 |
| 5. S. McClain | I | 5.05.8 |
| 6. R. Tedford | Good | 5.05.8 |

**EVENT** P.V

| NAME | (Team) | TIME HT. DIST. |
|---|---|---|
| 1. D. Taylor | Coz | 13'6" |
| 2. B. Holwac | Mit | 13'0" |
| 3. J. Young | Coz | 12'6" |
| 4. J. P Thomas | Goth | 12'0 |
| 5. N. Maaske | Coz | 11'0 |
| 6. T. Shannon | Mit | 11.0 |

**EVENT** HJ

| NAME | (Team) | TIME HT. DIST. |
|---|---|---|
| 1. B. Cain | OG | 6'0" |
| 2. B Rickester | Goth | 6'0 |
| 3. C. Tossell | OG | 6'0 |
| 4. S. Fenner | Goth | 5'10 |
| 5. D. Hudson | I | 5'10 |
| 6. C. Miller | Grant | 5'10" |

**EVENT** 400

| NAME | (Team) | TIME HT. DIST. |
|---|---|---|
| 1. M. Vives | I | 52.6 |
| 2. E. Knight | Og | 54.0 |
| 3. E. Harris | Gor | 54.1 |
| 4. C. Sileen | I | 54.2 |
| 5. K. Landgirl | Jule | 54.4 |
| 6. B. Leach | Gor | 54.7 |

**EVENT** 3200

| NAME | (Team) | TIME HT. DIST. |
|---|---|---|
| 1. Z. Reeves | Gor | 10.55.7 |
| 2. S. Butterfield | Goth | 11.04 |
| 3. S. McClain | Imp | 11.06.8 |
| 4. R. Meyer | Imp | 11.08.6 |
| 5. T. Colglazier | Grant | 11.09.8 |
| 6. R. Tedford | Good | 11.10.5 |

# BIG RED TRACK SCOREBOOK

**FIELD AT:** Ogallala Cambridge **SCORING:** 1st 10 pts.; 2nd 8 pts.; 3rd 6 pts.; 4th 4 pts.; 5th 2 pts.; 6th 1 pts.

**EVENT** 110 Hurdles

| NAME | (Team) | TIME HT. DIST. |
|---|---|---|
| 1. R. Richmond | Grant | 15.7 |
| 2. S. Hayes | Kimb | 15.8 |
| 3. N. Stoddard | Ida | 15.9 |
| 4. L. Snyder | I | 16.3 |
| 5. S. Auld | Goth | 16.5 |
| 6. C. Thyne | Jules | 16.8 |

**EVENT** 300 IM

| NAME | (Team) | TIME HT. DIST. |
|---|---|---|
| 1. B. Holdcomb | Mitch | 42.4 |
| 2. C. Williamson | Holy | 43.2 |
| 3. B. Brown | Holy | 43.2 |
| 4. S. Hayes | Kimb | 44.0 |
| 5. C Thyne | Jules | 44.3 |
| 6. J. List | Og | 44.4 |

**400 Relay**

| TEAM | RUNNERS | TIME |
|---|---|---|
| 1. Gordon | _____, _____ _____, _____ | 45.1 |
| 2. Good | D Robinson | 45.8 |
| 3. Holyoke | K Berry | 45.8 |
| 4. Kimball | J Hunt | 46.6 |
| 5. Grant | C Tidwell | 46.8 |
| 6. Imp | | 47.0 |

~~1600 Relay~~ 3200 **RELAY**

| TEAM | RUNNERS | TIME |
|---|---|---|
| 1. Gordon | _____, _____ _____, _____ | 8.43.0 |
| 2. Ogal | | 8.48.9 |
| 3. Grant | | 8.57.4 |
| 4. Jules | | 9.03.2 |
| 5. Holy | | 9.29.0 |
| 6. Sidney | | 9.29.1 |

~~3200 Relay~~ 1600K **RELAY**

| TEAM | RUNNERS | TIME |
|---|---|---|
| 1. Mitchell | _____, _____ _____, _____ | 3.40.8 |
| 2. Imp | M. Jones | 3.42.5 |
| 3. Cozad | N. Fuchs | 3.42.7 |
| 4. Good | C. Skeen | 3.43.3 |
| 5. Hayton | S. McClain | 3.44.3 |
| 6. Gordon | | 3.44.3 |

| TEAMS | ABBR. | *EVENTS |
|---|---|---|
| Gordon | | Shot |
| Imperial | | Discus |
| Gothenburg | | P.J |
| Ogallala | | L.J |
| Goodland | | T.J |
| Mitchell | | H.J |
| Holyoke | Colo | 100 |
| Grant | | 200 |
| Cozad | | 400 |
| Hershey | | 800 |
| Kimball | | 1600 |
| Julesburg | Colo | 3200 |
| Sidney | | 110 Hurdles |
| Hayton | Colo | 300 IM |
| | | 400K |
| | | 1600K |
| | | 3200K |

| | Gordon | Imperial | Gothenburg | Ogallala | Goodland | Mitchell | Holyoke Colo | Grant | Cozad | Hershey | Kimball | Julesburg Colo | Sidney | Hayton Colo | | | |
|---|---|---|---|---|---|---|---|---|---|---|---|---|---|---|---|---|---|
| Shot | – | 1 | 6 | – | 4 | 10 | – | – | – | 8 | 2 | – | – | – | | | |
| | – | 1 | 6 | – | 4 | 10 | – | – | – | 8 | 2 | – | – | – | | | |
| Discus | 2 | 6 | 14 | – | 8 | – | – | – | 1 | – | – | – | – | – | | | |
| | 2 | 7 | 20 | – | 12 | 10 | – | – | 1 | 8 | 2 | – | – | – | | | |
| P.J | – | – | 4 | – | – | 9 | – | – | 18 | – | – | – | – | – | | | |
| | 2 | 7 | 24 | – | 12 | 19 | – | – | 19 | 8 | 2 | – | – | – | | | |
| L.J | 8 | – | 2 | 6 | 10 | – | – | 1 | – | 4 | – | – | – | – | | | |
| | 10 | 7 | 26 | 6 | 22 | 19 | – | 1 | 19 | 12 | 2 | – | – | – | | | |
| T.J | 4 | 6 | 2 | – | – | – | 10 | 8 | – | 1 | – | – | – | – | | | |
| | 14 | 13 | 28 | 6 | 22 | 19 | 10 | 9 | 19 | 13 | 2 | – | – | – | | | |
| H.J | – | 3 | 11 | 16 | – | – | – | 1 | – | – | – | – | – | – | | | |
| | 14 | 16 | 39 | 22 | 22 | 19 | 10 | 10 | 19 | 13 | 2 | – | – | – | | | |
| 100 | 18 | – | – | – | 6 | – | 6 | 1 | – | – | – | – | – | – | | | |
| | 32 | 16 | 39 | 22 | 28 | 19 | 16 | 11 | 19 | 13 | 2 | – | – | – | | | |
| 200 | 16 | – | – | – | 10 | – | – | – | – | 4 | – | – | 1 | – | | | |
| | 48 | 16 | 39 | 22 | 38 | 19 | 16 | 11 | 19 | 17 | 2 | – | 1 | – | | | |
| 400 | 7 | 14 | – | 8 | – | – | – | – | – | – | – | 2 | – | – | | | |
| | 55 | 30 | 39 | 30 | 38 | 19 | 16 | 11 | 19 | 17 | 2 | 2 | 1 | – | | | |
| 800 | 6 | 12 | – | 2 | – | 10 | – | – | 1 | – | – | – | – | – | | | |
| | 61 | 42 | 39 | 32 | 38 | 29 | 16 | 11 | 20 | 17 | 2 | 2 | 1 | – | | | |
| 1600 | 4 | 2 | 8 | 16 | 1 | – | – | – | – | – | – | – | – | – | | | |
| | 65 | 44 | 47 | 48 | 39 | 29 | 16 | 11 | 20 | 17 | 2 | 2 | 1 | – | | | |
| 3200 | 10 | 10 | 8 | – | 1 | – | – | 2 | – | – | – | – | – | – | | | |
| | 75 | 54 | 55 | 48 | 40 | 29 | 16 | 13 | 20 | 17 | 2 | 2 | 1 | – | | | |
| 110 Hurdles | – | 4 | 2 | – | – | – | – | 10 | – | 6 | 8 | 1 | – | – | | | |
| | 75 | 58 | 57 | 48 | 40 | 29 | 16 | 23 | 20 | 23 | 10 | 3 | 1 | – | | | |
| 300 IM | – | – | – | 1 | – | 10 | 14 | – | – | – | 4 | 2 | – | – | | | |
| | 75 | 58 | 57 | 49 | 40 | 39 | 30 | 23 | 20 | 23 | 14 | 5 | 1 | – | | | |
| 400K | 10 | 1 | – | – | 8 | – | 6 | 2 | – | – | 4 | – | – | – | | | |
| | 85 | 59 | 57 | 49 | 48 | 39 | 36 | 25 | 20 | 23 | 18 | 5 | 1 | – | | | |
| 1600K | 11 | 8 | – | – | 4 | 10 | – | – | 6 | – | – | – | – | 2 | | | |
| | 86 | 67 | 57 | 49 | 52 | 49 | 36 | 25 | 26 | 23 | 18 | 5 | 1 | 2 | | | |
| 3200K | 10 | – | – | 8 | – | – | 2 | 6 | – | – | – | 4 | 1 | – | | | |
| | 96 | 67 | 57 | 57 | 52 | 49 | 38 | 31 | 26 | 23 | 18 | 9 | 2 | 2 | | | |
| TOTALS | 96½ | 67 | 57 | 57 | 52 | 49 | 38 | 31 | 26 | 23 | 18 | 9 | 2 | 2 | | | |
| PLACING | 1 | 2 | 3 | 4 | 5 | 6 | 7 | 8 | 9 | 10 | 11 | 12 | 13 | 14 | | | |

*do not write in this column until event is over

# BIG RED TRACK SCOREBOOK

**MEET** Grant Invite **DATE** 4-4-96

## EVENT Shot

| NAME | (Team) | TIME HT. DIST. |
|---|---|---|
| 1. M. Whistler | Her | 50'5" |
| 2. K. Docekal | Ogal | 47'9" |
| 3. R. Schilke | I | 45'11" |
| 4. M. Jorgenson | Her | 44'6" |
| 5. C. Bergland | Lew | 44'0 |
| 6. J. Hicks | WP | 43'7" |

## EVENT L.J

| NAME | (Team) | TIME HT. DIST. |
|---|---|---|
| 1. K. Fornander | Osh | 20'5" |
| 2. T. Neidhart | Her | 19'1/4 |
| 3. J. Arthur | NPSP | 18'11" |
| 4. J. List | Og | 18'10 |
| 5. R. Sprague | Hol | 18'8" |
| 6. T. Kitt | WanP | 18'7 1/4 |

## EVENT 100

| NAME | (Team) | TIME HT. DIST. |
|---|---|---|
| 1. J. Cohen | Gr | 11.5 |
| 2. J. Walgren | WP | 11.6 |
| 3. A. McKinney | WP | 11.7 |
| 4. L. Goldenstein | Holy | 11.7 |
| 5. R. Sandoval | Og | 11.8 |
| 6. J. Bishop | Gra | 12.0 |

## EVENT 800

| NAME | (Team) | TIME HT. DIST. |
|---|---|---|
| 1. M. Vires | I. | 2.05.8 |
| 2. C. Skeen | I | 2.06.3 |
| 3. E. Knight | Og | 2.06.4 |
| 4. T. Colglazer | Gr | 2.10.4 |
| 5. J. Stork | Osh | 2.14.3 |
| 6. B. Hoetson | Her | 2.14.6 |

## EVENT Discus

| NAME | (Team) | TIME HT. DIST. |
|---|---|---|
| 1. R. Schilke | I | 134'11" |
| 2. A. Horsmeier | Og | 130'10" |
| 3. D. Hudson | I | 128'6" |
| 4. S. Nickerson | I | 126'8" |
| 5. N. Wyatt | NPSP | 125'3" |
| 6. A. Ginapin | Holy | 124'8" |

## EVENT T.J

| NAME | (Team) | TIME HT. DIST. |
|---|---|---|
| 1. M. Vires | I | 41'2 1/2 |
| 2. T. Kitt | WP | 40'3" |
| 3. C. Olson | Gr | 40'2 1/2 |
| 4. C. Livingston | Lew | 40' |
| 5. A. Sprague | Holy | 39'8 1/2 |
| 6. B. Cain | Og | 39'3 1/2 |

## EVENT 200

| NAME | (Team) | TIME HT. DIST. |
|---|---|---|
| 1. J. Walgren | WP | 23.5 |
| 2. L. Goldenstein | Holy | 23.9 |
| 3. R. Sprague | Holy | 24.0 |
| 4. C. Martin | WP | 24.2 |
| 5. A. McKinney | WP | 24.3 |
| 6. R. Sandoval | Og | 24.3 |

## EVENT 1600

| NAME | (Team) | TIME HT. DIST. |
|---|---|---|
| 1. T.J. McMillan | Og | 4.59.6 |
| 2. C. Norman | Og | 5.04.9 |
| 3. S. Barger | I | 5.06.3 |
| 4. J. Bay | Her | 5.08.3 |
| 5. T. Colglazer | Gr | 5.08.7 |
| 6. D. Flaming | WP | 5.11.7 |

## EVENT PV

| NAME | (Team) | TIME HT. DIST. |
|---|---|---|
| 1. C. Tidwell | I | 11'6" |
| 2. N. Fisher | I | 11'6" |
| 3. D. Maier | I | 11'0" |
| 4. C. Leach | Og | 10'0 |
| 5. J. Desort | Her | 10'0 |
| 6. D. Phelps | NPSP | 9'6 |

## EVENT H.J

| NAME | (Team) | TIME HT. DIST. |
|---|---|---|
| 1. J. Cooper | NPSP | 6'2" |
| 2. D. Hudson | I | 6'0" |
| 3. C. Towell | Og | 6'0" |
| 4. B. Cain | Og | 5'10" |
| 5. L. McConnell | Her | 5'8" |
| 6. C. Miller, T. Hamilton | Gr, WP, Te | 5'8" |

## EVENT 400

| NAME | (Team) | TIME HT. DIST. |
|---|---|---|
| 1. T. Kitt | WP | 51.9 |
| 2. M. Vires | I | 52.5 |
| 3. C. Hannigan | NPSP | 53.5 |
| 4. E. Knight | Og | 53.8 |
| 5. C. Skeen | I | 54.2 |
| 6. K. Nelson | Her | 54.3 |

## EVENT 3200

| NAME | (Team) | TIME HT. DIST. |
|---|---|---|
| 1. S. McNair | I | 10.55.6 |
| 2. T. Colglazer | Gr | 10.57.5 |
| 3. J. Bay | Her | 11.00.9 |
| 4. D. Flaming | WP | 11.01.8 |
| 5. S. Barger | I | 11.02.3 |
| 6. S. Gunter | Og | 11.06.1 |

400 - Wt Rel - 1- Her. - 50.2 2- Imp 50.2 3. Ogal 51.4 4- Osh - 52.1 5- WP - 52.2 6- Holy

Schilke - Nickerson - Hudson Tidwell

# BIG RED TRACK SCOREBOOK

**FIELD AT:** Grant **SCORING:** 1st 10 pts.; 2nd 8 pts.; 3rd 6 pts.; 4th 4 pts.; 5th 2 pts.; 6th 1 pts.

## EVENT 110 Hurdles

| | NAME | (Team) | TIME HT. DIST. |
|---|---|---|---|
| 1. | R. Richmond | Gr | 15.8 |
| 2. | N. Stoddard | Her | 16.7 |
| 3. | L. Williamson | Holy | 16.8 |
| 4. | C. Hannigan | NPSP | 16.8 |
| 5. | J. Todd | WP | 16.9 |
| 6. | J. Wyatt | Og | 17.6 |

## EVENT 300 IM

| | NAME | (Team) | TIME HT. DIST. |
|---|---|---|---|
| 1. | C. Hannigan | NPSP | 41.3 |
| 2. | B. Braun | Holy | 42.2 |
| 3. | L. Williamson | Holy | 42.7 |
| 4. | C. Olson | Gr | 43.8 |
| 5. | R. Richmond | Gr | 44.3 |
| 6. | N. Stoddard | Her | 45.1 |

## 400 Rel RELAY

| TEAM | RUNNERS | TIME |
|---|---|---|
| 1. WP | _____, _____ _____, _____ | 45.3 |
| 2. Holy | | 45.6 |
| 3. Grant | | 46.0 |
| 4. Hershey | | 46.9 |
| 5. Imp. | | 47.6 |
| 6. NDSP | | 48.8 |

## 1600 Rel RELAY

| TEAM | RUNNERS | TIME |
|---|---|---|
| 1. W.P. | _____, _____ _____, _____ | 3:39.7 |
| 2. Og | | 3:41.1 |
| 3. Imp | | 3:41.4 |
| 4. Grant | | 3:42.7 |
| 5. NPS.P | | 3:49.8 |
| 6. Her | | 3:49.9 |

## 3200 Rel RELAY

| TEAM | RUNNERS | TIME |
|---|---|---|
| 1. Ogd | _____, _____ _____, _____ | 8:55.6 |
| 2. Grant | | 9:02.4 |
| 3. Holy | | 9:10.8 |
| 4. Her. | | 9:21.7 |
| 5. NPSP | | 9:33.4 |
| 6. W.P. | | 9:46.9 |

TEAMS

| *EVENTS | TEAM NAME / ABBR. | Imperial | Ogdalen | Wau-Pac | Grant | Holyoke | Hershey | NPSP | Oshkosh | Lewellen | | | | | | | | | |
|---|---|---|---|---|---|---|---|---|---|---|---|---|---|---|---|---|---|---|---|
| Shot | | 6 | 8 | 1 | – | – | 14 | – | – | 2 | | | | | | | | | |
| | | 6 | 8 | 1 | – | – | 14 | – | – | 2 | | | | | | | | | |
| Discus | | 29 | 8 | – | – | 1 | – | 2 | – | – | | | | | | | | | |
| | | 26 | 16 | 1 | – | 1 | 14 | 2 | – | 2 | | | | | | | | | |
| RJ | | 24 | 4 | – | – | – | 2 | 1 | – | – | | | | | | | | | |
| | | 50 | 20 | 1 | – | 1 | 16 | 3 | – | 2 | | | | | | | | | |
| LJ | | – | 4 | 1 | – | 2 | 8 | 6 | 10 | – | | | | | | | | | |
| | | 50 | 24 | 2 | – | 3 | 24 | 9 | 10 | 2 | | | | | | | | | |
| TJ | | 10 | 1 | 8 | 6 | 2 | – | – | – | 4 | | | | | | | | | |
| | | 60 | 25 | 10 | 6 | 5 | 24 | 9 | 10 | 6 | | | | | | | | | |
| HJ | | 8 | 10 | ½ | ½ | – | 2 | 10 | – | – | | | | | | | | | |
| | | 68 | 35 | 10.5 | 6.5 | 5 | 26 | 19 | 10 | 6 | | | | | | | | | |
| 100 | | – | 2 | 14 | 11 | 4 | – | – | – | – | | | | | | | | | |
| | | 68 | 37 | 24½ | 17½ | 9 | 26 | 19 | 10 | 6 | | | | | | | | | |
| 200 | | – | 1 | ½ | – | 14 | – | – | – | – | | | | | | | | | |
| | | 68 | 38 | 40.5 | 17.5 | 23 | 26 | 19 | 10 | 6 | | | | | | | | | |
| 400 | | 10 | 4 | 10 | – | – | 1 | 6 | – | – | | | | | | | | | |
| | | 78 | 42 | 50.5 | 17.5 | 23 | 27 | 25 | 10 | 6 | | | | | | | | | |
| 1600 | | 56 | 48 | 4 | 2 | – | 4 | – | 2 | – | | | | | | | | | |
| | | 134 | 90 | 54.5 | 19.5 | 23 | 31 | 25 | 12 | 6 | | | | | | | | | |
| 3200 | | 12 | 8 | 4 | 2 | – | 4 | – | – | – | | | | | | | | | |
| | | 146 | 98 | 58.5 | 21.5 | 23 | 35 | 25 | 12 | 6 | | | | | | | | | |
| 110 Hd | | – | 1 | 2 | 10 | 6 | 8 | 4 | – | – | | | | | | | | | |
| | | 146 | 99 | 60.5 | 31.5 | 29 | 43 | 29 | 12 | 6 | | | | | | | | | |
| 300 IM | | – | – | – | 6 | 14 | 1 | 10 | – | – | | | | | | | | | |
| | | 146 | 99 | 60.5 | 37.5 | 43 | 44 | 39 | 12 | 6 | | | | | | | | | |
| 400 Rel | | 2 | – | 10 | 6 | 8 | 4 | 1 | – | – | | | | | | | | | |
| | | 148 | 99 | 70.5 | 43.5 | 51 | 48 | 40 | 12 | 6 | | | | | | | | | |
| 1600 Rel | | 6 | 8 | 10 | 4 | – | 1 | 2 | – | – | | | | | | | | | |
| | | 154 | 107 | 80.5 | 47.5 | 51 | 49 | 42 | 12 | 6 | | | | | | | | | |
| 3200 Rel | | – | 10 | 1 | 8 | 6 | 4 | 2 | – | – | | | | | | | | | |
| | | 154 | 117 | 81.5 | 55.5 | 57 | 53 | 44 | 12 | 6 | | | | | | | | | |
| 800 | | 18 | 6 | – | 4 | – | 1 | – | 2 | – | | | | | | | | | |
| | | 172 | 123 | 81.5 | 59.5 | 57 | 54 | 44 | 14 | 6 | | | | | | | | | |
| 400 Wt Rel | | 8 | 6 | 2 | – | 1 | 10 | – | DQ | – | | | | | | | | | |
| | | 180 | 129 | 83.5 | 59.5 | 58 | 64 | 44 | | 6 | | | | | | | | | |
| TOTALS | | 123 | 85 | 75.5 | 65.5 | 58 | 52 | 44 | 16 | 6 | | | | | | | | | |
| PLACING | | 1 | 2 | 3 | 4 | 5 | 6 | 7 | 8 | DQ | | | | | | | | | |

*do not write in this column until event is over

BIG RED TRACK SCOREBOOK

MEET Grant Triangular DATE 4-9-86

**EVENT** Shot

| | NAME | (Team) | TIME HT. DIST. |
|---|---|---|---|
| 1. | K. Doeckel | Og | 47'6½ |
| 2. | A. Hansmeier | Og | 44'10 |
| 3. | F. Ringelman | I | 44'7 |
| 4. | D. Hudson | I | 42'7" |
| 5. | S. Nickerson | I | 41'8" |
| 6. | C. Schilke | I | 40'10½ |

**EVENT** L.J

| | NAME | (Team) | TIME HT. DIST. |
|---|---|---|---|
| 1. | M. Vines | I | 19'7" |
| 2. | J. List | Og | 19'6 |
| 3. | N. Fuchner | I | 18'8" |
| 4. | R. Richmond | Gr | 18'3½ |
| 5. | C. Olson | Gr | 18'2" |
| 6. | C. Softley | Gr | 17'2½ |

**EVENT** 100

| | NAME | (Team) | TIME HT. DIST. |
|---|---|---|---|
| 1. | M. Vines | I | 11.7 |
| 2. | J. Cohen | Gr | 11.8 |
| 3. | J. Bishop | Gr | 11.9 |
| 4. | E. Knight | Og | 12.1 |
| 5. | J. Andis | Gr | 12.1 |
| 6. | Lemplie | Og | 12.2 |

**EVENT** 800

| | NAME | (Team) | TIME HT. DIST. |
|---|---|---|---|
| 1. | S. Bargen | I | 2.05.1 |
| 2. | T. Colglazier | Gr | 2.12.4 |
| 3. | C. Softley | Gr | 2.14.8 |
| 4. | S. McClain | I | 2.17.5 |
| 5. | K. Connelis | Gr | 2.17.6 |
| 6. | J. Reese | Gr | 2.23.0 |

**EVENT** Disc

| | NAME | (Team) | TIME HT. DIST. |
|---|---|---|---|
| 1. | F. Ringelman | I | 138'6 |
| 2. | A. Hansmeier | Og | 132'0 |
| 3. | S. Nickerson | I | 123'8" |
| 4. | R. Heckenlively | I | 116'1" |
| 5. | M. Terryberry | I | 115' |
| 6. | S. Stinnette | I | 112' |

**EVENT** TJ

| | NAME | (Team) | TIME HT. DIST. |
|---|---|---|---|
| 1. | J. List | Og | 38'11½ |
| 2. | B. Cain | Og | 38'5" |
| 3. | N. Fuchner | I | 38'4" |
| 4. | R. Richmond | Gr. | 37'11½ |
| 5. | B. Connelus | Gr | 37'7" |
| 6. | C. Kaiser | I | 37'6½ |

**EVENT** 200

| | NAME | (Team) | TIME HT. DIST. |
|---|---|---|---|
| 1. | M. Vines | I | 23.9 |
| 2. | E. Knight | Og. | 24.6 |
| 3. | C. Tidwell | I | 24.7 |
| 4. | C. Skeen | I | 25.1 |
| 5. | J. Hurst | I | 25.3 |
| 6. | Erdem | Og. | 25.4 |

**EVENT** 1600

| | NAME | (Team) | TIME HT. DIST. |
|---|---|---|---|
| 1. | C. Norman | Og | 5.01.5 |
| 2. | J. List | Og | 5.04.1 |
| 3. | C. Skeen | I | 5.07.1 |
| 4. | Dam | Og | 5.24.0 |
| 5. | J. List | Og | 5.27.4 |
| 6. | S. Gunter | Og | 5.28.0 |

**EVENT** P.V

| | NAME | (Team) | TIME HT. DIST. |
|---|---|---|---|
| 1. | C. Tidwell | I | 11'0 |
| 2. | C Keach | Og | 10'6 |
| 3. | M. Fischer | I | 10'6 |
| 4. | B. Johnson | I | 10' |
| 5. | | | |
| 6. | | | |

**EVENT** H.J

| | NAME | (Team) | TIME HT. DIST. |
|---|---|---|---|
| 1. | L. Snyder | I | 5'9" |
| 2. | B. Cain | Og | 5'9" |
| 3. | D. Cerney | Og | 5'5" |
| 4. | R. Richmond | Gr | 5'5" |
| 5. | L. Kaiser | I | 5'5" |
| 6. | M. Shrout | I | 5'5" |

**EVENT** 400

| | NAME | (Team) | TIME HT. DIST. |
|---|---|---|---|
| 1. | E. Knight | Og. | 53.1 |
| 2. | Queer | Og | 54.4 |
| 3. | S. Bargen | I | 55.0 |
| 4. | T. Bishop | Gr | 55.0 |
| 5. | S. McClain | I | 56.1 |
| 6. | T. Coldsoren | Gr | 56.2 |

**EVENT** 3200

| | NAME | (Team) | TIME HT. DIST. |
|---|---|---|---|
| 1. | C. Norman | Og | 11.32.2 |
| 2. | S. Gunter | Og | 11.36.4 |
| 3. | C. Wenzlick | I | 11.48.6 |
| 4. | J. McGrath | I | 11.54.0 |
| 5. | Hall | Og | 12.05.2 |
| 6. | Purdy | Og | 12.09 |

Relay 5-3-0

**HELD AT:** Grant **SCORING:** 1st 6 pts.; 2nd 4 pts.; 3rd 3 pts.; 4th 2 pts.; 5th 1 pts.; 6th – pts.

## EVENT 110 HH

| | NAME | (Team) | TIME HT. DIST. |
|---|---|---|---|
| 1. | J. Wyatt | OG | 17.2 |
| 2. | Miller | I | 18.5 |
| 3. | M. Strand | I | 18.7 |
| 4. | C. Schulte | I | 18.8 |
| 5. | Koperski | OG | 19.5 |
| 6. | M. Kirkpatrick | Gr | |

## EVENT 300 I.M.

| | NAME | (Team) | TIME HT. DIST. |
|---|---|---|---|
| 1. | T. Bishop | Gr | 44.4 |
| 2. | C. Snyder | I | 46.0 |
| 3. | J. List | OG | 46.2 |
| 4. | Koperski | OG | 46.5 |
| 5. | J.D. Miller | I | 48.4 |
| 6. | K Schulte | I | 49.0 |

## 400 Rel RELAY

| | TEAM | RUNNERS | | TIME |
|---|---|---|---|---|
| 1. | Imperial | Vries, Tidwell | Hurst, Snyder | 47.5 |
| 2. | OGal | | | |
| 3. | Grant | | | |
| 4. | | | | |
| 5. | | | | |
| 6. | | | | |

## 1600 Rel RELAY

| | TEAM | RUNNERS | | TIME |
|---|---|---|---|---|
| 1. | OGal | , | , | |
| 2. | Grant | , | , | |
| 3. | Imperial | K Berry | | |
| 4. | | N Fuchner | | |
| 5. | | M Strand | | |
| 6. | | JD Miller | | |

## Med Rel RELAY

| | TEAM | RUNNERS | | TIME |
|---|---|---|---|---|
| 1. | | , | , | |
| 2. | | | | |
| 3. | | | | |
| 4. | | | | |
| 5. | | | | |
| 6. | | | | |

TEAMS

| TEAM NAME | Imperial | Gallatin | Grant |
|---|---|---|---|
| ABBR. | | | |
| *EVENTS | | | |
| Shot | 6/6 | 10/10 | – |
| Discus | 12/18 | 4/14 | – |
| PJ | 10/28 | 4/18 | – |
| L.J | 9/37 | 4/22 | 3/3 |
| T.J | 3/40 | 10/32 | 3/6 |
| H.J | 7/47 | 5/37 | 1/7 |
| 100 | 6/53 | 3/40 | 8/15 |
| 200 | 12/65 | 4/44 | –/15 |
| 400 | 4/69 | 10/54 | 2/17 |
| 800 | 8/77 | –/54 | 8/25 |
| 1600 | 3/80 | 13/67 | –/25 |
| 3200 | 5/85 | 11/78 | –/25 |
| 110HH | 9/94 | 7/85 | –/25 |
| 300IM | 5/99 | 5/90 | 6/31 |
| 400R | 5/104 | 3/93 | 0/31 |
| 1600R | –/109 | 5/98 | 3/34 |
| | | | |
| | | | |
| TOTALS | 104 | 98 | 34 |
| PLACING | 1 | 2 | 3 |

*do not write in this column until event is over

BIG RED TRACK SCOREBOOK

BIG RED TRACK SCOREBOOK

**MEET** Gothenburg Dutch Zorn **DATE** 4-14-96

**EVENT** Shot

| | NAME | (Team) | TIME HT. DIST. |
|---|---|---|---|
| 1. | R. Sutton | Lex | 51'11 3/4 |
| 2. | T. Sheffield | Goth | 51'10 1/2 |
| 3. | L. Sidwell | K | 50'10" |
| 4. | C. Tolstedt | K | 47'2" |
| 5. | T Hicklen | G | 46'6 1/4 |
| 6. | N Baer | Mc | 46'3 |

**EVENT** L.J

| | NAME | (Team) | TIME HT. DIST. |
|---|---|---|---|
| 1. | J. Reynolds | L | 20'9 3/4 |
| 2. | J. Clark | G | 20'6 1/4 |
| 3. | T. Halloweil | Mc | 20'3 3/4 |
| 4. | B. Soden | Mc | 20'3 1/2 |
| 5. | E. Stewart | Mc | 20'3' |
| 6. | CC. Foote | K | 19'6 1/4 |

**EVENT** 100

| | NAME | (Team) | TIME HT. DIST. |
|---|---|---|---|
| 1. | B. Soden | Mc | 11.1 |
| 2. | N. Meyer | L | H.1 |
| 3. | K. Sontena | L | 11.2 |
| 4. | J. Clark | G | 11.3 |
| 5. | J. Rice | K | 11.9 |
| 6. | K. Berry | I | 11.9 |

**EVENT** 800

| | NAME | (Team) | TIME HT. DIST. |
|---|---|---|---|
| 1. | J. Ellis | G | 2.10.2 |
| 2. | M. Vines | I | 2.11.2 |
| 3. | K Grant | L | 2.11.3 |
| 4. | C. Skeen | I | 2.11.4 |
| 5. | T.J McMillan | Og | 2.11.6 |
| 6. | K. Robinson | K | 212.2 |

**EVENT** Discus

| | NAME | (Team) | TIME HT. DIST. |
|---|---|---|---|
| 1. | T. Sheffied | G | 166'3" |
| 2. | R. Schilke | I | 145'4" |
| 3. | R. Sutton | L | 142'9" |
| 4. | C. Carper | Mc | 141'7" |
| 5. | J Delact | K | 138'3" |
| 6. | S. McPherson | G | 136'1" |

**EVENT** T.J

| | NAME | (Team) | TIME HT. DIST. |
|---|---|---|---|
| 1. | J. Chancellor | Mc | 44'7 1/4 |
| 2. | M Vines | I | 41'8 1/4 |
| 3. | K Stevens | G | 41'4 1/4 |
| 4. | B. Rickenster | G | 40'3 3/4 |
| 5. | C. J Tepley | K | 40'2" |
| 6. | S. Fenner | G | 39'6 1/2 |

**EVENT** 200

| | NAME | (Team) | TIME HT. DIST. |
|---|---|---|---|
| 1. | C. Neuhaus | Mc | 22.8 |
| 2. | N. Meyer | L | 23.4 |
| 3. | A. Mann | G | 23.7 |
| 4. | J Miller | L | 23.8 |
| 5. | T. J Tecter | L | 24.3 |
| 6. | K Berry | I | 24.5 |

**EVENT** 1600

| | NAME | (Team) | TIME HT. DIST. |
|---|---|---|---|
| 1. | S. Butterfield | G | 5.02.0 |
| 2. | K. Grant | L | 5.02.2 |
| 3. | T.J. McMillan | Og | 5.05.4 |
| 4. | S McNair | I | 5.05.4 |
| 5. | J. Linden | L | 5.05.8 |
| 6. | C Norman | Og | 5.06 |

**EVENT** P.V

| | NAME | (Team) | TIME HT. DIST. |
|---|---|---|---|
| 1. | J. P Thomella | G | 12'6 |
| 2. | T. Eskew | Mc | 12'6 |
| 3. | Z. Schutz | Mc | 11'6 |
| 4. | D. Marin | I | 11'6" |
| 5. | Z. Ceach | Og | 11'0 |
| 6. | K Sontana | L | 9'6 |

**EVENT** H.J

| | NAME | (Team) | TIME HT. DIST. |
|---|---|---|---|
| 1. | B. Ricklenster | G | 6'2 |
| 2. | D. Hudson | I | 6'0 |
| 3. | A. Davenport | G | 6'0 |
| 4. | S. Fennen | G | 6'0 |
| 5. | C. Towell | Og | 6'0 |
| 6. | B. Cerney | Og | 6'0 |

**EVENT** 400

| | NAME | (Team) | TIME HT. DIST. |
|---|---|---|---|
| 1. | A. Mann | G | 51.5 |
| 2. | E Otto | L | 51.6 |
| 3. | E Knight | Og | 53.2 |
| 4. | M. Vines | I | 53.2 |
| 5. | J. Reynolds | L | 53.4 |
| 6. | C. Skeen | I | 54.5 |

**EVENT** 3200

| | NAME | (Team) | TIME HT. DIST. |
|---|---|---|---|
| 1. | J. Herron | Mc | 10.37.3 |
| 2. | S. Butterfied | G | 10.39.1 |
| 3. | A. Guthrie | Mc | 10.40.1 |
| 4. | S. Mc Nair | I | 10598 |
| 5. | J. Linden | L | 11.02.9 |
| 6. | R. Meyer | I | 11.09.1 |

Mile Med Rel: 1-Lex - 3.58.4, 2 - Mc - 4.00., 3. Imp 4.11.1, 4 - Og - 4.12.1, 5- G 4.12.3

**HELD AT:** Gothenburg **SCORING:** 1st 10 pts.; 2nd 8 pts.; 3rd 6 pts.; 4th 4 pts.; 5th 2 pts.; 6th 1 pts.

## EVENT 110 HH

| NAME | (Team) | TIME HT. DIST. |
|---|---|---|
| 1. T. Hime | Mc | 15.9 |
| 2. S. Auld | G | 160 |
| 3. A. Davenport | G | 16.2 |
| 4. R Hicken | G | 16.4 |
| 5. R Thomsella | L | 16.9 |
| 6. C. Snyder | I | 16.9 |

## EVENT 300 IH

| NAME | (Team) | TIME HT. DIST. |
|---|---|---|
| 1. A. Davenport | G | 44.1 |
| 2. S. Church | L | 45.3 |
| 3. M. Baker | Mc | 45.7 |
| 4. S. Oseda | L | 45.7 |
| 5. T. Hime | Mc | 46.2 |
| 6. A. Dacla | K | 46.2 |

## 400 Rel RELAY

| TEAM | RUNNERS | TIME |
|---|---|---|
| 1. Lex | _____, _____ | 45.1 |
| | _____, _____ | |
| 2. Mc | D. Robinson | 45.7 |
| 3. Goth | ~~K. Berry~~ J. Hust | 47.1 |
| 4. Kearney | C. Tidwell | 47.6 |
| 5. Imp | M. Pankonin | 47.8 |
| 6. Ogd | | 50.9 |

## 1600 Rel RELAY

| TEAM | RUNNERS | TIME |
|---|---|---|
| 1. Lex | _____, _____ | 3.38.5 |
| | _____, _____ | |
| 2. Goth | C. Skeen | 3.46.9 |
| 3. Imp. | N. Fuehrer | 3.49.6 |
| 4. Kear | M. Strand | 3.51.4 |
| 5. Ogal | K. Berry | 3.52.2 |
| 6. Mc | | 3.54.9 |

## 3200 Rel RELAY

| TEAM | RUNNERS | TIME |
|---|---|---|
| 1. Imp | S. McNair, R Meyer | 8.49.1 |
| | C. Skeen, M. Dines | |
| 2. Lex | | 9.18.3 |
| 3. Mc | | 9.45.1 |
| 4. Goth | | 9.47.2 |
| 5. Ogal | | 9.55.4 |
| 6. | | |

200 200 400 800
Imp- Robinson, Tidwell, Berry, Meyer

TEAMS

| TEAM NAME | Gothenburg | Lexington | McCook | Imperial | Ogallala | Kearney | | | | | | | | | | | |
|---|---|---|---|---|---|---|---|---|---|---|---|---|---|---|---|---|---|
| ABBR. | | | | | | | | | | | | | | | | | |
| *EVENTS | | | | | | | | | | | | | | | | | |
| Shot | 10/10 | 10/10 | 1/1 | -/- | -/- | 10/10 | | | | | | | | | | | |
| Discus | 11/21 | 6/16 | 4/5 | 8/8 | -/- | 2/12 | | | | | | | | | | | |
| P.U | 10/37 | 1/17 | 14/19 | 4/12 | 2/2 | -/12 | | | | | | | | | | | |
| L.J | 8/45 | 10/27 | 12/31 | -/12 | -/2 | 1/13 | | | | | | | | | | | |
| T.J | 11/56 | -/27 | 10/41 | 8/20 | -/2 | 2/15 | | | | | | | | | | | |
| H.J | 20/76 | -/27 | -/41 | 8/28 | 3/5 | -/15 | | | | | | | | | | | |
| 100 | 6/82 | 14/41 | 10/51 | 1/29 | -/5 | 2/17 | | | | | | | | | | | |
| 200 | 6/88 | 16/57 | 10/61 | 1/30 | -/5 | -/17 | | | | | | | | | | | |
| 400 | 10/98 | 16/73 | -/61 | 5/35 | 6/11 | -/17 | | | | | | | | | | | |
| 800 | 10/108 | 6/79 | -/61 | 12/47 | 2/13 | 1/18 | | | | | | | | | | | |
| 1600 | 10/118 | 10/89 | -/61 | 4/51 | 7/20 | -/18 | | | | | | | | | | | |
| 3200 | 8/126 | 2/91 | 16/77 | 5/56 | -/20 | -/18 | | | | | | | | | | | |
| 110 HH | 18/142 | 2/93 | 10/87 | 1/57 | -/20 | -/18 | | | | | | | | | | | |
| 300 IM | 10/152 | 12/105 | 8/95 | -/57 | -/20 | 1/19 | | | | | | | | | | | |
| 400 R | 6/158 | 10/115 | 8/103 | 2/59 | 1/21 | 4/23 | | | | | | | | | | | |
| 1600 R | 8/166 | 10/125 | 1/104 | 6/65 | 2/23 | 4/27 | | | | | | | | | | | |
| 3200 R | 4/170 | 8/133 | 6/110 | 10/75 | 2/25 | -/27 | | | | | | | | | | | |
| M.M Rel | 4/174 | 12/145 | 10/120 | 8/83 | 6/31 | -/27 | | | | | | | | | | | |
| TOTALS | 174 | 145 | 120 | 83 | 31 | 27 | | | | | | | | | | | |
| PLACING | 1 | 2 | 3 | 4 | 5 | 6 | | | | | | | | | | | |

*do not write in this column until event is over

# BIG RED TRACK SCOREBOOK

# BIG RED TRACK SCOREBOOK

**MEET** Imperial Invite **DATE** 4-16-16

## EVENT Shot

| | NAME | (Team) | TIME HT. DIST. |
|---|---|---|---|
| 1. | K. Doeckal | Og | 48'7 1/4 |
| 2. | S. Nickerson | I | 46'10 1/2 |
| 3. | R. Schilke | I | 46'2 3/4 |
| 4. | A. Hansmeier | Og | 46'1 1/4 |
| 5. | E. Ringleman | I | 45'2 1/2 |
| 6. | D. Makovicka | Og | 42'9 3/4 |

## EVENT LJ

| | NAME | (Team) | TIME HT. DIST. |
|---|---|---|---|
| 1. | K. Fornander | Osh | 20'5 |
| 2. | M. Vires | I | 19'7 |
| 3. | N. Fuehrer | I | 19'3 |
| 4. | J. List | Og | 19'2 3/4 |
| 5. | C. Towell | Og | 18'9 1/2 |
| 6. | D. Slaughter | Og | 18'9 |

## EVENT 100

| | NAME | (Team) | TIME HT. DIST. |
|---|---|---|---|
| 1. | J. Cohen | Gr | 11.5 |
| 2. | J. Bishop | Gr | 11.5 |
| 3. | K. Fornander | Osh | 11.6 |
| 4. | B. Zaruba | Jule | 11.8 |
| 5. | K. Berry | I | 11.9 |
| 6. | D. Robinson | I | 12.0 |

## EVENT 800

| | NAME | (Team) | TIME HT. DIST. |
|---|---|---|---|
| 1. | C. Skeen | I | 2.04.5 |
| 2. | E. Knight | Og | 2.04.5 |
| 3. | T. Bishop | Gr. | 2.07.8 |
| 4. | S. Barger | I | 2.08.6 |
| 5. | J. Stark | Osh | 2.12.1 |
| 6. | S. McNair | I | 2.13.3 |

## EVENT Disc

| | NAME | (Team) | TIME HT. DIST. |
|---|---|---|---|
| 1. | R. Schilke | I | 150'1 |
| 2. | A. Hansmeier | Og | 140'1 |
| 3. | D. Hudson | I | 128'7 |
| 4. | S. Nickerson | I | 124'0 |
| 5. | M. Waite | Hax | 120'4 |
| 6. | M. Nein | Jule | 119'3 |

## EVENT TJ

| | NAME | (Team) | TIME HT. DIST. |
|---|---|---|---|
| 1. | C. Olsen | Gr | 41'1 1/2 |
| 2. | M. Vires | I | 40'10 3/4 |
| 3. | J. List | Og | 40'6 1/2 |
| 4. | N. Fuehrer | I | 39'8 3/4 |
| 5. | C. Miller | Gr | 38'9 |
| 6. | B. Cerny | Og | 38'8 1/2 |

## EVENT 200

| | NAME | (Team) | TIME HT. DIST. |
|---|---|---|---|
| 1. | M. Vires | I | 24.1 |
| 2. | J. Bishop | Gr. | 24.3 |
| 3. | J. Andis | Gr | 24.4 |
| 4. | B. Zaruba | Jule | 24.6 |
| 5. | K. Berry | I | 24.8 |
| 6. | K. Fornander | Osh | 24.8 |

## EVENT 1600

| | NAME | (Team) | TIME HT. DIST. |
|---|---|---|---|
| 1. | TJ. McMillan | Og | 4.47 |
| 2. | C. Norman | Og | 4.57.2 |
| 3. | T. Colglazier | Gr | 5.01.4 |
| 4. | S. McNair | I | 5.05.7 |
| 5. | T. Scheele | Hax | 5.07.2 |
| 6. | J. Reese | Gr. | 5.08.6 |

## EVENT PV

| | NAME | (Team) | TIME HT. DIST. |
|---|---|---|---|
| 1. | B. Zaruba | Jule | 12'9 |
| 2. | D. Maier | I | 12'0 |
| 3. | C. Tidwell | I | 11'6 |
| 4. | C. Leach | Og | 10'6 |
| 5. | B. Johnsen | I | 10'6 |
| 6. | D.C. Mather | Osh | 10'0 |

## EVENT HJ

| | NAME | (Team) | TIME HT. DIST. |
|---|---|---|---|
| 1. | B. Cerny | Og | 6'3 |
| 2. | L. Snyder | I | 6'0 |
| 3. | D. Hudson | I | 5'10 |
| 4. | K. Lanekreit | Jule | 5'10 |
| 5. | C. Towell | Og | 5'10 |
| 6. | B. Cain | Og | 5'10 |

## EVENT 400

| | NAME | (Team) | TIME HT. DIST. |
|---|---|---|---|
| 1. | M. Vires | I | 51.6 |
| 2. | E. Knight | Og | 52.0 |
| 3. | C. Skeen | I | 52.4 |
| 4. | K. Lanekriet | Jule | 52.8 |
| 5. | L. Queen | Og | 53.4 |
| 6. | J. Landis | Gr | 54.1 |

## EVENT 3200

| | NAME | (Team) | TIME HT. DIST. |
|---|---|---|---|
| 1. | S. McNair | I | 10.48.8 |
| 2. | R. Meyer | I | 10.59.2 |
| 3. | S. Barger | I | 10.59.9 |
| 4. | T. Colglazier | Gr | 11.07.0 |
| 5. | S. Gunter | Og | 11.09.6 |
| 6. | K. Lanekriet | Jule | 11.12.7 |

400 Wt Rel' Imp - 49.9 2- Grand - 50.2 3- Ogal - 50.4 4- Jules 51.7 5- Hax - 52.5 6- Osh - 56.2

**HELD AT:** Grant **SCORING:** 1st 10 pts.; 2nd 8 pts.; 3rd 6 pts.; 4th 4 pts.; 5th 2 pts.; 6th 1 pts.

**EVENT** 110 HH

| NAME | (Team) | TIME HT. DIST. |
|---|---|---|
| 1. R. Richmond | Gr | 15.5 |
| 2. L. Snyder | I | 16.4 |
| 3. C. Thyne | Jule | 17.2 |
| 4. M. Strand | I | 17.4 |
| 5. D. Beake | Jule | 17.6 |
| 6. E. Koperski | Og | 17.8 |

**EVENT** 300 IM

| NAME | (Team) | TIME HT. DIST. |
|---|---|---|
| 1. R. Richmond | Gr | 42.7 |
| 2. C. Olsen | Gr | 43.9 |
| 3. M. Strand | I | 43.9 |
| 4. J. List | Og | 44.2 |
| 5. C. Thyne | Jule | 44.8 |
| 6. E. Koperski | Og | 45.3 |

**400 Rel RELAY**

| TEAM | RUNNERS | TIME |
|---|---|---|
| 1. Imperial | , | 46.2 |
| | , | |
| 2. Oshkosh | K. Berry | 46.8 |
| 3. Julesburg | D. Robinson | 47.0 |
| 4. Haxtun | J. Hust | 47.9 |
| 5. Ogallala | L. Parkman | 48.1 |
| 6. Grant | | 1.04.9 |

**1600 Rel RELAY**

| TEAM | RUNNERS | TIME |
|---|---|---|
| 1. Ogallala | , | 3.37.6 |
| | , | |
| 2. Julesburg | M. Strand | 3.39.8 |
| 3. Imperial | N. Fucher | 3.42.3 |
| 4. Grant | K. Berry | 3.43.0 |
| 5. Haxtun | C. Skeen | 3.49.0 |
| 6. | | |

**3200 Rel RELAY**

| TEAM | RUNNERS | TIME |
|---|---|---|
| 1. Ogallala | , | 8.32.51 |
| | , | |
| 2. Grant | J. Bilka | 8.48.56 |
| 3. Julesburg | P. Arterburn | 8.56.29 |
| 4. Haxtun | C. Wenzlich | 9.27.91 |
| 5. Imperial | A. Richert | 9.32.13 |
| 6. | | |

TEAMS

| *EVENTS | Imperial | Ogallala | Grant | Jules Bury | Oshkosh | Haxtun |
|---|---|---|---|---|---|---|
| Shot | 16/16 | 15/15 | -/- | -/- | -/- | -/- |
| Disc | 20/36 | 8/23 | -/- | 1/1 | -/- | 2/2 |
| P.V | 16/52 | 4/27 | -/- | 10/11 | 1/1 | -/2 |
| LJ | 14/66 | 7/34 | -/- | -/11 | 10/11 | -/2 |
| TJ | 12/78 | 7/41 | 12/12 | -/11 | -/11 | -/2 |
| HJ | 14/92 | 13/54 | -/12 | 4/15 | -/11 | -/2 |
| 100 | 3/95 | -/54 | 18/30 | 4/19 | 6/17 | -/2 |
| 200 | 12/107 | -/54 | 14/44 | 4/23 | 1/18 | -/2 |
| 400 | 16/123 | 10/64 | 1/45 | 4/27 | -/18 | -/2 |
| 800 | 15/138 | 8/72 | 6/51 | -/27 | 2/20 | -/2 |
| 1600 | 4/142 | 18/90 | 7/58 | -/27 | -/20 | 2/4 |
| 3200 | 24/166 | 2/92 | 4/62 | 1/28 | -/20 | -/4 |
| 110 HH | 12/178 | 1/93 | 10/72 | 8/36 | -/20 | -/4 |
| 300 IM | 6/184 | 5/98 | 18/90 | 2/38 | -/20 | -/4 |
| 400 Rel | 10/194 | 2/100 | 1/91 | 6/44 | 8/28 | 4/8 |
| 1600 Rel | 6/200 | 10/110 | 4/95 | 8/52 | -/28 | 4/12 |
| 3200 Rel | 2/202 | 10/120 | 8/103 | 6/58 | -/28 | 4/16 |
| 400 Lot Rel | 10/212 | 6/126 | 8/111 | 4/62 | 1/29 | 2/18 |
| TOTALS | 212 | 126 | 111 | 62 | 29 | 18 |
| PLACING | 1 | 2 | 3 | 4 | 5 | 6 |

*do not write in this column until event is over

Schulke Nickerson - Hudson Tidwell

**BIG RED TRACK SCOREBOOK**

BIG RED TRACK SCOREBOOK

MEET Reserve Duel DATE 4-23-96

**EVENT** 100 M

| NAME | (Team) | TIME HT. DIST. |
|---|---|---|
| 1. J. Bishop | 6 | 11.6 |
| 2. J Andis | 6 | 11.6 |
| 3. C. Miller | 6 | 12.1 |
| 4. D Robinson | I | 12.1 |
| 5. S. Poppe | 6 | 12.1 |
| 6. K Cueck | 6 | 12.2 |

**EVENT** 800 M

| NAME | (Team) | TIME HT. DIST. |
|---|---|---|
| 1. J. Reese | 6 | 2.21.5 |
| 2. A. Richert | I | 2.23.7 |
| 3. J. McGrath | I | 2.26.4 |
| 4. B. Pondexter | I | 2.28.2 |
| 5. C. Pursley | I | 2.29.0 |
| 6. P. Arterburn | I | 2.29.2 |

**EVENT** 300 IM

| NAME | (Team) | TIME HT. DIST. |
|---|---|---|
| 1. C. Snyder | I | 43.7 |
| 2. M. Strand | I | 44.4 |
| 3. T. Bishop | 6 | 44.8 |
| 4. M. Kirkpatrick | 6 | 47.3 |
| 5. J. D. Miller | I | 51.2 |
| 6. M. Fisher | I | 52.1 |

**EVENT** High Jump

| NAME | (Team) | TIME HT. DIST. |
|---|---|---|
| 1. D. Hudson | I | 6'0 |
| 2. C. Snyder | I | 5'8" |
| 3. L. Kaiser | I | 5'8" |
| 4. M. Strand | I | 5'6" |
| 5. C. Miller | 6 | 5'6" |
| 6. D. Lacy | 6 | 5'4" |

**EVENT** 200 M

| NAME | (Team) | TIME HT. DIST. |
|---|---|---|
| 1. J. Andis | 6 | 23.6 |
| 2. D. Robinson | I | 24.7 |
| 3. K. Cueck | 6 | 25.3 |
| 4. C. Paulsen | I | 25.5 |
| 5. K Cornelius | 6 | 25.9 |
| 6. D. Marin | I | 26.4 |

**EVENT** 1600 M

| NAME | (Team) | TIME HT. DIST. |
|---|---|---|
| 1. T. Colglazier | 6 | 5.15.1 |
| 2. J. Reese | 6 | 5.23.1 |
| 3. C. Wenzlick | I | 5.29.9 |
| 4. A. Richert | I | 5.31.2 |
| 5. J. McGrath | I | 5.38.9 |
| 6. P. Arterburn | I | 5.44.3 |

**EVENT** Long Jump

| NAME | (Team) | TIME HT. DIST. |
|---|---|---|
| 1. M. Fischer | I | 19'2½ |
| 2. C Olsen | 6 | 19'2 |
| 3. M. Kirkpatrick | 6 | 18'1½ |
| 4. C Softley | 6 | 17'5½ |
| 5. K Wykert | 6 | 17'4" |
| 6. D. Lacy | 6 | 16'7½ |

**EVENT** Pole Vault

| NAME | (Team) | TIME HT. DIST. |
|---|---|---|
| 1. M. Fisher | I | 10'6 |
| 2. C. M. Tate | 6 | 9'6 |
| 3. L. Tyerman | I | 9'6 |
| 4. | | |
| 5. | | |
| 6. | | |

**EVENT** 400 M.

| NAME | (Team) | TIME HT. DIST. |
|---|---|---|
| 1. K. Berry | I | 55.2 |
| 2. C Softley | 6 | 56.6 |
| 3. C Tidwell | I | 57.0 |
| 4. M. Fischer | I | 57.2 |
| 5. T. Colglazier | 6 | 58.3 |
| 6. E. Hansen | I | 61.5 |

**EVENT** 110 Hit

| NAME | (Team) | TIME HT. DIST. |
|---|---|---|
| 1. Luke Snyder | I | 16.3 |
| 2. M. Strand | I | 16.9 |
| 3. J. D. Miller | I | 18.6 |
| 4. C. Schielke | I | 18.7 |
| 5. M. Kirkpatrick | 6 | 19.1 |
| 6. L. Kaiser | I | 19.5 |

**EVENT** Triple Jump

| NAME | (Team) | TIME HT. DIST. |
|---|---|---|
| 1. L. Kaiser | I | 39'0 |
| 2. C. Olsen | 6 | 38'8' |
| 3. M. Fischer | I | 38'4½ |
| 4. C. Miller | 6 | 37' |
| 5. B. Cornelius | 6 | 36'11½ |
| 6. K. Cornelius | 6 | 36'0 |

**EVENT** Shot Put

| NAME | (Team) | TIME HT. DIST. |
|---|---|---|
| 1. F. Ringelman | I | 45'5½ |
| 2. D. Hudson | I | 42'7½ |
| 3. C. Schielke | I | 40.1½ |
| 4. E. Martin | 6 | 38'1½ |
| 5. R. Heelerding | I | 37'6½ |
| 6. S. Stinnett | I | 36'4½ |

# BIG RED TRACK SCOREBOOK

**HELD AT:** Grant **SCORING:** 1st 6 pts.; 2nd 4 pts.; 3rd 3 pts.; 4th 2 pts.; 5th 1 pts.; 6th ____ pts.

**EVENT** Discus

| | NAME | (Team) | TIME HT. DIST. |
|---|---|---|---|
| 1. | F. Ringelmann | I | 130'2" |
| 2. | M. Terryberry | I | 115'7" |
| 3. | J. Stumelle | I | 115'2" |
| 4. | D. Hudson | I | 114'0" |
| 5. | K. Kroeckin | G | 111.1" |
| 6. | C. Williams | G | 105'8" |

**EVENT** 3200 - Did Not Run

| | NAME | (Team) | TIME HT. DIST. |
|---|---|---|---|
| 1. | | | |
| 2. | | | |
| 3. | | | |
| 4. | | | |
| 5. | | | |
| 6. | | | |

**400 Rel** **RELAY**

| TEAM | RUNNERS | TIME |
|---|---|---|
| 1. Grant | 46.2, | 46.2 |
| 2. Imperial | Tidwell, | 47.7 |
| 3. Grant Frosh | Berry, | 50.1 |
| 4. Imp Frosh | Robinson, | 51.4 |
| 5. | Parkman | |
| 6. | | |

**1600 Rel** **RELAY**

| TEAM | RUNNERS | TIME |
|---|---|---|
| 1. | , | |
| | , | |
| 2. | | |
| 3. | Did Not Run | |
| 4. | | |
| 5. | | |
| 6. | | |

**3200 Rel** **RELAY**

| TEAM | RUNNERS | TIME |
|---|---|---|
| 1. | , | |
| | , | |
| 2. | | |
| 3. | Did Not Run | |
| 4. | | |
| 5. | | |
| 6. | | |

TEAMS

| TEAM NAME | ABBR. | Grant | |
|---|---|---|---|
| | | Imperial | Grant |

| *EVENTS | | |
|---|---|---|
| 100M | 2/2 | 14/14 |
| 200M | 6/8 | 10/24 |
| 400M | 11/19 | 5/29 |
| 800M | 10/29 | 6/35 |
| 1600M | 6/35 | 10/45 |
| 110 Hit | 15/50 | 1/46 |
| 300 Int | 11/61 | 5/51 |
| LJ | 6/67 | 10/61 |
| TJ | 9/76 | 6/67 |
| HJ | 15/91 | 1/68 |
| PV | 9/100 | 4/72 |
| Shot | 14/114 | 2/74 |
| Disc | 15/129 | 1/75 |
| 400 Rel | 5/134 | 3/78 |
| TOTALS | 134 | 78 |
| PLACING | 1 | 2 |

*do not write in this column until event is over

# BIG RED TRACK SCOREBOOK

MEET S.P.U.A. DATE 4-29-96

## EVENT Shot

| NAME | (Team) | TIME HT. DIST. |
|---|---|---|
| 1. M. Whistler | Her | 47'7" |
| 2. F. Ringelman | I | 46'8" |
| 3. R. Schilke | I | 46'6" |
| 4. M. Jorgenson | Her | 46'0 |
| 5. S. Nickerson | I | 45'4" |
| 6. J. Dancer | Suth | 42'4" |

## EVENT L.J

| NAME | (Team) | TIME HT. DIST. |
|---|---|---|
| 1. M. Vires | I | 19'8" |
| 2. N. Fuchser | I | 19'6" |
| 3. C. Olson | G | 18'9" |
| 4. T. Niedhart | H | 18'9 |
| 5. J. Arthur | S.P | 18'4" |
| 6. L. McConnell | H | 17'10" |

## EVENT 100

| NAME | (Team) | TIME HT. DIST. |
|---|---|---|
| 1. E. Kinnaman | S | 11.1 |
| 2. S. Rasby | S | 11.3 |
| 3. J. Cohen | G | 11.5 |
| 4. J. Arthur | S.P | 11.6 |
| 5. J. Cox | S | 11.6 |
| 6. J. Bishop | G | 11.6 |

## EVENT 800

| NAME | (Team) | TIME HT. DIST. |
|---|---|---|
| 1. C. Skeen | I | 2.05.6 |
| 2. S. Barger | I | 2.07.6 |
| 3. T. Bishop | G | 2.08.8 |
| 4. S. McNair | I | 2.12.1 |
| 5. J. Blansledt | H | 2.12.3 |
| 6. K. Cornelius | G | 2.12.5 |

## EVENT Disc

| NAME | (Team) | TIME HT. DIST. |
|---|---|---|
| 1. D. Hudson | I | 138'7" |
| 2. R. Schilke | I | 138'4" |
| 3. J. Dancer | Suth | 137'8" |
| 4. S. Nickerson | I | 131'5" |
| 5. R. Martinez | Her | 129'2" |
| 6. D. Carslenson | Suth | 123'7" |

## EVENT T.J

| NAME | (Team) | TIME HT. DIST. |
|---|---|---|
| 1. M. Vires | I | 40'7" |
| 2. C. Olson | G | 40'6" |
| 3. T. Niedhart | H | 39'7" |
| 4. N. Fuchser | I | 39'4" |
| 5. E. Branz | S | 38'10" |
| 6. L. Kaiser | I | 38'3" |

## EVENT 200

| NAME | (Team) | TIME HT. DIST. |
|---|---|---|
| 1. E. Kinnaman | S | 22.3 |
| 2. K. Berry | I | 22.9 |
| 3. M. Vires | I | 23.5 |
| 4. J. Bishop | G | 23.5 |
| 5. T. Beveridge | S | 23.6 |
| 6. C. Tidwell | I | 23.7 |

## EVENT 1600

| NAME | (Team) | TIME HT. DIST. |
|---|---|---|
| 1. J. Bay | H | 5.01.8 |
| 2. T. Colglazier | G | 5.04.9 |
| 3. R. Myer | I | 5.07.3 |
| 4. S. McNair | I | 5.10.2 |
| 5. S. Barger | I | 5.11.2 |
| 6. B. Hoatson | H | 5.14.7 |

## EVENT P.V

| NAME | (Team) | TIME HT. DIST. |
|---|---|---|
| 1. J. Scott | S | 14'1" |
| 2. C. Tidwell | I | 11'6" |
| 3. M. Fisher | I | 11'0" |
| 4. C. Lantis | S | 11'0 |
| 5. J. Noyes | I | 10'6 |
| 6. M. Coleman | H | 10'0 |

## EVENT H.J

| NAME | (Team) | TIME HT. DIST. |
|---|---|---|
| 1. J. Cooper | SP | 6'2 |
| 2. D. Hudson | I | 6'2" |
| 3. E. Branz | S | 6'1" |
| 4. L. Snyder | I | 5'10 |
| 5. L. Kaiser | I | 5'6 |
| 6. L. McConnell | H | 5'6 |

## EVENT 400

| NAME | (Team) | TIME HT. DIST. |
|---|---|---|
| 1. E. Kinnaman | S | 51.0 |
| 2. C. Hannigan | S.P | 51.6 |
| 3. M. Vires | I | 51.7 |
| 4. C. Skeen | I | 52.7 |
| 5. K. Nelson | H | 52.8 |
| 6. T. Soderstrom | S | 53.6 |

## EVENT 3200

| NAME | (Team) | TIME HT. DIST. |
|---|---|---|
| 1. S. McNair | I | 10.49.2 |
| 2. R. Myer | I | 10.51.1 |
| 3. J. Bay | H | 10.57.1 |
| 4. T. Colglazier | G | 11.01.1 |
| 5. S. Barger | I | 11.01.2 |
| 6. B. Einsphar | S | 11.23.8 |

400 - Frosh Rel - 1 - Grunet 2 - 3. Imp 51.3 Howon Ambrosek - Kaiser Fowler

# BIG RED TRACK SCOREBOOK

**HELD AT:** Suth **SCORING:** 1st 10 pts.; 2nd 8 pts.; 3rd 6 pts.; 4th 4 pts.; 5th 2 pts.; 6th 1 pts.

**EVENT** 110 Hh

| NAME | (Team) | TIME HT. DIST. |
|---|---|---|
| 1. T. Soderholm | S | 14.9 |
| 2. S. Rasby | S | 15.0 |
| 3. R. Richmond | G | 15.2 |
| 4. J. Scott | S | 15.6 |
| 5. N. STeddard | H | 15.9 |
| 6. C. Snyder | I | 16.4 |

**EVENT** 300 IM

| NAME | (Team) | TIME HT. DIST. |
|---|---|---|
| 1. T. Soderholm | S | 40.1 |
| 2. S. Rasby | S | 40.2 |
| 3. R. Richmond | G | 42.7 |
| 4. M. Stroud | I | 43.0 |
| 5. P. Kinnainen | H | 43.5 |
| 6. C. Snyder | I | 43.6 |

**400 Rel** **RELAY**

| TEAM | RUNNERS | TIME |
|---|---|---|
| 1. Suth | , , | 45.0 |
| 2. Grant | D. Robinson | 46.2 |
| 3. Her. | L. Perkins | 46.4 |
| 4. Imp | C. Tidwell | 46.6 |
| 5. St Pat | K. Berry | 485 |
| 6. | | |

**1600 Rel** **RELAY**

| TEAM | RUNNERS | | TIME |
|---|---|---|---|
| 1. Imperial | K Berry | C Tidwell | 3.41.1 |
| | N. Prechin | C Skeen | |
| 2. Grant | | | |
| 3. Sutherland | | | |
| 4. Hershey | | | |
| 5. St Pats | | | |
| 6. | | | |

**3200 Rel** **RELAY**

| TEAM | RUNNERS | TIME |
|---|---|---|
| 1. Grant | , | 8.51.7 |
| 2. St Pats | A. Richard | 9.02 |
| 3. Imp | P. Hutchison | 9.06.6 |
| 4. Hershey | J. McGrath | 9.10.3 |
| 5. Sutherland | C. Skeen | 9.14.7 |
| 6. | | |

TEAMS

| *EVENTS | TEAM NAME | Imperial | Sutherland | Grant | Hershey | St Pats | | | | | | | | | | | | | |
|---|---|---|---|---|---|---|---|---|---|---|---|---|---|---|---|---|---|---|---|
| | ABBR. | | | | | | | | | | | | | | | | | | |
| Shot | | 16 / 16 | 1 / 1 | - / - | 14 / 14 | - / - | | | | | | | | | | | | | |
| Disc | | 22 / 38 | 7 / 8 | - / - | 2 / 16 | - / - | | | | | | | | | | | | | |
| P.U | | 16 / 54 | 14 / 22 | - / - | 1 / 17 | - / - | | | | | | | | | | | | | |
| LJ | | 18 / 72 | - / 22 | 6 / 6 | 5 / 22 | 2 / 2 | | | | | | | | | | | | | |
| T.J | | 15 / 87 | 2 / 24 | 8 / 14 | 6 / 28 | - / 2 | | | | | | | | | | | | | |
| HJ | | 13 / 100 | 6 / 30 | - / 14 | 2 / 30 | 10 / 12 | | | | | | | | | | | | | |
| 100 | | - / 100 | 20 / 50 | 7 / 21 | - / 30 | 4 / 16 | | | | | | | | | | | | | |
| 200 | | 15 / 115 | 12 / 62 | 4 / 25 | - / 30 | - / 16 | | | | | | | | | | | | | |
| 400 | | 10 / 125 | 11 / 73 | - / 25 | 2 / 32 | 8 / 24 | | | | | | | | | | | | | |
| 800 | | 22 / 147 | - / 73 | 7 / 32 | 2 / 34 | - / 24 | | | | | | | | | | | | | |
| 1600 | | 12 / 159 | - / 73 | 8 / 40 | 11 / 45 | - / 24 | | | | | | | | | | | | | |
| 3200 | | 20 / 179 | 1 / 74 | 4 / 44 | 6 / 51 | - / 24 | | | | | | | | | | | | | |
| 110 Hh | | 1 / 180 | 22 / 96 | 6 / 50 | 2 / 53 | - / 24 | | | | | | | | | | | | | |
| 300 IM | | 5 / 185 | 18 / 114 | 6 / 56 | 2 / 55 | - / 24 | | | | | | | | | | | | | |
| 400 Rel | | 4 / 189 | 10 / 124 | 8 / 64 | 6 / 61 | 2 / 26 | | | | | | | | | | | | | |
| 1600 Rel | | 10 / 199 | 6 / 130 | 8 / 72 | 4 / 65 | 2 / 28 | | | | | | | | | | | | | |
| 3200 Rel | | 6 / 205 | 2 / 132 | 10 / 82 | 4 / 69 | 8 / 36 | | | | | | | | | | | | | |
| | | | | | | | | | | | | | | | | | | | |
| TOTALS | | 205 | 132 | 82 | 69 | 36 | | | | | | | | | | | | | |
| PLACING | | 1 | 2 | 3 | 4 | 5 | | | | | | | | | | | | | |

*do not write in this column until event is over

# BIG RED TRACK SCOREBOOK

**MEET** Dundy County **DATE** 5-4-96

## EVENT Shot

| NAME | (Team) | TIME HT. DIST. |
|---|---|---|
| 1. D. Horinek | At | 51'2" |
| 2. R. Haines | DC | 49'10" |
| 3. S. Nickerson | I | 49' |
| 4. R. Schitke | I | 46'7" |
| 5. F. Ringelman | I | 45'7 3/4 |
| 6. T. Olson | DC | 40'4 1/2 |

## EVENT L.J

| NAME | (Team) | TIME HT. DIST. |
|---|---|---|
| 1. B. Wilson | Culb | 20'6" |
| 2. M. Fisher | May | 20' 1/2 |
| 3. N. Fuehrer | I | 19'3" |
| 4. C. Olsen | Gr | 18'10" |
| 5. M. Hazen | May | 18'6 1/2 |
| 6. D. Beck | DC | 18'5" |

## EVENT 100

| NAME | (Team) | TIME HT. DIST. |
|---|---|---|
| 1. W. Kelly | At. | 11.1 |
| 2. J. Bishop | Gr. | 11.1 |
| 3. J. Cohen | Gr. | 11.4 |
| 4. S. Carlson | At. | 11.4 |
| 5. K. Krisela | DC | 11.4 |
| 6. J. Andis | Gr. | 11.8 |

## EVENT 800

| NAME | (Team) | TIME HT. DIST. |
|---|---|---|
| 1. M. Vires | I | 2.01.7 |
| 2. A. Urbas | DC | 2.02.1 |
| 3. C. Werkmeister | May | 2.03.2 |
| 4. C. Skeen | I | 2.04.1 |
| 5. T. Bishop | Gr. | 2.07.0 |
| 6. L. Wiese | DC | 2.13.3 |

## EVENT Discus

| NAME | (Team) | TIME HT. DIST. |
|---|---|---|
| 1. D. Horinek | At | 155'8" |
| 2. R. Schitke | I | 135'11 1/2 |
| 3. D. Hudson | I | 130'3 1/2 |
| 4. A. Walter | Cul | 130' |
| 5. S. Nickerson | I | 129'5" |
| 6. E. Duval | May | 126'10 1/2 |

## EVENT T.J

| NAME | (Team) | TIME HT. DIST. |
|---|---|---|
| 1. M. Fisher | May | 44'3" |
| 2. B. Wilson | Culb | 42'4 1/2 |
| 3. J. Horner | DC | 41'8 1/2 |
| 4. M. Vires | I | 41'4 1/2 |
| 5. C. Olson | Gr. | 41'2 1/2 |
| 6. B. McVey | DC | 41'2" |

## EVENT 200

| NAME | (Team) | TIME HT. DIST. |
|---|---|---|
| 1. J. Bishop | Gr. | 23.2 |
| 2. J. Andis | Gr | 23.4 |
| 3. E. Urbas | DC. | 23.7 |
| 4. C. Tidwell | I | 23.7 |
| 5. K. Berry | I | 23.7 |
| 6. M. Ward | MC | 24.1 |

## EVENT 1600

| NAME | (Team) | TIME HT. DIST. |
|---|---|---|
| 1. C. Werkmeister | May | 4.46.4 |
| 2. B. Bates | Mc | 5.00.3 |
| 3. S. Barger | I | 5.03.2 |
| 4. P. Cisneros | At | 5.07.9 |
| 5. T. Colglazier | Gr | 5.08.8 |
| 6. R. Meyer | I | 5.12.4 |

## EVENT P.V

| NAME | (Team) | TIME HT. DIST. |
|---|---|---|
| 1. T. Amstutz | May | 12'6" |
| 2. C. Tidwell | I | 12'2" |
| 3. B. Sandford | DC. | 11'6" |
| 4. T. Lutz | DC | 11'0 |
| 5. J. Gipe | DC | 10'0 |
| 6. J. Noyes | I | 10'0 |

## EVENT H.J

| NAME | (Team) | TIME HT. DIST. |
|---|---|---|
| 1. J. Horner | D.C | 6'4 |
| 2. D. Hudson | I | 6'3" |
| 3. L. Fox | Culb | 6'0 |
| 4. L. Snyder | I | 5'10" |
| 5. D. Senny | Og | 5'8 |
| 6. A. Smith | Cul | 5'8 |

## EVENT 400

| NAME | (Team) | TIME HT. DIST. |
|---|---|---|
| 1. M. Vires | I. | 52.3 |
| 2. T. Schneider | DC | 53.6 |
| 3. K. Berry | I | 54.2 |
| 4. E. Urbas | DC | 54.4 |
| 5. B. Friche | Cul | 55.0 |
| 6. M. Brunswig | DC | 55.3 |

## EVENT 3200

| NAME | (Team) | TIME HT. DIST. |
|---|---|---|
| 1. S. McNair | I | 10.50.9 |
| 2. N. Chase | May | 10.54.0 |
| 3. P. Cisneros | At | 10.56.0 |
| 4. R. Meyer | I | 11.02.2 |
| 5. T. Colglazier | Gr | 11.09.1 |
| 6. B. Hom | DC | 11.23.6 |

400 wt Rel - 1 - Imperial 49.5

# BIG RED TRACK SCOREBOOK

**HELD AT:** Benkelman **SCORING:** 1st 10 pts.; 2nd 8 pts.; 3rd 6 pts.; 4th 4 pts.; 5th 2 pts.; 6th 1 pts.

## EVENT 110 HH

| NAME | (Team) | TIME HT. DIST. |
|---|---|---|
| 1. R. Richmond | Gr | 15.1 |
| 2. G. Friese | D.C | 15.3 |
| 3. S Carlson | At | 15.7 |
| 4. M. Strand | I | 16.2 |
| 5. J. Potter | May | 16.2 |
| 6. C. Snyder | I | 16.5 |

## EVENT 300 IM

| NAME | (Team) | TIME HT. DIST. |
|---|---|---|
| 1. S. Carlson | At | 40.6 |
| 2. R Richmond | Gr | 41.4 |
| 3. B. Wilson | Cul. | 41.5 |
| 4. T. Lutz | DC | 42.3 |
| 5. M. Strand | I | 43.0 |
| 6. M. Baker | Mc | 43.7 |

## 400 Rel RELAY

| TEAM | RUNNERS | TIME |
|---|---|---|
| 1. Atwood | _____, _____ | 44.8 |
| | _____, _____ | |
| 2. Grant | L. Pankonin | 44.9 |
| 3. Imp | D. Robertson | 46.5 |
| 4. Mc Cook JV | C. Tidwell | 46.8 |
| 5. Culbertson | K. Berry | 46.9 |
| 6. Ogal JV | | 48.8 |

## 1600 Rel RELAY

| TEAM | RUNNERS | TIME |
|---|---|---|
| 1. Dundy County | _____, _____ | 3.32.6 |
| | _____, _____ | |
| 2. Grant | K. Berry | 3.36.8 |
| 3. Imp | C. Tidwell | 3.38.8 |
| 4. Atwood | M. Fischer | 3.41.7 |
| 5. Culbertson | C. Skeen | 3.46.0 |
| 6. Maywood | | 3.48.3 |

## 3200 Rel RELAY

| TEAM | RUNNERS | TIME |
|---|---|---|
| 1. Imperial | _____, _____ | 8.26.2 |
| | _____, _____ | |
| 2. Grant | S. Barger | 8.45.2 |
| 3. Maywood | S. McClain | 8.56.2 |
| 4. D.C | C. Skeen | 8.59.1 |
| 5. Cub | M. Jones | 9.34.6 |
| 6. Mc JV | | 9.44.3 |

TEAMS

| TEAM NAME | Imperial | Grant | Benkelman | Atwood | Maywood | Culbertson | Mc Cook JV. | Ogallala JV |
|---|---|---|---|---|---|---|---|---|
| ABBR. | | | | | | | | |
| *EVENTS | | | | | | | | |
| Shot | 12/12 | -/- | 9/9 | 10/10 | -/- | -/- | -/- | -/- |
| Discus | 16/28 | -/- | -/9 | 19/20 | 1/1 | 4/4 | -/- | -/- |
| PV | 9/37 | -/- | 12/21 | -/20 | 10/11 | -/4 | -/- | -/- |
| LJ | 6/43 | 4/4 | 1/22 | -/20 | 10/21 | 10/14 | -/- | -/- |
| T.J | 4/47 | 2/6 | 7/29 | -/20 | 10/31 | 8/22 | -/- | -/- |
| H.J | 12/59 | -/6 | 10/39 | -/20 | -/31 | 7/29 | -/- | 2/2 |
| 100 | -/59 | 15/21 | 2/41 | 14/34 | -/31 | -/29 | -/- | -/2 |
| 200 | 6/65 | 18/39 | 6/47 | 6/34 | -/31 | -/29 | 1/1 | -/2 |
| 400 | 16/81 | -/39 | DQ/60 | -/34 | -/31 | 2/31 | -/1 | -/2 |
| 800 | 14/95 | 2/41 | 9/69 | -/34 | 6/37 | -/31 | -/1 | -/2 |
| 1600 | 7/102 | 2/43 | -/69 | 4/38 | 10/47 | -/31 | 8/9 | -/2 |
| 3200 | 14/116 | 2/45 | 1/70 | 6/44 | 8/55 | -/31 | -/9 | -/2 |
| 110 HH | 5/121 | 10/55 | 8/78 | 6/50 | 2/57 | -/31 | -/9 | -/2 |
| 300 IM | 2/123 | 8/63 | 4/82 | 10/60 | -/57 | 6/37 | 1/10 | -/2 |
| 400 Rel | 6/129 | 8/71 | -/82 | 10/70 | -/57 | 2/39 | 4/14 | 1/3 |
| 1600 Rel | 6/135 | 8/79 | 10/92 | 4/74 | 1/58 | 2/41 | -/14 | -/3 |
| 3200 Rel | 10/145 | 8/87 | 4/96 | -/74 | 6/62 | 2/43 | 1/15 | -/3 |
| | | | | | | | | |
| TOTALS | 145 | 87 | 86 | 84 | 64 | 43 | 15 | 3 |
| PLACING | 1 | 2 | 3 | 4 | 5 | 6 | 7 | 8 |

J. Hayes - R. Shultz - S. Nickerson - D. Hudson
400 cut Rel

*do not write in this column until event is over

BIG RED TRACK SCOREBOOK

MEET District B-6 DATE 5-9-96

## EVENT Shot

| NAME | (Team) | TIME HT. DIST. |
|---|---|---|
| 1. K. Doeckel | Og 11 | 50'5½ |
| 2. J. Nickerson | I 12 | 49'6¼ |
| 3. R Schilke | I 12 | 48'4¾ |
| 4. M. Wheeler | Her 11 | 48'2" |
| 5. J. D. Broskey | Kinb 11 | 48 1½ |
| 6. M. Jorgenson | Hel 12 | 45'9" |

## EVENT L.J

| NAME | (Team) | TIME HT. DIST. |
|---|---|---|
| 1. B. Smith | Cha 11 | 22'11" |
| 2. M. Zillen | Gor 12 | 21'9½ |
| 3. R McHenry | Ger 12 | 21'8½ |
| 4. M. McKay | Ger 12 | 21'8 |
| 5. J. Relka | Ger | 21'2½ |
| 6. T. Niedfeldt | Her 11 | 21.1" |

## EVENT 100

| NAME | (Team) | TIME HT. DIST. |
|---|---|---|
| 1. T. Tisdale | Val 12 | 10.9 |
| 2. L. Sheppers | Ger 12 | 11.0 |
| 3. M. Morales | Ger 12 | 11.1 |
| 4. M. Zillen | Gor 12 | 11.1+ |
| 5. J. Lee | Gor 11 | 11.1++ |
| 6. M. Adkins | Mor | 11.9 |

## EVENT 800

| NAME | (Team) | TIME HT. DIST. |
|---|---|---|
| 1. K. Ruse | Gor 12 | 2.04.2 |
| 2. M. Vines | I 11 | 2.04.4 |
| 3. S. Bergen | I 11 | 2.07.1 |
| 4. C. Skeen | I 9 | 2.07.6 |
| 5. J. List | Og 11 | 2.09.6 |
| 6. T. Schwantz | Ger | 2.12.3 |

## EVENT Disc

| NAME | (Team) | TIME HT. DIST. |
|---|---|---|
| 1. J. Johnson | Ger 12 | 164' |
| 2. R. Schilke | I 12 | 149'1" |
| 3. R. Dye | Chad 12 | 146'6" |
| 4. T. Gable | Ger | 144'2" |
| 5. C. Evans | Gor 12 | 143.0 |
| 6. B. Fellen | Val | 136'3" |

## EVENT T.J

| NAME | (Team) | TIME HT. DIST. |
|---|---|---|
| 1. R. McHenry | Ger 12 | 44'2¾ |
| 2. M. McKay | Ger 12 | 42'11¼ |
| 3. C. York | Ger 12 | 42'7" |
| 4. J. List | Og 11 | 40'6" |
| 5. T. Niedfeldt | Her 11 | 39'4 |
| 6. N. Fuehrer | I 10 | 38'11½ |

## EVENT 200

| NAME | (Team) | TIME HT. DIST. |
|---|---|---|
| 1. L. Sheppers | Ger 12 | 22.8 |
| 2. M. Morales | Ger 12 | 23.0 |
| 3. M. Zillen | Gor 12 | 23.1 |
| 4. J. Lee | Gor 11 | 23.2 |
| 5. G. Olsen | Sid 10 | 23.3 |
| 6. A. Forster | Gor | 23.7 |

## EVENT 1600

| NAME | (Team) | TIME HT. DIST. |
|---|---|---|
| 1. T. Trippte | Ger 11 | 4.40 |
| 2. A. Carrizales | Gor 12 | 4.48.7 |
| 3. E. Meyers | Ger 12 | 4.55.5 |
| 4. J. Bay | Her 11 | 4.56.9 |
| 5. J. Knaub | Ger | 5.01.6 |
| 6. Z. Reeves | Gor | 5.04.8 |

## EVENT PV

| NAME | (Team) | TIME HT. DIST. |
|---|---|---|
| 1. J. Nedella | Mor 12 | 13' |
| 2. G. Gross | Ger 12 | 12'6 |
| 3. A. Manton | Ger 11 | 12'6 |
| 4. S. Nedella | Mor 12 | 12'0 |
| 5. C Tidwell | I 11 | 12'0 |
| 6. M. Fisher | I 10 | 11'6 |

## EVENT HJ

| NAME | (Team) | TIME HT. DIST. |
|---|---|---|
| 1. E. Conner | Ger 12 | 6'5" |
| 2. B. Cerna | Og 12 | 6'5 |
| 3. J Dean | Ger 11 | 6'3" |
| 4. J. Relka | Ger | 6'1" |
| 5. D. Hudson | I 9 Tie | 5'11 |
| 6. C Tunsell | Og 12 | 5'11 |

## EVENT 400

| NAME | (Team) | TIME HT. DIST. |
|---|---|---|
| 1. T. Tisdale | Val 12 | 49.9 |
| 2. L. Sheppers | Ger 12 | 50.4 |
| 3. M. Vines | I 11 | 51.7 |
| 4. M. Adkins | Mor 12 | 52.1 |
| 5. G. Olsen | Sid | 52.2 |
| 6. E Harris | Gor | 52.6 |

## EVENT 3200

| NAME | (Team) | TIME HT. DIST. |
|---|---|---|
| 1. A. Carrizales | Mor 12 | 10.09.8 |
| 2. T. Tripple | Ger 11 | 10.17. |
| 3. D. Cutright | Ger 10 | 10.21.8 |
| 4. E. Calkins | Chad 12 | 10.27.1 |
| 5. J. Knaub | Ger | 10.34.9 |
| 6. R Joseph | Val. | 10.39.1 |

# BIG RED TRACK SCOREBOOK

**HELD AT:** Ogallala **SCORING:** 1st 10 pts.; 2nd 8 pts.; 3rd 6 pts.; 4th 4 pts.; 5th 2 pts.; 6th 1 pts.

## EVENT 110 Hst

| NAME | (Team) | TIME HT. DIST. |
|---|---|---|
| 1. J. Janecek | Ger 11 | 14.5 |
| 2. B. Smith | Cha 11 | 14.9 |
| 3. T. Engelhoff | Val 12 | 15.0 |
| 4. S. Hayes | Kimb 11 | 15.1 |
| 5. N. Stoddard | Her | 15.3 |
| 6. C. Nielsen | Gor | 15.6 |

## EVENT 300 IM

| NAME | (Team) | TIME HT. DIST. |
|---|---|---|
| 1. J. Janecek | Ger 11 | 40.3 |
| 2. B. Smith | Chad 11 | 40.9 |
| 3. S. Hayes | Kimb 11 | 41.0 |
| 4. M. Adkins | Mon 12 | 41.8 |
| 5. T. Engelhoff | Val 12 | 42.0 |
| 6. M. McGinley | Gor | 43.0 |

## 400 Rel RELAY

| TEAM | RUNNERS | TIME |
|---|---|---|
| 1. Gering | _____, _____ / _____, _____ | 44.6 |
| 2. Valentine | L. Pankonin | 44.8 |
| 3. Gordon | D. Robinson | 44.9 |
| 4. Chadron | C. Tidwell | 45.0 |
| 5. Kimball | K. Berry | 45.4 |
| 6. Imp | | 46.8 |

## 1600 Rel RELAY

| TEAM | RUNNERS | TIME |
|---|---|---|
| 1. Imperial | C. Sloan 54.7, C. Tidwell 54.7, K. Berry 53.7, M. Jones 51.9 | 3.35.4 |
| 2. Valentine | | 3.38.2 |
| 3. Ogallala | | 3.39.9 |
| 4. Gordon | | 3.45.2 |
| 5. Gering | | 3.45.6 |
| 6. Morrill | | 3.49.8 |

## 3200 Rel RELAY

| TEAM | RUNNERS | TIME |
|---|---|---|
| 1. Ogallala | _____, _____ / _____, _____ | 8.10.6 |
| 2. Gering | S. Barger - 2.05.4 | 8.18.1 |
| 3. Imperial | S. McGlaun - 2.08.5 | 8.19.4 |
| 4. Gordon | C. Sloan - 2.05.4 | 8.29.1 |
| 5. Chadron | M. Jones - 2.00.3 | 8.59.4 |
| 6. Kimball | | 9.05.5 |

TEAMS

| *EVENTS | TEAM NAME / ABBR. | Gering | Imperial | Gordon | Valentine | Chadron | Morrill | Ogallala | Kimball | Hershey | Sidney | | | | | | | | |
|---|---|---|---|---|---|---|---|---|---|---|---|---|---|---|---|---|---|---|---|
| Shot | | - / - | 14 / 14 | - / - | - / - | - / - | - / - | 10 / 10 | 2 / 2 | 5 / 5 | - / - | | | | | | | | |
| Disc | | 14 / 14 | 8 / 22 | 2 / 2 | 1 / 1 | 6 / 6 | - / - | - / 10 | - / 2 | - / 5 | - / - | | | | | | | | |
| PV | | 14 / 28 | 3 / 25 | - / 2 | - / 1 | - / 6 | 14 / 14 | - / 10 | - / 2 | - / 5 | - / - | | | | | | | | |
| LJ | | 12 / 40 | - / 25 | 8 / 10 | - / 1 | 10 / 16 | - / 14 | - / 10 | - / 2 | 1 / 6 | - / - | | | | | | | | |
| TJ | | 24 / 64 | 1 / 26 | - / 10 | - / 1 | - / 16 | - / 14 | 4 / 14 | - / 2 | 2 / 8 | - / - | | | | | | | | |
| HJ | | 18 / 82 | 1.5 / 27.5 | - / 10 | - / 1 | - / 16 | - / 14 | 5.5 / 23.5 | - / 2 | - / 8 | - / - | | | | | | | | |
| 100 | | 14 / 96 | - / 27.5 | 6 / 16 | 10 / 11 | - / 16 | 1 / 15 | - / 23.5 | - / 2 | - / 8 | - / - | | | | | | | | |
| 200 | | 18 / 114 | - / 27.5 | 11 / 27 | - / 11 | - / 16 | - / 15 | - / 23.5 | - / 2 | - / 8 | 2 / 2 | | | | | | | | |
| ~~800~~ 400 | | 8 / 122 | 6 / 33.5 | 1 / 28 | 10 / 21 | - / 16 | 4 / 19 | - / 23.5 | - / 2 | - / 8 | 2 / 4 | | | | | | | | |
| ~~Hmp~~ 800 | | 1 / 123 | 18 / 51.5 | 10 / 38 | - / 21 | - / 16 | - / 19 | 2 / 25.5 | - / 2 | - / 8 | - / 4 | | | | | | | | |
| ~~3200~~ 1600 | | 18 / 141 | - / 51½ | 9 / 47 | - / 21 | - / 16 | - / 19 | - / 25½ | - / 2 | 4 / 12 | - / 4 | | | | | | | | |
| HO Hst 3200 | | 16 / 157 | - / 51½ | - / 47 | 1 / 22 | 4 / 20 | 10 / 29 | - / 25½ | - / 2 | - / 12 | - / 4 | | | | | | | | |
| ~~Tennis~~ 110H | | 10 / 167 | - / 51½ | 1 / 48 | 6 / 28 | 8 / 28 | - / 29 | - / 25½ | 4 / 6 | 2 / 14 | - / 4 | | | | | | | | |
| ~~Hoosha~~ 300 | | 10 / 177 | - / 51½ | 1 / 49 | 2 / 30 | 8 / 36 | 4 / 33 | - / 25½ | 6 / 12 | - / 14 | - / 4 | | | | | | | | |
| Hoosha Hoop | | 10 / 187 | 1 / 52½ | 6 / 55 | 8 / 38 | 4 / 40 | - / 33 | - / 25½ | 2 / 14 | - / 14 | - / 4 | | | | | | | | |
| ~~3200~~ Relay | | 2 / 189 | 10 / 62½ | 4 / 59 | 8 / 46 | - / 40 | 1 / 34 | 6 / 31½ | - / 14 | - / 14 | - / 4 | | | | | | | | |
| 3200R. | | 8 / 197 | 6 / 68½ | 4 / 63 | - / 46 | 2 / 42 | - / 34 | 10 / 41½ | 1 / 15 | - / 14 | - / 4 | | | | | | | | |
| | | | | | | | | | | | | | | | | | | | |
| TOTALS | | 199 | 68½ | 55 | 46 | 42 | 42 | 41.5 | 15 | 14 | 4 | | | | | | | | |
| PLACING | | 1 | 2 | 3 | 4 | 5 | 6 | 7 | 8 | 9 | 10 | | | | | | | | |

*do not write in this column until event is over

BIG RED TRACK SCOREBOOK

MEET State Meet Omaha DATE 5-17-18

**EVENT** Shot

| NAME | (Team) | TIME HT. DIST. |
|---|---|---|
| 1. Mackenzie | | 46'6 1/2 |
| 2. Schulte | | 46'8 1/2 |
| 3. | | |
| 4. | | |
| 5. | | |
| 6. | | |

**EVENT** LJ

| NAME | (Team) | TIME HT. DIST. |
|---|---|---|
| 1. | | |
| 2. | | |
| 3. | | |
| 4. | | |
| 5. | | |
| 6. | | |

**EVENT** 100

| NAME | (Team) | TIME HT. DIST. |
|---|---|---|
| 1. | | |
| 2. | | |
| 3. | | |
| 4. | | |
| 5. | | |
| 6. | | |

**EVENT** 800

| NAME | (Team) | TIME HT. DIST. |
|---|---|---|
| M 1. Vires | | 2:00.47 |
| S 2. Borgen | | 2:04.69 |
| C 3. Skeen | | 2:03.99 |
| 4. | | |
| 5. | | |
| 6. | | |

**EVENT** Disc

| NAME | (Team) | TIME HT. DIST. |
|---|---|---|
| 1. Schulte | | 138'6 |
| 2. | | |
| 3. | | |
| 4. | | |
| 5. | | |
| 6. | | |

**EVENT** TJ

| NAME | (Team) | TIME HT. DIST. |
|---|---|---|
| 1. | | |
| 2. | | |
| 3. | | |
| 4. | | |
| 5. | | |
| 6. | | |

**EVENT** 200

| NAME | (Team) | TIME HT. DIST. |
|---|---|---|
| 1. | | |
| 2. | | |
| 3. | | |
| 4. | | |
| 5. | | |
| 6. | | |

**EVENT** 1600

| NAME | (Team) | TIME HT. DIST. |
|---|---|---|
| 1. | | |
| 2. | | |
| 3. | | |
| 4. | | |
| 5. | | |
| 6. | | |

**EVENT** Pole Vault

| NAME | (Team) | TIME HT. DIST. |
|---|---|---|
| 1. | | |
| 2. | | |
| 3. | | |
| 4. | | |
| 5. | | |
| 6. | | |

**EVENT** HJ

| NAME | (Team) | TIME HT. DIST. |
|---|---|---|
| 1. | | |
| 2. | | |
| 3. | | |
| 4. | | |
| 5. | | |
| 6. | | |

**EVENT** 400

| NAME | (Team) | TIME HT. DIST. |
|---|---|---|
| 1. M. Vires | | 51.49 |
| 2. | | |
| 3. | | |
| 4. | | |
| 5. | | |
| 6. | | |

**EVENT** 3200

| NAME | (Team) | TIME HT. DIST. |
|---|---|---|
| 1. | | |
| 2. | | |
| 3. | | |
| 4. | | |
| 5. | | |
| 6. | | |

# BIG RED TRACK SCOREBOOK

**HELD AT:** Burke **SCORING:** 1st 10 pts.; 2nd 8 pts.; 3rd 6 pts.; 4th 4 pts.; 5th 2 pts.; 6th 1 pts.

**EVENT** 110-Hdl

| NAME | (Team) | TIME HT. DIST. |
|---|---|---|
| 1. | | |
| 2. | | |
| 3. | | |
| 4. | | |
| 5. | | |
| 6. | | |

**EVENT** 300 Int

| NAME | (Team) | TIME HT. DIST. |
|---|---|---|
| 1. | | |
| 2. | | |
| 3. | | |
| 4. | | |
| 5. | | |
| 6. | | |

**4x50 Rel** **RELAY**

| TEAM | RUNNERS | TIME |
|---|---|---|
| 1. | , , | |
| 2. | | |
| 3. | | |
| 4. | | |
| 5. | | |
| 6. | | |

**1600 Rel** **RELAY**

| TEAM | RUNNERS | TIME |
|---|---|---|
| 1. | , , | |
| 2. | Vires 51.4 | |
| 3. | Sheen 53.4 | 3 33.2 |
| 4. | Tidwell 55.1 | |
| 5. | Berry 53.3 | |
| 6. | | |

**3 Zone Rel** **RELAY**

| TEAM | RUNNERS | TIME |
|---|---|---|
| 1. | , , | |
| 2. | Vires 2.01.4 | |
| 3. | Berry 2.04.3 | 8.18.3 |
| 4. | McAdoo 2.07.1 | |
| 5. | Sheen 2.05.5 | |
| 6. | | |

TEAMS

| TEAM NAME | ABBR. |
|---|---|
| Longwood | |

| *EVENTS | |
|---|---|
| Shot | |
| Disc | |
| PV | — |
| LJ | — |
| TJ | — |
| PV | — |
| 100 | — |
| 200 | — |
| 400 | — |
| 800 | — |
| 1600 | — |
| 3200 | — |
| 110 Hdl | — |
| 300 Int | — |
| 4x50 R | — |
| 1600 R | — |
| 3200 R | — |
| | |
| TOTALS | — |
| PLACING | — |

*do not write in this column until event is over

# BIG RED TRACK SCOREBOOK

**MEET** _____ **DATE** _____

**EVENT** _____

| NAME | (Team) | TIME HT. DIST. |
|---|---|---|
| 1. | | |
| 2. | | |
| 3. | | |
| 4. | | |
| 5. | | |
| 6. | | |

**EVENT** _____

| NAME | (Team) | TIME HT. DIST. |
|---|---|---|
| 1. | | |
| 2. | | |
| 3. | | |
| 4. | | |
| 5. | | |
| 6. | | |

**EVENT** _____

| NAME | (Team) | TIME HT. DIST. |
|---|---|---|
| 1. | | |
| 2. | | |
| 3. | | |
| 4. | | |
| 5. | | |
| 6. | | |

**EVENT** _____

| NAME | (Team) | TIME HT. DIST. |
|---|---|---|
| 1. | | |
| 2. | | |
| 3. | | |
| 4. | | |
| 5. | | |
| 6. | | |

**EVENT** _____

| NAME | (Team) | TIME HT. DIST. |
|---|---|---|
| 1. | | |
| 2. | | |
| 3. | | |
| 4. | | |
| 5. | | |
| 6. | | |

**EVENT** _____

| NAME | (Team) | TIME HT. DIST. |
|---|---|---|
| 1. | | |
| 2. | | |
| 3. | | |
| 4. | | |
| 5. | | |
| 6. | | |

**EVENT** _____

| NAME | (Team) | TIME HT. DIST. |
|---|---|---|
| 1. | | |
| 2. | | |
| 3. | | |
| 4. | | |
| 5. | | |
| 6. | | |

**EVENT** _____

| NAME | (Team) | TIME HT. DIST. |
|---|---|---|
| 1. | | |
| 2. | | |
| 3. | | |
| 4. | | |
| 5. | | |
| 6. | | |

**EVENT** _____

| NAME | (Team) | TIME HT. DIST. |
|---|---|---|
| 1. | | |
| 2. | | |
| 3. | | |
| 4. | | |
| 5. | | |
| 6. | | |

**EVENT** _____

| NAME | (Team) | TIME HT. DIST. |
|---|---|---|
| 1. | | |
| 2. | | |
| 3. | | |
| 4. | | |
| 5. | | |
| 6. | | |

**EVENT** _____

| NAME | (Team) | TIME HT. DIST. |
|---|---|---|
| 1. | | |
| 2. | | |
| 3. | | |
| 4. | | |
| 5. | | |
| 6. | | |

**EVENT** _____

| NAME | (Team) | TIME HT. DIST. |
|---|---|---|
| 1. | | |
| 2. | | |
| 3. | | |
| 4. | | |
| 5. | | |
| 6. | | |

# — FEATURES OF THE BIG RED TRACK SCORE BOOK —

- ★ Scores 20 meets
- ★ Up to six places can be scored
- ★ Time, height or distance can be recorded for all places
- ★ Can be used for duals, triangulars or large invitationals
- ★ Room to score 14 individual events and 3 relays
- ★ Sample score sheet
- ★ Extra relay slips in back of book

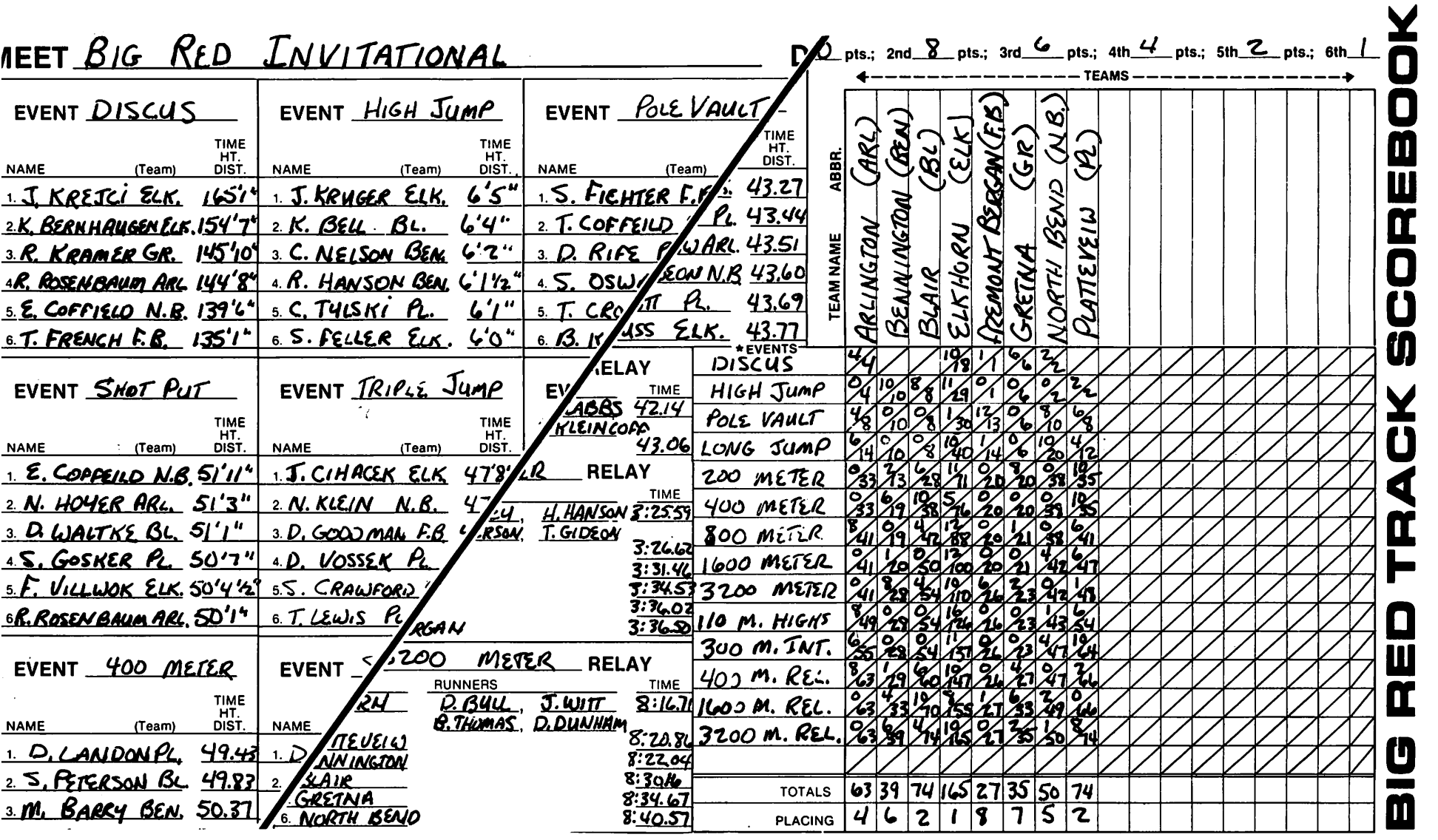

BIG RED TRACK SCOREBOOK

**MEET** Maywood Invite Imp J.V **DATE** 3-23-96

**EVENT** Shot

| | NAME | (Team) | TIME HT. DIST. |
|---|---|---|---|
| 1. | J. Snyder | Pax | 47'1½ |
| 2. | D. Dempsey | MV | 44'3½ |
| 3. | D. Katchmar | E-F | 43'10½ |
| 4. | C. Anderson | MV | 41'0" |
| 5. | J. Martin | Str | 40'10" |
| 6. | G Loop | Pax | 40'1½ |

**EVENT** LJ

| | NAME | (Team) | TIME HT. DIST. |
|---|---|---|---|
| 1. | M. Fisher | May | 20'3½ |
| 2. | C. Holdebrant | May | 19'11½ |
| 3. | L. Thompson | Pax | 19'4½ |
| 4. | J. Wright | E-F | 18'5" |
| 5. | M. Hazen | May | 18'6¼ |
| 6. | J. Vanderbeck | M.V | 18'6 |

**EVENT** 100

| | NAME | (Team) | TIME HT. DIST. |
|---|---|---|---|
| 1. | C. Hildebrandt | May | 11.4 |
| 2. | J. Armour | Tr. | 11.9 |
| 3. | J. Strang | E-F | 12.0 |
| 4. | B. Wallace | Stuart | 12.1 |
| 5. | J. Wright | E-F | 12.1 |
| 6. | J. Cunningham | TV | 12.3 |

**EVENT** 800

| | NAME | (Team) | TIME HT. DIST. |
|---|---|---|---|
| 1. | J Gentry | Br. | 2:13.6 |
| 2. | M. Latta | Stuart | 2:15.9 |
| 3. | J. Pardo | Treat | 2:16.8 |
| 4. | S. Einspahr | E-F | 2:17.7 |
| 5. | E. Duval | May | 2:20.1 |
| 6. | R Matson | Treat | 2:22.3 |

**EVENT** Disc

| | NAME | (Team) | TIME HT. DIST. |
|---|---|---|---|
| 1. | D. Katschmar | E-F | 131'7¼ |
| 2. | C. Anderson | MV | 130'6 |
| 3. | E Duval | May | 128'8" |
| 4. | S. Haines | Treat | 122'6" |
| 5. | J. Cunningham | TV | 119'11 |
| 6. | S Stinnette | I | 112'11" |

**EVENT** T.J

| | NAME | (Team) | TIME HT. DIST. |
|---|---|---|---|
| 1. | M. Fisher | May | 46'4½ |
| 2. | C. Holdebrant | May | 41'1½ |
| 3. | C. Cunningham | TV | 40'5¾ |
| 4. | S. Johnson | Pax | 39'10 |
| 5. | J. Stauffer | E-F | 39'1½" |
| 6. | C. Larsen | Br | 38'1½ |

**EVENT** 200

| | NAME | (Team) | TIME HT. DIST. |
|---|---|---|---|
| 1. | J. Armour | Tr | 24.6 |
| 2. | B. Wallace | Str. | 24.7 |
| 3. | J. Strang | E-F | 24.9 |
| 4. | J. Denny | Br | 25.0 |
| 5. | L. Pankenin | I | 25.6 |
| 6. | J. Wright | E-F | 26.1 |

**EVENT** 1600

| | NAME | (Team) | TIME HT. DIST. |
|---|---|---|---|
| 1. | S. Einspahr | E-F | 5:08.7 |
| 2. | W. McKluth | McP.C | 5:09.1 |
| 3. | J. Entry | Brady | 5:13.5 |
| 4. | C. Blakely | May | 5:14.3 |
| 5. | L Connell | McPCo | 5:16.3 |
| 6. | R Meyer | I | 5:30.9 |

**EVENT** P.V

| | NAME | (Team) | TIME HT. DIST. |
|---|---|---|---|
| 1. | C. Holdebrant | May | 10' |
| 2. | B. Johnson | I | 9'0 |
| 3. | C. Mann | Br | 9'0 |
| 4. | M. Fisher | I | 8'6 |
| 5. | C. Youngkans | May | 8'0 |
| 6. | H. Chase | Mon | 7'6 |

**EVENT** HJ

| | NAME | (Team) | TIME HT. DIST. |
|---|---|---|---|
| 1. | C. Odell | Br | 5'8" |
| 2. | B. Hill | E-F | 5'8" |
| 3. | B. Jurey | TV | 5'4" |
| 4. | R. Tridell | Pax | 5'2" |
| 5. | J. Downing | Stuart | 5'2" |
| 6. | ——— | | — |

**EVENT** 400

| | NAME | (Team) | TIME HT. DIST. |
|---|---|---|---|
| 1. | M. Fisher | May | 55.6 |
| 2. | J. Mortenson | M.V. | 57.6 |
| 3. | A. Snyder | Pax | 57.6 |
| 4. | E. Duval | May | 57.7 |
| 5. | B. Hill | E-F | 58.1 |
| 6. | J. Moore | McP. | 58.5 |

**EVENT** 3200

| | NAME | (Team) | TIME HT. DIST. |
|---|---|---|---|
| 1. | S. Einspahr | E-F | 11:15.5 |
| 2. | R. Meyer | I | 11:25.8 |
| 3. | L. Connell | McPh | 11:28.0 |
| 4. | L. Bethel | TV | 12:02.3 |
| 5. | J. McGrath | I | 12:03.4 |
| 6. | J. Unger | TV | 12:14.5 |

# BIG RED TRACK SCOREBOOK

**HELD AT:** May Wood **SCORING:** 1st 10 pts.; 2nd 8 pts.; 3rd 6 pts.; 4th 4 pts.; 5th 2 pts.; 6th 1 pts.

**EVENT** 110 Ht

| NAME | (Team) | TIME HT. DIST. |
|---|---|---|
| 1. J. Potter | May | 16.5 |
| 2. J. Cunningham | TV | 17.1 |
| 3. S. Woittalewicz | Pax | 17.1 |
| 4. G. Loop | Pax | 18.2 |
| 5. G. Strith | TV | 18.5 |
| 6. J. Miller | I | 19.0 |

**EVENT** 300 Im

| NAME | (Team) | TIME HT. DIST. |
|---|---|---|
| 1. S. Woitalewiz | Pax | 45.2 |
| 2. G. Loop | Pax | 46.1 |
| 3. J. Hill | May | 46.3 |
| 4. G. Strith | TV | 47.6 |
| 5. R. Demitt | Br | 47.6 |
| 6. J. Miller | I | 48.0 |

**400 RELAY**

| TEAM | RUNNERS | TIME |
|---|---|---|
| 1. M.V | , | 47.6 |
| 2. E-F | | 47.7 |
| 3. Pax | | 47.8 |
| 4. T.V | | 48.9 |
| 5. Trent | | 49.5 |
| 6. May- | | 49.9 |

**1600 RELAY**

| TEAM | RUNNERS | TIME |
|---|---|---|
| 1. May | , | 3.53.1 |
| 2. E-F | | 3.55.1 |
| 3. Trent | | 3.56.6 |
| 4. Pax | | 3.56.7 |
| 5. Brady | | 4.01.1 |
| 6. Stratton | | 4.05.1 |

**3200 R RELAY**

| TEAM | RUNNERS | TIME |
|---|---|---|
| 1. May- | , | 9.23.1 |
| 2. McPherc | | 9.45.9 |
| 3. Imp | B. Poindexter | 9.48.5 |
| 4. Brady | P. Arterbaum | 10.26.7 |
| 5. Med Valley | J. Bilka | 10.44.0 |
| 6. Stratton | C. Pursley | 10.45.8 |

TEAMS

| TEAM NAME / ABBR. | Maywood | Eastis-Far | Paxton | Brady | Med-Valley | Trenton | Twin Valley | Imp-J.V | Stratton | McPherson Co |
|---|---|---|---|---|---|---|---|---|---|---|
| *EVENTS | | | | | | | | | | |
| Shot | - / - | 6 / 6 | 11 / 11 | - / - | 12 / 12 | - / - | - / - | - / - | 2 / 2 | - / - |
| Discus | 6 / 6 | 10 / 16 | - / 11 | - / - | 8 / 20 | 4 / 4 | 2 / 2 | 1 / 1 | - / 2 | - / - |
| P.V | 13 / 19 | - / 16 | - / 11 | 6 / 6 | - / 20 | - / 4 | - / 2 | 12 / 13 | - / 2 | - / - |
| L.J. | 20 / 39 | 4 / 20 | 6 / 17 | - / 6 | 1 / 21 | - / 4 | - / 2 | - / 13 | - / 2 | - / - |
| T.J | 18 / 57 | 2 / 22 | 4 / 21 | 1 / 7 | - / 21 | - / 4 | 6 / 8 | - / 13 | - / 2 | - / - |
| H.J. | - / 57 | 8 / 30 | 4 / 25 | 10 / 17 | - / 21 | - / 4 | 6 / 14 | - / 13 | 2 / 4 | - / - |
| 100 | 10 / 67 | 8 / 38 | - / 25 | - / 17 | - / 21 | 8 / 12 | 1 / 15 | - / 13 | 4 / 8 | - / - |
| 200 | - / 67 | 7 / 45 | - / 25 | 4 / 21 | - / 21 | 10 / 22 | - / 15 | 2 / 15 | 8 / 16 | - / - |
| 400 | 14 / 81 | 2 / 47 | 6 / 31 | - / 21 | 8 / 29 | - / 22 | - / 15 | - / 15 | - / 16 | 1 / 1 |
| 800 | 2 / 83 | 4 / 51 | - / 31 | 10 / 31 | - / 29 | 7 / 29 | - / 15 | - / 15 | 8 / 24 | - / 1 |
| 1600 | 4 / 87 | 10 / 61 | - / 31 | 6 / 37 | - / 29 | - / 29 | - / 15 | 1 / 16 | - / 24 | 10 / 11 |
| 3200 | - / 87 | 10 / 71 | - / 31 | - / 37 | - / 29 | - / 29 | 5 / 20 | 10 / 26 | - / 24 | 6 / 17 |
| 110 Ht | 10 / 97 | - / 71 | 11 / 42 | - / 37 | - / 29 | - / 29 | 9 / 29 | 1 / 27 | - / 24 | - / 17 |
| 300 Im | 6 / 103 | - / 71 | 18 / 50 | 2 / 39 | - / 29 | - / 29 | 4 / 33 | 1 / 28 | - / 24 | - / 17 |
| 400 R | 1 / 104 | 8 / 79 | 6 / 56 | - / 39 | 10 / 39 | 2 / 31 | 4 / 35 | - / 28 | - / 24 | - / 17 |
| 1600 R | 10 / 114 | 8 / 87 | 4 / 60 | 2 / 41 | - / 39 | 6 / 37 | - / 35 | - / 28 | 1 / 25 | - / 17 |
| 3200 R | 10 / 124 | - / 87 | - / 60 | 4 / 45 | 2 / 41 | - / 37 | - / 35 | 6 / 34 | 1 / 26 | 8 / 25 |
| TOTALS | 124 | 87 | 60 | 45 | 41 | 37 | 35 | 34 | 26 | 25 |
| PLACING | 1 | 2 | 3 | 4 | 5 | 6 | 7 | 8 | 9 | 10 |

*do not write in this column until event is over

# BIG RED TRACK SCOREBOOK

**MEET** Cambridge Indite **DATE** 3-23-96

## EVENT Shot

| NAME | (Team) | TIME HT. DIST. |
|---|---|---|
| 1. R. Haines | DC | 49'5½ |
| 2. J Benson | Camb | 47'1¼ |
| 3. J Young | Camb | 44'11½ |
| 4. E. Pfeiffer | WP | 43'5" |
| 5. F. Ringelman | I | 42'9" |
| 6. R. Schilke | I | 42'5¼ |

## EVENT LJ

| NAME | (Team) | TIME HT. DIST. |
|---|---|---|
| 1. B. Wilson | Culb | 20'10¾ |
| 2. B. Hilton | Camb | 20'6" |
| 3. B. White | Camb | 19'9" |
| 4. J. Horner | D.C | 19'8½ |
| 5. J. Walgren | WP | 19'6¾ |
| 6. C. Shifflet | Camb | 19'3¼ |

## EVENT 100

| NAME | (Team) | TIME HT. DIST. |
|---|---|---|
| 1. J. Walgren | WP | 11.3 |
| 2. B. Hilton | Camb | 11.3 |
| 3. N. Thulin | AL | 11.4 |
| 4. M. Monter | Arap | 11.6 |
| 5. B. Jorgenson | AL | 11.7 |
| 6. A. McKinney | W.P | 11.7 |

## EVENT 800

| NAME | (Team) | TIME HT. DIST. |
|---|---|---|
| 1. A. Urbas | DC | 2.06.4 |
| 2. M. Vines | I | 2.06.9 |
| 3. C. Skeen | I | 2.09.1 |
| 4. B. Jorgenson | AL | 2.10.3 |
| 5. S. Barger | I | 2.12.0 |
| 6. D. Lofoist | EL | 2.12.4 |

## EVENT Discus

| NAME | (Team) | TIME HT. DIST. |
|---|---|---|
| 1. R. Schilke | I | 139'5" |
| 2. J Young | Camb | 136'11" |
| 3. A. Walter | Culb | 126'11" |
| 4. D. Mues | Camb | 125'10" |
| 5. J. Torrey | AL | 125'5" |
| 6. R. Burke | Camb | 124'10" |

## EVENT H.J

| NAME | (Team) | TIME HT. DIST. |
|---|---|---|
| 1. D Hudson | I | 6'2" |
| 2. J. Houghtelling | Camb | 6'0 |
| 3. R. Omert | Camb | 6'0 |
| 4. ~~M. Brunswig~~ J. Fines | ~~DC~~ D.C | 6'0 |
| 5. J. Horner | DC | 6'0 |
| 6. B Miller | Camb | 5'10 |
| D. Beck | DC | |

Tie

## EVENT 200

| NAME | (Team) | TIME HT. DIST. |
|---|---|---|
| 1. J. Walgren | W-P | 23.4 |
| 2. N. Thulin | AL | 23.7 |
| 3. A. McKinney | W-P | 24.3 |
| 4. M. Brunswig | D.C | 24.7 |
| 5. J. Rodenaal | RU | 24.7 |
| 6. B. Friehe | Culb | 24.7 |

## EVENT 1600

| NAME | (Team) | TIME HT. DIST. |
|---|---|---|
| 1. N. Wolf | AL | 4.59.7 |
| 2. J. Ruggles | R.U | 5.01.4 |
| 3. D. Lofoist | EL | 5.06 |
| 4. A. Urbas | DC | 5.06.7 |
| 5. S. McNair | I | 5.09.1 |
| 6. D. Flaming | W.P | 5.11.1 |

## EVENT P.V

| NAME | (Team) | TIME HT. DIST. |
|---|---|---|
| 1. J. Houghtelling | Camb | 12'5" |
| 2. S. Moore | AL | 11'6" |
| 3. D Maier | I | 10' |
| 4. J Noyes | I | 10 |
| 5. T. Lutz | DB | 10' |
| 6. D. Young | Camb | 10' |

Tie

## EVENT T.J

| NAME | (Team) | TIME HT. DIST. |
|---|---|---|
| 1. T. Kitt | W-P | 42'6¼ |
| 2. T. Horner | D.C | 41'9½ |
| 3. M. Vines | DC | 41'9½ |
| 4. B Witte | Camb | 41'3¾ |
| 5. M. Moreck | AL | 41'3¼ |
| 6. B. McVey | D.C | 41'0" |

## EVENT 400

| NAME | (Team) | TIME HT. DIST. |
|---|---|---|
| 1. T. Kitt | W-P | 52.4 |
| 2. M. Vines | I | 52.6 |
| 3. K Bates | AL | 52.8 |
| 4. B. Detering | Camb | 53.4 |
| 5. M. Monter | Arap | 53.5 |
| 6. T. Schneider | DC | 53.5 |

Tie

## EVENT 3200

| NAME | (Team) | TIME HT. DIST. |
|---|---|---|
| 1. E. Hilton | EL | 11.02.8 |
| 2. D. Flaming | W-P | 11.12.0 |
| 3. R. Hayes | AL | 11.13.0 |
| 4. S. McNair | I | 11.29.6 |
| 5. B. Horn | D.C | 11.37.6 |
| 6. M. Maddux | Culb | 11.53.0 |

400 Wt. Rel. 1st Camb 2nd Imp - Schilke - Noyes - Ringelman Hudson

# BIG RED TRACK SCOREBOOK

**ELD AT:** Cambridge **SCORING:** 1st 10 pts.; 2nd 8 pts.; 3rd 6 pts.; 4th 4 pts.; 5th 2 pts.; 6th 1 pts.

## EVENT 110 Hdl

| | NAME | (Team) | TIME HT. DIST. |
|---|---|---|---|
| 1. | B. Detarding | Camb | 15.8 |
| 2. | M. Mroczek | AL | 16.1 |
| 3. | S. Todd | W-P | 16.5 |
| 4. | K. Krisela | D.C | 16.5 |
| 5. | C. Snyder | I | 16.6 |
| 6. | J. Horner | D.C | 17.1 |

## EVENT 300 Int

| | NAME | (Team) | TIME HT. DIST. |
|---|---|---|---|
| 1. | B. Detarding | Camb | 41.7 |
| 2. | K. Krisela | D.C | 42.6 |
| 3. | M. Mroczek | AL | 43.2 |
| 4. | S. Todd | W-P | 43.8 |
| 5. | S. Hourlock | Culb | 45.0 |
| 6. | T. Carney | Alma | 45.1 |

## 400 RELAY

| | TEAM | RUNNERS | TIME |
|---|---|---|---|
| 1. | Cambridge | _____, _____ _____, _____ | 45.7 |
| 2. | D.C. | Tidwell | 45.7 |
| 3. | Alma | Robinson | 46.2 |
| 4. | Imperial | Berry | 47.2 |
| 5. | Arapaho | Hurst | 47.8 |
| 6. | Culbertson | | 49.4 |

## 1600 RELAY

| | TEAM | RUNNERS | TIME |
|---|---|---|---|
| 1. | Alma | _____, _____ _____, _____ | 3.36.9 |
| 2. | D.C | Vires | 3.37.4 |
| 3. | Camb | Strand | 3.42.0 |
| 4. | W-P | Robinson | 3.47.5 |
| 5. | Imperial | Skeen | 3.50.5 |
| 6. | Culbertson | | 3.58.9 |

## 3200 RELAY

| | TEAM | RUNNERS | TIME |
|---|---|---|---|
| 1. | D.C | _____, _____ _____, _____ | 8.40.2 |
| 2. | El | Rickert | 8.59.7 |
| 3. | Alma | Wanzlick | 9.02.6 |
| 4. | Rap V. | Skeen | 9.17.0 |
| 5. | Imp | Bargen | 9.20.8 |
| 6. | Camb | | 9.23.8 |

TEAMS

| *EVENTS | TEAM NAME | Cambridge | Dundy County | Alma | Imperial | Wauneta-Palisade | Elwood | Culbertson | Rep-Valley | Arapahoe | Camb. J.V. | | | | | | | |
|---|---|---|---|---|---|---|---|---|---|---|---|---|---|---|---|---|---|---|
| | ABBR. | | | | | | | | | | | | | | | | | |
| Shot | | 14/14 | 10/10 | -/- | 3/3 | 4/4 | -/- | -/- | -/- | -/- | -/- | | | | | | | |
| Disc | | 13/27 | -/10 | 2/2 | 10/13 | -/4 | -/- | 6/6 | -/- | -/- | -/- | | | | | | | |
| RV | | 11/38 | 4/14 | 8/10 | 8/21 | -/4 | -/- | -/6 | -/- | -/- | -/- | | | | | | | |
| L.J | | 15/53 | 4/18 | -/10 | -/21 | 2/6 | -/- | 10/16 | -/- | -/- | -/- | | | | | | | |
| H.J | | 14½/67½ | 6½/24½ | -/10 | 10/31 | -/6 | -/- | -/16 | -/- | -/- | -/- | | | | | | | |
| T.J | | 4/71.5 | 9/33.5 | 2/12 | 6/37 | 10/16 | -/- | -/16 | -/- | -/- | -/- | | | | | | | |
| 100 | | 8/71.5 | -/33.5 | 8/20 | -/37 | 11/27 | -/- | -/16 | -/- | 4/4 | -/- | | | | | | | |
| 200 | | -/71.0 | 4/37.5 | 8/28 | -/37 | 16/43 | -/- | 1/17 | 2/2 | -/4 | -/- | | | | | | | |
| 400 | | 4/83.5 | 16/39 | 86/34 | 8/45 | 10/53 | -/- | -/17 | -/2 | 1.5/5.5 | -/- | | | | | | | |
| 800 | | -/83.5 | 10/49 | 4/38 | 16/61 | -/53 | 1/1 | -/17 | -/2 | -/5.5 | -/- | | | | | | | |
| 1600 | | -/83.5 | 4/53 | 10/48 | 2/63 | 1/54 | 6/7 | -/17 | 8/10 | -/5.5 | -/- | | | | | | | |
| 3200 | | -/83.5 | 2/55 | 6/54 | 4/67 | 8/62 | 10/17 | 1/18 | -/10 | -/5.5 | -/- | | | | | | | |
| 110 HA | | 10/93.5 | 5/60 | 8/62 | 2/69 | 6/68 | -/17 | -/18 | -/10 | -/5.5 | -/- | | | | | | | |
| 300 IM | | 10/103.5 | 8/68 | 7/69 | -/69 | 4/72 | -/17 | 2/20 | -/10 | -/5.5 | -/- | | | | | | | |
| 400R | | 10/113.5 | 8/76 | 6/75 | 4/73 | -/72 | -/17 | 1/21 | -/10 | 2/7.5 | -/- | | | | | | | |
| 1600R | | 6/119.5 | 8/84 | 10/85 | 2/75 | 4/76 | -/17 | 1/22 | -/10 | -/7.5 | -/- | | | | | | | |
| 3200R | | 1/120.5 | 10/94 | 6/91 | 2/77 | -/76 | 8/25 | -/22 | 4/14 | -/7.5 | | | | | | | | |
| | | | | | | | | | | | | | | | | | | |
| TOTALS | | 120.5 | 94 | 91 | 77 | 76 | 25 | 22 | 14 | 7.5 | 0 | | | | | | | |
| PLACING | | 1 | 2 | 3 | 4 | 5 | 6 | 7 | 8 | 9 | 10 | | | | | | | |

*do not write in this column until event is over

BIG RED TRACK SCOREBOOK

MEET ~~Cambridge~~ Grodfela Invite DATE ~~3-23-96~~ 3-30-96

**EVENT** Shot

| NAME | (Team) | TIME HT. DIST. |
|---|---|---|
| 1. D. Marquez | M,T | 54'5 1/2 |
| 2. M. Whistler | Her | 50'8" |
| 3. T. Sheffield | Goth | 50'2" |
| 4. J. McKee | Good | 48'4" |
| 5. J.D. Bosley | Kim | 48'2" |
| 6. R. Schulke | I | 47'1" |

**EVENT** LJ

| NAME | (Team) | TIME HT. DIST. |
|---|---|---|
| 1. C. Rohr | Good | 20'4 3/4 |
| 2. M. Zillen | Gor | 20'4 1/2 |
| 3. J List | Og | 20'1 1/2 |
| 4. T. Niedhart | Her | 19'11 1/4 |
| 5. J. Clark | Goth | 19'10 1/2 |
| 6. C. Olson | Grant | 19'2 |

**EVENT** 100

| NAME | (Team) | TIME HT. DIST. |
|---|---|---|
| 1. M. Zillen | Gor | 11.1 |
| 2. J. Lee | Gor | 11.6 |
| 3. J.T Burk | Good | 11.7 |
| 4. R. Sprague | Holy | 11.8 |
| 5. L. Goldenstein | Holy | 11.8 |
| 6. J. Cohen | Gor | 11.9 |

**EVENT** 800

| NAME | (Team) | TIME HT. DIST. |
|---|---|---|
| 1. C. Klein | Mit | 2.03.5 |
| 2. M. Vives | I | 2.03.9 |
| 3. K. Rose | Gor | 2.04 |
| 4. E. Sileen | I | 2.05.6 |
| 5. E. Knight | Og | 2.06 |
| 6. J. Smith | Coz | 2.08.8 |

**EVENT** Discus

| NAME | (Team) | TIME HT. DIST. |
|---|---|---|
| 1. T. Sheffield | Goth | 152'2" |
| 2. J McKee | Good | 148'3 |
| 3. R. Schulke | I | 136'0 |
| 4. S. McPherson | Goth | 135'1" |
| 5. C. Evans | Gor | 132' |
| 6. A. Brockmeir | Coz | 130'8 |

**EVENT** T.J

| NAME | (Team) | TIME HT. DIST. |
|---|---|---|
| 1. A. Sprague | Holy | 40'11 1/4 |
| 2. C. Olson | Grant | 40'4" |
| 3. M. Vives | I | 40'2" |
| 4. S. Mozee | Gor | 40'1 3/4 |
| 5. K. Stevens | Goth | 39'4 1/2 |
| 6. T. Niedhart | Her | 38'11 1/4 |

**EVENT** 200

| NAME | (Team) | TIME HT. DIST. |
|---|---|---|
| 1. M. Zillen | Gor | 22.9 |
| 2. R. Felver | Good | 23.6 |
| 3. J. Lee | Gor | 23.8 |
| 4. K. Nelson | Her | 24.0 |
| 5. J.T Burk | Good | 24.3 |
| 6. G. Olson | Sid | 24.3 |

**EVENT** 1600

| NAME | (Team) | TIME HT. DIST. |
|---|---|---|
| 1. T.J McMillen | Og | 4.54.1 |
| 2. S. Butterfield | Goth | 4.59.9 |
| 3. C. Norman | Og | 5.00 |
| 4. Z. Reeves | Gor | 5.05.7 |
| 5. S. McClain | I | 5.05.8 |
| 6. R. Tedford | Good | 5.05.8 |

**EVENT** P.V

| NAME | (Team) | TIME HT. DIST. |
|---|---|---|
| 1. D. Taylor | Coz | 13'6" |
| 2. B. Holwac | Mit | 13'0" |
| 3. J. Young | Coz | 12'6" |
| 4. J. P Thomas | Goth | 12'0 |
| 5. N. Maaske | Coz | 11'0 |
| 6. T. Shannon | Mit | 11.0 |

**EVENT** HJ

| NAME | (Team) | TIME HT. DIST. |
|---|---|---|
| 1. B. Cain | OG | 6'0" |
| 2. B Rickester | Goth | 6'0 |
| 3. C. Tossell | OG | 6'0 |
| 4. S. Fenner | Goth | 5'10 |
| 5. D. Hudson | I | 5'10 |
| 6. C. Miller | Grant | 5'10" |

**EVENT** 400

| NAME | (Team) | TIME HT. DIST. |
|---|---|---|
| 1. M. Vives | I | 52.6 |
| 2. E. Knight | Og | 54.0 |
| 3. E. Harris | Gor | 54.1 |
| 4. C. Sileen | I | 54.2 |
| 5. K. Landgirl | Jule | 54.4 |
| 6. B. Leach | Gor | 54.7 |

**EVENT** 3200

| NAME | (Team) | TIME HT. DIST. |
|---|---|---|
| 1. Z. Reeves | Gor | 10.55.7 |
| 2. S. Butterfield | Goth | 11.04 |
| 3. S. McClain | Imp | 11.06.8 |
| 4. R. Meyer | Imp | 11.08.6 |
| 5. T. Colglazier | Grant | 11.09.8 |
| 6. R. Tedford | Good | 11.10.5 |

# BIG RED TRACK SCOREBOOK

**FIELD AT:** Ogallala Cambridge **SCORING:** 1st 10 pts.; 2nd 8 pts.; 3rd 6 pts.; 4th 4 pts.; 5th 2 pts.; 6th 1 pts.

**EVENT** 110 Hurdles

| NAME | (Team) | TIME HT. DIST. |
|---|---|---|
| 1. R. Richmond | Grant | 15.7 |
| 2. S. Hayes | Kimb | 15.8 |
| 3. N. Stoddard | Ida | 15.9 |
| 4. L. Snyder | I | 16.3 |
| 5. S. Auld | Goth | 16.5 |
| 6. C. Thyne | Jules | 16.8 |

**EVENT** 300 IM

| NAME | (Team) | TIME HT. DIST. |
|---|---|---|
| 1. B. Holdcomb | Mitch | 42.4 |
| 2. C. Williamson | Holy | 43.2 |
| 3. B. Brown | Holy | 43.2 |
| 4. S. Hayes | Kimb | 44.0 |
| 5. C Thyne | Jules | 44.3 |
| 6. J. List | Og | 44.4 |

**400 Relay**

| TEAM | RUNNERS | TIME |
|---|---|---|
| 1. Gordon | _____, _____ _____, _____ | 45.1 |
| 2. Good | D Robinson | 45.8 |
| 3. Holyoke | K Berry | 45.8 |
| 4. Kimball | J Hunt | 46.6 |
| 5. Grant | C Tidwell | 46.8 |
| 6. Imp | | 47.0 |

~~1600 Relay~~ 3200 **RELAY**

| TEAM | RUNNERS | TIME |
|---|---|---|
| 1. Gordon | _____, _____ _____, _____ | 8.43.0 |
| 2. Ogal | | 8.48.9 |
| 3. Grant | | 8.57.4 |
| 4. Jules | | 9.03.2 |
| 5. Holy | | 9.29.0 |
| 6. Sidney | | 9.29.1 |

~~3200 Relay~~ 1600K **RELAY**

| TEAM | RUNNERS | TIME |
|---|---|---|
| 1. Mitchell | _____, _____ _____, _____ | 3.40.8 |
| 2. Imp | M. Jones | 3.42.5 |
| 3. Cozad | N. Fuchs | 3.42.7 |
| 4. Good | C. Skeen | 3.43.3 |
| 5. Hayton | S. McClain | 3.44.3 |
| 6. Gordon | | 3.44.3 |

| TEAMS | ABBR. | *EVENTS |
|---|---|---|
| Gordon | | Shot |
| Imperial | | Discus |
| Gothenburg | | P.J |
| Ogallala | | L.J |
| Goodland | | T.J |
| Mitchell | | H.J |
| Holyoke | Colo | 100 |
| Grant | | 200 |
| Cozad | | 400 |
| Hershey | | 800 |
| Kimball | | 1600 |
| Julesburg | Colo | 3200 |
| Sidney | | 110 Hurdles |
| Hayton | Colo | 300 IM |
| | | 400K |
| | | 1600K |
| | | 3200K |

| | Gordon | Imperial | Gothenburg | Ogallala | Goodland | Mitchell | Holyoke Colo | Grant | Cozad | Hershey | Kimball | Julesburg Colo | Sidney | Hayton Colo | | | |
|---|---|---|---|---|---|---|---|---|---|---|---|---|---|---|---|---|---|
| Shot | – | 1 | 6 | – | 4 | 10 | – | – | – | 8 | 2 | – | – | – | | | |
| | – | 1 | 6 | – | 4 | 10 | – | – | – | 8 | 2 | – | – | – | | | |
| Discus | 2 | 6 | 14 | – | 8 | – | – | – | 1 | – | – | – | – | – | | | |
| | 2 | 7 | 20 | – | 12 | 10 | – | – | 1 | 8 | 2 | – | – | – | | | |
| P.J | – | – | 4 | – | – | 9 | – | – | 18 | – | – | – | – | – | | | |
| | 2 | 7 | 24 | – | 12 | 19 | – | – | 19 | 8 | 2 | – | – | – | | | |
| L.J | 8 | – | 2 | 6 | 10 | – | – | 1 | – | 4 | – | – | – | – | | | |
| | 10 | 7 | 26 | 6 | 22 | 19 | – | 1 | 19 | 12 | 2 | – | – | – | | | |
| T.J | 4 | 6 | 2 | – | – | – | 10 | 8 | – | 1 | – | – | – | – | | | |
| | 14 | 13 | 28 | 6 | 22 | 19 | 10 | 9 | 19 | 13 | 2 | – | – | – | | | |
| H.J | – | 3 | 11 | 16 | – | – | – | 1 | – | – | – | – | – | – | | | |
| | 14 | 16 | 39 | 22 | 22 | 19 | 10 | 10 | 19 | 13 | 2 | – | – | – | | | |
| 100 | 18 | – | – | – | 6 | – | 6 | 1 | – | – | – | – | – | – | | | |
| | 32 | 16 | 39 | 22 | 28 | 19 | 16 | 11 | 19 | 13 | 2 | – | – | – | | | |
| 200 | 16 | – | – | – | 10 | – | – | – | – | 4 | – | – | 1 | – | | | |
| | 48 | 16 | 39 | 22 | 38 | 19 | 16 | 11 | 19 | 17 | 2 | – | 1 | – | | | |
| 400 | 7 | 14 | – | 8 | – | – | – | – | – | – | – | 2 | – | – | | | |
| | 55 | 30 | 39 | 30 | 38 | 19 | 16 | 11 | 19 | 17 | 2 | 2 | 1 | – | | | |
| 800 | 6 | 12 | – | 2 | – | 10 | – | – | 1 | – | – | – | – | – | | | |
| | 61 | 42 | 39 | 32 | 38 | 29 | 16 | 11 | 20 | 17 | 2 | 2 | 1 | – | | | |
| 1600 | 4 | 2 | 8 | 16 | 1 | – | – | – | – | – | – | – | – | – | | | |
| | 65 | 44 | 47 | 48 | 39 | 29 | 16 | 11 | 20 | 17 | 2 | 2 | 1 | – | | | |
| 3200 | 10 | 10 | 8 | – | 1 | – | – | 2 | – | – | – | – | – | – | | | |
| | 75 | 54 | 55 | 48 | 40 | 29 | 16 | 13 | 20 | 17 | 2 | 2 | 1 | – | | | |
| 110 Hurdles | – | 4 | 2 | – | – | – | – | 10 | – | 6 | 8 | 1 | – | – | | | |
| | 75 | 58 | 57 | 48 | 40 | 29 | 16 | 23 | 20 | 23 | 10 | 3 | 1 | – | | | |
| 300 IM | – | – | – | 1 | – | 10 | 14 | – | – | – | 4 | 2 | – | – | | | |
| | 75 | 58 | 57 | 49 | 40 | 39 | 30 | 23 | 20 | 23 | 14 | 5 | 1 | – | | | |
| 400K | 10 | 1 | – | – | 8 | – | 6 | 2 | – | – | 4 | – | – | – | | | |
| | 85 | 59 | 57 | 49 | 48 | 39 | 36 | 25 | 20 | 23 | 18 | 5 | 1 | – | | | |
| 1600K | 11 | 8 | – | – | 4 | 10 | – | – | 6 | – | – | – | – | 2 | | | |
| | 86 | 67 | 57 | 49 | 52 | 49 | 36 | 25 | 26 | 23 | 18 | 5 | 1 | 2 | | | |
| 3200K | 10 | – | – | 8 | – | – | 2 | 6 | – | – | – | 4 | 1 | – | | | |
| | 96 | 67 | 57 | 57 | 52 | 49 | 38 | 31 | 26 | 23 | 18 | 9 | 2 | 2 | | | |
| TOTALS | 96½ | 67 | 57 | 57 | 52 | 49 | 38 | 31 | 26 | 23 | 18 | 9 | 2 | 2 | | | |
| PLACING | 1 | 2 | 3 | 4 | 5 | 6 | 7 | 8 | 9 | 10 | 11 | 12 | 13 | 14 | | | |

*do not write in this column until event is over

# BIG RED TRACK SCOREBOOK

**MEET** Grant Invite **DATE** 4-4-96

## EVENT Shot

| NAME | (Team) | TIME HT. DIST. |
|---|---|---|
| 1. M. Whistler | Her | 50'5" |
| 2. K. Docekal | Ogal | 47'9" |
| 3. R. Schilke | I | 45'11" |
| 4. M. Jorgenson | Her | 44'6" |
| 5. C. Bergland | Lew | 44'0 |
| 6. J. Hicks | WP | 43'7" |

## EVENT L.J

| NAME | (Team) | TIME HT. DIST. |
|---|---|---|
| 1. K. Fornander | Osh | 20'5" |
| 2. T. Neidhart | Her | 19'1/4 |
| 3. J. Arthur | NPSP | 18'11" |
| 4. J. List | Og | 18'10 |
| 5. R. Sprague | Hol | 18'8" |
| 6. T. Kitt | WanP | 18'7 1/4 |

## EVENT 100

| NAME | (Team) | TIME HT. DIST. |
|---|---|---|
| 1. J. Cohen | Gr | 11.5 |
| 2. J. Walgren | WP | 11.6 |
| 3. A. McKinney | WP | 11.7 |
| 4. L. Goldenstein | Holy | 11.7 |
| 5. R. Sandoval | Og | 11.8 |
| 6. J. Bishop | Gra | 12.0 |

## EVENT 800

| NAME | (Team) | TIME HT. DIST. |
|---|---|---|
| 1. M. Vires | I. | 2.05.8 |
| 2. C. Skeen | I | 2.06.3 |
| 3. E. Knight | Og | 2.06.4 |
| 4. T. Colglazer | Gr | 2.10.4 |
| 5. J. Stork | Osh | 2.14.3 |
| 6. B. Hoetson | Her | 2.14.6 |

## EVENT Discus

| NAME | (Team) | TIME HT. DIST. |
|---|---|---|
| 1. R. Schilke | I | 134'11" |
| 2. A. Horsmeier | Og | 130'10" |
| 3. D. Hudson | I | 128'6" |
| 4. S. Nickerson | I | 126'8" |
| 5. N. Wyatt | NPSP | 125'3" |
| 6. A. Ginapin | Holy | 124'8" |

## EVENT T.J

| NAME | (Team) | TIME HT. DIST. |
|---|---|---|
| 1. M. Vires | I | 41'2 1/2 |
| 2. T. Kitt | WP | 40'3" |
| 3. C. Olson | Gr | 40'2 1/2 |
| 4. C. Livingston | Lew | 40' |
| 5. A. Sprague | Holy | 39'8 1/2 |
| 6. B. Cain | Og | 39'3 1/2 |

## EVENT 200

| NAME | (Team) | TIME HT. DIST. |
|---|---|---|
| 1. J. Walgren | WP | 23.5 |
| 2. L. Goldenstein | Holy | 23.9 |
| 3. R. Sprague | Holy | 24.0 |
| 4. C. Martin | WP | 24.2 |
| 5. A. McKinney | WP | 24.3 |
| 6. R. Sandoval | Og | 24.3 |

## EVENT 1600

| NAME | (Team) | TIME HT. DIST. |
|---|---|---|
| 1. T.J. McMillan | Og | 4.59.6 |
| 2. C. Norman | Og | 5.04.9 |
| 3. S. Barger | I | 5.06.3 |
| 4. J. Bay | Her | 5.08.3 |
| 5. T. Colglazer | Gr | 5.08.7 |
| 6. D. Flaming | WP | 5.11.7 |

## EVENT PV

| NAME | (Team) | TIME HT. DIST. |
|---|---|---|
| 1. C. Tidwell | I | 11'6" |
| 2. N. Fisher | I | 11'6" |
| 3. D. Maier | I | 11'0" |
| 4. C. Leach | Og | 10'0 |
| 5. J. Desort | Her | 10'0 |
| 6. D. Phelps | NPSP | 9'6 |

## EVENT H.J

| NAME | (Team) | TIME HT. DIST. |
|---|---|---|
| 1. J. Cooper | NPSP | 6'2" |
| 2. D. Hudson | I | 6'0" |
| 3. C. Towell | Og | 6'0" |
| 4. B. Cain | Og | 5'10" |
| 5. L. McConnell | Her | 5'8" |
| 6. C. Miller, T. Hamilton | Gr, WP, Te | 5'8" |

## EVENT 400

| NAME | (Team) | TIME HT. DIST. |
|---|---|---|
| 1. T. Kitt | WP | 51.9 |
| 2. M. Vires | I | 52.5 |
| 3. C. Hannigan | NPSP | 53.5 |
| 4. E. Knight | Og | 53.8 |
| 5. C. Skeen | I | 54.2 |
| 6. K. Nelson | Her | 54.3 |

## EVENT 3200

| NAME | (Team) | TIME HT. DIST. |
|---|---|---|
| 1. S. McNair | I | 10.55.6 |
| 2. T. Colglazer | Gr | 10.57.5 |
| 3. J. Bay | Her | 11.00.9 |
| 4. D. Flaming | WP | 11.01.8 |
| 5. S. Barger | I | 11.02.3 |
| 6. S. Gunter | Og | 11.06.1 |

400 - Wt Rel - 1- Her. - 50.2 2- Imp 50.2 3. Ogal 51.4 4- Osh - 52.1 5- WP - 52.2 6- Holy

Schilke - Nickerson - Hudson Tidwell

# BIG RED TRACK SCOREBOOK

**FIELD AT:** Grant **SCORING:** 1st 10 pts.; 2nd 8 pts.; 3rd 6 pts.; 4th 4 pts.; 5th 2 pts.; 6th 1 pts.

## EVENT 110 Hurdles

| | NAME | (Team) | TIME HT. DIST. |
|---|---|---|---|
| 1. | R. Richmond | Gr | 15.8 |
| 2. | N. Stoddard | Her | 16.7 |
| 3. | L. Williamson | Holy | 16.8 |
| 4. | C. Hannigan | NPSP | 16.8 |
| 5. | J. Todd | WP | 16.9 |
| 6. | J. Wyatt | Og | 17.6 |

## EVENT 300 IM

| | NAME | (Team) | TIME HT. DIST. |
|---|---|---|---|
| 1. | C. Hannigan | NPSP | 41.3 |
| 2. | B. Braun | Holy | 42.2 |
| 3. | L. Williamson | Holy | 42.7 |
| 4. | C. Olson | Gr | 43.8 |
| 5. | R. Richmond | Gr | 44.3 |
| 6. | N. Stoddard | Her | 45.1 |

## 400 Rel RELAY

| TEAM | RUNNERS | TIME |
|---|---|---|
| 1. WP | _____, _____ _____, _____ | 45.3 |
| 2. Holy | | 45.6 |
| 3. Grant | | 46.0 |
| 4. Hershey | | 46.9 |
| 5. Imp. | | 47.6 |
| 6. NDSP | | 48.8 |

## 1600 Rel RELAY

| TEAM | RUNNERS | TIME |
|---|---|---|
| 1. W.P. | _____, _____ _____, _____ | 3:39.7 |
| 2. Og | | 3:41.1 |
| 3. Imp | | 3:41.4 |
| 4. Grant | | 3:42.7 |
| 5. NPS.P | | 3:49.8 |
| 6. Her | | 3:49.9 |

## 3200 Rel RELAY

| TEAM | RUNNERS | TIME |
|---|---|---|
| 1. Ogd | _____, _____ _____, _____ | 8:55.6 |
| 2. Grant | | 9:02.4 |
| 3. Holy | | 9:10.8 |
| 4. Her. | | 9:21.7 |
| 5. NPSP | | 9:33.4 |
| 6. W.P. | | 9:46.9 |

TEAMS

| *EVENTS | TEAM NAME / ABBR. | Imperial | Ogdalen | Wau-Pac | Grant | Holyoke | Hershey | NPSP | Oshkosh | Lewellen | | | | | | | | | |
|---|---|---|---|---|---|---|---|---|---|---|---|---|---|---|---|---|---|---|---|
| Shot | | 6 | 8 | 1 | – | – | 14 | – | – | 2 | | | | | | | | | |
| | | 6 | 8 | 1 | – | – | 14 | – | – | 2 | | | | | | | | | |
| Discus | | 29 | 8 | – | – | 1 | – | 2 | – | – | | | | | | | | | |
| | | 26 | 16 | 1 | – | 1 | 14 | 2 | – | 2 | | | | | | | | | |
| RJ | | 24 | 4 | – | – | – | 2 | 1 | – | – | | | | | | | | | |
| | | 50 | 20 | 1 | – | 1 | 16 | 3 | – | 2 | | | | | | | | | |
| LJ | | – | 4 | 1 | – | 2 | 8 | 6 | 10 | – | | | | | | | | | |
| | | 50 | 24 | 2 | – | 3 | 24 | 9 | 10 | 2 | | | | | | | | | |
| TJ | | 10 | 1 | 8 | 6 | 2 | – | – | – | 4 | | | | | | | | | |
| | | 60 | 25 | 10 | 6 | 5 | 24 | 9 | 10 | 6 | | | | | | | | | |
| HJ | | 8 | 10 | ½ | ½ | – | 2 | 10 | – | – | | | | | | | | | |
| | | 68 | 35 | 10.5 | 6.5 | 5 | 26 | 19 | 10 | 6 | | | | | | | | | |
| 100 | | – | 2 | 14 | 11 | 4 | – | – | – | – | | | | | | | | | |
| | | 68 | 37 | 24½ | 17½ | 9 | 26 | 19 | 10 | 6 | | | | | | | | | |
| 200 | | – | 1 | ½ | – | 14 | – | – | – | – | | | | | | | | | |
| | | 68 | 38 | 40.5 | 17.5 | 23 | 26 | 19 | 10 | 6 | | | | | | | | | |
| 400 | | 10 | 4 | 10 | – | – | 1 | 6 | – | – | | | | | | | | | |
| | | 78 | 42 | 50.5 | 17.5 | 23 | 27 | 25 | 10 | 6 | | | | | | | | | |
| 1600 | | 56 | 48 | 4 | 2 | – | 4 | – | 2 | – | | | | | | | | | |
| | | 134 | 90 | 54.5 | 19.5 | 23 | 31 | 25 | 12 | 6 | | | | | | | | | |
| 3200 | | 12 | 8 | 4 | 2 | – | 4 | – | – | – | | | | | | | | | |
| | | 146 | 98 | 58.5 | 21.5 | 23 | 35 | 25 | 12 | 6 | | | | | | | | | |
| 110 Hd | | – | 1 | 2 | 10 | 6 | 8 | 4 | – | – | | | | | | | | | |
| | | 146 | 99 | 60.5 | 31.5 | 29 | 43 | 29 | 12 | 6 | | | | | | | | | |
| 300 IM | | – | – | – | 6 | 14 | 1 | 10 | – | – | | | | | | | | | |
| | | 146 | 99 | 60.5 | 37.5 | 43 | 44 | 39 | 12 | 6 | | | | | | | | | |
| 400 Rel | | 2 | – | 10 | 6 | 8 | 4 | 1 | – | – | | | | | | | | | |
| | | 148 | 99 | 70.5 | 43.5 | 51 | 48 | 40 | 12 | 6 | | | | | | | | | |
| 1600 Rel | | 6 | 8 | 10 | 4 | – | 1 | 2 | – | – | | | | | | | | | |
| | | 154 | 107 | 80.5 | 47.5 | 51 | 49 | 42 | 12 | 6 | | | | | | | | | |
| 3200 Rel | | – | 10 | 1 | 8 | 6 | 4 | 2 | – | – | | | | | | | | | |
| | | 154 | 117 | 81.5 | 55.5 | 57 | 53 | 44 | 12 | 6 | | | | | | | | | |
| 800 | | 18 | 6 | – | 4 | – | 1 | – | 2 | – | | | | | | | | | |
| | | 172 | 123 | 81.5 | 59.5 | 57 | 54 | 44 | 14 | 6 | | | | | | | | | |
| 400 Wt Rel | | 8 | 6 | 2 | – | 1 | 10 | – | DQ | – | | | | | | | | | |
| | | 180 | 129 | 83.5 | 59.5 | 58 | 64 | 44 | | 6 | | | | | | | | | |
| TOTALS | | 123 | 85 | 75.5 | 65.5 | 58 | 52 | 44 | 16 | 6 | | | | | | | | | |
| PLACING | | 1 | 2 | 3 | 4 | 5 | 6 | 7 | 8 | DQ | | | | | | | | | |

*do not write in this column until event is over

BIG RED TRACK SCOREBOOK

MEET Grant Triangular DATE 4-9-86

**EVENT** Shot

| | NAME | (Team) | TIME HT. DIST. |
|---|---|---|---|
| 1. | K. Doeckel | Og | 47'6½ |
| 2. | A. Hansmeier | Og | 44'10 |
| 3. | F. Ringelman | I | 44'7 |
| 4. | D. Hudson | I | 42'7" |
| 5. | S. Nickerson | I | 41'8" |
| 6. | C. Schilke | I | 40'10½ |

**EVENT** L.J

| | NAME | (Team) | TIME HT. DIST. |
|---|---|---|---|
| 1. | M. Vines | I | 19'7" |
| 2. | J. List | Og | 19'6 |
| 3. | N. Fuchner | I | 18'8" |
| 4. | R. Richmond | Gr | 18'3½ |
| 5. | C. Olson | Gr | 18'2" |
| 6. | C. Softley | Gr | 17'2½ |

**EVENT** 100

| | NAME | (Team) | TIME HT. DIST. |
|---|---|---|---|
| 1. | M. Vines | I | 11.7 |
| 2. | J. Cohen | Gr | 11.8 |
| 3. | J. Bishop | Gr | 11.9 |
| 4. | E. Knight | Og | 12.1 |
| 5. | J. Andis | Gr | 12.1 |
| 6. | Lemplie | Og | 12.2 |

**EVENT** 800

| | NAME | (Team) | TIME HT. DIST. |
|---|---|---|---|
| 1. | S. Bargen | I | 2.05.1 |
| 2. | T. Colglazier | Gr | 2.12.4 |
| 3. | C. Softley | Gr | 2.14.8 |
| 4. | S. McClain | I | 2.17.5 |
| 5. | K. Connelis | Gr | 2.17.6 |
| 6. | J. Reese | Gr | 2.23.0 |

**EVENT** Disc

| | NAME | (Team) | TIME HT. DIST. |
|---|---|---|---|
| 1. | F. Ringelman | I | 138'6 |
| 2. | A. Hansmeier | Og | 132'0 |
| 3. | S. Nickerson | I | 123'8" |
| 4. | R. Heckenlively | I | 116'1" |
| 5. | M. Terryberry | I | 115' |
| 6. | S. Stinnette | I | 112' |

**EVENT** TJ

| | NAME | (Team) | TIME HT. DIST. |
|---|---|---|---|
| 1. | J. List | Og | 38'11½ |
| 2. | B. Cain | Og | 38'5" |
| 3. | N. Fuchner | I | 38'4" |
| 4. | R. Richmond | Gr. | 37'11½ |
| 5. | B. Connelus | Gr | 37'7" |
| 6. | C. Kaiser | I | 37'6½ |

**EVENT** 200

| | NAME | (Team) | TIME HT. DIST. |
|---|---|---|---|
| 1. | M. Vines | I | 23.9 |
| 2. | E. Knight | Og. | 24.6 |
| 3. | C. Tidwell | I | 24.7 |
| 4. | C. Skeen | I | 25.1 |
| 5. | J. Hurst | I | 25.3 |
| 6. | Erdem | Og. | 25.4 |

**EVENT** 1600

| | NAME | (Team) | TIME HT. DIST. |
|---|---|---|---|
| 1. | C. Norman | Og | 5.01.5 |
| 2. | J. List | Og | 5.04.1 |
| 3. | C. Skeen | I | 5.07.1 |
| 4. | Dam | Og | 5.24.0 |
| 5. | J. List | Og | 5.27.4 |
| 6. | S. Gunter | Og | 5.28.0 |

**EVENT** P.V

| | NAME | (Team) | TIME HT. DIST. |
|---|---|---|---|
| 1. | C. Tidwell | I | 11'0 |
| 2. | C Keach | Og | 10'6 |
| 3. | M. Fischer | I | 10'6 |
| 4. | B. Johnson | I | 10' |
| 5. | | | |
| 6. | | | |

**EVENT** H.J

| | NAME | (Team) | TIME HT. DIST. |
|---|---|---|---|
| 1. | L. Snyder | I | 5'9" |
| 2. | B. Cain | Og | 5'9" |
| 3. | D. Cerney | Og | 5'5" |
| 4. | R. Richmond | Gr | 5'5" |
| 5. | L. Kaiser | I | 5'5" |
| 6. | M. Shrout | I | 5'5" |

**EVENT** 400

| | NAME | (Team) | TIME HT. DIST. |
|---|---|---|---|
| 1. | E. Knight | Og. | 53.1 |
| 2. | Queer | Og | 54.4 |
| 3. | S. Bargen | I | 55.0 |
| 4. | T. Bishop | Gr | 55.0 |
| 5. | S. McClain | I | 56.1 |
| 6. | T. Coldsoren | Gr | 56.2 |

**EVENT** 3200

| | NAME | (Team) | TIME HT. DIST. |
|---|---|---|---|
| 1. | C. Norman | Og | 11.32.2 |
| 2. | S. Gunter | Og | 11.36.4 |
| 3. | C. Wenzlick | I | 11.48.6 |
| 4. | J. McGrath | I | 11.54.0 |
| 5. | Hall | Og | 12.05.2 |
| 6. | Purdy | Og | 12.09 |

Relay 5-3-0

**HELD AT:** Grant **SCORING:** 1st 6 pts.; 2nd 4 pts.; 3rd 3 pts.; 4th 2 pts.; 5th 1 pts.; 6th – pts.

## EVENT 110 HH

| | NAME | (Team) | TIME HT. DIST. |
|---|---|---|---|
| 1. | J. Wyatt | OG | 17.2 |
| 2. | Miller | I | 18.5 |
| 3. | M. Strand | I | 18.7 |
| 4. | C. Schulte | I | 18.8 |
| 5. | Koperski | OG | 19.5 |
| 6. | M. Kirkpatrick | Gr | |

## EVENT 300 I.M.

| | NAME | (Team) | TIME HT. DIST. |
|---|---|---|---|
| 1. | T. Bishop | Gr | 44.4 |
| 2. | C. Snyder | I | 46.0 |
| 3. | J. List | OG | 46.2 |
| 4. | Koperski | OG | 46.5 |
| 5. | J.D. Miller | I | 48.4 |
| 6. | K Schulte | I | 49.0 |

## 400 Rel RELAY

| | TEAM | RUNNERS | | TIME |
|---|---|---|---|---|
| 1. | Imperial | Vries, Tidwell | Hurst, Snyder | 47.5 |
| 2. | OGal | | | |
| 3. | Grant | | | |
| 4. | | | | |
| 5. | | | | |
| 6. | | | | |

## 1600 Rel RELAY

| | TEAM | RUNNERS | | TIME |
|---|---|---|---|---|
| 1. | OGal | , | , | |
| 2. | Grant | , | , | |
| 3. | Imperial | K Berry | | |
| 4. | | N Fuchner | | |
| 5. | | M Strand | | |
| 6. | | JD Miller | | |

## Med Rel RELAY

| | TEAM | RUNNERS | | TIME |
|---|---|---|---|---|
| 1. | | , | , | |
| 2. | | | | |
| 3. | | | | |
| 4. | | | | |
| 5. | | | | |
| 6. | | | | |

TEAMS

| TEAM NAME | Imperial | Gallatin | Grant |
|---|---|---|---|
| ABBR. | | | |
| *EVENTS | | | |
| Shot | 6/6 | 10/10 | – |
| Discus | 12/18 | 4/14 | – |
| PJ | 10/28 | 4/18 | – |
| L.J | 9/37 | 4/22 | 3/3 |
| T.J | 3/40 | 10/32 | 3/6 |
| H.J | 7/47 | 5/37 | 1/7 |
| 100 | 6/53 | 3/40 | 8/15 |
| 200 | 12/65 | 4/44 | –/15 |
| 400 | 4/69 | 10/54 | 2/17 |
| 800 | 8/77 | –/54 | 8/25 |
| 1600 | 3/80 | 13/67 | –/25 |
| 3200 | 5/85 | 11/78 | –/25 |
| 110HH | 9/94 | 7/85 | –/25 |
| 300IM | 5/99 | 5/90 | 6/31 |
| 400R | 5/104 | 3/93 | 0/31 |
| 1600R | –/109 | 5/98 | 3/34 |
| | | | |
| | | | |
| TOTALS | 104 | 98 | 34 |
| PLACING | 1 | 2 | 3 |

*do not write in this column until event is over

BIG RED TRACK SCOREBOOK

BIG RED TRACK SCOREBOOK

**MEET** Gothenburg Dutch Zorn **DATE** 4-14-96

**EVENT** Shot

| | NAME | (Team) | TIME HT. DIST. |
|---|---|---|---|
| 1. | R. Sutton | Lex | 51'11 3/4 |
| 2. | T. Sheffield | Goth | 51'10 1/2 |
| 3. | L. Sidwell | K | 50'10" |
| 4. | C. Tolstedt | K | 47'2" |
| 5. | T Hicklen | G | 46'6 1/4 |
| 6. | N Baer | Mc | 46'3 |

**EVENT** L.J

| | NAME | (Team) | TIME HT. DIST. |
|---|---|---|---|
| 1. | J. Reynolds | L | 20'9 3/4 |
| 2. | J. Clark | G | 20'6 1/4 |
| 3. | T. Halloweil | Mc | 20'3 3/4 |
| 4. | B. Soden | Mc | 20'3 1/2 |
| 5. | E. Stewart | Mc | 20'3' |
| 6. | CC. Foote | K | 19'6 1/4 |

**EVENT** 100

| | NAME | (Team) | TIME HT. DIST. |
|---|---|---|---|
| 1. | B. Soden | Mc | 11.1 |
| 2. | N. Meyer | L | H.1 |
| 3. | K. Sontena | L | 11.2 |
| 4. | J. Clark | G | 11.3 |
| 5. | J. Rice | K | 11.9 |
| 6. | K. Berry | I | 11.9 |

**EVENT** 800

| | NAME | (Team) | TIME HT. DIST. |
|---|---|---|---|
| 1. | J. Ellis | G | 2.10.2 |
| 2. | M. Vines | I | 2.11.2 |
| 3. | K Grant | L | 2.11.3 |
| 4. | C. Skeen | I | 2.11.4 |
| 5. | T.J McMillan | Og | 2.11.6 |
| 6. | K. Robinson | K | 212.2 |

**EVENT** Discus

| | NAME | (Team) | TIME HT. DIST. |
|---|---|---|---|
| 1. | T. Sheffied | G | 166'3" |
| 2. | R. Schilke | I | 145'4" |
| 3. | R. Sutton | L | 142'9" |
| 4. | C. Carper | Mc | 141'7" |
| 5. | J Delact | K | 138'3" |
| 6. | S. McPherson | G | 136'1" |

**EVENT** T.J

| | NAME | (Team) | TIME HT. DIST. |
|---|---|---|---|
| 1. | J. Chancellor | Mc | 44'7 1/4 |
| 2. | M Vines | I | 41'8 1/4 |
| 3. | K Stevens | G | 41'4 1/4 |
| 4. | B. Rickenster | G | 40'3 3/4 |
| 5. | C. J Tepley | K | 40'2" |
| 6. | S. Fenner | G | 39'6 1/2 |

**EVENT** 200

| | NAME | (Team) | TIME HT. DIST. |
|---|---|---|---|
| 1. | C. Neuhaus | Mc | 22.8 |
| 2. | N. Meyer | L | 23.4 |
| 3. | A. Mann | G | 23.7 |
| 4. | J Miller | L | 23.8 |
| 5. | T. J Tecter | L | 24.3 |
| 6. | K Berry | I | 24.5 |

**EVENT** 1600

| | NAME | (Team) | TIME HT. DIST. |
|---|---|---|---|
| 1. | S. Butterfield | G | 5.02.0 |
| 2. | K. Grant | L | 5.02.2 |
| 3. | T.J. McMillan | Og | 5.05.4 |
| 4. | S McNair | I | 5.05.4 |
| 5. | J. Linden | L | 5.05.8 |
| 6. | C Norman | Og | 5.06 |

**EVENT** P.V

| | NAME | (Team) | TIME HT. DIST. |
|---|---|---|---|
| 1. | J. P Thomella | G | 12'6 |
| 2. | T. Eskew | Mc | 12'6 |
| 3. | Z. Schutz | Mc | 11'6 |
| 4. | D. Marin | I | 11'6" |
| 5. | Z. Ceach | Og | 11'0 |
| 6. | K Sontana | L | 9'6 |

**EVENT** H.J

| | NAME | (Team) | TIME HT. DIST. |
|---|---|---|---|
| 1. | B. Ricklenster | G | 6'2 |
| 2. | D. Hudson | I | 6'0 |
| 3. | A. Davenport | G | 6'0 |
| 4. | S. Fennen | G | 6'0 |
| 5. | C. Towell | Og | 6'0 |
| 6. | B. Cerney | Og | 6'0 |

**EVENT** 400

| | NAME | (Team) | TIME HT. DIST. |
|---|---|---|---|
| 1. | A. Mann | G | 51.5 |
| 2. | E Otto | L | 51.6 |
| 3. | E Knight | Og | 53.2 |
| 4. | M. Vines | I | 53.2 |
| 5. | J. Reynolds | L | 53.4 |
| 6. | C. Skeen | I | 54.5 |

**EVENT** 3200

| | NAME | (Team) | TIME HT. DIST. |
|---|---|---|---|
| 1. | J. Herron | Mc | 10.37.3 |
| 2. | S. Butterfied | G | 10.39.1 |
| 3. | A. Guthrie | Mc | 10.40.1 |
| 4. | S. Mc Nair | I | 10598 |
| 5. | J. Linden | L | 11.02.9 |
| 6. | R. Meyer | I | 11.09.1 |

Mile Med Rel: 1-Lex - 3.58.4, 2 - Mc - 4.00., 3. Imp 4.11.1, 4 - Og - 4.12.1, 5- G 4.12.3

**HELD AT:** Gothenburg **SCORING:** 1st 10 pts.; 2nd 8 pts.; 3rd 6 pts.; 4th 4 pts.; 5th 2 pts.; 6th 1 pts.

## EVENT 110 HH

| NAME | (Team) | TIME HT. DIST. |
|---|---|---|
| 1. T. Hime | Mc | 15.9 |
| 2. S. Auld | G | 160 |
| 3. A. Davenport | G | 16.2 |
| 4. R Hicken | G | 16.4 |
| 5. R Thomsella | L | 16.9 |
| 6. C. Snyder | I | 16.9 |

## EVENT 300 IH

| NAME | (Team) | TIME HT. DIST. |
|---|---|---|
| 1. A. Davenport | G | 44.1 |
| 2. S. Church | L | 45.3 |
| 3. M. Baker | Mc | 45.7 |
| 4. S. Oseda | L | 45.7 |
| 5. T. Hime | Mc | 46.2 |
| 6. A. Dacla | K | 46.2 |

## 400 Rel RELAY

| TEAM | RUNNERS | TIME |
|---|---|---|
| 1. Lex | _____, _____ | 45.1 |
| | _____, _____ | |
| 2. Mc | D. Robinson | 45.7 |
| 3. Goth | ~~K. Berry~~ J. Hust | 47.1 |
| 4. Kearney | C. Tidwell | 47.6 |
| 5. Imp | M. Pankonin | 47.8 |
| 6. Ogd | | 50.9 |

## 1600 Rel RELAY

| TEAM | RUNNERS | TIME |
|---|---|---|
| 1. Lex | _____, _____ | 3.38.5 |
| | _____, _____ | |
| 2. Goth | C. Skeen | 3.46.9 |
| 3. Imp. | N. Fuehrer | 3.49.6 |
| 4. Kear | M. Strand | 3.51.4 |
| 5. Ogal | K. Berry | 3.52.2 |
| 6. Mc | | 3.54.9 |

## 3200 Rel RELAY

| TEAM | RUNNERS | TIME |
|---|---|---|
| 1. Imp | S. McNair, R Meyer | 8.49.1 |
| | C. Skeen, M. Dines | |
| 2. Lex | | 9.18.3 |
| 3. Mc | | 9.45.1 |
| 4. Goth | | 9.47.2 |
| 5. Ogal | | 9.55.4 |
| 6. | | |

200 200 400 800
Imp- Robinson, Tidwell, Berry, Meyer

TEAMS

| TEAM NAME | Gothenburg | Lexington | McCook | Imperial | Ogallala | Kearney | | | | | | | | | | | |
|---|---|---|---|---|---|---|---|---|---|---|---|---|---|---|---|---|---|
| ABBR. | | | | | | | | | | | | | | | | | |
| *EVENTS | | | | | | | | | | | | | | | | | |
| Shot | 10/10 | 10/10 | 1/1 | -/- | -/- | 10/10 | | | | | | | | | | | |
| Discus | 11/21 | 6/16 | 4/5 | 8/8 | -/- | 2/12 | | | | | | | | | | | |
| P.U | 10/37 | 1/17 | 14/19 | 4/12 | 2/2 | -/12 | | | | | | | | | | | |
| L.J | 8/45 | 10/27 | 12/31 | -/12 | -/2 | 1/13 | | | | | | | | | | | |
| T.J | 11/56 | -/27 | 10/41 | 8/20 | -/2 | 2/15 | | | | | | | | | | | |
| H.J | 20/76 | -/27 | -/41 | 8/28 | 3/5 | -/15 | | | | | | | | | | | |
| 100 | 6/82 | 14/41 | 10/51 | 1/29 | -/5 | 2/17 | | | | | | | | | | | |
| 200 | 6/88 | 16/57 | 10/61 | 1/30 | -/5 | -/17 | | | | | | | | | | | |
| 400 | 10/98 | 16/73 | -/61 | 5/35 | 6/11 | -/17 | | | | | | | | | | | |
| 800 | 10/108 | 6/79 | -/61 | 12/47 | 2/13 | 1/18 | | | | | | | | | | | |
| 1600 | 10/118 | 10/89 | -/61 | 4/51 | 7/20 | -/18 | | | | | | | | | | | |
| 3200 | 8/126 | 2/91 | 16/77 | 5/56 | -/20 | -/18 | | | | | | | | | | | |
| 110 HH | 18/142 | 2/93 | 10/87 | 1/57 | -/20 | -/18 | | | | | | | | | | | |
| 300 IM | 10/152 | 12/105 | 8/95 | -/57 | -/20 | 1/19 | | | | | | | | | | | |
| 400 R | 6/158 | 10/115 | 8/103 | 2/59 | 1/21 | 4/23 | | | | | | | | | | | |
| 1600 R | 8/166 | 10/125 | 1/104 | 6/65 | 2/23 | 4/27 | | | | | | | | | | | |
| 3200 R | 4/170 | 8/133 | 6/110 | 10/75 | 2/25 | -/27 | | | | | | | | | | | |
| M.M Rel | 4/174 | 12/145 | 10/120 | 8/83 | 6/31 | -/27 | | | | | | | | | | | |
| TOTALS | 174 | 145 | 120 | 83 | 31 | 27 | | | | | | | | | | | |
| PLACING | 1 | 2 | 3 | 4 | 5 | 6 | | | | | | | | | | | |

*do not write in this column until event is over

# BIG RED TRACK SCOREBOOK

# BIG RED TRACK SCOREBOOK

**MEET** Imperial Invite **DATE** 4-16-16

## EVENT Shot

| | NAME | (Team) | TIME HT. DIST. |
|---|---|---|---|
| 1. | K. Doeckal | Og | 48'7 1/4 |
| 2. | S. Nickerson | I | 46'10 1/2 |
| 3. | R. Schilke | I | 46'2 3/4 |
| 4. | A. Hansmeier | Og | 46'1 1/4 |
| 5. | E. Ringleman | I | 45'2 1/2 |
| 6. | D. Makovicka | Og | 42'9 3/4 |

## EVENT LJ

| | NAME | (Team) | TIME HT. DIST. |
|---|---|---|---|
| 1. | K. Fornander | Osh | 20'5 |
| 2. | M. Vires | I | 19'7 |
| 3. | N. Fuehrer | I | 19'3 |
| 4. | J. List | Og | 19'2 3/4 |
| 5. | C. Towell | Og | 18'9 1/2 |
| 6. | D. Slaughter | Og | 18'9 |

## EVENT 100

| | NAME | (Team) | TIME HT. DIST. |
|---|---|---|---|
| 1. | J. Cohen | Gr | 11.5 |
| 2. | J. Bishop | Gr | 11.5 |
| 3. | K. Fornander | Osh | 11.6 |
| 4. | B. Zaruba | Jule | 11.8 |
| 5. | K. Berry | I | 11.9 |
| 6. | D. Robinson | I | 12.0 |

## EVENT 800

| | NAME | (Team) | TIME HT. DIST. |
|---|---|---|---|
| 1. | C. Skeen | I | 2.04.5 |
| 2. | E. Knight | Og | 2.04.5 |
| 3. | T. Bishop | Gr. | 2.07.8 |
| 4. | S. Barger | I | 2.08.6 |
| 5. | J. Stark | Osh | 2.12.1 |
| 6. | S. McNair | I | 2.13.3 |

## EVENT Disc

| | NAME | (Team) | TIME HT. DIST. |
|---|---|---|---|
| 1. | R. Schilke | I | 150'1 |
| 2. | A. Hansmeier | Og | 140'1 |
| 3. | D. Hudson | I | 128'7 |
| 4. | S. Nickerson | I | 124'0 |
| 5. | M. Waite | Hax | 120'4 |
| 6. | M. Nein | Jule | 119'3 |

## EVENT TJ

| | NAME | (Team) | TIME HT. DIST. |
|---|---|---|---|
| 1. | C. Olsen | Gr | 41'1 1/2 |
| 2. | M. Vires | I | 40'10 3/4 |
| 3. | J. List | Og | 40'6 1/2 |
| 4. | N. Fuehrer | I | 39'8 3/4 |
| 5. | C. Miller | Gr | 38'9 |
| 6. | B. Cerny | Og | 38'8 1/2 |

## EVENT 200

| | NAME | (Team) | TIME HT. DIST. |
|---|---|---|---|
| 1. | M. Vires | I | 24.1 |
| 2. | J. Bishop | Gr. | 24.3 |
| 3. | J. Andis | Gr | 24.4 |
| 4. | B. Zaruba | Jule | 24.6 |
| 5. | K. Berry | I | 24.8 |
| 6. | K. Fornander | Osh | 24.8 |

## EVENT 1600

| | NAME | (Team) | TIME HT. DIST. |
|---|---|---|---|
| 1. | TJ. McMillan | Og | 4.47 |
| 2. | C. Norman | Og | 4.57.2 |
| 3. | T. Colglazier | Gr | 5.01.4 |
| 4. | S. McNair | I | 5.05.7 |
| 5. | T. Scheele | Hax | 5.07.2 |
| 6. | J. Reese | Gr. | 5.08.6 |

## EVENT PV

| | NAME | (Team) | TIME HT. DIST. |
|---|---|---|---|
| 1. | B. Zaruba | Jule | 12'9 |
| 2. | D. Maier | I | 12'0 |
| 3. | C. Tidwell | I | 11'6 |
| 4. | C. Leach | Og | 10'6 |
| 5. | B. Johnsen | I | 10'6 |
| 6. | D.C. Mather | Osh | 10'0 |

## EVENT HJ

| | NAME | (Team) | TIME HT. DIST. |
|---|---|---|---|
| 1. | B. Cerny | Og | 6'3 |
| 2. | L. Snyder | I | 6'0 |
| 3. | D. Hudson | I | 5'10 |
| 4. | K. Lanekreit | Jule | 5'10 |
| 5. | C. Towell | Og | 5'10 |
| 6. | B. Cain | Og | 5'10 |

## EVENT 400

| | NAME | (Team) | TIME HT. DIST. |
|---|---|---|---|
| 1. | M. Vires | I | 51.6 |
| 2. | E. Knight | Og | 52.0 |
| 3. | C. Skeen | I | 52.4 |
| 4. | K. Lanekriet | Jule | 52.8 |
| 5. | L. Queen | Og | 53.4 |
| 6. | J. Landis | Gr | 54.1 |

## EVENT 3200

| | NAME | (Team) | TIME HT. DIST. |
|---|---|---|---|
| 1. | S. McNair | I | 10.48.8 |
| 2. | R. Meyer | I | 10.59.2 |
| 3. | S. Barger | I | 10.59.9 |
| 4. | T. Colglazier | Gr | 11.07.0 |
| 5. | S. Gunter | Og | 11.09.6 |
| 6. | K. Lanekriet | Jule | 11.12.7 |

400 Wt Rel' Imp - 49.9 2- Grand - 50.2 3- Ogal - 50.4 4- Jules 51.7 5- Hax - 52.5 6- Osh - 56.2

**HELD AT:** Grant **SCORING:** 1st 10 pts.; 2nd 8 pts.; 3rd 6 pts.; 4th 4 pts.; 5th 2 pts.; 6th 1 pts.

**EVENT** 110 HH

| NAME | (Team) | TIME HT. DIST. |
|---|---|---|
| 1. R. Richmond | Gr | 15.5 |
| 2. L. Snyder | I | 16.4 |
| 3. C. Thyne | Jule | 17.2 |
| 4. M. Strand | I | 17.4 |
| 5. D. Beake | Jule | 17.6 |
| 6. E. Koperski | Og | 17.8 |

**EVENT** 300 IM

| NAME | (Team) | TIME HT. DIST. |
|---|---|---|
| 1. R. Richmond | Gr | 42.7 |
| 2. C. Olsen | Gr | 43.9 |
| 3. M. Strand | I | 43.9 |
| 4. J. List | Og | 44.2 |
| 5. C. Thyne | Jule | 44.8 |
| 6. E. Koperski | Og | 45.3 |

**400 Rel RELAY**

| TEAM | RUNNERS | TIME |
|---|---|---|
| 1. Imperial | , | 46.2 |
| | , | |
| 2. Oshkosh | K. Berry | 46.8 |
| 3. Julesburg | D. Robinson | 47.0 |
| 4. Haxtun | J. Hust | 47.9 |
| 5. Ogallala | L. Parkman | 48.1 |
| 6. Grant | | 1.04.9 |

**1600 Rel RELAY**

| TEAM | RUNNERS | TIME |
|---|---|---|
| 1. Ogallala | , | 3.37.6 |
| | , | |
| 2. Julesburg | M. Strand | 3.39.8 |
| 3. Imperial | N. Fucher | 3.42.3 |
| 4. Grant | K. Berry | 3.43.0 |
| 5. Haxtun | C. Skeen | 3.49.0 |
| 6. | | |

**3200 Rel RELAY**

| TEAM | RUNNERS | TIME |
|---|---|---|
| 1. Ogallala | , | 8.32.51 |
| | , | |
| 2. Grant | J. Bilka | 8.48.56 |
| 3. Julesburg | P. Arterburn | 8.56.29 |
| 4. Haxtun | C. Wenzlich | 9.27.91 |
| 5. Imperial | A. Richert | 9.32.13 |
| 6. | | |

TEAMS

| *EVENTS | Imperial | Ogallala | Grant | Jules Bury | Oshkosh | Haxtun |
|---|---|---|---|---|---|---|
| Shot | 16/16 | 15/15 | -/- | -/- | -/- | -/- |
| Disc | 20/36 | 8/23 | -/- | 1/1 | -/- | 2/2 |
| P.V | 16/52 | 4/27 | -/- | 10/11 | 1/1 | -/2 |
| LJ | 14/66 | 7/34 | -/- | -/11 | 10/11 | -/2 |
| TJ | 12/78 | 7/41 | 12/12 | -/11 | -/11 | -/2 |
| HJ | 14/92 | 13/54 | -/12 | 4/15 | -/11 | -/2 |
| 100 | 3/95 | -/54 | 18/30 | 4/19 | 6/17 | -/2 |
| 200 | 12/107 | -/54 | 14/44 | 4/23 | 1/18 | -/2 |
| 400 | 16/123 | 10/64 | 1/45 | 4/27 | -/18 | -/2 |
| 800 | 15/138 | 8/72 | 6/51 | -/27 | 2/20 | -/2 |
| 1600 | 4/142 | 18/90 | 7/58 | -/27 | -/20 | 2/4 |
| 3200 | 24/166 | 2/92 | 4/62 | 1/28 | -/20 | -/4 |
| 110 HH | 12/178 | 1/93 | 10/72 | 8/36 | -/20 | -/4 |
| 300 IM | 6/184 | 5/98 | 18/90 | 2/38 | -/20 | -/4 |
| 400 Rel | 10/194 | 2/100 | 1/91 | 6/44 | 8/28 | 4/8 |
| 1600 Rel | 6/200 | 10/110 | 4/95 | 8/52 | -/28 | 4/12 |
| 3200 Rel | 2/202 | 10/120 | 8/103 | 6/58 | -/28 | 4/16 |
| 400 Lot Rel | 10/212 | 6/126 | 8/111 | 4/62 | 1/29 | 2/18 |
| TOTALS | 212 | 126 | 111 | 62 | 29 | 18 |
| PLACING | 1 | 2 | 3 | 4 | 5 | 6 |

*do not write in this column until event is over

Schulke Nickerson - Hudson Tidwell

**BIG RED TRACK SCOREBOOK**

BIG RED TRACK SCOREBOOK

MEET Reserve Duel DATE 4-23-96

**EVENT** 100 M

| NAME | (Team) | TIME HT. DIST. |
|---|---|---|
| 1. J. Bishop | 6 | 11.6 |
| 2. J Andis | 6 | 11.6 |
| 3. C. Miller | 6 | 12.1 |
| 4. D Robinson | I | 12.1 |
| 5. S. Poppe | 6 | 12.1 |
| 6. K Cueck | 6 | 12.2 |

**EVENT** 800 M

| NAME | (Team) | TIME HT. DIST. |
|---|---|---|
| 1. J. Reese | 6 | 2.21.5 |
| 2. A. Richert | I | 2.23.7 |
| 3. J. McGrath | I | 2.26.4 |
| 4. B. Pondexter | I | 2.28.2 |
| 5. C. Pursley | I | 2.29.0 |
| 6. P. Arterburn | I | 2.29.2 |

**EVENT** 300 IM

| NAME | (Team) | TIME HT. DIST. |
|---|---|---|
| 1. C. Snyder | I | 43.7 |
| 2. M. Strand | I | 44.4 |
| 3. T. Bishop | 6 | 44.8 |
| 4. M. Kirkpatrick | 6 | 47.3 |
| 5. J. D. Miller | I | 51.2 |
| 6. M. Fisher | I | 52.1 |

**EVENT** High Jump

| NAME | (Team) | TIME HT. DIST. |
|---|---|---|
| 1. D. Hudson | I | 6'0 |
| 2. C. Snyder | I | 5'8" |
| 3. L. Kaiser | I | 5'8" |
| 4. M. Strand | I | 5'6" |
| 5. C. Miller | 6 | 5'6" |
| 6. D. Lacy | 6 | 5'4" |

**EVENT** 200 M

| NAME | (Team) | TIME HT. DIST. |
|---|---|---|
| 1. J. Andis | 6 | 23.6 |
| 2. D. Robinson | I | 24.7 |
| 3. K. Cueck | 6 | 25.3 |
| 4. C. Paulsen | I | 25.5 |
| 5. K Cornelius | 6 | 25.9 |
| 6. D. Marin | I | 26.4 |

**EVENT** 1600 M

| NAME | (Team) | TIME HT. DIST. |
|---|---|---|
| 1. T. Colglazier | 6 | 5.15.1 |
| 2. J. Reese | 6 | 5.23.1 |
| 3. C. Wenzlick | I | 5.29.9 |
| 4. A. Richert | I | 5.31.2 |
| 5. J. McGrath | I | 5.38.9 |
| 6. P. Arterburn | I | 5.44.3 |

**EVENT** Long Jump

| NAME | (Team) | TIME HT. DIST. |
|---|---|---|
| 1. M. Fischer | I | 19'2½ |
| 2. C Olsen | 6 | 19'2 |
| 3. M. Kirkpatrick | 6 | 18'1½ |
| 4. C Softley | 6 | 17'5½ |
| 5. K Wykert | 6 | 17'4" |
| 6. D. Lacy | 6 | 16'7½ |

**EVENT** Pole Vault

| NAME | (Team) | TIME HT. DIST. |
|---|---|---|
| 1. M. Fisher | I | 10'6 |
| 2. C. M. Tate | 6 | 9'6 |
| 3. L. Tyerman | I | 9'6 |
| 4. | | |
| 5. | | |
| 6. | | |

**EVENT** 400 M.

| NAME | (Team) | TIME HT. DIST. |
|---|---|---|
| 1. K. Berry | I | 55.2 |
| 2. C Softley | 6 | 56.6 |
| 3. C Tidwell | I | 57.0 |
| 4. M. Fischer | I | 57.2 |
| 5. T. Colglazier | 6 | 58.3 |
| 6. E. Hansen | I | 61.5 |

**EVENT** 110 Hit

| NAME | (Team) | TIME HT. DIST. |
|---|---|---|
| 1. Luke Snyder | I | 16.3 |
| 2. M. Strand | I | 16.9 |
| 3. J. D. Miller | I | 18.6 |
| 4. C. Schielke | I | 18.7 |
| 5. M. Kirkpatrick | 6 | 19.1 |
| 6. L. Kaiser | I | 19.5 |

**EVENT** Triple Jump

| NAME | (Team) | TIME HT. DIST. |
|---|---|---|
| 1. L. Kaiser | I | 39'0 |
| 2. C. Olsen | 6 | 38'8' |
| 3. M. Fischer | I | 38'4½ |
| 4. C. Miller | 6 | 37' |
| 5. B. Cornelius | 6 | 36'11½ |
| 6. K. Cornelius | 6 | 36'0 |

**EVENT** Shot Put

| NAME | (Team) | TIME HT. DIST. |
|---|---|---|
| 1. F. Ringelman | I | 45'5½ |
| 2. D. Hudson | I | 42'7½ |
| 3. C. Schielke | I | 40.1½ |
| 4. E. Martin | 6 | 38'1½ |
| 5. R. Heelerding | I | 37'6½ |
| 6. S. Stinnett | I | 36'4½ |

# BIG RED TRACK SCOREBOOK

**HELD AT:** Grant **SCORING:** 1st 6 pts.; 2nd 4 pts.; 3rd 3 pts.; 4th 2 pts.; 5th 1 pts.; 6th ____ pts.

**EVENT** Discus

| | NAME | (Team) | TIME HT. DIST. |
|---|---|---|---|
| 1. | F. Ringelmann | I | 130'2" |
| 2. | M. Terryberry | I | 115'7" |
| 3. | J. Stumelle | I | 115'2" |
| 4. | D. Hudson | I | 114'0" |
| 5. | K. Kroeckin | G | 111.1" |
| 6. | C. Williams | G | 105'8" |

**EVENT** 3200 - Did Not Run

| | NAME | (Team) | TIME HT. DIST. |
|---|---|---|---|
| 1. | | | |
| 2. | | | |
| 3. | | | |
| 4. | | | |
| 5. | | | |
| 6. | | | |

**400 Rel** **RELAY**

| TEAM | RUNNERS | TIME |
|---|---|---|
| 1. Grant | 46.2, | 46.2 |
| 2. Imperial | Tidwell, | 47.7 |
| 3. Grant Frosh | Berry, | 50.1 |
| 4. Imp Frosh | Robinson, | 51.4 |
| 5. | Parkman | |
| 6. | | |

**1600 Rel** **RELAY**

| TEAM | RUNNERS | TIME |
|---|---|---|
| 1. | , | |
| | , | |
| 2. | | |
| 3. | Did Not Run | |
| 4. | | |
| 5. | | |
| 6. | | |

**3200 Rel** **RELAY**

| TEAM | RUNNERS | TIME |
|---|---|---|
| 1. | , | |
| | , | |
| 2. | | |
| 3. | Did Not Run | |
| 4. | | |
| 5. | | |
| 6. | | |

TEAMS

| TEAM NAME | ABBR. | Grant | |
|---|---|---|---|
| | | Imperial | Grant |

| *EVENTS | | |
|---|---|---|
| 100M | 2/2 | 14/14 |
| 200M | 6/8 | 10/24 |
| 400M | 11/19 | 5/29 |
| 800M | 10/29 | 6/35 |
| 1600M | 6/35 | 10/45 |
| 110 Hit | 15/50 | 1/46 |
| 300 Int | 11/61 | 5/51 |
| LJ | 6/67 | 10/61 |
| TJ | 9/76 | 6/67 |
| HJ | 15/91 | 1/68 |
| PV | 9/100 | 4/72 |
| Shot | 14/114 | 2/74 |
| Disc | 15/129 | 1/75 |
| 400 Rel | 5/134 | 3/78 |
| TOTALS | 134 | 78 |
| PLACING | 1 | 2 |

*do not write in this column until event is over

# BIG RED TRACK SCOREBOOK

MEET S.P.U.A. DATE 4-29-96

## EVENT Shot

| NAME | (Team) | TIME HT. DIST. |
|---|---|---|
| 1. M. Whistler | Her | 47'7" |
| 2. F. Ringelman | I | 46'8" |
| 3. R. Schilke | I | 46'6" |
| 4. M. Jorgenson | Her | 46'0 |
| 5. S. Nickerson | I | 45'4" |
| 6. J. Dancer | Suth | 42'4" |

## EVENT L.J

| NAME | (Team) | TIME HT. DIST. |
|---|---|---|
| 1. M. Vires | I | 19'8" |
| 2. N. Fuchser | I | 19'6" |
| 3. C. Olson | G | 18'9" |
| 4. T. Niedhart | H | 18'9 |
| 5. J. Arthur | S.P | 18'4" |
| 6. L. McConnell | H | 17'10" |

## EVENT 100

| NAME | (Team) | TIME HT. DIST. |
|---|---|---|
| 1. E. Kinnaman | S | 11.1 |
| 2. S. Rasby | S | 11.3 |
| 3. J. Cohen | G | 11.5 |
| 4. J. Arthur | S.P | 11.6 |
| 5. J. Cox | S | 11.6 |
| 6. J. Bishop | G | 11.6 |

## EVENT 800

| NAME | (Team) | TIME HT. DIST. |
|---|---|---|
| 1. C. Skeen | I | 2.05.6 |
| 2. S. Barger | I | 2.07.6 |
| 3. T. Bishop | G | 2.08.8 |
| 4. S. McNair | I | 2.12.1 |
| 5. J. Blansledt | H | 2.12.3 |
| 6. K. Cornelius | G | 2.12.5 |

## EVENT Disc

| NAME | (Team) | TIME HT. DIST. |
|---|---|---|
| 1. D. Hudson | I | 138'7" |
| 2. R. Schilke | I | 138'4" |
| 3. J. Dancer | Suth | 137'8" |
| 4. S. Nickerson | I | 131'5" |
| 5. R. Martinez | Her | 129'2" |
| 6. D. Carslenson | Suth | 123'7" |

## EVENT T.J

| NAME | (Team) | TIME HT. DIST. |
|---|---|---|
| 1. M. Vires | I | 40'7" |
| 2. C. Olson | G | 40'6" |
| 3. T. Niedhart | H | 39'7" |
| 4. N. Fuchser | I | 39'4" |
| 5. E. Branz | S | 38'10" |
| 6. L. Kaiser | I | 38'3" |

## EVENT 200

| NAME | (Team) | TIME HT. DIST. |
|---|---|---|
| 1. E. Kinnaman | S | 22.3 |
| 2. K. Berry | I | 22.9 |
| 3. M. Vires | I | 23.5 |
| 4. J. Bishop | G | 23.5 |
| 5. T. Beveridge | S | 23.6 |
| 6. C. Tidwell | I | 23.7 |

## EVENT 1600

| NAME | (Team) | TIME HT. DIST. |
|---|---|---|
| 1. J. Bay | H | 5.01.8 |
| 2. T. Colglazier | G | 5.04.9 |
| 3. R. Myer | I | 5.07.3 |
| 4. S. McNair | I | 5.10.2 |
| 5. S. Barger | I | 5.11.2 |
| 6. B. Hoatson | H | 5.14.7 |

## EVENT P.V

| NAME | (Team) | TIME HT. DIST. |
|---|---|---|
| 1. J. Scott | S | 14'1" |
| 2. C. Tidwell | I | 11'6" |
| 3. M. Fisher | I | 11'0" |
| 4. C. Lantis | S | 11'0 |
| 5. J. Noyes | I | 10'6 |
| 6. M. Coleman | H | 10'0 |

## EVENT H.J

| NAME | (Team) | TIME HT. DIST. |
|---|---|---|
| 1. J. Cooper | SP | 6'2 |
| 2. D. Hudson | I | 6'2" |
| 3. E. Branz | S | 6'1" |
| 4. L. Snyder | I | 5'10 |
| 5. L. Kaiser | I | 5'6 |
| 6. L. McConnell | H | 5'6 |

## EVENT 400

| NAME | (Team) | TIME HT. DIST. |
|---|---|---|
| 1. E. Kinnaman | S | 51.0 |
| 2. C. Hannigan | S.P | 51.6 |
| 3. M. Vires | I | 51.7 |
| 4. C. Skeen | I | 52.7 |
| 5. K. Nelson | H | 52.8 |
| 6. T. Soderstrom | S | 53.6 |

## EVENT 3200

| NAME | (Team) | TIME HT. DIST. |
|---|---|---|
| 1. S. McNair | I | 10.49.2 |
| 2. R. Myer | I | 10.51.1 |
| 3. J. Bay | H | 10.57.1 |
| 4. T. Colglazier | G | 11.01.1 |
| 5. S. Barger | I | 11.01.2 |
| 6. B. Einsphar | S | 11.23.8 |

400 - Frosh Rel - 1 - Grunet 2 - 3. Imp 51.3 Howon Ambrosek - Kaiser Fowler

# BIG RED TRACK SCOREBOOK

**HELD AT:** Suth **SCORING:** 1st 10 pts.; 2nd 8 pts.; 3rd 6 pts.; 4th 4 pts.; 5th 2 pts.; 6th 1 pts.

**EVENT** 110 Hh

| NAME | (Team) | TIME HT. DIST. |
|---|---|---|
| 1. T. Soderholm | S | 14.9 |
| 2. S. Rasby | S | 15.0 |
| 3. R. Richmond | G | 15.2 |
| 4. J. Scott | S | 15.6 |
| 5. N. STeddard | H | 15.9 |
| 6. C. Snyder | I | 16.4 |

**EVENT** 300 IM

| NAME | (Team) | TIME HT. DIST. |
|---|---|---|
| 1. T. Soderholm | S | 40.1 |
| 2. S. Rasby | S | 40.2 |
| 3. R. Richmond | G | 42.7 |
| 4. M. Stroud | I | 43.0 |
| 5. P. Kinnainen | H | 43.5 |
| 6. C. Snyder | I | 43.6 |

**400 Rel** **RELAY**

| TEAM | RUNNERS | TIME |
|---|---|---|
| 1. Suth | , , | 45.0 |
| 2. Grant | D. Robinson | 46.2 |
| 3. Her. | L. Perkins | 46.4 |
| 4. Imp | C. Tidwell | 46.6 |
| 5. St Pat | K. Berry | 485 |
| 6. | | |

**1600 Rel** **RELAY**

| TEAM | RUNNERS | | TIME |
|---|---|---|---|
| 1. Imperial | K Berry | C Tidwell | 3.41.1 |
| | N. Prechin | C Skeen | |
| 2. Grant | | | |
| 3. Sutherland | | | |
| 4. Hershey | | | |
| 5. St Pats | | | |
| 6. | | | |

**3200 Rel** **RELAY**

| TEAM | RUNNERS | TIME |
|---|---|---|
| 1. Grant | , | 8.51.7 |
| 2. St Pats | A. Richard | 9.02 |
| 3. Imp | P. Hutchison | 9.06.6 |
| 4. Hershey | J. McGrath | 9.10.3 |
| 5. Sutherland | C. Skeen | 9.14.7 |
| 6. | | |

TEAMS

| *EVENTS | TEAM NAME | Imperial | Sutherland | Grant | Hershey | St Pats | | | | | | | | | | | | | |
|---|---|---|---|---|---|---|---|---|---|---|---|---|---|---|---|---|---|---|---|
| | ABBR. | | | | | | | | | | | | | | | | | | |
| Shot | | 16 / 16 | 1 / 1 | - / - | 14 / 14 | - / - | | | | | | | | | | | | | |
| Disc | | 22 / 38 | 7 / 8 | - / - | 2 / 16 | - / - | | | | | | | | | | | | | |
| P.U | | 16 / 54 | 14 / 22 | - / - | 1 / 17 | - / - | | | | | | | | | | | | | |
| LJ | | 18 / 72 | - / 22 | 6 / 6 | 5 / 22 | 2 / 2 | | | | | | | | | | | | | |
| T.J | | 15 / 87 | 2 / 24 | 8 / 14 | 6 / 28 | - / 2 | | | | | | | | | | | | | |
| HJ | | 13 / 100 | 6 / 30 | - / 14 | 2 / 30 | 10 / 12 | | | | | | | | | | | | | |
| 100 | | - / 100 | 20 / 50 | 7 / 21 | - / 30 | 4 / 16 | | | | | | | | | | | | | |
| 200 | | 15 / 115 | 12 / 62 | 4 / 25 | - / 30 | - / 16 | | | | | | | | | | | | | |
| 400 | | 10 / 125 | 11 / 73 | - / 25 | 2 / 32 | 8 / 24 | | | | | | | | | | | | | |
| 800 | | 22 / 147 | - / 73 | 7 / 32 | 2 / 34 | - / 24 | | | | | | | | | | | | | |
| 1600 | | 12 / 159 | - / 73 | 8 / 40 | 11 / 45 | - / 24 | | | | | | | | | | | | | |
| 3200 | | 20 / 179 | 1 / 74 | 4 / 44 | 6 / 51 | - / 24 | | | | | | | | | | | | | |
| 110 Hh | | 1 / 180 | 22 / 96 | 6 / 50 | 2 / 53 | - / 24 | | | | | | | | | | | | | |
| 300 IM | | 5 / 185 | 18 / 114 | 6 / 56 | 2 / 55 | - / 24 | | | | | | | | | | | | | |
| 400 Rel | | 4 / 189 | 10 / 124 | 8 / 64 | 6 / 61 | 2 / 26 | | | | | | | | | | | | | |
| 1600 Rel | | 10 / 199 | 6 / 130 | 8 / 72 | 4 / 65 | 2 / 28 | | | | | | | | | | | | | |
| 3200 Rel | | 6 / 205 | 2 / 132 | 10 / 82 | 4 / 69 | 8 / 36 | | | | | | | | | | | | | |
| | | | | | | | | | | | | | | | | | | | |
| TOTALS | | 205 | 132 | 82 | 69 | 36 | | | | | | | | | | | | | |
| PLACING | | 1 | 2 | 3 | 4 | 5 | | | | | | | | | | | | | |

*do not write in this column until event is over

# BIG RED TRACK SCOREBOOK

**MEET** Dundy County **DATE** 5-4-96

## EVENT Shot

| NAME | (Team) | TIME HT. DIST. |
|---|---|---|
| 1. D. Horinek | At | 51'2" |
| 2. R. Haines | DC | 49'10" |
| 3. S. Nickerson | I | 49' |
| 4. R. Schitke | I | 46'7" |
| 5. F. Ringelman | I | 45'7 3/4 |
| 6. T. Olson | DC | 40'4 1/2 |

## EVENT L.J

| NAME | (Team) | TIME HT. DIST. |
|---|---|---|
| 1. B. Wilson | Culb | 20'6" |
| 2. M. Fisher | May | 20' 1/2 |
| 3. N. Fuehrer | I | 19'3" |
| 4. C. Olsen | Gr | 18'10" |
| 5. M. Hazen | May | 18'6 1/2 |
| 6. D. Beck | DC | 18'5" |

## EVENT 100

| NAME | (Team) | TIME HT. DIST. |
|---|---|---|
| 1. W. Kelly | At. | 11.1 |
| 2. J. Bishop | Gr. | 11.1 |
| 3. J. Cohen | Gr. | 11.4 |
| 4. S. Carlson | At. | 11.4 |
| 5. K. Krisela | DC | 11.4 |
| 6. J. Andis | Gr. | 11.8 |

## EVENT 800

| NAME | (Team) | TIME HT. DIST. |
|---|---|---|
| 1. M. Vires | I | 2.01.7 |
| 2. A. Urbas | DC | 2.02.1 |
| 3. C. Werkmeister | May | 2.03.2 |
| 4. C. Skeen | I | 2.04.1 |
| 5. T. Bishop | Gr. | 2.07.0 |
| 6. L. Wiese | DC | 2.13.3 |

## EVENT Discus

| NAME | (Team) | TIME HT. DIST. |
|---|---|---|
| 1. D. Horinek | At | 155'8" |
| 2. R. Schitke | I | 135'11 1/2 |
| 3. D. Hudson | I | 130'3 1/2 |
| 4. A. Walter | Cul | 130' |
| 5. S. Nickerson | I | 129'5" |
| 6. E. Duval | May | 126'10 1/2 |

## EVENT T.J

| NAME | (Team) | TIME HT. DIST. |
|---|---|---|
| 1. M. Fisher | May | 44'3" |
| 2. B. Wilson | Culb | 42'4 1/2 |
| 3. J. Horner | DC | 41'8 1/2 |
| 4. M. Vires | I | 41'4 1/2 |
| 5. C. Olson | Gr. | 41'2 1/2 |
| 6. B. McVey | DC | 41'2" |

## EVENT 200

| NAME | (Team) | TIME HT. DIST. |
|---|---|---|
| 1. J. Bishop | Gr. | 23.2 |
| 2. J. Andis | Gr | 23.4 |
| 3. E. Urbas | DC. | 23.7 |
| 4. C. Tidwell | I | 23.7 |
| 5. K. Berry | I | 23.7 |
| 6. M. Ward | MC | 24.1 |

## EVENT 1600

| NAME | (Team) | TIME HT. DIST. |
|---|---|---|
| 1. C. Werkmeister | May | 4.46.4 |
| 2. B. Bates | Mc | 5.00.3 |
| 3. S. Barger | I | 5.03.2 |
| 4. P. Cisneros | At | 5.07.9 |
| 5. T. Colglazier | Gr | 5.08.8 |
| 6. R. Meyer | I | 5.12.4 |

## EVENT P.V

| NAME | (Team) | TIME HT. DIST. |
|---|---|---|
| 1. T. Amstutz | May | 12'6" |
| 2. C. Tidwell | I | 12'2" |
| 3. B. Sandford | DC. | 11'6" |
| 4. T. Lutz | DC | 11'0 |
| 5. J. Gipe | DC | 10'0 |
| 6. J. Noyes | I | 10'0 |

## EVENT H.J

| NAME | (Team) | TIME HT. DIST. |
|---|---|---|
| 1. J. Horner | D.C | 6'4 |
| 2. D. Hudson | I | 6'3" |
| 3. L. Fox | Culb | 6'0 |
| 4. L. Snyder | I | 5'10" |
| 5. D. Senny | Og | 5'8 |
| 6. A. Smith | Cul | 5'8 |

## EVENT 400

| NAME | (Team) | TIME HT. DIST. |
|---|---|---|
| 1. M. Vires | I. | 52.3 |
| 2. T. Schneider | DC | 53.6 |
| 3. K. Berry | I | 54.2 |
| 4. E. Urbas | DC | 54.4 |
| 5. B. Friche | Cul | 55.0 |
| 6. M. Brunswig | DC | 55.3 |

## EVENT 3200

| NAME | (Team) | TIME HT. DIST. |
|---|---|---|
| 1. S. McNair | I | 10.50.9 |
| 2. N. Chase | May | 10.54.0 |
| 3. P. Cisneros | At | 10.56.0 |
| 4. R. Meyer | I | 11.02.2 |
| 5. T. Colglazier | Gr | 11.09.1 |
| 6. B. Hom | DC | 11.23.6 |

400 wt Rel - 1 - Imperial 49.5

# BIG RED TRACK SCOREBOOK

**HELD AT:** Benkelman **SCORING:** 1st 10 pts.; 2nd 8 pts.; 3rd 6 pts.; 4th 4 pts.; 5th 2 pts.; 6th 1 pts.

## EVENT 110 HH

| NAME | (Team) | TIME HT. DIST. |
|---|---|---|
| 1. R. Richmond | Gr | 15.1 |
| 2. G. Friese | D.C | 15.3 |
| 3. S Carlson | At | 15.7 |
| 4. M. Strand | I | 16.2 |
| 5. J. Potter | May | 16.2 |
| 6. C. Snyder | I | 16.5 |

## EVENT 300 IM

| NAME | (Team) | TIME HT. DIST. |
|---|---|---|
| 1. S. Carlson | At | 40.6 |
| 2. R Richmond | Gr | 41.4 |
| 3. B. Wilson | Cul. | 41.5 |
| 4. T. Lutz | DC | 42.3 |
| 5. M. Strand | I | 43.0 |
| 6. M. Baker | Mc | 43.7 |

## 400 Rel RELAY

| TEAM | RUNNERS | TIME |
|---|---|---|
| 1. Atwood | _____, _____ | 44.8 |
| | _____, _____ | |
| 2. Grant | L. Pankonin | 44.9 |
| 3. Imp | D. Robertson | 46.5 |
| 4. Mc Cook JV | C. Tidwell | 46.8 |
| 5. Culbertson | K. Berry | 46.9 |
| 6. Ogal JV | | 48.8 |

## 1600 Rel RELAY

| TEAM | RUNNERS | TIME |
|---|---|---|
| 1. Dundy County | _____, _____ | 3.32.6 |
| | _____, _____ | |
| 2. Grant | K. Berry | 3.36.8 |
| 3. Imp | C. Tidwell | 3.38.8 |
| 4. Atwood | M. Fischer | 3.41.7 |
| 5. Culbertson | C. Skeen | 3.46.0 |
| 6. Maywood | | 3.48.3 |

## 3200 Rel RELAY

| TEAM | RUNNERS | TIME |
|---|---|---|
| 1. Imperial | _____, _____ | 8.26.2 |
| | _____, _____ | |
| 2. Grant | S. Barger | 8.45.2 |
| 3. Maywood | S. McClain | 8.56.2 |
| 4. D.C | C. Skeen | 8.59.1 |
| 5. Cub | M. Jones | 9.34.6 |
| 6. Mc JV | | 9.44.3 |

TEAMS

| TEAM NAME | Imperial | Grant | Benkelman | Atwood | Maywood | Culbertson | Mc Cook JV. | Ogallala JV |
|---|---|---|---|---|---|---|---|---|
| ABBR. | | | | | | | | |
| *EVENTS | | | | | | | | |
| Shot | 12/12 | -/- | 9/9 | 10/10 | -/- | -/- | -/- | -/- |
| Discus | 16/28 | -/- | -/9 | 19/20 | 1/1 | 4/4 | -/- | -/- |
| PV | 9/37 | -/- | 12/21 | -/20 | 10/11 | -/4 | -/- | -/- |
| LJ | 6/43 | 4/4 | 1/22 | -/20 | 10/21 | 10/14 | -/- | -/- |
| T.J | 4/47 | 2/6 | 7/29 | -/20 | 10/31 | 8/22 | -/- | -/- |
| H.J | 12/59 | -/6 | 10/39 | -/20 | -/31 | 7/29 | -/- | 2/2 |
| 100 | -/59 | 15/21 | 2/41 | 14/34 | -/31 | -/29 | -/- | -/2 |
| 200 | 6/65 | 18/39 | 6/47 | 6/34 | -/31 | -/29 | 1/1 | -/2 |
| 400 | 16/81 | -/39 | DQ/60 | -/34 | -/31 | 2/31 | -/1 | -/2 |
| 800 | 14/95 | 2/41 | 9/69 | -/34 | 6/37 | -/31 | -/1 | -/2 |
| 1600 | 7/102 | 2/43 | -/69 | 4/38 | 10/47 | -/31 | 8/9 | -/2 |
| 3200 | 14/116 | 2/45 | 1/70 | 6/44 | 8/55 | -/31 | -/9 | -/2 |
| 110 HH | 5/121 | 10/55 | 8/78 | 6/50 | 2/57 | -/31 | -/9 | -/2 |
| 300 IM | 2/123 | 8/63 | 4/82 | 10/60 | -/57 | 6/37 | 1/10 | -/2 |
| 400 Rel | 6/129 | 8/71 | -/82 | 10/70 | -/57 | 2/39 | 4/14 | 1/3 |
| 1600 Rel | 6/135 | 8/79 | 10/92 | 4/74 | 1/58 | 2/41 | -/14 | -/3 |
| 3200 Rel | 10/145 | 8/87 | 4/96 | -/74 | 6/62 | 2/43 | 1/15 | -/3 |
| | | | | | | | | |
| TOTALS | 145 | 87 | 86 | 84 | 64 | 43 | 15 | 3 |
| PLACING | 1 | 2 | 3 | 4 | 5 | 6 | 7 | 8 |

J. Hayes - R. Shultz - S. Nickerson - D. Hudson
400 cut Rel

*do not write in this column until event is over

BIG RED TRACK SCOREBOOK

MEET District B-6 DATE 5-9-96

## EVENT Shot

| NAME | (Team) | TIME HT. DIST. |
|---|---|---|
| 1. K. Doeckel | Og 11 | 50'5½ |
| 2. J. Nickerson | I 12 | 49'6¼ |
| 3. R Schilke | I 12 | 48'4¾ |
| 4. M. Wheeler | Her 11 | 48'2" |
| 5. J. D. Broskey | Kinb 11 | 48 1½ |
| 6. M. Jorgenson | Hel 12 | 45'9" |

## EVENT L.J

| NAME | (Team) | TIME HT. DIST. |
|---|---|---|
| 1. B. Smith | Cha 11 | 22'11" |
| 2. M. Zillen | Gor 12 | 21'9½ |
| 3. R McHenry | Ger 12 | 21'8½ |
| 4. M. McKay | Ger 12 | 21'8 |
| 5. J. Relka | Ger | 21'2½ |
| 6. T. Niedfeldt | Her 11 | 21.1" |

## EVENT 100

| NAME | (Team) | TIME HT. DIST. |
|---|---|---|
| 1. T. Tisdale | Val 12 | 10.9 |
| 2. L. Sheppers | Ger 12 | 11.0 |
| 3. M. Morales | Ger 12 | 11.1 |
| 4. M. Zillen | Gor 12 | 11.1+ |
| 5. J. Lee | Gor 11 | 11.1++ |
| 6. M. Adkins | Mor | 11.9 |

## EVENT 800

| NAME | (Team) | TIME HT. DIST. |
|---|---|---|
| 1. K. Ruse | Gor 12 | 2.04.2 |
| 2. M. Vines | I 11 | 2.04.4 |
| 3. S. Bergen | I 11 | 2.07.1 |
| 4. C. Skeen | I 9 | 2.07.6 |
| 5. J. List | Og 11 | 2.09.6 |
| 6. T. Schwantz | Ger | 2.12.3 |

## EVENT Disc

| NAME | (Team) | TIME HT. DIST. |
|---|---|---|
| 1. J. Johnson | Ger 12 | 164' |
| 2. R. Schilke | I 12 | 149'1" |
| 3. R. Dye | Chad 12 | 146'6" |
| 4. T. Gable | Ger | 144'2" |
| 5. C. Evans | Gor 12 | 143.0 |
| 6. B. Fellen | Val | 136'3" |

## EVENT T.J

| NAME | (Team) | TIME HT. DIST. |
|---|---|---|
| 1. R. McHenry | Ger 12 | 44'2¾ |
| 2. M. McKay | Ger 12 | 42'11¼ |
| 3. C. York | Ger 12 | 42'7" |
| 4. J. List | Og 11 | 40'6" |
| 5. T. Niedfeldt | Her 11 | 39'4 |
| 6. N. Fuehrer | I 10 | 38'11½ |

## EVENT 200

| NAME | (Team) | TIME HT. DIST. |
|---|---|---|
| 1. L. Sheppers | Ger 12 | 22.8 |
| 2. M. Morales | Ger 12 | 23.0 |
| 3. M. Zillen | Gor 12 | 23.1 |
| 4. J. Lee | Gor 11 | 23.2 |
| 5. G. Olsen | Sid 10 | 23.3 |
| 6. A. Forster | Gor | 23.7 |

## EVENT 1600

| NAME | (Team) | TIME HT. DIST. |
|---|---|---|
| 1. T. Trippte | Ger 11 | 4.40 |
| 2. A. Carrizales | Gor 12 | 4.48.7 |
| 3. E. Meyers | Ger 12 | 4.55.5 |
| 4. J. Bay | Her 11 | 4.56.9 |
| 5. J. Knaub | Ger | 5.01.6 |
| 6. Z. Reeves | Gor | 5.04.8 |

## EVENT PV

| NAME | (Team) | TIME HT. DIST. |
|---|---|---|
| 1. J. Nedella | Mor 12 | 13' |
| 2. G. Gross | Ger 12 | 12'6 |
| 3. A. Manton | Ger 11 | 12'6 |
| 4. S. Nedella | Mor 12 | 12'0 |
| 5. C Tidwell | I 11 | 12'0 |
| 6. M. Fisher | I 10 | 11'6 |

## EVENT HJ

| NAME | (Team) | TIME HT. DIST. |
|---|---|---|
| 1. E. Conner | Ger 12 | 6'5" |
| 2. B. Cerna | Og 12 | 6'5 |
| 3. J Dean | Ger 11 | 6'3" |
| 4. J. Relka | Ger | 6'1" |
| 5. D. Hudson | I 9 Tie | 5'11 |
| 6. C Tunsell | Og 12 | 5'11 |

## EVENT 400

| NAME | (Team) | TIME HT. DIST. |
|---|---|---|
| 1. T. Tisdale | Val 12 | 49.9 |
| 2. L. Sheppers | Ger 12 | 50.4 |
| 3. M. Vines | I 11 | 51.7 |
| 4. M. Adkins | Mor 12 | 52.1 |
| 5. G. Olsen | Sid | 52.2 |
| 6. E Harris | Gor | 52.6 |

## EVENT 3200

| NAME | (Team) | TIME HT. DIST. |
|---|---|---|
| 1. A. Carrizales | Mor 12 | 10.09.8 |
| 2. T. Tripple | Ger 11 | 10.17. |
| 3. D. Cutright | Ger 10 | 10.21.8 |
| 4. E. Calkins | Chad 12 | 10.27.1 |
| 5. J. Knaub | Ger | 10.34.9 |
| 6. R Joseph | Val. | 10.39.1 |

# BIG RED TRACK SCOREBOOK

**HELD AT:** Ogallala **SCORING:** 1st 10 pts.; 2nd 8 pts.; 3rd 6 pts.; 4th 4 pts.; 5th 2 pts.; 6th 1 pts.

## EVENT 110 Hst

| NAME | (Team) | TIME HT. DIST. |
|---|---|---|
| 1. J. Janecek | Ger 11 | 14.5 |
| 2. B. Smith | Cha 11 | 14.9 |
| 3. T. Engelhoff | Val 12 | 15.0 |
| 4. S. Hayes | Kimb 11 | 15.1 |
| 5. N. Stoddard | Her | 15.3 |
| 6. C. Nielsen | Gor | 15.6 |

## EVENT 300 IM

| NAME | (Team) | TIME HT. DIST. |
|---|---|---|
| 1. J. Janecek | Ger 11 | 40.3 |
| 2. B. Smith | Chad 11 | 40.9 |
| 3. S. Hayes | Kimb 11 | 41.0 |
| 4. M. Adkins | Mon 12 | 41.8 |
| 5. T. Engelhoff | Val 12 | 42.0 |
| 6. M. McGinley | Gor | 43.0 |

## 400 Rel RELAY

| TEAM | RUNNERS | TIME |
|---|---|---|
| 1. Gering | _____, _____ / _____, _____ | 44.6 |
| 2. Valentine | L. Pankonin | 44.8 |
| 3. Gordon | D. Robinson | 44.9 |
| 4. Chadron | C. Tidwell | 45.0 |
| 5. Kimball | K. Berry | 45.4 |
| 6. Imp | | 46.8 |

## 1600 Rel RELAY

| TEAM | RUNNERS | TIME |
|---|---|---|
| 1. Imperial | C. Sloan 54.7, C. Tidwell 54.7, K. Berry 53.7, M. Jones 51.9 | 3.35.4 |
| 2. Valentine | | 3.38.2 |
| 3. Ogallala | | 3.39.9 |
| 4. Gordon | | 3.45.2 |
| 5. Gering | | 3.45.6 |
| 6. Morrill | | 3.49.8 |

## 3200 Rel RELAY

| TEAM | RUNNERS | TIME |
|---|---|---|
| 1. Ogallala | _____, _____ / _____, _____ | 8.10.6 |
| 2. Gering | S. Barger - 2.05.4 | 8.18.1 |
| 3. Imperial | S. McGlaun - 2.08.5 | 8.19.4 |
| 4. Gordon | C. Sloan - 2.05.4 | 8.29.1 |
| 5. Chadron | M. Jones - 2.00.3 | 8.59.4 |
| 6. Kimball | | 9.05.5 |

TEAMS

| *EVENTS | TEAM NAME / ABBR. | Gering | Imperial | Gordon | Valentine | Chadron | Morrill | Ogallala | Kimball | Hershey | Sidney | | | | | | | | |
|---|---|---|---|---|---|---|---|---|---|---|---|---|---|---|---|---|---|---|---|
| Shot | | - / - | 14 / 14 | - / - | - / - | - / - | - / - | 10 / 10 | 2 / 2 | 5 / 5 | - / - | | | | | | | | |
| Disc | | 14 / 14 | 8 / 22 | 2 / 2 | 1 / 1 | 6 / 6 | - / - | - / 10 | - / 2 | - / 5 | - / - | | | | | | | | |
| PV | | 14 / 28 | 3 / 25 | - / 2 | - / 1 | - / 6 | 14 / 14 | - / 10 | - / 2 | - / 5 | - / - | | | | | | | | |
| LJ | | 12 / 40 | - / 25 | 8 / 10 | - / 1 | 10 / 16 | - / 14 | - / 10 | - / 2 | 1 / 6 | - / - | | | | | | | | |
| TJ | | 24 / 64 | 1 / 26 | - / 10 | - / 1 | - / 16 | - / 14 | 4 / 14 | - / 2 | 2 / 8 | - / - | | | | | | | | |
| HJ | | 18 / 82 | 1.5 / 27.5 | - / 10 | - / 1 | - / 16 | - / 14 | 5.5 / 23.5 | - / 2 | - / 8 | - / - | | | | | | | | |
| 100 | | 14 / 96 | - / 27.5 | 6 / 16 | 10 / 11 | - / 16 | 1 / 15 | - / 23.5 | - / 2 | - / 8 | - / - | | | | | | | | |
| 200 | | 18 / 114 | - / 27.5 | 11 / 27 | - / 11 | - / 16 | - / 15 | - / 23.5 | - / 2 | - / 8 | 2 / 2 | | | | | | | | |
| ~~800~~ 400 | | 8 / 122 | 6 / 33.5 | 1 / 28 | 10 / 21 | - / 16 | 4 / 19 | - / 23.5 | - / 2 | - / 8 | 2 / 4 | | | | | | | | |
| ~~Hmp~~ 800 | | 1 / 123 | 18 / 51.5 | 10 / 38 | - / 21 | - / 16 | - / 19 | 2 / 25.5 | - / 2 | - / 8 | - / 4 | | | | | | | | |
| ~~3200~~ 1600 | | 18 / 141 | - / 51½ | 9 / 47 | - / 21 | - / 16 | - / 19 | - / 25½ | - / 2 | 4 / 12 | - / 4 | | | | | | | | |
| HO Hst 3200 | | 16 / 157 | - / 51½ | - / 47 | 1 / 22 | 4 / 20 | 10 / 29 | - / 25½ | - / 2 | - / 12 | - / 4 | | | | | | | | |
| ~~Tennis~~ 110H | | 10 / 167 | - / 51½ | 1 / 48 | 6 / 28 | 8 / 28 | - / 29 | - / 25½ | 4 / 6 | 2 / 14 | - / 4 | | | | | | | | |
| ~~Hoosha~~ 300 | | 10 / 177 | - / 51½ | 1 / 49 | 2 / 30 | 8 / 36 | 4 / 33 | - / 25½ | 6 / 12 | - / 14 | - / 4 | | | | | | | | |
| Hoosha Hoop | | 10 / 187 | 1 / 52½ | 6 / 55 | 8 / 38 | 4 / 40 | - / 33 | - / 25½ | 2 / 14 | - / 14 | - / 4 | | | | | | | | |
| ~~3200~~ Relay | | 2 / 189 | 10 / 62½ | 4 / 59 | 8 / 46 | - / 40 | 1 / 34 | 6 / 31½ | - / 14 | - / 14 | - / 4 | | | | | | | | |
| 3200R. | | 8 / 197 | 6 / 68½ | 4 / 63 | - / 46 | 2 / 42 | - / 34 | 10 / 41½ | 1 / 15 | - / 14 | - / 4 | | | | | | | | |
| | | | | | | | | | | | | | | | | | | | |
| TOTALS | | 199 | 68½ | 55 | 46 | 42 | 42 | 41.5 | 15 | 14 | 4 | | | | | | | | |
| PLACING | | 1 | 2 | 3 | 4 | 5 | 6 | 7 | 8 | 9 | 10 | | | | | | | | |

*do not write in this column until event is over

BIG RED TRACK SCOREBOOK

MEET State Meet Omaha DATE 5-17-18

**EVENT** Shot

| NAME | (Team) | TIME HT. DIST. |
|---|---|---|
| 1. Mackenzie | | 46'6 1/2 |
| 2. Schulte | | 46'8 1/2 |
| 3. | | |
| 4. | | |
| 5. | | |
| 6. | | |

**EVENT** LJ

| NAME | (Team) | TIME HT. DIST. |
|---|---|---|
| 1. | | |
| 2. | | |
| 3. | | |
| 4. | | |
| 5. | | |
| 6. | | |

**EVENT** 100

| NAME | (Team) | TIME HT. DIST. |
|---|---|---|
| 1. | | |
| 2. | | |
| 3. | | |
| 4. | | |
| 5. | | |
| 6. | | |

**EVENT** 800

| NAME | (Team) | TIME HT. DIST. |
|---|---|---|
| M 1. Vires | | 2:00.47 |
| S 2. Borgen | | 2:04.69 |
| C 3. Skeen | | 2:03.99 |
| 4. | | |
| 5. | | |
| 6. | | |

**EVENT** Disc

| NAME | (Team) | TIME HT. DIST. |
|---|---|---|
| 1. Schulte | | 138'6 |
| 2. | | |
| 3. | | |
| 4. | | |
| 5. | | |
| 6. | | |

**EVENT** TJ

| NAME | (Team) | TIME HT. DIST. |
|---|---|---|
| 1. | | |
| 2. | | |
| 3. | | |
| 4. | | |
| 5. | | |
| 6. | | |

**EVENT** 200

| NAME | (Team) | TIME HT. DIST. |
|---|---|---|
| 1. | | |
| 2. | | |
| 3. | | |
| 4. | | |
| 5. | | |
| 6. | | |

**EVENT** 1600

| NAME | (Team) | TIME HT. DIST. |
|---|---|---|
| 1. | | |
| 2. | | |
| 3. | | |
| 4. | | |
| 5. | | |
| 6. | | |

**EVENT** Pole Vault

| NAME | (Team) | TIME HT. DIST. |
|---|---|---|
| 1. | | |
| 2. | | |
| 3. | | |
| 4. | | |
| 5. | | |
| 6. | | |

**EVENT** HJ

| NAME | (Team) | TIME HT. DIST. |
|---|---|---|
| 1. | | |
| 2. | | |
| 3. | | |
| 4. | | |
| 5. | | |
| 6. | | |

**EVENT** 400

| NAME | (Team) | TIME HT. DIST. |
|---|---|---|
| 1. M. Vires | | 51.49 |
| 2. | | |
| 3. | | |
| 4. | | |
| 5. | | |
| 6. | | |

**EVENT** 3200

| NAME | (Team) | TIME HT. DIST. |
|---|---|---|
| 1. | | |
| 2. | | |
| 3. | | |
| 4. | | |
| 5. | | |
| 6. | | |

# BIG RED TRACK SCOREBOOK

**HELD AT:** Burke **SCORING:** 1st 10 pts.; 2nd 8 pts.; 3rd 6 pts.; 4th 4 pts.; 5th 2 pts.; 6th 1 pts.

**EVENT** 110-Hdl

| NAME | (Team) | TIME HT. DIST. |
|---|---|---|
| 1. | | |
| 2. | | |
| 3. | | |
| 4. | | |
| 5. | | |
| 6. | | |

**EVENT** 300 Int

| NAME | (Team) | TIME HT. DIST. |
|---|---|---|
| 1. | | |
| 2. | | |
| 3. | | |
| 4. | | |
| 5. | | |
| 6. | | |

**4x50 Rel** **RELAY**

| TEAM | RUNNERS | TIME |
|---|---|---|
| 1. | , , | |
| 2. | | |
| 3. | | |
| 4. | | |
| 5. | | |
| 6. | | |

**1600 Rel** **RELAY**

| TEAM | RUNNERS | TIME |
|---|---|---|
| 1. | , , | |
| 2. | Vires 51.4 | |
| 3. | Sheen 53.4 | 3 33.2 |
| 4. | Tidwell 55.1 | |
| 5. | Berry 53.3 | |
| 6. | | |

**3 Zone Rel** **RELAY**

| TEAM | RUNNERS | TIME |
|---|---|---|
| 1. | , , | |
| 2. | Vires 2.01.4 | |
| 3. | Berry 2.04.3 | 8.18.3 |
| 4. | McAdoo 2.07.1 | |
| 5. | Sheen 2.05.5 | |
| 6. | | |

TEAMS

| TEAM NAME | ABBR. |
|---|---|
| Longwood | |

| *EVENTS | |
|---|---|
| Shot | |
| Disc | |
| PV | — |
| LJ | — |
| TJ | — |
| PV | — |
| 100 | — |
| 200 | — |
| 400 | — |
| 800 | — |
| 1600 | — |
| 3200 | — |
| 110 Hdl | — |
| 300 Int | — |
| 4x50 R | — |
| 1600 R | — |
| 3200 R | — |
| | |
| TOTALS | — |
| PLACING | — |

*do not write in this column until event is over

# BIG RED TRACK SCOREBOOK

**MEET** _____ **DATE** _____

**EVENT** _____

| NAME | (Team) | TIME HT. DIST. |
|---|---|---|
| 1. | | |
| 2. | | |
| 3. | | |
| 4. | | |
| 5. | | |
| 6. | | |

**EVENT** _____

| NAME | (Team) | TIME HT. DIST. |
|---|---|---|
| 1. | | |
| 2. | | |
| 3. | | |
| 4. | | |
| 5. | | |
| 6. | | |

**EVENT** _____

| NAME | (Team) | TIME HT. DIST. |
|---|---|---|
| 1. | | |
| 2. | | |
| 3. | | |
| 4. | | |
| 5. | | |
| 6. | | |

**EVENT** _____

| NAME | (Team) | TIME HT. DIST. |
|---|---|---|
| 1. | | |
| 2. | | |
| 3. | | |
| 4. | | |
| 5. | | |
| 6. | | |

**EVENT** _____

| NAME | (Team) | TIME HT. DIST. |
|---|---|---|
| 1. | | |
| 2. | | |
| 3. | | |
| 4. | | |
| 5. | | |
| 6. | | |

**EVENT** _____

| NAME | (Team) | TIME HT. DIST. |
|---|---|---|
| 1. | | |
| 2. | | |
| 3. | | |
| 4. | | |
| 5. | | |
| 6. | | |

**EVENT** _____

| NAME | (Team) | TIME HT. DIST. |
|---|---|---|
| 1. | | |
| 2. | | |
| 3. | | |
| 4. | | |
| 5. | | |
| 6. | | |

**EVENT** _____

| NAME | (Team) | TIME HT. DIST. |
|---|---|---|
| 1. | | |
| 2. | | |
| 3. | | |
| 4. | | |
| 5. | | |
| 6. | | |

**EVENT** _____

| NAME | (Team) | TIME HT. DIST. |
|---|---|---|
| 1. | | |
| 2. | | |
| 3. | | |
| 4. | | |
| 5. | | |
| 6. | | |

**EVENT** _____

| NAME | (Team) | TIME HT. DIST. |
|---|---|---|
| 1. | | |
| 2. | | |
| 3. | | |
| 4. | | |
| 5. | | |
| 6. | | |

**EVENT** _____

| NAME | (Team) | TIME HT. DIST. |
|---|---|---|
| 1. | | |
| 2. | | |
| 3. | | |
| 4. | | |
| 5. | | |
| 6. | | |

**EVENT** _____

| NAME | (Team) | TIME HT. DIST. |
|---|---|---|
| 1. | | |
| 2. | | |
| 3. | | |
| 4. | | |
| 5. | | |
| 6. | | |

## — FEATURES OF THE BIG RED TRACK SCORE BOOK —

- ★ Scores 20 meets
- ★ Up to six places can be scored
- ★ Time, height or distance can be recorded for all places
- ★ Can be used for duals, triangulars or large invitationals
- ★ Room to score 14 individual events and 3 relays
- ★ Sample score sheet
- ★ Extra relay slips in back of book

**MEET** BIG RED INVITATIONAL — 10 pts.; 2nd 8 pts.; 3rd 6 pts.; 4th 4 pts.; 5th 2 pts.; 6th 1

**EVENT** DISCUS

| NAME | (Team) | TIME HT. DIST. |
|---|---|---|
| 1. J. KREJCI | ELK. | 165'4" |
| 2. K. BERNHAUGEN | ELK. | 154'7" |
| 3. R. KRAMER | GR. | 145'10" |
| 4. R. ROSENBAUM | ARL. | 144'8" |
| 5. E. COFFIELD | N.B. | 139'6" |
| 6. T. FRENCH | F.B. | 135'1" |

**EVENT** HIGH JUMP

| NAME | (Team) | TIME HT. DIST. |
|---|---|---|
| 1. J. KRUGER | ELK. | 6'5" |
| 2. K. BELL | BL. | 6'4" |
| 3. C. NELSON | BEN. | 6'2" |
| 4. R. HANSON | BEN. | 6'1½" |
| 5. C. TYLSKI | PL. | 6'1" |
| 6. S. FELLER | ELK. | 6'0" |

**EVENT** POLE VAULT

| NAME | (Team) | TIME HT. DIST. |
|---|---|---|
| 1. S. FIGHTER | F.B. | 43.27 |
| 2. T. COFFIELD | PL. | 43.44 |
| 3. D. RIFE | ARL. | 43.51 |
| 4. S. OSW[illegible]SON | N.B. | 43.60 |
| 5. T. CR[illegible]TT | PL. | 43.69 |
| 6. B. K[illegible]USS | ELK. | 43.77 |

**EVENT** SHOT PUT

| * NAME | (Team) | TIME HT. DIST. |
|---|---|---|
| 1. E. COFFEILD | N.B. | 51'11" |
| 2. N. HOYER | ARL. | 51'3" |
| 3. D. WALTKE | BL. | 51'1" |
| 4. S. GOSKER | PL. | 50'7" |
| 5. F. VILLWOK | ELK. | 50'4½" |
| 6. R. ROSENBAUM | ARL. | 50'1" |

**EVENT** TRIPLE JUMP

| NAME | (Team) | TIME HT. DIST. |
|---|---|---|
| 1. J. CIHACEK | ELK. | 47'8[illegible] |
| 2. N. KLEIN | N.B. | 47'[illegible]4 |
| 3. D. GOODMAN | F.B. | [illegible]RSON |
| 4. D. VOSSEK | PL. | |
| 5. S. CRAWFORD | | |
| 6. T. LEWIS | PL | RGAN |

**EV** [illegible] RELAY

| TIME | |
|---|---|
| ABBS | 42.14 |
| KLEINCOFF | 43.06 |

RELAY

| TIME | |
|---|---|
| 3:25.59 | H. HANSON, T. GIDEON |
| 3:26.62 | |
| 3:31.46 | |
| 3:34.53 | |
| 3:36.02 | |
| 3:36.50 | |

**EVENT** 400 METER

| NAME | (Team) | TIME HT. DIST. |
|---|---|---|
| 1. D. LANDON | PL. | 49.43 |
| 2. S. PETERSON | BL. | 49.83 |
| 3. M. BARRY | BEN. | 50.37 |

**EVENT** [illegible],200 METER RELAY

| NAME | RUNNERS | TIME |
|---|---|---|
| 1. D[illegible]RH | D. BELL, J. WITT | 8:16.71 |
| [illegible]TEVELW | B. THOMAS, D. DUNHAM | 8:20.86 |
| [illegible]NNINGTON | | 8:22.04 |
| BLAIR | | 8:30.16 |
| GRETNA | | 8:34.67 |
| 6. NORTH BEND | | 8:40.57 |

**BIG RED TRACK SCOREBOOK**

| TEAM NAME | ABBR. | ARLINGTON | BENNINGTON | BLAIR | ELKHORN | FREMONT BERGAN(F.B.) | GRETNA | NORTH BEND | PLATTSVEIW |
|---|---|---|---|---|---|---|---|---|---|
| | | (ARL.) | (BEN.) | (BL.) | (ELK.) | | (GR.) | (N.B.) | (PL.) |
| * EVENTS | | | | | | | | | |
| DISCUS | | 4 | | | 10 | 1 | 6 | 2 | |
| | | 4 | | | 18 | 1 | 6 | 2 | |
| HIGH JUMP | | 0 | 10 | 8 | 11 | 0 | 6 | 2 | 2 |
| | | 4 | 10 | 8 | 29 | 1 | 6 | 2 | 2 |
| POLE VAULT | | 4 | 0 | 0 | 1 | 12 | 0 | 0 | 10 |
| | | 8 | 10 | 8 | 30 | 13 | 6 | 10 | 8 |
| LONG JUMP | | 6 | 0 | 0 | 10 | 1 | 0 | 10 | 4 |
| | | 14 | 10 | 8 | 40 | 14 | 6 | 20 | 12 |
| 200 METER | | 0 | 2 | 6 | 11 | 0 | 8 | 0 | 10 |
| | | 33 | 13 | 28 | 71 | 20 | 20 | 38 | 35 |
| 400 METER | | 0 | 6 | 10 | 5 | 0 | 0 | 0 | 10 |
| | | 33 | 19 | 38 | 76 | 20 | 20 | 38 | 35 |
| 800 METER | | 8 | 0 | 4 | 12 | 0 | 1 | 0 | 6 |
| | | 41 | 19 | 42 | 88 | 20 | 21 | 38 | 41 |
| 1600 METER | | 0 | 1 | 0 | 12 | 0 | 0 | 4 | 6 |
| | | 41 | 20 | 50 | 100 | 20 | 21 | 42 | 47 |
| 3200 METER | | 0 | 8 | 4 | 10 | 6 | 2 | 0 | 1 |
| | | 41 | 28 | 54 | 110 | 26 | 23 | 42 | 48 |
| 110 M. HIGHS | | 8 | 0 | 0 | 16 | 0 | 0 | 1 | 6 |
| | | 49 | 28 | 54 | 126 | 26 | 23 | 43 | 54 |
| 300 M. INT. | | 6 | 0 | 0 | 11 | 0 | 0 | 4 | 10 |
| | | 55 | 28 | 54 | 137 | 26 | 23 | 47 | 64 |
| 400 M. REL. | | 8 | 1 | 6 | 10 | 0 | 4 | 0 | 2 |
| | | 63 | 29 | 60 | 147 | 26 | 27 | 47 | 66 |
| 1600 M. REL. | | 0 | 4 | 10 | 8 | 1 | 6 | 2 | 0 |
| | | 63 | 33 | 70 | 155 | 27 | 33 | 49 | 66 |
| 3200 M. REL. | | 0 | 6 | 4 | 10 | 0 | 2 | 1 | 8 |
| | | 63 | 39 | 74 | 165 | 27 | 35 | 50 | 74 |
| TOTALS | | 63 | 39 | 74 | 165 | 27 | 35 | 50 | 74 |
| PLACING | | 4 | 6 | 2 | 1 | 8 | 7 | 5 | 2 |

BIG RED TRACK SCOREBOOK

MEET Cambridge Invite DATE 5-26-87

EVENT Shot

| NAME | (Team) | TIME HT. DIST. |
|---|---|---|
| 1. W. Paschall | Culb | 45'7½ |
| 2. C. White | Camb | 45'4" |
| 3. D. Hudson | Imp | 44'7" |
| 4. C. Schiller | Imp | 44'1½ |
| 5. F. Ringelman | Imp | 44'0' |
| 6. B. Boreland | Camb | 42'7½ |

EVENT L.J

| NAME | (Team) | TIME HT. DIST. |
|---|---|---|
| 1. B. Hilton | Camb | 21'9" |
| 2. B. Wilson | Culb | 21'3¾ |
| 3. W. Bantner | R.U | 20'3¼ |
| 4. S. Moore | AL | 20'2½ |
| 5. N. Fuchier | Imp | 19'10" |
| 6. T. Cobb | Camb | 19'9½ |

EVENT 100

| NAME | (Team) | TIME HT. DIST. |
|---|---|---|
| 1. N. Thulin | AL | 10.8 |
| 2. B. Hilton | Camb | 11.0 |
| 3. J. Walgren | Wau | 11.1 |
| 4. A. McKinney | Wau | 11.4 |
| 5. M. Meister | Hop | 11.5 |
| 6. C. Martin | Wau | 11.9 |

EVENT 800

| NAME | (Team) | TIME HT. DIST. |
|---|---|---|
| 1. M. Vines | Imp | 2.06.4 |
| 2. A. Unbas | D.C | 2.09.0 |
| 3. T. Sneider | D.C | 2.09.2 |
| 4. J. Hauxwell | R.U | 2.09.3 |
| 5. C. Sheen | Imp | 2.09.3 |
| 6. S. Barger | Imp | 2.11.9 |

EVENT Disc

| NAME | (Team) | TIME HT. DIST. |
|---|---|---|
| 1. D. Hudson | Imp | 132'10" |
| 2. C. Witte | Camb | 129'0" |
| 3. E. Pfeiffer | Wau | 127'7" |
| 4. M. Terryberry | Imp | 121'11" |
| 5. C. Kubale | Camb | 119'11" |
| 6. G. Fries | D.C | 115'1" |

EVENT TJ

| NAME | (Team) | TIME HT. DIST. |
|---|---|---|
| 1. M. Vines | Imp | 43'3" |
| 2. J. Hosier | D.C | 43'2" |
| 3. A. Smith | Culb | 42'8½ |
| 4. T. Kith | Wau | 42'1½ |
| 5. B. Blair | DC | 41'2" |
| 6. B. White | Camb | 40'11½ |

EVENT 200

| NAME | (Team) | TIME HT. DIST. |
|---|---|---|
| 1. N. Thulin | AL | 23.2 |
| 2. J. Walgren | Wau | 23.9 |
| 3. A. McKinney | Wau | 24.2 |
| 4. M. Brunsvig | DC | 24.3 |
| 5. C. Martin | Wau | 24.4 |
| 6. E. Streit | Camb | 25.2 |

EVENT 1600

| NAME | (Team) | TIME HT. DIST. |
|---|---|---|
| 1. N. Wolf | AL | 4.57.8 |
| 2. D. Flaming | Wau | 5.04.0 |
| 3. A. Unbas | D.C | 5.04.2 |
| 4. H. Ryan | R.U | 5.05.3 |
| 5. J. McClain | Imp | 5.06.9 |
| 6. R. Colson | Imp | 5.07.4 |

EVENT PV

| NAME | (Team) | TIME HT. DIST. |
|---|---|---|
| 1. J. Moore | AL. | 12'6" |
| 2. B. Miller | Camb | 12'2" |
| 3. B. Sandford | D.C | 11'6" |
| 4. M. Fisher | Imp | 11'6 |
| 5. C. Tidwell | Imp | 11'0 |
| 6. J. G[illegible] | D.C | 10'0 |

EVENT HJ

| NAME | (Team) | TIME HT. DIST. |
|---|---|---|
| 1. J. Horner | DC | 6'7" |
| 2. R. Ormert | Camb | 6'6 |
| 3. D. Hudson | Imp | 6'0 |
| 4. N. Collins | Hop | 6'0 |
| 5. P. Harding | Camb | 6'0 |
| 6. A. Smith | Culb | '0 |

EVENT 400

| NAME | (Team) | TIME HT. DIST. |
|---|---|---|
| 1. M. Vines | Imp | 51.1 |
| 2. T. Kith | Wau | 51.2 |
| 3. M. Meister | Hop | 52.0 |
| 4. A. Unbas | D.C | 52.7 |
| 5. C. Sheen | Imp | 52.8 |
| 6. [illegible] Hawley | AL | 53.4 |

EVENT 3200

| NAME | (Team) | TIME HT. DIST. |
|---|---|---|
| 1. D. Flaming | Wau | 11.08.9 |
| 2. S. McClain | Imp | 11.17.9 |
| 3. R. Hayes | AL | 11.20.9 |
| 4. R. Meyer | Imp | 11.32.7 |
| 5. R. Colson | Imp | 11.32.8 |
| 6. J. Hauxwell | RU | 11.39.5 |

HELD AT: Cambridge SCORING: 1st 10 pts.; 2nd 8 pts.; 3rd 6 pts.; 4th 4 pts.; 5th 2 pts.; 6th 1 pts.

**EVENT** 110 HH

| NAME | (Team) | TIME HT. DIST. |
|---|---|---|
| 1. G. Fries | D.C | 15.1 |
| 2. A Smith | Culb | 16.3 |
| 3. M. Strand | Imp | 16.6 |
| 4. S. Hawlicek | Culb | 16.8 |
| 5. T. Carey | AL | 16.8 |
| 6. Z. Jones | Camb | 17.1 |

**EVENT** 300 Im

| NAME | (Team) | TIME HT. DIST. |
|---|---|---|
| 1. G. Fries | D.C | 42.0 |
| 2. R. Omnert | Camb | 43.9 |
| 3. T. Carey | AL | 44.5 |
| 4. J. Horner | DC | 44.9 |
| 5. J. Stamm | DC | 45.5 |
| 6. J. Rodencal | RV | 45.8 |

**400 RELAY**

| TEAM | RUNNERS | TIME |
|---|---|---|
| 1. Wau | , , | 45.3 |
| 2. Alma | | 46.0 |
| 3. Camb | | 46.3 |
| 4. Arop. | | 47.5 |
| 5. D.C | | 48.2 |
| 6. R.V | | 48.5 |

**1600 RELAY**

| TEAM | RUNNERS | TIME |
|---|---|---|
| 1. Imp | C. Skeen, N. Fuchs, K. Berry, M. Vines | 3.38.6 |
| 2. Wau-Pal | | 3.38.9 |
| 3. Alma | | 3.39.2 |
| 4. Camb | | 3.42.4 |
| 5. Rep V. | | 3.52.6 |
| 6. Elwood | | 3.55.1 |

**3200 RELAY**

| TEAM | RUNNERS | TIME |
|---|---|---|
| 1. D.C | , , | 8.58.4 |
| 2. Alma | R. Colson | 9.00.5 |
| 3. Imp | S. Barger | 9.08.4 |
| 4. Camb | J. Berry | 9.10.5 |
| 5. Wau Pal | P. Arterburn | 9.39.9 |
| 6. Rep. V. | | 9.42.0 |

TEAMS

| TEAM NAME / ABBR. | Imperial | Dundy County | Wauneta - Palisade | Alma | Cambridge | Culbertson | Rep. Valley | Arapaho | Elwood |
|---|---|---|---|---|---|---|---|---|---|
| *EVENTS | | | | | | | | | |
| Shot | 12/12 | -/- | -/- | -/- | 9/9 | 10/10 | -/- | -/- | -/- |
| Disc | 14/26 | 1/1 | 6/6 | -/- | 10/19 | -/10 | -/- | -/- | -/- |
| P.V | 6/32 | 7/8 | -/6 | 10/10 | 8/27 | -/10 | -/- | -/- | -/- |
| L.J | 2/34 | -/8 | -/6 | 4/14 | 11/38 | 8/18 | 6/6 | -/- | -/- |
| T.J | 10/44 | 10/18 | 4/10 | -/14 | 1/39 | 6/24 | -/6 | -/- | -/- |
| H.J | 6/50 | 10/28 | -/10 | -/14 | 10/49 | 1/25 | -/6 | 4/4 | -/- |
| 100 | -/50 | -/28 | 11/21 | 10/24 | 8/57 | -/25 | -/6 | 2/6 | -/- |
| 200 | -/50 | 4/32 | 16/37 | 10/34 | 1/58 | -/25 | -/6 | -/6 | -/- |
| 400 | 12/62 | 4/36 | 8/43 | 1/35 | -/58 | -/25 | -/6 | 6/12 | -/- |
| 800 | 13/75 | 14/50 | -/43 | -/35 | -/58 | -/25 | 4/10 | -/12 | -/- |
| 1600 | 3/78 | 6/56 | 8/51 | 10/45 | -/58 | -/25 | 4/14 | -/12 | -/- |
| 3200 | 14/92 | [illegible]/56 | 10/61 | 6/51 | -/58 | -/25 | 1/15 | -/12 | -/- |
| 110 HH | 6/98 | 10/66 | -/61 | 2/53 | 1/59 | 12/37 | -/15 | -/12 | -/- |
| 300 Im | -/98 | 16/82 | -/61 | 6/59 | 8/67 | -/37 | 1/16 | -/12 | -/- |
| 400 Rel | -/98 | 2/84 | 10/71 | 8/67 | 6/73 | -/37 | 1/17 | 4/16 | -/- |
| 1600 Rel | 10/108 | -/84 | 8/79 | 6/73 | 4/77 | -/37 | 2/19 | -/16 | 1/1 |
| 3200 Rel | 6/114 | 10/94 | 2/81 | 8/81 | 4/81 | -/37 | 1/20 | -/16 | -/1 |
| TOTALS | 114 | 94 | 81 | 81 | 81 | 37 | 20 | 16 | 1 |
| PLACING | 1 | 2 | 3 | 4 | 5 | 6 | 7 | 8 | 9 |

*do not write in this column until event is over

BIG RED TRACK SCOREBOOK

BIG RED TRACK SCOREBOOK

MEET May Wood Indiv DATE 3-28-97

## EVENT Shot

| | NAME | (Team) | TIME HT. DIST. |
|---|---|---|---|
| 1. | D Kotschevar | E-F | 46'1" |
| 2. | J. Cunningham | TU | 45'10" |
| 3. | K Wenkmeister | May | 44'5½ |
| 4. | G Schaeffer | Stop | 43'11" |
| 5. | M. Roblee | M.U | 43'1½ |
| 6. | B-Sides | T.U | 42'11" |

## EVENT L.J

| | NAME | (Team) | TIME HT. DIST. |
|---|---|---|---|
| 1. | M. Hazen | May | 20'1½ |
| 2. | A. Shadley | Trent | 19'11½ |
| 3. | J. Stauffer | E-F | 19'11½ |
| 4. | B. Jury | TU | 19'2½ |
| 5. | S. Phillips | May | 18'2½ |
| 6. | J. Lewis | Trent | 18'2¼ |

## EVENT 100

| | NAME | (Team) | TIME HT. DIST. |
|---|---|---|---|
| 1. | J. Strong | E-F | 11.2 |
| 2. | J. Asimone | Trent | 11.4 |
| 3. | J. Cunningham | TU. | 11.6 |
| 4. | H. Foster | Stop. | 11.6+ |
| 5. | B. Wallen | Strat | 11.7 |
| 6. | J. Garner | Trent | 12.0 |

## EVENT 800

| | NAME | (Team) | TIME HT. DIST. |
|---|---|---|---|
| 1. | C. Wenkmeister | May | 2.06.6 |
| 2. | J. Eingston | Bra | 2.13.6 |
| 3. | J. Parade | Trent | 2.17.6 |
| 4. | M. Wolzen | May | 2.18.4 |
| 5. | J. Outwaters | May | 2.18.9 |
| 6. | M. LaHa | Strat. | 2.20.4 |

## EVENT Disc

| | NAME | (Team) | TIME HT. DIST. |
|---|---|---|---|
| 1. | D. Kotschevar | E-F | 142'8" |
| 2. | C. Andersen | M.U | 137'8½ |
| 3. | J. Cunningham | TU | 135'6 |
| 4. | G Schaeffer | Stop | 128'8" |
| 5. | M. Wolzen | May | 124'9 |
| 6. | S Stennette | Imp | 119'11½ |

## EVENT T.J

| | NAME | (Team) | TIME HT. DIST. |
|---|---|---|---|
| 1. | J. Stauffer | E-F | 39'5¼ |
| 2. | S. Shadley | Trent | 39'1½ |
| 3. | M. Wolzen | May | 38'4" |
| 4. | J. Lewis | Trent | 37'10¾ |
| 5. | T. Mercer | Stop. | 37'7¾ |
| 6. | B. Layher | Stop | 37'1½ |

## EVENT 200

| | NAME | (Team) | TIME HT. DIST. |
|---|---|---|---|
| 1. | J. Strong | E-F | 24.2 |
| 2. | B. Wallen | Strat | 24.4 |
| 3. | J. Asimone | Trent | 24.5 |
| 4. | K Wenkmeister | May | 25.0 |
| 5. | C. Anderson | M.U | 25.3 |
| 6. | B. Jury | TU | 27.6 |

## EVENT 1600

| | NAME | (Team) | TIME HT. DIST. |
|---|---|---|---|
| 1. | C. Wenkmeister | May | 4.48.5 |
| 2. | S. Eingston | Brad | 4.51.7 |
| 3. | L. Connell | MC.H.Co | 5.09.8 |
| 4. | J. Unger | T.U | 5.24.5 |
| 5. | W. McAlutl | McGh Co | 5.26.4 |
| 6. | T. Evans | May | 5.32.7 |

## EVENT PV.

| | NAME | (Team) | TIME HT. DIST. |
|---|---|---|---|
| 1. | J. Dewitt | E-F | 12' |
| 2. | K. Kohtz | Imp | 10 |
| 3. | B Johnson | Imp | 9 |
| 4. | B. Fangmeier | May | 9 |
| 5. | H. Chase | May | 8'6 |
| 6. | L. Mann | Brad | 8'6" |

## EVENT H.J

| | NAME | (Team) | TIME HT. DIST. |
|---|---|---|---|
| 1. | J. Stauffer | E-F | 6'0 |
| 2. | R. Tridle | Pax. | 6'0 |
| 3. | B. Hill | E-F | 5'10 |
| 4. | B. Jury | T.U. | 5'7" |
| 5. | S. Sanduicu | Trent | 5'7" |
| 6. | C. Allen | Stop. | 5'6" |

## EVENT 400

| | NAME | (Team) | TIME HT. DIST. |
|---|---|---|---|
| 1. | S. Mortenson | M.U | 55.3 |
| 2. | D. Farr | M.U | 56.7 |
| 3. | D. Cochran | T.U. | 56.7 |
| 4. | B. Hill | E-F | 57.5 |
| 5. | Stehno | Strat | 57.7 |
| 6. | B. Gosnell | Max | 57.9 |

## EVENT 3200

| | NAME | (Team) | TIME HT. DIST. |
|---|---|---|---|
| 1. | S. Eingston | Brad | 10.04.7 |
| 2. | L. Connell | MC Co | 10.56.2 |
| 3. | N. Chase | May | 11.30.4 |
| 4. | J. Spargur | Pax | 11.37.4 |
| 5. | J. Hollenhorst | Trent | 11.42.5 |
| 6. | O. Caseres | Imp | 11.52.5 |

HELD AT: Maywood SCORING: 1st 10 pts.; 2nd 8 pts.; 3rd 6 pts.; 4th 4 pts.; 5th 2 pts.; 6th 1 pts.

**EVENT 110 HH**

| NAME | (Team) | TIME HT. DIST. |
|---|---|---|
| 1. J. Burke | Brad | 17.4 |
| 2. G. Strill | T.U | 17.7 |
| 3. J. Moore | Mc Co | 18.3 |
| 4. G. Loop | Pax | 18.3+ |
| 5. B.J. Carlson | Trent | 18.9 |
| 6. B. Fangman | May | 19.0 |

**EVENT 300 Im**

| NAME | (Team) | TIME HT. DIST. |
|---|---|---|
| 1. G. Strill | T.U | 46.7 |
| 2. J. Demilt | E-F | 46.8 |
| 3. B. Kennicutt | May | 47.0 |
| 4. J. Burke | Brad | 47.3 |
| 5. T. Beck | Mc Co | 47.3+ |
| 6. G. Loop | Pax | 48.0 |

**400 R RELAY**

| TEAM | RUNNERS | TIME |
|---|---|---|
| 1. Trenton | , | 47.5 |
| | , | |
| 2. Twin Valley | | 47.8 |
| 3. Eus-Fan | | 48.3 |
| 4. Maywood | | 48.5 |
| 5. Stapelton | | 48.5 |
| 6. Paxton | | 49.1 |

**1600 R RELAY**

| TEAM | RUNNERS | TIME |
|---|---|---|
| 1. Maywood | , | 3.48.4 |
| | , | |
| 2. Stratton | C. Hamilton | 3.55.9 |
| 3. Brady | C. Pursley | 3.58.9 |
| 4. Stapelton | J. Bitka | 4.01.0 |
| 5. Imperial | L. Jablonski | 4.01.2 |
| 6. E-F | | 4.01.9 |

**3200 R RELAY**

| TEAM | RUNNERS | TIME |
|---|---|---|
| 1. Maywood | , | 9.03.8 |
| | , | |
| 2. Pax | | 9.09.3 |
| 3. Brady | | 9.32.3 |
| 4. Stratton | | 9.40.1 |
| 5. T.U | | 9.45.2 |
| 6. McPh. Co | | 9.45.2+ |

TEAMS

| TEAM NAME / ABBR. | Eustis Forman | Maywood | Twin Valley | Trenton | Brady | Med Val | Paxton | Stratton | McCook McPherson Co | Stapelton | Imp. J.U. | Maxwell |
|---|---|---|---|---|---|---|---|---|---|---|---|---|
| *EVENTS | | | | | | | | | | | | |
| Shot | 10/10 | 6/6 | 9/9 | -/- | -/- | 2/2 | -/- | -/- | -/- | 4/4 | -/- | -/- |
| Disc | 10/20 | 2/8 | 6/15 | -/- | -/- | 8/10 | -/- | -/- | -/- | 4/8 | 1/1 | -/- |
| P.V | 10/30 | 6/14 | -/15 | -/- | 1/1 | -/10 | -/- | -/- | -/- | -/8 | 14/15 | -/- |
| L.J | 6/36 | 12/26 | 4/19 | 9/9 | -/1 | -/10 | -/- | -/- | -/- | -/8 | -/15 | -/- |
| T.J | 10/46 | 6/32 | -/19 | 12/21 | -/1 | -/10 | -/- | -/- | -/- | 3/11 | -/15 | -/- |
| H.J | 16/62 | -/32 | 4/23 | 2/23 | -/1 | -/10 | 8/8 | -/- | -/- | 1/12 | -/15 | -/- |
| 100 | 10/72 | -/32 | 6/29 | 9/31 | -/1 | -/10 | -/8 | 2/2 | -/- | 4/16 | -/15 | -/- |
| 200 | 10/82 | 4/36 | 1/30 | 6/37 | -/1 | 2/12 | -/9 | 8/10 | -/- | -/16 | -/15 | -/- |
| 400 | 4/86 | -/36 | 6/36 | -/37 | -/1 | 18/30 | -/8 | 2/12 | -/- | -/16 | -/15 | 1/1 |
| 800 | -/86 | 16/52 | -/36 | 6/43 | 8/9 | -/30 | -/8 | 1/13 | -/- | -/16 | -/15 | -/1 |
| 1600 | -/86 | 11/63 | 4/40 | -/43 | 8/17 | -/30 | -/8 | -/13 | 8/8 | -/16 | -/15 | -/1 |
| 3200 | -/86 | 6/69 | -/40 | 2/45 | 10/27 | -/30 | 4/12 | -/13 | 8/16 | -/16 | 1/16 | -/1 |
| 110 HH | -/86 | 1/70 | 8/48 | 2/47 | 10/37 | -/30 | 4/16 | -/13 | 6/22 | -/16 | -/16 | -/1 |
| 300 Im | 8/92 | 6/76 | 10/58 | -/47 | 4/41 | -/30 | 1/17 | -/13 | 2/24 | -/16 | -/16 | -/1 |
| 400 R | 6/98 | 4/80 | 8/66 | 10/57 | -/41 | -/30 | 1/18 | -/13 | -/24 | 2/18 | -/16 | -/1 |
| 1600 R | 1/99 | 10/90 | -/66 | -/57 | 6/47 | -/30 | -/18 | 2/15 | -/24 | 4/22 | 2/18 | -/1 |
| 3200 R | -/99 | 10/100 | 2/68 | -/57 | 6/53 | -/30 | 8/26 | 4/19 | 1/25 | -/22 | -/18 | -/1 |
| TOTALS | 101 | 99 | 68 | 59 | 53 | 29 | 26 | 25 | 25 | 22 | 18 | 1 |
| PLACING | 1 | 2 | 3 | 4 | 5 | 6 | 7 | 8 | 9 | 10 | 11 | 12 |

*do not write in this column until event is over

BIG RED TRACK SCOREBOOK

# BIG RED TRACK SCOREBOOK

MEET Ogallala Invite DATE 4-5-97

## EVENT [redacted] Shot

| NAME | (Team) | TIME HT. DIST. |
|---|---|---|
| 1. S. McPherson | Goth | 50' |
| 2. A. Hansmeier | Og. | 49' |
| 3. K. Doekal | Og | 48'11" |
| 4. F Ringelman | I | 46'8" |
| 5. T Hicken | Goth | 46'7 |
| 6. D. Hudson | I | 45'8" |

## EVENT LJ

| NAME | (Team) | TIME HT. DIST. |
|---|---|---|
| 1. T. Neidhart | Her | 19'8 3/4 |
| 2. J. List | Og | 19'6 3/4 |
| 3. M. Fuchser | I | 18'6 1/4 |
| 4. M. Kirkpatrick | Gr. | 18'5" |
| 5. J. Griffis | Coz | 18'3 3/4 |
| 6. R. Silves | Jule | 17'11 1/2 |

## EVENT 100

| NAME | (Team) | TIME HT. DIST. |
|---|---|---|
| 1. R. Felver | Good | 10.9 |
| 2. J. Bishop | Gr. | 11.2 |
| 3. B. Zaruba | Jules | 11.3 |
| 4. A. Mann | Goth | 11.4 |
| 5. R. Sandoval | Og | 11.5 |
| 6. L. Goldenstein | Ho. | 11.6 |

## EVENT 800

| NAME | (Team) | TIME HT. DIST. |
|---|---|---|
| 1. J. Ellis | Goth | 2.07.8 |
| 2. S. McNair | I | 2.10.2 |
| 3. J. List | Og | 2.10.2 |
| 4. J. Smoothin | Holy | 2.12.3 |
| 5. M. Vires | I | 2.13.5 |
| 6. P. Clark | Goth | 2.13.7 |

## EVENT [redacted] Discus

| NAME | (Team) | TIME HT. DIST. |
|---|---|---|
| 1. S. McPherson | Goth | 150'9" |
| 2. C. Schilke | I | 147' |
| 3. D. Makovicka | Og | 140'1" |
| 4. A. Hansmeier | Og | 133' |
| 5. T. Hicken | Goth | 114'9" |
| 6. J. Dishman | Goth | 113'9" |

## EVENT T.J

| NAME | (Team) | TIME HT. DIST. |
|---|---|---|
| 1. M. Vires | I | 40'7 1/4 |
| 2. B. Cornelius | Gr | 39'4 3/4 |
| 3. J. List | Og | 39'5 3/4 |
| 4. M. Fuchser | I | 38'1/2 |
| 5. R. Mundell | Coz | 37'4 1/2 |
| 6. C. Miller | Gr | 37'2 1/4 |

## EVENT 200

| NAME | (Team) | TIME HT. DIST. |
|---|---|---|
| 1. R. Felver | Good | 22.5 |
| 2. A. Mann | Goth | 22.6 |
| 3. L. Goldenstein | Holy | 22.7 |
| 4. J. Bishop | Gr | 22.9 |
| 5. R Sandoval | Og | 23.4 |
| 6. J. Griffis<br>C. Lanckrein | Coz<br>Jules | 23.6<br>23.6 |

## EVENT 1600

| NAME | (Team) | TIME HT. DIST. |
|---|---|---|
| 1. J. Ellis | Goth | 4.59.7 |
| 2. R. Tedford | Good | 5.00.9 |
| 3. R. Meyer | I | 5.07.5 |
| 4. J. Geiken | Goth | 5.08.4 |
| 5. B. Davis | Coz | 5.09.3 |
| 6. R. Colson | I | 5.10.1 |

## EVENT P.U

| NAME | (Team) | TIME HT. DIST. |
|---|---|---|
| 1. E Acker | Coz | 11'6 |
| 2. J.P. Thomalla | Goth | 11'6 |
| 3. B. Zaruba | Jules | 11'6 |
| 4. C. Tidwell | I | 11'0 |
| 5. T.J Carter | Jule | 10'6 |
| 6. M. Fisher<br>J. Johnson | I<br>Goth | 9'0<br>9'0 |

## EVENT H.J

| NAME | (Team) | TIME HT. DIST. |
|---|---|---|
| 1. D. Hudson | I | 5'10" |
| 2. Z Labrague | Coz | 5'8" |
| 3. C. Miller | Gr | 5'8" |
| 4. R Sprague | Ho. | 5'8" |
| 5. R. Silves | Jules | 5'6 |
| 6. K. Meisner | Og | 5'6 |

## EVENT 400

| NAME | (Team) | TIME HT. DIST. |
|---|---|---|
| 1. R. Felver | Good | 52.8 |
| 2. A. Mann | Goth | 53.0 |
| 3. M. Vires | I | 53.4 |
| 4. R. Sprague | Holy | 54.7 |
| 5. J. Andis | Gr. | 55.1 |
| 6. B. Schelle | Og | 56.1 |

## EVENT 3200

| NAME | (Team) | TIME HT. DIST. |
|---|---|---|
| 1. S. Gunter | Ogal | 11.10 |
| 2. S. McNair | I | 11.10.1 |
| 3. R. Tedford | Good | 11.15 |
| 4. B. Davis | Coz | 11.17.1 |
| 5. R. Meyer | I | 11.17.2 |
| 6. R. Colson | I | 11.27.4 |

# BIG RED TRACK SCOREBOOK

HELD AT: Ogcelah SCORING: 1st 10 pts.; 2nd 8 pts.; 3rd 6 pts.; 4th 4 pts.; 5th 2 pts.; 6th 1 pts.

## EVENT 110 HH

| | NAME | (Team) | TIME HT. DIST. |
|---|---|---|---|
| 1. | S. Arnold | Goth | 16.1 |
| 2. | N. Stoddard | Her | 16.2 |
| 3. | D. Beale | Jules | 16.2 |
| 4. | A. Davenport | Goth | 16.3 |
| 5. | C. Thyne | Jule | 17.1 |
| 6. | M. Strand | I | 17.2 |

## EVENT 300 IM

| | NAME | (Team) | TIME HT. DIST. |
|---|---|---|---|
| 1. | A. Davenport | Goth | 42.3 |
| 2. | B. Brown | Holy | 43.6 |
| 3. | C. Thyne | Jules | 44.3 |
| 4. | D. Beale | Jules | 44.8 |
| 5. | J. Cohn | Good | 457 |
| 6. | J. Johnson | Goth | 46.2 |

## 400 RELAY

| | TEAM | RUNNERS | TIME |
|---|---|---|---|
| 1. | Holyoke | _____, _____ | 45.1 |
| | | _____, _____ | |
| 2. | Cozad | K. Berry | 46.7 |
| 3. | Julesburg | C. Tidwell | 46.8 |
| 4. | Imp. | G. Parkinson | 47.5 |
| 5. | Ogallala | M. Strand | 48.3 |
| 6. | Grant | | 49.7 |

## 1600 RELAY

| | TEAM | RUNNERS | TIME |
|---|---|---|---|
| 1. | Julesburg | _____, _____ | 3.34.6 |
| | | _____, _____ | |
| 2. | Holyoke | M. Ulrich | 3.37.1 |
| 3. | Goth | C. Tidwell | 3.38.3 |
| 4. | Imp | K. Berry | 3.45.2 |
| 5. | Ogal | M. Fuchsen | 3.47.2 |
| 6. | Grant | | 3.48.6 |

## 3200 RELAY

| | TEAM | RUNNERS | TIME |
|---|---|---|---|
| 1. | Ogal | _____, _____ | 9.08.6 |
| | | _____, _____ | |
| 2. | Grant | S. Bangen | 9.28.7 |
| 3. | Jules | J. Berry | 9.29.1 |
| 4. | Holyoke | J. Ulrich | 9.45.1 |
| 5. | Imp | B. Hansen | 9.48 |
| 6. | Cozad | | 10.48.1 |

TEAMS

| *EVENTS | ABBR. | Gothenburg | Imp. | Ogallala | Julesburg | Holy Cross | Goodland | Grant | Cozad | Hershey |
|---|---|---|---|---|---|---|---|---|---|---|
| Shot | | 12 / 12 | 5 / 5 | 14 / 14 | – | – | – | – | – | – |
| Discus | | 13 / 25 | 8 / 13 | 10 / 24 | – | – | – | – | – | – |
| PV | | 8½ / 35½ | 4½ / 17½ | – / 24 | 8 / 8 | – | – | – | 10 / 10 | – |
| LJ | | – / 35½ | 6 / 23½ | 8 / 32 | 1 / 9 | – | – | 4 / 4 | 2 / 12 | 10 / 10 |
| T.J | | – / 35½ | 14 / 37½ | 6 / 38 | – / 9 | – | – | 9 / 13 | 2 / 14 | – / 10 |
| H.J | | – / 35½ | 10 / 47½ | 1 / 39 | 2 / 11 | 4 / 4 | – | 6 / 19 | 8 / 22 | – / 10 |
| 100 | | 4 / 31½ | – / 47½ | 2 / 41 | 6 / 17 | 1 / 5 | 10 / 10 | 8 / 27 | – / 22 | – / 10 |
| 200 | | 8 / 45½ | – / 47½ | 2 / 43 | ½ / 17½ | 6 / 11 | 10 / 20 | 4 / 31 | ½ / 22½ | – / 10 |
| 400 | | 8 / 53½ | 6 / 53½ | 1 / 44 | – / 17½ | 4 / 15 | 10 / 30 | 2 / 33 | – / 22½ | – / 10 |
| 800 | | 11 / 64½ | 10 / 63½ | 6 / 50 | – / 17½ | 4 / 19 | – / 30 | – / 33 | – / 22½ | – / 10 |
| 1600 | | 14 / 68½ | 7 / 70½ | – / 50 | – / 17½ | – / 19 | 8 / 38 | – / 33 | 2 / 24½ | – / 10 |
| 3200 | | – / 68½ | 11 / 81½ | 10 / 60 | – / 17½ | – / 19 | 6 / 44 | – / 33 | 4 / 28½ | – / 10 |
| 110 HH | | 14 / 42½ | 1 / 32½ | – / 60 | 8 / 25½ | – / 19 | – / 44 | – / 33 | – / 28½ | 8 / 18 |
| 300 IM | | 11 / 105½ | – / 52½ | – / 60 | 10 / 35½ | 8 / 27 | 2 / 46 | – / 33 | – / 28½ | – / 18 |
| 400 R | | – / 105½ | 4 / 56½ | 2 / 62 | 6 / 41½ | 10 / 37 | – / 46 | 1 / 34 | 8 / 36½ | – / 18 |
| 1600 R | | 6 / 105½ | 4 / 60½ | 2 / 64 | 10 / 51½ | 8 / 45 | – / 46 | 1 / 35 | – / 36½ | – / 18 |
| 3200 R | | – / 105½ | 2 / 62½ | 10 / 74 | 6 / 57½ | 4 / 49 | – / 46 | 8 / 43 | 1 / 37½ | – / 18 |
| | | | | | | | | | | |
| TOTALS | | 105 | 92.5 | 74.5 | 57 | 49 | 46 | 43 | 37.5 | 18 |
| PLACING | | 1 | 2 | 3 | 4 | 5 | 6 | 7 | 8 | 9 |

*do not write in this column until event is over

# BIG RED TRACK SCOREBOOK

MEET Grant Invite DATE 4-15-97

## EVENT Shot

| NAME | (Team) | TIME HT. DIST. |
|---|---|---|
| 1. K. Docekal | Og | 51'10" |
| 2. A. Hansmeir | Og | 50'6" |
| 3. D. Hudson | I | 48'8" |
| 4. F. Ringelman | I | 45'5" |
| 5. D. Makovicka | Og | 45'1½ |
| 6. E. Martins | G. | 43'5" |

## EVENT L.J.

| NAME | (Team) | TIME HT. DIST. |
|---|---|---|
| 1. K. Wykert | Gr | 19'11" |
| 2. N. Fuchen | I | 19'6½ |
| 3. J List | Og | 19'1½ |
| 4. T Dam | Og | 19'¾" |
| 5. R Sandoval | Og | 18'5½ |
| 6. M Kirkpatrick | Gr | 18'1½ |

## EVENT 100

| NAME | (Team) | TIME HT. DIST. |
|---|---|---|
| 1. J. Bishopp | Gr | 11.2 |
| 2. J. Walgren | W-P | 11.6 |
| 3. J. Andis | Gr. | 11.6 |
| 4. A. McKinney | W-P | 11.7 |
| 5. R Sandoval | Og | 11.7 |
| 6. K. Nelson | Her | 11.7 |

## EVENT 800

| NAME | (Team) | TIME HT. DIST. |
|---|---|---|
| 1. M Vires | I | 2.07.2 |
| 2. J. List | Og | 2.09.7 |
| 3. C. Skeen | I | 2.10.6 |
| 4. S. McNair | I | 2.11.7 |
| 5. K. Weaver | Og | 2.16.5 |
| 6. B. Hoatson | Her | 2.17.3 |

## EVENT Discus

| NAME | (Team) | TIME HT. DIST. |
|---|---|---|
| 1. A. Hansmier | Og | 154'3" |
| 2. C. Schilke | I | 136'3" |
| 3. D. Hudson | I | 135'3" |
| 4. E Pfeiffer | W-P | 134'6" |
| 5. M. Terryberry | I | 129'1" |
| 6. D. Makovicka | Og | 120' |

## EVENT T.J

| NAME | (Team) | TIME HT. DIST. |
|---|---|---|
| 1. T. Kitt | W-P | 42'9½ |
| 2. M. Vires | I | 41'10¾ |
| 3. L. Kaiser | I | 40'4¼ |
| 4. N. Fuchen | I | 39'9" |
| 5. T. Colglazier | Gr. | 38'3½ |
| 6. B. Cornelius | Gr | 38'2" |

## EVENT 200

| NAME | (Team) | TIME HT. DIST. |
|---|---|---|
| 1. J. Bishopp | Gr. | 23.6 |
| 2. K. Nelson | Her | 23.8 |
| 3. J. Walgren | W-P | 23.9 |
| 4. A. McKinney | W-P | 24.1 |
| 5. J. Andis | Gr. | 24.1 |
| 6. K Luech | Gr. | 24.5 |

## EVENT 1600

| NAME | (Team) | TIME HT. DIST. |
|---|---|---|
| 1. D. Flaming | W-P | 4.56 |
| 2. C. Norman | Og | 5.00 |
| 3. R. Colson | I | 5.02 |
| 4. R Meyer | I | 5.02.8 |
| 5. J. Bay | Her | 5.03.4 |
| 6. S. Barger | I | 5.04.5 |

## EVENT P.V

| NAME | (Team) | TIME HT. DIST. |
|---|---|---|
| 1. C. Tidwell | I | 11'6" |
| 2. K. Kohtz | IJV | 11'0 |
| 3. T. J Shiers | Gr | 10'6 |
| 4. M. Fisher | I | 10'6 |
| 5. D. Maier | I | 10'0 |
| 6. J. Quick | Og | 10'0 |

## EVENT H.J

| NAME | (Team) | TIME HT. DIST. |
|---|---|---|
| 1. D. Hudson | I | 6'4" |
| 2. C. Miller | Gr | 6'0" |
| 3. K. Meisner | Og | 5'10 |
| 4. N. Koehn | Og | 5'10" |
| 5. D. Cerny | Og | 5'8" |
| 6. L. Kaiser | I | 5'9 |

## EVENT 400

| NAME | (Team) | TIME HT. DIST. |
|---|---|---|
| 1. T. Kitt | W-P | 50.8 |
| 2. M. Vires | I | 52.5 |
| 3. C. Skeen | I | 53.2 |
| 4. J. Bishop | Gr. | 54.0 |
| 5. S. McNair | I | 54.1 |
| 6. B. Scheele | Og | 54.6 |

## EVENT 3200

| NAME | (Team) | TIME HT. DIST. |
|---|---|---|
| 1. D. Flaming | W-P | 10.31.4 |
| 2. S. Gunter | Og | 10.50 |
| 3. C. Norman | Og | 10.50.7 |
| 4. J. Bay | Her | 10.57.1 |
| 5. R. Meyer | I | 11.07.8 |
| 6. R. Colson | I | 11.16.3 |

C. Schilke - M. Terryberry. D. Maier D. Hudson

[illegible] 2. [illegible] 50.3 - Ogal - 50.4 - Ogal JV. 51.9 5 - Grant 52.1

HELD AT: Grant SCORING: 1st 10 pts.; 2nd 8 pts.; 3rd 6 pts.; 4th 4 pts.; 5th 2 pts.; 6th 1 pts.

## EVENT 110 HH

| NAME | (Team) | TIME HT. DIST. |
|---|---|---|
| 1. N. Stoddard | Her | 15.8 |
| 2. M. Strand | I | 16.6 |
| 3. M. Kirk Patrick | Gr | 17.7 |
| 4. C. Miller | Gr | 17.8 |
| 5. E. Koperski | Og | 18.1 |
| 6. J. McNabb | I | 18.1 |

## EVENT 300 IM

| NAME | (Team) | TIME HT. DIST. |
|---|---|---|
| 1. M. Strand | I | 44.7 |
| 2. N. Stoddard | Her | 44.9 |
| 3. M. Fisher | I | 45.0 |
| 4. E. Koperski | Og | 46.0 |
| 5. C. Miller | Gr | 46.3 |
| 6. J. Dezort | Her | 46.4 |

## 400 Rel RELAY

| TEAM | RUNNERS | | TIME |
|---|---|---|---|
| 1. W-P | | | 44.8 |
| 2. Grant | C. Tidwell | D. Parsley | 45.5 |
| 3. Hershey | K. Berry | L. Jablonski | 46.7 |
| 4. Imp | L. Parkonie | B. Leibhardt | 47.3 |
| 5. Og | M. Strand | | 47.4 |
| 6. Imp J.V | | | 50.9 |

## 1600 Rel RELAY

| TEAM | RUNNERS | | TIME |
|---|---|---|---|
| 1. Imp | M. Vines | N. Fuchsen | 3.37.9 |
| | S. McNair | C. Skeen | |
| 2. W-P | | | 3.42.4 |
| 3. Grant | | | 3.43.8 |
| 4. Oga ~~JV~~ U | C. Hamilton | | 3.45 |
| 5. Her. | C. Parsley | | 3.54.2 |
| 6. Imp J.V | L. Jablonski | | 4.02.9 |

## 3200 Rel RELAY

| TEAM | RUNNERS | | TIME |
|---|---|---|---|
| 1. Ogal | | | 8.53.7 |
| 2. Imp | S. McNair | B. Poindexter | 9.00.2 |
| 3. Grant | J. Berry | S. Kunneman | 9.03.9 |
| 4. Her. | B. Hanzer | J. Bilka | 9.31.7 |
| 5. Imp J.V | R. Colson | P. Arlenbaum | 9.57.6 |
| 6. Ogal JV | | | 10.30.4 |

TEAMS

| *EVENTS | Imp. | Ogal | Grant | Wau-Rel | Hershey | Imp J.V | Og. J.V |
|---|---|---|---|---|---|---|---|
| Shot | 10/10 | 20/20 | 1/1 | -/- | -/- | -/- | -/- |
| Discus | 18/28 | 11/31 | -/1 | 4/4 | -/- | -/- | -/- |
| P.U | 16/44 | 1/32 | 6/6 | -/4 | -/- | 8/8 | -/- |
| LJ | 8/52 | 12/44 | 11/17 | -/4 | -/- | -/8 | -/- |
| TJ | 18/70 | -/44 | 3/20 | 10/14 | -/- | -/8 | -/- |
| HS | 11/81 | 12/56 | 8/28 | -/14 | -/- | -/8 | -/- |
| 100 | -/81 | 2/58 | 16/44 | 12/26 | 1/1 | -/8 | -/- |
| 200 | -/81 | -/58 | 13/57 | 10/36 | 8/9 | -/8 | -/- |
| 400 | 16/97 | 1/59 | 4/61 | 10/46 | -/9 | -/8 | -/- |
| 800 | 20/117 | 10/69 | -/61 | -/46 | 1/10 | -/8 | -/- |
| 1600 | 11/128 | 8/77 | -/61 | 10/56 | 2/12 | -/8 | -/- |
| 3200 | 3/131 | 14/91 | -/61 | 10/66 | 4/16 | -/8 | -/- |
| 110 HH | 11/142 | 2/93 | 10/71 | -/66 | 10/26 | -/8 | -/- |
| 300 IM | 16/158 | 4/97 | 2/73 | -/66 | 9/35 | -/8 | -/- |
| 400 R | 4/162 | 2/99 | 8/81 | 10/76 | 6/41 | 1/9 | -/- |
| 1600 R | 10/172 | 4/103 | 6/87 | 8/84 | 2/43 | 1/10 | -/- |
| 3200 R | 8/180 | 10/113 | 6/93 | -/84 | 4/47 | 2/12 | 1/1 |
| Wt Rel. | 10/190 | 6/119 | 2/95 | -/84 | 8/55 | 1/13 | 4/5 |
| TOTALS | 190 | 119 | 95 | 84 | 55 | 13 | 5 |
| PLACING | 1 | 2 | 3 | 4 | 5 | 6 | 7 |

*do not write in this column until event is over

BIG RED TRACK SCOREBOOK

Imperial JV 57.2 — Stinnette - Pump - Z. Tidwell - B. Jab

BIG RED TRACK SCOREBOOK

MEET Chappell Invite Imp - J.V. DATE 4-18-97

## EVENT Shot

| | NAME | (Team) | TIME HT. DIST. |
|---|---|---|---|
| 1. | Waring | Pine | 50'4 3/4 |
| 2. | Mitchell | Lodge | 47'11 1/2 |
| 3. | Heath | Jules | 46'4" |
| 4. | Berglund | Osh | 45'9" |
| 5. | Kastens | Pot-Dix | 43'6" |
| 6. | Bondegard | Lodge | 43'0" |

## EVENT HJ

| | NAME | (Team) | TIME HT. DIST. |
|---|---|---|---|
| 1. | A. Calbeau | Pot-D | 5'8" |
| 2. | B. Brown | So.P | 5'8 |
| 3. | R. Stanley | So.P. | 5'8" |
| 4. | Z. Roth | Chap | 5'8" |
| 5. | Demarchi | Jules | 5'8" |
| 6. | R. Silvas | Jules | 5'6" |

## EVENT 100

| | NAME | (Team) | TIME HT. DIST. |
|---|---|---|---|
| 1. | Zaruba | Jules | 11.2 |
| 2. | Owings | Jules | 11.4 |
| 3. | Davis | Chap | 11.4 |
| 4. | Stauffer | Ban.Co | 11.4 |
| 5. | Santero | OSh | 11.6 |
| 6. | Starostka | Chap | 11.7 |

## EVENT 800

| | NAME | (Team) | TIME HT. DIST. |
|---|---|---|---|
| 1. | Cooper | So.P | 2.06.1 |
| 2. | McBride | So.P | 2.07.8 |
| 3. | Mallendar | Jules | 2.08.5 |
| 4. | Stark | Osh | 2.09.5 |
| 5. | Reed | Pine-B | 2.10 |
| 6. | Robertson | Wheat | 2.10.1 |

## EVENT Discus

| | NAME | (Team) | TIME HT. DIST. |
|---|---|---|---|
| 1. | N. Gontemaker | Osh | 137'9" |
| 2. | Z. Nachtrab | Wheat | 135'11" |
| 3. | C. Berglund | Osh | 133'10" |
| 4. | K Kastens | Pot-Dix | 123'11" |
| 5. | A. Waring | Pine B. | 123'0" |
| 6. | L. Vary | Jules | 122'3" |

## EVENT T.J

| | NAME | (Team) | TIME HT. DIST. |
|---|---|---|---|
| 1. | Davis | Chap | 44'11 1/2 |
| 2. | Paulsen | Chap | 41'7" |
| 3. | Harms | Wheat | 41 1/4 |
| 4. | Stanley | So.P. | 40'10 3/4 |
| 5. | Landquist | Jules | 40'5" |
| 6. | Cooper | Ban.Co | 40'3 1/2 |

## EVENT 200

| | NAME | (Team) | TIME HT. DIST. |
|---|---|---|---|
| 1. | Santero | OSh | 23.5 |
| 2. | Owings | Jules | 23.6 |
| 3. | Stauffer | Ban.Co | 24.0 |
| 4. | Starostka | Chap | 24.4 |
| 5. | Johnson | Chap | 24.4 |
| 6. | Sanai | Pine B | 25.1 |

## EVENT 1600

| | NAME | (Team) | TIME HT. DIST. |
|---|---|---|---|
| 1. | Cooper | So.P | 5:04.8 |
| 2. | Regier | Wheat | 5:13.3 |
| 3. | Stark | OSh | 5:18.8 |
| 4. | Zimmerman | So.P | 5:21.6 |
| 5. | Caceres | Imp JV | 5:25.8 |
| 6. | Miscegadis | Lodge | 5:26.3 |

## EVENT PV

| | NAME | (Team) | TIME HT. DIST. |
|---|---|---|---|
| 1. | Garcia | So.P | 11'6" |
| 2. | Carter | Jules | 11'6" |
| 3. | Zaruba | Jules | 11'6" |
| 4. | B. Johnson | Imp | 11'0 |
| 5. | Hughes | So.P | 10'6" |
| 6. | Quinn | Osh. | 10'6" |

## EVENT LJ

| | NAME | (Team) | TIME HT. DIST. |
|---|---|---|---|
| 1. | D. Davis | Chap | 21'8" |
| 2. | Cooper | Ban.Co. | 19'11" |
| 3. | Harms | Wheat | 19'5" |
| 4. | Paulsen | Chap | 19'9 1/4 |
| 5. | Revelle | Ban.Co | 19'5" |
| 6. | Stanley | So.P | 19'3 1/2 |

## EVENT 400

| | NAME | (Team) | TIME HT. DIST. |
|---|---|---|---|
| 1. | Landquist | Jules | 52.5 |
| 2. | Silvas | Jul | 54.2 |
| 3. | Paulson | Chap | 54.5 |
| 4. | Bondegard | Lodge | 54.8 |
| 5. | Stauffer | Ban.C | 55.0 |
| 6. | Stein | Pot-D | 55.6 |

## EVENT 3200

| | NAME | (Team) | TIME HT. DIST. |
|---|---|---|---|
| 1. | Cooper | So.P | 10.12.5 |
| 2. | Landquist | Jule | 11.26.9 |
| 3. | Heinecke | Pine B | 11.29.3 |
| 4. | Caceres | Imp | 11.31.2 |
| 5. | Palsen | So.P. | 11.41.0 |
| 6. | Metcalf | Chap | 11.44.3 |

HELD AT: Chappell SCORING: 1st 10 pts.; 2nd 8 pts.; 3rd 6 pts.; 4th 4 pts.; 5th 2 pts.; 6th 1 pts.

**EVENT 110HH**

| NAME | (Team) | TIME HT. DIST. |
|---|---|---|
| 1. Waring | Pine B | 15.2 |
| 2. McCaslin | Pot-Dix | 15.4 |
| 3. Paulson | Chap | 15.4 |
| 4. Roth | Chap | 15.4 |
| 5. Johnson | Chap | 15.6 |
| 6. Beale | Jul | 16.0 |

**EVENT 300 IM**

| NAME | (Team) | TIME HT. DIST. |
|---|---|---|
| 1. Waring | Pine B | 40.7 |
| 2. Paulson | Chap | 41.8 |
| 3. Livingston | Osh | 42.6 |
| 4. Beale | Jul | 43.8 |
| 5. Davis | Ban C | 44.3 |
| 6. McNaugh | Imp | 44.3 |

**400 RELAY**

| TEAM | RUNNERS | TIME |
|---|---|---|
| 1. Chap. | , | 45.8 |
| 2. Jules | , | 46.2 |
| 3. Bann. Co. | | 47.7 |
| 4. So. Platte | | 47.7 |
| 5. Wheatland | | 48.5 |
| 6. Pine Bluffs | | 48.6 |

**1600 RELAY**

| TEAM | RUNNERS | TIME |
|---|---|---|
| 1. Jules | , | 3.31.1 |
| 2. Chapp. | , | 3.42.7 |
| 3. SO. Platte | | 3.45.0 |
| 4. Osh | | 3.45.8 |
| 5. Lodgepole | | 3.47.3 |
| 6. Potter-Dix | | 3.51.3 |

**3200 RELAY**

| TEAM | RUNNERS | TIME |
|---|---|---|
| 1. Jules | , | 8.47.7 |
| 2. So. Platte | , | 8.54.0 |
| 3. Lodgepole | J Bilka | 8.59.0 |
| 4. Wheat. | P Anterkan | 9.22.3 |
| 5. Pine Bluffs | S. Kunneman | 9.26.1 |
| 6. Imp J.V. | B Poindexter | 9.43.8 |

TEAMS

| TEAM NAME / ABBR. | Jules Burg | Chappell | South Platte | Oshkosh | Pine Bluffs Wyo | Wheatland | Banner Co | Potter Dix | Lodge Pole | Imperial J.V. | Albin Wyo | Sioux Co. |
|---|---|---|---|---|---|---|---|---|---|---|---|---|
| *EVENTS | | | | | | | | | | | | |
| Shot | 6/6 | -/- | -/- | 4/4 | 10/10 | -/- | -/- | 2/2 | 9/9 | -/- | -/- | -/- |
| Disc | 1/7 | -/- | -/- | 16/20 | 2/12 | 8/8 | -/- | 4/6 | -/9 | -/- | -/- | -/- |
| PV | 14/21 | -/- | 12/12 | 1/21 | -/12 | -/8 | -/- | -/6 | -/9 | 4/4 | -/- | -/- |
| HJ | 3/24 | 4/4 | 14/26 | -/21 | -/12 | -/8 | -/- | 10/16 | -/9 | -/4 | -/- | -/- |
| T.J | 2/26 | 18/22 | 4/30 | -/21 | -/12 | 6/14 | 1/1 | -/16 | -/9 | -/4 | -/- | -/- |
| L.J | -/26 | 14/36 | 1/31 | -/21 | -/12 | 6/20 | 10/11 | -/16 | -/9 | -/4 | -/- | -/- |
| 100 | 18/42 | 7/43 | -/31 | 2/23 | /12 | -/20 | 4/15 | -/16 | -/9 | -/4 | -/- | -/- |
| 200 | 8/50 | 8/51 | -/31 | 10/43 | 1/13 | -/20 | 6/21 | -/16 | -/9 | -/4 | -/- | -/- |
| 400 | 18/68 | 6/57 | -/31 | -/43 | -/13 | -/20 | 2/23 | 1/17 | 4/13 | -/4 | -/- | -/- |
| 800 | 6/74 | -/57 | 18/49 | 4/47 | 2/15 | 1/21 | -/23 | -/17 | -/13 | -/4 | -/- | -/- |
| 1600 | -/74 | -/57 | 14/63 | 6/53 | -/15 | 8/29 | -/23 | -/17 | 1/14 | 2/6 | -/- | -/- |
| 3200 | 8/82 | 1/58 | 12/75 | -/53 | 6/21 | -/29 | -/23 | -/17 | -/14 | 4/10 | -/- | -/- |
| 110HH | 1/83 | 12/70 | -/75 | -/53 | 10/31 | -/29 | -/23 | 8/25 | -/14 | -/10 | -/- | -/- |
| 300IM | 4/87 | 8/78 | -/75 | 6/58 | 10/41 | -/29 | 2/25 | -/25 | -/14 | 1/11 | -/- | -/- |
| 400 Rel | 8/96 | 10/88 | 4/79 | -/58 | 1/42 | 2/31 | 6/31 | -/25 | -/14 | -/11 | -/- | -/- |
| 1600 Rel | 10/106 | 8/96 | 6/85 | 4/62 | -/42 | -/31 | -/31 | 1/26 | 2/16 | -/11 | -/- | -/- |
| 3200 Rel | 10/116 | -/96 | 8/93 | -/- | 2/44 | 4/35 | -/31 | -/26 | 6/22 | 1/12 | -/- | -/- |
| | -/ | | | | | | | | | -/12 | | |
| TOTALS | 116 | 96 | 93 | 62 | 44 | 35 | 31 | 26 | 22 | 12 | 0 | 0 |
| PLACING | 1 | 2 | 3 | 4 | 5 | 6 | 7 | [illegible] | [illegible] | [illegible] | 11 | 12 |

*do not write in this column until event is over

BIG RED TRACK SCOREBOOK

# BIG RED TRACK SCOREBOOK

MEET Gothenburg Invite Varsity DATE 4-19-97

## EVENT Shot

| NAME | (Team) | TIME HT. DIST. |
|---|---|---|
| 1. D. Hudson | I | 50'10" |
| 2. A. Hansmeir | Og | 49'7" |
| 3. C. Metzger | Goth | 48'10 |
| 4. J. McPherson | Goth | 48'2 |
| 5. N. Armagost | Lex | 47'7" |
| 6. C. Roberts | Lex | 47'7 |

## EVENT T.J

| NAME | (Team) | TIME HT. DIST. |
|---|---|---|
| 1. J. Chancellor | McC ~~43'6"~~ | 43'6" |
| 2. M. Vines | I | 41'6" |
| 3. J. McMinnier | Mc | 40'5" |
| 4. T. Hallowell | Mc | 40'3 3/4 |
| 5. L. Kaiser | I | 39'2 1/4 |
| 6. N. Fuehrer | I | 38'10 1/4 |

## EVENT 100

| NAME | (Team) | TIME HT. DIST. |
|---|---|---|
| 1. B. Soden | Mc | 10.7 |
| 2. J.T Burk | Good | 11.0 |
| 3. C. Neuhaus | Mc | 11.2 |
| 4. B. Gilland | Mc | 11.4 |
| 5. K Sonthana | Lex | 11.5 |
| 6. M. Culler | Og | 11.6 |

## EVENT 800

| NAME | (Team) | TIME HT. DIST. |
|---|---|---|
| 1. J. Ellis | Goth | 2.02.4 |
| 2. M. Vines | I | 2.06. |
| 3. A. Short | Good | 2.10.3 |
| 4. C. Skeen | I | 2.11.5 |
| 5. M. Blivier | Lex | 2.13.6 |
| 6. S. McNair | I | 2.14 |

## EVENT Discus

| NAME | (Team) | TIME HT. DIST. |
|---|---|---|
| 1. A. Hansmeir | Og | 157'8" |
| 2. S McPherson | Goth | 146'8" |
| 3. T. Hicken | Goth | 137'8" |
| 4. D Hudson | I | 136'3" |
| 5. M Terryberry | I | 132'1" |
| 6. D. Makowicka | Ogal | 131'3" |

## EVENT L.J

| NAME | (Team) | TIME HT. DIST. |
|---|---|---|
| 1. B. Soden | Mc | 21'7" |
| 2. T. Hallowell | Mc | 21'2 3/4 |
| 3. E. Stewart | Mc | 20'4 3/4 |
| 4. A. Horn Fech | K | 19'10 1/2 |
| 5. N. Fuehrer | I | 19'2" |
| 6. S. McFarland | Lex | 18'11 1/2 |

## EVENT 200

| NAME | (Team) | TIME HT. DIST. |
|---|---|---|
| 1. R. Felver | Good | 22.9 |
| 2. A. Mann | Goth | 23.2 |
| 3. J. T Burk | Good | 23.4 |
| 4. C. Neuhaus | Mc | 24.0 |
| 5. B. Gilland | Mc | 24.4 |
| 6. N. Rubio | Good | 24.5 |

## EVENT 1600

| NAME | (Team) | TIME HT. DIST. |
|---|---|---|
| 1. J. Ellis | Goth | 4.51.7 |
| 2. C Norman | Og | 4.53.6 |
| 3. J. Linden | Lex | 4.54.8 |
| 4. R. Tedford | Good | 5.00.1 |
| 5. R Colson | I | 5.00.9 |
| 6. T. Dan | Og | 5.01.2 |

## EVENT PV.

| NAME | (Team) | TIME HT. DIST. |
|---|---|---|
| 1. K Moore | Lex | 14' |
| 2. J.P. Thomalla | Goth | 13' |
| 3. Z. Schillz | McC | 12'6" |
| 4. D. Maier | I | 12' |
| 5. C. Tidwell | I | 12 |
| 6. J. Johnson | Goth | [illegible]'6 |

## EVENT ~~PV~~ H.J

| NAME | (Team) | TIME HT. DIST. |
|---|---|---|
| 1. D. Hudson | I | 6'5" |
| 2. C.J Bentley | Goth | 6'1" |
| 3. N. Rubio | Good | 6'1" |
| 4. M Skuja | K | 5'11" |
| 5. L. Kaiser | I | 5'7" |
| 6. J. Kring | K | |
| N Bennet | Mc | |

## EVENT 400

| NAME | (Team) | TIME HT. DIST. |
|---|---|---|
| 1. A. Mann | Goth | 51.1 |
| 2. R Felver | Good | 51.2 |
| 3. E. Otto | Lex | 51.9 |
| 4. M. Vines | I | 52.0 |
| 5. C. Skeen | I | 53.2 |
| 6. T.J Teator | Lex | 53.9 |

## EVENT 3200

| NAME | (Team) | TIME HT. DIST. |
|---|---|---|
| 1. R Tedford | Good | 10.40.7 |
| 2. J. Linden | Lex | 10.51.0 |
| 3. S. Gunther | Og | 10.56.4 |
| 4. S. McNair | I | 10.58.5 |
| 5. R Meyer | I | 10.59.2 |
| 6. B Bates | Mc. | 10.59.4 |

[illegible] - 3.50.2 2 - Imp 3.51.7 3 McCook 3.53.9 4 Ogal. 4.00.1

Pankonin - Tidwell - Fuehrer - Barger

# BIG RED TRACK SCOREBOOK

HELD AT: Gothenburg SCORING: 1st 10 pts.; 2nd 8 pts.; 3rd 6 pts.; 4th 4 pts.; 5th 2 pts.; 6th 1 pts.

## EVENT 110 HH

| | NAME | (Team) | TIME HT. DIST. |
|---|---|---|---|
| 1. | S. McFarland | Lex | 15.6 |
| 2. | A. Davenport | Goth | 15.6+ |
| 3. | A. Dacke | Lex | 16.0 |
| 4. | M. Blaker | Mc | 16.1 |
| 5. | J. Reetz | Good | 16.5 |
| 6. | R Hatcher | Gibb | 16.6 |

## EVENT 300 IM

| | NAME | (Team) | TIME HT. DIST. |
|---|---|---|---|
| 1. | S McFarland | Lex | 42.0 |
| 2. | A. Davenport | Goth | 42.0+ |
| 3. | A. Dacke | Lex | 43.0 |
| 4. | M. Fisher | I | 44.1 |
| 5. | M. Baker | Mc | 44.2 |
| 6. | R. Spencer | Mc | 44.3 |

## 400 Rel RELAY

| | TEAM | RUNNERS | TIME |
|---|---|---|---|
| 1. | McCook | _____, _____ _____, _____ | 44.2 |
| 2. | Lex | E. Hansen | 46.3 |
| 3. | Imperial | C. Tidwell | 47.4 |
| 4. | Ogal | M. Strand | 47.7 |
| 5. | Goth | K. Beam | 47.8 |
| 6. | | | |

## 1600 Rel RELAY

| | TEAM | RUNNERS | TIME |
|---|---|---|---|
| 1. | Lex | _____, _____ _____, _____ | 3.32.0 |
| 2. | Imp | C. Slicer | 3.33.9 |
| 3. | Goth | S. McClain | 3.34.5 |
| 4. | Good | N. Fuehrer | 3.40.3 |
| 5. | Mc | M. Vires | 3.41.2 |
| 6. | Ogal | | 3.47.1 |

## 3200 Rel RELAY

| | TEAM | RUNNERS | TIME |
|---|---|---|---|
| 1. | Ogal | _____, _____ _____, _____ | 8.47.6 |
| 2. | Goth | B. Hansen | 9.00.2 |
| 3. | Imp | J Berry | 9.01.6 |
| 4. | McCook | S. McClain | 9.09.4 |
| 5. | Lex | S. Bangen | 9.33.7 |
| 6. | Kearney | | 9.35.8 |

TEAMS

| TEAM NAME | Goth | McCook | Imperial | Lexington | Good Land | Ogallala | Kearney J.V |
|---|---|---|---|---|---|---|---|
| ABBR. | Goth | McC | Imp | Lex | GL | Ogal | Kearney |
| *EVENTS | | | | | | | |
| Shot | 10 / 10 | - / - | 10 / 10 | 3 / 3 | - / - | 8 / 8 | - / - |
| Discus | 14 / 24 | - / - | 6 / 16 | - / 3 | - / - | 11 / 19 | - / - |
| P.V | 9 / 33 | 6 / 6 | 6 / 22 | 10 / 13 | - / - | - / 19 | - / - |
| T.J | - / 33 | 20 / 26 | 11 / 33 | - / 13 | - / - | - / 19 | - / - |
| L.J | - / 33 | 24 / 50 | 2 / 35 | 1 / 14 | - / - | - / 19 | 4 / 4 |
| H.J | 8 / 41 | 1 / 51 | 11 / 46 | - / 14 | 6 / 6 | - / 19 | 5 / 9 |
| 100 | - / 41 | 20 / 71 | - / 46 | 2 / 16 | 8 / 14 | 1 / 20 | - / 9 |
| 200 | 8 / 49 | 6 / 77 | - / 46 | - / 16 | 17 / 31 | - / 20 | - / 9 |
| 400 | 10 / 59 | - / 77 | 6 / 52 | 7 / 23 | 8 / 39 | - / 20 | - / 9 |
| 800 | 10 / 69 | - / 77 | 13 / 65 | 2 / 25 | 6 / 45 | - / 20 | - / 9 |
| 1600 | 10 / 79 | - / 77 | 2 / 67 | 6 / 31 | 4 / 49 | 9 / 29 | - / 9 |
| 3200 | - / 79 | 1 / 78 | 6 / 73 | 8 / 39 | 10 / 59 | 6 / 35 | - / 9 |
| 110 HH | 9 / 88 | 4 / 82 | - / 73 | 16 / 56 | 2 / 61 | - / 35 | - / 9 |
| 300 IM | 8 / 96 | 3 / 85 | 4 / 77 | 16 / 72 | - / 61 | - / 35 | - / 9 |
| 400 Rel | 2 / 98 | 10 / 95 | 6 / 83 | 8 / 80 | - / 61 | 4 / 39 | - / 9 |
| 1600 Rel | 6 / 106 | 2 / 97 | 8 / 91 | 10 / 90 | 4 / 65 | 1 / 40 | - / 9 |
| 3200 Rel | 8 / 114 | 4 / 101 | 6 / 97 | 2 / 92 | - / 65 | 10 / 50 | 1 / 10 |
| 4 x 400 Rel | 8 / 122 | 4 / 105 | 6 / 103 | 2 / 94 | - / 65 | 10 / 60 | 1 / 11 |
| TOTALS | 116 | 109 | 107 | 103 | 65 | 56 | 10 |
| PLACING | 1 | 2 | 3 | 4 | 5 | 6 | 7 |

*do not write in this column until event is over

- Goth 4.02.5

# BIG RED TRACK SCOREBOOK

MEET Imperial Invite DATE 4-22-97

## EVENT Shot

| NAME | (Team) | TIME HT. DIST. |
|---|---|---|
| 1. D. Hudson | I | 48'4" |
| 2. K. Docekal | Og | 47'7" |
| 3. A. Hansmeir | Og | 46'1½ |
| 4. D. Makowski | Og | 45'11½ |
| 5. C. Berglund | Osh | 44'10 |
| 6. F. Ringelman | I | 44'6 |

## EVENT H.J

| NAME | (Team) | TIME HT. DIST. |
|---|---|---|
| 1. D. Hudson | I | 6'2" |
| 2. C. Miller | Gr | 6'0 |
| 3. D. Cerney | Ogal | 5'10 |
| 4. L. Kaiser | I | 5'8 |
| 5. N. Koehn | Og | |
| 6. K. Meismer, R. Silvas | Og, Jules | 5'6 |

## EVENT 100

| NAME | (Team) | TIME HT. DIST. |
|---|---|---|
| 1. J. Bishop | Gr | 11.1 |
| 2. B. Zaruba | Jules | 11.2 |
| 3. B. J. Owings | Jules | 11.5 |
| 4. K. Luech | Gr | 11.6 |
| 5. R. Sandoval | Og | 11.6 |
| 6. J. Firme | Hox | 11.8 |

## EVENT 800

| NAME | (Team) | TIME HT. DIST. |
|---|---|---|
| 1. Jake List | Og | 2.10.5 |
| 2. S. Barger | I | 2.11.5 |
| 3. S. McNair | I | 2.12.1 |
| 4. C. Skeen | I | 2.12.1 |
| 5. D. Mollendon | Jule | 2.13 |
| 6. J. Stark | Osh | 2.14.4 |

## EVENT Discus

| NAME | (Team) | TIME HT. DIST. |
|---|---|---|
| 1. A. Hansmeir | Og | 172'10" |
| 2. D. Hudson | I | 164'7" |
| 3. M. Terryberry | I | 145'7" |
| 4. K. Docekal | Og | 139'4" |
| 5. C. Berglund | Osh | 139' |
| 6. M. Himes | Hox | 136'10" |

## EVENT T.J

| NAME | (Team) | TIME HT. DIST. |
|---|---|---|
| 1. Joel List | Og | 40'8" |
| 2. M. Vires | I | 39'8½ |
| 3. C. Olson | Gr | 39'1½ |
| 4. N. Fuchsen | I | 38'11½ |
| 5. L. Kaiser | I | 38'11" |
| 6. N. Pascoe | Ogal | 38'3½ |

## EVENT 200

| NAME | (Team) | TIME HT. DIST. |
|---|---|---|
| 1. J. Bishop | Gr | 22.7 |
| 2. T. Santero | Osh | 23.3 |
| 3. B. J. Owings | Jules | 23.6 |
| 4. C. Luech | Gr | 23.6 |
| 5. R. Sandoval | Og | 23.7 |
| 6. S. Lett | Hox | 23.7 |

## EVENT 1600

| NAME | (Team) | TIME HT. DIST. |
|---|---|---|
| 1. C. Norman | Og | 5.04.9 |
| 2. R. Colson | I | 5.06.6 |
| 3. T. Dam | Og | 5.07.7 |
| 4. R. Meyer | I | 5.11.1 |
| 5. S. Gunther | Og | 5.14.5 |
| 6. B. Lanckreil | Jules | 5.16.7 |

## EVENT P.V

| NAME | (Team) | TIME HT. DIST. |
|---|---|---|
| 1. B. Zaruba | Jules | 13'0 |
| 2. C. Tidwell | I | 12'0 |
| 3. K. Kohtz | I JV | 11'6" |
| 4. T. J. Carter | Jules | 11'6 |
| 5. C. Quinn | Osh | 11'6 |
| 6. B. Johnson | I-JV | 11'0 |

## EVENT L.J

| NAME | (Team) | TIME HT. DIST. |
|---|---|---|
| 1. K. Wykert | Gr | 20'5½ |
| 2. M. Vires | I | 19'4½ |
| 3. Jake List | Ogal | 19'2" |
| 4. C. Olsen | Gr | 19'0 |
| 5. N. Fuchsen | I | 18'10½ |
| 6. M. Kirkpatrick | Gr | 18'6 |

## EVENT 400

| NAME | (Team) | TIME HT. DIST. |
|---|---|---|
| 1. J. Bishop | Gr | 51.6 |
| 2. K. Lanckreil | Jules | 52.0 |
| 3. M. Vires | I | 52.2 |
| 4. C. Skeen | I | 52.3 |
| 5. T. Scheele | Hox | 52.5 |
| 6. S. Lett | Hox | 53.4 |

## EVENT 3200

| NAME | (Team) | TIME HT. DIST. |
|---|---|---|
| 1. S. Gunther | Og | 10.47.8 |
| 2. R. Meyer | I | 10.48.5 |
| 3. S. McNair | I | 10.48.8 |
| 4. C. Norman | Og | 10.48.9 |
| 5. M. Christensen | Og | 11.00.2 |
| 6. T. Colglazie | Gr | 11.04.3 |

1 Imp - 48.8 2 Grant 50.3 3 - Ogal Var. 51.3 4 Osh 51.9 5 Haxton 52.7

HELD AT: Grant SCORING: 1st 10 pts.; 2nd 8 pts.; 3rd 6 pts.; 4th 4 pts.; 5th 2 pts.; 6th 1 pts.

## EVENT 110 HH

| | NAME | (Team) | TIME HT. DIST. |
|---|---|---|---|
| 1. | D Becke | Jules | 18.93 |
| 2. | M. Shand | I | 15.58 |
| 3. | C Livingston | Osh | 16.9 |
| 4. | M. Kirkpatrick | Gr | 17.9 |
| 5. | E. Kapeski | Ogal | 18.1 |
| 6. | T. J Shives | Gr | 18.2 |

## EVENT 300 IM

| | NAME | (Team) | TIME HT. DIST. |
|---|---|---|---|
| 1. | D Bealle | Jules | 43.8 |
| 2. | C. Livingston | Osh | 43.9 |
| 3. | M. Shand | I | 44.3 |
| 4. | M. Fisher | I | 44.4 |
| 5. | E. Kapeski | Og | 44.9 |
| 6. | J. McNabb | I | 45.5 |

## 400 RELAY

| TEAM | RUNNERS | TIME |
|---|---|---|
| 1. Grant | _____, _____ _____, _____ | 45.16 |
| 2. Jules | M. Shand | 45.56 |
| 3. Ogal | C. Tidwell | 46.69 |
| 4. Osh. | K. Berry | 46.91 |
| 5. Hoxton | L. Pontbriand | 47.01 |
| 6. Imp | | 47.8 |

## 1600 RELAY

| TEAM | RUNNERS | TIME |
|---|---|---|
| 1. Jules | _____, _____ _____, _____ | 3.36.9 |
| 2. Hoxton | C. Tidwell | 3.40.8 |
| 3. Ogal Var | K. Berry | 3.43.28 |
| 4. Imp Var | C. Sikes | 3.47.3 |
| 5. Grant | S. McAlair | 3.59.7 |
| 6. Ogal J.V | | 4.03.6 |

## 3200 RELAY

| TEAM | RUNNERS | TIME |
|---|---|---|
| 1. Ogal | _____, _____ _____, _____ | 8.37.8 |
| 2. Jules | R Colson | 8.48.1 |
| 3. Grant | B. Hansen | 8.58.0 |
| 4. Ogal J.V | S. Borger | 9.11.5 |
| 5. Imp Var | J. Berry | 9.14.1 |
| 6. Imp. J.V. | | 9.42.3 |

TEAMS

| TEAM NAME | Imperial | Ogallala | Grant | Jolesburg | Oshkosh | Hoxton | Imperial J.V. | Ogallala J.V. | | | | | | | | | | |
|---|---|---|---|---|---|---|---|---|---|---|---|---|---|---|---|---|---|---|
| ABBR. | | | | | | | | | | | | | | | | | | |
| *EVENTS | | | | | | | | | | | | | | | | | | |
| Shot | 11/11 | 18/18 | – | – | 2/2 | – | – | – | | | | | | | | | | |
| Discus | 14/25 | 14/32 | – | – | 2/4 | 1/1 | – | – | | | | | | | | | | |
| P.V | 8/33 | –/32 | – | 14/14 | 2/6 | –/1 | 7/7 | – | | | | | | | | | | |
| H.J | 13/46 | 9½/41.5 | 8/8 | 1½/14.5 | –/6 | –/1 | –/7 | – | | | | | | | | | | |
| T.J | 14/60 | 11/52.5 | 6/14 | –/14.5 | –/6 | –/1 | –/7 | – | | | | | | | | | | |
| L.J | 10/70 | 6/58.5 | 15/29 | –/14.5 | –/6 | –/1 | –/7 | – | | | | | | | | | | |
| 100 | –/70 | 2/60.5 | 14/43 | 14/28.5 | –/6 | 1/2 | –/7 | – | | | | | | | | | | |
| 200 | –/70 | 2/62.5 | 14/57 | 6/34.5 | 8/14 | 1/3 | –/7 | – | | | | | | | | | | |
| 400 | 10/80 | –/62.5 | 10/67 | 8/42.5 | –/14 | 3/6 | –/7 | – | | | | | | | | | | |
| 800 | 18/98 | 10/72.5 | –/67 | 2/44.5 | 1/15 | –/6 | –/7 | – | | | | | | | | | | |
| 1600 | 12/110 | 18/90.5 | –/67 | 1/45.5 | –/15 | –/6 | –/7 | – | | | | | | | | | | |
| 3200 | 14/124 | 16/106.5 | 1/68 | –/45.5 | –/15 | –/6 | –/7 | – | | | | | | | | | | |
| 110 HH | 8/132 | 2/108.5 | 5/73 | 10/55.5 | 6/21 | –/6 | –/7 | – | | | | | | | | | | |
| 300 IM | 11/143 | 2/110.5 | –/73 | 10/65.5 | 8/29 | –/6 | –/7 | – | | | | | | | | | | |
| 400 Rel | 1/144 | 6/116.5 | 10/83 | 8/73.5 | 4/33 | 2/8 | –/7 | – | | | | | | | | | | |
| 1600 Rel | 4/148 | 6/122 | 2/85 | 10/83.5 | –/33 | 8/16 | –/7 | 1/1 | | | | | | | | | | |
| 3200 Rel | 2/150 | 10/132.5 | 6/91 | 8/91.5 | –/33 | –/16 | 1/8 | 4/5 | | | | | | | | | | |
| Wt Rel. | 10/160 | 6/138.5 | 8/99 | –/91.5 | 4/37 | 2/18 | –/8 | 1/6 | | | | | | | | | | |
| TOTALS | 160 | 138.5 | 99 | 91.5 | 37 | 18 | 8 | 6 | | | | | | | | | | |
| PLACING | 1 | 2 | 3 | 4 | 5 | 6 | 7 | 8 | | | | | | | | | | |

*do not write in this column until event is over

BIG RED TRACK SCOREBOOK

6 Ogal J.V 53.1

Imp- C. Schille - M Terry Berry - D. Maier D. Hudson

BIG RED TRACK SCOREBOOK

MEET Grant Reserve DATE 4-29-97

## EVENT Shot

| | NAME | (Team) | TIME HT. DIST. |
|---|---|---|---|
| 1. | J. Stinnette | I | 41'0 |
| 2. | B. Krajeski | G | 38'7" |
| 3. | B Pierup | I | 38'1" |
| 4. | M. Tenyberry | I | 37'5" |
| 5. | C Hamilton | I | 34½ |
| 6. | | | |

## EVENT L.J.

| | NAME | (Team) | TIME HT. DIST. |
|---|---|---|---|
| 1. | M. Kirkpatrick | G | 18'11½ |
| 2. | J. McNabb | I | 17'5" |
| 3. | T.J. Shires | G | 16'1½ |
| 4. | C. Engel | G | 14'2 |
| 5. | T. Chism | I | 14' |
| 6. | | | |

## EVENT 100

| | NAME | (Team) | TIME HT. DIST. |
|---|---|---|---|
| 1. | K Cueck | G | 11.8 |
| 2. | C Tate | G | 12.2 |
| 3. | D. Mayer | I | 12.3 |
| 4. | M. Kirkpatrick | G | 12.4 |
| 5. | M. Swan | G | 12.5 |
| 6. | | | |

## EVENT 800

| | NAME | (Team) | TIME HT. DIST. |
|---|---|---|---|
| 1. | T. Colglazier | G | 2:15.1 |
| 2. | J. Reese | G | 2:27.5 |
| 3. | O. Caseres | I | 2:28.3 |
| 4. | J. Bilka | I | 2:28.4 |
| 5. | R Sperling | G | 2:36.6 |
| 6. | | | |

## EVENT Disc

| | NAME | (Team) | TIME HT. DIST. |
|---|---|---|---|
| 1. | M. Tenyberry | I | 136'4 |
| 2. | S. Stinnette | I | 124' |
| 3. | P. Mayer | G | 117'3 |
| 4. | B. Pierup | I | 108'10" |
| 5. | B Krajeski | G | 107'4 |
| 6. | | | |

## EVENT T.J.

| | NAME | (Team) | TIME HT. DIST. |
|---|---|---|---|
| 1. | L. Kaiser | I | 38'9½ |
| 2. | B. Leibhart | I | 38'3 |
| 3. | B. Cornelius | G | 36'4½ |
| 4. | M. Swan | G | 34'4 |
| 5. | C. Engel | G | 32'4 |
| 6. | | | |

## EVENT 200

| | NAME | (Team) | TIME HT. DIST. |
|---|---|---|---|
| 1. | D. Hudson | I | 25.1 |
| 2. | M. Swan | G | 25.3 |
| 3. | B. Leibhart | I | 25.3 |
| 4. | L. Pankow | I | 25.7 |
| 5. | K Kohtz | I | 25.8 |
| 6. | | | |

## EVENT 1600

| | NAME | (Team) | TIME HT. DIST. |
|---|---|---|---|
| 1. | P. McGreen | G | 5:26.3 |
| 2. | R Sperling | G | 5:44.5 |
| 3. | S. Kennaran | I | 5:54.9 |
| 4. | J. McGrath | I | 5:54.9 |
| 5. | B. Hansen | I | 6:06.1 |
| 6. | | | |

## EVENT P.V.

| | NAME | (Team) | TIME HT. DIST. |
|---|---|---|---|
| 1. | M. Fisher | I | 12'0 |
| 2. | B. Johnson | I | 11'6 |
| 3. | K Kohtz | I | 11'6" |
| 4. | T. J. Shires | G | 11'0 |
| 5. | D. Mayer | I | 10'0 |
| 6. | | | |

## EVENT H.J.

| | NAME | (Team) | TIME HT. DIST. |
|---|---|---|---|
| 1. | C. Karsen | I | 5'8" |
| 2. | C. Jablonski | I | 5'4 |
| 3. | B. Leibhart | I | 5'4 |
| 4. | P. McGreen | G | 5'2 |
| 5. | M. Bolton | G | 5'2 |
| 6. | | | |

## EVENT 400

| | NAME | (Team) | TIME HT. DIST. |
|---|---|---|---|
| 1. | S. Barger | I | 55.4 |
| 2. | L. Jablonski | I | 58.7 |
| 3. | J. Reese | G | 59.5 |
| 4. | J. Bilka | I | 59.6 |
| 5. | P. Atteberry | I | 64.7 |
| 6. | | | |

## EVENT 3200

| | NAME | (Team) | TIME HT. DIST. |
|---|---|---|---|
| 1. | J. McGrath | I | 12:06.8 |
| 2. | S. Kennaran | I | 12:10.4 |
| 3. | B. Vanderpool | I | 12:43.1 |
| 4. | | | |
| 5. | | | |
| 6. | | | |

# BIG RED TRACK SCOREBOOK

HELD AT: Grant SCORING: 1st 6 pts.; 2nd 4 pts.; 3rd 3 pts.; 4th 2 pts.; 5th 1 pts.; 6th ____ pts.

## EVENT 110 Hrd

| NAME | (Team) | TIME HT. DIST. |
|---|---|---|
| 1. D. Hutson | I | 17.0 |
| 2. J. McNabb | F | 18.0 |
| 3. E. Hansen | I | 18.5 |
| 4. M. Fisher | I | 18.5 |
| 5. C. Richmond | G | 19.7 |
| 6. | | |

## EVENT 300 IH

| NAME | (Team) | TIME HT. DIST. |
|---|---|---|
| 1. M. Fisher | I | 45.7 |
| 2. J. McNabb | I | 46.2 |
| 3. E. Hansen | I | 48.2 |
| 4. B. Johnson | I | 51.0 |
| 5. J. R. Klein | I | 51.4 |
| 6. | | |

## 400 Rel RELAY

| TEAM | RUNNERS | TIME |
|---|---|---|
| 1. Imp | _____, _____ _____, _____ | 48.4 |
| 2. Grant | K Kohr, C Parkerian, C Jablonski, B Lebsack | 51.7 |
| 3. | | |
| 4. | | |
| 5. | | |
| 6. | | |

## 1600 Rel RELAY

| TEAM | RUNNERS | TIME |
|---|---|---|
| 1. Imp. | _____, _____ _____, _____ | 4027 |
| 2. Grant | E Hansen, S Bergen, C Hursley, C Hazelton | 4:43.5 |
| 3. | | |
| 4. | | |
| 5. | | |
| 6. | | |

## 3200 Rel RELAY

| TEAM | RUNNERS | TIME |
|---|---|---|
| 1. | _____, _____ _____, _____ | |
| 2. None | | |
| 3. | | |
| 4. | | |
| 5. | | |
| 6. | | |

TEAMS

| *EVENTS | TEAM NAME / ABBR. Imperial | Grant |
|---|---|---|
| Shot | 12 / 12 | 4 / 4 |
| Discus | 12 / 24 | 4 / 8 |
| Pole Vault | 14 / 38 | 2 / 10 |
| L.J. | 5 / 43 | 11 / 21 |
| T.J. | 10 / 53 | 6 / 27 |
| H.J. | 13 / 66 | 3 / 30 |
| 100 | 3 / 69 | 13 / 43 |
| 200 | 12 / 81 | 4 / 47 |
| 400 | 13 / 94 | 3 / 50 |
| 800 | 5 / 99 | 11 / 61 |
| 1600 | 6 / 105 | 10 / 71 |
| 3200 | 13 / 118 | - / 71 |
| 110HH | 15 / 133 | 1 / 72 |
| 300 IH | 16 / 149 | - / 72 |
| 400 Rel | 5 / 154 | - / 72 |
| 1600 Rel | 5 / 159 | - / 72 |
| | | |
| | | |
| TOTALS | 159 | 72 |
| PLACING | 1 | 2 |

*do not write in this column until event is over

BIG RED TRACK SCOREBOOK

MEET S.P.V.A. DATE 5-2-97

## EVENT Shot

| NAME | (Team) | TIME HT. DIST. |
|---|---|---|
| 1. D. Hudson | I | 49'3" |
| 2. D. Carstenson | S | 47'0 |
| 3. F. Ruegsegger | F | 45'2½ |
| 4. J Brunssen | H | 44'8½ |
| 5. E. Martens | G | 43'5½ |
| 6. V. Martinez | H | 43'5½ |

## EVENT C.S

| NAME | (Team) | TIME HT. DIST. |
|---|---|---|
| 1. M. Vires | I | 19'10" |
| 2. M. Kirkpatrick | G | 19'10 |
| 3. G. Wyleat | G | 19'5¾ |
| 4. M. Fuehrer | I | 19'5¼ |
| 5. C. Olsen | G | 19'1½ |
| 6. D. Arnold | S | 18'0 |

## EVENT 100

| NAME | (Team) | TIME HT. DIST. |
|---|---|---|
| 1. J. Bishop | G | 11.1 |
| 2. R. Gill | H | 11.4 |
| 3. K Lueck | G | 11.4 |
| 4. J. Andes | G | 11.6 |
| 5. K Nelson | H | 11.7 |
| 6. J. Cox | S | 11.9 |

## EVENT 800

| NAME | (Team) | TIME HT. DIST. |
|---|---|---|
| 1. C. Skeen | I | 2.04.1 |
| 2. S. McKlair | I | 2.04.8 |
| 3. S. Borgen | I | 2.05.7 |
| 4. B. Boerner | S.P | 2.10.6 |
| 5. J.P. Brosius | S.P | 2.11.0 |
| 6. T. Colglazier | G | 2.12.8 |

## EVENT Disc

| NAME | (Team) | TIME HT. DIST. |
|---|---|---|
| 1. D. Hudson | I | 144'9" |
| 2. D. Carstenson | S | 130' |
| 3. C. Schilke | I | 127'3" |
| 4. J. Allen | S | 122'7" |
| 5. M Terryberry | I | 121'6" |
| 6. J Jorgenson | S.P | 116'4 |

## EVENT T.S

| NAME | (Team) | TIME HT. DIST. |
|---|---|---|
| 1. M. Vires | I | 41'2¼ |
| 2. N. Fuehrer | I | 39'1½ |
| 3. C. Olsen | G | 38'11" |
| 4. M Manning | S.P | 38'4¼ |
| 5. L. Kaisen | I | 38'8" |
| 6. B. Boerner | S.P. | 38'6" |

## EVENT 200

| NAME | (Team) | TIME HT. DIST. |
|---|---|---|
| 1. J. Bishop | G | 23.3 |
| 2. M. Vires | I | 23.3 |
| 3. K. Lueck | G | 23.7 |
| 4. E. Brunz | S | 24.1 |
| 5. J. Andis | G | 24.1 |
| 6. K Nelson | H | 24.2 |

## EVENT 1600

| NAME | (Team) | TIME HT. DIST. |
|---|---|---|
| 1. R. Colson | I | 4.58.2 |
| 2. R. Meyer | I | 4.58.6 |
| 3. J. Berry | I | 5.06.8 |
| 4. P. McGreen | G | 5.10.1 |
| 5. B. Heaton | H | 5.14.9 |
| 6. T. Martin | S | 5.15.6 |

## EVENT P.V

| NAME | (Team) | TIME HT. DIST. |
|---|---|---|
| 1. S. Lantis | J | 12'6 |
| 2. M. Fisher | I | 12'0 |
| 3. C. Tidwell | I | 11'0 |
| 4. J. J. Sheets | G | 10'6 |
| 5. B. Johnson | I | 10' |
| 6. J. Kluver | G | 9'6 |

## EVENT H.J

| NAME | (Team) | TIME HT. DIST. |
|---|---|---|
| 1. D. Hudson | I | 6'4 |
| 2. C. Miller | G | 6'2 |
| 3. E Brunz | S | 6'2 |
| 4. L. Kaisen | I | 5'10" |
| 5. C. Borrell | S. | 5'8" |
| 6. M. Shand | I | 5'8" |

## EVENT 400

| NAME | (Team) | TIME HT. DIST. |
|---|---|---|
| 1. J. Bishop | G | 50.6 |
| 2. M. Vires | I | 50.7 |
| 3. C Skeen | I | 51.3 |
| 4. N. Fuehrer | I | 53.5 |
| 5. E. Brunz | S | 53.8 |
| 6. J. P Brosius | S.P | 55.6 |

## EVENT 3200

| NAME | (Team) | TIME HT. DIST. |
|---|---|---|
| 1. S. McKlair | I | 10.33.7 |
| 2. R. Meyer | I | 10.52.0 |
| 3. R. Colson | I | 11.06.2 |
| 4. T. Colglazier | G | 11.16.9 |
| 5. T. Martin | S | 11.30.3 |
| 6. B. Einsiedler | S | 11.30.7 |

Impersef 48.8 2-Grant 49.3 3-Sutherland

# BIG RED TRACK SCOREBOOK

HELD AT: Grant SCORING: 1st 10 pts.; 2nd 8 pts.; 3rd 6 pts.; 4th 4 pts.; 5th 2 pts.; 6th 1 pts.

## EVENT 110HH

| | NAME | (Team) | TIME HT. DIST. |
|---|---|---|---|
| 1. | C. Honnigen | S.P. | 15.3 |
| 2. | N. Stoddard | H | 15.4 |
| 3. | M. Shrond | I | 15.8 |
| 4. | D. Hudson | I | 15.9 |
| 5. | K. Marquette | S. | 16.5 |
| 6. | M. Kirkpatrick | G | 17.3 |

## EVENT 300 IM

| | NAME | (Team) | TIME HT. DIST. |
|---|---|---|---|
| 1. | C. Honnigen | S.P. | 42.5 |
| 2. | M. Shrond | I | 42.6 |
| 3. | M. Fisher | I | 43.1 |
| 4. | K. Marquette | S | 44.7 |
| 5. | M. Kirkpatrick | G | 45.0 |
| 6. | N. Stoddard | H | 45.0 |

## 4x8 Rel RELAY

| | TEAM | RUNNERS | TIME |
|---|---|---|---|
| 1. | Grant | _____, _____ | 45.3 |
| | | _____, _____ | |
| 2. | Suth | K. Berry | 45.6 |
| 3. | Her | C. Tidwell | 45.8 |
| 4. | Imp. | B. Leibhart | 46.3 |
| 5. | St Pats | C. Rosellonia | 50.0 |
| 6. | | | |

## 1600 Rel RELAY

| | TEAM | RUNNERS | TIME |
|---|---|---|---|
| 1. | Imp - | S. Barger, C. Skeen | 3.36 |
| | | S. McNair, N. Fickes | |
| 2. | Grant | | 3.42.4 |
| 3. | Suth | | 3.44.9 |
| 4. | St Pats | | 3.49.8 |
| 5. | Her | | 3.51.1 |
| 6. | | | |

## 3200 Rel RELAY

| | TEAM | RUNNERS | TIME |
|---|---|---|---|
| 1. | Grant | _____, _____ | 8.53.4 |
| | | _____, _____ | |
| 2. | Her | S. Barger | 8.59.8 |
| 3. | Imp | J. Bilka | 9.05 |
| 4. | Suth | B. Hansen | 9.58.5 |
| 5. | | J. Berry | |
| 6. | | | |

TEAMS

| *EVENTS | TEAM NAME | Imperial | Grant | Hershey | Southeland | St Pats | | | | | | | | | | | | | | |
|---|---|---|---|---|---|---|---|---|---|---|---|---|---|---|---|---|---|---|---|---|
| | ABBR. | I | G | H | S | SP | | | | | | | | | | | | | | |
| Shot | | 16/16 | 2/2 | 5/5 | 8/8 | -/- | | | | | | | | | | | | | | |
| Discus | | 18/34 | -/2 | -/5 | 12/20 | 1/1 | | | | | | | | | | | | | | |
| PV | | 16/50 | 5/7 | -/5 | 10/30 | -/1 | | | | | | | | | | | | | | |
| LJ | | 14/64 | 16/23 | -/5 | 1/31 | -/1 | | | | | | | | | | | | | | |
| TJ | | 20/84 | 6/29 | -/5 | -/31 | 5/6 | | | | | | | | | | | | | | |
| HJ | | 15/99 | 8/37 | -/5 | 8/39 | -/6 | | | | | | | | | | | | | | |
| 100 | | -/99 | 20/57 | 10/15 | 1/40 | -/6 | | | | | | | | | | | | | | |
| 200 | | 8/107 | 18/75 | 1/16 | 4/44 | -/6 | | | | | | | | | | | | | | |
| 400 | | 18/125 | 10/85 | -/16 | 2/46 | 1/7 | | | | | | | | | | | | | | |
| 800 | | 24/149 | 1/86 | -/16 | -/46 | 6/13 | | | | | | | | | | | | | | |
| 1600 | | 24/173 | 4/90 | 2/18 | 1/47 | -/13 | | | | | | | | | | | | | | |
| 3200 | | 24/197 | 4/94 | -/18 | 3/50 | -/13 | | | | | | | | | | | | | | |
| 110HH | | 10/207 | 1/95 | 8/26 | 2/52 | 10/23 | | | | | | | | | | | | | | |
| 300 IM | | 14/221 | 2/97 | 1/27 | 4/56 | 10/33 | | | | | | | | | | | | | | |
| 4x8 Rel | | 4/225 | 10/107 | 6/33 | 8/64 | 2/35 | | | | | | | | | | | | | | |
| 1600 Rel | | 10/235 | 8/115 | 2/35 | 6/70 | 4/39 | | | | | | | | | | | | | | |
| 3200 Rel | | 6/241 | 10/125 | 8/43 | 4/74 | -/39 | | | | | | | | | | | | | | |
| Frosh Relay | | - | - | - | - | - | | | | | | | | | | | | | | |
| TOTALS | | 241 | 125 | 43 | 74 | 39 | | | | | | | | | | | | | | |
| PLACING | | 1 | 2 | 4 | 3 | 5 | | | | | | | | | | | | | | |

*do not write in this column until event is over

Imp - C. Jablonski - B. Leibhart C. Honnigen J. McNabb

# BIG RED TRACK SCOREBOOK

MEET Dundy County Invite DATE 5-9-97

## EVENT Shot

| NAME | (Team) | TIME HT. DIST. |
|---|---|---|
| 1. D. Hudson | I | 51'3" |
| 2. F. Ringelman | I | 45'5" |
| 3. T. Olson | DC | 45'2½ |
| 4. L. Ruppert | Mc | 43'1½ |
| 5. E. Martins | Gr. | 42'8¼ |
| 6. K Werkmeister | May | 42'5 |

## EVENT L.J

| NAME | (Team) | TIME HT. DIST. |
|---|---|---|
| 1. B. Wilson | Culb | 20'8¼ |
| 2. M. Hazen | May | 20'2½ |
| 3. J. Horner | DC | 20'3/4 |
| 4. M. Kirkpatrick | Gr | 19'10½ |
| 5. K Wykert | Gr | 19'10 |
| 6. N. Fuchsen | I | 19'5½ |

## EVENT 100

| NAME | (Team) | TIME HT. DIST. |
|---|---|---|
| 1. J. Bishop | Gr | 11.0 |
| 2. K Lueck | Gr | 11.3 |
| 3. B. Gilliland | Mc | 11.4 |
| 4. Sic | At | 11.5 |
| 5. J. Andis | Gr | 11.6 |
| 6. Luedke | At | 11.6+ |

## EVENT 800

| NAME | (Team) | TIME HT. DIST. |
|---|---|---|
| 1. C Werkmeister | May | 2.03.8 |
| 2. A. Urbas | DC | 2.06.4 |
| 3. C. Skeen | I | 2.06.4 |
| 4. N. Chase | May | 2.07.4 |
| 5. L. Wiese | DC | 2.08.0 |
| 6. S. Borgen | I | 2.09.4 |

## EVENT Discus

| NAME | (Team) | TIME HT. DIST. |
|---|---|---|
| 1. D Hudson | I | 143'2" |
| 2. A. Walker | Culb | 141'7½ |
| 3. C Schilke | I | 137'9" |
| 4. N. Fanning | Mc | 126'1" |
| 5. L. Ruppert | Mc | 122' |
| 6. M. Wolzahn | May | 119'3" |

## EVENT T.J

| NAME | (Team) | TIME HT. DIST. |
|---|---|---|
| 1. B. Wilson | Culb | 42'5¼ |
| 2. J. Horner | DC | 42'1¾ |
| 3. M. Hazen | May | 40'10½ |
| 4. B. Blair | DC | 40'8¾ |
| 5. D. Willis | Culb | 40'7½ |
| 6. M. Vires | Imp | 40'4½ |

## EVENT 200

| NAME | (Team) | TIME HT. DIST. |
|---|---|---|
| 1. K Lueck | Gr | 22.9 |
| 2. M Sic | At | 23.3 |
| 3. T. Schneider | DC | 23.3+ |
| 4. M. Brunswig | DC | 23.8 |
| 5. J. Andis | Gr | 24.0 |
| 6. N. Fuchsen | I | 24.1 |

## EVENT 1600

| NAME | (Team) | TIME HT. DIST. |
|---|---|---|
| 1. C. Werkmeister | May | 4.46.3 |
| 2. S McNair | I | 4.53.6 |
| 3. R. Colson | I | 4.59.7 |
| 4. R. Meyer | I | 5.01.1 |
| 5. T. Colglazier | Gr | 5.02.4 |
| 6. L. Cuellar | Culb | 5.07.7 |

## EVENT P.V

| NAME | (Team) | TIME HT. DIST. |
|---|---|---|
| 1. K Kohtz | I | 12'6 |
| 2. C Lytle | Mc | 12' |
| 3. D. Maier | I | 11'6 |
| 4. B. Sandford | DC | 11'6 |
| 5. E. Behlke | DC | 10'6 |
| 6. J. Gipe | DC | 10' |

## EVENT H.J

| NAME | (Team) | TIME HT. DIST. |
|---|---|---|
| 1. J. Hoerner | D.C | 6'4 |
| 2. D Hudson | I | 6'2 |
| 3. N. Bennett | Mc | 6'0 |
| 4. L. Fox | Culb | 6'0 |
| 5. L. Kaiser | I | 5'10" |
| 6. J. Stamm | DC | 5'8" |

## EVENT 400

| NAME | (Team) | TIME HT. DIST. |
|---|---|---|
| 1. M. Vires | I | 50.4 |
| 2. B. Wilson | Culb | 51.2 |
| 3. J. Bishop | Gr | 51.5 |
| 4. T. Schneider | DC | 52.1 |
| 5. S. McNair | I | 52.9 |
| 6. S. Borgen | I | 53.5 |

## EVENT 3200

| NAME | (Team) | TIME HT. DIST. |
|---|---|---|
| 1. Ciscenos | At. | 10.51.7 |
| 2. R. Meyer | I | 10.54.2 |
| 3. N. Chase | May | 11.01.8 |
| 4. R Colson | I | 11.05.3 |
| 5. O. Cazenas | I | 11.22.7 |
| 6. N. Behlke | DC | 11.35.9 |

[illegible] Imp 1st 47.3 2nd D.C 3rd May 4/9 Grant

# BIG RED TRACK SCOREBOOK

HELD AT: Ben Kahuna SCORING: 1st 10 pts.; 2nd 8 pts.; 3rd 6 pts.; 4th 4 pts.; 5th 2 pts.; 6th 1 pts.

## EVENT 110 HH

| | NAME | (Team) | TIME HT. DIST. |
|---|---|---|---|
| 1. | G Fries | DC | 15.1 |
| 2. | M Sheard | I | 15.5 |
| 3. | J. Hansen | DC | 16.5 |
| 4. | C. Bailey | DC | 16.6 |
| 5. | M. Kirkpatrick | Gr | 16.8 |
| 6. | E. Hansen | I | 17.0 |

## EVENT 300 IM

| | NAME | (Team) | TIME HT. DIST. |
|---|---|---|---|
| 1. | B. Wilson | Calb | 41.1 |
| 2. | G. Fries | DC | 41.3 |
| 3. | M. Fisher | I | 42.4 |
| 4. | M Sheard | I | 43.1 |
| 5. | M. Kirkpatrick | Gr | 44.1 |
| 6. | J. Hansen | DC | 44.6 |

## 400 Rel RELAY

| | TEAM | RUNNERS | TIME |
|---|---|---|---|
| 1. | Grant | _____, _____ | 44.9 |
| | | _____, _____ | |
| 2. | D.C | C. Tidwell | 45.7 |
| 3. | Atwood | M. Berry | 46.0 |
| 4. | McCook JV | L. Pontbriand | 46.4 |
| 5. | Imp | B. Cobbett | 47.0 |
| 6. | May | | 47.4 |

## 1600 Rel RELAY

| | TEAM | RUNNERS | TIME |
|---|---|---|---|
| 1. | Imp | C. Skeen, S. Boyce, N. Fischer, M. Wirtz | 3.32.1 |
| 2. | Grant | | 3.32.5 |
| 3. | May | | 3.35.4 |
| 4. | D.C | | 3.35.7 |
| 5. | Atwood | | 3.47.4 |
| 6. | McCook JV | | 3.48.3 |

## 3200 Rel RELAY

| | TEAM | RUNNERS | TIME |
|---|---|---|---|
| 1. | D.C | _____, _____ | 8.42.2 |
| | | _____, _____ | |
| 2. | Maywood | C. Skeen | 3.45.2 |
| 3. | Grant | J. Billa | 8.57.1 |
| 4. | Imp | J. Berry | 9.05.4 |
| 5. | | J. McGrath | |
| 6. | | | |

TEAMS

| TEAM NAME | ABBR. | | | | | | | | | | | | | | | | | | | |
|---|---|---|---|---|---|---|---|---|---|---|---|---|---|---|---|---|---|---|---|---|
| | | Imperial | D.C | Grant | Maywood | Culbertson | McCook JV | Atwood | | | | | | | | | | | | |
| *EVENTS | | | | | | | | | | | | | | | | | | | | |
| Shot | 18 | 6 | 2 | 1 | - | 4 | - | | | | | | | | | | | | | |
| | 18 | 6 | 2 | 1 | - | 4 | - | | | | | | | | | | | | | |
| Discus | 16 | - | - | 1 | 8 | 6 | - | | | | | | | | | | | | | |
| | 34 | 6 | 2 | 2 | 8 | 10 | - | | | | | | | | | | | | | |
| P.U | 16 | 7 | - | - | - | 8 | - | | | | | | | | | | | | | |
| | 50 | 13 | 2 | 2 | 8 | 18 | - | | | | | | | | | | | | | |
| LJ | 1 | 6 | 6 | 8 | 10 | - | - | | | | | | | | | | | | | |
| | 51 | 19 | 8 | 10 | 18 | 18 | - | | | | | | | | | | | | | |
| TJ | 1 | 12 | - | 6 | 12 | - | - | | | | | | | | | | | | | |
| | 52 | 31 | 8 | 16 | 30 | 18 | - | | | | | | | | | | | | | |
| HJ | 10 | 11 | - | - | 4 | 6 | - | | | | | | | | | | | | | |
| | 62 | 42 | 8 | 16 | 34 | 24 | - | | | | | | | | | | | | | |
| 100 | - | - | 20 | - | - | 6 | 5 | | | | | | | | | | | | | |
| | 62 | 42 | 28 | 16 | 34 | 30 | 5 | | | | | | | | | | | | | |
| 200 | 1 | 10 | 12 | - | - | - | 8 | | | | | | | | | | | | | |
| | 63 | 52 | 40 | 16 | 34 | 30 | 13 | | | | | | | | | | | | | |
| 400 | 13 | 4 | 6 | - | 8 | - | - | | | | | | | | | | | | | |
| | 76 | 56 | 46 | 16 | 42 | 30 | 13 | | | | | | | | | | | | | |
| 800 | 7 | 10 | - | 14 | - | - | - | | | | | | | | | | | | | |
| | 83 | 66 | 46 | 30 | 42 | 30 | 13 | | | | | | | | | | | | | |
| 1600 | 18 | - | 2 | 10 | 1 | - | - | | | | | | | | | | | | | |
| | 101 | 66 | 48 | 40 | 43 | 30 | 13 | | | | | | | | | | | | | |
| 3200 | 14 | 1 | - | 6 | - | - | 10 | | | | | | | | | | | | | |
| | 115 | 67 | 49 | 46 | 43 | 30 | 23 | | | | | | | | | | | | | |
| 110 HH | 9 | 20 | 2 | - | - | - | - | | | | | | | | | | | | | |
| | 124 | 87 | 50 | 46 | 43 | 30 | 23 | | | | | | | | | | | | | |
| 300 IM | 10 | 9 | 2 | - | 10 | - | - | | | | | | | | | | | | | |
| | 134 | 96 | 52 | 46 | 53 | 30 | 23 | | | | | | | | | | | | | |
| 400 Rel | 2 | 8 | 10 | 1 | - | 4 | 6 | | | | | | | | | | | | | |
| | 136 | 104 | 62 | 47 | 53 | 34 | 29 | | | | | | | | | | | | | |
| 1600 Rel | 10 | 4 | 8 | 6 | - | 1 | 2 | | | | | | | | | | | | | |
| | 146 | 108 | 70 | 53 | 53 | 35 | 31 | | | | | | | | | | | | | |
| 3200 Rel | 4 | 10 | 6 | 8 | - | - | - | | | | | | | | | | | | | |
| | 150 | 118 | 76 | 61 | 53 | 35 | 31 | | | | | | | | | | | | | |
| TOTALS | 150 | 118 | 76 | 61 | 53 | 35 | 31 | | | | | | | | | | | | | |
| PLACING | | 1 | 2 | 3 | 4 | 5 | 6 | 7 | | | | | | | | | | | | |

*do not write in this column until event is over

Imp - C. Schultz - M. Tenyberry - D. Maier - D. Hodson — New School Record 47.9

# BIG RED TRACK SCOREBOOK

MEET B-6 District DATE 5-15-97

## EVENT Shot

| NAME | (Team) | TIME HT. DIST. |
|---|---|---|
| 1. J. P. Brosky | Kimb | 53'1½ |
| 2. D. Hudson | Imp | 51'5" |
| 3. K. Docekal | Og | 50'9" |
| 4. C. Pattin | Sid | 49'11½ |
| 5. A. Hansmier | Og | 49'1½ |
| 6. M. Knox | Mor | 48'4" |

## EVENT L.J

| NAME | (Team) | TIME HT. DIST. |
|---|---|---|
| 1. B. Smith | Chad | 22'8" |
| 2. J. Relka | Ger | 21'9¾ |
| 3. R. Stark | Sid | 21'5¾ |
| 4. J. List | Og | 20'6¼ |
| 5. R. Vogel | Kimb | 20'2" |
| 6. Z. Carlson | Ger | 19'7¾ |

## EVENT 100

| NAME | (Team) | TIME HT. DIST. |
|---|---|---|
| 1. J. Janeck | Ger | 11.1 |
| 2. A. Blanco | Mit | 11.1+ |
| 3. R. Stark | Sid | 11.4 |
| 4. T. Bertucci | Kimb | 11.5 |
| 5. M. Gompert | Mit | 11.5+ |
| 6. S. Rogers | Chad | 11.6 |

## EVENT 800

| NAME | (Team) | TIME HT. DIST. |
|---|---|---|
| 1. M. Vires | I | 2.00.7 |
| 2. J. List | OG | 2.01.8 |
| 3. D. Cutright | Ger | 2.02.4 |
| 4. C. Klein | Mit | 2.02.9 |
| 5. B. Hoffman | Chad | 2.03.2 |
| 6. A. Bohac | Kimb | 2.04.9 |

## EVENT Disc

| NAME | (Team) | TIME HT. DIST. |
|---|---|---|
| 1. A. Hansmier | Og | 157' |
| 2. D. Hudson | I | 153'6" |
| 3. B. Feller | Val | 152' |
| 4. T. Goble | Ger | 143' |
| 5. P. Makovicka | Og | 137'4 |
| 6. G. Evans | Kimb | 137'3" |

## EVENT T.J

| NAME | (Team) | TIME HT. DIST. |
|---|---|---|
| 1. J. Relka | Ger | 43'8¾ |
| 2. R. Stark | Sid | 41'2¼ |
| 3. M. Wahtstrom | Chad | 41'¾ |
| 4. J. List | Og | 39'9½ |
| 5. N. Fuchser | I | 39'4" |
| 6. D. Sayalone | Chad | 39'3½ |

## EVENT 200

| NAME | (Team) | TIME HT. DIST. |
|---|---|---|
| 1. J. Janeck | Ger | 22.2 |
| 2. T. Bertucci | Kimb | 22.7 |
| 3. A. Blanco | Mit | 23.1 |
| 4. S. Rogers | Chad | 23.1+ |
| 5. M. Gompert | Mit | 23.2 |
| 6. R. Colahan | Mor | 23.6 |

## EVENT 1600

| NAME | (Team) | TIME HT. DIST. |
|---|---|---|
| 1. T. Tripple | Ger | 4.35.6 |
| 2. P. Thomas | Mor | 4.38.2 |
| 3. C. Norman | OG | 4.45.8 |
| 4. J. Knaub | Ger | 4.46.4 |
| 5. M. Ottone | Kimb | 4.51.4 |
| 6. M. Christensen | OG | 4.54.3 |

## EVENT P.V

| NAME | (Team) | TIME HT. DIST. |
|---|---|---|
| 1. B. Holkovic | Mit | 14'7 |
| 2. S. Medella | Mor | 13'7 |
| 3. A. Martin | Ger | 13'1" |
| 4. K. Kohtz | I | 12'7" |
| 5. J. Rosebury | Mit | 12'7" |
| 6. S. Johnson | Sid | 12'7 |

## EVENT H.J

| NAME | (Team) | TIME HT. DIST. |
|---|---|---|
| 1. D. Hudson | I | 6'7" |
| 2. J. Dean | Ger | 6'1" |
| 3. E. Tinant | Val | 6'1" |
| 4. B. Wynne | Kimb | 5'11" |
| 5. N. Koehn | Og | 5'11" |
| 6. D. Cerney | Og | 5'11" |

## EVENT 400

| NAME | (Team) | TIME HT. DIST. |
|---|---|---|
| 1. M. Vires | I | 50.2 |
| 2. C. Klein | Mit | 51.2 |
| 3. C. Skeen | I | 51.3 |
| 4. D. Duffield | Mor | 52.3 |
| 5. T. Cruiss | Sid | 52.3+ |
| 6. B. Schelle | Og | 53.0 |

## EVENT 3200

| NAME | (Team) | TIME HT. DIST. |
|---|---|---|
| 1. T. Tripple | Ger | 10.15.8 |
| 2. P. Thomas | Mor | 10.23.9 |
| 3. M. Ottone | Kimb | 10.30.8 |
| 4. S. McNair | I | 10.42.5 |
| 5. M. Christensen | Og | 10.48.1 |
| 6. R. Myer | I | 10.53.7 |

# BIG RED TRACK SCOREBOOK

HELD AT: Ogallala SCORING: 1st 10 pts.; 2nd 8 pts.; 3rd 6 pts.; 4th 4 pts.; 5th 2 pts.; 6th 1 pts.

## EVENT 110 HH

| | NAME | (Team) | TIME HT. DIST. |
|---|---|---|---|
| 1. | J. Jonecek | Ger | 14.3 |
| 2. | B. Smith | Chad | 14.4 |
| 3. | M. Stebbins | Hen | 15.2 |
| 4. | M. Shand | I | 15.6 |
| 5. | M. Wahlstrom | Ched | 15.6+ |
| 6. | S. Hayes | Kimb | 16.5 |

## EVENT 300 IM

| | NAME | (Team) | TIME HT. DIST. |
|---|---|---|---|
| 1. | B. Smith | Chad | 39.3 |
| 2. | B. Hellevie | Mit | 39.6 |
| 3. | D. Lee | Mor. | 40.8 |
| 4. | S. Hayes | Kimb | 41.7 |
| 5. | M. Fisher | I | 42.1 |
| 6. | K. Costello | Mit | 42.8 |

## 400 Rel RELAY

| TEAM | RUNNERS | TIME |
|---|---|---|
| 1. Gering | T. Ruboltom, T. Goble, J. Dean, J. Jonecek | 43.0 |
| 2. Chadron | | 43.5 |
| 3. Kimball | | 44.4 |
| 4. Hershey | | 45.0 |
| 5. Sidney | | 45.2 |
| 6. Morrill | | 46.2 |

## 1600 Rel RELAY

| TEAM | RUNNERS | TIME |
|---|---|---|
| 1. Imperial | C. Skeen, S. McClain, N. Fiedler, M. Vinci | 3.25.8 |
| 2. Mit. | | 3.29.2 |
| 3. Ogal | | 3.31.5 |
| 4. Ogal | | 3.37.2 |
| 5. Kimb | | 3.37.4 |
| 6. Ger | | 3.37.4+ |

## 3200 Rel RELAY

| TEAM | RUNNERS | TIME |
|---|---|---|
| 1. Imperial | C. Skeen, S. Berger, S. McClain, M. Vinci | 8.04.8 |
| 2. Ogal | | 8.09.8 |
| 3. Ger | | 8.13.2 |
| 4. Chadron | | 8.40.8 |
| 5. Ogal | | 8.57.5 |
| 6. Hershey | | 8.57.8 |

TEAMS

| *EVENTS | TEAM NAME | Gering | Imp | Ogal | Mitchell | Chadron | Kimball | Morrill | Sidney | Valentine | Hershey | | | | | | | | |
|---|---|---|---|---|---|---|---|---|---|---|---|---|---|---|---|---|---|---|---|
| | ABBR. | Ger | I | Ogal | Mit | Ched | Kimb | Morr | Sid | Val | Hers | | | | | | | | |
| Shot | | – | 8 | 8 | – | – | 10 | 1 | 4 | – | – | | | | | | | | |
| | | – | 8 | 8 | – | – | 10 | 1 | 4 | – | – | | | | | | | | |
| Discus | | 4 | 8 | 12 | – | – | 1 | – | – | 6 | – | | | | | | | | |
| | | 4 | 16 | 20 | – | – | 11 | 1 | 4 | 6 | – | | | | | | | | |
| PV | | 6 | 4 | – | 12 | – | – | 8 | 1 | – | – | | | | | | | | |
| | | 10 | 20 | 20 | 12 | – | 11 | 9 | 5 | 6 | – | | | | | | | | |
| LJ | | 9 | – | 4 | – | 10 | 2 | – | 6 | – | – | | | | | | | | |
| | | 19 | 20 | 24 | 12 | 10 | 13 | 9 | 11 | 6 | – | | | | | | | | |
| TJ | | 10 | 2 | 4 | – | 7 | – | – | 8 | – | – | | | | | | | | |
| | | 29 | 22 | 28 | 12 | 17 | 13 | 9 | 19 | 6 | – | | | | | | | | |
| HJ | | 5 | 10 | 3 | – | 4 | 4 | – | – | 6 | – | | | | | | | | |
| | | 34 | 32 | 31 | 12 | 17 | 17 | 9 | 19 | 12 | – | | | | | | | | |
| 100 | | 10 | – | – | 10 | 1 | 4 | – | 6 | – | – | | | | | | | | |
| | | 47 | 32 | 31 | 22 | 18 | 21 | 9 | 25 | 12 | – | | | | | | | | |
| 200 | | 10 | – | – | 8 | 4 | 8 | 1 | – | – | – | | | | | | | | |
| | | 57 | 32 | 31 | 30 | 22 | 29 | 10 | 25 | 12 | – | | | | | | | | |
| 400 | | – | 16 | 1 | 5 | – | – | 4 | 2 | – | – | | | | | | | | |
| | | 57 | 48 | 32 | 35 | 22 | 29 | 14 | 27 | 12 | – | | | | | | | | |
| 800 | | 6 | 10 | 8 | 4 | 2 | 1 | – | – | – | – | | | | | | | | |
| | | 63 | 58 | 40 | 42 | 24 | 30 | 14 | 27 | 12 | – | | | | | | | | |
| 1600 | | 14 | – | 7 | – | – | 2 | 8 | – | – | – | | | | | | | | |
| | | 77 | 58 | 47 | 42 | 24 | 32 | 22 | 27 | 12 | – | | | | | | | | |
| 3200 | | 10 | 5 | 2 | – | – | 6 | 8 | – | – | – | | | | | | | | |
| | | 87 | 63 | 49 | 42 | 24 | 38 | 30 | 27 | 12 | – | | | | | | | | |
| 110 HH | | 10 | 4 | – | – | 10 | 1 | – | – | – | 6 | | | | | | | | |
| | | 97 | 67 | 49 | 42 | 34 | 39 | 30 | 27 | 12 | 6 | | | | | | | | |
| 300 Int | | – | 2 | – | 9 | 10 | 4 | 6 | – | – | – | | | | | | | | |
| | | 97 | 69 | 49 | 51 | 44 | 43 | 36 | 27 | 12 | 6 | | | | | | | | |
| 400 Rel | | 10 | – | – | – | 8 | 6 | 1 | 2 | – | 4 | | | | | | | | |
| | | 107 | 69 | 49 | 51 | 52 | 49 | 37 | 29 | 12 | 10 | | | | | | | | |
| 1600 Rel | | 1 | 10 | 6 | 8 | – | 2 | – | – | 4 | – | | | | | | | | |
| | | 108 | 79 | 55 | 59 | 52 | 51 | 37 | 29 | 16 | 10 | | | | | | | | |
| 3200 Rel | | 6 | 10 | 8 | – | 4 | – | – | – | 2 | 1 | | | | | | | | |
| | | 114 | 89 | 63 | 59 | 56 | 51 | 37 | 29 | 18 | 11 | | | | | | | | |
| | | | | | | | | | | | | | | | | | | | |
| TOTALS | | 114 | 89 | 63 | 59 | 56 | 51 | 37 | 29 | 18 | 11 | | | | | | | | |
| PLACING | | 1 | 2 | 3 | 4 | 5 | 6 | 7 | 8 | 9 | 10 | | | | | | | | |

*do not write in this column until event is over

BIG RED TRACK SCOREBOOK

MEET Stak Track Meet DATE 5-23-24

**EVENT** Shot

| NAME | (Team) | TIME HT. DIST. |
|---|---|---|
| 1. D. Hudson | | |
| 2. | | |
| 3. | | |
| 4. | | |
| 5. | | |
| 6. | | |

**EVENT** 400

| NAME | (Team) | TIME HT. DIST. |
|---|---|---|
| 1. M. Sires | | |
| 2. C-Skeen | | |
| 3. | | |
| 4. | | |
| 5. | | |
| 6. | | |

**EVENT** 110 Hi

| NAME | (Team) | TIME HT. DIST. |
|---|---|---|
| 1. Matt Shand | | |
| 2. | | |
| 3. | | |
| 4. | | |
| 5. | | |
| 6. | | |

**EVENT** _____

| NAME | (Team) | TIME HT. DIST. |
|---|---|---|
| 1. | | |
| 2. | | |
| 3. | | |
| 4. | | |
| 5. | | |
| 6. | | |

**EVENT** Disc

| NAME | (Team) | TIME HT. DIST. |
|---|---|---|
| 1. D. Hudson | | |
| 2. | | |
| 3. | | |
| 4. | | |
| 5. | | |
| 6. | | |

**EVENT** 800

| NAME | (Team) | TIME HT. DIST. |
|---|---|---|
| 1. M. Sires | | |
| 2. | | |
| 3. | | |
| 4. | | |
| 5. | | |
| 6. | | |

**EVENT** _____

| NAME | (Team) | TIME HT. DIST. |
|---|---|---|
| 1. | | |
| 2. | | |
| 3. | | |
| 4. | | |
| 5. | | |
| 6. | | |

**EVENT** _____

| NAME | (Team) | TIME HT. DIST. |
|---|---|---|
| 1. | | |
| 2. | | |
| 3. | | |
| 4. | | |
| 5. | | |
| 6. | | |

**EVENT** HJ.

| NAME | (Team) | TIME HT. DIST. |
|---|---|---|
| 1. Dusty Hudson | | |
| 2. | | |
| 3. | | |
| 4. | | |
| 5. | | |
| 6. | | |

**EVENT** 3200

| NAME | (Team) | TIME HT. DIST. |
|---|---|---|
| 1. Sam McKee | | |
| 2. | | |
| 3. | | |
| 4. | | |
| 5. | | |
| 6. | | |

**EVENT** _____

| NAME | (Team) | TIME HT. DIST. |
|---|---|---|
| 1. | | |
| 2. | | |
| 3. | | |
| 4. | | |
| 5. | | |
| 6. | | |

**EVENT** _____

| NAME | (Team) | TIME HT. DIST. |
|---|---|---|
| 1. | | |
| 2. | | |
| 3. | | |
| 4. | | |
| 5. | | |
| 6. | | |

HELD AT: Om. Burke SCORING: 1st 10 pts.; 2nd 8 pts.; 3rd 6 pts.; 4th 4 pts.; 5th 2 pts.; 6th 1 pts.

**EVENT** _____

| | NAME | (Team) | TIME HT. DIST. |
|---|---|---|---|
| 1. | | | |
| 2. | | | |
| 3. | | | |
| 4. | | | |
| 5. | | | |
| 6. | | | |

**EVENT** _____

| | NAME | (Team) | TIME HT. DIST. |
|---|---|---|---|
| 1. | | | |
| 2. | | | |
| 3. | | | |
| 4. | | | |
| 5. | | | |
| 6. | | | |

_____ **RELAY**

| TEAM | RUNNERS | TIME |
|---|---|---|
| 1. | _____, _____ | |
| | _____, _____ | |
| 2. | | |
| 3. | | |
| 4. | | |
| 5. | | |
| 6. | | |

1600 Rel **RELAY**

| TEAM | RUNNERS | TIME |
|---|---|---|
| 1. | C. Skeen, S. McClain | |
| | N. Fuehrer, M. Davies | |
| 2. | | |
| 3. | | |
| 4. | | |
| 5. | | |
| 6. | | |

3200 Rel **RELAY**

| TEAM | RUNNERS | TIME |
|---|---|---|
| 1. | S. Borger, S. McClain | |
| | C. Skeen, M. Davies | |
| 2. | | |
| 3. | | |
| 4. | | |
| 5. | | |
| 6. | | |

TEAMS

| TEAM NAME | Imp. |
|---|---|
| ABBR. | |

| *EVENTS | |
|---|---|
| Shot | |
| Disc | |
| HJ | |
| 400 | |
| 800 | |
| 3200 | |
| 110 Hrd | |
| 1600 Rel | |
| 3200 Rel | |
| TOTALS | |
| PLACING | |

*do not write in this column until event is over

BIG RED TRACK SCOREBOOK

# BIG RED TRACK SCOREBOOK

**MEET** _____ **DATE** _____

**EVENT** _____

| NAME | (Team) | TIME HT. DIST. |
|---|---|---|
| 1. | | |
| 2. | | |
| 3. | | |
| 4. | | |
| 5. | | |
| 6. | | |

**EVENT** _____

| NAME | (Team) | TIME HT. DIST. |
|---|---|---|
| 1. | | |
| 2. | | |
| 3. | | |
| 4. | | |
| 5. | | |
| 6. | | |

**EVENT** _____

| NAME | (Team) | TIME HT. DIST. |
|---|---|---|
| 1. | | |
| 2. | | |
| 3. | | |
| 4. | | |
| 5. | | |
| 6. | | |

**EVENT** _____

| NAME | (Team) | TIME HT. DIST. |
|---|---|---|
| 1. | | |
| 2. | | |
| 3. | | |
| 4. | | |
| 5. | | |
| 6. | | |

**EVENT** _____

| NAME | (Team) | TIME HT. DIST. |
|---|---|---|
| 1. | | |
| 2. | | |
| 3. | | |
| 4. | | |
| 5. | | |
| 6. | | |

**EVENT** _____

| NAME | (Team) | TIME HT. DIST. |
|---|---|---|
| 1. | | |
| 2. | | |
| 3. | | |
| 4. | | |
| 5. | | |
| 6. | | |

**EVENT** _____

| NAME | (Team) | TIME HT. DIST. |
|---|---|---|
| 1. | | |
| 2. | | |
| 3. | | |
| 4. | | |
| 5. | | |
| 6. | | |

**EVENT** _____

| NAME | (Team) | TIME HT. DIST. |
|---|---|---|
| 1. | | |
| 2. | | |
| 3. | | |
| 4. | | |
| 5. | | |
| 6. | | |

**EVENT** _____

| NAME | (Team) | TIME HT. DIST. |
|---|---|---|
| 1. | | |
| 2. | | |
| 3. | | |
| 4. | | |
| 5. | | |
| 6. | | |

**EVENT** _____

| NAME | (Team) | TIME HT. DIST. |
|---|---|---|
| 1. | | |
| 2. | | |
| 3. | | |
| 4. | | |
| 5. | | |
| 6. | | |

**EVENT** _____

| NAME | (Team) | TIME HT. DIST. |
|---|---|---|
| 1. | | |
| 2. | | |
| 3. | | |
| 4. | | |
| 5. | | |
| 6. | | |

## — FEATURES OF THE BIG RED TRACK SCORE BOOK —

- ★ Scores 20 meets
- ★ Up to six places can be scored
- ★ Time, height or distance can be recorded for all places
- ★ Can be used for duals, triangulars or large invitationals
- ★ Room to score 14 individual events and 3 relays
- ★ Sample score sheet
- ★ Extra relay slips in back of book

**MEET** BIG RED INVITATIONAL — 10 pts.; 2nd 8 pts.; 3rd 6 pts.; 4th 4 pts.; 5th 2 pts.; 6th 1

**EVENT** DISCUS

| NAME | (Team) | TIME HT. DIST. |
|---|---|---|
| 1. J. KREJCI | ELK. | 165'4" |
| 2. K. BERNHAUGEN | ELK. | 154'7" |
| 3. R. KRAMER | GR. | 145'10" |
| 4. R. ROSENBAUM | ARL. | 144'8" |
| 5. E. COFFIELD | N.B. | 139'6" |
| 6. T. FRENCH | F.B. | 135'1" |

**EVENT** HIGH JUMP

| NAME | (Team) | TIME HT. DIST. |
|---|---|---|
| 1. J. KRUGER | ELK. | 6'5" |
| 2. K. BELL | BL. | 6'4" |
| 3. C. NELSON | BEN. | 6'2" |
| 4. R. HANSON | BEN. | 6'1½" |
| 5. C. TYLSKI | PL. | 6'1" |
| 6. S. FELLER | ELK. | 6'0" |

**EVENT** POLE VAULT

| NAME | (Team) | TIME HT. DIST. |
|---|---|---|
| 1. S. FIGHTER | F.B. | 43.27 |
| 2. T. COFFIELD | PL. | 43.44 |
| 3. D. RIFE | ARL. | 43.51 |
| 4. S. OSW[illegible]SON | N.B. | 43.60 |
| 5. T. CR[illegible]TT | PL. | 43.69 |
| 6. B. K[illegible]USS | ELK. | 43.77 |

**EVENT** SHOT PUT

| * NAME | (Team) | TIME HT. DIST. |
|---|---|---|
| 1. E. COFFEILD | N.B. | 51'11" |
| 2. N. HOYER | ARL. | 51'3" |
| 3. D. WALTKE | BL. | 51'1" |
| 4. S. GOSKER | PL. | 50'7" |
| 5. F. VILLWOK | ELK. | 50'4½" |
| 6. R. ROSENBAUM | ARL. | 50'1" |

**EVENT** TRIPLE JUMP

| NAME | (Team) | TIME HT. DIST. |
|---|---|---|
| 1. J. CIHACEK | ELK. | 47'8[illegible] |
| 2. N. KLEIN | N.B. | 47'[illegible]4 |
| 3. D. GOODMAN | F.B. | [illegible]RSON |
| 4. D. VOSSEK | PL. | |
| 5. S. CRAWFORD | | |
| 6. T. LEWIS | PL | RGAN |

**EV** [illegible] RELAY

| TIME | |
|---|---|
| ABBS | 42.14 |
| KLEINCOFF | 43.06 |

RELAY

| TIME | |
|---|---|
| 3:25.59 | H. HANSON, T. GIDEON |
| 3:26.62 | |
| 3:31.46 | |
| 3:34.53 | |
| 3:36.02 | |
| 3:36.50 | |

**EVENT** 400 METER

| NAME | (Team) | TIME HT. DIST. |
|---|---|---|
| 1. D. LANDON | PL. | 49.43 |
| 2. S. PETERSON | BL. | 49.83 |
| 3. M. BARRY | BEN. | 50.37 |

**EVENT** [illegible],200 METER RELAY

| NAME | RUNNERS | TIME |
|---|---|---|
| 1. D[illegible]RH | D. BELL, J. WITT | 8:16.71 |
| [illegible]TEVELW | B. THOMAS, D. DUNHAM | 8:20.86 |
| [illegible]NNINGTON | | 8:22.04 |
| BLAIR | | 8:30.16 |
| GRETNA | | 8:34.67 |
| 6. NORTH BEND | | 8:40.57 |

**BIG RED TRACK SCOREBOOK**

| TEAM NAME | ABBR. | ARLINGTON | BENNINGTON | BLAIR | ELKHORN | FREMONT BERGAN(F.B.) | GRETNA | NORTH BEND | PLATTSVEIW |
|---|---|---|---|---|---|---|---|---|---|
| | | (ARL.) | (BEN.) | (BL.) | (ELK.) | | (GR.) | (N.B.) | (PL.) |
| * EVENTS | | | | | | | | | |
| DISCUS | | 4 | | | 10 | 1 | 6 | 2 | |
| | | 4 | | | 18 | 1 | 6 | 2 | |
| HIGH JUMP | | 0 | 10 | 8 | 11 | 0 | 6 | 2 | 2 |
| | | 4 | 10 | 8 | 29 | 1 | 6 | 2 | 2 |
| POLE VAULT | | 4 | 0 | 0 | 1 | 12 | 0 | 0 | 10 |
| | | 8 | 10 | 8 | 30 | 13 | 6 | 10 | 8 |
| LONG JUMP | | 6 | 0 | 0 | 10 | 1 | 0 | 10 | 4 |
| | | 14 | 10 | 8 | 40 | 14 | 6 | 20 | 12 |
| 200 METER | | 0 | 2 | 6 | 11 | 0 | 8 | 0 | 10 |
| | | 33 | 13 | 28 | 71 | 20 | 20 | 38 | 35 |
| 400 METER | | 0 | 6 | 10 | 5 | 0 | 0 | 0 | 10 |
| | | 33 | 19 | 38 | 76 | 20 | 20 | 38 | 35 |
| 800 METER | | 8 | 0 | 4 | 12 | 0 | 1 | 0 | 6 |
| | | 41 | 19 | 42 | 88 | 20 | 21 | 38 | 41 |
| 1600 METER | | 0 | 1 | 0 | 12 | 0 | 0 | 4 | 6 |
| | | 41 | 20 | 50 | 100 | 20 | 21 | 42 | 47 |
| 3200 METER | | 0 | 8 | 4 | 10 | 6 | 2 | 0 | 1 |
| | | 41 | 28 | 54 | 110 | 26 | 23 | 42 | 48 |
| 110 M. HIGHS | | 8 | 0 | 0 | 16 | 0 | 0 | 1 | 6 |
| | | 49 | 28 | 54 | 126 | 26 | 23 | 43 | 54 |
| 300 M. INT. | | 6 | 0 | 0 | 11 | 0 | 0 | 4 | 10 |
| | | 55 | 28 | 54 | 137 | 26 | 23 | 47 | 64 |
| 400 M. REL. | | 8 | 1 | 6 | 10 | 0 | 4 | 0 | 2 |
| | | 63 | 29 | 60 | 147 | 26 | 27 | 47 | 66 |
| 1600 M. REL. | | 0 | 4 | 10 | 8 | 1 | 6 | 2 | 0 |
| | | 63 | 33 | 70 | 155 | 27 | 33 | 49 | 66 |
| 3200 M. REL. | | 0 | 6 | 4 | 10 | 0 | 2 | 1 | 8 |
| | | 63 | 39 | 74 | 165 | 27 | 35 | 50 | 74 |
| TOTALS | | 63 | 39 | 74 | 165 | 27 | 35 | 50 | 74 |
| PLACING | | 4 | 6 | 2 | 1 | 8 | 7 | 5 | 2 |

BIG RED TRACK SCOREBOOK

MEET Cambridge Invite DATE 5-26-87

EVENT Shot

| NAME | (Team) | TIME HT. DIST. |
|---|---|---|
| 1. W. Paschall | Culb | 45'7½ |
| 2. C. White | Camb | 45'4" |
| 3. D. Hudson | Imp | 44'7" |
| 4. C. Schiller | Imp | 44'1½ |
| 5. F. Ringelman | Imp | 44'0' |
| 6. B. Boreland | Camb | 42'7½ |

EVENT L.J

| NAME | (Team) | TIME HT. DIST. |
|---|---|---|
| 1. B. Hilton | Camb | 21'9" |
| 2. B. Wilson | Culb | 21'3¾ |
| 3. W. Bantner | R.U | 20'3¼ |
| 4. S. Moore | AL | 20'2½ |
| 5. N. Fuchier | Imp | 19'10" |
| 6. T. Cobb | Camb | 19'9½ |

EVENT 100

| NAME | (Team) | TIME HT. DIST. |
|---|---|---|
| 1. N. Thulin | AL | 10.8 |
| 2. B. Hilton | Camb | 11.0 |
| 3. J. Walgren | Wau | 11.1 |
| 4. A. McKinney | Wau | 11.4 |
| 5. M. Meister | Hop | 11.5 |
| 6. C. Martin | Wau | 11.9 |

EVENT 800

| NAME | (Team) | TIME HT. DIST. |
|---|---|---|
| 1. M. Vines | Imp | 2.06.4 |
| 2. A. Unbas | D.C | 2.09.0 |
| 3. T. Sneider | D.C | 2.09.2 |
| 4. J. Hauxwell | R.U | 2.09.3 |
| 5. C. Sheen | Imp | 2.09.3 |
| 6. S. Barger | Imp | 2.11.9 |

EVENT Disc

| NAME | (Team) | TIME HT. DIST. |
|---|---|---|
| 1. D. Hudson | Imp | 132'10" |
| 2. C. Witte | Camb | 129'0" |
| 3. E. Pfeiffer | Wau | 127'7" |
| 4. M. Terryberry | Imp | 121'11" |
| 5. C. Kubale | Camb | 119'11" |
| 6. G. Fries | D.C | 115'1" |

EVENT TJ

| NAME | (Team) | TIME HT. DIST. |
|---|---|---|
| 1. M. Vines | Imp | 43'3" |
| 2. J. Hosier | D.C | 43'2" |
| 3. A. Smith | Culb | 42'8½ |
| 4. T. Kith | Wau | 42'1½ |
| 5. B. Blair | DC | 41'2" |
| 6. B. White | Camb | 40'11½ |

EVENT 200

| NAME | (Team) | TIME HT. DIST. |
|---|---|---|
| 1. N. Thulin | AL | 23.2 |
| 2. J. Walgren | Wau | 23.9 |
| 3. A. McKinney | Wau | 24.2 |
| 4. M. Brunsvig | DC | 24.3 |
| 5. C. Martin | Wau | 24.4 |
| 6. E. Streit | Camb | 25.2 |

EVENT 1600

| NAME | (Team) | TIME HT. DIST. |
|---|---|---|
| 1. N. Wolf | AL | 4.57.8 |
| 2. D. Flaming | Wau | 5.04.0 |
| 3. A. Unbas | D.C | 5.04.2 |
| 4. H. Ryan | R.U | 5.05.3 |
| 5. J. McClain | Imp | 5.06.9 |
| 6. R. Colson | Imp | 5.07.4 |

EVENT PV

| NAME | (Team) | TIME HT. DIST. |
|---|---|---|
| 1. J. Moore | AL. | 12'6" |
| 2. B. Miller | Camb | 12'2" |
| 3. B. Sandford | D.C | 11'6" |
| 4. M. Fisher | Imp | 11'6 |
| 5. C. Tidwell | Imp | 11'0 |
| 6. J. G[illegible] | D.C | 10'0 |

EVENT HJ

| NAME | (Team) | TIME HT. DIST. |
|---|---|---|
| 1. J. Horner | DC | 6'7" |
| 2. R. Ormert | Camb | 6'6 |
| 3. D. Hudson | Imp | 6'0 |
| 4. N. Collins | Hop | 6'0 |
| 5. P. Harding | Camb | 6'0 |
| 6. A. Smith | Culb | '0 |

EVENT 400

| NAME | (Team) | TIME HT. DIST. |
|---|---|---|
| 1. M. Vines | Imp | 51.1 |
| 2. T. Kith | Wau | 51.2 |
| 3. M. Meister | Hop | 52.0 |
| 4. A. Unbas | D.C | 52.7 |
| 5. C. Sheen | Imp | 52.8 |
| 6. [illegible] Hawley | AL | 53.4 |

EVENT 3200

| NAME | (Team) | TIME HT. DIST. |
|---|---|---|
| 1. D. Flaming | Wau | 11.08.9 |
| 2. S. McClain | Imp | 11.17.9 |
| 3. R. Hayes | AL | 11.20.9 |
| 4. R. Meyer | Imp | 11.32.7 |
| 5. R. Colson | Imp | 11.32.8 |
| 6. J. Hauxwell | RU | 11.39.5 |

HELD AT: Cambridge SCORING: 1st 10 pts.; 2nd 8 pts.; 3rd 6 pts.; 4th 4 pts.; 5th 2 pts.; 6th 1 pts.

**EVENT** 110 HH

| NAME | (Team) | TIME HT. DIST. |
|---|---|---|
| 1. G. Fries | D.C | 15.1 |
| 2. A Smith | Culb | 16.3 |
| 3. M. Strand | Imp | 16.6 |
| 4. S. Hawlicek | Culb | 16.8 |
| 5. T. Carey | AL | 16.8 |
| 6. Z. Jones | Camb | 17.1 |

**EVENT** 300 Im

| NAME | (Team) | TIME HT. DIST. |
|---|---|---|
| 1. G. Fries | D.C | 42.0 |
| 2. R. Omnert | Camb | 43.9 |
| 3. T. Carey | AL | 44.5 |
| 4. J. Horner | DC | 44.9 |
| 5. J. Stamm | DC | 45.5 |
| 6. J. Rodencal | RV | 45.8 |

**400 RELAY**

| TEAM | RUNNERS | TIME |
|---|---|---|
| 1. Wau | , , | 45.3 |
| 2. Alma | | 46.0 |
| 3. Camb | | 46.3 |
| 4. Arop. | | 47.5 |
| 5. D.C | | 48.2 |
| 6. R.V | | 48.5 |

**1600 RELAY**

| TEAM | RUNNERS | TIME |
|---|---|---|
| 1. Imp | C. Skeen, N. Fuchs, K. Berry, M. Vines | 3.38.6 |
| 2. Wau-Pal | | 3.38.9 |
| 3. Alma | | 3.39.2 |
| 4. Camb | | 3.42.4 |
| 5. Rep V. | | 3.52.6 |
| 6. Elwood | | 3.55.1 |

**3200 RELAY**

| TEAM | RUNNERS | TIME |
|---|---|---|
| 1. D.C | , , | 8.58.4 |
| 2. Alma | R. Colson | 9.00.5 |
| 3. Imp | S. Barger | 9.08.4 |
| 4. Camb | J. Berry | 9.10.5 |
| 5. Wau Pal | P. Arterburn | 9.39.9 |
| 6. Rep. V. | | 9.42.0 |

TEAMS

| TEAM NAME / ABBR. | Imperial | Dundy County | Wauneta - Palisade | Alma | Cambridge | Culbertson | Rep. Valley | Arapaho | Elwood |
|---|---|---|---|---|---|---|---|---|---|
| *EVENTS | | | | | | | | | |
| Shot | 12/12 | -/- | -/- | -/- | 9/9 | 10/10 | -/- | -/- | -/- |
| Disc | 14/26 | 1/1 | 6/6 | -/- | 10/19 | -/10 | -/- | -/- | -/- |
| P.V | 6/32 | 7/8 | -/6 | 10/10 | 8/27 | -/10 | -/- | -/- | -/- |
| L.J | 2/34 | -/8 | -/6 | 4/14 | 11/38 | 8/18 | 6/6 | -/- | -/- |
| T.J | 10/44 | 10/18 | 4/10 | -/14 | 1/39 | 6/24 | -/6 | -/- | -/- |
| H.J | 6/50 | 10/28 | -/10 | -/14 | 10/49 | 1/25 | -/6 | 4/4 | -/- |
| 100 | -/50 | -/28 | 11/21 | 10/24 | 8/57 | -/25 | -/6 | 2/6 | -/- |
| 200 | -/50 | 4/32 | 16/37 | 10/34 | 1/58 | -/25 | -/6 | -/6 | -/- |
| 400 | 12/62 | 4/36 | 8/43 | 1/35 | -/58 | -/25 | -/6 | 6/12 | -/- |
| 800 | 13/75 | 14/50 | -/43 | -/35 | -/58 | -/25 | 4/10 | -/12 | -/- |
| 1600 | 3/78 | 6/56 | 8/51 | 10/45 | -/58 | -/25 | 4/14 | -/12 | -/- |
| 3200 | 14/92 | [illegible]/56 | 10/61 | 6/51 | -/58 | -/25 | 1/15 | -/12 | -/- |
| 110 HH | 6/98 | 10/66 | -/61 | 2/53 | 1/59 | 12/37 | -/15 | -/12 | -/- |
| 300 Im | -/98 | 16/82 | -/61 | 6/59 | 8/67 | -/37 | 1/16 | -/12 | -/- |
| 400 Rel | -/98 | 2/84 | 10/71 | 8/67 | 6/73 | -/37 | 1/17 | 4/16 | -/- |
| 1600 Rel | 10/108 | -/84 | 8/79 | 6/73 | 4/77 | -/37 | 2/19 | -/16 | 1/1 |
| 3200 Rel | 6/114 | 10/94 | 2/81 | 8/81 | 4/81 | -/37 | 1/20 | -/16 | -/1 |
| TOTALS | 114 | 94 | 81 | 81 | 81 | 37 | 20 | 16 | 1 |
| PLACING | 1 | 2 | 3 | 4 | 5 | 6 | 7 | 8 | 9 |

*do not write in this column until event is over

BIG RED TRACK SCOREBOOK

BIG RED TRACK SCOREBOOK

MEET May Wood Indiv DATE 3-28-97

## EVENT Shot

| | NAME | (Team) | TIME HT. DIST. |
|---|---|---|---|
| 1. | D Kotschevar | E-F | 46'1" |
| 2. | J. Cunningham | TU | 45'10" |
| 3. | K Wenkmeister | May | 44'5½ |
| 4. | G Schaeffer | Stop | 43'11" |
| 5. | M. Roblee | M.U | 43'1½ |
| 6. | B-Sides | T.U | 42'11" |

## EVENT L.J

| | NAME | (Team) | TIME HT. DIST. |
|---|---|---|---|
| 1. | M. Hazen | May | 20'1½ |
| 2. | A. Shadley | Trent | 19'11½ |
| 3. | J. Stauffer | E-F | 19'11½ |
| 4. | B. Jury | TU | 19'2½ |
| 5. | S. Phillips | May | 18'2½ |
| 6. | J. Lewis | Trent | 18'2¼ |

## EVENT 100

| | NAME | (Team) | TIME HT. DIST. |
|---|---|---|---|
| 1. | J. Strong | E-F | 11.2 |
| 2. | J. Asimone | Trent | 11.4 |
| 3. | J. Cunningham | TU. | 11.6 |
| 4. | H. Foster | Stop. | 11.6+ |
| 5. | B. Wallen | Strat | 11.7 |
| 6. | J. Garner | Trent | 12.0 |

## EVENT 800

| | NAME | (Team) | TIME HT. DIST. |
|---|---|---|---|
| 1. | C. Wenkmeister | May | 2.06.6 |
| 2. | J. Eingston | Bra | 2.13.6 |
| 3. | J. Parade | Trent | 2.17.6 |
| 4. | M. Wolzen | May | 2.18.4 |
| 5. | J. Outwaters | May | 2.18.9 |
| 6. | M. LaHa | Strat. | 2.20.4 |

## EVENT Disc

| | NAME | (Team) | TIME HT. DIST. |
|---|---|---|---|
| 1. | D. Kotschevar | E-F | 142'8" |
| 2. | C. Andersen | M.U | 137'8½ |
| 3. | J. Cunningham | TU | 135'6 |
| 4. | G Schaeffer | Stop | 128'8" |
| 5. | M. Wolzen | May | 124'9 |
| 6. | S Stennette | Imp | 119'11½ |

## EVENT T.J

| | NAME | (Team) | TIME HT. DIST. |
|---|---|---|---|
| 1. | J. Stauffer | E-F | 39'5¼ |
| 2. | S. Shadley | Trent | 39'1½ |
| 3. | M. Wolzen | May | 38'4" |
| 4. | J. Lewis | Trent | 37'10¾ |
| 5. | T. Mercer | Stop. | 37'7¾ |
| 6. | B. Layher | Stop | 37'1½ |

## EVENT 200

| | NAME | (Team) | TIME HT. DIST. |
|---|---|---|---|
| 1. | J. Strong | E-F | 24.2 |
| 2. | B. Wallen | Strat | 24.4 |
| 3. | J. Asimone | Trent | 24.5 |
| 4. | K Wenkmeister | May | 25.0 |
| 5. | C. Anderson | M.U | 25.3 |
| 6. | B. Jury | TU | 27.6 |

## EVENT 1600

| | NAME | (Team) | TIME HT. DIST. |
|---|---|---|---|
| 1. | C. Wenkmeister | May | 4.48.5 |
| 2. | S. Eingston | Brad | 4.51.7 |
| 3. | L. Connell | MC.H.Co | 5.09.8 |
| 4. | J. Unger | T.U | 5.24.5 |
| 5. | W. McAlutl | McGh Co | 5.26.4 |
| 6. | T. Evans | May | 5.32.7 |

## EVENT PV.

| | NAME | (Team) | TIME HT. DIST. |
|---|---|---|---|
| 1. | J. Dewitt | E-F | 12' |
| 2. | K. Kohtz | Imp | 10 |
| 3. | B Johnson | Imp | 9 |
| 4. | B. Fangmeier | May | 9 |
| 5. | H. Chase | May | 8'6 |
| 6. | L. Mann | Brad | 8'6" |

## EVENT H.J

| | NAME | (Team) | TIME HT. DIST. |
|---|---|---|---|
| 1. | J. Stauffer | E-F | 6'0 |
| 2. | R. Tridle | Pax. | 6'0 |
| 3. | B. Hill | E-F | 5'10 |
| 4. | B. Jury | T.U. | 5'7" |
| 5. | S. Sanduicu | Trent | 5'7" |
| 6. | C. Allen | Stop. | 5'6" |

## EVENT 400

| | NAME | (Team) | TIME HT. DIST. |
|---|---|---|---|
| 1. | S. Mortenson | M.U | 55.3 |
| 2. | D. Farr | M.U | 56.7 |
| 3. | D. Cochran | T.U. | 56.7 |
| 4. | B. Hill | E-F | 57.5 |
| 5. | Stehno | Strat | 57.7 |
| 6. | B. Gosnell | Max | 57.9 |

## EVENT 3200

| | NAME | (Team) | TIME HT. DIST. |
|---|---|---|---|
| 1. | S. Eingston | Brad | 10.04.7 |
| 2. | L. Connell | MC Co | 10.56.2 |
| 3. | N. Chase | May | 11.30.4 |
| 4. | J. Spargur | Pax | 11.37.4 |
| 5. | J. Hollenhorst | Trent | 11.42.5 |
| 6. | O. Caseres | Imp | 11.52.5 |

HELD AT: Maywood SCORING: 1st 10 pts.; 2nd 8 pts.; 3rd 6 pts.; 4th 4 pts.; 5th 2 pts.; 6th 1 pts.

**EVENT 110 HH**

| NAME | (Team) | TIME HT. DIST. |
|---|---|---|
| 1. J. Burke | Brad | 17.4 |
| 2. G. Strill | T.U | 17.7 |
| 3. J. Moore | Mc Co | 18.3 |
| 4. G. Loop | Pax | 18.3+ |
| 5. B.J. Carlson | Trent | 18.9 |
| 6. B. Fangman | May | 19.0 |

**EVENT 300 Im**

| NAME | (Team) | TIME HT. DIST. |
|---|---|---|
| 1. G. Strill | T.U | 46.7 |
| 2. J. Demilt | E-F | 46.8 |
| 3. B. Kennicutt | May | 47.0 |
| 4. J. Burke | Brad | 47.3 |
| 5. T. Beck | Mc Co | 47.3+ |
| 6. G. Loop | Pax | 48.0 |

**400 R RELAY**

| TEAM | RUNNERS | TIME |
|---|---|---|
| 1. Trenton | , | 47.5 |
| | , | |
| 2. Twin Valley | | 47.8 |
| 3. Eus-Fan | | 48.3 |
| 4. Maywood | | 48.5 |
| 5. Stapelton | | 48.5 |
| 6. Paxton | | 49.1 |

**1600 R RELAY**

| TEAM | RUNNERS | TIME |
|---|---|---|
| 1. Maywood | , | 3.48.4 |
| | , | |
| 2. Stratton | C. Hamilton | 3.55.9 |
| 3. Brady | C. Pursley | 3.58.9 |
| 4. Stapelton | J. Bitka | 4.01.0 |
| 5. Imperial | L. Jablonski | 4.01.2 |
| 6. E-F | | 4.01.9 |

**3200 R RELAY**

| TEAM | RUNNERS | TIME |
|---|---|---|
| 1. Maywood | , | 9.03.8 |
| | , | |
| 2. Pax | | 9.09.3 |
| 3. Brady | | 9.32.3 |
| 4. Stratton | | 9.40.1 |
| 5. T.U | | 9.45.2 |
| 6. McPh. Co | | 9.45.2+ |

TEAMS

| TEAM NAME / ABBR. | Eustis Forman | Maywood | Twin Valley | Trenton | Brady | Med Val | Paxton | Stratton | McCook McPherson Co | Stapelton | Imp. J.U. | Maxwell |
|---|---|---|---|---|---|---|---|---|---|---|---|---|
| *EVENTS | | | | | | | | | | | | |
| Shot | 10/10 | 6/6 | 9/9 | -/- | -/- | 2/2 | -/- | -/- | -/- | 4/4 | -/- | -/- |
| Disc | 10/20 | 2/8 | 6/15 | -/- | -/- | 8/10 | -/- | -/- | -/- | 4/8 | 1/1 | -/- |
| P.V | 10/30 | 6/14 | -/15 | -/- | 1/1 | -/10 | -/- | -/- | -/- | -/8 | 14/15 | -/- |
| L.J | 6/36 | 12/26 | 4/19 | 9/9 | -/1 | -/10 | -/- | -/- | -/- | -/8 | -/15 | -/- |
| T.J | 10/46 | 6/32 | -/19 | 12/21 | -/1 | -/10 | -/- | -/- | -/- | 3/11 | -/15 | -/- |
| H.J | 16/62 | -/32 | 4/23 | 2/23 | -/1 | -/10 | 8/8 | -/- | -/- | 1/12 | -/15 | -/- |
| 100 | 10/72 | -/32 | 6/29 | 9/31 | -/1 | -/10 | -/8 | 2/2 | -/- | 4/16 | -/15 | -/- |
| 200 | 10/82 | 4/36 | 1/30 | 6/37 | -/1 | 2/12 | -/9 | 8/10 | -/- | -/16 | -/15 | -/- |
| 400 | 4/86 | -/36 | 6/36 | -/37 | -/1 | 18/30 | -/8 | 2/12 | -/- | -/16 | -/15 | 1/1 |
| 800 | -/86 | 16/52 | -/36 | 6/43 | 8/9 | -/30 | -/8 | 1/13 | -/- | -/16 | -/15 | -/1 |
| 1600 | -/86 | 11/63 | 4/40 | -/43 | 8/17 | -/30 | -/8 | -/13 | 8/8 | -/16 | -/15 | -/1 |
| 3200 | -/86 | 6/69 | -/40 | 2/45 | 10/27 | -/30 | 4/12 | -/13 | 8/16 | -/16 | 1/16 | -/1 |
| 110 HH | -/86 | 1/70 | 8/48 | 2/47 | 10/37 | -/30 | 4/16 | -/13 | 6/22 | -/16 | -/16 | -/1 |
| 300 Im | 8/92 | 6/76 | 10/58 | -/47 | 4/41 | -/30 | 1/17 | -/13 | 2/24 | -/16 | -/16 | -/1 |
| 400 R | 6/98 | 4/80 | 8/66 | 10/57 | -/41 | -/30 | 1/18 | -/13 | -/24 | 2/18 | -/16 | -/1 |
| 1600 R | 1/99 | 10/90 | -/66 | -/57 | 6/47 | -/30 | -/18 | 2/15 | -/24 | 4/22 | 2/18 | -/1 |
| 3200 R | -/99 | 10/100 | 2/68 | -/57 | 6/53 | -/30 | 8/26 | 4/19 | 1/25 | -/22 | -/18 | -/1 |
| TOTALS | 101 | 99 | 68 | 59 | 53 | 29 | 26 | 25 | 25 | 22 | 18 | 1 |
| PLACING | 1 | 2 | 3 | 4 | 5 | 6 | 7 | 8 | 9 | 10 | 11 | 12 |

*do not write in this column until event is over

BIG RED TRACK SCOREBOOK

# BIG RED TRACK SCOREBOOK

MEET Ogallala Invite DATE 4-5-97

## EVENT [redacted] Shot

| NAME | (Team) | TIME HT. DIST. |
|---|---|---|
| 1. S. McPherson | Goth | 50' |
| 2. A. Hansmeier | Og. | 49' |
| 3. K. Doekal | Og | 48'11" |
| 4. F Ringelman | I | 46'8" |
| 5. T Hicken | Goth | 46'7 |
| 6. D. Hudson | I | 45'8" |

## EVENT LJ

| NAME | (Team) | TIME HT. DIST. |
|---|---|---|
| 1. T. Neidhart | Her | 19'8 3/4 |
| 2. J. List | Og | 19'6 3/4 |
| 3. M. Fuchser | I | 18'6 1/4 |
| 4. M. Kirkpatrick | Gr. | 18'5" |
| 5. J. Griffis | Coz | 18'3 3/4 |
| 6. R. Silves | Jule | 17'11 1/2 |

## EVENT 100

| NAME | (Team) | TIME HT. DIST. |
|---|---|---|
| 1. R. Felver | Good | 10.9 |
| 2. J. Bishop | Gr. | 11.2 |
| 3. B. Zaruba | Jules | 11.3 |
| 4. A. Mann | Goth | 11.4 |
| 5. R. Sandoval | Og | 11.5 |
| 6. L. Goldenstein | Ho. | 11.6 |

## EVENT 800

| NAME | (Team) | TIME HT. DIST. |
|---|---|---|
| 1. J. Ellis | Goth | 2.07.8 |
| 2. S. McNair | I | 2.10.2 |
| 3. J. List | Og | 2.10.2 |
| 4. J. Smoothin | Holy | 2.12.3 |
| 5. M. Vires | I | 2.13.5 |
| 6. P. Clark | Goth | 2.13.7 |

## EVENT [redacted] Discus

| NAME | (Team) | TIME HT. DIST. |
|---|---|---|
| 1. S. McPherson | Goth | 150'9" |
| 2. C. Schilke | I | 147' |
| 3. D. Makovicka | Og | 140'1" |
| 4. A. Hansmeier | Og | 133' |
| 5. T. Hicken | Goth | 114'9" |
| 6. J. Dishman | Goth | 113'9" |

## EVENT T.J

| NAME | (Team) | TIME HT. DIST. |
|---|---|---|
| 1. M. Vires | I | 40'7 1/4 |
| 2. B. Cornelius | Gr | 39'4 3/4 |
| 3. J. List | Og | 39'5 3/4 |
| 4. M. Fuchser | I | 38'1/2 |
| 5. R. Mundell | Coz | 37'4 1/2 |
| 6. C. Miller | Gr | 37'2 1/4 |

## EVENT 200

| NAME | (Team) | TIME HT. DIST. |
|---|---|---|
| 1. R. Felver | Good | 22.5 |
| 2. A. Mann | Goth | 22.6 |
| 3. L. Goldenstein | Holy | 22.7 |
| 4. J. Bishop | Gr | 22.9 |
| 5. R Sandoval | Og | 23.4 |
| 6. J. Griffis<br>C. Lanckrein | Coz<br>Jules | 23.6<br>23.6 |

## EVENT 1600

| NAME | (Team) | TIME HT. DIST. |
|---|---|---|
| 1. J. Ellis | Goth | 4.59.7 |
| 2. R. Tedford | Good | 5.00.9 |
| 3. R. Meyer | I | 5.07.5 |
| 4. J. Geiken | Goth | 5.08.4 |
| 5. B. Davis | Coz | 5.09.3 |
| 6. R. Colson | I | 5.10.1 |

## EVENT P.U

| NAME | (Team) | TIME HT. DIST. |
|---|---|---|
| 1. E Acker | Coz | 11'6 |
| 2. J.P. Thomalla | Goth | 11'6 |
| 3. B. Zaruba | Jules | 11'6 |
| 4. C. Tidwell | I | 11'0 |
| 5. T.J Carter | Jule | 10'6 |
| 6. M. Fisher<br>J. Johnson | I<br>Goth | 9'0<br>9'0 |

## EVENT H.J

| NAME | (Team) | TIME HT. DIST. |
|---|---|---|
| 1. D. Hudson | I | 5'10" |
| 2. Z Labrague | Coz | 5'8" |
| 3. C. Miller | Gr | 5'8" |
| 4. R Sprague | Ho. | 5'8" |
| 5. R. Silves | Jules | 5'6 |
| 6. K. Meisner | Og | 5'6 |

## EVENT 400

| NAME | (Team) | TIME HT. DIST. |
|---|---|---|
| 1. R. Felver | Good | 52.8 |
| 2. A. Mann | Goth | 53.0 |
| 3. M. Vires | I | 53.4 |
| 4. R. Sprague | Holy | 54.7 |
| 5. J. Andis | Gr. | 55.1 |
| 6. B. Schelle | Og | 56.1 |

## EVENT 3200

| NAME | (Team) | TIME HT. DIST. |
|---|---|---|
| 1. S. Gunter | Ogal | 11.10 |
| 2. S. McNair | I | 11.10.1 |
| 3. R. Tedford | Good | 11.15 |
| 4. B. Davis | Coz | 11.17.1 |
| 5. R. Meyer | I | 11.17.2 |
| 6. R. Colson | I | 11.27.4 |

# BIG RED TRACK SCOREBOOK

HELD AT: Ogcelah SCORING: 1st 10 pts.; 2nd 8 pts.; 3rd 6 pts.; 4th 4 pts.; 5th 2 pts.; 6th 1 pts.

## EVENT 110 HH

| | NAME | (Team) | TIME HT. DIST. |
|---|---|---|---|
| 1. | S. Arnold | Goth | 16.1 |
| 2. | N. Stoddard | Her | 16.2 |
| 3. | D. Beale | Jules | 16.2 |
| 4. | A. Davenport | Goth | 16.3 |
| 5. | C. Thyne | Jule | 17.1 |
| 6. | M. Strand | I | 17.2 |

## EVENT 300 IM

| | NAME | (Team) | TIME HT. DIST. |
|---|---|---|---|
| 1. | A. Davenport | Goth | 42.3 |
| 2. | B. Brown | Holy | 43.6 |
| 3. | C. Thyne | Jules | 44.3 |
| 4. | D. Beale | Jules | 44.8 |
| 5. | J. Cohn | Good | 457 |
| 6. | J. Johnson | Goth | 46.2 |

## 400 RELAY

| | TEAM | RUNNERS | TIME |
|---|---|---|---|
| 1. | Holyoke | _____, _____ | 45.1 |
| | | _____, _____ | |
| 2. | Cozad | K. Berry | 46.7 |
| 3. | Julesburg | C. Tidwell | 46.8 |
| 4. | Imp. | G. Parkinson | 47.5 |
| 5. | Ogallala | M. Strand | 48.3 |
| 6. | Grant | | 49.7 |

## 1600 RELAY

| | TEAM | RUNNERS | TIME |
|---|---|---|---|
| 1. | Julesburg | _____, _____ | 3.34.6 |
| | | _____, _____ | |
| 2. | Holyoke | M. Ulrich | 3.37.1 |
| 3. | Goth | C. Tidwell | 3.38.3 |
| 4. | Imp | K. Berry | 3.45.2 |
| 5. | Ogal | M. Fuchsen | 3.47.2 |
| 6. | Grant | | 3.48.6 |

## 3200 RELAY

| | TEAM | RUNNERS | TIME |
|---|---|---|---|
| 1. | Ogal | _____, _____ | 9.08.6 |
| | | _____, _____ | |
| 2. | Grant | S. Bangen | 9.28.7 |
| 3. | Jules | J. Berry | 9.29.1 |
| 4. | Holyoke | J. Ulrich | 9.45.1 |
| 5. | Imp | B. Hansen | 9.48 |
| 6. | Cozad | | 10.48.1 |

TEAMS

| *EVENTS | ABBR. | Gothenburg | Imp. | Ogallala | Julesburg | Holy Cross | Goodland | Grant | Cozad | Hershey |
|---|---|---|---|---|---|---|---|---|---|---|
| Shot | | 12 / 12 | 5 / 5 | 14 / 14 | – | – | – | – | – | – |
| Discus | | 13 / 25 | 8 / 13 | 10 / 24 | – | – | – | – | – | – |
| PV | | 8½ / 35½ | 4½ / 17½ | – / 24 | 8 / 8 | – | – | – | 10 / 10 | – |
| LJ | | – / 35½ | 6 / 23½ | 8 / 32 | 1 / 9 | – | – | 4 / 4 | 2 / 12 | 10 / 10 |
| T.J | | – / 35½ | 14 / 37½ | 6 / 38 | – / 9 | – | – | 9 / 13 | 2 / 14 | – / 10 |
| H.J | | – / 35½ | 10 / 47½ | 1 / 39 | 2 / 11 | 4 / 4 | – | 6 / 19 | 8 / 22 | – / 10 |
| 100 | | 4 / 31½ | – / 47½ | 2 / 41 | 6 / 17 | 1 / 5 | 10 / 10 | 8 / 27 | – / 22 | – / 10 |
| 200 | | 8 / 45½ | – / 47½ | 2 / 43 | ½ / 17½ | 6 / 11 | 10 / 20 | 4 / 31 | ½ / 22½ | – / 10 |
| 400 | | 8 / 53½ | 6 / 53½ | 1 / 44 | – / 17½ | 4 / 15 | 10 / 30 | 2 / 33 | – / 22½ | – / 10 |
| 800 | | 11 / 64½ | 10 / 63½ | 6 / 50 | – / 17½ | 4 / 19 | – / 30 | – / 33 | – / 22½ | – / 10 |
| 1600 | | 14 / 68½ | 7 / 70½ | – / 50 | – / 17½ | – / 19 | 8 / 38 | – / 33 | 2 / 24½ | – / 10 |
| 3200 | | – / 68½ | 11 / 81½ | 10 / 60 | – / 17½ | – / 19 | 6 / 44 | – / 33 | 4 / 28½ | – / 10 |
| 110 HH | | 14 / 42½ | 1 / 32½ | – / 60 | 8 / 25½ | – / 19 | – / 44 | – / 33 | – / 28½ | 8 / 18 |
| 300 IM | | 11 / 105½ | – / 52½ | – / 60 | 10 / 35½ | 8 / 27 | 2 / 46 | – / 33 | – / 28½ | – / 18 |
| 400 R | | – / 105½ | 4 / 56½ | 2 / 62 | 6 / 41½ | 10 / 37 | – / 46 | 1 / 34 | 8 / 36½ | – / 18 |
| 1600 R | | 6 / 105½ | 4 / 60½ | 2 / 64 | 10 / 51½ | 8 / 45 | – / 46 | 1 / 35 | – / 36½ | – / 18 |
| 3200 R | | – / 105½ | 2 / 62½ | 10 / 74 | 6 / 57½ | 4 / 49 | – / 46 | 8 / 43 | 1 / 37½ | – / 18 |
| | | | | | | | | | | |
| TOTALS | | 105 | 92.5 | 74.5 | 57 | 49 | 46 | 43 | 37.5 | 18 |
| PLACING | | 1 | 2 | 3 | 4 | 5 | 6 | 7 | 8 | 9 |

*do not write in this column until event is over

# BIG RED TRACK SCOREBOOK

MEET Grant Invite DATE 4-15-97

## EVENT Shot

| NAME | (Team) | TIME HT. DIST. |
|---|---|---|
| 1. K. Docekal | Og | 51'10" |
| 2. A. Hansmeir | Og | 50'6" |
| 3. D. Hudson | I | 48'8" |
| 4. F. Ringelman | I | 45'5" |
| 5. D. Makovicka | Og | 45'1½ |
| 6. E. Martins | G. | 43'5" |

## EVENT L.J.

| NAME | (Team) | TIME HT. DIST. |
|---|---|---|
| 1. K. Wykert | Gr | 19'11" |
| 2. N. Fuchen | I | 19'6½ |
| 3. J List | Og | 19'1½ |
| 4. T Dam | Og | 19'¾" |
| 5. R Sandoval | Og | 18'5½ |
| 6. M Kirkpatrick | Gr | 18'1½ |

## EVENT 100

| NAME | (Team) | TIME HT. DIST. |
|---|---|---|
| 1. J. Bishopp | Gr | 11.2 |
| 2. J. Walgren | W-P | 11.6 |
| 3. J. Andis | Gr. | 11.6 |
| 4. A. McKinney | W-P | 11.7 |
| 5. R Sandoval | Og | 11.7 |
| 6. K. Nelson | Her | 11.7 |

## EVENT 800

| NAME | (Team) | TIME HT. DIST. |
|---|---|---|
| 1. M Vires | I | 2.07.2 |
| 2. J. List | Og | 2.09.7 |
| 3. C. Skeen | I | 2.10.6 |
| 4. S. McNair | I | 2.11.7 |
| 5. K. Weaver | Og | 2.16.5 |
| 6. B. Hoatson | Her | 2.17.3 |

## EVENT Discus

| NAME | (Team) | TIME HT. DIST. |
|---|---|---|
| 1. A. Hansmier | Og | 154'3" |
| 2. C. Schilke | I | 136'3" |
| 3. D. Hudson | I | 135'3" |
| 4. E Pfeiffer | W-P | 134'6" |
| 5. M. Terryberry | I | 129'1" |
| 6. D. Makovicka | Og | 120' |

## EVENT T.J

| NAME | (Team) | TIME HT. DIST. |
|---|---|---|
| 1. T. Kitt | W-P | 42'9½ |
| 2. M. Vires | I | 41'10¾ |
| 3. L. Kaiser | I | 40'4¼ |
| 4. N. Fuchen | I | 39'9" |
| 5. T. Colglazier | Gr. | 38'3½ |
| 6. B. Cornelius | Gr | 38'2" |

## EVENT 200

| NAME | (Team) | TIME HT. DIST. |
|---|---|---|
| 1. J. Bishopp | Gr. | 23.6 |
| 2. K. Nelson | Her | 23.8 |
| 3. J. Walgren | W-P | 23.9 |
| 4. A. McKinney | W-P | 24.1 |
| 5. J. Andis | Gr. | 24.1 |
| 6. K Luech | Gr. | 24.5 |

## EVENT 1600

| NAME | (Team) | TIME HT. DIST. |
|---|---|---|
| 1. D. Flaming | W-P | 4.56 |
| 2. C. Norman | Og | 5.00 |
| 3. R. Colson | I | 5.02 |
| 4. R Meyer | I | 5.02.8 |
| 5. J. Bay | Her | 5.03.4 |
| 6. S. Barger | I | 5.04.5 |

## EVENT P.V

| NAME | (Team) | TIME HT. DIST. |
|---|---|---|
| 1. C. Tidwell | I | 11'6" |
| 2. K. Kohtz | IJV | 11'0 |
| 3. T. J Shiers | Gr | 10'6 |
| 4. M. Fisher | I | 10'6 |
| 5. D. Maier | I | 10'0 |
| 6. J. Quick | Og | 10'0 |

## EVENT H.J

| NAME | (Team) | TIME HT. DIST. |
|---|---|---|
| 1. D. Hudson | I | 6'4" |
| 2. C. Miller | Gr | 6'0" |
| 3. K. Meisner | Og | 5'10 |
| 4. N. Koehn | Og | 5'10" |
| 5. D. Cerny | Og | 5'8" |
| 6. L. Kaiser | I | 5'9 |

## EVENT 400

| NAME | (Team) | TIME HT. DIST. |
|---|---|---|
| 1. T. Kitt | W-P | 50.8 |
| 2. M. Vires | I | 52.5 |
| 3. C. Skeen | I | 53.2 |
| 4. J. Bishop | Gr. | 54.0 |
| 5. S. McNair | I | 54.1 |
| 6. B. Scheele | Og | 54.6 |

## EVENT 3200

| NAME | (Team) | TIME HT. DIST. |
|---|---|---|
| 1. D. Flaming | W-P | 10.31.4 |
| 2. S. Gunter | Og | 10.50 |
| 3. C. Norman | Og | 10.50.7 |
| 4. J. Bay | Her | 10.57.1 |
| 5. R. Meyer | I | 11.07.8 |
| 6. R. Colson | I | 11.16.3 |

C. Schilke - M. Terryberry. D. Maier D. Hudson

[illegible] 2. [illegible] 50.3 - Ogal - 50.4 - Ogal JV. 51.9 5 - Grant 52.1

HELD AT: Grant SCORING: 1st 10 pts.; 2nd 8 pts.; 3rd 6 pts.; 4th 4 pts.; 5th 2 pts.; 6th 1 pts.

## EVENT 110 HH

| NAME | (Team) | TIME HT. DIST. |
|---|---|---|
| 1. N. Stoddard | Her | 15.8 |
| 2. M. Strand | I | 16.6 |
| 3. M. Kirk Patrick | Gr | 17.7 |
| 4. C. Miller | Gr | 17.8 |
| 5. E. Koperski | Og | 18.1 |
| 6. J. McNabb | I | 18.1 |

## EVENT 300 IM

| NAME | (Team) | TIME HT. DIST. |
|---|---|---|
| 1. M. Strand | I | 44.7 |
| 2. N. Stoddard | Her | 44.9 |
| 3. M. Fisher | I | 45.0 |
| 4. E. Koperski | Og | 46.0 |
| 5. C. Miller | Gr | 46.3 |
| 6. J. Dezort | Her | 46.4 |

## 400 Rel RELAY

| TEAM | RUNNERS | | TIME |
|---|---|---|---|
| 1. W-P | | | 44.8 |
| 2. Grant | C. Tidwell | D. Parsley | 45.5 |
| 3. Hershey | K. Berry | L. Jablonski | 46.7 |
| 4. Imp | L. Parkonie | B. Leibhardt | 47.3 |
| 5. Og | M. Strand | | 47.4 |
| 6. Imp J.V | | | 50.9 |

## 1600 Rel RELAY

| TEAM | RUNNERS | | TIME |
|---|---|---|---|
| 1. Imp | M. Vines | N. Fuchsen | 3.37.9 |
| | S. McNair | C. Skeen | |
| 2. W-P | | | 3.42.4 |
| 3. Grant | | | 3.43.8 |
| 4. Oga ~~JV~~ U | C. Hamilton | | 3.45 |
| 5. Her. | C. Parsley | | 3.54.2 |
| 6. Imp J.V | L. Jablonski | | 4.02.9 |

## 3200 Rel RELAY

| TEAM | RUNNERS | | TIME |
|---|---|---|---|
| 1. Ogal | | | 8.53.7 |
| 2. Imp | S. McNair | B. Poindexter | 9.00.2 |
| 3. Grant | J. Berry | S. Kunneman | 9.03.9 |
| 4. Her. | B. Hanzer | J. Bilka | 9.31.7 |
| 5. Imp J.V | R. Colson | P. Arlenbaum | 9.57.6 |
| 6. Ogal JV | | | 10.30.4 |

TEAMS

| *EVENTS | Imp. | Ogal | Grant | Wau-Rel | Hershey | Imp J.V | Og. J.V |
|---|---|---|---|---|---|---|---|
| Shot | 10/10 | 20/20 | 1/1 | -/- | -/- | -/- | -/- |
| Discus | 18/28 | 11/31 | -/1 | 4/4 | -/- | -/- | -/- |
| P.U | 16/44 | 1/32 | 6/6 | -/4 | -/- | 8/8 | -/- |
| LJ | 8/52 | 12/44 | 11/17 | -/4 | -/- | -/8 | -/- |
| TJ | 18/70 | -/44 | 3/20 | 10/14 | -/- | -/8 | -/- |
| HS | 11/81 | 12/56 | 8/28 | -/14 | -/- | -/8 | -/- |
| 100 | -/81 | 2/58 | 16/44 | 12/26 | 1/1 | -/8 | -/- |
| 200 | -/81 | -/58 | 13/57 | 10/36 | 8/9 | -/8 | -/- |
| 400 | 16/97 | 1/59 | 4/61 | 10/46 | -/9 | -/8 | -/- |
| 800 | 20/117 | 10/69 | -/61 | -/46 | 1/10 | -/8 | -/- |
| 1600 | 11/128 | 8/77 | -/61 | 10/56 | 2/12 | -/8 | -/- |
| 3200 | 3/131 | 14/91 | -/61 | 10/66 | 4/16 | -/8 | -/- |
| 110 HH | 11/142 | 2/93 | 10/71 | -/66 | 10/26 | -/8 | -/- |
| 300 IM | 16/158 | 4/97 | 2/73 | -/66 | 9/35 | -/8 | -/- |
| 400 R | 4/162 | 2/99 | 8/81 | 10/76 | 6/41 | 1/9 | -/- |
| 1600 R | 10/172 | 4/103 | 6/87 | 8/84 | 2/43 | 1/10 | -/- |
| 3200 R | 8/180 | 10/113 | 6/93 | -/84 | 4/47 | 2/12 | 1/1 |
| Wt Rel. | 10/190 | 6/119 | 2/95 | -/84 | 8/55 | 1/13 | 4/5 |
| TOTALS | 190 | 119 | 95 | 84 | 55 | 13 | 5 |
| PLACING | 1 | 2 | 3 | 4 | 5 | 6 | 7 |

*do not write in this column until event is over

BIG RED TRACK SCOREBOOK

Imperial JV 57.2 — Stinnette - Pump - Z. Tidwell - B. Jab

BIG RED TRACK SCOREBOOK

MEET Chappell Invite Imp - J.V. DATE 4-18-97

## EVENT Shot

| | NAME | (Team) | TIME HT. DIST. |
|---|---|---|---|
| 1. | Waring | Pine | 50'4 3/4 |
| 2. | Mitchell | Lodge | 47'11 1/2 |
| 3. | Heath | Jules | 46'4" |
| 4. | Berglund | Osh | 45'9" |
| 5. | Kastens | Pot-Dix | 43'6" |
| 6. | Bondegard | Lodge | 43'0" |

## EVENT HJ

| | NAME | (Team) | TIME HT. DIST. |
|---|---|---|---|
| 1. | A. Calbeau | Pot-D | 5'8" |
| 2. | B. Brown | So.P | 5'8 |
| 3. | R. Stanley | So.P. | 5'8" |
| 4. | Z. Roth | Chap | 5'8" |
| 5. | Demarchi | Jules | 5'8" |
| 6. | R. Silvas | Jules | 5'6" |

## EVENT 100

| | NAME | (Team) | TIME HT. DIST. |
|---|---|---|---|
| 1. | Zaruba | Jules | 11.2 |
| 2. | Owings | Jules | 11.4 |
| 3. | Davis | Chap | 11.4 |
| 4. | Stauffer | Ban.Co | 11.4 |
| 5. | Santero | OSh | 11.6 |
| 6. | Starostka | Chap | 11.7 |

## EVENT 800

| | NAME | (Team) | TIME HT. DIST. |
|---|---|---|---|
| 1. | Cooper | So.P | 2.06.1 |
| 2. | McBride | So.P | 2.07.8 |
| 3. | Mallendar | Jules | 2.08.5 |
| 4. | Stark | Osh | 2.09.5 |
| 5. | Reed | Pine-B | 2.10 |
| 6. | Robertson | Wheat | 2.10.1 |

## EVENT Discus

| | NAME | (Team) | TIME HT. DIST. |
|---|---|---|---|
| 1. | N. Gontemaker | Osh | 137'9" |
| 2. | Z. Nachtrab | Wheat | 135'11" |
| 3. | C. Berglund | Osh | 133'10" |
| 4. | K Kastens | Pot-Dix | 123'11" |
| 5. | A. Waring | Pine B. | 123'0" |
| 6. | L. Vary | Jules | 122'3" |

## EVENT T.J

| | NAME | (Team) | TIME HT. DIST. |
|---|---|---|---|
| 1. | Davis | Chap | 44'11 1/2 |
| 2. | Paulsen | Chap | 41'7" |
| 3. | Harms | Wheat | 41 1/4 |
| 4. | Stanley | So.P. | 40'10 3/4 |
| 5. | Landquist | Jules | 40'5" |
| 6. | Cooper | Ban.Co | 40'3 1/2 |

## EVENT 200

| | NAME | (Team) | TIME HT. DIST. |
|---|---|---|---|
| 1. | Santero | OSh | 23.5 |
| 2. | Owings | Jules | 23.6 |
| 3. | Stauffer | Ban.Co | 24.0 |
| 4. | Starostka | Chap | 24.4 |
| 5. | Johnson | Chap | 24.4 |
| 6. | Sanai | Pine B | 25.1 |

## EVENT 1600

| | NAME | (Team) | TIME HT. DIST. |
|---|---|---|---|
| 1. | Cooper | So.P | 5:04.8 |
| 2. | Regier | Wheat | 5:13.3 |
| 3. | Stark | OSh | 5:18.8 |
| 4. | Zimmerman | So.P | 5:21.6 |
| 5. | Caceres | Imp JV | 5:25.8 |
| 6. | Miscegadis | Lodge | 5:26.3 |

## EVENT PV

| | NAME | (Team) | TIME HT. DIST. |
|---|---|---|---|
| 1. | Garcia | So.P | 11'6" |
| 2. | Carter | Jules | 11'6" |
| 3. | Zaruba | Jules | 11'6" |
| 4. | B. Johnson | Imp | 11'0 |
| 5. | Hughes | So.P | 10'6" |
| 6. | Quinn | Osh. | 10'6" |

## EVENT LJ

| | NAME | (Team) | TIME HT. DIST. |
|---|---|---|---|
| 1. | D. Davis | Chap | 21'8" |
| 2. | Cooper | Ban.Co. | 19'11" |
| 3. | Harms | Wheat | 19'5" |
| 4. | Paulsen | Chap | 19'9 1/4 |
| 5. | Revelle | Ban.Co | 19'5" |
| 6. | Stanley | So.P | 19'3 1/2 |

## EVENT 400

| | NAME | (Team) | TIME HT. DIST. |
|---|---|---|---|
| 1. | Landquist | Jules | 52.5 |
| 2. | Silvas | Jul | 54.2 |
| 3. | Paulson | Chap | 54.5 |
| 4. | Bondegard | Lodge | 54.8 |
| 5. | Stauffer | Ban.C | 55.0 |
| 6. | Stein | Pot-D | 55.6 |

## EVENT 3200

| | NAME | (Team) | TIME HT. DIST. |
|---|---|---|---|
| 1. | Cooper | So.P | 10.12.5 |
| 2. | Landquist | Jule | 11.26.9 |
| 3. | Heinecke | Pine B | 11.29.3 |
| 4. | Caceres | Imp | 11.31.2 |
| 5. | Palsen | So.P. | 11.41.0 |
| 6. | Metcalf | Chap | 11.44.3 |

HELD AT: Chappell SCORING: 1st 10 pts.; 2nd 8 pts.; 3rd 6 pts.; 4th 4 pts.; 5th 2 pts.; 6th 1 pts.

**EVENT 110HH**

| NAME | (Team) | TIME HT. DIST. |
|---|---|---|
| 1. Waring | Pine B | 15.2 |
| 2. McCaslin | Pot-Dix | 15.4 |
| 3. Paulson | Chap | 15.4 |
| 4. Roth | Chap | 15.4 |
| 5. Johnson | Chap | 15.6 |
| 6. Beale | Jul | 16.0 |

**EVENT 300 IM**

| NAME | (Team) | TIME HT. DIST. |
|---|---|---|
| 1. Waring | Pine B | 40.7 |
| 2. Paulson | Chap | 41.8 |
| 3. Livingston | Osh | 42.6 |
| 4. Beale | Jul | 43.8 |
| 5. Davis | Banc | 44.3 |
| 6. McNaugh | Imp | 44.3 |

**400 RELAY**

| TEAM | RUNNERS | TIME |
|---|---|---|
| 1. Chap. | , | 45.8 |
| 2. Jules | , | 46.2 |
| 3. Bann. Co. | | 47.7 |
| 4. So. Platte | | 47.7 |
| 5. Wheatland | | 48.5 |
| 6. Pine Bluffs | | 48.6 |

**1600 RELAY**

| TEAM | RUNNERS | TIME |
|---|---|---|
| 1. Jules | , | 3.31.1 |
| 2. Chapp. | , | 3.42.7 |
| 3. SO. Platte | | 3.45.0 |
| 4. Osh | | 3.45.8 |
| 5. Lodgepole | | 3.47.3 |
| 6. Potter-Dix | | 3.51.3 |

**3200 RELAY**

| TEAM | RUNNERS | TIME |
|---|---|---|
| 1. Jules | , | 8.47.7 |
| 2. So. Platte | , | 8.54.0 |
| 3. Lodgepole | J Bilka | 8.59.0 |
| 4. Wheat. | P Anterkan | 9.22.3 |
| 5. Pine Bluffs | S. Kunnemas | 9.26.1 |
| 6. Imp J.V | B Poindexter | 9.43.8 |

TEAMS

| TEAM NAME / ABBR. | Jules Burg | Chappell | South Platte | Oshkosh | Pine Bluffs Wyo | Wheatland | Banner Co | Potter Dix | Lodge Pole | Imperial J.V. | Albin Wyo | Sioux Co. |
|---|---|---|---|---|---|---|---|---|---|---|---|---|
| *EVENTS | | | | | | | | | | | | |
| Shot | 6/6 | -/- | -/- | 4/4 | 10/10 | -/- | -/- | 2/2 | 9/9 | -/- | -/- | -/- |
| Disc | 1/7 | -/- | -/- | 16/20 | 2/12 | 8/8 | -/- | 4/6 | -/9 | -/- | -/- | -/- |
| PV | 14/21 | -/- | 12/12 | 1/21 | -/12 | -/8 | -/- | -/6 | -/9 | 4/4 | -/- | -/- |
| HJ | 3/24 | 4/4 | 14/26 | -/21 | -/12 | -/8 | -/- | 10/16 | -/9 | -/4 | -/- | -/- |
| T.J | 2/26 | 18/22 | 4/30 | -/21 | -/12 | 6/14 | 1/1 | -/16 | -/9 | -/4 | -/- | -/- |
| L.J | -/26 | 14/36 | 1/31 | -/21 | -/12 | 6/20 | 10/11 | -/16 | -/9 | -/4 | -/- | -/- |
| 100 | 18/42 | 7/43 | -/31 | 2/23 | /12 | -/20 | 4/15 | -/16 | -/9 | -/4 | -/- | -/- |
| 200 | 8/50 | 8/51 | -/31 | 10/43 | 1/13 | -/20 | 6/21 | -/16 | -/9 | -/4 | -/- | -/- |
| 400 | 18/68 | 6/57 | -/31 | -/43 | -/13 | -/20 | 2/23 | 1/17 | 4/13 | -/4 | -/- | -/- |
| 800 | 6/74 | -/57 | 18/49 | 4/47 | 2/15 | 1/21 | -/23 | -/17 | -/13 | -/4 | -/- | -/- |
| 1600 | -/74 | -/57 | 14/63 | 6/53 | -/15 | 8/29 | -/23 | -/17 | 1/14 | 2/6 | -/- | -/- |
| 3200 | 8/82 | 1/58 | 12/75 | -/53 | 6/21 | -/29 | -/23 | -/17 | -/14 | 4/10 | -/- | -/- |
| 110HH | 1/83 | 12/70 | -/75 | -/53 | 10/31 | -/29 | -/23 | 8/25 | -/14 | -/10 | -/- | -/- |
| 300IM | 4/87 | 8/78 | -/75 | 6/58 | 10/41 | -/29 | 2/25 | -/25 | -/14 | 1/11 | -/- | -/- |
| 400 Rel | 8/96 | 10/88 | 4/79 | -/58 | 1/42 | 2/31 | 6/31 | -/25 | -/14 | -/11 | -/- | -/- |
| 1600 Rel | 10/106 | 8/96 | 6/85 | 4/62 | -/42 | -/31 | -/31 | 1/26 | 2/16 | -/11 | -/- | -/- |
| 3200 Rel | 10/116 | -/96 | 8/93 | -/- | 2/44 | 4/35 | -/31 | -/26 | 6/22 | 1/12 | -/- | -/- |
| | -/ | | | | | | | | | -/12 | | |
| TOTALS | 116 | 96 | 93 | 62 | 44 | 35 | 31 | 26 | 22 | 12 | 0 | 0 |
| PLACING | 1 | 2 | 3 | 4 | 5 | 6 | 7 | [illegible] | [illegible] | [illegible] | 11 | 12 |

*do not write in this column until event is over

BIG RED TRACK SCOREBOOK

# BIG RED TRACK SCOREBOOK

MEET Gothenburg Invite Varsity DATE 4-19-97

## EVENT Shot

| NAME | (Team) | TIME HT. DIST. |
|---|---|---|
| 1. D. Hudson | I | 50'10" |
| 2. A. Hansmeir | Og | 49'7" |
| 3. C. Metzger | Goth | 48'10 |
| 4. J. McPherson | Goth | 48'2 |
| 5. N. Armagost | Lex | 47'7" |
| 6. C. Roberts | Lex | 47'7 |

## EVENT T.J

| NAME | (Team) | TIME HT. DIST. |
|---|---|---|
| 1. J. Chancellor | McC ~~43'6"~~ | 43'6" |
| 2. M. Vines | I | 41'6" |
| 3. J. McMinnier | Mc | 40'5" |
| 4. T. Hallowell | Mc | 40'3 3/4 |
| 5. L. Kaiser | I | 39'2 1/4 |
| 6. N. Fuehrer | I | 38'10 1/4 |

## EVENT 100

| NAME | (Team) | TIME HT. DIST. |
|---|---|---|
| 1. B. Soden | Mc | 10.7 |
| 2. J.T Burk | Good | 11.0 |
| 3. C. Neuhaus | Mc | 11.2 |
| 4. B. Gilland | Mc | 11.4 |
| 5. K Sonthana | Lex | 11.5 |
| 6. M. Culler | Og | 11.6 |

## EVENT 800

| NAME | (Team) | TIME HT. DIST. |
|---|---|---|
| 1. J. Ellis | Goth | 2.02.4 |
| 2. M. Vines | I | 2.06. |
| 3. A. Short | Good | 2.10.3 |
| 4. C. Skeen | I | 2.11.5 |
| 5. M. Blivier | Lex | 2.13.6 |
| 6. S. McNair | I | 2.14 |

## EVENT Discus

| NAME | (Team) | TIME HT. DIST. |
|---|---|---|
| 1. A. Hansmeir | Og | 157'8" |
| 2. S McPherson | Goth | 146'8" |
| 3. T. Hicken | Goth | 137'8" |
| 4. D Hudson | I | 136'3" |
| 5. M Terryberry | I | 132'1" |
| 6. D. Makowicka | Ogal | 131'3" |

## EVENT L.J

| NAME | (Team) | TIME HT. DIST. |
|---|---|---|
| 1. B. Soden | Mc | 21'7" |
| 2. T. Hallowell | Mc | 21'2 3/4 |
| 3. E. Stewart | Mc | 20'4 3/4 |
| 4. A. Horn Fech | K | 19'10 1/2 |
| 5. N. Fuehrer | I | 19'2" |
| 6. S. McFarland | Lex | 18'11 1/2 |

## EVENT 200

| NAME | (Team) | TIME HT. DIST. |
|---|---|---|
| 1. R. Felver | Good | 22.9 |
| 2. A. Mann | Goth | 23.2 |
| 3. J. T Burk | Good | 23.4 |
| 4. C. Neuhaus | Mc | 24.0 |
| 5. B. Gilland | Mc | 24.4 |
| 6. N. Rubio | Good | 24.5 |

## EVENT 1600

| NAME | (Team) | TIME HT. DIST. |
|---|---|---|
| 1. J. Ellis | Goth | 4.51.7 |
| 2. C Norman | Og | 4.53.6 |
| 3. J. Linden | Lex | 4.54.8 |
| 4. R. Tedford | Good | 5.00.1 |
| 5. R Colson | I | 5.00.9 |
| 6. T. Dan | Og | 5.01.2 |

## EVENT PV.

| NAME | (Team) | TIME HT. DIST. |
|---|---|---|
| 1. K Moore | Lex | 14' |
| 2. J.P. Thomalla | Goth | 13' |
| 3. Z. Schillz | McC | 12'6" |
| 4. D. Maier | I | 12' |
| 5. C. Tidwell | I | 12 |
| 6. J. Johnson | Goth | [illegible]'6 |

## EVENT ~~PV~~ H.J

| NAME | (Team) | TIME HT. DIST. |
|---|---|---|
| 1. D. Hudson | I | 6'5" |
| 2. C.J Bentley | Goth | 6'1" |
| 3. N. Rubio | Good | 6'1" |
| 4. M Skuja | K | 5'11" |
| 5. L. Kaiser | I | 5'7" |
| 6. J. Kring | K | |
| N Bennet | Mc | |

## EVENT 400

| NAME | (Team) | TIME HT. DIST. |
|---|---|---|
| 1. A. Mann | Goth | 51.1 |
| 2. R Felver | Good | 51.2 |
| 3. E. Otto | Lex | 51.9 |
| 4. M. Vines | I | 52.0 |
| 5. C. Skeen | I | 53.2 |
| 6. T.J Teator | Lex | 53.9 |

## EVENT 3200

| NAME | (Team) | TIME HT. DIST. |
|---|---|---|
| 1. R Tedford | Good | 10.40.7 |
| 2. J. Linden | Lex | 10.51.0 |
| 3. S. Gunther | Og | 10.56.4 |
| 4. S. McNair | I | 10.58.5 |
| 5. R Meyer | I | 10.59.2 |
| 6. B Bates | Mc. | 10.59.4 |

[illegible] - 3.50.2 2 - Imp 3.51.7 3 McCook 3.53.9 4 Ogal. 4.00.1

Pankonin - Tidwell - Fuehrer - Barger

# BIG RED TRACK SCOREBOOK

HELD AT: Gothenburg SCORING: 1st 10 pts.; 2nd 8 pts.; 3rd 6 pts.; 4th 4 pts.; 5th 2 pts.; 6th 1 pts.

## EVENT 110 HH

| | NAME | (Team) | TIME HT. DIST. |
|---|---|---|---|
| 1. | S. McFarland | Lex | 15.6 |
| 2. | A. Davenport | Goth | 15.6+ |
| 3. | A. Dacke | Lex | 16.0 |
| 4. | M. Blaker | Mc | 16.1 |
| 5. | J. Reetz | Good | 16.5 |
| 6. | R Hatcher | Gibb | 16.6 |

## EVENT 300 IM

| | NAME | (Team) | TIME HT. DIST. |
|---|---|---|---|
| 1. | S McFarland | Lex | 42.0 |
| 2. | A. Davenport | Goth | 42.0+ |
| 3. | A. Dacke | Lex | 43.0 |
| 4. | M. Fisher | I | 44.1 |
| 5. | M. Baker | Mc | 44.2 |
| 6. | R. Spencer | Mc | 44.3 |

## 400 Rel RELAY

| | TEAM | RUNNERS | TIME |
|---|---|---|---|
| 1. | McCook | _____, _____ _____, _____ | 44.2 |
| 2. | Lex | E. Hansen | 46.3 |
| 3. | Imperial | C. Tidwell | 47.4 |
| 4. | Ogal | M. Strand | 47.7 |
| 5. | Goth | K. Beam | 47.8 |
| 6. | | | |

## 1600 Rel RELAY

| | TEAM | RUNNERS | TIME |
|---|---|---|---|
| 1. | Lex | _____, _____ _____, _____ | 3.32.0 |
| 2. | Imp | C. Slicer | 3.33.9 |
| 3. | Goth | S. McClain | 3.34.5 |
| 4. | Good | N. Fuehrer | 3.40.3 |
| 5. | Mc | M. Vires | 3.41.2 |
| 6. | Ogal | | 3.47.1 |

## 3200 Rel RELAY

| | TEAM | RUNNERS | TIME |
|---|---|---|---|
| 1. | Ogal | _____, _____ _____, _____ | 8.47.6 |
| 2. | Goth | B. Hansen | 9.00.2 |
| 3. | Imp | J Berry | 9.01.6 |
| 4. | McCook | S. McClain | 9.09.4 |
| 5. | Lex | S. Bangen | 9.33.7 |
| 6. | Kearney | | 9.35.8 |

TEAMS

| TEAM NAME | Goth | McCook | Imperial | Lexington | Good Land | Ogallala | Kearney J.V |
|---|---|---|---|---|---|---|---|
| ABBR. | Goth | McC | Imp | Lex | GL | Ogal | Kearney |
| *EVENTS | | | | | | | |
| Shot | 10 / 10 | - / - | 10 / 10 | 3 / 3 | - / - | 8 / 8 | - / - |
| Discus | 14 / 24 | - / - | 6 / 16 | - / 3 | - / - | 11 / 19 | - / - |
| P.V | 9 / 33 | 6 / 6 | 6 / 22 | 10 / 13 | - / - | - / 19 | - / - |
| T.J | - / 33 | 20 / 26 | 11 / 33 | - / 13 | - / - | - / 19 | - / - |
| L.J | - / 33 | 24 / 50 | 2 / 35 | 1 / 14 | - / - | - / 19 | 4 / 4 |
| H.J | 8 / 41 | 1 / 51 | 11 / 46 | - / 14 | 6 / 6 | - / 19 | 5 / 9 |
| 100 | - / 41 | 20 / 71 | - / 46 | 2 / 16 | 8 / 14 | 1 / 20 | - / 9 |
| 200 | 8 / 49 | 6 / 77 | - / 46 | - / 16 | 17 / 31 | - / 20 | - / 9 |
| 400 | 10 / 59 | - / 77 | 6 / 52 | 7 / 23 | 8 / 39 | - / 20 | - / 9 |
| 800 | 10 / 69 | - / 77 | 13 / 65 | 2 / 25 | 6 / 45 | - / 20 | - / 9 |
| 1600 | 10 / 79 | - / 77 | 2 / 67 | 6 / 31 | 4 / 49 | 9 / 29 | - / 9 |
| 3200 | - / 79 | 1 / 78 | 6 / 73 | 8 / 39 | 10 / 59 | 6 / 35 | - / 9 |
| 110 HH | 9 / 88 | 4 / 82 | - / 73 | 16 / 56 | 2 / 61 | - / 35 | - / 9 |
| 300 IM | 8 / 96 | 3 / 85 | 4 / 77 | 16 / 72 | - / 61 | - / 35 | - / 9 |
| 400 Rel | 2 / 98 | 10 / 95 | 6 / 83 | 8 / 80 | - / 61 | 4 / 39 | - / 9 |
| 1600 Rel | 6 / 106 | 2 / 97 | 8 / 91 | 10 / 90 | 4 / 65 | 1 / 40 | - / 9 |
| 3200 Rel | 8 / 114 | 4 / 101 | 6 / 97 | 2 / 92 | - / 65 | 10 / 50 | 1 / 10 |
| 4 x 400 Rel | 8 / 122 | 4 / 105 | 6 / 103 | 2 / 94 | - / 65 | 10 / 60 | 1 / 11 |
| TOTALS | 116 | 109 | 107 | 103 | 65 | 56 | 10 |
| PLACING | 1 | 2 | 3 | 4 | 5 | 6 | 7 |

*do not write in this column until event is over

- Goth 4.02.5

# BIG RED TRACK SCOREBOOK

MEET Imperial Invite DATE 4-22-97

## EVENT Shot

| NAME | (Team) | TIME HT. DIST. |
|---|---|---|
| 1. D. Hudson | I | 48'4" |
| 2. K. Docekal | Og | 47'7" |
| 3. A. Hansmeir | Og | 46'1½ |
| 4. D. Makowski | Og | 45'11½ |
| 5. C. Berglund | Osh | 44'10 |
| 6. F. Ringelman | I | 44'6 |

## EVENT H.J

| NAME | (Team) | TIME HT. DIST. |
|---|---|---|
| 1. D. Hudson | I | 6'2" |
| 2. C. Miller | Gr | 6'0 |
| 3. D. Cerney | Ogal | 5'10 |
| 4. L. Kaiser | I | 5'8 |
| 5. N. Koehn | Og | |
| 6. K. Meismer, R. Silvas | Og, Jules | 5'6 |

## EVENT 100

| NAME | (Team) | TIME HT. DIST. |
|---|---|---|
| 1. J. Bishop | Gr | 11.1 |
| 2. B. Zaruba | Jules | 11.2 |
| 3. B. J. Owings | Jules | 11.5 |
| 4. K. Luech | Gr | 11.6 |
| 5. R. Sandoval | Og | 11.6 |
| 6. J. Firme | Hox | 11.8 |

## EVENT 800

| NAME | (Team) | TIME HT. DIST. |
|---|---|---|
| 1. Jake List | Og | 2.10.5 |
| 2. S. Barger | I | 2.11.5 |
| 3. S. McNair | I | 2.12.1 |
| 4. C. Skeen | I | 2.12.1 |
| 5. D. Mollendon | Jule | 2.13 |
| 6. J. Stark | Osh | 2.14.4 |

## EVENT Discus

| NAME | (Team) | TIME HT. DIST. |
|---|---|---|
| 1. A. Hansmeir | Og | 172'10" |
| 2. D. Hudson | I | 164'7" |
| 3. M. Terryberry | I | 145'7" |
| 4. K. Docekal | Og | 139'4" |
| 5. C. Berglund | Osh | 139' |
| 6. M. Himes | Hox | 136'10" |

## EVENT T.J

| NAME | (Team) | TIME HT. DIST. |
|---|---|---|
| 1. Joel List | Og | 40'8" |
| 2. M. Vires | I | 39'8½ |
| 3. C. Olson | Gr | 39'1½ |
| 4. N. Fuchsen | I | 38'11½ |
| 5. L. Kaiser | I | 38'11" |
| 6. N. Pascoe | Ogal | 38'3½ |

## EVENT 200

| NAME | (Team) | TIME HT. DIST. |
|---|---|---|
| 1. J. Bishop | Gr | 22.7 |
| 2. T. Santero | Osh | 23.3 |
| 3. B. J. Owings | Jules | 23.6 |
| 4. C. Luech | Gr | 23.6 |
| 5. R. Sandoval | Og | 23.7 |
| 6. S. Lett | Hox | 23.7 |

## EVENT 1600

| NAME | (Team) | TIME HT. DIST. |
|---|---|---|
| 1. C. Norman | Og | 5.04.9 |
| 2. R. Colson | I | 5.06.6 |
| 3. T. Dam | Og | 5.07.7 |
| 4. R. Meyer | I | 5.11.1 |
| 5. S. Gunther | Og | 5.14.5 |
| 6. B. Lanckreil | Jules | 5.16.7 |

## EVENT P.V

| NAME | (Team) | TIME HT. DIST. |
|---|---|---|
| 1. B. Zaruba | Jules | 13'0 |
| 2. C. Tidwell | I | 12'0 |
| 3. K. Kohtz | I JV | 11'6" |
| 4. T. J. Carter | Jules | 11'6 |
| 5. C. Quinn | Osh | 11'6 |
| 6. B. Johnson | I-JV | 11'0 |

## EVENT L.J

| NAME | (Team) | TIME HT. DIST. |
|---|---|---|
| 1. K. Wykert | Gr | 20'5½ |
| 2. M. Vires | I | 19'4½ |
| 3. Jake List | Ogal | 19'2" |
| 4. C. Olsen | Gr | 19'0 |
| 5. N. Fuchsen | I | 18'10½ |
| 6. M. Kirkpatrick | Gr | 18'6 |

## EVENT 400

| NAME | (Team) | TIME HT. DIST. |
|---|---|---|
| 1. J. Bishop | Gr | 51.6 |
| 2. K. Lanckreil | Jules | 52.0 |
| 3. M. Vires | I | 52.2 |
| 4. C. Skeen | I | 52.3 |
| 5. T. Scheele | Hox | 52.5 |
| 6. S. Lett | Hox | 53.4 |

## EVENT 3200

| NAME | (Team) | TIME HT. DIST. |
|---|---|---|
| 1. S. Gunther | Og | 10.47.8 |
| 2. R. Meyer | I | 10.48.5 |
| 3. S. McNair | I | 10.48.8 |
| 4. C. Norman | Og | 10.48.9 |
| 5. M. Christensen | Og | 11.00.2 |
| 6. T. Colglazie | Gr | 11.04.3 |

1 Imp - 48.8 2 Grant 50.3 3 - Ogal Var. 51.3 4 Osh 51.9 5 Haxton 52.7

HELD AT: Grant SCORING: 1st 10 pts.; 2nd 8 pts.; 3rd 6 pts.; 4th 4 pts.; 5th 2 pts.; 6th 1 pts.

## EVENT 110 HH

| | NAME | (Team) | TIME HT. DIST. |
|---|---|---|---|
| 1. | D Becke | Jules | 18.93 |
| 2. | M. Shand | I | 15.58 |
| 3. | C Livingston | Osh | 16.9 |
| 4. | M. Kirkpatrick | Gr | 17.9 |
| 5. | E. Kapeski | Ogal | 18.1 |
| 6. | T. J Shives | Gr | 18.2 |

## EVENT 300 IM

| | NAME | (Team) | TIME HT. DIST. |
|---|---|---|---|
| 1. | D Beelle | Jules | 43.8 |
| 2. | C. Livingston | Osh | 43.9 |
| 3. | M. Shand | I | 44.3 |
| 4. | M. Fisher | I | 44.4 |
| 5. | E. Kapeski | Og | 44.9 |
| 6. | J. McNabb | I | 45.5 |

## 400 RELAY

| | TEAM | RUNNERS | TIME |
|---|---|---|---|
| 1. | Grant | _____, _____ _____, _____ | 45.16 |
| 2. | Jules | M. Shand | 45.56 |
| 3. | Ogal | C. Tidwell | 46.69 |
| 4. | Osh. | K. Berry | 46.91 |
| 5. | Hoxton | L. Pontbriand | 47.01 |
| 6. | Imp | | 47.8 |

## 1600 RELAY

| | TEAM | RUNNERS | TIME |
|---|---|---|---|
| 1. | Jules | _____, _____ _____, _____ | 3.36.9 |
| 2. | Hoxton | C. Tidwell | 3.40.8 |
| 3. | Ogal Var | K. Berry | 3.43.28 |
| 4. | Imp Var | C. Skeen | 3.47.3 |
| 5. | Grant | S. McAlair | 3.59.7 |
| 6. | Ogal J.V | | 4.03.6 |

## 3200 RELAY

| | TEAM | RUNNERS | TIME |
|---|---|---|---|
| 1. | Ogal | _____, _____ _____, _____ | 8.37.8 |
| 2. | Jules | R Colson | 8.48.1 |
| 3. | Grant | B. Hansen | 8.58.0 |
| 4. | Ogal J.V | S. Borger | 9.11.5 |
| 5. | Imp Var | J. Berry | 9.14.1 |
| 6. | Imp. J.V. | | 9.42.3 |

6 Ogal J.V 53.1

TEAMS

| TEAM NAME | Imperial | Ogallala | Grant | Jolesburg | Oshkosh | Hoxton | Imperial J.V | Ogallala J.V. | | | | | | | | | | |
|---|---|---|---|---|---|---|---|---|---|---|---|---|---|---|---|---|---|---|
| ABBR. | | | | | | | | | | | | | | | | | | |
| *EVENTS | | | | | | | | | | | | | | | | | | |
| Shot | 11/11 | 18/18 | – | – | 2/2 | – | – | – | | | | | | | | | | |
| Discus | 14/25 | 14/32 | – | – | 2/4 | 1/1 | – | – | | | | | | | | | | |
| P.V | 8/33 | –/32 | – | 14/14 | 2/6 | –/1 | 7/7 | – | | | | | | | | | | |
| H.J | 13/46 | 9½/41.5 | 8/8 | 1½/14.5 | –/6 | –/1 | –/7 | – | | | | | | | | | | |
| T.J | 14/60 | 11/52.5 | 6/14 | –/14.5 | –/6 | –/1 | –/7 | – | | | | | | | | | | |
| L.J | 10/70 | 6/58.5 | 15/29 | –/14.5 | –/6 | –/1 | –/7 | – | | | | | | | | | | |
| 100 | –/70 | 2/60.5 | 14/43 | 14/28.5 | –/6 | 1/2 | –/7 | – | | | | | | | | | | |
| 200 | –/70 | 2/62.5 | 14/57 | 6/34.5 | 8/14 | 1/3 | –/7 | – | | | | | | | | | | |
| 400 | 10/80 | –/62.5 | 10/67 | 8/42.5 | –/14 | 3/6 | –/7 | – | | | | | | | | | | |
| 800 | 18/98 | 10/72.5 | –/67 | 2/44.5 | 1/15 | –/6 | –/7 | – | | | | | | | | | | |
| 1600 | 12/110 | 18/90.5 | –/67 | 1/45.5 | –/15 | –/6 | –/7 | – | | | | | | | | | | |
| 3200 | 14/124 | 16/106.5 | 1/68 | –/45.5 | –/15 | –/6 | –/7 | – | | | | | | | | | | |
| 110 HH | 8/132 | 2/108.5 | 5/73 | 10/55.5 | 6/21 | –/6 | –/7 | – | | | | | | | | | | |
| 300 IM | 11/143 | 2/110.5 | –/73 | 10/65.5 | 8/29 | –/6 | –/7 | – | | | | | | | | | | |
| 400 Rel | 1/144 | 6/116.5 | 10/83 | 8/73.5 | 4/33 | 2/8 | –/7 | – | | | | | | | | | | |
| 1600 Rel | 4/148 | 6/122 | 2/85 | 10/83.5 | –/33 | 8/16 | –/7 | 1/1 | | | | | | | | | | |
| 3200 Rel | 2/150 | 10/132.5 | 6/91 | 8/91.5 | –/33 | –/16 | 1/8 | 4/5 | | | | | | | | | | |
| Wt Rel. | 10/160 | 6/138.5 | 8/99 | –/91.5 | 4/37 | 2/18 | –/8 | 1/6 | | | | | | | | | | |
| TOTALS | 160 | 138.5 | 99 | 91.5 | 37 | 18 | 8 | 6 | | | | | | | | | | |
| PLACING | 1 | 2 | 3 | 4 | 5 | 6 | 7 | 8 | | | | | | | | | | |

*do not write in this column until event is over

Imp - C. Schille - M Terry Berry - D. Maier D. Hudson

BIG RED TRACK SCOREBOOK

BIG RED TRACK SCOREBOOK

MEET Grant Reserve DATE 4-29-97

## EVENT Shot

| | NAME | (Team) | TIME HT. DIST. |
|---|---|---|---|
| 1. | J. Stinnette | I | 41'0 |
| 2. | B. Krajeski | G | 38'7" |
| 3. | B Pierup | I | 38'1" |
| 4. | M. Tenyberry | I | 37'5" |
| 5. | C Hamilton | I | 34½ |
| 6. | | | |

## EVENT L.J.

| | NAME | (Team) | TIME HT. DIST. |
|---|---|---|---|
| 1. | M. Kirkpatrick | G | 18'11½ |
| 2. | J. McNabb | I | 17'5" |
| 3. | T.J. Shires | G | 16'1½ |
| 4. | C. Engel | G | 14'2 |
| 5. | T. Chism | I | 14' |
| 6. | | | |

## EVENT 100

| | NAME | (Team) | TIME HT. DIST. |
|---|---|---|---|
| 1. | K Cueck | G | 11.8 |
| 2. | C Tate | G | 12.2 |
| 3. | D. Mayer | I | 12.3 |
| 4. | M. Kirkpatrick | G | 12.4 |
| 5. | M. Swan | G | 12.5 |
| 6. | | | |

## EVENT 800

| | NAME | (Team) | TIME HT. DIST. |
|---|---|---|---|
| 1. | T. Colglazier | G | 2:15.1 |
| 2. | J. Reese | G | 2:27.5 |
| 3. | O. Caseres | I | 2:28.3 |
| 4. | J. Bilka | I | 2:28.4 |
| 5. | R Sperling | G | 2:36.6 |
| 6. | | | |

## EVENT Disc

| | NAME | (Team) | TIME HT. DIST. |
|---|---|---|---|
| 1. | M. Tenyberry | I | 136'4 |
| 2. | S. Stinnette | I | 124' |
| 3. | P. Mayer | G | 117'3 |
| 4. | B. Pierup | I | 108'10" |
| 5. | B Krajeski | G | 107'4 |
| 6. | | | |

## EVENT T.J.

| | NAME | (Team) | TIME HT. DIST. |
|---|---|---|---|
| 1. | L. Kaiser | I | 38'9½ |
| 2. | B. Leibhart | I | 38'3 |
| 3. | B. Cornelius | G | 36'4½ |
| 4. | M. Swan | G | 34'4 |
| 5. | C. Engel | G | 32'4 |
| 6. | | | |

## EVENT 200

| | NAME | (Team) | TIME HT. DIST. |
|---|---|---|---|
| 1. | D. Hudson | I | 25.1 |
| 2. | M. Swan | G | 25.3 |
| 3. | B. Leibhart | I | 25.3 |
| 4. | L. Pankow | I | 25.7 |
| 5. | K Kohtz | I | 25.8 |
| 6. | | | |

## EVENT 1600

| | NAME | (Team) | TIME HT. DIST. |
|---|---|---|---|
| 1. | P. McGreen | G | 5:26.3 |
| 2. | R Sperling | G | 5:44.5 |
| 3. | S. Kennaran | I | 5:54.9 |
| 4. | J. McGrath | I | 5:54.9 |
| 5. | B. Hansen | I | 6:06.1 |
| 6. | | | |

## EVENT P.V.

| | NAME | (Team) | TIME HT. DIST. |
|---|---|---|---|
| 1. | M. Fisher | I | 12'0 |
| 2. | B. Johnson | I | 11'6 |
| 3. | K Kohtz | I | 11'6" |
| 4. | T. J. Shires | G | 11'0 |
| 5. | D. Mayer | I | 10'0 |
| 6. | | | |

## EVENT H.J.

| | NAME | (Team) | TIME HT. DIST. |
|---|---|---|---|
| 1. | C. Karsen | I | 5'8" |
| 2. | C. Jablonski | I | 5'4 |
| 3. | B. Leibhart | I | 5'4 |
| 4. | P. McGreen | G | 5'2 |
| 5. | M. Bolton | G | 5'2 |
| 6. | | | |

## EVENT 400

| | NAME | (Team) | TIME HT. DIST. |
|---|---|---|---|
| 1. | S. Barger | I | 55.4 |
| 2. | L. Jablonski | I | 58.7 |
| 3. | J. Reese | G | 59.5 |
| 4. | J. Bilka | I | 59.6 |
| 5. | P. Atteberry | I | 64.7 |
| 6. | | | |

## EVENT 3200

| | NAME | (Team) | TIME HT. DIST. |
|---|---|---|---|
| 1. | J. McGrath | I | 12:06.8 |
| 2. | S. Kennaran | I | 12:10.4 |
| 3. | B. Vanderpool | I | 12:43.1 |
| 4. | | | |
| 5. | | | |
| 6. | | | |

# BIG RED TRACK SCOREBOOK

HELD AT: Grant SCORING: 1st 6 pts.; 2nd 4 pts.; 3rd 3 pts.; 4th 2 pts.; 5th 1 pts.; 6th ____ pts.

## EVENT 110 Hrd

| NAME | (Team) | TIME HT. DIST. |
|---|---|---|
| 1. D. Hutson | I | 17.0 |
| 2. J. McNabb | F | 18.0 |
| 3. E. Hansen | I | 18.5 |
| 4. M. Fisher | I | 18.5 |
| 5. C. Richmond | G | 19.7 |
| 6. | | |

## EVENT 300 IH

| NAME | (Team) | TIME HT. DIST. |
|---|---|---|
| 1. M. Fisher | I | 45.7 |
| 2. J. McNabb | I | 46.2 |
| 3. E. Hansen | I | 48.2 |
| 4. B. Johnson | I | 51.0 |
| 5. J. R. Klein | I | 51.4 |
| 6. | | |

## 400 Rel RELAY

| TEAM | RUNNERS | TIME |
|---|---|---|
| 1. Imp | _____, _____ _____, _____ | 48.4 |
| 2. Grant | K Kohr, C Parkerian, C Jablonski, B Lebsack | 51.7 |
| 3. | | |
| 4. | | |
| 5. | | |
| 6. | | |

## 1600 Rel RELAY

| TEAM | RUNNERS | TIME |
|---|---|---|
| 1. Imp. | _____, _____ _____, _____ | 4027 |
| 2. Grant | E Hansen, S Bergen, C Hursley, C Hazelton | 4:43.5 |
| 3. | | |
| 4. | | |
| 5. | | |
| 6. | | |

## 3200 Rel RELAY

| TEAM | RUNNERS | TIME |
|---|---|---|
| 1. | _____, _____ _____, _____ | |
| 2. None | | |
| 3. | | |
| 4. | | |
| 5. | | |
| 6. | | |

TEAMS

| *EVENTS | TEAM NAME / ABBR. Imperial | Grant |
|---|---|---|
| Shot | 12 / 12 | 4 / 4 |
| Discus | 12 / 24 | 4 / 8 |
| Pole Vault | 14 / 38 | 2 / 10 |
| L.J. | 5 / 43 | 11 / 21 |
| T.J. | 10 / 53 | 6 / 27 |
| H.J. | 13 / 66 | 3 / 30 |
| 100 | 3 / 69 | 13 / 43 |
| 200 | 12 / 81 | 4 / 47 |
| 400 | 13 / 94 | 3 / 50 |
| 800 | 5 / 99 | 11 / 61 |
| 1600 | 6 / 105 | 10 / 71 |
| 3200 | 13 / 118 | - / 71 |
| 110HH | 15 / 133 | 1 / 72 |
| 300 IH | 16 / 149 | - / 72 |
| 400 Rel | 5 / 154 | - / 72 |
| 1600 Rel | 5 / 159 | - / 72 |
| | | |
| | | |
| TOTALS | 159 | 72 |
| PLACING | 1 | 2 |

*do not write in this column until event is over

BIG RED TRACK SCOREBOOK

MEET S.P.V.A. DATE 5-2-97

## EVENT Shot

| NAME | (Team) | TIME HT. DIST. |
|---|---|---|
| 1. D. Hudson | I | 49'3" |
| 2. D. Carstenson | S | 47'0 |
| 3. F. Ruegsegger | F | 45'2½ |
| 4. J Brunssen | H | 44'8½ |
| 5. E. Martens | G | 43'5½ |
| 6. V. Martinez | H | 43'5½ |

## EVENT C.S

| NAME | (Team) | TIME HT. DIST. |
|---|---|---|
| 1. M. Vires | I | 19'10" |
| 2. M. Kirkpatrick | G | 19'10 |
| 3. G. Wyleat | G | 19'5¾ |
| 4. M. Fuehrer | I | 19'5¼ |
| 5. C. Olsen | G | 19'1½ |
| 6. D. Arnold | S | 18'0 |

## EVENT 100

| NAME | (Team) | TIME HT. DIST. |
|---|---|---|
| 1. J. Bishop | G | 11.1 |
| 2. R. Gill | H | 11.4 |
| 3. K Lueck | G | 11.4 |
| 4. J. Andes | G | 11.6 |
| 5. K Nelson | H | 11.7 |
| 6. J. Cox | S | 11.9 |

## EVENT 800

| NAME | (Team) | TIME HT. DIST. |
|---|---|---|
| 1. C. Skeen | I | 2.04.1 |
| 2. S. McKlair | I | 2.04.8 |
| 3. S. Borgen | I | 2.05.7 |
| 4. B. Boerner | S.P | 2.10.6 |
| 5. J.P. Brosius | S.P | 2.11.0 |
| 6. T. Colglazier | G | 2.12.8 |

## EVENT Disc

| NAME | (Team) | TIME HT. DIST. |
|---|---|---|
| 1. D. Hudson | I | 144'9" |
| 2. D. Carstenson | S | 130' |
| 3. C. Schilke | I | 127'3" |
| 4. J. Allen | S | 122'7" |
| 5. M Terryberry | I | 121'6" |
| 6. J Jorgenson | S.P | 116'4 |

## EVENT T.S

| NAME | (Team) | TIME HT. DIST. |
|---|---|---|
| 1. M. Vires | I | 41'2¼ |
| 2. N. Fuehrer | I | 39'1½ |
| 3. C. Olsen | G | 38'11" |
| 4. M Manning | S.P | 38'4¼ |
| 5. L. Kaisen | I | 38'8" |
| 6. B. Boerner | S.P. | 38'6" |

## EVENT 200

| NAME | (Team) | TIME HT. DIST. |
|---|---|---|
| 1. J. Bishop | G | 23.3 |
| 2. M. Vires | I | 23.3 |
| 3. K. Lueck | G | 23.7 |
| 4. E. Brunz | S | 24.1 |
| 5. J. Andis | G | 24.1 |
| 6. K Nelson | H | 24.2 |

## EVENT 1600

| NAME | (Team) | TIME HT. DIST. |
|---|---|---|
| 1. R. Colson | I | 4.58.2 |
| 2. R. Meyer | I | 4.58.6 |
| 3. J. Berry | I | 5.06.8 |
| 4. P. McGreen | G | 5.10.1 |
| 5. B. Heaton | H | 5.14.9 |
| 6. T. Martin | S | 5.15.6 |

## EVENT P.V

| NAME | (Team) | TIME HT. DIST. |
|---|---|---|
| 1. S. Lantis | J | 12'6 |
| 2. M. Fisher | I | 12'0 |
| 3. C. Tidwell | I | 11'0 |
| 4. J. J. Sheets | G | 10'6 |
| 5. B. Johnson | I | 10' |
| 6. J. Kluver | G | 9'6 |

## EVENT H.J

| NAME | (Team) | TIME HT. DIST. |
|---|---|---|
| 1. D. Hudson | I | 6'4 |
| 2. C. Miller | G | 6'2 |
| 3. E Brunz | S | 6'2 |
| 4. L. Kaisen | I | 5'10" |
| 5. C. Borrell | S. | 5'8" |
| 6. M. Shand | I | 5'8" |

## EVENT 400

| NAME | (Team) | TIME HT. DIST. |
|---|---|---|
| 1. J. Bishop | G | 50.6 |
| 2. M. Vires | I | 50.7 |
| 3. C Skeen | I | 51.3 |
| 4. N. Fuehrer | I | 53.5 |
| 5. E. Brunz | S | 53.8 |
| 6. J. P Brosius | S.P | 55.6 |

## EVENT 3200

| NAME | (Team) | TIME HT. DIST. |
|---|---|---|
| 1. S. McKlair | I | 10.33.7 |
| 2. R. Meyer | I | 10.52.0 |
| 3. R. Colson | I | 11.06.2 |
| 4. T. Colglazier | G | 11.16.9 |
| 5. T. Martin | S | 11.30.3 |
| 6. B. Einsiedler | S | 11.30.7 |

Impersef 48.8 2-Grant 49.3 3-Sutherland

# BIG RED TRACK SCOREBOOK

HELD AT: Grant SCORING: 1st 10 pts.; 2nd 8 pts.; 3rd 6 pts.; 4th 4 pts.; 5th 2 pts.; 6th 1 pts.

## EVENT 110HH

| | NAME | (Team) | TIME HT. DIST. |
|---|---|---|---|
| 1. | C. Honnigen | S.P. | 15.3 |
| 2. | N. Stoddard | H | 15.4 |
| 3. | M. Shrond | I | 15.8 |
| 4. | D. Hudson | I | 15.9 |
| 5. | K. Marquette | S. | 16.5 |
| 6. | M. Kirkpatrick | G | 17.3 |

## EVENT 300 IM

| | NAME | (Team) | TIME HT. DIST. |
|---|---|---|---|
| 1. | C. Honnigen | S.P. | 42.5 |
| 2. | M. Shrond | I | 42.6 |
| 3. | M. Fisher | I | 43.1 |
| 4. | K. Marquette | S | 44.7 |
| 5. | M. Kirkpatrick | G | 45.0 |
| 6. | N. Stoddard | H | 45.0 |

## 4x8 Rel RELAY

| | TEAM | RUNNERS | TIME |
|---|---|---|---|
| 1. | Grant | _____, _____ | 45.3 |
| | | _____, _____ | |
| 2. | Suth | K. Berry | 45.6 |
| 3. | Her | C. Tidwell | 45.8 |
| 4. | Imp. | B. Leibhart | 46.3 |
| 5. | St Pats | C. Rosellonia | 50.0 |
| 6. | | | |

## 1600 Rel RELAY

| | TEAM | RUNNERS | TIME |
|---|---|---|---|
| 1. | Imp - | S. Barger, C. Skeen | 3.36 |
| | | S. McNair, N. Fickes | |
| 2. | Grant | | 3.42.4 |
| 3. | Suth | | 3.44.9 |
| 4. | St Pats | | 3.49.8 |
| 5. | Her | | 3.51.1 |
| 6. | | | |

## 3200 Rel RELAY

| | TEAM | RUNNERS | TIME |
|---|---|---|---|
| 1. | Grant | _____, _____ | 8.53.4 |
| | | _____, _____ | |
| 2. | Her | S. Barger | 8.59.8 |
| 3. | Imp | J. Bilka | 9.05 |
| 4. | Suth | B. Hansen | 9.58.5 |
| 5. | | J. Berry | |
| 6. | | | |

TEAMS

| *EVENTS | TEAM NAME | Imperial | Grant | Hershey | Southeland | St Pats | | | | | | | | | | | | | | |
|---|---|---|---|---|---|---|---|---|---|---|---|---|---|---|---|---|---|---|---|---|
| | ABBR. | I | G | H | S | SP | | | | | | | | | | | | | | |
| Shot | | 16/16 | 2/2 | 5/5 | 8/8 | -/- | | | | | | | | | | | | | | |
| Discus | | 18/34 | -/2 | -/5 | 12/20 | 1/1 | | | | | | | | | | | | | | |
| PV | | 16/50 | 5/7 | -/5 | 10/30 | -/1 | | | | | | | | | | | | | | |
| LJ | | 14/64 | 16/23 | -/5 | 1/31 | -/1 | | | | | | | | | | | | | | |
| TJ | | 20/84 | 6/29 | -/5 | -/31 | 5/6 | | | | | | | | | | | | | | |
| HJ | | 15/99 | 8/37 | -/5 | 8/39 | -/6 | | | | | | | | | | | | | | |
| 100 | | -/99 | 20/57 | 10/15 | 1/40 | -/6 | | | | | | | | | | | | | | |
| 200 | | 8/107 | 18/75 | 1/16 | 4/44 | -/6 | | | | | | | | | | | | | | |
| 400 | | 18/125 | 10/85 | -/16 | 2/46 | 1/7 | | | | | | | | | | | | | | |
| 800 | | 24/149 | 1/86 | -/16 | -/46 | 6/13 | | | | | | | | | | | | | | |
| 1600 | | 24/173 | 4/90 | 2/18 | 1/47 | -/13 | | | | | | | | | | | | | | |
| 3200 | | 24/197 | 4/94 | -/18 | 3/50 | -/13 | | | | | | | | | | | | | | |
| 110HH | | 10/207 | 1/95 | 8/26 | 2/52 | 10/23 | | | | | | | | | | | | | | |
| 300 IM | | 14/221 | 2/97 | 1/27 | 4/56 | 10/33 | | | | | | | | | | | | | | |
| 4x8 Rel | | 4/225 | 10/107 | 6/33 | 8/64 | 2/35 | | | | | | | | | | | | | | |
| 1600 Rel | | 10/235 | 8/115 | 2/35 | 6/70 | 4/39 | | | | | | | | | | | | | | |
| 3200 Rel | | 6/241 | 10/125 | 8/43 | 4/74 | -/39 | | | | | | | | | | | | | | |
| Frosh Relay | | - | - | - | - | - | | | | | | | | | | | | | | |
| TOTALS | | 241 | 125 | 43 | 74 | 39 | | | | | | | | | | | | | | |
| PLACING | | 1 | 2 | 4 | 3 | 5 | | | | | | | | | | | | | | |

*do not write in this column until event is over

Imp - C. Jablonski - B. Leibhart C. Honnigen J. McNabb

# BIG RED TRACK SCOREBOOK

MEET Dundy County Invite DATE 5-9-97

## EVENT Shot

| NAME | (Team) | TIME HT. DIST. |
|---|---|---|
| 1. D. Hudson | I | 51'3" |
| 2. F. Ringelman | I | 45'5" |
| 3. T. Olson | DC | 45'2½ |
| 4. L. Ruppert | Mc | 43'1½ |
| 5. E. Martins | Gr. | 42'8¼ |
| 6. K Werkmeister | May | 42'5 |

## EVENT L.J

| NAME | (Team) | TIME HT. DIST. |
|---|---|---|
| 1. B. Wilson | Culb | 20'8¼ |
| 2. M. Hazen | May | 20'2½ |
| 3. J. Horner | DC | 20'3/4 |
| 4. M. Kirkpatrick | Gr | 19'10½ |
| 5. K Wykert | Gr | 19'10 |
| 6. N. Fuchsen | I | 19'5½ |

## EVENT 100

| NAME | (Team) | TIME HT. DIST. |
|---|---|---|
| 1. J. Bishop | Gr | 11.0 |
| 2. K Lueck | Gr | 11.3 |
| 3. B. Gilliland | Mc | 11.4 |
| 4. Sic | At | 11.5 |
| 5. J. Andis | Gr | 11.6 |
| 6. Luedke | At | 11.6+ |

## EVENT 800

| NAME | (Team) | TIME HT. DIST. |
|---|---|---|
| 1. C Werkmeister | May | 2.03.8 |
| 2. A. Urbas | DC | 2.06.4 |
| 3. C. Skeen | I | 2.06.4 |
| 4. N. Chase | May | 2.07.4 |
| 5. L. Wiese | DC | 2.08.0 |
| 6. S. Borgen | I | 2.09.4 |

## EVENT Discus

| NAME | (Team) | TIME HT. DIST. |
|---|---|---|
| 1. D Hudson | I | 143'2" |
| 2. A. Walker | Culb | 141'7½ |
| 3. C Schilke | I | 137'9" |
| 4. N. Fanning | Mc | 126'1" |
| 5. L. Ruppert | Mc | 122' |
| 6. M. Wolzahn | May | 119'3" |

## EVENT T.J

| NAME | (Team) | TIME HT. DIST. |
|---|---|---|
| 1. B. Wilson | Culb | 42'5¼ |
| 2. J. Horner | DC | 42'1¾ |
| 3. M. Hazen | May | 40'10½ |
| 4. B. Blair | DC | 40'8¾ |
| 5. D. Willis | Culb | 40'7½ |
| 6. M. Vires | Imp | 40'4½ |

## EVENT 200

| NAME | (Team) | TIME HT. DIST. |
|---|---|---|
| 1. K Lueck | Gr | 22.9 |
| 2. M Sic | At | 23.3 |
| 3. T. Schneider | DC | 23.3+ |
| 4. M. Brunswig | DC | 23.8 |
| 5. J. Andis | Gr | 24.0 |
| 6. N. Fuchsen | I | 24.1 |

## EVENT 1600

| NAME | (Team) | TIME HT. DIST. |
|---|---|---|
| 1. C. Werkmeister | May | 4.46.3 |
| 2. S McNair | I | 4.53.6 |
| 3. R. Colson | I | 4.59.7 |
| 4. R. Meyer | I | 5.01.1 |
| 5. T. Colglazier | Gr | 5.02.4 |
| 6. L. Cuellar | Culb | 5.07.7 |

## EVENT P.V

| NAME | (Team) | TIME HT. DIST. |
|---|---|---|
| 1. K Kohtz | I | 12'6 |
| 2. C Lytle | Mc | 12' |
| 3. D. Maier | I | 11'6 |
| 4. B. Sandford | DC | 11'6 |
| 5. E. Behlke | DC | 10'6 |
| 6. J. Gipe | DC | 10' |

## EVENT H.J

| NAME | (Team) | TIME HT. DIST. |
|---|---|---|
| 1. J. Hoerner | D.C | 6'4 |
| 2. D Hudson | I | 6'2 |
| 3. N. Bennett | Mc | 6'0 |
| 4. L. Fox | Culb | 6'0 |
| 5. L. Kaiser | I | 5'10" |
| 6. J. Stamm | DC | 5'8" |

## EVENT 400

| NAME | (Team) | TIME HT. DIST. |
|---|---|---|
| 1. M. Vires | I | 50.4 |
| 2. B. Wilson | Culb | 51.2 |
| 3. J. Bishop | Gr | 51.5 |
| 4. T. Schneider | DC | 52.1 |
| 5. S. McNair | I | 52.9 |
| 6. S. Borgen | I | 53.5 |

## EVENT 3200

| NAME | (Team) | TIME HT. DIST. |
|---|---|---|
| 1. Ciscenos | At. | 10.51.7 |
| 2. R. Meyer | I | 10.54.2 |
| 3. N. Chase | May | 11.01.8 |
| 4. R Colson | I | 11.05.3 |
| 5. O. Cazenas | I | 11.22.7 |
| 6. N. Behlke | DC | 11.35.9 |

[illegible] Imp 1st 47.3 2nd D.C 3rd May 4/9 Grant

# BIG RED TRACK SCOREBOOK

HELD AT: Ben Kahuna SCORING: 1st 10 pts.; 2nd 8 pts.; 3rd 6 pts.; 4th 4 pts.; 5th 2 pts.; 6th 1 pts.

## EVENT 110 HH

| | NAME | (Team) | TIME HT. DIST. |
|---|---|---|---|
| 1. | G Fries | DC | 15.1 |
| 2. | M Sheard | I | 15.5 |
| 3. | J. Hansen | DC | 16.5 |
| 4. | C. Bailey | DC | 16.6 |
| 5. | M. Kirkpatrick | Gr | 16.8 |
| 6. | E. Hansen | I | 17.0 |

## EVENT 300 IM

| | NAME | (Team) | TIME HT. DIST. |
|---|---|---|---|
| 1. | B. Wilson | Calb | 41.1 |
| 2. | G. Fries | DC | 41.3 |
| 3. | M. Fisher | I | 42.4 |
| 4. | M Sheard | I | 43.1 |
| 5. | M. Kirkpatrick | Gr | 44.1 |
| 6. | J. Hansen | DC | 44.6 |

## 400 Rel RELAY

| | TEAM | RUNNERS | TIME |
|---|---|---|---|
| 1. | Grant | _____, _____ | 44.9 |
| | | _____, _____ | |
| 2. | D.C | C. Tidwell | 45.7 |
| 3. | Atwood | M. Berry | 46.0 |
| 4. | McCook JV | L. Pontbriand | 46.4 |
| 5. | Imp | B. Cobbett | 47.0 |
| 6. | May | | 47.4 |

## 1600 Rel RELAY

| | TEAM | RUNNERS | TIME |
|---|---|---|---|
| 1. | Imp | C. Skeen, S. Boyce, N. Fischer, M. Wirtz | 3.32.1 |
| 2. | Grant | | 3.32.5 |
| 3. | May | | 3.35.4 |
| 4. | D.C | | 3.35.7 |
| 5. | Atwood | | 3.47.4 |
| 6. | McCook JV | | 3.48.3 |

## 3200 Rel RELAY

| | TEAM | RUNNERS | TIME |
|---|---|---|---|
| 1. | D.C | _____, _____ | 8.42.2 |
| | | _____, _____ | |
| 2. | Maywood | C. Skeen | 3.45.2 |
| 3. | Grant | J. Billa | 8.57.1 |
| 4. | Imp | J. Berry | 9.05.4 |
| 5. | | J. McGrath | |
| 6. | | | |

TEAMS

| TEAM NAME | ABBR. | | | | | | | | | | | | | | | | | | | |
|---|---|---|---|---|---|---|---|---|---|---|---|---|---|---|---|---|---|---|---|---|
| | | Imperial | D.C | Grant | Maywood | Culbertson | McCook JV | Atwood | | | | | | | | | | | | |
| *EVENTS | | | | | | | | | | | | | | | | | | | | |
| Shot | 18 | 6 | 2 | 1 | - | 4 | - | | | | | | | | | | | | | |
| | 18 | 6 | 2 | 1 | - | 4 | - | | | | | | | | | | | | | |
| Discus | 16 | - | - | 1 | 8 | 6 | - | | | | | | | | | | | | | |
| | 34 | 6 | 2 | 2 | 8 | 10 | - | | | | | | | | | | | | | |
| P.U | 16 | 7 | - | - | - | 8 | - | | | | | | | | | | | | | |
| | 50 | 13 | 2 | 2 | 8 | 18 | - | | | | | | | | | | | | | |
| LJ | 1 | 6 | 6 | 8 | 10 | - | - | | | | | | | | | | | | | |
| | 51 | 19 | 8 | 10 | 18 | 18 | - | | | | | | | | | | | | | |
| TJ | 1 | 12 | - | 6 | 12 | - | - | | | | | | | | | | | | | |
| | 52 | 31 | 8 | 16 | 30 | 18 | - | | | | | | | | | | | | | |
| HJ | 10 | 11 | - | - | 4 | 6 | - | | | | | | | | | | | | | |
| | 62 | 42 | 8 | 16 | 34 | 24 | - | | | | | | | | | | | | | |
| 100 | - | - | 20 | - | - | 6 | 5 | | | | | | | | | | | | | |
| | 62 | 42 | 28 | 16 | 34 | 30 | 5 | | | | | | | | | | | | | |
| 200 | 1 | 10 | 12 | - | - | - | 8 | | | | | | | | | | | | | |
| | 63 | 52 | 40 | 16 | 34 | 30 | 13 | | | | | | | | | | | | | |
| 400 | 13 | 4 | 6 | - | 8 | - | - | | | | | | | | | | | | | |
| | 76 | 56 | 46 | 16 | 42 | 30 | 13 | | | | | | | | | | | | | |
| 800 | 7 | 10 | - | 14 | - | - | - | | | | | | | | | | | | | |
| | 83 | 66 | 46 | 30 | 42 | 30 | 13 | | | | | | | | | | | | | |
| 1600 | 18 | - | 2 | 10 | 1 | - | - | | | | | | | | | | | | | |
| | 101 | 66 | 48 | 40 | 43 | 30 | 13 | | | | | | | | | | | | | |
| 3200 | 14 | 1 | - | 6 | - | - | 10 | | | | | | | | | | | | | |
| | 115 | 67 | 49 | 46 | 43 | 30 | 23 | | | | | | | | | | | | | |
| 110 HH | 9 | 20 | 2 | - | - | - | - | | | | | | | | | | | | | |
| | 124 | 87 | 50 | 46 | 43 | 30 | 23 | | | | | | | | | | | | | |
| 300 IM | 10 | 9 | 2 | - | 10 | - | - | | | | | | | | | | | | | |
| | 134 | 96 | 52 | 46 | 53 | 30 | 23 | | | | | | | | | | | | | |
| 400 Rel | 2 | 8 | 10 | 1 | - | 4 | 6 | | | | | | | | | | | | | |
| | 136 | 104 | 62 | 47 | 53 | 34 | 29 | | | | | | | | | | | | | |
| 1600 Rel | 10 | 4 | 8 | 6 | - | 1 | 2 | | | | | | | | | | | | | |
| | 146 | 108 | 70 | 53 | 53 | 35 | 31 | | | | | | | | | | | | | |
| 3200 Rel | 4 | 10 | 6 | 8 | - | - | - | | | | | | | | | | | | | |
| | 150 | 118 | 76 | 61 | 53 | 35 | 31 | | | | | | | | | | | | | |
| TOTALS | 150 | 118 | 76 | 61 | 53 | 35 | 31 | | | | | | | | | | | | | |
| PLACING | | 1 | 2 | 3 | 4 | 5 | 6 | 7 | | | | | | | | | | | | |

*do not write in this column until event is over

Imp - C. Schultz - M. Tenyberry - D. Maier - D. Hodson — New School Record 47.9

# BIG RED TRACK SCOREBOOK

MEET B-6 District DATE 5-15-97

## EVENT Shot

| NAME | (Team) | TIME HT. DIST. |
|---|---|---|
| 1. J. P. Brosky | Kimb | 53'1½ |
| 2. D. Hudson | Imp | 51'5" |
| 3. K. Docekal | Og | 50'9" |
| 4. C. Pattin | Sid | 49'11½ |
| 5. A. Hansmier | Og | 49'1½ |
| 6. M. Knox | Mor | 48'4" |

## EVENT L.J

| NAME | (Team) | TIME HT. DIST. |
|---|---|---|
| 1. B. Smith | Chad | 22'8" |
| 2. J. Relka | Ger | 21'9¾ |
| 3. R. Stark | Sid | 21'5¾ |
| 4. J. List | Og | 20'6¼ |
| 5. R. Vogel | Kimb | 20'2" |
| 6. Z. Carlson | Ger | 19'7¾ |

## EVENT 100

| NAME | (Team) | TIME HT. DIST. |
|---|---|---|
| 1. J. Janeck | Ger | 11.1 |
| 2. A. Blanco | Mit | 11.1+ |
| 3. R. Stark | Sid | 11.4 |
| 4. T. Bertucci | Kimb | 11.5 |
| 5. M. Gompert | Mit | 11.5+ |
| 6. S. Rogers | Chad | 11.6 |

## EVENT 800

| NAME | (Team) | TIME HT. DIST. |
|---|---|---|
| 1. M. Vires | I | 2.00.7 |
| 2. J. List | OG | 2.01.8 |
| 3. D. Cutright | Ger | 2.02.4 |
| 4. C. Klein | Mit | 2.02.9 |
| 5. B. Hoffman | Chad | 2.03.2 |
| 6. A. Bohac | Kimb | 2.04.9 |

## EVENT Disc

| NAME | (Team) | TIME HT. DIST. |
|---|---|---|
| 1. A. Hansmier | Og | 157' |
| 2. D. Hudson | I | 153'6" |
| 3. B. Feller | Val | 152' |
| 4. T. Goble | Ger | 143' |
| 5. P. Makovicka | Og | 137'4 |
| 6. G. Evans | Kimb | 137'3" |

## EVENT T.J

| NAME | (Team) | TIME HT. DIST. |
|---|---|---|
| 1. J. Relka | Ger | 43'8¾ |
| 2. R. Stark | Sid | 41'2¼ |
| 3. M. Wahtstrom | Chad | 41'¾ |
| 4. J. List | Og | 39'9½ |
| 5. N. Fuchser | I | 39'4" |
| 6. D. Sayalone | Chad | 39'3½ |

## EVENT 200

| NAME | (Team) | TIME HT. DIST. |
|---|---|---|
| 1. J. Janeck | Ger | 22.2 |
| 2. T. Bertucci | Kimb | 22.7 |
| 3. A. Blanco | Mit | 23.1 |
| 4. S. Rogers | Chad | 23.1+ |
| 5. M. Gompert | Mit | 23.2 |
| 6. R. Colahan | Mor | 23.6 |

## EVENT 1600

| NAME | (Team) | TIME HT. DIST. |
|---|---|---|
| 1. T. Tripple | Ger | 4.35.6 |
| 2. P. Thomas | Mor | 4.38.2 |
| 3. C. Norman | OG | 4.45.8 |
| 4. J. Knaub | Ger | 4.46.4 |
| 5. M. Ottone | Kimb | 4.51.4 |
| 6. M. Christensen | OG | 4.54.3 |

## EVENT P.V

| NAME | (Team) | TIME HT. DIST. |
|---|---|---|
| 1. B. Holkovic | Mit | 14'7 |
| 2. S. Medella | Mor | 13'7 |
| 3. A. Martin | Ger | 13'1" |
| 4. K. Kohtz | I | 12'7" |
| 5. J. Rosebury | Mit | 12'7" |
| 6. S. Johnson | Sid | 12'7 |

## EVENT H.J

| NAME | (Team) | TIME HT. DIST. |
|---|---|---|
| 1. D. Hudson | I | 6'7" |
| 2. J. Dean | Ger | 6'1" |
| 3. E. Tinant | Val | 6'1" |
| 4. B. Wynne | Kimb | 5'11" |
| 5. N. Koehn | Og | 5'11" |
| 6. D. Cerney | Og | 5'11" |

## EVENT 400

| NAME | (Team) | TIME HT. DIST. |
|---|---|---|
| 1. M. Vires | I | 50.2 |
| 2. C. Klein | Mit | 51.2 |
| 3. C. Skeen | I | 51.3 |
| 4. D. Duffield | Mor | 52.3 |
| 5. T. Cruiss | Sid | 52.3+ |
| 6. B. Schelle | Og | 53.0 |

## EVENT 3200

| NAME | (Team) | TIME HT. DIST. |
|---|---|---|
| 1. T. Tripple | Ger | 10.15.8 |
| 2. P. Thomas | Mor | 10.23.9 |
| 3. M. Ottone | Kimb | 10.30.8 |
| 4. S. McNair | I | 10.42.5 |
| 5. M. Christensen | Og | 10.48.1 |
| 6. R. Myer | I | 10.53.7 |

# BIG RED TRACK SCOREBOOK

HELD AT: Ogallala SCORING: 1st 10 pts.; 2nd 8 pts.; 3rd 6 pts.; 4th 4 pts.; 5th 2 pts.; 6th 1 pts.

## EVENT 110 HH

| | NAME | (Team) | TIME HT. DIST. |
|---|---|---|---|
| 1. | J. Jonecek | Ger | 14.3 |
| 2. | B. Smith | Chad | 14.4 |
| 3. | M. Stebbins | Hen | 15.2 |
| 4. | M. Shand | I | 15.6 |
| 5. | M. Wahlstrom | Ched | 15.6+ |
| 6. | S. Hayes | Kimb | 16.5 |

## EVENT 300 IM

| | NAME | (Team) | TIME HT. DIST. |
|---|---|---|---|
| 1. | B. Smith | Chad | 39.3 |
| 2. | B. Hellevie | Mit | 39.6 |
| 3. | D. Lee | Mor. | 40.8 |
| 4. | S. Hayes | Kimb | 41.7 |
| 5. | M. Fisher | I | 42.1 |
| 6. | K. Costello | Mit | 42.8 |

## 400 Rel RELAY

| TEAM | RUNNERS | TIME |
|---|---|---|
| 1. Gering | T. Ruboltom, T. Goble, J. Dean, J. Jonecek | 43.0 |
| 2. Chadron | | 43.5 |
| 3. Kimball | | 44.4 |
| 4. Hershey | | 45.0 |
| 5. Sidney | | 45.2 |
| 6. Morrill | | 46.2 |

## 1600 Rel RELAY

| TEAM | RUNNERS | TIME |
|---|---|---|
| 1. Imperial | C. Skeen, S. McClain, N. Fiedler, M. Vinci | 3.25.8 |
| 2. Mit. | | 3.29.2 |
| 3. Ogal | | 3.31.5 |
| 4. Ogal | | 3.37.2 |
| 5. Kimb | | 3.37.4 |
| 6. Ger | | 3.37.4+ |

## 3200 Rel RELAY

| TEAM | RUNNERS | TIME |
|---|---|---|
| 1. Imperial | C. Skeen, S. Berger, S. McClain, M. Vinci | 8.04.8 |
| 2. Ogal | | 8.09.8 |
| 3. Ger | | 8.13.2 |
| 4. Chadron | | 8.40.8 |
| 5. Ogal | | 8.57.5 |
| 6. Hershey | | 8.57.8 |

TEAMS

| *EVENTS | TEAM NAME | Gering | Imp | Ogal | Mitchell | Chadron | Kimball | Morrill | Sidney | Valentine | Hershey | | | | | | | | |
|---|---|---|---|---|---|---|---|---|---|---|---|---|---|---|---|---|---|---|---|
| | ABBR. | Ger | I | Ogal | Mit | Ched | Kimb | Morr | Sid | Val | Hers | | | | | | | | |
| Shot | | – | 8 | 8 | – | – | 10 | 1 | 4 | – | – | | | | | | | | |
| | | – | 8 | 8 | – | – | 10 | 1 | 4 | – | – | | | | | | | | |
| Discus | | 4 | 8 | 12 | – | – | 1 | – | – | 6 | – | | | | | | | | |
| | | 4 | 16 | 20 | – | – | 11 | 1 | 4 | 6 | – | | | | | | | | |
| PV | | 6 | 4 | – | 12 | – | – | 8 | 1 | – | – | | | | | | | | |
| | | 10 | 20 | 20 | 12 | – | 11 | 9 | 5 | 6 | – | | | | | | | | |
| LJ | | 9 | – | 4 | – | 10 | 2 | – | 6 | – | – | | | | | | | | |
| | | 19 | 20 | 24 | 12 | 10 | 13 | 9 | 11 | 6 | – | | | | | | | | |
| TJ | | 10 | 2 | 4 | – | 7 | – | – | 8 | – | – | | | | | | | | |
| | | 29 | 22 | 28 | 12 | 17 | 13 | 9 | 19 | 6 | – | | | | | | | | |
| HJ | | 5 | 10 | 3 | – | 4 | 4 | – | – | 6 | – | | | | | | | | |
| | | 34 | 32 | 31 | 12 | 17 | 17 | 9 | 19 | 12 | – | | | | | | | | |
| 100 | | 10 | – | – | 10 | 1 | 4 | – | 6 | – | – | | | | | | | | |
| | | 47 | 32 | 31 | 22 | 18 | 21 | 9 | 25 | 12 | – | | | | | | | | |
| 200 | | 10 | – | – | 8 | 4 | 8 | 1 | – | – | – | | | | | | | | |
| | | 57 | 32 | 31 | 30 | 22 | 29 | 10 | 25 | 12 | – | | | | | | | | |
| 400 | | – | 16 | 1 | 5 | – | – | 4 | 2 | – | – | | | | | | | | |
| | | 57 | 48 | 32 | 35 | 22 | 29 | 14 | 27 | 12 | – | | | | | | | | |
| 800 | | 6 | 10 | 8 | 4 | 2 | 1 | – | – | – | – | | | | | | | | |
| | | 63 | 58 | 40 | 42 | 24 | 30 | 14 | 27 | 12 | – | | | | | | | | |
| 1600 | | 14 | – | 7 | – | – | 2 | 8 | – | – | – | | | | | | | | |
| | | 77 | 58 | 47 | 42 | 24 | 32 | 22 | 27 | 12 | – | | | | | | | | |
| 3200 | | 10 | 5 | 2 | – | – | 6 | 8 | – | – | – | | | | | | | | |
| | | 87 | 63 | 49 | 42 | 24 | 38 | 30 | 27 | 12 | – | | | | | | | | |
| 110 HH | | 10 | 4 | – | – | 10 | 1 | – | – | – | 6 | | | | | | | | |
| | | 97 | 67 | 49 | 42 | 34 | 39 | 30 | 27 | 12 | 6 | | | | | | | | |
| 300 Int | | – | 2 | – | 9 | 10 | 4 | 6 | – | – | – | | | | | | | | |
| | | 97 | 69 | 49 | 51 | 44 | 43 | 36 | 27 | 12 | 6 | | | | | | | | |
| 400 Rel | | 10 | – | – | – | 8 | 6 | 1 | 2 | – | 4 | | | | | | | | |
| | | 107 | 69 | 49 | 51 | 52 | 49 | 37 | 29 | 12 | 10 | | | | | | | | |
| 1600 Rel | | 1 | 10 | 6 | 8 | – | 2 | – | – | 4 | – | | | | | | | | |
| | | 108 | 79 | 55 | 59 | 52 | 51 | 37 | 29 | 16 | 10 | | | | | | | | |
| 3200 Rel | | 6 | 10 | 8 | – | 4 | – | – | – | 2 | 1 | | | | | | | | |
| | | 114 | 89 | 63 | 59 | 56 | 51 | 37 | 29 | 18 | 11 | | | | | | | | |
| | | | | | | | | | | | | | | | | | | | |
| TOTALS | | 114 | 89 | 63 | 59 | 56 | 51 | 37 | 29 | 18 | 11 | | | | | | | | |
| PLACING | | 1 | 2 | 3 | 4 | 5 | 6 | 7 | 8 | 9 | 10 | | | | | | | | |

*do not write in this column until event is over

BIG RED TRACK SCOREBOOK

MEET Stak Track Meet DATE 5-23-24

**EVENT** Shot

| NAME | (Team) | TIME HT. DIST. |
|---|---|---|
| 1. D. Hudson | | |
| 2. | | |
| 3. | | |
| 4. | | |
| 5. | | |
| 6. | | |

**EVENT** 400

| NAME | (Team) | TIME HT. DIST. |
|---|---|---|
| 1. M. Sires | | |
| 2. C-Skeen | | |
| 3. | | |
| 4. | | |
| 5. | | |
| 6. | | |

**EVENT** 110 Hi

| NAME | (Team) | TIME HT. DIST. |
|---|---|---|
| 1. Matt Shand | | |
| 2. | | |
| 3. | | |
| 4. | | |
| 5. | | |
| 6. | | |

**EVENT** _____

| NAME | (Team) | TIME HT. DIST. |
|---|---|---|
| 1. | | |
| 2. | | |
| 3. | | |
| 4. | | |
| 5. | | |
| 6. | | |

**EVENT** Disc

| NAME | (Team) | TIME HT. DIST. |
|---|---|---|
| 1. D. Hudson | | |
| 2. | | |
| 3. | | |
| 4. | | |
| 5. | | |
| 6. | | |

**EVENT** 800

| NAME | (Team) | TIME HT. DIST. |
|---|---|---|
| 1. M. Sires | | |
| 2. | | |
| 3. | | |
| 4. | | |
| 5. | | |
| 6. | | |

**EVENT** _____

| NAME | (Team) | TIME HT. DIST. |
|---|---|---|
| 1. | | |
| 2. | | |
| 3. | | |
| 4. | | |
| 5. | | |
| 6. | | |

**EVENT** _____

| NAME | (Team) | TIME HT. DIST. |
|---|---|---|
| 1. | | |
| 2. | | |
| 3. | | |
| 4. | | |
| 5. | | |
| 6. | | |

**EVENT** HJ.

| NAME | (Team) | TIME HT. DIST. |
|---|---|---|
| 1. Dusty Hudson | | |
| 2. | | |
| 3. | | |
| 4. | | |
| 5. | | |
| 6. | | |

**EVENT** 3200

| NAME | (Team) | TIME HT. DIST. |
|---|---|---|
| 1. Sam McKee | | |
| 2. | | |
| 3. | | |
| 4. | | |
| 5. | | |
| 6. | | |

**EVENT** _____

| NAME | (Team) | TIME HT. DIST. |
|---|---|---|
| 1. | | |
| 2. | | |
| 3. | | |
| 4. | | |
| 5. | | |
| 6. | | |

**EVENT** _____

| NAME | (Team) | TIME HT. DIST. |
|---|---|---|
| 1. | | |
| 2. | | |
| 3. | | |
| 4. | | |
| 5. | | |
| 6. | | |

HELD AT: Om. Burke SCORING: 1st 10 pts.; 2nd 8 pts.; 3rd 6 pts.; 4th 4 pts.; 5th 2 pts.; 6th 1 pts.

**EVENT** _____

| | NAME | (Team) | TIME HT. DIST. |
|---|---|---|---|
| 1. | | | |
| 2. | | | |
| 3. | | | |
| 4. | | | |
| 5. | | | |
| 6. | | | |

**EVENT** _____

| | NAME | (Team) | TIME HT. DIST. |
|---|---|---|---|
| 1. | | | |
| 2. | | | |
| 3. | | | |
| 4. | | | |
| 5. | | | |
| 6. | | | |

_____ **RELAY**

| TEAM | RUNNERS | TIME |
|---|---|---|
| 1. | _____, _____ | |
| | _____, _____ | |
| 2. | | |
| 3. | | |
| 4. | | |
| 5. | | |
| 6. | | |

1600 Rel **RELAY**

| TEAM | RUNNERS | TIME |
|---|---|---|
| 1. | C. Skeen, S. McClain | |
| | N. Fuehrer, M. Davies | |
| 2. | | |
| 3. | | |
| 4. | | |
| 5. | | |
| 6. | | |

3200 Rel **RELAY**

| TEAM | RUNNERS | TIME |
|---|---|---|
| 1. | S. Borger, S. McClain | |
| | C. Skeen, M. Davies | |
| 2. | | |
| 3. | | |
| 4. | | |
| 5. | | |
| 6. | | |

TEAMS

| TEAM NAME | Imp. |
|---|---|
| ABBR. | |

| *EVENTS | |
|---|---|
| Shot | |
| Disc | |
| HJ | |
| 400 | |
| 800 | |
| 3200 | |
| 110 Hrd | |
| 1600 Rel | |
| 3200 Rel | |
| TOTALS | |
| PLACING | |

*do not write in this column until event is over

BIG RED TRACK SCOREBOOK

# BIG RED TRACK SCOREBOOK

**MEET** _____ **DATE** _____

**EVENT** _____

| NAME | (Team) | TIME HT. DIST. |
|---|---|---|
| 1. | | |
| 2. | | |
| 3. | | |
| 4. | | |
| 5. | | |
| 6. | | |

**EVENT** _____

| NAME | (Team) | TIME HT. DIST. |
|---|---|---|
| 1. | | |
| 2. | | |
| 3. | | |
| 4. | | |
| 5. | | |
| 6. | | |

**EVENT** _____

| NAME | (Team) | TIME HT. DIST. |
|---|---|---|
| 1. | | |
| 2. | | |
| 3. | | |
| 4. | | |
| 5. | | |
| 6. | | |

**EVENT** _____

| NAME | (Team) | TIME HT. DIST. |
|---|---|---|
| 1. | | |
| 2. | | |
| 3. | | |
| 4. | | |
| 5. | | |
| 6. | | |

**EVENT** _____

| NAME | (Team) | TIME HT. DIST. |
|---|---|---|
| 1. | | |
| 2. | | |
| 3. | | |
| 4. | | |
| 5. | | |
| 6. | | |

**EVENT** _____

| NAME | (Team) | TIME HT. DIST. |
|---|---|---|
| 1. | | |
| 2. | | |
| 3. | | |
| 4. | | |
| 5. | | |
| 6. | | |

**EVENT** _____

| NAME | (Team) | TIME HT. DIST. |
|---|---|---|
| 1. | | |
| 2. | | |
| 3. | | |
| 4. | | |
| 5. | | |
| 6. | | |

**EVENT** _____

| NAME | (Team) | TIME HT. DIST. |
|---|---|---|
| 1. | | |
| 2. | | |
| 3. | | |
| 4. | | |
| 5. | | |
| 6. | | |

**EVENT** _____

| NAME | (Team) | TIME HT. DIST. |
|---|---|---|
| 1. | | |
| 2. | | |
| 3. | | |
| 4. | | |
| 5. | | |
| 6. | | |

**EVENT** _____

| NAME | (Team) | TIME HT. DIST. |
|---|---|---|
| 1. | | |
| 2. | | |
| 3. | | |
| 4. | | |
| 5. | | |
| 6. | | |

**EVENT** _____

| NAME | (Team) | TIME HT. DIST. |
|---|---|---|
| 1. | | |
| 2. | | |
| 3. | | |
| 4. | | |
| 5. | | |
| 6. | | |

# — FEATURES OF THE BIG RED TRACK SCORE BOOK —

- ★ Scores 19 meets
- ★ Up to eight places can be scored
- ★ Time, height or distance can be recorded for all places
- ★ Can be used for duals, triangulars or large invitationals
- ★ Room to score 14 individual events and 3 relays
- ★ Sample score sheet
- ★ Extra relay slips in back of book

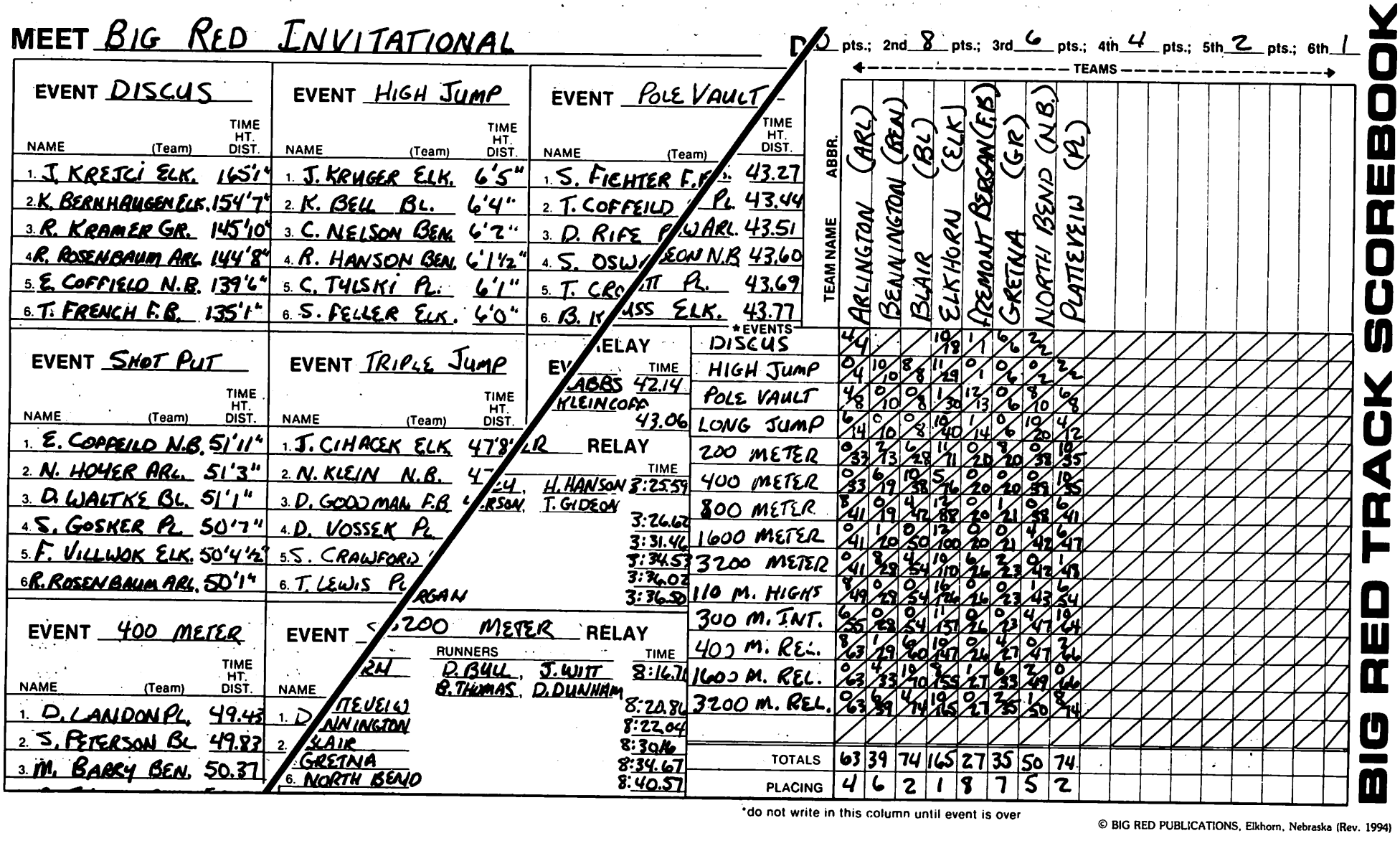


© BIG RED PUBLICATIONS, Elkhorn, Nebraska (Rev. 1994)

BIG RED TRACK SCOREBOOK

MEET Cambridge DATE 3-28-98

## EVENT Discus

| NAME | (Team) | TIME HT. DIST. |
|---|---|---|
| 1. D. Hudson | I | 157'2" |
| 2. E. Flaten | W-P | 157'2" |
| 3. C. Wittee | Camb | 147'8" |
| 4. C. Kubik | Camb | 137'11" |
| 5. B. Westerbeck | AL | 137' |
| 6. M. TerryBerry | I | 133'6' |
| 7. | | |
| 8. | | |

## EVENT L.J

| NAME | (Team) | TIME HT. DIST. |
|---|---|---|
| 1. J. Horner | D.C | 20'3½ |
| 2. S. Moore | AL | 19'11" |
| 3. P. Harding | Camb | 19'8½ |
| 4. A. Smith | Culb | 19'3¾ |
| 5. D. Willis | Culb | 19'3" |
| 6. B. Hyams | AL | 19' |
| 7. | | |
| 8. | | |

## EVENT 100

| NAME | (Team) | TIME HT. DIST. |
|---|---|---|
| 1. B. Hilton | Camb | 10.9 |
| 2. N. Thulin | AL | 11.1 |
| 3. D. Horner | AL | 11.2 |
| 4. M. Monsten | Camb | 11.6 |
| 5. D. Willis | Culb | 11.8 |
| 6. A. McKinney | W.P. | 11.8 |
| 7. | | |
| 8. | | |

## EVENT 800

| NAME | (Team) | TIME HT. DIST. |
|---|---|---|
| 1. S. McClain | I | 2.04.9 |
| 2. J. Honeywell | R.V | 2.05 |
| 3. T. Woolen | AL | 2.06.9 |
| 4. C. Skeen | I | 2.14.5 |
| 5. Z. Strouse | DC | 2.16.5 |
| 6. J. Braun | R.V | 2.17.3 |
| 7. | | |
| 8. | | |

## EVENT Shot Put

| NAME | (Team) | TIME HT. DIST. |
|---|---|---|
| 1. D. Hudson | I | 53'4" |
| 2. C. White | Camb | 49'½" |
| 3. D. Westerbeck | AL | 47'10" |
| 4. G. Mellming | Camb | 45'10" |
| 5. B. Nyberg | AL | 45'2" |
| 6. B. Bearland | Camb | 45'2" |
| 7. | | |
| 8. | | |

## EVENT T.J

| NAME | (Team) | TIME HT. DIST. |
|---|---|---|
| 1. J. Horner | DC | 42'10½ |
| 2. A. Smith | Culb | 42'8¾ |
| 3. P. Harding | Camb | 42'7¾ |
| 4. D. Willis | Culb | 41'8¼ |
| 5. B. Hanna | AL | 39'8½ |
| 6. N. Fuhrer | I | 39'5" |
| 7. | | |
| 8. | | |

## EVENT 200

| NAME | (Team) | TIME HT. DIST. |
|---|---|---|
| 1. B. Hilton | Camb | 23.4 |
| 2. N. Thulin | AL | 23.9 |
| 3. A. McKinney | W-P | 24.4 |
| 4. T. Erbke | AL | 24.5 |
| 5. N. Fuehrer | I | 24.5 |
| 6. T. Kiser | DC | 25.2 |
| 7. | | |
| 8. | | |

## EVENT 1600

| NAME | (Team) | TIME HT. DIST. |
|---|---|---|
| 1. M. Wolb | AL | 4.51.8 |
| 2. D. Flannery | W-P | 4.54.8 |
| 3. L. Ashley | AL | 4.57.5 |
| 4. R. Meyer | I | 5.01.8 |
| 5. R. Hayes | AL | 5.06.5 |
| 6. J. Honeywell | R.V | 5.11.9 |
| 7. | | |
| 8. | | |

## EVENT P.V

| NAME | (Team) | TIME HT. DIST. |
|---|---|---|
| 1. K. Kabtz | I | 13'0 |
| 2. S. Moore | AL | 13'0 |
| 3. M. Fisher | I | 12'6" |
| 4. J Zerr | AL | 10'6" |
| 5. B. Johnson | I | 10' |
| 6. C McVey | D.C | 9'6 |
| 7. | | |
| 8. | | |

## EVENT H.J

| NAME | (Team) | TIME HT. DIST. |
|---|---|---|
| 1. J. Horner | D.C | 6'8 |
| 2. D. Hudson | I | 6'0 |
| 3. J Strawn (Tie) | DC | 6'0 |
| 4. A Smith | Culb | 6'0 |
| 5. R Ouchart | Camb | 6'0 |
| 6. D. Horner | AL | 6'0 |
| 7. | | |
| 8. | | |

## EVENT 400

| NAME | (Team) | TIME HT. DIST. |
|---|---|---|
| 1. N. Thulin | AL | 51.7 |
| 2. R Ouchart | Camb | 52.4 |
| 3. M. Monsten | Camb | 52.6 |
| 4. J. McClain | I | 53.9 |
| 5. B. Hanna | AL | 54.0 |
| 6. C. Skeen | I | 54.3 |
| 7. | | |
| 8. | | |

## EVENT 3200

| NAME | (Team) | TIME HT. DIST. |
|---|---|---|
| 1. L. Ashley | AL | 10.37.3 |
| 2. D. Flannery | W-P | 10.41.1 |
| 3. R. Hayes | AL | 10.44.5 |
| 4. R. Meyer | I | 10.45.3 |
| 5. O. Caseres | I | 11.11.5 |
| 6. T. Scoville | E! | 11.16.5 |
| 7. | | |
| 8. | | |

HELD AT: Cambridge SCORING: 1st 10 pts.; 2nd 8 pts.; 3rd 6 pts.; 4th 4 pts.; 5th 2 pts.; 6th 1 pts.; 7th ___ pts.; 8th ___ pts.

## EVENT 110 HH

| | NAME | (Team) | TIME HT. DIST. |
|---|---|---|---|
| 1. | J. Hanes | DC | 15.2 |
| 2. | J. Moore | AL | 15.6 |
| 3. | Z. Jones | Camb | 16.1 |
| 4. | J. Stamm | DC | 16.1 |
| 5. | C. Bane | DC | 16.3 |
| 6. | T. Carey | AL | 16.5 |
| 7. | | | |
| 8. | | | |

## EVENT 300 IM

| | NAME | (Team) | TIME HT. DIST. |
|---|---|---|---|
| 1. | J. Stamm | DC | 42.3 |
| 2. | M. Fisher | I | 42.6 |
| 3. | T. Carey | AL | 43.2 |
| 4. | Z. Jones | Camb | 43.6 |
| 5. | E. Hansen | I | 45.0 |
| 6. | D. Wilks | Camb | 45.6 |
| 7. | | | |
| 8. | | | |

## 400 R RELAY

FIRST PLACE RUNNERS: L. Pankenier, J. Hoest, J. McCulloch, R. Lebbitter

| TEAM | TIME |
|---|---|
| 1. Camb | 45.0 |
| 2. Alma | 46.0 |
| 3. Imp | 47.6 |
| 4. D.C | 47.7 |
| 5. R.V | 49.1 |
| 6. W-P | 48.5 |
| 7. | |
| 8. | |

## 1600 R RELAY

FIRST PLACE RUNNERS: S. McNair, L. Jablonski, N. Fuchs, C. Skeen

| TEAM | TIME |
|---|---|
| 1. Camb | 3.39.1 |
| 2. Imp | 3.41.7 |
| 3. AL | 3.45.1 |
| 4. W-P | 3.55.1 |
| 5. EI | 3.57.1 |
| 6. R.V | 4.01.5 |
| 7. | |
| 8. | |

## 3200 R RELAY

FIRST PLACE RUNNERS:

| TEAM | TIME |
|---|---|
| 1. Alma | 8.33.3 |
| 2. R.V | 8.37.5 |
| 3. D.C | 9.05 |
| 4. W-P | 9.14.4 |
| 5. Elwood | 9.15.9 |
| 6. Camb | 9.37.7 |
| 7. | |
| 8. | |

TEAMS

| EVENTS | ABBR. | Alma | Cambridge | Imperial | Dandy County | Wau-Pal. | Culbertson | Rep. Valley | Elwood |
|---|---|---|---|---|---|---|---|---|---|
| Discus | | 2 / 2 | 10 / 10 | 11 / 11 | – / – | 8 / 8 | – / – | – / – | – / – |
| Shot Put | | 8 / 10 | 13 / 23 | 10 / 21 | – / – | – / 8 | – / – | – / – | – / – |
| P.V | | 12 / 22 | – / 23 | 18 / 39 | 1 / 1 | – / 8 | – / – | – / – | – / – |
| L.J | | 9 / 31 | 6 / 29 | – / 39 | 10 / 11 | – / 8 | 6 / 6 | – / – | – / – |
| T.J | | 2 / 33 | 6 / 35 | 1 / 40 | 10 / 21 | – / 8 | 12 / 18 | – / – | – / – |
| H.J | | 1 / 34 | 4 / 39 | 6 / 46 | 16 / 37 | – / 8 | 6 / 24 | – / – | – / – |
| 100 | | 14 / 48 | 14 / 53 | – / 46 | – / 37 | 1 / 9 | 2 / 26 | – / – | – / – |
| 200 | | 12 / 60 | 10 / 63 | 2 / 48 | 1 / 38 | 6 / 15 | – / 26 | – / – | – / – |
| 400 | | 12 / 72 | 14 / 77 | 5 / 53 | – / 38 | – / 15 | – / 26 | – / – | – / – |
| 800 | | 6 / 78 | – / 77 | 14 / 67 | 2 / 40 | – / 15 | – / 26 | 9 / 9 | – / – |
| 1600 | | 18 / 96 | – / 77 | 4 / 71 | – / 40 | 8 / 23 | – / 26 | 1 / 10 | – / – |
| 3200 | | 16 / 112 | – / 77 | 6 / 77 | – / 40 | 8 / 31 | – / 26 | – / 10 | 1 / 1 |
| 110 HH | | 9 / 121 | 6 / 83 | – / 77 | 16 / 56 | – / 31 | – / 26 | – / 10 | – / 1 |
| 300 IM | | 6 / 127 | 4 / 87 | 10 / 87 | 10 / 66 | – / 31 | 1 / 27 | – / 10 | – / 1 |
| 400 R | | 8 / 135 | 10 / 97 | 6 / 93 | 4 / 70 | 1 / 32 | – / 27 | 2 / 12 | – / 1 |
| 1600 R | | 6 / 141 | 10 / 107 | 8 / 101 | – / 70 | 4 / 36 | – / 27 | 1 / 13 | 2 / 3 |
| 3200 R | | 10 / 151 | – / 107 | – / 101 | 6 / 76 | 4 / 40 | 1 / 28 | 8 / 21 | 2 / 5 |
| TOTALS | | 151 | 105 | 101 | 76 | 40 | 28 | 21 | 5 |
| PLACING | | 1 | 2 | 3 | 4 | 5 | 6 | 7 | 8 |

* do not write in this column until event is over

BIG RED TRACK SCOREBOOK

# BIG RED TRACK SCOREBOOK

MEET May Wood Invite DATE 3-28-98

## EVENT Discus

| NAME | (Team) | TIME HT. DIST. |
|---|---|---|
| 1. A. Strand | I | 131'7" |
| 2. C. Pursley | I | 130'7" |
| 3. B. Pump | I | 117'9 |
| 4. T. Neal | McCo | 115'2" |
| 5. M. Wolzen | May | 113.3" |
| 6. H. Juul-Nielsen | Tr | 111'5" |
| 7. | | |
| 8. | | |

## EVENT L.J

| NAME | (Team) | TIME HT. DIST. |
|---|---|---|
| 1. M. Hazen | May | 20' 1/2 |
| 2. N. Wolfs Gruden | Strat | 19'4 3/4 |
| 3. B. Jurey | T. Val | 19'1" |
| 4. D. Jorgenson | M.V | 18'8" |
| 5. J. Lewis | Trent | 18'7" |
| 6. B. Lindvall | M.V | 18'1 1/4 |
| 7. | | |
| 8. | | |

## EVENT 100

| NAME | (Team) | TIME HT. DIST. |
|---|---|---|
| 1. J. Strong | E-F | 11.4 |
| 2. B. Wilke | Pax | 11.7 |
| 3. B. Jurey | T. Val | 11.8 |
| 4. J. Garner | Trent | 12.0 |
| 5. B. Lindvall | M.V | 12.2 |
| 6. J. Aimone | Trent | 13.7 |
| 7. | | |
| 8. | | |

## EVENT 800

| NAME | (Team) | TIME HT. DIST. |
|---|---|---|
| 1. C. Werkmeister | May | 2.06.4 |
| 2. J. Worley | Pax | 2.06.4 |
| 3. M. McNutt | McCo | 2.08.9 |
| 4. M. Sneider | Pax | 2.14.7 |
| 5. J. Koch | E-F | 2.15.1 |
| 6. M. Hanna | I | 2.15.5 |
| 7. | | |
| 8. | | |

## EVENT Shot Put

| NAME | (Team) | TIME HT. DIST. |
|---|---|---|
| 1. M. Roblen | M.V | 47'8 1/2 |
| 2. T. Neal | McCo | 46'4 |
| 3. A. Strand | I | 42'6" |
| 4. K. Werkmeister | May | 42'4" |
| 5. B. Pump | I | 41'5" |
| 6. J. Strong | E-F | 40'8" |
| 7. | | |
| 8. | | |

## EVENT T.J

| NAME | (Team) | TIME HT. DIST. |
|---|---|---|
| 1. M. Hazen | May | 40'7" |
| 2. R. Tridle | Pax | 38'11 3/4 |
| 3. D. Jorgenson | M.V | 38'5" |
| 4. J. Lewis | Trent | 38' 1/2 |
| 5. D. Woodburn | M.V | 38'0 |
| 6. M. Gooden | May | 37'4" |
| 7. | | |
| 8. | | |

## EVENT 200

| NAME | (Team) | TIME HT. DIST. |
|---|---|---|
| 1. J. Strong | E-F | 23.7 |
| 2. K. Werkmeister | May | 23.9 |
| 3. B. Walker | Strat | 24.4 |
| 4. B. Wilke | Pax | 24.6 |
| 5. J. Tapen | M.V | 24.8 |
| 6. | | |
| 7. | | |
| 8. | | |

## EVENT 1600

| NAME | (Team) | TIME HT. DIST. |
|---|---|---|
| 1. C. Werkmeister | May | 4.54.3 |
| 2. L. Connell | McCo | 4.56.4 |
| 3. C. McNutt | McCo | 5.10 |
| 4. J. Worley | Pax | 5.11.2 |
| 5. J. Spurgin | Pax | 5.12.6 |
| 6. J. Hollendohrs | Trent | 5.18.6 |
| 7. | | |
| 8. | | |

## EVENT P.V.

| NAME | (Team) | TIME HT. DIST. |
|---|---|---|
| 1. M. Gooden | May | 10' |
| 2. J. Wilson | May | 10' |
| 3. B. Fangman | May | 9'6 |
| 4. D. Pursley | I | 9'6 |
| 5. Kel. Kohtz | I | 8'6 |
| 6. | | |
| 7. | | |
| 8. | | |

## EVENT H.J

| NAME | (Team) | TIME HT. DIST. |
|---|---|---|
| 1. R. Tridle | Pax | 5'11" |
| 2. M. Jorgenson | M.V | 5'10" |
| 3. B. Jury | T. Val | 5'10" |
| 4. J. Wilson | May | 5'8" |
| 5. H. Juul-Nielsen | Trent | 5'7" |
| 6. A. Cochrane | E-F | 5'7" |
| 7. | | |
| 8. | | |

## EVENT 400

| NAME | (Team) | TIME HT. DIST. |
|---|---|---|
| 1. C. Werkmeister | May | 53.8 |
| 2. D. Cochran | T. Val | 55.2 |
| 3. B. Walker | Strat | 55.8 |
| 4. H. Juul-Nielsen | Trent | 56.0 |
| 5. J. Garner | Trent | 56.5 |
| 6. D. Downer | T. Val | 56.7 |
| 7. | | |
| 8. | | |

## EVENT 3200

| NAME | (Team) | TIME HT. DIST. |
|---|---|---|
| 1. W. McNutt | McCo | 10.46.2 |
| 2. L. Connell | McCo | 10.52.5 |
| 3. J. Hollendohrs | Trent | 11.11.2 |
| 4. J. Surgin | Pax | 11.27.3 |
| 5. B. Bjerrum | I | 11.33.4 |
| 6. J. Unger | T. Val | 11.40.6 |
| 7. | | |
| 8. | | |

# BIG RED TRACK SCOREBOOK

HELD AT: Maywood SCORING: 1st 10 pts.; 2nd 8 pts.; 3rd 6 pts.; 4th 4 pts.; 5th 2 pts.; 6th 1 pts.; 7th ___ pts.; 8th ___ pts.

## EVENT 110 Hdl

| | NAME | (Team) | TIME HT. DIST. |
|---|---|---|---|
| 1. | B. Fergeson | May | 16.7 |
| 2. | B. Kennicutt | May | 16.9 |
| 3. | D. Jorgenson | M.V | 17.4 |
| 4. | B.J. Carlson | Trent | 18.0 |
| 5. | J.J Tapen | M.V | 18.5 |
| 6. | J. Demilt | E-F | 19.6 |
| 7. | | | |
| 8. | | | |

## EVENT 300 Int

| | NAME | (Team) | TIME HT. DIST. |
|---|---|---|---|
| 1. | B. Fergeson | May | 45.8 |
| 2. | J. Demilt | E-F | 45.9 |
| 3. | D. Dawson | T. Val | 46.0 |
| 4. | D. Demilt | E-F | 47.3 |
| 5. | B. Kennicutt | May | 47.6 |
| 6. | B.J. Carlson | Trent | 48.7 |
| 7. | | | |
| 8. | | | |

## 400 R RELAY

| TEAM | | TIME |
|---|---|---|
| 1. | Paxton | 47.8 |
| 2. | E-F | 48.5 |
| 3. | M.V | 48.7 |
| 4. | Trenton | 49.2 |
| 5. | Stratton | 50.0 |
| 6. | Imp | 52.0 |
| 7. | | |
| 8. | | |

FIRST PLACE RUNNERS
C. Osler
T. Nielsen
T. May
M. Snyder

## 1600 R RELAY

| TEAM | | TIME |
|---|---|---|
| 1. | May | 3.45.0 |
| 2. | Twin Val | 3.56.4 |
| 3. | M V | 3.57.3 |
| 4. | Trenton | 3.57.7 |
| 5. | Imp. | 4.02.2 |
| 6. | McPherson Co. | 4.06.5 |
| 7. | | |
| 8. | | |

FIRST PLACE RUNNERS
E. Fischer
C. McCune
C. Hamilton
M. Hanna

## 3200 R RELAY

| TEAM | | TIME |
|---|---|---|
| 1. | Paxton | 9.01.9 |
| 2. | E-F | 9.06.8 |
| 3. | Stratton | 9.17.1 |
| 4. | Med Val | 9.32.5 |
| 5. | Imp | 9.34.6 |
| 6. | Trenton | 9.42.1 |
| 7. | | |
| 8. | | |

FIRST PLACE RUNNERS
M. Hanna
B. Brennan
J. Siegenda
J. Bilka

TEAMS

| * EVENTS | ABBR. | Maywood | Paxton | Med Valley | Eas-Fonson | MC HS | Imp. J.C. | Twin Val | Stratton | Trenton | | | | | | | | |
|---|---|---|---|---|---|---|---|---|---|---|---|---|---|---|---|---|---|---|
| Discus | | 2 | - | - | - | 4 | 24 | - | - | 1 | | | | | | | | |
| | | 2 | - | - | - | 4 | 24 | - | - | 1 | | | | | | | | |
| Shot Put | | 4 | - | 10 | 1 | 8 | 8 | - | - | 1 | | | | | | | | |
| | | 6 | - | 10 | 1 | 12 | 32 | - | - | 1 | | | | | | | | |
| H.J | | 24 | - | - | - | - | 6 | - | - | - | | | | | | | | |
| | | 30 | - | 10 | 1 | 12 | 38 | - | - | 1 | | | | | | | | |
| L.J | | 10 | - | 5 | - | - | - | 6 | 8 | 2 | | | | | | | | |
| | | 40 | - | 15 | 1 | 12 | 38 | 6 | 8 | 3 | | | | | | | | |
| T.J | | 11 | 8 | 8 | - | - | - | - | - | 4 | | | | | | | | |
| | | 51 | 8 | 23 | 1 | 12 | 38 | 6 | 8 | 7 | | | | | | | | |
| 100 | | 4 | 10 | 8 | 1 | - | - | 6 | - | 2 | | | | | | | | |
| | | 55 | 18 | 31 | 2 | 12 | 38 | 12 | 8 | 9 | | | | | | | | |
| 200 | | - | 8 | 2 | 10 | - | - | 6 | - | 5 | | | | | | | | |
| | | 55 | 26 | 33 | 12 | 12 | 38 | 18 | 8 | 14 | | | | | | | | |
| 400 | | 8 | 4 | 2 | 10 | - | - | - | 6 | - | | | | | | | | |
| | | 63 | 30 | 35 | 22 | 12 | 38 | 18 | 14 | 14 | | | | | | | | |
| 800 | | 10 | - | - | - | - | - | 9 | 6 | 6 | | | | | | | | |
| | | 73 | 30 | 35 | 22 | 12 | 38 | 27 | 20 | 20 | | | | | | | | |
| 1600 | | 10 | 12 | - | 2 | 6 | 1 | - | - | - | | | | | | | | |
| | | 83 | 42 | 35 | 24 | 18 | 39 | 27 | 20 | 20 | | | | | | | | |
| 3200 | | 10 | 6 | - | - | 14 | - | - | - | 1 | | | | | | | | |
| | | 93 | 48 | 35 | 24 | 32 | 39 | 27 | 20 | 21 | | | | | | | | |
| 110 Hdl | | - | 4 | - | - | 18 | 2 | 1 | - | 6 | | | | | | | | |
| | | 93 | 52 | 35 | 24 | 50 | 41 | 28 | 20 | 27 | | | | | | | | |
| 300 Int | | 18 | - | 8 | 1 | - | - | - | - | 4 | | | | | | | | |
| | | 111 | 52 | 43 | 25 | 50 | 41 | 28 | 20 | 31 | | | | | | | | |
| 400 R | | 12 | - | - | 12 | - | - | 6 | - | 1 | | | | | | | | |
| | | 123 | 52 | 43 | 37 | 50 | 41 | 34 | 20 | 32 | | | | | | | | |
| 1600 R | | - | 10 | 6 | 8 | - | 1 | - | 2 | 4 | | | | | | | | |
| | | 123 | 62 | 49 | 45 | 50 | 42 | 34 | 22 | 36 | | | | | | | | |
| 3200 R | | 10 | - | 6 | - | 1 | 4 | 8 | - | 4 | | | | | | | | |
| | | 133 | 62 | 55 | 45 | 51 | 44 | 42 | 22 | 40 | | | | | | | | |
| | | - | 10 | 4 | 8 | - | 2 | - | 6 | 1 | | | | | | | | |
| | | 133 | 72 | 59 | 53 | 51 | 46 | 42 | 28 | 41 | | | | | | | | |
| TOTALS | | 133 | 72 | 59 | 53 | 51 | 46 | 42 | 28 | 41 | | | | | | | | |
| PLACING | | 1 | 2 | 3 | 4 | 5 | 6 | 7 | 9 | 8 | | | | | | | | |

* do not write in this column until event is over

BIG RED TRACK SCOREBOOK

MEET Ogallala Invite DATE 4-4-18

## EVENT Discus

| NAME | (Team) | TIME HT. DIST. |
|---|---|---|
| 1. S McPherson | Goth | 166'2" |
| 2. D. Hudson | I | 157'4" |
| 3. C. Schilke | I | 150'8" |
| 4. D. Makousky | Og | 144'4" |
| 5. R. Carrillo | Sid | 144'1" |
| 6. S. Eisenreich | Gor | 140'9" |
| 7. | | |
| 8. | | |

## EVENT 4.5

| NAME | (Team) | TIME HT. DIST. |
|---|---|---|
| 1. R. Rosling | Goth | 20'1 1/2 |
| 2. A. Sprague | Holy | 20' 3/4 |
| 3. J. Haugaard | Sid | 19'4 3/4 |
| 4. N. Fischer | I | 18'11 3/4 |
| 5. J. Ruge | Coz | 18'11 1/2 |
| 6. K. Wyllcat | Grant | 18'10 1/4 |
| 7. | | |
| 8. | | |

## EVENT 100

| NAME | (Team) | TIME HT. DIST. |
|---|---|---|
| 1. R. Felver | Good | 11.03 |
| 2. A. Forster | Gor. | 11.19 |
| 3. S. Hasenault | Og | 11.4 |
| 4. C. Teter | Og | 11.42 |
| 5. K. Lueck | Gor | 11.47 |
| 6. J. Ruge | Coz | 11.72 |
| 7. | | |
| 8. | | |

## EVENT 800

| NAME | (Team) | TIME HT. DIST. |
|---|---|---|
| 1. J. Ellis | Goth | 2.03.8 |
| 2. J. Carlson | Jules | 2.05.16 |
| 3. R. Teter | Og | 2.05.64 |
| 4. S. McNabb | I | 2.08.45 |
| 5. C. Skeen | I | 2.10.20 |
| 6. R. Mundell | Coz | 2.10.38 |
| 7. | | |
| 8. | | |

## EVENT Shot Put

| NAME | (Team) | TIME HT. DIST. |
|---|---|---|
| 1. D. Hudson | I | 52'11" |
| 2. S. McPherson | Goth | 50'1" |
| 3. M. Eberlee | Goth | 49'6" |
| 4. R. Carrillo | Sid | 48'4" |
| 5. K. Fancher | Gor | 49'1" |
| 6. Z. Price | Coz | 48'5" |
| 7. | | |
| 8. | | |

## EVENT T.J

| NAME | (Team) | TIME HT. DIST. |
|---|---|---|
| 1. A. Sprague | Holy | 45'3 1/2 |
| 2. C. Richmond | Grant | 41'5" |
| 3. R. Mundell | Coz | 41'6 3/4 |
| 4. J. Carlson | Goth | 41'0" |
| 5. N. Fischer | I | 38'6" |
| 6. J. Ruge | Coz | 38'2 |
| 7. | | |
| 8. | | |

## EVENT 200

| NAME | (Team) | TIME HT. DIST. |
|---|---|---|
| 1. R. Felver | Good | 22.27 |
| 2. A. Mann | Goth | 22.41 |
| 3. A. Forster | Gord | 22.72 |
| 4. S. Hasenault | Og | 22.85 |
| 5. B. Caldwell | I | 23.36 |
| 6. J. Griffith | Coz | 23.66 |
| 7. | | |
| 8. | | |

## EVENT 1600

| NAME | (Team) | TIME HT. DIST. |
|---|---|---|
| 1. R. Todford | Good | 4.49.8 |
| 2. Z. Reeves | Gord | 4.50.3 |
| 3. J.P. Cook | Mit. | 4.50.6 |
| 4. C. Norman | Og | 4.54.7 |
| 5. M. O'Hare | Kimb | 4.55.5 |
| 6. M. Carmichael | Good | 5.01.2 |
| 7. | | |
| 8. | | |

## EVENT P.V.

| NAME | (Team) | TIME HT. DIST. |
|---|---|---|
| 1. K. Kolotz | I | 12'6" |
| 2. M. Krueger | Mit | 12'0 |
| 3. N. Massick | Coz | 12'0 |
| 4. M. Fisher | I | 11'6" |
| 5. B. Seitler | Og | 11'6" |
| 6. S. Johnson | Sid | 11'6 |
| 7. | | |
| 8. | | |

## EVENT H.J

| NAME | (Team) | TIME HT. DIST. |
|---|---|---|
| 1. D. Hudson | I | 6'2" |
| 2. Q. Martin | Kimb | 6'0 |
| 3. N. Rubio | Good | 5'10" |
| 4. K. Meyer | Og | 5'8" |
| 5. Z. Schroeder | Gor | 5'8" |
| 6. J. Rothwick | Coz | 5'8" |
| 7. | | |
| 8. | | |

## EVENT 400

| NAME | (Team) | TIME HT. DIST. |
|---|---|---|
| 1. A. Mann | Goth | 50.04 |
| 2. R. Felver | Good | 51.33 |
| 3. C. Skeen | I | 53.04 |
| 4. S. McNabb | I | 53.58 |
| 5. K. Schmidt | Jules | 53.86 |
| 6. J. Casey | Coz | 53.87 |
| 7. | | |
| 8. | | |

## EVENT 3200

| NAME | (Team) | TIME HT. DIST. |
|---|---|---|
| 1. Z. Reeves | Gor | 10.24.9 |
| 2. S. Gamilton | Og | 10.25.5 |
| 3. M. O'Hare | Kimb | 10.30.3 |
| 4. R. Todford | Good | 10.37.1 |
| 5. M. Meyer | I | 10.54.1 |
| 6. T. Colglazier | Grant | 10.52.5 |
| 7. | | |
| 8. | | |

# BIG RED TRACK SCOREBOOK

**HELD AT:** Ogd. **SCORING:** 1st 10 pts.; 2nd 8 pts.; 3rd 6 pts.; 4th 4 pts.; 5th 2 pts.; 6th 1 pts.; 7th ___ pts.; 8th ___ pts.

## EVENT 110 HH

| | NAME | (Team) | TIME HT. DIST. |
|---|---|---|---|
| 1. | C. Nielsen | Gor | 15.13 |
| 2. | J. Reitz | Good | 15.57 |
| 3. | C. Schilke | I | 16.31 |
| 4. | J. McNabb | I | 16.80 |
| 5. | J. Howcroft | Sid | 16.98 |
| 6. | E. Hansen | I | 17.07 |
| 7. | | | |
| 8. | | | |

## EVENT 300 IH

| | NAME | (Team) | TIME HT. DIST. |
|---|---|---|---|
| 1. | B. Brown | Holy | 39.5 |
| 2. | C. Nielsen | Gord | 42.1 |
| 3. | M. Fisher | I | 42.3 |
| 4. | J. Reitz | Good | 43.03 |
| 5. | E. Kopecki | Og | 43.7 |
| 6. | J. Dezort | Hex | 45.3 |
| 7. | | | |
| 8. | | | |

## 400 R — RELAY

| TEAM | TIME |
|---|---|
| 1. Holy | 43.5 |
| 2. Gord | 44.6 |
| 3. Good | 44.7 |
| 4. Goth | 45.5 |
| 5. Ogd | 45.5 |
| 6. Hexter | 45.7 |
| 7. | |
| 8. | |

FIRST PLACE RUNNERS

## 1600 R — RELAY

| TEAM | TIME |
|---|---|
| 1. Holy. | 3.29.4 |
| 2. Goth | 3.36.4 |
| 3. Imp | 3.39.4 |
| 4. Hexter | 3.41.9 |
| 5. Ogd | 3.41.6 |
| 6. Mitchel | 3.42.8 |
| 7. | |
| 8. | |

FIRST PLACE RUNNERS

Imp
S. McClain
C. Jablonski
N. Fuelner
C. Skeen

## 3200 R — RELAY

| TEAM | TIME |
|---|---|
| 1. Imp | 8.50.4 |
| 2. Ogd | 8.52.8 |
| 3. Kimb | 8.56.9 |
| 4. Mitch | 8.59.3 |
| 5. Jules | 9.01.7 |
| 6. Goodland | 9.10.5 |
| 7. | |
| 8. | |

FIRST PLACE RUNNERS

S McClain
J. Bilka
M. Hansen
C. Skeen

| * EVENTS | TEAMS → | | | | | | | | | | | | | | | | |
|---|---|---|---|---|---|---|---|---|---|---|---|---|---|---|---|---|---|
| TEAM NAME / ABBR. | Imperial | Goth | Good Land | Gordon | Ogd | Holyoke Col. | Kimball | Cozad | Mitchell | Sidney | Grant | Julesburg Col. | Hexton Col. | Hershey | | | |
| Discus | 14 | 10 | - | 1 | 4 | - | - | - | - | 2 | - | - | - | - | | | |
| Shot Put | 10 | 14 | - | 2 | - | - | - | 1 | - | 6 | - | - | - | - | | | |
| Pole Vault | 14 | - | - | - | 2 | - | - | 6 | 8 | 1 | - | - | - | - | | | |
| L.J | 4 | 10 | - | - | - | 8 | - | 2 | - | 6 | 1 | - | - | - | | | |
| T.J | 2 | 4 | - | - | - | 10 | - | 7 | - | - | 8 | - | - | - | | | |
| H.J | 10 | - | 6 | 2 | 4 | - | 8 | 1 | - | - | - | - | - | - | | | |
| 100 | - | - | 10 | 8 | 10 | - | - | 1 | - | - | 2 | - | - | - | | | |
| 200 | 2 | 8 | 10 | 6 | 4 | - | - | 1 | - | - | - | - | - | - | | | |
| 400 | 10 | 10 | 8 | - | - | - | - | 1 | - | - | - | 2 | - | - | | | |
| 800 | 6 | 10 | - | - | 6 | - | - | 1 | - | - | - | 8 | - | - | | | |
| 1600 | - | - | 11 | 8 | 4 | - | 2 | - | 6 | - | - | - | - | - | | | |
| 3200 | 2 | - | 4 | 10 | 8 | - | 6 | - | - | - | 1 | - | - | - | | | |
| 110 HH | 11 | - | 8 | 10 | - | - | - | - | - | 2 | - | - | - | - | | | |
| 300 IH | 6 | - | 4 | 8 | 2 | 10 | - | - | - | - | - | - | - | 1 | | | |
| 400 R | - | 4 | 6 | 8 | 2 | 10 | - | - | - | - | - | - | 1 | - | | | |
| 1600 R | 6 | 8 | - | - | 2 | 10 | - | - | 1 | - | - | - | 4 | - | | | |
| 3200 R | 10 | - | 1 | - | 8 | - | 6 | - | 4 | - | - | 2 | - | - | | | |
| | | | | | | | | | | | | | | | | | |
| TOTALS | 107 | 78 | 68 | 64 | 55 | 48 | 22 | 21 | 19 | 15 | 12 | 12 | 5 | 1 | | | |
| PLACING | | | | | | | | | | | | | | | | | |

* do not write in this column until event is over

# BIG RED TRACK SCOREBOOK

MEET Grant Invite DATE 4-9-98

## EVENT Discus

| NAME | (Team) | TIME HT. DIST. |
|---|---|---|
| 1. D. Hudson | I | 160'9" |
| 2. E Pfeiffer | Wau | 146'7" |
| 3. C. Schilke | I | 139'2" |
| 4. N. Gortemaker | Osh | 138'6 |
| 5. D. Makovicka | Og | 137'4" |
| 6. A. Strand | I.JV | 127'11" |
| 7. | | |
| 8. | | |

## EVENT L.J

| NAME | (Team) | TIME HT. DIST. |
|---|---|---|
| 1. C. Richmond | Gr | 19'5 1/4 |
| 2. M. Kirkpatrick | Gr | 19'1/4" |
| 3. N. Fuchner | I | 18'9 3/4 |
| 4. R. Vogel | Kim | 18'5" |
| 5. T. Hamer | NPSP | 18'1" |
| 6. M. Wheeler | WP | 18'1 1/2" |
| 7. | | |
| 8. | | |

## EVENT 100

| NAME | (Team) | TIME HT. DIST. |
|---|---|---|
| 1. S. Hesnault | Og | 11.3 |
| 2. K. Lueck | Gra | 11.3 |
| 3. M. Calla | Og | 11.4 |
| 4. A. McKinney | WP | 11.5 |
| 5. B. Leibhart | I | 11.6 |
| 6. C. Teter | Og | 12.0 |
| 7. | | |
| 8. | | |

## EVENT 800

| NAME | (Team) | TIME HT. DIST. |
|---|---|---|
| 1. S. McNair | I | 2.07.6 |
| 2. R. Teter | Og | 2.08.4 |
| 3. C. Skeen | I | 2.09.7 |
| 4. A. Bohac | Kimb | 2.10.6 |
| 5. T. Colglazier | Gr | 2.10.5 |
| 6. B. Maasen | Her. | 2.12.9 |
| 7. | | |
| 8. | | |

## EVENT Shot Put

| NAME | (Team) | TIME HT. DIST. |
|---|---|---|
| 1. D. Hudson | I | 53'2" |
| 2. C. Berglund | Osh | 48'5" |
| 3. D. Makovicka | Og | 45'9 1/4 |
| 4. E. Pfeiffer | WP | 45'9 |
| 5. N. Gortemaker | Osh | 45'8 3/4 |
| 6. C. Schilke | I | 45'2 1/2 |
| 7. | | |
| 8. | | |

## EVENT T.J

| NAME | (Team) | TIME HT. DIST. |
|---|---|---|
| 1. C. Richmond | Gr | 42'2 1/2 |
| 2. N. Fuchner | I | 40'0 |
| 3. C. Quinn | Osh | 38'9" |
| 4. K. Meisner | Og | 38'2" |
| 5. R. Einsplan | WP | 37'8" |
| 6. J. Johnson | Kim | 37'1" |
| 7. | | |
| 8. | | |

## EVENT 200

| NAME | (Team) | TIME HT. DIST. |
|---|---|---|
| 1. S. Hasenault | Og | 23.0 |
| 2. K. Lueck | Gra | 23.6 |
| 3. L. Decarli | Kim | 23.6 |
| 4. A. McKinney | WP | 23.8 |
| 5. C. Teter | Og | 23.9 |
| 6. R. Rosenthal | NPSP | 24.6 |
| 7. | | |
| 8. | | |

## EVENT 1600

| NAME | (Team) | TIME HT. DIST. |
|---|---|---|
| 1. D. Flaming | W.P | 4.48.5 |
| 2. C. Norman | Og | 4.51.5 |
| 3. S. McNair | I | 4.53.1 |
| 4. M. O'Hare | Kimb | 4.53.1 |
| 5. S. Gunther | Og | 4.53.5 |
| 6. C. Nielsen | Kimb | 4.58.0 |
| 7. | | |
| 8. | | |

## EVENT P.V

| NAME | (Team) | TIME HT. DIST. |
|---|---|---|
| 1. K. Kohtz | I | 12'6 |
| 2. M. Fisher | I | 12'0 |
| 3. D.C. Mather | Osh | 12'0 |
| 4. C. Quinn | Osh | 11'6 |
| 5. M. Svoboda | Og | 11' |
| 6. B. Seitler | Og | 11' |
| 7. | | |
| 8. | | |

## EVENT H.J

| NAME | (Team) | TIME HT. DIST. |
|---|---|---|
| 1. D. Hudson | I | 6'5" |
| 2. K. Meisner | Og | 6'4" |
| 3. T. Trensvold | Kim | 6'0 |
| 4. Q. Martin | Kimb | 6'0 |
| 5. C. Peters | Her | 5'10" |
| 6. T. Hamilton | WP | 5'10" |
| 7. | | |
| 8. | | |

## EVENT 400

| NAME | (Team) | TIME HT. DIST. |
|---|---|---|
| 1. R. Teter | Og | 52.5 |
| 2. T. Santero | Osh | 52.8 |
| 3. R. Rosenthal | NPSP | 53.0 |
| 4. N. Fuchner | I | 53.3 |
| 5. C. Skeen | I | 53.4 |
| 6. S. McNair | I | 53.6 |
| 7. | | |
| 8. | | |

## EVENT 3200

| NAME | (Team) | TIME HT. DIST. |
|---|---|---|
| 1. M. O'Hare | Kimb | 10.18.7 |
| 2. D. Flaming | W-P | 10.28.0 |
| 3. S. Gunther | Og | 10.33.8 |
| 4. C. Norman | Og | 10.36.7 |
| 5. T. Colglazier | Gr | 10.45.7 |
| 6. T. Dorn | Og | 10.43.4 |
| 7. | | |
| 8. | | |

400 Wt Rel 1 Ogel - 48.7 2 Osh - 49.5 3 Her - 50.0 4 Grant 51.7 5 NPSP 51.8 6 Kimb 52.0

**HELD AT:** Grant **SCORING:** 1st 10 pts.; 2nd 8 pts.; 3rd 6 pts.; 4th 4 pts.; 5th 2 pts.; 6th 1 pts.; 7th ___ pts.; 8th ___ pts.

**EVENT** 110 HH

| NAME | (Team) | TIME HT. DIST. |
|---|---|---|
| 1. C. Schilke | I | 16.4 |
| 2. J. McNabb | I | 16.4 |
| 3. M. Kirkpatrick | Gr | 16.7 |
| 4. C. Richmond | Gr | 16.7 |
| 5. J. Dezort | H | 16.9 |
| 6. E. Hansen | I | 17.4 |
| 7. | | |
| 8. | | |

**EVENT** 300 IM

| NAME | (Team) | TIME HT. DIST. |
|---|---|---|
| 1. M. Fisher | I | 42.2 |
| 2. M. Shoup | Kimb | 42.8 |
| 3. E. Koyerski | Og | 43.3 |
| 4. M. Kirkpatrick | Gr | 43.7 |
| 5. J. Dezort | Her | 44.5 |
| 6. J. McNabb | I | 44.6 |
| 7. | | |
| 8. | | |

**400 R**

| TEAM | TIME |
|---|---|
| 1. Kimball | 45.9 |
| 2. Ogal | 46.1 |
| 3. Grant | 46.7 |
| 4. Imp | 46.8 |
| 5. Hershey | 47.2 |
| 6. W-P | 48.0 |
| 7. | |
| 8. | |

RELAY FIRST PLACE RUNNERS

J. McNabb
Kyle Kohtz
L. Pankonier
B. Leibhart

**1600 R**

| TEAM | TIME |
|---|---|
| 1. Ogal | 3.41.0 |
| 2. Imp | 3.41.7 |
| 3. Kimb | 3.43.3 |
| 4. W-P | 3.45.0 |
| 5. N.P.S.P | 3.45.5 |
| 6. Hershey | 3.48.3 |
| 7. | |
| 8. | |

RELAY FIRST PLACE RUNNERS

L. Jablonski
B. Leibhart
C. Skeen
S. McNair

**3200 R**

| TEAM | TIME |
|---|---|
| 1. Ogal | 8.32.5 |
| 2. Imp. | 8.35.5 |
| 3. Kimball | 8.36.8 |
| 4. Ogal J.V | 9.29.2 |
| 5. W-P. | 9.32.0 |
| 6. Imp. J.V | 9.45.6 |
| 7. | |
| 8. | |

RELAY FIRST PLACE RUNNERS

R. Meyer
M. Hanna
S. McNair
C. Skeen

TEAMS

| TEAM NAME / ABBR. | Imperial | Ogallala | Grant | Kimball | Wau-Pol | Oshkosh | Hershey | N.P.S.P. | Ogal J.V. | Imp J.V. |
|---|---|---|---|---|---|---|---|---|---|---|
| * EVENTS: Discus | 16 | 2 | – | – | 8 | 4 | – | – | – | 1 |
| Shot Put | 11 | 6 | – | – | 4 | 10 | – | – | – | – |
| Pole Vault | 18 | 3 | – | – | – | 10 | – | – | – | – |
| L.J | 6 | – | 18 | 4 | 1 | – | – | 2 | – | – |
| T.J | 8 | 4 | 10 | 1 | 2 | 6 | – | – | – | – |
| H.J | 10 | 8 | – | 10 | 1 | – | 2 | – | – | – |
| 100 | 2 | 17 | 8 | – | 4 | – | – | – | – | – |
| 200 | – | 12 | 8 | 6 | 4 | – | – | 1 | – | – |
| 400 | 7 | 10 | – | – | – | 8 | – | 6 | – | – |
| 800 | 16 | 8 | 2 | 4 | – | – | 1 | – | – | – |
| 1600 | 6 | 10 | – | 5 | 10 | – | – | – | – | – |
| 3200 | – | 11 | 2 | 10 | 8 | – | – | – | – | – |
| 110 HH | 19 | – | 10 | – | – | – | 2 | – | – | – |
| 300 IM | 11 | 6 | 4 | 8 | – | – | 2 | – | – | – |
| 400 R | 4 | 8 | 6 | 10 | 1 | – | 2 | – | – | – |
| 1600 R | 8 | 10 | – | 6 | 4 | – | 1 | 2 | – | – |
| 3200 R | 8 | 10 | | 6 | 2 | | | | 4 | 1 |
| 400 Wt Rel | – | 10 | 4 | 1 | | 8 | 6 | 2 | | |
| TOTALS | 150 | 135 | 72 | 72 | 48 | 46 | 16 | 13 | 4 | 2 |
| PLACING | 1 | 2 | 3 | 4 | 5 | 6 | 7 | 8 | 9 | 10 |

Tie

* do not write in this column until event is over

# BIG RED TRACK SCOREBOOK

BIG RED TRACK SCOREBOOK

MEET Gothenburg Invite DATE 4-18-88

## EVENT Discus

| | NAME | (Team) | TIME HT. DIST. |
|---|---|---|---|
| 1. | J. McPherson | Goth | 158'3" |
| 2. | D. Hudson | I | 154' |
| 3. | A. Hillers | Lex | 141' |
| 4. | C. Schilke | I | 135'6 |
| 5. | J. Dishman | Goth | 135'11" |
| 6. | M. Gonzales | Lex | 133'2 |
| 7. | | | |
| 8. | | | |

## EVENT L.J

| | NAME | (Team) | TIME HT. DIST. |
|---|---|---|---|
| 1. | R. Rishma | Goth | 21' |
| 2. | E. Stewart | Mc | 20'2½ |
| 3. | M. Pascoe | Og | 19'1 |
| 4. | J. Mallecks | Mc | 19'1" |
| 5. | A. Randolph | Mc | 18'11" |
| 6. | J. Laux | Lex | 18'9 |
| 7. | | | |
| 8. | | | |

## EVENT 100

| | NAME | (Team) | TIME HT. DIST. |
|---|---|---|---|
| 1. | R. Felver | Good | 11.0 |
| 2. | E. Otto | Lex | 11.0 |
| 3. | E. Stewart | Mc | 11.1 |
| 4. | M. Rasmussen | Mc | 11.5 |
| 5. | M. Collen | Og | 11.6 |
| 6. | B. Johnson | Lex | 11.6 |
| 7. | | | |
| 8. | | | |

## EVENT 800

| | NAME | (Team) | TIME HT. DIST. |
|---|---|---|---|
| 1. | J. Ellis | Goth | 2.01.2 |
| 2. | A. Allen | Goth | 2.04 |
| 3. | R. Teeter | Og | 2.04.6 |
| 4. | C. Skeen | I | 2.04.9 |
| 5. | K. Meyer | I | 2.07.8 |
| 6. | K. O'Neil | K | 2.08.2 |
| 7. | | | |
| 8. | | | |

## EVENT Shot Put

| | NAME | (Team) | TIME HT. DIST. |
|---|---|---|---|
| 1. | D. Hudson | I | 54'1½ |
| 2. | M. Abele | Goth | 52'1¾ |
| 3. | S. McPherson | Goth | 50'6½ |
| 4. | C. Metzger | Goth | 50'5' |
| 5. | K. Johnson | IC | 50'4½ |
| 6. | M. Gonzalez | Lex | 49'6½ |
| 7. | | | |
| 8. | | | |

## EVENT T.J

| | NAME | (Team) | TIME HT. DIST. |
|---|---|---|---|
| 1. | J. McMinimen | Mc | 41'9¼ |
| 2. | J. Laux | Lex | 40'3¼ |
| 3. | T. Hoss | Mc | 39'10" |
| 4. | J. Clark | Goth | 39'6½ |
| 5. | N. Fuehrer | I | 39'3¼ |
| 6. | M. Payne | Kear | 39'½ |
| 7. | | | |
| 8. | | | |

## EVENT 200

| | NAME | (Team) | TIME HT. DIST. |
|---|---|---|---|
| 1. | E. Otto | Lex | 22.6 |
| 2. | R. Felver | Good | 23.0 |
| 3. | E. Stewart | Mc | 23.4 |
| 4. | T.J Teeter | Lex | 23.4 |
| 5. | B. Johnson | Lex | 24.0 |
| 6. | C. Teter | Ogd | 24.1 |
| 7. | | | |
| 8. | | | |

## EVENT 1600

| | NAME | (Team) | TIME HT. DIST. |
|---|---|---|---|
| 1. | J. Ellis | Goth | 4:41.4 |
| 2. | R. Tedford | Good | 4.45.6 |
| 3. | C. Norman | Og | 4.51.9 |
| 4. | S. Gunther | Og | 4.52.6 |
| 5. | J. McClair | I | 4.56.3 |
| 6. | M. Carpenter | Mc | 4.56.8 |
| 7. | | | |
| 8. | | | |

## EVENT P.V

| | NAME | (Team) | TIME HT. DIST. |
|---|---|---|---|
| 1. | K. Kohtz | I | 13'6" |
| 2. | G. Mims | Lex | 12'6 |
| 3. | C. Lytle | Mc | 12'6" |
| 4. | Z. Schulz | Mc | 12'0 |
| 5. | D. Rooke | Lex | 12'0 |
| 6. | M. Fisher | I | 12'0 |
| 7. | | | |
| 8. | | | |

## EVENT H.J

| | NAME | (Team) | TIME HT. DIST. |
|---|---|---|---|
| 1. | D. Hudson | I | 6'6" |
| 2. | N. Bennett | Mc | 6'3" |
| 3. | M. O'Brien | Lex | 6'2" |
| 4. | K. Mcsimen | Og | 5'10" |
| 5. | S. Morton | Mc | 5'8" |
| 6. | A. Randolph | Mc | 5'8" |
| 7. | | | |
| 8. | | | |

## EVENT 400

| | NAME | (Team) | TIME HT. DIST. |
|---|---|---|---|
| 1. | A. Mann | Goth | 49.6 |
| 2. | R. Felver | Good | 50.8 |
| 3. | M. Rasmussen | Mc | 52.1 |
| 4. | R. Teter | Og | 52.3 |
| 5. | T.J Teeter | Lex | 52.9 |
| 6. | S McClain | I | 53.5 |
| 7. | | | |
| 8. | | | |

## EVENT 3200

| | NAME | (Team) | TIME HT. DIST. |
|---|---|---|---|
| 1. | R Tedford | Good | 10.13.4 |
| 2. | S. Gunther | Og | 10.31.5 |
| 3. | C. Norman | Og | 10.37 |
| 4. | K. Meyer | I | 10.41.1 |
| 5. | O. Cisneros | I | 10.50 |
| 6. | T. Fickenscher | Goth | 11.01.6 |
| 7. | | | |
| 8. | | | |

Mile Med Rel 1 - Imp 3.47.7 12 2-Lex-3.45.2 10 3-McCook 3.51.7 8 4 Goth-4.00 6 5 Ogd 4.05.2 4

**HELD AT:** Gothenburg **SCORING:** 1st 10 pts.; 2nd 8 pts.; 3rd 6 pts.; 4th 4 pts.; 5th 2 pts.; 6th 1 pts.; 7th ___ pts.; 8th ___ pts.

**EVENT** 110 HH

| NAME | (Team) | TIME HT. DIST. |
|---|---|---|
| 1. J. Reitz | Good | 15.2 |
| 2. A. Dacke | Lex | 15.4 |
| 3. R. Hicken | Goth | 16.1 |
| 4. C. Reutlinger | Lex | 16.1 |
| 5. C. Schilke | I | 16.2 |
| 6. T. Schlosser | Good | 16.5 |
| 7. | | |
| 8. | | |

**EVENT** 300 IH

| NAME | (Team) | TIME HT. DIST. |
|---|---|---|
| 1. S. McFarland | Lex | 41.1 |
| 2. J. Rietz | Good | 42.0 |
| 3. T. Schlosser | Good | 42.2 |
| 4. M. Fisher | I | 42.9 |
| 5. A. Dacke | Lex | 43.7 |
| 6. R Spencer | Mc | 44.2 |
| 7. | | |
| 8. | | |

**400R RELAY FIRST PLACE RUNNERS**

| TEAM | TIME |
|---|---|
| 1. McCook | 44.8 |
| 2. Goodland | 45.3 |
| 3. Lex | 46.3 |
| 4. Ogal | 46.7 |
| 5. Imp | 47.0 |
| 6. Goth | 49.7 |
| 7. | |
| 8. | |

J. McNabb
K. Kohtz
L. Pankonin
B. Leibhart

**1600R RELAY FIRST PLACE RUNNERS**

| TEAM | TIME |
|---|---|
| 1. Lex | 3.29.2 |
| 2. Goth | 3.29.9 |
| 3. Mc | 3.37.3 |
| 4. Good | 3.37.7 |
| 5. Imp | 3.39.2 |
| 6. Ogal | 3.43.5 |
| 7. | |
| 8. | |

L. Jablonski
D. Hudson
N. Fuchsen
C. Skeen

**3200R RELAY FIRST PLACE RUNNERS**

| TEAM | TIME |
|---|---|
| 1. Imp | 8.30 |
| 2. Lex | 8.34 |
| 3. Goth | 8.48.5 |
| 4. Good | 9.00.7 |
| 5. Ogal | 9.03.9 |
| 6. Kear | 9.05.4 |
| 7. | |
| 8. | |

R. Meyer
M. Hanna
S. McNair
C. Skeen

TEAMS

| * EVENTS | Lexington | Gothenburg | McCook | Imperial | Goodland | Ogallala | Kearney |
|---|---|---|---|---|---|---|---|
| Discus | 7 | 12 | – | 12 | – | – | – |
| Shot Put | 1 | 18 | – | 10 | – | – | 4 |
| P.V | 10 | – | 10 | 11 | – | – | – |
| L.J | 1 | 10 | 14 | – | – | 6 | – |
| T.J | 8 | 4 | 16 | 2 | – | – | 1 |
| H.J | 6 | – | 11 | 10 | – | 4 | – |
| 100 | 9 | – | 10 | – | 10 | 2 | – |
| 200 | 14 | – | 6 | – | 8 | 1 | – |
| 400 | 2 | 10 | 6 | 1 | 8 | 4 | – |
| 800 | – | 18 | – | 6 | – | 6 | 1 |
| 1600 | – | 10 | 1 | 2 | 8 | 10 | – |
| 3200 | – | 1 | – | 6 | 10 | 14 | – |
| 110 HH | 12 | 6 | – | 2 | 11 | – | – |
| 300 IH | 12 | – | 1 | 4 | 14 | – | – |
| 400R | 6 | 1 | 10 | 2 | 8 | 4 | – |
| 1600R | 10 | 8 | 6 | 2 | 4 | 1 | – |
| 3200R | 8 | 6 | – | 10 | 4 | 2 | 1 |
| Mile Med Rel | 10 | 6 | 8 | 12 | – | 4 | – |
| TOTALS | 118 | 110 | 100 | 92 | 85 | 58 | 7 |
| PLACING | 1 | 2 | 3 | 4 | 5 | 6 | 7 |

* do not write in this column until event is over

E. Fuchsen, Kyle Kohtz – N Fuchsen – S. McNair

# BIG RED TRACK SCOREBOOK

# BIG RED TRACK SCOREBOOK

MEET Chappell Invite Imp I.V. DATE 4-18-98

## EVENT Discus

| NAME | (Team) | TIME HT. DIST. |
|---|---|---|
| 1. Beasne | PD | 142'7 |
| 2. A. Strand | I | 135'2 |
| 3. Paulson | Chap | 134'8" |
| 4. McBride | So.P | 128'1" |
| 5. Tolentino | Jules | 124'4 |
| 6. Cerenil | PBL | 119' |
| 7. | | |
| 8. | | |

## EVENT L.J

| NAME | (Team) | TIME HT. DIST. |
|---|---|---|
| 1. Davis | Ch | 21'1" |
| 2. Wilken | Lodg | 20'3¼ |
| 3. Envelodson | PD | 20'2" |
| 4. 2 Roth | Ch | 19'11" |
| 5. Paulson | Ch | 19'9¾ |
| 6. Harms | Wheat | 19'2½ |
| 7. | | |
| 8. | | |

## EVENT 100

| NAME | (Team) | TIME HT. DIST. |
|---|---|---|
| 1. Prince | Cra | 11.4 |
| 2. Garcia | So.P | 11.4 |
| 3. Revelle | BC | 11.7 |
| 4. Freichs | Lod. | 11.7 |
| 5. Starostka | Ch | 11.7 |
| 6. Buckner | PBL | 11.8 |
| 7. | | |
| 8. | | |

## EVENT 800

| NAME | (Team) | TIME HT. DIST. |
|---|---|---|
| 1. McBride | So.P | 2.03.8 |
| 2. Reed | PBL | 2.08.3 |
| 3. Buecker | Cra | 2.10.2 |
| 4. Robertson | Whe | 2.10.7 |
| 5. Tokunaga | PD | 2.14.8 |
| 6. Sanchell | Cra | 2.15.7 |
| 7. | | |
| 8. | | |

## EVENT Shot

| NAME | (Team) | TIME HT. DIST. |
|---|---|---|
| 1. Runge | LP | 47'9½ |
| 2. Beasner | PD | 45'2¾ |
| 3. Lane | Wheat | 44'4¼ |
| 4. Bondegard | LB | 44'2½ |
| 5. A Strand | I | 43'10½ |
| 6. B Dump | I | 41'6¼ |
| 7. | | |
| 8. | | |

## EVENT T.J

| NAME | (Team) | TIME HT. DIST. |
|---|---|---|
| 1. Davis | Ch | 43'3½ |
| 2. Harms | Wheat | 43½ |
| 3. Willkens | Lod | 41'10½ |
| 4. Revelle | B.C | 40'8 |
| 5. Envelodson | PD | 39'9½ |
| 6. Paulson | Ch | 39'7 |
| 7. | | |
| 8. | | |

## EVENT 200

| NAME | (Team) | TIME HT. DIST. |
|---|---|---|
| 1. Davis | Ch | 23.5 |
| 2. Garcia | So.P | 24.0 |
| 3. Stoaffer | BC | 24.0 |
| 4. Arareguy | Jul | 24.3 |
| 5. Paulson | Ch | 24.3 |
| 6. McBride | So.P | 24.7 |
| 7. | | |
| 8. | | |

## EVENT 1600

| NAME | (Team) | TIME HT. DIST. |
|---|---|---|
| 1. Robertson | Wheat | 5.05.4 |
| 2. Limbach | Cra | 5.07.3 |
| 3. Gifford | BC | 5.23.6 |
| 4. Buneser | PD | 5.23.8 |
| 5. Armstrong | So.P | 5.28.3 |
| 6. Burton | PD | 5.30.6 |
| 7. | | |
| 8. | | |

## EVENT P.V

| NAME | (Team) | TIME HT. DIST. |
|---|---|---|
| 1. Carter | Jule | 12'6 |
| 2. Garcia | So.P | 11'0 |
| 3. Foulk | Jul | 10'6" |
| 4. D Pursley | I | 10'6 |
| 5. Ingram | Jul | 10' |
| 6. Rochlitz | So.P | 9'6 |
| 7. | | |
| 8. | | |

## EVENT H.J

| NAME | (Team) | TIME HT. DIST. |
|---|---|---|
| 1. Baker | Craw | 6'3" |
| 2. LaBeau | PD | 6'0 |
| 3. Roth | Ch | 5'10" |
| 4. Osmatherly | Craw | 5'10 |
| 5. Florke | Lod | 5'6 |
| 6. Balk | So.P | 5'6 |
| 7. | | |
| 8. | | |

## EVENT 400

| NAME | (Team) | TIME HT. DIST. |
|---|---|---|
| 1. Buecker | Cra | 52.7 |
| 2. P. McBride | So.P | 53.1 |
| 3. Arreguy | Jul | 53.2 |
| 4. Freichs | Lod | 53.9 |
| 5. Carlson | Jul | 54.1 |
| 6. Mauser | So.P | 54.3 |
| 7. | | |
| 8. | | |

## EVENT 3200

| NAME | (Team) | TIME HT. DIST. |
|---|---|---|
| 1. Lauckmel | Jul | 10.59.6 |
| 2. Bejarano | I | 11.30.2 |
| 3. Burton | PD | 11.35.7 |
| 4. Metcalf | Ch | 11.40 |
| 5. Gifford | BC | 11.43.6 |
| 6. Armstrong | So.P | |
| 7. | | |
| 8. | | |

**HELD AT:** Chappell **SCORING:** 1st 10 pts.; 2nd 8 pts.; 3rd 6 pts.; 4th 4 pts.; 5th 2 pts.; 6th 1 pts.; 7th ___ pts.; 8th ___ pts.

**EVENT** 110 H.H

| NAME | (Team) | TIME HT. DIST. |
|---|---|---|
| 1. Roth | Ch. | 15.4 |
| 2. Johnson | Ch | 15.5 |
| 3. Cooper | Ch | 16.1 |
| 4. Labeau | PD | 17.8 |
| 5. Kennedy | Cra | 17.8 |
| 6. Harris | Wheat | 17.9 |
| 7. | | |
| 8. | | |

**EVENT** 300 IM

| NAME | (Team) | TIME HT. DIST. |
|---|---|---|
| 1. Cooper | Chap | 42.3 |
| 2. Johnson | Ch | 42.5 |
| 3. Labeau | PD | 45.3 |
| 4. Klingman | Ch | 46.2 |
| 5. Dana | LP | 46.4 |
| 6. Cochran | BC | 46.8 |
| 7. | | |
| 8. | | |

**400 RELAY FIRST PLACE RUNNERS**

| TEAM | TIME |
|---|---|
| 1. Chappell | 44.6 |
| 2. Crawford | 46.8 |
| 3. Wheatland | 48.3 |
| 4. Banner Co. | 48.6 |
| 5. So. Platte | 49.2 |
| 6. Lodge Pole | 50.9 |
| 7. | |
| 8. | |

D. Pansley
T. May
C. Osler 51.4
M. Snyder

**1600 RELAY FIRST PLACE RUNNERS**

| TEAM | TIME |
|---|---|
| 1. Lodge Pole | 3.38.2 |
| 2. Chappell | 3.41.3 |
| 3. So. Platte | 3.43.8 |
| 4. Imp J.U | 4.03.2 |
| 5. Potter-Dix | 4.04.1 |
| 6. Crawford | 4.05.1 |
| 7. | |
| 8. | |

J. Bilka 56.6
C. Hamilton 67.1
C. Osler 60.6
M. Snyder 58.7

**3200 RELAY FIRST PLACE RUNNERS**

| TEAM | TIME |
|---|---|
| 1. Lodge Pole | 8.49.4 |
| 2. Jules Burg | 8.54.1 |
| 3. Potter Dix | 9.17.5 |
| 4. Crawford | 9.23.3 |
| 5. So. Platte | 9.39.0 |
| 6. Imp J.U | 9.39.3 |
| 7. | |
| 8. | |

J. Bilka 2.18.6
S. Kunneman 2.25.5
B. Bergman 2.30
J. Sieperda 2.25.2

TEAMS

| * EVENTS | Chappell | South Platte | Potter Dix | Lodge Pole | Jules Burg | Crawford | Pine Bluffs Lingel | Wheatland | Banner Co. | Imp J.U. |
|---|---|---|---|---|---|---|---|---|---|---|
| Discus | 6 | 4 | 10 | – | 2 | – | 1 | – | – | 8 |
| Shot Put | – | – | 8 | 14 | – | – | – | 6 | – | 3 |
| PU | – | 9 | – | – | 18 | – | – | – | – | 4 |
| L.J | 16 | – | 6 | 8 | – | – | – | 1 | – | – |
| T.J | 11 | – | 2 | 6 | – | – | – | 8 | 4 | – |
| H-J | 6 | 1 | 8 | 2 | – | 14 | – | – | – | – |
| 100 | 2 | 8 | – | 4 | – | 10 | 1 | – | 6 | – |
| 200 | 12 | 9 | – | – | 4 | – | – | – | 6 | – |
| 400 | – | 9 | – | 4 | 6 | 10 | – | – | – | – |
| 800 | – | 10 | 2 | – | – | 7 | 8 | 4 | – | – |
| 1600 | – | 2 | 5 | – | – | 8 | – | 10 | 6 | – |
| 3200 | 4 | 1 | 6 | – | 10 | – | – | – | 2 | 8 |
| 110 Ht | 24 | – | 4 | – | – | 2 | – | – | 1 | – |
| 300 IM | 22 | – | 6 | 2 | – | – | – | – | 1 | – |
| 400R | 10 | 2 | – | 1 | – | 8 | – | 6 | 4 | – |
| 1600R | 8 | 6 | 2 | 10 | – | 1 | – | – | – | 4 |
| 3200R | – | 2 | 6 | 10 | 8 | 4 | – | – | – | 1 |
| TOTALS | 141 | 63 | 65 | 62 | 48 | 72 | 10 | 35 | 30 | 28 |
| PLACING | 1 | 4 | 3 | 5 | 6 | 2 | 10 | 7 | 8 | 9 |

* do not write in this column until event is over

# BIG RED TRACK SCOREBOOK

BIG RED TRACK SCOREBOOK

MEET Imperial Invite DATE 4-21-58

## EVENT Discus

| NAME | (Team) | TIME HT. DIST. |
|---|---|---|
| 1. D. Hudson | I | 153'7" |
| 2. N. Gerlemacher | Osh | 141'10" |
| 3. C. Schulte | I | 141'1" |
| 4. A. Simard | I | 134' |
| 5. C. Parsley | I JV | 127'3" |
| 6. W. Dempsey | Osh | 121'4 |
| 7. | | |
| 8. | | |

## EVENT L.J

| NAME | (Team) | TIME HT. DIST. |
|---|---|---|
| 1. C. Richmond | Gr. | 18'11" |
| 2. T. Santero | Osh | 18'8½ |
| 3. K Wyllert | Gr | 18'8¼ |
| 4. N. Pasco | Og | 18'6½ |
| 5. J. McNabb | I | 18'4½ |
| 6. B. Cani | Og | 18'3¼ |
| 7. | | |
| 8. | | |

## EVENT 100

| NAME | (Team) | TIME HT. DIST. |
|---|---|---|
| 1. A. Deschnes | Holy | 11.1 |
| 2. K Lueck | Gr | 11.3 |
| 3. J. Audis | Gr | 11.5 |
| 4. C. Teter | Og | 11.7 |
| 5. M. Collen | Og | 11.7 |
| 6. C. Kohnstam | Holy | 11.8 |
| 7. | | |
| 8. | | |

## EVENT 800

| NAME | (Team) | TIME HT. DIST. |
|---|---|---|
| 1. J. McNairn | I | 2.06 |
| 2. C. Skeen | I | 2.06.6 |
| 3. R. Teter | Og | 2.08.9 |
| 4. M. Hanna | I | 2.09.6 |
| 5. B. Schulte | Og | 2.13.1 |
| 6. T. Ingram | Jul | 2.14.7 |
| 7. | | |
| 8. | | |

## EVENT Shot

| NAME | (Team) | TIME HT. DIST. |
|---|---|---|
| 1. D. Hudson | I | 54'1" |
| 2. C. Bergland | Osh | 50'7" |
| 3. D. Malkowski | Og | 48'6" |
| 4. A. Deschnes | Holy | 48' |
| 5. N. Gerlemacher | Osh | 45'9½ |
| 6. C. Schulte | I | 44'8½ |
| 7. | | |
| 8. | | |

## EVENT T.J

| NAME | (Team) | TIME HT. DIST. |
|---|---|---|
| 1. C. Richmond | Gr | 41'7" |
| 2. A. Sprague | Holy | 41'5½ |
| 3. N. Pasco | Ogal | 41'3¼ |
| 4. N. Fuchser | I | 38'6¾ |
| 5. B. Cornelius | Gr | 38'4½ |
| 6. T Hoppas | Holy | 37'9" |
| 7. | | |
| 8. | | |

## EVENT 200

| NAME | (Team) | TIME HT. DIST. |
|---|---|---|
| 1. R. Sprague | Holy | 22.2 |
| 2. A. Deschnes | Holy | 23.0 |
| 3. J. Audis | Gr | 23.3 |
| 4. K Lueck | Gr | 23.3 |
| 5. C. Teter | Og | 23.7 |
| 6. M. Collen | Og | 23.8 |
| 7. | | |
| 8. | | |

## EVENT 1600

| NAME | (Team) | TIME HT. DIST. |
|---|---|---|
| 1. T. Colglazier | Gr | 4.47.5 |
| 2. C. Norman | Og | 4.48.8 |
| 3. R. Meyer | I | 4.53.7 |
| 4. S Gunther | Og | 4.53.7 |
| 5. J. Magana | Jules | 4.56.5 |
| 6. T. Santero | Osh | 5.00.5 |
| 7. | | |
| 8. | | |

## EVENT P.V

| NAME | (Team) | TIME HT. DIST. |
|---|---|---|
| 1. Kyle Kohtz | I | 13'8" |
| 2. DC Mathes | Osh | 13'6 |
| 3. M. Fisher | I | 12'6 |
| 4. C. Quinn | Osh | 12' |
| 5. B. Johnson | I | 12' |
| 6. C. Hatton | Og JV | 11'6 |
| 7. | | |
| 8. | | |

## EVENT H.J

| NAME | (Team) | TIME HT. DIST. |
|---|---|---|
| 1. D. Hudson | I | 6'4" |
| 2. K Messner | Og | 6'2" |
| 3. D. Cerney | Og | 6'2" |
| 4. J. Krajewski | Osh | 6'0 |
| 5. P. McGreer | Gr | 5'8 |
| 6. L. Jablonski | I | 5'4 |
| 7. | | |
| 8. | | |

## EVENT 400

| NAME | (Team) | TIME HT. DIST. |
|---|---|---|
| 1. A. Sprague | Holy | 52.1 |
| 2. J. Audis | Gr | 52.7 |
| 3. R. Teter | Og | 52.9 |
| 4. C. Skeen | I | 53.0 |
| 5. P. Arreguy | Jul | 53.7 |
| 6. N. Fuchser | I | 53.8 |
| 7. | | |
| 8. | | |

## EVENT 3200

| NAME | (Team) | TIME HT. DIST. |
|---|---|---|
| 1. S McNairn | I | 10.31.9 |
| 2. C. Norman | Og | 10.32.2 |
| 3. S. Gunther | Og | 10.39.2 |
| 4. R. Meyer | I | 10.41.7 |
| 5. OSCar Cozens | I | 10.46.1 |
| 6. B. Lockhart | Jul | 10.57.9 |
| 7. | | |
| 8. | | |

400 wt Rel. 1. Ogal - 45.0 2 Imp. Jobs 3 Grant 51.5 4 Osh 52.6

# BIG RED TRACK SCOREBOOK

**HELD AT:** Grant **SCORING:** 1st 10 pts.; 2nd 8 pts.; 3rd 6 pts.; 4th 4 pts.; 5th 2 pts.; 6th 1 pts.; 7th ___ pts.; 8th ___ pts.

## EVENT 110 HH

| | NAME | (Team) | TIME HT. DIST. |
|---|---|---|---|
| 1. | R Sprague | Holy | 15.8 |
| 2. | J. McNabb | I | 16.2 |
| 3. | C Schille | I | 16.3 |
| 4. | M. Kirkpatrick | Gr | 16.5 |
| 5. | C Richmond | Gr | 16.5 |
| 6. | E Hansen | I | 17.2 |
| 7. | | | |
| 8. | | | |

## EVENT 300 IH

| | NAME | (Team) | TIME HT. DIST. |
|---|---|---|---|
| 1. | B. Brown | Holy | 40.2 |
| 2. | M. Fisher | I | 42.1 |
| 3. | M. Kirkpatrick | Gr | 43.9 |
| 4. | E. Hansen | I | 44.6 |
| 5. | C. Richmond | Gr | 44.9 |
| 6. | J. McNabb | I | 45.3 |
| 7. | | | |
| 8. | | | |

## 400 RELAY

| TEAM | TIME |
|---|---|
| 1. Holy Ville | 44.3 |
| 2. Grant | 46.0 |
| 3. Ogal. | 46.7 |
| 4. Imp | 46.9 |
| 5. Jules | 47.9 |
| 6. Ogal JV | 48.9 |
| 7. | |
| 8. | |

FIRST PLACE RUNNERS: J. McNabb, K Kohtz, J. Hust, B. LabHart

## 1600 RELAY

| TEAM | TIME |
|---|---|
| 1. Holy Ville | 3.34.2 |
| 2. Imp | 3.40 |
| 3. Jules | 3.41.5 |
| 4. Ogal. | 3.42.8 |
| 5. Ogal JV. | 3.51.2 |
| 6. Imp JV. | 3.55.8 |
| 7. | |
| 8. Bilka - Snyder, Hamilton & Fischer | |

FIRST PLACE RUNNERS: L. Jablonski, M. Fisher, N. Fischer, C. Sliker

## 3200 RELAY

| TEAM | TIME |
|---|---|
| 1. Ogal | 8.32.8 |
| 2. Imp. | 8.36.3 |
| 3. Jules | 9.04.4 |
| 4. Ogal JV. | 9.13.8 |
| 5. Grant | 9.25.5 |
| 6. Imp JV | 9.29.8 |
| 7. | |
| 8. | |

FIRST PLACE RUNNERS: R. Meyer, J. McGrath, M. Hayna, C. Sliker

TEAMS

| ABBR. | TEAM NAME | * EVENTS | TOTALS | PLACING |
|---|---|---|---|---|
| I | Imperial | Discus | 20 | 2 |
| Ogal | Ogallala | Shot | 11 | – |
| Gr | Grant | PV | 18 | – |
| Holy | Holyoke | LJ | 2 | – |
| Osk | Oskaloosa | TJ | 4 | – |
| Jules | Julesburg | HJ | 11 | – |
| Ogal JV | Ogallala JV | 100 | – | – |
| I JV | Imperial JV | 200 | – | – |
| | | 400 | 5 | – |
| | | 800 | 22 | – |
| | | 1600 | 6 | – |
| | | 3200 | 16 | – |
| | | 110 HH | 15 | – |
| | | 300 IH | 13 | – |
| | | 400R | 4 | – |
| | | 1600R | 3 | 1 |
| | | 3200R | 5 | 1 |
| | | Wt Rel | 8 | |
| | | TOTALS | 173 | 4 |
| | | PLACING | | |

* do not write in this column until event is over

5. Jules 53.2 6. Ogal JV. 53.4 (B. Johnson, M. Tenpenny, S Stinnette, D Hudson)

BIG RED TRACK SCOREBOOK

MEET Imperial Reserve Grant DATE

## EVENT Discus

| NAME | (Team) | TIME HT. DIST. |
|---|---|---|
| 1. A-Strand | I | 126'9" |
| 2. Z. Tidwell | I | 116'9" |
| 3. B. Pumps | I | 108'7" |
| 4. M. Tino | Gr | 105'11" |
| 5. N. Karsen | I | 102'6" |
| 6. | | |
| 7. | | |
| 8. | | |

## EVENT L.J

| NAME | (Team) | TIME HT. DIST. |
|---|---|---|
| 1. C. Richmond | Gr | 19'2" |
| 2. M. Kirkpatrick | Gr | 19'1½ |
| 3. K. Wyllert | Gr | 18'8½ |
| 4. J. McNabb | I | 18'2" |
| 5. B. Cornelius | Gr | 17'10" |
| 6. | | |
| 7. | | |
| 8. | | |

## EVENT 100

| NAME | (Team) | TIME HT. DIST. |
|---|---|---|
| 1. M. Snyder | I | 12.8 |
| 2. K. Wyllert | Gr | 12.9 |
| 3. E. Gengenbach | Gr | 13.0 |
| 4. C. Jablonski | I | 13.1 |
| 5. M. Lee | Gr | 13.1 |
| 6. | | |
| 7. | | |
| 8. | | |

## EVENT 800

| NAME | (Team) | TIME HT. DIST. |
|---|---|---|
| 1. J Bilke | I | 2.20.7 |
| 2. J. McGrath | I | 2.22.8 |
| 3. S. Kunneman | I | 2.31.7 |
| 4. T. Siepierda | I | 2.32.8 |
| 5. C Bittner | Gr | 2.33.7 |
| 6. | | |
| 7. | | |
| 8. | | |

## EVENT Shot

| NAME | (Team) | TIME HT. DIST. |
|---|---|---|
| 1. B. Krzewski | Gr | 43'10" |
| 2. A. Strand | I | 40'8" |
| 3. B Pumps | I | 40'3" |
| 4. S. Leimer | Gr. | 40'0 |
| 5. K Fortkamp | I | 39'5" |
| 6. | | |
| 7. | | |
| 8. | | |

## EVENT T.J

| NAME | (Team) | TIME HT. DIST. |
|---|---|---|
| 1. B. Leibbert | I | 38'2" |
| 2. C. Malone | I | 37'1½ |
| 3. M. Lee | Gr | 33'6 |
| 4. | | |
| 5. | | |
| 6. | | |
| 7. | | |
| 8. | | |

## EVENT 200

| NAME | (Team) | TIME HT. DIST. |
|---|---|---|
| 1. J Andes | Gr | 24.1 |
| 2. K. Lucas | Gr | 24.3 |
| 3. C. Parsley | I | 25.1 |
| 4. M. Snyder | I | 25.3 |
| 5. E. Fuehrer | I | 25.4 |
| 6. | | |
| 7. | | |
| 8. | | |

## EVENT 1600

| NAME | (Team) | TIME HT. DIST. |
|---|---|---|
| 1. T. Colglazier | Gr | 5.10.1 |
| 2. S. Kunneman | I | 5.28.0 |
| 3. B. Bergman | I | 5.29.6 |
| 4. J. McGrath | I | 5.40.0 |
| 5. T. Siepierda | I | 5.42.0 |
| 6. | | |
| 7. | | |
| 8. | | |

## EVENT PV.

| NAME | (Team) | TIME HT. DIST. |
|---|---|---|
| 1. D. Parsley | I | 11'0 |
| 2. C. Kosmicki | Gr | 10'0 |
| 3. Kel. Kohtz | I | 9'6 |
| 4. J. Kleman | Gr | 9'0 |
| 5. M. Sutherland | Gr | 8'0 |
| 6. | | |
| 7. | | |
| 8. | | |

## EVENT HJ

| NAME | (Team) | TIME HT. DIST. |
|---|---|---|
| 1. Paul McGreer | Gr | 6'0 |
| 2. Lucas Jablonski | I | 5'10 |
| 3. | | |
| 4. | | |
| 5. | | |
| 6. | | |
| 7. | | |
| 8. | | |

## EVENT 400

| NAME | (Team) | TIME HT. DIST. |
|---|---|---|
| 1. M. Hanna | I | 56.0 |
| 2. J. Bilke | I | 56.1 |
| 3. M. Swan | Gr | 58.2 |
| 4. B. Leibbert | I | 59.1 |
| 5. C. Hamilton | I | 59.4 |
| 6. | | |
| 7. | | |
| 8. | | |

## EVENT

| NAME | (Team) | TIME HT. DIST. |
|---|---|---|
| 1. | | |
| 2. | | |
| 3. | | |
| 4. | | |
| 5. | | |
| 6. | | |
| 7. | | |
| 8. | | |

# BIG RED TRACK SCOREBOOK

**HELD AT:** Grant **SCORING:** 1st 6 pts.; 2nd 4 pts.; 3rd 3 pts.; 4th 2 pts.; 5th 1 pts.; 6th ___ pts.; 7th ___ pts.; 8th ___ pts.

## EVENT 110 HH

| NAME | (Team) | TIME HT. DIST. |
|---|---|---|
| 1. C. Richmond | Gr | 17.5 |
| 2. J. McNabb | I | 17.3 |
| 3. E. Hansen | I | 17.6 |
| 4. D. Parsley | I | 18.4 |
| 5. J. Wyatt | Gr | 18.7 |
| 6. | | |
| 7. | | |
| 8. | | |

## EVENT 300 IM

| NAME | (Team) | TIME HT. DIST. |
|---|---|---|
| 1. E. Hansen | I | 45.3 |
| 2. J. McNabble | I | 47.1 |
| 3. J. Wyatt | Gr | 47.9 |
| 4. D. Parsley | I | 51.2 |
| 5. T. May | I | 51.4 |
| 6. | | |
| 7. | | |
| 8. | | |

## 400R RELAY

| TEAM | TIME |
|---|---|
| 1. Grant | 45.9 |
| 2. Imp No I | 48.1 |
| 3. Imp " 2 | 49.9 |
| 4. | |
| 5. | |
| 6. | |
| 7. | |
| 8. | |

FIRST PLACE RUNNERS: L. Parkinson, E. Hansen, L. Parkinson, B. Leibhart

## 1600R RELAY

| TEAM | TIME |
|---|---|
| 1. Imp. | 4:08.0 |
| 2. Grant | 4:11.0 |
| 3. | |
| 4. | |
| 5. | |
| 6. | |
| 7. | |
| 8. | |

FIRST PLACE RUNNERS: C. Hazelton, M. Hanna, T. Bailey, M. Snyder

## RELAY

| TEAM | TIME |
|---|---|
| 1. | |
| 2. | |
| 3. | |
| 4. | |
| 5. | |
| 6. | |
| 7. | |
| 8. | |

FIRST PLACE RUNNERS:

TEAMS

| * EVENTS | ABBR. | Imp Reserve | Grant |
|---|---|---|---|
| Discus | 14/14 | 2/2 | |
| Shot | 8/22 | 8/10 | |
| P.V | 9/31 | 7/17 | |
| L.J | 2/33 | 14/31 | |
| T.J | 10/43 | 3/34 | |
| H.J | 4/47 | 6/40 | |
| 100 | 8/55 | 8/48 | |
| 200 | 6/61 | 10/58 | |
| 400 | 13/74 | 3/61 | |
| 880 | 15/89 | 1/62 | |
| 1600 | 10/99 | 6/68 | |
| 110HH | 9/108 | 7/75 | |
| 300 IM | 13/121 | 3/78 | |
| 400R | 3/124 | 5/83 | |
| 1600R | 5/129 | 3/86 | |
| TOTALS | 129 | 86 | |
| PLACING | 1 | 2 | |

* do not write in this column until event is over

# BIG RED TRACK SCOREBOOK

MEET S.P. VA DATE 5-1-98

## EVENT Discus

| NAME | (Team) | TIME HT. DIST. |
|---|---|---|
| 1. D. Hudson | I | 157'8" |
| 2. V. Martinez | H | 140'3 |
| 3. C. Schilke | I | 140'2 |
| 4. J. Allen | S | 136'10 |
| 5. A. Strand | I | 136'4 |
| 6. M. Kallhoff | S | 126'4 |
| 7. | | |
| 8. | | |

## EVENT L.J

| NAME | (Team) | TIME HT. DIST. |
|---|---|---|
| 1. C. Richmond | G | 19'4 1/4 |
| 2. B. Peterson | H | 19'3 |
| 3. K. Wykert | G | 19'1 1/4 |
| 4. M. Kirkpatrick | G | 18'11 1/2 |
| 5. N. Fuchner | I | 18'9 1/2 |
| 6. T. Hudson | H | 18'7 1/2 |
| 7. | | |
| 8. | | |

## EVENT 100

| NAME | (Team) | TIME HT. DIST. |
|---|---|---|
| 1. K. Lueck | G | 11.3 |
| 2. S. Lantis | S | 11.4 |
| 3. J. Andis | G | 11.6 |
| 4. J. Butolf | SP | 11.8 |
| 5. K. Wykert | G | 11.8 |
| 6. B. Leibhart | I | 12.0 |
| 7. | | |
| 8. | | |

## EVENT 800

| NAME | (Team) | TIME HT. DIST. |
|---|---|---|
| 1. S. McNair | I | 2.01.6 |
| 2. C. Skeen | I | 2.04.0 |
| 3. B. Maasen | H. | 2.05.5 |
| 4. M. Hanna | I | 2.05.6 |
| 5. T. Colglazer | G | 2.09.6 |
| 6. J.P. Brasious | S.P | 2.10.4 |
| 7. | | |
| 8. | | |

## EVENT Shot

| NAME | (Team) | TIME HT. DIST. |
|---|---|---|
| 1. D. Hudson | I | 52'11" |
| 2. C. Schilke | I | 44'11 1/2 |
| 3. V. Martinez | H | 44'3 1/4 |
| 4. J. Jorgenson | SP. | 42'11" |
| 5. A. Strand | I | 42'6 1/2 |
| 6. A. Becker | S. | 40'5 1/4 |
| 7. | | |
| 8. | | |

## EVENT T.J

| NAME | (Team) | TIME HT. DIST. |
|---|---|---|
| 1. C. Richmond | G | 42'2 1/2 |
| 2. N. Fuchner | I | 40'2 1/4 |
| 3. B. Peterson | H | 37'8 1/4 |
| 4. C. Malone | I | 37.3 |
| 5. B. Leibhart | I | 37'2 3/4 |
| 6. M. Lee | G | 36'11" |
| 7. | | |
| 8. | | |

## EVENT 200

| NAME | (Team) | TIME HT. DIST. |
|---|---|---|
| 1. K. Lueck | G | 23.2 |
| 2. S. Lantis | S | 23.3 |
| 3. J. Andis | G | 23.5 |
| 4. N. Fuchner | I | 24.3 |
| 5. B. Leibhart | I | 24.4 |
| 6. K. Kohtz | I | 24.5 |
| 7. | | |
| 8. | | |

## EVENT 1600

| NAME | (Team) | TIME HT. DIST. |
|---|---|---|
| 1. T. Martin | S | 4.49.0 |
| 2. R. Meyers | I | 4.49.6 |
| 3. T. Colglazer | G | 4.58.0 |
| 4. O. Caseras | I | 5.06.7 |
| 5. J. McGrath | I | 5.06.8 |
| 6. J. Blonsled | H | 5.14 |
| 7. | | |
| 8. | | |

## EVENT P.V

| NAME | (Team) | TIME HT. DIST. |
|---|---|---|
| 1. K. Kohtz | I | 14'0 |
| 2. B. Johnson | I | 12'0 |
| 3. M. Fisher | I | 11'6 |
| 4. J. Klimaw | Gr | 11'6 |
| 5. S. Lantis | S | 11'0 |
| 6. Z. Nelson | H | 10'0 |
| 7. | | |
| 8. | | |

## EVENT H.J

| NAME | (Team) | TIME HT. DIST. |
|---|---|---|
| 1. D. Hudson | I | 6'7 |
| 2. B. Peterson | H | 5'10" |
| 3. C. Peters | H | 5'8" |
| 4. P. McGreer | G | 5'8" |
| 5. L. Jablonski | I | 5'6 |
| 6. | | |
| 7. | | |
| 8. | | |

## EVENT 400

| NAME | (Team) | TIME HT. DIST. |
|---|---|---|
| 1. J. Andis | G | 51.5 |
| 2. C. Skeen | I | 53.1 |
| 3. N. Fuchner | I | 53.6 |
| 4. M. Swan | Gr. | 54.8 |
| 5. L. Jablonski | I | 55.6 |
| 6. L. Anderson | S | 56.0 |
| 7. | | |
| 8. | | |

## EVENT 3200

| NAME | (Team) | TIME HT. DIST. |
|---|---|---|
| 1. S. McNair | I | 10.38 |
| 2. R. Meyers | I | 10.39.6 |
| 3. T. Colglazer | G | 10.44 |
| 4. Os. Caseras | I | 11.02.1 |
| 5. P. McGreer | G | 11.22 |
| 6. M. McNair | S | 12.00 |
| 7. | | |
| 8. | | |

Frosh Relay 1 Imp - 48.06 2 3 4.

# BIG RED TRACK SCOREBOOK

**HELD AT:** Sutherland **SCORING:** 1st 10 pts.; 2nd 6 pts.; 3rd 6 pts.; 4th 4 pts.; 5th 2 pts.; 6th 1 pts.; 7th ___ pts.; 8th ___ pts.

## EVENT 110 HH

| | NAME | (Team) | TIME HT. DIST. |
|---|---|---|---|
| 1. | C. Schilke | I | 16.0 |
| 2. | K. Morgelle | S | 16.1 |
| 3. | J. McNabb | I | 16.5 |
| 4. | M. Kirkpatrick | G | 16.6 |
| 5. | C. Richmond | G | 16.7 |
| 6. | J. Wyatt | G | 16.8 |
| 7. | | | |
| 8. | | | |

## EVENT 300 IH

| | NAME | (Team) | TIME HT. DIST. |
|---|---|---|---|
| 1. | M. Fisher | I | 42.2 |
| 2. | M. Kirkpatrick | G | 42.9 |
| 3. | E. Hongen | I | 43.6 |
| 4. | K. Rising | S | 43.7 |
| 5. | J. McNabb | I | 43.96 |
| 6. | K. Morgelle | S | 45.0 |
| 7. | | | |
| 8. | | | |

## 400R RELAY

| TEAM | TIME |
|---|---|
| 1. Grant | 45.2 |
| 2. Imp | 46.0 |
| 3. Suth | 46.2 |
| 4. Hershey | 47.5 |
| 5. St Pat | 47.9 |
| 6. | |
| 7. | |
| 8. | |

FIRST PLACE RUNNERS: J. McNabb, K. Kosta, C. Malone, B. Leibbert

## 1600R RELAY

| TEAM | TIME |
|---|---|
| 1. Imp | 3:38.6 |
| 2. Her | 3:45. |
| 3. St Pat | 3:49 |
| 4. Grant | 3:51 |
| 5. Suth | 3:52 |
| 6. | |
| 7. | |
| 8. | |

FIRST PLACE RUNNERS: S. McClair, D. Hudson, M. Fisher, C. Skeen

## 3200R RELAY

| TEAM | TIME |
|---|---|
| 1. Imp. | 9.01 |
| 2. Her | 9.10 |
| 3. Suth | 9.11 |
| 4. Grant | 10.28 |
| 5. | |
| 6. | |
| 7. | |
| 8. | |

FIRST PLACE RUNNERS: M. Hanner, J. Bilka, T. McGrath, S. Kunnen

E. Fischer - C. Osler - C. Malone - M. Snyder

TEAMS

| * EVENTS | ABBR. | TEAM NAME: Imperial | Grant | Hershey | Sutherland | St. Pats | | | | | | | | | | | | |
|---|---|---|---|---|---|---|---|---|---|---|---|---|---|---|---|---|---|---|
| Discus | 18 | - | 8 | 5 | - | | | | | | | | | | | | | |
| Shot | 20 | - | 6 | 1 | 4 | | | | | | | | | | | | | |
| P.V | 24 | 4 | 1 | 2 | - | | | | | | | | | | | | | |
| L.J | 2 | 20 | 9 | - | - | | | | | | | | | | | | | |
| T.J | 14 | 11 | 6 | - | - | | | | | | | | | | | | | |
| H.J | 12 | 4 | 14 | - | - | | | | | | | | | | | | | |
| 100 | 1 | 18 | - | 8 | 4 | | | | | | | | | | | | | |
| 200 | 7 | 16 | - | 8 | - | | | | | | | | | | | | | |
| 400 | 16 | 14 | - | 1 | - | | | | | | | | | | | | | |
| 800 | 22 | 2 | 6 | - | 1 | | | | | | | | | | | | | |
| 1600 | 14 | 6 | 1 | 10 | - | | | | | | | | | | | | | |
| 3200 | 22 | 8 | - | 1 | - | | | | | | | | | | | | | |
| 110HH | 16 | 7 | - | 8 | - | | | | | | | | | | | | | |
| 300IH | 18 | 8 | - | 5 | - | | | | | | | | | | | | | |
| 400R | 8 | 10 | 4 | 6 | 2 | | | | | | | | | | | | | |
| 1600R | 10 | 4 | 8 | 2 | 6 | | | | | | | | | | | | | |
| 3200R | 10 | 4 | 8 | 6 | | | | | | | | | | | | | | |
| | | | | | | | | | | | | | | | | | | |
| TOTALS | 232 | 136 | 71 | 63 | 17 | | | | | | | | | | | | | |
| PLACING | 1 | 2 | 3 | 4 | 5 | | | | | | | | | | | | | |

* do not write in this column until event is over

BIG RED TRACK SCOREBOOK

MEET Benkelman Invite DATE 5-8-98

## EVENT Discus

| NAME | (Team) | TIME HT. DIST. |
|---|---|---|
| 1. D. Hudson | I | 153'9" |
| 2. C. Schulte | I | 137'4" |
| 3. A. Walter | Cul | 136'1" |
| 4. M. Baney | DC | 131'9" |
| 5. B. Krajewski | Gr | 129'8" |
| 6. A. Shond | I | 128'6" |
| 7. | | |
| 8. | | |

## EVENT C.S

| NAME | (Team) | TIME HT. DIST. |
|---|---|---|
| 1. G. Fries | DC | 20'9" |
| 2. J. Horner | DC | 20'8 1/2 |
| 3. A. Smith | Cul | 20'6 3/4 |
| 4. M. Hazen | May | 20'6 3/4 |
| 5. K. Wykert | Gr | 19'7 1/4 |
| 6. C. Richmond | Gr | 18'11 1/2 |
| 7. | | |
| 8. | | |

## EVENT 100

| NAME | (Team) | TIME HT. DIST. |
|---|---|---|
| 1. J. Andis | Gr | 11.0 |
| 2. S. Luedke | At | 11.1 |
| 3. C. Lueck | Gr | 11.1 |
| 4. K. Wykert | Gr | 11.4 |
| 5. B. Haskell | DC | 11.5 |
| 6. K. Weilmeister | May | 11.6 |
| 7. | | |
| 8. | | |

## EVENT 800

| NAME | (Team) | TIME HT. DIST. |
|---|---|---|
| 1. C. Weilmeister | May | 2.10.1 |
| 2. C. Skeen | I | 2.11.6 |
| 3. R. Meyer | I | 2.14.3 |
| 4. C. Weiss | DC | 2.15 |
| 5. M. Horner | I | 2.17 |
| 6. J. Bilka | I-JV | 2.19.3 |
| 7. | | |
| 8. | | |

## EVENT Shot

| NAME | (Team) | TIME HT. DIST. |
|---|---|---|
| 1. D. Hudson | I | 51'3 3/4 |
| 2. T. Olson | DC | 47'1/2 |
| 3. A. Shond | I | 44'3 3/4 |
| 4. R. Mayhide | Cul | 42'9 1/2 |
| 5. K. Weilmeister | May | 41'5 1/2 |
| 6. B. Krajewski | Gr | 41'2 1/2 |
| 7. | | |
| 8. | | |

## EVENT T.J

| NAME | (Team) | TIME HT. DIST. |
|---|---|---|
| 1. A. Smith | Culb | 43'7" |
| 2. J. Horner | DC | 42'10 1/4 |
| 3. C. Richmond | Gr | 41'6 3/4 |
| 4. D. Willis | Culb | 40'9 3/4 |
| 5. N. Fuchser | Imp | 39'3 1/2 |
| 6. C. Schmidt | At | 37'8" |
| 7. | | |
| 8. | | |

## EVENT 200

| NAME | (Team) | TIME HT. DIST. |
|---|---|---|
| 1. M. Hazen | May | 22.7 |
| 2. K. Lueck | Gr | 22.7 |
| 3. B. Haskell | DC | 23.4 |
| 4. T. Kier | DC | 23.6 |
| 5. S. Birdsell | At | 24.2 |
| 6. N. Fuchser | I | 24.2 |
| 7. | | |
| 8. | | |

## EVENT 1600

| NAME | (Team) | TIME HT. DIST. |
|---|---|---|
| 1. C. Weilmeister | May | 4.56.6 |
| 2. T. Colglazier | Gr | 5.01.7 |
| 3. S. McClain | I | 5.01.7 |
| 4. P. Summers | At | 5.05.8 |
| 5. O. Caseres | I | 5.15.7 |
| 6. B. Osborn | DC | 5.22.3 |
| 7. | | |
| 8. | | |

## EVENT P.V

| NAME | (Team) | TIME HT. DIST. |
|---|---|---|
| 1. Kyle Kohtz | I | 14'0 |
| 2. B. Johnson | I | 12'0 |
| 3. J. Klimek | Gr | 11'0 |
| 4. K. Kohtz | I-JV | 11'0 |
| 5. T. Kier | DC | 11'0 |
| 6. A. Sis | At | 11'0 |
| 7. | | |
| 8. | | |

## EVENT H.J.

| NAME | (Team) | TIME HT. DIST. |
|---|---|---|
| 1. D. Hudson | I | 6'2" |
| 2. K. McArthur | DC | 6'0 |
| 3. L. Fox | Culb | 6'0 |
| 4. J. Storm | DC | 5'10" |
| 5. P. McGreen | Gr | 5'6 |
| 6. L. Jablonski | I | 5'6 |
| 7. | | |
| 8. | | |

## EVENT 400

| NAME | (Team) | TIME HT. DIST. |
|---|---|---|
| 1. J. Andis | Gr | 50.8 |
| 2. S. Carlson | At | 51.6 |
| 3. G. Fries | DC | 52.5 |
| 4. C. Skeen | I | 52.6 |
| 5. S McClain | I | 53.1 |
| 6. J. Wilson | May | 54.5 |
| 7. | | |
| 8. | | |

## EVENT 3200

| NAME | (Team) | TIME HT. DIST. |
|---|---|---|
| 1. R Meyer | I | 10.36.8 |
| 2. T. Colglazier | Gr | 10.47.3 |
| 3. O Caseres | I | 10.47.4 |
| 4. J. McGrath | I | 11.13.8 |
| 5. N. Behlke | DC | 11.22.8 |
| 6. B. Beyerman | I-JV | 11.23.1 |
| 7. | | |
| 8. | | |

Wt Rel. 1 Cancelled 2 3 4 5 6

# BIG RED TRACK SCOREBOOK

**HELD AT:** Benk **SCORING:** 1st 10 pts.; 2nd 8 pts.; 3rd 6 pts.; 4th 4 pts.; 5th 2 pts.; 6th 1 pts.; 7th ___ pts.; 8th ___ pts.

**EVENT** 110HH

| NAME | (Team) | TIME HT. DIST. |
|---|---|---|
| 1. G. Fries | DC | 14.6 |
| 2. S. Carlson | At | 14.9 |
| 3. A. Smith | Culb | 15.1 |
| 4. J. McNabb | I | 15.6 |
| 5. M. Kirkpatrick | Gr | 15.6 |
| 6. C. Richmond | Gr | 16.1 |
| 7. | | |
| 8. | | |

**EVENT** 300 Im

| NAME | (Team) | TIME HT. DIST. |
|---|---|---|
| 1. G. Fries | DC | 39.5 |
| 2. S. Carlson | At | 41.9 |
| 3. J. Stevens | DC | 41.9 |
| 4. M. Fisher | I | 42.1 |
| 5. M. Kirkpatrick | Gr | 43.8 |
| 6. J. McNabb | I | 43.8 |
| 7. | | |
| 8. | | |

**400 R**

| TEAM | TIME |
|---|---|
| 1. Grant | 45.7 |
| 2. Atwood | 46.4 |
| 3. D.C | 46.9 |
| 4. Imp | 47.2 |
| 5. Culb. | 47.7 |
| 6. Imp J.V | 52.4 |
| 7. (E. Fuchs C. Osler) | |
| 8. T. May ~~[illegible]~~ D. Pursley | |

RELAY FIRST PLACE RUNNERS: J. McNabb, Kyle Kohtz, C. Malone, B. Leibitzer

**1600 R**

| TEAM | TIME |
|---|---|
| 1. Imp | 3.41.2 |
| 2. Atwood | 3.49.7 |
| 3. Grant | 3.52.1 |
| 4. D.C | 3.51 |
| 5. (Imp JV | 4.03.6) |
| 6. J. Bilka - C. Hamilton | |
| 7. C. Osler - D. Pursley | |
| 8. | |

RELAY FIRST PLACE RUNNERS: N. Fuchs, D. Hudson, S. McNam, C. Skeen

**3200 R**

| TEAM | TIME |
|---|---|
| 1. Culb. | 8.55.9 |
| 2. D.C | 8.56.3 |
| 3. May | 9.27.9 |
| 4. Imp JV | 9.30.9 |
| 5. | |
| 6. | |
| 7. | |
| 8. | |

RELAY FIRST PLACE RUNNERS: J. Bilka, J. Siejenda, S. Kunneman, B. Bejerman

TEAMS

| TEAM NAME / ABBR. | Imperial | Benkelman | Grant | Atwood | Culbertson | Maywood | Imp J.V |
|---|---|---|---|---|---|---|---|
| * EVENTS: Discus | 19/19 | 4/4 | 2/2 | -/- | 6/6 | -/- | -/- |
| Shot Put | 16/35 | 8/12 | 1/3 | -/- | 4/10 | 2/2 | -/- |
| P.V. | 18/53 | 2/14 | 6/9 | 2/1 | -/10 | -/2 | 4/4 |
| L.J | -/53 | 18/32 | 3/12 | -/1 | 6/16 | 4/6 | -/4 |
| T.J | 2/55 | 8/40 | 6/18 | 1/2 | 14/30 | -/6 | -/4 |
| H.J | 11/66 | 12/52 | 2/20 | -/2 | 6/36 | -/6 | -/4 |
| 100 | -/66 | 2/54 | 20/40 | 8/10 | -/36 | 1/7 | -/4 |
| 200 | 1/67 | 10/64 | 8/48 | 2/12 | -/36 | 10/17 | -/4 |
| 400 | 6/73 | 6/70 | 10/58 | 8/20 | -/36 | 1/18 | -/4 |
| 800 | 16/89 | 4/74 | -/58 | -/20 | -/36 | 10/28 | 1/5 |
| 1600 | 8/97 | 1/75 | 8/66 | 4/24 | -/36 | 10/38 | -/5 |
| 3200 | 20/117 | 2/77 | 8/74 | -/24 | -/36 | -/38 | 1/6 |
| 110HH | 4/121 | 10/87 | 3/77 | 8/32 | 6/42 | -/38 | -/6 |
| 300 Im | 5/126 | 16/103 | 2/79 | 8/40 | -/42 | -/38 | -/6 |
| 400R | 4/130 | 6/109 | 10/89 | 8/48 | 2/44 | -/38 | 1/7 |
| 1600R | 10/140 | 4/113 | 6/95 | 8/54 | -/44 | -/38 | 2/9 |
| 3200R | -/140 | 8/121 | -/95 | -/54 | 10/54 | 6/44 | 4/13 |
| TOTALS | 140 | 121 | 95 | 54 | 54 | 44 | 13 |
| PLACING | 1 | 2 | 3 | 4 | 5 | 6 | 7 |

* do not write in this column until event is over

# BIG RED TRACK SCOREBOOK

MEET District B-6 DATE Ogallala

## EVENT Discus

| NAME | (Team) | TIME HT. DIST. |
|---|---|---|
| 1. D. Hudson 11 | I | 158' |
| 2. S. McPherson 12 | Goth | 149'4 |
| 3. C. Schilke 12 | I | 148'7 |
| 4. B. Lore | Ger | 146.5 |
| 5. D. Koob | Ger | 142.6 |
| 6. N. Fanning | Mc | 138'11" |
| 7. | | |
| 8. | | |

## EVENT L.J

| NAME | (Team) | TIME HT. DIST. |
|---|---|---|
| 1. J. Relka 12 | Ger | 22'1" |
| 2. W. ITAAchau 12 | Val | 21'11¼ |
| 3. R. Ristine 12 | Goth | 21'8½ |
| 4. E. Stewart 11 | Mc | 21'2½ |
| 5. J. Mallech | Mc | 20'6" |
| 6. Z. Carlson | Ger | 19'11" |
| 7. | | |
| 8. | | |

## EVENT 100

| NAME | (Team) | TIME HT. DIST. |
|---|---|---|
| 1. E. Stewart 11 | Mc | 10.9 |
| 2. B. Gilliland 10 | Mc | 11.1 |
| 3. W. ITAAHau 12 | Val | 11.2 |
| 4. C. Mann 11 | Chad | 11.3 |
| 5. C. Teter | Og | 11.4 |
| 6. M. Callen | Og | 11.8 |
| 7. | | |
| 8. | | |

## EVENT 800

| NAME | (Team) | TIME HT. DIST. |
|---|---|---|
| 1. J. Ellis 12 | Goth | 2.01.6 |
| 2. S. McNair 12 | I | 2.03.1 |
| 3. B. Hoffman 12 | Chad | 2.03.1 |
| 4. C. Skeen 11 | I | 2.03.4 |
| 5. A. Bohac | Kimb | 2.05.8 |
| 6. B. Slaughter | Og | 2.07.8 |
| 7. | | |
| 8. | | |

## EVENT Shot

| NAME | (Team) | TIME HT. DIST. |
|---|---|---|
| 1. D. Hudson 11 | I | 55'1" |
| 2. C. Metzger 11 | Goth | 54'9" |
| 3. C. Pattin 12 | Sid | 54'5" |
| 4. S. McPherson 12 | Goth | 53'7" |
| 5. M. Abelee 11 | Goth | 53'6" |
| 6. R. Carrillo 12 | Sid | 49'11" |
| 7. | | |
| 8. | | |

## EVENT T.J

| NAME | (Team) | TIME HT. DIST. |
|---|---|---|
| 1. J. Relka 12 | Ger | 46'2¾ |
| 2. N. Fuchman 12 | I | 42'2¾ |
| 3. J. McMinnen 11 | Mc | 42'1" |
| 4. S. Larsen | Goth | 40'11" |
| 5. J. Pippitt | Sid | 40'10½ |
| 6. N. Pasco | Og. | 40'7¼ |
| 7. | | |
| 8. | | |

## EVENT 200

| NAME | (Team) | TIME HT. DIST. |
|---|---|---|
| 1. A. Mann 12 | Goth | 22.7 |
| 2. L. Decorti 12 | Kimb | 22.9 |
| 3. M. Rasmussen 11 | Mc | 22.9 |
| 4. S. Hosenault 12 | Og | 23.0 |
| 5. C. Teter | Og | 23.5 |
| 6. S. Rogers | Chad | 23.8 |
| 7. | | |
| 8. | | |

## EVENT 1600

| NAME | (Team) | TIME HT. DIST. |
|---|---|---|
| 1. J. D. Cook 12 | Mitch | 4.40.4 |
| 2. J. Ellis 12 | Goth | 4.42.4 |
| 3. C. Norman 12 | Og | 4.45.3 |
| 4. R. Kluender 10 | Val | 4.46.1 |
| 5. C. Nielson | Kimb | 4.50.1 |
| 6. S. Gunther | Og | 4.51.1 |
| 7. | | |
| 8. | | |

## EVENT P.V

| NAME | (Team) | TIME HT. DIST. |
|---|---|---|
| 1. Kyle Kohtz 11 | I | 14'1" |
| 2. C. Lytle 10 | Mc | 13'3" |
| 3. S. Johnson 11 | Sid | 13'3" |
| 4. J. Johnson 11 | Goth | 13.3 |
| 5. M. Fisher 12 | I | 12'11" |
| 6. B. Timmerman | K | 12'3 |
| 7. | | |
| 8. | | |

## EVENT H.J

| NAME | (Team) | TIME HT. DIST. |
|---|---|---|
| 1. D. Hudson 11 | I | 55'1" |
| 2. N. Bennett 10 | Mc | 6'3" |
| 3. D. Cerney 11 | Og | 6'3" |
| 4. K. Meisner | Og | 6'0 |
| 5. J. Pippitt | Sid | 6'0 |
| 6. J. Andersen | Ogal | 6'0 |
| 7. | | |
| 8. | | |

## EVENT 400

| NAME | (Team) | TIME HT. DIST. |
|---|---|---|
| 1. A. Mann 12 | Goth | 49.5 |
| 2. B. Hoffman 12 | Chad | 50.1 |
| 3. M. Rassmussen 11 | Mc | 51.3 |
| 4. R. Teter 12 | Og | 51.7 |
| 5. J. Mann | Chad | 52.7 |
| 6. E. Reiter | Chad | 53.0 |
| 7. | | |
| 8. | | |

## EVENT 3200

| NAME | (Team) | TIME HT. DIST. |
|---|---|---|
| 1. M. Ottone 12 | Kimb | 10.11.4 |
| 2. J. D. Cook 12 | Mit | 10.27.4 |
| 3. S. Gunther 11 | Og | 10.31.0 |
| 4. A. Teets 9 | Mit | 10.41.7 |
| 5. R. Meyer | I | 10.45.1 |
| 6. Ose Caseres | I | 10.50.3 |
| 7. | | |
| 8. | | |

# BIG RED TRACK SCOREBOOK

**HELD AT:** 5-14-88 **SCORING:** 1st 10 pts.; 2nd 8 pts.; 3rd 6 pts.; 4th 4 pts.; 5th 2 pts.; 6th 1 pts.; 7th ___ pts.; 8th ___ pts.

## EVENT 110 HH

| | NAME | (Team) | TIME HT. DIST. |
|---|---|---|---|
| 11 | 1. M. Welshon | Chad | 14.9 |
| 11 | 2. J. Hommert | Sid | 15.3 |
| 11 | 3. R. Hacken | Goth | 15.7 |
| 11 | 4. J. Johnson | Goth | 15.8 |
| | 5. J. McNabb | I | 16.0 |
| | 6. C. Hollegien | Kirk | 16.3 |
| | 7. | | |
| | 8. | | |

## EVENT 300 IM

| | NAME | (Team) | TIME HT. DIST. |
|---|---|---|---|
| 11 | 1. J. Hommert | Sid | 40.8 |
| 12 | 2. M. Fisher | I | 41.0 |
| 11 | 3. M. Welshon | Chad | 41.0 |
| 11 | 4. M. Sharp | Kirk | 41.2 |
| | 5. E. Koperski | Og | 41.9 |
| | 6. A. Gallaher | Ger | 42.0 |
| | 7. | | |
| | 8. | | |

## 4 x 80 RELAY

| TEAM | TIME |
|---|---|
| 1. McCook | 43.0 |
| 2. Ogallala | 43.5 |
| 3. Chad | 43.6 |
| 4. Kimball | 43.9 |
| 5. Val | 44.6 |
| 6. Imp | 45.2 |
| 7. | |
| 8. | |

FIRST PLACE RUNNERS
N. Fischer
Kyle Kohtz
E. Fischer
B. Gabbert

## 1600 RELAY

| TEAM | TIME |
|---|---|
| 1. Goth | 3.24.2 |
| 2. Chad | 3.24.7 |
| 3. MC | 3.28.6 |
| 4. Val | 3.31.0 |
| 5. Ogal | 3.32.2 |
| 6. Imp | 3.32.6 |
| 7. | |
| 8. | |

FIRST PLACE RUNNERS
N. Fischer
C. Skeen
D. Hudson
S. McClain

## 3200 RELAY

| TEAM | TIME |
|---|---|
| 1. Imp | 8.14.1 |
| 2. Kimb | 8.14.2 |
| 3. Ogal | 8.15.5 |
| 4. McCook | 8.39 |
| 5. Goth | 8.53.3 |
| 6. Gering | 9.00 - |
| 7. | |
| 8. | |

FIRST PLACE RUNNERS
C. Skeen
M. Hanner
R Meyer
S. McClain

TEAMS

| * EVENTS | ABBR. | Goth | Imp | McCook | Og'l | Chadron | Kimball | Sidney | Gering | Valentine | Mitchell | | | | | | | | |
|---|---|---|---|---|---|---|---|---|---|---|---|---|---|---|---|---|---|---|---|
| | TEAM NAME | | | | | | | | | | | | | | | | | | |
| Discus | | 8 | 16 | 1 | | | | | 6 | | | | | | | | | | |
| Shot | | 16 | 10 | | | | | 6 7 | | | | | | | | | | | |
| PV | | 4 | 12 | 8 | | | 1 | 6 | | | | | | | | | | | |
| LJ | | 6 | | 6 | | | | | 11 | 8 | | | | | | | | | |
| TJ | | 4 | 8 | 6 | 1 | | | 2 | 10 | | | | | | | | | | |
| HJ | | | 10 | 8 | 11 | | | 2 | | | | | | | | | | | |
| 100 | | | | 18 | 3 | 4 | | | | 6 | | | | | | | | | |
| 200 | | 10 | | 6 | 6 | 1 | 8 | | | | | | | | | | | | |
| 400 | | 10 | | 6 | 4 | 11 | | | | | | | | | | | | | |
| 800 | | 10 | 12 | | 1 | 6 | 2 | | | | | | | | | | | | |
| 1600 | | 8 | | | 7 | | 2 | | | | 10 | | | | | | | | |
| 3200 | | | 3 | | 6 | | 10 | | | | | | | | | | | | |
| 110 HH | | 10 | 2 | | | 10 | 1 | 8 | | | | | | | | | | | |
| 300 IM | | | 8 | | 2 | 6 | 4 | 10 | 1 | | | | | | | | | | |
| 400 R | | | 1 | 10 | 8 | 6 | 4 | | | 2 | | | | | | | | | |
| 1600 R | | 10 | 1 | 6 | 2 | 8 | | | | 4 | | | | | | | | | |
| 3200 R | | 2 | 10 | 4 | 6 | | 8 | | 1 | | | | | | | | | | |
| | | | | | | | | | | | | | | | | | | | |
| TOTALS | | 96 | 93 | 79 | 56 | 52 | 40 | 36 | 29 | 24 | 22 | | | | | | | | |
| PLACING | | 1 | 2 | 3 | 4 | 5 | 6 | 7 | 8 | 9 | 10 | | | | | | | | |

* do not write in this column until event is over

# BIG RED TRACK SCOREBOOK

MEET Stat Mee DATE 5-22-23

| EVENT Discus | | | EVENT 60 | | | EVENT 100 | | | EVENT 300 | | |
|---|---|---|---|---|---|---|---|---|---|---|---|
| NAME | (Team) | TIME HT. DIST. | NAME | (Team) | TIME HT. DIST. | NAME | (Team) | TIME HT. DIST. | NAME | (Team) | TIME HT. DIST. |
| 1. | | | 1. | | | 1. | | | 1. | | |
| 2. | | | 2. | | | 2. | | | 2. | | |
| 3. | | | 3. | | | 3. | | | 3. | | |
| 4. | | | 4. | | | 4. | | | 4. | | |
| 5. | | | 5. | | | 5. | | | 5. | | |
| 6. | | | 6. | | | 6. | | | 6. | | |
| 7. | | | 7. | | | 7. | | | 7. | | |
| 8. | | | 8. | | | 8. | | | 8. | | |

| EVENT Shot | | | EVENT TJ | | | EVENT 200 | | | EVENT 1600 | | |
|---|---|---|---|---|---|---|---|---|---|---|---|
| NAME | (Team) | TIME HT. DIST. | NAME | (Team) | TIME HT. DIST. | NAME | (Team) | TIME HT. DIST. | NAME | (Team) | TIME HT. DIST. |
| 1. | | | 1. | | | 1. | | | 1. | | |
| 2. | | | 2. | | | 2. | | | 2. | | |
| 3. | | | 3. | | | 3. | | | 3. | | |
| 4. | | | 4. | | | 4. | | | 4. | | |
| 5. | | | 5. | | | 5. | | | 5. | | |
| 6. | | | 6. | | | 6. | | | 6. | | |
| 7. | | | 7. | | | 7. | | | 7. | | |
| 8. | | | 8. | | | 8. | | | 8. | | |

| EVENT PV | | | EVENT HJ | | | EVENT 400 | | | EVENT 3200 | | |
|---|---|---|---|---|---|---|---|---|---|---|---|
| NAME | (Team) | TIME HT. DIST. | NAME | (Team) | TIME HT. DIST. | NAME | (Team) | TIME HT. DIST. | NAME | (Team) | TIME HT. DIST. |
| 1. | | | 1. | | | 1. | | | 1. | | |
| 2. | | | 2. | | | 2. | | | 2. | | |
| 3. | | | 3. | | | 3. | | | 3. | | |
| 4. | | | 4. | | | 4. | | | 4. | | |
| 5. | | | 5. | | | 5. | | | 5. | | |
| 6. | | | 6. | | | 6. | | | 6. | | |
| 7. | | | 7. | | | 7. | | | 7. | | |
| 8. | | | 8. | | | 8. | | | 8. | | |

**HELD AT:** _____ **SCORING:** 1st___pts.; 2nd___pts.; 3rd___pts.; 4th___pts.; 5th___pts.; 6th___pts.; 7th___pts.; 8th___pts.

| EVENT 110 HH | | | EVENT 300 IH | | |
|---|---|---|---|---|---|
| NAME | (Team) | TIME HT. DIST. | NAME | (Team) | TIME HT. DIST. |
| 1. | | | 1. | | |
| 2. | | | 2. | | |
| 3. | | | 3. | | |
| 4. | | | 4. | | |
| 5. | | | 5. | | |
| 6. | | | 6. | | |
| 7. | | | 7. | | |
| 8. | | | 8. | | |

| TEAM | TIME |
|---|---|
| 1. | |
| 2. | |
| 3. | |
| 4. | |
| 5. | |
| 6. | |
| 7. | |
| 8. | |

400 R
**RELAY**
FIRST PLACE RUNNERS

| TEAM | TIME |
|---|---|
| 1. | |
| 2. | |
| 3. | |
| 4. | |
| 5. | |
| 6. | |
| 7. | |
| 8. | |

1600 R
**RELAY**
FIRST PLACE RUNNERS

| TEAM | TIME |
|---|---|
| 1. | |
| 2. | |
| 3. | |
| 4. | |
| 5. | |
| 6. | |
| 7. | |
| 8. | |

3200 R
**RELAY**
FIRST PLACE RUNNERS

TEAMS

| * EVENTS | ABBR. / TEAM NAME | | | | | | | | | | | | | | | | |
|---|---|---|---|---|---|---|---|---|---|---|---|---|---|---|---|---|---|
| | | | | | | | | | | | | | | | | | |
| | | | | | | | | | | | | | | | | | |
| | | | | | | | | | | | | | | | | | |
| | | | | | | | | | | | | | | | | | |
| | | | | | | | | | | | | | | | | | |
| | | | | | | | | | | | | | | | | | |
| | | | | | | | | | | | | | | | | | |
| | | | | | | | | | | | | | | | | | |
| | | | | | | | | | | | | | | | | | |
| | | | | | | | | | | | | | | | | | |
| | | | | | | | | | | | | | | | | | |
| | | | | | | | | | | | | | | | | | |
| | | | | | | | | | | | | | | | | | |
| | | | | | | | | | | | | | | | | | |
| | | | | | | | | | | | | | | | | | |
| | | | | | | | | | | | | | | | | | |
| | | | | | | | | | | | | | | | | | |
| | | | | | | | | | | | | | | | | | |
| | | | | | | | | | | | | | | | | | |
| | | | | | | | | | | | | | | | | | |
| | | | | | | | | | | | | | | | | | |
| | | | | | | | | | | | | | | | | | |
| | | | | | | | | | | | | | | | | | |
| | | | | | | | | | | | | | | | | | |
| | | | | | | | | | | | | | | | | | |
| TOTALS | | | | | | | | | | | | | | | | | |
| PLACING | | | | | | | | | | | | | | | | | |

* do not write in this column until event is over

# BIG RED TRACK SCOREBOOK

# BIG RED TRACK SCOREBOOK

**MEET** _____ **DATE** _____

| EVENT _____ | | | EVENT _____ | | | EVENT _____ | | | EVENT _____ | | |
|---|---|---|---|---|---|---|---|---|---|---|---|
| NAME | (Team) | TIME HT. DIST. | NAME | (Team) | TIME HT. DIST. | NAME | (Team) | TIME HT. DIST. | NAME | (Team) | TIME HT. DIST. |
| 1. | | | 1. | | | 1. | | | 1. | | |
| 2. | | | 2. | | | 2. | | | 2. | | |
| 3. | | | 3. | | | 3. | | | 3. | | |
| 4. | | | 4. | | | 4. | | | 4. | | |
| 5. | | | 5. | | | 5. | | | 5. | | |
| 6. | | | 6. | | | 6. | | | 6. | | |
| 7. | | | 7. | | | 7. | | | 7. | | |
| 8. | | | 8. | | | 8. | | | 8. | | |

| EVENT _____ | | | EVENT _____ | | | EVENT _____ | | | EVENT _____ | | |
|---|---|---|---|---|---|---|---|---|---|---|---|
| NAME | (Team) | TIME HT. DIST. | NAME | (Team) | TIME HT. DIST. | NAME | (Team) | TIME HT. DIST. | NAME | (Team) | TIME HT. DIST. |
| 1. | | | 1. | | | 1. | | | 1. | | |
| 2. | | | 2. | | | 2. | | | 2. | | |
| 3. | | | 3. | | | 3. | | | 3. | | |
| 4. | | | 4. | | | 4. | | | 4. | | |
| 5. | | | 5. | | | 5. | | | 5. | | |
| 6. | | | 6. | | | 6. | | | 6. | | |
| 7. | | | 7. | | | 7. | | | 7. | | |
| 8. | | | 8. | | | 8. | | | 8. | | |

| EVENT _____ | | | EVENT _____ | | | EVENT _____ | | | EVENT _____ | | |
|---|---|---|---|---|---|---|---|---|---|---|---|
| NAME | (Team) | TIME HT. DIST. | NAME | (Team) | TIME HT. DIST. | NAME | (Team) | TIME HT. DIST. | NAME | (Team) | TIME HT. DIST. |
| 1. | | | 1. | | | 1. | | | 1. | | |
| 2. | | | 2. | | | 2. | | | 2. | | |
| 3. | | | 3. | | | 3. | | | 3. | | |
| 4. | | | 4. | | | 4. | | | 4. | | |
| 5. | | | 5. | | | 5. | | | 5. | | |
| 6. | | | 6. | | | 6. | | | 6. | | |
| 7. | | | 7. | | | 7. | | | 7. | | |
| 8. | | | 8. | | | 8. | | | 8. | | |

# — FEATURES OF THE BIG RED TRACK SCORE BOOK —

- ★ Scores 19 meets
- ★ Up to eight places can be scored
- ★ Time, height or distance can be recorded for all places
- ★ Can be used for duals, triangulars or large invitationals
- ★ Room to score 14 individual events and 3 relays
- ★ Sample score sheet
- ★ Extra relay slips in back of book

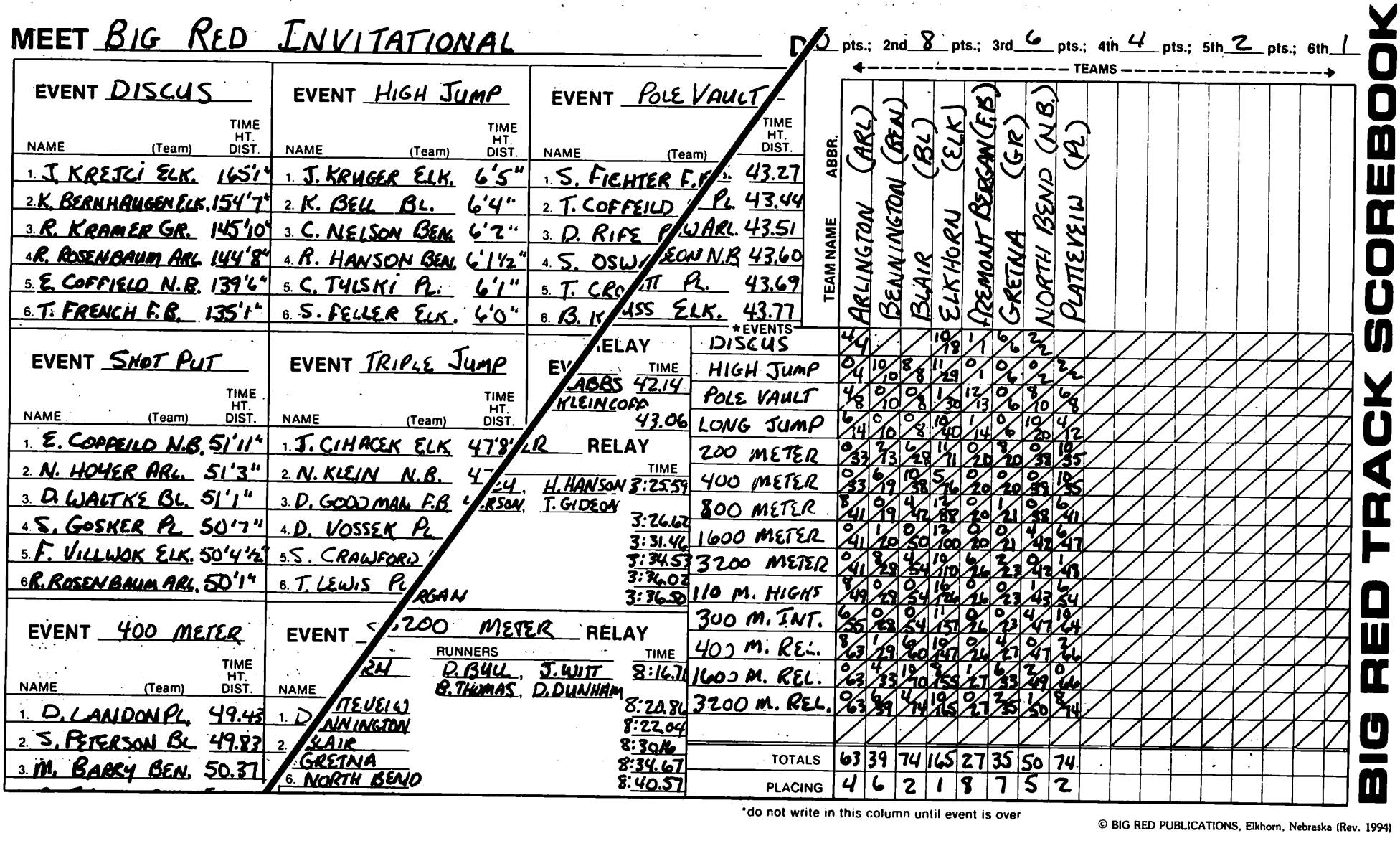


© BIG RED PUBLICATIONS, Elkhorn, Nebraska (Rev. 1994)

BIG RED TRACK SCOREBOOK

MEET Cambridge DATE 3-28-98

## EVENT Discus

| NAME | (Team) | TIME HT. DIST. |
|---|---|---|
| 1. D. Hudson | I | 157'2" |
| 2. E. Flaten | W-P | 157'2" |
| 3. C. Wittee | Camb | 147'8" |
| 4. C. Kubik | Camb | 137'11" |
| 5. B. Westerbeck | AL | 137' |
| 6. M. TerryBerry | I | 133'6' |
| 7. | | |
| 8. | | |

## EVENT L.J

| NAME | (Team) | TIME HT. DIST. |
|---|---|---|
| 1. J. Horner | D.C | 20'3½ |
| 2. S. Moore | AL | 19'11" |
| 3. P. Harding | Camb | 19'8½ |
| 4. A. Smith | Culb | 19'3¾ |
| 5. D. Willis | Culb | 19'3" |
| 6. B. Hyams | AL | 19' |
| 7. | | |
| 8. | | |

## EVENT 100

| NAME | (Team) | TIME HT. DIST. |
|---|---|---|
| 1. B. Hilton | Camb | 10.9 |
| 2. N. Thulin | AL | 11.1 |
| 3. D. Horner | AL | 11.2 |
| 4. M. Monsten | Camb | 11.6 |
| 5. D. Willis | Culb | 11.8 |
| 6. A. McKinney | W.P. | 11.8 |
| 7. | | |
| 8. | | |

## EVENT 800

| NAME | (Team) | TIME HT. DIST. |
|---|---|---|
| 1. S. McClain | I | 2.04.9 |
| 2. J. Honeywell | R.V | 2.05 |
| 3. T. Woolen | AL | 2.06.9 |
| 4. C. Skeen | I | 2.14.5 |
| 5. Z. Strouse | DC | 2.16.5 |
| 6. J. Braun | R.V | 2.17.3 |
| 7. | | |
| 8. | | |

## EVENT Shot Put

| NAME | (Team) | TIME HT. DIST. |
|---|---|---|
| 1. D. Hudson | I | 53'4" |
| 2. C. White | Camb | 49'½" |
| 3. D. Westerbeck | AL | 47'10" |
| 4. G. Mellming | Camb | 45'10" |
| 5. B. Nyberg | AL | 45'2" |
| 6. B. Bearland | Camb | 45'2" |
| 7. | | |
| 8. | | |

## EVENT T.J

| NAME | (Team) | TIME HT. DIST. |
|---|---|---|
| 1. J. Horner | DC | 42'10½ |
| 2. A. Smith | Culb | 42'8¾ |
| 3. P. Harding | Camb | 42'7¾ |
| 4. D. Willis | Culb | 41'8¼ |
| 5. B. Hanna | AL | 39'8½ |
| 6. N. Fuhrer | I | 39'5" |
| 7. | | |
| 8. | | |

## EVENT 200

| NAME | (Team) | TIME HT. DIST. |
|---|---|---|
| 1. B. Hilton | Camb | 23.4 |
| 2. N. Thulin | AL | 23.9 |
| 3. A. McKinney | W-P | 24.4 |
| 4. T. Erbke | AL | 24.5 |
| 5. N. Fuehrer | I | 24.5 |
| 6. T. Kiser | DC | 25.2 |
| 7. | | |
| 8. | | |

## EVENT 1600

| NAME | (Team) | TIME HT. DIST. |
|---|---|---|
| 1. M. Wolb | AL | 4.51.8 |
| 2. D. Flannery | W-P | 4.54.8 |
| 3. L. Ashley | AL | 4.57.5 |
| 4. R. Meyer | I | 5.01.8 |
| 5. R. Hayes | AL | 5.06.5 |
| 6. J. Honeywell | R.V | 5.11.9 |
| 7. | | |
| 8. | | |

## EVENT P.V

| NAME | (Team) | TIME HT. DIST. |
|---|---|---|
| 1. K. Kabtz | I | 13'0 |
| 2. S. Moore | AL | 13'0 |
| 3. M. Fisher | I | 12'6" |
| 4. J Zerr | AL | 10'6" |
| 5. B. Johnson | I | 10' |
| 6. C McVey | D.C | 9'6 |
| 7. | | |
| 8. | | |

## EVENT H.J

| NAME | (Team) | TIME HT. DIST. |
|---|---|---|
| 1. J. Horner | D.C | 6'8 |
| 2. D. Hudson | I | 6'0 |
| 3. J Strawn (Tie) | DC | 6'0 |
| 4. A Smith | Culb | 6'0 |
| 5. R Ouchart | Camb | 6'0 |
| 6. D. Horner | AL | 6'0 |
| 7. | | |
| 8. | | |

## EVENT 400

| NAME | (Team) | TIME HT. DIST. |
|---|---|---|
| 1. N. Thulin | AL | 51.7 |
| 2. R Ouchart | Camb | 52.4 |
| 3. M. Monsten | Camb | 52.6 |
| 4. J. McClain | I | 53.9 |
| 5. B. Hanna | AL | 54.0 |
| 6. C. Skeen | I | 54.3 |
| 7. | | |
| 8. | | |

## EVENT 3200

| NAME | (Team) | TIME HT. DIST. |
|---|---|---|
| 1. L. Ashley | AL | 10.37.3 |
| 2. D. Flannery | W-P | 10.41.1 |
| 3. R. Hayes | AL | 10.44.5 |
| 4. R. Meyer | I | 10.45.3 |
| 5. O. Caseres | I | 11.11.5 |
| 6. T. Scoville | E! | 11.16.5 |
| 7. | | |
| 8. | | |

HELD AT: Cambridge SCORING: 1st 10 pts.; 2nd 8 pts.; 3rd 6 pts.; 4th 4 pts.; 5th 2 pts.; 6th 1 pts.; 7th ___ pts.; 8th ___ pts.

## EVENT 110 HH

| | NAME | (Team) | TIME HT. DIST. |
|---|---|---|---|
| 1. | J. Hanes | DC | 15.2 |
| 2. | J. Moore | AL | 15.6 |
| 3. | Z. Jones | Camb | 16.1 |
| 4. | J. Stamm | DC | 16.1 |
| 5. | C. Bane | DC | 16.3 |
| 6. | T. Carey | AL | 16.5 |
| 7. | | | |
| 8. | | | |

## EVENT 300 IM

| | NAME | (Team) | TIME HT. DIST. |
|---|---|---|---|
| 1. | J. Stamm | DC | 42.3 |
| 2. | M. Fisher | I | 42.6 |
| 3. | T. Carey | AL | 43.2 |
| 4. | Z. Jones | Camb | 43.6 |
| 5. | E. Hansen | I | 45.0 |
| 6. | D. Wilks | Camb | 45.6 |
| 7. | | | |
| 8. | | | |

## 400 R RELAY

FIRST PLACE RUNNERS: L. Pankenier, J. Hoest, J. McCulloch, R. Lebbitter

| TEAM | TIME |
|---|---|
| 1. Camb | 45.0 |
| 2. Alma | 46.0 |
| 3. Imp | 47.6 |
| 4. D.C | 47.7 |
| 5. R.V | 49.1 |
| 6. W-P | 48.5 |
| 7. | |
| 8. | |

## 1600 R RELAY

FIRST PLACE RUNNERS: S. McNair, L. Jablonski, N. Fuchs, C. Skeen

| TEAM | TIME |
|---|---|
| 1. Camb | 3.39.1 |
| 2. Imp | 3.41.7 |
| 3. AL | 3.45.1 |
| 4. W-P | 3.55.1 |
| 5. EI | 3.57.1 |
| 6. R.V | 4.01.5 |
| 7. | |
| 8. | |

## 3200 R RELAY

FIRST PLACE RUNNERS:

| TEAM | TIME |
|---|---|
| 1. Alma | 8.33.3 |
| 2. R.V | 8.37.5 |
| 3. D.C | 9.05 |
| 4. W-P | 9.14.4 |
| 5. Elwood | 9.15.9 |
| 6. Camb | 9.37.7 |
| 7. | |
| 8. | |

TEAMS

| EVENTS | ABBR. | Alma | Cambridge | Imperial | Dandy County | Wau-Pal. | Culbertson | Rep. Valley | Elwood |
|---|---|---|---|---|---|---|---|---|---|
| Discus | | 2 / 2 | 10 / 10 | 11 / 11 | – / – | 8 / 8 | – / – | – / – | – / – |
| Shot Put | | 8 / 10 | 13 / 23 | 10 / 21 | – / – | – / 8 | – / – | – / – | – / – |
| P.V | | 12 / 22 | – / 23 | 18 / 39 | 1 / 1 | – / 8 | – / – | – / – | – / – |
| L.J | | 9 / 31 | 6 / 29 | – / 39 | 10 / 11 | – / 8 | 6 / 6 | – / – | – / – |
| T.J | | 2 / 33 | 6 / 35 | 1 / 40 | 10 / 21 | – / 8 | 12 / 18 | – / – | – / – |
| H.J | | 1 / 34 | 4 / 39 | 6 / 46 | 16 / 37 | – / 8 | 6 / 24 | – / – | – / – |
| 100 | | 14 / 48 | 14 / 53 | – / 46 | – / 37 | 1 / 9 | 2 / 26 | – / – | – / – |
| 200 | | 12 / 60 | 10 / 63 | 2 / 48 | 1 / 38 | 6 / 15 | – / 26 | – / – | – / – |
| 400 | | 12 / 72 | 14 / 77 | 5 / 53 | – / 38 | – / 15 | – / 26 | – / – | – / – |
| 800 | | 6 / 78 | – / 77 | 14 / 67 | 2 / 40 | – / 15 | – / 26 | 9 / 9 | – / – |
| 1600 | | 18 / 96 | – / 77 | 4 / 71 | – / 40 | 8 / 23 | – / 26 | 1 / 10 | – / – |
| 3200 | | 16 / 112 | – / 77 | 6 / 77 | – / 40 | 8 / 31 | – / 26 | – / 10 | 1 / 1 |
| 110 HH | | 9 / 121 | 6 / 83 | – / 77 | 16 / 56 | – / 31 | – / 26 | – / 10 | – / 1 |
| 300 IM | | 6 / 127 | 4 / 87 | 10 / 87 | 10 / 66 | – / 31 | 1 / 27 | – / 10 | – / 1 |
| 400 R | | 8 / 135 | 10 / 97 | 6 / 93 | 4 / 70 | 1 / 32 | – / 27 | 2 / 12 | – / 1 |
| 1600 R | | 6 / 141 | 10 / 107 | 8 / 101 | – / 70 | 4 / 36 | – / 27 | 1 / 13 | 2 / 3 |
| 3200 R | | 10 / 151 | – / 107 | – / 101 | 6 / 76 | 4 / 40 | 1 / 28 | 8 / 21 | 2 / 5 |
| TOTALS | | 151 | 105 | 101 | 76 | 40 | 28 | 21 | 5 |
| PLACING | | 1 | 2 | 3 | 4 | 5 | 6 | 7 | 8 |

* do not write in this column until event is over

BIG RED TRACK SCOREBOOK

# BIG RED TRACK SCOREBOOK

MEET May Wood Invite DATE 3-28-98

## EVENT Discus

| NAME | (Team) | TIME HT. DIST. |
|---|---|---|
| 1. A. Strand | I | 131'7" |
| 2. C. Pursley | I | 130'7" |
| 3. B. Pump | I | 117'9 |
| 4. T. Neal | McCo | 115'2" |
| 5. M. Wolzen | May | 113.3" |
| 6. H. Juul-Nielsen | Tr | 111'5" |
| 7. | | |
| 8. | | |

## EVENT L.J

| NAME | (Team) | TIME HT. DIST. |
|---|---|---|
| 1. M. Hazen | May | 20' 1/2 |
| 2. N. Wolfs Gruden | Strat | 19'4 3/4 |
| 3. B. Jurey | T. Val | 19'1" |
| 4. D. Jorgenson | M.V | 18'8" |
| 5. J. Lewis | Trent | 18'7" |
| 6. B. Lindvall | M.V | 18'1 1/4 |
| 7. | | |
| 8. | | |

## EVENT 100

| NAME | (Team) | TIME HT. DIST. |
|---|---|---|
| 1. J. Strong | E-F | 11.4 |
| 2. B. Wilke | Pax | 11.7 |
| 3. B. Jurey | T. Val | 11.8 |
| 4. J. Garner | Trent | 12.0 |
| 5. B. Lindvall | M.V | 12.2 |
| 6. J. Aimone | Trent | 13.7 |
| 7. | | |
| 8. | | |

## EVENT 800

| NAME | (Team) | TIME HT. DIST. |
|---|---|---|
| 1. C. Werkmeister | May | 2.06.4 |
| 2. J. Worley | Pax | 2.06.4 |
| 3. M. McNutt | McCo | 2.08.9 |
| 4. M. Sneider | Pax | 2.14.7 |
| 5. J. Koch | E-F | 2.15.1 |
| 6. M. Hanna | I | 2.15.5 |
| 7. | | |
| 8. | | |

## EVENT Shot Put

| NAME | (Team) | TIME HT. DIST. |
|---|---|---|
| 1. M. Roblen | M.V | 47'8 1/2 |
| 2. T. Neal | McCo | 46'4 |
| 3. A. Strand | I | 42'6" |
| 4. K. Werkmeister | May | 42'4" |
| 5. B. Pump | I | 41'5" |
| 6. J. Strong | E-F | 40'8" |
| 7. | | |
| 8. | | |

## EVENT T.J

| NAME | (Team) | TIME HT. DIST. |
|---|---|---|
| 1. M. Hazen | May | 40'7" |
| 2. R. Tridle | Pax | 38'11 3/4 |
| 3. D. Jorgenson | M.V | 38'5" |
| 4. J. Lewis | Trent | 38' 1/2 |
| 5. D. Woodburn | M.V | 38'0 |
| 6. M. Gooden | May | 37'4" |
| 7. | | |
| 8. | | |

## EVENT 200

| NAME | (Team) | TIME HT. DIST. |
|---|---|---|
| 1. J. Strong | E-F | 23.7 |
| 2. K. Werkmeister | May | 23.9 |
| 3. B. Walker | Strat | 24.4 |
| 4. B. Wilke | Pax | 24.6 |
| 5. J. Tapen | M.V | 24.8 |
| 6. | | |
| 7. | | |
| 8. | | |

## EVENT 1600

| NAME | (Team) | TIME HT. DIST. |
|---|---|---|
| 1. C. Werkmeister | May | 4.54.3 |
| 2. L. Connell | McCo | 4.56.4 |
| 3. C. McNutt | McCo | 5.10 |
| 4. J. Worley | Pax | 5.11.2 |
| 5. J. Spurgin | Pax | 5.12.6 |
| 6. J. Hollendohrs | Trent | 5.18.6 |
| 7. | | |
| 8. | | |

## EVENT P.V.

| NAME | (Team) | TIME HT. DIST. |
|---|---|---|
| 1. M. Gooden | May | 10' |
| 2. J. Wilson | May | 10' |
| 3. B. Fangman | May | 9'6 |
| 4. D. Pursley | I | 9'6 |
| 5. Kel. Kohtz | I | 8'6 |
| 6. | | |
| 7. | | |
| 8. | | |

## EVENT H.J

| NAME | (Team) | TIME HT. DIST. |
|---|---|---|
| 1. R. Tridle | Pax | 5'11" |
| 2. M. Jorgenson | M.V | 5'10" |
| 3. B. Jury | T. Val | 5'10" |
| 4. J. Wilson | May | 5'8" |
| 5. H. Juul-Nielsen | Trent | 5'7" |
| 6. A. Cochrane | E-F | 5'7" |
| 7. | | |
| 8. | | |

## EVENT 400

| NAME | (Team) | TIME HT. DIST. |
|---|---|---|
| 1. C. Werkmeister | May | 53.8 |
| 2. D. Cochran | T. Val | 55.2 |
| 3. B. Walker | Strat | 55.8 |
| 4. H. Juul-Nielsen | Trent | 56.0 |
| 5. J. Garner | Trent | 56.5 |
| 6. D. Downer | T. Val | 56.7 |
| 7. | | |
| 8. | | |

## EVENT 3200

| NAME | (Team) | TIME HT. DIST. |
|---|---|---|
| 1. W. McNutt | McCo | 10.46.2 |
| 2. L. Connell | McCo | 10.52.5 |
| 3. J. Hollendohrs | Trent | 11.11.2 |
| 4. J. Surgin | Pax | 11.27.3 |
| 5. B. Bjerrum | I | 11.33.4 |
| 6. J. Unger | T. Val | 11.40.6 |
| 7. | | |
| 8. | | |

# BIG RED TRACK SCOREBOOK

HELD AT: Maywood SCORING: 1st 10 pts.; 2nd 8 pts.; 3rd 6 pts.; 4th 4 pts.; 5th 2 pts.; 6th 1 pts.; 7th ___ pts.; 8th ___ pts.

## EVENT 110 Hdl

| | NAME | (Team) | TIME HT. DIST. |
|---|---|---|---|
| 1. | B. Fergeson | May | 16.7 |
| 2. | B. Kennicutt | May | 16.9 |
| 3. | D. Jorgenson | M.V | 17.4 |
| 4. | B.J. Carlson | Trent | 18.0 |
| 5. | J.J Tapen | M.V | 18.5 |
| 6. | J. Demilt | E-F | 19.6 |
| 7. | | | |
| 8. | | | |

## EVENT 300 Int

| | NAME | (Team) | TIME HT. DIST. |
|---|---|---|---|
| 1. | B. Fergeson | May | 45.8 |
| 2. | J. Demilt | E-F | 45.9 |
| 3. | D. Dawson | T. Val | 46.0 |
| 4. | D. Demilt | E-F | 47.3 |
| 5. | B. Kennicutt | May | 47.6 |
| 6. | B.J. Carlson | Trent | 48.7 |
| 7. | | | |
| 8. | | | |

## 400 R RELAY

| TEAM | | TIME |
|---|---|---|
| 1. | Paxton | 47.8 |
| 2. | E-F | 48.5 |
| 3. | M.V | 48.7 |
| 4. | Trenton | 49.2 |
| 5. | Stratton | 50.0 |
| 6. | Imp | 52.0 |
| 7. | | |
| 8. | | |

FIRST PLACE RUNNERS
C. Osler
T. Nielsen
T. May
M. Snyder

## 1600 R RELAY

| TEAM | | TIME |
|---|---|---|
| 1. | May | 3.45.0 |
| 2. | Twin Val | 3.56.4 |
| 3. | M V | 3.57.3 |
| 4. | Trenton | 3.57.7 |
| 5. | Imp. | 4.02.2 |
| 6. | McPherson Co. | 4.06.5 |
| 7. | | |
| 8. | | |

FIRST PLACE RUNNERS
E. Fischer
C. McCune
C. Hamilton
M. Hanna

## 3200 R RELAY

| TEAM | | TIME |
|---|---|---|
| 1. | Paxton | 9.01.9 |
| 2. | E-F | 9.06.8 |
| 3. | Stratton | 9.17.1 |
| 4. | Med Val | 9.32.5 |
| 5. | Imp | 9.34.6 |
| 6. | Trenton | 9.42.1 |
| 7. | | |
| 8. | | |

FIRST PLACE RUNNERS
M. Hanna
B. Brennan
J. Siegenda
J. Bilka

TEAMS

| * EVENTS | ABBR. | Maywood | Paxton | Med Valley | Eas-Fonson | MC HS | Imp. J.C. | Twin Val | Stratton | Trenton | | | | | | | | |
|---|---|---|---|---|---|---|---|---|---|---|---|---|---|---|---|---|---|---|
| Discus | | 2 | - | - | - | 4 | 24 | - | - | 1 | | | | | | | | |
| | | 2 | - | - | - | 4 | 24 | - | - | 1 | | | | | | | | |
| Shot Put | | 4 | - | 10 | 1 | 8 | 8 | - | - | 1 | | | | | | | | |
| | | 6 | - | 10 | 1 | 12 | 32 | - | - | 1 | | | | | | | | |
| H.J | | 24 | - | - | - | - | 6 | - | - | - | | | | | | | | |
| | | 30 | - | 10 | 1 | 12 | 38 | - | - | 1 | | | | | | | | |
| L.J | | 10 | - | 5 | - | - | - | 6 | 8 | 2 | | | | | | | | |
| | | 40 | - | 15 | 1 | 12 | 38 | 6 | 8 | 3 | | | | | | | | |
| T.J | | 11 | 8 | 8 | - | - | - | - | - | 4 | | | | | | | | |
| | | 51 | 8 | 23 | 1 | 12 | 38 | 6 | 8 | 7 | | | | | | | | |
| 100 | | 4 | 10 | 8 | 1 | - | - | 6 | - | 2 | | | | | | | | |
| | | 55 | 18 | 31 | 2 | 12 | 38 | 12 | 8 | 9 | | | | | | | | |
| 200 | | - | 8 | 2 | 10 | - | - | 6 | - | 5 | | | | | | | | |
| | | 55 | 26 | 33 | 12 | 12 | 38 | 18 | 8 | 14 | | | | | | | | |
| 400 | | 8 | 4 | 2 | 10 | - | - | - | 6 | - | | | | | | | | |
| | | 63 | 30 | 35 | 22 | 12 | 38 | 18 | 14 | 14 | | | | | | | | |
| 800 | | 10 | - | - | - | - | - | 9 | 6 | 6 | | | | | | | | |
| | | 73 | 30 | 35 | 22 | 12 | 38 | 27 | 20 | 20 | | | | | | | | |
| 1600 | | 10 | 12 | - | 2 | 6 | 1 | - | - | - | | | | | | | | |
| | | 83 | 42 | 35 | 24 | 18 | 39 | 27 | 20 | 20 | | | | | | | | |
| 3200 | | 10 | 6 | - | - | 14 | - | - | - | 1 | | | | | | | | |
| | | 93 | 48 | 35 | 24 | 32 | 39 | 27 | 20 | 21 | | | | | | | | |
| 110 Hdl | | - | 4 | - | - | 18 | 2 | 1 | - | 6 | | | | | | | | |
| | | 93 | 52 | 35 | 24 | 50 | 41 | 28 | 20 | 27 | | | | | | | | |
| 300 Int | | 18 | - | 8 | 1 | - | - | - | - | 4 | | | | | | | | |
| | | 111 | 52 | 43 | 25 | 50 | 41 | 28 | 20 | 31 | | | | | | | | |
| 400 R | | 12 | - | - | 12 | - | - | 6 | - | 1 | | | | | | | | |
| | | 123 | 52 | 43 | 37 | 50 | 41 | 34 | 20 | 32 | | | | | | | | |
| 1600 R | | - | 10 | 6 | 8 | - | 1 | - | 2 | 4 | | | | | | | | |
| | | 123 | 62 | 49 | 45 | 50 | 42 | 34 | 22 | 36 | | | | | | | | |
| 3200 R | | 10 | - | 6 | - | 1 | 4 | 8 | - | 4 | | | | | | | | |
| | | 133 | 62 | 55 | 45 | 51 | 44 | 42 | 22 | 40 | | | | | | | | |
| | | - | 10 | 4 | 8 | - | 2 | - | 6 | 1 | | | | | | | | |
| | | 133 | 72 | 59 | 53 | 51 | 46 | 42 | 28 | 41 | | | | | | | | |
| TOTALS | | 133 | 72 | 59 | 53 | 51 | 46 | 42 | 28 | 41 | | | | | | | | |
| PLACING | | 1 | 2 | 3 | 4 | 5 | 6 | 7 | 9 | 8 | | | | | | | | |

* do not write in this column until event is over

BIG RED TRACK SCOREBOOK

MEET Ogallala Invite DATE 4-4-18

## EVENT Discus

| NAME | (Team) | TIME HT. DIST. |
|---|---|---|
| 1. S McPherson | Goth | 166'2" |
| 2. D. Hudson | I | 157'4" |
| 3. C. Schilke | I | 150'8" |
| 4. D. Makousky | Og | 144'4" |
| 5. R. Carrillo | Sid | 144'1" |
| 6. S. Eisenreich | Gor | 140'9" |
| 7. | | |
| 8. | | |

## EVENT 4.5

| NAME | (Team) | TIME HT. DIST. |
|---|---|---|
| 1. R. Rosling | Goth | 20'1 1/2 |
| 2. A. Sprague | Holy | 20' 3/4 |
| 3. J. Haugaard | Sid | 19'4 3/4 |
| 4. N. Fischer | I | 18'11 3/4 |
| 5. J. Ruge | Coz | 18'11 1/2 |
| 6. K. Wyllcat | Grant | 18'10 1/4 |
| 7. | | |
| 8. | | |

## EVENT 100

| NAME | (Team) | TIME HT. DIST. |
|---|---|---|
| 1. R. Felver | Good | 11.03 |
| 2. A. Forster | Gor. | 11.19 |
| 3. S. Hasenault | Og | 11.4 |
| 4. C. Teter | Og | 11.42 |
| 5. K. Lueck | Gor | 11.47 |
| 6. J. Ruge | Coz | 11.72 |
| 7. | | |
| 8. | | |

## EVENT 800

| NAME | (Team) | TIME HT. DIST. |
|---|---|---|
| 1. J. Ellis | Goth | 2.03.8 |
| 2. J. Carlson | Jules | 2.05.16 |
| 3. R. Teter | Og | 2.05.64 |
| 4. S. McNabb | I | 2.08.45 |
| 5. C. Skeen | I | 2.10.20 |
| 6. R. Mundell | Coz | 2.10.38 |
| 7. | | |
| 8. | | |

## EVENT Shot Put

| NAME | (Team) | TIME HT. DIST. |
|---|---|---|
| 1. D. Hudson | I | 52'11" |
| 2. S. McPherson | Goth | 50'1" |
| 3. M. Eberlee | Goth | 49'6" |
| 4. R. Carrillo | Sid | 48'4" |
| 5. K. Fancher | Gor | 49'1" |
| 6. Z. Price | Coz | 48'5" |
| 7. | | |
| 8. | | |

## EVENT T.J

| NAME | (Team) | TIME HT. DIST. |
|---|---|---|
| 1. A. Sprague | Holy | 45'3 1/2 |
| 2. C. Richmond | Grant | 41'5" |
| 3. R. Mundell | Coz | 41'6 3/4 |
| 4. J. Carlson | Goth | 41'0" |
| 5. N. Fischer | I | 38'6" |
| 6. J. Ruge | Coz | 38'2 |
| 7. | | |
| 8. | | |

## EVENT 200

| NAME | (Team) | TIME HT. DIST. |
|---|---|---|
| 1. R. Felver | Good | 22.27 |
| 2. A. Mann | Goth | 22.41 |
| 3. A. Forster | Gord | 22.72 |
| 4. S. Hasenault | Og | 22.85 |
| 5. B. Caldwell | I | 23.36 |
| 6. J. Griffith | Coz | 23.66 |
| 7. | | |
| 8. | | |

## EVENT 1600

| NAME | (Team) | TIME HT. DIST. |
|---|---|---|
| 1. R. Todford | Good | 4.49.8 |
| 2. Z. Reeves | Gord | 4.50.3 |
| 3. J.P. Cook | Mit. | 4.50.6 |
| 4. C. Norman | Og | 4.54.7 |
| 5. M. O'Hare | Kimb | 4.55.5 |
| 6. M. Carmichael | Good | 5.01.2 |
| 7. | | |
| 8. | | |

## EVENT P.V.

| NAME | (Team) | TIME HT. DIST. |
|---|---|---|
| 1. K. Kolotz | I | 12'6" |
| 2. M. Krueger | Mit | 12'0 |
| 3. N. Massick | Coz | 12'0 |
| 4. M. Fisher | I | 11'6" |
| 5. B. Seitler | Og | 11'6" |
| 6. S. Johnson | Sid | 11'6 |
| 7. | | |
| 8. | | |

## EVENT H.J

| NAME | (Team) | TIME HT. DIST. |
|---|---|---|
| 1. D. Hudson | I | 6'2" |
| 2. Q. Martin | Kimb | 6'0 |
| 3. N. Rubio | Good | 5'10" |
| 4. K. Meyer | Og | 5'8" |
| 5. Z. Schroeder | Gor | 5'8" |
| 6. J. Rothwick | Coz | 5'8" |
| 7. | | |
| 8. | | |

## EVENT 400

| NAME | (Team) | TIME HT. DIST. |
|---|---|---|
| 1. A. Mann | Goth | 50.04 |
| 2. R. Felver | Good | 51.33 |
| 3. C. Skeen | I | 53.04 |
| 4. S. McNabb | I | 53.58 |
| 5. K. Schmidt | Jules | 53.86 |
| 6. J. Casey | Coz | 53.87 |
| 7. | | |
| 8. | | |

## EVENT 3200

| NAME | (Team) | TIME HT. DIST. |
|---|---|---|
| 1. Z. Reeves | Gor | 10.24.9 |
| 2. S. Gamilton | Og | 10.25.5 |
| 3. M. O'Hare | Kimb | 10.30.3 |
| 4. R. Todford | Good | 10.37.1 |
| 5. M. Meyer | I | 10.54.1 |
| 6. T. Colglazier | Grant | 10.52.5 |
| 7. | | |
| 8. | | |

# BIG RED TRACK SCOREBOOK

**HELD AT:** Ogd. **SCORING:** 1st 10 pts.; 2nd 8 pts.; 3rd 6 pts.; 4th 4 pts.; 5th 2 pts.; 6th 1 pts.; 7th ___ pts.; 8th ___ pts.

## EVENT 110 HH

| | NAME | (Team) | TIME HT. DIST. |
|---|---|---|---|
| 1. | C. Nielsen | Gor | 15.13 |
| 2. | J. Reitz | Good | 15.57 |
| 3. | C. Schilke | I | 16.31 |
| 4. | J. McNabb | I | 16.80 |
| 5. | J. Howcroft | Sid | 16.98 |
| 6. | E. Hansen | I | 17.07 |
| 7. | | | |
| 8. | | | |

## EVENT 300 IH

| | NAME | (Team) | TIME HT. DIST. |
|---|---|---|---|
| 1. | B. Brown | Holy | 39.5 |
| 2. | C. Nielsen | Gord | 42.1 |
| 3. | M. Fisher | I | 42.3 |
| 4. | J. Reitz | Good | 43.03 |
| 5. | E. Kopecki | Og | 43.7 |
| 6. | J. Dezort | Hex | 45.3 |
| 7. | | | |
| 8. | | | |

## 400 R — RELAY

| TEAM | TIME |
|---|---|
| 1. Holy | 43.5 |
| 2. Gord | 44.6 |
| 3. Good | 44.7 |
| 4. Goth | 45.5 |
| 5. Ogd | 45.5 |
| 6. Hexter | 45.7 |
| 7. | |
| 8. | |

FIRST PLACE RUNNERS

## 1600 R — RELAY

| TEAM | TIME |
|---|---|
| 1. Holy. | 3.29.4 |
| 2. Goth | 3.36.4 |
| 3. Imp | 3.39.4 |
| 4. Hexter | 3.41.9 |
| 5. Ogd | 3.41.6 |
| 6. Mitchel | 3.42.8 |
| 7. | |
| 8. | |

FIRST PLACE RUNNERS

Imp
S. McClain
C. Jablonski
N. Fuelner
C. Skeen

## 3200 R — RELAY

| TEAM | TIME |
|---|---|
| 1. Imp | 8.50.4 |
| 2. Ogd | 8.52.8 |
| 3. Kimb | 8.56.9 |
| 4. Mitch | 8.59.3 |
| 5. Jules | 9.01.7 |
| 6. Goodland | 9.10.5 |
| 7. | |
| 8. | |

FIRST PLACE RUNNERS

S McClain
J. Bilka
M. Hansen
C. Skeen

| * EVENTS | TEAMS → | | | | | | | | | | | | | | | | |
|---|---|---|---|---|---|---|---|---|---|---|---|---|---|---|---|---|---|
| TEAM NAME / ABBR. | Imperial | Goth | Good Land | Gordon | Ogd | Holyoke Col. | Kimball | Cozad | Mitchell | Sidney | Grant | Julesburg Col. | Hexton Col. | Hershey | | | |
| Discus | 14 | 10 | - | 1 | 4 | - | - | - | - | 2 | - | - | - | - | | | |
| Shot Put | 10 | 14 | - | 2 | - | - | - | 1 | - | 6 | - | - | - | - | | | |
| Pole Vault | 14 | - | - | - | 2 | - | - | 6 | 8 | 1 | - | - | - | - | | | |
| L.J | 4 | 10 | - | - | - | 8 | - | 2 | - | 6 | 1 | - | - | - | | | |
| T.J | 2 | 4 | - | - | - | 10 | - | 7 | - | - | 8 | - | - | - | | | |
| H.J | 10 | - | 6 | 2 | 4 | - | 8 | 1 | - | - | - | - | - | - | | | |
| 100 | - | - | 10 | 8 | 10 | - | - | 1 | - | - | 2 | - | - | - | | | |
| 200 | 2 | 8 | 10 | 6 | 4 | - | - | 1 | - | - | - | - | - | - | | | |
| 400 | 10 | 10 | 8 | - | - | - | - | 1 | - | - | - | 2 | - | - | | | |
| 800 | 6 | 10 | - | - | 6 | - | - | 1 | - | - | - | 8 | - | - | | | |
| 1600 | - | - | 11 | 8 | 4 | - | 2 | - | 6 | - | - | - | - | - | | | |
| 3200 | 2 | - | 4 | 10 | 8 | - | 6 | - | - | - | 1 | - | - | - | | | |
| 110 HH | 11 | - | 8 | 10 | - | - | - | - | - | 2 | - | - | - | - | | | |
| 300 IH | 6 | - | 4 | 8 | 2 | 10 | - | - | - | - | - | - | - | 1 | | | |
| 400 R | - | 4 | 6 | 8 | 2 | 10 | - | - | - | - | - | - | 1 | - | | | |
| 1600 R | 6 | 8 | - | - | 2 | 10 | - | - | 1 | - | - | - | 4 | - | | | |
| 3200 R | 10 | - | 1 | - | 8 | - | 6 | - | 4 | - | - | 2 | - | - | | | |
| | | | | | | | | | | | | | | | | | |
| TOTALS | 107 | 78 | 68 | 64 | 55 | 48 | 22 | 21 | 19 | 15 | 12 | 12 | 5 | 1 | | | |
| PLACING | | | | | | | | | | | | | | | | | |

* do not write in this column until event is over

# BIG RED TRACK SCOREBOOK

MEET Grant Invite DATE 4-9-98

## EVENT Discus

| NAME | (Team) | TIME HT. DIST. |
|---|---|---|
| 1. D. Hudson | I | 160'9" |
| 2. E Pfeiffer | Wau | 146'7" |
| 3. C. Schilke | I | 139'2" |
| 4. N. Gortemaker | Osh | 138'6 |
| 5. D. Makovicka | Og | 137'4" |
| 6. A. Strand | I.JV | 127'11" |
| 7. | | |
| 8. | | |

## EVENT L.J

| NAME | (Team) | TIME HT. DIST. |
|---|---|---|
| 1. C. Richmond | Gr | 19'5 1/4 |
| 2. M. Kirkpatrick | Gr | 19'1/4" |
| 3. N. Fuchner | I | 18'9 3/4 |
| 4. R. Vogel | Kim | 18'5" |
| 5. T. Hamer | NPSP | 18'1" |
| 6. M. Wheeler | WP | 18'1 1/2" |
| 7. | | |
| 8. | | |

## EVENT 100

| NAME | (Team) | TIME HT. DIST. |
|---|---|---|
| 1. S. Hesnault | Og | 11.3 |
| 2. K. Lueck | Gra | 11.3 |
| 3. M. Calla | Og | 11.4 |
| 4. A. McKinney | WP | 11.5 |
| 5. B. Leibhart | I | 11.6 |
| 6. C. Teter | Og | 12.0 |
| 7. | | |
| 8. | | |

## EVENT 800

| NAME | (Team) | TIME HT. DIST. |
|---|---|---|
| 1. S. McNair | I | 2.07.6 |
| 2. R. Teter | Og | 2.08.4 |
| 3. C. Skeen | I | 2.09.7 |
| 4. A. Bohac | Kimb | 2.10.6 |
| 5. T. Colglazier | Gr | 2.10.5 |
| 6. B. Maasen | Her. | 2.12.9 |
| 7. | | |
| 8. | | |

## EVENT Shot Put

| NAME | (Team) | TIME HT. DIST. |
|---|---|---|
| 1. D. Hudson | I | 53'2" |
| 2. C. Berglund | Osh | 48'5" |
| 3. D. Makovicka | Og | 45'9 1/4 |
| 4. E. Pfeiffer | WP | 45'9 |
| 5. N. Gortemaker | Osh | 45'8 3/4 |
| 6. C. Schilke | I | 45'2 1/2 |
| 7. | | |
| 8. | | |

## EVENT T.J

| NAME | (Team) | TIME HT. DIST. |
|---|---|---|
| 1. C. Richmond | Gr | 42'2 1/2 |
| 2. N. Fuchner | I | 40'0 |
| 3. C. Quinn | Osh | 38'9" |
| 4. K. Meisner | Og | 38'2" |
| 5. R. Einsplan | WP | 37'8" |
| 6. J. Johnson | Kim | 37'1" |
| 7. | | |
| 8. | | |

## EVENT 200

| NAME | (Team) | TIME HT. DIST. |
|---|---|---|
| 1. S. Hasenault | Og | 23.0 |
| 2. K. Lueck | Gra | 23.6 |
| 3. L. Decarli | Kim | 23.6 |
| 4. A. McKinney | WP | 23.8 |
| 5. C. Teter | Og | 23.9 |
| 6. R. Rosenthal | NPSP | 24.6 |
| 7. | | |
| 8. | | |

## EVENT 1600

| NAME | (Team) | TIME HT. DIST. |
|---|---|---|
| 1. D. Flaming | W.P | 4.48.5 |
| 2. C. Norman | Og | 4.51.5 |
| 3. S. McNair | I | 4.53.1 |
| 4. M. O'Hare | Kimb | 4.53.1 |
| 5. S. Gunther | Og | 4.53.5 |
| 6. C. Nielsen | Kimb | 4.58.0 |
| 7. | | |
| 8. | | |

## EVENT P.V

| NAME | (Team) | TIME HT. DIST. |
|---|---|---|
| 1. K. Kohtz | I | 12'6 |
| 2. M. Fisher | I | 12'0 |
| 3. D.C. Mather | Osh | 12'0 |
| 4. C. Quinn | Osh | 11'6 |
| 5. M. Svoboda | Og | 11' |
| 6. B. Seitler | Og | 11' |
| 7. | | |
| 8. | | |

## EVENT H.J

| NAME | (Team) | TIME HT. DIST. |
|---|---|---|
| 1. D. Hudson | I | 6'5" |
| 2. K. Meisner | Og | 6'4" |
| 3. T. Trensvold | Kim | 6'0 |
| 4. Q. Martin | Kimb | 6'0 |
| 5. C. Peters | Her | 5'10" |
| 6. T. Hamilton | WP | 5'10" |
| 7. | | |
| 8. | | |

## EVENT 400

| NAME | (Team) | TIME HT. DIST. |
|---|---|---|
| 1. R. Teter | Og | 52.5 |
| 2. T. Santero | Osh | 52.8 |
| 3. R. Rosenthal | NPSP | 53.0 |
| 4. N. Fuchner | I | 53.3 |
| 5. C. Skeen | I | 53.4 |
| 6. S. McNair | I | 53.6 |
| 7. | | |
| 8. | | |

## EVENT 3200

| NAME | (Team) | TIME HT. DIST. |
|---|---|---|
| 1. M. O'Hare | Kimb | 10.18.7 |
| 2. D. Flaming | W-P | 10.28.0 |
| 3. S. Gunther | Og | 10.33.8 |
| 4. C. Norman | Og | 10.36.7 |
| 5. T. Colglazier | Gr | 10.45.7 |
| 6. T. Dorn | Og | 10.43.4 |
| 7. | | |
| 8. | | |

400 Wt Rel 1 Ogel - 48.7 2 Osh - 49.5 3 Her - 50.0 4 Grant 51.7 5 NPSP 51.8 6 Kimb 52.0

**HELD AT:** Grant **SCORING:** 1st 10 pts.; 2nd 8 pts.; 3rd 6 pts.; 4th 4 pts.; 5th 2 pts.; 6th 1 pts.; 7th ___ pts.; 8th ___ pts.

**EVENT** 110 HH

| NAME | (Team) | TIME HT. DIST. |
|---|---|---|
| 1. C. Schilke | I | 16.4 |
| 2. J. McNabb | I | 16.4 |
| 3. M. Kirkpatrick | Gr | 16.7 |
| 4. C. Richmond | Gr | 16.7 |
| 5. J. Dezort | H | 16.9 |
| 6. E. Hansen | I | 17.4 |
| 7. | | |
| 8. | | |

**EVENT** 300 IM

| NAME | (Team) | TIME HT. DIST. |
|---|---|---|
| 1. M. Fisher | I | 42.2 |
| 2. M. Shoup | Kimb | 42.8 |
| 3. E. Koyerski | Og | 43.3 |
| 4. M. Kirkpatrick | Gr | 43.7 |
| 5. J. Dezort | Her | 44.5 |
| 6. J. McNabb | I | 44.6 |
| 7. | | |
| 8. | | |

**400 R**

| TEAM | TIME |
|---|---|
| 1. Kimball | 45.9 |
| 2. Ogal | 46.1 |
| 3. Grant | 46.7 |
| 4. Imp | 46.8 |
| 5. Hershey | 47.2 |
| 6. W-P | 48.0 |
| 7. | |
| 8. | |

RELAY FIRST PLACE RUNNERS

J. McNabb
Kyle Kohtz
L. Pankonier
B. Leibhart

**1600 R**

| TEAM | TIME |
|---|---|
| 1. Ogal | 3.41.0 |
| 2. Imp | 3.41.7 |
| 3. Kimb | 3.43.3 |
| 4. W-P | 3.45.0 |
| 5. N.P.S.P | 3.45.5 |
| 6. Hershey | 3.48.3 |
| 7. | |
| 8. | |

RELAY FIRST PLACE RUNNERS

L. Jablonski
B. Leibhart
C. Skeen
S. McNair

**3200 R**

| TEAM | TIME |
|---|---|
| 1. Ogal | 8.32.5 |
| 2. Imp. | 8.35.5 |
| 3. Kimball | 8.36.8 |
| 4. Ogal J.V | 9.29.2 |
| 5. W-P. | 9.32.0 |
| 6. Imp. J.V | 9.45.6 |
| 7. | |
| 8. | |

RELAY FIRST PLACE RUNNERS

R. Meyer
M. Hanna
S. McNair
C. Skeen

TEAMS

| TEAM NAME / ABBR. | Imperial | Ogallala | Grant | Kimball | Wau-Pol | Oshkosh | Hershey | N.P.S.P. | Ogal J.V. | Imp J.V. |
|---|---|---|---|---|---|---|---|---|---|---|
| * EVENTS Discus | 16 | 2 | – | – | 8 | 4 | – | – | – | 1 |
| Shot Put | 11 | 6 | – | – | 4 | 10 | – | – | – | – |
| Pole Vault | 18 | 3 | – | – | – | 10 | – | – | – | – |
| L.J | 6 | – | 18 | 4 | 1 | – | – | 2 | – | – |
| T.J | 8 | 4 | 10 | 1 | 2 | 6 | – | – | – | – |
| H.J | 10 | 8 | – | 10 | 1 | – | 2 | – | – | – |
| 100 | 2 | 17 | 8 | – | 4 | – | – | – | – | – |
| 200 | – | 12 | 8 | 6 | 4 | – | – | 1 | – | – |
| 400 | 7 | 10 | – | – | – | 8 | – | 6 | – | – |
| 800 | 16 | 8 | 2 | 4 | – | – | 1 | – | – | – |
| 1600 | 6 | 10 | – | 5 | 10 | – | – | – | – | – |
| 3200 | – | 11 | 2 | 10 | 8 | – | – | – | – | – |
| 110 HH | 19 | – | 10 | – | – | – | 2 | – | – | – |
| 300 IM | 11 | 6 | 4 | 8 | – | – | 2 | – | – | – |
| 400 R | 4 | 8 | 6 | 10 | 1 | – | 2 | – | – | – |
| 1600 R | 8 | 10 | – | 6 | 4 | – | 1 | 2 | – | – |
| 3200 R | 8 | 10 | | 6 | 2 | | | | 4 | 1 |
| 400 Wt Rel | – | 10 | 4 | 1 | | 8 | 6 | 2 | | |
| TOTALS | 150 | 135 | 72 | 72 | 48 | 46 | 16 | 13 | 4 | 2 |
| PLACING | 1 | 2 | 3 | 4 | 5 | 6 | 7 | 8 | 9 | 10 |

Tie

* do not write in this column until event is over

# BIG RED TRACK SCOREBOOK

BIG RED TRACK SCOREBOOK

MEET Gothenburg Invite DATE 4-18-88

## EVENT Discus

| | NAME | (Team) | TIME HT. DIST. |
|---|---|---|---|
| 1. | J. McPherson | Goth | 158'3" |
| 2. | D. Hudson | I | 154' |
| 3. | A. Hillers | Lex | 141' |
| 4. | C. Schilke | I | 135'6 |
| 5. | J. Dishman | Goth | 135'11" |
| 6. | M. Gonzales | Lex | 133'2 |
| 7. | | | |
| 8. | | | |

## EVENT L.J

| | NAME | (Team) | TIME HT. DIST. |
|---|---|---|---|
| 1. | R. Rishma | Goth | 21' |
| 2. | E. Stewart | Mc | 20'2½ |
| 3. | M. Pascoe | Og | 19'1 |
| 4. | J. Mallecks | Mc | 19'1" |
| 5. | A. Randolph | Mc | 18'11" |
| 6. | J. Laux | Lex | 18'9 |
| 7. | | | |
| 8. | | | |

## EVENT 100

| | NAME | (Team) | TIME HT. DIST. |
|---|---|---|---|
| 1. | R. Felver | Good | 11.0 |
| 2. | E. Otto | Lex | 11.0 |
| 3. | E. Stewart | Mc | 11.1 |
| 4. | M. Rasmussen | Mc | 11.5 |
| 5. | M. Collen | Og | 11.6 |
| 6. | B. Johnson | Lex | 11.6 |
| 7. | | | |
| 8. | | | |

## EVENT 800

| | NAME | (Team) | TIME HT. DIST. |
|---|---|---|---|
| 1. | J. Ellis | Goth | 2.01.2 |
| 2. | A. Allen | Goth | 2.04 |
| 3. | R. Teeter | Og | 2.04.6 |
| 4. | C. Skeen | I | 2.04.9 |
| 5. | K. Meyer | I | 2.07.8 |
| 6. | K. O'Neil | K | 2.08.2 |
| 7. | | | |
| 8. | | | |

## EVENT Shot Put

| | NAME | (Team) | TIME HT. DIST. |
|---|---|---|---|
| 1. | D. Hudson | I | 54'1½ |
| 2. | M. Abele | Goth | 52'1¾ |
| 3. | S. McPherson | Goth | 50'6½ |
| 4. | C. Metzger | Goth | 50'5' |
| 5. | K. Johnson | IC | 50'4½ |
| 6. | M. Gonzalez | Lex | 49'6½ |
| 7. | | | |
| 8. | | | |

## EVENT T.J

| | NAME | (Team) | TIME HT. DIST. |
|---|---|---|---|
| 1. | J. McMinimen | Mc | 41'9¼ |
| 2. | J. Laux | Lex | 40'3¼ |
| 3. | T. Hoss | Mc | 39'10" |
| 4. | J. Clark | Goth | 39'6½ |
| 5. | N. Fuehrer | I | 39'3¼ |
| 6. | M. Payne | Kear | 39'½ |
| 7. | | | |
| 8. | | | |

## EVENT 200

| | NAME | (Team) | TIME HT. DIST. |
|---|---|---|---|
| 1. | E. Otto | Lex | 22.6 |
| 2. | R. Felver | Good | 23.0 |
| 3. | E. Stewart | Mc | 23.4 |
| 4. | T.J Teeter | Lex | 23.4 |
| 5. | B. Johnson | Lex | 24.0 |
| 6. | C. Teter | Ogd | 24.1 |
| 7. | | | |
| 8. | | | |

## EVENT 1600

| | NAME | (Team) | TIME HT. DIST. |
|---|---|---|---|
| 1. | J. Ellis | Goth | 4:41.4 |
| 2. | R. Tedford | Good | 4.45.6 |
| 3. | C. Norman | Og | 4.51.9 |
| 4. | S. Gunther | Og | 4.52.6 |
| 5. | J. McClair | I | 4.56.3 |
| 6. | M. Carpenter | Mc | 4.56.8 |
| 7. | | | |
| 8. | | | |

## EVENT P.V

| | NAME | (Team) | TIME HT. DIST. |
|---|---|---|---|
| 1. | K. Kohtz | I | 13'6" |
| 2. | G. Mims | Lex | 12'6 |
| 3. | C. Lytle | Mc | 12'6" |
| 4. | Z. Schulz | Mc | 12'0 |
| 5. | D. Rooke | Lex | 12'0 |
| 6. | M. Fisher | I | 12'0 |
| 7. | | | |
| 8. | | | |

## EVENT H.J

| | NAME | (Team) | TIME HT. DIST. |
|---|---|---|---|
| 1. | D. Hudson | I | 6'6" |
| 2. | N. Bennett | Mc | 6'3" |
| 3. | M. O'Brien | Lex | 6'2" |
| 4. | K. Mcsimen | Og | 5'10" |
| 5. | S. Morton | Mc | 5'8" |
| 6. | A. Randolph | Mc | 5'8" |
| 7. | | | |
| 8. | | | |

## EVENT 400

| | NAME | (Team) | TIME HT. DIST. |
|---|---|---|---|
| 1. | A. Mann | Goth | 49.6 |
| 2. | R. Felver | Good | 50.8 |
| 3. | M. Rasmussen | Mc | 52.1 |
| 4. | R. Teter | Og | 52.3 |
| 5. | T.J Teeter | Lex | 52.9 |
| 6. | S McClain | I | 53.5 |
| 7. | | | |
| 8. | | | |

## EVENT 3200

| | NAME | (Team) | TIME HT. DIST. |
|---|---|---|---|
| 1. | R Tedford | Good | 10.13.4 |
| 2. | S. Gunther | Og | 10.31.5 |
| 3. | C. Norman | Og | 10.37 |
| 4. | K. Meyer | I | 10.41.1 |
| 5. | O. Cisneros | I | 10.50 |
| 6. | T. Fickenscher | Goth | 11.01.6 |
| 7. | | | |
| 8. | | | |

Mile Med Rel 1 - Imp 3.47.7 12 2-Lex-3.45.2 10 3-McCook 3.51.7 8 4 Goth-4.00 6 5 Ogd 4.05.2 4

**HELD AT:** Gothenburg **SCORING:** 1st 10 pts.; 2nd 8 pts.; 3rd 6 pts.; 4th 4 pts.; 5th 2 pts.; 6th 1 pts.; 7th ___ pts.; 8th ___ pts.

# BIG RED TRACK SCOREBOOK

**EVENT** 110 HH

| NAME | (Team) | TIME HT. DIST. |
|---|---|---|
| 1. J. Reitz | Good | 15.2 |
| 2. A. Dacke | Lex | 15.4 |
| 3. R. Hicken | Goth | 16.1 |
| 4. C. Reutlinger | Lex | 16.1 |
| 5. C. Schilke | I | 16.2 |
| 6. T. Schlosser | Good | 16.5 |
| 7. | | |
| 8. | | |

**EVENT** 300 IH

| NAME | (Team) | TIME HT. DIST. |
|---|---|---|
| 1. S. McFarland | Lex | 41.1 |
| 2. J. Rietz | Good | 42.0 |
| 3. T. Schlosser | Good | 42.2 |
| 4. M. Fisher | I | 42.9 |
| 5. A. Dacke | Lex | 43.7 |
| 6. R Spencer | Mc | 44.2 |
| 7. | | |
| 8. | | |

**400R RELAY FIRST PLACE RUNNERS**

| TEAM | TIME |
|---|---|
| 1. McCook | 44.8 |
| 2. Goodland | 45.3 |
| 3. Lex | 46.3 |
| 4. Ogal | 46.7 |
| 5. Imp | 47.0 |
| 6. Goth | 49.7 |
| 7. | |
| 8. | |

J. McNabb
K. Kohtz
L. Pankonin
B. Leibhart

**1600R RELAY FIRST PLACE RUNNERS**

| TEAM | TIME |
|---|---|
| 1. Lex | 3.29.2 |
| 2. Goth | 3.29.9 |
| 3. Mc | 3.37.3 |
| 4. Good | 3.37.7 |
| 5. Imp | 3.39.2 |
| 6. Ogal | 3.43.5 |
| 7. | |
| 8. | |

L. Jablonski
D. Hudson
N. Fuchner
C. Skeen

**3200R RELAY FIRST PLACE RUNNERS**

| TEAM | TIME |
|---|---|
| 1. Imp | 8.30 |
| 2. Lex | 8.34 |
| 3. Goth | 8.48.5 |
| 4. Good | 9.00.7 |
| 5. Ogal | 9.03.9 |
| 6. Kearn | 9.05.4 |
| 7. | |
| 8. | |

R. Meyer
M. Hanna
S. McNair
C. Skeen

TEAMS

| * EVENTS | Lexington | Gothenburg | McCook | Imperial | Goodland | Ogallala | Kearney |
|---|---|---|---|---|---|---|---|
| Discus | 7 | 12 | – | 12 | – | – | – |
| Shot Put | 1 | 18 | – | 10 | – | – | 4 |
| P.V | 10 | – | 10 | 11 | – | – | – |
| L.J | 1 | 10 | 14 | – | – | 6 | – |
| T.J | 8 | 4 | 16 | 2 | – | – | 1 |
| H.J | 6 | – | 11 | 10 | – | 4 | – |
| 100 | 9 | – | 10 | – | 10 | 2 | – |
| 200 | 14 | – | 6 | – | 8 | 1 | – |
| 400 | 2 | 10 | 6 | 1 | 8 | 4 | – |
| 800 | – | 18 | – | 6 | – | 6 | 1 |
| 1600 | – | 10 | 1 | 2 | 8 | 10 | – |
| 3200 | – | 1 | – | 6 | 10 | 14 | – |
| 110 HH | 12 | 6 | – | 2 | 11 | – | – |
| 300 IH | 12 | – | 1 | 4 | 14 | – | – |
| 400R | 6 | 1 | 10 | 2 | 8 | 4 | – |
| 1600R | 10 | 8 | 6 | 2 | 4 | 1 | – |
| 3200R | 8 | 6 | – | 10 | 4 | 2 | 1 |
| Mile Med Rel | 10 | 6 | 8 | 12 | – | 4 | – |
| TOTALS | 118 | 110 | 100 | 92 | 85 | 58 | 7 |
| PLACING | 1 | 2 | 3 | 4 | 5 | 6 | 7 |

* do not write in this column until event is over

E. Fuchner, Kyle Kohtz – N Fuchner – S. McNair

# BIG RED TRACK SCOREBOOK

MEET Chappell Invite Imp I.V. DATE 4-18-98

## EVENT Discus

| NAME | (Team) | TIME HT. DIST. |
|---|---|---|
| 1. Beasne | PD | 142'7 |
| 2. A. Strand | I | 135'2 |
| 3. Paulson | Chap | 134'8" |
| 4. McBride | So.P | 128'1" |
| 5. Tolentino | Jules | 124'4 |
| 6. Cerenil | PBL | 119' |
| 7. | | |
| 8. | | |

## EVENT L.J

| NAME | (Team) | TIME HT. DIST. |
|---|---|---|
| 1. Davis | Ch | 21'1" |
| 2. Wilken | Lodg | 20'3¼ |
| 3. Envelodson | PD | 20'2" |
| 4. 2 Roth | Ch | 19'11" |
| 5. Paulson | Ch | 19'9¾ |
| 6. Harms | Wheat | 19'2½ |
| 7. | | |
| 8. | | |

## EVENT 100

| NAME | (Team) | TIME HT. DIST. |
|---|---|---|
| 1. Prince | Cra | 11.4 |
| 2. Garcia | So.P | 11.4 |
| 3. Revelle | BC | 11.7 |
| 4. Freichs | Lod. | 11.7 |
| 5. Starostka | Ch | 11.7 |
| 6. Buckner | PBL | 11.8 |
| 7. | | |
| 8. | | |

## EVENT 800

| NAME | (Team) | TIME HT. DIST. |
|---|---|---|
| 1. McBride | So.P | 2.03.8 |
| 2. Reed | PBL | 2.08.3 |
| 3. Buecker | Cra | 2.10.2 |
| 4. Robertson | Whe | 2.10.7 |
| 5. Tokunaga | PD | 2.14.8 |
| 6. Sanchell | Cra | 2.15.7 |
| 7. | | |
| 8. | | |

## EVENT Shot

| NAME | (Team) | TIME HT. DIST. |
|---|---|---|
| 1. Runge | LP | 47'9½ |
| 2. Beasner | PD | 45'2¾ |
| 3. Lane | Wheat | 44'4¼ |
| 4. Bondegard | LB | 44'2½ |
| 5. A Strand | I | 43'10½ |
| 6. B Dump | I | 41'6¼ |
| 7. | | |
| 8. | | |

## EVENT T.J

| NAME | (Team) | TIME HT. DIST. |
|---|---|---|
| 1. Davis | Ch | 43'3½ |
| 2. Harms | Wheat | 43½ |
| 3. Willkens | Lod | 41'10½ |
| 4. Revelle | B.C | 40'8 |
| 5. Envelodson | PD | 39'9½ |
| 6. Paulson | Ch | 39'7 |
| 7. | | |
| 8. | | |

## EVENT 200

| NAME | (Team) | TIME HT. DIST. |
|---|---|---|
| 1. Davis | Ch | 23.5 |
| 2. Garcia | So.P | 24.0 |
| 3. Stoaffer | BC | 24.0 |
| 4. Arareguy | Jul | 24.3 |
| 5. Paulson | Ch | 24.3 |
| 6. McBride | So.P | 24.7 |
| 7. | | |
| 8. | | |

## EVENT 1600

| NAME | (Team) | TIME HT. DIST. |
|---|---|---|
| 1. Robertson | Wheat | 5.05.4 |
| 2. Limbach | Cra | 5.07.3 |
| 3. Gifford | BC | 5.23.6 |
| 4. Buneser | PD | 5.23.8 |
| 5. Armstrong | So.P | 5.28.3 |
| 6. Burton | PD | 5.30.6 |
| 7. | | |
| 8. | | |

## EVENT P.V

| NAME | (Team) | TIME HT. DIST. |
|---|---|---|
| 1. Carter | Jule | 12'6 |
| 2. Garcia | So.P | 11'0 |
| 3. Foulk | Jul | 10'6" |
| 4. D Pursley | I | 10'6 |
| 5. Ingram | Jul | 10' |
| 6. Rochlitz | So.P | 9'6 |
| 7. | | |
| 8. | | |

## EVENT H.J

| NAME | (Team) | TIME HT. DIST. |
|---|---|---|
| 1. Baker | Craw | 6'3" |
| 2. LaBeau | PD | 6'0 |
| 3. Roth | Ch | 5'10" |
| 4. Osmatherly | Craw | 5'10 |
| 5. Florke | Lod | 5'6 |
| 6. Balk | So.P | 5'6 |
| 7. | | |
| 8. | | |

## EVENT 400

| NAME | (Team) | TIME HT. DIST. |
|---|---|---|
| 1. Buecker | Cra | 52.7 |
| 2. P. McBride | So.P | 53.1 |
| 3. Arreguy | Jul | 53.2 |
| 4. Freichs | Lod | 53.9 |
| 5. Carlson | Jul | 54.1 |
| 6. Mauser | So.P | 54.3 |
| 7. | | |
| 8. | | |

## EVENT 3200

| NAME | (Team) | TIME HT. DIST. |
|---|---|---|
| 1. Lauckmel | Jul | 10.59.6 |
| 2. Bejarano | I | 11.30.2 |
| 3. Burton | PD | 11.35.7 |
| 4. Metcalf | Ch | 11.40 |
| 5. Gifford | BC | 11.43.6 |
| 6. Armstrong | So.P | |
| 7. | | |
| 8. | | |

**HELD AT:** Chappell **SCORING:** 1st 10 pts.; 2nd 8 pts.; 3rd 6 pts.; 4th 4 pts.; 5th 2 pts.; 6th 1 pts.; 7th ___ pts.; 8th ___ pts.

**EVENT** 110 H.H

| NAME | (Team) | TIME HT. DIST. |
|---|---|---|
| 1. Roth | Ch. | 15.4 |
| 2. Johnson | Ch | 15.5 |
| 3. Cooper | Ch | 16.1 |
| 4. Labeau | PD | 17.8 |
| 5. Kennedy | Cra | 17.8 |
| 6. Harris | Wheat | 17.9 |
| 7. | | |
| 8. | | |

**EVENT** 300 IM

| NAME | (Team) | TIME HT. DIST. |
|---|---|---|
| 1. Cooper | Chap | 42.3 |
| 2. Johnson | Ch | 42.5 |
| 3. Labeau | PD | 45.3 |
| 4. Klingman | Ch | 46.2 |
| 5. Dana | LP | 46.4 |
| 6. Cochran | BC | 46.8 |
| 7. | | |
| 8. | | |

**400 RELAY FIRST PLACE RUNNERS**

| TEAM | TIME |
|---|---|
| 1. Chappell | 44.6 |
| 2. Crawford | 46.8 |
| 3. Wheatland | 48.3 |
| 4. Banner Co. | 48.6 |
| 5. So. Platte | 49.2 |
| 6. Lodge Pole | 50.9 |
| 7. | |
| 8. | |

D. Pansley
T. May
C. Osler 51.4
M. Snyder

**1600 RELAY FIRST PLACE RUNNERS**

| TEAM | TIME |
|---|---|
| 1. Lodge Pole | 3.38.2 |
| 2. Chappell | 3.41.3 |
| 3. So. Platte | 3.43.8 |
| 4. Imp J.U | 4.03.2 |
| 5. Potter-Dix | 4.04.1 |
| 6. Crawford | 4.05.1 |
| 7. | |
| 8. | |

J. Bilka 56.6
C. Hamilton 67.1
C. Osler 60.6
M. Snyder 58.7

**3200 RELAY FIRST PLACE RUNNERS**

| TEAM | TIME |
|---|---|
| 1. Lodge Pole | 8.49.4 |
| 2. Jules Burg | 8.54.1 |
| 3. Potter Dix | 9.17.5 |
| 4. Crawford | 9.23.3 |
| 5. So. Platte | 9.39.0 |
| 6. Imp J.U | 9.39.3 |
| 7. | |
| 8. | |

J. Bilka 2.18.6
S. Kunneman 2.25.5
B. Bergman 2.30
J. Sieperda 2.25.2

TEAMS

| * EVENTS | Chappell | South Platte | Potter Dix | Lodge Pole | Jules Burg | Crawford | Pine Bluffs Lingel | Wheatland | Banner Co. | Imp J.U. |
|---|---|---|---|---|---|---|---|---|---|---|
| Discus | 6 | 4 | 10 | – | 2 | – | 1 | – | – | 8 |
| Shot Put | – | – | 8 | 14 | – | – | – | 6 | – | 3 |
| PU | – | 9 | – | – | 18 | – | – | – | – | 4 |
| L.J | 16 | – | 6 | 8 | – | – | – | 1 | – | – |
| T.J | 11 | – | 2 | 6 | – | – | – | 8 | 4 | – |
| H-J | 6 | 1 | 8 | 2 | – | 14 | – | – | – | – |
| 100 | 2 | 8 | – | 4 | – | 10 | 1 | – | 6 | – |
| 200 | 12 | 9 | – | – | 4 | – | – | – | 6 | – |
| 400 | – | 9 | – | 4 | 6 | 10 | – | – | – | – |
| 800 | – | 10 | 2 | – | – | 7 | 8 | 4 | – | – |
| 1600 | – | 2 | 5 | – | – | 8 | – | 10 | 6 | – |
| 3200 | 4 | 1 | 6 | – | 10 | – | – | – | 2 | 8 |
| 110 Ht | 24 | – | 4 | – | – | 2 | – | – | 1 | – |
| 300 IM | 22 | – | 6 | 2 | – | – | – | – | 1 | – |
| 400R | 10 | 2 | – | 1 | – | 8 | – | 6 | 4 | – |
| 1600R | 8 | 6 | 2 | 10 | – | 1 | – | – | – | 4 |
| 3200R | – | 2 | 6 | 10 | 8 | 4 | – | – | – | 1 |
| TOTALS | 141 | 63 | 65 | 62 | 48 | 72 | 10 | 35 | 30 | 28 |
| PLACING | 1 | 4 | 3 | 5 | 6 | 2 | 10 | 7 | 8 | 9 |

* do not write in this column until event is over

# BIG RED TRACK SCOREBOOK

BIG RED TRACK SCOREBOOK

MEET Imperial Invite DATE 4-21-58

## EVENT Discus

| NAME | (Team) | TIME HT. DIST. |
|---|---|---|
| 1. D. Hudson | I | 153'7" |
| 2. N. Gerlemacher | Osh | 141'10" |
| 3. C. Schulte | I | 141'1" |
| 4. A. Simard | I | 134' |
| 5. C. Parsley | I JV | 127'3" |
| 6. W. Dempsey | Osh | 121'4 |
| 7. | | |
| 8. | | |

## EVENT L.J

| NAME | (Team) | TIME HT. DIST. |
|---|---|---|
| 1. C. Richmond | Gr. | 18'11" |
| 2. T. Santero | Osh | 18'8½ |
| 3. K Wyllert | Gr | 18'8¼ |
| 4. N. Pasco | Og | 18'6½ |
| 5. J. McNabb | I | 18'4½ |
| 6. B. Cani | Og | 18'3¼ |
| 7. | | |
| 8. | | |

## EVENT 100

| NAME | (Team) | TIME HT. DIST. |
|---|---|---|
| 1. A. Deschnes | Holy | 11.1 |
| 2. K Lueck | Gr | 11.3 |
| 3. J. Audis | Gr | 11.5 |
| 4. C. Teter | Og | 11.7 |
| 5. M. Collen | Og | 11.7 |
| 6. C. Kohnstam | Holy | 11.8 |
| 7. | | |
| 8. | | |

## EVENT 800

| NAME | (Team) | TIME HT. DIST. |
|---|---|---|
| 1. J. McNairn | I | 2.06 |
| 2. C. Skeen | I | 2.06.6 |
| 3. R. Teter | Og | 2.08.9 |
| 4. M. Hanna | I | 2.09.6 |
| 5. B. Schulte | Og | 2.13.1 |
| 6. T. Ingram | Jul | 2.14.7 |
| 7. | | |
| 8. | | |

## EVENT Shot

| NAME | (Team) | TIME HT. DIST. |
|---|---|---|
| 1. D. Hudson | I | 54'1" |
| 2. C. Bergland | Osh | 50'7" |
| 3. D. Malkowski | Og | 48'6" |
| 4. A. Deschnes | Holy | 48' |
| 5. N. Gerlemacher | Osh | 45'9½ |
| 6. C. Schulte | I | 44'8½ |
| 7. | | |
| 8. | | |

## EVENT T.J

| NAME | (Team) | TIME HT. DIST. |
|---|---|---|
| 1. C. Richmond | Gr | 41'7" |
| 2. A. Sprague | Holy | 41'5½ |
| 3. N. Pasco | Ogal | 41'3¼ |
| 4. N. Fuchser | I | 38'6¾ |
| 5. B. Cornelius | Gr | 38'4½ |
| 6. T Hoppas | Holy | 37'9" |
| 7. | | |
| 8. | | |

## EVENT 200

| NAME | (Team) | TIME HT. DIST. |
|---|---|---|
| 1. R. Sprague | Holy | 22.2 |
| 2. A. Deschnes | Holy | 23.0 |
| 3. J. Audis | Gr | 23.3 |
| 4. K Lueck | Gr | 23.3 |
| 5. C. Teter | Og | 23.7 |
| 6. M. Collen | Og | 23.8 |
| 7. | | |
| 8. | | |

## EVENT 1600

| NAME | (Team) | TIME HT. DIST. |
|---|---|---|
| 1. T. Colglazier | Gr | 4.47.5 |
| 2. C. Norman | Og | 4.48.8 |
| 3. R. Meyer | I | 4.53.7 |
| 4. S Gunther | Og | 4.53.7 |
| 5. J. Magana | Jules | 4.56.5 |
| 6. T. Santero | Osh | 5.00.5 |
| 7. | | |
| 8. | | |

## EVENT P.V

| NAME | (Team) | TIME HT. DIST. |
|---|---|---|
| 1. Kyle Kohtz | I | 13'8" |
| 2. DC Mathes | Osh | 13'6 |
| 3. M. Fisher | I | 12'6 |
| 4. C. Quinn | Osh | 12' |
| 5. B. Johnson | I | 12' |
| 6. C. Hatton | Og JV | 11'6 |
| 7. | | |
| 8. | | |

## EVENT H.J

| NAME | (Team) | TIME HT. DIST. |
|---|---|---|
| 1. D. Hudson | I | 6'4" |
| 2. K Messner | Og | 6'2" |
| 3. D. Cerney | Og | 6'2" |
| 4. J. Krajewski | Osh | 6'0 |
| 5. P. McGreer | Gr | 5'8 |
| 6. L. Jablonski | I | 5'4 |
| 7. | | |
| 8. | | |

## EVENT 400

| NAME | (Team) | TIME HT. DIST. |
|---|---|---|
| 1. A. Sprague | Holy | 52.1 |
| 2. J. Audis | Gr | 52.7 |
| 3. R. Teter | Og | 52.9 |
| 4. C. Skeen | I | 53.0 |
| 5. P. Arreguy | Jul | 53.7 |
| 6. N. Fuchser | I | 53.8 |
| 7. | | |
| 8. | | |

## EVENT 3200

| NAME | (Team) | TIME HT. DIST. |
|---|---|---|
| 1. S McNairn | I | 10.31.9 |
| 2. C. Norman | Og | 10.32.2 |
| 3. S. Gunther | Og | 10.39.2 |
| 4. R. Meyer | I | 10.41.7 |
| 5. OSCar Cozens | I | 10.46.1 |
| 6. B. Lockhart | Jul | 10.57.9 |
| 7. | | |
| 8. | | |

400 wt Rel. 1. Ogal - 45.0 2 Imp. Jobs 3 Grant 51.5 4 Osh 52.6

# BIG RED TRACK SCOREBOOK

**HELD AT:** Grant **SCORING:** 1st 10 pts.; 2nd 8 pts.; 3rd 6 pts.; 4th 4 pts.; 5th 2 pts.; 6th 1 pts.; 7th ___ pts.; 8th ___ pts.

## EVENT 110 HH

| | NAME | (Team) | TIME HT. DIST. |
|---|---|---|---|
| 1. | R Sprague | Holy | 15.8 |
| 2. | J. McNabb | I | 16.2 |
| 3. | C Schille | I | 16.3 |
| 4. | M. Kirkpatrick | Gr | 16.5 |
| 5. | C Richmond | Gr | 16.5 |
| 6. | E Hansen | I | 17.2 |
| 7. | | | |
| 8. | | | |

## EVENT 300 IH

| | NAME | (Team) | TIME HT. DIST. |
|---|---|---|---|
| 1. | B. Brown | Holy | 40.2 |
| 2. | M. Fisher | I | 42.1 |
| 3. | M. Kirkpatrick | Gr | 43.9 |
| 4. | E. Hansen | I | 44.6 |
| 5. | C. Richmond | Gr | 44.9 |
| 6. | J. McNabb | I | 45.3 |
| 7. | | | |
| 8. | | | |

## 400 RELAY

| TEAM | TIME |
|---|---|
| 1. Holy Ville | 44.3 |
| 2. Grant | 46.0 |
| 3. Ogal. | 46.7 |
| 4. Imp | 46.9 |
| 5. Jules | 47.9 |
| 6. Ogal JV | 48.9 |
| 7. | |
| 8. | |

FIRST PLACE RUNNERS: J. McNabb, K Kohtz, J. Hust, B. LabHart

## 1600 RELAY

| TEAM | TIME |
|---|---|
| 1. Holy Ville | 3.34.2 |
| 2. Imp | 3.40 |
| 3. Jules | 3.41.5 |
| 4. Ogal. | 3.42.8 |
| 5. Ogal JV. | 3.51.2 |
| 6. Imp JV. | 3.55.8 |
| 7. | |
| 8. Bilka - Snyder, Hamilton & Fischer | |

FIRST PLACE RUNNERS: L. Jablonski, M. Fisher, N. Fischer, C. Sliker

## 3200 RELAY

| TEAM | TIME |
|---|---|
| 1. Ogal | 8.32.8 |
| 2. Imp. | 8.36.3 |
| 3. Jules | 9.04.4 |
| 4. Ogal JV. | 9.13.8 |
| 5. Grant | 9.25.5 |
| 6. Imp JV | 9.29.8 |
| 7. | |
| 8. | |

FIRST PLACE RUNNERS: R. Meyer, J. McGrath, M. Hayna, C. Sliker

TEAMS

| ABBR. | TEAM NAME | * EVENTS | TOTALS | PLACING |
|---|---|---|---|---|
| I | Imperial | Discus | 20 | 2 |
| Ogal | Ogallala | Shot | 11 | – |
| Gr | Grant | PV | 18 | – |
| Holy | Holyoke | LJ | 2 | – |
| Osk | Oskaloosa | TJ | 4 | – |
| Jules | Julesburg | HJ | 11 | – |
| Ogal JV | Ogallala JV | 100 | – | – |
| I JV | Imperial JV | 200 | – | – |
| | | 400 | 5 | – |
| | | 800 | 22 | – |
| | | 1600 | 6 | – |
| | | 3200 | 16 | – |
| | | 110 HH | 15 | – |
| | | 300 IH | 13 | – |
| | | 400R | 4 | – |
| | | 1600R | 3 | 1 |
| | | 3200R | 5 | 1 |
| | | Wt Rel | 8 | |
| | | TOTALS | 173 | 4 |
| | | PLACING | | |

* do not write in this column until event is over

5. Jules 53.2 6. Ogal JV. 53.4 (B. Johnson, M. Tenpenny, S Stinnette, D Hudson)

BIG RED TRACK SCOREBOOK

MEET Imperial Reserve Grant DATE

## EVENT Discus

| NAME | (Team) | TIME HT. DIST. |
|---|---|---|
| 1. A-Strand | I | 126'9" |
| 2. Z. Tidwell | I | 116'9" |
| 3. B. Pumps | I | 108'7" |
| 4. M. Tino | Gr | 105'11" |
| 5. N. Karsen | I | 102'6" |
| 6. | | |
| 7. | | |
| 8. | | |

## EVENT L.J

| NAME | (Team) | TIME HT. DIST. |
|---|---|---|
| 1. C. Richmond | Gr | 19'2" |
| 2. M. Kirkpatrick | Gr | 19'1½ |
| 3. K. Wyllert | Gr | 18'8½ |
| 4. J. McNabb | I | 18'2" |
| 5. B. Cornelius | Gr | 17'10" |
| 6. | | |
| 7. | | |
| 8. | | |

## EVENT 100

| NAME | (Team) | TIME HT. DIST. |
|---|---|---|
| 1. M. Snyder | I | 12.8 |
| 2. K. Wyllert | Gr | 12.9 |
| 3. E. Gengenbach | Gr | 13.0 |
| 4. C. Jablonski | I | 13.1 |
| 5. M. Lee | Gr | 13.1 |
| 6. | | |
| 7. | | |
| 8. | | |

## EVENT 800

| NAME | (Team) | TIME HT. DIST. |
|---|---|---|
| 1. J Bilke | I | 2.20.7 |
| 2. J. McGrath | I | 2.22.8 |
| 3. S. Kunneman | I | 2.31.7 |
| 4. T. Siepierda | I | 2.32.8 |
| 5. C Bittner | Gr | 2.33.7 |
| 6. | | |
| 7. | | |
| 8. | | |

## EVENT Shot

| NAME | (Team) | TIME HT. DIST. |
|---|---|---|
| 1. B. Krzewski | Gr | 43'10" |
| 2. A. Strand | I | 40'8" |
| 3. B Pumps | I | 40'3" |
| 4. S. Leimer | Gr. | 40'0 |
| 5. K Fortkamp | I | 39'5" |
| 6. | | |
| 7. | | |
| 8. | | |

## EVENT T.J

| NAME | (Team) | TIME HT. DIST. |
|---|---|---|
| 1. B. Leibbert | I | 38'2" |
| 2. C. Malone | I | 37'1½ |
| 3. M. Lee | Gr | 33'6 |
| 4. | | |
| 5. | | |
| 6. | | |
| 7. | | |
| 8. | | |

## EVENT 200

| NAME | (Team) | TIME HT. DIST. |
|---|---|---|
| 1. J Andes | Gr | 24.1 |
| 2. K. Lucas | Gr | 24.3 |
| 3. C. Parsley | I | 25.1 |
| 4. M. Snyder | I | 25.3 |
| 5. E. Fuehrer | I | 25.4 |
| 6. | | |
| 7. | | |
| 8. | | |

## EVENT 1600

| NAME | (Team) | TIME HT. DIST. |
|---|---|---|
| 1. T. Colglazier | Gr | 5.10.1 |
| 2. S. Kunneman | I | 5.28.0 |
| 3. B. Bergman | I | 5.29.6 |
| 4. J. McGrath | I | 5.40.0 |
| 5. T. Siepierda | I | 5.42.0 |
| 6. | | |
| 7. | | |
| 8. | | |

## EVENT PV.

| NAME | (Team) | TIME HT. DIST. |
|---|---|---|
| 1. D. Parsley | I | 11'0 |
| 2. C. Kosmicki | Gr | 10'0 |
| 3. Kel. Kohtz | I | 9'6 |
| 4. J. Kleman | Gr | 9'0 |
| 5. M. Sutherland | Gr | 8'0 |
| 6. | | |
| 7. | | |
| 8. | | |

## EVENT HJ

| NAME | (Team) | TIME HT. DIST. |
|---|---|---|
| 1. Paul McGreer | Gr | 6'0 |
| 2. Lucas Jablonski | I | 5'10 |
| 3. | | |
| 4. | | |
| 5. | | |
| 6. | | |
| 7. | | |
| 8. | | |

## EVENT 400

| NAME | (Team) | TIME HT. DIST. |
|---|---|---|
| 1. M. Hanna | I | 56.0 |
| 2. J. Bilke | I | 56.1 |
| 3. M. Swan | Gr | 58.2 |
| 4. B. Leibbert | I | 59.1 |
| 5. C. Hamilton | I | 59.4 |
| 6. | | |
| 7. | | |
| 8. | | |

## EVENT

| NAME | (Team) | TIME HT. DIST. |
|---|---|---|
| 1. | | |
| 2. | | |
| 3. | | |
| 4. | | |
| 5. | | |
| 6. | | |
| 7. | | |
| 8. | | |

# BIG RED TRACK SCOREBOOK

**HELD AT:** Grant **SCORING:** 1st 6 pts.; 2nd 4 pts.; 3rd 3 pts.; 4th 2 pts.; 5th 1 pts.; 6th ___ pts.; 7th ___ pts.; 8th ___ pts.

## EVENT 110 HH

| NAME | (Team) | TIME HT. DIST. |
|---|---|---|
| 1. C. Richmond | Gr | 17.5 |
| 2. J. McNabb | I | 17.3 |
| 3. E. Hansen | I | 17.6 |
| 4. D. Parsley | I | 18.4 |
| 5. J. Wyatt | Gr | 18.7 |
| 6. | | |
| 7. | | |
| 8. | | |

## EVENT 300 IM

| NAME | (Team) | TIME HT. DIST. |
|---|---|---|
| 1. E. Hansen | I | 45.3 |
| 2. J. McNabble | I | 47.1 |
| 3. J. Wyatt | Gr | 47.9 |
| 4. D. Parsley | I | 51.2 |
| 5. T. May | I | 51.4 |
| 6. | | |
| 7. | | |
| 8. | | |

## 400R RELAY

| TEAM | TIME |
|---|---|
| 1. Grant | 45.9 |
| 2. Imp No I | 48.1 |
| 3. Imp " 2 | 49.9 |
| 4. | |
| 5. | |
| 6. | |
| 7. | |
| 8. | |

FIRST PLACE RUNNERS: L. Parkinson, E. Hansen, L. Parkinson, B. Leibhart

## 1600R RELAY

| TEAM | TIME |
|---|---|
| 1. Imp. | 4:08.0 |
| 2. Grant | 4:11.0 |
| 3. | |
| 4. | |
| 5. | |
| 6. | |
| 7. | |
| 8. | |

FIRST PLACE RUNNERS: C. Hazelton, M. Hanna, T. Bailey, M. Snyder

## RELAY

| TEAM | TIME |
|---|---|
| 1. | |
| 2. | |
| 3. | |
| 4. | |
| 5. | |
| 6. | |
| 7. | |
| 8. | |

FIRST PLACE RUNNERS:

TEAMS

| * EVENTS | ABBR. | Imp Reserve | Grant |
|---|---|---|---|
| Discus | 14/14 | 2/2 | |
| Shot | 8/22 | 8/10 | |
| P.V | 9/31 | 7/17 | |
| L.J | 2/33 | 14/31 | |
| T.J | 10/43 | 3/34 | |
| H.J | 4/47 | 6/40 | |
| 100 | 8/55 | 8/48 | |
| 200 | 6/61 | 10/58 | |
| 400 | 13/74 | 3/61 | |
| 880 | 15/89 | 1/62 | |
| 1600 | 10/99 | 6/68 | |
| 110HH | 9/108 | 7/75 | |
| 300 IM | 13/121 | 3/78 | |
| 400R | 3/124 | 5/83 | |
| 1600R | 5/129 | 3/86 | |
| TOTALS | 129 | 86 | |
| PLACING | 1 | 2 | |

* do not write in this column until event is over

# BIG RED TRACK SCOREBOOK

MEET S.P. VA DATE 5-1-98

## EVENT Discus

| NAME | (Team) | TIME HT. DIST. |
|---|---|---|
| 1. D. Hudson | I | 157'8" |
| 2. V. Martinez | H | 140'3 |
| 3. C. Schilke | I | 140'2 |
| 4. J. Allen | S | 136'10 |
| 5. A. Strand | I | 136'4 |
| 6. M. Kallhoff | S | 126'4 |
| 7. | | |
| 8. | | |

## EVENT L.J

| NAME | (Team) | TIME HT. DIST. |
|---|---|---|
| 1. C. Richmond | G | 19'4 1/4 |
| 2. B. Peterson | H | 19'3 |
| 3. K. Wykert | G | 19'1 1/4 |
| 4. M. Kirkpatrick | G | 18'11 1/2 |
| 5. N. Fuchner | I | 18'9 1/2 |
| 6. T. Hudson | H | 18'7 1/2 |
| 7. | | |
| 8. | | |

## EVENT 100

| NAME | (Team) | TIME HT. DIST. |
|---|---|---|
| 1. K. Lueck | G | 11.3 |
| 2. S. Lantis | S | 11.4 |
| 3. J. Andis | G | 11.6 |
| 4. J. Butolf | SP | 11.8 |
| 5. K. Wykert | G | 11.8 |
| 6. B. Leibhart | I | 12.0 |
| 7. | | |
| 8. | | |

## EVENT 800

| NAME | (Team) | TIME HT. DIST. |
|---|---|---|
| 1. S. McNair | I | 2.01.6 |
| 2. C. Skeen | I | 2.04.0 |
| 3. B. Maasen | H. | 2.05.5 |
| 4. M. Hanna | I | 2.05.6 |
| 5. T. Colglazer | G | 2.09.6 |
| 6. J.P. Brasious | S.P | 2.10.4 |
| 7. | | |
| 8. | | |

## EVENT Shot

| NAME | (Team) | TIME HT. DIST. |
|---|---|---|
| 1. D. Hudson | I | 52'11" |
| 2. C. Schilke | I | 44'11 1/2 |
| 3. V. Martinez | H | 44'3 1/4 |
| 4. J. Jorgenson | SP. | 42'11" |
| 5. A. Strand | I | 42'6 1/2 |
| 6. A. Becker | S. | 40'5 1/4 |
| 7. | | |
| 8. | | |

## EVENT T.J

| NAME | (Team) | TIME HT. DIST. |
|---|---|---|
| 1. C. Richmond | G | 42'2 1/2 |
| 2. N. Fuchner | I | 40'2 1/4 |
| 3. B. Peterson | H | 37'8 1/4 |
| 4. C. Malone | I | 37.3 |
| 5. B. Leibhart | I | 37'2 3/4 |
| 6. M. Lee | G | 36'11" |
| 7. | | |
| 8. | | |

## EVENT 200

| NAME | (Team) | TIME HT. DIST. |
|---|---|---|
| 1. K. Lueck | G | 23.2 |
| 2. S. Lantis | S | 23.3 |
| 3. J. Andis | G | 23.5 |
| 4. N. Fuchner | I | 24.3 |
| 5. B. Leibhart | I | 24.4 |
| 6. K. Kohtz | I | 24.5 |
| 7. | | |
| 8. | | |

## EVENT 1600

| NAME | (Team) | TIME HT. DIST. |
|---|---|---|
| 1. T. Martin | S | 4.49.0 |
| 2. R. Meyers | I | 4.49.6 |
| 3. T. Colglazer | G | 4.58.0 |
| 4. O. Caseras | I | 5.06.7 |
| 5. J. McGrath | I | 5.06.8 |
| 6. J. Blonsled | H | 5.14 |
| 7. | | |
| 8. | | |

## EVENT P.V

| NAME | (Team) | TIME HT. DIST. |
|---|---|---|
| 1. K. Kohtz | I | 14'0 |
| 2. B. Johnson | I | 12'0 |
| 3. M. Fisher | I | 11'6 |
| 4. J. Klimaw | Gr | 11'6 |
| 5. S. Lantis | S | 11'0 |
| 6. Z. Nelson | H | 10'0 |
| 7. | | |
| 8. | | |

## EVENT H.J

| NAME | (Team) | TIME HT. DIST. |
|---|---|---|
| 1. D. Hudson | I | 6'7 |
| 2. B. Peterson | H | 5'10" |
| 3. C. Peters | H | 5'8" |
| 4. P. McGreer | G | 5'8" |
| 5. L. Jablonski | I | 5'6 |
| 6. | | |
| 7. | | |
| 8. | | |

## EVENT 400

| NAME | (Team) | TIME HT. DIST. |
|---|---|---|
| 1. J. Andis | G | 51.5 |
| 2. C. Skeen | I | 53.1 |
| 3. N. Fuchner | I | 53.6 |
| 4. M. Swan | Gr. | 54.8 |
| 5. L. Jablonski | I | 55.6 |
| 6. L. Anderson | S | 56.0 |
| 7. | | |
| 8. | | |

## EVENT 3200

| NAME | (Team) | TIME HT. DIST. |
|---|---|---|
| 1. S. McNair | I | 10.38 |
| 2. R. Meyers | I | 10.39.6 |
| 3. T. Colglazer | G | 10.44 |
| 4. Os. Caseras | I | 11.02.1 |
| 5. P. McGreer | G | 11.22 |
| 6. M. McNair | S | 12.00 |
| 7. | | |
| 8. | | |

Frosh Relay 1 Imp - 48.06 2 3 4.

# BIG RED TRACK SCOREBOOK

**HELD AT:** Sutherland **SCORING:** 1st 10 pts.; 2nd 6 pts.; 3rd 6 pts.; 4th 4 pts.; 5th 2 pts.; 6th 1 pts.; 7th ___ pts.; 8th ___ pts.

## EVENT 110 HH

| | NAME | (Team) | TIME HT. DIST. |
|---|---|---|---|
| 1. | C. Schilke | I | 16.0 |
| 2. | K. Morgelle | S | 16.1 |
| 3. | J. McNabb | I | 16.5 |
| 4. | M. Kirkpatrick | G | 16.6 |
| 5. | C. Richmond | G | 16.7 |
| 6. | J. Wyatt | G | 16.8 |
| 7. | | | |
| 8. | | | |

## EVENT 300 IH

| | NAME | (Team) | TIME HT. DIST. |
|---|---|---|---|
| 1. | M. Fisher | I | 42.2 |
| 2. | M. Kirkpatrick | G | 42.9 |
| 3. | E. Hongen | I | 43.6 |
| 4. | K. Rising | S | 43.7 |
| 5. | J. McNabb | I | 43.96 |
| 6. | K. Morgelle | S | 45.0 |
| 7. | | | |
| 8. | | | |

## 400R RELAY

| TEAM | TIME |
|---|---|
| 1. Grant | 45.2 |
| 2. Imp | 46.0 |
| 3. Suth | 46.2 |
| 4. Hershey | 47.5 |
| 5. St Pat | 47.9 |
| 6. | |
| 7. | |
| 8. | |

FIRST PLACE RUNNERS: J. McNabb, K. Kosta, C. Malone, B. Leibbert

## 1600R RELAY

| TEAM | TIME |
|---|---|
| 1. Imp | 3:38.6 |
| 2. Her | 3:45. |
| 3. St Pat | 3:49 |
| 4. Grant | 3:51 |
| 5. Suth | 3:52 |
| 6. | |
| 7. | |
| 8. | |

FIRST PLACE RUNNERS: S. McClair, D. Hudson, M. Fisher, C. Skeen

## 3200R RELAY

| TEAM | TIME |
|---|---|
| 1. Imp. | 9.01 |
| 2. Her | 9.10 |
| 3. Suth | 9.11 |
| 4. Grant | 10.28 |
| 5. | |
| 6. | |
| 7. | |
| 8. | |

FIRST PLACE RUNNERS: M. Hanner, J. Bilka, T. McGrath, S. Kunnen

E. Fischer - C. Osler - C. Malone - M. Snyder

TEAMS

| * EVENTS | ABBR. | TEAM NAME: Imperial | Grant | Hershey | Sutherland | St. Pats | | | | | | | | | | | | |
|---|---|---|---|---|---|---|---|---|---|---|---|---|---|---|---|---|---|---|
| Discus | 18 | - | 8 | 5 | - | | | | | | | | | | | | | |
| Shot | 20 | - | 6 | 1 | 4 | | | | | | | | | | | | | |
| P.V | 24 | 4 | 1 | 2 | - | | | | | | | | | | | | | |
| L.J | 2 | 20 | 9 | - | - | | | | | | | | | | | | | |
| T.J | 14 | 11 | 6 | - | - | | | | | | | | | | | | | |
| H.J | 12 | 4 | 14 | - | - | | | | | | | | | | | | | |
| 100 | 1 | 18 | - | 8 | 4 | | | | | | | | | | | | | |
| 200 | 7 | 16 | - | 8 | - | | | | | | | | | | | | | |
| 400 | 16 | 14 | - | 1 | - | | | | | | | | | | | | | |
| 800 | 22 | 2 | 6 | - | 1 | | | | | | | | | | | | | |
| 1600 | 14 | 6 | 1 | 10 | - | | | | | | | | | | | | | |
| 3200 | 22 | 8 | - | 1 | - | | | | | | | | | | | | | |
| 110HH | 16 | 7 | - | 8 | - | | | | | | | | | | | | | |
| 300IH | 18 | 8 | - | 5 | - | | | | | | | | | | | | | |
| 400R | 8 | 10 | 4 | 6 | 2 | | | | | | | | | | | | | |
| 1600R | 10 | 4 | 8 | 2 | 6 | | | | | | | | | | | | | |
| 3200R | 10 | 4 | 8 | 6 | | | | | | | | | | | | | | |
| | | | | | | | | | | | | | | | | | | |
| TOTALS | 232 | 136 | 71 | 63 | 17 | | | | | | | | | | | | | |
| PLACING | 1 | 2 | 3 | 4 | 5 | | | | | | | | | | | | | |

* do not write in this column until event is over

BIG RED TRACK SCOREBOOK

MEET Benkelman Invite DATE 5-8-98

## EVENT Discus

| NAME | (Team) | TIME HT. DIST. |
|---|---|---|
| 1. D. Hudson | I | 153'9" |
| 2. C. Schulte | I | 137'4" |
| 3. A. Walter | Cul | 136'1" |
| 4. M. Baney | DC | 131'9" |
| 5. B. Krajewski | Gr | 129'8" |
| 6. A. Shond | I | 128'6" |
| 7. | | |
| 8. | | |

## EVENT C.S

| NAME | (Team) | TIME HT. DIST. |
|---|---|---|
| 1. G. Fries | DC | 20'9" |
| 2. J. Horner | DC | 20'8 1/2 |
| 3. A. Smith | Cul | 20'6 3/4 |
| 4. M. Hazen | May | 20'6 3/4 |
| 5. K. Wykert | Gr | 19'7 1/4 |
| 6. C. Richmond | Gr | 18'11 1/2 |
| 7. | | |
| 8. | | |

## EVENT 100

| NAME | (Team) | TIME HT. DIST. |
|---|---|---|
| 1. J. Andis | Gr | 11.0 |
| 2. S. Luedke | At | 11.1 |
| 3. C. Lueck | Gr | 11.1 |
| 4. K. Wykert | Gr | 11.4 |
| 5. B. Haskell | DC | 11.5 |
| 6. K. Weilmeister | May | 11.6 |
| 7. | | |
| 8. | | |

## EVENT 800

| NAME | (Team) | TIME HT. DIST. |
|---|---|---|
| 1. C. Weilmeister | May | 2.10.1 |
| 2. C. Skeen | I | 2.11.6 |
| 3. R. Meyer | I | 2.14.3 |
| 4. C. Weiss | DC | 2.15 |
| 5. M. Horner | I | 2.17 |
| 6. J. Bilka | I-JV | 2.19.3 |
| 7. | | |
| 8. | | |

## EVENT Shot

| NAME | (Team) | TIME HT. DIST. |
|---|---|---|
| 1. D. Hudson | I | 51'3 3/4 |
| 2. T. Olson | DC | 47'1/2 |
| 3. A. Shond | I | 44'3 3/4 |
| 4. R. Mayhide | Cul | 42'9 1/2 |
| 5. K. Weilmeister | May | 41'5 1/2 |
| 6. B. Krajewski | Gr | 41'2 1/2 |
| 7. | | |
| 8. | | |

## EVENT T.J

| NAME | (Team) | TIME HT. DIST. |
|---|---|---|
| 1. A. Smith | Culb | 43'7" |
| 2. J. Horner | DC | 42'10 1/4 |
| 3. C. Richmond | Gr | 41'6 3/4 |
| 4. D. Willis | Culb | 40'9 3/4 |
| 5. N. Fuchser | Imp | 39'3 1/2 |
| 6. C. Schmidt | At | 37'8" |
| 7. | | |
| 8. | | |

## EVENT 200

| NAME | (Team) | TIME HT. DIST. |
|---|---|---|
| 1. M. Hazen | May | 22.7 |
| 2. K. Lueck | Gr | 22.7 |
| 3. B. Haskell | DC | 23.4 |
| 4. T. Kier | DC | 23.6 |
| 5. S. Birdsell | At | 24.2 |
| 6. N. Fuchser | I | 24.2 |
| 7. | | |
| 8. | | |

## EVENT 1600

| NAME | (Team) | TIME HT. DIST. |
|---|---|---|
| 1. C. Weilmeister | May | 4.56.6 |
| 2. T. Colglazier | Gr | 5.01.7 |
| 3. S. McClain | I | 5.01.7 |
| 4. P. Summers | At | 5.05.8 |
| 5. O. Caseres | I | 5.15.7 |
| 6. B. Osborn | DC | 5.22.3 |
| 7. | | |
| 8. | | |

## EVENT P.V

| NAME | (Team) | TIME HT. DIST. |
|---|---|---|
| 1. Kyle Kohtz | I | 14'0 |
| 2. B. Johnson | I | 12'0 |
| 3. J. Klimek | Gr | 11'0 |
| 4. K. Kohtz | I-JV | 11'0 |
| 5. T. Kier | DC | 11'0 |
| 6. A. Sis | At | 11'0 |
| 7. | | |
| 8. | | |

## EVENT H.J.

| NAME | (Team) | TIME HT. DIST. |
|---|---|---|
| 1. D. Hudson | I | 6'2" |
| 2. K. McArthur | DC | 6'0 |
| 3. L. Fox | Culb | 6'0 |
| 4. J. Storm | DC | 5'10" |
| 5. P. McGreen | Gr | 5'6 |
| 6. L. Jablonski | I | 5'6 |
| 7. | | |
| 8. | | |

## EVENT 400

| NAME | (Team) | TIME HT. DIST. |
|---|---|---|
| 1. J. Andis | Gr | 50.8 |
| 2. S. Carlson | At | 51.6 |
| 3. G. Fries | DC | 52.5 |
| 4. C. Skeen | I | 52.6 |
| 5. S McClain | I | 53.1 |
| 6. J. Wilson | May | 54.5 |
| 7. | | |
| 8. | | |

## EVENT 3200

| NAME | (Team) | TIME HT. DIST. |
|---|---|---|
| 1. R Meyer | I | 10.36.8 |
| 2. T. Colglazier | Gr | 10.47.3 |
| 3. O Caseres | I | 10.47.4 |
| 4. J. McGrath | I | 11.13.8 |
| 5. N. Behlke | DC | 11.22.8 |
| 6. B. Beyerman | I-JV | 11.23.1 |
| 7. | | |
| 8. | | |

Wt Rel. 1 Cancelled 2 3 4 5 6

# BIG RED TRACK SCOREBOOK

**HELD AT:** Benk **SCORING:** 1st 10 pts.; 2nd 8 pts.; 3rd 6 pts.; 4th 4 pts.; 5th 2 pts.; 6th 1 pts.; 7th ___ pts.; 8th ___ pts.

**EVENT** 110HH

| NAME | (Team) | TIME HT. DIST. |
|---|---|---|
| 1. G. Fries | DC | 14.6 |
| 2. S. Carlson | At | 14.9 |
| 3. A. Smith | Culb | 15.1 |
| 4. J. McNabb | I | 15.6 |
| 5. M. Kirkpatrick | Gr | 15.6 |
| 6. C. Richmond | Gr | 16.1 |
| 7. | | |
| 8. | | |

**EVENT** 300 Im

| NAME | (Team) | TIME HT. DIST. |
|---|---|---|
| 1. G. Fries | DC | 39.5 |
| 2. S. Carlson | At | 41.9 |
| 3. J. Stevens | DC | 41.9 |
| 4. M. Fisher | I | 42.1 |
| 5. M. Kirkpatrick | Gr | 43.8 |
| 6. J. McNabb | I | 43.8 |
| 7. | | |
| 8. | | |

**400 R**

| TEAM | TIME |
|---|---|
| 1. Grant | 45.7 |
| 2. Atwood | 46.4 |
| 3. D.C | 46.9 |
| 4. Imp | 47.2 |
| 5. Culb. | 47.7 |
| 6. Imp J.V | 52.4 |
| 7. (E. Fuchs C. Osler) | |
| 8. T. May ~~[illegible]~~ D. Pursley | |

RELAY FIRST PLACE RUNNERS: J. McNabb, Kyle Kohtz, C. Malone, B. Leibhart

**1600 R**

| TEAM | TIME |
|---|---|
| 1. Imp | 3.41.2 |
| 2. Atwood | 3.49.7 |
| 3. Grant | 3.52.1 |
| 4. D.C | 3.51 |
| 5. (Imp JV | 4.03.6) |
| 6. J. Bilka - C. Hamilton | |
| 7. C. Osler - D. Pursley | |
| 8. | |

RELAY FIRST PLACE RUNNERS: N. Fuchs, D. Hudson, S. McNam, C. Skeen

**3200 R**

| TEAM | TIME |
|---|---|
| 1. Culb. | 8.55.9 |
| 2. D.C | 8.56.3 |
| 3. May | 9.27.9 |
| 4. Imp JV | 9.30.9 |
| 5. | |
| 6. | |
| 7. | |
| 8. | |

RELAY FIRST PLACE RUNNERS: J. Bilka, J. Siejenda, S. Kunneman, B. Bejenn

TEAMS

| TEAM NAME / ABBR. | Imperial | Benkelman | Grant | Atwood | Culbertson | Maywood | Imp J.V |
|---|---|---|---|---|---|---|---|
| * EVENTS: Discus | 19/19 | 4/4 | 2/2 | -/- | 6/6 | -/- | -/- |
| Shot Put | 16/35 | 8/12 | 1/3 | -/- | 4/10 | 2/2 | -/- |
| P.V. | 18/53 | 2/14 | 6/9 | 2/1 | -/10 | -/2 | 4/4 |
| L.J | -/53 | 18/32 | 3/12 | -/1 | 6/16 | 4/6 | -/4 |
| T.J | 2/55 | 8/40 | 6/18 | 1/2 | 14/30 | -/6 | -/4 |
| H.J | 11/66 | 12/52 | 2/20 | -/2 | 6/36 | -/6 | -/4 |
| 100 | -/66 | 2/54 | 20/40 | 8/10 | -/36 | 1/7 | -/4 |
| 200 | 1/67 | 10/64 | 8/48 | 2/12 | -/36 | 10/17 | -/4 |
| 400 | 6/73 | 6/70 | 10/58 | 8/20 | -/36 | 1/18 | -/4 |
| 800 | 16/89 | 4/74 | -/58 | -/20 | -/36 | 10/28 | 1/5 |
| 1600 | 8/97 | 1/75 | 8/66 | 4/24 | -/36 | 10/38 | -/5 |
| 3200 | 20/117 | 2/77 | 8/74 | -/24 | -/36 | -/38 | 1/6 |
| 110HH | 4/121 | 10/87 | 3/77 | 8/32 | 6/42 | -/38 | -/6 |
| 300 Im | 5/126 | 16/103 | 2/79 | 8/40 | -/42 | -/38 | -/6 |
| 400R | 4/130 | 6/109 | 10/89 | 8/48 | 2/44 | -/38 | 1/7 |
| 1600R | 10/140 | 4/113 | 6/95 | 8/54 | -/44 | -/38 | 2/9 |
| 3200R | -/140 | 8/121 | -/95 | -/54 | 10/54 | 6/44 | 4/13 |
| TOTALS | 140 | 121 | 95 | 54 | 54 | 44 | 13 |
| PLACING | 1 | 2 | 3 | 4 | 5 | 6 | 7 |

* do not write in this column until event is over

# BIG RED TRACK SCOREBOOK

MEET District B-6 DATE Ogallala

## EVENT Discus

| NAME | (Team) | TIME HT. DIST. |
|---|---|---|
| 1. D. Hudson 11 | I | 158' |
| 2. S. McPherson 12 | Goth | 149'4 |
| 3. C. Schilke 12 | I | 148'7 |
| 4. B. Lore | Ger | 146.5 |
| 5. D. Koob | Ger | 142.6 |
| 6. N. Fanning | Mc | 138'11" |
| 7. | | |
| 8. | | |

## EVENT L.J

| NAME | (Team) | TIME HT. DIST. |
|---|---|---|
| 1. J. Relka 12 | Ger | 22'1" |
| 2. W. ITAAchau 12 | Val | 21'11¼ |
| 3. R. Ristine 12 | Goth | 21'8½ |
| 4. E. Stewart 11 | Mc | 21'2½ |
| 5. J. Mallech | Mc | 20'6" |
| 6. Z. Carlson | Ger | 19'11" |
| 7. | | |
| 8. | | |

## EVENT 100

| NAME | (Team) | TIME HT. DIST. |
|---|---|---|
| 1. E. Stewart 11 | Mc | 10.9 |
| 2. B. Gilliland 10 | Mc | 11.1 |
| 3. W. ITAAHau 12 | Val | 11.2 |
| 4. C. Mann 11 | Chad | 11.3 |
| 5. C. Teter | Og | 11.4 |
| 6. M. Callen | Og | 11.8 |
| 7. | | |
| 8. | | |

## EVENT 800

| NAME | (Team) | TIME HT. DIST. |
|---|---|---|
| 1. J. Ellis 12 | Goth | 2.01.6 |
| 2. S. McNair 12 | I | 2.03.1 |
| 3. B. Hoffman 12 | Chad | 2.03.1 |
| 4. C. Skeen 11 | I | 2.03.4 |
| 5. A. Bohac | Kimb | 2.05.8 |
| 6. B. Slaughter | Og | 2.07.8 |
| 7. | | |
| 8. | | |

## EVENT Shot

| NAME | (Team) | TIME HT. DIST. |
|---|---|---|
| 1. D. Hudson 11 | I | 55'1" |
| 2. C. Metzger 11 | Goth | 54'9" |
| 3. C. Pattin 12 | Sid | 54'5" |
| 4. S. McPherson 12 | Goth | 53'7" |
| 5. M. Abelee 11 | Goth | 53'6" |
| 6. R. Carrillo 12 | Sid | 49'11" |
| 7. | | |
| 8. | | |

## EVENT T.J

| NAME | (Team) | TIME HT. DIST. |
|---|---|---|
| 1. J. Relka 12 | Ger | 46'2¾ |
| 2. N. Fuchman 12 | I | 42'2¾ |
| 3. J. McMinnen 11 | Mc | 42'1" |
| 4. S. Larsen | Goth | 40'11" |
| 5. J. Pippitt | Sid | 40'10½ |
| 6. N. Pasco | Og. | 40'7¼ |
| 7. | | |
| 8. | | |

## EVENT 200

| NAME | (Team) | TIME HT. DIST. |
|---|---|---|
| 1. A. Mann 12 | Goth | 22.7 |
| 2. L. Decorti 12 | Kimb | 22.9 |
| 3. M. Rasmussen 11 | Mc | 22.9 |
| 4. S. Hosenault 12 | Og | 23.0 |
| 5. C. Teter | Og | 23.5 |
| 6. S. Rogers | Chad | 23.8 |
| 7. | | |
| 8. | | |

## EVENT 1600

| NAME | (Team) | TIME HT. DIST. |
|---|---|---|
| 1. J. D. Cook 12 | Mitch | 4.40.4 |
| 2. J. Ellis 12 | Goth | 4.42.4 |
| 3. C. Norman 12 | Og | 4.45.3 |
| 4. R. Kluender 10 | Val | 4.46.1 |
| 5. C. Nielson | Kimb | 4.50.1 |
| 6. S. Gunther | Og | 4.51.1 |
| 7. | | |
| 8. | | |

## EVENT P.V

| NAME | (Team) | TIME HT. DIST. |
|---|---|---|
| 1. Kyle Kohtz 11 | I | 14'1" |
| 2. C. Lytle 10 | Mc | 13'3" |
| 3. S. Johnson 11 | Sid | 13'3" |
| 4. J. Johnson 11 | Goth | 13.3 |
| 5. M. Fisher 12 | I | 12'11" |
| 6. B. Timmerman | K | 12'3 |
| 7. | | |
| 8. | | |

## EVENT H.J

| NAME | (Team) | TIME HT. DIST. |
|---|---|---|
| 1. D. Hudson 11 | I | 55'1" |
| 2. N. Bennett 10 | Mc | 6'3" |
| 3. D. Cerney 11 | Og | 6'3" |
| 4. K. Meisner | Og | 6'0 |
| 5. J. Pippitt | Sid | 6'0 |
| 6. J. Andersen | Ogal | 6'0 |
| 7. | | |
| 8. | | |

## EVENT 400

| NAME | (Team) | TIME HT. DIST. |
|---|---|---|
| 1. A. Mann 12 | Goth | 49.5 |
| 2. B. Hoffman 12 | Chad | 50.1 |
| 3. M. Rassmussen 11 | Mc | 51.3 |
| 4. R. Teter 12 | Og | 51.7 |
| 5. J. Mann | Chad | 52.7 |
| 6. E. Reiter | Chad | 53.0 |
| 7. | | |
| 8. | | |

## EVENT 3200

| NAME | (Team) | TIME HT. DIST. |
|---|---|---|
| 1. M. Ottone 12 | Kimb | 10.11.4 |
| 2. J. D. Cook 12 | Mit | 10.27.4 |
| 3. S. Gunther 11 | Og | 10.31.0 |
| 4. A. Teets 9 | Mit | 10.41.7 |
| 5. R. Meyer | I | 10.45.1 |
| 6. Ose Caseres | I | 10.50.3 |
| 7. | | |
| 8. | | |

# BIG RED TRACK SCOREBOOK

**HELD AT:** 5-14-98 **SCORING:** 1st 10 pts.; 2nd 8 pts.; 3rd 6 pts.; 4th 4 pts.; 5th 2 pts.; 6th 1 pts.; 7th ___ pts.; 8th ___ pts.

**EVENT** 110 AH

| | NAME | (Team) | TIME HT. DIST. |
|---|---|---|---|
| 11 | 1. M. Walstrom | Chad | 14.9 |
| 11 | 2. J. Hannert | Sid | 15.3 |
| 11 | 3. R. Hicken | Goth | 15.7 |
| 11 | 4. J. Johnson | Goth | 15.8 |
| | 5. J. McNabb | I | 16.0 |
| | 6. C. Halligan | Kimb | 16.3 |
| | 7. | | |
| | 8. | | |

**EVENT** 300 IM

| | NAME | (Team) | TIME HT. DIST. | |
|---|---|---|---|---|
| | 1. J. Hannert | Sid | 40.8 | 11 |
| | 2. M. Fisher | I | 41.0 | 12 |
| | 3. M. Walstrom | Chad | 41.0 | 11 |
| | 4. M. Shoup | Kimb | 41.2 | 11 |
| | 5. E. Koperski | Og | 41.9 | |
| | 6. A. Gollawa | Ger | 42.0 | |
| | 7. | | | |
| | 8. | | | |

**400 R RELAY FIRST PLACE RUNNERS**

| TEAM | TIME |
|---|---|
| 1. McCook | 43.0 |
| 2. Ogallala | 43.5 |
| 3. Chad | 43.6 |
| 4. Kimball | 43.9 |
| 5. Val | 44.6 |
| 6. Imp | 45.2 |
| 7. | |
| 8. | |

N. Fuchsen
Kyle Kohtz
E. Fuchsen
B. Leibhard

**1600 R RELAY FIRST PLACE RUNNERS**

| TEAM | TIME |
|---|---|
| 1. Goth | 3.24.2 |
| 2. Chad | 3.24.7 |
| 3. MC | 3.28.6 |
| 4. Val | 3.31.0 |
| 5. Ogal | 3.32.2 |
| 6. Imp | 3.32.6 |
| 7. | |
| 8. | |

N. Fuchsen
C. Skeen
D. Hudson
S. McNair

**3200 R RELAY FIRST PLACE RUNNERS**

| TEAM | TIME |
|---|---|
| 1. Imp | 8.14.1 |
| 2. Kimb | 8.14.2 |
| 3. Ogal | 8.19.5 |
| 4. McCook | 8.39 |
| 5. Goth | 8.53.3 |
| 6. Gering | 9.00 - |
| 7. | |
| 8. | |

C. Skeen
M. Hanner
R. Meyer
S. McNair

TEAMS

| * EVENTS | Goth | Imp | McCook | Ogal | Chadron | Kimball | Sidney | Gering | Valentine | Mitchell |
|---|---|---|---|---|---|---|---|---|---|---|
| Discus | 8 | 16 | 1 | | | | | 6 | | |
| Shot | 16 | 10 | | | | | 7 | | | |
| PV | 4 | 12 | 8 | | | 1 | 6 | | | |
| L.J. | 6 | | 6 | | | | | 11 | 8 | |
| T.J. | 4 | 8 | 6 | 1 | | | 2 | 10 | | |
| H.J | | 10 | 8 | 11 | | | 2 | | | |
| 100 | | | 18 | 3 | 4 | | | | 6 | |
| 200 | 10 | | 6 | 6 | 1 | 8 | | | | |
| 400 | 10 | | 6 | 4 | 11 | | | | | |
| 800 | 10 | 12 | | 1 | 6 | 2 | | | | |
| 1600 | 8 | | | 7 | | 2 | | | 4 | 10 |
| 3200 | | 3 | | 6 | | 10 | | | | 12 |
| 110 AH | 10 | 2 | | | 10 | 1 | 8 | | | |
| 300 IM | | 8 | | 2 | 6 | 4 | 10 | 1 | | |
| 400 R | | 1 | 10 | 8 | 6 | 4 | | | 2 | |
| 1600 R | 10 | 1 | 6 | 2 | 8 | | | | 4 | |
| 3200 R | 2 | 10 | 4 | 6 | | 8 | | 1 | | |
| TOTALS | 96 | 93 | 79 | 56 | 52 | 40 | 36 | 29 | 24 | 22 |
| PLACING | 1 | 2 | 3 | 4 | 5 | 6 | 7 | 8 | 9 | 10 |

* do not write in this column until event is over

# BIG RED TRACK SCOREBOOK

MEET Stat Mee DATE 5-22-23

| EVENT Discus | | | EVENT 60 | | | EVENT 100 | | | EVENT 300 | | |
|---|---|---|---|---|---|---|---|---|---|---|---|
| NAME | (Team) | TIME HT. DIST. | NAME | (Team) | TIME HT. DIST. | NAME | (Team) | TIME HT. DIST. | NAME | (Team) | TIME HT. DIST. |
| 1. | | | 1. | | | 1. | | | 1. | | |
| 2. | | | 2. | | | 2. | | | 2. | | |
| 3. | | | 3. | | | 3. | | | 3. | | |
| 4. | | | 4. | | | 4. | | | 4. | | |
| 5. | | | 5. | | | 5. | | | 5. | | |
| 6. | | | 6. | | | 6. | | | 6. | | |
| 7. | | | 7. | | | 7. | | | 7. | | |
| 8. | | | 8. | | | 8. | | | 8. | | |

| EVENT Shot | | | EVENT TJ | | | EVENT 200 | | | EVENT 1600 | | |
|---|---|---|---|---|---|---|---|---|---|---|---|
| NAME | (Team) | TIME HT. DIST. | NAME | (Team) | TIME HT. DIST. | NAME | (Team) | TIME HT. DIST. | NAME | (Team) | TIME HT. DIST. |
| 1. | | | 1. | | | 1. | | | 1. | | |
| 2. | | | 2. | | | 2. | | | 2. | | |
| 3. | | | 3. | | | 3. | | | 3. | | |
| 4. | | | 4. | | | 4. | | | 4. | | |
| 5. | | | 5. | | | 5. | | | 5. | | |
| 6. | | | 6. | | | 6. | | | 6. | | |
| 7. | | | 7. | | | 7. | | | 7. | | |
| 8. | | | 8. | | | 8. | | | 8. | | |

| EVENT PV | | | EVENT HJ | | | EVENT 400 | | | EVENT 3200 | | |
|---|---|---|---|---|---|---|---|---|---|---|---|
| NAME | (Team) | TIME HT. DIST. | NAME | (Team) | TIME HT. DIST. | NAME | (Team) | TIME HT. DIST. | NAME | (Team) | TIME HT. DIST. |
| 1. | | | 1. | | | 1. | | | 1. | | |
| 2. | | | 2. | | | 2. | | | 2. | | |
| 3. | | | 3. | | | 3. | | | 3. | | |
| 4. | | | 4. | | | 4. | | | 4. | | |
| 5. | | | 5. | | | 5. | | | 5. | | |
| 6. | | | 6. | | | 6. | | | 6. | | |
| 7. | | | 7. | | | 7. | | | 7. | | |
| 8. | | | 8. | | | 8. | | | 8. | | |

**HELD AT:** _____ **SCORING:** 1st___pts.; 2nd___pts.; 3rd___pts.; 4th___pts.; 5th___pts.; 6th___pts.; 7th___pts.; 8th___pts.

| EVENT 110 HH | | | EVENT 300 IH | | |
|---|---|---|---|---|---|
| NAME | (Team) | TIME HT. DIST. | NAME | (Team) | TIME HT. DIST. |
| 1. | | | 1. | | |
| 2. | | | 2. | | |
| 3. | | | 3. | | |
| 4. | | | 4. | | |
| 5. | | | 5. | | |
| 6. | | | 6. | | |
| 7. | | | 7. | | |
| 8. | | | 8. | | |

| TEAM | TIME |
|---|---|
| 1. | |
| 2. | |
| 3. | |
| 4. | |
| 5. | |
| 6. | |
| 7. | |
| 8. | |

400 R
**RELAY**
FIRST PLACE RUNNERS

| TEAM | TIME |
|---|---|
| 1. | |
| 2. | |
| 3. | |
| 4. | |
| 5. | |
| 6. | |
| 7. | |
| 8. | |

1600 R
**RELAY**
FIRST PLACE RUNNERS

| TEAM | TIME |
|---|---|
| 1. | |
| 2. | |
| 3. | |
| 4. | |
| 5. | |
| 6. | |
| 7. | |
| 8. | |

3200 R
**RELAY**
FIRST PLACE RUNNERS

TEAMS

| * EVENTS | ABBR. / TEAM NAME | | | | | | | | | | | | | | | | |
|---|---|---|---|---|---|---|---|---|---|---|---|---|---|---|---|---|---|
| | | | | | | | | | | | | | | | | | |
| | | | | | | | | | | | | | | | | | |
| | | | | | | | | | | | | | | | | | |
| | | | | | | | | | | | | | | | | | |
| | | | | | | | | | | | | | | | | | |
| | | | | | | | | | | | | | | | | | |
| | | | | | | | | | | | | | | | | | |
| | | | | | | | | | | | | | | | | | |
| | | | | | | | | | | | | | | | | | |
| | | | | | | | | | | | | | | | | | |
| | | | | | | | | | | | | | | | | | |
| | | | | | | | | | | | | | | | | | |
| | | | | | | | | | | | | | | | | | |
| | | | | | | | | | | | | | | | | | |
| | | | | | | | | | | | | | | | | | |
| | | | | | | | | | | | | | | | | | |
| | | | | | | | | | | | | | | | | | |
| | | | | | | | | | | | | | | | | | |
| | | | | | | | | | | | | | | | | | |
| | | | | | | | | | | | | | | | | | |
| | | | | | | | | | | | | | | | | | |
| | | | | | | | | | | | | | | | | | |
| | | | | | | | | | | | | | | | | | |
| | | | | | | | | | | | | | | | | | |
| | | | | | | | | | | | | | | | | | |
| TOTALS | | | | | | | | | | | | | | | | | |
| PLACING | | | | | | | | | | | | | | | | | |

* do not write in this column until event is over

# BIG RED TRACK SCOREBOOK

# BIG RED TRACK SCOREBOOK

**MEET** _____ **DATE** _____

| EVENT _____ | | | EVENT _____ | | | EVENT _____ | | | EVENT _____ | | |
|---|---|---|---|---|---|---|---|---|---|---|---|
| NAME | (Team) | TIME HT. DIST. | NAME | (Team) | TIME HT. DIST. | NAME | (Team) | TIME HT. DIST. | NAME | (Team) | TIME HT. DIST. |
| 1. | | | 1. | | | 1. | | | 1. | | |
| 2. | | | 2. | | | 2. | | | 2. | | |
| 3. | | | 3. | | | 3. | | | 3. | | |
| 4. | | | 4. | | | 4. | | | 4. | | |
| 5. | | | 5. | | | 5. | | | 5. | | |
| 6. | | | 6. | | | 6. | | | 6. | | |
| 7. | | | 7. | | | 7. | | | 7. | | |
| 8. | | | 8. | | | 8. | | | 8. | | |

| EVENT _____ | | | EVENT _____ | | | EVENT _____ | | | EVENT _____ | | |
|---|---|---|---|---|---|---|---|---|---|---|---|
| NAME | (Team) | TIME HT. DIST. | NAME | (Team) | TIME HT. DIST. | NAME | (Team) | TIME HT. DIST. | NAME | (Team) | TIME HT. DIST. |
| 1. | | | 1. | | | 1. | | | 1. | | |
| 2. | | | 2. | | | 2. | | | 2. | | |
| 3. | | | 3. | | | 3. | | | 3. | | |
| 4. | | | 4. | | | 4. | | | 4. | | |
| 5. | | | 5. | | | 5. | | | 5. | | |
| 6. | | | 6. | | | 6. | | | 6. | | |
| 7. | | | 7. | | | 7. | | | 7. | | |
| 8. | | | 8. | | | 8. | | | 8. | | |

| EVENT _____ | | | EVENT _____ | | | EVENT _____ | | | EVENT _____ | | |
|---|---|---|---|---|---|---|---|---|---|---|---|
| NAME | (Team) | TIME HT. DIST. | NAME | (Team) | TIME HT. DIST. | NAME | (Team) | TIME HT. DIST. | NAME | (Team) | TIME HT. DIST. |
| 1. | | | 1. | | | 1. | | | 1. | | |
| 2. | | | 2. | | | 2. | | | 2. | | |
| 3. | | | 3. | | | 3. | | | 3. | | |
| 4. | | | 4. | | | 4. | | | 4. | | |
| 5. | | | 5. | | | 5. | | | 5. | | |
| 6. | | | 6. | | | 6. | | | 6. | | |
| 7. | | | 7. | | | 7. | | | 7. | | |
| 8. | | | 8. | | | 8. | | | 8. | | |

# — FEATURES OF THE BIG RED TRACK SCORE BOOK —

- ★ Scores 19 meets
- ★ Up to eight places can be scored
- ★ Time, height or distance can be recorded for all places
- ★ Can be used for duals, triangulars or large invitationals
- ★ Room to score 14 individual events and 3 relays
- ★ Sample score sheet
- ★ Extra relay slips in back of book

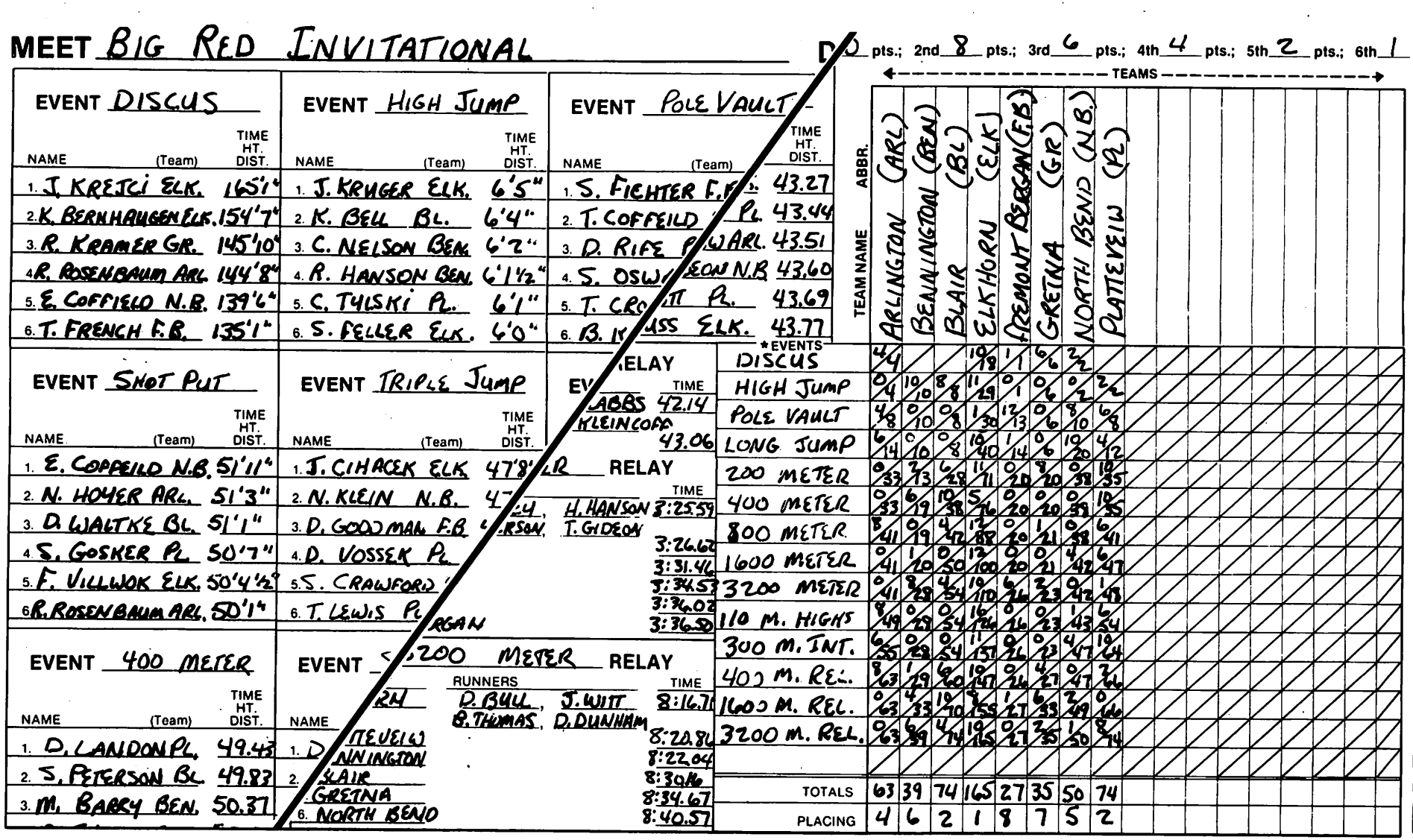


© BIG RED PUBLICATIONS, Elkhorn, Nebraska (Rev. 1994)

BIG RED TRACK SCOREBOOK

MEET Cambridge DATE 3-27-85

## EVENT Shot

| NAME | (Team) | TIME HT. DIST. |
|---|---|---|
| 1. D. Hudson | I | 51'4 3/4 |
| 2. C. Witte | C | 50'5 3/4 |
| 3. D. Westerbeck | AL | 48'10 1/2 |
| 4. M. Tiller | RV | 48'5 3/4 |
| 5. B. Nyberg | AL | 46'2 |
| 6. B. Boreland | C | 45'4.75 |
| 7. | | |
| 8. | | |

## EVENT L.J

| NAME | (Team) | TIME HT. DIST. |
|---|---|---|
| 1. S. Moore | AL | 20'8 3/4 |
| 2. B. Koch | C | 20'8 1/2 |
| 3. B. Hanna | AL | 20'6 3/4 |
| 4. N. Leiss | RV | 20'5^ |
| 5. D. Willis | Cubb | 19'8 3/4 |
| 6. B. Necomb | C | 15'7 1/2 |
| 7. | | |
| 8. | | |

## EVENT 100

| NAME | (Team) | TIME HT. DIST. |
|---|---|---|
| 1. B. Hilton | C | 11.0 |
| 2. M. Clark | DC | 11.3 |
| 3. B. Haskell | DC | 11.3 |
| 4. N. Leiss | RV | 11.6 |
| 5. E. Fuehrer | I | 11.7 |
| 6. C. Witte | C | 11.8 |
| 7. | | |
| 8. | | |

## EVENT 800

| NAME | (Team) | TIME HT. DIST. |
|---|---|---|
| 1. L. Ashley | AL | 2.02.3 |
| 2. J. Hauxwell | RV | 2.02.8 |
| 3. R. Ommert | C | 2.05.8 |
| 4. J. Wolfe ~~D. Westerbeck~~ | AL | 2.07.8 ~~2.08.3~~ |
| 5. M. Hanna | I | 2.11.0 |
| 6. M. Wolfe | RV | 2.13.6 |
| 7. | | |
| 8. | | |

## EVENT Discus

| NAME | (Team) | TIME HT. DIST. |
|---|---|---|
| 1. D. Hudson | I | 150'10" |
| 2. C. Witte | C | 146'5" |
| 3. A. Strand | I | 141'8" |
| 4. D. Westerbeck | AL | 136'5" |
| 5. N. Baney | DC | 133'2" |
| 6. J. Bradway | DC | 127'11^ |
| 7. | | |
| 8. | | |

## EVENT T.J

| NAME | (Team) | TIME HT. DIST. |
|---|---|---|
| 1. L. Kaiser | I | 42'7" |
| 2. B. Hanna | AL | 42'4 3/4 |
| 3. D. Willis | Cubb | 41.0 1/2 |
| 4. B. Hagen | Cubb | 40'3 3/4 |
| 5. R. Einsiedler | W-P | 40'1" 1/2 |
| 6. B. Necomb | C | |
| 7. | | |
| 8. | | |

## EVENT 200

| NAME | (Team) | TIME HT. DIST. |
|---|---|---|
| 1. B. Flammang | C | 23.7 |
| 2. B. Hilton | C | 24.1 |
| 3. B. Haskell | DC | 24.6 |
| 4. N. Leiss | RV | 24.5 |
| 5. Kyle Kohtz | I | 25.0 |
| 6. T. Kver | DC | 25.0 |
| 7. | | |
| 8. | | |

## EVENT 1600

| NAME | (Team) | TIME HT. DIST. |
|---|---|---|
| 1. M. Wolf | AL | 4.55.5 |
| 2. O. Cozones | I | 5.07.5 |
| 3. J.C. Stroup | DC | 5.12.8 |
| 4. B. Newcomb | C | 5.13.4 |
| 5. B. Osborn | DC | 5.15.2 |
| 6. J. Lutz | DC | 5.19.8 |
| 7. | | |
| 8. | | |

## EVENT P.V

| NAME | (Team) | TIME HT. DIST. |
|---|---|---|
| 1. S. Meare | AL | 13'6" |
| 2. Kyle Kohtz | I | 12'6" |
| 3. D. Pursley | I | 12'0 |
| 4. T. Kver | DC | 11'6" |
| 5. J. Stroup | DC | 11' |
| 6. J. Zerr | AL | 10'6" |
| 7. | | |
| 8. | | |

## EVENT H.J

| NAME | (Team) | TIME HT. DIST. |
|---|---|---|
| 1. B. Flammang | C | 6'7" |
| 2. D. Hudson | I | 6'4" |
| 3. J. Stamm | DC | 6'2" |
| 4. R. Ommert | C | 6'2" |
| 5. L. Kaiser | I | 6'0 |
| 6. K Kitt | W-P | 5'8" |
| 7. | | |
| 8. | | |

## EVENT 400

| NAME | (Team) | TIME HT. DIST. |
|---|---|---|
| 1. R. Ommert | C | 52.4 |
| 2. B. Hanna | AL | 54.1 |
| 3. N. Wolf | AL | 54.6 |
| 4. J. Bilka | I | 54.9 |
| 5. C. Skeen | I | 55.6 |
| 6. J. Steckman | W-P | 56.2 |
| 7. | | |
| 8. | | |

## EVENT 3200

| NAME | (Team) | TIME HT. DIST. |
|---|---|---|
| 1. L. Ashley | AL | 10.46.4 |
| 2. M. Wolf | RV | 10.52.3 |
| 3. O. Cozones | I | 10.54.3 |
| 4. J. Lutz | DC | 11.23.4 |
| 5. J.C. Stroup | DC | 11.28.8 |
| 6. C. Benton | AL | 11.31.3 |
| 7. | | |
| 8. | | |

**HELD AT:** Cambridge **SCORING:** 1st 10 pts.; 2nd 8 pts.; 3rd 6 pts.; 4th 4 pts.; 5th 2 pts.; 6th 1 pts.; 7th ___ pts.; 8th ___ pts.

**EVENT** 110 HH

| NAME | (Team) | TIME HT. DIST. |
|---|---|---|
| 1. S. Moore | AL | 15.5 |
| 2. B. Newcomb | C | 15.9 |
| 3. J. Stamm | D.C | 15.9 |
| 4. T. Carey | AL. | 16.5 |
| 5. J. McNabb | I | 16.5 |
| 6. R. Goodenberger | C | 16.6 |
| 7. | | |
| 8. | | |

**EVENT** 300 IM

| NAME | (Team) | TIME HT. DIST. |
|---|---|---|
| 1. J. Stamm | D.C | 41.8 |
| 2. T. Carey | AL | 41.9 |
| 3. J. McNabb | I | 43.8 |
| 4. C. Jorgenson | AL | 43.9 |
| 5. J. Cannady | EL | 44.3 |
| 6. J. Steckman | W-P | 44.7 |
| 7. | | |
| 8. | | |

| TEAM | TIME | 400 RELAY FIRST PLACE RUNNERS |
|---|---|---|
| 1. Camb | 45.8 | |
| 2. D.C | 46.1 | |
| 3. Alma | 47.5 | |
| 4. Imp | 47.9 | |
| 5. W-P | 48.4 | J. McNabb |
| 6. | | Kyle Kohtz |
| 7. | | D. Murphy |
| 8. | | B. Leibhart |

| TEAM | TIME | 1600 RELAY FIRST PLACE RUNNERS |
|---|---|---|
| 1. Camb | 3.36.7 | |
| 2. AL. | 3.38.0 | |
| 3. Imp | 3.45.0 | |
| 4. D.C | 3.45.1 | |
| 5. R.V | 3.50.4 | E. Fuchner |
| 6. W-P | 3.54.8 | J. Bilka |
| 7. | | M. Hanna |
| 8. | | C. Skeen |

| TEAM | TIME | 3200 RELAY FIRST PLACE RUNNERS |
|---|---|---|
| 1. Alma | 8.37.6 | |
| 2. R.V | 8.55.7 | |
| 3. D.C | 9.13.4 | |
| 4. Camb | 9.22.8 | |
| 5. El | 9.25.1 | M. Hanna |
| 6. Imp | 9.26.3 | J. Kunneman |
| 7. | | J. McGrath |
| 8. | | A. Ohlson |

TEAMS

| * EVENTS | Alma | Cambridge | Imperial | Dundy County | Rep Valley | Culbertson | Wauneta-Palisade | Elwood |
|---|---|---|---|---|---|---|---|---|
| Shot. | 8/8 | 9/9 | 10/10 | -/- | 4/4 | -/- | -/- | -/- |
| Discus. | 4/12 | 8/17 | 16/26 | 3/3 | -/4 | -/- | -/- | -/- |
| PV. | 11/23 | -/17 | 14/40 | 6/9 | -/4 | -/- | -/- | -/- |
| L.S. | 16/39 | 9/26 | -/40 | -/9 | 4/8 | 2/2 | -/- | -/- |
| T.S. | 8/47 | 1/27 | 10/50 | -/9 | -/9 | 10/12 | 4/4 | -/- |
| H.S. | -/47 | 14/41 | 10/60 | 6/15 | -/8 | -/12 | 1/5 | -/- |
| 100 | -/47 | 11/52 | 2/62 | 14/39 | 4/12 | -/12 | -/5 | -/- |
| 200 | -/47 | 18/70 | 2/64 | 7/46 | 4/16 | -/12 | -/5 | -/- |
| 400 | 14/61 | 10/80 | 6/70 | -/46 | -/16 | -/12 | 1/6 | -/- |
| 800 | 14/75 | 6/86 | 2/72 | -/46 | 9/25 | -/12 | -/6 | -/- |
| 1600 | 10/85 | 4/90 | 8/80 | 9/55 | -/25 | -/12 | -/6 | -/- |
| 3200 | 11/96 | -/90 | 6/86 | 6/61 | 8/33 | -/12 | -/6 | -/- |
| 110 HH. | 14/110 | 9/99 | 2/88 | 6/67 | -/33 | -/12 | -/6 | -/- |
| 300 I.M | 12/122 | -/99 | 6/94 | 10/77 | -/33 | -/12 | 1/7 | 2/2 |
| 400 R. | 6/128 | 10/109 | 4/98 | 8/85 | -/33 | -/12 | 2/9 | -/2 |
| 1600 R. | 8/136 | 10/119 | 6/104 | 4/89 | 2/35 | -/12 | 1/10 | -/2 |
| 3200 R. | 10/146 | 4/123 | 1/105 | 6/95 | 8/43 | -/12 | -/10 | 2/4 |
| TOTALS | 146 | 123 | 105 | 95 | 43 | 12 | 10 | 4 |
| PLACING | 1 | 2 | 3 | 4 | 5 | 6 | 7 | 8 |

* do not write in this column until event is over

# BIG RED TRACK SCOREBOOK

# BIG RED TRACK SCOREBOOK

MEET May Wood  Imp J.V.  DATE 3-27-99

## EVENT Shot

| NAME | (Team) | TIME HT. DIST. |
|---|---|---|
| 1. D. Melvin | McPh | 43'11½ |
| 2. K Fortkamp | I | 43'6½ |
| 3. K. Werkmeister | May | 43'5" |
| 4. D. Holmstedt | Pax | 41'4½ |
| 5. M. Strong | E-F | 41'3½ |
| 6. C. Hamilton | I | 41'½ |
| 7. | | |
| 8. | | |

## EVENT L.J

| NAME | (Team) | TIME HT. DIST. |
|---|---|---|
| 1. J. Wilson | May | 19'5½ |
| 2. J. Lewis | Trent | 18'6" |
| 3. K. Correll | McPher | 18'6 |
| 4. C. Malone | I | 18'3½ |
| 5. N. Teter | Twin V | 18' |
| 6. D. Demilt | E-F | 17'7' |
| 7. | | |
| 8. | | |

## EVENT 100

| NAME | (Team) | TIME HT. DIST. |
|---|---|---|
| 1. B. Walker | Strat | 11.6 |
| 2. J. Strong | E-F | 11.6+ |
| 3. S. Hansmeir | Pax | 11.9 |
| 4. B. Lindvall | M.V. | 12.0 |
| 5. R. Myers | M.V | 12.2 |
| 6. B. Jurey | Twin V | 12.7 |
| 7. | | |
| 8. | | |

## EVENT 800

| NAME | (Team) | TIME HT. DIST. |
|---|---|---|
| 1. J. Worley | Pax | 2.10.4 |
| 2. T. Anderson | Pax | 2.16.7 |
| 3. D. Russell | I | 2.21.2 |
| 4. M. Stangmeyer | E-F | 2.21.8 |
| 5. J. Evert | Trent | 2.27.8 |
| 6. C. Gagleman | May | 2.28.2 |
| 7. | | |
| 8. | | |

## EVENT Discus

| NAME | (Team) | TIME HT. DIST. |
|---|---|---|
| 1. Z. Tidwell | I | 123'1" |
| 2. D. Holmstedt | Pax | 112'10¾ |
| 3. Hahn | Pax | 110'3 |
| 4. McFadden | Pax | 109'8" |
| 5. K Fortkamp | I | 109'½ |
| 6. Malcolm | E-F | 105'5' |
| 7. | | |
| 8. | | |

## EVENT T.J

| NAME | (Team) | TIME HT. DIST. |
|---|---|---|
| 1. D. Woodburn | MV | 40½" |
| 2. D. Jorgensen | MV | 38'9 |
| 3. Tridle | Pax | 38'8½ |
| 4. J. Lewis | Trent | 37'11¾ |
| 5. K Campbell | MV | 37'10 |
| 6. M. Gooden | May | 37'10 |
| 7. | | |
| 8. | | |

## EVENT 200

| NAME | (Team) | TIME HT. DIST. |
|---|---|---|
| 1. B. Walker | Strat | 23.9 |
| 2. S. Hansmeir | Pax | 24.5 |
| 3. B. Lindvall | M.V | 24.8 |
| 4. D. Woodburn | M.V. | 25.2 |
| 5. Z. Larson | E.F | 25.3 |
| 6. M. Snyder | I | 25.6 |
| 7. | | |
| 8. | | |

## EVENT 1600

| NAME | (Team) | TIME HT. DIST. |
|---|---|---|
| 1. J. Spurgin | Pax | 4.59.3 |
| 2. W. McNult | McPher | 5.01.7 |
| 3. C. McNull | McPher | 5.09.7 |
| 4. B. Horton | M.V | 5.19.8 |
| 5. M. Latta | Strat | 5.20.7 |
| 6. T. Krab | Pax | 5.23.7 |
| 7. | | |
| 8. | | |

## EVENT P.V

| NAME | (Team) | TIME HT. DIST. |
|---|---|---|
| 1. B. Fangman | May | 10' |
| 2. B. Coleman | I | 9'6' |
| 3. M. Gooden | May | 9' |
| 4. D. Russell | I | 9' |
| 5. I.J Deyle | I | 7'6 |
| 6. | | |
| 7. | | |
| 8. | | |

## EVENT H.J

| NAME | (Team) | TIME HT. DIST. |
|---|---|---|
| 1. R. Tridle | Pax | 5'8" |
| 2. M. Jorgenson | M.V | 5'4" |
| 3. A. Cochrane | E-F | 5'4 |
| 4. R. Carlson | Tre | 5'4 |
| 5. | | |
| 6. | | |
| 7. | | |
| 8. | | |

## EVENT 400

| NAME | (Team) | TIME HT. DIST. |
|---|---|---|
| 1. D. Cochran | Twin V | 55.6 |
| 2. D. Woodburn | M.V | 56.5 |
| 3. J. Lewis | Trent | 56.9 |
| 4. D. Gleason | E-F | 59.3 |
| 5. D. Russell | I | 59.5 |
| 6. K Shinn | I | 60.3 |
| 7. | | |
| 8. | | |

## EVENT 3200

| NAME | (Team) | TIME HT. DIST. |
|---|---|---|
| 1. W. McNult | McPher | 11.09.6 |
| 2. L. Connell | " | 11.14.3 |
| 3. L. Arensdorf | " | 11.17.1 |
| 4. J. Hollenshorb | Trent | 11.21.3 |
| 5. J. Spurgin | Pax | 11.47.6 |
| 6. T. Evans | May W | 11.57.9 |
| 7. | | |
| 8. | | |

# BIG RED TRACK SCOREBOOK

**HELD AT:** May Wood **SCORING:** 1st___pts.; 2nd___pts.; 3rd___pts.; 4th___pts.; 5th___pts.; 6th___pts.; 7th___pts.; 8th___pts.

**EVENT** 110 HH

| NAME | (Team) | TIME HT. DIST. |
|---|---|---|
| 1. B. Fangman | May | 16.4 |
| 2. B. Kennicutt | May | 16.5 |
| 3. D. Jorgensen | MU | 17.3 |
| 4. J. Demilt | E-F | 18.0 |
| 5. D. Downes | Twin U. | 18.8 |
| 6. J. Votava | May | 18.9 |
| 7. | | |
| 8. | | |

**EVENT** 300 Im

| NAME | (Team) | TIME HT. DIST. |
|---|---|---|
| 1. D. Demilt | E-F | 45.1 |
| 2. B. Kennicutt | May | 45.4 |
| 3. J. Demilt | E-F | 45.4+ |
| 4. D. Downes | Twin U | 46.9 |
| 5. J. Goeffler | Pax | 47.0 |
| 6. K. Carrell | McPhen | 47.8 |
| 7. | | |
| 8. | | |

| TEAM | TIME | 400 RELAY FIRST PLACE RUNNERS |
|---|---|---|
| 1. Med U | 47.7 | |
| 2. May | 47.8 | |
| 3. Pax | 49.0 | |
| 4. Strat | 50.4 | |
| 5. Imp | 50.9 | C.J. Swanson |
| 6. | | A. Baarle |
| 7. | | K. Shinn |
| 8. | | E. Sanchez |

| TEAM | TIME | 1600 RELAY FIRST PLACE RUNNERS |
|---|---|---|
| 1. E-F | 3.57.1 | |
| 2. May. | 4.02.3 | |
| 3. M.U | 4.03.2 | |
| 4. Imp | 4.04.7 | |
| 5. Twin U. | 4.07.3 | C. Osler |
| 6. McPhen. | 4.11.3 | C. Hamilton |
| 7. | | C. Malone |
| 8. | | N. Einshiper |

| TEAM | TIME | 3200 RELAY FIRST PLACE RUNNERS |
|---|---|---|
| 1. Pax | 9.06.2 | |
| 2. E-F | 9.28.5 | |
| 3. MU | 9.33.7 | |
| 4. Trent | 9.38.6 | |
| 5. McPhen Co | 9.52.7 | |
| 6. May | 9.58.9 | |
| 7. | | |
| 8. | | |

TEAMS

| EVENTS | Paxton | Med Valley | May Wood | Eus-Farmer | McPherson Co. | Imp. J.U. | Trenton | Stratton | Twin Valley |
|---|---|---|---|---|---|---|---|---|---|
| Shot | 4/4 | -/- | 6/6 | 2/2 | 10/10 | 9/9 | -/- | -/- | -/- |
| Disc | 16/20 | -/- | -/6 | 1/3 | -/10 | 12/21 | -/- | -/- | -/- |
| P.U | -/20 | -/- | 16/22 | -/3 | -/10 | 14/35 | -/- | -/- | -/- |
| L.J | -/20 | -/- | 10/32 | 1/4 | 6/16 | 4/39 | 8/8 | -/- | 2/2 |
| T.J | 6/26 | 20/20 | 1/33 | -/4 | -/16 | -/39 | 4/12 | -/- | -/2 |
| H.J | 10/36 | 8/28 | -/33 | 6/10 | -/16 | -/39 | 4/16 | -/- | -/2 |
| 100 | 6/42 | 6/34 | -/33 | 8/18 | -/16 | -/39 | -/16 | 10/10 | 1/3 |
| 200 | 8/50 | 10/44 | -/33 | 2/20 | -/16 | 1/40 | -/16 | 10/20 | -/3 |
| 400 | -/50 | 8/52 | -/33 | 4/24 | -/16 | 3/43 | 6/22 | -/20 | 10/13 |
| 800 | 18/66 | -/52 | 1/34 | 4/28 | -/16 | 6/49 | 2/24 | -/20 | -/13 |
| 1600 | 11/77 | 4/56 | -/34 | -/28 | 14/30 | -/49 | -/24 | 2/22 | -/13 |
| 3200 | 2/79 | -/56 | 1/35 | -/28 | 24/54 | -/49 | 4/29 | -/22 | -/13 |
| 110 HH | -/79 | 6/62 | 19/54 | 4/32 | -/54 | -/49 | -/29 | -/22 | 2/15 |
| 300 Im | 2/81 | -/62 | 8/62 | 16/48 | 1/55 | -/49 | -/28 | -/22 | 4/19 |
| 400 R | 6/87 | 10/72 | 8/70 | -/48 | -/55 | 2/51 | -/28 | 4/26 | -/19 |
| 1600 R | -/87 | 6/78 | 8/78 | 10/58 | 1/56 | 4/55 | -/28 | -/26 | 2/21 |
| 3200 R | 10/97 | 6/84 | -/78 | 8/66 | 2/58 | -/55 | 4/32 | -/26 | -/21 |
| TOTALS | 97 | 84 | 78 | 66 | 58 | 55 | 32 | 26 | 21 |
| PLACING | 1 | 2 | 3 | 4 | 5 | 6 | 7 | 8 | 9 |

* do not write in this column until event is over

# BIG RED TRACK SCOREBOOK

MEET Ogallala Invite DATE 4-1-99

## EVENT Shot

| NAME | (Team) | TIME HT. DIST. |
|---|---|---|
| 1. D. Hudson | I | 54'6½ |
| 2. C. Metzger | Goth | 53'1½ |
| 3. M. Abele | Goth | 47.1 |
| 4. E. Montemayor | Mit | 47.3½ |
| 5. J. Plackett | Ogal. | 46'7½ |
| 6. J. Dishman | Goth | 46.6½ |
| 7. | | |
| 8. | | |

## EVENT LJ

| NAME | (Team) | TIME HT. DIST. |
|---|---|---|
| 1. K. Wyllert | Gr. | 19'11¾ |
| 2. P. Stark | Sid | 19'7" |
| 3. M. Steiner | Good | 19'6½ |
| 4. S. Johnson | Sid | 19'4 |
| 5. J. Johnson | Kimb | 19.¾ |
| 6. B. Peterson | Her | 18'10¼ |
| 7. | | |
| 8. | | |

## EVENT 100

| NAME | (Team) | TIME HT. DIST. |
|---|---|---|
| 1. R. Sprague | Holy | 11.2 |
| 2. C. Teter | Og | 11.5 |
| 3. N. Rubio | Good | 11.6 |
| 4. J. Roseberry | Mit | 11.6 |
| 5. M. Callen | Og. | 11.7 |
| 6. J. Johnson | Kimb | 11.8 |
| 7. | | |
| 8. | | |

## EVENT 800

| NAME | (Team) | TIME HT. DIST. |
|---|---|---|
| 1. A. Bohac | Kimb | 2.06.6 |
| 2. M. Hanna | I | 2.07.7 |
| 3. B. Massen | Her | 2.09.6 |
| 4. P. Clark | Goth | 2.11.1 |
| 5. J. Koch | Coz | 2.12.1 |
| 6. C. Skeen | I | 2.13.1 |
| 7. | | |
| 8. | | |

## EVENT Disc

| NAME | (Team) | TIME HT. DIST. |
|---|---|---|
| 1. D. Hudson | I | 150'3" |
| 2. L. Kaiser | I | 145'4 |
| 3. J. Dishman | Goth | 140'9" |
| 4. J. Winter | Good | 140' |
| 5. M. Abelee | Goth | 138'9 |
| 6. A. Strand | I | 135'10" |
| 7. | | |
| 8. | | |

## EVENT T.J

| NAME | (Team) | TIME HT. DIST. |
|---|---|---|
| 1. C. Richmond | Gr | 43'2 |
| 2. L. Kaiser | I | 40'9" |
| 3. J. Ritterbush | Coz | 39'9½ |
| 4. M. Steiner | Good | 39'3¾ |
| 5. R. Sprague | Holy | 39'1" |
| 6. M. Lee | Gr | 39'1" |
| 7. | | |
| 8. | | |

## EVENT 200

| NAME | (Team) | TIME HT. DIST. |
|---|---|---|
| 1. R. Sprague | Holy | 23.0 |
| 2. C. Sayers | Hax | 23.6 |
| 3. S. Lett | Hax | 23.9 |
| 4. N. Rubio | Good | 24.1 |
| 5. J. Rupe | Coz | 24.3 |
| 6. J. Johnson | Kim. | 24.5 |
| 7. | | |
| 8. | | |

## EVENT 1600

| NAME | (Team) | TIME HT. DIST. |
|---|---|---|
| 1. A. Bronson | Kimb | 4.57.4 |
| 2. C. Nielson | Kimb | 4.58.1 |
| 3. J. Geiker | Goth | 5.04 |
| 4. O. Cazares | I | 5.04.9 |
| 5. A. Teets | Mit | 5.05 |
| 6. B. Johnson | Ogal | 5.05.6 |
| 7. | | |
| 8. | | |

## EVENT P.V

| NAME | (Team) | TIME HT. DIST. |
|---|---|---|
| 1. Kyle Kohtz | I | 13'6 |
| 2. J. Johnson | Sid | 13'0 |
| 3. E. Acker | Coz | 12'6 |
| 4. J. Quick | Ogal | 12'0 |
| 5. C. White | Coz | 12'0 |
| 6. J. Roseberry | Mit | 12'0 |
| 7. | | |
| 8. | | |

## EVENT H.J

| NAME | (Team) | TIME HT. DIST. |
|---|---|---|
| 1. D. Hudson | I | 6'2 |
| 2. L. Kaiser | I | 6'2" |
| 3. K. Meisner | Ogal | 6'2 |
| 4. J. Ritterbush | Coz | 6'2 |
| 5. L. Stone | Good | 5'10 |
| 5. B. Schnell | Mit | 5'10 |
| 5. J. Anderson | Ogal | 5'10 |
| 8. | | |

## EVENT 400

| NAME | (Team) | TIME HT. DIST. |
|---|---|---|
| 1. B. Brown | Holy | 50.8 |
| 2. S. Lett | Hax | 51.4 |
| 3. A. Bohac | Kimb | 52.6 |
| 4. M. Hanna | Imp | 54.2 |
| 5. C. Skeen | Imp | 54.3 |
| 6. B. Massen | Her | 54.4 |
| 7. | | |
| 8. | | |

## EVENT 3200

| NAME | (Team) | TIME HT. DIST. |
|---|---|---|
| 1. T. Dam | Ogal | 10.46.9 |
| 2. O. Cazares | I | 10.49.4 |
| 3. A. Bronson | Kimb | 11.00.7 |
| 4. A. Teets | Mit | 11.00.8 |
| 5. M. Boschere | Jules | 11.08.5 |
| 6. T. Fickenscher | Goth | 11.18.2 |
| 7. | | |
| 8. | | |

# BIG RED TRACK SCOREBOOK

**HELD AT:** Ogallala **SCORING:** 1st 10 pts.; 2nd 8 pts.; 3rd 6 pts.; 4th 4 pts.; 5th 2 pts.; 6th 1 pts.; 7th ___ pts.; 8th ___ pts.

**EVENT** 110 HH

| NAME | (Team) | TIME HT. DIST. |
|---|---|---|
| 1. R. Sprague | Holy | 15.3 |
| 2. B. Brown | Holy | 15.5 |
| 3. J. Cochran | Coz | 15.6 |
| 4. J. Hammert | Sid | 15.6 |
| 5. R Hickin | Goth | 15.6 |
| 6. C Richmond | Gr | 15.9 |
| 7. | | |
| 8. | | |

**EVENT** 300 IM

| NAME | (Team) | TIME HT. DIST. |
|---|---|---|
| 1. B. Brown | Holy | 40.6 |
| 2. J. Buttenbach | Jul | 42.6 |
| 3. M. Shoup | Kimb | 42.7 |
| 4. J. Desort | Her | 43.1 |
| 5. J. McNabb | I | 43.7 |
| 6. J. Cochran | Coz | 44.0 |
| 7. | | |
| 8. | | |

**400 R**

| TEAM | TIME |
|---|---|
| 1. Hax | 45.0 |
| 2. Good | 45.5 |
| 3. Holy | 46.3 |
| 4. Ogal. | 46.5 |
| 5. Kimb | 46.7 |
| 6. Imp | 46.9 |
| 7. | |
| 8. | |

RELAY FIRST PLACE RUNNERS

J. McNabb
Kyle Kontz
D. Murphy
B. Leibhart

**1600 R**

| TEAM | TIME |
|---|---|
| 1. Hax | 3.40.1 |
| 2. Imp. | 3.45.1 |
| 3. Kimb | 3.45.5 |
| 4. Ogal | 3.46.3 |
| 5. Goth | 3.48.0 |
| 6. Jules | 3.48.9 |
| 7. | |
| 8. | |

RELAY FIRST PLACE RUNNERS

E. Fuchner 56.9
J. Billka 56.5
M. Hanna 55.3
C. Skeen 56.6

**3200 R**

| TEAM | TIME |
|---|---|
| 1. Goth | 8.49.5 |
| 2. Kimb | 8.55.8 |
| 3. Ogal | 9.01.8 |
| 4. Sid | 9.03.5 |
| 5. Jules | 9.04.5 |
| 6. Coz. | 9.07 |
| 7. Imp | 9:29 |
| 8. | |

RELAY FIRST PLACE RUNNERS

D. Russell 2.14
J. McGrath 2:35.5
S. Kennemer 2.28
A. Ohlson 2:24

TEAMS

| EVENTS | Imperial | Holyoke | Kimball | Gothenburg | Ogallala | Hoxtum | Goodland | Cozad | Sidney | Grant | Mitchell | Julesburg | Hershey |
|---|---|---|---|---|---|---|---|---|---|---|---|---|---|
| Shot | 10/10 | | | 15/15 | 2/2 | | | | | | 4/4 | | |
| Disc | 19/29 | | | 8/23 | | | 4/4 | | | | | | |
| P.V | 10/39 | | | | 4/6 | | | 8/8 | 8/8 | | 1/5 | | |
| L.J | | | 2/2 | | | | 6/10 | | 12/20 | 10/10 | | | 1/1 |
| T.J | 8/47 | 2/2 | | | | | 4/14 | 6/14 | | 11/21 | | | |
| H.J | 18/65 | | | | 7/13 | | 1/15 | 4/18 | | | 1/6 | | |
| 100 | | 10/12 | 1/3 | | 10/23 | | 6/21 | | | | 4/10 | | |
| 200 | | 10/22 | 1/4 | | | 14/14 | 4/25 | 2/20 | | | | | |
| 400 | 6/71 | 10/32 | 6/10 | | | 8/22 | | | | | | | 1/2 |
| 800 | 9/80 | | 10/20 | 4/27 | | | | 2/22 | | | | | 6/8 |
| 1600 | 4/84 | | 18/38 | 6/33 | 1/24 | | | | | | 2/12 | | |
| 3200 | 8/92 | | 6/44 | 1/34 | 10/34 | | | | | | 4/16 | 2/2 | |
| 110 HH | | 18/50 | | 2/36 | | | | 6/28 | 4/24 | 1/22 | | | |
| 300 IM | 2/94 | 10/60 | 6/50 | | | | | 1/29 | | | | 8/10 | 4/12 |
| 400 R | 1/95 | 6/66 | 2/52 | | 4/38 | 10/32 | 8/33 | | | | | | |
| 1600 R | 8/103 | | 6/58 | 2/38 | 4/42 | 10/42 | | | | | | 1/11 | |
| 3200 R | | | 8/66 | 10/48 | 6/48 | | | 1/30 | 4/28 | | | 2/13 | |
| TOTALS | 103 | 66 | 66 | 48 | 49 | 42 | 33 | 30 | 28 | 22 | 16 | 13 | 12 |
| PLACING | 1 | 2 | 3 | 4 | 5 | 6 | 7 | 8 | 9 | 10 | 11 | 12 | 13 |

* do not write in this column until event is over

BIG RED TRACK SCOREBOOK

MEET Grant Invite DATE 4-10-25

## EVENT Shot

| NAME | (Team) | TIME HT. DIST. |
|---|---|---|
| 1. D. Hudson | I | 53'1" |
| 2. J. Jorgensen | S.P. | 52'8 |
| 3. D. Fisher | Ger. | 51'0" |
| 4. J. Plunkett | Og | 48'8" |
| 5. D. McKissick | Og | 48'1" |
| 6. B. Pump | I | 46'3 |
| 7. | | |
| 8. | | |

## EVENT L.J

| NAME | (Team) | TIME HT. DIST. |
|---|---|---|
| 1. K Wyllert | Ger | 20'5" |
| 2. B. Peterson | Her | 19'11 3/4 |
| 3. B. Cain | Og | 19'1" |
| 4. M Kaufman | Ger | 19 1/4 |
| 5. M Derr | Ger | 18'10' |
| 6. T. Kiekofer | Og. | 18'8 1/2 |
| 7. | | |
| 8. | | |

## EVENT 100

| NAME | (Team) | TIME HT. DIST. |
|---|---|---|
| 1. C. Teter | Og. | 11.7 |
| 2. M. Collen | Og | 12.0 |
| 3. T. Rood | Ger | 12.1 |
| 4. K. Wyllert | Gr | 12.1 |
| 5. E. Fuehrer | I | 12.1 |
| 6. M Caufmon | Ger | 12.1 |
| 7. | | |
| 8. | | |

## EVENT 800

| NAME | (Team) | TIME HT. DIST. |
|---|---|---|
| 1. B. Massen | Her | 2.09 |
| 2. M. Hanna | I | 2.09.4 |
| 3. C. Skeen | I | 2.09.5 |
| 4. B. Johnson | Ogal | 2.11.1 |
| 5. J. Peters | O.JU. | 2.12.1 |
| 6. J. Bilka | I | 2.12.5 |
| 7. | | |
| 8. | | |

## EVENT Disc

| NAME | (Team) | TIME HT. DIST. |
|---|---|---|
| 1. D. Hudson | I | 154'11" |
| 2. D. Fisher | Ger | 146'5" |
| 3. A. Strand | I | 146'6" |
| 4. R Baltensperger | Ger | 144'4" |
| 5. C. Karsen | I | 138'5" |
| 6. J. Plunkett | Og | 134'4" |
| 7. | | |
| 8. | | |

## EVENT T.J

| NAME | (Team) | TIME HT. DIST. |
|---|---|---|
| 1. C Richmond | Gr. | 44'8 1/4 |
| 2. C. Karsen | I | 42'8 1/2 |
| 3. R. Einsphein | W.P. | 39'10 1/4 |
| 4. B. Peterson | Her | 35'7 1/2 |
| 5. D. Weiss | Ger. | 35'4 1/4 |
| 6. M. Lee | Gr. | 35. |
| 7. | | |
| 8. | | |

## EVENT 200

| NAME | (Team) | TIME HT. DIST. |
|---|---|---|
| 1. C. Tecker | Og | 23.9 |
| 2. M. Collen | Og | 24.3 |
| 3. T. Rood | Ger | 24.4 |
| 4. Kyle Kohtz | I | 24.7 |
| 5. C. Campbell | Ger | 24.8 |
| 6. E. Gengenbach | Ger | 24.9 |
| 7. | | |
| 8. | | |

## EVENT 1600

| NAME | (Team) | TIME HT. DIST. |
|---|---|---|
| 1. A. Martin | Ger | 5.00 |
| 2. B. Johnson | Og | 5.03 |
| 3. T. Dam | Og | 5.04 |
| 4. O. Cazares | I | 5.04 |
| 5. B. Reed | Her | 5.08 |
| 6. A. Helle | NWSP | 5.08 |
| 7. | | |
| 8. | | |

## EVENT PV.

| NAME | (Team) | TIME HT. DIST. |
|---|---|---|
| 1. Kyle Kohtz | I | 14' |
| 2. K. Gross | Ger | 13' |
| 3. D.C. Mather | Osh | 12'6 |
| 4. T. Sandberg | Ger | 12'6 |
| 5. D. Weiss | Ger | 12' |
| 6. D. Parsley | I | 12' |
| 7. | | |
| 8. | | |

## EVENT HJ

| NAME | (Team) | TIME HT. DIST. |
|---|---|---|
| 1. D. Hudson | I | 6'4" |
| 2. D. Cerney | Og | 6'2 |
| 3. L. Karsen | I | 6'0 |
| 4. A. Gerlemen | Ger | 5'10" |
| 5. K. Messmer | Og | 5'10 |
| 6. J. Krzyzewski | Osh | 5'10 |
| 7. | | |
| 8. | | |

## EVENT 400

| NAME | (Team) | TIME HT. DIST. |
|---|---|---|
| 1. M. Swem | Gr | 53.3 |
| 2. C. Skeen | I | 53.9 |
| 3. E. Becker | Og | 54.2 |
| 4. B. Masson | Her | 54.3 |
| 5. M. Hanna | I | 54.6 |
| 6. J. Bilka | I | 54.9 |
| 7. | | |
| 8. | | |

## EVENT 3200

| NAME | (Team) | TIME HT. DIST. |
|---|---|---|
| 1. O. Cazares | I | 10.48 |
| 2. T. Dam | Og | 11.00 |
| 3. A. Maldonado | Ger | 11.13 |
| 4. A. Knaub | Ger | 11.23 |
| 5. J. Berger | Ger | 11.27 |
| 6. B. Bycrum | I | 11.40 |
| 7. | | |
| 8. | | |

Wt. Rel 1- Ogal 48.2, 2-Imp 48.3, 3- Imp JU 58.5, 4-Her 51.2, 5- W.P. 51.2, 6- Ger 52.7

# BIG RED TRACK SCOREBOOK

**HELD AT:** Grant **SCORING:** 1st 10 pts.; 2nd 8 pts.; 3rd 6 pts.; 4th 4 pts.; 5th 2 pts.; 6th 1 pts.; 7th ___ pts.; 8th ___ pts.

## EVENT 110 HH

| | NAME | (Team) | TIME HT. DIST. |
|---|---|---|---|
| 1. | J. McNabb | I | 16.7 |
| 2. | J. Wyatt | Gra | 17.1 |
| 3. | J. Dezort | Her | 17.5 |
| 4. | A. Gallows | Ger | 18.1 |
| 5. | T. May | I | 18.3 |
| 6. | D. Pursley | I | 18.4 |
| 7. | | | |
| 8. | | | |

## EVENT 300 IM

| | NAME | (Team) | TIME HT. DIST. |
|---|---|---|---|
| 1. | A. Allen | Ger | 42.5 |
| 2. | J. Degart | Her | 43.9 |
| 3. | A. Gallaway | Ger | 44.3 |
| 4. | J. McNabb | I | 44.5 |
| 5. | J. Steckman | W.P | 44.7 |
| 6. | E. Hansen | I | 45.9 |
| 7. | | | |
| 8. | | | |

## 4x80R RELAY

| TEAM | TIME |
|---|---|
| 1. Grant | 46.4 |
| 2. Ogal | 46.5 |
| 3. Imp | 46.9 |
| 4. Ger | 47.4 |
| 5. W. P. | 47.7 |
| 6. Ogal J.V | 48.2 |
| 7. | |
| 8. | |

FIRST PLACE RUNNERS
J. McNabb
Kyle Kahtz
D. Murphy
B. Leibhart

## 1600R RELAY

| TEAM | TIME |
|---|---|
| 1. Imp | 3.43 |
| 2. W. Pal | 3.44 |
| 3. Hersh. | 3.48 |
| 4. Ger. | 3.51 |
| 5. Grant | 3.55 |
| 6. Ogal J.V | 4.01 |
| 7. | |
| 8. | |

FIRST PLACE RUNNERS
E. Fischer
J. Bilka
M. Hansen
C. Skeen

## 3200R RELAY

| TEAM | TIME |
|---|---|
| 1. Ogal | 858.9 |
| 2. Gering | 9.04.2 |
| 3. Grant | 9.07.4 |
| 4. Imp J.V | 9.08.9 |
| 5. Wau-Pal | 9.16 |
| 6. Imp | 9.23.3 |
| 7. | |
| 8. | |

FIRST PLACE RUNNERS

TEAMS

| EVENTS | TEAM NAME ABBR. | Imperial | Ogallala | Gering | Grant | Hershey | Wau-Pal | Imp. J.V | North Platte JR | Oshkosh | Ogal J.V |
|---|---|---|---|---|---|---|---|---|---|---|---|
| Shot | | 11/11 | 6/6 | 6/6 | – | – | – | 1 | 8/8 | 1 | – |
| Disc | | 18/29 | 1/7 | 12/18 | – | – | – | – | 8 | – | – |
| P.V | | 11/40 | –/7 | 14/32 | – | – | – | – | 8 | 6 | – |
| L.J | | –/40 | 7/14 | 6/38 | 10/10 | 8 | – | – | 8 | 6 | – |
| T.J | | 8/48 | –/14 | 2/40 | 11/21 | 4/12 | 6 | – | 8 | 6 | – |
| H.J | | 16/64 | 10/24 | 4/44 | –/21 | –/12 | 6 | – | 8 | 1/7 | – |
| 100 | | 2/66 | 18/42 | 7/51 | 4/25 | –/12 | –/6 | – | 8 | –/7 | – |
| 200 | | 4/70 | 18/60 | 8/59 | 1/26 | –/12 | –/6 | – | 8 | –/7 | – |
| 400 | | 11/81 | 6/66 | –/59 | 10/36 | 4/16 | –/6 | – | 8 | –/7 | – |
| 800 | | 15/96 | 4/70 | –/59 | –/36 | 10/26 | –/6 | – | 8 | –/7 | 2 |
| 1600 | | 4/100 | 14/84 | 10/69 | –/36 | 2/28 | –/6 | – | 1 | –/7 | –/2 |
| 3200 | | 11/111 | 8/92 | 12/81 | –/36 | –/28 | –/6 | – | –/9 | –/7 | –/2 |
| 110 HH | | 13/124 | –/92 | 4/85 | 8/44 | 6/34 | –/6 | – | –/9 | –/7 | –/2 |
| 300 IM | | 5/129 | –/92 | 16/101 | –/44 | 8/42 | 2/8 | – | –/9 | –/7 | –/2 |
| 4x80R | | 6/135 | 8/100 | 4/105 | 10/54 | –/42 | 2/10 | – | –/9 | –/7 | 1/3 |
| 1600R | | 10/145 | –/100 | 4/109 | 2/56 | 6/48 | 8/18 | – | –/9 | –/7 | 1/4 |
| 3200R | | 1/146 | 10/110 | 8/117 | 6/62 | –/48 | 2/20 | 4 | –/9 | –/7 | –/4 |
| Wt Rel | | 8/154 | 10/120 | 1/118 | –/62 | 4/52 | 2/22 | 6/10 | –/9 | –/2 | –/4 |
| | TOTALS | 154 | 120 | 118 | 62 | 52 | 22 | 10 | 9 | 2 | 4 |
| | PLACING | 1 | 2 | 3 | 4 | 5 | 6 | 7 | 8 | 9 | 10 |

* do not write in this column until event is over

# BIG RED TRACK SCOREBOOK

MEET Chappell Invite J.V DATE 4-16-95

## EVENT Shot

| | NAME | (Team) | TIME HT. DIST. |
|---|---|---|---|
| 1. | Beisner | PD | 43'4" |
| 2. | Hanson | Wheat | 42'5" |
| 3. | Vapenicka | Wheat | 42'1" |
| 4. | McBride | SO.P. | 41'6½ |
| 5. | Faulk | Jules | 41'5" |
| 6. | Warren | Lodge | 41'4 |
| 7. | | | |
| 8. | | | |

## EVENT L.J

| | NAME | (Team) | TIME HT. DIST. |
|---|---|---|---|
| 1. | Wilkens | Lod | 21'9¾ |
| 2. | Johnson | Chop | 20'3" |
| 3. | Enveoldson | P.D | 20'1"¼ |
| 4. | Harms | Wheat | 20'1¼ |
| 5. | Jones | Chop | 18'11¾ |
| 6. | Gifford | BC | 18'4¾ |
| 7. | | | |
| 8. | | | |

## EVENT 100

| | NAME | (Team) | TIME HT. DIST. |
|---|---|---|---|
| 1. | Prince | Cra. | 11.4 |
| 2. | Moody | Cra | 12.0 |
| 3. | Greeley | So.p. | 12.0 |
| 4. | Starkostka | Chop | 12.1 |
| 5. | Apelus | Chop | 12.1 |
| 6. | Misegades | Cody | 12.4 |
| 7. | | | |
| 8. | | | |

## EVENT 800

| | NAME | (Team) | TIME HT. DIST. |
|---|---|---|---|
| 1. | Stauffer | BC | 2.12.2 |
| 2. | Manheser | PD | 2.17 |
| 3. | Tuzzi | ALB | 2.18.6 |
| 4. | Klipfel | Jules | 2.21.8 |
| 5. | Anderson | ALB | 2.22.8 |
| 6. | Siepierda | Imp | 2.26 |
| 7. | | | |
| 8. | | | |

## EVENT Disc

| | NAME | (Team) | TIME HT. DIST. |
|---|---|---|---|
| 1. | Cerenil | PBC | 128'6" |
| 2. | Beisner | P.D. | 125'5" |
| 3. | Cochran | BAC | 125'2" |
| 4. | Vapenicka | Wheat | 121'3' |
| 5. | Dickson | So.P. | 121'1" |
| 6. | McBride | So.P | 120'7 |
| 7. | | | |
| 8. | | | |

## EVENT T.J

| | NAME | (Team) | TIME HT. DIST. |
|---|---|---|---|
| 1. | Wilkins | Lod | 43'8½ |
| 2. | Harding | ALB | 41'8" |
| 3. | Harms | Wheat | 40'10½ |
| 4. | Gifford | BC. | 38'6" |
| 5. | Rue | PD. | 38'4½ |
| 6. | Gill | So.P. | 37'2½ |
| 7. | | | |
| 8. | | | |

## EVENT 200

| | NAME | (Team) | TIME HT. DIST. |
|---|---|---|---|
| 1. | Harding | ALB | 23.7 |
| 2. | Bucken | Cra | 24.3 |
| 3. | Silvas | Jules | 24.7 |
| 4. | Greeley | So.p | 24.9 |
| 5. | Moody | Cra | 26.5 |
| 6. | Starkostka | Chop | 25.2 |
| 7. | | | |
| 8. | | | |

## EVENT 1600

| | NAME | (Team) | TIME HT. DIST. |
|---|---|---|---|
| 1. | Miller | Lods | 5.14.4 |
| 2. | Bashore | Jules | 5.23.6 |
| 3. | Beisner | P.D | 5.23.7 |
| 4. | Armstrong | So.p | 5.30.8 |
| 5. | Hoffman | BC | 5.37.8 |
| 6. | Weiss | Imp | 5.40.5 |
| 7. | | | |
| 8. | | | |

## EVENT P.V

| | NAME | (Team) | TIME HT. DIST. |
|---|---|---|---|
| 1. | Faulk | Jules | 11' |
| 2. | Orcinson | ALB | 11' |
| 3. | Ellis | ALB | 10'6 |
| 4. | Brown | So.P. | 10'6 |
| 5. | Ohlson | Imp | 10' |
| 6. | Coleman | Imp | 10' |
| 7. | | | |
| 8. | | | |

## EVENT H.J

| | NAME | (Team) | TIME HT. DIST. |
|---|---|---|---|
| 1. | Bucken | Cra | 6'0 |
| 2. | Auc | PD | 5'8" |
| 3. | LaBeau | PD | 5'8" |
| 4. | Johnson | PD | 5'8" |
| 5. | Edwards | ALB | 5'8" |
| 6. | Swanson | ALB | 5'6 |
| 7. | | | |
| 8. | | | |

## EVENT 400

| | NAME | (Team) | TIME HT. DIST. |
|---|---|---|---|
| 1. | Davis | Lodge | 52.7 |
| 2. | Buecker | Cra | 53.3 |
| 3. | Eidson | Holy | 55.7 |
| 4. | Desclos | ALB | 56.3 |
| 5. | Ellis | ALB | 56.3 |
| 6. | Blake | Jules | 56.8 |
| 7. | | | |
| 8. | | | |

## EVENT 3200

| | NAME | (Team) | TIME HT. DIST. |
|---|---|---|---|
| 1. | Bashore | Jules | 11.41.1 |
| 2. | Hoffman | BC | 11.52.5 |
| 3. | Armstrong | So.p | 11.52.8 |
| 4. | Siepierda | Imp | 12.01.6 |
| 5. | Anderson | ALB | 12.02.3 |
| 6. | Weiss | Imp | 12.18.7 |
| 7. | | | |
| 8. | | | |

# BIG RED TRACK SCOREBOOK

**HELD AT:** Chappell **SCORING:** 1st 10 pts.; 2nd 8 pts.; 3rd 6 pts.; 4th 4 pts.; 5th 2 pts.; 6th 1 pts.; 7th ___ pts.; 8th ___ pts.

## EVENT 110 HH

| | NAME | (Team) | TIME HT. DIST. |
|---|---|---|---|
| 1. | Johnson | Chpl | 15.7 |
| 2. | LaBeau | PD | 17.2 |
| 3. | Lacy | Jules | 17.6 |
| 4. | Butterbrodt | Jules | 17.8 |
| 5. | Kanter | Jules | 17.9 |
| 6. | Swanson | Imp | 20.3 |
| 7. | | | |
| 8. | | | |

## EVENT 300 IM

| | NAME | (Team) | TIME HT. DIST. |
|---|---|---|---|
| 1. | Johnson | Chpl | 41.2 |
| 2. | Butterbrodt | Jules | 42.6 |
| 3. | Bauer | Lodg | 43.4 |
| 4. | Emvaldson | PD | 45.3 |
| 5. | Kanter | Jules | 47.6 |
| 6. | Osmotherly | CG/Tie | 48.5 |
| 7. | Cochran | BC / | 48.5 |
| 8. | | | |

## 400 R — RELAY

| TEAM | TIME |
|---|---|
| 1. Crawford | 46.0 |
| 2. Chappell | 46.4 |
| 3. Albion | 48.0 |
| 4. Jules. | 48.6 |
| 5. So. P. | 50.3 |
| 6. Pierre Bluffs | 50.4 |
| 7. | |
| 8. | |

FIRST PLACE RUNNERS

CJ Swanson
Z Nesbit 51.96
A. Banks
B. Coleman

## 1600 — RELAY

| TEAM | TIME |
|---|---|
| 1. Lodge Pole | 3.44.2 |
| 2. Jules. | 3.47.9 |
| 3. Albion | 3.52.6 |
| 4. SG. P. | 3.57.2 |
| 5. Imp | 4.04.3 |
| 6. Crawford | 4.08.1 |
| 7. | |
| 8. | |

FIRST PLACE RUNNERS

Malone 58.0
Osler 63.4
Snyder 62.7
Hamilton 59.6

## 3200 — RELAY

| TEAM | TIME |
|---|---|
| 1. Lodge Pole | 9.08.7 |
| 2. Jules. | 9.17.4 |
| 3. Banner Co. | 9.35.7 |
| 4. So. P. | 9.58.9 |
| 5. Holdrege | 10.02.3 |
| 6. Albion | 10.36.6 |
| 7. | |
| 8. | |

FIRST PLACE RUNNERS

None -

TEAMS

| EVENTS | ABBR. | Chappell C | Potter Dix | South Platte | Julesburg | Lodgepole | Banner Co | Holdrege | Albion Wayne | Crawford | Pierre Bluffs Lakota | Imperial J.V. | Wheatland | | | | | |
|---|---|---|---|---|---|---|---|---|---|---|---|---|---|---|---|---|---|---|
| | TEAM NAME | | | | | | | | | | | | | | | | | |
| 110 HH | | – | 10 | 4 | 2 | 1 | – | – | – | – | – | – | 14 | | | | | |
| | | – | 10 | 4 | 2 | 1 | – | – | – | – | – | – | 14 | | | | | |
| 300 IM | | – | 8 | 3 | – | – | 6 | – | – | – | 10 | – | 4 | | | | | |
| | | – | 18 | 7 | 2 | 1 | 6 | – | – | – | 10 | – | 18 | | | | | |
| P.J | | – | – | 4 | 10 | – | – | – | 14 | – | – | 3 | – | | | | | |
| | | – | 18 | 11 | 12 | 1 | 6 | – | 14 | – | 10 | 3 | 16 | | | | | |
| L.J | | 10 | 6 | – | – | 10 | 1 | – | – | – | – | – | 4 | | | | | |
| | | 10 | 24 | 11 | 12 | 10 | 7 | – | 14 | – | 10 | 3 | 22 | | | | | |
| T.J | | – | 2 | 1 | – | 10 | 4 | – | 8 | – | – | – | 6 | | | | | |
| | | 10 | 26 | 12 | 12 | 20 | 11 | – | 22 | – | 10 | 3 | 28 | | | | | |
| H.J | | – | 18 | – | – | – | – | – | 3 | 10 | – | – | – | | | | | |
| | | 10 | 44 | 12 | 12 | 20 | 11 | – | 25 | 10 | 10 | 3 | 28 | | | | | |
| 100 | | 6 | – | 6 | – | 1 | – | – | – | 18 | – | – | – | | | | | |
| | | 16 | 44 | 18 | 12 | 21 | 11 | – | 25 | 28 | 10 | 3 | 28 | | | | | |
| 200 | | 1 | – | 4 | 6 | – | – | – | 10 | 10 | – | – | – | | | | | |
| | | 17 | 44 | 22 | 18 | 21 | 11 | – | 35 | 38 | 10 | 3 | 28 | | | | | |
| 400 | | – | – | – | 1 | 10 | – | 6 | 6 | 8 | – | – | – | | | | | |
| | | 17 | 44 | 22 | 19 | 31 | 11 | 6 | 41 | 46 | 10 | 3 | 28 | | | | | |
| 800 | | – | 8 | – | 4 | – | 10 | – | 8 | – | – | 1 | – | | | | | |
| | | 17 | 52 | 22 | 23 | 31 | 22 | 6 | 49 | 46 | 10 | 4 | 28 | | | | | |
| 1600 | | – | 6 | 4 | 8 | 10 | 2 | – | – | – | – | 1 | – | | | | | |
| | | 17 | 58 | 26 | 31 | 41 | 24 | 6 | 49 | 46 | 10 | 5 | 28 | | | | | |
| 3200 | | – | – | 6 | 10 | – | 8 | – | 2 | – | – | 5 | – | | | | | |
| | | 17 | 58 | 32 | 41 | 41 | 32 | 6 | 51 | 46 | 10 | 10 | 28 | | | | | |
| 110 HH | | 10 | 8 | – | 12 | – | – | – | – | – | – | 1 | – | | | | | |
| | | 27 | 66 | 32 | 53 | 41 | 32 | 6 | 51 | 46 | 10 | 11 | 28 | | | | | |
| 300 IM | | 10 | 4 | – | 10 | 6 | 4½ | – | – | 1½ | – | – | – | | | | | |
| | | 37 | 70 | 32 | 63 | 47 | 32½ | 6 | 51 | 46½ | 10 | 11 | 29 | | | | | |
| 400 R | | 8 | – | 2 | 4 | – | – | – | 6 | 10 | 1 | – | – | | | | | |
| | | 45 | 70 | 34 | 67 | 47 | 32½ | 6 | 57 | 56½ | 11 | 11 | 28 | | | | | |
| 1600 R | | – | – | 4 | 8 | 10 | 6 | – | 6 | 1 | – | 2 | – | | | | | |
| | | 45 | 70 | 38 | 75 | 57 | 38½ | 6 | 63 | 57½ | 11 | 13 | 28 | | | | | |
| 3200 R | | – | – | 4 | 8 | 10 | 6 | 2 | 1 | – | – | – | – | | | | | |
| | | 45 | 70 | 42 | 83 | 67 | 38½ | 8 | 64 | 57½ | 11 | 13 | 28 | | | | | |
| | TOTALS | 45 | 70 | 42 | 83 | 67 | 38½ | 8 | 64 | 57½ | 11 | 13 | 28 | | | | | |
| | PLACING | 6 | 2 | 7 | 1 | 3 | 8 | 12 | 4 | 5 | 11 | 10 | 9 | | | | | |

* do not write in this column until event is over

BIG RED TRACK SCOREBOOK

MEET Gothenburg Invite DATE 4-17-25

## EVENT Shot

| | NAME | (Team) | TIME HT. DIST. |
|---|---|---|---|
| 1. | D. Hudson | I | 54'1" |
| 2. | C. Metzger | Goth | 53'10½ |
| 3. | M. Gonzales | Lex | 51'4½ |
| 4. | J. Kraslitzsky | Ken | 48'6¼ |
| 5. | M. Abelee | Goth | 47'10½ |
| 6. | T. Anderson | Lex | 47'8½ |
| 7. | | | |
| 8. | | | |

## EVENT LJ

| | NAME | (Team) | TIME HT. DIST. |
|---|---|---|---|
| 1. | E. Stewart | MC | 21'3¾ |
| 2. | B. Galland | MC | 21'1½ |
| 3. | A. Long | Lex | 19'9½ |
| 4. | M. Allsion | Kear. | 19'8¾ |
| 5. | B. Ernst | Ogd | 19'2½ |
| 6. | J. Lamp | Lex | 18'7½ |
| 7. | | | |
| 8. | | | |

## EVENT 100

| | NAME | (Team) | TIME HT. DIST. |
|---|---|---|---|
| 1. | E. Otto | Lex | 10.7 |
| 2. | E. Stewart | MC | 10.8 |
| 3. | B. Galland | MC | 10.8 |
| 4. | M. Rubio | Good | 11.1 |
| 5. | W. Hawkins | Goth | 11.2 |
| 6. | C. Perkins | MC | 11.3 |
| 7. | | | |
| 8. | | | |

## EVENT 800

| | NAME | (Team) | TIME HT. DIST. |
|---|---|---|---|
| 1. | A. Main | K | 2.06.8 |
| 2. | T. Griesheat | Lex | 2.07.1 |
| 3. | D. Tonnigies | K | 2.07.3 |
| 4. | M. Carpenter | MC | 2.08.1 |
| 5. | M. Hanna | I | 2.08.3 |
| 6. | R. Clark | Goth | 2.08.7 |
| 7. | | | |
| 8. | | | |

## EVENT Disc

| | NAME | (Team) | TIME HT. DIST. |
|---|---|---|---|
| 1. | D. Hudson | I | 150'5" |
| 2. | M. Abelee | Goth | 146'1" |
| 3. | J. Dishman | " | 144'2" |
| 4. | A. Strand | I | 142'2 |
| 5. | M. Gonzales | Lex | 140'2" |
| 6. | C. Gifford | Kear | 135'6 |
| 7. | | | |
| 8. | | | |

## EVENT TJ

| | NAME | (Team) | TIME HT. DIST. |
|---|---|---|---|
| 1. | J. Lamp | Lex | 41'8½ |
| 2. | J. Wellman | MC | 41'1¾ |
| 3. | C. Nichols | Kear | 40'11¾ |
| 4. | T. Hoss | MC | 40'11¼ |
| 5. | M. Payne | Kear | 39'5¼ |
| 6. | A. Plas | MC | 39'4 |
| 7. | | | |
| 8. | | | |

## EVENT 200

| | NAME | (Team) | TIME HT. DIST. |
|---|---|---|---|
| 1. | E. Otto | Lex | 22.0 |
| 2. | B. Galleland | MC | 22.1 |
| 3. | M. Rubio | Good | 22.8 |
| 4. | K. Kohtz | I | 23.8 |
| 5. | D. Hafer | Kear | 24.1 |
| 6. | B. Lebhart | I | 24.6 |
| 7. | | | |
| 8. | | | |

## EVENT 1600

| | NAME | (Team) | TIME HT. DIST. |
|---|---|---|---|
| 1. | B. White | K | 4.55.3 |
| 2. | J. Geller | G | 4.57.9 |
| 3. | O. Cozens | I | 4.588 |
| 4. | A. Robertson | Lex | 5.00.2 |
| 5. | S. Gunther | Ogd | 5.00.4 |
| 6. | S. Carrera | Lex | 5.01.1 |
| 7. | | | |
| 8. | | | |

## EVENT PV

| | NAME | (Team) | TIME HT. DIST. |
|---|---|---|---|
| 1. | C. Lytle | MC | 13'6" |
| 2. | Kyle Kohtz | I | 13'6 |
| 3. | D. Lowe | Lex | 12'6 |
| 4. | J Quick | Og | 12'0 |
| 5. | J. Johnson | Goth | 12'0 |
| 6. | M. Svoboda | Ogd | 12'0 |
| 7. | | | |
| 8. | | | |

## EVENT HJ

| | NAME | (Team) | TIME HT. DIST. |
|---|---|---|---|
| 1. | O'Brien | Lex | 6'6" |
| 2. | D. Hudson | I | 6'4 |
| 3. | M. Bennett | MC | 6'2 |
| 4. | J. Wellman | MC | 6'2 |
| 5. | K. Messman | Og | 6'2 |
| 6. | N. Rubba | Good | 6'0 |
| 7. | | | |
| 8. | | | |

## EVENT 4x8

| | NAME | (Team) | TIME HT. DIST. |
|---|---|---|---|
| 1. | M. Rasmussa | MC | 52.5 |
| 2. | A. Sawyer | MC | 52.9 |
| 3. | J. Anderson | Kear | 53.4 |
| 4. | S. Burns | MC | 53.9 |
| 5. | T. Kirchner | Og | 54.1 |
| 6. | M. Dennel | Kear | 54.2 |
| 7. | | | |
| 8. | | | |

## EVENT 3200

| | NAME | (Team) | TIME HT. DIST. |
|---|---|---|---|
| 1. | O. Cozens | I | 10.31.3 |
| 2. | J. Powell | Kear | 10.40.9 |
| 3. | T. Fickenscher | Goth | 10.48.5 |
| 4. | S. Gunther | Ogd | 10.57.5 |
| 5. | L. Kennedy | Kear | 10.555.8 |
| 6. | T. Dunne | Lex | 11.02.3 |
| 7. | | | |
| 8. | | | |

Mile Med Rel 1. Lex - 3.52.3 2. Imp 3.52.3 3. Ogd 3.56.5 4. Goth 3.57.1 5 MC 4.01.4

**HELD AT:** Gothenburg **SCORING:** 1st 10 pts.; 2nd 8 pts.; 3rd 6 pts.; 4th 4 pts.; 5th 2 pts.; 6th 1 pts.; 7th ___ pts.; 8th ___ pts.

**EVENT** 110 HH

| NAME | (Team) | TIME HT. DIST. |
|---|---|---|
| 1. A. Daake | Lex | 15.1 |
| 2. C. Reutlinger | Lex | 15.9 |
| 3. R. Hicken | Goth | 15.9 |
| 4. J. McNabb | I | 16.1 |
| 5. J. McDermott | Kear | 16.8 |
| 6. C. Wall | Mc | 16.5 |
| 7. | | |
| 8. | | |

**EVENT** 300 Ihr

| NAME | (Team) | TIME HT. DIST. |
|---|---|---|
| 1. C. Reutlinger | Lex | 418 |
| 2. A. Daake | Lex | 42.1 |
| 3. R. Hicken | Goth | 42.3 |
| 4. J. McNabb | I | 43.3 |
| 5. J. McDermott | Kear | 43.4 |
| 6. J. Anderson | Ogal | 43.7 |
| 7. | | |
| 8. | | |

**400 RELAY FIRST PLACE RUNNERS**

| TEAM | TIME |
|---|---|
| 1. Mc | 43.8 |
| 2. Lex | 44.2 |
| 3. Good | 45.0 |
| 4. Ogal | 45.8 |
| 5. Kear. | 45.9 |
| 6. Goth | 46.5 |
| 7. | |
| 8. | |

McNabb
Kyle Kohtz 46.5
E. Fuchen
B. Leibhart

**1600 RELAY FIRST PLACE RUNNERS**

| TEAM | TIME |
|---|---|
| 1. McCook | 3.34.4 |
| 2. Ogal | 3.38.1 |
| 3. Goth | 3.39.4 |
| 4. Lex | 3.42.1 |
| 5. I | 3.44.5 |
| 6. Kear | 3.48.9 |
| 7. | |
| 8. | |

D. Hudson 56.6
J. McNabb 56.2
M. Hanna 57.5
C. Skeen 55.6

**3200 RELAY FIRST PLACE RUNNERS**

| TEAM | TIME |
|---|---|
| 1. Lex | 8.33 |
| 2. Goth | 8.33.1 |
| 3. Ogal | 8.57.4 |
| 4. Kear. | 8.59.1 |
| 5. Mc | 9.12.1 |
| 6. Imp | 9.25.2 |
| 7. | |
| 8. | |

D. Russell 2.15
A. Ohlson 2.17.5
J. McGrath 2.24.5
S. Kunneman 2.28

TEAMS

| EVENTS | Lex | McCook | Imp. | Goth | Kearny J.V. | Ogal Hatch | Good Land |
|---|---|---|---|---|---|---|---|
| Shot | 7/7 | -/- | 10/10 | 10/10 | 4/4 | -/- | -/- |
| Disc | 2/9 | -/- | 14/24 | 14/24 | 1/5 | -/- | -/- |
| P.V | 6/15 | 10/10 | 8/32 | 2/26 | -/5 | 5/5 | -/- |
| L.J | 7/22 | 18/28 | -/32 | -/26 | 4/9 | 2/7 | -/- |
| T.J | 10/32 | 13/41 | -/32 | -/26 | 8/17 | -/7 | -/- |
| H.J | 10/42 | 10/51 | 8/40 | -/26 | -/17 | 2/9 | 1/1 |
| 100 | 10/52 | 15/66 | -/40 | 2/28 | -/17 | -/9 | 4/5 |
| 200 | 10/62 | 8/74 | 5/45 | -/28 | 2/19 | -/9 | 6/11 |
| 400 | -/62 | 22/96 | -/45 | -/28 | 7/26 | 2/11 | -/11 |
| 800 | 8/80 | 4/100 | 2/47 | 1/29 | 16/42 | -/11 | -/11 |
| 1600 | 5/85 | -/100 | 6/53 | 8/37 | 10/52 | 2/13 | -/11 |
| 3200 | 1/86 | -/100 | 10/63 | 6/43 | 10/62 | 4/17 | -/11 |
| 110 HH | 18/104 | 1/101 | 4/67 | 6/49 | 2/64 | -/17 | -/11 |
| 300 Ihr | 18/122 | -/101 | 4/71 | 6/55 | 2/66 | 1/18 | -/11 |
| 400 R | 8/130 | 10/111 | -/ | 1/56 | 2/68 | 4/22 | 6/17 |
| 1600 R | 4/134 | 10/121 | 2/73 | 6/62 | 1/69 | 8/30 | -/17 |
| 3200 R | 10/144 | 2/123 | 1/84 | 8/70 | 4/73 | 6/36 | -/17 |
| Mile Med R | 12/156 | 4/127 | 10/84 | 6/76 | -/73 | 8/44 | -/17 |
| TOTALS | 146 | 127 | 84 | 76 | 73 | 44 | 17 |
| PLACING | 1 | 2 | 3 | 4 | 5 | 6 | 7 |

* do not write in this column until event is over

6 Goth. Fresh - 4.27.4 ( E. Fuchen 200 Kyle Kohtz 200 David Murphy 400 54.6 Chris Skeen 800 2.09

# BIG RED TRACK SCOREBOOK

BIG RED TRACK SCOREBOOK

MEET Imperial Invite At Grant DATE 4-20-95

## EVENT Shot

| NAME | (Team) | TIME HT. DIST. |
|---|---|---|
| 1. D. Hudson | I | 55'9 |
| 2. J. Plunkett | Og | 50'5 |
| 3. D. MacCormick | Og | 46'6½ |
| 4. B. Pump | I | 46'2 |
| 5. B. Holscher | Og | 46'½ |
| 6. R. Edwards | Hax | 44'5" |
| 7. | | |
| 8. | | |

## EVENT L.J

| NAME | (Team) | TIME HT. DIST. |
|---|---|---|
| 1. K. Wykent | Gr | 19'11¼ |
| 2. B. Cain | Og | 19'¼ |
| 3. W. Finch | Holy | 18'6¾ |
| 4. K. Kohenstein | Holy | 18'2¼ |
| 5. S. Edison | Holy | 18'1¾ |
| 6. B. Ernst | Og | 17'11¾ |
| 7. | | |
| 8. | | |

## EVENT 100

| NAME | (Team) | TIME HT. DIST. |
|---|---|---|
| 1. R. Sprague | Holy | 10.7 |
| 2. B. Brown | Holy | 11.3 |
| 3. C. Teter | Og | 11.4 |
| 4. K Wykent | Gr | 11.5 |
| 5. C. Kohenstein | Holy | 11.6 |
| 6. E. Fuehrer | I | 11.6 |
| 7. | | |
| 8. | | |

## EVENT 800

| NAME | (Team) | TIME HT. DIST. |
|---|---|---|
| 1. C. Skeen | I | 2.05.3 |
| 2. M. Hanna | I | 2.05.8 |
| 3. S. Leth | Hax | 2.06.2 |
| 4. B. Johnson | Og | 2.09.3 |
| 5. T. Kirchner | Og. | 2.11.7 |
| 6. D. Russell | I | 2.12 |
| 7. | | |
| 8. | | |

## EVENT Disc

| NAME | (Team) | TIME HT. DIST. |
|---|---|---|
| 1. D. Hudson | I | 159'4" |
| 2. A. Strand | I | 157'7" |
| 3. J. Plunkett | Og | 140'2" |
| 4. C. Kaiser | I | 138'6" |
| 5. R Edwards | Hax | 135'6 |
| 6. B. Holscher | Og | 135'3 |
| 7. | | |
| 8. | | |

## EVENT T.J

| NAME | (Team) | TIME HT. DIST. |
|---|---|---|
| 1. C. Richmond | Gr | 44'3¼ |
| 2. C. Kaiser | I | 42'3" |
| 3. M. Lee | Gr | 38'5¾ |
| 4. B. Leibfried | I | 38'7" |
| 5. B. Slaughter | Og | 36'1" |
| 6. B. Cain | Og | 35'8¼ |
| 7. | | |
| 8. | | |

## EVENT 200

| NAME | (Team) | TIME HT. DIST. |
|---|---|---|
| 1. C. Teter | Og | 23.4 |
| 2. S. Leth | Hax | 23.9 |
| 3. W. Finch | Holy | 24.0 |
| 4. Kyl Kohtz | I. | 24.2 |
| 5. A. Armstrong | Og.JV | 24.5 |
| 6. E. Gegenbach | Gr | 24.6 |
| 7. | | |
| 8. | | |

## EVENT 1600

| NAME | (Team) | TIME HT. DIST. |
|---|---|---|
| 1. S. Gunther | Og | 4:57.7 |
| 2. O. Cozares | I | 4.58.8 |
| 3. B. Johnson | Og | 5.05.6 |
| 4. M. Bashore | Jules | 5.11.7 |
| 5. T. Dorn | Og | 5:13.9 |
| 6. B. Begerow | I | 5.14.2 |
| 7. | | |
| 8. | | |

## EVENT P.V

| NAME | (Team) | TIME HT. DIST. |
|---|---|---|
| 1. Kyle Kohtz | I | 14'6 |
| 2. D. C. Mather | Osh | 13'6 |
| 3. D. Pursley | I | 12'0 |
| 4. M. Svoboda | Og | 12' |
| 5. J. Klima | Gr. | 11'6 |
| 6. J. Quick | Og | 11'6 |
| 7. | | |
| 8. | | |

## EVENT H.J

| NAME | (Team) | TIME HT. DIST. |
|---|---|---|
| 1. D. Hudson | I | 6'4 |
| 2. J Andersen | Og | 6'2 |
| 3. K. Meissner | Og | 6'2 |
| 4. L. Kaiser | I | 6'0 |
| 5. J Krajewski | Osh | 6'0 |
| 6. D. Cierny | Og | 5'10 |
| 7. | | |
| 8. | | |

## EVENT 400

| NAME | (Team) | TIME HT. DIST. |
|---|---|---|
| 1. S. Leth | Hax | 51.4 |
| 2. M. Swaim | Gr | 52.4 |
| 3. C. Skeen | I | 53.1 |
| 4. E. Beckan | Og | 53.6 |
| 5. M. Hanna | I | 53.9 |
| 6. T. Kirchner | Og | 54.1 |
| 7. | | |
| 8. | | |

## EVENT 3200

| NAME | (Team) | TIME HT. DIST. |
|---|---|---|
| 1. O. Cozares | I | 10.43.1 |
| 2. M. Bashore | Jules | 11.03.5 |
| 3. B. Begerow | I | 11.03.8 |
| 4. T. Gunther | Og | 11.13.6 |
| 5. T. Dorn | Og | 11.22.6 |
| 6. C. Bitker | Gr | 11.27.2 |
| 7. | | |
| 8. | | |

At Rel. 1. Ogal- 47.9 2. Imp 49.1 3. Imp JV 50.4 4. Jules 51.8 5 Grant 52.9 6. Hax NT

# BIG RED TRACK SCOREBOOK

**HELD AT:** Grant **SCORING:** 1st 10 pts.; 2nd 8 pts.; 3rd 6 pts.; 4th 4 pts.; 5th 2 pts.; 6th 1 pts.; 7th ___ pts.; 8th ___ pts.

## EVENT 110 HH

| | NAME | (Team) | TIME HT. DIST. |
|---|---|---|---|
| 1. | R. Sprague | Holy | 15.1 |
| 2. | C. Richmond | Gr | 15.5 |
| 3. | J. McNabb | I | 15.7 |
| 4. | J. Wyatt | Gr | 16.3 |
| 5. | N. Clanton | Jules | 17.1 |
| 6. | D. Pawley | I | 17.3 |
| 7. | | | |
| 8. | | | |

## EVENT 300 Int

| | NAME | (Team) | TIME HT. DIST. |
|---|---|---|---|
| 1. | B. Brown | Holy | 40.4 |
| 2. | J. Anderson | Og | 42.6 |
| 3. | J. McNabb | I | 43.8 |
| 4. | S. Hodden | Hox | 44.2 |
| 5. | E. Hansen | I | 44.4 |
| 6. | J. Buttenbach | Jules | 44.9 |
| 7. | | | |
| 8. | | | |

## 400 R — RELAY

| TEAM | TIME |
|---|---|
| 1. Grant | 44.9 |
| 2. Ogal | 45.5 |
| 3. Imp. | 46.4 |
| 4. Jules | 47.4 |
| 5. Osh. | 47.6 |
| 6. Ogal J.V | 47.8 |
| 7. | |
| 8. | |

FIRST PLACE RUNNERS
J. McNabb
Kyle Kohtz
D. Murphy
B. Cockerham

## 1600 R — RELAY

| TEAM | TIME |
|---|---|
| 1. Holyoke | 3.32.6 |
| 2. Imp. | 3.37.5 |
| 3. Ogal | 3.37.8 |
| 4. Jules | 3.44.8 |
| 5. Grant | 3.52.4 |
| 6. Ogal J.V. | 3.56.2 |
| 7. | |
| 8. | |

FIRST PLACE RUNNERS
E. Fuehrer 56.1
J. Bilka 54.0
M. Hanner 54.2
C. Skeen 52.8

## 3200 R — RELAY

| TEAM | TIME |
|---|---|
| 1. Ogal | 8.45.1 |
| 2. Imp. | 8.47.5 |
| 3. Ogal J.V | 8.57.1 |
| 4. Jules | 8.57.3 |
| 5. Grant | 9.21.3 |
| 6. Imp J.V | 9.35.9 |
| 7. J McGrath | |
| 8. S. Kunneman | |
| H. Weiss | |
| A. Gonzales | |

FIRST PLACE RUNNERS
J. Bilka 2.10
D. Russell 2.12
M. Olsen 2.14
O. Cazares 2.11

TEAMS

| EVENTS | ABBR. | Imperial | Ogallala | Grant | Holyoke Colo | Holyoke Colo | Julesburg Colo | Oshkosh | Ogal J.V | Imp. J.V | | | | | | | | | |
|---|---|---|---|---|---|---|---|---|---|---|---|---|---|---|---|---|---|---|---|
| Shot | | 14/14 | 16/16 | – | – | 1/1 | – | – | – | – | | | | | | | | | |
| Disc | | 22/36 | 7/23 | – | – | 2/3 | – | – | – | – | | | | | | | | | |
| P.V | | 16/52 | 5/28 | 2/2 | – | – | – | 8/8 | – | – | | | | | | | | | |
| L.J | | –/52 | 9/37 | 10/12 | 12/12 | – | 3/3 | – | 8/8 | – | | | | | | | | | |
| T.J | | 12/64 | 3/40 | 16/28 | – | 12/12 | 3/3 | – | 8/8 | – | | | | | | | | | |
| H.J | | 14/78 | 15/55 | – | 28/28 | 12/12 | 3/3 | – | 2/10 | – | | | | | | | | | |
| 100 | | 1/79 | 6/61 | 4/32 | 20/32 | – | 3/3 | – | – | 10/10 | – | | | | | | | | |
| 200 | | 4/83 | 10/71 | 1/33 | 6/38 | 8/38 | 11/11 | – | – | 10/10 | 2/2 | | | | | | | | |
| 400 | | 8/91 | 5/76 | 8/41 | 38/38 | 10/21 | – | – | 10/10 | 2/2 | | | | | | | | | |
| 800 | | 19/110 | 6/82 | – | 38/38 | 6/27 | – | – | 10/10 | 2/2 | | | | | | | | | |
| 1600 | | 9/119 | 18/100 | – | 41/41 | 38/38 | 27/27 | 4/4 | – | 10/10 | – | 2/2 | | | | | | | |
| 3200 | | 16/135 | 6/106 | 1/42 | – | 38/38 | 27/27 | 8/12 | 12/12 | 10/10 | – | 2/2 | | | | | | | |
| 110-HH | | 7/142 | –/106 | 12/54 | 10/48 | – | 27/27 | 2/14 | – | 10/10 | – | 2/2 | | | | | | | |
| 300 Int | | 8/150 | 8/114 | –/54 | 10/58 | 4/31 | 1/15 | – | 10/10 | – | 2/2 | | | | | | | | |
| 4x8 R | | 6/156 | 8/122 | 10/64 | –/58 | –/31 | 4/19 | 2/12 | 1/3 | – | | | | | | | | | |
| 1600 R | | 8/164 | 6/128 | 2/66 | 10/68 | –/31 | 4/23 | –/12 | 1/4 | – | | | | | | | | | |
| 3200 R | | 8/172 | 10/138 | 2/68 | –/68 | –/31 | 4/27 | –/12 | 6/10 | 1/1 | | | | | | | | | |
| 4x4 Rel | | 8/180 | 10/148 | 2/70 | –/68 | 1/32 | 4/31 | –/12 | –/10 | 6/7 | | | | | | | | | |
| TOTALS | | 184 | 146 | 70 | 68 | 32 | 31 | 12 | 12 | 7 | | | | | | | | | |
| PLACING | | 1 | 2 | 3 | 4 | 5 | 6 | 7 | 8 | 9 | | | | | | | | | |

* do not write in this column until event is over

Imp. Jav. – Malone – Kaiser Stroud – Hudson

Imp. J.V. – Tidwell C. Pawley – Foothill
Heidtkamp

BIG RED TRACK SCOREBOOK

MEET Reserve Meet At McCosh DATE 4-26-90

| EVENT Shot | | | EVENT 6.5 | | | EVENT 100 | | | EVENT 800 | | |
|---|---|---|---|---|---|---|---|---|---|---|---|
| NAME | (Team) | TIME HT. DIST. | NAME | (Team) | TIME HT. DIST. | NAME | (Team) | TIME HT. DIST. | NAME | (Team) | TIME HT. DIST. |
| 1. | | | 1. | | | 1. | | | 1. | | |
| 2. | | | 2. | | | 2. | | | 2. | | |
| 3. | | | 3. | | | 3. | | | 3. | | |
| 4. | | | 4. | | | 4. | | | 4. | | |
| 5. | | | 5. | | | 5. | | | 5. | | |
| 6. | | | 6. | | | 6. | | | 6. | | |
| 7. | | | 7. | | | 7. | | | 7. | | |
| 8. | | | 8. | | | 8. | | | 8. | | |

| EVENT Discus | | | EVENT 6 Mile | | | EVENT 200 | | | EVENT 1600 | | |
|---|---|---|---|---|---|---|---|---|---|---|---|
| NAME | (Team) | TIME HT. DIST. | NAME | (Team) | TIME HT. DIST. | NAME | (Team) | TIME HT. DIST. | NAME | (Team) | TIME HT. DIST. |
| 1. | | | 1. | | | 1. | | | 1. | | |
| 2. | | | 2. | | | 2. | | | 2. | | |
| 3. | | | 3. | | | 3. | | | 3. | | |
| 4. | | | 4. | | | 4. | | | 4. | | |
| 5. | | | 5. | | | 5. | | | 5. | | |
| 6. | | | 6. | | | 6. | | | 6. | | |
| 7. | | | 7. | | | 7. | | | 7. | | |
| 8. | | | 8. | | | 8. | | | 8. | | |

| EVENT P.V | | | EVENT H.J | | | EVENT 400 | | | EVENT 3200 | | |
|---|---|---|---|---|---|---|---|---|---|---|---|
| NAME | (Team) | TIME HT. DIST. | NAME | (Team) | TIME HT. DIST. | NAME | (Team) | TIME HT. DIST. | NAME | (Team) | TIME HT. DIST. |
| 1. | | | 1. | | | 1. | | | 1. | | |
| 2. | | | 2. | | | 2. | | | 2. | | |
| 3. | | | 3. | | | 3. | | | 3. | | |
| 4. | | | 4. | | | 4. | | | 4. | | |
| 5. | | | 5. | | | 5. | | | 5. | | |
| 6. | | | 6. | | | 6. | | | 6. | | |
| 7. | | | 7. | | | 7. | | | 7. | | |
| 8. | | | 8. | | | 8. | | | 8. | | |

HELD AT: McCook SCORING: 1st 10 pts.; 2nd 8 pts.; 3rd 6 pts.; 4th 4 pts.; 5th 2 pts.; 6th 1 pts.; 7th ___ pts.; 8th ___ pts.

**EVENT** 110 HH

| NAME | (Team) | TIME HT. DIST. |
|---|---|---|
| 1. | | |
| 2. | | |
| 3. | | |
| 4. | | |
| 5. | | |
| 6. | | |
| 7. | | |
| 8. | | |

**EVENT** 300 IM

| NAME | (Team) | TIME HT. DIST. |
|---|---|---|
| 1. | | |
| 2. | | |
| 3. | | |
| 4. | | |
| 5. | | |
| 6. | | |
| 7. | | |
| 8. | | |

Cancelled

| TEAM | TIME |
|---|---|
| 1. | |
| 2. | |
| 3. | |
| 4. | |
| 5. | |
| 6. | |
| 7. | |
| 8. | |

1600 Rel

**RELAY**
FIRST PLACE RUNNERS

Rem

| TEAM | TIME |
|---|---|
| 1. | |
| 2. | |
| 3. | |
| 4. | |
| 5. | |
| 6. | |
| 7. | |
| 8. | |

1600 Rel

**RELAY**
FIRST PLACE RUNNERS

| TEAM | TIME |
|---|---|
| 1. | |
| 2. | |
| 3. | |
| 4. | |
| 5. | |
| 6. | |
| 7. | |
| 8. | |

3200 Rel

**RELAY**
FIRST PLACE RUNNERS

* EVENTS

TEAMS

ABBR.

TEAM NAME

TOTALS

PLACING

* do not write in this column until event is over

# BIG RED TRACK SCOREBOOK

Seniors

# BIG RED TRACK SCOREBOOK

MEET S.P.U.A. DATE 4-30-99

## EVENT Shot

| NAME | (Team) | TIME HT. DIST. |
|---|---|---|
| 1. D. Hudson | I | 53'4 |
| 2. J. Jorgenson | S.P | 47'4 |
| 3. A. Strand | I | 45'7 1/2 |
| 4. B. Pumps | I | 44'4 |
| 5. A. Backer | S | 42'7 1/2 |
| 6. S. Leimer | Gr | 42'5 |
| 7. | | |
| 8. | | |

## EVENT L.J

| NAME | (Team) | TIME HT. DIST. |
|---|---|---|
| 1. K. Wykert | Gr | 20'7 |
| 2. J. Lavalley | S | 19'4 3/4 |
| 3. C. Richmond | Gr | 19'3 |
| 4. B. Peterson | Her | 19'4 1/4 |
| 5. M. Lee | Gr | 18'7 1/4 |
| 6. E. Fuehrer | I | 18'1/4 |
| 7. | | |
| 8. | | |

## EVENT 100

| NAME | (Team) | TIME HT. DIST. |
|---|---|---|
| 1. K. Wykert | Gr | 11.1 |
| 2. T. Hanna | S.P | 11.4 |
| 3. S. Cantis | S | 11.4 |
| 4. E. Fuehrer | I | 11.4 |
| 5. B. Hansen | Gr | 11.6 |
| 6. J. ~~Smith~~ Cooley | S | 11.6 |
| 7. | | |
| 8. | | |

## EVENT 800

| NAME | (Team) | TIME HT. DIST. |
|---|---|---|
| 1. M. Hanna | I | 2.07 |
| 2. B. Maasen | H | 2.07 |
| 3. J. Billen | I | 2.11 |
| 4. N. Pollock | Gr | 2.24 |
| 5. D. Orr | Her | 2.24 |
| 6. D. McIntosh | S | 2.24 |
| 7. | | |
| 8. | | |

## EVENT Disc

| NAME | (Team) | TIME HT. DIST. |
|---|---|---|
| 1. A. Strand | I | 164'9 |
| 2. D. Hudson | I | 161'5 |
| 3. L. Kaiser | I | 152'9 |
| 4. J.C. White | Suth | 133'1" |
| 5. J. Jorgenson | S.P | 128'10 |
| 6. J. Hiatt | Her | 123'1" |
| 7. | | |
| 8. | | |

## EVENT T.J

| NAME | (Team) | TIME HT. DIST. |
|---|---|---|
| 1. C. Richmond | Gr | 43'4 |
| 2. L. Kaiser | I | 42'8 |
| 3. B. Peterson | H | 39'3" |
| 4. M. Lee | Gr | 39'2 1/4 |
| 5. D. Arnold | S | 37'11 1/2 |
| 6. B. Leibhart | I | 36'5 |
| 7. | | |
| 8. | | |

## EVENT 200

| NAME | (Team) | TIME HT. DIST. |
|---|---|---|
| 1. M. Swan | Gr | 23.2 |
| 2. T. Hanna | S.P. | 23.2 |
| 3. K. Kohtz | I | 23.7 |
| 4. E. Fuehrer | I | 24.1 |
| 5. J. Lavalley | S | 24.4 |
| 6. B. Leibhart | I | 24.9 |
| 7. | | |
| 8. | | |

## EVENT 1600

| NAME | (Team) | TIME HT. DIST. |
|---|---|---|
| 1. D. Krause | S | 4.57 |
| 2. T. Martin | S | 4.57 |
| 3. O. Cazares | I | 4.59 |
| 4. B. Reed | H | 5.04 |
| 5. A. Heite | S.P | 5.06 |
| 6. B. Beyerman | I | 5.10 |
| 7. | | |
| 8. | | |

## EVENT P.U

| NAME | (Team) | TIME HT. DIST. |
|---|---|---|
| 1. K. Kohtz | I | 13' |
| 2. S. Cantis | S | 12'6 |
| 3. L. Kosmick | Gr | 11' |
| 4. T. Younghans | H | 10'6 |
| 5. J. Klima | Gr | 10' |
| 6. P. McGreer | Gr. | 10' |
| 7. | | |
| 8. | | |

## EVENT H.J

| NAME | (Team) | TIME HT. DIST. |
|---|---|---|
| 1. D. Hudson | I | 6'4 |
| 2. L. Kaiser | I | 6'0 |
| 3. B. Peterson | H | 6'0 |
| 4. E. Sodenhaus | S | 5'8 |
| 5. T. Hansen | Gr | 5'8 |
| 6. D. Murphy | I | 5'6" |
| 7. | | |
| 8. | | |

## EVENT 400

| NAME | (Team) | TIME HT. DIST. |
|---|---|---|
| 1. M. Swan | Gr. | 52.7 |
| 2. J. Desert | H | 52.4 |
| 3. M. Hanna | I | 53.3 |
| 4. C. Skeen | I | 53.6 |
| 5. B. Maasen | H | 54.4 |
| 6. C. Anderson | S | 55.0 |
| 7. | | |
| 8. | | |

## EVENT 3200

| NAME | (Team) | TIME HT. DIST. |
|---|---|---|
| 1. O. Cazares | I | 10.40 |
| 2. B. Beyerman | I | 11.05 |
| 3. C. McIntosh | S | 11.19 |
| 4. C. Bittler | Gr | 11.21 |
| 5. J. Siegerdas | I | 11.42 |
| 6. J. Blomstedt | Her | 11.52 |
| 7. | | |
| 8. | | |

400 Fresh Relay 1 Imp. 49.0 2 Grant 49.4 3 Her 49.6 4 Suth 50.3

HELD AT: Sutherland SCORING: 1st 10 pts.; 2nd 8 pts.; 3rd 6 pts.; 4th 4 pts.; 5th 2 pts.; 6th 1 pts.; 7th ___ pts.; 8th ___ pts.

**EVENT 110 HH**

| NAME | (Team) | TIME HT. DIST. |
|---|---|---|
| 1. C. Richmond | Gr | 15.4 |
| 2. J. McNabb | I | 15.7 |
| 3. K. Rising | S | 15.8 |
| 4. E. Soderlund | S | 15.9 |
| 5. K. Marquette | S | 16.0 |
| 6. J. Dezort | H | 16.4 |
| 7. | | |
| 8. | | |

**EVENT 300 IM**

| NAME | (Team) | TIME HT. DIST. |
|---|---|---|
| 1. J. Dezort | H | 40.8 |
| 2. J. McNabb | I | 42.7 |
| 3. C. Richmond | Gr | 43.2 |
| 4. E. Soderlund | S | 43.5 |
| 5. K. Rising | S | 43.8 |
| 6. J. Wyatt | Gr | 44.2 |
| 7. | | |
| 8. | | |

**400 R**

| TEAM | TIME |
|---|---|
| 1. Grant | 45.4 |
| 2. Imp | 45.7 |
| 3. Suth | 46.4 |
| 4. NPSP | 48.50 |
| 5. Her | 50.5 |
| 6. | |
| 7. | |
| 8. | |

RELAY FIRST PLACE RUNNERS: E. Fuchsen, Kyle Kohtz, D. Murphy, B. Leibfest

**1600 R**

| TEAM | TIME |
|---|---|
| 1. Imp | 3.39 |
| 2. Suth | 3.41 |
| 3. Grant | 3.42 |
| 4. Her. | 3.47 |
| 5. NPSP | 4.10 |
| 6. | |
| 7. | |
| 8. | |

RELAY FIRST PLACE RUNNERS: J. McNabb, D. Murphy, M. Hoxen, C. Skeen

**3200 R**

| TEAM | TIME |
|---|---|
| 1. Hershey | 8.54 |
| 2. Imp | 8.57 |
| 3. Suth | 8.58 |
| 4. Grant | 9.57 |
| 5. St. Pat | 10.45 |
| 6. | |
| 7. | |
| 8. | |

RELAY FIRST PLACE RUNNERS: D. Russell, D. Murphy, A. Ohlsen, O. Cazares

TEAMS

| EVENTS | Imperial | Grant | Sutherland | Hershey | St Pats |
|---|---|---|---|---|---|
| Shot | 20/20 | 1/1 | 2/2 | -/- | 8/8 |
| Disc | 24/44 | -/1 | 4/6 | 1/1 | 2/10 |
| PV | 10/54 | 9/10 | 8/14 | 4/5 | -/10 |
| LJ | 1/55 | 18/28 | 8/22 | 4/9 | -/10 |
| TJ | 9/64 | 14/42 | 2/24 | 6/15 | -/10 |
| HJ | 19/83 | 2/44 | 4/28 | 6/21 | -/10 |
| 100 | 4/87 | 12/56 | 7/35 | -/21 | 8/18 |
| 200 | 11/98 | 10/66 | 2/37 | -/21 | 8/26 |
| 400 | 10/108 | 10/76 | 1/38 | 10/31 | -/26 |
| 800 | 16/124 | 4/80 | 1/39 | 10/41 | -/26 |
| 1600 | 7/131 | -/80 | 18/57 | 4/45 | 2/28 |
| 3200 | 20/151 | 4/84 | 6/63 | 1/46 | -/28 |
| 110 HH | 8/159 | 10/94 | 12/75 | 1/47 | -/28 |
| 300 IM | 8/167 | 7/101 | 6/81 | 10/57 | -/28 |
| 400 R | 8/175 | 10/111 | 6/87 | 2/59 | 4/32 |
| 1600 R | 10/185 | 6/117 | 8/95 | 4/63 | 2/34 |
| 3200 R | 8/193 | 4/121 | 6/101 | 10/73 | 2/36 |
| Fresh Rel | 10/203 | 8/129 | 4/105 | 6/79 | -/36 |
| TOTALS | 203 | 129 | 105 | 79 | 36 |
| PLACING | 1 | 2 | 3 | 4 | 5 |

* do not write in this column until event is over

(C.J. Swanson - Kerry Shinn - A. Blanke - M. Wingham)

5

BIG RED TRACK SCOREBOOK

Seniors

# BIG RED TRACK SCOREBOOK

MEET Dandy County Invite DATE 5-7-99

## EVENT Shot

| NAME | (Team) | TIME HT. DIST. |
|---|---|---|
| 1. D. Hudson | I | 55'8 3/4 |
| 2. A. Strand | I | 46'8 3/4 |
| 3. K. Fortkamp | I | 45'5 3/4 |
| 4. B. Hagan | Culb | 44'5" |
| 5. L. Lilliach | At | 43'2 1/2 |
| 6. S. Leimer | Gr | 43'0 |
| 7. | | |
| 8. | | |

## EVENT L.J

| NAME | (Team) | TIME HT. DIST. |
|---|---|---|
| 1. K. Wykert | Gr. | 21'11 1/2 |
| 2. C. Richmond | Gr | 20'6 1/4 |
| 3. D. Webster | DC | 19'8 1/2 |
| 4. B. Schmitz | May | 19'8 1/4 |
| 5. M. Lee | Gr | 19 |
| 6. D. Willis | Cul | 18'7 1/2 |
| 7. | | |
| 8. | | |

## EVENT 100

| NAME | (Team) | TIME HT. DIST. |
|---|---|---|
| 1. B. Haskell | DC | 11.1 |
| 2. K. Wykert | Gr | 11.2 |
| 3. T. Kier | DC | 11.2 |
| 4. C. Miller | Gr | 11.7 |
| 5. K. Werkmeister | May | 11.7 |
| 6. E. Fuchner | I | 11.8 |
| 7. | | |
| 8. | | |

## EVENT 800

| NAME | (Team) | TIME HT. DIST. |
|---|---|---|
| 1. J. Bilka | I | 2.09.2 |
| 2. Z. Stroup | D.C | 2.09.7 |
| 3. T. Evans | May | 2.10.7 |
| 4. B. Wilson | Culb | 2.12.3 |
| 5. P. McGreer | Gr | 2.15.4 |
| 6. W. Neville | D.C | 2.15.4 |
| 7. | | |
| 8. | | |

## EVENT Disc

| NAME | (Team) | TIME HT. DIST. |
|---|---|---|
| 1. D. Hudson | I. | 163'8" |
| 2. L. Kaiser | I | 155'3" |
| 3. A. Strand | I | 153'10" |
| 4. L. Lilliach | At | 144'2" |
| 5. N. Baney | DC | 134'6 |
| 6. B. Hagan | Culb | 122'6 |
| 7. | | |
| 8. | | |

## EVENT T.J

| NAME | (Team) | TIME HT. DIST. |
|---|---|---|
| 1. C. Richmond | Gr | 44'4 1/2 |
| 2. L. Kaiser | I | 42'10 1/2 |
| 3. B. Hagan | Culb | 39'11 1/2 |
| 4. M. Gooden | May | 39'11 1/2 |
| 5. D. Willis | Culb | 39'10" |
| 6. B. Schmitz | May | 39'7 1/2 |
| 7. | | |
| 8. | | |

## EVENT 200

| NAME | (Team) | TIME HT. DIST. |
|---|---|---|
| 1. M. Swan | Gr | 23.0 |
| 2. B. Haskell | D.C | 23.0 |
| 3. T. Kier | D.C | 23.3 |
| 4. K. Kohtz | I | 23.7 |
| 5. M. Clark | DC | 23.8 |
| 6. C. Skeen | I | 24.6 |
| 7. | | |
| 8. | | |

## EVENT 1600

| NAME | (Team) | TIME HT. DIST. |
|---|---|---|
| 1. M. Hanna | I | 4.52.6 |
| 2. O. Cazares | I | 4.53.0 |
| 3. J.C. Stroup | D.C | 4.54.7 |
| 4. B. Osborn | DC | 5.01.3 |
| 5. J. Lutz | DC | 5.11.7 |
| 6. T. Evans | May | 5.11.7 |
| 7. | | |
| 8. | | |

## EVENT P.V

| NAME | (Team) | TIME HT. DIST. |
|---|---|---|
| 1. Kyle Kohtz | I | 14'6 |
| 2. A. Sis | At | 12'6 |
| 3. J. Klima | Gr | 12' |
| 4. B. Hagan | Culb | 12' |
| 5. D. Parsley | I | 12' |
| 6. P. McGreer | Gr | 11'6 |
| 7. | | |
| 8. | | |

## EVENT H.J

| NAME | (Team) | TIME HT. DIST. |
|---|---|---|
| 1. D. Hudson | I. | 6'6 1/4 |
| 2. L. Kaiser | I | 6'0 |
| 3. J. Stamm | D.C | 6'0 |
| 4. B. Arp | Cul | 5'10" |
| 5. A. Lewis | Cul | 5'10" |
| 6. T. Haushalter | Gr | 5'8 |
| 7. | | |
| 8. | | |

## EVENT 400

| NAME | (Team) | TIME HT. DIST. |
|---|---|---|
| 1. M. Swan | Gr | 52.8 |
| 2. D. Murphy | I | 53.0 |
| 3. M. Hanna | I | 53.5 |
| 4. T. Haushalter | Gr | 53.7 |
| 5. M. Clark | DC | 53.8 |
| 6. D. Webster | D.C | 55.1 |
| 7. | | |
| 8. | | |

## EVENT 3200

| NAME | (Team) | TIME HT. DIST. |
|---|---|---|
| 1. O. Cazares | I | 10.32 |
| 2. J.C. Stroup | DC | 11.03.5 |
| 3. J. Lutz | DC | 11.04 |
| 4. N. Behlke | DC | 11.25.3 |
| 5. B. Bergerman | I | 11.18.8 |
| 6. C. Bittner | Gr | 11.25.3 |
| 7. | | |
| 8. | | |

4vs wt Rel. 1. Imp. Var 47.3 C Maloney, A Strand, L Kaiser, D Hudson

# BIG RED TRACK SCOREBOOK

**HELD AT:** Bankelman **SCORING:** 1st 10 pts.; 2nd 8 pts.; 3rd 6 pts.; 4th 4 pts.; 5th 2 pts.; 6th 1 pts.; 7th ___ pts.; 8th ___ pts.

## EVENT 110 HH

| NAME | (Team) | TIME HT. DIST. |
|---|---|---|
| 1. J. McNabb | I | 15.3 |
| 2. C. Richmond | G | 15.3 |
| 3. J. Stamm | D.C | 15.7 |
| 4. J. Wyatt | G | 16.2 |
| 5. B. Kennicutt | May | 16.3 |
| 6. D. Pursley | I | 17.4 |
| 7. | | |
| 8. | | |

## EVENT 300 IM

| NAME | (Team) | TIME HT. DIST. |
|---|---|---|
| 1. J. Stamm | D.C | 41.9 |
| 2. J. Wyatt | Gr. | 43.1 |
| 3. J. Vatocher | May | 46.7 |
| 4. T. May | I | 47.4 |
| 5. L. Davenport | Ar | 47.8 |
| 6. J. Horn | DC | 52.4 |
| 7. | | |
| 8. | | |

## 400R RELAY

| TEAM | TIME |
|---|---|
| 1. D.C | 44.8 |
| 2. Grant | 44.9 |
| 3. Imp | 45.5 |
| 4. May Wood | 46.9 |
| 5. Ar | 48.3 |
| 6. | |
| 7. Imp JV | 46.6 |
| 8. | |

FIRST PLACE RUNNERS
E. Fuchs
Kyle Kohler
D. Mayberry
B. Lebbert

## 1600R RELAY

| TEAM | TIME |
|---|---|
| 1. Imp | 3.36.3 |
| 2. Grant | 3.40.9 |
| 3. Dundy County | 3.48.1 |
| 4. May | 3.50.4 |
| 5. Arwood | 3.52.8 |
| 6. Cub | 4.03.3 |
| 7. | |
| 8. Imp JV | 3.52.2 |

FIRST PLACE RUNNERS
J. McNabb 54.4
J. Bilka 54.2
M. Horner 54.6
C. Skeen 53.1

## 320R RELAY

| TEAM | TIME |
|---|---|
| 1. Imp | 9.04 |
| 2. Cub | 9.15.5 |
| 3. Grant | 9.41.5 |
| 4. Dundy Co | 10.11.5 |
| 5. | |
| 6. Imp JV | 9.12.5 |
| 7. | |
| 8. | |

FIRST PLACE RUNNERS
J. Bilka 2.16.5
A. Olson 2.20
J. Siegenthaler 2.20
C. Skeen 2.12

TEAMS

| EVENTS | TEAM NAME / ABBR. | Imperial | Dundy County | Grant | Culbertson | Maywood | Arwood |
|---|---|---|---|---|---|---|---|
| Shot | | 24/24 | -/- | 1/1 | 4/4 | -/- | 2/2 |
| DISC | | 24/48 | 2/2 | -/1 | 1/5 | -/- | 4/6 |
| P.V | | 12/60 | -/2 | 7/8 | 4/9 | -/- | 8/14 |
| L.J | | -/60 | 6/8 | 20/28 | 1/10 | 4/4 | -/14 |
| T.J | | 8/68 | -/8 | 10/38 | 8/18 | 9/9 | -/14 |
| H.J | | 18/86 | 6/14 | 1/39 | 8/26 | -/9 | -/14 |
| 100 | | 1/87 | 16/30 | 12/51 | -/26 | 2/11 | -/14 |
| 200 | | 5/92 | 16/46 | 10/61 | -/26 | -/11 | -/14 |
| 400 | | 14/106 | 3/49 | 14/75 | -/26 | -/11 | -/14 |
| 800 | | 10/116 | 9/58 | 2/77 | 4/30 | 6/17 | -/14 |
| 1600 | | 18/134 | 12/70 | -/77 | -/30 | 1/18 | -/14 |
| 3200 | | 12/146 | 18/88 | 1/78 | -/30 | -/18 | -/14 |
| 110 HH | | 11/157 | DQ/94 | 12/90 | -/30 | 2/20 | -/14 |
| 300 IM | | 4/161 | 11/105 | 8/98 | -/30 | 4/26 | 2/16 |
| 400R | | 6/167 | 10/115 | 8/106 | -/30 | 4/30 | 2/18 |
| 1600R | | | | | | | |
| 3200R | | | | | | | |
| TOTALS | | | | | | | |
| PLACING | | | | | | | |

* do not write in this column until event is over

Imp JV 2nd 46.5 K Fiddlehorn - C Pursley - A Olson - Kel. Kohler

BIG RED TRACK SCOREBOOK

MEET District - B-6 DATE 4-13-99

## EVENT Shot

| NAME | (Team) | TIME HT. DIST. |
|---|---|---|
| 1. D. Hudson | I | 55'11" |
| 2. C. Metzger | Goth | 53'9 |
| 3. D. Mallevicha | Og | 52'4" |
| 4. M. Abele | Goth | 51'5" |
| 5. D. Fishier | Ger | 51'4 3/4 |
| 6. A. Strand | I | 50'2 3/4 |
| 7. | | |
| 8. | | |

## EVENT L.J

| NAME | (Team) | TIME HT. DIST. |
|---|---|---|
| 1. E. Stewart | Mc | 21.9 1/2 |
| 2. J. Wellman | Mc | 21 1/4 |
| 3. J. McMinn | Mc | 20'9 1/2 |
| 4. M. Barry | Chad | 20'4 1/2 |
| 5. D. Stark | Sid | 20'2" |
| 6. B. Beckert | Val | 15'11 1/2 |
| 7. | | |
| 8. | | |

## EVENT 100

| NAME | (Team) | TIME HT. DIST. |
|---|---|---|
| 1. E Stewart | Mc | 10.6 |
| 2. B. Gilleland | Mc | 10.7 |
| 3. M. Kohler | Sid | 10.9 |
| 4. J. Wahl | Chad | 11.0 |
| 5. J. Roscherry | Mit | 11.1 |
| 6. J. Johnson | Kimb | 11.3 |
| 7. | | |
| 8. | | |

## EVENT 800

| NAME | (Team) | TIME HT. DIST. |
|---|---|---|
| 1. A. Bohac | IC | 2.00.6 |
| 2. R. Kluender | Val | 2.02.8 |
| 3. M. Carpenter | Mc | 2.04 |
| 4. P. Clark | Goth | 2.06.7 |
| 5. J. McIntyre | Og | 2.07.5 |
| 6. D. Skoudelet | Mit | 2.08 |
| 7. | | |
| 8. | | |

## EVENT Discus

| NAME | (Team) | TIME HT. DIST. |
|---|---|---|
| 1. C. Kaiser | I | 150'10" |
| 2. D. Hudson | I | 149'2 |
| 3. J. Dishman | Goth | 145'2 |
| 4. J. Plunkett | Og | 144'8 |
| 5. A. Strand | I | 141'2 |
| 6. B. Holsher | Og | 138'6 |
| 7. | | |
| 8. | | |

## EVENT T.J

| NAME | (Team) | TIME HT. DIST. |
|---|---|---|
| 1. J. McMinn | Mc | 43'3 3/8 |
| 2. C. Kaiser | I | 42'10 3/4 |
| 3. T. Hoss | Mc | 40'10 3/4 |
| 4. D. Wells | Ger | 40'2 3/4 |
| 5. T. Kiefhofer | Og | 38'8 1/2 |
| 6. A. Plas | Mc | 38'4 1/2 |
| 7. | | |
| 8. | | |

## EVENT 200

| NAME | (Team) | TIME HT. DIST. |
|---|---|---|
| 1. B. Gilland | Mc | 21.7 |
| 2. M. Rasmussen | Mc | 22.5 |
| 3. C. Teten | Og. | 22.7 |
| 4. J. Zlomke | Mc | 23.1 |
| 5. M. Kohler | Sid | 23.1 |
| 6. W. Houchen | Goth | 23.5 |
| 7. | | |
| 8. | | |

## EVENT 1600

| NAME | (Team) | TIME HT. DIST. |
|---|---|---|
| 1. C. Nielsen | K | 4.47.6 |
| 2. A. Martin | Ger | 4.50.4 |
| 3. S. Fitts | Ger | 4.52.8 |
| 4. A. Bronson | IC | 4.54.2 |
| 5. S. Gunther | Og | 4.54.3 |
| 6. T. Fichtenbauer | Goth | 4.59.4 |
| 7. | | |
| 8. | | |

## EVENT P.V

| NAME | (Team) | TIME HT. DIST. |
|---|---|---|
| 1. Kyle Kolatz | I | 14'0 |
| 2. C. Lytle | Mc | 14' |
| 3. Z. Schultz | Mc | 14' |
| 4. K Gross | Ger | 13'7 |
| 5. J. Johnson | Goth | 13'1" |
| 6. J. Quick | Og | 13' |
| 7. T. Sandbay | Ger | |
| 8. | | |

## EVENT H.J

| NAME | (Team) | TIME HT. DIST. |
|---|---|---|
| 1. N. Bennett | Mc | 6'7 |
| 2. D. Hudson | I | 6'6 |
| 3. D. Carney | Ogal | 6'5 |
| 4. K Meissen | Og | 6'5 |
| 5. C. Kaiser | I | 6'4 |
| 6. J. Wellman | Mc | 6'4 |
| 7. | | |
| 8. | | |

## EVENT 400

| NAME | (Team) | TIME HT. DIST. |
|---|---|---|
| 1. M Barry | Chad | 50.7 |
| 2. A. Sawyer | Mc | 51.2 |
| 3. J. Dean | Val | 51.3 |
| 4. M. Rasmussen | Mc | 52.0 |
| 5. C. Mann | Chad | 52.5 |
| 6. R. Hernandez | Og | 52.9 |
| 7. | | |
| 8. | | |

## EVENT 3200

| NAME | (Team) | TIME HT. DIST. |
|---|---|---|
| 1. A. Bronson | K | 10.25.2 |
| 2. O. Cazares | I | 10.35.8 |
| 3. A. Teets | Mit | 10.38.7 |
| 4. S. Gunther | Ogal | 10.52.1 |
| 5. T. Dan | Og | 11.06.3 |
| 6. B. Bejerian | I | 11.26.7 |
| 7. | | |
| 8. | | |

# BIG RED TRACK SCOREBOOK

**HELD AT:** Ogallala **SCORING:** 1st 10 pts.; 2nd 8 pts.; 3rd 6 pts.; 4th 4 pts.; 5th 2 pts.; 6th 1 pts.; 7th ___ pts.; 8th ___ pts.

## EVENT 110 HH

| | NAME | (Team) | TIME HT. DIST. |
|---|---|---|---|
| 1. | M. Wahlstrom | Chad | 14.8 |
| 2. | J. Hayward | Sid | 15.0 |
| 3. | J. McNabb | I | 15.4 |
| 4. | J. Johnson | Goth | 15.5 |
| 5. | C. Halligan | Kimb | 15.6 |
| 6. | C. Wall | MC | 15.8 |
| 7. | | | |
| 8. | | | |

## EVENT 300 IM

| | NAME | (Team) | TIME HT. DIST. |
|---|---|---|---|
| 1. | M. Shoup | IC | 39.7 |
| 2. | M. Wahlstrom | Chad | 39.8 |
| 3. | J. Anderson | Og | 40.2 |
| 4. | A. Allen | Gen | 40.4 |
| 5. | A. Gallaher | Gen | 40.8 |
| 6. | Z Brost | Mit | 41.1 |
| 7. | | | |
| 8. | | | |

## 400 R

| TEAM | TIME |
|---|---|
| 1. McCook | 43.3 |
| 2. Chadron | 43.9 |
| 3. Ogal | 44.8 |
| 4. Mitchell | 45.0 |
| 5. Kimb | 45.2 |
| 6. Sidney | 45.4 |
| 7. | |
| 8. | |

**RELAY**
FIRST PLACE RUNNERS (Fell)
E. Fredman
Kyle Koletz
D. Murphy 49.7
J. McNabb

## 1600 R

| TEAM | TIME |
|---|---|
| 1. McCook | 3.24.4 |
| 2. Ogal | 3.29.3 |
| 3. Kimb | 3.34.6 |
| 4. Goth | 3.35.8 |
| 5. Imp | 3.36.8 |
| 6. Chadron | 3.37.6 |
| 7. | |
| 8. | |

**RELAY**
FIRST PLACE RUNNERS
McNabb 55.4
Murphy 54.5
Billa 53.9
Skeen 52.5

## 3200 R

| TEAM | TIME |
|---|---|
| 1. Goth | 8.26.6 |
| 2. Imp | 8.32.7 |
| 3. Ogal | 8.37.9 |
| 4. McCook | 8.39. |
| 5. Chadron | 8.45.7 |
| 6. Sidney | 8.55.5 |
| 7. | |
| 8. | |

**RELAY**
FIRST PLACE RUNNERS
J. Billa 2.07.6
D. Russell 2.10.2
M. Herman 2.08.9
C. Skeen 2.05.1

TEAMS

| EVENT | TEAM NAME / ABBR. | McCook | Imperial | Ogal | Kimball | Chadron | Gothenburg | Gering | Sidney | Valentine | Mitchell | | | | | | | |
|---|---|---|---|---|---|---|---|---|---|---|---|---|---|---|---|---|---|---|
| Shot | | – | 11 | 6 | – | – | 12 | 2 | – | – | 1 | | | | | | | |
| | | – | 11 | 6 | – | – | 12 | 2 | – | – | – | | | | | | | |
| Disc | | – | 20 | 5 | – | – | 6 | – | – | – | – | | | | | | | |
| | | – | 31 | 11 | – | – | 18 | 2 | – | – | – | | | | | | | |
| PV | | 14 | 10 | 5 | – | – | 2 | 4 5 | – | – | – | | | | | | | |
| | | 14 | 41 | 11.5 | – | – | 20 | 6½ | – | – | – | | | | | | | |
| L.J | | 24 | – | – | – | 4 | – | – | 2 | 1 | – | | | | | | | |
| | | 38 | 41 | 11½ | – | 4 | 20 | 6½ | 2 | 1 | – | | | | | | | |
| T.J | | 17 | 8 | 2 | – | – | – | 4 | – | – | – | | | | | | | |
| | | 55 | 49 | 13½ | – | 4 | 20 | 10½ | 2 | 1 | – | | | | | | | |
| HJ | | 11 | 10 | 10 | – | – | – | – | – | – | – | | | | | | | |
| | | 66 | 59 | 23½ | – | 4 | 20 | 10½ | 2 | 1 | – | | | | | | | |
| 100 | | 18 | – | – | 1 | 4 | – | – | 6 | – | 2 | | | | | | | |
| | | 84 | 59 | 23½ | 1 | 8 | 20 | 10½ | 8 | 1 | 2 | | | | | | | |
| 200 | | 22 | – | 6 | – | – | 1 | – | 2 | – | – | | | | | | | |
| | | 106 | 59 | 28½ | 1 | 8 | 21 | 10½ | 10 | 1 | 2 | | | | | | | |
| 400 | | 12 | – | 1 | – | 12 | – | – | – | 6 | – | | | | | | | |
| | | 118 | 59 | 30½ | 1 | 20 | 21 | 10½ | 10 | 7 | 2 | | | | | | | |
| 800 | | 6 | – | 2 | 10 | – | 4 | – | – | 8 | 1 | | | | | | | |
| | | 124 | 59 | 32½ | 11 | 20 | 25 | 10½ | 10 | 15 | 3 | | | | | | | |
| 1600 | | – | – | 2 | 14 | – | 1 | 14 | – | – | – | | | | | | | |
| | | 124 | 59 | 34½ | 25 | 20 | 26 | 24½ | 10 | 15 | 3 | | | | | | | |
| 3200 | | – | 9 | 6 | 10 | – | – | – | – | – | 6 | | | | | | | |
| | | 124 | 68 | 40½ | 35 | 20 | 26 | 24½ | 10 | 15 | 9 | | | | | | | |
| 110 HH | | 1 | 6 | – | 2 | 10 | 4 | – | 8 | – | – | | | | | | | |
| | | 125 | 74 | 40½ | 37 | 30 | 30 | 24½ | 18 | 15 | 9 | | | | | | | |
| 300 IM | | – | 14 | 6 | 10 | 8 | – | 6 | – | – | 1 | | | | | | | |
| | | 125 | 74 | 46½ | 47 | 38 | 30 | 30½ | 18 | 15 | 10 | | | | | | | |
| 400 R | | 10 | – | 6 | 2 | 8 | – | 1 | – | – | 4 | | | | | | | |
| | | 135 | 74 | 52½ | 49 | 46 | 30 | 30½ | 19 | 15 | 14 | | | | | | | |
| 1600 R | | 10 | 2 | 8 | 6 | 1 | 4 | – | – | – | – | | | | | | | |
| | | 145 | 76 | 60½ | 55 | 47 | 34 | 30½ | 19 | 15 | 14 | | | | | | | |
| 3200 R | | 4 | 8 | 6 | – | 2 | 10 | – | 1 | – | – | | | | | | | |
| | | 149 | 84 | 66½ | 55 | 49 | 44 | 30½ | 20 | 15 | 14 | | | | | | | |
| | TOTALS | 149 | 84 | 66½ | 55 | 49 | 44 | 30½ | 20 | 15 | 14 | | | | | | | |
| | PLACING | | | | | | | | | | | | | | | | | |

* do not write in this column until event is over

# BIG RED TRACK SCOREBOOK

MEET Stole Meet Omaha DATE 5-21-22

| EVENT Shot | | | EVENT H.J | | | EVENT | | | EVENT | | |
|---|---|---|---|---|---|---|---|---|---|---|---|
| NAME | (Team) | TIME HT. DIST. | NAME | (Team) | TIME HT. DIST. | NAME | (Team) | TIME HT. DIST. | NAME | (Team) | TIME HT. DIST. |
| 1. D. Hudson | | 57'2 | 1. D. Hudson | | | 1. | | | 1. | | |
| 2. | | | 2. | | | 2. | | | 2. | | |
| 3. | | | 3. C. Karsen | | | 3. | | | 3. | | |
| 4. CCHS. Rec | | | 4. | | | 4. | | | 4. | | |
| 5. | | | 5. | | | 5. | | | 5. | | |
| 6. | | | 6. | | | 6. | | | 6. | | |
| 7. | | | 7. | | | 7. | | | 7. | | |
| 8. | | | 8. | | | 8. | | | 8. | | |

| EVENT Disc | | | EVENT T.J | | | EVENT | | | EVENT | | |
|---|---|---|---|---|---|---|---|---|---|---|---|
| NAME | (Team) | TIME HT. DIST. | NAME | (Team) | TIME HT. DIST. | NAME | (Team) | TIME HT. DIST. | NAME | (Team) | TIME HT. DIST. |
| 1. D. Hudson | | 157'6 | 1. C. Karsen | # | 43'7 3/4 | 1. | | | 1. | | |
| 2. | | | 2. | | | 2. | | | 2. | | |
| 3. C. Karsen | | 152'1 | 3. | | | 3. | | | 3. | | |
| 4. | | | 4. CCHS. Record | | | 4. | | | 4. | | |
| 5. | | | 5. | | | 5. | | | 5. | | |
| 6. | | | 6. | | | 6. | | | 6. | | |
| 7. | | | 7. | | | 7. | | | 7. | | |
| 8. | | | 8. | | | 8. | | | 8. | | |

| EVENT P.V | | | EVENT | | | EVENT | | | EVENT 3200 | | |
|---|---|---|---|---|---|---|---|---|---|---|---|
| NAME | (Team) | TIME HT. DIST. | NAME | (Team) | TIME HT. DIST. | NAME | (Team) | TIME HT. DIST. | NAME | (Team) | TIME HT. DIST. |
| 1. Kyle Kelter | | 13'10" | 1. | | | 1. | | | 1. O. Cozens | | |
| 2. | | | 2. | | | 2. | | | 2. | | |
| 3. | | | 3. | | | 3. | | | 3. | 10.23.67 | |
| 4. | | | 4. | | | 4. | | | 4. | | |
| 5. | | | 5. | | | 5. | | | 5. | | |
| 6. | | | 6. | | | 6. | | | 6. | | |
| 7. | | | 7. | | | 7. | | | 7. | | |
| 8. | | | 8. | | | 8. | | | 8. | | |

**HELD AT:** Brook **SCORING:** 1st___pts.; 2nd___pts.; 3rd___pts.; 4th___pts.; 5th___pts.; 6th___pts.; 7th___pts.; 8th___pts.

**EVENT** 110 H1

| NAME | (Team) | TIME HT. DIST. |
|---|---|---|
| [illegible] | | |
| 2. | | |
| 3. 15.6 | | |
| 4. | | |
| 5. | | |
| 6. | | |
| 7. | | |
| 8. | | |

**EVENT** _____

| NAME | (Team) | TIME HT. DIST. |
|---|---|---|
| 1. | | |
| 2. | | |
| 3. | | |
| 4. | | |
| 5. | | |
| 6. | | |
| 7. | | |
| 8. | | |

| TEAM | TIME |
|---|---|
| 1. | |
| 2. | |
| 3. | |
| 4. | |
| 5. | |
| 6. | |
| 7. | |
| 8. | |

**RELAY**
FIRST PLACE RUNNERS

| TEAM | TIME |
|---|---|
| 1. | |
| 2. | |
| 3. | |
| 4. | |
| 5. | |
| 6. | |
| 7. | |
| 8. | |

**RELAY**
FIRST PLACE RUNNERS

| TEAM | TIME |
|---|---|
| 1. | |
| 2. | |
| 3. | |
| 4. | |
| 5. | |
| 6. | |
| 7. | |
| 8. | |

3200 R

**RELAY**
FIRST PLACE RUNNERS 8.30.4
J. Bilka 2.09.2
D. Russell 2.08.8
M. Hanna 2.04.8
C. Sleeper 2.07.6

TEAMS

| * EVENTS | ABBR. / TEAM NAME | | | | | | | | | | | | | | | | | |
|---|---|---|---|---|---|---|---|---|---|---|---|---|---|---|---|---|---|---|
| Shot | 8 | | | | | | | | | | | | | | | | | |
| P.V | 8 | | | | | | | | | | | | | | | | | |
| Dsc | 12 | | | | | | | | | | | | | | | | | |
| TOTALS | 28 | | | | | | | | | | | | | | | | | |
| PLACING | 7 | | | | | | | | | | | | | | | | | |

* do not write in this column until event is over

# BIG RED TRACK SCOREBOOK

# BIG RED TRACK SCOREBOOK

**MEET** _____ **DATE** _____

| EVENT _____ | | | EVENT _____ | | | EVENT _____ | | | EVENT _____ | | |
|---|---|---|---|---|---|---|---|---|---|---|---|
| NAME | (Team) | TIME HT. DIST. | NAME | (Team) | TIME HT. DIST. | NAME | (Team) | TIME HT. DIST. | NAME | (Team) | TIME HT. DIST. |
| 1. | | | 1. | | | 1. | | | 1. | | |
| 2. | | | 2. | | | 2. | | | 2. | | |
| 3. | | | 3. | | | 3. | | | 3. | | |
| 4. | | | 4. | | | 4. | | | 4. | | |
| 5. | | | 5. | | | 5. | | | 5. | | |
| 6. | | | 6. | | | 6. | | | 6. | | |
| 7. | | | 7. | | | 7. | | | 7. | | |
| 8. | | | 8. | | | 8. | | | 8. | | |
| **EVENT** _____ | | | **EVENT** _____ | | | **EVENT** _____ | | | **EVENT** _____ | | |
| NAME | (Team) | TIME HT. DIST. | NAME | (Team) | TIME HT. DIST. | NAME | (Team) | TIME HT. DIST. | NAME | (Team) | TIME HT. DIST. |
| 1. | | | 1. | | | 1. | | | 1. | | |
| 2. | | | 2. | | | 2. | | | 2. | | |
| 3. | | | 3. | | | 3. | | | 3. | | |
| 4. | | | 4. | | | 4. | | | 4. | | |
| 5. | | | 5. | | | 5. | | | 5. | | |
| 6. | | | 6. | | | 6. | | | 6. | | |
| 7. | | | 7. | | | 7. | | | 7. | | |
| 8. | | | 8. | | | 8. | | | 8. | | |
| **EVENT** _____ | | | **EVENT** _____ | | | **EVENT** _____ | | | **EVENT** _____ | | |
| NAME | (Team) | TIME HT. DIST. | NAME | (Team) | TIME HT. DIST. | NAME | (Team) | TIME HT. DIST. | NAME | (Team) | TIME HT. DIST. |
| 1. | | | 1. | | | 1. | | | 1. | | |
| 2. | | | 2. | | | 2. | | | 2. | | |
| 3. | | | 3. | | | 3. | | | 3. | | |
| 4. | | | 4. | | | 4. | | | 4. | | |
| 5. | | | 5. | | | 5. | | | 5. | | |
| 6. | | | 6. | | | 6. | | | 6. | | |
| 7. | | | 7. | | | 7. | | | 7. | | |
| 8. | | | 8. | | | 8. | | | 8. | | |

# — FEATURES OF THE BIG RED TRACK SCORE BOOK —

- ★ Scores 19 meets
- ★ Up to eight places can be scored
- ★ Time, height or distance can be recorded for all places
- ★ Can be used for duals, triangulars or large invitationals
- ★ Room to score 14 individual events and 3 relays
- ★ Sample score sheet
- ★ Extra relay slips in back of book

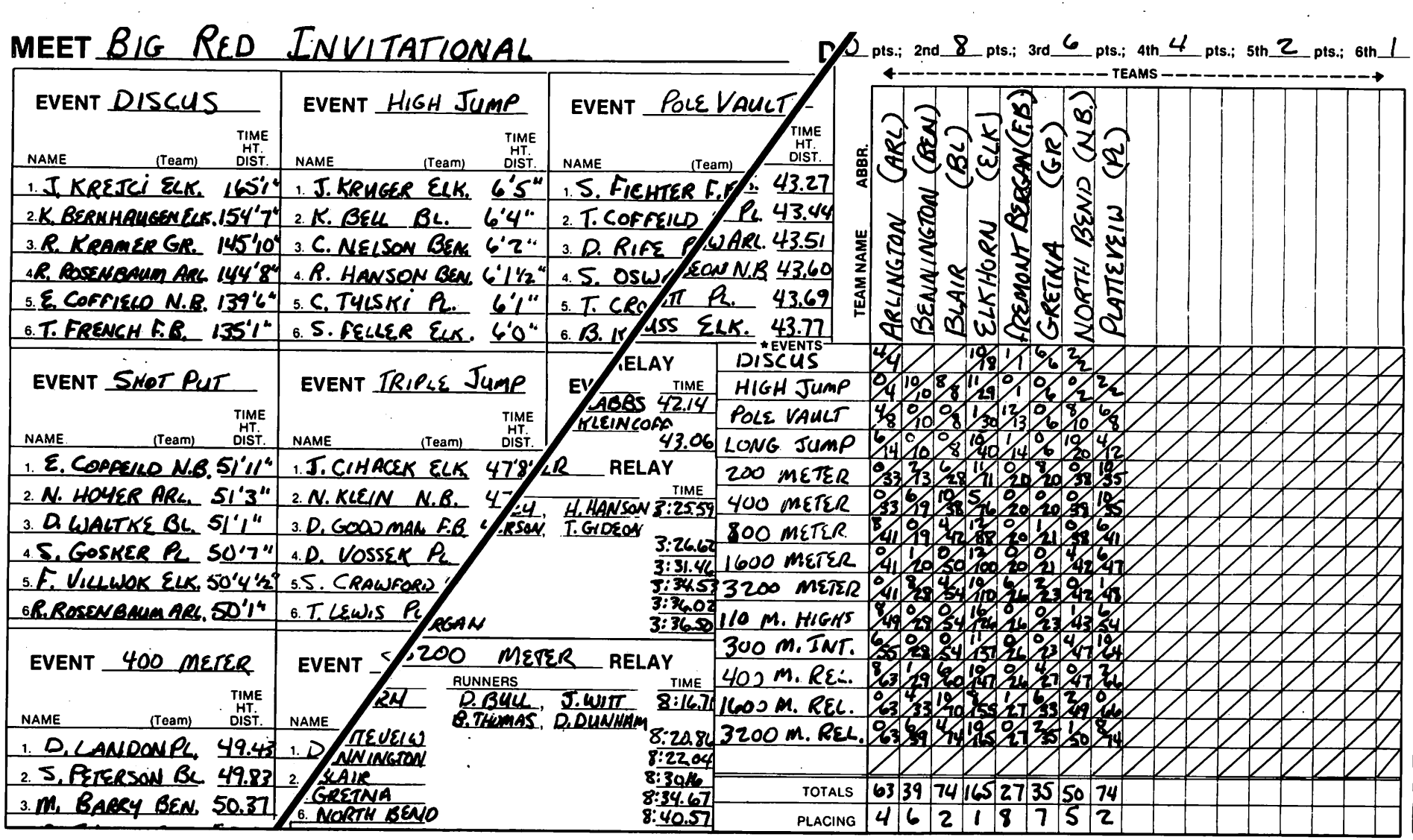


© BIG RED PUBLICATIONS, Elkhorn, Nebraska (Rev. 1994)

BIG RED TRACK SCOREBOOK

MEET Cambridge DATE 3-27-85

## EVENT Shot

| NAME | (Team) | TIME HT. DIST. |
|---|---|---|
| 1. D. Hudson | I | 51'4 3/4 |
| 2. C. Witte | C | 50'5 3/4 |
| 3. D. Westerbeck | AL | 48'10 1/2 |
| 4. M. Tiller | RV | 48'5 3/4 |
| 5. B. Nyberg | AL | 46'2 |
| 6. B. Boreland | C | 45'4.75 |
| 7. | | |
| 8. | | |

## EVENT L.J

| NAME | (Team) | TIME HT. DIST. |
|---|---|---|
| 1. S. Moore | AL | 20'8 3/4 |
| 2. B. Koch | C | 20'8 1/2 |
| 3. B. Hanna | AL | 20'6 3/4 |
| 4. N. Leiss | RV | 20'5^ |
| 5. D. Willis | Cubb | 19'8 3/4 |
| 6. B. Necomb | C | 15'7 1/2 |
| 7. | | |
| 8. | | |

## EVENT 100

| NAME | (Team) | TIME HT. DIST. |
|---|---|---|
| 1. B. Hilton | C | 11.0 |
| 2. M. Clark | DC | 11.3 |
| 3. B. Haskell | DC | 11.3 |
| 4. N. Leiss | RV | 11.6 |
| 5. E. Fuehrer | I | 11.7 |
| 6. C. Witte | C | 11.8 |
| 7. | | |
| 8. | | |

## EVENT 800

| NAME | (Team) | TIME HT. DIST. |
|---|---|---|
| 1. L. Ashley | AL | 2.02.3 |
| 2. J. Hauxwell | RV | 2.02.8 |
| 3. R. Ommert | C | 2.05.8 |
| 4. J. Wolfe ~~D. Westerbeck~~ | AL | 2.07.8 ~~2.08.3~~ |
| 5. M. Hanna | I | 2.11.0 |
| 6. M. Wolfe | RV | 2.13.6 |
| 7. | | |
| 8. | | |

## EVENT Discus

| NAME | (Team) | TIME HT. DIST. |
|---|---|---|
| 1. D. Hudson | I | 150'10" |
| 2. C. Witte | C | 146'5" |
| 3. A. Strand | I | 141'8" |
| 4. D. Westerbeck | AL | 136'5" |
| 5. N. Baney | DC | 133'2" |
| 6. J. Bradway | DC | 127'11^ |
| 7. | | |
| 8. | | |

## EVENT T.J

| NAME | (Team) | TIME HT. DIST. |
|---|---|---|
| 1. L. Kaiser | I | 42'7" |
| 2. B. Hanna | AL | 42'4 3/4 |
| 3. D. Willis | Cubb | 41.0 1/2 |
| 4. B. Hagen | Cubb | 40'3 3/4 |
| 5. R. Einsiedler | W-P | 40'1" 1/2 |
| 6. B. Necomb | C | |
| 7. | | |
| 8. | | |

## EVENT 200

| NAME | (Team) | TIME HT. DIST. |
|---|---|---|
| 1. B. Flammang | C | 23.7 |
| 2. B. Hilton | C | 24.1 |
| 3. B. Haskell | DC | 24.6 |
| 4. N. Leiss | RV | 24.5 |
| 5. Kyle Kohtz | I | 25.0 |
| 6. T. Kver | DC | 25.0 |
| 7. | | |
| 8. | | |

## EVENT 1600

| NAME | (Team) | TIME HT. DIST. |
|---|---|---|
| 1. M. Wolf | AL | 4.55.5 |
| 2. O. Cozones | I | 5.07.5 |
| 3. J.C. Stroup | DC | 5.12.8 |
| 4. B. Newcomb | C | 5.13.4 |
| 5. B. Osborn | DC | 5.15.2 |
| 6. J. Lutz | DC | 5.19.8 |
| 7. | | |
| 8. | | |

## EVENT P.V

| NAME | (Team) | TIME HT. DIST. |
|---|---|---|
| 1. S. Meare | AL | 13'6" |
| 2. Kyle Kohtz | I | 12'6" |
| 3. D. Pursley | I | 12'0 |
| 4. T. Kver | DC | 11'6" |
| 5. J. Stroup | DC | 11' |
| 6. J. Zerr | AL | 10'6" |
| 7. | | |
| 8. | | |

## EVENT H.J

| NAME | (Team) | TIME HT. DIST. |
|---|---|---|
| 1. B. Flammang | C | 6'7" |
| 2. D. Hudson | I | 6'4" |
| 3. J. Stamm | DC | 6'2" |
| 4. R. Ommert | C | 6'2" |
| 5. L. Kaiser | I | 6'0 |
| 6. K Kitt | W-P | 5'8" |
| 7. | | |
| 8. | | |

## EVENT 400

| NAME | (Team) | TIME HT. DIST. |
|---|---|---|
| 1. R. Ommert | C | 52.4 |
| 2. B. Hanna | AL | 54.1 |
| 3. N. Wolf | AL | 54.6 |
| 4. J. Bilka | I | 54.9 |
| 5. C. Skeen | I | 55.6 |
| 6. J. Steckman | W-P | 56.2 |
| 7. | | |
| 8. | | |

## EVENT 3200

| NAME | (Team) | TIME HT. DIST. |
|---|---|---|
| 1. L. Ashley | AL | 10.46.4 |
| 2. M. Wolf | RV | 10.52.3 |
| 3. O. Cozones | I | 10.54.3 |
| 4. J. Lutz | DC | 11.23.4 |
| 5. J.C. Stroup | DC | 11.28.8 |
| 6. C. Benton | AL | 11.31.3 |
| 7. | | |
| 8. | | |

**HELD AT:** Cambridge **SCORING:** 1st 10 pts.; 2nd 8 pts.; 3rd 6 pts.; 4th 4 pts.; 5th 2 pts.; 6th 1 pts.; 7th ___ pts.; 8th ___ pts.

**EVENT** 110 HH

| NAME | (Team) | TIME HT. DIST. |
|---|---|---|
| 1. S. Moore | AL | 15.5 |
| 2. B. Newcomb | C | 15.9 |
| 3. J. Stamm | D.C | 15.9 |
| 4. T. Carey | AL. | 16.5 |
| 5. J. McNabb | I | 16.5 |
| 6. R. Goodenberger | C | 16.6 |
| 7. | | |
| 8. | | |

**EVENT** 300 IM

| NAME | (Team) | TIME HT. DIST. |
|---|---|---|
| 1. J. Stamm | D.C | 41.8 |
| 2. T. Carey | AL | 41.9 |
| 3. J. McNabb | I | 43.8 |
| 4. C. Jorgenson | AL | 43.9 |
| 5. J. Cannady | EL | 44.3 |
| 6. J. Steckman | W-P | 44.7 |
| 7. | | |
| 8. | | |

| TEAM | TIME | 400 RELAY FIRST PLACE RUNNERS |
|---|---|---|
| 1. Camb | 45.8 | |
| 2. D.C | 46.1 | |
| 3. Alma | 47.5 | |
| 4. Imp | 47.9 | |
| 5. W-P | 48.4 | J. McNabb |
| 6. | | Kyle Kohtz |
| 7. | | D. Murphy |
| 8. | | B. Leibhart |

| TEAM | TIME | 1600 RELAY FIRST PLACE RUNNERS |
|---|---|---|
| 1. Camb | 3.36.7 | |
| 2. AL. | 3.38.0 | |
| 3. Imp | 3.45.0 | |
| 4. D.C | 3.45.1 | |
| 5. R.V | 3.50.4 | E. Fuchner |
| 6. W-P | 3.54.8 | J. Bilka |
| 7. | | M. Hanna |
| 8. | | C. Skeen |

| TEAM | TIME | 3200 RELAY FIRST PLACE RUNNERS |
|---|---|---|
| 1. Alma | 8.37.6 | |
| 2. R.V | 8.55.7 | |
| 3. D.C | 9.13.4 | |
| 4. Camb | 9.22.8 | |
| 5. El | 9.25.1 | M. Hanna |
| 6. Imp | 9.26.3 | J. Kunneman |
| 7. | | J. McGrath |
| 8. | | A. Ohlson |

TEAMS

| * EVENTS | Alma | Cambridge | Imperial | Dundy County | Rep Valley | Culbertson | Wauneta-Palisade | Elwood |
|---|---|---|---|---|---|---|---|---|
| Shot. | 8/8 | 9/9 | 10/10 | -/- | 4/4 | -/- | -/- | -/- |
| Discus. | 4/12 | 8/17 | 16/26 | 3/3 | -/4 | -/- | -/- | -/- |
| PV. | 11/23 | -/17 | 14/40 | 6/9 | -/4 | -/- | -/- | -/- |
| L.S. | 16/39 | 9/26 | -/40 | -/9 | 4/8 | 2/2 | -/- | -/- |
| T.S. | 8/47 | 1/27 | 10/50 | -/9 | -/9 | 10/12 | 4/4 | -/- |
| H.S. | -/47 | 14/41 | 10/60 | 6/15 | -/8 | -/12 | 1/5 | -/- |
| 100 | -/47 | 11/52 | 2/62 | 14/39 | 4/12 | -/12 | -/5 | -/- |
| 200 | -/47 | 18/70 | 2/64 | 7/46 | 4/16 | -/12 | -/5 | -/- |
| 400 | 14/61 | 10/80 | 6/70 | -/46 | -/16 | -/12 | 1/6 | -/- |
| 800 | 14/75 | 6/86 | 2/72 | -/46 | 9/25 | -/12 | -/6 | -/- |
| 1600 | 10/85 | 4/90 | 8/80 | 9/55 | -/25 | -/12 | -/6 | -/- |
| 3200 | 11/96 | -/90 | 6/86 | 6/61 | 8/33 | -/12 | -/6 | -/- |
| 110 HH. | 14/110 | 9/99 | 2/88 | 6/67 | -/33 | -/12 | -/6 | -/- |
| 300 I.M | 12/122 | -/99 | 6/94 | 10/77 | -/33 | -/12 | 1/7 | 2/2 |
| 400 R. | 6/128 | 10/109 | 4/98 | 8/85 | -/33 | -/12 | 2/9 | -/2 |
| 1600 R. | 8/136 | 10/119 | 6/104 | 4/89 | 2/35 | -/12 | 1/10 | -/2 |
| 3200 R. | 10/146 | 4/123 | 1/105 | 6/95 | 8/43 | -/12 | -/10 | 2/4 |
| TOTALS | 146 | 123 | 105 | 95 | 43 | 12 | 10 | 4 |
| PLACING | 1 | 2 | 3 | 4 | 5 | 6 | 7 | 8 |

* do not write in this column until event is over

# BIG RED TRACK SCOREBOOK

# BIG RED TRACK SCOREBOOK

MEET May Wood  Imp J.V.  DATE 3-27-99

## EVENT Shot

| NAME | (Team) | TIME HT. DIST. |
|---|---|---|
| 1. D. Melvin | McPh | 43'11½ |
| 2. K Fortkamp | I | 43'6½ |
| 3. K. Werkmeister | May | 43'5" |
| 4. D. Holmstedt | Pax | 41'4½ |
| 5. M. Strong | E-F | 41'3½ |
| 6. C. Hamilton | I | 41'½ |
| 7. | | |
| 8. | | |

## EVENT L.J

| NAME | (Team) | TIME HT. DIST. |
|---|---|---|
| 1. J. Wilson | May | 19'5½ |
| 2. J. Lewis | Trent | 18'6" |
| 3. K. Correll | McPher | 18'6 |
| 4. C. Malone | I | 18'3½ |
| 5. N. Teter | Twin V | 18' |
| 6. D. Demilt | E-F | 17'7' |
| 7. | | |
| 8. | | |

## EVENT 100

| NAME | (Team) | TIME HT. DIST. |
|---|---|---|
| 1. B. Walker | Strat | 11.6 |
| 2. J. Strong | E-F | 11.6+ |
| 3. S. Hansmeir | Pax | 11.9 |
| 4. B. Lindvall | M.V. | 12.0 |
| 5. R. Myers | M.V | 12.2 |
| 6. B. Jurey | Twin V | 12.7 |
| 7. | | |
| 8. | | |

## EVENT 800

| NAME | (Team) | TIME HT. DIST. |
|---|---|---|
| 1. J. Worley | Pax | 2.10.4 |
| 2. T. Anderson | Pax | 2.16.7 |
| 3. D. Russell | I | 2.21.2 |
| 4. M. Stangmeyer | E-F | 2.21.8 |
| 5. J. Evert | Trent | 2.27.8 |
| 6. C. Gagleman | May | 2.28.2 |
| 7. | | |
| 8. | | |

## EVENT Discus

| NAME | (Team) | TIME HT. DIST. |
|---|---|---|
| 1. Z. Tidwell | I | 123'1" |
| 2. D. Holmstedt | Pax | 112'10¾ |
| 3. Hahn | Pax | 110'3 |
| 4. McFadden | Pax | 109'8" |
| 5. K Fortkamp | I | 109'½ |
| 6. Malcolm | E-F | 105'5' |
| 7. | | |
| 8. | | |

## EVENT T.J

| NAME | (Team) | TIME HT. DIST. |
|---|---|---|
| 1. D. Woodburn | MV | 40½" |
| 2. D. Jorgensen | MV | 38'9 |
| 3. Tridle | Pax | 38'8½ |
| 4. J. Lewis | Trent | 37'11¾ |
| 5. K Campbell | MV | 37'10 |
| 6. M. Gooden | May | 37'10 |
| 7. | | |
| 8. | | |

## EVENT 200

| NAME | (Team) | TIME HT. DIST. |
|---|---|---|
| 1. B. Walker | Strat | 23.9 |
| 2. S. Hansmeir | Pax | 24.5 |
| 3. B. Lindvall | M.V | 24.8 |
| 4. D. Woodburn | M.V. | 25.2 |
| 5. Z. Larson | E.F | 25.3 |
| 6. M. Snyder | I | 25.6 |
| 7. | | |
| 8. | | |

## EVENT 1600

| NAME | (Team) | TIME HT. DIST. |
|---|---|---|
| 1. J. Spurgin | Pax | 4.59.3 |
| 2. W. McNult | McPher | 5.01.7 |
| 3. C. McNull | McPher | 5.09.7 |
| 4. B. Horton | M.V | 5.19.8 |
| 5. M. Latta | Strat | 5.20.7 |
| 6. T. Krab | Pax | 5.23.7 |
| 7. | | |
| 8. | | |

## EVENT P.V

| NAME | (Team) | TIME HT. DIST. |
|---|---|---|
| 1. B. Fangman | May | 10' |
| 2. B. Coleman | I | 9'6' |
| 3. M. Gooden | May | 9' |
| 4. D. Russell | I | 9' |
| 5. I.J Deyle | I | 7'6 |
| 6. | | |
| 7. | | |
| 8. | | |

## EVENT H.J

| NAME | (Team) | TIME HT. DIST. |
|---|---|---|
| 1. R. Tridle | Pax | 5'8" |
| 2. M. Jorgenson | M.V | 5'4" |
| 3. A. Cochrane | E-F | 5'4 |
| 4. R. Carlson | Tre | 5'4 |
| 5. | | |
| 6. | | |
| 7. | | |
| 8. | | |

## EVENT 400

| NAME | (Team) | TIME HT. DIST. |
|---|---|---|
| 1. D. Cochran | Twin V | 55.6 |
| 2. D. Woodburn | M.V | 56.5 |
| 3. J. Lewis | Trent | 56.9 |
| 4. D. Gleason | E-F | 59.3 |
| 5. D. Russell | I | 59.5 |
| 6. K Shinn | I | 60.3 |
| 7. | | |
| 8. | | |

## EVENT 3200

| NAME | (Team) | TIME HT. DIST. |
|---|---|---|
| 1. W. McNult | McPher | 11.09.6 |
| 2. L. Connell | " | 11.14.3 |
| 3. L. Arensdorf | " | 11.17.1 |
| 4. J. Hollenshorb | Trent | 11.21.3 |
| 5. J. Spurgin | Pax | 11.47.6 |
| 6. T. Evans | May W | 11.57.9 |
| 7. | | |
| 8. | | |

# BIG RED TRACK SCOREBOOK

**HELD AT:** May Wood **SCORING:** 1st___pts.; 2nd___pts.; 3rd___pts.; 4th___pts.; 5th___pts.; 6th___pts.; 7th___pts.; 8th___pts.

**EVENT** 110 HH

| NAME | (Team) | TIME HT. DIST. |
|---|---|---|
| 1. B. Fangman | May | 16.4 |
| 2. B. Kennicutt | May | 16.5 |
| 3. D. Jorgensen | MU | 17.3 |
| 4. J. Demilt | E-F | 18.0 |
| 5. D. Downes | Twin U. | 18.8 |
| 6. J. Votava | May | 18.9 |
| 7. | | |
| 8. | | |

**EVENT** 300 Im

| NAME | (Team) | TIME HT. DIST. |
|---|---|---|
| 1. D. Demilt | E-F | 45.1 |
| 2. B. Kennicutt | May | 45.4 |
| 3. J. Demilt | E-F | 45.4+ |
| 4. D. Downes | Twin U | 46.9 |
| 5. J. Goeffler | Pax | 47.0 |
| 6. K. Carrell | McPhen | 47.8 |
| 7. | | |
| 8. | | |

| TEAM | TIME | 400 RELAY FIRST PLACE RUNNERS |
|---|---|---|
| 1. Med U | 47.7 | |
| 2. May | 47.8 | |
| 3. Pax | 49.0 | |
| 4. Strat | 50.4 | |
| 5. Imp | 50.9 | C.J. Swanson |
| 6. | | A. Baarle |
| 7. | | K. Shinn |
| 8. | | E. Sanchez |

| TEAM | TIME | 1600 RELAY FIRST PLACE RUNNERS |
|---|---|---|
| 1. E-F | 3.57.1 | |
| 2. May. | 4.02.3 | |
| 3. M.U | 4.03.2 | |
| 4. Imp | 4.04.7 | |
| 5. Twin U. | 4.07.3 | C. Osler |
| 6. McPhen. | 4.11.3 | C. Hamilton |
| 7. | | C. Malone |
| 8. | | N. Einshiper |

| TEAM | TIME | 3200 RELAY FIRST PLACE RUNNERS |
|---|---|---|
| 1. Pax | 9.06.2 | |
| 2. E-F | 9.28.5 | |
| 3. MU | 9.33.7 | |
| 4. Trent | 9.38.6 | |
| 5. McPhen Co | 9.52.7 | |
| 6. May | 9.58.9 | |
| 7. | | |
| 8. | | |

TEAMS

| EVENTS | Paxton | Med Valley | May Wood | Eus-Farmer | McPherson Co. | Imp. J.U. | Trenton | Stratton | Twin Valley |
|---|---|---|---|---|---|---|---|---|---|
| Shot | 4/4 | -/- | 6/6 | 2/2 | 10/10 | 9/9 | -/- | -/- | -/- |
| Disc | 16/20 | -/- | -/6 | 1/3 | -/10 | 12/21 | -/- | -/- | -/- |
| P.U | -/20 | -/- | 16/22 | -/3 | -/10 | 14/35 | -/- | -/- | -/- |
| L.J | -/20 | -/- | 10/32 | 1/4 | 6/16 | 4/39 | 8/8 | -/- | 2/2 |
| T.J | 6/26 | 20/20 | 1/33 | -/4 | -/16 | -/39 | 4/12 | -/- | -/2 |
| H.J | 10/36 | 8/28 | -/33 | 6/10 | -/16 | -/39 | 4/16 | -/- | -/2 |
| 100 | 6/42 | 6/34 | -/33 | 8/18 | -/16 | -/39 | -/16 | 10/10 | 1/3 |
| 200 | 8/50 | 10/44 | -/33 | 2/20 | -/16 | 1/40 | -/16 | 10/20 | -/3 |
| 400 | -/50 | 8/52 | -/33 | 4/24 | -/16 | 3/43 | 6/22 | -/20 | 10/13 |
| 800 | 18/66 | -/52 | 1/34 | 4/28 | -/16 | 6/49 | 2/24 | -/20 | -/13 |
| 1600 | 11/77 | 4/56 | -/34 | -/28 | 14/30 | -/49 | -/24 | 2/22 | -/13 |
| 3200 | 2/79 | -/56 | 1/35 | -/28 | 24/54 | -/49 | 4/29 | -/22 | -/13 |
| 110 HH | -/79 | 6/62 | 19/54 | 4/32 | -/54 | -/49 | -/29 | -/22 | 2/15 |
| 300 Im | 2/81 | -/62 | 8/62 | 16/48 | 1/55 | -/49 | -/28 | -/22 | 4/19 |
| 400 R | 6/87 | 10/72 | 8/70 | -/48 | -/55 | 2/51 | -/28 | 4/26 | -/19 |
| 1600 R | -/87 | 6/78 | 8/78 | 10/58 | 1/56 | 4/55 | -/28 | -/26 | 2/21 |
| 3200 R | 10/97 | 6/84 | -/78 | 8/66 | 2/58 | -/55 | 4/32 | -/26 | -/21 |
| TOTALS | 97 | 84 | 78 | 66 | 58 | 55 | 32 | 26 | 21 |
| PLACING | 1 | 2 | 3 | 4 | 5 | 6 | 7 | 8 | 9 |

* do not write in this column until event is over

# BIG RED TRACK SCOREBOOK

MEET Ogallala Invite DATE 4-1-99

## EVENT Shot

| NAME | (Team) | TIME HT. DIST. |
|---|---|---|
| 1. D. Hudson | I | 54'6½ |
| 2. C. Metzger | Goth | 53'1½ |
| 3. M. Abele | Goth | 47.1 |
| 4. E. Montemayor | Mit | 47.3½ |
| 5. J. Plackett | Ogal. | 46'7½ |
| 6. J. Dishman | Goth | 46.6½ |
| 7. | | |
| 8. | | |

## EVENT LJ

| NAME | (Team) | TIME HT. DIST. |
|---|---|---|
| 1. K. Wyllert | Gr. | 19'11¾ |
| 2. P. Stark | Sid | 19'7" |
| 3. M. Steiner | Good | 19'6½ |
| 4. S. Johnson | Sid | 19'4 |
| 5. J. Johnson | Kimb | 19.¾ |
| 6. B. Peterson | Her | 18'10¼ |
| 7. | | |
| 8. | | |

## EVENT 100

| NAME | (Team) | TIME HT. DIST. |
|---|---|---|
| 1. R. Sprague | Holy | 11.2 |
| 2. C. Teter | Og | 11.5 |
| 3. N. Rubio | Good | 11.6 |
| 4. J. Roseberry | Mit | 11.6 |
| 5. M. Callen | Og. | 11.7 |
| 6. J. Johnson | Kimb | 11.8 |
| 7. | | |
| 8. | | |

## EVENT 800

| NAME | (Team) | TIME HT. DIST. |
|---|---|---|
| 1. A. Bohac | Kimb | 2.06.6 |
| 2. M. Hanna | I | 2.07.7 |
| 3. B. Massen | Her | 2.09.6 |
| 4. P. Clark | Goth | 2.11.1 |
| 5. J. Koch | Coz | 2.12.1 |
| 6. C. Skeen | I | 2.13.1 |
| 7. | | |
| 8. | | |

## EVENT Disc

| NAME | (Team) | TIME HT. DIST. |
|---|---|---|
| 1. D. Hudson | I | 150'3" |
| 2. L. Kaiser | I | 145'4 |
| 3. J. Dishman | Goth | 140'9" |
| 4. J. Winter | Good | 140' |
| 5. M. Abelee | Goth | 138'9 |
| 6. A. Strand | I | 135'10" |
| 7. | | |
| 8. | | |

## EVENT T.J

| NAME | (Team) | TIME HT. DIST. |
|---|---|---|
| 1. C. Richmond | Gr | 43'2 |
| 2. L. Kaiser | I | 40'9" |
| 3. J. Ritterbush | Coz | 39'9½ |
| 4. M. Steiner | Good | 39'3¾ |
| 5. R. Sprague | Holy | 39'1" |
| 6. M. Lee | Gr | 39'1" |
| 7. | | |
| 8. | | |

## EVENT 200

| NAME | (Team) | TIME HT. DIST. |
|---|---|---|
| 1. R. Sprague | Holy | 23.0 |
| 2. C. Sayers | Hax | 23.6 |
| 3. S. Lett | Hax | 23.9 |
| 4. N. Rubio | Good | 24.1 |
| 5. J. Rupe | Coz | 24.3 |
| 6. J. Johnson | Kim. | 24.5 |
| 7. | | |
| 8. | | |

## EVENT 1600

| NAME | (Team) | TIME HT. DIST. |
|---|---|---|
| 1. A. Bronson | Kimb | 4.57.4 |
| 2. C. Nielson | Kimb | 4.58.1 |
| 3. J. Geiker | Goth | 5.04 |
| 4. O. Cazares | I | 5.04.9 |
| 5. A. Teets | Mit | 5.05 |
| 6. B. Johnson | Ogal | 5.05.6 |
| 7. | | |
| 8. | | |

## EVENT P.V

| NAME | (Team) | TIME HT. DIST. |
|---|---|---|
| 1. Kyle Kohtz | I | 13'6 |
| 2. J. Johnson | Sid | 13'0 |
| 3. E. Acker | Coz | 12'6 |
| 4. J. Quick | Ogal | 12'0 |
| 5. C. White | Coz | 12'0 |
| 6. J. Roseberry | Mit | 12'0 |
| 7. | | |
| 8. | | |

## EVENT H.J

| NAME | (Team) | TIME HT. DIST. |
|---|---|---|
| 1. D. Hudson | I | 6'2 |
| 2. L. Kaiser | I | 6'2" |
| 3. K. Meisner | Ogal | 6'2 |
| 4. J. Ritterbush | Coz | 6'2 |
| 5. L. Stone | Good | 5'10 |
| 5. B. Schnell | Mit | 5'10 |
| 5. J. Anderson | Ogal | 5'10 |
| 8. | | |

## EVENT 400

| NAME | (Team) | TIME HT. DIST. |
|---|---|---|
| 1. B. Brown | Holy | 50.8 |
| 2. S. Lett | Hax | 51.4 |
| 3. A. Bohac | Kimb | 52.6 |
| 4. M. Hanna | Imp | 54.2 |
| 5. C. Skeen | Imp | 54.3 |
| 6. B. Massen | Her | 54.4 |
| 7. | | |
| 8. | | |

## EVENT 3200

| NAME | (Team) | TIME HT. DIST. |
|---|---|---|
| 1. T. Dam | Ogal | 10.46.9 |
| 2. O. Cazares | I | 10.49.4 |
| 3. A. Bronson | Kimb | 11.00.7 |
| 4. A. Teets | Mit | 11.00.8 |
| 5. M. Boschere | Jules | 11.08.5 |
| 6. T. Fickenscher | Goth | 11.18.2 |
| 7. | | |
| 8. | | |

# BIG RED TRACK SCOREBOOK

**HELD AT:** Ogallala **SCORING:** 1st 10 pts.; 2nd 8 pts.; 3rd 6 pts.; 4th 4 pts.; 5th 2 pts.; 6th 1 pts.; 7th ___ pts.; 8th ___ pts.

**EVENT** 110 HH

| NAME | (Team) | TIME HT. DIST. |
|---|---|---|
| 1. R. Sprague | Holy | 15.3 |
| 2. B. Brown | Holy | 15.5 |
| 3. J. Cochran | Coz | 15.6 |
| 4. J. Hammert | Sid | 15.6 |
| 5. R Hickin | Goth | 15.6 |
| 6. C Richmond | Gr | 15.9 |
| 7. | | |
| 8. | | |

**EVENT** 300 IM

| NAME | (Team) | TIME HT. DIST. |
|---|---|---|
| 1. B. Brown | Holy | 40.6 |
| 2. J. Buttenbach | Jul | 42.6 |
| 3. M. Shoup | Kimb | 42.7 |
| 4. J. Desort | Her | 43.1 |
| 5. J. McNabb | I | 43.7 |
| 6. J. Cochran | Coz | 44.0 |
| 7. | | |
| 8. | | |

**400 R**

| TEAM | TIME |
|---|---|
| 1. Hax | 45.0 |
| 2. Good | 45.5 |
| 3. Holy | 46.3 |
| 4. Ogal. | 46.5 |
| 5. Kimb | 46.7 |
| 6. Imp | 46.9 |
| 7. | |
| 8. | |

RELAY FIRST PLACE RUNNERS

J. McNabb
Kyle Kontz
D. Murphy
B. Leibhart

**1600 R**

| TEAM | TIME |
|---|---|
| 1. Hax | 3.40.1 |
| 2. Imp. | 3.45.1 |
| 3. Kimb | 3.45.5 |
| 4. Ogal | 3.46.3 |
| 5. Goth | 3.48.0 |
| 6. Jules | 3.48.9 |
| 7. | |
| 8. | |

RELAY FIRST PLACE RUNNERS

E. Fuchner 56.9
J. Billka 56.5
M. Hanna 55.3
C. Skeen 56.6

**3200 R**

| TEAM | TIME |
|---|---|
| 1. Goth | 8.49.5 |
| 2. Kimb | 8.55.8 |
| 3. Ogal | 9.01.8 |
| 4. Sid | 9.03.5 |
| 5. Jules | 9.04.5 |
| 6. Coz. | 9.07 |
| 7. Imp | 9:29 |
| 8. | |

RELAY FIRST PLACE RUNNERS

D. Russell 2.14
J. McGrath 2:35.5
S. Kennemer 2.28
A. Ohlson 2:24

TEAMS

| EVENTS | Imperial | Holyoke | Kimball | Gothenburg | Ogallala | Hoxtum | Goodland | Cozad | Sidney | Grant | Mitchell | Julesburg | Hershey |
|---|---|---|---|---|---|---|---|---|---|---|---|---|---|
| Shot | 10/10 | | | 15/15 | 2/2 | | | | | | 4/4 | | |
| Disc | 19/29 | | | 8/23 | | | 4/4 | | | | | | |
| P.V | 10/39 | | | | 4/6 | | | 8/8 | 8/8 | | 1/5 | | |
| L.J | | | 2/2 | | | | 6/10 | | 12/20 | 10/10 | | | 1/1 |
| T.J | 8/47 | 2/2 | | | | | 4/14 | 6/14 | | 11/21 | | | |
| H.J | 18/65 | | | | 7/13 | | 1/15 | 4/18 | | | 1/6 | | |
| 100 | | 10/12 | 1/3 | | 10/23 | | 6/21 | | | | 4/10 | | |
| 200 | | 10/22 | 1/4 | | | 14/14 | 4/25 | 2/20 | | | | | |
| 400 | 6/71 | 10/32 | 6/10 | | | 8/22 | | | | | | | 1/2 |
| 800 | 9/80 | | 10/20 | 4/27 | | | | 2/22 | | | | | 6/8 |
| 1600 | 4/84 | | 18/38 | 6/33 | 1/24 | | | | | | 2/12 | | |
| 3200 | 8/92 | | 6/44 | 1/34 | 10/34 | | | | | | 4/16 | 2/2 | |
| 110 HH | | 18/50 | | 2/36 | | | | 6/28 | 4/24 | 1/22 | | | |
| 300 IM | 2/94 | 10/60 | 6/50 | | | | | 1/29 | | | | 8/10 | 4/12 |
| 400 R | 1/95 | 6/66 | 2/52 | | 4/38 | 10/32 | 8/33 | | | | | | |
| 1600 R | 8/103 | | 6/58 | 2/38 | 4/42 | 10/42 | | | | | | 1/11 | |
| 3200 R | | | 8/66 | 10/48 | 6/48 | | | 1/30 | 4/28 | | | 2/13 | |
| TOTALS | 103 | 66 | 66 | 48 | 49 | 42 | 33 | 30 | 28 | 22 | 16 | 13 | 12 |
| PLACING | 1 | 2 | 3 | 4 | 5 | 6 | 7 | 8 | 9 | 10 | 11 | 12 | 13 |

* do not write in this column until event is over

BIG RED TRACK SCOREBOOK

MEET Grant Invite DATE 4-10-25

## EVENT Shot

| NAME | (Team) | TIME HT. DIST. |
|---|---|---|
| 1. D. Hudson | I | 53'1" |
| 2. J. Jorgensen | S.P. | 52'8 |
| 3. D. Fisher | Ger. | 51'0" |
| 4. J. Plunkett | Og | 48'8" |
| 5. D. McKissick | Og | 48'1" |
| 6. B. Pump | I | 46'3 |
| 7. | | |
| 8. | | |

## EVENT L.J

| NAME | (Team) | TIME HT. DIST. |
|---|---|---|
| 1. K Wyllert | Ger | 20'5" |
| 2. B. Peterson | Her | 19'11 3/4 |
| 3. B. Cain | Og | 19'1" |
| 4. M Kaufman | Ger | 19 1/4 |
| 5. M Derr | Ger | 18'10' |
| 6. T. Kiekofer | Og. | 18'8 1/2 |
| 7. | | |
| 8. | | |

## EVENT 100

| NAME | (Team) | TIME HT. DIST. |
|---|---|---|
| 1. C. Teter | Og. | 11.7 |
| 2. M. Collen | Og | 12.0 |
| 3. T. Rood | Ger | 12.1 |
| 4. K. Wyllert | Gr | 12.1 |
| 5. E. Fuehrer | I | 12.1 |
| 6. M Caufmon | Ger | 12.1 |
| 7. | | |
| 8. | | |

## EVENT 800

| NAME | (Team) | TIME HT. DIST. |
|---|---|---|
| 1. B. Massen | Her | 2.09 |
| 2. M. Hanna | I | 2.09.4 |
| 3. C. Skeen | I | 2.09.5 |
| 4. B. Johnson | Ogal | 2.11.1 |
| 5. J. Peters | O.JU. | 2.12.1 |
| 6. J. Bilka | I | 2.12.5 |
| 7. | | |
| 8. | | |

## EVENT Disc

| NAME | (Team) | TIME HT. DIST. |
|---|---|---|
| 1. D. Hudson | I | 154'11" |
| 2. D. Fisher | Ger | 146'5" |
| 3. A. Strand | I | 146'6" |
| 4. R Baltensperger | Ger | 144'4" |
| 5. C. Karsen | I | 138'5" |
| 6. J. Plunkett | Og | 134'4" |
| 7. | | |
| 8. | | |

## EVENT T.J

| NAME | (Team) | TIME HT. DIST. |
|---|---|---|
| 1. C Richmond | Gr. | 44'8 1/4 |
| 2. C. Karsen | I | 42'8 1/2 |
| 3. R. Einsphein | W.P. | 39'10 1/4 |
| 4. B. Peterson | Her | 35'7 1/2 |
| 5. D. Weiss | Ger. | 35'4 1/4 |
| 6. M. Lee | Gr. | 35. |
| 7. | | |
| 8. | | |

## EVENT 200

| NAME | (Team) | TIME HT. DIST. |
|---|---|---|
| 1. C. Tecker | Og | 23.9 |
| 2. M. Collen | Og | 24.3 |
| 3. T. Rood | Ger | 24.4 |
| 4. Kyle Kohtz | I | 24.7 |
| 5. C. Campbell | Ger | 24.8 |
| 6. E. Gengenbach | Ger | 24.9 |
| 7. | | |
| 8. | | |

## EVENT 1600

| NAME | (Team) | TIME HT. DIST. |
|---|---|---|
| 1. A. Martin | Ger | 5.00 |
| 2. B. Johnson | Og | 5.03 |
| 3. T. Dam | Og | 5.04 |
| 4. O. Cazares | I | 5.04 |
| 5. B. Reed | Her | 5.08 |
| 6. A. Helle | NWSP | 5.08 |
| 7. | | |
| 8. | | |

## EVENT PV.

| NAME | (Team) | TIME HT. DIST. |
|---|---|---|
| 1. Kyle Kohtz | I | 14' |
| 2. K. Gross | Ger | 13' |
| 3. D.C. Mather | Osh | 12'6 |
| 4. T. Sandberg | Ger | 12'6 |
| 5. D. Weiss | Ger | 12' |
| 6. D. Parsley | I | 12' |
| 7. | | |
| 8. | | |

## EVENT HJ

| NAME | (Team) | TIME HT. DIST. |
|---|---|---|
| 1. D. Hudson | I | 6'4" |
| 2. D. Cerney | Og | 6'2 |
| 3. L. Karsen | I | 6'0 |
| 4. A. Gerlemen | Ger | 5'10" |
| 5. K. Messmer | Og | 5'10 |
| 6. J. Krzyzewski | Osh | 5'10 |
| 7. | | |
| 8. | | |

## EVENT 400

| NAME | (Team) | TIME HT. DIST. |
|---|---|---|
| 1. M. Swem | Gr | 53.3 |
| 2. C. Skeen | I | 53.9 |
| 3. E. Becker | Og | 54.2 |
| 4. B. Masson | Her | 54.3 |
| 5. M. Hanna | I | 54.6 |
| 6. J. Bilka | I | 54.9 |
| 7. | | |
| 8. | | |

## EVENT 3200

| NAME | (Team) | TIME HT. DIST. |
|---|---|---|
| 1. O. Cazares | I | 10.48 |
| 2. T. Dam | Og | 11.00 |
| 3. A. Maldonado | Ger | 11.13 |
| 4. A. Knaub | Ger | 11.23 |
| 5. J. Berger | Ger | 11.27 |
| 6. B. Bycrum | I | 11.40 |
| 7. | | |
| 8. | | |

Wt. Rel 1- Ogal 48.2, 2-Imp 48.3, 3- Imp JU 58.5, 4-Her 51.2, 5- W.P. 51.2, 6- Ger 52.7

# BIG RED TRACK SCOREBOOK

**HELD AT:** Grant **SCORING:** 1st 10 pts.; 2nd 8 pts.; 3rd 6 pts.; 4th 4 pts.; 5th 2 pts.; 6th 1 pts.; 7th ___ pts.; 8th ___ pts.

## EVENT 110 HH

| | NAME | (Team) | TIME HT. DIST. |
|---|---|---|---|
| 1. | J. McNabb | I | 16.7 |
| 2. | J. Wyatt | Gra | 17.1 |
| 3. | J. Dezort | Her | 17.5 |
| 4. | A. Gallows | Ger | 18.1 |
| 5. | T. May | I | 18.3 |
| 6. | D. Pursley | I | 18.4 |
| 7. | | | |
| 8. | | | |

## EVENT 300 IM

| | NAME | (Team) | TIME HT. DIST. |
|---|---|---|---|
| 1. | A. Allen | Ger | 42.5 |
| 2. | J. Degart | Her | 43.9 |
| 3. | A. Gallaway | Ger | 44.3 |
| 4. | J. McNabb | I | 44.5 |
| 5. | J. Steckman | W.P | 44.7 |
| 6. | E. Hansen | I | 45.9 |
| 7. | | | |
| 8. | | | |

## 4x80R RELAY

| TEAM | TIME |
|---|---|
| 1. Grant | 46.4 |
| 2. Ogd | 46.5 |
| 3. Imp | 46.9 |
| 4. Gen | 47.4 |
| 5. W. P. | 47.7 |
| 6. Ogd J.V | 48.2 |
| 7. | |
| 8. | |

FIRST PLACE RUNNERS: J. McNabb, Kyle Kohtz, D. Murphy, B. Leibhart

## 1600R RELAY

| TEAM | TIME |
|---|---|
| 1. Imp | 3.43 |
| 2. W. Pal | 3.44 |
| 3. Hersh. | 3.48 |
| 4. Ger. | 3.51 |
| 5. Grant | 3.55 |
| 6. Ogd J.V | 4.01 |
| 7. | |
| 8. | |

FIRST PLACE RUNNERS: E. Fischer, J. Bilka, M. Hansen, C. Skeen

## 3200R RELAY

| TEAM | TIME |
|---|---|
| 1. Ogd | 858.9 |
| 2. Gering | 9.04.2 |
| 3. Grant | 9.07.4 |
| 4. Imp J.V | 9.08.9 |
| 5. Wau-Pal | 9.16 |
| 6. Imp | 9.23.3 |
| 7. | |
| 8. | |

FIRST PLACE RUNNERS:

TEAMS →

| EVENTS | TEAM NAME / ABBR. | Imperial Imp | Ogallala Ogd | Gering Ger | Grant Gra | Hershey Her | Wau-Pal W.P | Imp. J.V Imp | North Platte NP | Ashland Ash | Ogd J.V Ogd |
|---|---|---|---|---|---|---|---|---|---|---|---|
| Shot | | 11/11 | 6/6 | 6/6 | – | – | – | 1 | 8/8 | 1 | – |
| Disc | | 18/29 | 1/7 | 12/18 | – | – | – | – | 8 | – | – |
| P.V | | 11/40 | –/7 | 14/32 | – | – | – | – | 8 | 6 | – |
| L.J | | –/40 | 7/14 | 6/38 | 10/10 | 8 | – | – | 8 | – | – |
| T.J | | 8/48 | –/14 | 2/40 | 11/21 | 4/12 | 6 | – | 8 | 6 | – |
| H.J | | 16/64 | 10/24 | 4/44 | –/21 | –/12 | 6 | – | 8 | 1/7 | – |
| 100 | | 2/66 | 18/42 | 7/51 | 4/25 | –/12 | –/6 | – | 8 | –/7 | – |
| 200 | | 4/70 | 18/60 | 8/59 | 1/26 | –/12 | –/6 | – | 8 | –/7 | – |
| 400 | | 11/81 | 6/66 | –/59 | 10/36 | 4/16 | –/6 | – | 8 | –/7 | – |
| 800 | | 15/96 | 4/70 | –/59 | –/36 | 10/26 | –/6 | – | 8 | –/7 | 2 |
| 1600 | | 4/100 | 14/84 | 10/69 | –/36 | 2/28 | –/6 | – | 1/9 | –/7 | –/2 |
| 3200 | | 11/111 | 8/92 | 12/81 | –/36 | –/28 | –/6 | – | –/9 | –/7 | –/2 |
| 110 HH | | 13/124 | –/92 | 4/85 | 8/44 | 6/34 | –/6 | – | –/9 | –/7 | –/2 |
| 300 IM | | 5/129 | –/92 | 16/101 | –/44 | 8/42 | 2/8 | – | –/9 | –/7 | –/2 |
| 4x8R | | 6/135 | 8/100 | 4/105 | 10/54 | –/42 | 2/10 | – | –/9 | –/7 | 1/3 |
| 1600R | | 10/145 | –/100 | 4/109 | 2/56 | 6/48 | 8/18 | – | –/9 | –/7 | 1/4 |
| 3200R | | 1/146 | 10/110 | 8/117 | 6/62 | –/48 | 2/20 | 4/4 | –/9 | –/7 | –/4 |
| Wt Rel | | 8/154 | 10/120 | 1/118 | –/62 | 4/52 | 2/22 | 6/10 | –/9 | –/7 | –/4 |
| TOTALS | | 154 | 120 | 118 | 62 | 52 | 22 | 10 | 9 | 2 | 4 |
| PLACING | | 1 | 2 | 3 | 4 | 5 | 6 | 7 | 8 | 9 | 10 |

* do not write in this column until event is over

# BIG RED TRACK SCOREBOOK

MEET Chappell Invite J.V DATE 4-16-95

## EVENT Shot

| | NAME | (Team) | TIME HT. DIST. |
|---|---|---|---|
| 1. | Beisner | PD | 43'4" |
| 2. | Hanson | Wheat | 42'5" |
| 3. | Vapenicka | Wheat | 42'1" |
| 4. | McBride | SO.P. | 41'6½ |
| 5. | Faulk | Jules | 41'5" |
| 6. | Warren | Lodge | 41'4 |
| 7. | | | |
| 8. | | | |

## EVENT L.J

| | NAME | (Team) | TIME HT. DIST. |
|---|---|---|---|
| 1. | Wilkens | Lod | 21'9¾ |
| 2. | Johnson | Chop | 20'3" |
| 3. | Enveoldson | P.D | 20'1"¼ |
| 4. | Harms | Wheat | 20'1¼ |
| 5. | Jones | Chop | 18'11¾ |
| 6. | Gifford | BC | 18'4¾ |
| 7. | | | |
| 8. | | | |

## EVENT 100

| | NAME | (Team) | TIME HT. DIST. |
|---|---|---|---|
| 1. | Prince | Cra. | 11.4 |
| 2. | Moody | Cra | 12.0 |
| 3. | Greeley | So.p. | 12.0 |
| 4. | Starkostka | Chop | 12.1 |
| 5. | Apelus | Chop | 12.1 |
| 6. | Misegades | Cody | 12.4 |
| 7. | | | |
| 8. | | | |

## EVENT 800

| | NAME | (Team) | TIME HT. DIST. |
|---|---|---|---|
| 1. | Stauffer | BC | 2.12.2 |
| 2. | Manheser | PD | 2.17 |
| 3. | Tuzzi | ALB | 2.18.6 |
| 4. | Klipfel | Jules | 2.21.8 |
| 5. | Anderson | ALB | 2.22.8 |
| 6. | Siepierda | Imp | 2.26 |
| 7. | | | |
| 8. | | | |

## EVENT Disc

| | NAME | (Team) | TIME HT. DIST. |
|---|---|---|---|
| 1. | Cerenil | PBC | 128'6" |
| 2. | Beisner | P.D. | 125'5" |
| 3. | Cochran | BAC | 125'2" |
| 4. | Vapenicka | Wheat | 121'3' |
| 5. | Dickson | So.P. | 121'1" |
| 6. | McBride | So.P | 120'7 |
| 7. | | | |
| 8. | | | |

## EVENT T.J

| | NAME | (Team) | TIME HT. DIST. |
|---|---|---|---|
| 1. | Wilkins | Lod | 43'8½ |
| 2. | Harding | ALB | 41'8" |
| 3. | Harms | Wheat | 40'10½ |
| 4. | Gifford | BC. | 38'6" |
| 5. | Rue | PD. | 38'4½ |
| 6. | Gill | So.P. | 37'2½ |
| 7. | | | |
| 8. | | | |

## EVENT 200

| | NAME | (Team) | TIME HT. DIST. |
|---|---|---|---|
| 1. | Harding | ALB | 23.7 |
| 2. | Bucken | Cra | 24.3 |
| 3. | Silvas | Jules | 24.7 |
| 4. | Greeley | So.p | 24.9 |
| 5. | Moody | Cra | 26.5 |
| 6. | Starkostka | Chop | 25.2 |
| 7. | | | |
| 8. | | | |

## EVENT 1600

| | NAME | (Team) | TIME HT. DIST. |
|---|---|---|---|
| 1. | Miller | Lods | 5.14.4 |
| 2. | Bashore | Jules | 5.23.6 |
| 3. | Beisner | P.D | 5.23.7 |
| 4. | Armstrong | So.p | 5.30.8 |
| 5. | Hoffman | BC | 5.37.8 |
| 6. | Weiss | Imp | 5.40.5 |
| 7. | | | |
| 8. | | | |

## EVENT P.V

| | NAME | (Team) | TIME HT. DIST. |
|---|---|---|---|
| 1. | Faulk | Jules | 11' |
| 2. | Orcinson | ALB | 11' |
| 3. | Ellis | ALB | 10'6 |
| 4. | Brown | So.P. | 10'6 |
| 5. | Ohlson | Imp | 10' |
| 6. | Coleman | Imp | 10' |
| 7. | | | |
| 8. | | | |

## EVENT H.J

| | NAME | (Team) | TIME HT. DIST. |
|---|---|---|---|
| 1. | Bucken | Cra | 6'0 |
| 2. | Auc | PD | 5'8" |
| 3. | LaBeau | PD | 5'8" |
| 4. | Johnson | PD | 5'8" |
| 5. | Edwards | ALB | 5'8" |
| 6. | Swanson | ALB | 5'6 |
| 7. | | | |
| 8. | | | |

## EVENT 400

| | NAME | (Team) | TIME HT. DIST. |
|---|---|---|---|
| 1. | Davis | Lodge | 52.7 |
| 2. | Buecker | Cra | 53.3 |
| 3. | Eidson | Holy | 55.7 |
| 4. | Desclos | ALB | 56.3 |
| 5. | Ellis | ALB | 56.3 |
| 6. | Blake | Jules | 56.8 |
| 7. | | | |
| 8. | | | |

## EVENT 3200

| | NAME | (Team) | TIME HT. DIST. |
|---|---|---|---|
| 1. | Bashore | Jules | 11.41.1 |
| 2. | Hoffman | BC | 11.52.5 |
| 3. | Armstrong | So.p | 11.52.8 |
| 4. | Siepierda | Imp | 12.01.6 |
| 5. | Anderson | ALB | 12.02.3 |
| 6. | Weiss | Imp | 12.18.7 |
| 7. | | | |
| 8. | | | |

# BIG RED TRACK SCOREBOOK

**HELD AT:** Chappell **SCORING:** 1st 10 pts.; 2nd 8 pts.; 3rd 6 pts.; 4th 4 pts.; 5th 2 pts.; 6th 1 pts.; 7th ___ pts.; 8th ___ pts.

## EVENT 110 HH

| | NAME | (Team) | TIME HT. DIST. |
|---|---|---|---|
| 1. | Johnson | Chpl | 15.7 |
| 2. | LaBeau | PD | 17.2 |
| 3. | Lacy | Jules | 17.6 |
| 4. | Butterbrodt | Jules | 17.8 |
| 5. | Kanter | Jules | 17.9 |
| 6. | Swanson | Imp | 20.3 |
| 7. | | | |
| 8. | | | |

## EVENT 300 IM

| | NAME | (Team) | TIME HT. DIST. |
|---|---|---|---|
| 1. | Johnson | Chpl | 41.2 |
| 2. | Butterbrodt | Jules | 42.6 |
| 3. | Bauer | Lodg | 43.4 |
| 4. | Emvaldson | PD | 45.3 |
| 5. | Kanter | Jules | 47.6 |
| 6. | Osmotherly | CG/Tie | 48.5 |
| 7. | Cochran | BC / | 48.5 |
| 8. | | | |

## 400 R — RELAY

| TEAM | TIME |
|---|---|
| 1. Crawford | 46.0 |
| 2. Chappell | 46.4 |
| 3. Albion | 48.0 |
| 4. Jules. | 48.6 |
| 5. So. P. | 50.3 |
| 6. Pierre Bluffs | 50.4 |
| 7. | |
| 8. | |

FIRST PLACE RUNNERS

CJ Swanson
Z Nesbit 51.96
A. Banks
B. Coleman

## 1600 — RELAY

| TEAM | TIME |
|---|---|
| 1. Lodge Pole | 3.44.2 |
| 2. Jules. | 3.47.9 |
| 3. Albion | 3.52.6 |
| 4. SG. P. | 3.57.2 |
| 5. Imp | 4.04.3 |
| 6. Crawford | 4.08.1 |
| 7. | |
| 8. | |

FIRST PLACE RUNNERS

Malone 58.0
Osler 63.4
Snyder 62.7
Hamilton 59.6

## 3200 — RELAY

| TEAM | TIME |
|---|---|
| 1. Lodge Pole | 9.08.7 |
| 2. Jules. | 9.17.4 |
| 3. Banner Co. | 9.35.7 |
| 4. So. P. | 9.58.9 |
| 5. Holdrege | 10.02.3 |
| 6. Albion | 10.36.6 |
| 7. | |
| 8. | |

FIRST PLACE RUNNERS

None -

TEAMS

| EVENTS | ABBR. | Chappell C | Potter Dix | South Platte | Julesburg | Lodgepole | Banner Co | Holdrege | Albion Wayne | Crawford | Pierre Bluffs Lakota | Imperial J.V. | Wheatland | | | | | |
|---|---|---|---|---|---|---|---|---|---|---|---|---|---|---|---|---|---|---|
| | TEAM NAME | | | | | | | | | | | | | | | | | |
| 110 HH | | – | 10 | 4 | 2 | 1 | – | – | – | – | – | – | 14 | | | | | |
| | | – | 10 | 4 | 2 | 1 | – | – | – | – | – | – | 14 | | | | | |
| 300 IM | | – | 8 | 3 | – | – | 6 | – | – | – | 10 | – | 4 | | | | | |
| | | – | 18 | 7 | 2 | 1 | 6 | – | – | – | 10 | – | 18 | | | | | |
| P.J | | – | – | 4 | 10 | – | – | – | 14 | – | – | 3 | – | | | | | |
| | | – | 18 | 11 | 12 | 1 | 6 | – | 14 | – | 10 | 3 | 16 | | | | | |
| L.J | | 10 | 6 | – | – | 10 | 1 | – | – | – | – | – | 4 | | | | | |
| | | 10 | 24 | 11 | 12 | 10 | 7 | – | 14 | – | 10 | 3 | 22 | | | | | |
| T.J | | – | 2 | 1 | – | 10 | 4 | – | 8 | – | – | – | 6 | | | | | |
| | | 10 | 26 | 12 | 12 | 20 | 11 | – | 22 | – | 10 | 3 | 28 | | | | | |
| H.J | | – | 18 | – | – | – | – | – | 3 | 10 | – | – | – | | | | | |
| | | 10 | 44 | 12 | 12 | 20 | 11 | – | 25 | 10 | 10 | 3 | 28 | | | | | |
| 100 | | 6 | – | 6 | – | 1 | – | – | – | 18 | – | – | – | | | | | |
| | | 16 | 44 | 18 | 12 | 21 | 11 | – | 25 | 28 | 10 | 3 | 28 | | | | | |
| 200 | | 1 | – | 4 | 6 | – | – | – | 10 | 10 | – | – | – | | | | | |
| | | 17 | 44 | 22 | 18 | 21 | 11 | – | 35 | 38 | 10 | 3 | 28 | | | | | |
| 400 | | – | – | – | 1 | 10 | – | 6 | 6 | 8 | – | – | – | | | | | |
| | | 17 | 44 | 22 | 19 | 31 | 11 | 6 | 41 | 46 | 10 | 3 | 28 | | | | | |
| 800 | | – | 8 | – | 4 | – | 10 | – | 8 | – | – | 1 | – | | | | | |
| | | 17 | 52 | 22 | 23 | 31 | 22 | 6 | 49 | 46 | 10 | 4 | 28 | | | | | |
| 1600 | | – | 6 | 4 | 8 | 10 | 2 | – | – | – | – | 1 | – | | | | | |
| | | 17 | 58 | 26 | 31 | 41 | 24 | 6 | 49 | 46 | 10 | 5 | 28 | | | | | |
| 3200 | | – | – | 6 | 10 | – | 8 | – | 2 | – | – | 5 | – | | | | | |
| | | 17 | 58 | 32 | 41 | 41 | 32 | 6 | 51 | 46 | 10 | 10 | 28 | | | | | |
| 110 HH | | 10 | 8 | – | 12 | – | – | – | – | – | – | 1 | – | | | | | |
| | | 27 | 66 | 32 | 53 | 41 | 32 | 6 | 51 | 46 | 10 | 11 | 28 | | | | | |
| 300 IM | | 10 | 4 | – | 10 | 6 | 4½ | – | – | 1½ | – | – | – | | | | | |
| | | 37 | 70 | 32 | 63 | 47 | 32½ | 6 | 51 | 46½ | 10 | 11 | 29 | | | | | |
| 400 R | | 8 | – | 2 | 4 | – | – | – | 6 | 10 | 1 | – | – | | | | | |
| | | 45 | 70 | 34 | 67 | 47 | 32½ | 6 | 57 | 56½ | 11 | 11 | 28 | | | | | |
| 1600 R | | – | – | 4 | 8 | 10 | 6 | – | 6 | 1 | – | 2 | – | | | | | |
| | | 45 | 70 | 38 | 75 | 57 | 38½ | 6 | 63 | 57½ | 11 | 13 | 28 | | | | | |
| 3200 R | | – | – | 4 | 8 | 10 | 6 | 2 | 1 | – | – | – | – | | | | | |
| | | 45 | 70 | 42 | 83 | 67 | 38½ | 8 | 64 | 57½ | 11 | 13 | 28 | | | | | |
| | TOTALS | 45 | 70 | 42 | 83 | 67 | 38½ | 8 | 64 | 57½ | 11 | 13 | 28 | | | | | |
| | PLACING | 6 | 2 | 7 | 1 | 3 | 8 | 12 | 4 | 5 | 11 | 10 | 9 | | | | | |

* do not write in this column until event is over

BIG RED TRACK SCOREBOOK

MEET Gothenburg Invite DATE 4-17-25

## EVENT Shot

| | NAME | (Team) | TIME HT. DIST. |
|---|---|---|---|
| 1. | D. Hudson | I | 54'1" |
| 2. | C. Metzger | Goth | 53'10½ |
| 3. | M. Gonzales | Lex | 51'4½ |
| 4. | J. Kraslitzsky | Ken | 48'6¼ |
| 5. | M. Abelee | Goth | 47'10½ |
| 6. | T. Anderson | Lex | 47'8½ |
| 7. | | | |
| 8. | | | |

## EVENT LJ

| | NAME | (Team) | TIME HT. DIST. |
|---|---|---|---|
| 1. | E. Stewart | MC | 21'3¾ |
| 2. | B. Galland | MC | 21'1½ |
| 3. | A. Long | Lex | 19'9½ |
| 4. | M. Allsion | Kear. | 19'8¾ |
| 5. | B. Ernst | Ogd | 19'2½ |
| 6. | J. Lamp | Lex | 18'7½ |
| 7. | | | |
| 8. | | | |

## EVENT 100

| | NAME | (Team) | TIME HT. DIST. |
|---|---|---|---|
| 1. | E. Otto | Lex | 10.7 |
| 2. | E. Stewart | MC | 10.8 |
| 3. | B. Galland | MC | 10.8 |
| 4. | M. Rubio | Good | 11.1 |
| 5. | W. Hawkins | Goth | 11.2 |
| 6. | C. Perkins | MC | 11.3 |
| 7. | | | |
| 8. | | | |

## EVENT 800

| | NAME | (Team) | TIME HT. DIST. |
|---|---|---|---|
| 1. | A. Main | K | 2.06.8 |
| 2. | T. Griesheat | Lex | 2.07.1 |
| 3. | D. Tonnigies | K | 2.07.3 |
| 4. | M. Carpenter | MC | 2.08.1 |
| 5. | M. Hanna | I | 2.08.3 |
| 6. | R. Clark | Goth | 2.08.7 |
| 7. | | | |
| 8. | | | |

## EVENT Disc

| | NAME | (Team) | TIME HT. DIST. |
|---|---|---|---|
| 1. | D. Hudson | I | 150'5" |
| 2. | M. Abelee | Goth | 146'1" |
| 3. | J. Dishman | " | 144'2" |
| 4. | A. Strand | I | 142'2 |
| 5. | M. Gonzales | Lex | 140'2" |
| 6. | C. Gifford | Kear | 135'6 |
| 7. | | | |
| 8. | | | |

## EVENT TJ

| | NAME | (Team) | TIME HT. DIST. |
|---|---|---|---|
| 1. | J. Lamp | Lex | 41'8½ |
| 2. | J. Wellman | MC | 41'1¾ |
| 3. | C. Nichols | Kear | 40'11¾ |
| 4. | T. Hoss | MC | 40'11¼ |
| 5. | M. Payne | Kear | 39'5¼ |
| 6. | A. Plas | MC | 39'4 |
| 7. | | | |
| 8. | | | |

## EVENT 200

| | NAME | (Team) | TIME HT. DIST. |
|---|---|---|---|
| 1. | E. Otto | Lex | 22.0 |
| 2. | B. Galleland | MC | 22.1 |
| 3. | M. Rubio | Good | 22.8 |
| 4. | K. Kohtz | I | 23.8 |
| 5. | D. Hafer | Kear | 24.1 |
| 6. | B. Lebhart | I | 24.6 |
| 7. | | | |
| 8. | | | |

## EVENT 1600

| | NAME | (Team) | TIME HT. DIST. |
|---|---|---|---|
| 1. | B. White | K | 4.55.3 |
| 2. | J. Geller | G | 4.57.9 |
| 3. | O. Cozens | I | 4.588 |
| 4. | A. Robertson | Lex | 5.00.2 |
| 5. | S. Gunther | Ogd | 5.00.4 |
| 6. | S. Carrera | Lex | 5.01.1 |
| 7. | | | |
| 8. | | | |

## EVENT PV

| | NAME | (Team) | TIME HT. DIST. |
|---|---|---|---|
| 1. | C. Lytle | MC | 13'6" |
| 2. | Kyle Kohtz | I | 13'6 |
| 3. | D. Lowe | Lex | 12'6 |
| 4. | J Quick | Og | 12'0 |
| 5. | J. Johnson | Goth | 12'0 |
| 6. | M. Svoboda | Ogd | 12'0 |
| 7. | | | |
| 8. | | | |

## EVENT HJ

| | NAME | (Team) | TIME HT. DIST. |
|---|---|---|---|
| 1. | O'Brien | Lex | 6'6" |
| 2. | D. Hudson | I | 6'4 |
| 3. | M. Bennett | MC | 6'2 |
| 4. | J. Wellman | MC | 6'2 |
| 5. | K. Messman | Og | 6'2 |
| 6. | N. Rubba | Good | 6'0 |
| 7. | | | |
| 8. | | | |

## EVENT 4x8

| | NAME | (Team) | TIME HT. DIST. |
|---|---|---|---|
| 1. | M. Rasmussa | MC | 52.5 |
| 2. | A. Sawyer | MC | 52.9 |
| 3. | J. Anderson | Kear | 53.4 |
| 4. | S. Burns | MC | 53.9 |
| 5. | T. Kirchner | Og | 54.1 |
| 6. | M. Dennel | Kear | 54.2 |
| 7. | | | |
| 8. | | | |

## EVENT 3200

| | NAME | (Team) | TIME HT. DIST. |
|---|---|---|---|
| 1. | O. Cozens | I | 10.31.3 |
| 2. | J. Powell | Kear | 10.40.9 |
| 3. | T. Fickenscher | Goth | 10.48.5 |
| 4. | S. Gunther | Ogd | 10.57.5 |
| 5. | L. Kennedy | Kear | 10.555.8 |
| 6. | T. Dunne | Lex | 11.02.3 |
| 7. | | | |
| 8. | | | |

Mile Med Rel 1. Lex - 3.52.3 2. Imp 3.52.3 3. Ogd 3.56.5 4. Goth 3.57.1 5 MC 4.01.4

**HELD AT:** Gothenburg **SCORING:** 1st 10 pts.; 2nd 8 pts.; 3rd 6 pts.; 4th 4 pts.; 5th 2 pts.; 6th 1 pts.; 7th ___ pts.; 8th ___ pts.

**EVENT** 110 HH

| NAME | (Team) | TIME HT. DIST. |
|---|---|---|
| 1. A. Daake | Lex | 15.1 |
| 2. C. Reutlinger | Lex | 15.9 |
| 3. R. Hicken | Goth | 15.9 |
| 4. J. McNabb | I | 16.1 |
| 5. J. McDermott | Kear | 16.8 |
| 6. C. Wall | Mc | 16.5 |
| 7. | | |
| 8. | | |

**EVENT** 300 Ihr

| NAME | (Team) | TIME HT. DIST. |
|---|---|---|
| 1. C. Reutlinger | Lex | 418 |
| 2. A. Daake | Lex | 42.1 |
| 3. R. Hicken | Goth | 42.3 |
| 4. J. McNabb | I | 43.3 |
| 5. J. McDermott | Kear | 43.4 |
| 6. J. Anderson | Ogal | 43.7 |
| 7. | | |
| 8. | | |

**400 RELAY FIRST PLACE RUNNERS**

| TEAM | TIME |
|---|---|
| 1. Mc | 43.8 |
| 2. Lex | 44.2 |
| 3. Good | 45.0 |
| 4. Ogal | 45.8 |
| 5. Kear. | 45.9 |
| 6. Goth | 46.5 |
| 7. | |
| 8. | |

McNabb
Kyle Kohtz 46.5
E. Fuchen
B. Leibhart

**1600 RELAY FIRST PLACE RUNNERS**

| TEAM | TIME |
|---|---|
| 1. McCook | 3.34.4 |
| 2. Ogal | 3.38.1 |
| 3. Goth | 3.39.4 |
| 4. Lex | 3.42.1 |
| 5. I | 3.44.5 |
| 6. Kear | 3.48.9 |
| 7. | |
| 8. | |

D. Hudson 56.6
J. McNabb 56.2
M. Hanna 57.5
C. Skeen 55.6

**3200 RELAY FIRST PLACE RUNNERS**

| TEAM | TIME |
|---|---|
| 1. Lex | 8.33 |
| 2. Goth | 8.33.1 |
| 3. Ogal | 8.57.4 |
| 4. Kear. | 8.59.1 |
| 5. Mc | 9.12.1 |
| 6. Imp | 9.25.2 |
| 7. | |
| 8. | |

D. Russell 2.15
A. Ohlson 2.17.5
J. McGrath 2.24.5
S. Kunneman 2.28

TEAMS

| EVENTS | Lex | McCook | Imp. | Goth | Kearny J.V. | Ogal Hatch | Good Land |
|---|---|---|---|---|---|---|---|
| Shot | 7/7 | -/- | 10/10 | 10/10 | 4/4 | -/- | -/- |
| Disc | 2/9 | -/- | 14/24 | 14/24 | 1/5 | -/- | -/- |
| P.V | 6/15 | 10/10 | 8/32 | 2/26 | -/5 | 5/5 | -/- |
| L.J | 7/22 | 18/28 | -/32 | -/26 | 4/9 | 2/7 | -/- |
| T.J | 10/32 | 13/41 | -/32 | -/26 | 8/17 | -/7 | -/- |
| H.J | 10/42 | 10/51 | 8/40 | -/26 | -/17 | 2/9 | 1/1 |
| 100 | 10/52 | 15/66 | -/40 | 2/28 | -/17 | -/9 | 4/5 |
| 200 | 10/62 | 8/74 | 5/45 | -/28 | 2/19 | -/9 | 6/11 |
| 400 | -/62 | 22/96 | -/45 | -/28 | 7/26 | 2/11 | -/11 |
| 800 | 8/80 | 4/100 | 2/47 | 1/29 | 16/42 | -/11 | -/11 |
| 1600 | 5/85 | -/100 | 6/53 | 8/37 | 10/52 | 2/13 | -/11 |
| 3200 | 1/86 | -/100 | 10/63 | 6/43 | 10/62 | 4/17 | -/11 |
| 110 HH | 18/104 | 1/101 | 4/67 | 6/49 | 2/64 | -/17 | -/11 |
| 300 Ihr | 18/122 | -/101 | 4/71 | 6/55 | 2/66 | 1/18 | -/11 |
| 400 R | 8/130 | 10/111 | - | 1/56 | 2/68 | 4/22 | 6/17 |
| 1600 R | 4/134 | 10/121 | 2/73 | 6/62 | 1/69 | 8/30 | -/17 |
| 3200 R | 10/144 | 2/123 | 1/84 | 8/70 | 4/73 | 6/36 | -/17 |
| Mile Med R | 12/156 | 4/127 | 10/84 | 6/76 | -/73 | 8/44 | -/17 |
| TOTALS | 146 | 127 | 84 | 76 | 73 | 44 | 17 |
| PLACING | 1 | 2 | 3 | 4 | 5 | 6 | 7 |

* do not write in this column until event is over

6 Goth. Fresh - 4.27.4 ( E. Fuchen 200 Kyle Kohtz 200 David Murphy 400 54.6 Chris Skeen 800 2.09

# BIG RED TRACK SCOREBOOK

BIG RED TRACK SCOREBOOK

MEET Imperial Invite At Grant DATE 4-20-95

## EVENT Shot

| NAME | (Team) | TIME HT. DIST. |
|---|---|---|
| 1. D. Hudson | I | 55'9 |
| 2. J. Plunkett | Og | 50'5 |
| 3. D. MacCormick | Og | 46'6½ |
| 4. B. Pump | I | 46'2 |
| 5. B. Holscher | Og | 46'½ |
| 6. R. Edwards | Hax | 44'5" |
| 7. | | |
| 8. | | |

## EVENT L.J

| NAME | (Team) | TIME HT. DIST. |
|---|---|---|
| 1. K. Wykent | Gr | 19'11¼ |
| 2. B. Cain | Og | 19'¼ |
| 3. W. Finch | Holy | 18'6¾ |
| 4. K. Kohenstein | Holy | 18'2¼ |
| 5. S. Edison | Holy | 18'1¾ |
| 6. B. Ernst | Og | 17'11¾ |
| 7. | | |
| 8. | | |

## EVENT 100

| NAME | (Team) | TIME HT. DIST. |
|---|---|---|
| 1. R. Sprague | Holy | 10.7 |
| 2. B. Brown | Holy | 11.3 |
| 3. C. Teter | Og | 11.4 |
| 4. K Wykent | Gr | 11.5 |
| 5. C. Kohenstein | Holy | 11.6 |
| 6. E. Fuehrer | I | 11.6 |
| 7. | | |
| 8. | | |

## EVENT 800

| NAME | (Team) | TIME HT. DIST. |
|---|---|---|
| 1. C. Skeen | I | 2.05.3 |
| 2. M. Hanna | I | 2.05.8 |
| 3. S. Leth | Hax | 2.06.2 |
| 4. B. Johnson | Og | 2.09.3 |
| 5. T. Kirchner | Og. | 2.11.7 |
| 6. D. Russell | I | 2.12 |
| 7. | | |
| 8. | | |

## EVENT Disc

| NAME | (Team) | TIME HT. DIST. |
|---|---|---|
| 1. D. Hudson | I | 159'4" |
| 2. A. Strand | I | 157'7" |
| 3. J. Plunkett | Og | 140'2" |
| 4. C. Kaiser | I | 138'6" |
| 5. R Edwards | Hax | 135'6 |
| 6. B. Holscher | Og | 135'3 |
| 7. | | |
| 8. | | |

## EVENT T.J

| NAME | (Team) | TIME HT. DIST. |
|---|---|---|
| 1. C. Richmond | Gr | 44'3¼ |
| 2. C. Kaiser | I | 42'3" |
| 3. M. Lee | Gr | 38'5¾ |
| 4. B. Leibfried | I | 38'7" |
| 5. B. Slaughter | Og | 36'1" |
| 6. B. Cain | Og | 35'8¼ |
| 7. | | |
| 8. | | |

## EVENT 200

| NAME | (Team) | TIME HT. DIST. |
|---|---|---|
| 1. C. Teter | Og | 23.4 |
| 2. S. Leth | Hax | 23.9 |
| 3. W. Finch | Holy | 24.0 |
| 4. Kyl Kohtz | I. | 24.2 |
| 5. A. Armstrong | Og.JV | 24.5 |
| 6. E. Gegenbach | Gr | 24.6 |
| 7. | | |
| 8. | | |

## EVENT 1600

| NAME | (Team) | TIME HT. DIST. |
|---|---|---|
| 1. S. Gunther | Og | 4:57.7 |
| 2. O. Cozares | I | 4.58.8 |
| 3. B. Johnson | Og | 5.05.6 |
| 4. M. Bashore | Jules | 5.11.7 |
| 5. T. Dorn | Og | 5:13.9 |
| 6. B. Begerow | I | 5.14.2 |
| 7. | | |
| 8. | | |

## EVENT P.V

| NAME | (Team) | TIME HT. DIST. |
|---|---|---|
| 1. Kyle Kohtz | I | 14'6 |
| 2. D. C. Mather | Osh | 13'6 |
| 3. D. Pursley | I | 12'0 |
| 4. M. Svoboda | Og | 12' |
| 5. J. Klima | Gr. | 11'6 |
| 6. J. Quick | Og | 11'6 |
| 7. | | |
| 8. | | |

## EVENT H.J

| NAME | (Team) | TIME HT. DIST. |
|---|---|---|
| 1. D. Hudson | I | 6'4 |
| 2. J Andersen | Og | 6'2 |
| 3. K. Meissner | Og | 6'2 |
| 4. L. Kaiser | I | 6'0 |
| 5. J Krajewski | Osh | 6'0 |
| 6. D. Cierny | Og | 5'10 |
| 7. | | |
| 8. | | |

## EVENT 400

| NAME | (Team) | TIME HT. DIST. |
|---|---|---|
| 1. S. Leth | Hax | 51.4 |
| 2. M. Swaim | Gr | 52.4 |
| 3. C. Skeen | I | 53.1 |
| 4. E. Beckan | Og | 53.6 |
| 5. M. Hanna | I | 53.9 |
| 6. T. Kirchner | Og | 54.1 |
| 7. | | |
| 8. | | |

## EVENT 3200

| NAME | (Team) | TIME HT. DIST. |
|---|---|---|
| 1. O. Cozares | I | 10.43.1 |
| 2. M. Bashore | Jules | 11.03.5 |
| 3. B. Begerow | I | 11.03.8 |
| 4. T. Gunther | Og | 11.13.6 |
| 5. T. Dorn | Og | 11.22.6 |
| 6. C. Bitker | Gr | 11.27.2 |
| 7. | | |
| 8. | | |

At Rel. 1. Ogal- 47.9 2. Imp 49.1 3. Imp JV 50.4 4. Jules 51.8 5 Grant 52.9 6. Hax NT

# BIG RED TRACK SCOREBOOK

**HELD AT:** Grant **SCORING:** 1st 10 pts.; 2nd 8 pts.; 3rd 6 pts.; 4th 4 pts.; 5th 2 pts.; 6th 1 pts.; 7th ___ pts.; 8th ___ pts.

## EVENT 110 HH

| | NAME | (Team) | TIME HT. DIST. |
|---|---|---|---|
| 1. | R. Sprague | Holy | 15.1 |
| 2. | C. Richmond | Gr | 15.5 |
| 3. | J. McNabb | I | 15.7 |
| 4. | J. Wyatt | Gr | 16.3 |
| 5. | N. Clanton | Jules | 17.1 |
| 6. | D. Pawley | I | 17.3 |
| 7. | | | |
| 8. | | | |

## EVENT 300 Int

| | NAME | (Team) | TIME HT. DIST. |
|---|---|---|---|
| 1. | B. Brown | Holy | 40.4 |
| 2. | J. Anderson | Og | 42.6 |
| 3. | J. McNabb | I | 43.8 |
| 4. | S. Hodden | Hox | 44.2 |
| 5. | E. Hansen | I | 44.4 |
| 6. | J. Buttenbach | Jules | 44.9 |
| 7. | | | |
| 8. | | | |

## 400 R — RELAY

| TEAM | TIME |
|---|---|
| 1. Grant | 44.9 |
| 2. Ogal | 45.5 |
| 3. Imp. | 46.4 |
| 4. Jules | 47.4 |
| 5. Osh. | 47.6 |
| 6. Ogal J.V | 47.8 |
| 7. | |
| 8. | |

FIRST PLACE RUNNERS
J. McNabb
Kyle Kohtz
D. Murphy
B. Cockerham

## 1600 R — RELAY

| TEAM | TIME |
|---|---|
| 1. Holyoke | 3.32.6 |
| 2. Imp. | 3.37.5 |
| 3. Ogal | 3.37.8 |
| 4. Jules | 3.44.8 |
| 5. Grant | 3.52.4 |
| 6. Ogal J.V. | 3.56.2 |
| 7. | |
| 8. | |

FIRST PLACE RUNNERS
E. Fuehrer 56.1
J. Bilka 54.0
M. Hanner 54.2
C. Skeen 52.8

## 3200 R — RELAY

| TEAM | TIME |
|---|---|
| 1. Ogal | 8.45.1 |
| 2. Imp. | 8.47.5 |
| 3. Ogal J.V | 8.57.1 |
| 4. Jules | 8.57.3 |
| 5. Grant | 9.21.3 |
| 6. Imp J.V | 9.35.9 |
| 7. J McGrath | |
| 8. S. Kunneman | |
| H. Weiss | |
| A. Gonzales | |

FIRST PLACE RUNNERS
J. Bilka 2.10
D. Russell 2.12
M. Olsen 2.14
O. Cazares 2.11

TEAMS

| EVENTS | ABBR. | Imperial | Ogallala | Grant | Holyoke Colo | Holyoke Colo | Julesburg Colo | Oshkosh | Ogal J.V | Imp. J.V | | | | | | | | | |
|---|---|---|---|---|---|---|---|---|---|---|---|---|---|---|---|---|---|---|---|
| Shot | | 14/14 | 16/16 | – | – | 1/1 | – | – | – | – | | | | | | | | | |
| Disc | | 22/36 | 7/23 | – | – | 2/3 | – | – | – | – | | | | | | | | | |
| P.V | | 16/52 | 5/28 | 2/2 | – | – | – | 8/8 | – | – | | | | | | | | | |
| L.J | | –/52 | 9/37 | 10/12 | 12/12 | – | 3/3 | – | 8/8 | – | | | | | | | | | |
| T.J | | 12/64 | 3/40 | 16/28 | – | 12/12 | 3/3 | – | 8/8 | – | | | | | | | | | |
| H.J | | 14/78 | 15/55 | – | 28/28 | 12/12 | 3/3 | – | 2/10 | – | | | | | | | | | |
| 100 | | 1/79 | 6/61 | 4/32 | 20/32 | – | 3/3 | – | – | 10/10 | – | | | | | | | | |
| 200 | | 4/83 | 10/71 | 1/33 | 6/38 | 8/38 | 11/11 | – | – | 10/10 | 2/2 | | | | | | | | |
| 400 | | 8/91 | 5/76 | 8/41 | 38/38 | 10/21 | – | – | 10/10 | 2/2 | | | | | | | | | |
| 800 | | 19/110 | 6/82 | – | 38/38 | 6/27 | – | – | 10/10 | 2/2 | | | | | | | | | |
| 1600 | | 9/119 | 18/100 | – | 41/41 | 38/38 | 27/27 | 4/4 | – | 10/10 | – | 2/2 | | | | | | | |
| 3200 | | 16/135 | 6/106 | 1/42 | – | 38/38 | 27/27 | 8/12 | 12/12 | 10/10 | – | 2/2 | | | | | | | |
| 110-HH | | 7/142 | –/106 | 12/54 | 10/48 | – | 27/27 | 2/14 | – | 10/10 | – | 2/2 | | | | | | | |
| 300 Int | | 8/150 | 8/114 | –/54 | 10/58 | 4/31 | 1/15 | – | 10/10 | – | 2/2 | | | | | | | | |
| 4x8 R | | 6/156 | 8/122 | 10/64 | –/58 | –/31 | 4/19 | 2/12 | 1/3 | – | | | | | | | | | |
| 1600 R | | 8/164 | 6/128 | 2/66 | 10/68 | –/31 | 4/23 | –/12 | 1/4 | – | | | | | | | | | |
| 3200 R | | 8/172 | 10/138 | 2/68 | –/68 | –/31 | 4/27 | –/12 | 6/10 | 1/1 | | | | | | | | | |
| 4x4 Rel | | 8/180 | 10/148 | 2/70 | –/68 | 1/32 | 4/31 | –/12 | –/10 | 6/7 | | | | | | | | | |
| TOTALS | | 184 | 146 | 70 | 68 | 32 | 31 | 12 | 12 | 7 | | | | | | | | | |
| PLACING | | 1 | 2 | 3 | 4 | 5 | 6 | 7 | 8 | 9 | | | | | | | | | |

* do not write in this column until event is over

Imp. Jav. – Malone – Kaiser Stroud – Hudson

Imp. J.V. – Tidwell C. Pawley – Foothill
Heidtkamp

BIG RED TRACK SCOREBOOK

MEET Reserve Meet At McCosh DATE 4-26-90

| EVENT Shot | | | EVENT 6.5 | | | EVENT 100 | | | EVENT 800 | | |
|---|---|---|---|---|---|---|---|---|---|---|---|
| NAME | (Team) | TIME HT. DIST. | NAME | (Team) | TIME HT. DIST. | NAME | (Team) | TIME HT. DIST. | NAME | (Team) | TIME HT. DIST. |
| 1. | | | 1. | | | 1. | | | 1. | | |
| 2. | | | 2. | | | 2. | | | 2. | | |
| 3. | | | 3. | | | 3. | | | 3. | | |
| 4. | | | 4. | | | 4. | | | 4. | | |
| 5. | | | 5. | | | 5. | | | 5. | | |
| 6. | | | 6. | | | 6. | | | 6. | | |
| 7. | | | 7. | | | 7. | | | 7. | | |
| 8. | | | 8. | | | 8. | | | 8. | | |

| EVENT Discus | | | EVENT 6 Mile | | | EVENT 200 | | | EVENT 1600 | | |
|---|---|---|---|---|---|---|---|---|---|---|---|
| NAME | (Team) | TIME HT. DIST. | NAME | (Team) | TIME HT. DIST. | NAME | (Team) | TIME HT. DIST. | NAME | (Team) | TIME HT. DIST. |
| 1. | | | 1. | | | 1. | | | 1. | | |
| 2. | | | 2. | | | 2. | | | 2. | | |
| 3. | | | 3. | | | 3. | | | 3. | | |
| 4. | | | 4. | | | 4. | | | 4. | | |
| 5. | | | 5. | | | 5. | | | 5. | | |
| 6. | | | 6. | | | 6. | | | 6. | | |
| 7. | | | 7. | | | 7. | | | 7. | | |
| 8. | | | 8. | | | 8. | | | 8. | | |

| EVENT P.V | | | EVENT H.J | | | EVENT 400 | | | EVENT 3200 | | |
|---|---|---|---|---|---|---|---|---|---|---|---|
| NAME | (Team) | TIME HT. DIST. | NAME | (Team) | TIME HT. DIST. | NAME | (Team) | TIME HT. DIST. | NAME | (Team) | TIME HT. DIST. |
| 1. | | | 1. | | | 1. | | | 1. | | |
| 2. | | | 2. | | | 2. | | | 2. | | |
| 3. | | | 3. | | | 3. | | | 3. | | |
| 4. | | | 4. | | | 4. | | | 4. | | |
| 5. | | | 5. | | | 5. | | | 5. | | |
| 6. | | | 6. | | | 6. | | | 6. | | |
| 7. | | | 7. | | | 7. | | | 7. | | |
| 8. | | | 8. | | | 8. | | | 8. | | |

HELD AT: McCook SCORING: 1st 10 pts.; 2nd 8 pts.; 3rd 6 pts.; 4th 4 pts.; 5th 2 pts.; 6th 1 pts.; 7th ___ pts.; 8th ___ pts.

**EVENT** 110 HH

| NAME | (Team) | TIME HT. DIST. |
|---|---|---|
| 1. | | |
| 2. | | |
| 3. | | |
| 4. | | |
| 5. | | |
| 6. | | |
| 7. | | |
| 8. | | |

**EVENT** 300 IM

| NAME | (Team) | TIME HT. DIST. |
|---|---|---|
| 1. | | |
| 2. | | |
| 3. | | |
| 4. | | |
| 5. | | |
| 6. | | |
| 7. | | |
| 8. | | |

Cancelled

| TEAM | TIME |
|---|---|
| 1. | |
| 2. | |
| 3. | |
| 4. | |
| 5. | |
| 6. | |
| 7. | |
| 8. | |

1600 Rel

**RELAY**
FIRST PLACE RUNNERS

Rem

| TEAM | TIME |
|---|---|
| 1. | |
| 2. | |
| 3. | |
| 4. | |
| 5. | |
| 6. | |
| 7. | |
| 8. | |

1600 Rel

**RELAY**
FIRST PLACE RUNNERS

| TEAM | TIME |
|---|---|
| 1. | |
| 2. | |
| 3. | |
| 4. | |
| 5. | |
| 6. | |
| 7. | |
| 8. | |

3200 Rel

**RELAY**
FIRST PLACE RUNNERS

* EVENTS

TEAMS

ABBR.

TEAM NAME

TOTALS

PLACING

* do not write in this column until event is over

# BIG RED TRACK SCOREBOOK

Seniors

# BIG RED TRACK SCOREBOOK

MEET S.P.U.A. DATE 4-30-99

## EVENT Shot

| NAME | (Team) | TIME HT. DIST. |
|---|---|---|
| 1. D. Hudson | I | 53'4 |
| 2. J. Jorgenson | S.P | 47'4 |
| 3. A. Strand | I | 45'7 1/2 |
| 4. B. Pumps | I | 44'4 |
| 5. A. Backer | S | 42'7 1/2 |
| 6. S. Leimer | Gr | 42'5 |
| 7. | | |
| 8. | | |

## EVENT L.J

| NAME | (Team) | TIME HT. DIST. |
|---|---|---|
| 1. K. Wykert | Gr | 20'7 |
| 2. J. Lavalley | S | 19'4 3/4 |
| 3. C. Richmond | Gr | 19'3 |
| 4. B. Peterson | Her | 19'4 1/4 |
| 5. M. Lee | Gr | 18'7 1/4 |
| 6. E. Fuehrer | I | 18'1/4 |
| 7. | | |
| 8. | | |

## EVENT 100

| NAME | (Team) | TIME HT. DIST. |
|---|---|---|
| 1. K. Wykert | Gr | 11.1 |
| 2. T. Hanna | S.P | 11.4 |
| 3. S. Cantis | S | 11.4 |
| 4. E. Fuehrer | I | 11.4 |
| 5. B. Hansen | Gr | 11.6 |
| 6. J. ~~Smith~~ Cooley | S | 11.6 |
| 7. | | |
| 8. | | |

## EVENT 800

| NAME | (Team) | TIME HT. DIST. |
|---|---|---|
| 1. M. Hanna | I | 2.07 |
| 2. B. Maasen | H | 2.07 |
| 3. J. Billen | I | 2.11 |
| 4. N. Pollock | Gr | 2.24 |
| 5. D. Orr | Her | 2.24 |
| 6. D. McIntosh | S | 2.24 |
| 7. | | |
| 8. | | |

## EVENT Disc

| NAME | (Team) | TIME HT. DIST. |
|---|---|---|
| 1. A. Strand | I | 164'9 |
| 2. D. Hudson | I | 161'5 |
| 3. L. Kaiser | I | 152'9 |
| 4. J.C. White | Suth | 133'1" |
| 5. J. Jorgenson | S.P | 128'10 |
| 6. J. Hiatt | Her | 123'1" |
| 7. | | |
| 8. | | |

## EVENT T.J

| NAME | (Team) | TIME HT. DIST. |
|---|---|---|
| 1. C. Richmond | Gr | 43'4 |
| 2. L. Kaiser | I | 42'8 |
| 3. B. Peterson | H | 39'3" |
| 4. M. Lee | Gr | 39'2 1/4 |
| 5. D. Arnold | S | 37'11 1/2 |
| 6. B. Leibhart | I | 36'5 |
| 7. | | |
| 8. | | |

## EVENT 200

| NAME | (Team) | TIME HT. DIST. |
|---|---|---|
| 1. M. Swan | Gr | 23.2 |
| 2. T. Hanna | S.P. | 23.2 |
| 3. K. Kohtz | I | 23.7 |
| 4. E. Fuehrer | I | 24.1 |
| 5. J. Lavalley | S | 24.4 |
| 6. B. Leibhart | I | 24.9 |
| 7. | | |
| 8. | | |

## EVENT 1600

| NAME | (Team) | TIME HT. DIST. |
|---|---|---|
| 1. D. Krause | S | 4.57 |
| 2. T. Martin | S | 4.57 |
| 3. O. Cazares | I | 4.59 |
| 4. B. Reed | H | 5.04 |
| 5. A. Heite | S.P | 5.06 |
| 6. B. Beyerman | I | 5.10 |
| 7. | | |
| 8. | | |

## EVENT P.U

| NAME | (Team) | TIME HT. DIST. |
|---|---|---|
| 1. K. Kohtz | I | 13' |
| 2. S. Cantis | S | 12'6 |
| 3. L. Kosmick | Gr | 11' |
| 4. T. Younghans | H | 10'6 |
| 5. J. Klima | Gr | 10' |
| 6. P. McGreer | Gr. | 10' |
| 7. | | |
| 8. | | |

## EVENT H.J

| NAME | (Team) | TIME HT. DIST. |
|---|---|---|
| 1. D. Hudson | I | 6'4 |
| 2. L. Kaiser | I | 6'0 |
| 3. B. Peterson | H | 6'0 |
| 4. E. Sodenhaus | S | 5'8 |
| 5. T. Hansen | Gr | 5'8 |
| 6. D. Murphy | I | 5'6" |
| 7. | | |
| 8. | | |

## EVENT 400

| NAME | (Team) | TIME HT. DIST. |
|---|---|---|
| 1. M. Swan | Gr. | 52.7 |
| 2. J. Desert | H | 52.4 |
| 3. M. Hanna | I | 53.3 |
| 4. C. Skeen | I | 53.6 |
| 5. B. Maasen | H | 54.4 |
| 6. C. Anderson | S | 55.0 |
| 7. | | |
| 8. | | |

## EVENT 3200

| NAME | (Team) | TIME HT. DIST. |
|---|---|---|
| 1. O. Cazares | I | 10.40 |
| 2. B. Beyerman | I | 11.05 |
| 3. C. McIntosh | S | 11.19 |
| 4. C. Bittler | Gr | 11.21 |
| 5. J. Siegerdas | I | 11.42 |
| 6. J. Blomstedt | Her | 11.52 |
| 7. | | |
| 8. | | |

400 Fresh Relay 1 Imp. 49.0 2 Grant 49.4 3 Her 49.6 4 Suth 50.3

HELD AT: Sutherland SCORING: 1st 10 pts.; 2nd 8 pts.; 3rd 6 pts.; 4th 4 pts.; 5th 2 pts.; 6th 1 pts.; 7th ___ pts.; 8th ___ pts.

**EVENT 110 HH**

| NAME | (Team) | TIME HT. DIST. |
|---|---|---|
| 1. C. Richmond | Gr | 15.4 |
| 2. J. McNabb | I | 15.7 |
| 3. K. Rising | S | 15.8 |
| 4. E. Soderlund | S | 15.9 |
| 5. K. Marquette | S | 16.0 |
| 6. J. Dezort | H | 16.4 |
| 7. | | |
| 8. | | |

**EVENT 300 IM**

| NAME | (Team) | TIME HT. DIST. |
|---|---|---|
| 1. J. Dezort | H | 40.8 |
| 2. J. McNabb | I | 42.7 |
| 3. C. Richmond | Gr | 43.2 |
| 4. E. Soderlund | S | 43.5 |
| 5. K. Rising | S | 43.8 |
| 6. J. Wyatt | Gr | 44.2 |
| 7. | | |
| 8. | | |

**400 R**

| TEAM | TIME |
|---|---|
| 1. Grant | 45.4 |
| 2. Imp | 45.7 |
| 3. Suth | 46.4 |
| 4. NPSP | 48.50 |
| 5. Her | 50.5 |
| 6. | |
| 7. | |
| 8. | |

RELAY FIRST PLACE RUNNERS: E. Fuchsen, Kyle Kohtz, D. Murphy, B. Leibfest

**1600 R**

| TEAM | TIME |
|---|---|
| 1. Imp | 3.39 |
| 2. Suth | 3.41 |
| 3. Grant | 3.42 |
| 4. Her. | 3.47 |
| 5. NPSP | 4.10 |
| 6. | |
| 7. | |
| 8. | |

RELAY FIRST PLACE RUNNERS: J. McNabb, D. Murphy, M. Hoxen, C. Skeen

**3200 R**

| TEAM | TIME |
|---|---|
| 1. Hershey | 8.54 |
| 2. Imp | 8.57 |
| 3. Suth | 8.58 |
| 4. Grant | 9.57 |
| 5. St. Pat | 10.45 |
| 6. | |
| 7. | |
| 8. | |

RELAY FIRST PLACE RUNNERS: D. Russell, D. Murphy, A. Ohlsen, O. Cazares

TEAMS

| EVENTS | Imperial | Grant | Sutherland | Hershey | St Pats |
|---|---|---|---|---|---|
| Shot | 20/20 | 1/1 | 2/2 | -/- | 8/8 |
| Disc | 24/44 | -/1 | 4/6 | 1/1 | 2/10 |
| PV | 10/54 | 9/10 | 8/14 | 4/5 | -/10 |
| LJ | 1/55 | 18/28 | 8/22 | 4/9 | -/10 |
| TJ | 9/64 | 14/42 | 2/24 | 6/15 | -/10 |
| HJ | 19/83 | 2/44 | 4/28 | 6/21 | -/10 |
| 100 | 4/87 | 12/56 | 7/35 | -/21 | 8/18 |
| 200 | 11/98 | 10/66 | 2/37 | -/21 | 8/26 |
| 400 | 10/108 | 10/76 | 1/38 | 10/31 | -/26 |
| 800 | 16/124 | 4/80 | 1/39 | 10/41 | -/26 |
| 1600 | 7/131 | -/80 | 18/57 | 4/45 | 2/28 |
| 3200 | 20/151 | 4/84 | 6/63 | 1/46 | -/28 |
| 110 HH | 8/159 | 10/94 | 12/75 | 1/47 | -/28 |
| 300 IM | 8/167 | 7/101 | 6/81 | 10/57 | -/28 |
| 400 R | 8/175 | 10/111 | 6/87 | 2/59 | 4/32 |
| 1600 R | 10/185 | 6/117 | 8/95 | 4/63 | 2/34 |
| 3200 R | 8/193 | 4/121 | 6/101 | 10/73 | 2/36 |
| Fresh Rel | 10/203 | 8/129 | 4/105 | 6/79 | -/36 |
| TOTALS | 203 | 129 | 105 | 79 | 36 |
| PLACING | 1 | 2 | 3 | 4 | 5 |

* do not write in this column until event is over

(C.J. Swanson - Kerry Shinn - A. Blanke - M. Wingham)

5

BIG RED TRACK SCOREBOOK

Seniors

# BIG RED TRACK SCOREBOOK

MEET Dandy County Invite DATE 5-7-99

## EVENT Shot

| NAME | (Team) | TIME HT. DIST. |
|---|---|---|
| 1. D. Hudson | I | 55'8 3/4 |
| 2. A. Strand | I | 46'8 3/4 |
| 3. K. Fortkamp | I | 45'5 3/4 |
| 4. B. Hagan | Culb | 44'5" |
| 5. L. Lilliach | At | 43'2 1/2 |
| 6. S. Leimer | Gr | 43'0 |
| 7. | | |
| 8. | | |

## EVENT L.J

| NAME | (Team) | TIME HT. DIST. |
|---|---|---|
| 1. K. Wykert | Gr. | 21'11 1/2 |
| 2. C. Richmond | Gr | 20'6 1/4 |
| 3. D. Webster | DC | 19'8 1/2 |
| 4. B. Schmitz | May | 19'8 1/4 |
| 5. M. Lee | Gr | 19 |
| 6. D. Willis | Cul | 18'7 1/2 |
| 7. | | |
| 8. | | |

## EVENT 100

| NAME | (Team) | TIME HT. DIST. |
|---|---|---|
| 1. B. Haskell | DC | 11.1 |
| 2. K. Wykert | Gr | 11.2 |
| 3. T. Kier | DC | 11.2 |
| 4. C. Miller | Gr | 11.7 |
| 5. K. Werkmeister | May | 11.7 |
| 6. E. Fuchner | I | 11.8 |
| 7. | | |
| 8. | | |

## EVENT 800

| NAME | (Team) | TIME HT. DIST. |
|---|---|---|
| 1. J. Bilka | I | 2.09.2 |
| 2. Z. Stroup | D.C | 2.09.7 |
| 3. T. Evans | May | 2.10.7 |
| 4. B. Wilson | Culb | 2.12.3 |
| 5. P. McGreer | Gr | 2.15.4 |
| 6. W. Neville | D.C | 2.15.4 |
| 7. | | |
| 8. | | |

## EVENT Disc

| NAME | (Team) | TIME HT. DIST. |
|---|---|---|
| 1. D. Hudson | I. | 163'8" |
| 2. L. Kaiser | I | 155'3" |
| 3. A. Strand | I | 153'10" |
| 4. L. Lilliach | At | 144'2" |
| 5. N. Baney | DC | 134'6 |
| 6. B. Hagan | Culb | 122'6 |
| 7. | | |
| 8. | | |

## EVENT T.J

| NAME | (Team) | TIME HT. DIST. |
|---|---|---|
| 1. C. Richmond | Gr | 44'4 1/2 |
| 2. L. Kaiser | I | 42'10 1/2 |
| 3. B. Hagan | Culb | 39'11 1/2 |
| 4. M. Gooden | May | 39'11 1/2 |
| 5. D. Willis | Culb | 39'10" |
| 6. B. Schmitz | May | 39'7 1/2 |
| 7. | | |
| 8. | | |

## EVENT 200

| NAME | (Team) | TIME HT. DIST. |
|---|---|---|
| 1. M. Swan | Gr | 23.0 |
| 2. B. Haskell | D.C | 23.0 |
| 3. T. Kier | D.C | 23.3 |
| 4. K. Kohtz | I | 23.7 |
| 5. M. Clark | DC | 23.8 |
| 6. C. Skeen | I | 24.6 |
| 7. | | |
| 8. | | |

## EVENT 1600

| NAME | (Team) | TIME HT. DIST. |
|---|---|---|
| 1. M. Hanna | I | 4.52.6 |
| 2. O. Cazares | I | 4.53.0 |
| 3. J.C. Stroup | D.C | 4.54.7 |
| 4. B. Osborn | DC | 5.01.3 |
| 5. J. Lutz | DC | 5.11.7 |
| 6. T. Evans | May | 5.11.7 |
| 7. | | |
| 8. | | |

## EVENT P.V

| NAME | (Team) | TIME HT. DIST. |
|---|---|---|
| 1. Kyle Kohtz | I | 14'6 |
| 2. A. Sis | At | 12'6 |
| 3. J. Klima | Gr | 12' |
| 4. B. Hagan | Culb | 12' |
| 5. D. Parsley | I | 12' |
| 6. P. McGreer | Gr | 11'6 |
| 7. | | |
| 8. | | |

## EVENT H.J

| NAME | (Team) | TIME HT. DIST. |
|---|---|---|
| 1. D. Hudson | I. | 6'6 1/4 |
| 2. L. Kaiser | I | 6'0 |
| 3. J. Stamm | D.C | 6'0 |
| 4. B. Arp | Cul | 5'10" |
| 5. A. Lewis | Cul | 5'10" |
| 6. T. Haushalter | Gr | 5'8 |
| 7. | | |
| 8. | | |

## EVENT 400

| NAME | (Team) | TIME HT. DIST. |
|---|---|---|
| 1. M. Swan | Gr | 52.8 |
| 2. D. Murphy | I | 53.0 |
| 3. M. Hanna | I | 53.5 |
| 4. T. Haushalter | Gr | 53.7 |
| 5. M. Clark | DC | 53.8 |
| 6. D. Webster | D.C | 55.1 |
| 7. | | |
| 8. | | |

## EVENT 3200

| NAME | (Team) | TIME HT. DIST. |
|---|---|---|
| 1. O. Cazares | I | 10.32 |
| 2. J.C. Stroup | DC | 11.03.5 |
| 3. J. Lutz | DC | 11.04 |
| 4. N. Behlke | DC | 11.25.3 |
| 5. B. Beyerman | I | 11.18.8 |
| 6. C. Bittner | Gr | 11.25.3 |
| 7. | | |
| 8. | | |

4vs wt Rel. 1. Imp. Var 47.3 C Maloney, A Strand, L Kaiser, D Hudson

# BIG RED TRACK SCOREBOOK

**HELD AT:** Bankelman **SCORING:** 1st 10 pts.; 2nd 8 pts.; 3rd 6 pts.; 4th 4 pts.; 5th 2 pts.; 6th 1 pts.; 7th ___ pts.; 8th ___ pts.

## EVENT 110 HH

| NAME | (Team) | TIME HT. DIST. |
|---|---|---|
| 1. J. McNabb | I | 15.3 |
| 2. C. Richmond | G | 15.3 |
| 3. J. Stamm | D.C | 15.7 |
| 4. J. Wyatt | G | 16.2 |
| 5. B. Kennicutt | May | 16.3 |
| 6. D. Pursley | I | 17.4 |
| 7. | | |
| 8. | | |

## EVENT 300 IM

| NAME | (Team) | TIME HT. DIST. |
|---|---|---|
| 1. J. Stamm | D.C | 41.9 |
| 2. J. Wyatt | Gr. | 43.1 |
| 3. J. Vatocher | May | 46.7 |
| 4. T. May | I | 47.4 |
| 5. L. Davenport | Ar | 47.8 |
| 6. J. Horn | DC | 52.4 |
| 7. | | |
| 8. | | |

## 400R RELAY

| TEAM | TIME |
|---|---|
| 1. D.C | 44.8 |
| 2. Grant | 44.9 |
| 3. Imp | 45.5 |
| 4. May Wood | 46.9 |
| 5. Ar | 48.3 |
| 6. | |
| 7. Imp JV | 46.6 |
| 8. | |

FIRST PLACE RUNNERS
E. Fuchs
Kyle Kohler
D. Mayberry
B. Lebbert

## 1600R RELAY

| TEAM | TIME |
|---|---|
| 1. Imp | 3.36.3 |
| 2. Grant | 3.40.9 |
| 3. Dundy County | 3.48.1 |
| 4. May | 3.50.4 |
| 5. Arwood | 3.52.8 |
| 6. Cub | 4.03.3 |
| 7. | |
| 8. Imp JV | 3.52.2 |

FIRST PLACE RUNNERS
J. McNabb 54.4
J. Bilka 54.2
M. Horner 54.6
C. Skeen 53.1

## 320R RELAY

| TEAM | TIME |
|---|---|
| 1. Imp | 9.04 |
| 2. Cub | 9.15.5 |
| 3. Grant | 9.41.5 |
| 4. Dundy Co | 10.11.5 |
| 5. | |
| 6. Imp JV | 9.12.5 |
| 7. | |
| 8. | |

FIRST PLACE RUNNERS
J. Bilka 2.16.5
A. Olson 2.20
J. Siegenthaler 2.20
C. Skeen 2.12

TEAMS

| EVENTS | TEAM NAME / ABBR. | Imperial | Dundy County | Grant | Culbertson | Maywood | Arwood |
|---|---|---|---|---|---|---|---|
| Shot | | 24/24 | -/- | 1/1 | 4/4 | -/- | 2/2 |
| DISC | | 24/48 | 2/2 | -/1 | 1/5 | -/- | 4/6 |
| P.V | | 12/60 | -/2 | 7/8 | 4/9 | -/- | 8/14 |
| L.J | | -/60 | 6/8 | 20/28 | 1/10 | 4/4 | -/14 |
| T.J | | 8/68 | -/8 | 10/38 | 8/18 | 9/9 | -/14 |
| H.J | | 18/86 | 6/14 | 1/39 | 8/26 | -/9 | -/14 |
| 100 | | 1/87 | 16/30 | 12/51 | -/26 | 2/11 | -/14 |
| 200 | | 5/92 | 16/46 | 10/61 | -/26 | -/11 | -/14 |
| 400 | | 14/106 | 3/49 | 14/75 | -/26 | -/11 | -/14 |
| 800 | | 10/116 | 9/58 | 2/77 | 4/30 | 6/17 | -/14 |
| 1600 | | 18/134 | 12/70 | -/77 | -/30 | 1/18 | -/14 |
| 3200 | | 12/146 | 18/88 | 1/78 | -/30 | -/18 | -/14 |
| 110 HH | | 11/157 | DQ/94 | 12/90 | -/30 | 2/20 | -/14 |
| 300 IM | | 4/161 | 11/105 | 8/98 | -/30 | 4/26 | 2/16 |
| 400R | | 6/167 | 10/115 | 8/106 | -/30 | 4/30 | 2/18 |
| 1600R | | | | | | | |
| 3200R | | | | | | | |
| TOTALS | | | | | | | |
| PLACING | | | | | | | |

* do not write in this column until event is over

Imp JV 2nd 46.5 K Fiddlehorn - C Pursley - A Olson - Kel. Kohler

BIG RED TRACK SCOREBOOK

MEET District - B-6 DATE 4-13-99

## EVENT Shot

| NAME | (Team) | TIME HT. DIST. |
|---|---|---|
| 1. D. Hudson | I | 55'11" |
| 2. C. Metzger | Goth | 53'9 |
| 3. D. Mallevicha | Og | 52'4" |
| 4. M. Abele | Goth | 51'5" |
| 5. D. Fishier | Ger | 51'4 3/4 |
| 6. A. Strand | I | 50'2 3/4 |
| 7. | | |
| 8. | | |

## EVENT L.J

| NAME | (Team) | TIME HT. DIST. |
|---|---|---|
| 1. E. Stewart | Mc | 21.9 1/2 |
| 2. J. Wellman | Mc | 21 1/4 |
| 3. J. McMinn | Mc | 20'9 1/2 |
| 4. M. Barry | Chad | 20'4 1/2 |
| 5. D. Stark | Sid | 20'2" |
| 6. B. Beckert | Val | 15'11 1/2 |
| 7. | | |
| 8. | | |

## EVENT 100

| NAME | (Team) | TIME HT. DIST. |
|---|---|---|
| 1. E Stewart | Mc | 10.6 |
| 2. B. Gilleland | Mc | 10.7 |
| 3. M. Kohler | Sid | 10.9 |
| 4. J. Wahl | Chad | 11.0 |
| 5. J. Roscherry | Mit | 11.1 |
| 6. J. Johnson | Kimb | 11.3 |
| 7. | | |
| 8. | | |

## EVENT 800

| NAME | (Team) | TIME HT. DIST. |
|---|---|---|
| 1. A. Bohac | IC | 2.00.6 |
| 2. R. Kluender | Val | 2.02.8 |
| 3. M. Carpenter | Mc | 2.04 |
| 4. P. Clark | Goth | 2.06.7 |
| 5. J. McIntyre | Og | 2.07.5 |
| 6. D. Skoudelet | Mit | 2.08 |
| 7. | | |
| 8. | | |

## EVENT Discus

| NAME | (Team) | TIME HT. DIST. |
|---|---|---|
| 1. C. Kaiser | I | 150'10" |
| 2. D. Hudson | I | 149'2 |
| 3. J. Dishman | Goth | 145'2 |
| 4. J. Plunkett | Og | 144'8 |
| 5. A. Strand | I | 141'2 |
| 6. B. Holsher | Og | 138'6 |
| 7. | | |
| 8. | | |

## EVENT T.J

| NAME | (Team) | TIME HT. DIST. |
|---|---|---|
| 1. J. McMinn | Mc | 43'3 3/8 |
| 2. C. Kaiser | I | 42'10 3/4 |
| 3. T. Hoss | Mc | 40'10 3/4 |
| 4. D. Wells | Ger | 40'2 3/4 |
| 5. T. Kiefhofer | Og | 38'8 1/2 |
| 6. A. Plas | Mc | 38'4 1/2 |
| 7. | | |
| 8. | | |

## EVENT 200

| NAME | (Team) | TIME HT. DIST. |
|---|---|---|
| 1. B. Gilland | Mc | 21.7 |
| 2. M. Rasmussen | Mc | 22.5 |
| 3. C. Teten | Og. | 22.7 |
| 4. J. Zlomke | Mc | 23.1 |
| 5. M. Kohler | Sid | 23.1 |
| 6. W. Houchen | Goth | 23.5 |
| 7. | | |
| 8. | | |

## EVENT 1600

| NAME | (Team) | TIME HT. DIST. |
|---|---|---|
| 1. C. Nielsen | K | 4.47.6 |
| 2. A. Martin | Ger | 4.50.4 |
| 3. S. Fitts | Ger | 4.52.8 |
| 4. A. Bronson | IC | 4.54.2 |
| 5. S. Gunther | Og | 4.54.3 |
| 6. T. Fichtenbauer | Goth | 4.59.4 |
| 7. | | |
| 8. | | |

## EVENT P.V

| NAME | (Team) | TIME HT. DIST. |
|---|---|---|
| 1. Kyle Kolatz | I | 14'0 |
| 2. C. Lytle | Mc | 14' |
| 3. Z. Schultz | Mc | 14' |
| 4. K Gross | Ger | 13'7 |
| 5. J. Johnson | Goth | 13'1" |
| 6. J. Quick | Og | 13' |
| 7. T. Sandbay | Ger | |
| 8. | | |

## EVENT H.J

| NAME | (Team) | TIME HT. DIST. |
|---|---|---|
| 1. N. Bennett | Mc | 6'7 |
| 2. D. Hudson | I | 6'6 |
| 3. D. Carney | Ogal | 6'5 |
| 4. K Meissen | Og | 6'5 |
| 5. C. Kaiser | I | 6'4 |
| 6. J. Wellman | Mc | 6'4 |
| 7. | | |
| 8. | | |

## EVENT 400

| NAME | (Team) | TIME HT. DIST. |
|---|---|---|
| 1. M Barry | Chad | 50.7 |
| 2. A. Sawyer | Mc | 51.2 |
| 3. J. Dean | Val | 51.3 |
| 4. M. Rasmussen | Mc | 52.0 |
| 5. C. Mann | Chad | 52.5 |
| 6. R. Hernandez | Og | 52.9 |
| 7. | | |
| 8. | | |

## EVENT 3200

| NAME | (Team) | TIME HT. DIST. |
|---|---|---|
| 1. A. Bronson | K | 10.25.2 |
| 2. O. Cazares | I | 10.35.8 |
| 3. A. Teets | Mit | 10.38.7 |
| 4. S. Gunther | Ogal | 10.52.1 |
| 5. T. Dan | Og | 11.06.3 |
| 6. B. Bejerian | I | 11.26.7 |
| 7. | | |
| 8. | | |

# BIG RED TRACK SCOREBOOK

**HELD AT:** Ogallala **SCORING:** 1st 10 pts.; 2nd 8 pts.; 3rd 6 pts.; 4th 4 pts.; 5th 2 pts.; 6th 1 pts.; 7th ___ pts.; 8th ___ pts.

## EVENT 110 HH

| | NAME | (Team) | TIME HT. DIST. |
|---|---|---|---|
| 1. | M. Wahlstrom | Chad | 14.8 |
| 2. | J. Hayward | Sid | 15.0 |
| 3. | J. McNabb | I | 15.4 |
| 4. | J. Johnson | Goth | 15.5 |
| 5. | C. Halligan | Kimb | 15.6 |
| 6. | C. Wall | MC | 15.8 |
| 7. | | | |
| 8. | | | |

## EVENT 300 IM

| | NAME | (Team) | TIME HT. DIST. |
|---|---|---|---|
| 1. | M. Shoup | IC | 39.7 |
| 2. | M. Wahlstrom | Chad | 39.8 |
| 3. | J. Anderson | Og | 40.2 |
| 4. | A. Allen | Gen | 40.4 |
| 5. | A. Gallaher | Gen | 40.8 |
| 6. | Z Brost | Mit | 41.1 |
| 7. | | | |
| 8. | | | |

## 400 R

| TEAM | TIME |
|---|---|
| 1. McCook | 43.3 |
| 2. Chadron | 43.9 |
| 3. Ogal | 44.8 |
| 4. Mitchell | 45.0 |
| 5. Kimb | 45.2 |
| 6. Sidney | 45.4 |
| 7. | |
| 8. | |

**RELAY**
FIRST PLACE RUNNERS (Fell)
E. Fredman
Kyle Koletz
D. Murphy 49.7
J. McNabb

## 1600 R

| TEAM | TIME |
|---|---|
| 1. McCook | 3.24.4 |
| 2. Ogal | 3.29.3 |
| 3. Kimb | 3.34.6 |
| 4. Goth | 3.35.8 |
| 5. Imp | 3.36.8 |
| 6. Chadron | 3.37.6 |
| 7. | |
| 8. | |

**RELAY**
FIRST PLACE RUNNERS
McNabb 55.4
Murphy 54.5
Billa 53.9
Skeen 52.5

## 3200 R

| TEAM | TIME |
|---|---|
| 1. Goth | 8.26.6 |
| 2. Imp | 8.32.7 |
| 3. Ogal | 8.37.9 |
| 4. McCook | 8.39. |
| 5. Chadron | 8.45.7 |
| 6. Sidney | 8.55.5 |
| 7. | |
| 8. | |

**RELAY**
FIRST PLACE RUNNERS
J. Billa 2.07.6
D. Russell 2.10.2
M. Herman 2.08.9
C. Skeen 2.05.1

TEAMS

| EVENT | TEAM NAME / ABBR. | McCook | Imperial | Ogal | Kimball | Chadron | Gothenburg | Gering | Sidney | Valentine | Mitchell | | | | | | | |
|---|---|---|---|---|---|---|---|---|---|---|---|---|---|---|---|---|---|---|
| Shot | | – | 11 | 6 | – | – | 12 | 2 | – | – | 1 | | | | | | | |
| | | – | 11 | 6 | – | – | 12 | 2 | – | – | – | | | | | | | |
| Disc | | – | 20 | 5 | – | – | 6 | – | – | – | – | | | | | | | |
| | | – | 31 | 11 | – | – | 18 | 2 | – | – | – | | | | | | | |
| PV | | 14 | 10 | 5 | – | – | 2 | 4 5 | – | – | – | | | | | | | |
| | | 14 | 41 | 11.5 | – | – | 20 | 6½ | – | – | – | | | | | | | |
| L.J | | 24 | – | – | – | 4 | – | – | 2 | 1 | – | | | | | | | |
| | | 38 | 41 | 11½ | – | 4 | 20 | 6½ | 2 | 1 | – | | | | | | | |
| T.J | | 17 | 8 | 2 | – | – | – | 4 | – | – | – | | | | | | | |
| | | 55 | 49 | 13½ | – | 4 | 20 | 10½ | 2 | 1 | – | | | | | | | |
| HJ | | 11 | 10 | 10 | – | – | – | – | – | – | – | | | | | | | |
| | | 66 | 59 | 23½ | – | 4 | 20 | 10½ | 2 | 1 | – | | | | | | | |
| 100 | | 18 | – | – | 1 | 4 | – | – | 6 | – | 2 | | | | | | | |
| | | 84 | 59 | 23½ | 1 | 8 | 20 | 10½ | 8 | 1 | 2 | | | | | | | |
| 200 | | 22 | – | 6 | – | – | 1 | – | 2 | – | – | | | | | | | |
| | | 106 | 59 | 28½ | 1 | 8 | 21 | 10½ | 10 | 1 | 2 | | | | | | | |
| 400 | | 12 | – | 1 | – | 12 | – | – | – | 6 | – | | | | | | | |
| | | 118 | 59 | 30½ | 1 | 20 | 21 | 10½ | 10 | 7 | 2 | | | | | | | |
| 800 | | 6 | – | 2 | 10 | – | 4 | – | – | 8 | 1 | | | | | | | |
| | | 124 | 59 | 32½ | 11 | 20 | 25 | 10½ | 10 | 15 | 3 | | | | | | | |
| 1600 | | – | – | 2 | 14 | – | 1 | 14 | – | – | – | | | | | | | |
| | | 124 | 59 | 34½ | 25 | 20 | 26 | 24½ | 10 | 15 | 3 | | | | | | | |
| 3200 | | – | 9 | 6 | 10 | – | – | – | – | – | 6 | | | | | | | |
| | | 124 | 68 | 40½ | 35 | 20 | 26 | 24½ | 10 | 15 | 9 | | | | | | | |
| 110 HH | | 1 | 6 | – | 2 | 10 | 4 | – | 8 | – | – | | | | | | | |
| | | 125 | 74 | 40½ | 37 | 30 | 30 | 24½ | 18 | 15 | 9 | | | | | | | |
| 300 IM | | – | 14 | 6 | 10 | 8 | – | 6 | – | – | 1 | | | | | | | |
| | | 125 | 74 | 46½ | 47 | 38 | 30 | 30½ | 18 | 15 | 10 | | | | | | | |
| 400 R | | 10 | – | 6 | 2 | 8 | – | 1 | – | – | 4 | | | | | | | |
| | | 135 | 74 | 52½ | 49 | 46 | 30 | 30½ | 19 | 15 | 14 | | | | | | | |
| 1600 R | | 10 | 2 | 8 | 6 | 1 | 4 | – | – | – | – | | | | | | | |
| | | 145 | 76 | 60½ | 55 | 47 | 34 | 30½ | 19 | 15 | 14 | | | | | | | |
| 3200 R | | 4 | 8 | 6 | – | 2 | 10 | – | 1 | – | – | | | | | | | |
| | | 149 | 84 | 66½ | 55 | 49 | 44 | 30½ | 20 | 15 | 14 | | | | | | | |
| | TOTALS | 149 | 84 | 66½ | 55 | 49 | 44 | 30½ | 20 | 15 | 14 | | | | | | | |
| | PLACING | | | | | | | | | | | | | | | | | |

* do not write in this column until event is over

# BIG RED TRACK SCOREBOOK

MEET Stole Meet Omaha DATE 5-21-22

| EVENT Shot | | | EVENT H.J | | | EVENT | | | EVENT | | |
|---|---|---|---|---|---|---|---|---|---|---|---|
| NAME | (Team) | TIME HT. DIST. | NAME | (Team) | TIME HT. DIST. | NAME | (Team) | TIME HT. DIST. | NAME | (Team) | TIME HT. DIST. |
| 1. D. Hudson | | 57'2 | 1. D. Hudson | | | 1. | | | 1. | | |
| 2. | | | 2. | | | 2. | | | 2. | | |
| 3. | | | 3. C. Karsen | | | 3. | | | 3. | | |
| 4. CCHS. Rec | | | 4. | | | 4. | | | 4. | | |
| 5. | | | 5. | | | 5. | | | 5. | | |
| 6. | | | 6. | | | 6. | | | 6. | | |
| 7. | | | 7. | | | 7. | | | 7. | | |
| 8. | | | 8. | | | 8. | | | 8. | | |

| EVENT Disc | | | EVENT T.J | | | EVENT | | | EVENT | | |
|---|---|---|---|---|---|---|---|---|---|---|---|
| NAME | (Team) | TIME HT. DIST. | NAME | (Team) | TIME HT. DIST. | NAME | (Team) | TIME HT. DIST. | NAME | (Team) | TIME HT. DIST. |
| 1. D. Hudson | | 157'6 | 1. C. Karsen | # | 43'7 3/4 | 1. | | | 1. | | |
| 2. | | | 2. | | | 2. | | | 2. | | |
| 3. C. Karsen | | 152'1 | 3. | | | 3. | | | 3. | | |
| 4. | | | 4. CCHS. Record | | | 4. | | | 4. | | |
| 5. | | | 5. | | | 5. | | | 5. | | |
| 6. | | | 6. | | | 6. | | | 6. | | |
| 7. | | | 7. | | | 7. | | | 7. | | |
| 8. | | | 8. | | | 8. | | | 8. | | |

| EVENT P.V | | | EVENT | | | EVENT | | | EVENT 3200 | | |
|---|---|---|---|---|---|---|---|---|---|---|---|
| NAME | (Team) | TIME HT. DIST. | NAME | (Team) | TIME HT. DIST. | NAME | (Team) | TIME HT. DIST. | NAME | (Team) | TIME HT. DIST. |
| 1. Kyle Kelter | | 13'10" | 1. | | | 1. | | | 1. O. Cozens | | |
| 2. | | | 2. | | | 2. | | | 2. | | |
| 3. | | | 3. | | | 3. | | | 3. | 10.23.67 | |
| 4. | | | 4. | | | 4. | | | 4. | | |
| 5. | | | 5. | | | 5. | | | 5. | | |
| 6. | | | 6. | | | 6. | | | 6. | | |
| 7. | | | 7. | | | 7. | | | 7. | | |
| 8. | | | 8. | | | 8. | | | 8. | | |

**HELD AT:** Brook **SCORING:** 1st___pts.; 2nd___pts.; 3rd___pts.; 4th___pts.; 5th___pts.; 6th___pts.; 7th___pts.; 8th___pts.

**EVENT** 110 H1

| NAME | (Team) | TIME HT. DIST. |
|---|---|---|
| [illegible] | | |
| 2. | | |
| 3. 15.6 | | |
| 4. | | |
| 5. | | |
| 6. | | |
| 7. | | |
| 8. | | |

**EVENT** _____

| NAME | (Team) | TIME HT. DIST. |
|---|---|---|
| 1. | | |
| 2. | | |
| 3. | | |
| 4. | | |
| 5. | | |
| 6. | | |
| 7. | | |
| 8. | | |

| TEAM | TIME |
|---|---|
| 1. | |
| 2. | |
| 3. | |
| 4. | |
| 5. | |
| 6. | |
| 7. | |
| 8. | |

**RELAY**
FIRST PLACE RUNNERS

| TEAM | TIME |
|---|---|
| 1. | |
| 2. | |
| 3. | |
| 4. | |
| 5. | |
| 6. | |
| 7. | |
| 8. | |

**RELAY**
FIRST PLACE RUNNERS

| TEAM | TIME |
|---|---|
| 1. | |
| 2. | |
| 3. | |
| 4. | |
| 5. | |
| 6. | |
| 7. | |
| 8. | |

3200 R

**RELAY**
FIRST PLACE RUNNERS 8.30.4
J. Bilka 2.09.2
D. Russell 2.08.8
M. Hanna 2.04.8
C. Sleeper 2.07.6

TEAMS

| * EVENTS | ABBR. / TEAM NAME | | | | | | | | | | | | | | | | | |
|---|---|---|---|---|---|---|---|---|---|---|---|---|---|---|---|---|---|---|
| Shot | 8 | | | | | | | | | | | | | | | | | |
| P.V | 8 | | | | | | | | | | | | | | | | | |
| Dsc | 12 | | | | | | | | | | | | | | | | | |
| TOTALS | 28 | | | | | | | | | | | | | | | | | |
| PLACING | 7 | | | | | | | | | | | | | | | | | |

* do not write in this column until event is over

# BIG RED TRACK SCOREBOOK

# BIG RED TRACK SCOREBOOK

**MEET** _____ **DATE** _____

| EVENT _____ | | | EVENT _____ | | | EVENT _____ | | | EVENT _____ | | |
|---|---|---|---|---|---|---|---|---|---|---|---|
| NAME | (Team) | TIME HT. DIST. | NAME | (Team) | TIME HT. DIST. | NAME | (Team) | TIME HT. DIST. | NAME | (Team) | TIME HT. DIST. |
| 1. | | | 1. | | | 1. | | | 1. | | |
| 2. | | | 2. | | | 2. | | | 2. | | |
| 3. | | | 3. | | | 3. | | | 3. | | |
| 4. | | | 4. | | | 4. | | | 4. | | |
| 5. | | | 5. | | | 5. | | | 5. | | |
| 6. | | | 6. | | | 6. | | | 6. | | |
| 7. | | | 7. | | | 7. | | | 7. | | |
| 8. | | | 8. | | | 8. | | | 8. | | |
| **EVENT** _____ | | | **EVENT** _____ | | | **EVENT** _____ | | | **EVENT** _____ | | |
| NAME | (Team) | TIME HT. DIST. | NAME | (Team) | TIME HT. DIST. | NAME | (Team) | TIME HT. DIST. | NAME | (Team) | TIME HT. DIST. |
| 1. | | | 1. | | | 1. | | | 1. | | |
| 2. | | | 2. | | | 2. | | | 2. | | |
| 3. | | | 3. | | | 3. | | | 3. | | |
| 4. | | | 4. | | | 4. | | | 4. | | |
| 5. | | | 5. | | | 5. | | | 5. | | |
| 6. | | | 6. | | | 6. | | | 6. | | |
| 7. | | | 7. | | | 7. | | | 7. | | |
| 8. | | | 8. | | | 8. | | | 8. | | |
| **EVENT** _____ | | | **EVENT** _____ | | | **EVENT** _____ | | | **EVENT** _____ | | |
| NAME | (Team) | TIME HT. DIST. | NAME | (Team) | TIME HT. DIST. | NAME | (Team) | TIME HT. DIST. | NAME | (Team) | TIME HT. DIST. |
| 1. | | | 1. | | | 1. | | | 1. | | |
| 2. | | | 2. | | | 2. | | | 2. | | |
| 3. | | | 3. | | | 3. | | | 3. | | |
| 4. | | | 4. | | | 4. | | | 4. | | |
| 5. | | | 5. | | | 5. | | | 5. | | |
| 6. | | | 6. | | | 6. | | | 6. | | |
| 7. | | | 7. | | | 7. | | | 7. | | |
| 8. | | | 8. | | | 8. | | | 8. | | |

# — FEATURES OF THE BIG RED TRACK SCORE BOOK —

- ★ Scores 19 meets
- ★ Up to eight places can be scored
- ★ Time, height or distance can be recorded for all places
- ★ Can be used for duals, triangulars or large invitationals
- ★ Room to score 14 individual events and 3 relays
- ★ Sample score sheet
- ★ Extra relay slips in back of book

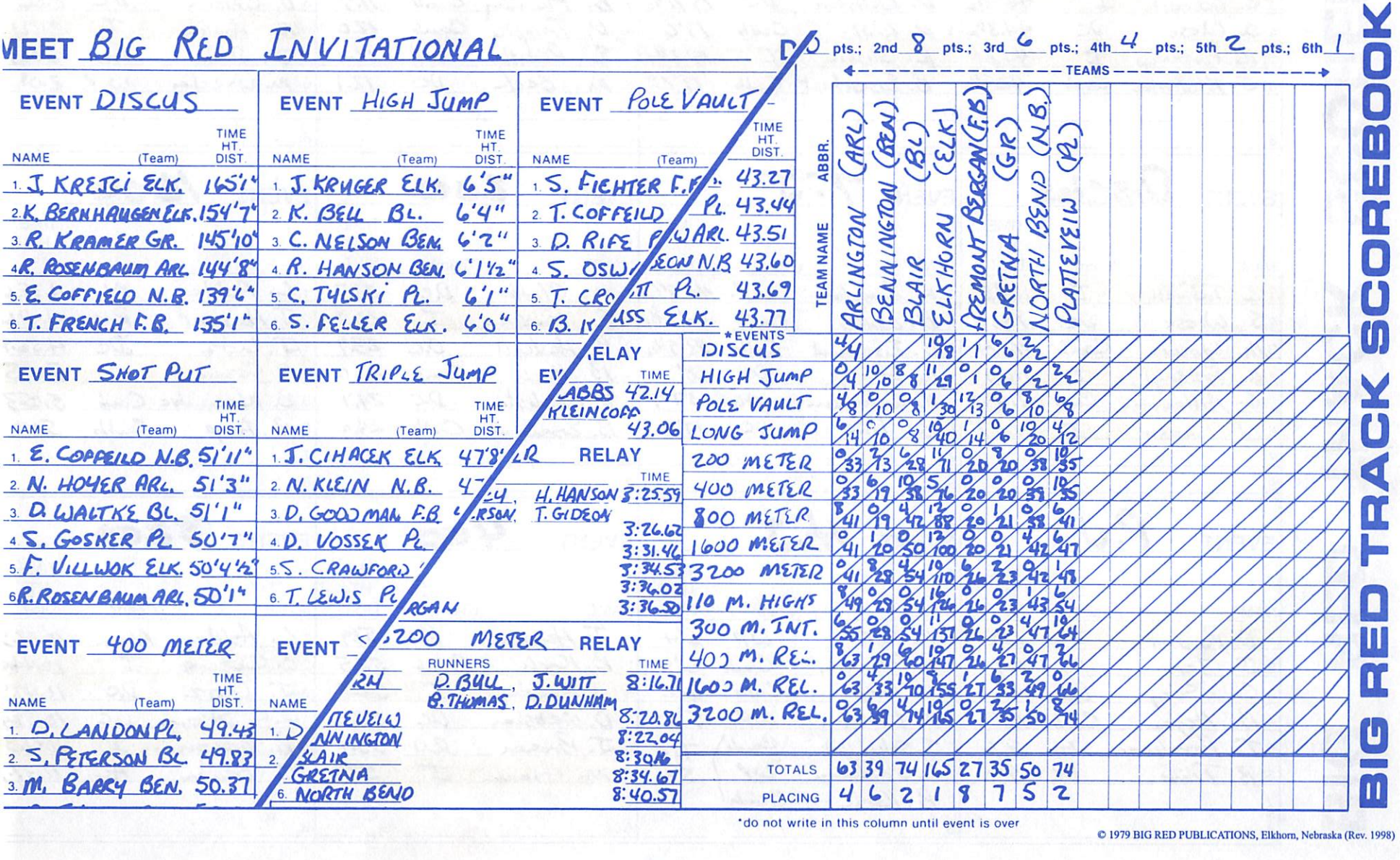


© 1979 BIG RED PUBLICATIONS, Elkhorn, Nebraska (Rev. 1998)

BIG RED TRACK SCOREBOOK

MEET Cambridge DATE 3-25-03

## EVENT Shot

| | NAME | (Team) | TIME HT. DIST. |
|---|---|---|---|
| 1. | B. Hagen | Cumb | 46'7¼ |
| 2. | G. Athlmeyer | Cumb | 45'2¾ |
| 3. | Z. Tidwell | I | 44'7½ |
| 4. | S. Wiese | DC | 44.3½ |
| 5. | K. Fortkamp | I | 44.01 |
| 6. | J. Mollning | Cumb | 42'9½ |
| 7. | | | |
| 8. | | | |

## EVENT L.J.

| | NAME | (Team) | TIME HT. DIST. |
|---|---|---|---|
| 1. | B. Flemming | Cumb | 20'3¼ |
| 2. | B. Koch | Cumb | 20'2" |
| 3. | D. Webster | DC | 15'11¾ |
| 4. | D. Wilks | Cumb | 15'6 |
| 5. | K. Shinn | I | 15'2¼ |
| 6. | B. Eisenhart | Cumb | 15'2" |
| 7. | | | |
| 8. | | | |

## EVENT 100

| | NAME | (Team) | TIME HT. DIST. |
|---|---|---|---|
| 1. | B. Haskell | D.C | 11.4 |
| 2. | M. Clark | D.C | 11.6 |
| 3. | B. Flemming | Cumb | 11.7 |
| 4. | D. Trompke | Cumb | 12.0 |
| 5. | E. Podilka | WP | 12.1 |
| 6. | M Beck | D.C. | 12.1 |
| 7. | | | |
| 8. | | | |

## EVENT 800

| | NAME | (Team) | TIME HT. DIST. |
|---|---|---|---|
| 1. | L. Ashley | AL | 2.04.3 |
| 2. | J. Brown | R.U | 2.05.9 |
| 3. | B. Osborn | D.C | 2.06 |
| 4. | M. Hannan | I | 2.07.1 |
| 5. | J. Drake | AL | 2.07.9 |
| 6. | M. Wheeler | W.P. | 2.08 |
| 7. | | | |
| 8. | | | |

## EVENT Discus

| | NAME | (Team) | TIME HT. DIST. |
|---|---|---|---|
| 1. | Z. Tidwell | I | 125'5 |
| 2. | S. Wiese | DC. | 115.1" |
| 3. | M. Young | Cumb | 116'10" |
| 4. | K. Fortkamp | I | 116'5 |
| 5. | G. Athlmeyer | Cumb | 114'11" |
| 6. | N. Kaiser | I | 113'7" |
| 7. | | | |
| 8. | | | |

## EVENT T.J

| | NAME | (Team) | TIME HT. DIST. |
|---|---|---|---|
| 1. | R Errington | WP. | 40'5½ |
| 2. | D. Wilks | Cumb | 40'1¾ |
| 3. | B. Eisenhart | Cumb | 38'5¼ |
| 4. | N. Stamp | DC | 38' |
| 5. | K Schroder | AL | 37'9 |
| 6. | B. Tinn | DC | 37'8 |
| 7. | | | |
| 8. | | | |

## EVENT 200

| | NAME | (Team) | TIME HT. DIST. |
|---|---|---|---|
| 1. | M. Clark | D.C | 23.5 |
| 2. | E. Fuchen | I | 23.7 |
| 3. | B. Haskell | D.C | 23.7 |
| 4. | B. Koch | Cumb | 24.0 |
| 5. | D. Webster | D.C | 24.1 |
| 6. | B. Eisenhart | Cumb | 24.4 |
| 7. | | | |
| 8. | | | |

## EVENT 1600

| | NAME | (Team) | TIME HT. DIST. |
|---|---|---|---|
| 1. | L. Ashley | AL | 4.38.6 |
| 2. | J. Heartwell | R.U | 4.41.6 |
| 3. | J. Lutz | DC | 4.56.9 |
| 4. | O. Cazares | I | 5.00.5 |
| 5. | B. Necombe | Cumb | 5.05.3 |
| 6. | B. Arp | Cumb | 5.07 |
| 7. | | | |
| 8. | | | |

## EVENT P.V

| | NAME | (Team) | TIME HT. DIST. |
|---|---|---|---|
| 1. | D Parsley | I | 12'6 |
| 2. | J. Zerr | AL | 11'6 |
| 3. | C. McVey | DC | 10' |
| 4. | B. Hagen | Cumb | 10' |
| 5. | T. Ferchee | AL | 9'6 |
| 6. | B. Tinn | DC | 9'0 |
| 7. | | | |
| 8. | | | |

## EVENT H.J.

| | NAME | (Team) | TIME HT. DIST. |
|---|---|---|---|
| 1. | K. Kitt | WP | 6'4 |
| 2. | B. Flemming | Cumb | 6'4 |
| 3. | B. Arp | Cumb | 6'2 |
| 4. | M. Wheeler | WP. | 5'10 |
| 5. | J. Schofflet | Cumb | Tie |
| 6. | C. Steelman | WP | 5'4 |
| 7. | B. Koch | Cumb | |
| 8. | | | |

## EVENT 400

| | NAME | (Team) | TIME HT. DIST. |
|---|---|---|---|
| 1. | J. Heartwell | RU | 51.9 |
| 2. | B. Koch | Cumb | 52.5 |
| 3. | D. Murphy | I | 52.8 |
| 4. | D. Webster | DC | 53.0 |
| 5. | J. Brown | RU | 53.4 |
| 6. | M. Hannan | I | 53.7 |
| 7. | | | |
| 8. | | | |

## EVENT 3200

| | NAME | (Team) | TIME HT. DIST. |
|---|---|---|---|
| 1. | L. Ashley | Alum | 10.32.3 |
| 2. | O. Cazares | I | 10.44.4 |
| 3. | J. Lutz | DC | 10.47.9 |
| 4. | J.C. Stamp | DC | 10.58.4 |
| 5. | B. Begeman | I | 11.01.3 |
| 6. | C. Beuter | AL | 11.37.1 |
| 7. | | | |
| 8. | | | |

HELD AT: Cambridge SCORING: 1st 10 pts.; 2nd 8 pts.; 3rd 6 pts.; 4th 4 pts.; 5th 2 pts.; 6th 1 pts.; 7th ___ pts.; 8th ___ pts.

**EVENT 110 HH**

| NAME | (Team) | TIME HT. DIST. |
|---|---|---|
| 1. C. Jorgenson | AL | 16.1 |
| 2. N. Stroup | D.C | 17.4 |
| 3. D. Pursley | I | 17.8 |
| 4. K. Kitt | W.P | 18.1 |
| 5. N. Mullaney | DC | 18.2 |
| 6. T. Ferebee | AL | 18.4 |
| 7. | | |
| 8. | | |

**EVENT 300 IM**

| NAME | (Team) | TIME HT. DIST. |
|---|---|---|
| 1. J. Steelman | W.P | 42.9 |
| 2. C. Jorgenson | AL | 43.6 |
| 3. N. Stroup | D.C | 44.7 |
| 4. A. Ohlson | I | 45.6 |
| 5. K. Kitt | W.P. | 46.0 |
| 6. T. Ferebee | AL | 46.1 |
| 7. | | |
| 8. | | |

**400-R**

| TEAM | TIME |
|---|---|
| 1. D.C | 45.6 |
| 2. Culb | 46.7 |
| 3. I | 46.9 |
| 4. Alma | 48.6 |
| 5. Camb | 50.5 |
| 6. | |
| 7. | |
| 8. | |

RELAY FIRST PLACE RUNNERS
E. Fischer
C. Malone
K. Shinn
M. Smith

**1600-R**

| TEAM | TIME |
|---|---|
| 1. W.P | 3.40.8 |
| 2. I | 3.44.6 |
| 3. AL | 3.47 |
| 4. Camb | 3.48 |
| 5. R.U | 3.51.3 |
| 6. D.C | 4.16.8 |
| 7. | |
| 8. | |

RELAY FIRST PLACE RUNNERS
M. Hanna 54.6
K. Shinn 59.4
D. Russell 56.0
D. Murphy 53.7

**3200 R**

| TEAM | TIME |
|---|---|
| 1. D.C | 8.44.6 |
| 2. Culb | 9.05.1 |
| 3. I | 9.05.1 |
| 4. AL | 9.28.0 |
| 5. W.P | 9.29.9 |
| 6. Camb | 9.45.6 |
| 7. | |
| 8. | |

RELAY FIRST PLACE RUNNERS
D. Russell 2.10.5
B. Bergman 2.16.5
K. Weiss 2.22
M. Smith 2.26

TEAMS

| TEAM NAME / ABBR. | Dundy County | Imperial | ALMA | Cambridge | Culbertson | Wow Pal. | Rep Valley |
|---|---|---|---|---|---|---|---|
| Shot | 4 | 8 | | 9 | 10 | | |
| Discus | 8 | 15 | | 8 | | | |
| R.U | 7 | 10 | 10 | | 4 | | |
| L.J | 6 | 2 | | 18 | 5 | | |
| T.J | 5 | | 2 | | 14 | 10 | |
| H.J | | | | 10 | 6 | 15 | |
| 100 | 19 | | | 10 | | 2 | |
| 200 | 18 | 8 | | 4 | 1 | | |
| 400 | 4 | 7 | | 8 | | | 12 |
| 800 | 6 | 4 | 12 | | | 1 | 8 |
| 1600 | 6 | 4 | 10 | 2 | 1 | | 8 |
| 3200 | 10 | 10 | 11 | | | | |
| 110 HH | 10 | 6 | 11 | | | 4 | |
| 300 IM | 6 | 4 | 9 | | | 12 | |
| 400 R | 10 | 6 | 4 | 34 | 8 | | |
| 1600 R | 1 | 8 | 6 | 4 | | 10 | 2 |
| 3200 R | 10 | 6 | 4 | 1 | 8 | 2 | |
| TOTALS | 130 | 98 | 79 | 76 | 57 | 56 | 30 |
| PLACING | 1 | 2 | 3 | 4 | 5 | 6 | 7 |

* do not write in this column until event is over

# BIG RED TRACK SCOREBOOK

BIG RED TRACK SCOREBOOK

MEET Maywood (Reserves) DATE 3-25-00

## EVENT Shot

| | NAME | (Team) | TIME HT. DIST. |
|---|---|---|---|
| 1. | D. Melvin | MCHS | 48'6 |
| 2. | B. Holmstedt | Pax | 45' |
| 3. | L. Pfeifer | E-F | 44'10" |
| 4. | K Workmeister | May | 42'5" |
| 5. | J. Hubl | L.C | 40.7 |
| 6. | M. Hahn | Pax | 35'1½ |
| 7. | | | |
| 8. | | | |

## EVENT L.J

| | NAME | (Team) | TIME HT. DIST. |
|---|---|---|---|
| 1. | B. Schmitz | May | 20'8¾ |
| 2. | J. Wilson | May | 20'8½ |
| 3. | D. Jergenson | M.V | 19'3½ |
| 4. | D McCain | L.C | 18'1½ |
| 5. | K Correll | MCHS | 18'7¼ |
| 6. | T. Wilson | Elm | 18'6 |
| 7. | | | |
| 8. | | | |

## EVENT 100

| | NAME | (Team) | TIME HT. DIST. |
|---|---|---|---|
| 1. | J. Wilson | May | 11.2 |
| 2. | D. Woodburn | M.V | 11.3 |
| 3. | B. Lindsted | M.V | 11.5 |
| 4. | R. Meyers | M.V. | 11.6 |
| 5. | S. Heinemann | Pax | 11.7 |
| 6. | V. Sanchez | EL. | 12.5 |
| 7. | | | |
| 8. | | | |

## EVENT 800

| | NAME | (Team) | TIME HT. DIST. |
|---|---|---|---|
| 1. | T. Anderson | Pax | 2.05.6 |
| 2. | C. Hansen | M.V | 2.14.8 |
| 3. | C. Cochrane | E.F | 2.15.5 |
| 4. | M. Stegemeyer | E.F | 2:15.6 |
| 5. | J. Shirley | May | 2:18.5 |
| 6. | M. Goedenbergen | EL. | 2.21.0 |
| 7. | | | |
| 8. | | | |

## EVENT Discus

| | NAME | (Team) | TIME HT. DIST. |
|---|---|---|---|
| 1. | D Holmstadt | Pax | 125'1½ |
| 2. | D. Melvin | MCHS | 115'8¼ |
| 3. | Z. Nesbitt | I | 115'3½ |
| 4. | C. Hansen | M.V | 112'5¾ |
| 5. | M. Hahn | Pax | 111'3" |
| 6. | C. Neal | MCHS | 111'3 |
| 7. | | | |
| 8. | | | |

## EVENT T.J

| | NAME | (Team) | TIME HT. DIST. |
|---|---|---|---|
| 1. | J. Heinrich | Pax | 40'3¾ |
| 2. | D. Woodburn | M.V. | 39'7¾ |
| 3. | J. Christopher | MCHS | 37'10" |
| 4. | D McCain | L.C | 37'3¼ |
| 5. | K Correll | MCHS | 36'0 |
| 6. | M. Stegemeyer | E.F | 35'5½ |
| 7. | | | |
| 8. | | | |

## EVENT 200

| | NAME | (Team) | TIME HT. DIST. |
|---|---|---|---|
| 1. | P. Scaffo | M.V | 24.3 |
| 2. | R. Meyers | M.V | 24.7 |
| 3. | B. Lindsted | M.V | 24.8 |
| 4. | T. Patch | May | 25.1 |
| 5. | D. Gleason | E-F | 25.2 |
| 6. | B. Sanchez | EL | 25.6 |
| 7. | | | |
| 8. | | | |

## EVENT 1600

| | NAME | (Team) | TIME HT. DIST. |
|---|---|---|---|
| 1. | T. Krach | Pax | 5.01.8 |
| 2. | C. McCaleb | MCHS | 5.03.5 |
| 3. | J. Hollenbeck | L.C | 5.12.0 |
| 4. | J. Shirley | May | 5.14.2 |
| 5. | M. Demuret | M.V | 5.16.3 |
| 6. | D. Jergenson | M.V | 5.15.8 |
| 7. | | | |
| 8. | | | |

## EVENT P.V

| | NAME | (Team) | TIME HT. DIST. |
|---|---|---|---|
| 1. | B. Schmitz | May | 10'6 |
| 2. | J. Montagen | May | 10' |
| 3. | Z. Barger | Pax | 9'6 |
| 4. | R. Stanchina | Elm | 9'0 |
| 5. | M. Goedenbergen | Elm | 9'0 |
| 6. | B. Coleman | I | 8'6" |
| 7. | | | |
| 8. | | | |

## EVENT H.J

| | NAME | (Team) | TIME HT. DIST. |
|---|---|---|---|
| 1. | A. Cochrane | E-F | 5'10" |
| 2. | J. Wilson | May | 5'8" |
| 3. | E Kaiser | I | 5'7" |
| 4. | J. Shirley | May | 5'6" |
| 5. | A. Elder | Pax | 5'5" |
| 6. | P. Scaffo | M.V | 5'4 |
| 7. | | | |
| 8. | | | |

## EVENT 400

| | NAME | (Team) | TIME HT. DIST. |
|---|---|---|---|
| 1. | J. Hansen | Pax | 54.3 |
| 2. | P. Scaffo | M.V | 54.8 |
| 3. | D. Woodburn | M.V | 57.0 |
| 4. | M. Brockmeier | E-F | 57.1 |
| 5. | J. Heinrich | Pax | 57.2 |
| 6. | K Kugler | E-F | 58.0 |
| 7. | | | |
| 8. | | | |

## EVENT 3200

| | NAME | (Team) | TIME HT. DIST. |
|---|---|---|---|
| 1. | J. Hollenbeck | L.C | 11.16.7 |
| 2. | L Arensdorf | MCHS | 11.26.1 |
| 3. | M. Demuret | M.V | 11.32.6 |
| 4. | J. Wood | Irsp | 11.33.5 |
| 5. | T. Scoville | EL. | 12.00 |
| 6. | C. Clark | EL. | 12.04 |
| 7. | | | |
| 8. | | | |

# BIG RED TRACK SCOREBOOK

**HELD AT:** May Wood **SCORING:** 1st 10 pts.; 2nd 8 pts.; 3rd 6 pts.; 4th 4 pts.; 5th 2 pts.; 6th 1 pts.; 7th ___ pts.; 8th ___ pts.

**EVENT** 110 HH

| NAME | (Team) | TIME HT. DIST. |
|---|---|---|
| 1. B. Kennicutt | May | 15.8 |
| 2. J. Votava | May | 16.7 |
| 3. D. Downer | T.V | 18.1 |
| 4. M. Jones | M.V | 18.4 |
| 5. A. Vlasin | Imp | 19.3 |
| 6. B. Burton | T.V | 20.3 |
| 7. | | |
| 8. | | |

**EVENT** 300 Im

| NAME | (Team) | TIME HT. DIST. |
|---|---|---|
| 1. J. Votava | May | 45.5 |
| 2. D. Downer | T.V | 45.8 |
| 3. M. Jones | M.V | 48.1 |
| 4. K. Correll | McHS | 48.8 |
| 5. B. Burton | T.V. | 48.9 |
| 6. J. Perlinger | Pax | 49.0 |
| 7. | | |
| 8. | | |

**400 R**

| TEAM | TIME |
|---|---|
| 1. M.V | 46.0 |
| 2. May | 46.1 |
| 3. E-F | 48.3 |
| 4. Elwood | 49.9 |
| 5. Mc Co | 50.5 |
| 6. Imp | 51.6 |
| 7. | |
| 8. | |

RELAY FIRST PLACE RUNNERS
C.J. Swanson
Z. Nesbitt
A. Baumbe
K. Jones

**1600 R**

| TEAM | TIME |
|---|---|
| 1. May | 3.48.6 |
| 2. Pax | 3.52.5 |
| 3. Elwood | 3.54 |
| 4. E-F | 3.55 |
| 5. M.V | 3.58.1 |
| 6. Mc Co | 4.03.5 |
| 7. | |
| 8. | |

RELAY FIRST PLACE RUNNERS
E. Kaiser 62.8
A. Vlasin 65.6
C. J Swanson 64.3
B. Coleman 64.3

**3200 R**

| TEAM | TIME |
|---|---|
| 1. Pax | 9.13.5 |
| 2. Elwood | 9.18.5 |
| 3. E-F | 9.20.7 |
| 4. M.V | 9.20.8 |
| 5. Lake Side Cent | 9.31.8 |
| 6. Maywood | 9.24.1 |
| 7. | |
| 8. | |

RELAY FIRST PLACE RUNNERS
None

TEAMS

| TEAM NAME / ABBR. | May Wood | Med Valley | Paxton | Mc. County | Eustis Farnam | Elwood | Lake Side Central | Imp J.V | Twin Valley |
|---|---|---|---|---|---|---|---|---|---|
| Shot | 4 | | 9 | 10 | 6 | | 2 | | |
| Discus | | 4 | 12 | 9 | | | | 6 | |
| PV | 18 | | 6 | | | 6 | | 1 | |
| L.J | 18 | 6 | | 2 | | 1 | 4 | | |
| T.J | | 8 | 10 | 8 | 1 | | 4 | | |
| H.J | 12 | ~~4~~ 1 | 2 | | 10 | | | | |
| 100 | 10 | 18 | 2 | | | 1 | | 6 | |
| 200 | 4 | 24 | | | 2 | 1 | | | |
| 400 | | 14 | 12 | | 5 | | | | |
| 800 | 2 | 8 | 10 | | 10 | 1 | | | |
| 1600 | 4 | 3 | 10 | 8 | | | 6 | | |
| 3200 | | 6 | | 8 | | 3 | 10 | 4 | |
| 110 HH | 18 | 4 | | | | | | 2 | 7 |
| 300 Im | 10 | 6 | 1 | 4 | | | | | 10 |
| 400 R | 8 | 10 | | 2 | 6 | 4 | | 1 | |
| 1600 R | 10 | 2 | 8 | 1 | 4 | 6 | | | |
| 3200 R | 2 | 4 | 10 | | 6 | 8 | 1 | | |
| TOTALS | 120 | 118 | 92 | 52 | 50 | 31 | 27 | 20 | 17 |
| PLACING | 1 | 2 | 3 | 4 | 5 | 6 | 7 | 8 | 9 |

* do not write in this column until event is over

# BIG RED TRACK SCOREBOOK

MEET Ogallala Invite DATE 3-25-00

## EVENT Shot

| NAME | (Team) | TIME HT. DIST. |
|---|---|---|
| 1. R. Edwards | Hax | 48'8½ |
| 2. J. Pierce | Coz | 48'4½ |
| 3. K. Fatkamp | I | 45'4½ |
| 4. Z. Tidwell | I | 45'3½ |
| 5. T. Strand | I | 45'1½ |
| 6. N. Peterson | Coz | 44'9 |
| 7. | | |
| 8. | | |

## EVENT L.J

| NAME | (Team) | TIME HT. DIST. |
|---|---|---|
| 1. B. Lambert | Goth | 21'6½ |
| 2. M. Miller | Her | 21'4 |
| 3. J. Johnson | Kimb | 19'2 |
| 4. K. Shinn | I | 18'7½ |
| 5. P. Bunkhemer | Holy | 18'7½ |
| 6. Z. Adams | Sid | 18'6 |
| 7. | | |
| 8. | | |

## EVENT 100

| NAME | (Team) | TIME HT. DIST. |
|---|---|---|
| 1. C. Solyards | Hax | 11.4 |
| 2. A. Wernsman | Hax | 11.7 |
| 3. J. Rupe | Coz | 11.8 |
| 4. E. Fuchser | I | 11.8 |
| 5. M. Kettler | Sid | 11.8 |
| 6. J. Johnson | Kimb | 11.9 |
| 7. | | |
| 8. | | |

## EVENT 800

| NAME | (Team) | TIME HT. DIST. |
|---|---|---|
| 1. J. Koch | Coz | 2.02.2 |
| 2. C. Nielson | Kimb | 2.03.2 |
| 3. M. Hanna | I | 2.05.4 |
| 4. B. Massen | Her | 2.05.4 |
| 5. D. Skaudahl | Mitch | 2.07 |
| 6. P. Clark | Goth | 2.07.5 |
| 7. | | |
| 8. | | |

## EVENT Discus

| NAME | (Team) | TIME HT. DIST. |
|---|---|---|
| 1. J. Winter | Good | 150'½ |
| 2. J. Dishman | Goth | 139'1" |
| 3. C. Dimmoz | Kimb | 134'8" |
| 4. A. Henbrickson | Coz | 132'5" |
| 5. J. Plunknet | Og | 130'11½ |
| 6. B. Koch | Goth | 129'7 |
| 7. | | |
| 8. | | |

## EVENT T.J

| NAME | (Team) | TIME HT. DIST. |
|---|---|---|
| 1. B. Lambert | Goth | 42'4 |
| 2. M. Logsdon | Gr | 40'2¾ |
| 3. J. Rittenbush | Coz | 39'11¾ |
| 4. L. Stone | Good | 39'5¾ |
| 5. N. Cheetos | Goth | 39'2¾ |
| 6. M. Lee | Gr. | 38'10½ |
| 7. | | |
| 8. | | |

## EVENT 200

| NAME | (Team) | TIME HT. DIST. |
|---|---|---|
| 1. C. Solyards | Hax | 22.9 |
| 2. A. Wernsman | Hax | 23.4 |
| 3. J. Rupe | Coz | 23.6 |
| 4. M. Steiner | Good | 23.8 |
| 5. E. Fuchser | I | 23.9 |
| 6. J. Johnson | Kimb | 24.1 |
| 7. | | |
| 8. | | |

## EVENT 1600

| NAME | (Team) | TIME HT. DIST. |
|---|---|---|
| 1. B. McCarthy | Holy | 4.53.1 |
| 2. B. Nelson | Coz | 4.53.3 |
| 3. A. Teets | Mit | 4.54.1 |
| 4. B. Johnson | Og | 4.54.1 |
| 5. D. Skaudahl | Mit | 5.01 |
| 6. O. Cazares | I | 5.03.1 |
| 7. | | |
| 8. | | |

## EVENT P.V

| NAME | (Team) | TIME HT. DIST. |
|---|---|---|
| 1. T. Bullock | Goth | 12'6 |
| 2. D. Pursley | I | 12'6 |
| 3. M. Holbein | Goth | 12'0 |
| 4. J. Klima | Gr | 12'0 |
| 5. T. Younghans | Her | 11'6 |
| 6. P. McGreer | Gr | 11'6 |
| 7. | | |
| 8. | | |

## EVENT H.J

| NAME | (Team) | TIME HT. DIST. |
|---|---|---|
| 1. B. Lambert | Goth | 6'3 |
| 2. J. Anderson | Og | 6'1 |
| 3. L. Stone | Good | 5'11 |
| 4. R. Ave | Gr | 5'11 |
| 5. B. Schnell | Mit | 5'11 |
| 6. J. Peters | Ogal | 5'9 |
| 7. | | |
| 8. | | |

## EVENT 400

| NAME | (Team) | TIME HT. DIST. |
|---|---|---|
| 1. T. Kirchner | Og | 52.4 |
| 2. M. Swan | Gr | 53.1 |
| 3. J. Anderson | Og | 53.2 |
| 4. B. Massen | Her | 53.6 |
| 5. A. Armstrong | Og | 53.7 |
| 6. M. Hanna | I | 53.9 |
| 7. | | |
| 8. | | |

## EVENT 3200

| NAME | (Team) | TIME HT. DIST. |
|---|---|---|
| 1. B. McCarthy | Holy | 10.25.9 |
| 2. O. Cazares | I. | 10.32.1 |
| 3. A. Teets | Mit | 10.51.1 |
| 4. C. Bitkner | Gr | 10.52.[illegible] |
| 5. B. Beyerman | I | 11.01.6 |
| 6. J. Wood | I | 11.18.2 |
| 7. | | |
| 8. | | |

# BIG RED TRACK SCOREBOOK

**HELD AT:** Ogallala **SCORING:** 1st 10 pts.; 2nd 8 pts.; 3rd 6 pts.; 4th 4 pts.; 5th 2 pts.; 6th 1 pts.; 7th ___ pts.; 8th ___ pts.

**EVENT** 110 HH

| NAME | (Team) | TIME HT. DIST. |
|---|---|---|
| 1. C. Halligan | Kimb | 15.7 |
| 2. M. Miller | Her | 16.5 |
| 3. J. Ritterbush | Coz | 16.6 |
| 4. M. Logsdon | Gr | 16.8 |
| 5. B. Mai | Good | 17.0 |
| 6. N. Cheetos | Goth | 17.1 |
| 7. | | |
| 8. | | |

**EVENT** 300 Ilm

| NAME | (Team) | TIME HT. DIST. |
|---|---|---|
| 1. Jenderson | Og. | 41.6 |
| 2. M. Miller | Her | 42.8 |
| 3. C. Halligan | Kimb | 42.8 |
| 4. B. Kriner | Hex | 43.0 |
| 5. Z. Brost | Mit | 43.2 |
| 6. A.J. Brown | Sid | 44.2 |
| 7. | | |
| 8. | | |

**400 R**

| TEAM | TIME |
|---|---|
| 1. Goodland | 44.5 |
| 2. Goth | 45.3 |
| 3. Ogal | 45.4 |
| 4. Holy | 45.4 |
| 5. Kimball | 45.4 |
| 6. Imp | 46.5 |
| 7. | |
| 8. | |

RELAY FIRST PLACE RUNNERS
E. Fuchs
K. Shinn
A. Ohlsen
D. Murphy

**1600 R**

| TEAM | TIME |
|---|---|
| 1. Ogal | 3.32.9 |
| 2. Hex | 3.36.8 |
| 3. Good | 3.39.4 |
| 4. Imp | 3.39.5 |
| 5. Hershey | 3.43.8 |
| 6. Grant | 3.45.6 |
| 7. | |
| 8. | |

RELAY FIRST PLACE RUNNERS
M. Hanna 55.9
M. Smith 55
D. Russell 56.4
D. Murphy 52.6

**3200 R**

| TEAM | TIME |
|---|---|
| 1. Ogal | 8.39.8 |
| 2. Gothenburg | 8.54.2 |
| 3. Imperial | 8.56.5 |
| 4. Grant | 9.03.1 |
| 5. Tuleshay | 9.13.8 |
| 6. Sidney | 9.34.1 |
| 7. | |
| 8. | |

RELAY FIRST PLACE RUNNERS
O. Cazares 2.11.5
D. Russell 2.17
B. Bezemer 2.13
K. Weiss 2.15

TEAMS

| TEAM NAME / ABBR. | Gothenburg | Ogallala | Imperial | Hoxton | Cozad | Goodland | Kimball | Grant | Hershey | Holyoke | Mitchell | Sidney | Tuleshay |
|---|---|---|---|---|---|---|---|---|---|---|---|---|---|
| Shot | | | 12 | 10 | 9 | | | | | | | | |
| Discus | 9 | 2 | | | 4 | 10 | 6 | | | | | | |
| P.V | 16 | | 8 | | | | | 5 | 2 | | | | |
| L.J | 10 | | 4 | | | | 6 | | 8 | 2 | | 1 | |
| T.J | 12 | | | | 6 | 4 | | 9 | | | | | |
| H.J | 10 | 9 | | | | 6 | | 4 | | | 2 | | |
| 100 | | | 4 | 18 | 6 | | 1 | | | | | 2 | |
| 200 | | | 2 | 18 | 6 | 4 | 1 | | | | | | |
| 400 | | 18 | 1 | | | | | 8 | 4 | | | | |
| 800 | 1 | | 6 | | 10 | | 8 | | 4 | | 2 | | |
| 1600 | | | 1 | | 8 | | | | | 10 | 8 | | |
| 3200 | | | 11 | | | | 4 | | | 10 | 6 | | |
| 110 HH | 1 | | | | 6 | 2 | 10 | 4 | 8 | | | | |
| 300 Ilm | | 10 | | 4 | | 6 | | | 8 | | 2 | 1 | |
| 400 R | 8 | 6 | 2 | | | 10 | 2 | | | 4 | | | |
| 1600 R | | 10 | 4 | 8 | | 6 | | 1 | 2 | | | | |
| 3200 R | 8 | 10 | 6 | | | | | 4 | | | | 1 | 2 |
| TOTALS | 75 | 68 | 60 | 58 | 55 | 42 | 40 | 39 | 36 | 27 | 20 | 5 | 2 |
| PLACING | 1 | 2 | 3 | 4 | 5 | 6 | 7 | 8 | 9 | 10 | 11 | 12 | 13 |

* do not write in this column until event is over

BIG RED TRACK SCOREBOOK

MEET Grant Invite DATE 4-8-00

## EVENT Shot

| | NAME | (Team) | TIME HT. DIST. |
|---|---|---|---|
| 1. | D. Fisher | Ger | 54'10½ |
| 2. | J. Plunkett | Og. | 48'11½ |
| 3. | Z. Tidwell | I | 44'2½ |
| 4. | K Fortkamp | I | 43'7½ |
| 5. | A. Hoag | R.V. | 43'5¾ |
| 6. | J. Richardson | Gr | 42'8 |
| 7. | | | |
| 8. | | | |

## EVENT C.J

| | NAME | (Team) | TIME HT. DIST. |
|---|---|---|---|
| 1. | M. Miller | Her | 21'8 |
| 2. | J. Krajewski | Osh | 19'8¾ |
| 3. | C. Stewart | R.V | 19'7¾ |
| 4. | B. Peterson | Her | 19'7 |
| 5. | B. Nelson | Og | 19'2¾ |
| 6. | Z. Fuchser | I | 19'1¾ |
| 7. | | | |
| 8. | | | |

## EVENT 100

| | NAME | (Team) | TIME HT. DIST. |
|---|---|---|---|
| 1. | E. Fuchser | I | 11.3 |
| 2. | C. Tefer | Og | 11.5 |
| 3. | B. Hansen | Gr | 11.6 |
| 4. | M. Kaufman | Ger | 11.7 |
| 5. | T. Homan | NPS.P | 11.7 |
| 6. | C. Mclane | F | 11.8 |
| 7. | | | |
| 8. | | | |

## EVENT 800

| | NAME | (Team) | TIME HT. DIST. |
|---|---|---|---|
| 1. | J. Hauxwell | R.V | 2:03.5 |
| 2. | M. Hannan | I | 2:05.4 |
| 3. | B. Maasen | Her | 2:05.7 |
| 4. | T. Kirchner | Og | 2:07.9 |
| 5. | M. Wheeler | W.P | 2:10.1 |
| 6. | D. Russell | F | 2:10.7 |
| 7. | | | |
| 8. | | | |

## EVENT Discus

| | NAME | (Team) | TIME HT. DIST. |
|---|---|---|---|
| 1. | D. Fisher | Ger | 149'9 |
| 2. | R. Baltzegerger | Ger | 141' |
| 3. | J. Plunkett | Og | 135'3 |
| 4. | T. Strand | I | 135'5 |
| 5. | Z. Tidwell | I | 136' |
| 6. | T. Haeffner | Gr | 135'7 |
| 7. | | | |
| 8. | | | |

## EVENT T.J

| | NAME | (Team) | TIME HT. DIST. |
|---|---|---|---|
| 1. | J. Collins | NPS.P | 41'5¼ |
| 2. | R Empkin | W.P | 41 ½ |
| 3. | M Cozzens | Gr | 39'5 |
| 4. | M. Skinner | Holy | 38'8¼ |
| 5. | M. Lee | Gr | 38'1¼ |
| 6. | J. Alvarado | NPS.P | 38' |
| 7. | | | |
| 8. | | | |

## EVENT 200

| | NAME | (Team) | TIME HT. DIST. |
|---|---|---|---|
| 1. | Z. Fuchser | F | 22.9 |
| 2. | M. Swan | Gr | 23.1 |
| 3. | B. Hansen | Gr. | 23.3 |
| 4. | M. Kaufman | Ger | 23.3 |
| 5. | C. Tefer | Og | 23.5 |
| 6. | T. Homan | NPS.P | 23.5 |
| 7. | | | |
| 8. | | | |

## EVENT 1600

| | NAME | (Team) | TIME HT. DIST. |
|---|---|---|---|
| 1. | J. Hauxwell | R.V | 4.47.3 |
| 2. | M. Wolf | R.V | 4.47.3 |
| 3. | A. Martin | Ger | 4.51.7 |
| 4. | J. Long | Ger | 4.54.0 |
| 5. | B. McCarthy | Holy | 4.54.2 |
| 6. | S Fitts | Ger | 4.54.5 |
| 7. | | | |
| 8. | | | |

## EVENT Pole

| | NAME | (Team) | TIME HT. DIST. |
|---|---|---|---|
| 1. | T. Sandberg | Ger | 12' |
| 2. | T. Youngberg | Her | 12' |
| 3. | J. Kruse | Gr | 12' |
| 4. | D. DeWitt | Osh | 12' |
| 5. | A. Ohlson | I | 12' |
| 6. | P. McGreer | Gr | 11'0 |
| 7. | | | |
| 8. | | | |

## EVENT HJ

| | NAME | (Team) | TIME HT. DIST. |
|---|---|---|---|
| 1. | J. Anderson | Og | 6'2 |
| 2. | J Kacgewski | Osh | 6' |
| 3. | R. Ace | Gr | 6' |
| 4. | B. Peterson | Her | 6' |
| 5. | M. Wheeler | WP | 6' |
| 6. | M. Svoboda | Og | 5'10 |
| 7. | | | |
| 8. | | | |

## EVENT 400

| | NAME | (Team) | TIME HT. DIST. |
|---|---|---|---|
| 1. | J. Anderson | Og | 52.3 |
| 2. | T. Kirchner | Og | 53.5 |
| 3. | M. Swan | Gr | 53.7 |
| 4. | B. Maasen | Her | 54.1 |
| 5. | D. Murphy | I | 54.1 |
| 6. | C. McManus | Holy | 54.5 |
| 7. | | | |
| 8. | | | |

## EVENT 3200

| | NAME | (Team) | TIME HT. DIST. |
|---|---|---|---|
| 1. | M. Wolfe | R.V | 10.23.2 |
| 2. | O. Cazares | F | 10.38.2 |
| 3. | B. McCarthy | Holy | 10.52.2 |
| 4. | C. Bathman | Gr | 10.52.3 |
| 5. | B. Begeman | I | 10.54.3 |
| 6. | A. Krumb | Ger | 10.58.1 |
| 7. | | | |
| 8. | Tidwell - Fortkamp - Strand | | 584 |

Team Scores: 1 Ogelvie 49.0 2 W.P 49.9 3 Imperial 4 Gering 15 Colemen

**HELD AT:** Grant **SCORING:** 1st 10 pts.; 2nd 8 pts.; 3rd 6 pts.; 4th 4 pts.; 5th 2 pts.; 6th 1 pts.; 7th ___ pts.; 8th ___ pts.

**EVENT** 110 HH

| NAME | (Team) | TIME HT. DIST. |
|---|---|---|
| 1. M. Miller | Her | 16.2 |
| 2. A. Gallaway | Ger | 16.3 |
| 3. M. Logsdon | Gr | 16.8 |
| 4. J. Steckman | W.P | 16.9 |
| 5. C. Burge | Gr. | 17.5 |
| 6. J. Keenan | Ger | 17.8 |
| 7. | | |
| 8. | | |

**EVENT** 300 In

| NAME | (Team) | TIME HT. DIST. |
|---|---|---|
| 1. J. Anderson | Og | 40.9 |
| 2. M. Miller | Her | 42.6 |
| 3. J. Steckman | W.P | 42.7 |
| 4. A. Ottson | I | 44.3 |
| 5. C. Malone | I | 45.8 |
| 6. B. Peterson | Her | 47.5 |
| 7. | | |
| 8. | | |

**400 R**

| TEAM | | TIME |
|---|---|---|
| 1. Grant | 44.6 | |
| 2. Ogal | 45.7 | |
| 3. Ger. | 45.9 | |
| 4. Imp | 46.3 | |
| 5. Osh | 46.4 | |
| 6. Holy | 46.4 | |
| 7. | | |
| 8. | | |

RELAY FIRST PLACE RUNNERS: E. Fuchs, K. Shinn, A. Ottson, D. Murphy

**1600 R**

| TEAM | | TIME |
|---|---|---|
| 1. Ogal | | 3:31.3 |
| 2. Rep Val | | 3:36.5 |
| 3. W.P | | 3:37 |
| 4. Imperial | | 3:40.2 |
| 5. Grant | | 3:40.3 |
| 6. Holyoke | | 3:45.9 |
| 7. | | |
| 8. | | |

RELAY FIRST PLACE RUNNERS: M. Hanna, M. Smith, D. Russell, D. Murphy

**3200 R**

| TEAM | | TIME |
|---|---|---|
| 1. Gering | | 8:49.6 |
| 2. Grant | | 9:04.8 |
| 3. Ogal | | 9:15.4 |
| 4. Imp | | 9:25.6 |
| 5. N.P.S.P | | 9:41 |
| 6. Ogal J.V | | 9:52.7 |
| 7. | | |
| 8. | | |

RELAY FIRST PLACE RUNNERS: O. Cazares, B. Bergman, D. Russell

TEAMS

| TEAM NAME / ABBR. | Ogallala | Gering | Imp. | Grant | Hershey | Rep Val | W. Pal | Osh | Holy Ole | NPSP | Ogallala J.V | Imp J.V |
|---|---|---|---|---|---|---|---|---|---|---|---|---|
| Shot | 8 | 10 | 10 | 1 | | 2 | | | | | | |
| Discus | 6 | 18 | 6 | 1 | 8 | | | | | | | |
| P.V | | 10 | 2 | 7 | 8 | | | 4 | | | | |
| L.J | 2 | | 1 | 8 | 14 | 6 | | 8 | | | | |
| T.J | 8 | | | 6 | | | 8 | | 4 | 11 | | |
| H.J | 11 | | | 6 | 4 | | 2 | 8 | | | | |
| 100 | 8 | 4 | 11 | 6 | | | | | | 2 | | |
| 200 | 2 | 4 | 10 | 14 | | | | | | 1 | | |
| 400 | 18 | | 2 | 6 | 4 | | | | 1 | | | |
| 800 | 4 | | 9 | | 6 | 10 | 2 | | | | | |
| 1600 | | 11 | | | | 18 | | | 2 | | | |
| 3200 | | 1 | 10 | 4 | | 10 | | | 6 | | | |
| 110HH | | 9 | | 8 | 10 | | 4 | | | | | |
| 300 Inn | 10 | | 4 | | 9 | | 6 | | | | | |
| 400R | 8 | 6 | 4 | 10 | | | | 2 | 1 | | | |
| 1600R | 10 | | 4 | 2 | 8 | | 6 | | 1 | | | |
| 3200R | 6 | 10 | 4 | 8 | | | | | | 2 | 1 | |
| Wt Rel - 400 | 10 | 4 | 6 | 2 | | | 8 | | 1 | | | |
| TOTALS | 102 | 88 | 85 | 83 | 55 | 54 | 36 | 22 | 16 | 16 | 1 | 0 |
| PLACING | 1 | 2 | 3 | 4 | 5 | 6 | 7 | 8 | 9 | 10 | 11 | 12 |

* do not write in this column until event is over

5 Grant 53.4 6 Holy -55.0

# BIG RED TRACK SCOREBOOK

# BIG RED TRACK SCOREBOOK

MEET McCook Dual DATE 4-11-00

## EVENT Shot

| NAME | (Team) | TIME HT. DIST. |
|---|---|---|
| 1. Z. Tidwell | I | 46'5¼ |
| 2. M. Kenner | Mc | 45'3 |
| 3. R. O'Dea | Mc | 45'3 |
| 4. K. Fortkamp | I | 45'1¾ |
| 5. T. Shomel | I | 43'7¾ |
| 6. S. Frazier | Mc | 41'9 |
| 7. | | |
| 8. | | |

## EVENT L.J

| NAME | (Team) | TIME HT. DIST. |
|---|---|---|
| 1. A. Randolph | Mc | 19'10 |
| 2. M. Kuhlman | Mc | 19'3¼ |
| 3. J. Malleck | Mc | 18'7½ |
| 4. K. Shinn | I | 17'3 |
| 5. J. Dack | Mc | 17 |
| 6. W. Felker | Mc | 14'10¾ |
| 7. | | |
| 8. | | |

## EVENT 100

| NAME | (Team) | TIME HT. DIST. |
|---|---|---|
| 1. C. Dawkins | Mc | 11.4 |
| 2. S. Burns | Mc | 11.4 |
| 3. K. Shinn | I | 11.7 |
| 4. D. Bodeman | Mc | 11.8 |
| 5. D. Murphy | I | 11.9 |
| 6. C.J. Swanson | I | 11.9 |
| 7. | | |
| 8. | | |

## EVENT 800

| NAME | (Team) | TIME HT. DIST. |
|---|---|---|
| 1. M. Carpenter | Mc | 2.05.3 |
| 2. J. Reich | Mc | 2.14.4 |
| 3. M. Fanholtz | Mc | 2.12.8 |
| 4. A. Ruppert | Mc | 2.14.3 |
| 5. A. Sughrue | Mc | 2.14.4 |
| 6. | | |
| 7. | | |
| 8. | | |

## EVENT Discus

| NAME | (Team) | TIME HT. DIST. |
|---|---|---|
| 1. Z. Tidwell | I | 137'11" |
| 2. M. Kenner | Mc | 137'10 |
| 3. T. Shomel | I | 132'5" |
| 4. R. O'Dea | Mc | 128'7" |
| 5. K. Fortkamp | I | 123'1" |
| 6. R. J. Plas | Mc | 122'6 |
| 7. | | |
| 8. | | |

## EVENT T.J

| NAME | (Team) | TIME HT. DIST. |
|---|---|---|
| 1. T. Hoss | Mc | 39'9¾ |
| 2. A. Randolph | Mc | 39'11½ |
| 3. A. Parvis | Mc | 33'6 |
| 4. | | |
| 5. | | |
| 6. | | |
| 7. | | |
| 8. | | |

## EVENT 200

| NAME | (Team) | TIME HT. DIST. |
|---|---|---|
| 1. A. Sawyer | Mc | 23.4 |
| 2. D. Murphy | I | 24.7 |
| 3. D. Russell | I | 25.4 |
| 4. B. Coleman | I | 25.9 |
| 5. W. Felker | Mc | 26.4 |
| 6. E. Emergil | Mc | 26.5 |
| 7. | | |
| 8. | | |

## EVENT 1600

| NAME | (Team) | TIME HT. DIST. |
|---|---|---|
| 1. M. Hanna | I | 4.50.2 |
| 2. O. Cazares | I | 4.53.7 |
| 3. B. Bezerra | I | 5.02.9 |
| 4. J. Wood | I | 5.23. |
| 5. J. Sieperda | I | 5.26.0 |
| 6. | | |
| 7. | | |
| 8. | | |

## EVENT P.V

| NAME | (Team) | TIME HT. DIST. |
|---|---|---|
| 1. C. Lytle | Mc | 13' |
| 2. A. Ottkson | I | 12'6 |
| 3. J. Holthus | Mc | 11'0 |
| 4. D. Pursley | I | 11'0 |
| 5. D. Bodeman | Mc | 11' |
| 6. R. Pattig | Mc | 10' |
| 7. | | |
| 8. | | |

## EVENT H.J

| NAME | (Team) | TIME HT. DIST. |
|---|---|---|
| 1. Sh. Martin | Mc | 6'0 |
| 2. S. Walter | Mc | 5'5 |
| 3. M. Kaiser | I | 4'10 |
| 4. | | |
| 5. | | |
| 6. | | |
| 7. | | |
| 8. | | |

## EVENT 400

| NAME | (Team) | TIME HT. DIST. |
|---|---|---|
| 1. E. Fuchser | I | 54.4 |
| 2. J. Zlonopka | Mc | 55.4 |
| 3. J. Haag | Mc | 56.0 |
| 4. D. Russell | I | 56.7 |
| 5. K. Weiss | I | 57.4 |
| 6. O. Cazares | I | 58.7 |
| 7. | | |
| 8. | | |

## EVENT 3200

| NAME | (Team) | TIME HT. DIST. |
|---|---|---|
| 1. J. Herron | Mc | 10.53.9 |
| 2. B. Bezerra | I | 10.54.7 |
| 3. J. Sieperda | I | 11.58.8 |
| 4. J. Wood | I | 12.01.3 |
| 5. B. Berry | I | 12.09. |
| 6. | | |
| 7. | | |
| 8. | | |

# BIG RED TRACK SCOREBOOK

**HELD AT:** M°Cook **SCORING:** 1st 6 pts.; 2nd 4 pts.; 3rd 3 pts.;4th 2 pts.; 5th 1 pts.; 6th ___ pts.;7th 5-3 pts.; 8th ___ pts.

## EVENT 110 HH

| | NAME | (Team) | TIME HT. DIST. |
|---|---|---|---|
| 1. | C. Wgh | Mc | 15.7 |
| 2. | B. Wilson | Mc | 17.0 |
| 3. | C. Miller | Mc | 17.4 |
| 4. | N. Hansen | I | 17.7 |
| 5. | D. Pursley | I | 18.5 |
| 6. | M. Nash | I | EE |
| 7. | | | |
| 8. | | | |

## EVENT 300 I.M.

| | NAME | (Team) | TIME HT. DIST. |
|---|---|---|---|
| 1. | A. Ohlson | I | 43.7 |
| 2. | C. McKee | I | 44.7 |
| 3. | C. Miller | Mc | 47.0 |
| 4. | C.J. Swanson | I | 47.7 |
| 5. | T. Dyson | Mc | 48.6 |
| 6. | A. Nash | I | 48.7 |
| 7. | | | |
| 8. | | | |

## 400 R RELAY

| TEAM | | TIME |
|---|---|---|
| 1. | MC. | 44.3 |
| 2. | Imp | 46.6 |
| 3. | | |
| 4. | | |
| 5. | | |
| 6. | | |
| 7. | | |
| 8. | | |

FIRST PLACE RUNNERS
E. Freeken
K. Shinn
C. McKee
A. Ohlson

## 1600 Rel RELAY

| TEAM | | TIME |
|---|---|---|
| 1. | Mc | 3.45.7 |
| 2. | Imp | 3.45.3 |
| 3. | | |
| 4. | | |
| 5. | | |
| 6. | | |
| 7. | | |
| 8. | | |

FIRST PLACE RUNNERS
M. Hansen
C. McKee
D. Russell
D. Humphrey

## 3200 Rel RELAY

| TEAM | | TIME |
|---|---|---|
| 1. | | |
| 2. | | |
| 3. | Did Not Run | |
| 4. | | |
| 5. | | |
| 6. | | |
| 7. | | |
| 8. | | |

FIRST PLACE RUNNERS

| | TEAMS ABBR. | Mc | Imp |
|---|---|---|---|
| | TEAM NAME | M°Cook | Imperial |
| Shot | | 10 | 14 |
| Discus | | 9 | 12 |
| PV | | 13 | 8 |
| L.J | | 17 | 4 |
| T.J | | 15 | - |
| H.J | | 14 | 4 |
| 100 | | 12 | 9 |
| 200 | | 9 | 12 |
| 400 | | 9 | 12 |
| 800 | | 20 | - |
| 1600 | | - | 20 |
| 3200 | | 6 | 15 |
| 110 HH | | 15 | 6 |
| 300 IM | | 6 | 15 |
| 400 R | | 5 | 3 |
| 1600 Rel | | 5 | 3 |
| 3200 Rel | | - | - |
| TOTALS | | 137 | 135 |
| PLACING | | | |

* do not write in this column until event is over

# BIG RED TRACK SCOREBOOK

**MEET** Gothenburg Invite **DATE** 4-14-00

## EVENT Shot

| NAME | (Team) | TIME HT. DIST. |
|---|---|---|
| 1. T. Case | L | 51'10 |
| 2. M. Gonzalez | L | 49'6½ |
| 3. J. Muzzey | L | 47'10½ |
| 4. J. Dishman | Goth | 45'9¾ |
| 5. T. Hite | Goth | 45'9¾ |
| 6. M. Kenner | Mc | 45'8" |
| 7. | | |
| 8. | | |

## EVENT L.J

| NAME | (Team) | TIME HT. DIST. |
|---|---|---|
| 1. J. Wellman | Mc | 21' ¾ |
| 2. B. Lambert | Goth | 21 ½ |
| 3. J. Laux | L | 20' 1½ |
| 4. A. Randolph | Mc | 19'7¼ |
| 5. J. Raeck | L | 19'5½ |
| 6. A. Long | L | 19'4¾ |
| 7. | | |
| 8. | | |

## EVENT 100

| NAME | (Team) | TIME HT. DIST. |
|---|---|---|
| 1. G. Mims | L | 10.8 |
| 2. B. Gilliland | Mc | 10.9 |
| 3. E. Fuchner | I | 11.4 |
| 4. C. Perkins | Mc | 11.5 |
| 5. J. Mallack | Mc | 11.6 |
| 6. C. Araujo | L | 11.6 |
| 7. | | |
| 8. | | |

## EVENT 800

| NAME | (Team) | TIME HT. DIST. |
|---|---|---|
| 1. M. Carpenter | Mc | 2.05.7 |
| 2. S. Straka | L | 2.07.3 |
| 3. N. Shirley | L | 2.09.7 |
| 4. P. Clark | Goth | 2.09.8 |
| 5. D. Russell | I | 2.12.1 |
| 6. M. Giesler | Kear | 2.12.5 |
| 7. | | |
| 8. | | |

## EVENT Disc

| NAME | (Team) | TIME HT. DIST. |
|---|---|---|
| 1. L. Brandt | K | 154'3" |
| 2. J. Dishman | Goth | 153'4" |
| 3. M. Gonzales | L | 152'3 |
| 4. J. Plunkett | Og | 150'11 |
| 5. D. Lillis | K | 150'10 |
| 6. J. Moore | L | 145'5 |
| 7. | | |
| 8. | | |

## EVENT T.J

| NAME | (Team) | TIME HT. DIST. |
|---|---|---|
| 1. J. Laux | L | 44'5 |
| 2. B. Lambert | Goth | 42'4 |
| 3. J. Wellman | Mc | 40'¾ |
| 4. T. Hess | Mc | 39'7 |
| 5. A. Plas | Mc | 39'6¾ |
| 6. T. Kieffhaber | Og | 39'2½ |
| 7. | | |
| 8. | | |

## EVENT 200

| NAME | (Team) | TIME HT. DIST. |
|---|---|---|
| 1. G. Mims | L | 22.2 |
| 2. B. Gilliland | Mc | 22.4 |
| 3. A. Sawyer | Mc | 23.4 |
| 4. J. Harvey | L | 23.6 |
| 5. E. Fuchner | I | 23.7 |
| 6. C. Araujo | L | 23.9 |
| 7. | | |
| 8. | | |

## EVENT 1600

| NAME | (Team) | TIME HT. DIST. |
|---|---|---|
| 1. S. Carrera | L | 4.49.2 |
| 2. C. Liven | K | 4.51 |
| 3. K. Ericson | K | 5.01.5 |
| 4. C. Koch | L | 5.01.6 |
| 5. J. Ralph | Mc | 5.03.6 |
| 6. B. Johnson | Og | 5.04.2 |
| 7. | | |
| 8. | | |

## EVENT P.V

| NAME | (Team) | TIME HT. DIST. |
|---|---|---|
| 1. G. Mims | L | 14'5 |
| 2. J. Baldwin | L | 13'6 |
| 3. C. Lytle | Mc | 13' |
| 4. D. Rowen | L | 12'6 |
| 5. A. Ottson | I | T1 12'0 |
| 6. D. Parsley | I | 12'0 |
| 7. T. Bullock | Goth | 12'0 |
| 8. | | |

## EVENT H.J

| NAME | (Team) | TIME HT. DIST. |
|---|---|---|
| 1. M. O'Brien | L | 6'8 |
| 2. B. Lambert | Goth | 6'6 |
| 3. J. Wellman | Mc | 6'2 |
| 4. S. Martin | Mc | 5'10 |
| 5. J. Peters | Og | 5'10 |
| 6. E. Kaiser | I | 5'8" |
| 7. | | |
| 8. | | |

## EVENT 400

| NAME | (Team) | TIME HT. DIST. |
|---|---|---|
| 1. J. Harvey | L | 51.8 |
| 2. S. Burns | Mc | 52.0 |
| 3. T. Kirchner | Og | 52.4 |
| 4. A. Sawyer | Mc | 52.6 |
| 5. D. Murphy | I | 53.2 |
| 6. A. Armstrong | Og | 53.4 |
| 7. | | |
| 8. | | |

## EVENT 3200

| NAME | (Team) | TIME HT. DIST. |
|---|---|---|
| 1. S. Carrera | L. | 10.16. |
| 2. T. Fichensch | Goth | 10.27. |
| 3. O. Cazares | I | 10.35.4 |
| 4. V. Stickler | K | 10.36. |
| 5. J. Herron | Mc | 10.46. |
| 6. B. Bejerman | I | 10.49. |
| 7. | | |
| 8. | | |

Dist Med R. 1 Imp 3.48.5 2 Goth 3.53.5 3 Ogal 3.53.5 4 Mc 4.01.2 5 Lex 4.09 6

**HELD AT:** Goth **SCORING:** 1st 10 pts.; 2nd 8 pts.; 3rd 6 pts.; 4th 4 pts.; 5th 2 pts.; 6th 1 pts.; 7th ___ pts.; 8th ___ pts.

**EVENT** 110 HH

| NAME | (Team) | TIME HT. DIST. |
|---|---|---|
| 1. C. Wall | Mc | 15.8 |
| 2. T. Lauby | L | 16.3 |
| 3. N. Cheetos | Goth | 16.4 |
| 4. A. Heuer | K | 16.4 |
| 5. N. Broshears | L | 16.5 |
| 6. B. Wilson | Mc | 16.9 |
| 7. | | |
| 8. | | |

**EVENT** 300 IH

| NAME | (Team) | TIME HT. DIST. |
|---|---|---|
| 1. N. Broshears | L | 42.9 |
| 2. C. Wall | Mc | 43.0 |
| 3. A. Ottson | I | 43.5 |
| 4. J. Rhone | L | 43.6 |
| 5. T. Lauby | L | 43.7 |
| 6. C. King | Mc | 44.0 |
| 7. | | |
| 8. | | |

| TEAM | TIME |
|---|---|
| 1. Mc | 44.1 |
| 2. Lex | 44.5 |
| 3. Og | 46.6 |
| 4. Imp | 47.1 |
| 5. Goth | 47.1 |
| 6. | |
| 7. | |
| 8. | |

**400R**

RELAY FIRST PLACE RUNNERS

E. Fucker
C. Malone
K. Shinn
D. Murphy

| TEAM | TIME |
|---|---|
| 1. Mc | 3.33.7 |
| 2. L | 3.37.4 |
| 3. Og | 3.38.4 |
| 4. I | 3.43.9 |
| 5. Goth | 3.45.8 |
| 6. | |
| 7. | |
| 8. | |

**1600R**

RELAY FIRST PLACE RUNNERS

M. Hanna
K. Malone
D. Russell
D. Murphy

| TEAM | TIME |
|---|---|
| 1. Og | 8.43.9 |
| 2. Mc | 8.45.2 |
| 3. Goth | 8.49.5 |
| 4. I | 9.00.3 |
| 5. Lex | 9.06.1 |
| 6. | |
| 7. | |
| 8. | |

**3200R**

RELAY FIRST PLACE RUNNERS

O. Cazares
B. Bayerman
D. Russell
K. Weiss

00 - E. Fucker 200 -
30 - D. Murphy
50 - M. Hanna

TEAMS

| TEAM NAME / ABBR. | Lex | Mc | Goth | Imp | Og | Kearney J.V |
|---|---|---|---|---|---|---|
| Shot | 24 | 1 | 6 | | | |
| Discus | 7 | | 8 | | 4 | 12 |
| P.V | 22 | 6 | 1 | 2 | | |
| L.J | 9 | 14 | 8 | | | |
| T.J | 10 | 12 | 8 | | 1 | |
| P.V | 10 | 10 | 8 | 1 | 2 | |
| 100 | 11 | 14 | | 6 | | |
| 200 | 15 | 14 | | 2 | | |
| 400 | 10 | 12 | | 2 | 7 | |
| 800 | 14 | 10 | 4 | 2 | | 1 |
| 1600 | 14 | 2 | | | 1 | 14 |
| 3200 | 10 | 2 | 8 | 7 | | 4 |
| 110 HH | 10 | 11 | 6 | | | 4 |
| 300 I.H | 16 | 9 | | 6 | | |
| 400R | 8 | 10 | 2 | 4 | 6 | |
| 1600R | 8 | 10 | 2 | 4 | 6 | |
| 3200R | 2 | 8 | 6 | 4 | 10 | |
| Dist Med Rel | 4 | 6 | 10 | 12 | 8 | |
| | | | | 52 | | |
| TOTALS | 204 | 151 | 77 | ~~52~~ | 45 | 35 |
| PLACING | 1 | 2 | 3 | 4 | 5 | 6 |

* do not write in this column until event is over

# BIG RED TRACK SCOREBOOK

BIG RED TRACK SCOREBOOK

MEET Chappell Invite (Reserves) DATE 4-14-00

## EVENT Shot

| | NAME | (Team) | TIME HT. DIST. |
|---|---|---|---|
| 1. | Faulk | Jul | 47'8" |
| 2. | McBride | So.P | 46'8 |
| 3. | Warren | Lodge | 45'2 |
| 4. | Malcolm | PBL | 42'1" |
| 5. | Kizer | Jul | 41'0 |
| 6. | Brown | Ley | 40'2 |
| 7. | | | |
| 8. | | | |

## EVENT L.J

| | NAME | (Team) | TIME HT. DIST. |
|---|---|---|---|
| 1. | Johnson | Chap | 19'4 3/4 |
| 2. | Klingman | Chap | 18'9 3/4 |
| 3. | Hartenson | Wheat | 18'7 1/2 |
| 4. | Krajewski | GAC | 18'5 3/4 |
| 5. | Nyffeler | Ley | 18'5 |
| 6. | Sauder | So.P | 17'8 1/4 |
| 7. | | | |
| 8. | | | |

## EVENT 100

| | NAME | (Team) | TIME HT. DIST. |
|---|---|---|---|
| 1. | Lessman | Ley | 11.1 |
| 2. | Mauser | So.P | 11.3 |
| 3. | Twarling | Ley | 11.7 |
| 4. | Staroska | Chap | 11.7 |
| 5. | Klingman | Chap | 11.8 |
| 6. | Elklund | ALB | 11.8 |
| 7. | | | |
| 8. | | | |

## EVENT 800

| | NAME | (Team) | TIME HT. DIST. |
|---|---|---|---|
| 1. | Gobelhart | Chap | 2.14.1 |
| 2. | Cole | So.P | 2.19.6 |
| 3. | Deselms | ALB | 2.20.5 |
| 4. | Loner | CAL | 2.20.9 |
| 5. | Eberhard | PBL | 2.21.3 |
| 6. | Mimms | Jule | 2.21.8 |
| 7. | | | |
| 8. | | | |

## EVENT HJC

| | NAME | (Team) | TIME HT. DIST. |
|---|---|---|---|
| 1. | McBride | So.P | 133'4 |
| 2. | Malcolm | PBL | 126'2" |
| 3. | Graves | BAC | 120'7 |
| 4. | B. Shroud | I | 120'5 |
| 5. | Z-Swink | I | 120'1 |
| 6. | Donahue | Chap | 119'4 |
| 7. | | | |
| 8. | | | |

## EVENT T.J

| | NAME | (Team) | TIME HT. DIST. |
|---|---|---|---|
| 1. | Halverson | Wheat | 38'10 1/2 |
| 2. | Gill | So.P | 38'5 1/2 |
| 3. | Anderson | ALB | 37'7 1/4 |
| 4. | Zorn | GAC | 36'11 1/2 |
| 5. | Fisher | Ley | 36'9 1/2 |
| 6. | Mier | Pacte | 36'8 3/4 |
| 7. | | | |
| 8. | | | |

## EVENT 200

| | NAME | (Team) | TIME HT. DIST. |
|---|---|---|---|
| 1. | Lessman | Ley | 23.0 |
| 2. | Mauser | So.P | 23.5 |
| 3. | DeWitt | GAC | 24.3 |
| 4. | Steyhens | Wheat | 24.4 |
| 5. | Twarling | Ley | 24.5 |
| 6. | Gerterner | Ley | 24.6 |
| 7. | | | |
| 8. | | | |

## EVENT 1600

| | NAME | (Team) | TIME HT. DIST. |
|---|---|---|---|
| 1. | Harding | ALB | 5.15.0 |
| 2. | Bashore | Jule | 5.17.1 |
| 3. | Huffman | BAC | 5.17.2 |
| 4. | Armstrong | So.P | 5.19.4 |
| 5. | Urtetko | ALB | 5.24.1 |
| 6. | Ogren | GAC | 5.25.8 |
| 7. | | | |
| 8. | | | |

## EVENT PV

| | NAME | (Team) | TIME HT. DIST. |
|---|---|---|---|
| 1. | Faulk | Jul | 12' |
| 2. | DeWitt | GAC | 12' |
| 3. | Richlitz | So.P | 11'6 |
| 4. | Coleman | I | 10' |
| 5. | Elklund | ALB | 10' |
| 6. | Anderson | ALB | 9'6 |
| 7. | | | |
| 8. | | | |

## EVENT H.J

| | NAME | (Team) | TIME HT. DIST. |
|---|---|---|---|
| 1. | Krajewski | GAC | 5'10" |
| 2. | McKelson | Chap | 5'8 |
| 3. | Bakrends | Lodg | 5'4 |
| 4. | Nyffler | Ley | 5'4 |
| 5. | L. Johnson | Chap | 5'4 |
| 6. | Rocklitz | So.P | 5'4 |
| 7. | | | |
| 8. | | | |

## EVENT 400

| | NAME | (Team) | TIME HT. DIST. |
|---|---|---|---|
| 1. | Mauser | So.P | 52.4 |
| 2. | Deselms | ALB | 54.0 |
| 3. | Koperzky | Lod | 54.2 |
| 4. | Gobehart | Chap | 54.3 |
| 5. | McCalf | Chap | 55.9 |
| 6. | Gaertner | Ley | 56.5 |
| 7. | | | |
| 8. | | | |

## EVENT 3200

| | NAME | (Team) | TIME HT. DIST. |
|---|---|---|---|
| 1. | Huffman | BAC | 11.22.8 |
| 2. | Miller | Lodg | 11.15.4 |
| 3. | Armstrong | So.P | 11.21.2 |
| 4. | Bashore | Jules | 11.26.4 |
| 5. | Sieperda | I | 11.49.4 |
| 6. | Wood | I | 11.52 |
| 7. | | | |
| 8. | | | |

# BIG RED TRACK SCOREBOOK

**HELD AT:** Chappell **SCORING:** 1st 10 pts.; 2nd 8 pts.; 3rd 6 pts.; 4th 4 pts.; 5th 2 pts.; 6th 1 pts.; 7th ___ pts.; 8th ___ pts.

## EVENT 110 H.H

| | NAME | (Team) | TIME HT. DIST. |
|---|---|---|---|
| 1. | Johnson | Chap | 15.1 |
| 2. | Johnson | Chap | 16.2 |
| 3. | May | BAC | 16.4 |
| 4. | Krejewski | GAC | 17.1 |
| 5. | Fisher | Cey | 17.9 |
| 6. | Quill | Bcc | 18.4 |
| 7. | | | |
| 8. | | | |

## EVENT 300 Int

| | NAME | (Team) | TIME HT. DIST. |
|---|---|---|---|
| 1. | Johnson | Chap | 44.0 |
| 2. | May | BAC | 44.9 |
| 3. | L. Johnson | Chap | 44.9 |
| 4. | Quill | ALB | 45.0 |
| 5. | Harding | ALB | 46.4 |
| 6. | Fisher | Cey | 46.6 |
| 7. | | | |
| 8. | | | |

## 400 R RELAY

FIRST PLACE RUNNERS

| TEAM | TIME |
|---|---|
| 1. Cey | 45.8 |
| 2. Osh | 46.2 |
| 3. So. Platte | 47.0 |
| 4. Wheat | 48.4 |
| 5. Jules | 49.1 |
| 6. Bonner Co. | 49.3 |
| 7. | |
| 8. | |

## 1600 R RELAY

FIRST PLACE RUNNERS

| TEAM | TIME |
|---|---|
| 1. Chap | 3.46.0 |
| 2. ALBin | 3.51.8 |
| 3. So. Platte | 3.57.7 |
| 4. Lodge | 4.01.2 |
| 5. Bonner Co. | 4.02.8 |
| 6. Jules | 4.10.6 |
| 7. | |
| 8. | |

## 3200 R RELAY

FIRST PLACE RUNNERS

| TEAM | TIME |
|---|---|
| 1. Chappell | 9.17.6 |
| 2. So. Platte | 9.32.3 |
| 3. Lodge Pole | 9.44.5 |
| 4. ALBin | 9.48.3 |
| 5. Bonner Co | 9.55.9 |
| 6. Wheat | 10.50.7 |
| 7. | |
| 8. | |

TEAMS

| | ABBR. | TEAM NAME |
|---|---|---|
| 1 | Chap | Chappell |
| 2 | SP | So. Platte |
| 3 | ALB | ALBin |
| 4 | Cey | Ceyton |
| 5 | Osh | Oshkosh |
| 6 | Bon | Bonner Co |
| 7 | Jul | Jules |
| 8 | Lod | Lodge Pole |
| 9 | Wht | Wheatland |
| 10 | Imp | Imp JV |
| 11 | PB | Pine Bluffs |
| 12 | Col | Colcitz |
| 13 | Rec | Rectz |

| | 1 | 2 | 3 | 4 | 5 | 6 | 7 | 8 | 9 | 10 | 11 | 12 | 13 |
|---|---|---|---|---|---|---|---|---|---|---|---|---|---|
| Shot | | 8 | | 1 | | | 12 | 6 | | | 4 | | |
| Disc | 1 | 10 | | | | 6 | | | | 6 | 8 | | |
| P.V | | 6 | 3 | | 8 | | 10 | | | 4 | | | |
| L.J | 18 | 1 | | 2 | 4 | | | | 6 | | | | |
| T.J | | 8 | 6 | 2 | 4 | | | | 10 | | | 1 | |
| H.J | 10 | 1 | | | 10 | | | 10 | | | | | |
| 100 | 6 | 8 | 1 | 16 | | | | | | | | | |
| 200 | | 8 | 13 | | 6 | | | | 4 | | | | |
| 400 | 6 | 10 | 8 | 1 | | | | 4 | | | | | |
| 800 | 10 | 8 | 6 | | | | 1 | | | | 2 | 4 | |
| 1600 | | 4 | 12 | | 1 | 6 | 8 | | | | | | |
| 3200 | | 6 | | | | 10 | 4 | 8 | | 3 | | | |
| 110 HH | 18 | | 2 | 4 | | 7 | | | | | | | |
| 300 Int | 16 | | 6 | 1 | | 8 | | | | | | | |
| 400R | | 6 | 10 | | 8 | 1 | 2 | | 4 | | | | |
| 1600R | 10 | 6 | 8 | | | 2 | 1 | 4 | | | | | |
| 3200R | 10 | 8 | 4 | | | 2 | - | 6 | 1 | | | | |
| TOTALS | 105 | 98 | 54 | 51 | 45 | 41 | 38 | 36 | 25 | 15 | 14 | 4 | 1 |
| PLACING | 1 | 2 | 3 | 4 | 5 | 6 | 7 | 8 | 9 | 10 | 11 | 12 | 13 |

* do not write in this column until event is over

BIG RED TRACK SCOREBOOK

MEET Imperial Invite At Grant DATE 4-18-00

## EVENT Shot

| | NAME | (Team) | TIME HT. DIST. |
|---|---|---|---|
| 1. | J. Pluchnett | Oq | 49'5" |
| 2. | W. Foulk | Jules | 49'4¼ |
| 3. | K Fort Kamp | I | 46'5¾ |
| 4. | Z. Tidwell | I | 45'8¾ |
| 5. | T. Strand | I | 43'5 |
| 6. | Howden | Osh | 41'7¼ |
| 7. | | | |
| 8. | | | |

## EVENT C.J

| | NAME | (Team) | TIME HT. DIST. |
|---|---|---|---|
| 1. | M. Miller | H- | 20'6 |
| 2. | J. Kregenski | Osh | 19'5" |
| 3. | B. Nelson | Oq | 18'8 |
| 4. | T. Kieffaber | Oq | 18'6½ |
| 5. | R. Ness | Oq JV | 18'6 |
| 6. | C. Seftley | Gr | 18'5½ |
| 7. | | | |
| 8. | | | |

## EVENT 100

| | NAME | (Team) | TIME HT. DIST. |
|---|---|---|---|
| 1. | E. Fuchsen | I | 11.1 |
| 2. | B Hansen | Gr | 11.1 |
| 3. | C. Kohnstein | Holy | 11.2 |
| 4. | C. Tolen | Oq | 11.2 |
| 5. | D. Daniel | Holy | 11.3 |
| 6. | E. Gegenbach | Gr | 11.5 |
| 7. | | | |
| 8. | | | |

## EVENT 800

| | NAME | (Team) | TIME HT. DIST. |
|---|---|---|---|
| 1. | B. Magoon | Hen | 2.05.6 |
| 2. | M. Hanna | I | 2.05.6 |
| 3. | R. Hernandez | Oq | 2.08.6 |
| 4. | D. Russell | I | 2.10.2 |
| 5. | B Hoffschen | Oq | 2.11.6 |
| 6. | J. Blomstedt | Hen | 2.11.7 |
| 7. | | | |
| 8. | | | |

## EVENT Disc

| | NAME | (Team) | TIME HT. DIST. |
|---|---|---|---|
| 1. | J. Plynchnett | Oq | 141'6" |
| 2. | T. Hoeffle | Gr | 134'10 |
| 3. | M. Kaiser | I | 128'7 |
| 4. | Z. Tidwell | I | 127'3 |
| 5. | T. Strand | F | 124'4 |
| 6. | Z. Swink | I JV | 117'8 |
| 7. | | | |
| 8. | | | |

## EVENT T.J

| | NAME | (Team) | TIME HT. DIST. |
|---|---|---|---|
| 1. | M. Coggshall | Gr | 38'11¾ |
| 2. | D. Sprague | Holy | 38'11½ |
| 3. | T. Kieffaber | Oq | 38'5½ |
| 4. | M. Skinner | Holy | 37'11½ |
| 5. | C. Malone | I | 37'8½ |
| 6. | B. Slaughter | Oq | 36'3½ |
| 7. | | | |
| 8. | | | |

## EVENT 200

| | NAME | (Team) | TIME HT. DIST. |
|---|---|---|---|
| 1. | E. Fuchsen | I | 23.0 |
| 2. | D. Daniel | Holy | 23.2 |
| 3. | B. Hansen | Gr | 23.2 |
| 4. | K. Sheya | I | 23.5 |
| 5. | J. Dewitt | Osh | 23.8 |
| 6. | A. Armstrong | Oq | 24.1 |
| 7. | | | |
| 8. | | | |

## EVENT 1600

| | NAME | (Team) | TIME HT. DIST. |
|---|---|---|---|
| 1. | B. McCarthy | Holy | 4.54.9 |
| 2. | O. Cazares | I | 5.03.6 |
| 3. | M. Hanna | I | 5.06.9 |
| 4. | B. Johnson | Oq | 5.10.1 |
| 5. | C. Bjakner | Gr. | 5.10.1 |
| 6. | B. Begeman | I | 5.12.9 |
| 7. | | | |
| 8. | | | |

## EVENT P.V

| | NAME | (Team) | TIME HT. DIST. |
|---|---|---|---|
| 1. | D. Parsley | I | 12'6 |
| 2. | A. Ohlson Jr | I | 12.0 |
| 3. | C. Kosmicki | Gr | 12'0 |
| 4. | W. Foulk | Jules | 12'0 |
| 5. | J. Dewitt | Osh | 12'0 |
| 6. | P. McGreer | Gr. | 11'6 |
| 7. | | | |
| 8. | | | |

## EVENT H.J

| | NAME | (Team) | TIME HT. DIST. |
|---|---|---|---|
| 1. | J. Anderson | Oq | 6'4 |
| 2. | J. Kregenski | Osh | 6'4 |
| 3. | E. Kaiser | I | 6'0 |
| 4. | R. Ave | Gr | 6'0 |
| 5. | C Goff | Gr | 5'8" |
| 6. | T. Reed | H | 5'8 |
| 7. | | | |
| 8. | | | |

## EVENT 400

| | NAME | (Team) | TIME HT. DIST. |
|---|---|---|---|
| 1. | J. Anderson | Oq | 50.6 |
| 2. | D. Murphy | I | 51.6 |
| 3. | M Swan | Gr | 52.0 |
| 4. | B Magoon | Hen | 52.6 |
| 5. | A. Armstrong | Oq | 52.7 |
| 6. | C. McManus | Holy | 53.4 |
| 7. | | | |
| 8. | | | |

## EVENT 3200

| | NAME | (Team) | TIME HT. DIST. |
|---|---|---|---|
| 1. | B. McCarthy | Holy | 10.22.6 |
| 2. | O Cazares | I | 10.30.4 |
| 3. | B. Begeman | I | 10.52.3 |
| 4. | C. Bjakner | Gr | 11.07.4 |
| 5. | R. Fjerstad | Gr | 11.08.4 |
| 6. | B. Johnson | Oq | 11.16.9 |
| 7. | | | |
| 8. | | | |

Wt Rd: 1 Oq. 48.2 2 Grant 51.0 3 Hen. 52.0 4 Jules 53.5 5 Oq JV 53.5 6 Holy 55.4

**HELD AT:** Grant **SCORING:** 1st 10 pts.; 2nd 8 pts.; 3rd 6 pts.; 4th 4 pts.; 5th 2 pts.; 6th 1 pts.; 7th ___ pts.; 8th ___ pts.

**EVENT** 110 HH

| NAME | (Team) | TIME HT. DIST. |
|---|---|---|
| 1. M. Miller | Her | 16.1 |
| 2. J. Kreyewski | Osh | 16.2 |
| 3. D. Sprague | Holy | 16.6 |
| 4. N. Karsen | I | 17.6 |
| 5. M. Loggdon | Gr | 17.6 |
| 6. D. Pawley | I | 17.8 |
| 7. | | |
| 8. | | |

**EVENT** 300 IM

| NAME | (Team) | TIME HT. DIST. |
|---|---|---|
| 1. J. Anderson | Og | 40.7 |
| 2. A. Ottlson | I | 42.3 |
| 3. M. Miller | Her | 42.6 |
| 4. C. Malone | I | 44.7 |
| 5. C. J. Swanson | I-JV | 45.9 |
| 6. M. Loggdon | Gr | 47.1 |
| 7. | | |
| 8. | | |

**TEAMS**

| TEAM NAME | Imp | Ogal | Grant | Holyoke | Hershey | Oshkosh | Julesburg | Ogal J.V | Imp J.V |
|---|---|---|---|---|---|---|---|---|---|
| Shot | 12 | 10 | | | | 1 | 8 | | |
| Disc | 12 | 10 | 8 | | | | | | 1 |
| P.V | 17 | | 8 | | | 2 | 4 | | |
| L.J | - | 10 | 1 | | 10 | 8 | | 2 | |
| J.J | 2 | 7 | 10 | 12 | | | | | |
| H.J | 6 | 10 | 6 | | 1 | 8 | | | |
| 100 | 10 | 4 | 9 | 8 | | | | | |
| 200 | 14 | 1 | 6 | 8 | | 2 | | | |
| 400 | 8 | 12 | 6 | 1 | 4 | | | | |
| 800 | 12 | 8 | | | 11 | | | | |
| 1600 | 15 | 4 | 2 | 10 | | | | | |
| 3200 | 14 | 1 | 6 | 10 | | | | | |
| 110 HH | 5 | | 2 | 6 | 10 | 8 | | | |
| 300 IM | 12 | 10 | 1 | | 6 | | | | 2 |
| 400 R | 2 | 4 | 10 | 6 | 8 | 1 | | | |
| 1600 R | 4 | 10 | 6 | 8 | 2 | | 1 | | |
| 3200 R | 8 | 10 | 6 | 4 | | | 1 | 2 | |
| Wt Rel | - | 10 | 8 | 1 | 6 | | 4 | 2 | |
| TOTALS | 152 | 121 | 97 | 74 | 58 | 29 | 18 | 6 | 3 |
| PLACING | 1 | 2 | 3 | 4 | 5 | 6 | 7 | 8 | 9 |

**400 R**

| TEAM | TIME | RELAY FIRST PLACE RUNNERS |
|---|---|---|
| 1. Grant | 44.2 | |
| 2. Hershey | 45. | |
| 3. Holy | 45.2 | |
| 4. Og | 45.5 | |
| 5. Imp | 45.9 | Ottlson |
| 6. Osh | 46.0 | Malone |
| 7. | | Murphy |
| 8. | | Shinn |

**1600 R**

| TEAM | TIME | RELAY FIRST PLACE RUNNERS |
|---|---|---|
| 1. Ogal | 3.34.2 | |
| 2. Holy | 3.37.7 | |
| 3. Grant | 3.38.8 | |
| 4. Imp | 3.50.1 | |
| 5. Hersh | 3.53.1 | Fucher |
| 6. Jules | 4.00.8 | Smith |
| 7. | | Weiss |
| 8. | | Murphy |

**3200 R.**

| TEAM | TIME | RELAY FIRST PLACE RUNNERS |
|---|---|---|
| 1. Ogal | 8.40.5 | |
| 2. Imp | 8.51.3 | |
| 3. Grant | 8.53.9 | |
| 4. Holy | 9.27.1 | |
| 5. Ogal J.V | 9.32.4 | Cazeress |
| 6. Jules | 10.00.5 | Begerrum |
| 7. | | Russell |
| 8. | | Smith |

* do not write in this column until event is over

# BIG RED TRACK SCOREBOOK

# BIG RED TRACK SCOREBOOK

MEET McCook Reserve DATE 4-25

## EVENT Shot

| NAME | (Team) | TIME HT. DIST. |
|---|---|---|
| 1. M. Brown | Wal | 50'8" |
| 2. R. Chevallier | Wal | 43'7½ |
| 3. J. Scutley | Lex | 41'4 |
| 4. S. Adams | Hold | 40'11½ |
| 5. A. Biehl | Lex | 40'9¾ |
| 6. L. Carlson | L.C. | 40'5 |
| 7. | | |
| 8. | | |

## EVENT L.J

| NAME | (Team) | TIME HT. DIST. |
|---|---|---|
| 1. M. Kuhlman | Mc | 20'1¼ |
| 2. T. Lafferty | Mc | 18'10 |
| 3. M. Ostgren | Hold | 18'7¾ |
| 4. D. McCaim | L.C. | 18'6 |
| 5. K. Shinn | I | 18'5½ |
| 6. R. Ness | Og | 17'10¼ |
| 7. | | |
| 8. | | |

## EVENT 100

| NAME | (Team) | TIME HT. DIST. |
|---|---|---|
| 1. C. Segen | Wal | 11.3 |
| 2. T. Lafferty | Mc | 11.5 |
| 3. J. Zlompke | Mc | 11.5 |
| 4. K. Shinn | I | 11.6 |
| 5. J. Lundvall | Wal | 11.8 |
| 6. J. Barner | Wal | 11.8 |
| 7. | | |
| 8. | | |

## EVENT 800

| NAME | (Team) | TIME HT. DIST. |
|---|---|---|
| 1. N. Fagot | Lex | 2.14.1 |
| 2. D. Russell | I | 2.14.4 |
| 3. A. Ruppert | Mc | 2.14.5 |
| 4. A. Swanson | Wal | 2.14.7 |
| 5. D. Beaudeville | Hold | 2.16 |
| 6. T. Heltfrid | Hold | 2.16.8 |
| 7. | | |
| 8. | | |

## EVENT Disc

| NAME | (Team) | TIME HT. DIST. |
|---|---|---|
| 1. R. Chevalier | Wal | 140'1" |
| 2. M. Brown | Wal | 129'9 |
| 3. J. Armour | Og | 117'1½ |
| 4. Z. Nesbitt | I | 115'9 |
| 5. R. Kennedy | TV | 115'3 |
| 6. E. Ide | Hold | 111'6 |
| 7. | | |
| 8. | | |

## EVENT T.J

| NAME | (Team) | TIME HT. DIST. |
|---|---|---|
| 1. M. Ostgren | Hold | 40'10½ |
| 2. E. Kaiser | I | 38'12½ |
| 3. M. Smith | I | 37'5½ |
| 4. D. McCaim | L.C | 37'4½ |
| 5. J. Burton | T.V | 37'4¼ |
| 6. M. Engler | Hold | 37'2¾ |
| 7. | | |
| 8. | | |

## EVENT 200

| NAME | (Team) | TIME HT. DIST. |
|---|---|---|
| 1. J. Zlompke | Mc | 23.4 |
| 2. J. Barner | Wal | 23.8 |
| 3. K. Shinn | I | 23.9 |
| 4. N. Wells | Hold | 24.1 |
| 5. N. French | Lex | 24.7 |
| 6. J. Unger | L.C | 24.7 |
| 7. | | |
| 8. | | |

## EVENT 1600

| NAME | (Team) | TIME HT. DIST. |
|---|---|---|
| 1. M. Smith | I | 5.15 |
| 2. T. Thompson | Og | 5.18.1 |
| 3. T. Hoefeldt | Hold | 5.20.1 |
| 4. A. Drake | Lex | 5.22.5 |
| 5. J. Wood | I | 5.26.6 |
| 6. T. Most | Og | 5.27.2 |
| 7. | | |
| 8. | | |

## EVENT P.V

| NAME | (Team) | TIME HT. DIST. |
|---|---|---|
| 1. P. Mills | Hold | 11'6 |
| 2. B. Swartz | Lex | 10' |
| 3. M. Huff | Mc | 9' |
| 4. M. Hasich | Lex | 9' |
| 5. C. J. Swanson | I | 8'6 |
| 6. M. Green | Mc | 8' |
| 7. | | |
| 8. | | |

## EVENT H.J

| NAME | (Team) | TIME HT. DIST. |
|---|---|---|
| 1. E. Kaiser | I | 5'10 |
| 2. M. Smith | I | 5'8" |
| 3. J. Von Pelt | Lex | 5'8" |
| 4. J. Evans | Lex | 5'6 |
| 5. D. Fisher | Og | 5'6 |
| 6. A. Swanson | Wal | 5'4 |
| 7. | | |
| 8. | | |

## EVENT 400

| NAME | (Team) | TIME HT. DIST. |
|---|---|---|
| 1. M. Smith | I | 56.7 |
| 2. J. Helm | T.V | 57.1 |
| 3. J. Hagg | Mc | 57.5 |
| 4. G. Sachel | Og | 58.4 |
| 5. T. Honfield | Hold | 59.4 |
| 6. C. Rheen | Hold | 60.0 |
| 7. | | |
| 8. | | |

## EVENT 3200

| NAME | (Team) | TIME HT. DIST. |
|---|---|---|
| 1. J. Siependa | I | 11.30.9 |
| 2. A. Amen | Hold | 11.31.7 |
| 3. K. Weiss | I | 12.11.8 |
| 4. B. Berry | I | 12.12.0 |
| 5. M. Opfer | Hold | 12.24.[illegible] |
| 6. L. Lippencott | Lex | 12.38.[illegible] |
| 7. | | |
| 8. | | |

**HELD AT:** McCook **SCORING:** 1st 10 pts.; 2nd 8 pts.; 3rd 6 pts.; 4th 4 pts.; 5th 2 pts.; 6th 1 pts.; 7th ___ pts.; 8th ___ pts.

**EVENT** 110-HH

| NAME | (Team) | TIME HT. DIST. |
|---|---|---|
| 1. B. Wilson | McC | 16.4 |
| 2. C. Miller | McC | 17.1 |
| 3. D Flaherty | Hold | 17.3 |
| 4. N. Price | Lex | 17.3 |
| 5. T. Dickson | McC | 18.2 |
| 6. N. Nelson | Tie Og | 18.5 |
| 7. M. Ulasin | I | 18.5 |
| 8. | | |

**EVENT** 300 IM

| NAME | (Team) | TIME HT. DIST. |
|---|---|---|
| 1. D. Flaherty | Hold | 44.4 |
| 2. B. Wilson | McC | 45.2 |
| 3. A. Quirada | Hold | 45.7 |
| 4. B. Burton | T.V | 46.3 |
| 5. C. Miller | McC | 46.4 |
| 6. J. Hollenhorst | L.C | 47.2 |
| 7. | | |
| 8. | | |

**400R RELAY**

| TEAM | TIME |
|---|---|
| 1. McCook | 45.3 |
| 2. Wallace | 47.1 |
| 3. Holdrege | 48.2 |
| 4. Twin Valley | 48.7 |
| 5. Lex | 49.2 |
| 6. Imp | 49.5 |
| 7. | |
| 8. | |

FIRST PLACE RUNNERS: K. Jones

**1600R RELAY**

| TEAM | TIME |
|---|---|
| 1. McCook | 3.54.1 |
| 2. Lex | 3.55. |
| 3. Imp | 3.57.5 |
| 4. Ogal | 3.58.1 |
| 5. Twin Valley | 3.59.8 |
| 6. Hold | 4.01.1 |
| 7. | |
| 8. | |

FIRST PLACE RUNNERS: D. Russell, C.J Swanson, K. Weiss, A. Ulasin

**3200R RELAY**

| TEAM | TIME |
|---|---|
| 1. McCook | 9.08.8 |
| 2. Lex. | 9.09.9 |
| 3. Ogal | 9.34.3 |
| 4. Imp | 9.48.0 |
| 5. L.C | 9.57 |
| 6. Hold | 10.07.9 |
| 7. | |
| 8. | |

FIRST PLACE RUNNERS: J. Sieperda, K Weiss, J. Wood, Berry

**EVENTS**

| TEAM NAME / ABBR. | McCook J.V | Imp. J.V | Holdrege J.V | Wallace | Lex J.V | Ogallala J.V | Twin Valley | Lakeside Central |
|---|---|---|---|---|---|---|---|---|
| Shot | | | 4 | 18 | 8 | | | 1 |
| Disc | | 4 | 1 | 18 | | 6 | 2 | |
| P.V | 7 | 2 | 10 | | 12 | | | |
| LJ | 18 | 2 | 6 | | | 1 | | 4 |
| TJ | | 14 | 11 | | | | 2 | 4 |
| HJ | | 18 | | 1 | 10 | 2 | | |
| 100 | 14 | 4 | | 13 | | | | |
| 200 | 10 | 6 | 4 | 8 | 2 | | | 1 |
| 400 | 6 | 10 | 3 | | | 4 | 8 | |
| 800 | 6 | 8 | 3 | 4 | 10 | | | |
| 1600 | | 12 | 6 | | 4 | 9 | | |
| 3200 | | 20 | 10 | | 1 | | | |
| 110 HH | 20 | 1/2 | 6 | | 4 | 1/2 | | |
| 300 IM | 80 | | 16 | | | | 4 | 1 |
| 400R | 10 | 1 | 6 | 8 | 2 | | 4 | |
| 1600R | 10 | 6 | 1 | | 8 | 4 | 2 | |
| 3200R | 10 | 4 | 1 | | 8 | 6 | | 2 |
| TOTALS | 121 | 111 1/2 | 83 | 78 | 67 1/2 | 33 1/2 | 22 | 13 1/2 |
| PLACING | 1 | 2 | 3 | 4 | 5 | 6 | 7 | 8 |

* do not write in this column until event is over

# BIG RED TRACK SCOREBOOK

BIG RED TRACK SCOREBOOK

MEET S.P.U.A. DATE 4-28-00

## EVENT Shot

| NAME | (Team) | TIME HT. DIST. |
|---|---|---|
| 1. J. Jorgensen | 12 S.P | 49'10¼ |
| 2. K. Fort Kamp | 12 I | 48'2½ |
| 3. Z. Tidwell | 12 I | 45'9" |
| 4. T Strand | I | 45'3 |
| 5. J. Howeter | 11 Gr | 43'4½ |
| 6. J. Richardson | 11 Gr | 42'5" |
| 7. | | |
| 8. | | |

## EVENT L.J

| NAME | (Team) | TIME HT. DIST. |
|---|---|---|
| 1. M. Miller | 12 H | 20'7 |
| 2. C. Tomilson | H | 19'7½ |
| 3. C. Softley | 10 Gr | 19'6¼ |
| 4. M. Lee | 11 Gr | 19'3½ |
| 5. T. Homan | 11 S.P | 18'9½ |
| 6. E Kaser | 9 I | 18'4 |
| 7. | | |
| 8. | | |

## EVENT 100

| NAME | (Team) | TIME HT. DIST. |
|---|---|---|
| 1. B. Hansen | 10 Gr | 11.1 |
| 2. T. Homan | 11 S.P. | 11.1 |
| 3. E. Fuchen | 11 I | 11.2 |
| 4. E. Gegenbach | 11 Gr | 11.6 |
| 5. C. Tomilson | H | 11.6 |
| 6. C. Malone | 11 I | 11.7 |
| 7. | | |
| 8. | | |

## EVENT 800

| NAME | (Team) | TIME HT. DIST. |
|---|---|---|
| 1. B. Maasen | 12 H | 2.04.7 |
| 2. M. Hanna | 11 I | 2.04.8 |
| 3. D. Russell | 10 I | 2.09.1 |
| 4. R. Hendricks | 12 Gr | 2.10.3 |
| 5. P. McGreen | Gr | 2.11.4 |
| 6. M. Smith | 11 I | 2.12.1 |
| 7. | | |
| 8. | | |

## EVENT Disc

| NAME | (Team) | TIME HT. DIST. |
|---|---|---|
| 1. T. Strand | I | 133'5½ |
| 2. Z. Tidwell | 12 I | 131'11½ |
| 3. T. Hoenfler | 10 Gr | 130'6½ |
| 4. J. Jorgensen | 12 S.P | 129'8" |
| 5. J. Piepey | S.P | 122'1½ |
| 6. M. Loggsdon | 10 Gr | 116½ |
| 7. | | |
| 8. | | |

## EVENT T.J

| NAME | (Team) | TIME HT. DIST. |
|---|---|---|
| 1. J. Collins | 11 S.P | 42'4¾ |
| 2. M. Loggsdon | 10 Gr | 41'4 |
| 3. C. Richmond | 12 Gr | 40'4¾ |
| 4. M. Miller | 12 H | 39'4½ |
| 5. C. Malone | I | 37'3½ |
| 6. E. Kaiser | I | 38'8 |
| 7. | | |
| 8. | | |

## EVENT 200

| NAME | (Team) | TIME HT. DIST. |
|---|---|---|
| 1. M. Swan | 12 Gr | 22.4 |
| 2. E. Fuchen | 11 I | 22.6 |
| 3. T. Homan | 11 S.P | 23.0 |
| 4. B. Hansen | 10 Gr | 23.0 |
| 5. D. Murphy | 12 I | 23.1 |
| 6. K Shima | 10 I | 23.4 |
| 7. | | |
| 8. | | |

## EVENT 1600

| NAME | (Team) | TIME HT. DIST. |
|---|---|---|
| 1. O. Cozero | 12 I | 4.55.3 |
| 2. M. Hanna | I | 4.56.4 |
| 3. C. Bittner | 12 G | 4.57.3 |
| 4. A. Heil | 11 S.P. | 4.58.8 |
| 5. C. McIntosh | 11 S | 5.04.8 |
| 6. B. Begeman | 11 I | 5.10.3 |
| 7. | | |
| 8. | | |

## EVENT P.V

| NAME | (Team) | TIME HT. DIST. |
|---|---|---|
| 1. D Pursley | 12 I | 12'6 |
| 2. C. Kosmicki | 11 Gr | 12'6 |
| 3. J. Klima | 12 Gr | 12' |
| 4. T. Youngkans | H | 11'6 |
| 5. P. McGreen | 10 Gr | 11' |
| 6. B. Coleman | 10 I | 9'6 |
| 7. | | |
| 8. | | |

## EVENT HJ

| NAME | (Team) | TIME HT. DIST. |
|---|---|---|
| 1. R. Ave | 12 Gr | 6'1" |
| 2. E. Kaiser | 9 I | 6'0 |
| 3. B. Peterson | 11 H | 5'10 |
| 4. M. Smith | 11 I | 5'6 |
| 5. C. Cook | 11 Gr | 5'6 |
| 6. T. Reed | 11 H | 5'6' |
| 7. | | |
| 8. | | |

## EVENT 400

| NAME | (Team) | TIME HT. DIST. |
|---|---|---|
| 1. D. Murphy | 12 I | 52.3 |
| 2. B. Maasen | 12 H | 52.9 |
| 3. M. Swan | 12 G | 53.2 |
| 4. M. Lee | 11 G | 53.2 |
| 5. M. Hanna | 11 I | 54.3 |
| 6. D. Kolin | 11 S | 54.6 |
| 7. | | |
| 8. | | |

## EVENT 3200

| NAME | (Team) | TIME HT. DIST. |
|---|---|---|
| 1. O Cozero | 12 I | 10.31.4 |
| 2. C. McIntosh | 11 S | 10.42.8 |
| 3. C. Bittner | 12 G | 10.44.5 |
| 4. B. Begeman | 11 I | 10.53.6 |
| 5. R. Sperling | G | 11.18.9 |
| 6. J. Siependa | 11 I | 11.30.7 |
| 7. | | |
| 8. | | |

Front Rel 1 Great 49.5 2 Imp 52.0 3 Hen 55.0 4 ____ 5 ____ 6 ____

# BIG RED TRACK SCOREBOOK

HELD AT: Grant SCORING: 1st 10 pts.; 2nd 8 pts.; 3rd 6 pts.;4th 4 pts.; 5th 2 pts.; 6th 1 pts.;7th ___ pts.; 8th ___ pts.

## EVENT 110 HH

| | NAME | (Team) | TIME HT. DIST. |
|---|---|---|---|
| 1. | ~~M. Miller~~ | 12 H | 15.5 |
| 2. | E Sederholm | 11 S | 15.8 |
| 3. | M. Miller | 12 H | 16.6 |
| 4. | C. Barge | 6 | 16.7 |
| 5. | M. Coggdon | 10 G | 17.2 |
| 6. | D. Pursley | 12 I | 17.4 |
| 7. | | | |
| 8. | | | |

## EVENT 300 IH

| | NAME | (Team) | TIME HT. DIST. |
|---|---|---|---|
| 1. | E. Sederholm | 11 S | 42.0 |
| 2. | A. Ohlson | 10 I | 42.8 |
| 3. | C. Melons | 11 I | 43.5 |
| 4. | M. Miller | 12 H | 44.0 |
| 5. | C.J. Sucksmith | 10 I | 45.6 |
| 6. | R. Cosgrove | 10 G | 47.4 |
| 7. | | | |
| 8. | | | |

## 400 R

RELAY

FIRST PLACE RUNNERS

C. Melons
D. Murphy
A. Ohlson
JC Shinn

| TEAM | TIME |
|---|---|
| 1. Grant | 44.7 |
| 2. Imp | 45.2 |
| 3. N.P.S.P | 45.5 |
| 4. Hershey | 47.6 |
| 5. Sutherland | 48.9 |
| 6. | |
| 7. | |
| 8. | |

## 1600 R

RELAY

FIRST PLACE RUNNERS

E. Fischer 55.1
D. Russell 54.2
M. Howe 54.5
D. Murphy 53.0

| TEAM | TIME |
|---|---|
| 1. Imp | 3.36.7 |
| 2. Grant | 3.38.1 |
| 3. Hershey | 3.47.6 |
| 4. N.P.S.P | 3.57.8 |
| 5. Sutherland | 4.00.9 |
| 6. | |
| 7. | |
| 8. | |

## 3200 R

RELAY

FIRST PLACE RUNNERS

O. Cozzens 2.11.3
K Weiss 2.13.0
B Bejenum 2.16.7
D Russell 2.08.1

| TEAM | TIME |
|---|---|
| 1. Imperial | 8.45.2 |
| 2. Grant | 8.50.4 |
| 3. Hershey | 9.05.3 |
| 4. N.P.S.P | 9.09.4 |
| 5. | |
| 6. | |
| 7. | |
| 8. | |

EVENTS

TEAMS

| | ABBR. | Imperial | Grant | Hershey | St. Pats | Sutherland |
|---|---|---|---|---|---|---|
| Shot | | 18 | 3 | - | 10 | - |
| Disc | | 18 | 7 | - | 6 | - |
| PV | | 11 | 16 | 1 | - | - |
| CJ | | 1 | 10 | 18 | 2 | - |
| TJ | | 3 | 14 | 4 | 10 | - |
| HJ | | 12 | 12 | 7 | - | - |
| 100 | | 7 | 14 | 2 | 8 | - |
| 200 | | 11 | 14 | - | 6 | - |
| 400 | | 12 | 10 | 8 | - | 1 |
| 800 | | 15 | 6 | 10 | - | - |
| 1600 | | 19 | 6 | - | 4 | 2 |
| 3200 | | 15 | 8 | - | - | 8 |
| 110HH | | 1 | 6 | 6 | - | 18 |
| 300IH | | 16 | 1 | 4 | - | 10 |
| 400R | | 8 | 10 | 34 | 6 | 2 |
| 1600R | | 10 | 8 | 6 | 4 | 2 |
| 3200R | | 10 | 8 | 6 | 4 | - |
| Fresh Rel | | | - | - | - | - |
| | | | | | | |
| TOTALS | | 187 | 153 | 79 | 60 | 43 |
| PLACING | | 1 | 2 | 3 | 4 | 5 |

* do not write in this column until event is over

65 58 44 16 10

BIG RED TRACK SCOREBOOK

MEET Dundy County Invite DATE 5-5-00

## EVENT Shot

| NAME | (Team) | TIME HT. DIST. |
|---|---|---|
| 1. B Hagen | Cul | 47'6" |
| 2. T. Tidwell | I | 46'4" |
| 3. K Fortkamp | I | 45'8½ |
| 4. J. Cillich | At | 44'8½ |
| 5. S. Wiese | DC | 42'2½ |
| 6. K Weshmester | May | 42'1" |
| 7. | | |
| 8. | | |

## EVENT C.S

| NAME | (Team) | TIME HT. DIST. |
|---|---|---|
| 1. D. Webster | D.C | 21'7 |
| 2. J. Wilson | May | 21'4½ |
| 3. B. Eisenhart | Culb | 20'5½ |
| 4. B. Schmitz | May | 20'2½ |
| 5. M. Beck | DC | 19'7½ |
| 6. C. Softley | Gr | 19'2¾ |
| 7. | | |
| 8. | | |

## EVENT 100

| NAME | (Team) | TIME HT. DIST. |
|---|---|---|
| 1. B Haskell | D.C | 10.9 |
| 2. B. Hansen | Gr | 10.9 |
| 3. E. Fuchser | I | 11.2 |
| 4. D. Wilson | Culb | 11.2 |
| 5. M. Clark | D.C | 11.4 |
| 6. J. Wilson | May | 11.4 |
| 7. | | |
| 8. | | |

## EVENT 800

| NAME | (Team) | TIME HT. DIST. |
|---|---|---|
| 1. B. Osborn | D.C | 2.07.1 |
| 2. B. Wilson | Culb | 2.08.5 |
| 3. D. Russell | I | 2.10.4 |
| 4. B. Timm | D.C | 2.14.1 |
| 5. O Cozores | I | 2.16.5 |
| 6. C. Schall | Gr | 2.16.5 |
| 7. | | |
| 8. | | |

## EVENT Disc

| NAME | (Team) | TIME HT. DIST. |
|---|---|---|
| 1. C. Cillich | At | 146'5" |
| 2. T. Strand | I | 135'7" |
| 3. B. Hagen | Culb | 131'7" |
| 4. S. Wiese | D.C | 127'7 |
| 5. T. Hoemfler | Gr | 123'7 |
| 6. T. Tidwell | I | 115'8 |
| 7. | | |
| 8. | | |

## EVENT T.J

| NAME | (Team) | TIME HT. DIST. |
|---|---|---|
| 1. C Richmond | Gr. | 41'0 |
| 2. M. Logsdon | Gr | 41'7½ |
| 3. B. Schmitz | May | 41'3½ |
| 4. B. Hagen | Culb | 40'4½ |
| 5. B. Eisenhart | Culb | 39'10½ |
| 6. B. Timm | D.C | 38'9" |
| 7. | | |
| 8. | | |

## EVENT 200

| NAME | (Team) | TIME HT. DIST. |
|---|---|---|
| 1. B. Haskell | D.C | 22.6 |
| 2. M. Swan | Gr | 22.9 |
| 3. J. Wilson | May | 23.2 |
| 4. E. Fuchser | I | 23.3 |
| 5. D. Wills | Culb | 23.4 |
| 6. B. Hansen | Gr | 23.7 |
| 7. | | |
| 8. | | |

## EVENT 1600

| NAME | (Team) | TIME HT. DIST. |
|---|---|---|
| 1. M. Hansen | I | 4.51.8 |
| 2. J.C. Sharp | D.C | 4.52.2 |
| 3. B. Arp | Culb | 4.56.3 |
| 4. C. Bakken | Gr | 5.02.7 |
| 5. B. Begeman | I | 5.06.5 |
| 6. R. Sperling | Gr | 5.07 |
| 7. | | |
| 8. | | |

## EVENT PJ

| NAME | (Team) | TIME HT. DIST. |
|---|---|---|
| 1. D. Pursley | I | 12'6 |
| 2. J. Klima | Gr | 12'0 |
| 3. B. Hagen | Culb | 10'6 |
| 4. C. McVey | DC | 10'6 |
| 5. S. Martin | D.C | 10' |
| 6. | | |
| 7. | | |
| 8. | | |

## EVENT HJ

| NAME | (Team) | TIME HT. DIST. |
|---|---|---|
| 1. R. Ave | Gr | 6'0 |
| 2. B. Arp | Culb | 5'10' |
| 3. E. Kaiser | I | 5'8 |
| 4. M. Smith | I | 5'8 |
| 5. R. Lamb | At | 5'6 |
| 6. C. Gobb | Gr | 5'4 |
| 7. | | |
| 8. | | |

## EVENT 400

| NAME | (Team) | TIME HT. DIST. |
|---|---|---|
| 1. D. Murphy | I | 52.3 |
| 2. D. Webster | D.C | 52.6 |
| 3. M. Swan | Gr | 53.6 |
| 4. A. Ohlson | I | 54.2 |
| 5. C. Malone | I | 54.4 |
| 6. M. Beck | DC | 54.5 |
| 7. | | |
| 8. | | |

## EVENT 3200

| NAME | (Team) | TIME HT. DIST. |
|---|---|---|
| 1. J. Lutz | D.C | 10.32.9 |
| 2. O. Cozores | I | 10.36.7 |
| 3. B. Begeman | I | 10.55.3 |
| 4. C. Bakken | Gr | 11.05.7 |
| 5. J. Siepecki | I | 11.40.4 |
| 6. K Ord | May | 11.42.6 |
| 7. | | |
| 8. | | |

Wt Rel 1 Imp 49.9 2 Grant 3 Culb 4 May 5 ____ 6 ____

HELD AT: Benkelman SCORING: 1st 10 pts.; 2nd 8 pts.; 3rd 6 pts.; 4th 4 pts.; 5th 2 pts.; 6th 1 pts.; 7th ___ pts.; 8th ___ pts.

**EVENT 110 HH**

| NAME | (Team) | TIME HT. DIST. |
|---|---|---|
| 1. B. Kennicott | May | 15.4 |
| 2. J. Ustava | May | 16.6 |
| 3. C. Burge | Gr. | 17.1 |
| 4. M. Logsdon | Gr | 17.2 |
| 5. R. Gosnell | At | 17.2 |
| 6. M. Kaiser | I | 17.3 |
| 7. | | |
| 8. | | |

**EVENT 3.00 IM**

| NAME | (Team) | TIME HT. DIST. |
|---|---|---|
| 1. B. Kennicott | May | 42.4 |
| 2. A. Ottison | I | 42.4 |
| 3. C. Malone | I | 43.4 |
| 4. C.J. Swanson | I | 44.3 |
| 5. R. Gosnell | At | 45.6 |
| 6. C. Softley | Gr. | 46.6 |
| 7. | | |
| 8. | | |

**400R**

| TEAM | TIME |
|---|---|
| 1. Grant | 44.4 |
| 2. D.C | 44.5 |
| 3. Imp | 44.9 |
| 4. Culb | 45.3 |
| 5. May | 45.5 |
| 6. Atwood | 48.2 |
| 7. | |
| 8. | |

RELAY FIRST PLACE RUNNERS: C. Malone, D. Murphy, K. Shiner, E. Fucher

**1600R**

| TEAM | TIME |
|---|---|
| 1. Imp | 3.36.2 |
| 2. Grant | 3.37.1 |
| 3. Culb | 3.37.6 |
| 4. D.C | 3.39.3 |
| 5. May | 3.48.3 |
| 6. At | 3.49.6 |
| 7. | |
| 8. | |

RELAY FIRST PLACE RUNNERS: E. Fucher, D. Russell, M. Hanna, D. Murphy

**3200R**

| TEAM | TIME |
|---|---|
| 1. Imp | 8.51.0 |
| 2. D.C | 8.51.0 |
| 3. Grant | 9.04.4 |
| 4. May | 9.28.5 |
| 5. | |
| 6. | |
| 7. | |
| 8. | |

RELAY FIRST PLACE RUNNERS: M. Smith, K. Weiss, D. Russell, M. Hanna

Footkamp T. Stand
Coleman T. Idwell

Wt Rel, 49.9

TEAMS

| TEAM NAME / ABBR. | Imperial | Dundy County | Grant | Culbertson | May Wood | At Wood |
|---|---|---|---|---|---|---|
| Shot | 14 | 2 | | 10 | 1 | 4 |
| Disc | 9 | 4 | 2 | 6 | | 10 |
| P.V | 10 | 6 | 8 | 6 | | |
| L.J | | 12 | 1 | 6 | 12 | |
| T.J | | 1 | 18 | 6 | 6 | |
| H.J | 10 | | 11 | 8 | | 2 |
| 100 | 6 | 12 | 8 | 4 | 1 | |
| 200 | 4 | 10 | 9 | 2 | 6 | |
| 400 | 16 | 9 | 6 | | | |
| 800 | 8 | 14 | 1 | 8 | | |
| 1600 | 12 | 8 | 5 | 6 | | |
| 3200 | 16 | 10 | 4 | | 1 | |
| 110 HH | 1 | | 10 | | 18 | 2 |
| 300 IM | 18 | | 1 | | 10 | 2 |
| 400R | 6 | 8 | 10 | 4 | 2 | 1 |
| 1600R | 10 | 4 | 8 | 6 | 2 | 1 |
| 3200R | 10 | 8 | 6 | | 4 | |
| Wt Rel | | | | | | |
| TOTALS | 150 | 108 | 108 | 72 | 63 | 22 |
| PLACING | 1 | 2 | 3 | 4 | 5 | 6 |

* do not write in this column until event is over

# BIG RED TRACK SCOREBOOK

# BIG RED TRACK SCOREBOOK

MEET B-6 Dist DATE 5-11-00

## EVENT Shot

| NAME | (Team) | TIME HT. DIST. |
|---|---|---|
| 1. D. Fisher | Ger | 55'7" |
| 2. C. Hadden | Sid | 52'9½ |
| 3. J. Pierce | Coz | 52'0" |
| 4. T. Hite | Goth | 50.5 |
| 5. J. Plunkett | Og | 50'1" |
| 6. K. Rogers | Chad | 49'10" |
| 7. | | |
| 8. | | |

## EVENT L.J

| NAME | (Team) | TIME HT. DIST. |
|---|---|---|
| 1. B. Lambert | Goth | 22'4½ |
| 2. J. Wellman | Mc | 21'3½ |
| 3. B. Beebout | Val | 20'11" |
| 4. M. Kuhlman | Mc | 20'8¾ |
| 5. M. Smith | Chad | 19'10" |
| 6. J. Mallack | Mc | 19'9" |
| 7. | | |
| 8. | | |

## EVENT 100

| NAME | (Team) | TIME HT. DIST. |
|---|---|---|
| 1. B. Gilland | Mc | 10.8 |
| 2. M. Kettler | Sid | 11.1 |
| 3. J. Rupe | Coz | 11.1 |
| 4. E. Fuchs | I | 11.2 |
| 5. J. Mallack | Mc | 11.3 |
| 6. C. Tater | Og | 11.7 |
| 7. | | |
| 8. | | |

## EVENT 800

| NAME | (Team) | TIME HT. DIST. |
|---|---|---|
| 1. J. Koch | Coz | 2.00.3 |
| 2. D. Skovdahl | Mit | 2.02.0 |
| 3. M. Hanna | I | 2.02.7 |
| 4. R. Klaender | Val | 2.03 |
| 5. P. Clark | Goth | 2.04 |
| 6. M. Carpenter | Mc | 2.05.6 |
| 7. | | |
| 8. | | |

## EVENT Disc

| NAME | (Team) | TIME HT. DIST. |
|---|---|---|
| 1. D. Fisher | Ger | 155'0 |
| 2. J. Pierce | Coz | 153'4" |
| 3. J. Dishman | Goth | 149.5" |
| 4. R. Battenberger | Ger | 142'6 |
| 5. C. Hadden | Sid | 141'5 |
| 6. J. Plunkett | Og | 140'4 |
| 7. | | |
| 8. | | |

## EVENT T.J

| NAME | (Team) | TIME HT. DIST. |
|---|---|---|
| 1. A. Randolph | Mc | 43'3¼ |
| 2. J. Wellman | Mc | 43'1½ |
| 3. T. Hoss | Mc | 42'4¾ |
| 4. J. Ritterbush | Coz | 41'7¼ |
| 5. N. Cheetos | Goth | 40'7 |
| 6. B. Otte | Ger | 40'2¾ |
| 7. | | |
| 8. | | |

## EVENT 200

| NAME | (Team) | TIME HT. DIST. |
|---|---|---|
| 1. B. Gilland | Mc | 22.5 |
| 2. J. Rupe | Coz | 23.1 |
| 3. E. Fuchs | I | 23.2 |
| 4. A. Sawyer | Mc | 23.4 |
| 5. M. Kettler | Sid | 23.6 |
| 6. J. Zlomke | Mc | 23.9 |
| 7. | | |
| 8. | | |

## EVENT 1600

| NAME | (Team) | TIME HT. DIST. |
|---|---|---|
| 1. B. Johnson | Og | 4.41.7 |
| 2. J. Relph | Mc | 4.43.1 |
| 3. A. Teets | Mit | 4.43.7 |
| 4. O. Cazares | I | 4.46.6 |
| 5. J. Lana | Ger | 4.46.6 |
| 6. T. Fickenscher | Goth | 4.53.8 |
| 7. | | |
| 8. | | |

## EVENT P.V

| NAME | (Team) | TIME HT. DIST. |
|---|---|---|
| 1. T. Sandbury | Ger | 13'8 |
| 2. C. Lytle | Mc | 13'2 |
| 3. N. Marsh | Mit | 12'8 |
| 4. D. Parsley | I | 12'8 |
| 5. A. Ottlson | I | 12'2 |
| 6. T. Bullock | Goth | 12'2" |
| 7. D. Maulsby | Mit | 12'2 |
| 8. M. Holbein | Goth | 12'2" |

## EVENT H.J

| NAME | (Team) | TIME HT. DIST. |
|---|---|---|
| 1. B. Lambert | Goth | 6'6" |
| 2. A. Plass | Mc | 6'4" |
| 3. J. Wellman | Mc | 6'4" |
| 4. S. Martin | Mc | 6'4" |
| 5. J. Ritterbush | Coz | 6'2" |
| 6. J. Anderson | Og | 6'0" |
| 7. | | |
| 8. | | |

## EVENT 400

| NAME | (Team) | TIME HT. DIST. |
|---|---|---|
| 1. J. Anderson | Og | 50.0 |
| 2. A. Teets | Mit | 50.6 |
| 3. E. Landeman | Chad | 51.7 |
| 4. D. Murphy | I | 52.0 |
| 5. R. Sommers | Sid | 52.6 |
| 6. J. Dean | Val | 52.9 |
| 7. | | |
| 8. | | |

## EVENT 3200

| NAME | (Team) | TIME HT. DIST. |
|---|---|---|
| 1. O. Cazares | I | 10.24.8 |
| 2. T. Fickenscher | Goth | 10.35.7 |
| 3. J. Herron | Mc | 10.50.8 |
| 4. J. Bergen | Ger | 11.00.2 |
| 5. B. Beyerman | I | 11.12 |
| 6. M. Robles | Mit | 11.28.2 |
| 7. | | |
| 8. | | |

# BIG RED TRACK SCOREBOOK

**HELD AT:** Ogal **SCORING:** 1st 10 pts.; 2nd 8 pts.; 3rd 6 pts.;4th 4 pts.; 5th 2 pts.; 6th 1 pts.;7th ___ pts.; 8th ___ pts.

## EVENT 110 HH

| | NAME | (Team) | TIME HT. DIST. |
|---|---|---|---|
| 1. | B. Burgess | Val | 15.7 |
| 2. | N. Cheatas | Goth | 15.9 |
| 3. | B. Beebout | Val | 15.9 |
| 4. | A. Allen | Ger | 15.9 |
| 5. | A. Gallaher | Ger | 16.0 |
| 6. | AJ Brown | Sid | 16.2 |
| 7. | | | |
| 8. | | | |

## EVENT 300 IM

| | NAME | (Team) | TIME HT. DIST. |
|---|---|---|---|
| 1. | J. Anderson | Og | 39.6 |
| 2. | B. Burgess | Val | 41.7 |
| 3. | A. Allen | Ger | 41.7 |
| 4. | Z. Brost | Mit | 42.2 |
| 5. | M. Smith | Chad | 42.3 |
| 6. | C. Malone | I | 42.4 |
| 7. | | | |
| 8. | | | |

## 400 R

RELAY

| | TEAM | TIME |
|---|---|---|
| 1. | McCook | 43.2 |
| 2. | Goth | 44.2 |
| 3. | Imp | 44.3 |
| 4. | Ogal | 44.5 |
| 5. | Mitchell | 45.0 |
| 6. | Ger. | 45.2 |
| 7. | | |
| 8. | | |

FIRST PLACE RUNNERS

C. Malone
D. Murphy
K. Skinner
E. Fuchser

## 1600 R

RELAY

| | TEAM | TIME |
|---|---|---|
| 1. | Valentine | 3.26.7 |
| 2. | Goth | 3.27.4 |
| 3. | McCook | 3.27.7 |
| 4. | Ogal | 3.28.3 |
| 5. | Mitchell | 3.35.5 |
| 6. | Sidney | 3.36.6 |
| 7. | | |
| 8. | | |

FIRST PLACE RUNNERS

E. Fuchser 53.2
D. Russell 53.5
M- Hamm 55.6
D. Murph 57.9

## 3200 R

RELAY

| | TEAM | TIME |
|---|---|---|
| 1. | Valentine | 8.14.8 |
| 2. | Ger. | 8.22.4 |
| 3. | Ogal | 8.24.2 |
| 4. | Mc | 8.25.3 |
| 5. | Coz | 8.25.9 |
| 6. | Imp | 8.35.9 |
| 7. | | |
| 8. | | |

FIRST PLACE RUNNERS

O Cozzens 2.07
D. Russell 2.06
M- Smith 2:11
M- Hamm 2.12

TEAMS

| | ABBR. | McCook | Gothenburg | Sering | Valentine | Ogallala | Imperial | Cozad | Mitchell | Sidney | Chadron | | | | | | | | |
|---|---|---|---|---|---|---|---|---|---|---|---|---|---|---|---|---|---|---|---|
| | TEAM NAME | | | | | | | | | | | | | | | | | | |
| Shot | | | 4 | 10 | | 2 | | 6 | | 8 | 1 | | | | | | | | |
| Disc | | | 6 | 14 | | 1 | | 8 | | 2 | | | | | | | | | |
| D.J | | 8 | 11½ | 10 | | | 4¾ | | 6¾ | | | | | | | | | | |
| L.J | | 15 | 10 | | 6 | | | | | | 2 | | | | | | | | |
| T.J | | 24 | 2 | 1 | | | | 4 | | | | | | | | | | | |
| H.J | | 18 | 10 | | | 1 | | 2 | | | | | | | | | | | |
| 100 | | 12 | | | | 1 | 4 | 6 | | 8 | | | | | | | | | |
| 200 | | 15 | | | | | 6 | 8 | | 2 | | | | | | | | | |
| 400 | | | | | 1 | 10 | 4 | | 8 | 2 | 6 | | | | | | | | |
| 800 | | 1 | 2 | | 4 | | 6 | 10 | 8 | | | | | | | | | | |
| 1600 | | 8 | 1 | 2 | | 10 | 4 | | 6 | | | | | | | | | | |
| 3200 | | 6 | 8 | 4 | | | 12 | | 1 | | | | | | | | | | |
| 110 HH | | | 8 | 6 | 16 | | | | | 1 | | | | | | | | | |
| 300 IM | | | | 6 | 8 | 10 | 1 | | 4 | 2 | | | | | | | | | |
| 400R | | 10 | 8 | 1 | | 4 | 6 | | 2 | | | | | | | | | | |
| 1600R | | 6 | 8 | | 10 | 4 | | | 2 | 1 | | | | | | | | | |
| 3200R | | 4 | 8 | | 10 | 6 | 1 | 2 | | | | | | | | | | | |
| | | | | | | | | | | | | | | | | | | | |
| | | | | | | | | | | | | | | | | | | | |
| | | | | | | | | | | | | | | | | | | | |
| TOTALS | | 125 | 69¾ | 62 | 55 | 49 | 49¾ | 46 | 37¾ | 26 | 9 | | | | | | | | |
| PLACING | | 1 | 2 | 3 | 4 | 5 | 6 | 7 | 8 | 9 | 10 | | | | | | | | |

* do not write in this column until event is over

EVENTS

BIG RED TRACK SCOREBOOK

MEET Stock Meet DATE 5-19-20-

| EVENT 100 | | | EVENT 800 | | | EVENT | | | EVENT | | |
|---|---|---|---|---|---|---|---|---|---|---|---|
| NAME | (Team) | TIME HT. DIST. | NAME | (Team) | TIME HT. DIST. | NAME | (Team) | TIME HT. DIST. | NAME | (Team) | TIME HT. DIST. |
| 1. | | | 1. | | | 1. | | | 1. | | |
| 2. | | | 2. | | | 2. | | | 2. | | |
| 3. E. Fuchsen | | | 3. Matt Hamm | | | 3. | | | 3. | | |
| 4. | | | 4. | | | 4. | | | 4. | | |
| 5. 11.65 | | | 5. 2.02.86 | | | 5. | | | 5. | | |
| 6. | | | 6. | | | 6. | | | 6. | | |
| 7. No Place | | | 7. No-Place | | | 7. | | | 7. | | |
| 8. | | | 8. | | | 8. | | | 8. | | |
| EVENT 200 | | | EVENT 1600 | | | EVENT | | | EVENT | | |
| NAME | (Team) | TIME HT. DIST. | NAME | (Team) | TIME HT. DIST. | NAME | (Team) | TIME HT. DIST. | NAME | (Team) | TIME HT. DIST. |
| 1. | | | 1. | | | 1. | | | 1. | | |
| 2. | | | 2. | | | 2. | | | 2. | | |
| 3. E. Fuchsen | | | 3. Oscar Cazares | | | 3. | | | 3. | | |
| 4. | | | 4. | | | 4. | | | 4. | | |
| 5. | | | 5. | | | 5. | | | 5. | | |
| 6. 23.31 | | | 6. Inj | | | 6. | | | 6. | | |
| 7. | | | 7. | | | 7. | | | 7. | | |
| 8. No-Place | | | 8. | | | 8. | | | 8. | | |
| EVENT 400 | | | EVENT 3200 | | | EVENT | | | EVENT | | |
| NAME | (Team) | TIME HT. DIST. | NAME | (Team) | TIME HT. DIST. | NAME | (Team) | TIME HT. DIST. | NAME | (Team) | TIME HT. DIST. |
| 1. | | | 1. | | | 1. | | | 1. | | |
| 2. | | | 2. | | | 2. | | | 2. | | |
| 3. David Murphy | | | 3. Oscar Cazares | | | 3. | | | 3. | | |
| 4. | | | 4. | | | 4. | | | 4. | | |
| 5. | | | 5. | | | 5. | | | 5. | | |
| 6. 52.39 | | | 6. 10:13.04 | | | 6. | | | 6. | | |
| 7. | | | 7. | | | 7. | | | 7. | | |
| 8. No-Place | | | 8. No place | | | 8. | | | 8. | | |

# BIG RED TRACK SCOREBOOK

**HELD AT:** Omaha **SCORING:** 1st___pts.; 2nd___pts.; 3rd___pts.;4th___pts.; 5th___pts.; 6th___pts.;7th___pts.; 8th___pts.

**EVENT** _____

| NAME | (Team) | TIME HT. DIST. |
|---|---|---|
| 1. | | |
| 2. | | |
| 3. | | |
| 4. | | |
| 5. | | |
| 6. | | |
| 7. | | |
| 8. | | |

**EVENT** _____

| NAME | (Team) | TIME HT. DIST. |
|---|---|---|
| 1. | | |
| 2. | | |
| 3. | | |
| 4. | | |
| 5. | | |
| 6. | | |
| 7. | | |
| 8. | | |

| TEAM | TIME |
|---|---|
| 1. | |
| 2. | |
| 3. 4,5,24 | |
| 4. | |
| 5. | |
| 6. | |
| 7. Neptune | |
| 8. | |

4 8 R

**RELAY**

FIRST PLACE RUNNERS

C. McClure
D. Mayberry
K. Stringer
E. Fischer

| TEAM | TIME |
|---|---|
| 1. | |
| 2. | |
| 3. | |
| 4. | |
| 5. | |
| 6. | |
| 7. | |
| 8. | |

**RELAY**

FIRST PLACE RUNNERS

| TEAM | TIME |
|---|---|
| 1. | |
| 2. | |
| 3. | |
| 4. | |
| 5. | |
| 6. | |
| 7. | |
| 8. | |

**RELAY**

FIRST PLACE RUNNERS

TEAMS

| ABBR. / TEAM NAME | EVENTS | | | | | | | | | | | | | | | | | |
|---|---|---|---|---|---|---|---|---|---|---|---|---|---|---|---|---|---|---|
| | | | | | | | | | | | | | | | | | | |
| | | | | | | | | | | | | | | | | | | |
| | | | | | | | | | | | | | | | | | | |

# BIG RED TRACK SCOREBOOK

**MEET** _____ **DATE** _____

| EVENT | NAME | (Team) | TIME HT. DIST. |
|---|---|---|---|
| | 1. | | |
| | 2. | | |
| | 3. | | |
| | 4. | | |
| | 5. | | |
| | 6. | | |
| | 7. | | |
| | 8. | | |

| EVENT | NAME | (Team) | TIME HT. DIST. |
|---|---|---|---|
| | 1. | | |
| | 2. | | |
| | 3. | | |
| | 4. | | |
| | 5. | | |
| | 6. | | |
| | 7. | | |
| | 8. | | |

| EVENT | NAME | (Team) | TIME HT. DIST. |
|---|---|---|---|
| | 1. | | |
| | 2. | | |
| | 3. | | |
| | 4. | | |
| | 5. | | |
| | 6. | | |
| | 7. | | |
| | 8. | | |

| EVENT | NAME | (Team) | TIME HT. DIST. |
|---|---|---|---|
| | 1. | | |
| | 2. | | |
| | 3. | | |
| | 4. | | |
| | 5. | | |
| | 6. | | |
| | 7. | | |
| | 8. | | |

| EVENT | NAME | (Team) | TIME HT. DIST. |
|---|---|---|---|
| | 1. | | |
| | 2. | | |
| | 3. | | |
| | 4. | | |
| | 5. | | |
| | 6. | | |
| | 7. | | |
| | 8. | | |

| EVENT | NAME | (Team) | TIME HT. DIST. |
|---|---|---|---|
| | 1. | | |
| | 2. | | |
| | 3. | | |
| | 4. | | |
| | 5. | | |
| | 6. | | |
| | 7. | | |
| | 8. | | |

| EVENT | NAME | (Team) | TIME HT. DIST. |
|---|---|---|---|
| | 1. | | |
| | 2. | | |
| | 3. | | |
| | 4. | | |
| | 5. | | |
| | 6. | | |
| | 7. | | |
| | 8. | | |

| EVENT | NAME | (Team) | TIME HT. DIST. |
|---|---|---|---|
| | 1. | | |
| | 2. | | |
| | 3. | | |
| | 4. | | |
| | 5. | | |
| | 6. | | |
| | 7. | | |
| | 8. | | |

# — FEATURES OF THE BIG RED TRACK SCORE BOOK —

- ★ Scores 19 meets
- ★ Up to eight places can be scored
- ★ Time, height or distance can be recorded for all places
- ★ Can be used for duals, triangulars or large invitationals
- ★ Room to score 14 individual events and 3 relays
- ★ Sample score sheet
- ★ Extra relay slips in back of book

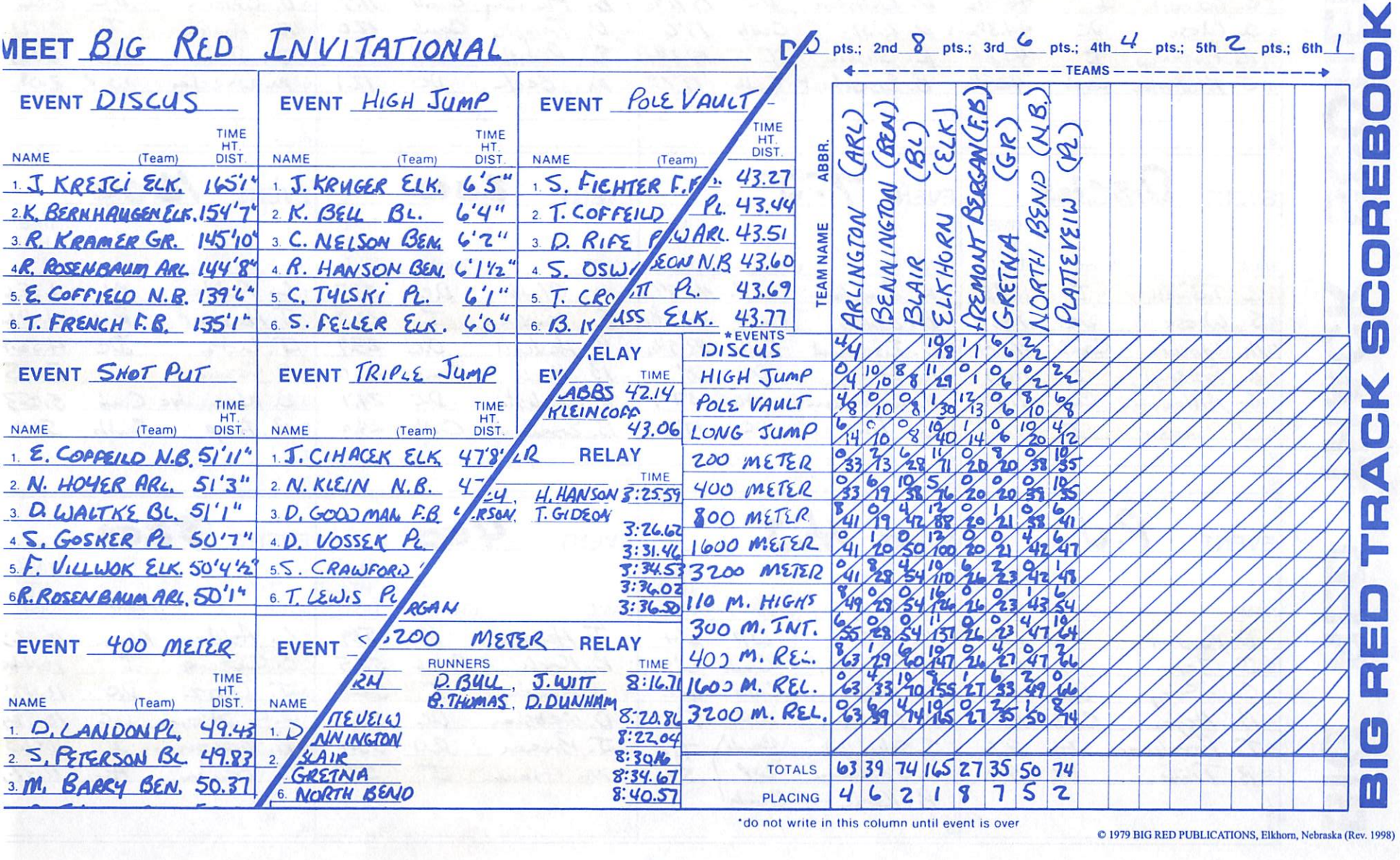


© 1979 BIG RED PUBLICATIONS, Elkhorn, Nebraska (Rev. 1998)

BIG RED TRACK SCOREBOOK

MEET Cambridge DATE 3-25-03

## EVENT Shot

| | NAME | (Team) | TIME HT. DIST. |
|---|---|---|---|
| 1. | B. Hagen | Cumb | 46'7¼ |
| 2. | G. Athlmeyer | Cumb | 45'2¾ |
| 3. | Z. Tidwell | I | 44'7½ |
| 4. | S. Wiese | DC | 44.3½ |
| 5. | K. Fortkamp | I | 44.01 |
| 6. | J. Mollning | Cumb | 42'9½ |
| 7. | | | |
| 8. | | | |

## EVENT L.J.

| | NAME | (Team) | TIME HT. DIST. |
|---|---|---|---|
| 1. | B. Flemming | Cumb | 20'3¼ |
| 2. | B. Koch | Cumb | 20'2" |
| 3. | D. Webster | DC | 15'11¾ |
| 4. | D. Wilks | Cumb | 15'6 |
| 5. | K. Shinn | I | 15'2¼ |
| 6. | B. Eisenhart | Cumb | 15'2" |
| 7. | | | |
| 8. | | | |

## EVENT 100

| | NAME | (Team) | TIME HT. DIST. |
|---|---|---|---|
| 1. | B. Haskell | D.C | 11.4 |
| 2. | M. Clark | D.C | 11.6 |
| 3. | B. Flemming | Cumb | 11.7 |
| 4. | D. Trompke | Cumb | 12.0 |
| 5. | E. Podilka | WP | 12.1 |
| 6. | M Beck | D.C. | 12.1 |
| 7. | | | |
| 8. | | | |

## EVENT 800

| | NAME | (Team) | TIME HT. DIST. |
|---|---|---|---|
| 1. | L. Ashley | AL | 2.04.3 |
| 2. | J. Brown | R.U | 2.05.9 |
| 3. | B. Osborn | D.C | 2.06 |
| 4. | M. Hannan | I | 2.07.1 |
| 5. | J. Drake | AL | 2.07.9 |
| 6. | M. Wheeler | W.P. | 2.08 |
| 7. | | | |
| 8. | | | |

## EVENT Discus

| | NAME | (Team) | TIME HT. DIST. |
|---|---|---|---|
| 1. | Z. Tidwell | I | 125'5 |
| 2. | S. Wiese | DC. | 115.1" |
| 3. | M. Young | Cumb | 116'10" |
| 4. | K. Fortkamp | I | 116'5 |
| 5. | G. Athlmeyer | Cumb | 114'11" |
| 6. | N. Kaiser | I | 113'7" |
| 7. | | | |
| 8. | | | |

## EVENT T.J

| | NAME | (Team) | TIME HT. DIST. |
|---|---|---|---|
| 1. | R Errington | WP. | 40'5½ |
| 2. | D. Wilks | Cumb | 40'1¾ |
| 3. | B. Eisenhart | Cumb | 38'5¼ |
| 4. | N. Stamp | DC | 38' |
| 5. | K Schroder | AL | 37'9 |
| 6. | B. Tinn | DC | 37'8 |
| 7. | | | |
| 8. | | | |

## EVENT 200

| | NAME | (Team) | TIME HT. DIST. |
|---|---|---|---|
| 1. | M. Clark | D.C | 23.5 |
| 2. | E. Fuchen | I | 23.7 |
| 3. | B. Haskell | D.C | 23.7 |
| 4. | B. Koch | Cumb | 24.0 |
| 5. | D. Webster | D.C | 24.1 |
| 6. | B. Eisenhart | Cumb | 24.4 |
| 7. | | | |
| 8. | | | |

## EVENT 1600

| | NAME | (Team) | TIME HT. DIST. |
|---|---|---|---|
| 1. | L. Ashley | AL | 4.38.6 |
| 2. | J. Heartwell | R.U | 4.41.6 |
| 3. | J. Lutz | DC | 4.56.9 |
| 4. | O. Cazares | I | 5.00.5 |
| 5. | B. Necombe | Cumb | 5.05.3 |
| 6. | B. Arp | Cumb | 5.07 |
| 7. | | | |
| 8. | | | |

## EVENT P.V

| | NAME | (Team) | TIME HT. DIST. |
|---|---|---|---|
| 1. | D Parsley | I | 12'6 |
| 2. | J. Zerr | AL | 11'6 |
| 3. | C. McVey | DC | 10' |
| 4. | B. Hagen | Cumb | 10' |
| 5. | T. Ferchee | AL | 9'6 |
| 6. | B. Tinn | DC | 9'0 |
| 7. | | | |
| 8. | | | |

## EVENT H.J.

| | NAME | (Team) | TIME HT. DIST. |
|---|---|---|---|
| 1. | K. Kitt | WP | 6'4 |
| 2. | B. Flemming | Cumb | 6'4 |
| 3. | B. Arp | Cumb | 6'2 |
| 4. | M. Wheeler | WP. | 5'10 |
| 5. | J. Schofflet | Cumb | Tie |
| 6. | C. Steelman | WP | 5'4 |
| 7. | B. Koch | Cumb | |
| 8. | | | |

## EVENT 400

| | NAME | (Team) | TIME HT. DIST. |
|---|---|---|---|
| 1. | J. Heartwell | RU | 51.9 |
| 2. | B. Koch | Cumb | 52.5 |
| 3. | D. Murphy | I | 52.8 |
| 4. | D. Webster | DC | 53.0 |
| 5. | J. Brown | RU | 53.4 |
| 6. | M. Hannan | I | 53.7 |
| 7. | | | |
| 8. | | | |

## EVENT 3200

| | NAME | (Team) | TIME HT. DIST. |
|---|---|---|---|
| 1. | L. Ashley | Alum | 10.32.3 |
| 2. | O. Cazares | I | 10.44.4 |
| 3. | J. Lutz | DC | 10.47.9 |
| 4. | J.C. Stamp | DC | 10.58.4 |
| 5. | B. Begeman | I | 11.01.3 |
| 6. | C. Beuter | AL | 11.37.1 |
| 7. | | | |
| 8. | | | |

HELD AT: Cambridge SCORING: 1st 10 pts.; 2nd 8 pts.; 3rd 6 pts.; 4th 4 pts.; 5th 2 pts.; 6th 1 pts.; 7th ___ pts.; 8th ___ pts.

**EVENT 110 HH**

| NAME | (Team) | TIME HT. DIST. |
|---|---|---|
| 1. C. Jorgenson | AL | 16.1 |
| 2. N. Stroup | D.C | 17.4 |
| 3. D. Pursley | I | 17.8 |
| 4. K. Kitt | W.P | 18.1 |
| 5. N. Mullaney | DC | 18.2 |
| 6. T. Ferebee | AL | 18.4 |
| 7. | | |
| 8. | | |

**EVENT 300 IM**

| NAME | (Team) | TIME HT. DIST. |
|---|---|---|
| 1. J. Steelman | W.P | 42.9 |
| 2. C. Jorgenson | AL | 43.6 |
| 3. N. Stroup | D.C | 44.7 |
| 4. A. Ohlson | I | 45.6 |
| 5. K. Kitt | W.P. | 46.0 |
| 6. T. Ferebee | AL | 46.1 |
| 7. | | |
| 8. | | |

**400-R**

| TEAM | TIME |
|---|---|
| 1. D.C | 45.6 |
| 2. Culb | 46.7 |
| 3. I | 46.9 |
| 4. Alma | 48.6 |
| 5. Camb | 50.5 |
| 6. | |
| 7. | |
| 8. | |

RELAY FIRST PLACE RUNNERS
E. Fischer
C. Malone
K. Shinn
M. Smith

**1600-R**

| TEAM | TIME |
|---|---|
| 1. W.P | 3.40.8 |
| 2. I | 3.44.6 |
| 3. AL | 3.47 |
| 4. Camb | 3.48 |
| 5. R.U | 3.51.3 |
| 6. D.C | 4.16.8 |
| 7. | |
| 8. | |

RELAY FIRST PLACE RUNNERS
M. Hanna 54.6
K. Shinn 59.4
D. Russell 56.0
D. Murphy 53.7

**3200 R**

| TEAM | TIME |
|---|---|
| 1. D.C | 8.44.6 |
| 2. Culb | 9.05.1 |
| 3. I | 9.05.1 |
| 4. AL | 9.28.0 |
| 5. W.P | 9.29.9 |
| 6. Camb | 9.45.6 |
| 7. | |
| 8. | |

RELAY FIRST PLACE RUNNERS
D. Russell 2.10.5
B. Bergman 2.16.5
K. Weiss 2.22
M. Smith 2.26

TEAMS

| TEAM NAME / ABBR. | Dundy County | Imperial | ALMA | Cambridge | Culbertson | Wow Pal. | Rep Valley |
|---|---|---|---|---|---|---|---|
| Shot | 4 | 8 | | 9 | 10 | | |
| Discus | 8 | 15 | | 8 | | | |
| R.U | 7 | 10 | 10 | | 4 | | |
| L.J | 6 | 2 | | 18 | 5 | | |
| T.J | 5 | | 2 | | 14 | 10 | |
| H.J | | | | 10 | 6 | 15 | |
| 100 | 19 | | | 10 | | 2 | |
| 200 | 18 | 8 | | 4 | 1 | | |
| 400 | 4 | 7 | | 8 | | | 12 |
| 800 | 6 | 4 | 12 | | | 1 | 8 |
| 1600 | 6 | 4 | 10 | 2 | 1 | | 8 |
| 3200 | 10 | 10 | 11 | | | | |
| 110 HH | 10 | 6 | 11 | | | 4 | |
| 300 IM | 6 | 4 | 9 | | | 12 | |
| 400 R | 10 | 6 | 4 | 34 | 8 | | |
| 1600 R | 1 | 8 | 6 | 4 | | 10 | 2 |
| 3200 R | 10 | 6 | 4 | 1 | 8 | 2 | |
| TOTALS | 130 | 98 | 79 | 76 | 57 | 56 | 30 |
| PLACING | 1 | 2 | 3 | 4 | 5 | 6 | 7 |

* do not write in this column until event is over

# BIG RED TRACK SCOREBOOK

BIG RED TRACK SCOREBOOK

MEET Maywood (Reserves) DATE 3-25-00

## EVENT Shot

| | NAME | (Team) | TIME HT. DIST. |
|---|---|---|---|
| 1. | D. Melvin | MCHS | 48'6 |
| 2. | B. Holmstedt | Pax | 45' |
| 3. | L. Pfeifer | E-F | 44'10" |
| 4. | K Workmeister | May | 42'5" |
| 5. | J. Hubl | L.C | 40.7 |
| 6. | M. Hahn | Pax | 35'1½ |
| 7. | | | |
| 8. | | | |

## EVENT L.J

| | NAME | (Team) | TIME HT. DIST. |
|---|---|---|---|
| 1. | B. Schmitz | May | 20'8¾ |
| 2. | J. Wilson | May | 20'8½ |
| 3. | D. Jergenson | M.V | 19'3½ |
| 4. | D McCain | L.C | 18'1½ |
| 5. | K Correll | MCHS | 18'7¼ |
| 6. | T. Wilson | Elm | 18'6 |
| 7. | | | |
| 8. | | | |

## EVENT 100

| | NAME | (Team) | TIME HT. DIST. |
|---|---|---|---|
| 1. | J. Wilson | May | 11.2 |
| 2. | D. Woodburn | M.V | 11.3 |
| 3. | B. Lindsted | M.V | 11.5 |
| 4. | R. Meyers | M.V. | 11.6 |
| 5. | S. Heinemann | Pax | 11.7 |
| 6. | V. Sanchez | EL. | 12.5 |
| 7. | | | |
| 8. | | | |

## EVENT 800

| | NAME | (Team) | TIME HT. DIST. |
|---|---|---|---|
| 1. | T. Anderson | Pax | 2.05.6 |
| 2. | C. Hansen | M.V | 2.14.8 |
| 3. | C. Cochrane | E.F | 2.15.5 |
| 4. | M. Stegemeyer | E.F | 2:15.6 |
| 5. | J. Shirley | May | 2:18.5 |
| 6. | M. Goedenbergen | EL. | 2.21.0 |
| 7. | | | |
| 8. | | | |

## EVENT Discus

| | NAME | (Team) | TIME HT. DIST. |
|---|---|---|---|
| 1. | D Holmstadt | Pax | 125'1½ |
| 2. | D. Melvin | MCHS | 115'8¼ |
| 3. | Z. Nesbitt | I | 115'3½ |
| 4. | C. Hansen | M.V | 112'5¾ |
| 5. | M. Hahn | Pax | 111'3" |
| 6. | C. Neal | MCHS | 111'3 |
| 7. | | | |
| 8. | | | |

## EVENT T.J

| | NAME | (Team) | TIME HT. DIST. |
|---|---|---|---|
| 1. | J. Heinrich | Pax | 40'3¾ |
| 2. | D. Woodburn | M.V. | 39'7¾ |
| 3. | J. Christopher | MCHS | 37'10" |
| 4. | D McCain | L.C | 37'3¼ |
| 5. | K Correll | MCHS | 36'0 |
| 6. | M. Stegemeyer | E.F | 35'5½ |
| 7. | | | |
| 8. | | | |

## EVENT 200

| | NAME | (Team) | TIME HT. DIST. |
|---|---|---|---|
| 1. | P. Scaffo | M.V | 24.3 |
| 2. | R. Meyers | M.V | 24.7 |
| 3. | B. Lindsted | M.V | 24.8 |
| 4. | T. Patch | May | 25.1 |
| 5. | D. Gleason | E-F | 25.2 |
| 6. | B. Sanchez | EL | 25.6 |
| 7. | | | |
| 8. | | | |

## EVENT 1600

| | NAME | (Team) | TIME HT. DIST. |
|---|---|---|---|
| 1. | T. Krach | Pax | 5.01.8 |
| 2. | C. McCaleb | MCHS | 5.03.5 |
| 3. | J. Hollenbeck | L.C | 5.12.0 |
| 4. | J. Shirley | May | 5.14.2 |
| 5. | M. Demuret | M.V | 5.16.3 |
| 6. | D. Jergenson | M.V | 5.15.8 |
| 7. | | | |
| 8. | | | |

## EVENT P.V

| | NAME | (Team) | TIME HT. DIST. |
|---|---|---|---|
| 1. | B. Schmitz | May | 10'6 |
| 2. | J. Montagen | May | 10' |
| 3. | Z. Barger | Pax | 9'6 |
| 4. | R. Stanchina | Elm | 9'0 |
| 5. | M. Goedenbergen | Elm | 9'0 |
| 6. | B. Coleman | I | 8'6" |
| 7. | | | |
| 8. | | | |

## EVENT H.J

| | NAME | (Team) | TIME HT. DIST. |
|---|---|---|---|
| 1. | A. Cochrane | E-F | 5'10" |
| 2. | J. Wilson | May | 5'8" |
| 3. | E Kaiser | I | 5'7" |
| 4. | J. Shirley | May | 5'6" |
| 5. | A. Elder | Pax | 5'5" |
| 6. | P. Scaffo | M.V | 5'4 |
| 7. | | | |
| 8. | | | |

## EVENT 400

| | NAME | (Team) | TIME HT. DIST. |
|---|---|---|---|
| 1. | J. Hansen | Pax | 54.3 |
| 2. | P. Scaffo | M.V | 54.8 |
| 3. | D. Woodburn | M.V | 57.0 |
| 4. | M. Brockmeier | E-F | 57.1 |
| 5. | J. Heinrich | Pax | 57.2 |
| 6. | K Kugler | E-F | 58.0 |
| 7. | | | |
| 8. | | | |

## EVENT 3200

| | NAME | (Team) | TIME HT. DIST. |
|---|---|---|---|
| 1. | J. Hollenbeck | L.C | 11.16.7 |
| 2. | L Arensdorf | MCHS | 11.26.1 |
| 3. | M. Demuret | M.V | 11.32.6 |
| 4. | J. Wood | Irsp | 11.33.5 |
| 5. | T. Scoville | EL. | 12.00 |
| 6. | C. Clark | EL. | 12.04 |
| 7. | | | |
| 8. | | | |

# BIG RED TRACK SCOREBOOK

**HELD AT:** May Wood **SCORING:** 1st 10 pts.; 2nd 8 pts.; 3rd 6 pts.; 4th 4 pts.; 5th 2 pts.; 6th 1 pts.; 7th ___ pts.; 8th ___ pts.

**EVENT** 110 HH

| NAME | (Team) | TIME HT. DIST. |
|---|---|---|
| 1. B. Kennicutt | May | 15.8 |
| 2. J. Votava | May | 16.7 |
| 3. D. Downer | T.V | 18.1 |
| 4. M. Jones | M.V | 18.4 |
| 5. A. Vlasin | Imp | 19.3 |
| 6. B. Burton | T.V | 20.3 |
| 7. | | |
| 8. | | |

**EVENT** 300 Im

| NAME | (Team) | TIME HT. DIST. |
|---|---|---|
| 1. J. Votava | May | 45.5 |
| 2. D. Downer | T.V | 45.8 |
| 3. M. Jones | M.V | 48.1 |
| 4. K. Correll | McHS | 48.8 |
| 5. B. Burton | T.V. | 48.9 |
| 6. J. Perlinger | Pax | 49.0 |
| 7. | | |
| 8. | | |

**400 R**

| TEAM | TIME |
|---|---|
| 1. M.V | 46.0 |
| 2. May | 46.1 |
| 3. E-F | 48.3 |
| 4. Elwood | 49.9 |
| 5. Mc Co | 50.5 |
| 6. Imp | 51.6 |
| 7. | |
| 8. | |

RELAY FIRST PLACE RUNNERS
C.J. Swanson
Z. Nesbitt
A. Baumbe
K. Jones

**1600 R**

| TEAM | TIME |
|---|---|
| 1. May | 3.48.6 |
| 2. Pax | 3.52.5 |
| 3. Elwood | 3.54 |
| 4. E-F | 3.55 |
| 5. M.V | 3.58.1 |
| 6. Mc Co | 4.03.5 |
| 7. | |
| 8. | |

RELAY FIRST PLACE RUNNERS
E. Kaiser 62.8
A. Vlasin 65.6
C. J Swanson 64.3
B. Coleman 64.3

**3200 R**

| TEAM | TIME |
|---|---|
| 1. Pax | 9.13.5 |
| 2. Elwood | 9.18.5 |
| 3. E-F | 9.20.7 |
| 4. M.V | 9.20.8 |
| 5. Lake Side Cent | 9.31.8 |
| 6. Maywood | 9.24.1 |
| 7. | |
| 8. | |

RELAY FIRST PLACE RUNNERS
None

TEAMS

| TEAM NAME / ABBR. | May Wood | Med Valley | Paxton | Mc. County | Eustis Farman | Elwood | Lake Side Central | Imp J.V | Twin Valley |
|---|---|---|---|---|---|---|---|---|---|
| Shot | 4 | | 9 | 10 | 6 | | 2 | | |
| Discus | | 4 | 12 | 9 | | | | 6 | |
| PV | 18 | | 6 | | | 6 | | 1 | |
| L.J | 18 | 6 | | 2 | | 1 | 4 | | |
| T.J | | 8 | 10 | 8 | 1 | | 4 | | |
| H.J | 12 | ~~4~~ 1 | 2 | | 10 | | | | |
| 100 | 10 | 18 | 2 | | | 1 | | 6 | |
| 200 | 4 | 24 | | | 2 | 1 | | | |
| 400 | | 14 | 12 | | 5 | | | | |
| 800 | 2 | 8 | 10 | | 10 | 1 | | | |
| 1600 | 4 | 3 | 10 | 8 | | | 6 | | |
| 3200 | | 6 | | 8 | | 3 | 10 | 4 | |
| 110 HH | 18 | 4 | | | | | | 2 | 7 |
| 300 Im | 10 | 6 | 1 | 4 | | | | | 10 |
| 400 R | 8 | 10 | | 2 | 6 | 4 | | 1 | |
| 1600 R | 10 | 2 | 8 | 1 | 4 | 6 | | | |
| 3200 R | 2 | 4 | 10 | | 6 | 8 | 1 | | |
| TOTALS | 120 | 118 | 92 | 52 | 50 | 31 | 27 | 20 | 17 |
| PLACING | 1 | 2 | 3 | 4 | 5 | 6 | 7 | 8 | 9 |

EVENTS

* do not write in this column until event is over

# BIG RED TRACK SCOREBOOK

MEET Ogallala Invite DATE 3-25-00

## EVENT Shot

| NAME | (Team) | TIME HT. DIST. |
|---|---|---|
| 1. R. Edwards | Hax | 48'8½ |
| 2. J. Pierce | Coz | 48'4½ |
| 3. K. Fatkamp | I | 45'4½ |
| 4. Z. Tidwell | I | 45'3½ |
| 5. T. Strand | I | 45'1½ |
| 6. N. Peterson | Coz | 44'9 |
| 7. | | |
| 8. | | |

## EVENT L.J

| NAME | (Team) | TIME HT. DIST. |
|---|---|---|
| 1. B. Lambert | Goth | 21'6½ |
| 2. M. Miller | Her | 21'4 |
| 3. J. Johnson | Kimb | 19'2 |
| 4. K. Shinn | I | 18'7½ |
| 5. P. Bunkhemer | Holy | 18'7½ |
| 6. Z. Adams | Sid | 18'6 |
| 7. | | |
| 8. | | |

## EVENT 100

| NAME | (Team) | TIME HT. DIST. |
|---|---|---|
| 1. C. Solyards | Hax | 11.4 |
| 2. A. Wernsman | Hax | 11.7 |
| 3. J. Rupe | Coz | 11.8 |
| 4. E. Fuchser | I | 11.8 |
| 5. M. Kettler | Sid | 11.8 |
| 6. J. Johnson | Kimb | 11.9 |
| 7. | | |
| 8. | | |

## EVENT 800

| NAME | (Team) | TIME HT. DIST. |
|---|---|---|
| 1. J. Koch | Coz | 2.02.2 |
| 2. C. Nielson | Kimb | 2.03.2 |
| 3. M. Hanna | I | 2.05.4 |
| 4. B. Massen | Her | 2.05.4 |
| 5. D. Skaudahl | Mitch | 2.07 |
| 6. P. Clark | Goth | 2.07.5 |
| 7. | | |
| 8. | | |

## EVENT Discus

| NAME | (Team) | TIME HT. DIST. |
|---|---|---|
| 1. J. Winter | Good | 150'½ |
| 2. J. Dishman | Goth | 139'1" |
| 3. C. Dimmoz | Kimb | 134'8" |
| 4. A. Henbrickson | Coz | 132'5" |
| 5. J. Plunknet | Og | 130'11½ |
| 6. B. Koch | Goth | 129'7 |
| 7. | | |
| 8. | | |

## EVENT T.J

| NAME | (Team) | TIME HT. DIST. |
|---|---|---|
| 1. B. Lambert | Goth | 42'4 |
| 2. M. Logsdon | Gr | 40'2¾ |
| 3. J. Rittenbush | Coz | 39'11¾ |
| 4. L. Stone | Good | 39'5¾ |
| 5. N. Cheetos | Goth | 39'2¾ |
| 6. M. Lee | Gr. | 38'10½ |
| 7. | | |
| 8. | | |

## EVENT 200

| NAME | (Team) | TIME HT. DIST. |
|---|---|---|
| 1. C. Solyards | Hax | 22.9 |
| 2. A. Wernsman | Hax | 23.4 |
| 3. J. Rupe | Coz | 23.6 |
| 4. M. Steiner | Good | 23.8 |
| 5. E. Fuchser | I | 23.9 |
| 6. J. Johnson | Kimb | 24.1 |
| 7. | | |
| 8. | | |

## EVENT 1600

| NAME | (Team) | TIME HT. DIST. |
|---|---|---|
| 1. B. McCarthy | Holy | 4.53.1 |
| 2. B. Nelson | Coz | 4.53.3 |
| 3. A. Teets | Mit | 4.54.1 |
| 4. B. Johnson | Og | 4.54.1 |
| 5. D. Skaudahl | Mit | 5.01 |
| 6. O. Cazares | I | 5.03.1 |
| 7. | | |
| 8. | | |

## EVENT P.V

| NAME | (Team) | TIME HT. DIST. |
|---|---|---|
| 1. T. Bullock | Goth | 12'6 |
| 2. D. Pursley | I | 12'6 |
| 3. M. Holbein | Goth | 12'0 |
| 4. J. Klima | Gr | 12'0 |
| 5. T. Younghans | Her | 11'6 |
| 6. P. McGreer | Gr | 11'6 |
| 7. | | |
| 8. | | |

## EVENT H.J

| NAME | (Team) | TIME HT. DIST. |
|---|---|---|
| 1. B. Lambert | Goth | 6'3 |
| 2. J. Anderson | Og | 6'1 |
| 3. L. Stone | Good | 5'11 |
| 4. R. Ave | Gr | 5'11 |
| 5. B. Schnell | Mit | 5'11 |
| 6. J. Peters | Ogal | 5'9 |
| 7. | | |
| 8. | | |

## EVENT 400

| NAME | (Team) | TIME HT. DIST. |
|---|---|---|
| 1. T. Kirchner | Og | 52.4 |
| 2. M. Swan | Gr | 53.1 |
| 3. J. Anderson | Og | 53.2 |
| 4. B. Massen | Her | 53.6 |
| 5. A. Armstrong | Og | 53.7 |
| 6. M. Hanna | I | 53.9 |
| 7. | | |
| 8. | | |

## EVENT 3200

| NAME | (Team) | TIME HT. DIST. |
|---|---|---|
| 1. B. McCarthy | Holy | 10.25.9 |
| 2. O. Cazares | I. | 10.32.1 |
| 3. A. Teets | Mit | 10.51.1 |
| 4. C. Bitkner | Gr | 10.52.[illegible] |
| 5. B. Beyerman | I | 11.01.6 |
| 6. J. Wood | I | 11.18.2 |
| 7. | | |
| 8. | | |

# BIG RED TRACK SCOREBOOK

**HELD AT:** Ogallala **SCORING:** 1st 10 pts.; 2nd 8 pts.; 3rd 6 pts.; 4th 4 pts.; 5th 2 pts.; 6th 1 pts.; 7th ___ pts.; 8th ___ pts.

**EVENT** 110 HH

| NAME | (Team) | TIME HT. DIST. |
|---|---|---|
| 1. C. Halligan | Kimb | 15.7 |
| 2. M. Miller | Her | 16.5 |
| 3. J. Ritterbush | Coz | 16.6 |
| 4. M. Logsdon | Gr | 16.8 |
| 5. B. Mai | Good | 17.0 |
| 6. N. Cheetos | Goth | 17.1 |
| 7. | | |
| 8. | | |

**EVENT** 300 Ilm

| NAME | (Team) | TIME HT. DIST. |
|---|---|---|
| 1. Jenderson | Og. | 41.6 |
| 2. M. Miller | Her | 42.8 |
| 3. C. Halligan | Kimb | 42.8 |
| 4. B. Kriner | Hex | 43.0 |
| 5. Z. Brost | Mit | 43.2 |
| 6. A.J. Brown | Sid | 44.2 |
| 7. | | |
| 8. | | |

**400 R**

| TEAM | TIME |
|---|---|
| 1. Goodland | 44.5 |
| 2. Goth | 45.3 |
| 3. Ogal | 45.4 |
| 4. Holy | 45.4 |
| 5. Kimball | 45.4 |
| 6. Imp | 46.5 |
| 7. | |
| 8. | |

RELAY FIRST PLACE RUNNERS
E. Fuchs
K. Shinn
A. Ohlsen
D. Murphy

**1600 R**

| TEAM | TIME |
|---|---|
| 1. Ogal | 3.32.9 |
| 2. Hex | 3.36.8 |
| 3. Good | 3.39.4 |
| 4. Imp | 3.39.5 |
| 5. Hershey | 3.43.8 |
| 6. Grant | 3.45.6 |
| 7. | |
| 8. | |

RELAY FIRST PLACE RUNNERS
M. Hanna 55.9
M. Smith 55
D. Russell 56.4
D. Murphy 52.6

**3200 R**

| TEAM | TIME |
|---|---|
| 1. Ogal | 8.39.8 |
| 2. Gothenburg | 8.54.2 |
| 3. Imperial | 8.56.5 |
| 4. Grant | 9.03.1 |
| 5. Tuleshay | 9.13.8 |
| 6. Sidney | 9.34.1 |
| 7. | |
| 8. | |

RELAY FIRST PLACE RUNNERS
O. Cazares 2.11.5
D. Russell 2.17
B. Bezemer 2.13
K. Weiss 2.15

TEAMS

| TEAM NAME / ABBR. | Gothenburg | Ogallala | Imperial | Hoxton | Cozad | Goodland | Kimball | Grant | Hershey | Holyoke | Mitchell | Sidney | Tuleshay |
|---|---|---|---|---|---|---|---|---|---|---|---|---|---|
| Shot | | | 12 | 10 | 9 | | | | | | | | |
| Discus | 9 | 2 | | | 4 | 10 | 6 | | | | | | |
| P.V | 16 | | 8 | | | | | 5 | 2 | | | | |
| L.J | 10 | | 4 | | | | 6 | | 8 | 2 | | 1 | |
| T.J | 12 | | | | 6 | 4 | | 9 | | | | | |
| H.J | 10 | 9 | | | | 6 | | 4 | | | 2 | | |
| 100 | | | 4 | 18 | 6 | | 1 | | | | | 2 | |
| 200 | | | 2 | 18 | 6 | 4 | 1 | | | | | | |
| 400 | | 18 | 1 | | | | | 8 | 4 | | | | |
| 800 | 1 | | 6 | | 10 | | 8 | | 4 | | 2 | | |
| 1600 | | | 1 | | 8 | | | | | 10 | 8 | | |
| 3200 | | | 11 | | | | 4 | | | 10 | 6 | | |
| 110 HH | 1 | | | | 6 | 2 | 10 | 4 | 8 | | | | |
| 300 Ilm | | 10 | | 4 | | 6 | | | 8 | | 2 | 1 | |
| 400 R | 8 | 6 | 2 | | | 10 | 2 | | | 4 | | | |
| 1600 R | | 10 | 4 | 8 | | 6 | | 1 | 2 | | | | |
| 3200 R | 8 | 10 | 6 | | | | | 4 | | | | 1 | 2 |
| TOTALS | 75 | 68 | 60 | 58 | 55 | 42 | 40 | 39 | 36 | 27 | 20 | 5 | 2 |
| PLACING | 1 | 2 | 3 | 4 | 5 | 6 | 7 | 8 | 9 | 10 | 11 | 12 | 13 |

* do not write in this column until event is over

BIG RED TRACK SCOREBOOK

MEET Grant Invite DATE 4-8-00

## EVENT Shot

| | NAME | (Team) | TIME HT. DIST. |
|---|---|---|---|
| 1. | D. Fisher | Ger | 54'10½ |
| 2. | J. Plunkett | Og. | 48'11½ |
| 3. | Z. Tidwell | I | 44'2½ |
| 4. | K Fortkamp | I | 43'7½ |
| 5. | A. Hoag | R.V. | 43'5¾ |
| 6. | J. Richardson | Gr | 42'8 |
| 7. | | | |
| 8. | | | |

## EVENT C.J

| | NAME | (Team) | TIME HT. DIST. |
|---|---|---|---|
| 1. | M. Miller | Her | 21'8 |
| 2. | J. Krajewski | Osh | 19'8¾ |
| 3. | C. Stewart | R.V | 19'7¾ |
| 4. | B. Peterson | Her | 19'7 |
| 5. | B. Nelson | Og | 19'2¾ |
| 6. | Z. Fuchser | I | 19'1¾ |
| 7. | | | |
| 8. | | | |

## EVENT 100

| | NAME | (Team) | TIME HT. DIST. |
|---|---|---|---|
| 1. | E. Fuchser | I | 11.3 |
| 2. | C. Tefer | Og | 11.5 |
| 3. | B. Hansen | Gr | 11.6 |
| 4. | M. Kaufman | Ger | 11.7 |
| 5. | T. Homan | NPS.P | 11.7 |
| 6. | C. Mclane | F | 11.8 |
| 7. | | | |
| 8. | | | |

## EVENT 800

| | NAME | (Team) | TIME HT. DIST. |
|---|---|---|---|
| 1. | J. Hauxwell | R.V | 2:03.5 |
| 2. | M. Hannan | I | 2:05.4 |
| 3. | B. Maasen | Her | 2:05.7 |
| 4. | T. Kirchner | Og | 2:07.9 |
| 5. | M. Wheeler | W.P | 2:10.1 |
| 6. | D. Russell | F | 2:10.7 |
| 7. | | | |
| 8. | | | |

## EVENT Discus

| | NAME | (Team) | TIME HT. DIST. |
|---|---|---|---|
| 1. | D. Fisher | Ger | 149'9 |
| 2. | R. Baltzegerger | Ger | 141' |
| 3. | J. Plunkett | Og | 135'3 |
| 4. | T. Strand | I | 135'5 |
| 5. | Z. Tidwell | I | 136' |
| 6. | T. Haeffner | Gr | 135'7 |
| 7. | | | |
| 8. | | | |

## EVENT T.J

| | NAME | (Team) | TIME HT. DIST. |
|---|---|---|---|
| 1. | J. Collins | NPS.P | 41'5¼ |
| 2. | R Empkin | W.P | 41 ½ |
| 3. | M Cozzens | Gr | 39'5 |
| 4. | M. Skinner | Holy | 38'8¼ |
| 5. | M. Lee | Gr | 38'1¼ |
| 6. | J. Alvarado | NPS.P | 38' |
| 7. | | | |
| 8. | | | |

## EVENT 200

| | NAME | (Team) | TIME HT. DIST. |
|---|---|---|---|
| 1. | Z. Fuchser | F | 22.9 |
| 2. | M. Swan | Gr | 23.1 |
| 3. | B. Hansen | Gr. | 23.3 |
| 4. | M. Kaufman | Ger | 23.3 |
| 5. | C. Tefer | Og | 23.5 |
| 6. | T. Homan | NPS.P | 23.5 |
| 7. | | | |
| 8. | | | |

## EVENT 1600

| | NAME | (Team) | TIME HT. DIST. |
|---|---|---|---|
| 1. | J. Hauxwell | R.V | 4.47.3 |
| 2. | M. Wolf | R.V | 4.47.3 |
| 3. | A. Martin | Ger | 4.51.7 |
| 4. | J. Long | Ger | 4.54.0 |
| 5. | B. McCarthy | Holy | 4.54.2 |
| 6. | S Fitts | Ger | 4.54.5 |
| 7. | | | |
| 8. | | | |

## EVENT Pole

| | NAME | (Team) | TIME HT. DIST. |
|---|---|---|---|
| 1. | T. Sandberg | Ger | 12' |
| 2. | T. Youngberg | Her | 12' |
| 3. | J. Kruse | Gr | 12' |
| 4. | D. DeWitt | Osh | 12' |
| 5. | A. Ohlson | I | 12' |
| 6. | P. McGreer | Gr | 11'0 |
| 7. | | | |
| 8. | | | |

## EVENT HJ

| | NAME | (Team) | TIME HT. DIST. |
|---|---|---|---|
| 1. | J. Anderson | Og | 6'2 |
| 2. | J Kacgewski | Osh | 6' |
| 3. | R. Ace | Gr | 6' |
| 4. | B. Peterson | Her | 6' |
| 5. | M. Wheeler | WP | 6' |
| 6. | M. Svoboda | Og | 5'10 |
| 7. | | | |
| 8. | | | |

## EVENT 400

| | NAME | (Team) | TIME HT. DIST. |
|---|---|---|---|
| 1. | J. Anderson | Og | 52.3 |
| 2. | T. Kirchner | Og | 53.5 |
| 3. | M. Swan | Gr | 53.7 |
| 4. | B. Maasen | Her | 54.1 |
| 5. | D. Murphy | I | 54.1 |
| 6. | C. McManus | Holy | 54.5 |
| 7. | | | |
| 8. | | | |

## EVENT 3200

| | NAME | (Team) | TIME HT. DIST. |
|---|---|---|---|
| 1. | M. Wolfe | R.V | 10.23.2 |
| 2. | O. Cazares | F | 10.38.2 |
| 3. | B. McCarthy | Holy | 10.52.2 |
| 4. | C. Bathman | Gr | 10.52.3 |
| 5. | B. Begeman | I | 10.54.3 |
| 6. | A. Krumb | Ger | 10.58.1 |
| 7. | | | |
| 8. | Tidwell - Fortkamp - Strand | | 584 |

Team Scores: 1 Ogelvie 49.0 2 W.P 49.9 3 Imperial 4 Gering 15 Colemen

**HELD AT:** Grant **SCORING:** 1st 10 pts.; 2nd 8 pts.; 3rd 6 pts.; 4th 4 pts.; 5th 2 pts.; 6th 1 pts.; 7th ___ pts.; 8th ___ pts.

**EVENT** 110 HH

| NAME | (Team) | TIME HT. DIST. |
|---|---|---|
| 1. M. Miller | Her | 16.2 |
| 2. A. Gallaway | Ger | 16.3 |
| 3. M. Logsdon | Gr | 16.8 |
| 4. J. Steckman | W.P | 16.9 |
| 5. C. Burge | Gr. | 17.5 |
| 6. J. Keenan | Ger | 17.8 |
| 7. | | |
| 8. | | |

**EVENT** 300 In

| NAME | (Team) | TIME HT. DIST. |
|---|---|---|
| 1. J. Anderson | Og | 40.9 |
| 2. M. Miller | Her | 42.6 |
| 3. J. Steckman | W.P | 42.7 |
| 4. A. Ottson | I | 44.3 |
| 5. C. Malone | I | 45.8 |
| 6. B. Peterson | Her | 47.5 |
| 7. | | |
| 8. | | |

**400 R**

| TEAM | | TIME |
|---|---|---|
| 1. Grant | 44.6 | |
| 2. Ogal | 45.7 | |
| 3. Ger. | 45.9 | |
| 4. Imp | 46.3 | |
| 5. Osh | 46.4 | |
| 6. Holy | 46.4 | |
| 7. | | |
| 8. | | |

RELAY FIRST PLACE RUNNERS: E. Fuchs, K. Shinn, A. Ottson, D. Murphy

**1600 R**

| TEAM | | TIME |
|---|---|---|
| 1. Ogal | | 3:31.3 |
| 2. Rep Val | | 3:36.5 |
| 3. W.P | | 3:37 |
| 4. Imperial | | 3:40.2 |
| 5. Grant | | 3:40.3 |
| 6. Holyoke | | 3:45.9 |
| 7. | | |
| 8. | | |

RELAY FIRST PLACE RUNNERS: M. Hanna, M. Smith, D. Russell, D. Murphy

**3200 R**

| TEAM | | TIME |
|---|---|---|
| 1. Gering | | 8:49.6 |
| 2. Grant | | 9:04.8 |
| 3. Ogal | | 9:15.4 |
| 4. Imp | | 9:25.6 |
| 5. N.P.S.P | | 9:41 |
| 6. Ogal J.V | | 9:52.7 |
| 7. | | |
| 8. | | |

RELAY FIRST PLACE RUNNERS: O. Cazares, B. Bergman, D. Russell

TEAMS

| TEAM NAME / ABBR. | Ogallala | Gering | Imp. | Grant | Hershey | Rep Val | W. Pal | Osh | Holy Ole | NPSP | Ogallala J.V | Imp J.V |
|---|---|---|---|---|---|---|---|---|---|---|---|---|
| Shot | 8 | 10 | 10 | 1 | | 2 | | | | | | |
| Discus | 6 | 18 | 6 | 1 | 8 | | | | | | | |
| P.V | | 10 | 2 | 7 | 8 | | | 4 | | | | |
| L.J | 2 | | 1 | 8 | 14 | 6 | | 8 | | | | |
| T.J | 8 | | | 6 | | | 8 | | 4 | 11 | | |
| H.J | 11 | | | 6 | 4 | | 2 | 8 | | | | |
| 100 | 8 | 4 | 11 | 6 | | | | | | 2 | | |
| 200 | 2 | 4 | 10 | 14 | | | | | | 1 | | |
| 400 | 18 | | 2 | 6 | 4 | | | | 1 | | | |
| 800 | 4 | | 9 | | 6 | 10 | 2 | | | | | |
| 1600 | | 11 | | | | 18 | | | 2 | | | |
| 3200 | | 1 | 10 | 4 | | 10 | | | 6 | | | |
| 110HH | | 9 | | 8 | 10 | | 4 | | | | | |
| 300 Inc | 10 | | 4 | | 9 | | 6 | | | | | |
| 400R | 8 | 6 | 4 | 10 | | | | 2 | 1 | | | |
| 1600R | 10 | | 4 | 2 | 8 | | 6 | | 1 | | | |
| 3200R | 6 | 10 | 4 | 8 | | | | | | 2 | 1 | |
| Wt Rel - 400 | 10 | 4 | 6 | 2 | | | 8 | | 1 | | | |
| TOTALS | 102 | 88 | 85 | 83 | 55 | 54 | 36 | 22 | 16 | 16 | 1 | 0 |
| PLACING | 1 | 2 | 3 | 4 | 5 | 6 | 7 | 8 | 9 | 10 | 11 | 12 |

* do not write in this column until event is over

5 Grant 53.4 6 Holy -55.0

# BIG RED TRACK SCOREBOOK

# BIG RED TRACK SCOREBOOK

MEET McCook Dual DATE 4-11-00

## EVENT Shot

| NAME | (Team) | TIME HT. DIST. |
|---|---|---|
| 1. Z. Tidwell | I | 46'5¼ |
| 2. M. Kenner | Mc | 45'3 |
| 3. R. O'Dea | Mc | 45'3 |
| 4. K. Fortkamp | I | 45'1¾ |
| 5. T. Shomel | I | 43'7¾ |
| 6. S. Frazier | Mc | 41'9 |
| 7. | | |
| 8. | | |

## EVENT L.J

| NAME | (Team) | TIME HT. DIST. |
|---|---|---|
| 1. A. Randolph | Mc | 19'10 |
| 2. M. Kuhlman | Mc | 19'3¼ |
| 3. J. Malleck | Mc | 18'7½ |
| 4. K. Shinn | I | 17'3 |
| 5. J. Dack | Mc | 17 |
| 6. W. Felker | Mc | 14'10¾ |
| 7. | | |
| 8. | | |

## EVENT 100

| NAME | (Team) | TIME HT. DIST. |
|---|---|---|
| 1. C. Dawkins | Mc | 11.4 |
| 2. S. Burns | Mc | 11.4 |
| 3. K. Shinn | I | 11.7 |
| 4. D. Bodeman | Mc | 11.8 |
| 5. D. Murphy | I | 11.9 |
| 6. C.J. Swanson | I | 11.9 |
| 7. | | |
| 8. | | |

## EVENT 800

| NAME | (Team) | TIME HT. DIST. |
|---|---|---|
| 1. M. Carpenter | Mc | 2.05.3 |
| 2. J. Reich | Mc | 2.14.4 |
| 3. M. Fanholtz | Mc | 2.12.8 |
| 4. A. Ruppert | Mc | 2.14.3 |
| 5. A. Sughrue | Mc | 2.14.4 |
| 6. | | |
| 7. | | |
| 8. | | |

## EVENT Discus

| NAME | (Team) | TIME HT. DIST. |
|---|---|---|
| 1. Z. Tidwell | I | 137'11" |
| 2. M. Kenner | Mc | 137'10 |
| 3. T. Shomel | I | 132'5" |
| 4. R. O'Dea | Mc | 128'7" |
| 5. K. Fortkamp | I | 123'1" |
| 6. R. J. Plas | Mc | 122'6 |
| 7. | | |
| 8. | | |

## EVENT T.J

| NAME | (Team) | TIME HT. DIST. |
|---|---|---|
| 1. T. Hoss | Mc | 39'9¾ |
| 2. A. Randolph | Mc | 39'11½ |
| 3. A. Parvis | Mc | 33'6 |
| 4. | | |
| 5. | | |
| 6. | | |
| 7. | | |
| 8. | | |

## EVENT 200

| NAME | (Team) | TIME HT. DIST. |
|---|---|---|
| 1. A. Sawyer | Mc | 23.4 |
| 2. D. Murphy | I | 24.7 |
| 3. D. Russell | I | 25.4 |
| 4. B. Coleman | I | 25.9 |
| 5. W. Felker | Mc | 26.4 |
| 6. E. Emergil | Mc | 26.5 |
| 7. | | |
| 8. | | |

## EVENT 1600

| NAME | (Team) | TIME HT. DIST. |
|---|---|---|
| 1. M. Hanna | I | 4.50.2 |
| 2. O. Cazares | I | 4.53.7 |
| 3. B. Bezerra | I | 5.02.9 |
| 4. J. Wood | I | 5.23. |
| 5. J. Sieperda | I | 5.26.0 |
| 6. | | |
| 7. | | |
| 8. | | |

## EVENT P.V

| NAME | (Team) | TIME HT. DIST. |
|---|---|---|
| 1. C. Lytle | Mc | 13' |
| 2. A. Ottkson | I | 12'6 |
| 3. J. Holthus | Mc | 11'0 |
| 4. D. Pursley | I | 11'0 |
| 5. D. Bodeman | Mc | 11' |
| 6. R. Pattig | Mc | 10' |
| 7. | | |
| 8. | | |

## EVENT H.J

| NAME | (Team) | TIME HT. DIST. |
|---|---|---|
| 1. Sh. Martin | Mc | 6'0 |
| 2. S. Walter | Mc | 5'5 |
| 3. M. Kaiser | I | 4'10 |
| 4. | | |
| 5. | | |
| 6. | | |
| 7. | | |
| 8. | | |

## EVENT 400

| NAME | (Team) | TIME HT. DIST. |
|---|---|---|
| 1. E. Fuchser | I | 54.4 |
| 2. J. Zlonopka | Mc | 55.4 |
| 3. J. Haag | Mc | 56.0 |
| 4. D. Russell | I | 56.7 |
| 5. K. Weiss | I | 57.4 |
| 6. O. Cazares | I | 58.7 |
| 7. | | |
| 8. | | |

## EVENT 3200

| NAME | (Team) | TIME HT. DIST. |
|---|---|---|
| 1. J. Herron | Mc | 10.53.9 |
| 2. B. Bezerra | I | 10.54.7 |
| 3. J. Sieperda | I | 11.58.8 |
| 4. J. Wood | I | 12.01.3 |
| 5. B. Berry | I | 12.09. |
| 6. | | |
| 7. | | |
| 8. | | |

# BIG RED TRACK SCOREBOOK

**HELD AT:** M°Cook **SCORING:** 1st 6 pts.; 2nd 4 pts.; 3rd 3 pts.;4th 2 pts.; 5th 1 pts.; 6th ___ pts.;7th 5-3 pts.; 8th ___ pts.

## EVENT 110 HH

| | NAME | (Team) | TIME HT. DIST. |
|---|---|---|---|
| 1. | C. Wgh | Mc | 15.7 |
| 2. | B. Wilson | Mc | 17.0 |
| 3. | C. Miller | Mc | 17.4 |
| 4. | N. Hansen | I | 17.7 |
| 5. | D. Pursley | I | 18.5 |
| 6. | M. Nash | I | EE |
| 7. | | | |
| 8. | | | |

## EVENT 300 I.M.

| | NAME | (Team) | TIME HT. DIST. |
|---|---|---|---|
| 1. | A. Ohlson | I | 43.7 |
| 2. | C. McKee | I | 44.7 |
| 3. | C. Miller | Mc | 47.0 |
| 4. | C.J. Swanson | I | 47.7 |
| 5. | T. Dyson | Mc | 48.6 |
| 6. | A. Nash | I | 48.7 |
| 7. | | | |
| 8. | | | |

## 400 R RELAY

| TEAM | | TIME |
|---|---|---|
| 1. | MC. | 44.3 |
| 2. | Imp | 46.6 |
| 3. | | |
| 4. | | |
| 5. | | |
| 6. | | |
| 7. | | |
| 8. | | |

FIRST PLACE RUNNERS
E. Freeken
K. Shinn
C. McKee
A. Ohlson

## 1600 Rel RELAY

| TEAM | | TIME |
|---|---|---|
| 1. | Mc | 3.45.7 |
| 2. | Imp | 3.45.3 |
| 3. | | |
| 4. | | |
| 5. | | |
| 6. | | |
| 7. | | |
| 8. | | |

FIRST PLACE RUNNERS
M. Hansen
C. McKee
D. Russell
D. Humphrey

## 3200 Rel RELAY

| TEAM | | TIME |
|---|---|---|
| 1. | | |
| 2. | | |
| 3. | Did Not Run | |
| 4. | | |
| 5. | | |
| 6. | | |
| 7. | | |
| 8. | | |

FIRST PLACE RUNNERS

| | TEAMS ABBR. | Mc | Imp |
|---|---|---|---|
| | TEAM NAME | M°Cook | Imperial |
| Shot | | 10 | 14 |
| Discus | | 9 | 12 |
| PV | | 13 | 8 |
| L.J | | 17 | 4 |
| T.J | | 15 | - |
| H.J | | 14 | 4 |
| 100 | | 12 | 9 |
| 200 | | 9 | 12 |
| 400 | | 9 | 12 |
| 800 | | 20 | - |
| 1600 | | - | 20 |
| 3200 | | 6 | 15 |
| 110 HH | | 15 | 6 |
| 300 IM | | 6 | 15 |
| 400 R | | 5 | 3 |
| 1600 Rel | | 5 | 3 |
| 3200 Rel | | - | - |
| TOTALS | | 137 | 135 |
| PLACING | | | |

* do not write in this column until event is over

# BIG RED TRACK SCOREBOOK

**MEET** Gothenburg Invite **DATE** 4-14-00

## EVENT Shot

| NAME | (Team) | TIME HT. DIST. |
|---|---|---|
| 1. T. Case | L | 51'10 |
| 2. M. Gonzalez | L | 49'6½ |
| 3. J. Muzzey | L | 47'10½ |
| 4. J. Dishman | Goth | 45'9¾ |
| 5. T. Hite | Goth | 45'9¾ |
| 6. M. Kenner | Mc | 45'8" |
| 7. | | |
| 8. | | |

## EVENT L.J

| NAME | (Team) | TIME HT. DIST. |
|---|---|---|
| 1. J. Wellman | Mc | 21' ¾ |
| 2. B. Lambert | Goth | 21 ½ |
| 3. J. Laux | L | 20' 1½ |
| 4. A. Randolph | Mc | 19'7¼ |
| 5. J. Raeck | L | 19'5½ |
| 6. A. Long | L | 19'4¾ |
| 7. | | |
| 8. | | |

## EVENT 100

| NAME | (Team) | TIME HT. DIST. |
|---|---|---|
| 1. G. Mims | L | 10.8 |
| 2. B. Gilliland | Mc | 10.9 |
| 3. E. Fuchner | I | 11.4 |
| 4. C. Perkins | Mc | 11.5 |
| 5. J. Mallack | Mc | 11.6 |
| 6. C. Araujo | L | 11.6 |
| 7. | | |
| 8. | | |

## EVENT 800

| NAME | (Team) | TIME HT. DIST. |
|---|---|---|
| 1. M. Carpenter | Mc | 2.05.7 |
| 2. S. Straka | L | 2.07.3 |
| 3. N. Shirley | L | 2.09.7 |
| 4. P. Clark | Goth | 2.09.8 |
| 5. D. Russell | I | 2.12.1 |
| 6. M. Giesler | Kear | 2.12.5 |
| 7. | | |
| 8. | | |

## EVENT Disc

| NAME | (Team) | TIME HT. DIST. |
|---|---|---|
| 1. L. Brandt | K | 154'3" |
| 2. J. Dishman | Goth | 153'4" |
| 3. M. Gonzales | L | 152'3 |
| 4. J. Plunkett | Og | 150'11 |
| 5. D. Lillis | K | 150'10 |
| 6. J. Moore | L | 145'5 |
| 7. | | |
| 8. | | |

## EVENT T.J

| NAME | (Team) | TIME HT. DIST. |
|---|---|---|
| 1. J. Laux | L | 44'5 |
| 2. B. Lambert | Goth | 42'4 |
| 3. J. Wellman | Mc | 40'¾ |
| 4. T. Hess | Mc | 39'7 |
| 5. A. Plas | Mc | 39'6¾ |
| 6. T. Kieffhaber | Og | 39'2½ |
| 7. | | |
| 8. | | |

## EVENT 200

| NAME | (Team) | TIME HT. DIST. |
|---|---|---|
| 1. G. Mims | L | 22.2 |
| 2. B. Gilliland | Mc | 22.4 |
| 3. A. Sawyer | Mc | 23.4 |
| 4. J. Harvey | L | 23.6 |
| 5. E. Fuchner | I | 23.7 |
| 6. C. Araujo | L | 23.9 |
| 7. | | |
| 8. | | |

## EVENT 1600

| NAME | (Team) | TIME HT. DIST. |
|---|---|---|
| 1. S. Carrera | L | 4.49.2 |
| 2. C. Liven | K | 4.51 |
| 3. K. Ericson | K | 5.01.5 |
| 4. C. Koch | L | 5.01.6 |
| 5. J. Ralph | Mc | 5.03.6 |
| 6. B. Johnson | Og | 5.04.2 |
| 7. | | |
| 8. | | |

## EVENT P.V

| NAME | (Team) | TIME HT. DIST. |
|---|---|---|
| 1. G. Mims | L | 14'5 |
| 2. J. Baldwin | L | 13'6 |
| 3. C. Lytle | Mc | 13' |
| 4. D. Rowen | L | 12'6 |
| 5. A. Ottson | I | T1 12'0 |
| 6. D. Parsley | I | 12'0 |
| 7. T. Bullock | Goth | 12'0 |
| 8. | | |

## EVENT H.J

| NAME | (Team) | TIME HT. DIST. |
|---|---|---|
| 1. M. O'Brien | L | 6'8 |
| 2. B. Lambert | Goth | 6'6 |
| 3. J. Wellman | Mc | 6'2 |
| 4. S. Martin | Mc | 5'10 |
| 5. J. Peters | Og | 5'10 |
| 6. E. Kaiser | I | 5'8" |
| 7. | | |
| 8. | | |

## EVENT 400

| NAME | (Team) | TIME HT. DIST. |
|---|---|---|
| 1. J. Harvey | L | 51.8 |
| 2. S. Burns | Mc | 52.0 |
| 3. T. Kirchner | Og | 52.4 |
| 4. A. Sawyer | Mc | 52.6 |
| 5. D. Murphy | I | 53.2 |
| 6. A. Armstrong | Og | 53.4 |
| 7. | | |
| 8. | | |

## EVENT 3200

| NAME | (Team) | TIME HT. DIST. |
|---|---|---|
| 1. S. Carrera | L. | 10.16.[illegible] |
| 2. T. Fichensch | Goth | 10.27.[illegible] |
| 3. O. Cazares | I | 10.35.4 |
| 4. V. Stickler | K | 10.36.[illegible] |
| 5. J. Herron | Mc | 10.46.[illegible] |
| 6. B. Bejerman | I | 10.49.[illegible] |
| 7. | | |
| 8. | | |

Dist Med R. 1 Imp 3.48.5 2 Goth 3.53.5 3 Ogal 3.53.5 4 Mc 4.01.2 5 Lex 4.09 6

**HELD AT:** Goth **SCORING:** 1st 10 pts.; 2nd 8 pts.; 3rd 6 pts.; 4th 4 pts.; 5th 2 pts.; 6th 1 pts.; 7th ___ pts.; 8th ___ pts.

**EVENT** 110 HH

| NAME | (Team) | TIME HT. DIST. |
|---|---|---|
| 1. C. Wall | Mc | 15.8 |
| 2. T. Lauby | L | 16.3 |
| 3. N. Cheetos | Goth | 16.4 |
| 4. A. Heuer | K | 16.4 |
| 5. N. Broshears | L | 16.5 |
| 6. B. Wilson | Mc | 16.9 |
| 7. | | |
| 8. | | |

**EVENT** 300 IH

| NAME | (Team) | TIME HT. DIST. |
|---|---|---|
| 1. N. Broshears | L | 42.9 |
| 2. C. Wall | Mc | 43.0 |
| 3. A. Ottson | I | 43.5 |
| 4. J. Rhone | L | 43.6 |
| 5. T. Lauby | L | 43.7 |
| 6. C. King | Mc | 44.0 |
| 7. | | |
| 8. | | |

| TEAM | TIME |
|---|---|
| 1. Mc | 44.1 |
| 2. Lex | 44.5 |
| 3. Og | 46.6 |
| 4. Imp | 47.1 |
| 5. Goth | 47.1 |
| 6. | |
| 7. | |
| 8. | |

**400R**

RELAY FIRST PLACE RUNNERS

E. Fucker
C. Malone
K. Shinn
D. Murphy

| TEAM | TIME |
|---|---|
| 1. Mc | 3.33.7 |
| 2. L | 3.37.4 |
| 3. Og | 3.38.4 |
| 4. I | 3.43.9 |
| 5. Goth | 3.45.8 |
| 6. | |
| 7. | |
| 8. | |

**1600R**

RELAY FIRST PLACE RUNNERS

M. Hanna
K. Malone
D. Russell
D. Murphy

| TEAM | TIME |
|---|---|
| 1. Og | 8.43.9 |
| 2. Mc | 8.45.2 |
| 3. Goth | 8.49.5 |
| 4. I | 9.00.3 |
| 5. Lex | 9.06.1 |
| 6. | |
| 7. | |
| 8. | |

**3200R**

RELAY FIRST PLACE RUNNERS

O. Cazares
B. Bayerman
D. Russell
K. Weiss

00 - E. Fucker 200 -
30 - D. Murphy
50 - M. Hanna

TEAMS

| TEAM NAME / ABBR. | Lex | Mc | Goth | Imp | Og | Kearney J.V |
|---|---|---|---|---|---|---|
| Shot | 24 | 1 | 6 | | | |
| Discus | 7 | | 8 | | 4 | 12 |
| P.V | 22 | 6 | 1 | 2 | | |
| L.J | 9 | 14 | 8 | | | |
| T.J | 10 | 12 | 8 | | 1 | |
| P.V | 10 | 10 | 8 | 1 | 2 | |
| 100 | 11 | 14 | | 6 | | |
| 200 | 15 | 14 | | 2 | | |
| 400 | 10 | 12 | | 2 | 7 | |
| 800 | 14 | 10 | 4 | 2 | | 1 |
| 1600 | 14 | 2 | | | 1 | 14 |
| 3200 | 10 | 2 | 8 | 7 | | 4 |
| 110 HH | 10 | 11 | 6 | | | 4 |
| 300 I.H | 16 | 9 | | 6 | | |
| 400R | 8 | 10 | 2 | 4 | 6 | |
| 1600R | 8 | 10 | 2 | 4 | 6 | |
| 3200R | 2 | 8 | 6 | 4 | 10 | |
| Dist Med Rel | 4 | 6 | 10 | 12 | 8 | |
| | | | | 52 | | |
| TOTALS | 204 | 151 | 77 | ~~52~~ | 45 | 35 |
| PLACING | 1 | 2 | 3 | 4 | 5 | 6 |

* do not write in this column until event is over

# BIG RED TRACK SCOREBOOK

BIG RED TRACK SCOREBOOK

MEET Chappell Invite (Reserves) DATE 4-14-00

## EVENT Shot

| | NAME | (Team) | TIME HT. DIST. |
|---|---|---|---|
| 1. | Faulk | Jul | 47'8" |
| 2. | McBride | So.P | 46'8 |
| 3. | Warren | Lodge | 45'2 |
| 4. | Malcolm | PBL | 42'1" |
| 5. | Kizer | Jul | 41'0 |
| 6. | Brown | Ley | 40'2 |
| 7. | | | |
| 8. | | | |

## EVENT L.J

| | NAME | (Team) | TIME HT. DIST. |
|---|---|---|---|
| 1. | Johnson | Chap | 19'4 3/4 |
| 2. | Klingman | Chap | 18'9 3/4 |
| 3. | Hartenson | Wheat | 18'7 1/2 |
| 4. | Krajewski | GAC | 18'5 3/4 |
| 5. | Nyffeler | Ley | 18'5 |
| 6. | Sauder | So.P | 17'8 1/4 |
| 7. | | | |
| 8. | | | |

## EVENT 100

| | NAME | (Team) | TIME HT. DIST. |
|---|---|---|---|
| 1. | Lessman | Ley | 11.1 |
| 2. | Mauser | So.P | 11.3 |
| 3. | Twarling | Ley | 11.7 |
| 4. | Staroska | Chap | 11.7 |
| 5. | Klingman | Chap | 11.8 |
| 6. | Elklund | ALB | 11.8 |
| 7. | | | |
| 8. | | | |

## EVENT 800

| | NAME | (Team) | TIME HT. DIST. |
|---|---|---|---|
| 1. | Gobelhart | Chap | 2.14.1 |
| 2. | Cole | So.P | 2.19.6 |
| 3. | Deselms | ALB | 2.20.5 |
| 4. | Loner | CAL | 2.20.9 |
| 5. | Eberhard | PBL | 2.21.3 |
| 6. | Mimms | Jule | 2.21.8 |
| 7. | | | |
| 8. | | | |

## EVENT HJC

| | NAME | (Team) | TIME HT. DIST. |
|---|---|---|---|
| 1. | McBride | So.P | 133'4 |
| 2. | Malcolm | PBL | 126'2" |
| 3. | Graves | BAC | 120'7 |
| 4. | B. Shroud | I | 120'5 |
| 5. | Z-Swink | I | 120'1 |
| 6. | Donahue | Chap | 119'4 |
| 7. | | | |
| 8. | | | |

## EVENT T.J

| | NAME | (Team) | TIME HT. DIST. |
|---|---|---|---|
| 1. | Halverson | Wheat | 38'10 1/2 |
| 2. | Gill | So.P | 38'5 1/2 |
| 3. | Anderson | ALB | 37'7 1/4 |
| 4. | Zorn | GAC | 36'11 1/2 |
| 5. | Fisher | Ley | 36'9 1/2 |
| 6. | Mier | Pacte | 36'8 3/4 |
| 7. | | | |
| 8. | | | |

## EVENT 200

| | NAME | (Team) | TIME HT. DIST. |
|---|---|---|---|
| 1. | Lessman | Ley | 23.0 |
| 2. | Mauser | So.P | 23.5 |
| 3. | DeWitt | GAC | 24.3 |
| 4. | Steyhens | Wheat | 24.4 |
| 5. | Twarling | Ley | 24.5 |
| 6. | Gerterner | Ley | 24.6 |
| 7. | | | |
| 8. | | | |

## EVENT 1600

| | NAME | (Team) | TIME HT. DIST. |
|---|---|---|---|
| 1. | Harding | ALB | 5.15.0 |
| 2. | Bashore | Jule | 5.17.1 |
| 3. | Huffman | BAC | 5.17.2 |
| 4. | Armstrong | So.P | 5.19.4 |
| 5. | Urtetko | ALB | 5.24.1 |
| 6. | Ogren | GAC | 5.25.8 |
| 7. | | | |
| 8. | | | |

## EVENT PV

| | NAME | (Team) | TIME HT. DIST. |
|---|---|---|---|
| 1. | Faulk | Jul | 12' |
| 2. | DeWitt | GAC | 12' |
| 3. | Richlitz | So.P | 11'6 |
| 4. | Coleman | I | 10' |
| 5. | Elklund | ALB | 10' |
| 6. | Anderson | ALB | 9'6 |
| 7. | | | |
| 8. | | | |

## EVENT H.J

| | NAME | (Team) | TIME HT. DIST. |
|---|---|---|---|
| 1. | Krajewski | GAC | 5'10" |
| 2. | McKelson | Chap | 5'8 |
| 3. | Bakrends | Lodg | 5'4 |
| 4. | Nyffler | Ley | 5'4 |
| 5. | L. Johnson | Chap | 5'4 |
| 6. | Rocklitz | So.P | 5'4 |
| 7. | | | |
| 8. | | | |

## EVENT 400

| | NAME | (Team) | TIME HT. DIST. |
|---|---|---|---|
| 1. | Mauser | So.P | 52.4 |
| 2. | Deselms | ALB | 54.0 |
| 3. | Koperzky | Lod | 54.2 |
| 4. | Gobehart | Chap | 54.3 |
| 5. | McCalf | Chap | 55.9 |
| 6. | Gaertner | Ley | 56.5 |
| 7. | | | |
| 8. | | | |

## EVENT 3200

| | NAME | (Team) | TIME HT. DIST. |
|---|---|---|---|
| 1. | Huffman | BAC | 11.22.8 |
| 2. | Miller | Lodg | 11.15.4 |
| 3. | Armstrong | So.P | 11.21.2 |
| 4. | Bashore | Jules | 11.26.4 |
| 5. | Sieperda | I | 11.49.4 |
| 6. | Wood | I | 11.52 |
| 7. | | | |
| 8. | | | |

# BIG RED TRACK SCOREBOOK

**HELD AT:** Chappell **SCORING:** 1st 10 pts.; 2nd 8 pts.; 3rd 6 pts.; 4th 4 pts.; 5th 2 pts.; 6th 1 pts.; 7th ___ pts.; 8th ___ pts.

## EVENT 110 H.H

| | NAME | (Team) | TIME HT. DIST. |
|---|---|---|---|
| 1. | Johnson | Chap | 15.1 |
| 2. | Johnson | Chap | 16.2 |
| 3. | May | BAC | 16.4 |
| 4. | Krejewski | GAC | 17.1 |
| 5. | Fisher | Cey | 17.9 |
| 6. | Quill | Bcc | 18.4 |
| 7. | | | |
| 8. | | | |

## EVENT 300 Int

| | NAME | (Team) | TIME HT. DIST. |
|---|---|---|---|
| 1. | Johnson | Chap | 44.0 |
| 2. | May | BAC | 44.9 |
| 3. | L. Johnson | Chap | 44.9 |
| 4. | Quill | ALB | 45.0 |
| 5. | Harding | ALB | 46.4 |
| 6. | Fisher | Cey | 46.6 |
| 7. | | | |
| 8. | | | |

## 400 R RELAY

FIRST PLACE RUNNERS

| TEAM | TIME |
|---|---|
| 1. Cey | 45.8 |
| 2. Osh | 46.2 |
| 3. So. Platte | 47.0 |
| 4. Wheat | 48.4 |
| 5. Jules | 49.1 |
| 6. Banner Co. | 49.3 |
| 7. | |
| 8. | |

## 1600 R RELAY

FIRST PLACE RUNNERS

| TEAM | TIME |
|---|---|
| 1. Chap | 3.46.0 |
| 2. ALBin | 3.51.8 |
| 3. So. Platte | 3.57.7 |
| 4. Lodge | 4.01.2 |
| 5. Banner Co. | 4.02.8 |
| 6. Jules | 4.10.6 |
| 7. | |
| 8. | |

## 3200 R RELAY

FIRST PLACE RUNNERS

| TEAM | TIME |
|---|---|
| 1. Chappell | 9.17.6 |
| 2. So. Platte | 9.32.3 |
| 3. Lodge Pole | 9.44.5 |
| 4. ALBin | 9.48.3 |
| 5. Banner Co | 9.55.9 |
| 6. Wheat | 10.50.7 |
| 7. | |
| 8. | |

TEAMS

| | ABBR. | TEAM NAME |
|---|---|---|
| 1 | Chap | Chappell |
| 2 | SP | So. Platte |
| 3 | ALB | ALBin |
| 4 | Cey | Ceylon |
| 5 | Osh | Oshkosh |
| 6 | Ban | Banner Co |
| 7 | Jul | Jules |
| 8 | Lod | Lodge Pole |
| 9 | Wht | Wheatland |
| 10 | Imp | Imp JV |
| 11 | PB | Pine Bluffs |
| 12 | Col | Colcitz |
| 13 | Rec | Rectz |

| | 1 | 2 | 3 | 4 | 5 | 6 | 7 | 8 | 9 | 10 | 11 | 12 | 13 |
|---|---|---|---|---|---|---|---|---|---|---|---|---|---|
| Shot | | 8 | | | 1 | | | 12 | 6 | | | 4 | | | | | | | |
| Disc | 1 | 10 | | | | 6 | | | | 6 | | 8 | | | | | | | |
| P.V | | 6 | 3 | | 8 | | | 10 | | 4 | | | | | | | | | |
| L.J | 18 | 1 | | 2 | 4 | | | | 6 | | | | | | | | | | |
| T.J | | 8 | 6 | 2 | 4 | | | | 10 | | | | 1 | | | | | | |
| H.J | 10 | 1 | | | 10 | | | | | | | | | | | | | | |
| 100 | 6 | 8 | 1 | 16 | | | | | | | | | | | | | | | |
| 200 | | 8 | 13 | | 6 | | | | 4 | | | | | | | | | | |
| 400 | 6 | 10 | 8 | 1 | | | | 4 | | | | | | | | | | | |
| 800 | 10 | 8 | 6 | | | | 1 | | | | 2 | 4 | | | | | | | |
| 1600 | | 4 | 12 | | 1 | 6 | 8 | | | | | | | | | | | | |
| 3200 | | 6 | | | | 10 | 4 | 8 | | 3 | | | | | | | | | |
| 110 HH | 18 | | 2 | 4 | | 7 | | | | | | | | | | | | | |
| 300 Int | 16 | | 6 | 1 | | 8 | | | | | | | | | | | | | |
| 400R | | 6 | 10 | | 8 | 1 | 2 | | 4 | | | | | | | | | | |
| 1600R | 10 | 6 | 8 | | | 2 | 1 | 4 | | | | | | | | | | | |
| 3200R | 10 | 8 | 4 | | | 2 | - | 6 | 1 | | | | | | | | | | |
| | | | | | | | | | | | | | | | | | | | |
| | | | | | | | | | | | | | | | | | | | |
| TOTALS | 105 | 98 | 54 | 51 | 45 | 41 | 38 | 36 | 25 | 15 | 14 | 4 | 1 | | | | | | |
| PLACING | 1 | 2 | 3 | 4 | 5 | 6 | 7 | 8 | 9 | 10 | 11 | 12 | 13 | | | | | | |

* do not write in this column until event is over

BIG RED TRACK SCOREBOOK

MEET Imperial Invite At Grant DATE 4-18-00

## EVENT Shot

| | NAME | (Team) | TIME HT. DIST. |
|---|---|---|---|
| 1. | J. Pluchnett | Oq | 49'5" |
| 2. | W. Foulk | Jules | 49'4¼ |
| 3. | K Fort Kamp | I | 46'5¾ |
| 4. | Z. Tidwell | I | 45'8¾ |
| 5. | T. Strand | I | 43'5 |
| 6. | Howden | Osh | 41'7¼ |
| 7. | | | |
| 8. | | | |

## EVENT C.J

| | NAME | (Team) | TIME HT. DIST. |
|---|---|---|---|
| 1. | M. Miller | H- | 20'6 |
| 2. | J. Kregenski | Osh | 19'5" |
| 3. | B. Nelson | Oq | 18'8 |
| 4. | T. Kieffaber | Oq | 18'6½ |
| 5. | R. Ness | Oq JV | 18'6 |
| 6. | C. Seftley | Gr | 18'5½ |
| 7. | | | |
| 8. | | | |

## EVENT 100

| | NAME | (Team) | TIME HT. DIST. |
|---|---|---|---|
| 1. | E. Fuchsen | I | 11.1 |
| 2. | B Hansen | Gr | 11.1 |
| 3. | C. Kohnstein | Holy | 11.2 |
| 4. | C. Tolen | Oq | 11.2 |
| 5. | D. Daniel | Holy | 11.3 |
| 6. | E. Gegenbach | Gr | 11.5 |
| 7. | | | |
| 8. | | | |

## EVENT 800

| | NAME | (Team) | TIME HT. DIST. |
|---|---|---|---|
| 1. | B. Magoon | Hen | 2.05.6 |
| 2. | M. Hanna | I | 2.05.6 |
| 3. | R. Hernandez | Oq | 2.08.6 |
| 4. | D. Russell | I | 2.10.2 |
| 5. | B Hoffschen | Oq | 2.11.6 |
| 6. | J. Blomstedt | Hen | 2.11.7 |
| 7. | | | |
| 8. | | | |

## EVENT Disc

| | NAME | (Team) | TIME HT. DIST. |
|---|---|---|---|
| 1. | J. Plynchnett | Oq | 141'6" |
| 2. | T. Hoeffle | Gr | 134'10 |
| 3. | M. Kaiser | I | 128'7 |
| 4. | Z. Tidwell | I | 127'3 |
| 5. | T. Strand | F | 124'4 |
| 6. | Z. Swink | I JV | 117'8 |
| 7. | | | |
| 8. | | | |

## EVENT T.J

| | NAME | (Team) | TIME HT. DIST. |
|---|---|---|---|
| 1. | M. Coggshall | Gr | 38'11¾ |
| 2. | D. Sprague | Holy | 38'11½ |
| 3. | T. Kieffaber | Oq | 38'5½ |
| 4. | M. Skinner | Holy | 37'11½ |
| 5. | C. Malone | I | 37'8½ |
| 6. | B. Slaughter | Oq | 36'3½ |
| 7. | | | |
| 8. | | | |

## EVENT 200

| | NAME | (Team) | TIME HT. DIST. |
|---|---|---|---|
| 1. | E. Fuchsen | I | 23.0 |
| 2. | D. Daniel | Holy | 23.2 |
| 3. | B. Hansen | Gr | 23.2 |
| 4. | K. Sheya | I | 23.5 |
| 5. | J. Dewitt | Osh | 23.8 |
| 6. | A. Armstrong | Oq | 24.1 |
| 7. | | | |
| 8. | | | |

## EVENT 1600

| | NAME | (Team) | TIME HT. DIST. |
|---|---|---|---|
| 1. | B. McCarthy | Holy | 4.54.9 |
| 2. | O. Cazares | I | 5.03.6 |
| 3. | M. Hanna | I | 5.06.9 |
| 4. | B. Johnson | Oq | 5.10.1 |
| 5. | C. Bjakner | Gr. | 5.10.1 |
| 6. | B. Begeman | I | 5.12.9 |
| 7. | | | |
| 8. | | | |

## EVENT P.V

| | NAME | (Team) | TIME HT. DIST. |
|---|---|---|---|
| 1. | D. Parsley | I | 12'6 |
| 2. | A. Ohlson Jr | I | 12.0 |
| 3. | C. Kosmicki | Gr | 12'0 |
| 4. | W. Foulk | Jules | 12'0 |
| 5. | J. Dewitt | Osh | 12'0 |
| 6. | P. McGreer | Gr. | 11'6 |
| 7. | | | |
| 8. | | | |

## EVENT H.J

| | NAME | (Team) | TIME HT. DIST. |
|---|---|---|---|
| 1. | J. Anderson | Oq | 6'4 |
| 2. | J. Kregenski | Osh | 6'4 |
| 3. | E. Kaiser | I | 6'0 |
| 4. | R. Ave | Gr | 6'0 |
| 5. | C Goff | Gr | 5'8" |
| 6. | T. Reed | H | 5'8 |
| 7. | | | |
| 8. | | | |

## EVENT 400

| | NAME | (Team) | TIME HT. DIST. |
|---|---|---|---|
| 1. | J. Anderson | Oq | 50.6 |
| 2. | D. Murphy | I | 51.6 |
| 3. | M Swan | Gr | 52.0 |
| 4. | B Magoon | Hen | 52.6 |
| 5. | A. Armstrong | Oq | 52.7 |
| 6. | C. McManus | Holy | 53.4 |
| 7. | | | |
| 8. | | | |

## EVENT 3200

| | NAME | (Team) | TIME HT. DIST. |
|---|---|---|---|
| 1. | B. McCarthy | Holy | 10.22.6 |
| 2. | O Cazares | I | 10.30.4 |
| 3. | B. Begeman | I | 10.52.3 |
| 4. | C. Bjakner | Gr | 11.07.4 |
| 5. | R. Fjerstad | Gr | 11.08.4 |
| 6. | B. Johnson | Oq | 11.16.9 |
| 7. | | | |
| 8. | | | |

Wt Rd: 1 Oq. 48.2 2 Grant 51.0 3 Hen. 52.0 4 Jules 53.5 5 Oq JV 53.5 6 Holy 55.4

**HELD AT:** Grant **SCORING:** 1st 10 pts.; 2nd 8 pts.; 3rd 6 pts.; 4th 4 pts.; 5th 2 pts.; 6th 1 pts.; 7th ___ pts.; 8th ___ pts.

**EVENT** 110 HH

| NAME | (Team) | TIME HT. DIST. |
|---|---|---|
| 1. M. Miller | Her | 16.1 |
| 2. J. Kreyewski | Osh | 16.2 |
| 3. D. Sprague | Holy | 16.6 |
| 4. N. Karsen | I | 17.6 |
| 5. M. Loggdon | Gr | 17.6 |
| 6. D. Pawley | I | 17.8 |
| 7. | | |
| 8. | | |

**EVENT** 300 IM

| NAME | (Team) | TIME HT. DIST. |
|---|---|---|
| 1. J. Anderson | Og | 40.7 |
| 2. A. Ottlson | I | 42.3 |
| 3. M. Miller | Her | 42.6 |
| 4. C. Malone | I | 44.7 |
| 5. C. J. Swanson | I-JV | 45.9 |
| 6. M. Loggdon | Gr | 47.1 |
| 7. | | |
| 8. | | |

**TEAMS**

| TEAM NAME | Imp | Ogal | Grant | Holyoke | Hershey | Oshkosh | Julesburg | Ogal J.V | Imp J.V |
|---|---|---|---|---|---|---|---|---|---|
| Shot | 12 | 10 | | | | 1 | 8 | | |
| Disc | 12 | 10 | 8 | | | | | | 1 |
| P.V | 17 | | 8 | | | 2 | 4 | | |
| L.J | - | 10 | 1 | | 10 | 8 | | 2 | |
| J.J | 2 | 7 | 10 | 12 | | | | | |
| H.J | 6 | 10 | 6 | | 1 | 8 | | | |
| 100 | 10 | 4 | 9 | 8 | | | | | |
| 200 | 14 | 1 | 6 | 8 | | 2 | | | |
| 400 | 8 | 12 | 6 | 1 | 4 | | | | |
| 800 | 12 | 8 | | | 11 | | | | |
| 1600 | 15 | 4 | 2 | 10 | | | | | |
| 3200 | 14 | 1 | 6 | 10 | | | | | |
| 110 HH | 5 | | 2 | 6 | 10 | 8 | | | |
| 300 IM | 12 | 10 | 1 | | 6 | | | | 2 |
| 400 R | 2 | 4 | 10 | 6 | 8 | 1 | | | |
| 1600 R | 4 | 10 | 6 | 8 | 2 | | 1 | | |
| 3200 R | 8 | 10 | 6 | 4 | | | 1 | 2 | |
| Wt Rel | - | 10 | 8 | 1 | 6 | | 4 | 2 | |
| TOTALS | 152 | 121 | 97 | 74 | 58 | 29 | 18 | 6 | 3 |
| PLACING | 1 | 2 | 3 | 4 | 5 | 6 | 7 | 8 | 9 |

**400 R**

| TEAM | TIME | RELAY FIRST PLACE RUNNERS |
|---|---|---|
| 1. Grant | 44.2 | |
| 2. Hershey | 45. | |
| 3. Holy | 45.2 | |
| 4. Og | 45.5 | |
| 5. Imp | 45.9 | Ottlson |
| 6. Osh | 46.0 | Malone |
| 7. | | Murphy |
| 8. | | Shinn |

**1600 R**

| TEAM | TIME | RELAY FIRST PLACE RUNNERS |
|---|---|---|
| 1. Ogal | 3.34.2 | |
| 2. Holy | 3.37.7 | |
| 3. Grant | 3.38.8 | |
| 4. Imp | 3.50.1 | |
| 5. Hersh | 3.53.1 | Fucher |
| 6. Jules | 4.00.8 | Smith |
| 7. | | Weiss |
| 8. | | Murphy |

**3200 R.**

| TEAM | TIME | RELAY FIRST PLACE RUNNERS |
|---|---|---|
| 1. Ogal | 8.40.5 | |
| 2. Imp | 8.51.3 | |
| 3. Grant | 8.53.9 | |
| 4. Holy | 9.27.1 | |
| 5. Ogal J.V | 9.32.4 | Cazeress |
| 6. Jules | 10.00.5 | Begerrum |
| 7. | | Russell |
| 8. | | Smith |

* do not write in this column until event is over

# BIG RED TRACK SCOREBOOK

# BIG RED TRACK SCOREBOOK

MEET McCook Reserve DATE 4-25

## EVENT Shot

| NAME | (Team) | TIME HT. DIST. |
|---|---|---|
| 1. M. Brown | Wal | 50'8" |
| 2. R. Chevallier | Wal | 43'7½ |
| 3. J. Scutley | Lex | 41'4 |
| 4. S. Adams | Hold | 40'11½ |
| 5. A. Biehl | Lex | 40'9¾ |
| 6. L. Carlson | L.C. | 40'5 |
| 7. | | |
| 8. | | |

## EVENT L.J

| NAME | (Team) | TIME HT. DIST. |
|---|---|---|
| 1. M. Kuhlman | Mc | 20'1¼ |
| 2. T. Lafferty | Mc | 18'10 |
| 3. M. Ostgren | Hold | 18'7¾ |
| 4. D. McCaim | L.C. | 18'6 |
| 5. K. Shinn | I | 18'5½ |
| 6. R. Ness | Og | 17'10¼ |
| 7. | | |
| 8. | | |

## EVENT 100

| NAME | (Team) | TIME HT. DIST. |
|---|---|---|
| 1. C. Segen | Wal | 11.3 |
| 2. T. Lafferty | Mc | 11.5 |
| 3. J. Zlompke | Mc | 11.5 |
| 4. K. Shinn | I | 11.6 |
| 5. J. Lundvall | Wal | 11.8 |
| 6. J. Barner | Wal | 11.8 |
| 7. | | |
| 8. | | |

## EVENT 800

| NAME | (Team) | TIME HT. DIST. |
|---|---|---|
| 1. N. Fagot | Lex | 2.14.1 |
| 2. D. Russell | I | 2.14.4 |
| 3. A. Ruppert | Mc | 2.14.5 |
| 4. A. Swanson | Wal | 2.14.7 |
| 5. D. Beaudeville | Hold | 2.16 |
| 6. T. Heltfrid | Hold | 2.16.8 |
| 7. | | |
| 8. | | |

## EVENT Disc

| NAME | (Team) | TIME HT. DIST. |
|---|---|---|
| 1. R. Chevalier | Wal | 140'1" |
| 2. M. Brown | Wal | 129'9 |
| 3. J. Armour | Og | 117'1½ |
| 4. Z. Nesbitt | I | 115'9 |
| 5. R. Kennedy | TV | 115'3 |
| 6. E. Ide | Hold | 111'6 |
| 7. | | |
| 8. | | |

## EVENT T.J

| NAME | (Team) | TIME HT. DIST. |
|---|---|---|
| 1. M. Ostgren | Hold | 40'10½ |
| 2. E. Kaiser | I | 38'12½ |
| 3. M. Smith | I | 37'5½ |
| 4. D. McCaim | L.C | 37'4½ |
| 5. J. Burton | T.V | 37'4¼ |
| 6. M. Engler | Hold | 37'2¾ |
| 7. | | |
| 8. | | |

## EVENT 200

| NAME | (Team) | TIME HT. DIST. |
|---|---|---|
| 1. J. Zlompke | Mc | 23.4 |
| 2. J. Barner | Wal | 23.8 |
| 3. K. Shinn | I | 23.9 |
| 4. N. Wells | Hold | 24.1 |
| 5. N. French | Lex | 24.7 |
| 6. J. Unger | L.C | 24.7 |
| 7. | | |
| 8. | | |

## EVENT 1600

| NAME | (Team) | TIME HT. DIST. |
|---|---|---|
| 1. M. Smith | I | 5.15 |
| 2. T. Thompson | Og | 5.18.1 |
| 3. T. Hoefeldt | Hold | 5.20.1 |
| 4. A. Drake | Lex | 5.22.5 |
| 5. J. Wood | I | 5.26.6 |
| 6. T. Most | Og | 5.27.2 |
| 7. | | |
| 8. | | |

## EVENT P.V

| NAME | (Team) | TIME HT. DIST. |
|---|---|---|
| 1. P. Mills | Hold | 11'6 |
| 2. B. Swartz | Lex | 10' |
| 3. M. Huff | Mc | 9' |
| 4. M. Hasich | Lex | 9' |
| 5. C. J. Swanson | I | 8'6 |
| 6. M. Green | Mc | 8' |
| 7. | | |
| 8. | | |

## EVENT H.J

| NAME | (Team) | TIME HT. DIST. |
|---|---|---|
| 1. E. Kaiser | I | 5'10 |
| 2. M. Smith | I | 5'8" |
| 3. J. Von Pelt | Lex | 5'8" |
| 4. J. Evans | Lex | 5'6 |
| 5. D. Fisher | Og | 5'6 |
| 6. A. Swanson | Wal | 5'4 |
| 7. | | |
| 8. | | |

## EVENT 400

| NAME | (Team) | TIME HT. DIST. |
|---|---|---|
| 1. M. Smith | I | 56.7 |
| 2. J. Helm | T.V | 57.1 |
| 3. J. Hagg | Mc | 57.5 |
| 4. G. Sachel | Og | 58.4 |
| 5. T. Honfield | Hold | 59.4 |
| 6. C. Rheen | Hold | 60.0 |
| 7. | | |
| 8. | | |

## EVENT 3200

| NAME | (Team) | TIME HT. DIST. |
|---|---|---|
| 1. J. Siependa | I | 11.30.9 |
| 2. A. Amen | Hold | 11.31.7 |
| 3. K. Weiss | I | 12.11.8 |
| 4. B. Berry | I | 12.12.0 |
| 5. M. Opfer | Hold | 12.24.[illegible] |
| 6. L. Lippencott | Lex | 12.38.[illegible] |
| 7. | | |
| 8. | | |

**HELD AT:** McCook **SCORING:** 1st 10 pts.; 2nd 8 pts.; 3rd 6 pts.; 4th 4 pts.; 5th 2 pts.; 6th 1 pts.; 7th ___ pts.; 8th ___ pts.

**EVENT** 110-HH

| NAME | (Team) | TIME HT. DIST. |
|---|---|---|
| 1. B. Wilson | McC | 16.4 |
| 2. C. Miller | McC | 17.1 |
| 3. D. Flaherty | Hold | 17.3 |
| 4. N. Price | Lex | 17.3 |
| 5. T. Dickson | McC | 18.2 |
| 6. N. Nelson | Tie Og | 18.5 |
| 7. M. Ulasin | I | 18.5 |
| 8. | | |

**EVENT** 300 IM

| NAME | (Team) | TIME HT. DIST. |
|---|---|---|
| 1. D. Flaherty | Hold | 44.4 |
| 2. B. Wilson | McC | 45.2 |
| 3. A. Quirada | Hold | 45.7 |
| 4. B. Burton | T.V | 46.3 |
| 5. C. Miller | McC | 46.4 |
| 6. J. Hollenhorst | L.C | 47.2 |
| 7. | | |
| 8. | | |

**400R**

| TEAM | TIME |
|---|---|
| 1. McCook | 45.3 |
| 2. Wallace | 47.1 |
| 3. Holdrege | 48.2 |
| 4. Twin Valley | 48.7 |
| 5. Lex | 49.2 |
| 6. Imp | 49.5 |
| 7. | |
| 8. | |

RELAY FIRST PLACE RUNNERS: K. Jones

**1600R**

| TEAM | TIME |
|---|---|
| 1. McCook | 3.54.1 |
| 2. Lex | 3.55. |
| 3. Imp | 3.57.5 |
| 4. Ogal | 3.58.1 |
| 5. Twin Valley | 3.59.8 |
| 6. Hold | 4.01.1 |
| 7. | |
| 8. | |

RELAY FIRST PLACE RUNNERS: D. Russell, C.J Swanson, K. Weiss, A. Ulasin

**3200R**

| TEAM | TIME |
|---|---|
| 1. McCook | 9.08.8 |
| 2. Lex. | 9.09.9 |
| 3. Ogal | 9.34.3 |
| 4. Imp | 9.48.0 |
| 5. L.C | 9.57 |
| 6. Hold | 10.07.9 |
| 7. | |
| 8. | |

RELAY FIRST PLACE RUNNERS: J. Sieperda, K Weiss, J. Wood, Berry

**EVENTS**

| TEAM NAME / ABBR. | McCook J.V | Imp. J.V | Holdrege J.V | Wallace | Lex J.V | Ogallala J.V | Twin Valley | Lakeside Central |
|---|---|---|---|---|---|---|---|---|
| Shot | | | 4 | 18 | 8 | | | 1 |
| Disc | | 4 | 1 | 18 | | 6 | 2 | |
| P.V | 7 | 2 | 10 | | 12 | | | |
| LJ | 18 | 2 | 6 | | | 1 | | 4 |
| TJ | | 14 | 11 | | | | 2 | 4 |
| HJ | | 18 | | 1 | 10 | 2 | | |
| 100 | 14 | 4 | | 13 | | | | |
| 200 | 10 | 6 | 4 | 8 | 2 | | | 1 |
| 400 | 6 | 10 | 3 | | | 4 | 8 | |
| 800 | 6 | 8 | 3 | 4 | 10 | | | |
| 1600 | | 12 | 6 | | 4 | 9 | | |
| 3200 | | 20 | 10 | | 1 | | | |
| 110 HH | 20 | 1/2 | 6 | | 4 | 1/2 | | |
| 300 IM | 80 | | 16 | | | | 4 | 1 |
| 400R | 10 | 1 | 6 | 8 | 2 | | 4 | |
| 1600R | 10 | 6 | 1 | | 8 | 4 | 2 | |
| 3200R | 10 | 4 | 1 | | 8 | 6 | | 2 |
| TOTALS | 121 | 111 1/2 | 83 | 78 | 67 1/2 | 33 1/2 | 22 | 13 1/2 |
| PLACING | 1 | 2 | 3 | 4 | 5 | 6 | 7 | 8 |

* do not write in this column until event is over

# BIG RED TRACK SCOREBOOK

BIG RED TRACK SCOREBOOK

MEET S.P.U.A. DATE 4-28-00

## EVENT Shot

| NAME | (Team) | TIME HT. DIST. |
|---|---|---|
| 1. J. Jorgensen | 12 S.P | 49'10¼ |
| 2. K. Fort Kamp | 12 I | 48'2½ |
| 3. Z. Tidwell | 12 I | 45'9" |
| 4. T Strand | I | 45'3 |
| 5. J. Howeter | 11 Gr | 43'4½ |
| 6. J. Richardson | 11 Gr | 42'5" |
| 7. | | |
| 8. | | |

## EVENT L.J

| NAME | (Team) | TIME HT. DIST. |
|---|---|---|
| 1. M. Miller | 12 H | 20'7 |
| 2. C. Tomilson | H | 19'7½ |
| 3. C. Softley | 10 Gr | 19'6¼ |
| 4. M. Lee | 11 Gr | 19'3½ |
| 5. T. Homan | 11 S.P | 18'9½ |
| 6. E Kaser | 9 I | 18'4 |
| 7. | | |
| 8. | | |

## EVENT 100

| NAME | (Team) | TIME HT. DIST. |
|---|---|---|
| 1. B. Hansen | 10 Gr | 11.1 |
| 2. T. Homan | 11 S.P. | 11.1 |
| 3. E. Fuchen | 11 I | 11.2 |
| 4. E. Gegenbach | 11 Gr | 11.6 |
| 5. C. Tomilson | H | 11.6 |
| 6. C. Malone | 11 I | 11.7 |
| 7. | | |
| 8. | | |

## EVENT 800

| NAME | (Team) | TIME HT. DIST. |
|---|---|---|
| 1. B. Maasen | 12 H | 2.04.7 |
| 2. M. Hanna | 11 I | 2.04.8 |
| 3. D. Russell | 10 I | 2.09.1 |
| 4. R. Hendricks | 12 Gr | 2.10.3 |
| 5. P. McGreen | Gr | 2.11.4 |
| 6. M. Smith | 11 I | 2.12.1 |
| 7. | | |
| 8. | | |

## EVENT Disc

| NAME | (Team) | TIME HT. DIST. |
|---|---|---|
| 1. T. Strand | I | 133'5½ |
| 2. Z. Tidwell | 12 I | 131'11½ |
| 3. T. Hoenfler | 10 Gr | 130'6½ |
| 4. J. Jorgensen | 12 S.P | 129'8" |
| 5. J. Piepey | S.P | 122'1½ |
| 6. M. Loggsdon | 10 Gr | 116½ |
| 7. | | |
| 8. | | |

## EVENT T.J

| NAME | (Team) | TIME HT. DIST. |
|---|---|---|
| 1. J. Collins | 11 S.P | 42'4¾ |
| 2. M. Loggsdon | 10 Gr | 41'4 |
| 3. C. Richmond | 12 Gr | 40'4¾ |
| 4. M. Miller | 12 H | 39'4½ |
| 5. C. Malone | I | 37'3½ |
| 6. E. Kaiser | I | 38'8 |
| 7. | | |
| 8. | | |

## EVENT 200

| NAME | (Team) | TIME HT. DIST. |
|---|---|---|
| 1. M. Swan | 12 Gr | 22.4 |
| 2. E. Fuchen | 11 I | 22.6 |
| 3. T. Homan | 11 S.P | 23.0 |
| 4. B. Hansen | 10 Gr | 23.0 |
| 5. D. Murphy | 12 I | 23.1 |
| 6. K Shima | 10 I | 23.4 |
| 7. | | |
| 8. | | |

## EVENT 1600

| NAME | (Team) | TIME HT. DIST. |
|---|---|---|
| 1. O. Cozero | 12 I | 4.55.3 |
| 2. M. Hanna | I | 4.56.4 |
| 3. C. Bittner | 12 G | 4.57.3 |
| 4. A. Heil | 11 S.P. | 4.58.8 |
| 5. C. McIntosh | 11 S | 5.04.8 |
| 6. B. Begeman | 11 I | 5.10.3 |
| 7. | | |
| 8. | | |

## EVENT P.V

| NAME | (Team) | TIME HT. DIST. |
|---|---|---|
| 1. D Pursley | 12 I | 12'6 |
| 2. C. Kosmicki | 11 Gr | 12'6 |
| 3. J. Klima | 12 Gr | 12' |
| 4. T. Youngkans | H | 11'6 |
| 5. P. McGreen | 10 Gr | 11' |
| 6. B. Coleman | 10 I | 9'6 |
| 7. | | |
| 8. | | |

## EVENT HJ

| NAME | (Team) | TIME HT. DIST. |
|---|---|---|
| 1. R. Ave | 12 Gr | 6'1" |
| 2. E. Kaiser | 9 I | 6'0 |
| 3. B. Peterson | 11 H | 5'10 |
| 4. M. Smith | 11 I | 5'6 |
| 5. C. Cook | 11 Gr | 5'6 |
| 6. T. Reed | 11 H | 5'6' |
| 7. | | |
| 8. | | |

## EVENT 400

| NAME | (Team) | TIME HT. DIST. |
|---|---|---|
| 1. D. Murphy | 12 I | 52.3 |
| 2. B. Maasen | 12 H | 52.9 |
| 3. M. Swan | 12 G | 53.2 |
| 4. M. Lee | 11 G | 53.2 |
| 5. M. Hanna | 11 I | 54.3 |
| 6. D. Kolin | 11 S | 54.6 |
| 7. | | |
| 8. | | |

## EVENT 3200

| NAME | (Team) | TIME HT. DIST. |
|---|---|---|
| 1. O Cozero | 12 I | 10.31.4 |
| 2. C. McIntosh | 11 S | 10.42.8 |
| 3. C. Bittner | 12 G | 10.44.5 |
| 4. B. Begeman | 11 I | 10.53.6 |
| 5. R. Sperling | G | 11.18.9 |
| 6. J. Siependa | 11 I | 11.30.7 |
| 7. | | |
| 8. | | |

Front Rel 1 Great 49.5 2 Imp 52.0 3 Hen 55.0 4 ____ 5 ____ 6 ____

# BIG RED TRACK SCOREBOOK

HELD AT: Grant SCORING: 1st 10 pts.; 2nd 8 pts.; 3rd 6 pts.;4th 4 pts.; 5th 2 pts.; 6th 1 pts.;7th ___ pts.; 8th ___ pts.

## EVENT 110 HH

| | NAME | (Team) | TIME HT. DIST. |
|---|---|---|---|
| 1. | ~~M. Miller~~ | 12 H | 15.5 |
| 2. | E Sederholm | 11 S | 15.8 |
| 3. | M. Miller | 12 H | 16.6 |
| 4. | C. Barge | 6 | 16.7 |
| 5. | M. Coggdon | 10 G | 17.2 |
| 6. | D. Pursley | 12 I | 17.4 |
| 7. | | | |
| 8. | | | |

## EVENT 300 IH

| | NAME | (Team) | TIME HT. DIST. |
|---|---|---|---|
| 1. | E. Sederholm | 11 S | 42.0 |
| 2. | A. Ohlson | 10 I | 42.8 |
| 3. | C. Melons | 11 I | 43.5 |
| 4. | M. Miller | 12 H | 44.0 |
| 5. | C.J. Sucksmith | 10 I | 45.6 |
| 6. | R. Cosgrove | 10 G | 47.4 |
| 7. | | | |
| 8. | | | |

## 400 R

RELAY

FIRST PLACE RUNNERS

C. Melons
D. Murphy
A. Ohlson
JC Shinn

| TEAM | TIME |
|---|---|
| 1. Grant | 44.7 |
| 2. Imp | 45.2 |
| 3. N.P.S.P | 45.5 |
| 4. Hershey | 47.6 |
| 5. Sutherland | 48.9 |
| 6. | |
| 7. | |
| 8. | |

## 1600 R

RELAY

FIRST PLACE RUNNERS

E. Fischer 55.1
D. Russell 54.2
M. Howe 54.5
D. Murphy 53.0

| TEAM | TIME |
|---|---|
| 1. Imp | 3.36.7 |
| 2. Grant | 3.38.1 |
| 3. Hershey | 3.47.6 |
| 4. N.P.S.P | 3.57.8 |
| 5. Sutherland | 4.00.9 |
| 6. | |
| 7. | |
| 8. | |

## 3200 R

RELAY

FIRST PLACE RUNNERS

O. Cozzens 2.11.3
K Weiss 2.13.0
B Bejenum 2.16.7
D Russell 2.08.1

| TEAM | TIME |
|---|---|
| 1. Imperial | 8.45.2 |
| 2. Grant | 8.50.4 |
| 3. Hershey | 9.05.3 |
| 4. N.P.S.P | 9.09.4 |
| 5. | |
| 6. | |
| 7. | |
| 8. | |

EVENTS

TEAMS

| | ABBR. | Imperial | Grant | Hershey | St. Pats | Sutherland |
|---|---|---|---|---|---|---|
| Shot | | 18 | 3 | - | 10 | - |
| Disc | | 18 | 7 | - | 6 | - |
| PV | | 11 | 16 | 1 | - | - |
| CJ | | 1 | 10 | 18 | 2 | - |
| TJ | | 3 | 14 | 4 | 10 | - |
| HJ | | 12 | 12 | 7 | - | - |
| 100 | | 7 | 14 | 2 | 8 | - |
| 200 | | 11 | 14 | - | 6 | - |
| 400 | | 12 | 10 | 8 | - | 1 |
| 800 | | 15 | 6 | 10 | - | - |
| 1600 | | 19 | 6 | - | 4 | 2 |
| 3200 | | 15 | 8 | - | - | 8 |
| 110HH | | 1 | 6 | 6 | - | 18 |
| 300IH | | 16 | 1 | 4 | - | 10 |
| 400R | | 8 | 10 | 34 | 6 | 2 |
| 1600R | | 10 | 8 | 6 | 4 | 2 |
| 3200R | | 10 | 8 | 6 | 4 | - |
| Fresh Rel | | | - | - | - | - |
| | | | | | | |
| TOTALS | | 187 | 153 | 79 | 60 | 43 |
| PLACING | | 1 | 2 | 3 | 4 | 5 |

* do not write in this column until event is over

65 58 44 16 10

BIG RED TRACK SCOREBOOK

MEET Dundy County Invite DATE 5-5-00

## EVENT Shot

| NAME | (Team) | TIME HT. DIST. |
|---|---|---|
| 1. B Hagen | Cul | 47'6" |
| 2. T. Tidwell | I | 46'4" |
| 3. K Fortkamp | I | 45'8½ |
| 4. J. Cillich | At | 44'8½ |
| 5. S. Wiese | DC | 42'2½ |
| 6. K Weshmester | May | 42'1" |
| 7. | | |
| 8. | | |

## EVENT C.S

| NAME | (Team) | TIME HT. DIST. |
|---|---|---|
| 1. D. Webster | D.C | 21'7 |
| 2. J. Wilson | May | 21'4½ |
| 3. B. Eisenhart | Culb | 20'5½ |
| 4. B. Schmitz | May | 20'2½ |
| 5. M. Beck | DC | 19'7½ |
| 6. C. Softley | Gr | 19'2¾ |
| 7. | | |
| 8. | | |

## EVENT 100

| NAME | (Team) | TIME HT. DIST. |
|---|---|---|
| 1. B Haskell | D.C | 10.9 |
| 2. B. Hansen | Gr | 10.9 |
| 3. E. Fuchser | I | 11.2 |
| 4. D. Wilson | Culb | 11.2 |
| 5. M. Clark | D.C | 11.4 |
| 6. J. Wilson | May | 11.4 |
| 7. | | |
| 8. | | |

## EVENT 800

| NAME | (Team) | TIME HT. DIST. |
|---|---|---|
| 1. B. Osborn | D.C | 2.07.1 |
| 2. B. Wilson | Culb | 2.08.5 |
| 3. D. Russell | I | 2.10.4 |
| 4. B. Timm | D.C | 2.14.1 |
| 5. O Cozores | I | 2.16.5 |
| 6. C. Schall | Gr | 2.16.5 |
| 7. | | |
| 8. | | |

## EVENT Disc

| NAME | (Team) | TIME HT. DIST. |
|---|---|---|
| 1. C. Cillich | At | 146'5" |
| 2. T. Strand | I | 135'7" |
| 3. B. Hagen | Culb | 131'7" |
| 4. S. Wiese | D.C | 127'7 |
| 5. T. Hoemfler | Gr | 123'7 |
| 6. T. Tidwell | I | 115'8 |
| 7. | | |
| 8. | | |

## EVENT T.J

| NAME | (Team) | TIME HT. DIST. |
|---|---|---|
| 1. C Richmond | Gr. | 41'0 |
| 2. M. Logsdon | Gr | 41'7½ |
| 3. B. Schmitz | May | 41'3½ |
| 4. B. Hagen | Culb | 40'4½ |
| 5. B. Eisenhart | Culb | 39'10½ |
| 6. B. Timm | D.C | 38'9" |
| 7. | | |
| 8. | | |

## EVENT 200

| NAME | (Team) | TIME HT. DIST. |
|---|---|---|
| 1. B. Haskell | D.C | 22.6 |
| 2. M. Swan | Gr | 22.9 |
| 3. J. Wilson | May | 23.2 |
| 4. E. Fuchser | I | 23.3 |
| 5. D. Wills | Culb | 23.4 |
| 6. B. Hansen | Gr | 23.7 |
| 7. | | |
| 8. | | |

## EVENT 1600

| NAME | (Team) | TIME HT. DIST. |
|---|---|---|
| 1. M. Hansen | I | 4.51.8 |
| 2. J.C. Sharp | D.C | 4.52.2 |
| 3. B. Arp | Culb | 4.56.3 |
| 4. C. Bakken | Gr | 5.02.7 |
| 5. B. Begeman | I | 5.06.5 |
| 6. R. Sperling | Gr | 5.07 |
| 7. | | |
| 8. | | |

## EVENT PJ

| NAME | (Team) | TIME HT. DIST. |
|---|---|---|
| 1. D. Pursley | I | 12'6 |
| 2. J. Klima | Gr | 12'0 |
| 3. B. Hagen | Culb | 10'6 |
| 4. C. McVey | DC | 10'6 |
| 5. S. Martin | D.C | 10' |
| 6. | | |
| 7. | | |
| 8. | | |

## EVENT HJ

| NAME | (Team) | TIME HT. DIST. |
|---|---|---|
| 1. R. Ave | Gr | 6'0 |
| 2. B. Arp | Culb | 5'10' |
| 3. E. Kaiser | I | 5'8 |
| 4. M. Smith | I | 5'8 |
| 5. R. Lamb | At | 5'6 |
| 6. C. Gobb | Gr | 5'4 |
| 7. | | |
| 8. | | |

## EVENT 400

| NAME | (Team) | TIME HT. DIST. |
|---|---|---|
| 1. D. Murphy | I | 52.3 |
| 2. D. Webster | D.C | 52.6 |
| 3. M. Swan | Gr | 53.6 |
| 4. A. Ohlson | I | 54.2 |
| 5. C. Malone | I | 54.4 |
| 6. M. Beck | DC | 54.5 |
| 7. | | |
| 8. | | |

## EVENT 3200

| NAME | (Team) | TIME HT. DIST. |
|---|---|---|
| 1. J. Lutz | D.C | 10.32.9 |
| 2. O. Cozores | I | 10.36.7 |
| 3. B. Begeman | I | 10.55.3 |
| 4. C. Bakken | Gr | 11.05.7 |
| 5. J. Siepecki | I | 11.40.4 |
| 6. K Ord | May | 11.42.6 |
| 7. | | |
| 8. | | |

Wt Rel 1 Imp 49.9 2 Grant 3 Culb 4 May 5 ____ 6 ____

HELD AT: Benkelman SCORING: 1st 10 pts.; 2nd 8 pts.; 3rd 6 pts.; 4th 4 pts.; 5th 2 pts.; 6th 1 pts.; 7th ___ pts.; 8th ___ pts.

**EVENT 110 HH**

| NAME | (Team) | TIME HT. DIST. |
|---|---|---|
| 1. B. Kennicott | May | 15.4 |
| 2. J. Ustava | May | 16.6 |
| 3. C. Burge | Gr. | 17.1 |
| 4. M. Logsdon | Gr | 17.2 |
| 5. R. Gosnell | At | 17.2 |
| 6. M. Kaiser | I | 17.3 |
| 7. | | |
| 8. | | |

**EVENT 3.00 IM**

| NAME | (Team) | TIME HT. DIST. |
|---|---|---|
| 1. B. Kennicott | May | 42.4 |
| 2. A. Ottison | I | 42.4 |
| 3. C. Malone | I | 43.4 |
| 4. C.J. Swanson | I | 44.3 |
| 5. R. Gosnell | At | 45.6 |
| 6. C. Softley | Gr. | 46.6 |
| 7. | | |
| 8. | | |

**400R**

| TEAM | TIME |
|---|---|
| 1. Grant | 44.4 |
| 2. D.C | 44.5 |
| 3. Imp | 44.9 |
| 4. Culb | 45.3 |
| 5. May | 45.5 |
| 6. Atwood | 48.2 |
| 7. | |
| 8. | |

RELAY FIRST PLACE RUNNERS: C. Malone, D. Murphy, K. Shiner, E. Fucher

**1600R**

| TEAM | TIME |
|---|---|
| 1. Imp | 3.36.2 |
| 2. Grant | 3.37.1 |
| 3. Culb | 3.37.6 |
| 4. D.C | 3.39.3 |
| 5. May | 3.48.3 |
| 6. At | 3.49.6 |
| 7. | |
| 8. | |

RELAY FIRST PLACE RUNNERS: E. Fucher, D. Russell, M. Hanna, D. Murphy

**3200R**

| TEAM | TIME |
|---|---|
| 1. Imp | 8.51.0 |
| 2. D.C | 8.51.0 |
| 3. Grant | 9.04.4 |
| 4. May | 9.28.5 |
| 5. | |
| 6. | |
| 7. | |
| 8. | |

RELAY FIRST PLACE RUNNERS: M. Smith, K. Weiss, D. Russell, M. Hanna

Footkamp T. Stand
Coleman T. Idwell

Wt Rel, 49.9

TEAMS

| TEAM NAME / ABBR. | Imperial | Dundy County | Grant | Culbertson | May Wood | At Wood |
|---|---|---|---|---|---|---|
| Shot | 14 | 2 | | 10 | 1 | 4 |
| Disc | 9 | 4 | 2 | 6 | | 10 |
| P.V | 10 | 6 | 8 | 6 | | |
| L.J | | 12 | 1 | 6 | 12 | |
| T.J | | 1 | 18 | 6 | 6 | |
| H.J | 10 | | 11 | 8 | | 2 |
| 100 | 6 | 12 | 8 | 4 | 1 | |
| 200 | 4 | 10 | 9 | 2 | 6 | |
| 400 | 16 | 9 | 6 | | | |
| 800 | 8 | 14 | 1 | 8 | | |
| 1600 | 12 | 8 | 5 | 6 | | |
| 3200 | 16 | 10 | 4 | | 1 | |
| 110 HH | 1 | | 10 | | 18 | 2 |
| 300 IM | 18 | | 1 | | 10 | 2 |
| 400R | 6 | 8 | 10 | 4 | 2 | 1 |
| 1600R | 10 | 4 | 8 | 6 | 2 | 1 |
| 3200R | 10 | 8 | 6 | | 4 | |
| Wt Rel | | | | | | |
| TOTALS | 150 | 108 | 108 | 72 | 63 | 22 |
| PLACING | 1 | 2 | 3 | 4 | 5 | 6 |

* do not write in this column until event is over

# BIG RED TRACK SCOREBOOK

# BIG RED TRACK SCOREBOOK

MEET B-6 Dist DATE 5-11-00

## EVENT Shot

| NAME | (Team) | TIME HT. DIST. |
|---|---|---|
| 1. D. Fisher | Ger | 55'7" |
| 2. C. Hadden | Sid | 52'9½ |
| 3. J. Pierce | Coz | 52'0" |
| 4. T. Hite | Goth | 50.5 |
| 5. J. Plunkett | Og | 50'1" |
| 6. K. Rogers | Chad | 49'10" |
| 7. | | |
| 8. | | |

## EVENT L.J

| NAME | (Team) | TIME HT. DIST. |
|---|---|---|
| 1. B. Lambert | Goth | 22'4½ |
| 2. J. Wellman | Mc | 21'3½ |
| 3. B. Beebout | Val | 20'11" |
| 4. M. Kuhlman | Mc | 20'8¾ |
| 5. M. Smith | Chad | 19'10" |
| 6. J. Mallack | Mc | 19'9" |
| 7. | | |
| 8. | | |

## EVENT 100

| NAME | (Team) | TIME HT. DIST. |
|---|---|---|
| 1. B. Gilland | Mc | 10.8 |
| 2. M. Kettler | Sid | 11.1 |
| 3. J. Rupe | Coz | 11.1 |
| 4. E. Fuchs | I | 11.2 |
| 5. J. Mallack | Mc | 11.3 |
| 6. C. Tater | Og | 11.7 |
| 7. | | |
| 8. | | |

## EVENT 800

| NAME | (Team) | TIME HT. DIST. |
|---|---|---|
| 1. J. Koch | Coz | 2.00.3 |
| 2. D. Skovdahl | Mit | 2.02.0 |
| 3. M. Hanna | I | 2.02.7 |
| 4. R. Klaender | Val | 2.03 |
| 5. P. Clark | Goth | 2.04 |
| 6. M. Carpenter | Mc | 2.05.6 |
| 7. | | |
| 8. | | |

## EVENT Disc

| NAME | (Team) | TIME HT. DIST. |
|---|---|---|
| 1. D. Fisher | Ger | 155'0 |
| 2. J. Pierce | Coz | 153'4" |
| 3. J. Dishman | Goth | 149.5" |
| 4. R. Battenberger | Ger | 142'6 |
| 5. C. Hadden | Sid | 141'5 |
| 6. J. Plunkett | Og | 140'4 |
| 7. | | |
| 8. | | |

## EVENT T.J

| NAME | (Team) | TIME HT. DIST. |
|---|---|---|
| 1. A. Randolph | Mc | 43'3¼ |
| 2. J. Wellman | Mc | 43'1½ |
| 3. T. Hoss | Mc | 42'4¾ |
| 4. J. Ritterbush | Coz | 41'7¼ |
| 5. N. Cheetos | Goth | 40'7 |
| 6. B. Otte | Ger | 40'2¾ |
| 7. | | |
| 8. | | |

## EVENT 200

| NAME | (Team) | TIME HT. DIST. |
|---|---|---|
| 1. B. Gilland | Mc | 22.5 |
| 2. J. Rupe | Coz | 23.1 |
| 3. E. Fuchs | I | 23.2 |
| 4. A. Sawyer | Mc | 23.4 |
| 5. M. Kettler | Sid | 23.6 |
| 6. J. Zlomke | Mc | 23.9 |
| 7. | | |
| 8. | | |

## EVENT 1600

| NAME | (Team) | TIME HT. DIST. |
|---|---|---|
| 1. B. Johnson | Og | 4.41.7 |
| 2. J. Relph | Mc | 4.43.1 |
| 3. A. Teets | Mit | 4.43.7 |
| 4. O. Cazares | I | 4.46.6 |
| 5. J. Lana | Ger | 4.46.6 |
| 6. T. Fickenscher | Goth | 4.53.8 |
| 7. | | |
| 8. | | |

## EVENT P.V

| NAME | (Team) | TIME HT. DIST. |
|---|---|---|
| 1. T. Sandbury | Ger | 13'8 |
| 2. C. Lytle | Mc | 13'2 |
| 3. N. Marsh | Mit | 12'8 |
| 4. D. Parsley | I | 12'8 |
| 5. A. Ottlson | I | 12'2 |
| 6. T. Bullock | Goth | 12'2" |
| 7. D. Maulsby | Mit | 12'2 |
| 8. M. Holbein | Goth | 12'2" |

## EVENT H.J

| NAME | (Team) | TIME HT. DIST. |
|---|---|---|
| 1. B. Lambert | Goth | 6'6" |
| 2. A. Plass | Mc | 6'4" |
| 3. J. Wellman | Mc | 6'4" |
| 4. S. Martin | Mc | 6'4" |
| 5. J. Ritterbush | Coz | 6'2" |
| 6. J. Anderson | Og | 6'0" |
| 7. | | |
| 8. | | |

## EVENT 400

| NAME | (Team) | TIME HT. DIST. |
|---|---|---|
| 1. J. Anderson | Og | 50.0 |
| 2. A. Teets | Mit | 50.6 |
| 3. E. Landeman | Chad | 51.7 |
| 4. D. Murphy | I | 52.0 |
| 5. R. Sommers | Sid | 52.6 |
| 6. J. Dean | Val | 52.9 |
| 7. | | |
| 8. | | |

## EVENT 3200

| NAME | (Team) | TIME HT. DIST. |
|---|---|---|
| 1. O. Cazares | I | 10.24.8 |
| 2. T. Fickenscher | Goth | 10.35.7 |
| 3. J. Herron | Mc | 10.50.8 |
| 4. J. Bergen | Ger | 11.00.2 |
| 5. B. Beyerman | I | 11.12 |
| 6. M. Robles | Mit | 11.28.2 |
| 7. | | |
| 8. | | |

# BIG RED TRACK SCOREBOOK

**HELD AT:** Ogal **SCORING:** 1st 10 pts.; 2nd 8 pts.; 3rd 6 pts.;4th 4 pts.; 5th 2 pts.; 6th 1 pts.;7th ___ pts.; 8th ___ pts.

## EVENT 110 HH

| | NAME | (Team) | TIME HT. DIST. |
|---|---|---|---|
| 1. | B. Burgess | Val | 15.7 |
| 2. | N. Cheatas | Goth | 15.9 |
| 3. | B. Beebout | Val | 15.9 |
| 4. | A. Allen | Ger | 15.9 |
| 5. | A. Gallaher | Ger | 16.0 |
| 6. | AJ Brown | Sid | 16.2 |
| 7. | | | |
| 8. | | | |

## EVENT 300 IM

| | NAME | (Team) | TIME HT. DIST. |
|---|---|---|---|
| 1. | J. Anderson | Og | 39.6 |
| 2. | B. Burgess | Val | 41.7 |
| 3. | A. Allen | Ger | 41.7 |
| 4. | Z. Brost | Mit | 42.2 |
| 5. | M. Smith | Chad | 42.3 |
| 6. | C. Malone | I | 42.4 |
| 7. | | | |
| 8. | | | |

## 400 R

RELAY

| | TEAM | TIME |
|---|---|---|
| 1. | McCook | 43.2 |
| 2. | Goth | 44.2 |
| 3. | Imp | 44.3 |
| 4. | Ogal | 44.5 |
| 5. | Mitchell | 45.0 |
| 6. | Ger. | 45.2 |
| 7. | | |
| 8. | | |

FIRST PLACE RUNNERS

C. Malone
D. Murphy
K. Skinner
E. Fuchser

## 1600 R

RELAY

| | TEAM | TIME |
|---|---|---|
| 1. | Valentine | 3.26.7 |
| 2. | Goth | 3.27.4 |
| 3. | McCook | 3.27.7 |
| 4. | Ogal | 3.28.3 |
| 5. | Mitchell | 3.35.5 |
| 6. | Sidney | 3.36.6 |
| 7. | | |
| 8. | | |

FIRST PLACE RUNNERS

E. Fuchser 53.2
D. Russell 53.5
M- Hamm 55.6
D. Murph 57.9

## 3200 R

RELAY

| | TEAM | TIME |
|---|---|---|
| 1. | Valentine | 8.14.8 |
| 2. | Ger. | 8.22.4 |
| 3. | Ogal | 8.24.2 |
| 4. | Mc | 8.25.3 |
| 5. | Coz | 8.25.9 |
| 6. | Imp | 8.35.9 |
| 7. | | |
| 8. | | |

FIRST PLACE RUNNERS

O Cozzens 2.07
D. Russell 2.06
M- Smith 2:11
M- Hamm 2.12

TEAMS

| | ABBR. | McCook | Gothenburg | Sering | Valentine | Ogallala | Imperial | Cozad | Mitchell | Sidney | Chadron | | | | | | | | |
|---|---|---|---|---|---|---|---|---|---|---|---|---|---|---|---|---|---|---|---|
| | TEAM NAME | | | | | | | | | | | | | | | | | | |
| Shot | | | 4 | 10 | | 2 | | 6 | | 8 | 1 | | | | | | | | |
| Disc | | | 6 | 14 | | 1 | | 8 | | 2 | | | | | | | | | |
| D.J | | 8 | 11½ | 10 | | | 4¾ | | 6¾ | | | | | | | | | | |
| L.J | | 15 | 10 | | 6 | | | | | | 2 | | | | | | | | |
| T.J | | 24 | 2 | 1 | | | | 4 | | | | | | | | | | | |
| H.J | | 18 | 10 | | | 1 | | 2 | | | | | | | | | | | |
| 100 | | 12 | | | | 1 | 4 | 6 | | 8 | | | | | | | | | |
| 200 | | 15 | | | | | 6 | 8 | | 2 | | | | | | | | | |
| 400 | | | | | 1 | 10 | 4 | | 8 | 2 | 6 | | | | | | | | |
| 800 | | 1 | 2 | | 4 | | 6 | 10 | 8 | | | | | | | | | | |
| 1600 | | 8 | 1 | 2 | | 10 | 4 | | 6 | | | | | | | | | | |
| 3200 | | 6 | 8 | 4 | | | 12 | | 1 | | | | | | | | | | |
| 110 HH | | | 8 | 6 | 16 | | | | | 1 | | | | | | | | | |
| 300 IM | | | | 6 | 8 | 10 | 1 | | 4 | 2 | | | | | | | | | |
| 400R | | 10 | 8 | 1 | | 4 | 6 | | 2 | | | | | | | | | | |
| 1600R | | 6 | 8 | | 10 | 4 | | | 2 | 1 | | | | | | | | | |
| 3200R | | 4 | 8 | | 10 | 6 | 1 | 2 | | | | | | | | | | | |
| | | | | | | | | | | | | | | | | | | | |
| | | | | | | | | | | | | | | | | | | | |
| | | | | | | | | | | | | | | | | | | | |
| TOTALS | | 125 | 69¾ | 62 | 55 | 49 | 49¾ | 46 | 37¾ | 26 | 9 | | | | | | | | |
| PLACING | | 1 | 2 | 3 | 4 | 5 | 6 | 7 | 8 | 9 | 10 | | | | | | | | |

* do not write in this column until event is over

EVENTS

BIG RED TRACK SCOREBOOK

MEET Stock Meet DATE 5-19-20-

| EVENT 100 | | | EVENT 800 | | | EVENT | | | EVENT | | |
|---|---|---|---|---|---|---|---|---|---|---|---|
| NAME | (Team) | TIME HT. DIST. | NAME | (Team) | TIME HT. DIST. | NAME | (Team) | TIME HT. DIST. | NAME | (Team) | TIME HT. DIST. |
| 1. | | | 1. | | | 1. | | | 1. | | |
| 2. | | | 2. | | | 2. | | | 2. | | |
| 3. E. Fuchsen | | | 3. Matt Hamm | | | 3. | | | 3. | | |
| 4. | | | 4. | | | 4. | | | 4. | | |
| 5. 11.65 | | | 5. 2.02.86 | | | 5. | | | 5. | | |
| 6. | | | 6. | | | 6. | | | 6. | | |
| 7. No Place | | | 7. No-Place | | | 7. | | | 7. | | |
| 8. | | | 8. | | | 8. | | | 8. | | |
| EVENT 200 | | | EVENT 1600 | | | EVENT | | | EVENT | | |
| NAME | (Team) | TIME HT. DIST. | NAME | (Team) | TIME HT. DIST. | NAME | (Team) | TIME HT. DIST. | NAME | (Team) | TIME HT. DIST. |
| 1. | | | 1. | | | 1. | | | 1. | | |
| 2. | | | 2. | | | 2. | | | 2. | | |
| 3. E. Fuchsen | | | 3. Oscar Cazares | | | 3. | | | 3. | | |
| 4. | | | 4. | | | 4. | | | 4. | | |
| 5. | | | 5. | | | 5. | | | 5. | | |
| 6. 23.31 | | | 6. Inj | | | 6. | | | 6. | | |
| 7. | | | 7. | | | 7. | | | 7. | | |
| 8. No-Place | | | 8. | | | 8. | | | 8. | | |
| EVENT 400 | | | EVENT 3200 | | | EVENT | | | EVENT | | |
| NAME | (Team) | TIME HT. DIST. | NAME | (Team) | TIME HT. DIST. | NAME | (Team) | TIME HT. DIST. | NAME | (Team) | TIME HT. DIST. |
| 1. | | | 1. | | | 1. | | | 1. | | |
| 2. | | | 2. | | | 2. | | | 2. | | |
| 3. David Murphy | | | 3. Oscar Cazares | | | 3. | | | 3. | | |
| 4. | | | 4. | | | 4. | | | 4. | | |
| 5. | | | 5. | | | 5. | | | 5. | | |
| 6. 52.39 | | | 6. 10:13.04 | | | 6. | | | 6. | | |
| 7. | | | 7. | | | 7. | | | 7. | | |
| 8. No-Place | | | 8. No place | | | 8. | | | 8. | | |

# BIG RED TRACK SCOREBOOK

**HELD AT:** Omaha **SCORING:** 1st___pts.; 2nd___pts.; 3rd___pts.;4th___pts.; 5th___pts.; 6th___pts.;7th___pts.; 8th___pts.

**EVENT** _____

| NAME | (Team) | TIME HT. DIST. |
|---|---|---|
| 1. | | |
| 2. | | |
| 3. | | |
| 4. | | |
| 5. | | |
| 6. | | |
| 7. | | |
| 8. | | |

**EVENT** _____

| NAME | (Team) | TIME HT. DIST. |
|---|---|---|
| 1. | | |
| 2. | | |
| 3. | | |
| 4. | | |
| 5. | | |
| 6. | | |
| 7. | | |
| 8. | | |

| TEAM | TIME |
|---|---|
| 1. | |
| 2. | |
| 3. 4,5,24 | |
| 4. | |
| 5. | |
| 6. | |
| 7. Neptune | |
| 8. | |

4 8 R

**RELAY**

FIRST PLACE RUNNERS

C. McClure
D. Mayberry
K. Stringer
E. Fischer

| TEAM | TIME |
|---|---|
| 1. | |
| 2. | |
| 3. | |
| 4. | |
| 5. | |
| 6. | |
| 7. | |
| 8. | |

**RELAY**

FIRST PLACE RUNNERS

| TEAM | TIME |
|---|---|
| 1. | |
| 2. | |
| 3. | |
| 4. | |
| 5. | |
| 6. | |
| 7. | |
| 8. | |

**RELAY**

FIRST PLACE RUNNERS

TEAMS

| ABBR. / TEAM NAME | EVENTS | | | | | | | | | | | | | | | | | |
|---|---|---|---|---|---|---|---|---|---|---|---|---|---|---|---|---|---|---|
| | | | | | | | | | | | | | | | | | | |
| | | | | | | | | | | | | | | | | | | |
| | | | | | | | | | | | | | | | | | | |

# BIG RED TRACK SCOREBOOK

**MEET** _____ **DATE** _____

| EVENT | NAME | (Team) | TIME HT. DIST. |
|---|---|---|---|
| | 1. | | |
| | 2. | | |
| | 3. | | |
| | 4. | | |
| | 5. | | |
| | 6. | | |
| | 7. | | |
| | 8. | | |

| EVENT | NAME | (Team) | TIME HT. DIST. |
|---|---|---|---|
| | 1. | | |
| | 2. | | |
| | 3. | | |
| | 4. | | |
| | 5. | | |
| | 6. | | |
| | 7. | | |
| | 8. | | |

| EVENT | NAME | (Team) | TIME HT. DIST. |
|---|---|---|---|
| | 1. | | |
| | 2. | | |
| | 3. | | |
| | 4. | | |
| | 5. | | |
| | 6. | | |
| | 7. | | |
| | 8. | | |

| EVENT | NAME | (Team) | TIME HT. DIST. |
|---|---|---|---|
| | 1. | | |
| | 2. | | |
| | 3. | | |
| | 4. | | |
| | 5. | | |
| | 6. | | |
| | 7. | | |
| | 8. | | |

| EVENT | NAME | (Team) | TIME HT. DIST. |
|---|---|---|---|
| | 1. | | |
| | 2. | | |
| | 3. | | |
| | 4. | | |
| | 5. | | |
| | 6. | | |
| | 7. | | |
| | 8. | | |

| EVENT | NAME | (Team) | TIME HT. DIST. |
|---|---|---|---|
| | 1. | | |
| | 2. | | |
| | 3. | | |
| | 4. | | |
| | 5. | | |
| | 6. | | |
| | 7. | | |
| | 8. | | |

| EVENT | NAME | (Team) | TIME HT. DIST. |
|---|---|---|---|
| | 1. | | |
| | 2. | | |
| | 3. | | |
| | 4. | | |
| | 5. | | |
| | 6. | | |
| | 7. | | |
| | 8. | | |

| EVENT | NAME | (Team) | TIME HT. DIST. |
|---|---|---|---|
| | 1. | | |
| | 2. | | |
| | 3. | | |
| | 4. | | |
| | 5. | | |
| | 6. | | |
| | 7. | | |
| | 8. | | |

# — FEATURES OF THE BIG RED TRACK SCORE BOOK —

- ★ Scores 19 meets
- ★ Up to eight places can be scored
- ★ Time, height or distance can be recorded for all places
- ★ Can be used for duals, triangulars or large invitationals
- ★ Room to score 14 individual events and 3 relays
- ★ Sample score sheet
- ★ Extra relay slips in back of book

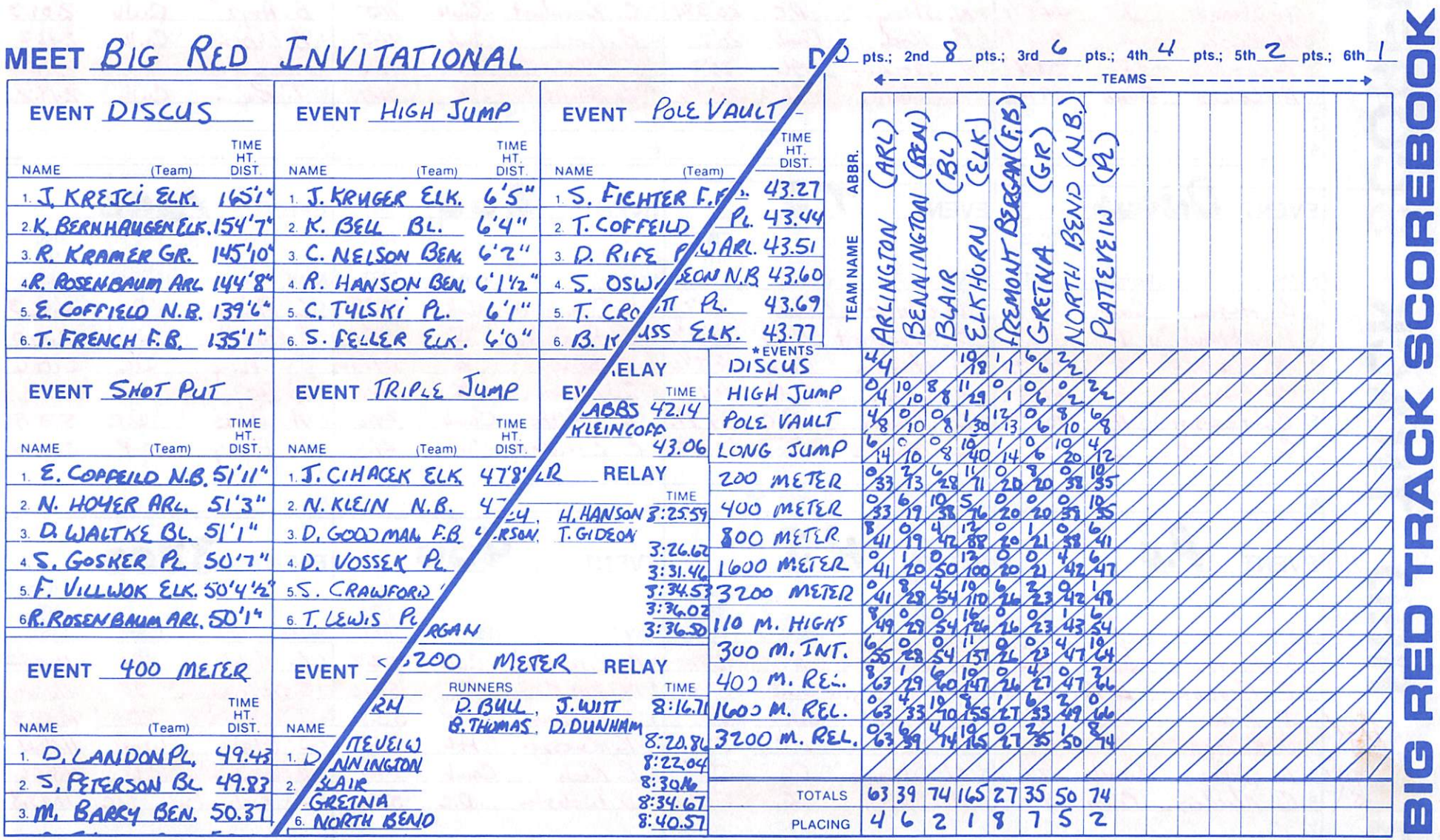


*do not write in this column until event is over

© 1979 BIG RED PUBLICATIONS, Elkhorn, Nebraska (Rev. 1998)

# BIG RED TRACK SCOREBOOK

MEET Cambridge DATE 3-24-01

## EVENT Shot

| NAME | (Team) | TIME HT. DIST. |
|---|---|---|
| 1. B. Hagan | Culb | 49'8½ |
| 2. G. Altmeyer | Camb | 45'3 |
| 3. T. Strand | I | 44'8½ |
| 4. M. Kaiser | I | 42'10½ |
| 5. Z. Swink | I | 38'7" |
| 6. A. Lewis | Camb. | 37'11½ |
| 7. | | |
| 8. | | |

## EVENT L.J

| NAME | (Team) | TIME HT. DIST. |
|---|---|---|
| 1. B. Eisenhart | Culb | 21'11¾ |
| 2. D. Webster | D.C | 20'11¼ |
| 3. N. Stroup | D.C | 20'3¼ |
| 4. B. Koch | Camb | 20'2 |
| 5. J. Becker | AL | 20'2 |
| 6. K. Shinn | I | 20'¾ |
| 7. | | |
| 8. | | |

## EVENT 100

| NAME | (Team) | TIME HT. DIST. |
|---|---|---|
| 1. J. Becker | AL | 11.3 |
| 2. E. Fuehrer | I | 11.4 |
| 3. C. Eisenhart | Culb | 11.5 |
| 4. B. Koch | Camb | 11.5 |
| 5. C. Malone | I | 11.6 |
| 6. K. Shinn | I | 11.7 |
| 7. | | |
| 8. | | |

## EVENT 800

| NAME | (Team) | TIME HT. DIST. |
|---|---|---|
| 1. J. Drake | AL | 2.08.2 |
| 2. J.C. Stroup | D.C | 2.09.2 |
| 3. B. Arp | Culb | 2.09.3 |
| 4. B. Wilson | Culb | 2.11.2 |
| 5. D. Russell | I | 2.12.3 |
| 6. T. Bauer | Culb | 2.18.2 |
| 7. | | |
| 8. | | |

## EVENT Discus

| NAME | (Team) | TIME HT. DIST. |
|---|---|---|
| 1. B. Hagan | Culb | 128'6 |
| 2. T. Strand | I | 123' |
| 3. M. Kaiser | I | 117'10 |
| 4. Z. Swink | I | 111'0 |
| 5. B. Pearson | AL | 107'9 |
| 6. C. Dewester | DC | 106'7 |
| 7. | | |
| 8. | | |

## EVENT T.J

| NAME | (Team) | TIME HT. DIST. |
|---|---|---|
| 1. D. Whitte | Camb | 41'0 |
| 2. B. Eisenhart | Culb | 40'11¾ |
| 3. B. Hagan | Culb | 40'8½ |
| 4. A. Lewis | Culb | 40'1¼ |
| 5. B. Timm | D.C | 39'4¾ |
| 6. W. Morales | I | 38'10¾ |
| 7. | | |
| 8. | | |

## EVENT 200

| NAME | (Team) | TIME HT. DIST. |
|---|---|---|
| 1. B. Eisenhart | Culb | 23.9 |
| 2. E. Fuehrer | I | 24.1 |
| 3. K. Shinn | I | 24.3 |
| 4. C. Malone | I | 24.4 |
| 5. D. Whitte | Camb | 24.6 |
| 6. C. Eisenhart | Culb | 24.8 |
| 7. | | |
| 8. | | |

## EVENT 1600

| NAME | (Team) | TIME HT. DIST. |
|---|---|---|
| 1. L. Ashley | AL | 4.46.3 |
| 2. S. Alberts | W-P | 5.11.0 |
| 3. J.C. Stroup | DC | 5.19.6 |
| 4. B. Bezerman | I | 5.20 |
| 5. A. Davis | D.C | 5.20.9 |
| 6. S. Flaig | W-P | 5.23.9 |
| 7. | | |
| 8. | | |

## EVENT P.V

| NAME | (Team) | TIME HT. DIST. |
|---|---|---|
| 1. S. Martin | DC | 60'6 |
| 2. T. Fenchel | AL | 10' |
| 3. J. Ham | DC | 9'0 |
| 4. D. Russell | I | 9'0 |
| 5. W. Jones | Camb | 9'0 |
| 6. C. Nickerson | Camb | 9'0 |
| 7. | | |
| 8. | | |

Tie 3

Tie 5

## EVENT H.J

| NAME | (Team) | TIME HT. DIST. |
|---|---|---|
| 1. E. Kaiser | I | 6'0 |
| 2. A. Lewis | Culb | 5'10 |
| 3. B. Arp | Culb | 5'10 |
| 4. C. Hall | DC | 5'10 |
| 5. N. Stroup | DC | 5'8" |
| 6. M. Smith | I | 5'6" |
| 7. | | |
| 8. | | |

Tie

## EVENT 400

| NAME | (Team) | TIME HT. DIST. |
|---|---|---|
| 1. B. Eisenhart | Culb | 52.2 |
| 2. M. Smith | I | 53.6 |
| 3. J. Steckman | W-P | 53.8 |
| 4. K. Kresser | AL | 54.4 |
| 5. B. Koch | Camb | 54.9 |
| 6. D. Webster | D.C | 55.4 |
| 7. | | |
| 8. | | |

## EVENT 3200

| NAME | (Team) | TIME HT. DIST. |
|---|---|---|
| 1. L. Ashley | Al | 10.43.2 |
| 2. B. Bezerman | I | 11.16.0 |
| 3. J. Wood | I | 11.33.3 |
| 4. S. Flaig | W-P | 11.40.4 |
| 5. J. Sieperda | I | 11.43.6 |
| 6. J. Richardson | D.C | 11.43.8 |
| 7. | | |
| 8. | | |

HELD AT: Camb SCORING: 1st 10 pts.; 2nd 8 pts.; 3rd 6 pts.; 4th 4 pts.; 5th 2 pts.; 6th 1 pts.; 7th ___ pts.; 8th ___ pts.

**EVENT 110 HH**

| NAME | (Team) | TIME HT. DIST. |
|---|---|---|
| 1. N. Shoup | D.C | 16.1 |
| 2. J. Steckman | W-P | 17.0 |
| 3. S. Schifflet | Camb | 17.5 |
| 4. K Schrader | AL | 17.8 |
| 5. E Kaiser | I | 18.5 |
| 6. N. Wenzlick | I | 18.7 |
| 7. | | |
| 8. | | |

**EVENT 300 IM**

| NAME | (Team) | TIME HT. DIST. |
|---|---|---|
| 1. J. Steckman | W-P | 42.7 |
| 2. C. Malone | I | 43.2 |
| 3. N. Shoup | D.C | 43.7 |
| 4. T. Ferebee | AL | 45.8 |
| 5. S. Schifflet | Camb | 45.9 |
| 6. R Russkamp | AL | 48.5 |
| 7. | | |
| 8. | | |

**400 R**

| TEAM | TIME |
|---|---|
| 1. Imp | 45.8 |
| 2. Alma | 47.1 |
| 3. R.U | 48.2 |
| 4. D.C | 48.8 |
| 5. W-P | 49.9 |
| 6. Cambridge | 52.1 |
| 7. | |
| 8. | |

RELAY FIRST PLACE RUNNERS: C. Malone, M. Smith, K. Shinn, E. Ferebee

**1600 R**

| TEAM | TIME |
|---|---|
| 1. Imp | 3.45.9 |
| 2. Alma | 3.46.1 |
| 3. W-P | 3.47.2 |
| 4. D.C | 4.00 |
| 5. Cambridge | 4.06 |
| 6. | |
| 7. | |
| 8. | |

RELAY FIRST PLACE RUNNERS: D. Russell, E. Kaiser, K. Weiss, M. Smith

**3200 R**

| TEAM | TIME |
|---|---|
| 1. Alma | 9.00.9 |
| 2. D.C | 9.05.9 |
| 3. W-P | 9.19.3 |
| 4. Imp | 10.10.3 |
| 5. Camb. | 10.04.3 |
| 6. | |
| 7. | |
| 8. | |

RELAY FIRST PLACE RUNNERS: B. Bejman, M. Fala, T. Stanley, M. Severson

TEAMS

| TEAM NAME / ABBR. | Imperial | Culbertson | Alma | D.C | W.P. | Cambridge | R.U |
|---|---|---|---|---|---|---|---|
| Shot | 12 | 10 | – | – | – | 9 | – |
| Disc | 18 | 10 | 2 | 1 | – | – | – |
| P.U | 5 | – | 8 | 15 | – | 3 | – |
| L.J | 1 | 10 | 2 | 14 | – | 4 | – |
| T.J | 1 | 18 | – | 2 | – | 10 | – |
| HJ | 11 | 14 | – | 6 | – | – | – |
| 100 | 11 | 6 | 10 | – | – | 4 | – |
| 200 | 18 | 11 | – | – | – | 2 | – |
| 400 | 8 | 10 | 4 | 1 | 6 | 2 | – |
| 800 | 2 | 11 | 10 | 8 | – | – | – |
| 1600 | 2 | – | 10 | 8 | 9 | – | – |
| 3200 | 16 | – | 10 | 1 | 4 | – | – |
| 110 HH | 3 | 4 | – | 10 | 8 | 6 | – |
| 300 IM | 8 | – | 5 | 6 | 10 | 2 | – |
| 400R | 10 | – | 8 | 4 | 2 | 1 | 6 |
| 1600R | 10 | – | 8 | 4 | 6 | 2 | – |
| 3200R | 4 | – | 10 | 8 | 6 | 2 | – |
| TOTALS | 142 | 100 | 91 | 88 | 51 | 47 | 6 |
| PLACING | 1 | 2 | 3 | 4 | 5 | 6 | 7 |

* do not write in this column until event is over

# BIG RED TRACK SCOREBOOK

BIG RED TRACK SCOREBOOK

MEET May Wood Reserve DATE 3-24-

## EVENT Shot

| NAME | (Team) | TIME HT. DIST. |
|---|---|---|
| 1. D. Melvin | MCP | 54'1" |
| 2. C. Pfieffer | EUF | 52'10 |
| 3. M. Storey | Euf | 49'10 |
| 4. J. Bussell | Imp | 44'6 |
| 5. T. Pribbeno | Imp | 43'2 |
| 6. L. Carlson | Lake | 42'3 |
| 7. | | |
| 8. | | |

## EVENT L.J

| NAME | (Team) | TIME HT. DIST. |
|---|---|---|
| 1. J. Wilson | May | 19'11" |
| 2. T. Wilson | Elw | 18'6 |
| 3. L. Bean | EUF | 178'4 |
| 4. K. Gladewski | EUF | 17'5½ |
| 5. C. Thompson | Lake | 17'1½ |
| 6. J. Nicolson | EUF | 17'1½ |
| 7. | | |
| 8. | | |

## EVENT 100

| NAME | (Team) | TIME HT. DIST. |
|---|---|---|
| 1. J. Wilson | May | 11.6 |
| 2. M. Freeman | Elw. | 11.8 |
| 3. J. Unger | Lake | 12.2 |
| 4. K. Kugler | EUF | 12.3 |
| 5. U. Sweeney | Imp | 12.4 |
| 6. N. Teter | TWU | 12.5 |
| 7. | | |
| 8. | | |

## EVENT 800

| NAME | (Team) | TIME HT. DIST. |
|---|---|---|
| 1. J. Shirley | May | 2:05.3 |
| 2. T. Scaville | Elw | 2:05.6 |
| 3. K Klein | Euf | 2:11.2 |
| 4. J. Marlow | Pax | 2:11.3 |
| 5. D. Jergenson | Medv. | 2:11.6 |
| 6. J. Snyder | Pax | 2:13. |
| 7. | | |
| 8. | | |

## EVENT Discus

| NAME | (Team) | TIME HT. DIST. |
|---|---|---|
| 1 G. McFadden | Pax | 130'11" |
| 2. D. Melvin | MCP | 130'9 |
| 3. C. Pfieffer | Euf | 130'7 |
| 4. R Kennedy | TWU | 125'3 |
| 5. C. Carlson | Lake | 125' |
| 6. M. Storey | Euf | 121'9 |
| 7. | | |
| 8. | | |

## EVENT T.J

| NAME | (Team) | TIME HT. DIST. |
|---|---|---|
| 1. T. Wilson | ELW | 38'11½ |
| 2. J. Christopher | MCP | 37'5 |
| 3. W. Morales | I | 37'7¾ |
| 4. J. Bullis | EL SU | 36'7" |
| 5. M. Elder | Pax | 35'10½ |
| 6. B. Burton | TWU | 34'11¾ |
| 7. | | |
| 8. | | |

## EVENT 200

| NAME | (Team) | TIME HT. DIST. |
|---|---|---|
| 1. J. Wilson | May | 24.6 |
| 2. B. VanCura | Elw. | 24.7 |
| 3. D. Gleason | Euf | 24.9 |
| 4. D. Wentz | Lak | 25.2 |
| 5. J. Unger | Lak | 25.3 |
| 6. U. Sweeney | Imp | 25.8 |
| 7. | | |
| 8. | | |

## EVENT 1600

| NAME | (Team) | TIME HT. DIST. |
|---|---|---|
| 1. J. Shirley | May | 4:58.3 |
| 2. C. McNeil | MCP | 5:07.2 |
| 3. C. Clark | Elw. | 5:11.5 |
| 4. D. Jergenson | Medv | 5:14.0 |
| 5. Martin Krab | Pax | 5:14.4 |
| 6. K. Ord | May | 5:23.4 |
| 7. | | |
| 8. | | |

## EVENT P.V

| NAME | (Team) | TIME HT. DIST. |
|---|---|---|
| 1. D. Thompson Berger | Pax Lake | 11'6 Imp |
| 2. J. J Lake | Medv | 11'6 |
| 3. R Sjomeling | Elw | 10'6 |
| 4. J. Montoya | May | 10' |
| 5. M. Shinn | Imp | 10' |
| 6. J. Swick | May | 9'6 |
| 7. | | |
| 8. | | |

## EVENT H.J

| NAME | (Team) | TIME HT. DIST. |
|---|---|---|
| 1. C. Thompson | Lake | 5'7 |
| 2. J. Shirley | May | 5'6 |
| 3. D. Jergenson | Medv | 5'5 |
| 4. R Kennedy | TWU | 5'4 |
| 5. C. Hambridge | Elw | 5'4 |
| 6. M. Wenzlick | Imp | 5'2 |
| 7. B. J. Lake | Medv | 5'2 |
| 8. | | |

## EVENT 400

| NAME | (Team) | TIME HT. DIST. |
|---|---|---|
| 1. K. Kugler | Euf | 55.3 |
| 2. M. Brockman | Euf | 55.7 |
| 3. J. Helm | TWU | 55.9 |
| 4. R. Sjomeling | Elw | 56.4 |
| 5. J. Marlow | Pax | 56.6 |
| 6. M. Krab | Pax | 57.3 |
| 7. | | |
| 8. | | |

## EVENT 3200

| NAME | (Team) | TIME HT. DIST. |
|---|---|---|
| 1. T. Scaville | Elw | 10.58? |
| 2. C. Arensdorf | MCP | 11.13.5 |
| 3. C. Clark | Elw. | 11.31.2 |
| 4. K. Ord | May | 11.39. |
| 5. B. Berry | Imp | 11.49. |
| 6. B. Griess | Pax | 12.05. |
| 7. | | |
| 8. | | |

# BIG RED TRACK SCOREBOOK

**HELD AT:** May Wood **SCORING:** 1st 10 pts.; 2nd 8 pts.; 3rd 6 pts.; 4th 4 pts.; 5th 2 pts.; 6th 1 pts.; 7th ___ pts.; 8th ___ pts.

## EVENT 110 HH

| | NAME | (Team) | TIME HT. DIST. |
|---|---|---|---|
| 1. | M. Wenzlick | I. | 17.8 |
| 2. | A. Gengenbach | Elwd | 18.6 |
| 3. | R Kennedy | TWV | 19.2 |
| 4. | C. Thompson | Lak | 19.3 |
| 5. | B Stehno | Lak. | 19.7 |
| 6. | J. Flaming | Pax | 20.3 |
| 7. | | | |
| 8. | | | |

## EVENT 300 IM

| | NAME | (Team) | TIME HT. DIST. |
|---|---|---|---|
| 1. | B. Burton | TWV | 45.9 |
| 2. | D. Jesch | LAK | 47.10 |
| 3. | L. Beam | Elwd | 48.10 |
| 4. | J. Hollenhorst | LAK | 48.3 |
| 5. | M. Swanson | Imp | 505 |
| 6. | N. Freeman | ELW | 50.6 |
| 7. | | | |
| 8. | | | |

## 400 R

RELAY

| | TEAM | TIME |
|---|---|---|
| 1. | Elwood | 47.8 |
| 2. | MayWood | 49.0 |
| 3. | Lake Side Cent | 49.2 |
| 4. | Twin Valley | 49.3 |
| 5. | Imp J.V. | 50.4 |
| 6. | Paxton | 50.8 |
| 7. | | |
| 8. | | |

FIRST PLACE RUNNERS

M. Shinn
W. Morales
M. Swanson
U. Sweesey

## 1600 R

RELAY

| | TEAM | TIME |
|---|---|---|
| 1. | E-F | 3.47.5 |
| 2. | Elwood | 3.51.6 |
| 3. | Pax | 3.55.0 |
| 4. | Imp J.V. | 4.00.3 |
| 5. | Twin Valley | 4.03.1 |
| 6. | McPherson Co. | 4.05.6 |
| 7. | | |
| 8. | | |

FIRST PLACE RUNNERS

U. Sweesey
M. Shinn
N. Wenzlick
J. Burke

## 3200 R

RELAY

| | TEAM | TIME |
|---|---|---|
| 1. | Elwood | 9.54.1 |
| 2. | E-F | 9.05.1 |
| 3. | M.V | 9.26.8 |
| 4. | Lakeside Cent | 9.35.4 |
| 5. | Imp J.V | 9.49.4 |
| 6. | Twin Valley | 10.25.9 |
| 7. | | |
| 8. | | |

FIRST PLACE RUNNERS

M. Falla
T. Stanley
J. Burke
J. Leibrandt

| | ABBR. | Elwood | E-F | Maywood | Lake Side Cent | McPherson Co. | Paxton | Imp. J.V | Twin Valley | Med. Vol | Elwood J.V |
|---|---|---|---|---|---|---|---|---|---|---|---|
| | TEAM NAME | | | | | | | | | | |
| Shot | | | 14 | | 1 | 10 | | 6 | | | |
| Discus | | | 7 | | 2 | 8 | 10 | | 4 | | |
| P.V. | | 6 | | 5 | | | 10 | 2 | | 8 | |
| L.J. | | 8 | 11 | 10 | 2 | | | | | | |
| T.J. | | 10 | | | | 8 | 2 | 6 | 1 | | 4 |
| H.J. | | 2 | | 8 | 10 | | | 1½ | 4 | 6.5 | |
| 100 | | 8 | 4 | 10 | 6 | | | 2 | 1 | | |
| 200 | | 8 | 6 | 10 | 6 | | | 1 | | | |
| 400 | | 4 | 18 | | | | 3 | | 6 | | |
| 800 | | 8 | 6 | 10 | | | 5 | | | 2 | |
| 1600 | | 6 | | 18 | | 8 | 2 | | | 4 | |
| 3200 | | 16 | | 4 | | 8 | 1 | 2 | | | |
| 110HH | | | 8 | | 6 | | 1 | 10 | 6 | | |
| 300 Im | | 1 | 6 | | 12 | | | 2 | 10 | | |
| 400R | | 10 | | 8 | 6 | | 1 | 2 | 4 | | |
| 1600R | | 8 | 10 | | | 1 | 6 | 4 | 2 | | |
| 3200R | | 10 | 8 | | 4 | | | 2 | 1 | 6 | |
| | | | | | | | | | | | |
| | | | | | | | | | | | |
| TOTALS | | 105 | 98 | 76 | 55 | 43 | 41 | 39.5 | 39. | 26.5 | 4 |
| PLACING | | 1 | 2 | 3 | 4 | 5 | 6 | 7 | 8 | 9 | 10 |

* do not write in this column until event is over

# BIG RED TRACK SCOREBOOK

MEET Ogallala Invite DATE 3-31-01

## EVENT Shot

| NAME | (Team) | TIME HT. DIST. |
|---|---|---|
| 1. C. Hadden | Sid | 54'2" |
| 2. J Pierce | Coz | 51'8" |
| 3. B. Koch | Goth | 50'10" |
| 4. C. Olsen | Sid | 49'5" |
| 5. W. Faulk | Goth | 47' |
| 6. J. Richardson | Gr. | 45'8" |
| 7. | | |
| 8. | | |

## EVENT L.J

| NAME | (Team) | TIME HT. DIST. |
|---|---|---|
| 1. B. Lambert | Goth | 22'1½ |
| 2. R Ness | Ogal | 20' |
| 3. M. Mollendor | Jules | 19'8¾ |
| 4. T. Bullock | Goth | 19'5¾ |
| 5. B. Nelson | Ogal | 19'5" |
| 6. N. Marsh | Mit. | 19'4 |
| 7. | | |
| 8. | | |

## EVENT 100

| NAME | (Team) | TIME HT. DIST. |
|---|---|---|
| 1. C. Salyards | Hox | 11.3 |
| 2. C. Kohenstein | Holy | 11.5 |
| 3. L. Engstrom | Kimb | 11.5 |
| 4. J. Neugher | Goth | 11.6 |
| 5. B. Hansen | Gr. | 11.7 |
| 6. C. Malone | Imp | 11.7 |
| 7. | | |
| 8. | | |

## EVENT 800

| NAME | (Team) | TIME HT. DIST. |
|---|---|---|
| 1. J. Koch | Coz | 2.06.5 |
| 2. D. Russell | Imp | 2:12.8 |
| 3. P. McGreer | Gr | 2.13.7 |
| 4. J. Blumstedt | Hes | 2.13.[illegible] |
| 5. K. Weiss | Imp | 2.14.[illegible] |
| 6. D. Belieu | Sid | 2.14.[illegible] |
| 7. | | |
| 8. | | |

## EVENT Discus

| NAME | (Team) | TIME HT. DIST. |
|---|---|---|
| 1. C. Hadden | Sid | 156'4" |
| 2. T. Hoenfler | Gr | 151'4" |
| 3. B. Koch | Goth | 142' |
| 4. C Diemoz | Kimb | 141'1" |
| 5. C. Olsen | Sid. | 136.5 |
| 6. J. Pierce | Coz | 136'1" |
| 7. | | |
| 8. | | |

## EVENT T.J

| NAME | (Team) | TIME HT. DIST. |
|---|---|---|
| 1. N. Cheetas | Goth | 41'1" |
| 2. T. Kieffaber | Ogal | 40'2¾ |
| 3. M. Coysdon | Gr. | 40'1½ |
| 4. E. Kaiser | Imp | 40'1" |
| 5. B. Stankobaum | Hox | 35'5" |
| 6. B. Slaughter | Ogal | 35'2¼ |
| 7. | | |
| 8. | | |

## EVENT 200

| NAME | (Team) | TIME HT. DIST. |
|---|---|---|
| 1. B. Lambert | Goth | 23.1 |
| 2. L. Engstrom | Kimb | 23.6 |
| 3. C. Salyards | Hox | 23.7 |
| 4. E. Fisher | Imp | 23.9 |
| 5. K. Shinn | Imp | 24.2 |
| 6. C. Fox | Mit | 24.5 |
| 7. | | |
| 8. | | |

## EVENT 1600

| NAME | (Team) | TIME HT. DIST. |
|---|---|---|
| 1. B. McCarthy | Holy | 4.45.7 |
| 2. B. Johnson | Ogal | 4:53.6 |
| 3. A. Teets | Mit | 4:57.2 |
| 4. J. Hansen | Sid | 4.58.2 |
| 5. T. Most | Ogal | 5.06.3 |
| 6. V. Sweesey | Imp | 5.12.2 |
| 7. | | |
| 8. | | |

## EVENT P.V

| NAME | (Team) | TIME HT. DIST. |
|---|---|---|
| 1. L. Kosmicki | Gr | 12'6" |
| 2. W. Faulk | Jules | 12'6 |
| 3. D. Pierce | Coz | 12'0 T/C |
| 4. N. Marsh | Mit | 12'0 T/C |
| 5. B. Houchin | Goth | 11'6" |
| 6. T. Brack | Good | 11'0 T/C |
| 7. N. Pauley | Coz | 11'0 T/C |
| 8. | | |

## EVENT H.J

| NAME | (Team) | TIME HT. DIST. |
|---|---|---|
| 1. B. Lambert | Goth | 6'4" |
| 2. E. Kaiser | Imp | 6'2" |
| 3. J. Johnson | Goth | 5'10" |
| 4. J. Borowski | Gr. | 5'8 |
| 5. M. Smith | Imp | 5'8" |
| 6. F. Cruise | Sid | |
| 7. W. Morales | Imp | 5'6 |
| 8. N. Morell | Og | |
| C. Gobb | Gr | T/C |
| J. Bassett | Ogal | T/C |

## EVENT 400

| NAME | (Team) | TIME HT. DIST. |
|---|---|---|
| 1. T. Kirchaver | Ogal | 51.2 |
| 2. L. Stone | Good | 51.2 |
| 3. J Koch | Coz | 51.7 |
| 4. M. Smith | Imp | 53.7 |
| 5. C. McManus | Holy | 54.3 |
| 6. M. Lee | Gr | 54.5 |
| 7. | | |
| 8. | | |

## EVENT 3200

| NAME | (Team) | TIME HT. DIST. |
|---|---|---|
| 1. B. McCarthy | Holy | 10.35.1 |
| 2. J. Hansen | Sid | 10.48.8 |
| 3. B. Beyerman | Imp | 10.55.[illegible] |
| 4. T. Fickenscher | Goth | 11.08.[illegible] |
| 5. B. Johnson | Ogal | 11.11.5 |
| 6. S. Aguilar | Good | 11.11.[illegible] |
| 7. | | |
| 8. | | |

# BIG RED TRACK SCOREBOOK

**HELD AT:** Ogallala **SCORING:** 1st 10 pts.; 2nd 8 pts.; 3rd 6 pts.; 4th 4 pts.; 5th 2 pts.; 6th 1 pts.; 7th ___ pts.; 8th ___ pts.

## EVENT 110 HH

| NAME | (Team) | TIME HT. DIST. |
|---|---|---|
| 1. C. Halligan | Kimb | 15.3 |
| 2. N. Cheetos | Goth | 15.9 |
| 3. S. Nienhusen | Sid | 16.00 |
| 4. D. Sprague | Holy | 16.8 |
| 5. E. Kaiser | Imp | 17.4 |
| 6. M. Hildenbrand | Goth | 17.7 |
| 7. | | |
| 8. | | |

## EVENT 300 IM

| NAME | (Team) | TIME HT. DIST. |
|---|---|---|
| 1. C. Halligan | Kimb | 42.8 |
| 2. C. Malone | Imp | 43.1 |
| 3. D. Sprague | Holy | 44.5 |
| 4. S. Nienhusen | Sid | 44.7 |
| 5. M. Hildenbrand | Goth | 44.9 |
| 6. R. Jenik | Jules | 45.1 |
| 7. | | |
| 8. | | |

## 400 R

| TEAM | TIME |
|---|---|
| 1. Goth | 44.2 |
| 2. Imp | 45.3 |
| 3. Holy | 45.3 |
| 4. Grant | 45.6 |
| 5. Hax. | 45.8 |
| 6. Mitchell | 46.5 |
| 7. | |
| 8. | |

RELAY FIRST PLACE RUNNERS

C. Malone
M. Smith
E. Shinn
E. Fuchen

## 1600 R

| TEAM | TIME |
|---|---|
| 1. Holy | 3.34.8 |
| 2. Ogal | 3.37.0 |
| 3. Goth | 3.38.6 |
| 4. Imp | 3.40 |
| 5. Sid | 3.43.6 |
| 6. Kimb | 3.44.3 |
| 7. | |
| 8. | |

RELAY FIRST PLACE RUNNERS

D. Russell
E. Kaiser
E. Fuchen
M. Smith

## 3200 R

| TEAM | TIME |
|---|---|
| 1. Ogal | 8.50.7 |
| 2. Kimb | 9.02 |
| 3. Sid | 9.25.1 |
| 4. Imp | 9.29.4 |
| 5. Jules | 9.31.9 |
| 6. Fleming | 9.48.7 |
| 7. | |
| 8. | |

RELAY FIRST PLACE RUNNERS

V. Sweesey
M. Falla
S. Leibrandt
J. Burke

## TEAMS

| TEAM NAME / ABBR. | Gothenburg | Imperial | Ogal. | Sidney | Holy Ole | Kimball | Grant | Cozad | Haxtun | Jules Burg | Mitchell | Goodland | Hershey | Fleming |
|---|---|---|---|---|---|---|---|---|---|---|---|---|---|---|
| Shot | 8 | | | 14 | | | | 8 | | | | | | |
| Disc | 6 | | | 12 | | 4 | 8 | 1 | | | | | | |
| P.V | 2 | | | | | | 10 | 5.5 | | 8 | 5 | .5 | | |
| L.J | 14 | | 10 | | | | | | | 6 | 1 | | | |
| T.J | 10 | 4 | 9 | | | | 6 | | 2 | | | | | |
| H.J | 16 | 10.2 | .4 | .2 | | | 4.2 | | | | | | | |
| 100 | 4 | 1 | | | 8 | 6 | 2 | | 10 | | | | | |
| 200 | 10 | 6 | | | | 8 | | - | 6 | | 1 | | | |
| 400 | | 4 | 10 | | 2 | | 1 | 6 | | | | 8 | | |
| 800 | | 10 | | 1 | | | 6 | 10 | | | | | 4 | |
| 1600 | | 1 | 10 | 4 | 10 | | | | | | 6 | | | |
| 3200 | 4 | 6 | 2 | 8 | 10 | | | | | | | 1 | | |
| 110 AH | 11 | 2 | | 6 | 4 | 10 | | | | | | | | |
| 300 IM | 2 | 8 | | 4 | 6 | 10 | | | | 1 | | | | |
| 400 Rel. | 10 | 8 | | | 6 | | 4 | | 2 | | 1 | | | |
| 600 Rel. | 6 | 4 | 8 | 2 | 10 | 1 | | | | | | | | |
| 3200 Rel. | | 4 | 10 | 6 | | 8 | | | | 2 | | | | 1 |
| TOTALS | 99 | 68.2 | 59.4 | 57.2 | 56 | 47 | 42.2 | 30.5 | 20 | 19 | 14 | 9.5 | 4 | 1 |
| PLACING | 1 | 2 | 3 | 4 | 5 | 6 | 7 | 8 | 9 | 10 | 11 | 12 | 13 | 14 |

* do not write in this column until event is over

BIG RED TRACK SCOREBOOK

MEET Grant Invite DATE 4-7-01

EVENT Shot

| NAME | (Team) | TIME HT. DIST. |
|---|---|---|
| 1. D. Fisher | Ger | 51'3½ |
| 2. T. Strand | Imp | 46' |
| 3. D. Coutts | Og | 44½ |
| 4. J. Howeter | Ger | 43'4 |
| 5. M. Hiatt | Her | 42'3½ |
| 6. J. Richardson | Ger | 41'11" |
| 7. | | |
| 8. | | |

EVENT L.J

| NAME | (Team) | TIME HT. DIST. |
|---|---|---|
| 1. T. Hansen | NPSP | 20'5¾ |
| 2. R. Ness | Og | 20'2¼ |
| 3. K Kitt | WP | 19'10" |
| 4. M. Morell | Og. J.V | 19'9" |
| 5. Br. Ott | Ger | 19'6¼ |
| 6. K. Shinn | I | 18'0" |
| 7. | | |
| 8. | | |

EVENT 100

| NAME | (Team) | TIME HT. DIST. |
|---|---|---|
| 1. E. Fischer | I. | 11.1 |
| 2. T. Hansen | NPSP | 11.2 |
| 3. C. Kobernstein | Holy | 11.3 |
| 4. B. Hansen | Ger | 11.4 |
| 5. K. Shinn | I. | 11.5 |
| 6. C. Malone | I | 11.6 |
| 7. | | |
| 8. | | |

EVENT 800

| NAME | (Team) | TIME HT. DIST. |
|---|---|---|
| 1. C. Hebbert | Ger | 2.07.2 |
| 2. M. Anderson | Ger | 2.08.4 |
| 3. D. Russell | I. | 2.09.0 |
| 4. O. Ortega | Holy | 2.10.9 |
| 5. S. Alberts | W-P | 2.11.3 |
| 6. D. Orr | Her | 2.11.4 |
| 7. | | |
| 8. | | |

EVENT Disc

| NAME | (Team) | TIME HT. DIST. |
|---|---|---|
| 1. D. Fisher | Ger | 177'6 |
| 2. T. Strand | I. | 150'8 |
| 3. J. Quecke | Ger | 146'8 |
| 4. B. Nelsen | Og | 146'8 |
| 5. B. Strand | I | 140'8 |
| 6. J. Kruss | 133'4 | Ger |
| 7. | | |
| 8. | | |

EVENT T.J

| NAME | (Team) | TIME HT. DIST. |
|---|---|---|
| 1. M. Skinner | Holy | 41'9¾ |
| 2. J. Collins | N.D.S.P | 41'5½ |
| 3. B. Otte | Ger | 40'7 |
| 4. T. Kieffhofer | Og | 40'3¾ |
| 5. W. Mangles | I | 39'10 |
| 6. T. Goswick | Ger | 39'6¼ |
| 7. | | |
| 8. | | |

EVENT 200

| NAME | (Team) | TIME HT. DIST. |
|---|---|---|
| 1. C. Cobenstein | Holy | 22.9 |
| 2. K Shinn | I | 23.1 |
| 3. E. Fischer | I | 23.2 |
| 4. B. Hansen | Ger | 23.3 |
| 5. T. Koob | Ger | 23.6 |
| 6. J. Manasek | Ger | 23.7 |
| 7. | | |
| 8. | | |

EVENT 1600

| NAME | (Team) | TIME HT. DIST. |
|---|---|---|
| 1. M. Wolf | R.V | 4:39.4 |
| 2. B. McCarthy | Holy | 4.57.0 |
| 3. J. Lara | Ger | 4.57.6 |
| 4. B. Johnson | Oga | 457.5 |
| 5. B. Bergeman | I | 4.58.2 |
| 6. U. Sweeney | I | 4.59.2 |
| 7. | | |
| 8. | | |

EVENT P.V

| NAME | (Team) | TIME HT. DIST. |
|---|---|---|
| 1. T. Sandbury | Ger | 14' |
| 2. T. Youngbauer | Her | 13'6 |
| 3. L. Kosmicki | Ger | 13' |
| 4. J. Dewitt | Osh | 12' |
| 5. B. Hansen | Ger | 11' |
| 6. A. Miller | Her | 10'6 |
| 7. | | |
| 8. | | |

EVENT H.J

| NAME | (Team) | TIME HT. DIST. |
|---|---|---|
| 1. K. Kitt | W-P | 6'5 |
| 2. E. Kaiser | I | 6'4 |
| 3. J. Krzyewski | Osh | 6'2 |
| 4. J. Borawski | Ger | 5'10" |
| 5. J. Bassett | Og | 5'10" |
| 6. M. Smith | I | 5'8 |
| 7. | | |
| 8. | | |

EVENT 400

| NAME | (Team) | TIME HT. DIST. |
|---|---|---|
| 1. M. Smith | I | 52.2 |
| 2. E. Knight | Og | 52.3 |
| 3. J. Skedsmo | W-P | 52.4 |
| 4. M. Lee | Ger | 52.5 |
| 5. T. Koob | Ger | 53.4 |
| 6. E. Throndsen | NPSP | 53.6 |
| 7. | | |
| 8. | | |

EVENT 3200

| NAME | (Team) | TIME HT. DIST. |
|---|---|---|
| 1. M. Wolfe | R.V | 10:25.1 |
| 2. B. McCarthy | Holy | 10:32.4 |
| 3. J. Lara | Ger | 10:32.8 |
| 4. B. Bergeman | I | 10:35 |
| 5. J. Wood | I | 10:59.1 |
| 6. B. Johnson | Og | 11.23.8 |
| 7. | | |
| 8. | | |

400 at Rel 1 Ogal 49.6 2 Ger. 49.7 3 Osh - 49.8 4 Imp 50.9 5 Her. 51.0

# BIG RED TRACK SCOREBOOK

**HELD AT:** Grant **SCORING:** 1st 10 pts.; 2nd 8 pts.; 3rd 6 pts.;4th 4 pts.; 5th 2 pts.; 6th 1 pts.;7th ___pts.; 8th ___pts.

## EVENT 110 HH

| | NAME | (Team) | TIME HT. DIST. |
|---|---|---|---|
| 1. | D. Sprague | Holy | 15.8 |
| 2. | J. Steckman | W-P | 16.1 |
| 3. | K. K:H | W-P | 16.2 |
| 4. | J. Krajewski | OGA | 16.3 |
| 5. | E. Karsen | Imp | 16.5 |
| 6. | C. Burge | Ger | 16.7 |
| 7. | | | |
| 8. | | | |

## EVENT 300 IH

| | NAME | (Team) | TIME HT. DIST. |
|---|---|---|---|
| 1. | J. Anderson | Og | 39.7 |
| 2. | A. Allen | Ger | 40.5 |
| 3. | J. Steckman | W-P | 41.3 |
| 4. | C. Malone | I | 41.5 |
| 5. | D. Sprague | Holy | 42.4 |
| 6. | T. Clay | Ger | 43.4 |
| 7. | | | |
| 8. | | | |

## 400 RELAY

| TEAM | TIME |
|---|---|
| 1. Imp. | 44.8 |
| 2. Ogal | 44.9 |
| 3. Holy | 45.0 |
| 4. Grant | 45.1 |
| 5. Gering | 45.7 |
| 6. Oshkosh | 46.1 |
| 7. | |
| 8. | |

FIRST PLACE RUNNERS
C. Malone
M. Smith
K. Shinn
E. Fuchen

## 1600 RELAY

| TEAM | TIME |
|---|---|
| 1. Ogal | 3.30.0 |
| 2. Holy | 3.33.2 |
| 3. Imp | 3.39.1 |
| 4. Ger. | 342.3 |
| 5. Grand | 343.3 |
| 6. W-P | 3.44.1 |
| 7. | |
| 8. | |

FIRST PLACE RUNNERS
D. Russell
E. Karsen
E. Fuchen
M. Smith

## 3200 RELAY

| TEAM | TIME |
|---|---|
| 1. Gering | 8.41.5 |
| 2. Ogal | 8.47.1 |
| 3. W-P | 8.50.7 |
| 4. Grant | 9.11.3 |
| 5. Imp. | 9.14.7 |
| 6. Ogal J.V | 10.19.4 |
| 7. | |
| 8. | |

FIRST PLACE RUNNERS
J. Beadle
M. Falla
S. Leibrandt
V. Sweeney

6 NPSP 51.9

Z. Nesbitt
B. Strand
T Strand
N. Karsen

TEAMS

| | ABBR. | Gering | Imperial | Ogallala | Holdrege | Wauneta-Palis | Grant | N.P. S.P. | Oshkosh | Rep Valley | Hershey | Ogal J.V | | | | | | | | |
|---|---|---|---|---|---|---|---|---|---|---|---|---|---|---|---|---|---|---|---|---|
| | TEAM NAME | | | | | | | | | | | | | | | | | | | |
| Shot | | 10 | 8 | 6 | | | 5 | | | | 2 | | | | | | | | | |
| Disc | | 12 | 10 | 4 | | | | | | | | | | | | | | | | |
| P.V | | 12 | - | | | | 6 | | 4 | | 1 | | | | | | | | | |
| L.J | | 2 | 1 | 8 | | 6 | | 10 | | | | 4 | | | | | | | | |
| T.J | | 7 | 2 | 4 | 10 | | | 8 | | | | | | | | | | | | |
| H.J | | | 9 | 2 | | 10 | 4 | | 6 | | | | | | | | | | | |
| 100 | | 1 | 13 | | 6 | | 4 | 8 | | | | | | | | | | | | |
| 200 | | 3 | 14 | | 10 | | 4 | | | | | | | | | | | | | |
| 400 | | 2 | 10 | 8 | | 6 | 4 | 1 | | | | | | | | | | | | |
| 800 | | 18 | 6 | | 4 | 2 | | | | DQ | 1 | | | | | | | | | |
| 1600 | | 6 | 3 | 4 | 8 | | | | | 10 | | | | | | | | | | |
| 3200 | | 6 | 6 | 1 | 8 | | | | | 10 | | | | | | | | | | |
| 110 Hd | | | 2 | · | 10 | 14 | 1 | | 4 | | | | | | | | | | | |
| 300 IH | | 9 | 4 | 10 | 2 | 6 | | | | | | | | | | | | | | |
| 400 R | | 2 | 10 | 8 | 6 | · | 4 | | 1 | | | | | | | | | | | |
| 1600 R | | 4 | 6 | 10 | 8 | 1 | 2 | | | | | | | | | | | | | |
| 3200 R | | 10 | 2 | 8 | | 6 | 4 | | | | | 1 | | | | | | | | |
| 4x8 Wt Rel | | 8 | 4 | 10 | | | | | 4 | | 2 | | | | | | | | | |
| | | | | | | | | 1 | | | | | | | | | | | | |
| TOTALS | | 116 | 110 | 83 | 72 | 51 | 38 | 28 | 21 | 20 | 14 | 5 | | | | | | | | |
| PLACING | | 1 | 2 | 3 | 4 | 5 | 6 | 7 | 8 | 9 | 10 | 11 | | | | | | | | |

* do not write in this column until event is over

# BIG RED TRACK SCOREBOOK

MEET Gothenburg Invite DATE 4-12-01

## EVENT Shot

| NAME | (Team) | TIME HT. DIST. |
|---|---|---|
| 1. J. Muzzey | Lex | 50'4½ |
| 2. T. Case | Lex | 50'½" |
| 3. B. Koch | Goth | 49'10 |
| 4. R. O'Dea | Mc | 48'4 |
| 5. C. Beideck | KJV. | 48'1¾ |
| 6. B. Nutzman | K.JV. | 46'5 |
| 7. | | |
| 8. | | |

## EVENT L.J.

| NAME | (Team) | TIME HT. DIST. |
|---|---|---|
| 1. B. Lambert | Goth | 22'3¾ |
| 2. T. Lafferty | Mc | 20'4½ |
| 3. A. Plas | Mc | 20'2¼ |
| 4. J. Racek | Lex | 20'1½ |
| 5. A. Kotschwar | Mc | 19'11¾ |
| 6. T. Bullock | Goth | 19'6½ |
| 7. | | |
| 8. | | |

## EVENT 100

| NAME | (Team) | TIME HT. DIST. |
|---|---|---|
| 1. R. Gottula | Mc | 11.2 |
| 2. J. Harvey | Lex | 11.4 |
| 3. E. Fuchs | Imp | 11.4 |
| 4. J. Neughan | Goth | 11.4 |
| 5. L. Perkins | Mc | 11.8 |
| 6. K. Shinn | Imp | 11.9 |
| 7. | | |
| 8. | | |

## EVENT 800

| NAME | (Team) | TIME HT. DIST. |
|---|---|---|
| 1. S. Straka | Lex | 2.02.7 |
| 2. E. Knight | Og | 2.03.5 |
| 3. A. Sughrue | Mc | 2.06.0 |
| 4. A. Drake | Lex | 2.07.8 |
| 5. J. Jordan | Mc | 2.10.8 |
| 6. S. Jiedschleau | KJV. | 2:11.9 |
| 7. | | |
| 8. | | |

## EVENT Disc

| NAME | (Team) | TIME HT. DIST. |
|---|---|---|
| 1. B. Koch | Goth | 146'11" |
| 2. L. Brandt | KJV | 146'10" |
| 3. R. O'Dea | Mc | 143'4" |
| 4. R. Lewis | KJV | 141'11" |
| 5. T. Strand | Imp | 129'1 |
| 6. B. Strand | Imp | 129' |
| 7. | | |
| 8. | | |

## EVENT T.S

| NAME | (Team) | TIME HT. DIST. |
|---|---|---|
| 1. N. Cheetos | Goth | 42'3¼ |
| 2. T. Hoss | Mc | 41'5¾ |
| 3. T. Kiefkahn | Og | 39'11½ |
| 4. A. Plas | Mc | 39'11 |
| 5. B. Slaughter | Og | 39'8 |
| 6. A. Kotschwar | Mc | 39'6 |
| 7. | | |
| 8. | | |

## EVENT 200

| NAME | (Team) | TIME HT. DIST. |
|---|---|---|
| 1. B. Lambert | Goth | 22.7 |
| 2. J. Harvey | Lex | 23.0 |
| 3. J Neugahr | Goth | 23.2 |
| 4. E. Fuchs | Imp | 23.3 |
| 5. J. Zlomplle | Mc | 23.4 |
| 6. K Shinn | Imp | 23.5 |
| 7. | | |
| 8. | | |

## EVENT 1600

| NAME | (Team) | TIME HT. DIST. |
|---|---|---|
| 1. S. Caarrea | Lex | 4.45.9 |
| 2. C. Koch | Lex | 4.46.8 |
| 3. B. Johnson | Og. | 4.47.3 |
| 4. C. Haupt | KJV | 4.47.8 |
| 5. A Yeager | Mc | 4.48.1 |
| 6. J. Van Pelt | Lex | 4.49.5 |
| 7. | | |
| 8. | | |

## EVENT P.V

| NAME | (Team) | TIME HT. DIST. |
|---|---|---|
| 1. A. Ohlson | Imp | 12'6 |
| 2. B. Houchin | Goth | 12' |
| 3. J. Holthouse | Mc | 11'6 |
| 4. A. Jesseph | Goth | 11'6 |
| 5. R. Fattig | Mc | 11'6 |
| 6. D. Rowe | Lex | 11'6 |
| 7. | | |
| 8. | | |

## EVENT H.J.

| NAME | (Team) | TIME HT. DIST. |
|---|---|---|
| 1. B. Lambert | Goth | 6'6 |
| 2. S. Martin | Mc | 6'6 |
| 3. A. Plas | Mc | 6'2 |
| 4. E. Kaiser | Imp | 6'2 |
| 5. J. Johnson | Goth | 5'10" |
| 6. R. Gottula | Mc | 5'10 |
| 7. | | |
| 8. | | |

## EVENT 400

| NAME | (Team) | TIME HT. DIST. |
|---|---|---|
| 1. J. Harvey | Lex | 51.2 |
| 2. J. Anderson | Og | 52.1 |
| 3. M. Smith | Imp | 52.6 |
| 4. T. Kirchner | Og | 54.0 |
| 5. A. Drake | Lex | 54.8 |
| 6. D. Russell | Imp | 55.6 |
| 7. | | |
| 8. | | |

## EVENT 3200

| NAME | (Team) | TIME HT. DIST. |
|---|---|---|
| 1. J. Herron | Mc | 10.10.3 |
| 2. S. Caarrea | Lex | 10.13.5 |
| 3. A Yeager | Mc | 10.21.3 |
| 4. E. Torres | Lex | 10.24.0 |
| 5. J. Relph | Mc | 10.27.5 |
| 6. T. Fickenshue | Goth | 10.38.3 |
| 7. | | |
| 8. | | |

**Mile Med** 1. McCook 3.48 2. Imp. 3.50.1 3. Lex. 3.51 4. Goth 3.54.3 5. Og 3.57.8 6. —

# BIG RED TRACK SCOREBOOK

HELD AT: Goth. SCORING: 1st 10 pts.; 2nd 8 pts.; 3rd 6 pts.;4th 4 pts.; 5th 2 pts.; 6th 1 pts.;7th ___ pts.; 8th ___ pts.

## EVENT 110 HH

| | NAME | (Team) | TIME HT. DIST. |
|---|---|---|---|
| 1. | N. Cheetes | Goth | 15.7 |
| 2. | T. Cowley | Lex | 15.9 |
| 3. | N Brown | MC | 16.4 |
| 4. | E. Kaiser | Imp | 16.5 |
| 5. | J. Follers | Goth | 16.7 |
| 6. | M. Hildenbrand | Goth | 17.2 |
| 7. | | | |
| 8. | | | |

## EVENT 300 IH

| | NAME | (Team) | TIME HT. DIST. |
|---|---|---|---|
| 1. | J. Andersen | Og | 40.6 |
| 2. | C. Malone | Imp | 41.5 |
| 3. | M. Hildenbrand | Goth | 42.7 |
| 4. | J. Rhoads | Lex | 42.8 |
| 5. | A. Ohlsen | Imp | 43.3 |
| 6. | T. Cowley | Lex | 43.3 |
| 7. | | | |
| 8. | | | |

## 4 x 80 R

RELAY

| TEAM | TIME |
|---|---|
| 1. MC Cook | 44.1 |
| 2. Lex | 44.6 |
| 3. Imp | 44.8 |
| 4. Ogal | 45.2 |
| 5. | |
| 6. | |
| 7. | |
| 8. | |

FIRST PLACE RUNNERS

C. Malone
M. Smith
K. Shinn
E. Fuchen

## 1600 R

RELAY

| TEAM | TIME |
|---|---|
| 1. Lex | 3.31.0 |
| 2. Goth | 3.31.7 |
| 3. MC | 3.33.0 |
| 4. Ogal | 3.34.3 |
| 5. Imp | 3.38.6 |
| 6. Kearney J.V | 3.52.6 |
| 7. | |
| 8. | |

FIRST PLACE RUNNERS

| | |
|---|---|
| A. Ohlsen | 55.3 |
| D. Russell | 56.2 |
| E. Kaiser | 54.6 |
| M. Smith | 52.4 |

## 3200 R

RELAY

| TEAM | TIME |
|---|---|
| 1. Ogal | 8.29.3 |
| 2. Lex | 8.33.6 |
| 3. MC | 8.35.9 |
| 4. Kear. J.V | 9.00.7 |
| 5. Imp | 9.02.1 |
| 6. Goth | 9.24.0 |
| 7. | |
| 8. | |

FIRST PLACE RUNNERS

V. Swegen
J. Bupke
S. Leibrandt
K. Weiss

200 - E. Fuchen 400 - K. Weiss
200 - C. Malone 800 - D. Russell

TEAMS

| ABBR. | | | | | | | | | | | | | | | | | |
|---|---|---|---|---|---|---|---|---|---|---|---|---|---|---|---|---|---|
| TEAM NAME | MC Cook | Lex | Goth | Imperial | Ogal. | Kearney J.V | | | | | | | | | | | |
| Shot | 4 | 18 | 6 | - | - | 3 | | | | | | | | | | | |
| Disc | 6 | - | 10 | 3 | - | 12 | | | | | | | | | | | |
| P.J | 8 | 1 | 12 | 10 | - | - | | | | | | | | | | | |
| L.J | 16 | 4 | 11 | - | - | - | | | | | | | | | | | |
| T.J | 13 | - | 10 | - | 8 | - | | | | | | | | | | | |
| H.J | 15 | - | 10 | 4 | - | - | | | | | | | | | | | |
| 100 | 12 | 8 | 4 | 7 | - | - | | | | | | | | | | | |
| 200 | 2 | 8 | 16 | 5 | - | - | | | | | | | | | | | |
| 400 | - | 12 | - | 7 | 12 | - | | | | | | | | | | | |
| 800 | 8 | 14 | - | - | 8 | 1 | | | | | | | | | | | |
| 1600 | 2 | 19 | - | - | 6 | 4 | | | | | | | | | | | |
| 3200 | 18 | 12 | 1 | - | - | - | | | | | | | | | | | |
| 110 HH | 6 | 8 | 13 | 4 | - | - | | | | | | | | | | | |
| 300 IH | - | 4 | 6 | 10 | 10 | | | | | | | | | | | | |
| 4 x 8 R | 10 | 8 | - | 6 | 4 | - | | | | | | | | | | | |
| 1600 R | 6 | 10 | 8 | 2 | 4 | 1 | | | | | | | | | | | |
| 3200 R | 6 | 8 | 1 | 2 | 10 | 4 | | | | | | | | | | | |
| M.M 12 01 | 12 | 8 | 6 | 10 | 4 | | | | | | | | | | | | |
| | | | | | | | | | | | | | | | | | |
| TOTALS | 143 5 | 143 | 115 5 | 71 | 66 | 25 | | | | | | | | | | | |
| PLACING | 1 | 2 | 3 | 4 | 5 | 6 | | | | | | | | | | | |

* do not write in this column until event is over

BIG RED TRACK SCOREBOOK

MEET Chapell Invite (120.) DATE 4-12-01

## EVENT Shot

| | NAME | (Team) | TIME HT. DIST. |
|---|---|---|---|
| 1. | Faulk | Jules | 49'6½ |
| 2. | Malcolm | PBL | 46'2 |
| 3. | Runge | PD | 45'10' |
| 4. | Kizer | Jules | 44'5½ |
| 5. | Warren | Lod | 44'4½ |
| 6. | Bell | GAC | 42'0 |
| 7. | | | |
| 8. | | | |

## EVENT L.J

| | NAME | (Team) | TIME HT. DIST. |
|---|---|---|---|
| 1. | Envoldsen | PD | 22'1" |
| 2. | Krueger | Chap | 20'5½ |
| 3. | Krajewski | GAC | 19'11¾ |
| 4. | Zorn | GAC | 18'9" |
| 5. | Voght | Chap | 18'7 |
| 6. | Lenwich | ALB | 18'5½ |
| 7. | Gzl | So.P | |
| 8. | Hahn | PTZ | |

## EVENT 100

| | NAME | (Team) | TIME HT. DIST. |
|---|---|---|---|
| 1. | Fridley | So.P | 11.3 |
| 2. | Moss | GAC | 11.6 |
| 3. | Dewitt | GAC | 11.6 |
| 4. | Beaver | Burn | 11.8 |
| 5. | Russell | Burn | 11.8 |
| 6. | Greeley | So.P | 11.9 |
| 7. | | | |
| 8. | | | |

## EVENT 800

| | NAME | (Team) | TIME HT. DIST. |
|---|---|---|---|
| 1. | Reed | Burn | 2.08.4 |
| 2. | Ramirez | Jules | 2.10.1 |
| 3. | Cole | So.P | 2.12.2 |
| 4. | Lang | PBL | 2.12.8 |
| 5. | Zarasin | Crow | 2.13.5 |
| 6. | Moss | GAC | 2.14.1 |
| 7. | | | |
| 8. | | | |

## EVENT Disc

| | NAME | (Team) | TIME HT. DIST. |
|---|---|---|---|
| 1. | Thompson | PBL | 141'2" |
| 2. | Nelson | PD | 136'3 |
| 3. | Jacob | Burn | 127'3 |
| 4. | Peck | Jules | 126'7 |
| 5. | A. Miller | I | 120' |
| 6. | Garrett | Chap | 119'8 |
| 7. | | | |
| 8. | | | |

## EVENT T.J

| | NAME | (Team) | TIME HT. DIST. |
|---|---|---|---|
| 1. | Envoldsen | PD | 44'1¼ |
| 2. | Krueger | Chap | 43'1" |
| 3. | Meier | PTZ | 40'8½ |
| 4. | Coulter | Bac | 40'4½ |
| 5. | Gzl | So.P | 40'3¾ |
| 6. | Zorn | GAC | 40'¼ |
| 7. | | | |
| 8. | | | |

## EVENT 200

| | NAME | (Team) | TIME HT. DIST. |
|---|---|---|---|
| 1. | Beaver | Burn | 23.4 |
| 2. | Fridley | So.P | 23.5 |
| 3. | Dewitt | GAC | 23.6 |
| 4. | Copetsky | Lod | 23.7 |
| 5. | Moss | GAC | 24.0 |
| 6. | Russell | Burn | 24.1 |
| 7. | | | |
| 8. | | | |

## EVENT 1600

| | NAME | (Team) | TIME HT. DIST. |
|---|---|---|---|
| 1. | Huffman | Bac | 4.57.8 |
| 2. | Miller | Lod | 5:04.2 |
| 3. | Cox | Burn | 5:09.6 |
| 4. | Miller | GAC | 5:12.3 |
| 5. | Leibrandt | I | 5:16.4 |
| 6. | Gilmore | Mul | 5:18.8 |
| 7. | | | |
| 8. | | | |

## EVENT P.V

| | NAME | (Team) | TIME HT. DIST. |
|---|---|---|---|
| 1. | Faulk | Jules | 12'6 |
| 2. | Coulter | Burn | 12'0 |
| 3. | Eklund | ALB | 11'6 |
| 4. | V. Russell | I | 11'6 |
| 5. | Sorensen | PBL | 11'6 |
| 6. | Dewitt | GAC | 11'0 |
| 7. | | | |
| 8. | | | |

## EVENT H.J.

| | NAME | (Team) | TIME HT. DIST. |
|---|---|---|---|
| 1. | Krajewski | GAC | 6'2 |
| 2. | Envoldsen | P.D. | 6'2 |
| 3. | Johnson | Chap | 6'0 |
| 4. | Olsson | PD | 5'10 |
| 5. | Schwedesen | Mul. | 5'10 |
| 6. | Copetsky | Lod | 5'6 |
| 7. | | | |
| 8. | | | |

## EVENT 400

| | NAME | (Team) | TIME HT. DIST. |
|---|---|---|---|
| 1. | McCall | Chap | 52.5 |
| 2. | K Sherin | I | 53.0 |
| 3. | Copetsky | Lod | 53.3 |
| 4. | Allen | GAC | 54.0 |
| 5. | McMeen | ALB | 54.1 |
| 6. | Harding | ALB | 54'3 |
| 7. | Meier | PTZ | |
| 8. | | | |

## EVENT 3200

| | NAME | (Team) | TIME HT. DIST. |
|---|---|---|---|
| 1. | Huffman | BAC | 10.41.6 |
| 2. | Miller | Lod | 10.43.2 |
| 3. | Cox | Burn | 11.23.8 |
| 4. | Barnes | Mul | 11.35.6 |
| 5. | Gross | PBL | 11.42.2 |
| 6. | B. Berry | I | 11.45.1 |
| 7. | | | |
| 8. | | | |

HELD AT: Goth SCORING: 1st 10 pts.; 2nd 8 pts.; 3rd 6 pts.; 4th 4 pts.; 5th 2 pts.; 6th 1 pts.; 7th ___ pts.; 8th ___ pts.

**EVENT 110 HH**

| NAME | (Team) | TIME HT. DIST. |
|---|---|---|
| 1. Jenick | Jules | 15.2 |
| 2. Krugowski | GAC | 15.4 |
| 3. McCalf | Chap | 15.6 |
| 4. N. Wenzlick | I | 16.6 |
| 5. Henni | Jule | 16.7 |
| 6. Olson | POP | 16.7 |
| 7. | | |
| 8. | | |

**EVENT 300 Im.**

| NAME | (Team) | TIME HT. DIST. |
|---|---|---|
| 1. Johnson | Chap | 40.9 |
| 2. Krueger | Chap | 42.2 |
| 3. Jenill | Jules | 43.1 |
| 4. Yuill | ALB | 44.6 |
| 5. Tierney | Bar | 44.7 |
| 6. N. Wenzlick | I | 45.1 |
| 7. | | |
| 8. | | |

| TEAM | TIME |
|---|---|
| 1. Garden Co | 46.1 |
| 2. So. Platte | 46.5 |
| 3. Burns | 47.2 |
| 4. Jules Burg | 47.8 |
| 5. Pine Bluffs | 48.2 |
| 6. Imp J.V | 48.3 |
| 7. | |
| 8. | |

**400 R**

RELAY FIRST PLACE RUNNERS

C.J. Swanson
M. Swanson
Z. Nesbitt
M. Shinn

| TEAM | TIME |
|---|---|
| 1. Chappell | 3.37.3 |
| 2. So. Platte | 3.39.3 |
| 3. Burns | 3.43.1 |
| 4. ALBin | 3.44.1 |
| 5. Garden Co | 3.46.2 |
| 6. Imp J.V | 3.46.8 |
| 7. | |
| 8. | |

**1600 R**

RELAY FIRST PLACE RUNNERS

K. Shinn 53.4
M. Shinn 60.5
D. Russell 55.4
J. Burke 57.2

| TEAM | TIME |
|---|---|
| 1. Jules Burg | 8.59.7 |
| 2. So. Platte | 9.00.6 |
| 3. Burns | 9.06.4 |
| 4. Mullen | 9.10.9 |
| 5. Pine Bluffs | 9.17.1 |
| 6. Lodge Pole | 9.29.4 |
| 7. | |
| 8. | |

**3200 R**

RELAY FIRST PLACE RUNNERS

J. Burke 2.17.4
M. Falla 2.26.3
S. Leibrandt 2.15.7
T. Stanley 2.33

9:32.0

TEAMS

| TEAM NAME / ABBR. | Garden Co | Burns Wyo | Chappell | Jules Burg | So. Platte | Potter Dix | Pine Bluffs Wyo | Lodge Pole | Imperial J.V | Banner Co | ALBin Wyo | Mullen | Peetz Colo | Crawford |
|---|---|---|---|---|---|---|---|---|---|---|---|---|---|---|
| Shot | 1 | | | 14 | | 6 | 8 | 2 | | | | | | |
| Disc | | 6 | 1 | 4 | | 8 | 10 | | 2 | | | | | |
| P.V. | 1 | 8 | | 10 | | | 2 | | 4 | | 6 | | | |
| L.J | 10 | | 10 | | | 10 | | | | | 1 | | | |
| T.J | 1 | | 8 | | 2 | 10 | | | | 4 | | | 6 | |
| H.J | 1 10 | | 6 | | 4 | 12 | | 1 | | 4 | | 2 | | |
| 100 | 14 | 6 | | | 11 | | | | | | | | | |
| 200 | 8 | 11 | | | 8 | | | 4 | | | | | | |
| 400 | 4 | | 10 | | | | | 6 | 8 | | 2½ | | ½ | |
| 800 | 1 | 10 | | 8 | 6 | | 4 | | | | | | | 2 |
| 1600 | 4 | 6 | | | | | | 8 | 2 | 10 | | 1 | | |
| 3200 | | 6 | | | | | 2 | 8 | 1 | 10 | | 4 | | |
| 110 HH | 8 | | 6 | 12 | | 1 | | | 4 | | | | | |
| 300 Im | | 2 | 18 | 6 | | | | | 1 | | 4 | | | |
| 400 R | 10 | 6 | | 4 | 8 | | 2 | | 1 | | | | | |
| 1600 R | 2 | 6 | 10 | 8 | | | | | 1 | 4 | | | | |
| 3200 R | | 6 | | 10 | 8 | | 2 | 1 | | | | 4 | | |
| TOTALS | 74 | 73 | 69 | 68 | 51 | 46 | 32 | 30 | 24 | 15½ | 12 | 6½ | 2 | |
| PLACING | 1 | 2 | 3 | 4 | 5 | 6 | 7 | 8 | 9 | 10 | 11 | 12 | 13 | |

* do not write in this column until event is over

# BIG RED TRACK SCOREBOOK

# BIG RED TRACK SCOREBOOK

MEET Imperial Invite DATE 4-17-01

## EVENT Shot

| NAME | (Team) | TIME HT. DIST. |
|---|---|---|
| 1. T. Strand | I | 47'6½ |
| 2. J. Howeter | Gr | 46'4 |
| 3. M. Jenkins | Her. | 44'6½ |
| 4. M. Hiatt | Her | 43'10" |
| 5. T Pribbens | I | 43'5½ |
| 6. M. Boetcher | Her | 43'7" |
| 7. | | |
| 8. | | |

## EVENT L.J

| NAME | (Team) | TIME HT. DIST. |
|---|---|---|
| 1. J Krayewski | GCHS | 19'9 |
| 2. R. Ness | Og | 19'4 |
| 3. M. Skinner | Holy | 19' |
| 4. T. Kiefkaher | Og | 18'10½ |
| 5. N. Morrell | Og | 18'9 |
| 6. C. Thornilson | Her | 18'8½ |
| 7. | | |
| 8. | | |

## EVENT 100

| NAME | (Team) | TIME HT. DIST. |
|---|---|---|
| 1. C. Salyards | Hax | 11.0 |
| 2. C. Koberstein | Holy | 11.4 |
| 3. E. Fuehrer | I | 11.7 |
| 4. B. Hansen | Gr | 11.7+ |
| 5. K. Shinn | I | 11.9 |
| 6. D. Daniel | Holy | 11.9 |
| 7. | | |
| 8. | | |

## EVENT 800

| NAME | (Team) | TIME HT. DIST. |
|---|---|---|
| 1. M. Smith | I | 2.04.9 |
| 2. E Knight | Og | 2.04.9+ |
| 3. D. Russell | I | 2.09.4 |
| 4. P. McGreer | Gr | 2.12.1 |
| 5. K. Weiss | I | 2.12.7 |
| 6. J. Ramirez | Jules | 2.12.9 |
| 7. | | |
| 8. | | |

## EVENT Discus

| NAME | (Team) | TIME HT. DIST. |
|---|---|---|
| 1. T. Haenfler | Gr | 140'3" |
| 2. N. Kaiser | I | 137' |
| 3. T. Strand | I | 135'9 |
| 4. D. Lauts | Og | 135'7" |
| 5. T. Hovel | Hax | 133'2 |
| 6. J. Richardson | Gr | 127'11" |
| 7. | | |
| 8. | | |

## EVENT T.J

| NAME | (Team) | TIME HT. DIST. |
|---|---|---|
| 1. M. Skinner | Holy | 41'1½ |
| 2. T. Kiefkaher | Og | 40'4 |
| 3. E. Kaiser | I | 39'7¾ |
| 4. K Salesman | Gr | 38'7¼ |
| 5. D. Zorn | GCHS | 38'3¼ |
| 6. B Slaughter | Og | 37'8½ |
| 7. | | |
| 8. | | |

## EVENT 200

| NAME | (Team) | TIME HT. DIST. |
|---|---|---|
| 1. C. Salyards | Hax | 22.8 |
| 2. E. Fuehrer | I | 23.5 |
| 3. R. Hernandez | Og | 23.6 |
| 4. K. Shinn | I | 24.1 |
| 5. C. Koberstein | Holy | 24.1+ |
| 6. B. Hansen | Gr | 24.2 |
| 7. | | |
| 8. | | |

## EVENT 1600

| NAME | (Team) | TIME HT. DIST. |
|---|---|---|
| 1. B. McCarthy | Holy | 4.53.2 |
| 2. B. Johnson | Og | 4.53.9 |
| 3. B. Beyerman | I | 5.03.8 |
| 4. U. Swesey | I | 5.05.6 |
| 5. K. Hayford | Og | 5.05.9 |
| 6. T. Most | Og | 5.06.7 |
| 7. | | |
| 8. | | |

## EVENT P.V

| NAME | (Team) | TIME HT. DIST. |
|---|---|---|
| 1. L. Kosnick | Gr | 12' |
| 2. T. Younghans | Her | 11'6 |
| 3. J. DeWitt | GCHS | 11'6 |
| 4. A. Ottlson | I | 11'6 |
| 5. D. Russell | I | 10' |
| 6. M. Kantor | Jules | 10' |
| 7. | | |
| 8. | | |

## EVENT H.J

| NAME | (Team) | TIME HT. DIST. |
|---|---|---|
| 1. J. Anderson | Og | 6'4 |
| 2. E. Kaiser | I | 6'2 |
| 3. J. Bassett | Og | 6'0 |
| 4. J. Kraeyewski | GCHS | 6'0 |
| 5. J. Borowski | Gr | 6'0 |
| 6. N. Morrell | Og | 5'6 |
| 7. D. Fisher | Og J.V | 5'6 |
| 8. | | |

## EVENT 400

| NAME | (Team) | TIME HT. DIST. |
|---|---|---|
| 1. J. Anderson | Og | 51.6 |
| 2. E. Knight | Og | 52.1 |
| 3. T. Kirchner | Og | 52.5 |
| 4. M. Smith | I | 52.9 |
| 5. M. Lee | Gr | 53.0 |
| 6. C. McManus | Holy | 54.9 |
| 7. | | |
| 8. | | |

## EVENT 3200

| NAME | (Team) | TIME HT. DIST. |
|---|---|---|
| 1. B. McCarthy | Holy | 10.39.2 |
| 2. B. Beyerman | I | 10.50.4 |
| 3. J. Wood | I | 11.06.1 |
| 4. B. Johnson | Og | 11.12.5 |
| 5. T. Most | Og | 11.16.4 |
| 6. T. Most | Og | 11.20.3 |
| 7. | | |
| 8. | | |

400 Wt. R. 1 Ogal 47.1 2 Imp 49.4 3 Grant 51.7 4 Ogal J.V 53.5 5 Imp J.V 53.8 6 Jules 53.9

HELD AT: Grant SCORING: 1st 10 pts.; 2nd 8 pts.; 3rd 6 pts.; 4th 4 pts.; 5th 2 pts.; 6th 1 pts.; 7th ___ pts.; 8th ___ pts.

EVENT 110 Hrt

| NAME | (Team) | TIME HT. DIST. |
|---|---|---|
| 1. J. Krajewski | GCHS | 15.4 |
| 2. D. Sprague | Holy | 16.0 |
| 3. E. Kaiser | I | 17.0 |
| 4. J. Henni | Jules | 17.3 |
| 5. N. Wenzlick | I | 17.6 |
| 6. N. Nelson | Og | 18.0 |
| 7. | | |
| 8. | | |

EVENT 300 Im

| NAME | (Team) | TIME HT. DIST. |
|---|---|---|
| 1. J. Anderson | Og | 41.2 |
| 2. C. Malone | I | 42.0 |
| 3. D. Sprague | Holy | 42.4 |
| 4. A. Ottlson | I | 43.9 |
| 5. R. Jenith | Jules | 45.4 |
| 6. N. Nelson | Og | 46.3 |
| 7. | | |
| 8. | | |

| TEAM | TIME |
|---|---|
| 1. Imp | 44.7 |
| 2. Holy | 45.4 |
| 3. Hax | 45.7 |
| 4. GCHS | 45.9 |
| 5. Ogal | 46.2 |
| 6. Hershey | 48.5 |
| 7. | |
| 8. | |

400 R RELAY FIRST PLACE RUNNERS: C. Malone, M. Smith, K. Shinn, E. Fucher

| TEAM | TIME |
|---|---|
| 1. Ogal | 3.31.4 |
| 2. Holy | 3.34.2 |
| 3. Imp | 3.34.6 |
| 4. Jules | 3.46.8 |
| 5. Grant | 3.47.1 |
| 6. Haxtun | 3.49.7 |
| 7. | |
| 8. | |

1600 R RELAY FIRST PLACE RUNNERS: C. Malone, E. Kaiser, E. Fucher, M. Smith

| TEAM | TIME |
|---|---|
| 1. Ogal | 8.55.6 |
| 2. Grant | 9.01.8 |
| 3. Imp | 9.03.1 |
| 4. Hershey | 9.03.9 |
| 5. Jules | 9.05.1 |
| 6. Ogal J.V | 9.40.3 |
| 7. | |
| 8. | |

3200 R RELAY FIRST PLACE RUNNERS: V. Swesey, S. Leibrandt, J. Burke, K. Weiss

Z Nesbitt, T Shand, J. Bussell, N. Kaiser

TEAMS

| TEAM NAME / ABBR. | Imperial | Ogal | Holyoke | Grant | Garden County | Haxtun | Hershey | Jules Burg | Ogal J.V | Imperial J.V. |
|---|---|---|---|---|---|---|---|---|---|---|
| Shot | 12 | – | – | 8 | – | – | 11 | – | – | – |
| Disc | 14 | 4 | – | 11 | – | 2 | – | – | – | – |
| P.V | 6 | – | – | 10 | 6 | – | 8 | 1 | – | – |
| L.J | – | 14 | 6 | – | 10 | – | 1 | – | – | – |
| T.J | 6 | 9 | 10 | 4 | 2 | – | – | – | – | – |
| H.J | 8 | 17 | – | 2 | 4 | – | – | – | – | – |
| 100 | 8 | – | 9 | 4 | – | 10 | – | – | – | – |
| 200 | 12 | 6 | 2 | 1 | – | 10 | – | – | – | – |
| 400 | 24 | 24 | 1 | 2 | – | – | – | – | – | – |
| 800 | 18 | 8 | – | 4 | – | – | – | 1 | – | – |
| 1600 | 10 | 11 | 10 | – | – | – | – | – | – | – |
| 3200 | 14 | 7 | 10 | – | – | – | – | – | – | – |
| 110 Hrt | 8 | 1 | 8 | – | 10 | – | – | 4 | – | – |
| 300 Im | 12 | 11 | 6 | – | – | – | – | 2 | – | – |
| 400 R | 10 | 2 | 8 | – | 4 | 6 | 1 | – | – | – |
| 1600 R | 6 | 10 | 8 | 2 | – | 1 | – | 4 | – | – |
| 3200 R | 6 | 10 | – | 8 | – | – | 4 | 2 | 1 | – |
| Wt Rel. | 8 | 10 | | 6 | | | | 1 | 4 | 2 |
| TOTALS | 162 | 142 | 78 | 62 | 32 | 29 | 25 | 14 | 7 | 2 |
| PLACING | 1 | 2 | 3 | 4 | 5 | 6 | 7 | 8 | 9 | 10 |

* do not write in this column until event is over

BIG RED TRACK SCOREBOOK

BIG RED TRACK SCOREBOOK

MEET McCook Rel DATE 4-23-01

## EVENT Shot

| NAME | (Team) | TIME HT. DIST. |
|---|---|---|
| 1. J. Scully | Lex | 46'10¾ |
| 2. A. Bickle | Lex | 45'2" |
| 3. G. Hunter | Hold | 42'10¾ |
| 4. L. Carlson | L.C | 42'9 |
| 5. K Young | McC | 41'0 |
| 6. S. Boyll | Hold | 40'9¾ |
| 7. | | |
| 8. | | |

## EVENT 4.5

| NAME | (Team) | TIME HT. DIST. |
|---|---|---|
| 1. C. Thompson | L.C | 18'9" |
| 2. M. Engler | Hold | 18'3¾ |
| 3. C Cochran | Lex | 18'3½ |
| 4. W. Morales | Imp | 18'2 |
| 5. T. Vandell | Hold | 17'3½ |
| 6. K. Dutoit | Mc | 16'9¾ |
| 7. | | |
| 8. | | |

## EVENT 100

| NAME | (Team) | TIME HT. DIST. |
|---|---|---|
| 1. B. Morley | Mc | 11.8 |
| 2. Z. Jones | Lex | 11.8 |
| 3. A. Hobbs | Hold | 11.9 |
| 4. C. Cochran | Lex | 11.9 |
| 5. D. Russell | I | 12.0 |
| 6. K Dutoit | McC | 12.0 |
| 7. | | |
| 8. | | |

## EVENT 800

| NAME | (Team) | TIME HT. DIST. |
|---|---|---|
| 1. T. Lafferty | McC | 2.13.7 |
| 2. J. Helm | T.V | 2.14.2 |
| 3. J. Bunke | I | 2.19.3 |
| 4. B Hall | Hold | 2.20.1 |
| 5. T. Donathue | Mc | 2.20.2 |
| 6. J. Rehlyk | McC | 2.22.0 |
| 7. | | |
| 8. | | |

## EVENT Disc

| NAME | (Team) | TIME HT. DIST. |
|---|---|---|
| 1. G. Hunter | Hold | 129'3 |
| 2. A. Miller | I | 121'6 |
| 3. P. Erickson | Hold | 120'4 |
| 4. S. Sutherland | I | 118'2 |
| 5. K. Young | Mc | 117'8 |
| 6. L. Carlson | L.C | 117'2¼ |
| 7. | | |
| 8. | | |

## EVENT T.5

| NAME | (Team) | TIME HT. DIST. |
|---|---|---|
| 1. C. Fritz | McC | 41'10" |
| 2. M. Engler | Hold | 39' 3½ |
| 3. W. Morales | I | 38'8" |
| 4. K Cochran | Lex | 38.5 |
| 5. A. Hobbs | Hold | 36'7¾ |
| 6. S. Reznik | Hold | 35'2½ |
| 7. | | |
| 8. | | |

## EVENT 200

| NAME | (Team) | TIME HT. DIST. |
|---|---|---|
| 1. T. Lyons | Mc | 24.5 |
| 2. Z. Jones | Lex | 24.6 |
| 3. J. Unger | L.C | 24.7 |
| 4. P. Malodey | Lex | 25.0 |
| 5. D. Jolly | T.V | 25.1 |
| 6. N. Teter | T.V | 25.1 |
| 7. | | |
| 8. | | |

## EVENT 1600

| NAME | (Team) | TIME HT. DIST. |
|---|---|---|
| 1. N Ureste | Lex | 5.05.8 |
| 2. E. Torres | Lex | 5.07.8 |
| 3. U. Sweeney | I | 5.13.8 |
| 4. S. Gerkendt | I | 5.24.3 |
| 5. B. Hall | Hold | 5.25.6 |
| 6. J. Thiessen | McC | 5.25.7 |
| 7. | | |
| 8. | | |

## EVENT P.V

| NAME | (Team) | TIME HT. DIST. |
|---|---|---|
| 1. D. Russell | I | 11'6 |
| 2. T. Lyons | Mc | 11'6 |
| 3. A. Ohlsen | I | 11'0 |
| 4. M. Haselath | Lex. | 9'6 |
| 5. J. Fenchee | I | 9'0 |
| 6. D. Perry | McC | 8'6 |
| 7. | | |
| 8. | | |

## EVENT H.J

| NAME | (Team) | TIME HT. DIST. |
|---|---|---|
| 1. C. Thompson | L.C | 6'0 |
| 2. B. Mueller | Hold | 5'10" |
| 3. Z. Jones | Lex | 5'8" |
| 4. N. Wenzlick | I | 5'6 |
| 5. K Crawford | Hold | 5'6 |
| 6. C. Berg | Comb | 5'4 |
| 7. | | |
| 8. | | |

## EVENT 400

| NAME | (Team) | TIME HT. DIST. |
|---|---|---|
| 1. K. Shinn | I | 55.4 |
| 2. J. Helm | T.V | 56.3 |
| 3. J. Hagy | McC | 56.6 |
| 4. C. Rager | Hold | 57.5 |
| 5. B. Burton | T.V | 57.8 |
| 6. N. Thirston | Lex | 57.9 |
| 7. | | |
| 8. | | |

## EVENT 3200

| NAME | (Team) | TIME HT. DIST. |
|---|---|---|
| 1. N Ureste | Lex | 10.49 |
| 2. E. Torres | Lex | 10.57 |
| 3. B. Berry | I | 12.01 |
| 4. S. Smith | T.V. | 12.29 |
| 5. C. Brewer | T.V | 12.40 |
| 6. J. Sharp | L.C | 12.54 |
| 7. | | |
| 8. | | |

HELD AT: Comb SCORING: 1st 10 pts.; 2nd 8 pts.; 3rd 6 pts.; 4th 4 pts.; 5th 2 pts.; 6th 1 pts.; 7th ___ pts.; 8th ___ pts.

**EVENT 110 HH**

| NAME | (Team) | TIME HT. DIST. |
|---|---|---|
| 1. T. Dixson | McC | 16.6 |
| 2. C. Thompson | L.C | 17.0 |
| 3. D. Beaudette | Hold | 17.0 |
| 4. N. Wenzlich | I | 17.1 |
| 5. C. Miller | McC | 17.2 |
| 6. K. Bedore | McC | 17.3 |
| 7. | | |
| 8. | | |

**EVENT 300 IM**

| NAME | (Team) | TIME HT. DIST. |
|---|---|---|
| 1. A. Ottlson | I | 42.8 |
| 2. J. Saulsberry | Lex | 43.8 |
| 3. D. Beaudette | Hold | 44.4 |
| 4. J. Hollenhorst | L.C | 45.2 |
| 5. C. Nisley | Lex | 45.2 |
| 6. C. Miller | McC | 45.5 |
| 7. | | |
| 8. | | |

**400 R**

| TEAM | TIME |
|---|---|
| 1. McC. | 46.5 |
| 2. Lex | 47.2 |
| 3. L.C | 47.7 |
| 4. T. Valley | 48.7 |
| 5. Hold | 49.1 |
| 6. Imp | 49.4 |
| 7. | |
| 8. | |

RELAY FIRST PLACE RUNNERS

Z. Nesbitt
C.J. Swanson
M. Swanson
M. Shinn

**1600 R**

| TEAM | TIME |
|---|---|
| 1. Imp | 3.42.9 |
| 2. McC | 3.45.8 |
| 3. Lex | 3.51.5 |
| 4. L.C | 3.53.3 |
| 5. Hold | 3.54.7 |
| 6. T. Valley | 3.59.3 |
| 7. | |
| 8. | |

RELAY FIRST PLACE RUNNERS

A. Ottlson 57.0
N. Wenzlich 55.9
D. Russell 55.2
K. Shinn 54.7

**3200 R**

| TEAM | TIME |
|---|---|
| 1. Lex | 9.09.3 |
| 2. L.C | 9.10.1 |
| 3. Imp | 9.32.1 |
| 4. McC | 9.34.0 |
| 5. Comb J.V | 10.07.3 |
| 6. T. Valley | 10.23.9 |
| 7. | |
| 8. | |

RELAY FIRST PLACE RUNNERS

M. Falla 2.31.5
J. Burke 2.21.7
S. Leibrandt 2.23.6
V. Sweeney 2.15.2

TEAMS

| TEAM NAME / ABBR. | Lex J.V | Imp J.V | McCook J.V | Hold - J.V | L.C | T.V | Comb J.V |
|---|---|---|---|---|---|---|---|
| Shot | 18 | | 2 | 2 | 4 | | |
| Disc | | 12 | 2 | 16 | 1 | | |
| P.V | 4 | 18 | 9 | | | | |
| L.J | 6 | 4 | 1 | 10 | 10 | | |
| T.J | 4 | 6 | 10 | 11 | | | |
| H.J | 6 | 4 | | 10 | 10 | | 2 |
| 100 | 12 | 2 | 11 | 6 | | | |
| 200 | 12 | | 10 | | 6 | 3 | |
| 400 | 1 | 10 | 6 | 4 | | 10 | |
| 800 | | 6 | 13 | 4 | | 8 | |
| 1600 | 18 | 10 | 1 | 2 | | | |
| 3200 | 18 | 6 | | | 1 | 6 | |
| 110 HH | | 4 | 13 | 6 | 8 | | |
| 300 IM | 10 | 10 | 1 | 6 | 4 | | |
| 400 R | 8 | 1 | 10 | 2 | 6 | 4 | |
| 1600 R | 6 | 10 | 8 | 2 | 4 | 1 | |
| 3200 R | 10 | 6 | 4 | | 8 | 1 | 2 |
| TOTALS | 133 | 109 | 101 | 86 | 62 | 33 | 4 |
| PLACING | 1 | 2 | 3 | 4 | 5 | 6 | 7 |

* do not write in this column until event is over

BIG RED TRACK SCOREBOOK

# BIG RED TRACK SCOREBOOK

MEET J.P.V.A DATE 4-27-01

## EVENT Shot

| | NAME | (Team) | TIME HT. DIST. |
|---|---|---|---|
| 10 | 1. M. Jenkins | Her | 45'8 |
| 11 | 2. T. Strand | I | 45'4½ |
| 9 | 3. M. Hiatt | Her | 44'11¾ |
| 9 | 4. M. Bocklen | Her | 44'10 |
| 10 | 5. T. Ambers | I | 44'6 |
| 11 | 6. J. Russell | I | 44'6 |
| | 7. | | |
| | 8. | | |

## EVENT 4.5

| | NAME | (Team) | TIME HT. DIST. |
|---|---|---|---|
| | 1. T. Hamm | NPSP | 19'7 |
| 11 | 2. M. Lee | Gr | 19'6½ |
| | 3. N. Collins | Suth | 18'5" |
| 9 | 4. W. Morales | I | 18'1¼ |
| | 5. K. Dudo | Gr | 18'½ |
| 11 | 6. K. Shinn | I | 17'11" |
| | 7. | | |
| | 8. | | |

## EVENT 100

| | NAME | (Team) | TIME HT. DIST. |
|---|---|---|---|
| | 1. B. Hosea | Gr | 11.1 |
| 12 | 2. E. Fuehrer | I | 11.1 |
| 11 | 3. K. Shinn | I | 11.3 |
| 12 | 4. C. Malone | I | 11.4 |
| | 5. C. Thornburg | Her | 11.4 |
| 11 | 6. M. Lee | Gr | 11.6 |
| | 7. | | |
| | 8. | | |

## EVENT 800

| | NAME | (Team) | TIME HT. DIST. |
|---|---|---|---|
| | 1. M. Smith | I | 2.06.1 |
| | 2. J. Blomstedt | Her | 2.08.9 |
| | 3. A. Harris | Suth | 2.09.2 |
| | 4. D. Russell | I | 2.10.3 |
| | 5. D. Orr | Her | 2.10.5 |
| | 6. C. Schall | Gr | 2.11.1 |
| | 7. | | |
| | 8. | | |

## EVENT Disc

| | NAME | (Team) | TIME HT. DIST. |
|---|---|---|---|
| 11 | 1. T. Haenfler | Gr | 151'11 |
| 11 | 2. T. Strand | I | 139' |
| 12 | 3. N. Kaiser | I | 133'11 |
| 10 | 4. B. Strand | I | 128'7 |
| 12 | 5. J. Richardson | Gr | 113'10 |
| | 6. D. Marquardt | Gr | 113'4 |
| | 7. | | |
| | 8. | | |

## EVENT T.J

| | NAME | (Team) | TIME HT. DIST. |
|---|---|---|---|
| | 1. M. Coggeshall | Gr | 41'9¾ |
| | 2. J. Collins | NPSP | 41'5½ |
| 10 | 3. E. Kaiser | I | 41'3½ |
| 11 | 4. M. Lee | Gr | 41'½ |
| | 5. K. Salesman | Gr | 39'10 |
| 9 | 6. W. Morales | I | 38'7½ |
| | 7. | | |
| | 8. | | |

## EVENT 200

| | NAME | (Team) | TIME HT. DIST. |
|---|---|---|---|
| | 1. T. Hansen | NPSP | 22.8 |
| 11 | 2. K. Shinn | I | 22.9 |
| 12 | 3. E. Fuehrer | I | 23.2 |
| | 4. B. Hosea | Gr. | 23.3 |
| | 5. M. Lee | Gr | 23.4 |
| 11 | 6. E. Georgantas | Gr | 24.2 |
| | 7. | | |
| | 8. | | |

## EVENT 1600

| | NAME | (Team) | TIME HT. DIST. |
|---|---|---|---|
| | 1. C. McIntosh | Suth | 5.02.9 |
| | 2. U. Sweeney | I | 5:03.8 |
| | 3. J. Wood | I | 5:09.5 |
| | 4. P. McGreen | Gr | 5:11.7 |
| | 5. B. Bergeron | I | 5:16.7 |
| | 6. K. Krebs | Her | 5:17.9 |
| | 7. | | |
| | 8. | | |

## EVENT P.V

| | NAME | (Team) | TIME HT. DIST. |
|---|---|---|---|
| 12 | 1. C. Kozmicki | Gr | 12'6 |
| 10 | 2. A. Miller | Her | 11'6 |
| 11 | 3. A. Ohlsen | I | 11'0 |
| | 4. P. McGreen | Gr | 11'0 |
| 11 | 5. D. Russell | I | 11'0 |
| | 6. A. Harris | Suth | 10' |
| | 7. | | |
| | 8. | | |

## EVENT H.J

| | NAME | (Team) | TIME HT. DIST. |
|---|---|---|---|
| 10 | 1. E. Kaiser | I | 6'5" |
| 12 | 2. R. Ave | Gr | 6'0 |
| 12 | 3. C. Gobb | Gr | 5'10" |
| 12 | 4. E. Soderholm | Suth | 5'8 |
| | 5. D. McIntosh | Suth | 5'8 |
| 9 | 6. M. Wenerlicki | I | 5'6 |
| | 7. | | |
| | 8. | | |

## EVENT 400

| | NAME | (Team) | TIME HT. DIST. |
|---|---|---|---|
| 12 | 1. M. Smith | I | 52.3 |
| | 2. M. Lee | Gr | 52.4 |
| | 3. E. Thomasla | NPSP | 53.1 |
| | 4. E. Soderholm | Suth | 54.8 |
| | 5. K. Weiss | I | 54.8 |
| | 6. D. Russell | I | 55.0 |
| | 7. | | |
| | 8. | | |

## EVENT 3200

| | NAME | (Team) | TIME HT. DIST. |
|---|---|---|---|
| | 1. B. Bergeron | I | 11.07.2 |
| | 2. C. McIntosh | Suth | 11.16.4 |
| | 3. K. Krebs | Her | 11.27.9 |
| | 4. J. Mougey | NPSP | 11.31.8 |
| | 5. J. Siejenden | I | 11.40.5 |
| | 6. C. Stumpf | Gr | 12.05.3 |
| | 7. | | |
| | 8. | | |

Fresh Rel. 1 Did Not Run 2 3 4 5

# BIG RED TRACK SCOREBOOK

HELD AT: Sutherland SCORING: 1st 10 pts.; 2nd 8 pts.; 3rd 6 pts.;4th 4 pts.; 5th 2 pts.; 6th 1 pts.;7th ___ pts.; 8th ___ pts.

## EVENT 110 HH

| | NAME | (Team) | TIME HT. DIST. |
|---|---|---|---|
| 10 | 1. C. Burge | Gr | 15.9 |
| 10 | 2. E. Klassen | I | 16.1 |
| 11 | 3. M. Ulasm | I | 16.5 |
| 9 | 4. N. Wenzlick | I | 17.4 |
| | 5. E. McConnell | Gr | 17.7 |
| | 6. J. Pieper | NPSP | 18.8 |
| | 7. | | |
| | 8. | | |

## EVENT 300 IM

| | NAME | (Team) | TIME HT. DIST. |
|---|---|---|---|
| 12 | 1. E. Soderholm | Suth | 40.6 |
| 12 | 2. C. Malone | I | 41.6 |
| 11 | 3. A. Ohlson | I | 42.0 |
| | 4. J. Pieper | NPSP | 43.7 |
| 10 | 5. C. Burge | Gr | 45.3 |
| 10 | 6. C. Softley | Gr | 45.4 |
| | 7. | | |
| | 8. | | |

## 400 R RELAY

| TEAM | TIME |
|---|---|
| 1. Grant | 44.3 |
| 2. Imperial | 45.0 |
| 3. N.P.S.P | 46.2 |
| 4. Hershey | 48.0 |
| 5. Suth | 48.8 |
| 6. | |
| 7. | |
| 8. | |

FIRST PLACE RUNNERS

C. Malone
M. Smith
K. Shinn
E. Fuchs

## 1600 R RELAY

| TEAM | TIME |
|---|---|
| 1. Imp | 3.40.2 |
| 2. N.P.S.P | 3.43.7 |
| 3. Grant | 3.45.6 |
| 4. Hershey | 3.47.0 |
| 5. Sutherland | 4.04.6 |
| 6. | |
| 7. | |
| 8. | |

FIRST PLACE RUNNERS

C. Malone 54.3
A. Ohlson 57.2
E. Klassen 55.4
M. Smith 52.7

## 3200 R RELAY

| TEAM | TIME |
|---|---|
| 1. Grant | 8.43.8 |
| 2. Imperial | 8.52.5 |
| 3. Sutherland | 9.36.1 |
| 4. N.P.S.P | 10.10.6 |
| 5. Hershey | 10.13.5 |
| 6. | |
| 7. | |
| 8. | |

FIRST PLACE RUNNERS

B. Beyer 2.12.8
J. Sweeney 2.12.7
K. Weiss 2.14.4
D. Russell 2.13.5

EVENTS

| EVENTS | Imperial | Grant | N.P.S.P | Sutherland | Hershey |
|---|---|---|---|---|---|
| Shot | 11 | - | - | - | 20 |
| D.Sc | 18 | 13 | - | - | - |
| P.V | 8 | 14 | - | - | 8 |
| L.J | 5 | 10 | 10 | 6 | - |
| T.J | 7 | 16 | 8 | - | - |
| H.J | 11 | 14 | - | 6 | - |
| 100 | 18 | 11 | - | - | 2 |
| 200 | 14 | 7 | 10 | - | - |
| 400 | 13 | 8 | 6 | 4 | - |
| 800 | 14 | 1 | - | 6 | 10 |
| 1600 | 16 | 4 | - | 10 | 1 |
| 3200 | 12 | 1 | 4 | 8 | 6 |
| 110HH | 18 | 12 | 1 | - | - |
| 300 IM | 14 | 3 | 4 | 10 | - |
| 400R | 8 | 10 | 6 | 2 | 4 |
| 1600R | 10 | 6 | 8 | 2 | 4 |
| 3200R | 8 | 10 | 4 | ● | 2 |
| | | | | | |
| | | | | | |
| TOTALS | 285 | 141 | 61 | 62 | 57 |
| PLACING | 1 | 2 | 3 | 4 | 5 |

TEAMS

ABBR.

TEAM NAME

* do not write in this column until event is over

BIG RED TRACK SCOREBOOK

MEET Dundy County Invite DATE 5-4-01

| EVENT Shot | | | EVENT 6.5 | | | EVENT 100 | | | EVENT 800 | | |
|---|---|---|---|---|---|---|---|---|---|---|---|
| NAME | (Team) | TIME HT. DIST. | NAME | (Team) | TIME HT. DIST. | NAME | (Team) | TIME HT. DIST. | NAME | (Team) | TIME HT. DIST. |
| 1. | | | 1. | | | 1. | | | 1. | | |
| 2. | | | 2. | | | 2. | | | 2. | | |
| 3. | | | 3. | | | 3. | | | 3. | | |
| 4. | | | 4. | | | 4. | | | 4. | | |
| 5. | | | 5. | | | 5. | | | 5. | | |
| 6. | | | 6. | | | 6. | | | 6. | | |
| 7. | | | 7. | | | 7. | | | 7. | | |
| 8. | | | 8. | | | 8. | | | 8. | | |
| EVENT Discus | | | EVENT H.J | | | EVENT 200 | | | EVENT 1600 | | |
| NAME | (Team) | TIME HT. DIST. | NAME | (Team) | TIME HT. DIST. | NAME | (Team) | TIME HT. DIST. | NAME | (Team) | TIME HT. DIST. |
| 1. | | | 1. | | | 1. | | | 1. | | |
| 2. | | | 2. | | | 2. | | | 2. | | |
| 3. | | | 3. | | | 3. | | | 3. | | |
| 4. | | | 4. | | | 4. | | | 4. | | |
| 5. | | | 5. | | | 5. | | | 5. | | |
| 6. | | | 6. | | | 6. | | | 6. | | |
| 7. | | | 7. | | | 7. | | | 7. | | |
| 8. | | | 8. | | | 8. | | | 8. | | |
| EVENT P.V | | | EVENT H.J | | | EVENT 400 | | | EVENT 3200 | | |
| NAME | (Team) | TIME HT. DIST. | NAME | (Team) | TIME HT. DIST. | NAME | (Team) | TIME HT. DIST. | NAME | (Team) | TIME HT. DIST. |
| 1. | | | 1. | | | 1. | | | 1. | | |
| 2. | | | 2. | | | 2. | | | 2. | | |
| 3. | | | 3. | | | 3. | | | 3. | | |
| 4. | | | 4. | | | 4. | | | 4. | | |
| 5. | | | 5. | | | 5. | | | 5. | | |
| 6. | | | 6. | | | 6. | | | 6. | | |
| 7. | | | 7. | | | 7. | | | 7. | | |
| 8. | | | 8. | | | 8. | | | 8. | | |

Cancelled Due to Weather

400 Cut: Rel 1. 2. 3. 4. 5. 6.

HELD AT: Benkelman SCORING: 1st 10 pts.; 2nd 8 pts.; 3rd 6 pts.;4th 4 pts.; 5th 2 pts.; 6th 1 pts.;7th ___ pts.; 8th ___ pts.

**EVENT** 110 HH

| NAME | (Team) | TIME HT. DIST. |
|---|---|---|
| 1. | | |
| 2. | | |
| 3. | | |
| 4. | | |
| 5. | | |
| 6. | | |
| 7. | | |
| 8. | | |

**EVENT** 300 Int

| NAME | (Team) | TIME HT. DIST. |
|---|---|---|
| 1. | | |
| 2. | | |
| 3. | | |
| 4. | | |
| 5. | | |
| 6. | | |
| 7. | | |
| 8. | | |

| TEAM | TIME |
|---|---|
| 1. | |
| 2. | |
| 3. | |
| 4. | |
| 5. | |
| 6. | |
| 7. | |
| 8. | |

**400 R**
**RELAY**
FIRST PLACE RUNNERS

| TEAM | TIME |
|---|---|
| 1. | |
| 2. | |
| 3. | |
| 4. | |
| 5. | |
| 6. | |
| 7. | |
| 8. | |

**1600 R**
**RELAY**
FIRST PLACE RUNNERS

| TEAM | TIME |
|---|---|
| 1. | |
| 2. | |
| 3. | |
| 4. | |
| 5. | |
| 6. | |
| 7. | |
| 8. | |

**3200 R**
**RELAY**
FIRST PLACE RUNNERS

EVENTS

Shot
Disc
P.V
L.J
T.J
H.J
100
200
400
800
1600
3200
110HH
300 Int
400R
1600R
3200R

TOTALS
PLACING

* do not write in this column until event is over

TEAMS

ABBR.

TEAM NAME

# BIG RED TRACK SCOREBOOK

# BIG RED TRACK SCOREBOOK

MEET District - C-10 DATE 5-10-01

## EVENT Shot

| | NAME | (Team) | TIME HT. DIST. |
|---|---|---|---|
| 12 | 1. G. Athl. Meyer | Comb | 49'4½ |
| 11 | 2. J. Hewerton | Gr | 45'10¾ |
| 11 | 3. M. Jenkins | Her | 45'7½ |
| 11 | 4. T. Strand | I | 45'3½ |
| 9 | 5. M. Hoff | Her | 44'10¾ |
| 12 | 6. N. Kaiser | I | 44'8½ |
| | 7. | | |
| | 8. | | |

## EVENT L.J

| | NAME | (Team) | TIME HT. DIST. |
|---|---|---|---|
| | 1. 12 B. Koch | Comb | 22'¼ |
| | 2. 10 C. Stewart | RV | 21'4½ |
| | 3. 12 D. Webster | D.C | 20'9¼ |
| | 4. 10 N. Stramp | D.C | 20'8½ |
| | 5. 12 M. Lee | Gr | 20'3¼ |
| | 6. S. Leibrandt | RV | 20'½ |
| | 7. | | |
| | 8. | | |

## EVENT 100

| | NAME | (Team) | TIME HT. DIST. |
|---|---|---|---|
| | 1. 12 E. Fischer | I | 10.9 |
| | 2. 12 T. Hamm | NP | 11.0 |
| | 3. 11 B. Henzen | Gr | 11.1 |
| | 4. 11 K. Shinn | I | 11.3 |
| | 5. 12 C. Makes | I | 11.4 |
| | 6. 12 E. Gegenbach | Gr | 11.4 |
| | 7. | | |
| | 8. | | |

## EVENT 800

| | NAME | (Team) | TIME HT. DIST. |
|---|---|---|---|
| | 1. 12 M. Smith | I | 2.04 |
| | 2. 12 J.C Stramp | D.C | 2.06.1 |
| | 3. 12 J. Blomstedt | Her | 2.09.6 |
| | 4. 10 A. Harris | Suth | 2.09.7 |
| | 5. 10 Z. Randolf | R.V | 2.10.7 |
| | 6. 11 B. Laws | Comb | 2.12.1 |
| | 7. | | |
| | 8. | | |

## EVENT Discus

| | NAME | (Team) | TIME HT. DIST. |
|---|---|---|---|
| 11 | 1. T. Haemmerlein | Gr | 152'8 |
| 12 | 2. N. Kaiser | I | 129'11" |
| 10 | 3. B. Strand | I | 125'9" |
| 12 | 4. G. Athlemeyer | Comb | 124' |
| | 5. J. Pace | Comb | 123'10 |
| 12 | 6. L. Carlson | L.C | 120'1" |
| | 7. | | |
| | 8. | | |

## EVENT T.J

| | NAME | (Team) | TIME HT. DIST. |
|---|---|---|---|
| | 1. 10 M. Logsdon | Gr | 44'4¾ |
| | 2. 11 D. Whitte | Comb | 43'7½ |
| | 3. 10 N. Stramp | DC | 41'10 |
| | 4. J. Collins | N.D.S.P | 41'9¼ |
| | 5. 12 S. Leibrandt | RV | 41'4½ |
| | 6. 10 E. Kaiser | I | 40'11¼ |
| | 7. | | |
| | 8. | | |

## EVENT 200

| | NAME | (Team) | TIME HT. DIST. |
|---|---|---|---|
| | 1. 12 E. Fischer | I | 22.9 |
| | 2. 11 K. Shinn | I | 22.9 |
| | 3. 12 T. Hamm | NP | 23.0 |
| | 4. 11 D. Whitte | Comb | 23.2 |
| | 5. 12 D. Webster | D.C | 23.2 |
| | 6. 10 C. Stewart | RV | 23.6 |
| | 7. | | |
| | 8. | | |

## EVENT 1600

| | NAME | (Team) | TIME HT. DIST. |
|---|---|---|---|
| | 1. 12 M. Wolfe | RV | 4.35.6 |
| | 2. 12 J.C. Stramp | D.C | 4.56.1 |
| | 3. 10 P. Macke | Comb | 4.57.2 |
| | 4. 12 B. Begeman | I | 4.58.7 |
| | 5. 9 U. Sweeney | I | 5:00.8 |
| | 6. 9 A. Davis | D.C | 5:05.5 |
| | 7. | | |
| | 8. | | |

## EVENT P.V

| | NAME | (Team) | TIME HT. DIST. |
|---|---|---|---|
| 12 | 1. L. Kozmicki | Gr | 12'6 |
| 10 | 2. A. Miller | Her | 12'0 |
| 11 | 3. A. Ohlson | I | 12'0 |
| | 4. T. Youngdahl | Her | 11'6 |
| 11 | 5. D. Russell | I | 11'6 |
| | 6. S. Martin | D.C | 11'6 |
| | 7. | | |
| | 8. | | |

## EVENT H.J

| | NAME | (Team) | TIME HT. DIST. |
|---|---|---|---|
| | 1. 10 E. Kaiser | I | 6'2 |
| | 2. 12 R. Ahle | Gr | 6'0 |
| | 3. 10 C. Hall | D.C | 5'10" |
| | 4. 12 C. Goff | Gr | 5'8 |
| | 5. 10 J. Brownski | Gr/I | 5'8 |
| | 6. 11 C. Thompson | Le | 5'8 |
| | 7. | | |
| | 8. | | |

## EVENT 400

| | NAME | (Team) | TIME HT. DIST. |
|---|---|---|---|
| | 1. 12 M. Smith | I | 52.8 |
| | 2. 10 Matt Lee | Gr | 53.0 |
| | 3. 12 B. Koch | Comb | 53.1 |
| | 4. 12 E. Thumalla | NP | 54.2 |
| | 5. 12 D. Webster | D.C | 54.4 |
| | 6. J. Kamrath | NP | 54.5 |
| | 7. | | |
| | 8. | | |

## EVENT 3200

| | NAME | (Team) | TIME HT. DIST. |
|---|---|---|---|
| | 1. 12 M. Wolfe | RV | 10.18.8 |
| | 2. 12 B. Begeman | I | 10.33.5 |
| | 3. 10 J. Wood | I | 11.16.7 |
| | 4. 11 C. McIntosh | Suth | 11.20.1 |
| | 5. J. Mowery | NP | 11.24 |
| | 6. K Krebs | Her | 11.37.8 |
| | 7. | | |
| | 8. | | |

# BIG RED TRACK SCOREBOOK

HELD AT: Cambridge SCORING: 1st 10 pts.; 2nd 8 pts.; 3rd 6 pts.;4th 4 pts.; 5th 2 pts.; 6th 1 pts.;7th ___ pts.; 8th ___ pts.

## EVENTS

### EVENT 110 HH

| | NAME | (Team) | TIME HT. DIST. |
|---|---|---|---|
| 1. | 11 E. Soderholm | Suth | 15.2 |
| 2. | 10 M. Stump | D.C | 15.3 |
| 3. | 9 N. Wenzlick | I | 16.1 |
| 4. | 11 J. Shifflet | Comb | 16.2 |
| 5. | 10 C. Burge | Gr | 16.2 |
| 6. | 11 M. Ulasin | I | 16.3 |
| 7. | | | |
| 8. | | | |

### EVENT 300 IM

| | NAME | (Team) | TIME HT. DIST. |
|---|---|---|---|
| 1. | 11 E. Soderholm | Suth | 39.8 |
| 2. | 12 C. Malone | I | 40.6 |
| 3. | 11 A. Ottison | I | 41.2 |
| 4. | 10 M. Stump | D.C | 42.0 |
| 5. | 10 J. Pieper | NM | 43.0 |
| 6. | 11 J. Hem | D.C | 45.3 |
| 7. | | | |
| 8. | | | |

### 400 R

RELAY

| TEAM | | TIME |
|---|---|---|
| 1. | Grant | 44.3 |
| 2. | Imp | 44.4 |
| 3. | R.J. | 47.6 |
| 4. | D.C | 47.7 |
| 5. | Her | 48.1 |
| 6. | Suth | 48.7 |
| 7. | | |
| 8. | | |

FIRST PLACE RUNNERS: C. Malone, K. Shinn, M. Smith, E. Fuchsen

### 1600 R

RELAY

| TEAM | | TIME |
|---|---|---|
| 1. | Imp | 3.34.4 |
| 2. | Comb | 3.34.9 |
| 3. | D.C | 3.40.2 |
| 4. | NMSP | 3.41.6 |
| 5. | Grant | 3.41.8 |
| 6. | Suth | 3.47.4 |
| 7. | | |
| 8. | | |

FIRST PLACE RUNNERS: C. Malone, K. Shinn, E. Fuchsen, M. Smith

### 3200 R

RELAY

| TEAM | | TIME |
|---|---|---|
| 1. | Suth | 8.42.9 |
| 2. | D.C | 8.43.0 |
| 3. | Grant | 8.43.6 |
| 4. | Imp | 9.01.6 |
| 5. | Her | 9.13.3 |
| 6. | Comb | 9.17.3 |
| 7. | | |
| 8. | | |

FIRST PLACE RUNNERS: U. Sweeney 2.10.7, J. Burke 2.14.7, S. Lockhardt 2.17.0, K. Weiss 2.17.6

TEAMS

| EVENTS | ABBR. | Imp. | Grant | D.C. | Comb. | RJ | Suth | Her | NMSP | Loke Cat. | | | | | | | | |
|---|---|---|---|---|---|---|---|---|---|---|---|---|---|---|---|---|---|---|
| Shot | 5 | 8 | – | 10 | – | – | 8 | – | – | | | | | | | | | |
| Disc | 14 | 10 | – | 6 | – | – | – | – | 1 | | | | | | | | | |
| P.J | 8 | 10 | 1 | – | – | – | 12 | – | – | | | | | | | | | |
| L.J. | – | 2 | 10 | 10 | 9 | – | – | – | – | | | | | | | | | |
| T.J | 1 | 10 | 6 | 8 | 2 | – | – | 4 | – | | | | | | | | | |
| H.J | 10 | 13½ | 6 | – | – | – | – | – | 14½ | | | | | | | | | |
| 100 | 16 | 7 | – | – | – | – | – | 8 | – | | | | | | | | | |
| 200 | 18 | | 2 | 4 | 1 | | | 6 | | | | | | | | | | |
| 400 | 10 | 8 | 2 | 6 | – | – | – | 5 | – | | | | | | | | | |
| 800 | 10 | – | 8 | 1 | 2 | 4 | 6 | – | – | | | | | | | | | |
| 1600 | 6 | – | 9 | 6 | 10 | – | – | – | – | | | | | | | | | |
| 3200 | 14 | – | – | – | 10 | 4 | 1 | 2 | – | | | | | | | | | |
| 110 HH | 7 | 2 | 8 | 4 | – | 10 | – | – | – | | | | | | | | | |
| 300 IM | 14 | – | 5 | – | – | 10 | – | 2 | – | | | | | | | | | |
| 400 R | 8 | 10 | 4 | – | 6 | 1 | 2 | – | – | | | | | | | | | |
| 1600 R | 10 | 2 | 6 | 8 | – | 1 | – | 4 | – | | | | | | | | | |
| 3200 R | 4 | 6 | 8 | 1 | – | 10 | 2 | – | – | | | | | | | | | |
| | | | | | | | | | | | | | | | | | | |
| | | | | | | | | | | | | | | | | | | |
| TOTALS | 155 | 88½ | 75 | 64 | 40 | 40 | 33 | 31 | 21½ | | | | | | | | | |
| PLACING | | 1 | 2 | 3 | 4 | 5 | 6 | 7 | 8 | 9 | | | | | | | | |

* do not write in this column until event is over

BIG RED TRACK SCOREBOOK

MEET State

DATE 5-18-19-01

**EVENT** Shot

| | NAME | (Team) | TIME HT. DIST. |
|---|---|---|---|
| 1. | | | |
| 2. | | | |
| 3. | | | |
| 4. | | | |
| 5. | | | |
| 6. | | | |
| 7. | | | |
| 8. | | | |

**EVENT** L.J

| | NAME | (Team) | TIME HT. DIST. |
|---|---|---|---|
| 1. | | | |
| 2. | | | |
| 3. | | | |
| 4. | | | |
| 5. | | | |
| 6. | | | |
| 7. | | | |
| 8. | | | |

**EVENT** 100

| | NAME | (Team) | TIME HT. DIST. |
|---|---|---|---|
| 1. | | | |
| 2. | Eric Fuchsen | | |
| 3. | | | |
| 4. | | | |
| 5. | Jumped | | |
| 6. | | | |
| 7. | No-Score | | |
| 8. | | | |

**EVENT** 800

| | NAME | (Team) | TIME HT. DIST. |
|---|---|---|---|
| 1. | | | |
| 2. | Mitch Smith | | |
| 3. | | | |
| 4. | 2:04.46 | | |
| 5. | | | |
| 6. | No-Score | | |
| 7. | | | |
| 8. | | | |

**EVENT** Discus

| | NAME | (Team) | TIME HT. DIST. |
|---|---|---|---|
| 1. | | | |
| 2. | Nick Kaiser | | 132'9 |
| 3. | | | |
| 4. | | | |
| 5. | | | |
| 6. | No-Score | | |
| 7. | | | |
| 8. | | | |

**EVENT** T.J

| | NAME | (Team) | TIME HT. DIST. |
|---|---|---|---|
| 1. | | | |
| 2. | | | |
| 3. | | | |
| 4. | | | |
| 5. | | | |
| 6. | | | |
| 7. | | | |
| 8. | | | |

**EVENT** 200

| | NAME | (Team) | TIME HT. DIST. |
|---|---|---|---|
| 1. | | | |
| 2. | Eric Fuchsen | | 23.8 |
| 3. | | | |
| 4. | Kerry Shinn | | 23.04 |
| 5. | | | |
| 6. | 6th Place | | |
| 7. | | | |
| 8. | | | |

**EVENT** 1600

| | NAME | (Team) | TIME HT. DIST. |
|---|---|---|---|
| 1. | | | |
| 2. | | | |
| 3. | | | |
| 4. | | | |
| 5. | | | |
| 6. | | | |
| 7. | | | |
| 8. | | | |

**EVENT** P.V

| | NAME | (Team) | TIME HT. DIST. |
|---|---|---|---|
| 1. | | | |
| 2. | | | |
| 3. | | | |
| 4. | | | |
| 5. | | | |
| 6. | | | |
| 7. | | | |
| 8. | | | |

**EVENT** H.J

| | NAME | (Team) | TIME HT. DIST. |
|---|---|---|---|
| 1. | | | |
| 2. | Ed Kaiser | | 6'2 |
| 3. | | | |
| 4. | | | |
| 5. | 4th Place | | |
| 6. | | | |
| 7. | | | |
| 8. | | | |

**EVENT** 400

| | NAME | (Team) | TIME HT. DIST. |
|---|---|---|---|
| 1. | | | |
| 2. | Mitch Smith | | 53.26 |
| 3. | | | |
| 4. | | | |
| 5. | No-Score | | |
| 6. | | | |
| 7. | | | |
| 8. | | | |

**EVENT** 3200

| | NAME | (Team) | TIME HT. DIST. |
|---|---|---|---|
| 1. | | | |
| 2. | Brandon Bergeman | | |
| 3. | | | |
| 4. | | | |
| 5. | 3.35.99 | | |
| 6. | | | |
| 7. | No-Score | | |
| 8. | | | |

HELD AT: Omaha SCORING: 1st 10 pts.; 2nd 8 pts.; 3rd 6 pts.; 4th 4 pts.; 5th 2 pts.; 6th 1 pts.; 7th ___ pts.; 8th ___ pts.

EVENT 110 HH

| NAME (Team) | TIME HT. DIST. |
|---|---|
| 1. | |
| 2. | |
| 3. | |
| 4. | |
| 5. | |
| 6. | |
| 7. | |
| 8. | |

EVENT 300 IM

| NAME (Team) | TIME HT. DIST. |
|---|---|
| 1. | |
| 2. Casey Malone 5th | 40.96 |
| 3. | |
| 4. | |
| 5. Andy Ohlson 6th | 40.94 |
| 6. | |
| 7. | |
| 8. | |

| TEAM | TIME |
|---|---|
| 1. | |
| 2. Imp | 43.78 |
| 3. | |
| 4. | |
| 5. | |
| 6. | |
| 7. | |
| 8. | |

400 R RELAY FIRST PLACE RUNNERS
Malone
Shiner
Smith
Fuchsen

| TEAM | TIME |
|---|---|
| 1. | |
| 2. | |
| 3. | |
| 4. 3.30.34 | |
| 5. | |
| 6. | |
| 7. No-Score | |
| 8. | |

1600 R RELAY FIRST PLACE RUNNERS
Malone 53.17
Shiner 53.26
Fuchsen 51.91
Smith 52.0

| TEAM | TIME |
|---|---|
| 1. | |
| 2. | |
| 3. | |
| 4. | |
| 5. | |
| 6. | |
| 7. | |
| 8. | |

3200 R RELAY FIRST PLACE RUNNERS

EVENTS

TEAMS

| TEAM NAME / ABBR. | Imperial |
|---|---|
| HJ | 4 |
| 200 | 1 |
| 300 IM | 3 |
| 400 R. | 8 |
| TOTALS | 16 |
| PLACING | |

* do not write in this column until event is over

BIG RED TRACK SCOREBOOK

# BIG RED TRACK SCOREBOOK

**MEET** _____ **DATE** _____

| EVENT | | | EVENT | | | EVENT | | | EVENT | | |
|---|---|---|---|---|---|---|---|---|---|---|---|
| NAME | (Team) | TIME HT. DIST. | NAME | (Team) | TIME HT. DIST. | NAME | (Team) | TIME HT. DIST. | NAME | (Team) | TIME HT. DIST. |
| 1. | | | 1. | | | 1. | | | 1. | | |
| 2. | | | 2. | | | 2. | | | 2. | | |
| 3. | | | 3. | | | 3. | | | 3. | | |
| 4. | | | 4. | | | 4. | | | 4. | | |
| 5. | | | 5. | | | 5. | | | 5. | | |
| 6. | | | 6. | | | 6. | | | 6. | | |
| 7. | | | 7. | | | 7. | | | 7. | | |
| 8. | | | 8. | | | 8. | | | 8. | | |

| EVENT | | | EVENT | | | EVENT | | | EVENT | | |
|---|---|---|---|---|---|---|---|---|---|---|---|
| NAME | (Team) | TIME HT. DIST. | NAME | (Team) | TIME HT. DIST. | NAME | (Team) | TIME HT. DIST. | NAME | (Team) | TIME HT. DIST. |
| 1. | | | 1. | | | 1. | | | 1. | | |
| 2. | | | 2. | | | 2. | | | 2. | | |
| 3. | | | 3. | | | 3. | | | 3. | | |
| 4. | | | 4. | | | 4. | | | 4. | | |
| 5. | | | 5. | | | 5. | | | 5. | | |
| 6. | | | 6. | | | 6. | | | 6. | | |
| 7. | | | 7. | | | 7. | | | 7. | | |
| 8. | | | 8. | | | 8. | | | 8. | | |

| EVENT | | | EVENT | | | EVENT | | | EVENT | | |
|---|---|---|---|---|---|---|---|---|---|---|---|
| NAME | (Team) | TIME HT. DIST. | NAME | (Team) | TIME HT. DIST. | NAME | (Team) | TIME HT. DIST. | NAME | (Team) | TIME HT. DIST. |
| 1. | | | 1. | | | 1. | | | 1. | | |
| 2. | | | 2. | | | 2. | | | 2. | | |
| 3. | | | 3. | | | 3. | | | 3. | | |
| 4. | | | 4. | | | 4. | | | 4. | | |
| 5. | | | 5. | | | 5. | | | 5. | | |
| 6. | | | 6. | | | 6. | | | 6. | | |
| 7. | | | 7. | | | 7. | | | 7. | | |
| 8. | | | 8. | | | 8. | | | 8. | | |

# — FEATURES OF THE BIG RED TRACK SCORE BOOK —

- ★ Scores 19 meets
- ★ Up to eight places can be scored
- ★ Time, height or distance can be recorded for all places
- ★ Can be used for duals, triangulars or large invitationals
- ★ Room to score 14 individual events and 3 relays
- ★ Sample score sheet
- ★ Extra relay slips in back of book

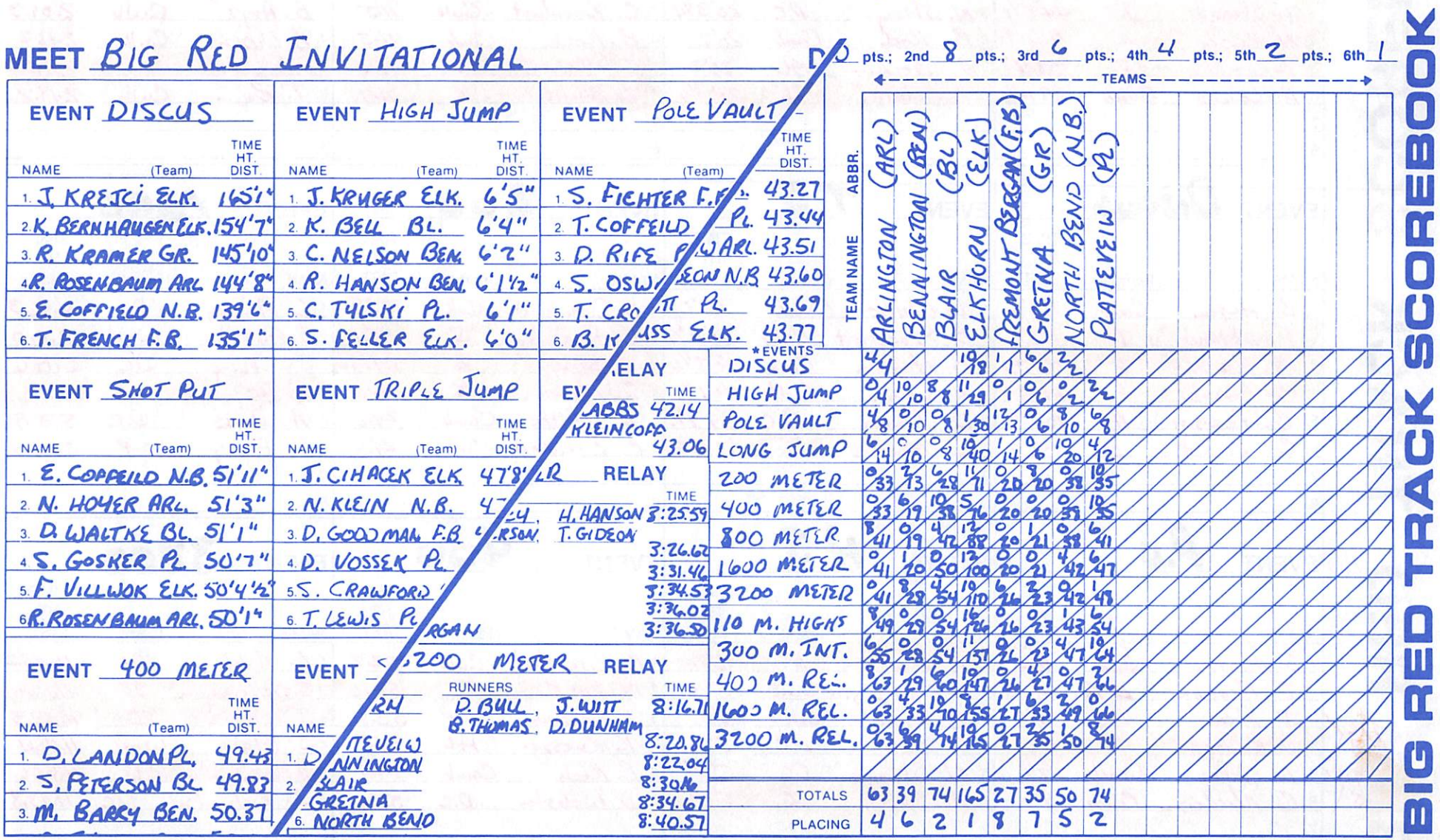


*do not write in this column until event is over

© 1979 BIG RED PUBLICATIONS, Elkhorn, Nebraska (Rev. 1998)

# BIG RED TRACK SCOREBOOK

MEET Cambridge DATE 3-24-01

## EVENT Shot

| NAME | (Team) | TIME HT. DIST. |
|---|---|---|
| 1. B. Hagan | Culb | 49'8½ |
| 2. G. Altmeyer | Camb | 45'3 |
| 3. T. Strand | I | 44'8½ |
| 4. M. Kaiser | I | 42'10½ |
| 5. Z. Swink | I | 38'7" |
| 6. A. Lewis | Camb. | 37'11½ |
| 7. | | |
| 8. | | |

## EVENT L.J

| NAME | (Team) | TIME HT. DIST. |
|---|---|---|
| 1. B. Eisenhart | Culb | 21'11¾ |
| 2. D. Webster | D.C | 20'11¼ |
| 3. N. Stroup | D.C | 20'3¼ |
| 4. B. Koch | Camb | 20'2 |
| 5. J. Becker | AL | 20'2 |
| 6. K. Shinn | I | 20'¾ |
| 7. | | |
| 8. | | |

## EVENT 100

| NAME | (Team) | TIME HT. DIST. |
|---|---|---|
| 1. J. Becker | AL | 11.3 |
| 2. E. Fuehrer | I | 11.4 |
| 3. C. Eisenhart | Culb | 11.5 |
| 4. B. Koch | Camb | 11.5 |
| 5. C. Malone | I | 11.6 |
| 6. K. Shinn | I | 11.7 |
| 7. | | |
| 8. | | |

## EVENT 800

| NAME | (Team) | TIME HT. DIST. |
|---|---|---|
| 1. J. Drake | AL | 2.08.2 |
| 2. J.C. Stroup | D.C | 2.09.2 |
| 3. B. Arp | Culb | 2.09.3 |
| 4. B. Wilson | Culb | 2.11.2 |
| 5. D. Russell | I | 2.12.3 |
| 6. T. Bauer | Culb | 2.18.2 |
| 7. | | |
| 8. | | |

## EVENT Discus

| NAME | (Team) | TIME HT. DIST. |
|---|---|---|
| 1. B. Hagan | Culb | 128'6 |
| 2. T. Strand | I | 123' |
| 3. M. Kaiser | I | 117'10 |
| 4. Z. Swink | I | 111'0 |
| 5. B. Pearson | AL | 107'9 |
| 6. C. Dewester | DC | 106'7 |
| 7. | | |
| 8. | | |

## EVENT T.J

| NAME | (Team) | TIME HT. DIST. |
|---|---|---|
| 1. D. Whitte | Camb | 41'0 |
| 2. B. Eisenhart | Culb | 40'11¾ |
| 3. B. Hagan | Culb | 40'8½ |
| 4. A. Lewis | Culb | 40'1¼ |
| 5. B. Timm | D.C | 39'4¾ |
| 6. W. Morales | I | 38'10¾ |
| 7. | | |
| 8. | | |

## EVENT 200

| NAME | (Team) | TIME HT. DIST. |
|---|---|---|
| 1. B. Eisenhart | Culb | 23.9 |
| 2. E. Fuehrer | I | 24.1 |
| 3. K. Shinn | I | 24.3 |
| 4. C. Malone | I | 24.4 |
| 5. D. Whitte | Camb | 24.6 |
| 6. C. Eisenhart | Culb | 24.8 |
| 7. | | |
| 8. | | |

## EVENT 1600

| NAME | (Team) | TIME HT. DIST. |
|---|---|---|
| 1. L. Ashley | AL | 4.46.3 |
| 2. S. Alberts | W-P | 5.11.0 |
| 3. J.C. Stroup | DC | 5.19.6 |
| 4. B. Bezerman | I | 5.20 |
| 5. A. Davis | D.C | 5.20.9 |
| 6. S. Flaig | W-P | 5.23.9 |
| 7. | | |
| 8. | | |

## EVENT P.V

| NAME | (Team) | TIME HT. DIST. |
|---|---|---|
| 1. S. Martin | DC | 60'6 |
| 2. T. Fenchel | AL | 10' |
| 3. J. Ham | DC | 9'0 |
| 4. D. Russell | I | 9'0 |
| 5. W. Jones | Camb | 9'0 |
| 6. C. Nickerson | Camb | 9'0 |
| 7. | | |
| 8. | | |

Tie 3

Tie 5

## EVENT H.J

| NAME | (Team) | TIME HT. DIST. |
|---|---|---|
| 1. E. Kaiser | I | 6'0 |
| 2. A. Lewis | Culb | 5'10 |
| 3. B. Arp | Culb | 5'10 |
| 4. C. Hall | DC | 5'10 |
| 5. N. Stroup | DC | 5'8" |
| 6. M. Smith | I | 5'6" |
| 7. | | |
| 8. | | |

Tie

## EVENT 400

| NAME | (Team) | TIME HT. DIST. |
|---|---|---|
| 1. B. Eisenhart | Culb | 52.2 |
| 2. M. Smith | I | 53.6 |
| 3. J. Steckman | W-P | 53.8 |
| 4. K. Kresser | AL | 54.4 |
| 5. B. Koch | Camb | 54.9 |
| 6. D. Webster | D.C | 55.4 |
| 7. | | |
| 8. | | |

## EVENT 3200

| NAME | (Team) | TIME HT. DIST. |
|---|---|---|
| 1. L. Ashley | Al | 10.43.2 |
| 2. B. Bezerman | I | 11.16.0 |
| 3. J. Wood | I | 11.33.3 |
| 4. S. Flaig | W-P | 11.40.4 |
| 5. J. Sieperda | I | 11.43.6 |
| 6. J. Richardson | D.C | 11.43.8 |
| 7. | | |
| 8. | | |

HELD AT: Camb SCORING: 1st 10 pts.; 2nd 8 pts.; 3rd 6 pts.; 4th 4 pts.; 5th 2 pts.; 6th 1 pts.; 7th ___ pts.; 8th ___ pts.

**EVENT 110 HH**

| NAME | (Team) | TIME HT. DIST. |
|---|---|---|
| 1. N. Shoup | D.C | 16.1 |
| 2. J. Steckman | W-P | 17.0 |
| 3. S. Schifflet | Camb | 17.5 |
| 4. K Schrader | AL | 17.8 |
| 5. E Kaiser | I | 18.5 |
| 6. N. Wenzlick | I | 18.7 |
| 7. | | |
| 8. | | |

**EVENT 300 IM**

| NAME | (Team) | TIME HT. DIST. |
|---|---|---|
| 1. J. Steckman | W-P | 42.7 |
| 2. C. Malone | I | 43.2 |
| 3. N. Shoup | D.C | 43.7 |
| 4. T. Ferebee | AL | 45.8 |
| 5. S. Schifflet | Camb | 45.9 |
| 6. R Russkamp | AL | 48.5 |
| 7. | | |
| 8. | | |

**400 R**

| TEAM | TIME |
|---|---|
| 1. Imp | 45.8 |
| 2. Alma | 47.1 |
| 3. R.U | 48.2 |
| 4. D.C | 48.8 |
| 5. W-P | 49.9 |
| 6. Cambridge | 52.1 |
| 7. | |
| 8. | |

RELAY FIRST PLACE RUNNERS: C. Malone, M. Smith, K. Shinn, E. Ferebee

**1600 R**

| TEAM | TIME |
|---|---|
| 1. Imp | 3.45.9 |
| 2. Alma | 3.46.1 |
| 3. W-P | 3.47.2 |
| 4. D.C | 4.00 |
| 5. Cambridge | 4.06 |
| 6. | |
| 7. | |
| 8. | |

RELAY FIRST PLACE RUNNERS: D. Russell, E. Kaiser, K. Weiss, M. Smith

**3200 R**

| TEAM | TIME |
|---|---|
| 1. Alma | 9.00.9 |
| 2. D.C | 9.05.9 |
| 3. W-P | 9.19.3 |
| 4. Imp | 10.10.3 |
| 5. Camb. | 10.04.3 |
| 6. | |
| 7. | |
| 8. | |

RELAY FIRST PLACE RUNNERS: B. Bejman, M. Fala, T. Stanley, M. Severson

TEAMS

| TEAM NAME / ABBR. | Imperial | Culbertson | Alma | D.C | W.P. | Cambridge | R.U |
|---|---|---|---|---|---|---|---|
| Shot | 12 | 10 | – | – | – | 9 | – |
| Disc | 18 | 10 | 2 | 1 | – | – | – |
| P.U | 5 | – | 8 | 15 | – | 3 | – |
| L.J | 1 | 10 | 2 | 14 | – | 4 | – |
| T.J | 1 | 18 | – | 2 | – | 10 | – |
| HJ | 11 | 14 | – | 6 | – | – | – |
| 100 | 11 | 6 | 10 | – | – | 4 | – |
| 200 | 18 | 11 | – | – | – | 2 | – |
| 400 | 8 | 10 | 4 | 1 | 6 | 2 | – |
| 800 | 2 | 11 | 10 | 8 | – | – | – |
| 1600 | 2 | – | 10 | 8 | 9 | – | – |
| 3200 | 16 | – | 10 | 1 | 4 | – | – |
| 110 HH | 3 | 4 | – | 10 | 8 | 6 | – |
| 300 IM | 8 | – | 5 | 6 | 10 | 2 | – |
| 400R | 10 | – | 8 | 4 | 2 | 1 | 6 |
| 1600R | 10 | – | 8 | 4 | 6 | 2 | – |
| 3200R | 4 | – | 10 | 8 | 6 | 2 | – |
| TOTALS | 142 | 100 | 91 | 88 | 51 | 47 | 6 |
| PLACING | 1 | 2 | 3 | 4 | 5 | 6 | 7 |

* do not write in this column until event is over

# BIG RED TRACK SCOREBOOK

# BIG RED TRACK SCOREBOOK

MEET May Wood Reserve DATE 3-24-

## EVENT Shot

| NAME | (Team) | TIME HT. DIST. |
|---|---|---|
| 1. D. Melvin | MCP | 54'1" |
| 2. L. Pfieffer | EuF | 52'10" |
| 3. M. Strong | Euf | 49'10 |
| 4. J. Bussell | Imp | 44'6 |
| 5. T. Pribbero | Imp | 43'2 |
| 6. L. Carlson | Lake | 42'3 |
| 7. | | |
| 8. | | |

## EVENT L.J

| NAME | (Team) | TIME HT. DIST. |
|---|---|---|
| 1. J. Wilson | May | 19'11" |
| 2. T. Wilson | Elw | 18'6 |
| 3. L. Bean | EUF | 17'8¼ |
| 4. K. Glodowski | EUF | 17'5½ |
| 5. C. Thompson | Lake | 17'1½ |
| 6. J. Nicolson | EUF | 17'1½ |
| 7. | | |
| 8. | | |

## EVENT 100

| NAME | (Team) | TIME HT. DIST. |
|---|---|---|
| 1. J. Wilson | May | 11.6 |
| 2. M. Freeman | ElW. | 11.8 |
| 3. J. Unger | Lake | 12.2 |
| 4. K. Kugler | EUF | 12.3 |
| 5. U. Sweesey | Imp | 12.4 |
| 6. N. Teter | TWU | 12.5 |
| 7. | | |
| 8. | | |

## EVENT 800

| NAME | (Team) | TIME HT. DIST. |
|---|---|---|
| 1. J. Shirley | May | 2.05.3 |
| 2. T. Scaville | Elw | 2.05.6 |
| 3. K. Klein | Euf | 2.11.2 |
| 4. J. Marlow | Pax | 2.11.3 |
| 5. D. Jergenson | Med V. | 2:11.4 |
| 6. J. Snyder | Pax | 2:13. |
| 7. | | |
| 8. | | |

## EVENT Discus

| NAME | (Team) | TIME HT. DIST. |
|---|---|---|
| 1. G. McFadden | Pax | 130'11" |
| 2. D. Melvin | McP | 130'9 |
| 3. L. Pfieffer | Euf | 130'7 |
| 4. R. Kennedy | TWU | 125'3 |
| 5. L. Carlson | Lake | 125' |
| 6. M. Strong | Euf | 121'9 |
| 7. | | |
| 8. | | |

## EVENT T.J

| NAME | (Team) | TIME HT. DIST. |
|---|---|---|
| 1. T. Wilson | ELW | 38'11½ |
| 2. J. Christopher | McP | 37'9 |
| 3. W. Morales | I | 37'7¾ |
| 4. J. Bullis | EL SU | 36'7" |
| 5. M. Elder | Pax | 35'10½ |
| 6. B. Burton | TWU | 34'11¾ |
| 7. | | |
| 8. | | |

## EVENT 200

| NAME | (Team) | TIME HT. DIST. |
|---|---|---|
| 1. J. Wilson | May | 24.6 |
| 2. B. VanCura | Elw. | 24.7 |
| 3. D. Gleason | Euf | 24.9 |
| 4. D. Werts | Lak | 25.2 |
| 5. J. Unger | Lak | 25.3 |
| 6. U. Sweesey | Imp | 25.8 |
| 7. | | |
| 8. | | |

## EVENT 1600

| NAME | (Team) | TIME HT. DIST. |
|---|---|---|
| 1. J. Shirley | May | 4.58.3 |
| 2. C. McNutt | McP | 5.07.2 |
| 3. C. Clark | Elw. | 5.11.5 |
| 4. D. Jergenson | Med V | 5.14.0 |
| 5. Martin Krab | Pax | 5.14.4 |
| 6. K. Ord | May | 5.23. |
| 7. | | |
| 8. | | |

## EVENT P.V

| NAME | (Team) | TIME HT. DIST. |
|---|---|---|
| 1. ~~D. Thompson~~ Berger | ~~Lake~~ Pax | ~~[illegible]~~ 11'6" |
| 2. J. J. Lulle | Med V | 11'6 |
| 3. R. Sjomeliny | Elw | 10'6 |
| 4. J. Montoya | May | 10' |
| 5. M. Shinn | Imp | 10' |
| 6. J. Swick | May | 9'6 |
| 7. | | |
| 8. | | |

## EVENT H.J

| NAME | (Team) | TIME HT. DIST. |
|---|---|---|
| 1. C. Thompson | Lake | 5'7 |
| 2. J. Shirley | May | 5'6 |
| 3. D. Jergenson | Med V | 5'5 |
| 4. R. Kennedy | TWU | 5'4 |
| 5. C. Hambridge | Elw | 5'4 |
| 6. N. Wenzlick | Imp | 5'2 |
| 7. B. J. Lulle | Med V | |
| 8. | | |

## EVENT 400

| NAME | (Team) | TIME HT. DIST. |
|---|---|---|
| 1. K. Kugler | Euf | 55.3 |
| 2. M. Brockman | Euf | 55.7 |
| 3. J. Helm | TWU | 55.9 |
| 4. R. Sjomeliny | Elw | 56.4 |
| 5. J. Marlow | Pax | 56.6 |
| 6. M. Krab | Pax | 57.3 |
| 7. | | |
| 8. | | |

## EVENT 3200

| NAME | (Team) | TIME HT. DIST. |
|---|---|---|
| 1. T. Scaville | Elw | 10.58.9 |
| 2. L. Arensdorf | McP | 11.13.5 |
| 3. C. Clark | Elw. | 11.31.2 |
| 4. K. Ord | May | 11.39. |
| 5. B. Berry | Imp | 11.49. |
| 6. B. Griess | Pax | 12.05. |
| 7. | | |
| 8. | | |

# BIG RED TRACK SCOREBOOK

**HELD AT:** May Wood **SCORING:** 1st 10 pts.; 2nd 8 pts.; 3rd 6 pts.; 4th 4 pts.; 5th 2 pts.; 6th 1 pts.; 7th ___ pts.; 8th ___ pts.

## EVENT 110 HH

| | NAME | (Team) | TIME HT. DIST. |
|---|---|---|---|
| 1. | M. Wenzlick | I. | 17.8 |
| 2. | A. Gengenbach | Elwd | 18.6 |
| 3. | R Kennedy | TWV | 19.2 |
| 4. | C. Thompson | Lak | 19.3 |
| 5. | B Stehno | Lak. | 19.7 |
| 6. | J. Flaming | Pax | 20.3 |
| 7. | | | |
| 8. | | | |

## EVENT 300 IM

| | NAME | (Team) | TIME HT. DIST. |
|---|---|---|---|
| 1. | B. Burton | TWV | 45.9 |
| 2. | D. Jesch | LAK | 47.10 |
| 3. | L. Beam | Elwd | 48.10 |
| 4. | J. Hollenhorst | LAK | 48.3 |
| 5. | M. Swanson | Imp | 505 |
| 6. | N. Freeman | ELW | 50.6 |
| 7. | | | |
| 8. | | | |

## 400 R

RELAY

| | TEAM | TIME |
|---|---|---|
| 1. | Elwood | 47.8 |
| 2. | MayWood | 49.0 |
| 3. | Lake Side Cent | 49.2 |
| 4. | Twin Valley | 49.3 |
| 5. | Imp J.V. | 50.4 |
| 6. | Paxton | 50.8 |
| 7. | | |
| 8. | | |

FIRST PLACE RUNNERS

M. Shinn
W. Morales
M. Swanson
U. Sweesey

## 1600 R

RELAY

| | TEAM | TIME |
|---|---|---|
| 1. | E-F | 3.47.5 |
| 2. | Elwood | 3.51.6 |
| 3. | Pax | 3.55.0 |
| 4. | Imp J.V. | 4.00.3 |
| 5. | Twin Valley | 4.03.1 |
| 6. | McPherson Co. | 4.05.6 |
| 7. | | |
| 8. | | |

FIRST PLACE RUNNERS

U. Sweesey
M. Shinn
N. Wenzlick
J. Burke

## 3200 R

RELAY

| | TEAM | TIME |
|---|---|---|
| 1. | Elwood | 9.54.1 |
| 2. | E-F | 9.05.1 |
| 3. | M.V | 9.26.8 |
| 4. | Lakeside Cent | 9.35.4 |
| 5. | Imp J.V | 9.49.4 |
| 6. | Twin Valley | 10.25.9 |
| 7. | | |
| 8. | | |

FIRST PLACE RUNNERS

M. Falla
T. Stanley
J. Burke
J. Leibrandt

| | ABBR. | Elwood | E-F | Maywood | Lake Side Cent | McPherson Co. | Paxton | Imp. J.V | Twin Valley | Med. Vol | Elwood J.V |
|---|---|---|---|---|---|---|---|---|---|---|---|
| | TEAM NAME | | | | | | | | | | |
| Shot | | | 14 | | 1 | 10 | | 6 | | | |
| Discus | | | 7 | | 2 | 8 | 10 | | 4 | | |
| P.V. | | 6 | | 5 | | | 10 | 2 | | 8 | |
| L.J. | | 8 | 11 | 10 | 2 | | | | | | |
| T.J. | | 10 | | | | 8 | 2 | 6 | 1 | | 4 |
| H.J. | | 2 | | 8 | 10 | | | 1½ | 4 | 6.5 | |
| 100 | | 8 | 4 | 10 | 6 | | | 2 | 1 | | |
| 200 | | 8 | 6 | 10 | 6 | | | 1 | | | |
| 400 | | 4 | 18 | | | | 3 | | 6 | | |
| 800 | | 8 | 6 | 10 | | | 5 | | | 2 | |
| 1600 | | 6 | | 18 | | 8 | 2 | | | 4 | |
| 3200 | | 16 | | 4 | | 8 | 1 | 2 | | | |
| 110HH | | | 8 | | 6 | | 1 | 10 | 6 | | |
| 300 Im | | 1 | 6 | | 12 | | | 2 | 10 | | |
| 400R | | 10 | | 8 | 6 | | 1 | 2 | 4 | | |
| 1600R | | 8 | 10 | | | 1 | 6 | 4 | 2 | | |
| 3200R | | 10 | 8 | | 4 | | | 2 | 1 | 6 | |
| | | | | | | | | | | | |
| | | | | | | | | | | | |
| TOTALS | | 105 | 98 | 76 | 55 | 43 | 41 | 39.5 | 39. | 26.5 | 4 |
| PLACING | | 1 | 2 | 3 | 4 | 5 | 6 | 7 | 8 | 9 | 10 |

* do not write in this column until event is over

# BIG RED TRACK SCOREBOOK

MEET Ogallala Invite DATE 3-31-01

## EVENT Shot

| NAME | (Team) | TIME HT. DIST. |
|---|---|---|
| 1. C. Hadden | Sid | 54'2" |
| 2. J Pierce | Coz | 51'8" |
| 3. B. Koch | Goth | 50'10" |
| 4. C. Olsen | Sid | 49'5" |
| 5. W. Faulk | Goth | 47' |
| 6. J. Richardson | Gr. | 45'8" |
| 7. | | |
| 8. | | |

## EVENT L.J

| NAME | (Team) | TIME HT. DIST. |
|---|---|---|
| 1. B. Lambert | Goth | 22'1½ |
| 2. R Ness | Ogal | 20' |
| 3. M. Mollendor | Jules | 19'8¾ |
| 4. T. Bullock | Goth | 19'5¾ |
| 5. B. Nelson | Ogal | 19'5" |
| 6. N. Marsh | Mit. | 19'4 |
| 7. | | |
| 8. | | |

## EVENT 100

| NAME | (Team) | TIME HT. DIST. |
|---|---|---|
| 1. C. Salyards | Hox | 11.3 |
| 2. C. Kohenstein | Holy | 11.5 |
| 3. L. Engstrom | Kimb | 11.5 |
| 4. J. Neugher | Goth | 11.6 |
| 5. B. Hansen | Gr. | 11.7 |
| 6. C. Malone | Imp | 11.7 |
| 7. | | |
| 8. | | |

## EVENT 800

| NAME | (Team) | TIME HT. DIST. |
|---|---|---|
| 1. J. Koch | Coz | 2.06.5 |
| 2. D. Russell | Imp | 2:12.8 |
| 3. P. McGreer | Gr | 2.13.7 |
| 4. J. Blumstedt | Hes | 2.13.[illegible] |
| 5. K. Weiss | Imp | 2.14.[illegible] |
| 6. D. Belieu | Sid | 2.14.[illegible] |
| 7. | | |
| 8. | | |

## EVENT Discus

| NAME | (Team) | TIME HT. DIST. |
|---|---|---|
| 1. C. Hadden | Sid | 156'4" |
| 2. T. Hoenfler | Gr | 151'4" |
| 3. B. Koch | Goth | 142' |
| 4. C Diemoz | Kimb | 141'1" |
| 5. C. Olsen | Sid. | 136.5 |
| 6. J. Pierce | Coz | 136'1" |
| 7. | | |
| 8. | | |

## EVENT T.J

| NAME | (Team) | TIME HT. DIST. |
|---|---|---|
| 1. N. Cheetas | Goth | 41'1" |
| 2. T. Kieffaber | Ogal | 40'2¾ |
| 3. M. Coysdon | Gr. | 40'1½ |
| 4. E. Kaiser | Imp | 40'1" |
| 5. B. Stankobaum | Hox | 35'5" |
| 6. B. Slaughter | Ogal | 35'2¼ |
| 7. | | |
| 8. | | |

## EVENT 200

| NAME | (Team) | TIME HT. DIST. |
|---|---|---|
| 1. B. Lambert | Goth | 23.1 |
| 2. L. Engstrom | Kimb | 23.6 |
| 3. C. Salyards | Hox | 23.7 |
| 4. E. Fisher | Imp | 23.9 |
| 5. K. Shinn | Imp | 24.2 |
| 6. C. Fox | Mit | 24.5 |
| 7. | | |
| 8. | | |

## EVENT 1600

| NAME | (Team) | TIME HT. DIST. |
|---|---|---|
| 1. B. McCarthy | Holy | 4.45.7 |
| 2. B. Johnson | Ogal | 4:53.6 |
| 3. A. Teets | Mit | 4:57.2 |
| 4. J. Hansen | Sid | 4.58.2 |
| 5. T. Most | Ogal | 5.06.3 |
| 6. V. Sweesey | Imp | 5.12.2 |
| 7. | | |
| 8. | | |

## EVENT P.V

| NAME | (Team) | TIME HT. DIST. |
|---|---|---|
| 1. L. Kosmicki | Gr | 12'6" |
| 2. W. Faulk | Jules | 12'6 |
| 3. D. Pierce | Coz | 12'0 T/C |
| 4. N. Marsh | Mit | 12'0 T/C |
| 5. B. Houchin | Goth | 11'6" |
| 6. T. Brack | Good | 11'0 T/C |
| 7. N. Pauley | Coz | 11'0 T/C |
| 8. | | |

## EVENT H.J

| NAME | (Team) | TIME HT. DIST. |
|---|---|---|
| 1. B. Lambert | Goth | 6'4" |
| 2. E. Kaiser | Imp | 6'2" |
| 3. J. Johnson | Goth | 5'10" |
| 4. J. Borowski | Gr. | 5'8 |
| 5. M. Smith | Imp | 5'8" |
| 6. F. Cruise | Sid | |
| 7. W. Morales | Imp | 5'6 |
| 8. N. Morell | Og | |
| C. Gobb | Gr | T/C |
| J. Bassett | Ogal | T/C |

## EVENT 400

| NAME | (Team) | TIME HT. DIST. |
|---|---|---|
| 1. T. Kirchaver | Ogal | 51.2 |
| 2. L. Stone | Good | 51.2 |
| 3. J Koch | Coz | 51.7 |
| 4. M. Smith | Imp | 53.7 |
| 5. C. McManus | Holy | 54.3 |
| 6. M. Lee | Gr | 54.5 |
| 7. | | |
| 8. | | |

## EVENT 3200

| NAME | (Team) | TIME HT. DIST. |
|---|---|---|
| 1. B. McCarthy | Holy | 10.35.1 |
| 2. J. Hansen | Sid | 10.48.8 |
| 3. B. Beyerman | Imp | 10.55.[illegible] |
| 4. T. Fickenscher | Goth | 11.08.[illegible] |
| 5. B. Johnson | Ogal | 11.11.5 |
| 6. S. Aguilar | Good | 11.11.[illegible] |
| 7. | | |
| 8. | | |

# BIG RED TRACK SCOREBOOK

**HELD AT:** Ogallala **SCORING:** 1st 10 pts.; 2nd 8 pts.; 3rd 6 pts.; 4th 4 pts.; 5th 2 pts.; 6th 1 pts.; 7th ___ pts.; 8th ___ pts.

## EVENT 110 HH

| NAME | (Team) | TIME HT. DIST. |
|---|---|---|
| 1. C. Halligan | Kimb | 15.3 |
| 2. N. Cheetos | Goth | 15.9 |
| 3. S. Nienhusen | Sid | 16.00 |
| 4. D. Sprague | Holy | 16.8 |
| 5. E. Kaiser | Imp | 17.4 |
| 6. M. Hildenbrand | Goth | 17.7 |
| 7. | | |
| 8. | | |

## EVENT 300 IM

| NAME | (Team) | TIME HT. DIST. |
|---|---|---|
| 1. C. Halligan | Kimb | 42.8 |
| 2. C. Malone | Imp | 43.1 |
| 3. D. Sprague | Holy | 44.5 |
| 4. S. Nienhusen | Sid | 44.7 |
| 5. M. Hildenbrand | Goth | 44.9 |
| 6. R. Jenik | Jules | 45.1 |
| 7. | | |
| 8. | | |

## 400 R

| TEAM | TIME |
|---|---|
| 1. Goth | 44.2 |
| 2. Imp | 45.3 |
| 3. Holy | 45.3 |
| 4. Grant | 45.6 |
| 5. Hax. | 45.8 |
| 6. Mitchell | 46.5 |
| 7. | |
| 8. | |

RELAY FIRST PLACE RUNNERS

C. Malone
M. Smith
E. Shinn
E. Fuchen

## 1600 R

| TEAM | TIME |
|---|---|
| 1. Holy | 3.34.8 |
| 2. Ogal | 3.37.0 |
| 3. Goth | 3.38.6 |
| 4. Imp | 3.40 |
| 5. Sid | 3.43.6 |
| 6. Kimb | 3.44.3 |
| 7. | |
| 8. | |

RELAY FIRST PLACE RUNNERS

D. Russell
E. Kaiser
E. Fuchen
M. Smith

## 3200 R

| TEAM | TIME |
|---|---|
| 1. Ogal | 8.50.7 |
| 2. Kimb | 9.02 |
| 3. Sid | 9.25.1 |
| 4. Imp | 9.29.4 |
| 5. Jules | 9.31.9 |
| 6. Fleming | 9.48.7 |
| 7. | |
| 8. | |

RELAY FIRST PLACE RUNNERS

V. Sweesey
M. Falla
S. Leibrandt
J. Burke

## TEAMS

| TEAM NAME / ABBR. | Gothenburg | Imperial | Ogal. | Sidney | Holy Ole | Kimball | Grant | Cozad | Haxtun | Jules Burg | Mitchell | Goodland | Hershey | Fleming |
|---|---|---|---|---|---|---|---|---|---|---|---|---|---|---|
| Shot | 8 | | | 14 | | | | 8 | | | | | | |
| Disc | 6 | | | 12 | | 4 | 8 | 1 | | | | | | |
| P.V | 2 | | | | | | 10 | 5.5 | | 8 | 5 | .5 | | |
| L.J | 14 | | 10 | | | | | | | 6 | 1 | | | |
| T.J | 10 | 4 | 9 | | | | 6 | | 2 | | | | | |
| H.J | 16 | 10.2 | .4 | .2 | | | 4.2 | | | | | | | |
| 100 | 4 | 1 | | | 8 | 6 | 2 | | 10 | | | | | |
| 200 | 10 | 6 | | | | 8 | | - | 6 | | 1 | | | |
| 400 | | 4 | 10 | | 2 | | 1 | 6 | | | | 8 | | |
| 800 | | 10 | | 1 | | | 6 | 10 | | | | | 4 | |
| 1600 | | 1 | 10 | 4 | 10 | | | | | | 6 | | | |
| 3200 | 4 | 6 | 2 | 8 | 10 | | | | | | | 1 | | |
| 110 AH | 11 | 2 | | 6 | 4 | 10 | | | | | | | | |
| 300 IM | 2 | 8 | | 4 | 6 | 10 | | | | 1 | | | | |
| 400 Rel. | 10 | 8 | | | 6 | | 4 | | 2 | | 1 | | | |
| 600 Rel. | 6 | 4 | 8 | 2 | 10 | 1 | | | | | | | | |
| 3200 Rel. | | 4 | 10 | 6 | | 8 | | | | 2 | | | | 1 |
| TOTALS | 99 | 68.2 | 59.4 | 57.2 | 56 | 47 | 42.2 | 30.5 | 20 | 19 | 14 | 9.5 | 4 | 1 |
| PLACING | 1 | 2 | 3 | 4 | 5 | 6 | 7 | 8 | 9 | 10 | 11 | 12 | 13 | 14 |

* do not write in this column until event is over

BIG RED TRACK SCOREBOOK

MEET Grant Invite DATE 4-7-01

EVENT Shot

| NAME | (Team) | TIME HT. DIST. |
|---|---|---|
| 1. D. Fisher | Ger | 51'3½ |
| 2. T. Strand | Imp | 46' |
| 3. D. Coutts | Og | 44½ |
| 4. J. Howeter | Ger | 43'4 |
| 5. M. Hiatt | Her | 42'3½ |
| 6. J. Richardson | Ger | 41'11" |
| 7. | | |
| 8. | | |

EVENT L.J

| NAME | (Team) | TIME HT. DIST. |
|---|---|---|
| 1. T. Hansen | NPSP | 20'5¾ |
| 2. R. Ness | Og | 20'2¼ |
| 3. K Kitt | WP | 19'10" |
| 4. M. Morell | Og. J.V | 19'9" |
| 5. Br. Ott | Ger | 19'6¼ |
| 6. K. Shinn | I | 18'0" |
| 7. | | |
| 8. | | |

EVENT 100

| NAME | (Team) | TIME HT. DIST. |
|---|---|---|
| 1. E. Fischer | I. | 11.1 |
| 2. T. Hansen | NPSP | 11.2 |
| 3. C. Kobernstein | Holy | 11.3 |
| 4. B. Hansen | Ger | 11.4 |
| 5. K. Shinn | I. | 11.5 |
| 6. C. Malone | I | 11.6 |
| 7. | | |
| 8. | | |

EVENT 800

| NAME | (Team) | TIME HT. DIST. |
|---|---|---|
| 1. C. Hebbert | Ger | 2.07.2 |
| 2. M. Anderson | Ger | 2.08.4 |
| 3. D. Russell | I. | 2.09.0 |
| 4. O. Ortega | Holy | 2.10.9 |
| 5. S. Alberts | W-P | 2.11.3 |
| 6. D. Orr | Her | 2.11.4 |
| 7. | | |
| 8. | | |

EVENT Disc

| NAME | (Team) | TIME HT. DIST. |
|---|---|---|
| 1. D. Fisher | Ger | 177'6 |
| 2. T. Strand | I. | 150'8 |
| 3. J. Quecke | Ger | 146'8 |
| 4. B. Nelsen | Og | 146'8 |
| 5. B. Strand | I | 140'8 |
| 6. J. Kruss | 133'4 | Ger |
| 7. | | |
| 8. | | |

EVENT T.J

| NAME | (Team) | TIME HT. DIST. |
|---|---|---|
| 1. M. Skinner | Holy | 41'9¾ |
| 2. J. Collins | N.D.S.P | 41'5½ |
| 3. B. Otte | Ger | 40'7 |
| 4. T. Kieffhofer | Og | 40'3¾ |
| 5. W. Mangles | I | 39'10 |
| 6. T. Goswick | Ger | 39'6¼ |
| 7. | | |
| 8. | | |

EVENT 200

| NAME | (Team) | TIME HT. DIST. |
|---|---|---|
| 1. C. Cobenstein | Holy | 22.9 |
| 2. K Shinn | I | 23.1 |
| 3. E. Fischer | I | 23.2 |
| 4. B. Hansen | Ger | 23.3 |
| 5. T. Koob | Ger | 23.6 |
| 6. J. Manasek | Ger | 23.7 |
| 7. | | |
| 8. | | |

EVENT 1600

| NAME | (Team) | TIME HT. DIST. |
|---|---|---|
| 1. M. Wolf | R.V | 4:39.4 |
| 2. B. McCarthy | Holy | 4.57.0 |
| 3. J. Lara | Ger | 4.57.6 |
| 4. B. Johnson | Oga | 457.5 |
| 5. B. Bergeman | I | 4.58.2 |
| 6. U. Sweeney | I | 4.59.2 |
| 7. | | |
| 8. | | |

EVENT P.V

| NAME | (Team) | TIME HT. DIST. |
|---|---|---|
| 1. T. Sandbury | Ger | 14' |
| 2. T. Youngbauer | Her | 13'6 |
| 3. L. Kosmicki | Ger | 13' |
| 4. J. Dewitt | Osh | 12' |
| 5. B. Hansen | Ger | 11' |
| 6. A. Miller | Her | 10'6 |
| 7. | | |
| 8. | | |

EVENT H.J

| NAME | (Team) | TIME HT. DIST. |
|---|---|---|
| 1. K. Kitt | W-P | 6'5 |
| 2. E. Kaiser | I | 6'4 |
| 3. J. Krzyewski | Osh | 6'2 |
| 4. J. Borawski | Ger | 5'10" |
| 5. J. Bassett | Og | 5'10" |
| 6. M. Smith | I | 5'8 |
| 7. | | |
| 8. | | |

EVENT 400

| NAME | (Team) | TIME HT. DIST. |
|---|---|---|
| 1. M. Smith | I | 52.2 |
| 2. E. Knight | Og | 52.3 |
| 3. J. Skedsmo | W-P | 52.4 |
| 4. M. Lee | Ger | 52.5 |
| 5. T. Koob | Ger | 53.4 |
| 6. E. Throndsen | NPSP | 53.6 |
| 7. | | |
| 8. | | |

EVENT 3200

| NAME | (Team) | TIME HT. DIST. |
|---|---|---|
| 1. M. Wolfe | R.V | 10:25.1 |
| 2. B. McCarthy | Holy | 10:32.4 |
| 3. J. Lara | Ger | 10:32.8 |
| 4. B. Bergeman | I | 10:35 |
| 5. J. Wood | I | 10:59.1 |
| 6. B. Johnson | Og | 11.23.8 |
| 7. | | |
| 8. | | |

400 at Rel 1 Ogal 49.6 2 Ger. 49.7 3 Osh - 49.8 4 Imp 50.9 5 Her. 51.0

# BIG RED TRACK SCOREBOOK

**HELD AT:** Grant **SCORING:** 1st 10 pts.; 2nd 8 pts.; 3rd 6 pts.;4th 4 pts.; 5th 2 pts.; 6th 1 pts.;7th ___pts.; 8th ___pts.

## EVENT 110 HH

| | NAME | (Team) | TIME HT. DIST. |
|---|---|---|---|
| 1. | D. Sprague | Holy | 15.8 |
| 2. | J. Steckman | W-P | 16.1 |
| 3. | K. K:H | W-P | 16.2 |
| 4. | J. Krajewski | OGA | 16.3 |
| 5. | E. Karsen | Imp | 16.5 |
| 6. | C. Burge | Ger | 16.7 |
| 7. | | | |
| 8. | | | |

## EVENT 300 IH

| | NAME | (Team) | TIME HT. DIST. |
|---|---|---|---|
| 1. | J. Anderson | Og | 39.7 |
| 2. | A. Allen | Ger | 40.5 |
| 3. | J. Steckman | W-P | 41.3 |
| 4. | C. Malone | I | 41.5 |
| 5. | D. Sprague | Holy | 42.4 |
| 6. | T. Clay | Ger | 43.4 |
| 7. | | | |
| 8. | | | |

## 400 RELAY

| TEAM | TIME |
|---|---|
| 1. Imp. | 44.8 |
| 2. Ogal | 44.9 |
| 3. Holy | 45.0 |
| 4. Grant | 45.1 |
| 5. Gering | 45.7 |
| 6. Oshkosh | 46.1 |
| 7. | |
| 8. | |

FIRST PLACE RUNNERS
C. Malone
M. Smith
K. Shinn
E. Fuchen

## 1600 RELAY

| TEAM | TIME |
|---|---|
| 1. Ogal | 3.30.0 |
| 2. Holy | 3.33.2 |
| 3. Imp | 3.39.1 |
| 4. Ger. | 342.3 |
| 5. Grand | 343.3 |
| 6. W-P | 3.44.1 |
| 7. | |
| 8. | |

FIRST PLACE RUNNERS
D. Russell
E. Karsen
E. Fuchen
M. Smith

## 3200 RELAY

| TEAM | TIME |
|---|---|
| 1. Gering | 8.41.5 |
| 2. Ogal | 8.47.1 |
| 3. W-P | 8.50.7 |
| 4. Grant | 9.11.3 |
| 5. Imp. | 9.14.7 |
| 6. Ogal J.V | 10.19.4 |
| 7. | |
| 8. | |

FIRST PLACE RUNNERS
J. Beadle
M. Falla
S. Leibrandt
V. Sweeney

6 NPSP 51.9

Z. Nesbitt
B. Strand
T Strand
N. Karsen

TEAMS

| | ABBR. | Gering | Imperial | Ogallala | Holdrege | Wauneta-Palis | Grant | N.P. S.P. | Oshkosh | Rep Valley | Hershey | Ogal J.V | | | | | | | | |
|---|---|---|---|---|---|---|---|---|---|---|---|---|---|---|---|---|---|---|---|---|
| | TEAM NAME | | | | | | | | | | | | | | | | | | | |
| Shot | | 10 | 8 | 6 | | | 5 | | | | 2 | | | | | | | | | |
| Disc | | 12 | 10 | 4 | | | | | | | | | | | | | | | | |
| P.V | | 12 | - | | | | 6 | | 4 | | 1 | | | | | | | | | |
| L.J | | 2 | 1 | 8 | | 6 | | 10 | | | | 4 | | | | | | | | |
| T.J | | 7 | 2 | 4 | 10 | | | 8 | | | | | | | | | | | | |
| H.J | | | 9 | 2 | | 10 | 4 | | 6 | | | | | | | | | | | |
| 100 | | 1 | 13 | | 6 | | 4 | 8 | | | | | | | | | | | | |
| 200 | | 3 | 14 | | 10 | | 4 | | | | | | | | | | | | | |
| 400 | | 2 | 10 | 8 | | 6 | 4 | 1 | | | | | | | | | | | | |
| 800 | | 18 | 6 | | 4 | 2 | | | | DQ | 1 | | | | | | | | | |
| 1600 | | 6 | 3 | 4 | 8 | | | | | 10 | | | | | | | | | | |
| 3200 | | 6 | 6 | 1 | 8 | | | | | 10 | | | | | | | | | | |
| 110 Hd | | | 2 | · | 10 | 14 | 1 | | 4 | | | | | | | | | | | |
| 300 IH | | 9 | 4 | 10 | 2 | 6 | | | | | | | | | | | | | | |
| 400 R | | 2 | 10 | 8 | 6 | · | 4 | | 1 | | | | | | | | | | | |
| 1600 R | | 4 | 6 | 10 | 8 | 1 | 2 | | | | | | | | | | | | | |
| 3200 R | | 10 | 2 | 8 | | 6 | 4 | | | | | 1 | | | | | | | | |
| 4x8 Wt Rel | | 8 | 4 | 10 | | | | | 4 | | 2 | | | | | | | | | |
| | | | | | | | | 1 | | | | | | | | | | | | |
| TOTALS | | 116 | 110 | 83 | 72 | 51 | 38 | 28 | 21 | 20 | 14 | 5 | | | | | | | | |
| PLACING | | 1 | 2 | 3 | 4 | 5 | 6 | 7 | 8 | 9 | 10 | 11 | | | | | | | | |

* do not write in this column until event is over

# BIG RED TRACK SCOREBOOK

MEET Gothenburg Invite DATE 4-12-01

## EVENT Shot

| NAME | (Team) | TIME HT. DIST. |
|---|---|---|
| 1. J. Muzzey | Lex | 50'4½ |
| 2. T. Case | Lex | 50'½" |
| 3. B. Koch | Goth | 49'10 |
| 4. R. O'Dea | Mc | 48'4 |
| 5. C. Beideck | KJV. | 48'1¾ |
| 6. B. Nutzman | K.JV. | 46'5 |
| 7. | | |
| 8. | | |

## EVENT L.J.

| NAME | (Team) | TIME HT. DIST. |
|---|---|---|
| 1. B. Lambert | Goth | 22'3¾ |
| 2. T. Lafferty | Mc | 20'4½ |
| 3. A. Plas | Mc | 20'2¼ |
| 4. J. Racek | Lex | 20'1½ |
| 5. A. Kotschwar | Mc | 19'11¾ |
| 6. T. Bullock | Goth | 19'6½ |
| 7. | | |
| 8. | | |

## EVENT 100

| NAME | (Team) | TIME HT. DIST. |
|---|---|---|
| 1. R. Gottula | Mc | 11.2 |
| 2. J. Harvey | Lex | 11.4 |
| 3. E. Fuchs | Imp | 11.4 |
| 4. J. Neughan | Goth | 11.4 |
| 5. L. Perkins | Mc | 11.8 |
| 6. K. Shinn | Imp | 11.9 |
| 7. | | |
| 8. | | |

## EVENT 800

| NAME | (Team) | TIME HT. DIST. |
|---|---|---|
| 1. S. Straka | Lex | 2.02.7 |
| 2. E. Knight | Og | 2.03.5 |
| 3. A. Sughrue | Mc | 2.06.0 |
| 4. A. Drake | Lex | 2.07.8 |
| 5. J. Jordan | Mc | 2.10.8 |
| 6. S. Jiedschleau | KJV. | 2:11.9 |
| 7. | | |
| 8. | | |

## EVENT Disc

| NAME | (Team) | TIME HT. DIST. |
|---|---|---|
| 1. B. Koch | Goth | 146'11" |
| 2. L. Brandt | KJV | 146'10" |
| 3. R. O'Dea | Mc | 143'4" |
| 4. R. Lewis | KJV | 141'11" |
| 5. T. Strand | Imp | 129'1 |
| 6. B. Strand | Imp | 129' |
| 7. | | |
| 8. | | |

## EVENT T.S

| NAME | (Team) | TIME HT. DIST. |
|---|---|---|
| 1. N. Cheetos | Goth | 42'3¼ |
| 2. T. Hoss | Mc | 41'5¾ |
| 3. T. Kiefkahn | Og | 39'11½ |
| 4. A. Plas | Mc | 39'11 |
| 5. B. Slaughter | Og | 39'8 |
| 6. A. Kotschwar | Mc | 39'6 |
| 7. | | |
| 8. | | |

## EVENT 200

| NAME | (Team) | TIME HT. DIST. |
|---|---|---|
| 1. B. Lambert | Goth | 22.7 |
| 2. J. Harvey | Lex | 23.0 |
| 3. J Neugahr | Goth | 23.2 |
| 4. E. Fuchs | Imp | 23.3 |
| 5. J. Zlomplle | Mc | 23.4 |
| 6. K Shinn | Imp | 23.5 |
| 7. | | |
| 8. | | |

## EVENT 1600

| NAME | (Team) | TIME HT. DIST. |
|---|---|---|
| 1. S. Caarrea | Lex | 4.45.9 |
| 2. C. Koch | Lex | 4.46.8 |
| 3. B. Johnson | Og. | 4.47.3 |
| 4. C. Haupt | KJV | 4.47.8 |
| 5. A Yeager | Mc | 4.48.1 |
| 6. J. Van Pelt | Lex | 4.49.5 |
| 7. | | |
| 8. | | |

## EVENT P.V

| NAME | (Team) | TIME HT. DIST. |
|---|---|---|
| 1. A. Ohlson | Imp | 12'6 |
| 2. B. Houchin | Goth | 12' |
| 3. J. Holthouse | Mc | 11'6 |
| 4. A. Jesseph | Goth | 11'6 |
| 5. R. Fattig | Mc | 11'6 |
| 6. D. Rowe | Lex | 11'6 |
| 7. | | |
| 8. | | |

## EVENT H.J.

| NAME | (Team) | TIME HT. DIST. |
|---|---|---|
| 1. B. Lambert | Goth | 6'6 |
| 2. S. Martin | Mc | 6'6 |
| 3. A. Plas | Mc | 6'2 |
| 4. E. Kaiser | Imp | 6'2 |
| 5. J. Johnson | Goth | 5'10" |
| 6. R. Gottula | Mc | 5'10 |
| 7. | | |
| 8. | | |

## EVENT 400

| NAME | (Team) | TIME HT. DIST. |
|---|---|---|
| 1. J. Harvey | Lex | 51.2 |
| 2. J. Anderson | Og | 52.1 |
| 3. M. Smith | Imp | 52.6 |
| 4. T. Kirchner | Og | 54.0 |
| 5. A. Drake | Lex | 54.8 |
| 6. D. Russell | Imp | 55.6 |
| 7. | | |
| 8. | | |

## EVENT 3200

| NAME | (Team) | TIME HT. DIST. |
|---|---|---|
| 1. J. Herron | Mc | 10.10.3 |
| 2. S. Caarrea | Lex | 10.13.5 |
| 3. A Yeager | Mc | 10.21.3 |
| 4. E. Torres | Lex | 10.24.0 |
| 5. J. Relph | Mc | 10.27.5 |
| 6. T. Fickenshue | Goth | 10.38.3 |
| 7. | | |
| 8. | | |

**Mile Med** 1. McCook 3.48 2. Imp. 3.50.1 3. Lex. 3.51 4. Goth 3.54.3 5. Og 3.57.8 6. —

# BIG RED TRACK SCOREBOOK

HELD AT: Goth. SCORING: 1st 10 pts.; 2nd 8 pts.; 3rd 6 pts.;4th 4 pts.; 5th 2 pts.; 6th 1 pts.;7th ___ pts.; 8th ___ pts.

## EVENT 110 HH

| | NAME | (Team) | TIME HT. DIST. |
|---|---|---|---|
| 1. | N. Cheetes | Goth | 15.7 |
| 2. | T. Cowley | Lex | 15.9 |
| 3. | N Brown | MC | 16.4 |
| 4. | E. Kaiser | Imp | 16.5 |
| 5. | J. Follers | Goth | 16.7 |
| 6. | M. Hildenbrand | Goth | 17.2 |
| 7. | | | |
| 8. | | | |

## EVENT 300 IH

| | NAME | (Team) | TIME HT. DIST. |
|---|---|---|---|
| 1. | J. Andersen | Og | 40.6 |
| 2. | C. Malone | Imp | 41.5 |
| 3. | M. Hildenbrand | Goth | 42.7 |
| 4. | J. Rhoads | Lex | 42.8 |
| 5. | A. Ohlsen | Imp | 43.3 |
| 6. | T. Cowley | Lex | 43.3 |
| 7. | | | |
| 8. | | | |

## 4 x 80 R

RELAY

| TEAM | TIME |
|---|---|
| 1. MC Cook | 44.1 |
| 2. Lex | 44.6 |
| 3. Imp | 44.8 |
| 4. Ogal | 45.2 |
| 5. | |
| 6. | |
| 7. | |
| 8. | |

FIRST PLACE RUNNERS

C. Malone
M. Smith
K. Shinn
E. Fuchen

## 1600 R

RELAY

| TEAM | TIME |
|---|---|
| 1. Lex | 3.31.0 |
| 2. Goth | 3.31.7 |
| 3. MC | 3.33.0 |
| 4. Ogal | 3.34.3 |
| 5. Imp | 3.38.6 |
| 6. Kearney J.V | 3.52.6 |
| 7. | |
| 8. | |

FIRST PLACE RUNNERS

| | |
|---|---|
| A. Ohlsen | 55.3 |
| D. Russell | 56.2 |
| E. Kaiser | 54.6 |
| M. Smith | 52.4 |

## 3200 R

RELAY

| TEAM | TIME |
|---|---|
| 1. Ogal | 8.29.3 |
| 2. Lex | 8.33.6 |
| 3. MC | 8.35.9 |
| 4. Kear. J.V | 9.00.7 |
| 5. Imp | 9.02.1 |
| 6. Goth | 9.24.0 |
| 7. | |
| 8. | |

FIRST PLACE RUNNERS

V. Swegen
J. Bupke
S. Leibrandt
K. Weiss

200 - E. Fuchen 400 - K. Weiss
200 - C. Malone 800 - D. Russell

TEAMS

| ABBR. | | | | | | | | | | | | | | | | | |
|---|---|---|---|---|---|---|---|---|---|---|---|---|---|---|---|---|---|
| TEAM NAME | MC Cook | Lex | Goth | Imperial | Ogal. | Kearney J.V | | | | | | | | | | | |
| Shot | 4 | 18 | 6 | - | - | 3 | | | | | | | | | | | |
| Disc | 6 | - | 10 | 3 | - | 12 | | | | | | | | | | | |
| P.J | 8 | 1 | 12 | 10 | - | - | | | | | | | | | | | |
| L.J | 16 | 4 | 11 | - | - | - | | | | | | | | | | | |
| T.J | 13 | - | 10 | - | 8 | - | | | | | | | | | | | |
| H.J | 15 | - | 10 | 4 | - | - | | | | | | | | | | | |
| 100 | 12 | 8 | 4 | 7 | - | - | | | | | | | | | | | |
| 200 | 2 | 8 | 16 | 5 | - | - | | | | | | | | | | | |
| 400 | - | 12 | - | 7 | 12 | - | | | | | | | | | | | |
| 800 | 8 | 14 | - | - | 8 | 1 | | | | | | | | | | | |
| 1600 | 2 | 19 | - | - | 6 | 4 | | | | | | | | | | | |
| 3200 | 18 | 12 | 1 | - | - | - | | | | | | | | | | | |
| 110 HH | 6 | 8 | 13 | 4 | - | - | | | | | | | | | | | |
| 300 IH | - | 4 | 6 | 10 | 10 | | | | | | | | | | | | |
| 4 x 8 R | 10 | 8 | - | 6 | 4 | - | | | | | | | | | | | |
| 1600 R | 6 | 10 | 8 | 2 | 4 | 1 | | | | | | | | | | | |
| 3200 R | 6 | 8 | 1 | 2 | 10 | 4 | | | | | | | | | | | |
| M.M 12 01 | 12 | 8 | 6 | 10 | 4 | | | | | | | | | | | | |
| | | | | | | | | | | | | | | | | | |
| TOTALS | 143 5 | 143 | 115 5 | 71 | 66 | 25 | | | | | | | | | | | |
| PLACING | 1 | 2 | 3 | 4 | 5 | 6 | | | | | | | | | | | |

* do not write in this column until event is over

BIG RED TRACK SCOREBOOK

MEET Chapell Invite (120.) DATE 4-12-01

## EVENT Shot

| | NAME | (Team) | TIME HT. DIST. |
|---|---|---|---|
| 1. | Faulk | Jules | 49'6½ |
| 2. | Malcolm | PBL | 46'2 |
| 3. | Runge | PD | 45'10' |
| 4. | Kizer | Jules | 44'5½ |
| 5. | Warren | Lod | 44'4½ |
| 6. | Bell | GAC | 42'0 |
| 7. | | | |
| 8. | | | |

## EVENT L.J

| | NAME | (Team) | TIME HT. DIST. |
|---|---|---|---|
| 1. | Envoldsen | PD | 22'1" |
| 2. | Krueger | Chap | 20'5½ |
| 3. | Krajewski | GAC | 19'11¾ |
| 4. | Zorn | GAC | 18'9" |
| 5. | Voght | Chap | 18'7 |
| 6. | Lenwich | ALB | 18'5½ |
| 7. | Gzl | So.P | |
| 8. | Hahn | PTZ | |

## EVENT 100

| | NAME | (Team) | TIME HT. DIST. |
|---|---|---|---|
| 1. | Fridley | So.P | 11.3 |
| 2. | Moss | GAC | 11.6 |
| 3. | Dewitt | GAC | 11.6 |
| 4. | Beaver | Burn | 11.8 |
| 5. | Russell | Burn | 11.8 |
| 6. | Greeley | So.P | 11.9 |
| 7. | | | |
| 8. | | | |

## EVENT 800

| | NAME | (Team) | TIME HT. DIST. |
|---|---|---|---|
| 1. | Reed | Burn | 2.08.4 |
| 2. | Ramirez | Jules | 2.10.1 |
| 3. | Cole | So.P | 2.12.2 |
| 4. | Lang | PBL | 2.12.8 |
| 5. | Zarasin | Crow | 2.13.5 |
| 6. | Moss | GAC | 2.14.1 |
| 7. | | | |
| 8. | | | |

## EVENT Disc

| | NAME | (Team) | TIME HT. DIST. |
|---|---|---|---|
| 1. | Thompson | PBL | 141'2" |
| 2. | Nelson | PD | 136'3 |
| 3. | Jacob | Burn | 127'3 |
| 4. | Peck | Jules | 126'7 |
| 5. | A. Miller | I | 120' |
| 6. | Garrett | Chap | 119'8 |
| 7. | | | |
| 8. | | | |

## EVENT T.J

| | NAME | (Team) | TIME HT. DIST. |
|---|---|---|---|
| 1. | Envoldsen | PD | 44'1¼ |
| 2. | Krueger | Chap | 43'1" |
| 3. | Meier | PTZ | 40'8½ |
| 4. | Coulter | Bac | 40'4½ |
| 5. | Gzl | So.P | 40'3¾ |
| 6. | Zorn | GAC | 40'¼ |
| 7. | | | |
| 8. | | | |

## EVENT 200

| | NAME | (Team) | TIME HT. DIST. |
|---|---|---|---|
| 1. | Beaver | Burn | 23.4 |
| 2. | Fridley | So.P | 23.5 |
| 3. | Dewitt | GAC | 23.6 |
| 4. | Copetsky | Lod | 23.7 |
| 5. | Moss | GAC | 24.0 |
| 6. | Russell | Burn | 24.1 |
| 7. | | | |
| 8. | | | |

## EVENT 1600

| | NAME | (Team) | TIME HT. DIST. |
|---|---|---|---|
| 1. | Huffman | Bac | 4.57.8 |
| 2. | Miller | Lod | 5:04.2 |
| 3. | Cox | Burn | 5:09.6 |
| 4. | Miller | GAC | 5:12.3 |
| 5. | Leibrandt | I | 5:16.4 |
| 6. | Gilmore | Mul | 5:18.8 |
| 7. | | | |
| 8. | | | |

## EVENT P.V

| | NAME | (Team) | TIME HT. DIST. |
|---|---|---|---|
| 1. | Faulk | Jules | 12'6 |
| 2. | Coulter | Burn | 12'0 |
| 3. | Eklund | ALB | 11'6 |
| 4. | V. Russell | I | 11'6 |
| 5. | Sorensen | PBL | 11'6 |
| 6. | Dewitt | GAC | 11'0 |
| 7. | | | |
| 8. | | | |

## EVENT H.J.

| | NAME | (Team) | TIME HT. DIST. |
|---|---|---|---|
| 1. | Krajewski | GAC | 6'2 |
| 2. | Envoldsen | P.D. | 6'2 |
| 3. | Johnson | Chap | 6'0 |
| 4. | Olsson | PD | 5'10 |
| 5. | Schwedesen | Mul. | 5'10 |
| 6. | Copetsky | Lod | 5'6 |
| 7. | | | |
| 8. | | | |

## EVENT 400

| | NAME | (Team) | TIME HT. DIST. |
|---|---|---|---|
| 1. | McCall | Chap | 52.5 |
| 2. | K Sherin | I | 53.0 |
| 3. | Copetsky | Lod | 53.3 |
| 4. | Allen | GAC | 54.0 |
| 5. | McMeen | ALB | 54.1 |
| 6. | Harding | ALB | 54'3 |
| 7. | Meier | PTZ | |
| 8. | | | |

## EVENT 3200

| | NAME | (Team) | TIME HT. DIST. |
|---|---|---|---|
| 1. | Huffman | BAC | 10.41.6 |
| 2. | Miller | Lod | 10.43.2 |
| 3. | Cox | Burn | 11.23.8 |
| 4. | Barnes | Mul | 11.35.6 |
| 5. | Gross | PBL | 11.42.2 |
| 6. | B. Berry | I | 11.45.1 |
| 7. | | | |
| 8. | | | |

HELD AT: Goth SCORING: 1st 10 pts.; 2nd 8 pts.; 3rd 6 pts.; 4th 4 pts.; 5th 2 pts.; 6th 1 pts.; 7th ___ pts.; 8th ___ pts.

**EVENT 110 HH**

| NAME | (Team) | TIME HT. DIST. |
|---|---|---|
| 1. Jenick | Jules | 15.2 |
| 2. Krugowski | GAC | 15.4 |
| 3. McCalf | Chap | 15.6 |
| 4. N. Wenzlick | I | 16.6 |
| 5. Henni | Jule | 16.7 |
| 6. Olson | POP | 16.7 |
| 7. | | |
| 8. | | |

**EVENT 300 Im.**

| NAME | (Team) | TIME HT. DIST. |
|---|---|---|
| 1. Johnson | Chap | 40.9 |
| 2. Krueger | Chap | 42.2 |
| 3. Jenill | Jules | 43.1 |
| 4. Yuill | ALB | 44.6 |
| 5. Tierney | Bar | 44.7 |
| 6. N. Wenzlick | I | 45.1 |
| 7. | | |
| 8. | | |

| TEAM | TIME |
|---|---|
| 1. Garden Co | 46.1 |
| 2. So. Platte | 46.5 |
| 3. Burns | 47.2 |
| 4. Jules Burg | 47.8 |
| 5. Pine Bluffs | 48.2 |
| 6. Imp J.V | 48.3 |
| 7. | |
| 8. | |

**400 R**

RELAY FIRST PLACE RUNNERS

C.J. Swanson
M. Swanson
Z. Nesbitt
M. Shinn

| TEAM | TIME |
|---|---|
| 1. Chappell | 3.37.3 |
| 2. So. Platte | 3.39.3 |
| 3. Burns | 3.43.1 |
| 4. ALBin | 3.44.1 |
| 5. Garden Co | 3.46.2 |
| 6. Imp J.V | 3.46.8 |
| 7. | |
| 8. | |

**1600 R**

RELAY FIRST PLACE RUNNERS

K. Shinn 53.4
M. Shinn 60.5
D. Russell 55.4
J. Burke 57.2

| TEAM | TIME |
|---|---|
| 1. Jules Burg | 8.59.7 |
| 2. So. Platte | 9.00.6 |
| 3. Burns | 9.06.4 |
| 4. Mullen | 9.10.9 |
| 5. Pine Bluffs | 9.17.1 |
| 6. Lodge Pole | 9.29.4 |
| 7. | |
| 8. | |

**3200 R**

RELAY FIRST PLACE RUNNERS

J. Burke 2.17.4
M. Falla 2.26.3
S. Leibrandt 2.15.7
T. Stanley 2.33

9:32.0

TEAMS

| TEAM NAME / ABBR. | Garden Co | Burns Wyo | Chappell | Jules Burg | So. Platte | Potter Dix | Pine Bluffs Wyo | Lodge Pole | Imperial J.V | Banner Co | ALBin Wyo | Mullen | Peetz Colo | Crawford |
|---|---|---|---|---|---|---|---|---|---|---|---|---|---|---|
| Shot | 1 | | | 14 | | 6 | 8 | 2 | | | | | | |
| Disc | | 6 | 1 | 4 | | 8 | 10 | | 2 | | | | | |
| P.V. | 1 | 8 | | 10 | | | 2 | | 4 | | 6 | | | |
| L.J | 10 | | 10 | | | 10 | | | | | 1 | | | |
| T.J | 1 | | 8 | | 2 | 10 | | | | 4 | | | 6 | |
| H.J | 1 10 | | 6 | | 4 | 12 | | 1 | | 4 | | 2 | | |
| 100 | 14 | 6 | | | 11 | | | | | | | | | |
| 200 | 8 | 11 | | | 8 | | | 4 | | | | | | |
| 400 | 4 | | 10 | | | | | 6 | 8 | | 2½ | | ½ | |
| 800 | 1 | 10 | | 8 | 6 | | 4 | | | | | | | 2 |
| 1600 | 4 | 6 | | | | | | 8 | 2 | 10 | | 1 | | |
| 3200 | | 6 | | | | | 2 | 8 | 1 | 10 | | 4 | | |
| 110 HH | 8 | | 6 | 12 | | 1 | | | 4 | | | | | |
| 300 Im | | 2 | 18 | 6 | | | | | 1 | | 4 | | | |
| 400 R | 10 | 6 | | 4 | 8 | | 2 | | 1 | | | | | |
| 1600 R | 2 | 6 | 10 | 8 | | | | | 1 | 4 | | | | |
| 3200 R | | 6 | | 10 | 8 | | 2 | 1 | | | | 4 | | |
| TOTALS | 74 | 73 | 69 | 68 | 51 | 46 | 32 | 30 | 24 | 15½ | 12 | 6½ | 2 | |
| PLACING | 1 | 2 | 3 | 4 | 5 | 6 | 7 | 8 | 9 | 10 | 11 | 12 | 13 | |

* do not write in this column until event is over

# BIG RED TRACK SCOREBOOK

# BIG RED TRACK SCOREBOOK

MEET Imperial Invite DATE 4-17-01

## EVENT Shot

| NAME | (Team) | TIME HT. DIST. |
|---|---|---|
| 1. T. Strand | I | 47'6½ |
| 2. J. Howeter | Gr | 46'4 |
| 3. M. Jenkins | Her. | 44'6½ |
| 4. M. Hiatt | Her | 43'10" |
| 5. T Pribbens | I | 43'5½ |
| 6. M. Boetcher | Her | 43'7" |
| 7. | | |
| 8. | | |

## EVENT L.J

| NAME | (Team) | TIME HT. DIST. |
|---|---|---|
| 1. J Krayewski | GCHS | 19'9 |
| 2. R. Ness | Og | 19'4 |
| 3. M. Skinner | Holy | 19' |
| 4. T. Kiefkaher | Og | 18'10½ |
| 5. N. Morrell | Og | 18'9 |
| 6. C. Thornilson | Her | 18'8½ |
| 7. | | |
| 8. | | |

## EVENT 100

| NAME | (Team) | TIME HT. DIST. |
|---|---|---|
| 1. C. Salyards | Hax | 11.0 |
| 2. C. Koberstein | Holy | 11.4 |
| 3. E. Fuehrer | I | 11.7 |
| 4. B. Hansen | Gr | 11.7+ |
| 5. K. Shinn | I | 11.9 |
| 6. D. Daniel | Holy | 11.9 |
| 7. | | |
| 8. | | |

## EVENT 800

| NAME | (Team) | TIME HT. DIST. |
|---|---|---|
| 1. M. Smith | I | 2.04.9 |
| 2. E Knight | Og | 2.04.9+ |
| 3. D. Russell | I | 2.09.4 |
| 4. P. McGreer | Gr | 2.12.1 |
| 5. K. Weiss | I | 2.12.7 |
| 6. J. Ramirez | Jules | 2.12.9 |
| 7. | | |
| 8. | | |

## EVENT Discus

| NAME | (Team) | TIME HT. DIST. |
|---|---|---|
| 1. T. Haenfler | Gr | 140'3" |
| 2. N. Kaiser | I | 137' |
| 3. T. Strand | I | 135'9 |
| 4. D. Lauts | Og | 135'7" |
| 5. T. Hovel | Hax | 133'2 |
| 6. J. Richardson | Gr | 127'11" |
| 7. | | |
| 8. | | |

## EVENT T.J

| NAME | (Team) | TIME HT. DIST. |
|---|---|---|
| 1. M. Skinner | Holy | 41'1½ |
| 2. T. Kiefkaher | Og | 40'4 |
| 3. E. Kaiser | I | 39'7¾ |
| 4. K Salesman | Gr | 38'7¼ |
| 5. D. Zorn | GCHS | 38'3¼ |
| 6. B Slaughter | Og | 37'8½ |
| 7. | | |
| 8. | | |

## EVENT 200

| NAME | (Team) | TIME HT. DIST. |
|---|---|---|
| 1. C. Salyards | Hax | 22.8 |
| 2. E. Fuehrer | I | 23.5 |
| 3. R. Hernandez | Og | 23.6 |
| 4. K. Shinn | I | 24.1 |
| 5. C. Koberstein | Holy | 24.1+ |
| 6. B. Hansen | Gr | 24.2 |
| 7. | | |
| 8. | | |

## EVENT 1600

| NAME | (Team) | TIME HT. DIST. |
|---|---|---|
| 1. B. McCarthy | Holy | 4.53.2 |
| 2. B. Johnson | Og | 4.53.9 |
| 3. B. Beyerman | I | 5.03.8 |
| 4. U. Swesey | I | 5.05.6 |
| 5. K. Hayford | Og | 5.05.9 |
| 6. T. Most | Og | 5.06.7 |
| 7. | | |
| 8. | | |

## EVENT P.V

| NAME | (Team) | TIME HT. DIST. |
|---|---|---|
| 1. L. Kosnick | Gr | 12' |
| 2. T. Younghans | Her | 11'6 |
| 3. J. DeWitt | GCHS | 11'6 |
| 4. A. Ottlson | I | 11'6 |
| 5. D. Russell | I | 10' |
| 6. M. Kantor | Jules | 10' |
| 7. | | |
| 8. | | |

## EVENT H.J

| NAME | (Team) | TIME HT. DIST. |
|---|---|---|
| 1. J. Anderson | Og | 6'4 |
| 2. E. Kaiser | I | 6'2 |
| 3. J. Bassett | Og | 6'0 |
| 4. J. Kraeyewski | GCHS | 6'0 |
| 5. J. Borowski | Gr | 6'0 |
| 6. N. Morrell | Og | 5'6 |
| 7. D. Fisher | Og J.V | 5'6 |
| 8. | | |

## EVENT 400

| NAME | (Team) | TIME HT. DIST. |
|---|---|---|
| 1. J. Anderson | Og | 51.6 |
| 2. E. Knight | Og | 52.1 |
| 3. T. Kirchner | Og | 52.5 |
| 4. M. Smith | I | 52.9 |
| 5. M. Lee | Gr | 53.0 |
| 6. C. McManus | Holy | 54.9 |
| 7. | | |
| 8. | | |

## EVENT 3200

| NAME | (Team) | TIME HT. DIST. |
|---|---|---|
| 1. B. McCarthy | Holy | 10.39.2 |
| 2. B. Beyerman | I | 10.50.4 |
| 3. J. Wood | I | 11.06.1 |
| 4. B. Johnson | Og | 11.12.5 |
| 5. T. Most | Og | 11.16.4 |
| 6. T. Most | Og | 11.20.3 |
| 7. | | |
| 8. | | |

400 Wt. R. 1 Ogal 47.1 2 Imp 49.4 3 Grant 51.7 4 Ogal J.V 53.5 5 Imp J.V 53.8 6 Jules 53.9

HELD AT: Grant SCORING: 1st 10 pts.; 2nd 8 pts.; 3rd 6 pts.; 4th 4 pts.; 5th 2 pts.; 6th 1 pts.; 7th ___ pts.; 8th ___ pts.

EVENT 110 Hrt

| NAME | (Team) | TIME HT. DIST. |
|---|---|---|
| 1. J. Krajewski | GCHS | 15.4 |
| 2. D. Sprague | Holy | 16.0 |
| 3. E. Kaiser | I | 17.0 |
| 4. J. Henni | Jules | 17.3 |
| 5. N. Wenzlick | I | 17.6 |
| 6. N. Nelson | Og | 18.0 |
| 7. | | |
| 8. | | |

EVENT 300 Im

| NAME | (Team) | TIME HT. DIST. |
|---|---|---|
| 1. J. Anderson | Og | 41.2 |
| 2. C. Malone | I | 42.0 |
| 3. D. Sprague | Holy | 42.4 |
| 4. A. Ottlson | I | 43.9 |
| 5. R. Jenith | Jules | 45.4 |
| 6. N. Nelson | Og | 46.3 |
| 7. | | |
| 8. | | |

| TEAM | TIME |
|---|---|
| 1. Imp | 44.7 |
| 2. Holy | 45.4 |
| 3. Hax | 45.7 |
| 4. GCHS | 45.9 |
| 5. Ogal | 46.2 |
| 6. Hershey | 48.5 |
| 7. | |
| 8. | |

400 R RELAY FIRST PLACE RUNNERS: C. Malone, M. Smith, K. Shinn, E. Fucher

| TEAM | TIME |
|---|---|
| 1. Ogal | 3.31.4 |
| 2. Holy | 3.34.2 |
| 3. Imp | 3.34.6 |
| 4. Jules | 3.46.8 |
| 5. Grant | 3.47.1 |
| 6. Haxtun | 3.49.7 |
| 7. | |
| 8. | |

1600 R RELAY FIRST PLACE RUNNERS: C. Malone, E. Kaiser, E. Fucher, M. Smith

| TEAM | TIME |
|---|---|
| 1. Ogal | 8.55.6 |
| 2. Grant | 9.01.8 |
| 3. Imp | 9.03.1 |
| 4. Hershey | 9.03.9 |
| 5. Jules | 9.05.1 |
| 6. Ogal J.V | 9.40.3 |
| 7. | |
| 8. | |

3200 R RELAY FIRST PLACE RUNNERS: V. Swesey, S. Leibrandt, J. Burke, K. Weiss

Z Nesbitt, T Shand, J. Bussell, N. Kaiser

TEAMS

| TEAM NAME / ABBR. | Imperial | Ogal | Holyoke | Grant | Garden County | Haxtun | Hershey | Jules Burg | Ogal J.V | Imperial J.V. |
|---|---|---|---|---|---|---|---|---|---|---|
| Shot | 12 | – | – | 8 | – | – | 11 | – | – | – |
| Disc | 14 | 4 | – | 11 | – | 2 | – | – | – | – |
| P.V | 6 | – | – | 10 | 6 | – | 8 | 1 | – | – |
| L.J | – | 14 | 6 | – | 10 | – | 1 | – | – | – |
| T.J | 6 | 9 | 10 | 4 | 2 | – | – | – | – | – |
| H.J | 8 | 17 | – | 2 | 4 | – | – | – | – | – |
| 100 | 8 | – | 9 | 4 | – | 10 | – | – | – | – |
| 200 | 12 | 6 | 2 | 1 | – | 10 | – | – | – | – |
| 400 | 24 | 24 | 1 | 2 | – | – | – | – | – | – |
| 800 | 18 | 8 | – | 4 | – | – | – | 1 | – | – |
| 1600 | 10 | 11 | 10 | – | – | – | – | – | – | – |
| 3200 | 14 | 7 | 10 | – | – | – | – | – | – | – |
| 110 Hrt | 8 | 1 | 8 | – | 10 | – | – | 4 | – | – |
| 300 Im | 12 | 11 | 6 | – | – | – | – | 2 | – | – |
| 400 R | 10 | 2 | 8 | – | 4 | 6 | 1 | – | – | – |
| 1600 R | 6 | 10 | 8 | 2 | – | 1 | – | 4 | – | – |
| 3200 R | 6 | 10 | – | 8 | – | – | 4 | 2 | 1 | – |
| Wt Rel. | 8 | 10 | | 6 | | | | 1 | 4 | 2 |
| TOTALS | 162 | 142 | 78 | 62 | 32 | 29 | 25 | 14 | 7 | 2 |
| PLACING | 1 | 2 | 3 | 4 | 5 | 6 | 7 | 8 | 9 | 10 |

* do not write in this column until event is over

BIG RED TRACK SCOREBOOK

BIG RED TRACK SCOREBOOK

MEET McCook Rel DATE 4-23-01

## EVENT Shot

| NAME | (Team) | TIME HT. DIST. |
|---|---|---|
| 1. J. Scully | Lex | 46'10¾ |
| 2. A. Bickle | Lex | 45'2" |
| 3. G. Hunter | Hold | 42'10¾ |
| 4. L. Carlson | L.C | 42'9 |
| 5. K Young | McC | 41'0 |
| 6. S. Boyll | Hold | 40'9¾ |
| 7. | | |
| 8. | | |

## EVENT 4.5

| NAME | (Team) | TIME HT. DIST. |
|---|---|---|
| 1. C. Thompson | L.C | 18'9" |
| 2. M. Engler | Hold | 18'3¾ |
| 3. C Cochran | Lex | 18'3½ |
| 4. W. Morales | Imp | 18'2 |
| 5. T. Vandell | Hold | 17'3½ |
| 6. K. Dutoit | Mc | 16'9¾ |
| 7. | | |
| 8. | | |

## EVENT 100

| NAME | (Team) | TIME HT. DIST. |
|---|---|---|
| 1. B. Morley | Mc | 11.8 |
| 2. Z. Jones | Lex | 11.8 |
| 3. A. Hobbs | Hold | 11.9 |
| 4. C. Cochran | Lex | 11.9 |
| 5. D. Russell | I | 12.0 |
| 6. K Dutoit | McC | 12.0 |
| 7. | | |
| 8. | | |

## EVENT 800

| NAME | (Team) | TIME HT. DIST. |
|---|---|---|
| 1. T. Lafferty | McC | 2.13.7 |
| 2. J. Helm | T.V | 2.14.2 |
| 3. J. Bunke | I | 2.19.3 |
| 4. B Hall | Hold | 2.20.1 |
| 5. T. Donathue | Mc | 2.20.2 |
| 6. J. Rehlyk | McC | 2.22.0 |
| 7. | | |
| 8. | | |

## EVENT Disc

| NAME | (Team) | TIME HT. DIST. |
|---|---|---|
| 1. G. Hunter | Hold | 129'3 |
| 2. A. Miller | I | 121'6 |
| 3. P. Erickson | Hold | 120'4 |
| 4. S. Sutherland | I | 118'2 |
| 5. K. Young | Mc | 117'8 |
| 6. L. Carlson | L.C | 117'2¼ |
| 7. | | |
| 8. | | |

## EVENT T.5

| NAME | (Team) | TIME HT. DIST. |
|---|---|---|
| 1. C. Fritz | McC | 41'10" |
| 2. M. Engler | Hold | 39' 3½ |
| 3. W. Morales | I | 38'8" |
| 4. K Cochran | Lex | 38.5 |
| 5. A. Hobbs | Hold | 36'7¾ |
| 6. S. Reznik | Hold | 35'2½ |
| 7. | | |
| 8. | | |

## EVENT 200

| NAME | (Team) | TIME HT. DIST. |
|---|---|---|
| 1. T. Lyons | Mc | 24.5 |
| 2. Z. Jones | Lex | 24.6 |
| 3. J. Unger | L.C | 24.7 |
| 4. P. Malodey | Lex | 25.0 |
| 5. D. Jolly | T.V | 25.1 |
| 6. N. Teter | T.V | 25.1 |
| 7. | | |
| 8. | | |

## EVENT 1600

| NAME | (Team) | TIME HT. DIST. |
|---|---|---|
| 1. N Ureste | Lex | 5.05.8 |
| 2. E. Torres | Lex | 5.07.8 |
| 3. U. Sweeney | I | 5.13.8 |
| 4. S. Gerkendt | I | 5.24.3 |
| 5. B. Hall | Hold | 5.25.6 |
| 6. J. Thiessen | McC | 5.25.7 |
| 7. | | |
| 8. | | |

## EVENT P.V

| NAME | (Team) | TIME HT. DIST. |
|---|---|---|
| 1. D. Russell | I | 11'6 |
| 2. T. Lyons | Mc | 11'6 |
| 3. A. Ohlsen | I | 11'0 |
| 4. M. Haselath | Lex. | 9'6 |
| 5. J. Fenchee | I | 9'0 |
| 6. D. Perry | McC | 8'6 |
| 7. | | |
| 8. | | |

## EVENT H.J

| NAME | (Team) | TIME HT. DIST. |
|---|---|---|
| 1. C. Thompson | L.C | 6'0 |
| 2. B. Mueller | Hold | 5'10" |
| 3. Z. Jones | Lex | 5'8" |
| 4. N. Wenzlick | I | 5'6 |
| 5. K Crawford | Hold | 5'6 |
| 6. C. Berg | Comb | 5'4 |
| 7. | | |
| 8. | | |

## EVENT 400

| NAME | (Team) | TIME HT. DIST. |
|---|---|---|
| 1. K. Shinn | I | 55.4 |
| 2. J. Helm | T.V | 56.3 |
| 3. J. Hagy | McC | 56.6 |
| 4. C. Rager | Hold | 57.5 |
| 5. B. Burton | T.V | 57.8 |
| 6. N. Thirston | Lex | 57.9 |
| 7. | | |
| 8. | | |

## EVENT 3200

| NAME | (Team) | TIME HT. DIST. |
|---|---|---|
| 1. N Ureste | Lex | 10.49 |
| 2. E. Torres | Lex | 10.57 |
| 3. B. Berry | I | 12.01 |
| 4. S. Smith | T.V. | 12.29 |
| 5. C. Brewer | T.V | 12.40 |
| 6. J. Sharp | L.C | 12.54 |
| 7. | | |
| 8. | | |

HELD AT: Comb SCORING: 1st 10 pts.; 2nd 8 pts.; 3rd 6 pts.; 4th 4 pts.; 5th 2 pts.; 6th 1 pts.; 7th ___ pts.; 8th ___ pts.

**EVENT 110 HH**

| NAME | (Team) | TIME HT. DIST. |
|---|---|---|
| 1. T. Dixson | McC | 16.6 |
| 2. C. Thompson | L.C | 17.0 |
| 3. D. Beaudette | Hold | 17.0 |
| 4. N. Wenzlich | I | 17.1 |
| 5. C. Miller | McC | 17.2 |
| 6. K. Bedore | McC | 17.3 |
| 7. | | |
| 8. | | |

**EVENT 300 IM**

| NAME | (Team) | TIME HT. DIST. |
|---|---|---|
| 1. A. Ottlson | I | 42.8 |
| 2. J. Saulsberry | Lex | 43.8 |
| 3. D. Beaudette | Hold | 44.4 |
| 4. J. Hollenhorst | L.C | 45.2 |
| 5. C. Nisley | Lex | 45.2 |
| 6. C. Miller | McC | 45.5 |
| 7. | | |
| 8. | | |

**400 R**

| TEAM | TIME |
|---|---|
| 1. McC. | 46.5 |
| 2. Lex | 47.2 |
| 3. L.C | 47.7 |
| 4. T. Valley | 48.7 |
| 5. Hold | 49.1 |
| 6. Imp | 49.4 |
| 7. | |
| 8. | |

RELAY FIRST PLACE RUNNERS

Z. Nesbitt
C.J. Swanson
M. Swanson
M. Shinn

**1600 R**

| TEAM | TIME |
|---|---|
| 1. Imp | 3.42.9 |
| 2. McC | 3.45.8 |
| 3. Lex | 3.51.5 |
| 4. L.C | 3.53.3 |
| 5. Hold | 3.54.7 |
| 6. T. Valley | 3.59.3 |
| 7. | |
| 8. | |

RELAY FIRST PLACE RUNNERS

A. Ottlson 57.0
N. Wenzlich 55.9
D. Russell 55.2
K. Shinn 54.7

**3200 R**

| TEAM | TIME |
|---|---|
| 1. Lex | 9.09.3 |
| 2. L.C | 9.10.1 |
| 3. Imp | 9.32.1 |
| 4. McC | 9.34.0 |
| 5. Comb J.V | 10.07.3 |
| 6. T. Valley | 10.23.9 |
| 7. | |
| 8. | |

RELAY FIRST PLACE RUNNERS

M. Falla 2.31.5
J. Burke 2.21.7
S. Leibrandt 2.23.6
V. Sweeney 2.15.2

TEAMS

| TEAM NAME / ABBR. | Lex J.V | Imp J.V | McCook J.V | Hold - J.V | L.C | T.V | Comb J.V |
|---|---|---|---|---|---|---|---|
| Shot | 18 | | 2 | 2 | 4 | | |
| Disc | | 12 | 2 | 16 | 1 | | |
| P.V | 4 | 18 | 9 | | | | |
| L.J | 6 | 4 | 1 | 10 | 10 | | |
| T.J | 4 | 6 | 10 | 11 | | | |
| H.J | 6 | 4 | | 10 | 10 | | 2 |
| 100 | 12 | 2 | 11 | 6 | | | |
| 200 | 12 | | 10 | | 6 | 3 | |
| 400 | 1 | 10 | 6 | 4 | | 10 | |
| 800 | | 6 | 13 | 4 | | 8 | |
| 1600 | 18 | 10 | 1 | 2 | | | |
| 3200 | 18 | 6 | | | 1 | 6 | |
| 110 HH | | 4 | 13 | 6 | 8 | | |
| 300 IM | 10 | 10 | 1 | 6 | 4 | | |
| 400 R | 8 | 1 | 10 | 2 | 6 | 4 | |
| 1600 R | 6 | 10 | 8 | 2 | 4 | 1 | |
| 3200 R | 10 | 6 | 4 | | 8 | 1 | 2 |
| TOTALS | 133 | 109 | 101 | 86 | 62 | 33 | 4 |
| PLACING | 1 | 2 | 3 | 4 | 5 | 6 | 7 |

* do not write in this column until event is over

BIG RED TRACK SCOREBOOK

# BIG RED TRACK SCOREBOOK

MEET J.P.V.A DATE 4-27-01

## EVENT Shot

| | NAME | (Team) | TIME HT. DIST. |
|---|---|---|---|
| 10 | 1. M. Jenkins | Her | 45'8 |
| 11 | 2. T. Strand | I | 45'4½ |
| 9 | 3. M. Hiatt | Her | 44'11¾ |
| 9 | 4. M. Bocklen | Her | 44'10 |
| 10 | 5. T. Ambers | I | 44'6 |
| 11 | 6. J. Russell | I | 44'6 |
| | 7. | | |
| | 8. | | |

## EVENT 4.5

| | NAME | (Team) | TIME HT. DIST. |
|---|---|---|---|
| | 1. T. Hamm | NPSP | 19'7 |
| 11 | 2. M. Lee | Gr | 19'6½ |
| | 3. N. Collins | Suth | 18'5" |
| 9 | 4. W. Morales | I | 18'1¼ |
| | 5. K. Dudo | Gr | 18'½ |
| 11 | 6. K. Shinn | I | 17'11" |
| | 7. | | |
| | 8. | | |

## EVENT 100

| | NAME | (Team) | TIME HT. DIST. |
|---|---|---|---|
| | 1. B. Hosea | Gr | 11.1 |
| 12 | 2. E. Fuehrer | I | 11.1 |
| 11 | 3. K. Shinn | I | 11.3 |
| 12 | 4. C. Malone | I | 11.4 |
| | 5. C. Thornburg | Her | 11.4 |
| 11 | 6. M. Lee | Gr | 11.6 |
| | 7. | | |
| | 8. | | |

## EVENT 800

| | NAME | (Team) | TIME HT. DIST. |
|---|---|---|---|
| | 1. M. Smith | I | 2.06.1 |
| | 2. J. Blomstedt | Her | 2.08.9 |
| | 3. A. Harris | Suth | 2.09.2 |
| | 4. D. Russell | I | 2.10.3 |
| | 5. D. Orr | Her | 2.10.5 |
| | 6. C. Schall | Gr | 2.11.1 |
| | 7. | | |
| | 8. | | |

## EVENT Disc

| | NAME | (Team) | TIME HT. DIST. |
|---|---|---|---|
| 11 | 1. T. Haenfler | Gr | 151'11 |
| 11 | 2. T. Strand | I | 139' |
| 12 | 3. N. Kaiser | I | 133'11 |
| 10 | 4. B. Strand | I | 128'7 |
| 12 | 5. J. Richardson | Gr | 113'10 |
| | 6. D. Marquardt | Gr | 113'4 |
| | 7. | | |
| | 8. | | |

## EVENT T.J

| | NAME | (Team) | TIME HT. DIST. |
|---|---|---|---|
| | 1. M. Coggeshall | Gr | 41'9¾ |
| | 2. J. Collins | NPSP | 41'5½ |
| 10 | 3. E. Kaiser | I | 41'3½ |
| 11 | 4. M. Lee | Gr | 41'½ |
| | 5. K. Salesman | Gr | 39'10 |
| 9 | 6. W. Morales | I | 38'7½ |
| | 7. | | |
| | 8. | | |

## EVENT 200

| | NAME | (Team) | TIME HT. DIST. |
|---|---|---|---|
| | 1. T. Hansen | NPSP | 22.8 |
| 11 | 2. K. Shinn | I | 22.9 |
| 12 | 3. E. Fuehrer | I | 23.2 |
| | 4. B. Hosea | Gr. | 23.3 |
| | 5. M. Lee | Gr | 23.4 |
| 11 | 6. E. Georgantas | Gr | 24.2 |
| | 7. | | |
| | 8. | | |

## EVENT 1600

| | NAME | (Team) | TIME HT. DIST. |
|---|---|---|---|
| | 1. C. McIntosh | Suth | 5.02.9 |
| | 2. U. Sweeney | I | 5:03.8 |
| | 3. J. Wood | I | 5:09.5 |
| | 4. P. McGreen | Gr | 5:11.7 |
| | 5. B. Bergeron | I | 5:16.7 |
| | 6. K. Krebs | Her | 5:17.9 |
| | 7. | | |
| | 8. | | |

## EVENT P.V

| | NAME | (Team) | TIME HT. DIST. |
|---|---|---|---|
| 12 | 1. C. Kozmicki | Gr | 12'6 |
| 10 | 2. A. Miller | Her | 11'6 |
| 11 | 3. A. Ohlsen | I | 11'0 |
| | 4. P. McGreen | Gr | 11'0 |
| 11 | 5. D. Russell | I | 11'0 |
| | 6. A. Harris | Suth | 10' |
| | 7. | | |
| | 8. | | |

## EVENT H.J

| | NAME | (Team) | TIME HT. DIST. |
|---|---|---|---|
| 10 | 1. E. Kaiser | I | 6'5" |
| 12 | 2. R. Ave | Gr | 6'0 |
| 12 | 3. C. Gobb | Gr | 5'10" |
| 12 | 4. E. Soderholm | Suth | 5'8 |
| | 5. D. McIntosh | Suth | 5'8 |
| 9 | 6. M. Wenerlicki | I | 5'6 |
| | 7. | | |
| | 8. | | |

## EVENT 400

| | NAME | (Team) | TIME HT. DIST. |
|---|---|---|---|
| 12 | 1. M. Smith | I | 52.3 |
| | 2. M. Lee | Gr | 52.4 |
| | 3. E. Thomasla | NPSP | 53.1 |
| | 4. E. Soderholm | Suth | 54.8 |
| | 5. K. Weiss | I | 54.8 |
| | 6. D. Russell | I | 55.0 |
| | 7. | | |
| | 8. | | |

## EVENT 3200

| | NAME | (Team) | TIME HT. DIST. |
|---|---|---|---|
| | 1. B. Bergeron | I | 11.07.2 |
| | 2. C. McIntosh | Suth | 11.16.4 |
| | 3. K. Krebs | Her | 11.27.9 |
| | 4. J. Mougey | NPSP | 11.31.8 |
| | 5. J. Siejenden | I | 11.40.5 |
| | 6. C. Stumpf | Gr | 12.05.3 |
| | 7. | | |
| | 8. | | |

Fresh Rel. 1 Did Not Run 2 3 4 5

# BIG RED TRACK SCOREBOOK

HELD AT: Sutherland SCORING: 1st 10 pts.; 2nd 8 pts.; 3rd 6 pts.;4th 4 pts.; 5th 2 pts.; 6th 1 pts.;7th ___ pts.; 8th ___ pts.

## EVENT 110 HH

| | NAME | (Team) | TIME HT. DIST. |
|---|---|---|---|
| 10 | 1. C. Burge | Gr | 15.9 |
| 10 | 2. E. Klassen | I | 16.1 |
| 11 | 3. M. Ulasm | I | 16.5 |
| 9 | 4. N. Wenzlick | I | 17.4 |
| | 5. E. McConnell | Gr | 17.7 |
| | 6. J. Pieper | NPSP | 18.8 |
| | 7. | | |
| | 8. | | |

## EVENT 300 IM

| | NAME | (Team) | TIME HT. DIST. |
|---|---|---|---|
| 12 | 1. E. Soderholm | Suth | 40.6 |
| 12 | 2. C. Malone | I | 41.6 |
| 11 | 3. A. Ohlson | I | 42.0 |
| | 4. J. Pieper | NPSP | 43.7 |
| 10 | 5. C. Burge | Gr | 45.3 |
| 10 | 6. C. Softley | Gr | 45.4 |
| | 7. | | |
| | 8. | | |

## 400 R RELAY

| TEAM | TIME |
|---|---|
| 1. Grant | 44.3 |
| 2. Imperial | 45.0 |
| 3. N.P.S.P | 46.2 |
| 4. Hershey | 48.0 |
| 5. Suth | 48.8 |
| 6. | |
| 7. | |
| 8. | |

FIRST PLACE RUNNERS

C. Malone
M. Smith
K. Shinn
E. Fuchs

## 1600 R RELAY

| TEAM | TIME |
|---|---|
| 1. Imp | 3.40.2 |
| 2. N.P.S.P | 3.43.7 |
| 3. Grant | 3.45.6 |
| 4. Hershey | 3.47.0 |
| 5. Sutherland | 4.04.6 |
| 6. | |
| 7. | |
| 8. | |

FIRST PLACE RUNNERS

C. Malone 54.3
A. Ohlson 57.2
E. Klassen 55.4
M. Smith 52.7

## 3200 R RELAY

| TEAM | TIME |
|---|---|
| 1. Grant | 8.43.8 |
| 2. Imperial | 8.52.5 |
| 3. Sutherland | 9.36.1 |
| 4. N.P.S.P | 10.10.6 |
| 5. Hershey | 10.13.5 |
| 6. | |
| 7. | |
| 8. | |

FIRST PLACE RUNNERS

B. Beyer 2.12.8
J. Sweeney 2.12.7
K. Weiss 2.14.4
D. Russell 2.13.5

EVENTS

| EVENTS | Imperial | Grant | N.P.S.P | Sutherland | Hershey |
|---|---|---|---|---|---|
| Shot | 11 | - | - | - | 20 |
| D.Sc | 18 | 13 | - | - | - |
| P.V | 8 | 14 | - | - | 8 |
| L.J | 5 | 10 | 10 | 6 | - |
| T.J | 7 | 16 | 8 | - | - |
| H.J | 11 | 14 | - | 6 | - |
| 100 | 18 | 11 | - | - | 2 |
| 200 | 14 | 7 | 10 | - | - |
| 400 | 13 | 8 | 6 | 4 | - |
| 800 | 14 | 1 | - | 6 | 10 |
| 1600 | 16 | 4 | - | 10 | 1 |
| 3200 | 12 | 1 | 4 | 8 | 6 |
| 110HH | 18 | 12 | 1 | - | - |
| 300 IM | 14 | 3 | 4 | 10 | - |
| 400R | 8 | 10 | 6 | 2 | 4 |
| 1600R | 10 | 6 | 8 | 2 | 4 |
| 3200R | 8 | 10 | 4 | ● | 2 |
| | | | | | |
| | | | | | |
| TOTALS | 285 | 141 | 61 | 62 | 57 |
| PLACING | 1 | 2 | 3 | 4 | 5 |

TEAMS

ABBR.

TEAM NAME

* do not write in this column until event is over

BIG RED TRACK SCOREBOOK

MEET Dundy County Invite DATE 5-4-01

| EVENT Shot | | | EVENT 6.5 | | | EVENT 100 | | | EVENT 800 | | |
|---|---|---|---|---|---|---|---|---|---|---|---|
| NAME | (Team) | TIME HT. DIST. | NAME | (Team) | TIME HT. DIST. | NAME | (Team) | TIME HT. DIST. | NAME | (Team) | TIME HT. DIST. |
| 1. | | | 1. | | | 1. | | | 1. | | |
| 2. | | | 2. | | | 2. | | | 2. | | |
| 3. | | | 3. | | | 3. | | | 3. | | |
| 4. | | | 4. | | | 4. | | | 4. | | |
| 5. | | | 5. | | | 5. | | | 5. | | |
| 6. | | | 6. | | | 6. | | | 6. | | |
| 7. | | | 7. | | | 7. | | | 7. | | |
| 8. | | | 8. | | | 8. | | | 8. | | |
| EVENT Discus | | | EVENT H.J | | | EVENT 200 | | | EVENT 1600 | | |
| NAME | (Team) | TIME HT. DIST. | NAME | (Team) | TIME HT. DIST. | NAME | (Team) | TIME HT. DIST. | NAME | (Team) | TIME HT. DIST. |
| 1. | | | 1. | | | 1. | | | 1. | | |
| 2. | | | 2. | | | 2. | | | 2. | | |
| 3. | | | 3. | | | 3. | | | 3. | | |
| 4. | | | 4. | | | 4. | | | 4. | | |
| 5. | | | 5. | | | 5. | | | 5. | | |
| 6. | | | 6. | | | 6. | | | 6. | | |
| 7. | | | 7. | | | 7. | | | 7. | | |
| 8. | | | 8. | | | 8. | | | 8. | | |
| EVENT P.V | | | EVENT H.J | | | EVENT 400 | | | EVENT 3200 | | |
| NAME | (Team) | TIME HT. DIST. | NAME | (Team) | TIME HT. DIST. | NAME | (Team) | TIME HT. DIST. | NAME | (Team) | TIME HT. DIST. |
| 1. | | | 1. | | | 1. | | | 1. | | |
| 2. | | | 2. | | | 2. | | | 2. | | |
| 3. | | | 3. | | | 3. | | | 3. | | |
| 4. | | | 4. | | | 4. | | | 4. | | |
| 5. | | | 5. | | | 5. | | | 5. | | |
| 6. | | | 6. | | | 6. | | | 6. | | |
| 7. | | | 7. | | | 7. | | | 7. | | |
| 8. | | | 8. | | | 8. | | | 8. | | |

Cancelled Due to Weather

400 Cut: Rel 1. 2. 3. 4. 5. 6.

HELD AT: Benkelman SCORING: 1st 10 pts.; 2nd 8 pts.; 3rd 6 pts.;4th 4 pts.; 5th 2 pts.; 6th 1 pts.;7th ___ pts.; 8th ___ pts.

**EVENT** 110 HH

| NAME | (Team) | TIME HT. DIST. |
|---|---|---|
| 1. | | |
| 2. | | |
| 3. | | |
| 4. | | |
| 5. | | |
| 6. | | |
| 7. | | |
| 8. | | |

**EVENT** 300 Int

| NAME | (Team) | TIME HT. DIST. |
|---|---|---|
| 1. | | |
| 2. | | |
| 3. | | |
| 4. | | |
| 5. | | |
| 6. | | |
| 7. | | |
| 8. | | |

| TEAM | TIME |
|---|---|
| 1. | |
| 2. | |
| 3. | |
| 4. | |
| 5. | |
| 6. | |
| 7. | |
| 8. | |

**400 R**
**RELAY**
FIRST PLACE RUNNERS

| TEAM | TIME |
|---|---|
| 1. | |
| 2. | |
| 3. | |
| 4. | |
| 5. | |
| 6. | |
| 7. | |
| 8. | |

**1600 R**
**RELAY**
FIRST PLACE RUNNERS

| TEAM | TIME |
|---|---|
| 1. | |
| 2. | |
| 3. | |
| 4. | |
| 5. | |
| 6. | |
| 7. | |
| 8. | |

**3200 R**
**RELAY**
FIRST PLACE RUNNERS

EVENTS

Shot
Disc
P.V
L.J
T.J
H.J
100
200
400
800
1600
3200
110HH
300 Int
400R
1600R
3200R

TOTALS
PLACING

* do not write in this column until event is over

TEAMS

ABBR.

TEAM NAME

# BIG RED TRACK SCOREBOOK

# BIG RED TRACK SCOREBOOK

MEET District - C-10 DATE 5-10-01

## EVENT Shot

| | NAME | (Team) | TIME HT. DIST. |
|---|---|---|---|
| 12 | 1. G. Athl. Meyer | Comb | 49'4½ |
| 11 | 2. J. Hewerton | Gr | 45'10¾ |
| 11 | 3. M. Jenkins | Her | 45'7½ |
| 11 | 4. T. Strand | I | 45'3½ |
| 9 | 5. M. Hoff | Her | 44'10¾ |
| 12 | 6. N. Kaiser | I | 44'8½ |
| | 7. | | |
| | 8. | | |

## EVENT L.J

| | NAME | (Team) | TIME HT. DIST. |
|---|---|---|---|
| | 1. 12 B. Koch | Comb | 22'¼ |
| | 2. 10 C. Stewart | RV | 21'4½ |
| | 3. 12 D. Webster | D.C | 20'9¼ |
| | 4. 10 N. Stramp | D.C | 20'8½ |
| | 5. 12 M. Lee | Gr | 20'3¼ |
| | 6. S. Leibrandt | RV | 20'½ |
| | 7. | | |
| | 8. | | |

## EVENT 100

| | NAME | (Team) | TIME HT. DIST. |
|---|---|---|---|
| | 1. 12 E. Fischer | I | 10.9 |
| | 2. 12 T. Hamm | NP | 11.0 |
| | 3. 11 B. Henzen | Gr | 11.1 |
| | 4. 11 K. Shinn | I | 11.3 |
| | 5. 12 C. Makes | I | 11.4 |
| | 6. 12 E. Gegenbach | Gr | 11.4 |
| | 7. | | |
| | 8. | | |

## EVENT 800

| | NAME | (Team) | TIME HT. DIST. |
|---|---|---|---|
| | 1. 12 M. Smith | I | 2.04 |
| | 2. 12 J.C Stramp | D.C | 2.06.1 |
| | 3. 12 J. Blomstedt | Her | 2.09.6 |
| | 4. 10 A. Harris | Suth | 2.09.7 |
| | 5. 10 Z. Randolf | R.V | 2.10.7 |
| | 6. 11 B. Laws | Comb | 2.12.1 |
| | 7. | | |
| | 8. | | |

## EVENT Discus

| | NAME | (Team) | TIME HT. DIST. |
|---|---|---|---|
| 11 | 1. T. Haemmerlein | Gr | 152'8 |
| 12 | 2. N. Kaiser | I | 129'11" |
| 10 | 3. B. Strand | I | 125'9" |
| 12 | 4. G. Athlemeyer | Comb | 124' |
| | 5. J. Pace | Comb | 123'10 |
| 12 | 6. L. Carlson | L.C | 120'1" |
| | 7. | | |
| | 8. | | |

## EVENT T.J

| | NAME | (Team) | TIME HT. DIST. |
|---|---|---|---|
| | 1. 10 M. Logsdon | Gr | 44'4¾ |
| | 2. 11 D. Whitte | Comb | 43'7½ |
| | 3. 10 N. Stramp | DC | 41'10 |
| | 4. J. Collins | N.D.S.P | 41'9¼ |
| | 5. 12 S. Leibrandt | RV | 41'4½ |
| | 6. 10 E. Kaiser | I | 40'11¼ |
| | 7. | | |
| | 8. | | |

## EVENT 200

| | NAME | (Team) | TIME HT. DIST. |
|---|---|---|---|
| | 1. 12 E. Fischer | I | 22.9 |
| | 2. 11 K. Shinn | I | 22.9 |
| | 3. 12 T. Hamm | NP | 23.0 |
| | 4. 11 D. Whitte | Comb | 23.2 |
| | 5. 12 D. Webster | D.C | 23.2 |
| | 6. 10 C. Stewart | RV | 23.6 |
| | 7. | | |
| | 8. | | |

## EVENT 1600

| | NAME | (Team) | TIME HT. DIST. |
|---|---|---|---|
| | 1. 12 M. Wolfe | RV | 4.35.6 |
| | 2. 12 J.C. Stramp | D.C | 4.56.1 |
| | 3. 10 P. Macke | Comb | 4.57.2 |
| | 4. 12 B. Begeman | I | 4.58.7 |
| | 5. 9 U. Sweeney | I | 5:00.8 |
| | 6. 9 A. Davis | D.C | 5:05.5 |
| | 7. | | |
| | 8. | | |

## EVENT P.V

| | NAME | (Team) | TIME HT. DIST. |
|---|---|---|---|
| 12 | 1. L. Kozmicki | Gr | 12'6 |
| 10 | 2. A. Miller | Her | 12'0 |
| 11 | 3. A. Ohlson | I | 12'0 |
| | 4. T. Youngdahl | Her | 11'6 |
| 11 | 5. D. Russell | I | 11'6 |
| | 6. S. Martin | D.C | 11'6 |
| | 7. | | |
| | 8. | | |

## EVENT H.J

| | NAME | (Team) | TIME HT. DIST. |
|---|---|---|---|
| | 1. 10 E. Kaiser | I | 6'2 |
| | 2. 12 R. Ahle | Gr | 6'0 |
| | 3. 10 C. Hall | D.C | 5'10" |
| | 4. 12 C. Goff | Gr | 5'8 |
| | 5. 10 J. Brownski | Gr/I | 5'8 |
| | 6. 11 C. Thompson | Le | 5'8 |
| | 7. | | |
| | 8. | | |

## EVENT 400

| | NAME | (Team) | TIME HT. DIST. |
|---|---|---|---|
| | 1. 12 M. Smith | I | 52.8 |
| | 2. 10 Matt Lee | Gr | 53.0 |
| | 3. 12 B. Koch | Comb | 53.1 |
| | 4. 12 E. Thumalla | NP | 54.2 |
| | 5. 12 D. Webster | D.C | 54.4 |
| | 6. J. Kamrath | NP | 54.5 |
| | 7. | | |
| | 8. | | |

## EVENT 3200

| | NAME | (Team) | TIME HT. DIST. |
|---|---|---|---|
| | 1. 12 M. Wolfe | RV | 10.18.8 |
| | 2. 12 B. Begeman | I | 10.33.5 |
| | 3. 10 J. Wood | I | 11.16.7 |
| | 4. 11 C. McIntosh | Suth | 11.20.1 |
| | 5. J. Mowery | NP | 11.24 |
| | 6. K Krebs | Her | 11.37.8 |
| | 7. | | |
| | 8. | | |

# BIG RED TRACK SCOREBOOK

HELD AT: Cambridge SCORING: 1st 10 pts.; 2nd 8 pts.; 3rd 6 pts.;4th 4 pts.; 5th 2 pts.; 6th 1 pts.;7th ___ pts.; 8th ___ pts.

## EVENTS

### EVENT 110 HH

| | NAME | (Team) | TIME HT. DIST. |
|---|---|---|---|
| 1. | 11 E. Soderholm | Suth | 15.2 |
| 2. | 10 M. Stump | D.C | 15.3 |
| 3. | 9 N. Wenzlick | I | 16.1 |
| 4. | 11 J. Shifflet | Comb | 16.2 |
| 5. | 10 C. Burge | Gr | 16.2 |
| 6. | 11 M. Ulasin | I | 16.3 |
| 7. | | | |
| 8. | | | |

### EVENT 300 IM

| | NAME | (Team) | TIME HT. DIST. |
|---|---|---|---|
| 1. | 11 E. Soderholm | Suth | 39.8 |
| 2. | 12 C. Malone | I | 40.6 |
| 3. | 11 A. Ottison | I | 41.2 |
| 4. | 10 M. Stump | D.C | 42.0 |
| 5. | 10 J. Pieper | NM | 43.0 |
| 6. | 11 J. Hem | D.C | 45.3 |
| 7. | | | |
| 8. | | | |

### 400 R

RELAY

| TEAM | | TIME |
|---|---|---|
| 1. | Grant | 44.3 |
| 2. | Imp | 44.4 |
| 3. | R.J. | 47.6 |
| 4. | D.C | 47.7 |
| 5. | Her | 48.1 |
| 6. | Suth | 48.7 |
| 7. | | |
| 8. | | |

FIRST PLACE RUNNERS: C. Malone, K. Shinn, M. Smith, E. Fuchsen

### 1600 R

RELAY

| TEAM | | TIME |
|---|---|---|
| 1. | Imp | 3.34.4 |
| 2. | Comb | 3.34.9 |
| 3. | D.C | 3.40.2 |
| 4. | NMSP | 3.41.6 |
| 5. | Grant | 3.41.8 |
| 6. | Suth | 3.47.4 |
| 7. | | |
| 8. | | |

FIRST PLACE RUNNERS: C. Malone, K. Shinn, E. Fuchsen, M. Smith

### 3200 R

RELAY

| TEAM | | TIME |
|---|---|---|
| 1. | Suth | 8.42.9 |
| 2. | D.C | 8.43.0 |
| 3. | Grant | 8.43.6 |
| 4. | Imp | 9.01.6 |
| 5. | Her | 9.13.3 |
| 6. | Comb | 9.17.3 |
| 7. | | |
| 8. | | |

FIRST PLACE RUNNERS: U. Sweeney 2.10.7, J. Burke 2.14.7, S. Lockhardt 2.17.0, K. Weiss 2.17.6

TEAMS

| EVENTS | ABBR. | Imp. | Grant | D.C. | Comb. | RJ | Suth | Her | NMSP | Loke Cat. | | | | | | | | |
|---|---|---|---|---|---|---|---|---|---|---|---|---|---|---|---|---|---|---|
| Shot | 5 | 8 | – | 10 | – | – | 8 | – | – | | | | | | | | | |
| Disc | 14 | 10 | – | 6 | – | – | – | – | 1 | | | | | | | | | |
| P.J | 8 | 10 | 1 | – | – | – | 12 | – | – | | | | | | | | | |
| L.J. | – | 2 | 10 | 10 | 9 | – | – | – | – | | | | | | | | | |
| T.J | 1 | 10 | 6 | 8 | 2 | – | – | 4 | – | | | | | | | | | |
| H.J | 10 | 13½ | 6 | – | – | – | – | – | 14½ | | | | | | | | | |
| 100 | 16 | 7 | – | – | – | – | – | 8 | – | | | | | | | | | |
| 200 | 18 | | 2 | 4 | 1 | | | 6 | | | | | | | | | | |
| 400 | 10 | 8 | 2 | 6 | – | – | – | 5 | – | | | | | | | | | |
| 800 | 10 | – | 8 | 1 | 2 | 4 | 6 | – | – | | | | | | | | | |
| 1600 | 6 | – | 9 | 6 | 10 | – | – | – | – | | | | | | | | | |
| 3200 | 14 | – | – | – | 10 | 4 | 1 | 2 | – | | | | | | | | | |
| 110 HH | 7 | 2 | 8 | 4 | – | 10 | – | – | – | | | | | | | | | |
| 300 IM | 14 | – | 5 | – | – | 10 | – | 2 | – | | | | | | | | | |
| 400 R | 8 | 10 | 4 | – | 6 | 1 | 2 | – | – | | | | | | | | | |
| 1600 R | 10 | 2 | 6 | 8 | – | 1 | – | 4 | – | | | | | | | | | |
| 3200 R | 4 | 6 | 8 | 1 | – | 10 | 2 | – | – | | | | | | | | | |
| | | | | | | | | | | | | | | | | | | |
| | | | | | | | | | | | | | | | | | | |
| TOTALS | 155 | 88½ | 75 | 64 | 40 | 40 | 33 | 31 | 21½ | | | | | | | | | |
| PLACING | | 1 | 2 | 3 | 4 | 5 | 6 | 7 | 8 | 9 | | | | | | | | |

* do not write in this column until event is over

BIG RED TRACK SCOREBOOK

MEET State

DATE 5-18-19-01

**EVENT** Shot

| | NAME | (Team) | TIME HT. DIST. |
|---|---|---|---|
| 1. | | | |
| 2. | | | |
| 3. | | | |
| 4. | | | |
| 5. | | | |
| 6. | | | |
| 7. | | | |
| 8. | | | |

**EVENT** L.J

| | NAME | (Team) | TIME HT. DIST. |
|---|---|---|---|
| 1. | | | |
| 2. | | | |
| 3. | | | |
| 4. | | | |
| 5. | | | |
| 6. | | | |
| 7. | | | |
| 8. | | | |

**EVENT** 100

| | NAME | (Team) | TIME HT. DIST. |
|---|---|---|---|
| 1. | | | |
| 2. | Eric Fuchsen | | |
| 3. | | | |
| 4. | | | |
| 5. | Jumped | | |
| 6. | | | |
| 7. | No-Score | | |
| 8. | | | |

**EVENT** 800

| | NAME | (Team) | TIME HT. DIST. |
|---|---|---|---|
| 1. | | | |
| 2. | Mitch Smith | | |
| 3. | | | |
| 4. | 2:04.46 | | |
| 5. | | | |
| 6. | No-Score | | |
| 7. | | | |
| 8. | | | |

**EVENT** Discus

| | NAME | (Team) | TIME HT. DIST. |
|---|---|---|---|
| 1. | | | |
| 2. | Nick Kaiser | | 132'9 |
| 3. | | | |
| 4. | | | |
| 5. | | | |
| 6. | No-Score | | |
| 7. | | | |
| 8. | | | |

**EVENT** T.J

| | NAME | (Team) | TIME HT. DIST. |
|---|---|---|---|
| 1. | | | |
| 2. | | | |
| 3. | | | |
| 4. | | | |
| 5. | | | |
| 6. | | | |
| 7. | | | |
| 8. | | | |

**EVENT** 200

| | NAME | (Team) | TIME HT. DIST. |
|---|---|---|---|
| 1. | | | |
| 2. | Eric Fuchsen | | 23.8 |
| 3. | | | |
| 4. | Kerry Shinn | | 23.04 |
| 5. | | | |
| 6. | 6th Place | | |
| 7. | | | |
| 8. | | | |

**EVENT** 1600

| | NAME | (Team) | TIME HT. DIST. |
|---|---|---|---|
| 1. | | | |
| 2. | | | |
| 3. | | | |
| 4. | | | |
| 5. | | | |
| 6. | | | |
| 7. | | | |
| 8. | | | |

**EVENT** P.V

| | NAME | (Team) | TIME HT. DIST. |
|---|---|---|---|
| 1. | | | |
| 2. | | | |
| 3. | | | |
| 4. | | | |
| 5. | | | |
| 6. | | | |
| 7. | | | |
| 8. | | | |

**EVENT** H.J

| | NAME | (Team) | TIME HT. DIST. |
|---|---|---|---|
| 1. | | | |
| 2. | Ed Kaiser | | 6'2 |
| 3. | | | |
| 4. | | | |
| 5. | 4th Place | | |
| 6. | | | |
| 7. | | | |
| 8. | | | |

**EVENT** 400

| | NAME | (Team) | TIME HT. DIST. |
|---|---|---|---|
| 1. | | | |
| 2. | Mitch Smith | | 53.26 |
| 3. | | | |
| 4. | | | |
| 5. | No-Score | | |
| 6. | | | |
| 7. | | | |
| 8. | | | |

**EVENT** 3200

| | NAME | (Team) | TIME HT. DIST. |
|---|---|---|---|
| 1. | | | |
| 2. | Brandon Bergeman | | |
| 3. | | | |
| 4. | | | |
| 5. | 3.35.99 | | |
| 6. | | | |
| 7. | No-Score | | |
| 8. | | | |

HELD AT: Omaha SCORING: 1st 10 pts.; 2nd 8 pts.; 3rd 6 pts.; 4th 4 pts.; 5th 2 pts.; 6th 1 pts.; 7th ___ pts.; 8th ___ pts.

EVENT 110 HH

| NAME (Team) | TIME HT. DIST. |
|---|---|
| 1. | |
| 2. | |
| 3. | |
| 4. | |
| 5. | |
| 6. | |
| 7. | |
| 8. | |

EVENT 300 IM

| NAME (Team) | TIME HT. DIST. |
|---|---|
| 1. | |
| 2. Casey Malone 5th | 40.96 |
| 3. | |
| 4. | |
| 5. Andy Ohlson 6th | 40.94 |
| 6. | |
| 7. | |
| 8. | |

| TEAM | TIME |
|---|---|
| 1. | |
| 2. Imp | 43.78 |
| 3. | |
| 4. | |
| 5. | |
| 6. | |
| 7. | |
| 8. | |

400 R RELAY FIRST PLACE RUNNERS
Malone
Shiner
Smith
Fuchsen

| TEAM | TIME |
|---|---|
| 1. | |
| 2. | |
| 3. | |
| 4. 3.30.34 | |
| 5. | |
| 6. | |
| 7. No-Score | |
| 8. | |

1600 R RELAY FIRST PLACE RUNNERS
Malone 53.17
Shiner 53.26
Fuchsen 51.91
Smith 52.0

| TEAM | TIME |
|---|---|
| 1. | |
| 2. | |
| 3. | |
| 4. | |
| 5. | |
| 6. | |
| 7. | |
| 8. | |

3200 R RELAY FIRST PLACE RUNNERS

EVENTS

TEAMS

| TEAM NAME / ABBR. | Imperial |
|---|---|
| HJ | 4 |
| 200 | 1 |
| 300 IM | 3 |
| 400 R. | 8 |
| TOTALS | 16 |
| PLACING | |

* do not write in this column until event is over

BIG RED TRACK SCOREBOOK

# BIG RED TRACK SCOREBOOK

**MEET** _____ **DATE** _____

| EVENT | | | EVENT | | | EVENT | | | EVENT | | |
|---|---|---|---|---|---|---|---|---|---|---|---|
| NAME | (Team) | TIME HT. DIST. | NAME | (Team) | TIME HT. DIST. | NAME | (Team) | TIME HT. DIST. | NAME | (Team) | TIME HT. DIST. |
| 1. | | | 1. | | | 1. | | | 1. | | |
| 2. | | | 2. | | | 2. | | | 2. | | |
| 3. | | | 3. | | | 3. | | | 3. | | |
| 4. | | | 4. | | | 4. | | | 4. | | |
| 5. | | | 5. | | | 5. | | | 5. | | |
| 6. | | | 6. | | | 6. | | | 6. | | |
| 7. | | | 7. | | | 7. | | | 7. | | |
| 8. | | | 8. | | | 8. | | | 8. | | |

| EVENT | | | EVENT | | | EVENT | | | EVENT | | |
|---|---|---|---|---|---|---|---|---|---|---|---|
| NAME | (Team) | TIME HT. DIST. | NAME | (Team) | TIME HT. DIST. | NAME | (Team) | TIME HT. DIST. | NAME | (Team) | TIME HT. DIST. |
| 1. | | | 1. | | | 1. | | | 1. | | |
| 2. | | | 2. | | | 2. | | | 2. | | |
| 3. | | | 3. | | | 3. | | | 3. | | |
| 4. | | | 4. | | | 4. | | | 4. | | |
| 5. | | | 5. | | | 5. | | | 5. | | |
| 6. | | | 6. | | | 6. | | | 6. | | |
| 7. | | | 7. | | | 7. | | | 7. | | |
| 8. | | | 8. | | | 8. | | | 8. | | |

| EVENT | | | EVENT | | | EVENT | | | EVENT | | |
|---|---|---|---|---|---|---|---|---|---|---|---|
| NAME | (Team) | TIME HT. DIST. | NAME | (Team) | TIME HT. DIST. | NAME | (Team) | TIME HT. DIST. | NAME | (Team) | TIME HT. DIST. |
| 1. | | | 1. | | | 1. | | | 1. | | |
| 2. | | | 2. | | | 2. | | | 2. | | |
| 3. | | | 3. | | | 3. | | | 3. | | |
| 4. | | | 4. | | | 4. | | | 4. | | |
| 5. | | | 5. | | | 5. | | | 5. | | |
| 6. | | | 6. | | | 6. | | | 6. | | |
| 7. | | | 7. | | | 7. | | | 7. | | |
| 8. | | | 8. | | | 8. | | | 8. | | |

# BUFF INVITATIONAL TRACK MEET
# APRIL 12th, 2002
# CHAPPELL, NEBRASKA

## MEET INSTRUCTIONS:

1. The number of events one may enter is governed by the NSAA.

2. Events will be called over the PA system – please have your event entrants report promptly.

3. Starting blocks will be furnished.

4. Boys preliminaries will run in 110m High Hurdles, 100m Dash, and 200m Dash. Girls preliminaries will be run in 100m Int. Hurdles, 100m Dash, and 200m Dash.

5. We will qualify 8 for all track finals.

6. Opening heights in the high jump and pole vault will be determined after entries are received, and announced at scratch and add meetings.

7. Eight people (8) will qualify in the field events except the high jump and pole vault on the basis of three (3) preliminary attempts. Finals will consist of three (3) attempts.

8. There will be an official discus and shot to be used by all participants.

9. The first six (6) places in each event will be scored 10-8-6-4-2-1.

10. Medals will be awarded for 1st through 6th place finishes.

11. There will be a boys' team plaque and a girls' team plaque and a Grand Champion plaque for the best girls and boys team combined score.

12. **Will the coaches please remain in the stands of infield and instruct your runners to stay in the stands or infield when they are not participating!!!** Also, please instruct your athletes to confine their warm-up to the infield or back-stretch as much as possible.

13. Please use this year's times only from an official track meet – not practice times. **BE SURE YOUR TIMES ARE IN METERS!!!!!!!!**

14. Lane assignments by the time will by 4-5-3-6-2-7-1-8 in the 100, 200, High Hurdles, and girls Low Hurdles.

15. Please return entry forms by April 8, 2002.

16. A scratch meeting will be held at 8:30 AM. There will be coffee and rolls served. If there are any changes to be made, they are to be made at this time. NO ADDS WITHOUT A SCRATCH!! Scratch meetings – High School Library.

17. Concessions will be provided in our concession stand south of the track. Sandwiches and other refreshments will be available. Restrooms are in the concession stand building.

18. In case of a postponement due to weather conditions, radio stations KOGA at Ogallala, and KSID at Sidney will be notified.

19. Length of spikes should be such that they PENETRATE the track 1/8", and should be the pyramid style.

20. PLEASE MAKE SURE THAT ANY POLE VAULTERS YOU COMPETE, HAVE THEIR CARDS WITH THE COACHES SIGNATURE!!!

21. The entry fee is $135.00 for both teams and $70.00 for one team.

# BETTY JOHNSON MEMORIAL HURDLING TROPHY

Trophies will be presented to the top male and top female hurdler according to the point schedule below. Athletes that receive the most total points will win the trophy

Betty Johnson was a long time supporter of track and field in Nebraska. She firmly believed that there are few things in the world as beautiful as a good hurdle race. Betty and her husband, Harold, loved attending track meets and encouraging the athletes, whether they had children or grandchildren competing or not. A tear of joy could often be seen in Betty's eye at the conclusion of a good hurdle race, especially the high hurdles.

Betty passed away the week of the Nebraska State Track meet in 1999. These trophies are being presented in loving memory of a real ambassador of the sport of Track and Field – Betty Z Johnson.

| HIGH HURDLES | |
|---|---|
| Place | Points |
| 1 | 10 |
| 2 | 9 |
| 3 | 8 |
| 4 | 7 |
| 5 | 6 |
| 6 | 5 |
| 7 | 4 |
| 8 | 3 |
| Participant | 2 |

| 300 HURDLES | |
|---|---|
| Place | Points |
| 1 | 9 |
| 2 | 8 |
| 3 | 7 |
| 4 | 6 |
| 5 | 5 |
| 6 | 4 |
| 7 | 3 |
| 8 | 2 |
| Participant | 1 |

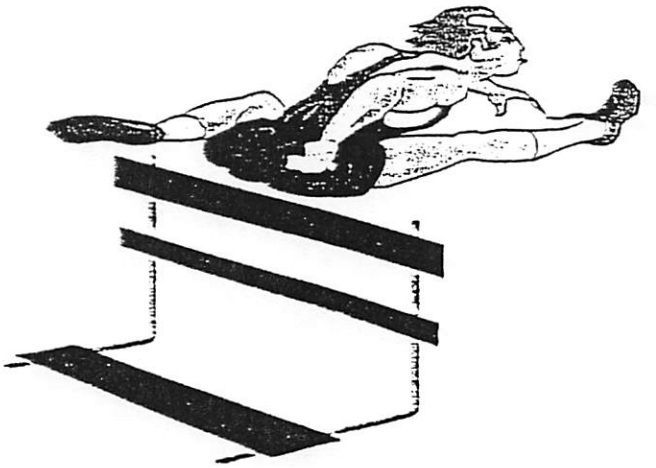

# CHAPPELL TRACK MEET
# HIGH SCHOOL ORDER OF EVENTS

8:30 AM — Scratch and Add meeting in the High School Media Center located in the East part of the High School Building. (Directly West of the Track)

9:00 AM — FIELD EVENTS

Discus-(**BOYS**) =East edge of softball/baseball field -East of FB field.
Long Jump (**BOYS**) in **WEST** pit.
High Jump--Boys followed by Girls.
Pole Vault--Girls followed by Boys.
Shot Put- (**GIRLS**) =South of concession stand-South of FB field.
Triple Jump-(**GIRLS**) = **EAST** pit.

***Immediately following the above:***

Shot Put-(**BOYS**) = South of concession stand-South of FB field.
Triple Jump-(**BOYS**) =**EAST** pit.
Discus-(**GIRLS**) = East edge of softball/baseball field-East of FB field.
Long Jump (**GIRLS**) in **WEST** pit.

12:00 PM

Girls- 3200 Meter Relay FINALS
Boys- 3200 Meter Relay FINALS
Girls- 100 Meter High Hurdles prelims
Boys- 110 Meter High Hurdles prelims
Girls- 100 Meter Dash prelims
Boys- 100 Meter Dash prelims
Girls- 400 Meter Dash FINALS
Boys- 400 Meter Dash FINALS
Girls- 3200 Meter Run FINALS
Boys- 3200 Meter Run Finals
Girls- 200 Meter Dash prelims
Boys- 200 Meter Dash prelims

LUNCH BREAK

**FINALS:**

Girls- 100 Meter High Hurdles
Boys- 110 Meter High Hurdles
Girls- 100 Meter Dash
Boys- 100 Meter Dash
Girls- 800 Meter Run
Boys- 800 Meter Run
Girls- 300 Meter Low Hurdles
Boys- 300 Meter Intermediate Hurdles
Girls- 200 Meter Dash
Boys- 200 Meter Dash
Girls- 1600 Meter Run
Boys- 1600 Meter Run
Girls- 400 Meter Relay
Boys- 400 Meter Relay
Girls- 1600 Meter Relay
Boys- 1600 Meter Relay

CHAPPELL BUFF INVITATIONAL TRACK MEET Boys

| 100 Meter Dash | B. Time |
|---|---|
| 1 Mike Swanson | 12.4 |
| 2 Mike Shinn | 12.0 |
| 3 | |

| 200 Meter Dash | B. Time |
|---|---|
| 1 Mike Swanson | 24.8 |
| 2 Mike Shinn | 24.5 |
| 3 | |

| 400 Meter Dash | B. Time |
|---|---|
| 1 Joel Norman | 57.0 |
| 2 Tyler Stanley | 58.0 |
| 3 Jason Burke | 55.0 |

| 800 Meter Run | B. Time |
|---|---|
| 1 J. Norman | 2.15 |
| 2 Tyler Stanley | 2.20 |
| 3 | |

| 1600 Meter Run | B. Time |
|---|---|
| 1 Trey Boggs | 5.20 |
| 2 Brett Berry | 5.30 |
| 3 | |

| 3200 Meter Run | B. Time |
|---|---|
| 1 Trey Boggs | 11.30 |
| 2 | |
| 3 | |

| 110 Meter Hurdles | B. Time |
|---|---|
| 1 Jake Ferebee | 19.0 |
| 2 | |
| 3 | |

| 300 Meter Hurdles | B. Time |
|---|---|
| 1 Mike Swanson | 45.6 |
| 2 Jake Ferebee | 47.6 |
| 3 | |

| High Jump | B. Jump |
|---|---|
| 1 Trey Boggs | 5'6 |
| 2 | |
| 3 | |

| Pole Vault | B. Vault |
|---|---|
| 1 Mike Swanson | 10' |
| 2 Jake Ferebee | 10' |
| 3 Mike Shinn | 10' |

| Long Jump | B. Jump |
|---|---|
| 1 Aaron Fuchen | 17' |
| 2 | |
| 3 | |

| Triple Jump | B. Jump |
|---|---|
| 1 Taylor Mary | 36' |
| 2 | |
| 3 | |

| Shot Put | B. Throw |
|---|---|
| 1 Aaron Sargent | 38' |
| 2 Aaron Miller | 40' |
| 3 Matt Moser | 41' |

| Discus | B. Throw |
|---|---|
| 1 John Strand | 120' |
| 2 Tyler Ribbeno | 120' |
| 3 Corbin Schoenberger | 120' |

| | | | |
|---|---|---|---|
| 400 M. RELAY | YES | NO | 46.5 |
| 1600 M. RELAY | YES | NO | 4.00 |
| 3200 M. RELAY | YES | NO | 9.15 |

SCHOOL Imperial

COACH Bessler - Zueye

School Phone 882-4304

Home Phone 882-5610

Time Leaving

Master All Ec

TRACK MEET Chapel DATE 4-12-08

SHOT PUT — Preliminaries — Finals — Place

| Name | Preliminaries 1 | 2 | 3 | Finals 1 | 2 | 3 | Place |
|---|---|---|---|---|---|---|---|
| 1. John Strand | 38'0" | 40'9" | 42'2" | 41'3" | 42'11" | 41'8" | 4th |
| 2. Aaron Miller | 36'9" | 39'3½" | 37'7" | | | | |
| 3. Tyler Pribbenow | 43'10" | 44'3" | 43'11" | 40'10" | S | 44'8½" | 3rd |

DISCUS — Preliminaries — Finals — Place

| Name | Preliminaries 1 | 2 | 3 | Finals 1 | 2 | 3 | Place |
|---|---|---|---|---|---|---|---|
| 1. John Strand | 115'1¾" | 117'1¾" | 115'4" | 114'6" | 113' | 112'9" | 5th |
| 2. Aaron Miller | 118'1½" | 121'7¾" | S | 115'8¼ | 119'2½ | S | 2nd |
| 3. Corbin Schoenherr | 110'5½" | 117'7" | OB | 108 | 109 | OB | 4th |

LONG JUMP — Preliminaries — Finals — Place

| Name | Preliminaries 1 | 2 | 3 | Finals 1 | 2 | 3 | Place |
|---|---|---|---|---|---|---|---|
| 1. ~~Aaron Fuer~~ Aaron Fuehrer | 14'7½" | 15'6" | S | | | | |
| 2. | | | | | | | |
| 3. | | | | | | | |

TRIPLE JUMP — Preliminaries — Finals — Place

| Name | Preliminaries 1 | 2 | 3 | Finals 1 | 2 | 3 | Place |
|---|---|---|---|---|---|---|---|
| 1. | | | | | | | |
| 2. X | | | | | | | |
| 3. | | | | | | | |

HIGH JUMP — HEIGHTS — PLACE

| Name | | | | | | | |
|---|---|---|---|---|---|---|---|
| 1. | --- | --- | --- | --- | --- | --- | --- |
| 2. X | --- | --- | --- | --- | --- | --- | --- |
| 3. | --- | --- | --- | --- | --- | --- | --- |

TRACK MEET : _____ DATE : _____

| POLE VALT | HEIGHTS | | | | | | | PLACE |
|---|---|---|---|---|---|---|---|---|
| Name | 9 | 9'6" | 10" | 10'6" | 11" | 11'6" | 12' | |
| 1. Mike Swanson | — | X | X | X | X | OX | OOO | 3rd |
| 2. Mike Shinn | OOO | | | | | | | |
| 3. Jake Fischer | OX | X | OOO | | | | | |

400 METER RELAY

| Name | 1st | 2nd | 3rd | 4th | Total | Place |
|---|---|---|---|---|---|---|
| 1. ~~M. Swanson~~ Norman | 12.2 | | | | | |
| 2. ~~J. Fischer~~ Shinn | | 12.3 | | | 48 | |
| 3. M. Shinn Fuehrer | | | 11.5 | | | |
| 4 ~~A. Fischer~~ Swanson | | | | 12 | | |

1600 METER RELAY

| Name | 1st | 2nd | 3rd | 4th | Total | Place |
|---|---|---|---|---|---|---|
| 1. T. Boggs. | 58.2 | | | | | |
| 2. B Berry | | 62. | | | | 3:59.3 |
| 3. T Stanley | | | 59.7 | | | |
| 4 M Shinn | | | | 59.3 | | |

3200 METER RELAY

| Name | 1st | 2nd | 3rd | 4th | | Total | Place |
|---|---|---|---|---|---|---|---|
| 1. J. Norman | 440 | 880 | | | | 2:22 | |
| 2. T. Stanley | | 440 | 880 | | | 4:47.1 | 6th |
| 3. S. Hanna | | | 440 | 880 | | 7:17.6 | |
| 4. T Boggs | | | | 440 | 880 | 9:37.6 | |

TRACK MEET : _____ DATE : _____ 5

| 110 Meter High Hurdles | Preliminaries | Finals | Place |
|---|---|---|---|
| Name | | | |
| 1. J. Fercher | 19.1 | 18.7 | 5th |
| 2. | | | |
| 3. | | | |

| 300 Meter Int. Hurdles | Preliminaries | Finals | Place |
|---|---|---|---|
| Name | | | |
| 1. Mike Swanson | 45.62 | | 5th |
| 2. Jake Fegcher | False Start | | |
| 3. | | | |

| 100 Meter Dash | Preliminaries | Finals | Place |
|---|---|---|---|
| Name | | | |
| 1. Mike Swanson | 12.98 | | |
| 2. Mike Shinn | 12.58 | | |
| 3. Fuehrer | 12.67 | | |

| 200 Meter Dash | Preliminaries | Finals | Place |
|---|---|---|---|
| Name | | | |
| 1. A. Fischer | 25.82 | | |
| 2. | | | |
| 3. | | | |

| 400 Meter Dash | Preliminaries | Finals | Place |
|---|---|---|---|
| Name | | | |
| 1. Joel Noonin | 57.7 | | |
| 2. | | | |
| 3. | | | |

TRACK MEET : _____ DATE : _____

| 800 Meter Dash | 220 | 440 | Finals | Place |
|---|---|---|---|---|
| Name | | | | |
| 1. Joel Norman | 68 | 2:18.03 | | |
| 2. Tyler Stanley | 67 | 2:23.03 | | |
| 3. | | | | |

| 1600 Meter Run | 400 | ~~440~~ 800 | 1200 | ~~880~~ | Finals 1600 | Place |
|---|---|---|---|---|---|---|
| Name | | | | | | |
| 1. S. Hanna | 79 | 2:47 | 4:18 | | 5:43.36 | |
| 2. | | | | | | |
| 3. | | | | | | |

| 3200 Meter Run | 440 | 880 | 1320 | M | 1 ¼ | 1 ½ | 1 ¾ | 2 |
|---|---|---|---|---|---|---|---|---|
| Name | | | | | | | | |
| 1. Brett Berry | 74 | 2:34 | 3:50 | 5:23 | 6:51 | 8:20 | 9:49 | 11:08 |
| 2. | | | | | | | | 11:05 |
| 3. | | | | | | | | |

Mile Med Relay

1.
2.
3. X
4.

400 Wt Relay

1.
2.
3. X
4.

# Field Events

TRACK MEET Chapell DATE 4-12-02

| SHOT PUT | Preliminaries | | | Finals | | | Place |
|---|---|---|---|---|---|---|---|
| Name | 1 | 2 | 3 | 1 | 2 | 3 | |
| 1. Strand | 38'0" | 40'9" | 42'2" | 41'3" | 42'11 | 41'5 | |
| 2. ~~Miller~~ | 36'9" | 39'3½" | 37'7" | | | | |
| 3. Pribbeno | 43'10 | 44'3 | 43'11 | 40'10 | S | 44'8½" | |

| DISCUS | Preliminaries | | | Finals | | | Place |
|---|---|---|---|---|---|---|---|
| Name | 1 | 2 | 3 | 1 | 2 | 3 | |
| 1. Strand | 115'1¾" | 117'1¾" | 115'4" | 114'6" | 113' | 112'9" | 5th |
| 2. ~~Miller~~ | 118'1½" | 121'3¾" | S | 115'8¼" | 119'2½" | S | 2nd |
| 3. Schoenberger | 110'5½" | 117'7" | OB | 108' | 109' | OB | 4th |

| LONG JUMP | Preliminaries | | | Finals | | | Place |
|---|---|---|---|---|---|---|---|
| Name | 1 | 2 | 3 | 1 | 2 | 3 | |
| 1. Aaron Fucker | 14'7½" | 15'6" | S | | | | |
| 2. | | | | | | | |
| 3. | | | | | | | |

| TRIPLE JUMP | Preliminaries | | | Finals | | | Place |
|---|---|---|---|---|---|---|---|
| Name | 1 | 2 | 3 | 1 | 2 | 3 | |
| 1. | | | | | | | |
| 2. None | | | | | | | |
| 3. | | | | | | | |

| HIGH JUMP | HEIGHTS | | | | | | | PLACE |
|---|---|---|---|---|---|---|---|---|
| Name | ___ | ___ | ___ | ___ | ___ | ___ | ___ | |
| 1. None | --- | --- | --- | --- | --- | --- | --- | |
| 2. | --- | --- | --- | --- | --- | --- | --- | |
| 3. | --- | --- | --- | --- | --- | --- | --- | |

TRACK MEET : Chappell DATE : 4-12-02

| POLE VALT | HEIGHTS | | | | | | | PLACE |
|---|---|---|---|---|---|---|---|---|
| Name | 9' | 9'6" | 10' | 10'6" | 11' | 11'6" | 12' | |
| 1. M. Swanson | --- | X-- | X-- | X-- | X-- | OX- | OOO | 3RD |
| 2. M. Shinn | OOO | --- | --- | --- | --- | --- | --- | |
| 3. J. Fercher | OX- | X-- | OOO | --- | --- | --- | --- | |

400 METER RELAY

| Name | 1st | 2nd | 3rd | 4th | Total | Place |
|---|---|---|---|---|---|---|
| 1. Norman | 12.2 | | | | | |
| 2. Shinn | | 12.3 | | | | 6TH |
| 3. Fuehrer | | | 11.6 | | 48.0 | |
| 4. Swanson | | | | 11.9 | | |

1600 METER RELAY

| Name | 1st | 2nd | 3rd | 4th | Total | Place |
|---|---|---|---|---|---|---|
| 1. Trey | 58.2 | | | | | |
| 2. Brett | | 62 | | | | |
| 3. Tyler | | | 59.7 | 59.3 | 3:59.3 | |
| 4. Shinn | | | | | | |

3200 METER RELAY

| Name | 1st | 2nd | 3rd | 4th | | Total | Place |
|---|---|---|---|---|---|---|---|
| 1. Joel | 440 68 | 880 2:22 | | | | 2:22 | 6th |
| 2. Tyler | | 440 72 | 880 2:27.1 | | | 4:47.1 | |
| 3. Stephen | | | 440 69 | 880 2:28.5 | | 7:17.6 | |
| 4. Trey | | | | 440 68 | 880 2:20 | 9:37.6 | |

TRACK MEET : _____ DATE : _____

| 110 Meter High Hurdles | Preliminaries | Finals | Place |
|---|---|---|---|
| Name | | | |
| 1. Feebee | 19.1 | 18.8 | 5TH |
| 2. | | | |
| 3. | | | |

| 300 Meter Int. Hurdles | Preliminaries | Finals | Place |
|---|---|---|---|
| Name | | | |
| 1. Swanson | 45.8 | | 5TH |
| 2. Feebee | FALSE START | | |
| 3. | | | |

| 100 Meter Dash | Preliminaries | Finals | Place |
|---|---|---|---|
| Name | | | |
| 1. Swanson | 12.98 | | |
| 2. Shinn | 12.58 | | |
| 3. Fuehrer | 12.66 | | |

| 200 Meter Dash | Preliminaries | Finals | Place |
|---|---|---|---|
| Name | | | |
| 1. Fuehrer | 25.5 | | |
| 2. | | | |
| 3. | | | |

| 400 Meter Dash | Preliminaries | Finals | Place |
|---|---|---|---|
| Name | | | |
| 1. NORMAN | 57.7 | | |
| 2. | | | |
| 3. | | | |

TRACK MEET : _____ DATE : _____

| 800 Meter Dash | ~~220~~ 400 | ~~440~~ 800 | Finals | Place |
|---|---|---|---|---|
| Name | | | | |
| 1. Tyler | 67 | 2:23.3 | | |
| 2. Joel | 68 | 2:18.3 | | 6TH |
| 3. | | | | |

| 1600 Meter Run | ~~400~~ | ~~440~~ 800 | ~~880~~ 1200 | Finals | Place |
|---|---|---|---|---|---|
| Name | | | | | |
| 1. Stephen | 79 | 2:47 | 4:18 | 5:43.3 | |
| 2. | | | | | |
| 3. | | | | | |

| 3200 Meter Run | 440 | 880 | 1320 | M | 1 ¼ | 1 ½ | 1 ¾ | 2 |
|---|---|---|---|---|---|---|---|---|
| Name | | | | | | | | |
| 1. Brett | 74 | 2:34 | 3:56 | 5:23 | 6:51 | 8:20 | 9:49 | 11:08 |
| 2. | | | | | | | | |
| 3. | | | | | | | | |

Mile Med Relay

1.
2.
3.
4.

400 Wt Relay

1.
2.
3.
4.

Shot + Disc

TRACK MEET Chappell DATE 4-12-02

SHOT PUT — Preliminaries — Finals — Place

| Name | 1 | 2 | 3 | 1 | 2 | 3 | Place |
|---|---|---|---|---|---|---|---|
| 1. John Strand | 38' | 40'9 | 42'2 | 41'3 | 42'11 | 41'5 | 4 |
| 2. Aaron Miller | 36'9 | 39'3½ | 37'9 | | | | |
| 3. Tyler Pribbeno | 43'10 | 44'3 | 43'11 | 40'10 | — | 44'8½ | 3 |

DISCUS — Preliminaries — Finals — Place

| Name | 1 | 2 | 3 | 1 | 2 | 3 | Place |
|---|---|---|---|---|---|---|---|
| 1. John Strand | 115 1¾" | 119 1¾" | 116 4" | 113 5¾" | 114 6" | 112 9" | 5 |
| 2. Aaron Miller | 118 1½" | 121 9¾" | — | 115 8¾" | 118 2¾" | — | 2 |
| 3. Corbin Schoenberger | 105 1½" | 117 7" | out | 109 7" | 105 2" | out | 4 |

LONG JUMP — Preliminaries — Finals — Place

| Name | 1 | 2 | 3 | 1 | 2 | 3 |
|---|---|---|---|---|---|---|
| 1. | | | | | | |
| 2. | | | | | | |
| 3. | | | | | | |

TRIPLE JUMP — Preliminaries — Finals — Place

| Name | 1 | 2 | 3 | 1 | 2 | 3 |
|---|---|---|---|---|---|---|
| 1. | | | | | | |
| 2. | | | | | | |
| 3. | | | | | | |

HIGH JUMP — HEIGHTS — PLACE

| Name | ___ | ___ | ___ | ___ | ___ | ___ | ___ |
|---|---|---|---|---|---|---|---|
| 1. | --- | --- | --- | --- | --- | --- | --- |
| 2. | --- | --- | --- | --- | --- | --- | --- |
| 3. | --- | --- | --- | --- | --- | --- | --- |

TRACK MEET : _____ DATE : _____

| POLE VALT | HEIGHTS | | | | | | | PLACE |
|---|---|---|---|---|---|---|---|---|
| Name | ___ | ___ | ___ | ___ | ___ | ___ | ___ | |
| 1. | ___ | ___ | ___ | ___ | ___ | ___ | ___ | |
| 2. | ___ | ___ | ___ | ___ | ___ | ___ | ___ | |
| 3. | ___ | ___ | ___ | ___ | ___ | ___ | ___ | |

400 METER RELAY

| Name | 1st | 2nd | 3rd | 4th | Total | Place |
|---|---|---|---|---|---|---|
| 1. | | | | | | |
| 2. | | | | | | |
| 3. | | | | | | |
| 4. | | | | | | |

1600 METER RELAY

| Name | 1st | 2nd | 3rd | 4th | Total | Place |
|---|---|---|---|---|---|---|
| 1. | | | | | | |
| 2. | | | | | | |
| 3. | | | | | | |
| 4. | | | | | | |

3200 METER RELAY

| Name | 1st | 2nd | 3rd | 4th | Total | Place |
|---|---|---|---|---|---|---|
| 1. | 440 | 880 | | | | |
| 2. | | 440 | 880 | | | |
| 3. | | | 440 | 880 | | |
| 4. | | | | 440 | 880 | |

TRACK MEET : _____ DATE : _____

| 110 Meter High Hurdles | Preliminaries | Finals | Place |
|---|---|---|---|
| Name | | | |
| 1. | | | |
| 2. | | | |
| 3. | | | |

| 300 Meter Int. Hurdles | Preliminaries | Finals | Place |
|---|---|---|---|
| Name | | | |
| 1. | | | |
| 2. | | | |
| 3. | | | |

| 100 Meter Dash | Preliminaries | Finals | Place |
|---|---|---|---|
| Name | | | |
| 1. | | | |
| 2. | | | |
| 3. | | | |

| 200 Meter Dash | Preliminaries | Finals | Place |
|---|---|---|---|
| Name | | | |
| 1. | | | |
| 2. | | | |
| 3. | | | |

| 400 Meter Dash | Preliminaries | Finals | Place |
|---|---|---|---|
| Name | | | |
| 1. | | | |
| 2. | | | |
| 3. | | | |

TRACK MEET : _____ DATE : _____

| 800 Meter Dash | 220 | 440 | Finals | Place |
|---|---|---|---|---|
| Name | | | | |
| 1. | | | | |
| 2. | | | | |
| 3. | | | | |

| 1600 Meter Run | 440 | 880 | Finals | Place |
|---|---|---|---|---|
| Name | | | | |
| 1. | | | | |
| 2. | | | | |
| 3. | | | | |

| 3200 Meter Run | 440 | 880 | 1320 | M | 1 ¼ | 1 ½ | 1 ¾ | 2 |
|---|---|---|---|---|---|---|---|---|
| Name | | | | | | | | |
| 1. | | | | | | | | |
| 2. | | | | | | | | |
| 3. | | | | | | | | |

Mile Med Relay

1.
2.
3.
4.

400 Wt Relay

1.
2.
3.
4.

# Chapel

Brett Bering
Aaron Miller
Joel Norman
Tyler Pribbenow
Corbin Schoenberger
John Strand
Jason Burke
Jake Fenebee
Matt Moser
Aaron Sargent
Mike Shinn
Tyler Stanley
Mike Swanson
Vern Swesey ?
Trey Boggs
Aaron Fiedler
Steve Hornig
Taylor May

17
4
21

2 - Coaches
2 - Staff

# Boys Track Travel List 2002

Chappell - 4-12-02

| Name | Phone | Bus | Van | Name | Phone | Bus |
|---|---|---|---|---|---|---|
| stin Bussell | | | | Aaron Sargent | | |
| ach Nesbitt | | | | Mike Shinn | | ✓ |
| Indy Ohlson | | | | Tyler Stanley | | ✓ |
| Kerry Shinn | | | | Mike Swanson | | ✓ |
| Tim Strand | | | | Vern Swesey | | |
| C.J Swanson | | | | Nathan Wenzlich | | |
| | | | | | | |
| | | | | Trey Boggs | | |
| Brett Berry | | ✓ | | Aaron Fischer | | |
| Jed German | | | | Steven Hanna | | |
| Ed Kaiser | | | | Marcos Grenados | | |
| Aaron Miller | | ✓ | | Taylor May | | |
| Joel Nannon | | ✓ | | | | |
| Tyler Pribbeno | | ✓ | | | | |
| Corbin Schoenberger | | ✓ | | Crystal Large | | |
| Brian Strand | | | | Sable Barns | | ✓ |
| John Strand | | ✓ | | Lisa Carmen | | |
| Jay Wood | | | | Holly Colton | | ✓ |
| Adam Vlasin | | | | | | |
| | | | | | | |
| | | | | | | |
| Jason Burtle | | | | | | |
| Jalla Ferebee | | ✓ | | Coach Bessler | 5091 | |
| Scott Leibrandt | | | | Coach Zuege | 5610 | ✓ |
| Will Morales | | | | Coach Mroczek | 5767 | ✓ |
| Matt Moser | | ✓ | | | | |
| | | | | | | |
| | | | | | | |

CHAPPELL BUFF. INVITATIONAL TRACK MEET — Boys

| 100 Meter Dash | B. Time |
|---|---|
| 1 Mike Swanson | 12.4 |
| 2 Mike Shinn | 12.0 |
| 3 | |

| 200 Meter Dash | B. Time |
|---|---|
| 1 A. Fischer ~~Mike Swanson~~ | 24.8 |
| 2 ~~Mike Shinn~~ | 24.5 |
| 3 | |

| 400 Meter Dash | B. Time |
|---|---|
| 1 Joel Norman | 57.0 |
| 2 Tyler Stanley | 58.0 |
| 3 Jason Burkle | 55.0 |

| 800 Meter Run | B. Time |
|---|---|
| 1 J. Norman | 2.15 |
| 2 Tyler Stanley | 2.20 |
| 3 | |

| 1600 Meter Run | B. Time |
|---|---|
| 1 ~~Trey Boggs~~ Hanna | 5.20 |
| 2 ~~Brett Berry~~ | 5.30 |
| 3 | |

| 3200 Meter Run | B. Time |
|---|---|
| 1 ~~Trey Boggs~~ | 11.30 |
| 2 Brett Berry | |
| 3 | |

| 110 Meter Hurdles | B. Time |
|---|---|
| 1 Jake Fercbee | 19.0 |
| 2 | |
| 3 | |

| 300 Meter Hurdles | B. Time |
|---|---|
| 1 mike Swanson | 45.6 |
| 2 Jake Fercbee | 47.6 |
| 3 | |

| High Jump | B. Jump |
|---|---|
| 1 ~~Trey Boggs~~ | 5'6 |
| 2 | |
| 3 | |

| Pole Vault | B. Vault |
|---|---|
| 1 mike Swanson | 10' |
| 2 Jake Fercbee | 10' |
| 3 Mike Shinn | 10' |

| Long Jump | B. Jump |
|---|---|
| 1 Aaron Fucher | 17' |
| 2 | |
| 3 | |

| Triple Jump | B. Jump |
|---|---|
| 1 ~~Taylor May~~ | 36' |
| 2 | |
| 3 | |

| Shot Put | B. Throw |
|---|---|
| 1 ~~Aaron Sargent~~ John Strand | 38' |
| 2 Aaron Miller | 40' |
| 3 ~~Matt~~ Moser Tyler Pribbenow | 41' |

| Discus | B. Throw |
|---|---|
| 1 John Strand | 120' |
| 2 ~~Tyler Pribbenow~~ A. Miller | 120' |
| 3 Corbin Schoenberger | 120' |

| | | | |
|---|---|---|---|
| 400 M. RELAY | (YES) | NO | 46.5 |
| 1600 M. RELAY | (YES) | NO | 4.00 |
| 3200 M. RELAY | (YES) | NO | 9.15 |

SCHOOL Imperial

COACH Bessler (2 eye)

School Phone 882-4304

Home Phone 882-5610

Time Leaving

400R
M. Swanson
J. Fercbee
M. Shinn
Fucher

1600R
Berry
Boggs
M. Shinn
Stanley

3200R
Boggs
Stanley
Hanna
Norman

# BUFF INVITATIONAL: Event Results

DATE: 4/12/02
Boys Meet

Bulletin Bd

100 Meter Dash

| | | |
|---|---|---|
| 1 | Frickey Daniel - SPL | 00:11.70 |
| 2 | Krajewski Kyle - GAC | 00:11.90 |
| 3 | Russell Jason - BUR | 00:12.00 |
| 4 | Morrison Johnny - JUL | 00:12.00 |
| 5 | Jasnoch Joel - GAC | 00:12.10 |
| 6 | Allen Matt - GAC | 00:12.20 |

200 Meter Dash

| | | |
|---|---|---|
| 1 | Frickey Daniel - SPL | 00:23.60 |
| 2 | Allen Matt - GAC | 00:24.20 |
| 3 | Jasnoch Joel - GAC | 00:24.50 |
| 4 | Fraire Dwayne - JUL | 00:24.50 |
| 5 | McNamee Cole - PBL | 00:24.60 |
| 6 | Todd Josh - BUR | 00:24.70 |

400 Meter Dash

| | | |
|---|---|---|
| 1 | Allen Matt - GAC | 00:53.00 |
| 2 | Metcalf Darron - CPL | 00:53.50 |
| 3 | McDonald Brad - BUR | 00:54.50 |
| 4 | Misner Aaron - BAC | 00:54.70 |
| 5 | Dent Steven - MUL | 00:55.50 |
| 6 | Lang Lucas - PBL | 00:55.60 |

110 High Hurdles

| | | |
|---|---|---|
| 1 | Johnson Luke - CPL | 00:16.00 |
| 2 | Metcalf Darron - CPL | 00:16.30 |
| 3 | Olsen Todd - POD | 00:16.40 |
| 4 | Foster Joel - SPL | 00:17.60 |
| 5 | Ferebee Jake - IMP | 00:18.90 |
| 6 | McCormick Vance - JUL | 00:19.00 |

300 Meter Hurdles

| | | |
|---|---|---|
| 1 | Krueger Sean - CPL | 00:41.40 |
| 2 | Johnson Luke - CPL | 00:41.90 |
| 3 | Olsen Todd - POD | 00:43.10 |
| 4 | Lind Dustin - BAC | 00:43.90 |
| 5 | Swanson Mike - IMP | 00:45.60 |
| 6 | Foster Joel - SPL | 00:45.70 |

**DATE: 4/12/02**

**Boys Meet**

800 Meter Run

| | | |
|---|---|---|
| 1 | Ramirez Juan - JUL | 02:08.70 |
| 2 | Miller Alex - GAC | 02:10.00 |
| 3 | Lang Lucas - PBL | 02:10.00 |
| 4 | Zarasaa Adam - CRA | 02:11.70 |
| 5 | Dent Steven - MUL | 02:12.80 |
| 6 | Norman Joel - IMP | 02:17.00 |

1600 Meter Run

| | | |
|---|---|---|
| 1 | Huffman Dan - BAC | 04:52.00 |
| 2 | Miller Shawn - LOD | 05:00.70 |
| 3 | House Chris - BUR | 05:05.00 |
| 4 | Gross AJ - PBL | 05:14.10 |
| 5 | Harms Jacob - WHE | 05:30.00 |
| 6 | Griffiths DJ - BAC | 05:21.60 |

3200 Meter Run

| | | |
|---|---|---|
| 1 | Huffman Dan - BAC | 10:42.20 |
| 2 | House Chris - BUR | 10:54.50 |
| 3 | Miller Shawn - LOD | 11:00.80 |
| 4 | Barry Brett - IMP | 11:08.30 |
| 5 | Griffiths DJ - BAC | 11:38.10 |
| 6 | Gifford Brandon - BAC | 11:45.40 |

Long Jump

| | | |
|---|---|---|
| 1 | Krueger Sean - CPL | 19ft 4.00in |
| 2 | Richards Aaron - BAC | 18ft 10.25in |
| 3 | Beattie Ryan - CPL | 18ft 5.00in |
| 4 | Talkington Chris - BAC | 18ft 3.50in |
| 5 | Tvrdik Randy - WHE | 18ft 1.00in |
| 6 | Harms Jacob - WHE | 18ft 1.00in |

Triple Jump

| | | |
|---|---|---|
| 1 | Krueger Sean - CPL | 41ft 0.75in |
| 2 | Talkington Chris - BAC | 40ft 8.50in |
| 3 | Zorn David - GAC | 39ft 9.50in |
| 4 | O'Brien Matt - GAC | 39ft 7.25in |
| 5 | Russell Jason - BUR | 39ft 3.00in |
| 6 | Harms Jacob - WHE | 38ft 5.00in |

## BUFF INVITATIONAL: Event Results cont.

**DATE: 4/12/02**

**Boys Meet**

### High Jump

| | | |
|---|---|---|
| 1 > | Olsen Todd - POD | 6ft 1.00in |
| 2 > | Harms Jacob - WHE | 6ft 1.00in |
| 3 > | Richards Aaron - BAC | 5ft 10.00in |
| 4 > | Gross AJ - PBL | 5ft 8.00in |
| 5 > | Damsdell Jeremy - BUR | 5ft 8.00in |
| 6 > | Krajewski Kyle - GAC | 5ft 6.00in |

### Pole Vault

| | | |
|---|---|---|
| 1 > | Coulter Ryan - BUR | 13ft 0.00in |
| 2 > | Collins David - JUL | 12ft 0.00in |
| 3 > | Swanson Mike - IMP | 11ft 6.00in |
| 4 > | Lutze James - CPL | 11ft 0.00in |
| 5 > | Donaldson Dustin - PBL | 10ft 6.00in |
| 6 > | Foster Joel - SPL | 10ft 6.00in |

### Shot Put

| | | |
|---|---|---|
| 1 > | Malcolm Zach - PBL | 47ft 0.50in |
| 2 > | Kizer Jeremy - JUL | 44ft 10.00in |
| 3 > | Pribbeno Tyler - IMP | 44ft 3.00in |
| 4 > | Strand John - IMP | 42ft 2.00in |
| 5 > | Warren Kevin - LOD | 40ft 9.00in |
| 6 > | Kantor Matt - JUL | 40ft 4.50in |

### Discus

| | | |
|---|---|---|
| 1 > | Malcolm Zach - PBL | 150ft 10.50in |
| 2 > | Miller Aaron - IMP | 121ft 11.75in |
| 3 > | Warren Kevin - LOD | 120ft 11.25in |
| 4 > | Schoenberger Corbin - IMP | 117ft 7.00in |
| 5 > | Strand John - IMP | 117ft 1.75in |
| 6 > | Kizer Jeremy - JUL | 116ft 8.00in |

### 4 x 100 Relay

| | | |
|---|---|---|
| 1 > | Garden County | 00:46.30 |
| 2 > | Julesburg | 00:46.90 |
| 3T> | Chappell | 00:47.30 |
| 3T> | Burns | 00:47.30 |
| 5 > | South Platte | 00:48.00 |
| 6 > | Imperial | 00:48.10 |

DATE: 4/12/02

**Boys Meet**

4 x 400 Relay

| | | |
|---|---|---|
| 1 | > Chappell | 03:40.60 |
| 2 | > Garden County | 03:44.40 |
| 3 | > Banner County | 03:45.20 |
| 4 | > Mullen | 03:49.90 |
| 5 | > Burns | 03:53.00 |
| 6 | > Crawford | 03:53.40 |

4 x 800 Relay

| | | |
|---|---|---|
| 1 | > Garden County | 08:59.40 |
| 2 | > Burns | 09:11.80 |
| 3 | > Chappell | 09:15.80 |
| 4 | > South Platte | 09:17.20 |
| 5 | > Lodgepole | 09:30.50 |
| 6 | > Imperial | 09:37.50 |

| | | |
|---|---|---|
| 1. | Chappell | 95.00 |
| 2. | Garden County | 82.00 |
| 3. | Banner County | 64.00 |
| 4. | Burns | 56.00 |
| 5. | Julesburg | 45.00 |
| 6. | Imperial | 41.00 |
| 7. | Pine Bluffs | 39.00 |
| 8. | South Platte | 32.00 |
| 9. | Lodgepole | 24.00 |
| 10. | Potter-Dix | 22.00 |
| 11. | Wheatland | 14.00 |
| 12. | Mullen | 8.00 |
| 13. | Crawford | 5.00 |
| 14. | Caliche | 0.00 |

Good job

# BUFF INVITATIONAL TRACK MEET
# APRIL 12th, 2002
# CHAPPELL, NEBRASKA

## MEET INSTRUCTIONS:

1. The number of events one may enter is governed by the NSAA.

2. Events will be called over the PA system – please have your event entrants report promptly.

3. Starting blocks will be furnished.

4. Boys preliminaries will run in 110m High Hurdles, 100m Dash, and 200m Dash. Girls preliminaries will be run in 100m Int. Hurdles, 100m Dash, and 200m Dash.

5. We will qualify 8 for all track finals.

6. Opening heights in the high jump and pole vault will be determined after entries are received, and announced at scratch and add meetings.

7. Eight people (8) will qualify in the field events except the high jump and pole vault on the basis of three (3) preliminary attempts. Finals will consist of three (3) attempts.

8. There will be an official discus and shot to be used by all participants.

9. The first six (6) places in each event will be scored 10-8-6-4-2-1.

10. Medals will be awarded for 1st through 6th place finishes.

11. There will be a boys' team plaque and a girls' team plaque and a Grand Champion plaque for the best girls and boys team combined score.

12. **Will the coaches please remain in the stands of infield and instruct your runners to stay in the stands or infield when they are not participating!!!** Also, please instruct your athletes to confine their warm-up to the infield or back-stretch as much as possible.

13. Please use this year's times only from an official track meet – not practice times. **BE SURE YOUR TIMES ARE IN METERS!!!!!!!!**

14. Lane assignments by the time will by 4-5-3-6-2-7-1-8 in the 100, 200, High Hurdles, and girls Low Hurdles.

15. Please return entry forms by April 8, 2002.

16. A scratch meeting will be held at 8:30 AM. There will be coffee and rolls served. If there are any changes to be made, they are to be made at this time. NO ADDS WITHOUT A SCRATCH!! Scratch meetings – High School Library.

17. Concessions will be provided in our concession stand south of the track. Sandwiches and other refreshments will be available. Restrooms are in the concession stand building.

18. In case of a postponement due to weather conditions, radio stations KOGA at Ogallala, and KSID at Sidney will be notified.

19. Length of spikes should be such that they PENETRATE the track 1/8", and should be the pyramid style.

20. PLEASE MAKE SURE THAT ANY POLE VAULTERS YOU COMPETE, HAVE THEIR CARDS WITH THE COACHES SIGNATURE!!!

21. The entry fee is $135.00 for both teams and $70.00 for one team.

# BETTY JOHNSON MEMORIAL HURDLING TROPHY

Trophies will be presented to the top male and top female hurdler according to the point schedule below. Athletes that receive the most total points will win the trophy

Betty Johnson was a long time supporter of track and field in Nebraska. She firmly believed that there are few things in the world as beautiful as a good hurdle race. Betty and her husband, Harold, loved attending track meets and encouraging the athletes, whether they had children or grandchildren competing or not. A tear of joy could often be seen in Betty's eye at the conclusion of a good hurdle race, especially the high hurdles.

Betty passed away the week of the Nebraska State Track meet in 1999. These trophies are being presented in loving memory of a real ambassador of the sport of Track and Field – Betty Z Johnson.

| HIGH HURDLES | |
|---|---|
| Place | Points |
| 1 | 10 |
| 2 | 9 |
| 3 | 8 |
| 4 | 7 |
| 5 | 6 |
| 6 | 5 |
| 7 | 4 |
| 8 | 3 |
| Participant | 2 |

| 300 HURDLES | |
|---|---|
| Place | Points |
| 1 | 9 |
| 2 | 8 |
| 3 | 7 |
| 4 | 6 |
| 5 | 5 |
| 6 | 4 |
| 7 | 3 |
| 8 | 2 |
| Participant | 1 |

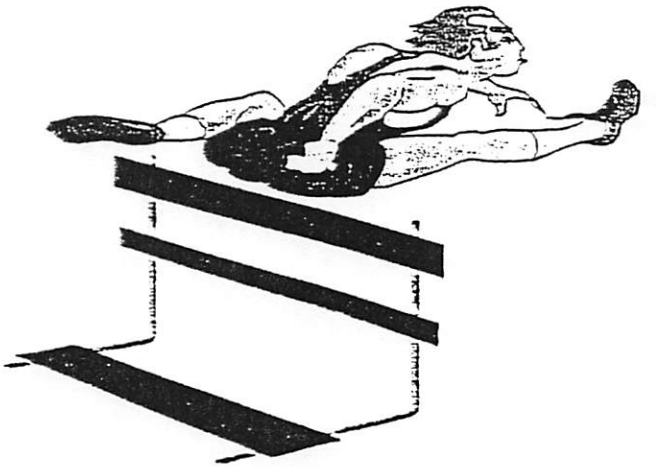

# CHAPPELL TRACK MEET
# HIGH SCHOOL ORDER OF EVENTS

8:30 AM — Scratch and Add meeting in the High School Media Center located in the East part of the High School Building. (Directly West of the Track)

9:00 AM — FIELD EVENTS

Discus-(**BOYS**) =East edge of softball/baseball field -East of FB field.
Long Jump (**BOYS**) in **WEST** pit.
High Jump--Boys followed by Girls.
Pole Vault--Girls followed by Boys.
Shot Put- (**GIRLS**) =South of concession stand-South of FB field.
Triple Jump-(**GIRLS**) = **EAST** pit.

***Immediately following the above:***

Shot Put-(**BOYS**) = South of concession stand-South of FB field.
Triple Jump-(**BOYS**) =**EAST** pit.
Discus-(**GIRLS**) = East edge of softball/baseball field-East of FB field.
Long Jump (**GIRLS**) in **WEST** pit.

12:00 PM

Girls- 3200 Meter Relay FINALS
Boys- 3200 Meter Relay FINALS
Girls- 100 Meter High Hurdles prelims
Boys- 110 Meter High Hurdles prelims
Girls- 100 Meter Dash prelims
Boys- 100 Meter Dash prelims
Girls- 400 Meter Dash FINALS
Boys- 400 Meter Dash FINALS
Girls- 3200 Meter Run FINALS
Boys- 3200 Meter Run Finals
Girls- 200 Meter Dash prelims
Boys- 200 Meter Dash prelims

LUNCH BREAK

**FINALS:**

Girls- 100 Meter High Hurdles
Boys- 110 Meter High Hurdles
Girls- 100 Meter Dash
Boys- 100 Meter Dash
Girls- 800 Meter Run
Boys- 800 Meter Run
Girls- 300 Meter Low Hurdles
Boys- 300 Meter Intermediate Hurdles
Girls- 200 Meter Dash
Boys- 200 Meter Dash
Girls- 1600 Meter Run
Boys- 1600 Meter Run
Girls- 400 Meter Relay
Boys- 400 Meter Relay
Girls- 1600 Meter Relay
Boys- 1600 Meter Relay

CHAPPELL BUFF INVITATIONAL TRACK MEET Boys

| 100 Meter Dash | B. Time |
|---|---|
| 1 Mike Swanson | 12.4 |
| 2 Mike Shinn | 12.0 |
| 3 | |

| 200 Meter Dash | B. Time |
|---|---|
| 1 Mike Swanson | 24.8 |
| 2 Mike Shinn | 24.5 |
| 3 | |

| 400 Meter Dash | B. Time |
|---|---|
| 1 Joel Norman | 57.0 |
| 2 Tyler Stanley | 58.0 |
| 3 Jason Burke | 55.0 |

| 800 Meter Run | B. Time |
|---|---|
| 1 J. Norman | 2.15 |
| 2 Tyler Stanley | 2.20 |
| 3 | |

| 1600 Meter Run | B. Time |
|---|---|
| 1 Trey Boggs | 5.20 |
| 2 Brett Berry | 5.30 |
| 3 | |

| 3200 Meter Run | B. Time |
|---|---|
| 1 Trey Boggs | 11.30 |
| 2 | |
| 3 | |

| 110 Meter Hurdles | B. Time |
|---|---|
| 1 Jake Ferebee | 19.0 |
| 2 | |
| 3 | |

| 300 Meter Hurdles | B. Time |
|---|---|
| 1 Mike Swanson | 45.6 |
| 2 Jake Ferebee | 47.6 |
| 3 | |

| High Jump | B. Jump |
|---|---|
| 1 Trey Boggs | 5'6 |
| 2 | |
| 3 | |

| Pole Vault | B. Vault |
|---|---|
| 1 Mike Swanson | 10' |
| 2 Jake Ferebee | 10' |
| 3 Mike Shinn | 10' |

| Long Jump | B. Jump |
|---|---|
| 1 Aaron Fuchen | 17' |
| 2 | |
| 3 | |

| Triple Jump | B. Jump |
|---|---|
| 1 Taylor Mary | 36' |
| 2 | |
| 3 | |

| Shot Put | B. Throw |
|---|---|
| 1 Aaron Sargent | 38' |
| 2 Aaron Miller | 40' |
| 3 Matt Moser | 41' |

| Discus | B. Throw |
|---|---|
| 1 John Strand | 120' |
| 2 Tyler Ribbeno | 120' |
| 3 Corbin Schoenberger | 120' |

| | | | |
|---|---|---|---|
| 400 M. RELAY | YES | NO | 46.5 |
| 1600 M. RELAY | YES | NO | 4.00 |
| 3200 M. RELAY | YES | NO | 9.15 |

SCHOOL Imperial

COACH Bessler - Zueye

School Phone 882-4304

Home Phone 882-5610

Time Leaving

Master All Ec

TRACK MEET Chapel DATE 4-12-08

SHOT PUT — Preliminaries — Finals — Place

| Name | Preliminaries 1 | 2 | 3 | Finals 1 | 2 | 3 | Place |
|---|---|---|---|---|---|---|---|
| 1. John Strand | 38'0" | 40'9" | 42'2" | 41'3" | 42'11" | 41'8" | 4th |
| 2. Aaron Miller | 36'9" | 39'3½" | 37'7" | | | | |
| 3. Tyler Pribbenow | 43'10" | 44'3" | 43'11" | 40'10" | S | 44'8½" | 3rd |

DISCUS — Preliminaries — Finals — Place

| Name | Preliminaries 1 | 2 | 3 | Finals 1 | 2 | 3 | Place |
|---|---|---|---|---|---|---|---|
| 1. John Strand | 115'1¾" | 117'1¾" | 115'4" | 114'6" | 113' | 112'9" | 5th |
| 2. Aaron Miller | 118'1½" | 121'7¾" | S | 115'8¼ | 119'2½ | S | 2nd |
| 3. Corbin Schoenherr | 110'5½" | 117'7" | OB | 108 | 109 | OB | 4th |

LONG JUMP — Preliminaries — Finals — Place

| Name | Preliminaries 1 | 2 | 3 | Finals 1 | 2 | 3 | Place |
|---|---|---|---|---|---|---|---|
| 1. ~~Aaron Fuer~~ Aaron Fuehrer | 14'7½" | 15'6" | S | | | | |
| 2. | | | | | | | |
| 3. | | | | | | | |

TRIPLE JUMP — Preliminaries — Finals — Place

| Name | Preliminaries 1 | 2 | 3 | Finals 1 | 2 | 3 | Place |
|---|---|---|---|---|---|---|---|
| 1. | | | | | | | |
| 2. X | | | | | | | |
| 3. | | | | | | | |

HIGH JUMP — HEIGHTS — PLACE

| Name | | | | | | | |
|---|---|---|---|---|---|---|---|
| 1. | --- | --- | --- | --- | --- | --- | --- |
| 2. X | --- | --- | --- | --- | --- | --- | --- |
| 3. | --- | --- | --- | --- | --- | --- | --- |

TRACK MEET : _____ DATE : _____

| POLE VALT | HEIGHTS | | | | | | | PLACE |
|---|---|---|---|---|---|---|---|---|
| Name | 9 | 9'6" | 10" | 10'6" | 11" | 11'6" | 12' | |
| 1. Mike Swanson | — | X | X | X | X | OX | OOO | 3rd |
| 2. Mike Shinn | OOO | | | | | | | |
| 3. Jake Fischer | OX | X | OOO | | | | | |

400 METER RELAY

| Name | 1st | 2nd | 3rd | 4th | Total | Place |
|---|---|---|---|---|---|---|
| 1. ~~M. Swanson~~ Norman | 12.2 | | | | | |
| 2. ~~J. Fischer~~ Shinn | | 12.3 | | | 48 | |
| 3. M. Shinn Fuehrer | | | 11.5 | | | |
| 4 ~~A. Fischer~~ Swanson | | | | 12 | | |

1600 METER RELAY

| Name | 1st | 2nd | 3rd | 4th | Total | Place |
|---|---|---|---|---|---|---|
| 1. T. Boggs. | 58.2 | | | | | |
| 2. B Berry | | 62. | | | | 3:59.3 |
| 3. T Stanley | | | 59.7 | | | |
| 4 M Shinn | | | | 59.3 | | |

3200 METER RELAY

| Name | 1st | 2nd | 3rd | 4th | | Total | Place |
|---|---|---|---|---|---|---|---|
| 1. J. Norman | 440 | 880 | | | | 2:22 | |
| 2. T. Stanley | | 440 | 880 | | | 4:47.1 | 6th |
| 3. S. Hanna | | | 440 | 880 | | 7:17.6 | |
| 4. T Boggs | | | | 440 | 880 | 9:37.6 | |

TRACK MEET : _____ DATE : _____ 5

| 110 Meter High Hurdles | Preliminaries | Finals | Place |
|---|---|---|---|
| Name | | | |
| 1. J. Fercher | 19.1 | 18.7 | 5th |
| 2. | | | |
| 3. | | | |

| 300 Meter Int. Hurdles | Preliminaries | Finals | Place |
|---|---|---|---|
| Name | | | |
| 1. Mike Swanson | 45.62 | | 5th |
| 2. Jake Fegcher | False Start | | |
| 3. | | | |

| 100 Meter Dash | Preliminaries | Finals | Place |
|---|---|---|---|
| Name | | | |
| 1. Mike Swanson | 12.98 | | |
| 2. Mike Shinn | 12.58 | | |
| 3. Fuehrer | 12.67 | | |

| 200 Meter Dash | Preliminaries | Finals | Place |
|---|---|---|---|
| Name | | | |
| 1. A. Fischer | 25.82 | | |
| 2. | | | |
| 3. | | | |

| 400 Meter Dash | Preliminaries | Finals | Place |
|---|---|---|---|
| Name | | | |
| 1. Joel Noonin | 57.7 | | |
| 2. | | | |
| 3. | | | |

TRACK MEET : _____ DATE : _____

| 800 Meter Dash | 220 | 440 | Finals | Place |
|---|---|---|---|---|
| Name | | | | |
| 1. Joel Norman | 68 | 2:18.03 | | |
| 2. Tyler Stanley | 67 | 2:23.03 | | |
| 3. | | | | |

| 1600 Meter Run | 400 | ~~440~~ 800 | 1200 | ~~880~~ | Finals 1600 | Place |
|---|---|---|---|---|---|---|
| Name | | | | | | |
| 1. S. Hanna | 79 | 2:47 | 4:18 | | 5:43.36 | |
| 2. | | | | | | |
| 3. | | | | | | |

| 3200 Meter Run | 440 | 880 | 1320 | M | 1 ¼ | 1 ½ | 1 ¾ | 2 |
|---|---|---|---|---|---|---|---|---|
| Name | | | | | | | | |
| 1. Brett Berry | 74 | 2:34 | 3:50 | 5:23 | 6:51 | 8:20 | 9:49 | 11:08 |
| 2. | | | | | | | | 11:05 |
| 3. | | | | | | | | |

Mile Med Relay

1.
2.
3. X
4.

400 Wt Relay

1.
2.
3. X
4.

# Field Events

TRACK MEET Chapell DATE 4-12-02

| SHOT PUT | Preliminaries | | | Finals | | | Place |
|---|---|---|---|---|---|---|---|
| Name | 1 | 2 | 3 | 1 | 2 | 3 | |
| 1. Strand | 38'0" | 40'9" | 42'2" | 41'3" | 42'11 | 41'5 | |
| 2. ~~Miller~~ | 36'9" | 39'3½" | 37'7" | | | | |
| 3. Pribbeno | 43'10 | 44'3 | 43'11 | 40'10 | S | 44'8½" | |

| DISCUS | Preliminaries | | | Finals | | | Place |
|---|---|---|---|---|---|---|---|
| Name | 1 | 2 | 3 | 1 | 2 | 3 | |
| 1. Strand | 115'1¾" | 117'1¾" | 115'4" | 114'6" | 113' | 112'9" | 5th |
| 2. ~~Miller~~ | 118'1½" | 121'3¾" | S | 115'8¼" | 119'2½" | S | 2nd |
| 3. Schoenberger | 110'5½" | 117'7" | OB | 108' | 109' | OB | 4th |

| LONG JUMP | Preliminaries | | | Finals | | | Place |
|---|---|---|---|---|---|---|---|
| Name | 1 | 2 | 3 | 1 | 2 | 3 | |
| 1. Aaron Fucker | 14'7½" | 15'6" | S | | | | |
| 2. | | | | | | | |
| 3. | | | | | | | |

| TRIPLE JUMP | Preliminaries | | | Finals | | | Place |
|---|---|---|---|---|---|---|---|
| Name | 1 | 2 | 3 | 1 | 2 | 3 | |
| 1. | | | | | | | |
| 2. None | | | | | | | |
| 3. | | | | | | | |

| HIGH JUMP | HEIGHTS | | | | | | | PLACE |
|---|---|---|---|---|---|---|---|---|
| Name | ___ | ___ | ___ | ___ | ___ | ___ | ___ | |
| 1. None | --- | --- | --- | --- | --- | --- | --- | |
| 2. | --- | --- | --- | --- | --- | --- | --- | |
| 3. | --- | --- | --- | --- | --- | --- | --- | |

TRACK MEET : Chappell DATE : 4-12-02

| POLE VALT | HEIGHTS | | | | | | | PLACE |
|---|---|---|---|---|---|---|---|---|
| Name | 9' | 9'6" | 10' | 10'6" | 11' | 11'6" | 12' | |
| 1. M. Swanson | --- | X-- | X-- | X-- | X-- | OX- | OOO | 3RD |
| 2. M. Shinn | OOO | --- | --- | --- | --- | --- | --- | |
| 3. J. Fercher | OX- | X-- | OOO | --- | --- | --- | --- | |

400 METER RELAY

| Name | 1st | 2nd | 3rd | 4th | Total | Place |
|---|---|---|---|---|---|---|
| 1. Norman | 12.2 | | | | | |
| 2. Shinn | | 12.3 | | | | 6TH |
| 3. Fuehrer | | | 11.6 | | 48.0 | |
| 4. Swanson | | | | 11.9 | | |

1600 METER RELAY

| Name | 1st | 2nd | 3rd | 4th | Total | Place |
|---|---|---|---|---|---|---|
| 1. Trey | 58.2 | | | | | |
| 2. Brett | | 62 | | | | |
| 3. Tyler | | | 59.7 | 59.3 | 3:59.3 | |
| 4. Shinn | | | | | | |

3200 METER RELAY

| Name | 1st | 2nd | 3rd | 4th | | Total | Place |
|---|---|---|---|---|---|---|---|
| 1. Joel | 440 68 | 880 2:22 | | | | 2:22 | 6th |
| 2. Tyler | | 440 72 | 880 2:27.1 | | | 4:47.1 | |
| 3. Stephen | | | 440 69 | 880 2:28.5 | | 7:17.6 | |
| 4. Trey | | | | 440 68 | 880 2:20 | 9:37.6 | |

TRACK MEET : _____ DATE : _____

| 110 Meter High Hurdles | Preliminaries | Finals | Place |
|---|---|---|---|
| Name | | | |
| 1. Feebee | 19.1 | 18.8 | 5TH |
| 2. | | | |
| 3. | | | |

| 300 Meter Int. Hurdles | Preliminaries | Finals | Place |
|---|---|---|---|
| Name | | | |
| 1. Swanson | 45.8 | | 5TH |
| 2. Feebee | FALSE START | | |
| 3. | | | |

| 100 Meter Dash | Preliminaries | Finals | Place |
|---|---|---|---|
| Name | | | |
| 1. Swanson | 12.98 | | |
| 2. Shinn | 12.58 | | |
| 3. Fuehrer | 12.66 | | |

| 200 Meter Dash | Preliminaries | Finals | Place |
|---|---|---|---|
| Name | | | |
| 1. Fuehrer | 25.5 | | |
| 2. | | | |
| 3. | | | |

| 400 Meter Dash | Preliminaries | Finals | Place |
|---|---|---|---|
| Name | | | |
| 1. NORMAN | 57.7 | | |
| 2. | | | |
| 3. | | | |

TRACK MEET : _____ DATE : _____

| 800 Meter Dash | ~~220~~ 400 | ~~440~~ 800 | Finals | Place |
|---|---|---|---|---|
| Name | | | | |
| 1. Tyler | 67 | 2:23.3 | | |
| 2. Joel | 68 | 2:18.3 | | 6TH |
| 3. | | | | |

| 1600 Meter Run | ~~400~~ | ~~440~~ 800 | ~~880~~ 1200 | Finals | Place |
|---|---|---|---|---|---|
| Name | | | | | |
| 1. Stephen | 79 | 2:47 | 4:18 | 5:43.3 | |
| 2. | | | | | |
| 3. | | | | | |

| 3200 Meter Run | 440 | 880 | 1320 | M | 1 ¼ | 1 ½ | 1 ¾ | 2 |
|---|---|---|---|---|---|---|---|---|
| Name | | | | | | | | |
| 1. Brett | 74 | 2:34 | 3:56 | 5:23 | 6:51 | 8:20 | 9:49 | 11:08 |
| 2. | | | | | | | | |
| 3. | | | | | | | | |

Mile Med Relay

1.
2.
3.
4.

400 Wt Relay

1.
2.
3.
4.

Shot + Disc

TRACK MEET Chappell DATE 4-12-02

SHOT PUT — Preliminaries — Finals — Place

| Name | 1 | 2 | 3 | 1 | 2 | 3 | Place |
|---|---|---|---|---|---|---|---|
| 1. John Strand | 38' | 40'9 | 42'2 | 41'3 | 42'11 | 41'5 | 4 |
| 2. Aaron Miller | 36'9 | 39'3½ | 37'9 | | | | |
| 3. Tyler Pribbeno | 43'10 | 44'3 | 43'11 | 40'10 | — | 44'8½ | 3 |

DISCUS — Preliminaries — Finals — Place

| Name | 1 | 2 | 3 | 1 | 2 | 3 | Place |
|---|---|---|---|---|---|---|---|
| 1. John Strand | 115 1¾" | 119 1¾" | 116 4" | 113 5¾" | 114 6" | 112 9" | 5 |
| 2. Aaron Miller | 118 1½" | 121 9¾" | — | 115 8¾" | 118 2¾" | — | 2 |
| 3. Corbin Schoenberger | 105 1½" | 117 7" | out | 109 7" | 105 2" | out | 4 |

LONG JUMP — Preliminaries — Finals — Place

| Name | 1 | 2 | 3 | 1 | 2 | 3 |
|---|---|---|---|---|---|---|
| 1. | | | | | | |
| 2. | | | | | | |
| 3. | | | | | | |

TRIPLE JUMP — Preliminaries — Finals — Place

| Name | 1 | 2 | 3 | 1 | 2 | 3 |
|---|---|---|---|---|---|---|
| 1. | | | | | | |
| 2. | | | | | | |
| 3. | | | | | | |

HIGH JUMP — HEIGHTS — PLACE

| Name | ___ | ___ | ___ | ___ | ___ | ___ | ___ |
|---|---|---|---|---|---|---|---|
| 1. | --- | --- | --- | --- | --- | --- | --- |
| 2. | --- | --- | --- | --- | --- | --- | --- |
| 3. | --- | --- | --- | --- | --- | --- | --- |

TRACK MEET : _____ DATE : _____

| POLE VALT | HEIGHTS | | | | | | | PLACE |
|---|---|---|---|---|---|---|---|---|
| Name | ___ | ___ | ___ | ___ | ___ | ___ | ___ | |
| 1. | ___ | ___ | ___ | ___ | ___ | ___ | ___ | |
| 2. | ___ | ___ | ___ | ___ | ___ | ___ | ___ | |
| 3. | ___ | ___ | ___ | ___ | ___ | ___ | ___ | |

400 METER RELAY

| Name | 1st | 2nd | 3rd | 4th | Total | Place |
|---|---|---|---|---|---|---|
| 1. | | | | | | |
| 2. | | | | | | |
| 3. | | | | | | |
| 4. | | | | | | |

1600 METER RELAY

| Name | 1st | 2nd | 3rd | 4th | Total | Place |
|---|---|---|---|---|---|---|
| 1. | | | | | | |
| 2. | | | | | | |
| 3. | | | | | | |
| 4. | | | | | | |

3200 METER RELAY

| Name | 1st | 2nd | 3rd | 4th | Total | Place |
|---|---|---|---|---|---|---|
| 1. | 440 | 880 | | | | |
| 2. | | 440 | 880 | | | |
| 3. | | | 440 | 880 | | |
| 4. | | | | 440 | 880 | |

TRACK MEET : _____ DATE : _____

| 110 Meter High Hurdles | Preliminaries | Finals | Place |
|---|---|---|---|
| Name | | | |
| 1. | | | |
| 2. | | | |
| 3. | | | |

| 300 Meter Int. Hurdles | Preliminaries | Finals | Place |
|---|---|---|---|
| Name | | | |
| 1. | | | |
| 2. | | | |
| 3. | | | |

| 100 Meter Dash | Preliminaries | Finals | Place |
|---|---|---|---|
| Name | | | |
| 1. | | | |
| 2. | | | |
| 3. | | | |

| 200 Meter Dash | Preliminaries | Finals | Place |
|---|---|---|---|
| Name | | | |
| 1. | | | |
| 2. | | | |
| 3. | | | |

| 400 Meter Dash | Preliminaries | Finals | Place |
|---|---|---|---|
| Name | | | |
| 1. | | | |
| 2. | | | |
| 3. | | | |

TRACK MEET : _____ DATE : _____

| 800 Meter Dash | 220 | 440 | Finals | Place |
|---|---|---|---|---|
| Name | | | | |
| 1. | | | | |
| 2. | | | | |
| 3. | | | | |

| 1600 Meter Run | 440 | 880 | Finals | Place |
|---|---|---|---|---|
| Name | | | | |
| 1. | | | | |
| 2. | | | | |
| 3. | | | | |

| 3200 Meter Run | 440 | 880 | 1320 | M | 1 ¼ | 1 ½ | 1 ¾ | 2 |
|---|---|---|---|---|---|---|---|---|
| Name | | | | | | | | |
| 1. | | | | | | | | |
| 2. | | | | | | | | |
| 3. | | | | | | | | |

Mile Med Relay

1.
2.
3.
4.

400 Wt Relay

1.
2.
3.
4.

# Chapel

Brett Bering
Aaron Miller
Joel Norman
Tyler Pribbenow
Corbin Schoenberger
John Strand
Jason Burke
Jake Fenebee
Matt Moser
Aaron Sargent
Mike Shinn
Tyler Stanley
Mike Swanson
Vern Swesey ?
Trey Boggs
Aaron Fiedler
Steve Hornig
Taylor May

17
4
21

2 - Coaches
2 - Staff

# Boys Track Travel List 2002

Chappell - 4-12-02

| Name | Phone | Bus | Van | Name | Phone | Bus |
|---|---|---|---|---|---|---|
| stin Bussell | | | | Aaron Sargent | | |
| ach Nesbitt | | | | Mike Shinn | | ✓ |
| Indy Ohlson | | | | Tyler Stanley | | ✓ |
| Kerry Shinn | | | | Mike Swanson | | ✓ |
| Tim Strand | | | | Vern Swesey | | |
| C.J Swanson | | | | Nathan Wenzlich | | |
| | | | | | | |
| | | | | Trey Boggs | | |
| Brett Berry | | ✓ | | Aaron Fischer | | |
| Jed German | | | | Steven Hanna | | |
| Ed Kaiser | | | | Marcos Grenados | | |
| Aaron Miller | | ✓ | | Taylor May | | |
| Joel Nannon | | ✓ | | | | |
| Tyler Pribbeno | | ✓ | | | | |
| Corbin Schoenberger | | ✓ | | Crystal Large | | |
| Brian Strand | | | | Sable Barns | | ✓ |
| John Strand | | ✓ | | Lisa Carmen | | |
| Jay Wood | | | | Holly Colton | | ✓ |
| Adam Vlasin | | | | | | |
| | | | | | | |
| | | | | | | |
| Jason Burtle | | | | | | |
| Jalla Ferebee | | ✓ | | Coach Bessler | 5091 | |
| Scott Leibrandt | | | | Coach Zuege | 5610 | ✓ |
| Will Morales | | | | Coach Mroczek | 5767 | ✓ |
| Matt Moser | | ✓ | | | | |
| | | | | | | |
| | | | | | | |

CHAPPELL BUFF. INVITATIONAL TRACK MEET — Boys

| 100 Meter Dash | B. Time |
|---|---|
| 1 Mike Swanson | 12.4 |
| 2 Mike Shinn | 12.0 |
| 3 | |

| 200 Meter Dash | B. Time |
|---|---|
| 1 A. Fischer ~~Mike Swanson~~ | 24.8 |
| 2 ~~Mike Shinn~~ | 24.5 |
| 3 | |

| 400 Meter Dash | B. Time |
|---|---|
| 1 Joel Norman | 57.0 |
| 2 Tyler Stanley | 58.0 |
| 3 Jason Burkle | 55.0 |

| 800 Meter Run | B. Time |
|---|---|
| 1 J. Norman | 2.15 |
| 2 Tyler Stanley | 2.20 |
| 3 | |

| 1600 Meter Run | B. Time |
|---|---|
| 1 ~~Trey Boggs~~ Hanna | 5.20 |
| 2 ~~Brett Berry~~ | 5.30 |
| 3 | |

| 3200 Meter Run | B. Time |
|---|---|
| 1 ~~Trey Boggs~~ | 11.30 |
| 2 Brett Berry | |
| 3 | |

| 110 Meter Hurdles | B. Time |
|---|---|
| 1 Jake Fercbee | 19.0 |
| 2 | |
| 3 | |

| 300 Meter Hurdles | B. Time |
|---|---|
| 1 mike Swanson | 45.6 |
| 2 Jake Fercbee | 47.6 |
| 3 | |

| High Jump | B. Jump |
|---|---|
| 1 ~~Trey Boggs~~ | 5'6 |
| 2 | |
| 3 | |

| Pole Vault | B. Vault |
|---|---|
| 1 mike Swanson | 10' |
| 2 Jake Fercbee | 10' |
| 3 Mike Shinn | 10' |

| Long Jump | B. Jump |
|---|---|
| 1 Aaron Fucher | 17' |
| 2 | |
| 3 | |

| Triple Jump | B. Jump |
|---|---|
| 1 ~~Taylor May~~ | 36' |
| 2 | |
| 3 | |

| Shot Put | B. Throw |
|---|---|
| 1 ~~Aaron Sargent~~ John Strand | 38' |
| 2 Aaron Miller | 40' |
| 3 ~~Matt~~ Moser Tyler Pribbenow | 41' |

| Discus | B. Throw |
|---|---|
| 1 John Strand | 120' |
| 2 ~~Tyler Pribbenow~~ A. Miller | 120' |
| 3 Corbin Schoenberger | 120' |

| | | | |
|---|---|---|---|
| 400 M. RELAY | (YES) | NO | 46.5 |
| 1600 M. RELAY | (YES) | NO | 4.00 |
| 3200 M. RELAY | (YES) | NO | 9.15 |

SCHOOL Imperial

COACH Bessler (2 eye)

School Phone 882-4304

Home Phone 882-5610

Time Leaving

400R
M. Swanson
J. Fercbee
M. Shinn
Fucher

1600R
Berry
Boggs
M. Shinn
Stanley

3200R
Boggs
Stanley
Hanna
Norman

# BUFF INVITATIONAL: Event Results

DATE: 4/12/02
Boys Meet

Bulletin Bd

100 Meter Dash

| | | |
|---|---|---|
| 1 | Frickey Daniel - SPL | 00:11.70 |
| 2 | Krajewski Kyle - GAC | 00:11.90 |
| 3 | Russell Jason - BUR | 00:12.00 |
| 4 | Morrison Johnny - JUL | 00:12.00 |
| 5 | Jasnoch Joel - GAC | 00:12.10 |
| 6 | Allen Matt - GAC | 00:12.20 |

200 Meter Dash

| | | |
|---|---|---|
| 1 | Frickey Daniel - SPL | 00:23.60 |
| 2 | Allen Matt - GAC | 00:24.20 |
| 3 | Jasnoch Joel - GAC | 00:24.50 |
| 4 | Fraire Dwayne - JUL | 00:24.50 |
| 5 | McNamee Cole - PBL | 00:24.60 |
| 6 | Todd Josh - BUR | 00:24.70 |

400 Meter Dash

| | | |
|---|---|---|
| 1 | Allen Matt - GAC | 00:53.00 |
| 2 | Metcalf Darron - CPL | 00:53.50 |
| 3 | McDonald Brad - BUR | 00:54.50 |
| 4 | Misner Aaron - BAC | 00:54.70 |
| 5 | Dent Steven - MUL | 00:55.50 |
| 6 | Lang Lucas - PBL | 00:55.60 |

110 High Hurdles

| | | |
|---|---|---|
| 1 | Johnson Luke - CPL | 00:16.00 |
| 2 | Metcalf Darron - CPL | 00:16.30 |
| 3 | Olsen Todd - POD | 00:16.40 |
| 4 | Foster Joel - SPL | 00:17.60 |
| 5 | Ferebee Jake - IMP | 00:18.90 |
| 6 | McCormick Vance - JUL | 00:19.00 |

300 Meter Hurdles

| | | |
|---|---|---|
| 1 | Krueger Sean - CPL | 00:41.40 |
| 2 | Johnson Luke - CPL | 00:41.90 |
| 3 | Olsen Todd - POD | 00:43.10 |
| 4 | Lind Dustin - BAC | 00:43.90 |
| 5 | Swanson Mike - IMP | 00:45.60 |
| 6 | Foster Joel - SPL | 00:45.70 |

**DATE: 4/12/02**

**Boys Meet**

800 Meter Run

| | | |
|---|---|---|
| 1 | Ramirez Juan - JUL | 02:08.70 |
| 2 | Miller Alex - GAC | 02:10.00 |
| 3 | Lang Lucas - PBL | 02:10.00 |
| 4 | Zarasaa Adam - CRA | 02:11.70 |
| 5 | Dent Steven - MUL | 02:12.80 |
| 6 | Norman Joel - IMP | 02:17.00 |

1600 Meter Run

| | | |
|---|---|---|
| 1 | Huffman Dan - BAC | 04:52.00 |
| 2 | Miller Shawn - LOD | 05:00.70 |
| 3 | House Chris - BUR | 05:05.00 |
| 4 | Gross AJ - PBL | 05:14.10 |
| 5 | Harms Jacob - WHE | 05:30.00 |
| 6 | Griffiths DJ - BAC | 05:21.60 |

3200 Meter Run

| | | |
|---|---|---|
| 1 | Huffman Dan - BAC | 10:42.20 |
| 2 | House Chris - BUR | 10:54.50 |
| 3 | Miller Shawn - LOD | 11:00.80 |
| 4 | Barry Brett - IMP | 11:08.30 |
| 5 | Griffiths DJ - BAC | 11:38.10 |
| 6 | Gifford Brandon - BAC | 11:45.40 |

Long Jump

| | | |
|---|---|---|
| 1 | Krueger Sean - CPL | 19ft 4.00in |
| 2 | Richards Aaron - BAC | 18ft 10.25in |
| 3 | Beattie Ryan - CPL | 18ft 5.00in |
| 4 | Talkington Chris - BAC | 18ft 3.50in |
| 5 | Tvrdik Randy - WHE | 18ft 1.00in |
| 6 | Harms Jacob - WHE | 18ft 1.00in |

Triple Jump

| | | |
|---|---|---|
| 1 | Krueger Sean - CPL | 41ft 0.75in |
| 2 | Talkington Chris - BAC | 40ft 8.50in |
| 3 | Zorn David - GAC | 39ft 9.50in |
| 4 | O'Brien Matt - GAC | 39ft 7.25in |
| 5 | Russell Jason - BUR | 39ft 3.00in |
| 6 | Harms Jacob - WHE | 38ft 5.00in |

## BUFF INVITATIONAL: Event Results cont.

**DATE: 4/12/02**

**Boys Meet**

### High Jump

| | | |
|---|---|---|
| 1 > | Olsen Todd - POD | 6ft 1.00in |
| 2 > | Harms Jacob - WHE | 6ft 1.00in |
| 3 > | Richards Aaron - BAC | 5ft 10.00in |
| 4 > | Gross AJ - PBL | 5ft 8.00in |
| 5 > | Damsdell Jeremy - BUR | 5ft 8.00in |
| 6 > | Krajewski Kyle - GAC | 5ft 6.00in |

### Pole Vault

| | | |
|---|---|---|
| 1 > | Coulter Ryan - BUR | 13ft 0.00in |
| 2 > | Collins David - JUL | 12ft 0.00in |
| 3 > | Swanson Mike - IMP | 11ft 6.00in |
| 4 > | Lutze James - CPL | 11ft 0.00in |
| 5 > | Donaldson Dustin - PBL | 10ft 6.00in |
| 6 > | Foster Joel - SPL | 10ft 6.00in |

### Shot Put

| | | |
|---|---|---|
| 1 > | Malcolm Zach - PBL | 47ft 0.50in |
| 2 > | Kizer Jeremy - JUL | 44ft 10.00in |
| 3 > | Pribbeno Tyler - IMP | 44ft 3.00in |
| 4 > | Strand John - IMP | 42ft 2.00in |
| 5 > | Warren Kevin - LOD | 40ft 9.00in |
| 6 > | Kantor Matt - JUL | 40ft 4.50in |

### Discus

| | | |
|---|---|---|
| 1 > | Malcolm Zach - PBL | 150ft 10.50in |
| 2 > | Miller Aaron - IMP | 121ft 11.75in |
| 3 > | Warren Kevin - LOD | 120ft 11.25in |
| 4 > | Schoenberger Corbin - IMP | 117ft 7.00in |
| 5 > | Strand John - IMP | 117ft 1.75in |
| 6 > | Kizer Jeremy - JUL | 116ft 8.00in |

### 4 x 100 Relay

| | | |
|---|---|---|
| 1 > | Garden County | 00:46.30 |
| 2 > | Julesburg | 00:46.90 |
| 3T> | Chappell | 00:47.30 |
| 3T> | Burns | 00:47.30 |
| 5 > | South Platte | 00:48.00 |
| 6 > | Imperial | 00:48.10 |

DATE: 4/12/02

**Boys Meet**

4 x 400 Relay

| | | |
|---|---|---|
| 1 | > Chappell | 03:40.60 |
| 2 | > Garden County | 03:44.40 |
| 3 | > Banner County | 03:45.20 |
| 4 | > Mullen | 03:49.90 |
| 5 | > Burns | 03:53.00 |
| 6 | > Crawford | 03:53.40 |

4 x 800 Relay

| | | |
|---|---|---|
| 1 | > Garden County | 08:59.40 |
| 2 | > Burns | 09:11.80 |
| 3 | > Chappell | 09:15.80 |
| 4 | > South Platte | 09:17.20 |
| 5 | > Lodgepole | 09:30.50 |
| 6 | > Imperial | 09:37.50 |

| | | |
|---|---|---|
| 1. | Chappell | 95.00 |
| 2. | Garden County | 82.00 |
| 3. | Banner County | 64.00 |
| 4. | Burns | 56.00 |
| 5. | Julesburg | 45.00 |
| 6. | Imperial | 41.00 |
| 7. | Pine Bluffs | 39.00 |
| 8. | South Platte | 32.00 |
| 9. | Lodgepole | 24.00 |
| 10. | Potter-Dix | 22.00 |
| 11. | Wheatland | 14.00 |
| 12. | Mullen | 8.00 |
| 13. | Crawford | 5.00 |
| 14. | Caliche | 0.00 |

Good job

# DON STINE

## INVITATIONAL TRACK AND FIELD
## CAMBRIDGE HIGH SCHOOL
## MARCH 23, 2002

## SCHEDULE OF EVENTS:

9:30 Scratch and add meeting in the shed at the north end of the track.

10:00 Field Events--1st session Field Events:
Boys--Pole Vault, Long Jump, Discus.
Girls--High Jump, Shot Put, Long Jump.

2nd session--follows immediately after session 1.
Boys--High Jump, Shot Put, Triple Jump
Girls--Discus, Triple Jump, Pole Vault.

12:00 3200 Meter Relay (girls, boys) Finals
100 Meter High Hurdles (girls) Prelims
110 Meter High Hurdles (boys) Prelims
100 Meter Dash (girls, boys) Prelims
400 Meter Dash (girls, boys) Finals
3200 Meter Run (girls, boys) Finals
200 Meter Dash (girls, boys) Prelims

APPROXIMATELY 20 MINUTE BREAK--IF TIME PERMITS

100 Meter High Hurdles (girls) Finals
110 Meter High Hurdles (boys) Finals
100 Meter Dash (girls, boys) Finals
800 Meter Run (girls, boys) Finals
300 Meter Low Hurdles ( girls) Finals
300 Meter Int. Hurdles (boys) Finals
200 Meter Dash (girls and boys) Finals
1600 Meter Run (girls and boys) Finals
400 Meter Relay (girls and boys) Finals
1600 Meter Relay (girls and boys) Finals

## ALMA, REP VALLEY, CAMBRIDGE, DUNDY COUNTY, IMPERIAL, CULBERTSON, WAUNETA/PALISADE

## DON STINE BOYS VARSITY INVITATIONAL TRACK AND FIELD MEET RECORDS
ESTABLISHED 1993

| EVENT | RECORD HOLDER | SCHOOL | YEAR | RECORD |
|---|---|---|---|---|
| 100 METERS | NICK THULIN | ALMA | 1997 | 10.8 |
| 200 METERS | ED THOMPSON | CAMBRIDGE | 1995 | 23.1 |
| 400 METERS | MITCH VIRES | CHASE COUNTY | 1997 | 51.1 |
| 800 METERS | LEVI ASHLEY | ALMA | 1999 | 2:02.3 |
| 1600 METERS | LEVI ASHLEY | ALMA | 2000 | 4:39.6 |
| 3200 METERS | JASON LONG | REP. VALLEY | 1994 | 10:18.6 |
| 110 METER H.H. | GABE FRIES | DUNDY COUNTY | 1997 | 15.1 |
| 300 METER I.H. | BART DETERDING | CAMBRIDGE | 1996 | 41.7 |
| 400 METER RELAY | BRYCE FLAMMANG<br>RYAN OMMERT<br>MIKE MONTER<br>BARRY HILTON | CAMBRIDGE | 1998 | 45.0 |
| 1600 METER RELAY | MIKE MONTER<br>BRYCE FLAMMANG<br>BARRY HILTON<br>RYAN OMMERT | CAMBRIDGE | 1999 | 3:36.7 |
| 3200 METER RELAY | TROY WOOLLEN<br>LEVI ASHLEY<br>RYAN HAYS<br>NATE WOLF | ALMA | 1998 | 8:33.3 |
| WEIGHT MENS 400 METER RELAY | CARL LEVY<br>BRITT KRENUNG<br>ERIC ANDERSON<br>JARRELLL FORTCAMP | IMPERIAL | 1993 | 48.3 |
| SHOT PUT | DUSTY HUDSON | IMPERIAL | 1998 | 53'4 |
| DISCUS | DUSTY HUDSON<br>ERIC PFIEFFER | IMPERIAL<br>WAUNETA PALISADE | 1998<br>1998 | 157'2<br>157'2 |
| POLE VAULT | SCOTT MOORE<br>SHANE MOORE | ALMA<br>ALMA | 1995<br>1999 | 13'6"<br>13'6" |
| HIGH JUMP | JUSTIN HORNER | DUNDY COUNTY | 1998 | 6'8" |
| LONG JUMP | ED THOMPSON | CAMBRIDGE | 1994 | 22'9" |
| TRIPLE JUMP | ED THOMPSON | CAMBRIDGE | 1995 | 44'1" |

## DON STINE GIRLS VARSITY INVITATIONAL TRACK AND FIELD MEET RECORDS
ESTABLISHED 1993

| EVENT | RECORD HOLDER | SCHOOL | YEAR | RECORD |
|---|---|---|---|---|
| 100 METERS | ROCHELLE SCHMIDT | REPUBLICAN VALLEY | 1999 | 12.6 |
| 200 METERS | DAWN APPLEGARTH | WAUNETA/PALISADE | 1997 | 27.0 |
| 400 METERS | REBECCA ROBISON | ALMA | 1999 | 59.1 |
| 800 METERS | REBECCA ROBISON | ALMA | 1999 | 2.31.4 |
| 1600 METERS | JILL RIPPEN | CULBERTSON | 1996 | 5:41.5 |
| 3200 METERS | ANGIE PEGLOW | IMPERIAL | 1993 | 12:26.4 |
| 100 METER H.H. | NICOLE KUBIK | CAMBRIDGE | 1996 | 15.1 |
| 300 METER H.H. | KELCI HAYWARD | DUNDY COUNTY | 1995 | 48.2 |
| 400 METER RELAY | JODI RHODIG<br>CHRIS CLARK<br>REBECCA ROBISON<br>RACHELLE BOSTON | ALMA | 1999 | 52.4 |
| 1600 METER RELAY | LANAY ROBISON<br>REBECCA ROBISON<br>STEPH SHAW<br>RACHELLE BOSTON | ALMA | 1997 | 4:19.6 |
| 3200 METER RELAY | ANGIE MORTHOLE<br>JILL RIPPEN<br>TONIA RIPPEN<br>STEPHANIE HAGAN | CULBERTSON | 1996 | 10:34.2 |
| WEIGHT-WOMENS 400 METER RELAY | LYNNETTE PHILLIPS<br>AMANDA PETERSEN<br>LORI AHLEMEYER<br>TRINETTE PHILLIPS | CAMBRIDGE | 1996 | 59.1 |
| SHOT PUT | AMY MCKINNEY | WAUNETA/PALISADE | 1994 | 39'1/4" |
| DISCUS | MELODY LEIBHART | IMPERIAL | 1993 | 118'9" |
| POLE VAULT | MARKEY KISELA | DUNDY COUNTY | 1999 | 7'2" |
| HIGH JUMP | KRISTI KITT<br>JOLIE FORTKAMP | WAUNETA/PALISADE<br>WAUNETA/PALISADE | 1993<br>1997 | 5'3"<br>5'3" |
| LONG JUMP | ROCHELLE SCHMIDT | REP VALLEY | 2000 | 18'0" |
| TRIPLE JUMP | ROCHELLE SCHMIDT | REP VALLEY | 1999 | 38'101/2" |

## LONG JUMP-GIRLS

FLIGHT 1
1. Becky Way-Imp
2. Ashton Colton-Imp
3. Katie Padilla-WP
4. Bailey Lacey-Cu
5. Sarah McGrath-Imp

FLIGHT 2
1. Kim Godeken-Al
2. Leah Rundback-WP
3. Jenny Baney-DC
4. Brooke Olson-DC
5. Tabby Christner-WP
6. Lisa Minnick-Ca
7. Andi Langley-Ca

FLIGHT 3
1. Chrisna Clark-Al
2. Sara Wagner-Cu
3. Savannah Noyes-RV
4. Alison Glidden-DC
5. Chelsey Morgan-RV
6. Jenny Miller-Cu
7. Steffanie Fegter-Al

## LONG JUMP-BOYS

FLIGHT 1
1. STEFFAN SAVRANO-AL 17.06
2. WHITNEY JONES-CA 17.02
3. JACOB BALDERSON-DC 17.00
4. BEN SHAW-DC 17.00
5. HONDO FANNING-WP 16.01
6. TRAVIS RICE-CAJV 15.09

FLIGHT 2
1. COLLIN EISENHART-CU 19.00
2. AUSTIN LEWIS-CU 18.05
3. CHASE YODER-WP 18.04
4. JESSE RANDOLPH-RV 18.02
5. AARON FUEHER-IMP 18.00
6. WILL MORALES-IMP 18.00

FLIGHT 3
1. BEN EISENHART-CU 22.00
2. NATE STROUP-DC 20.08
3. KALLAN KITT-WP 20.02
4. KERRY SHINN-IMP 20.00
5. JORDAN BECKER-AL 20.00
6. KODY SCHRADER-AL 19.10

## HIGH JUMP-GIRLS

1. Andrea Eisenhart-Cu
2. Samantha Pinkal-Imp
3. Jacci Burke-Imp
4. Steffanie Fegter-Al
5. Kim Godeken-Al
6. Avery Lutz-DC
7. Amy Swesey-Imp
8. Staci Alberts-WP
9. Mollie Gordon-DC
10. Alison Glidden-DC
11. Celeste Bauer-Al
12. Christina Houghtelling-Ca

## HIGH JUMP-BOYS

1. KYLE KITT-WP 5.00
2. RYAN AGAN-CA 5.00
3. BEN SHAW-DC 5.02
4. ALLYN MINTEMYER-AL 5.02
5. BEN BAIRD-DC 5.02
6. ANDREW SANDMAN-WP 5.04
7. SPENCER SHIFFLET-CA 5.06
8. KODY SCHRADER-AL 5.08
9. WILL MORALES-IMP 5.08
10. MATTHAS GRABOWSKI-AL 5.08
11. NATHAN WENZLICH-IMP 5.10
12. CHUCK HALL-DC 6.00
13. ED KAISER-IMP 6.02
14. AUSTIN LEWIS-CU 6.04
15. KALLAN KIT-WP 6.06

DISCUS-GIRLS

FLIGHT 1
1. Ashley Hagan-Cu
2. Kelsey Cupp-Imp
3. Leah Rundback-WP
4. Mysti Mues-Ca
5. Heather Steele-DC
6. Mandy Snide-CaJV
7. Tabatha King-CaJV

FLIGHT 2
1. Courtney Tegtman-Al
2. Andi Langley-Ca
3. Mandi Janicek-WP
4. Ann Vavra-DC
5. Ashley Smith-Cu
6. Jennifer Lytle-WP
7. Callyn Olson-Al

FLIGHT 3
1. Theresa Strand-Imp
2. Cassy Hamilton-Imp
3. Caitlin Schaffert-RV
4. Chelsea Richards-Al
5. Amy Nichols-Cu
6. Megan Witte-Ca
7. Shelby Wilson-DC

DISCUS-BOYS

FLIGHT 1
1. EVAN MAYNARD-CU 85.00
2. JACOB RUNDBACK-WP 83.05
3. CURTIS OLSON-CU 80.00
4. BEN ROBISON-AL 80.00
5. ANDY DURNER-RV 73.02
6. KEVIN JONES-CAJV 70.00

FLIGHT 2
1. JUSTIN WITTE-CAJV 100.00
2. KYLE HANSEN-WP 99.01
3. BUCK HAAG-RV 95.06
4. JESSE MAAS-AL 90.00
5. JJ ROSHEWSKI-CU 90.00
6. JESSE LANGLEY-CAJV 87.00

FLIGHT 3
1. CODY DEWESTER-DC 110.00
2. JOE AMBROSEK-DC 110.00
3. MATT DEPPERSCHMIDT-RV 105.02
4. JUSTIN SMOLIK-AL 103.00
5. BLAKE SOUCIE-CA 103.00
6. JASON KOCH-CA 100.00

FLIGHT 4
1. TIM STRAND-IMP 130.00
2. BRIAN STRAND-IMP 130.00
3. JERIMEY PACE-CA 128.00
4. JUSTIN BUSSEL-IMP 125.00
5. AUSTIN DAVIS-DC 120.00
6. TANNER BARDSLEY-WP 110.08

POLE VAULT-GIRLS

1. Becky Way-Imp
2. Carrie Rice-Imp
3. Echo Greeley-Imp
4. Ann Vavra-DC
5. Karom Grafel-Cu
6. Nicole Kauk-Al
7. Mollie Gordon-DC
8. Angela Lutz-DC
9. Kaci Nickerson-Ca

POLE VAULT-BOYS

1. CHAD HOWERTER-CAJV 7.00
2. CASEY WARNING-DC 8.00
3. RYAN MELTON-AL 9.0
4. BRANDT HAGAN-CU 9.00
5. JON HAM-DC 9.00
6. JASON JONES-AL 9.0
7. MIKE SHINN-IMP 10.00
8. MIKE SWANSON-IMP 10.00
9. COLE NICKERSON-CA 10.06
10. WHITNEY JONES-CA 10.06
11. STEVE MARTIN-DC 11.00
12. ANDY OHLSON-IMP 11.00

TRIPLE JUMP-GIRLS

FLIGHT 1
1. Sarah McVicker-DC
2. Ashton Colton-Imp
3. Ashley Hagan-Cu
4. Sarah McGrath-Imp
5. Krystal Barlett-Cu
6. Shelby Leyland-Imp

FLIGHT 2
1. Avery Lutz-DC
2. Jenny Baney-DC
3. Staci Albert-WP
4. Ashley Kitt-WP
5. Steffanie Fegter-Al
6. Kaci Nickerson-Ca
7. Megan Witte-Ca

FLIGHT 3
1. Christina Houghtelling-Ca
2. Savannah Noyes-RV
3. Jaime Coolidge-RV
4. Amy Nichols-Cu
5. Shanna Waggoner-Al
6. Janae Harris-WP
7. Whitney Ehrke-Al

SHOT PUT-GIRLS

FLIGHT 1
1. Mandy Snide-CaJV
2. Tabatha King-CaJV
3. Ann Vavra-DC
4. Jenna Britten-WP
5. Carin Hartzer-Cu
6. Ashley Smith-Cu

FLIGHT 2
1. Kelsey Watkins-DC
2. Lisa Minnick-Ca
3. Mysti Mues-Ca
4. Kelsey Cupp-Imp
5. Heather Steele-DC
6. Callyn Olson-Al
7. Mandi Janicek-WP

FLIGHT 3
1. Cassy Hamilton-Imp
2. Theresa Strand-Imp
3. Chelsea Richards-Al
4. Caitlin Schaffert-RV
5. Amy Nichols-Cu
6. Jennifer Lytle-WP
7. Courtney Tegtman-Al

TRIPLE JUMP-BOYS

FLIGHT 1
1. AUSTIN LEWIS-CU 37.00
2. BEN SHAW-DC 36.00
3. JESSE RANDOLPH-RV 35.02
4. JERIMEY PACE-CA 35.00
5. RANDY BAKER-WP 32.05
6. KYLE KITT-WP 32.02

FLIGHT 2
1. KEITH STITT-RV 38.06
2. BRAD TIMM-DC 38.00
3. TAYLOR MAY-IMP 38.00
4. TRAVIS BABCOCK-AL 38.00
5. STEFFAN SAVIANO-AL 37.06
6. 37.00 CODY EGLE-WP 37.00

FLIGHT 3
1. DANILE WITTE-CA 43.00
2. NATE STROUP-DC 41.10
3. KODY SCHRADER-AL 40.04
4. ED KAISER-IMP 40.00
5. SPENCER SHIFFLET-CA 39.04
6. WILL MORALES-IMP 39.00

SHOT PUT-BOYS

FLIGHT 1
1. BUCK HAAG-RV 34.05
2. JUSTIN SMOLIK-AL 34.00
3. ANDY DURNER-RV 33.04
4. JACOB HAAG-RV 31.02
5. KEVIN JONES-CAJV 31.00
6. ROS OBERG-CU 31.00

FLIGHT 2
1. JERIMEY PACE-CA 37.00
2. JESSE LANGLEY-CAJV 37.00
3. JJ ROSHEWSKI-CU 36.00
4. DANNY SCHLUCKEBIER-WP 35.02
5. JUSTIN WITTE-CAJV 35.00
6. JESSE MAAS-AL 35.00

FLIGHT 3
1. ANDY WILSON-DC 40.00
2. CHRIS VAN DYKE-DC 39.00
3. TANNER BARDSLEY-WP 38.06
4. MATTHIAS GRABOWSKI-AL 38.00
5. TRISTAN FOSTER-CA 37.06
6. SHAUN KIRCHER-CU 37.00

FLIGHT 4
1. TIM STRAND-IMP 45.00
2. BRIAN STRAND-IMP 45.00
3. TYLER PROBBASCO-IMP 45.00
4. CODY DEWESTER-DC 42.00
5. CARSON WATT-WP 40.08
6. ANDY LEWIS-CA 40.00

## 4 X 800 RELAY-GIRLS

ALLEY 1
1.
2.
3.
ALLEY 2
1. Republican Valley
2. Alma
3. Culbertson
ALLEY 3
1. Cambridge
2. Dundy County
3.
ALLEY 4
1. Imperial
2. Wauneta-Palisade
3.

## 4 X 800 RELAY-BOYS

ALLEY 1
1.
2.
3.
ALLEY 2
1. WAUNETA PALISADE
2. ALMA
3. CAMBRIDGE JV
ALLEY 3
1. CAMBRIDGE
2. IMPERIAL
3.
ALLEY 4
1. DUNDY COUNTY
2. REPUBLICAN VALLEY
3.

## 100 Meter High Hurdles-GIRLS

HEAT 1
LANE 1
LANE 2 Jenna Britten-WP
LANE 3 Janae Harris-WP
LANE 4 Jennifer Beins-Al
LANE 5 Christina Hughes-Ca
LANE 6 Staci Moore-Ca
LANE 7 Nicole Kauk-Al
LANE 8 Andrea Eisenhart-Cu

HEAT 2
LANE 1 Maika Bauerle-Imp
LANE 2 Mollie Gordon-DC
LANE 3 Amanda Poppe-Imp
LANE 4 Emily Humphrey-WP
LANE 5 Chrisna Clark-Al
LANE 6 Lora Rowley-Imp
LANE 7 Kelsey Watkins-DC
LANE 8 Alison Glidden-DC

## 110 METER HIGH HURDLES-BOYS

HEAT 1
LANE 1 HONDO FANNING-WP
LANE 2 COURTNEY TAYLOR-CAJV
LANE 3 AUSTIN LEWIS-CU
LANE 4 JON HAM-DC
LANE 5 TYLER KEYSER-CA
LANE 6 BEN SHAW-DC
LANE 7 TANNER BARDSLEY-WP
LANE 8

HEAT 2
LANE 1 RAY RUSKAMP-AL
LANE 2 NATH WENZLICK-IMP
LANE 3 SPENCER SHIFFLET-CA
LANE 4 KALLAN KITT-WP
LANE 5 NATE STROUP-DC
LANE 6 KODY SCHRADER-AL
LANE 7 ED kAISER-IMP
LANE 8 WILL MORALES-IMP

eter Dash-GIRLS

HEAT 1
LANE 1
LANE 2
LANE 3
LANE 4 Alicia Weintz-Cu
LANE 5 Jennifer Poppe-Imp
LANE 6
LANE 7
LANE 8

HEAT 2
LANE 1 Amanda Poppe-Imp
LANE 2 Andi Langley-Ca
LANE 3 Heather Morris-DC
LANE 4 Kelly Hays-Al
LANE 5 Allyx Brown-Cu
LANE 6 Maria Urban-DC
LANE 7 Staci Moore-Ca
LANE 8 Vanessa Green-Imp

HEAT 3
LANE 1 Nicole Slater-Cu
LANE 2 Steffanie Fegter-Al
LANE 3 Stacey Yost-WP
LANE 4 Lindsey Esch-RV
LANE 5 Chrisna Clark-Al
LANE 6 Amy Edgerton-Ca
LANE 7 Annette Case-DC
LANE 8 Kayla Einspahr-WP

400 Meter Dash-GIRLS

HEAT 1
LANE 1
LANE 2
LANE 3 Martha Wieczorek-DC
LANE 4 Katie Padilla-WP
LANE 5 Amber Kunnemann-Imp
LANE 6 Brittney Commins-Imp
LANE 7
LANE 8

HEAT 2
LANE 1 Bailey Lacey-Cu
LANE 2 Lisa Minnick-Ca
LANE 3 Megan Witte-Ca
LANE 4 Joni Merritt-Al
LANE 5 Michelle Jankovits-Cu
LANE 6 Jenny Baney-DC
LANE 7 Ashley Kitt-WP
LANE 8 Angela Mustion-Cu

HEAT 3
LANE 1 Annette Case-DC
LANE 2 Christina Houghtelling-Ca
LANE 3 Cassy Smith-WP
LANE 4 Sara Melton-Al
LANE 5 Danielle Stritt-RV
LANE 6 Savannah Noyes-RV
LANE 7 Michelle Dill-Imp
LANE 8 Chelsey Morgan-RV

100 METER DASH-BOYS

HEAT 1
LANE 1
LANE 2
LANE 3 COLE NICKERSON-CA
LANE 4 RANDY BAKER-WP
LANE 5 TERRIN BARNARD-WP
LANE 6 CHAD HOWERTER-CAJV
LANE 7
LANE 8

HEAT 2
LANE 1 JACOB HAAG-RV
LANE 2 CASEY WARNING-DC
LANE 3 MIKE SHINN-IMP
LANE 4 KILEY ROUNDTREE-DC
LANE 5 TAYLOR LIESS-RV
LANE 6 DUSTIN KRONHOFMAN-AL
LANE 7 GRANT DIXON-WP
LANE 8 JASON KOCH-CA

HEAT 3
LANE 1 ZACH NESHOLT-IMP
LANE 2 DANIEL WITTE-CA
LANE 3 BEN EISENHART-CU
LANE 4 JORDAN BECKER-AL
LANE 5 COLLIN EISENHART-CU
LANE 6 BRET HAYS-AL
LANE 7 KERRY SHINN-IMP
LANE 8 JASON HASKELL-DC

400 METER DASH-BOYS

HEAT 1
LANE 1
LANE 2
LANE 3
LANE 4 GRANT MOORE-CA
LANE 5 BRANDON LAUE-CA
LANE 6
LANE 7
LANE 8

HEAT 2
LANE 1 MIKE SHINN-IMP
LANE 2 MATT DEPPERSCHMIDT-RV
LANE 3 KEITH STRITT-RV
LANE 4 SHANE GERHARTZ-WP
LANE 5 AUSTIN DAVIS-DC
LANE 6 KYLE HANSEN-WP
LANE 7 TAYLOR MAY-IMP
LANE 8

HEAT 3
LANE 1 SETH ALBERTS-WP
LANE 2 KALOB KRESSER-AL
LANE 3 KENNY SHINN-IMP
LANE 4 BEN EISENHART-CU
LANE 5 WILL NEVILLE-DC
LANE 6 JOSH DRAKE-AL
LANE 7 CONNOR WOBIG-DC
LANE 8 BEN DOUBET-AL

3200 Meter Run-GIRLS
(2)

ALLEY 1
1. Jacci Burke-Imp
2. Desiree Fries-DC
3. Ashley Houlden-Ca

ALLEY 2
1. Shannon Macke-Ca
2. Breanna Bjerrum-Imp
3. Kaitlin Deaver-Ca

ALLEY 3
1. Sheena Pfeil-Al
2. Jenny Arp-Cu
3. Amanda Terryberry-Imp

ALLEY 4
1. Jessica Long-WP
2. christina Case-DC
3. Amber Morris-DC

3200 METER RUN-BOYS

ROW 1

ALLEY 1
1. SAM DOUBET-AL
2. TODD BAUER-CU
3. CORY FLAIG-WP

ALLEY 2
1. JOSH RICHARDSON-DC
2. PHIL MACKE-CA
3. BRETT BERRY-IMP

ALLEY 3
1. JAY WOOD-IMP
2. KYLE CUSTER-CA
3. BEN BAIRD-DC

ALLEY 4
1. SHAWN FLAIG-WP
2. BRIAN HOROBIK-DC
3. TREY BOGGS-IMP

ROW 2

ALLEY 1
1.
2.
3.

ALLEY 2
1. DEREK HARRIS-WP
2. MICHAEL MCHALE-CAJV
3.

ALLEY 3
1. SCOTT LAUE-CAJV
2.
3.

ALLEY 4
1. WOLF WUENSCHE-CAJV
2.
3.

200 Meter Dash-GIRLS

HEAT 1
LANE 1
LANE 2
LANE 3
LANE 4 Desiree Fries-DC
LANE 5 Allyx Brown-Cu
LANE 6 Brittney Commins-Imp
LANE 7
LANE 8

HEAT 2
LANE 1 Kelly Hays-Al
LANE 2 Andi Langley-Ca
LANE 3 Amanda Poppe-Imp
LANE 4 Jenny Miller-Cu
LANE 5 Kayla Einspahr-WP
LANE 6 Tabby Christner-WP
LANE 7 Vanessa Green-Imp
LANE 8 Staci Moore-Ca

HEAT 3
LANE 1 Maria Urban-DC
LANE 2 Shanna Waggoner-Al
LANE 3 Adrian Robison-Al
LANE 4 Danielle Stritt-RV
LANE 5 Alicia Weintz-Cu
LANE 6 Stacey Yost-WP
LANE 7 Amy Edgerton-Ca
LANE 8 Annette Case-DC

200 METER DASH-BOYS

HEAT 1
LANE 1
LANE 2
LANE 3 GRANT MOORE-CA
LANE 4 ANDY ANDERSON-AL
LANE 5 BLAKE SOUCIE-CA
LANE 6
LANE 7
LANE 8

HEAT 2
LANE 1 JACOB HAAG-RV
LANE 2 GRANT DIXON-WP
LANE 3 CONNOR WOBIG-DC
LANE 4 TAYLRO MAY-IMP
LANE 5 BRET HAYS-AL
LANE 6 TAYLOR LIESS-RV
LANE 7 TERRIN BARNARD-WP
LANE 8 KYLE KITT-WP

HEAT 3
LANE 1 WILL NEVILLE-DC
LANE 2 JORDAN BECKER-AL
LANE 3 KERRY SHINN-IMP
LANE 4 DANIEL WITTE-CA
LANE 5 BEN EISENHART-CU
LANE 6 COLLIN EISENHART-CU
LANE 7 ZACH NESLOFT-IMP
LANE 8 JASON HASKELL-DC

800 Meter Run-GIRLS

ROW 1
- ALLEY 1
  1. Melissa Long-WP
  2. Celeste Bauer-Al
  3. Olivia Castilla-DC
- ALLEY 2
  1. Jamie Coolidge-RV
  2. Michelle Dill-Imp
  3. Ashley Houlden-Ca
- ALLEY 3
  1. Kaitlin Deaver-Ca
  2. Amy Young-Ca
  3. Michelle Jankovits-Cu
- ALLEY 4
  1. Lisa Daffer-RV
  2. Sheena Pfeil-Al
  3. Angela Lutz-DC

ROW 2
- ALLEY 1
  1.
  2.
  3.
- ALLEY 2
  1. Lynsie Crider-Imp
  2. Carli Schultz-Imp
  3.
- ALLEY 3
  1. Jessica Richardson-DC
  2. Krystal Bartlett-Cu
  3.
- ALLEY 4
  1. Katie Padilla-WP
  2.
  3.

800 METER RUN-BOYS

ROW 1
- ALLEY 1
  1. VERN SWESEY-IMP
  2. JAY WOOD-IMP
  3. JASON BURKE-IMP
- ALLEY 2
  1. JOSH DRAKE-AL
  2. BRANDON LAUE-CA
  3. KEITH STRITT-RV
- ALLEY 3
  1. ZAC RANDOLPH-RV
  2. SHANE GERHARTZ-WP
  3. MATT DEPPERSCHMIDT-RV
- ALLEY 4
  1. SETH ALBERTS-WP
  2. WILL NEVILLE-DC
  3. BEN DOUBET-AL

ROW 2
- ALLEY 1
  1.
  2.
  3.
- ALLEY 2
  1. JOEL FEREBEE-AL
  2. DUSTAN REILEY-DC
  3. BRANDT HAGAN-CU
- ALLEY 3
  1. ANDREW SANDMAN-WP
  2. MARCUS VONTZ-CAJV
  3. CURTIS OLSON-CU
- ALLEY 4
  1. BRAD TIMM-DC
  2. TODD BAUER-CU
  3.

300 METER INT.HURDLES-GIRLS

HEAT 1
- LANE 1 Jenna Lines-Imp
- LANE 2 Brooke Olson-DC
- LANE 3 Maika Bauerle-Imp
- LANE 4 Jennifer Poppe-Imp
- LANE 5 Ashley Kitt-Wp
- LANE 6 Nicole Kauk-Al
- LANE 7 Avery Lutz-DC
- LANE 8 Andrea Eisenhart-Cu

HEAT 2
- LANE 1 Mollie Gordon-DC
- LANE 2 Staci Moore-Ca
- LANE 3 Tabby Christner-WP
- LANE 4 Emily Humphrey-WP
- LANE 5 Kayla Brooks-RV
- LANE 6 Joni Merritt-Al
- LANE 7 Christina Hughes-Ca
- LANE 8 Jennifer Beins-Al

300 METER INT HURDLES-BOYS

HEAT 1
- LANE 1
- LANE 2 TYLER KEYSER-CA
- LANE 3 BEN BOUBET-AL
- LANE 4 KODY SCHRADER-AL
- LANE 5 JOE AMBROSEK-DC
- LANE 6 HONDO FANNING-WP
- LANE 7 COURTNEY TAYLOR-CAJV
- LANE 8

HEAT 2
- LANE 1 JON HAM-DC
- LANE 2 NATHAN WENZLICK-IMP
- LANE 3 KALLAN KITT-WP
- LANE 4 ANDY OFFLSON-IMP
- LANE 5 NATE STROUP-DC
- LANE 6 SPENCER SHIFFLET-CA
- LANE 7 ADAM VLASIN-IMP
- LANE 8 GRANT DIXON-WP

## 1600 Meter Run-GIRLS

ROW 1

ALLEY 1
1. Angela Lutz-DC
2. Connie Ferneau-Cu
3. Katie Olson-Imp

ALLEY 2
1. Amber Morris-DC
2. Nicole Longan-Imp
3. Jenny Arp-Cu

ALLEY 3
1. Katie Dolan-RV
2. Jessica Long-WP
3. Kim Godeken-Al

ALLEY 4
1. Shannon Macke-Ca
2. Christina Case-DC
3. Abby Barger-WP

ROW 2

ALLEY 1
1.
2.
3.

ALLEY 2
1. Amy Young-Ca
2. Sara Hagemann-Cu
3.

ALLEY 3
1. Ashley Houlden-Ca
2. Leah Church-Imp
3.

ALLEY 4
1. Hannah Loshbough-RV
2.
3.

## 1600 METER RUN-BOYS

ROW 1

ALLEY 1
1. SAM DOUBET-AL
2. BRETT BERRY-IMP
3. CORY FLAIG-WP

ALLEY 2
1. JOSH DRAKE-AL
2. KYLE CUSTER-CA
3. JOSH RICHARDSON-DC

ALLEY 3
1. PHIL MACKE-CA
2. JAY WOOD-IMP
3. BRIAN HOROBIK-DC

ALLEY 4
1. SHAWN FLAIG-WP
2. VERN SWESEY-IMP
3. CASEY BANEY-DC

ROW 2

ALLEY 1
1.
2.
3.

ALLEY 2
1. SCOTT LAUE-CAJV
2. MICHAEL MCHALE-CAJV
3.

ALLEY 3
1. LUUK VAN DER WEL-WP
2. BRANDT HAGAN-CU
3.

ALLEY 4
1. WOLF WUENSCHE-CAJV
2.
3.

## 4 X 100 RELAY-GIRLS

LANE 1
LANE 2 Dundy County
LANE 3 Cambridge
LANE 4 Republican Valley
LANE 5 Alma
LANE 6 Wauneta-Palisade
LANE 7 Culbertson
LANE 8 Imperial

## 4 X 100 RELAY-BOYS

LANE 1
LANE 2 WP
LANE 3 DC
LANE 4 AL
LANE 5 IMP
LANE 6 CA
LANE 7 CAJV
LANE 8

## 4 X 400 RELAY-GIRLS

LANE 1
LANE 2 Culbertson
LANE 3 Wauneta-Palisade
LANE 4 Alma
LANE 5 Republican Valley
LANE 6 Cambridge
LANE 7 Dundy County
LANE 8 Imperial

## 1600 METER RELAY-BOYS

LANE 1 CAJV 4.00.00
LANE 2 IMP 3.45.00
LANE 3 DC 3.44.00
LANE 4 RV 3.40.02
LANE 5 CA 3.43.00
LANE 6 WP 3.45.00
LANE 7 AL 3.55.00
LANE 8 CU 5.00.00

# Team Schedule:

Nest. Cambridge — 2002 — Date: 3-28-02

| Name | Event | Event | Event | Event | Event | Event |
|---|---|---|---|---|---|---|
| Justin Bussell | Shot | Disc | | | | |
| Zach Nesbitt | 100 | 200 | 400 R[1] | | | |
| Andy Offlson | PV | 300 Im | 1600 R[4] | 400 R[4] | | |
| Kevin Shinn | AB | AB | AB | AB | | |
| Tim Strand | Hdl Stats | ILL | ILL | | | |
| C.J Swanson | 100 | 200 | LJ | | | |
| | | | | | | |
| Brett Berry | 3200 | 800 | | | | |
| Jed German | — | — | — | | | |
| Ed Kaiser | AB | AB | AB | AB | | |
| Aaron Miller | — | | | | | |
| Joel Norman | Inj | Inj | Inj | | | |
| Tyler Pribbenow | Shot | Back-up Disc | | | | |
| Corbin Schoenberger | — | | | | | |
| Brian Strand | Shot | Disc | | | | |
| John Strand | — | — | — | | | |
| Jay Wood | 3200 | 1600 | 3200 R[1] | | | |
| Adam Wasiw | 300 Im | 100 | 1600 R[2] | | | |
| | | | | | | |
| Jason Burke | 800 | 3200 R[3] | 1600 R[3] | | | |
| Jalla Ferchee | — | | | | | |
| Scott Leibrandt | AB | AB | AB | | | |
| Will Morales | 110 HH | T.J | H.J | 400 R[2] | | |
| Matt Moser | Disc | | | | | |
| | | | | | | |
| | | | | | | |
| Over | | | | | | Over |

**Meet:** Cambridge **Date:** 3-28-c

| Name | | | | | | |
|---|---|---|---|---|---|---|
| Aaron Sargent | — | | | | | |
| Mike Shinn | — | | | | | |
| Tyler Stanley | — | | | | | |
| Mike Swanson | — | | | | | |
| Vern Swesey | 1600 | 3200R 4 | | | | |
| Matt Wenzlick | 110 HH | 300 Im | H.J. | 1600R 1 | | |
| | | | | | | |
| | | | | | | |
| Trey Boggs | 3200R 3 | 1600 | HJ | | | |
| Aaron Fucher | L.J | 100 | 400R 3 | 200 | | |
| Marcos Granados | — | | | | | |
| Steve Honma | — | | | | | |
| Taylor May | PV. | 400 ? | | | | |
| | | | | | | |
| | | | | | | |
| | |

# Boys Track Travel List 2002
## Cambridge 3-28-02

21

| Name | Phone | Bus | Van | Name | Phone | Bus | Van |
|---|---|---|---|---|---|---|---|
| Justin Bussell | | ✓ | | Aaron Sargent | | | |
| Zack Nesbitt | | ✓ | | Mike Shinn | | | |
| Andy Ohlson | | ✓ | | Tyler Stanley | | | |
| Kerry Shinn | | | | Mike Swanson | | | |
| Tim Strand | | | | Vern Swesey | | ✓ | |
| C.J Swanson | | ✓ | | Nathan Wenzlich | | ✓ | |
| | | | | | | | |
| | | | | Trey Boggs | | ✓ | |
| Brett Berry | | ✓ | | Aaron Fuchs | | ✓ | |
| Jed German | | | | Steven Hanna | | | |
| Ed Kaiser | | | | Marcos Grenados | | | |
| Aaron Miller | | | | Taylor May | | ✓ | |
| Joel Namon | | | | | | | |
| Tyler Pribbeno | | ✓ | | | | | |
| Corbin Schoenberger | | | | Crystal Lange | | | |
| Brian Strand | | ✓ | | Sable Barns | | | |
| John Strand | | | | Lisa Carmen | | ✓ | |
| Jay Wood | | ✓ | | Holly Colton | | ✓ | |
| Adam Vlasin | | ✓ | | | | | |
| | | | | | | | |
| | | | | | | | |
| Jason Burke | | ✓ | | | | | |
| Jake Forebee | | | | Coach Bessler | 5091 | ✓ | |
| Scott Leibrandt | | | | Coach Zuege | 5610 | | |
| Will Mosier | | ✓ | | Coach Mowell | 5767 | ✓ | |
| Matt Moser | | ✓ | | | | | |
| | | | | | | | |
| | | | | | | | |

DON STINE INVITATIONAL TRACK MEET
CAMBRIDGE HIGH SCHOOL
March 23, 2002

Boys

NAME OF SCHOOL Imperial COACH Bessler

PHONE # 308-882-4304

PLEASE *TYPE OR PRINT* THE NAMES OF ENTRIES, GIVE BOTH FIRST AND LAST NAME IN FULL.

BOYS ENTRIES

**********

| EVENT | BEST MARK | EVENT | BEST MARK |
|---|---|---|---|
| 100 METER DASH | | 400 METER RELAY | |
| 1. Kerry Shinn | 11.7 | LIST MEMBERS OF RELAY TEAM | |
| 2. Zach Nesbitt | 11.9 | 1. | |
| 3. Mike Shinn | 12.0 | 2. | yes |
| 200 METER DASH | | 3. | |
| 1. Kerry Shinn | 24.0 | 4. | 46.0 |
| 2. Zach Nesbitt | 24.5 | 1600 METER RELAY | |
| 3. Mike Shinn | 24.7 | 1. | |
| 400 METER DASH | | 2. | |
| 1. Kerry Shinn | 54.5 | 3. | yes |
| 2. Mike Shinn | 57.0 | 4. | 3.45 |
| 3. Taylor May | 57.0 | 3200 METER RELAY | |
| 800 METER RUN | | 1. | |
| 1. Jason Burke | 2.15 | 2. | |
| 2. Jay Wood | 2.15 | 3. | yes |
| 3. Vern Swesey | 2.15 | 4. | 9.30 |
| 1600 METER RUN | | LONG JUMP | |
| 1. Jay Wood | 5.10 | 1. Aaron Fucher | 18' |
| 2. Vern Swesey | 5.15 | 2. Will Morales | 18' |
| 3. Brett Berry | 5.30 | 3. Kerry Shinn | 20' |
| 3200 METER RUN | | HIGH JUMP | |
| 1. Jay Wood | 11.15 | 1. Ed Kaiser | 6'2 |
| 2. Brett Berry | 11.30 | 2. Nathan Wenzlick | 5'10 |
| 3. Trey Boggs | 11.30 | 3. Will Morales | 5'8 |
| 110 METER HIGH HURDLES | | DISCUS | |
| 1. Nath. Wenzlick | 17.0 | 1. Tim Strand | 130' |
| 2. Ed Kaiser | 17.2 | 2. Brian Strand | 130' |
| 3. Will Morales | 17.6 | 3. Justin Bussell | 125' |
| 300 METER INT HURDLES | | SHOT PUT | |
| 1. Andy Ohlson | 43.5 | 1. Tim Strand | 45' |
| 2. Adam Vlasin | 45.0 | 2. Brian Strand | 45' |
| 3. Nathan Wenzlick | 45.0 | 3. Tyler Pribbeno | 45' |
| POLE VAULT | | TRIPLE JUMP | |
| 1. Andy Ohlson | 11' | 1. Ed Kaiser | 40' |
| 2. Mike Shinn | 10' | 2. Will Morales | 39' |
| 3. Mike Swanson | 10' | 3. Taylor May | 38' |

ENTRIES MUST BE RETURNED BY:
MARCH 18, 2002
RETURN TO:
Ron Streit, Principal/AD
Box 100
Cambridge High School
Cambridge, Ne. 69022

# Field Events

TRACK MEET Cambridge DATE 3-28-02

SHOT PUT

| Name | Preliminaries 1 | 2 | 3 | Finals 1 | 2 | 3 | Place |
|---|---|---|---|---|---|---|---|
| 1. B. Strand | | | | | | | |
| 2. J. Bussell | | | | | | | |
| 3. T. Pribbeno | | | | | | | |

DISCUS

| Name | Preliminaries 1 | 2 | 3 | Finals 1 | 2 | 3 | Place |
|---|---|---|---|---|---|---|---|
| 1. B. Strand | | | | | | | |
| 2. J. Bussell | | | | | | | |
| 3. M. Moser<br>T. Pribbeno | | | | | | | |

LONG JUMP

| Name | Preliminaries 1 | 2 | 3 | Finals 1 | 2 | 3 | Place |
|---|---|---|---|---|---|---|---|
| 1. C.J. Swanson | S | 16'3¾" | S | | | | |
| 2. Aaron Fucher | S | 16'7" | 15'2½" | | | | |
| 3. | | | | | | | |

TRIPLE JUMP

| Name | Preliminaries 1 | 2 | 3 | Finals 1 | 2 | 3 | Place |
|---|---|---|---|---|---|---|---|
| 1. Will Morales | S | S | 39'5" | 38'4" | 38'8¼" | 38'11½" | |
| 2. | | | | | | | |
| 3. | | | | | | | |

HIGH JUMP

| Name | HEIGHTS 5'2" | 5'4" | 5'6" | 5'8" | ___ | ___ | ___ | PLACE |
|---|---|---|---|---|---|---|---|---|
| 1. Nathan Wenzlick | OX_ | X__ | OX_ | OOO | ___ | ___ | ___ | |
| 2. Will Morales | OX_ | OO_ | ___ | ___ | ___ | ___ | ___ | |
| 3. Trey Boggs | X__ | OOO | ___ | ___ | ___ | ___ | ___ | |

TRACK MEET : Cambridge DATE : 3-23-02

| POLE VALT | HEIGHTS | | | | | | PLACE |
|---|---|---|---|---|---|---|---|
| Name | 9' | 9'6" | 10'6" | 11'0" | 11'6" | 12'0" | ___ |
| 1. Andy OHlsen | --- | --- | OX_ | OX_ | X__ | OOO | ___ |
| 2. Taylor May | OX_ | OOO | ___ | ___ | ___ | ___ | ___ |
| 3. | ___ | ___ | ___ | ___ | ___ | ___ | ___ |

400 METER RELAY

| Name | 1st | 2nd | 3rd | 4th | | Total | Place |
|---|---|---|---|---|---|---|---|
| 1. | | | | | | | |
| 2. | | | | | | | |
| 3. | | | | | | | |
| 4. | | | | | | | |

1600 METER RELAY

| Name | 1st | 2nd | 3rd | 4th | | Total | Place |
|---|---|---|---|---|---|---|---|
| 1. | | | | | | | |
| 2. | | | | | | | |
| 3. | | | | | | | |
| 4. | | | | | | | |

3200 METER RELAY

| Name | 1st | 2nd | 3rd | 4th | | Total | Place |
|---|---|---|---|---|---|---|---|
| 1. | 440 | 880 | | | | | |
| 2. | | 440 | 880 | | | | |
| 3. | | | 440 | 880 | | | |
| 4. | | | | 440 | 880 | | |

TRACK MEET : _____ DATE : _____

| 110 Meter High Hurdles | Preliminaries | Finals | Place |
|---|---|---|---|
| Name | | | |
| 1. | | | |
| 2. | | | |
| 3. | | | |

| 300 Meter Int. Hurdles | Preliminaries | Finals | Place |
|---|---|---|---|
| Name | | | |
| 1. | | | |
| 2. | | | |
| 3. | | | |

| 100 Meter Dash | Preliminaries | Finals | Place |
|---|---|---|---|
| Name | | | |
| 1. | | | |
| 2. | | | |
| 3. | | | |

| 200 Meter Dash | Preliminaries | Finals | Place |
|---|---|---|---|
| Name | | | |
| 1. | | | |
| 2. | | | |
| 3. | | | |

| 400 Meter Dash | Preliminaries | Finals | Place |
|---|---|---|---|
| Name | | | |
| 1. | | | |
| 2. | | | |
| 3. | | | |

TRACK MEET : _____ DATE : _____

| 800 Meter Dash | 220 | 440 | Finals | Place |
|---|---|---|---|---|
| Name | | | | |
| 1. | | | | |
| 2. | | | | |
| 3. | | | | |

| 1600 Meter Run | 440 | 880 | Finals | Place |
|---|---|---|---|---|
| Name | | | | |
| 1. | | | | |
| 2. | | | | |
| 3. | | | | |

| 3200 Meter Run | 440 | 880 | 1320 | M | 1 ¼ | 1 ½ | 1 ¾ | 2 |
|---|---|---|---|---|---|---|---|---|
| Name | | | | | | | | |
| 1. | | | | | | | | |
| 2. | | | | | | | | |
| 3. | | | | | | | | |

Mile Med Relay

1.
2.
3.
4.

400 Wt Relay

1.
2.
3.
4.

Shot + Dsc

TRACK MEET Cambridge DATE 3-28-02

| SHOT PUT | Preliminaries | | | Finals | | | Place |
|---|---|---|---|---|---|---|---|
| Name | 1 | 2 | 3 | 1 | 2 | 3 | |
| 1. B. Strand | 43'11 | 41'5 | 45'5 | 42'11 | 45'4 | 43'9 | 1 |
| 2. J. Bussell | 40'1 | 40'8 | 40'9 | 40'8 | 41'3 | 41'7 | 4 |
| 3. T. Pribbenow | 40'10 | 41'5 | 40'11 | 43'4 | 41'5 | 40'10 | 3 |

| DISCUS | Preliminaries | | | Finals | | | Place |
|---|---|---|---|---|---|---|---|
| Name | 1 | 2 | 3 | 1 | 2 | 3 | |
| 1. B. Strand | 127'8 | 124'4 | 133'5 | 124'4 | 133'8 | / | 1 |
| 2. J. Bussell | 131'4 | 130'2 | 126'7 | — | — | — | 3 |
| 3. M. Moser or T. Pribbenow | 77'9" | 96'11 | X | | | | |

| LONG JUMP | Preliminaries | | | Finals | | | Place |
|---|---|---|---|---|---|---|---|
| Name | 1 | 2 | 3 | 1 | 2 | 3 | |
| 1. | | | | | | | |
| 2. | | | | | | | |
| 3. | | | | | | | |

| TRIPLE JUMP | Preliminaries | | | Finals | | | Place |
|---|---|---|---|---|---|---|---|
| Name | 1 | 2 | 3 | 1 | 2 | 3 | |
| 1. | | | | | | | |
| 2. | | | | | | | |
| 3. | | | | | | | |

| HIGH JUMP | HEIGHTS | | | | | | | PLACE |
|---|---|---|---|---|---|---|---|---|
| Name | ___ | ___ | ___ | ___ | ___ | ___ | ___ | |
| 1. | --- | --- | --- | --- | --- | --- | --- | |
| 2. | --- | --- | --- | --- | --- | --- | --- | |
| 3. | --- | --- | --- | --- | --- | --- | --- | |

TRACK MEET : _____ DATE : _____

| POLE VALT | HEIGHTS | | | | | | | PLACE |
|---|---|---|---|---|---|---|---|---|
| Name | ___ | ___ | ___ | ___ | ___ | ___ | ___ | |
| 1. | --- | --- | --- | --- | --- | --- | --- | |
| 2. | --- | --- | --- | --- | --- | --- | --- | |
| 3. | --- | --- | --- | --- | --- | --- | --- | |

400 METER RELAY

| Name | 1st | 2nd | 3rd | 4th | Total | Place |
|---|---|---|---|---|---|---|
| 1. | | | | | | |
| 2. | | | | | | |
| 3. | | | | | | |
| 4. | | | | | | |

1600 METER RELAY

| Name | 1st | 2nd | 3rd | 4th | Total | Place |
|---|---|---|---|---|---|---|
| 1. | | | | | | |
| 2. | | | | | | |
| 3. | | | | | | |
| 4. | | | | | | |

3200 METER RELAY

| Name | 1st | 2nd | 3rd | 4th | Total | Place |
|---|---|---|---|---|---|---|
| 1. | 440 | 880 | | | | |
| 2. | | 440 | 880 | | | |
| 3. | | | 440 | 880 | | |
| 4. | | | | 440 | 880 | |

TRACK MEET : _____ DATE : _____

| 110 Meter High Hurdles | Preliminaries | Finals | Place |
|---|---|---|---|
| Name | | | |
| 1. | | | |
| 2. | | | |
| 3. | | | |

| 300 Meter Int. Hurdles | Preliminaries | Finals | Place |
|---|---|---|---|
| Name | | | |
| 1. | | | |
| 2. | | | |
| 3. | | | |

| 100 Meter Dash | Preliminaries | Finals | Place |
|---|---|---|---|
| Name | | | |
| 1. | | | |
| 2. | | | |
| 3. | | | |

| 200 Meter Dash | Preliminaries | Finals | Place |
|---|---|---|---|
| Name | | | |
| 1. | | | |
| 2. | | | |
| 3. | | | |

| 400 Meter Dash | Preliminaries | Finals | Place |
|---|---|---|---|
| Name | | | |
| 1. | | | |
| 2. | | | |
| 3. | | | |

TRACK MEET : _____ DATE : _____

| 800 Meter Dash | 220 | 440 | Finals | Place |
|---|---|---|---|---|
| Name | | | | |
| 1. | | | | |
| 2. | | | | |
| 3. | | | | |

| 1600 Meter Run | 440 | 880 | Finals | Place |
|---|---|---|---|---|
| Name | | | | |
| 1. | | | | |
| 2. | | | | |
| 3. | | | | |

| 3200 Meter Run | 440 | 880 | 1320 | M | 1 ¼ | 1 ½ | 1 ¾ | 2 |
|---|---|---|---|---|---|---|---|---|
| Name | | | | | | | | |
| 1. | | | | | | | | |
| 2. | | | | | | | | |
| 3. | | | | | | | | |

Mile Med Relay

1.
2.
3.
4.

400 Wt Relay

1.
2.
3.
4.

Masters

TRACK MEET Cambridge DATE 3-28-02

| SHOT PUT | Preliminaries | | | Finals | | | Place |
|---|---|---|---|---|---|---|---|
| Name | 1 | 2 | 3 | 1 | 2 | 3 | |
| 1. Brian Strand | 43'11 | 41'5 | 45.5 | 42'11 | 45'4 | 43'9 | 1st |
| 2. Justin Bussell | 40'1 | 40'8 | 40'9 | 40'8 | 41'3 | 41'7 | 4th |
| 3. Tyler Prebbeno | 40'10 | 41'5 | 40'11 | 43'4 | 41'5 | 40'10 | 3rd |

| DISCUS | Preliminaries | | | Finals | | | Place |
|---|---|---|---|---|---|---|---|
| Name | 1 | 2 | 3 | 1 | 2 | 3 | |
| 1. Brian Strand | 127'8 | 124'4 | 133'5 | 124'4 | 133'8 | Scratch | 1st |
| 2. Justin Bussell | 131'4 | 130'2 | 126'7 | Scratch | Scratch | Scratch | 3rd |
| 3. Matt Mosen or Tyler Prebbeno | 77'9 | 96'11 | Scratch | | | | |

| LONG JUMP | Preliminaries | | | Finals | | | Place |
|---|---|---|---|---|---|---|---|
| Name | 1 | 2 | 3 | 1 | 2 | 3 | |
| 1. C.J Swanson | Scratch | 16'3/4 | Scratch | | | | |
| 2. Aaron Fuehrer | Scratch | 16'7 | 15'2 1/2 | | | | |
| 3. | | | | | | | |

| TRIPLE JUMP | Preliminaries | | | Finals | | | Place |
|---|---|---|---|---|---|---|---|
| Name | 1 | 2 | 3 | 1 | 2 | 3 | |
| 1. Will Morales | Scratch | Scratch | 39'5 | 38'4 | 38'8 1/4 | 38'11 1/2 | |
| 2. | | | | | | | |
| 3. | | | | | | | |

| HIGH JUMP | HEIGHTS | | | | | | | PLACE |
|---|---|---|---|---|---|---|---|---|
| Name | 5'2 | 5'4 | 5'6 | 5'8 | ___ | ___ | ___ | |
| 1. Nathan Wenzlick | OX_ | X__ | OX_ | OOO | ___ | ___ | ___ | |
| 2. Will Morales | OX_ | OO_ | ___ | ___ | ___ | ___ | ___ | |
| 3. Trey Boggs | X__ | OOO | ___ | ___ | ___ | ___ | ___ | |

TRACK MEET : _____ DATE : _____

| POLE VALT | HEIGHTS | | | | | | | PLACE |
|---|---|---|---|---|---|---|---|---|
| Name | 9'0 | 9'6 | 10'6 | 11'0 | 11'6 | 12'0 | ___ | |
| 1. Andy Ohlson | - | - | OX | OX | X | OOO | ___ | |
| 2. Taylor May | OX | OOO | ___ | ___ | ___ | ___ | ___ | |
| 3. | ___ | ___ | ___ | ___ | ___ | ___ | ___ | |

400 METER RELAY

| Name | 1st | 2nd | 3rd | 4th | Total | Place |
|---|---|---|---|---|---|---|
| 1. Z. Nesbitt | | | | | | |
| 2. W Morales | | | | | 48.75 | |
| 3. A. Fuchs | | | | | (48.91) | |
| 4. A. Ohlson | | | | | official | |

1600 METER RELAY

| Name | 1st | 2nd | 3rd | 4th | Total | Place |
|---|---|---|---|---|---|---|
| 1. M. Wenzlick | 57.5 | | | | | |
| 2. Adam Ulasa | | 56.5 | | | 3:47.9 | 3rd |
| 3. Jason Burke | | | 56.9 | | | |
| 4. A. Ohlson | | | | 57.1 | | |

3200 METER RELAY

| Name | 1st | 2nd | 3rd | 4th | | Total | Place |
|---|---|---|---|---|---|---|---|
| 1. Jay Wood | 63 440 | 2:13.3 880 | | | | | |
| 2. Trey Boggs | | 67 440 | 2:20.9 880 | | | 9:03.0 | 4 |
| 3. Jason Burke | | | 62 440 | 2:15.3 880 | | | |
| 4. Vernon Swesey | | | | 61 440 | 2:13.4 880 | | |

TRACK MEET : _____ DATE : _____

| 110 Meter High Hurdles | Preliminaries | Finals | Place |
|---|---|---|---|
| Name | | | |
| 1. Nathan Wenzlick | 17.3 | 16.8 | 5 |
| 2. Will Mozeleo | 18.5 | 18.8 | |
| 3. | | | |

| 300 Meter Int. Hurdles | Preliminaries | Finals | Place |
|---|---|---|---|
| Name | | | |
| 1. Andy Ottlson | — | 42.56 | 1 |
| 2. Adam Ulasin | — | 46.1 | |
| 3. Nathan Wenzlich | — | 43.9 | 5 |

| 100 Meter Dash | Preliminaries | Finals | Place |
|---|---|---|---|
| Name | | | |
| 1. Zach Nesbitt | 12.17 | 12.4 | |
| 2. Adam Ulasin | 12.08 | 12.3 | |
| 3. Aaron Fincher | 12.72 | | |

| 200 Meter Dash | Preliminaries | Finals | Place |
|---|---|---|---|
| Name | | | |
| 1. Zach Nesbitt | 25.8 | 26.0 | |
| 2. Aaron Fincher | 26.50 | | |
| 3. C.J. Swanson | 26.21 | | |

| 400 Meter Dash | Preliminaries | Finals | Place |
|---|---|---|---|
| Name | | | |
| 1. Taylor May | 58.9 | | |
| 2. | | | |
| 3. | | | |

TRACK MEET : _____ DATE : _____

| 800 Meter Dash | ~~400 220~~ | ~~800 440~~ | Finals | Place |
|---|---|---|---|---|
| Name | | | | |
| 1. Jason Bunlo | 68 | 2:17.9 | | |
| 2. Brett Berry | 69 | 2:23.9 | | |
| 3. | | | | |

| 1600 Meter Run | 440 | 880 | Finals | Place |
|---|---|---|---|---|
| Name | | | | |
| 1. Jay Wood | 74 | 2:32 | 5:19 | 6th |
| 2. Vern Swesey | 72 | 2:33 | 5:07 | 5th |
| 3. Trey Boggs | 73 | 2.37 | 5.21 | |

| 3200 Meter Run | 440 | 880 | 1320 | M | 1 ¼ | 1 ½ | 1 ¾ | 2 | |
|---|---|---|---|---|---|---|---|---|---|
| Name | | | | | | | | | |
| 1. Jay Wood | 74 | 2:36 | 3:59 | 5:25 | 6:54 | 8:26 | 9:50 | 11:25.1 | 3rd |
| 2. Brett Berry | 77 | 2:42 | 4:09 | 5:39 | 7:06 | 8:36 | 10:06 | 11:26.1 | 4th |
| 3. | | | | | | | | | |

Mile Med Relay

1.
2. X
3.
4.

400 Wt Relay

1.
2. X
3.
4.

Bulletin Bd

DON STINE INVITATIONAL- CAMBRIDGE 2002
(3-23-02)

BOYS-POLE VAULT

| | | |
|---|---|---|
| 1. | STEVE MARTIN-DUNDY COUNTY | 11.06 |
| 2. | ANDY OHLSON-IMPERIAL | 11.06 |
| 3. | WHITNEY JONES-CAMBRIDGE | 10.0 |
| 4T. | COLE NICKERSON-CAMBRIDGE | 9.06 |
| 4T. | RYAN MELTON-ALMA | 9.06 |
| 6. | TAYLOR MAY-IMPERIAL | 9.00 |

BOYS-LONG JUMP

| | | |
|---|---|---|
| 1. | BEN EISENHART-CULBERTSON | 20.10 |
| 2. | KALLAN KITT-WAUNETA/PALISADE | 20.03 |
| 3. | JORDAN BECKER-ALMA | 20.01 |
| 4. | KODY SCHRADER-ALMA | 19.10.75 |
| 5. | NATE STROUP-DUNDY COUNTY | 19.04 |
| 6. | AUSTIN LEWIS-CULBERTSON | 18.08.25 |

BOYS-DISCUS

| | | |
|---|---|---|
| 1. | BRIAN STRAND-IMPERIAL | 133.08 |
| 2. | JERIMEY PACE-CAMBRIDGE | 131.07 |
| 3. | JUSTIN BUSSELL-IMPERIAL | 131.04 |
| 4. | AUSTIN DAVIS-DUNDY COUNTY | 129.07 |
| 5. | CODY DEWESTER-DUNDY COUNTY | 127.07 |
| 6. | JUSTIN SMOLIK-ALMA | 114.03 |

BOYS-HIGH JUMP

| | | |
|---|---|---|
| 1. | AUSTIN LEWIS-CULBERTSON | 6.02 |
| 2. | KALLAN KITT-WAUNETA/PALISADE | 6.02 |
| 3. | KODY SCHRADER-ALMA | 5.08 |
| 4. | CHUCK HALL-DUNDY COUNTY | 5.08 |
| 5T. | SPENCER SHIFFLET-CAMBRIDGE | 5.08 |
| 5T. | BEN SHAW-DUNDY COUNTY | 5.08 |

BOYS-SHOT PUT

| | | |
|---|---|---|
| 1. | BRIAN STRAND-IMPERIAL | 45.05 |
| 2. | ANDY LEWIS-CAMBRIDGE | 43.07.5 |
| 3. | TYLER PRIBBENO-IMPERIAL | 43.04.25 |
| 4. | JUSTIN BUSSELL-IMPERIAL | 41.07.5 |
| 5. | CODY DEWESTER-DUNDY COUNTY | 41.06.5 |
| 6. | TRISTAN FOSTER-CAMBRIDGE | 40.06 |

BOYS-TRIPLE JUMP

| | | |
|---|---|---|
| 1. | DANIEL WITTE-CAMBRIDGE | 42.01 |
| 2. | NATE STROUP-DUNDY COUNTY | 40.03.5 |
| 3. | KODY SCHRADER-ALMA | 39.09.75 |
| 4. | WILL MORALES-IMPERIAL | 39.05 |
| 5. | SPENCER SHIFFLET-CAMBRIDGE | 38.05.25 |
| 6. | JESSE RANDOLPH-REP VALLEY | 37.10.5 |

1. JORDAN BECKER-ALMA 11.18
2. COLLIN EISENHART-CULBERTSON 11.35
3. DANIEL WITTE-CAMBRIDGE 11.53
4. TAYLOR LEISS-REP VALLEY 11.68
5. BRET HAYS-ALMA 11.83
6. DUSTIN KRONHOFMAN-ALMA 12.41

BOYS-200 METER DASH
1. JORDAN BECKER-ALMA 23.46
2. DANIEL WITTE-CAMBRIDGE 23.64
3. COLLIN EISENHART-CULBERTSON 24.15
4. BRET HAYS-ALMA 24.20
5. TAYLOR LIESS-REP VALLEY 24.53
6. JASON HASKELL-DUNDY COUNTY 25.07

BOYS-400 METER DASH
1. BEN EISENHART-CULBERTSON 51.88
2. JOSH DRAKE-ALMA 53.68
3. KALOB KRESSER-ALMA 55.22
4. JASON HASKELL-DUNDY COUNTY 55.35
5. WILL NEVILLE-DUNDY COUNTY 55.57
6. KYLE HANSEN-WAUNETA/PALISADE 56.43

BOYS-800 METER RUN
1. SETH ALBERTS-WAUNETA/PALISADE 2.14.32
2. JOEL FEREBEE-ALMA 2.15.6
3. BEN DOUBET -ALMA 2.16.22
4. SHANE GERHARTZ-WAUNETA/PALISADE 2.17.75
5. JASON BURKE-IMPERIAL 2.17.89
6. WILL NEVILLE-DUNDY COUNTY 2.18.63

BOYS-1600 METER RUN
1. JOSH DRAKE-ALMA 4.53.86
2. KYLE CUSTER-CAMBRIDGE 4.55.98
3. PHIL MACKE-CAMBRIDGE 5.03.81
4. SHAWN FLAIG-WAUNETA/PALISADE 5.07.43
5. VERN SWESEY-IMPERIAL 5.07.55
6. JAY WOOD-IMPERIAL 5.19.18

BOYS-3200 METER RUN
1. KYLE CUSTER-CAMBRIDGE 10.57.48
2. SHAWN FLAIG-WAUNETA/PALISADE 11.12.92
3. JAY WOOD-IMPERIAL 11.24.93
4. BRETT BERRY-IMPERIAL 11.26.01
5. SAM DOUBET-ALMA 11.31.52
6. JOSH RICHARDSON-DUNDY COUNTY 11.44.03

BOYS-110 METER HIGH HURDLES
1. NATE STROUP-DUNDY COUNTY 15.77
2. KALLAN KITT-WAUNETA/PALISADE 15.90
3. SPENCER SHIFFLET-CAMBRIDGE 16.23
4. KODY SCHRADER-ALMA 16.52
5. NATHAN WENZLICK-IMPERIAL 16.81
6. AUSTIN LEWIS-CULBERTSON 17.07

BOYS-300 METER INTERMED HURDLES
1. ANDY OHLSON-IMPERIAL 42.56

BOYS-300 METER INTERMED HURDLES

1. ANDY OHLSON-IMPERIAL 42.56
2. KALLAN KITT-WAUNETA/PALISADE 43.22
3.
4.
5. Nathan Wenzlick Imperial 43.90
3. ~~COLLIN EISENHART-CULBERTSON~~ 24.15
4. ~~BRET HAYS-ALMA~~ 24.20
5. ~~[illegible]ESS-REP VALLEY~~ 24.53
6. ~~JACOB MASKELL-DUNDY COUNTY~~ 25.07
6

BOYS-400 METER RELAY

1. ALMA 46.31
(KALOB KRESSER-BRET HAYS-DUSTIN KRONHOFMAN-JORDAN BECKER)
2. CULBERTSON 47.01
3. CAMBRIDGE 48.69
4. DUNDY COUNTY 48.83
5. IMPERIAL 48.91
6. WAUNETA/PALISADE 49.26

BOYS-3200 METER RELAY

1. WAUNETA/PALISADE 8.54.20
(SETH ALBERTS-SHANE GERHARTZ-SHAWN FLAIG-ANDREW SANDMAN)
2. ALMA 8.55.35
3. CAMBRIDGE 8.58.87
4. IMPERIAL 9.03.00
5. DUNDY COUNTY 9.45.03
6. CAMBRIDGE JV 10.09.46

BOYS-1600 METER RELAY

1. ALMA 3.44.7
(KALOB KRESSER-BEN DOUBET-TODD EHRKE-JOSH DRAKE)
2. CAMBRIDGE 3.45.05
3. IMPERIAL 3.48.15
4. WAUNETA/PALISADE 3.51.82
5. DUNDY COUNTY 3.53.9
6. REP VALLEY 4.02.8

BOYS: CURRENT TEAM SCORE (17 EVENTS)

1. ALMA 126.00
2. CAMBRIDGE 107.50
3. IMPERIAL 90.00
4. WAUNETA/PALISADE 74.00
5. DUNDY COUNTY 66.50
6. CULBERTSON 54.00
7. REP VALLEY 8.00
8. CAMBRIDGE JV 1.00

DON STINE INVITATIONAL--CAMBRIDGE 2002
(3-23-02)

GIRLS-POLE VAULT (NEW RECORD)

| | | |
|---|---|---|
| 1. | KACI NICKERSON-CAMBRIDGE | 8.00 |
| 2T. | ANGELA LUTZ-DUNDY COUNTY | 7.00 |
| 2T. | NICOLE KAUK-ALMA | 7.00 |
| 4. | BECKY WAY-IMPERIAL | 6.06 |
| 5. | ANN VAVRA-DUNDY COUNTY | 6.06 |
| 6. | MOLLIE GORDON-DUNDY COUNTY | 6.00 |

GIRLS-LONG JUMP

| | | |
|---|---|---|
| 1. | SARA WAGNER-CULBERTSON | 16.04.75 |
| 2. | SAVANNAH NOYES-REP VALLEY | 15.06.25 |
| 3. | ALISON GLIDDEN-DUNDY COUNTY | 14.10.5 |
| 4. | BECKY WAY-IMPERIAL | 14.00.5 |
| 5. | TABBY CHRISTNER-WAUNETA/PALISADE | 14.00 |
| 6. | LISA MINNICK-CAMBRIDGE | 13.09.75 |

GIRLS-DISCUS

| | | |
|---|---|---|
| 1. | THERESA STRAND-IMPERIAL | 110.02 |
| 2. | CAITLIN SCHAFFERT-REP VALLEY | 107.09 |
| 3. | CHELSEA RICHARDS-ALMA | 106.05 |
| 4. | AMY NICHOLS-CULBERTSON | 104.06 |
| 5. | CASSY HAMILTON-IMPERIAL | 98.05 |
| 6. | KELSEY CUPP-IMPERIAL | 88.08 |

GIRLS-HIGH JUMP

| | | |
|---|---|---|
| 1. | CELESTE BAUER-ALMA | 5.02 |
| 2. | CHRISTINA HOUGHTELLING-CAMBRIDGE | 5.02 |
| 3. | AVERY LUTZ-DUNDY COUNTY | 5.02 |
| 4. | STACI ALBERTS-WAUNETA/PALISADE | 5.02 |
| 5. | ALISON GLIDDEN-DUNDY COUNTY | 5.00 |
| 6T. | AMY SWESEY-IMPERIAL | 4.08 |

GIRLS-SHOT PUT (NEW RECORD)

| | | |
|---|---|---|
| 1. | CASSY HAMILTON-IMPERIAL | 40.02.25 |
| 2. | THERESA STRAND-IMPERIAL | 35.03.75 |
| 3. | CAITLIN SCHAFFERT-REP VALLEY | 30.11.5 |
| 4. | AMY NICHOLS-CULBERTSON | 30.08.5 |
| 5. | CHELSEA RICHARDS-ALMA | 30.06.25 |
| 6. | KELSEY CUPP-IMPERIAL | 29.00.25 |

GIRLS-TRIPLE JUMP

| | | |
|---|---|---|
| 1. | CHRISTINA HOUGHTELLING-CAMBRIDGE | 35.01.75 |
| 2. | SAVANNAH NOYES-REP VALLEY | 35.00.5 |
| 3. | AVERY LUTZ-DUNDY COUNTY | 32.05.5 |
| 4. | STEFFANIE FEGTER-ALMA | 32.00.5 |
| 5. | JAIME COOLIDGE-REP VALLEY | 31.11.5 |
| 6. | AMY NICHOLS-CULBERTSON | 31.08.25 |

GIRLS-100 METER DASH

| | | |
|---|---|---|
| 1. | CHRISNA CLARK-ALMA | 13.17 |
| 2. | STACEY YOST-WAUNETA/PALISADE | 13.28 |
| 3. | AMY EDGERTON-CAMBRIDGE | 13.35 |

5. JAIME COOLIDGE-REP VALLEY 31.11.5
6. AMY NICHOLS-CULBERTSON 31.08.25

GIRLS-100 METER DASH
1. CHRISNA CLARK-ALMA 13.17
2. STACEY YOST-WAUNETA/PALISADE 13.28
3. AMY EDGERTON-CAMBRIDGE 13.35
4. NICOLE SLATER-CULBERTSON 13.69
5. ANNETTE CASE-DUNDY COUNTY 13.91
6. STEPHANIE FEGTER-ALMA 13.97

GIRLS-400 METER DASH
1. ADRIAN ROBISON-ALMA 1.04.90
2. MICHELLE DILL-IMPERIAL 1.05.45
3. JONI MERRITT-ALMA 1.05.77
4. ANNETTE CASE-DUNDY COUNTY 1.06.56
5. SARA MELTON-ALMA 1.06.93
6. MICHELLE JANKOWITZ-CULBERTSON 1.07.10

GIRLS-800 METER RUN
1. MICHELLE DILL-IMPERIAL 2.36.57
2. MICHELLE JANKOVITS-CULBERTSON 2.39.55
3. MELISSA LONG-WAUNETA/PALISADE 2.43.30
4. SHEENA PFEIL-ALMA 2.47.53
5. CELESTE BAUER-ALMA 2.48.03
6. SARA MELTON-ALMA 2.48.13

GIRLS-3200 METER RUN
1. BREANNA BJERRUM-IMPERIAL 13.24.64
2. SHEENA PFEIL-ALMA 13.35.45
3. SHANNON MACKE-CAMBRIDGE 13.55.44
4. JENNY ARP-CULBERTSON 14.08.79
5. CHRISTINA CASE-DUNDY COUNTY 14.12.77
6. AMANDA TERRYBERRY-IMPERIAL 14.27.19

GIRLS-100 METER HIGH HURDLES
1. CHRISNA CLARK-ALMA 16.47
2. EMILY HUMPHREY-WAUNETA/PALISADE 17.46
3. AMANDA POPPE-IMPERIAL 17.85
4. CHRISTINA HUGHES-CAMBRIDGE 18.06
5. LORA ROWLEY-IMPERIAL 18.59
6. MOLLY GORDON-DUNDY COUNTY 18.73

GIRLS-300 METER LOW HURDLES
1. EMILY HUMPHREY-WAUNETA/PALISADE 50.26
2. KAYLA BROOKS-REP VALLEY 52.20
3. CHRISTINA HUGHES-CAMBRIDGE 52.80
4. JONI MERRITT-ALMA 53.08
5T. JENNIFER POPPE-IMPERIAL 53.64

GIRLS-400 METER RELAY
1. ALMA 53.50
(STEF FEGTER-ADRIAN ROBISON-SHANNA WAGGONER-CHRISNA CLARK)
2. CULBERTSON 54.51
3. REP VALLEY 54.78
4. WAUNETA/PALISADE 54.90
5. DUNDY COUNTY 55.38
6. CAMBRIDGE 56.61

GIRLS-1600 METER RUN
1. NICOLE LONGAN-IMPERIAL 6.09.67
2. AMBER MORRIS-DUNDY COUNTY 6.20.36
3. CHRISTINA CASE-DUNDY COUNTY 6.20.69
4. SHANNON MACKE-CAMBRIDGE 6.28.48
5. JENNY ARP-CULBERTSON 6.36.74
6. KATIE DOLAN-REP VALLEY 6.42.23

GIRLS-200 METER DASH
1. ADRIAN ROBISON-ALMA 27.72
2. SARA WAGNER-CULBERTSON 28.08
3. DANIELLE STRITT-REP VALLEY 28.51
4. AMY EDGERTON-CAMBRIDGE 28.75
5. ANNETTE CASE-DUNDY COUNTY 28.79
6. STACEY YOST-WAUNETA/PALISADE 29.43

GIRLS-3200 METER RELAY
1. IMPERIAL 10.49.18
(BREANNA BJERRUM-AMANDA TERRYBERRY-NICOLE LONGAN-MICHELLE DILL)
2. ALMA 11.04.82
3. REP VALLEY 11.15.46
4. DUNDY COUNTY 11.24.82
5. WAUNETA/PALISADE 11.29.75
6. CAMBRIDGE 11.36.73

GIRLS-1600 METER RELAY

1. REP VALLEY 4.28.31
(-KAYLA BROOKS-LINDSEY ESCH-SAVANNAH NOYES-DANIELLE STRITT)
2. ALMA 4.34.15
3. WAUNETA/PALISADE 4.34.65
4. CULBERTSON 4.35.92
5. CAMBRIDGE 4.41.26
6. DUNDY COUNTY 4.50.29

GIRLS: CURRENT TEAM SCORE (17 EVENTS)

| | | |
|---|---|---|
| 1. | ALMA | 123.00 |
| 2. | IMPERIAL | 99.00 |
| 3. | REP VALLEY | 69.00 |
| 4. | DUNDY COUNTY | 64.00 |
| 5. | CAMBRIDGE | 63.00 |
| 6. | CULBERTSON | 58.00 |
| 7. | WAUNETA/PALISADE | 51.00 |
| 8. | CAMBRIDGE JV | 0.00 |

# DON STINE

## INVITATIONAL TRACK AND FIELD
## CAMBRIDGE HIGH SCHOOL
## MARCH 23, 2002

## SCHEDULE OF EVENTS:

9:30 Scratch and add meeting in the shed at the north end of the track.

10:00 Field Events--1st session Field Events:
Boys--Pole Vault, Long Jump, Discus.
Girls--High Jump, Shot Put, Long Jump.

2nd session--follows immediately after session 1.
Boys--High Jump, Shot Put, Triple Jump
Girls--Discus, Triple Jump, Pole Vault.

12:00 3200 Meter Relay (girls, boys) Finals
100 Meter High Hurdles (girls) Prelims
110 Meter High Hurdles (boys) Prelims
100 Meter Dash (girls, boys) Prelims
400 Meter Dash (girls, boys) Finals
3200 Meter Run (girls, boys) Finals
200 Meter Dash (girls, boys) Prelims

APPROXIMATELY 20 MINUTE BREAK--IF TIME PERMITS

100 Meter High Hurdles (girls) Finals
110 Meter High Hurdles (boys) Finals
100 Meter Dash (girls, boys) Finals
800 Meter Run (girls, boys) Finals
300 Meter Low Hurdles ( girls) Finals
300 Meter Int. Hurdles (boys) Finals
200 Meter Dash (girls and boys) Finals
1600 Meter Run (girls and boys) Finals
400 Meter Relay (girls and boys) Finals
1600 Meter Relay (girls and boys) Finals

## ALMA, REP VALLEY, CAMBRIDGE, DUNDY COUNTY, IMPERIAL, CULBERTSON, WAUNETA/PALISADE

## DON STINE BOYS VARSITY INVITATIONAL TRACK AND FIELD MEET RECORDS
ESTABLISHED 1993

| EVENT | RECORD HOLDER | SCHOOL | YEAR | RECORD |
|---|---|---|---|---|
| 100 METERS | NICK THULIN | ALMA | 1997 | 10.8 |
| 200 METERS | ED THOMPSON | CAMBRIDGE | 1995 | 23.1 |
| 400 METERS | MITCH VIRES | CHASE COUNTY | 1997 | 51.1 |
| 800 METERS | LEVI ASHLEY | ALMA | 1999 | 2:02.3 |
| 1600 METERS | LEVI ASHLEY | ALMA | 2000 | 4:39.6 |
| 3200 METERS | JASON LONG | REP. VALLEY | 1994 | 10:18.6 |
| 110 METER H.H. | GABE FRIES | DUNDY COUNTY | 1997 | 15.1 |
| 300 METER I.H. | BART DETERDING | CAMBRIDGE | 1996 | 41.7 |
| 400 METER RELAY | BRYCE FLAMMANG<br>RYAN OMMERT<br>MIKE MONTER<br>BARRY HILTON | CAMBRIDGE | 1998 | 45.0 |
| 1600 METER RELAY | MIKE MONTER<br>BRYCE FLAMMANG<br>BARRY HILTON<br>RYAN OMMERT | CAMBRIDGE | 1999 | 3:36.7 |
| 3200 METER RELAY | TROY WOOLLEN<br>LEVI ASHLEY<br>RYAN HAYS<br>NATE WOLF | ALMA | 1998 | 8:33.3 |
| WEIGHT MENS 400 METER RELAY | CARL LEVY<br>BRITT KRENUNG<br>ERIC ANDERSON<br>JARRELLL FORTCAMP | IMPERIAL | 1993 | 48.3 |
| SHOT PUT | DUSTY HUDSON | IMPERIAL | 1998 | 53'4 |
| DISCUS | DUSTY HUDSON<br>ERIC PFIEFFER | IMPERIAL<br>WAUNETA PALISADE | 1998<br>1998 | 157'2<br>157'2 |
| POLE VAULT | SCOTT MOORE<br>SHANE MOORE | ALMA<br>ALMA | 1995<br>1999 | 13'6"<br>13'6" |
| HIGH JUMP | JUSTIN HORNER | DUNDY COUNTY | 1998 | 6'8" |
| LONG JUMP | ED THOMPSON | CAMBRIDGE | 1994 | 22'9" |
| TRIPLE JUMP | ED THOMPSON | CAMBRIDGE | 1995 | 44'1" |

## DON STINE GIRLS VARSITY INVITATIONAL TRACK AND FIELD MEET RECORDS
ESTABLISHED 1993

| EVENT | RECORD HOLDER | SCHOOL | YEAR | RECORD |
|---|---|---|---|---|
| 100 METERS | ROCHELLE SCHMIDT | REPUBLICAN VALLEY | 1999 | 12.6 |
| 200 METERS | DAWN APPLEGARTH | WAUNETA/PALISADE | 1997 | 27.0 |
| 400 METERS | REBECCA ROBISON | ALMA | 1999 | 59.1 |
| 800 METERS | REBECCA ROBISON | ALMA | 1999 | 2.31.4 |
| 1600 METERS | JILL RIPPEN | CULBERTSON | 1996 | 5:41.5 |
| 3200 METERS | ANGIE PEGLOW | IMPERIAL | 1993 | 12:26.4 |
| 100 METER H.H. | NICOLE KUBIK | CAMBRIDGE | 1996 | 15.1 |
| 300 METER H.H. | KELCI HAYWARD | DUNDY COUNTY | 1995 | 48.2 |
| 400 METER RELAY | JODI RHODIG<br>CHRIS CLARK<br>REBECCA ROBISON<br>RACHELLE BOSTON | ALMA | 1999 | 52.4 |
| 1600 METER RELAY | LANAY ROBISON<br>REBECCA ROBISON<br>STEPH SHAW<br>RACHELLE BOSTON | ALMA | 1997 | 4:19.6 |
| 3200 METER RELAY | ANGIE MORTHOLE<br>JILL RIPPEN<br>TONIA RIPPEN<br>STEPHANIE HAGAN | CULBERTSON | 1996 | 10:34.2 |
| WEIGHT-WOMENS 400 METER RELAY | LYNNETTE PHILLIPS<br>AMANDA PETERSEN<br>LORI AHLEMEYER<br>TRINETTE PHILLIPS | CAMBRIDGE | 1996 | 59.1 |
| SHOT PUT | AMY MCKINNEY | WAUNETA/PALISADE | 1994 | 39'1/4" |
| DISCUS | MELODY LEIBHART | IMPERIAL | 1993 | 118'9" |
| POLE VAULT | MARKEY KISELA | DUNDY COUNTY | 1999 | 7'2" |
| HIGH JUMP | KRISTI KITT<br>JOLIE FORTKAMP | WAUNETA/PALISADE<br>WAUNETA/PALISADE | 1993<br>1997 | 5'3"<br>5'3" |
| LONG JUMP | ROCHELLE SCHMIDT | REP VALLEY | 2000 | 18'0" |
| TRIPLE JUMP | ROCHELLE SCHMIDT | REP VALLEY | 1999 | 38'101/2" |

## LONG JUMP-GIRLS

FLIGHT 1
1. Becky Way-Imp
2. Ashton Colton-Imp
3. Katie Padilla-WP
4. Bailey Lacey-Cu
5. Sarah McGrath-Imp

FLIGHT 2
1. Kim Godeken-Al
2. Leah Rundback-WP
3. Jenny Baney-DC
4. Brooke Olson-DC
5. Tabby Christner-WP
6. Lisa Minnick-Ca
7. Andi Langley-Ca

FLIGHT 3
1. Chrisna Clark-Al
2. Sara Wagner-Cu
3. Savannah Noyes-RV
4. Alison Glidden-DC
5. Chelsey Morgan-RV
6. Jenny Miller-Cu
7. Steffanie Fegter-Al

## LONG JUMP-BOYS

FLIGHT 1
1. STEFFAN SAVRANO-AL 17.06
2. WHITNEY JONES-CA 17.02
3. JACOB BALDERSON-DC 17.00
4. BEN SHAW-DC 17.00
5. HONDO FANNING-WP 16.01
6. TRAVIS RICE-CAJV 15.09

FLIGHT 2
1. COLLIN EISENHART-CU 19.00
2. AUSTIN LEWIS-CU 18.05
3. CHASE YODER-WP 18.04
4. JESSE RANDOLPH-RV 18.02
5. AARON FUEHER-IMP 18.00
6. WILL MORALES-IMP 18.00

FLIGHT 3
1. BEN EISENHART-CU 22.00
2. NATE STROUP-DC 20.08
3. KALLAN KITT-WP 20.02
4. KERRY SHINN-IMP 20.00
5. JORDAN BECKER-AL 20.00
6. KODY SCHRADER-AL 19.10

## HIGH JUMP-GIRLS

1. Andrea Eisenhart-Cu
2. Samantha Pinkal-Imp
3. Jacci Burke-Imp
4. Steffanie Fegter-Al
5. Kim Godeken-Al
6. Avery Lutz-DC
7. Amy Swesey-Imp
8. Staci Alberts-WP
9. Mollie Gordon-DC
10. Alison Glidden-DC
11. Celeste Bauer-Al
12. Christina Houghtelling-Ca

## HIGH JUMP-BOYS

1. KYLE KITT-WP 5.00
2. RYAN AGAN-CA 5.00
3. BEN SHAW-DC 5.02
4. ALLYN MINTEMYER-AL 5.02
5. BEN BAIRD-DC 5.02
6. ANDREW SANDMAN-WP 5.04
7. SPENCER SHIFFLET-CA 5.06
8. KODY SCHRADER-AL 5.08
9. WILL MORALES-IMP 5.08
10. MATTHAS GRABOWSKI-AL 5.08
11. NATHAN WENZLICH-IMP 5.10
12. CHUCK HALL-DC 6.00
13. ED KAISER-IMP 6.02
14. AUSTIN LEWIS-CU 6.04
15. KALLAN KIT-WP 6.06

DISCUS-GIRLS

FLIGHT 1
1. Ashley Hagan-Cu
2. Kelsey Cupp-Imp
3. Leah Rundback-WP
4. Mysti Mues-Ca
5. Heather Steele-DC
6. Mandy Snide-CaJV
7. Tabatha King-CaJV

FLIGHT 2
1. Courtney Tegtman-Al
2. Andi Langley-Ca
3. Mandi Janicek-WP
4. Ann Vavra-DC
5. Ashley Smith-Cu
6. Jennifer Lytle-WP
7. Callyn Olson-Al

FLIGHT 3
1. Theresa Strand-Imp
2. Cassy Hamilton-Imp
3. Caitlin Schaffert-RV
4. Chelsea Richards-Al
5. Amy Nichols-Cu
6. Megan Witte-Ca
7. Shelby Wilson-DC

DISCUS-BOYS

FLIGHT 1
1. EVAN MAYNARD-CU 85.00
2. JACOB RUNDBACK-WP 83.05
3. CURTIS OLSON-CU 80.00
4. BEN ROBISON-AL 80.00
5. ANDY DURNER-RV 73.02
6. KEVIN JONES-CAJV 70.00

FLIGHT 2
1. JUSTIN WITTE-CAJV 100.00
2. KYLE HANSEN-WP 99.01
3. BUCK HAAG-RV 95.06
4. JESSE MAAS-AL 90.00
5. JJ ROSHEWSKI-CU 90.00
6. JESSE LANGLEY-CAJV 87.00

FLIGHT 3
1. CODY DEWESTER-DC 110.00
2. JOE AMBROSEK-DC 110.00
3. MATT DEPPERSCHMIDT-RV 105.02
4. JUSTIN SMOLIK-AL 103.00
5. BLAKE SOUCIE-CA 103.00
6. JASON KOCH-CA 100.00

FLIGHT 4
1. TIM STRAND-IMP 130.00
2. BRIAN STRAND-IMP 130.00
3. JERIMEY PACE-CA 128.00
4. JUSTIN BUSSEL-IMP 125.00
5. AUSTIN DAVIS-DC 120.00
6. TANNER BARDSLEY-WP 110.08

POLE VAULT-GIRLS

1. Becky Way-Imp
2. Carrie Rice-Imp
3. Echo Greeley-Imp
4. Ann Vavra-DC
5. Karom Grafel-Cu
6. Nicole Kauk-Al
7. Mollie Gordon-DC
8. Angela Lutz-DC
9. Kaci Nickerson-Ca

POLE VAULT-BOYS

1. CHAD HOWERTER-CAJV 7.00
2. CASEY WARNING-DC 8.00
3. RYAN MELTON-AL 9.0
4. BRANDT HAGAN-CU 9.00
5. JON HAM-DC 9.00
6. JASON JONES-AL 9.0
7. MIKE SHINN-IMP 10.00
8. MIKE SWANSON-IMP 10.00
9. COLE NICKERSON-CA 10.06
10. WHITNEY JONES-CA 10.06
11. STEVE MARTIN-DC 11.00
12. ANDY OHLSON-IMP 11.00

TRIPLE JUMP-GIRLS

FLIGHT 1
1. Sarah McVicker-DC
2. Ashton Colton-Imp
3. Ashley Hagan-Cu
4. Sarah McGrath-Imp
5. Krystal Barlett-Cu
6. Shelby Leyland-Imp

FLIGHT 2
1. Avery Lutz-DC
2. Jenny Baney-DC
3. Staci Albert-WP
4. Ashley Kitt-WP
5. Steffanie Fegter-Al
6. Kaci Nickerson-Ca
7. Megan Witte-Ca

FLIGHT 3
1. Christina Houghtelling-Ca
2. Savannah Noyes-RV
3. Jaime Coolidge-RV
4. Amy Nichols-Cu
5. Shanna Waggoner-Al
6. Janae Harris-WP
7. Whitney Ehrke-Al

SHOT PUT-GIRLS

FLIGHT 1
1. Mandy Snide-CaJV
2. Tabatha King-CaJV
3. Ann Vavra-DC
4. Jenna Britten-WP
5. Carin Hartzer-Cu
6. Ashley Smith-Cu

FLIGHT 2
1. Kelsey Watkins-DC
2. Lisa Minnick-Ca
3. Mysti Mues-Ca
4. Kelsey Cupp-Imp
5. Heather Steele-DC
6. Callyn Olson-Al
7. Mandi Janicek-WP

FLIGHT 3
1. Cassy Hamilton-Imp
2. Theresa Strand-Imp
3. Chelsea Richards-Al
4. Caitlin Schaffert-RV
5. Amy Nichols-Cu
6. Jennifer Lytle-WP
7. Courtney Tegtman-Al

TRIPLE JUMP-BOYS

FLIGHT 1
1. AUSTIN LEWIS-CU 37.00
2. BEN SHAW-DC 36.00
3. JESSE RANDOLPH-RV 35.02
4. JERIMEY PACE-CA 35.00
5. RANDY BAKER-WP 32.05
6. KYLE KITT-WP 32.02

FLIGHT 2
1. KEITH STITT-RV 38.06
2. BRAD TIMM-DC 38.00
3. TAYLOR MAY-IMP 38.00
4. TRAVIS BABCOCK-AL 38.00
5. STEFFAN SAVIANO-AL 37.06
6. 37.00 CODY EGLE-WP 37.00

FLIGHT 3
1. DANILE WITTE-CA 43.00
2. NATE STROUP-DC 41.10
3. KODY SCHRADER-AL 40.04
4. ED KAISER-IMP 40.00
5. SPENCER SHIFFLET-CA 39.04
6. WILL MORALES-IMP 39.00

SHOT PUT-BOYS

FLIGHT 1
1. BUCK HAAG-RV 34.05
2. JUSTIN SMOLIK-AL 34.00
3. ANDY DURNER-RV 33.04
4. JACOB HAAG-RV 31.02
5. KEVIN JONES-CAJV 31.00
6. ROS OBERG-CU 31.00

FLIGHT 2
1. JERIMEY PACE-CA 37.00
2. JESSE LANGLEY-CAJV 37.00
3. JJ ROSHEWSKI-CU 36.00
4. DANNY SCHLUCKEBIER-WP 35.02
5. JUSTIN WITTE-CAJV 35.00
6. JESSE MAAS-AL 35.00

FLIGHT 3
1. ANDY WILSON-DC 40.00
2. CHRIS VAN DYKE-DC 39.00
3. TANNER BARDSLEY-WP 38.06
4. MATTHIAS GRABOWSKI-AL 38.00
5. TRISTAN FOSTER-CA 37.06
6. SHAUN KIRCHER-CU 37.00

FLIGHT 4
1. TIM STRAND-IMP 45.00
2. BRIAN STRAND-IMP 45.00
3. TYLER PROBBASCO-IMP 45.00
4. CODY DEWESTER-DC 42.00
5. CARSON WATT-WP 40.08
6. ANDY LEWIS-CA 40.00

## 4 X 800 RELAY-GIRLS

ALLEY 1
1.
2.
3.
ALLEY 2
1. Republican Valley
2. Alma
3. Culbertson
ALLEY 3
1. Cambridge
2. Dundy County
3.
ALLEY 4
1. Imperial
2. Wauneta-Palisade
3.

## 4 X 800 RELAY-BOYS

ALLEY 1
1.
2.
3.
ALLEY 2
1. WAUNETA PALISADE
2. ALMA
3. CAMBRIDGE JV
ALLEY 3
1. CAMBRIDGE
2. IMPERIAL
3.
ALLEY 4
1. DUNDY COUNTY
2. REPUBLICAN VALLEY
3.

## 100 Meter High Hurdles-GIRLS

HEAT 1
LANE 1
LANE 2 Jenna Britten-WP
LANE 3 Janae Harris-WP
LANE 4 Jennifer Beins-Al
LANE 5 Christina Hughes-Ca
LANE 6 Staci Moore-Ca
LANE 7 Nicole Kauk-Al
LANE 8 Andrea Eisenhart-Cu

HEAT 2
LANE 1 Maika Bauerle-Imp
LANE 2 Mollie Gordon-DC
LANE 3 Amanda Poppe-Imp
LANE 4 Emily Humphrey-WP
LANE 5 Chrisna Clark-Al
LANE 6 Lora Rowley-Imp
LANE 7 Kelsey Watkins-DC
LANE 8 Alison Glidden-DC

## 110 METER HIGH HURDLES-BOYS

HEAT 1
LANE 1 HONDO FANNING-WP
LANE 2 COURTNEY TAYLOR-CAJV
LANE 3 AUSTIN LEWIS-CU
LANE 4 JON HAM-DC
LANE 5 TYLER KEYSER-CA
LANE 6 BEN SHAW-DC
LANE 7 TANNER BARDSLEY-WP
LANE 8

HEAT 2
LANE 1 RAY RUSKAMP-AL
LANE 2 NATH WENZLICK-IMP
LANE 3 SPENCER SHIFFLET-CA
LANE 4 KALLAN KITT-WP
LANE 5 NATE STROUP-DC
LANE 6 KODY SCHRADER-AL
LANE 7 ED kAISER-IMP
LANE 8 WILL MORALES-IMP

eter Dash-GIRLS

HEAT 1
LANE 1
LANE 2
LANE 3
LANE 4 Alicia Weintz-Cu
LANE 5 Jennifer Poppe-Imp
LANE 6
LANE 7
LANE 8

HEAT 2
LANE 1 Amanda Poppe-Imp
LANE 2 Andi Langley-Ca
LANE 3 Heather Morris-DC
LANE 4 Kelly Hays-Al
LANE 5 Allyx Brown-Cu
LANE 6 Maria Urban-DC
LANE 7 Staci Moore-Ca
LANE 8 Vanessa Green-Imp

HEAT 3
LANE 1 Nicole Slater-Cu
LANE 2 Steffanie Fegter-Al
LANE 3 Stacey Yost-WP
LANE 4 Lindsey Esch-RV
LANE 5 Chrisna Clark-Al
LANE 6 Amy Edgerton-Ca
LANE 7 Annette Case-DC
LANE 8 Kayla Einspahr-WP

400 Meter Dash-GIRLS

HEAT 1
LANE 1
LANE 2
LANE 3 Martha Wieczorek-DC
LANE 4 Katie Padilla-WP
LANE 5 Amber Kunnemann-Imp
LANE 6 Brittney Commins-Imp
LANE 7
LANE 8

HEAT 2
LANE 1 Bailey Lacey-Cu
LANE 2 Lisa Minnick-Ca
LANE 3 Megan Witte-Ca
LANE 4 Joni Merritt-Al
LANE 5 Michelle Jankovits-Cu
LANE 6 Jenny Baney-DC
LANE 7 Ashley Kitt-WP
LANE 8 Angela Mustion-Cu

HEAT 3
LANE 1 Annette Case-DC
LANE 2 Christina Houghtelling-Ca
LANE 3 Cassy Smith-WP
LANE 4 Sara Melton-Al
LANE 5 Danielle Stritt-RV
LANE 6 Savannah Noyes-RV
LANE 7 Michelle Dill-Imp
LANE 8 Chelsey Morgan-RV

100 METER DASH-BOYS

HEAT 1
LANE 1
LANE 2
LANE 3 COLE NICKERSON-CA
LANE 4 RANDY BAKER-WP
LANE 5 TERRIN BARNARD-WP
LANE 6 CHAD HOWERTER-CAJV
LANE 7
LANE 8

HEAT 2
LANE 1 JACOB HAAG-RV
LANE 2 CASEY WARNING-DC
LANE 3 MIKE SHINN-IMP
LANE 4 KILEY ROUNDTREE-DC
LANE 5 TAYLOR LIESS-RV
LANE 6 DUSTIN KRONHOFMAN-AL
LANE 7 GRANT DIXON-WP
LANE 8 JASON KOCH-CA

HEAT 3
LANE 1 ZACH NESHOLT-IMP
LANE 2 DANIEL WITTE-CA
LANE 3 BEN EISENHART-CU
LANE 4 JORDAN BECKER-AL
LANE 5 COLLIN EISENHART-CU
LANE 6 BRET HAYS-AL
LANE 7 KERRY SHINN-IMP
LANE 8 JASON HASKELL-DC

400 METER DASH-BOYS

HEAT 1
LANE 1
LANE 2
LANE 3
LANE 4 GRANT MOORE-CA
LANE 5 BRANDON LAUE-CA
LANE 6
LANE 7
LANE 8

HEAT 2
LANE 1 MIKE SHINN-IMP
LANE 2 MATT DEPPERSCHMIDT-RV
LANE 3 KEITH STRITT-RV
LANE 4 SHANE GERHARTZ-WP
LANE 5 AUSTIN DAVIS-DC
LANE 6 KYLE HANSEN-WP
LANE 7 TAYLOR MAY-IMP
LANE 8

HEAT 3
LANE 1 SETH ALBERTS-WP
LANE 2 KALOB KRESSER-AL
LANE 3 KENNY SHINN-IMP
LANE 4 BEN EISENHART-CU
LANE 5 WILL NEVILLE-DC
LANE 6 JOSH DRAKE-AL
LANE 7 CONNOR WOBIG-DC
LANE 8 BEN DOUBET-AL

3200 Meter Run-GIRLS
(2)

ALLEY 1
1. Jacci Burke-Imp
2. Desiree Fries-DC
3. Ashley Houlden-Ca

ALLEY 2
1. Shannon Macke-Ca
2. Breanna Bjerrum-Imp
3. Kaitlin Deaver-Ca

ALLEY 3
1. Sheena Pfeil-Al
2. Jenny Arp-Cu
3. Amanda Terryberry-Imp

ALLEY 4
1. Jessica Long-WP
2. christina Case-DC
3. Amber Morris-DC

3200 METER RUN-BOYS

ROW 1

ALLEY 1
1. SAM DOUBET-AL
2. TODD BAUER-CU
3. CORY FLAIG-WP

ALLEY 2
1. JOSH RICHARDSON-DC
2. PHIL MACKE-CA
3. BRETT BERRY-IMP

ALLEY 3
1. JAY WOOD-IMP
2. KYLE CUSTER-CA
3. BEN BAIRD-DC

ALLEY 4
1. SHAWN FLAIG-WP
2. BRIAN HOROBIK-DC
3. TREY BOGGS-IMP

ROW 2

ALLEY 1
1.
2.
3.

ALLEY 2
1. DEREK HARRIS-WP
2. MICHAEL MCHALE-CAJV
3.

ALLEY 3
1. SCOTT LAUE-CAJV
2.
3.

ALLEY 4
1. WOLF WUENSCHE-CAJV
2.
3.

200 Meter Dash-GIRLS

HEAT 1
LANE 1
LANE 2
LANE 3
LANE 4 Desiree Fries-DC
LANE 5 Allyx Brown-Cu
LANE 6 Brittney Commins-Imp
LANE 7
LANE 8

HEAT 2
LANE 1 Kelly Hays-Al
LANE 2 Andi Langley-Ca
LANE 3 Amanda Poppe-Imp
LANE 4 Jenny Miller-Cu
LANE 5 Kayla Einspahr-WP
LANE 6 Tabby Christner-WP
LANE 7 Vanessa Green-Imp
LANE 8 Staci Moore-Ca

HEAT 3
LANE 1 Maria Urban-DC
LANE 2 Shanna Waggoner-Al
LANE 3 Adrian Robison-Al
LANE 4 Danielle Stritt-RV
LANE 5 Alicia Weintz-Cu
LANE 6 Stacey Yost-WP
LANE 7 Amy Edgerton-Ca
LANE 8 Annette Case-DC

200 METER DASH-BOYS

HEAT 1
LANE 1
LANE 2
LANE 3 GRANT MOORE-CA
LANE 4 ANDY ANDERSON-AL
LANE 5 BLAKE SOUCIE-CA
LANE 6
LANE 7
LANE 8

HEAT 2
LANE 1 JACOB HAAG-RV
LANE 2 GRANT DIXON-WP
LANE 3 CONNOR WOBIG-DC
LANE 4 TAYLRO MAY-IMP
LANE 5 BRET HAYS-AL
LANE 6 TAYLOR LIESS-RV
LANE 7 TERRIN BARNARD-WP
LANE 8 KYLE KITT-WP

HEAT 3
LANE 1 WILL NEVILLE-DC
LANE 2 JORDAN BECKER-AL
LANE 3 KERRY SHINN-IMP
LANE 4 DANIEL WITTE-CA
LANE 5 BEN EISENHART-CU
LANE 6 COLLIN EISENHART-CU
LANE 7 ZACH NESLOFT-IMP
LANE 8 JASON HASKELL-DC

800 Meter Run-GIRLS

ROW 1
- ALLEY 1
  1. Melissa Long-WP
  2. Celeste Bauer-Al
  3. Olivia Castilla-DC
- ALLEY 2
  1. Jamie Coolidge-RV
  2. Michelle Dill-Imp
  3. Ashley Houlden-Ca
- ALLEY 3
  1. Kaitlin Deaver-Ca
  2. Amy Young-Ca
  3. Michelle Jankovits-Cu
- ALLEY 4
  1. Lisa Daffer-RV
  2. Sheena Pfeil-Al
  3. Angela Lutz-DC

ROW 2
- ALLEY 1
  1.
  2.
  3.
- ALLEY 2
  1. Lynsie Crider-Imp
  2. Carli Schultz-Imp
  3.
- ALLEY 3
  1. Jessica Richardson-DC
  2. Krystal Bartlett-Cu
  3.
- ALLEY 4
  1. Katie Padilla-WP
  2.
  3.

800 METER RUN-BOYS

ROW 1
- ALLEY 1
  1. VERN SWESEY-IMP
  2. JAY WOOD-IMP
  3. JASON BURKE-IMP
- ALLEY 2
  1. JOSH DRAKE-AL
  2. BRANDON LAUE-CA
  3. KEITH STRITT-RV
- ALLEY 3
  1. ZAC RANDOLPH-RV
  2. SHANE GERHARTZ-WP
  3. MATT DEPPERSCHMIDT-RV
- ALLEY 4
  1. SETH ALBERTS-WP
  2. WILL NEVILLE-DC
  3. BEN DOUBET-AL

ROW 2
- ALLEY 1
  1.
  2.
  3.
- ALLEY 2
  1. JOEL FEREBEE-AL
  2. DUSTAN REILEY-DC
  3. BRANDT HAGAN-CU
- ALLEY 3
  1. ANDREW SANDMAN-WP
  2. MARCUS VONTZ-CAJV
  3. CURTIS OLSON-CU
- ALLEY 4
  1. BRAD TIMM-DC
  2. TODD BAUER-CU
  3.

300 METER INT.HURDLES-GIRLS

HEAT 1
- LANE 1 Jenna Lines-Imp
- LANE 2 Brooke Olson-DC
- LANE 3 Maika Bauerle-Imp
- LANE 4 Jennifer Poppe-Imp
- LANE 5 Ashley Kitt-Wp
- LANE 6 Nicole Kauk-Al
- LANE 7 Avery Lutz-DC
- LANE 8 Andrea Eisenhart-Cu

HEAT 2
- LANE 1 Mollie Gordon-DC
- LANE 2 Staci Moore-Ca
- LANE 3 Tabby Christner-WP
- LANE 4 Emily Humphrey-WP
- LANE 5 Kayla Brooks-RV
- LANE 6 Joni Merritt-Al
- LANE 7 Christina Hughes-Ca
- LANE 8 Jennifer Beins-Al

300 METER INT HURDLES-BOYS

HEAT 1
- LANE 1
- LANE 2 TYLER KEYSER-CA
- LANE 3 BEN BOUBET-AL
- LANE 4 KODY SCHRADER-AL
- LANE 5 JOE AMBROSEK-DC
- LANE 6 HONDO FANNING-WP
- LANE 7 COURTNEY TAYLOR-CAJV
- LANE 8

HEAT 2
- LANE 1 JON HAM-DC
- LANE 2 NATHAN WENZLICK-IMP
- LANE 3 KALLAN KITT-WP
- LANE 4 ANDY OFFLSON-IMP
- LANE 5 NATE STROUP-DC
- LANE 6 SPENCER SHIFFLET-CA
- LANE 7 ADAM VLASIN-IMP
- LANE 8 GRANT DIXON-WP

## 1600 Meter Run-GIRLS

ROW 1

ALLEY 1
1. Angela Lutz-DC
2. Connie Ferneau-Cu
3. Katie Olson-Imp

ALLEY 2
1. Amber Morris-DC
2. Nicole Longan-Imp
3. Jenny Arp-Cu

ALLEY 3
1. Katie Dolan-RV
2. Jessica Long-WP
3. Kim Godeken-Al

ALLEY 4
1. Shannon Macke-Ca
2. Christina Case-DC
3. Abby Barger-WP

ROW 2

ALLEY 1
1.
2.
3.

ALLEY 2
1. Amy Young-Ca
2. Sara Hagemann-Cu
3.

ALLEY 3
1. Ashley Houlden-Ca
2. Leah Church-Imp
3.

ALLEY 4
1. Hannah Loshbough-RV
2.
3.

## 1600 METER RUN-BOYS

ROW 1

ALLEY 1
1. SAM DOUBET-AL
2. BRETT BERRY-IMP
3. CORY FLAIG-WP

ALLEY 2
1. JOSH DRAKE-AL
2. KYLE CUSTER-CA
3. JOSH RICHARDSON-DC

ALLEY 3
1. PHIL MACKE-CA
2. JAY WOOD-IMP
3. BRIAN HOROBIK-DC

ALLEY 4
1. SHAWN FLAIG-WP
2. VERN SWESEY-IMP
3. CASEY BANEY-DC

ROW 2

ALLEY 1
1.
2.
3.

ALLEY 2
1. SCOTT LAUE-CAJV
2. MICHAEL MCHALE-CAJV
3.

ALLEY 3
1. LUUK VAN DER WEL-WP
2. BRANDT HAGAN-CU
3.

ALLEY 4
1. WOLF WUENSCHE-CAJV
2.
3.

## 4 X 100 RELAY-GIRLS

LANE 1
LANE 2 Dundy County
LANE 3 Cambridge
LANE 4 Republican Valley
LANE 5 Alma
LANE 6 Wauneta-Palisade
LANE 7 Culbertson
LANE 8 Imperial

## 4 X 100 RELAY-BOYS

LANE 1
LANE 2 WP
LANE 3 DC
LANE 4 AL
LANE 5 IMP
LANE 6 CA
LANE 7 CAJV
LANE 8

## 4 X 400 RELAY-GIRLS

LANE 1
LANE 2 Culbertson
LANE 3 Wauneta-Palisade
LANE 4 Alma
LANE 5 Republican Valley
LANE 6 Cambridge
LANE 7 Dundy County
LANE 8 Imperial

## 1600 METER RELAY-BOYS

LANE 1 CAJV 4.00.00
LANE 2 IMP 3.45.00
LANE 3 DC 3.44.00
LANE 4 RV 3.40.02
LANE 5 CA 3.43.00
LANE 6 WP 3.45.00
LANE 7 AL 3.55.00
LANE 8 CU 5.00.00

# Team Schedule:

Nest. Cambridge — 2002 — Date: 3-28-02

| Name | Event | Event | Event | Event | Event | Event |
|---|---|---|---|---|---|---|
| Justin Bussell | Shot | Disc | | | | |
| Zach Nesbitt | 100 | 200 | 400 R[1] | | | |
| Andy Offlson | PV | 300 Im | 1600 R[4] | 400 R[4] | | |
| Kevin Shinn | AB | AB | AB | AB | | |
| Tim Strand | Hdl Stats | ILL | ILL | | | |
| C.J Swanson | 100 | 200 | LJ | | | |
| | | | | | | |
| Brett Berry | 3200 | 800 | | | | |
| Jed German | — | — | — | | | |
| Ed Kaiser | AB | AB | AB | AB | | |
| Aaron Miller | — | | | | | |
| Joel Norman | Inj | Inj | Inj | | | |
| Tyler Pribbenow | Shot | Back-up Disc | | | | |
| Corbin Schoenberger | — | | | | | |
| Brian Strand | Shot | Disc | | | | |
| John Strand | — | — | — | | | |
| Jay Wood | 3200 | 1600 | 3200 R[1] | | | |
| Adam Wasiw | 300 Im | 100 | 1600 R[2] | | | |
| | | | | | | |
| Jason Burke | 800 | 3200 R[3] | 1600 R[3] | | | |
| Jalla Ferchee | — | | | | | |
| Scott Leibrandt | AB | AB | AB | | | |
| Will Morales | 110 HH | T.J | H.J | 400 R[2] | | |
| Matt Moser | Disc | | | | | |
| | | | | | | |
| | | | | | | |
| Over | | | | | | Over |

**Meet:** Cambridge **Date:** 3-28-c

| Name | | | | | | |
|---|---|---|---|---|---|---|
| Aaron Sargent | — | | | | | |
| Mike Shinn | — | | | | | |
| Tyler Stanley | — | | | | | |
| Mike Swanson | — | | | | | |
| Vern Swesey | 1600 | 3200R 4 | | | | |
| Matt Wenzlick | 110 HH | 300 Im | H.J. | 1600R 1 | | |
| | | | | | | |
| | | | | | | |
| Trey Boggs | 3200R 3 | 1600 | HJ | | | |
| Aaron Fucher | L.J | 100 | 400R 3 | 200 | | |
| Marcos Granados | — | | | | | |
| Steve Honma | — | | | | | |
| Taylor May | PV. | 400 ? | | | | |
| | | | | | | |
| | | | | | | |
| | |

# Boys Track Travel List 2002
## Cambridge 3-28-02

21

| Name | Phone | Bus | Van | Name | Phone | Bus | Van |
|---|---|---|---|---|---|---|---|
| Justin Bussell | | ✓ | | Aaron Sargent | | | |
| Zack Nesbitt | | ✓ | | Mike Shinn | | | |
| Andy Ohlson | | ✓ | | Tyler Stanley | | | |
| Kerry Shinn | | | | Mike Swanson | | | |
| Tim Strand | | | | Vern Swesey | | ✓ | |
| C.J Swanson | | ✓ | | Nathan Wenzlich | | ✓ | |
| | | | | | | | |
| | | | | Trey Boggs | | ✓ | |
| Brett Berry | | ✓ | | Aaron Fuchs | | ✓ | |
| Jed German | | | | Steven Hanna | | | |
| Ed Kaiser | | | | Marcos Grenados | | | |
| Aaron Miller | | | | Taylor May | | ✓ | |
| Joel Namon | | | | | | | |
| Tyler Pribbeno | | ✓ | | | | | |
| Corbin Schoenberger | | | | Crystal Lange | | | |
| Brian Strand | | ✓ | | Sable Barns | | | |
| John Strand | | | | Lisa Carmen | | ✓ | |
| Jay Wood | | ✓ | | Holly Colton | | ✓ | |
| Adam Vlasin | | ✓ | | | | | |
| | | | | | | | |
| | | | | | | | |
| Jason Burke | | ✓ | | | | | |
| Jake Forebee | | | | Coach Bessler | 5091 | ✓ | |
| Scott Leibrandt | | | | Coach Zuege | 5610 | | |
| Will Mosier | | ✓ | | Coach Mowell | 5767 | ✓ | |
| Matt Moser | | ✓ | | | | | |
| | | | | | | | |
| | | | | | | | |

DON STINE INVITATIONAL TRACK MEET
CAMBRIDGE HIGH SCHOOL
March 23, 2002

Boys

NAME OF SCHOOL Imperial COACH Bessler

PHONE # 308-882-4304

PLEASE *TYPE OR PRINT* THE NAMES OF ENTRIES, GIVE BOTH FIRST AND LAST NAME IN FULL.

BOYS ENTRIES

**********

| EVENT | BEST MARK | EVENT | BEST MARK |
|---|---|---|---|
| 100 METER DASH | | 400 METER RELAY | |
| 1. Kerry Shinn | 11.7 | LIST MEMBERS OF RELAY TEAM | |
| 2. Zach Nesbitt | 11.9 | 1. | |
| 3. Mike Shinn | 12.0 | 2. | yes |
| 200 METER DASH | | 3. | |
| 1. Kerry Shinn | 24.0 | 4. | 46.0 |
| 2. Zach Nesbitt | 24.5 | 1600 METER RELAY | |
| 3. Mike Shinn | 24.7 | 1. | |
| 400 METER DASH | | 2. | |
| 1. Kerry Shinn | 54.5 | 3. | yes |
| 2. Mike Shinn | 57.0 | 4. | 3.45 |
| 3. Taylor May | 57.0 | 3200 METER RELAY | |
| 800 METER RUN | | 1. | |
| 1. Jason Burke | 2.15 | 2. | |
| 2. Jay Wood | 2.15 | 3. | yes |
| 3. Vern Swesey | 2.15 | 4. | 9.30 |
| 1600 METER RUN | | LONG JUMP | |
| 1. Jay Wood | 5.10 | 1. Aaron Fucher | 18' |
| 2. Vern Swesey | 5.15 | 2. Will Morales | 18' |
| 3. Brett Berry | 5.30 | 3. Kerry Shinn | 20' |
| 3200 METER RUN | | HIGH JUMP | |
| 1. Jay Wood | 11.15 | 1. Ed Kaiser | 6'2 |
| 2. Brett Berry | 11.30 | 2. Nathan Wenzlick | 5'10 |
| 3. Trey Boggs | 11.30 | 3. Will Morales | 5'8 |
| 110 METER HIGH HURDLES | | DISCUS | |
| 1. Nath. Wenzlick | 17.0 | 1. Tim Strand | 130' |
| 2. Ed Kaiser | 17.2 | 2. Brian Strand | 130' |
| 3. Will Morales | 17.6 | 3. Justin Bussell | 125' |
| 300 METER INT HURDLES | | SHOT PUT | |
| 1. Andy Ohlson | 43.5 | 1. Tim Strand | 45' |
| 2. Adam Vlasin | 45.0 | 2. Brian Strand | 45' |
| 3. Nathan Wenzlick | 45.0 | 3. Tyler Pribbeno | 45' |
| POLE VAULT | | TRIPLE JUMP | |
| 1. Andy Ohlson | 11' | 1. Ed Kaiser | 40' |
| 2. Mike Shinn | 10' | 2. Will Morales | 39' |
| 3. Mike Swanson | 10' | 3. Taylor May | 38' |

ENTRIES MUST BE RETURNED BY:
MARCH 18, 2002
RETURN TO:
Ron Streit, Principal/AD
Box 100
Cambridge High School
Cambridge, Ne. 69022

# Field Events

TRACK MEET Cambridge DATE 3-28-02

SHOT PUT

| Name | Preliminaries 1 | 2 | 3 | Finals 1 | 2 | 3 | Place |
|---|---|---|---|---|---|---|---|
| 1. B. Strand | | | | | | | |
| 2. J. Bussell | | | | | | | |
| 3. T. Pribbeno | | | | | | | |

DISCUS

| Name | Preliminaries 1 | 2 | 3 | Finals 1 | 2 | 3 | Place |
|---|---|---|---|---|---|---|---|
| 1. B. Strand | | | | | | | |
| 2. J. Bussell | | | | | | | |
| 3. M. Moser<br>T. Pribbeno | | | | | | | |

LONG JUMP

| Name | Preliminaries 1 | 2 | 3 | Finals 1 | 2 | 3 | Place |
|---|---|---|---|---|---|---|---|
| 1. C.J. Swanson | S | 16'3¾" | S | | | | |
| 2. Aaron Fucher | S | 16'7" | 15'2½" | | | | |
| 3. | | | | | | | |

TRIPLE JUMP

| Name | Preliminaries 1 | 2 | 3 | Finals 1 | 2 | 3 | Place |
|---|---|---|---|---|---|---|---|
| 1. Will Morales | S | S | 39'5" | 38'4" | 38'8¼" | 38'11½" | |
| 2. | | | | | | | |
| 3. | | | | | | | |

HIGH JUMP

| Name | HEIGHTS 5'2" | 5'4" | 5'6" | 5'8" | ___ | ___ | ___ | PLACE |
|---|---|---|---|---|---|---|---|---|
| 1. Nathan Wenzlick | OX_ | X__ | OX_ | OOO | ___ | ___ | ___ | |
| 2. Will Morales | OX_ | OO_ | ___ | ___ | ___ | ___ | ___ | |
| 3. Trey Boggs | X__ | OOO | ___ | ___ | ___ | ___ | ___ | |

TRACK MEET : Cambridge DATE : 3-23-02

| POLE VALT | HEIGHTS | | | | | | PLACE |
|---|---|---|---|---|---|---|---|
| Name | 9' | 9'6" | 10'6" | 11'0" | 11'6" | 12'0" | ___ |
| 1. Andy OHlsen | --- | --- | OX_ | OX_ | X__ | OOO | ___ |
| 2. Taylor May | OX_ | OOO | ___ | ___ | ___ | ___ | ___ |
| 3. | ___ | ___ | ___ | ___ | ___ | ___ | ___ |

400 METER RELAY

| Name | 1st | 2nd | 3rd | 4th | | Total | Place |
|---|---|---|---|---|---|---|---|
| 1. | | | | | | | |
| 2. | | | | | | | |
| 3. | | | | | | | |
| 4. | | | | | | | |

1600 METER RELAY

| Name | 1st | 2nd | 3rd | 4th | | Total | Place |
|---|---|---|---|---|---|---|---|
| 1. | | | | | | | |
| 2. | | | | | | | |
| 3. | | | | | | | |
| 4. | | | | | | | |

3200 METER RELAY

| Name | 1st | 2nd | 3rd | 4th | | Total | Place |
|---|---|---|---|---|---|---|---|
| 1. | 440 | 880 | | | | | |
| 2. | | 440 | 880 | | | | |
| 3. | | | 440 | 880 | | | |
| 4. | | | | 440 | 880 | | |

TRACK MEET : _____ DATE : _____

| 110 Meter High Hurdles | Preliminaries | Finals | Place |
|---|---|---|---|
| Name | | | |
| 1. | | | |
| 2. | | | |
| 3. | | | |

| 300 Meter Int. Hurdles | Preliminaries | Finals | Place |
|---|---|---|---|
| Name | | | |
| 1. | | | |
| 2. | | | |
| 3. | | | |

| 100 Meter Dash | Preliminaries | Finals | Place |
|---|---|---|---|
| Name | | | |
| 1. | | | |
| 2. | | | |
| 3. | | | |

| 200 Meter Dash | Preliminaries | Finals | Place |
|---|---|---|---|
| Name | | | |
| 1. | | | |
| 2. | | | |
| 3. | | | |

| 400 Meter Dash | Preliminaries | Finals | Place |
|---|---|---|---|
| Name | | | |
| 1. | | | |
| 2. | | | |
| 3. | | | |

TRACK MEET : _____ DATE : _____

| 800 Meter Dash | 220 | 440 | Finals | Place |
|---|---|---|---|---|
| Name | | | | |
| 1. | | | | |
| 2. | | | | |
| 3. | | | | |

| 1600 Meter Run | 440 | 880 | Finals | Place |
|---|---|---|---|---|
| Name | | | | |
| 1. | | | | |
| 2. | | | | |
| 3. | | | | |

| 3200 Meter Run | 440 | 880 | 1320 | M | 1 ¼ | 1 ½ | 1 ¾ | 2 |
|---|---|---|---|---|---|---|---|---|
| Name | | | | | | | | |
| 1. | | | | | | | | |
| 2. | | | | | | | | |
| 3. | | | | | | | | |

Mile Med Relay

1.
2.
3.
4.

400 Wt Relay

1.
2.
3.
4.

Shot + Dsc

TRACK MEET Cambridge DATE 3-28-02

| SHOT PUT | Preliminaries | | | Finals | | | Place |
|---|---|---|---|---|---|---|---|
| Name | 1 | 2 | 3 | 1 | 2 | 3 | |
| 1. B. Strand | 43'11 | 41'5 | 45'5 | 42'11 | 45'4 | 43'9 | 1 |
| 2. J. Bussell | 40'1 | 40'8 | 40'9 | 40'8 | 41'3 | 41'7 | 4 |
| 3. T. Pribbenow | 40'10 | 41'5 | 40'11 | 43'4 | 41'5 | 40'10 | 3 |

| DISCUS | Preliminaries | | | Finals | | | Place |
|---|---|---|---|---|---|---|---|
| Name | 1 | 2 | 3 | 1 | 2 | 3 | |
| 1. B. Strand | 127'8 | 124'4 | 133'5 | 124'4 | 133'8 | / | 1 |
| 2. J. Bussell | 131'4 | 130'2 | 126'7 | — | — | — | 3 |
| 3. M. Moser or T. Pribbenow | 77'9" | 96'11 | X | | | | |

| LONG JUMP | Preliminaries | | | Finals | | | Place |
|---|---|---|---|---|---|---|---|
| Name | 1 | 2 | 3 | 1 | 2 | 3 | |
| 1. | | | | | | | |
| 2. | | | | | | | |
| 3. | | | | | | | |

| TRIPLE JUMP | Preliminaries | | | Finals | | | Place |
|---|---|---|---|---|---|---|---|
| Name | 1 | 2 | 3 | 1 | 2 | 3 | |
| 1. | | | | | | | |
| 2. | | | | | | | |
| 3. | | | | | | | |

| HIGH JUMP | HEIGHTS | | | | | | | PLACE |
|---|---|---|---|---|---|---|---|---|
| Name | ___ | ___ | ___ | ___ | ___ | ___ | ___ | |
| 1. | --- | --- | --- | --- | --- | --- | --- | |
| 2. | --- | --- | --- | --- | --- | --- | --- | |
| 3. | --- | --- | --- | --- | --- | --- | --- | |

TRACK MEET : _____ DATE : _____

| POLE VALT | HEIGHTS | | | | | | | PLACE |
|---|---|---|---|---|---|---|---|---|
| Name | ___ | ___ | ___ | ___ | ___ | ___ | ___ | |
| 1. | --- | --- | --- | --- | --- | --- | --- | |
| 2. | --- | --- | --- | --- | --- | --- | --- | |
| 3. | --- | --- | --- | --- | --- | --- | --- | |

400 METER RELAY

| Name | 1st | 2nd | 3rd | 4th | Total | Place |
|---|---|---|---|---|---|---|
| 1. | | | | | | |
| 2. | | | | | | |
| 3. | | | | | | |
| 4. | | | | | | |

1600 METER RELAY

| Name | 1st | 2nd | 3rd | 4th | Total | Place |
|---|---|---|---|---|---|---|
| 1. | | | | | | |
| 2. | | | | | | |
| 3. | | | | | | |
| 4. | | | | | | |

3200 METER RELAY

| Name | 1st | 2nd | 3rd | 4th | Total | Place |
|---|---|---|---|---|---|---|
| 1. | 440 | 880 | | | | |
| 2. | | 440 | 880 | | | |
| 3. | | | 440 | 880 | | |
| 4. | | | | 440 | 880 | |

TRACK MEET : _____ DATE : _____

| 110 Meter High Hurdles | Preliminaries | Finals | Place |
|---|---|---|---|
| Name | | | |
| 1. | | | |
| 2. | | | |
| 3. | | | |

| 300 Meter Int. Hurdles | Preliminaries | Finals | Place |
|---|---|---|---|
| Name | | | |
| 1. | | | |
| 2. | | | |
| 3. | | | |

| 100 Meter Dash | Preliminaries | Finals | Place |
|---|---|---|---|
| Name | | | |
| 1. | | | |
| 2. | | | |
| 3. | | | |

| 200 Meter Dash | Preliminaries | Finals | Place |
|---|---|---|---|
| Name | | | |
| 1. | | | |
| 2. | | | |
| 3. | | | |

| 400 Meter Dash | Preliminaries | Finals | Place |
|---|---|---|---|
| Name | | | |
| 1. | | | |
| 2. | | | |
| 3. | | | |

TRACK MEET : _____ DATE : _____

| 800 Meter Dash | 220 | 440 | Finals | Place |
|---|---|---|---|---|
| Name | | | | |
| 1. | | | | |
| 2. | | | | |
| 3. | | | | |

| 1600 Meter Run | 440 | 880 | Finals | Place |
|---|---|---|---|---|
| Name | | | | |
| 1. | | | | |
| 2. | | | | |
| 3. | | | | |

| 3200 Meter Run | 440 | 880 | 1320 | M | 1 ¼ | 1 ½ | 1 ¾ | 2 |
|---|---|---|---|---|---|---|---|---|
| Name | | | | | | | | |
| 1. | | | | | | | | |
| 2. | | | | | | | | |
| 3. | | | | | | | | |

Mile Med Relay

1.
2.
3.
4.

400 Wt Relay

1.
2.
3.
4.

Masters

TRACK MEET Cambridge DATE 3-28-02

| SHOT PUT | Preliminaries | | | Finals | | | Place |
|---|---|---|---|---|---|---|---|
| Name | 1 | 2 | 3 | 1 | 2 | 3 | |
| 1. Brian Strand | 43'11 | 41'5 | 45.5 | 42'11 | 45'4 | 43'9 | 1st |
| 2. Justin Bussell | 40'1 | 40'8 | 40'9 | 40'8 | 41'3 | 41'7 | 4th |
| 3. Tyler Prebbeno | 40'10 | 41'5 | 40'11 | 43'4 | 41'5 | 40'10 | 3rd |

| DISCUS | Preliminaries | | | Finals | | | Place |
|---|---|---|---|---|---|---|---|
| Name | 1 | 2 | 3 | 1 | 2 | 3 | |
| 1. Brian Strand | 127'8 | 124'4 | 133'5 | 124'4 | 133'8 | Scratch | 1st |
| 2. Justin Bussell | 131'4 | 130'2 | 126'7 | Scratch | Scratch | Scratch | 3rd |
| 3. Matt Mosen or Tyler Prebbeno | 77'9 | 96'11 | Scratch | | | | |

| LONG JUMP | Preliminaries | | | Finals | | | Place |
|---|---|---|---|---|---|---|---|
| Name | 1 | 2 | 3 | 1 | 2 | 3 | |
| 1. C.J Swanson | Scratch | 16'3/4 | Scratch | | | | |
| 2. Aaron Fuehrer | Scratch | 16'7 | 15'2 1/2 | | | | |
| 3. | | | | | | | |

| TRIPLE JUMP | Preliminaries | | | Finals | | | Place |
|---|---|---|---|---|---|---|---|
| Name | 1 | 2 | 3 | 1 | 2 | 3 | |
| 1. Will Morales | Scratch | Scratch | 39'5 | 38'4 | 38'8 1/4 | 38'11 1/2 | |
| 2. | | | | | | | |
| 3. | | | | | | | |

| HIGH JUMP | HEIGHTS | | | | | | | PLACE |
|---|---|---|---|---|---|---|---|---|
| Name | 5'2 | 5'4 | 5'6 | 5'8 | ___ | ___ | ___ | |
| 1. Nathan Wenzlick | OX_ | X__ | OX_ | OOO | ___ | ___ | ___ | |
| 2. Will Morales | OX_ | OO_ | ___ | ___ | ___ | ___ | ___ | |
| 3. Trey Boggs | X__ | OOO | ___ | ___ | ___ | ___ | ___ | |

TRACK MEET : _____ DATE : _____

| POLE VALT | HEIGHTS | | | | | | | PLACE |
|---|---|---|---|---|---|---|---|---|
| Name | 9'0 | 9'6 | 10'6 | 11'0 | 11'6 | 12'0 | ___ | |
| 1. Andy Ohlson | - | - | OX | OX | X | OOO | ___ | |
| 2. Taylor May | OX | OOO | ___ | ___ | ___ | ___ | ___ | |
| 3. | ___ | ___ | ___ | ___ | ___ | ___ | ___ | |

400 METER RELAY

| Name | 1st | 2nd | 3rd | 4th | Total | Place |
|---|---|---|---|---|---|---|
| 1. Z. Nesbitt | | | | | | |
| 2. W Morales | | | | | 48.75 | |
| 3. A. Fuchs | | | | | (48.91) | |
| 4. A. Ohlson | | | | | official | |

1600 METER RELAY

| Name | 1st | 2nd | 3rd | 4th | Total | Place |
|---|---|---|---|---|---|---|
| 1. M. Wenzlick | 57.5 | | | | | |
| 2. Adam Ulasa | | 56.5 | | | 3:47.9 | 3rd |
| 3. Jason Burke | | | 56.9 | | | |
| 4. A. Ohlson | | | | 57.1 | | |

3200 METER RELAY

| Name | 1st | 2nd | 3rd | 4th | | Total | Place |
|---|---|---|---|---|---|---|---|
| 1. Jay Wood | 63 440 | 2:13.3 880 | | | | | |
| 2. Trey Boggs | | 67 440 | 2:20.9 880 | | | 9:03.0 | 4 |
| 3. Jason Burke | | | 62 440 | 2:15.3 880 | | | |
| 4. Vernon Swesey | | | | 61 440 | 2:13.4 880 | | |

TRACK MEET : _____ DATE : _____

| 110 Meter High Hurdles | Preliminaries | Finals | Place |
|---|---|---|---|
| Name | | | |
| 1. Nathan Wenzlick | 17.3 | 16.8 | 5 |
| 2. Will Mozeleo | 18.5 | 18.8 | |
| 3. | | | |

| 300 Meter Int. Hurdles | Preliminaries | Finals | Place |
|---|---|---|---|
| Name | | | |
| 1. Andy Ottlson | — | 42.56 | 1 |
| 2. Adam Ulasin | — | 46.1 | |
| 3. Nathan Wenzlich | — | 43.9 | 5 |

| 100 Meter Dash | Preliminaries | Finals | Place |
|---|---|---|---|
| Name | | | |
| 1. Zach Nesbitt | 12.17 | 12.4 | |
| 2. Adam Ulasin | 12.08 | 12.3 | |
| 3. Aaron Fincher | 12.72 | | |

| 200 Meter Dash | Preliminaries | Finals | Place |
|---|---|---|---|
| Name | | | |
| 1. Zach Nesbitt | 25.8 | 26.0 | |
| 2. Aaron Fincher | 26.50 | | |
| 3. C.J. Swanson | 26.21 | | |

| 400 Meter Dash | Preliminaries | Finals | Place |
|---|---|---|---|
| Name | | | |
| 1. Taylor May | 58.9 | | |
| 2. | | | |
| 3. | | | |

TRACK MEET : _____ DATE : _____

| 800 Meter Dash | ~~400 220~~ | ~~800 440~~ | Finals | Place |
|---|---|---|---|---|
| Name | | | | |
| 1. Jason Bunlo | 68 | 2:17.9 | | |
| 2. Brett Berry | 69 | 2:23.9 | | |
| 3. | | | | |

| 1600 Meter Run | 440 | 880 | Finals | Place |
|---|---|---|---|---|
| Name | | | | |
| 1. Jay Wood | 74 | 2:32 | 5:19 | 6th |
| 2. Vern Swesey | 72 | 2:33 | 5:07 | 5th |
| 3. Trey Boggs | 73 | 2.37 | 5.21 | |

| 3200 Meter Run | 440 | 880 | 1320 | M | 1 ¼ | 1 ½ | 1 ¾ | 2 | |
|---|---|---|---|---|---|---|---|---|---|
| Name | | | | | | | | | |
| 1. Jay Wood | 74 | 2:36 | 3:59 | 5:25 | 6:54 | 8:26 | 9:50 | 11:25.1 | 3rd |
| 2. Brett Berry | 77 | 2:42 | 4:09 | 5:39 | 7:06 | 8:36 | 10:06 | 11:26.1 | 4th |
| 3. | | | | | | | | | |

Mile Med Relay

1.
2. X
3.
4.

400 Wt Relay

1.
2. X
3.
4.

Bulletin Bd

DON STINE INVITATIONAL- CAMBRIDGE 2002
(3-23-02)

BOYS-POLE VAULT

| | | |
|---|---|---|
| 1. | STEVE MARTIN-DUNDY COUNTY | 11.06 |
| 2. | ANDY OHLSON-IMPERIAL | 11.06 |
| 3. | WHITNEY JONES-CAMBRIDGE | 10.0 |
| 4T. | COLE NICKERSON-CAMBRIDGE | 9.06 |
| 4T. | RYAN MELTON-ALMA | 9.06 |
| 6. | TAYLOR MAY-IMPERIAL | 9.00 |

BOYS-LONG JUMP

| | | |
|---|---|---|
| 1. | BEN EISENHART-CULBERTSON | 20.10 |
| 2. | KALLAN KITT-WAUNETA/PALISADE | 20.03 |
| 3. | JORDAN BECKER-ALMA | 20.01 |
| 4. | KODY SCHRADER-ALMA | 19.10.75 |
| 5. | NATE STROUP-DUNDY COUNTY | 19.04 |
| 6. | AUSTIN LEWIS-CULBERTSON | 18.08.25 |

BOYS-DISCUS

| | | |
|---|---|---|
| 1. | BRIAN STRAND-IMPERIAL | 133.08 |
| 2. | JERIMEY PACE-CAMBRIDGE | 131.07 |
| 3. | JUSTIN BUSSELL-IMPERIAL | 131.04 |
| 4. | AUSTIN DAVIS-DUNDY COUNTY | 129.07 |
| 5. | CODY DEWESTER-DUNDY COUNTY | 127.07 |
| 6. | JUSTIN SMOLIK-ALMA | 114.03 |

BOYS-HIGH JUMP

| | | |
|---|---|---|
| 1. | AUSTIN LEWIS-CULBERTSON | 6.02 |
| 2. | KALLAN KITT-WAUNETA/PALISADE | 6.02 |
| 3. | KODY SCHRADER-ALMA | 5.08 |
| 4. | CHUCK HALL-DUNDY COUNTY | 5.08 |
| 5T. | SPENCER SHIFFLET-CAMBRIDGE | 5.08 |
| 5T. | BEN SHAW-DUNDY COUNTY | 5.08 |

BOYS-SHOT PUT

| | | |
|---|---|---|
| 1. | BRIAN STRAND-IMPERIAL | 45.05 |
| 2. | ANDY LEWIS-CAMBRIDGE | 43.07.5 |
| 3. | TYLER PRIBBENO-IMPERIAL | 43.04.25 |
| 4. | JUSTIN BUSSELL-IMPERIAL | 41.07.5 |
| 5. | CODY DEWESTER-DUNDY COUNTY | 41.06.5 |
| 6. | TRISTAN FOSTER-CAMBRIDGE | 40.06 |

BOYS-TRIPLE JUMP

| | | |
|---|---|---|
| 1. | DANIEL WITTE-CAMBRIDGE | 42.01 |
| 2. | NATE STROUP-DUNDY COUNTY | 40.03.5 |
| 3. | KODY SCHRADER-ALMA | 39.09.75 |
| 4. | WILL MORALES-IMPERIAL | 39.05 |
| 5. | SPENCER SHIFFLET-CAMBRIDGE | 38.05.25 |
| 6. | JESSE RANDOLPH-REP VALLEY | 37.10.5 |

1. JORDAN BECKER-ALMA 11.18
2. COLLIN EISENHART-CULBERTSON 11.35
3. DANIEL WITTE-CAMBRIDGE 11.53
4. TAYLOR LEISS-REP VALLEY 11.68
5. BRET HAYS-ALMA 11.83
6. DUSTIN KRONHOFMAN-ALMA 12.41

BOYS-200 METER DASH
1. JORDAN BECKER-ALMA 23.46
2. DANIEL WITTE-CAMBRIDGE 23.64
3. COLLIN EISENHART-CULBERTSON 24.15
4. BRET HAYS-ALMA 24.20
5. TAYLOR LIESS-REP VALLEY 24.53
6. JASON HASKELL-DUNDY COUNTY 25.07

BOYS-400 METER DASH
1. BEN EISENHART-CULBERTSON 51.88
2. JOSH DRAKE-ALMA 53.68
3. KALOB KRESSER-ALMA 55.22
4. JASON HASKELL-DUNDY COUNTY 55.35
5. WILL NEVILLE-DUNDY COUNTY 55.57
6. KYLE HANSEN-WAUNETA/PALISADE 56.43

BOYS-800 METER RUN
1. SETH ALBERTS-WAUNETA/PALISADE 2.14.32
2. JOEL FEREBEE-ALMA 2.15.6
3. BEN DOUBET -ALMA 2.16.22
4. SHANE GERHARTZ-WAUNETA/PALISADE 2.17.75
5. JASON BURKE-IMPERIAL 2.17.89
6. WILL NEVILLE-DUNDY COUNTY 2.18.63

BOYS-1600 METER RUN
1. JOSH DRAKE-ALMA 4.53.86
2. KYLE CUSTER-CAMBRIDGE 4.55.98
3. PHIL MACKE-CAMBRIDGE 5.03.81
4. SHAWN FLAIG-WAUNETA/PALISADE 5.07.43
5. VERN SWESEY-IMPERIAL 5.07.55
6. JAY WOOD-IMPERIAL 5.19.18

BOYS-3200 METER RUN
1. KYLE CUSTER-CAMBRIDGE 10.57.48
2. SHAWN FLAIG-WAUNETA/PALISADE 11.12.92
3. JAY WOOD-IMPERIAL 11.24.93
4. BRETT BERRY-IMPERIAL 11.26.01
5. SAM DOUBET-ALMA 11.31.52
6. JOSH RICHARDSON-DUNDY COUNTY 11.44.03

BOYS-110 METER HIGH HURDLES
1. NATE STROUP-DUNDY COUNTY 15.77
2. KALLAN KITT-WAUNETA/PALISADE 15.90
3. SPENCER SHIFFLET-CAMBRIDGE 16.23
4. KODY SCHRADER-ALMA 16.52
5. NATHAN WENZLICK-IMPERIAL 16.81
6. AUSTIN LEWIS-CULBERTSON 17.07

BOYS-300 METER INTERMED HURDLES
1. ANDY OHLSON-IMPERIAL 42.56

BOYS-300 METER INTERMED HURDLES

1. ANDY OHLSON-IMPERIAL 42.56
2. KALLAN KITT-WAUNETA/PALISADE 43.22
3.
4.
5. Nathan Wenzlick Imperial 43.90
3. ~~COLLIN EISENHART-CULBERTSON~~ 24.15
4. ~~BRET HAYS-ALMA~~ 24.20
5. ~~[illegible]ESS-REP VALLEY~~ 24.53
6. ~~JACOB MASKELL-DUNDY COUNTY~~ 25.07
6

BOYS-400 METER RELAY

1. ALMA 46.31
(KALOB KRESSER-BRET HAYS-DUSTIN KRONHOFMAN-JORDAN BECKER)
2. CULBERTSON 47.01
3. CAMBRIDGE 48.69
4. DUNDY COUNTY 48.83
5. IMPERIAL 48.91
6. WAUNETA/PALISADE 49.26

BOYS-3200 METER RELAY

1. WAUNETA/PALISADE 8.54.20
(SETH ALBERTS-SHANE GERHARTZ-SHAWN FLAIG-ANDREW SANDMAN)
2. ALMA 8.55.35
3. CAMBRIDGE 8.58.87
4. IMPERIAL 9.03.00
5. DUNDY COUNTY 9.45.03
6. CAMBRIDGE JV 10.09.46

BOYS-1600 METER RELAY

1. ALMA 3.44.7
(KALOB KRESSER-BEN DOUBET-TODD EHRKE-JOSH DRAKE)
2. CAMBRIDGE 3.45.05
3. IMPERIAL 3.48.15
4. WAUNETA/PALISADE 3.51.82
5. DUNDY COUNTY 3.53.9
6. REP VALLEY 4.02.8

BOYS: CURRENT TEAM SCORE (17 EVENTS)

1. ALMA 126.00
2. CAMBRIDGE 107.50
3. IMPERIAL 90.00
4. WAUNETA/PALISADE 74.00
5. DUNDY COUNTY 66.50
6. CULBERTSON 54.00
7. REP VALLEY 8.00
8. CAMBRIDGE JV 1.00

DON STINE INVITATIONAL--CAMBRIDGE 2002
(3-23-02)

GIRLS-POLE VAULT (NEW RECORD)

| | | |
|---|---|---|
| 1. | KACI NICKERSON-CAMBRIDGE | 8.00 |
| 2T. | ANGELA LUTZ-DUNDY COUNTY | 7.00 |
| 2T. | NICOLE KAUK-ALMA | 7.00 |
| 4. | BECKY WAY-IMPERIAL | 6.06 |
| 5. | ANN VAVRA-DUNDY COUNTY | 6.06 |
| 6. | MOLLIE GORDON-DUNDY COUNTY | 6.00 |

GIRLS-LONG JUMP

| | | |
|---|---|---|
| 1. | SARA WAGNER-CULBERTSON | 16.04.75 |
| 2. | SAVANNAH NOYES-REP VALLEY | 15.06.25 |
| 3. | ALISON GLIDDEN-DUNDY COUNTY | 14.10.5 |
| 4. | BECKY WAY-IMPERIAL | 14.00.5 |
| 5. | TABBY CHRISTNER-WAUNETA/PALISADE | 14.00 |
| 6. | LISA MINNICK-CAMBRIDGE | 13.09.75 |

GIRLS-DISCUS

| | | |
|---|---|---|
| 1. | THERESA STRAND-IMPERIAL | 110.02 |
| 2. | CAITLIN SCHAFFERT-REP VALLEY | 107.09 |
| 3. | CHELSEA RICHARDS-ALMA | 106.05 |
| 4. | AMY NICHOLS-CULBERTSON | 104.06 |
| 5. | CASSY HAMILTON-IMPERIAL | 98.05 |
| 6. | KELSEY CUPP-IMPERIAL | 88.08 |

GIRLS-HIGH JUMP

| | | |
|---|---|---|
| 1. | CELESTE BAUER-ALMA | 5.02 |
| 2. | CHRISTINA HOUGHTELLING-CAMBRIDGE | 5.02 |
| 3. | AVERY LUTZ-DUNDY COUNTY | 5.02 |
| 4. | STACI ALBERTS-WAUNETA/PALISADE | 5.02 |
| 5. | ALISON GLIDDEN-DUNDY COUNTY | 5.00 |
| 6T. | AMY SWESEY-IMPERIAL | 4.08 |

GIRLS-SHOT PUT (NEW RECORD)

| | | |
|---|---|---|
| 1. | CASSY HAMILTON-IMPERIAL | 40.02.25 |
| 2. | THERESA STRAND-IMPERIAL | 35.03.75 |
| 3. | CAITLIN SCHAFFERT-REP VALLEY | 30.11.5 |
| 4. | AMY NICHOLS-CULBERTSON | 30.08.5 |
| 5. | CHELSEA RICHARDS-ALMA | 30.06.25 |
| 6. | KELSEY CUPP-IMPERIAL | 29.00.25 |

GIRLS-TRIPLE JUMP

| | | |
|---|---|---|
| 1. | CHRISTINA HOUGHTELLING-CAMBRIDGE | 35.01.75 |
| 2. | SAVANNAH NOYES-REP VALLEY | 35.00.5 |
| 3. | AVERY LUTZ-DUNDY COUNTY | 32.05.5 |
| 4. | STEFFANIE FEGTER-ALMA | 32.00.5 |
| 5. | JAIME COOLIDGE-REP VALLEY | 31.11.5 |
| 6. | AMY NICHOLS-CULBERTSON | 31.08.25 |

GIRLS-100 METER DASH

| | | |
|---|---|---|
| 1. | CHRISNA CLARK-ALMA | 13.17 |
| 2. | STACEY YOST-WAUNETA/PALISADE | 13.28 |
| 3. | AMY EDGERTON-CAMBRIDGE | 13.35 |

5. JAIME COOLIDGE-REP VALLEY 31.11.5
6. AMY NICHOLS-CULBERTSON 31.08.25

GIRLS-100 METER DASH
1. CHRISNA CLARK-ALMA 13.17
2. STACEY YOST-WAUNETA/PALISADE 13.28
3. AMY EDGERTON-CAMBRIDGE 13.35
4. NICOLE SLATER-CULBERTSON 13.69
5. ANNETTE CASE-DUNDY COUNTY 13.91
6. STEPHANIE FEGTER-ALMA 13.97

GIRLS-400 METER DASH
1. ADRIAN ROBISON-ALMA 1.04.90
2. MICHELLE DILL-IMPERIAL 1.05.45
3. JONI MERRITT-ALMA 1.05.77
4. ANNETTE CASE-DUNDY COUNTY 1.06.56
5. SARA MELTON-ALMA 1.06.93
6. MICHELLE JANKOWITZ-CULBERTSON 1.07.10

GIRLS-800 METER RUN
1. MICHELLE DILL-IMPERIAL 2.36.57
2. MICHELLE JANKOVITS-CULBERTSON 2.39.55
3. MELISSA LONG-WAUNETA/PALISADE 2.43.30
4. SHEENA PFEIL-ALMA 2.47.53
5. CELESTE BAUER-ALMA 2.48.03
6. SARA MELTON-ALMA 2.48.13

GIRLS-3200 METER RUN
1. BREANNA BJERRUM-IMPERIAL 13.24.64
2. SHEENA PFEIL-ALMA 13.35.45
3. SHANNON MACKE-CAMBRIDGE 13.55.44
4. JENNY ARP-CULBERTSON 14.08.79
5. CHRISTINA CASE-DUNDY COUNTY 14.12.77
6. AMANDA TERRYBERRY-IMPERIAL 14.27.19

GIRLS-100 METER HIGH HURDLES
1. CHRISNA CLARK-ALMA 16.47
2. EMILY HUMPHREY-WAUNETA/PALISADE 17.46
3. AMANDA POPPE-IMPERIAL 17.85
4. CHRISTINA HUGHES-CAMBRIDGE 18.06
5. LORA ROWLEY-IMPERIAL 18.59
6. MOLLY GORDON-DUNDY COUNTY 18.73

GIRLS-300 METER LOW HURDLES
1. EMILY HUMPHREY-WAUNETA/PALISADE 50.26
2. KAYLA BROOKS-REP VALLEY 52.20
3. CHRISTINA HUGHES-CAMBRIDGE 52.80
4. JONI MERRITT-ALMA 53.08
5T. JENNIFER POPPE-IMPERIAL 53.64

GIRLS-400 METER RELAY
1. ALMA 53.50
(STEF FEGTER-ADRIAN ROBISON-SHANNA WAGGONER-CHRISNA CLARK)
2. CULBERTSON 54.51
3. REP VALLEY 54.78
4. WAUNETA/PALISADE 54.90
5. DUNDY COUNTY 55.38
6. CAMBRIDGE 56.61

GIRLS-1600 METER RUN
1. NICOLE LONGAN-IMPERIAL 6.09.67
2. AMBER MORRIS-DUNDY COUNTY 6.20.36
3. CHRISTINA CASE-DUNDY COUNTY 6.20.69
4. SHANNON MACKE-CAMBRIDGE 6.28.48
5. JENNY ARP-CULBERTSON 6.36.74
6. KATIE DOLAN-REP VALLEY 6.42.23

GIRLS-200 METER DASH
1. ADRIAN ROBISON-ALMA 27.72
2. SARA WAGNER-CULBERTSON 28.08
3. DANIELLE STRITT-REP VALLEY 28.51
4. AMY EDGERTON-CAMBRIDGE 28.75
5. ANNETTE CASE-DUNDY COUNTY 28.79
6. STACEY YOST-WAUNETA/PALISADE 29.43

GIRLS-3200 METER RELAY
1. IMPERIAL 10.49.18
(BREANNA BJERRUM-AMANDA TERRYBERRY-NICOLE LONGAN-MICHELLE DILL)
2. ALMA 11.04.82
3. REP VALLEY 11.15.46
4. DUNDY COUNTY 11.24.82
5. WAUNETA/PALISADE 11.29.75
6. CAMBRIDGE 11.36.73

GIRLS-1600 METER RELAY

1. REP VALLEY 4.28.31
(-KAYLA BROOKS-LINDSEY ESCH-SAVANNAH NOYES-DANIELLE STRITT)
2. ALMA 4.34.15
3. WAUNETA/PALISADE 4.34.65
4. CULBERTSON 4.35.92
5. CAMBRIDGE 4.41.26
6. DUNDY COUNTY 4.50.29

GIRLS: CURRENT TEAM SCORE (17 EVENTS)

| | | |
|---|---|---|
| 1. | ALMA | 123.00 |
| 2. | IMPERIAL | 99.00 |
| 3. | REP VALLEY | 69.00 |
| 4. | DUNDY COUNTY | 64.00 |
| 5. | CAMBRIDGE | 63.00 |
| 6. | CULBERTSON | 58.00 |
| 7. | WAUNETA/PALISADE | 51.00 |
| 8. | CAMBRIDGE JV | 0.00 |

**DUNDY COUNTY TWILIGHT**
**MAY 3, 2002**
**BOYS RESULTS – PAGE 2**
**MEET RECORD***

Ballston BL

800 M RUN

| | | |
|---|---|---|
| 1. JASON BURKE – CC | PB | 2:08.0 |
| 2. JOE SHIRLEY – MAY | | 2:08.3 |
| 3. JAY WOOD – CC | | 2:12.3 |
| 4. BEN BAIRD – DC | | 2:13.1 |
| 5. JOEL NORMAN – CC | PB | 2:13.8 |
| 6. KYLOR NEVILLE – DC | | 2:15.0 |

200 M DASH

| | |
|---|---|
| 1. KERRY SHINN – CC | 22.5* |
| 2. BEN EISENHART – CUL | 22.7 |
| 3. JORDAN NIERMEIER – ATW | 23.0 |
| 4. TANNER SCHMIDT – ATW | 24.1 |
| 5. JESSE MONTOYA – MAY | 24.2 |
| 6. DILLAN ZWEYGARDT – SF | 25.0 |

1600 M RUN

| | |
|---|---|
| 1. JOE SHIRLEY – MAY | 5:08.2 |
| 2. VERN SWESEY – CC | 5:08.6 |
| 3. BRIAN HOROBIK – DC | 5:14.2 |
| 4. JOSH RICHARDSON – DC | 5:15.0 |
| 5. DUSTAN RILEY – DC | 5:18.3 |
| 6. BRETT BERRY – CC | 5:18.9 |

4 X 400 M RELAY

| | |
|---|---|
| 1. ATWOOD | 3:34.9 |
| 2. DUNDY COUNTY | 3:40.7 |
| 3. CHASE COUNTY | 3:46.2 |
| 4. ST FRANCIS | 3:47.6 |
| 5. CULBERTSON | 4:18.8 |
| 6. MAYWOOD | 4:48.2 |

4 X 800 M RELAY RUNNERS
1. CHASE COUNTY – BRETT BERRY, STEVEN HANNA, JOEL NORMAN, JASON BURKE

4 X 100 M RELAY RUNNERS
1. ATWOOD – CURTIS SNODGRASS, JESSE GOSNELL, TANNER SCHMIDT, JORDAN NIERMEIER

4 X 400 M RELAY RUNNERS
1. ATWOOD – JESSE GOSNELL, NICK CAHOJ, CURTIS SNODGRASS, JORDAN NIERMEIER

300 M HURDLES

| | | |
|---|---|---|
| 1. ANDY OHLSON – CC | PB | 40.2 |
| 2. JESSE GOSNELL – ATW | | 40.9 |
| 3. NATE STROUP – DC | | 41.9 |
| 4. TANNER KINEN – SF | | 42.7 |
| 5. NATHAN WENZLICK – CC | | 43.9 |
| 6. JON ROELFE – SF | | 45.4 |

HIGH JUMP

| | |
|---|---|
| 1. AUSTIN LEWIS – CUL | 6-6 |
| 2. ED KAISER – CC | 6-4 |
| 3. NATHAN WENZLICK – CC | 6-0 |
| 4. CHUCK HALL – DC | 5-10 |
| 5. JOE SHIRLEY – MAY | 5-10 |
| 6. CRAIG HAZEN – MAY | 5-6 |

4 X 100 M RELAY

| | |
|---|---|
| 1. ATWOOD | 44.5* |
| 2. CULBERTSON | 45.5 |
| 3. DUNDY COUNTY | 46.8 |
| 4. CHASE COUNTY | 47.0 |
| 5. ST FRANCIS | 48.5 |
| 6. MAYWOOD | 49.5 |

TEAM STANDINGS

| | |
|---|---|
| 1. CHASE COUNTY | 183.5 |
| 2. DUNDY COUNTY | 111 |
| 3. ATWOOD | 84 |
| 4. CULBERTSON | 65 |
| 5. MAYWOOD | 44 |
| 6. ST FRANCIS | 26.5 |

**DUNDY COUNTY TWILIGHT**
**MAY 3, 2002**
**BOYS RESULTS**
**MEET RECORD***

TEMP: 65-70 WIND: 15-20

LONG JUMP

| | | |
|---|---|---|
| 1. BEN EISENHART – CUL | | 22-1* |
| 2. NATE STROUP – DC | | 20-5 ¾ |
| 3. AUSTIN LEWIS – CUL | | 20-5 ½ |
| 4. COLLIN EISENHART – CUL | | 20-4 ¼ |
| 5. BEN SHAW – DC | | 17-11 ½ |
| 6. CJ SWANSON – CC | PB | 17-4 ½ |

POLE VAULT

| | | |
|---|---|---|
| 1. ANDY OHLSON – CC | | 12-0 |
| 2. JESSE MONTOYA – MAY | | 10-6 |
| 3.. DEREK ROSS – SF | | 10-6 |
| 4. STEVE MARTIN – DC | | 10-6 |
| 5. KYLE ORD – MAY | | 10-0 |
| 6. JAKE FEREBEE – CC | | 10-0 |

400 M DASH

| | | |
|---|---|---|
| 1. JORDAN NIERMEIER – ATW | | 51.5 |
| 2. COLLIN EISENHART – CUL | | 52.8 |
| 3. ED KAISER – CC | PB | 53.0 |
| 4. VERN SWESWY – CC | | 54.9 |
| 5. NICK CAHOJ – ATW | | 55.4 |
| 6. JASON HASKELL – DC | | 55.7 |

TRIPLE JUMP

| | | |
|---|---|---|
| 1. BEN SHAW – DC | | 37-8 |
| 2. TODD BAUER – CUL | | 35- ½ |
| 3. COLLIN LUTZ – DC | | 33-10 |
| 4. AJ MCVEY – DC | | 32-11 |
| 5. CHASE COLLIER – SF | | 32-11 |
| 6. GARRETT KOESTER – MAY | | 30-9 |

110 M HIGH HURDLES

| | | |
|---|---|---|
| 1. NATE STROUP – DC | | 14.9* |
| 2. ED KAISER – CC | PB | 15.3 |
| 3. ANDY OHLSON – CC | PB | 15.5 |
| 4. JESSE GOSRELL – ATW | | 15.7 |
| 5. JON ROELFE – SF | | 16.8 |
| 6. TANNER KINEN – SF | | 16.9 |

4 X 800 M RELAY

| | |
|---|---|
| 1. CHASE COUNTY | 9:01.1 |
| 2. DUNDY COUNTY | 9:07.0 |

DISCUS

| | |
|---|---|
| 1. JEFF HORINEK – ATW | 161-2 |
| 2. BRIAN STRAND – CC | 141-1 |
| 3. AUSTIN DAVIS – DC | 134-7 |
| 4. TIM STRAND – CC | 133-9 |
| 5. JUSTIN BUSSELL – CC | 125-1 |
| 6. JJ ROSHEWSKI – CUL | 113-3 |

3200 M RUN

| | |
|---|---|
| 1. JAY WOOD – CC | 11:00.7 |
| 2. BRETT BERRY – CC | 11:16.4 |
| 3. JOSH RICHARDSON – DC | 11:18.6 |
| 4. JOE SHIRLEY – MAY | 11:19.3 |
| 5. BRIAN HOROBIK – DC | 11:48.5 |
| 6. DUSTAN RILEY – DC | 11:51.9 |

SHOT PUT

| | |
|---|---|
| 1. JEFF HORNICK – ATW | 59-7* |
| 2. BRIAN STRAND – CC | 48-8 |
| 3. JOHN STRAND – CC | 45-9 |
| 4. JUSTIN BUSSELL – CC | 45-9 |
| 5. WADE GOODWIN – ATW | 45-6 ½ |
| 6. ANDY WILSON – DC | 42-2 ½ |

100 M DASH

| | |
|---|---|
| 1. KERRY SHINN – CC | 11.0 |
| 2. TANNER SCHMIDT – ATW | 11.2 |
| 3. JESSE MONTOYA – MAY | 11.7 |
| 4. ADAM VLASIN – CC | 11.8 |
| 5. COLE WIESE – SF | 12.0 |
| 6. CARL KELLER – SF | 12.2 |

Master

TRACK MEET Bankelman DATE 5-3-02

| SHOT PUT | Preliminaries | | | Finals | | | Place |
|---|---|---|---|---|---|---|---|
| Name | 1 | 2 | 3 | 1 | 2 | 3 | |
| 1. Brian Strand | 46'1 | 46'5½ | 47'7 | 48'11 | 48'0 | 48'8 | 2nd |
| 2. Justin Bussell | 44'5 | 45'9 | 44'6 | 44'3 | 45'0 | 44'3 | 4th |
| 3. John Strand | 44'10½ | 45'9 | 44'5 | 43'7 | 45'2 | 43'10 | 3rd |

| DISCUS | Preliminaries | | | Finals | | | Place |
|---|---|---|---|---|---|---|---|
| Name | 1 | 2 | 3 | 1 | 2 | 3 | |
| 1. Brian Strand | 137'8 | 135'10½ | 133'10½ | 133'7½ | S | 141'1 | |
| 2. Justin Bussell | 125'1½ | S | S | 123'4 | 118'9 | 119'8½ | |
| 3. Tim Strand | S | 133'9 | 120'0 | 126'8 | 132'3½ | 130'7½ | |

| LONG JUMP | Preliminaries | | | Finals | | | Place |
|---|---|---|---|---|---|---|---|
| Name | 1 | 2 | 3 | 1 | 2 | 3 | |
| 1. C. J. Swanson | 17'4½ | 17'4½ | S | 17'3 | 17'3/4 | 16'7½ | 6th |
| 2. Joel Norman | 15'11 | S | S | | | | |
| 3. Aaron Fuchen | 15'7½ | 16'3/4 | 16'8½ | 16'9 | 16'10¾ | 16'8½ | |

| TRIPLE JUMP | Preliminaries | | | Finals | | Place |
|---|---|---|---|---|---|---|
| Name | 1 | 2 | 3 | 1 | 2 | 3 |
| 1. | | | | | | |
| 2. X | | | | | | |
| 3. | | | | | | |

| HIGH JUMP | HEIGHTS | | | | | | | PLACE |
|---|---|---|---|---|---|---|---|---|
| Name | 5'4 | 5'6 | 5'8 | 5'10 | 6'0 | 6'2 | 6'4 | 6'6 |
| 1. Ed Kaiser | --- | --- | --- | x-- | 0x- | x-- | 00x | 000 |
| 2. Nathan Wenzlich | --- | x-- | x-- | x-- | 0x- | 000 | --- | |
| 3. Trey Boggs | 000 | --- | --- | --- | --- | --- | --- | |

TRACK MEET : Bank DATE : _____

| POLE VALT | HEIGHTS | | | | | | | PLACE |
|---|---|---|---|---|---|---|---|---|
| Name | 9'0 | 9'6 | 10'0 | 10'6 | 11'0 | 11'6 | 12'0 | 12'6 |
| 1. Andy Ollson | --- | --- | --- | --- | OOX | X-- | OX- | OOO |
| 2. Mike Swanson | OOX | --- | OOO | --- | --- | --- | --- | |
| 3. Jake Fenebee | OX- | OX- | X-- | OOO | --- | --- | --- | |

400 METER RELAY

| Name | 1st | 2nd | 3rd | 4th | Total | Place |
|---|---|---|---|---|---|---|
| 1. Z. Nesbitt | | | | | | |
| 2. M. Swanson | | | | | 47.03 | 4th |
| 3. A. Ulasin | | | | | | |
| 4. C. J. Swanson | | | | | | |

1600 METER RELAY

| Name | 1st | 2nd | 3rd | 4th | Total | Place |
|---|---|---|---|---|---|---|
| 1. K. Shinn | | | | 57.98 | | |
| 2. J. Burke | 54.17 | | | | 3:45.93 | |
| 3. A. Ulasin | | 57.95 | | | | |
| 4. V. Swagey | | | 55.83 | | | |

3200 METER RELAY

| Name | 1st | 2nd | 3rd | 4th | | Total | Place |
|---|---|---|---|---|---|---|---|
| 1. J. Burke | 440 | 880 | | | | | |
| 2. J. Norman | | 440 | 880 | | | | |
| 3. S. Hanna | | | 440 | 880 | | | |
| 4. B. Berry | | | | 440 | 880 | | |

TRACK MEET : Berlt DATE : _____

| 110 Meter High Hurdles | Preliminaries | Finals | Place |
|---|---|---|---|
| Name | | | |
| 1. Andy Ottlsen | 15.7 | 15.5 | 3rd |
| 2. Ed Kaiser | 15.5 | 15.3 | 2nd |
| 3. Nathan Wenzlick | 16.6 | 17.1 | |

| 300 Meter Int. Hurdles | Preliminaries | Finals | Place |
|---|---|---|---|
| Name | | | |
| 1. Andy Ottlsen | 40.2 | | 1st |
| 2. Nathan Wenzlick | 43.7 | | |
| 3. Adam Ulsen | 53.4 | | |

| 100 Meter Dash | Preliminaries | Finals | Place |
|---|---|---|---|
| Name | | | |
| 1. Kerry Shinn | 11.1 | 11.0 | 1st |
| 2. Zach Nesbitt | 12.1 | 12.1 | |
| 3. Adam Ulsen | 11.9 | 11.8 | 4th |

| 200 Meter Dash | Preliminaries | Finals | Place |
|---|---|---|---|
| Name | | | |
| 1. Kerry Shinn | 22.6 | 22.5 | 1st |
| 2. Zach Nesbitt | 25.3 | 25.1 | |
| 3. Aaron Fischer | 25.4 | | |

| 400 Meter Dash | Preliminaries | Finals | Place |
|---|---|---|---|
| Name | | | |
| 1. Ed Kaiser | 52.8 | | |
| 2. Vern Sweesey | 54.7 | | |
| 3. | | | |

TRACK MEET : Bank DATE : _____

800 Meter Dash 220 440 Finals Place

Name
1. Jason Burke
2. Jay Wood
3. Joel Norman

1600 Meter Run 440 880 Finals Place

| Name | 440 | 880 | Finals | Place |
|---|---|---|---|---|
| 1. Vern Sweeney | 69 | 2:29 | 5:07.70 | |
| 2. Brett Berry | 71 | 2:35 | 5:17.79 | |
| 3. Trey Boggs | 73 | 2:41 | 5:40.24 | |

3200 Meter Run 440 880 1320 M 1¼ 1½ 1¾ 2

| Name | 440 | 880 | 1320 | M | 1¼ | 1½ | 1¾ | 2 | |
|---|---|---|---|---|---|---|---|---|---|
| 1. Jay Wood | 85 | 2:36 | 3:56 | 5:20 | 6:42 | 8:09 | 9:36 | 11:00.32 | |
| 2. Brett Berry | 86 | 2:37 | 4:03 | 5:32 | 7:01 | 9:31 | 10:00 | 11:16.15 | |
| 3. Trey Boggs | 91 | 2:40 | 4:09 | 5:43 | 7:21 | 8:59 | 10:40 | 12:11.39 | |

Mile Med Relay

1.
2. X
3.
4.

400 Wt Relay

1.
2. X
3.
4.

SABLE

TRACK MEET Shot + Disc DATE 5-3-02

SHOT PUT — Preliminaries — Finals — Place

| Name | Preliminaries 1 | 2 | 3 | Finals 1 | 2 | 3 | Place |
|---|---|---|---|---|---|---|---|
| 1. Brian Sheard | 46'1" | 46'5½" | 47'7" | 48'11" | 48'0" | 48'8" | 2 |
| 2. Justin Bussell | 44'5" | 45'9" | 44'6" | 44'3" | 45'0" | 44'3" | 4 |
| 3. John Sheard | 44'10½" | 459" | 44'5" | 43'7" | 45'2" | 43'10" | 3 |

DISCUS — Preliminaries — Finals — Place

| Name | Preliminaries 1 | 2 | 3 | Finals 1 | 2 | 3 | Place |
|---|---|---|---|---|---|---|---|
| 1. Brian Sheard | 137'8" | 135'10½" | 133'10½" | 133'7½" | S | 141'1" | |
| 2. Justin Bussell | 125'1½" | S | S | 123'4" | 118'9" | 119'8½" | |
| 3. Tim Sheard | S | 133'9" | 120'0" | 126'8" | 132'3½ | 130'7½" | |

LONG JUMP — Preliminaries — Finals — Place

| Name | Preliminaries 1 | 2 | 3 | Finals 1 | 2 | 3 | Place |
|---|---|---|---|---|---|---|---|
| 1. | | | | | | | |
| 2. | | | | | | | |
| 3. | | | | | | | |

TRIPLE JUMP — Preliminaries — Finals — Place

| Name | Preliminaries 1 | 2 | 3 | Finals 1 | 2 | 3 | Place |
|---|---|---|---|---|---|---|---|
| 1. | | | | | | | |
| 2. | | | | | | | |
| 3. | | | | | | | |

HIGH JUMP — HEIGHTS — PLACE

| Name | ___ | ___ | ___ | ___ | ___ | ___ | ___ | PLACE |
|---|---|---|---|---|---|---|---|---|
| 1. | --- | --- | --- | --- | --- | --- | --- | |
| 2. | --- | --- | --- | --- | --- | --- | --- | |
| 3. | --- | --- | --- | --- | --- | --- | --- | |

TRACK MEET : _____ DATE : _____

| POLE VALT | HEIGHTS | | | | | | | PLACE |
|---|---|---|---|---|---|---|---|---|
| Name | ___ | ___ | ___ | ___ | ___ | ___ | ___ | |
| 1. | ___ | ___ | ___ | ___ | ___ | ___ | ___ | |
| 2. | ___ | ___ | ___ | ___ | ___ | ___ | ___ | |
| 3. | ___ | ___ | ___ | ___ | ___ | ___ | ___ | |

400 METER RELAY

| Name | 1st | 2nd | 3rd | 4th | | Total | Place |
|---|---|---|---|---|---|---|---|
| 1. | | | | | | | |
| 2. | | | | | | | |
| 3. | | | | | | | |
| 4. | | | | | | | |

1600 METER RELAY

| Name | 1st | 2nd | 3rd | 4th | | Total | Place |
|---|---|---|---|---|---|---|---|
| 1. | | | | | | | |
| 2. | | | | | | | |
| 3. | | | | | | | |
| 4. | | | | | | | |

3200 METER RELAY

| Name | 1st | 2nd | 3rd | 4th | | Total | Place |
|---|---|---|---|---|---|---|---|
| 1. | 440 | 880 | | | | | |
| 2. | | 440 | 880 | | | | |
| 3. | | | 440 | 880 | | | |
| 4. | | | | 440 | 880 | | |

TRACK MEET : _____ DATE : _____

110 Meter High Hurdles Preliminaries Finals Place

Name

1.

2.

3.

300 Meter Int. Hurdles Preliminaries Finals Place

Name

1.

2.

3.

100 Meter Dash Preliminaries Finals Place

Name

1.

2.

3.

200 Meter Dash Preliminaries Finals Place

Name

1.

2.

3.

400 Meter Dash Preliminaries Finals Place

Name

1.

2.

3.

TRACK MEET : _____ DATE : _____

| 800 Meter Dash | 220 | 440 | Finals | Place |
|---|---|---|---|---|
| Name | | | | |
| 1. | | | | |
| 2. | | | | |
| 3. | | | | |

| 1600 Meter Run | 440 | 880 | Finals | Place |
|---|---|---|---|---|
| Name | | | | |
| 1. | | | | |
| 2. | | | | |
| 3. | | | | |

| 3200 Meter Run | 440 | 880 | 1320 | M | 1 ¼ | 1 ½ | 1 ¾ | 2 |
|---|---|---|---|---|---|---|---|---|
| Name | | | | | | | | |
| 1. | | | | | | | | |
| 2. | | | | | | | | |
| 3. | | | | | | | | |

Mile Med Relay

1.
2.
3.
4.

400 Wt Relay

1.
2.
3.
4.

# DUNDY COUNTY TWILIGHT




# BOYS

# MAY 3, 2002

# Dundy County Twilight

Schedule of Events
(All times are Mountain)

| | |
|---|---|
| 2:00 PM | Scratch Meeting (MPR) |
| 2:30 PM | First Field Event Session |
| | Girls: High Jump, Shot Put, Long Jump<br>Boys: Pole Vault, Discus, Long Jump |
| 3:15 PM | Track Events |
| | 3200 Relay Finals (Girls, Boys)<br>100 Int. Hurdles Prelims (Girls)<br>110 High Hurdles Prelims (Boys)<br>100 Dash Prelims (Girls, Boys)<br>400 Dash Finals (Girls, Boys)<br>3200 Run Finals (Girls, Boys)<br>200 Dash Prelims (Girls, Boys) |
| 4:30 PM | Second Field Event Session |
| | Girls: Triple Jump, Discus, Pole Vault<br>Boys: Triple Jump, Shot Put, High Jump |
| 5:15 PM | Track Events |
| | 100 Int. Hurdles Finals (Girls)<br>110 High Hurdles Finals (Boys)<br>100 Dash Finals (Girls, Boys)<br>800 Run Finals (Girls, Boys)<br>300 Low Hurdles Finals (Girls)<br>300 Int. Hurdles Finals (Boys)<br>200 Dash Finals (Girls, Boys)<br>1600 Run Finals (Girls, Boys)<br>400 Relay Finals (Girls, Boys)<br>1600 Relay Finals (Girls, Boys) |

Awards and results may be picked up in front of the announcers' booth approximately 15 minutes after the meet. Plaques will be presented in the infield following the final event.

**DUNDY COUNTY TRACK**
**TWILIGHT MEET RECORDS**

**Girls Track and Field**

| EVENT | NAME | SCHOOL | MARK | YEAR |
|---|---|---|---|---|
| 100 | K. Janicke | Dundy County | 12.3 | 89 |
| 200 | K. Janicke | Dundy County | 25.6 | 88 |
| 400 | Ruda | Atwood | 1:00.6 | 92 |
| 800 | Jaeger | Imperial | 2:27.0 | 92 |
| 1600 | A. Peglow | Imperial | 5:26.4 | 92 |
| 3200 | A. Peglow | Imperial | 11:42.6 | 92 |
| 100 IH | F. Mullen | Maywood | 14.5 | 97 |
| 300 LH | F. Mullen | Maywood | 46.5 | 96 |
| 400 R | | Atwood | 51.1 | 92 |
| 1600 R | | Dundy County | 4:16.2 | 99 |
| 3200 R | | Dundy County | 10:28.7 | 96 |
| LJ | K. Janicke | Dundy County | 18' 3¾" | 88 |
| HJ | E. Higley | Atwood | 5'2½" | 96 |
| SH | Nicholson | Beaver Valley | 43'2½" | 81 |
| DI | Nicholson | Beaver Valley | 126'5" | 81 |
| TJ | J. Christman | Atwood | 34'4½" | 96 |
| PV | M. Kisela | Dundy County | 8'0" | 99 |

**Boys Track and Field**

| | | | | |
|---|---|---|---|---|
| 100 | W. Kelly | Atwood | 10.9 | 94 |
| | B. Haskell | Dundy County | 10.9 | 00 |
| | Hansen | Grant | 10.9 | 00 |
| 200 | S. Felzien | Atwood | 22.6 | 90 |
| | B. Haskell | Dundy | 22.6 | 00 |
| 400 | T. Styskal | Grant | 50.7 | 90 |
| 800 | Blemburg | Imperial | 2:01.6 | 92 |
| 1600 | C. Werkmeister | Maywood | 4:46.4 | 96 |
| 3200 | B. Westpahl | Imperial | 10:28.8 | 90 |
| 110 HH | G. Fries | Dundy County | 15.0 | 98 |
| 300 IH | G. Fries | Dundy County | 39.5 | 98 |
| 400 R | | Atwood | 44.8 | 96 |
| 1600 R | | Dundy County | 3:32.6 | 96 |
| 3200 R | | Imperial | 8:26.2 | 96 |
| LJ | K. Wykert | Grant | 21'11½" | 99 |
| TJ | C. Richmond | Grant | 44'4½" | 99 |
| HJ | D. Hudson | Imperial | 6'6¼" | 99 |
| PV | K. Kohtz | Imperial | 14'6½" | 99 |
| SH | D. Hudson | Imperial | 55'8¾" | 99 |
| DI | D. Hudson | Imperial | 163'8" | 99 |

## DUNDY COUNTY TWILIGHT: 110 High Hurdles - Preliminaries

**DATE: 5/03/02**
**BOYS**
**TOP 4 IN EACH HEAT MAKE FINALS**

HEAT 1

| | | |
|---|---|---|
| Lane 1 | | |
| Lane 2 | SHAW BEN - DC | 00:17.40 |
| Lane 3 | WENZLICK NATHAN - CC | 00:15.90 |
| Lane 4 | STROUP NATE - DC | 00:15.00 |
| Lane 5 | KAISER ED - CC | 00:15.80 |
| Lane 6 | ROELFE JON - SF | 00:17.00 |
| Lane 7 | | |
| Lane 8 | | |

HEAT 2

| | | |
|---|---|---|
| Lane 1 | | |
| Lane 2 | HAM JON - DC | 00:17.80 |
| Lane 3 | LEWIS AUSTIN - CUL | 00:16.50 |
| Lane 4 | OHLSON ANDY - CC | 00:15.50 |
| Lane 5 | GOSNELL JESSE - ATW | 00:15.58 |
| Lane 6 | KINEN TANNER - SF | 00:16.90 |
| Lane 7 | ORD KYLE - MAY | 00:18.20 |
| Lane 8 | | |

## DUNDY COUNTY TWILIGHT: 4 x 800 Relay (finals

**DATE: 5/03/02**
**BOYS**

SECTION 1

| | | |
|---|---|---|
| Lane 1 | | |
| Lane 2 | | |
| Lane 3 | DUNDY COUNTY | 09:09.00 |
| Lane 4 | MAYWOOD | 00:00.00 |
| Lane 5 | CHASE COUNTY | 08:45.00 |
| Lane 6 | CULBERTSON | 11:00.00 |
| Lane 7 | | |
| Lane 8 | | |

## DUNDY COUNTY TWILIGHT: 100 Meter Dash - Pr

**DATE: 5/03/02**
**BOYS**
**TOP 4 IN EACH HEAT MAKE FINALS**

HEAT 1

| | | |
|---|---|---|
| Lane 1 | KORELL BRIAN - CUL | 00:12.50 |
| Lane 2 | KELLER CARL - SF | 00:12.10 |
| Lane 3 | VLASIN ADAM - CC | 00:11.70 |
| Lane 4 | SHINN KERRY - CC | 00:11.00 |
| Lane 5 | SCHMIDT TANNER - ATW | 00:11.50 |
| Lane 6 | WOBIG CONNOR - DC | 00:12.00 |
| Lane 7 | ROSS DEREK - SF | 00:12.50 |
| Lane 8 | | |

HEAT 2

| | | |
|---|---|---|
| Lane 1 | CUSTER MATT - DC | 00:12.50 |
| Lane 2 | JONES CHRIS - ATW | 00:12.30 |
| Lane 3 | NESBITT ZACH - CC | 00:11.90 |
| Lane 4 | EISENHART BEN - CUL | 00:11.00 |
| Lane 5 | EISENHART COLLIN - CUL | 00:11.30 |
| Lane 6 | WIESE COLE - SF | 00:11.90 |
| Lane 7 | SCHRADER ANDY - DC | 00:12.40 |
| Lane 8 | TOBIASSON JOSH - MAY | 00:13.90 |

## OUNTY TWILIGHT: 400 Meter Dash - Finals vs Time

**DATE: 5/03/02**
**BOYS**

SECTION 1

| | | |
|---|---|---|
| Lane 1 | | |
| Lane 2 | ROUNDTREE KILEY - DC | 00:56.60 |
| Lane 3 | BAUER TODD - CUL | 00:56.10 |
| Lane 4 | KORELL BRIAN - CUL | 00:56.00 |
| Lane 5 | ZWEYGARDT DILLAN - SF | 00:56.10 |
| Lane 6 | MONTOYA JESSE - MAY | 00:56.60 |
| Lane 7 | HAGAN BRANDT - CUL | 01:00.00 |
| Lane 8 | | |

SECTION 2

| | | |
|---|---|---|
| Lane 1 | CAHOJ NICK - ATW | 00:55.20 |
| Lane 2 | NEVILLE WILL - DC | 00:54.70 |
| Lane 3 | KAISER ED - CC | 00:53.90 |
| Lane 4 | NIERMEIER JORDAN - ATW | 00:51.50 |
| Lane 5 | SHINN KERRY - CC | 00:53.80 |
| Lane 6 | OHLSON ANDY - CC | 00:53.90 |
| Lane 7 | DODD MARCUS - SF | 00:55.00 |
| Lane 8 | HASKELL JASON - DC | 00:55.20 |

## DUNDY COUNTY TWILIGHT: 3200 Meter Run (finals

**DATE: 5/03/02**
**BOYS**

SECTION 1

| | | |
|---|---|---|
| Lane 1 | HAZEN CRAIG - MAY | 11:43.10 |
| Lane 2 | HOROBIK BRIAN - DC | 11:20.00 |
| Lane 3 | BOGGS TREY - CC | 11:20.00 |
| Lane 4 | WOOD JAY - CC | 10:58.00 |
| Lane 5 | BERRY BRETT - CC | 11:08.00 |
| Lane 6 | RICHARDSON JOSH - DC | 11:20.00 |
| Lane 7 | RILEY DUSTAN - DC | 11:25.00 |
| Lane 8 | HAGAN BRANDT - CUL | 12:00.0 |

## DUNDY COUNTY TWILIGHT: 200 Meter Dash - Pr

**DATE: 5/03/02**
**BOYS**
**TOP 4 IN EACH HEAT MAKE FINALS**

HEAT 1

| | | |
|---|---|---|
| Lane 1 | KELLER CARL - SF | 00:25.00 |
| Lane 2 | HASKELL JASON - DC | 00:24.40 |
| Lane 3 | SCHMIDT TANNER - ATW | 00:23.75 |
| Lane 4 | SHINN KERRY - CC | 00:22.10 |
| Lane 5 | EISENHART COLLIN - CUL | 00:23.20 |
| Lane 6 | MORALES WILL - CC | 00:24.30 |
| Lane 7 | WIESE COLE - SF | 00:24.80 |
| Lane 8 | CUSTER MATT - DC | 00:25.60 |

HEAT 2

| | | |
|---|---|---|
| Lane 1 | JONES CHRIS - ATW | 00:25.12 |
| Lane 2 | NESBITT ZACH - CC | 00:24.60 |
| Lane 3 | LEWIS AUSTIN - CUL | 00:24.00 |
| Lane 4 | EISENHART BEN - CUL | 00:22.40 |
| Lane 5 | NIERMEIER JORDAN - ATW | 00:22.58 |
| Lane 6 | MONTOYA JESSE - MAY | 00:24.20 |
| Lane 7 | ZWEYGARDT DILLAN - SF | 00:24.60 |
| Lane 8 | ROUNDTREE KILEY - DC | 00:25.20 |

## DUNDY COUNTY TWILIGHT: 800 Meter Run (finals vs time)

**DATE: 5/03/02**
**BOYS**

SECTION 1

Alley 1

| | | |
|---|---|---|
| 1. | ARGABRIGHT AUSTIN - ATW | 02:21.00 |
| 2. | HAGAN BRANDT - CUL | 02:30.00 |
| 3. | | |

Alley 2

| | | |
|---|---|---|
| 1. | SHIRLEY JOE - MAY | 02:06.10 |
| 2. | NEVILLE WILL - DC | 02:12.00 |
| 3. | NEVILLE KYLOR - DC | 02:18.00 |

Alley 3

| | | |
|---|---|---|
| 1. | BURKE JASON - CC | 02:10.00 |
| 2. | HALL CHUCK - DC | 02:12.00 |
| 3. | RIEGER COLE - SF | 02:20.00 |

Alley 4

| | | |
|---|---|---|
| 1. | SWESEY VERN - CC | 02:10.00 |
| 2. | LEIBRANDT SCOTT - CC | 02:15.00 |
| 3. | BAUER TODD - CUL | 02:20.00 |

## DUNDY COUNTY TWILIGHT: 300 Meter Hurdles

**DATE: 5/03/02**
**BOYS**

SECTION 1

| | | |
|---|---|---|
| Lane 1 | | |
| Lane 2 | | |
| Lane 3 | ZEICKL JOSH - MAY | 00:47.30 |
| Lane 4 | MARTIN STEVE - DC | 00:45.80 |
| Lane 5 | ORD KYLE - MAY | 00:46.40 |
| Lane 6 | KOESTER GARRET - MAY | 00:53.30 |
| Lane 7 | | |
| Lane 8 | | |

SECTION 2

| | | |
|---|---|---|
| Lane 1 | VLASIN ADAM - CC | 00:43.90 |
| Lane 2 | ROELFE JON - SF | 00:43.00 |
| Lane 3 | GOSNELL JESSE - ATW | 00:41.83 |
| Lane 4 | STROUP NATE - DC | 00:41.20 |
| Lane 5 | OHLSON ANDY - CC | 00:41.50 |
| Lane 6 | KINEN TANNER - SF | 00:42.90 |
| Lane 7 | WENZLICK NATHAN - CC | 00:43.60 |
| Lane 8 | HAM JON - DC | 00:44.90 |

## COUNTY TWILIGHT: 1600 Meter Run (finals vs time)

**DATE: 5/03/02**
**BOYS**

SECTION 1

Alley 1

| | | |
|---|---|---|
| 1. | HAZEN CRAIG - MAY | 05:30.00 |
| 2. | HAGAN BRANDT - CUL | 06:00.00 |
| 3. | | |

Alley 2

| | | |
|---|---|---|
| 1. | SHIRLEY JOE - MAY | 04:59.50 |
| 2. | BERRY BRETT - CC | 05:08.00 |
| 3. | KELLER LUKE - SF | 05:20.00 |

Alley 3

| | | |
|---|---|---|
| 1. | SWESEY VERN - CC | 05:01.00 |
| 2. | HOROBIK BRIAN - DC | 05:12.00 |
| 3. | RILEY DUSTAN - DC | 05:20.00 |

Alley 4

| | | |
|---|---|---|
| 1. | WOOD JAY - CC | 05:05.00 |
| 2. | RICHARDSON JOSH - DC | 05:18.00 |
| 3. | ARGABRIGHT AUSTIN - ATW | 05:21.00 |

## DUNDY COUNTY TWILIGHT: 4 x 100 Relay - Finals

**DATE: 5/03/02**
**BOYS**

SECTION 1

| | | |
|---|---|---|
| Lane 1 | | |
| Lane 2 | ST FRANCIS | 00:47.70 |
| Lane 3 | CHASE COUNTY | 00:46.50 |
| Lane 4 | ATWOOD | 00:45.25 |
| Lane 5 | CULBERTSON | 00:46.20 |
| Lane 6 | DUNDY COUNTY | 00:47.20 |
| Lane 7 | MAYWOOD | 00:48.80 |
| Lane 8 | | |

## DUNDY COUNTY TWILIGHT: 4 x 400 Relay - Finals

**DATE: 5/03/02**
**BOYS**

SECTION 1

| | | |
|---|---|---|
| Lane 1 | | |
| Lane 2 | CHASE COUNTY | 03:45.00 |
| Lane 3 | ST FRANCIS | 03:40.00 |
| Lane 4 | ATWOOD | 03:38.80 |
| Lane 5 | CULBERTSON | 03:40.00 |
| Lane 6 | DUNDY COUNTY | 03:44.00 |
| Lane 7 | MAYWOOD | 03:57.90 |
| Lane 8 | | |

## DUNDY COUNTY TWILIGHT: Triple Jump

**DATE: 5/03/02**
**BOYS**

FLIGHT 1

1. MAY TAYLOR - CC
2. COLLIER CHASE - SF
3. LUTZ COLLIN - DC
4. JONES CHRIS - ATW
5. KOESTER GARRET - MAY
6. TOBIASSON JOSH - MAY

FLIGHT 2

1. EISENHART BEN - CUL
2. KAISER ED - CC
3. STROUP NATE - DC
4. MORALES WILL - CC
5. SHAW BEN - DC
6. BAUER TODD - CUL

## DUNDY COUNTY TWILIGHT: High Jump

**DATE: 5/03/02**
**BOYS**

1. TOBIASSON JOSH - MAY
2. BAIRD BEN - DC
3. MORALES WILL - CC
4. HAZEN CRAIG - MAY
5. SHAW BEN - DC
6. WENZLICK NATHAN - CC
7. DODD MARCUS - SF
8. SHIRLEY JOE - MAY
9. HALL CHUCK - DC
10. LEWIS AUSTIN - CUL
11. KAISER ED - CC

## DUNDY COUNTY TWILIGHT: Long Jump

**DATE: 5/03/02**
**BOYS**

FLIGHT 1

| | | |
|---|---|---|
| 1. | JONES CHRIS - ATW | 16ft 11.00in |
| 2. | BALDERSON JACOB - DC | 16ft 4.00in |
| 3. | EISENHART BEN - CUL | 0ft 0.00in |
| 4. | EISENHART COLLIN - CUL | 0ft 0.00in |
| 5. | LEWIS AUSTIN - CUL | 0ft 0.00in |

FLIGHT 2

| | | |
|---|---|---|
| 1. | STROUP NATE - DC | 21ft 1.00in |
| 2. | MORALES WILL - CC | 18ft 9.00in |
| 3. | DUNN DUSTIN - SF | 18ft 7.00in |
| 4. | SHAW BEN - DC | 18ft 3.00in |
| 5. | SWANSON CJ - CC | 17ft 0.00in |
| 6. | SHINN KERRY - CC | 17ft 0.00in |

## DUNDY COUNTY TWILIGHT: Pole Vault

**DATE: 5/03/02**
**BOYS**

1. ROSS DEREK - SF
2. ORD KYLE - MAY
3. ZEICKL JOSH - MAY
4. SCHRADER ANDY - DC
5. WARNING CASEY - DC
6. MONTOYA JESSE - MAY
7. SWANSON MIKE - CC
8. MAY TAYLOR - CC
9. OHLSON ANDY - CC
10. MARTIN STEVE - DC

## , COUNTY TWILIGHT: Shot Put

**DATE: 5/03/02**
**BOYS**

FLIGHT 1

1. KLEIN HEATH - ATW
2. FISCHER AUSTIN - MAY
3. MAYNARD EVAN - CUL
4. RADER JOSH - MAY
5. KOESTER GARRET - MAY
6. OBERG ROSS - CUL

FLIGHT 2

1. DEWESTER CODY - DC
2. VANDYKE CHRIS - DC
3. WORKMAN DARRON - SF
4. WILSON ANDY - DC
5. ROSHEWSKI JJ - CUL
6. PETER JEREMY - SF

FLIGHT 3

1. HORINEK JEFF - ATW
2. STRAND BRAIN - CC
3. GERMAN JED - CC
4. BUSSELL JUSTIN - CC
5. GOODWIN WADE - ATW
6. BUFFINGTON KYLE - SF

## DUNDY COUNTY TWILIGHT: Discus

**DATE: 5/03/02**
**BOYS**

FLIGHT 1

1. .KLEIN HEATH - ATW
2. AMBROSEK JOE - DC
3. KIRCHER SHAUN - CUL
4. OLSON CURTIS - CUL
5. RADER JOSH - MAY

FLIGHT 2

1. BUFFINGTON KYLE - SF
2. DEWESTER CODY - DC
3. KELLER NICK - SF
4. GOODWIN WADE - ATW
5. ROSHEWSKI JJ - CUL
6. FISCHER AUSTIN - MAY

FLIGHT 3

1. HORINEK JEFF - ATW
2. STRAND BRAIN - CC
3. BUSSELL JUSTIN - CC
4. DAVIS AUSTIN - DC
5. STRAND TIM - CC
6. CULWELL RYAN - SF

.itral Accredited

# Dundy County Public Schools, #117

PO Box 586 Benkelman, NE 69021-0586

Nebraska Accredited

Administration:

Dr. Dallas Watkins
Superintendent
308-423-2738
FAX:
308-423-2711

Mr. Jim Kent
H.S. Principal
Activities Director
308-423-2738
FAX:
308-423-2711

Mr. Grant Norgaard
Elem. Principal
Benkelman Elem.
308-423-2216
FAX:
308-423-2320
Haigler Elem.
308-297-3275
FAX:
308-297-3375

April 16, 2002

Boys

To: Athletic Directors, Track Coaches
From: Jim Kent
Re: Dundy County Twilight Track Meet

Date: May 3, 2002

Site: Dundy County High School Track

Starter: Kent May

Participating Schools: Atwood KS, Culbertson, Dundy County, Imperial, Maywood, St. Francis

| Schedule: | | |
|---|---|---|
| | Scratch Meeting | 2:00 PM (in Multi-Purpose Room) |
| | Field Events(1st session) | 2:30 PM |
| | Track Events | 3:15 PM |
| | Field Events(2nd Session) | 4:30 PM |
| | Track Events | 5:15 PM |

ALL TIMES ARE MOUNTAIN!!!!!!!!!!

Facilities: All weather rubberized latex, 400 meter, 8 lane track. Please use spikes with a maximum length of 1/8". Runways for Jumps and Pole Vault are polyurethane. Discus and Shot rings are concrete.

Dressing Facilities: Please dress at home, restrooms will be available on the west side of the track.

Entries: Please send to arrive on or before **Tuesday, April 30.** Entry Fee is $90.00 per school and should be sent prior to the meet. We will allow scratches/adds and time updates the day of the meet.

Rules: This meet will be governed by NSAA rules and the rules of the NFSHA.

Postponement: The following radio stations will be contacted: KRVN, KJOD, KZMC. In addition if you would include a phone number where we could contact you early that morning we would attempt to call.

Admission: Adults $3.00, Students $2.00, the maximum charge for a family entering together is $6.00. Pre-school children are admitted free of charge.

# Dundy County Twilight

Schedule of Events
(All times are Mountain)

| | |
|---|---|
| 2:00 PM | Scratch Meeting (MPR) |
| 2:30 PM | First Field Event Session |
| | Girls: High Jump, Shot Put, Long Jump<br>Boys: Pole Vault, Discus, Long Jump |
| 3:15 PM | Track Events |
| | 3200 Relay Finals (Girls, Boys)<br>100 Int. Hurdles Prelims (Girls)<br>110 High Hurdles Prelims (Boys)<br>100 Dash Prelims (Girls, Boys)<br>400 Dash Finals (Girls, Boys)<br>3200 Run Finals (Girls, Boys)<br>200 Dash Prelims (Girls, Boys) |
| 4:30 PM | Second Field Event Session |
| | Girls: Triple Jump, Discus, Pole Vault<br>Boys: Triple Jump, Shot Put, High Jump |
| 5:15 PM | Track Events |
| | 100 Int. Hurdles Finals (Girls)<br>110 High Hurdles Finals (Boys)<br>100 Dash Finals (Girls, Boys)<br>800 Run Finals (Girls, Boys)<br>300 Low Hurdles Finals (Girls)<br>300 Int. Hurdles Finals (Boys)<br>200 Dash Finals (Girls, Boys)<br>1600 Run Finals (Girls, Boys)<br>400 Relay Finals (Girls, Boys)<br>1600 Relay Finals (Girls, Boys) |

Awards and results may be picked up in front of the announcers' booth approximately 15 minutes after the meet. Plaques will be presented in the infield following the final event.

# Dundy County Twilight Entry Form - Boys

Please list your entries for this meet in order of ability and be sure to include a mark for each competitor. Please type competitors first and last name.

Varsity

| Time | 100 | Time | 800 | Dist | Tripie Jump |
|---|---|---|---|---|---|
| 11.6 | 1 Kerry Shinn | 2.10 | 1 Jason Bunke | 42'11" | 1 [redacted] |
| 11.9 | 2 Zach Nesbitt | 2:10 | 2 Jerm Swesey | 40'4" | 2 [redacted] |
| 11.7 | 3 Adam Ulasin | 2.15 | 3 [redacted] | 36'5" | 3 [redacted] |

| Time | 200 | Time | 1600 | Ht. | High Jump |
|---|---|---|---|---|---|
| 22.1 | 1 Kerry Shinn | 5.05 | 1 [redacted] | 6'6" | 1 Ed Kaiser |
| 24.6 | 2 Zach Nesbitt | 5:01 | 2 Jerm Swesey | 5'10 | 2 Nathan Wenzlick |
| 24.3 | 3 [redacted] Aaron Fischer | 5.08 | 3 Brett Berry | 5'6 | 3 [redacted] T. Boggs |

| Time | 400 | Time | 3200 | Ht. | Pole Vault |
|---|---|---|---|---|---|
| 53.8 | 1 [redacted] Swesey | 10:58 | 1 Jay Wood | 12' | 1 Andy Ohlson |
| 53.9 | 2 Ed Kaiser | 11.08 | 2 Brett Berry | 11'6 | 2 Mike Swanson |
| 53.9 | 3 [redacted] | 11.20 | 3 Trey Boggs | 11'6 | 3 [redacted] JGG Fischer |

| Time | 110 HH | Dist | Long Jump | Dist | Shot |
|---|---|---|---|---|---|
| 15.5 | 1 Andy Ohlson | 18'9 | 1 [redacted] | 48'3 | 1 Brian Strand |
| 15.8 | 2 Ed Kaiser | 17' | 2 C.J. Swanson | 48'2 | 2 [redacted] T. Strand |
| 15.9 | 3 Nathan Wenzlick | 17' | 3 Kerry Shinn Aaron Fischer | 47'10 | 3 Justin Bussell |

| Time | 300 IH | Dist | Discus |
|---|---|---|---|
| 41.5 | 1 Andy Ohlson | 153' | 1 Brian Strand |
| 43.6 | 2 Nathan Wenzlick | 143' | 2 Justin Bussell |
| 43.9 | 3 Adam Ulasin | 135' | 3 Tim Strand |

| Time | 400 Relay | Time | 1600 Relay | Time | 3200 Relay |
|---|---|---|---|---|---|
| 46.5 | 1 | 3:45 | 1 | 8:45 | 1 |

School Imperial Boys
Coach Bessler
Home Phone 882-5091
Cellular —

400R
1 Z. Nesbitt
2 M. Swanson
3 A. Ulasin
4 C.J. Swanson

1600R
1 K. Shinn 4
2 J. Bunke 3
3 A. Ulasin 2
4 J. Swesey 1

3200R
1 J. Bunke 4
2 J. [redacted] 3
3 S. Herman 2
4 B. Berry 1

Wt Rel
1 J. Bussell
2 T. Strand
3 B. Strand
4 J. Strand

# Dundy County Twilight Entry Form - Boys

Please list your entries for this meet in order of ability and be sure to include a mark for each competitor. Please type **competitors first and last name.** J.V.

| Time | | 100 | Time | | 800 | Dist | | Triple Jump |
|---|---|---|---|---|---|---|---|---|
| 12.3 | 1 | Aaron Fuchen | 2.20 | 1 | Tyler Stanley | | 1 | |
| | 2 | | 2.17 | 2 | Joel Norman | | 2 | X |
| | 3 | | 2.30 | 3 | Steven Hana | | 3 | |

| Time | | 200 | Time | | 1600 | Ht. | | High Jump |
|---|---|---|---|---|---|---|---|---|
| 25.2 | 1 | Aaron Fuchen | 5.40 | 1 | Steven Hanna | | 1 | |
| | 2 | | | 2 | | | 2 | X |
| | 3 | | | 3 | | | 3 | |

| Time | | 400 | Time | | 3200 | Ht. | | Pole Vault |
|---|---|---|---|---|---|---|---|---|
| 60.1 | 1 | Tyler Stanley | | 1 | | 9'0 | 1 | Jake Fenebee |
| 57.1 | 2 | Joel Norman | | 2 | X | | 2 | |
| | 3 | | | 3 | | | 3 | |

| Time | | 110 HH | Dist | | Long Jump | Dist | | Shot |
|---|---|---|---|---|---|---|---|---|
| | 1 | | 17' | 1 | Aaron Fuchen | 120' | 1 | John Strand |
| | 2 | | 17'6 | 2 | Joel Norman | 120' | 2 | Tyler Pribbeno |
| | 3 | | | 3 | | 120' | 3 | Matt Moser |

| Time | | 300 IH | Dist | | Discus |
|---|---|---|---|---|---|
| 49.0 | 1 | Jake Fenebee | 40' | 1 | John Strand |
| 44.9 | 2 | Mike Swanson | 40' | 2 | Corbin Schoenberger |
| | 3 | | 40' | 3 | Tyler Pribbeno |

| Time | | 400 Relay | Time | | 1600 Relay | Time | | 3200 Relay |
|---|---|---|---|---|---|---|---|---|
| 48.0 | 1 | | 3.50 | 1 | | 9.15 | 1 | |

School _____

Coach _____

Home Phone _____

Cellular _____

# Team Schedule:

## Meet: Bethalto 2002 Date: 5-3-02

| Name | Event | Event | Event | Event | Event | Event |
|---|---|---|---|---|---|---|
| Justin Bussell | Shot | Disc | Wt Rel? | | | |
| Zach Nesbitt | 100 | 200 | 400R[1] | | | |
| Andy Ohlson | P.V | 300 IM | 110 HH | | | |
| Kerry Shinn | 100 | 200 | 1600R | | | |
| Tim Strand | Discus | Back-up Shot | Wt Rel? | | | |
| C.J Swanson | L.J | 400R | | | | |
| | | | | | | |
| Brett Berry | 3200 | 1600 | 3200R | | | |
| Jed German | — | — | — | — | — | |
| Ed Kaiser | H.J | 110 | 400 | Back-up 1600R | | |
| Aaron Miller | Helper Shot | — | — | — | — | — |
| Joel Norman | 3200R | L.J | 800 | | | |
| Tyler Pribbenow | — | — | — | — | — | — |
| Corbin Schoenberger | Helper Shot | — | — | — | — | — |
| Brian Strand | Shot | Disc | Wt Rel? | | | |
| John Strand | Shot | Back-up Disc — | Wt Rel? | | | |
| Jay Wood | 3200 | 800 | | | | |
| Adam Wasin | 100 | 300 IM | 400R[3] | 1600R | | |
| | | | | | | |
| Jason Burke | 800 | 3200R | 1600R | | | |
| Jake Forehee | PV | | | | | |
| Scott Leibrandt | — | — | — | — | — | |
| Will Morales | Inj | — | — | — | — | |
| Matt Moser | Helper Shot | — | — | — | — | |
| | | | | | | |
| | | | | | | |
| Over | | | | | | Over |

Meet: Bemidji  Date: 5-3-02

| Name | | | | | | |
|---|---|---|---|---|---|---|
| Aaron Sargent | — | — | — | — | — | |
| Mike Shinn | — | — | — | — | — | |
| Tyler Stanley | AB | — | — | — | — | |
| Mike Swanson | PV | 400 R$^2$ | | | | |
| Vern Swesey | 1600 | 400 | 1600R | | | |
| Matt Wenzlick | 110HH | 300 IM | H.J | | | |
| | | | | | | |
| | | | | | | |
| Trey Boggs | 3200 | 1600 | H.J. | | | |
| Aaron Fucker | L.J | 200 | | | | |
| Marcos Granados | — | — | — | — | — | |
| Steve Honma | 3200R | | | | | |
| Taylor May | — | — | — | — | — | |
| | | | | | | |
| | | | | | | |
| | | | | | | |
| | | | | | | |
| | | | | | | |
| | | | | | | |
| | | | | | | |
| | | | | | | |
| | | | | | | |
| | | | | | | |
| | | | | | | |
| | | | | | | |
| | | | | | | |
| | | | | | | |
| | | | | | | |

# Dundy County Twilight Entry Form - Boys

Please list your entries for this meet in order of ability and be sure to include a mark for each competitor. Please type **competitors first and last name**. J.V

| Time | 100 | Time | 800 | Dist | Triple Jump |
|---|---|---|---|---|---|
| 12.3 | 1 Aaron Fuchen | 2.20 | 1 Tyler Stanley | | 1 |
| | 2 | 2.17 | 2 Joel Norman | | 2 |
| | 3 | 2.30 | 3 Steven Hana | | 3 |
| Time | 200 | Time | 1600 | Ht. | High Jump |
| 25.2 | 1 Aaron Fucher | 5.40 | 1 Steven Hanna | | 1 |
| | 2 | | 2 | | 2 |
| | 3 | | 3 | | 3 |
| Time | 400 | Time | 3200 | Ht. | Pole Vault |
| 60.1 | 1 Tyler Stanley | | 1 | 9'0 | 1 Jake Fenchee |
| 57.1 | 2 Joel Norman | | 2 | | 2 |
| | 3 | | 3 | | 3 |
| Time | 110 HH | Dist | Long Jump | Dist | Shot |
| | 1 | 17' | 1 Aaron Fuchen | 120' | 1 John Strand |
| | 2 | 17'6 | 2 Joel Norman | 120' | 2 Tyler Pribbeno |
| | 3 | | 3 | 120' | 3 Matt Moser |
| Time | 300 IH | | | Dist | Discus |
| 49.0 | 1 Jake Fenchee | | | 40' | 1 John Strand |
| 44.9 | 2 Mike Swanson | | | 40' | 2 Corbin Schoenberger |
| | 3 | | | 40' | 3 Tyler Pribbeno |
| Time | 400 Relay | Time | 1600 Relay | Time | 3200 Relay |
| 48.0 | 1 | 3.50 | 1 | 9.15 | 1 |

School _____

Coach _____

Home Phone _____

Cellular _____

| | | | | | |
|---|---|---|---|---|---|
| 12.3 | Aaron Fuchen | 2.20 | Tyler Stanley | | |
| | | 2.17 | Joe Mannan | | |
| | | 2.30 | Steven Hare | | |
| 25.4 | Aaron Fuchen | 7.40 | Steven Hanna | | |
| 60.1 | Tyler Stanley | | | 9'0 | Tyler Fenneau |
| 57.1 | Joel Mannan | | | | |
| | | 17' | Aaron Fuchen | 170' | John Strand |
| | | 176 | Joel Mannan | 120' | Tyler Fridgeno |
| | | | | 120' | Matt Moser |
| 4.0 | Tyler Fenneau | | | 40' | John Strand |
| 44.7 | Mike Swanson | | | 40' | Gordon Schoenberger |
| | | | | 40' | Tyler Fridgeno |
| 1.0 | | 550 | | 9.15 | |

# Dundy County Twilight Entry Form - Girls

Please list entries in the order of ability and be sure to include a mark for each competitor. Please type competitors first and last name.

| Time | 100 | Time | 800 | Dist | Triple Jump |
|---|---|---|---|---|---|
| 13.3 | 1 Amanda Poppe | 2:28.3 | 1 Michelle Dill | 30'1½ | 1 Sarah McGrath |
| 13.9 | 2 Jennifer Poppe | 2:49.1 | 2 Katie Olson | 29'3½ | 2 Ashton Colton |
| 14.1 | 3 Ashley Johnson | 2:53.6 | 3 Lynsie Crider | 27'8 | 3 Shelby Leyland |

| Time | 200 | Time | 1600 | Ht. | High Jump |
|---|---|---|---|---|---|
| 29.6 | 1 Ashley Johnson | 5:59.0 | 1 Nicole Lonagan | 5'0 | 1 Amy Swesey |
| 30.3 | 2 Jenny German | 6:23.1 | 2 Amanda Terryberry | 4'6 | 2 Maika Bauerle |
| 32.3 | 3 Vanessa Green | 6:46.4 | 3 Leah Church | 4'2 | 3 Lora Rowley |

| Time | 400 | Time | 3200 | Ht. | Pole Vault |
|---|---|---|---|---|---|
| 63.6 | 1 Michelle Dill | 13:08.5 | 1 Breanna Bjerrum | 7'6 | 1 Carrie Rice |
| 72.2 | 2 Jenny German | 14:02.4 | 2 Amanda Terryberry | 7'6 | 2 Becky Way |
| 72.7 | 3 Carrie Rice | 14:20.5 | 3 Leah Church | 5'0 | 3 Echo Greeley |

| Time | 100 IH | Dist | Long Jump | Dist | Shot |
|---|---|---|---|---|---|
| 16.8 | 1 Amanda Poppe | 14'4 | 1 Becky Way | 41'5 | 1 Cassy Hamilton |
| 17.2 | 2 Lora Rowley | 13'11 | 2 Ashley Johnson | 37'2 | 2 Theresa Strand |
| 18.9 | 3 Maika Bauerle | 12'9 | 3 Shelby Leyland | 32'2 | 3 Kelsey Cupp |

| Time | 300 LH | Dist | Discus |
|---|---|---|---|
| 51.7 | 1 Jennifer Poppe | 126'8 | 1 Cassy Hamilton |
| 53.8 | 2 Maika Bauerle | 128'5 | 2 Theresa Strand |
| 56.9 | 3 Lora Rowley | 93'6 | 3 Kelsey Cupp |

| Time | 400 Relay | Time | 1600 Relay | Time | 3200 Relay |
|---|---|---|---|---|---|
| 55.1 | yes | 4:33.6 | yes | 10:38.4 | yes |

School Imperial Girls

Coach Al Zuege

Home Phone 308 882-5367

Cellular

**DUNDY COUNTY TWILIGHT**
**MAY 3, 2002**
**BOYS RESULTS – PAGE 2**
**MEET RECORD***

Ballston BL

800 M RUN

| | | |
|---|---|---|
| 1. JASON BURKE – CC | PB | 2:08.0 |
| 2. JOE SHIRLEY – MAY | | 2:08.3 |
| 3. JAY WOOD – CC | | 2:12.3 |
| 4. BEN BAIRD – DC | | 2:13.1 |
| 5. JOEL NORMAN – CC | PB | 2:13.8 |
| 6. KYLOR NEVILLE – DC | | 2:15.0 |

200 M DASH

| | |
|---|---|
| 1. KERRY SHINN – CC | 22.5* |
| 2. BEN EISENHART – CUL | 22.7 |
| 3. JORDAN NIERMEIER – ATW | 23.0 |
| 4. TANNER SCHMIDT – ATW | 24.1 |
| 5. JESSE MONTOYA – MAY | 24.2 |
| 6. DILLAN ZWEYGARDT – SF | 25.0 |

1600 M RUN

| | |
|---|---|
| 1. JOE SHIRLEY – MAY | 5:08.2 |
| 2. VERN SWESEY – CC | 5:08.6 |
| 3. BRIAN HOROBIK – DC | 5:14.2 |
| 4. JOSH RICHARDSON – DC | 5:15.0 |
| 5. DUSTAN RILEY – DC | 5:18.3 |
| 6. BRETT BERRY – CC | 5:18.9 |

4 X 400 M RELAY

| | |
|---|---|
| 1. ATWOOD | 3:34.9 |
| 2. DUNDY COUNTY | 3:40.7 |
| 3. CHASE COUNTY | 3:46.2 |
| 4. ST FRANCIS | 3:47.6 |
| 5. CULBERTSON | 4:18.8 |
| 6. MAYWOOD | 4:48.2 |

4 X 800 M RELAY RUNNERS
1. CHASE COUNTY – BRETT BERRY, STEVEN HANNA, JOEL NORMAN, JASON BURKE

4 X 100 M RELAY RUNNERS
1. ATWOOD – CURTIS SNODGRASS, JESSE GOSNELL, TANNER SCHMIDT, JORDAN NIERMEIER

4 X 400 M RELAY RUNNERS
1. ATWOOD – JESSE GOSNELL, NICK CAHOJ, CURTIS SNODGRASS, JORDAN NIERMEIER

300 M HURDLES

| | | |
|---|---|---|
| 1. ANDY OHLSON – CC | PB | 40.2 |
| 2. JESSE GOSNELL – ATW | | 40.9 |
| 3. NATE STROUP – DC | | 41.9 |
| 4. TANNER KINEN – SF | | 42.7 |
| 5. NATHAN WENZLICK – CC | | 43.9 |
| 6. JON ROELFE – SF | | 45.4 |

HIGH JUMP

| | |
|---|---|
| 1. AUSTIN LEWIS – CUL | 6-6 |
| 2. ED KAISER – CC | 6-4 |
| 3. NATHAN WENZLICK – CC | 6-0 |
| 4. CHUCK HALL – DC | 5-10 |
| 5. JOE SHIRLEY – MAY | 5-10 |
| 6. CRAIG HAZEN – MAY | 5-6 |

4 X 100 M RELAY

| | |
|---|---|
| 1. ATWOOD | 44.5* |
| 2. CULBERTSON | 45.5 |
| 3. DUNDY COUNTY | 46.8 |
| 4. CHASE COUNTY | 47.0 |
| 5. ST FRANCIS | 48.5 |
| 6. MAYWOOD | 49.5 |

TEAM STANDINGS

| | |
|---|---|
| 1. CHASE COUNTY | 183.5 |
| 2. DUNDY COUNTY | 111 |
| 3. ATWOOD | 84 |
| 4. CULBERTSON | 65 |
| 5. MAYWOOD | 44 |
| 6. ST FRANCIS | 26.5 |

**DUNDY COUNTY TWILIGHT**
**MAY 3, 2002**
**BOYS RESULTS**
**MEET RECORD***

TEMP: 65-70 WIND: 15-20

LONG JUMP

| | | |
|---|---|---|
| 1. BEN EISENHART – CUL | | 22-1* |
| 2. NATE STROUP – DC | | 20-5 ¾ |
| 3. AUSTIN LEWIS – CUL | | 20-5 ½ |
| 4. COLLIN EISENHART – CUL | | 20-4 ¼ |
| 5. BEN SHAW – DC | | 17-11 ½ |
| 6. CJ SWANSON – CC | PB | 17-4 ½ |

POLE VAULT

| | | |
|---|---|---|
| 1. ANDY OHLSON – CC | | 12-0 |
| 2. JESSE MONTOYA – MAY | | 10-6 |
| 3.. DEREK ROSS – SF | | 10-6 |
| 4. STEVE MARTIN – DC | | 10-6 |
| 5. KYLE ORD – MAY | | 10-0 |
| 6. JAKE FEREBEE – CC | | 10-0 |

400 M DASH

| | | |
|---|---|---|
| 1. JORDAN NIERMEIER – ATW | | 51.5 |
| 2. COLLIN EISENHART – CUL | | 52.8 |
| 3. ED KAISER – CC | PB | 53.0 |
| 4. VERN SWESWY – CC | | 54.9 |
| 5. NICK CAHOJ – ATW | | 55.4 |
| 6. JASON HASKELL – DC | | 55.7 |

TRIPLE JUMP

| | | |
|---|---|---|
| 1. BEN SHAW – DC | | 37-8 |
| 2. TODD BAUER – CUL | | 35- ½ |
| 3. COLLIN LUTZ – DC | | 33-10 |
| 4. AJ MCVEY – DC | | 32-11 |
| 5. CHASE COLLIER – SF | | 32-11 |
| 6. GARRETT KOESTER – MAY | | 30-9 |

110 M HIGH HURDLES

| | | |
|---|---|---|
| 1. NATE STROUP – DC | | 14.9* |
| 2. ED KAISER – CC | PB | 15.3 |
| 3. ANDY OHLSON – CC | PB | 15.5 |
| 4. JESSE GOSRELL – ATW | | 15.7 |
| 5. JON ROELFE – SF | | 16.8 |
| 6. TANNER KINEN – SF | | 16.9 |

4 X 800 M RELAY

| | |
|---|---|
| 1. CHASE COUNTY | 9:01.1 |
| 2. DUNDY COUNTY | 9:07.0 |

DISCUS

| | |
|---|---|
| 1. JEFF HORINEK – ATW | 161-2 |
| 2. BRIAN STRAND – CC | 141-1 |
| 3. AUSTIN DAVIS – DC | 134-7 |
| 4. TIM STRAND – CC | 133-9 |
| 5. JUSTIN BUSSELL – CC | 125-1 |
| 6. JJ ROSHEWSKI – CUL | 113-3 |

3200 M RUN

| | |
|---|---|
| 1. JAY WOOD – CC | 11:00.7 |
| 2. BRETT BERRY – CC | 11:16.4 |
| 3. JOSH RICHARDSON – DC | 11:18.6 |
| 4. JOE SHIRLEY – MAY | 11:19.3 |
| 5. BRIAN HOROBIK – DC | 11:48.5 |
| 6. DUSTAN RILEY – DC | 11:51.9 |

SHOT PUT

| | |
|---|---|
| 1. JEFF HORNICK – ATW | 59-7* |
| 2. BRIAN STRAND – CC | 48-8 |
| 3. JOHN STRAND – CC | 45-9 |
| 4. JUSTIN BUSSELL – CC | 45-9 |
| 5. WADE GOODWIN – ATW | 45-6 ½ |
| 6. ANDY WILSON – DC | 42-2 ½ |

100 M DASH

| | |
|---|---|
| 1. KERRY SHINN – CC | 11.0 |
| 2. TANNER SCHMIDT – ATW | 11.2 |
| 3. JESSE MONTOYA – MAY | 11.7 |
| 4. ADAM VLASIN – CC | 11.8 |
| 5. COLE WIESE – SF | 12.0 |
| 6. CARL KELLER – SF | 12.2 |

Master

TRACK MEET Bankelman DATE 5-3-02

| SHOT PUT | Preliminaries | | | Finals | | | Place |
|---|---|---|---|---|---|---|---|
| Name | 1 | 2 | 3 | 1 | 2 | 3 | |
| 1. Brian Strand | 46'1 | 46'5½ | 47'7 | 48'11 | 48'0 | 48'8 | 2nd |
| 2. Justin Bussell | 44'5 | 45'9 | 44'6 | 44'3 | 45'0 | 44'3 | 4th |
| 3. John Strand | 44'10½ | 45'9 | 44'5 | 43'7 | 45'2 | 43'10 | 3rd |

| DISCUS | Preliminaries | | | Finals | | | Place |
|---|---|---|---|---|---|---|---|
| Name | 1 | 2 | 3 | 1 | 2 | 3 | |
| 1. Brian Strand | 137'8 | 135'10½ | 133'10½ | 133'7½ | S | 141'1 | |
| 2. Justin Bussell | 125'1½ | S | S | 123'4 | 118'9 | 119'8½ | |
| 3. Tim Strand | S | 133'9 | 120'0 | 126'8 | 132'3½ | 130'7½ | |

| LONG JUMP | Preliminaries | | | Finals | | | Place |
|---|---|---|---|---|---|---|---|
| Name | 1 | 2 | 3 | 1 | 2 | 3 | |
| 1. C. J. Swanson | 17'4½ | 17'4½ | S | 17'3 | 17'3/4 | 16'7½ | 6th |
| 2. Joel Norman | 15'11 | S | S | | | | |
| 3. Aaron Fuchen | 15'7½ | 16'3/4 | 16'8½ | 16'9 | 16'10¾ | 16'8½ | |

| TRIPLE JUMP | Preliminaries | | | Finals | | Place |
|---|---|---|---|---|---|---|
| Name | 1 | 2 | 3 | 1 | 2 | 3 |
| 1. | | | | | | |
| 2. X | | | | | | |
| 3. | | | | | | |

| HIGH JUMP | HEIGHTS | | | | | | | PLACE |
|---|---|---|---|---|---|---|---|---|
| Name | 5'4 | 5'6 | 5'8 | 5'10 | 6'0 | 6'2 | 6'4 | 6'6 |
| 1. Ed Kaiser | --- | --- | --- | x-- | 0x- | x-- | 00x | 000 |
| 2. Nathan Wenzlich | --- | x-- | x-- | x-- | 0x- | 000 | --- | |
| 3. Trey Boggs | 000 | --- | --- | --- | --- | --- | --- | |

TRACK MEET : Bank DATE : _____

| POLE VALT | HEIGHTS | | | | | | | PLACE |
|---|---|---|---|---|---|---|---|---|
| Name | 9'0 | 9'6 | 10'0 | 10'6 | 11'0 | 11'6 | 12'0 | 12'6 |
| 1. Andy Ollson | --- | --- | --- | --- | OOX | X-- | OX- | OOO |
| 2. Mike Swanson | OOX | --- | OOO | --- | --- | --- | --- | |
| 3. Jake Fenebee | OX- | OX- | X-- | OOO | --- | --- | --- | |

400 METER RELAY

| Name | 1st | 2nd | 3rd | 4th | Total | Place |
|---|---|---|---|---|---|---|
| 1. Z. Nesbitt | | | | | | |
| 2. M. Swanson | | | | | 47.03 | 4th |
| 3. A. Ulasin | | | | | | |
| 4. C. J. Swanson | | | | | | |

1600 METER RELAY

| Name | 1st | 2nd | 3rd | 4th | Total | Place |
|---|---|---|---|---|---|---|
| 1. K. Shinn | | | | 57.98 | | |
| 2. J. Burke | 54.17 | | | | 3:45.93 | |
| 3. A. Ulasin | | 57.95 | | | | |
| 4. V. Swagey | | | 55.83 | | | |

3200 METER RELAY

| Name | 1st | 2nd | 3rd | 4th | | Total | Place |
|---|---|---|---|---|---|---|---|
| 1. J. Burke | 440 | 880 | | | | | |
| 2. J. Norman | | 440 | 880 | | | | |
| 3. S. Hanna | | | 440 | 880 | | | |
| 4. B. Berry | | | | 440 | 880 | | |

TRACK MEET : Berlt DATE : _____

| 110 Meter High Hurdles | Preliminaries | Finals | Place |
|---|---|---|---|
| Name | | | |
| 1. Andy Ottlsen | 15.7 | 15.5 | 3rd |
| 2. Ed Kaiser | 15.5 | 15.3 | 2nd |
| 3. Nathan Wenzlick | 16.6 | 17.1 | |

| 300 Meter Int. Hurdles | Preliminaries | Finals | Place |
|---|---|---|---|
| Name | | | |
| 1. Andy Ottlsen | 40.2 | | 1st |
| 2. Nathan Wenzlick | 43.7 | | |
| 3. Adam Ulsen | 53.4 | | |

| 100 Meter Dash | Preliminaries | Finals | Place |
|---|---|---|---|
| Name | | | |
| 1. Kerry Shinn | 11.1 | 11.0 | 1st |
| 2. Zach Nesbitt | 12.1 | 12.1 | |
| 3. Adam Ulsen | 11.9 | 11.8 | 4th |

| 200 Meter Dash | Preliminaries | Finals | Place |
|---|---|---|---|
| Name | | | |
| 1. Kerry Shinn | 22.6 | 22.5 | 1st |
| 2. Zach Nesbitt | 25.3 | 25.1 | |
| 3. Aaron Fischer | 25.4 | | |

| 400 Meter Dash | Preliminaries | Finals | Place |
|---|---|---|---|
| Name | | | |
| 1. Ed Kaiser | 52.8 | | |
| 2. Vern Sweesey | 54.7 | | |
| 3. | | | |

TRACK MEET : Bank DATE : _____

800 Meter Dash 220 440 Finals Place

Name
1. Jason Burke
2. Jay Wood
3. Joel Norman

1600 Meter Run 440 880 Finals Place

| Name | 440 | 880 | Finals | Place |
|---|---|---|---|---|
| 1. Vern Sweeney | 69 | 2:29 | 5:07.70 | |
| 2. Brett Berry | 71 | 2:35 | 5:17.79 | |
| 3. Trey Boggs | 73 | 2:41 | 5:40.24 | |

3200 Meter Run 440 880 1320 M 1¼ 1½ 1¾ 2

| Name | 440 | 880 | 1320 | M | 1¼ | 1½ | 1¾ | 2 | |
|---|---|---|---|---|---|---|---|---|---|
| 1. Jay Wood | 85 | 2:36 | 3:56 | 5:20 | 6:42 | 8:09 | 9:36 | 11:00.32 | |
| 2. Brett Berry | 86 | 2:37 | 4:03 | 5:32 | 7:01 | 9:31 | 10:00 | 11:16.15 | |
| 3. Trey Boggs | 91 | 2:40 | 4:09 | 5:43 | 7:21 | 8:59 | 10:40 | 12:11.39 | |

Mile Med Relay

1.
2. X
3.
4.

400 Wt Relay

1.
2. X
3.
4.

SABLE

TRACK MEET Shot + Disc DATE 5-3-02

SHOT PUT — Preliminaries — Finals — Place

| Name | Preliminaries 1 | 2 | 3 | Finals 1 | 2 | 3 | Place |
|---|---|---|---|---|---|---|---|
| 1. Brian Sheard | 46'1" | 46'5½" | 47'7" | 48'11" | 48'0" | 48'8" | 2 |
| 2. Justin Bussell | 44'5" | 45'9" | 44'6" | 44'3" | 45'0" | 44'3" | 4 |
| 3. John Sheard | 44'10½" | 459" | 44'5" | 43'7" | 45'2" | 43'10" | 3 |

DISCUS — Preliminaries — Finals — Place

| Name | Preliminaries 1 | 2 | 3 | Finals 1 | 2 | 3 | Place |
|---|---|---|---|---|---|---|---|
| 1. Brian Sheard | 137'8" | 135'10½" | 133'10½" | 133'7½" | S | 141'1" | |
| 2. Justin Bussell | 125'1½" | S | S | 123'4" | 118'9" | 119'8½" | |
| 3. Tim Sheard | S | 133'9" | 120'0" | 126'8" | 132'3½ | 130'7½" | |

LONG JUMP — Preliminaries — Finals — Place

| Name | Preliminaries 1 | 2 | 3 | Finals 1 | 2 | 3 | Place |
|---|---|---|---|---|---|---|---|
| 1. | | | | | | | |
| 2. | | | | | | | |
| 3. | | | | | | | |

TRIPLE JUMP — Preliminaries — Finals — Place

| Name | Preliminaries 1 | 2 | 3 | Finals 1 | 2 | 3 | Place |
|---|---|---|---|---|---|---|---|
| 1. | | | | | | | |
| 2. | | | | | | | |
| 3. | | | | | | | |

HIGH JUMP — HEIGHTS — PLACE

| Name | ___ | ___ | ___ | ___ | ___ | ___ | ___ | PLACE |
|---|---|---|---|---|---|---|---|---|
| 1. | --- | --- | --- | --- | --- | --- | --- | |
| 2. | --- | --- | --- | --- | --- | --- | --- | |
| 3. | --- | --- | --- | --- | --- | --- | --- | |

TRACK MEET : _____ DATE : _____

| POLE VALT | HEIGHTS | | | | | | | PLACE |
|---|---|---|---|---|---|---|---|---|
| Name | ___ | ___ | ___ | ___ | ___ | ___ | ___ | |
| 1. | ___ | ___ | ___ | ___ | ___ | ___ | ___ | |
| 2. | ___ | ___ | ___ | ___ | ___ | ___ | ___ | |
| 3. | ___ | ___ | ___ | ___ | ___ | ___ | ___ | |

400 METER RELAY

| Name | 1st | 2nd | 3rd | 4th | | Total | Place |
|---|---|---|---|---|---|---|---|
| 1. | | | | | | | |
| 2. | | | | | | | |
| 3. | | | | | | | |
| 4. | | | | | | | |

1600 METER RELAY

| Name | 1st | 2nd | 3rd | 4th | | Total | Place |
|---|---|---|---|---|---|---|---|
| 1. | | | | | | | |
| 2. | | | | | | | |
| 3. | | | | | | | |
| 4. | | | | | | | |

3200 METER RELAY

| Name | 1st | 2nd | 3rd | 4th | | Total | Place |
|---|---|---|---|---|---|---|---|
| 1. | 440 | 880 | | | | | |
| 2. | | 440 | 880 | | | | |
| 3. | | | 440 | 880 | | | |
| 4. | | | | 440 | 880 | | |

TRACK MEET : _____ DATE : _____

110 Meter High Hurdles Preliminaries Finals Place

Name

1.

2.

3.

300 Meter Int. Hurdles Preliminaries Finals Place

Name

1.

2.

3.

100 Meter Dash Preliminaries Finals Place

Name

1.

2.

3.

200 Meter Dash Preliminaries Finals Place

Name

1.

2.

3.

400 Meter Dash Preliminaries Finals Place

Name

1.

2.

3.

TRACK MEET : _____ DATE : _____

| 800 Meter Dash | 220 | 440 | Finals | Place |
|---|---|---|---|---|
| Name | | | | |
| 1. | | | | |
| 2. | | | | |
| 3. | | | | |

| 1600 Meter Run | 440 | 880 | Finals | Place |
|---|---|---|---|---|
| Name | | | | |
| 1. | | | | |
| 2. | | | | |
| 3. | | | | |

| 3200 Meter Run | 440 | 880 | 1320 | M | 1 ¼ | 1 ½ | 1 ¾ | 2 |
|---|---|---|---|---|---|---|---|---|
| Name | | | | | | | | |
| 1. | | | | | | | | |
| 2. | | | | | | | | |
| 3. | | | | | | | | |

Mile Med Relay

1.
2.
3.
4.

400 Wt Relay

1.
2.
3.
4.

# DUNDY COUNTY TWILIGHT




# BOYS

# MAY 3, 2002

# Dundy County Twilight

Schedule of Events
(All times are Mountain)

| | |
|---|---|
| 2:00 PM | Scratch Meeting (MPR) |
| 2:30 PM | First Field Event Session |
| | Girls: High Jump, Shot Put, Long Jump<br>Boys: Pole Vault, Discus, Long Jump |
| 3:15 PM | Track Events |
| | 3200 Relay Finals (Girls, Boys)<br>100 Int. Hurdles Prelims (Girls)<br>110 High Hurdles Prelims (Boys)<br>100 Dash Prelims (Girls, Boys)<br>400 Dash Finals (Girls, Boys)<br>3200 Run Finals (Girls, Boys)<br>200 Dash Prelims (Girls, Boys) |
| 4:30 PM | Second Field Event Session |
| | Girls: Triple Jump, Discus, Pole Vault<br>Boys: Triple Jump, Shot Put, High Jump |
| 5:15 PM | Track Events |
| | 100 Int. Hurdles Finals (Girls)<br>110 High Hurdles Finals (Boys)<br>100 Dash Finals (Girls, Boys)<br>800 Run Finals (Girls, Boys)<br>300 Low Hurdles Finals (Girls)<br>300 Int. Hurdles Finals (Boys)<br>200 Dash Finals (Girls, Boys)<br>1600 Run Finals (Girls, Boys)<br>400 Relay Finals (Girls, Boys)<br>1600 Relay Finals (Girls, Boys) |

Awards and results may be picked up in front of the announcers' booth approximately 15 minutes after the meet. Plaques will be presented in the infield following the final event.

**DUNDY COUNTY TRACK**
**TWILIGHT MEET RECORDS**

**Girls Track and Field**

| EVENT | NAME | SCHOOL | MARK | YEAR |
|---|---|---|---|---|
| 100 | K. Janicke | Dundy County | 12.3 | 89 |
| 200 | K. Janicke | Dundy County | 25.6 | 88 |
| 400 | Ruda | Atwood | 1:00.6 | 92 |
| 800 | Jaeger | Imperial | 2:27.0 | 92 |
| 1600 | A. Peglow | Imperial | 5:26.4 | 92 |
| 3200 | A. Peglow | Imperial | 11:42.6 | 92 |
| 100 IH | F. Mullen | Maywood | 14.5 | 97 |
| 300 LH | F. Mullen | Maywood | 46.5 | 96 |
| 400 R | | Atwood | 51.1 | 92 |
| 1600 R | | Dundy County | 4:16.2 | 99 |
| 3200 R | | Dundy County | 10:28.7 | 96 |
| LJ | K. Janicke | Dundy County | 18' 3¾" | 88 |
| HJ | E. Higley | Atwood | 5'2½" | 96 |
| SH | Nicholson | Beaver Valley | 43'2½" | 81 |
| DI | Nicholson | Beaver Valley | 126'5" | 81 |
| TJ | J. Christman | Atwood | 34'4½" | 96 |
| PV | M. Kisela | Dundy County | 8'0" | 99 |

**Boys Track and Field**

| | | | | |
|---|---|---|---|---|
| 100 | W. Kelly | Atwood | 10.9 | 94 |
| | B. Haskell | Dundy County | 10.9 | 00 |
| | Hansen | Grant | 10.9 | 00 |
| 200 | S. Felzien | Atwood | 22.6 | 90 |
| | B. Haskell | Dundy | 22.6 | 00 |
| 400 | T. Styskal | Grant | 50.7 | 90 |
| 800 | Blemburg | Imperial | 2:01.6 | 92 |
| 1600 | C. Werkmeister | Maywood | 4:46.4 | 96 |
| 3200 | B. Westpahl | Imperial | 10:28.8 | 90 |
| 110 HH | G. Fries | Dundy County | 15.0 | 98 |
| 300 IH | G. Fries | Dundy County | 39.5 | 98 |
| 400 R | | Atwood | 44.8 | 96 |
| 1600 R | | Dundy County | 3:32.6 | 96 |
| 3200 R | | Imperial | 8:26.2 | 96 |
| LJ | K. Wykert | Grant | 21'11½" | 99 |
| TJ | C. Richmond | Grant | 44'4½" | 99 |
| HJ | D. Hudson | Imperial | 6'6¼" | 99 |
| PV | K. Kohtz | Imperial | 14'6½" | 99 |
| SH | D. Hudson | Imperial | 55'8¾" | 99 |
| DI | D. Hudson | Imperial | 163'8" | 99 |

## DUNDY COUNTY TWILIGHT: 110 High Hurdles - Preliminaries

**DATE: 5/03/02**
**BOYS**
**TOP 4 IN EACH HEAT MAKE FINALS**

HEAT 1

| | | |
|---|---|---|
| Lane 1 | | |
| Lane 2 | SHAW BEN - DC | 00:17.40 |
| Lane 3 | WENZLICK NATHAN - CC | 00:15.90 |
| Lane 4 | STROUP NATE - DC | 00:15.00 |
| Lane 5 | KAISER ED - CC | 00:15.80 |
| Lane 6 | ROELFE JON - SF | 00:17.00 |
| Lane 7 | | |
| Lane 8 | | |

HEAT 2

| | | |
|---|---|---|
| Lane 1 | | |
| Lane 2 | HAM JON - DC | 00:17.80 |
| Lane 3 | LEWIS AUSTIN - CUL | 00:16.50 |
| Lane 4 | OHLSON ANDY - CC | 00:15.50 |
| Lane 5 | GOSNELL JESSE - ATW | 00:15.58 |
| Lane 6 | KINEN TANNER - SF | 00:16.90 |
| Lane 7 | ORD KYLE - MAY | 00:18.20 |
| Lane 8 | | |

## DUNDY COUNTY TWILIGHT: 4 x 800 Relay (finals

**DATE: 5/03/02**
**BOYS**

SECTION 1

| | | |
|---|---|---|
| Lane 1 | | |
| Lane 2 | | |
| Lane 3 | DUNDY COUNTY | 09:09.00 |
| Lane 4 | MAYWOOD | 00:00.00 |
| Lane 5 | CHASE COUNTY | 08:45.00 |
| Lane 6 | CULBERTSON | 11:00.00 |
| Lane 7 | | |
| Lane 8 | | |

## DUNDY COUNTY TWILIGHT: 100 Meter Dash - Pr

**DATE: 5/03/02**
**BOYS**
**TOP 4 IN EACH HEAT MAKE FINALS**

HEAT 1

| | | |
|---|---|---|
| Lane 1 | KORELL BRIAN - CUL | 00:12.50 |
| Lane 2 | KELLER CARL - SF | 00:12.10 |
| Lane 3 | VLASIN ADAM - CC | 00:11.70 |
| Lane 4 | SHINN KERRY - CC | 00:11.00 |
| Lane 5 | SCHMIDT TANNER - ATW | 00:11.50 |
| Lane 6 | WOBIG CONNOR - DC | 00:12.00 |
| Lane 7 | ROSS DEREK - SF | 00:12.50 |
| Lane 8 | | |

HEAT 2

| | | |
|---|---|---|
| Lane 1 | CUSTER MATT - DC | 00:12.50 |
| Lane 2 | JONES CHRIS - ATW | 00:12.30 |
| Lane 3 | NESBITT ZACH - CC | 00:11.90 |
| Lane 4 | EISENHART BEN - CUL | 00:11.00 |
| Lane 5 | EISENHART COLLIN - CUL | 00:11.30 |
| Lane 6 | WIESE COLE - SF | 00:11.90 |
| Lane 7 | SCHRADER ANDY - DC | 00:12.40 |
| Lane 8 | TOBIASSON JOSH - MAY | 00:13.90 |

## OUNTY TWILIGHT: 400 Meter Dash - Finals vs Time

**DATE: 5/03/02**
**BOYS**

SECTION 1

| | | |
|---|---|---|
| Lane 1 | | |
| Lane 2 | ROUNDTREE KILEY - DC | 00:56.60 |
| Lane 3 | BAUER TODD - CUL | 00:56.10 |
| Lane 4 | KORELL BRIAN - CUL | 00:56.00 |
| Lane 5 | ZWEYGARDT DILLAN - SF | 00:56.10 |
| Lane 6 | MONTOYA JESSE - MAY | 00:56.60 |
| Lane 7 | HAGAN BRANDT - CUL | 01:00.00 |
| Lane 8 | | |

SECTION 2

| | | |
|---|---|---|
| Lane 1 | CAHOJ NICK - ATW | 00:55.20 |
| Lane 2 | NEVILLE WILL - DC | 00:54.70 |
| Lane 3 | KAISER ED - CC | 00:53.90 |
| Lane 4 | NIERMEIER JORDAN - ATW | 00:51.50 |
| Lane 5 | SHINN KERRY - CC | 00:53.80 |
| Lane 6 | OHLSON ANDY - CC | 00:53.90 |
| Lane 7 | DODD MARCUS - SF | 00:55.00 |
| Lane 8 | HASKELL JASON - DC | 00:55.20 |

## DUNDY COUNTY TWILIGHT: 3200 Meter Run (finals

**DATE: 5/03/02**
**BOYS**

SECTION 1

| | | |
|---|---|---|
| Lane 1 | HAZEN CRAIG - MAY | 11:43.10 |
| Lane 2 | HOROBIK BRIAN - DC | 11:20.00 |
| Lane 3 | BOGGS TREY - CC | 11:20.00 |
| Lane 4 | WOOD JAY - CC | 10:58.00 |
| Lane 5 | BERRY BRETT - CC | 11:08.00 |
| Lane 6 | RICHARDSON JOSH - DC | 11:20.00 |
| Lane 7 | RILEY DUSTAN - DC | 11:25.00 |
| Lane 8 | HAGAN BRANDT - CUL | 12:00.0 |

## DUNDY COUNTY TWILIGHT: 200 Meter Dash - Pr

**DATE: 5/03/02**
**BOYS**
**TOP 4 IN EACH HEAT MAKE FINALS**

HEAT 1

| | | |
|---|---|---|
| Lane 1 | KELLER CARL - SF | 00:25.00 |
| Lane 2 | HASKELL JASON - DC | 00:24.40 |
| Lane 3 | SCHMIDT TANNER - ATW | 00:23.75 |
| Lane 4 | SHINN KERRY - CC | 00:22.10 |
| Lane 5 | EISENHART COLLIN - CUL | 00:23.20 |
| Lane 6 | MORALES WILL - CC | 00:24.30 |
| Lane 7 | WIESE COLE - SF | 00:24.80 |
| Lane 8 | CUSTER MATT - DC | 00:25.60 |

HEAT 2

| | | |
|---|---|---|
| Lane 1 | JONES CHRIS - ATW | 00:25.12 |
| Lane 2 | NESBITT ZACH - CC | 00:24.60 |
| Lane 3 | LEWIS AUSTIN - CUL | 00:24.00 |
| Lane 4 | EISENHART BEN - CUL | 00:22.40 |
| Lane 5 | NIERMEIER JORDAN - ATW | 00:22.58 |
| Lane 6 | MONTOYA JESSE - MAY | 00:24.20 |
| Lane 7 | ZWEYGARDT DILLAN - SF | 00:24.60 |
| Lane 8 | ROUNDTREE KILEY - DC | 00:25.20 |

## DUNDY COUNTY TWILIGHT: 800 Meter Run (finals vs time)

**DATE: 5/03/02**
**BOYS**

SECTION 1

Alley 1

| | | |
|---|---|---|
| 1. | ARGABRIGHT AUSTIN - ATW | 02:21.00 |
| 2. | HAGAN BRANDT - CUL | 02:30.00 |
| 3. | | |

Alley 2

| | | |
|---|---|---|
| 1. | SHIRLEY JOE - MAY | 02:06.10 |
| 2. | NEVILLE WILL - DC | 02:12.00 |
| 3. | NEVILLE KYLOR - DC | 02:18.00 |

Alley 3

| | | |
|---|---|---|
| 1. | BURKE JASON - CC | 02:10.00 |
| 2. | HALL CHUCK - DC | 02:12.00 |
| 3. | RIEGER COLE - SF | 02:20.00 |

Alley 4

| | | |
|---|---|---|
| 1. | SWESEY VERN - CC | 02:10.00 |
| 2. | LEIBRANDT SCOTT - CC | 02:15.00 |
| 3. | BAUER TODD - CUL | 02:20.00 |

## DUNDY COUNTY TWILIGHT: 300 Meter Hurdles

**DATE: 5/03/02**
**BOYS**

SECTION 1

| | | |
|---|---|---|
| Lane 1 | | |
| Lane 2 | | |
| Lane 3 | ZEICKL JOSH - MAY | 00:47.30 |
| Lane 4 | MARTIN STEVE - DC | 00:45.80 |
| Lane 5 | ORD KYLE - MAY | 00:46.40 |
| Lane 6 | KOESTER GARRET - MAY | 00:53.30 |
| Lane 7 | | |
| Lane 8 | | |

SECTION 2

| | | |
|---|---|---|
| Lane 1 | VLASIN ADAM - CC | 00:43.90 |
| Lane 2 | ROELFE JON - SF | 00:43.00 |
| Lane 3 | GOSNELL JESSE - ATW | 00:41.83 |
| Lane 4 | STROUP NATE - DC | 00:41.20 |
| Lane 5 | OHLSON ANDY - CC | 00:41.50 |
| Lane 6 | KINEN TANNER - SF | 00:42.90 |
| Lane 7 | WENZLICK NATHAN - CC | 00:43.60 |
| Lane 8 | HAM JON - DC | 00:44.90 |

## COUNTY TWILIGHT: 1600 Meter Run (finals vs time)

**DATE: 5/03/02**
**BOYS**

SECTION 1

Alley 1

| | | |
|---|---|---|
| 1. | HAZEN CRAIG - MAY | 05:30.00 |
| 2. | HAGAN BRANDT - CUL | 06:00.00 |
| 3. | | |

Alley 2

| | | |
|---|---|---|
| 1. | SHIRLEY JOE - MAY | 04:59.50 |
| 2. | BERRY BRETT - CC | 05:08.00 |
| 3. | KELLER LUKE - SF | 05:20.00 |

Alley 3

| | | |
|---|---|---|
| 1. | SWESEY VERN - CC | 05:01.00 |
| 2. | HOROBIK BRIAN - DC | 05:12.00 |
| 3. | RILEY DUSTAN - DC | 05:20.00 |

Alley 4

| | | |
|---|---|---|
| 1. | WOOD JAY - CC | 05:05.00 |
| 2. | RICHARDSON JOSH - DC | 05:18.00 |
| 3. | ARGABRIGHT AUSTIN - ATW | 05:21.00 |

## DUNDY COUNTY TWILIGHT: 4 x 100 Relay - Finals

**DATE: 5/03/02**
**BOYS**

SECTION 1

| | | |
|---|---|---|
| Lane 1 | | |
| Lane 2 | ST FRANCIS | 00:47.70 |
| Lane 3 | CHASE COUNTY | 00:46.50 |
| Lane 4 | ATWOOD | 00:45.25 |
| Lane 5 | CULBERTSON | 00:46.20 |
| Lane 6 | DUNDY COUNTY | 00:47.20 |
| Lane 7 | MAYWOOD | 00:48.80 |
| Lane 8 | | |

## DUNDY COUNTY TWILIGHT: 4 x 400 Relay - Finals

**DATE: 5/03/02**
**BOYS**

SECTION 1

| | | |
|---|---|---|
| Lane 1 | | |
| Lane 2 | CHASE COUNTY | 03:45.00 |
| Lane 3 | ST FRANCIS | 03:40.00 |
| Lane 4 | ATWOOD | 03:38.80 |
| Lane 5 | CULBERTSON | 03:40.00 |
| Lane 6 | DUNDY COUNTY | 03:44.00 |
| Lane 7 | MAYWOOD | 03:57.90 |
| Lane 8 | | |

## DUNDY COUNTY TWILIGHT: Triple Jump

**DATE: 5/03/02**
**BOYS**

FLIGHT 1

1. MAY TAYLOR - CC
2. COLLIER CHASE - SF
3. LUTZ COLLIN - DC
4. JONES CHRIS - ATW
5. KOESTER GARRET - MAY
6. TOBIASSON JOSH - MAY

FLIGHT 2

1. EISENHART BEN - CUL
2. KAISER ED - CC
3. STROUP NATE - DC
4. MORALES WILL - CC
5. SHAW BEN - DC
6. BAUER TODD - CUL

## DUNDY COUNTY TWILIGHT: High Jump

**DATE: 5/03/02**
**BOYS**

1. TOBIASSON JOSH - MAY
2. BAIRD BEN - DC
3. MORALES WILL - CC
4. HAZEN CRAIG - MAY
5. SHAW BEN - DC
6. WENZLICK NATHAN - CC
7. DODD MARCUS - SF
8. SHIRLEY JOE - MAY
9. HALL CHUCK - DC
10. LEWIS AUSTIN - CUL
11. KAISER ED - CC

## DUNDY COUNTY TWILIGHT: Long Jump

**DATE: 5/03/02**
**BOYS**

FLIGHT 1

| | | |
|---|---|---|
| 1. | JONES CHRIS - ATW | 16ft 11.00in |
| 2. | BALDERSON JACOB - DC | 16ft 4.00in |
| 3. | EISENHART BEN - CUL | 0ft 0.00in |
| 4. | EISENHART COLLIN - CUL | 0ft 0.00in |
| 5. | LEWIS AUSTIN - CUL | 0ft 0.00in |

FLIGHT 2

| | | |
|---|---|---|
| 1. | STROUP NATE - DC | 21ft 1.00in |
| 2. | MORALES WILL - CC | 18ft 9.00in |
| 3. | DUNN DUSTIN - SF | 18ft 7.00in |
| 4. | SHAW BEN - DC | 18ft 3.00in |
| 5. | SWANSON CJ - CC | 17ft 0.00in |
| 6. | SHINN KERRY - CC | 17ft 0.00in |

## DUNDY COUNTY TWILIGHT: Pole Vault

**DATE: 5/03/02**
**BOYS**

1. ROSS DEREK - SF
2. ORD KYLE - MAY
3. ZEICKL JOSH - MAY
4. SCHRADER ANDY - DC
5. WARNING CASEY - DC
6. MONTOYA JESSE - MAY
7. SWANSON MIKE - CC
8. MAY TAYLOR - CC
9. OHLSON ANDY - CC
10. MARTIN STEVE - DC

## , COUNTY TWILIGHT: Shot Put

**DATE: 5/03/02**
**BOYS**

FLIGHT 1

1. KLEIN HEATH - ATW
2. FISCHER AUSTIN - MAY
3. MAYNARD EVAN - CUL
4. RADER JOSH - MAY
5. KOESTER GARRET - MAY
6. OBERG ROSS - CUL

FLIGHT 2

1. DEWESTER CODY - DC
2. VANDYKE CHRIS - DC
3. WORKMAN DARRON - SF
4. WILSON ANDY - DC
5. ROSHEWSKI JJ - CUL
6. PETER JEREMY - SF

FLIGHT 3

1. HORINEK JEFF - ATW
2. STRAND BRAIN - CC
3. GERMAN JED - CC
4. BUSSELL JUSTIN - CC
5. GOODWIN WADE - ATW
6. BUFFINGTON KYLE - SF

## DUNDY COUNTY TWILIGHT: Discus

**DATE: 5/03/02**
**BOYS**

FLIGHT 1

1. .KLEIN HEATH - ATW
2. AMBROSEK JOE - DC
3. KIRCHER SHAUN - CUL
4. OLSON CURTIS - CUL
5. RADER JOSH - MAY

FLIGHT 2

1. BUFFINGTON KYLE - SF
2. DEWESTER CODY - DC
3. KELLER NICK - SF
4. GOODWIN WADE - ATW
5. ROSHEWSKI JJ - CUL
6. FISCHER AUSTIN - MAY

FLIGHT 3

1. HORINEK JEFF - ATW
2. STRAND BRAIN - CC
3. BUSSELL JUSTIN - CC
4. DAVIS AUSTIN - DC
5. STRAND TIM - CC
6. CULWELL RYAN - SF

.itral Accredited

# Dundy County Public Schools, #117

PO Box 586 Benkelman, NE 69021-0586

Nebraska Accredited

Administration:

Dr. Dallas Watkins
Superintendent
308-423-2738
FAX:
308-423-2711

Mr. Jim Kent
H.S. Principal
Activities Director
308-423-2738
FAX:
308-423-2711

Mr. Grant Norgaard
Elem. Principal
Benkelman Elem.
308-423-2216
FAX:
308-423-2320
Haigler Elem.
308-297-3275
FAX:
308-297-3375

April 16, 2002

Boys

To: Athletic Directors, Track Coaches
From: Jim Kent
Re: Dundy County Twilight Track Meet

Date: May 3, 2002

Site: Dundy County High School Track

Starter: Kent May

Participating Schools: Atwood KS, Culbertson, Dundy County, Imperial, Maywood, St. Francis

| Schedule: | | |
|---|---|---|
| | Scratch Meeting | 2:00 PM (in Multi-Purpose Room) |
| | Field Events(1st session) | 2:30 PM |
| | Track Events | 3:15 PM |
| | Field Events(2nd Session) | 4:30 PM |
| | Track Events | 5:15 PM |

ALL TIMES ARE MOUNTAIN!!!!!!!!!!

Facilities: All weather rubberized latex, 400 meter, 8 lane track. Please use spikes with a maximum length of 1/8". Runways for Jumps and Pole Vault are polyurethane. Discus and Shot rings are concrete.

Dressing Facilities: Please dress at home, restrooms will be available on the west side of the track.

Entries: Please send to arrive on or before **Tuesday, April 30.** Entry Fee is $90.00 per school and should be sent prior to the meet. We will allow scratches/adds and time updates the day of the meet.

Rules: This meet will be governed by NSAA rules and the rules of the NFSHA.

Postponement: The following radio stations will be contacted: KRVN, KJOD, KZMC. In addition if you would include a phone number where we could contact you early that morning we would attempt to call.

Admission: Adults $3.00, Students $2.00, the maximum charge for a family entering together is $6.00. Pre-school children are admitted free of charge.

# Dundy County Twilight

Schedule of Events
(All times are Mountain)

| | |
|---|---|
| 2:00 PM | Scratch Meeting (MPR) |
| 2:30 PM | First Field Event Session |
| | Girls: High Jump, Shot Put, Long Jump<br>Boys: Pole Vault, Discus, Long Jump |
| 3:15 PM | Track Events |
| | 3200 Relay Finals (Girls, Boys)<br>100 Int. Hurdles Prelims (Girls)<br>110 High Hurdles Prelims (Boys)<br>100 Dash Prelims (Girls, Boys)<br>400 Dash Finals (Girls, Boys)<br>3200 Run Finals (Girls, Boys)<br>200 Dash Prelims (Girls, Boys) |
| 4:30 PM | Second Field Event Session |
| | Girls: Triple Jump, Discus, Pole Vault<br>Boys: Triple Jump, Shot Put, High Jump |
| 5:15 PM | Track Events |
| | 100 Int. Hurdles Finals (Girls)<br>110 High Hurdles Finals (Boys)<br>100 Dash Finals (Girls, Boys)<br>800 Run Finals (Girls, Boys)<br>300 Low Hurdles Finals (Girls)<br>300 Int. Hurdles Finals (Boys)<br>200 Dash Finals (Girls, Boys)<br>1600 Run Finals (Girls, Boys)<br>400 Relay Finals (Girls, Boys)<br>1600 Relay Finals (Girls, Boys) |

Awards and results may be picked up in front of the announcers' booth approximately 15 minutes after the meet. Plaques will be presented in the infield following the final event.

# Dundy County Twilight Entry Form - Boys

Please list your entries for this meet in order of ability and be sure to include a mark for each competitor. Please type competitors first and last name.

Varsity

| Time | 100 | Time | 800 | Dist | Tripie Jump |
|---|---|---|---|---|---|
| 11.6 | 1 Kerry Shinn | 2.10 | 1 Jason Bunke | 42'11" | 1 [redacted] |
| 11.9 | 2 Zach Nesbitt | 2:10 | 2 Jerm Swesey | 40'4" | 2 [redacted] |
| 11.7 | 3 Adam Ulasin | 2.15 | 3 [redacted] | 36'5" | 3 [redacted] |

| Time | 200 | Time | 1600 | Ht. | High Jump |
|---|---|---|---|---|---|
| 22.1 | 1 Kerry Shinn | 5.05 | 1 [redacted] | 6'6" | 1 Ed Kaiser |
| 24.6 | 2 Zach Nesbitt | 5:01 | 2 Jerm Swesey | 5'10 | 2 Nathan Wenzlick |
| 24.3 | 3 [redacted] Aaron Fischer | 5.08 | 3 Brett Berry | 5'6 | 3 [redacted] T. Boggs |

| Time | 400 | Time | 3200 | Ht. | Pole Vault |
|---|---|---|---|---|---|
| 53.8 | 1 [redacted] Swesey | 10:58 | 1 Jay Wood | 12' | 1 Andy Ohlson |
| 53.9 | 2 Ed Kaiser | 11.08 | 2 Brett Berry | 11'6 | 2 Mike Swanson |
| 53.9 | 3 [redacted] | 11.20 | 3 Trey Boggs | 11'6 | 3 [redacted] JGG Fischer |

| Time | 110 HH | Dist | Long Jump | Dist | Shot |
|---|---|---|---|---|---|
| 15.5 | 1 Andy Ohlson | 18'9 | 1 [redacted] | 48'3 | 1 Brian Strand |
| 15.8 | 2 Ed Kaiser | 17' | 2 C.J. Swanson | 48'2 | 2 [redacted] T. Strand |
| 15.9 | 3 Nathan Wenzlick | 17' | 3 Kerry Shinn Aaron Fischer | 47'10 | 3 Justin Bussell |

| Time | 300 IH | Dist | Discus |
|---|---|---|---|
| 41.5 | 1 Andy Ohlson | 153' | 1 Brian Strand |
| 43.6 | 2 Nathan Wenzlick | 143' | 2 Justin Bussell |
| 43.9 | 3 Adam Ulasin | 135' | 3 Tim Strand |

| Time | 400 Relay | Time | 1600 Relay | Time | 3200 Relay |
|---|---|---|---|---|---|
| 46.5 | 1 | 3:45 | 1 | 8:45 | 1 |

School Imperial Boys
Coach Bessler
Home Phone 882-5091
Cellular —

400R
1 Z. Nesbitt
2 M. Swanson
3 A. Ulasin
4 C.J. Swanson

1600R
1 K. Shinn 4
2 J. Bunke 3
3 A. Ulasin 2
4 J. Swesey 1

3200R
1 J. Bunke 4
2 J. [redacted] 3
3 S. Herman 2
4 B. Berry 1

Wt Rel
1 J. Bussell
2 T. Strand
3 B. Strand
4 J. Strand

# Dundy County Twilight Entry Form - Boys

Please list your entries for this meet in order of ability and be sure to include a mark for each competitor. Please type **competitors first and last name.** J.V.

| Time | | 100 | Time | | 800 | Dist | | Triple Jump |
|---|---|---|---|---|---|---|---|---|
| 12.3 | 1 | Aaron Fuchen | 2.20 | 1 | Tyler Stanley | | 1 | |
| | 2 | | 2.17 | 2 | Joel Norman | | 2 | X |
| | 3 | | 2.30 | 3 | Steven Hana | | 3 | |

| Time | | 200 | Time | | 1600 | Ht. | | High Jump |
|---|---|---|---|---|---|---|---|---|
| 25.2 | 1 | Aaron Fuchen | 5.40 | 1 | Steven Hanna | | 1 | |
| | 2 | | | 2 | | | 2 | X |
| | 3 | | | 3 | | | 3 | |

| Time | | 400 | Time | | 3200 | Ht. | | Pole Vault |
|---|---|---|---|---|---|---|---|---|
| 60.1 | 1 | Tyler Stanley | | 1 | | 9'0 | 1 | Jake Fenebee |
| 57.1 | 2 | Joel Norman | | 2 | X | | 2 | |
| | 3 | | | 3 | | | 3 | |

| Time | | 110 HH | Dist | | Long Jump | Dist | | Shot |
|---|---|---|---|---|---|---|---|---|
| | 1 | | 17' | 1 | Aaron Fuchen | 120' | 1 | John Strand |
| | 2 | | 17'6 | 2 | Joel Norman | 120' | 2 | Tyler Pribbeno |
| | 3 | | | 3 | | 120' | 3 | Matt Moser |

| Time | | 300 IH | Dist | | Discus |
|---|---|---|---|---|---|
| 49.0 | 1 | Jake Fenebee | 40' | 1 | John Strand |
| 44.9 | 2 | Mike Swanson | 40' | 2 | Corbin Schoenberger |
| | 3 | | 40' | 3 | Tyler Pribbeno |

| Time | | 400 Relay | Time | | 1600 Relay | Time | | 3200 Relay |
|---|---|---|---|---|---|---|---|---|
| 48.0 | 1 | | 3.50 | 1 | | 9.15 | 1 | |

School _____

Coach _____

Home Phone _____

Cellular _____

# Team Schedule:

## Meet: Bethalto 2002 Date: 5-3-02

| Name | Event | Event | Event | Event | Event | Event |
|---|---|---|---|---|---|---|
| Justin Bussell | Shot | Disc | Wt Rel? | | | |
| Zach Nesbitt | 100 | 200 | 400R[1] | | | |
| Andy Ohlson | P.V | 300 IM | 110 HH | | | |
| Kerry Shinn | 100 | 200 | 1600R | | | |
| Tim Strand | Discus | Back-up Shot | Wt Rel? | | | |
| C.J Swanson | L.J | 400R | | | | |
| | | | | | | |
| Brett Berry | 3200 | 1600 | 3200R | | | |
| Jed German | — | — | — | — | — | |
| Ed Kaiser | H.J | 110 | 400 | Back-up 1600R | | |
| Aaron Miller | Helper Shot | — | — | — | — | — |
| Joel Norman | 3200R | L.J | 800 | | | |
| Tyler Pribbenow | — | — | — | — | — | — |
| Corbin Schoenberger | Helper Shot | — | — | — | — | — |
| Brian Strand | Shot | Disc | Wt Rel? | | | |
| John Strand | Shot | Back-up Disc — | Wt Rel? | | | |
| Jay Wood | 3200 | 800 | | | | |
| Adam Wasin | 100 | 300 IM | 400R[3] | 1600R | | |
| | | | | | | |
| Jason Burke | 800 | 3200R | 1600R | | | |
| Jake Forehee | PV | | | | | |
| Scott Leibrandt | — | — | — | — | — | |
| Will Morales | Inj | — | — | — | — | |
| Matt Moser | Helper Shot | — | — | — | — | |
| | | | | | | |
| | | | | | | |
| Over | | | | | | Over |

Meet: Bemidji  Date: 5-3-02

| Name | | | | | | |
|---|---|---|---|---|---|---|
| Aaron Sargent | — | — | — | — | — | |
| Mike Shinn | — | — | — | — | — | |
| Tyler Stanley | AB | — | — | — | — | |
| Mike Swanson | PV | 400 R$^2$ | | | | |
| Vern Swesey | 1600 | 400 | 1600R | | | |
| Matt Wenzlick | 110HH | 300 IM | H.J | | | |
| | | | | | | |
| | | | | | | |
| Trey Boggs | 3200 | 1600 | H.J. | | | |
| Aaron Fucker | L.J | 200 | | | | |
| Marcos Granados | — | — | — | — | — | |
| Steve Honma | 3200R | | | | | |
| Taylor May | — | — | — | — | — | |
| | | | | | | |
| | | | | | | |
| | | | | | | |
| | | | | | | |
| | | | | | | |
| | | | | | | |
| | | | | | | |
| | | | | | | |
| | | | | | | |
| | | | | | | |
| | | | | | | |
| | | | | | | |
| | | | | | | |
| | | | | | | |
| | | | | | | |

# Dundy County Twilight Entry Form - Boys

Please list your entries for this meet in order of ability and be sure to include a mark for each competitor. Please type **competitors first and last name**. J.V

| Time | 100 | Time | 800 | Dist | Triple Jump |
|---|---|---|---|---|---|
| 12.3 | 1 Aaron Fuchen | 2.20 | 1 Tyler Stanley | | 1 |
| | 2 | 2.17 | 2 Joel Norman | | 2 |
| | 3 | 2.30 | 3 Steven Hana | | 3 |
| Time | 200 | Time | 1600 | Ht. | High Jump |
| 25.2 | 1 Aaron Fucher | 5.40 | 1 Steven Hanna | | 1 |
| | 2 | | 2 | | 2 |
| | 3 | | 3 | | 3 |
| Time | 400 | Time | 3200 | Ht. | Pole Vault |
| 60.1 | 1 Tyler Stanley | | 1 | 9'0 | 1 Jake Fenchee |
| 57.1 | 2 Joel Norman | | 2 | | 2 |
| | 3 | | 3 | | 3 |
| Time | 110 HH | Dist | Long Jump | Dist | Shot |
| | 1 | 17' | 1 Aaron Fuchen | 120' | 1 John Strand |
| | 2 | 17'6 | 2 Joel Norman | 120' | 2 Tyler Pribbeno |
| | 3 | | 3 | 120' | 3 Matt Moser |
| Time | 300 IH | | | Dist | Discus |
| 49.0 | 1 Jake Fenchee | | | 40' | 1 John Strand |
| 44.9 | 2 Mike Swanson | | | 40' | 2 Corbin Schoenberger |
| | 3 | | | 40' | 3 Tyler Pribbeno |
| Time | 400 Relay | Time | 1600 Relay | Time | 3200 Relay |
| 48.0 | 1 | 3.50 | 1 | 9.15 | 1 |

School _____

Coach _____

Home Phone _____

Cellular _____

| | | | | | |
|---|---|---|---|---|---|
| 12.3 | Aaron Fuchen | 2.20 | Tyler Stanley | | |
| | | 2.17 | Joe Mannan | | |
| | | 2.30 | Steven Hare | | |
| 25.4 | Aaron Fuchen | 7.40 | Steven Hanna | | |
| 60.1 | Tyler Stanley | | | 9'0 | Tyler Fenneau |
| 57.1 | Joel Mannan | | | | |
| | | 17' | Aaron Fuchen | 170' | John Strand |
| | | 176 | Joel Mannan | 120' | Tyler Fridgeno |
| | | | | 120' | Matt Moser |
| 4.0 | Tyler Fenneau | | | 40' | John Strand |
| 44.7 | Mike Swanson | | | 40' | Gordon Schoenberger |
| | | | | 40' | Tyler Fridgeno |
| 1.0 | | 550 | | 9.15 | |

# Dundy County Twilight Entry Form - Girls

Please list entries in the order of ability and be sure to include a mark for each competitor. Please type competitors first and last name.

| Time | 100 | Time | 800 | Dist | Triple Jump |
|---|---|---|---|---|---|
| 13.3 | 1 Amanda Poppe | 2:28.3 | 1 Michelle Dill | 30'1½ | 1 Sarah McGrath |
| 13.9 | 2 Jennifer Poppe | 2:49.1 | 2 Katie Olson | 29'3½ | 2 Ashton Colton |
| 14.1 | 3 Ashley Johnson | 2:53.6 | 3 Lynsie Crider | 27'8 | 3 Shelby Leyland |

| Time | 200 | Time | 1600 | Ht. | High Jump |
|---|---|---|---|---|---|
| 29.6 | 1 Ashley Johnson | 5:59.0 | 1 Nicole Lonagan | 5'0 | 1 Amy Swesey |
| 30.3 | 2 Jenny German | 6:23.1 | 2 Amanda Terryberry | 4'6 | 2 Maika Bauerle |
| 32.3 | 3 Vanessa Green | 6:46.4 | 3 Leah Church | 4'2 | 3 Lora Rowley |

| Time | 400 | Time | 3200 | Ht. | Pole Vault |
|---|---|---|---|---|---|
| 63.6 | 1 Michelle Dill | 13:08.5 | 1 Breanna Bjerrum | 7'6 | 1 Carrie Rice |
| 72.2 | 2 Jenny German | 14:02.4 | 2 Amanda Terryberry | 7'6 | 2 Becky Way |
| 72.7 | 3 Carrie Rice | 14:20.5 | 3 Leah Church | 5'0 | 3 Echo Greeley |

| Time | 100 IH | Dist | Long Jump | Dist | Shot |
|---|---|---|---|---|---|
| 16.8 | 1 Amanda Poppe | 14'4 | 1 Becky Way | 41'5 | 1 Cassy Hamilton |
| 17.2 | 2 Lora Rowley | 13'11 | 2 Ashley Johnson | 37'2 | 2 Theresa Strand |
| 18.9 | 3 Maika Bauerle | 12'9 | 3 Shelby Leyland | 32'2 | 3 Kelsey Cupp |

| Time | 300 LH | Dist | Discus |
|---|---|---|---|
| 51.7 | 1 Jennifer Poppe | 126'8 | 1 Cassy Hamilton |
| 53.8 | 2 Maika Bauerle | 128'5 | 2 Theresa Strand |
| 56.9 | 3 Lora Rowley | 93'6 | 3 Kelsey Cupp |

| Time | 400 Relay | Time | 1600 Relay | Time | 3200 Relay |
|---|---|---|---|---|---|
| 55.1 | yes | 4:33.6 | yes | 10:38.4 | yes |

School Imperial Girls

Coach Al Zuege

Home Phone 308 882-5367

Cellular

Bessler

# DUTCH ZORN TRACK & FIELD INVITATIONAL

Saturday, April 13, 2002
Gothenburg, Nebraska

**SCORING:** 10 - 8 - 6 - 4 - 2 - 1; The special mile medley relay will be scored 12 - 10 - 8 - 6 - 4 - 2.

**AWARDS:** A championship and runner-up plaque in each division. Six place medals in all individual events and relays. A special first place medal for the 200 Meter dash champions will be given in the memory of Danny Nichols.

**ENTRIES:** Entries are due to the meet director by Tuesday, April 9th. Entry fee of $100 for each schooi

**QUALIFYING:** All qualifying the the preliminaries will be by placement. Heats will be assigned by using heat leaders.

**FIELD EVENTS:** All competitors will be flighted according to season performances. Starting heights in the pole vault and high jump will be dictated by the entries.

**INFORMATION:** Admission of $4.00 for adults and $2.00 for students. All coaches and participants should be stamped upon arrival at the southwest gate on the north side of the track. Only participants in full uniform will be allowed on the field.

**RESULTS:** Complete results will be tabulated and faxed to each school, or may be picked up 15 minutes after the meet.

**PARKING:** Parking for all buses will be on the **north side** of the track.

**TENTS ETC:** All tents and camp sites will be on the northwest corner of our facility, between the bus parking and the track.

Special note: starting time has been moved!!!!

# DUTCH ZORN INVITATIONAL
## TRACK & FIELD MEET
## GOTHENBURG, NEBRASKA
## APRIL 13, 2002

**SCHEDULE:**

**9:30**

Boys: Discus, Vault, Long Jump

Girls: Shot Put, High Jump & Long Jump

**10:30**

3200 Meter Relay
100 Meter High Hurdles
(Prelims - Girls)
110 Meter High Hurdles
(Prelims - Boys)
100 Meter Dash (Prelims)
400 Meter Dash
3200 Meter Run
200 Meter Dash (Prelims)

Boys: Shot Put, High Jump, Triple Jump
Girls: Discus, Triple Jump, Pole Vault
**(These to follow the first round of Field Events)**

**APPROX 12:30**

Dutch ZORN Mile Medley Relay
(200-200-400-800)
100 Meter High Hurdles (Finals)
110 Meter High Hurdles (Finals)
100 Meter Dash (Finals)
800 Meter Dash
300 Meter Low Hurdles - Girls
300 Meter Int. Hurdles - Boys
200 Meter Dash (Finals)
1600 Meter Run
400 Meter Relay
1600 Meter Relay

**TEAMS ENTERED:**

Lexington, McCook, Imperial,
Ogallala,Kearney JV & Gothenburg

# DUTCH ZORN INVITATIONAL RECORDS

## BOYS DIVISION

| EVENT | NAME-SCHOOL | DISTANCE TIME | YEAR |
|---|---|---|---|
| 100 Meter Dash | Brandon Soden, McCook | 10.7 | 1997 |
| | Eric Otto, Lexington | | 1999 |
| 200 Meter Dash | Eric Otto, Lexington | 22.0 | 1999 |
| 400 Meter Dash | Anthony Mann, Gothenburg | 49.6 | 1998 |
| 800 Meter Run | Jeff Ellis, Gothenburg | 2:01.6 | 1998 |
| 1600 Meter Run | T.J. McMillian, Ogallala | 4:38.5 | 1995 |
| 3200 Meter Run | Terry Ostrander, Kearney | 9:39.2 | 1980 |
| 110 High Hurdles | Trevor Taylor, McCook | 15.0 | 1992 |
| 300 Int. Hurdles | Bump Novacek, Gothenburg | 39.6 | 1985 |
| 400 Meter Relay | McCook | 43.8 | 1999 |
| 1600 Meter Relay | Ogallala | 3:27.1 | 1971 |
| Mile Medley Relay | Holdrege | 3:37.5 | 1968 |
| 3200 Meter Relay | Lexington | 8:13.8 | 1976 |
| Long Jump | Todd Brown, Holdrege | 23'1" | 1978 |
| Triple Jump | Todd Brown, Holdrege | 48'6" | 1978 |
| High Jump | Larry Fiock, McCook | 6'10" | 1978 |
| Pole Vault | Bump Novacek, Gothenburg | 15'4 1/2" | 1985 |
| Shot | John Nelson, Minden | 55'4 1/2" | 1984 |
| Discus | Travis Sheffield, Gothenburg | 166'3" | 1996 |

# DUTCH ZORN INVITATIONAL MEET RECORDS

## GIRLS DIVISION

| EVENT | NAME-SCHOOL | TIME | YEAR |
|---|---|---|---|
| 100 Meter Dash | Brenda Peterson, Gothenburg | 12.3 | 1983 |
| | Val Owen, McCook | 12.3 | 1987 |
| 200 Meter Dash | Ann Crawford, Lexington | 26.2 | 1999 |
| 400 Meter Dash | Rachel Neujahr, Gothenburg | 59.6 | 1999 |
| 800 Meter Run | Nichole Reynolds, Ogallala | 2:24.4 | 1994 |
| 1600 Meter Run | Shelly Block, Gothenburg | 5:21.1 | 1982 |
| 3200 Meter Run | Stacey Hain, Imperial | 12:15.6 | 1995 |
| 100 High Hurdles | Robyn Clevenger, Imperial | 15.9 | 1994 |
| 300 Low Hurdles | Kris Nelson, McCook | 45.9 | 1989 |
| 400 Meter Relay | McCook | 49.9 | 1987 |
| 1600 Meter Relay | Lexington | 4:06.6 | 1989 |
| Mile Medley Relay | Gothenburg | 4:22.4 | 1983 |
| 3200 Meter Relay | Lexington | 10:06.0 | 1982 |
| Long Jump | Val Owen, McCook | 18'7 1/2" | 1987 |
| High Jump | Amanda Saner, Ogallala | 5'4" | 1993 |
| Shot | Beth Stuart, Holdrege | 44'3" | 1982 |
| Discus | Beth Stuart, Holdrege | 137'2" | 1983 |
| Triple Jump | Timi Pinkal, McCook | 35'9 1/2" | 1996 |
| Pole Vault | Kalyn Schnacker, Lexington | 8'6" | 2001 |
| | Steph Holm, Gothenburg | | 2000 |

# DUTCH ZORN TEAM RESULTS

## GIRLS CHAMPIONS

| | |
|---|---|
| 1982 | Kearney |
| 1983 | Gothenburg |
| 1984 | Lexington |
| 1985 | Lexington |
| 1986 | Kearney |
| 1987 | McCook |
| 1988 | Kearney |
| 1989 | McCook |
| 1990 | McCook |
| 1991 | Imperial |
| 1992 | Gothenburg |
| 1993 | Gothenburg |
| 1994 | Gothenburg |
| 1995 | McCook |
| 1996 | McCook |
| 1997 | McCook |
| 1998 | Lexington |
| 1999 | Lexington |
| 2000 | Lexington |
| 2001 | Lexington |

## BOYS CHAMPIONS

| | |
|---|---|
| 1935 | North Platte |
| 1936 | North Platte |
| 1937 | North Platte |
| 1938 | Lexington |
| 1939 | North Platte |
| 1940 | North Platte |
| 1941 | North Platte |
| 1942 | Lexington |
| 1943 | North Platte |
| 1944 | Cancelled |
| 1945 | North Platte |
| 1946 | Kearney |
| 1947 | McCook |
| 1948 | North Platte |
| 1949 | North Platte |
| 1950 | Gothenburg |
| 1951 | Gothenburg |
| 1952 | Cancelled |
| 1953 | Cancelled |
| 1954 | Holdrege |
| 1955 | Ogallala |
| 1956 | Cozad |
| 1957 | Gothenburg |
| 1958 | Gothenburg |
| 1959 | Lexington |
| 1960 | Gothenburg |
| 1961 | Gothenburg |
| 1962 | Gothenburg |
| 1963 | Gothenburg |
| 1964 | Gothenburg |
| 1965 | Cancelled |
| 1966 | Gothenburg |
| 1967 | Holdrege |
| 1968 | Ogallala |
| 1969 | Ogallala |
| 1970 | Gothenburg |
| 1971 | Gothenburg |
| 1972 | Gothenburg |
| 1973 | Gothenburg |
| 1974 | Gothenburg |
| 1975 | Cozad |
| 1976 | Gothenburg |
| 1977 | Cancelled |
| 1978 | Kearney |
| 1979 | McCook |
| 1980 | Krny-McCook |
| 1981 | McCook |
| 1982 | McCook |
| 1983 | Kearney |
| 1984 | Gothenburg |
| 1985 | Kearney |
| 1986 | Kearney |
| 1987 | Kearney |
| 1988 | Kearney |
| 1989 | Broken Bow |
| 1990 | McCook |
| 1991 | McCook |
| 1992 | McCook |
| 1993 | Gothenburg |
| 1994 | McCook |
| 1995 | Ogallala |
| 1996/97 | Gothenburg |
| 1998 /99 | Lexington |
| 2000 | Lexington |
| 2001 | McCook |

# DUTCH ZORN TRACK & FIELD INVITATIONAL
## BOYS ENTRY FORM

**ENTRIES DUE APRIL 9TH - FAX #537-3965**

**PRINT ENTRIES**

| 100 METER DASH | | BEST PER. |
|---|---|---|
| 1. | Kerry Shinn | 11.3 |
| 2. | Zach Nesbitt | 11.9 |
| 3. | Adam Ulasin | 11.9 |

| 200 METER DASH | | |
|---|---|---|
| 1. | Kerry Shinn | 23.5 |
| 2. | C.J. Swanson | 24.6 |
| 3. | Zach Nesbitt | 24.5 |

| 400 METER DASH | | |
|---|---|---|
| 1. | Kerry Shinn | 53.5 |
| 2. | Andy Ohlson | 53.8 |
| 3. | Jason Burke | 55.6 |

| 800 METER DASH | | |
|---|---|---|
| 1. | Jason Burke | 2.12 |
| 2. | Joel Norman | 2.17 |
| 3. | Jay Wood | 2.10 |

| 1600 METER RUN | | |
|---|---|---|
| 1. | Jay Wood | 5.05 |
| 2. | Vernon Sweeney | 5.07 |
| 3. | Trey Boggs | 5.20 |

| SHOT PUT | | BEST PER. |
|---|---|---|
| 1. | Tim Strand | 46' |
| 2. | Brian Strand | 46' |
| 3. | Jed Germon | 46' |

| DISCUS | | |
|---|---|---|
| 1. | Brian Strand | 158' |
| 2. | Justin Bussell | 143' |
| 3. | Tim Sirois | 131' |

| LONG JUMP | | |
|---|---|---|
| 1. | Will Morales | 18' |
| 2. | Aaron Fucher | 17' |
| 3. | C.J. Swanson | 16' |

| HIGH JUMP | | |
|---|---|---|
| 1. | Ed Kaiser | 6'4 |
| 2. | Nathan Wenzlick | 5'8 |
| 3. | Trey Boggs | 5'6 |

| 110 METER HURDLES | | |
|---|---|---|
| 1. | Ed Kaiser | 15.8 |
| 2. | Nathan Wenzlick | 16.2 |
| 3. | Will Morales | 17.1 |

3200 METER RUN

1. Jay Wood 11.10
2. Brett Berry 11.25
3. Trey Boggs 11.30

300 LOW HURDLES

1. Andy Ollison 42.6
2. Nathan Wenzlick 43.7
3. Adam Ulasin 44.1

TRIPLE JUMP

1. Ed Kaiser 42'
2. Will Maclez 39'
3. Taylor May 35'

POLE VAULT

1. Andy Ollison 12'6
2. Taylor May 9'6
3. Mike Shinn 9'

400 Meter Relay Yes X No ___ Time: 45.6

1600 Meter Relay Yes X No ___ Time: 3.40

3200 Meter Relay Yes X No ___ Time: 9.00

Weight thrower's relay Yes X No ___ 49.0

COACH: Bessler SCHOOL: Taylorsville

Bulletin Bd

# DUTCH ZORN INVITATIONAL TRACK MEET

**April 13, 2002**

**Boy's Results**

## LONG JUMP

| | |
|---|---|
| 1. Jeff Neujahr, Gothenburg | 21'8 3/4 |
| 2. Aaron Plas, McCook | 20'9 3/4 |
| 3. Marcus Kuhlman, McCook | 20'6 1/4 |
| 4. Carl Fritz, McCook | 20'5 |
| 5. Jay Racek, Lexington | 20'1 |
| 6. Trent Bullock, Gothenburg | 20' 1/4 |

## DISCUS

| | |
|---|---|
| 1. Seth Killian, Kearney JV | 149'5 |
| 2. Lucas Brand,t Kearney JV | 147'9 |
| 3. Brian Strand, Imperial | 144'6 |
| 4. Justin Bussell, Imperial | 129'8 |
| 5. Ryan Streff, Ogallala | 129'2 |
| 6. Steve Applegart, Ogallala | 126'9 |

## 3200 METER RELAY

| | |
|---|---|
| 1. Lexington | 8.20.2 |
| 2. Ogallala | 8.45.8 |
| 3. Imperial | 8.46.3 |
| 4. McCook | 8.48.8 |
| 5. Gothenburg | 9.16.5 |
| 6. Kearney JV | 9.39.6 |

## POLE VAULT

| | |
|---|---|
| 1. Blake Houchin, Gothenburg | 13'6 |
| 2. Matt Holbein, Gothenburg | 12'6 |
| 3. Trent Lyons, McCook | 12' |
| 4. Justin Saner, Ogallala | 12' |
| 5. Jeff Holthus, McCook | 11'6 |
| 6. Andy Ohlson, Imperial | 11'6 |

## HIGH JUMP

| | |
|---|---|
| 1. Aaron Plaus, McCook | 6'2 1/2 |
| 2. Jed Johnson, Gothenburg | 6'0 |
| 3. Kiel Homes, Gothenburg | 5'10 |
| 4. Evan Clark, Gothenburg | 5'10 |
| 5. Nathan Wenzlich, Imperial | 5'8 |
| 5. Zach Jones, Lexington | 5'8 |

## 400 METER DASH

| | |
|---|---|
| 1. Tanner Kirchner, Ogallala | 50.6 |
| 2. Jake Harvey, Lexington | 50.9 |
| 3. Evan Knight, Ogallala | 51.0 |
| 4. Jake Saulsbury, Lexington | 52.0 |
| 5. Clay Otto, Lexington | 52.7 |
| 6. Ty Lafferty, McCook | 53.4 |

## SHOT PUT

| | |
|---|---|
| 1. Joe Schulley, Lexington | 48'5 |
| 2. Andrew Biehl, Lexington | 48' |
| 3. Travis Barkmeier, Gothenburg | 47'7 |
| 4. Mark Westerbuhr, Kearney | 47'3 1/2 |
| 5. Dustin Ehlers, Gothenburg | 47'3 1/2 |
| 6. Brian Strand, Imperial | 46'9 |

## TRIPLE JUMP

| | |
|---|---|
| 1. Nick Thixton, Lexington | 42'11 1/2 |
| 2. Aaron Plas, McCook | 41'7 |
| 3. Will Morales, Imperial | 40'4 |
| 4. Jordon Folkers, Gothenburg | 40'2 1/4 |
| 5. Dustin Kiolbasa, Gothenburg | 40' 1/2 |
| 6. Carl Fritz, McCook | 39'3 |

## 3200 METER RUN

| | |
|---|---|
| 1. Jason Relph, McCook | 10.16.9 |
| 2. Tyler Most, Ogallala | 10.18.9 |
| 3. Jeremiah, Herron, McCook | 10.25.8 |
| 4. Nile Ureste, Lexington | 10.26.6 |
| 5. Shawn McMurtrey, McCook | 10.42.7 |
| 6. Ryan Little, Kearney JV | 10.45 |

## MILE MEDLEY RELAY

| | |
|---|---|
| 1. Lexington | 3.51.4 |
| 2. Ogallala | 3.52.5 |
| 3. McCook | 3.55.8 |
| 4. Gothenburg | 3.56.3 |
| 5. Imperial | 4.03.7 |

## 100 METER DASH

| | |
|---|---|
| 1. Jeff Neujahr, Gothenburg | 10.9 |
| 2. Justin Young, Ogallala | 11.0 |
| 3. Adam Armstrong, Ogallala | 11.1 |
| 4. Kerry Shinn, Imperial | 11.2 |
| 5. Brian Drauker, Ogallala | 11.3 |
| 6. Felico Flores, McCook | 11.3+ |

## 110 HIGH HURDLES

| | |
|---|---|
| 1. Nathan Cheetsos, Gothenburg | 15.2 |
| 2. Jed Johnson, Gothenburg | 15.7 |
| 3. Nick Broshears, Lexington | 15.9 |
| 4. Andy Ohlson, Imperial | 16.0 |
| 5. Nolan Brown, McCook | 16.1 |
| 6. Nathan Wenzlich, Imperial | 16.1+ |

## 800 METER RUN

| | |
|---|---|
| 1. Evan Knight, Ogallala | 1.59.4 |
| 2. Scott Strake, Lexington | 2.00.1 |
| 3. Aaron Drake, Lexington | 2.04 |
| 4. Tanner Kirchner, Ogallala | 2.08.9 |
| 5. Adam Ruppert, McCook | 2.09.7 |
| 6. Jay Wood, Imperial | 2.12.2 |

## 800 METER RUN

| | |
|---|---|
| 1. Evan Knight, Ogallala | 1.59.4 |
| 2. Scott Straka, Lexington | 2.00.1 |
| 3. Aaron Drake, Lexington | 2.04 |
| 4. Tanner Kirchner, Ogallala | 2.08.9 |
| 5. Adam Ruppert, McCook | 2.09.7 |
| 6. Jay Wood, Imperial | 2.12.6 |

## 300 METER HURDLES

| | |
|---|---|
| 1. Andy Ohlson, Imperial | 41.3 |
| 2. Jordon Folkers, Gothenburg | 42.2 |
| 3. Brady Smith, Lexington | 43.3 |
| 4. Nick Broshears, Lexington | 43.5 |
| 5. Nathan Wenzlick, Imperial | 43.9 |
| 6. Nathan Nelson, Ogallala | 44.0 |

## 200 METER RUN

| | |
|---|---|
| 1. Jake Harvey, Lexington | 22.8 |
| 2. Kerry Shinn, Imperial | 23.0 |
| 3. Adam Armstrong, Ogallala | 23.1 |
| 4. Jay Racek, Lexington | 23.2 |
| 5. Justin Young, Ogallala | 23.2+ |
| 6. Nick Thixton, Lexington | 23.7 |

## 1600 METER RUN

| | |
|---|---|
| 1. Jeremiah Herron, McCook | 4.44.9 |
| 2. VanPelt, Jared,Lexington | 4.48 |
| 3. Most, Trapper, Ogallala | 4.48.4 |
| 4. Ureste, Nile, Lexington | 4.51.8 |
| 5. Most, Tyler, Ogallala | 4.54 |
| 6. Yeager, Andrew, McCook | 4.56.1 |

## 400 METER RELAY

| | |
|---|---|
| 1. McCook | 44.8 |
| 2. Lexington | 45.0 |
| 3. Gothenburg | 45.8 |
| 4. Imperial | 47.1 |
| 5. Kearney | 48.8 |

## 1600 METER RELAY

| | |
|---|---|
| 1. Gothenburg | 3.27.5 |
| 2. McCook | 3.31.0 |
| 3. Lexington | 3.34.5 |
| 4. Imperial | 3.49.0 |
| 5. Kearney Jv | 3.50.1 |

## TEAM RESULTS

| | |
|---|---|
| 1. Lexington | 142.5 |
| 2. Gothenburg | 121 |
| 3. McCook | 110 |
| 4. Ogallala | 96 |
| 5. Imperial | 67.5 |
| 6. Kearney JV | 28 |

# DUTCH ZORN INVITATIONAL TRACK MEET

**April 13, 2002**

**Boy's Results**

## LONG JUMP

| | |
|---|---|
| 1. Jeff Neujahr, Gothenburg | 21'8 3/4 |
| 2. Aaron Plas, McCook | 20'9 3/4 |
| 3. Marcus Kuhlman, McCook | 20'6 1/4 |
| 4. Carl Fritz, McCook | 20'5 |
| 5. Jay Racek, Lexington | 20'1 |
| 6. Trent Bullock, Gothenburg | 20' 1/4 |

## DISCUS

| | |
|---|---|
| 1. Seth Killian, Kearney JV | 149'5 |
| 2. Lucas Brand,t Kearney JV | 147'9 |
| 3. Brian Strand, Imperial | 144'6 |
| 4. Justin Bussell, Imperial | 129'8 |
| 5. Ryan Streff, Ogallala | 129'2 |
| 6. Steve Applegart, Ogallala | 126'9 |

## 3200 METER RELAY

| | |
|---|---|
| 1. Lexington | 8.20.2 |
| 2. Ogallala | 8.45.8 |
| 3. Imperial | 8.46.3 |
| 4. McCook | 8.48.8 |
| 5. Gothenburg | 9.16.5 |
| 6. Kearney JV | 9.39.6 |

## POLE VAULT

| | |
|---|---|
| 1. Blake Houchin, Gothenburg | 13'6 |
| 2. Matt Holbein, Gothenburg | 12'6 |
| 3. Trent Lyons, McCook | 12' |
| 4. Justin Saner, Ogallala | 12' |
| 5. Jeff Holthus, McCook | 11'6 |
| 6. Andy Ohlson, Imperial | 11'6 |

## HIGH JUMP

| | |
|---|---|
| 1. Aaron Plaus, McCook | 6'2 1/2 |
| 2. Jed Johnson, Gothenburg | 6'0 |
| 3. Kiel Homes, Gothenburg | 5'10 |
| 4. Evan Clark, Gothenburg | 5'10 |
| 5. Nathan Wenzlich, Imperial | 5'8 |
| 5. Zach Jones, Lexington | 5'8 |

## 400 METER DASH

| | |
|---|---|
| 1. Tanner Kirchner, Ogallala | 50.6 |
| 2. Jake Harvey, Lexington | 50.9 |
| 3. Evan Knight, Ogallala | 51.0 |
| 4. Jake Saulsbury, Lexington | 52.0 |
| 5. Clay Otto, Lexington | 52.7 |
| 6. Ty Lafferty, McCook | 53.4 |

## SHOT PUT

| | |
|---|---|
| 1. Joe Schulley, Lexington | 48'5 |
| 2. Andrew Biehl, Lexington | 48' |
| 3. Travis Barkmeier, Gothenburg | 47'7 |
| 4. Mark Westerbuhr, Kearney | 47'3 1/2 |
| 5. Dustin Ehlers, Gothenburg | 47'3 1/2 |
| 6. Brian Strand, Imperial | 46'9 |

## TRIPLE JUMP

| | |
|---|---|
| 1. Nick Thixton, Lexington | 42'11 1/2 |
| 2. Aaron Plas, McCook | 41'7 |
| 3. Will Morales, Imperial | 40'4 |
| 4. Jordon Folkers, Gothenburg | 40'2 1/4 |
| 5. Dustin Kiolbasa, Gothenburg | 40' 1/2 |
| 6. Carl Fritz, McCook | 39'3 |

## 3200 METER RUN

| | |
|---|---|
| 1. Jason Relph, McCook | 10.16.9 |
| 2. Tyler Most, Ogallala | 10.18.9 |
| 3. Jeremiah, Herron, McCook | 10.25.8 |
| 4. Nile Ureste, Lexington | 10.26.6 |
| 5. Shawn McMurtrey, McCook | 10.42.7 |
| 6. Ryan Little, Kearney JV | 10.45 |

## MILE MEDLEY RELAY

| | |
|---|---|
| 1. Lexington | 3.51.4 |
| 2. Ogallala | 3.52.5 |
| 3. McCook | 3.55.8 |
| 4. Gothenburg | 3.56.3 |
| 5. Imperial | 4.03.7 |

## 100 METER DASH

| | |
|---|---|
| 1. Jeff Neujahr, Gothenburg | 10.9 |
| 2. Justin Young, Ogallala | 11.0 |
| 3. Adam Armstrong, Ogallala | 11.1 |
| 4. Kerry Shinn, Imperial | 11.2 |
| 5. Brian Drauker, Ogallala | 11.3 |
| 6. Felico Flores, McCook | 11.3+ |

## 110 HIGH HURDLES

| | |
|---|---|
| 1. Nathan Cheetsos, Gothenburg | 15.2 |
| 2. Jed Johnson, Gothenburg | 15.7 |
| 3. Nick Broshears, Lexington | 15.9 |
| 4. Andy Ohlson, Imperial | 16.0 |
| 5. Nolan Brown, McCook | 16.1 |
| 6. Nathan Wenzlich, Imperial | 16.1+ |

## 800 METER RUN

| | |
|---|---|
| 1. Evan Knight, Ogallala | 1.59.4 |
| 2. Scott Strake, Lexington | 2.00.1 |
| 3. Aaron Drake, Lexington | 2.04 |
| 4. Tanner Kirchner, Ogallala | 2.08.9 |
| 5. Adam Ruppert, McCook | 2.09.7 |
| 6. Jay Wood, Imperial | 2.12.2 |

## 800 METER RUN

| | |
|---|---|
| 1. Evan Knight, Ogallala | 1.59.4 |
| 2. Scott Straka, Lexington | 2.00.1 |
| 3. Aaron Drake, Lexington | 2.04 |
| 4. Tanner Kirchner, Ogallala | 2.08.9 |
| 5. Adam Ruppert, McCook | 2.09.7 |
| 6. Jay Wood, Imperial | 2.12.6 |

## 300 METER HURDLES

| | |
|---|---|
| 1. Andy Ohlson, Imperial | 41.3 |
| 2. Jordon Folkers, Gothenburg | 42.2 |
| 3. Brady Smith, Lexington | 43.3 |
| 4. Nick Broshears, Lexington | 43.5 |
| 5. Nathan Wenzlick, Imperial | 43.9 |
| 6. Nathan Nelson, Ogallala | 44.0 |

## 200 METER RUN

| | |
|---|---|
| 1. Jake Harvey, Lexington | 22.8 |
| 2. Kerry Shinn, Imperial | 23.0 |
| 3. Adam Armstrong, Ogallala | 23.1 |
| 4. Jay Racek, Lexington | 23.2 |
| 5. Justin Young, Ogallala | 23.2+ |
| 6. Nick Thixton, Lexington | 23.7 |

## 1600 METER RUN

| | |
|---|---|
| 1. Jeremiah Herron, McCook | 4.44.9 |
| 2. VanPelt, Jared,Lexington | 4.48 |
| 3. Most, Trapper, Ogallala | 4.48.4 |
| 4. Ureste, Nile, Lexington | 4.51.8 |
| 5. Most, Tyler, Ogallala | 4.54 |
| 6. Yeager, Andrew, McCook | 4.56.1 |

## 400 METER RELAY

| | |
|---|---|
| 1. McCook | 44.8 |
| 2. Lexington | 45.0 |
| 3. Gothenburg | 45.8 |
| 4. Imperial | 47.1 |
| 5. Kearney | 48.8 |

## 1600 METER RELAY

| | |
|---|---|
| 1. Gothenburg | 3.27.5 |
| 2. McCook | 3.31.0 |
| 3. Lexington | 3.34.5 |
| 4. Imperial | 3.49.0 |
| 5. Kearney Jv | 3.50.1 |

## TEAM RESULTS

| | |
|---|---|
| 1. Lexington | 142.5 |
| 2. Gothenburg | 121 |
| 3. McCook | 110 |
| 4. Ogallala | 96 |
| 5. Imperial | 67.5 |
| 6. Kearney JV | 28 |

# Shot - Discus

TRACK MEET Gothenburg DATE 2-13-02

| SHOT PUT | Preliminaries | | | Finals | | | Place |
|---|---|---|---|---|---|---|---|
| Name | 1 | 2 | 3 | 1 | 2 | 3 | |
| 1. B. Strand | 43'11.5 | 45'6 | 46'9 | 44'10.75 | 44'10 | 46'5 | X |
| 2. J. Bussell | 43'6 | 43'8 | 43'7.5 | | | | |
| 3. J. Gennan | — | 44'1 | 42'4 | | | | X |

| DISCUS | Preliminaries | | | Finals | | | Place |
|---|---|---|---|---|---|---|---|
| Name | 1 | 2 | 3 | 1 | 2 | 3 | |
| 1. B. Strand | 136'8" | / | 133'2" | 142'8" | 144'6" | / | 3rd |
| 2. J. Bussell | / | 129'8" | / | X | 122' | 128'4" | 4th |
| 3. T. Strand | 104' | 119'4" | 124'2" | | | | — |

| LONG JUMP | Preliminaries | | | Finals | | | Place |
|---|---|---|---|---|---|---|---|
| Name | 1 | 2 | 3 | 1 | 2 | 3 | |
| 1. | | | | | | | |
| 2. | | | | | | | |
| 3. | | | | | | | |

| TRIPLE JUMP | Preliminaries | | | Finals | | | Place |
|---|---|---|---|---|---|---|---|
| Name | 1 | 2 | 3 | 1 | 2 | 3 | |
| 1. | | | | | | | |
| 2. | | | | | | | |
| 3. | | | | | | | |

| HIGH JUMP | HEIGHTS | | | | | | | PLACE |
|---|---|---|---|---|---|---|---|---|
| Name | — | — | — | — | — | — | — | |
| 1. | --- | --- | --- | --- | --- | --- | --- | |
| 2. | --- | --- | --- | --- | --- | --- | --- | |
| 3. | --- | --- | --- | --- | --- | --- | --- | |

TRACK MEET : _____ DATE : _____

| POLE VALT | HEIGHTS | | | | | | | PLACE |
|---|---|---|---|---|---|---|---|---|
| Name | ___ | ___ | ___ | ___ | ___ | ___ | ___ | |
| 1. | --- | --- | --- | --- | --- | --- | --- | |
| 2. | --- | --- | --- | --- | --- | --- | --- | |
| 3. | --- | --- | --- | --- | --- | --- | --- | |

400 METER RELAY

| Name | 1st | 2nd | 3rd | 4th | | Total | Place |
|---|---|---|---|---|---|---|---|
| 1. | | | | | | | |
| 2. | | | | | | | |
| 3. | | | | | | | |
| 4. | | | | | | | |

1600 METER RELAY

| Name | 1st | 2nd | 3rd | 4th | | Total | Place |
|---|---|---|---|---|---|---|---|
| 1. | | | | | | | |
| 2. | | | | | | | |
| 3. | | | | | | | |
| 4. | | | | | | | |

3200 METER RELAY

| Name | 1st | 2nd | 3rd | 4th | | Total | Place |
|---|---|---|---|---|---|---|---|
| 1. | 440 | 880 | | | | | |
| 2. | | 440 | 880 | | | | |
| 3. | | | 440 | 880 | | | |
| 4. | | | | 440 | 880 | | |

TRACK MEET : _____ DATE : _____

110 Meter High Hurdles Preliminaries Finals Place

Name

1.

2.

3.

300 Meter Int. Hurdles Preliminaries Finals Place

Name

1.

2.

3.

100 Meter Dash Preliminaries Finals Place

Name

1.

2.

3.

200 Meter Dash Preliminaries Finals Place

Name

1.

2.

3.

400 Meter Dash Preliminaries Finals Place

Name

1.

2.

3.

TRACK MEET : _____ DATE : _____

| 800 Meter Dash | 220 | 440 | Finals | Place |
|---|---|---|---|---|
| Name | | | | |
| 1. | | | | |
| 2. | | | | |
| 3. | | | | |

| 1600 Meter Run | 440 | 880 | Finals | Place |
|---|---|---|---|---|
| Name | | | | |
| 1. | | | | |
| 2. | | | | |
| 3. | | | | |

| 3200 Meter Run | 440 | 880 | 1320 | M | 1 ¼ | 1 ½ | 1 ¾ | 2 |
|---|---|---|---|---|---|---|---|---|
| Name | | | | | | | | |
| 1. | | | | | | | | |
| 2. | | | | | | | | |
| 3. | | | | | | | | |

Mile Med Relay

1.
2.
3.
4.

400 Wt Relay

1.
2.
3.
4.

# Master Sheet

TRACK MEET Gothenburg DATE 12-13-02

| SHOT PUT | Preliminaries | | | Finals | | | Place |
|---|---|---|---|---|---|---|---|
| Name | 1 | 2 | 3 | 1 | 2 | 3 | |
| 1. B. Strand | | | | | | | |
| 2. J. Gennon | | | | | | | |
| 3. J. Bussell | | | | | | | |

| DISCUS | Preliminaries | | | Finals | | | Place |
|---|---|---|---|---|---|---|---|
| Name | 1 | 2 | 3 | 1 | 2 | 3 | |
| 1. B. Strand | | | | | | | |
| 2. J. Bussell | | | | | | | |
| 3. T. Strand | | | | | | | |

| LONG JUMP | Preliminaries | | | Finals | | | Place |
|---|---|---|---|---|---|---|---|
| Name | 1 | 2 | 3 | 1 | 2 | 3 | |
| 1. W. Morales | S | S | 17'9½ | | | | |
| 2. ~~A. Fuchen~~ | | | | | | | |
| 3. C.J. Swanson | 16'5½ | 16'3 | 16'9½ | | | | |

| TRIPLE JUMP | Preliminaries | | | Finals | | | Place |
|---|---|---|---|---|---|---|---|
| Name | 1 | 2 | 3 | 1 | 2 | 3 | |
| 1. Will Morales | 38'3 | 39'3½ | 38'9½ | 39'3½ | 40'4 | 40'0 | |
| 2. Taylor May | S | S | S | | | | |
| 3. | | | | | | | |

| HIGH JUMP | HEIGHTS | | | | | | | PLACE |
|---|---|---|---|---|---|---|---|---|
| Name | 5'6 | 5'8 | 5'10 | ___ | ___ | ___ | ___ | |
| 1. ~~Ed Kaiser~~ | --- | --- | --- | --- | --- | --- | --- | |
| 2. Matthew Wenzlich | X-- | X-- | OOO | --- | --- | --- | --- | |
| 3. Trey Boggs | OOO | --- | --- | --- | --- | --- | --- | |

TRACK MEET : _____ DATE : _____

| POLE VALT | HEIGHTS | | | | | | PLACE |
|---|---|---|---|---|---|---|---|
| Name | 10'0 | 10'6 | 11'0 | 11'6 | 12'0 | ___ ___ | |
| 1. A. Ohlson | --- | --- | x-- | x-- | 000 | --- --- | |
| 2. M-Swanson | x-- | 000 | --- | --- | --- | --- --- | |
| 3. T. May | x-- | 000 | --- | --- | --- | --- --- | |

400 METER RELAY

| Name | 1st | 2nd | 3rd | 4th | Total | Place |
|---|---|---|---|---|---|---|
| 1. Z. Nesbitt | | | | | | |
| 2. W. Morales | | | | | 47.2 | |
| 3. A. Vlasin | | | | | | |
| 4. IC Shinn | | | | | | |

1600 METER RELAY

| Name | 1st | 2nd | 3rd | 4th | Total | Place |
|---|---|---|---|---|---|---|
| 1. A. Ohlson | 54.1 | | | | | |
| 2. J. Burke | | 56.2 | | | 3:48.9 | |
| 3. A. Vlasin | | | 56.4 | | | |
| 4. IC Shinn | | | | 1:02.2 | | |

3200 METER RELAY

| Name | 1st | 2nd | 3rd | 4th | Total | Place |
|---|---|---|---|---|---|---|
| 1. V. Swesey | 1:05 440 | 1:06.8 880 | | | 8:46.1 | |
| 2. B. Berry | | 1:06.7 440 | 1:07.59 880 | | 6:33.23 | |
| 3. J. Wood | | | 1:02.5 440 | 1:06.5 880 | 2:08.55 | |
| 4. J. Burke | | | | 1:04.3 440 1:06 880 | 4:18.89 | |

8:46.1

TRACK MEET : _____ DATE : _____

| 110 Meter High Hurdles | Preliminaries | Finals | Place |
|---|---|---|---|
| Name | | | |
| 1. A. Ohlson | 16.06 | 15.8 | |
| 2. N. Wenzlich | 15.93 | 16.0 | |
| 3. W. Morales | 17.84 | | |

| 300 Meter Int. Hurdles | Preliminaries | Finals | Place |
|---|---|---|---|
| Name | | | |
| 1. A. Ohlson | 41.3 | | |
| 2. N. Wenzlich | 43.9 | | |
| 3. A. Ulasin | 45.6 | | |

| 100 Meter Dash | Preliminaries | Finals | Place |
|---|---|---|---|
| Name | | | |
| 1. K. Shinn | 11.3 | 11.13 | |
| 2. Z. Nesbitt | 12.3 | | |
| 3. A. Ulasin | 11.6 | | |

| 200 Meter Dash | Preliminaries | Finals | Place |
|---|---|---|---|
| Name | | | |
| 1. K. Shinn | 22.88 | 22.9 | |
| 2. M. Shinn | 25.5 | | |
| 3. C.J. Swanson | 25.4 | | |

| 400 Meter Dash | Preliminaries | Finals | Place |
|---|---|---|---|
| Name | | | |
| 1. M. Shinn | 59.1 | | |
| 2. T. May | 57.5 | | |
| 3. | | | |

TRACK MEET : _____ DATE : _____

800 Meter Dash 220 ~~440~~ Finals Place

Name
1. J. Wood 2:12.6
2.
3.

1600 Meter Run ~~440~~ ~~880~~ Finals Place

Name
1. U. Sweeney 1:11.58 2:30.5 3:50.4 5:01.2
2. T. Boggs 1:12.84 2:34.13 4:01.3 5:14.55
3. B. Berry 1:11.97 1:20.1 1:20.5 1:13.3 = 5:05.79

3200 Meter Run 440 880 1320 M 1¼ 1½ 1¾ 2

Name
1. J. Wood 10:58.1
2. T. Boggs 11:20.8
3.

Mile Med Relay

200 1. Z. Nesbitt 25.64
200 2. M. Swanson 25.65
400 3. V. Sweeney 57.77
800 4. J. Burke 2:13.62

4:03.7

400 Wt Relay

1. C. J. Swanson
2. B. Stand
3. T. Stand
4. J. Bussell

# Field Events

TRACK MEET Gothenburg DATE 3-13-02

| SHOT PUT | Preliminaries | | | Finals | | | Place |
|---|---|---|---|---|---|---|---|
| Name | 1 | 2 | 3 | 1 | 2 | 3 | |
| 1. | | | | | | | |
| 2. X | | | | | | | |
| 3. | | | | | | | |

| DISCUS | Preliminaries | | | Finals | | | Place |
|---|---|---|---|---|---|---|---|
| Name | 1 | 2 | 3 | 1 | 2 | 3 | |
| 1. | | | | | | | |
| 2. X | | | | | | | |
| 3. | | | | | | | |

| LONG JUMP | Preliminaries | | | Finals | | | Place |
|---|---|---|---|---|---|---|---|
| Name | 1 | 2 | 3 | 1 | 2 | 3 | |
| 1. W. Morales | S | S | 17'9½" | | | | |
| 2. ~~A. Fuchs~~ | | | | | | | |
| 3. C.J Swanson | 16'5½" | 16'3" | 16'9½" | | | | |

| TRIPLE JUMP | Preliminaries | | | Finals | | | Place |
|---|---|---|---|---|---|---|---|
| Name | 1 | 2 | 3 | 1 | 2 | 3 | |
| 1. Will Morales | 38'3 | 39'3½" | 38'9½ | | | | |
| 2. Taylor May | S | S | S | | | | |
| 3. | | | | | | | |

| HIGH JUMP | HEIGHTS | | | | | | | PLACE |
|---|---|---|---|---|---|---|---|---|
| Name | 5'6" | 5'8" | 5'10" | ___ | ___ | ___ | ___ | |
| 1. ~~Ed. Kaiser~~ | --- | --- | --- | --- | --- | --- | --- | |
| 2. Nathan Wenzlick | X | X | OOO | --- | --- | --- | --- | |
| 3. Trey Boggs | OOO | --- | --- | --- | --- | --- | --- | |

Hi

TRACK MEET : Gothenburg DATE : April 13th

| POLE VALT | HEIGHTS | | | | | | |
|---|---|---|---|---|---|---|---|
| Name | 100 | 106 | 110 | 116 | 120 | ___ | ___ |
| 1. Andy Ohlson | — | — | x | x | ooo | --- | --- |
| 2. Mike Swansey | x | ooo | --- | --- | --- | --- | --- |
| 3. Taylor May | x | ooo | --- | --- | --- | --- | --- |

400 METER RELAY

| Name | 1st | 2nd | 3rd | 4th | Total | Place |
|---|---|---|---|---|---|---|
| 1. Z. Nesbitt | | | | | | |
| 2. W. Morales | | | | | 47.2 | |
| 3. A. Vlasin | | | | | | |
| 4. K. Shinn | | | | | | |

1600 METER RELAY

| Name | 1st | 2nd | 3rd | 4th | Total | Place |
|---|---|---|---|---|---|---|
| 1. A. Ohlson | 54.08 | | | | | |
| 2. J. Burke | | 55.86 | | | 3:49 | |
| 3. A. Vlasin | | | 56.8 | | | |
| 4. K. Shinn | | | | 1:02.3 | | |

3200 METER RELAY

| Name | 1st | 2nd | 3rd | 4th | Total | Place |
|---|---|---|---|---|---|---|
| 1. V. Swesey | 440 | 880 | 1:05 | 1:06.8 | 8:46.1 | |
| 2. B. Berry | 106.7 | 440 | 880 | 1:07.59 | 6:33.23 | |
| 3. J. Wood | 1:02.5 | 1:06.5 | 440 | 880 | 2:08.55 | |
| 4. J. Burke | 1:04.3 | 1:06 | 440 | 880 | 4:18.89 | |

8:46.1



TRACK MEET : Gothenburg DATE : April 13

| 110 Meter High Hurdles | Preliminaries | Finals | Place |
|---|---|---|---|
| Name | | | |
| 1. Ohlson | 16.06 | 15.8 | |
| 2. Wenzlick | 15.93 | 16.0 | |
| 3. Morales | 17.84 | | |

| 300 Meter Int. Hurdles | Preliminaries | Finals | Place |
|---|---|---|---|
| Name | | | |
| 1. Ohlson | | | |
| 2. Wenzlick | | | |
| 3. Vlasin | 45.6 | | |

| 100 Meter Dash | Preliminaries | Finals | Place |
|---|---|---|---|
| Name | | | |
| 1. K. Shinn | 11.3 | 11.2 | |
| 2. Nesbitt | 12.3 | | |
| 3. A. Vlasin | 11.6 | | |

| 200 Meter Dash | Preliminaries | Finals | Place |
|---|---|---|---|
| Name | | | |
| 1. K. Shinn | 22.88 | 22.9 | |
| 2. M. Shinn | 25.5 | | |
| 3. C.J. Swanson | 25.4 | | |

| 400 Meter Dash | Preliminaries | Finals | Place |
|---|---|---|---|
| Name | | | |
| 1. M. Shinn | 59.1 | | |
| 2. May | 57.5 | | |
| 3. | | | |

TRACK MEET : Gothenburg DATE : April 13th

| 800 Meter Dash | 220 | 440 | Finals | Place |
|---|---|---|---|---|
| Name | | | | |
| 1. Wood | | | 2:12.6 | |
| 2. | | | | |
| 3. | | | | |

| 1600 Meter Run | 400 | 800 | 1200 | 1600 Finals | Place |
|---|---|---|---|---|---|
| Name | | | | | |
| 1. Swesey | 1:11.58 | 2:30.5 | 3:50.4 | 5:01.2 | |
| 2. Boggs | 1:12.84 | 2:34.13 | 4:01.3 | 5:14.55 | |
| 3. Berry | 1:11.97 | 2:32.06 | 3:52.51 | 5:05.79 | |

| 3200 Meter Run | 440 | 880 | 1320 | M | 1 ¼ | 1 ½ | 1 ¾ | 2 |
|---|---|---|---|---|---|---|---|---|
| Name | | | | | | | | |
| 1. J. Wood | | | | | | | | 10:58.1 |
| 2. Boggs | | | | | | | | 11:20.8 |
| 3. | | | | | | | | |

Mile Med Relay 4:03.7

| | | |
|---|---|---|
| 200 | 1. Z. Nesbitt | 25.64 |
| 200 | 2. Swanson | 25.65 |
| 400 | 3. Swesey | 57.77 |
| 800 | 4. J. Burke | 2:14.62 |

400 Wt Relay

1. ~~C. Swanson~~
2. ~~B. Strand~~
3. ~~T. Strand~~
4. ~~Bussell~~

# Team Schedule:

## Meet: Gothenburg 2002 2/5 Date: 4-13-02

5:00 Arr

| Name | Event | Event | Event | Event | Event | Event |
|---|---|---|---|---|---|---|
| Justin Bussell | Shot | Disc | wt 4 400 Rel | | | |
| Zach Nesbitt | 100 | M.M R 200 1 | 400 R 1 | | | |
| Andy Offlsen | P.U | 300 Im | 110 or 400 | 1600 R 1 | | |
| Kerry Shinn | 100 | 200 | 400 R 4 | 1600 R 4 | | |
| Tim Strand | Discus | | wt 400 Rel 3 | | | |
| C.J Swanson | L.J | | wt 400 Rel 1 | | | |
| | | | | | | |
| Brett Berry | 3200 R | 1600 | | | | |
| Jed German | Shot | | | | | |
| Ed Kaiser | HJ ? | | | | | |
| Aaron Miller | — | — | — | — | — | |
| Joel Mormon | — | — | — | — | — | |
| Tyler Pribbenow | — | — | — | — | — | |
| Corbin Schoenberger | — | — | — | — | — | |
| Brian Strand | Shot | Disc | wt 400 Rel 2 | | | |
| John Strand | — | — | — | — | — | |
| Jay Wood | 3200 | 800 [redacted] | 3200 R | | | |
| Adam Wesrin | 100 | 300 Im | 400 R 3 | 1600 R 3 | | |
| | | | | | | |
| Jason Burke | 3200 R | MM 800 Rel | 1600 R 2 | | | |
| Jake Fenchee | — | — | — | — | — | |
| Scott Leibrandt | HJ [redacted] | — | — | — | — | |
| Will Mackey | L.J | T.J | 400 R | | | |
| Matt Mosen | — | — | — | — | — | |
| | | | | | | |
| | | | | | | |
| Over | | | | | | |

# Meet: Gothenburg

Date: 4-13-02

| Name | | | | | | |
|---|---|---|---|---|---|---|
| Aaron Sargent | — | — | — | — | — | |
| Mike Shinn | 200 | 400 | | | | |
| Tyler Stanley | — | — | — | — | — | |
| Mike Swanson | PV | 200 2 MM Rel. | | | | |
| Vern Swesey | 3200 R | 1600 | MM. Rel 400 | | | |
| Matt Wenzlick | H.J | 110 HH | 300 IM | | | |
| | | | | | | |
| | | | | | | |
| Trey Boggs | 3200 | 1600 | H.J | | | |
| Aaron Fecher | | | | | | |
| [redacted] | | | | | | |
| Steve Homma | | | | | | |
| Taylor May | PV | 400 | | | | |

# Boys Track Travel List 2002

Gothenburg 4-13-02

| Name | Phone | Bus | Van | Name | Phone | Bus | |
|---|---|---|---|---|---|---|---|
| ustin Bussell | | | ✓ | Aaron Sargent | | | |
| ack Nesbitt | | ✓ | | Mike Shinn | | ✓ | |
| Andy Ohlson | | ✓ | | Tyler Stanley | | | |
| Kerry Shinn | | ✓ | | Mike Swanson | | ✓ | |
| Tim Strand | | | ✓ | Vern Swesey | | ✓ | |
| C.J Swanson | | ✓ | | Nathan Wenzlich | | ✓ | |
| | | | | | | | |
| | | | | Trey Boggs | | ✓ | |
| Brett Berry | | ✓ | | Aaron Fucher | | ✓ | |
| Jed German | | | ✓ | Stwan Hanna | | | |
| Ed Kaiser | | ✓ | | [redacted] | | | |
| Aaron Miller | | | | Taylor May | | ✓ | |
| Joel Namon | | | | | | | |
| Tyler Pribbeno | | | | | | | |
| Corbin Schoenberger | | | | Crystal Large | | | |
| Brian Strand | | | ✓ | Sable Barns | | | |
| John Strand | | | | Lisa Carmer | | ✓ | |
| Jay Wood | | ✓ | | Holly Colton | | ✓ | |
| Adam Vlasin | | ✓ | | | | | |
| | | | | | | | |
| | | | | | | | |
| Jason Burke | | ✓ | | | | | |
| Jake Ferebee | | | | Coach Bessler | 5091 | | ✓ |
| Scott Leibrandt | | | | Coach Zuege | 5610 | ✓ | |
| Will Morales | | ✓ | | Coach Mroczek | 5767 | ✓ | |
| Matt Moser | | | | | | | |
| | | | | | | | |



## Chappell

| 3200 | 1600 | 800 | 400 | 1600 R |
|---|---|---|---|---|
| Boggs | Boggs | Stanley | Stanley | Burke |
| | Berry | Norman | Norman | Berry |

## Gothenburg

| 3200 | 1600 | 800 | 3200 R | Medley R |
|---|---|---|---|---|
| Wood | Wood | Boggs | Burke | 800 Burke |
| Berry | Swesey | Berry | Swesey | |
| | | Joel | Boggs | |
| | | | Wood | |

## Chappell

| | | |
|---|---|---|
| Jay | – | |
| Brett | 1600 | 1600 R |
| Vernon | – | |
| Trey | 3200 | 1600 |
| Jason | 400 | 1600 R |
| Joel | 800 | 400 |
| Tyler | 800 | 400 |

## Gothenburg

| | | |
|---|---|---|
| 3200 | 1600 | 3200 R |
| 3200 | 800 | |
| 1600 | 3200 R | |
| 3200 R | 800 | |
| Medley (800) | 3200 R | |
| 800 | (3200 R Alt.) | |

# DUTCH ZORN TRACK & FIELD INVITATIONAL
## BOYS ENTRY FORM

**ENTRIES DUE APRIL 9TH - FAX #537-3965**

**PRINT ENTRIES**

### 100 METER DASH

| | | BEST PER. |
|---|---|---|
| 1. | Kerry Shinn | 11.3 |
| ok 2. | Zach Nesbitt | 11.9 |
| 3. | Adam Ulasin | 11.9 |

### 200 METER DASH

| | | |
|---|---|---|
| 1. | Kerry Shinn | 23.5 |
| ok 2. | C.J. Swanson | 24.6 |
| 3. | M. Shinn Nesbitt | 24.5 |

### 400 METER DASH

| | | |
|---|---|---|
| 1. | ~~Kerry Shinn~~ Mike Shinn | 53.5 |
| or 2. | ~~Andy Ohlson~~ T. May | 53.8 |
| 3. | ~~Jason Burke~~ | 55.6 |

### 800 METER DASH

| | | |
|---|---|---|
| 1. | ~~Jason Burke~~ | 2.12 |
| 2. | ~~Joel Norman~~ | 2.17 |
| ok 3. | Jay Wood | 2.10 |

### 1600 METER RUN

| | | |
|---|---|---|
| 1. | Brett Berry | 5.05 |
| ok 2. | Vernon Swesey | 5.07 |
| 3. | Trey Boggs | 5.20 |

### SHOT PUT

| | | BEST PER. |
|---|---|---|
| 1. | ~~Tim Strand~~ J. Bussell | 46' |
| 2. | Brian Strand | 46' ok |
| 3. | Jed Germon | 46' |

### DISCUS

| | | |
|---|---|---|
| 1. | Brian Strand | 158' |
| 2. | Justin Bussell | 143' ok |
| 3. | Tim Strand | 131' |

### LONG JUMP

| | | |
|---|---|---|
| 1. | Will Moales | 18' |
| 2. | Aaron Fucher | 17' ok |
| 3. | C.J Swanson | 16' |

### HIGH JUMP

| | | |
|---|---|---|
| 1. | Ed Kaiser | 6'4 ? |
| 2. | Nathan Wenzlich | 5'8 |
| 3. | Trey Boggs | 5'6 |

### 110 METER HURDLES

| | | |
|---|---|---|
| 1. | ~~Ed Kaiser~~ Andy Ohlson | 15.8 |
| 2. | Nathan Wenzlich | 16.2 or |
| 3. | Will Morales | 17.1 |

### 400R
✓1 Z. Nesbitt
✓2 W. Morales
✓3 A. Ulasin
✓4 K. Shinn

### 1600 R
✓1 A. Ohlsen
✓2 J. Burke
✓3 A. Ulasin
✓4 Kshinn

### 3200R
✓1 Swesey
✓2 Berry
✓3 Wood
✓4 Burke

### MM Rel
✓200 - Z. Nesbitt
✓200 - M. Swanson W. Morales
✓400 - Swesey
✓800 - Burke

### Wt Rel
✓1 - C.J. Swanson
✓2 B. Strand
✓3 T. Strand
✓4 J. Bussell

COACH: _____ SCHOOL: _____

3200 METER RUN

1. Jay Wood 11.10
2. [illegible] 11.25
3. Trey Boggs 11.30

300 LOW HURDLES

1. Andy Ottlson 42.6
2. Nathan Wenzlick 43.7
3. Adam Ulasin 44.1

TRIPLE JUMP

1. ~~Ed Kaiser~~ 42'
2. Will Morales 39'
3. Taylor May 35'

POLE VAULT

1. Andy Ottlson 12'6
2. Taylor May 9'6
3. ~~Mike Shinn~~ M. Swanson 9'

| | | | |
|---|---|---|---|
| 400 Meter Relay | Yes X | No ___ | Time: 45.6 |
| 1600 Meter Relay | Yes X | No ___ | Time: 3.40 |
| 3200 Meter Relay | Yes X | No ___ | Time: 9.00 |
| Weight thrower's relay | Yes X | No ___ | 49.0 |

COACH: Bessler

SCHOOL: Imperial

Bessler

# DUTCH ZORN TRACK & FIELD INVITATIONAL

Saturday, April 13, 2002
Gothenburg, Nebraska

**SCORING:** 10 - 8 - 6 - 4 - 2 - 1; The special mile medley relay will be scored 12 - 10 - 8 - 6 - 4 - 2.

**AWARDS:** A championship and runner-up plaque in each division. Six place medals in all individual events and relays. A special first place medal for the 200 Meter dash champions will be given in the memory of Danny Nichols.

**ENTRIES:** Entries are due to the meet director by Tuesday, April 9th. Entry fee of $100 for each schooi

**QUALIFYING:** All qualifying the the preliminaries will be by placement. Heats will be assigned by using heat leaders.

**FIELD EVENTS:** All competitors will be flighted according to season performances. Starting heights in the pole vault and high jump will be dictated by the entries.

**INFORMATION:** Admission of $4.00 for adults and $2.00 for students. All coaches and participants should be stamped upon arrival at the southwest gate on the north side of the track. Only participants in full uniform will be allowed on the field.

**RESULTS:** Complete results will be tabulated and faxed to each school, or may be picked up 15 minutes after the meet.

**PARKING:** Parking for all buses will be on the **north side** of the track.

**TENTS ETC:** All tents and camp sites will be on the northwest corner of our facility, between the bus parking and the track.

Special note: starting time has been moved!!!!

# DUTCH ZORN INVITATIONAL
## TRACK & FIELD MEET
## GOTHENBURG, NEBRASKA
## APRIL 13, 2002

**SCHEDULE:**

**9:30**

Boys: Discus, Vault, Long Jump

Girls: Shot Put, High Jump & Long Jump

**10:30**

3200 Meter Relay
100 Meter High Hurdles
(Prelims - Girls)
110 Meter High Hurdles
(Prelims - Boys)
100 Meter Dash (Prelims)
400 Meter Dash
3200 Meter Run
200 Meter Dash (Prelims)

Boys: Shot Put, High Jump, Triple Jump
Girls: Discus, Triple Jump, Pole Vault
**(These to follow the first round of Field Events)**

**APPROX 12:30**

Dutch ZORN Mile Medley Relay
(200-200-400-800)
100 Meter High Hurdles (Finals)
110 Meter High Hurdles (Finals)
100 Meter Dash (Finals)
800 Meter Dash
300 Meter Low Hurdles - Girls
300 Meter Int. Hurdles - Boys
200 Meter Dash (Finals)
1600 Meter Run
400 Meter Relay
1600 Meter Relay

**TEAMS ENTERED:**

Lexington, McCook, Imperial,
Ogallala,Kearney JV & Gothenburg

# DUTCH ZORN INVITATIONAL RECORDS

## BOYS DIVISION

| EVENT | NAME-SCHOOL | DISTANCE TIME | YEAR |
|---|---|---|---|
| 100 Meter Dash | Brandon Soden, McCook | 10.7 | 1997 |
| | Eric Otto, Lexington | | 1999 |
| 200 Meter Dash | Eric Otto, Lexington | 22.0 | 1999 |
| 400 Meter Dash | Anthony Mann, Gothenburg | 49.6 | 1998 |
| 800 Meter Run | Jeff Ellis, Gothenburg | 2:01.6 | 1998 |
| 1600 Meter Run | T.J. McMillian, Ogallala | 4:38.5 | 1995 |
| 3200 Meter Run | Terry Ostrander, Kearney | 9:39.2 | 1980 |
| 110 High Hurdles | Trevor Taylor, McCook | 15.0 | 1992 |
| 300 Int. Hurdles | Bump Novacek, Gothenburg | 39.6 | 1985 |
| 400 Meter Relay | McCook | 43.8 | 1999 |
| 1600 Meter Relay | Ogallala | 3:27.1 | 1971 |
| Mile Medley Relay | Holdrege | 3:37.5 | 1968 |
| 3200 Meter Relay | Lexington | 8:13.8 | 1976 |
| Long Jump | Todd Brown, Holdrege | 23'1" | 1978 |
| Triple Jump | Todd Brown, Holdrege | 48'6" | 1978 |
| High Jump | Larry Fiock, McCook | 6'10" | 1978 |
| Pole Vault | Bump Novacek, Gothenburg | 15'4 1/2" | 1985 |
| Shot | John Nelson, Minden | 55'4 1/2" | 1984 |
| Discus | Travis Sheffield, Gothenburg | 166'3" | 1996 |

# DUTCH ZORN INVITATIONAL MEET RECORDS

## GIRLS DIVISION

| EVENT | NAME-SCHOOL | TIME | YEAR |
|---|---|---|---|
| 100 Meter Dash | Brenda Peterson, Gothenburg | 12.3 | 1983 |
| | Val Owen, McCook | 12.3 | 1987 |
| 200 Meter Dash | Ann Crawford, Lexington | 26.2 | 1999 |
| 400 Meter Dash | Rachel Neujahr, Gothenburg | 59.6 | 1999 |
| 800 Meter Run | Nichole Reynolds, Ogallala | 2:24.4 | 1994 |
| 1600 Meter Run | Shelly Block, Gothenburg | 5:21.1 | 1982 |
| 3200 Meter Run | Stacey Hain, Imperial | 12:15.6 | 1995 |
| 100 High Hurdles | Robyn Clevenger, Imperial | 15.9 | 1994 |
| 300 Low Hurdles | Kris Nelson, McCook | 45.9 | 1989 |
| 400 Meter Relay | McCook | 49.9 | 1987 |
| 1600 Meter Relay | Lexington | 4:06.6 | 1989 |
| Mile Medley Relay | Gothenburg | 4:22.4 | 1983 |
| 3200 Meter Relay | Lexington | 10:06.0 | 1982 |
| Long Jump | Val Owen, McCook | 18'7 1/2" | 1987 |
| High Jump | Amanda Saner, Ogallala | 5'4" | 1993 |
| Shot | Beth Stuart, Holdrege | 44'3" | 1982 |
| Discus | Beth Stuart, Holdrege | 137'2" | 1983 |
| Triple Jump | Timi Pinkal, McCook | 35'9 1/2" | 1996 |
| Pole Vault | Kalyn Schnacker, Lexington | 8'6" | 2001 |
| | Steph Holm, Gothenburg | | 2000 |

# DUTCH ZORN TEAM RESULTS

## GIRLS CHAMPIONS

| | |
|---|---|
| 1982 | Kearney |
| 1983 | Gothenburg |
| 1984 | Lexington |
| 1985 | Lexington |
| 1986 | Kearney |
| 1987 | McCook |
| 1988 | Kearney |
| 1989 | McCook |
| 1990 | McCook |
| 1991 | Imperial |
| 1992 | Gothenburg |
| 1993 | Gothenburg |
| 1994 | Gothenburg |
| 1995 | McCook |
| 1996 | McCook |
| 1997 | McCook |
| 1998 | Lexington |
| 1999 | Lexington |
| 2000 | Lexington |
| 2001 | Lexington |

## BOYS CHAMPIONS

| | |
|---|---|
| 1935 | North Platte |
| 1936 | North Platte |
| 1937 | North Platte |
| 1938 | Lexington |
| 1939 | North Platte |
| 1940 | North Platte |
| 1941 | North Platte |
| 1942 | Lexington |
| 1943 | North Platte |
| 1944 | Cancelled |
| 1945 | North Platte |
| 1946 | Kearney |
| 1947 | McCook |
| 1948 | North Platte |
| 1949 | North Platte |
| 1950 | Gothenburg |
| 1951 | Gothenburg |
| 1952 | Cancelled |
| 1953 | Cancelled |
| 1954 | Holdrege |
| 1955 | Ogallala |
| 1956 | Cozad |
| 1957 | Gothenburg |
| 1958 | Gothenburg |
| 1959 | Lexington |
| 1960 | Gothenburg |
| 1961 | Gothenburg |
| 1962 | Gothenburg |
| 1963 | Gothenburg |
| 1964 | Gothenburg |
| 1965 | Cancelled |
| 1966 | Gothenburg |
| 1967 | Holdrege |
| 1968 | Ogallala |
| 1969 | Ogallala |
| 1970 | Gothenburg |
| 1971 | Gothenburg |
| 1972 | Gothenburg |
| 1973 | Gothenburg |
| 1974 | Gothenburg |
| 1975 | Cozad |
| 1976 | Gothenburg |
| 1977 | Cancelled |
| 1978 | Kearney |
| 1979 | McCook |
| 1980 | Krny-McCook |
| 1981 | McCook |
| 1982 | McCook |
| 1983 | Kearney |
| 1984 | Gothenburg |
| 1985 | Kearney |
| 1986 | Kearney |
| 1987 | Kearney |
| 1988 | Kearney |
| 1989 | Broken Bow |
| 1990 | McCook |
| 1991 | McCook |
| 1992 | McCook |
| 1993 | Gothenburg |
| 1994 | McCook |
| 1995 | Ogallala |
| 1996/97 | Gothenburg |
| 1998 /99 | Lexington |
| 2000 | Lexington |
| 2001 | McCook |

# DUTCH ZORN TRACK & FIELD INVITATIONAL
## BOYS ENTRY FORM

**ENTRIES DUE APRIL 9TH - FAX #537-3965**

**PRINT ENTRIES**

| 100 METER DASH | | BEST PER. |
|---|---|---|
| 1. | Kerry Shinn | 11.3 |
| 2. | Zach Nesbitt | 11.9 |
| 3. | Adam Ulasin | 11.9 |

| 200 METER DASH | | |
|---|---|---|
| 1. | Kerry Shinn | 23.5 |
| 2. | C.J. Swanson | 24.6 |
| 3. | Zach Nesbitt | 24.5 |

| 400 METER DASH | | |
|---|---|---|
| 1. | Kerry Shinn | 53.5 |
| 2. | Andy Ohlson | 53.8 |
| 3. | Jason Burke | 55.6 |

| 800 METER DASH | | |
|---|---|---|
| 1. | Jason Burke | 2.12 |
| 2. | Joel Norman | 2.17 |
| 3. | Jay Wood | 2.10 |

| 1600 METER RUN | | |
|---|---|---|
| 1. | Jay Wood | 5.05 |
| 2. | Vernon Sweeney | 5.07 |
| 3. | Trey Boggs | 5.20 |

| SHOT PUT | | BEST PER. |
|---|---|---|
| 1. | Tim Strand | 46' |
| 2. | Brian Strand | 46' |
| 3. | Jed Germon | 46' |

| DISCUS | | |
|---|---|---|
| 1. | Brian Strand | 158' |
| 2. | Justin Bussell | 143' |
| 3. | Tim Sirois | 131' |

| LONG JUMP | | |
|---|---|---|
| 1. | Will Morales | 18' |
| 2. | Aaron Fucher | 17' |
| 3. | C.J. Swanson | 16' |

| HIGH JUMP | | |
|---|---|---|
| 1. | Ed Kaiser | 6'4 |
| 2. | Nathan Wenzlick | 5'8 |
| 3. | Trey Boggs | 5'6 |

| 110 METER HURDLES | | |
|---|---|---|
| 1. | Ed Kaiser | 15.8 |
| 2. | Nathan Wenzlick | 16.2 |
| 3. | Will Morales | 17.1 |

3200 METER RUN

1. Jay Wood 11.10
2. Brett Berry 11.25
3. Trey Boggs 11.30

300 LOW HURDLES

1. Andy Ollison 42.6
2. Nathan Wenzlick 43.7
3. Adam Ulasin 44.1

TRIPLE JUMP

1. Ed Kaiser 42'
2. Will Maclez 39'
3. Taylor May 35'

POLE VAULT

1. Andy Ollison 12'6
2. Taylor May 9'6
3. Mike Shinn 9'

400 Meter Relay Yes X No ___ Time: 45.6

1600 Meter Relay Yes X No ___ Time: 3.40

3200 Meter Relay Yes X No ___ Time: 9.00

Weight thrower's relay Yes X No ___ 49.0

COACH: Bessler SCHOOL: Taylorsville

Bulletin Bd

# DUTCH ZORN INVITATIONAL TRACK MEET

**April 13, 2002**

**Boy's Results**

## LONG JUMP

| | |
|---|---|
| 1. Jeff Neujahr, Gothenburg | 21'8 3/4 |
| 2. Aaron Plas, McCook | 20'9 3/4 |
| 3. Marcus Kuhlman, McCook | 20'6 1/4 |
| 4. Carl Fritz, McCook | 20'5 |
| 5. Jay Racek, Lexington | 20'1 |
| 6. Trent Bullock, Gothenburg | 20' 1/4 |

## DISCUS

| | |
|---|---|
| 1. Seth Killian, Kearney JV | 149'5 |
| 2. Lucas Brand,t Kearney JV | 147'9 |
| 3. Brian Strand, Imperial | 144'6 |
| 4. Justin Bussell, Imperial | 129'8 |
| 5. Ryan Streff, Ogallala | 129'2 |
| 6. Steve Applegart, Ogallala | 126'9 |

## 3200 METER RELAY

| | |
|---|---|
| 1. Lexington | 8.20.2 |
| 2. Ogallala | 8.45.8 |
| 3. Imperial | 8.46.3 |
| 4. McCook | 8.48.8 |
| 5. Gothenburg | 9.16.5 |
| 6. Kearney JV | 9.39.6 |

## POLE VAULT

| | |
|---|---|
| 1. Blake Houchin, Gothenburg | 13'6 |
| 2. Matt Holbein, Gothenburg | 12'6 |
| 3. Trent Lyons, McCook | 12' |
| 4. Justin Saner, Ogallala | 12' |
| 5. Jeff Holthus, McCook | 11'6 |
| 6. Andy Ohlson, Imperial | 11'6 |

## HIGH JUMP

| | |
|---|---|
| 1. Aaron Plaus, McCook | 6'2 1/2 |
| 2. Jed Johnson, Gothenburg | 6'0 |
| 3. Kiel Homes, Gothenburg | 5'10 |
| 4. Evan Clark, Gothenburg | 5'10 |
| 5. Nathan Wenzlich, Imperial | 5'8 |
| 5. Zach Jones, Lexington | 5'8 |

## 400 METER DASH

| | |
|---|---|
| 1. Tanner Kirchner, Ogallala | 50.6 |
| 2. Jake Harvey, Lexington | 50.9 |
| 3. Evan Knight, Ogallala | 51.0 |
| 4. Jake Saulsbury, Lexington | 52.0 |
| 5. Clay Otto, Lexington | 52.7 |
| 6. Ty Lafferty, McCook | 53.4 |

## SHOT PUT

| | |
|---|---|
| 1. Joe Schulley, Lexington | 48'5 |
| 2. Andrew Biehl, Lexington | 48' |
| 3. Travis Barkmeier, Gothenburg | 47'7 |
| 4. Mark Westerbuhr, Kearney | 47'3 1/2 |
| 5. Dustin Ehlers, Gothenburg | 47'3 1/2 |
| 6. Brian Strand, Imperial | 46'9 |

## TRIPLE JUMP

| | |
|---|---|
| 1. Nick Thixton, Lexington | 42'11 1/2 |
| 2. Aaron Plas, McCook | 41'7 |
| 3. Will Morales, Imperial | 40'4 |
| 4. Jordon Folkers, Gothenburg | 40'2 1/4 |
| 5. Dustin Kiolbasa, Gothenburg | 40' 1/2 |
| 6. Carl Fritz, McCook | 39'3 |

## 3200 METER RUN

| | |
|---|---|
| 1. Jason Relph, McCook | 10.16.9 |
| 2. Tyler Most, Ogallala | 10.18.9 |
| 3. Jeremiah, Herron, McCook | 10.25.8 |
| 4. Nile Ureste, Lexington | 10.26.6 |
| 5. Shawn McMurtrey, McCook | 10.42.7 |
| 6. Ryan Little, Kearney JV | 10.45 |

## MILE MEDLEY RELAY

| | |
|---|---|
| 1. Lexington | 3.51.4 |
| 2. Ogallala | 3.52.5 |
| 3. McCook | 3.55.8 |
| 4. Gothenburg | 3.56.3 |
| 5. Imperial | 4.03.7 |

## 100 METER DASH

| | |
|---|---|
| 1. Jeff Neujahr, Gothenburg | 10.9 |
| 2. Justin Young, Ogallala | 11.0 |
| 3. Adam Armstrong, Ogallala | 11.1 |
| 4. Kerry Shinn, Imperial | 11.2 |
| 5. Brian Drauker, Ogallala | 11.3 |
| 6. Felico Flores, McCook | 11.3+ |

## 110 HIGH HURDLES

| | |
|---|---|
| 1. Nathan Cheetsos, Gothenburg | 15.2 |
| 2. Jed Johnson, Gothenburg | 15.7 |
| 3. Nick Broshears, Lexington | 15.9 |
| 4. Andy Ohlson, Imperial | 16.0 |
| 5. Nolan Brown, McCook | 16.1 |
| 6. Nathan Wenzlich, Imperial | 16.1+ |

## 800 METER RUN

| | |
|---|---|
| 1. Evan Knight, Ogallala | 1.59.4 |
| 2. Scott Strake, Lexington | 2.00.1 |
| 3. Aaron Drake, Lexington | 2.04 |
| 4. Tanner Kirchner, Ogallala | 2.08.9 |
| 5. Adam Ruppert, McCook | 2.09.7 |
| 6. Jay Wood, Imperial | 2.12.2 |

## 800 METER RUN

| | |
|---|---|
| 1. Evan Knight, Ogallala | 1.59.4 |
| 2. Scott Straka, Lexington | 2.00.1 |
| 3. Aaron Drake, Lexington | 2.04 |
| 4. Tanner Kirchner, Ogallala | 2.08.9 |
| 5. Adam Ruppert, McCook | 2.09.7 |
| 6. Jay Wood, Imperial | 2.12.6 |

## 300 METER HURDLES

| | |
|---|---|
| 1. Andy Ohlson, Imperial | 41.3 |
| 2. Jordon Folkers, Gothenburg | 42.2 |
| 3. Brady Smith, Lexington | 43.3 |
| 4. Nick Broshears, Lexington | 43.5 |
| 5. Nathan Wenzlick, Imperial | 43.9 |
| 6. Nathan Nelson, Ogallala | 44.0 |

## 200 METER RUN

| | |
|---|---|
| 1. Jake Harvey, Lexington | 22.8 |
| 2. Kerry Shinn, Imperial | 23.0 |
| 3. Adam Armstrong, Ogallala | 23.1 |
| 4. Jay Racek, Lexington | 23.2 |
| 5. Justin Young, Ogallala | 23.2+ |
| 6. Nick Thixton, Lexington | 23.7 |

## 1600 METER RUN

| | |
|---|---|
| 1. Jeremiah Herron, McCook | 4.44.9 |
| 2. VanPelt, Jared,Lexington | 4.48 |
| 3. Most, Trapper, Ogallala | 4.48.4 |
| 4. Ureste, Nile, Lexington | 4.51.8 |
| 5. Most, Tyler, Ogallala | 4.54 |
| 6. Yeager, Andrew, McCook | 4.56.1 |

## 400 METER RELAY

| | |
|---|---|
| 1. McCook | 44.8 |
| 2. Lexington | 45.0 |
| 3. Gothenburg | 45.8 |
| 4. Imperial | 47.1 |
| 5. Kearney | 48.8 |

## 1600 METER RELAY

| | |
|---|---|
| 1. Gothenburg | 3.27.5 |
| 2. McCook | 3.31.0 |
| 3. Lexington | 3.34.5 |
| 4. Imperial | 3.49.0 |
| 5. Kearney Jv | 3.50.1 |

## TEAM RESULTS

| | |
|---|---|
| 1. Lexington | 142.5 |
| 2. Gothenburg | 121 |
| 3. McCook | 110 |
| 4. Ogallala | 96 |
| 5. Imperial | 67.5 |
| 6. Kearney JV | 28 |

# DUTCH ZORN INVITATIONAL TRACK MEET

**April 13, 2002**

**Boy's Results**

## LONG JUMP

| | |
|---|---|
| 1. Jeff Neujahr, Gothenburg | 21'8 3/4 |
| 2. Aaron Plas, McCook | 20'9 3/4 |
| 3. Marcus Kuhlman, McCook | 20'6 1/4 |
| 4. Carl Fritz, McCook | 20'5 |
| 5. Jay Racek, Lexington | 20'1 |
| 6. Trent Bullock, Gothenburg | 20' 1/4 |

## DISCUS

| | |
|---|---|
| 1. Seth Killian, Kearney JV | 149'5 |
| 2. Lucas Brand,t Kearney JV | 147'9 |
| 3. Brian Strand, Imperial | 144'6 |
| 4. Justin Bussell, Imperial | 129'8 |
| 5. Ryan Streff, Ogallala | 129'2 |
| 6. Steve Applegart, Ogallala | 126'9 |

## 3200 METER RELAY

| | |
|---|---|
| 1. Lexington | 8.20.2 |
| 2. Ogallala | 8.45.8 |
| 3. Imperial | 8.46.3 |
| 4. McCook | 8.48.8 |
| 5. Gothenburg | 9.16.5 |
| 6. Kearney JV | 9.39.6 |

## POLE VAULT

| | |
|---|---|
| 1. Blake Houchin, Gothenburg | 13'6 |
| 2. Matt Holbein, Gothenburg | 12'6 |
| 3. Trent Lyons, McCook | 12' |
| 4. Justin Saner, Ogallala | 12' |
| 5. Jeff Holthus, McCook | 11'6 |
| 6. Andy Ohlson, Imperial | 11'6 |

## HIGH JUMP

| | |
|---|---|
| 1. Aaron Plaus, McCook | 6'2 1/2 |
| 2. Jed Johnson, Gothenburg | 6'0 |
| 3. Kiel Homes, Gothenburg | 5'10 |
| 4. Evan Clark, Gothenburg | 5'10 |
| 5. Nathan Wenzlich, Imperial | 5'8 |
| 5. Zach Jones, Lexington | 5'8 |

## 400 METER DASH

| | |
|---|---|
| 1. Tanner Kirchner, Ogallala | 50.6 |
| 2. Jake Harvey, Lexington | 50.9 |
| 3. Evan Knight, Ogallala | 51.0 |
| 4. Jake Saulsbury, Lexington | 52.0 |
| 5. Clay Otto, Lexington | 52.7 |
| 6. Ty Lafferty, McCook | 53.4 |

## SHOT PUT

| | |
|---|---|
| 1. Joe Schulley, Lexington | 48'5 |
| 2. Andrew Biehl, Lexington | 48' |
| 3. Travis Barkmeier, Gothenburg | 47'7 |
| 4. Mark Westerbuhr, Kearney | 47'3 1/2 |
| 5. Dustin Ehlers, Gothenburg | 47'3 1/2 |
| 6. Brian Strand, Imperial | 46'9 |

## TRIPLE JUMP

| | |
|---|---|
| 1. Nick Thixton, Lexington | 42'11 1/2 |
| 2. Aaron Plas, McCook | 41'7 |
| 3. Will Morales, Imperial | 40'4 |
| 4. Jordon Folkers, Gothenburg | 40'2 1/4 |
| 5. Dustin Kiolbasa, Gothenburg | 40' 1/2 |
| 6. Carl Fritz, McCook | 39'3 |

## 3200 METER RUN

| | |
|---|---|
| 1. Jason Relph, McCook | 10.16.9 |
| 2. Tyler Most, Ogallala | 10.18.9 |
| 3. Jeremiah, Herron, McCook | 10.25.8 |
| 4. Nile Ureste, Lexington | 10.26.6 |
| 5. Shawn McMurtrey, McCook | 10.42.7 |
| 6. Ryan Little, Kearney JV | 10.45 |

## MILE MEDLEY RELAY

| | |
|---|---|
| 1. Lexington | 3.51.4 |
| 2. Ogallala | 3.52.5 |
| 3. McCook | 3.55.8 |
| 4. Gothenburg | 3.56.3 |
| 5. Imperial | 4.03.7 |

## 100 METER DASH

| | |
|---|---|
| 1. Jeff Neujahr, Gothenburg | 10.9 |
| 2. Justin Young, Ogallala | 11.0 |
| 3. Adam Armstrong, Ogallala | 11.1 |
| 4. Kerry Shinn, Imperial | 11.2 |
| 5. Brian Drauker, Ogallala | 11.3 |
| 6. Felico Flores, McCook | 11.3+ |

## 110 HIGH HURDLES

| | |
|---|---|
| 1. Nathan Cheetsos, Gothenburg | 15.2 |
| 2. Jed Johnson, Gothenburg | 15.7 |
| 3. Nick Broshears, Lexington | 15.9 |
| 4. Andy Ohlson, Imperial | 16.0 |
| 5. Nolan Brown, McCook | 16.1 |
| 6. Nathan Wenzlich, Imperial | 16.1+ |

## 800 METER RUN

| | |
|---|---|
| 1. Evan Knight, Ogallala | 1.59.4 |
| 2. Scott Strake, Lexington | 2.00.1 |
| 3. Aaron Drake, Lexington | 2.04 |
| 4. Tanner Kirchner, Ogallala | 2.08.9 |
| 5. Adam Ruppert, McCook | 2.09.7 |
| 6. Jay Wood, Imperial | 2.12.2 |

## 800 METER RUN

| | |
|---|---|
| 1. Evan Knight, Ogallala | 1.59.4 |
| 2. Scott Straka, Lexington | 2.00.1 |
| 3. Aaron Drake, Lexington | 2.04 |
| 4. Tanner Kirchner, Ogallala | 2.08.9 |
| 5. Adam Ruppert, McCook | 2.09.7 |
| 6. Jay Wood, Imperial | 2.12.6 |

## 300 METER HURDLES

| | |
|---|---|
| 1. Andy Ohlson, Imperial | 41.3 |
| 2. Jordon Folkers, Gothenburg | 42.2 |
| 3. Brady Smith, Lexington | 43.3 |
| 4. Nick Broshears, Lexington | 43.5 |
| 5. Nathan Wenzlick, Imperial | 43.9 |
| 6. Nathan Nelson, Ogallala | 44.0 |

## 200 METER RUN

| | |
|---|---|
| 1. Jake Harvey, Lexington | 22.8 |
| 2. Kerry Shinn, Imperial | 23.0 |
| 3. Adam Armstrong, Ogallala | 23.1 |
| 4. Jay Racek, Lexington | 23.2 |
| 5. Justin Young, Ogallala | 23.2+ |
| 6. Nick Thixton, Lexington | 23.7 |

## 1600 METER RUN

| | |
|---|---|
| 1. Jeremiah Herron, McCook | 4.44.9 |
| 2. VanPelt, Jared,Lexington | 4.48 |
| 3. Most, Trapper, Ogallala | 4.48.4 |
| 4. Ureste, Nile, Lexington | 4.51.8 |
| 5. Most, Tyler, Ogallala | 4.54 |
| 6. Yeager, Andrew, McCook | 4.56.1 |

## 400 METER RELAY

| | |
|---|---|
| 1. McCook | 44.8 |
| 2. Lexington | 45.0 |
| 3. Gothenburg | 45.8 |
| 4. Imperial | 47.1 |
| 5. Kearney | 48.8 |

## 1600 METER RELAY

| | |
|---|---|
| 1. Gothenburg | 3.27.5 |
| 2. McCook | 3.31.0 |
| 3. Lexington | 3.34.5 |
| 4. Imperial | 3.49.0 |
| 5. Kearney Jv | 3.50.1 |

## TEAM RESULTS

| | |
|---|---|
| 1. Lexington | 142.5 |
| 2. Gothenburg | 121 |
| 3. McCook | 110 |
| 4. Ogallala | 96 |
| 5. Imperial | 67.5 |
| 6. Kearney JV | 28 |

# Shot - Discus

TRACK MEET Gothenburg DATE 2-13-02

| SHOT PUT | Preliminaries | | | Finals | | | Place |
|---|---|---|---|---|---|---|---|
| Name | 1 | 2 | 3 | 1 | 2 | 3 | |
| 1. B. Strand | 43'11.5 | 45'6 | 46'9 | 44'10.75 | 44'10 | 46'5 | X |
| 2. J. Bussell | 43'6 | 43'8 | 43'7.5 | | | | |
| 3. J. Gennan | — | 44'1 | 42'4 | | | | X |

| DISCUS | Preliminaries | | | Finals | | | Place |
|---|---|---|---|---|---|---|---|
| Name | 1 | 2 | 3 | 1 | 2 | 3 | |
| 1. B. Strand | 136'8" | / | 133'2" | 142'8" | 144'6" | / | 3rd |
| 2. J. Bussell | / | 129'8" | / | X | 122' | 128'4" | 4th |
| 3. T. Strand | 104' | 119'4" | 124'2" | | | | — |

| LONG JUMP | Preliminaries | | | Finals | | | Place |
|---|---|---|---|---|---|---|---|
| Name | 1 | 2 | 3 | 1 | 2 | 3 | |
| 1. | | | | | | | |
| 2. | | | | | | | |
| 3. | | | | | | | |

| TRIPLE JUMP | Preliminaries | | | Finals | | | Place |
|---|---|---|---|---|---|---|---|
| Name | 1 | 2 | 3 | 1 | 2 | 3 | |
| 1. | | | | | | | |
| 2. | | | | | | | |
| 3. | | | | | | | |

| HIGH JUMP | HEIGHTS | | | | | | | PLACE |
|---|---|---|---|---|---|---|---|---|
| Name | — | — | — | — | — | — | — | |
| 1. | --- | --- | --- | --- | --- | --- | --- | |
| 2. | --- | --- | --- | --- | --- | --- | --- | |
| 3. | --- | --- | --- | --- | --- | --- | --- | |

TRACK MEET : _____ DATE : _____

| POLE VALT | HEIGHTS | | | | | | | PLACE |
|---|---|---|---|---|---|---|---|---|
| Name | ___ | ___ | ___ | ___ | ___ | ___ | ___ | |
| 1. | --- | --- | --- | --- | --- | --- | --- | |
| 2. | --- | --- | --- | --- | --- | --- | --- | |
| 3. | --- | --- | --- | --- | --- | --- | --- | |

400 METER RELAY

| Name | 1st | 2nd | 3rd | 4th | | Total | Place |
|---|---|---|---|---|---|---|---|
| 1. | | | | | | | |
| 2. | | | | | | | |
| 3. | | | | | | | |
| 4. | | | | | | | |

1600 METER RELAY

| Name | 1st | 2nd | 3rd | 4th | | Total | Place |
|---|---|---|---|---|---|---|---|
| 1. | | | | | | | |
| 2. | | | | | | | |
| 3. | | | | | | | |
| 4. | | | | | | | |

3200 METER RELAY

| Name | 1st | 2nd | 3rd | 4th | | Total | Place |
|---|---|---|---|---|---|---|---|
| 1. | 440 | 880 | | | | | |
| 2. | | 440 | 880 | | | | |
| 3. | | | 440 | 880 | | | |
| 4. | | | | 440 | 880 | | |

TRACK MEET : _____ DATE : _____

110 Meter High Hurdles Preliminaries Finals Place

Name

1.

2.

3.

300 Meter Int. Hurdles Preliminaries Finals Place

Name

1.

2.

3.

100 Meter Dash Preliminaries Finals Place

Name

1.

2.

3.

200 Meter Dash Preliminaries Finals Place

Name

1.

2.

3.

400 Meter Dash Preliminaries Finals Place

Name

1.

2.

3.

TRACK MEET : _____ DATE : _____

| 800 Meter Dash | 220 | 440 | Finals | Place |
|---|---|---|---|---|
| Name | | | | |
| 1. | | | | |
| 2. | | | | |
| 3. | | | | |

| 1600 Meter Run | 440 | 880 | Finals | Place |
|---|---|---|---|---|
| Name | | | | |
| 1. | | | | |
| 2. | | | | |
| 3. | | | | |

| 3200 Meter Run | 440 | 880 | 1320 | M | 1 ¼ | 1 ½ | 1 ¾ | 2 |
|---|---|---|---|---|---|---|---|---|
| Name | | | | | | | | |
| 1. | | | | | | | | |
| 2. | | | | | | | | |
| 3. | | | | | | | | |

Mile Med Relay

1.
2.
3.
4.

400 Wt Relay

1.
2.
3.
4.

# Master Sheet

TRACK MEET Gothenburg DATE 12-13-02

| SHOT PUT | Preliminaries | | | Finals | | | Place |
|---|---|---|---|---|---|---|---|
| Name | 1 | 2 | 3 | 1 | 2 | 3 | |
| 1. B. Strand | | | | | | | |
| 2. J. Gennon | | | | | | | |
| 3. J. Bussell | | | | | | | |

| DISCUS | Preliminaries | | | Finals | | | Place |
|---|---|---|---|---|---|---|---|
| Name | 1 | 2 | 3 | 1 | 2 | 3 | |
| 1. B. Strand | | | | | | | |
| 2. J. Bussell | | | | | | | |
| 3. T. Strand | | | | | | | |

| LONG JUMP | Preliminaries | | | Finals | | | Place |
|---|---|---|---|---|---|---|---|
| Name | 1 | 2 | 3 | 1 | 2 | 3 | |
| 1. W. Morales | S | S | 17'9½ | | | | |
| 2. ~~A. Fuchen~~ | | | | | | | |
| 3. C.J. Swanson | 16'5½ | 16'3 | 16'9½ | | | | |

| TRIPLE JUMP | Preliminaries | | | Finals | | | Place |
|---|---|---|---|---|---|---|---|
| Name | 1 | 2 | 3 | 1 | 2 | 3 | |
| 1. Will Morales | 38'3 | 39'3½ | 38'9½ | 39'3½ | 40'4 | 40'0 | |
| 2. Taylor May | S | S | S | | | | |
| 3. | | | | | | | |

| HIGH JUMP | HEIGHTS | | | | | | | PLACE |
|---|---|---|---|---|---|---|---|---|
| Name | 5'6 | 5'8 | 5'10 | ___ | ___ | ___ | ___ | |
| 1. ~~Ed Kaiser~~ | --- | --- | --- | --- | --- | --- | --- | |
| 2. Matthew Wenzlich | X-- | X-- | OOO | --- | --- | --- | --- | |
| 3. Trey Boggs | OOO | --- | --- | --- | --- | --- | --- | |

TRACK MEET : _____ DATE : _____

| POLE VALT | HEIGHTS | | | | | | PLACE |
|---|---|---|---|---|---|---|---|
| Name | 10'0 | 10'6 | 11'0 | 11'6 | 12'0 | ___ ___ | |
| 1. A. Ohlson | --- | --- | x-- | x-- | 000 | --- --- | |
| 2. M-Swanson | x-- | 000 | --- | --- | --- | --- --- | |
| 3. T. May | x-- | 000 | --- | --- | --- | --- --- | |

400 METER RELAY

| Name | 1st | 2nd | 3rd | 4th | Total | Place |
|---|---|---|---|---|---|---|
| 1. Z. Nesbitt | | | | | | |
| 2. W. Morales | | | | | 47.2 | |
| 3. A. Vlasin | | | | | | |
| 4. IC Shinn | | | | | | |

1600 METER RELAY

| Name | 1st | 2nd | 3rd | 4th | Total | Place |
|---|---|---|---|---|---|---|
| 1. A. Ohlson | 54.1 | | | | | |
| 2. J. Burke | | 56.2 | | | 3:48.9 | |
| 3. A. Vlasin | | | 56.4 | | | |
| 4. IC Shinn | | | | 1:02.2 | | |

3200 METER RELAY

| Name | 1st | 2nd | 3rd | 4th | Total | Place |
|---|---|---|---|---|---|---|
| 1. V. Swesey | 1:05 440 | 1:06.8 880 | | | 8:46.1 | |
| 2. B. Berry | | 1:06.7 440 | 1:07.59 880 | | 6:33.23 | |
| 3. J. Wood | | | 1:02.5 440 | 1:06.5 880 | 2:08.55 | |
| 4. J. Burke | | | | 1:04.3 440 1:06 880 | 4:18.89 | |

8:46.1

TRACK MEET : _____ DATE : _____

| 110 Meter High Hurdles | Preliminaries | Finals | Place |
|---|---|---|---|
| Name | | | |
| 1. A. Ohlson | 16.06 | 15.8 | |
| 2. N. Wenzlich | 15.93 | 16.0 | |
| 3. W. Morales | 17.84 | | |

| 300 Meter Int. Hurdles | Preliminaries | Finals | Place |
|---|---|---|---|
| Name | | | |
| 1. A. Ohlson | 41.3 | | |
| 2. N. Wenzlich | 43.9 | | |
| 3. A. Ulasin | 45.6 | | |

| 100 Meter Dash | Preliminaries | Finals | Place |
|---|---|---|---|
| Name | | | |
| 1. K. Shinn | 11.3 | 11.13 | |
| 2. Z. Nesbitt | 12.3 | | |
| 3. A. Ulasin | 11.6 | | |

| 200 Meter Dash | Preliminaries | Finals | Place |
|---|---|---|---|
| Name | | | |
| 1. K. Shinn | 22.88 | 22.9 | |
| 2. M. Shinn | 25.5 | | |
| 3. C.J. Swanson | 25.4 | | |

| 400 Meter Dash | Preliminaries | Finals | Place |
|---|---|---|---|
| Name | | | |
| 1. M. Shinn | 59.1 | | |
| 2. T. May | 57.5 | | |
| 3. | | | |

TRACK MEET : _____ DATE : _____

800 Meter Dash 220 ~~440~~ Finals Place

Name
1. J. Wood 2:12.6
2.
3.

1600 Meter Run ~~440~~ ~~880~~ Finals Place

Name
1. U. Sweeney 1:11.58 2:30.5 3:50.4 5:01.2
2. T. Boggs 1:12.84 2:34.13 4:01.3 5:14.55
3. B. Berry 1:11.97 1:20.1 1:20.5 1:13.3 = 5:05.79

3200 Meter Run 440 880 1320 M 1¼ 1½ 1¾ 2

Name
1. J. Wood 10:58.1
2. T. Boggs 11:20.8
3.

Mile Med Relay

200 1. Z. Nesbitt 25.64
200 2. M. Swanson 25.65
400 3. V. Sweeney 57.77
800 4. J. Burke 2:13.62

4:03.7

400 Wt Relay

1. C. J. Swanson
2. B. Stand
3. T. Stand
4. J. Bussell

# Field Events

TRACK MEET Gothenburg DATE 3-13-02

| SHOT PUT | Preliminaries | | | Finals | | | Place |
|---|---|---|---|---|---|---|---|
| Name | 1 | 2 | 3 | 1 | 2 | 3 | |
| 1. | | | | | | | |
| 2. X | | | | | | | |
| 3. | | | | | | | |

| DISCUS | Preliminaries | | | Finals | | | Place |
|---|---|---|---|---|---|---|---|
| Name | 1 | 2 | 3 | 1 | 2 | 3 | |
| 1. | | | | | | | |
| 2. X | | | | | | | |
| 3. | | | | | | | |

| LONG JUMP | Preliminaries | | | Finals | | | Place |
|---|---|---|---|---|---|---|---|
| Name | 1 | 2 | 3 | 1 | 2 | 3 | |
| 1. W. Morales | S | S | 17'9½" | | | | |
| 2. ~~A. Fuchs~~ | | | | | | | |
| 3. C.J Swanson | 16'5½" | 16'3" | 16'9½" | | | | |

| TRIPLE JUMP | Preliminaries | | | Finals | | | Place |
|---|---|---|---|---|---|---|---|
| Name | 1 | 2 | 3 | 1 | 2 | 3 | |
| 1. Will Morales | 38'3 | 39'3½" | 38'9½ | | | | |
| 2. Taylor May | S | S | S | | | | |
| 3. | | | | | | | |

| HIGH JUMP | HEIGHTS | | | | | | | PLACE |
|---|---|---|---|---|---|---|---|---|
| Name | 5'6" | 5'8" | 5'10" | ___ | ___ | ___ | ___ | |
| 1. ~~Ed. Kaiser~~ | --- | --- | --- | --- | --- | --- | --- | |
| 2. Nathan Wenzlick | X | X | OOO | --- | --- | --- | --- | |
| 3. Trey Boggs | OOO | --- | --- | --- | --- | --- | --- | |

Hi

TRACK MEET : Gothenburg DATE : April 13th

| POLE VALT | HEIGHTS | | | | | | |
|---|---|---|---|---|---|---|---|
| Name | 100 | 106 | 110 | 116 | 120 | ___ | ___ |
| 1. Andy Ohlson | — | — | x | x | ooo | --- | --- |
| 2. Mike Swansey | x | ooo | --- | --- | --- | --- | --- |
| 3. Taylor May | x | ooo | --- | --- | --- | --- | --- |

400 METER RELAY

| Name | 1st | 2nd | 3rd | 4th | Total | Place |
|---|---|---|---|---|---|---|
| 1. Z. Nesbitt | | | | | | |
| 2. W. Morales | | | | | 47.2 | |
| 3. A. Vlasin | | | | | | |
| 4. K. Shinn | | | | | | |

1600 METER RELAY

| Name | 1st | 2nd | 3rd | 4th | Total | Place |
|---|---|---|---|---|---|---|
| 1. A. Ohlson | 54.08 | | | | | |
| 2. J. Burke | | 55.86 | | | 3:49 | |
| 3. A. Vlasin | | | 56.8 | | | |
| 4. K. Shinn | | | | 1:02.3 | | |

3200 METER RELAY

| Name | 1st | 2nd | 3rd | 4th | Total | Place |
|---|---|---|---|---|---|---|
| 1. V. Swesey | 440 | 880 | 1:05 | 1:06.8 | 8:46.1 | |
| 2. B. Berry | 106.7 | 440 | 880 | 1:07.59 | 6:33.23 | |
| 3. J. Wood | 1:02.5 | 1:06.5 | 440 | 880 | 2:08.55 | |
| 4. J. Burke | 1:04.3 | 1:06 | 440 | 880 | 4:18.89 | |

8:46.1



TRACK MEET : Gothenburg DATE : April 13

| 110 Meter High Hurdles | Preliminaries | Finals | Place |
|---|---|---|---|
| Name | | | |
| 1. Ohlson | 16.06 | 15.8 | |
| 2. Wenzlick | 15.93 | 16.0 | |
| 3. Morales | 17.84 | | |

| 300 Meter Int. Hurdles | Preliminaries | Finals | Place |
|---|---|---|---|
| Name | | | |
| 1. Ohlson | | | |
| 2. Wenzlick | | | |
| 3. Vlasin | 45.6 | | |

| 100 Meter Dash | Preliminaries | Finals | Place |
|---|---|---|---|
| Name | | | |
| 1. K. Shinn | 11.3 | 11.2 | |
| 2. Nesbitt | 12.3 | | |
| 3. A. Vlasin | 11.6 | | |

| 200 Meter Dash | Preliminaries | Finals | Place |
|---|---|---|---|
| Name | | | |
| 1. K. Shinn | 22.88 | 22.9 | |
| 2. M. Shinn | 25.5 | | |
| 3. C.J. Swanson | 25.4 | | |

| 400 Meter Dash | Preliminaries | Finals | Place |
|---|---|---|---|
| Name | | | |
| 1. M. Shinn | 59.1 | | |
| 2. May | 57.5 | | |
| 3. | | | |

TRACK MEET : Gothenburg DATE : April 13th

| 800 Meter Dash | 220 | 440 | Finals | Place |
|---|---|---|---|---|
| Name | | | | |
| 1. Wood | | | 2:12.6 | |
| 2. | | | | |
| 3. | | | | |

| 1600 Meter Run | 400 | 800 | 1200 | 1600 Finals | Place |
|---|---|---|---|---|---|
| Name | | | | | |
| 1. Swesey | 1:11.58 | 2:30.5 | 3:50.4 | 5:01.2 | |
| 2. Boggs | 1:12.84 | 2:34.13 | 4:01.3 | 5:14.55 | |
| 3. Berry | 1:11.97 | 2:32.06 | 3:52.51 | 5:05.79 | |

| 3200 Meter Run | 440 | 880 | 1320 | M | 1 ¼ | 1 ½ | 1 ¾ | 2 |
|---|---|---|---|---|---|---|---|---|
| Name | | | | | | | | |
| 1. J. Wood | | | | | | | | 10:58.1 |
| 2. Boggs | | | | | | | | 11:20.8 |
| 3. | | | | | | | | |

Mile Med Relay 4:03.7

| | | |
|---|---|---|
| 200 | 1. Z. Nesbitt | 25.64 |
| 200 | 2. Swanson | 25.65 |
| 400 | 3. Swesey | 57.77 |
| 800 | 4. J. Burke | 2:14.62 |

400 Wt Relay

1. ~~C. Swanson~~
2. ~~B. Strand~~
3. ~~T. Strand~~
4. ~~Bussell~~

# Team Schedule:

## Meet: Gothenburg 2002 2/5 Date: 4-13-02

5:00 Arr

| Name | Event | Event | Event | Event | Event | Event |
|---|---|---|---|---|---|---|
| Justin Bussell | Shot | Disc | wt 4 400 Rel | | | |
| Zach Nesbitt | 100 | M.M R 200 1 | 400 R 1 | | | |
| Andy Offlsen | P.U | 300 Im | 110 or 400 | 1600 R 1 | | |
| Kerry Shinn | 100 | 200 | 400 R 4 | 1600 R 4 | | |
| Tim Strand | Discus | | wt 400 Rel 3 | | | |
| C.J Swanson | L.J | | wt 400 Rel 1 | | | |
| | | | | | | |
| Brett Berry | 3200 R | 1600 | | | | |
| Jed German | Shot | | | | | |
| Ed Kaiser | HJ ? | | | | | |
| Aaron Miller | — | — | — | — | — | |
| Joel Mormon | — | — | — | — | — | |
| Tyler Pribbenow | — | — | — | — | — | |
| Corbin Schoenberger | — | — | — | — | — | |
| Brian Strand | Shot | Disc | wt 400 Rel 2 | | | |
| John Strand | — | — | — | — | — | |
| Jay Wood | 3200 | 800 [redacted] | 3200 R | | | |
| Adam Wesrin | 100 | 300 Im | 400 R 3 | 1600 R 3 | | |
| | | | | | | |
| Jason Burke | 3200 R | MM 800 Rel | 1600 R 2 | | | |
| Jake Fenchee | — | — | — | — | — | |
| Scott Leibrandt | HJ [redacted] | — | — | — | — | |
| Will Mackey | L.J | T.J | 400 R | | | |
| Matt Mosen | — | — | — | — | — | |
| | | | | | | |
| | | | | | | |
| Over | | | | | | |

# Meet: Gothenburg

Date: 4-13-02

| Name | | | | | | |
|---|---|---|---|---|---|---|
| Aaron Sargent | — | — | — | — | — | |
| Mike Shinn | 200 | 400 | | | | |
| Tyler Stanley | — | — | — | — | — | |
| Mike Swanson | PV | 200 2 MM Rel. | | | | |
| Vern Swesey | 3200 R | 1600 | MM. Rel 400 | | | |
| Matt Wenzlick | H.J | 110 HH | 300 IM | | | |
| | | | | | | |
| | | | | | | |
| Trey Boggs | 3200 | 1600 | H.J | | | |
| Aaron Fecher | | | | | | |
| [redacted] | | | | | | |
| Steve Homma | | | | | | |
| Taylor May | PV | 400 | | | | |

# Boys Track Travel List 2002

Gothenburg 4-13-02

| Name | Phone | Bus | Van | Name | Phone | Bus | |
|---|---|---|---|---|---|---|---|
| ustin Bussell | | | ✓ | Aaron Sargent | | | |
| ack Nesbitt | | ✓ | | Mike Shinn | | ✓ | |
| Andy Ohlson | | ✓ | | Tyler Stanley | | | |
| Kerry Shinn | | ✓ | | Mike Swanson | | ✓ | |
| Tim Strand | | | ✓ | Vern Swesey | | ✓ | |
| C.J Swanson | | ✓ | | Nathan Wenzlich | | ✓ | |
| | | | | | | | |
| | | | | Trey Boggs | | ✓ | |
| Brett Berry | | ✓ | | Aaron Fucher | | ✓ | |
| Jed German | | | ✓ | Stwan Hanna | | | |
| Ed Kaiser | | ✓ | | [redacted] | | | |
| Aaron Miller | | | | Taylor May | | ✓ | |
| Joel Namon | | | | | | | |
| Tyler Pribbeno | | | | | | | |
| Corbin Schoenberger | | | | Crystal Large | | | |
| Brian Strand | | | ✓ | Sable Barns | | | |
| John Strand | | | | Lisa Carmer | | ✓ | |
| Jay Wood | | ✓ | | Holly Colton | | ✓ | |
| Adam Vlasin | | ✓ | | | | | |
| | | | | | | | |
| | | | | | | | |
| Jason Burke | | ✓ | | | | | |
| Jake Ferebee | | | | Coach Bessler | 5091 | | ✓ |
| Scott Leibrandt | | | | Coach Zuege | 5610 | ✓ | |
| Will Morales | | ✓ | | Coach Mroczek | 5767 | ✓ | |
| Matt Moser | | | | | | | |
| | | | | | | | |



## Chappell

| 3200 | 1600 | 800 | 400 | 1600 R |
|---|---|---|---|---|
| Boggs | Boggs | Stanley | Stanley | Burke |
| | Berry | Norman | Norman | Berry |

## Gothenburg

| 3200 | 1600 | 800 | 3200 R | Medley R |
|---|---|---|---|---|
| Wood | Wood | Boggs | Burke | 800 Burke |
| Berry | Swesey | Berry | Swesey | |
| | | Joel | Boggs | |
| | | | Wood | |

## Chappell

| | | |
|---|---|---|
| Jay | – | |
| Brett | 1600 | 1600 R |
| Vernon | – | |
| Trey | 3200 | 1600 |
| Jason | 400 | 1600 R |
| Joel | 800 | 400 |
| Tyler | 800 | 400 |

## Gothenburg

| | | |
|---|---|---|
| 3200 | 1600 | 3200 R |
| 3200 | 800 | |
| 1600 | 3200 R | |
| 3200 R | 800 | |
| Medley (800) | 3200 R | |
| 800 | (3200 R Alt.) | |

# DUTCH ZORN TRACK & FIELD INVITATIONAL
## BOYS ENTRY FORM

**ENTRIES DUE APRIL 9TH - FAX #537-3965**

**PRINT ENTRIES**

### 100 METER DASH

| | | BEST PER. |
|---|---|---|
| 1. | Kerry Shinn | 11.3 |
| ok 2. | Zach Nesbitt | 11.9 |
| 3. | Adam Ulasin | 11.9 |

### 200 METER DASH

| | | |
|---|---|---|
| 1. | Kerry Shinn | 23.5 |
| ok 2. | C.J. Swanson | 24.6 |
| 3. | M. Shinn Nesbitt | 24.5 |

### 400 METER DASH

| | | |
|---|---|---|
| 1. | ~~Kerry Shinn~~ Mike Shinn | 53.5 |
| or 2. | ~~Andy Ohlson~~ T. May | 53.8 |
| 3. | ~~Jason Burke~~ | 55.6 |

### 800 METER DASH

| | | |
|---|---|---|
| 1. | ~~Jason Burke~~ | 2.12 |
| 2. | ~~Joel Norman~~ | 2.17 |
| ok 3. | Jay Wood | 2.10 |

### 1600 METER RUN

| | | |
|---|---|---|
| 1. | Brett Berry | 5.05 |
| ok 2. | Vernon Swesey | 5.07 |
| 3. | Trey Boggs | 5.20 |

### SHOT PUT

| | | BEST PER. |
|---|---|---|
| 1. | ~~Tim Strand~~ J. Bussell | 46' |
| 2. | Brian Strand | 46' ok |
| 3. | Jed Germon | 46' |

### DISCUS

| | | |
|---|---|---|
| 1. | Brian Strand | 158' |
| 2. | Justin Bussell | 143' ok |
| 3. | Tim Strand | 131' |

### LONG JUMP

| | | |
|---|---|---|
| 1. | Will Moales | 18' |
| 2. | Aaron Fucher | 17' ok |
| 3. | C.J Swanson | 16' |

### HIGH JUMP

| | | |
|---|---|---|
| 1. | Ed Kaiser | 6'4 ? |
| 2. | Nathan Wenzlich | 5'8 |
| 3. | Trey Boggs | 5'6 |

### 110 METER HURDLES

| | | |
|---|---|---|
| 1. | ~~Ed Kaiser~~ Andy Ohlson | 15.8 |
| 2. | Nathan Wenzlich | 16.2 or |
| 3. | Will Morales | 17.1 |

### 400R
✓1 Z. Nesbitt
✓2 W. Morales
✓3 A. Ulasin
✓4 K. Shinn

### 1600 R
✓1 A. Ohlsen
✓2 J. Burke
✓3 A. Ulasin
✓4 Kshinn

### 3200R
✓1 Swesey
✓2 Berry
✓3 Wood
✓4 Burke

### MM Rel
✓200 - Z. Nesbitt
✓200 - M. Swanson W. Morales
✓400 - Swesey
✓800 - Burke

### Wt Rel
✓1 - C.J. Swanson
✓2 B. Strand
✓3 T. Strand
✓4 J. Bussell

COACH: _____ SCHOOL: _____

3200 METER RUN

1. Jay Wood 11.10
2. [illegible] 11.25
3. Trey Boggs 11.30

300 LOW HURDLES

1. Andy Ottlson 42.6
2. Nathan Wenzlick 43.7
3. Adam Ulasin 44.1

TRIPLE JUMP

1. ~~Ed Kaiser~~ 42'
2. Will Morales 39'
3. Taylor May 35'

POLE VAULT

1. Andy Ottlson 12'6
2. Taylor May 9'6
3. ~~Mike Shinn~~ M. Swanson 9'

| | | | |
|---|---|---|---|
| 400 Meter Relay | Yes X | No ___ | Time: 45.6 |
| 1600 Meter Relay | Yes X | No ___ | Time: 3.40 |
| 3200 Meter Relay | Yes X | No ___ | Time: 9.00 |
| Weight thrower's relay | Yes X | No ___ | 49.0 |

COACH: Bessler

SCHOOL: Imperial

# *E. Lee Todd Memorial Track and Field Meet*
## APRIL 6, 2002
## E. LEE TODD TRACK-GRANT, NEBRASKA

**RULES:** Nebraska School Activities Association and National Federation Rules will be used.

**ENTRY:** Entry fee of $50.00 per boy's team and $50.00 per girl's team will be charged. Any Junior Varsity teams that are entered will be charged $35.00 per boy's team and $35.00 per girl's team. **ENTRY FORMS ARE DUE APRIL 2nd, 2002.** Use only times that Boys and girls have performed this year as they will be divided into heats according to times. An entry with NO TIME will be regarded as never having performed in the event. **Send Entry forms to Larry Pritchett, AD Grant High School, Box 829, Grant, Nebraska 69140**

**Schools Participating:** Holyoke, North Platte St Pats, Ogallala ,Garden County, Chase County Hershey, Gering, Wauneta/Palisade, Republican Valley, and Grant.

**SCRATCHES AND CHANGES:** You may substitute or scratch, but you may not change heats for your boys or girls. Changes must be made at the coaches meeting prior to the meet. The scratch meeting will be held in the Red Storage Building on the Northeast curve of the track.

**PLACES AND TROPHIES:** Six places will be given. Scoring 10-8-6-4-2-1. Medals for places 1-6 in individual events and 1-4 in Relays. A first place and a second place trophy will be awarded for boys and girls team champions. There will be an outstanding boy and girl athlete picked this year and a special medal will be given for this award.

**DRESSING:** We have dressing rooms available, but we request if at all possible that you dress at home.

**EQUIPMENT:** We have an all-weather track, so short spikes will be required. Porta-Pits will be used for high jump and vault. The vault runway & triple jump will have a rubber pad, and the Long Jump runway is asphalt. The High Jump will be held on an asphalt pad. Shot and discus pads are concrete and located North of the Practice football field.

**MEALS:**There are a number of eating places in town: Jennys, Total, B&J 66, D.J.'s and Ann's. Concessions will be sold at the track featuring hamburgers, Polish and hot dogs.

**POSTPONEMENT:** Hopefully, there will be no need to consider the possibility. Only extreme weather conditions will postpone the meet. We will contact you or a Radio Station in your area. Please indicate on your entry form when you will be leaving your school, a phone number where you can be reached.

**QUALIFICATION FOR WEIGHTMAN RELAY (BOYS) AND POWDER PUFF RELAY (GIRLS):** Three of the four athletes must be entered in the Shot Put or Discus. The fourth person must be entered in at least one field event, but no running events. None of the above people can be entered in any track event other than the weightmans or powder puff relay. We use a Baton. This event will be scored.

# *E. Lee Todd Memorial Track and Field Meet*

## SCHDEULE OF EVENTS

**8:30** SCRATCH MEETING RED BUILDING

**9:00** FIELD EVENTS:

DISCUS ---BOYS
LONG JUMP---BOYS NORTH RUNWAY
HIGH JUMP---GIRLS
SHOT PUT---GIRLS
POLE VAULT---BOYS
TRIPLE JUMP---GIRLS SOUTH RUNWAY

**10:00** TRACK EVENTS:

| | |
|---|---|
| 3200 METER RELAY | FINALS |
| 100 METER HURDLES (33") | PRELIMS |
| 110 METER HURDLES (39") | PRELIMS |
| 100 METER DASH | PRELIMS |
| 400 METER DASH | FINALS |
| 3200 METER RUN | FINALS |
| 200 METER DASH | PRELIMS |

**AFTERNOON FINALS 1:00 OR ONE-HALF HOUR AFTER COMPLETION OF THE 200 METER DASH PRELIMS:**

**1:00** FIELD EVENTS

POLE VAULT---GIRLS
SHOT PUT---BOYS
DISCUS---GIRLS
HIGH JUMP---BOYS
LONG JUMP---GIRLS NORTH RUNWAY
TRIPLE JUMP---BOYS SOUTH RUNWAY

**2:00 OR 1HR. AND 30 MINUTES AFTER COMPLETION OF 200 METER PRELIMS**

TRACK EVENTS:

100 Meter Hurdles
110 Meter Hurdles
100 Meter Dash
800 Meter Run
300 Meter Hurdles (30") Girls
300 Meter Hurdles (36") Boys
200 Meter Dash
1600 Meter Run
400 Meter Relay
400 Meter Powder Puff Relay (Girls)
400 Meter Weightmans Relay (Boys)
1600 Meter Relay

**RUNNING EVENTS: GIRLS EVENTS WILL BE RUN FIRST**

Varsity

E. Lee Todd Memorial Track and Field Meet
Grant High School

BOYS ENTRY FORM

SCHOOL: Imperial PHONE: 882-4304 DEPART. TIME 7.30
COACH: Unemployed RADIO STATION: KOGA

100 METER DASH
Kerry Shinn --- 11.4
Zach Nesbitt --- 12.0
Aaron Fuchen --- 12.5

200 METER DASH
Kerry Shinn --- 23.8
Zach Nesbitt --- 24.8
Aaron Fuchen --- 25.2

400 METER DASH
Kerry Shinn --- 53.5
Andy Ohlson --- 54.0
Jason Burke --- 54.5

800 METER RUN
Jay Wood --- 2.10
Jason Burke --- 2.12
Scott Leibrandt --- 2.12

1600 METER RUN
Jay Wood --- 5:00
Vernon Swesey --- 5.05
Trey Boggs --- 5.15

3200 METER RUN
Jay Wood --- 11.00
Brett Berry --- 11.20
Trey Boggs --- 11.30

110 METER HURDLES
Nathan Wenzlich --- 16.2
Ed Kaiser --- 16.1
Will Morales --- 17.5

300 METER HURDLES
Andy Ohlson --- 42.6
Adam Ulasin --- 45.4
Nathan Wenzlich --- 43.6

HIGH JUMP
Ed Kaiser --- 6'
Nathan Wenzlich --- 5'8
Will Morales --- 5'6

LONG JUMP
Aaron Fuchen --- 17
Will Morales --- 17
C.J Swanson --- 16

SHOT PUT
Brian Strand --- 46'
Tim Strand --- 46'
Justin Bussell --- 46'

DISCUS
Tim Strand --- 135
Brian Strand --- 133
Justin Bussell --- 131

TRIPLE JUMP
Ed Kaiser --- 40'
Will Morales --- 40'
Nathan Wenzlich --- 35'

POLE VAULT
Andy Ohlson --- 11'6
Mike Swanson --- 10'
Taylor May --- 10'

400 METER RELAY
(YES) NO 45.2

1600 METER RELAY
(YES) NO 3.36

3200 METER RELAY
(YES) NO 9.00

WEIGHTMANS RELAY
(YES) NO 49.0

Reserve

E. Lee Todd Memorial Track and Field Meet
Grant High School

BOYS ENTRY FORM

SCHOOL: Imperial PHONE: Help DEPART. TIME 7.30
COACH: Job Hunting RADIO STATION: KOGA

100 METER DASH
Mike Shinn --- 12.0
Marcos Grenados --- 13.0
Mike Swanson --- 12.1

200 METER DASH
Mike Shinn --- 25
Mike Swenson --- 25
--- ---

400 METER DASH
Mike Shinn --- 56
Tyler Stanley --- 59
--- ---

800 METER RUN
Joel Norman --- 2:20
Tyler Stanley --- 2:25
Steven Hanna --- 2:20

1600 METER RUN
Steven Hanna --- 5.30
Tyler Stanley --- 5.30
Joel Norman --- 5.40

3200 METER RUN
Joel Norman --- 12.00
--- ---
--- ---

110 METER HURDLES
Jake Fenebee --- 19
--- ---
--- ---

300 METER HURDLES
Marcos Grenados --- 51
Jake Fenebee --- 49
mike Swenson --- 46.5

HIGH JUMP
Trey Boggs --- 5'2
--- ---
--- ---

LONG JUMP
Marcos Grenados --- 15'
--- ---
--- ---

~~SHOT PUT~~ Discus
120' Matt Moser --- Tyler Pribbeno 120
115 Aaron Sargent --- Corbin Schoenhagen 118
115 Jed Germon --- John Strand 117
120 Aaron Miller ---

[redacted]S Shot
Matt Moser --- 41'
Aaron Sargent --- 37'
Jed Germon --- 45'
Aaron Miller 41'

Tyler Pribbeno 44'
Corbin Schoenhagen 37'
John Strand 42'

TRIPLE JUMP
Taylor May --- 35'
--- ---
--- ---

POLE VAULT
Jake Fenebee --- 9'
Mike Shinn --- 9'
--- ---

400 METER RELAY
(YES) NO 49.0

1600 METER RELAY
(YES) NO 4:00

3200 METER RELAY
(YES) NO 10.00

WEIGHTMANS RELAY
(YES) NO 5:20

# Boys Track Travel List 2002

| Name | Phone | Bus | Van | Name | Phone | Bus | Van |
|---|---|---|---|---|---|---|---|
| Justin Bussell | | ✓ | ✓ | Aaron Sargent | | ✓ | |
| Zach Nesbitt | | ✓ | | Mike Shinn | | ✓ | |
| Andy Ohlson | | ✓ | | Tyler Stanley | | ✓ | |
| Kerry Shinn | | ✓ | | Mike Swanson | | ✓ | |
| Tim Strand | | ✓ | ✓ | Vern Swesey | | ✓ | |
| C.J Swanson | | ✓ | | Nathan Wenzlich | | ✓ | |
| | | | | | | | |
| | | | | Trey Boggs | | ✓ | |
| Brett Berry | | ✓ | | Aaron Fecher | | ✓ | |
| Jed German | | | | Stefan Hanna | | ✓ | |
| Ed Kaiser | | | | Marcos Grenados | | | |
| Aaron Miller | | ✓ | ✓ | Tayla May | | ✓ | |
| Joel Norman | | | | | | | |
| Tyler Pribbeno | | | | | | | |
| Corbin Schoenberger | | ✓ | ✓ | Crystal Large | | ✓ | |
| Brian Strand | | ✓ | ✓ | Sable Barns | | | |
| John Strand | | ✓ | ✓ | Lisa Conner | | | |
| Jay Wood | | ✓ | | Holly Colton | | ✓ | |
| Adam Vlasin | | ✓ | | | | | |
| | | | | | | | |
| | | | | | | | |
| | | | | | | | |
| Jason Burke | | ✓ | | | | | |
| Jake Forbes | | ✓ | | Coach Bessler | 5091 | ✓ | 4 |
| Scott Leibrandt | | | | Coach Zuege | 5610 | ✓ | |
| Will Morales | | ✓ | | Coach Mccall | 5767 | ✓ | |
| Matt Moser | | ✓ | ✓ | | | | |
| | | | | | | | |
| | | | | | | | |

# Team Schedule:

Meet: Grant 2002 Date: 4-6-02

| Name | Event | Event | Event | Event | Event | Event |
|---|---|---|---|---|---|---|
| Justin Bussell | Disc | | Wt Rel 4 | | | |
| Zach Nesbitt | 100 | | 200 | 400R 1 | | |
| Andy Ohlson | P.V | 400 | 300Im | 1600R 1 | | |
| Kerry Shinn | 100 | 400 | 200 | 1600R 4 | | |
| Tim Strand | Discus | | Wt Rel 3 | | | |
| C.J Swanson | L.J | | Wt Rel 1 | | | |
| | | | | | | |
| Brett Berry | 3200 | | | | | |
| Jed German | Shot | | | | | |
| Ed Kaiser | H.J | T.J | | 1600R 3 | | |
| Aaron Miller | J.V Shot | J.V Disc | J.V Wt Rel 1 | | | |
| Joel Norman | 800 | | | | | |
| Tyler Pribbenow | J.V. Shot | | | | | |
| Corbin Schoenberger | J.V Shot | J.V Discus | J.V Wt Rel 2 | | | |
| Brian Strand | Shot | Discus | Wt Rel 2 | | | |
| John Strand | J.V Shot | J.V. Discus | J.V Wt Rel | | | |
| Jay Wood | 3200 | 800 | 1600 | | | |
| Adam Wasin | 100 | 300Im | 400R 4 | | | |
| | | | | | | |
| Jason Burke | 400 | 800 | 1600R 2 | | | |
| Jake Ferchee | J.V PV | J.V 300Im | J.V 110HH | J.V 400R | | |
| Scott Leibrandt | Inj | — | — | — | | |
| Will Morales | L.J. | T.J | 110HH | 400R 2 | | |
| Matt Mosen | J.V Shot | J.V Discus | J.V Wt Rel 3 | | | |
| | | | | | | |
| | | | | | | |
| Over | | | | | | Over |

Meet: Grand

Date: 4-06-02

| Name | | | | | | |
|---|---|---|---|---|---|---|
| Aaron Sargent | J.V Shot | J.V Disc | J.V 4 wt-12cl | | | |
| Mike Shinn | J.V P.V | JV 100 | J.V 400 | J.V 400 R | | |
| Tyler Stanley | J.V 400 | JV 800 | | | | |
| Mike Swanson | JV P.V | JV 300 Im | J.V 100 | J.V 400 R | | |
| Norm Swesey | 400 | 1600 | | | | |
| Nath Wenzlick | 110 HH | 300 Im | H.J | | | |
| | | | | | | |
| | | | | | | |
| Trey Boggs | 3200 | 1600 | HJ | | | |
| Aaron Fucher | 200 | L.J | 400 R 3 | | | |
| Marcos Grenados | — | — | — | — | | |
| Steve Honma | A13 | — | — | — | — | |
| Taylor May | P.V | T.J | | J.V. 400 R | | |
| | | | | | | |
| | | | | | | |
| | | | |

# Boys Track Travel List 2002

| Name | Phone | Bus | Van | Name | Phone | Bus | Van |
|---|---|---|---|---|---|---|---|
| Justin Bussell | | ✓ | | Aaron Sargent | | ✓ | |
| Zack Nesbitt | | ✓ | | Mike Shinn | | ✓ | |
| Andy Ohlson | | ✓ | | Tyler Stanley | | ✓ | |
| Kerry Shinn | | ✓ | | Mike Swanson | | ✓ | |
| Tim Strand | | ✓ | | Vern Swesey | | ✓ | |
| C.J Swanson | | ✓ | | Nathan Wenzlich | | ✓ | |
| | | | | | | | |
| | | | | Trey Boggs | | ✓ | |
| Brett Berry | | ✓ | | Aaron Fischer | | ✓ | |
| Jed German | | | | Steven Hanna | | ✓ | |
| Ed Kaiser | | | | Marcos Grenados | | | |
| Aaron Miller | | ✓ | | Taylor May | | ✓ | |
| Joel Namon | | | | | | | |
| Tyler Pribbeno | | | | | | | |
| Corbin Schoenberger | | ✓ | | Crystal Lerge | | | |
| Brian Strand | | ✓ | | Sable Barns | | | |
| John Strand | | ✓ | | Lisa Carmen | | | |
| Jay Wood | | ✓ | | Holly Colton | | | |
| Adam Vlasin | | ✓ | | | | | |
| | | | | | | | |
| | | | | | | | |
| Jason Burke | | ✓ | | | | | |
| Jake Fenebec | | ✓ | | Coach Bessler | 5091 | ✓ | |
| Scott Leibrandt | | | | Coach Zuege | 5610 | ✓ | |
| Will Morales | | ✓ | | Coach Mocelli | 5767 | ✓ | |
| Matt Moser | | ✓ | | | | | |
| | | | | | | | |
| | | | | | | | |

Grant Invitational Track & Field Meet
Saturday, April 7, 2001

Starter: Dale Kastens, Lodgepole

Clerk of the Start: Tom Epling and Lance Wurst

Clerk of the Finish: Don Softley

Announcer: Diana Tate

Scorers: Diana Tate, Toni Wyatt, Marci Vlasin

Field Events:

Long Jump Judge B&G Marlin Terwilliger
Helpers:

Triple Jump Judge: B&G Steve Snyder Jeff Logsdon
Helpers:

High Jump Judge: B&G Dick Thurin Jorge Geisert
Helpers:

Pole Vault Judge: B&G Ryan Boldt
Helpers:

Shot Put Judge:B&G Dean Friedel
Helpers:

Discus Judge: B&G Chase County High School Crew
Helpers: Chase County High School Crew

String Holders:

Runners:

Hurdle Movers:

Timers and Pickers: Glen Taubenheim & Bill Richmond Organizers of timers and pickers

Dr.Marvin Swan, Rich Ochsner, Kent Kroeker, Brian Bullington, Lisa Neely, Dawnell Glunz, Penny Hite, Dennis Hansen, Gerald Geisert, Mark McGreer

Referee:

# Imperial Varsity

MEET Grant Varsity DATE Sat. Apr. 6 DEPART 7:30

100 HURDLES
1. Amanda Poppe
2. Lora Rowley
3. Maika Bauerle

300 HURDLES
1. Jennifer Poppe
2. Maika Bauerle
3. Lora Rowley

100
1. Amanda Poppe
2. Jennifer Poppe
3. Vanessa Green

200
1. Jenny German
2. Vanessa Green
3.

400
1. Michelle Dill
2. Carrie Rice
3.

800
1. Michelle Dill
2. Katie Ohlson
3.

1600
1. Nicole Longan
2. Breanna Bjerrum
3. Leah Church

3200
1. Breanna Bjerrum
2. Nicole Longan
3. Amanda Terryberry

SHOT
1. Cassy Hamilton
2. Theresa Strand
3. Kelsey Cupp

DISCUS
1. Theresa Strand
2. Kelsey Cupp
3. Cassy Hamilton

LONG JUMP
1. Becky Way
2. Shelby Leyland
3.

TRIPLE JUMP
1. Shelby Leyland
2.
3.

HIGH JUMP
1. Amy Swesey
2.
3.

POLE VALULT
1. Becky Way
2. Carrie Rice
3.

400 RELAY
1. Vanessa Green
2. Jennifer Poppe
3. Maika Bauerle
4. Amanda Poppe
SUB Lora or Jenny

1600 RELAY
1. Katie Ohlson
2. Carrie Rice
3. Lynsre Crider
4. Michelle Dill
SUB Amanda or Leah

3200 RELAY
1. Amanda Terryberry
2. Leah Church
3. Lynsre Crider
4. Katie Ohlson
SUB Carrie Rice

WEIGHT RELAY
1. Theresa Strand
2. Cassy Hamilton
3. Kelsey Cupp
4. Shelby Leyland
SUB Becky or Amy

SPECIAL EVENTS

1.
2.
3.
4.

1.
2.
3.
4.

# *E. Lee Todd Memorial Track and Field Meet*

## SCHDEULE OF EVENTS

**8:30** SCRATCH MEETING RED BUILDING

**9:00** FIELD EVENTS:

- DISCUS ---BOYS
- LONG JUMP---BOYS NORTH RUNWAY
- HIGH JUMP---GIRLS
- SHOT PUT---GIRLS
- POLE VAULT---BOYS
- TRIPLE JUMP---GIRLS SOUTH RUNWAY

**10:00** TRACK EVENTS:

| | |
|---|---|
| 3200 METER RELAY | FINALS |
| 100 METER HURDLES (33") | PRELIMS |
| 110 METER HURDLES (39") | PRELIMS |
| 100 METER DASH | PRELIMS |
| 400 METER DASH | FINALS |
| 3200 METER RUN | FINALS |
| 200 METER DASH | PRELIMS |

**AFTERNOON FINALS 1:00 OR ONE-HALF HOUR AFTER COMPLETION OF THE 200 METER DASH PRELIMS:**

**1:00** FIELD EVENTS

- POLE VAULT---GIRLS
- SHOT PUT---BOYS
- DISCUS---GIRLS
- HIGH JUMP---BOYS
- LONG JUMP---GIRLS NORTH RUNWAY
- TRIPLE JUMP---BOYS SOUTH RUNWAY

**2:00 OR 1HR. AND 30 MINUTES AFTER COMPLETION OF 200 METER PRELIMS**

TRACK EVENTS:

- 100 Meter Hurdles
- 110 Meter Hurdles
- 100 Meter Dash
- 800 Meter Run
- 300 Meter Hurdles (30") Girls
- 300 Meter Hurdles (36") Boys
- 200 Meter Dash
- 1600 Meter Run
- 400 Meter Relay
- 400 Meter Powder Puff Relay (Girls)
- 400 Meter Weightmans Relay (Boys)
- 1600 Meter Relay

**RUNNING EVENTS: GIRLS EVENTS WILL BE RUN FIRST**

J.V. Master

TRACK MEET Grant DATE 4-6-08

Disc
~~SHOT PUT~~

| Name | Preliminaries 1 | 2 | 3 | Finals 1 | 2 | 3 | Place |
|---|---|---|---|---|---|---|---|
| 1. A. Sargent M. Moser | | | | | | | |
| 2. A. Miller C. Schoenberger | | | | | | | |
| 3. J. Strand | | | | | | | |

~~DISCUS~~ Shot

| Name | Preliminaries 1 | 2 | 3 | Finals 1 | 2 | 3 | Place |
|---|---|---|---|---|---|---|---|
| 1. A. Sargent M. Moser | | | | | | | |
| 2. A. Miller T. Pribbeno | | | | | | | |
| 3. C. Schoenberger J. Strand | | | | | | | |

LONG JUMP

| Name | Preliminaries 1 | 2 | 3 | Finals 1 | 2 | 3 | Place |
|---|---|---|---|---|---|---|---|
| 1. | | | | | | | |
| 2. None | | | | | | | |
| 3. | | | | | | | |

TRIPLE JUMP

| Name | Preliminaries 1 | 2 | 3 | Finals 1 | 2 | 3 | Place |
|---|---|---|---|---|---|---|---|
| 1. | | | | | | | |
| 2. None | | | | | | | |
| 3. | | | | | | | |

| HIGH JUMP | HEIGHTS | | | | | | | PLACE |
|---|---|---|---|---|---|---|---|---|
| Name | ___ | ___ | ___ | ___ | ___ | ___ | ___ | |
| 1. | --- | --- | --- | --- | --- | --- | --- | |
| 2. None | --- | --- | --- | --- | --- | --- | --- | |
| 3. | --- | --- | --- | --- | --- | --- | --- | |

TRACK MEET : _____ DATE : _____

| POLE VALT | HEIGHTS | | | | | | | PLACE |
|---|---|---|---|---|---|---|---|---|
| Name | ___ | ___ | ___ | ___ | ___ | ___ | ___ | |
| 1. M. Swanson | --- | --- | --- | --- | --- | --- | --- | |
| 2. J. Fenebee | --- | --- | --- | --- | --- | --- | --- | |
| 3. M. Shinn | --- | --- | --- | --- | --- | --- | --- | |

400 METER RELAY

| Name | 1st | 2nd | 3rd | 4th | Total | Place |
|---|---|---|---|---|---|---|
| 1. J. Fenebee | | | | | | |
| 2. M. Swanson | | | | | | |
| 3. T. May | | | | | | |
| 4. M. Shinn | | | | | | |

1600 METER RELAY

| Name | 1st | 2nd | 3rd | 4th | Total | Place |
|---|---|---|---|---|---|---|
| 1. | | | | | | |
| 2. | | | | | | |
| 3. None | | | | | | |
| 4. | | | | | | |

3200 METER RELAY

| Name | 1st | 2nd | 3rd | 4th | Total | Place |
|---|---|---|---|---|---|---|
| 1. | 440 | 880 | | | | |
| 2. | | 440 | 880 | | | |
| 3. None | | | 440 | 880 | | |
| 4. | | | | 440 | 880 | |

TRACK MEET : _____ DATE : _____

| 110 Meter High Hurdles | Preliminaries | Finals | Place |
|---|---|---|---|
| Name | | | |
| 1. J. Fenebee | 19.3 | | |
| 2. | | | |
| 3. | | | |

| 300 Meter Int. Hurdles | Preliminaries | Finals | Place |
|---|---|---|---|
| Name | | | |
| 1. J. Fenebee | 49.4 | | |
| 2. M Swanson | 47.8 | | |
| 3. | | | |

| 100 Meter Dash | Preliminaries | Finals | Place |
|---|---|---|---|
| Name | | | |
| 1. M. Shinn | 12.4 | | |
| 2. M. Swanson | 12.5 | | |
| 3. | | | |

| 200 Meter Dash | Preliminaries | Finals | Place |
|---|---|---|---|
| Name | | | |
| 1. | | | |
| 2. None | | | |
| 3. | | | |

| 400 Meter Dash | Preliminaries | Finals | Place |
|---|---|---|---|
| Name | | | |
| 1. M. Shinn | | 58.6 | |
| 2. T. Stanley | | 61.4 | |
| 3. | | | |

TRACK MEET : _____ DATE : _____

| 800 Meter Dash | 220 | 440 | Finals | Place |
|---|---|---|---|---|
| Name | | | | |
| 1. T Stanley | | | 2:27.4 | |
| 2. Norman | | | 2:22.4 | |
| 3. | | | | |

| 1600 Meter Run | 440 | 880 | Finals | Place |
|---|---|---|---|---|
| Name | | | | |
| 1. | | | | |
| 2. None | | | | |
| 3. | | | | |

| 3200 Meter Run | 440 | 880 | 1320 | M | 1 ¼ | 1 ½ | 1 ¾ | 2 |
|---|---|---|---|---|---|---|---|---|
| Name | | | | | | | | |
| 1. | | | | | | | | |
| 2. None | | | | | | | | |
| 3. | | | | | | | | |

Mile Med Relay

1.
2.
3. X
4.

400 Wt Relay

1. A. Miller
2. C. Schoenbergen
3. M. Moser
4. A. Sargent

Varsity Field Events

TRACK MEET Grant DATE 4-6-02

SHOT PUT — Preliminaries — Finals — Place

| Name | 1 | 2 | 3 | 1 | 2 | 3 | |
|---|---|---|---|---|---|---|---|
| 1. | | | | | | | |
| 2. | | | | | | | |
| 3. | | | | | | | |

DISCUS — Preliminaries — Finals — Place

| Name | 1 | 2 | 3 | 1 | 2 | 3 | |
|---|---|---|---|---|---|---|---|
| 1. | | | | | | | |
| 2. | | | | | | | |
| 3. | | | | | | | |

LONG JUMP — Preliminaries — Finals — Place

| Name | 1 | 2 | 3 | 1 | 2 | 3 | |
|---|---|---|---|---|---|---|---|
| 1. W. Morales | 17'11" | – | 17'8" | | | | |
| 2. C.J Swanson | 16'11 | – | 16'2" | | | | |
| 3. A. Fuehrer | 13'2" | 15'2" | 15'5½" | | | | |

TRIPLE JUMP — Preliminaries — Finals — Place

| Name | 1 | 2 | 3 | 1 | 2 | 3 | |
|---|---|---|---|---|---|---|---|
| 1. E. Karsen | 41'10¾ | 42'1¾ | 42'6¾ | | | | 3rd |
| 2. W. Morales | 5 | 37'6¼ | 38'1½ | | | | |
| 3. T. May | 35'3 | 35'7¾ | 34'5 | | | | |

HIGH JUMP — HEIGHTS — PLACE

| Name | 5'4 | 5'6 | 5'8 | 5'10 | 6' | 6'2 | 6'4 | 6'6 | 6'8¼ | |
|---|---|---|---|---|---|---|---|---|---|---|
| 1. E. Karsen | P | P | X | X | X | O | X | O O | X | O O O | 1st |
| 2. N. Wenzlick | X | X | X | O O | X | O O O | --- | --- | | |
| 3. T. Boggs | O O O | --- | --- | --- | --- | --- | --- | --- | | |

TRACK MEET : _____ DATE : _____

| POLE VALT | HEIGHTS | | | | | | | PLACE |
|---|---|---|---|---|---|---|---|---|
| Name | 9'0" | 9'6" | 10'0" | 10'6" | 11'0" | 11'6" | 12'0" | 12'6" |
| 1. A. Ohlson | pass | pass | pass | pass | X | OX | OX | OOO |
| 2. T. May | OX | X | OOO | --- | --- | --- | --- | |
| 3. M. Shinn | OOO | --- | --- | --- | --- | --- | --- | |

400 METER RELAY

| Name | 1st | 2nd | 3rd | 4th | Total | Place |
|---|---|---|---|---|---|---|
| 1. | | | | | | |
| 2. | | | | | | |
| 3. | | | | | | |
| 4. | | | | | | |

1600 METER RELAY

| Name | 1st | 2nd | 3rd | 4th | Total | Place |
|---|---|---|---|---|---|---|
| 1. | | | | | | |
| 2. | | | | | | |
| 3. | | | | | | |
| 4. | | | | | | |

3200 METER RELAY

| Name | 1st | 2nd | 3rd | 4th | Total | Place |
|---|---|---|---|---|---|---|
| 1. | 440 | 880 | | | | |
| 2. | | 440 | 880 | | | |
| 3. | | | 440 | 880 | | |
| 4. | | | | 440 | 880 | |

| Vault | 9'0" | 9'6" | 10'0" | 10'6" | 11'0" | 11'6" | 12'0" |
|---|---|---|---|---|---|---|---|
| Ferebee | X | OX | OOO | | | | |
| M. Swanson | OX | OX | OOX | OOX | OX | OOX | OOO |

TRACK MEET : _____ DATE : _____

110 Meter High Hurdles Preliminaries Finals Place

Name

1.

2.

3.

300 Meter Int. Hurdles Preliminaries Finals Place

Name

1.

2.

3.

100 Meter Dash Preliminaries Finals Place

Name

1.

2.

3.

200 Meter Dash Preliminaries Finals Place

Name

1.

2.

3.

400 Meter Dash Preliminaries Finals Place

Name

1.

2.

3.

TRACK MEET : _____ DATE : _____

| 800 Meter Dash | 220 | 440 | Finals | Place |
|---|---|---|---|---|
| Name | | | | |
| 1. | | | | |
| 2. | | | | |
| 3. | | | | |

| 1600 Meter Run | 440 | 880 | Finals | Place |
|---|---|---|---|---|
| Name | | | | |
| 1. | | | | |
| 2. | | | | |
| 3. | | | | |

| 3200 Meter Run | 440 | 880 | 1320 | M | 1 ¼ | 1 ½ | 1 ¾ | 2 |
|---|---|---|---|---|---|---|---|---|
| Name | | | | | | | | |
| 1. | | | | | | | | |
| 2. | | | | | | | | |
| 3. | | | | | | | | |

Mile Med Relay

1.
2.
3.
4.

400 Wt Relay

1.
2.
3.
4.

Varsity Master

TRACK MEET Grant DATE 4-6-02

| SHOT PUT | Preliminaries | | | Finals | | | Place |
|---|---|---|---|---|---|---|---|
| Name | 1 | 2 | 3 | 1 | 2 | 3 | |
| 1. T. Strand | | | | | | | |
| 2. B. Strand | | | | | | | |
| 3. J. German | | | | | | | |

| DISCUS | Preliminaries | | | Finals | | | Place |
|---|---|---|---|---|---|---|---|
| Name | 1 | 2 | 3 | 1 | 2 | 3 | |
| 1. B. Strand | | | | | | | |
| 2. J. Bussell | | | | | | | |
| 3. T. Strand | | | | | | | |

| LONG JUMP | Preliminaries | | | Finals | | | Place |
|---|---|---|---|---|---|---|---|
| Name | 1 | 2 | 3 | 1 | 2 | 3 | |
| 1. W. Morales | | | | | | | |
| 2. C.J Swanson | | | | | | | |
| 3. A. Fuchen | | | | | | | |

| TRIPLE JUMP | Preliminaries | | | Finals | | | Place |
|---|---|---|---|---|---|---|---|
| Name | 1 | 2 | 3 | 1 | 2 | 3 | |
| 1. E. Kaiser | | | | | | | |
| 2. W. Morales | | | | | | | |
| 3. T. May | | | | | | | |

| HIGH JUMP | HEIGHTS | | | | | | PLACE |
|---|---|---|---|---|---|---|---|
| Name | ___ | ___ | ___ | ___ | ___ | ___ | ___ |
| 1. E. Kaiser | --- | --- | --- | --- | --- | --- | --- |
| 2. N. Wenzlick | --- | --- | --- | --- | --- | --- | --- |
| 3. T. Boggs | --- | --- | --- | --- | --- | --- | --- |

TRACK MEET : _____ DATE : _____

| POLE VALT | HEIGHTS | | | | | | PLACE |
|---|---|---|---|---|---|---|---|
| | 9'0 | — | — | — | — | — | — |
| Name M. Shinn | — | — | — | — | — | — | — |
| 1. A. Ohlson | --- | --- | --- | --- | --- | --- | --- |
| 2. T. May | --- | --- | --- | --- | --- | --- | --- |
| M. Swanson | — | — | — | — | — | — | — |
| 3. J. Fercbee | --- | --- | --- | --- | --- | --- | --- |

400 METER RELAY

| Name | 1st | 2nd | 3rd | 4th | Total | Place |
|---|---|---|---|---|---|---|
| 1. Z. Nesbit | | | | | | |
| 2. W. Morales | | | | | 48.2 | |
| 3. A. Fuchen | | | | | | |
| 4. A. Vlasin | | | | | | |

JV
J. Ferchee
M Swanson
T. May
M. Shin

1600 METER RELAY

| Name | 1st | 2nd | 3rd | 4th | Total | Place |
|---|---|---|---|---|---|---|
| 1. A. Ohlson | | | | | 56.7 | 3RD |
| 2. J. Burke | | | | | 56.5 | |
| 3. E. Carser (Vlasin) | | | | | 56.8 | |
| 4. K. Shinn | | | | | 55.4 | |

3:45.4

X

3200 METER RELAY

| Name | 1st | 2nd | 3rd | 4th | | Total | Place |
|---|---|---|---|---|---|---|---|
| 1. | 440 | 880 | | | | | |
| 2. | | 440 | 880 | | | | |
| 3. | | | 440 | 880 | | | |
| 4. | | | | 440 | 880 | | |

X

X

TRACK MEET : _____ DATE : _____

| 110 Meter High Hurdles | Preliminaries | Finals | Place |
|---|---|---|---|
| Name | | | |
| 1. Nath Wearlick | 16.5 | 16.7 | 5th |
| 2. W. Moroles | F.S. | | |
| 3. | | | |

| 300 Meter Int. Hurdles | Preliminaries | Finals | Place |
|---|---|---|---|
| Name | | | |
| 1. A. Ottson | | 42.9 | 2nd |
| 2. N. Wearlick | | 43.8 | 3rd |
| 3. A. Ulasin | | 44.21 | 6th |

| 100 Meter Dash | Preliminaries | Finals | Place |
|---|---|---|---|
| Name | | | |
| 1. K. Shinn | 11.4 | 11.48 | 4th |
| 2. Z. Nesbitt | 12.6 | | |
| 3. A. Ulasin | 12.1 | | |

| 200 Meter Dash | Preliminaries | Finals | Place |
|---|---|---|---|
| Name | | | |
| 1. K. Shinn | 24.3 | 24.1 | 5th |
| 2. Z. Nesbitt | 26.2 | | |
| 3. A. Fuchsen | 26.1 | | |

| 400 Meter Dash | Preliminaries | Finals | Place |
|---|---|---|---|
| Name | | | |
| 1. K. Shinn | | 54.9 | 5TH |
| 2. U. Sweeny | | 55.1 | |
| 3. J. Burke | | 57.9 | |

TRACK MEET : _____ DATE : _____

800 Meter Dash 220 440 Finals Place

Name

1. J. Wood 2:16.1
2. J. Burke 2:17.7
3. J. Norman 2:19.4

J.V 3. B. Berry

1600 Meter Run 440 880 Finals Place

Name

1. J. Wood 5:15.9 5TH
2. J. Sweeney 5:07.5
3. T. Boggs 5:25.1

3200 Meter Run 440 880 1320 M 1 ¼ 1 ½ 1 ¾ 2

Name

1. J. Wood 11:04.7 5TH
2. B. Berry 11:27.6
3. T. Boggs 11:39.2

Mile Med Relay

1.
2.
3.
4.

400 Wt Relay

JV

1. C.J. Swanson
2. B. Strand
3. T. Strand
4. J. Bussell

1 A. Miller
2 M. Moser
3 C. Schoenberger
4

Varsity Shot + Disc

TRACK MEET Grant DATE 4-6-02

| SHOT PUT | Preliminaries | | | Finals | | | Place |
|---|---|---|---|---|---|---|---|
| Name | 1 | 2 | 3 | 1 | 2 | 3 | |
| 1. B. Strand | 48'3" | | | | | | |
| 2. T. Strand | 46'7½" | | | | | | |
| 3. J. Garman<br>J. Bussell | 48'2" | | | | | | |
| | 47'8½" | | | | | | |

| DISCUS | Preliminaries | | | Finals | | | Place |
|---|---|---|---|---|---|---|---|
| Name | 1 | 2 | 3 | 1 | 2 | 3 | |
| 1. T. Strand | 134'8" | | | | | | |
| 2. B. Strand | 146'9" | | | | | | |
| 3. J. Bussell | 137'9" | | | | | | |

| LONG JUMP | Preliminaries | | | Finals | | | Place |
|---|---|---|---|---|---|---|---|
| Name | 1 | 2 | 3 | 1 | 2 | 3 | |
| 1. | | | | | | | |
| 2. | | | | | | | |
| 3. | | | | | | | |

| TRIPLE JUMP | Preliminaries | | | Finals | | | Place |
|---|---|---|---|---|---|---|---|
| Name | 1 | 2 | 3 | 1 | 2 | 3 | |
| 1. | | | | | | | |
| 2. | | | | | | | |
| 3. | | | | | | | |

| HIGH JUMP | HEIGHTS | | | | | | | PLACE |
|---|---|---|---|---|---|---|---|---|
| Name | ___ | ___ | ___ | ___ | ___ | ___ | ___ | |
| 1. | --- | --- | --- | --- | --- | --- | --- | |
| 2. | --- | --- | --- | --- | --- | --- | --- | |
| 3. | --- | --- | --- | --- | --- | --- | --- | |

Swanson - 32'4"

Shot Put

1 Moser - 38'6½"
2 Sargent -
3 J. Strand - 43'4½"
4 Miller - 40'9"
5 Schoenberger - 38'9"
6. Richberg - 41'8"

Disc

1 Moser - 111'
2 ~~Sargent -~~
3 J. Strand - 119'8"
4 Miller - 121'
5 Schoenberger - 108'4"
6

TRACK MEET : _____ DATE : _____

| POLE VALT | HEIGHTS | | | | | | | PLACE |
|---|---|---|---|---|---|---|---|---|
| Name | ___ | ___ | ___ | ___ | ___ | ___ | ___ | |
| 1. | --- | --- | --- | --- | --- | --- | --- | |
| 2. | --- | --- | --- | --- | --- | --- | --- | |
| 3. | --- | --- | --- | --- | --- | --- | --- | |

400 METER RELAY

| Name | 1st | 2nd | 3rd | 4th | | Total | Place |
|---|---|---|---|---|---|---|---|
| 1. | | | | | | | |
| 2. | | | | | | | |
| 3. | | | | | | | |
| 4. | | | | | | | |

1600 METER RELAY

| Name | 1st | 2nd | 3rd | 4th | | Total | Place |
|---|---|---|---|---|---|---|---|
| 1. | | | | | | | |
| 2. | | | | | | | |
| 3. | | | | | | | |
| 4. | | | | | | | |

3200 METER RELAY

| Name | 1st | 2nd | 3rd | 4th | | Total | Place |
|---|---|---|---|---|---|---|---|
| 1. | 440 | 880 | | | | | |
| 2. | | 440 | 880 | | | | |
| 3. | | | 440 | 880 | | | |
| 4. | | | | 440 | 880 | | |

TRACK MEET : _____ DATE : _____

| 110 Meter High Hurdles | Preliminaries | Finals | Place |
|---|---|---|---|
| Name | | | |
| 1. | | | |
| 2. | | | |
| 3. | | | |

| 300 Meter Int. Hurdles | Preliminaries | Finals | Place |
|---|---|---|---|
| Name | | | |
| 1. | | | |
| 2. | | | |
| 3. | | | |

| 100 Meter Dash | Preliminaries | Finals | Place |
|---|---|---|---|
| Name | | | |
| 1. | | | |
| 2. | | | |
| 3. | | | |

| 200 Meter Dash | Preliminaries | Finals | Place |
|---|---|---|---|
| Name | | | |
| 1. | | | |
| 2. | | | |
| 3. | | | |

| 400 Meter Dash | Preliminaries | Finals | Place |
|---|---|---|---|
| Name | | | |
| 1. | | | |
| 2. | | | |
| 3. | | | |

TRACK MEET : _____ DATE : _____

| 800 Meter Dash | 220 | 440 | Finals | Place |
|---|---|---|---|---|
| Name | | | | |
| 1. | | | | |
| 2. | | | | |
| 3. | | | | |

| 1600 Meter Run | 440 | 880 | Finals | Place |
|---|---|---|---|---|
| Name | | | | |
| 1. | | | | |
| 2. | | | | |
| 3. | | | | |

| 3200 Meter Run | 440 | 880 | 1320 | M | 1 ¼ | 1 ½ | 1 ¾ | 2 |
|---|---|---|---|---|---|---|---|---|
| Name | | | | | | | | |
| 1. | | | | | | | | |
| 2. | | | | | | | | |
| 3. | | | | | | | | |

Mile Med Relay

1.
2.
3.
4.

400 Wt Relay

1.
2.
3.
4.

# E.Lee Todd Memorial Track & Field Meet
## April 6, 2002 - Grant Nebraska

| Boys Discus | School | Effort |
|---|---|---|
| 1 Troy Haenfler | Grant | 146' 10" |
| 2 Brian Strand | Imperial | 146' 9" |
| 3 Michael Logsdon | Grant | 141' 1" |
| 4 Justin Bussell | Imperial | 137' 9" |
| 5 Tim Strand | Imperial | 134' 2" |
| 6 Josh Knouse | Gering | 134' 0" |

| Boys 110 M Hurdles | School | Effort |
|---|---|---|
| 1 Dusty Sprague | Holyoke | 15.4 |
| 2 Kallan Kitt | W/P | 15.5 |
| 3 Michael Logsdon | Grant | 16.0 |
| 4 Chris Burge | Grant | 16.5 |
| 5 Nathan Wenzlich | Imperial | 16.7 |
| 6 James Schledewitz | Gering | 17.0 |

| Boys Long Jump | School | Effort |
|---|---|---|
| 1 Kallen Kitt | W/P | 20' 3" |
| 2 Ryan Ness | Ogallala | 19' 7" |
| 3 Ryan Ruzicka | Gering | 19' 6" |
| 4 Mike Kaufman | Gering | 19' 3/4" |
| 5 Kody Salsman | Grant | 18' 10" |
| 6 Paulo Schmidt | Hershey | 18' 9 1/2" |

| Boys 100 Meter Dash | School | Effort |
|---|---|---|
| 1 Justin Young | Ogallala | 11.3 |
| 2 Adam Armstrong | Ogallala | 11.4 |
| 3 Derek Smith | Gering | 11.4 |
| 4 Kerry Shinn | Imperial | 11.5 |
| 5 Barry Hansen | Grant | 11.5 |
| 6 Chancy Thomlinson | Hershey | 11.7 |

| Boys High Jump | School | Effort |
|---|---|---|
| 1 Ed Kaiser | Imperial | 6' 6" PB |
| 2 Kallan Kitt | W/P | 6'2" |
| 3 Josh Borowski | Grant | 6' 0" |
| 4 Nic Imus | Gering | 5' 11" |
| 5 Mike McKee | Gering | 5' 10" |
| 6 Nathan Winzlick | Imperial | 5' 10" PB |

| Boys 200 Meter Dash | School | Effort |
|---|---|---|
| 1 Justin Young | Ogallala | 23.4 |
| 2 Adam Armstrong | Ogallala | 23.5 |
| 3 Barry Hansen | Grant | 23.5 |
| 4 Derek Smith | Gering | 23.6 |
| 5 Kerry Shinn | Imperial | 24.1 |
| 6 Bud Martin | Ogallala | 24.4 |

| Boys Shot Put | School | Effort |
|---|---|---|
| 1 Mac Jenkins | Hershey | 50' 3" |
| 2 Josh Knouse | Gering | 49' 1" |
| 3 Matt Bowman | Gering | 48' 4 1/2" |
| 4 Brian Strand | Imperial | 48' 3" PB |
| 5 Jed German | Imperial | 48' 2" PB |
| 6 Justin Bussell | Imp JV | 47' 8 1/2" PB |

J. Strand 43'4½ PB

| Boys 300 Meter Hurdles | School | Effort |
|---|---|---|
| 1 Dusty Sprague | Holyoke | 41.6 |
| 2 Andy Ohlson | Imperial | 42.9 |
| 3 Nathan Wenzlick | Imperial | 43.8 PB |
| 4 Turner Clay | Gering | 44.1 |
| 5 James Schledewitz | Gering | 44.2 |
| 6 Adam Vlasin | Imperial | 44.4 PB |

| Boys Pole Vault | School | Effort |
|---|---|---|
| 1 Tom Younghans | Hershey | 13' 6" |
| 2 Adam Miller | Hershey | 12' 6" |
| 3 Andy Ohlson | Imperial | 12' 0" |
| 4 Justin Saner | Ogallala | 12' 0" |
| 5 Patrick McGreer | Grant | 11' 6" |
| 6 Brent Hanson | Gering | 11' 6" |

M. Swanson T. May J. Fischer 11'6 PB 10' PB's

| Boys 400 Meter Dash | School | Effort |
|---|---|---|
| 1 Tanner Kirchner | Ogallala | 51.7 |
| 2 Evan Knight | Ogallala | 51.7 |
| 3 Ryan Hernandez | Ogallala | 53.2 |
| 4 Matt Allen | Garden Co | 54.7 |
| 5 Kerry Shinn | Imperial | 54.9 PB |
| 6 Mathew Lee | Grant | 55.1 |

J. Swasey 55.1 PB

| Boys Triple Jump | School | Effort |
|---|---|---|
| 1 Michael Logsdon | Grant | 43' 8" |
| 2 MacKade Skinner | Holyoke | 42' 10 1/2" |
| 3 Ed Kaiser | Imperial | 42' 1 3/4" |
| 4 Tyler Goswick | Gering | 42' 0" |
| 5 Brady Otte | Gering | 41' 5 " |
| 6 Kody Salzman | Grant | 40' 5" |

| Boys 800 Meter Run | School | Effort |
|---|---|---|
| 1 Evan Knight | Ogallala | 2:02.5 |
| 2 Tanner Kirchner | Ogallala | 2:07.0 |
| 3 Cleb Hebbert | Gering | 2:07.1 |
| 4 Justin Lana | Gering | 2:08.2 |
| 5 Patrick McGreer | Grant | 2:10.2 |
| 6 Ryan Hernandez | Ogallala | 2:11.1 |

| Boys 1600 Meter Run | School | Effort |
|---|---|---|

| Boys 3200 Meter Run | School | Effort |
|---|---|---|

# E.Lee Todd Memorial Track & Field Meet
## April 6, 2002 - Grant Nebraska

| | | | |
|---|---|---|---|
| 1 | Tyler Most | Ogallala | 4:54.1 |
| 2 | Kendall Hayford | Ogallala | 4:56.0 |
| 3 | Trapper Most | Ogallala | 5:01.7 |
| 4 | Tyler Tollefson | Gering | 5:05.2 |
| 5 | Vernon Swesey | Imperial | 5:08.1 |
| 6 | Koby Krebs | Hershey | 5:08.7 |

| | | | |
|---|---|---|---|
| 1 | Justin Lana | Gering | 10:28.8 |
| 2 | Trapper Most | Ogallala | 10:39.1 |
| 3 | Kendall Hayford | Ogallala | 10:43.5 |
| 4 | Shawn Flaig | WP | 10:55.0 |
| 5 | Jay Wood | Imperial | 11:02.4 |
| 6 | Adam Molina | Gering | 11:08.7 |

| Boys 4 X 100 Relay | | Effort |
|---|---|---|
| 1 | Gering | 44.2 |
| 2 | Ogallala | 44.7 |
| 3 | Garden County | 47.2 |
| 4 | Hershey | 47.4 |
| 5 | Gering JV | 47.5 |
| 6 | NPSP | 48.2 |

| Boys 4 X 400 Relay | | Effort |
|---|---|---|
| 1 | Ogallala | 3:32.9 |
| 2 | Grant | 3:43.2 |
| 3 | Gering | 3:43.7 |
| 4 | Imperial | 3:45.5 |
| 5 | Wauneta Palisade | 3:49.2 |
| 6 | Garden County | 3:50.2 |

| Boys 4 X 800 Relay | | Effort |
|---|---|---|
| 1 | Ogallala | 8:43.3 |
| 2 | Gering | 8:46.0 |
| 3 | Waunta/Palisade | 8:46.9 |
| 4 | Garden County | 9:12.1 |
| 5 | Grant | 9:18.5 |
| 6 | Hershey | 9:38.4 |

| Boys Weight Mans Relay | | Effort |
|---|---|---|
| 1 | Ogallala | 49.0 |
| 2 | Gering | 49.4 |
| 3 | Hershey | 49.4 |
| 4 | Imperial | 50.2 |
| 5 | Grant | 51.4 |
| 6 | Ogallala JV | 52.0 |

### Final Team Results

| | | |
|---|---|---|
| 1 | Ogallala | 168 |
| 2 | Gering | 112 - 114 |
| 3 | Grant | 71 - 68 |
| 4 | Imperial | 70 - 81 |
| 5 | Hershey | 41 - 42 |
| 6 | Holyoke | 39 - 28 |
| 7 | Wauneta/ Palisade | 38 - |
| 8 | Garden County | 15 - |
| 9 | Gering JV | 2 - |
| 10 | Ogallala JV | 1 - |
| 11 | Imp JV. | 1 |
| 12 | N. P.S.P | 1 |
| 13 | | |
| 14 | | |

### Outstanding Male Athlete Award Winner

Justin Young Ogalalla

# *E. Lee Todd Memorial Track and Field Meet*
## APRIL 6, 2002
## E. LEE TODD TRACK-GRANT, NEBRASKA

**RULES:** Nebraska School Activities Association and National Federation Rules will be used.

**ENTRY:** Entry fee of $50.00 per boy's team and $50.00 per girl's team will be charged. Any Junior Varsity teams that are entered will be charged $35.00 per boy's team and $35.00 per girl's team. **ENTRY FORMS ARE DUE APRIL 2nd, 2002.** Use only times that Boys and girls have performed this year as they will be divided into heats according to times. An entry with NO TIME will be regarded as never having performed in the event. **Send Entry forms to Larry Pritchett, AD Grant High School, Box 829, Grant, Nebraska 69140**

**Schools Participating:** Holyoke, North Platte St Pats, Ogallala ,Garden County, Chase County Hershey, Gering, Wauneta/Palisade, Republican Valley, and Grant.

**SCRATCHES AND CHANGES:** You may substitute or scratch, but you may not change heats for your boys or girls. Changes must be made at the coaches meeting prior to the meet. The scratch meeting will be held in the Red Storage Building on the Northeast curve of the track.

**PLACES AND TROPHIES:** Six places will be given. Scoring 10-8-6-4-2-1. Medals for places 1-6 in individual events and 1-4 in Relays. A first place and a second place trophy will be awarded for boys and girls team champions. There will be an outstanding boy and girl athlete picked this year and a special medal will be given for this award.

**DRESSING:** We have dressing rooms available, but we request if at all possible that you dress at home.

**EQUIPMENT:** We have an all-weather track, so short spikes will be required. Porta-Pits will be used for high jump and vault. The vault runway & triple jump will have a rubber pad, and the Long Jump runway is asphalt. The High Jump will be held on an asphalt pad. Shot and discus pads are concrete and located North of the Practice football field.

**MEALS:**There are a number of eating places in town: Jennys, Total, B&J 66, D.J.'s and Ann's. Concessions will be sold at the track featuring hamburgers, Polish and hot dogs.

**POSTPONEMENT:** Hopefully, there will be no need to consider the possibility. Only extreme weather conditions will postpone the meet. We will contact you or a Radio Station in your area. Please indicate on your entry form when you will be leaving your school, a phone number where you can be reached.

**QUALIFICATION FOR WEIGHTMAN RELAY (BOYS) AND POWDER PUFF RELAY (GIRLS):** Three of the four athletes must be entered in the Shot Put or Discus. The fourth person must be entered in at least one field event, but no running events. None of the above people can be entered in any track event other than the weightmans or powder puff relay. We use a Baton. This event will be scored.

# *E. Lee Todd Memorial Track and Field Meet*

## SCHDEULE OF EVENTS

**8:30** SCRATCH MEETING RED BUILDING

**9:00** FIELD EVENTS:

DISCUS ---BOYS
LONG JUMP---BOYS NORTH RUNWAY
HIGH JUMP---GIRLS
SHOT PUT---GIRLS
POLE VAULT---BOYS
TRIPLE JUMP---GIRLS SOUTH RUNWAY

**10:00** TRACK EVENTS:

| | |
|---|---|
| 3200 METER RELAY | FINALS |
| 100 METER HURDLES (33") | PRELIMS |
| 110 METER HURDLES (39") | PRELIMS |
| 100 METER DASH | PRELIMS |
| 400 METER DASH | FINALS |
| 3200 METER RUN | FINALS |
| 200 METER DASH | PRELIMS |

**AFTERNOON FINALS 1:00 OR ONE-HALF HOUR AFTER COMPLETION OF THE 200 METER DASH PRELIMS:**

**1:00** FIELD EVENTS

POLE VAULT---GIRLS
SHOT PUT---BOYS
DISCUS---GIRLS
HIGH JUMP---BOYS
LONG JUMP---GIRLS NORTH RUNWAY
TRIPLE JUMP---BOYS SOUTH RUNWAY

**2:00 OR 1HR. AND 30 MINUTES AFTER COMPLETION OF 200 METER PRELIMS**

TRACK EVENTS:

100 Meter Hurdles
110 Meter Hurdles
100 Meter Dash
800 Meter Run
300 Meter Hurdles (30") Girls
300 Meter Hurdles (36") Boys
200 Meter Dash
1600 Meter Run
400 Meter Relay
400 Meter Powder Puff Relay (Girls)
400 Meter Weightmans Relay (Boys)
1600 Meter Relay

**RUNNING EVENTS: GIRLS EVENTS WILL BE RUN FIRST**

Varsity

E. Lee Todd Memorial Track and Field Meet
Grant High School

BOYS ENTRY FORM

SCHOOL: Imperial PHONE: 882-4304 DEPART. TIME 7.30
COACH: Unemployed RADIO STATION: KOGA

100 METER DASH
Kerry Shinn --- 11.4
Zach Nesbitt --- 12.0
Aaron Fuchen --- 12.5

200 METER DASH
Kerry Shinn --- 23.8
Zach Nesbitt --- 24.8
Aaron Fuchen --- 25.2

400 METER DASH
Kerry Shinn --- 53.5
Andy Ohlson --- 54.0
Jason Burke --- 54.5

800 METER RUN
Jay Wood --- 2.10
Jason Burke --- 2.12
Scott Leibrandt --- 2.12

1600 METER RUN
Jay Wood --- 5:00
Vernon Swesey --- 5.05
Trey Boggs --- 5.15

3200 METER RUN
Jay Wood --- 11.00
Brett Berry --- 11.20
Trey Boggs --- 11.30

110 METER HURDLES
Nathan Wenzlich --- 16.2
Ed Kaiser --- 16.1
Will Morales --- 17.5

300 METER HURDLES
Andy Ohlson --- 42.6
Adam Ulasin --- 45.4
Nathan Wenzlich --- 43.6

HIGH JUMP
Ed Kaiser --- 6'
Nathan Wenzlich --- 5'8
Will Morales --- 5'6

LONG JUMP
Aaron Fuchen --- 17
Will Morales --- 17
C.J Swanson --- 16

SHOT PUT
Brian Strand --- 46'
Tim Strand --- 46'
Justin Bussell --- 46'

DISCUS
Tim Strand --- 135
Brian Strand --- 133
Justin Bussell --- 131

TRIPLE JUMP
Ed Kaiser --- 40'
Will Morales --- 40'
Nathan Wenzlich --- 35'

POLE VAULT
Andy Ohlson --- 11'6
Mike Swanson --- 10'
Taylor May --- 10'

400 METER RELAY
(YES) NO 45.2

1600 METER RELAY
(YES) NO 3.36

3200 METER RELAY
(YES) NO 9.00

WEIGHTMANS RELAY
(YES) NO 49.0

Reserve

E. Lee Todd Memorial Track and Field Meet
Grant High School

BOYS ENTRY FORM

SCHOOL: Imperial PHONE: Help DEPART. TIME 7.30
COACH: Job Hunting RADIO STATION: KOGA

100 METER DASH
Mike Shinn --- 12.0
Marcos Grenados --- 13.0
Mike Swanson --- 12.1

200 METER DASH
Mike Shinn --- 25
Mike Swenson --- 25
--- ---

400 METER DASH
Mike Shinn --- 56
Tyler Stanley --- 59
--- ---

800 METER RUN
Joel Norman --- 2:20
Tyler Stanley --- 2:25
Steven Hanna --- 2:20

1600 METER RUN
Steven Hanna --- 5.30
Tyler Stanley --- 5.30
Joel Norman --- 5.40

3200 METER RUN
Joel Norman --- 12.00
--- ---
--- ---

110 METER HURDLES
Jake Fenebee --- 19
--- ---
--- ---

300 METER HURDLES
Marcos Grenados --- 51
Jake Fenebee --- 49
mike Swenson --- 46.5

HIGH JUMP
Trey Boggs --- 5'2
--- ---
--- ---

LONG JUMP
Marcos Grenados --- 15'
--- ---
--- ---

~~SHOT PUT~~ Discus
120' Matt Moser --- Tyler Pribbeno 120
115 Aaron Sargent --- Corbin Schoenhagen 118
115 Jed Germon --- John Strand 117
120 Aaron Miller ---

[redacted]S Shot
Matt Moser --- 41'
Aaron Sargent --- 37'
Jed Germon --- 45'
Aaron Miller 41'

Tyler Pribbeno 44'
Corbin Schoenhagen 37'
John Strand 42'

TRIPLE JUMP
Taylor May --- 35'
--- ---
--- ---

POLE VAULT
Jake Fenebee --- 9'
Mike Shinn --- 9'
--- ---

400 METER RELAY
(YES) NO 49.0

1600 METER RELAY
(YES) NO 4:00

3200 METER RELAY
(YES) NO 10.00

WEIGHTMANS RELAY
(YES) NO 5:20

# Boys Track Travel List 2002

| Name | Phone | Bus | Van | Name | Phone | Bus | Van |
|---|---|---|---|---|---|---|---|
| Justin Bussell | | ✓ | ✓ | Aaron Sargent | | ✓ | |
| Zach Nesbitt | | ✓ | | Mike Shinn | | ✓ | |
| Andy Ohlson | | ✓ | | Tyler Stanley | | ✓ | |
| Kerry Shinn | | ✓ | | Mike Swanson | | ✓ | |
| Tim Strand | | ✓ | ✓ | Vern Swesey | | ✓ | |
| C.J Swanson | | ✓ | | Nathan Wenzlich | | ✓ | |
| | | | | | | | |
| | | | | Trey Boggs | | ✓ | |
| Brett Berry | | ✓ | | Aaron Fecher | | ✓ | |
| Jed German | | | | Stefan Hanna | | ✓ | |
| Ed Kaiser | | | | Marcos Grenados | | | |
| Aaron Miller | | ✓ | ✓ | Tayla May | | ✓ | |
| Joel Norman | | | | | | | |
| Tyler Pribbeno | | | | | | | |
| Corbin Schoenberger | | ✓ | ✓ | Crystal Large | | ✓ | |
| Brian Strand | | ✓ | ✓ | Sable Barns | | | |
| John Strand | | ✓ | ✓ | Lisa Conner | | | |
| Jay Wood | | ✓ | | Holly Colton | | ✓ | |
| Adam Vlasin | | ✓ | | | | | |
| | | | | | | | |
| | | | | | | | |
| | | | | | | | |
| Jason Burke | | ✓ | | | | | |
| Jake Forbes | | ✓ | | Coach Bessler | 5091 | ✓ | 4 |
| Scott Leibrandt | | | | Coach Zuege | 5610 | ✓ | |
| Will Morales | | ✓ | | Coach Mccall | 5767 | ✓ | |
| Matt Moser | | ✓ | ✓ | | | | |
| | | | | | | | |
| | | | | | | | |

# Team Schedule:

Meet: Grant 2002 Date: 4-6-02

| Name | Event | Event | Event | Event | Event | Event |
|---|---|---|---|---|---|---|
| Justin Bussell | Disc | | Wt Rel 4 | | | |
| Zach Nesbitt | 100 | | 200 | 400R 1 | | |
| Andy Ohlson | P.V | 400 | 300Im | 1600R 1 | | |
| Kerry Shinn | 100 | 400 | 200 | 1600R 4 | | |
| Tim Strand | Discus | | Wt Rel 3 | | | |
| C.J Swanson | L.J | | Wt Rel 1 | | | |
| | | | | | | |
| Brett Berry | 3200 | | | | | |
| Jed German | Shot | | | | | |
| Ed Kaiser | H.J | T.J | | 1600R 3 | | |
| Aaron Miller | J.V Shot | J.V Disc | J.V Wt Rel 1 | | | |
| Joel Norman | 800 | | | | | |
| Tyler Pribbenow | J.V. Shot | | | | | |
| Corbin Schoenberger | J.V Shot | J.V Discus | J.V Wt Rel 2 | | | |
| Brian Strand | Shot | Discus | Wt Rel 2 | | | |
| John Strand | J.V Shot | J.V. Discus | J.V Wt Rel | | | |
| Jay Wood | 3200 | 800 | 1600 | | | |
| Adam Wasin | 100 | 300Im | 400R 4 | | | |
| | | | | | | |
| Jason Burke | 400 | 800 | 1600R 2 | | | |
| Jake Ferchee | J.V PV | J.V 300Im | J.V 110HH | J.V 400R | | |
| Scott Leibrandt | Inj | — | — | — | | |
| Will Morales | L.J. | T.J | 110HH | 400R 2 | | |
| Matt Mosen | J.V Shot | J.V Discus | J.V Wt Rel 3 | | | |
| | | | | | | |
| | | | | | | |
| Over | | | | | | Over |

Meet: Grand

Date: 4-06-02

| Name | | | | | | |
|---|---|---|---|---|---|---|
| Aaron Sargent | J.V Shot | J.V Disc | J.V 4 wt-12cl | | | |
| Mike Shinn | J.V P.V | JV 100 | J.V 400 | J.V 400 R | | |
| Tyler Stanley | J.V 400 | JV 800 | | | | |
| Mike Swanson | JV P.V | JV 300 Im | J.V 100 | J.V 400 R | | |
| Norm Swesey | 400 | 1600 | | | | |
| Nath Wenzlick | 110 HH | 300 Im | H.J | | | |
| | | | | | | |
| | | | | | | |
| Trey Boggs | 3200 | 1600 | HJ | | | |
| Aaron Fucher | 200 | L.J | 400 R 3 | | | |
| Marcos Grenados | — | — | — | — | | |
| Steve Honma | A13 | — | — | — | — | |
| Taylor May | P.V | T.J | | J.V. 400 R | | |
| | | | | | | |
| | | | | | | |
| | | | |

# Boys Track Travel List 2002

| Name | Phone | Bus | Van | Name | Phone | Bus | Van |
|---|---|---|---|---|---|---|---|
| Justin Bussell | | ✓ | | Aaron Sargent | | ✓ | |
| Zack Nesbitt | | ✓ | | Mike Shinn | | ✓ | |
| Andy Ohlson | | ✓ | | Tyler Stanley | | ✓ | |
| Kerry Shinn | | ✓ | | Mike Swanson | | ✓ | |
| Tim Strand | | ✓ | | Vern Swesey | | ✓ | |
| C.J Swanson | | ✓ | | Nathan Wenzlich | | ✓ | |
| | | | | | | | |
| | | | | Trey Boggs | | ✓ | |
| Brett Berry | | ✓ | | Aaron Fischer | | ✓ | |
| Jed German | | | | Steven Hanna | | ✓ | |
| Ed Kaiser | | | | Marcos Grenados | | | |
| Aaron Miller | | ✓ | | Taylor May | | ✓ | |
| Joel Namon | | | | | | | |
| Tyler Pribbeno | | | | | | | |
| Corbin Schoenberger | | ✓ | | Crystal Lerge | | | |
| Brian Strand | | ✓ | | Sable Barns | | | |
| John Strand | | ✓ | | Lisa Carmen | | | |
| Jay Wood | | ✓ | | Holly Colton | | | |
| Adam Vlasin | | ✓ | | | | | |
| | | | | | | | |
| | | | | | | | |
| Jason Burke | | ✓ | | | | | |
| Jake Fenebec | | ✓ | | Coach Bessler | 5091 | ✓ | |
| Scott Leibrandt | | | | Coach Zuege | 5610 | ✓ | |
| Will Morales | | ✓ | | Coach Mocelli | 5767 | ✓ | |
| Matt Moser | | ✓ | | | | | |
| | | | | | | | |
| | | | | | | | |

Grant Invitational Track & Field Meet
Saturday, April 7, 2001

Starter: Dale Kastens, Lodgepole

Clerk of the Start: Tom Epling and Lance Wurst

Clerk of the Finish: Don Softley

Announcer: Diana Tate

Scorers: Diana Tate, Toni Wyatt, Marci Vlasin

Field Events:

Long Jump Judge B&G Marlin Terwilliger
Helpers:

Triple Jump Judge: B&G Steve Snyder Jeff Logsdon
Helpers:

High Jump Judge: B&G Dick Thurin Jorge Geisert
Helpers:

Pole Vault Judge: B&G Ryan Boldt
Helpers:

Shot Put Judge:B&G Dean Friedel
Helpers:

Discus Judge: B&G Chase County High School Crew
Helpers: Chase County High School Crew

String Holders:

Runners:

Hurdle Movers:

Timers and Pickers: Glen Taubenheim & Bill Richmond Organizers of timers and pickers

Dr.Marvin Swan, Rich Ochsner, Kent Kroeker, Brian Bullington, Lisa Neely, Dawnell Glunz, Penny Hite, Dennis Hansen, Gerald Geisert, Mark McGreer

Referee:

# Imperial Varsity

MEET Grant Varsity DATE Sat. Apr. 6 DEPART 7:30

100 HURDLES
1. Amanda Poppe
2. Lora Rowley
3. Maika Bauerle

300 HURDLES
1. Jennifer Poppe
2. Maika Bauerle
3. Lora Rowley

100
1. Amanda Poppe
2. Jennifer Poppe
3. Vanessa Green

200
1. Jenny German
2. Vanessa Green
3.

400
1. Michelle Dill
2. Carrie Rice
3.

800
1. Michelle Dill
2. Katie Ohlson
3.

1600
1. Nicole Longan
2. Breanna Bjerrum
3. Leah Church

3200
1. Breanna Bjerrum
2. Nicole Longan
3. Amanda Terryberry

SHOT
1. Cassy Hamilton
2. Theresa Strand
3. Kelsey Cupp

DISCUS
1. Theresa Strand
2. Kelsey Cupp
3. Cassy Hamilton

LONG JUMP
1. Becky Way
2. Shelby Leyland
3.

TRIPLE JUMP
1. Shelby Leyland
2.
3.

HIGH JUMP
1. Amy Swesey
2.
3.

POLE VALULT
1. Becky Way
2. Carrie Rice
3.

400 RELAY
1. Vanessa Green
2. Jennifer Poppe
3. Maika Bauerle
4. Amanda Poppe
SUB Lora or Jenny

1600 RELAY
1. Katie Ohlson
2. Carrie Rice
3. Lynsre Crider
4. Michelle Dill
SUB Amanda or Leah

3200 RELAY
1. Amanda Terryberry
2. Leah Church
3. Lynsre Crider
4. Katie Ohlson
SUB Carrie Rice

WEIGHT RELAY
1. Theresa Strand
2. Cassy Hamilton
3. Kelsey Cupp
4. Shelby Leyland
SUB Becky or Amy

SPECIAL EVENTS

1.
2.
3.
4.

1.
2.
3.
4.

# *E. Lee Todd Memorial Track and Field Meet*

## SCHDEULE OF EVENTS

**8:30** SCRATCH MEETING RED BUILDING

**9:00** FIELD EVENTS:

- DISCUS ---BOYS
- LONG JUMP---BOYS NORTH RUNWAY
- HIGH JUMP---GIRLS
- SHOT PUT---GIRLS
- POLE VAULT---BOYS
- TRIPLE JUMP---GIRLS SOUTH RUNWAY

**10:00** TRACK EVENTS:

| | |
|---|---|
| 3200 METER RELAY | FINALS |
| 100 METER HURDLES (33") | PRELIMS |
| 110 METER HURDLES (39") | PRELIMS |
| 100 METER DASH | PRELIMS |
| 400 METER DASH | FINALS |
| 3200 METER RUN | FINALS |
| 200 METER DASH | PRELIMS |

**AFTERNOON FINALS 1:00 OR ONE-HALF HOUR AFTER COMPLETION OF THE 200 METER DASH PRELIMS:**

**1:00** FIELD EVENTS

- POLE VAULT---GIRLS
- SHOT PUT---BOYS
- DISCUS---GIRLS
- HIGH JUMP---BOYS
- LONG JUMP---GIRLS NORTH RUNWAY
- TRIPLE JUMP---BOYS SOUTH RUNWAY

**2:00 OR 1HR. AND 30 MINUTES AFTER COMPLETION OF 200 METER PRELIMS**

TRACK EVENTS:

- 100 Meter Hurdles
- 110 Meter Hurdles
- 100 Meter Dash
- 800 Meter Run
- 300 Meter Hurdles (30") Girls
- 300 Meter Hurdles (36") Boys
- 200 Meter Dash
- 1600 Meter Run
- 400 Meter Relay
- 400 Meter Powder Puff Relay (Girls)
- 400 Meter Weightmans Relay (Boys)
- 1600 Meter Relay

**RUNNING EVENTS: GIRLS EVENTS WILL BE RUN FIRST**

J.V. Master

TRACK MEET Grant DATE 4-6-08

Disc
~~SHOT PUT~~

| Name | Preliminaries 1 | 2 | 3 | Finals 1 | 2 | 3 | Place |
|---|---|---|---|---|---|---|---|
| 1. A. Sargent M. Moser | | | | | | | |
| 2. A. Miller C. Schoenberger | | | | | | | |
| 3. J. Strand | | | | | | | |

~~DISCUS~~ Shot

| Name | Preliminaries 1 | 2 | 3 | Finals 1 | 2 | 3 | Place |
|---|---|---|---|---|---|---|---|
| 1. A. Sargent M. Moser | | | | | | | |
| 2. A. Miller T. Pribbeno | | | | | | | |
| 3. C. Schoenberger J. Strand | | | | | | | |

LONG JUMP

| Name | Preliminaries 1 | 2 | 3 | Finals 1 | 2 | 3 | Place |
|---|---|---|---|---|---|---|---|
| 1. | | | | | | | |
| 2. None | | | | | | | |
| 3. | | | | | | | |

TRIPLE JUMP

| Name | Preliminaries 1 | 2 | 3 | Finals 1 | 2 | 3 | Place |
|---|---|---|---|---|---|---|---|
| 1. | | | | | | | |
| 2. None | | | | | | | |
| 3. | | | | | | | |

| HIGH JUMP | HEIGHTS | | | | | | | PLACE |
|---|---|---|---|---|---|---|---|---|
| Name | ___ | ___ | ___ | ___ | ___ | ___ | ___ | |
| 1. | --- | --- | --- | --- | --- | --- | --- | |
| 2. None | --- | --- | --- | --- | --- | --- | --- | |
| 3. | --- | --- | --- | --- | --- | --- | --- | |

TRACK MEET : _____ DATE : _____

| POLE VALT | HEIGHTS | | | | | | | PLACE |
|---|---|---|---|---|---|---|---|---|
| Name | ___ | ___ | ___ | ___ | ___ | ___ | ___ | |
| 1. M. Swanson | --- | --- | --- | --- | --- | --- | --- | |
| 2. J. Fenebee | --- | --- | --- | --- | --- | --- | --- | |
| 3. M. Shinn | --- | --- | --- | --- | --- | --- | --- | |

400 METER RELAY

| Name | 1st | 2nd | 3rd | 4th | Total | Place |
|---|---|---|---|---|---|---|
| 1. J. Fenebee | | | | | | |
| 2. M. Swanson | | | | | | |
| 3. T. May | | | | | | |
| 4. M. Shinn | | | | | | |

1600 METER RELAY

| Name | 1st | 2nd | 3rd | 4th | Total | Place |
|---|---|---|---|---|---|---|
| 1. | | | | | | |
| 2. | | | | | | |
| 3. None | | | | | | |
| 4. | | | | | | |

3200 METER RELAY

| Name | 1st | 2nd | 3rd | 4th | Total | Place |
|---|---|---|---|---|---|---|
| 1. | 440 | 880 | | | | |
| 2. | | 440 | 880 | | | |
| 3. None | | | 440 | 880 | | |
| 4. | | | | 440 | 880 | |

TRACK MEET : _____ DATE : _____

| 110 Meter High Hurdles | Preliminaries | Finals | Place |
|---|---|---|---|
| Name | | | |
| 1. J. Fenebee | 19.3 | | |
| 2. | | | |
| 3. | | | |

| 300 Meter Int. Hurdles | Preliminaries | Finals | Place |
|---|---|---|---|
| Name | | | |
| 1. J. Fenebee | 49.4 | | |
| 2. M Swanson | 47.8 | | |
| 3. | | | |

| 100 Meter Dash | Preliminaries | Finals | Place |
|---|---|---|---|
| Name | | | |
| 1. M. Shinn | 12.4 | | |
| 2. M. Swanson | 12.5 | | |
| 3. | | | |

| 200 Meter Dash | Preliminaries | Finals | Place |
|---|---|---|---|
| Name | | | |
| 1. | | | |
| 2. None | | | |
| 3. | | | |

| 400 Meter Dash | Preliminaries | Finals | Place |
|---|---|---|---|
| Name | | | |
| 1. M. Shinn | | 58.6 | |
| 2. T. Stanley | | 61.4 | |
| 3. | | | |

TRACK MEET : _____ DATE : _____

| 800 Meter Dash | 220 | 440 | Finals | Place |
|---|---|---|---|---|
| Name | | | | |
| 1. T Stanley | | | 2:27.4 | |
| 2. Norman | | | 2:22.4 | |
| 3. | | | | |

| 1600 Meter Run | 440 | 880 | Finals | Place |
|---|---|---|---|---|
| Name | | | | |
| 1. | | | | |
| 2. None | | | | |
| 3. | | | | |

| 3200 Meter Run | 440 | 880 | 1320 | M | 1 ¼ | 1 ½ | 1 ¾ | 2 |
|---|---|---|---|---|---|---|---|---|
| Name | | | | | | | | |
| 1. | | | | | | | | |
| 2. None | | | | | | | | |
| 3. | | | | | | | | |

Mile Med Relay

1.
2.
3. X
4.

400 Wt Relay

1. A. Miller
2. C. Schoenbergen
3. M. Moser
4. A. Sargent

Varsity Field Events

TRACK MEET Grant DATE 4-6-02

SHOT PUT — Preliminaries — Finals — Place

| Name | 1 | 2 | 3 | 1 | 2 | 3 | |
|---|---|---|---|---|---|---|---|
| 1. | | | | | | | |
| 2. | | | | | | | |
| 3. | | | | | | | |

DISCUS — Preliminaries — Finals — Place

| Name | 1 | 2 | 3 | 1 | 2 | 3 | |
|---|---|---|---|---|---|---|---|
| 1. | | | | | | | |
| 2. | | | | | | | |
| 3. | | | | | | | |

LONG JUMP — Preliminaries — Finals — Place

| Name | 1 | 2 | 3 | 1 | 2 | 3 | |
|---|---|---|---|---|---|---|---|
| 1. W. Morales | 17'11" | – | 17'8" | | | | |
| 2. C.J Swanson | 16'11 | – | 16'2" | | | | |
| 3. A. Fuehrer | 13'2" | 15'2" | 15'5½" | | | | |

TRIPLE JUMP — Preliminaries — Finals — Place

| Name | 1 | 2 | 3 | 1 | 2 | 3 | |
|---|---|---|---|---|---|---|---|
| 1. E. Karsen | 41'10¾ | 42'1¾ | 42'6¾ | | | | 3rd |
| 2. W. Morales | 5 | 37'6¼ | 38'1½ | | | | |
| 3. T. May | 35'3 | 35'7¾ | 34'5 | | | | |

HIGH JUMP — HEIGHTS — PLACE

| Name | 5'4 | 5'6 | 5'8 | 5'10 | 6' | 6'2 | 6'4 | 6'6 | 6'8¼ | |
|---|---|---|---|---|---|---|---|---|---|---|
| 1. E. Karsen | P | P | X | X | X | O | X | O O | X | O O O | 1st |
| 2. N. Wenzlick | X | X | X | O O | X | O O O | --- | --- | | |
| 3. T. Boggs | O O O | --- | --- | --- | --- | --- | --- | --- | | |

TRACK MEET : _____ DATE : _____

| POLE VALT | HEIGHTS | | | | | | | PLACE |
|---|---|---|---|---|---|---|---|---|
| Name | 9'0" | 9'6" | 10'0" | 10'6" | 11'0" | 11'6" | 12'0" | 12'6" |
| 1. A. Ohlson | pass | pass | pass | pass | X | OX | OX | OOO |
| 2. T. May | OX | X | OOO | --- | --- | --- | --- | |
| 3. M. Shinn | OOO | --- | --- | --- | --- | --- | --- | |

400 METER RELAY

| Name | 1st | 2nd | 3rd | 4th | Total | Place |
|---|---|---|---|---|---|---|
| 1. | | | | | | |
| 2. | | | | | | |
| 3. | | | | | | |
| 4. | | | | | | |

1600 METER RELAY

| Name | 1st | 2nd | 3rd | 4th | Total | Place |
|---|---|---|---|---|---|---|
| 1. | | | | | | |
| 2. | | | | | | |
| 3. | | | | | | |
| 4. | | | | | | |

3200 METER RELAY

| Name | 1st | 2nd | 3rd | 4th | Total | Place |
|---|---|---|---|---|---|---|
| 1. | 440 | 880 | | | | |
| 2. | | 440 | 880 | | | |
| 3. | | | 440 | 880 | | |
| 4. | | | | 440 | 880 | |

| Vault | 9'0" | 9'6" | 10'0" | 10'6" | 11'0" | 11'6" | 12'0" |
|---|---|---|---|---|---|---|---|
| Ferebee | X | OX | OOO | | | | |
| M. Swanson | OX | OX | OOX | OOX | OX | OOX | OOO |

TRACK MEET : _____ DATE : _____

110 Meter High Hurdles Preliminaries Finals Place

Name

1.

2.

3.

300 Meter Int. Hurdles Preliminaries Finals Place

Name

1.

2.

3.

100 Meter Dash Preliminaries Finals Place

Name

1.

2.

3.

200 Meter Dash Preliminaries Finals Place

Name

1.

2.

3.

400 Meter Dash Preliminaries Finals Place

Name

1.

2.

3.

TRACK MEET : _____ DATE : _____

| 800 Meter Dash | 220 | 440 | Finals | Place |
|---|---|---|---|---|
| Name | | | | |
| 1. | | | | |
| 2. | | | | |
| 3. | | | | |

| 1600 Meter Run | 440 | 880 | Finals | Place |
|---|---|---|---|---|
| Name | | | | |
| 1. | | | | |
| 2. | | | | |
| 3. | | | | |

| 3200 Meter Run | 440 | 880 | 1320 | M | 1 ¼ | 1 ½ | 1 ¾ | 2 |
|---|---|---|---|---|---|---|---|---|
| Name | | | | | | | | |
| 1. | | | | | | | | |
| 2. | | | | | | | | |
| 3. | | | | | | | | |

Mile Med Relay

1.
2.
3.
4.

400 Wt Relay

1.
2.
3.
4.

Varsity Master

TRACK MEET Grant DATE 4-6-02

| SHOT PUT | Preliminaries | | | Finals | | | Place |
|---|---|---|---|---|---|---|---|
| Name | 1 | 2 | 3 | 1 | 2 | 3 | |
| 1. T. Strand | | | | | | | |
| 2. B. Strand | | | | | | | |
| 3. J. German | | | | | | | |

| DISCUS | Preliminaries | | | Finals | | | Place |
|---|---|---|---|---|---|---|---|
| Name | 1 | 2 | 3 | 1 | 2 | 3 | |
| 1. B. Strand | | | | | | | |
| 2. J. Bussell | | | | | | | |
| 3. T. Strand | | | | | | | |

| LONG JUMP | Preliminaries | | | Finals | | | Place |
|---|---|---|---|---|---|---|---|
| Name | 1 | 2 | 3 | 1 | 2 | 3 | |
| 1. W. Morales | | | | | | | |
| 2. C.J Swanson | | | | | | | |
| 3. A. Fuchen | | | | | | | |

| TRIPLE JUMP | Preliminaries | | | Finals | | | Place |
|---|---|---|---|---|---|---|---|
| Name | 1 | 2 | 3 | 1 | 2 | 3 | |
| 1. E. Kaiser | | | | | | | |
| 2. W. Morales | | | | | | | |
| 3. T. May | | | | | | | |

| HIGH JUMP | HEIGHTS | | | | | | PLACE |
|---|---|---|---|---|---|---|---|
| Name | ___ | ___ | ___ | ___ | ___ | ___ | ___ |
| 1. E. Kaiser | --- | --- | --- | --- | --- | --- | --- |
| 2. N. Wenzlick | --- | --- | --- | --- | --- | --- | --- |
| 3. T. Boggs | --- | --- | --- | --- | --- | --- | --- |

TRACK MEET : _____ DATE : _____

| POLE VALT | HEIGHTS | | | | | | PLACE |
|---|---|---|---|---|---|---|---|
| | 9'0 | — | — | — | — | — | — |
| Name M. Shinn | — | — | — | — | — | — | — |
| 1. A. Ohlson | --- | --- | --- | --- | --- | --- | --- |
| 2. T. May | --- | --- | --- | --- | --- | --- | --- |
| M. Swanson | — | — | — | — | — | — | — |
| 3. J. Fercbee | --- | --- | --- | --- | --- | --- | --- |

400 METER RELAY

| Name | 1st | 2nd | 3rd | 4th | Total | Place |
|---|---|---|---|---|---|---|
| 1. Z. Nesbit | | | | | | |
| 2. W. Morales | | | | | 48.2 | |
| 3. A. Fuchen | | | | | | |
| 4. A. Vlasin | | | | | | |

JV
J. Ferchee
M Swanson
T. May
M. Shin

1600 METER RELAY

| Name | 1st | 2nd | 3rd | 4th | Total | Place |
|---|---|---|---|---|---|---|
| 1. A. Ohlson | | | | | 56.7 | 3RD |
| 2. J. Burke | | | | | 56.5 | |
| 3. E. Carser (Vlasin) | | | | | 56.8 | |
| 4. K. Shinn | | | | | 55.4 | |

3:45.4

X

3200 METER RELAY

| Name | 1st | 2nd | 3rd | 4th | | Total | Place |
|---|---|---|---|---|---|---|---|
| 1. | 440 | 880 | | | | | |
| 2. | | 440 | 880 | | | | |
| 3. | | | 440 | 880 | | | |
| 4. | | | | 440 | 880 | | |

X

X

TRACK MEET : _____ DATE : _____

| 110 Meter High Hurdles | Preliminaries | Finals | Place |
|---|---|---|---|
| Name | | | |
| 1. Nath Wearlick | 16.5 | 16.7 | 5th |
| 2. W. Moroles | F.S. | | |
| 3. | | | |

| 300 Meter Int. Hurdles | Preliminaries | Finals | Place |
|---|---|---|---|
| Name | | | |
| 1. A. Ottson | | 42.9 | 2nd |
| 2. N. Wearlick | | 43.8 | 3rd |
| 3. A. Ulasin | | 44.21 | 6th |

| 100 Meter Dash | Preliminaries | Finals | Place |
|---|---|---|---|
| Name | | | |
| 1. K. Shinn | 11.4 | 11.48 | 4th |
| 2. Z. Nesbitt | 12.6 | | |
| 3. A. Ulasin | 12.1 | | |

| 200 Meter Dash | Preliminaries | Finals | Place |
|---|---|---|---|
| Name | | | |
| 1. K. Shinn | 24.3 | 24.1 | 5th |
| 2. Z. Nesbitt | 26.2 | | |
| 3. A. Fuchsen | 26.1 | | |

| 400 Meter Dash | Preliminaries | Finals | Place |
|---|---|---|---|
| Name | | | |
| 1. K. Shinn | | 54.9 | 5TH |
| 2. U. Sweeny | | 55.1 | |
| 3. J. Burke | | 57.9 | |

TRACK MEET : _____ DATE : _____

800 Meter Dash 220 440 Finals Place

Name

1. J. Wood 2:16.1
2. J. Burke 2:17.7
3. J. Norman 2:19.4

J.V 3. B. Berry

1600 Meter Run 440 880 Finals Place

Name

1. J. Wood 5:15.9 5TH
2. J. Sweeney 5:07.5
3. T. Boggs 5:25.1

3200 Meter Run 440 880 1320 M 1 ¼ 1 ½ 1 ¾ 2

Name

1. J. Wood 11:04.7 5TH
2. B. Berry 11:27.6
3. T. Boggs 11:39.2

Mile Med Relay

1.
2.
3.
4.

400 Wt Relay

JV

1. C.J. Swanson
2. B. Strand
3. T. Strand
4. J. Bussell

1 A. Miller
2 M. Moser
3 C. Schoenberger
4

Varsity Shot + Disc

TRACK MEET Grant DATE 4-6-02

| SHOT PUT | Preliminaries | | | Finals | | | Place |
|---|---|---|---|---|---|---|---|
| Name | 1 | 2 | 3 | 1 | 2 | 3 | |
| 1. B. Strand | 48'3" | | | | | | |
| 2. T. Strand | 46'7½" | | | | | | |
| 3. J. Garman<br>J. Bussell | 48'2" | | | | | | |
| | 47'8½" | | | | | | |

| DISCUS | Preliminaries | | | Finals | | | Place |
|---|---|---|---|---|---|---|---|
| Name | 1 | 2 | 3 | 1 | 2 | 3 | |
| 1. T. Strand | 134'8" | | | | | | |
| 2. B. Strand | 146'9" | | | | | | |
| 3. J. Bussell | 137'9" | | | | | | |

| LONG JUMP | Preliminaries | | | Finals | | | Place |
|---|---|---|---|---|---|---|---|
| Name | 1 | 2 | 3 | 1 | 2 | 3 | |
| 1. | | | | | | | |
| 2. | | | | | | | |
| 3. | | | | | | | |

| TRIPLE JUMP | Preliminaries | | | Finals | | | Place |
|---|---|---|---|---|---|---|---|
| Name | 1 | 2 | 3 | 1 | 2 | 3 | |
| 1. | | | | | | | |
| 2. | | | | | | | |
| 3. | | | | | | | |

| HIGH JUMP | HEIGHTS | | | | | | | PLACE |
|---|---|---|---|---|---|---|---|---|
| Name | ___ | ___ | ___ | ___ | ___ | ___ | ___ | |
| 1. | --- | --- | --- | --- | --- | --- | --- | |
| 2. | --- | --- | --- | --- | --- | --- | --- | |
| 3. | --- | --- | --- | --- | --- | --- | --- | |

Swanson - 32'4"

Shot Put

1 Moser - 38'6½"
2 Sargent -
3 J. Strand - 43'4½"
4 Miller - 40'9"
5 Schoenberger - 38'9"
6. Richberg - 41'8"

Disc

1 Moser - 111'
2 ~~Sargent -~~
3 J. Strand - 119'8"
4 Miller - 121'
5 Schoenberger - 108'4"
6

TRACK MEET : _____ DATE : _____

| POLE VALT | HEIGHTS | | | | | | | PLACE |
|---|---|---|---|---|---|---|---|---|
| Name | ___ | ___ | ___ | ___ | ___ | ___ | ___ | |
| 1. | --- | --- | --- | --- | --- | --- | --- | |
| 2. | --- | --- | --- | --- | --- | --- | --- | |
| 3. | --- | --- | --- | --- | --- | --- | --- | |

400 METER RELAY

| Name | 1st | 2nd | 3rd | 4th | | Total | Place |
|---|---|---|---|---|---|---|---|
| 1. | | | | | | | |
| 2. | | | | | | | |
| 3. | | | | | | | |
| 4. | | | | | | | |

1600 METER RELAY

| Name | 1st | 2nd | 3rd | 4th | | Total | Place |
|---|---|---|---|---|---|---|---|
| 1. | | | | | | | |
| 2. | | | | | | | |
| 3. | | | | | | | |
| 4. | | | | | | | |

3200 METER RELAY

| Name | 1st | 2nd | 3rd | 4th | | Total | Place |
|---|---|---|---|---|---|---|---|
| 1. | 440 | 880 | | | | | |
| 2. | | 440 | 880 | | | | |
| 3. | | | 440 | 880 | | | |
| 4. | | | | 440 | 880 | | |

TRACK MEET : _____ DATE : _____

| 110 Meter High Hurdles | Preliminaries | Finals | Place |
|---|---|---|---|
| Name | | | |
| 1. | | | |
| 2. | | | |
| 3. | | | |

| 300 Meter Int. Hurdles | Preliminaries | Finals | Place |
|---|---|---|---|
| Name | | | |
| 1. | | | |
| 2. | | | |
| 3. | | | |

| 100 Meter Dash | Preliminaries | Finals | Place |
|---|---|---|---|
| Name | | | |
| 1. | | | |
| 2. | | | |
| 3. | | | |

| 200 Meter Dash | Preliminaries | Finals | Place |
|---|---|---|---|
| Name | | | |
| 1. | | | |
| 2. | | | |
| 3. | | | |

| 400 Meter Dash | Preliminaries | Finals | Place |
|---|---|---|---|
| Name | | | |
| 1. | | | |
| 2. | | | |
| 3. | | | |

TRACK MEET : _____ DATE : _____

| 800 Meter Dash | 220 | 440 | Finals | Place |
|---|---|---|---|---|
| Name | | | | |
| 1. | | | | |
| 2. | | | | |
| 3. | | | | |

| 1600 Meter Run | 440 | 880 | Finals | Place |
|---|---|---|---|---|
| Name | | | | |
| 1. | | | | |
| 2. | | | | |
| 3. | | | | |

| 3200 Meter Run | 440 | 880 | 1320 | M | 1 ¼ | 1 ½ | 1 ¾ | 2 |
|---|---|---|---|---|---|---|---|---|
| Name | | | | | | | | |
| 1. | | | | | | | | |
| 2. | | | | | | | | |
| 3. | | | | | | | | |

Mile Med Relay

1.
2.
3.
4.

400 Wt Relay

1.
2.
3.
4.

# E.Lee Todd Memorial Track & Field Meet
## April 6, 2002 - Grant Nebraska

| Boys Discus | School | Effort |
|---|---|---|
| 1 Troy Haenfler | Grant | 146' 10" |
| 2 Brian Strand | Imperial | 146' 9" |
| 3 Michael Logsdon | Grant | 141' 1" |
| 4 Justin Bussell | Imperial | 137' 9" |
| 5 Tim Strand | Imperial | 134' 2" |
| 6 Josh Knouse | Gering | 134' 0" |

| Boys 110 M Hurdles | School | Effort |
|---|---|---|
| 1 Dusty Sprague | Holyoke | 15.4 |
| 2 Kallan Kitt | W/P | 15.5 |
| 3 Michael Logsdon | Grant | 16.0 |
| 4 Chris Burge | Grant | 16.5 |
| 5 Nathan Wenzlich | Imperial | 16.7 |
| 6 James Schledewitz | Gering | 17.0 |

| Boys Long Jump | School | Effort |
|---|---|---|
| 1 Kallen Kitt | W/P | 20' 3" |
| 2 Ryan Ness | Ogallala | 19' 7" |
| 3 Ryan Ruzicka | Gering | 19' 6" |
| 4 Mike Kaufman | Gering | 19' 3/4" |
| 5 Kody Salsman | Grant | 18' 10" |
| 6 Paulo Schmidt | Hershey | 18' 9 1/2" |

| Boys 100 Meter Dash | School | Effort |
|---|---|---|
| 1 Justin Young | Ogallala | 11.3 |
| 2 Adam Armstrong | Ogallala | 11.4 |
| 3 Derek Smith | Gering | 11.4 |
| 4 Kerry Shinn | Imperial | 11.5 |
| 5 Barry Hansen | Grant | 11.5 |
| 6 Chancy Thomlinson | Hershey | 11.7 |

| Boys High Jump | School | Effort |
|---|---|---|
| 1 Ed Kaiser | Imperial | 6' 6" PB |
| 2 Kallan Kitt | W/P | 6'2" |
| 3 Josh Borowski | Grant | 6' 0" |
| 4 Nic Imus | Gering | 5' 11" |
| 5 Mike McKee | Gering | 5' 10" |
| 6 Nathan Winzlick | Imperial | 5' 10" PB |

| Boys 200 Meter Dash | School | Effort |
|---|---|---|
| 1 Justin Young | Ogallala | 23.4 |
| 2 Adam Armstrong | Ogallala | 23.5 |
| 3 Barry Hansen | Grant | 23.5 |
| 4 Derek Smith | Gering | 23.6 |
| 5 Kerry Shinn | Imperial | 24.1 |
| 6 Bud Martin | Ogallala | 24.4 |

| Boys Shot Put | School | Effort |
|---|---|---|
| 1 Mac Jenkins | Hershey | 50' 3" |
| 2 Josh Knouse | Gering | 49' 1" |
| 3 Matt Bowman | Gering | 48' 4 1/2" |
| 4 Brian Strand | Imperial | 48' 3" PB |
| 5 Jed German | Imperial | 48' 2" PB |
| 6 Justin Bussell | Imp JV | 47' 8 1/2" PB |

J. Strand 43'4½ PB

| Boys 300 Meter Hurdles | School | Effort |
|---|---|---|
| 1 Dusty Sprague | Holyoke | 41.6 |
| 2 Andy Ohlson | Imperial | 42.9 |
| 3 Nathan Wenzlick | Imperial | 43.8 PB |
| 4 Turner Clay | Gering | 44.1 |
| 5 James Schledewitz | Gering | 44.2 |
| 6 Adam Vlasin | Imperial | 44.4 PB |

| Boys Pole Vault | School | Effort |
|---|---|---|
| 1 Tom Younghans | Hershey | 13' 6" |
| 2 Adam Miller | Hershey | 12' 6" |
| 3 Andy Ohlson | Imperial | 12' 0" |
| 4 Justin Saner | Ogallala | 12' 0" |
| 5 Patrick McGreer | Grant | 11' 6" |
| 6 Brent Hanson | Gering | 11' 6" |

M. Swanson T. May J. Fischer 11'6 PB 10' PB's

| Boys 400 Meter Dash | School | Effort |
|---|---|---|
| 1 Tanner Kirchner | Ogallala | 51.7 |
| 2 Evan Knight | Ogallala | 51.7 |
| 3 Ryan Hernandez | Ogallala | 53.2 |
| 4 Matt Allen | Garden Co | 54.7 |
| 5 Kerry Shinn | Imperial | 54.9 PB |
| 6 Mathew Lee | Grant | 55.1 |

J. Swasey 55.1 PB

| Boys Triple Jump | School | Effort |
|---|---|---|
| 1 Michael Logsdon | Grant | 43' 8" |
| 2 MacKade Skinner | Holyoke | 42' 10 1/2" |
| 3 Ed Kaiser | Imperial | 42' 1 3/4" |
| 4 Tyler Goswick | Gering | 42' 0" |
| 5 Brady Otte | Gering | 41' 5 " |
| 6 Kody Salzman | Grant | 40' 5" |

| Boys 800 Meter Run | School | Effort |
|---|---|---|
| 1 Evan Knight | Ogallala | 2:02.5 |
| 2 Tanner Kirchner | Ogallala | 2:07.0 |
| 3 Cleb Hebbert | Gering | 2:07.1 |
| 4 Justin Lana | Gering | 2:08.2 |
| 5 Patrick McGreer | Grant | 2:10.2 |
| 6 Ryan Hernandez | Ogallala | 2:11.1 |

| Boys 1600 Meter Run | School | Effort |
|---|---|---|

| Boys 3200 Meter Run | School | Effort |
|---|---|---|

# E.Lee Todd Memorial Track & Field Meet
## April 6, 2002 - Grant Nebraska

| | | | |
|---|---|---|---|
| 1 | Tyler Most | Ogallala | 4:54.1 |
| 2 | Kendall Hayford | Ogallala | 4:56.0 |
| 3 | Trapper Most | Ogallala | 5:01.7 |
| 4 | Tyler Tollefson | Gering | 5:05.2 |
| 5 | Vernon Swesey | Imperial | 5:08.1 |
| 6 | Koby Krebs | Hershey | 5:08.7 |

| | | | |
|---|---|---|---|
| 1 | Justin Lana | Gering | 10:28.8 |
| 2 | Trapper Most | Ogallala | 10:39.1 |
| 3 | Kendall Hayford | Ogallala | 10:43.5 |
| 4 | Shawn Flaig | WP | 10:55.0 |
| 5 | Jay Wood | Imperial | 11:02.4 |
| 6 | Adam Molina | Gering | 11:08.7 |

| Boys 4 X 100 Relay | | Effort |
|---|---|---|
| 1 | Gering | 44.2 |
| 2 | Ogallala | 44.7 |
| 3 | Garden County | 47.2 |
| 4 | Hershey | 47.4 |
| 5 | Gering JV | 47.5 |
| 6 | NPSP | 48.2 |

| Boys 4 X 400 Relay | | Effort |
|---|---|---|
| 1 | Ogallala | 3:32.9 |
| 2 | Grant | 3:43.2 |
| 3 | Gering | 3:43.7 |
| 4 | Imperial | 3:45.5 |
| 5 | Wauneta Palisade | 3:49.2 |
| 6 | Garden County | 3:50.2 |

| Boys 4 X 800 Relay | | Effort |
|---|---|---|
| 1 | Ogallala | 8:43.3 |
| 2 | Gering | 8:46.0 |
| 3 | Waunta/Palisade | 8:46.9 |
| 4 | Garden County | 9:12.1 |
| 5 | Grant | 9:18.5 |
| 6 | Hershey | 9:38.4 |

| Boys Weight Mans Relay | | Effort |
|---|---|---|
| 1 | Ogallala | 49.0 |
| 2 | Gering | 49.4 |
| 3 | Hershey | 49.4 |
| 4 | Imperial | 50.2 |
| 5 | Grant | 51.4 |
| 6 | Ogallala JV | 52.0 |

### Final Team Results

| | | |
|---|---|---|
| 1 | Ogallala | 168 |
| 2 | Gering | 112 - 114 |
| 3 | Grant | 71 - 68 |
| 4 | Imperial | 70 - 81 |
| 5 | Hershey | 41 - 42 |
| 6 | Holyoke | 39 - 28 |
| 7 | Wauneta/ Palisade | 38 - |
| 8 | Garden County | 15 - |
| 9 | Gering JV | 2 - |
| 10 | Ogallala JV | 1 - |
| 11 | Imp JV. | 1 |
| 12 | N. P.S.P | 1 |
| 13 | | |
| 14 | | |

### Outstanding Male Athlete Award Winner

Justin Young Ogalalla

# Team Schedule:

Dual: Imperial 2002 Date: 4-16-02

| Name | Event | Event | Event | Event | Event | Event |
|---|---|---|---|---|---|---|
| Justin Bussell | Shot | Discus | ½ wt Rel. 4 | Helper | | |
| Zach Nesbitt | 100 | 200 | 400 Rel 1 | Helper Shot - Discus | | |
| Andy Ohlson | P.V | 400 - or 110 HH | 300 IM | 1600 R 1 | | |
| Kerry Shinn | 100 | 400 | 200 | 1600 Rel 4 | | |
| Tim Strand | Discus | Shot J.V | ½ wt Rel 3 | Helper | | |
| C.J Swanson | L.J. | Helper | ½ wt Rel 1 | | | |
| | | | | | | |
| Brett Berry | 3200 | 1600 | | | | |
| Jed German | Shot | J.V Discus | | | | |
| Ed Kaiser | H.J | 110 HH ? | | | | |
| Aaron Miller | Shot J.V | Discus J.V. | 2 wt Rel | Helper Shot or Disc | | |
| Joel Norman | 400 J.V. | 800 J.V | | | | |
| Tyler Pribbenow | Shot J.V | Discus J.V | | Helper Shot or Disc | | |
| Corbin Schoenberger | Shot J.V | Discus J.V | 2 wt Rel | Helper Shot or Disc | | |
| Bryan Strand | Shot | Discus | ½ wt Rel 2 | | | |
| John Strand | Shot J.V | Discus J.V. | 2 wt Rel | Helper Shot - Disc | | |
| Jay Wood | 3200 | 1600 | 3200 R 3 | | | |
| Adam Wesin | 100 | 300 IM | 400 R 3 | 1600 R 3 | | |
| | | | | | | |
| Jason Burke | 3200 R 4 | Helper | 800 | 1600 R 2 | | |
| Jake Ferchee | P.V J.V | 110 HH J.V | 300 IM J.V | Helper P.V | J.V 400 Rel 3 | |
| Scott Leibrandt | 3200 R 2 | Helper | Helper | Helper | | |
| Will Meeks | L.J. | T.J. | 400 Rel 2 | 110 HH | | |
| Matt Mosser | Shot J.V | Discus J.V | 2 wt Rel | Helper Shot + Disc | | |
| | | | | | | |
| | | | | | | |
| Over | | | | | | Over |

Meet: Imperial Date: 4-16-0

| Name | | | | | | |
|---|---|---|---|---|---|---|
| ...on Sargent | Shot J.U | Discus J.U. | | Helper Shot + Disc | | |
| ...lle Shinn | PU JU | 400 JU 4 | 400 JU | 200 JU | | |
| ...yler Stanley | 400 JU | 800 JU | | | | |
| Mike Swanson | PU | 300 Im J.U | 100 J4 | 400 Rel J.U 2 | | |
| Vern Swesey | 3200 R 1 | 400 | 1600 | | | |
| Nath Wenzlich | H.J | 110 HH | 300 Im | Rel ? | | |
| | | | | | | |
| | | | | | | |
| Trey Boggs | 3200 | 1600 J.U. | | | | |
| Aaron Fucher | 100 JU | 200 | LJ | 400 R 4 | | |
| [redacted] | — | — | — | — | | |
| Steve Honna | 800 JU or | 1600 JU | | | | |
| Taylor May | PU | T.J. | 1 400 Rel JU | 400 ? | | |

# Imperial Track Invitational

## Boys Results

Bulletin #2

### Discus

| | | | |
|---|---|---|---|
| 1. | Brian Strand | Imp | 141' 05" |
| 2. | Troy Haenfler | Grant | 133' 03" |
| 3. | Ryan Streff | Ogallala | 131' 01" |
| 4. | Jed German | Imp JV | 126' 11" PB |
| 5. | C. Shoenberger | Imp | 126' 11" PB |
| 6. | Tim Strand | Imp | 126' 08" PB |
| 7. | Dan Lauts | Ogallala | 124' 04" |
| 8. | John Strand | Imp | 123' 06" PB |

### Shot-put

| | | | |
|---|---|---|---|
| 1. | Mac Jenkins | Hershey | 49' 10.0" |
| 2. | Mike Hiatt | Hershey | 48' 01.0" |
| 3. | Brian Strand | Imp | 47' 09.0" |
| 4. | Steve Applegart | Og | 47' 06.5" |
| 5. | Justin Bussell | Imp | 47' 00.5" |
| 6. | Jed German | Imp | 46' 06.5" |
| 7. | Tim Strand | Imp | 46' 05.0" |
| 8. | Jeremy Kizer | Julesburg | 45' 05.0" |

### Long Jump

| | | | |
|---|---|---|---|
| 1. | Ryan Ness | Og | 20' 05.50" |
| 2. | Nick Morrell | Og | 19' 07.25" |
| 3. | Preston Berkheimer | Holyoke | 19' 02.25" |
| 4. | Will Morales | Imperial | 18' 09.00" PB |
| 5. | Kody Salsman | Grant | 18' 07.25" |
| 6. | Chris Softley | Grant | 18' 01.25" |
| 7. | Nathan Wagner | Haxtun | 17' 11.00" |
| 8. | Mike Mollender | Jules | 17' 08.00" |

### Triple Jump

| | | | |
|---|---|---|---|
| 1. | Michael Logsdon | Grant | 42' 11" |
| 2. | Nathan Wagner | Haxtun | 41' 00" |
| 3. | Obrien | GCHS | 40' 08" |
| 4. | Will Morales | Imp | 40' 00" |
| 5. | Kody Salsman | Grant | 39' 03.5" |
| 6. | Josh Burowski | Grant | 38' 09.75" |
| 7. | Tony Samuelson | Og | 37' 03.5" |
| 8. | Damian Budziski | Og | 36' 11" |

### High Jump

| | | | |
|---|---|---|---|
| 1. | Ed Kaiser | Imp | 6' 00" |
| 2. | Joe McCulloch | GCHS | 5' 10" |
| 3. | Nathan Wagner | Haxtun | 5' 10" |
| 4. | Nathan Wenzlick | Imp | 5' 08" |
| 5. | Josh Borowski | Grant | 5' 08" |
| 6. | Kyle Krajewski | GCHS | 5' 08" |
| 7. | Micheal Lampman | Haxtun | 5' 06" |
| 8. | Dwayne Fraire | Julesburg | 5' 04" |

### Pole Vault

| | | | |
|---|---|---|---|
| 1. | Tom Younghans | Hershey | 13' 00" |
| 2. | Andy Ohlson | Imp | 11' 06" |
| 3. | Adam Miller | Hershey | 11' 06" |
| 4. | Patrick McGreer | Grant | 11' 00" |
| 5. | Taylor May | Imperial | 11' 00" PB |
| 6. | Justin Saner | Og | 11' 00" |
| 7. | Mike Swanson | Imp | 09' 06" |
| 8. | | | |

### 300M Intermediate Hurdles

| | | | |
|---|---|---|---|
| 1. | Andy Ohlson | Imp | 42.1 |
| 2. | [redacted] Nate Wenzlick | IMP | 44.2 |
| 3. | Adam Vlasin | Imp | 45.0 |
| 4. | Nathan Nelson | Og | 45.3 |
| 5. | Mike Swanson | Imp JV | 45.4 PB |
| 6. | Kile Goodwin | Hershey | 45.9 |
| 7. | Brent Downey | Grant | 46.4 |
| 8. | Jeff Gette | GCHS | 46.6 |

### 110M High Hurdles

| | | | |
|---|---|---|---|
| 1. | Micheal Logsdon | Grant | 15.4 |
| 2. | Andy Ohlson | Imp | 15.6 PB |
| 3. | Chris Burge | Grant | 16.0 |
| 4. | Nathan Wenzlick | Imp | 16.2 |
| 5. | Will Morales | Imp | 17.0 PB |
| 6. | Nathan Nelson | Og | 17.0 |
| 7. | Kane Shirley | Hershey | 17.2 |
| 8. | Kile Goodwin | Hershey | 17.7 |

### 100M Dash

| | | | |
|---|---|---|---|
| 1. | Justin Young | Og | 10.9 |
| 2. | Kerry Shinn | Imp | 11.0 PB |
| 3. | Adam Armstrong | Og | 11.2 |
| 4. | Kyle Krajewski | GCHS | 11.4 |
| 5. | Preston Berkheimer | Holyoke | 11.4 |
| 6. | Brian Drauker | Og | 11.6 |
| 7. | Adam Vlasin | Imp | 11.7 PB |
| 8. | Landon Bergner | Holyoke | 15.1 |

### 200M Dash

| | | | |
|---|---|---|---|
| 1. | Kerry Shinn | Imp | 22.1 PB |
| 2. | Adam Armstrong | Og | 22.6 |
| 3. | Bud Martin | Og | 23.0 |
| 4. | Dwayne Friare | Julesburg | 23.1 |
| 5. | Dave Orr | Hershey | 23.6 |
| 6. | Lucas Arias | Grant | 24.3 |
| 7. | Nick Morrell | Og | 24.4 |
| 8. | Landon Bergner | Holyoke | 29.8 |

## 400M Dash

| | | | |
|---|---|---|---|
| 1. | Tanner Kirchner | Og | 0:52.2 |
| 2. | Evan Knight | Og | 0:52.7 |
| 3. | Mathew Lee | Grant | 0:55.1 |
| 4. | Matt Allen | GCHS | 0:56.5 |
| 5. | Vernon Swesey | Imp | 0:56.7 |
| 6. | Juan Ramirez | Julesburg | 0:57.0 |
| 7. | Jess Paulsen | GCHS | 0:57.4 |
| 8. | Tyler Stanley | Imp JV | 1:00.5 PB |

## 800M Run

| | | | |
|---|---|---|---|
| 1. | Evan Knight | Og | 2:03.9 |
| 2. | Tanner Kirchner | Og | 2:06.9 |
| 3. | Tyler Thompson | Og | 2:08.7 |
| 4. | Nick Bullington | Grant | 2:09.0 |
| 5. | Alex Miller | GCHS | 2:11.2 |
| 6. | Juan Ramirez | Julesburg | 2:12.5 |
| 7. | Jason Burke | Imp | 2:13.8 |
| 8. | Joel Norman | Imp | 2:17.2 |

## 1600M Run

| | | | |
|---|---|---|---|
| 1. | Kendall Hayford | Og | 5:10.7 |
| 2. | Tyler Most | Og | 5:12.9 |
| 3. | Vernon Swesey | Imp | 5:14.4 |
| 4. | Trapper Most | Og | 5:15.4 |
| 5. | Jay Wood | Imp | 5:15.7 |
| 6. | Kody Krebs | Hershey | 5:16.0 |
| 7. | Alex Miller | GCHS | 5:30.7 |
| 8. | Brett Berry | Imp | 5:32.1 |

## 3200M Run

| | | | |
|---|---|---|---|
| 1. | Trapper Most | Og | 10:46.3 |
| 2. | Tyler Most | Og | 10:49.4 |
| 3. | Kendall Hayford | Og | 10:52.8 |
| 4. | Koby Krebs | Hershey | 11:05.8 |
| 5. | Jay Wood | Imp | 11:12.8 |
| 6. | Tristian Foy | Og JV | 11:23.0 |
| 7. | Brett Berry | Imp | 11:23.1 |
| 8. | Trey Boggs | Imp | 11:28.3 |

## 400M Relay

| | | |
|---|---|---|
| 1. | Ogallala | 46.3 |
| 2. | Grant | 47.7 |
| 3. | GCHS | 48.2 |
| 4. | Julesburg | 48.6 |
| 5. | Imperial JV | 49.3 |
| 6. | Imperial | 49.7 |
| 7. | Hershey | 49.9 |
| 8. | Ogallala JV | 50.7 |

## 400M Weight Relay

| | | |
|---|---|---|
| 1. | Ogallala | 50.3 |
| 2. | Hershey | 51.0 |
| 3. | Imperial | 51.3 |
| 4. | Grant | 50.3 |
| 5. | Ogallala JV | 54.5 |
| 6. | Imperial JV | 55.5 |
| 7. | Julesburg | 56.8 |
| 8. | | |

## 1600M Relay

| | | |
|---|---|---|
| 1. | Ogallala | 3:45.1 |
| 2. | Grant | 3:54.8 |
| 3. | Imperial | 3:55.2 |
| 4. | Julesburg | 3:57.9 |
| 5. | GCHS | 4:03.0 |
| 6. | Hershey | 4:03.6 |
| 7. | Ogallala JV | ------- |
| 8. | | |

## 3200 Meter Relay

| | | |
|---|---|---|
| 1. | Ogallala | 9:03.6 |
| 2. | Grant | 9:05.7 |
| 3. | Imperial | 9:15.7 |
| 4. | GCHS | 9:25.9 |
| 5. | Hershey | 9:54.8 |
| 6. | Ogallala JV | 9:55.9 |
| 7. | | |
| 8. | | |

## Team Scores

| | | | |
|---|---|---|---|
| **1. Ogallala** | **- 193** | **6. Haxtun** | **- 14** |
| **2. Imperial** | **- 138** | **7. Julesburg** | **- 14** |
| **3. Grant** | **- 86** | **8. Imperial JV** | **- 11** |
| **4. Hershey** | **- 53** | **9. Holyoke** | **- 8** |
| **5. GCHS** | **- 37** | **10. Ogallala JV** | **- 4** |

**Thanks for coming, hope you enjoyed the meet!**

Imperial Varsity

IMPERIAL INVITATIONAL

BOYS ENTRY FORM

110 METER HIGH HURDLES

| | |
|---|---|
| Nathan Kaiser | 15.8 |
| Nathan Wenzlich | 16.1 |
| Will Morales | 16.8 |
| OHlson | |

100 METER DASH

| | |
|---|---|
| Kerry Shinn | 11.2 |
| Zach Nesbitt | 11.8 |
| Adam Ulasin | 12.0 |

200 METER DASH

| | |
|---|---|
| Kerry Shinn | 23.4 |
| Zach Nesbitt | 24.5 |
| Mike Shinn | 24.6 |
| A. Fischer V | |

400 METER DASH

| | |
|---|---|
| Kerry Shinn | 53.5 |
| Andy OHlson Burke? | 54.0 |
| Mike Shinn | 56.0 |
| Vern Swcsey | |

Wenzlich May

800 METER RUN

| | |
|---|---|
| Jason Burke | 2.15 |
| Andy Nanman | 2.17 |
| Jay Wood | 2.12 |

1600 METER RUN

| | |
|---|---|
| Jay Wood | 5.08 |
| Vern Swcsey | 5.09 |
| Trey Boggs J | 5.15 |
| Brch Berry | |

300 I.M. HURDLES

| | |
|---|---|
| Andy OHlson | 42.6 |
| Nathan Wenzlich | 43.7 |
| Adam Wasin | 44.1 |

3200 METER RUN

| | |
|---|---|
| Jay Wood | 11.10 |
| Brch Berry | 11.20 |
| Trey Boggs | 11.30 |

ok

HIGH JUMP

| | |
|---|---|
| Nathan Kaiser | 6'4 |
| Nathan Wenzlich | 5'8 |
| Trey Baggs | 5'6 |

ok

POLE VAULT

| | |
|---|---|
| Andy OHlson | 12'6 |
| Taylor May | 10' |
| Mike Shinn | 10' |
| Mike Swanson | |

ok

LONG JUMP

| | |
|---|---|
| Will Morales | 18' |
| Aaron Fischer | 17' |
| C.J. Swanson | 16' |

ok

TRIPLE JUMP

| | |
|---|---|
| Nathan Kaiser ? | 42' |
| Will Morales | 39' |
| Taylor May | 36' |

SHOT PUT

| | |
|---|---|
| Brian Strand | 46' |
| Tim Strand Bussell | 46' |
| Jed German | 46' |

ok

DISCUS

| | |
|---|---|
| Brian Strand | 158' |
| Tim Strand | 131' |
| Justin Bussell | 143' |

ok

400 RELAY 45.4

1 2. Nesbitt
2 W. Morales
3 A. Ulasin
4 A. Fischer

1600 RELAY 3.40

- 1 A. OHlson
- 2 J. Burke
- 3 A. Ulasin
- 4 K Shinn

3200 RELAY 9.00

1 V. Swcsey
2 S. Leibrandt
3 J. Wood
4 J. Burke

WT. RELAY 49.5

1. C.J. Swanson
2. B. Strand
3. T. Strand
4 J. Bussell

Imperial J.V

IMPERIAL INVITATIONAL

BOYS ENTRY FORM

110 METER HIGH HURDLES

| | |
|---|---|
| Jake Fencbee | 19' |
| | |
| | |

100 METER DASH

| | |
|---|---|
| Mike Swanson | 12.2 |
| Aaron Fucher | 12.5 |
| | |

200 METER DASH

| | |
|---|---|
| Mike Swanson | 25.0 |
| Aaron Fucher | 25.2 |
| Mike Shinn | |

400 METER DASH

| | |
|---|---|
| Tyler Stanley | 58' |
| Joel Norman | 58 |
| Mike Shinn J.V | |

800 METER RUN

| | |
|---|---|
| Tyler Stanley | 2.20 |
| Joel Norman | 2:20 |
| Scott Gebhardt | 2:15 |
| Steve Hanna | |

1600 METER RUN

| | |
|---|---|
| Tyler Stanley | 5.30 |
| Joel Norman | 5.40 |
| Trey Boggs JV | |

300 I.M. HURDLES

| | |
|---|---|
| Jake Fencbee | 49.0 |
| Mike Swanson | 47.0 |
| | |

3200 METER RUN

| | |
|---|---|
| Trey Boggs | 11:40 |
| | |
| | |

HIGH JUMP

| | |
|---|---|
| Trey Boggs | 5'4 |
| | |
| | |

POLE VAULT

| | |
|---|---|
| Mike Swanson | 9' |
| Jake Fencbee | 9' |
| | |

LONG JUMP

| | |
|---|---|
| Aaron Fucher | 18' |
| | |
| | |

TRIPLE JUMP

| | |
|---|---|
| Tayla May | 35' |
| | |
| | |

SHOT PUT

| | |
|---|---|
| Tyler Prabhaker | 44' |
| Matt Moser | 42' |
| John Strand | 42' |
| Justin Bussell | 44' |

DISCUS

| | |
|---|---|
| Matt Moser | 122' |
| Aaron Miller | 122' |
| Tyler Prabhaker | 123' |
| [redacted] | |

| | |
|---|---|
| [redacted] | |
| Aaron Sargent | 38' |
| Corbin Schoenberger | 40' |
| C.J. Swanson | 35' |
| Aaron Miller | 41' |

| | |
|---|---|
| John Strand | 119' |
| Aaron Sargent | 115' |
| Corbin Schoenberger | 122 |
| Jed Gennon | 113 |

400 RELAY 48.0 1600 RELAY 3.50 3200 RELAY 4.00 WT. RELAY 50.0

1 T. May
2 M. Swanson
3 J. Fencbee
4 M. Shinn

1 A. Miller
2 J. Strand
3 C. Schoenberger
4 M. Moser

# Chase County High School
# Invitational Track Meet

## Boys 110 Meter High Hurdles

| No. | Name | School | Mark |
|---|---|---|---|
| 1 | Dusty Sprague | Holyoke | 15.4 |
| 2 | Michael Logsdon | Grant | 15.6 |
| 3 | Ed Kaiser W/Mistake | Imp | 15.8 |
| 4 | Nathan Wenzlick | Imp | 15.9 |
| 5 | Andy Ohlson | Imp | 15.9 |
| 6 | Chris Burge | Grant | 16.1 |
| 7 | Nathan Nelson | Og | 17.1 |
| 8 | Kile Goodwin | Hershey | 17.8 |
| 9 | Kane Shirley | Hershey | 18.5 |
| 10 | Justin Plucknet | Og | 18.8 |
| 11 | Jon McConnell | Hershey | 19.0 |
| 12 | ~~Jake Forebee~~ | ~~Imp JV~~ Scratch | 19.0 |
| 13 | Josh Elmshauser | Og JV | 19.0 |
| 14 | Nick Rivas | Og JV | 19.0 |
| 15 | Trevor Kirchner | Og JV | 19.0 |
| 16 | Aaron Houston | GCHS | 19.5 |
| 17 | Boone Kizer | Jules | 19.5 |
| 18 | Vance McCormick | Jules | 20.9 |
| 19 | Joseph McCulloch | GCHS | |

## Boys 100 Meter Dash

| No. | Name | School | Mark |
|---|---|---|---|
| 1 | Kerry Shinn | Imp | 11.2 |
| 2 | Adam Armstrong | Og | 11.2 |
| 3 | Justin Young | Og | 11.2 |
| 4 | Johnny Morrison | Jules | 11.3 |
| 5 | Barry Hansen | Grant | 11.4 |
| 6 | Brian Drauker | Og | 11.4 |
| 7 | Joel Jasnoch | GCHS | 11.5 |
| 8 | Kyle Krajewski | GCHS | 11.5 |
| 9 | Chancy Tomlinson | Hershey | 11.5 |
| 10 | Paulo Schmidt | Hershey | 11.6 |
| 11 | Adam Vlasin | Imp | 11.7 |
| 12 | Matt Allen | GCHS | 11.8 |
| 13 | Preston Berkheimer | Holyoke | 11.8 |
| 14 | Landon Bergner | Holyoke | 11.8 |
| 15 | Zach Nesbitt | Imp | 11.8 |
| 16 | Bill Chandler | Og JV | 11.8 |
| 17 | Nick Forsyth | Og JV | 12.0 |
| 18 | Kane Shirley | Hershey | 12.1 |
| 19 | Evan Huwa | Holyoke | 12.1 |
| 20 | Mike Swanson | Imp JV | 12.2 |
| 21 | Jeff Van Dyke | Og JV | 12.2 |
| 22 | Chad Borowski | Grant | 12.3 |
| 23 | Brent Downy | Grant | 12.5 |
| 24 | Aaron Fuehrer | Imp JV | 12.5 |
| 25 | Kevin Johnson | Jules | 12.5 |
| 26 | A.J. Kantor | Jules | 12.6 |
| 27 | Fred Kinzie | Haxtun | 13.0 |

## Boys 400 Dash

| No. | Name | School | Mark |
|---|---|---|---|
| 1 | Tanner Kirchner | Og | 50.5 |
| 2 | Evan Knight | Og | 51.4 |
| 3 | Justin Young | Og | 53.0 |
| 4 | Kerry Shinn | Imp | 53.5 |
| 5 | ~~Andy Ohlson~~ Taylon May | Imp | 54.0 |
| 6 | Greg Sarchet | Og JV | 54.0 |
| 7 | Matt Allen | GCHS | 54.0 |
| 8 | Vern Swesey | Imp | 54.9 |
| 9 | Talon Moss | GCHS | 55.1 |
| 10 | Mathew Lee | Grant | 55.1 |
| 11 | Jess Paulsen | GCHS | 55.1 |
| 12 | Derek Miller | Hershey | 56.9 |
| 13 | Steve Dawkins | Hershey | 56.9 |
| 14 | Joel Norman | Imp JV | 58.0 |
| 15 | Daiki Comont | Og JV | 58.0 |
| 16 | Tyler Stanley | Imp JV | 58.0 |
| 17 | David Collins | Jules | 58.8 |
| 18 | Chris Tatman | Hershey | 58.9 |
| 19 | Taylor Foy | Og JV | 59.0 |
| 20 | Tyler Hughes | Grant | 59.5 |
| 21 | Johnny Morrison | Jules | 59.5 |
| 22 | Dustin Scott | Grant | 65.3 |
| 23 | Thomas Benner | Jules | 71.1 |

## Boys 3200 Meter Run

| No. | Name | School | Mark |
|---|---|---|---|
| 1 | Tyler Most | Og | 10:28.0 |
| 2 | Trapper Most | Og | 10:39.0 |
| 3 | Kendall Hayford | Og | 10:43.0 |
| 4 | Jay Wood | Imp | 10:58.0 |
| 5 | Brett Berry | Imp | 11:08.0 |
| 6 | Koby Krebs | Hershey | 11:09.0 |
| 7 | Tristian Foy | Og JV | 11:15.0 |
| 8 | Tyler Hothan | Og JV | 11:15.0 |
| 9 | Trey Boggs | Imp | 11:30.0 |
| 10 | Vance McCormick | Jules | 12:10.0 |
| 11 | Talon Gorgen | Grant | 12:54.0 |
| 12 | Micheal Riggs | Grant | 13:00.0 |

## Boys 300 Meter Hurdles

| No. | Name | School | Mark |
|---|---|---|---|
| 1 | Dusty Sprague | Holyoke | 40.8 |
| 2 | Andy Ohlson | Imp | 41.3 |
| 3 | Nathan Wenzlick | Imp | 43.7 |
| 4 | Adam Vlasin | Imp | 44.1 |
| 5 | Aaron Houston | GCHS | 44.5 |
| 6 | David Zorn | GCHS | 44.6 |
| 7 | Joseph McCulloch | GCHS | 44.7 |
| 8 | Brent Downey | Grant | 45.6 |
| 9 | Mike Swanson | Imp JV | 45.7 |
| 10 | Mark Boettcher | Hershey | 46.0 |
| 11 | Nathan Nelson | Og | 46.0 |
| 12 | Kile Goodwin | Hershey | 47.1 |
| 13 | Kane Shirley | Hershey | 47.6 |
| 14 | Justin Plucknet | Og | 48.0 |
| 15 | Chris Burge | Grant | 49.0 |
| ~~16~~ | ~~Jake Forobee~~ | ~~Imp JV~~ Scratch | 49.0 |
| 17 | Josh Elmshauser | Og JV | 49.0 |
| 18 | Nick Rivas | Og JV | 49.0 |
| 19 | Trevor Kirchner | Og JV | 49.0 |
| 20 | Vance McCormick | Jules | 49.2 |
| 21 | A.J. Kantor | Jules | 50.5 |
| 22 | Boone Kizer | Jules | 52.0 |

## Boys 1600 Meter Run

| No. | Name | School | Mark |
|---|---|---|---|
| 1 | Tyler Most | Og | 4:54.0 |
| 2 | Kendall Hayford | Og | 4:59.0 |
| 3 | Vernon Swesey | Imp | 5:01.0 |
| 4 | Trapper Most | Og | 5:01.0 |
| 5 | Kody Krebs | Hershey | 5:08.0 |
| 6 | Jay Wood | Imp | 5:08.0 |
| 7 | Jon Flaming | Og JV | 5:15.0 |
| 8 | Tristian Foy | Og JV | 5:15.0 |
| 9 | Alex Miller | GCHS | 5:17.0 |
| 10 | Juan Ramirez | Jules | 5:18.7 |
| 11 | Brett Berry | Imp | 5:20.0 |
| 12 | Broque Jackson | GCHS | 5:24.0 |
| 13 | Travis Sherlock | Holyoke | 5:25.5 |
| 14 | Nathan Brasby | Holyoke | 5:27.1 |
| 15 | ~~Tyler Stanley~~ Boggs | Imp JV | 5:30.0 |
| 16 | Evan Hoppens | Og JV | 5:30.0 |
| 17 | Matt O'Brien | GCHS | 5:35.0 |
| ~~18~~ | ~~Joel Norman~~ Steve Hamm Scratch | Imp JV | 5:40.0 |
| 19 | Vance McCormick | Jules | 5:46.3 |
| 20 | Talon Gorgen | Grant | 5:49.0 |
| 21 | Micheal Riggs | Grant | 6:00.0 |
| 22 | Tyler Mahanen | Grant | 7:10.0 |

## Boys 200 Meter Dash

| No. | Name | School | Mark |
|---|---|---|---|
| 1 | Kerry Shinn | Imp | 22.9 |
| 2 | Adam Armstrong | Og | 23.2 |
| 3 | Bud Martin | Og | 23.4 |
| 4 | Barry Hansen | Grant | 23.5 |
| 5 | Joel Jasnoch | GCHS | 23.7 |
| 6 | Ryan Hernandez | Og | 23.9 |
| 7 | Kyle Krajewski | GCHS | 24.0 |
| 8 | Matt Allen | GCHS | 24.0 |
| 9 | Dwayne Fraire | Jules | 24.1 |
| 10 | Johnny Morrison | Jules | 24.2 |
| 11 | Zach Nesbitt | Imp | 24.5 |
| 12 | Dave Orr | Hershey | 24.6 |
| 13 | Paul Orr | Hershey | 24.8 |
| 14 | Chris Softley | Grant | 24.9 |
| 15 | Bill Chandler | Og JV | 24.9 |
| 16 | Beau Starkebaum | Haxtun | 25.0 |
| ~~17~~ | ~~Mike Swanson~~ | ~~Imp JV~~ Scratch | 25.0 |
| 18 | Nick Forsyth | Og JV | 25.0 |
| 19 | Preston Berkheimer | Holyoke | 25.2 |
| 20 | Landon Bergner | Holyoke | 25.2 |
| 21 | Aaron Fuehrer | Imp | 25.2 |
| 22 | Lucas Arias | Grant | 25.6 |
| 23 | Jeff Van Dyke | Og JV | 25.6 |
| 24 | Evan Huwa | Holyoke | 25.8 |
| 25 | A.J. Kantor | Jules | 26.8 |
| 26 | Tyler Hinton | Hershey | 27.0 |

## Boys 800 Meter Run

| No. | Name | School | Mark |
|---|---|---|---|
| 1 | Evan Knight | Og | 2:02.5 |
| 2 | Tanner Kirchner | Og | 2:07.0 |
| 3 | Juan Ramirez | Jules | 2:08.4 |
| 4 | Tyler Thompson | Og | 2:11.0 |
| 5 | Nick Bullington | Grant | 2:12.0 |
| 6 | Colt Stearns | Hershey | 2:12.0 |
| 7 | ~~Jay Wood~~ | ~~Imp~~ | ~~2:12.0~~ |
| 8 | Alex Miller | GCHS | 2:13.0 |
| 9 | Brent Turner | Grant | 2:13.0 |
| 10 | Tim Paisley | GCHS | 2:15.0 |
| 11 | Jason Burke | Imp 2.10.6 | 2:15.0 |
| 12 | Scott Leibbrandt | Imp V | 2:15.0 |
| 13 | Broque Jackson | GCHS | 2:16.0 |
| 14 | ~~Andy Norman~~ Scratch | ~~Imp~~ | 2:17.0 |
| 15 | Fred Kinzie | Haxtun | 2:20.0 |
| 16 | Joe Blomstedt | Hershey | 2:20.0 |
| 17 | Joel Norman | Imp V 2.17 | 2:20.0 |
| 18 | Tyler Stanley | Imp JV | 2:20.0 |
| 19 | Brian Harris | Og JV | 2:20.0 |
| 20 | Matt Weber | Og JV | 2:20.0 |
| 21 | R.J. Shute | Hershey | 2:21.0 |
| 22 | Stewart Clouse | Grant | 2:23.0 |
| 23 | Matt Jensen | Og JV | 2:28.0 |
| 24 | Tim Harris | Jules | 2:32.7 |
| 25 | Thomas Benner | Jules | 2:35.8 |

## Boys 3200 Meter Relay

| No. | School | Mark |
|---|---|---|
| 1 | Ogallala | 08:42.0 |
| 2 | Grant | 08:47.0 |
| 3 | Imp | 09:00.0 |
| 4 | GCHS | 09:12.0 |
| 5 | Hershey | 09:20.0 |
| 6 | Ogallala JV | 09:20.0 |
| 7 | Julesburg | 09:58.8 |

## Boys 400 Meter Relay

| No. | School | Mark |
|---|---|---|
| 1 | Ogallala | 44.5 |
| 2 | Imp | 45.4 |
| 3 | Ogallala JV | 46.0 |
| 4 | Grant | 46.1 |
| 5 | Holyoke | 46.1 |
| 6 | GCHS | 46.2 |
| 7 | Julesburg | 46.9 |
| 8 | Hershey | 47.0 |
| 9 | Imp JV | 48.0 |
| 10 | Haxtun | 49.0 |

## Boys 400 Meter Weight Relay

| No. | School | Mark |
|---|---|---|
| 1 | Ogallala | 49.0 |
| 2 | Hershey | 49.3 |
| 3 | Imp | 49.5 |
| 4 | Imp JV | 50.0 |
| 5 | Grant | 51.4 |
| 6 | Ogallala JV | 52.0 |

## Boys 1600 Meter Relay

| No. | School | Mark |
|---|---|---|
| 1 | Ogallala | 3:30.9 |
| 2 | Imp | 3:40.0 |
| 3 | Holyoke | 3:42.0 |
| 4 | Grant | 3:43.0 |
| 5 | GCHS | 3:46.2 |
| 6 | Hershey | 3:49.0 |
| 7 | Ogallala JV | 3:49.0 |
| 8 | Imp JV | 3:50.0 |
| 9 | Julesburg | 3:50.7 |

## Boys Long Jump

| No. | Name | School | Mark |
|---|---|---|---|
| 1 | Ryan Ness | Og | 20' 05" |
| 2 | Kody Salsman | Grant | 19' 07" |
| 3 | Nick Morrell | Og | 19' 06" |
| 4 | Paulo Schmidt | Hershey | 18' 10" |
| 5 | Buddy Towell | Og JV | 18' 10" |
| 6 | David Zorn | GCHS | 18' 06" |
| 7 | Kurtis Dudo | Grant | 18' 05" |
| 8 | Will Morales | Imp | 18' 00" |
| 9 | Beau Starkebaum | Haxtun | 17' 09" |
| 10 | Kyle Borowski | Grant | 17' 07" |
| 11 | A.J. Kantor | Jules | 17' 01" |
| 12 | Matt O'Brien | GCHS | 17' 00" |
| 13 | Nathan Wagner | Haxtun | 17' 00" |
| 14 | Steve Dawkins | Hershey | 17' 00" |
| 15 | Chris Tatman | Hershey | 17' 00" |
| 16 | Aaron Fuehrer | Imp | 17' 00" |
| 17 | Shane Rogers | Og | 17' 00" |
| 18 | Ryan Reynolds | Og JV | 17' 00" |
| 19 | Tony Samuelson | Og JV | 17' 00" |
| 20 | Micheal Lampman | Haxtun | 16' 00" |
| 21 | C. J. Swanson | Imp | 16' 00" |
| 22 | Thomas Benner | Jules | 13' 01" |
| 23 | Preston Berkheimer | Holyoke | |

## Boys Triple Jump

| No. | Name | School | Mark |
|---|---|---|---|
| 1 | Michael Logsdon | Grant | 44' 10" |
| 2 | ~~Ed Kaiser~~ Scratch | ~~Imp~~ | ~~42' 00"~~ |
| 3 | Nathan Wagner | Haxtun | 41' 00" |
| 4 | Kody Salsman | Grant | 40' 05" |
| 5 | Will Morales | Imp | 40' 04" |
| 6 | David Zorn | GCHS | 40' 03" |
| 7 | Beau Starkebaum | Haxtun | 39' 00" |
| 8 | Matt O'Brien | GCHS | 38' 06" |
| 9 | Damian Budziski | Og | 38' 05" |
| 10 | Steve Dawkins | Hershey | 38' 00" |
| 11 | Preston Berkheimer | Holyoke | 37' 11" |
| 12 | Buddy Towell | Og JV | 37' 06" |
| 13 | Micheal Lampman | Haxtun | 37' 00" |
| 14 | Chris Tatman | Hershey | 37' 00" |
| 15 | Tony Samuelson | Og JV | 36' 05" |
| 16 | Josh Borowski | Grant | 36' 04" |
| 17 | Austin Vosler | Jules | 36' 02" |
| 18 | Taylor May | Imp | 36' 00" |
| 19 | Ryan Reynolds | Og JV | 35' 00" |
| 20 | Tim Harris | Jules | 33' 11" |
| 21 | Shane Rogers | Og | 33' 08" |
| 22 | Nathan Brasby | Holyoke | 33' 03" |
| 23 | Adam Millage | Holyoke | |

## Boys High Jump

| No. | Name | School | Mark |
|---|---|---|---|
| 1 | Ed Kaiser | Imp | 6' 06" |
| 2 | Josh Borowski | Grant | 6' 00" |
| 3 | Nathan Wagner | Haxtun | 6' 00" |
| 4 | Kyle Krajewski | GCHS | 5' 08" |
| 5 | Nathan Wenzlick | Imp | 5' 08" |
| 6 | Nick Morrell | Og | 5' 08" |
| 7 | Joseph McCulloch | GCHS | 5' 06" |
| 8 | Micheal Lampman | Haxtun | 5' 06" |
| 9 | Derek Miller | Hershey | 5' 06" |
| 10 | Trey Boggs | Imp | 5' 06" |
| 11 | Dwayne Fraire | Jules | 5' 06" |
| 12 | Jason Jensen | Hershey | 5' 02" |
| 13 | Isaac Windam | Hershey | 5' 02" |
| 14 | Evan Huwa | Holyoke | 5' 02" |
| 15 | Travis Sherlock | Holyoke | 5' 00" |

## Boys Pole Vault

| No. | Name | School | Mark |
|---|---|---|---|
| 1 | Tom Younghans | Hershey | 13' 06" |
| 2 | Adam Miller | Hershey | 12' 06" |
| 3 | Andy Ohlson | Imp | 12' 06" |
| 4 | Justin Saner | Og | 12' 00" |
| 5 | Patrick McGreer | Grant | 11' 06" |
| 6 | Mike Swanson | Imp | 11' 06" |
| 7 | Zach Mettlen | Og | 11' 06" |
| 8 | David Collins | Jules | 11' 00" |
| 9 | Taylor May | Imp | 10' 00" |
| 10 | Fred Kinzie | Haxtun | 09' 06" |
| 11 | Mike Shinn | Imp JV | 09' 00" |
| ~~12~~ | ~~Jake Ferebee~~ | ~~Imp JV~~ Scratch | 09' 00" |
| 13 | Vance McCormick | Jules | 09' 00" |
| 14 | Tim Harris | Jules | 09' 00" |
| 15 | Bobby Peterson | Og JV | 09' 00" |
| 16 | Mike Thornburg | GCHS | 08' 00" |
| 17 | Landon Troyer | Hershey | 08' 00" |
| 18 | Nick Rivas | Og JV | 08' 00" |

## Boys Shot Put

| No. | Name | School | Mark |
|---|---|---|---|
| 1 | Mac Jenkins | Hershey | 50' 03" |
| 2 | Brian Strand | Imp | 48' 03" |
| 3 | Jed German | Imp | 48' 02" |
| 4 | Justin Bussell | Imp | 47' 08" |
| 5 | Mike Hiatt | Hershey | 47' 07" |
| 6 | Tim Strand | Imp JV | 46' 07" |
| 7 | Josh Howerter | Grant | 46' 07" |
| 8 | Steve Applegart | Og | 46' 01" |
| 9 | Jeremy Kizer | Jules | 45' 02" |
| 10 | Shane Batt | GCHS | 45' 00" |
| 11 | Tanner Holsher | Og | 45' 00" |
| 12 | Ryan Streff | Og | 44' 10" |
| 13 | Mark Boettcher | Hershey | 44' 01" |
| 14 | Andrew Colglazier | Holyoke | 44' 00" |
| 15 | Tyler Pribbeno | Imp JV | 44' 00" |
| 16 | Mike Lutz | GCHS | 42' 00" |
| 17 | Matt Moser | Imp JV | 42' 00" |
| 18 | John Strand | Imp JV | 42' 00" |
| 19 | Aaron Miller | Imp JV | 41' 00" |
| 20 | C. Schoenberger | Imp JV | 40' 00" |
| 21 | Adam Millage | Holyoke | 38' 00" |
| 22 | Aaron Sargent | Imp JV | 38' 00" |
| 23 | Leon Hansmeier | Og JV | 37' 10" |
| 24 | Clint Erb | Her JV | 37' 00" |
| 25 | Matt Price | Jules | 37' 00" |
| 26 | John Tines | Grant | 35' 06" |
| 27 | Matt Kantor | Jules | 35' 05" |
| 28 | Tony Berkheimer | Haxtun | 35' 00" |
| 29 | Justin Ransdell | Her JV | 35' 00" |
| ~~30~~ | ~~C. J. Swanson~~ | ~~Imp JV~~ Scratch | 35' 00" |
| 31 | Kyle Stringham | Her JV | 34' 00" |
| 32 | Jared Jollesten | Og JV | 33' 00" |
| 33 | Zach Harman | Og JV | 33' 00" |
| 34 | Tyler Mahnken | Grant | 29' 09" |

## Boys Discus

| No. | Name | School | Mark |
|---|---|---|---|
| 1 | Brian Strand | Imp | 158' 00" |
| 2 | Troy Haenfler | Grant | 152' 03" |
| 3 | Justin Bussell | Imp | 143' 00" |
| 4 | Micheal Logsdon | Grant | 141' 01" |
| 5 | Tim Strand | Imp | 134' 00" |
| 6 | Jeremy Kizer | Jules | 132' 07" |
| 7 | Clint Erb | Hershey | 127' 09" |
| 8 | Shane Batt | GCHS | 127' 00" |
| 9 | Dan Lauts | Og | 127' 00" |
| 10 | Ryan Streff | Og | 127' 00" |
| 11 | Steve Applegart | Og | 126' 00" |
| 12 | Mike Hiatt | Hershey | 124' 05" |
| 13 | Tyler Pribbeno | Imp JV | 123' 00" |
| 14 | Matt Moser | Imp JV | 122' 00" |
| 15 | Aaron Miller | Imp JV | 122' 00" |
| 16 | C. Schoenberger | Imp JV | 122' 00" |
| 17 | John Strand | Imp JV | 119' 00" |
| 18 | Mark Boettcher | Hershey | 118' 00" |
| 19 | Andrew Colglazier | Holyoke | 117' 04" |
| 20 | Adam Millage | Holyoke | 116' 04" |
| 21 | Aaron Sargent | Imp JV | 115' 00" |
| 22 | Matt Price | Jules | 113' 09" |
| 23 | Jed German | Imp JV | 113' 00" |
| 24 | Dusty Marquardt | Grant | 112' 09" |
| 25 | Jeff Gette | GCHS | 110' 00" |
| 26 | Brent Robb | Og JV | 110' 00" |
| 27 | Ernie Rosalez | Og JV | 110' 00" |
| 28 | Ryan Brott | Og JV | 110' 00" |
| 29 | Mike Lutz | GCHS | 108' 00" |
| 30 | Mac Jenkins | Her JV | 100' 00" |
| 31 | Matt Kantor | Jules | 097' 00" |
| 32 | Tony Berkheimer | Haxtun | 090' 00" |
| 33 | Justin Ransdell | Her JV | 090' 00" |
| 34 | Kyle Stringham | Her JV | 090' 00" |

EVENT Boy's Triple Jump MEET _____ DATE 4-16-02 JUDGE Record 44' 5½"

~~DISCUS~~ - ~~SHOT PUT~~ - ~~LONG JUMP~~ - TRIPLE JUMP - ~~JAVELIN~~ ~~(HAMMER)~~

| NO. | CONTESTANT | SCHOOL | TRIALS | | | | | | | | QUALIFIERS AND DISTANCE | FINALS | | | | | | | | FINAL ORDER OF FINISH |
|---|---|---|---|---|---|---|---|---|---|---|---|---|---|---|---|---|---|---|---|---|
| | | | FIRST DISTANCE | | SECOND DISTANCE | | THIRD DISTANCE | | FOURTH DISTANCE | | | FIRST DISTANCE | | SECOND DISTANCE | | THIRD DISTANCE | | BEST DISTANCE | | |
| | | | FT. | IN. | FT. | IN. | FT. | IN. | FT. | IN. | | FT. | IN. | FT. | IN. | FT. | IN. | FT. | IN. | |
| 32 | Adam Millage | Holyoke | S | | S | | S | | S | | | | | | | | | | | |
| 32 | Nathan Brasby | Holyoke | S | | S | | 33 | 6 | 33 | 6 | | | | | | | | | | |
| | ~~Shane Rogers~~ | ~~Ogallala~~ | | | | | | | | | | | | | | | | | | |
| 25 | Tim Harris | Julesburg | 34 | 6½ | S | | 34 | 8½ | 34 | 8½ | | | | | | | | | | |
| 32 | Ryan Reynolds | Ogallala JV | S | | S | | S | | S | | | | | | | | | | | |
| | ~~Taylor May~~ | Imperial | | | | | | | | | | | | | | | | | | |
| | ~~Austin Vosler~~ | ~~Julesburg~~ | | | | | | | | | | | | | | | | | | |
| 34 | Josh Borowski | Grant | 37 | 5 | 35 | 10½ | 38 | 9¾ | 38 | 9¾ | (6) | | | | | | | | | |
| 34 | Tony Samuelson | Ogallala JV | 37 | 3½ | S | | S | | 37 | 3½ | (7) | | | | | | | | | |
| 32 | Chris Tatuman TATMAN | Hershey | 36 | 4¾ | 36 | 8½ | 35 | 9 | 36 | 8½ | | | | | | | | | | |
| 34 | ~~Micheal Lampman~~ | ~~Hixson~~ | | | | | | | | | | | | | | | | | | |
| 32 | Buddy Towell | Ogallala JV | S | | 36 | 9¾ | S | | 36 | 9¾ | | | | | | | | | | |
| 34 | Preston Berkheimer | Holyoke | 36 | 7 | 36 | 5½ | S | | 36 | 7 | | | | | | | | | | |
| 32 | Steve Dawkins | Hershey | 36 | 10 | 36 | 10¾ | S | | 36 | 10¾ | | | | | | | | | | |
| 34 | Damian Budziski | Ogallala | S | | 36 | 11 | 36 | 2½ | 36 | 11 | (8) | | | | | | | | | |
| 84 | Matt O'Brien | CCHS | | | | | | | | | | | | | | | | | | |

| PLACE | CONTESTANT | SCHOOL | DISTANCE |
|---|---|---|---|
| 1st | | | |
| 2nd | | | |
| 3rd | | | |
| 4th | | | |
| 5th | | | |
| 6th | | | |
| 7th | | | |
| 8th | | | |

up and down in the Hole

(OVER)

| NO. | CONTESTANT | SCHOOL | TRIALS | | | | | | Best | | QUALIFIERS AND DISTANCE | FINALS | | | | | | | | FINAL ORDER OF FINISH |
|---|---|---|---|---|---|---|---|---|---|---|---|---|---|---|---|---|---|---|---|---|
| | | | FIRST DISTANCE | | SECOND DISTANCE | | THIRD DISTANCE | | FOURTH DISTANCE | | | FIRST DISTANCE | | SECOND DISTANCE | | THIRD DISTANCE | | BEST DISTANCE | | |
| | | | FT. | IN. | FT. | IN. | FT. | IN. | FT. | IN. | | FT. | IN. | FT. | IN. | FT. | IN. | FT. | IN. | |
| 34 | Beau Starkembaum | Haxtun | 36 | 5 1/4 | 35 | 10 | 36 | 6 1/2 | 36 | 6 1/2 | | | | | | | | | | |
| 34 | ~~David Zorn~~ LAmphAn | ~~GCHS~~ HAXTUN | | 5 | — | | — | | | | | | | | | | | | | |
| 34 | Will Morales | Imperial | 40 | 0 | 39 | 3 1/2 | 5 | | 40 | 0 | | | | | | | | | | |
| XX | Kody Salsman | Grant | 39 | 3 1/2 | 38 | 8 1/2 | 36 | 9 | 39 | 3 1/2 | | | | | | | | | | |
| 34 | Nathan Wagner | Haxtun | 40 | 4 1/4 | 40 | 6 | 41 | 0 | 41 | 0 | | | | | | | | | | |
| 34 | ~~Ed Kaiser~~ OBrien | ~~Imperial~~ GardenCountyr | 39 | 5 | 39 | 6 1/2 | 40 | 8 | 40 | 8 | | | | | | | | | | |
| 34 | Michael Logsdon | Grant | 42 | 4 | 42 | 3 1/4 | 42 | 11 | 42 | 11 | | | | | | | | | | |
| | | | | | | | | | | | | | | | | | | | | |
| | | | | | | | | | | | | | | | | | | | | |
| X | Brdzisk 09 (8) | 36 11 | 36 | 4 | | 5 | 36 | 6 | | | | | | | | | | | | |
| X | Samuelson 09 (5) | 37 3 1/2 | | 5 | 36 | 8 | | 5 | | | | | | | | | | | | |
| X | Borowski Gr (6) | 38 9 3/4 | | 5 | 36 | 1 | | 5 | | | | | | | | | | | | |
| X | Salsman Gr (3) | 39 3 1/2 | | 5 | 36 | 1 1/2 | | — | | | | | | | | | | | | |
| X | Morales Im (4) | 40 0 | 40 | 4 | 39 | 10 | 37 | 6 1/2 | | | | | | | | | | | | |
| X | OBrien Gr (3) | 40.8 | 40 | 5 1/2 | 39 | 7 1/2 | 39 | 10 1/2 | | | | | | | | | | | | |
| ✓ | Wagner Hax (2) | 41.0 | 39 | 10 | 39 | 1 | 38 | 2 1/2 | | | | | | | | | | | | |
| | Logsdon Gr (1) | 42.11 | 42 | 7 1/2 | 42 | 1 1/2 | 41 | 1 | | | | | | | | | | | | |
| | | | | | | | | | | | | | | | | | | | | |
| | | | | | | | | | | | | | | | | | | | | |
| | | | | | | | | | | | | | | | | | | | | |

| NO. | CONTESTANT | SCHOOL | TRIALS | | | | | | | | QUALIFIERS AND DISTANCE | FINALS | | | | | | | | FINAL ORDER OF FINISH |
|---|---|---|---|---|---|---|---|---|---|---|---|---|---|---|---|---|---|---|---|---|
| | | | FIRST DISTANCE | | SECOND DISTANCE | | THIRD DISTANCE | | FOURTH DISTANCE | | | FIRST DISTANCE | | SECOND DISTANCE | | THIRD DISTANCE | | BEST DISTANCE | | |
| | | | FT. | IN. | FT. | IN. | FT. | IN. | FT. | IN. | | FT. | IN. | FT. | IN. | FT. | IN. | FT. | IN. | |
| ✓ | ~~Kurtis Dudo~~ Chris Softley | Grant | 16 | 11 | 16 | 9 | 17 | 2½ | | | 17 2½ | 16 | 3¼ | 18 | 1¼ | 17 | 1¼ | 18 | 1¼ | 6 |
| ✓ | ~~David Zorn~~ | GCHS | | | | | | | | | | | | | | | | | | |
| ✓ | Buddy Towell | Ogallala JV | 15 | 5½ | 14 | 10¾ | 16 | 5 | | | | | | | | | | | | |
| | ~~Paulo Schmidt~~ | Hershey | | | | | | | | | | | | | | | | | | |
| ✓ | Nick Morrell | Ogallala | 16 | 10 | 17 | 8¾ | 17 | 9½ | | | 17 9½ | 19 | 2 | 17 | 9½ | 19 | 7¼ | 19 | 7¼ | 2 |
| ✓ | Kody Salsman | Grant | 16 | 7 | 17 | 7 | 17 | 2½ | | | 17 7 | 18 | 6½ | 18 | 7¼ | 17 | 9½ | 18 | 7¼ | 5 |
| ✓ | Ryan Ness | Ogallala | 18 | 9½ | 18 | 1½ | 17 | 7 | | → | 18 9½ | 18 | 0 | 19 | 9½ | 20 | 5½ | 20 | 5½ | 1 |
| ✓ | Damien Budziszewski | Ogallala | 15 | 6½ | 16 | ½ | 15 | 6 | | | | | | | | | | | | |
| ✓ | MIKE MOLLENDOR | JULESBURG | 17 | 4¼ | 16 | 6½ | 17 | 0 | | | 17 4¼ | 16 | 9 | 16 | 8¼ | 17 | 8 | 17 | 8 | 8 |
| | | | | | | | | | | | | | | | | | | | | |
| ✓ | MORALES | | ~~18~~ | 9 | 17 | 9¼ | 17 | 9½ | | | | | | | | | | | | |
| ✓ | SOFTLEY | | 16 | 3¼ | 18 | 1¼ | 17 | 1¼ | | | | | | | | | | | | |
| ✓ | WAGNER | | 16 | 7 | 17 | 5½ | 17 | 11 | | | | | | | | | | | | |
| ✓ | MOLLENDOR | | ~~16~~ | 9 | 16 | 8¼ | 17 | 8 | | | | | | | | | | | | |
| ✓ | SALSMAN | | 18 | 6½ | 18 | 7¼ | 17 | 9½ | | | | | | | | | | | | |
| ✓ | MORRELL | | 19 | 2 | 17 | 9½ | 19 | 7¼ | | | | | | | | | | | | |
| ✓ | BERKHEIMER | | ~~18~~ | 6 | 18 | 3¼ | 19 | 2¼ | | | | | | | | | | | | |
| ✓ | NESS | | 18 | 0 | 19 | 9½ | 20 | 5½ | | | | | | | | | | | | |
| | | | | | | | | | | | | | | | | | | | | |
| | | | | | | | | | | | | | | | | | | | | |

EVENT Boys Long Jump MEET _____ DATE 4-16-02 JUDGE Record 21'9"

~~BIG~~ - ~~S~~ - LONG JUMP - ~~TRIPLE JUMP~~ - ~~JAVELIN~~ - ~~(HANDICAP)~~

| NO. | CONTESTANT (1st Flight) | SCHOOL | TRIALS 1st DIST FT. | 1st DIST IN. | 2nd DIST FT. | 2nd DIST IN. | 3rd DIST FT. | 3rd DIST IN. | 4th DIST FT. | 4th DIST IN. | QUALIFIERS AND DISTANCE | FINALS 1st DIST FT. | 1st DIST IN. | 2nd DIST FT. | 2nd DIST IN. | 3rd DIST FT. | 3rd DIST IN. | BEST DIST FT. | BEST DIST IN. | FINAL ORDER OF FINISH |
|---|---|---|---|---|---|---|---|---|---|---|---|---|---|---|---|---|---|---|---|---|
| ✓ | P Preston Berkheimer | Holyoke | 18 | | 17 | 8 | 18 | 1½ | | | 18 1½ | 18 | 6 | 18 | 3¼ | 19 | 2¼ | 19 | 2¼ | 3 |
| ✓ | Thomas Benner | Julesburg | 13 | 2 | 12 | 8 | 12 | 7½ | | | | | | | | | | | | |
| ✓ | C. J. Swanson | Imperial | 16 | 6½ | 16 | 5 | 15 | 9 | | | | | | | | | | | | |
| ✓ | Michael Lampman | Haxtun | 16 | 4 | 15 | 9 | 15 | 7½ | | | | | | | | | | | | |
| ✓ | Tony Samuelson | Ogallala JV | 16 | 4 | 15 | 11¾ | — | — | | | | | | | | | | | | |
| ✓ | Ryan Reynolds | Ogallala JV | — | — | 15 | 4 | — | — | | | | | | | | | | | | |
| | ~~Shane Rogers~~ | ~~Ogallala~~ | | | 1 | | | | | | | | | | | | | | | |
| ✓ | Aaron Fuehrer | Imperial | 15 | 4 | 15 | 6 | 16 | ½ | | | | | | | | | | | | |
| ✓ | Chris Tatman | Hershey | 15 | 1½ | 15 | 1 | 14 | 2½ | | | | | | | | | | | | |
| ✓ | Steve Dawkins | Hershey | — | — | 15 | 10½ | 14 | 9 | | | | | | | | | | | | |
| ✓ | Nathan Wagner | Haxtun | 16 | 8½ | 17 | 3½ | 16 | 2 | | | 17 3½ | 16 | 7 | 17 | 5½ | 17 | 11 | 17 | 11 | 7 |
| ✓ | Matt O'Brien | GCHS | 15 | 6½ | 15 | 8½ | 15 | 6 | | | | | | | | | | | | |
| ✓ | A. J. Kantor | Julesburg | 15 | 7 | 15 | 1½ | — | — | | | | | | | | | | | | |
| ✓ | Kyle Borowski | Grant | 16 | 1 | 15 | 4 | 16 | 6½ | | | | | | | | | | | | |
| ✓ | Beau Starebaum | Haxtun | 15 | 3½ | 16 | 6½ | 15 | 10 | | | | | | | | | | | | |
| ✓ | Will Morales | Imperial | 17 | 0 | 16 | 3 | 16 | 3 | | | 17 | 18 | 9 | 17 | 9¼ | 17 | 9½ | 18 | 9 | 4 |

| PLACE | CONTESTANT | SCHOOL | DISTANCE |
|---|---|---|---|
| 1st | RYAN NESS | Ogallala | 20 5½ |
| 2nd | NICK MORRELL | Ogallala | 19 7¼ |
| 3rd | PRESTON BERKHEIMER | HOLOYOKE | 19 2¼ |
| 4th | WILL MORALES | IMPERIAL | 18 9 |
| 5th | KODY SALSMAN | GRANT | 18 7¼ |
| 6th | CHRIS SOFTLEY | GRANT | 18 1¼ |
| 7th | NATHAN WAGNER | HAXTUN | 17 11 |
| 8th | MIKE MOLLENDOR | JULESBURG | 17 8 |

(OVER)

P.6 44 11 (8)

| NO. | CONTESTANT | SCHOOL | TRIALS | | | | | | | | QUALIFIERS AND DISTANCE | FINALS | | | | | | | | FINAL ORDER OF FINISH |
|---|---|---|---|---|---|---|---|---|---|---|---|---|---|---|---|---|---|---|---|---|
| | | | FIRST DISTANCE | | SECOND DISTANCE | | THIRD DISTANCE | | FOURTH DISTANCE | | | FIRST DISTANCE | | SECOND DISTANCE | | THIRD DISTANCE | | BEST DISTANCE | | |
| | | | FT. | IN. | FT. | IN. | FT. | IN. | FT. | IN. | | FT. | IN. | FT. | IN. | FT. | IN. | FT. | IN. | |
| | Matt Pric | Julesburg | 35 | 11½ | 34 | 11 | 34 | 7½ | | | | | | | | | | | | |
| | Clint Erb | Hershey JV | 41 | 11 | 41 | 8 | 42 | ½ | | | | | | | | | | | | |
| | Leon Hansmeier | Ogal JV | 34 | 3 | 34 | 7 | 36 | 11 | | | | | | | | | | | | |
| | Adam Millage | Holyoke | 35 | ½ | 35 | 9½ | 35 | 9 | | | | | | | | | | | | |
| | Mike Lutz | GCHS | 32 | 10 | 33 | 7 | 34 | 10 | | | | | | | | | | | | |
| 3 | Andrew Colglazier | Holyoke | — | — | 38 | 5 | 40 | 8½ | | | | | | | | | | | | |
| | Mark Boettcher | Hershey | 40 | 4 | — | — | 40 | 10½ | | | | | | | | | | | | |
| | Ryan Streff | Ogall | 41 | 3 | 43 | 1 | 42 | 7½ | | | | | | | | | | | | |
| | Tanner Holscher | Ogall | 43 | 9½ | 40 | 9½ | 40 | 9 | | | T. Pric | | | | | | | | | |
| | ~~Shane Batt~~ Tim Strand | ~~GCHS~~ Imp JV | 44 | 5½ | 44 | 2½ | 44 | ½ | X | 8 | 44 11 | 46 | 5 | 43 | 9 | 44 | 1½ | 46 | 5 | 7 |
| 2 | Jeremy Kizer | Julesburg | 43 | 10½ | 44 | 10½ | 45 | 5 | X | 7 | 45 5 | 44 | 10 | 43 | 2 | 43 | 3½ | 45 | 5 | 8 |
| 4 | Steve Applegart | Ogall | — | — | 47 | 6½ | — | — | X | 4 | 47 6½ | 43 | ½ | 42 | 6 | 45 | ½ | 47 | 6 | 4 |
| | Josh Howerter | Grant | 43 | 2 | — | — | 43 | 1½ | | | | | | | | | | | | |
| | Mike Hiatt | Hershey | 46 | 4½ | 45 | 6 | 48 | 1 | X | 2 | 48 1 | 45 | 5½ | 47 | 7 | 44 | 3 | 48 | 1 | 2 |
| | Justin Bussell | Imperial | 46 | 8 | 44 | 5 | 47 | ½ | X | 5 | 47½ | — | — | 43 | 5 | 45 | 2 | 47 | ½ | 5 |
| | Jed German | Imperial | 43 | 2½ | 45 | — | 45 | 6 | X | 6 | 45 6 | 43 | 8 | 46 | 6½ | 44 | 6 | 46 | 6½ | 6 |
| | Brian Strand | Imperial | 47 | 4 | 46 | 5 | 47 | 9 | X | 3 | 47 9 | 44 | 2½ | 45 | 10½ | • | — | 47 | 9 | 3 |
| 5 | Mac Jenkins | Hershey | 49 | 10 | — | — | — | — | X | 1 | 49 10 | 47 | 9 | 46 | 11½ | — | — | 49 | 10 | 1 |
| 36 | | | | | | | | | | | | | | | | | | | | |
| | | | | | | | | | | | | | | | | | | | | |

EVENT Boy's Shot PUt MEET DATE 4-16-02 JUDGE Record 55'9"

~~BOYS~~ - SHOTPUT - ~~CONCRETE~~ - ~~DISCUS~~ - JAVELIN ~~HAMMER~~

| NO. | CONTESTANT | SCHOOL | TRIALS | | | | | | | | QUALIFIERS AND DISTANCE | FINALS | | | | | | | | FINAL ORDER OF FINISH |
|---|---|---|---|---|---|---|---|---|---|---|---|---|---|---|---|---|---|---|---|---|
| | | | FIRST DISTANCE | | SECOND DISTANCE | | THIRD DISTANCE | | FOURTH DISTANCE | | | FIRST DISTANCE | | SECOND DISTANCE | | THIRD DISTANCE | | BEST DISTANCE | | |
| | | | FT. | IN. | FT. | IN. | FT. | IN. | FT. | IN. | | FT. | IN. | FT. | IN. | FT. | IN. | FT. | IN. | |
| ✓ | ~~Tim Strand~~ Brent Robb | Ogg Imperial JV | 35 | 3 | 36 | 11 | 31 | 6½ | | | | | | | | | | | | |
| ✓ | Tyler Pribbeno | Imperial JV | 43 | 3 | 44 | 11 | 42 | 3 | | | | | | | | | | | | |
| ✓ | Matt Moser | Imperial JV | 39 | 6 | 37 | 4 | 41 | 7 | | | | | | | | | | | | |
| ✓ | John Strand | Imperial JV | — | — | — | — | 41 | 11 | | | | | | | | | | | | |
| ✓ | Aaron Miller | Imperial JV | 40 | 3 | 39 | ½ | 38 | 9½ | | | | | | | | | | | | |
| ✓ | C. Schoenberger | Imperial JV | 35 | 9½ | 36 | 10½ | 38 | 10 | | | | | | | | | | | | |
| ✓ | Aaron Sargent | Imperial JV | 35 | 6½ | 36 | 4 | 36 | 3½ | | | | | | | | | | | | |
| ~~N/A~~ | ~~C. J. Swanson~~ Dan Hauts | ~~Imperial JV~~ Ogg JV | 39 | 9½ | 39 | 8 | 41 | 10½ | | | | | | | | | | | | |
| ✓ | Tyler Mahnken | Grant | 30 | 7½ | 31 | 3 | 28 | ½ | | | | | | | | | | | | |
| ✓ | Zach Harman | Ogall JV | 34 | 8 | 34 | ½ | 33 | 6 | | | | | | | | | | | | |
| ✓ | Jared Jollesten | Ogall JV | 32 | 10½ | — | — | 34 | 2½ | | | | | | | | | | | | |
| ✓ | Kyle Stringham | Hershey JV | 27 | 6½ | 29 | 9½ | 30 | 5 | | | | | | | | | | | | |
| ✓ | Justin Randsdell | Hershey JV | 29 | 4 | 32 | 1 | 31 | 1 | | | | | | | | | | | | |
| ✓ | Tony Berkheimer | Haxtun | 32 | 9½ | 33 | — | 33 | 1 | | | | | | | | | | | | |
| ✓ | Matt Kantor | Julesburg | 38 | 8 | 38 | 8½ | 39 | 7½ | | | | | | | | | | | | |
| ✓ | John Tines | Grant | — | — | 33 | 3½ | — | — | | | | | | | | | | | | |
| ✓ | Ryan Brott | Ogg JV | 32 | 5 | 32 | 1 | 31 | 11½ | | | | | | | | | | | | |
| 2 | Ernie Rosales | | | | | | | | | | | | | | | | | | | |

| PLACE | CONTESTANT | SCHOOL | DISTANCE |
|---|---|---|---|
| 1st | 28 6 36 9½ | 295 | |
| 2nd | | | |
| 3rd | | | |
| 4th | | | |
| 5th | | | |
| 6th | | | |
| 7th | | | |
| 8th | | | |

(OVER)

EVENT BOY'S DISCUS MEET _____ DATE 4-16-02 JUDGE Record 172'10"

DISCUS - ~~SHOTPUT~~ - ~~LONG JUMP~~ - ~~TRIPLE JUMP~~ - ~~JAVELIN~~ - ~~(HAMMER)~~

| NO. | CONTESTANT | SCHOOL | TRIALS FIRST DISTANCE FT. | TRIALS FIRST DISTANCE IN. | TRIALS SECOND DISTANCE FT. | TRIALS SECOND DISTANCE IN. | TRIALS THIRD DISTANCE FT. | TRIALS THIRD DISTANCE IN. | TRIALS FOURTH DISTANCE FT. | TRIALS FOURTH DISTANCE IN. | QUALIFIERS AND DISTANCE | FINALS FIRST DISTANCE FT. | FINALS FIRST DISTANCE IN. | FINALS SECOND DISTANCE FT. | FINALS SECOND DISTANCE IN. | FINALS THIRD DISTANCE FT. | FINALS THIRD DISTANCE IN. | FINALS BEST DISTANCE FT. | FINALS BEST DISTANCE IN. | FINAL ORDER OF FINISH |
|---|---|---|---|---|---|---|---|---|---|---|---|---|---|---|---|---|---|---|---|---|
| ✓ | Jed German | Imperial JV | 126 | 11 | 96 | " | 107 | 2 | | (4) | 126'11 | 118 | 0 | 109 | 6 | 103 | 10 | 126 | 11 | 4 |
| ✓ | Aaron Sargent | Imperial JV | 100 | 9 | 106 | 1 | 108 | 8 | | | | | | | | | | | | |
| ✓ | John Strand | Imperial JV | 123 | 6 | — | | — | | | (8) | 123'6 | 113 | 0 | 105 | 8 | 113 | 6 | 123 | 6 | 8 |
| ✓ | C. Schoenberger | Imperial JV | — | | 126 | 1' | — | | | (6) | 126'11 | 116 | 1 | 109 | 3 | — | | 126 | 11 | 5 |
| ✓ | Aaron Miller | Imperial JV | 100 | 4 | 123 | 3 | 119 | 1 | | | | | | | | | | | | |
| ✓ | Matt Moser | Imperial JV | — | | 101 | 8 | 122 | 8 | | | | | | | | | | | | |
| ✓ | Tyler Pribbeno | Imperial JV | — | | 85 | 3 | 88 | 3 | | | | | | | | | | | | |
| ✓ | Kyle Stringham | Hershey JV | 79 | 9 | 65 | 1 | 70 | 9 | | | | | | | | | | | | |
| ~~✓~~ | ~~5th Tires Grand~~ | | | | | | | | | | | | | | | | | | | |
| ~~✓~~ | ~~Justin Randsdell~~ | ~~Hershey JV~~ | ~~104~~ | ~~7~~ | ~~100~~ | ~~0~~ | ~~89~~ | ~~3~~ | | | | | | | | | | | | |
| ~~X~~ | | | ~~69~~ | ~~10~~ | ~~74~~ | ~~7~~ | ~~73~~ | ~~4~~ | | | | | | | | | | | | |
| X | Tony Berkheimer | Haxtun | 84 | 7 | 85 | 3 | — | | | | | | | | | | | | | |
| ' | Matt Kantor | Julesburg | 115 | 2 | 111 | 9 | 112 | 3 | | | | | | | | | | | | |
| X | Mac Jenkins | Hershey JV | — | | 100 | 2 | 98 | 11 | | | | | | | | | | | | |
| X | Mike Lutz | GCHS | 98 | 11 | 92 | 11 | 101 | 1 | | | | | | | | | | | | |
| X | Ryan Brott | Ogall JV | 91 | 10 | 85 | 3 | 94 | 10 | | | | | | | | | | | | |
| X | Ernie Rosalez | Ogal JV | 104 | 3 | 103 | 4 | 98 | 11 | | | | | | | | | | | | |
| ✓ | Brent Robb | Ogal JV | — | | — | | 105 | 4 | | | | | | | | | | | | |
| X | Jared Dollenstan | Ogal | — | | 73 | 10 | 72 | 7 | | | | | | | | | | | | |
| X | Zach Harman | | — | | 84 | 5 | 85 | 8 | | | | | | | | | | | | |
| X | Tanner Holscher | | 101 | 4 | 107 | 0 | — | | | | | | | | | | | | | |
| X | Keon Hansmeier | | 104 | 0 | 91 | 10 | 99 | 7 | | | | | | | | | | | | |

| PLACE | CONTESTANT | SCHOOL | DISTANCE |
|---|---|---|---|
| 1st | " | | |
| 2nd | " | | |
| 3rd | " | | |
| 4th | | | |
| 5th | | | |
| 6th | | | |
| 7th | | | |
| 8th | | | |

(OVER)

| NO. | CONTESTANT | SCHOOL | TRIALS | | | | | | | | QUALIFIERS AND DISTANCE | FINALS | | | | | | | | FINAL ORDER OF FINISH |
|---|---|---|---|---|---|---|---|---|---|---|---|---|---|---|---|---|---|---|---|---|
| | | | FIRST DISTANCE | | SECOND DISTANCE | | THIRD DISTANCE | | FOURTH DISTANCE | | | FIRST DISTANCE | | SECOND DISTANCE | | THIRD DISTANCE | | BEST DISTANCE | | |
| | | | FT. | IN. | FT. | IN. | FT. | IN. | FT. | IN. | | FT. | IN. | FT. | IN. | FT. | IN. | FT. | IN. | |
| | Jeff Gette | GCHS | 104 | 5 | 104 | 5 | ~~~ | | | | | | | | | | | | | |
| | Dusty Marquardt | Grant | 115 | 3 | 112 | 7 | ~~~ | | | | | | | | | | | | | |
| | Matt Price | Julesburg | 95 | 7 | 105 | 11 | ~~~ | | | | | | | | | | | | | |
| | Adam Millage | Holyoke | 102 | 11 | 94 | 8 | 94 | 4 | | | | | | | | | | | | |
| | Andrew Colglazier | Holyoke | ~~~ | | 111 | 1 | 98 | 0 | | | | | | | | | | | | |
| | Mark Boettcher | Hershey | 96 | 1 | 110 | 10 | 99 | 5 | | | | | | | | | | | | |
| | Mike Hiatt | Hershey | ~~~ | | ~~~ | | 107 | 7 | | | | | | | | | | | | |
| | Steve Applegart | Ogallala | 129 | 6 | 116 | 6 | 131 | 0 | | (3) | 131'0 | 128 | 7 | 129 | 1 | 125 | 10 | 131 | 1 | 3 |
| | Ryan Streff | Ogallala | 120 | 8 | 106 | 9 | 112 | 9 | | | | | | | | | | | | |
| | Dan Lauts | Ogallala | 119 | 6 | 124 | 4 | 119 | 7 | | (7) | 124'4 | ~~~ | | | | 110 | 6 | 124 | 4 | 7 |
| | ~~Shane Burt~~ | ~~GCHS~~ | | | | | | | | | | | | | | | | | | |
| | Clint Erb | Hershey | 117 | 0 | 116 | 2 | 97 | 7 | | | | | | | | | | | | |
| | Jeremy Kizer | Julesburg | 114 | 3 | ~~~ | | 105 | 1 | | | | | | | | | | | | |
| | Tim Strand | Imperial | 113 | 4 | 115 | 0 | 126 | 8 | | (5) | 126'8 | 112 | 9 | 118 | 7 | 118 | 5 | 126 | 8 | 6 |
| | Michael Logsdon | Grant | 114 | 4 | ~~~ | | ~~~ | | | | | | | | | | | | | |
| | Justin Bussell | Imperial | 105 | 0 | 122 | 5 | ~~~ | | | | | | | | | | | | | |
| | Troy Haenfler | Grant | 125 | 3 | 130 | 5 | 133 | 3 | | (2) | 133'3 | 132 | 3 | ~~~ | | | | 133 | 3 | 2 |
| | Brian Strand | Imperial | 121 | 8 | 128 | 11 | 138 | 8 | | (1) | 138'8 | 140 | 5 | 141 | 5 | 133 | 4 | 141 | 5 | 1 |
| | | | | | | | | | | | | | | | | | | | | |
| | | | | | | | | | | | | | | | | | | | | |

EVENT Boy's Pole Vault MEET _____ DATE 4-16-02 JUDGE Record 14'6"

~~HIGH JUMP~~ — POLE VAULT

| NO. | CONTESTANT | SCHOOL | HEIGHT OF BAR: 9' | 9'6 | 10' | 10'6 | 11 | 11'6 | 12 | 12'6 | 13 | ORDER OF FINISH |
|---|---|---|---|---|---|---|---|---|---|---|---|---|
| | Nick Rivas ✓ | Ogal JV | 1 2 3 | 1 2 3 | 1 2 3 | 1 2 3 | 1 2 3 | 1 2 3 | 1 2 3 | 1 2 3 | 1 2 3 | |
| | Landon Troyer ✓ | Hershey | 1 2 3 | 1 2 3 | 1 2 3 | 1 2 3 | 1 2 3 | 1 2 3 | 1 2 3 | 1 2 3 | 1 2 3 | |
| | ~~Mike Thornburg~~ | GCHS | 1 2 3 | 1 2 3 | 1 2 3 | 1 2 3 | 1 2 3 | 1 2 3 | 1 2 3 | 1 2 3 | 1 2 3 | |
| | Bobby Peterson ✓ | Ogala JV | 1 2 3 | 1 2 3 | 1 2 3 | 1 2 3 | 1 2 3 | 1 2 3 | 1 2 3 | 1 2 3 | 1 2 3 | |
| ✓ | Tim Harris ✓ | Julesburg | 1 2 3 | 1 2 3 | 1 2 3 | 1 2 3 | 1 2 3 | 1 2 3 | 1 2 3 | 1 2 3 | 1 2 3 | |
| ✓ | Vance McCorrick ✓ | Julesburg | 1 2 3 | 1 2 3 | 1 2 3 | 1 2 3 | 1 2 3 | 1 2 3 | 1 2 3 | 1 2 3 | 1 2 3 | |
| | ~~Jake Ferebee~~ | ~~Imp. JV~~ | 1 2 3 | 1 2 3 | 1 2 3 | 1 2 3 | 1 2 3 | 1 2 3 | 1 2 3 | 1 2 3 | 1 2 3 | |
| | Mike Shinn ✓ | Imp. JV | 1 2 3 | 1 2 3 | 1 2 3 | 1 2 3 | 1 2 3 | 1 2 3 | 1 2 3 | 1 2 3 | 1 2 3 | |
| | Fred Kinzie ✓ | Haxtun | 1 2 3 | 1 2 3 | 1 2 3 | 1 2 3 | 1 2 3 | 1 2 3 | 1 2 3 | 1 2 3 | 1 2 3 | |
| | Taylor May ✓ | Imperial | X 2 3 | 1 2 X | X 2 3 | 1 X 3 | X 2 3 | 1 2 3 | 1 2 3 | 1 2 3 | 1 2 3 | |
| ✓ | David Collins ✓ | Julesburg | Pass 1 2 3 | Pass 1 2 3 | 1 2 3 | 1 2 3 | 1 2 3 | 1 2 3 | 1 2 3 | 1 2 3 | 1 2 3 | |
| | Zach Mettlen ✓ | Ogall | Pass 1 2 3 | Pass 1 2 3 | 1 2 3 | 1 2 3 | 1 2 3 | 1 2 3 | 1 2 3 | 1 2 3 | 1 2 3 | |
| | Mike Swanson ✓ | Imp. | X 2 3 | X 2 3 | 1 2 3 | 1 2 3 | 1 2 3 | 1 2 3 | 1 2 3 | 1 2 3 | 1 2 3 | |
| | Patrick McGreer ✓ | Grant | Pass 1 2 3 | Pass 1 2 3 | Pass 1 2 3 | 1 X 3 | X 2 3 | 1 2 3 | 1 2 3 | 1 2 3 | 1 2 3 | |
| | Justin Saner ✓ | Ogalla | Pass 1 2 3 | Pass 1 2 3 | Pass 1 2 3 | 1 2 X | 1 X 3 | 1 2 3 | 1 2 3 | 1 2 3 | 1 2 3 | |
| | Andy Ohlson ✓ | Imp | Pass 1 2 3 | Pass 1 2 3 | Pass 1 2 3 | Pass 1 2 3 | X 2 3 | X 2 3 | 1 2 3 | 1 2 3 | 1 2 3 | |

**FINAL RESULTS**

| PLACE | CONTESTANT | SCHOOL | HEIGHT |
|---|---|---|---|
| 1st | ✓ Tom Youngbans | Hershey | 13' |
| 2nd | ✓ Andy Ohlson | Imperial | 11'6 |
| 3rd | ✓ Adam Miller | Hershey | 11'6 |
| 4th | ✓ Patrick McGreer | Grant | 11' |
| 5th | ✓ Taylor May | Imperial | 11' |
| 6th | ✓ Justin Saner | Ogallala | 11' |
| 7th | ✓ Mike Swanson | Imperial | 9'6 |
| 8th | | | |

(OVER)

12' 12'6 13' 14'

| NO. | CONTESTANT | SCHOOL | 9' | 9'6 | 10' | 10'6 | 11' | 11'6 | HEIGHT OF BAR | ORDER OF FINISH |
|---|---|---|---|---|---|---|---|---|---|---|
| | Adam Miller ✓ | Hershey | Pass 1 2 3 | Pass 1 2 3 | Pass 1 2 3 | Pass 1 2 3 | (O) (O) X | X 2 3 | (O) (O) (O) | |
| | Tom Younghans ✓ | Hershey | Pass 1 2 3 | Pass 1 2 3 | Pass 1 2 3 | Pass 1 2 3 | X | X 2 3 | O O X Pass O X (O) | |
| | | | 1 2 3 | | | | | | | |
| | | | 1 2 3 | | | | | | | |
| | | | 1 2 3 | | | | | | | |
| | | | 1 2 3 | | | | | | | |
| | | | 1 2 3 | | | | | | | |
| | | | 1 2 3 | | | | | | | |
| | | | 1 2 3 | | | | | | | |
| | | | 1 2 3 | | | | | | | |
| | | | 1 2 3 | | | | | | | |
| | | | 1 2 3 | | | | | | | |
| | | | 1 2 3 | | | | | | | |
| | | | 1 2 3 | | | | | | | |
| | | | 1 2 3 | | | | | | | |
| | | | 1 2 3 | | | | | | | |
| | | | 1 2 3 | | | | | | | |
| | | | 1 2 3 | | | | | | | |
| | | | 1 2 3 | | | | | | | |
| | | | 1 2 3 | | | | | | | |
| | | | 1 2 3 | | | | | | | |

**EVENT** Boy's High Jump **MEET** _____ **DATE** 4-16-02 **JUDGE** Record 6'6"

HIGH JUMP — ~~POLE VAULT~~

| NO. | CONTESTANT | SCHOOL | HEIGHT OF BAR: 5-4 / 5-6 / 5-8 / 5-10 / 6- | ORDER OF FINISH |
|---|---|---|---|---|
| X | Travis Sherlock | Holyoke | ~~1 2 3~~ 1 2 3 \| 1 2 3 \| 1 2 3 \| 1 2 3 \| ~~1 2 3~~ | |
| X | Evan Huwa | Holyoke | ~~1 2 3~~ 1 2 3 \| 1 2 3 \| 1 2 3 \| 1 2 3 \| ~~1 2 3~~ | |
| | ~~Isaac Windam~~ | ~~Hershey~~ | 1 2 3 \| 1 2 3 \| 1 2 3 \| 1 2 3 \| 1 2 3 | |
| X | Jason Jensen | Hershey | ~~1 2 3~~ 1 2 3 \| 1 2 3 \| 1 2 3 \| 1 2 3 \| ~~1 2 3~~ | |
| X | Dwayne Fraire | Julesburg | (1) 2 3 \| ~~1 2 3~~ \| 1 2 3 \| 1 2 3 \| ~~1 2 3~~ | 8-9 |
| | Trey Boggs | Imperial | 1 2 3 \| 1 2 3 \| 1 2 3 \| 1 2 3 \| 1 2 3 | |
| X | Derek Miller | Hershey | ~~1 2 3~~ 1 2 3 \| 1 2 3 \| 1 2 3 \| 1 2 3 \| ~~1 2 3~~ | |
| X | Micheal Lampman | Haxtun | (1) 2 3 \| ~~1 2 3~~ \| ~~1 2 3~~ \| 1 2 3 \| ~~1 2 3~~ | 7 |
| X | Joseph McCulloch | GCHS | (1) 2 3 \| 1 2 3 \| ~~1 2 3~~ \| 1 2 3 \| ~~1 2 3~~ | 2 |
| X | Nick Morrell | Ogallala | (1) 2 3 \| ~~1 2 3~~ \| 1 2 3 \| 1 2 3 \| 1 2 3 | 8-9 |
| X | Nathan Wenzlick | Imperial | (1) 2 3 \| (1) 2 3 \| (1) 2 3 \| ~~1 2 3~~ \| 1 2 3 | 4-5 |
| X | Kyle Krajewski | GCHS | (1) 2 3 \| ~~1~~ (2) 3 \| ~~1 2 3~~ \| ~~1 2 3~~ \| 1 2 3 | 6 |
| X | Nathan Wagner | Haxtun | (1) 2 3 \| (1) 2 3 \| ~~1 2 3~~ \| ~~1 2 3~~ \| ~~1 2 3~~ | 3 |
| X | Josh Borowski | Grant | PASS \| PASS \| (1) 2 3 \| ~~1 2 3~~ \| 1 2 3 | 4-5 |
| X | ~~Ed~~ Kaiser | Imperial | PASS \| PASS \| PASS \| ~~1~~ (2) 3 \| (1) 2 3 | 1 |
| X | TROY HENFLER | GRANT | ~~1 2 3~~ 1 2 3 \| 1 2 3 \| 1 2 3 \| 1 2 3 \| 1 2 3 | 2 |

**FINAL RESULTS**

| PLACE | CONTESTANT | SCHOOL | HEIGHT | (OVER) |
|---|---|---|---|---|
| 1st ✓ | Ed Kaiser | Imp | 6-0 | |
| 2nd ✓ | Joe McCulloch | GCHS | 5-10 | |
| 3rd ✓ | Nathan Wagner | Haxtun | 5-10 | |
| 4th ✓ | Nathan Wenzlick (4) | Imp | 5-8 | Tie |
| 5th ✓ | Josh Borowski (5) | Grant | 5-8 | Tie |
| 6th ✓ | Kyle Krajewski | GCHS | 5-8 | |
| 7 ✓ | Michael Lampman | Haxtun | 5-6 | |
| Tie → 8 | Dwayne Fraire - Julesburg / Nick Morrell | | 5-4 | ← Tie |

| NO. | CONTESTANT | SCHOOL | HEIGHT OF BAR | | |

# BOYS 3200 METER RELAY

## Run as Finals

| Lane | School | Place | Time |
|---|---|---|---|
| 1 | | | |
| 2 | Hershey | 5. | 9:54.8 |
| 3 | Imp | 3. | 9:15.7 |
| 4 | Ogallala | 1. | 9:03.6 |
| 5 | Grant | 2. | 9:05.7 |
| 6 | GCHS | 4. | 9:25.9 |
| 7 | Ogallala JV | 6. | 9:55.9 |
| 8 | | | |

# BOYS 1600 METER RELAY

## RUN AS FINALS

### HEAT 1

| LANE | SCHOOL | PLACE | TIME |
|---|---|---|---|
| ~~3 Imp JV~~ | | | |
| 4 | Hershey | 6. | 4:03.56 |
| 5 | Ogallala JV | 7. | NT - |
| 6 | Julesburg | 4. | 3:57.79 |

### HEAT 2

| LANE | SCHOOL | PLACE | TIME |
|---|---|---|---|
| 2 | GCHS | 5. | 4:02.98 |
| 3 | Grant | 2. | 3:54.74 |
| 4 | Ogallala | 1. | 3:45.02 |
| 5 | Imp | 3. | 3:55.11 |
| ~~6 Holyoke~~ | | | |

# BOYS 400 METER RELAY

## RUN AS FINALS

### HEAT 1

| LANE | SCHOOL | | | PLACE | TIME |
|---|---|---|---|---|---|
| 3 | Imp JV | 2. | 49.24 | 5 | |
| 4 | Julesburg | 1. | 48.56 | 4 | |
| 5 | Hershey | 3. | 49.82 | 7 | |
| 6 | Haxtun | 4. | 53.24 | | |

### HEAT 2

| LANE | SCHOOL | | | PLACE | TIME |
|---|---|---|---|---|---|
| 2 | GCHS | 3. | 48.11 | 3 | |
| 3 | Grant | 2. | 47.69 | 2 | |
| 4 | Ogallala | 1. | 46.27 | 1 | |
| 5 | Imp | 4. | 49.62 | 6 | |
| 6 | Ogallala JV | 5. | 50.86 | 8 | |

# BOYS 400 METER WEIGHT RELAY

## RUN AS FINALS

### HEAT 1

| LANE | SCHOOL | PLACE | TIME |
|---|---|---|---|
| 1 | Julesburg | 7. | 56.77 |
| 2 | Grant | 4. | 52.89 |
| 3 | Imp | 3. | 51.25 |
| 4 | Ogallala | 1. | 50.24 |
| 5 | Hershey | 2. | 50.99 |
| 6 | Imp JV | 6. | 55.43 |
| 7 | Ogallala JV | 5. | 54.45 |

# BOYS 110 METER HIGH HURDLE

| Lane | Name | School |
|---|---|---|
| 1. | Kane Shirley | Hershey 7. 17.11 |
| 2. | Will Morales | Imp 5. 16.95 |
| 3. | Chris Burge | Grant 3. 15.92 |
| 4. | Micheal Logsdon | Grant 1. 15.81. |
| 5. | Andy Ohlson | Imp 2. 15.55 |
| 6. | Nathan Wenzlick | Imp 4. 16.11 |
| 7. | Nathan Nelson | Og 6. 16.96 |
| 8. | Kile Goodwin | Hershey 8. (7.61 |

# BOYS 110 METER HURDLES

## QUALIFY: First 3 and next 2 fastest times

### HEAT 1

| Lane | Name | School | | Place | Time |
|---|---|---|---|---|---|
| 1 | Boone Kizer | Jules | 6. 19.00 | | |
| 2 | Justin Plucknet | Og | 5. 18.88 | | |
| 3 | Will Morales | Imp | 3. 16.70 | 5 | |
| 4 | Michael Logsdon | Grant | 1. 15.27 | 1 | |
| 5 | Andy Ohlson | Imp | 2. 15.42 | 2 | |
| 6 | Kane Shirley | Hershey | 4. 17.47 | 7 | |
| 7 | Trevor Kirchner | Og JV | 7. 19.98 | | |
| 8 | A.J. Kantor | GCHS | | | |

### HEAT 2

| Lane | Name | School | | Place | Time |
|---|---|---|---|---|---|
| 1 | Vance McCormick | Jules | 5. 19.27 | | |
| 2 | Josh Elmshauser | Og JV | 7. 21.91 | | |
| 3 | Nathan Nelson | Og | 3. 17.06 | 6 | |
| 4 | Nathan Wenzlick | Imp | 2. 15.97 | 4 | |
| 5 | Chris Burge | Grant | 1. 15.55 | 3 | |
| 6 | Kile Goodwin | Hershey | 4. 18.06 | 8 | |
| 7 | Aaron Houston | GCHS | 6. 19.53 | | |

# BOYS 300 METER I HURDLES

## RUN AS FINALS

### HEAT 1

| LANE | NAME | SCHOOL | PLACE | TIME |
|---|---|---|---|---|
| 1 | | | | |
| 2 | Boone Kizer | Jules | 4. | 56.38 |
| 3 | Vance McCormick | Jules | 2. | 50.48 |
| 4 | Trevor Kirchner | Og JV | 1. | 48.63 |
| 5 | Josh Elmshauser | Og JV | 5 | 57.55 |
| 6 | A.J. Kantor | Jules | 3. | 52.24 |
| 7 | | | | |
| 8 | | | | |

### HEAT 2

| LANE | NAME | SCHOOL | PLACE | TIME |
|---|---|---|---|---|
| 1 | Aaron Houston | GCHS | 4. | 47.54 |
| 2 | Justin Plucknet | Og | 6. | 49.36 |
| 3 | Kile Goodwin | Hershey | 2. | 45.89 |
| 5 | Mark Boettcher | Hershey | 5. | 47.89 |
| 6 | Mike Swanson | Imp JV | 1. | 45.37 |
| 7 | Chris Burge | Grant | 7. | 50.43 |
| 8 | Kane Shirley | Hershey | 3. | 46.90 |

(6)

(5)

### HEAT 3

| LANE | NAME | SCHOOL | PLACE | TIME |
|---|---|---|---|---|
| 1 | Brent Downey | Grant | 5. | 46.37 |
| 2 | Jeff Gette | GCHS | 6. | 46.56 |
| 3 | Adam Vlasin | Imp | 3. | 44.95 |
| 4 | Nathan Wenzlick | Imp | 2. | 44.14 |
| 5 | Dusty Sprague | Holyoke | | |
| 6 | Andy Ohlson | Imp | 1. | 42.10 |
| 7 | Nathan Nelson | Og | 4. | 45.24 |
| 8 | David Zorn | GCHS | | |

(7) (8)

(3)

(2)

(1)

(4)

# Boys 110 M High Hurdles

**Heat** 1

| Lane | Name | Team | Mark | | |
|---|---|---|---|---|---|
| 1 | Josh Burke | Imp J.V. | 22.2 | 7, 21.9 | |
| 2 | Eric McCormick | Grant | 19.9 | 6. 19.85 | |
| 3 | Nick Kaiser | Imp Var. | 17.7 | 3. 17.93 | 6 |
| 4 | Matt Miller | Hershey | 15.9 | 1, 16.86 | 2 |
| 5 | Michael Logsdon | Grant | 16.8 | 2. 17.65 | 4 |
| 6 | Nathan Nelson | Og J.V. | 18.0 | 4. 18.79 | 7 |
| 7 | Dustin Adams | Holyoke | 20.2 | 5. 19.44 | |

**Heat** 2

| Lane | Name | Team | Mark | | |
|---|---|---|---|---|---|
| 2 | Adam Vlasin | Imp J.V. | 19.1 | 5, 19.12 | |
| 3 | Chris Burge | Grant | 17.4 | 1, 16.50 | 1 |
| 4 | Dusty Sprague | Holyoke | 16.4 | 2. 16.90 | 3 |
| 5 | Josh Krajewski | GCHS | 17.3 | 3. 17.81 | 5 |
| 6 | Drew Pursley | Imp Var. | 17.8 | 4. 18.89 | 8 |
| 7 | Scott Crowder | Holyoke | 19.9 | 6. 21.44 | |

# BOYS 100 METER DASH

## QUALIFY: First 2 and next 2 fastest times

### HEAT 1

| Lane | Name | School | Place | Time |
|---|---|---|---|---|
| 1 | Aaron Fuehrer | Imp JV | 7. | 12.28 |
| 2 | Kane Shirley | Hershey | 6. | 12.24 |
| 3 | Preston Berkheimer | Holyoke | 2. | 11.23 — 4 |
| 4 | Justin Young | Og | 1. | 11.02 — 2 |
| 5 | Adam Vlasin | Imp | 3. | 11.69 — 7 |
| 6 | Nick Forsyth | Og JV | 4. | 11.83 |
| 7 | Brent Downy | Grant | 5 | 12.10 |
| 8 | Mike Mollender | Jules | 8. | 12.40 |

### HEAT 2

| Lane | Name | School | Place | Time |
|---|---|---|---|---|
| 1 | Kevin Johnson | Jules | 6 | 12.28 |
| 2 | Mike Swanson | Imp JV | 5. | 12.08 |
| 3 | Landon Bergner | Holyoke | 3. | 11.73 — 8 |
| 4 | Adam Armstrong | Og | 1. | 11.14 — 3 |
| 5 | Kyle Krajewski | GCHS | 2. | 11.41 — 5 |
| 6 | Zach Nesbitt | Imp | 4. | 12.01 |
| 7 | Jeff Van Dyke | Og JV | 7. | 12.85 |
| 8 | Kyle Borowski | Grant | 8. | 12.87 |

### HEAT 3

| Lane | Name | School | Place | Time |
|---|---|---|---|---|
| 1 | Fred Kinzie | Haxtun | 6. | 13.51 |
| 2 | Evan Huwa | Holyoke | 4. | 12.26 |
| 3 | Brian Drauker | Og | 2. | 11.43 — 6 |
| 4 | Kerry Shinn | Imp | 1. | 10.82 — 1 |
| 5 | Johnny Morrison | Jules | 3. | 11.85 |
| 6 | ~~Bill Chandler~~ | ~~Og JV~~ | Scratch. | |
| 7 | Kurtis Dudo | Grant | 5. | 12.34 |

# BOYS 100 METER DASH

| Lane | Name | School | |
|---|---|---|---|
| 1. | Adam Vlasin | ~~Imp~~ | 7 11.7 |
| 2. | Kyle Krajewski | ~~G~~CHS | 4, 11.37 |
| 3. | Adam Armstrong | ~~Og~~ | 3, 11.14 |
| 4. | Kerry Shinn | ~~Imp~~ | 2. 10.98 |
| 5. | Justin Young | ~~Og~~ | 1. 10 89 |
| 6. | Preston Berkheimer | ~~H~~olyoke | 5. 11.39 |
| 7. | Brian Drauker | ~~Og~~ | 6 11.59 |
| 8. | Landon Bergner | ~~H~~olyoke | 8. 15.03 |

# BOYS 200 METER DASH

## QUALIFY: First 2 and next 2 fastest times

### HEAT 1

| Lane | Name | School | Place | Time |
|---|---|---|---|---|
| 1 | Tyler Hinton | Hershey | 6. | 28.63 |
| 2 | Beau Starkebaum | Haxtun | 3. | 24.80 |
| 3 | Nick Morrell | Og | 2. | 24.08 – 6 |
| 4 | Kerry Shinn | Imp | 1. | 22.54 – 1 |
| 5 | Johnny Morrison | Jules | | |
| 6 | Bill Chandler | Og JV | 5. | 25.13 |
| 7 | Mike ~~Swanson~~ Shinn | Imp JV | 4. | 24.90 |

### HEAT 2

| Lane | Name | School | Place | Time |
|---|---|---|---|---|
| 1 | Evan Huwa | Holyoke | 7. | 26.20 |
| 2 | Nick Forsyth | Og JV | 4. | 24.79 |
| 3 | Zach Nesbitt | Imp | 5. | 25.25 |
| 4 | Adam Armstrong | Og | 1. | 23.03 – 2 |
| 5 | Dwayne Fraire | Jules | 2. | 23.92 – 4 |
| 6 | Paul Orr | Hershey | 3. | 24.68 |
| 7 | Kurtis Dudo | Grant | 6. | 26.04 |

### HEAT 3

| Lane | Name | School | Place | Time |
|---|---|---|---|---|
| 1 | Jeff Van Dyke | Og JV | 7. | 27.68 |
| 2 | Aaron Fuehrer | Imp | 5. | 25.54 |
| 3 | Lucas Arias | Grant | 3. | 24.26 – 7 |
| 4 | Bud Martin | Og | 1. | 23.20 – 3 |
| 5 | T. Moss | GCHS | | |
| 6 | Dave Orr | Hershey | 2. | 23.93 – 5 |
| 7 | Landon Bergner | Holyoke | 4. | 24.47 – 8 |
| 8 | Nick Hanning | Jules | 6. | 26.99 |

# BOYS 200 METER DASH

## FINALS

| LANE | NAME | SCHOOL | PLACE | TIME |
|---|---|---|---|---|
| 1 | Lucas Arias | Grant | 6. 24.22 | |
| 2 | Dave Orr | Hershey | 5. 23.59 | |
| 3 | Bud Martin | Og | 3. 23.00 | |
| 4 | Kerry Shinn | Imp | 1. 22.06 | |
| 5 | Adam Armstrong | Og | 2. 22.57 | |
| 6 | Dwayne Fraire | Jules | 4. 23.05 | |
| 7 | Nick Morrell | Og | 7. 24.38 | |
| 8 | Landon Bergner | Holyoke | 8. 29.71 | |

# BOYS 400 METER DASH

## RUN AS FINALS

### HEAT 1

| LANE | NAME | SCHOOL | PLACE | TIME |
|---|---|---|---|---|
| 1 | | | | |
| 2 | Stewart Clouse | Grant | 1. | 59.87 |
| 3 | Tyler Hughes | Grant | 3. | 1:02.01 |
| 4 | Chris Tatman | Hershey | 4. | 1:02.58 |
| 5 | Taylor Foy | Og JV | 2. | 1:01.25 |
| 6 | Nick Hanning | Jules | 5. | 1:06.79 |
| 7 | Thomas Benner | Jules | 6. | 1:18.62 |
| 8 | | | | |

### HEAT 2

| LANE | NAME | SCHOOL | PLACE | TIME |
|---|---|---|---|---|
| 1 | Daiki Comont | Og JV | 7. | 63.88 |
| 2 | Steve Dawkins | Hershey | 5. | 59.37 |
| 3 | Juan Ramirez | Jules | 1. | 56.91 (6) |
| 4 | Taylor May | Imp | | |
| 5 | Jess Paulsen | GCHS | 2. | 57.32 (7) |
| 6 | Derek Miller | Hershey | 4. | 59.36 (8) |
| 7 | Joel Norman | Imp JV | 3. | 58.76 (8) |
| 8 | Tyler Stanley | Imp JV | 6. | 1:00.49 |

### HEAT 3

| LANE | NAME | SCHOOL | PLACE | TIME |
|---|---|---|---|---|
| 1 | Matt Allen | GCHS | 4. | 56.42 (4) |
| 2 | Mathew Lee | Grant | 3. | 55.05 (3) |
| 3 | Ryan Hernandez | Og | | |
| 4 | Tanner Kirchner | Og | 1. | 52.26 (1) |
| 5 | Evan Knight | Og | 2. | 52.64 (2) |
| 6 | Kerry Shinn | Imp | 6 | 59.70 |
| 7 | Nick Rivas | Og JV | 7. | 65.67 |
| 8 | Vern Swesey | Imp | 5. | 56.63 (5) |

# BOYS 1600 METER RUN

## RUN AS FINALS

**Row 1**

| Alley | Position | Name | School | Place | Time |
|---|---|---|---|---|---|
| 1 | | Alex Miller | GCHS | 7. | 5:30.66 |
| 1 | | Brett Berry | Imp | 8. | 5:[illegible] |
| 1 | | Travis Sherlock | Holyoke | | |
| 2 | | Tyler Most | Og | 2. | 5:12.83 |
| 2 | | Vernon Swesey | Imp | 3. | 5:14.40 |
| 2 | | Jon Flaming | Og JV | | |
| 3 | | Kendall Hayford | Og | 1. | 5:10.63 |
| 3 | | Kody Krebs | Hershey | 6. | 5:15.97 |
| 3 | | Tristian Foy | Og JV | | |
| 4 | | Trapper Most | Og | 4. | 5:15.33 |
| 4 | | Jay Wood | Imp | 5. | 5:15.69 |
| 4 | | Trey Boggs | Imp JV | | |

**Row 2**

| Alley | Position | Name | School | Place | Time |
|---|---|---|---|---|---|
| 2 | | Nathan Brasby | Holyoke | | |
| 2 | | Stephen Hanna | Imp JV | | |
| 3 | | Evan Hoppens | Og JV | | |
| 3 | | Micheal Riggs | Grant | | |
| 4 | | Talon Gorgen | Grant | | |
| 4 | | Tyler Mahanen | Grant | | |

# BOYS 800 METER RUN

## RUN AS FINALS

### HEAT 1

| ALLEY | NAME | SCHOOL | PLACE | TIME |
|---|---|---|---|---|
| 1 | Matt Jensen | Og JV | | |
| 1 | Tim Harris | Jules 5, 2:23.55 | | |
| 1 | Thomas Benner | Jules | | |
| 2 | Fred Kinzie | Haxtun | | |
| 2 | Tyler Stanley | Imp JV 7, 2:24.0 | | |
| 2 | R.J. Shute | Hershey ~~6 2:48.87~~ | | |
| 3 | Joe Blomstedt | Hershey 3, 2:23.23 | | |
| 3 | Brian Harris | Og JV 8, 2:27.7 | | |
| 3 | Joseph McCullogh | Og JV | | |
| 4 | Joel Norman | Imp JV 1, 2:17.18 | 8 | |
| 4 | Matt Weber | Og JV 2, 2:20.26 | | |
| 4 | Stewart Clouse | Grant 4, 2:23.38 | | |

### HEAT 2

| ALLEY | NAME | SCHOOL | PLACE | TIME |
|---|---|---|---|---|
| 1 | Jason Burke | Imp 7, 2:13.29 | 7 | |
| 1 | Scott Leibbrandt | Imp | | |
| 1 | Jess Paulson | GCHS | | |
| 2 | Evan Knight | Og 1. 2:03.9 | + | |
| 2 | Tyler Thompson | Og 3, 2:08.63 | 3 | |
| 2 | Alex Miller | GCHS 5, 2:11 14 | 5 | |
| 3 | Tanner Kirchner | Og 2. 2:06.83 | 2 | |
| 3 | Nick Bullington | Grant 4, 2:08.96 | 4 | |
| 3 | Brent Turner | Grant | | |
| 4 | Juan Ramirez | Jules 6, 2:12.44 | 6 | |
| 4 | Colt Stearns | Hershey 8. 2:17.71 | | |
| 4 | Tim Paisley | GCHS | | |
| 2 | Andy Norman | Imp | | |

# BOYS 3200 METER RUN

## RUN AS FINALS

### HEAT 1

| Alley | Position | Name | School | Place | Time |
|---|---|---|---|---|---|
| 1 | 1 | Talon Gorgen | Grant | | |
| 1 | 2 | Micheal Riggs | Grant | | |
| 2 | 1 | Tyler Most | Og | 2. | 10:49.33 |
| 2 | 2 | Jay Wood | Imp | 5. | 11:12.78 |
| 2 | 3 | Tristian Foy | Og JV | 6. | 11:22.99 |
| 3 | 1 | Trapper Most | Og | 1. | 10:46.24 |
| 3 | 2 | Brett Berry | Imp | 7. | 11.23.05 |
| 3 | 3 | Tyler Hothan | Og JV | | |
| 4 | 1 | Kendall Hayford | Og | 3. | 10:52.76 |
| 4 | 2 | Koby Krebs | Hershey | 4. | 11:05.80 |
| 4 | 3 | Trey Boggs | Imp | 8. | 11.28.29 |

# Team Schedule:

Dual: Imperial 2002 Date: 4-16-02

| Name | Event | Event | Event | Event | Event | Event |
|---|---|---|---|---|---|---|
| Justin Bussell | Shot | Discus | ½ wt Rel. 4 | Helper | | |
| Zach Nesbitt | 100 | 200 | 400 Rel 1 | Helper Shot - Discus | | |
| Andy Ohlson | P.V | 400 - or 110 HH | 300 IM | 1600 R 1 | | |
| Kerry Shinn | 100 | 400 | 200 | 1600 Rel 4 | | |
| Tim Strand | Discus | Shot J.V | ½ wt Rel 3 | Helper | | |
| C.J Swanson | L.J. | Helper | ½ wt Rel 1 | | | |
| | | | | | | |
| Brett Berry | 3200 | 1600 | | | | |
| Jed German | Shot | J.V Discus | | | | |
| Ed Kaiser | H.J | 110 HH ? | | | | |
| Aaron Miller | Shot J.V | Discus J.V. | 2 wt Rel | Helper Shot or Disc | | |
| Joel Norman | 400 J.V. | 800 J.V | | | | |
| Tyler Pribbenow | Shot J.V | Discus J.V | | Helper Shot or Disc | | |
| Corbin Schoenberger | Shot J.V | Discus J.V | 2 wt Rel | Helper Shot or Disc | | |
| Bryan Strand | Shot | Discus | ½ wt Rel 2 | | | |
| John Strand | Shot J.V | Discus J.V. | 2 wt Rel | Helper Shot - Disc | | |
| Jay Wood | 3200 | 1600 | 3200 R 3 | | | |
| Adam Wesin | 100 | 300 IM | 400 R 3 | 1600 R 3 | | |
| | | | | | | |
| Jason Burke | 3200 R 4 | Helper | 800 | 1600 R 2 | | |
| Jake Ferchee | P.V J.V | 110 HH J.V | 300 IM J.V | Helper P.V | J.V 400 Rel 3 | |
| Scott Leibrandt | 3200 R 2 | Helper | Helper | Helper | | |
| Will Meeks | L.J. | T.J. | 400 Rel 2 | 110 HH | | |
| Matt Mosser | Shot J.V | Discus J.V | 2 wt Rel | Helper Shot + Disc | | |
| | | | | | | |
| | | | | | | |
| Over | | | | | | Over |

Meet: Imperial Date: 4-16-0

| Name | | | | | | |
|---|---|---|---|---|---|---|
| ...on Sargent | Shot J.U | Discus J.U. | | Helper Shot + Disc | | |
| ...lle Shinn | PU JU | 400 JU 4 | 400 JU | 200 JU | | |
| ...yler Stanley | 400 JU | 800 JU | | | | |
| Mike Swanson | PU | 300 Im J.U | 100 J4 | 400 Rel J.U 2 | | |
| Vern Swesey | 3200 R 1 | 400 | 1600 | | | |
| Nath Wenzlich | H.J | 110 HH | 300 Im | Rel ? | | |
| | | | | | | |
| | | | | | | |
| Trey Boggs | 3200 | 1600 J.U. | | | | |
| Aaron Fucher | 100 JU | 200 | LJ | 400 R 4 | | |
| [redacted] | — | — | — | — | | |
| Steve Honna | 800 JU or | 1600 JU | | | | |
| Taylor May | PU | T.J. | 1 400 Rel JU | 400 ? | | |

# Imperial Track Invitational

## Boys Results

Bulletin #2

### Discus

| | | | |
|---|---|---|---|
| 1. | Brian Strand | Imp | 141' 05" |
| 2. | Troy Haenfler | Grant | 133' 03" |
| 3. | Ryan Streff | Ogallala | 131' 01" |
| 4. | Jed German | Imp JV | 126' 11" PB |
| 5. | C. Shoenberger | Imp | 126' 11" PB |
| 6. | Tim Strand | Imp | 126' 08" PB |
| 7. | Dan Lauts | Ogallala | 124' 04" |
| 8. | John Strand | Imp | 123' 06" PB |

### Shot-put

| | | | |
|---|---|---|---|
| 1. | Mac Jenkins | Hershey | 49' 10.0" |
| 2. | Mike Hiatt | Hershey | 48' 01.0" |
| 3. | Brian Strand | Imp | 47' 09.0" |
| 4. | Steve Applegart | Og | 47' 06.5" |
| 5. | Justin Bussell | Imp | 47' 00.5" |
| 6. | Jed German | Imp | 46' 06.5" |
| 7. | Tim Strand | Imp | 46' 05.0" |
| 8. | Jeremy Kizer | Julesburg | 45' 05.0" |

### Long Jump

| | | | |
|---|---|---|---|
| 1. | Ryan Ness | Og | 20' 05.50" |
| 2. | Nick Morrell | Og | 19' 07.25" |
| 3. | Preston Berkheimer | Holyoke | 19' 02.25" |
| 4. | Will Morales | Imperial | 18' 09.00" PB |
| 5. | Kody Salsman | Grant | 18' 07.25" |
| 6. | Chris Softley | Grant | 18' 01.25" |
| 7. | Nathan Wagner | Haxtun | 17' 11.00" |
| 8. | Mike Mollender | Jules | 17' 08.00" |

### Triple Jump

| | | | |
|---|---|---|---|
| 1. | Michael Logsdon | Grant | 42' 11" |
| 2. | Nathan Wagner | Haxtun | 41' 00" |
| 3. | Obrien | GCHS | 40' 08" |
| 4. | Will Morales | Imp | 40' 00" |
| 5. | Kody Salsman | Grant | 39' 03.5" |
| 6. | Josh Burowski | Grant | 38' 09.75" |
| 7. | Tony Samuelson | Og | 37' 03.5" |
| 8. | Damian Budziski | Og | 36' 11" |

### High Jump

| | | | |
|---|---|---|---|
| 1. | Ed Kaiser | Imp | 6' 00" |
| 2. | Joe McCulloch | GCHS | 5' 10" |
| 3. | Nathan Wagner | Haxtun | 5' 10" |
| 4. | Nathan Wenzlick | Imp | 5' 08" |
| 5. | Josh Borowski | Grant | 5' 08" |
| 6. | Kyle Krajewski | GCHS | 5' 08" |
| 7. | Micheal Lampman | Haxtun | 5' 06" |
| 8. | Dwayne Fraire | Julesburg | 5' 04" |

### Pole Vault

| | | | |
|---|---|---|---|
| 1. | Tom Younghans | Hershey | 13' 00" |
| 2. | Andy Ohlson | Imp | 11' 06" |
| 3. | Adam Miller | Hershey | 11' 06" |
| 4. | Patrick McGreer | Grant | 11' 00" |
| 5. | Taylor May | Imperial | 11' 00" PB |
| 6. | Justin Saner | Og | 11' 00" |
| 7. | Mike Swanson | Imp | 09' 06" |
| 8. | | | |

### 300M Intermediate Hurdles

| | | | |
|---|---|---|---|
| 1. | Andy Ohlson | Imp | 42.1 |
| 2. | [redacted] Nate Wenzlick | IMP | 44.2 |
| 3. | Adam Vlasin | Imp | 45.0 |
| 4. | Nathan Nelson | Og | 45.3 |
| 5. | Mike Swanson | Imp JV | 45.4 PB |
| 6. | Kile Goodwin | Hershey | 45.9 |
| 7. | Brent Downey | Grant | 46.4 |
| 8. | Jeff Gette | GCHS | 46.6 |

### 110M High Hurdles

| | | | |
|---|---|---|---|
| 1. | Micheal Logsdon | Grant | 15.4 |
| 2. | Andy Ohlson | Imp | 15.6 PB |
| 3. | Chris Burge | Grant | 16.0 |
| 4. | Nathan Wenzlick | Imp | 16.2 |
| 5. | Will Morales | Imp | 17.0 PB |
| 6. | Nathan Nelson | Og | 17.0 |
| 7. | Kane Shirley | Hershey | 17.2 |
| 8. | Kile Goodwin | Hershey | 17.7 |

### 100M Dash

| | | | |
|---|---|---|---|
| 1. | Justin Young | Og | 10.9 |
| 2. | Kerry Shinn | Imp | 11.0 PB |
| 3. | Adam Armstrong | Og | 11.2 |
| 4. | Kyle Krajewski | GCHS | 11.4 |
| 5. | Preston Berkheimer | Holyoke | 11.4 |
| 6. | Brian Drauker | Og | 11.6 |
| 7. | Adam Vlasin | Imp | 11.7 PB |
| 8. | Landon Bergner | Holyoke | 15.1 |

### 200M Dash

| | | | |
|---|---|---|---|
| 1. | Kerry Shinn | Imp | 22.1 PB |
| 2. | Adam Armstrong | Og | 22.6 |
| 3. | Bud Martin | Og | 23.0 |
| 4. | Dwayne Friare | Julesburg | 23.1 |
| 5. | Dave Orr | Hershey | 23.6 |
| 6. | Lucas Arias | Grant | 24.3 |
| 7. | Nick Morrell | Og | 24.4 |
| 8. | Landon Bergner | Holyoke | 29.8 |

## 400M Dash

| | | | |
|---|---|---|---|
| 1. | Tanner Kirchner | Og | 0:52.2 |
| 2. | Evan Knight | Og | 0:52.7 |
| 3. | Mathew Lee | Grant | 0:55.1 |
| 4. | Matt Allen | GCHS | 0:56.5 |
| 5. | Vernon Swesey | Imp | 0:56.7 |
| 6. | Juan Ramirez | Julesburg | 0:57.0 |
| 7. | Jess Paulsen | GCHS | 0:57.4 |
| 8. | Tyler Stanley | Imp JV | 1:00.5 PB |

## 800M Run

| | | | |
|---|---|---|---|
| 1. | Evan Knight | Og | 2:03.9 |
| 2. | Tanner Kirchner | Og | 2:06.9 |
| 3. | Tyler Thompson | Og | 2:08.7 |
| 4. | Nick Bullington | Grant | 2:09.0 |
| 5. | Alex Miller | GCHS | 2:11.2 |
| 6. | Juan Ramirez | Julesburg | 2:12.5 |
| 7. | Jason Burke | Imp | 2:13.8 |
| 8. | Joel Norman | Imp | 2:17.2 |

## 1600M Run

| | | | |
|---|---|---|---|
| 1. | Kendall Hayford | Og | 5:10.7 |
| 2. | Tyler Most | Og | 5:12.9 |
| 3. | Vernon Swesey | Imp | 5:14.4 |
| 4. | Trapper Most | Og | 5:15.4 |
| 5. | Jay Wood | Imp | 5:15.7 |
| 6. | Kody Krebs | Hershey | 5:16.0 |
| 7. | Alex Miller | GCHS | 5:30.7 |
| 8. | Brett Berry | Imp | 5:32.1 |

## 3200M Run

| | | | |
|---|---|---|---|
| 1. | Trapper Most | Og | 10:46.3 |
| 2. | Tyler Most | Og | 10:49.4 |
| 3. | Kendall Hayford | Og | 10:52.8 |
| 4. | Koby Krebs | Hershey | 11:05.8 |
| 5. | Jay Wood | Imp | 11:12.8 |
| 6. | Tristian Foy | Og JV | 11:23.0 |
| 7. | Brett Berry | Imp | 11:23.1 |
| 8. | Trey Boggs | Imp | 11:28.3 |

## 400M Relay

| | | |
|---|---|---|
| 1. | Ogallala | 46.3 |
| 2. | Grant | 47.7 |
| 3. | GCHS | 48.2 |
| 4. | Julesburg | 48.6 |
| 5. | Imperial JV | 49.3 |
| 6. | Imperial | 49.7 |
| 7. | Hershey | 49.9 |
| 8. | Ogallala JV | 50.7 |

## 400M Weight Relay

| | | |
|---|---|---|
| 1. | Ogallala | 50.3 |
| 2. | Hershey | 51.0 |
| 3. | Imperial | 51.3 |
| 4. | Grant | 50.3 |
| 5. | Ogallala JV | 54.5 |
| 6. | Imperial JV | 55.5 |
| 7. | Julesburg | 56.8 |
| 8. | | |

## 1600M Relay

| | | |
|---|---|---|
| 1. | Ogallala | 3:45.1 |
| 2. | Grant | 3:54.8 |
| 3. | Imperial | 3:55.2 |
| 4. | Julesburg | 3:57.9 |
| 5. | GCHS | 4:03.0 |
| 6. | Hershey | 4:03.6 |
| 7. | Ogallala JV | ------- |
| 8. | | |

## 3200 Meter Relay

| | | |
|---|---|---|
| 1. | Ogallala | 9:03.6 |
| 2. | Grant | 9:05.7 |
| 3. | Imperial | 9:15.7 |
| 4. | GCHS | 9:25.9 |
| 5. | Hershey | 9:54.8 |
| 6. | Ogallala JV | 9:55.9 |
| 7. | | |
| 8. | | |

## Team Scores

| | | | |
|---|---|---|---|
| **1. Ogallala** | **- 193** | **6. Haxtun** | **- 14** |
| **2. Imperial** | **- 138** | **7. Julesburg** | **- 14** |
| **3. Grant** | **- 86** | **8. Imperial JV** | **- 11** |
| **4. Hershey** | **- 53** | **9. Holyoke** | **- 8** |
| **5. GCHS** | **- 37** | **10. Ogallala JV** | **- 4** |

**Thanks for coming, hope you enjoyed the meet!**

Imperial Varsity

IMPERIAL INVITATIONAL

BOYS ENTRY FORM

110 METER HIGH HURDLES

| | |
|---|---|
| Nathan Kaiser | 15.8 |
| Nathan Wenzlich | 16.1 |
| Will Morales | 16.8 |
| OHlson | |

100 METER DASH

| | |
|---|---|
| Kerry Shinn | 11.2 |
| Zach Nesbitt | 11.8 |
| Adam Ulasin | 12.0 |

200 METER DASH

| | |
|---|---|
| Kerry Shinn | 23.4 |
| Zach Nesbitt | 24.5 |
| Mike Shinn | 24.6 |
| A. Fischer V | |

400 METER DASH

| | |
|---|---|
| Kerry Shinn | 53.5 |
| Andy OHlson Burke? | 54.0 |
| Mike Shinn | 56.0 |
| Vern Swcsey | |

Wenzlich May

800 METER RUN

| | |
|---|---|
| Jason Burke | 2.15 |
| Andy Nanman | 2.17 |
| Jay Wood | 2.12 |

1600 METER RUN

| | |
|---|---|
| Jay Wood | 5.08 |
| Vern Swcsey | 5.09 |
| Trey Boggs J | 5.15 |
| Brch Berry | |

300 I.M. HURDLES

| | |
|---|---|
| Andy OHlson | 42.6 |
| Nathan Wenzlich | 43.7 |
| Adam Wasin | 44.1 |

3200 METER RUN

| | |
|---|---|
| Jay Wood | 11.10 |
| Brch Berry | 11.20 |
| Trey Boggs | 11.30 |

ok

HIGH JUMP

| | |
|---|---|
| Nathan Kaiser | 6'4 |
| Nathan Wenzlich | 5'8 |
| Trey Baggs | 5'6 |

ok

POLE VAULT

| | |
|---|---|
| Andy OHlson | 12'6 |
| Taylor May | 10' |
| Mike Shinn | 10' |
| Mike Swanson | |

ok

LONG JUMP

| | |
|---|---|
| Will Morales | 18' |
| Aaron Fischer | 17' |
| C.J. Swanson | 16' |

ok

TRIPLE JUMP

| | |
|---|---|
| Nathan Kaiser ? | 42' |
| Will Morales | 39' |
| Taylor May | 36' |

SHOT PUT

| | |
|---|---|
| Brian Strand | 46' |
| Tim Strand Bussell | 46' |
| Jed German | 46' |

ok

DISCUS

| | |
|---|---|
| Brian Strand | 158' |
| Tim Strand | 131' |
| Justin Bussell | 143' |

ok

400 RELAY 45.4

1 2. Nesbitt
2 W. Morales
3 A. Ulasin
4 A. Fischer

1600 RELAY 3.40

- 1 A. OHlson
- 2 J. Burke
- 3 A. Ulasin
- 4 K Shinn

3200 RELAY 9.00

1 V. Swcsey
2 S. Leibrandt
3 J. Wood
4 J. Burke

WT. RELAY 49.5

1. C.J. Swanson
2. B. Strand
3. T. Strand
4 J. Bussell

Imperial J.V

IMPERIAL INVITATIONAL

BOYS ENTRY FORM

110 METER HIGH HURDLES

| | |
|---|---|
| Jake Fencbee | 19' |
| | |
| | |

100 METER DASH

| | |
|---|---|
| Mike Swanson | 12.2 |
| Aaron Fucher | 12.5 |
| | |

200 METER DASH

| | |
|---|---|
| Mike Swanson | 25.0 |
| Aaron Fucher | 25.2 |
| Mike Shinn | |

400 METER DASH

| | |
|---|---|
| Tyler Stanley | 58' |
| Joel Norman | 58 |
| Mike Shinn J.V | |

800 METER RUN

| | |
|---|---|
| Tyler Stanley | 2.20 |
| Joel Norman | 2:20 |
| Scott Gebhardt | 2:15 |
| Steve Hanna | |

1600 METER RUN

| | |
|---|---|
| Tyler Stanley | 5.30 |
| Joel Norman | 5.40 |
| Trey Boggs JV | |

300 I.M. HURDLES

| | |
|---|---|
| Jake Fencbee | 49.0 |
| Mike Swanson | 47.0 |
| | |

3200 METER RUN

| | |
|---|---|
| Trey Boggs | 11:40 |
| | |
| | |

HIGH JUMP

| | |
|---|---|
| Trey Boggs | 5'4 |
| | |
| | |

POLE VAULT

| | |
|---|---|
| Mike Swanson | 9' |
| Jake Fencbee | 9' |
| | |

LONG JUMP

| | |
|---|---|
| Aaron Fucher | 18' |
| | |
| | |

TRIPLE JUMP

| | |
|---|---|
| Tayla May | 35' |
| | |
| | |

SHOT PUT

| | |
|---|---|
| Tyler Prabhaker | 44' |
| Matt Moser | 42' |
| John Strand | 42' |
| Justin Bussell | 44' |

DISCUS

| | |
|---|---|
| Matt Moser | 122' |
| Aaron Miller | 122' |
| Tyler Prabhaker | 123' |
| [redacted] | |

| | |
|---|---|
| [redacted] | |
| Aaron Sargent | 38' |
| Corbin Schoenberger | 40' |
| C.J. Swanson | 35' |
| Aaron Miller | 41' |

| | |
|---|---|
| John Strand | 119' |
| Aaron Sargent | 115' |
| Corbin Schoenberger | 122 |
| Jed Gennon | 113 |

400 RELAY 48.0 1600 RELAY 3.50 3200 RELAY 4.00 WT. RELAY 50.0

1 T. May
2 M. Swanson
3 J. Fencbee
4 M. Shinn

1 A. Miller
2 J. Strand
3 C. Schoenberger
4 M. Moser

# Chase County High School
# Invitational Track Meet

## Boys 110 Meter High Hurdles

| No. | Name | School | Mark |
|---|---|---|---|
| 1 | Dusty Sprague | Holyoke | 15.4 |
| 2 | Michael Logsdon | Grant | 15.6 |
| 3 | Ed Kaiser W/Mistake | Imp | 15.8 |
| 4 | Nathan Wenzlick | Imp | 15.9 |
| 5 | Andy Ohlson | Imp | 15.9 |
| 6 | Chris Burge | Grant | 16.1 |
| 7 | Nathan Nelson | Og | 17.1 |
| 8 | Kile Goodwin | Hershey | 17.8 |
| 9 | Kane Shirley | Hershey | 18.5 |
| 10 | Justin Plucknet | Og | 18.8 |
| 11 | Jon McConnell | Hershey | 19.0 |
| 12 | ~~Jake Forebee~~ | ~~Imp JV~~ Scratch | 19.0 |
| 13 | Josh Elmshauser | Og JV | 19.0 |
| 14 | Nick Rivas | Og JV | 19.0 |
| 15 | Trevor Kirchner | Og JV | 19.0 |
| 16 | Aaron Houston | GCHS | 19.5 |
| 17 | Boone Kizer | Jules | 19.5 |
| 18 | Vance McCormick | Jules | 20.9 |
| 19 | Joseph McCulloch | GCHS | |

## Boys 100 Meter Dash

| No. | Name | School | Mark |
|---|---|---|---|
| 1 | Kerry Shinn | Imp | 11.2 |
| 2 | Adam Armstrong | Og | 11.2 |
| 3 | Justin Young | Og | 11.2 |
| 4 | Johnny Morrison | Jules | 11.3 |
| 5 | Barry Hansen | Grant | 11.4 |
| 6 | Brian Drauker | Og | 11.4 |
| 7 | Joel Jasnoch | GCHS | 11.5 |
| 8 | Kyle Krajewski | GCHS | 11.5 |
| 9 | Chancy Tomlinson | Hershey | 11.5 |
| 10 | Paulo Schmidt | Hershey | 11.6 |
| 11 | Adam Vlasin | Imp | 11.7 |
| 12 | Matt Allen | GCHS | 11.8 |
| 13 | Preston Berkheimer | Holyoke | 11.8 |
| 14 | Landon Bergner | Holyoke | 11.8 |
| 15 | Zach Nesbitt | Imp | 11.8 |
| 16 | Bill Chandler | Og JV | 11.8 |
| 17 | Nick Forsyth | Og JV | 12.0 |
| 18 | Kane Shirley | Hershey | 12.1 |
| 19 | Evan Huwa | Holyoke | 12.1 |
| 20 | Mike Swanson | Imp JV | 12.2 |
| 21 | Jeff Van Dyke | Og JV | 12.2 |
| 22 | Chad Borowski | Grant | 12.3 |
| 23 | Brent Downy | Grant | 12.5 |
| 24 | Aaron Fuehrer | Imp JV | 12.5 |
| 25 | Kevin Johnson | Jules | 12.5 |
| 26 | A.J. Kantor | Jules | 12.6 |
| 27 | Fred Kinzie | Haxtun | 13.0 |

## Boys 400 Dash

| No. | Name | School | Mark |
|---|---|---|---|
| 1 | Tanner Kirchner | Og | 50.5 |
| 2 | Evan Knight | Og | 51.4 |
| 3 | Justin Young | Og | 53.0 |
| 4 | Kerry Shinn | Imp | 53.5 |
| 5 | ~~Andy Ohlson~~ Taylon May | Imp | 54.0 |
| 6 | Greg Sarchet | Og JV | 54.0 |
| 7 | Matt Allen | GCHS | 54.0 |
| 8 | Vern Swesey | Imp | 54.9 |
| 9 | Talon Moss | GCHS | 55.1 |
| 10 | Mathew Lee | Grant | 55.1 |
| 11 | Jess Paulsen | GCHS | 55.1 |
| 12 | Derek Miller | Hershey | 56.9 |
| 13 | Steve Dawkins | Hershey | 56.9 |
| 14 | Joel Norman | Imp JV | 58.0 |
| 15 | Daiki Comont | Og JV | 58.0 |
| 16 | Tyler Stanley | Imp JV | 58.0 |
| 17 | David Collins | Jules | 58.8 |
| 18 | Chris Tatman | Hershey | 58.9 |
| 19 | Taylor Foy | Og JV | 59.0 |
| 20 | Tyler Hughes | Grant | 59.5 |
| 21 | Johnny Morrison | Jules | 59.5 |
| 22 | Dustin Scott | Grant | 65.3 |
| 23 | Thomas Benner | Jules | 71.1 |

## Boys 3200 Meter Run

| No. | Name | School | Mark |
|---|---|---|---|
| 1 | Tyler Most | Og | 10:28.0 |
| 2 | Trapper Most | Og | 10:39.0 |
| 3 | Kendall Hayford | Og | 10:43.0 |
| 4 | Jay Wood | Imp | 10:58.0 |
| 5 | Brett Berry | Imp | 11:08.0 |
| 6 | Koby Krebs | Hershey | 11:09.0 |
| 7 | Tristian Foy | Og JV | 11:15.0 |
| 8 | Tyler Hothan | Og JV | 11:15.0 |
| 9 | Trey Boggs | Imp | 11:30.0 |
| 10 | Vance McCormick | Jules | 12:10.0 |
| 11 | Talon Gorgen | Grant | 12:54.0 |
| 12 | Micheal Riggs | Grant | 13:00.0 |

## Boys 300 Meter Hurdles

| No. | Name | School | Mark |
|---|---|---|---|
| 1 | Dusty Sprague | Holyoke | 40.8 |
| 2 | Andy Ohlson | Imp | 41.3 |
| 3 | Nathan Wenzlick | Imp | 43.7 |
| 4 | Adam Vlasin | Imp | 44.1 |
| 5 | Aaron Houston | GCHS | 44.5 |
| 6 | David Zorn | GCHS | 44.6 |
| 7 | Joseph McCulloch | GCHS | 44.7 |
| 8 | Brent Downey | Grant | 45.6 |
| 9 | Mike Swanson | Imp JV | 45.7 |
| 10 | Mark Boettcher | Hershey | 46.0 |
| 11 | Nathan Nelson | Og | 46.0 |
| 12 | Kile Goodwin | Hershey | 47.1 |
| 13 | Kane Shirley | Hershey | 47.6 |
| 14 | Justin Plucknet | Og | 48.0 |
| 15 | Chris Burge | Grant | 49.0 |
| ~~16~~ | ~~Jake Forobee~~ | ~~Imp JV~~ Scratch | 49.0 |
| 17 | Josh Elmshauser | Og JV | 49.0 |
| 18 | Nick Rivas | Og JV | 49.0 |
| 19 | Trevor Kirchner | Og JV | 49.0 |
| 20 | Vance McCormick | Jules | 49.2 |
| 21 | A.J. Kantor | Jules | 50.5 |
| 22 | Boone Kizer | Jules | 52.0 |

## Boys 1600 Meter Run

| No. | Name | School | Mark |
|---|---|---|---|
| 1 | Tyler Most | Og | 4:54.0 |
| 2 | Kendall Hayford | Og | 4:59.0 |
| 3 | Vernon Swesey | Imp | 5:01.0 |
| 4 | Trapper Most | Og | 5:01.0 |
| 5 | Kody Krebs | Hershey | 5:08.0 |
| 6 | Jay Wood | Imp | 5:08.0 |
| 7 | Jon Flaming | Og JV | 5:15.0 |
| 8 | Tristian Foy | Og JV | 5:15.0 |
| 9 | Alex Miller | GCHS | 5:17.0 |
| 10 | Juan Ramirez | Jules | 5:18.7 |
| 11 | Brett Berry | Imp | 5:20.0 |
| 12 | Broque Jackson | GCHS | 5:24.0 |
| 13 | Travis Sherlock | Holyoke | 5:25.5 |
| 14 | Nathan Brasby | Holyoke | 5:27.1 |
| 15 | ~~Tyler Stanley~~ Boggs | Imp JV | 5:30.0 |
| 16 | Evan Hoppens | Og JV | 5:30.0 |
| 17 | Matt O'Brien | GCHS | 5:35.0 |
| ~~18~~ | ~~Joel Norman~~ Steve Hamm Scratch | Imp JV | 5:40.0 |
| 19 | Vance McCormick | Jules | 5:46.3 |
| 20 | Talon Gorgen | Grant | 5:49.0 |
| 21 | Micheal Riggs | Grant | 6:00.0 |
| 22 | Tyler Mahanen | Grant | 7:10.0 |

## Boys 200 Meter Dash

| No. | Name | School | Mark |
|---|---|---|---|
| 1 | Kerry Shinn | Imp | 22.9 |
| 2 | Adam Armstrong | Og | 23.2 |
| 3 | Bud Martin | Og | 23.4 |
| 4 | Barry Hansen | Grant | 23.5 |
| 5 | Joel Jasnoch | GCHS | 23.7 |
| 6 | Ryan Hernandez | Og | 23.9 |
| 7 | Kyle Krajewski | GCHS | 24.0 |
| 8 | Matt Allen | GCHS | 24.0 |
| 9 | Dwayne Fraire | Jules | 24.1 |
| 10 | Johnny Morrison | Jules | 24.2 |
| 11 | Zach Nesbitt | Imp | 24.5 |
| 12 | Dave Orr | Hershey | 24.6 |
| 13 | Paul Orr | Hershey | 24.8 |
| 14 | Chris Softley | Grant | 24.9 |
| 15 | Bill Chandler | Og JV | 24.9 |
| 16 | Beau Starkebaum | Haxtun | 25.0 |
| ~~17~~ | ~~Mike Swanson~~ | ~~Imp JV~~ Scratch | 25.0 |
| 18 | Nick Forsyth | Og JV | 25.0 |
| 19 | Preston Berkheimer | Holyoke | 25.2 |
| 20 | Landon Bergner | Holyoke | 25.2 |
| 21 | Aaron Fuehrer | Imp | 25.2 |
| 22 | Lucas Arias | Grant | 25.6 |
| 23 | Jeff Van Dyke | Og JV | 25.6 |
| 24 | Evan Huwa | Holyoke | 25.8 |
| 25 | A.J. Kantor | Jules | 26.8 |
| 26 | Tyler Hinton | Hershey | 27.0 |

## Boys 800 Meter Run

| No. | Name | School | Mark |
|---|---|---|---|
| 1 | Evan Knight | Og | 2:02.5 |
| 2 | Tanner Kirchner | Og | 2:07.0 |
| 3 | Juan Ramirez | Jules | 2:08.4 |
| 4 | Tyler Thompson | Og | 2:11.0 |
| 5 | Nick Bullington | Grant | 2:12.0 |
| 6 | Colt Stearns | Hershey | 2:12.0 |
| 7 | ~~Jay Wood~~ | ~~Imp~~ | ~~2:12.0~~ |
| 8 | Alex Miller | GCHS | 2:13.0 |
| 9 | Brent Turner | Grant | 2:13.0 |
| 10 | Tim Paisley | GCHS | 2:15.0 |
| 11 | Jason Burke | Imp 2.10.6 | 2:15.0 |
| 12 | Scott Leibbrandt | Imp V | 2:15.0 |
| 13 | Broque Jackson | GCHS | 2:16.0 |
| 14 | ~~Andy Norman~~ Scratch | ~~Imp~~ | 2:17.0 |
| 15 | Fred Kinzie | Haxtun | 2:20.0 |
| 16 | Joe Blomstedt | Hershey | 2:20.0 |
| 17 | Joel Norman | Imp V 2.17 | 2:20.0 |
| 18 | Tyler Stanley | Imp JV | 2:20.0 |
| 19 | Brian Harris | Og JV | 2:20.0 |
| 20 | Matt Weber | Og JV | 2:20.0 |
| 21 | R.J. Shute | Hershey | 2:21.0 |
| 22 | Stewart Clouse | Grant | 2:23.0 |
| 23 | Matt Jensen | Og JV | 2:28.0 |
| 24 | Tim Harris | Jules | 2:32.7 |
| 25 | Thomas Benner | Jules | 2:35.8 |

## Boys 3200 Meter Relay

| No. | School | Mark |
|---|---|---|
| 1 | Ogallala | 08:42.0 |
| 2 | Grant | 08:47.0 |
| 3 | Imp | 09:00.0 |
| 4 | GCHS | 09:12.0 |
| 5 | Hershey | 09:20.0 |
| 6 | Ogallala JV | 09:20.0 |
| 7 | Julesburg | 09:58.8 |

## Boys 400 Meter Relay

| No. | School | Mark |
|---|---|---|
| 1 | Ogallala | 44.5 |
| 2 | Imp | 45.4 |
| 3 | Ogallala JV | 46.0 |
| 4 | Grant | 46.1 |
| 5 | Holyoke | 46.1 |
| 6 | GCHS | 46.2 |
| 7 | Julesburg | 46.9 |
| 8 | Hershey | 47.0 |
| 9 | Imp JV | 48.0 |
| 10 | Haxtun | 49.0 |

## Boys 400 Meter Weight Relay

| No. | School | Mark |
|---|---|---|
| 1 | Ogallala | 49.0 |
| 2 | Hershey | 49.3 |
| 3 | Imp | 49.5 |
| 4 | Imp JV | 50.0 |
| 5 | Grant | 51.4 |
| 6 | Ogallala JV | 52.0 |

## Boys 1600 Meter Relay

| No. | School | Mark |
|---|---|---|
| 1 | Ogallala | 3:30.9 |
| 2 | Imp | 3:40.0 |
| 3 | Holyoke | 3:42.0 |
| 4 | Grant | 3:43.0 |
| 5 | GCHS | 3:46.2 |
| 6 | Hershey | 3:49.0 |
| 7 | Ogallala JV | 3:49.0 |
| 8 | Imp JV | 3:50.0 |
| 9 | Julesburg | 3:50.7 |

## Boys Long Jump

| No. | Name | School | Mark |
|---|---|---|---|
| 1 | Ryan Ness | Og | 20' 05" |
| 2 | Kody Salsman | Grant | 19' 07" |
| 3 | Nick Morrell | Og | 19' 06" |
| 4 | Paulo Schmidt | Hershey | 18' 10" |
| 5 | Buddy Towell | Og JV | 18' 10" |
| 6 | David Zorn | GCHS | 18' 06" |
| 7 | Kurtis Dudo | Grant | 18' 05" |
| 8 | Will Morales | Imp | 18' 00" |
| 9 | Beau Starkebaum | Haxtun | 17' 09" |
| 10 | Kyle Borowski | Grant | 17' 07" |
| 11 | A.J. Kantor | Jules | 17' 01" |
| 12 | Matt O'Brien | GCHS | 17' 00" |
| 13 | Nathan Wagner | Haxtun | 17' 00" |
| 14 | Steve Dawkins | Hershey | 17' 00" |
| 15 | Chris Tatman | Hershey | 17' 00" |
| 16 | Aaron Fuehrer | Imp | 17' 00" |
| 17 | Shane Rogers | Og | 17' 00" |
| 18 | Ryan Reynolds | Og JV | 17' 00" |
| 19 | Tony Samuelson | Og JV | 17' 00" |
| 20 | Micheal Lampman | Haxtun | 16' 00" |
| 21 | C. J. Swanson | Imp | 16' 00" |
| 22 | Thomas Benner | Jules | 13' 01" |
| 23 | Preston Berkheimer | Holyoke | |

## Boys Triple Jump

| No. | Name | School | Mark |
|---|---|---|---|
| 1 | Michael Logsdon | Grant | 44' 10" |
| 2 | ~~Ed Kaiser~~ Scratch | ~~Imp~~ | ~~42' 00"~~ |
| 3 | Nathan Wagner | Haxtun | 41' 00" |
| 4 | Kody Salsman | Grant | 40' 05" |
| 5 | Will Morales | Imp | 40' 04" |
| 6 | David Zorn | GCHS | 40' 03" |
| 7 | Beau Starkebaum | Haxtun | 39' 00" |
| 8 | Matt O'Brien | GCHS | 38' 06" |
| 9 | Damian Budziski | Og | 38' 05" |
| 10 | Steve Dawkins | Hershey | 38' 00" |
| 11 | Preston Berkheimer | Holyoke | 37' 11" |
| 12 | Buddy Towell | Og JV | 37' 06" |
| 13 | Micheal Lampman | Haxtun | 37' 00" |
| 14 | Chris Tatman | Hershey | 37' 00" |
| 15 | Tony Samuelson | Og JV | 36' 05" |
| 16 | Josh Borowski | Grant | 36' 04" |
| 17 | Austin Vosler | Jules | 36' 02" |
| 18 | Taylor May | Imp | 36' 00" |
| 19 | Ryan Reynolds | Og JV | 35' 00" |
| 20 | Tim Harris | Jules | 33' 11" |
| 21 | Shane Rogers | Og | 33' 08" |
| 22 | Nathan Brasby | Holyoke | 33' 03" |
| 23 | Adam Millage | Holyoke | |

## Boys High Jump

| No. | Name | School | Mark |
|---|---|---|---|
| 1 | Ed Kaiser | Imp | 6' 06" |
| 2 | Josh Borowski | Grant | 6' 00" |
| 3 | Nathan Wagner | Haxtun | 6' 00" |
| 4 | Kyle Krajewski | GCHS | 5' 08" |
| 5 | Nathan Wenzlick | Imp | 5' 08" |
| 6 | Nick Morrell | Og | 5' 08" |
| 7 | Joseph McCulloch | GCHS | 5' 06" |
| 8 | Micheal Lampman | Haxtun | 5' 06" |
| 9 | Derek Miller | Hershey | 5' 06" |
| 10 | Trey Boggs | Imp | 5' 06" |
| 11 | Dwayne Fraire | Jules | 5' 06" |
| 12 | Jason Jensen | Hershey | 5' 02" |
| 13 | Isaac Windam | Hershey | 5' 02" |
| 14 | Evan Huwa | Holyoke | 5' 02" |
| 15 | Travis Sherlock | Holyoke | 5' 00" |

## Boys Pole Vault

| No. | Name | School | Mark |
|---|---|---|---|
| 1 | Tom Younghans | Hershey | 13' 06" |
| 2 | Adam Miller | Hershey | 12' 06" |
| 3 | Andy Ohlson | Imp | 12' 06" |
| 4 | Justin Saner | Og | 12' 00" |
| 5 | Patrick McGreer | Grant | 11' 06" |
| 6 | Mike Swanson | Imp | 11' 06" |
| 7 | Zach Mettlen | Og | 11' 06" |
| 8 | David Collins | Jules | 11' 00" |
| 9 | Taylor May | Imp | 10' 00" |
| 10 | Fred Kinzie | Haxtun | 09' 06" |
| 11 | Mike Shinn | Imp JV | 09' 00" |
| ~~12~~ | ~~Jake Ferebee~~ | ~~Imp JV~~ Scratch | 09' 00" |
| 13 | Vance McCormick | Jules | 09' 00" |
| 14 | Tim Harris | Jules | 09' 00" |
| 15 | Bobby Peterson | Og JV | 09' 00" |
| 16 | Mike Thornburg | GCHS | 08' 00" |
| 17 | Landon Troyer | Hershey | 08' 00" |
| 18 | Nick Rivas | Og JV | 08' 00" |

## Boys Shot Put

| No. | Name | School | Mark |
|---|---|---|---|
| 1 | Mac Jenkins | Hershey | 50' 03" |
| 2 | Brian Strand | Imp | 48' 03" |
| 3 | Jed German | Imp | 48' 02" |
| 4 | Justin Bussell | Imp | 47' 08" |
| 5 | Mike Hiatt | Hershey | 47' 07" |
| 6 | Tim Strand | Imp JV | 46' 07" |
| 7 | Josh Howerter | Grant | 46' 07" |
| 8 | Steve Applegart | Og | 46' 01" |
| 9 | Jeremy Kizer | Jules | 45' 02" |
| 10 | Shane Batt | GCHS | 45' 00" |
| 11 | Tanner Holsher | Og | 45' 00" |
| 12 | Ryan Streff | Og | 44' 10" |
| 13 | Mark Boettcher | Hershey | 44' 01" |
| 14 | Andrew Colglazier | Holyoke | 44' 00" |
| 15 | Tyler Pribbeno | Imp JV | 44' 00" |
| 16 | Mike Lutz | GCHS | 42' 00" |
| 17 | Matt Moser | Imp JV | 42' 00" |
| 18 | John Strand | Imp JV | 42' 00" |
| 19 | Aaron Miller | Imp JV | 41' 00" |
| 20 | C. Schoenberger | Imp JV | 40' 00" |
| 21 | Adam Millage | Holyoke | 38' 00" |
| 22 | Aaron Sargent | Imp JV | 38' 00" |
| 23 | Leon Hansmeier | Og JV | 37' 10" |
| 24 | Clint Erb | Her JV | 37' 00" |
| 25 | Matt Price | Jules | 37' 00" |
| 26 | John Tines | Grant | 35' 06" |
| 27 | Matt Kantor | Jules | 35' 05" |
| 28 | Tony Berkheimer | Haxtun | 35' 00" |
| 29 | Justin Ransdell | Her JV | 35' 00" |
| ~~30~~ | ~~C. J. Swanson~~ | ~~Imp JV~~ Scratch | 35' 00" |
| 31 | Kyle Stringham | Her JV | 34' 00" |
| 32 | Jared Jollesten | Og JV | 33' 00" |
| 33 | Zach Harman | Og JV | 33' 00" |
| 34 | Tyler Mahnken | Grant | 29' 09" |

## Boys Discus

| No. | Name | School | Mark |
|---|---|---|---|
| 1 | Brian Strand | Imp | 158' 00" |
| 2 | Troy Haenfler | Grant | 152' 03" |
| 3 | Justin Bussell | Imp | 143' 00" |
| 4 | Micheal Logsdon | Grant | 141' 01" |
| 5 | Tim Strand | Imp | 134' 00" |
| 6 | Jeremy Kizer | Jules | 132' 07" |
| 7 | Clint Erb | Hershey | 127' 09" |
| 8 | Shane Batt | GCHS | 127' 00" |
| 9 | Dan Lauts | Og | 127' 00" |
| 10 | Ryan Streff | Og | 127' 00" |
| 11 | Steve Applegart | Og | 126' 00" |
| 12 | Mike Hiatt | Hershey | 124' 05" |
| 13 | Tyler Pribbeno | Imp JV | 123' 00" |
| 14 | Matt Moser | Imp JV | 122' 00" |
| 15 | Aaron Miller | Imp JV | 122' 00" |
| 16 | C. Schoenberger | Imp JV | 122' 00" |
| 17 | John Strand | Imp JV | 119' 00" |
| 18 | Mark Boettcher | Hershey | 118' 00" |
| 19 | Andrew Colglazier | Holyoke | 117' 04" |
| 20 | Adam Millage | Holyoke | 116' 04" |
| 21 | Aaron Sargent | Imp JV | 115' 00" |
| 22 | Matt Price | Jules | 113' 09" |
| 23 | Jed German | Imp JV | 113' 00" |
| 24 | Dusty Marquardt | Grant | 112' 09" |
| 25 | Jeff Gette | GCHS | 110' 00" |
| 26 | Brent Robb | Og JV | 110' 00" |
| 27 | Ernie Rosalez | Og JV | 110' 00" |
| 28 | Ryan Brott | Og JV | 110' 00" |
| 29 | Mike Lutz | GCHS | 108' 00" |
| 30 | Mac Jenkins | Her JV | 100' 00" |
| 31 | Matt Kantor | Jules | 097' 00" |
| 32 | Tony Berkheimer | Haxtun | 090' 00" |
| 33 | Justin Ransdell | Her JV | 090' 00" |
| 34 | Kyle Stringham | Her JV | 090' 00" |

EVENT Boy's Triple Jump MEET _____ DATE 4-16-02 JUDGE Record 44' 5½"

~~DISCUS~~ - ~~SHOT PUT~~ - ~~LONG JUMP~~ - TRIPLE JUMP - ~~JAVELIN~~ ~~(HAMMER)~~

| NO. | CONTESTANT | SCHOOL | TRIALS | | | | | | | | QUALIFIERS AND DISTANCE | FINALS | | | | | | | | FINAL ORDER OF FINISH |
|---|---|---|---|---|---|---|---|---|---|---|---|---|---|---|---|---|---|---|---|---|
| | | | FIRST DISTANCE | | SECOND DISTANCE | | THIRD DISTANCE | | FOURTH DISTANCE | | | FIRST DISTANCE | | SECOND DISTANCE | | THIRD DISTANCE | | BEST DISTANCE | | |
| | | | FT. | IN. | FT. | IN. | FT. | IN. | FT. | IN. | | FT. | IN. | FT. | IN. | FT. | IN. | FT. | IN. | |
| 32 | Adam Millage | Holyoke | S | | S | | S | | S | | | | | | | | | | | |
| 32 | Nathan Brasby | Holyoke | S | | S | | 33 | 6 | 33 | 6 | | | | | | | | | | |
| | ~~Shane Rogers~~ | ~~Ogallala~~ | | | | | | | | | | | | | | | | | | |
| 25 | Tim Harris | Julesburg | 34 | 6½ | S | | 34 | 8½ | 34 | 8½ | | | | | | | | | | |
| 32 | Ryan Reynolds | Ogallala JV | S | | S | | S | | S | | | | | | | | | | | |
| | ~~Taylor May~~ | Imperial | | | | | | | | | | | | | | | | | | |
| | ~~Austin Vosler~~ | ~~Julesburg~~ | | | | | | | | | | | | | | | | | | |
| 34 | Josh Borowski | Grant | 37 | 5 | 35 | 10½ | 38 | 9¾ | 38 | 9¾ | (6) | | | | | | | | | |
| 34 | Tony Samuelson | Ogallala JV | 37 | 3½ | S | | S | | 37 | 3½ | (7) | | | | | | | | | |
| 32 | Chris Tatuman TATMAN | Hershey | 36 | 4¾ | 36 | 8½ | 35 | 9 | 36 | 8½ | | | | | | | | | | |
| 34 | ~~Micheal Lampman~~ | ~~Hixson~~ | | | | | | | | | | | | | | | | | | |
| 32 | Buddy Towell | Ogallala JV | S | | 36 | 9¾ | S | | 36 | 9¾ | | | | | | | | | | |
| 34 | Preston Berkheimer | Holyoke | 36 | 7 | 36 | 5½ | S | | 36 | 7 | | | | | | | | | | |
| 32 | Steve Dawkins | Hershey | 36 | 10 | 36 | 10¾ | S | | 36 | 10¾ | | | | | | | | | | |
| 34 | Damian Budziski | Ogallala | S | | 36 | 11 | 36 | 2½ | 36 | 11 | (8) | | | | | | | | | |
| 84 | Matt O'Brien | CCHS | | | | | | | | | | | | | | | | | | |

| PLACE | CONTESTANT | SCHOOL | DISTANCE |
|---|---|---|---|
| 1st | | | |
| 2nd | | | |
| 3rd | | | |
| 4th | | | |
| 5th | | | |
| 6th | | | |
| 7th | | | |
| 8th | | | |

up and down in the Hole

(OVER)

| NO. | CONTESTANT | SCHOOL | TRIALS | | | | | | Best | | QUALIFIERS AND DISTANCE | FINALS | | | | | | | | FINAL ORDER OF FINISH |
|---|---|---|---|---|---|---|---|---|---|---|---|---|---|---|---|---|---|---|---|---|
| | | | FIRST DISTANCE | | SECOND DISTANCE | | THIRD DISTANCE | | FOURTH DISTANCE | | | FIRST DISTANCE | | SECOND DISTANCE | | THIRD DISTANCE | | BEST DISTANCE | | |
| | | | FT. | IN. | FT. | IN. | FT. | IN. | FT. | IN. | | FT. | IN. | FT. | IN. | FT. | IN. | FT. | IN. | |
| 34 | Beau Starkembaum | Haxtun | 36 | 5 1/4 | 35 | 10 | 36 | 6 1/2 | 36 | 6 1/2 | | | | | | | | | | |
| 34 | ~~David Zorn~~ LAmphAn | ~~GCHS~~ HAXTUN | | 5 | — | | — | | | | | | | | | | | | | |
| 34 | Will Morales | Imperial | 40 | 0 | 39 | 3 1/2 | 5 | | 40 | 0 | | | | | | | | | | |
| XX | Kody Salsman | Grant | 39 | 3 1/2 | 38 | 8 1/2 | 36 | 9 | 39 | 3 1/2 | | | | | | | | | | |
| 34 | Nathan Wagner | Haxtun | 40 | 4 1/4 | 40 | 6 | 41 | 0 | 41 | 0 | | | | | | | | | | |
| 34 | ~~Ed Kaiser~~ OBrien | ~~Imperial~~ GardenCountyr | 39 | 5 | 39 | 6 1/2 | 40 | 8 | 40 | 8 | | | | | | | | | | |
| 34 | Michael Logsdon | Grant | 42 | 4 | 42 | 3 1/4 | 42 | 11 | 42 | 11 | | | | | | | | | | |
| | | | | | | | | | | | | | | | | | | | | |
| | | | | | | | | | | | | | | | | | | | | |
| X | Brdzisk 09 (8) | 36 11 | 36 | 4 | | 5 | 36 | 6 | | | | | | | | | | | | |
| X | Samuelson 09 (5) | 37 3 1/2 | | 5 | 36 | 8 | | 5 | | | | | | | | | | | | |
| X | Borowski Gr (6) | 38 9 3/4 | | 5 | 36 | 1 | | 5 | | | | | | | | | | | | |
| X | Salsman Gr (3) | 39 3 1/2 | | 5 | 36 | 1 1/2 | | — | | | | | | | | | | | | |
| X | Morales Im (4) | 40 0 | 40 | 4 | 39 | 10 | 37 | 6 1/2 | | | | | | | | | | | | |
| X | OBrien Gr (3) | 40.8 | 40 | 5 1/2 | 39 | 7 1/2 | 39 | 10 1/2 | | | | | | | | | | | | |
| ✓ | Wagner Hax (2) | 41.0 | 39 | 10 | 39 | 1 | 38 | 2 1/2 | | | | | | | | | | | | |
| | Logsdon Gr (1) | 42.11 | 42 | 7 1/2 | 42 | 1 1/2 | 41 | 1 | | | | | | | | | | | | |
| | | | | | | | | | | | | | | | | | | | | |
| | | | | | | | | | | | | | | | | | | | | |
| | | | | | | | | | | | | | | | | | | | | |

| NO. | CONTESTANT | SCHOOL | TRIALS | | | | | | | | QUALIFIERS AND DISTANCE | FINALS | | | | | | | | FINAL ORDER OF FINISH |
|---|---|---|---|---|---|---|---|---|---|---|---|---|---|---|---|---|---|---|---|---|
| | | | FIRST DISTANCE | | SECOND DISTANCE | | THIRD DISTANCE | | FOURTH DISTANCE | | | FIRST DISTANCE | | SECOND DISTANCE | | THIRD DISTANCE | | BEST DISTANCE | | |
| | | | FT. | IN. | FT. | IN. | FT. | IN. | FT. | IN. | | FT. | IN. | FT. | IN. | FT. | IN. | FT. | IN. | |
| ✓ | ~~Kurtis Dudo~~ Chris Softley | Grant | 16 | 11 | 16 | 9 | 17 | 2½ | | | 17 2½ | 16 | 3¼ | 18 | 1¼ | 17 | 1¼ | 18 | 1¼ | 6 |
| ✓ | ~~David Zorn~~ | GCHS | | | | | | | | | | | | | | | | | | |
| ✓ | Buddy Towell | Ogallala JV | 15 | 5½ | 14 | 10¾ | 16 | 5 | | | | | | | | | | | | |
| | ~~Paulo Schmidt~~ | Hershey | | | | | | | | | | | | | | | | | | |
| ✓ | Nick Morrell | Ogallala | 16 | 10 | 17 | 8¾ | 17 | 9½ | | | 17 9½ | 19 | 2 | 17 | 9½ | 19 | 7¼ | 19 | 7¼ | 2 |
| ✓ | Kody Salsman | Grant | 16 | 7 | 17 | 7 | 17 | 2½ | | | 17 7 | 18 | 6½ | 18 | 7¼ | 17 | 9½ | 18 | 7¼ | 5 |
| ✓ | Ryan Ness | Ogallala | 18 | 9½ | 18 | 1½ | 17 | 7 | | → | 18 9½ | 18 | 0 | 19 | 9½ | 20 | 5½ | 20 | 5½ | 1 |
| ✓ | Damien Budziszewski | Ogallala | 15 | 6½ | 16 | ½ | 15 | 6 | | | | | | | | | | | | |
| ✓ | MIKE MOLLENDOR | JULESBURG | 17 | 4¼ | 16 | 6½ | 17 | 0 | | | 17 4¼ | 16 | 9 | 16 | 8¼ | 17 | 8 | 17 | 8 | 8 |
| | | | | | | | | | | | | | | | | | | | | |
| ✓ | MORALES | | ~~18~~ | 9 | 17 | 9¼ | 17 | 9½ | | | | | | | | | | | | |
| ✓ | SOFTLEY | | 16 | 3¼ | 18 | 1¼ | 17 | 1¼ | | | | | | | | | | | | |
| ✓ | WAGNER | | 16 | 7 | 17 | 5½ | 17 | 11 | | | | | | | | | | | | |
| ✓ | MOLLENDOR | | ~~16~~ | 9 | 16 | 8¼ | 17 | 8 | | | | | | | | | | | | |
| ✓ | SALSMAN | | 18 | 6½ | 18 | 7¼ | 17 | 9½ | | | | | | | | | | | | |
| ✓ | MORRELL | | 19 | 2 | 17 | 9½ | 19 | 7¼ | | | | | | | | | | | | |
| ✓ | BERKHEIMER | | ~~18~~ | 6 | 18 | 3¼ | 19 | 2¼ | | | | | | | | | | | | |
| ✓ | NESS | | 18 | 0 | 19 | 9½ | 20 | 5½ | | | | | | | | | | | | |
| | | | | | | | | | | | | | | | | | | | | |
| | | | | | | | | | | | | | | | | | | | | |

EVENT Boys Long Jump MEET _____ DATE 4-16-02 JUDGE Record 21'9"

~~BIG~~ - ~~S~~ - LONG JUMP - ~~TRIPLE JUMP~~ - ~~JAVELIN~~ - ~~(HANDICAP)~~

| NO. | CONTESTANT (1st Flight) | SCHOOL | TRIALS 1st DIST FT. | 1st DIST IN. | 2nd DIST FT. | 2nd DIST IN. | 3rd DIST FT. | 3rd DIST IN. | 4th DIST FT. | 4th DIST IN. | QUALIFIERS AND DISTANCE | FINALS 1st DIST FT. | 1st DIST IN. | 2nd DIST FT. | 2nd DIST IN. | 3rd DIST FT. | 3rd DIST IN. | BEST DIST FT. | BEST DIST IN. | FINAL ORDER OF FINISH |
|---|---|---|---|---|---|---|---|---|---|---|---|---|---|---|---|---|---|---|---|---|
| ✓ | P Preston Berkheimer | Holyoke | 18 | | 17 | 8 | 18 | 1½ | | | 18 1½ | 18 | 6 | 18 | 3¼ | 19 | 2¼ | 19 | 2¼ | 3 |
| ✓ | Thomas Benner | Julesburg | 13 | 2 | 12 | 8 | 12 | 7½ | | | | | | | | | | | | |
| ✓ | C. J. Swanson | Imperial | 16 | 6½ | 16 | 5 | 15 | 9 | | | | | | | | | | | | |
| ✓ | Michael Lampman | Haxtun | 16 | 4 | 15 | 9 | 15 | 7½ | | | | | | | | | | | | |
| ✓ | Tony Samuelson | Ogallala JV | 16 | 4 | 15 | 11¾ | — | — | | | | | | | | | | | | |
| ✓ | Ryan Reynolds | Ogallala JV | — | — | 15 | 4 | — | — | | | | | | | | | | | | |
| | ~~Shane Rogers~~ | ~~Ogallala~~ | | | 1 | | | | | | | | | | | | | | | |
| ✓ | Aaron Fuehrer | Imperial | 15 | 4 | 15 | 6 | 16 | ½ | | | | | | | | | | | | |
| ✓ | Chris Tatman | Hershey | 15 | 1½ | 15 | 1 | 14 | 2½ | | | | | | | | | | | | |
| ✓ | Steve Dawkins | Hershey | — | — | 15 | 10½ | 14 | 9 | | | | | | | | | | | | |
| ✓ | Nathan Wagner | Haxtun | 16 | 8½ | 17 | 3½ | 16 | 2 | | | 17 3½ | 16 | 7 | 17 | 5½ | 17 | 11 | 17 | 11 | 7 |
| ✓ | Matt O'Brien | GCHS | 15 | 6½ | 15 | 8½ | 15 | 6 | | | | | | | | | | | | |
| ✓ | A. J. Kantor | Julesburg | 15 | 7 | 15 | 1½ | — | — | | | | | | | | | | | | |
| ✓ | Kyle Borowski | Grant | 16 | 1 | 15 | 4 | 16 | 6½ | | | | | | | | | | | | |
| ✓ | Beau Starebaum | Haxtun | 15 | 3½ | 16 | 6½ | 15 | 10 | | | | | | | | | | | | |
| ✓ | Will Morales | Imperial | 17 | 0 | 16 | 3 | 16 | 3 | | | 17 | 18 | 9 | 17 | 9¼ | 17 | 9½ | 18 | 9 | 4 |

| PLACE | CONTESTANT | SCHOOL | DISTANCE |
|---|---|---|---|
| 1st | RYAN NESS | Ogallala | 20 5½ |
| 2nd | NICK MORRELL | Ogallala | 19 7¼ |
| 3rd | PRESTON BERKHEIMER | HOLOYOKE | 19 2¼ |
| 4th | WILL MORALES | IMPERIAL | 18 9 |
| 5th | KODY SALSMAN | GRANT | 18 7¼ |
| 6th | CHRIS SOFTLEY | GRANT | 18 1¼ |
| 7th | NATHAN WAGNER | HAXTUN | 17 11 |
| 8th | MIKE MOLLENDOR | JULESBURG | 17 8 |

(OVER)

P.6 44 11 (8)

| NO. | CONTESTANT | SCHOOL | TRIALS | | | | | | | | QUALIFIERS AND DISTANCE | FINALS | | | | | | | | FINAL ORDER OF FINISH |
|---|---|---|---|---|---|---|---|---|---|---|---|---|---|---|---|---|---|---|---|---|
| | | | FIRST DISTANCE | | SECOND DISTANCE | | THIRD DISTANCE | | FOURTH DISTANCE | | | FIRST DISTANCE | | SECOND DISTANCE | | THIRD DISTANCE | | BEST DISTANCE | | |
| | | | FT. | IN. | FT. | IN. | FT. | IN. | FT. | IN. | | FT. | IN. | FT. | IN. | FT. | IN. | FT. | IN. | |
| | Matt Pric | Julesburg | 35 | 11½ | 34 | 11 | 34 | 7½ | | | | | | | | | | | | |
| | Clint Erb | Hershey JV | 41 | 11 | 41 | 8 | 42 | ½ | | | | | | | | | | | | |
| | Leon Hansmeier | Ogal JV | 34 | 3 | 34 | 7 | 36 | 11 | | | | | | | | | | | | |
| | Adam Millage | Holyoke | 35 | ½ | 35 | 9½ | 35 | 9 | | | | | | | | | | | | |
| | Mike Lutz | GCHS | 32 | 10 | 33 | 7 | 34 | 10 | | | | | | | | | | | | |
| 3 | Andrew Colglazier | Holyoke | — | — | 38 | 5 | 40 | 8½ | | | | | | | | | | | | |
| | Mark Boettcher | Hershey | 40 | 4 | — | — | 40 | 10½ | | | | | | | | | | | | |
| | Ryan Streff | Ogall | 41 | 3 | 43 | 1 | 42 | 7½ | | | | | | | | | | | | |
| | Tanner Holscher | Ogall | 43 | 9½ | 40 | 9½ | 40 | 9 | | | T. Pric | | | | | | | | | |
| | ~~Shane Batt~~ Tim Strand | ~~GCHS~~ Imp JV | 44 | 5½ | 44 | 2½ | 44 | ½ | X | 8 | 44 11 | 46 | 5 | 43 | 9 | 44 | 1½ | 46 | 5 | 7 |
| 2 | Jeremy Kizer | Julesburg | 43 | 10½ | 44 | 10½ | 45 | 5 | X | 7 | 45 5 | 44 | 10 | 43 | 2 | 43 | 3½ | 45 | 5 | 8 |
| 4 | Steve Applegart | Ogall | — | — | 47 | 6½ | — | — | X | 4 | 47 6½ | 43 | ½ | 42 | 6 | 45 | ½ | 47 | 6 | 4 |
| | Josh Howerter | Grant | 43 | 2 | — | — | 43 | 1½ | | | | | | | | | | | | |
| | Mike Hiatt | Hershey | 46 | 4½ | 45 | 6 | 48 | 1 | X | 2 | 48 1 | 45 | 5½ | 47 | 7 | 44 | 3 | 48 | 1 | 2 |
| | Justin Bussell | Imperial | 46 | 8 | 44 | 5 | 47 | ½ | X | 5 | 47½ | — | — | 43 | 5 | 45 | 2 | 47 | ½ | 5 |
| | Jed German | Imperial | 43 | 2½ | 45 | — | 45 | 6 | X | 6 | 45 6 | 43 | 8 | 46 | 6½ | 44 | 6 | 46 | 6½ | 6 |
| | Brian Strand | Imperial | 47 | 4 | 46 | 5 | 47 | 9 | X | 3 | 47 9 | 44 | 2½ | 45 | 10½ | • | — | 47 | 9 | 3 |
| 5 | Mac Jenkins | Hershey | 49 | 10 | — | — | — | — | X | 1 | 49 10 | 47 | 9 | 46 | 11½ | — | — | 49 | 10 | 1 |
| 36 | | | | | | | | | | | | | | | | | | | | |
| | | | | | | | | | | | | | | | | | | | | |

EVENT Boy's Shot PUt MEET DATE 4-16-02 JUDGE Record 55'9"

~~BOYS~~ - SHOTPUT - ~~CONCRETE~~ - ~~DISCUS~~ - JAVELIN ~~HAMMER~~

| NO. | CONTESTANT | SCHOOL | TRIALS | | | | | | | | QUALIFIERS AND DISTANCE | FINALS | | | | | | | | FINAL ORDER OF FINISH |
|---|---|---|---|---|---|---|---|---|---|---|---|---|---|---|---|---|---|---|---|---|
| | | | FIRST DISTANCE | | SECOND DISTANCE | | THIRD DISTANCE | | FOURTH DISTANCE | | | FIRST DISTANCE | | SECOND DISTANCE | | THIRD DISTANCE | | BEST DISTANCE | | |
| | | | FT. | IN. | FT. | IN. | FT. | IN. | FT. | IN. | | FT. | IN. | FT. | IN. | FT. | IN. | FT. | IN. | |
| ✓ | ~~Tim Strand~~ Brent Robb | Ogg Imperial JV | 35 | 3 | 36 | 11 | 31 | 6½ | | | | | | | | | | | | |
| ✓ | Tyler Pribbeno | Imperial JV | 43 | 3 | 44 | 11 | 42 | 3 | | | | | | | | | | | | |
| ✓ | Matt Moser | Imperial JV | 39 | 6 | 37 | 4 | 41 | 7 | | | | | | | | | | | | |
| ✓ | John Strand | Imperial JV | — | — | — | — | 41 | 11 | | | | | | | | | | | | |
| ✓ | Aaron Miller | Imperial JV | 40 | 3 | 39 | ½ | 38 | 9½ | | | | | | | | | | | | |
| ✓ | C. Schoenberger | Imperial JV | 35 | 9½ | 36 | 10½ | 38 | 10 | | | | | | | | | | | | |
| ✓ | Aaron Sargent | Imperial JV | 35 | 6½ | 36 | 4 | 36 | 3½ | | | | | | | | | | | | |
| ~~N/A~~ | ~~C. J. Swanson~~ Dan Hauts | ~~Imperial JV~~ Ogg JV | 39 | 9½ | 39 | 8 | 41 | 10½ | | | | | | | | | | | | |
| ✓ | Tyler Mahnken | Grant | 30 | 7½ | 31 | 3 | 28 | ½ | | | | | | | | | | | | |
| ✓ | Zach Harman | Ogall JV | 34 | 8 | 34 | ½ | 33 | 6 | | | | | | | | | | | | |
| ✓ | Jared Jollesten | Ogall JV | 32 | 10½ | — | — | 34 | 2½ | | | | | | | | | | | | |
| ✓ | Kyle Stringham | Hershey JV | 27 | 6½ | 29 | 9½ | 30 | 5 | | | | | | | | | | | | |
| ✓ | Justin Randsdell | Hershey JV | 29 | 4 | 32 | 1 | 31 | 1 | | | | | | | | | | | | |
| ✓ | Tony Berkheimer | Haxtun | 32 | 9½ | 33 | — | 33 | 1 | | | | | | | | | | | | |
| ✓ | Matt Kantor | Julesburg | 38 | 8 | 38 | 8½ | 39 | 7½ | | | | | | | | | | | | |
| ✓ | John Tines | Grant | — | — | 33 | 3½ | — | — | | | | | | | | | | | | |
| ✓ | Ryan Brott | Ogg JV | 32 | 5 | 32 | 1 | 31 | 11½ | | | | | | | | | | | | |
| 2 | Ernie Rosales | | | | | | | | | | | | | | | | | | | |

| PLACE | CONTESTANT | SCHOOL | DISTANCE |
|---|---|---|---|
| 1st | 28 6 36 9½ | 295 | |
| 2nd | | | |
| 3rd | | | |
| 4th | | | |
| 5th | | | |
| 6th | | | |
| 7th | | | |
| 8th | | | |

(OVER)

EVENT BOY'S DISCUS MEET _____ DATE 4-16-02 JUDGE Record 172'10"

DISCUS - ~~SHOTPUT~~ - ~~LONG JUMP~~ - ~~TRIPLE JUMP~~ - ~~JAVELIN~~ - ~~(HAMMER)~~

| NO. | CONTESTANT | SCHOOL | TRIALS FIRST DISTANCE FT. | TRIALS FIRST DISTANCE IN. | TRIALS SECOND DISTANCE FT. | TRIALS SECOND DISTANCE IN. | TRIALS THIRD DISTANCE FT. | TRIALS THIRD DISTANCE IN. | TRIALS FOURTH DISTANCE FT. | TRIALS FOURTH DISTANCE IN. | QUALIFIERS AND DISTANCE | FINALS FIRST DISTANCE FT. | FINALS FIRST DISTANCE IN. | FINALS SECOND DISTANCE FT. | FINALS SECOND DISTANCE IN. | FINALS THIRD DISTANCE FT. | FINALS THIRD DISTANCE IN. | FINALS BEST DISTANCE FT. | FINALS BEST DISTANCE IN. | FINAL ORDER OF FINISH |
|---|---|---|---|---|---|---|---|---|---|---|---|---|---|---|---|---|---|---|---|---|
| ✓ | Jed German | Imperial JV | 126 | 11 | 96 | " | 107 | 2 | | (4) | 126'11 | 118 | 0 | 109 | 6 | 103 | 10 | 126 | 11 | 4 |
| ✓ | Aaron Sargent | Imperial JV | 100 | 9 | 106 | 1 | 108 | 8 | | | | | | | | | | | | |
| ✓ | John Strand | Imperial JV | 123 | 6 | — | | — | | | (8) | 123'6 | 113 | 0 | 105 | 8 | 113 | 6 | 123 | 6 | 8 |
| ✓ | C. Schoenberger | Imperial JV | — | | 126 | 1' | — | | | (6) | 126'11 | 116 | 1 | 109 | 3 | — | | 126 | 11 | 5 |
| ✓ | Aaron Miller | Imperial JV | 100 | 4 | 123 | 3 | 119 | 1 | | | | | | | | | | | | |
| ✓ | Matt Moser | Imperial JV | — | | 101 | 8 | 122 | 8 | | | | | | | | | | | | |
| ✓ | Tyler Pribbeno | Imperial JV | — | | 85 | 3 | 88 | 3 | | | | | | | | | | | | |
| ✓ | Kyle Stringham | Hershey JV | 79 | 9 | 65 | 1 | 70 | 9 | | | | | | | | | | | | |
| ~~✓~~ | ~~5th Tires Grand~~ | | | | | | | | | | | | | | | | | | | |
| ~~✓~~ | ~~Justin Randsdell~~ | ~~Hershey JV~~ | ~~104~~ | ~~7~~ | ~~100~~ | ~~0~~ | ~~89~~ | ~~3~~ | | | | | | | | | | | | |
| ~~X~~ | | | ~~69~~ | ~~10~~ | ~~74~~ | ~~7~~ | ~~73~~ | ~~4~~ | | | | | | | | | | | | |
| X | Tony Berkheimer | Haxtun | 84 | 7 | 85 | 3 | — | | | | | | | | | | | | | |
| ' | Matt Kantor | Julesburg | 115 | 2 | 111 | 9 | 112 | 3 | | | | | | | | | | | | |
| X | Mac Jenkins | Hershey JV | — | | 100 | 2 | 98 | 11 | | | | | | | | | | | | |
| X | Mike Lutz | GCHS | 98 | 11 | 92 | 11 | 101 | 1 | | | | | | | | | | | | |
| X | Ryan Brott | Ogall JV | 91 | 10 | 85 | 3 | 94 | 10 | | | | | | | | | | | | |
| X | Ernie Rosalez | Ogal JV | 104 | 3 | 103 | 4 | 98 | 11 | | | | | | | | | | | | |
| ✓ | Brent Robb | Ogal JV | — | | — | | 105 | 4 | | | | | | | | | | | | |
| X | Jared Dollenstan | Ogal | — | | 73 | 10 | 72 | 7 | | | | | | | | | | | | |
| X | Zach Harman | | — | | 84 | 5 | 85 | 8 | | | | | | | | | | | | |
| X | Tanner Holscher | | 101 | 4 | 107 | 0 | — | | | | | | | | | | | | | |
| X | Keon Hansmeier | | 104 | 0 | 91 | 10 | 99 | 7 | | | | | | | | | | | | |

| PLACE | CONTESTANT | SCHOOL | DISTANCE |
|---|---|---|---|
| 1st | " | | |
| 2nd | " | | |
| 3rd | " | | |
| 4th | | | |
| 5th | | | |
| 6th | | | |
| 7th | | | |
| 8th | | | |

(OVER)

| NO. | CONTESTANT | SCHOOL | TRIALS | | | | | | | | QUALIFIERS AND DISTANCE | FINALS | | | | | | | | FINAL ORDER OF FINISH |
|---|---|---|---|---|---|---|---|---|---|---|---|---|---|---|---|---|---|---|---|---|
| | | | FIRST DISTANCE | | SECOND DISTANCE | | THIRD DISTANCE | | FOURTH DISTANCE | | | FIRST DISTANCE | | SECOND DISTANCE | | THIRD DISTANCE | | BEST DISTANCE | | |
| | | | FT. | IN. | FT. | IN. | FT. | IN. | FT. | IN. | | FT. | IN. | FT. | IN. | FT. | IN. | FT. | IN. | |
| | Jeff Gette | GCHS | 104 | 5 | 104 | 5 | ~~~ | | | | | | | | | | | | | |
| | Dusty Marquardt | Grant | 115 | 3 | 112 | 7 | ~~~ | | | | | | | | | | | | | |
| | Matt Price | Julesburg | 95 | 7 | 105 | 11 | ~~~ | | | | | | | | | | | | | |
| | Adam Millage | Holyoke | 102 | 11 | 94 | 8 | 94 | 4 | | | | | | | | | | | | |
| | Andrew Colglazier | Holyoke | ~~~ | | 111 | 1 | 98 | 0 | | | | | | | | | | | | |
| | Mark Boettcher | Hershey | 96 | 1 | 110 | 10 | 99 | 5 | | | | | | | | | | | | |
| | Mike Hiatt | Hershey | ~~~ | | ~~~ | | 107 | 7 | | | | | | | | | | | | |
| | Steve Applegart | Ogallala | 129 | 6 | 116 | 6 | 131 | 0 | | (3) | 131'0 | 128 | 7 | 129 | 1 | 125 | 10 | 131 | 1 | 3 |
| | Ryan Streff | Ogallala | 120 | 8 | 106 | 9 | 112 | 9 | | | | | | | | | | | | |
| | Dan Lauts | Ogallala | 119 | 6 | 124 | 4 | 119 | 7 | | (7) | 124'4 | ~~~ | | | | 110 | 6 | 124 | 4 | 7 |
| | ~~Shane Burt~~ | ~~GCHS~~ | | | | | | | | | | | | | | | | | | |
| | Clint Erb | Hershey | 117 | 0 | 116 | 2 | 97 | 7 | | | | | | | | | | | | |
| | Jeremy Kizer | Julesburg | 114 | 3 | ~~~ | | 105 | 1 | | | | | | | | | | | | |
| | Tim Strand | Imperial | 113 | 4 | 115 | 0 | 126 | 8 | | (5) | 126'8 | 112 | 9 | 118 | 7 | 118 | 5 | 126 | 8 | 6 |
| | Michael Logsdon | Grant | 114 | 4 | ~~~ | | ~~~ | | | | | | | | | | | | | |
| | Justin Bussell | Imperial | 105 | 0 | 122 | 5 | ~~~ | | | | | | | | | | | | | |
| | Troy Haenfler | Grant | 125 | 3 | 130 | 5 | 133 | 3 | | (2) | 133'3 | 132 | 3 | ~~~ | | | | 133 | 3 | 2 |
| | Brian Strand | Imperial | 121 | 8 | 128 | 11 | 138 | 8 | | (1) | 138'8 | 140 | 5 | 141 | 5 | 133 | 4 | 141 | 5 | 1 |
| | | | | | | | | | | | | | | | | | | | | |
| | | | | | | | | | | | | | | | | | | | | |

EVENT Boy's Pole Vault MEET _____ DATE 4-16-02 JUDGE Record 14'6"

~~HIGH JUMP~~ — POLE VAULT

| NO. | CONTESTANT | SCHOOL | HEIGHT OF BAR: 9' | 9'6 | 10' | 10'6 | 11 | 11'6 | 12 | 12'6 | 13 | ORDER OF FINISH |
|---|---|---|---|---|---|---|---|---|---|---|---|---|
| | Nick Rivas ✓ | Ogal JV | 1 2 3 | 1 2 3 | 1 2 3 | 1 2 3 | 1 2 3 | 1 2 3 | 1 2 3 | 1 2 3 | 1 2 3 | |
| | Landon Troyer ✓ | Hershey | 1 2 3 | 1 2 3 | 1 2 3 | 1 2 3 | 1 2 3 | 1 2 3 | 1 2 3 | 1 2 3 | 1 2 3 | |
| | ~~Mike Thornburg~~ | GCHS | 1 2 3 | 1 2 3 | 1 2 3 | 1 2 3 | 1 2 3 | 1 2 3 | 1 2 3 | 1 2 3 | 1 2 3 | |
| | Bobby Peterson ✓ | Ogala JV | 1 2 3 | 1 2 3 | 1 2 3 | 1 2 3 | 1 2 3 | 1 2 3 | 1 2 3 | 1 2 3 | 1 2 3 | |
| ✓ | Tim Harris ✓ | Julesburg | 1 2 3 | 1 2 3 | 1 2 3 | 1 2 3 | 1 2 3 | 1 2 3 | 1 2 3 | 1 2 3 | 1 2 3 | |
| ✓ | Vance McCorrick ✓ | Julesburg | 1 2 3 | 1 2 3 | 1 2 3 | 1 2 3 | 1 2 3 | 1 2 3 | 1 2 3 | 1 2 3 | 1 2 3 | |
| | ~~Jake Ferebee~~ | ~~Imp. JV~~ | 1 2 3 | 1 2 3 | 1 2 3 | 1 2 3 | 1 2 3 | 1 2 3 | 1 2 3 | 1 2 3 | 1 2 3 | |
| | Mike Shinn ✓ | Imp. JV | 1 2 3 | 1 2 3 | 1 2 3 | 1 2 3 | 1 2 3 | 1 2 3 | 1 2 3 | 1 2 3 | 1 2 3 | |
| | Fred Kinzie ✓ | Haxtun | 1 2 3 | 1 2 3 | 1 2 3 | 1 2 3 | 1 2 3 | 1 2 3 | 1 2 3 | 1 2 3 | 1 2 3 | |
| | Taylor May ✓ | Imperial | X 2 3 | 1 2 X | X 2 3 | 1 X 3 | X 2 3 | 1 2 3 | 1 2 3 | 1 2 3 | 1 2 3 | |
| ✓ | David Collins ✓ | Julesburg | Pass 1 2 3 | Pass 1 2 3 | 1 2 3 | 1 2 3 | 1 2 3 | 1 2 3 | 1 2 3 | 1 2 3 | 1 2 3 | |
| | Zach Mettlen ✓ | Ogall | Pass 1 2 3 | Pass 1 2 3 | 1 2 3 | 1 2 3 | 1 2 3 | 1 2 3 | 1 2 3 | 1 2 3 | 1 2 3 | |
| | Mike Swanson ✓ | Imp. | X 2 3 | X 2 3 | 1 2 3 | 1 2 3 | 1 2 3 | 1 2 3 | 1 2 3 | 1 2 3 | 1 2 3 | |
| | Patrick McGreer ✓ | Grant | Pass 1 2 3 | Pass 1 2 3 | Pass 1 2 3 | 1 X 3 | X 2 3 | 1 2 3 | 1 2 3 | 1 2 3 | 1 2 3 | |
| | Justin Saner ✓ | Ogalla | Pass 1 2 3 | Pass 1 2 3 | Pass 1 2 3 | 1 2 X | 1 X 3 | 1 2 3 | 1 2 3 | 1 2 3 | 1 2 3 | |
| | Andy Ohlson ✓ | Imp | Pass 1 2 3 | Pass 1 2 3 | Pass 1 2 3 | Pass 1 2 3 | X 2 3 | X 2 3 | 1 2 3 | 1 2 3 | 1 2 3 | |

**FINAL RESULTS**

| PLACE | CONTESTANT | SCHOOL | HEIGHT |
|---|---|---|---|
| 1st | ✓ Tom Youngbans | Hershey | 13' |
| 2nd | ✓ Andy Ohlson | Imperial | 11'6 |
| 3rd | ✓ Adam Miller | Hershey | 11'6 |
| 4th | ✓ Patrick McGreer | Grant | 11' |
| 5th | ✓ Taylor May | Imperial | 11' |
| 6th | ✓ Justin Saner | Ogallala | 11' |
| 7th | ✓ Mike Swanson | Imperial | 9'6 |
| 8th | | | |

(OVER)

12' 12'6 13' 14'

| NO. | CONTESTANT | SCHOOL | 9' | 9'6 | 10' | 10'6 | 11' | 11'6 | HEIGHT OF BAR | ORDER OF FINISH |
|---|---|---|---|---|---|---|---|---|---|---|
| | Adam Miller ✓ | Hershey | Pass 1 2 3 | Pass 1 2 3 | Pass 1 2 3 | Pass 1 2 3 | (O) (O) X | X 2 3 | (O) (O) (O) | |
| | Tom Younghans ✓ | Hershey | Pass 1 2 3 | Pass 1 2 3 | Pass 1 2 3 | Pass 1 2 3 | X | X 2 3 | O O X Pass O X (O) | |
| | | | 1 2 3 | | | | | | | |
| | | | 1 2 3 | | | | | | | |
| | | | 1 2 3 | | | | | | | |
| | | | 1 2 3 | | | | | | | |
| | | | 1 2 3 | | | | | | | |
| | | | 1 2 3 | | | | | | | |
| | | | 1 2 3 | | | | | | | |
| | | | 1 2 3 | | | | | | | |
| | | | 1 2 3 | | | | | | | |
| | | | 1 2 3 | | | | | | | |
| | | | 1 2 3 | | | | | | | |
| | | | 1 2 3 | | | | | | | |
| | | | 1 2 3 | | | | | | | |
| | | | 1 2 3 | | | | | | | |
| | | | 1 2 3 | | | | | | | |
| | | | 1 2 3 | | | | | | | |
| | | | 1 2 3 | | | | | | | |
| | | | 1 2 3 | | | | | | | |
| | | | 1 2 3 | | | | | | | |

**EVENT** Boy's High Jump **MEET** _____ **DATE** 4-16-02 **JUDGE** Record 6'6"

HIGH JUMP — ~~POLE VAULT~~

| NO. | CONTESTANT | SCHOOL | HEIGHT OF BAR: 5-4 / 5-6 / 5-8 / 5-10 / 6- | ORDER OF FINISH |
|---|---|---|---|---|
| X | Travis Sherlock | Holyoke | ~~1 2 3~~ 1 2 3 \| 1 2 3 \| 1 2 3 \| 1 2 3 \| ~~1 2 3~~ | |
| X | Evan Huwa | Holyoke | ~~1 2 3~~ 1 2 3 \| 1 2 3 \| 1 2 3 \| 1 2 3 \| ~~1 2 3~~ | |
| | ~~Isaac Windam~~ | ~~Hershey~~ | 1 2 3 \| 1 2 3 \| 1 2 3 \| 1 2 3 \| 1 2 3 | |
| X | Jason Jensen | Hershey | ~~1 2 3~~ 1 2 3 \| 1 2 3 \| 1 2 3 \| 1 2 3 \| ~~1 2 3~~ | |
| X | Dwayne Fraire | Julesburg | (1) 2 3 \| ~~1 2 3~~ \| 1 2 3 \| 1 2 3 \| ~~1 2 3~~ | 8-9 |
| | Trey Boggs | Imperial | 1 2 3 \| 1 2 3 \| 1 2 3 \| 1 2 3 \| 1 2 3 | |
| X | Derek Miller | Hershey | ~~1 2 3~~ 1 2 3 \| 1 2 3 \| 1 2 3 \| 1 2 3 \| ~~1 2 3~~ | |
| X | Micheal Lampman | Haxtun | (1) 2 3 \| ~~1 2 3~~ \| ~~1 2 3~~ \| 1 2 3 \| ~~1 2 3~~ | 7 |
| X | Joseph McCulloch | GCHS | (1) 2 3 \| 1 2 3 \| ~~1 2 3~~ \| 1 2 3 \| ~~1 2 3~~ | 2 |
| X | Nick Morrell | Ogallala | (1) 2 3 \| ~~1 2 3~~ \| 1 2 3 \| 1 2 3 \| 1 2 3 | 8-9 |
| X | Nathan Wenzlick | Imperial | (1) 2 3 \| (1) 2 3 \| (1) 2 3 \| ~~1 2 3~~ \| 1 2 3 | 4-5 |
| X | Kyle Krajewski | GCHS | (1) 2 3 \| ~~1~~ (2) 3 \| ~~1 2 3~~ \| ~~1 2 3~~ \| 1 2 3 | 6 |
| X | Nathan Wagner | Haxtun | (1) 2 3 \| (1) 2 3 \| ~~1 2 3~~ \| ~~1 2 3~~ \| ~~1 2 3~~ | 3 |
| X | Josh Borowski | Grant | PASS \| PASS \| (1) 2 3 \| ~~1 2 3~~ \| 1 2 3 | 4-5 |
| X | ~~Ed~~ Kaiser | Imperial | PASS \| PASS \| PASS \| ~~1~~ (2) 3 \| (1) 2 3 | 1 |
| X | TROY HENFLER | GRANT | ~~1 2 3~~ 1 2 3 \| 1 2 3 \| 1 2 3 \| 1 2 3 \| 1 2 3 | 2 |

**FINAL RESULTS**

| PLACE | CONTESTANT | SCHOOL | HEIGHT | (OVER) |
|---|---|---|---|---|
| 1st ✓ | Ed Kaiser | Imp | 6-0 | |
| 2nd ✓ | Joe McCulloch | GCHS | 5-10 | |
| 3rd ✓ | Nathan Wagner | Haxtun | 5-10 | |
| 4th ✓ | Nathan Wenzlick (4) | Imp | 5-8 | Tie |
| 5th ✓ | Josh Borowski (5) | Grant | 5-8 | Tie |
| 6th ✓ | Kyle Krajewski | GCHS | 5-8 | |
| 7 ✓ | Michael Lampman | Haxtun | 5-6 | |
| Tie → 8 | Dwayne Fraire - Julesburg / Nick Morrell | | 5-4 | ← Tie |

| NO. | CONTESTANT | SCHOOL | HEIGHT OF BAR | | |

# BOYS 3200 METER RELAY

## Run as Finals

| Lane | School | Place | Time |
|---|---|---|---|
| 1 | | | |
| 2 | Hershey | 5. | 9:54.8 |
| 3 | Imp | 3. | 9:15.7 |
| 4 | Ogallala | 1. | 9:03.6 |
| 5 | Grant | 2. | 9:05.7 |
| 6 | GCHS | 4. | 9:25.9 |
| 7 | Ogallala JV | 6. | 9:55.9 |
| 8 | | | |

# BOYS 1600 METER RELAY

## RUN AS FINALS

### HEAT 1

| LANE | SCHOOL | PLACE | TIME |
|---|---|---|---|
| ~~3 Imp JV~~ | | | |
| 4 | Hershey | 6. | 4:03.56 |
| 5 | Ogallala JV | 7. | NT - |
| 6 | Julesburg | 4. | 3:57.79 |

### HEAT 2

| LANE | SCHOOL | PLACE | TIME |
|---|---|---|---|
| 2 | GCHS | 5. | 4:02.98 |
| 3 | Grant | 2. | 3:54.74 |
| 4 | Ogallala | 1. | 3:45.02 |
| 5 | Imp | 3. | 3:55.11 |
| ~~6 Holyoke~~ | | | |

# BOYS 400 METER RELAY

## RUN AS FINALS

### HEAT 1

| LANE | SCHOOL | | | PLACE | TIME |
|---|---|---|---|---|---|
| 3 | Imp JV | 2. | 49.24 | 5 | |
| 4 | Julesburg | 1. | 48.56 | 4 | |
| 5 | Hershey | 3. | 49.82 | 7 | |
| 6 | Haxtun | 4. | 53.24 | | |

### HEAT 2

| LANE | SCHOOL | | | PLACE | TIME |
|---|---|---|---|---|---|
| 2 | GCHS | 3. | 48.11 | 3 | |
| 3 | Grant | 2. | 47.69 | 2 | |
| 4 | Ogallala | 1. | 46.27 | 1 | |
| 5 | Imp | 4. | 49.62 | 6 | |
| 6 | Ogallala JV | 5. | 50.86 | 8 | |

# BOYS 400 METER WEIGHT RELAY

## RUN AS FINALS

### HEAT 1

| LANE | SCHOOL | PLACE | TIME |
|---|---|---|---|
| 1 | Julesburg | 7. | 56.77 |
| 2 | Grant | 4. | 52.89 |
| 3 | Imp | 3. | 51.25 |
| 4 | Ogallala | 1. | 50.24 |
| 5 | Hershey | 2. | 50.99 |
| 6 | Imp JV | 6. | 55.43 |
| 7 | Ogallala JV | 5. | 54.45 |

# BOYS 110 METER HIGH HURDLE

| Lane | Name | School |
|---|---|---|
| 1. | Kane Shirley | Hershey 7. 17.11 |
| 2. | Will Morales | Imp 5. 16.95 |
| 3. | Chris Burge | Grant 3. 15.92 |
| 4. | Micheal Logsdon | Grant 1. 15.81. |
| 5. | Andy Ohlson | Imp 2. 15.55 |
| 6. | Nathan Wenzlick | Imp 4. 16.11 |
| 7. | Nathan Nelson | Og 6. 16.96 |
| 8. | Kile Goodwin | Hershey 8. (7.61 |

# BOYS 110 METER HURDLES

## QUALIFY: First 3 and next 2 fastest times

### HEAT 1

| Lane | Name | School | | Place | Time |
|---|---|---|---|---|---|
| 1 | Boone Kizer | Jules | 6. 19.00 | | |
| 2 | Justin Plucknet | Og | 5. 18.88 | | |
| 3 | Will Morales | Imp | 3. 16.70 | 5 | |
| 4 | Michael Logsdon | Grant | 1. 15.27 | 1 | |
| 5 | Andy Ohlson | Imp | 2. 15.42 | 2 | |
| 6 | Kane Shirley | Hershey | 4. 17.47 | 7 | |
| 7 | Trevor Kirchner | Og JV | 7. 19.98 | | |
| 8 | A.J. Kantor | GCHS | | | |

### HEAT 2

| Lane | Name | School | | Place | Time |
|---|---|---|---|---|---|
| 1 | Vance McCormick | Jules | 5. 19.27 | | |
| 2 | Josh Elmshauser | Og JV | 7. 21.91 | | |
| 3 | Nathan Nelson | Og | 3. 17.06 | 6 | |
| 4 | Nathan Wenzlick | Imp | 2. 15.97 | 4 | |
| 5 | Chris Burge | Grant | 1. 15.55 | 3 | |
| 6 | Kile Goodwin | Hershey | 4. 18.06 | 8 | |
| 7 | Aaron Houston | GCHS | 6. 19.53 | | |

# BOYS 300 METER I HURDLES

## RUN AS FINALS

### HEAT 1

| LANE | NAME | SCHOOL | PLACE | TIME |
|---|---|---|---|---|
| 1 | | | | |
| 2 | Boone Kizer | Jules | 4. | 56.38 |
| 3 | Vance McCormick | Jules | 2. | 50.48 |
| 4 | Trevor Kirchner | Og JV | 1. | 48.63 |
| 5 | Josh Elmshauser | Og JV | 5 | 57.55 |
| 6 | A.J. Kantor | Jules | 3. | 52.24 |
| 7 | | | | |
| 8 | | | | |

### HEAT 2

| LANE | NAME | SCHOOL | PLACE | TIME |
|---|---|---|---|---|
| 1 | Aaron Houston | GCHS | 4. | 47.54 |
| 2 | Justin Plucknet | Og | 6. | 49.36 |
| 3 | Kile Goodwin | Hershey | 2. | 45.89 |
| 5 | Mark Boettcher | Hershey | 5. | 47.89 |
| 6 | Mike Swanson | Imp JV | 1. | 45.37 |
| 7 | Chris Burge | Grant | 7. | 50.43 |
| 8 | Kane Shirley | Hershey | 3. | 46.90 |

(6)

(5)

### HEAT 3

| LANE | NAME | SCHOOL | PLACE | TIME |
|---|---|---|---|---|
| 1 | Brent Downey | Grant | 5. | 46.37 |
| 2 | Jeff Gette | GCHS | 6. | 46.56 |
| 3 | Adam Vlasin | Imp | 3. | 44.95 |
| 4 | Nathan Wenzlick | Imp | 2. | 44.14 |
| 5 | Dusty Sprague | Holyoke | | |
| 6 | Andy Ohlson | Imp | 1. | 42.10 |
| 7 | Nathan Nelson | Og | 4. | 45.24 |
| 8 | David Zorn | GCHS | | |

(7) (8)

(3)

(2)

(1)

(4)

# Boys 110 M High Hurdles

**Heat** 1

| Lane | Name | Team | Mark | | |
|---|---|---|---|---|---|
| 1 | Josh Burke | Imp J.V. | 22.2 | 7, 21.9 | |
| 2 | Eric McCormick | Grant | 19.9 | 6. 19.85 | |
| 3 | Nick Kaiser | Imp Var. | 17.7 | 3. 17.93 | 6 |
| 4 | Matt Miller | Hershey | 15.9 | 1, 16.86 | 2 |
| 5 | Michael Logsdon | Grant | 16.8 | 2. 17.65 | 4 |
| 6 | Nathan Nelson | Og J.V. | 18.0 | 4. 18.79 | 7 |
| 7 | Dustin Adams | Holyoke | 20.2 | 5. 19.44 | |

**Heat** 2

| Lane | Name | Team | Mark | | |
|---|---|---|---|---|---|
| 2 | Adam Vlasin | Imp J.V. | 19.1 | 5, 19.12 | |
| 3 | Chris Burge | Grant | 17.4 | 1, 16.50 | 1 |
| 4 | Dusty Sprague | Holyoke | 16.4 | 2. 16.90 | 3 |
| 5 | Josh Krajewski | GCHS | 17.3 | 3. 17.81 | 5 |
| 6 | Drew Pursley | Imp Var. | 17.8 | 4. 18.89 | 8 |
| 7 | Scott Crowder | Holyoke | 19.9 | 6. 21.44 | |

# BOYS 100 METER DASH

## QUALIFY: First 2 and next 2 fastest times

### HEAT 1

| Lane | Name | School | Place | Time |
|---|---|---|---|---|
| 1 | Aaron Fuehrer | Imp JV | 7. | 12.28 |
| 2 | Kane Shirley | Hershey | 6. | 12.24 |
| 3 | Preston Berkheimer | Holyoke | 2. | 11.23 — 4 |
| 4 | Justin Young | Og | 1. | 11.02 — 2 |
| 5 | Adam Vlasin | Imp | 3. | 11.69 — 7 |
| 6 | Nick Forsyth | Og JV | 4. | 11.83 |
| 7 | Brent Downy | Grant | 5 | 12.10 |
| 8 | Mike Mollender | Jules | 8. | 12.40 |

### HEAT 2

| Lane | Name | School | Place | Time |
|---|---|---|---|---|
| 1 | Kevin Johnson | Jules | 6 | 12.28 |
| 2 | Mike Swanson | Imp JV | 5. | 12.08 |
| 3 | Landon Bergner | Holyoke | 3. | 11.73 — 8 |
| 4 | Adam Armstrong | Og | 1. | 11.14 — 3 |
| 5 | Kyle Krajewski | GCHS | 2. | 11.41 — 5 |
| 6 | Zach Nesbitt | Imp | 4. | 12.01 |
| 7 | Jeff Van Dyke | Og JV | 7. | 12.85 |
| 8 | Kyle Borowski | Grant | 8. | 12.87 |

### HEAT 3

| Lane | Name | School | Place | Time |
|---|---|---|---|---|
| 1 | Fred Kinzie | Haxtun | 6. | 13.51 |
| 2 | Evan Huwa | Holyoke | 4. | 12.26 |
| 3 | Brian Drauker | Og | 2. | 11.43 — 6 |
| 4 | Kerry Shinn | Imp | 1. | 10.82 — 1 |
| 5 | Johnny Morrison | Jules | 3. | 11.85 |
| 6 | ~~Bill Chandler~~ | ~~Og JV~~ | Scratch. | |
| 7 | Kurtis Dudo | Grant | 5. | 12.34 |

# BOYS 100 METER DASH

| Lane | Name | School | |
|---|---|---|---|
| 1. | Adam Vlasin | ~~Imp~~ | 7 11.7 |
| 2. | Kyle Krajewski | ~~G~~CHS | 4, 11.37 |
| 3. | Adam Armstrong | ~~Og~~ | 3, 11.14 |
| 4. | Kerry Shinn | ~~Imp~~ | 2. 10.98 |
| 5. | Justin Young | ~~Og~~ | 1. 10 89 |
| 6. | Preston Berkheimer | ~~H~~olyoke | 5. 11.39 |
| 7. | Brian Drauker | ~~Og~~ | 6 11.59 |
| 8. | Landon Bergner | ~~H~~olyoke | 8. 15.03 |

# BOYS 200 METER DASH

## QUALIFY: First 2 and next 2 fastest times

### HEAT 1

| Lane | Name | School | Place | Time |
|---|---|---|---|---|
| 1 | Tyler Hinton | Hershey | 6. | 28.63 |
| 2 | Beau Starkebaum | Haxtun | 3. | 24.80 |
| 3 | Nick Morrell | Og | 2. | 24.08 – 6 |
| 4 | Kerry Shinn | Imp | 1. | 22.54 – 1 |
| 5 | Johnny Morrison | Jules | | |
| 6 | Bill Chandler | Og JV | 5. | 25.13 |
| 7 | Mike ~~Swanson~~ Shinn | Imp JV | 4. | 24.90 |

### HEAT 2

| Lane | Name | School | Place | Time |
|---|---|---|---|---|
| 1 | Evan Huwa | Holyoke | 7. | 26.20 |
| 2 | Nick Forsyth | Og JV | 4. | 24.79 |
| 3 | Zach Nesbitt | Imp | 5. | 25.25 |
| 4 | Adam Armstrong | Og | 1. | 23.03 – 2 |
| 5 | Dwayne Fraire | Jules | 2. | 23.92 – 4 |
| 6 | Paul Orr | Hershey | 3. | 24.68 |
| 7 | Kurtis Dudo | Grant | 6. | 26.04 |

### HEAT 3

| Lane | Name | School | Place | Time |
|---|---|---|---|---|
| 1 | Jeff Van Dyke | Og JV | 7. | 27.68 |
| 2 | Aaron Fuehrer | Imp | 5. | 25.54 |
| 3 | Lucas Arias | Grant | 3. | 24.26 – 7 |
| 4 | Bud Martin | Og | 1. | 23.20 – 3 |
| 5 | T. Moss | GCHS | | |
| 6 | Dave Orr | Hershey | 2. | 23.93 – 5 |
| 7 | Landon Bergner | Holyoke | 4. | 24.47 – 8 |
| 8 | Nick Hanning | Jules | 6. | 26.99 |

# BOYS 200 METER DASH

## FINALS

| LANE | NAME | SCHOOL | PLACE | TIME |
|---|---|---|---|---|
| 1 | Lucas Arias | Grant | 6. 24.22 | |
| 2 | Dave Orr | Hershey | 5. 23.59 | |
| 3 | Bud Martin | Og | 3. 23.00 | |
| 4 | Kerry Shinn | Imp | 1. 22.06 | |
| 5 | Adam Armstrong | Og | 2. 22.57 | |
| 6 | Dwayne Fraire | Jules | 4. 23.05 | |
| 7 | Nick Morrell | Og | 7. 24.38 | |
| 8 | Landon Bergner | Holyoke | 8. 29.71 | |

# BOYS 400 METER DASH

## RUN AS FINALS

### HEAT 1

| LANE | NAME | SCHOOL | PLACE | TIME |
|---|---|---|---|---|
| 1 | | | | |
| 2 | Stewart Clouse | Grant | 1. | 59.87 |
| 3 | Tyler Hughes | Grant | 3. | 1:02.01 |
| 4 | Chris Tatman | Hershey | 4. | 1:02.58 |
| 5 | Taylor Foy | Og JV | 2. | 1:01.25 |
| 6 | Nick Hanning | Jules | 5. | 1:06.79 |
| 7 | Thomas Benner | Jules | 6. | 1:18.62 |
| 8 | | | | |

### HEAT 2

| LANE | NAME | SCHOOL | PLACE | TIME |
|---|---|---|---|---|
| 1 | Daiki Comont | Og JV | 7. | 63.88 |
| 2 | Steve Dawkins | Hershey | 5. | 59.37 |
| 3 | Juan Ramirez | Jules | 1. | 56.91 (6) |
| 4 | Taylor May | Imp | | |
| 5 | Jess Paulsen | GCHS | 2. | 57.32 (7) |
| 6 | Derek Miller | Hershey | 4. | 59.36 (8) |
| 7 | Joel Norman | Imp JV | 3. | 58.76 (8) |
| 8 | Tyler Stanley | Imp JV | 6. | 1:00.49 |

### HEAT 3

| LANE | NAME | SCHOOL | PLACE | TIME |
|---|---|---|---|---|
| 1 | Matt Allen | GCHS | 4. | 56.42 (4) |
| 2 | Mathew Lee | Grant | 3. | 55.05 (3) |
| 3 | Ryan Hernandez | Og | | |
| 4 | Tanner Kirchner | Og | 1. | 52.26 (1) |
| 5 | Evan Knight | Og | 2. | 52.64 (2) |
| 6 | Kerry Shinn | Imp | 6 | 59.70 |
| 7 | Nick Rivas | Og JV | 7. | 65.67 |
| 8 | Vern Swesey | Imp | 5. | 56.63 (5) |

# BOYS 1600 METER RUN

## RUN AS FINALS

**Row 1**

| Alley | Position | Name | School | Place | Time |
|---|---|---|---|---|---|
| 1 | | Alex Miller | GCHS | 7. | 5:30.66 |
| 1 | | Brett Berry | Imp | 8. | 5:[illegible] |
| 1 | | Travis Sherlock | Holyoke | | |
| 2 | | Tyler Most | Og | 2. | 5:12.83 |
| 2 | | Vernon Swesey | Imp | 3. | 5:14.40 |
| 2 | | Jon Flaming | Og JV | | |
| 3 | | Kendall Hayford | Og | 1. | 5:10.63 |
| 3 | | Kody Krebs | Hershey | 6. | 5:15.97 |
| 3 | | Tristian Foy | Og JV | | |
| 4 | | Trapper Most | Og | 4. | 5:15.33 |
| 4 | | Jay Wood | Imp | 5. | 5:15.69 |
| 4 | | Trey Boggs | Imp JV | | |

**Row 2**

| Alley | Position | Name | School | Place | Time |
|---|---|---|---|---|---|
| 2 | | Nathan Brasby | Holyoke | | |
| 2 | | Stephen Hanna | Imp JV | | |
| 3 | | Evan Hoppens | Og JV | | |
| 3 | | Micheal Riggs | Grant | | |
| 4 | | Talon Gorgen | Grant | | |
| 4 | | Tyler Mahanen | Grant | | |

# BOYS 800 METER RUN

## RUN AS FINALS

### HEAT 1

| ALLEY | NAME | SCHOOL | PLACE | TIME |
|---|---|---|---|---|
| 1 | Matt Jensen | Og JV | | |
| 1 | Tim Harris | Jules 5, 2:23.55 | | |
| 1 | Thomas Benner | Jules | | |
| 2 | Fred Kinzie | Haxtun | | |
| 2 | Tyler Stanley | Imp JV 7, 2:24.0 | | |
| 2 | R.J. Shute | Hershey ~~6 2:48.87~~ | | |
| 3 | Joe Blomstedt | Hershey 3, 2:23.23 | | |
| 3 | Brian Harris | Og JV 8, 2:27.7 | | |
| 3 | Joseph McCullogh | Og JV | | |
| 4 | Joel Norman | Imp JV 1, 2:17.18 | 8 | |
| 4 | Matt Weber | Og JV 2, 2:20.26 | | |
| 4 | Stewart Clouse | Grant 4, 2:23.38 | | |

### HEAT 2

| ALLEY | NAME | SCHOOL | PLACE | TIME |
|---|---|---|---|---|
| 1 | Jason Burke | Imp 7, 2:13.29 | 7 | |
| 1 | Scott Leibbrandt | Imp | | |
| 1 | Jess Paulson | GCHS | | |
| 2 | Evan Knight | Og 1. 2:03.9 | + | |
| 2 | Tyler Thompson | Og 3, 2:08.63 | 3 | |
| 2 | Alex Miller | GCHS 5, 2:11 14 | 5 | |
| 3 | Tanner Kirchner | Og 2. 2:06.83 | 2 | |
| 3 | Nick Bullington | Grant 4, 2:08.96 | 4 | |
| 3 | Brent Turner | Grant | | |
| 4 | Juan Ramirez | Jules 6, 2:12.44 | 6 | |
| 4 | Colt Stearns | Hershey 8. 2:17.71 | | |
| 4 | Tim Paisley | GCHS | | |
| 2 | Andy Norman | Imp | | |

# BOYS 3200 METER RUN

## RUN AS FINALS

### HEAT 1

| Alley | Position | Name | School | Place | Time |
|---|---|---|---|---|---|
| 1 | 1 | Talon Gorgen | Grant | | |
| 1 | 2 | Micheal Riggs | Grant | | |
| 2 | 1 | Tyler Most | Og | 2. | 10:49.33 |
| 2 | 2 | Jay Wood | Imp | 5. | 11:12.78 |
| 2 | 3 | Tristian Foy | Og JV | 6. | 11:22.99 |
| 3 | 1 | Trapper Most | Og | 1. | 10:46.24 |
| 3 | 2 | Brett Berry | Imp | 7. | 11.23.05 |
| 3 | 3 | Tyler Hothan | Og JV | | |
| 4 | 1 | Kendall Hayford | Og | 3. | 10:52.76 |
| 4 | 2 | Koby Krebs | Hershey | 4. | 11:05.80 |
| 4 | 3 | Trey Boggs | Imp | 8. | 11.28.29 |

# 2002

# MAYWOOD INVITATIONAL



ELWOOD
EUSTIS/FARNAM
IMPERIAL J.V.
LAKESIDE CENTRAL
MAYWOOD
MCPHERSON COUNTY
MEDICINE VALLEY
PAXTON
TWIN VALLEY





# Boys

# TRACK MEET

# MAYWOOD INVITATIONAL TRACK MEET
# SATURDAY, MARCH 23, 2002

## ORDER OF EVENTS

| TIME | | | |
|---|---|---|---|
| 8:30 AM | Coaches' Scratch Meeting | | |
| 9:30 AM | Morning Field Events Begin | | |
| | Boys' Pole Vault followed by Girls' Pole Vault | | |
| | Girls' Shot Put followed by Boys' Shot Put | | |
| | Boys' Discus followed by Girls' Discus | | |
| | Girls' Long Jump followed by Girls' Triple Jump (West Runway) | | |
| | Boys' Long Jump followed by Boys' Triple Jump (East Runway) | | |
| | Girls' High Jump followed by Boys' High Jump | | |
| 12:00 | Morning Running Events | | |
| (Time Approximate) | 3200 Meter Relay | Girls/Boys | Finals |
| | 100 Meter Hurdles | Girls | Prelims |
| | 110 Meter Hurdles | Boys | Prelims |
| | 100 Meter Dash | Girls/Boys | Prelims |
| | 400 Meter Dash | Girls/Boys | Finals |
| | 3200 Meter Run | Girls/Boys | Finals |
| | 200 Meter Dash | Girls/Boys | Prelims |
| 2:30 PM | Break | | |
| 3:00 PM | Afternoon Running Events | | All Finals |
| (Time Approximate) | 100 Meter Hurdles | Girls | |
| | 110 Meter Hurdles | Boys | |
| | 100 Meter Dash | Girls/Boys | |
| | 800 Meter Run | Girls/Boys | |
| | 300 Meter Hurdles | Girls/Boys | |
| | 200 Meter Dash | Girls/Boys | |
| | 1600 Meter Run | Girls/Boys | |
| | 400 Meter Relay | Girls/Boys | |
| | 1600 Meter Relay | Girls/Boys | |

# AYWOOD INVITATIONAL: 4 x 800 Relay (finals vs time)

**DATE: 3/23/02**

**Boys Varsity**

SECTION 1

Alley 1

1. _____ _____
2. _____ _____
3. _____ _____

Alley 2

1. Eustis Farnam _____ _____
2. Elwood _____ _____
3. Medicine Valley _____ _____

Alley 3

1. Twin Valley _____ _____
2. Imperial JV _____ _____
3. _____ _____

Alley 4

1. Lakeside Central _____ _____
2. Maywood _____ _____
3. _____ _____

## MAYWOOD INVITATIONAL: 110 High Hurdles - Preliminaries

**DATE: 3/23/02**

**Boys Varsity**

---

HEAT 1

| | | | |
|---|---|---|---|
| Lane 1 | Ferebee Jake - IMP | _____ | _____ |
| Lane 2 | Lehmann Nate - EUS | _____ | _____ |
| Lane 3 | Pollmann Greg - LAK | _____ | _____ |
| Lane 4 | Thompson Cliff - LAK | _____ | _____ |
| Lane 5 | Remmenga Chris - ELW | _____ | _____ |
| Lane 6 | Ord Kyle - MAY | _____ | _____ |
| Lane 7 | Kennedy Tyler - TWV | _____ | _____ |
| ~~Lane 8~~ | ~~Swanson Mike - IMP~~ | _____ | _____ |

# IAYWOOD INVITATIONAL: 100 Meter Dash - Preliminaries

**DATE: 3/23/02**

**Boys Varsity**

---

HEAT 1

| | | | |
|---|---|---|---|
| Lane 1 | | | |
| Lane 2 | Hambidge Craig - ELW | | |
| Lane 3 | Bennett Adam - EUS | | |
| Lane 4 | Freeman Nolan - ELW | | |
| Lane 5 | Hueftle Dakotah - EUS | | |
| Lane 6 | Pollmann Greg - LAK | | |
| Lane 7 | Connick Mike - MCP | | |
| Lane 8 | | | |

HEAT 2

| | | | |
|---|---|---|---|
| Lane 1 | | | |
| Lane 2 | Chiara Evandro - TWV | | |
| Lane 3 | Carlson Lanny - LAK | | |
| Lane 4 | Kugler Kole - EUS | | |
| Lane 5 | Luke BJ - MED | | |
| Lane 6 | Teter Nick - TWV | | |
| Lane 7 | Tobiasson Josh - MAY | | |
| Lane 8 | | | |

HEAT 3

| | | | |
|---|---|---|---|
| Lane 1 | Mike Swanson | | |
| Lane 2 | ~~Fueker Aaron~~ - IMP | | |
| Lane 3 | Barger Zach - PAX | | |
| Lane 4 | Jones Mike - MED | | |
| Lane 5 | Nielsen Matt - ELW | | |
| Lane 6 | Smith Rocky - MAY | | |
| Lane 7 | ~~May Taylor - IMP~~ | | |
| Lane 8 | | | |

## MAYWOOD INVITATIONAL: 400 Meter Dash - Finals vs Time

**DATE: 3/23/02**

**Boys Varsity**

---

SECTION 1

| | | | |
|---|---|---|---|
| Lane 1 | | | |
| Lane 2 | | | |
| Lane 3 | Arensdorf Dale - MCP | | |
| Lane 4 | ~~May Taylor~~ - IMP Tyler Stanley | | |
| Lane 5 | ~~Norman Joel - IMP~~ | | |
| Lane 6 | Daly Jeff - MCP | | |
| Lane 7 | | | |
| Lane 8 | | | |

SECTION 2

| | | | |
|---|---|---|---|
| Lane 1 | Carson Wyatt - LAK | | |
| Lane 2 | Krab Martin - PAX | | |
| Lane 3 | Linden Tory - MAY | | |
| Lane 4 | Helm Jaime - TWV | | |
| Lane 5 | Burton BS - TWV | | |
| Lane 6 | Burton BM - TWV | | |
| Lane 7 | Sutton Kyle - LAK | | |
| Lane 8 | Carson Tyrel - LAK | | |

SECTION 3

| | | | |
|---|---|---|---|
| Lane 1 | Gove Chris - EUS | | |
| Lane 2 | Nielsen Matt - ELW | | |
| Lane 3 | Hueftle Dakotah - EUS | | |
| Lane 4 | Senff Eric - MED | | |
| Lane 5 | Kugler Kole - EUS | | |
| Lane 6 | Cannady Justin - ELW | | |
| Lane 7 | Goodenberger Martin - ELW | | |
| Lane 8 | Marlow Jeremy - PAX | | |

# IAYWOOD INVITATIONAL: 3200 Meter Run (finals vs time)

**DATE: 3/23/02**

**Boys Varsity**

---

SECTION 1
- ROW 1
  - Alley 1
    1. Peterson Kyle - ELW
    2. Fisher Kevin - MED
    3. Merrigan Shawn - MED
  - Alley 2
    1. Wach Evan - EUS
    2. McNutt Craig - MCP
    3. Hazen Craig - MAY
  - Alley 3
    1. Arensdorf Levi - MCP
    2. Gutschow John - ELW
    3. Cole Ben - EUS
  - Alley 4
    1. Marlow Jeremy - PAX
    2. Gries Brandon - PAX
    3. ~~Chiara Evandro - TWV~~
- ROW 2
  - Alley 1
    1.
    2.
    3.
  - Alley 2
    1. ~~Boggs Troy - IMP~~
    2.
    3.
  - Alley 3
    1. ~~Grenados Marcos - IMP~~
    2.
    3.
  - Alley 4
    1.
    2.
    3.

## MAYWOOD INVITATIONAL: 200 Meter Dash - Preliminaries

**DATE: 3/23/02**

**Boys Varsity**

HEAT 1

| | | | |
|---|---|---|---|
| Lane 1 | ~~Fueker Aaron - IMP~~ | | |
| Lane 2 | Leggott JD - ELW | | |
| Lane 3 | Hambidge Craig - ELW | | |
| Lane 4 | Cannady Justin - ELW | | |
| Lane 5 | Larson Zach - EUS | | |
| Lane 6 | Rookstool Justin - EUS | | |
| Lane 7 | Swanson Joe - LAK | | |
| Lane 8 | | | |

HEAT 2

| | | | |
|---|---|---|---|
| Lane 1 | ~~May Taylor - IMP~~ | | |
| Lane 2 | Chiara Evandro - TWV | | |
| Lane 3 | Gove Chris - EUS | | |
| Lane 4 | Luke BJ - MED | | |
| Lane 5 | Teter Nick - TWV | | |
| Lane 6 | Lindvall Drew - MED | | |
| Lane 7 | Daly Jeff - MCP | | |
| Lane 8 | | | |

HEAT 3

| | | | |
|---|---|---|---|
| Lane 1 | | | |
| Lane 2 | Dickson Chase - TWV | | |
| Lane 3 | Barger Zach - PAX | | |
| Lane 4 | Senff Eric - MED | | |
| Lane 5 | Montoya Jesse - MAY | | |
| Lane 6 | Linden Tory - MAY | | |
| Lane 7 | Carson Wyatt - LAK | | |
| Lane 8 | | | |

# AYWOOD INVITATIONAL: 800 Meter Run (finals vs time)

**DATE: 3/23/02**

**Boys Varsity**

SECTION 1

ROW 1

Alley 1

1. Fisher Kevin - MED _____ _____
2. Sutton Kyle - LAK _____ _____
3. Hefner John - ELW _____ _____

Alley 2

1. Shirley Joe - MAY _____ _____
2. Marlow Jeremy - PAX _____ _____
3. Helm Jaime - TWV _____ _____

Alley 3

1. Klein Kyle - EUS _____ _____
2. Hueftle Kevan - EUS _____ _____
3. Krab Martin - PAX _____ _____

Alley 4

1. Vickers Kevin - EUS _____ _____
2. Merrigan Shawn - MED _____ _____
3. Fisher Steve - MED _____ _____

ROW 2

Alley 1

1. _____ _____
2. _____ _____
3. _____ _____

Alley 2

1. Burton BM - TWV _____ _____
2. Gutschow John - ELW _____ _____
3. Stanley Tyler - IMP _____ _____

Alley 3

1. Forch Kevin - LAK _____ _____
2. Cooksley Kelly - ELW _____ _____
3. ~~Grenados Marcos - IMP~~ _____ _____

Alley 4

1. Hilker Shane - LAK _____ _____
2. ~~Norman Joel - IMP~~ _____ _____
3. _____ _____

## MAYWOOD INVITATIONAL: 300 Meter Hurdles - Finals vs Time

**DATE: 3/23/02**

**Boys Varsity**

---

SECTION 1

| | | | |
|---|---|---|---|
| Lane 1 | | | |
| Lane 2 | | | |
| Lane 3 | | | |
| Lane 4 | Ferebee Jake - IMP | | |
| Lane 5 | Swanson Mike - IMP | | |
| Lane 6 | | | |
| Lane 7 | | | |
| Lane 8 | | | |

SECTION 2

| | | | |
|---|---|---|---|
| Lane 1 | Pollmann Greg - LAK | | |
| Lane 2 | Elder Matt - PAX | | |
| Lane 3 | Lindvall Drew - MED | | |
| Lane 4 | Janus Zach - EUS | | |
| Lane 5 | Remmenga Chris - ELW | | |
| Lane 6 | Koester Garret - MAY | | |
| Lane 7 | ~~Krab Martin - PAX~~ | | |
| Lane 8 | | | |

SECTION 3

| | | | |
|---|---|---|---|
| Lane 1 | Ord Kyle - MAY | | |
| Lane 2 | Kennedy Tyler - TWV | | |
| Lane 3 | Zwickl Josh - MAY | | |
| Lane 4 | Jones Mike - MED | | |
| Lane 5 | Freeman Nolan - ELW | | |
| Lane 6 | Burton BS - TWV | | |
| Lane 7 | Lehmann Nate - EUS | | |
| Lane 8 | ~~Warren Josh - EUS~~ | | |

# AYWOOD INVITATIONAL: 1600 Meter Run (finals vs time)

**DATE: 3/23/02**

**Boys Varsity**

SECTION 1

ROW 1

Alley 1

1. Hazen Craig - MAY _____ _____
2. Sharp Joel - LAK _____ _____
3. Sapp Ryan - LAK _____ _____

Alley 2

1. Shirley Joe - MAY _____ _____
2. Krab Martin - PAX _____ _____
3. Wach Evan - EUS _____ _____

Alley 3

1. Merrigan Shawn - MED _____ _____
2. Fisher Steve - MED _____ _____
3. Gutschow John - ELW _____ _____

Alley 4

1. Arensdorf Levi - MCP _____ _____
2. McNutt Craig - MCP _____ _____
3. Burton Burton - TWV _____ _____

ROW 2

Alley 1

1. _____ _____
2. _____ _____
3. _____ _____

Alley 2

1. Gries Brandon - PAX _____ _____
2. ~~Boggs Troy - IMP~~ _____ _____
3. Buehner Chris - EUS _____ _____

Alley 3

1. Forch Kevin - LAK _____ _____
2. ~~Norman Joel - IMP~~ _____ _____
3. Peterson Kyle - ELW _____ _____

Alley 4

1. Hefner John - ELW _____ _____
2. ~~Grenados Marcos - IMP~~ _____ _____
3. Cole Ben - EUS _____ _____

## MAYWOOD INVITATIONAL: 4 x 100 Relay - Finals vs Time

**DATE: 3/23/02**

**Boys Varsity**

---

SECTION 1

| | | | |
|---|---|---|---|
| Lane 1 | | _____ | _____ |
| Lane 2 | | _____ | _____ |
| Lane 3 | | _____ | _____ |
| Lane 4 | Lakeside Central | _____ | _____ |
| Lane 5 | McPherson County | _____ | _____ |
| Lane 6 | | _____ | _____ |
| Lane 7 | | _____ | _____ |
| Lane 8 | | _____ | _____ |

SECTION 2

| | | | |
|---|---|---|---|
| Lane 1 | Paxton | _____ | _____ |
| Lane 2 | Maywood | _____ | _____ |
| Lane 3 | Eustis Farnam | _____ | _____ |
| Lane 4 | Elwood | _____ | _____ |
| ~~Lane 5~~ | ~~Imperial JV~~ | _____ | _____ |
| Lane 6 | Medicine Valley | _____ | _____ |
| Lane 7 | Twin Valley | _____ | _____ |
| Lane 8 | | _____ | _____ |

# MAYWOOD INVITATIONAL: 4 x 400 Relay - Finals vs Time

**DATE: 3/23/02**

**Boys Varsity**

SECTION 1

| | | | |
|---|---|---|---|
| Lane 1 | Lakeside Central | _____ | _____ |
| Lane 2 | Paxton | _____ | _____ |
| Lane 3 | Maywood | _____ | _____ |
| Lane 4 | Eustis Farnam | _____ | _____ |
| Lane 5 | Elwood | _____ | _____ |
| Lane 6 | Twin Valley | _____ | _____ |
| Lane 7 | ~~Imperial JV~~ | _____ | _____ |
| Lane 8 | | _____ | _____ |

# /OOD INVITATIONAL: Event Results

. 3/23/02

, s Varsity

1( Meter Dash (New Record)

| | | |
|---|---|---|
| 1 | > Kugler Kole - EUS | 00:11.20 |
| 2 | > Freeman Nolan - ELW | 00:11.50 |
| 3 | > Jones Mike - MED | 00:11.70 |
| 4 | > Teter Nick - TWV | 00:11.80 |
| 5 | > Nielsen Matt - ELW | 00:12.00 |
| 6 | > Hueftle Dakotah - EUS | 00:12.20 |

200 Meter Dash

| | | |
|---|---|---|
| 1 | > Cannady Justin - ELW | 00:24.10 |
| 2 | > Senff Eric - MED | 00:24.50 |
| 3 | > Luke BJ - MED | 00:24.60 |
| 4 | > Teter Nick - TWV | 00:24.70 |
| 5 | > Montoya Jesse - MAY | 00:24.80 |
| 6 | > Gove Chris - EUS | 00:25.10 |

400 Meter Dash

| | | |
|---|---|---|
| 1 | > Kugler Kole - EUS | 00:52.70 |
| 2 | > Senff Eric - MED | 00:53.60 |
| 3 | > Cannady Justin - ELW | 00:55.10 |
| 4 | > Hueftle Dakotah - EUS | 00:55.50 |
| 5 | > Marlow Jeremy - PAX | 00:56.20 |
| [illegible] | Gove Chris - EUS | 00:56.30 |

110 High Hurdles

| | | |
|---|---|---|
| 1 | > Jones Mike - MED | 00:16.70 |
| 2 | > Kennedy Tyler - TWV | 00:17.70 |
| 3 | > Thompson Cliff - LAK | 00:18.00 |
| 4 | > Ord Kyle - MAY | 00:18.20 |
| 5 | > Lehmann Nate - EUS | 00:18.50 |
| 6 | > Remmenga Chris - ELW | 00:18.80 |

300 Meter Hurdles (New Record)

| | | |
|---|---|---|
| 1 | > Jones Mike - MED | 00:41.80 |
| 2 | > Burton BS - TWV | 00:44.80 |
| 3 | > Kennedy Tyler - TWV | 00:45.20 |
| 4 | > Lehmann Nate - EUS | 00:45.30 |
| 5 | > Lindvall Drew - MED | 00:45.40 |
| 6 | > Freeman Nolan - ELW | 00:46.80 |

: 3/23/02

› Varsity

8 Meter Run

| | | |
|---|---|---|
| 1 | > Klein Kyle - EUS | 02:10.90 |
| 2 | > Shirley Joe - MAY | 02:12.60 |
| 3 | > Hueftle Kevan - EUS | 02:15.80 |
| 4 | > Marlow Jeremy - PAX | 02:16.50 |
| 5 | > Vickers Kevin - EUS | 02:17.00 |
| 6 | > Krab Martin - PAX | 02:20.00 |

1600 Meter Run

| | | |
|---|---|---|
| 1 | > Merrigan Shawn - MED | 05:11.90 |
| 2 | > Arensdorf Levi - MCP | 05:15.40 |
| 3 | > Shirley Joe - MAY | 05:21.70 |
| 4 | > Burton Burton - TWV | 05:23.70 |
| 5 | > McNutt Craig - MCP | 05:31.80 |
| 6 | > Wach Evan - EUS | 05:34.90 |

3200 Meter Run

| | | |
|---|---|---|
| 1 | > Merrigan Shawn - MED | 11:19.20 |
| 2 | > Arensdorf Levi - MCP | 11:21.10 |
| 3 | > McNutt Craig - MCP | 11:45.20 |
| 4 | > Wach Evan - EUS | 11:53.60 |
| 5 | > Hazen Craig - MAY | 12:10.20 |
| | Marlow Jeremy - PAX | 12:13.10 |

Long Jump

| | | |
|---|---|---|
| 1 | > Luke BJ - MED | 20ft 1.50in |
| 2 | > Thompson Cliff - LAK | 18ft 9.75in |
| 3 | > Warren Josh - EUS | 18ft 7.75in |
| 4 | > Burton Josh - TWV | 18ft 4.00in |
| 5 | > Freeman Nolan - ELW | 18ft 4.00in |
| 6 | > Goodenberger Martin - ELW | 18ft 3.25in |

Triple Jump

| | | |
|---|---|---|
| 1 | > Nielsen Matt - ELW | 38ft 8.50in |
| 2 | > Thompson Cliff - LAK | 38ft 7.00in |
| 3 | > Burton Josh - TWV | 37ft 0.50in |
| 4 | > Senff Eric - MED | 36ft 1.00in |
| 5 | > Janus Zach - EUS | 35ft 10.00in |
| 6 | > Warren Josh - EUS | 35ft 3.00in |

n Jump

| | | |
|---|---|---|
| 1 | > Thompson Cliff - LAK | 5ft 8.00in |
| 2 | > Hazen Craig - MAY | 5ft 6.00in |
| 3 | > Hambidge Craig - ELW | 5ft 6.00in |
| 4 | > Leggott JD - ELW | 5ft 6.00in |
| 5 | > Burton Josh - TWV | 5ft 4.00in |
| 6 | > Warren Josh - EUS | 5ft 4.00in |

Pole Vault

| | | |
|---|---|---|
| 1 | > Goodenberger Martin - ELW | 12ft 6.00in |
| 2 | > Luke BJ - MED | 12ft 2.00in |
| 3 | > Barger Zach - PAX | 10ft 6.00in |
| 4 | > Montoya Jesse - MAY | 10ft 4.00in |
| 5 | > Zwickl Josh - MAY | 9ft 6.00in |
| 6 | > Pickinpaugh Joe - ELW | 8ft 6.00in |

Shot Put (New Record)

| | | |
|---|---|---|
| 1 | > Pfeiffer Lance - EUS | 59ft 6.50in |
| 2 | > German Jed - IMP | 45ft 7.50in |
| 3 | > Carlson Lanny - LAK | 42ft 5.00in |
| 4 | > Teter Nick - TWV | 42ft 4.00in |
| 5 | > Strand John - IMP | 41ft 10.00in |
| 6 | > Holmstedt Ben - PAX | 41ft 5.75in |

Discus

| | | |
|---|---|---|
| 1 | > Pfeiffer Lance - EUS | 139ft 4.00in |
| 2 | > Carlson Lanny - LAK | 128ft 4.50in |
| 3 | > Miller Aaron - IMP | 120ft 5.50in |
| 4 | > McFadden Gus - PAX | 119ft 11.00in |
| 5 | > Schoenberger Corbin - IMP | 118ft 9.50in |
| 6 | > Strand John - IMP | 117ft 4.00in |

4 x 100 Relay

| | | |
|---|---|---|
| 1 | > Elwood | 00:46.40 |
| 2 | > Medicine Valley | 00:47.10 |
| 3 | > Eustis Farnam | 00:47.70 |
| 4 | > Maywood | 00:49.20 |
| 5 | > Twin Valley | 00:49.60 |
| 6 | > McPherson County | 00:55.90 |

: 3/23/02

s Varsity

400 Relay

| | | |
|---|---|---|
| 1 | > Elwood | 03:46.10 |
| 2 | > Eustis Farnam | 03:51.20 |
| 3 | > Twin Valley | 04:03.10 |
| 4 | > Paxton | 04:03.50 |
| 5 | > Maywood | 04:08.00 |
| 6 | > Lakeside Central | 04:47.80 |

4 x 800 Relay

| | | |
|---|---|---|
| 1 | > Eustis Farnam | 09:20.60 |
| 2 | > Twin Valley | 09:56.90 |
| 3 | > Lakeside Central | 10:02.30 |
| 4 | > Elwood | 10:17.50 |
| 5 | > Maywood | 11:48.60 |

## WOOD INVITATIONAL: Team Scores (through 17 Events)

:: 3/23/02

**Boys Varsity**

| | | |
|---|---|---|
| 1. | Eustis Farnam | 110.00 |
| 2. | Medicine Valley | 100.00 |
| 3. | Elwood | 86.00 |
| 4. | Twin Valley | 66.00 |
| 5. | Lakeside Central | 53.00 |
| 6. | Maywood | 44.00 |
| 7. | McPherson County | 25.00 |
| 8. | Paxton | 23.00 |
| 9. | Imperial JV | 19.00 |

BOYS

# Maywood Invite Track Entry

Coach:
School Phone:
Home Phone:

School =

| 100 METERS | TIME |
|---|---|
| Aaron Fischer | |
| Taylor May | |
| | |

| 200 METERS | TIME |
|---|---|
| Aaron Fischer | |
| Taylor May | |
| | |

| 400 METERS | TIME |
|---|---|
| Taylor May | |
| Joel Norman | |
| | |

| 800 METERS | TIME |
|---|---|
| Joel Norman | |
| Tyler Stanley | |
| Marcos Grenados | |

| 1600 METERS | TIME |
|---|---|
| Trey Boggs | |
| Joel Norman | |
| Marcos Grenados | |

| 3200 METERS | TIME |
|---|---|
| Trey Boggs | |
| Marcos Grenados | |
| | |

| HIGH HURDLES | TIME |
|---|---|
| Jake Fenebee | |
| Mike Swanson | |
| | |

| 300 METER HURDLES | TIME |
|---|---|
| Jake Fenebee | |
| Mike Swanson | |
| | |

| HIGH JUMP | HEIGHT |
|---|---|
| Tyler Stanley | |
| Steve Hanna | |
| | |

| TRIPLE JUMP | DIST. |
|---|---|
| Taylor May | |
| Steve Hanna | |
| | |

| LONG JUMP | DIST. |
|---|---|
| Marcos Grenados | |
| Steve Hanna | |
| | |

| SHOT PUT | DIST. |
|---|---|
| Corbin Schoenberger | |
| Jed German | |
| John Strand | |

| DISCUS | DIST. |
|---|---|
| Aaron Miller | |
| Matt Moser | |
| Aaron Sargent | |

| POLE VAULT | HEIGHT |
|---|---|
| Jake Fenebee | |
| Mike Swanson | |
| Taylor May | |

| 400 METER RELAY | | TIME |
|---|---|---|
| (Yes) | No | 47.0 |

| 1600 METER RELAY | | TIME |
|---|---|---|
| (Yes) | No | 4:00 |

| 3200 METER RELAY | | TIME |
|---|---|---|
| (Yes) | No | 10:00 |

Return to: Steve Morford
Maywood Schools Box 46
Maywood, NE 69038

Maywood Invitational Track Meet

Athlete List

Coaches: Our track manager computer program works much more smoothly if I have a list of athletes from each team.

Please list all athletes that will be participating in this years Maywood Invite.

## Girls

## Boys

Aaron Fuehes
Taylor May
Joel Norman
Tyler Stanley
Marcos Grenados
Trey Boggs
Julio Ferebee
Mike Swanson
Steven Hanna
Corbin Schoenberger
Jed German
John Strand
Aaron Miller
Matt Moser
Aaron Sargent

# MAYWOOD INVITATIONAL
# TRACK & FIELD RECORDS

**BOYS**

| | | | | |
|---|---|---|---|---|
| 110 METER HURDLES | S. SMITH | 15.8 | CHASE COUNTY | 1988 |
| | B. KENNICUTT | 15.8 | MAYWOOD | 2000 |
| 300 METER HURDLES | T. HART | 42.5 | BARTLEY | 1981 |
| 100 METER DASH | J. STRONG | 11.2 | EUSTIS/FARNAM | 1997 |
| | D. WOODBURN | 11.2 | MEDICINE VALLEY | 2000 |
| | J. WILSON | 11.2 | MAYWOOD | 2000 |
| 200 METER DASH | M. DUVAL | 23.1 | DUNDY COUNTY | 1987 |
| 400 METER DASH | M. FRIEHE | 51.4 | CULBERTSON | 1981 |
| 800 METER RUN | C. HAWKINSON | 2:04.8 | STRATTON | 1982 |
| 1600 METER RUN | C. WERKMEISTER | 4:48.9 | MAYWOOD | 1997 |
| 3200 METER RUN | D. HYDE | 10:36.2 | HERSHEY | 1985 |
| SHOT PUT | D. MELVIN | 54'1" | MCPHERSON CO | 2001 |
| DISCUS | B. DUTTON | 149'9 1/2" | EUSTIS/FARNAM | 1993 |
| HIGH JUMP | L. THOMPSON | 6'4" | PAXTON | 1995 |
| LONG JUMP | R. OWENS | 21'9 1/2" | MAYWOOD | 1985 |
| TRIPLE JUMP | M. FISHER | 46'4 1/2" | MAYWOOD | 1996 |
| POLE VAULT | M. HAM | 12'8" | DUNDY COUNTY | 1986 |
| 400 METER RELAY | | 45.9 | MAYWOOD | 1982 |
| 1600 METER RELAY | | 3:39.9 | MAYWOOD | 1986 |
| 3200 METER RELAY | | 8:40.3 | DUNDY COUNTY | 1987 |

**UPDATED APRIL 2001**

# MAYWOOD INVITATIONAL
# TRACK & FIELD RECORDS

**GIRLS**

| | | | | |
|---|---|---|---|---|
| 100 METER HURDLES | F. MULLEN | 15.2 | MAYWOOD | 1997 |
| 300 METER HURDLES | F. MULLEN | 49.6 | MAYWOOD | 1997 |
| 100 METER DASH | L. RINGENBERG | 12.6 | EUSTIS/FARNAM | 1994 |
| 200 METER DASH | L. MARQUETTE | 26.2 | TRENTON | 1981 |
| 400 METER DASH | D. DUNN | 58.8 | MAYWOOD | 1982 |
| 800 METER RUN | DO. SPICKLEMIER | 2:25.3 | HAYES CENTER | 1982 |
| | DE. SPICKLEMIER | 2:25.3 | HAYES CENTER | 1983 |
| 1600 METER RUN | DE. SPICKLEMIER | 5:27.8 | HAYES CENTER | 1983 |
| 3200 METER RUN | DO. SPICKLEMIER | 11:34.7 | HAYES CENTER | 1982 |
| SHOT PUT | J. WOLZEN | 42'3 1/2" | MAYWOOD | 1994 |
| DISCUS | G. KOTSCHWAR | 120' 1/2" | EUSTIS/FARNAM | 1991 |
| HIGH JUMP | L. STORZ | 5'6" | BEAVER CITY | 1988 |
| LONG JUMP | G. KOTSCHWAR | 17'4 1/2" | EUSTIS/FARNAM | 1991 |
| TRIPLE JUMP | A. SCHMITZ | 34' 1/2" | MAYWOOD | 1997 |
| POLE VAULT | D. SJOMELING | 8'0" | ELWOOD | 2001 |
| 400 METER RELAY | | 51.0 | MAYWOOD | 1986 |
| 1600 METER RELAY | | 4:17.1 | MAYWOOD | 1985 |
| 3200 METER RELAY | | 10:27.6 | DUNDY COUNTY | 1986 |

**UPDATED APRIL 2001**

# McCook Boys Track Travel List 2002

12-

| Name | Phone | Bus | Van | Name | Phone | Bus | Van |
|---|---|---|---|---|---|---|---|
| Justin Bussell | | | | Aaron Sargent | | ✓ | |
| Zach Nesbitt | | | | Mike Shinn | | | |
| Andy Ohlson | | | | Tyler Stanley | | ✓ | |
| Kerry Shinn | | | | Mike Swanson | | ✓ | |
| Tim Strand | | | | Vern Swesey | | | |
| C.J Swanson | | | | Nathan Wenzlich | | | |
| | | | | | | | |
| | | | | Trey Boggs | | | |
| Brett Berry | | | | Aaron Fecher | | | |
| Jed German | | ✓ | | Steven Hanna | | ✓ | |
| Ed Kaiser | | | | Marcos Grenados | | ✓ | |
| Aaron Miller | | ✓ | | Taylor May | | | |
| Joel Mamon | | | | | | | |
| Tyler Pribbeno | | | | | | | |
| Corbin Schoenberger | | ✓ | | Crystal Lerge | | | |
| Brian Strand | | | | Sable Barns | | ✓ | |
| John Strand | | ✓ | | Lisa Cormier | | | |
| Jay Wood | | | | Holly Colton | | | |
| Adam Vlasin | | | | | | | |
| | | | | | | | |
| | | | | | | | |
| Jason Burke | | | | | | | |
| Jake Forebee | | ✓ | | Coach Bessler | 5091 | | |
| Scott Leibrandt | | | | Coach Zuege | 5610 | ✓ | |
| Will Morales | | | | Coach Mroczek | 5767 | | |
| Matt Moser | | | | | | | |
| | | | | | | | |
| | | | | | | | |

# Team Schedule:

Meet: May (Wood) 2002 Date:

| Name | Event | Event | Event | Event | Event | Event |
|---|---|---|---|---|---|---|
| Justin Bussell | — | | | | | |
| Zach Nesbitt | — | | | | | |
| Andy Ottison | — | | | | | |
| Kerry Shinn | — | | | | | |
| Tim Strand | — | | | | | |
| C.J Swanson | — | | | | | |
| | | | | | | |
| Brett Berry | — | | | | | |
| Jed German | Shot | Back-up Discus | | | | |
| Ed Kaiser | — | | | | | |
| Aaron Miller | Disc | Back-up Shot | | | | |
| Joel Norman | — | | | | | |
| Tyler Pribbenow | — | | | | | |
| Corbin Schoenberger | Shot | Disc | | | | |
| Brian Strand | — | | | | | |
| John Strand | Shot | Disc | | | | |
| Jay Wood | — | | | | | |
| Adam Wasiu | — | | | | | |
| | | | | | | |
| Jason Burke | — | | | | | |
| Jake Ferchee | PV | 110HH | 300Int | 1600R | | |
| Scott Leibrandt | ~~—~~ | | | | | |
| Will Mogles | — | | | | | |
| Matt Moser | — | | | | | |
| | | | | | | |
| | | | | | | |
| Other | | | | | | Over |

Meet: _____ Date: _____

| Name | | | | | | |
|---|---|---|---|---|---|---|
| Aaron Sargent | Helper | Shot + Discus | | | | |
| Mitch Shinn | — | | | | | |
| Tyler Stanley | 800 | 400 | 1600R | | | |
| Mike Swanson | PV | 100 | 300 Im | 1600R | | |
| Vern Swesey | — | | | | | |
| Matt Wenzlick | — | | | | | |
| | | | | | | |
| | | | | | | |
| Trey Boggs | — | | | | | |
| Aaron Fucher | — | | | | | |
| Marcos Granados | L.J | 300 | 100 | 1600R | | |
| Steve Honma | Helper | W/ Running Events | | | | |
| Taylor May | — | | | | | |
| | | | | | | |
| | | | | | | |
| | | | | | | |
| | | | | | | |
| | | | | | | |
| | | | | | | |
| | | | | | | |
| | | | | | | |
| | | | | | | |
| | | | | | | |
| | | | | | | |
| | | | | | | |
| | | | | | | |
| | | | | | | |
| | | | | | | |
| | | | | | | |

# McCook Boys Track Travel List 2002

12-

| Name | Phone | Bus | Van | Name | Phone | Bus | Van |
|---|---|---|---|---|---|---|---|
| Justin Bussell | | | | Aaron Sargent | | ✓ | |
| Zach Nesbitt | | | | Mike Shinn | | | |
| Andy Ottlson | | | | Tyler Stanley | | ✓ | |
| Kerry Shinn | | | | Mike Swanson | | ✓ | |
| Tim Strand | | | | Vern Swesey | | | |
| C.J Swanson | | | | Nathan Wenzlich | | | |
| | | | | | | | |
| | | | | Trey Boggs | | | |
| Brett Berry | | | | Aaron Fucher | | | |
| Jed German | | ✓ | | Steven Hanna | | ✓ | |
| Ed Kaiser | | | | Marcos Grenados | | ✓ | |
| Aaron Miller | | ✓ | | Taylor May | | | |
| Joel Norman | | | | | | | |
| Tyler Pribbeno | | | | | | | |
| Corbin Schoenberger | | ✓ | | Crystal Large | | | |
| Brian Strand | | | | Sable Barns | | ✓ | |
| John Strand | | ✓ | | Lisa Carmer | | | |
| Jay Wood | | | | Holly Colton | | | |
| Adam Ulasin | | | | | | | |
| | | | | | | | |
| | | | | | | | |
| Jason Burke | | | | | | | |
| Jake Ferebee | | ✓ | | Coach Bessler | 5091 | | |
| Scott Leibrandt | | | | Coach Zuege | 5610 | ✓ | |
| Will Morales | | | | Coach Mroczek | 5767 | | |
| Matt Moser | | | | | | | |

At McCook

TRACK MEET May Wood DATE 3-28-02

| SHOT PUT | Preliminaries | | | Finals | | | Place |
|---|---|---|---|---|---|---|---|
| Name | 1 | 2 | 3 | 1 | 2 | 3 | |
| 1. Jed German | 42'10" | 42'7½" | 41'8½" | 42'6 | 42'9½" | 45'7½" | 2 |
| 2. Corbin Schoenberger | 35'11½" | 37'¾" | 37½" | — | — | — | — |
| 3. John Strand | 37'8" | 41'10" | 37'9½" | 41'½" | SC | 37'9½" | 5 |

| DISCUS | Preliminaries | | | Finals | | | Place |
|---|---|---|---|---|---|---|---|
| Name | 1 | 2 | 3 | 1 | 2 | 3 | |
| 1. Aaron Miller | 103'3" | 113'3½" | 107'7" | S | 120'5½" | 118'9½" | |
| 2. Corbin Shoenberger | 112'10" | 102'10" | | 115½ | 102'2" | 111'1" | |
| 3. John Strand | 115'6½" | S | 110'6" | 112'7" | 117'4" | S | |

| LONG JUMP | Preliminaries | | | Finals | | | Place |
|---|---|---|---|---|---|---|---|
| Name | 1 | 2 | 3 | 1 | 2 | 3 | |
| 1. Marcos Guerados | | | | | | | |
| 2. | | | | | | | |
| 3. | | | | | | | |

| TRIPLE JUMP | Preliminaries | | | Finals | | | Place |
|---|---|---|---|---|---|---|---|
| Name | 1 | 2 | 3 | 1 | 2 | 3 | |
| 1. | | | | | | | |
| 2. | | | | | | | |
| 3. | | | | | | | |

| HIGH JUMP | HEIGHTS | | | | | | | PLACE |
|---|---|---|---|---|---|---|---|---|
| Name | ___ | ___ | ___ | ___ | ___ | ___ | ___ | |
| 1. | --- | --- | --- | --- | --- | --- | --- | |
| 2. | --- | --- | --- | --- | --- | --- | --- | |
| 3. | --- | --- | --- | --- | --- | --- | --- | |

TRACK MEET : _____ DATE : _____

| POLE VALT | HEIGHTS | | | | | | | PLACE |
|---|---|---|---|---|---|---|---|---|
| Name | ___ | ___ | ___ | ___ | ___ | ___ | ___ | |
| 1. Mike Swanson | --- | --- | --- | --- | --- | --- | --- | |
| 2. Jake Fischer | --- | --- | --- | --- | --- | --- | --- | |
| 3. | --- | --- | --- | --- | --- | --- | --- | |

400 METER RELAY

| Name | 1st | 2nd | 3rd | 4th | | Total | Place |
|---|---|---|---|---|---|---|---|
| 1. | | | | | | | |
| 2. | | | | | | | |
| 3. | | | | | | | |
| 4. | | | | | | | |

1600 METER RELAY

| Name | 1st | 2nd | 3rd | 4th | | Total | Place |
|---|---|---|---|---|---|---|---|
| 1. | | | | | | | |
| 2. | | | | | | | |
| 3. | | | | | | | |
| 4. | | | | | | | |

3200 METER RELAY

| Name | 1st | 2nd | 3rd | 4th | | Total | Place |
|---|---|---|---|---|---|---|---|
| 1. | 440 | 880 | | | | | |
| 2. | | 440 | 880 | | | | |
| 3. | | | 440 | 880 | | | |
| 4. | | | | 440 | 880 | | |

TRACK MEET : _____ DATE : _____

| 110 Meter High Hurdles | Preliminaries | Finals | Place |
|---|---|---|---|
| Name | | | |
| 1. | | | |
| 2. | | | |
| 3. | | | |

| 300 Meter Int. Hurdles | Preliminaries | Finals | Place |
|---|---|---|---|
| Name | | | |
| 1. | | | |
| 2. | | | |
| 3. | | | |

| 100 Meter Dash | Preliminaries | Finals | Place |
|---|---|---|---|
| Name | | | |
| 1. | | | |
| 2. | | | |
| 3. | | | |

| 200 Meter Dash | Preliminaries | Finals | Place |
|---|---|---|---|
| Name | | | |
| 1. | | | |
| 2. | | | |
| 3. | | | |

| 400 Meter Dash | Preliminaries | Finals | Place |
|---|---|---|---|
| Name | | | |
| 1. | | | |
| 2. | | | |
| 3. | | | |

TRACK MEET : _____ DATE : _____

| 800 Meter Dash | 220 | 440 | Finals | Place |
|---|---|---|---|---|
| Name | | | | |
| 1. | | | | |
| 2. | | | | |
| 3. | | | | |

| 1600 Meter Run | 440 | 880 | Finals | Place |
|---|---|---|---|---|
| Name | | | | |
| 1. | | | | |
| 2. | | | | |
| 3. | | | | |

| 3200 Meter Run | 440 | 880 | 1320 | M | 1 ¼ | 1 ½ | 1 ¾ | 2 |
|---|---|---|---|---|---|---|---|---|
| Name | | | | | | | | |
| 1. | | | | | | | | |
| 2. | | | | | | | | |
| 3. | | | | | | | | |

Mile Med Relay

1.
2.
3.
4.

400 Wt Relay

1.
2.
3.
4.

At McCook

TRACK MEET Maywood DATE ~~3-28-02~~ 3-23-02

| SHOT PUT | Preliminaries | | | Finals | | | Place |
|---|---|---|---|---|---|---|---|
| Name | 1 | 2 | 3 | 1 | 2 | 3 | |
| 1. Jed German | 42'10" | 42'7½" | 41'8½" | 42'6" | 42'9½" | 45'7½" | 2 |
| 2. Corbin Schoenberger | 35'11½" | 37'3¼" | 37'2" | — | — | — | |
| 3. John Shand | 37'8" | 41'10" | 37'9½" | 41'½" | S | 37'9½" | 5 |

| DISCUS | Preliminaries | | | Finals | | | Place |
|---|---|---|---|---|---|---|---|
| Name | 1 | 2 | 3 | 1 | 2 | 3 | |
| 1. Aaron Miller | 103'3" | 113'3½" | 107'7" | S | 120'5½" | 111'1" | 3 |
| 2. Corbin Schoenberger | 112'10" | 102'10" | Foul | 115'½" | 102'2" | 118'9½" | 4 |
| 3. John Shand | 115'6½" | S | 110'6" | 112'7" | 117'4" | S | 6 |

| LONG JUMP | Preliminaries | | | Finals | | | Place |
|---|---|---|---|---|---|---|---|
| Name | 1 | 2 | 3 | 1 | 2 | 3 | |
| 1. ~~Marcus Arnado~~ | | | | | | | |
| 2. | | | | | | | |
| 3. | | | | | | | |

| TRIPLE JUMP | Preliminaries | | | Finals | | | Place |
|---|---|---|---|---|---|---|---|
| Name | 1 | 2 | 3 | 1 | 2 | 3 | |
| 1. None | | | | | | | |
| 2. | | | | | | | |
| 3. | | | | | | | |

| HIGH JUMP | HEIGHTS | | | | | | | PLACE |
|---|---|---|---|---|---|---|---|---|
| Name | ___ | ___ | ___ | ___ | ___ | ___ | ___ | |
| 1. None | --- | --- | --- | --- | --- | --- | --- | |
| 2. | --- | --- | --- | --- | --- | --- | --- | |
| 3. | --- | --- | --- | --- | --- | --- | --- | |

TRACK MEET : _____ DATE : _____

| POLE VALT | HEIGHTS | | | | | | | PLACE |
|---|---|---|---|---|---|---|---|---|
| Name | 8'6 | 9'0 | ___ | ___ | ___ | ___ | ___ | |
| 1. Mitch Swenson | XO | XXX | ___ | ___ | ___ | ___ | ___ | |
| 2. Jake Fercher | XO | XXX | ___ | ___ | ___ | ___ | ___ | |
| 3. | ___ | ___ | ___ | ___ | ___ | ___ | ___ | |

400 METER RELAY

| Name | 1st | 2nd | 3rd | 4th | | Total | Place |
|---|---|---|---|---|---|---|---|
| 1. | | | | | | | |
| 2. | | | | | | | |
| 3. | | | | | | | |
| 4. | | | | | | | |

1600 METER RELAY

| Name | 1st | 2nd | 3rd | 4th | | Total | Place |
|---|---|---|---|---|---|---|---|
| 1. Jake Fercher | | | | | | | |
| 2. Mitch Swenson | | | | | | | |
| 3. Marcos Guevedo | | | | | | | |
| 4. Tyler Stanley | | | | | | | |

3200 METER RELAY

| Name | 1st | 2nd | 3rd | 4th | | Total | Place |
|---|---|---|---|---|---|---|---|
| 1. | 440 | 880 | | | | | |
| 2. | | 440 | 880 | | | | |
| 3. | | | 440 | 880 | | | |
| 4. | | | | 440 | 880 | | |

TRACK MEET : _____ DATE : _____

| 110 Meter High Hurdles | Preliminaries | Finals | Place |
|---|---|---|---|
| Name | | | |
| 1. Jake Fenebar | | 19.1 | — |
| 2. | | | |
| 3. | | | |

| 300 Meter Int. Hurdles | Preliminaries | Finals | Place |
|---|---|---|---|
| Name | | | |
| 1. Jake Fenebar | | 50.0 | — |
| 2. Mike Swanson | | 47.2 | — |
| 3. | | | |

| 100 Meter Dash | Preliminaries | Finals | Place |
|---|---|---|---|
| Name | | | |
| 1. Mike Swanson | 12.5 | — | — |
| 2. ~~Nicholas Grenader~~ | | | |
| 3. | | | |

| 200 Meter Dash | Preliminaries | Finals | Place |
|---|---|---|---|
| Name | | | |
| 1. | | | |
| 2. | | | |
| 3. | | | |

| 400 Meter Dash | Preliminaries | Finals | Place |
|---|---|---|---|
| Name | | | |
| 1. Tyler Stenden | 62.5 | | — |
| 2. | | | |
| 3. | | | |

TRACK MEET : _____ DATE : _____

| 800 Meter Dash | 220 | 440 | Finals | Place |
|---|---|---|---|---|
| Name | | | 2:29.20 | |
| 1. Tyler Stanley | | | | |
| 2. | | | | |
| 3. | | | | |

| 1600 Meter Run | 440 | 880 | Finals | Place |
|---|---|---|---|---|
| Name | | | | |
| 1. | | | | |
| 2. | | | | |
| 3. | | | | |

| 3200 Meter Run | 440 | 880 | 1320 | M | 1 ¼ | 1 ½ | 1 ¾ | 2 |
|---|---|---|---|---|---|---|---|---|
| Name | | | | | | | | |
| 1. | | | | | | | | |
| 2. | | | | | | | | |
| 3. | | | | | | | | |

Mile Med Relay

1.
2.
3.
4.

400 Wt Relay

1.
2.
3.
4.

# )D INVITATIONAL: Event Results

)/23/02

Boys Varsity

100 Meter Dash (New Record)

| | | |
|---|---|---|
| 1 | > Kugler Kole - EUS | 00:11.20 |
| 2 | > Freeman Nolan - ELW | 00:11.50 |
| 3 | > Jones Mike - MED | 00:11.70 |
| 4 | > Teter Nick - TWV | 00:11.80 |
| 5 | > Nielsen Matt - ELW | 00:12.00 |
| 6 | > Hueftle Dakotah - EUS | 00:12.20 |

200 Meter Dash

| | | |
|---|---|---|
| 1 | > Cannady Justin - ELW | 00:24.10 |
| 2 | > Senff Eric - MED | 00:24.50 |
| 3 | > Luke BJ - MED | 00:24.60 |
| 4 | > Teter Nick - TWV | 00:24.70 |
| 5 | > Montoya Jesse - MAY | 00:24.80 |
| 6 | > Gove Chris - EUS | 00:25.10 |

400 Meter Dash

| | | |
|---|---|---|
| 1 | > Kugler Kole - EUS | 00:52.70 |
| 2 | > Senff Eric - MED | 00:53.60 |
| 3 | > Cannady Justin - ELW | 00:55.10 |
| 4 | > Hueftle Dakotah - EUS | 00:55.50 |
| 5 | > Marlow Jeremy - PAX | 00:56.20 |
| 6 | > Gove Chris - EUS | 00:56.30 |

110 High Hurdles

| | | |
|---|---|---|
| 1 | > Jones Mike - MED | 00:16.70 |
| 2 | > Kennedy Tyler - TWV | 00:17.70 |
| 3 | > Thompson Cliff - LAK | 00:18.00 |
| 4 | > Ord Kyle - MAY | 00:18.20 |
| 5 | > Lehmann Nate - EUS | 00:18.50 |
| 6 | > Remmenga Chris - ELW | 00:18.80 |

300 Meter Hurdles (New Record)

| | | |
|---|---|---|
| 1 | > Jones Mike - MED | 00:41.80 |
| 2 | > Burton BS - TWV | 00:44.80 |
| 3 | > Kennedy Tyler - TWV | 00:45.20 |
| 4 | > Lehmann Nate - EUS | 00:45.30 |
| 5 | > Lindvall Drew - MED | 00:45.40 |
| 6 | > Freeman Nolan - ELW | 00:46.80 |

800 Meter Run

| | | |
|---|---|---|
| 1 | Klein Kyle - EUS | 02:10.90 |
| 2 | Shirley Joe - MAY | 02:12.60 |
| 3 | Hueftle Kevan - EUS | 02:15.80 |
| 4 | Marlow Jeremy - PAX | 02:16.50 |
| 5 | Vickers Kevin - EUS | 02:17.00 |
| 6 | Krab Martin - PAX | 02:20.00 |

1600 Meter Run

| | | |
|---|---|---|
| 1 | Merrigan Shawn - MED | 05:11.90 |
| 2 | Arensdorf Levi - MCP | 05:15.40 |
| 3 | Shirley Joe - MAY | 05:21.70 |
| 4 | Burton Burton - TWV | 05:23.70 |
| 5 | McNutt Craig - MCP | 05:31.80 |
| 6 | Wach Evan - EUS | 05:34.90 |

3200 Meter Run

| | | |
|---|---|---|
| 1 | Merrigan Shawn - MED | 11:19.20 |
| 2 | Arensdorf Levi - MCP | 11:21.10 |
| 3 | McNutt Craig - MCP | 11:45.20 |
| 4 | Wach Evan - EUS | 11:53.60 |
| 5 | Hazen Craig - MAY | 12:10.20 |
| 6 | Marlow Jeremy - PAX | 12:13.10 |

Long Jump

| | | |
|---|---|---|
| 1 | Luke BJ - MED | 20ft 1.50in |
| 2 | Thompson Cliff - LAK | 18ft 9.75in |
| 3 | Warren Josh - EUS | 18ft 7.75in |
| 4 | Burton Josh - TWV | 18ft 4.00in |
| 5 | Freeman Nolan - ELW | 18ft 4.00in |
| 6 | Goodenberger Martin - ELW | 18ft 3.25in |

Triple Jump

| | | |
|---|---|---|
| 1 | Nielsen Matt - ELW | 38ft 8.50in |
| 2 | Thompson Cliff - LAK | 38ft 7.00in |
| 3 | Burton Josh - TWV | 37ft 0.50in |
| 4 | Senff Eric - MED | 36ft 1.00in |
| 5 | Janus Zach - EUS | 35ft 10.00in |
| 6 | Warren Josh - EUS | 35ft 3.00in |

High Jump

| | | |
|---|---|---|
| 1 | Thompson Cliff - LAK | 5ft 8.00in |
| 2 | Hazen Craig - MAY | 5ft 6.00in |
| 3 | Hambidge Craig - ELW | 5ft 6.00in |
| 4 | Leggott JD - ELW | 5ft 6.00in |
| 5 | Burton Josh - TWV | 5ft 4.00in |
| 6 | Warren Josh - EUS | 5ft 4.00in |

Pole Vault

| | | |
|---|---|---|
| 1 | Goodenberger Martin - ELW | 12ft 6.00in |
| 2 | Luke BJ - MED | 12ft 2.00in |
| 3 | Barger Zach - PAX | 10ft 6.00in |
| 4 | Montoya Jesse - MAY | 10ft 4.00in |
| 5 | Zwickl Josh - MAY | 9ft 6.00in |
| 6 | Pickinpaugh Joe - ELW | 8ft 6.00in |

Shot Put (New Record)

| | | |
|---|---|---|
| 1 | Pfeiffer Lance - EUS | 59ft 6.50in |
| 2 | German Jed - IMP | 45ft 7.50in |
| 3 | Carlson Lanny - LAK | 42ft 5.00in |
| 4 | Teter Nick - TWV | 42ft 4.00in |
| 5 | Strand John - IMP | 41ft 10.00in |
| 6 | Holmstedt Ben - PAX | 41ft 5.75in |

Discus

| | | |
|---|---|---|
| 1 | Pfeiffer Lance - EUS | 139ft 4.00in |
| 2 | Carlson Lanny - LAK | 128ft 4.50in |
| 3 | Miller Aaron - IMP | 120ft 5.50in |
| 4 | McFadden Gus - PAX | 119ft 11.00in |
| 5 | Schoenberger Corbin - IMP | 118ft 9.50in |
| 6 | Strand John - IMP | 117ft 4.00in |

4 x 100 Relay

| | | |
|---|---|---|
| 1 | Elwood | 00:46.40 |
| 2 | Medicine Valley | 00:47.10 |
| 3 | Eustis Farnam | 00:47.70 |
| 4 | Maywood | 00:49.20 |
| 5 | Twin Valley | 00:49.60 |
| 6 | McPherson County | 00:55.90 |

4 x 400 Relay

| | | |
|---|---|---|
| 1 | > Elwood | 03:46.10 |
| 2 | > Eustis Farnam | 03:51.20 |
| 3 | > Twin Valley | 04:03.10 |
| 4 | > Paxton | 04:03.50 |
| 5 | > Maywood | 04:08.00 |
| 6 | > Lakeside Central | 04:47.80 |

4 x 800 Relay

| | | |
|---|---|---|
| 1 | > Eustis Farnam | 09:20.60 |
| 2 | > Twin Valley | 09:56.90 |
| 3 | > Lakeside Central | 10:02.30 |
| 4 | > Elwood | 10:17.50 |
| 5 | > Maywood | 11:48.60 |

## JD INVITATIONAL: Team Scores (through 17 Events)

3/23/02

**Boys Varsity**

| | | |
|---|---|---|
| 1. | Eustis Farnam | 110.00 |
| 2. | Medicine Valley | 100.00 |
| 3. | Elwood | 86.00 |
| 4. | Twin Valley | 66.00 |
| 5. | Lakeside Central | 53.00 |
| 6. | Maywood | 44.00 |
| 7. | McPherson County | 25.00 |
| 8. | Paxton | 23.00 |
| 9. | Imperial JV | 19.00 |

# 2002

# MAYWOOD INVITATIONAL



ELWOOD
EUSTIS/FARNAM
IMPERIAL J.V.
LAKESIDE CENTRAL
MAYWOOD
MCPHERSON COUNTY
MEDICINE VALLEY
PAXTON
TWIN VALLEY





# Boys

# TRACK MEET

# MAYWOOD INVITATIONAL TRACK MEET
# SATURDAY, MARCH 23, 2002

## ORDER OF EVENTS

| TIME | | | |
|---|---|---|---|
| 8:30 AM | Coaches' Scratch Meeting | | |
| 9:30 AM | Morning Field Events Begin | | |
| | Boys' Pole Vault followed by Girls' Pole Vault | | |
| | Girls' Shot Put followed by Boys' Shot Put | | |
| | Boys' Discus followed by Girls' Discus | | |
| | Girls' Long Jump followed by Girls' Triple Jump (West Runway) | | |
| | Boys' Long Jump followed by Boys' Triple Jump (East Runway) | | |
| | Girls' High Jump followed by Boys' High Jump | | |
| 12:00 | Morning Running Events | | |
| (Time Approximate) | 3200 Meter Relay | Girls/Boys | Finals |
| | 100 Meter Hurdles | Girls | Prelims |
| | 110 Meter Hurdles | Boys | Prelims |
| | 100 Meter Dash | Girls/Boys | Prelims |
| | 400 Meter Dash | Girls/Boys | Finals |
| | 3200 Meter Run | Girls/Boys | Finals |
| | 200 Meter Dash | Girls/Boys | Prelims |
| 2:30 PM | Break | | |
| 3:00 PM | Afternoon Running Events | | All Finals |
| (Time Approximate) | 100 Meter Hurdles | Girls | |
| | 110 Meter Hurdles | Boys | |
| | 100 Meter Dash | Girls/Boys | |
| | 800 Meter Run | Girls/Boys | |
| | 300 Meter Hurdles | Girls/Boys | |
| | 200 Meter Dash | Girls/Boys | |
| | 1600 Meter Run | Girls/Boys | |
| | 400 Meter Relay | Girls/Boys | |
| | 1600 Meter Relay | Girls/Boys | |

# AYWOOD INVITATIONAL: 4 x 800 Relay (finals vs time)

**DATE: 3/23/02**

**Boys Varsity**

SECTION 1

Alley 1

1. _____ _____
2. _____ _____
3. _____ _____

Alley 2

1. Eustis Farnam _____ _____
2. Elwood _____ _____
3. Medicine Valley _____ _____

Alley 3

1. Twin Valley _____ _____
2. Imperial JV _____ _____
3. _____ _____

Alley 4

1. Lakeside Central _____ _____
2. Maywood _____ _____
3. _____ _____

## MAYWOOD INVITATIONAL: 110 High Hurdles - Preliminaries

**DATE: 3/23/02**

**Boys Varsity**

---

HEAT 1

| | | | |
|---|---|---|---|
| Lane 1 | Ferebee Jake - IMP | _____ | _____ |
| Lane 2 | Lehmann Nate - EUS | _____ | _____ |
| Lane 3 | Pollmann Greg - LAK | _____ | _____ |
| Lane 4 | Thompson Cliff - LAK | _____ | _____ |
| Lane 5 | Remmenga Chris - ELW | _____ | _____ |
| Lane 6 | Ord Kyle - MAY | _____ | _____ |
| Lane 7 | Kennedy Tyler - TWV | _____ | _____ |
| ~~Lane 8~~ | ~~Swanson Mike - IMP~~ | _____ | _____ |

# IAYWOOD INVITATIONAL: 100 Meter Dash - Preliminaries

**DATE: 3/23/02**

**Boys Varsity**

---

HEAT 1

| | | | |
|---|---|---|---|
| Lane 1 | | | |
| Lane 2 | Hambidge Craig - ELW | | |
| Lane 3 | Bennett Adam - EUS | | |
| Lane 4 | Freeman Nolan - ELW | | |
| Lane 5 | Hueftle Dakotah - EUS | | |
| Lane 6 | Pollmann Greg - LAK | | |
| Lane 7 | Connick Mike - MCP | | |
| Lane 8 | | | |

HEAT 2

| | | | |
|---|---|---|---|
| Lane 1 | | | |
| Lane 2 | Chiara Evandro - TWV | | |
| Lane 3 | Carlson Lanny - LAK | | |
| Lane 4 | Kugler Kole - EUS | | |
| Lane 5 | Luke BJ - MED | | |
| Lane 6 | Teter Nick - TWV | | |
| Lane 7 | Tobiasson Josh - MAY | | |
| Lane 8 | | | |

HEAT 3

| | | | |
|---|---|---|---|
| Lane 1 | Mike Swanson | | |
| Lane 2 | ~~Fueker Aaron~~ - IMP | | |
| Lane 3 | Barger Zach - PAX | | |
| Lane 4 | Jones Mike - MED | | |
| Lane 5 | Nielsen Matt - ELW | | |
| Lane 6 | Smith Rocky - MAY | | |
| Lane 7 | ~~May Taylor - IMP~~ | | |
| Lane 8 | | | |

## MAYWOOD INVITATIONAL: 400 Meter Dash - Finals vs Time

**DATE: 3/23/02**

**Boys Varsity**

---

SECTION 1

| | | | |
|---|---|---|---|
| Lane 1 | | | |
| Lane 2 | | | |
| Lane 3 | Arensdorf Dale - MCP | | |
| Lane 4 | ~~May Taylor~~ - IMP Tyler Stanley | | |
| Lane 5 | ~~Norman Joel - IMP~~ | | |
| Lane 6 | Daly Jeff - MCP | | |
| Lane 7 | | | |
| Lane 8 | | | |

SECTION 2

| | | | |
|---|---|---|---|
| Lane 1 | Carson Wyatt - LAK | | |
| Lane 2 | Krab Martin - PAX | | |
| Lane 3 | Linden Tory - MAY | | |
| Lane 4 | Helm Jaime - TWV | | |
| Lane 5 | Burton BS - TWV | | |
| Lane 6 | Burton BM - TWV | | |
| Lane 7 | Sutton Kyle - LAK | | |
| Lane 8 | Carson Tyrel - LAK | | |

SECTION 3

| | | | |
|---|---|---|---|
| Lane 1 | Gove Chris - EUS | | |
| Lane 2 | Nielsen Matt - ELW | | |
| Lane 3 | Hueftle Dakotah - EUS | | |
| Lane 4 | Senff Eric - MED | | |
| Lane 5 | Kugler Kole - EUS | | |
| Lane 6 | Cannady Justin - ELW | | |
| Lane 7 | Goodenberger Martin - ELW | | |
| Lane 8 | Marlow Jeremy - PAX | | |

# IAYWOOD INVITATIONAL: 3200 Meter Run (finals vs time)

**DATE: 3/23/02**

**Boys Varsity**

---

SECTION 1
- ROW 1
  - Alley 1
    1. Peterson Kyle - ELW
    2. Fisher Kevin - MED
    3. Merrigan Shawn - MED
  - Alley 2
    1. Wach Evan - EUS
    2. McNutt Craig - MCP
    3. Hazen Craig - MAY
  - Alley 3
    1. Arensdorf Levi - MCP
    2. Gutschow John - ELW
    3. Cole Ben - EUS
  - Alley 4
    1. Marlow Jeremy - PAX
    2. Gries Brandon - PAX
    3. ~~Chiara Evandro - TWV~~
- ROW 2
  - Alley 1
    1.
    2.
    3.
  - Alley 2
    1. ~~Boggs Troy - IMP~~
    2.
    3.
  - Alley 3
    1. ~~Grenados Marcos - IMP~~
    2.
    3.
  - Alley 4
    1.
    2.
    3.

## MAYWOOD INVITATIONAL: 200 Meter Dash - Preliminaries

**DATE: 3/23/02**

**Boys Varsity**

HEAT 1

| | | | |
|---|---|---|---|
| Lane 1 | ~~Fueker Aaron - IMP~~ | | |
| Lane 2 | Leggott JD - ELW | | |
| Lane 3 | Hambidge Craig - ELW | | |
| Lane 4 | Cannady Justin - ELW | | |
| Lane 5 | Larson Zach - EUS | | |
| Lane 6 | Rookstool Justin - EUS | | |
| Lane 7 | Swanson Joe - LAK | | |
| Lane 8 | | | |

HEAT 2

| | | | |
|---|---|---|---|
| Lane 1 | ~~May Taylor - IMP~~ | | |
| Lane 2 | Chiara Evandro - TWV | | |
| Lane 3 | Gove Chris - EUS | | |
| Lane 4 | Luke BJ - MED | | |
| Lane 5 | Teter Nick - TWV | | |
| Lane 6 | Lindvall Drew - MED | | |
| Lane 7 | Daly Jeff - MCP | | |
| Lane 8 | | | |

HEAT 3

| | | | |
|---|---|---|---|
| Lane 1 | | | |
| Lane 2 | Dickson Chase - TWV | | |
| Lane 3 | Barger Zach - PAX | | |
| Lane 4 | Senff Eric - MED | | |
| Lane 5 | Montoya Jesse - MAY | | |
| Lane 6 | Linden Tory - MAY | | |
| Lane 7 | Carson Wyatt - LAK | | |
| Lane 8 | | | |

# AYWOOD INVITATIONAL: 800 Meter Run (finals vs time)

**DATE: 3/23/02**

**Boys Varsity**

SECTION 1

ROW 1

Alley 1

1. Fisher Kevin - MED _____ _____
2. Sutton Kyle - LAK _____ _____
3. Hefner John - ELW _____ _____

Alley 2

1. Shirley Joe - MAY _____ _____
2. Marlow Jeremy - PAX _____ _____
3. Helm Jaime - TWV _____ _____

Alley 3

1. Klein Kyle - EUS _____ _____
2. Hueftle Kevan - EUS _____ _____
3. Krab Martin - PAX _____ _____

Alley 4

1. Vickers Kevin - EUS _____ _____
2. Merrigan Shawn - MED _____ _____
3. Fisher Steve - MED _____ _____

ROW 2

Alley 1

1. _____ _____
2. _____ _____
3. _____ _____

Alley 2

1. Burton BM - TWV _____ _____
2. Gutschow John - ELW _____ _____
3. Stanley Tyler - IMP _____ _____

Alley 3

1. Forch Kevin - LAK _____ _____
2. Cooksley Kelly - ELW _____ _____
3. ~~Grenados Marcos - IMP~~ _____ _____

Alley 4

1. Hilker Shane - LAK _____ _____
2. ~~Norman Joel - IMP~~ _____ _____
3. _____ _____

## MAYWOOD INVITATIONAL: 300 Meter Hurdles - Finals vs Time

**DATE: 3/23/02**

**Boys Varsity**

---

SECTION 1

| | | | |
|---|---|---|---|
| Lane 1 | | | |
| Lane 2 | | | |
| Lane 3 | | | |
| Lane 4 | Ferebee Jake - IMP | | |
| Lane 5 | Swanson Mike - IMP | | |
| Lane 6 | | | |
| Lane 7 | | | |
| Lane 8 | | | |

SECTION 2

| | | | |
|---|---|---|---|
| Lane 1 | Pollmann Greg - LAK | | |
| Lane 2 | Elder Matt - PAX | | |
| Lane 3 | Lindvall Drew - MED | | |
| Lane 4 | Janus Zach - EUS | | |
| Lane 5 | Remmenga Chris - ELW | | |
| Lane 6 | Koester Garret - MAY | | |
| Lane 7 | ~~Krab Martin - PAX~~ | | |
| Lane 8 | | | |

SECTION 3

| | | | |
|---|---|---|---|
| Lane 1 | Ord Kyle - MAY | | |
| Lane 2 | Kennedy Tyler - TWV | | |
| Lane 3 | Zwickl Josh - MAY | | |
| Lane 4 | Jones Mike - MED | | |
| Lane 5 | Freeman Nolan - ELW | | |
| Lane 6 | Burton BS - TWV | | |
| Lane 7 | Lehmann Nate - EUS | | |
| Lane 8 | ~~Warren Josh - EUS~~ | | |

# AYWOOD INVITATIONAL: 1600 Meter Run (finals vs time)

**DATE: 3/23/02**

**Boys Varsity**

SECTION 1

ROW 1

Alley 1

1. Hazen Craig - MAY _____ _____
2. Sharp Joel - LAK _____ _____
3. Sapp Ryan - LAK _____ _____

Alley 2

1. Shirley Joe - MAY _____ _____
2. Krab Martin - PAX _____ _____
3. Wach Evan - EUS _____ _____

Alley 3

1. Merrigan Shawn - MED _____ _____
2. Fisher Steve - MED _____ _____
3. Gutschow John - ELW _____ _____

Alley 4

1. Arensdorf Levi - MCP _____ _____
2. McNutt Craig - MCP _____ _____
3. Burton Burton - TWV _____ _____

ROW 2

Alley 1

1. _____ _____
2. _____ _____
3. _____ _____

Alley 2

1. Gries Brandon - PAX _____ _____
2. ~~Boggs Troy - IMP~~ _____ _____
3. Buehner Chris - EUS _____ _____

Alley 3

1. Forch Kevin - LAK _____ _____
2. ~~Norman Joel - IMP~~ _____ _____
3. Peterson Kyle - ELW _____ _____

Alley 4

1. Hefner John - ELW _____ _____
2. ~~Grenados Marcos - IMP~~ _____ _____
3. Cole Ben - EUS _____ _____

## MAYWOOD INVITATIONAL: 4 x 100 Relay - Finals vs Time

**DATE: 3/23/02**

**Boys Varsity**

---

SECTION 1

| | | | |
|---|---|---|---|
| Lane 1 | | _____ | _____ |
| Lane 2 | | _____ | _____ |
| Lane 3 | | _____ | _____ |
| Lane 4 | Lakeside Central | _____ | _____ |
| Lane 5 | McPherson County | _____ | _____ |
| Lane 6 | | _____ | _____ |
| Lane 7 | | _____ | _____ |
| Lane 8 | | _____ | _____ |

SECTION 2

| | | | |
|---|---|---|---|
| Lane 1 | Paxton | _____ | _____ |
| Lane 2 | Maywood | _____ | _____ |
| Lane 3 | Eustis Farnam | _____ | _____ |
| Lane 4 | Elwood | _____ | _____ |
| ~~Lane 5~~ | ~~Imperial JV~~ | _____ | _____ |
| Lane 6 | Medicine Valley | _____ | _____ |
| Lane 7 | Twin Valley | _____ | _____ |
| Lane 8 | | _____ | _____ |

# MAYWOOD INVITATIONAL: 4 x 400 Relay - Finals vs Time

**DATE: 3/23/02**

**Boys Varsity**

SECTION 1

| | | | |
|---|---|---|---|
| Lane 1 | Lakeside Central | _____ | _____ |
| Lane 2 | Paxton | _____ | _____ |
| Lane 3 | Maywood | _____ | _____ |
| Lane 4 | Eustis Farnam | _____ | _____ |
| Lane 5 | Elwood | _____ | _____ |
| Lane 6 | Twin Valley | _____ | _____ |
| Lane 7 | ~~Imperial JV~~ | _____ | _____ |
| Lane 8 | | _____ | _____ |

# /OOD INVITATIONAL: Event Results

. 3/23/02

, s Varsity

1( Meter Dash (New Record)

| | | |
|---|---|---|
| 1 | > Kugler Kole - EUS | 00:11.20 |
| 2 | > Freeman Nolan - ELW | 00:11.50 |
| 3 | > Jones Mike - MED | 00:11.70 |
| 4 | > Teter Nick - TWV | 00:11.80 |
| 5 | > Nielsen Matt - ELW | 00:12.00 |
| 6 | > Hueftle Dakotah - EUS | 00:12.20 |

200 Meter Dash

| | | |
|---|---|---|
| 1 | > Cannady Justin - ELW | 00:24.10 |
| 2 | > Senff Eric - MED | 00:24.50 |
| 3 | > Luke BJ - MED | 00:24.60 |
| 4 | > Teter Nick - TWV | 00:24.70 |
| 5 | > Montoya Jesse - MAY | 00:24.80 |
| 6 | > Gove Chris - EUS | 00:25.10 |

400 Meter Dash

| | | |
|---|---|---|
| 1 | > Kugler Kole - EUS | 00:52.70 |
| 2 | > Senff Eric - MED | 00:53.60 |
| 3 | > Cannady Justin - ELW | 00:55.10 |
| 4 | > Hueftle Dakotah - EUS | 00:55.50 |
| 5 | > Marlow Jeremy - PAX | 00:56.20 |
| [illegible] | Gove Chris - EUS | 00:56.30 |

110 High Hurdles

| | | |
|---|---|---|
| 1 | > Jones Mike - MED | 00:16.70 |
| 2 | > Kennedy Tyler - TWV | 00:17.70 |
| 3 | > Thompson Cliff - LAK | 00:18.00 |
| 4 | > Ord Kyle - MAY | 00:18.20 |
| 5 | > Lehmann Nate - EUS | 00:18.50 |
| 6 | > Remmenga Chris - ELW | 00:18.80 |

300 Meter Hurdles (New Record)

| | | |
|---|---|---|
| 1 | > Jones Mike - MED | 00:41.80 |
| 2 | > Burton BS - TWV | 00:44.80 |
| 3 | > Kennedy Tyler - TWV | 00:45.20 |
| 4 | > Lehmann Nate - EUS | 00:45.30 |
| 5 | > Lindvall Drew - MED | 00:45.40 |
| 6 | > Freeman Nolan - ELW | 00:46.80 |

: 3/23/02

› Varsity

8 Meter Run

| | | |
|---|---|---|
| 1 | > Klein Kyle - EUS | 02:10.90 |
| 2 | > Shirley Joe - MAY | 02:12.60 |
| 3 | > Hueftle Kevan - EUS | 02:15.80 |
| 4 | > Marlow Jeremy - PAX | 02:16.50 |
| 5 | > Vickers Kevin - EUS | 02:17.00 |
| 6 | > Krab Martin - PAX | 02:20.00 |

1600 Meter Run

| | | |
|---|---|---|
| 1 | > Merrigan Shawn - MED | 05:11.90 |
| 2 | > Arensdorf Levi - MCP | 05:15.40 |
| 3 | > Shirley Joe - MAY | 05:21.70 |
| 4 | > Burton Burton - TWV | 05:23.70 |
| 5 | > McNutt Craig - MCP | 05:31.80 |
| 6 | > Wach Evan - EUS | 05:34.90 |

3200 Meter Run

| | | |
|---|---|---|
| 1 | > Merrigan Shawn - MED | 11:19.20 |
| 2 | > Arensdorf Levi - MCP | 11:21.10 |
| 3 | > McNutt Craig - MCP | 11:45.20 |
| 4 | > Wach Evan - EUS | 11:53.60 |
| 5 | > Hazen Craig - MAY | 12:10.20 |
| | Marlow Jeremy - PAX | 12:13.10 |

Long Jump

| | | |
|---|---|---|
| 1 | > Luke BJ - MED | 20ft 1.50in |
| 2 | > Thompson Cliff - LAK | 18ft 9.75in |
| 3 | > Warren Josh - EUS | 18ft 7.75in |
| 4 | > Burton Josh - TWV | 18ft 4.00in |
| 5 | > Freeman Nolan - ELW | 18ft 4.00in |
| 6 | > Goodenberger Martin - ELW | 18ft 3.25in |

Triple Jump

| | | |
|---|---|---|
| 1 | > Nielsen Matt - ELW | 38ft 8.50in |
| 2 | > Thompson Cliff - LAK | 38ft 7.00in |
| 3 | > Burton Josh - TWV | 37ft 0.50in |
| 4 | > Senff Eric - MED | 36ft 1.00in |
| 5 | > Janus Zach - EUS | 35ft 10.00in |
| 6 | > Warren Josh - EUS | 35ft 3.00in |

n Jump

| | | |
|---|---|---|
| 1 | > Thompson Cliff - LAK | 5ft 8.00in |
| 2 | > Hazen Craig - MAY | 5ft 6.00in |
| 3 | > Hambidge Craig - ELW | 5ft 6.00in |
| 4 | > Leggott JD - ELW | 5ft 6.00in |
| 5 | > Burton Josh - TWV | 5ft 4.00in |
| 6 | > Warren Josh - EUS | 5ft 4.00in |

Pole Vault

| | | |
|---|---|---|
| 1 | > Goodenberger Martin - ELW | 12ft 6.00in |
| 2 | > Luke BJ - MED | 12ft 2.00in |
| 3 | > Barger Zach - PAX | 10ft 6.00in |
| 4 | > Montoya Jesse - MAY | 10ft 4.00in |
| 5 | > Zwickl Josh - MAY | 9ft 6.00in |
| 6 | > Pickinpaugh Joe - ELW | 8ft 6.00in |

Shot Put (New Record)

| | | |
|---|---|---|
| 1 | > Pfeiffer Lance - EUS | 59ft 6.50in |
| 2 | > German Jed - IMP | 45ft 7.50in |
| 3 | > Carlson Lanny - LAK | 42ft 5.00in |
| 4 | > Teter Nick - TWV | 42ft 4.00in |
| 5 | > Strand John - IMP | 41ft 10.00in |
| 6 | > Holmstedt Ben - PAX | 41ft 5.75in |

Discus

| | | |
|---|---|---|
| 1 | > Pfeiffer Lance - EUS | 139ft 4.00in |
| 2 | > Carlson Lanny - LAK | 128ft 4.50in |
| 3 | > Miller Aaron - IMP | 120ft 5.50in |
| 4 | > McFadden Gus - PAX | 119ft 11.00in |
| 5 | > Schoenberger Corbin - IMP | 118ft 9.50in |
| 6 | > Strand John - IMP | 117ft 4.00in |

4 x 100 Relay

| | | |
|---|---|---|
| 1 | > Elwood | 00:46.40 |
| 2 | > Medicine Valley | 00:47.10 |
| 3 | > Eustis Farnam | 00:47.70 |
| 4 | > Maywood | 00:49.20 |
| 5 | > Twin Valley | 00:49.60 |
| 6 | > McPherson County | 00:55.90 |

: 3/23/02

s Varsity

400 Relay

| | | |
|---|---|---|
| 1 | > Elwood | 03:46.10 |
| 2 | > Eustis Farnam | 03:51.20 |
| 3 | > Twin Valley | 04:03.10 |
| 4 | > Paxton | 04:03.50 |
| 5 | > Maywood | 04:08.00 |
| 6 | > Lakeside Central | 04:47.80 |

4 x 800 Relay

| | | |
|---|---|---|
| 1 | > Eustis Farnam | 09:20.60 |
| 2 | > Twin Valley | 09:56.90 |
| 3 | > Lakeside Central | 10:02.30 |
| 4 | > Elwood | 10:17.50 |
| 5 | > Maywood | 11:48.60 |

## WOOD INVITATIONAL: Team Scores (through 17 Events)

:: 3/23/02

**Boys Varsity**

| | | |
|---|---|---|
| 1. | Eustis Farnam | 110.00 |
| 2. | Medicine Valley | 100.00 |
| 3. | Elwood | 86.00 |
| 4. | Twin Valley | 66.00 |
| 5. | Lakeside Central | 53.00 |
| 6. | Maywood | 44.00 |
| 7. | McPherson County | 25.00 |
| 8. | Paxton | 23.00 |
| 9. | Imperial JV | 19.00 |

BOYS

# Maywood Invite Track Entry

Coach:
School Phone:
Home Phone:

School =

| 100 METERS | TIME |
|---|---|
| Aaron Fischer | |
| Taylor May | |
| | |

| 200 METERS | TIME |
|---|---|
| Aaron Fischer | |
| Taylor May | |
| | |

| 400 METERS | TIME |
|---|---|
| Taylor May | |
| Joel Norman | |
| | |

| 800 METERS | TIME |
|---|---|
| Joel Norman | |
| Tyler Stanley | |
| Marcos Grenados | |

| 1600 METERS | TIME |
|---|---|
| Trey Boggs | |
| Joel Norman | |
| Marcos Grenados | |

| 3200 METERS | TIME |
|---|---|
| Trey Boggs | |
| Marcos Grenados | |
| | |

| HIGH HURDLES | TIME |
|---|---|
| Jake Fenebee | |
| Mike Swanson | |
| | |

| 300 METER HURDLES | TIME |
|---|---|
| Jake Fenebee | |
| Mike Swanson | |
| | |

| HIGH JUMP | HEIGHT |
|---|---|
| Tyler Stanley | |
| Steve Hanna | |
| | |

| TRIPLE JUMP | DIST. |
|---|---|
| Taylor May | |
| Steve Hanna | |
| | |

| LONG JUMP | DIST. |
|---|---|
| Marcos Grenados | |
| Steve Hanna | |
| | |

| SHOT PUT | DIST. |
|---|---|
| Corbin Schoenberger | |
| Jed German | |
| John Strand | |

| DISCUS | DIST. |
|---|---|
| Aaron Miller | |
| Matt Moser | |
| Aaron Sargent | |

| POLE VAULT | HEIGHT |
|---|---|
| Jake Fenebee | |
| Mike Swanson | |
| Taylor May | |

| 400 METER RELAY | | TIME |
|---|---|---|
| (Yes) | No | 47.0 |

| 1600 METER RELAY | | TIME |
|---|---|---|
| (Yes) | No | 4:00 |

| 3200 METER RELAY | | TIME |
|---|---|---|
| (Yes) | No | 10:00 |

Return to: Steve Morford
Maywood Schools Box 46
Maywood, NE 69038

Maywood Invitational Track Meet

Athlete List

Coaches: Our track manager computer program works much more smoothly if I have a list of athletes from each team.

Please list all athletes that will be participating in this years Maywood Invite.

## Girls

## Boys

Aaron Fuehes
Taylor May
Joel Norman
Tyler Stanley
Marcos Grenados
Trey Boggs
Julio Ferebee
Mike Swanson
Steven Hanna
Corbin Schoenberger
Jed German
John Strand
Aaron Miller
Matt Moser
Aaron Sargent

# MAYWOOD INVITATIONAL
# TRACK & FIELD RECORDS

**BOYS**

| | | | | |
|---|---|---|---|---|
| 110 METER HURDLES | S. SMITH | 15.8 | CHASE COUNTY | 1988 |
| | B. KENNICUTT | 15.8 | MAYWOOD | 2000 |
| 300 METER HURDLES | T. HART | 42.5 | BARTLEY | 1981 |
| 100 METER DASH | J. STRONG | 11.2 | EUSTIS/FARNAM | 1997 |
| | D. WOODBURN | 11.2 | MEDICINE VALLEY | 2000 |
| | J. WILSON | 11.2 | MAYWOOD | 2000 |
| 200 METER DASH | M. DUVAL | 23.1 | DUNDY COUNTY | 1987 |
| 400 METER DASH | M. FRIEHE | 51.4 | CULBERTSON | 1981 |
| 800 METER RUN | C. HAWKINSON | 2:04.8 | STRATTON | 1982 |
| 1600 METER RUN | C. WERKMEISTER | 4:48.9 | MAYWOOD | 1997 |
| 3200 METER RUN | D. HYDE | 10:36.2 | HERSHEY | 1985 |
| SHOT PUT | D. MELVIN | 54'1" | MCPHERSON CO | 2001 |
| DISCUS | B. DUTTON | 149'9 1/2" | EUSTIS/FARNAM | 1993 |
| HIGH JUMP | L. THOMPSON | 6'4" | PAXTON | 1995 |
| LONG JUMP | R. OWENS | 21'9 1/2" | MAYWOOD | 1985 |
| TRIPLE JUMP | M. FISHER | 46'4 1/2" | MAYWOOD | 1996 |
| POLE VAULT | M. HAM | 12'8" | DUNDY COUNTY | 1986 |
| 400 METER RELAY | | 45.9 | MAYWOOD | 1982 |
| 1600 METER RELAY | | 3:39.9 | MAYWOOD | 1986 |
| 3200 METER RELAY | | 8:40.3 | DUNDY COUNTY | 1987 |

**UPDATED APRIL 2001**

# MAYWOOD INVITATIONAL
# TRACK & FIELD RECORDS

**GIRLS**

| | | | | |
|---|---|---|---|---|
| 100 METER HURDLES | F. MULLEN | 15.2 | MAYWOOD | 1997 |
| 300 METER HURDLES | F. MULLEN | 49.6 | MAYWOOD | 1997 |
| 100 METER DASH | L. RINGENBERG | 12.6 | EUSTIS/FARNAM | 1994 |
| 200 METER DASH | L. MARQUETTE | 26.2 | TRENTON | 1981 |
| 400 METER DASH | D. DUNN | 58.8 | MAYWOOD | 1982 |
| 800 METER RUN | DO. SPICKLEMIER | 2:25.3 | HAYES CENTER | 1982 |
| | DE. SPICKLEMIER | 2:25.3 | HAYES CENTER | 1983 |
| 1600 METER RUN | DE. SPICKLEMIER | 5:27.8 | HAYES CENTER | 1983 |
| 3200 METER RUN | DO. SPICKLEMIER | 11:34.7 | HAYES CENTER | 1982 |
| SHOT PUT | J. WOLZEN | 42'3 1/2" | MAYWOOD | 1994 |
| DISCUS | G. KOTSCHWAR | 120' 1/2" | EUSTIS/FARNAM | 1991 |
| HIGH JUMP | L. STORZ | 5'6" | BEAVER CITY | 1988 |
| LONG JUMP | G. KOTSCHWAR | 17'4 1/2" | EUSTIS/FARNAM | 1991 |
| TRIPLE JUMP | A. SCHMITZ | 34' 1/2" | MAYWOOD | 1997 |
| POLE VAULT | D. SJOMELING | 8'0" | ELWOOD | 2001 |
| 400 METER RELAY | | 51.0 | MAYWOOD | 1986 |
| 1600 METER RELAY | | 4:17.1 | MAYWOOD | 1985 |
| 3200 METER RELAY | | 10:27.6 | DUNDY COUNTY | 1986 |

**UPDATED APRIL 2001**

# McCook Boys Track Travel List 2002

12-

| Name | Phone | Bus | Van | Name | Phone | Bus | Van |
|---|---|---|---|---|---|---|---|
| Justin Bussell | | | | Aaron Sargent | | ✓ | |
| Zach Nesbitt | | | | Mike Shinn | | | |
| Andy Ohlson | | | | Tyler Stanley | | ✓ | |
| Kerry Shinn | | | | Mike Swanson | | ✓ | |
| Tim Strand | | | | Vern Swesey | | | |
| C.J Swanson | | | | Nathan Wenzlich | | | |
| | | | | | | | |
| | | | | Trey Boggs | | | |
| Brett Berry | | | | Aaron Fecher | | | |
| Jed German | | ✓ | | Steven Hanna | | ✓ | |
| Ed Kaiser | | | | Marcos Grenados | | ✓ | |
| Aaron Miller | | ✓ | | Taylor May | | | |
| Joel Mamon | | | | | | | |
| Tyler Pribbeno | | | | | | | |
| Corbin Schoenberger | | ✓ | | Crystal Lerge | | | |
| Brian Strand | | | | Sable Barns | | ✓ | |
| John Strand | | ✓ | | Lisa Cormier | | | |
| Jay Wood | | | | Holly Colton | | | |
| Adam Vlasin | | | | | | | |
| | | | | | | | |
| | | | | | | | |
| Jason Burke | | | | | | | |
| Jake Forebee | | ✓ | | Coach Bessler | 5091 | | |
| Scott Leibrandt | | | | Coach Zuege | 5610 | ✓ | |
| Will Morales | | | | Coach Mroczek | 5767 | | |
| Matt Moser | | | | | | | |
| | | | | | | | |
| | | | | | | | |

# Team Schedule:

Meet: May (Wood) 2002 Date:

| Name | Event | Event | Event | Event | Event | Event |
|---|---|---|---|---|---|---|
| Justin Bussell | — | | | | | |
| Zach Nesbitt | — | | | | | |
| Andy Ottison | — | | | | | |
| Kerry Shinn | — | | | | | |
| Tim Strand | — | | | | | |
| C.J Swanson | — | | | | | |
| | | | | | | |
| Brett Berry | — | | | | | |
| Jed German | Shot | Back-up Discus | | | | |
| Ed Kaiser | — | | | | | |
| Aaron Miller | Disc | Back-up Shot | | | | |
| Joel Norman | — | | | | | |
| Tyler Pribbenow | — | | | | | |
| Corbin Schoenberger | Shot | Disc | | | | |
| Brian Strand | — | | | | | |
| John Strand | Shot | Disc | | | | |
| Jay Wood | — | | | | | |
| Adam Wasiu | — | | | | | |
| | | | | | | |
| Jason Burke | — | | | | | |
| Jake Ferchee | PV | 110HH | 300Int | 1600R | | |
| Scott Leibrandt | ~~—~~ | | | | | |
| Will Mogles | — | | | | | |
| Matt Moser | — | | | | | |
| | | | | | | |
| | | | | | | |
| Other | | | | | | Over |

Meet: _____ Date: _____

| Name | | | | | | |
|---|---|---|---|---|---|---|
| Aaron Sargent | Helper | Shot + Discus | | | | |
| Mitch Shinn | — | | | | | |
| Tyler Stanley | 800 | 400 | 1600R | | | |
| Mike Swanson | PV | 100 | 300 Im | 1600R | | |
| Vern Swesey | — | | | | | |
| Matt Wenzlick | — | | | | | |
| | | | | | | |
| | | | | | | |
| Trey Boggs | — | | | | | |
| Aaron Fucher | — | | | | | |
| Marcos Granados | L.J | 300 | 100 | 1600R | | |
| Steve Honma | Helper | W/ Running Events | | | | |
| Taylor May | — | | | | | |
| | | | | | | |
| | | | | | | |
| | | | | | | |
| | | | | | | |
| | | | | | | |
| | | | | | | |
| | | | | | | |
| | | | | | | |
| | | | | | | |
| | | | | | | |
| | | | | | | |
| | | | | | | |
| | | | | | | |
| | | | | | | |
| | | | | | | |
| | | | | | | |

# McCook Boys Track Travel List 2002

12-

| Name | Phone | Bus | Van | Name | Phone | Bus | Van |
|---|---|---|---|---|---|---|---|
| Justin Bussell | | | | Aaron Sargent | | ✓ | |
| Zach Nesbitt | | | | Mike Shinn | | | |
| Andy Ottlson | | | | Tyler Stanley | | ✓ | |
| Kerry Shinn | | | | Mike Swanson | | ✓ | |
| Tim Strand | | | | Vern Swesey | | | |
| C.J Swanson | | | | Nathan Wenzlich | | | |
| | | | | | | | |
| | | | | Trey Boggs | | | |
| Brett Berry | | | | Aaron Fucher | | | |
| Jed German | | ✓ | | Steven Hanna | | ✓ | |
| Ed Kaiser | | | | Marcos Grenados | | ✓ | |
| Aaron Miller | | ✓ | | Taylor May | | | |
| Joel Norman | | | | | | | |
| Tyler Pribbeno | | | | | | | |
| Corbin Schoenberger | | ✓ | | Crystal Large | | | |
| Brian Strand | | | | Sable Barns | | ✓ | |
| John Strand | | ✓ | | Lisa Carmer | | | |
| Jay Wood | | | | Holly Colton | | | |
| Adam Ulasin | | | | | | | |
| | | | | | | | |
| | | | | | | | |
| Jason Burke | | | | | | | |
| Jake Ferebee | | ✓ | | Coach Bessler | 5091 | | |
| Scott Leibrandt | | | | Coach Zuege | 5610 | ✓ | |
| Will Morales | | | | Coach Mroczek | 5767 | | |
| Matt Moser | | | | | | | |

At McCook

TRACK MEET May Wood DATE 3-28-02

| SHOT PUT | Preliminaries | | | Finals | | | Place |
|---|---|---|---|---|---|---|---|
| Name | 1 | 2 | 3 | 1 | 2 | 3 | |
| 1. Jed German | 42'10" | 42'7½" | 41'8½" | 42'6 | 42'9½" | 45'7½" | 2 |
| 2. Corbin Schoenberger | 35'11½" | 37'¾" | 37½" | — | — | — | — |
| 3. John Strand | 37'8" | 41'10" | 37'9½" | 41'½" | SC | 37'9½" | 5 |

| DISCUS | Preliminaries | | | Finals | | | Place |
|---|---|---|---|---|---|---|---|
| Name | 1 | 2 | 3 | 1 | 2 | 3 | |
| 1. Aaron Miller | 103'3" | 113'3½" | 107'7" | S | 120'5½" | 118'9½" | |
| 2. Corbin Shoenberger | 112'10" | 102'10" | | 115½ | 102'2" | 111'1" | |
| 3. John Strand | 115'6½" | S | 110'6" | 112'7" | 117'4" | S | |

| LONG JUMP | Preliminaries | | | Finals | | | Place |
|---|---|---|---|---|---|---|---|
| Name | 1 | 2 | 3 | 1 | 2 | 3 | |
| 1. Marcos Guerados | | | | | | | |
| 2. | | | | | | | |
| 3. | | | | | | | |

| TRIPLE JUMP | Preliminaries | | | Finals | | | Place |
|---|---|---|---|---|---|---|---|
| Name | 1 | 2 | 3 | 1 | 2 | 3 | |
| 1. | | | | | | | |
| 2. | | | | | | | |
| 3. | | | | | | | |

| HIGH JUMP | HEIGHTS | | | | | | | PLACE |
|---|---|---|---|---|---|---|---|---|
| Name | ___ | ___ | ___ | ___ | ___ | ___ | ___ | |
| 1. | --- | --- | --- | --- | --- | --- | --- | |
| 2. | --- | --- | --- | --- | --- | --- | --- | |
| 3. | --- | --- | --- | --- | --- | --- | --- | |

TRACK MEET : _____ DATE : _____

| POLE VALT | HEIGHTS | | | | | | | PLACE |
|---|---|---|---|---|---|---|---|---|
| Name | ___ | ___ | ___ | ___ | ___ | ___ | ___ | |
| 1. Mike Swanson | --- | --- | --- | --- | --- | --- | --- | |
| 2. Jake Fischer | --- | --- | --- | --- | --- | --- | --- | |
| 3. | --- | --- | --- | --- | --- | --- | --- | |

400 METER RELAY

| Name | 1st | 2nd | 3rd | 4th | | Total | Place |
|---|---|---|---|---|---|---|---|
| 1. | | | | | | | |
| 2. | | | | | | | |
| 3. | | | | | | | |
| 4. | | | | | | | |

1600 METER RELAY

| Name | 1st | 2nd | 3rd | 4th | | Total | Place |
|---|---|---|---|---|---|---|---|
| 1. | | | | | | | |
| 2. | | | | | | | |
| 3. | | | | | | | |
| 4. | | | | | | | |

3200 METER RELAY

| Name | 1st | 2nd | 3rd | 4th | | Total | Place |
|---|---|---|---|---|---|---|---|
| 1. | 440 | 880 | | | | | |
| 2. | | 440 | 880 | | | | |
| 3. | | | 440 | 880 | | | |
| 4. | | | | 440 | 880 | | |

TRACK MEET : _____ DATE : _____

| 110 Meter High Hurdles | Preliminaries | Finals | Place |
|---|---|---|---|
| Name | | | |
| 1. | | | |
| 2. | | | |
| 3. | | | |

| 300 Meter Int. Hurdles | Preliminaries | Finals | Place |
|---|---|---|---|
| Name | | | |
| 1. | | | |
| 2. | | | |
| 3. | | | |

| 100 Meter Dash | Preliminaries | Finals | Place |
|---|---|---|---|
| Name | | | |
| 1. | | | |
| 2. | | | |
| 3. | | | |

| 200 Meter Dash | Preliminaries | Finals | Place |
|---|---|---|---|
| Name | | | |
| 1. | | | |
| 2. | | | |
| 3. | | | |

| 400 Meter Dash | Preliminaries | Finals | Place |
|---|---|---|---|
| Name | | | |
| 1. | | | |
| 2. | | | |
| 3. | | | |

TRACK MEET : _____ DATE : _____

| 800 Meter Dash | 220 | 440 | Finals | Place |
|---|---|---|---|---|
| Name | | | | |
| 1. | | | | |
| 2. | | | | |
| 3. | | | | |

| 1600 Meter Run | 440 | 880 | Finals | Place |
|---|---|---|---|---|
| Name | | | | |
| 1. | | | | |
| 2. | | | | |
| 3. | | | | |

| 3200 Meter Run | 440 | 880 | 1320 | M | 1 ¼ | 1 ½ | 1 ¾ | 2 |
|---|---|---|---|---|---|---|---|---|
| Name | | | | | | | | |
| 1. | | | | | | | | |
| 2. | | | | | | | | |
| 3. | | | | | | | | |

Mile Med Relay

1.
2.
3.
4.

400 Wt Relay

1.
2.
3.
4.

At McCook

TRACK MEET Maywood DATE ~~3-28-02~~ 3-23-02

| SHOT PUT | Preliminaries | | | Finals | | | Place |
|---|---|---|---|---|---|---|---|
| Name | 1 | 2 | 3 | 1 | 2 | 3 | |
| 1. Jed German | 42'10" | 42'7½" | 41'8½" | 42'6" | 42'9½" | 45'7½" | 2 |
| 2. Corbin Schoenberger | 35'11½" | 37'3¼" | 37'2" | — | — | — | |
| 3. John Shand | 37'8" | 41'10" | 37'9½" | 41'½" | S | 37'9½" | 5 |

| DISCUS | Preliminaries | | | Finals | | | Place |
|---|---|---|---|---|---|---|---|
| Name | 1 | 2 | 3 | 1 | 2 | 3 | |
| 1. Aaron Miller | 103'3" | 113'3½" | 107'7" | S | 120'5½" | 111'1" | 3 |
| 2. Corbin Schoenberger | 112'10" | 102'10" | Foul | 115'½" | 102'2" | 118'9½" | 4 |
| 3. John Shand | 115'6½" | S | 110'6" | 112'7" | 117'4" | S | 6 |

| LONG JUMP | Preliminaries | | | Finals | | | Place |
|---|---|---|---|---|---|---|---|
| Name | 1 | 2 | 3 | 1 | 2 | 3 | |
| 1. ~~Marcus Arnado~~ | | | | | | | |
| 2. | | | | | | | |
| 3. | | | | | | | |

| TRIPLE JUMP | Preliminaries | | | Finals | | | Place |
|---|---|---|---|---|---|---|---|
| Name | 1 | 2 | 3 | 1 | 2 | 3 | |
| 1. None | | | | | | | |
| 2. | | | | | | | |
| 3. | | | | | | | |

| HIGH JUMP | HEIGHTS | | | | | | | PLACE |
|---|---|---|---|---|---|---|---|---|
| Name | ___ | ___ | ___ | ___ | ___ | ___ | ___ | |
| 1. None | --- | --- | --- | --- | --- | --- | --- | |
| 2. | --- | --- | --- | --- | --- | --- | --- | |
| 3. | --- | --- | --- | --- | --- | --- | --- | |

TRACK MEET : _____ DATE : _____

| POLE VALT | HEIGHTS | | | | | | | PLACE |
|---|---|---|---|---|---|---|---|---|
| Name | 8'6 | 9'0 | ___ | ___ | ___ | ___ | ___ | |
| 1. Mitch Swenson | XO | XXX | ___ | ___ | ___ | ___ | ___ | |
| 2. Jake Fercher | XO | XXX | ___ | ___ | ___ | ___ | ___ | |
| 3. | ___ | ___ | ___ | ___ | ___ | ___ | ___ | |

400 METER RELAY

| Name | 1st | 2nd | 3rd | 4th | | Total | Place |
|---|---|---|---|---|---|---|---|
| 1. | | | | | | | |
| 2. | | | | | | | |
| 3. | | | | | | | |
| 4. | | | | | | | |

1600 METER RELAY

| Name | 1st | 2nd | 3rd | 4th | | Total | Place |
|---|---|---|---|---|---|---|---|
| 1. Jake Fercher | | | | | | | |
| 2. Mitch Swenson | | | | | | | |
| 3. Marcos Guevedo | | | | | | | |
| 4. Tyler Stanley | | | | | | | |

3200 METER RELAY

| Name | 1st | 2nd | 3rd | 4th | | Total | Place |
|---|---|---|---|---|---|---|---|
| 1. | 440 | 880 | | | | | |
| 2. | | 440 | 880 | | | | |
| 3. | | | 440 | 880 | | | |
| 4. | | | | 440 | 880 | | |

TRACK MEET : _____ DATE : _____

| 110 Meter High Hurdles | Preliminaries | Finals | Place |
|---|---|---|---|
| Name | | | |
| 1. Jake Fenebar | | 19.1 | — |
| 2. | | | |
| 3. | | | |

| 300 Meter Int. Hurdles | Preliminaries | Finals | Place |
|---|---|---|---|
| Name | | | |
| 1. Jake Fenebar | | 50.0 | — |
| 2. Mike Swanson | | 47.2 | — |
| 3. | | | |

| 100 Meter Dash | Preliminaries | Finals | Place |
|---|---|---|---|
| Name | | | |
| 1. Mike Swanson | 12.5 | — | — |
| 2. ~~Nicholas Grenader~~ | | | |
| 3. | | | |

| 200 Meter Dash | Preliminaries | Finals | Place |
|---|---|---|---|
| Name | | | |
| 1. | | | |
| 2. | | | |
| 3. | | | |

| 400 Meter Dash | Preliminaries | Finals | Place |
|---|---|---|---|
| Name | | | |
| 1. Tyler Stenden | 62.5 | | — |
| 2. | | | |
| 3. | | | |

TRACK MEET : _____ DATE : _____

| 800 Meter Dash | 220 | 440 | Finals | Place |
|---|---|---|---|---|
| Name | | | 2:29.20 | |
| 1. Tyler Stanley | | | | |
| 2. | | | | |
| 3. | | | | |

| 1600 Meter Run | 440 | 880 | Finals | Place |
|---|---|---|---|---|
| Name | | | | |
| 1. | | | | |
| 2. | | | | |
| 3. | | | | |

| 3200 Meter Run | 440 | 880 | 1320 | M | 1 ¼ | 1 ½ | 1 ¾ | 2 |
|---|---|---|---|---|---|---|---|---|
| Name | | | | | | | | |
| 1. | | | | | | | | |
| 2. | | | | | | | | |
| 3. | | | | | | | | |

Mile Med Relay

1.
2.
3.
4.

400 Wt Relay

1.
2.
3.
4.

# )D INVITATIONAL: Event Results

)/23/02

Boys Varsity

100 Meter Dash (New Record)

| | | |
|---|---|---|
| 1 | > Kugler Kole - EUS | 00:11.20 |
| 2 | > Freeman Nolan - ELW | 00:11.50 |
| 3 | > Jones Mike - MED | 00:11.70 |
| 4 | > Teter Nick - TWV | 00:11.80 |
| 5 | > Nielsen Matt - ELW | 00:12.00 |
| 6 | > Hueftle Dakotah - EUS | 00:12.20 |

200 Meter Dash

| | | |
|---|---|---|
| 1 | > Cannady Justin - ELW | 00:24.10 |
| 2 | > Senff Eric - MED | 00:24.50 |
| 3 | > Luke BJ - MED | 00:24.60 |
| 4 | > Teter Nick - TWV | 00:24.70 |
| 5 | > Montoya Jesse - MAY | 00:24.80 |
| 6 | > Gove Chris - EUS | 00:25.10 |

400 Meter Dash

| | | |
|---|---|---|
| 1 | > Kugler Kole - EUS | 00:52.70 |
| 2 | > Senff Eric - MED | 00:53.60 |
| 3 | > Cannady Justin - ELW | 00:55.10 |
| 4 | > Hueftle Dakotah - EUS | 00:55.50 |
| 5 | > Marlow Jeremy - PAX | 00:56.20 |
| 6 | > Gove Chris - EUS | 00:56.30 |

110 High Hurdles

| | | |
|---|---|---|
| 1 | > Jones Mike - MED | 00:16.70 |
| 2 | > Kennedy Tyler - TWV | 00:17.70 |
| 3 | > Thompson Cliff - LAK | 00:18.00 |
| 4 | > Ord Kyle - MAY | 00:18.20 |
| 5 | > Lehmann Nate - EUS | 00:18.50 |
| 6 | > Remmenga Chris - ELW | 00:18.80 |

300 Meter Hurdles (New Record)

| | | |
|---|---|---|
| 1 | > Jones Mike - MED | 00:41.80 |
| 2 | > Burton BS - TWV | 00:44.80 |
| 3 | > Kennedy Tyler - TWV | 00:45.20 |
| 4 | > Lehmann Nate - EUS | 00:45.30 |
| 5 | > Lindvall Drew - MED | 00:45.40 |
| 6 | > Freeman Nolan - ELW | 00:46.80 |

800 Meter Run

| | | |
|---|---|---|
| 1 | Klein Kyle - EUS | 02:10.90 |
| 2 | Shirley Joe - MAY | 02:12.60 |
| 3 | Hueftle Kevan - EUS | 02:15.80 |
| 4 | Marlow Jeremy - PAX | 02:16.50 |
| 5 | Vickers Kevin - EUS | 02:17.00 |
| 6 | Krab Martin - PAX | 02:20.00 |

1600 Meter Run

| | | |
|---|---|---|
| 1 | Merrigan Shawn - MED | 05:11.90 |
| 2 | Arensdorf Levi - MCP | 05:15.40 |
| 3 | Shirley Joe - MAY | 05:21.70 |
| 4 | Burton Burton - TWV | 05:23.70 |
| 5 | McNutt Craig - MCP | 05:31.80 |
| 6 | Wach Evan - EUS | 05:34.90 |

3200 Meter Run

| | | |
|---|---|---|
| 1 | Merrigan Shawn - MED | 11:19.20 |
| 2 | Arensdorf Levi - MCP | 11:21.10 |
| 3 | McNutt Craig - MCP | 11:45.20 |
| 4 | Wach Evan - EUS | 11:53.60 |
| 5 | Hazen Craig - MAY | 12:10.20 |
| 6 | Marlow Jeremy - PAX | 12:13.10 |

Long Jump

| | | |
|---|---|---|
| 1 | Luke BJ - MED | 20ft 1.50in |
| 2 | Thompson Cliff - LAK | 18ft 9.75in |
| 3 | Warren Josh - EUS | 18ft 7.75in |
| 4 | Burton Josh - TWV | 18ft 4.00in |
| 5 | Freeman Nolan - ELW | 18ft 4.00in |
| 6 | Goodenberger Martin - ELW | 18ft 3.25in |

Triple Jump

| | | |
|---|---|---|
| 1 | Nielsen Matt - ELW | 38ft 8.50in |
| 2 | Thompson Cliff - LAK | 38ft 7.00in |
| 3 | Burton Josh - TWV | 37ft 0.50in |
| 4 | Senff Eric - MED | 36ft 1.00in |
| 5 | Janus Zach - EUS | 35ft 10.00in |
| 6 | Warren Josh - EUS | 35ft 3.00in |

High Jump

| | | |
|---|---|---|
| 1 | Thompson Cliff - LAK | 5ft 8.00in |
| 2 | Hazen Craig - MAY | 5ft 6.00in |
| 3 | Hambidge Craig - ELW | 5ft 6.00in |
| 4 | Leggott JD - ELW | 5ft 6.00in |
| 5 | Burton Josh - TWV | 5ft 4.00in |
| 6 | Warren Josh - EUS | 5ft 4.00in |

Pole Vault

| | | |
|---|---|---|
| 1 | Goodenberger Martin - ELW | 12ft 6.00in |
| 2 | Luke BJ - MED | 12ft 2.00in |
| 3 | Barger Zach - PAX | 10ft 6.00in |
| 4 | Montoya Jesse - MAY | 10ft 4.00in |
| 5 | Zwickl Josh - MAY | 9ft 6.00in |
| 6 | Pickinpaugh Joe - ELW | 8ft 6.00in |

Shot Put (New Record)

| | | |
|---|---|---|
| 1 | Pfeiffer Lance - EUS | 59ft 6.50in |
| 2 | German Jed - IMP | 45ft 7.50in |
| 3 | Carlson Lanny - LAK | 42ft 5.00in |
| 4 | Teter Nick - TWV | 42ft 4.00in |
| 5 | Strand John - IMP | 41ft 10.00in |
| 6 | Holmstedt Ben - PAX | 41ft 5.75in |

Discus

| | | |
|---|---|---|
| 1 | Pfeiffer Lance - EUS | 139ft 4.00in |
| 2 | Carlson Lanny - LAK | 128ft 4.50in |
| 3 | Miller Aaron - IMP | 120ft 5.50in |
| 4 | McFadden Gus - PAX | 119ft 11.00in |
| 5 | Schoenberger Corbin - IMP | 118ft 9.50in |
| 6 | Strand John - IMP | 117ft 4.00in |

4 x 100 Relay

| | | |
|---|---|---|
| 1 | Elwood | 00:46.40 |
| 2 | Medicine Valley | 00:47.10 |
| 3 | Eustis Farnam | 00:47.70 |
| 4 | Maywood | 00:49.20 |
| 5 | Twin Valley | 00:49.60 |
| 6 | McPherson County | 00:55.90 |

4 x 400 Relay

| | | |
|---|---|---|
| 1 | > Elwood | 03:46.10 |
| 2 | > Eustis Farnam | 03:51.20 |
| 3 | > Twin Valley | 04:03.10 |
| 4 | > Paxton | 04:03.50 |
| 5 | > Maywood | 04:08.00 |
| 6 | > Lakeside Central | 04:47.80 |

4 x 800 Relay

| | | |
|---|---|---|
| 1 | > Eustis Farnam | 09:20.60 |
| 2 | > Twin Valley | 09:56.90 |
| 3 | > Lakeside Central | 10:02.30 |
| 4 | > Elwood | 10:17.50 |
| 5 | > Maywood | 11:48.60 |

## JD INVITATIONAL: Team Scores (through 17 Events)

3/23/02

**Boys Varsity**

| | | |
|---|---|---|
| 1. | Eustis Farnam | 110.00 |
| 2. | Medicine Valley | 100.00 |
| 3. | Elwood | 86.00 |
| 4. | Twin Valley | 66.00 |
| 5. | Lakeside Central | 53.00 |
| 6. | Maywood | 44.00 |
| 7. | McPherson County | 25.00 |
| 8. | Paxton | 23.00 |
| 9. | Imperial JV | 19.00 |

# Ogallala Public Schools

Administration Offices
205 East 6th Street
Ogallala, Nebraska 69153

Bruce G. Epstein, Superintendent - 308-284-4060

Pat Moore, High School Principal - 308-284-6831
Chip Kay, Asst. H. S. Principal/Activities Dir. - 308-284-6831
Marlin Spellmeyer, Middle School Principal - 308-284-4478
Jeanne Surface, Prairie View Principal - 308-284-6087
Jim Jeffres, West 5th Principal - 308-284-3866
Jim Jeffres, Progress Principal - 308-284-3921


## OGALLALA INVITATIONAL
## GIRLS AND BOYS TRACK AND FIELD MEET
## THURSDAY, MARCH 28, 2002

| | |
|---|---|
| SITE | Ogallala High School Track, East 6th and D Streets |
| **TIMES** | *****CHANGED TO ACCOMMODATE DISMISSAL/WORKERS*****<br>**Scratch and Add meeting starting at 8:45am MST**<br>**Morning Field Events starting at 10:00am MST**<br>**Morning Track Events starting at 11:30am MST** |
| TRACK | Rubberized Seal-Flex 8 lane, 400 meter track and runways<br>**¼" spikes or less must be worn**<br>Competitors using spikes longer than ¼" will be disqualified |
| REGULATIONS | NSAA regulations will be followed<br>The maximum number of events an athlete may enter is four |
| QUALIFIERS | Eight will advance to finals in all field events<br>Eight will advance to finals in the 100-110 meter hurdles, 100 and 200 meter dashes<br>In case of a tie for the 8th qualifier a runoff will be held<br>Runoffs will take place immediately before the break |
| JURY OF APPEALS | A Jury of Appeals will serve in an advisory capacity<br>The referee may wish to consult with the Jury of Appeals<br>The Jury of Appeals will consist of 3 uninvolved Head Coaches from the opposite division<br>Appeal forms will be available in the maintenance building<br>Appeal forms must be fully completed before submitting them to the referee |
| AWARDS | Championship trophies for the Girls and Boys 1st place teams<br>Presentation will be in front of the bleachers at the meets' conclusion<br>Girls' presentation followed by Boys'<br>Medals for places 1st through 8th in individual events and relays<br>**Coaches may pick up team packets at the conclusion of the meet** |
| SCORING | 10-8-6-4-2-1 with ties decided according to the rulebook<br>**We will medal eight, but only score six** |
| DRESSING FACILITIES | Dressing facilities are provided in the high school gym<br>It is recommended that you dress at home if possible |

*A school is four walls with tomorrow inside*

| | |
|---|---|
| ADMISSION | $4.00 Adults<br>$3.00 Students |
| VIDEO REVIEW COMMITTEE & HEAD FINISH JUDGE | The Head Finish Judge is the final authority on the results of the finish<br>The Head Finish Judge may use the Video and Video Review Committee to assist in the final decision<br>The Head Finish Judges' decisions are final and without appeal |
| ENTRIES | Entry forms must be received by **MONDAY, MARCH 25, 2002**<br>Entry fee is $50.00 per team *($100 per school total for Boys & Girls)*<br>Please send entry fees with entry forms |
| SCRATCHES | The scratch and add meeting will be held in the bleachers at 8:45am<br>Races with finals will be heated at the end of this meeting |
| MISCELLANEOUS | Shot and Discus for the competition will be provided<br>Starting blocks are provided<br>Track Events will take precedence over Field Events<br>Athletes should stay in their lanes until dismissed by the Officials<br>Athletes must report to all events on time<br>Once competition has started, no run-throughs or practice attempts allowed<br><br>Marking is not allowed on the Pole Vault, Long & Triple Jump runways<br>Marks may be placed on the Track for relay purposes<br>Flat disks may be used for marking purposes<br>These markings should be removed when the relay is completed<br>Tape may be used on the High Jump aprons<br>Please do not use chalk for marking purposes<br>Deliberate defacing of the track may lead to individual disqualification<br><br>We will be using a minimum measurement marking to assist in more rapid completion of the Girls/Boys Shot and Discus<br>We will measure a contestant's best throw to determine their personal best<br><br>**Only competitors warming up are allowed on the Football field**<br>**NO COACHES WILL BE ALLOWED INSIDE THE FENCED AREA WHEN THE MEET BEGINS. (COACHES MAY BE IN THE CAMP AREA EAST OF THE TRACK.)**<br>**All camps must be on the east side of the Track**(Limited amount of Space)**<br>**All spectators must be in the stands**<br>**Only Timers and Pickers at the Finish Line**<br>**Please enter and exit by the <u>Northeast gate only</u>**<br><br>Team bus parking is allowed on the North side of 6th Street next to the Track<br>There will be a morning Hospitality area provided for Coaches, Administration and Meet Workers |

SCHOOLS ATTENDING:

Cozad, Goodland, Gothenburg, Grant, Haxtun, Hershey, Holyoke, Imperial, Julesburg, Kimball, Mitchell, Ogallala, Sidney

RETURN ENTRIES TO:

**Chip Kay, Activities Director**
**Ogallala High School**
**602 East G Street**
**Ogallala, NE 69153**
**Fax: 308-284-3869**
**Ph: 308-284-4029**
**ckay@esu16.org**

# OGALLALA INVITATIONAL TRACK AND FIELD MEET
# THURSDAY, MARCH 28, 2002
# Order of Events

**Morning Track Events—11:30**
GIRLS WILL RUN FIRST
3200 M Relay (Finals)
100-110 M Hurdles (Prelims)
100 M Dash (Prelims)
400 M Dash (Finals)
3200 M Run (Finals)
200 M Dash (Prelims)

**Afternoon Finals—(Approx. 1:30)**
GIRLS WILL RUN FIRST
100-110 M Hurdles
100 M Dash
800 M Dash
300 M Hurdles
200 M Dash
1600 M Run
400 M Relay
1600 M Relay

**Morning Field Events—10:00**

Girls Long Jump
Girls Shot Put
Girls High Jump
Boys Long Jump
Boys Discus
Boys Pole Vault
**After the above we will follow with:**
Girls Triple Jump
Girls Pole Vault
Boys Triple Jump
Boys High Jump
**Afternoon Field Events—1:30**
Boys Shot Put
Girls Discus

**The Shot Put and Discus events are held at Prairie View Elementary**
**A Shuttle Bus located at the southeast corner of the Track will take participants there and back**

Only track athletes in uniform will be allowed on the track area. We would appreciate it if all athletes would stay on the football grassed area. Participants are asked to enter and exit by the gate on the northeast side of the track.

**OGALLALA INVITATIONAL TRACK AND FIELD MEET**
**GIRLS ENTRY FORM**
**Thursday, March 28, 2002**

| EVENT | BEST TIME | EVENT | HEIGHT OR DISTANCE |
|---|---|---|---|
| 100 HIGH HURDLES | | SHOT PUT | |
| Ed Kaiser | 16.5 | Tyler Pribbenow / ~~Tim Strand~~ | 47' |
| Nathan Wenzlick | 16.7 | Brian Strand | 47' |
| Will Morales | 16.9 | John Strand / Jed German | 43' |
| 100 METER DASH | | DISCUS | |
| Kerry Shinn | 11.5 | Tim Strand | 130' |
| Zach Nesbitt / M. Swenson | 11.9 | Brian Strand | 130' |
| C.J Swanson | 12.0 | Justin Bussell | 125' |
| 200 METER DASH | | HIGH JUMP | |
| Kerry Shinn | 23.8 | Ed Kaiser | 6'2 |
| ~~Mike Shinn~~ / A. Fuchs | 24.6 | Nathan Wenzlick | 5'10 |
| Zach Nesbitt / C.J. | 24.2 | Will Morales | 5'8 |
| 400 METER DASH | | LONG JUMP | |
| Kerry Shinn | 54.0 | Aaron Fuchs | 19' |
| ~~Mike Shinn~~ / OHlson? | 56.0 | ~~Kerry Shinn~~ | 20' |
| Taylor May | 56.5 | ~~Mike Swanson~~ / C.J | 18' |
| 800 METER RUN | | TRIPLE JUMP | |
| Jason Burke | 2.10 | Ed Kaiser | 40' |
| Scott Leibrandt | 2.14 | Will Morales | 39' |
| Joel Norman | 2.15 | Taylor May | 38' |
| 1600 METER RUN | | POLE VAULT | |
| Jay Wood | 5.00 | Andy OHlson | 11'0 |
| Vernon Sweesey | 5.05 | Mike Swanson | 10' |
| Trey Boggs | 5.15 | ~~Mike Shinn~~ / Taylor May | 10' |
| 3200 METER RUN | | **RELAY TIMES CANNOT BE CHANGED** | |
| Jay Wood | 11.00 | | YES / NO / TIME |
| ~~Brett Berry~~ | 11.20 | 3200 Relay | X / / 9:30 |
| Trey Boggs | 11.30 | 1600 Relay | X / / 3:40 |
| 300 METER HURDLES | | 400 Relay | X / / 45.0 |
| Andy OHlson | 42.5 | | |
| ~~Adam Ulesin~~ / M Swanson | 43.5 | | |
| Nathan Wenzlick | 43.6 | | |

**Please return by MARCH 25 with $50.00 entry fee per team--$100.00 if you enter both boys and girls**
**NSAA four event rule is in effect**
**School** Imperial
**Coach** Bessler

400R
1 Fuchs
2 W. Morales
3 T. May
4 M. Swenson

1600R
1 A. OHlson
2 J. Burke
3 E. Kaiser
4 K. Shinn
(S) Wenzlick

3200R
1- Burke
2- Leibrandt
3- [redacted] Stanley
4- Sweesey

**OGALLALA INVITATIONAL TRACK AND FIELD MEET**
**BOYS ENTRY FORM**
**Thursday, March 28, 2002**

| **EVENT** | **BEST TIME** | **EVENT** | **HEIGHT OR DISTANCE** |
|---|---|---|---|
| 110 HIGH HURDLES | | SHOT PUT | |
| | | | |
| | | | |
| | | | |
| 100 METER DASH | | DISCUS | |
| | | | |
| | | | |
| | | | |
| 200 METER DASH | | HIGH JUMP | |
| | | | |
| | | | |
| | | | |
| 400 METER DASH | | LONG JUMP | |
| | | | |
| | | | |
| | | | |
| 800 METER RUN | | TRIPLE JUMP | |
| | | | |
| | | | |
| | | | |
| 1600 METER RUN | | POLE VAULT | |
| | | | |
| | | | |
| | | | |
| 3200 METER RUN | | **RELAY TIMES CANNOT BE CHANGED** | |
| | | YES NO | TIME |
| | | 3200 Relay | |
| | | 1600 Relay | |
| | | 400 Relay | |
| 300 METER HURDLES | | **Please return by MARCH 25 with $50.00 entry fee per team--$100.00 if you enter both boys and girls** | |
| | | **NSAA four event rule is in effect** | |
| | | **School** | |
| | | **Coach** | |

# OGALLALA INVITATIONAL
## Prelims and Finals Qualifiers

| | | |
|---|---|---|
| 100 M Dash | > | |
| 200 M Dash | > | |
| | | > **Run Prelims—8 Fastest Times** |
| 110 M Hurdles | > | |
| 100 M Hurdles | > | |

| | | |
|---|---|---|
| 400 M Dash | > | |
| 300 M Int Hurdles | > | |
| | | > **All Finals—Lane Assignment by Time** |
| 400 M Relay | > | |
| 1600 M Relay | > | |

| | | |
|---|---|---|
| 800 M Run | > | |
| 1600 M Run | > | |
| | | > **All Finals—Assigned by Alleys** |
| 3200 M Run | > | |
| 3200 M Relay | > | |

**The 800 M Run and 1600 M Run may have two heats, depending on the number of entrants.**

# Team Schedule:

Meet: Ogallala 2002 Date: 3-28-02

| Name | Event | Event | Event | Event | Event | Event |
|---|---|---|---|---|---|---|
| Justin Bussell | Disc | | | | | |
| Zach Nesbitt | — | — | — | — | — | |
| Andy Ohlson | PV | 300IM | 400? | 1600R[1] | | |
| Kenny Shinn | 100 | 200 | 400? | 1600R[4] | | |
| Tim Strand | Discus | | | | | |
| C.J Swanson | LJ. | 100 | | | | |
| | | | | | | |
| Brett Berry | — | — | — | — | — | |
| Jed German | Shot | | | | | |
| Ed Kaiser | H.J | 110HH | T.J | 1600R[3] | | |
| Aaron Miller | — | — | — | — | | |
| Joel Norman | 800 | | | | | |
| Tyler Pribbenow | Shot | | | | | |
| Corbin Schoenhenger | — | — | — | — | | |
| Brian Strand | Shot | Discus | | | | |
| John Strand | — | — | — | — | | |
| Jay Wood | 3200 | 1600 | | | | |
| Adam Vlasin | — | — | — | — | — | |
| | | | | | | |
| Jason Burke | 3200R[1] | 800 | 1600R[2] | | | |
| Jake Forchee | — | — | — | — | | |
| Scott Leibrandt | 3200R[2] | 800 | | | | |
| Will Morales | T.J | 110 HH | H.J | 400R[2] | | |
| Matt Moser | | | | | | |
| | | | | | | |
| | | | | | | |
| Other | | | | | | Other |

Meet: Ogallala

Date: 3-28-02

| Name | | | | | | |
|---|---|---|---|---|---|---|
| Aaron Sargent | — | — | — | — | — | |
| Mike Shinn | — | — | — | — | — | |
| Tyler Stanley | 3200 R[3] | | | | | |
| Mike Swanson | PV | 300 IM | 400 R[4] | | | |
| Vern Swesey | 3200 R[4] | 1600 | | | | |
| Nath Wenzlick | 110 HH | 300 IM | H.J | Backup 1600 R | | |
| | | | | | | |
| | | | | | | |
| Trey Boggs | 3200 | 1600 | | | | |
| Aaron Fucher | 100 | 200 | L.J | 400 R[1] | | |
| Marcos Granados | — | — | — | — | | |
| Steve Homma | Helper | | | | | |
| Taylor May | PV | 400 | 400 R[3] | T.J. | | |
| | | | | | | |
| | | | | | | |
| | | | |

# Boys Track Travel List 2002

| Name | Phone | Bus | Van | Name | Phone | Bus | Van |
|---|---|---|---|---|---|---|---|
| Justin Bussell | | | ✓ | Aaron Sargent | | | |
| Zach Nesbitt | | | | Mike Shinn | | | |
| Andy Ottlson | | ✓ | | Tyler Stanley | | ✓ | |
| Kerry Shinn | | ✓ | | Mike Swanson | | ✓ | |
| Tim Strand | | | ✓ | Vern Swesey | | ✓ | |
| C.J Swanson | | ✓ | | Nathan Wenzlich | | ✓ | |
| | | | | | | | |
| | | | | Trey Boggs | | ✓ | |
| Brett Berry | | | | Aaron Fucher | | ✓ | |
| Jed German | | | ✓ | Steven Hanna | | ✓ | |
| Ed Kaiser | | ✓ | | Marcos Grenados | | | |
| Aaron Miller | | | | Taylor May | | ✓ | |
| Joel Norman | | ✓ | | | | | |
| Tyler Pribbeno | | | ✓ | | | | |
| Corbin Schoenberger | | | | Crystal Large | | | |
| Brian Strand | | | ✓ | Sable Barns | | [illegible] | ✓ |
| John Strand | | | | Lisa Carmer | | [illegible] | ✓ |
| Jay Wood | | ✓ | | Holly Colton | | [illegible] | ✓ |
| Adam Ulasin | | | | | | | |
| | | | | | | | |
| | | | | | | | |
| Jason Burke | | ✓ | | | | | |
| Jake Ferebee | | | | Coach Bessler | 5091 | | ✓ |
| Scott Leibrandt | | ✓ | | Coach Zuege | 5610 | [illegible] | ✓ |
| Will Morales | | ✓ | | Coach Mroczek | 5767 | [illegible] | ✓ |
| Matt Moser | | | | | | | |

# Field - Jumps

TRACK MEET Ogallala DATE 3-28-02

| SHOT PUT | Preliminaries | | | Finals | | | Place |
|---|---|---|---|---|---|---|---|
| Name | 1 | 2 | 3 | 1 | 2 | 3 | |
| 1. B. Strand | | | | | | | |
| 2. T. Pribbenow | | | | | | | |
| 3. J. Gerrum | | | | | | | |

| DISCUS | Preliminaries | | | Finals | | | Place |
|---|---|---|---|---|---|---|---|
| Name | 1 | 2 | 3 | 1 | 2 | 3 | |
| 1. T. Strand | | | | | | | |
| 2. B. Strand | | | | | | | |
| 3. J. Bussell | | | | | | | |

| LONG JUMP | Preliminaries | | | Finals | | | Place |
|---|---|---|---|---|---|---|---|
| Name | 1 | 2 | 3 | 1 | 2 | 3 | |
| 1. A. Fredericksen | S | S | 17'3¼" | | | | |
| 2. C.J Swanson | 13'1¼" | 16'3¾" | 16'7½" | | | | |
| 3. | | | | | | | |

| TRIPLE JUMP | Preliminaries | | | Finals | | | Place |
|---|---|---|---|---|---|---|---|
| Name | 1 | 2 | 3 | 1 | 2 | 3 | |
| 1. E. Karsen | 41'7" | 42'11¾" | S | S | 40'1¼" | 40'11½" | 2nd |
| 2. W. Morales | S | S | 37'5¼" | | | | |
| 3. T. May | 35'8½" | 35'7" | 35'8¾" | | | | |

| HIGH JUMP | HEIGHTS | | | | | | | PLACE |
|---|---|---|---|---|---|---|---|---|
| Name | 5'6" | 5'8" | 6'0 | 6'2" | 6'4" | 6'6" | ___ | |
| 1. E. Karsen | ___ | X__ | OX_ | X__ | OX_ | OOO | ___ | 1ST |
| 2. N. Wenzlick | X__ | OOO | ___ | ___ | ___ | ___ | ___ | |
| 3. W. Morales | OOO | ___ | ___ | ___ | ___ | ___ | ___ | |

TRACK MEET : _____ DATE : _____

| POLE VALT | HEIGHTS | | | | | | PLACE |
|---|---|---|---|---|---|---|---|
| Name | ~~9'~~ 9'6" | 10' | 11' | 11'6" | 12' | 12'6" | 3RD |
| 1. A. Ohlson | — | — | X | OX | X | OOO | |
| 2. M. Swanson | OO | OOO | --- | --- | --- | --- | --- |
| 3. T. May | OOX | OOO | --- | --- | --- | --- | --- |

400 METER RELAY

| Name | 1st | 2nd | 3rd | 4th | Total | Place |
|---|---|---|---|---|---|---|
| 1. | | | | | | |
| 2. | | | | | | |
| 3. | | | | | | |
| 4. | | | | | | |

1600 METER RELAY

| Name | 1st | 2nd | 3rd | 4th | Total | Place |
|---|---|---|---|---|---|---|
| 1. | | | | | | |
| 2. | | | | | | |
| 3. | | | | | | |
| 4. | | | | | | |

3200 METER RELAY

| Name | 1st | 2nd | 3rd | 4th | Total | Place |
|---|---|---|---|---|---|---|
| 1. | 440 | 880 | | | | |
| 2. | | 440 | 880 | | | |
| 3. | | | 440 | 880 | | |
| 4. | | | | 440 | 880 | |

TRACK MEET : _____ DATE : _____

| 110 Meter High Hurdles | Preliminaries | Finals | Place |
|---|---|---|---|
| Name | | | |
| 1. | | | |
| 2. | | | |
| 3. | | | |

| 300 Meter Int. Hurdles | Preliminaries | Finals | Place |
|---|---|---|---|
| Name | | | |
| 1. | | | |
| 2. | | | |
| 3. | | | |

| 100 Meter Dash | Preliminaries | Finals | Place |
|---|---|---|---|
| Name | | | |
| 1. | | | |
| 2. | | | |
| 3. | | | |

| 200 Meter Dash | Preliminaries | Finals | Place |
|---|---|---|---|
| Name | | | |
| 1. | | | |
| 2. | | | |
| 3. | | | |

| 400 Meter Dash | Preliminaries | Finals | Place |
|---|---|---|---|
| Name | | | |
| 1. | | | |
| 2. | | | |
| 3. | | | |

TRACK MEET : _____ DATE : _____

| 800 Meter Dash | 220 | 440 | Finals | Place |
|---|---|---|---|---|
| Name | | | | |
| 1. | | | | |
| 2. | | | | |
| 3. | | | | |

| 1600 Meter Run | 440 | 880 | Finals | Place |
|---|---|---|---|---|
| Name | | | | |
| 1. | | | | |
| 2. | | | | |
| 3. | | | | |

| 3200 Meter Run | 440 | 880 | 1320 | M | 1 ¼ | 1 ½ | 1 ¾ | 2 |
|---|---|---|---|---|---|---|---|---|
| Name | | | | | | | | |
| 1. | | | | | | | | |
| 2. | | | | | | | | |
| 3. | | | | | | | | |

Mile Med Relay

1.
2.
3.
4.

400 Wt Relay

1.
2.
3.
4.

FJ
PV
TJ
HJ

Master

TRACK MEET Ogallala DATE 3-28-02

| SHOT PUT | Preliminaries | | | Finals | | | Place |
|---|---|---|---|---|---|---|---|
| Name | 1 | 2 | 3 | 1 | 2 | 3 | |
| 1. Brian Strand | | | | | | | |
| 2. Tyler Parkhurst | | | | | | | |
| 3. Jed German | | | | | | | |

| DISCUS | Preliminaries | | | Finals | | | Place |
|---|---|---|---|---|---|---|---|
| Name | 1 | 2 | 3 | 1 | 2 | 3 | |
| 1. Tim Strand | | | | | | | |
| 2. Brian Strand | | | | | | | |
| 3. Justin Bussell | | | | | | | |

| LONG JUMP | Preliminaries | | | Finals | | | Place |
|---|---|---|---|---|---|---|---|
| Name | 1 | 2 | 3 | 1 | 2 | 3 | |
| 1. Aaron Fischer | Scratch | Scratch | 17'3/4 | | | | |
| 2. C. J. Swanson | 13'1/4 | 16'3 3/4 | 16'7 1/2 | | | | |
| 3. | | | | | | | |

| TRIPLE JUMP | Preliminaries | | | Finals | | | Place |
|---|---|---|---|---|---|---|---|
| Name | 1 | 2 | 3 | 1 | 2 | 3 | |
| 1. Ed Kaiser | 41'7 | 42'11 3/4 | Scratch | Scratch | 40'1 1/4 | 40'11 1/2 | 2nd |
| 2. Will Morales | Scratch | Scratch | 37'5 1/4 | | | | |
| 3. Taylor May | 35'8 1/2 | 35'7 | 35'8 3/4 | | | | |

| HIGH JUMP | HEIGHTS | | | | | | PLACE |
|---|---|---|---|---|---|---|---|
| Name | 5'6 | 5'8 | 6'0 | 6'2 | 6'4 | 6'6 | |
| 1. Ed Kaiser | — | X | OX | X | OX | OOO | 1st |
| 2. Nathan Wenzlick | X | OOO | | | | | |
| 3. Will Morales | OOO | | | | | | |

TRACK MEET : _____ DATE : _____

| POLE VALT | HEIGHTS | | | | | | | PLACE |
|---|---|---|---|---|---|---|---|---|
| Name | 9'6 | 10'0 | 11'0 | 11'6 | 12'0 | 12'6 | ___ | |
| 1. Andy Ohlson | - | - | X | O | X | OOO | --- | 3rd |
| 2. Mike Swanson | OOO | --- | --- | --- | --- | --- | --- | |
| 3. Taylor May | OOX | OOO | --- | --- | --- | --- | --- | |

400 METER RELAY

| Name | 1st | 2nd | 3rd | 4th | Total | Place |
|---|---|---|---|---|---|---|
| 1. A. Fischer | | | | | | |
| 2. W. Morales | | | | | DQ | |
| 3. T. May | | | | | | |
| 4. M. Swanson | | | | | | |

1600 METER RELAY

| Name | 1st | 2nd | 3rd | 4th | Total | Place |
|---|---|---|---|---|---|---|
| 1. A. Ohlson | 58 | | | | | |
| 2. J. Burke | | 56.1 | | | 3:43.4 | |
| 3. E. Klaisen | | | 53.9 | | | |
| 4. K. Shinn | | | | 55.3 | | |

3200 METER RELAY

| Name | 1st | 2nd | 3rd | 4th | Total | Place |
|---|---|---|---|---|---|---|
| 1. J. Burke | 64.8 (440) | 2:18.5 (880) | | | 9:17.7 | |
| 2. S. Lashbrook | | 64.7 (440) | 2:17.0 (880) | | | |
| 3. F. Stanley | | | 68.9 (440) | 2:27.2 (880) | | |
| 4. J. Swesey | | | | 67.6 (440) | 2:13.9 (880) | |

TRACK MEET : _____ DATE : _____

| 110 Meter High Hurdles | Preliminaries | Finals | Place |
|---|---|---|---|
| Name | | | |
| 1. Ed Kaisen | 15.65 | 15.73 | |
| 2. Nathan Wenzlaff | 16.5 | | |
| 3. Will Meeks | 17.29 | | |

| 300 Meter Int. Hurdles | Preliminaries | Finals | Place |
|---|---|---|---|
| Name | | | |
| 1. Andy Ohlson | 42.6 | 3rd | |
| 2. Nathan Wenzlaff | 44.36 | | |
| 3. Jake Swanson | 48.30 | | |

| 100 Meter Dash | Preliminaries | Finals | Place |
|---|---|---|---|
| Name | | | |
| 1. Kenny Shinn | 11.1 | 11.48 | |
| 2. ~~Jon Swanson~~ A. Fischer | [illegible] 12.3 | | |
| 3. C.J Swanson | 12.1 | | |

| 200 Meter Dash | Preliminaries | Finals | Place |
|---|---|---|---|
| Name | | | |
| 1. Kenny Shinn | 23.4 | 23.7 | 3rd |
| 2. Aaron Fischer | 26.5 | | |
| 3. C.J. Swanson | 26.1 | | |

| 400 Meter Dash | Preliminaries | Finals | Place |
|---|---|---|---|
| Name | | | |
| 1. K. Shinn | — | | |
| 2. A. Ohlson | 55.9 | | |
| 3. T. May | 58. | | |

TRACK MEET : _____ DATE : _____

| 800 Meter Dash | 220 | 440 | Finals | Place |
|---|---|---|---|---|
| Name | | | | |
| 1. J. Burke | 65.5 | 2:17.6 | | |
| 2. J. Leibrandt | 66 | 2:21.3 | | |
| 3. J. McCann | 60.5 | 2:26.1 | | |

| 1600 Meter Run | 440 | 880 | Finals | Place |
|---|---|---|---|---|
| Name | | | | |
| 1. J. Wood | 72 | 2:33 | 5:15.7 | |
| 2. U. Sweeney | 71 | 2:32 | 5:09 | 6th |
| 3. T. Boggs | 74 | 2:39 | 5:27.4 | |

| 3200 Meter Run | 440 | 880 | 1320 | M | 1 ¼ | 1 ½ | 1 ¾ | 2 | |
|---|---|---|---|---|---|---|---|---|---|
| Name | | | | | | | | | |
| 1. J. Wood | 73 | 2:36 | 3:58 | 5:20 | 6:49 | 8:17 | 9:48 | 11:16.1 | 6th |
| 2. T. Boggs | 77 | 2:42 | 4:11 | 5:41 | 7:15 | 8:47 | 10:20 | 11:39 | |
| 3. | | | | | | | | | |

Mile Med Relay

1.
2. X
3.
4.

400 Wt Relay

1.
2. X
3.
4.

Shot + Disc

TRACK MEET Ogallala DATE 3-28-02

| SHOT PUT | Preliminaries | | | Finals | | | Place |
|---|---|---|---|---|---|---|---|
| Name | 1 | 2 | 3 | 1 | 2 | 3 | |
| 1. B. Strand | 40'5 | 42' | 43'3 | nope | | | X |
| 2. T. Pribbenow | 44'7 | 44'2 | 43'2 | 43'2" | 43'6" | 43'10" L | 8 |
| 3. J. German | 41' | 45'5 | 45'1 | 42'2½" | 41'7" | 43'10" | 6 |

| DISCUS | Preliminaries | | | Finals | | | Place |
|---|---|---|---|---|---|---|---|
| Name | 1 | 2 | 3 | 1 | 2 | 3 | |
| 1. T. Strand | 89'8" | 111'1" | 128'3" | 131'11" | X | 123'8" | 7 |
| 2. B. Strand | 158'8" | 136'2" | 142'2" | X | 141'2" | 143'7" | 1 |
| 3. J. Bussell | X | X | 128'3" | 143'9" | 140'2" | 135'6" | 5? |

| LONG JUMP | Preliminaries | | | Finals | | | Place |
|---|---|---|---|---|---|---|---|
| Name | 1 | 2 | 3 | 1 | 2 | 3 | |
| 1. | | | | | | | |
| 2. | | | | | | | |
| 3. | | | | | | | |

| TRIPLE JUMP | Preliminaries | | | Finals | | | Place |
|---|---|---|---|---|---|---|---|
| Name | 1 | 2 | 3 | 1 | 2 | 3 | |
| 1. | | | | | | | |
| 2. | | | | | | | |
| 3. | | | | | | | |

| HIGH JUMP | HEIGHTS | | | | | | | PLACE |
|---|---|---|---|---|---|---|---|---|
| Name | ___ | ___ | ___ | ___ | ___ | ___ | ___ | |
| 1. | --- | --- | --- | --- | --- | --- | --- | |
| 2. | --- | --- | --- | --- | --- | --- | --- | |
| 3. | --- | --- | --- | --- | --- | --- | --- | |

TRACK MEET : _____ DATE : _____

| POLE VALT | HEIGHTS | | | | | | | PLACE |
|---|---|---|---|---|---|---|---|---|
| Name | ___ | ___ | ___ | ___ | ___ | ___ | ___ | |
| 1. | --- | --- | --- | --- | --- | --- | --- | |
| 2. | --- | --- | --- | --- | --- | --- | --- | |
| 3. | --- | --- | --- | --- | --- | --- | --- | |

400 METER RELAY

| Name | 1st | 2nd | 3rd | 4th | Total | Place |
|---|---|---|---|---|---|---|
| 1. | | | | | | |
| 2. | | | | | | |
| 3. | | | | | | |
| 4. | | | | | | |

1600 METER RELAY

| Name | 1st | 2nd | 3rd | 4th | Total | Place |
|---|---|---|---|---|---|---|
| 1. | | | | | | |
| 2. | | | | | | |
| 3. | | | | | | |
| 4. | | | | | | |

3200 METER RELAY

| Name | 1st | 2nd | 3rd | 4th | Total | Place |
|---|---|---|---|---|---|---|
| 1. | 440 | 880 | | | | |
| 2. | | 440 | 880 | | | |
| 3. | | | 440 | 880 | | |
| 4. | | | | 440 | 880 | |

TRACK MEET : _____ DATE : _____

| 110 Meter High Hurdles | Preliminaries | Finals | Place |
|---|---|---|---|
| Name | | | |
| 1. | | | |
| 2. | | | |
| 3. | | | |

| 300 Meter Int. Hurdles | Preliminaries | Finals | Place |
|---|---|---|---|
| Name | | | |
| 1. | | | |
| 2. | | | |
| 3. | | | |

| 100 Meter Dash | Preliminaries | Finals | Place |
|---|---|---|---|
| Name | | | |
| 1. | | | |
| 2. | | | |
| 3. | | | |

| 200 Meter Dash | Preliminaries | Finals | Place |
|---|---|---|---|
| Name | | | |
| 1. | | | |
| 2. | | | |
| 3. | | | |

| 400 Meter Dash | Preliminaries | Finals | Place |
|---|---|---|---|
| Name | | | |
| 1. | | | |
| 2. | | | |
| 3. | | | |

TRACK MEET : _____ DATE : _____

| 800 Meter Dash | 220 | 440 | Finals | Place |
|---|---|---|---|---|
| Name | | | | |
| 1. | | | | |
| 2. | | | | |
| 3. | | | | |

| 1600 Meter Run | 440 | 880 | Finals | Place |
|---|---|---|---|---|
| Name | | | | |
| 1. | | | | |
| 2. | | | | |
| 3. | | | | |

| 3200 Meter Run | 440 | 880 | 1320 | M | 1 ¼ | 1 ½ | 1 ¾ | 2 |
|---|---|---|---|---|---|---|---|---|
| Name | | | | | | | | |
| 1. | | | | | | | | |
| 2. | | | | | | | | |
| 3. | | | | | | | | |

Mile Med Relay

1.
2.
3.
4.

400 Wt Relay

1.
2.
3.
4.

Ogallala Invite
(3/28/2002)

BOYS-100 METER DASH

| | | |
|---|---|---|
| 1. | Jeff Neujahr-Gothenburg | 11.1 |
| 2. | Adam Armstrong-Ogallala | 11.4 |
| 3. | Ben Schmitt-Sidney | 11.5 |
| 4. | Justin Young-Ogallala | 11.5 |
| 5. | Barry Hansen-Grant | 11.5 |
| 6. | Kerry Shinn-Imperial | 11.6 |

BOYS-200 METER DASH

| | | |
|---|---|---|
| 1. | Jeff Neujahr-Gothenburg | 22.7 |
| 2. | Adam Armstrong-Ogallala | 23.2 |
| 3. | Kerry Shinn-Imperial | 23.7 |
| 4. | Justin Young-Ogallala | 23.8 |
| 5. | Barry Hansen-Grant | 23.9 |
| 6. | Bud Martin-Ogallala | 24.1 |

BOYS-400 METER DASH

| | | |
|---|---|---|
| 1. | Tanner Kirchner-Ogallala | 50.8 |
| 2. | Evan Knight-Ogallala | 51.4 |
| 3. | Ryan Hernandez-Ogallala | 52.3 |
| 4. | Antone Benavides-Goodland | 53.6 |
| 5. | Mackade Skinner-Holyoke | 53.7 |
| 6. | Dan Skavdahl-Mitchell | 53.8 |

BOYS-110 METER HURDLES

| | | |
|---|---|---|
| 1. | Shaun Nienhueser-Sidney | 15.3 |
| 2. | Dusty Sprague-Holyoke | 15.3 |
| 3. | Joel Brown-Sidney | 15.5 |
| 4. | Michael Logston-Grant | 15.8 |
| 5. | Ed Kaiser-Imperial | 15.8 |
| 6. | Jed Johnson-Gothenburg | 16.1 |

BOYS-300 METER HURDLES

| | | |
|---|---|---|
| 1. | Dusty Sprague-Holyoke | 41.4 |
| 2. | Ben Thayer-Sidney | 41.5 |
| 3. | Andy Ohlson-Imperial | 42.7 |
| 4. | Zane Powell-Ogallala | 43.1 |
| 5. | Shaun Nienhueser-Sidney | 43.5 |
| 6. | Matt Hilderbrand-Gothenburg | 43.6 |

BOYS-800 METER RUN

| | | |
|---|---|---|
| 1. | Dan Skaudahl-Mitchell | 2.02.6 |
| 2. | Evan Knight-Ogallala | 2.03.0 |
| 3. | Tanner Kirchner-Ogallala | 2.09.8 |
| 4. | Steve Shipman-Cozad | 2.10.9 |
| 5. | Oscar Ortega-Holyoke | 2.11.4 |
| 6. | Dave Belieu-Sidney | 2.12.8 |

BOYS-1600 METER RUN

| | | |
|---|---|---|
| 1. | James Hansen-Sidney | 4.50.1 |
| 2. | Tyler Most-Ogallala | 4.56.6 |
| 3. | Kendall Hayford-Ogallala | 5.01.2 |
| 4. | Trapper Most-Ogallala | 5.03.2 |
| 5. | Speedy Aguilar-Goodland | 5.09.5 |
| 6. | Vernon Swasey-Imperial | 5.09.8 |

BOYS-3200 METER RUN

| | | |
|---|---|---|
| 1. | James Hansen-Sidney | 10.27.1 |
| 2. | Tyler Most-Ogallala | 10.28.7 |
| 3. | Kendall Hayford-Ogallala | 10.43.3 |
| 4. | Koby Krebs-Hershey | 11.12.4 |
| 5. | Speedy Aguilar-Goodland | 11.15.7 |
| 6. | Jay Wood-Imperial | 11.16.2 |

BOYS-LONG JUMP

| | | |
|---|---|---|
| 1. | Jeff Neujahr-Gothenburg | 21.11 3/4 |
| 2. | Ryan Ness-Ogallala | 20.5 1/2 |
| 3. | Trent Bullock-Gothenburg | 19.11.3/4 |
| 4. | Lance Tedford-Goodland | 19.7 3/4 |
| 5. | Kody Salsman-Grant | 19.6 1/4 |
| 6. | Nick Morrell-Ogallala | 19.3 1/2 |

BOYS-TRIPLE JUMP

| | | |
|---|---|---|
| 1. | Michael Logsdon-Grant | 43.8.5 |
| 2. | Ed Kaiser-Imperial | 42.11.75 |
| 3. | Nathan Wagner-Haxtun | 41.0.25 |
| 4. | Mackade Skinner-Holyoke | 40.8.5 |
| 5. | Evan Wolf-Cozad | 39.11.75 |
| 6. | Dustin Kiolbasa-Gothenburg | 39.2 |

BOYS-HIGH JUMP

| | | |
|---|---|---|
| 1. | Ed Kaiser-Imperial | 6.4 |
| 2. | Kiel Homes-Gothenburg | 6.0 |
| 3. | Nathan Wagner-Haxtun | 6.0 |
| 4. | Josh Borowski-Grant | 5.10 |
| 5. | Jed Johnson-Gothenburg | 5.8 |
| 6. | Josh Kendrick-Gothenburg | 5.8 |

BOYS-POLE VAULT

| | | |
|---|---|---|
| 1. | Matt Holbein-Gothenburg | 13.6 |
| 2. | Andy Jesseph-Gothenburg | 13.2 |
| 3. | Andy Ohlson-Imperial | 12.6 |
| 4. | Justin Lemmer-Cozad | 11.6 |
| 5. | Tom Younghans-Hershey | 11.6 |
| 6. | Patrick McGreer-Grant | 11.0 |

BOYS-SHOT PUT

| | | |
|---|---|---|
| 1. | Chase Olsen-Sidney | 49.6 |
| 2. | Travis Barkmeier-Gothenburg | 49.5 |
| 3. | Jeff McMurtry-Mitchell | 47.6 |
| 4. | Mac Jenkins-Hershey | 47.3 |
| 5. | Mike Hiatt-Hershey | 45.7.5 |
| 6. | Jed German-Imperial | 45.5 |

BOYS-DISCUS

| | | |
|---|---|---|
| 1. | Brian Strand-Imperial | 158.8 |
| 2. | Chase Olsen-Sidney | 155.11 |
| 3. | Troy Haenfler-Grant | 152.3 |
| 4. | Travis Barkmeier-Gothenburg | 144.8 |
| 5. | Justin Bussell-Imperial | 143.9 |
| 6. | Michael Logsdon-Grant | 137.0 |

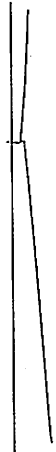

3-4 X 100 RELAY

1. Ogallala 44.5
(Brian Draucker-Bud Martin-Justin Young-Adam Armstrong)
2. Sidney 45.4
3. Holyoke 45.8
4. Grant 46.2
5. Goodland 46.6
6. Gothenburg 46.6

BOYS-4 X 400 RELAY

1. Ogallala 3.30.9
(Adam Armstrong-Tanner Kirchner-Ryan Hernandez-Evan Knight)
2. Sidney 3.36.0
3. Gothenburg 3.37.9
4. Holyoke 3.41.9
5. Imperial 3.43.3
6. Mitchell 3.50.6

BOYS-4 X 800 RELAY

1. Grant 8.47.9
(Patrick McGreer-Brent Turner-Nick Bullington-Clayton Scholl)
2. Ogallala 8.54.3
3. Sidney 9.00.4
4. Imperial 9.17.8
5. Hershey 9.17.9
6. Gothenburg 9.41.3

BOYS: CURRENT TEAM SCORE (17 EVENTS)

| | | |
|---|---|---|
| 1. | Ogallala | 136.00 |
| 2. | Sidney | 93.00 |
| 3. | Gothenburg | 88.00 |
| 4. | Imperial | 60.00 |
| 5. | Grant | 46.00 |
| 6. | Holyoke | 36.00 |
| 7. | Goodland | 18.00 |
| 8. | Mitchell | 18.00 |
| 9. | Hershey | 14.00 |
| 10. | Haxtun | 12.00 |
| 11. | Cozad | 10.00 |
| 12. | Ogallala JV | 0.00 |

# Ogallala Public Schools

Administration Offices
205 East 6th Street
Ogallala, Nebraska 69153

Bruce G. Epstein, Superintendent - 308-284-4060

Pat Moore, High School Principal - 308-284-6831
Chip Kay, Asst. H. S. Principal/Activities Dir. - 308-284-6831
Marlin Spellmeyer, Middle School Principal - 308-284-4478
Jeanne Surface, Prairie View Principal - 308-284-6087
Jim Jeffres, West 5th Principal - 308-284-3866
Jim Jeffres, Progress Principal - 308-284-3921


## OGALLALA INVITATIONAL
## GIRLS AND BOYS TRACK AND FIELD MEET
## THURSDAY, MARCH 28, 2002

| | |
|---|---|
| SITE | Ogallala High School Track, East 6th and D Streets |
| **TIMES** | *****CHANGED TO ACCOMMODATE DISMISSAL/WORKERS*****<br>**Scratch and Add meeting starting at 8:45am MST**<br>**Morning Field Events starting at 10:00am MST**<br>**Morning Track Events starting at 11:30am MST** |
| TRACK | Rubberized Seal-Flex 8 lane, 400 meter track and runways<br>**¼" spikes or less must be worn**<br>Competitors using spikes longer than ¼" will be disqualified |
| REGULATIONS | NSAA regulations will be followed<br>The maximum number of events an athlete may enter is four |
| QUALIFIERS | Eight will advance to finals in all field events<br>Eight will advance to finals in the 100-110 meter hurdles, 100 and 200 meter dashes<br>In case of a tie for the 8th qualifier a runoff will be held<br>Runoffs will take place immediately before the break |
| JURY OF APPEALS | A Jury of Appeals will serve in an advisory capacity<br>The referee may wish to consult with the Jury of Appeals<br>The Jury of Appeals will consist of 3 uninvolved Head Coaches from the opposite division<br>Appeal forms will be available in the maintenance building<br>Appeal forms must be fully completed before submitting them to the referee |
| AWARDS | Championship trophies for the Girls and Boys 1st place teams<br>Presentation will be in front of the bleachers at the meets' conclusion<br>Girls' presentation followed by Boys'<br>Medals for places 1st through 8th in individual events and relays<br>**Coaches may pick up team packets at the conclusion of the meet** |
| SCORING | 10-8-6-4-2-1 with ties decided according to the rulebook<br>**We will medal eight, but only score six** |
| DRESSING FACILITIES | Dressing facilities are provided in the high school gym<br>It is recommended that you dress at home if possible |

*A school is four walls with tomorrow inside*

| | |
|---|---|
| ADMISSION | $4.00 Adults<br>$3.00 Students |
| VIDEO REVIEW COMMITTEE & HEAD FINISH JUDGE | The Head Finish Judge is the final authority on the results of the finish<br>The Head Finish Judge may use the Video and Video Review Committee to assist in the final decision<br>The Head Finish Judges' decisions are final and without appeal |
| ENTRIES | Entry forms must be received by **MONDAY, MARCH 25, 2002**<br>Entry fee is $50.00 per team *($100 per school total for Boys & Girls)*<br>Please send entry fees with entry forms |
| SCRATCHES | The scratch and add meeting will be held in the bleachers at 8:45am<br>Races with finals will be heated at the end of this meeting |
| MISCELLANEOUS | Shot and Discus for the competition will be provided<br>Starting blocks are provided<br>Track Events will take precedence over Field Events<br>Athletes should stay in their lanes until dismissed by the Officials<br>Athletes must report to all events on time<br>Once competition has started, no run-throughs or practice attempts allowed<br><br>Marking is not allowed on the Pole Vault, Long & Triple Jump runways<br>Marks may be placed on the Track for relay purposes<br>Flat disks may be used for marking purposes<br>These markings should be removed when the relay is completed<br>Tape may be used on the High Jump aprons<br>Please do not use chalk for marking purposes<br>Deliberate defacing of the track may lead to individual disqualification<br><br>We will be using a minimum measurement marking to assist in more rapid completion of the Girls/Boys Shot and Discus<br>We will measure a contestant's best throw to determine their personal best<br><br>**Only competitors warming up are allowed on the Football field**<br>**NO COACHES WILL BE ALLOWED INSIDE THE FENCED AREA WHEN THE MEET BEGINS. (COACHES MAY BE IN THE CAMP AREA EAST OF THE TRACK.)**<br>**All camps must be on the east side of the Track**(Limited amount of Space)**<br>**All spectators must be in the stands**<br>**Only Timers and Pickers at the Finish Line**<br>**Please enter and exit by the <u>Northeast gate only</u>**<br><br>Team bus parking is allowed on the North side of 6th Street next to the Track<br>There will be a morning Hospitality area provided for Coaches, Administration and Meet Workers |

SCHOOLS ATTENDING:

Cozad, Goodland, Gothenburg, Grant, Haxtun, Hershey, Holyoke, Imperial, Julesburg, Kimball, Mitchell, Ogallala, Sidney

RETURN ENTRIES TO:

**Chip Kay, Activities Director**
**Ogallala High School**
**602 East G Street**
**Ogallala, NE 69153**
**Fax: 308-284-3869**
**Ph: 308-284-4029**
**ckay@esu16.org**

# OGALLALA INVITATIONAL TRACK AND FIELD MEET
# THURSDAY, MARCH 28, 2002
# Order of Events

**Morning Track Events—11:30**
GIRLS WILL RUN FIRST
3200 M Relay (Finals)
100-110 M Hurdles (Prelims)
100 M Dash (Prelims)
400 M Dash (Finals)
3200 M Run (Finals)
200 M Dash (Prelims)

**Afternoon Finals—(Approx. 1:30)**
GIRLS WILL RUN FIRST
100-110 M Hurdles
100 M Dash
800 M Dash
300 M Hurdles
200 M Dash
1600 M Run
400 M Relay
1600 M Relay

**Morning Field Events—10:00**

Girls Long Jump
Girls Shot Put
Girls High Jump
Boys Long Jump
Boys Discus
Boys Pole Vault
**After the above we will follow with:**
Girls Triple Jump
Girls Pole Vault
Boys Triple Jump
Boys High Jump
**Afternoon Field Events—1:30**
Boys Shot Put
Girls Discus

**The Shot Put and Discus events are held at Prairie View Elementary**
**A Shuttle Bus located at the southeast corner of the Track will take participants there and back**

Only track athletes in uniform will be allowed on the track area. We would appreciate it if all athletes would stay on the football grassed area. Participants are asked to enter and exit by the gate on the northeast side of the track.

**OGALLALA INVITATIONAL TRACK AND FIELD MEET**
**GIRLS ENTRY FORM**
**Thursday, March 28, 2002**

| EVENT | BEST TIME | EVENT | HEIGHT OR DISTANCE |
|---|---|---|---|
| 100 HIGH HURDLES | | SHOT PUT | |
| Ed Kaiser | 16.5 | Tyler Pribbenow / ~~Tim Strand~~ | 47' |
| Nathan Wenzlick | 16.7 | Brian Strand | 47' |
| Will Morales | 16.9 | John Strand / Jed German | 43' |
| 100 METER DASH | | DISCUS | |
| Kerry Shinn | 11.5 | Tim Strand | 130' |
| Zach Nesbitt / M. Swenson | 11.9 | Brian Strand | 130' |
| C.J Swanson | 12.0 | Justin Bussell | 125' |
| 200 METER DASH | | HIGH JUMP | |
| Kerry Shinn | 23.8 | Ed Kaiser | 6'2 |
| ~~Mike Shinn~~ / A. Fuchs | 24.6 | Nathan Wenzlick | 5'10 |
| Zach Nesbitt / C.J. | 24.2 | Will Morales | 5'8 |
| 400 METER DASH | | LONG JUMP | |
| Kerry Shinn | 54.0 | Aaron Fuchs | 19' |
| ~~Mike Shinn~~ / OHlson? | 56.0 | ~~Kerry Shinn~~ | 20' |
| Taylor May | 56.5 | ~~Mike Swanson~~ / C.J | 18' |
| 800 METER RUN | | TRIPLE JUMP | |
| Jason Burke | 2.10 | Ed Kaiser | 40' |
| Scott Leibrandt | 2.14 | Will Morales | 39' |
| Joel Norman | 2.15 | Taylor May | 38' |
| 1600 METER RUN | | POLE VAULT | |
| Jay Wood | 5.00 | Andy OHlson | 11'0 |
| Vernon Sweesey | 5.05 | Mike Swanson | 10' |
| Trey Boggs | 5.15 | ~~Mike Shinn~~ / Taylor May | 10' |
| 3200 METER RUN | | **RELAY TIMES CANNOT BE CHANGED** | |
| Jay Wood | 11.00 | | YES / NO / TIME |
| ~~Brett Berry~~ | 11.20 | 3200 Relay | X / / 9:30 |
| Trey Boggs | 11.30 | 1600 Relay | X / / 3:40 |
| 300 METER HURDLES | | 400 Relay | X / / 45.0 |
| Andy OHlson | 42.5 | | |
| ~~Adam Ulesin~~ / M Swanson | 43.5 | | |
| Nathan Wenzlick | 43.6 | | |

**Please return by MARCH 25 with $50.00 entry fee per team--$100.00 if you enter both boys and girls**
**NSAA four event rule is in effect**
**School** Imperial
**Coach** Bessler

400R
1 Fuchs
2 W. Morales
3 T. May
4 M. Swenson

1600R
1 A. OHlson
2 J. Burke
3 E. Kaiser
4 K. Shinn
(S) Wenzlick

3200R
1- Burke
2- Leibrandt
3- [redacted] Stanley
4- Sweesey

**OGALLALA INVITATIONAL TRACK AND FIELD MEET**
**BOYS ENTRY FORM**
**Thursday, March 28, 2002**

| **EVENT** | **BEST TIME** | **EVENT** | **HEIGHT OR DISTANCE** |
|---|---|---|---|
| 110 HIGH HURDLES | | SHOT PUT | |
| | | | |
| | | | |
| | | | |
| 100 METER DASH | | DISCUS | |
| | | | |
| | | | |
| | | | |
| 200 METER DASH | | HIGH JUMP | |
| | | | |
| | | | |
| | | | |
| 400 METER DASH | | LONG JUMP | |
| | | | |
| | | | |
| | | | |
| 800 METER RUN | | TRIPLE JUMP | |
| | | | |
| | | | |
| | | | |
| 1600 METER RUN | | POLE VAULT | |
| | | | |
| | | | |
| | | | |
| 3200 METER RUN | | **RELAY TIMES CANNOT BE CHANGED** | |
| | | YES NO | TIME |
| | | 3200 Relay | |
| | | 1600 Relay | |
| | | 400 Relay | |
| 300 METER HURDLES | | **Please return by MARCH 25 with $50.00 entry fee per team--$100.00 if you enter both boys and girls** | |
| | | **NSAA four event rule is in effect** | |
| | | **School** | |
| | | **Coach** | |

# OGALLALA INVITATIONAL
## Prelims and Finals Qualifiers

| | | |
|---|---|---|
| 100 M Dash | > | |
| 200 M Dash | > | |
| | | > **Run Prelims—8 Fastest Times** |
| 110 M Hurdles | > | |
| 100 M Hurdles | > | |

| | | |
|---|---|---|
| 400 M Dash | > | |
| 300 M Int Hurdles | > | |
| | | > **All Finals—Lane Assignment by Time** |
| 400 M Relay | > | |
| 1600 M Relay | > | |

| | | |
|---|---|---|
| 800 M Run | > | |
| 1600 M Run | > | |
| | | > **All Finals—Assigned by Alleys** |
| 3200 M Run | > | |
| 3200 M Relay | > | |

**The 800 M Run and 1600 M Run may have two heats, depending on the number of entrants.**

# Team Schedule:

Meet: Ogallala 2002 Date: 3-28-02

| Name | Event | Event | Event | Event | Event | Event |
|---|---|---|---|---|---|---|
| Justin Bussell | Disc | | | | | |
| Zach Nesbitt | — | — | — | — | — | |
| Andy Ohlson | PV | 300IM | 400? | 1600R[1] | | |
| Kenny Shinn | 100 | 200 | 400? | 1600R[4] | | |
| Tim Strand | Discus | | | | | |
| C.J Swanson | LJ. | 100 | | | | |
| | | | | | | |
| Brett Berry | — | — | — | — | — | |
| Jed German | Shot | | | | | |
| Ed Kaiser | H.J | 110HH | T.J | 1600R[3] | | |
| Aaron Miller | — | — | — | — | | |
| Joel Norman | 800 | | | | | |
| Tyler Pribbenow | Shot | | | | | |
| Corbin Schoenhenger | — | — | — | — | | |
| Brian Strand | Shot | Discus | | | | |
| John Strand | — | — | — | — | | |
| Jay Wood | 3200 | 1600 | | | | |
| Adam Vlasin | — | — | — | — | — | |
| | | | | | | |
| Jason Burke | 3200R[1] | 800 | 1600R[2] | | | |
| Jake Forchee | — | — | — | — | | |
| Scott Leibrandt | 3200R[2] | 800 | | | | |
| Will Morales | T.J | 110 HH | H.J | 400R[2] | | |
| Matt Moser | | | | | | |
| | | | | | | |
| | | | | | | |
| Other | | | | | | Other |

Meet: Ogallala

Date: 3-28-02

| Name | | | | | | |
|---|---|---|---|---|---|---|
| Aaron Sargent | — | — | — | — | — | |
| Mike Shinn | — | — | — | — | — | |
| Tyler Stanley | 3200 R[3] | | | | | |
| Mike Swanson | PV | 300 IM | 400 R[4] | | | |
| Vern Swesey | 3200 R[4] | 1600 | | | | |
| Nath Wenzlick | 110 HH | 300 IM | H.J | Backup 1600 R | | |
| | | | | | | |
| | | | | | | |
| Trey Boggs | 3200 | 1600 | | | | |
| Aaron Fucher | 100 | 200 | L.J | 400 R[1] | | |
| Marcos Granados | — | — | — | — | | |
| Steve Homma | Helper | | | | | |
| Taylor May | PV | 400 | 400 R[3] | T.J. | | |
| | | | | | | |
| | | | | | | |
| | | | |

# Boys Track Travel List 2002

| Name | Phone | Bus | Van | Name | Phone | Bus | Van |
|---|---|---|---|---|---|---|---|
| Justin Bussell | | | ✓ | Aaron Sargent | | | |
| Zach Nesbitt | | | | Mike Shinn | | | |
| Andy Ottlson | | ✓ | | Tyler Stanley | | ✓ | |
| Kerry Shinn | | ✓ | | Mike Swanson | | ✓ | |
| Tim Strand | | | ✓ | Vern Swesey | | ✓ | |
| C.J Swanson | | ✓ | | Nathan Wenzlich | | ✓ | |
| | | | | | | | |
| | | | | Trey Boggs | | ✓ | |
| Brett Berry | | | | Aaron Fucher | | ✓ | |
| Jed German | | | ✓ | Steven Hanna | | ✓ | |
| Ed Kaiser | | ✓ | | Marcos Grenados | | | |
| Aaron Miller | | | | Taylor May | | ✓ | |
| Joel Norman | | ✓ | | | | | |
| Tyler Pribbeno | | | ✓ | | | | |
| Corbin Schoenberger | | | | Crystal Large | | | |
| Brian Strand | | | ✓ | Sable Barns | | [illegible] | ✓ |
| John Strand | | | | Lisa Carmer | | [illegible] | ✓ |
| Jay Wood | | ✓ | | Holly Colton | | [illegible] | ✓ |
| Adam Ulasin | | | | | | | |
| | | | | | | | |
| | | | | | | | |
| Jason Burke | | ✓ | | | | | |
| Jake Ferebee | | | | Coach Bessler | 5091 | | ✓ |
| Scott Leibrandt | | ✓ | | Coach Zuege | 5610 | [illegible] | ✓ |
| Will Morales | | ✓ | | Coach Mroczek | 5767 | [illegible] | ✓ |
| Matt Moser | | | | | | | |

# Field - Jumps

TRACK MEET Ogallala DATE 3-28-02

| SHOT PUT | Preliminaries | | | Finals | | | Place |
|---|---|---|---|---|---|---|---|
| Name | 1 | 2 | 3 | 1 | 2 | 3 | |
| 1. B. Strand | | | | | | | |
| 2. T. Pribbenow | | | | | | | |
| 3. J. Gerrum | | | | | | | |

| DISCUS | Preliminaries | | | Finals | | | Place |
|---|---|---|---|---|---|---|---|
| Name | 1 | 2 | 3 | 1 | 2 | 3 | |
| 1. T. Strand | | | | | | | |
| 2. B. Strand | | | | | | | |
| 3. J. Bussell | | | | | | | |

| LONG JUMP | Preliminaries | | | Finals | | | Place |
|---|---|---|---|---|---|---|---|
| Name | 1 | 2 | 3 | 1 | 2 | 3 | |
| 1. A. Fredericksen | S | S | 17'3¼" | | | | |
| 2. C.J Swanson | 13'1¼" | 16'3¾" | 16'7½" | | | | |
| 3. | | | | | | | |

| TRIPLE JUMP | Preliminaries | | | Finals | | | Place |
|---|---|---|---|---|---|---|---|
| Name | 1 | 2 | 3 | 1 | 2 | 3 | |
| 1. E. Karsen | 41'7" | 42'11¾" | S | S | 40'1¼" | 40'11½" | 2nd |
| 2. W. Morales | S | S | 37'5¼" | | | | |
| 3. T. May | 35'8½" | 35'7" | 35'8¾" | | | | |

| HIGH JUMP | HEIGHTS | | | | | | | PLACE |
|---|---|---|---|---|---|---|---|---|
| Name | 5'6" | 5'8" | 6'0 | 6'2" | 6'4" | 6'6" | ___ | |
| 1. E. Karsen | ___ | X__ | OX_ | X__ | OX_ | OOO | ___ | 1ST |
| 2. N. Wenzlick | X__ | OOO | ___ | ___ | ___ | ___ | ___ | |
| 3. W. Morales | OOO | ___ | ___ | ___ | ___ | ___ | ___ | |

TRACK MEET : _____ DATE : _____

| POLE VALT | HEIGHTS | | | | | | PLACE |
|---|---|---|---|---|---|---|---|
| Name | ~~9'~~ 9'6" | 10' | 11' | 11'6" | 12' | 12'6" | 3RD |
| 1. A. Ohlson | — | — | X | OX | X | OOO | |
| 2. M. Swanson | OO | OOO | --- | --- | --- | --- | --- |
| 3. T. May | OOX | OOO | --- | --- | --- | --- | --- |

400 METER RELAY

| Name | 1st | 2nd | 3rd | 4th | Total | Place |
|---|---|---|---|---|---|---|
| 1. | | | | | | |
| 2. | | | | | | |
| 3. | | | | | | |
| 4. | | | | | | |

1600 METER RELAY

| Name | 1st | 2nd | 3rd | 4th | Total | Place |
|---|---|---|---|---|---|---|
| 1. | | | | | | |
| 2. | | | | | | |
| 3. | | | | | | |
| 4. | | | | | | |

3200 METER RELAY

| Name | 1st | 2nd | 3rd | 4th | Total | Place |
|---|---|---|---|---|---|---|
| 1. | 440 | 880 | | | | |
| 2. | | 440 | 880 | | | |
| 3. | | | 440 | 880 | | |
| 4. | | | | 440 | 880 | |

TRACK MEET : _____ DATE : _____

| 110 Meter High Hurdles | Preliminaries | Finals | Place |
|---|---|---|---|
| Name | | | |
| 1. | | | |
| 2. | | | |
| 3. | | | |

| 300 Meter Int. Hurdles | Preliminaries | Finals | Place |
|---|---|---|---|
| Name | | | |
| 1. | | | |
| 2. | | | |
| 3. | | | |

| 100 Meter Dash | Preliminaries | Finals | Place |
|---|---|---|---|
| Name | | | |
| 1. | | | |
| 2. | | | |
| 3. | | | |

| 200 Meter Dash | Preliminaries | Finals | Place |
|---|---|---|---|
| Name | | | |
| 1. | | | |
| 2. | | | |
| 3. | | | |

| 400 Meter Dash | Preliminaries | Finals | Place |
|---|---|---|---|
| Name | | | |
| 1. | | | |
| 2. | | | |
| 3. | | | |

TRACK MEET : _____ DATE : _____

| 800 Meter Dash | 220 | 440 | Finals | Place |
|---|---|---|---|---|
| Name | | | | |
| 1. | | | | |
| 2. | | | | |
| 3. | | | | |

| 1600 Meter Run | 440 | 880 | Finals | Place |
|---|---|---|---|---|
| Name | | | | |
| 1. | | | | |
| 2. | | | | |
| 3. | | | | |

| 3200 Meter Run | 440 | 880 | 1320 | M | 1 ¼ | 1 ½ | 1 ¾ | 2 |
|---|---|---|---|---|---|---|---|---|
| Name | | | | | | | | |
| 1. | | | | | | | | |
| 2. | | | | | | | | |
| 3. | | | | | | | | |

Mile Med Relay

1.
2.
3.
4.

400 Wt Relay

1.
2.
3.
4.

FJ
PV
TJ
HJ

Master

TRACK MEET Ogallala DATE 3-28-02

| SHOT PUT | Preliminaries | | | Finals | | | Place |
|---|---|---|---|---|---|---|---|
| Name | 1 | 2 | 3 | 1 | 2 | 3 | |
| 1. Brian Strand | | | | | | | |
| 2. Tyler Parkhurst | | | | | | | |
| 3. Jed German | | | | | | | |

| DISCUS | Preliminaries | | | Finals | | | Place |
|---|---|---|---|---|---|---|---|
| Name | 1 | 2 | 3 | 1 | 2 | 3 | |
| 1. Tim Strand | | | | | | | |
| 2. Brian Strand | | | | | | | |
| 3. Justin Bussell | | | | | | | |

| LONG JUMP | Preliminaries | | | Finals | | | Place |
|---|---|---|---|---|---|---|---|
| Name | 1 | 2 | 3 | 1 | 2 | 3 | |
| 1. Aaron Fischer | Scratch | Scratch | 17'3/4 | | | | |
| 2. C. J. Swanson | 13'1/4 | 16'3 3/4 | 16'7 1/2 | | | | |
| 3. | | | | | | | |

| TRIPLE JUMP | Preliminaries | | | Finals | | | Place |
|---|---|---|---|---|---|---|---|
| Name | 1 | 2 | 3 | 1 | 2 | 3 | |
| 1. Ed Kaiser | 41'7 | 42'11 3/4 | Scratch | Scratch | 40'1 1/4 | 40'11 1/2 | 2nd |
| 2. Will Morales | Scratch | Scratch | 37'5 1/4 | | | | |
| 3. Taylor May | 35'8 1/2 | 35'7 | 35'8 3/4 | | | | |

| HIGH JUMP | HEIGHTS | | | | | | PLACE |
|---|---|---|---|---|---|---|---|
| Name | 5'6 | 5'8 | 6'0 | 6'2 | 6'4 | 6'6 | |
| 1. Ed Kaiser | — | X | OX | X | OX | OOO | 1st |
| 2. Nathan Wenzlick | X | OOO | | | | | |
| 3. Will Morales | OOO | | | | | | |

TRACK MEET : _____ DATE : _____

| POLE VALT | HEIGHTS | | | | | | | PLACE |
|---|---|---|---|---|---|---|---|---|
| Name | 9'6 | 10'0 | 11'0 | 11'6 | 12'0 | 12'6 | ___ | |
| 1. Andy Ohlson | - | - | X | O | X | OOO | --- | 3rd |
| 2. Mike Swanson | OOO | --- | --- | --- | --- | --- | --- | |
| 3. Taylor May | OOX | OOO | --- | --- | --- | --- | --- | |

400 METER RELAY

| Name | 1st | 2nd | 3rd | 4th | Total | Place |
|---|---|---|---|---|---|---|
| 1. A. Fischer | | | | | | |
| 2. W. Morales | | | | | DQ | |
| 3. T. May | | | | | | |
| 4. M. Swanson | | | | | | |

1600 METER RELAY

| Name | 1st | 2nd | 3rd | 4th | Total | Place |
|---|---|---|---|---|---|---|
| 1. A. Ohlson | 58 | | | | | |
| 2. J. Burke | | 56.1 | | | 3:43.4 | |
| 3. E. Klaisen | | | 53.9 | | | |
| 4. K. Shinn | | | | 55.3 | | |

3200 METER RELAY

| Name | 1st | 2nd | 3rd | 4th | Total | Place |
|---|---|---|---|---|---|---|
| 1. J. Burke | 64.8 (440) | 2:18.5 (880) | | | 9:17.7 | |
| 2. S. Lashbrook | | 64.7 (440) | 2:17.0 (880) | | | |
| 3. F. Stanley | | | 68.9 (440) | 2:27.2 (880) | | |
| 4. J. Swesey | | | | 67.6 (440) | 2:13.9 (880) | |

TRACK MEET : _____ DATE : _____

| 110 Meter High Hurdles | Preliminaries | Finals | Place |
|---|---|---|---|
| Name | | | |
| 1. Ed Kaisen | 15.65 | 15.73 | |
| 2. Nathan Wenzlaff | 16.5 | | |
| 3. Will Meeks | 17.29 | | |

| 300 Meter Int. Hurdles | Preliminaries | Finals | Place |
|---|---|---|---|
| Name | | | |
| 1. Andy Ohlson | 42.6 | 3rd | |
| 2. Nathan Wenzlaff | 44.36 | | |
| 3. Jake Swanson | 48.30 | | |

| 100 Meter Dash | Preliminaries | Finals | Place |
|---|---|---|---|
| Name | | | |
| 1. Kenny Shinn | 11.1 | 11.48 | |
| 2. ~~Jon Swanson~~ A. Fischer | [illegible] 12.3 | | |
| 3. C.J Swanson | 12.1 | | |

| 200 Meter Dash | Preliminaries | Finals | Place |
|---|---|---|---|
| Name | | | |
| 1. Kenny Shinn | 23.4 | 23.7 | 3rd |
| 2. Aaron Fischer | 26.5 | | |
| 3. C.J. Swanson | 26.1 | | |

| 400 Meter Dash | Preliminaries | Finals | Place |
|---|---|---|---|
| Name | | | |
| 1. K. Shinn | — | | |
| 2. A. Ohlson | 55.9 | | |
| 3. T. May | 58. | | |

TRACK MEET : _____ DATE : _____

| 800 Meter Dash | 220 | 440 | Finals | Place |
|---|---|---|---|---|
| Name | | | | |
| 1. J. Burke | 65.5 | 2:17.6 | | |
| 2. J. Leibrandt | 66 | 2:21.3 | | |
| 3. J. McCann | 60.5 | 2:26.1 | | |

| 1600 Meter Run | 440 | 880 | Finals | Place |
|---|---|---|---|---|
| Name | | | | |
| 1. J. Wood | 72 | 2:33 | 5:15.7 | |
| 2. U. Sweeney | 71 | 2:32 | 5:09 | 6th |
| 3. T. Boggs | 74 | 2:39 | 5:27.4 | |

| 3200 Meter Run | 440 | 880 | 1320 | M | 1 ¼ | 1 ½ | 1 ¾ | 2 | |
|---|---|---|---|---|---|---|---|---|---|
| Name | | | | | | | | | |
| 1. J. Wood | 73 | 2:36 | 3:58 | 5:20 | 6:49 | 8:17 | 9:48 | 11:16.1 | 6th |
| 2. T. Boggs | 77 | 2:42 | 4:11 | 5:41 | 7:15 | 8:47 | 10:20 | 11:39 | |
| 3. | | | | | | | | | |

Mile Med Relay

1.
2. X
3.
4.

400 Wt Relay

1.
2. X
3.
4.

Shot + Disc

TRACK MEET Ogallala DATE 3-28-02

| SHOT PUT | Preliminaries | | | Finals | | | Place |
|---|---|---|---|---|---|---|---|
| Name | 1 | 2 | 3 | 1 | 2 | 3 | |
| 1. B. Strand | 40'5 | 42' | 43'3 | nope | | | X |
| 2. T. Pribbenow | 44'7 | 44'2 | 43'2 | 43'2" | 43'6" | 43'10" L | 8 |
| 3. J. German | 41' | 45'5 | 45'1 | 42'2½" | 41'7" | 43'10" | 6 |

| DISCUS | Preliminaries | | | Finals | | | Place |
|---|---|---|---|---|---|---|---|
| Name | 1 | 2 | 3 | 1 | 2 | 3 | |
| 1. T. Strand | 89'8" | 111'1" | 128'3" | 131'11" | X | 123'8" | 7 |
| 2. B. Strand | 158'8" | 136'2" | 142'2" | X | 141'2" | 143'7" | 1 |
| 3. J. Bussell | X | X | 128'3" | 143'9" | 140'2" | 135'6" | 5? |

| LONG JUMP | Preliminaries | | | Finals | | | Place |
|---|---|---|---|---|---|---|---|
| Name | 1 | 2 | 3 | 1 | 2 | 3 | |
| 1. | | | | | | | |
| 2. | | | | | | | |
| 3. | | | | | | | |

| TRIPLE JUMP | Preliminaries | | | Finals | | | Place |
|---|---|---|---|---|---|---|---|
| Name | 1 | 2 | 3 | 1 | 2 | 3 | |
| 1. | | | | | | | |
| 2. | | | | | | | |
| 3. | | | | | | | |

| HIGH JUMP | HEIGHTS | | | | | | | PLACE |
|---|---|---|---|---|---|---|---|---|
| Name | ___ | ___ | ___ | ___ | ___ | ___ | ___ | |
| 1. | --- | --- | --- | --- | --- | --- | --- | |
| 2. | --- | --- | --- | --- | --- | --- | --- | |
| 3. | --- | --- | --- | --- | --- | --- | --- | |

TRACK MEET : _____ DATE : _____

| POLE VALT | HEIGHTS | | | | | | | PLACE |
|---|---|---|---|---|---|---|---|---|
| Name | ___ | ___ | ___ | ___ | ___ | ___ | ___ | |
| 1. | --- | --- | --- | --- | --- | --- | --- | |
| 2. | --- | --- | --- | --- | --- | --- | --- | |
| 3. | --- | --- | --- | --- | --- | --- | --- | |

400 METER RELAY

| Name | 1st | 2nd | 3rd | 4th | Total | Place |
|---|---|---|---|---|---|---|
| 1. | | | | | | |
| 2. | | | | | | |
| 3. | | | | | | |
| 4. | | | | | | |

1600 METER RELAY

| Name | 1st | 2nd | 3rd | 4th | Total | Place |
|---|---|---|---|---|---|---|
| 1. | | | | | | |
| 2. | | | | | | |
| 3. | | | | | | |
| 4. | | | | | | |

3200 METER RELAY

| Name | 1st | 2nd | 3rd | 4th | Total | Place |
|---|---|---|---|---|---|---|
| 1. | 440 | 880 | | | | |
| 2. | | 440 | 880 | | | |
| 3. | | | 440 | 880 | | |
| 4. | | | | 440 | 880 | |

TRACK MEET : _____ DATE : _____

| 110 Meter High Hurdles | Preliminaries | Finals | Place |
|---|---|---|---|
| Name | | | |
| 1. | | | |
| 2. | | | |
| 3. | | | |

| 300 Meter Int. Hurdles | Preliminaries | Finals | Place |
|---|---|---|---|
| Name | | | |
| 1. | | | |
| 2. | | | |
| 3. | | | |

| 100 Meter Dash | Preliminaries | Finals | Place |
|---|---|---|---|
| Name | | | |
| 1. | | | |
| 2. | | | |
| 3. | | | |

| 200 Meter Dash | Preliminaries | Finals | Place |
|---|---|---|---|
| Name | | | |
| 1. | | | |
| 2. | | | |
| 3. | | | |

| 400 Meter Dash | Preliminaries | Finals | Place |
|---|---|---|---|
| Name | | | |
| 1. | | | |
| 2. | | | |
| 3. | | | |

TRACK MEET : _____ DATE : _____

| 800 Meter Dash | 220 | 440 | Finals | Place |
|---|---|---|---|---|
| Name | | | | |
| 1. | | | | |
| 2. | | | | |
| 3. | | | | |

| 1600 Meter Run | 440 | 880 | Finals | Place |
|---|---|---|---|---|
| Name | | | | |
| 1. | | | | |
| 2. | | | | |
| 3. | | | | |

| 3200 Meter Run | 440 | 880 | 1320 | M | 1 ¼ | 1 ½ | 1 ¾ | 2 |
|---|---|---|---|---|---|---|---|---|
| Name | | | | | | | | |
| 1. | | | | | | | | |
| 2. | | | | | | | | |
| 3. | | | | | | | | |

Mile Med Relay

1.
2.
3.
4.

400 Wt Relay

1.
2.
3.
4.

Ogallala Invite
(3/28/2002)

BOYS-100 METER DASH

| | | |
|---|---|---|
| 1. | Jeff Neujahr-Gothenburg | 11.1 |
| 2. | Adam Armstrong-Ogallala | 11.4 |
| 3. | Ben Schmitt-Sidney | 11.5 |
| 4. | Justin Young-Ogallala | 11.5 |
| 5. | Barry Hansen-Grant | 11.5 |
| 6. | Kerry Shinn-Imperial | 11.6 |

BOYS-200 METER DASH

| | | |
|---|---|---|
| 1. | Jeff Neujahr-Gothenburg | 22.7 |
| 2. | Adam Armstrong-Ogallala | 23.2 |
| 3. | Kerry Shinn-Imperial | 23.7 |
| 4. | Justin Young-Ogallala | 23.8 |
| 5. | Barry Hansen-Grant | 23.9 |
| 6. | Bud Martin-Ogallala | 24.1 |

BOYS-400 METER DASH

| | | |
|---|---|---|
| 1. | Tanner Kirchner-Ogallala | 50.8 |
| 2. | Evan Knight-Ogallala | 51.4 |
| 3. | Ryan Hernandez-Ogallala | 52.3 |
| 4. | Antone Benavides-Goodland | 53.6 |
| 5. | Mackade Skinner-Holyoke | 53.7 |
| 6. | Dan Skavdahl-Mitchell | 53.8 |

BOYS-110 METER HURDLES

| | | |
|---|---|---|
| 1. | Shaun Nienhueser-Sidney | 15.3 |
| 2. | Dusty Sprague-Holyoke | 15.3 |
| 3. | Joel Brown-Sidney | 15.5 |
| 4. | Michael Logston-Grant | 15.8 |
| 5. | Ed Kaiser-Imperial | 15.8 |
| 6. | Jed Johnson-Gothenburg | 16.1 |

BOYS-300 METER HURDLES

| | | |
|---|---|---|
| 1. | Dusty Sprague-Holyoke | 41.4 |
| 2. | Ben Thayer-Sidney | 41.5 |
| 3. | Andy Ohlson-Imperial | 42.7 |
| 4. | Zane Powell-Ogallala | 43.1 |
| 5. | Shaun Nienhueser-Sidney | 43.5 |
| 6. | Matt Hilderbrand-Gothenburg | 43.6 |

BOYS-800 METER RUN

| | | |
|---|---|---|
| 1. | Dan Skaudahl-Mitchell | 2.02.6 |
| 2. | Evan Knight-Ogallala | 2.03.0 |
| 3. | Tanner Kirchner-Ogallala | 2.09.8 |
| 4. | Steve Shipman-Cozad | 2.10.9 |
| 5. | Oscar Ortega-Holyoke | 2.11.4 |
| 6. | Dave Belieu-Sidney | 2.12.8 |

BOYS-1600 METER RUN

| | | |
|---|---|---|
| 1. | James Hansen-Sidney | 4.50.1 |
| 2. | Tyler Most-Ogallala | 4.56.6 |
| 3. | Kendall Hayford-Ogallala | 5.01.2 |
| 4. | Trapper Most-Ogallala | 5.03.2 |
| 5. | Speedy Aguilar-Goodland | 5.09.5 |
| 6. | Vernon Swasey-Imperial | 5.09.8 |

BOYS-3200 METER RUN

| | | |
|---|---|---|
| 1. | James Hansen-Sidney | 10.27.1 |
| 2. | Tyler Most-Ogallala | 10.28.7 |
| 3. | Kendall Hayford-Ogallala | 10.43.3 |
| 4. | Koby Krebs-Hershey | 11.12.4 |
| 5. | Speedy Aguilar-Goodland | 11.15.7 |
| 6. | Jay Wood-Imperial | 11.16.2 |

BOYS-LONG JUMP

| | | |
|---|---|---|
| 1. | Jeff Neujahr-Gothenburg | 21.11 3/4 |
| 2. | Ryan Ness-Ogallala | 20.5 1/2 |
| 3. | Trent Bullock-Gothenburg | 19.11.3/4 |
| 4. | Lance Tedford-Goodland | 19.7 3/4 |
| 5. | Kody Salsman-Grant | 19.6 1/4 |
| 6. | Nick Morrell-Ogallala | 19.3 1/2 |

BOYS-TRIPLE JUMP

| | | |
|---|---|---|
| 1. | Michael Logsdon-Grant | 43.8.5 |
| 2. | Ed Kaiser-Imperial | 42.11.75 |
| 3. | Nathan Wagner-Haxtun | 41.0.25 |
| 4. | Mackade Skinner-Holyoke | 40.8.5 |
| 5. | Evan Wolf-Cozad | 39.11.75 |
| 6. | Dustin Kiolbasa-Gothenburg | 39.2 |

BOYS-HIGH JUMP

| | | |
|---|---|---|
| 1. | Ed Kaiser-Imperial | 6.4 |
| 2. | Kiel Homes-Gothenburg | 6.0 |
| 3. | Nathan Wagner-Haxtun | 6.0 |
| 4. | Josh Borowski-Grant | 5.10 |
| 5. | Jed Johnson-Gothenburg | 5.8 |
| 6. | Josh Kendrick-Gothenburg | 5.8 |

BOYS-POLE VAULT

| | | |
|---|---|---|
| 1. | Matt Holbein-Gothenburg | 13.6 |
| 2. | Andy Jesseph-Gothenburg | 13.2 |
| 3. | Andy Ohlson-Imperial | 12.6 |
| 4. | Justin Lemmer-Cozad | 11.6 |
| 5. | Tom Younghans-Hershey | 11.6 |
| 6. | Patrick McGreer-Grant | 11.0 |

BOYS-SHOT PUT

| | | |
|---|---|---|
| 1. | Chase Olsen-Sidney | 49.6 |
| 2. | Travis Barkmeier-Gothenburg | 49.5 |
| 3. | Jeff McMurtry-Mitchell | 47.6 |
| 4. | Mac Jenkins-Hershey | 47.3 |
| 5. | Mike Hiatt-Hershey | 45.7.5 |
| 6. | Jed German-Imperial | 45.5 |

BOYS-DISCUS

| | | |
|---|---|---|
| 1. | Brian Strand-Imperial | 158.8 |
| 2. | Chase Olsen-Sidney | 155.11 |
| 3. | Troy Haenfler-Grant | 152.3 |
| 4. | Travis Barkmeier-Gothenburg | 144.8 |
| 5. | Justin Bussell-Imperial | 143.9 |
| 6. | Michael Logsdon-Grant | 137.0 |

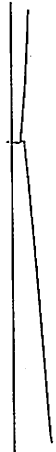

3-4 X 100 RELAY

1. Ogallala 44.5
(Brian Draucker-Bud Martin-Justin Young-Adam Armstrong)
2. Sidney 45.4
3. Holyoke 45.8
4. Grant 46.2
5. Goodland 46.6
6. Gothenburg 46.6

BOYS-4 X 400 RELAY

1. Ogallala 3.30.9
(Adam Armstrong-Tanner Kirchner-Ryan Hernandez-Evan Knight)
2. Sidney 3.36.0
3. Gothenburg 3.37.9
4. Holyoke 3.41.9
5. Imperial 3.43.3
6. Mitchell 3.50.6

BOYS-4 X 800 RELAY

1. Grant 8.47.9
(Patrick McGreer-Brent Turner-Nick Bullington-Clayton Scholl)
2. Ogallala 8.54.3
3. Sidney 9.00.4
4. Imperial 9.17.8
5. Hershey 9.17.9
6. Gothenburg 9.41.3

BOYS: CURRENT TEAM SCORE (17 EVENTS)

| | | |
|---|---|---|
| 1. | Ogallala | 136.00 |
| 2. | Sidney | 93.00 |
| 3. | Gothenburg | 88.00 |
| 4. | Imperial | 60.00 |
| 5. | Grant | 46.00 |
| 6. | Holyoke | 36.00 |
| 7. | Goodland | 18.00 |
| 8. | Mitchell | 18.00 |
| 9. | Hershey | 14.00 |
| 10. | Haxtun | 12.00 |
| 11. | Cozad | 10.00 |
| 12. | Ogallala JV | 0.00 |

# S.P.U.A.

| | 100 | 200 | 400 | 800 |
|---|---|---|---|---|
| **St Pats** | | | | |
| 1 | J. Collins 11.6 (5) (5) | A Arthur 23.84 (4) 24.4 (4) | E. Thomalla 53.1 (2) 53.8 | Kon Ruff 2.12.3 |
| 2 | J. Alvarado 11.7 12.0 | Thomalla (6) (4) (6) 24.4 | J Konrufe 56.6 | |
| 3 | Pieper 11.3 (3) | J. Collins 22.82 (4) 23.8 (2) | Arthur 55.6 | |
| | Smith 11.8 | | | |
| **Hershey** | | | | |
| 1 | C. Thomilson 11.7 (5) | D. Orr 23.9 (5) (4) 24.5 | Tatman 62.8 | J. Blonstedt 2.23 2.21.4 |
| 2 | Shirley 12.3 | Hixton 28.6 | Dawkins 59.4 | Stearns 2.17.4 |
| 3 | | P. Orr 24.7 | | Stute 2.19 |
| **Sutt** | | | | |
| 1 | N Kalin 11.4 (4) | T. Vanschink 24.6 | T. Vanschink 55.4 | ~~T. Vanschink 55.6~~ |
| 2 | T. Vanschink 12.0 | | E. Sdaltalen 53.9 (3) | D. McIntosh 2.19.2 |
| 3 | | | | A. Harris 2.10.4 (2) |
| **Grant** | | | | |
| 1 | B. Hansen 11.2 (2) | B. Hansen 23.2 (3) (2) | M. Lee 53.7 (2) | P. McGreer 2.11.2 (3) |
| 2 | B. Downey 12.1 | | T. Hughes 62 | S. Clouse 2.24 |
| 3 | K. Borowski 12.8 | | S. Clouse 60.00 | N. Bullingham 2.09 (1) |
| | K. Dudo 12.4 | | | |
| **Imp'** | | | | |
| 1 | K. Shinn 11.2 (1) | K. Shinn 23.0 (1) | K. Shinn | J. Wood 2.10.2 |
| 2 | A Ulasin 11.7 (6) | Z. Nesbitt ~~[illegible]~~ 25.8 | A. Ottlsen | J. Burke 2.10.4 |
| 3 | Nesbitt 12.0 | Fuchsen 25.8 | E. Kaiser | V. Swesey 2.10.6 |
| | | | J. Burke | B Berry 2.14.7 |
| | | | V. Swesey | S. Leibrandt 2.17 |
| | | | | T. Boggs 2.20.8 |
| | | | | Norman 2.17 |

| | 1600 | | 3200 | | 110HH | | 300 IH | |
|---|---|---|---|---|---|---|---|---|
| St Pats | | | | | | | | 43.0 |
| 1 | J. Mougey | 5.20.1 | Mougey | 11.40 | | | J. Pieper | 43.4 |
| 2 | | | | | | | | |
| 3 | | | | | | | | |
| Hersh 1 | C. Stenson | 5.17.8 | K. Knebbs | 11.02 | K. Goodwin | 17.6 18.5 | M. Boetcher | 47.9 46.5 |
| 2 | K Knebbs | 5.08.7 | | | K. Shirley | 17.5 18.9 | K Goodwin - | 45.9 47.1 |
| 3 | | | | | | | | |
| Suth | | | | | | | | |
| 1 | | | | | E. Sodenholm | 15.2 | E. Sodenholm | 39.9 |
| 2 | | | | | | | C. Rosby | 44.2 |
| 3 | | | | | | | | |
| Grant | | | | | | | | |
| 1 | M. Riggs | | T. Gorgan | | M. Gogdon | 15.4 15.3 | Downey | 46.4 |
| 2 | T Goran | | M. Riggs | | C. Burge | 16.0 16.5 | Burg | 50.4 |
| 3 | T. Mahaven | | | | | | | |
| Imp | | | | | | | | |
| 1 | Berry | 5.05.8 | Wood | 10.58 | Kaiser | 15.8 | Ottson | 41.3 |
| 2 | Wood | 5.15.7 | Berry | 11.08 | Wenzlick | 15.9 | Wenzlick | 43.5 |
| 3 | Sweeny | 5.01.8 | Boggs | 11.20.8 | Magley | 17.3 | Ulasin | 44.1 |
| | Boggs | 5.14.9 | Sweeny | | Olsen | 15.9 | M. Swanson | 45.7 |
| | | | | | Fercbee | 18.9 | Fercbee | 47.9 |

| | Shot | Diss | PU | LJ | TJ | HJ |
|---|---|---|---|---|---|---|
| **StPat** | | | | | | |
| 1 | Koloendijeck 115'8 | | | (4) Mohr 18'6 | 44'8 (1) Collins 43'10" | |
| 2 | Monnier 45'11" | | | (3) 18'7 Konroff | | |
| 3 | | | | | | |
| **Hersly** | | | | | | |
| 1 | Jenkins 50'3 (1) | Hiatt 119'5 (6) | Youngkins 13'6 (1) | (5) Schmidt 18'2 | Tatman 36'8 | Miller |
| 2 | Hiatt 47'8 48'1" (2) | Erb 111'5 117 | Miller 12'6 (2) | Tatman 15'1 | Dawkins 36'10 | Jense |
| 3 | Boetcher 43'7 | Boetcher 111 | | Dawkins 15'10 | | |
| **Suth** | | | | | | |
| 1 | | | Rasby 11' (6) | | | McIntosh 5'6 (1) |
| 2 | | | Harris 11' | | | |
| 3 | | | | | | |
| **Grant** | | | | | | |
| 1 | (6) Howeter - 43'7 43 | Hengler 152' (2) | McGreen 11'6 (4) | (1) Salesman 19'6 | (2) Logsdon 43'8 | (2) Borowski 6'0 |
| 2 | Haenfle - 43' | Logsdon 141 (3) | | Borowski 16'6 | (4) Salesman 40'10 | |
| 3 | Tines 33' | Haenfle 15 | | (6) Softly 18'2 | Borowski 38'9 (6) | |
| **Imp** | B. Strand (3) 48'3 | B. Strand 158 (1) | Ohlson 12'6 (3) | (2) Morales 18'9 | (3) Kaiser 42'11 | (1) Kaiser 6'6 |
| | J. German (4) 48'2 | T. Strand 134 (5) | M. Swanson 11'6 (5) | Swanson 16'11 | (5) Morales 40'4 | (3) Wenzlick 5'10 |
| | T. Strand 46'7 (5) | Bussell 143 (4) | May 10' | Fucher 17'3/4 | May 35'7 | Morales 5'6 |
| | Bussell 47'7 | | Ferchee 10' | | | (5) Boggs 5'6 |
| 2 | | | | | | |
| 3 | | | | | | |

| | 400 R. | 1600 R. | 3200 |
|---|---|---|---|
| (1) StPat | 45.23 46.1 (2) | 3.37.9 3.39.9 (1) | 9.05.6 (4) |
| (5) Her | 47.3 (5) | 3.57.4 (5) | 9.22.4 (5) |
| (3) Suth | 46.9 (3) | 3.50 (4) | 8.50.3 (3) |
| (2) Grant | 45.4 (1) | 3.41.7 (2) | 8.43.9 (1) |
| (4) Imp | 47.2 (4) | 3.45.5 (3) | 8.45.6 (2) |



S.P.U.A

| | I | G | H | S.P. | SUM |
|---|---|---|---|---|---|
| wisc | 20 | 12 | 1 | - | - |
| Shot | 16 | 1 | 14 | - | - |
| P.V | 10 | 2 | 18 | - | - |
| L.J | 7 | 10 | 6 | 8 | - |
| T.J | 4 | 16 | - | 8 | - |
| H.J | 16 | 8 | | | 4 |
| 100 | 10 | 10 | 3 | 6 | 4 |
| 200 | 10 | 8 | 2 | 11 | |
| 400 | 7 | 10 | - | 6 | 8 |
| 800 | 13 | 8 | - | | 10 |
| 1600 | 20 | | 9 | | |
| 3200 | 20 | | 8 | | |
| 110HH | 11 | 10 | | | 10 |
| 300Int | 9 | | | 8 | 14 |
| 400R | 4 | 10 | 2 | 8 | 6 |
| 1600R | 6 | 8 | 2 | 10 | 4 |
| 3200R | 8 | 10 | 2 | 4 | 6 |
| | 181 | 123 | 66 | 67 | 66 |

Boys - Imperial

# *SPVA TRACK MEET*

***April 26, 2002***
***E. Lee Todd Track***
***Grant High School***
***Grant, Ne***

| | |
|---|---|
| To: | Athletic Directors, Track Coaches of SPVA members |
| From: | Larry Pritchett, Meet Director, Grant High School |
| RE: | Information for SPVA Track Meet |
| Date: | Friday, April 26th, 2002 |
| Site: | E. Lee Todd Track, Grant High School, Grant, Ne |
| Time: | Scratch Meeting: 12:00 MDT<br>1st Session Field Events: 12:30 MDT |
| Scoring: | Six Places: 10-8-6-4-2-1, in all events. Medals will be awarded to all place winners, individual and relays. Trophies will be awarded to the top boy's and girls' teams and to the runner-up in both the boy's and girls. |
| Dressing Facilities: | We would have one boy's locker room available and one girl's locker room available, but we would prefer that the athletes come dressed. Coaches are responsible for legal uniforms. |
| Concessions: | Concessions will be available at the site. Hamburgers, Hot Dogs, Polish Dogs, and Chicken Breasts meals will be available. |
| Entries: | The track is a 400 meter asphalt-rubber composition. Please send metric times. Entries are due in Grant by 4:00 P.M. Tuesday, April 23rd. Please have the entries to Grant on time. Please make sure the entries are legible. You may fax the entries to: 308-352-4769 |
| Inclement Weather: | In case of bad weather where conditions would call for a postponement, we will notify the schools by phone, e-mail, fax or all three. Please indicate on your entry form a number where you can be reached the easiest. |
| Uniforms: | Remember that the athlete must wear a school issued uniform. In case of cold weather the uniform may be waived. **Make sure your people have legal uniforms.** |
| Jewelry: | Please see attached sheet regarding jewelry. |

# *SPVA TRACK MEET*

***April 26, 2002***

Schedule of Events

**12:00 P.M. MDT** — **Scratch and Add Meeting**

12:30

**1st Session Field Events**

| | |
|---|---|
| Discus | Boys |
| Long Jump | Boys (North Runway) |
| High Jump | Girls |
| Shot Put | Girls |
| Pole Vault | Boys |
| Triple Jump | Girls (South Runway) |

**Running events will begin approximately 15 minutes after the completion of all first session field events.**

**Running Events**

| | |
|---|---|
| 3200 Meter Relay | Finals |
| 100 Meter Hurdles | Prelims |
| 110 Meter Hurdles | Prelims |
| 100 Meter Dash | Prelims |
| 400 Meter Dash | Finals |
| 3200 Meter Run | Finals |
| 200 Meter Dash | Prelims |

**Second Session Field Events will start approximately 30 minutes after the completion of the 200 Meter Prelims.**

**2nd Session Field Events**

| | |
|---|---|
| Pole Vault | Girls |
| Shot Put | Boys |
| Discus | Girls |
| High Jump | Boys |
| Long Jump | Girls (North Runway) |
| Triple Jump | Boys (South Runway) |

**Finals will begin approximately 15 minutes ater the completion all second session field events.**

**Running Events-Finals**

100 Meter Hurdles
110 Meter Hurdles
100 Meter Dash
800 Meter Run
300 Meter Hurdles (30" Girls)
300 Meter Hurdles (36" Boys)
200 Meter Dash
1600 Meter Run
400 Meter Relay
1600 Meter Relay

# *SPVA Track Meet*
# *April 26, 2002*

| | |
|---|---|
| Meet Director: | Larry Pritchett |
| Meet Referee: | Tim Moore |
| Scratch & Add Meeting | Lance Wurst and Tom Epling |
| Clerk of the Start: | Lance Wurst |
| Clerk of the Finish: | Don Softley |
| Starter: | Tom Milsap, North Platte |
| Announcer: | Diana Tate |
| Scorer: | Marci Vlasin |
| Jury of Appeals: | Jon Forney, Kevin Dodson, Tim Moore |

**There will be a camera at the finish line for all races; only the clerk of the finish may call for a review of any race. The jury of appeals will then review and make the final decision on the outcome.**

**THE FOLLOWING SCHOOLS WILL BE RESPONSIBLE FOR THESE EVENTS:**

| | | |
|---|---|---|
| Discus: | Imperial (Discus' provided by Imperial) | |
| Shot Put: | Hershey (Shots provided by Hershey) | |
| High Jump: | Grant (Starting heights to be determined) | |
| Boys' Long Jump&Triple Jump: | Grant | |
| Girl's Long Jump & Triple jump: | NPSP | |
| Pole Vault: | Sutherland | |
| 3200 Meter Relay: | West Curve: | Sutherland |
| | East Curve: | Imperial |
| | Cut Line & Back Stretch: | NPSP |
| | Exchange Zone: | Grant |
| 400 Meter Dash: | East Curve: | Grant |
| | West Curve: | Hershey |
| | Back Stretch: | NPSP |
| 3200 Meter Run: | East Curve: | Imperial |
| | West Curve: | Sutherland |
| | Cut Line & Back Stretch: | Hershey |
| 1600 Meter Run: | East Curve: | Grant |
| | West Curve: | Imperial |
| | Cut Line & Back Stretch: | NPSP |
| 400 Meter Relay: | 1st Exchange: | Sutherland |
| | 2nd Exchange: | Imperial |
| | 3rd Exchange: | Grant |
| 1600 Meter Relay: | East Curve: | Sutherland |
| | West Curve: | Grant |
| | Cut Line & Back Stretch: | Imperial |
| | Exchange Zone: | Hershey |

**SPVA Entry Blank**
**April 26th, 2002**
**Grant High School**

**BOYS ENTRY FORM**

SCHOOL: Imperial PHONE: 882-4304 DEPART. TIME 11.15
COACH: Bessler RADIO STATION: KOGA

**100 METER DASH**
Kerry Shinn --- 11.1
or Adam Ulasin --- 11.7
Zach Nesbitt --- 11.9

**200 METER DASH**
Kerry Shinn --- 22.1
Mike Shinn --- 24.9 Morales or
Zach Nesbitt --- 25.0

**400 METER DASH**
Kerry Shinn --- 53.9
Ed Kaiser --- 53.8
Vernon Swesey --- 54.6
OHLson -

**800 METER RUN**
Jason Burke --- 2:10
Jay Wood Swesey --- 2:10 or
Joel Norman --- 2:12

**1600 METER RUN**
Vernon Sewesey --- 5:01
Jay Wood --- 5:07
Brett Berry --- 5:11

**3200 METER RUN**
Jay Wood --- 10:58
Brett Berry --- 11.08 or
Trey Boggs --- 11.20

**110 METER HURDLES**
Andy OHlson --- 15.5
ok Ed Kaiser --- 15.9
Nathan Wenzlick --- 15.9

**300 METER HURDLES**
Andy OHlson --- 41.5
Nathan Wenzlick --- 43.9 ok
Adam Ulasin --- 44.1

**HIGH JUMP**
Ed Kaiser --- 6'6
ok Nathan Wenzlick --- 5'10"
Trey Boggs --- 5'6
Will Morales

**LONG JUMP**
Will Morales --- 18'10
C.J Swanson --- 17' K Shinn or
Aaron Fucher --- 17'
Joel Norman

**SHOT PUT**
Brian Strand --- 48'3
Jed German --- 48'2
Justin Bussell --- 47'10

**DISCUS**
Brian Strand --- 158'
Justin Bussell --- 143 ok
Tim Strand --- 134

**TRIPLE JUMP**
Ed Kaiser --- 42'11"
Will Morales --- 40'4"
Taylor May --- 35'9"

**POLE VAULT**
Andy OHlson --- 12'
Mike Swanson --- 11'6 ok
Taylor May --- 11'0
(Jake Ferebee)

**400 METER RELAY**
YES NO 47.2

**1600 METER RELAY**
YES NO 3.45.5

**3200 METER RELAY**
YES NO 8.45.6

400 Rel
1 ~~A. Ulasin~~ Z. Nesbitt
2 ~~W. Morales~~ M. Swanson
3 A. Ulasin
4 Bussell - Fucher

1600 R
1 E. Kaiser
2 A. Ulasin
3 N. Wenzlick (~~[illegible]~~)
4 V. Sweesey (Burke)

3200 Rel
1 J. Norman ~~3~~ 2
2 J. Burke ~~2~~ 3
3 J. Wood 1
4 V. Swesey 4

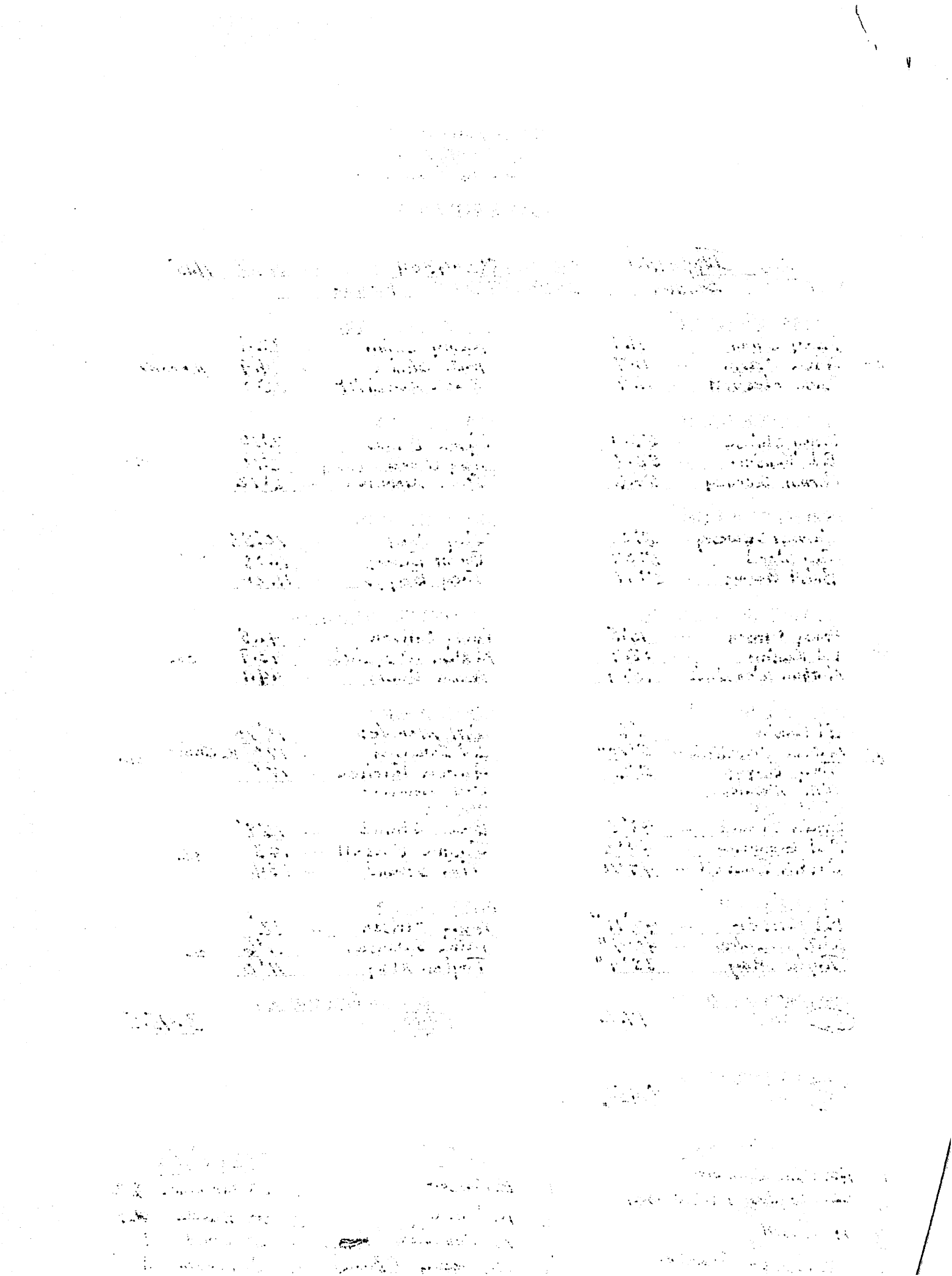

## 400

| Fast | | | Slow | | |
|---|---|---|---|---|---|
| 1 | D. Orr | Her | 1 | J. Seifer | Su |
| 2 | P. McGreen | Gr | 2 | D. Miller | Her |
| 3 | E. Thomalla | S.P | 3 | T. Vonshinck | S |
| 4 | E. Kaiser | I | 4 | B. Turner | Gr. |
| 5 | E. Soderholm | S | 5 | J. Konnoff | S.P |
| 6 | K. Shinn | I | 6 | C. Stearns | Her |
| 7 | V. Swesey | I | 7 | B. Downey | Gr |
| 8 | A. Arthur | S.P. | 8 | | |

## 300

| Slow | | | Fast | | |
|---|---|---|---|---|---|
| 1 | J. Chessmore | S.P | 1 | M. Loysdon | Gr |
| 2 | K. Shirley | Her | 2 | A. Vlasic | I |
| 3 | K. Goodwin | Her | 3 | E. Soder Holm | S |
| 4 | B. Downey | Gr. | 4 | A. Ohlson | I |
| 5 | C. Softley | Gr | 5 | J. Pieper | S.P |
| 6 | M. Boetcher | Her | 6 | N. Wenzlick | I |
| 7 | C. Fletcher | S.P | 7 | C. Rasky | S |
| 8 | | | 8 | | |

## 100M

Qualify 4

| | Heat 1 | | Heat 2 | |
|---|---|---|---|---|
| 1 | D. Orr | H | C. Borowski | Gr |
| 2 | C. Smith | S.P. | Z. Nesbitt | I |
| 3 | C. Thomilson | H | P. Schmidt | H |
| 4 | K. Shinn | I | B. Hansen | G |
| 5 | J. Pieper | SP | N. Kalin | S |
| 6 | J. Alvarado | S.P. | A. Ulasin | I |
| 7 | A. Carter | S | T. VanSchuck | S |
| 8 | | | K. Dudo | Gr |

## 110 HH

Qualify 4

| | | | | |
|---|---|---|---|---|
| 1 | | | | |
| 2 | J. Borowski | Gr | C. Fletcher | S.P |
| 3 | E. Kaiser | I | N. Wenzlick | I |
| 4 | M. Logsdon | Gr | E. Soderholm | S. |
| 5 | C. Bange | Gr | A. Ottlson | I |
| 6 | K. Goodwin | H | K. Shirley | H |
| 7 | | | J. Chessman | S.P |
| 8 | | | | |

## 200 M

| | | | | |
|---|---|---|---|---|
| 1 | B. Brown | S.P. | L. Rovers Croft | S |
| 2 | C. Softley | Gr | N. Kalin | ~~S~~ S |
| 3 | A. Arthur | S.P | J. Jensen | H. |
| 4 | K. Shinn | I | J. Collins | S.P. |
| 5 | D. Orr | H | B. Hansen | Gr |
| 6 | L. Arias | Gr | P. Orr | H |
| 7 | Z. Nesbitt | I | W. Morales | I |
| 8 | | | A. Carter | S |

| | I | G | S.P | H | J |
|---|---|---|---|---|---|
| 100M- | 10 | 8 | 4 | ~~23~~ | 6 |
| 110HH- | 9. | 14 | | | 8 |
| 1600Rel- | 6 | 8 | 10 | 4 | 2 |
| 1600m- | 20 | 4 | 1 | 6 | |
| 200m- | 10 | 6 | ~~10~~ | ~~45~~ | |
| 300Int- | 14 | | 6 | | 11 |
| 3200K- | 8 | 10 | 4 | 2 | 6 |
| 3200m- | 20 | | 3 | 8 | |
| 400m- | 13 | 2 | 10 | | 6 |
| 400Rel- | 4 | 8 | ~~10~~ | ~~6~~ | 2 |
| 800m- | 7 | 18 | | | 6 |
| Disc- | 17 | 12 | | 1 | |
| Shot- | 12 | 1 | | 18 | |
| HJ- | 16 | 10 | | 4 | 2 |
| LJ- | 1 | 8 | ~~12~~ | 10 | |
| P.V- | 6 | 4 | — | 18 | 3 |
| | 173 | 113 | 70 | 85 | 52 |



SLVA Track Meet
April 26, 2002
Results after 17 events

Bulletin #1

Boys



### Long Jump

| | | | | |
|---|---|---|---|---|
| 1 | Kody Salsman | Grant | | 20'1.25" |
| 2 | Kerry Shinn | Imperial | SB | 19'1.5" |
| 3 | Andrew Mohr | N.P.St.Pat's | | 18'9.5" |
| 4 | Will Morales | Imperial | | 18'5.25" |
| 5 | Jon Alvarado | N.P.St.Pat's | | 18'4.75" |
| 6 | Paulo Schmidt | Hershey | | 18'4.5" |

### Pole Vault

| | | | | |
|---|---|---|---|---|
| 1 | Tom Younghans | Hershey | | 12'06" |
| 2 | Andy Ohlson | Imperial | | 12'00" |
| 3 | Chase Rasby | Sutherland | | 12'00" |
| 4 | Patrick McGreer | Grant | | 12'00" |
| 5 | Andy Harris | Sutherland | | 10'06" |
| 6 | Mike Trujillo | N.P.St.Pat's | | 10'06" |

### 400M Dash

| | | | | |
|---|---|---|---|---|
| 1 | Eric Thomalla | N.P.St.Pat's | | 53.1 |
| 2 | Ed Kaiser | Imperial | PB | 53.3 |
| 3 | Erik Soderholm | Sutherland | | 53.5 |
| 4 | Andy Ohlson | Imperial | PB | 53.7 |
| 5 | Patrick McGreer | Grant | | 54.4 |
| 6 | Kerry Shinn | Imperial | SB | 54.8 |

### High Jump

| | | | | |
|---|---|---|---|---|
| 1 | Ed Kaiser | Imperial | | 6'06" |
| 2 | Nathan Wenzlick | Imperial | | 5'10" |
| 3 | Josh Borowski | Grant | | 5'08" |
| 4 | Dan McIntosh | Sutherland | | 5'08" |
| 5 | Will Moralers | Imperial | PB | 5'08" |
| 6 | Derek Miller | Hershey | | 5'06" |

### Triple Jump

| | | | | |
|---|---|---|---|---|
| 1 | Johnny Collins | N.P.St.Pat's | | 44'07.5" |
| 2 | Michael Logsdon | Grant | | 42'06" |
| 3 | Kody Salsman | Grant | | 38'10.75" |
| 4 | Josh Borowski | Grant | | 38'10.5" |
| 5 | Steve Dawkins | Hershey | | 37'03.75 |
| 6 | Andrew Mohr | N.P.St.Pat's | | 37'01" |

### 110M Hurdles

| | | | | |
|---|---|---|---|---|
| 1 | Erik Soderholm | Sutherland | | 15.5 |
| 2 | Michael Logsdon | Grant | | 15.6 |
| 3 | Andy Ohlson | Imperial | | 15.8 |
| 4 | Chris Burge | Grant | | 16.2 |
| 5 | Nathn Wenzlick | Imperial | | 16.7 |
| 6 | Kile Goodwin | Hershey | | 17.0 |

### Discus

| | | | | |
|---|---|---|---|---|
| 1 | Troy Heenfler | Grant | | 150'07" |
| 2 | Brian Strand | Imperial | | 147'00" |
| 3 | Tim Strand | Imperial | | 132'04" |
| 4 | Clint Erb | Hershey | | 130'10" |
| 5 | Michael Logsdon | Grant | | 130'03" |
| 6 | Justin Bussell | Imperial | | 127'01" |

### 3200M Relay

| | | | | |
|---|---|---|---|---|
| 1 | | Imperial | | 8.51.1 |
| 2 | | Sutherland | | 9.02.3 |
| 3 | | N.P.St.Pat's | | 9.07.1 |
| 4 | | Grant | | 9.07.2 |
| 5 | | Hershey | | 9.33.0 |
| 6 | | | | |

### 3200M Run

| | | | | |
|---|---|---|---|---|
| 1 | Koby Krebs | Hershey | | 10.48.9 |
| 2 | Brett Berry | Imperial | PB | 10.59.3 |
| 3 | Trey Boggs | Imperial | | 11.35.2 |
| 4 | Conor Brittan | N.P.St.Pat's | | 11.42.2 |
| 5 | Joel Mougey | N.P.St.Pat's | | 11.44.3 |
| 6 | Matt Plunk | N.P.St.Pat's | | 12.10.5 |

### Shot Put

| | | | | |
|---|---|---|---|---|
| 1 | Brian Strand | Imperial | PB | 50'05.25 |
| 2 | Mac Jenkins | Hershey | | 50'02.5" |
| 3 | Mike Hiatt | Hershey | | 49'00.75" |
| 4 | Justin Bussell | Imperial | | 47'06" |
| 5 | Tim Strand | Imperial | PB | 47'06" |
| 6 | Josh Howerter | Grant | | 46'03" |

### 100M Dash

| | | | | |
|---|---|---|---|---|
| 1 | Barry Hansen | Grant | | 11.6 |
| 2 | Kerry Shinn | Imperial | | 11.7 |
| 3 | Chancy Tomlinson | Hershey | | 12.0 |
| 4 | Aaron Carter | Sutherland | | 12.0 |
| 5 | Justin Pieper | N.P.St.Pat's | | 12.1 |
| 6 | Craig Smith | N.P.St.Pat's | | 12.2 |

### 800M Run

| | | | | |
|---|---|---|---|---|
| 1 | Nick Bullington | Grant | | 2.07.4 |
| 2 | Jason Burke | Imperial | PB | 2.08.4 |
| 3 | Clayton Scholl | Grant | | 2.08.6 |
| 4 | Vernon Swesey | Imperial | PB | 2.09.6 |
| 5 | Andy Harris | Sutherland | | 2.09.7 |
| 6 | Joel Norman | Imperial | PB | 2.15.2 |

### 3200M Run

| | | | | |
|---|---|---|---|---|
| 1 | Andy Ohlson | Imperial | SB | 41.2 |
| 2 | Erik Soderholm | Sutherland | | 41.3 |
| 3 | Chase Rasby | Sutherland | | 42.3 |
| 4 | Nathan Wenzlick | Imperial | PB | 42.6 |
| 5 | Justin Pieper | N.P.St.Pat's | | 43.1 |
| 6 | Kile Goodwin | Hershey | | 44.4 |

### 1600M Run

| | | | | |
|---|---|---|---|---|
| 1 | Patrick McGreer | Grant | | 4.58.0 |
| 2 | Jay Wood | Imperial | SB | 5.07.1 |
| 3 | Brett Berry | Imperial | | 5.08.1 |
| 4 | Koby Krebs | Hershey | | 5.11.2 |
| 5 | Vernon Swesey | Imperial | | 5.11.8 |
| 6 | Joel Mougey | N.P.St.Pat's | | 5.13.3 |

### 1600M Relay

| | | | |
|---|---|---|---|
| 1 | N.P.St.Pat's | | 3.41.4 |
| 2 | Grant | | 3.42.9 |
| 3 | Imperial | | 3.46.3 |
| 4 | Hershey | | 3.51.1 |
| 5 | Sutherland | | 4.04.2 |
| 6 | | | |

### 200M Dash

| | | | | |
|---|---|---|---|---|
| 1 | Kerry Shinn | Imperial | | 23.6 |
| 2 | Johnny Collins | N.P.St.Pat's | | 23.8 |
| 3 | Aaron Carter | Sutherland | | 24.6 |
| 4 | Alex Arthur | N.P.St.Pat's | | 24.7 |
| 5 | Paul Orr | Hershey | | 24.7 |
| 6 | Dave Orr | Hershey | | 25.0 |

### 400M Relay

| | | | | |
|---|---|---|---|---|
| 1 | | N.P.St.Pat's | | 45.2 |
| 2 | | Hershey | | 46.1 |
| 3 | | Grant | | 46.6 |
| 4 | | Imperial | SB | 47.0 |
| 5 | | Sutherland | | 47.2 |
| 6 | | | | |

| Grant | Impe | N.P. | Suth | Hers |
|---|---|---|---|---|
| 119 | 187 | 81 | 66 | 71 |
| 2nd | 1st | 3rd | 5th | 4th |

26th Consec.
Tradition

Master Sheet

K MEET S.P.J.A DATE 4-26-02

| SHOT PUT | Preliminaries | | | Finals | | | Place |
|---|---|---|---|---|---|---|---|
| Name | 1 | 2 | 3 | 1 | 2 | 3 | |
| 1. Brian Strand | 48'3 | S | 50'5½ | 48'11¼ | S | 50'1¼ | 1st |
| 2. ~~Jed Gerrmen~~ Tim Strand | 43'0 | 45'10¾ | 44'4½ | 47'6 | S | S | 5th |
| 3. Justin Bussell | 45'2¾ | 46'7 | 44'8½ | 46'2½ | 47'6 | 47'3¼ | 4th |

| DISCUS | Preliminaries | | | Finals | | | Place |
|---|---|---|---|---|---|---|---|
| Name | 1 | 2 | 3 | 1 | 2 | 3 | |
| 1. Brian Strand | 136'10 | 147'0 | 135'2 | 135'2 | 142'5 | 130'1 | 2nd |
| 2. Tim Strand | 126'0 | 119'4 | 127'4 | 132'4 | 127'10 | 123'3 | 3rd |
| 3. Justin Bussell | 121'9 | 127'1 | S | F | 117'9 | 126'7 | 6th |

| LONG JUMP | Preliminaries | | | Finals | | | Place |
|---|---|---|---|---|---|---|---|
| Name | 1 | 2 | 3 | 1 | 2 | 3 | |
| 1. Kerry Shinn | S | 19'½ | 15'10¼ | 17'0 | 16'6 | 18'2½ | 2nd |
| 2. Will Morales | S | S | 18'8¼ | 17'11 | S | S | 4th |
| 3. Joel Norman | 11'10 | S | 17'6¼ | | | | |

| TRIPLE JUMP | Preliminaries | | | Finals | | | Place |
|---|---|---|---|---|---|---|---|
| Name | 1 | 2 | 3 | 1 | 2 | 3 | |
| 1. Will Morales | | ——— | | | | | |
| 2. | | | | | | | |
| 3. | | | | | | | |

| HIGH JUMP | HEIGHTS | | | | | | | | PLACE |
|---|---|---|---|---|---|---|---|---|---|
| Name | 5'4 | 5'6 | 5'8 | 5'10 | 6'0 | 6'4 | 6'6 | 6'8¼ | |
| 1. Ed Kaiser | — | — | X | X | X | X | X | OOO | 1st |
| 2. Nathan Wenzlick | X | X | X | OX | OOO | — | — | | 2nd |
| 3. Will Morales | OX | OX | OOX | OOO | — | — | — | | 5th |

ACK MEET : _____ DATE : _____

| POLE VALT | HEIGHTS | | | | | | | PLACE | |
|---|---|---|---|---|---|---|---|---|---|
| Name | 9'0 | 9'6 | 10'0 | 10'6 | 11'0 | 11'6 | 12'0 | 12'6 | |
| 1. Andy Ohlson | — | — | — | — | X | X | X | OOO | 2nd |
| 2. Mike Swanson | X | X | X | OOO | — | — | — | | |
| 3. Taylor Hoy | OOX | X | OOO | — | — | — | — | | |

400 METER RELAY

| Name | 1st | 2nd | 3rd | 4th | Total | Place |
|---|---|---|---|---|---|---|
| 1. Zack Nesbitt | | | | | | |
| 2. Mike Swanson | | | | | 47.05 | 4th |
| 3. Adam Vlasin | | | | | | |
| 4. Justin Bussell | | | | | | |

1600 METER RELAY

| Name | 1st | 2nd | 3rd | 4th | Total | Place |
|---|---|---|---|---|---|---|
| 1. ~~Ed Kaser~~ Jason Burke | 57.29 | 55.71 | | | | |
| 2. Adam Vlasin | | | 56.39 | | 3:46.5 | 3rd |
| 3. Nathan Wenrich | | | | 57.11 | | |
| 4. Vern Sweeney | | | | | | |

3200 METER RELAY

| Name | 1st | 2nd | 3rd | 4th | Total | Place |
|---|---|---|---|---|---|---|
| 1. J. Wood | 60 440 | 2:09.5 880 | | | | |
| 2. J. Norman | | 65 440 | 2:15.3 880 | | 8:51.3 | 1st |
| 3. J. Burke | | | 60 440 | 2:11.1 880 | | |
| 4. J. Sweeney | | | | 60 440 | 2:15.6 880 | |

.CK MEET : _____ DATE : _____

| 110 Meter High Hurdles | Preliminaries | Finals | Place |
|---|---|---|---|
| Name | | | |
| 1. Andy Ohlsen | 16.2 | 15.8 | 3rd |
| 2. Ed Kaiser | 16.2 | F.S. | |
| 3. Nathan Wenzlich | 16.1 | 16.7 | 5th |

| 300 Meter Int. Hurdles | Preliminaries | Finals | Place |
|---|---|---|---|
| Name | | | |
| 1. Andy Ohlsen | 41.2 | | 1st |
| 2. Nathan Wenzlich | 42.59 | | 4th |
| 3. Adam Ulasin | 44.1 | | |

| 100 Meter Dash | Preliminaries | Finals | Place |
|---|---|---|---|
| Name | | | |
| 1. Kenny Shinn | 11.6 | 11.6 | 2nd |
| 2. Zach Nesbitt | 12.3 | | |
| 3. Adam Ulasin | 12.1 | | |

| 200 Meter Dash | Preliminaries | Finals | Place |
|---|---|---|---|
| Name | | | |
| 1. Kenny Shinn | 23.8 | 23.5 | 1st |
| 2. Zach Nesbitt | 25.4 | | |
| 3. Will Morgan | 24.8 | | |

| 400 Meter Dash | Preliminaries | Finals | Place |
|---|---|---|---|
| Name | | | |
| 1. Kenny Shinn | 54.8 | | 6th |
| 2. Ed Kaiser | 53.2 | | 2nd |
| 3. Andy Ohlsen | 53.64 | | 4th |

ACK MEET : _____ DATE : _____

| 800 Meter Dash | 220 | 440 | Finals | Place |
|---|---|---|---|---|
| Name | | | | |
| 1. Vern Sweeney | 61 | 2:09.48 | | 4th |
| 2. Jason Bendle | 62 | 2:08.47 | | 2nd |
| 3. Joel Norman | 65 | 2:15.2 | | 6th |

| 1600 Meter Run | 440 | 880 | Finals | Place |
|---|---|---|---|---|
| Name | | | | |
| 1. Vern Sweeney | 74 | 2:34 | 5:11.70 | 5th |
| 2. Jay Wood | 71 | 2:30 | 5:07.21 | 2nd |
| 3. Brett Berry | 73 | 2:33 | 5:08.15 | 3rd |

| 3200 Meter Run | 440 | 880 | 1320 | M | 1 ¼ | 1 ½ | 1 ¾ | 2 | |
|---|---|---|---|---|---|---|---|---|---|
| Name | | | | | | | | | |
| 1. Jay Wood | 75 | 2:37 | 4:01 | 5:25 | 6:49 | 8:14 | 9:35 | 10:48.76 | DQ |
| 2. Brett Berry | 75 | 2:37 | 4:01 | 5:26 | 6:49 | 8:13 | 9:37 | 10:59.60 | 2nd |
| 3. Trey Boggs | 76 | 2:38 | 4:06 | 5:36 | 7:08 | 8:42 | 10:17 | 11:35.21 | 3rd |

Mile Med Relay

1.
2. X
3.
4.

400 Wt Relay

1.
2. X
3.
4.

# Shot + Disc

CK MEET S.P.U.A DATE 4-26-02

| SHOT PUT | Preliminaries | | | Finals | | | Place |
|---|---|---|---|---|---|---|---|
| Name | 1 | 2 | 3 | 1 | 2 | 3 | |
| 1. Brian Strand | 48'3" | S | 50'5 1/2" | 48'11 1/4" | S | 50'1 1/4" | |
| 2. Justin Bussell | 45'2 3/4" | 46'7" | 44'8 1/2" | 46'2 1/2" | 47'6" | 47'3 1/4" | |
| 3. ~~Ted Carlson~~ Tim Strand | 43'0" | 45'10 3/4" | 44'4 1/2" | 47'6" | S | S | |

| DISCUS | Preliminaries | | | Finals | | | Place |
|---|---|---|---|---|---|---|---|
| Name | 1 | 2 | 3 | 1 | 2 | 3 | |
| 1. Brian Strand | 136'10" | 147'0" | 135'2" | 135'2" | 142'5" | 130'1" | |
| 2. Justin Bussell | 121'9" | 127'1" | S | F | 117'9" | 126'7" | |
| 3. Tim Strand | 126'0" | 119'4" | 127'4" | 132'4" | 127'10" | 123'3" | |

| LONG JUMP | Preliminaries | | | Finals | | | Place |
|---|---|---|---|---|---|---|---|
| Name | 1 | 2 | 3 | 1 | 2 | 3 | |
| 1. | | | | | | | |
| 2. | | | | | | | |
| 3. | | | | | | | |

| TRIPLE JUMP | Preliminaries | | | Finals | | | Place |
|---|---|---|---|---|---|---|---|
| Name | 1 | 2 | 3 | 1 | 2 | 3 | |
| 1. | | | | | | | |
| 2. | | | | | | | |
| 3. | | | | | | | |

| HIGH JUMP | HEIGHTS | | | | | | | PLACE |
|---|---|---|---|---|---|---|---|---|
| Name | ___ | ___ | ___ | ___ | ___ | ___ | ___ | |
| 1. | --- | --- | --- | --- | --- | --- | --- | |
| 2. | --- | --- | --- | --- | --- | --- | --- | |
| 3. | --- | --- | --- | --- | --- | --- | --- | |

ACK MEET : _____ DATE : _____

| POLE VALT | HEIGHTS | | | | | | | PLACE |
|---|---|---|---|---|---|---|---|---|
| Name | ___ | ___ | ___ | ___ | ___ | ___ | ___ | |
| 1. | --- | --- | --- | --- | --- | --- | --- | |
| 2. | --- | --- | --- | --- | --- | --- | --- | |
| 3. | --- | --- | --- | --- | --- | --- | --- | |

400 METER RELAY

| Name | 1st | 2nd | 3rd | 4th | | Total | Place |
|---|---|---|---|---|---|---|---|
| 1. | | | | | | | |
| 2. | | | | | | | |
| 3. | | | | | | | |
| 4. | | | | | | | |

1600 METER RELAY

| Name | 1st | 2nd | 3rd | 4th | | Total | Place |
|---|---|---|---|---|---|---|---|
| 1. | | | | | | | |
| 2. | | | | | | | |
| 3. | | | | | | | |
| 4. | | | | | | | |

3200 METER RELAY

| Name | 1st | 2nd | 3rd | 4th | | Total | Place |
|---|---|---|---|---|---|---|---|
| 1. | 440 | 880 | | | | | |
| 2. | | 440 | 880 | | | | |
| 3. | | | 440 | 880 | | | |
| 4. | | | | 440 | 880 | | |

ACK MEET : _____ DATE : _____

| 110 Meter High Hurdles | Preliminaries | Finals | Place |
|---|---|---|---|
| Name | | | |
| 1. | | | |
| 2. | | | |
| 3. | | | |

| 300 Meter Int. Hurdles | Preliminaries | Finals | Place |
|---|---|---|---|
| Name | | | |
| 1. | | | |
| 2. | | | |
| 3. | | | |

| 100 Meter Dash | Preliminaries | Finals | Place |
|---|---|---|---|
| Name | | | |
| 1. | | | |
| 2. | | | |
| 3. | | | |

| 200 Meter Dash | Preliminaries | Finals | Place |
|---|---|---|---|
| Name | | | |
| 1. | | | |
| 2. | | | |
| 3. | | | |

| 400 Meter Dash | Preliminaries | Finals | Place |
|---|---|---|---|
| Name | | | |
| 1. | | | |
| 2. | | | |
| 3. | | | |

ACK MEET : _____ DATE : _____

| 800 Meter Dash | 220 | 440 | Finals | Place |
|---|---|---|---|---|

Name

1.

2.

3.

| 1600 Meter Run | 440 | 880 | Finals | Place |
|---|---|---|---|---|

Name

1.

2.

3.

| 3200 Meter Run | 440 | 880 | 1320 | M | 1 ¼ | 1 ½ | 1 ¾ | 2 |
|---|---|---|---|---|---|---|---|---|

Name

1.

2.

3.

Mile Med Relay

1.

2.

3.

4.

400 Wt Relay

1.

2.

3.

4.



# Field Events

MEET S.P.J.A. DATE 4-26-02

| SHOT PUT | Preliminaries | | | Finals | | | Place |
|---|---|---|---|---|---|---|---|
| Name | 1 | 2 | 3 | 1 | 2 | 3 | |
| 1. | | | | | | | |
| 2. | | | | | | | |
| 3. | | | | | | | |

| DISCUS | Preliminaries | | | Finals | | | Place |
|---|---|---|---|---|---|---|---|
| Name | 1 | 2 | 3 | 1 | 2 | 3 | |
| 1. | | | | | | | |
| 2. | | | | | | | |
| 3. | | | | | | | |

| LONG JUMP | Preliminaries | | | Finals | | | Place |
|---|---|---|---|---|---|---|---|
| Name | 1 | 2 | 3 | 1 | 2 | 3 | |
| 1. Kenny Shinn | S | 19½" | 15'10¼" | 17' | 16'6" | 18'2½" | |
| 2. Will Morales | S | S | 18'8¼" | 17'11" | S | S | |
| 3. Joel Norman | 11'10" | S | 17'6¼" | | | | |

| TRIPLE JUMP | Preliminaries | | | Finals | | | Place |
|---|---|---|---|---|---|---|---|
| Name | 1 | 2 | 3 | 1 | 2 | 3 | |
| 1. Will Morales | | | | | | | |
| 2. | | | | | | | |
| 3. | | | | | | | |

| HIGH JUMP | HEIGHTS | | | | | | | PLACE |
|---|---|---|---|---|---|---|---|---|
| Name | 5'4" | 5'6" | 5'8" | 5'10" | 6' | 6'4" | 6'6" | 6'8¼" |
| 1. Ed Kaiser | — | — | X | X | X | X | X | OOO |
| 2. Nathan Wenzlich | X | X | X | OX | OOO | --- | --- | |
| 3. Will Morales | OX | OX | OOX | OOO | --- | --- | --- | |

MEET: SPVA DATE: 4-26-02

| POLE VALT | HEIGHTS | | | | | | | | PLACE |
|---|---|---|---|---|---|---|---|---|---|
| Name | 9' | 9'6 | 10' | 10'6 | 11' | 11'6 | 12' | 12'6" | |
| 1. Andy Ohlson | — | — | — | — | X | X | X | OOO | 2nd |
| 2. Mike Swanson | X | X | X | OOO | — | — | — | | |
| 3. Taylor May | OOX | X | OOO | — | — | — | — | | |

400 METER RELAY

| Name | 1st | 2nd | 3rd | 4th | | Total | Place |
|---|---|---|---|---|---|---|---|
| 1. | | | | | | | |
| 2. | | | | | | | |
| 3. | | | | | | | |
| 4. | | | | | | | |

1600 METER RELAY

| Name | 1st | 2nd | 3rd | 4th | | Total | Place |
|---|---|---|---|---|---|---|---|
| 1. | | | | | | | |
| 2. | | | | | | | |
| 3. | | | | | | | |
| 4. | | | | | | | |

3200 METER RELAY

| Name | 1st | 2nd | 3rd | 4th | | Total | Place |
|---|---|---|---|---|---|---|---|
| 1. | 440 | 880 | | | | | |
| 2. | | 440 | 880 | | | | |
| 3. | | | 440 | 880 | | | |
| 4. | | | | 440 | 880 | | |

K MEET : _____ DATE : _____

| 110 Meter High Hurdles | Preliminaries | Finals | Place |
|---|---|---|---|
| Name | | | |
| 1. | | | |
| 2. | | | |
| 3. | | | |

| 300 Meter Int. Hurdles | Preliminaries | Finals | Place |
|---|---|---|---|
| Name | | | |
| 1. | | | |
| 2. | | | |
| 3. | | | |

| 100 Meter Dash | Preliminaries | Finals | Place |
|---|---|---|---|
| Name | | | |
| 1. | | | |
| 2. | | | |
| 3. | | | |

| 200 Meter Dash | Preliminaries | Finals | Place |
|---|---|---|---|
| Name | | | |
| 1. | | | |
| 2. | | | |
| 3. | | | |

| 400 Meter Dash | Preliminaries | F |
|---|---|---|
| Name | | |
| 1. | | |
| 2. | | |
| 3. | | |

.K MEET : _____ DATE : _____

| 800 Meter Dash | 220 | 440 | Finals | Place |
|---|---|---|---|---|

Name

1.

2.

3.

| 1600 Meter Run | 440 | 880 | Finals | Place |
|---|---|---|---|---|

Name

1.

2.

3.

| 3200 Meter Run | 440 | 880 | 1320 | M | 1 ¼ | 1 ½ | 1 ¾ | 2 |
|---|---|---|---|---|---|---|---|---|

Name

1.

2.

3.

Mile Med Relay

1.

2.

3.

4.

400 Wt Relay

1.

2.

3.

4.

# SPVA Track Meet

April 26, 2002

**Program of Participants**

### Boys 100M Dash (15 Entries)

| | | |
|---|---|---|
| Imperial | Kerry Shinn | 11.1 |
| Grant | Barry Hansen | 11.2 |
| Sutherland | Nick Kalin | 11.3 |
| N.P.St.Pat's | Justin Pieper | 11.3 |
| Hershey | Chancy Tomlinson | 11.5 |
| Hershey | Paulo Schmidt | 11.6 |
| Imperial | Adam Vlasin | 11.7 |
| N.P.St.Pat's | Jon Alvarado | 11.7 |
| N.P.St.Pat's | Craig Smith | 11.8 |
| Imperial | Zach Nesbitt | 11.9 |
| Sutherland | Tyler VanSchinck | 11.9 |
| Sutherland | Aaron Carter | 11.9 |
| Hershey | Dave Orr | 11.9 |
| Grant | Chad Borowski | 12.3 |
| Grant | Kurtis Dudo | 12.3 |

### Boys 110M Hurdles (11 Entries)

| | | |
|---|---|---|
| Grant | Michael Logsdon | 15.3 |
| Sutherland | Erik Soderholm | 15.3 |
| Imperial | Andy Ohlson | 15.5 |
| Grant | Chris Burge | 15.6 |
| Imperial | Ed Kaiser | 15.9 |
| Imperial | Nathn Wenzlick | 15.9 |
| Hershey | Kane Shirley | 17.2 |
| Hershey | Kile Goodwin | 17.3 |
| Grant | Josh Borowski | 18.7 |
| N.P.St.Pat's | Cody Fletcher | 19.5 |
| N.P.St.Pat's | John Chessmore | 20.1 |

### Boys 1600M Relay (5 Entries)

| | |
|---|---|
| N.P.St.Pat's | 3:37 |
| Grant | 3:41 |
| Imperial | 3:45 |
| Hershey | 3:50 |
| Sutherland | 3:58 |

### Boys 1600M Run (11 Entries)

| | | |
|---|---|---|
| Imperial | Vernon Swasey | 5:01 |
| Imperial | Jay Wood | 5:07 |
| Hershey | Koby Krebs | 5:08 |
| Grant | Patrick McGreer | 5:10 |
| Imperial | Brett Berry | 5:11 |
| N.P.St.Pat's | Joel Mougey | 5:24 |
| N.P.St.Pat's | Matt Plunk | 5:35 |
| Grant | Talon Gorgen | 5:38 |
| N.P.St.Pat's | Ty Dodson | 5:48 |
| Grant | Tyler Mahnken | 6:55 |
| Sutherland | Dave Martinez | 7:00 |

### Boys 200M Dash (15 Entries)

| | | |
|---|---|---|
| Imperial | Kerry Shinn | 22.1 |
| N.P.St.Pat's | Johnny Collins | 22.8 |
| Grant | Barry Hansen | 23.0 |
| Hershey | Dave Orr | 23.6 |
| N.P.St.Pat's | Alex Arthur | 23.8 |
| Hershey | Jason Jensen | 24.0 |
| Hershey | Paul Orr | 24.2 |
| Grant | Lucas Arias | 24.3 |
| Grant | Chris Softley | 24.4 |
| Sutherland | Nick Kalin | 24.5 |
| Imperial | Mike Shinn Morales | 24.9 |
| Imperial | Zach Nesbitt | 25.0 |
| N.P.St.Pat's | Barret Brown | 25.0 |
| Sutherland | Les Ravenscroft | 26.2 |
| Sutherland | Aaron Carter | 30.0 |

### Boys 300M Hurdles (14 Entries)

| | | |
|---|---|---|
| Sutherland | Erik Soderholm | 40.7 |
| Imperial | Andy Ohlson | 41.5 |
| N.P.St.Pat's | Justin Pieper | 43.0 |
| Imperial | Nathan Wenzlick | 43.9 |
| Imperial | Adam Vlasin | 44.1 |
| Sutherland | Chase Rasby | 44.2 |
| Grant | Michael Logsdon | 44.4 |
| Hershey | Kile Goodwin | 45.2 |
| Grant | Brent Downey | 45.6 |
| Grant | Chris Softley | 45.9 |
| Hershey | Mark Boettcher | 46.2 |
| Hershey | Kane Shirley | 47.1 |
| N.P.St.Pat's | Cody Fletcher | 49.5 |
| N.P.St.Pat's | John Chessmore | 50.0 |

### Boys 3200M Relay (5 Entries)

| | |
|---|---|
| Grant | 8:43 |
| Imperial | 8:45 |
| Sutherland | 8:50 |
| N.P.St.Pat's | 9:05 |
| Hershey | 9:20 |

### Boys 3200M Run (9 Entries)

| | | |
|---|---|---|
| Imperial | Jay Wood | 10:58 |
| Hershey | Koby Krebs | 11:02 |
| Imperial | Brett Berry | 11:08 |
| Imperial | Trey Boggs | 11:20 |
| N.P.St.Pat's | Joel Mougey | 11:40 |

| | | |
|---|---|---|
| N.P.St.Pat's | Conor Brittan | 11:57 |
| N.P.St.Pat's | Matt Plunk | 12:25 |
| Grant | Talon Gorgen | 12:41 |
| Grant | Tyler Hughes | 13:00 |

**Boys 400M Dash** (15 Entries)

| | | |
|---|---|---|
| N.P.St.Pat's | Eric Thomalla | 53.0 |
| Imperial | Ed Kaiser | 53.8 |
| Sutherland | Erik Soderholm | 53.8 |
| Imperial | Kerry Shinn | 53.9 |
| Grant | Patrick McGreer | 54.0 |
| Imperial | Vernon Swesey Ohlson | 54.6 |
| Hershey | Dave Orr | 55.0 |
| N.P.St.Pat's | Alex Arthur | 55.3 |
| Sutherland | Tyler VanSchinck | 55.4 |
| Grant | Brent Turner | 55.6 |
| N.P.St.Pat's | Jason Konruff | 55.6 |
| Hershey | Colt Stearns | 55.7 |
| Hershey | Derek Miller | 56.9 |
| Grant | Brent Downey | 57.4 |
| Sutherland | Josh Seifer | 70.0 |

**Boys 400M Relay** (5 Entries)

| | | |
|---|---|---|
| N.P.St.Pat's | | 45.3 |
| Grant | | 45.4 |
| Hershey | | 47.0 |
| Imperial | | 47.2 |
| Sutherland | | 47.2 |

**Boys 800M Run** (14 Entries)

| | | |
|---|---|---|
| Grant | Clayton Scholl | 2:09 |
| Grant | Nick Bullington | 2:09 |
| Sutherland | Zach Biersin | 2:09 |
| Imperial | Jason Burke | 2:10 |
| Imperial | Jay Wod Swesey | 2:10 |
| Imperial | Joel Norman | 2:12 |
| Sutherland | Dan McIntosh | 2:12 |
| N.P.St.Pat's | Jason Konruff | 2:12 |
| Hershey | Colt Stearns | 2:12 |
| Sutherland | Andy Harris | 2:14 |
| N.P.St.Pat's | David Bargeil | 2:20 |
| Hershey | R.J. Shute | 2:21 |
| Hershey | Joe Blomstedt | 2:22 |
| N.P.St.Pat's | Dan Dobesh | 2:33 |

**Boys Discus** (14 Entries)

| | | |
|---|---|---|
| N.P.St.Pat's | Zach Meissner | 98'00" |
| Sutherland | Josh Dethlefsen | 100'00" |
| Sutherland | David Martinez | 100'00" |
| N.P.St.Pat's | Jacob Monnier | 107'00" |
| Grant | Dusty Marquardt | 115'00" |
| N.P.St.Pat's | Tom Kolodziejczyk | 115'00" |
| Hershey | Mike Hiatt | 124'05" |
| Hershey | Mark Boettcher | 126'08" |
| Hershey | Clint Erb | 127'09" |
| Imperial | Tim Strand | 134'00" |
| Grant | Michael Logsdon | 141'01" |
| Imperial | Justin Bussell | 143'00" |
| Grant | Troy Haenfler | 152'03" |
| Imperial | Brian Strand | 158'00" |

**Boys High Jump** (9 Entries)

| | | |
|---|---|---|
| Hershey | Jason Jensen | 5'02" |
| Imperial | Trey Boggs Morales | 5'06" |
| Grant | Kody Salsman- | 5'06" |
| Grant | Troy Haenfler | 5'06" |
| Sutherland | Dan McIntosh | 5'06" |
| Hershey | Derek Miller | 5'06" |
| Imperial | Nathan Wenzlick | 5'10" |
| Grant | Josh Borowski | 6'00" |
| Imperial | Ed Kaiser | 6'06" |

**Boys Long Jump** (14 Entries)

| | | |
|---|---|---|
| Sutherland | Josh Seifer | 0'00" |
| Sutherland | Mike Frary | 0'00" |
| N.P.St.Pat's | Matt Thuman | 16'08" |
| Imperial | C.J. Swanson J. Norman | 17'00" |
| Imperial | Aaron Fueher IC Shinn | 17'00" |
| Hershey | Steve Dawkins | 17'00" |
| Hershey | Chris Tatman | 17'00" |
| Grant | Kurtis D. | 18'06" |
| Imperial | Will Morales | 18'10" |
| Grant | Chris Softley | 18'11" |
| N.P.St.Pat's | Jason Konruff | 18'11" |
| Grant | Kody Salsman | 19'06" |
| N.P.St.Pat's | Andrew Mohr | 19'07" |
| Hershey | Paulo Schmidt | 19'08" |

**Boys Pole Vault** (12 Entries)

| | | |
|---|---|---|
| Hershey | Landon Troyer | 8'00" |
| N.P.St.Pat's | James Plunk | 9'00" |
| N.P.St.Pat's | Mike Trujillo | 9'00" |
| N.P.St.Pat's | Adam Smith | 9'06" |
| Imperial | Taylor May | 11'00" |
| Imperial | Mike Swanson | 11'06" |
| Grant | Patrick McGreer | 11'06" |
| Sutherland | Chase Rasby | 11'06" |
| Sutherland | Andy Harris | 11'06" |
| Imperial | Andy Ohlson | 12'00" |
| Hershey | Adam Miller | 12'06" |
| Hershey | Tom Younghans | 13'06" |

**Boys Shot Put** (14 Entries)

| | | |
|---|---|---|
| Sutherland | Josh Dethlefsen | 34'06" |



# SPVA Track Meet

April 26, 2002

## Girls 100M Dash (11 Entries)

| | | |
|---|---|---|
| Sutherland | Josie McCune | 12.7 |
| Imperial | Amanda Poppe | 13.3 |
| Hershey | Alicia Monroe | 13.4 |
| Imperial | Jennifer Poppe | 13.9 |
| Sutherland | Nicole Anderson | 14.2 |
| Imperial | Jenny German | 14.4 |
| Hershey | Sawyer Coble | 14.7 |
| N.P.St.Pat's | Meghan Allison | 14.8 |
| N.P.St.Pat's | Alicia Halter | 15.0 |
| Sutherland | Michelle Carrazeles | 16.0 |
| N.P.St.Pat's | Megan Schwartz | 16.0 |

## Girls 100M Hurdles (9 Entries)

| | | |
|---|---|---|
| Sutherland | Katie Marquette | 16.8 |
| Imperial | Amanda Poppe | 16.8 |
| Imperial | Lora Rowley | 17.2 |
| Grant | Ashley Fitzgerald | 17.7 |
| Hershey | Kerri Davis | 18.5 |
| Imperial | Maika Bauerle | 18.9 |
| Hershey | Kellen Huebner | 20.0 |
| N.P.St.Pat's | Julie Power | 20.6 |
| N.P.St.Pat's | Ashley Cheasmore | 22.1 |

## Girls 1600M Relay (5 Entries)

| | |
|---|---|
| Sutherland | 4:35 |
| Hershey | 4:42 |
| Imperial | 4:46 |
| N.P.St.Pat's | 4:50 |
| Grant | 5:05 |

## Girls 1600M Run (12 Entries)

| | | |
|---|---|---|
| Imperial | Nicole Longan | 5:59 |
| Sutherland | Laura Machacek | 6:16 |
| N.P.St.Pat's | Ellie Jorgensen | 6:21 |
| Hershey | Deidra Younghans | 6:25 |
| Imperial | Amanda Terryberry | 6:33 |
| N.P.St.Pat's | Sunny Brinker | 6:53 |
| N.P.St.Pat's | Jessica Halter | 6:57 |
| Imperial | Leah Church | 6:58 |
| Sutherland | Vicky Conrad | 7:00 |
| Sutherland | Liz Bay | 7:00 |
| Hershey | Jessica Whalen | 7:00 |
| Grant | Molly Mayer | 7:08 |

## Girls 200M Dash (12 Entries)

| | | |
|---|---|---|
| Sutherland | Josie McCune | 27.8 |
| Hershey | Alicia Monroe | 27.8 |
| Grant | Whitney Bottom | 29.1 |
| N.P.St.Pat's | Molly Keenan | 29.5 |
| Imperial | Ashley Johnson | 30.1 |
| Sutherland | Chelsey Cunning | 30.2 |
| N.P.St.Pat's | Alicia Halter | 30.2 |
| Imperial | Jenny German | 30.3 |
| Hershey | Jamie Bear | 30.7 |
| Grant | Heather Condon | 31.5 |
| Imperial | Vanessa Green | 32.3 |
| Sutherland | Julie True | 35.0 |

## Girls 300M Hurdles (10 Entries)

| | | |
|---|---|---|
| Sutherland | Katie Marquette | 51.1 |
| Imperial | Jennifer Poppe | 51.7 |
| Grant | Ashley Fitzgerald | 52.7 |
| Hershey | Kerri Davis | 53.9 |
| Imperial | Maika Bauerle | 55.5 |
| N.P.St.Pat's | Julie Power | 55.7 |
| Imperial | Lora Rowley | 58.3 |
| N.P.St.Pat's | Ashley Cheasmore | 59.0 |
| Grant | Bonnie Goff | 61.3 |
| Hershey | Kellen Huebner | 63.6 |

## Girls 3200M Relay (4 Entries)

| | |
|---|---|
| Imperial | 10:38 |
| Grant | 11:37 |
| Hershey | 11:50 |
| Sutherland | 15:00 |

## Girls 3200M Run (8 Entries)

| | | |
|---|---|---|
| Imperial | Breanna Bjerrum | 13:08 |
| Imperial | Amanda Terryberry | 14:05 |
| N.P.St.Pat's | Sunny Brinker | 14:37 |
| Sutherland | Vicky Conrad | 15:00 |
| Sutherland | Liz Bay | 15:00 |
| Hershey | Deidra Younghans | 15:00 |
| Imperial | Leah Church | 15:13 |
| Hershey | Hannah Kier | 16:00 |

## Girls 400M Dash (14 Entries)

| | | |
|---|---|---|
| Sutherland | Josie McCune | 63.6 |
| Imperial | Michelle Dill | 64.4 |
| Grant | Shana Reese | 67.0 |
| Hershey | Alicia Monroe | 67.1 |
| N.P.St.Pat's | Molly Keenan | 67.6 |
| Grant | Ashley Fitzgerald | 68.0 |
| Hershey | Kelly Bodenhamer | 68.2 |

| | | |
|---|---|---|
| Grant | Chelsea Geisert | 70.0 |
| Sutherland | Vanessa Arnold | 70.0 |
| Sutherland | Traci Jochum | 70.0 |
| Imperial | Jenny Germun | 72.5 |
| Imperial | Carrie Rice | 72.7 |
| N.P.St.Pat's | Ellie Jorgensen | 73.0 |
| N.P.St.Pat's | Alicia Halter | 73.0 |

**Girls 400M Relay** (5 Entries)

| | |
|---|---|
| Grant | 53.7 |
| Sutherland | 54.9 |
| Imperial | 56.0 |
| Hershey | 56.0 |
| N.P.St.Pat's | 57.1 |

**Girls 800M Run** (13 Entries)

| | | |
|---|---|---|
| Imperial | Michelle Dill | 2:28 |
| Hershey | Kelly Bodenhamer | 2:36 |
| Grant | Shana Reese | 2:46 |
| N.P.St.Pat's | Ellie Jorgensen | 2:47 |
| Grant | Chelsea Geisert | 2:49 |
| Imperial | Katie Ohlson | 2:49 |
| Hershey | Jackie Snyder | 2:53 |
| Sutherland | Laura Machacek | 2:54 |
| Imperial | Lynsie Crider | 2:58 |
| N.P.St.Pat's | Jessica Halter | 3:05 |
| Sutherland | Liz Bay | 3:10 |
| Sutherland | Vanessa Arnold | 3:10 |
| N.P.St.Pat's | Kristen Mroczek | 3:10 |

**Girls Discus** (15 Entries)

| | | |
|---|---|---|
| Grant | Celeste Ford | 58'05" |
| Grant | Brandee Marquardt | 62'04" |
| N.P.St.Pat's | Marcesa Lee | 64'00" |
| Grant | Laura Demmell | 65'03" |
| N.P.St.Pat's | Khris Chessmore | 74'00" |
| Hershey | Megan Huebner | 81'02" |
| Hershey | Jackie Snyder | 93'05" |
| Imperial | Kelsey Cupp | 93'06" |
| N.P.St.Pat's | Kristina Ruhlman | 100'03" |
| Sutherland | Brianne Stevenson | 106'00" |
| Sutherland | Michelle Carrazales | 108'04" |
| Hershey | Rianna Elmshaeuser | 111'10" |
| Sutherland | Jessica McCune | 120'09" |
| Imperial | Cassy Hamilton | 126'08" |
| Imperial | Theresa Strand | 128'05" |

**Girls High Jump** (6 Entries)

| | | |
|---|---|---|
| Imperial | Shelby Leyland | 4'02" |
| Hershey | Sawyer Coble | 4'04" |
| Hershey | Megan White | 4'04" |
| Imperial | Jacei Burke | 4'06" |
| Imperial | Amy Swesey | 4'10" |
| Grant | Erin McCormick | 5'02" |

**Girls Long Jump** (13 Entries)

| | | |
|---|---|---|
| Sutherland | Nicole Anderson | 0'00" |
| Sutherland | Julie True | 0'00" |
| Sutherland | Traci Jochum | 0'00" |
| N.P.St.Pat's | Megan Schwartz | 12'00" |
| N.P.St.Pat's | Ellie Jorgensen | 12'04" |
| Hershey | Jamie Bear | 13'00" |
| Imperial | Ashley Johnson | 13'04" |
| Grant | Leslie Burton | 13'06" |
| Imperial | Ashton Colton | 13'10" |
| N.P.St.Pat's | Erika Gutschenritter | 13'10" |
| Imperial | Becky Way | 14'01" |
| Grant | Sandy Kosmicki | 15'00" |
| Grant | Erin McCormick | 15'02" |

**Girls Pole Vault** (8 Entries)

| | | |
|---|---|---|
| Imperial | Echo Greeley | 5'00" |
| Grant | Heather Condon | 6'00" |
| Sutherland | Taylor Porondo | 6'06" |
| Hershey | Amber Edwards | 6'06" |
| Imperial | Carrie Rice | 7'06" |
| Imperial | Becky Way | 7'06" |
| Grant | Shana Reese | 8'01" |
| Grant | Erin McCormick | 8'06" |

**Girls Shot Put** (15 Entries)

| | | |
|---|---|---|
| N.P.St.Pat's | Marcesa Lee | 20'00" |
| Grant | Celeste Ford | 22'03" |
| N.P.St.Pat's | Khris Chessmore | 22'09" |
| Sutherland | Sabina Krueger | 24'06" |
| Grant | Laura Demmell | 25'00" |
| Hershey | Ann Maassen | 25'01" |
| Grant | Brandee Marquardt | 26'11" |
| Hershey | Jackie Snyder | 30'00" |
| Imperial | Kelsey Cupp | 32'02" |
| Sutherland | Brianne Stevenson | 34'11" |
| Sutherland | Jessica McCune | 35'09" |
| N.P.St.Pat's | Kristina Ruhlman | 36'08" |
| Imperial | Theresa Strand | 37'02" |
| Hershey | Rianna Elmshaeuser | 37'08" |
| Imperial | Cassy Hamilton | 41'05" |

**Girls Triple Jump** (11 Entries)

| | | |
|---|---|---|
| Sutherland | Nicole Anderson | 0'00" |
| Sutherland | Traci Jochum | 0'00" |
| Sutherland | Julie True | 0'00" |
| N.P.St.Pat's | Meghan Allison | 27'00" |
| Imperial | Shelby Leyland | 27'01" |
| Grant | Leslie Burton | 27'06" |

| | | |
|---|---|---|
| Grant | Athena Ochsner | 28'06" |
| Imperial | Ashton Colton | 29'03" |
| Imperial | Sarah McGrath | 29'10" |
| N.P.St.Pat's | Erika Gutschenritter | 30'10" |
| Grant | Sandy Kosmicki | 31'01" |

11:15

# Boys Track Travel List 2002
## Grant - S.P.V.A. - 4-26-02

| Name | Phone | Bus | Van | Name | Phone | Bus | Van |
|---|---|---|---|---|---|---|---|
| Justin Bussell | | | Bessler 1 | Aaron Sargent | | ✓ | |
| Zach Nesbitt | | ✓ | | [redacted] | | | |
| Andy Ottlson | | ✓ | | Tyler Stanley | | ✓ | |
| Kerry Shinn | | | | Mike Swanson | | ✓ | |
| Tim Strand | | | Bessler 1 | Vern Swesey | | | Zuege 2 |
| C.J Swanson | | ✓ | | Nathan Wenzlich | | ✓ | |
| | | | | | | | |
| | | | | Trey Boggs | | | Zuege 2 |
| Brett Berry | | | Zuege 2 | Aaron Fucher | | ✓ | |
| Jed German | | ✓ | | Steven Hanna | | | Zuege 2 |
| Ed Kaiser | | ✓ | | [redacted] | | | |
| Aaron Miller | | ✓ | | Taylor May | | ✓ | |
| Joel Norman | | | Zuege 2 | | | | |
| Tyler Pribbeno | | ✓ | | | | | |
| Corbin Schoenberger | | ✓ | | [redacted] | | | |
| Brian Strand | | | Bessler 1 | Sable Barns | | ✓ | |
| John Strand | | | Bessler 1 | Lisa Carmer | | ✓ | |
| Jay Wood | | | Zuege 2 | Holly Colton | | ✓ | |
| Adam Ulasin | | ✓ | | | | | |
| | | | | | | | |
| | | | | | | | |
| Jason Burke | | | Zuege 2 | | | | |
| Jake Ferebee | | ✓ | | Coach Bessler | 5091 | | Bessler 1 |
| Scott Leibrandt | | | Zuege 2 | Coach Zuege | 5610 | | 2 |
| Will Morales | | ✓ | | Coach Mrocock | 5767 | ✓ | |
| Matt Moser | | ✓ | | | | | |

**SPVA Entry Blank**
**April 26th, 2002**
**Grant High School**

## BOYS ENTRY FORM

SCHOOL: Imperial PHONE: 882-4304 DEPART. TIME 11:15
COACH: Bessler RADIO STATION: KOGM

**100 METER DASH**
Kerry Shinn --- 11.1
Adam Ulasin --- 11.7
Zach Nesbitt --- 11.9

**200 METER DASH**
Kerry Shinn --- 22.1
Mike Shinn --- 24.9
Zach Nesbitt --- 25.0

**400 METER DASH**
Kerry Shinn --- 53.9
Ed Kaiser --- 53.8
Vernon Sweeney --- 54.6

**800 METER RUN**
Jason Burke --- 2:10
Jay Wood --- 2:10
Joel Norman --- 2:12

**1600 METER RUN**
Vernon Sweeney --- 5:01
Jay Wood --- 5:07
Brett Berry --- 5:11

**3200 METER RUN**
Jay Wood --- 10:58
Brett Berry --- 11.08
Trey Boggs --- 11.20

**110 METER HURDLES**
Andy OHlson --- 15.5
Ed Kaiser --- 15.9
Nathan Wenzlick --- 15.9

**300 METER HURDLES**
Andy OHlson --- 41.5
Nathan Wenzlich --- 43.9
Adam Ulasin --- 44.1

**HIGH JUMP**
Ed Kaiser --- 6'6
Nathan Wenzlich --- 5'10"
Trey Boggs --- 5'6

**LONG JUMP**
Will Morales --- 18'10
C.J Swanson --- 17'
Aaron Fucher --- 17'

**SHOT PUT**
Brian Straud --- 48'3
Jed Gennaro --- 48'2
Justin Bussell --- 47'10

**DISCUS**
Brian Straud --- 158'
Justin Bussell --- 143
Tim Straud --- 134

**TRIPLE JUMP**
Ed Kaiser --- 42'11"
Will Morales --- 40'4"
Taylor May --- 35'9"

**POLE VAULT**
Andy OHlson --- 12'
Mike Swanson --- 11'6
Taylor May --- 11'0

**400 METER RELAY**
(YES) NO 47.2

**1600 METER RELAY**
(YES) NO 3.45.5

**3200 METER RELAY**
(YES) NO 8.45.6

# S.P.U.A.

| | 100 | 200 | 400 | 800 |
|---|---|---|---|---|
| **St Pats** | | | | |
| 1 | J. Collins 11.6 (5) (5) | A Arthur 23.84 (4) 24.4 (4) | E. Thomalla 53.1 (2) 53.8 | Kon Ruff 2.12.3 |
| 2 | J. Alvarado 11.7 12.0 | Thomalla (6) (4) (6) 24.4 | J Konrufe 56.6 | |
| 3 | Pieper 11.3 (3) | J. Collins 22.82 (4) 23.8 (2) | Arthur 55.6 | |
| | Smith 11.8 | | | |
| **Hershey** | | | | |
| 1 | C. Thomilson 11.7 (5) | D. Orr 23.9 (5) (4) 24.5 | Tatman 62.8 | J. Blonstedt 2.23 2.21.4 |
| 2 | Shirley 12.3 | Hixton 28.6 | Dawkins 59.4 | Stearns 2.17.4 |
| 3 | | P. Orr 24.7 | | Stute 2.19 |
| **Sutt** | | | | |
| 1 | N Kalin 11.4 (4) | T. Vanschink 24.6 | T. Vanschink 55.4 | ~~T. Vanschink 55.6~~ |
| 2 | T. Vanschink 12.0 | | E. Sdaltalen 53.9 (3) | D. McIntosh 2.19.2 |
| 3 | | | | A. Harris 2.10.4 (2) |
| **Grant** | | | | |
| 1 | B. Hansen 11.2 (2) | B. Hansen 23.2 (3) (2) | M. Lee 53.7 (2) | P. McGreer 2.11.2 (3) |
| 2 | B. Downey 12.1 | | T. Hughes 62 | S. Clouse 2.24 |
| 3 | K. Borowski 12.8 | | S. Clouse 60.00 | N. Bullingham 2.09 (1) |
| | K. Dudo 12.4 | | | |
| **Imp'** | | | | |
| 1 | K. Shinn 11.2 (1) | K. Shinn 23.0 (1) | K. Shinn | J. Wood 2.10.2 |
| 2 | A Ulasin 11.7 (6) | Z. Nesbitt ~~[illegible]~~ 25.8 | A. Ottlsen | J. Burke 2.10.4 |
| 3 | Nesbitt 12.0 | Fuchsen 25.8 | E. Kaiser | V. Swesey 2.10.6 |
| | | | J. Burke | B Berry 2.14.7 |
| | | | V. Swesey | S. Leibrandt 2.17 |
| | | | | T. Boggs 2.20.8 |
| | | | | Norman 2.17 |

| | 1600 | | 3200 | | 110HH | | 300 IH | |
|---|---|---|---|---|---|---|---|---|
| St Pats | | | | | | | | 43.0 |
| 1 | J. Mougey | 5.20.1 | Mougey | 11.40 | | | J. Pieper | 43.4 |
| 2 | | | | | | | | |
| 3 | | | | | | | | |
| Hersh 1 | C. Stenson | 5.17.8 | K. Knebbs | 11.02 | K. Goodwin | 17.6 18.5 | M. Boetcher | 47.9 46.5 |
| 2 | K Knebbs | 5.08.7 | | | K. Shirley | 17.5 18.9 | K Goodwin - | 45.9 47.1 |
| 3 | | | | | | | | |
| Suth | | | | | | | | |
| 1 | | | | | E. Sodenholm | 15.2 | E. Sodenholm | 39.9 |
| 2 | | | | | | | C. Rosby | 44.2 |
| 3 | | | | | | | | |
| Grant | | | | | | | | |
| 1 | M. Riggs | | T. Gorgan | | M. Gogdon | 15.4 15.3 | Downey | 46.4 |
| 2 | T Goran | | M. Riggs | | C. Burge | 16.0 16.5 | Burg | 50.4 |
| 3 | T. Mahaven | | | | | | | |
| Imp | | | | | | | | |
| 1 | Berry | 5.05.8 | Wood | 10.58 | Kaiser | 15.8 | Ottson | 41.3 |
| 2 | Wood | 5.15.7 | Berry | 11.08 | Wenzlick | 15.9 | Wenzlick | 43.5 |
| 3 | Sweeny | 5.01.8 | Boggs | 11.20.8 | Magley | 17.3 | Ulasin | 44.1 |
| | Boggs | 5.14.9 | Sweeny | | Olsen | 15.9 | M. Swanson | 45.7 |
| | | | | | Fercbee | 18.9 | Fercbee | 47.9 |

| | Shot | Diss | PU | LJ | TJ | HJ |
|---|---|---|---|---|---|---|
| **StPat** | | | | | | |
| 1 | Koloendijeck 115'8 | | | (4) Mohr 18'6 | 44'8 (1) Collins 43'10" | |
| 2 | Monnier 45'11" | | | (3) 18'7 Konroff | | |
| 3 | | | | | | |
| **Hersly** | | | | | | |
| 1 | Jenkins 50'3 (1) | Hiatt 119'5 (6) | Youngkins 13'6 (1) | (5) Schmidt 18'2 | Tatman 36'8 | Miller |
| 2 | Hiatt 47'8 48'1" (2) | Erb 111'5 117 | Miller 12'6 (2) | Tatman 15'1 | Dawkins 36'10 | Jense |
| 3 | Boetcher 43'7 | Boetcher 111 | | Dawkins 15'10 | | |
| **Suth** | | | | | | |
| 1 | | | Rasby 11' (6) | | | McIntosh 5'6 (1) |
| 2 | | | Harris 11' | | | |
| 3 | | | | | | |
| **Grant** | | | | | | |
| 1 | (6) Howeter - 43'7 43 | Hengler - 152' (2) | McGreen 11'6 (4) | (1) Salesman 19'6 | (2) Logsdon 43'8 | (2) Borowski 6'0 |
| 2 | Haenfle - 43' | Logsdon 141 (3) | | Borowski 16'6 | (4) Salesman 40'10 | |
| 3 | Tines 33' | Haenfle 15 | | (6) Softly 18'2 | Borowski 38'9 (6) | |
| **Imp** | B. Strand (3) 48'3 | B. Strand 158 (1) | Ohlson 12'6 (3) | (2) Morales 18'9 | Kaiser 42'11 (3) | Kaiser 6'6 (1) |
| | J. German (4) 48'2 | T. Strand 134 (5) | M. Swanson 11'6 (5) | Swanson 16'11 | Morales 40'4 (5) | Wenzlick 5'10 (3) |
| | T. Strand 46'7 (5) | Bussell 143 (4) | May 10' | Fucher 17'3/4 | May 35'7 | Morales 5'6 |
| | Bussell 47'7 | | Ferchee 10' | | | Boggs 5'6 (5) |
| 2 | | | | | | |
| 3 | | | | | | |

| | 400 R. | 1600 R. | 3200 |
|---|---|---|---|
| (1) StPat | 45.23 46.1 (2) | 3.37.9 3.39.9 (1) | 9.05.6 (4) |
| (5) Her | 47.3 (5) | 3.57.4 (5) | 9.22.4 (5) |
| (3) Suth | 46.9 (3) | 3.50 (4) | 8.50.3 (3) |
| (2) Grant | 45.4 (1) | 3.41.7 (2) | 8.43.9 (1) |
| (4) Imp | 47.2 (4) | 3.45.5 (3) | 8.45.6 (2) |



S.P.U.A

| | I | G | H | S.P. | SUM |
|---|---|---|---|---|---|
| wisc | 20 | 12 | 1 | - | - |
| Shot | 16 | 1 | 14 | - | - |
| P.V | 10 | 2 | 18 | - | - |
| L.J | 7 | 10 | 6 | 8 | - |
| T.J | 4 | 16 | - | 8 | - |
| H.J | 16 | 8 | | | 4 |
| 100 | 10 | 10 | 3 | 6 | 4 |
| 200 | 10 | 8 | 2 | 11 | |
| 400 | 7 | 10 | - | 6 | 8 |
| 800 | 13 | 8 | - | | 10 |
| 1600 | 20 | | 9 | | |
| 3200 | 20 | | 8 | | |
| 110HH | 11 | 10 | | | 10 |
| 300Int | 9 | | | 8 | 14 |
| 400R | 4 | 10 | 2 | 8 | 6 |
| 1600R | 6 | 8 | 2 | 10 | 4 |
| 3200R | 8 | 10 | 2 | 4 | 6 |
| | 181 | 123 | 66 | 67 | 66 |

Boys - Imperial

# *SPVA TRACK MEET*

***April 26, 2002***
***E. Lee Todd Track***
***Grant High School***
***Grant, Ne***

| | |
|---|---|
| To: | Athletic Directors, Track Coaches of SPVA members |
| From: | Larry Pritchett, Meet Director, Grant High School |
| RE: | Information for SPVA Track Meet |
| Date: | Friday, April 26th, 2002 |
| Site: | E. Lee Todd Track, Grant High School, Grant, Ne |
| Time: | Scratch Meeting: 12:00 MDT<br>1st Session Field Events: 12:30 MDT |
| Scoring: | Six Places: 10-8-6-4-2-1, in all events. Medals will be awarded to all place winners, individual and relays. Trophies will be awarded to the top boy's and girls' teams and to the runner-up in both the boy's and girls. |
| Dressing Facilities: | We would have one boy's locker room available and one girl's locker room available, but we would prefer that the athletes come dressed. Coaches are responsible for legal uniforms. |
| Concessions: | Concessions will be available at the site. Hamburgers, Hot Dogs, Polish Dogs, and Chicken Breasts meals will be available. |
| Entries: | The track is a 400 meter asphalt-rubber composition. Please send metric times. Entries are due in Grant by 4:00 P.M. Tuesday, April 23rd. Please have the entries to Grant on time. Please make sure the entries are legible. You may fax the entries to: 308-352-4769 |
| Inclement Weather: | In case of bad weather where conditions would call for a postponement, we will notify the schools by phone, e-mail, fax or all three. Please indicate on your entry form a number where you can be reached the easiest. |
| Uniforms: | Remember that the athlete must wear a school issued uniform. In case of cold weather the uniform may be waived. **Make sure your people have legal uniforms.** |
| Jewelry: | Please see attached sheet regarding jewelry. |

# *SPVA TRACK MEET*

***April 26, 2002***

Schedule of Events

**12:00 P.M. MDT** — **Scratch and Add Meeting**

12:30

**1st Session Field Events**

| | |
|---|---|
| Discus | Boys |
| Long Jump | Boys (North Runway) |
| High Jump | Girls |
| Shot Put | Girls |
| Pole Vault | Boys |
| Triple Jump | Girls (South Runway) |

**Running events will begin approximately 15 minutes after the completion of all first session field events.**

**Running Events**

| | |
|---|---|
| 3200 Meter Relay | Finals |
| 100 Meter Hurdles | Prelims |
| 110 Meter Hurdles | Prelims |
| 100 Meter Dash | Prelims |
| 400 Meter Dash | Finals |
| 3200 Meter Run | Finals |
| 200 Meter Dash | Prelims |

**Second Session Field Events will start approximately 30 minutes after the completion of the 200 Meter Prelims.**

**2nd Session Field Events**

| | |
|---|---|
| Pole Vault | Girls |
| Shot Put | Boys |
| Discus | Girls |
| High Jump | Boys |
| Long Jump | Girls (North Runway) |
| Triple Jump | Boys (South Runway) |

**Finals will begin approximately 15 minutes ater the completion all second session field events.**

**Running Events-Finals**

100 Meter Hurdles
110 Meter Hurdles
100 Meter Dash
800 Meter Run
300 Meter Hurdles (30" Girls)
300 Meter Hurdles (36" Boys)
200 Meter Dash
1600 Meter Run
400 Meter Relay
1600 Meter Relay

# *SPVA Track Meet*
# *April 26, 2002*

| | |
|---|---|
| Meet Director: | Larry Pritchett |
| Meet Referee: | Tim Moore |
| Scratch & Add Meeting | Lance Wurst and Tom Epling |
| Clerk of the Start: | Lance Wurst |
| Clerk of the Finish: | Don Softley |
| Starter: | Tom Milsap, North Platte |
| Announcer: | Diana Tate |
| Scorer: | Marci Vlasin |
| Jury of Appeals: | Jon Forney, Kevin Dodson, Tim Moore |

**There will be a camera at the finish line for all races; only the clerk of the finish may call for a review of any race. The jury of appeals will then review and make the final decision on the outcome.**

**THE FOLLOWING SCHOOLS WILL BE RESPONSIBLE FOR THESE EVENTS:**

| | | |
|---|---|---|
| Discus: | Imperial (Discus' provided by Imperial) | |
| Shot Put: | Hershey (Shots provided by Hershey) | |
| High Jump: | Grant (Starting heights to be determined) | |
| Boys' Long Jump&Triple Jump: | Grant | |
| Girl's Long Jump & Triple jump: | NPSP | |
| Pole Vault: | Sutherland | |
| 3200 Meter Relay: | West Curve: | Sutherland |
| | East Curve: | Imperial |
| | Cut Line & Back Stretch: | NPSP |
| | Exchange Zone: | Grant |
| 400 Meter Dash: | East Curve: | Grant |
| | West Curve: | Hershey |
| | Back Stretch: | NPSP |
| 3200 Meter Run: | East Curve: | Imperial |
| | West Curve: | Sutherland |
| | Cut Line & Back Stretch: | Hershey |
| 1600 Meter Run: | East Curve: | Grant |
| | West Curve: | Imperial |
| | Cut Line & Back Stretch: | NPSP |
| 400 Meter Relay: | 1st Exchange: | Sutherland |
| | 2nd Exchange: | Imperial |
| | 3rd Exchange: | Grant |
| 1600 Meter Relay: | East Curve: | Sutherland |
| | West Curve: | Grant |
| | Cut Line & Back Stretch: | Imperial |
| | Exchange Zone: | Hershey |

**SPVA Entry Blank**
**April 26th, 2002**
**Grant High School**

**BOYS ENTRY FORM**

SCHOOL: Imperial PHONE: 882-4304 DEPART. TIME 11.15
COACH: Bessler RADIO STATION: KOGA

**100 METER DASH**
Kerry Shinn --- 11.1
or Adam Ulasin --- 11.7
Zach Nesbitt --- 11.9

**200 METER DASH**
Kerry Shinn --- 22.1
Mike Shinn --- 24.9 Morales or
Zach Nesbitt --- 25.0

**400 METER DASH**
Kerry Shinn --- 53.9
Ed Kaiser --- 53.8
Vernon Swesey --- 54.6
OHLson -

**800 METER RUN**
Jason Burke --- 2:10
Jay Wood Swesey --- 2:10 or
Joel Norman --- 2:12

**1600 METER RUN**
Vernon Sewesey --- 5:01
Jay Wood --- 5:07
Brett Berry --- 5:11

**3200 METER RUN**
Jay Wood --- 10:58
Brett Berry --- 11.08 or
Trey Boggs --- 11.20

**110 METER HURDLES**
Andy OHlson --- 15.5
ok Ed Kaiser --- 15.9
Nathan Wenzlick --- 15.9

**300 METER HURDLES**
Andy OHlson --- 41.5
Nathan Wenzlick --- 43.9 ok
Adam Ulasin --- 44.1

**HIGH JUMP**
Ed Kaiser --- 6'6
ok Nathan Wenzlick --- 5'10"
Trey Boggs --- 5'6
Will Morales

**LONG JUMP**
Will Morales --- 18'10
C.J Swanson --- 17' K Shinn or
Aaron Fucher --- 17'
Joel Norman

**SHOT PUT**
Brian Strand --- 48'3
Jed German --- 48'2
Justin Bussell --- 47'10

**DISCUS**
Brian Strand --- 158'
Justin Bussell --- 143 ok
Tim Strand --- 134

**TRIPLE JUMP**
Ed Kaiser --- 42'11"
Will Morales --- 40'4"
Taylor May --- 35'9"

**POLE VAULT**
Andy OHlson --- 12'
Mike Swanson --- 11'6 ok
Taylor May --- 11'0
(Jake Ferebee)

**400 METER RELAY**
YES NO 47.2

**1600 METER RELAY**
YES NO 3.45.5

**3200 METER RELAY**
YES NO 8.45.6

400 Rel
1 ~~A. Ulasin~~ Z. Nesbitt
2 ~~W. Morales~~ M. Swanson
3 A. Ulasin
4 Bussell - Fucher

1600 R
1 E. Kaiser
2 A. Ulasin
3 N. Wenzlick (~~[illegible]~~)
4 V. Sweesey (Burke)

3200 Rel
1 J. Norman ~~3~~ 2
2 J. Burke ~~2~~ 3
3 J. Wood 1
4 V. Swesey 4

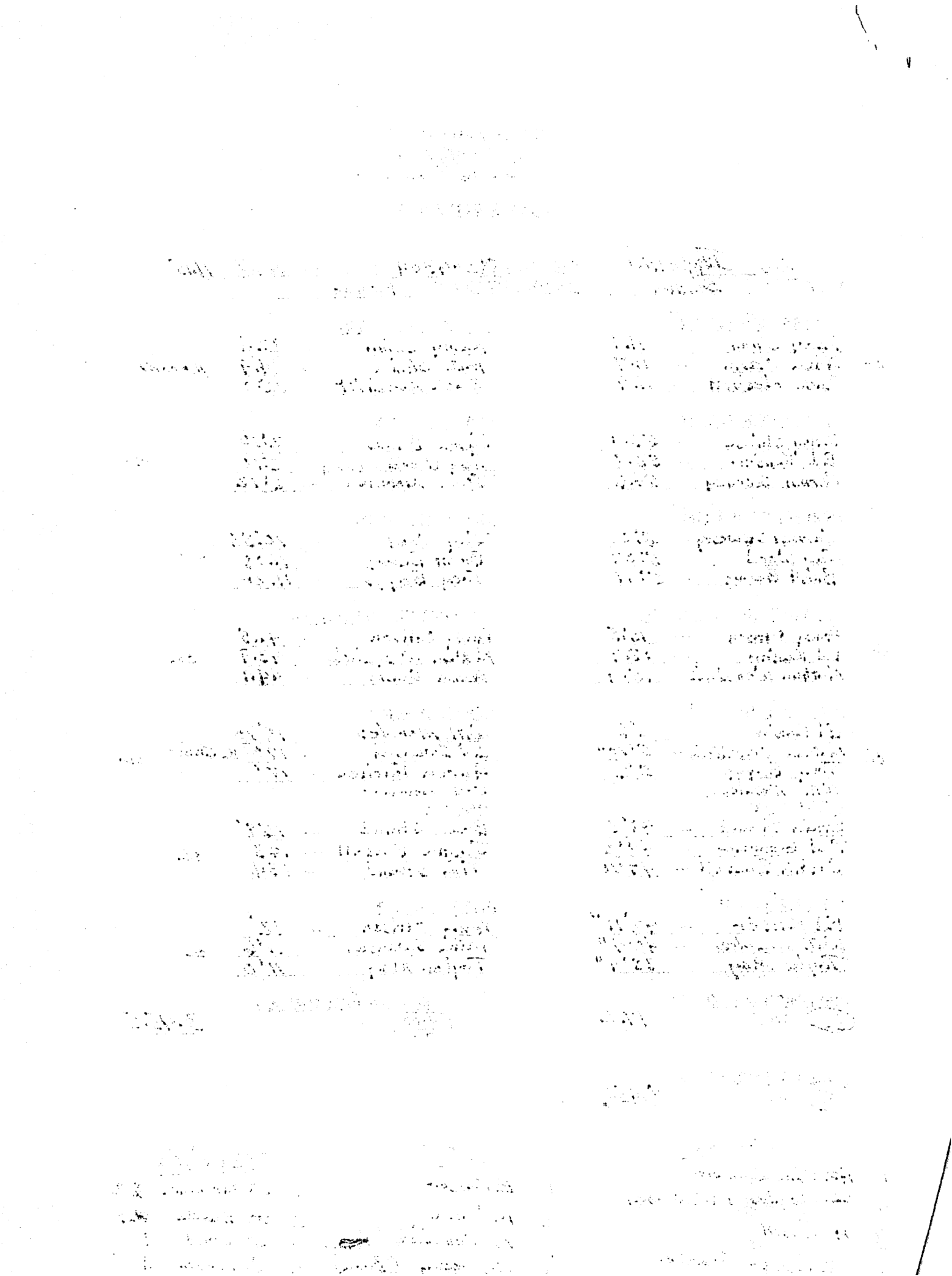

## 400

| Fast | | | Slow | | |
|---|---|---|---|---|---|
| 1 | D. Orr | Her | 1 | J. Seifer | Su |
| 2 | P. McGreen | Gr | 2 | D. Miller | Her |
| 3 | E. Thomalla | S.P | 3 | T. Vonshinck | S |
| 4 | E. Kaiser | I | 4 | B. Turner | Gr. |
| 5 | E. Soderholm | S | 5 | J. Konnoff | S.P |
| 6 | K. Shinn | I | 6 | C. Stearns | Her |
| 7 | V. Swesey | I | 7 | B. Downey | Gr |
| 8 | A. Arthur | S.P. | 8 | | |

## 300

| Slow | | | Fast | | |
|---|---|---|---|---|---|
| 1 | J. Chessmore | S.P | 1 | M. Loysdon | Gr |
| 2 | K. Shirley | Her | 2 | A. Vlasic | I |
| 3 | K. Goodwin | Her | 3 | E. Soder Holm | S |
| 4 | B. Downey | Gr. | 4 | A. Ohlson | I |
| 5 | C. Softley | Gr | 5 | J. Pieper | S.P |
| 6 | M. Boetcher | Her | 6 | N. Wenzlick | I |
| 7 | C. Fletcher | S.P | 7 | C. Rasky | S |
| 8 | | | 8 | | |

## 100M

Qualify 4

| | Heat 1 | | Heat 2 | |
|---|---|---|---|---|
| 1 | D. Orr | H | C. Borowski | Gr |
| 2 | C. Smith | S.P. | Z. Nesbitt | I |
| 3 | C. Thomilson | H | P. Schmidt | H |
| 4 | K. Shinn | I | B. Hansen | G |
| 5 | J. Pieper | SP | N. Kalin | S |
| 6 | J. Alvarado | S.P. | A. Ulasin | I |
| 7 | A. Carter | S | T. VanSchuck | S |
| 8 | | | K. Dudo | Gr |

## 110 HH

Qualify 4

| | | | | |
|---|---|---|---|---|
| 1 | | | | |
| 2 | J. Borowski | Gr | C. Fletcher | S.P |
| 3 | E. Kaiser | I | N. Wenzlick | I |
| 4 | M. Logsdon | Gr | E. Soderholm | S. |
| 5 | C. Bange | Gr | A. Ottlson | I |
| 6 | K. Goodwin | H | K. Shirley | H |
| 7 | | | J. Chessman | S.P |
| 8 | | | | |

## 200 M

| | | | | |
|---|---|---|---|---|
| 1 | B. Brown | S.P. | L. Rovers Croft | S |
| 2 | C. Softley | Gr | N. Kalin | ~~S~~ S |
| 3 | A. Arthur | S.P | J. Jensen | H. |
| 4 | K. Shinn | I | J. Collins | S.P. |
| 5 | D. Orr | H | B. Hansen | Gr |
| 6 | L. Arias | Gr | P. Orr | H |
| 7 | Z. Nesbitt | I | W. Morales | I |
| 8 | | | A. Carter | S |

| | I | G | S.P | H | J |
|---|---|---|---|---|---|
| 100M- | 10 | 8 | 4 | ~~23~~ | 6 |
| 110HH- | 9. | 14 | | | 8 |
| 1600Rel- | 6 | 8 | 10 | 4 | 2 |
| 1600m- | 20 | 4 | 1 | 6 | |
| 200m- | 10 | 6 | ~~10~~ | ~~45~~ | |
| 300Int- | 14 | | 6 | | 11 |
| 3200K- | 8 | 10 | 4 | 2 | 6 |
| 3200m- | 20 | | 3 | 8 | |
| 400m- | 13 | 2 | 10 | | 6 |
| 400Rel- | 4 | 8 | ~~10~~ | ~~6~~ | 2 |
| 800m- | 7 | 18 | | | 6 |
| Disc- | 17 | 12 | | 1 | |
| Shot- | 12 | 1 | | 18 | |
| HJ- | 16 | 10 | | 4 | 2 |
| LJ- | 1 | 8 | ~~12~~ | 10 | |
| P.V- | 6 | 4 | — | 18 | 3 |
| | 173 | 113 | 70 | 85 | 52 |



SLVA Track Meet
April 26, 2002
Results after 17 events

Bulletin #1

Boys



### Long Jump

| | | | | |
|---|---|---|---|---|
| 1 | Kody Salsman | Grant | | 20'1.25" |
| 2 | Kerry Shinn | Imperial | SB | 19'1.5" |
| 3 | Andrew Mohr | N.P.St.Pat's | | 18'9.5" |
| 4 | Will Morales | Imperial | | 18'5.25" |
| 5 | Jon Alvarado | N.P.St.Pat's | | 18'4.75" |
| 6 | Paulo Schmidt | Hershey | | 18'4.5" |

### Pole Vault

| | | | | |
|---|---|---|---|---|
| 1 | Tom Younghans | Hershey | | 12'06" |
| 2 | Andy Ohlson | Imperial | | 12'00" |
| 3 | Chase Rasby | Sutherland | | 12'00" |
| 4 | Patrick McGreer | Grant | | 12'00" |
| 5 | Andy Harris | Sutherland | | 10'06" |
| 6 | Mike Trujillo | N.P.St.Pat's | | 10'06" |

### 400M Dash

| | | | | |
|---|---|---|---|---|
| 1 | Eric Thomalla | N.P.St.Pat's | | 53.1 |
| 2 | Ed Kaiser | Imperial | PB | 53.3 |
| 3 | Erik Soderholm | Sutherland | | 53.5 |
| 4 | Andy Ohlson | Imperial | PB | 53.7 |
| 5 | Patrick McGreer | Grant | | 54.4 |
| 6 | Kerry Shinn | Imperial | SB | 54.8 |

### High Jump

| | | | | |
|---|---|---|---|---|
| 1 | Ed Kaiser | Imperial | | 6'06" |
| 2 | Nathan Wenzlick | Imperial | | 5'10" |
| 3 | Josh Borowski | Grant | | 5'08" |
| 4 | Dan McIntosh | Sutherland | | 5'08" |
| 5 | Will Moralers | Imperial | PB | 5'08" |
| 6 | Derek Miller | Hershey | | 5'06" |

### Triple Jump

| | | | | |
|---|---|---|---|---|
| 1 | Johnny Collins | N.P.St.Pat's | | 44'07.5" |
| 2 | Michael Logsdon | Grant | | 42'06" |
| 3 | Kody Salsman | Grant | | 38'10.75" |
| 4 | Josh Borowski | Grant | | 38'10.5" |
| 5 | Steve Dawkins | Hershey | | 37'03.75 |
| 6 | Andrew Mohr | N.P.St.Pat's | | 37'01" |

### 110M Hurdles

| | | | | |
|---|---|---|---|---|
| 1 | Erik Soderholm | Sutherland | | 15.5 |
| 2 | Michael Logsdon | Grant | | 15.6 |
| 3 | Andy Ohlson | Imperial | | 15.8 |
| 4 | Chris Burge | Grant | | 16.2 |
| 5 | Nathn Wenzlick | Imperial | | 16.7 |
| 6 | Kile Goodwin | Hershey | | 17.0 |

### Discus

| | | | | |
|---|---|---|---|---|
| 1 | Troy Heenfler | Grant | | 150'07" |
| 2 | Brian Strand | Imperial | | 147'00" |
| 3 | Tim Strand | Imperial | | 132'04" |
| 4 | Clint Erb | Hershey | | 130'10" |
| 5 | Michael Logsdon | Grant | | 130'03" |
| 6 | Justin Bussell | Imperial | | 127'01" |

### 3200M Relay

| | | | | |
|---|---|---|---|---|
| 1 | | Imperial | | 8.51.1 |
| 2 | | Sutherland | | 9.02.3 |
| 3 | | N.P.St.Pat's | | 9.07.1 |
| 4 | | Grant | | 9.07.2 |
| 5 | | Hershey | | 9.33.0 |
| 6 | | | | |

### 3200M Run

| | | | | |
|---|---|---|---|---|
| 1 | Koby Krebs | Hershey | | 10.48.9 |
| 2 | Brett Berry | Imperial | PB | 10.59.3 |
| 3 | Trey Boggs | Imperial | | 11.35.2 |
| 4 | Conor Brittan | N.P.St.Pat's | | 11.42.2 |
| 5 | Joel Mougey | N.P.St.Pat's | | 11.44.3 |
| 6 | Matt Plunk | N.P.St.Pat's | | 12.10.5 |

### Shot Put

| | | | | |
|---|---|---|---|---|
| 1 | Brian Strand | Imperial | PB | 50'05.25 |
| 2 | Mac Jenkins | Hershey | | 50'02.5" |
| 3 | Mike Hiatt | Hershey | | 49'00.75" |
| 4 | Justin Bussell | Imperial | | 47'06" |
| 5 | Tim Strand | Imperial | PB | 47'06" |
| 6 | Josh Howerter | Grant | | 46'03" |

### 100M Dash

| | | | | |
|---|---|---|---|---|
| 1 | Barry Hansen | Grant | | 11.6 |
| 2 | Kerry Shinn | Imperial | | 11.7 |
| 3 | Chancy Tomlinson | Hershey | | 12.0 |
| 4 | Aaron Carter | Sutherland | | 12.0 |
| 5 | Justin Pieper | N.P.St.Pat's | | 12.1 |
| 6 | Craig Smith | N.P.St.Pat's | | 12.2 |

### 800M Run

| | | | | |
|---|---|---|---|---|
| 1 | Nick Bullington | Grant | | 2.07.4 |
| 2 | Jason Burke | Imperial | PB | 2.08.4 |
| 3 | Clayton Scholl | Grant | | 2.08.6 |
| 4 | Vernon Swesey | Imperial | PB | 2.09.6 |
| 5 | Andy Harris | Sutherland | | 2.09.7 |
| 6 | Joel Norman | Imperial | PB | 2.15.2 |

### 3200M Run

| | | | | |
|---|---|---|---|---|
| 1 | Andy Ohlson | Imperial | SB | 41.2 |
| 2 | Erik Soderholm | Sutherland | | 41.3 |
| 3 | Chase Rasby | Sutherland | | 42.3 |
| 4 | Nathan Wenzlick | Imperial | PB | 42.6 |
| 5 | Justin Pieper | N.P.St.Pat's | | 43.1 |
| 6 | Kile Goodwin | Hershey | | 44.4 |

### 1600M Run

| | | | | |
|---|---|---|---|---|
| 1 | Patrick McGreer | Grant | | 4.58.0 |
| 2 | Jay Wood | Imperial | SB | 5.07.1 |
| 3 | Brett Berry | Imperial | | 5.08.1 |
| 4 | Koby Krebs | Hershey | | 5.11.2 |
| 5 | Vernon Swesey | Imperial | | 5.11.8 |
| 6 | Joel Mougey | N.P.St.Pat's | | 5.13.3 |

### 1600M Relay

| | | | |
|---|---|---|---|
| 1 | N.P.St.Pat's | | 3.41.4 |
| 2 | Grant | | 3.42.9 |
| 3 | Imperial | | 3.46.3 |
| 4 | Hershey | | 3.51.1 |
| 5 | Sutherland | | 4.04.2 |
| 6 | | | |

### 200M Dash

| | | | | |
|---|---|---|---|---|
| 1 | Kerry Shinn | Imperial | | 23.6 |
| 2 | Johnny Collins | N.P.St.Pat's | | 23.8 |
| 3 | Aaron Carter | Sutherland | | 24.6 |
| 4 | Alex Arthur | N.P.St.Pat's | | 24.7 |
| 5 | Paul Orr | Hershey | | 24.7 |
| 6 | Dave Orr | Hershey | | 25.0 |

### 400M Relay

| | | | | |
|---|---|---|---|---|
| 1 | | N.P.St.Pat's | | 45.2 |
| 2 | | Hershey | | 46.1 |
| 3 | | Grant | | 46.6 |
| 4 | | Imperial | SB | 47.0 |
| 5 | | Sutherland | | 47.2 |
| 6 | | | | |

| Grant | Impe | N.P. | Suth | Hers |
|---|---|---|---|---|
| 119 | 187 | 81 | 66 | 71 |
| 2nd | 1st | 3rd | 5th | 4th |

26th Consec.
Tradition

Master Sheet

K MEET S.P.J.A DATE 4-26-02

| SHOT PUT | Preliminaries | | | Finals | | | Place |
|---|---|---|---|---|---|---|---|
| Name | 1 | 2 | 3 | 1 | 2 | 3 | |
| 1. Brian Strand | 48'3 | S | 50'5½ | 48'11¼ | S | 50'1¼ | 1st |
| 2. ~~Jed Gerrmen~~ Tim Strand | 43'0 | 45'10¾ | 44'4½ | 47'6 | S | S | 5th |
| 3. Justin Bussell | 45'2¾ | 46'7 | 44'8½ | 46'2½ | 47'6 | 47'3¼ | 4th |

| DISCUS | Preliminaries | | | Finals | | | Place |
|---|---|---|---|---|---|---|---|
| Name | 1 | 2 | 3 | 1 | 2 | 3 | |
| 1. Brian Strand | 136'10 | 147'0 | 135'2 | 135'2 | 142'5 | 130'1 | 2nd |
| 2. Tim Strand | 126'0 | 119'4 | 127'4 | 132'4 | 127'10 | 123'3 | 3rd |
| 3. Justin Bussell | 121'9 | 127'1 | S | F | 117'9 | 126'7 | 6th |

| LONG JUMP | Preliminaries | | | Finals | | | Place |
|---|---|---|---|---|---|---|---|
| Name | 1 | 2 | 3 | 1 | 2 | 3 | |
| 1. Kerry Shinn | S | 19'½ | 15'10¼ | 17'0 | 16'6 | 18'2½ | 2nd |
| 2. Will Morales | S | S | 18'8¼ | 17'11 | S | S | 4th |
| 3. Joel Norman | 11'10 | S | 17'6¼ | | | | |

| TRIPLE JUMP | Preliminaries | | | Finals | | | Place |
|---|---|---|---|---|---|---|---|
| Name | 1 | 2 | 3 | 1 | 2 | 3 | |
| 1. Will Morales | | ——— | | | | | |
| 2. | | | | | | | |
| 3. | | | | | | | |

| HIGH JUMP | HEIGHTS | | | | | | | | PLACE |
|---|---|---|---|---|---|---|---|---|---|
| Name | 5'4 | 5'6 | 5'8 | 5'10 | 6'0 | 6'4 | 6'6 | 6'8¼ | |
| 1. Ed Kaiser | — | — | X | X | X | X | X | OOO | 1st |
| 2. Nathan Wenzlick | X | X | X | OX | OOO | — | — | | 2nd |
| 3. Will Morales | OX | OX | OOX | OOO | — | — | — | | 5th |

ACK MEET : _____ DATE : _____

| POLE VALT | HEIGHTS | | | | | | | PLACE | |
|---|---|---|---|---|---|---|---|---|---|
| Name | 9'0 | 9'6 | 10'0 | 10'6 | 11'0 | 11'6 | 12'0 | 12'6 | |
| 1. Andy Ohlson | — | — | — | — | X | X | X | OOO | 2nd |
| 2. Mike Swanson | X | X | X | OOO | — | — | — | | |
| 3. Taylor Hoy | OOX | X | OOO | — | — | — | — | | |

400 METER RELAY

| Name | 1st | 2nd | 3rd | 4th | Total | Place |
|---|---|---|---|---|---|---|
| 1. Zack Nesbitt | | | | | | |
| 2. Mike Swanson | | | | | 47.05 | 4th |
| 3. Adam Vlasin | | | | | | |
| 4. Justin Bussell | | | | | | |

1600 METER RELAY

| Name | 1st | 2nd | 3rd | 4th | Total | Place |
|---|---|---|---|---|---|---|
| 1. ~~Ed Kaser~~ Jason Burke | 57.29 | 55.71 | | | | |
| 2. Adam Vlasin | | | 56.39 | | 3:46.5 | 3rd |
| 3. Nathan Wenrich | | | | 57.11 | | |
| 4. Vern Sweeney | | | | | | |

3200 METER RELAY

| Name | 1st | 2nd | 3rd | 4th | Total | Place |
|---|---|---|---|---|---|---|
| 1. J. Wood | 60 440 | 2:09.5 880 | | | | |
| 2. J. Norman | | 65 440 | 2:15.3 880 | | 8:51.3 | 1st |
| 3. J. Burke | | | 60 440 | 2:11.1 880 | | |
| 4. J. Sweeney | | | | 60 440 | 2:15.6 880 | |

.CK MEET : _____ DATE : _____

| 110 Meter High Hurdles | Preliminaries | Finals | Place |
|---|---|---|---|
| Name | | | |
| 1. Andy Ohlsen | 16.2 | 15.8 | 3rd |
| 2. Ed Kaiser | 16.2 | F.S. | |
| 3. Nathan Wenzlich | 16.1 | 16.7 | 5th |

| 300 Meter Int. Hurdles | Preliminaries | Finals | Place |
|---|---|---|---|
| Name | | | |
| 1. Andy Ohlsen | 41.2 | | 1st |
| 2. Nathan Wenzlich | 42.59 | | 4th |
| 3. Adam Ulasin | 44.1 | | |

| 100 Meter Dash | Preliminaries | Finals | Place |
|---|---|---|---|
| Name | | | |
| 1. Kenny Shinn | 11.6 | 11.6 | 2nd |
| 2. Zach Nesbitt | 12.3 | | |
| 3. Adam Ulasin | 12.1 | | |

| 200 Meter Dash | Preliminaries | Finals | Place |
|---|---|---|---|
| Name | | | |
| 1. Kenny Shinn | 23.8 | 23.5 | 1st |
| 2. Zach Nesbitt | 25.4 | | |
| 3. Will Morgan | 24.8 | | |

| 400 Meter Dash | Preliminaries | Finals | Place |
|---|---|---|---|
| Name | | | |
| 1. Kenny Shinn | 54.8 | | 6th |
| 2. Ed Kaiser | 53.2 | | 2nd |
| 3. Andy Ohlsen | 53.64 | | 4th |

ACK MEET : _____ DATE : _____

| 800 Meter Dash | 220 | 440 | Finals | Place |
|---|---|---|---|---|
| Name | | | | |
| 1. Vern Sweeney | 61 | 2:09.48 | | 4th |
| 2. Jason Bendle | 62 | 2:08.47 | | 2nd |
| 3. Joel Norman | 65 | 2:15.2 | | 6th |

| 1600 Meter Run | 440 | 880 | Finals | Place |
|---|---|---|---|---|
| Name | | | | |
| 1. Vern Sweeney | 74 | 2:34 | 5:11.70 | 5th |
| 2. Jay Wood | 71 | 2:30 | 5:07.21 | 2nd |
| 3. Brett Berry | 73 | 2:33 | 5:08.15 | 3rd |

| 3200 Meter Run | 440 | 880 | 1320 | M | 1 ¼ | 1 ½ | 1 ¾ | 2 | |
|---|---|---|---|---|---|---|---|---|---|
| Name | | | | | | | | | |
| 1. Jay Wood | 75 | 2:37 | 4:01 | 5:25 | 6:49 | 8:14 | 9:35 | 10:48.76 | DQ |
| 2. Brett Berry | 75 | 2:37 | 4:01 | 5:26 | 6:49 | 8:13 | 9:37 | 10:59.60 | 2nd |
| 3. Trey Boggs | 76 | 2:38 | 4:06 | 5:36 | 7:08 | 8:42 | 10:17 | 11:35.21 | 3rd |

Mile Med Relay

1.
2. X
3.
4.

400 Wt Relay

1.
2. X
3.
4.

# Shot + Disc

CK MEET S.P.U.A DATE 4-26-02

| SHOT PUT | Preliminaries | | | Finals | | | Place |
|---|---|---|---|---|---|---|---|
| Name | 1 | 2 | 3 | 1 | 2 | 3 | |
| 1. Brian Strand | 48'3" | S | 50'5 1/2" | 48'11 1/4" | S | 50'1 1/4" | |
| 2. Justin Bussell | 45'2 3/4" | 46'7" | 44'8 1/2" | 46'2 1/2" | 47'6" | 47'3 1/4" | |
| 3. ~~Ted Carlson~~ Tim Strand | 43'0" | 45'10 3/4" | 44'4 1/2" | 47'6" | S | S | |

| DISCUS | Preliminaries | | | Finals | | | Place |
|---|---|---|---|---|---|---|---|
| Name | 1 | 2 | 3 | 1 | 2 | 3 | |
| 1. Brian Strand | 136'10" | 147'0" | 135'2" | 135'2" | 142'5" | 130'1" | |
| 2. Justin Bussell | 121'9" | 127'1" | S | F | 117'9" | 126'7" | |
| 3. Tim Strand | 126'0" | 119'4" | 127'4" | 132'4" | 127'10" | 123'3" | |

| LONG JUMP | Preliminaries | | | Finals | | | Place |
|---|---|---|---|---|---|---|---|
| Name | 1 | 2 | 3 | 1 | 2 | 3 | |
| 1. | | | | | | | |
| 2. | | | | | | | |
| 3. | | | | | | | |

| TRIPLE JUMP | Preliminaries | | | Finals | | | Place |
|---|---|---|---|---|---|---|---|
| Name | 1 | 2 | 3 | 1 | 2 | 3 | |
| 1. | | | | | | | |
| 2. | | | | | | | |
| 3. | | | | | | | |

| HIGH JUMP | HEIGHTS | | | | | | | PLACE |
|---|---|---|---|---|---|---|---|---|
| Name | ___ | ___ | ___ | ___ | ___ | ___ | ___ | |
| 1. | --- | --- | --- | --- | --- | --- | --- | |
| 2. | --- | --- | --- | --- | --- | --- | --- | |
| 3. | --- | --- | --- | --- | --- | --- | --- | |

ACK MEET : _____ DATE : _____

| POLE VALT | HEIGHTS | | | | | | | PLACE |
|---|---|---|---|---|---|---|---|---|
| Name | ___ | ___ | ___ | ___ | ___ | ___ | ___ | |
| 1. | --- | --- | --- | --- | --- | --- | --- | |
| 2. | --- | --- | --- | --- | --- | --- | --- | |
| 3. | --- | --- | --- | --- | --- | --- | --- | |

400 METER RELAY

| Name | 1st | 2nd | 3rd | 4th | | Total | Place |
|---|---|---|---|---|---|---|---|
| 1. | | | | | | | |
| 2. | | | | | | | |
| 3. | | | | | | | |
| 4. | | | | | | | |

1600 METER RELAY

| Name | 1st | 2nd | 3rd | 4th | | Total | Place |
|---|---|---|---|---|---|---|---|
| 1. | | | | | | | |
| 2. | | | | | | | |
| 3. | | | | | | | |
| 4. | | | | | | | |

3200 METER RELAY

| Name | 1st | 2nd | 3rd | 4th | | Total | Place |
|---|---|---|---|---|---|---|---|
| 1. | 440 | 880 | | | | | |
| 2. | | 440 | 880 | | | | |
| 3. | | | 440 | 880 | | | |
| 4. | | | | 440 | 880 | | |

ACK MEET : _____ DATE : _____

| 110 Meter High Hurdles | Preliminaries | Finals | Place |
|---|---|---|---|
| Name | | | |
| 1. | | | |
| 2. | | | |
| 3. | | | |

| 300 Meter Int. Hurdles | Preliminaries | Finals | Place |
|---|---|---|---|
| Name | | | |
| 1. | | | |
| 2. | | | |
| 3. | | | |

| 100 Meter Dash | Preliminaries | Finals | Place |
|---|---|---|---|
| Name | | | |
| 1. | | | |
| 2. | | | |
| 3. | | | |

| 200 Meter Dash | Preliminaries | Finals | Place |
|---|---|---|---|
| Name | | | |
| 1. | | | |
| 2. | | | |
| 3. | | | |

| 400 Meter Dash | Preliminaries | Finals | Place |
|---|---|---|---|
| Name | | | |
| 1. | | | |
| 2. | | | |
| 3. | | | |

ACK MEET : _____ DATE : _____

| 800 Meter Dash | 220 | 440 | Finals | Place |
|---|---|---|---|---|

Name

1.

2.

3.

| 1600 Meter Run | 440 | 880 | Finals | Place |
|---|---|---|---|---|

Name

1.

2.

3.

| 3200 Meter Run | 440 | 880 | 1320 | M | 1 ¼ | 1 ½ | 1 ¾ | 2 |
|---|---|---|---|---|---|---|---|---|

Name

1.

2.

3.

Mile Med Relay

1.

2.

3.

4.

400 Wt Relay

1.

2.

3.

4.



# Field Events

MEET S.P.J.A. DATE 4-26-02

| SHOT PUT | Preliminaries | | | Finals | | | Place |
|---|---|---|---|---|---|---|---|
| Name | 1 | 2 | 3 | 1 | 2 | 3 | |
| 1. | | | | | | | |
| 2. | | | | | | | |
| 3. | | | | | | | |

| DISCUS | Preliminaries | | | Finals | | | Place |
|---|---|---|---|---|---|---|---|
| Name | 1 | 2 | 3 | 1 | 2 | 3 | |
| 1. | | | | | | | |
| 2. | | | | | | | |
| 3. | | | | | | | |

| LONG JUMP | Preliminaries | | | Finals | | | Place |
|---|---|---|---|---|---|---|---|
| Name | 1 | 2 | 3 | 1 | 2 | 3 | |
| 1. Kenny Shinn | S | 19½" | 15'10¼" | 17' | 16'6" | 18'2½" | |
| 2. Will Morales | S | S | 18'8¼" | 17'11" | S | S | |
| 3. Joel Norman | 11'10" | S | 17'6¼" | | | | |

| TRIPLE JUMP | Preliminaries | | | Finals | | | Place |
|---|---|---|---|---|---|---|---|
| Name | 1 | 2 | 3 | 1 | 2 | 3 | |
| 1. Will Morales | | | | | | | |
| 2. | | | | | | | |
| 3. | | | | | | | |

| HIGH JUMP | HEIGHTS | | | | | | | PLACE |
|---|---|---|---|---|---|---|---|---|
| Name | 5'4" | 5'6" | 5'8" | 5'10" | 6' | 6'4" | 6'6" | 6'8¼" |
| 1. Ed Kaiser | — | — | X | X | X | X | X | OOO |
| 2. Nathan Wenzlich | X | X | X | OX | OOO | --- | --- | |
| 3. Will Morales | OX | OX | OOX | OOO | --- | --- | --- | |

MEET: SPVA DATE: 4-26-02

| POLE VALT | HEIGHTS | | | | | | | | PLACE |
|---|---|---|---|---|---|---|---|---|---|
| Name | 9' | 9'6 | 10' | 10'6 | 11' | 11'6 | 12' | 12'6" | |
| 1. Andy Ohlson | — | — | — | — | X | X | X | OOO | 2nd |
| 2. Mike Swanson | X | X | X | OOO | — | — | — | | |
| 3. Taylor May | OOX | X | OOO | — | — | — | — | | |

400 METER RELAY

| Name | 1st | 2nd | 3rd | 4th | | Total | Place |
|---|---|---|---|---|---|---|---|
| 1. | | | | | | | |
| 2. | | | | | | | |
| 3. | | | | | | | |
| 4. | | | | | | | |

1600 METER RELAY

| Name | 1st | 2nd | 3rd | 4th | | Total | Place |
|---|---|---|---|---|---|---|---|
| 1. | | | | | | | |
| 2. | | | | | | | |
| 3. | | | | | | | |
| 4. | | | | | | | |

3200 METER RELAY

| Name | 1st | 2nd | 3rd | 4th | | Total | Place |
|---|---|---|---|---|---|---|---|
| 1. | 440 | 880 | | | | | |
| 2. | | 440 | 880 | | | | |
| 3. | | | 440 | 880 | | | |
| 4. | | | | 440 | 880 | | |

K MEET : _____ DATE : _____

| 110 Meter High Hurdles | Preliminaries | Finals | Place |
|---|---|---|---|
| Name | | | |
| 1. | | | |
| 2. | | | |
| 3. | | | |

| 300 Meter Int. Hurdles | Preliminaries | Finals | Place |
|---|---|---|---|
| Name | | | |
| 1. | | | |
| 2. | | | |
| 3. | | | |

| 100 Meter Dash | Preliminaries | Finals | Place |
|---|---|---|---|
| Name | | | |
| 1. | | | |
| 2. | | | |
| 3. | | | |

| 200 Meter Dash | Preliminaries | Finals | Place |
|---|---|---|---|
| Name | | | |
| 1. | | | |
| 2. | | | |
| 3. | | | |

| 400 Meter Dash | Preliminaries | F |
|---|---|---|
| Name | | |
| 1. | | |
| 2. | | |
| 3. | | |

.K MEET : _____ DATE : _____

| 800 Meter Dash | 220 | 440 | Finals | Place |
|---|---|---|---|---|

Name

1.

2.

3.

| 1600 Meter Run | 440 | 880 | Finals | Place |
|---|---|---|---|---|

Name

1.

2.

3.

| 3200 Meter Run | 440 | 880 | 1320 | M | 1 ¼ | 1 ½ | 1 ¾ | 2 |
|---|---|---|---|---|---|---|---|---|

Name

1.

2.

3.

Mile Med Relay

1.

2.

3.

4.

400 Wt Relay

1.

2.

3.

4.

# SPVA Track Meet

April 26, 2002

**Program of Participants**

### Boys 100M Dash (15 Entries)

| | | |
|---|---|---|
| Imperial | Kerry Shinn | 11.1 |
| Grant | Barry Hansen | 11.2 |
| Sutherland | Nick Kalin | 11.3 |
| N.P.St.Pat's | Justin Pieper | 11.3 |
| Hershey | Chancy Tomlinson | 11.5 |
| Hershey | Paulo Schmidt | 11.6 |
| Imperial | Adam Vlasin | 11.7 |
| N.P.St.Pat's | Jon Alvarado | 11.7 |
| N.P.St.Pat's | Craig Smith | 11.8 |
| Imperial | Zach Nesbitt | 11.9 |
| Sutherland | Tyler VanSchinck | 11.9 |
| Sutherland | Aaron Carter | 11.9 |
| Hershey | Dave Orr | 11.9 |
| Grant | Chad Borowski | 12.3 |
| Grant | Kurtis Dudo | 12.3 |

### Boys 110M Hurdles (11 Entries)

| | | |
|---|---|---|
| Grant | Michael Logsdon | 15.3 |
| Sutherland | Erik Soderholm | 15.3 |
| Imperial | Andy Ohlson | 15.5 |
| Grant | Chris Burge | 15.6 |
| Imperial | Ed Kaiser | 15.9 |
| Imperial | Nathn Wenzlick | 15.9 |
| Hershey | Kane Shirley | 17.2 |
| Hershey | Kile Goodwin | 17.3 |
| Grant | Josh Borowski | 18.7 |
| N.P.St.Pat's | Cody Fletcher | 19.5 |
| N.P.St.Pat's | John Chessmore | 20.1 |

### Boys 1600M Relay (5 Entries)

| | |
|---|---|
| N.P.St.Pat's | 3:37 |
| Grant | 3:41 |
| Imperial | 3:45 |
| Hershey | 3:50 |
| Sutherland | 3:58 |

### Boys 1600M Run (11 Entries)

| | | |
|---|---|---|
| Imperial | Vernon Swasey | 5:01 |
| Imperial | Jay Wood | 5:07 |
| Hershey | Koby Krebs | 5:08 |
| Grant | Patrick McGreer | 5:10 |
| Imperial | Brett Berry | 5:11 |
| N.P.St.Pat's | Joel Mougey | 5:24 |
| N.P.St.Pat's | Matt Plunk | 5:35 |
| Grant | Talon Gorgen | 5:38 |
| N.P.St.Pat's | Ty Dodson | 5:48 |
| Grant | Tyler Mahnken | 6:55 |
| Sutherland | Dave Martinez | 7:00 |

### Boys 200M Dash (15 Entries)

| | | |
|---|---|---|
| Imperial | Kerry Shinn | 22.1 |
| N.P.St.Pat's | Johnny Collins | 22.8 |
| Grant | Barry Hansen | 23.0 |
| Hershey | Dave Orr | 23.6 |
| N.P.St.Pat's | Alex Arthur | 23.8 |
| Hershey | Jason Jensen | 24.0 |
| Hershey | Paul Orr | 24.2 |
| Grant | Lucas Arias | 24.3 |
| Grant | Chris Softley | 24.4 |
| Sutherland | Nick Kalin | 24.5 |
| Imperial | Mike Shinn Morales | 24.9 |
| Imperial | Zach Nesbitt | 25.0 |
| N.P.St.Pat's | Barret Brown | 25.0 |
| Sutherland | Les Ravenscroft | 26.2 |
| Sutherland | Aaron Carter | 30.0 |

### Boys 300M Hurdles (14 Entries)

| | | |
|---|---|---|
| Sutherland | Erik Soderholm | 40.7 |
| Imperial | Andy Ohlson | 41.5 |
| N.P.St.Pat's | Justin Pieper | 43.0 |
| Imperial | Nathan Wenzlick | 43.9 |
| Imperial | Adam Vlasin | 44.1 |
| Sutherland | Chase Rasby | 44.2 |
| Grant | Michael Logsdon | 44.4 |
| Hershey | Kile Goodwin | 45.2 |
| Grant | Brent Downey | 45.6 |
| Grant | Chris Softley | 45.9 |
| Hershey | Mark Boettcher | 46.2 |
| Hershey | Kane Shirley | 47.1 |
| N.P.St.Pat's | Cody Fletcher | 49.5 |
| N.P.St.Pat's | John Chessmore | 50.0 |

### Boys 3200M Relay (5 Entries)

| | |
|---|---|
| Grant | 8:43 |
| Imperial | 8:45 |
| Sutherland | 8:50 |
| N.P.St.Pat's | 9:05 |
| Hershey | 9:20 |

### Boys 3200M Run (9 Entries)

| | | |
|---|---|---|
| Imperial | Jay Wood | 10:58 |
| Hershey | Koby Krebs | 11:02 |
| Imperial | Brett Berry | 11:08 |
| Imperial | Trey Boggs | 11:20 |
| N.P.St.Pat's | Joel Mougey | 11:40 |

| | | |
|---|---|---|
| N.P.St.Pat's | Conor Brittan | 11:57 |
| N.P.St.Pat's | Matt Plunk | 12:25 |
| Grant | Talon Gorgen | 12:41 |
| Grant | Tyler Hughes | 13:00 |

**Boys 400M Dash** (15 Entries)

| | | |
|---|---|---|
| N.P.St.Pat's | Eric Thomalla | 53.0 |
| Imperial | Ed Kaiser | 53.8 |
| Sutherland | Erik Soderholm | 53.8 |
| Imperial | Kerry Shinn | 53.9 |
| Grant | Patrick McGreer | 54.0 |
| Imperial | Vernon Swesey Ohlson | 54.6 |
| Hershey | Dave Orr | 55.0 |
| N.P.St.Pat's | Alex Arthur | 55.3 |
| Sutherland | Tyler VanSchinck | 55.4 |
| Grant | Brent Turner | 55.6 |
| N.P.St.Pat's | Jason Konruff | 55.6 |
| Hershey | Colt Stearns | 55.7 |
| Hershey | Derek Miller | 56.9 |
| Grant | Brent Downey | 57.4 |
| Sutherland | Josh Seifer | 70.0 |

**Boys 400M Relay** (5 Entries)

| | | |
|---|---|---|
| N.P.St.Pat's | | 45.3 |
| Grant | | 45.4 |
| Hershey | | 47.0 |
| Imperial | | 47.2 |
| Sutherland | | 47.2 |

**Boys 800M Run** (14 Entries)

| | | |
|---|---|---|
| Grant | Clayton Scholl | 2:09 |
| Grant | Nick Bullington | 2:09 |
| Sutherland | Zach Blersin | 2:09 |
| Imperial | Jason Burke | 2:10 |
| Imperial | Jay Wod Swesey | 2:10 |
| Imperial | Joel Norman | 2:12 |
| Sutherland | Dan McIntosh | 2:12 |
| N.P.St.Pat's | Jason Konruff | 2:12 |
| Hershey | Colt Stearns | 2:12 |
| Sutherland | Andy Harris | 2:14 |
| N.P.St.Pat's | David Bargeil | 2:20 |
| Hershey | R.J. Shute | 2:21 |
| Hershey | Joe Blomstedt | 2:22 |
| N.P.St.Pat's | Dan Dobesh | 2:33 |

**Boys Discus** (14 Entries)

| | | |
|---|---|---|
| N.P.St.Pat's | Zach Meissner | 98'00" |
| Sutherland | Josh Dethlefsen | 100'00" |
| Sutherland | David Martinez | 100'00" |
| N.P.St.Pat's | Jacob Monnier | 107'00" |
| Grant | Dusty Marquardt | 115'00" |
| N.P.St.Pat's | Tom Kolodziejczyk | 115'00" |
| Hershey | Mike Hiatt | 124'05" |
| Hershey | Mark Boettcher | 126'08" |
| Hershey | Clint Erb | 127'09" |
| Imperial | Tim Strand | 134'00" |
| Grant | Michael Logsdon | 141'01" |
| Imperial | Justin Bussell | 143'00" |
| Grant | Troy Haenfler | 152'03" |
| Imperial | Brian Strand | 158'00" |

**Boys High Jump** (9 Entries)

| | | |
|---|---|---|
| Hershey | Jason Jensen | 5'02" |
| Imperial | Trey Boggs Morales | 5'06" |
| Grant | Kody Salsman- | 5'06" |
| Grant | Troy Haenfler | 5'06" |
| Sutherland | Dan McIntosh | 5'06" |
| Hershey | Derek Miller | 5'06" |
| Imperial | Nathan Wenzlick | 5'10" |
| Grant | Josh Borowski | 6'00" |
| Imperial | Ed Kaiser | 6'06" |

**Boys Long Jump** (14 Entries)

| | | |
|---|---|---|
| Sutherland | Josh Seifer | 0'00" |
| Sutherland | Mike Frary | 0'00" |
| N.P.St.Pat's | Matt Thuman | 16'08" |
| Imperial | C.J. Swanson J. Norman | 17'00" |
| Imperial | Aaron Fueher K Shinn | 17'00" |
| Hershey | Steve Dawkins | 17'00" |
| Hershey | Chris Tatman | 17'00" |
| Grant | Kurtis D. | 18'06" |
| Imperial | Will Morales | 18'10" |
| Grant | Chris Softley | 18'11" |
| N.P.St.Pat's | Jason Konruff | 18'11" |
| Grant | Kody Salsman | 19'06" |
| N.P.St.Pat's | Andrew Mohr | 19'07" |
| Hershey | Paulo Schmidt | 19'08" |

**Boys Pole Vault** (12 Entries)

| | | |
|---|---|---|
| Hershey | Landon Troyer | 8'00" |
| N.P.St.Pat's | James Plunk | 9'00" |
| N.P.St.Pat's | Mike Trujillo | 9'00" |
| N.P.St.Pat's | Adam Smith | 9'06" |
| Imperial | Taylor May | 11'00" |
| Imperial | Mike Swanson | 11'06" |
| Grant | Patrick McGreer | 11'06" |
| Sutherland | Chase Rasby | 11'06" |
| Sutherland | Andy Harris | 11'06" |
| Imperial | Andy Ohlson | 12'00" |
| Hershey | Adam Miller | 12'06" |
| Hershey | Tom Younghans | 13'06" |

**Boys Shot Put** (14 Entries)

| | | |
|---|---|---|
| Sutherland | Josh Dethlefsen | 34'06" |



# SPVA Track Meet

April 26, 2002

## Girls 100M Dash (11 Entries)

| | | |
|---|---|---|
| Sutherland | Josie McCune | 12.7 |
| Imperial | Amanda Poppe | 13.3 |
| Hershey | Alicia Monroe | 13.4 |
| Imperial | Jennifer Poppe | 13.9 |
| Sutherland | Nicole Anderson | 14.2 |
| Imperial | Jenny German | 14.4 |
| Hershey | Sawyer Coble | 14.7 |
| N.P.St.Pat's | Meghan Allison | 14.8 |
| N.P.St.Pat's | Alicia Halter | 15.0 |
| Sutherland | Michelle Carrazeles | 16.0 |
| N.P.St.Pat's | Megan Schwartz | 16.0 |

## Girls 100M Hurdles (9 Entries)

| | | |
|---|---|---|
| Sutherland | Katie Marquette | 16.8 |
| Imperial | Amanda Poppe | 16.8 |
| Imperial | Lora Rowley | 17.2 |
| Grant | Ashley Fitzgerald | 17.7 |
| Hershey | Kerri Davis | 18.5 |
| Imperial | Maika Bauerle | 18.9 |
| Hershey | Kellen Huebner | 20.0 |
| N.P.St.Pat's | Julie Power | 20.6 |
| N.P.St.Pat's | Ashley Cheasmore | 22.1 |

## Girls 1600M Relay (5 Entries)

| | |
|---|---|
| Sutherland | 4:35 |
| Hershey | 4:42 |
| Imperial | 4:46 |
| N.P.St.Pat's | 4:50 |
| Grant | 5:05 |

## Girls 1600M Run (12 Entries)

| | | |
|---|---|---|
| Imperial | Nicole Longan | 5:59 |
| Sutherland | Laura Machacek | 6:16 |
| N.P.St.Pat's | Ellie Jorgensen | 6:21 |
| Hershey | Deidra Younghans | 6:25 |
| Imperial | Amanda Terryberry | 6:33 |
| N.P.St.Pat's | Sunny Brinker | 6:53 |
| N.P.St.Pat's | Jessica Halter | 6:57 |
| Imperial | Leah Church | 6:58 |
| Sutherland | Vicky Conrad | 7:00 |
| Sutherland | Liz Bay | 7:00 |
| Hershey | Jessica Whalen | 7:00 |
| Grant | Molly Mayer | 7:08 |

## Girls 200M Dash (12 Entries)

| | | |
|---|---|---|
| Sutherland | Josie McCune | 27.8 |
| Hershey | Alicia Monroe | 27.8 |
| Grant | Whitney Bottom | 29.1 |
| N.P.St.Pat's | Molly Keenan | 29.5 |
| Imperial | Ashley Johnson | 30.1 |
| Sutherland | Chelsey Cunning | 30.2 |
| N.P.St.Pat's | Alicia Halter | 30.2 |
| Imperial | Jenny German | 30.3 |
| Hershey | Jamie Bear | 30.7 |
| Grant | Heather Condon | 31.5 |
| Imperial | Vanessa Green | 32.3 |
| Sutherland | Julie True | 35.0 |

## Girls 300M Hurdles (10 Entries)

| | | |
|---|---|---|
| Sutherland | Katie Marquette | 51.1 |
| Imperial | Jennifer Poppe | 51.7 |
| Grant | Ashley Fitzgerald | 52.7 |
| Hershey | Kerri Davis | 53.9 |
| Imperial | Maika Bauerle | 55.5 |
| N.P.St.Pat's | Julie Power | 55.7 |
| Imperial | Lora Rowley | 58.3 |
| N.P.St.Pat's | Ashley Cheasmore | 59.0 |
| Grant | Bonnie Goff | 61.3 |
| Hershey | Kellen Huebner | 63.6 |

## Girls 3200M Relay (4 Entries)

| | |
|---|---|
| Imperial | 10:38 |
| Grant | 11:37 |
| Hershey | 11:50 |
| Sutherland | 15:00 |

## Girls 3200M Run (8 Entries)

| | | |
|---|---|---|
| Imperial | Breanna Bjerrum | 13:08 |
| Imperial | Amanda Terryberry | 14:05 |
| N.P.St.Pat's | Sunny Brinker | 14:37 |
| Sutherland | Vicky Conrad | 15:00 |
| Sutherland | Liz Bay | 15:00 |
| Hershey | Deidra Younghans | 15:00 |
| Imperial | Leah Church | 15:13 |
| Hershey | Hannah Kier | 16:00 |

## Girls 400M Dash (14 Entries)

| | | |
|---|---|---|
| Sutherland | Josie McCune | 63.6 |
| Imperial | Michelle Dill | 64.4 |
| Grant | Shana Reese | 67.0 |
| Hershey | Alicia Monroe | 67.1 |
| N.P.St.Pat's | Molly Keenan | 67.6 |
| Grant | Ashley Fitzgerald | 68.0 |
| Hershey | Kelly Bodenhamer | 68.2 |

| | | |
|---|---|---|
| Grant | Chelsea Geisert | 70.0 |
| Sutherland | Vanessa Arnold | 70.0 |
| Sutherland | Traci Jochum | 70.0 |
| Imperial | Jenny Germun | 72.5 |
| Imperial | Carrie Rice | 72.7 |
| N.P.St.Pat's | Ellie Jorgensen | 73.0 |
| N.P.St.Pat's | Alicia Halter | 73.0 |

**Girls 400M Relay** (5 Entries)

| | |
|---|---|
| Grant | 53.7 |
| Sutherland | 54.9 |
| Imperial | 56.0 |
| Hershey | 56.0 |
| N.P.St.Pat's | 57.1 |

**Girls 800M Run** (13 Entries)

| | | |
|---|---|---|
| Imperial | Michelle Dill | 2:28 |
| Hershey | Kelly Bodenhamer | 2:36 |
| Grant | Shana Reese | 2:46 |
| N.P.St.Pat's | Ellie Jorgensen | 2:47 |
| Grant | Chelsea Geisert | 2:49 |
| Imperial | Katie Ohlson | 2:49 |
| Hershey | Jackie Snyder | 2:53 |
| Sutherland | Laura Machacek | 2:54 |
| Imperial | Lynsie Crider | 2:58 |
| N.P.St.Pat's | Jessica Halter | 3:05 |
| Sutherland | Liz Bay | 3:10 |
| Sutherland | Vanessa Arnold | 3:10 |
| N.P.St.Pat's | Kristen Mroczek | 3:10 |

**Girls Discus** (15 Entries)

| | | |
|---|---|---|
| Grant | Celeste Ford | 58'05" |
| Grant | Brandee Marquardt | 62'04" |
| N.P.St.Pat's | Marcesa Lee | 64'00" |
| Grant | Laura Demmell | 65'03" |
| N.P.St.Pat's | Khris Chessmore | 74'00" |
| Hershey | Megan Huebner | 81'02" |
| Hershey | Jackie Snyder | 93'05" |
| Imperial | Kelsey Cupp | 93'06" |
| N.P.St.Pat's | Kristina Ruhlman | 100'03" |
| Sutherland | Brianne Stevenson | 106'00" |
| Sutherland | Michelle Carrazales | 108'04" |
| Hershey | Rianna Elmshaeuser | 111'10" |
| Sutherland | Jessica McCune | 120'09" |
| Imperial | Cassy Hamilton | 126'08" |
| Imperial | Theresa Strand | 128'05" |

**Girls High Jump** (6 Entries)

| | | |
|---|---|---|
| Imperial | Shelby Leyland | 4'02" |
| Hershey | Sawyer Coble | 4'04" |
| Hershey | Megan White | 4'04" |
| Imperial | Jacei Burke | 4'06" |
| Imperial | Amy Swesey | 4'10" |
| Grant | Erin McCormick | 5'02" |

**Girls Long Jump** (13 Entries)

| | | |
|---|---|---|
| Sutherland | Nicole Anderson | 0'00" |
| Sutherland | Julie True | 0'00" |
| Sutherland | Traci Jochum | 0'00" |
| N.P.St.Pat's | Megan Schwartz | 12'00" |
| N.P.St.Pat's | Ellie Jorgensen | 12'04" |
| Hershey | Jamie Bear | 13'00" |
| Imperial | Ashley Johnson | 13'04" |
| Grant | Leslie Burton | 13'06" |
| Imperial | Ashton Colton | 13'10" |
| N.P.St.Pat's | Erika Gutschenritter | 13'10" |
| Imperial | Becky Way | 14'01" |
| Grant | Sandy Kosmicki | 15'00" |
| Grant | Erin McCormick | 15'02" |

**Girls Pole Vault** (8 Entries)

| | | |
|---|---|---|
| Imperial | Echo Greeley | 5'00" |
| Grant | Heather Condon | 6'00" |
| Sutherland | Taylor Porondo | 6'06" |
| Hershey | Amber Edwards | 6'06" |
| Imperial | Carrie Rice | 7'06" |
| Imperial | Becky Way | 7'06" |
| Grant | Shana Reese | 8'01" |
| Grant | Erin McCormick | 8'06" |

**Girls Shot Put** (15 Entries)

| | | |
|---|---|---|
| N.P.St.Pat's | Marcesa Lee | 20'00" |
| Grant | Celeste Ford | 22'03" |
| N.P.St.Pat's | Khris Chessmore | 22'09" |
| Sutherland | Sabina Krueger | 24'06" |
| Grant | Laura Demmell | 25'00" |
| Hershey | Ann Maassen | 25'01" |
| Grant | Brandee Marquardt | 26'11" |
| Hershey | Jackie Snyder | 30'00" |
| Imperial | Kelsey Cupp | 32'02" |
| Sutherland | Brianne Stevenson | 34'11" |
| Sutherland | Jessica McCune | 35'09" |
| N.P.St.Pat's | Kristina Ruhlman | 36'08" |
| Imperial | Theresa Strand | 37'02" |
| Hershey | Rianna Elmshaeuser | 37'08" |
| Imperial | Cassy Hamilton | 41'05" |

**Girls Triple Jump** (11 Entries)

| | | |
|---|---|---|
| Sutherland | Nicole Anderson | 0'00" |
| Sutherland | Traci Jochum | 0'00" |
| Sutherland | Julie True | 0'00" |
| N.P.St.Pat's | Meghan Allison | 27'00" |
| Imperial | Shelby Leyland | 27'01" |
| Grant | Leslie Burton | 27'06" |

| | | |
|---|---|---|
| Grant | Athena Ochsner | 28'06" |
| Imperial | Ashton Colton | 29'03" |
| Imperial | Sarah McGrath | 29'10" |
| N.P.St.Pat's | Erika Gutschenritter | 30'10" |
| Grant | Sandy Kosmicki | 31'01" |

11:15

# Boys Track Travel List 2002
## Grant - S.P.V.A. - 4-26-02

| Name | Phone | Bus | Van | Name | Phone | Bus | Van |
|---|---|---|---|---|---|---|---|
| Justin Bussell | | | Bessler 1 | Aaron Sargent | | ✓ | |
| Zach Nesbitt | | ✓ | | [redacted] | | | |
| Andy Ottlson | | ✓ | | Tyler Stanley | | ✓ | |
| Kerry Shinn | | | | Mike Swanson | | ✓ | |
| Tim Strand | | | Bessler 1 | Vern Swesey | | | Zuege 2 |
| C.J Swanson | | ✓ | | Nathan Wenzlich | | ✓ | |
| | | | | | | | |
| | | | | Trey Boggs | | | Zuege 2 |
| Brett Berry | | | Zuege 2 | Aaron Fucher | | ✓ | |
| Jed German | | ✓ | | Steven Hanna | | | Zuege 2 |
| Ed Kaiser | | ✓ | | [redacted] | | | |
| Aaron Miller | | ✓ | | Taylor May | | ✓ | |
| Joel Norman | | | Zuege 2 | | | | |
| Tyler Pribbeno | | ✓ | | | | | |
| Corbin Schoenberger | | ✓ | | [redacted] | | | |
| Brian Strand | | | Bessler 1 | Sable Barns | | ✓ | |
| John Strand | | | Bessler 1 | Lisa Carmer | | ✓ | |
| Jay Wood | | | Zuege 2 | Holly Colton | | ✓ | |
| Adam Ulasin | | ✓ | | | | | |
| | | | | | | | |
| | | | | | | | |
| Jason Burke | | | Zuege 2 | | | | |
| Jake Ferebee | | ✓ | | Coach Bessler | 5091 | | Bessler 1 |
| Scott Leibrandt | | | Zuege 2 | Coach Zuege | 5610 | | 2 |
| Will Morales | | ✓ | | Coach Mrocock | 5767 | ✓ | |
| Matt Moser | | ✓ | | | | | |

**SPVA Entry Blank**
**April 26th, 2002**
**Grant High School**

## BOYS ENTRY FORM

SCHOOL: Imperial PHONE: 882-4304 DEPART. TIME 11:15
COACH: Bessler RADIO STATION: KOGM

**100 METER DASH**
Kerry Shinn --- 11.1
Adam Ulasin --- 11.7
Zach Nesbitt --- 11.9

**200 METER DASH**
Kerry Shinn --- 22.1
Mike Shinn --- 24.9
Zach Nesbitt --- 25.0

**400 METER DASH**
Kerry Shinn --- 53.9
Ed Kaiser --- 53.8
Vernon Sweeney --- 54.6

**800 METER RUN**
Jason Burke --- 2:10
Jay Wood --- 2:10
Joel Norman --- 2:12

**1600 METER RUN**
Vernon Sweeney --- 5:01
Jay Wood --- 5:07
Brett Berry --- 5:11

**3200 METER RUN**
Jay Wood --- 10:58
Brett Berry --- 11.08
Trey Boggs --- 11.20

**110 METER HURDLES**
Andy OHlson --- 15.5
Ed Kaiser --- 15.9
Nathan Wenzlick --- 15.9

**300 METER HURDLES**
Andy OHlson --- 41.5
Nathan Wenzlich --- 43.9
Adam Ulasin --- 44.1

**HIGH JUMP**
Ed Kaiser --- 6'6
Nathan Wenzlich --- 5'10"
Trey Boggs --- 5'6

**LONG JUMP**
Will Morales --- 18'10
C.J Swanson --- 17'
Aaron Fucher --- 17'

**SHOT PUT**
Brian Straud --- 48'3
Jed Gennaro --- 48'2
Justin Bussell --- 47'10

**DISCUS**
Brian Straud --- 158'
Justin Bussell --- 143
Tim Straud --- 134

**TRIPLE JUMP**
Ed Kaiser --- 42'11"
Will Morales --- 40'4"
Taylor May --- 35'9"

**POLE VAULT**
Andy OHlson --- 12'
Mike Swanson --- 11'6
Taylor May --- 11'0

**400 METER RELAY**
(YES) NO 47.2

**1600 METER RELAY**
(YES) NO 3.45.5

**3200 METER RELAY**
(YES) NO 8.45.6

# Boy's State Track

Leave: Thursday - 8:00 Am East Parking Lot

Meet Schedule - C.S.T.

Ed Kaiser - H.J - 12:00 pm - Friday (Noon)

Andy Ohlson - PreLim 300 IM - 1:15 PM Friday
Finals " " 3:10 P.M Sat

Kerry Shinn - PreLim 200 M - 1:35 pm - Friday
Finals " " - 3:40 p.m - Sat.

Brian Strand - 9:00 A.M - Friday Shot Put
1:00 p.m - Sat - Discus

Return: Sat P.M. Late Evening

# Boy's State Track

Leave: Thursday - 8:00 Am East Parking Lot

Meet Schedule - C.S.T.

Ed Kaiser - H.J - 12:00 pm - Friday (Noon)

Andy Ohlson - PreLim 300 IM - 1:15 PM Friday
Finals " " 3:10 P.M Sat

Kerry Shinn - PreLim 200 M - 1:35 pm - Friday
Finals " " - 3:40 p.m - Sat.

Brian Strand - 9:00 A.M - Friday Shot Put
1:00 p.m - Sat - Discus

Return: Sat P.M. Late Evening

# — FEATURES OF THE BIG RED TRACK SCORE BOOK —

- ★ Scores 19 meets
- ★ Up to eight places can be scored
- ★ Time, height or distance can be recorded for all places
- ★ Can be used for duals, triangulars or large invitationals
- ★ Room to score 14 individual events and 3 relays
- ★ Sample score sheet
- ★ Extra relay slips in back of book

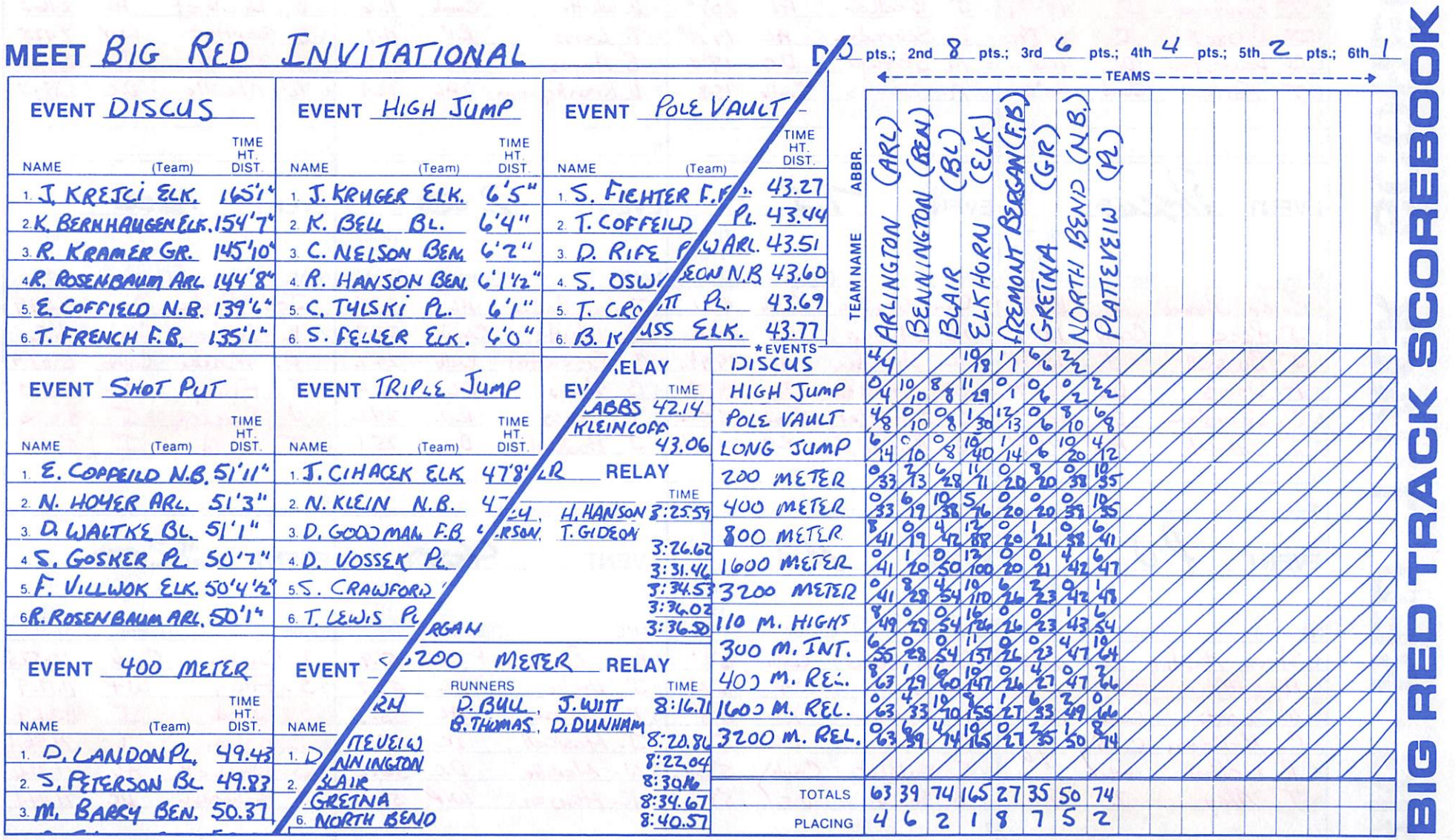


© 1979 BIG RED PUBLICATIONS, Elkhorn, Nebraska (Rev. 1998)

BIG RED TRACK SCOREBOOK

# BIG RED TRACK SCOREBOOK

MEET Cambridge Invite DATE 3-23-02

## EVENT Shot

| NAME | (Team) | TIME HT. DIST. |
|---|---|---|
| 1. Brian Strand | I | 45'5 |
| 2. A. Lewis | Camb | 43'7½ |
| 3. T Pribbeno | I | 43'4¼ |
| 4. J Bussell | I | 41'7½ |
| 5. C. Dewester | D.C | 41'6½ |
| 6. T Foster | Camb | 40'6 |
| 7. | | |
| 8. | | |

## EVENT L.J

| NAME | (Team) | TIME HT. DIST. |
|---|---|---|
| 1. Ben Eisenhart | Culb | 20'10" |
| 2. K Kitt | WP | 20'3" |
| 3. J Becker | AL | 20'1" |
| 4. K. Schrader | AL | 19'10" |
| 5. N. Stroup | D.C | 19'4 |
| 6. A. Lewis | Culb | 18.8 |
| 7. | | |
| 8. | | |

## EVENT 100

| NAME | (Team) | TIME HT. DIST. |
|---|---|---|
| 1. Jordan Becker | AL | 11.2 |
| 2. C. Eisenhart | Culb | 11.4 |
| 3. D. Whitte | Camb | 11.6 |
| 4. T. Leiss | R.V | 11.7 |
| 5. B. Hayes | AL | 11.9 |
| 6. D. Kronhofman | AL | 12.4 |
| 7. | | |
| 8. | | |

## EVENT 800

| NAME | (Team) | TIME HT. DIST. |
|---|---|---|
| 1. Seth ALBerts | W-P | 2.14.4 |
| 2. J. Ferebee | AL | 2.15.6 |
| 3. B. Doubet | AL | 2.16.3 |
| 4. S. GerHartz | W-P | 2.17.8 |
| 5. J Burke | I | 2.17.9 |
| 6. W. Neville | D.C | 2.18.7 |
| 7. | | |
| 8. | | |

## EVENT Discus

| NAME | (Team) | TIME HT. DIST. |
|---|---|---|
| 1. Brian Strand | I | 133'8" |
| 2. J. Pace | Camb | 131'7" |
| 3. J Bussell | I | 131'4" |
| 4. A. Davis | DC | 129'7" |
| 5. C. Dewester | DC | 127'7" |
| 6. J. SmoLik | AL | 114'3" |
| 7. | | |
| 8. | | |

## EVENT T.J

| NAME | (Team) | TIME HT. DIST. |
|---|---|---|
| 1. Dan Witte | Camb | 42'1 |
| 2. N. Stroup | DC | 40'3½ |
| 3. K. Shrader | AL | 39'9¾ |
| 4. W. Morales | I | 39'5" |
| 5. S. Schifflet | Camb | 38'5¼ |
| 6. J. Randolph | RV | 37'10½ |
| 7. | | |
| 8. | | |

## EVENT 200

| NAME | (Team) | TIME HT. DIST. |
|---|---|---|
| 1. Jordan Becker | AL | 23.5 |
| 2. D. Whitte | Camb | 23.7 |
| 3. C. Eisenhart | Culb | 24.2 |
| 4. B. Hays | AL | 24.2 |
| 5. T. Leiss | RV. | 24.6 |
| 6. J Haskell | D.C | 25.1 |
| 7. | | |
| 8. | | |

## EVENT 1600

| NAME | (Team) | TIME HT. DIST. |
|---|---|---|
| 1. Josh Drake | AL | 4.53.9 |
| 2. K. Custer | Camb | 4.56 |
| 3. P. Macke | Camb | 5.03.9 |
| 4. S. Flaig | W-P | 5.07.5 |
| 5. V. Swesey | I | 5.07.6 |
| 6. J. Wood | I | 5.19.2 |
| 7. | | |
| 8. | | |

## EVENT P.V

| NAME | (Team) | TIME HT. DIST. |
|---|---|---|
| 1. Steve Martin | DC | 11'6" |
| 2. A. Ottlson | I | 11'6" |
| 3. W. Jones | Camb | 10'0 |
| 4. C. Nickerson | Camb | 9'6 |
| 5. R. Melton | AL | |
| 6. T. May | I | 9'0 |
| 7. | | |
| 8. | | |

## EVENT H.J

| NAME | (Team) | TIME HT. DIST. |
|---|---|---|
| 1. Austin Lewis | Culb | 6'2" |
| 2. K. Kitt | W-P | 6'2" |
| 3. K Shrader | AC | 5'8" |
| 4. C. Hall | DC | 5'8 |
| 5. S. Shifflet | Camb | 5'8 Tie |
| 6. B. Show | D.C | 5'8 |
| 7. | | |
| 8. | | |

## EVENT 400

| NAME | (Team) | TIME HT. DIST. |
|---|---|---|
| 1. Ben Eisenhart | Culb | 51.9 |
| 2. J Drake | AL | 53.7 |
| 3. K. Kresser | AL | 55.3 |
| 4. J. Haskell | DC | 55.4 |
| 5. W. Neville | D.C | 55.6 |
| 6. K. Hansen | W.P | 56.5 |
| 7. | | |
| 8. | | |

## EVENT 3200

| NAME | (Team) | TIME HT. DIST. |
|---|---|---|
| 1. K Custer | Camb | 10.57.5 |
| 2. S. Flaig | W-P | 11.12.9 |
| 3. J. Wood | I | 11.24.9 |
| 4. B. Berry | I | 11.26.1 |
| 5. S. Doubet | AL | 11.31.6 |
| 6. J. Richardson | DC | 11.44.1 |
| 7. | | |
| 8. | | |

HELD AT: Cambridge SCORING: 1st 10 pts.; 2nd 8 pts.; 3rd 6 pts.; 4th 4 pts.; 5th 2 pts.; 6th 1 pts.; 7th ___ pts.; 8th ___ pts.

**EVENT 110 H.H.**

| NAME | (Team) | TIME HT. DIST. |
|---|---|---|
| 1. Nate Stroup | D.C | 15.8 |
| 2. K. Kitt | W-P | 15.9 |
| 3. S. Shifflet | Camb | 16.3 |
| 4. K Shrader | AL | 16.6 |
| 5. N. Wenzlich | I | 16.8 |
| 6. A. Lewis | Culb | 17.1 |
| 7. | | |
| 8. | | |

**EVENT 300 I.M.**

| NAME | (Team) | TIME HT. DIST. |
|---|---|---|
| 1. Andy Ohlsen | I | 42.6 |
| 2. K. Kitt | W-P | 43.3 |
| 3. | | |
| 4. | | |
| 5. N. Wenzlich | I | 43.9 |
| 6. | | |
| 7. | | |
| 8. | | |

**400R RELAY**

| TEAM | TIME |
|---|---|
| 1. ALMa | 46.3 |
| 2. Culbertson | 47.01 |
| 3. Cambridge | 48.7 |
| 4. Dundy County | 48.9 |
| 5. Imperial | 48.9 |
| 6. Wau-Pal | 49.3 |
| 7. | |
| 8. | |

FIRST PLACE RUNNERS: 2-Nesbitt, W. Morales, A-Fuchen, A-Ohlson

**1600 R RELAY**

| TEAM | TIME |
|---|---|
| 1. ALMa | 3.44.7 |
| 2. Cambridge | 3.45.1 |
| 3. Imperial | 3.48.2 |
| 4. Wau-Pal | 3.51.6 |
| 5. D.C | 3.53.9 |
| 6. R.V | 4.02.8 |
| 7. | |
| 8. | |

FIRST PLACE RUNNERS: N. Wenzlich 57.5, A. Ulasin 56.5, J. Burke 56.9, A. Ohlson 57.1

**3200 R RELAY**

| TEAM | TIME |
|---|---|
| 1. Wau-Pal | 8.54.2 |
| 2. ALMa | 8.55.4 |
| 3. Cambridge | 8:58.9 |
| 4. Imperial | 9.03. |
| 5. D.C. | 9.45.1 |
| 6. Camb. J.V | 10.09.5 |
| 7. | |
| 8. | |

FIRST PLACE RUNNERS: J. Wood 2:13.3, T Boggs 2:20.9, J. Burke 2:15.3, V. Susesey 2.13.4

TEAMS

| TEAM NAME / ABBR. | ALMa | Cambridge | Imperial | Wau-Pal | Dundy County | Culbertson | Rep. Valley | Camb. J.V |
|---|---|---|---|---|---|---|---|---|
| Shot | - / - | 9 / 9 | 20 / 20 | - / - | 2 / 2 | - / - | - / - | - / - |
| Discus | 1 / 1 | 8 / 17 | 16 / 36 | - / - | 6 / 8 | - / - | - / - | - / - |
| PV | 1½ / 2.5 | 5½ / 22.5 | 9 / 45 | - / - | 10 / 18 | - / - | - / - | - / - |
| L.J | 10 / 12.5 | - / 22.5 | - / 45 | 8 / 8 | 2 / 20 | 11 / 11 | - / - | - / - |
| T.J | 6 / 18.5 | 12 / 34.5 | 4 / 49 | - / 8 | 8 / 28 | - / 11 | 1 / 1 | - / - |
| H.J | 6 / 24.5 | 1½ / 36 | - / 49 | 8 / 16 | 5½ / 33½ | 10 / 21 | - / 1 | - / - |
| 100 | 13 / 37.5 | 6 / 42 | - / 49 | - / 16 | - / 33½ | 8 / 29 | 4 / 5 | - / - |
| 200 | 16 / 53½ | 8 / 50 | - / 49 | - / 16 | 1 / 34½ | 6 / 35 | 2 / 7 | - / - |
| 400 | 14 / 67½ | - / 50 | - / 49 | 1 / 17 | 6 / 40½ | 10 / 45 | - / 7 | - / - |
| 800 | 14 / 81½ | - / 50 | 2 / 51 | 14 / 31 | 1 / 41½ | - / 45 | - / 7 | - / - |
| 1600 | 10 / 91½ | 14 / 64 | 3 / 54 | 4 / 35 | - / 41½ | - / 45 | - / 7 | - / - |
| 3200 | 2 / 93½ | 10 / 74 | 10 / 64 | 8 / 43 | 1 / 42½ | - / 45 | - / 7 | - / - |
| 110 HH | 4 / 97½ | 8 / 80 | 2 / 66 | 8 / 51 | 10 / 52½ | 1 / 46 | - / 7 | - / - |
| 300 IM | | | 12 / 78 | | | - / 46 | - / 7 | |
| 400R | 10 | 6 | 2 / 80 | 1 | 2 | 8 / 54 | - / 7 | |
| 1600R | 10 | 8 | 6 | 4 | 2 | - | 1 / 8 | - |
| 3200R | 8 | 6 | 4 / 90 | 10 | 2 | - / 54 | - / 8 | 1 / 1 |
| TOTALS | | | 90 | | | 54 | 8 | 1 |
| PLACING | | | | | | | | |

* do not write in this column until event is over

# BIG RED TRACK SCOREBOOK

BIG RED TRACK SCOREBOOK

MEET Maywood J.V DATE 3-23-02

## EVENT Shot

| | NAME | (Team) | TIME HT. DIST. |
|---|---|---|---|
| 1. | L. Pfeffer | Eus. | 59'6½ |
| 2. | J. Berman | I | 45'7⅛ |
| 3. | L. Carlson | Lake | 42'5' |
| 4. | N. Teter | TWV | 42'4" |
| 5. | John Strand | I | 41'10" |
| 6. | B. Holmsted | Pax | 41.7½ |
| 7. | | | |
| 8. | | | |

## EVENT L.J

| | NAME | (Team) | TIME HT. DIST. |
|---|---|---|---|
| 1. | B.J Lulla | M V | 20'1½ |
| 2. | C. Thompson | Lak | 18'9¾ |
| 3. | J. Warren | Eus | 18'7¾ |
| 4. | J. Burton | TWV | 18'4" |
| 5. | M. Freeman | EL | 18'4" |
| 6. | M Goodenbeyer | EL | 18'3¼ |
| 7. | | | |
| 8. | | | |

## EVENT 100 m

| | NAME | (Team) | TIME HT. DIST. |
|---|---|---|---|
| 1. | K. Kugler | Eus | 11.2 |
| 2. | M. Freeman | EL | 11.5 |
| 3. | M. Jones | Med V | 11.7 |
| 4. | N. Teter | TWV | 11.8 |
| 5. | M Nicolson | EL | 12.0 |
| 6. | D. Hucftle | Eus | 12.2 |
| 7. | | | |
| 8. | | | |

## EVENT 800 m

| | NAME | (Team) | TIME HT. DIST. |
|---|---|---|---|
| 1. | K. Klein | Eus | 2.10.9 |
| 2. | J. Shirley | May | 2.12.6 |
| 3. | K Hucftle | Eus | 2.15.8 |
| 4. | J. Marlow | Pax | 2.16.3 |
| 5. | K Vickers | Eus | 2.17.0 |
| 6. | M Knabb | Pax | 2.20 |
| 7. | | | |
| 8. | | | |

## EVENT Disc

| | NAME | (Team) | TIME HT. DIST. |
|---|---|---|---|
| 1. | L. Pfeffer | Eus | 139'4 |
| 2. | L Carlson | Lake | 128'4 |
| 3. | A Miller | I | 120'5 |
| 4. | G. McFadden | Pax | 119'11" |
| 5. | C. Schoenbeyer | I | 118'9 |
| 6. | John Strand | I | 117'4 |
| 7. | | | |
| 8. | | | |

## EVENT T.J

| | NAME | (Team) | TIME HT. DIST. |
|---|---|---|---|
| 1. | M. Nicholson | EL. | 38'8½ |
| 2. | C Thompson | Lake | 38'7" |
| 3. | J. Burton | TWV | 37½" |
| 4. | E Senft | Med V | 36'1" |
| 5. | Z James | Eus | 35'18 |
| 6. | J Warren | Eus | 35'3 |
| 7. | | | |
| 8. | | | |

## EVENT 200 m

| | NAME | (Team) | TIME HT. DIST. |
|---|---|---|---|
| 1. | J. Canaday | EL | 24.1 |
| 2. | E. Senft | Med V. | 24.5 |
| 3. | B.J Lulla | Med V. | 24.6 |
| 4. | Nick Teter | TWV | 24.7 |
| 5. | J. Montoya | May | 24.9 |
| 6. | C. Gose | Eus. | |
| 7. | | | |
| 8. | | | |

## EVENT 1600 m

| | NAME | (Team) | TIME HT. DIST. |
|---|---|---|---|
| 1. | S. Merrigan | Med | 5.11.9 |
| 2. | L. Arensdorf | McP | 5.15.4 |
| 3. | J. Shirley | May | 5.21.4 |
| 4. | B. Burton | TWV | 5.23.7 |
| 5. | C McNeil | McP | 5.31.8 |
| 6. | E. Wach | Eus | 5.34.9 |
| 7. | | | |
| 8. | | | |

## EVENT P.V

| | NAME | (Team) | TIME HT. DIST. |
|---|---|---|---|
| 1. | M Goodenbeyer | Elw | 12'6" |
| 2. | BJ Lulla | Med V. | 12'2" |
| 3. | Z. Barger | Pax | 10'6" |
| 4. | J. Montoya | May | 10'4" |
| 5. | J. Zwicki | May | 9'6 |
| 6. | J. Pickinpaugh | Elw | 8'6 |
| 7. | | | |
| 8. | | | |

## EVENT H.J

| | NAME | (Team) | TIME HT. DIST. |
|---|---|---|---|
| 1. | C. Thompson | Lake | 5'8 |
| 2. | C. Hazen | May | 5'6 |
| 3. | C. Hembridge | EL | 5'6 |
| 4. | J.D Leggett | EL | 5'6 |
| 5. | J. Burton | TWV | 5'4 |
| 6. | J. Warren | Eus | 5'4 |
| 7. | | | |
| 8. | | | |

## EVENT 400 m

| | NAME | (Team) | TIME HT. DIST. |
|---|---|---|---|
| 1. | K Kugler | Eus | 52.7 |
| 2. | E Senft | Med. | 53.6 |
| 3. | J. Canaday | EL | 55.10 |
| 4. | D. Hucftte | Eus | 55.5 |
| 5. | J. Marlow | Pax | 56.2 |
| 6. | C. Gose | Eus | 56.3 |
| 7. | | | |
| 8. | | | |

## EVENT 3200 m

| | NAME | (Team) | TIME HT. DIST. |
|---|---|---|---|
| 1. | J. Merrigan | Med | 11.19.2 |
| 2. | L. Arensdorf | McP | 11.21.2 |
| 3. | C McNeil | McP | 11.45.2 |
| 4. | E. Wach | Eus | 11.53.6 |
| 5. | C. Hazen | May | 12.10.2 |
| 6. | J. Marlow | Pax | 12.13.1 |
| 7. | | | |
| 8. | | | |

**HELD AT:** Maywood **SCORING:** 1st 10 pts.; 2nd 8 pts.; 3rd 6 pts.; 4th 4 pts.; 5th 2 pts.; 6th 1 pts.; 7th ___ pts.; 8th ___ pts.

**EVENT** 110 HH

| | NAME | (Team) | TIME HT. DIST. |
|---|---|---|---|
| 1. | M. Jones | Mcd V. | 16.7 |
| 2. | T. Kennedy | TWV | 17.7 |
| 3. | C. Thompson | Lak | 18.00 |
| 4. | K Ord | May | 18.2 |
| 5. | N. Uchman | Eus | 18.5 |
| 6. | C. Rammage | El. | 18.8 |
| 7. | | | |
| 8. | | | |

**EVENT** 300 Im

| | NAME | (Team) | TIME HT. DIST. |
|---|---|---|---|
| 1. | M. Jones | Mcl | 41.8 |
| 2. | B. Burton | TWV | 44.8 |
| 3. | T. Kennedy | TWV | 45.2 |
| 4. | N Lehman | Eus | 45.3 |
| 5. | D. Lindvall | Mcd | 45.4 |
| 6. | N. Freeman | El. | 46.8 |
| 7. | | | |
| 8. | | | |

**400 R.** RELAY — FIRST PLACE RUNNERS

| TEAM | TIME |
|---|---|
| 1. Elwood | 46.4 |
| 2. M.V | 47.10 |
| 3. E-F | 47.7 |
| 4. May | 45.2 |
| 5. Twin V. | 49.2 |
| 6. McPher. Co. | 55.9 |
| 7. | |
| 8. | |

**1600 R.** RELAY — FIRST PLACE RUNNERS

| TEAM | TIME |
|---|---|
| 1. Elwood | 3.46.1 |
| 2. Eust. Fus | 3.51.2 |
| 3. Twin Val | 4.03.10 |
| 4. Paxton | 4.035 |
| 5. May | 4.08 |
| 6. Lake- Cent | 4.47.8 |
| 7. | |
| 8. | |

**3200 R.** RELAY — FIRST PLACE RUNNERS

| TEAM | TIME |
|---|---|
| 1. E. F. | 9.20.6 |
| 2. T. V | 9.56.9 |
| 3. Lake C | 10.02.3 |
| 4. Elwood | 10.17.5 |
| 5. May | 11.48.6 |
| 6. | |
| 7. | |
| 8. | |

TEAMS

| | ABBR. | Eust's | Mcd Val | Elwood | Twin Valley | Lakeside Central | Maywood | McPherson Co. | Paxton | Imp T.V |
|---|---|---|---|---|---|---|---|---|---|---|
| | TEAM NAME | | | | | | | | | |
| Shot | | 10/10 | -/- | -/- | 4/4 | 6/6 | -/- | -/- | 1/1 | 10/10 |
| Disc | | 10/20 | -/- | -/- | -/4 | 8/14 | -/- | -/- | 6/7 | 9/19 |
| P.V | | -/20 | 8/8 | 11/11 | -/4 | -/14 | 6/6 | -/- | 6/13 | -/19 |
| L.J | | 6/26 | 10/18 | 3/14 | 4/8 | 8/22 | -/6 | -/- | -/13 | -/19 |
| T.J | | 3/29 | 4/22 | 10/24 | 6/14 | 8/30 | -/6 | -/- | -/13 | -/19 |
| H.J | | 1/30 | -/22 | 10/34 | 2/16 | 10/40 | 8/14 | -/- | -/13 | -/19 |
| 100m | | 11/41 | 6/28 | 10/44 | 4/20 | -/40 | -/14 | -/- | -/13 | -/19 |
| 200m | | 1/42 | 14/42 | 10/54 | 4/24 | -/40 | 2/16 | -/- | -/13 | -/19 |
| 400m | | 15/57 | 8/50 | 6/60 | -/24 | -/40 | -/16 | -/- | 2/15 | -/19 |
| 800m | | 18/75 | -/50 | -/60 | -/24 | -/40 | 8/24 | -/- | 5/20 | -/19 |
| 1600m | | 1/76 | 10/60 | -/60 | 4/28 | -/40 | 6/30 | 10/10 | -/20 | -/19 |
| 3200m | | 4/80 | 10/70 | -/60 | -/28 | -/40 | 2/32 | 14/24 | 1/21 | -/19 |
| 110HH | | 2/82 | 10/80 | 1/61 | 8/36 | 6/46 | 4/36 | -/24 | -/21 | -/19 |
| 300IM | | 4/86 | 12/92 | 1/62 | 14/50 | -/46 | -/36 | -/24 | -/21 | -/19 |
| 400R | | 6/92 | 8/100 | 10/72 | 2/52 | -/46 | 4/40 | 1/25 | -/21 | -/19 |
| 1600R | | 8/100 | -/100 | 10/82 | 6/58 | 1/47 | 2/42 | -/25 | 4/25 | -/19 |
| 3200R | | 10/110 | -/100 | 4/86 | 8/66 | 6/53 | 2/44 | -/25 | -/25 | -/19 |
| | | | | | | | | | | |
| | | | | | | | | | | |
| | TOTALS | 110 | 100 | 86 | 66 | 53 | 44 | 25 | 23 | 19 |
| | PLACING | 1 | 2 | 3 | 4 | 5 | 6 | 7 | 8 | 9 |

* do not write in this column until event is over

BIG RED TRACK SCOREBOOK

BIG RED TRACK SCOREBOOK

MEET Ogallala Invite DATE 3-28-02

EVENT Shot

| | NAME | (Team) | TIME HT. DIST. |
|---|---|---|---|
| 1. | C. Olsen | Sid | 49'6" |
| 2. | T. Barkmeier | Gd4 | 49'5" |
| 3. | J. McMurtry | Mit | 47'6" |
| 4. | M. Jenkins | Her | 47'3" |
| 5. | M. Hight | Her | 45'7¾ |
| 6. | J. German | I | 45'5" |
| 7. | | | |
| 8. | | | |

EVENT L.J

| | NAME | (Team) | TIME HT. DIST. |
|---|---|---|---|
| 1. | J Neuzcher | Gd4 | 21'11¾ |
| 2. | R. Ness | Ogd | 20'5½ |
| 3. | T. Bullock | Gd4 | 19'11¾ |
| 4. | L. Tedford | Good | 19'7¾ |
| 5. | K. Sloesman | Gr | 19'6¼ |
| 6. | N. Morell | Ogd | 19'3½ |
| 7. | | | |
| 8. | | | |

EVENT 100 m

| | NAME | (Team) | TIME HT. DIST. |
|---|---|---|---|
| 1. | J. Neuzcher | Gd4 | 11.1 |
| 2. | A. Armstrong | Og | 11.4 |
| 3. | B. Schmidt | Sid | 11.5 |
| 4. | J. Young | Ogd | 11.5 |
| 5. | B. Hansen | Gr | 11.5 |
| 6. | K. Shinn | I | 11.6 |
| 7. | | | |
| 8. | | | |

EVENT 800 m

| | NAME | (Team) | TIME HT. DIST. |
|---|---|---|---|
| 1. | D. Skaudahl | Mit | 2.02.6 |
| 2. | E. Knight | Og | 2.03.0 |
| 3. | T. Kinchner | Og | 2.09.8 |
| 4. | S. Shipman | Coz | 2.10.9 |
| 5. | O. Ortega | Holy | 2.11.1 |
| 6. | D. Belieu | Sid | 2.12.8 |
| 7. | | | |
| 8. | | | |

EVENT Discus

| | NAME | (Team) | TIME HT. DIST. |
|---|---|---|---|
| 1. | B. Shand | I | 158'8" |
| 2. | C. Olsen | Sid | 155'11" |
| 3. | T Haengler | Gr | 152'3" |
| 4. | T. Barkmeier | Gd4 | 144'8" |
| 5. | J. Bussell | I | 143'9 |
| 6. | M. Logsdon | Gr | 137' |
| 7. | | | |
| 8. | | | |

EVENT T.J

| | NAME | (Team) | TIME HT. DIST. |
|---|---|---|---|
| 1. | M. Logsdon | Gr | 43'8½ |
| 2. | E. Kaisen | I | 42'11¾ |
| 3. | N. Wagner | Hax | 41.¼ |
| 4. | M. Skinner | Holy | 40'8½ |
| 5. | E. Wolf | Coz | 39'11¾ |
| 6. | D. Kiolbasa | Gd4 | 39'2 |
| 7. | | | |
| 8. | | | |

EVENT 200 m

| | NAME | (Team) | TIME HT. DIST. |
|---|---|---|---|
| 1. | J. Neuzcher | Gd4 | 22.7 |
| 2. | A. Armstrong | Og | 23.2 |
| 3. | K. Shinn | I | 23.7 |
| 4. | J. Young | Og | 23.8 |
| 5. | B. Hansen | Gr | 23.9 |
| 6. | B. Morton | Og | 24.1 |
| 7. | | | |
| 8. | | | |

EVENT 1600 m

| | NAME | (Team) | TIME HT. DIST. |
|---|---|---|---|
| 1. | J. Hansen | Sid | 4.50.1 |
| 2. | T. Most | Og | 4.56.6 |
| 3. | K. Hayford | Og | 5.01.2 |
| 4. | T. Most | Og | 5.03.2 |
| 5. | S. Aguilera | Good | 5.09.5 |
| 6. | U. Sweezy | I | 5.09.8 |
| 7. | | | |
| 8. | | | |

EVENT P.V.

| | NAME | (Team) | TIME HT. DIST. |
|---|---|---|---|
| 1. | M. Holbein | Gd4 | 13'6" |
| 2. | A. Jesseph | Gd4 | 13'2" |
| 3. | A. Ohlson | I | 12'6 |
| 4. | J. Lemmon | Coz | 11'6 |
| 5. | T. Youngkans | Her | 11'6 |
| 6. | P. McGraw | Gr | 11'0 |
| 7. | | | |
| 8. | | | |

EVENT H.J.

| | NAME | (Team) | TIME HT. DIST. |
|---|---|---|---|
| 1. | E. Kaisen | I | 6'4 |
| 2. | K. Holmes | Gd4 | 6'0 |
| 3. | N. Wagner | Hax. | 6'0 |
| 4. | J. Bernecki | Gr | 5'10 |
| 5. | J. Johnson | Gd4 | 5'8 |
| 6. | J. Kendrick | Gd4 | 5'8 |
| 7. | | | |
| 8. | | | |

EVENT 400 m

| | NAME | (Team) | TIME HT. DIST. |
|---|---|---|---|
| 1. | T. Kirchner | Og | 50.9 |
| 2. | E Knight | Og | 51.4 |
| 3. | R Hernandez | Og | 52.3 |
| 4. | A. Benavides | Good | 53.6 |
| 5. | M. Skinner | Holy | 53.7 |
| 6. | D. Skadahl | Mit. | 53.9 |
| 7. | | | |
| 8. | | | |

EVENT 3200 m

| | NAME | (Team) | TIME HT. DIST. |
|---|---|---|---|
| 1. | J. Hansen | Sid | 10.27.1 |
| 2. | T. Most | Og | 10.28.7 |
| 3. | K Hayford | Og | 10.43.3 |
| 4. | K. Krebs | Her | 11.12.4 |
| 5. | S. Aguilera | Good | 11.15.7 |
| 6. | J. Wood | I | 11.46.2 |
| 7. | | | |
| 8. | | | |

# BIG RED TRACK SCOREBOOK

**HELD AT:** Ogallala **SCORING:** 1st 10 pts.; 2nd 8 pts.; 3rd 6 pts.; 4th 4 pts.; 5th 2 pts.; 6th 1 pts.; 7th ___ pts.; 8th ___ pts.

## EVENT 110 Hurdles

| | NAME | (Team) | TIME HT. DIST. |
|---|---|---|---|
| 1. | S. Nienhaus | Sid | 15.3 |
| 2. | D. Sprague | Holy | 15.3 |
| 3. | J. Brown | Sid | 15.5 |
| 4. | M. Loysdown | Gr | 15.8 |
| 5. | E. Kaiser | I | 15.8 |
| 6. | J. Johnson | Goth | 16.1 |
| 7. | | | |
| 8. | | | |

## EVENT 300 IM

| | NAME | (Team) | TIME HT. DIST. |
|---|---|---|---|
| 1. | D. Sprague | Holy | 41.4 |
| 2. | B. Thayer | Sid | 41.3 |
| 3. | A. Ohlson | I | 42.7 |
| 4. | L. Powell | Ogal | 43.1 |
| 5. | S. Nienhaus | Sid | 43.5 |
| 6. | M. Hildebrand | Goth | 43.6 |
| 7. | | | |
| 8. | | | |

## 400 R — RELAY

| TEAM | | TIME |
|---|---|---|
| 1. | Ogal | 44.5 |
| 2. | Sid. | 45.4 |
| 3. | Holy | 45.8 |
| 4. | Grant | 46.2 |
| 5. | Good | 46.6 |
| 6. | Goth | 466 |
| 7. | | |
| 8. | | |

FIRST PLACE RUNNERS

## 1600 R — RELAY

| TEAM | | TIME |
|---|---|---|
| 1. | Ogal | 3.30.9 |
| 2. | Sid | 3.36.0 |
| 3. | Goth | 3.37.9 |
| 4. | Holy | 3.41.5 |
| 5. | Imp | 3.43.3 |
| 6. | Mitchell | 3.50.6 |
| 7. | | |
| 8. | | |

FIRST PLACE RUNNERS

A. Ohlson 57.6
J. Burke 56.1
E. Kaiser 53.9
K. Shaw 55.1

## 3200 R — RELAY

| TEAM | | TIME |
|---|---|---|
| 1. | Grant | 8.47.9 |
| 2. | Ogal | 8.54.3 |
| 3. | Sid | 9.00.4 |
| 4. | Imp | 9.12.8 |
| 5. | Hol. | 9.17.9 |
| 6. | Goth | 9.41.3 |
| 7. | | |
| 8. | | |

FIRST PLACE RUNNERS

J. Burke 2.18.5
S. Leibrandt 2.17.0
T. Stanley 2.27.7
U. Sweeney 2.13.9

TEAMS

| | TEAM NAME | Ogallala | Sidney | Gothenburg | Imperial | Grant | Holyoke | Goodland | Mitchell | Hershey | Hayman | Cozad | Ogal J.V. | | | | | |
|---|---|---|---|---|---|---|---|---|---|---|---|---|---|---|---|---|---|---|
| | ABBR. | | | | | | | | | | | | | | | | | |
| Shot | | – | 10 | 8 | 1 | – | – | – | 6 | 6 | – | – | – | | | | | |
| | | – | 10 | 8 | 1 | – | – | – | 6 | 6 | – | – | – | | | | | |
| Disc | | – | 8 | 4 | 12 | 7 | – | – | – | – | – | – | – | | | | | |
| | | – | 18 | 12 | 11 | 7 | – | – | 6 | 6 | – | – | – | | | | | |
| P.V | | – | – | 18 | 6 | 1 | – | – | – | 2 | – | 4 | – | | | | | |
| | | – | 18 | 30 | 17 | 8 | – | – | 6 | 8 | – | 4 | – | | | | | |
| L.J | | 9 | – | 16 | – | 2 | – | 4 | – | – | – | – | – | | | | | |
| | | 9 | 18 | 46 | 17 | 10 | – | 4 | 6 | 8 | – | 4 | – | | | | | |
| T.J | | – | – | 1 | 8 | 10 | 4 | – | – | – | 6 | 2 | – | | | | | |
| | | 9 | 18 | 47 | 25 | 20 | 4 | 4 | 6 | 8 | 6 | 6 | – | | | | | |
| H.J | | – | – | 11 | 10 | 4 | – | – | – | – | 6 | – | – | | | | | |
| | | 9 | 18 | 58 | 35 | 24 | 4 | 4 | 6 | 8 | 12 | 6 | – | | | | | |
| 100 m | | 12 | 6 | 10 | 1 | 2 | – | – | – | – | – | – | – | | | | | |
| | | 21 | 24 | 68 | 36 | 26 | 4 | 4 | 6 | 8 | 12 | 6 | – | | | | | |
| 200 m | | 13 | – | 10 | 6 | 2 | – | – | – | – | – | – | – | | | | | |
| | | 34 | 24 | 78 | 42 | 28 | 4 | 4 | 6 | 8 | 12 | 6 | – | | | | | |
| 400 m | | 24 | – | – | – | – | 2 | 4 | 1 | – | – | – | – | | | | | |
| | | 58 | 24 | 78 | 42 | 28 | 6 | 8 | 7 | 8 | 12 | 6 | – | | | | | |
| 800 m | | 14 | 1 | – | – | – | 2 | – | 10 | – | – | 4 | – | | | | | |
| | | 72 | 25 | 78 | 42 | 28 | 8 | 8 | 17 | 8 | 12 | 10 | – | | | | | |
| 1600 m | | 18 | 10 | – | 1 | – | – | 2 | – | – | – | – | – | | | | | |
| | | 90 | 35 | 78 | 43 | 28 | 8 | 10 | 17 | 8 | 12 | 10 | – | | | | | |
| 3200 m | | 14 | 10 | – | 1 | – | – | 2 | – | 4 | – | – | – | | | | | |
| | | 104 | 45 | 78 | 44 | 28 | 8 | 12 | 17 | 12 | 12 | 10 | – | | | | | |
| 110 Hurdles | | – | 16 | 1 | 2 | 4 | 8 | – | – | – | – | – | – | | | | | |
| | | 104 | 61 | 79 | 46 | 32 | 16 | 12 | 17 | 12 | 12 | 10 | – | | | | | |
| 300 IM | | 4 | 10 | 1 | 6 | – | 10 | – | – | – | – | – | – | | | | | |
| | | 108 | 71 | 80 | 52 | 32 | 26 | 12 | 17 | 12 | 12 | 10 | – | | | | | |
| 400 R | | 10 | 8 | 1 | – | 4 | 6 | 2 | – | – | – | – | – | | | | | |
| | | 118 | 79 | 81 | 52 | 36 | 32 | 14 | 17 | 12 | 12 | 10 | – | | | | | |
| 1600 R | | 10 | 8 | 6 | 2 | – | 4 | – | 1 | – | – | – | – | | | | | |
| | | 128 | 87 | 87 | 54 | 36 | 36 | 14 | 18 | 12 | 12 | 10 | – | | | | | |
| 3200 R | | 8 | 6 | 1 | 4 | 10 | – | – | – | 2 | – | – | – | | | | | |
| | | 136 | 93 | 88 | 60 | 46 | 36 | 18 | 19 | 14 | 12 | 10 | – | | | | | |
| TOTALS | | 136 | 93 | 88 | 60 | 46 | 36 | 18 | 18 | 14 | 12 | 10 | 0 | | | | | |
| PLACING | | 1 | 2 | 3 | 4 | 5 | 6 | 7 | 8 | 9 | 10 | 11 | 12 | | | | | |

* do not write in this column until event is over

# BIG RED TRACK SCOREBOOK

**MEET** Grant Invite **DATE** 4-6-02

## EVENT Shot

| | NAME | (Team) | TIME HT. DIST. |
|---|---|---|---|
| 1. | M. Jenkins | Her | 50'3" |
| 2. | J Knouse | Ger | 49'1" |
| 3. | M. Bowman | Ger | 48'4½ |
| 4. | B. Strand | I | 48'3 |
| 5. | J. Germer | I | 48'2 |
| 6. | J. Bussell | I | 47'8½ |
| 7. | | | |
| 8. | | | |

## EVENT LJ

| | NAME | (Team) | TIME HT. DIST. |
|---|---|---|---|
| 1. | K. Kitt | W-P | 20'3" |
| 2. | R. Ness | Og | 19'7" |
| 3. | R. Ruzicka | Ger | 19'6" |
| 4. | M Kaufman | Ger | 19'¾" |
| 5. | K Salesman | Gr | 18'10 |
| 6. | P. Schwardt | Her | 18'9½ |
| 7. | | | |
| 8. | | | |

## EVENT 100m

| | NAME | (Team) | TIME HT. DIST. |
|---|---|---|---|
| 1. | J. Young | Og | 11.3 |
| 2. | A. Armstrong | Og | 11.4 |
| 3. | D. Smith | Ger | 11.4 |
| 4. | K Shinn | I | 11.5 |
| 5. | B. Hansen | Gr | 11.5 |
| 6. | C. Thomason | Her | 11.7 |
| 7. | | | |
| 8. | | | |

## EVENT 800 m

| | NAME | (Team) | TIME HT. DIST. |
|---|---|---|---|
| 1. | E. Knight | Og. | 2.02.3 |
| 2. | T. Kirchner | Og | 2.07.0 |
| 3. | C. Hebbert | Ger | 2.07.1 |
| 4. | J. Lana | Ger | 2.08.2 |
| 5. | P. McGregor | Gr | 2.10.2 |
| 6. | R. Hernandez | Og | 2.11.1 |
| 7. | | | |
| 8. | | | |

## EVENT Disc

| | NAME | (Team) | TIME HT. DIST. |
|---|---|---|---|
| 1. | T. Haeufler | Gr | 146'10" |
| 2. | B. Strand | I | 146'9" |
| 3. | M. Cogsdon | Gr | 141'1" |
| 4. | J. Bussell | I | 137'9 |
| 5. | T. Stroud | I | 134'2 |
| 6. | J Knouse | Ger | 134' |
| 7. | | | |
| 8. | | | |

## EVENT T.J

| | NAME | (Team) | TIME HT. DIST. |
|---|---|---|---|
| 1. | M Cogsdon | Gr | 43'8" |
| 2. | M. Skinner | Hdy | 42'10½ |
| 3. | E. Kaiser | I | 42'1¾ |
| 4. | T. Goswick | Ger | 42' |
| 5. | B. Otte | Ger | 41'5 |
| 6. | K Salsman | Gr | 40'5 |
| 7. | | | |
| 8. | | | |

## EVENT 200m

| | NAME | (Team) | TIME HT. DIST. |
|---|---|---|---|
| 1. | J. Young | Og | 23.4 |
| 2. | A. Armstrong | Og | 23.5 |
| 3. | B. Hansen | Gr | 23.5 |
| 4. | D. Smith | Ger | 23.6 |
| 5. | K Shinn | I | 24.1 |
| 6. | B. Morton | Og | 24.4 |
| 7. | | | |
| 8. | | | |

## EVENT 1600 m

| | NAME | (Team) | TIME HT. DIST. |
|---|---|---|---|
| 1. | T. Most | Og | 4.54.1 |
| 2. | K Hayford | Og | 4.56.0 |
| 3. | T. Most | Og | 5.01.7 |
| 4. | T. Tollefson | Ger | 5.05.2 |
| 5. | U. Sweeney | I | 5.08.1 |
| 6. | K. Krebs | Her | 5.08.7 |
| 7. | | | |
| 8. | | | |

## EVENT PJ

| | NAME | (Team) | TIME HT. DIST. |
|---|---|---|---|
| 1. | T. Youngblood | Her | 13'6 |
| 2. | A. Miller | Her | 12'6 |
| 3. | R Ottlson | I | 12' |
| 4. | J Sowa | Og | 12' |
| 5. | P. McGregor | Gr | 11'6 |
| 6. | B. Hansen | Gr | 11'6 |
| 7. | | | |
| 8. | | | |

## EVENT HJ

| | NAME | (Team) | TIME HT. DIST. |
|---|---|---|---|
| 1. | Ed Kaiser | I | 6'6" |
| 2. | K. Kitt | W-P | 6'2" |
| 3. | J. Borawski | Gr | 6'0 |
| 4. | N Imus | Ger | 5'11" |
| 5. | M. McKee | Ger | 5'10 |
| 6. | N. Wenzlick | I | 5'10 |
| 7. | | | |
| 8. | | | |

## EVENT 400m

| | NAME | (Team) | TIME HT. DIST. |
|---|---|---|---|
| 1. | T. Kirchner | Og | 51.7 |
| 2. | E Knight | Og | 51.7 |
| 3. | R Hernandez | Og | 53.2 |
| 4. | M. Allen | GG. | 54.7 |
| 5. | K. Shinn | I | 54.9 |
| 6. | M. Lee | Gr | 55.1 |
| 7. | | | |
| 8. | | | |

## EVENT 3200 m

| | NAME | (Team) | TIME HT. DIST. |
|---|---|---|---|
| 1. | J. Lana | Ger | 10.28.8 |
| 2. | T. Most | Og | 10.39.1 |
| 3. | K Hayford | Og | 10.43.5 |
| 4. | S. Flaig | W-P | 10.55 |
| 5. | J Wood | I | 11.02.4 |
| 6. | A Molina | Ger | 11.08.7 |
| 7. | | | |
| 8. | | | |

400 Wt Rel. 1. Ogal. 49.0 2. Ger. 49.4 3. Her 49.4 4. Imp 50.2 5. Grant 51.4 6. Ogal JV 52.2

# BIG RED TRACK SCOREBOOK

**HELD AT:** Grant **SCORING:** 1st 10 pts.; 2nd 8 pts.; 3rd 6 pts.; 4th 4 pts.; 5th 2 pts.; 6th 1 pts.; 7th ___ pts.; 8th ___ pts.

**EVENT** 110 HH

| NAME | (Team) | TIME HT. DIST. |
|---|---|---|
| 1. D. Sprague | Hol | 15.4 |
| 2. K Kith | W-P | 15.5 |
| 3. M. Logsdon | Gr | 16.0 |
| 4. C. Bunge | Gr | 16.3 |
| 5. N. Wenzlick | I | 16.7 |
| 6. J. Schledwitz | Ger | 17.0 |
| 7. | | |
| 8. | | |

**EVENT** 300 Int

| NAME | (Team) | TIME HT. DIST. |
|---|---|---|
| 1. O. Sprague | Hol | 41.6 |
| 2. A. Ohlsen | I | 42.9 |
| 3. N. Wenzlick | I | 43.8 |
| 4. T. Clay | Ger | 44.1 |
| 5. J. Schledwitz | Ger | 442 |
| 6. A. Ulasin | I | 44.4 |
| 7. | | |
| 8. | | |

**400 R**

RELAY

| TEAM | TIME |
|---|---|
| 1. Gering | 44.2 |
| 2. Ogal | 44.7 |
| 3. G C. | 47.2 |
| 4. Hersh | 47.4 |
| 5. Ger. J.V | 47.5 |
| 6. N.P.S.P | 48.2 |
| 7. | |
| 8. | |

FIRST PLACE RUNNERS

2. Nesbit
W. Morales
A. Fuchs 48.2
A. Ulasin

**1600 R**

RELAY

| TEAM | TIME |
|---|---|
| 1. Ogal | 3:32.9 |
| 2. Grant | 3.43.2 |
| 3. Gering | 3.43.7 |
| 4. Imperial | 3.45.5 |
| 5. Wau-Pol | 3.49.2 |
| 6. G-C | 3.50.2 |
| 7. | |
| 8. | |

FIRST PLACE RUNNERS

A. Ohlsen 56.7
J. Bonke 56.5
A. Ulasin 56.8
K-Shinn 55.4

**3200 R**

RELAY

| TEAM | TIME |
|---|---|
| 1. Ogal | 8.43.3 |
| 2. Ger | 8.46.0 |
| 3. W-P | 8.46.9 |
| 4. G-C | 9.12.1 |
| 5. Grant | 9.18.5 |
| 6. Her | 9.38.4 |
| 7. | |
| 8. | |

FIRST PLACE RUNNERS

Nest

Lit Rel
C.J Swayer T. Stromer
B. Strand J. Bissell (50.2)

TEAMS

| ABBR. | Ogal | Gering | Grant | Imperial | Hersey | Holyoke | W-Pol | Garden County | Gering J.V | Ogallala J.V | St. Pats | Imperial J.V | | | | | |
|---|---|---|---|---|---|---|---|---|---|---|---|---|---|---|---|---|---|
| TEAM NAME | | | | | | | | | | | | | | | | | |
| Shot | – | 14 | – | 7 | 10 | – | – | – | – | – | – | 4 | | | | | |
| | – | 14 | – | 7 | 10 | – | – | – | – | – | – | – | | | | | |
| Disc | – | 1 | 16 | 14 | – | – | – | – | – | – | – | – | | | | | |
| | – | 15 | 16 | 21 | 10 | – | – | – | – | – | – | – | | | | | |
| P.V | 4 | 1 | 2 | 6 | 18 | – | – | – | – | – | – | – | | | | | |
| | 4 | 16 | 18 | 27 | 28 | – | – | – | – | – | – | – | | | | | |
| L.J | 8 | 10 | 2 | – | 1 | – | 10 | – | – | – | – | – | | | | | |
| | 12 | 28 | 20 | 27 | 29 | – | 10 | – | – | – | – | – | | | | | |
| T.J | – | 6 | 11 | 6 | – | 8 | – | – | – | – | – | – | | | | | |
| | 12 | 34 | 31 | 33 | 29 | 8 | 10 | – | – | – | – | – | | | | | |
| H.J | – | 6 | 6 | 11 | – | – | 8 | – | – | – | – | – | | | | | |
| | 12 | 40 | 37 | 44 | 29 | 8 | 18 | – | – | – | – | – | | | | | |
| 100 m | 18 | 6 | 2 | 4 | 1 | – | – | – | – | – | – | – | | | | | |
| | 30 | 46 | 39 | 48 | 30 | 8 | 18 | – | – | – | – | – | | | | | |
| 200 m | 19 | 4 | 6 | 2 | – | – | – | – | – | – | – | – | | | | | |
| | 49 | 50 | 45 | 50 | 30 | 8 | 18 | – | – | – | – | – | | | | | |
| 400 m | 24 | – | 1 | 2 | – | – | – | 4 | – | – | – | – | | | | | |
| | 73 | 50 | 46 | 52 | 30 | 8 | 18 | 4 | – | – | – | – | | | | | |
| 800 m | 19 | 10 | 2 | 1 | – | – | – | – | – | – | – | – | | | | | |
| | 92 | 60 | 48 | 52 | 30 | 8 | 18 | 4 | – | – | – | – | | | | | |
| 1600 m | 24 | 4 | – | 2 | 1 | – | – | – | – | – | – | – | | | | | |
| | 116 | 64 | 48 | 54 | 31 | 8 | 18 | 4 | – | – | – | – | | | | | |
| 3200 m | 14 | 11 | – | 2 | – | – | 4 | – | – | – | – | – | | | | | |
| | 130 | 75 | 48 | 56 | 31 | 8 | 22 | 4 | – | – | – | – | | | | | |
| 110 Hdl | – | 1 | 10 | 2 | – | 10 | 8 | – | – | – | – | – | | | | | |
| | 130 | 76 | 58 | 58 | 31 | 18 | 30 | 4 | – | – | – | – | | | | | |
| 300 Int | – | 6 | – | 15 | – | 10 | – | – | – | – | – | – | | | | | |
| | 130 | 82 | 58 | 73 | 31 | 28 | 30 | 4 | – | – | – | – | | | | | |
| 400 R | 8 | 10 | – | – | 4 | – | – | 6 | 10 | 2 | – | 1 | – | | | | |
| | 138 | 92 | 58 | 73 | 35 | 28 | 30 | 10 | 2 | – | 1 | – | | | | | |
| 1600 R | 10 | 6 | 8 | 4 | – | – | 2 | 1 | – | – | – | – | | | | | |
| | 148 | 98 | 64 | 77 | 35 | 28 | 32 | 11 | 2 | – | 1 | – | | | | | |
| 3200 R | 10 | 8 | 2 | – | 1 | – | 6 | 4 | – | – | – | – | | | | | |
| | 158 | 106 | 66 | 77 | 36 | 28 | 38 | 15 | 2 | – | 1 | – | | | | | |
| Lit Rel | 10 | 8 | 2 | 4 | 6 | – | – | – | – | 1 | – | – | | | | | |
| | 168 | 114 | 68 | 81 | 42 | 28 | 38 | 15 | 2 | 1 | 1 | – | | | | | |
| TOTALS | 168 | 114 | 68 | 81 | 42 | 28 | 38 | 15 | 2 | 1 | 1 | 1 | | | | | |
| PLACING | 1 | 2 | 4 | 3 | 5 | 7 | 6 | 8 | 9 | 10 | 11 | 12 | | | | | |

* do not write in this column until event is over

BIG RED TRACK SCOREBOOK

MEET McCook Duel At Imperial DATE 4-5-02

| EVENT Shot | | | EVENT L.J | | | EVENT 100 m | | | EVENT 800 m | | |
|---|---|---|---|---|---|---|---|---|---|---|---|
| NAME | (Team) | TIME HT. DIST. | NAME | (Team) | TIME HT. DIST. | NAME | (Team) | TIME HT. DIST. | NAME | (Team) | TIME HT. DIST. |
| 1. | | | 1. | | | 1. | | | 1. | | |
| 2. | | | 2. | | | 2. | | | 2. | | |
| 3. | | | 3. | | | 3. | | | 3. | | |
| 4. | | | 4. | | | 4. | | | 4. | | |
| 5. | | | 5. | | | 5. | | | 5. | | |
| 6. | | | 6. | | | 6. | | | 6. | | |
| 7. | | | 7. | | | 7. | | | 7. | | |
| 8. | | | 8. | | | 8. | | | 8. | | |
| EVENT Disc | | | EVENT T.J | | | EVENT 200 m | | | EVENT 1600 m | | |
| NAME | (Team) | TIME HT. DIST. | NAME | (Team) | TIME HT. DIST. | NAME | (Team) | TIME HT. DIST. | NAME | (Team) | TIME HT. DIST. |
| 1. | | | 1. | | | 1. | | | 1. | | |
| 2. | | | 2. | | | 2. | | | 2. | | |
| 3. | | | 3. | | | 3. | | | 3. | | |
| 4. | | | 4. | | | 4. | | | 4. | | |
| 5. | | | 5. | | | 5. | | | 5. | | |
| 6. | | | 6. | | | 6. | | | 6. | | |
| 7. | | | 7. | | | 7. | | | 7. | | |
| 8. | | | 8. | | | 8. | | | 8. | | |
| EVENT P.V. | | | EVENT H.J | | | EVENT 400 m | | | EVENT 1600 m | | |
| NAME | (Team) | TIME HT. DIST. | NAME | (Team) | TIME HT. DIST. | NAME | (Team) | TIME HT. DIST. | NAME | (Team) | TIME HT. DIST. |
| 1. | | | 1. | | | 1. | | | 1. | | |
| 2. | | | 2. | | | 2. | | | 2. | | |
| 3. | | | 3. | | | 3. | | | 3. | | |
| 4. | | | 4. | | | 4. | | | 4. | | |
| 5. | | | 5. | | | 5. | | | 5. | | |
| 6. | | | 6. | | | 6. | | | 6. | | |
| 7. | | | 7. | | | 7. | | | 7. | | |
| 8. | | | 8. | | | 8. | | | 8. | | |

# BIG RED TRACK SCOREBOOK

**HELD AT:** Imperial **SCORING:** 1st 10 pts.; 2nd 8 pts.; 3rd 6 pts.;4th 4 pts.; 5th 2 pts.; 6th 1 pts.;7th ___ pts.; 8th ___ pts.

**EVENT** 110 HH

| NAME | (Team) | TIME HT. DIST. |
|---|---|---|
| 1. | | |
| 2. | | |
| 3. | | |
| 4. | | |
| 5. | | |
| 6. | | |
| 7. | | |
| 8. | | |

**EVENT** 300 IM

| NAME | (Team) | TIME HT. DIST. |
|---|---|---|
| 1. | | |
| 2. | | |
| 3. | | |
| 4. | | |
| 5. | | |
| 6. | | |
| 7. | | |
| 8. | | |

**400 R**

**RELAY**

FIRST PLACE RUNNERS

| TEAM | TIME |
|---|---|
| 1. | |
| 2. | |
| 3. | |
| 4. | |
| 5. | |
| 6. | |
| 7. | |
| 8. | |

**1600 R**

**RELAY**

FIRST PLACE RUNNERS

| TEAM | TIME |
|---|---|
| 1. | |
| 2. | |
| 3. | |
| 4. | |
| 5. | |
| 6. | |
| 7. | |
| 8. | |

**3200 R**

**RELAY**

FIRST PLACE RUNNERS

| TEAM | TIME |
|---|---|
| 1. | |
| 2. | |
| 3. | |
| 4. | |
| 5. | |
| 6. | |
| 7. | |
| 8. | |

TEAMS

| EVENTS | ABBR. / TEAM NAME | | | | | | | | | | | | | | | | |
|---|---|---|---|---|---|---|---|---|---|---|---|---|---|---|---|---|---|
| | | | | | | | | | | | | | | | | | |
| | | | | | | | | | | | | | | | | | |
| | | | | | | | | | | | | | | | | | |

BIG RED TRACK SCOREBOOK

MEET Chappell Invite Res. DATE 4-12-02

## EVENT Shot

| | NAME | (Team) | TIME HT. DIST. |
|---|---|---|---|
| 1. | Z. Malcolm | PBL | 47'½" |
| 2. | J. Kizer | Jul | 44'10" |
| 3. | T Pribbeno | I | 44'3 |
| 4. | J. Strand | I | 42'2' |
| 5. | K Warren | Lodge | 40'9 |
| 6. | M. Kantor | Jul | 40'4½ |
| 7. | | | |
| 8. | | | |

## EVENT L.J

| | NAME | (Team) | TIME HT. DIST. |
|---|---|---|---|
| 1. | J. Krueger | CRL | 19'4" |
| 2. | A. Richards | BAC | 18'10¼ |
| 3. | R. Beattie | CRL | 18'5" |
| 4. | C. Torkington | Bac | 18'3½ |
| 5. | R. Tuttle | Wheat | 18'1" |
| 6. | J. Harms | Wht | 18'1" |
| 7. | | | |
| 8. | | | |

## EVENT 100m

| | NAME | (Team) | TIME HT. DIST. |
|---|---|---|---|
| 1. | D. Fridley | SPL | 11.7 |
| 2. | K Krajewski | GAC | 11.9 |
| 3. | J. Russell | Burn | 12.0 |
| 4. | J. Morrison | Jul | 12.0 |
| 5. | J. Josnoch | GAC | 12.1 |
| 6. | M. Allen | GAC | 12.2 |
| 7. | | | |
| 8. | | | |

## EVENT 800m

| | NAME | (Team) | TIME HT. DIST. |
|---|---|---|---|
| 1. | J. Ramirez | Jul | 2.08.7 |
| 2. | A. Miller | GAC | 2.10 |
| 3. | L. Lang | PBL | 2.10 |
| 4. | A. Zaressa | Craw | 2.11.7 |
| 5. | S. Dent | Mul | 2.12.8 |
| 6. | J. Norman | I | 2.17 |
| 7. | | | |
| 8. | | | |

## EVENT Disc

| | NAME | (Team) | TIME HT. DIST. |
|---|---|---|---|
| 1. | Z. Malcolm | PBL | 150'10" |
| 2. | A. Miller | I | 121'11 |
| 3. | K Warren | Lodg | 120'11' |
| 4. | C. Schoenhagen | I | 117'7" |
| 5. | J. Strand | I | 117'1" |
| 6. | J. Kizer | Jul | 116'8" |
| 7. | | | |
| 8. | | | |

## EVENT T.J

| | NAME | (Team) | TIME HT. DIST. |
|---|---|---|---|
| 1. | S. Krueger | CRL | 41'¾ |
| 2. | C. Torkington | Bac | 40'8½ |
| 3. | D. Zorn | GAC | 39'9½ |
| 4. | M. Ohmen | GAC | 39'7¼ |
| 5. | J. Russell | Burn | 39'3" |
| 6. | J. Harms | Wheat | 38'5" |
| 7. | | | |
| 8. | | | |

## EVENT 200m

| | NAME | (Team) | TIME HT. DIST. |
|---|---|---|---|
| 1. | D. Fridley | SPL | 23.6 |
| 2. | M. Allen | GAC | 24.2 |
| 3. | J. Josnoch | GAC | 24.3 |
| 4. | D. Faine | Jul | 24.3 |
| 5. | C. McNamee | PBL | 24.6 |
| 6. | J. Todd | Burn | 24.7 |
| 7. | | | |
| 8. | | | |

## EVENT 1600m

| | NAME | (Team) | TIME HT. DIST. |
|---|---|---|---|
| 1. | D. Huffman | Bac | 4.52 |
| 2. | S. Miller | Lodg | 5.05.7 |
| 3. | C. Howe | Burn | 5.05 |
| 4. | A.J Gross | PBL | 5.14.1 |
| 5. | J. Harms | Wheat | 5.30 |
| 6. | D.J Griffith | Bac | 5:31.6 |
| 7. | | | |
| 8. | | | |

## EVENT P.V

| | NAME | (Team) | TIME HT. DIST. |
|---|---|---|---|
| 1. | R. Coulter | Burn | 13'0 |
| 2. | D. Collins | Jul | 12' |
| 3. | M. Swanson | I | 11'6 |
| 4. | J. Lutze | CRL | 11'0 |
| 5. | D. Donaldson | PBL | 10'6 |
| 6. | J. Foster | SPL | 10'6 |
| 7. | | | |
| 8. | | | |

## EVENT H.J

| | NAME | (Team) | TIME HT. DIST. |
|---|---|---|---|
| 1. | T. Olson | POO | 6'1" |
| 2. | J Harms | Wheat | 6'1" |
| 3. | A. Richards | Bac | 5'10" |
| 4. | A.J Gross | PBL | 5'8" |
| 5. | J. Donadell | Burn | 5'8 |
| 6. | K. Krajewski | GAC | 5'6 |
| 7. | | | |
| 8. | | | |

## EVENT 400m

| | NAME | (Team) | TIME HT. DIST. |
|---|---|---|---|
| 1. | M. Allen | GAC | 53.0 |
| 2. | D. Metcalf | CRL | 53.3 |
| 3. | B McDonald | Burn | 54.5 |
| 4. | A. Misner | Bac | 54.7 |
| 5. | S. Dent | Mul | 55.3 |
| 6. | L. Lang | PBL | 55.6 |
| 7. | | | |
| 8. | | | |

## EVENT 5200m

| | NAME | (Team) | TIME HT. DIST. |
|---|---|---|---|
| 1. | D. Huffman | Bac | 10.42.2 |
| 2. | C. Howe | Burn | 10.54.5 |
| 3. | S. Miller | Lodg | 11.00.8 |
| 4. | B. Benny | I | 11.08.3 |
| 5. | D.J Griffith | Bac | 11.38.1 |
| 6. | B. Gifford | Bac | 11.45.4 |
| 7. | | | |
| 8. | | | |

# BIG RED TRACK SCOREBOOK

**HELD AT:** Choppell **SCORING:** 1st 10 pts.; 2nd 8 pts.; 3rd 6 pts.; 4th 4 pts.; 5th 2 pts.; 6th 1 pts.; 7th ___ pts.; 8th ___ pts.

## EVENT 110 HH

| | NAME | (Team) | TIME HT. DIST. |
|---|---|---|---|
| 1. | L. Johnson | CPL | 16.00 |
| 2. | D. McCall | CPL | 16.3 |
| 3. | T. Olsen | PoD | 16.4 |
| 4. | J. Foster | SPL | 17.6 |
| 5. | J. Fischer | I | 18.9 |
| 6. | V. McCormack | JoL | 19.0 |
| 7. | | | |
| 8. | | | |

## EVENT 300 Int

| | NAME | (Team) | TIME HT. DIST. |
|---|---|---|---|
| 1. | S. Krueger | CPL | 41.4 |
| 2. | L Johnson | CPL | 41.9 |
| 3. | T. Olsen | PoD | 43.10 |
| 4. | D. Lind | Bec | 43.9 |
| 5. | M. Swanson | I | 45.6 |
| 6. | J. Foster | SPL | 45.7 |
| 7. | | | |
| 8. | | | |

## 400R RELAY

| TEAM | TIME |
|---|---|
| 1. Oshkosh | 46.3 |
| 2. Jules | 46.9 |
| 3. Choppell | 47.3 |
| 4. Burns | 47.3 |
| 5. So Platte | 48.00 |
| 6. I - JV | 48.1 |
| 7. | |
| 8. | |

FIRST PLACE RUNNERS
J. Norman
M. Shinn
A. Fischer
M. Swanson

## 1600R RELAY

| TEAM | TIME |
|---|---|
| 1. Chop | 3.40.6 |
| 2. Osh | 3.44.4 |
| 3. Banner Co | 3.45.2 |
| 4. Mullen | 3.49.0 |
| 5. Burns | 3.53.0 |
| 6. Crawford | 3.53.4 |
| 7. | |
| 8. | |

FIRST PLACE RUNNERS
T. Boggs 58.2
B. Berry 62.0
T. Stanley 59.7
M. Shinn 59.3

## 3200R RELAY

| TEAM | TIME |
|---|---|
| 1. OSH | 8.59.4 |
| 2. Burns | 9.11.8 |
| 3. Choppell | 9.15.8 |
| 4. So. P. | 9.17.2 |
| 5. Lodge Pole | 9.30.5 |
| 6. Imp - JV | 9.37.5 |
| 7. | |
| 8. | |

FIRST PLACE RUNNERS
J. Norman 2.22
T. Stanley 2.25.1
S. Hanna 2.30
T. Boggs 2.20

TEAMS

| | ABBR. | Choppell | Oshkosh | Banner County | Burns | Julesburg | Imp. J.V. | Pine Bluffs | So. Platte | Lodge Pole | Bethan-Dix | Wheatland | Mullen | Crawford | Calliope | | | |
|---|---|---|---|---|---|---|---|---|---|---|---|---|---|---|---|---|---|---|
| | TEAM NAME | | | | | | | | | | | | | | | | | |
| Shot | | - | - | - | - | 9 | 10 | 10 | - | 2 | - | - | - | - | - | | | |
| | | - | - | - | - | 9 | 10 | 10 | - | 2 | - | - | - | - | - | | | |
| Disc | | - | - | - | - | 1 | 14 | 10 | - | 6 | - | - | - | - | - | | | |
| | | - | - | - | - | 10 | 24 | 20 | - | 8 | - | - | - | - | - | | | |
| D.J | | 4 | - | - | 10 | 8 | 6 | 2 | 1 | - | - | - | - | - | - | | | |
| | | 4 | - | - | 10 | 18 | 30 | 22 | 1 | 8 | - | - | - | - | - | | | |
| L.J | | 16 | - | 12 | - | - | - | - | - | - | - | 3 | - | - | - | | | |
| | | 20 | - | 12 | 10 | 18 | 30 | 22 | 1 | 8 | - | 3 | - | - | - | | | |
| T.J | | 10 | 10 | 8 | 2 | - | - | - | - | - | - | 1 | - | - | - | | | |
| | | 30 | 10 | 20 | 12 | 18 | 30 | 22 | 1 | 8 | - | 4 | - | - | - | | | |
| H.J | | - | 1 | 6 | 2 | - | - | 4 | - | - | 10 | 8 | - | - | - | | | |
| | | 30 | 11 | 26 | 14 | 18 | 30 | 26 | - | 8 | 10 | 8 | - | - | - | | | |
| 100m | | - | 11 | - | 6 | 4 | - | - | 10 | - | - | - | - | - | - | | | |
| | | 30 | 22 | 26 | 20 | 22 | 30 | 26 | 10 | 8 | 10 | 8 | - | - | - | | | |
| 200m | | - | 14 | - | 1 | 4 | - | 2 | 10 | - | - | - | - | - | - | | | |
| | | 30 | 26 | 26 | 21 | 26 | 30 | 28 | 20 | 8 | 10 | 8 | - | - | - | | | |
| 400m | | 8 | 10 | 4 | 6 | - | - | 1 | - | - | - | - | 2 | - | - | | | |
| | | 38 | 36 | 30 | 27 | 26 | 30 | 29 | 20 | 8 | 10 | 8 | 2 | - | - | | | |
| 800m | | - | 8 | - | - | 10 | 1 | 6 | - | - | - | - | 2 | 4 | - | | | |
| | | 38 | 44 | 30 | 27 | 36 | 31 | 35 | 20 | 8 | 10 | 8 | 4 | 4 | - | | | |
| 1600m | | - | - | 10 | 6 | - | - | 4 | - | 8 | - | 2 | - | - | - | | | |
| | | 38 | 44 | 41 | 33 | 36 | 31 | 39 | 20 | 16 | 10 | 10 | 4 | 4 | - | | | |
| 3200m | | - | - | 13 | 8 | - | 4 | - | - | 6 | - | - | - | - | - | | | |
| | | 38 | 44 | 54 | 41 | 36 | 35 | 39 | 20 | 22 | 10 | 10 | 4 | 4 | - | | | |
| 110 HH | | 18 | - | - | - | 1 | 2 | - | 4 | - | 6 | - | - | - | - | | | |
| | | 56 | 44 | 54 | 41 | 37 | 37 | 39 | 24 | 22 | 16 | 10 | 4 | 4 | - | | | |
| 300 Int | | 18 | - | 4 | - | - | 2 | - | 1 | - | 6 | - | - | - | - | | | |
| | | 74 | 44 | 58 | 41 | 37 | 39 | 39 | 25 | 22 | 22 | 10 | 4 | 4 | - | | | |
| 400 Rel | | 6 | 10 | - | 4 | 8 | 1 | - | 2 | - | - | - | - | - | - | | | |
| | | 80 | 54 | 58 | 45 | 45 | 40 | 39 | 27 | 22 | 22 | 10 | 4 | 4 | - | | | |
| 1600 Rel | | 10 | 8 | 6 | 2 | - | - | - | - | - | - | - | 4 | 1 | - | | | |
| | | 90 | 62 | 64 | 47 | 45 | 40 | 39 | 27 | 22 | 22 | 10 | 8 | 5 | - | | | |
| 3200 Rel | | 6 | 10 | - | 8 | - | 1 | - | 4 | 2 | - | - | - | - | - | | | |
| | | 96 | 72 | 64 | 55 | 45 | 41 | 39 | 31 | 24 | 22 | 10 | 8 | 5 | - | | | |
| | | | | | | | | | | | | | | | | | | |
| | | | | | | | | | | | | | | | | | | |
| TOTALS | | 96 | 72 | 64 | 56 | 45 | 41 | 39 | 32 | 24 | 22 | 14 | 8 | 5 | 0 | | | |
| PLACING | | 1 | 2 | 3 | 4 | 5 | 6 | 7 | 8 | 9 | 10 | 11 | 12 | 13 | 14 | | | |

* do not write in this column until event is over

# BIG RED TRACK SCOREBOOK

**MEET** Gotherberg Invite **DATE** 4-13-02

## EVENT Shot

| | NAME | (Team) | TIME HT. DIST. |
|---|---|---|---|
| 1. | J. Scully | Lex | 48'5 |
| 2. | A. Biel | Lex | 48' |
| 3. | T. Barkmeier | Goth | 47'7 |
| 4. | M. Westerbuhr | Keen | 47'3½ |
| 5. | D. Ellers | Goth | 47'3½ |
| 6. | B. Strand | I | 46'9" |
| 7. | | | |
| 8. | | | |

## EVENT C.J.

| | NAME | (Team) | TIME HT. DIST. |
|---|---|---|---|
| 1. | J. Neyhe | Goth | 21'8¾ |
| 2. | A Alas | MC | 20'9¾ |
| 3. | M. Kuhlman | MF | 20'6¼ |
| 4. | C. Fritz | MC | 20'5 |
| 5. | J Rocek | Lex | 20'1 |
| 6. | T. Bullock | Goth | |
| 7. | | | |
| 8. | | | |

## EVENT 100 m

| | NAME | (Team) | TIME HT. DIST. |
|---|---|---|---|
| 1. | J. Neyhe | G | 10.9 |
| 2. | J. Young | Og | 11.0 |
| 3. | A Armstrong | Og | 11.1 |
| 4. | K. Shinn | I | 11.2 |
| 5. | B. Bracken | Og | 11.3 |
| 6. | F. Flores | MC | 11.3 |
| 7. | | | |
| 8. | | | |

## EVENT 800 m

| | NAME | (Team) | TIME HT. DIST. |
|---|---|---|---|
| 1. | E. Wight | Og | 1.59.4 |
| 2. | S. Strake | Lex | 2.00.1 |
| 3. | A. Drake | Lex | 2.04 |
| 4. | T. Kirchner | Og | 2.08.9 |
| 5. | A. Ruppert | MF | 2.09.7 |
| 6. | J. Wood | I | 2.12.2 |
| 7. | | | |
| 8. | | | |

## EVENT Disc

| | NAME | (Team) | TIME HT. DIST. |
|---|---|---|---|
| 1. | S. Killian | IC | 145'5 |
| 2. | L. Brand | IC | 141'9 |
| 3. | B. Strand | I | 144'6 |
| 4. | J. Bussell | I | 129'8 |
| 5. | R. Stiefs | Og | 129'2 |
| 6. | S. Appelegate | Og | 126'5 |
| 7. | | | |
| 8. | | | |

## EVENT T.J

| | NAME | (Team) | TIME HT. DIST. |
|---|---|---|---|
| 1. | N. Thirsten | Lex | 42'11½ |
| 2. | A. Plas | MF | 41'7 |
| 3. | W. Morales | I | 40'4 |
| 4. | J. Fakes | Goth | 40'2½ |
| 5. | D. Krolbeam | Goth | 40½ |
| 6. | C. Fritz | MC | 35'3 |
| 7. | | | |
| 8. | | | |

## EVENT 200 m

| | NAME | (Team) | TIME HT. DIST. |
|---|---|---|---|
| 1. | J. Harvey | Lex | 22.8 |
| 2. | K. Shinn | I | 23.0 |
| 3. | A. Armstrong | Og | 23.1 |
| 4. | J. Rocek | Lex | 23.2 |
| 5. | J. Young | Og | 23.2 |
| 6. | N. Thirsten | Lex | 23.7 |
| 7. | | | |
| 8. | | | |

## EVENT 1600 m

| | NAME | (Team) | TIME HT. DIST. |
|---|---|---|---|
| 1. | J. Henrion | MC | 4.44.9 |
| 2. | J. Van Pelt | Lex | 4.48 |
| 3. | T. Most | Og | 4.48.4 |
| 4. | N. Uraste | Lex | 4.51.5 |
| 5. | T. Most | Og | 4.52 |
| 6. | A. Yeager | MC | 4.56.5 |
| 7. | | | |
| 8. | | | |

## EVENT P.V

| | NAME | (Team) | TIME HT. DIST. |
|---|---|---|---|
| 1. | B. Hoerchen | G | 13'6 |
| 2. | M. Hoelscher | G | 12'6 |
| 3. | T Cyrus | MC | 12' |
| 4. | J Sauer | Og | 12' |
| 5. | J. Hoffmann | MC | 11'6 |
| 6. | A. Ohlson | I | 11'6 |
| 7. | | | |
| 8. | | | |

## EVENT H.J

| | NAME | (Team) | TIME HT. DIST. |
|---|---|---|---|
| 1. | A. Plas | MC | 6'2½ |
| 2. | J. Johnson | Goth | 6'0 |
| 3. | K. Holmes | Goth | 5'10 |
| 4. | E Clark | Goth | 5'10 |
| 5. | N. Wenzlick | I | 5'8" |
| 6. | L. Jones | Lex | 5'8 |
| 7. | | | |
| 8. | | | |

## EVENT 400 m

| | NAME | (Team) | TIME HT. DIST. |
|---|---|---|---|
| 1. | T. Kirchner | Og | 50.6 |
| 2. | J. Harvey | Lex | 50.9 |
| 3. | E Knight | Og | 51.0 |
| 4. | J. Saleshary | Lex | 52.0 |
| 5. | C Otto | Lex | 52.7 |
| 6. | T. Cafferty | MC | 53.4 |
| 7. | | | |
| 8. | | | |

## EVENT 3200 m

| | NAME | (Team) | TIME HT. DIST. |
|---|---|---|---|
| 1. | J. Relph | MC | 10.16.9 |
| 2. | T. Most | Og | 10.18.9 |
| 3. | J. Henrion | MC | 10.25.8 |
| 4. | N. Uraste | Lex | 10.26.6 |
| 5. | S. McMurtry | MC | 10.42.7 |
| 6. | R. Cyrus | Keen | 10.45 |
| 7. | | | |
| 8. | | | |

Mile Med (12) 1. Lex - 3.51.4 (10) 2. Ogal 3.52.5 (8) 3. MC Co 3.55.8 (6) 4. Goth - 3.56.3 (4) 5. Ind 4.03.7

Z. Nesbitt
A. Swanson
J. Swanson
J. Bunker

**HELD AT:** Gothenburg **SCORING:** 1st 10 pts.; 2nd 8 pts.; 3rd 6 pts.; 4th 4 pts.; 5th 2 pts.; 6th 1 pts.; 7th ___ pts.; 8th ___ pts.

**EVENT** 110 HH

| NAME | (Team) | TIME HT. DIST. |
|---|---|---|
| 1. N. Cheetos | Goth | 15.2 |
| 2. J. Johnson | Goth | 15.7 |
| 3. N. Brosheans | Lex | 15.9 |
| 4. A. Ohlson | I | 16.0 |
| 5. N. Brown | Mc | 16.1 |
| 6. N. Wenzlich | I | 16.1 |
| 7. | | |
| 8. | | |

**EVENT** 300 Im

| NAME | (Team) | TIME HT. DIST. |
|---|---|---|
| 1. A. Ohlson | I | 41.3 |
| 2. J. Folkens | Goth | 42.2 |
| 3. B. Smith | Lex | 43.3 |
| 4. N. Brosheans | Lex | 43.5 |
| 5. N. Wenzlich | I | 43.9 |
| 6. N. Nelson | Og | 44.0 |
| 7. | | |
| 8. | | |

**400 R**

| TEAM | TIME |
|---|---|
| 1. McCook | 44.8 |
| 2. Lex | 45.0 |
| 3. Goth | 45.8 |
| 4. Imp | 47.1 |
| 5. Kearny | 48.8 |
| 6. | |
| 7. | |
| 8. | |

RELAY FIRST PLACE RUNNERS: Z. Nesbitt, A. Ulasin, W. Morales, K. Shinn

**1600 R**

| TEAM | TIME |
|---|---|
| 1. Goth | 3.27.5 |
| 2. McC | 3.31.0 |
| 3. Lex. | 3.34.5 |
| 4. Imp | 3.49.0 |
| 5. Kear. JV. | 3.50.1 |
| 6. | |
| 7. | |
| 8. | |

RELAY FIRST PLACE RUNNERS: A. Ohlson, A. Ulasin, J. Burke, K. Shinn

**3200 R**

| TEAM | TIME |
|---|---|
| 1. Lex | 8.20.2 |
| 2. Ogal | 8.45.8 |
| 3. Imp | 8.46.3 |
| 4. Mc | 8.48.8 |
| 5. Goth | 9.16.5 |
| 6. Kear | 9.39.2 |
| 7. | |
| 8. | |

RELAY FIRST PLACE RUNNERS: J. Wood, V. Sweeney, J. Burke, B. Berry

TEAMS

| TEAM NAME / ABBR. | Lex | Goth | McCook | Ogal | Imp | Kearny J.V |
|---|---|---|---|---|---|---|
| Shot | 18/18 | 8/8 | -/- | -/- | 1/1 | 2/2 |
| Disc | -/18 | -/8 | -/- | 3/3 | 10/11 | 18/20 |
| P.V | -/18 | 18/26 | 8/8 | 4/7 | 1/12 | -/20 |
| L.J | 2/20 | 11/37 | 18/26 | -/7 | -/12 | -/20 |
| T.J | 10/30 | 6/43 | 9/35 | -/7 | 6/18 | -/20 |
| P.V | 1/31 | 18/61 | 10/45 | -/7 | 2/20 | -/20 |
| 100m | -/31 | 10/71 | 1/46 | 16/23 | 4/24 | -/20 |
| 200m | 15/46 | -/71 | -/46 | 8/31 | 8/32 | -/20 |
| 400m | 14/60 | -/71 | 16/47 | 16/47 | -/32 | -/20 |
| 800m | 14/74 | -/71 | 2/49 | 14/61 | 1/33 | -/20 |
| 1600m | 12/86 | -/71 | 11/60 | 8/69 | -/33 | -/20 |
| 3200m | 4/90 | -/71 | 18/78 | 8/77 | -/33 | 1/21 |
| 110 HH | 6/96 | 18/89 | 2/80 | -/77 | 5/38 | -/21 |
| 300 Im | 10/106 | 8/97 | -/80 | 1/78 | 12/50 | -/21 |
| 400R | 8/114 | 6/103 | 10/90 | -/78 | 4/54 | 2/23 |
| 1600R | 6/120 | 10/113 | 8/98 | -/78 | 4/58 | 2/25 |
| 3200R | 10/130 | 2/115 | 4/102 | 8/86 | 6/64 | 1/26 |
| M.Med Rel | 12/142 | 6/121 | 8/110 | 10/96 | 4/68 | -/26 |
| TOTALS | 142 | 121 | 110 | 96 | 68 | 26 |
| PLACING | 1 | 2 | 3 | 4 | 5 | 6 |

* do not write in this column until event is over

# BIG RED TRACK SCOREBOOK

(2)

6

BIG RED TRACK SCOREBOOK

MEET Imperial Invite DATE 4-16-02

EVENT Shot

| | NAME | (Team) | TIME HT. DIST. |
|---|---|---|---|
| 1. | M. Jenkins | Her | 45'10" |
| 2. | M. Hiatt | Her | 48'1" |
| 3. | B. Shand | I | 47'9" |
| 4. | J. Applegarth | Og | 47'6½ |
| 5. | J. Bussell | I | 47'½ |
| 6. | J. Germon | I | 46'6½ |
| 7. | | | |
| 8. | | | |

EVENT C.S

| | NAME | (Team) | TIME HT. DIST. |
|---|---|---|---|
| 1. | R. Hess | Og | 20'5½ |
| 2. | N. Morell | Og | 19'7¼ |
| 3. | P. Berkheimer | Hdy | 19'2½ |
| 4. | W. Morales | I | 18'9" |
| 5. | K. Solesman | Gr | 18'7¼ |
| 6. | C. Softley | Gr | 18'1¼ |
| 7. | | | |
| 8. | | | |

EVENT 100 m

| | NAME | (Team) | TIME HT. DIST. |
|---|---|---|---|
| 1. | J. Young | Og | 10.9 |
| 2. | K. Shinn | I | 11.0 |
| 3. | A. Armstrong | Og | 11.2 |
| 4. | K Krajeski | Osh | 11.4 |
| 5. | P. Berkheimer | Hdy | 11.4 |
| 6. | B. Howden | Og | 11.6 |
| 7. | | | |
| 8. | | | |

EVENT 800 m

| | NAME | (Team) | TIME HT. DIST. |
|---|---|---|---|
| 1. | E. Knight | Og | 2.03.8 |
| 2. | T. Kircher | Og | 2.06.9 |
| 3. | T. Thompson | Og | 2.08.7 |
| 4. | N. Bullington | Gr | 2.09 |
| 5. | A. Miller | Osh | 2.11.2 |
| 6. | J. Ramirez | Jules | 2.15.5 |
| 7. | | | |
| 8. | | | |

EVENT D.C

| | NAME | (Team) | TIME HT. DIST. |
|---|---|---|---|
| 1. | B. Shand | I | 141'5" |
| 2. | T. Haenfler | Gr | 133'3" |
| 3. | R. Streff | Og | 131'1" |
| 4. | J. Germon | I-JV | 126'11" |
| 5. | C. Schoenhagen | I-JV | 126'11" |
| 6. | T. Shand | I | 126'8 |
| 7. | | | |
| 8. | | | |

EVENT T.J

| | NAME | (Team) | TIME HT. DIST. |
|---|---|---|---|
| 1. | M. Cogsdill | Gr | 42'11" |
| 2. | N. Wagner | Her | 41' |
| 3. | O'brien | Osh | 40'8" |
| 4. | W. Morales | I | 40' |
| 5. | K. Solesman | Gr | 35'3½ |
| 6. | J. Borawski | Gr | 38'9¾ |
| 7. | | | |
| 8. | | | |

EVENT 200 m

| | NAME | (Team) | TIME HT. DIST. |
|---|---|---|---|
| 1. | K Shinn | I | 22.1 |
| 2. | A. Armstrong | Og | 22.6 |
| 3. | B. Martin | Og | 23.0 |
| 4. | D. Frigna | Jules | 23.1 |
| 5. | D. Orr | Her | 23.6 |
| 6. | L. Arias | Gr | 24.3 |
| 7. | | | |
| 8. | | | |

EVENT 1600 m

| | NAME | (Team) | TIME HT. DIST. |
|---|---|---|---|
| 1. | K. Hayford | Og | 5.10.7 |
| 2. | T. Most | Og | 5.12.9 |
| 3. | V. Swesey | I | 5.14.4 |
| 4. | T. Most | Og | 5.15.4 |
| 5. | J. Wood | I | 5.15.7 |
| 6. | K. Krebs | Her | 5.16.0 |
| 7. | | | |
| 8. | | | |

EVENT P.V

| | NAME | (Team) | TIME HT. DIST. |
|---|---|---|---|
| 1. | T. Youngblood | Her | 13'00 |
| 2. | A. Addison | I | 11'6 |
| 3. | A. Miller | Her | 11'6 |
| 4. | P. McGreer | Gr | 11'6 |
| 5. | T. May | I | 11'0 |
| 6. | J. Sonen | Og | 11'0 |
| 7. | | | |
| 8. | | | |

EVENT H.S

| | NAME | (Team) | TIME HT. DIST. |
|---|---|---|---|
| 1. | E. Kasser | I | 6'0 |
| 2. | J. McCulloch | Osh | 5'10" |
| 3. | N. Wagner | Her | 5'10" |
| 4. | N. Wendlick | I | 5'8 |
| 5. | J. Borawski | Gr | 5'8" |
| 6. | K Krajewski | Osh | 5'8 |
| 7. | | | |
| 8. | | | |

EVENT 400 m

| | NAME | (Team) | TIME HT. DIST. |
|---|---|---|---|
| 1. | T. Kircher | Og | 52.2 |
| 2. | E. Night | Og | 52.7 |
| 3. | M. Lee | Gr | 55.1 |
| 4. | M. Allen | Osh | 56.5 |
| 5. | V. Swesey | I | 56.7 |
| 6. | J. Ramirez | Jules | |
| 7. | | | |
| 8. | | | |

EVENT 3200 m

| | NAME | (Team) | TIME HT. DIST. |
|---|---|---|---|
| 1. | T. Most | Og | 10.46.3 |
| 2. | T. Most | Og | 10.49.4 |
| 3. | K. Hayford | Og | 10.52.5 |
| 4. | K. Krebs | Her | 11.05.8 |
| 5. | J. Wood | I | 11.12.8 |
| 6. | T. Foy | Og. JV | 11.23.0 |
| 7. | | | |
| 8. | | | |

400 Wt. Rel 1. Og 50.7 2. Hersley 51.0 3. Imp 51.3 4. Grant 52.3 5. Og JV 54.5 6. Imp JV. 55.5

# BIG RED TRACK SCOREBOOK

**HELD AT:** _____ **SCORING:** 1st 10 pts.; 2nd 8 pts.; 3rd 6 pts.; 4th 4 pts.; 5th 2 pts.; 6th 1 pts.; 7th ___ pts.; 8th ___ pts.

## EVENT 110 HH

| | NAME | (Team) | TIME HT. DIST. |
|---|---|---|---|
| 1. | M. Logsdon | Gr | 15.4 |
| 2. | A. Ohlson | I | 15.6 |
| 3. | C. Burge | Gr | 16.0 |
| 4. | N. Wenzlick | I | 16.2 |
| 5. | W. Morales | I | 17.0 |
| 6. | N. Nelson | Og | 17.0 |
| 7. | | | |
| 8. | | | |

## EVENT 300 IH

| | NAME | (Team) | TIME HT. DIST. |
|---|---|---|---|
| 1. | A. Ohlson | I | 42.1 |
| 2. | N. Wenzlick | I | 44.2 |
| 3. | A. Ulasin | I | 45.0 |
| 4. | N. Nelson | Og | 45.3 |
| 5. | M. Swanson | I-JV | 45.4 |
| 6. | K. Goodwin | Her | 45.5 |
| 7. | | | |
| 8. | | | |

## 400 R RELAY

| TEAM | TIME |
|---|---|
| 1. Ogal | 46.3 |
| 2. Grant | 47.7 |
| 3. Osh | 48.2 |
| 4. Jules | 48.6 |
| 5. Imp JV | 49.3 |
| 6. Imp | 49.7 |
| 7. | |
| 8. | |

FIRST PLACE RUNNERS

U
2. N. Nelson - J. Nelson
W. Morales - M. Swanson
A. Ulasin - U. Swasey
A. Fischer - M. Shinn

JV

## 1600 R RELAY

| TEAM | TIME |
|---|---|
| 1. Ogal | 3.45.1 |
| 2. Grant | 3.54.8 |
| 3. Imp | 3.55.2 |
| 4. Jules | 3.57.9 |
| 5. Osh | 4.03 |
| 6. Hershey | 4.03.6 |
| 7. | |
| 8. | |

FIRST PLACE RUNNERS

A. Ohlson
I. Burke
U. Swasey
K. Shinn

## 3200 R RELAY

| TEAM | TIME |
|---|---|
| 1. Ogal | 9.03.6 |
| 2. Grant | 9.05.7 |
| 3. Imp | 9.15.7 |
| 4. Osh | 9.25.9 |
| 5. Her. | 9.54.5 |
| 6. Ogal J.V | 9.55.9 |
| 7. | |
| 8. | |

FIRST PLACE RUNNERS

J. Wood
I. Burke
S. Leibrandt
V. Swasey

JV
C.J. Swanson - B. Shand - T. Shand - J. Burget

J.V
A. Miller - J. Shand - C. Schaenhoyen - M. Moser

TEAMS

| ABBR. | Ogal | Imp | Grant | Hersh | Oshk | Hxton Colo | Jules Colo | Imp J.V | Holyoke Colo | Ogal J.V |
|---|---|---|---|---|---|---|---|---|---|---|
| TEAM NAME | Ogal | Imp | Grant | Hersh | Oshk | Hxton Colo | Jules Colo | Imp J.V | Holyoke Colo | Ogal J.V |
| Shot | 4 | 9 | - | 18 | - | - | - | - | - | - |
| | 4 | 9 | - | 18 | - | - | - | - | - | - |
| Disc | 6 | 11 | 8 | - | - | - | - | 6 | - | - |
| | 10 | 20 | 8 | 18 | - | - | - | 6 | - | - |
| P.U | 1 | 10 | 4 | 16 | - | - | - | - | - | - |
| | 11 | 30 | 12 | 34 | - | - | - | 6 | - | - |
| LJ | 18 | 4 | 3 | - | - | - | - | - | 6 | - |
| | 29 | 34 | 15 | 34 | - | - | - | 6 | 6 | - |
| TJ | - | 4 | 13 | - | 6 | 8 | - | - | - | - |
| | 29 | 38 | 28 | 34 | 6 | 8 | - | 6 | 6 | - |
| H.J | - | 14 | 2 | - | 9 | 6 | - | - | - | - |
| | 29 | 52 | 30 | 34 | 15 | 14 | - | 6 | 6 | - |
| 100 | 17 | 8 | - | - | 4 | - | - | - | 2 | - |
| | 46 | 60 | 30 | 34 | 19 | 14 | - | 6 | 8 | - |
| 200 | 14 | 10 | 1 | 2 | - | - | 4 | - | - | - |
| | 60 | 70 | 31 | 36 | 19 | 14 | 4 | 6 | 8 | - |
| 400 | 18 | 2 | 6 | - | 4 | - | 1 | - | - | - |
| | 78 | 72 | 37 | 36 | 23 | 14 | 5 | 6 | 8 | - |
| 800 | 24 | - | 4 | - | 2 | - | 1 | - | - | - |
| | 102 | 72 | 41 | 36 | 25 | 14 | 6 | 6 | 8 | - |
| 1600 | 22 | 8 | - | 1 | - | - | - | - | - | - |
| | 122 | 80 | 41 | 37 | 25 | 14 | 6 | 6 | 8 | - |
| 3200 | 24 | 2 | - | 4 | - | - | - | - | - | 1 |
| | 146 | 82 | 41 | 41 | 25 | 14 | 6 | 6 | 8 | 1 |
| 110 HH | 1 | 14 | 16 | - | - | - | - | - | - | - |
| | 147 | 96 | 57 | 41 | 25 | 14 | 6 | 6 | 8 | 1 |
| 300 IH | 4 | 24 | - | 1 | - | - | - | 2 | - | - |
| | 151 | 120 | 57 | 42 | 25 | 14 | 6 | 8 | 8 | 1 |
| 400 R | 10 | 1 | 8 | - | 6 | - | 4 | 2 | - | - |
| | 161 | 121 | 65 | 42 | 31 | 14 | 10 | 10 | 8 | 1 |
| 1600 R | 10 | 8 | 8 | 1 | 2 | - | 4 | - | - | - |
| | 171 | 129 | 73 | 43 | 33 | 14 | 14 | 10 | 8 | 1 |
| 3200 R | 10 | 6 | 8 | 2 | 4 | - | - | - | - | 1 |
| | 181 | 135 | 81 | 45 | 37 | 14 | 14 | 10 | 8 | 2 |
| Wt Rel 400 | 10 | 6 | 4 | 8 | - | - | - | 1 | - | 2 |
| | 191 | 141 | 85 | 53 | 37 | 14 | 14 | 11 | 8 | 4 |
| TOTALS | 191 | 141 | 85 | 53 | 37 | 14 | 14 | 11 | 8 | 4 |
| PLACING | 1 | 2 | 3 | 4 | 5 | 6 | 7 | 8 | 9 | 10 |

* do not write in this column until event is over

BIG RED TRACK SCOREBOOK

MEET Mc Cook Reserve. DATE 4-22-02

EVENT Shot

| | NAME | (Team) | TIME HT. DIST. |
|---|---|---|---|
| 1. | T. Pribbeno | I | 46'6" |
| 2. | J. German | I | 44'8¾ |
| 3. | L. Carlson | L.C | 44'1¾ |
| 4. | A. Ida | Hold | 43'11' |
| 5. | R Wells | Hold | 43'10 |
| 6. | J. Strand | I | 42'1 |
| 7. | | | |
| 8. | | | |

EVENT L.J

| | NAME | (Team) | TIME HT. DIST. |
|---|---|---|---|
| 1. | J. Bunton | T.V | 18'11¼ |
| 2. | B. Chandler | OG | 18'8¼ |
| 3. | J. Mondelko | Lex | 17'9¾ |
| 4. | M. Beckenhauer | Mc | 17'7½ |
| 5. | J. Norman | I | 17'5½ |
| 6. | M. Christiansen | Wal | 17'4½ |
| 7. | | | |
| 8. | | | |

EVENT 100 M

| | NAME | (Team) | TIME HT. DIST. |
|---|---|---|---|
| 1. | D. Rouse | Lex | 11.6 |
| 2. | B. Morley | Mc | 11.7 |
| 3. | N. Nielsen | OG | 11.9 |
| 4. | A. Beaver | Mc | 12.0 |
| 5. | N. Teter | T.V. | 12.0 |
| 6. | K. Heineman | Lex | 12.0 |
| 7. | | | |
| 8. | | | |

EVENT 800 M

| | NAME | (Team) | TIME HT. DIST. |
|---|---|---|---|
| 1. | M. Macias | Lex | 2.08.0 |
| 2. | J. Bunko | I | 2.10.7 |
| 3. | K Fukeyasu | Hold | 2.11.6 |
| 4. | A. Weaver | Lex | 2.13.0 |
| 5. | B. Bunton | T.V | 2.14.6 |
| 6. | J. Norman | I | 2.15.6 |
| 7. | | | |
| 8. | | | |

EVENT Disc

| | NAME | (Team) | TIME HT. DIST. |
|---|---|---|---|
| 1. | L. Carlson | L.C | 139'10" |
| 2. | R. Wells | Hold | 136'5" |
| 3. | J. Strand | I | 131'7 |
| 4. | C. Schoenberger | I | 131'3 |
| 5. | T. Pribbeno | I | 130'11" |
| 6. | R Smoch | Mc | 128'4 |
| 7. | | | |
| 8. | | | |

EVENT T.J

| | NAME | (Team) | TIME HT. DIST. |
|---|---|---|---|
| 1. | D. Grahm | Hold | 40'11¾ |
| 2. | C. Thompson | L.C | 38'10" |
| 3. | J. Bunton | T.V | 38'2½ |
| 4. | S. Shirley | Lex | 38'2" |
| 5. | J. Mandelko | Lex | 37'10" |
| 6. | M. Christiansen | Wal | 36'9¼ |
| 7. | | | |
| 8. | | | |

EVENT 200 M

| | NAME | (Team) | TIME HT. DIST. |
|---|---|---|---|
| 1. | E. Maloley | Lex | 23.6 |
| 2. | D. Ruppert | Mc | 23.6 |
| 3. | N. Teter | T.V | 24.0 |
| 4. | U. Sweeney | I | 24.1 |
| 5. | K. Heineman | Lex | 24.2 |
| 6. | W. Morales | I | 24.5 |
| 7. | | | |
| 8. | | | |

EVENT 1600 M

| | NAME | (Team) | TIME HT. DIST. |
|---|---|---|---|
| 1. | M. Macias | Lex | 4.49.3 |
| 2. | E Torres | Lex | 5.03.5 |
| 3. | B. Bunton | T.V | 5.05.8 |
| 4. | T. Boggs | I | 5.05.8 |
| 5. | R. Jordan | Mc | 5.09.1 |
| 6. | J Sharp | L.C | 5.27.8 |
| 7. | | | |
| 8. | | | |

EVENT P.V

| | NAME | (Team) | TIME HT. DIST. |
|---|---|---|---|
| 1. | S. Coppell | Mc | 11'6 |
| 2. | M. Swanson | I | 11' |
| 3. | D. Riley | Hold | 10' |
| 4. | J. Vansink | Wal | 9'6 |
| 5. | M. Gream | Mc | 9 |
| 6. | J. Fendrick | I | |
| 7. | | | |
| 8. | | | |

EVENT H.J

| | NAME | (Team) | TIME HT. DIST. |
|---|---|---|---|
| 1. | N. Wenzlick | I | 6'0 |
| 2. | C. Thompson | Hold | 5'10 |
| 3. | K. Crawford | L.C. | 5'8 |
| 4. | K. Kukeyasa | Hold | 5'6 |
| 5. | K. Heineman | Lex | 5'6 |
| 6. | Z. Volquardsen | Mc | 5'4 |
| 7. | | | |
| 8. | | | |

EVENT 400 M

| | NAME | (Team) | TIME HT. DIST. |
|---|---|---|---|
| 1. | U. Sweeney | I | 53.8 |
| 2. | E. Maloney | Lex | 54.0 |
| 3. | N. Wenzlick | I | 54.6 |
| 4. | T. Hayes | Mc | 55.7 |
| 5. | T. Foy | OG | 56.3 |
| 6. | J. Norman | I | 57.2 |
| 7. | | | |
| 8. | | | |

EVENT 3200 M

| | NAME | (Team) | TIME HT. DIST. |
|---|---|---|---|
| 1. | E. Torres | Lex | 11.01.3 |
| 2. | J. Sharp | L.C | 11.38.5 |
| 3. | J. Flaming | OG | 11.44.3 |
| 4. | B. Watt | Hold | 12.33.7 |
| 5. | R. Sapp | L.C | 12.51.8 |
| 6. | C. Brewer | T.V | |
| 7. | | | |
| 8. | | | |

# BIG RED TRACK SCOREBOOK

**HELD AT:** Mc Cook **SCORING:** 1st 10 pts.; 2nd 8 pts.; 3rd 6 pts.; 4th 4 pts.; 5th 2 pts.; 6th 1 pts.; 7th ___ pts.; 8th ___ pts.

## EVENT 110 HH

| | NAME | (Team) | TIME HT. DIST. |
|---|---|---|---|
| 1. | N. Wenzlich | I | 16.0 |
| 2. | C. Thompson | L.C | 16.3 |
| 3. | N. Nelson | Og | 16.6 |
| 4. | W. Morales | I | 16.7 |
| 5. | B. Smith | Lex | 16.8 |
| 6. | S. Shirley | Lex | 17 |
| 7. | | | |
| 8. | | | |

## EVENT 300 IM

| | NAME | (Team) | TIME HT. DIST. |
|---|---|---|---|
| 1. | B. Smith | Lex | 42.7 |
| 2. | A. Vlasin | I | 43.8 |
| 3. | N. Nelson | Og | 44.2 |
| 4. | M. Swanson | I | 44.5 |
| 5. | S. Shirley | Lex | 45.1 |
| 6. | B. Burton | T.V | 46.1 |
| 7. | | | |
| 8. | | | |

## 400 R RELAY

| TEAM | | TIME |
|---|---|---|
| 1. | Lex | 46.9 |
| 2. | Mc | 47.0 |
| 3. | Ogal | 47.6 |
| 4. | Imp | 48.3 |
| 5. | Wallace | 49.8 |
| 6. | L.C | 50.4 |
| 7. | | |
| 8. | | |

FIRST PLACE RUNNERS
J. Fencher
M. Swanson
A. Fencher
A. Vlasin

## 1600 R RELAY

| TEAM | | TIME |
|---|---|---|
| 1. | Lex | 3.45.1 |
| 2. | Imp | 3.45.6 |
| 3. | Mc | 3.53.2 |
| 4. | Hold | 4.00.2 |
| 5. | Og | 4.03 |
| 6. | T.V | 4.08.7 |
| 7. | | |
| 8. | | |

FIRST PLACE RUNNERS
J. Burke 56.0
T. Stanley 60.0
N. Wenzlich 54.0
D. Sweesy 54.7

## 3200 R RELAY

| TEAM | | TIME |
|---|---|---|
| 1. | Lex | 9.16.7 |
| 2. | Imp | 9.29.4 |
| 3. | Mc | 9.32.8 |
| 4. | Comb | 9.45.9 |
| 5. | L.C | 9.46.4 |
| 6. | Ogal | 10.22.1 |
| 7. | | |
| 8. | | |

FIRST PLACE RUNNERS
B. Berry 2.20.6
T. Boggs 2.21.8
S. Hanna 2.27.5
T. Stanley 2.20.6

TEAMS

| | ABBR. / TEAM NAME | Imp T.V | Lex T.V | McCook T.V | Hold - T.V | Lakeside Cent. | Ogallala T.V | Twin Valley | Wallace | Comb. T.V. | | | | | | | | |
|---|---|---|---|---|---|---|---|---|---|---|---|---|---|---|---|---|---|---|
| Shot | | 19/19 | - - | - - | 6/6 | 6/6 | - - | - - | - - | - - | | | | | | | | |
| Disc | | 12/31 | - - | 1/1 | 8/14 | 10/16 | - - | - - | - - | - - | | | | | | | | |
| P.V | | 9/40 | - - | 12/13 | 6/20 | - - | - - | - - | 4/4 | - - | | | | | | | | |
| L.J | | 2/42 | 6/6 | 4/17 | - 20 | - 16 | 8/8 | 10/10 | 1/5 | - - | | | | | | | | |
| T.J | | - 42 | 6/6 | - 17 | 10/30 | 8/24 | - 8 | 6/16 | 1/6 | - - | | | | | | | | |
| H.J | | 10/52 | 2/8 | 1/18 | 12/42 | 6/30 | - 8 | - 16 | - 6 | - - | | | | | | | | |
| 100m | | - 52 | 11/19 | 18/30 | - 42 | - 30 | 6/14 | 2/18 | - 6 | - - | | | | | | | | |
| 200m | | 5/57 | 12/31 | 8/38 | - 42 | - 30 | - 14 | 6/24 | - 6 | - - | | | | | | | | |
| 400m | | 17/74 | 8/39 | 4/42 | - 42 | - 30 | 2/16 | - 24 | - 6 | - - | | | | | | | | |
| 800m | | 9/83 | 14/53 | - 42 | 6/48 | - 30 | - 16 | 2/26 | - 6 | - - | | | | | | | | |
| 1600m | | 4/87 | 18/71 | 2/44 | - 48 | 1/31 | - 16 | 6/32 | - 6 | - - | | | | | | | | |
| 3200m | | - 87 | 10/81 | - 44 | 4/52 | 19/41 | 6/22 | 1/33 | - 6 | - - | | | | | | | | |
| 110 HH | | 14/101 | 3/84 | - 44 | - 52 | 8/49 | 6/28 | - 33 | - 6 | - - | | | | | | | | |
| 300 IM | | 12/113 | 12/96 | - 44 | - 52 | - 49 | 6/34 | 1/34 | - 6 | - - | | | | | | | | |
| 400R | | 4/117 | 10/106 | 8/52 | - 52 | 1/50 | 6/40 | - 34 | 2/8 | - - | | | | | | | | |
| 1600R | | 8/125 | 10/116 | 6/58 | 4/56 | - 50 | 2/42 | 1/35 | - 8 | - - | | | | | | | | |
| 3200R | | 8/133 | 10/126 | 6/64 | - 56 | 2/52 | 1/43 | - 35 | - 8 | 4/4 | | | | | | | | |
| | | | | | | | | | | | | | | | | | | |
| | | | | | | | | | | | | | | | | | | |
| TOTALS | | 133 | 126 | 64 | 56 | 52 | 43 | 35 | 8 | 4 | | | | | | | | |
| PLACING | | 1 | 2 | 3 | 4 | 5 | 6 | 7 | 8 | 9 | | | | | | | | |

* do not write in this column until event is over

BIG RED TRACK SCOREBOOK

MEET S. P. J. A. DATE 4-26-02

**EVENT** Shot

| | NAME | (Team) | TIME HT. DIST. |
|---|---|---|---|
| 1. | Brian Strand | E | 50'5¼ |
| 2. | M. Jenkins | H | 50'2½ |
| 3. | M. Holt | H | 49'3¼ |
| 4. | T. Bussell | I | 47'6 |
| 5. | T. Strand | I | 47'6 |
| 6. | J. Howeten | Gr | 46'3 |
| 7. | | | |
| 8. | | | |

**EVENT** L.J

| | NAME | (Team) | TIME HT. DIST. |
|---|---|---|---|
| 1. | Cody Salesman | Gr | 20'1¼ |
| 2. | C. Shinn | I | 19'1½ |
| 3. | A. Mohr | S.P | 18'9½ |
| 4. | W. Morales | I | 18'8¼ |
| 5. | J. Alvarado | S.P. | 18'4¾ |
| 6. | P. Schmidt | H | 18'4½ |
| 7. | | | |
| 8. | | | |

**EVENT** 100 M

| | NAME | (Team) | TIME HT. DIST. |
|---|---|---|---|
| 1. | Barry Hansen | Gr | 11.6 |
| 2. | Kerry Shinn | I | 11.7 |
| 3. | C. Thomsen | H | 12.0 |
| 4. | A. Carter | S | 12.0 |
| 5. | J. Pieper | S.P. | 12.1 |
| 6. | L. Smith | S.P | 12.2 |
| 7. | | | |
| 8. | | | |

**EVENT** 800 M

| | NAME | (Team) | TIME HT. DIST. |
|---|---|---|---|
| 1. | Nick Bullington | G | 2.07.4 |
| 2. | J. Bunke | I | 2.08.4 |
| 3. | C. Scholl | G | 2.08.6 |
| 4. | U. Sweesy | I | 2.09.6 |
| 5. | A. Harris | S | 2.09.7 |
| 6. | J Norman | I | 2.15.2 |
| 7. | | | |
| 8. | | | |

**EVENT** Disc

| | NAME | (Team) | TIME HT. DIST. |
|---|---|---|---|
| 1. | Troy Haenfler | Gr | 150'7" |
| 2. | B. Strand | I | 147' |
| 3. | T. Strand | I | 132'4 |
| 4. | C. Erb | H | 130'10" |
| 5. | M. Logsdon | Gr | 130'3 |
| 6. | J. Bussell | I | 127'1" |
| 7. | | | |
| 8. | | | |

**EVENT** T.J

| | NAME | (Team) | TIME HT. DIST. |
|---|---|---|---|
| 1. | Johnny Collins | S.P | 44'7½ |
| 2. | M. Logsdon | G | 42'6" |
| 3. | C. Salesman | G | 38'10¾ |
| 4. | J. Borowski | G | 38'10½ |
| 5. | S. Douglas | H | 37'3¾ |
| 6. | A. Mohr | S.P | 37'1" |
| 7. | | | |
| 8. | | | |

**EVENT** 200 M

| | NAME | (Team) | TIME HT. DIST. |
|---|---|---|---|
| 1. | Kerry Shinn | I | 23.6 |
| 2. | J. Collins | S.P | 23.8 |
| 3. | A. Carter | S | 24.6 |
| 4. | A. Arthur | S.P | 24.7 |
| 5. | P. Orr | H | 247 |
| 6. | D. Orr | H | 25.0 |
| 7. | | | |
| 8. | | | |

**EVENT** 1600 M

| | NAME | (Team) | TIME HT. DIST. |
|---|---|---|---|
| 1. | Patrick McGreen | G | 4.58.0 |
| 2. | J. Wood | I | 5.07.1 |
| 3. | B. Berry | I | 5.08.1 |
| 4. | C. Krebs | H | 5.11.2 |
| 5. | U. Sweesy | I | 5.11.9 |
| 6. | J. Mowery | S.P | 5.13.3 |
| 7. | | | |
| 8. | | | |

**EVENT** P.V

| | NAME | (Team) | TIME HT. DIST. |
|---|---|---|---|
| 1. | Tom Younghaus | H | 12'6 |
| 2. | A. Ohlson | I | 12' |
| 3. | C. Rasley | S | 12' |
| 4. | P. McGreen | G | 12' |
| 5. | A. Harris | S | 10'6 |
| 6. | M. Trujillo | S.P | 10'6 |
| 7. | | | |
| 8. | | | |

**EVENT** H.J

| | NAME | (Team) | TIME HT. DIST. |
|---|---|---|---|
| 1. | Nathan Kaiser | I | 6'6 |
| 2. | N. Wendlick | I | 5'10 |
| 3. | J. Borowski | G | 5'8 |
| 4. | D. McIntosh | S | 5'8" |
| 5. | W. Morales | I | 5'8" |
| 6. | D. Miller | H | 5'6 |
| 7. | | | |
| 8. | | | |

**EVENT** 400 M

| | NAME | (Team) | TIME HT. DIST. |
|---|---|---|---|
| 1. | Eric Thomella | S.P | 53.1 |
| 2. | E. Kaiser | I | 53.3 |
| 3. | E. Soderholm | S | 53.3 |
| 4. | A. Ohlson | I | 53.7 |
| 5. | P. McGreen | G | 54.4 |
| 6. | K. Shinn | I | 54.8 |
| 7. | | | |
| 8. | | | |

**EVENT** 3200 M

| | NAME | (Team) | TIME HT. DIST. |
|---|---|---|---|
| 1. | Koby Krebs | H | 10489 |
| 2. | B. Berry | I | 10.59.3 |
| 3. | T. Boggs | I | 11.35.2 |
| 4. | C. Brixton | S.P | 11.42.2 |
| 5. | J. Mowery | S.P | 11.443 |
| 6. | M. Plank | S.P | 12.10.5 |
| 7. | | | |
| 8. | | | |

# BIG RED TRACK SCOREBOOK

**HELD AT:** Grant **SCORING:** 1st 10 pts.; 2nd 8 pts.; 3rd 6 pts.; 4th 4 pts.; 5th 2 pts.; 6th 1 pts.; 7th ___ pts.; 8th ___ pts.

## EVENT 110 HH

| | NAME | (Team) | TIME HT. DIST. |
|---|---|---|---|
| 1. | Eric Soderholm | S | 15.5 |
| 2. | M. Coysden | G | 15.6 |
| 3. | A. Ohlson | I | 15.8 |
| 4. | C. Burge | G | 16.2 |
| 5. | N. Wenzlick | I | 16.7 |
| 6. | K Goodwin | H | 17.0 |
| 7. | | | |
| 8. | | | |

## EVENT 300 IM

| | NAME | (Team) | TIME HT. DIST. |
|---|---|---|---|
| 1. | Andy Ohlson | I | 41.2 |
| 2. | Erik Soderholm | S | 41.3 |
| 3. | C. Rasby | S | 42.3 |
| 4. | N. Wenzlick | I | 42.6 |
| 5. | J. Pieper | S.P | 431 |
| 6. | K Goodwin | H | 44.4 |
| 7. | | | |
| 8. | | | |

## 440 R. RELAY

| | TEAM | TIME |
|---|---|---|
| 1. | N.P.S.P. | 45.2 |
| 2. | Her | 46.1 |
| 3. | Grant | 46.6 |
| 4. | Imp | 47.0 |
| 5. | Suth | 47.2 |
| 6. | | |
| 7. | | |
| 8. | | |

FIRST PLACE RUNNERS
2 Nesbitt
M. Swanson
A. Ulasin
J. Bussell

## 1600 R RELAY

| | TEAM | TIME |
|---|---|---|
| 1. | N.P.S.P | 3.41.4 |
| 2. | Grant | 3.42.9 |
| 3. | Imp | 3.46.3 |
| 4. | Her. | 3.51.1 |
| 5. | Suth | 4.04.2 |
| 6. | | |
| 7. | | |
| 8. | | |

FIRST PLACE RUNNERS
J. Bunkle 57.3
A. Ulasin 55.8
N. Wenzlick 56.4
V. Swesey 57.2

## 3200 R RELAY

| | TEAM | TIME |
|---|---|---|
| 1. | Imp | 8.51.1 |
| 2. | Suth | 9.02.3 |
| 3. | N.P.S.P | 9.07.1 |
| 4. | Grant | 9.07.2 |
| 5. | Her. | 9.33 |
| 6. | | |
| 7. | | |
| 8. | | |

FIRST PLACE RUNNERS
J. Wood 2.09.5
J. Norman 2.15.3
J. Bunkle 2.11.1
V. Swesey 2.15.6

TEAMS

| | ABBR. | Imperial | Grant | St Pats | Hershey | Suth | | | | | | | | | | | | | |
|---|---|---|---|---|---|---|---|---|---|---|---|---|---|---|---|---|---|---|---|
| | TEAM NAME | | | | | | | | | | | | | | | | | | |
| Shot | | 16 | 1 | – | 14 | – | | | | | | | | | | | | | |
| | | 16 | 1 | – | 14 | – | | | | | | | | | | | | | |
| Disc | | 15 | 12 | – | 4 | – | | | | | | | | | | | | | |
| | | 31 | 13 | – | 18 | – | | | | | | | | | | | | | |
| P.V | | 8 | 4 | 1 | 10 | 8 | | | | | | | | | | | | | |
| | | 39 | 17 | 1 | 28 | 8 | | | | | | | | | | | | | |
| L.J | | 12 | 10 | 8 | 1 | – | | | | | | | | | | | | | |
| | | 51 | 27 | 9 | 29 | 8 | | | | | | | | | | | | | |
| T.J | | – | 18 | 11 | 2 | – | | | | | | | | | | | | | |
| | | 51 | 45 | 20 | 31 | 8 | | | | | | | | | | | | | |
| H.J | | 20 | 6 | – | 1 | 4 | | | | | | | | | | | | | |
| | | 71 | 51 | 20 | 32 | 9 | | | | | | | | | | | | | |
| 100 | | 8 | 10 | 3 | 6 | 4 | | | | | | | | | | | | | |
| | | 79 | 61 | 23 | 38 | 13 | | | | | | | | | | | | | |
| 200 | | 10 | – | 12 | 3 | 6 | | | | | | | | | | | | | |
| | | 89 | 61 | 36 | 41 | 19 | | | | | | | | | | | | | |
| 400 | | 13 | 2 | 10 | – | 6 | | | | | | | | | | | | | |
| | | 102 | 63 | 46 | 41 | 25 | | | | | | | | | | | | | |
| 800 | | 13 | 16 | – | – | 2 | | | | | | | | | | | | | |
| | | 115 | 79 | 46 | 41 | 27 | | | | | | | | | | | | | |
| 1600 | | 16 | 10 | 1 | 4 | – | | | | | | | | | | | | | |
| | | 131 | 89 | 47 | 45 | 27 | | | | | | | | | | | | | |
| 3200 | | 14 | – | 7 | 10 | – | | | | | | | | | | | | | |
| | | 145 | 89 | 54 | 55 | 27 | | | | | | | | | | | | | |
| 110 HH | | 8 | 12 | – | 1 | 10 | | | | | | | | | | | | | |
| | | 153 | 101 | 54 | 56 | 37 | | | | | | | | | | | | | |
| 300 IM | | 14 | – | 2 | 1 | 14 | | | | | | | | | | | | | |
| | | 167 | 101 | 56 | 57 | 51 | | | | | | | | | | | | | |
| 400 R | | 4 | 6 | 10 | 8 | 2 | | | | | | | | | | | | | |
| | | 171 | 107 | 66 | 65 | 53 | | | | | | | | | | | | | |
| 1600 R | | 6 | 8 | 10 | 4 | 2 | | | | | | | | | | | | | |
| | | 177 | 115 | 76 | 69 | 55 | | | | | | | | | | | | | |
| 3200 R | | 10 | 4 | 6 | 2 | 8 | | | | | | | | | | | | | |
| | | 187 | 119 | 82 | 71 | 63 | | | | | | | | | | | | | |
| | | | | | | | | | | | | | | | | | | | |
| | | | | | | | | | | | | | | | | | | | |
| TOTALS | | 187 | 119 | 81 | 71 | 66 | | | | | | | | | | | | | |
| PLACING | | 1 | 2 | 3 | 4 | 5 | | | | | | | | | | | | | |

* do not write in this column until event is over

BIG RED TRACK SCOREBOOK

MEET Dandy County Invite DATE 5-3-02

EVENT Shot

| NAME | (Team) | TIME HT. DIST. |
|---|---|---|
| 1. Jeff Hornick | At | 55'7" |
| 2. B. Shand | I | 48'8" |
| 3. J. Shand | I | 45'9 |
| 4. J. Bussell | I | 45'9 |
| 5. W. Goodwin | At | 45'6½ |
| 6. A. Wilson | D.C | 42'2½ |
| 7. | | |
| 8. | | |

EVENT C.S

| NAME | (Team) | TIME HT. DIST. |
|---|---|---|
| 1. Ben EischHart | Culb | 22'1" |
| 2. N. Stroup | D.C | 20'5¾ |
| 3. A. Lewis | Culb | 20'5½ |
| 4. C. Eisenhart | Culb | 20'4½ |
| 5. B. Shaw | D.C | 17'11½ |
| 6. C.J Swanson | I | 17'4½ |
| 7. | | |
| 8. | | |

EVENT 100m

| NAME | (Team) | TIME HT. DIST. |
|---|---|---|
| 1. Kenny Shinn | I | 11.0 |
| 2. T. Schmidt | At | 11.2 |
| 3. J. Montoya | May | 11.7 |
| 4. A. Hosman | I | 11.8 |
| 5. C. Wiese | SF | 12.0 |
| 6. C. Keller | S.F | 12.2 |
| 7. | | |
| 8. | | |

EVENT 800 m

| NAME | (Team) | TIME HT. DIST. |
|---|---|---|
| 1. Jason Burke | I | 2.08.0 |
| 2. J. Shirley | May | 2.08.3 |
| 3. J. Wood | I | 2.12.3 |
| 4. B. Baird | D.C | 2.13.1 |
| 5. J. Norman | I | 2.13.8 |
| 6. K. Neville | D.C | 2.15 |
| 7. | | |
| 8. | | |

EVENT Disc

| NAME | (Team) | TIME HT. DIST. |
|---|---|---|
| 1. Jeff Hornick | At | 161'2 |
| 2. B. Shand | I | 141'1" |
| 3. A. Davis | D.C | 134'7 |
| 4. T. Shand | I | 133'9 |
| 5. J. Bussell | I | 125'1" |
| 6. JJ Rochewski | Culb | |
| 7. | | |
| 8. | | |

EVENT T.J

| NAME | (Team) | TIME HT. DIST. |
|---|---|---|
| 1. Ben Shaw | D.C | 37'8" |
| 2. T. Bowe | Culb | 35'½ |
| 3. C. Leatz | D.C | 33'10" |
| 4. A.J McVey | D.C | 32'11" |
| 5. C. Collier | S.F | 32'11" |
| 6. G. Koester | May | 30'9 |
| 7. | | |
| 8. | | |

EVENT 200m

| NAME | (Team) | TIME HT. DIST. |
|---|---|---|
| 1. Kenny Shinn | I | 22.5 |
| 2. B. EisenHart | Culb | 22.7 |
| 3. J. NiermMeier | At | 23.0 |
| 4. T. Schmidt | At | 24.1 |
| 5. J. Montoya | May | 24.2 |
| 6. D. ZweyGardt | SF | 25.0 |
| 7. | | |
| 8. | | |

EVENT 1600 m

| NAME | (Team) | TIME HT. DIST. |
|---|---|---|
| 1. Joe Shirley | May | 5.08.2 |
| 2. U. Sweeney | I | 5.08.6 |
| 3. B. Hornbuckle | D.C | 5.14.2 |
| 4. T. Richardson | D.C | 5.15 |
| 5. D. Riley | D.C | 5.18.3 |
| 6. B. Berry | I | 5.18.9 |
| 7. | | |
| 8. | | |

EVENT P.V

| NAME | (Team) | TIME HT. DIST. |
|---|---|---|
| 1. Andy Ohlsen | I | 12' |
| 2. J. Montoya | May | 10'6 |
| 3. D. Ross | SF | 10'6 |
| 4. S. Martin | D.C | 10'6 |
| 5. K. Ord | May | 10' |
| 6. J. Forbes | I | 10' |
| 7. | | |
| 8. | | |

EVENT H.J

| NAME | (Team) | TIME HT. DIST. |
|---|---|---|
| 1. Austin Lewis | Culb | 6'6" |
| 2. E. Kaiser | I | 6'4 |
| 3. N. Wenzlick | I | 6'0 |
| 4. C. Hall | D.C | 5'10" |
| 5. J. Shirley | May | 5'10 |
| 6. C. Mazen | May | 5'6 |
| 7. | | |
| 8. | | |

EVENT 400m

| NAME | (Team) | TIME HT. DIST. |
|---|---|---|
| 1. Jordon NiermMeier | At | 51.5 |
| 2. C. EisenHart | Culb | 52.5 |
| 3. E. Kaiser | I | 53.0 |
| 4. U. Sweeney | I | 54.9 |
| 5. N. Cahoy | At | 55.4 |
| 6. J. Haskell | D.C | 55.7 |
| 7. | | |
| 8. | | |

EVENT 3200 m

| NAME | (Team) | TIME HT. DIST. |
|---|---|---|
| 1. Jay Wood | I | 11.00.7 |
| 2. B. Berry | I | 11.16.4 |
| 3. J. Richardson | D.C | 11.18.6 |
| 4. J. Shirley | May | 11.19.3 |
| 5. B. Hornbuckle | D.C | 11.48.5 |
| 6. D. Riley | D.C | 11.51.9 |
| 7. | | |
| 8. | | |

# BIG RED TRACK SCOREBOOK

**HELD AT:** Bank **SCORING:** 1st 10 pts.; 2nd 8 pts.; 3rd 6 pts.;4th 4 pts.; 5th 2 pts.; 6th 1 pts.;7th ___ pts.; 8th ___ pts.

## EVENT 110 HH

| NAME | (Team) | TIME HT. DIST. |
|---|---|---|
| 1. Nate Stamp | D.C | 14.9 |
| 2. E. Kaiser | I | 15.3 |
| 3. A. Ohlson | I | 15.5 |
| 4. J. Gosnell | At | 15.7 |
| 5. J. Radliffe | SF | 16.8 |
| 6. T. Kinnen | SF | 16.9 |
| 7. | | |
| 8. | | |

## EVENT 300 Int

| NAME | (Team) | TIME HT. DIST. |
|---|---|---|
| 1. Andy Ohlson | I | 40.2 |
| 2. J. Gosnell | At | 40.9 |
| 3. N. Stamp | D.C | 41.9 |
| 4. T. Kinnen | SF | 42.7 |
| 5. N. Warzlick | I | 43.9 |
| 6. J. Radliffe | SF | 45.4 |
| 7. | | |
| 8. | | |

## 400 R

**RELAY**

| TEAM | TIME |
|---|---|
| 1. Atwood | 44.3 |
| 2. Culb | 45.3 |
| 3. D.C | 46.8 |
| 4. Imp | 47.0 |
| 5. St Fran | 48.5 |
| 6. May | 49.5 |
| 7. | |
| 8. | |

FIRST PLACE RUNNERS

Z. Nesbitt
M. Swenson
A. Ulasin
C.J. Swenson

## 1600 R

**RELAY**

| TEAM | TIME |
|---|---|
| 1. Atwood | 3.34.9 |
| 2. D.C | 3.40.7 |
| 3. Imp | 3.46.2 |
| 4. St Fran | 3.47.6 |
| 5. Culb | 4.18.8 |
| 6. May | 4.48.2 |
| 7. | |
| 8. | |

FIRST PLACE RUNNERS

| | |
|---|---|
| K. Shinn | 58.0 |
| A. Ulasin | 58.0 |
| J. Burke | 54.2 |
| U. Sweeney | 55.9 |

## 3200 R

**RELAY**

| TEAM | TIME |
|---|---|
| 1. Imp | 9.01.1 |
| 2. D.C | 9.07.0 |
| 3. | |
| 4. | |
| 5. | |
| 6. | |
| 7. | |
| 8. | |

FIRST PLACE RUNNERS

J. Wood
B. Berry
S. Hanna
J. Norman

TEAMS

| | TEAM NAME / ABBR. | Imperial | Dundy C. | Atwood | Culbertson | May Wood | St Francis |
|---|---|---|---|---|---|---|---|
| Shot | | 18 / 18 | 1 / 1 | 12 / 12 | - | - | - |
| Disc | | 14 / 32 | 6 / 7 | 10 / 22 | 1 / 1 | - | - |
| P.V | | 11 / 43 | 4 / 11 | - / 22 | - / 1 | 10 / 10 | 6 / 6 |
| L.J | | 1 / 44 | 10 / 21 | - / 22 | 20 / 21 | - / 10 | - / 6 |
| T.J | | - / 44 | 20 / 41 | - / 22 | 8 / 29 | 1 / 11 | 2 / 8 |
| H.J | | 14 / 58 | 4 / 45 | - / 22 | 10 / 39 | 3 / 14 | - / 8 |
| 100 | | 14 / 72 | - / 45 | 8 / 30 | - / 39 | 6 / 20 | 3 / 11 |
| 200 | | 10 / 82 | - / 45 | 10 / 40 | 8 / 47 | 2 / 22 | 1 / 12 |
| 400 | | 10 / 92 | 1 / 46 | 12 / 52 | 8 / 55 | - / 22 | - / 12 |
| 800 | | 18 / 110 | 5 / 51 | - / 52 | - / 55 | 8 / 30 | - / 12 |
| 1600 | | 9 / 119 | 12 / 63 | - / 52 | - / 55 | 10 / 40 | - / 12 |
| 3200 | | 18 / 137 | 9 / 72 | - / 52 | - / 55 | 4 / 44 | - / 12 |
| 110HH | | 14 / 151 | 10 / 82 | 4 / 56 | - / 55 | - / 44 | 3 / 15 |
| 300Int | | 12 / 163 | 6 / 88 | 8 / 64 | - / 55 | - / 44 | 5 / 20 |
| 400R | | 4 / 167 | 6 / 94 | 10 / 74 | 8 / 63 | 1 / 45 | 2 / 22 |
| 1600R | | 6 / 173 | 8 / 102 | 10 / 84 | 2 / 65 | 1 / 46 | 4 / 26 |
| 3200R | | 10 / 183 | 8 / 110 | - / 84 | - / 65 | - / 46 | - / 26 |
| TOTALS | | 183 | 110 | 84 | 65 | 46 | 26 |
| PLACING | | 1 | 2 | 3 | 4 | 5 | 6 |

* do not write in this column until event is over

BIG RED TRACK SCOREBOOK

MEET District B-6 At Allouez DATE 5-9-02

## EVENT Shot

| NAME | (Team) | TIME HT. DIST. |
|---|---|---|
| 1. Brian Shaud | I | 51'11" |
| 2. P. Hoechen | Val | 51' 1/4 |
| 3. C. Olsen | Sid | 49'4 1/2 |
| 4. S. Frazier | Mc | 47'11 3/4 |
| 5. T. Bartlemeir | Goth | 47'10 3/4 |
| 6. M. Bowman | Ger | 47'9 1/2 |
| 7. | | |
| 8. | | |

## EVENT L.J

| NAME | (Team) | TIME HT. DIST. |
|---|---|---|
| 1. B. Bachaud | Val | 21.9 3/4 |
| 2. A. Alas | Mc | 21'6" |
| 3. J. Naughton | Goth | 21.5 1/2 |
| 4. M. Kuhlman | Mc | 20'10 |
| 5. M. Smith | Chad | 20'8 3/4 |
| 6. T. Bullock | Goth | 20'3 |
| 7. | | |
| 8. | | |

## EVENT 100 M

| NAME | (Team) | TIME HT. DIST. |
|---|---|---|
| 1. T. Haskell | ALL | 11.1 |
| 2. A. Armstrong | Ogd | 11.1 |
| 3. J. Naughton | Goth | 11.3 |
| 4. B. Schmidt | S.d | 11.4 |
| 5. K. Shaw | I | 11.5 |
| 6. R. Ruzicka | Ger | 11.5 |
| 7. | | |
| 8. | | |

## EVENT 800 M

| NAME | (Team) | TIME HT. DIST. |
|---|---|---|
| 1. E Knight | Og | 2.00.3 |
| 2. A. Fisher | ALL | 2.00.8 |
| 3. C. Hebbert | Ger | 2.02.7 |
| 4. A. Ruppert | Mc | 2.03 |
| 5. O. Pena | ALL | 2.03.6 |
| 6. C. Armstrong | ALL | 2.06.2 |
| 7. | | |
| 8. | | |

## EVENT Use

| NAME | (Team) | TIME HT. DIST. |
|---|---|---|
| 1. C. Olsen | Sid | 157'8 |
| 2. B. Shaud | Imp | 149'4 |
| 3. B. Woodward | ALL | 149'4 |
| 4. T. Shaud | I | 142'3 |
| 5. N. Ricks | Mc | 140'8 |
| 6. J. Knouse | Ger | 135' |
| 7. | | |
| 8. | | |

## EVENT T.J

| NAME | (Team) | TIME HT. DIST. |
|---|---|---|
| 1. A. Alas | Mc | 43'4 |
| 2. C. Fritz | Mc | 42'11" |
| 3. B. Otte | Ger | 42'11 |
| 4. E. Gerard | ALL | 42.7 1/2 |
| 5. J. Corbett | Chad | 42'1 1/2 |
| 6. E. Kaiser | I | 41'11 1/2 |
| 7. | | |
| 8. | | |

## EVENT 200 M

| NAME | (Team) | TIME HT. DIST. |
|---|---|---|
| 1. A. Armstrong | Og | 22.8 |
| 2. K. Shaw | I | 23.0 |
| 3. J. Naughton | Goth | 23.3 |
| 4. T. Koob | Ger | 23.3 |
| 5. B. Martin | Og | 23.5 |
| 6. R. Ruzicka | Ger | 23.8 |
| 7. | | |
| 8. | | |

## EVENT 1600 M

| NAME | (Team) | TIME HT. DIST. |
|---|---|---|
| 1. J. McCue | ALL | 4.35.7 |
| 2. J. Hansen | Sid | 4.38.7 |
| 3. J. Ralph | Mc | 4.39.6 |
| 4. J. McMurtrey | Mc | 4.44.6 |
| 5. T. Most | Og | 4.45.5 |
| 6. K Glander | ALL | 4.53.9 |
| 7. | | |
| 8. | | |

## EVENT P.V

| NAME | (Team) | TIME HT. DIST. |
|---|---|---|
| 1. B. Houchin | Goth | 14'1 |
| 2. R. Dorshorst | ALL | 14'1" |
| 3. M. Holbein | Goth | 13'3 |
| 4. J. Holthaus | Mc | 12'3 |
| 5. A. Ohlson | I | |
| 6. M. Weingart | ALL | |
| 7. T. Lucas | Mc | |
| 8. | | |

## EVENT H.J

| NAME | (Team) | TIME HT. DIST. |
|---|---|---|
| 1. A. Alas | Mc | 6'8 |
| 2. E. Kaiser | I | 6'6 |
| 3. J. Corbett | Chad | 6'2 |
| 4. B. Leeper | ALL | 6'0 |
| 5. K Holmes | Goth | 6'0 |
| 6. J. Johnson | Goth | 5'10 |
| 7. | | |
| 8. | | |

## EVENT 400 M

| NAME | (Team) | TIME HT. DIST. |
|---|---|---|
| 1. J. Winteen | ALL | 50.2 |
| 2. P. Olsen | Chad | 52.1 |
| 3. C. Tetherow | Val | 52.2 |
| 4. T. Kirchner | Ogd | 52.2 |
| 5. B. Jansson | Val | 52.3 |
| 6. D. Smith | Ger | 52.3+ |
| 7. | | |
| 8. | | |

## EVENT 3200 M

| NAME | (Team) | TIME HT. DIST. |
|---|---|---|
| 1. J. Hansen | Sid | 10.04.2 |
| 2. J. Ralph | Mc | 10.05.8 |
| 3. K Hayford | Ogd | 10.24.4 |
| 4. J. Herron | Mc | 10.29.4 |
| 5. A Yeager | Mc | 10.30.3 |
| 6. T. Most | Ogd | 10.46.1 |
| 7. | | |
| 8. | | |

# BIG RED TRACK SCOREBOOK

**HELD AT:** Alliance **SCORING:** 1st 10 pts.; 2nd 8 pts.; 3rd 6 pts.; 4th 4 pts.; 5th 2 pts.; 6th 1 pts.; 7th ___ pts.; 8th ___ pts.

## EVENT 110 HH

| | NAME | (Team) | TIME HT. DIST. |
|---|---|---|---|
| 1. | B. Bechaut | Val | 15.1 |
| 2. | S. Nienhaus | Sid | 15.2 |
| 3. | J. Braun | Sid | 15.3 |
| 4. | N. Sheetes | Goth | 15.4 |
| 5. | E. Kaiser | I | 15.4 |
| 6. | A. Ohlsen | I | 15.5 |
| 7. | | | |
| 8. | | | |

## EVENT 300 IM

| | NAME | (Team) | TIME HT. DIST. |
|---|---|---|---|
| 1. | A. Allen | Ger | 38.6 |
| 2. | B Thoma | Sid | 39.8 |
| 3. | A Ohlsen | I | 40.0 |
| 4. | M. Smith | Chad | 40.0 |
| 5. | B. Bechaut | Val | 41.0 |
| 6. | N. Wenzlick | I | 41.7 |
| 7. | | | |
| 8. | | | |

## 400 R

**RELAY**

| TEAM | | TIME |
|---|---|---|
| 1. | MC | 43.4 |
| 2. | ALL. | 43.6 |
| 3. | Ger | 43.7 |
| 4. | Ogal | 43.8 |
| 5. | Sid | 44.1 |
| 6. | Val | 44.5 |
| 7. | | |
| 8. | | |

FIRST PLACE RUNNERS

## 1600 R

**RELAY**

| TEAM | | TIME |
|---|---|---|
| 1. | Ogal | 3.24.1 |
| 2. | ALL | 3.24.2 |
| 3. | MC | 3.27.7 |
| 4. | Goth | 3.28.9 |
| 5. | Sid | 3.30.7 |
| 6. | Ger | 3.31.9 |
| 7. | | |
| 8. | | |

FIRST PLACE RUNNERS

## 3200 R

**RELAY**

| TEAM | | TIME |
|---|---|---|
| 1. | Alliance | 8.18.6 |
| 2. | Ogal | 8.27.7 |
| 3. | Ger | 8.30.8 |
| 4. | Imp | 8.47.0 |
| 5. | MC | 8.48.3 |
| 6. | Goth | 8.49.7 |
| 7. | | |
| 8. | | |

FIRST PLACE RUNNERS

J. Wood 2.09.6
J. Norman 2.13.8
U. Swezey 2.10.3
J. Burke 2.12.8

TEAMS

| | TEAM NAME | MCook | Alliance | Ogal | Sidney | Imperial | Gothenburg | Gering | Valentine | Chadron | Cozad |
|---|---|---|---|---|---|---|---|---|---|---|---|
| | ABBR. | MC | ALL | Ogal | Sid | Imp | Goth | Ger | Val | Chad | Coz |
| | Shot | 4/4 | -/- | -/- | 6/6 | 10/10 | 2/2 | 1/1 | 8/8 | -/- | -/- |
| | Disc | 2/6 | 6/6 | -/- | 10/16 | 12/22 | -/2 | 1/2 | -/8 | -/- | -/- |
| | P.V | 3.5/9.5 | 9.75/15¾ | -/- | -/16 | 1.75/23¾ | 16/18 | -/2 | -/8 | -/- | -/- |
| | L.J | 12/21.5 | -/15¾ | -/- | -/16 | -/23¾ | 7/25 | -/2 | 10/18 | 2/2 | -/- |
| | T.J | 18/39.5 | 4/15¾ | -/- | -/16 | 1/24¾ | -/25 | 6/8 | -/18 | 2/4 | -/- |
| | H.J | 10/49½ | 4/23¾ | -/- | -/16 | 8/32¾ | 3/28 | -/8 | -/18 | 6/10 | -/- |
| | 100 m | -/49½ | 10/33¾ | 8/8 | 4/20 | 2/34¾ | 6/34 | 1/9 | -/18 | -/10 | -/- |
| | 200 m | -/49½ | -/33¾ | 12/20 | -/20 | 8/42¾ | 6/40 | 5/14 | -/18 | -/10 | -/- |
| | 400 m | -/49½ | 10/43¾ | 4/24 | -/20 | -/42¾ | -/40 | 1/15 | 8/27 | 8/18 | -/- |
| | 800 m | 4/53½ | 11/54¾ | 10/34 | -/20 | -/42¾ | -/40 | 6/21 | -/27 | -/18 | -/- |
| | 1600 m | 10/63½ | 11/65¾ | 2/36 | 8/28 | -/42¾ | -/40 | -/21 | -/27 | -/18 | -/- |
| | 3200 m | 14/77½ | -/65¾ | 7/43 | 10/38 | -/42¾ | -/40 | -/21 | -/27 | -/18 | -/- |
| | 110 HH | -/77½ | -/65¾ | -/43 | 14/52 | 3/45¾ | 4/44 | -/21 | 10/37 | -/18 | -/- |
| | 300 IM | -/77½ | -/65¼ | -/43 | 8/60 | 7/52½ | -/44 | 10/31 | 2/39 | 4/22 | -/- |
| | 400 R | 10/87½ | 8/73¾ | 4/47 | 2/62 | -/52¾ | -/44 | 6/37 | 1/40 | -/22 | -/- |
| | 1600 R | 6/93½ | 8/81½ | 10/57 | 2/64 | -/52¾ | 4/48 | 1/38 | -/40 | -/22 | -/- |
| | 3200 R | 2/93½ | 10/91¾ | 8/65 | -/64 | 4/56¾ | 1/49 | 6/44 | -/40 | -/22 | -/- |
| | TOTALS | 93½ | 91¾ | 65 | 64 | 56¾ | 49 | 44 | 40 | 22 | 0 |
| | PLACING | 1 | 2 | 3 | 4 | 5 | 6 | 7 | 8 | 9 | 10 |

* do not write in this column until event is over

BIG RED TRACK SCOREBOOK

MEET State Class B. DATE 5-17-18-03

| EVENT Shot | | | EVENT LJ | | | EVENT 100 M | | | EVENT 800 M | | |
|---|---|---|---|---|---|---|---|---|---|---|---|
| NAME | (Team) | TIME HT. DIST. | NAME | (Team) | TIME HT. DIST. | NAME | (Team) | TIME HT. DIST. | NAME | (Team) | TIME HT. DIST. |
| 1. | | | 1. | | | 1. | | | 1. | | |
| 2. | | | 2. | | | 2. | | | 2. | | |
| 3. | | | 3. | | | 3. | | | 3. | | |
| 4. Brian Shaud | | | 4. | | | 4. | | | 4. | | |
| 5. | | | 5. | | | 5. | | | 5. | | |
| 6. | | | 6. | | | 6. | | | 6. | | |
| 7. | | | 7. | | | 7. | | | 7. | | |
| 8. | | | 8. | | | 8. | | | 8. | | |

| EVENT Disc | | | EVENT TJ | | | EVENT 200 M | | | EVENT 1600 M | | |
|---|---|---|---|---|---|---|---|---|---|---|---|
| NAME | (Team) | TIME HT. DIST. | NAME | (Team) | TIME HT. DIST. | NAME | (Team) | TIME HT. DIST. | NAME | (Team) | TIME HT. DIST. |
| 1. | | | 1. | | | 1. | | | 1. | | |
| 2. | | | 2. | | | 2. | | | 2. | | |
| 3. | | | 3. | | | 3. Kenny Shinn | | | 3. | | |
| 4. Brian Shaud | | | 4. | | | 4. | | | 4. | | |
| 5. | | | 5. | | | 5. | | | 5. | | |
| 6. | | | 6. | | | 6. | | | 6. | | |
| 7. | | | 7. | | | 7. | | | 7. | | |
| 8. | | | 8. | | | 8. | | | 8. | | |

| EVENT PV | | | EVENT HJ | | | EVENT 400 M | | | EVENT 3200 M | | |
|---|---|---|---|---|---|---|---|---|---|---|---|
| NAME | (Team) | TIME HT. DIST. | NAME | (Team) | TIME HT. DIST. | NAME | (Team) | TIME HT. DIST. | NAME | (Team) | TIME HT. DIST. |
| 1. | | | 1. | | | 1. | | | 1. | | |
| 2. | | | 2. | | | 2. | | | 2. | | |
| 3. | | | 3. Ed Kaiser | | | 3. | | | 3. | | |
| 4. | | | 4. | | | 4. | | | 4. | | |
| 5. | | | 5. | | | 5. | | | 5. | | |
| 6. | | | 6. | | | 6. | | | 6. | | |
| 7. | | | 7. | | | 7. | | | 7. | | |
| 8. | | | 8. | | | 8. | | | 8. | | |

# BIG RED TRACK SCOREBOOK

**HELD AT:** Omaha **SCORING:** 1st 10 pts.; 2nd 8 pts.; 3rd 6 pts.;4th 4 pts.; 5th 2 pts.; 6th 1 pts.;7th ___ pts.; 8th ___ pts.

**EVENT** 110 HH

| NAME | (Team) | TIME HT. DIST. |
|---|---|---|
| 1. | | |
| 2. | | |
| 3. | | |
| 4. | | |
| 5. | | |
| 6. | | |
| 7. | | |
| 8. | | |

**EVENT** 300 IM

| NAME | (Team) | TIME HT. DIST. |
|---|---|---|
| 1. | | |
| 2. | Andy Olfson | |
| 3. | | |
| 4. | | |
| 5. | | |
| 6. | | |
| 7. | | |
| 8. | | |

| TEAM | TIME |
|---|---|
| 1. | |
| 2. | |
| 3. | |
| 4. | |
| 5. | |
| 6. | |
| 7. | |
| 8. | |

400M **RELAY**
FIRST PLACE RUNNERS

| TEAM | TIME |
|---|---|
| 1. | |
| 2. | |
| 3. | |
| 4. | |
| 5. | |
| 6. | |
| 7. | |
| 8. | |

1600M **RELAY**
FIRST PLACE RUNNERS

| TEAM | TIME |
|---|---|
| 1. | |
| 2. | |
| 3. | |
| 4. | |
| 5. | |
| 6. | |
| 7. | |
| 8. | |

3200 M. **RELAY**
FIRST PLACE RUNNERS

EVENTS

TEAMS

| ABBR. / TEAM NAME | | | | | | | | | | | | | | | | | |
|---|---|---|---|---|---|---|---|---|---|---|---|---|---|---|---|---|---|
| | | | | | | | | | | | | | | | | | |
| TOTALS | | | | | | | | | | | | | | | | | |
| PLACING | | | | | | | | | | | | | | | | | |

* do not write in this column until event is over

BIG RED TRACK SCOREBOOK

MEET _____ DATE _____

| EVENT _____ | | | EVENT _____ | | | EVENT _____ | | | EVENT _____ | | |
|---|---|---|---|---|---|---|---|---|---|---|---|
| NAME | (Team) | TIME HT. DIST. | NAME | (Team) | TIME HT. DIST. | NAME | (Team) | TIME HT. DIST. | NAME | (Team) | TIME HT. DIST. |
| 1. | | | 1. | | | 1. | | | 1. | | |
| 2. | | | 2. | | | 2. | | | 2. | | |
| 3. | | | 3. | | | 3. | | | 3. | | |
| 4. | | | 4. | | | 4. | | | 4. | | |
| 5. | | | 5. | | | 5. | | | 5. | | |
| 6. | | | 6. | | | 6. | | | 6. | | |
| 7. | | | 7. | | | 7. | | | 7. | | |
| 8. | | | 8. | | | 8. | | | 8. | | |

| EVENT _____ | | | EVENT _____ | | | EVENT _____ | | | EVENT _____ | | |
|---|---|---|---|---|---|---|---|---|---|---|---|
| NAME | (Team) | TIME HT. DIST. | NAME | (Team) | TIME HT. DIST. | NAME | (Team) | TIME HT. DIST. | NAME | (Team) | TIME HT. DIST. |
| 1. | | | 1. | | | 1. | | | 1. | | |
| 2. | | | 2. | | | 2. | | | 2. | | |
| 3. | | | 3. | | | 3. | | | 3. | | |
| 4. | | | 4. | | | 4. | | | 4. | | |
| 5. | | | 5. | | | 5. | | | 5. | | |
| 6. | | | 6. | | | 6. | | | 6. | | |
| 7. | | | 7. | | | 7. | | | 7. | | |
| 8. | | | 8. | | | 8. | | | 8. | | |

| EVENT _____ | | | EVENT _____ | | | EVENT _____ | | | EVENT _____ | | |
|---|---|---|---|---|---|---|---|---|---|---|---|
| NAME | (Team) | TIME HT. DIST. | NAME | (Team) | TIME HT. DIST. | NAME | (Team) | TIME HT. DIST. | NAME | (Team) | TIME HT. DIST. |
| 1. | | | 1. | | | 1. | | | 1. | | |
| 2. | | | 2. | | | 2. | | | 2. | | |
| 3. | | | 3. | | | 3. | | | 3. | | |
| 4. | | | 4. | | | 4. | | | 4. | | |
| 5. | | | 5. | | | 5. | | | 5. | | |
| 6. | | | 6. | | | 6. | | | 6. | | |
| 7. | | | 7. | | | 7. | | | 7. | | |
| 8. | | | 8. | | | 8. | | | 8. | | |

# — FEATURES OF THE BIG RED TRACK SCORE BOOK —

- ★ Scores 19 meets
- ★ Up to eight places can be scored
- ★ Time, height or distance can be recorded for all places
- ★ Can be used for duals, triangulars or large invitationals
- ★ Room to score 14 individual events and 3 relays
- ★ Sample score sheet
- ★ Extra relay slips in back of book

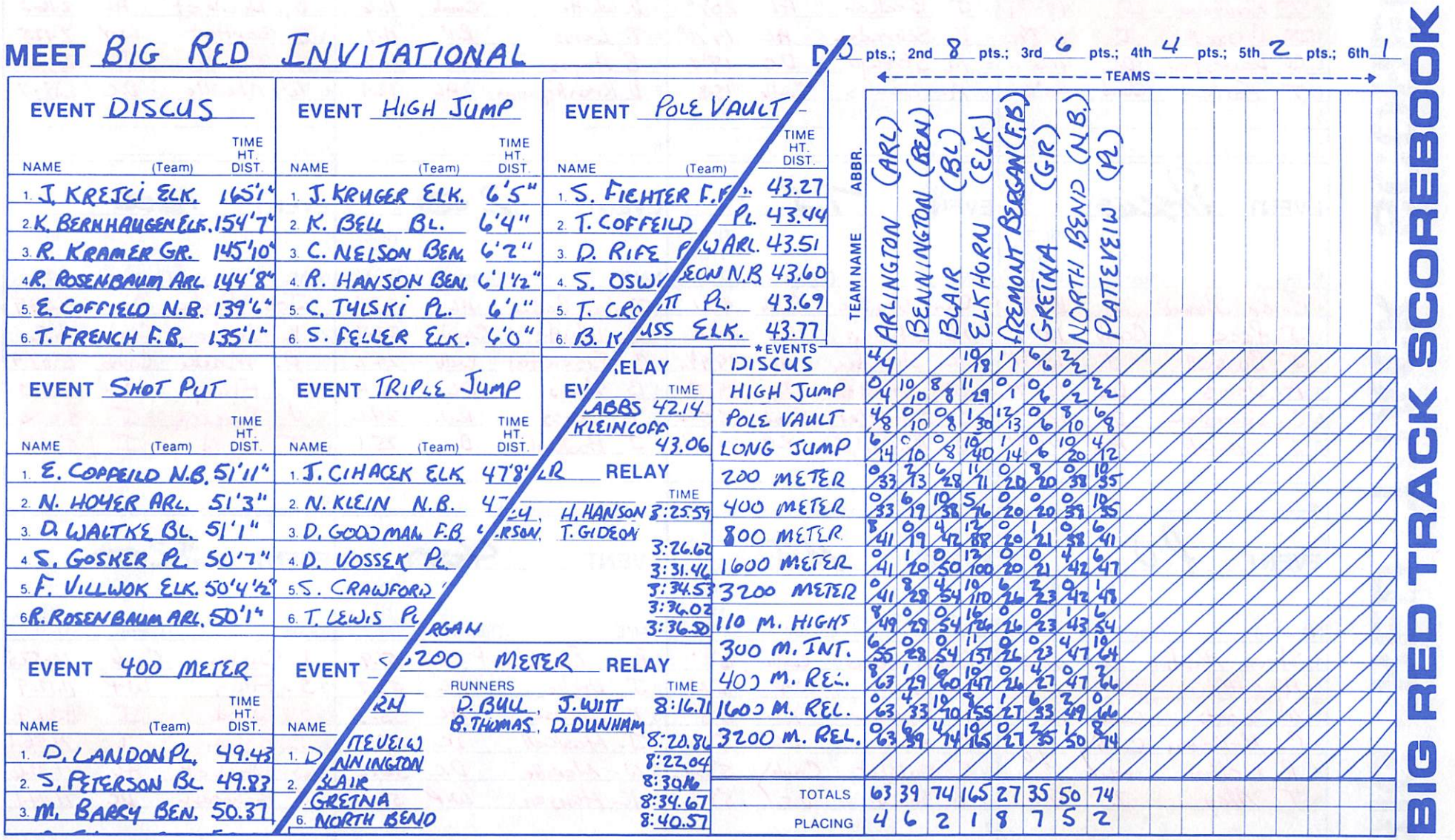


© 1979 BIG RED PUBLICATIONS, Elkhorn, Nebraska (Rev. 1998)

BIG RED TRACK SCOREBOOK

# BIG RED TRACK SCOREBOOK

MEET Cambridge Invite DATE 3-23-02

## EVENT Shot

| NAME | (Team) | TIME HT. DIST. |
|---|---|---|
| 1. Brian Strand | I | 45'5 |
| 2. A. Lewis | Camb | 43'7½ |
| 3. T Pribbeno | I | 43'4¼ |
| 4. J Bussell | I | 41'7½ |
| 5. C. Dewester | D.C | 41'6½ |
| 6. T Foster | Camb | 40'6 |
| 7. | | |
| 8. | | |

## EVENT L.J

| NAME | (Team) | TIME HT. DIST. |
|---|---|---|
| 1. Ben Eisenhart | Culb | 20'10" |
| 2. K Kitt | WP | 20'3" |
| 3. J Becker | AL | 20'1" |
| 4. K. Schrader | AL | 19'10" |
| 5. N. Stroup | D.C | 19'4 |
| 6. A. Lewis | Culb | 18.8 |
| 7. | | |
| 8. | | |

## EVENT 100

| NAME | (Team) | TIME HT. DIST. |
|---|---|---|
| 1. Jordan Becker | AL | 11.2 |
| 2. C. Eisenhart | Culb | 11.4 |
| 3. D. Whitte | Camb | 11.6 |
| 4. T. Leiss | R.V | 11.7 |
| 5. B. Hayes | AL | 11.9 |
| 6. D. Kronhofman | AL | 12.4 |
| 7. | | |
| 8. | | |

## EVENT 800

| NAME | (Team) | TIME HT. DIST. |
|---|---|---|
| 1. Seth ALBerts | W-P | 2.14.4 |
| 2. J. Ferebee | AL | 2.15.6 |
| 3. B. Doubet | AL | 2.16.3 |
| 4. S. GerHartz | W-P | 2.17.8 |
| 5. J Burke | I | 2.17.9 |
| 6. W. Neville | D.C | 2.18.7 |
| 7. | | |
| 8. | | |

## EVENT Discus

| NAME | (Team) | TIME HT. DIST. |
|---|---|---|
| 1. Brian Strand | I | 133'8" |
| 2. J. Pace | Camb | 131'7" |
| 3. J Bussell | I | 131'4" |
| 4. A. Davis | DC | 129'7" |
| 5. C. Dewester | DC | 127'7" |
| 6. J. SmoLik | AL | 114'3" |
| 7. | | |
| 8. | | |

## EVENT T.J

| NAME | (Team) | TIME HT. DIST. |
|---|---|---|
| 1. Dan Witte | Camb | 42'1 |
| 2. N. Stroup | DC | 40'3½ |
| 3. K. Shrader | AL | 39'9¾ |
| 4. W. Morales | I | 39'5" |
| 5. S. Schifflet | Camb | 38'5¼ |
| 6. J. Randolph | RV | 37'10½ |
| 7. | | |
| 8. | | |

## EVENT 200

| NAME | (Team) | TIME HT. DIST. |
|---|---|---|
| 1. Jordan Becker | AL | 23.5 |
| 2. D. Whitte | Camb | 23.7 |
| 3. C. Eisenhart | Culb | 24.2 |
| 4. B. Hays | AL | 24.2 |
| 5. T. Leiss | R.V. | 24.6 |
| 6. J Haskell | D.C | 25.1 |
| 7. | | |
| 8. | | |

## EVENT 1600

| NAME | (Team) | TIME HT. DIST. |
|---|---|---|
| 1. Josh Drake | AL | 4.53.9 |
| 2. K. Custer | Camb | 4.56 |
| 3. P. Macke | Camb | 5.03.9 |
| 4. S. Flaig | W-P | 5.07.5 |
| 5. V. Swesey | I | 5.07.6 |
| 6. J. Wood | I | 5.19.2 |
| 7. | | |
| 8. | | |

## EVENT P.V

| NAME | (Team) | TIME HT. DIST. |
|---|---|---|
| 1. Steve Martin | DC | 11'6" |
| 2. A. Ottlson | I | 11'6" |
| 3. W. Jones | Camb | 10'0 |
| 4. C. Nickerson | Camb | 9'6 |
| 5. R. Melton | AL | |
| 6. T. May | I | 9'0 |
| 7. | | |
| 8. | | |

## EVENT H.J

| NAME | (Team) | TIME HT. DIST. |
|---|---|---|
| 1. Austin Lewis | Culb | 6'2" |
| 2. K. Kitt | W-P | 6'2" |
| 3. K Shrader | AC | 5'8" |
| 4. C. Hall | DC | 5'8 |
| 5. S. Shifflet | Camb | 5'8 Tie |
| 6. B. Show | D.C | 5'8 |
| 7. | | |
| 8. | | |

## EVENT 400

| NAME | (Team) | TIME HT. DIST. |
|---|---|---|
| 1. Ben Eisenhart | Culb | 51.9 |
| 2. J Drake | AL | 53.7 |
| 3. K. Kresser | AL | 55.3 |
| 4. J. Haskell | DC | 55.4 |
| 5. W. Neville | D.C | 55.6 |
| 6. K. Hansen | W.P | 56.5 |
| 7. | | |
| 8. | | |

## EVENT 3200

| NAME | (Team) | TIME HT. DIST. |
|---|---|---|
| 1. K Custer | Camb | 10.57.5 |
| 2. S. Flaig | W-P | 11.12.9 |
| 3. J. Wood | I | 11.24.9 |
| 4. B. Berry | I | 11.26.1 |
| 5. S. Doubet | AL | 11.31.6 |
| 6. J. Richardson | DC | 11.44.1 |
| 7. | | |
| 8. | | |

HELD AT: Cambridge SCORING: 1st 10 pts.; 2nd 8 pts.; 3rd 6 pts.; 4th 4 pts.; 5th 2 pts.; 6th 1 pts.; 7th ___ pts.; 8th ___ pts.

**EVENT 110 H.H.**

| NAME | (Team) | TIME HT. DIST. |
|---|---|---|
| 1. Nate Stroup | D.C | 15.8 |
| 2. K. Kitt | W-P | 15.9 |
| 3. S. Shifflet | Camb | 16.3 |
| 4. K Shrader | AL | 16.6 |
| 5. N. Wenzlich | I | 16.8 |
| 6. A. Lewis | Culb | 17.1 |
| 7. | | |
| 8. | | |

**EVENT 300 I.M.**

| NAME | (Team) | TIME HT. DIST. |
|---|---|---|
| 1. Andy Ohlsen | I | 42.6 |
| 2. K. Kitt | W-P | 43.3 |
| 3. | | |
| 4. | | |
| 5. N. Wenzlich | I | 43.9 |
| 6. | | |
| 7. | | |
| 8. | | |

**400R RELAY**

| TEAM | TIME |
|---|---|
| 1. ALMa | 46.3 |
| 2. Culbertson | 47.01 |
| 3. Cambridge | 48.7 |
| 4. Dundy County | 48.9 |
| 5. Imperial | 48.9 |
| 6. Wau-Pal | 49.3 |
| 7. | |
| 8. | |

FIRST PLACE RUNNERS: 2-Nesbitt, W. Morales, A-Fuchen, A-Ohlson

**1600 R RELAY**

| TEAM | TIME |
|---|---|
| 1. ALMa | 3.44.7 |
| 2. Cambridge | 3.45.1 |
| 3. Imperial | 3.48.2 |
| 4. Wau-Pal | 3.51.6 |
| 5. D.C | 3.53.9 |
| 6. R.V | 4.02.8 |
| 7. | |
| 8. | |

FIRST PLACE RUNNERS: N. Wenzlich 57.5, A. Ulasin 56.5, J. Burke 56.9, A. Ohlson 57.1

**3200 R RELAY**

| TEAM | TIME |
|---|---|
| 1. Wau-Pal | 8.54.2 |
| 2. ALMa | 8.55.4 |
| 3. Cambridge | 8:58.9 |
| 4. Imperial | 9.03. |
| 5. D.C. | 9.45.1 |
| 6. Camb. J.V | 10.09.5 |
| 7. | |
| 8. | |

FIRST PLACE RUNNERS: J. Wood 2:13.3, T Boggs 2:20.9, J. Burke 2:15.3, V. Susesey 2.13.4

TEAMS

| TEAM NAME / ABBR. | ALMa | Cambridge | Imperial | Wau-Pal | Dundy County | Culbertson | Rep. Valley | Camb. J.V |
|---|---|---|---|---|---|---|---|---|
| Shot | - / - | 9 / 9 | 20 / 20 | - / - | 2 / 2 | - / - | - / - | - / - |
| Discus | 1 / 1 | 8 / 17 | 16 / 36 | - / - | 6 / 8 | - / - | - / - | - / - |
| PV | 1½ / 2.5 | 5½ / 22.5 | 9 / 45 | - / - | 10 / 18 | - / - | - / - | - / - |
| L.J | 10 / 12.5 | - / 22.5 | - / 45 | 8 / 8 | 2 / 20 | 11 / 11 | - / - | - / - |
| T.J | 6 / 18.5 | 12 / 34.5 | 4 / 49 | - / 8 | 8 / 28 | - / 11 | 1 / 1 | - / - |
| H.J | 6 / 24.5 | 1½ / 36 | - / 49 | 8 / 16 | 5½ / 33½ | 10 / 21 | - / 1 | - / - |
| 100 | 13 / 37.5 | 6 / 42 | - / 49 | - / 16 | - / 33½ | 8 / 29 | 4 / 5 | - / - |
| 200 | 16 / 53½ | 8 / 50 | - / 49 | - / 16 | 1 / 34½ | 6 / 35 | 2 / 7 | - / - |
| 400 | 14 / 67½ | - / 50 | - / 49 | 1 / 17 | 6 / 40½ | 10 / 45 | - / 7 | - / - |
| 800 | 14 / 81½ | - / 50 | 2 / 51 | 14 / 31 | 1 / 41½ | - / 45 | - / 7 | - / - |
| 1600 | 10 / 91½ | 14 / 64 | 3 / 54 | 4 / 35 | - / 41½ | - / 45 | - / 7 | - / - |
| 3200 | 2 / 93½ | 10 / 74 | 10 / 64 | 8 / 43 | 1 / 42½ | - / 45 | - / 7 | - / - |
| 110 HH | 4 / 97½ | 8 / 80 | 2 / 66 | 8 / 51 | 10 / 52½ | 1 / 46 | - / 7 | - / - |
| 300 IM | | | 12 / 78 | | | - / 46 | - / 7 | |
| 400R | 10 | 6 | 2 / 80 | 1 | 2 | 8 / 54 | - / 7 | |
| 1600R | 10 | 8 | 6 | 4 | 2 | - | 1 / 8 | - |
| 3200R | 8 | 6 | 4 / 90 | 10 | 2 | - / 54 | - / 8 | 1 / 1 |
| TOTALS | | | 90 | | | 54 | 8 | 1 |
| PLACING | | | | | | | | |

* do not write in this column until event is over

# BIG RED TRACK SCOREBOOK

BIG RED TRACK SCOREBOOK

MEET Maywood J.V DATE 3-23-02

## EVENT Shot

| | NAME | (Team) | TIME HT. DIST. |
|---|---|---|---|
| 1. | L. Pfeffer | Eus. | 59'6½ |
| 2. | J. Berman | I | 45'7⅛ |
| 3. | L. Carlson | Lake | 42'5' |
| 4. | N. Teter | TWV | 42'4" |
| 5. | John Strand | I | 41'10" |
| 6. | B. Holmsted | Pax | 41.7½ |
| 7. | | | |
| 8. | | | |

## EVENT L.J

| | NAME | (Team) | TIME HT. DIST. |
|---|---|---|---|
| 1. | B.J Lulla | M V | 20'1½ |
| 2. | C. Thompson | Lak | 18'9¾ |
| 3. | J. Warren | Eus | 18'7¾ |
| 4. | J. Burton | TWV | 18'4" |
| 5. | M. Freeman | EL | 18'4" |
| 6. | M Goodenbeyer | EL | 18'3¼ |
| 7. | | | |
| 8. | | | |

## EVENT 100 m

| | NAME | (Team) | TIME HT. DIST. |
|---|---|---|---|
| 1. | K. Kugler | Eus | 11.2 |
| 2. | M. Freeman | EL | 11.5 |
| 3. | M. Jones | Med V | 11.7 |
| 4. | N. Teter | TWV | 11.8 |
| 5. | M Nicolson | EL | 12.0 |
| 6. | D. Hucftle | Eus | 12.2 |
| 7. | | | |
| 8. | | | |

## EVENT 800 m

| | NAME | (Team) | TIME HT. DIST. |
|---|---|---|---|
| 1. | K. Klein | Eus | 2.10.9 |
| 2. | J. Shirley | May | 2.12.6 |
| 3. | K Hucftle | Eus | 2.15.8 |
| 4. | J. Marlow | Pax | 2.16.3 |
| 5. | K Vickers | Eus | 2.17.0 |
| 6. | M Knabb | Pax | 2.20 |
| 7. | | | |
| 8. | | | |

## EVENT Disc

| | NAME | (Team) | TIME HT. DIST. |
|---|---|---|---|
| 1. | L. Pfeffer | Eus | 139'4 |
| 2. | L Carlson | Lake | 128'4 |
| 3. | A Miller | I | 120'5 |
| 4. | G. McFadden | Pax | 119'11" |
| 5. | C. Schoenbeyer | I | 118'9 |
| 6. | John Strand | I | 117'4 |
| 7. | | | |
| 8. | | | |

## EVENT T.J

| | NAME | (Team) | TIME HT. DIST. |
|---|---|---|---|
| 1. | M. Nicholson | EL. | 38'8½ |
| 2. | C Thompson | Lake | 38'7" |
| 3. | J. Burton | TWV | 37½" |
| 4. | E Senft | Med V | 36'1" |
| 5. | Z James | Eus | 35'18 |
| 6. | J Warren | Eus | 35'3 |
| 7. | | | |
| 8. | | | |

## EVENT 200 m

| | NAME | (Team) | TIME HT. DIST. |
|---|---|---|---|
| 1. | J. Canaday | EL | 24.1 |
| 2. | E. Senft | Med V. | 24.5 |
| 3. | B.J Lulla | Med V. | 24.6 |
| 4. | Nick Teter | TWV | 24.7 |
| 5. | J. Montoya | May | 24.9 |
| 6. | C. Gose | Eus. | |
| 7. | | | |
| 8. | | | |

## EVENT 1600 m

| | NAME | (Team) | TIME HT. DIST. |
|---|---|---|---|
| 1. | S. Merrigan | Med | 5.11.9 |
| 2. | L. Arensdorf | McP | 5.15.4 |
| 3. | J. Shirley | May | 5.21.4 |
| 4. | B. Burton | TWV | 5.23.7 |
| 5. | C McNeil | McP | 5.31.8 |
| 6. | E. Wach | Eus | 5.34.9 |
| 7. | | | |
| 8. | | | |

## EVENT P.V

| | NAME | (Team) | TIME HT. DIST. |
|---|---|---|---|
| 1. | M Goodenbeyer | Elw | 12'6" |
| 2. | BJ Lulla | Med V. | 12'2" |
| 3. | Z. Barger | Pax | 10'6" |
| 4. | J. Montoya | May | 10'4" |
| 5. | J. Zwicki | May | 9'6 |
| 6. | J. Pickinpaugh | Elw | 8'6 |
| 7. | | | |
| 8. | | | |

## EVENT H.J

| | NAME | (Team) | TIME HT. DIST. |
|---|---|---|---|
| 1. | C. Thompson | Lake | 5'8 |
| 2. | C. Hazen | May | 5'6 |
| 3. | C. Hembridge | EL | 5'6 |
| 4. | J.D Leggett | EL | 5'6 |
| 5. | J. Burton | TWV | 5'4 |
| 6. | J. Warren | Eus | 5'4 |
| 7. | | | |
| 8. | | | |

## EVENT 400 m

| | NAME | (Team) | TIME HT. DIST. |
|---|---|---|---|
| 1. | K Kugler | Eus | 52.7 |
| 2. | E Senft | Med. | 53.6 |
| 3. | J. Canaday | EL | 55.10 |
| 4. | D. Hucftte | Eus | 55.5 |
| 5. | J. Marlow | Pax | 56.2 |
| 6. | C. Gose | Eus | 56.3 |
| 7. | | | |
| 8. | | | |

## EVENT 3200 m

| | NAME | (Team) | TIME HT. DIST. |
|---|---|---|---|
| 1. | J. Merrigan | Med | 11.19.2 |
| 2. | L. Arensdorf | McP | 11.21.2 |
| 3. | C McNeil | McP | 11.45.2 |
| 4. | E. Wach | Eus | 11.53.6 |
| 5. | C. Hazen | May | 12.10.2 |
| 6. | J. Marlow | Pax | 12.13.1 |
| 7. | | | |
| 8. | | | |

**HELD AT:** Maywood **SCORING:** 1st 10 pts.; 2nd 8 pts.; 3rd 6 pts.; 4th 4 pts.; 5th 2 pts.; 6th 1 pts.; 7th ___ pts.; 8th ___ pts.

**EVENT** 110 HH

| | NAME | (Team) | TIME HT. DIST. |
|---|---|---|---|
| 1. | M. Jones | Mcd V. | 16.7 |
| 2. | T. Kennedy | TWV | 17.7 |
| 3. | C. Thompson | Lak | 18.00 |
| 4. | K Ord | May | 18.2 |
| 5. | N. Uchman | Eus | 18.5 |
| 6. | C. Rammage | El. | 18.8 |
| 7. | | | |
| 8. | | | |

**EVENT** 300 Im

| | NAME | (Team) | TIME HT. DIST. |
|---|---|---|---|
| 1. | M. Jones | Mcl | 41.8 |
| 2. | B. Burton | TWV | 44.8 |
| 3. | T. Kennedy | TWV | 45.2 |
| 4. | N Lehman | Eus | 45.3 |
| 5. | D. Lindvall | Mcd | 45.4 |
| 6. | N. Freeman | El. | 46.8 |
| 7. | | | |
| 8. | | | |

**400 R.** RELAY — FIRST PLACE RUNNERS

| TEAM | TIME |
|---|---|
| 1. Elwood | 46.4 |
| 2. M.V | 47.10 |
| 3. E-F | 47.7 |
| 4. May | 45.2 |
| 5. Twin V. | 49.2 |
| 6. McPher. Co. | 55.9 |
| 7. | |
| 8. | |

**1600 R.** RELAY — FIRST PLACE RUNNERS

| TEAM | TIME |
|---|---|
| 1. Elwood | 3.46.1 |
| 2. Eust. Fus | 3.51.2 |
| 3. Twin Val | 4.03.10 |
| 4. Paxton | 4.035 |
| 5. May | 4.08 |
| 6. Lake- Cent | 4.47.8 |
| 7. | |
| 8. | |

**3200 R.** RELAY — FIRST PLACE RUNNERS

| TEAM | TIME |
|---|---|
| 1. E. F. | 9.20.6 |
| 2. T. V | 9.56.9 |
| 3. Lake C | 10.02.3 |
| 4. Elwood | 10.17.5 |
| 5. May | 11.48.6 |
| 6. | |
| 7. | |
| 8. | |

TEAMS

| | ABBR. | Eust's | Mcd Val | Elwood | Twin Valley | Lakeside Central | Maywood | McPherson Co. | Paxton | Imp T.V |
|---|---|---|---|---|---|---|---|---|---|---|
| | TEAM NAME | | | | | | | | | |
| Shot | | 10/10 | -/- | -/- | 4/4 | 6/6 | -/- | -/- | 1/1 | 10/10 |
| Disc | | 10/20 | -/- | -/- | -/4 | 8/14 | -/- | -/- | 6/7 | 9/19 |
| P.V | | -/20 | 8/8 | 11/11 | -/4 | -/14 | 6/6 | -/- | 6/13 | -/19 |
| L.J | | 6/26 | 10/18 | 3/14 | 4/8 | 8/22 | -/6 | -/- | -/13 | -/19 |
| T.J | | 3/29 | 4/22 | 10/24 | 6/14 | 8/30 | -/6 | -/- | -/13 | -/19 |
| H.J | | 1/30 | -/22 | 10/34 | 2/16 | 10/40 | 8/14 | -/- | -/13 | -/19 |
| 100m | | 11/41 | 6/28 | 10/44 | 4/20 | -/40 | -/14 | -/- | -/13 | -/19 |
| 200m | | 1/42 | 14/42 | 10/54 | 4/24 | -/40 | 2/16 | -/- | -/13 | -/19 |
| 400m | | 15/57 | 8/50 | 6/60 | -/24 | -/40 | -/16 | -/- | 2/15 | -/19 |
| 800m | | 18/75 | -/50 | -/60 | -/24 | -/40 | 8/24 | -/- | 5/20 | -/19 |
| 1600m | | 1/76 | 10/60 | -/60 | 4/28 | -/40 | 6/30 | 10/10 | -/20 | -/19 |
| 3200m | | 4/80 | 10/70 | -/60 | -/28 | -/40 | 2/32 | 14/24 | 1/21 | -/19 |
| 110HH | | 2/82 | 10/80 | 1/61 | 8/36 | 6/46 | 4/36 | -/24 | -/21 | -/19 |
| 300IM | | 4/86 | 12/92 | 1/62 | 14/50 | -/46 | -/36 | -/24 | -/21 | -/19 |
| 400R | | 6/92 | 8/100 | 10/72 | 2/52 | -/46 | 4/40 | 1/25 | -/21 | -/19 |
| 1600R | | 8/100 | -/100 | 10/82 | 6/58 | 1/47 | 2/42 | -/25 | 4/25 | -/19 |
| 3200R | | 10/110 | -/100 | 4/86 | 8/66 | 6/53 | 2/44 | -/25 | -/25 | -/19 |
| | | | | | | | | | | |
| | | | | | | | | | | |
| | TOTALS | 110 | 100 | 86 | 66 | 53 | 44 | 25 | 23 | 19 |
| | PLACING | 1 | 2 | 3 | 4 | 5 | 6 | 7 | 8 | 9 |

* do not write in this column until event is over

BIG RED TRACK SCOREBOOK

BIG RED TRACK SCOREBOOK

MEET Ogallala Invite DATE 3-28-02

EVENT Shot

| | NAME | (Team) | TIME HT. DIST. |
|---|---|---|---|
| 1. | C. Olsen | Sid | 49'6" |
| 2. | T. Barkmeier | Gd4 | 49'5" |
| 3. | J. McMurtry | Mit | 47'6" |
| 4. | M. Jenkins | Her | 47'3" |
| 5. | M. Hight | Her | 45'7¾ |
| 6. | J. German | I | 45'5" |
| 7. | | | |
| 8. | | | |

EVENT L.J

| | NAME | (Team) | TIME HT. DIST. |
|---|---|---|---|
| 1. | J Neuzcher | Gd4 | 21'11¾ |
| 2. | R. Ness | Ogd | 20'5½ |
| 3. | T. Bullock | Gd4 | 19'11¾ |
| 4. | L. Tedford | Good | 19'7¾ |
| 5. | K. Sloesman | Gr | 19'6¼ |
| 6. | N. Morell | Ogd | 19'3½ |
| 7. | | | |
| 8. | | | |

EVENT 100 m

| | NAME | (Team) | TIME HT. DIST. |
|---|---|---|---|
| 1. | J. Neuzcher | Gd4 | 11.1 |
| 2. | A. Armstrong | Og | 11.4 |
| 3. | B. Schmidt | Sid | 11.5 |
| 4. | J. Young | Ogd | 11.5 |
| 5. | B. Hansen | Gr | 11.5 |
| 6. | K. Shinn | I | 11.6 |
| 7. | | | |
| 8. | | | |

EVENT 800 m

| | NAME | (Team) | TIME HT. DIST. |
|---|---|---|---|
| 1. | D. Skaudahl | Mit | 2.02.6 |
| 2. | E. Knight | Og | 2.03.0 |
| 3. | T. Kinchner | Og | 2.09.8 |
| 4. | S. Shipman | Coz | 2.10.9 |
| 5. | O. Ortega | Holy | 2.11.1 |
| 6. | D. Belieu | Sid | 2.12.8 |
| 7. | | | |
| 8. | | | |

EVENT Discus

| | NAME | (Team) | TIME HT. DIST. |
|---|---|---|---|
| 1. | B. Shand | I | 158'8" |
| 2. | C. Olsen | Sid | 155'11" |
| 3. | T Haengler | Gr | 152'3" |
| 4. | T. Barkmeier | Gd4 | 144'8" |
| 5. | J. Bussell | I | 143'9 |
| 6. | M. Logsdon | Gr | 137' |
| 7. | | | |
| 8. | | | |

EVENT T.J

| | NAME | (Team) | TIME HT. DIST. |
|---|---|---|---|
| 1. | M. Logsdon | Gr | 43'8½ |
| 2. | E. Kaisen | I | 42'11¾ |
| 3. | N. Wagner | Hax | 41.¼ |
| 4. | M. Skinner | Holy | 40'8½ |
| 5. | E. Wolf | Coz | 39'11¾ |
| 6. | D. Kiolbasa | Gd4 | 39'2 |
| 7. | | | |
| 8. | | | |

EVENT 200 m

| | NAME | (Team) | TIME HT. DIST. |
|---|---|---|---|
| 1. | J. Neuzcher | Gd4 | 22.7 |
| 2. | A. Armstrong | Og | 23.2 |
| 3. | K. Shinn | I | 23.7 |
| 4. | J. Young | Og | 23.8 |
| 5. | B. Hansen | Gr | 23.9 |
| 6. | B. Morton | Og | 24.1 |
| 7. | | | |
| 8. | | | |

EVENT 1600 m

| | NAME | (Team) | TIME HT. DIST. |
|---|---|---|---|
| 1. | J. Hansen | Sid | 4.50.1 |
| 2. | T. Most | Og | 4.56.6 |
| 3. | K. Hayford | Og | 5.01.2 |
| 4. | T. Most | Og | 5.03.2 |
| 5. | S. Aguilera | Good | 5.09.5 |
| 6. | U. Sweezy | I | 5.09.8 |
| 7. | | | |
| 8. | | | |

EVENT P.V.

| | NAME | (Team) | TIME HT. DIST. |
|---|---|---|---|
| 1. | M. Holbein | Gd4 | 13'6" |
| 2. | A. Jesseph | Gd4 | 13'2" |
| 3. | A. Ohlson | I | 12'6 |
| 4. | J. Lemmon | Coz | 11'6 |
| 5. | T. Youngkans | Her | 11'6 |
| 6. | P. McGraw | Gr | 11'0 |
| 7. | | | |
| 8. | | | |

EVENT H.J.

| | NAME | (Team) | TIME HT. DIST. |
|---|---|---|---|
| 1. | E. Kaisen | I | 6'4 |
| 2. | K. Holmes | Gd4 | 6'0 |
| 3. | N. Wagner | Hax. | 6'0 |
| 4. | J. Bernecki | Gr | 5'10 |
| 5. | J. Johnson | Gd4 | 5'8 |
| 6. | J. Kendrick | Gd4 | 5'8 |
| 7. | | | |
| 8. | | | |

EVENT 400 m

| | NAME | (Team) | TIME HT. DIST. |
|---|---|---|---|
| 1. | T. Kirchner | Og | 50.9 |
| 2. | E Knight | Og | 51.4 |
| 3. | R Hernandez | Og | 52.3 |
| 4. | A. Benavides | Good | 53.6 |
| 5. | M. Skinner | Holy | 53.7 |
| 6. | D. Skadahl | Mit. | 53.9 |
| 7. | | | |
| 8. | | | |

EVENT 3200 m

| | NAME | (Team) | TIME HT. DIST. |
|---|---|---|---|
| 1. | J. Hansen | Sid | 10.27.1 |
| 2. | T. Most | Og | 10.28.7 |
| 3. | K Hayford | Og | 10.43.3 |
| 4. | K. Krebs | Her | 11.12.4 |
| 5. | S. Aguilera | Good | 11.15.7 |
| 6. | J. Wood | I | 11.46.2 |
| 7. | | | |
| 8. | | | |

# BIG RED TRACK SCOREBOOK

**HELD AT:** Ogallala **SCORING:** 1st 10 pts.; 2nd 8 pts.; 3rd 6 pts.; 4th 4 pts.; 5th 2 pts.; 6th 1 pts.; 7th ___ pts.; 8th ___ pts.

## EVENT 110 Hurdles

| | NAME | (Team) | TIME HT. DIST. |
|---|---|---|---|
| 1. | S. Nienhaus | Sid | 15.3 |
| 2. | D. Sprague | Holy | 15.3 |
| 3. | J. Brown | Sid | 15.5 |
| 4. | M. Loysdown | Gr | 15.8 |
| 5. | E. Kaiser | I | 15.8 |
| 6. | J. Johnson | Goth | 16.1 |
| 7. | | | |
| 8. | | | |

## EVENT 300 IM

| | NAME | (Team) | TIME HT. DIST. |
|---|---|---|---|
| 1. | D. Sprague | Holy | 41.4 |
| 2. | B. Thayer | Sid | 41.3 |
| 3. | A. Ohlson | I | 42.7 |
| 4. | L. Powell | Ogal | 43.1 |
| 5. | S. Nienhaus | Sid | 43.5 |
| 6. | M. Hildebrand | Goth | 43.6 |
| 7. | | | |
| 8. | | | |

## 400 R — RELAY

| TEAM | | TIME |
|---|---|---|
| 1. | Ogal | 44.5 |
| 2. | Sid. | 45.4 |
| 3. | Holy | 45.8 |
| 4. | Grant | 46.2 |
| 5. | Good | 46.6 |
| 6. | Goth | 466 |
| 7. | | |
| 8. | | |

FIRST PLACE RUNNERS

## 1600 R — RELAY

| TEAM | | TIME |
|---|---|---|
| 1. | Ogal | 3.30.9 |
| 2. | Sid | 3.36.0 |
| 3. | Goth | 3.37.9 |
| 4. | Holy | 3.41.5 |
| 5. | Imp | 3.43.3 |
| 6. | Mitchell | 3.50.6 |
| 7. | | |
| 8. | | |

FIRST PLACE RUNNERS

A. Ohlson 57.6
J. Burke 56.1
E. Kaiser 53.9
K. Shaw 55.1

## 3200 R — RELAY

| TEAM | | TIME |
|---|---|---|
| 1. | Grant | 8.47.9 |
| 2. | Ogal | 8.54.3 |
| 3. | Sid | 9.00.4 |
| 4. | Imp | 9.12.8 |
| 5. | Hol. | 9.17.9 |
| 6. | Goth | 9.41.3 |
| 7. | | |
| 8. | | |

FIRST PLACE RUNNERS

J. Burke 2.18.5
S. Leibrandt 2.17.0
T. Stanley 2.27.7
U. Sweeney 2.13.9

TEAMS

| | TEAM NAME | Ogallala | Sidney | Gothenburg | Imperial | Grant | Holyoke | Goodland | Mitchell | Hershey | Hayman | Cozad | Ogal J.V. | | | | | |
|---|---|---|---|---|---|---|---|---|---|---|---|---|---|---|---|---|---|---|
| | ABBR. | | | | | | | | | | | | | | | | | |
| Shot | | – | 10 | 8 | 1 | – | – | – | 6 | 6 | – | – | – | | | | | |
| | | – | 10 | 8 | 1 | – | – | – | 6 | 6 | – | – | – | | | | | |
| Disc | | – | 8 | 4 | 12 | 7 | – | – | – | – | – | – | – | | | | | |
| | | – | 18 | 12 | 11 | 7 | – | – | 6 | 6 | – | – | – | | | | | |
| P.V | | – | – | 18 | 6 | 1 | – | – | – | 2 | – | 4 | – | | | | | |
| | | – | 18 | 30 | 17 | 8 | – | – | 6 | 8 | – | 4 | – | | | | | |
| L.J | | 9 | – | 16 | – | 2 | – | 4 | – | – | – | – | – | | | | | |
| | | 9 | 18 | 46 | 17 | 10 | – | 4 | 6 | 8 | – | 4 | – | | | | | |
| T.J | | – | – | 1 | 8 | 10 | 4 | – | – | – | 6 | 2 | – | | | | | |
| | | 9 | 18 | 47 | 25 | 20 | 4 | 4 | 6 | 8 | 6 | 6 | – | | | | | |
| H.J | | – | – | 11 | 10 | 4 | – | – | – | – | 6 | – | – | | | | | |
| | | 9 | 18 | 58 | 35 | 24 | 4 | 4 | 6 | 8 | 12 | 6 | – | | | | | |
| 100 m | | 12 | 6 | 10 | 1 | 2 | – | – | – | – | – | – | – | | | | | |
| | | 21 | 24 | 68 | 36 | 26 | 4 | 4 | 6 | 8 | 12 | 6 | – | | | | | |
| 200 m | | 13 | – | 10 | 6 | 2 | – | – | – | – | – | – | – | | | | | |
| | | 34 | 24 | 78 | 42 | 28 | 4 | 4 | 6 | 8 | 12 | 6 | – | | | | | |
| 400 m | | 24 | – | – | – | – | 2 | 4 | 1 | – | – | – | – | | | | | |
| | | 58 | 24 | 78 | 42 | 28 | 6 | 8 | 7 | 8 | 12 | 6 | – | | | | | |
| 800 m | | 14 | 1 | – | – | – | 2 | – | 10 | – | – | 4 | – | | | | | |
| | | 72 | 25 | 78 | 42 | 28 | 8 | 8 | 17 | 8 | 12 | 10 | – | | | | | |
| 1600 m | | 18 | 10 | – | 1 | – | – | 2 | – | – | – | – | – | | | | | |
| | | 90 | 35 | 78 | 43 | 28 | 8 | 10 | 17 | 8 | 12 | 10 | – | | | | | |
| 3200 m | | 14 | 10 | – | 1 | – | – | 2 | – | 4 | – | – | – | | | | | |
| | | 104 | 45 | 78 | 44 | 28 | 8 | 12 | 17 | 12 | 12 | 10 | – | | | | | |
| 110 Hurdles | | – | 16 | 1 | 2 | 4 | 8 | – | – | – | – | – | – | | | | | |
| | | 104 | 61 | 79 | 46 | 32 | 16 | 12 | 17 | 12 | 12 | 10 | – | | | | | |
| 300 IM | | 4 | 10 | 1 | 6 | – | 10 | – | – | – | – | – | – | | | | | |
| | | 108 | 71 | 80 | 52 | 32 | 26 | 12 | 17 | 12 | 12 | 10 | – | | | | | |
| 400 R | | 10 | 8 | 1 | – | 4 | 6 | 2 | – | – | – | – | – | | | | | |
| | | 118 | 79 | 81 | 52 | 36 | 32 | 14 | 17 | 12 | 12 | 10 | – | | | | | |
| 1600 R | | 10 | 8 | 6 | 2 | – | 4 | – | 1 | – | – | – | – | | | | | |
| | | 128 | 87 | 87 | 54 | 36 | 36 | 14 | 18 | 12 | 12 | 10 | – | | | | | |
| 3200 R | | 8 | 6 | 1 | 4 | 10 | – | – | – | 2 | – | – | – | | | | | |
| | | 136 | 93 | 88 | 60 | 46 | 36 | 18 | 19 | 14 | 12 | 10 | – | | | | | |
| TOTALS | | 136 | 93 | 88 | 60 | 46 | 36 | 18 | 18 | 14 | 12 | 10 | 0 | | | | | |
| PLACING | | 1 | 2 | 3 | 4 | 5 | 6 | 7 | 8 | 9 | 10 | 11 | 12 | | | | | |

* do not write in this column until event is over

# BIG RED TRACK SCOREBOOK

**MEET** Grant Invite **DATE** 4-6-02

## EVENT Shot

| | NAME | (Team) | TIME HT. DIST. |
|---|---|---|---|
| 1. | M. Jenkins | Her | 50'3" |
| 2. | J Knouse | Ger | 49'1" |
| 3. | M. Bowman | Ger | 48'4½ |
| 4. | B. Strand | I | 48'3 |
| 5. | J. Germer | I | 48'2 |
| 6. | J. Bussell | I | 47'8½ |
| 7. | | | |
| 8. | | | |

## EVENT LJ

| | NAME | (Team) | TIME HT. DIST. |
|---|---|---|---|
| 1. | K. Kitt | W-P | 20'3" |
| 2. | R. Ness | Og | 19'7" |
| 3. | R. Ruzicka | Ger | 19'6" |
| 4. | M Kaufman | Ger | 19'¾" |
| 5. | K Salesman | Gr | 18'10 |
| 6. | P. Schwardt | Her | 18'9½ |
| 7. | | | |
| 8. | | | |

## EVENT 100m

| | NAME | (Team) | TIME HT. DIST. |
|---|---|---|---|
| 1. | J. Young | Og | 11.3 |
| 2. | A. Armstrong | Og | 11.4 |
| 3. | D. Smith | Ger | 11.4 |
| 4. | K Shinn | I | 11.5 |
| 5. | B. Hansen | Gr | 11.5 |
| 6. | C. Thomason | Her | 11.7 |
| 7. | | | |
| 8. | | | |

## EVENT 800 m

| | NAME | (Team) | TIME HT. DIST. |
|---|---|---|---|
| 1. | E. Knight | Og. | 2.02.3 |
| 2. | T. Kirchner | Og | 2.07.0 |
| 3. | C. Hebbert | Ger | 2.07.1 |
| 4. | J. Lana | Ger | 2.08.2 |
| 5. | P. McGregor | Gr | 2.10.2 |
| 6. | R. Hernandez | Og | 2.11.1 |
| 7. | | | |
| 8. | | | |

## EVENT Disc

| | NAME | (Team) | TIME HT. DIST. |
|---|---|---|---|
| 1. | T. Haeufler | Gr | 146'10" |
| 2. | B. Strand | I | 146'9" |
| 3. | M. Cogsdon | Gr | 141'1" |
| 4. | J. Bussell | I | 137'9 |
| 5. | T. Stroud | I | 134'2 |
| 6. | J Knouse | Ger | 134' |
| 7. | | | |
| 8. | | | |

## EVENT T.J

| | NAME | (Team) | TIME HT. DIST. |
|---|---|---|---|
| 1. | M Cogsdon | Gr | 43'8" |
| 2. | M. Skinner | Hdy | 42'10½ |
| 3. | E. Kaiser | I | 42'1¾ |
| 4. | T. Goswick | Ger | 42' |
| 5. | B. Otte | Ger | 41'5 |
| 6. | K Salsman | Gr | 40'5 |
| 7. | | | |
| 8. | | | |

## EVENT 200m

| | NAME | (Team) | TIME HT. DIST. |
|---|---|---|---|
| 1. | J. Young | Og | 23.4 |
| 2. | A. Armstrong | Og | 23.5 |
| 3. | B. Hansen | Gr | 23.5 |
| 4. | D. Smith | Ger | 23.6 |
| 5. | K Shinn | I | 24.1 |
| 6. | B. Morton | Og | 24.4 |
| 7. | | | |
| 8. | | | |

## EVENT 1600 m

| | NAME | (Team) | TIME HT. DIST. |
|---|---|---|---|
| 1. | T. Most | Og | 4.54.1 |
| 2. | K Hayford | Og | 4.56.0 |
| 3. | T. Most | Og | 5.01.7 |
| 4. | T. Tollefson | Ger | 5.05.2 |
| 5. | U. Sweeney | I | 5.08.1 |
| 6. | K. Krebs | Her | 5.08.7 |
| 7. | | | |
| 8. | | | |

## EVENT PJ

| | NAME | (Team) | TIME HT. DIST. |
|---|---|---|---|
| 1. | T. Youngblood | Her | 13'6 |
| 2. | A. Miller | Her | 12'6 |
| 3. | R Ottlson | I | 12' |
| 4. | J Sowa | Og | 12' |
| 5. | P. McGregor | Gr | 11'6 |
| 6. | B. Hansen | Gr | 11'6 |
| 7. | | | |
| 8. | | | |

## EVENT HJ

| | NAME | (Team) | TIME HT. DIST. |
|---|---|---|---|
| 1. | Ed Kaiser | I | 6'6" |
| 2. | K. Kitt | W-P | 6'2" |
| 3. | J. Borawski | Gr | 6'0 |
| 4. | N Imus | Ger | 5'11" |
| 5. | M. McKee | Ger | 5'10 |
| 6. | N. Wenzlick | I | 5'10 |
| 7. | | | |
| 8. | | | |

## EVENT 400m

| | NAME | (Team) | TIME HT. DIST. |
|---|---|---|---|
| 1. | T. Kirchner | Og | 51.7 |
| 2. | E Knight | Og | 51.7 |
| 3. | R Hernandez | Og | 53.2 |
| 4. | M. Allen | GG. | 54.7 |
| 5. | K. Shinn | I | 54.9 |
| 6. | M. Lee | Gr | 55.1 |
| 7. | | | |
| 8. | | | |

## EVENT 3200 m

| | NAME | (Team) | TIME HT. DIST. |
|---|---|---|---|
| 1. | J. Lana | Ger | 10.28.8 |
| 2. | T. Most | Og | 10.39.1 |
| 3. | K Hayford | Og | 10.43.5 |
| 4. | S. Flaig | W-P | 10.55 |
| 5. | J Wood | I | 11.02.4 |
| 6. | A Molina | Ger | 11.08.7 |
| 7. | | | |
| 8. | | | |

400 Wt Rel. 1. Ogal. 49.0 2. Ger. 49.4 3. Her 49.4 4. Imp 50.2 5. Grant 51.4 6. Ogal JV 52.2

# BIG RED TRACK SCOREBOOK

**HELD AT:** Grant **SCORING:** 1st 10 pts.; 2nd 8 pts.; 3rd 6 pts.; 4th 4 pts.; 5th 2 pts.; 6th 1 pts.; 7th ___ pts.; 8th ___ pts.

**EVENT** 110 HH

| NAME | (Team) | TIME HT. DIST. |
|---|---|---|
| 1. D. Sprague | Hol | 15.4 |
| 2. K Kith | W-P | 15.5 |
| 3. M. Logsdon | Gr | 16.0 |
| 4. C. Bunge | Gr | 16.3 |
| 5. N. Wenzlick | I | 16.7 |
| 6. J. Schledwitz | Ger | 17.0 |
| 7. | | |
| 8. | | |

**EVENT** 300 Int

| NAME | (Team) | TIME HT. DIST. |
|---|---|---|
| 1. O. Sprague | Hol | 41.6 |
| 2. A. Ohlsen | I | 42.9 |
| 3. N. Wenzlick | I | 43.8 |
| 4. T. Clay | Ger | 44.1 |
| 5. J. Schledwitz | Ger | 442 |
| 6. A. Ulasin | I | 44.4 |
| 7. | | |
| 8. | | |

**400 R**

RELAY

| TEAM | TIME |
|---|---|
| 1. Gering | 44.2 |
| 2. Ogal | 44.7 |
| 3. G C. | 47.2 |
| 4. Hersh | 47.4 |
| 5. Ger. J.V | 47.5 |
| 6. N.P.S.P | 48.2 |
| 7. | |
| 8. | |

FIRST PLACE RUNNERS

2. Nesbit
W. Morales
A. Fuchs 48.2
A. Ulasin

**1600 R**

RELAY

| TEAM | TIME |
|---|---|
| 1. Ogal | 3:32.9 |
| 2. Grant | 3.43.2 |
| 3. Gering | 3.43.7 |
| 4. Imperial | 3.45.5 |
| 5. Wau-Pol | 3.49.2 |
| 6. G-C | 3.50.2 |
| 7. | |
| 8. | |

FIRST PLACE RUNNERS

A. Ohlsen 56.7
J. Bonke 56.5
A. Ulasin 56.8
K-Shinn 55.4

**3200 R**

RELAY

| TEAM | TIME |
|---|---|
| 1. Ogal | 8.43.3 |
| 2. Ger | 8.46.0 |
| 3. W-P | 8.46.9 |
| 4. G-C | 9.12.1 |
| 5. Grant | 9.18.5 |
| 6. Her | 9.38.4 |
| 7. | |
| 8. | |

FIRST PLACE RUNNERS

Nest

Lit Rel
C.J Swayer T. Stromer
B. Strand J. Bissell (50.2)

TEAMS

| ABBR. | Ogal | Gering | Grant | Imperial | Hersey | Holyoke | W-Pol | Garden County | Gering J.V | Ogallala J.V | St. Pats | Imperial J.V | | | | | |
|---|---|---|---|---|---|---|---|---|---|---|---|---|---|---|---|---|---|
| TEAM NAME | | | | | | | | | | | | | | | | | |
| Shot | – | 14 | – | 7 | 10 | – | – | – | – | – | – | 4 | | | | | |
| | – | 14 | – | 7 | 10 | – | – | – | – | – | – | – | | | | | |
| Disc | – | 1 | 16 | 14 | – | – | – | – | – | – | – | – | | | | | |
| | – | 15 | 16 | 21 | 10 | – | – | – | – | – | – | – | | | | | |
| P.V | 4 | 1 | 2 | 6 | 18 | – | – | – | – | – | – | – | | | | | |
| | 4 | 16 | 18 | 27 | 28 | – | – | – | – | – | – | – | | | | | |
| L.J | 8 | 10 | 2 | – | 1 | – | 10 | – | – | – | – | – | | | | | |
| | 12 | 28 | 20 | 27 | 29 | – | 10 | – | – | – | – | – | | | | | |
| T.J | – | 6 | 11 | 6 | – | 8 | – | – | – | – | – | – | | | | | |
| | 12 | 34 | 31 | 33 | 29 | 8 | 10 | – | – | – | – | – | | | | | |
| H.J | – | 6 | 6 | 11 | – | – | 8 | – | – | – | – | – | | | | | |
| | 12 | 40 | 37 | 44 | 29 | 8 | 18 | – | – | – | – | – | | | | | |
| 100 m | 18 | 6 | 2 | 4 | 1 | – | – | – | – | – | – | – | | | | | |
| | 30 | 46 | 39 | 48 | 30 | 8 | 18 | – | – | – | – | – | | | | | |
| 200 m | 19 | 4 | 6 | 2 | – | – | – | – | – | – | – | – | | | | | |
| | 49 | 50 | 45 | 50 | 30 | 8 | 18 | – | – | – | – | – | | | | | |
| 400 m | 24 | – | 1 | 2 | – | – | – | 4 | – | – | – | – | | | | | |
| | 73 | 50 | 46 | 52 | 30 | 8 | 18 | 4 | – | – | – | – | | | | | |
| 800 m | 19 | 10 | 2 | 1 | – | – | – | – | – | – | – | – | | | | | |
| | 92 | 60 | 48 | 52 | 30 | 8 | 18 | 4 | – | – | – | – | | | | | |
| 1600 m | 24 | 4 | – | 2 | 1 | – | – | – | – | – | – | – | | | | | |
| | 116 | 64 | 48 | 54 | 31 | 8 | 18 | 4 | – | – | – | – | | | | | |
| 3200 m | 14 | 11 | – | 2 | – | – | 4 | – | – | – | – | – | | | | | |
| | 130 | 75 | 48 | 56 | 31 | 8 | 22 | 4 | – | – | – | – | | | | | |
| 110 Hdl | – | 1 | 10 | 2 | – | 10 | 8 | – | – | – | – | – | | | | | |
| | 130 | 76 | 58 | 58 | 31 | 18 | 30 | 4 | – | – | – | – | | | | | |
| 300 Int | – | 6 | – | 15 | – | 10 | – | – | – | – | – | – | | | | | |
| | 130 | 82 | 58 | 73 | 31 | 28 | 30 | 4 | – | – | – | – | | | | | |
| 400 R | 8 | 10 | – | – | 4 | – | – | 6 | 10 | 2 | – | 1 | – | | | | |
| | 138 | 92 | 58 | 73 | 35 | 28 | 30 | 10 | 2 | – | 1 | – | | | | | |
| 1600 R | 10 | 6 | 8 | 4 | – | – | 2 | 1 | – | – | – | – | | | | | |
| | 148 | 98 | 64 | 77 | 35 | 28 | 32 | 11 | 2 | – | 1 | – | | | | | |
| 3200 R | 10 | 8 | 2 | – | 1 | – | 6 | 4 | – | – | – | – | | | | | |
| | 158 | 106 | 66 | 77 | 36 | 28 | 38 | 15 | 2 | – | 1 | – | | | | | |
| Lit Rel | 10 | 8 | 2 | 4 | 6 | – | – | – | – | 1 | – | – | | | | | |
| | 168 | 114 | 68 | 81 | 42 | 28 | 38 | 15 | 2 | 1 | 1 | – | | | | | |
| TOTALS | 168 | 114 | 68 | 81 | 42 | 28 | 38 | 15 | 2 | 1 | 1 | 1 | | | | | |
| PLACING | 1 | 2 | 4 | 3 | 5 | 7 | 6 | 8 | 9 | 10 | 11 | 12 | | | | | |

* do not write in this column until event is over

BIG RED TRACK SCOREBOOK

MEET McCook Duel At Imperial DATE 4-5-02

| EVENT Shot | | | EVENT L.J | | | EVENT 100 m | | | EVENT 800 m | | |
|---|---|---|---|---|---|---|---|---|---|---|---|
| NAME | (Team) | TIME HT. DIST. | NAME | (Team) | TIME HT. DIST. | NAME | (Team) | TIME HT. DIST. | NAME | (Team) | TIME HT. DIST. |
| 1. | | | 1. | | | 1. | | | 1. | | |
| 2. | | | 2. | | | 2. | | | 2. | | |
| 3. | | | 3. | | | 3. | | | 3. | | |
| 4. | | | 4. | | | 4. | | | 4. | | |
| 5. | | | 5. | | | 5. | | | 5. | | |
| 6. | | | 6. | | | 6. | | | 6. | | |
| 7. | | | 7. | | | 7. | | | 7. | | |
| 8. | | | 8. | | | 8. | | | 8. | | |
| EVENT Disc | | | EVENT T.J | | | EVENT 200 m | | | EVENT 1600 m | | |
| NAME | (Team) | TIME HT. DIST. | NAME | (Team) | TIME HT. DIST. | NAME | (Team) | TIME HT. DIST. | NAME | (Team) | TIME HT. DIST. |
| 1. | | | 1. | | | 1. | | | 1. | | |
| 2. | | | 2. | | | 2. | | | 2. | | |
| 3. | | | 3. | | | 3. | | | 3. | | |
| 4. | | | 4. | | | 4. | | | 4. | | |
| 5. | | | 5. | | | 5. | | | 5. | | |
| 6. | | | 6. | | | 6. | | | 6. | | |
| 7. | | | 7. | | | 7. | | | 7. | | |
| 8. | | | 8. | | | 8. | | | 8. | | |
| EVENT P.V. | | | EVENT H.J | | | EVENT 400 m | | | EVENT 1600 m | | |
| NAME | (Team) | TIME HT. DIST. | NAME | (Team) | TIME HT. DIST. | NAME | (Team) | TIME HT. DIST. | NAME | (Team) | TIME HT. DIST. |
| 1. | | | 1. | | | 1. | | | 1. | | |
| 2. | | | 2. | | | 2. | | | 2. | | |
| 3. | | | 3. | | | 3. | | | 3. | | |
| 4. | | | 4. | | | 4. | | | 4. | | |
| 5. | | | 5. | | | 5. | | | 5. | | |
| 6. | | | 6. | | | 6. | | | 6. | | |
| 7. | | | 7. | | | 7. | | | 7. | | |
| 8. | | | 8. | | | 8. | | | 8. | | |

# BIG RED TRACK SCOREBOOK

**HELD AT:** Imperial **SCORING:** 1st 10 pts.; 2nd 8 pts.; 3rd 6 pts.;4th 4 pts.; 5th 2 pts.; 6th 1 pts.;7th ___ pts.; 8th ___ pts.

**EVENT** 110 HH

| NAME | (Team) | TIME HT. DIST. |
|---|---|---|
| 1. | | |
| 2. | | |
| 3. | | |
| 4. | | |
| 5. | | |
| 6. | | |
| 7. | | |
| 8. | | |

**EVENT** 300 IM

| NAME | (Team) | TIME HT. DIST. |
|---|---|---|
| 1. | | |
| 2. | | |
| 3. | | |
| 4. | | |
| 5. | | |
| 6. | | |
| 7. | | |
| 8. | | |

**400 R**

**RELAY**

FIRST PLACE RUNNERS

| TEAM | TIME |
|---|---|
| 1. | |
| 2. | |
| 3. | |
| 4. | |
| 5. | |
| 6. | |
| 7. | |
| 8. | |

**1600 R**

**RELAY**

FIRST PLACE RUNNERS

| TEAM | TIME |
|---|---|
| 1. | |
| 2. | |
| 3. | |
| 4. | |
| 5. | |
| 6. | |
| 7. | |
| 8. | |

**3200 R**

**RELAY**

FIRST PLACE RUNNERS

| TEAM | TIME |
|---|---|
| 1. | |
| 2. | |
| 3. | |
| 4. | |
| 5. | |
| 6. | |
| 7. | |
| 8. | |

TEAMS

| EVENTS | ABBR. / TEAM NAME | | | | | | | | | | | | | | | | |
|---|---|---|---|---|---|---|---|---|---|---|---|---|---|---|---|---|---|
| | | | | | | | | | | | | | | | | | |
| | | | | | | | | | | | | | | | | | |
| | | | | | | | | | | | | | | | | | |

BIG RED TRACK SCOREBOOK

MEET Chappell Invite Res. DATE 4-12-02

## EVENT Shot

| | NAME | (Team) | TIME HT. DIST. |
|---|---|---|---|
| 1. | Z. Malcolm | PBL | 47'½" |
| 2. | J. Kizer | Jul | 44'10" |
| 3. | T Pribbeno | I | 44'3 |
| 4. | J. Strand | I | 42'2' |
| 5. | K Warren | Lodge | 40'9 |
| 6. | M. Kantor | Jul | 40'4½ |
| 7. | | | |
| 8. | | | |

## EVENT L.J

| | NAME | (Team) | TIME HT. DIST. |
|---|---|---|---|
| 1. | J. Krueger | CRL | 19'4" |
| 2. | A. Richards | BAC | 18'10¼ |
| 3. | R. Beattie | CRL | 18'5" |
| 4. | C. Torkington | Bac | 18'3½ |
| 5. | R. Tuttle | Wheat | 18'1" |
| 6. | J. Harms | Wht | 18'1" |
| 7. | | | |
| 8. | | | |

## EVENT 100m

| | NAME | (Team) | TIME HT. DIST. |
|---|---|---|---|
| 1. | D. Fridley | SPL | 11.7 |
| 2. | K Krajewski | GAC | 11.9 |
| 3. | J. Russell | Burn | 12.0 |
| 4. | J. Morrison | Jul | 12.0 |
| 5. | J. Josnoch | GAC | 12.1 |
| 6. | M. Allen | GAC | 12.2 |
| 7. | | | |
| 8. | | | |

## EVENT 800m

| | NAME | (Team) | TIME HT. DIST. |
|---|---|---|---|
| 1. | J. Ramirez | Jul | 2.08.7 |
| 2. | A. Miller | GAC | 2.10 |
| 3. | L. Lang | PBL | 2.10 |
| 4. | A. Zaressa | Craw | 2.11.7 |
| 5. | S. Dent | Mul | 2.12.8 |
| 6. | J. Norman | I | 2.17 |
| 7. | | | |
| 8. | | | |

## EVENT Disc

| | NAME | (Team) | TIME HT. DIST. |
|---|---|---|---|
| 1. | Z. Malcolm | PBL | 150'10" |
| 2. | A. Miller | I | 121'11 |
| 3. | K Warren | Lodg | 120'11' |
| 4. | C. Schoenhagen | I | 117'7" |
| 5. | J. Strand | I | 117'1" |
| 6. | J. Kizer | Jul | 116'8" |
| 7. | | | |
| 8. | | | |

## EVENT T.J

| | NAME | (Team) | TIME HT. DIST. |
|---|---|---|---|
| 1. | S. Krueger | CRL | 41'¾ |
| 2. | C. Torkington | Bac | 40'8½ |
| 3. | D. Zorn | GAC | 39'9½ |
| 4. | M. Ohmen | GAC | 39'7¼ |
| 5. | J. Russell | Burn | 39'3" |
| 6. | J. Harms | Wheat | 38'5" |
| 7. | | | |
| 8. | | | |

## EVENT 200m

| | NAME | (Team) | TIME HT. DIST. |
|---|---|---|---|
| 1. | D. Fridley | SPL | 23.6 |
| 2. | M. Allen | GAC | 24.2 |
| 3. | J. Josnoch | GAC | 24.3 |
| 4. | D. Faine | Jul | 24.3 |
| 5. | C. McNamee | PBL | 24.6 |
| 6. | J. Todd | Burn | 24.7 |
| 7. | | | |
| 8. | | | |

## EVENT 1600m

| | NAME | (Team) | TIME HT. DIST. |
|---|---|---|---|
| 1. | D. Huffman | Bac | 4.52 |
| 2. | S. Miller | Lodg | 5.05.7 |
| 3. | C. Howe | Burn | 5.05 |
| 4. | A.J Gross | PBL | 5.14.1 |
| 5. | J. Harms | Wheat | 5.30 |
| 6. | D.J Griffith | Bac | 5:31.6 |
| 7. | | | |
| 8. | | | |

## EVENT P.V

| | NAME | (Team) | TIME HT. DIST. |
|---|---|---|---|
| 1. | R. Coulter | Burn | 13'0 |
| 2. | D. Collins | Jul | 12' |
| 3. | M. Swanson | I | 11'6 |
| 4. | J. Lutze | CRL | 11'0 |
| 5. | D. Donaldson | PBL | 10'6 |
| 6. | J. Foster | SPL | 10'6 |
| 7. | | | |
| 8. | | | |

## EVENT H.J

| | NAME | (Team) | TIME HT. DIST. |
|---|---|---|---|
| 1. | T. Olson | POO | 6'1" |
| 2. | J Harms | Wheat | 6'1" |
| 3. | A. Richards | Bac | 5'10" |
| 4. | A.J Gross | PBL | 5'8" |
| 5. | J. Donadell | Burn | 5'8 |
| 6. | K. Krajewski | GAC | 5'6 |
| 7. | | | |
| 8. | | | |

## EVENT 400m

| | NAME | (Team) | TIME HT. DIST. |
|---|---|---|---|
| 1. | M. Allen | GAC | 53.0 |
| 2. | D. Metcalf | CRL | 53.3 |
| 3. | B McDonald | Burn | 54.5 |
| 4. | A. Misner | Bac | 54.7 |
| 5. | S. Dent | Mul | 55.3 |
| 6. | L. Lang | PBL | 55.6 |
| 7. | | | |
| 8. | | | |

## EVENT 5200m

| | NAME | (Team) | TIME HT. DIST. |
|---|---|---|---|
| 1. | D. Huffman | Bac | 10.42.2 |
| 2. | C. Howe | Burn | 10.54.5 |
| 3. | S. Miller | Lodg | 11.00.8 |
| 4. | B. Benny | I | 11.08.3 |
| 5. | D.J Griffith | Bac | 11.38.1 |
| 6. | B. Gifford | Bac | 11.45.4 |
| 7. | | | |
| 8. | | | |

# BIG RED TRACK SCOREBOOK

**HELD AT:** Choppell **SCORING:** 1st 10 pts.; 2nd 8 pts.; 3rd 6 pts.; 4th 4 pts.; 5th 2 pts.; 6th 1 pts.; 7th ___ pts.; 8th ___ pts.

## EVENT 110 HH

| | NAME | (Team) | TIME HT. DIST. |
|---|---|---|---|
| 1. | L. Johnson | CPL | 16.00 |
| 2. | D. McCall | CPL | 16.3 |
| 3. | T. Olsen | PoD | 16.4 |
| 4. | J. Foster | SPL | 17.6 |
| 5. | J. Fischer | I | 18.9 |
| 6. | V. McCormack | JoL | 19.0 |
| 7. | | | |
| 8. | | | |

## EVENT 300 Int

| | NAME | (Team) | TIME HT. DIST. |
|---|---|---|---|
| 1. | S. Krueger | CPL | 41.4 |
| 2. | L Johnson | CPL | 41.9 |
| 3. | T. Olsen | PoD | 43.10 |
| 4. | D. Lind | Bec | 43.9 |
| 5. | M. Swanson | I | 45.6 |
| 6. | J. Foster | SPL | 45.7 |
| 7. | | | |
| 8. | | | |

## 400R RELAY

| TEAM | TIME |
|---|---|
| 1. Oshkosh | 46.3 |
| 2. Jules | 46.9 |
| 3. Choppell | 47.3 |
| 4. Burns | 47.3 |
| 5. So Platte | 48.00 |
| 6. I - JV | 48.1 |
| 7. | |
| 8. | |

FIRST PLACE RUNNERS
J. Norman
M. Shinn
A. Fischer
M. Swanson

## 1600R RELAY

| TEAM | TIME |
|---|---|
| 1. Chop | 3.40.6 |
| 2. Osh | 3.44.4 |
| 3. Banner Co | 3.45.2 |
| 4. Mullen | 3.49.0 |
| 5. Burns | 3.53.0 |
| 6. Crawford | 3.53.4 |
| 7. | |
| 8. | |

FIRST PLACE RUNNERS
T. Boggs 58.2
B. Berry 62.0
T. Stanley 59.7
M. Shinn 59.3

## 3200R RELAY

| TEAM | TIME |
|---|---|
| 1. OSH | 8.59.4 |
| 2. Burns | 9.11.8 |
| 3. Choppell | 9.15.8 |
| 4. So. P. | 9.17.2 |
| 5. Lodge Pole | 9.30.5 |
| 6. Imp - JV | 9.37.5 |
| 7. | |
| 8. | |

FIRST PLACE RUNNERS
J. Norman 2.22
T. Stanley 2.25.1
S. Hanna 2.30
T. Boggs 2.20

TEAMS

| | ABBR. | Choppell | Oshkosh | Banner County | Burns | Julesburg | Imp. J.V. | Pine Bluffs | So. Platte | Lodge Pole | Bethan-Dix | Wheatland | Mullen | Crawford | Calliope | | | |
|---|---|---|---|---|---|---|---|---|---|---|---|---|---|---|---|---|---|---|
| | TEAM NAME | | | | | | | | | | | | | | | | | |
| Shot | | - | - | - | - | 9 | 10 | 10 | - | 2 | - | - | - | - | - | | | |
| | | - | - | - | - | 9 | 10 | 10 | - | 2 | - | - | - | - | - | | | |
| Disc | | - | - | - | - | 1 | 14 | 10 | - | 6 | - | - | - | - | - | | | |
| | | - | - | - | - | 10 | 24 | 20 | - | 8 | - | - | - | - | - | | | |
| D.J | | 4 | - | - | 10 | 8 | 6 | 2 | 1 | - | - | - | - | - | - | | | |
| | | 4 | - | - | 10 | 18 | 30 | 22 | 1 | 8 | - | - | - | - | - | | | |
| L.J | | 16 | - | 12 | - | - | - | - | - | - | - | 3 | - | - | - | | | |
| | | 20 | - | 12 | 10 | 18 | 30 | 22 | 1 | 8 | - | 3 | - | - | - | | | |
| T.J | | 10 | 10 | 8 | 2 | - | - | - | - | - | - | 1 | - | - | - | | | |
| | | 30 | 10 | 20 | 12 | 18 | 30 | 22 | 1 | 8 | - | 4 | - | - | - | | | |
| H.J | | - | 1 | 6 | 2 | - | - | 4 | - | - | 10 | 8 | - | - | - | | | |
| | | 30 | 11 | 26 | 14 | 18 | 30 | 26 | - | 8 | 10 | 8 | - | - | - | | | |
| 100m | | - | 11 | - | 6 | 4 | - | - | 10 | - | - | - | - | - | - | | | |
| | | 30 | 22 | 26 | 20 | 22 | 30 | 26 | 10 | 8 | 10 | 8 | - | - | - | | | |
| 200m | | - | 14 | - | 1 | 4 | - | 2 | 10 | - | - | - | - | - | - | | | |
| | | 30 | 26 | 26 | 21 | 26 | 30 | 28 | 20 | 8 | 10 | 8 | - | - | - | | | |
| 400m | | 8 | 10 | 4 | 6 | - | - | 1 | - | - | - | - | 2 | - | - | | | |
| | | 38 | 36 | 30 | 27 | 26 | 30 | 29 | 20 | 8 | 10 | 8 | 2 | - | - | | | |
| 800m | | - | 8 | - | - | 10 | 1 | 6 | - | - | - | - | 2 | 4 | - | | | |
| | | 38 | 44 | 30 | 27 | 36 | 31 | 35 | 20 | 8 | 10 | 8 | 4 | 4 | - | | | |
| 1600m | | - | - | 10 | 6 | - | - | 4 | - | 8 | - | 2 | - | - | - | | | |
| | | 38 | 44 | 41 | 33 | 36 | 31 | 39 | 20 | 16 | 10 | 10 | 4 | 4 | - | | | |
| 3200m | | - | - | 13 | 8 | - | 4 | - | - | 6 | - | - | - | - | - | | | |
| | | 38 | 44 | 54 | 41 | 36 | 35 | 39 | 20 | 22 | 10 | 10 | 4 | 4 | - | | | |
| 110 HH | | 18 | - | - | - | 1 | 2 | - | 4 | - | 6 | - | - | - | - | | | |
| | | 56 | 44 | 54 | 41 | 37 | 37 | 39 | 24 | 22 | 16 | 10 | 4 | 4 | - | | | |
| 300 Int | | 18 | - | 4 | - | - | 2 | - | 1 | - | 6 | - | - | - | - | | | |
| | | 74 | 44 | 58 | 41 | 37 | 39 | 39 | 25 | 22 | 22 | 10 | 4 | 4 | - | | | |
| 400 Rel | | 6 | 10 | - | 4 | 8 | 1 | - | 2 | - | - | - | - | - | - | | | |
| | | 80 | 54 | 58 | 45 | 45 | 40 | 39 | 27 | 22 | 22 | 10 | 4 | 4 | - | | | |
| 1600 Rel | | 10 | 8 | 6 | 2 | - | - | - | - | - | - | - | 4 | 1 | - | | | |
| | | 90 | 62 | 64 | 47 | 45 | 40 | 39 | 27 | 22 | 22 | 10 | 8 | 5 | - | | | |
| 3200 Rel | | 6 | 10 | - | 8 | - | 1 | - | 4 | 2 | - | - | - | - | - | | | |
| | | 96 | 72 | 64 | 55 | 45 | 41 | 39 | 31 | 24 | 22 | 10 | 8 | 5 | - | | | |
| | | | | | | | | | | | | | | | | | | |
| | | | | | | | | | | | | | | | | | | |
| TOTALS | | 96 | 72 | 64 | 56 | 45 | 41 | 39 | 32 | 24 | 22 | 14 | 8 | 5 | 0 | | | |
| PLACING | | 1 | 2 | 3 | 4 | 5 | 6 | 7 | 8 | 9 | 10 | 11 | 12 | 13 | 14 | | | |

* do not write in this column until event is over

# BIG RED TRACK SCOREBOOK

**MEET** Gotherberg Invite **DATE** 4-13-02

## EVENT Shot

| | NAME | (Team) | TIME HT. DIST. |
|---|---|---|---|
| 1. | J. Scully | Lex | 48'5 |
| 2. | A. Biel | Lex | 48' |
| 3. | T. Barkmeier | Goth | 47'7 |
| 4. | M. Westerbuhr | Keen | 47'3½ |
| 5. | D. Ellers | Goth | 47'3½ |
| 6. | B. Strand | I | 46'9" |
| 7. | | | |
| 8. | | | |

## EVENT C.J.

| | NAME | (Team) | TIME HT. DIST. |
|---|---|---|---|
| 1. | J. Neyhe | Goth | 21'8¾ |
| 2. | A Alas | MC | 20'9¾ |
| 3. | M. Kuhlman | MF | 20'6¼ |
| 4. | C. Fritz | MC | 20'5 |
| 5. | J Rocek | Lex | 20'1 |
| 6. | T. Bullock | Goth | |
| 7. | | | |
| 8. | | | |

## EVENT 100 m

| | NAME | (Team) | TIME HT. DIST. |
|---|---|---|---|
| 1. | J. Neyhe | G | 10.9 |
| 2. | J. Young | Og | 11.0 |
| 3. | A Armstrong | Og | 11.1 |
| 4. | K. Shinn | I | 11.2 |
| 5. | B. Bracken | Og | 11.3 |
| 6. | F. Flores | MC | 11.3 |
| 7. | | | |
| 8. | | | |

## EVENT 800 m

| | NAME | (Team) | TIME HT. DIST. |
|---|---|---|---|
| 1. | E. Wight | Og | 1.59.4 |
| 2. | S. Strake | Lex | 2.00.1 |
| 3. | A. Drake | Lex | 2.04 |
| 4. | T. Kirchner | Og | 2.08.9 |
| 5. | A. Ruppert | MF | 2.09.7 |
| 6. | J. Wood | I | 2.12.2 |
| 7. | | | |
| 8. | | | |

## EVENT Disc

| | NAME | (Team) | TIME HT. DIST. |
|---|---|---|---|
| 1. | S. Killian | IC | 145'5 |
| 2. | L. Brand | IC | 141'9 |
| 3. | B. Strand | I | 144'6 |
| 4. | J. Bussell | I | 129'8 |
| 5. | R. Stiefs | Og | 129'2 |
| 6. | S. Appelegate | Og | 126'5 |
| 7. | | | |
| 8. | | | |

## EVENT T.J

| | NAME | (Team) | TIME HT. DIST. |
|---|---|---|---|
| 1. | N. Thirsten | Lex | 42'11½ |
| 2. | A. Plas | MF | 41'7 |
| 3. | W. Morales | I | 40'4 |
| 4. | J. Fakes | Goth | 40'2½ |
| 5. | D. Krolbeam | Goth | 40½ |
| 6. | C. Fritz | MC | 35'3 |
| 7. | | | |
| 8. | | | |

## EVENT 200 m

| | NAME | (Team) | TIME HT. DIST. |
|---|---|---|---|
| 1. | J. Harvey | Lex | 22.8 |
| 2. | K. Shinn | I | 23.0 |
| 3. | A. Armstrong | Og | 23.1 |
| 4. | J. Rocek | Lex | 23.2 |
| 5. | J. Young | Og | 23.2 |
| 6. | N. Thirsten | Lex | 23.7 |
| 7. | | | |
| 8. | | | |

## EVENT 1600 m

| | NAME | (Team) | TIME HT. DIST. |
|---|---|---|---|
| 1. | J. Henrion | MC | 4.44.9 |
| 2. | J. Van Pelt | Lex | 4.48 |
| 3. | T. Most | Og | 4.48.4 |
| 4. | N. Uraste | Lex | 4.51.5 |
| 5. | T. Most | Og | 4.52 |
| 6. | A. Yeager | MC | 4.56.5 |
| 7. | | | |
| 8. | | | |

## EVENT P.V

| | NAME | (Team) | TIME HT. DIST. |
|---|---|---|---|
| 1. | B. Hoerchen | G | 13'6 |
| 2. | M. Hoelscher | G | 12'6 |
| 3. | T Cyrus | MC | 12' |
| 4. | J Sauer | Og | 12' |
| 5. | J. Hoffmann | MC | 11'6 |
| 6. | A. Ohlson | I | 11'6 |
| 7. | | | |
| 8. | | | |

## EVENT H.J

| | NAME | (Team) | TIME HT. DIST. |
|---|---|---|---|
| 1. | A. Plas | MC | 6'2½ |
| 2. | J. Johnson | Goth | 6'0 |
| 3. | K. Holmes | Goth | 5'10 |
| 4. | E Clark | Goth | 5'10 |
| 5. | N. Wenzlick | I | 5'8" |
| 6. | L. Jones | Lex | 5'8 |
| 7. | | | |
| 8. | | | |

## EVENT 400 m

| | NAME | (Team) | TIME HT. DIST. |
|---|---|---|---|
| 1. | T. Kirchner | Og | 50.6 |
| 2. | J. Harvey | Lex | 50.9 |
| 3. | E Knight | Og | 51.0 |
| 4. | J. Saleshary | Lex | 52.0 |
| 5. | C Otto | Lex | 52.7 |
| 6. | T. Cafferty | MC | 53.4 |
| 7. | | | |
| 8. | | | |

## EVENT 3200 m

| | NAME | (Team) | TIME HT. DIST. |
|---|---|---|---|
| 1. | J. Relph | MC | 10.16.9 |
| 2. | T. Most | Og | 10.18.9 |
| 3. | J. Henrion | MC | 10.25.8 |
| 4. | N. Uraste | Lex | 10.26.6 |
| 5. | S. McMurtry | MC | 10.42.7 |
| 6. | R. Cyrus | Keen | 10.45 |
| 7. | | | |
| 8. | | | |

Mile Med (12) 1. Lex - 3.51.4 (10) 2. Ogal 3.52.5 (8) 3. MC Co 3.55.8 (6) 4. Goth - 3.56.3 (4) 5. Ind 4.03.7

Z. Nesbitt
A. Swanson
J. Swanson
J. Bunker

**HELD AT:** Gothenburg **SCORING:** 1st 10 pts.; 2nd 8 pts.; 3rd 6 pts.; 4th 4 pts.; 5th 2 pts.; 6th 1 pts.; 7th ___ pts.; 8th ___ pts.

**EVENT** 110 HH

| NAME | (Team) | TIME HT. DIST. |
|---|---|---|
| 1. N. Cheetos | Goth | 15.2 |
| 2. J. Johnson | Goth | 15.7 |
| 3. N. Brosheans | Lex | 15.9 |
| 4. A. Ohlson | I | 16.0 |
| 5. N. Brown | Mc | 16.1 |
| 6. N. Wenzlich | I | 16.1 |
| 7. | | |
| 8. | | |

**EVENT** 300 Im

| NAME | (Team) | TIME HT. DIST. |
|---|---|---|
| 1. A. Ohlson | I | 41.3 |
| 2. J. Folkens | Goth | 42.2 |
| 3. B. Smith | Lex | 43.3 |
| 4. N. Brosheans | Lex | 43.5 |
| 5. N. Wenzlich | I | 43.9 |
| 6. N. Nelson | Og | 44.0 |
| 7. | | |
| 8. | | |

**400 R**

| TEAM | TIME |
|---|---|
| 1. McCook | 44.8 |
| 2. Lex | 45.0 |
| 3. Goth | 45.8 |
| 4. Imp | 47.1 |
| 5. Kearny | 48.8 |
| 6. | |
| 7. | |
| 8. | |

RELAY FIRST PLACE RUNNERS: Z. Nesbitt, A. Ulasin, W. Morales, K. Shinn

**1600 R**

| TEAM | TIME |
|---|---|
| 1. Goth | 3.27.5 |
| 2. McC | 3.31.0 |
| 3. Lex. | 3.34.5 |
| 4. Imp | 3.49.0 |
| 5. Kear. JV. | 3.50.1 |
| 6. | |
| 7. | |
| 8. | |

RELAY FIRST PLACE RUNNERS: A. Ohlson, A. Ulasin, J. Burke, K. Shinn

**3200 R**

| TEAM | TIME |
|---|---|
| 1. Lex | 8.20.2 |
| 2. Ogal | 8.45.8 |
| 3. Imp | 8.46.3 |
| 4. Mc | 8.48.8 |
| 5. Goth | 9.16.5 |
| 6. Kear | 9.39.2 |
| 7. | |
| 8. | |

RELAY FIRST PLACE RUNNERS: J. Wood, V. Sweeney, J. Burke, B. Berry

TEAMS

| TEAM NAME / ABBR. | Lex | Goth | McCook | Ogal | Imp | Kearny J.V |
|---|---|---|---|---|---|---|
| Shot | 18/18 | 8/8 | -/- | -/- | 1/1 | 2/2 |
| Disc | -/18 | -/8 | -/- | 3/3 | 10/11 | 18/20 |
| P.V | -/18 | 18/26 | 8/8 | 4/7 | 1/12 | -/20 |
| L.J | 2/20 | 11/37 | 18/26 | -/7 | -/12 | -/20 |
| T.J | 10/30 | 6/43 | 9/35 | -/7 | 6/18 | -/20 |
| P.V | 1/31 | 18/61 | 10/45 | -/7 | 2/20 | -/20 |
| 100m | -/31 | 10/71 | 1/46 | 16/23 | 4/24 | -/20 |
| 200m | 15/46 | -/71 | -/46 | 8/31 | 8/32 | -/20 |
| 400m | 14/60 | -/71 | 16/47 | 16/47 | -/32 | -/20 |
| 800m | 14/74 | -/71 | 2/49 | 14/61 | 1/33 | -/20 |
| 1600m | 12/86 | -/71 | 11/60 | 8/69 | -/33 | -/20 |
| 3200m | 4/90 | -/71 | 18/78 | 8/77 | -/33 | 1/21 |
| 110 HH | 6/96 | 18/89 | 2/80 | -/77 | 5/38 | -/21 |
| 300 Im | 10/106 | 8/97 | -/80 | 1/78 | 12/50 | -/21 |
| 400R | 8/114 | 6/103 | 10/90 | -/78 | 4/54 | 2/23 |
| 1600R | 6/120 | 10/113 | 8/98 | -/78 | 4/58 | 2/25 |
| 3200R | 10/130 | 2/115 | 4/102 | 8/86 | 6/64 | 1/26 |
| M.Med Rel | 12/142 | 6/121 | 8/110 | 10/96 | 4/68 | -/26 |
| TOTALS | 142 | 121 | 110 | 96 | 68 | 26 |
| PLACING | 1 | 2 | 3 | 4 | 5 | 6 |

* do not write in this column until event is over

# BIG RED TRACK SCOREBOOK

(2)

6

# BIG RED TRACK SCOREBOOK

**MEET** Imperial Invite **DATE** 4-16-02

**EVENT** Shot

| NAME | (Team) | TIME HT. DIST. |
|---|---|---|
| 1. M. Jenkins | Her | 45'10" |
| 2. M. Hiatt | Her | 48'1" |
| 3. B. Shand | I | 47'9" |
| 4. J. Applegarth | Og | 47'6½ |
| 5. J. Bussell | I | 47'½ |
| 6. J. Germon | I | 46'6½ |
| 7. | | |
| 8. | | |

**EVENT** 6.5

| NAME | (Team) | TIME HT. DIST. |
|---|---|---|
| 1. R. Hess | Og | 20'5½ |
| 2. N. Morell | Og | 19'7¼ |
| 3. P. Berkheimer | Holy | 19'2½ |
| 4. W. Morales | I | 18'9" |
| 5. K. Solesman | Gr | 18'7¼ |
| 6. C. Softley | Gr | 18'1¼ |
| 7. | | |
| 8. | | |

**EVENT** 100 m

| NAME | (Team) | TIME HT. DIST. |
|---|---|---|
| 1. J. Young | Og | 10.9 |
| 2. K. Shinn | I | 11.0 |
| 3. A. Armstrong | Og | 11.2 |
| 4. K Krajeski | Osh | 11.4 |
| 5. P. Berkheimer | Holy | 11.4 |
| 6. B. Howden | Og | 11.6 |
| 7. | | |
| 8. | | |

**EVENT** 800 m

| NAME | (Team) | TIME HT. DIST. |
|---|---|---|
| 1. E. Knight | Og | 2.03.8 |
| 2. T. Kircher | Og | 2.06.9 |
| 3. T. Thompson | Og | 2.08.7 |
| 4. N. Bellington | Gr | 2.09 |
| 5. A. Miller | Osh | 2.11.2 |
| 6. J. Ramirez | Jules | 2.15.5 |
| 7. | | |
| 8. | | |

**EVENT** D. x

| NAME | (Team) | TIME HT. DIST. |
|---|---|---|
| 1. B. Shand | I | 141'5" |
| 2. T. Haenfler | Gr | 133'3" |
| 3. R. Streff | Og | 131'1" |
| 4. J. Germon | I-JV | 126'11" |
| 5. C. Schoenhagen | I-JV | 126'11" |
| 6. T. Shand | I | 126'8 |
| 7. | | |
| 8. | | |

**EVENT** T.J

| NAME | (Team) | TIME HT. DIST. |
|---|---|---|
| 1. M. Cogsdon | Gr | 42'11" |
| 2. N. Wagner | Hox | 41' |
| 3. O'brien | Osh | 40'8" |
| 4. W. Morales | I | 40' |
| 5. K. Solesman | Gr | 35'3½ |
| 6. J. Borawski | Gr | 38'9¾ |
| 7. | | |
| 8. | | |

**EVENT** 200 m

| NAME | (Team) | TIME HT. DIST. |
|---|---|---|
| 1. K. Shinn | I | 22.1 |
| 2. A. Armstrong | Og | 22.6 |
| 3. B. Martin | Og | 23.0 |
| 4. D. Frigna | Jules | 23.1 |
| 5. D. Orr | Her | 23.6 |
| 6. L. Arias | Gr | 24.3 |
| 7. | | |
| 8. | | |

**EVENT** 1600 m

| NAME | (Team) | TIME HT. DIST. |
|---|---|---|
| 1. K. Hayford | Og | 5.10.7 |
| 2. T. Most | Og | 5.12.9 |
| 3. V. Swesey | I | 5.14.4 |
| 4. T. Most | Og | 5.15.4 |
| 5. J. Wood | I | 5.15.7 |
| 6. K. Krebs | Her | 5.16.0 |
| 7. | | |
| 8. | | |

**EVENT** P.V

| NAME | (Team) | TIME HT. DIST. |
|---|---|---|
| 1. T. Youngblood | Her | 13'00 |
| 2. A. Addison | I | 11'6 |
| 3. A. Miller | Her | 11'6 |
| 4. P. McGreer | Gr | 11'6 |
| 5. T. May | I | 11'0 |
| 6. J. Sonen | Og | 11'0 |
| 7. | | |
| 8. | | |

**EVENT** H.J

| NAME | (Team) | TIME HT. DIST. |
|---|---|---|
| 1. E. Kasser | I | 6'0 |
| 2. J. McCulloch | Osh | 5'10" |
| 3. N. Wagner | Hox | 5'10" |
| 4. N. Wendlicka | I | 5'8 |
| 5. J. Borawski | Gr | 5'8" |
| 6. K Krajewski | Osh | 5'8 |
| 7. | | |
| 8. | | |

**EVENT** 400 m

| NAME | (Team) | TIME HT. DIST. |
|---|---|---|
| 1. T. Kircher | Og | 52.2 |
| 2. E. Night | Og | 52.7 |
| 3. M. Lee | Gr | 55.1 |
| 4. M. Allen | Osh | 56.5 |
| 5. V. Swesey | I | 56.7 |
| 6. J. Ramirez | Jules | |
| 7. | | |
| 8. | | |

**EVENT** 3200 m

| NAME | (Team) | TIME HT. DIST. |
|---|---|---|
| 1. T. Most | Og | 10.46.3 |
| 2. T. Most | Og | 10.49.4 |
| 3. K. Hayford | Og | 10.52.5 |
| 4. K. Krebs | Her | 11.05.8 |
| 5. J. Wood | I | 11.12.8 |
| 6. T. Foy | Og. JV | 11.23.0 |
| 7. | | |
| 8. | | |

400 Wt. Rel 1. Og 50.7 2. Hersley 51.0 3. Imp 51.3 4. Grant 52.3 5. Og JV 54.5 6. Imp JV. 55.5

# BIG RED TRACK SCOREBOOK

**HELD AT:** _____ **SCORING:** 1st 10 pts.; 2nd 8 pts.; 3rd 6 pts.; 4th 4 pts.; 5th 2 pts.; 6th 1 pts.; 7th ___ pts.; 8th ___ pts.

## EVENT 110 HH

| | NAME | (Team) | TIME HT. DIST. |
|---|---|---|---|
| 1. | M. Logsdon | Gr | 15.4 |
| 2. | A. Ohlson | I | 15.6 |
| 3. | C. Burge | Gr | 16.0 |
| 4. | N. Wenzlick | I | 16.2 |
| 5. | W. Morales | I | 17.0 |
| 6. | N. Nelson | Og | 17.0 |
| 7. | | | |
| 8. | | | |

## EVENT 300 IH

| | NAME | (Team) | TIME HT. DIST. |
|---|---|---|---|
| 1. | A. Ohlson | I | 42.1 |
| 2. | N. Wenzlick | I | 44.2 |
| 3. | A. Ulasin | I | 45.0 |
| 4. | N. Nelson | Og | 45.3 |
| 5. | M. Swanson | I-JV | 45.4 |
| 6. | K. Goodwin | Her | 45.5 |
| 7. | | | |
| 8. | | | |

## 400 R RELAY

| TEAM | TIME |
|---|---|
| 1. Ogal | 46.3 |
| 2. Grant | 47.7 |
| 3. Osh | 48.2 |
| 4. Jules | 48.6 |
| 5. Imp JV | 49.3 |
| 6. Imp | 49.7 |
| 7. | |
| 8. | |

FIRST PLACE RUNNERS

U
2. N. Nelson - J. Nelson
W. Morales - M. Swanson
A. Ulasin - U. Swasey
A. Fischer - M. Shinn

JV

## 1600 R RELAY

| TEAM | TIME |
|---|---|
| 1. Ogal | 3.45.1 |
| 2. Grant | 3.54.8 |
| 3. Imp | 3.55.2 |
| 4. Jules | 3.57.9 |
| 5. Osh | 4.03 |
| 6. Hershey | 4.03.6 |
| 7. | |
| 8. | |

FIRST PLACE RUNNERS

A. Ohlson
I. Burke
U. Swasey
K. Shinn

## 3200 R RELAY

| TEAM | TIME |
|---|---|
| 1. Ogal | 9.03.6 |
| 2. Grant | 9.05.7 |
| 3. Imp | 9.15.7 |
| 4. Osh | 9.25.9 |
| 5. Her. | 9.54.5 |
| 6. Ogal J.V | 9.55.9 |
| 7. | |
| 8. | |

FIRST PLACE RUNNERS

J. Wood
I. Burke
S. Leibrandt
V. Swasey

JV
C.J. Swanson - B. Shand - T. Shand - J. Burget

J.V
A. Miller - J. Shand - C. Schaenhoyen - M. Moser

TEAMS

| ABBR. | Ogal | Imp | Grant | Hersh | Oshk | Hxton Colo | Jules Colo | Imp J.V | Holyoke Colo | Ogal J.V |
|---|---|---|---|---|---|---|---|---|---|---|
| TEAM NAME | Ogal | Imp | Grant | Hersh | Oshk | Hxton Colo | Jules Colo | Imp J.V | Holyoke Colo | Ogal J.V |
| Shot | 4 | 9 | - | 18 | - | - | - | - | - | - |
| | 4 | 9 | - | 18 | - | - | - | - | - | - |
| Disc | 6 | 11 | 8 | - | - | - | - | 6 | - | - |
| | 10 | 20 | 8 | 18 | - | - | - | 6 | - | - |
| P.U | 1 | 10 | 4 | 16 | - | - | - | - | - | - |
| | 11 | 30 | 12 | 34 | - | - | - | 6 | - | - |
| LJ | 18 | 4 | 3 | - | - | - | - | - | 6 | - |
| | 29 | 34 | 15 | 34 | - | - | - | 6 | 6 | - |
| TJ | - | 4 | 13 | - | 6 | 8 | - | - | - | - |
| | 29 | 38 | 28 | 34 | 6 | 8 | - | 6 | 6 | - |
| H.J | - | 14 | 2 | - | 9 | 6 | - | - | - | - |
| | 29 | 52 | 30 | 34 | 15 | 14 | - | 6 | 6 | - |
| 100 | 17 | 8 | - | - | 4 | - | - | - | 2 | - |
| | 46 | 60 | 30 | 34 | 19 | 14 | - | 6 | 8 | - |
| 200 | 14 | 10 | 1 | 2 | - | - | 4 | - | - | - |
| | 60 | 70 | 31 | 36 | 19 | 14 | 4 | 6 | 8 | - |
| 400 | 18 | 2 | 6 | - | 4 | - | 1 | - | - | - |
| | 78 | 72 | 37 | 36 | 23 | 14 | 5 | 6 | 8 | - |
| 800 | 24 | - | 4 | - | 2 | - | 1 | - | - | - |
| | 102 | 72 | 41 | 36 | 25 | 14 | 6 | 6 | 8 | - |
| 1600 | 22 | 8 | - | 1 | - | - | - | - | - | - |
| | 122 | 80 | 41 | 37 | 25 | 14 | 6 | 6 | 8 | - |
| 3200 | 24 | 2 | - | 4 | - | - | - | - | - | 1 |
| | 146 | 82 | 41 | 41 | 25 | 14 | 6 | 6 | 8 | 1 |
| 110 HH | 1 | 14 | 16 | - | - | - | - | - | - | - |
| | 147 | 96 | 57 | 41 | 25 | 14 | 6 | 6 | 8 | 1 |
| 300 IH | 4 | 24 | - | 1 | - | - | - | 2 | - | - |
| | 151 | 120 | 57 | 42 | 25 | 14 | 6 | 8 | 8 | 1 |
| 400 R | 10 | 1 | 8 | - | 6 | - | 4 | 2 | - | - |
| | 161 | 121 | 65 | 42 | 31 | 14 | 10 | 10 | 8 | 1 |
| 1600 R | 10 | 8 | 8 | 1 | 2 | - | 4 | - | - | - |
| | 171 | 129 | 73 | 43 | 33 | 14 | 14 | 10 | 8 | 1 |
| 3200 R | 10 | 6 | 8 | 2 | 4 | - | - | - | - | 1 |
| | 181 | 135 | 81 | 45 | 37 | 14 | 14 | 10 | 8 | 2 |
| Wt Rel 400 | 10 | 6 | 4 | 8 | - | - | - | 1 | - | 2 |
| | 191 | 141 | 85 | 53 | 37 | 14 | 14 | 11 | 8 | 4 |
| TOTALS | 191 | 141 | 85 | 53 | 37 | 14 | 14 | 11 | 8 | 4 |
| PLACING | 1 | 2 | 3 | 4 | 5 | 6 | 7 | 8 | 9 | 10 |

* do not write in this column until event is over

BIG RED TRACK SCOREBOOK

MEET Mc Cook Reserve. DATE 4-22-02

EVENT Shot

| | NAME | (Team) | TIME HT. DIST. |
|---|---|---|---|
| 1. | T. Pribbeno | I | 46'6" |
| 2. | J. German | I | 44'8¾ |
| 3. | L. Carlson | L.C | 44'1¾ |
| 4. | A. Ida | Hold | 43'11' |
| 5. | R Wells | Hold | 43'10 |
| 6. | J. Strand | I | 42'1 |
| 7. | | | |
| 8. | | | |

EVENT L.J

| | NAME | (Team) | TIME HT. DIST. |
|---|---|---|---|
| 1. | J. Bunton | T.V | 18'11¼ |
| 2. | B. Chandler | OG | 18'8¼ |
| 3. | J. Mondelko | Lex | 17'9¾ |
| 4. | M. Beckenhauer | Mc | 17'7½ |
| 5. | J. Norman | I | 17'5½ |
| 6. | M. Christiansen | Wal | 17'4½ |
| 7. | | | |
| 8. | | | |

EVENT 100 M

| | NAME | (Team) | TIME HT. DIST. |
|---|---|---|---|
| 1. | D. Rouse | Lex | 11.6 |
| 2. | B. Morley | Mc | 11.7 |
| 3. | N. Nielsen | OG | 11.9 |
| 4. | A. Beaver | Mc | 12.0 |
| 5. | N. Teter | T.V. | 12.0 |
| 6. | K. Heineman | Lex | 12.0 |
| 7. | | | |
| 8. | | | |

EVENT 800 M

| | NAME | (Team) | TIME HT. DIST. |
|---|---|---|---|
| 1. | M. Macias | Lex | 2.08.0 |
| 2. | J. Bunko | I | 2.10.7 |
| 3. | K Fukeyasu | Hold | 2.11.6 |
| 4. | A. Weaver | Lex | 2.13.0 |
| 5. | B. Bunton | T.V | 2.14.6 |
| 6. | J. Norman | I | 2.15.6 |
| 7. | | | |
| 8. | | | |

EVENT Disc

| | NAME | (Team) | TIME HT. DIST. |
|---|---|---|---|
| 1. | L. Carlson | L.C | 139'10" |
| 2. | R. Wells | Hold | 136'5" |
| 3. | J. Strand | I | 131'7 |
| 4. | C. Schoenberger | I | 131'3 |
| 5. | T. Pribbeno | I | 130'11" |
| 6. | R Smoch | Mc | 128'4 |
| 7. | | | |
| 8. | | | |

EVENT T.J

| | NAME | (Team) | TIME HT. DIST. |
|---|---|---|---|
| 1. | D. Grahm | Hold | 40'11¾ |
| 2. | C. Thompson | L.C | 38'10" |
| 3. | J. Bunton | T.V | 38'2½ |
| 4. | S. Shirley | Lex | 38'2" |
| 5. | J. Mandelko | Lex | 37'10" |
| 6. | M. Christiansen | Wal | 36'9¼ |
| 7. | | | |
| 8. | | | |

EVENT 200 M

| | NAME | (Team) | TIME HT. DIST. |
|---|---|---|---|
| 1. | E. Maloley | Lex | 23.6 |
| 2. | D. Ruppert | Mc | 23.6 |
| 3. | N. Teter | T.V | 24.0 |
| 4. | U. Sweeney | I | 24.1 |
| 5. | K. Heineman | Lex | 24.2 |
| 6. | W. Morales | I | 24.5 |
| 7. | | | |
| 8. | | | |

EVENT 1600 M

| | NAME | (Team) | TIME HT. DIST. |
|---|---|---|---|
| 1. | M. Macias | Lex | 4.49.3 |
| 2. | E Torres | Lex | 5.03.5 |
| 3. | B. Bunton | T.V | 5.05.8 |
| 4. | T. Boggs | I | 5.05.8 |
| 5. | R. Jordan | Mc | 5.09.1 |
| 6. | J Sharp | L.C | 5.27.8 |
| 7. | | | |
| 8. | | | |

EVENT P.V

| | NAME | (Team) | TIME HT. DIST. |
|---|---|---|---|
| 1. | S. Coppell | Mc | 11'6 |
| 2. | M. Swanson | I | 11' |
| 3. | D. Riley | Hold | 10' |
| 4. | J. Vansink | Wal | 9'6 |
| 5. | M. Gream | Mc | 9 |
| 6. | J. Fendrick | I | |
| 7. | | | |
| 8. | | | |

EVENT H.J

| | NAME | (Team) | TIME HT. DIST. |
|---|---|---|---|
| 1. | N. Wenzlick | I | 6'0 |
| 2. | C. Thompson | Hold | 5'10 |
| 3. | K. Crawford | L.C. | 5'8 |
| 4. | K. Kukeyasa | Hold | 5'6 |
| 5. | K. Heineman | Lex | 5'6 |
| 6. | Z. Volquardsen | Mc | 5'4 |
| 7. | | | |
| 8. | | | |

EVENT 400 M

| | NAME | (Team) | TIME HT. DIST. |
|---|---|---|---|
| 1. | U. Sweeney | I | 53.8 |
| 2. | E. Maloney | Lex | 54.0 |
| 3. | N. Wenzlick | I | 54.6 |
| 4. | T. Hayes | Mc | 55.7 |
| 5. | T. Foy | OG | 56.3 |
| 6. | J. Norman | I | 57.2 |
| 7. | | | |
| 8. | | | |

EVENT 3200 M

| | NAME | (Team) | TIME HT. DIST. |
|---|---|---|---|
| 1. | E. Torres | Lex | 11.01.3 |
| 2. | J. Sharp | L.C | 11.38.5 |
| 3. | J. Flaming | OG | 11.44.3 |
| 4. | B. Watt | Hold | 12.33.7 |
| 5. | R. Sapp | L.C | 12.51.8 |
| 6. | C. Brewer | T.V | |
| 7. | | | |
| 8. | | | |

# BIG RED TRACK SCOREBOOK

**HELD AT:** Mc Cook **SCORING:** 1st 10 pts.; 2nd 8 pts.; 3rd 6 pts.; 4th 4 pts.; 5th 2 pts.; 6th 1 pts.; 7th ___ pts.; 8th ___ pts.

## EVENT 110 HH

| | NAME | (Team) | TIME HT. DIST. |
|---|---|---|---|
| 1. | N. Wenzlich | I | 16.0 |
| 2. | C. Thompson | L.C | 16.3 |
| 3. | N. Nelson | Og | 16.6 |
| 4. | W. Morales | I | 16.7 |
| 5. | B. Smith | Lex | 16.8 |
| 6. | S. Shirley | Lex | 17 |
| 7. | | | |
| 8. | | | |

## EVENT 300 IM

| | NAME | (Team) | TIME HT. DIST. |
|---|---|---|---|
| 1. | B. Smith | Lex | 42.7 |
| 2. | A. Vlasin | I | 43.8 |
| 3. | N. Nelson | Og | 44.2 |
| 4. | M. Swanson | I | 44.5 |
| 5. | S. Shirley | Lex | 45.1 |
| 6. | B. Burton | T.V | 46.1 |
| 7. | | | |
| 8. | | | |

## 400 R RELAY

| TEAM | | TIME |
|---|---|---|
| 1. | Lex | 46.9 |
| 2. | Mc | 47.0 |
| 3. | Ogal | 47.6 |
| 4. | Imp | 48.3 |
| 5. | Wallace | 49.8 |
| 6. | L.C | 50.4 |
| 7. | | |
| 8. | | |

FIRST PLACE RUNNERS
J. Fencher
M. Swanson
A. Fencher
A. Vlasin

## 1600 R RELAY

| TEAM | | TIME |
|---|---|---|
| 1. | Lex | 3.45.1 |
| 2. | Imp | 3.45.6 |
| 3. | Mc | 3.53.2 |
| 4. | Hold | 4.00.2 |
| 5. | Og | 4.03 |
| 6. | T.V | 4.08.7 |
| 7. | | |
| 8. | | |

FIRST PLACE RUNNERS
J. Burke 56.0
T. Stanley 60.0
N. Wenzlich 54.0
D. Sweesy 54.7

## 3200 R RELAY

| TEAM | | TIME |
|---|---|---|
| 1. | Lex | 9.16.7 |
| 2. | Imp | 9.29.4 |
| 3. | Mc | 9.32.8 |
| 4. | Comb | 9.45.9 |
| 5. | L.C | 9.46.4 |
| 6. | Ogal | 10.22.1 |
| 7. | | |
| 8. | | |

FIRST PLACE RUNNERS
B. Berry 2.20.6
T. Boggs 2.21.8
S. Hanna 2.27.5
T. Stanley 2.20.6

TEAMS

| | ABBR. / TEAM NAME | Imp T.V | Lex T.V | McCook T.V | Hold - T.V | Lakeside Cent. | Ogallala T.V | Twin Valley | Wallace | Comb. T.V. | | | | | | | | |
|---|---|---|---|---|---|---|---|---|---|---|---|---|---|---|---|---|---|---|
| Shot | | 19/19 | - - | - - | 6/6 | 6/6 | - - | - - | - - | - - | | | | | | | | |
| Disc | | 12/31 | - - | 1/1 | 8/14 | 10/16 | - - | - - | - - | - - | | | | | | | | |
| P.V | | 9/40 | - - | 12/13 | 6/20 | - - | - - | - - | 4/4 | - - | | | | | | | | |
| L.J | | 2/42 | 6/6 | 4/17 | - 20 | - 16 | 8/8 | 10/10 | 1/5 | - - | | | | | | | | |
| T.J | | - 42 | 6/6 | - 17 | 10/30 | 8/24 | - 8 | 6/16 | 1/6 | - - | | | | | | | | |
| H.J | | 10/52 | 2/8 | 1/18 | 12/42 | 6/30 | - 8 | - 16 | - 6 | - - | | | | | | | | |
| 100m | | - 52 | 11/19 | 18/30 | - 42 | - 30 | 6/14 | 2/18 | - 6 | - - | | | | | | | | |
| 200m | | 5/57 | 12/31 | 8/38 | - 42 | - 30 | - 14 | 6/24 | - 6 | - - | | | | | | | | |
| 400m | | 17/74 | 8/39 | 4/42 | - 42 | - 30 | 2/16 | - 24 | - 6 | - - | | | | | | | | |
| 800m | | 9/83 | 14/53 | - 42 | 6/48 | - 30 | - 16 | 2/26 | - 6 | - - | | | | | | | | |
| 1600m | | 4/87 | 18/71 | 2/44 | - 48 | 1/31 | - 16 | 6/32 | - 6 | - - | | | | | | | | |
| 3200m | | - 87 | 10/81 | - 44 | 4/52 | 19/41 | 6/22 | 1/33 | - 6 | - - | | | | | | | | |
| 110 HH | | 14/101 | 3/84 | - 44 | - 52 | 8/49 | 6/28 | - 33 | - 6 | - - | | | | | | | | |
| 300 IM | | 12/113 | 12/96 | - 44 | - 52 | - 49 | 6/34 | 1/34 | - 6 | - - | | | | | | | | |
| 400R | | 4/117 | 10/106 | 8/52 | - 52 | 1/50 | 6/40 | - 34 | 2/8 | - - | | | | | | | | |
| 1600R | | 8/125 | 10/116 | 6/58 | 4/56 | - 50 | 2/42 | 1/35 | - 8 | - - | | | | | | | | |
| 3200R | | 8/133 | 10/126 | 6/64 | - 56 | 2/52 | 1/43 | - 35 | - 8 | 4/4 | | | | | | | | |
| | | | | | | | | | | | | | | | | | | |
| | | | | | | | | | | | | | | | | | | |
| TOTALS | | 133 | 126 | 64 | 56 | 52 | 43 | 35 | 8 | 4 | | | | | | | | |
| PLACING | | 1 | 2 | 3 | 4 | 5 | 6 | 7 | 8 | 9 | | | | | | | | |

* do not write in this column until event is over

BIG RED TRACK SCOREBOOK

MEET S. P. J. A. DATE 4-26-02

**EVENT** Shot

| | NAME | (Team) | TIME HT. DIST. |
|---|---|---|---|
| 1. | Brian Strand | E | 50'5¼ |
| 2. | M. Jenkins | H | 50'2½ |
| 3. | M. Holt | H | 49'3¼ |
| 4. | T. Bussell | I | 47'6 |
| 5. | T. Strand | I | 47'6 |
| 6. | J. Howeten | Gr | 46'3 |
| 7. | | | |
| 8. | | | |

**EVENT** L.J

| | NAME | (Team) | TIME HT. DIST. |
|---|---|---|---|
| 1. | Cody Salesman | Gr | 20'1¼ |
| 2. | C. Shinn | I | 19'1½ |
| 3. | A. Mohr | S.P | 18'9½ |
| 4. | W. Morales | I | 18'8¼ |
| 5. | J. Alvarado | S.P. | 18'4¾ |
| 6. | P. Schmidt | H | 18'4½ |
| 7. | | | |
| 8. | | | |

**EVENT** 100 M

| | NAME | (Team) | TIME HT. DIST. |
|---|---|---|---|
| 1. | Barry Hansen | Gr | 11.6 |
| 2. | Kerry Shinn | I | 11.7 |
| 3. | C. Thomsen | H | 12.0 |
| 4. | A. Carter | S | 12.0 |
| 5. | J. Pieper | S.P. | 12.1 |
| 6. | L. Smith | S.P | 12.2 |
| 7. | | | |
| 8. | | | |

**EVENT** 800 M

| | NAME | (Team) | TIME HT. DIST. |
|---|---|---|---|
| 1. | Nick Bullington | G | 2.07.4 |
| 2. | J. Bunke | I | 2.08.4 |
| 3. | C. Scholl | G | 2.08.6 |
| 4. | U. Sweesy | I | 2.09.6 |
| 5. | A. Harris | S | 2.09.7 |
| 6. | J Norman | I | 2.15.2 |
| 7. | | | |
| 8. | | | |

**EVENT** Disc

| | NAME | (Team) | TIME HT. DIST. |
|---|---|---|---|
| 1. | Troy Haenfler | Gr | 150'7" |
| 2. | B. Strand | I | 147' |
| 3. | T. Strand | I | 132'4 |
| 4. | C. Erb | H | 130'10" |
| 5. | M. Logsdon | Gr | 130'3 |
| 6. | J. Bussell | I | 127'1" |
| 7. | | | |
| 8. | | | |

**EVENT** T.J

| | NAME | (Team) | TIME HT. DIST. |
|---|---|---|---|
| 1. | Johnny Collins | S.P | 44'7½ |
| 2. | M. Logsdon | G | 42'6" |
| 3. | C. Salesman | G | 38'10¾ |
| 4. | J. Borowski | G | 38'10½ |
| 5. | S. Douglas | H | 37'3¾ |
| 6. | A. Mohr | S.P | 37'1" |
| 7. | | | |
| 8. | | | |

**EVENT** 200 M

| | NAME | (Team) | TIME HT. DIST. |
|---|---|---|---|
| 1. | Kerry Shinn | I | 23.6 |
| 2. | J. Collins | S.P | 23.8 |
| 3. | A. Carter | S | 24.6 |
| 4. | A. Arthur | S.P | 24.7 |
| 5. | P. Orr | H | 247 |
| 6. | D. Orr | H | 25.0 |
| 7. | | | |
| 8. | | | |

**EVENT** 1600 M

| | NAME | (Team) | TIME HT. DIST. |
|---|---|---|---|
| 1. | Patrick McGreen | G | 4.58.0 |
| 2. | J. Wood | I | 5.07.1 |
| 3. | B. Berry | I | 5.08.1 |
| 4. | C. Krebs | H | 5.11.2 |
| 5. | U. Sweesy | I | 5.11.9 |
| 6. | J. Mowery | S.P | 5.13.3 |
| 7. | | | |
| 8. | | | |

**EVENT** P.V

| | NAME | (Team) | TIME HT. DIST. |
|---|---|---|---|
| 1. | Tom Younghaus | H | 12'6 |
| 2. | A. Ohlson | I | 12' |
| 3. | C. Rasley | S | 12' |
| 4. | P. McGreen | G | 12' |
| 5. | A. Harris | S | 10'6 |
| 6. | M. Trujillo | S.P | 10'6 |
| 7. | | | |
| 8. | | | |

**EVENT** H.J

| | NAME | (Team) | TIME HT. DIST. |
|---|---|---|---|
| 1. | Nathan Kaiser | I | 6'6 |
| 2. | N. Wendlick | I | 5'10 |
| 3. | J. Borowski | G | 5'8 |
| 4. | D. McIntosh | S | 5'8" |
| 5. | W. Morales | I | 5'8" |
| 6. | D. Miller | H | 5'6 |
| 7. | | | |
| 8. | | | |

**EVENT** 400 M

| | NAME | (Team) | TIME HT. DIST. |
|---|---|---|---|
| 1. | Eric Thomella | S.P | 53.1 |
| 2. | E. Kaiser | I | 53.3 |
| 3. | E. Soderholm | S | 53.3 |
| 4. | A. Ohlson | I | 53.7 |
| 5. | P. McGreen | G | 54.4 |
| 6. | K. Shinn | I | 54.8 |
| 7. | | | |
| 8. | | | |

**EVENT** 3200 M

| | NAME | (Team) | TIME HT. DIST. |
|---|---|---|---|
| 1. | Koby Krebs | H | 10489 |
| 2. | B. Berry | I | 10.59.3 |
| 3. | T. Boggs | I | 11.35.2 |
| 4. | C. Brixton | S.P | 11.42.2 |
| 5. | J. Mowery | S.P | 11.443 |
| 6. | M. Plank | S.P | 12.10.5 |
| 7. | | | |
| 8. | | | |

# BIG RED TRACK SCOREBOOK

**HELD AT:** Grant **SCORING:** 1st 10 pts.; 2nd 8 pts.; 3rd 6 pts.; 4th 4 pts.; 5th 2 pts.; 6th 1 pts.; 7th ___ pts.; 8th ___ pts.

## EVENT 110 HH

| | NAME | (Team) | TIME HT. DIST. |
|---|---|---|---|
| 1. | Eric Soderholm | S | 15.5 |
| 2. | M. Coysden | G | 15.6 |
| 3. | A. Ohlson | I | 15.8 |
| 4. | C. Burge | G | 16.2 |
| 5. | N. Wenzlick | I | 16.7 |
| 6. | K Goodwin | H | 17.0 |
| 7. | | | |
| 8. | | | |

## EVENT 300 IM

| | NAME | (Team) | TIME HT. DIST. |
|---|---|---|---|
| 1. | Andy Ohlson | I | 41.2 |
| 2. | Erik Soderholm | S | 41.3 |
| 3. | C. Rasby | S | 42.3 |
| 4. | N. Wenzlick | I | 42.6 |
| 5. | J. Pieper | S.P | 431 |
| 6. | K Goodwin | H | 44.4 |
| 7. | | | |
| 8. | | | |

## 440 R. RELAY

| | TEAM | TIME |
|---|---|---|
| 1. | N.P.S.P. | 45.2 |
| 2. | Her | 46.1 |
| 3. | Grant | 46.6 |
| 4. | Imp | 47.0 |
| 5. | Suth | 47.2 |
| 6. | | |
| 7. | | |
| 8. | | |

FIRST PLACE RUNNERS
2 Nesbitt
M. Swanson
A. Ulasin
J. Bussell

## 1600 R RELAY

| | TEAM | TIME |
|---|---|---|
| 1. | N.P.S.P | 3.41.4 |
| 2. | Grant | 3.42.9 |
| 3. | Imp | 3.46.3 |
| 4. | Her. | 3.51.1 |
| 5. | Suth | 4.04.2 |
| 6. | | |
| 7. | | |
| 8. | | |

FIRST PLACE RUNNERS
J. Bunkle 57.3
A. Ulasin 55.8
N. Wenzlick 56.4
V. Swesey 57.2

## 3200 R RELAY

| | TEAM | TIME |
|---|---|---|
| 1. | Imp | 8.51.1 |
| 2. | Suth | 9.02.3 |
| 3. | N.P.S.P | 9.07.1 |
| 4. | Grant | 9.07.2 |
| 5. | Her. | 9.33 |
| 6. | | |
| 7. | | |
| 8. | | |

FIRST PLACE RUNNERS
J. Wood 2.09.5
J. Norman 2.15.3
J. Bunkle 2.11.1
V. Swesey 2.15.6

TEAMS

| | ABBR. | Imperial | Grant | St Pats | Hershey | Suth | | | | | | | | | | | | | |
|---|---|---|---|---|---|---|---|---|---|---|---|---|---|---|---|---|---|---|---|
| | TEAM NAME | | | | | | | | | | | | | | | | | | |
| Shot | | 16 | 1 | – | 14 | – | | | | | | | | | | | | | |
| | | 16 | 1 | – | 14 | – | | | | | | | | | | | | | |
| Disc | | 15 | 12 | – | 4 | – | | | | | | | | | | | | | |
| | | 31 | 13 | – | 18 | – | | | | | | | | | | | | | |
| P.V | | 8 | 4 | 1 | 10 | 8 | | | | | | | | | | | | | |
| | | 39 | 17 | 1 | 28 | 8 | | | | | | | | | | | | | |
| L.J | | 12 | 10 | 8 | 1 | – | | | | | | | | | | | | | |
| | | 51 | 27 | 9 | 29 | 8 | | | | | | | | | | | | | |
| T.J | | – | 18 | 11 | 2 | – | | | | | | | | | | | | | |
| | | 51 | 45 | 20 | 31 | 8 | | | | | | | | | | | | | |
| H.J | | 20 | 6 | – | 1 | 4 | | | | | | | | | | | | | |
| | | 71 | 51 | 20 | 32 | 9 | | | | | | | | | | | | | |
| 100 | | 8 | 10 | 3 | 6 | 4 | | | | | | | | | | | | | |
| | | 79 | 61 | 23 | 38 | 13 | | | | | | | | | | | | | |
| 200 | | 10 | – | 12 | 3 | 6 | | | | | | | | | | | | | |
| | | 89 | 61 | 36 | 41 | 19 | | | | | | | | | | | | | |
| 400 | | 13 | 2 | 10 | – | 6 | | | | | | | | | | | | | |
| | | 102 | 63 | 46 | 41 | 25 | | | | | | | | | | | | | |
| 800 | | 13 | 16 | – | – | 2 | | | | | | | | | | | | | |
| | | 115 | 79 | 46 | 41 | 27 | | | | | | | | | | | | | |
| 1600 | | 16 | 10 | 1 | 4 | – | | | | | | | | | | | | | |
| | | 131 | 89 | 47 | 45 | 27 | | | | | | | | | | | | | |
| 3200 | | 14 | – | 7 | 10 | – | | | | | | | | | | | | | |
| | | 145 | 89 | 54 | 55 | 27 | | | | | | | | | | | | | |
| 110 HH | | 8 | 12 | – | 1 | 10 | | | | | | | | | | | | | |
| | | 153 | 101 | 54 | 56 | 37 | | | | | | | | | | | | | |
| 300 IM | | 14 | – | 2 | 1 | 14 | | | | | | | | | | | | | |
| | | 167 | 101 | 56 | 57 | 51 | | | | | | | | | | | | | |
| 400 R | | 4 | 6 | 10 | 8 | 2 | | | | | | | | | | | | | |
| | | 171 | 107 | 66 | 65 | 53 | | | | | | | | | | | | | |
| 1600 R | | 6 | 8 | 10 | 4 | 2 | | | | | | | | | | | | | |
| | | 177 | 115 | 76 | 69 | 55 | | | | | | | | | | | | | |
| 3200 R | | 10 | 4 | 6 | 2 | 8 | | | | | | | | | | | | | |
| | | 187 | 119 | 82 | 71 | 63 | | | | | | | | | | | | | |
| | | | | | | | | | | | | | | | | | | | |
| | | | | | | | | | | | | | | | | | | | |
| TOTALS | | 187 | 119 | 81 | 71 | 66 | | | | | | | | | | | | | |
| PLACING | | 1 | 2 | 3 | 4 | 5 | | | | | | | | | | | | | |

* do not write in this column until event is over

BIG RED TRACK SCOREBOOK

MEET Dandy County Invite DATE 5-3-02

EVENT Shot

| NAME | (Team) | TIME HT. DIST. |
|---|---|---|
| 1. Jeff Hornick | At | 55'7" |
| 2. B. Shand | I | 48'8" |
| 3. J. Shand | I | 45'9 |
| 4. J. Bussell | I | 45'9 |
| 5. W. Goodwin | At | 45'6½ |
| 6. A. Wilson | D.C | 42'2½ |
| 7. | | |
| 8. | | |

EVENT C.S

| NAME | (Team) | TIME HT. DIST. |
|---|---|---|
| 1. Ben EischHart | Culb | 22'1" |
| 2. N. Stroup | D.C | 20'5¾ |
| 3. A. Lewis | Culb | 20'5½ |
| 4. C. Eisenhart | Culb | 20'4½ |
| 5. B. Shaw | D.C | 17'11½ |
| 6. C.J Swanson | I | 17'4½ |
| 7. | | |
| 8. | | |

EVENT 100m

| NAME | (Team) | TIME HT. DIST. |
|---|---|---|
| 1. Kenny Shinn | I | 11.0 |
| 2. T. Schmidt | At | 11.2 |
| 3. J. Montoya | May | 11.7 |
| 4. A. Hosman | I | 11.8 |
| 5. C. Wiese | SF | 12.0 |
| 6. C. Keller | S.F | 12.2 |
| 7. | | |
| 8. | | |

EVENT 800 m

| NAME | (Team) | TIME HT. DIST. |
|---|---|---|
| 1. Jason Burke | I | 2.08.0 |
| 2. J. Shirley | May | 2.08.3 |
| 3. J. Wood | I | 2.12.3 |
| 4. B. Baird | D.C | 2.13.1 |
| 5. J. Norman | I | 2.13.8 |
| 6. K. Neville | D.C | 2.15 |
| 7. | | |
| 8. | | |

EVENT Disc

| NAME | (Team) | TIME HT. DIST. |
|---|---|---|
| 1. Jeff Hornick | At | 161'2 |
| 2. B. Shand | I | 141'1" |
| 3. A. Davis | D.C | 134'7 |
| 4. T. Shand | I | 133'9 |
| 5. J. Bussell | I | 125'1" |
| 6. JJ Rochewski | Culb | |
| 7. | | |
| 8. | | |

EVENT T.J

| NAME | (Team) | TIME HT. DIST. |
|---|---|---|
| 1. Ben Shaw | D.C | 37'8" |
| 2. T. Bowe | Culb | 35'½ |
| 3. C. Leatz | D.C | 33'10" |
| 4. A.J McVey | D.C | 32'11" |
| 5. C. Collier | S.F | 32'11" |
| 6. G. Koester | May | 30'9 |
| 7. | | |
| 8. | | |

EVENT 200m

| NAME | (Team) | TIME HT. DIST. |
|---|---|---|
| 1. Kenny Shinn | I | 22.5 |
| 2. B. EisenHart | Culb | 22.7 |
| 3. J. NiermMeier | At | 23.0 |
| 4. T. Schmidt | At | 24.1 |
| 5. J. Montoya | May | 24.2 |
| 6. D. ZweyGardt | SF | 25.0 |
| 7. | | |
| 8. | | |

EVENT 1600 m

| NAME | (Team) | TIME HT. DIST. |
|---|---|---|
| 1. Joe Shirley | May | 5.08.2 |
| 2. U. Sweeney | I | 5.08.6 |
| 3. B. Hornbuckle | D.C | 5.14.2 |
| 4. T. Richardson | D.C | 5.15 |
| 5. D. Riley | D.C | 5.18.3 |
| 6. B. Berry | I | 5.18.9 |
| 7. | | |
| 8. | | |

EVENT P.V

| NAME | (Team) | TIME HT. DIST. |
|---|---|---|
| 1. Andy Ohlsen | I | 12' |
| 2. J. Montoya | May | 10'6 |
| 3. D. Ross | SF | 10'6 |
| 4. S. Martin | D.C | 10'6 |
| 5. K. Ord | May | 10' |
| 6. J. Forbes | I | 10' |
| 7. | | |
| 8. | | |

EVENT H.J

| NAME | (Team) | TIME HT. DIST. |
|---|---|---|
| 1. Austin Lewis | Culb | 6'6" |
| 2. E. Kaiser | I | 6'4 |
| 3. N. Wenzlick | I | 6'0 |
| 4. C. Hall | D.C | 5'10" |
| 5. J. Shirley | May | 5'10 |
| 6. C. Mazen | May | 5'6 |
| 7. | | |
| 8. | | |

EVENT 400m

| NAME | (Team) | TIME HT. DIST. |
|---|---|---|
| 1. Jordon NiermMeier | At | 51.5 |
| 2. C. EisenHart | Culb | 52.5 |
| 3. E. Kaiser | I | 53.0 |
| 4. U. Sweeney | I | 54.9 |
| 5. N. Cahoy | At | 55.4 |
| 6. J. Haskell | D.C | 55.7 |
| 7. | | |
| 8. | | |

EVENT 3200 m

| NAME | (Team) | TIME HT. DIST. |
|---|---|---|
| 1. Jay Wood | I | 11.00.7 |
| 2. B. Berry | I | 11.16.4 |
| 3. J. Richardson | D.C | 11.18.6 |
| 4. J. Shirley | May | 11.19.3 |
| 5. B. Hornbuckle | D.C | 11.48.5 |
| 6. D. Riley | D.C | 11.51.9 |
| 7. | | |
| 8. | | |

# BIG RED TRACK SCOREBOOK

**HELD AT:** Bank **SCORING:** 1st 10 pts.; 2nd 8 pts.; 3rd 6 pts.;4th 4 pts.; 5th 2 pts.; 6th 1 pts.;7th ___ pts.; 8th ___ pts.

## EVENT 110 HH

| NAME | (Team) | TIME HT. DIST. |
|---|---|---|
| 1. Nate Stamp | D.C | 14.9 |
| 2. E. Kaiser | I | 15.3 |
| 3. A. Ohlson | I | 15.5 |
| 4. J. Gosnell | At | 15.7 |
| 5. J. Radliffe | SF | 16.8 |
| 6. T. Kinnen | SF | 16.9 |
| 7. | | |
| 8. | | |

## EVENT 300 Int

| NAME | (Team) | TIME HT. DIST. |
|---|---|---|
| 1. Andy Ohlson | I | 40.2 |
| 2. J. Gosnell | At | 40.9 |
| 3. N. Stamp | D.C | 41.9 |
| 4. T. Kinnen | SF | 42.7 |
| 5. N. Warzlick | I | 43.9 |
| 6. J. Radliffe | SF | 45.4 |
| 7. | | |
| 8. | | |

## 400 R

**RELAY**

| TEAM | TIME |
|---|---|
| 1. Atwood | 44.3 |
| 2. Culb | 45.3 |
| 3. D.C | 46.8 |
| 4. Imp | 47.0 |
| 5. St Fran | 48.5 |
| 6. May | 49.5 |
| 7. | |
| 8. | |

FIRST PLACE RUNNERS

Z. Nesbitt
M. Swenson
A. Ulasin
C.J. Swenson

## 1600 R

**RELAY**

| TEAM | TIME |
|---|---|
| 1. Atwood | 3.34.9 |
| 2. D.C | 3.40.7 |
| 3. Imp | 3.46.2 |
| 4. St Fran | 3.47.6 |
| 5. Culb | 4.18.8 |
| 6. May | 4.48.2 |
| 7. | |
| 8. | |

FIRST PLACE RUNNERS

| | |
|---|---|
| K. Shinn | 58.0 |
| A. Ulasin | 58.0 |
| J. Burke | 54.2 |
| U. Sweeney | 55.9 |

## 3200 R

**RELAY**

| TEAM | TIME |
|---|---|
| 1. Imp | 9.01.1 |
| 2. D.C | 9.07.0 |
| 3. | |
| 4. | |
| 5. | |
| 6. | |
| 7. | |
| 8. | |

FIRST PLACE RUNNERS

J. Wood
B. Berry
S. Hanna
J. Norman

TEAMS

| | TEAM NAME / ABBR. | Imperial | Dundy C. | Atwood | Culbertson | May Wood | St Francis |
|---|---|---|---|---|---|---|---|
| Shot | | 18 / 18 | 1 / 1 | 12 / 12 | - | - | - |
| Disc | | 14 / 32 | 6 / 7 | 10 / 22 | 1 / 1 | - | - |
| P.V | | 11 / 43 | 4 / 11 | - / 22 | - / 1 | 10 / 10 | 6 / 6 |
| L.J | | 1 / 44 | 10 / 21 | - / 22 | 20 / 21 | - / 10 | - / 6 |
| T.J | | - / 44 | 20 / 41 | - / 22 | 8 / 29 | 1 / 11 | 2 / 8 |
| H.J | | 14 / 58 | 4 / 45 | - / 22 | 10 / 39 | 3 / 14 | - / 8 |
| 100 | | 14 / 72 | - / 45 | 8 / 30 | - / 39 | 6 / 20 | 3 / 11 |
| 200 | | 10 / 82 | - / 45 | 10 / 40 | 8 / 47 | 2 / 22 | 1 / 12 |
| 400 | | 10 / 92 | 1 / 46 | 12 / 52 | 8 / 55 | - / 22 | - / 12 |
| 800 | | 18 / 110 | 5 / 51 | - / 52 | - / 55 | 8 / 30 | - / 12 |
| 1600 | | 9 / 119 | 12 / 63 | - / 52 | - / 55 | 10 / 40 | - / 12 |
| 3200 | | 18 / 137 | 9 / 72 | - / 52 | - / 55 | 4 / 44 | - / 12 |
| 110HH | | 14 / 151 | 10 / 82 | 4 / 56 | - / 55 | - / 44 | 3 / 15 |
| 300Int | | 12 / 163 | 6 / 88 | 8 / 64 | - / 55 | - / 44 | 5 / 20 |
| 400R | | 4 / 167 | 6 / 94 | 10 / 74 | 8 / 63 | 1 / 45 | 2 / 22 |
| 1600R | | 6 / 173 | 8 / 102 | 10 / 84 | 2 / 65 | 1 / 46 | 4 / 26 |
| 3200R | | 10 / 183 | 8 / 110 | - / 84 | - / 65 | - / 46 | - / 26 |
| TOTALS | | 183 | 110 | 84 | 65 | 46 | 26 |
| PLACING | | 1 | 2 | 3 | 4 | 5 | 6 |

* do not write in this column until event is over

BIG RED TRACK SCOREBOOK

MEET District B-6 At Allouez DATE 5-9-02

## EVENT Shot

| NAME | (Team) | TIME HT. DIST. |
|---|---|---|
| 1. Brian Shaud | I | 51'11" |
| 2. P. Hoechen | Val | 51' 1/4 |
| 3. C. Olsen | Sid | 49'4 1/2 |
| 4. S. Frazier | Mc | 47'11 3/4 |
| 5. T. Bartlemeir | Goth | 47'10 3/4 |
| 6. M. Bowman | Ger | 47'9 1/2 |
| 7. | | |
| 8. | | |

## EVENT L.J

| NAME | (Team) | TIME HT. DIST. |
|---|---|---|
| 1. B. Bachaud | Val | 21.9 3/4 |
| 2. A. Alas | Mc | 21'6" |
| 3. J. Naughton | Goth | 21.5 1/2 |
| 4. M. Kuhlman | Mc | 20'10 |
| 5. M. Smith | Chad | 20'8 3/4 |
| 6. T. Bullock | Goth | 20'3 |
| 7. | | |
| 8. | | |

## EVENT 100 M

| NAME | (Team) | TIME HT. DIST. |
|---|---|---|
| 1. T. Haskell | ALL | 11.1 |
| 2. A. Armstrong | Ogd | 11.1 |
| 3. J. Naughton | Goth | 11.3 |
| 4. B. Schmidt | S.d | 11.4 |
| 5. K. Shaw | I | 11.5 |
| 6. R. Ruzicka | Ger | 11.5 |
| 7. | | |
| 8. | | |

## EVENT 800 M

| NAME | (Team) | TIME HT. DIST. |
|---|---|---|
| 1. E Knight | Og | 2.00.3 |
| 2. A. Fisher | ALL | 2.00.8 |
| 3. C. Hebbert | Ger | 2.02.7 |
| 4. A. Ruppert | Mc | 2.03 |
| 5. O. Pena | ALL | 2.03.6 |
| 6. C. Armstrong | ALL | 2.06.2 |
| 7. | | |
| 8. | | |

## EVENT Use

| NAME | (Team) | TIME HT. DIST. |
|---|---|---|
| 1. C. Olsen | Sid | 157'8 |
| 2. B. Shaud | Imp | 149'4 |
| 3. B. Woodward | ALL | 149'4 |
| 4. T. Shaud | I | 142'3 |
| 5. N. Ricks | Mc | 140'8 |
| 6. J. Knouse | Ger | 135' |
| 7. | | |
| 8. | | |

## EVENT T.J

| NAME | (Team) | TIME HT. DIST. |
|---|---|---|
| 1. A. Alas | Mc | 43'4 |
| 2. C. Fritz | Mc | 42'11" |
| 3. B. Otte | Ger | 42'11 |
| 4. E. Gerard | ALL | 42.7 1/2 |
| 5. J. Corbett | Chad | 42'1 1/2 |
| 6. E. Kaiser | I | 41'11 1/2 |
| 7. | | |
| 8. | | |

## EVENT 200 M

| NAME | (Team) | TIME HT. DIST. |
|---|---|---|
| 1. A. Armstrong | Og | 22.8 |
| 2. K. Shaw | I | 23.0 |
| 3. J. Naughton | Goth | 23.3 |
| 4. T. Koob | Ger | 23.3 |
| 5. B. Martin | Og | 23.5 |
| 6. R. Ruzicka | Ger | 23.8 |
| 7. | | |
| 8. | | |

## EVENT 1600 M

| NAME | (Team) | TIME HT. DIST. |
|---|---|---|
| 1. J. McCue | ALL | 4.35.7 |
| 2. J. Hansen | Sid | 4.38.7 |
| 3. J. Ralph | Mc | 4.39.6 |
| 4. J. McMurtrey | Mc | 4.44.6 |
| 5. T. Most | Og | 4.45.5 |
| 6. K Glander | ALL | 4.53.9 |
| 7. | | |
| 8. | | |

## EVENT P.V

| NAME | (Team) | TIME HT. DIST. |
|---|---|---|
| 1. B. Houchin | Goth | 14'1 |
| 2. R. Dorshorst | ALL | 14'1" |
| 3. M. Holbein | Goth | 13'3 |
| 4. J. Holthaus | Mc | 12'3 |
| 5. A. Ohlson | I | |
| 6. M. Weingart | ALL | |
| 7. T. Lucas | Mc | |
| 8. | | |

## EVENT H.J

| NAME | (Team) | TIME HT. DIST. |
|---|---|---|
| 1. A. Alas | Mc | 6'8 |
| 2. E. Kaiser | I | 6'6 |
| 3. J. Corbett | Chad | 6'2 |
| 4. B. Leeper | ALL | 6'0 |
| 5. K Holmes | Goth | 6'0 |
| 6. J. Johnson | Goth | 5'10 |
| 7. | | |
| 8. | | |

## EVENT 400 M

| NAME | (Team) | TIME HT. DIST. |
|---|---|---|
| 1. J. Winteen | ALL | 50.2 |
| 2. P. Olsen | Chad | 52.1 |
| 3. C. Tetherow | Val | 52.2 |
| 4. T. Kirchner | Ogd | 52.2 |
| 5. B. Jansson | Val | 52.3 |
| 6. D. Smith | Ger | 52.3+ |
| 7. | | |
| 8. | | |

## EVENT 3200 M

| NAME | (Team) | TIME HT. DIST. |
|---|---|---|
| 1. J. Hansen | Sid | 10.04.2 |
| 2. J. Ralph | Mc | 10.05.8 |
| 3. K Hayford | Ogd | 10.24.4 |
| 4. J. Herron | Mc | 10.29.4 |
| 5. A Yeager | Mc | 10.30.3 |
| 6. T. Most | Ogd | 10.46.1 |
| 7. | | |
| 8. | | |

# BIG RED TRACK SCOREBOOK

**HELD AT:** Alliance **SCORING:** 1st 10 pts.; 2nd 8 pts.; 3rd 6 pts.; 4th 4 pts.; 5th 2 pts.; 6th 1 pts.; 7th ___ pts.; 8th ___ pts.

## EVENT 110 HH

| | NAME | (Team) | TIME HT. DIST. |
|---|---|---|---|
| 1. | B. Bechaut | Val | 15.1 |
| 2. | S. Nienhaus | Sid | 15.2 |
| 3. | J. Braun | Sid | 15.3 |
| 4. | N. Sheetes | Goth | 15.4 |
| 5. | E. Kaiser | I | 15.4 |
| 6. | A. Ohlsen | I | 15.5 |
| 7. | | | |
| 8. | | | |

## EVENT 300 IM

| | NAME | (Team) | TIME HT. DIST. |
|---|---|---|---|
| 1. | A. Allen | Ger | 38.6 |
| 2. | B Thoma | Sid | 39.8 |
| 3. | A Ohlsen | I | 40.0 |
| 4. | M. Smith | Chad | 40.0 |
| 5. | B. Bechaut | Val | 41.0 |
| 6. | N. Wenzlick | I | 41.7 |
| 7. | | | |
| 8. | | | |

## 400 R

**RELAY**

| TEAM | | TIME |
|---|---|---|
| 1. | MC | 43.4 |
| 2. | ALL. | 43.6 |
| 3. | Ger | 43.7 |
| 4. | Ogal | 43.8 |
| 5. | Sid | 44.1 |
| 6. | Val | 44.5 |
| 7. | | |
| 8. | | |

FIRST PLACE RUNNERS

## 1600 R

**RELAY**

| TEAM | | TIME |
|---|---|---|
| 1. | Ogal | 3.24.1 |
| 2. | ALL | 3.24.2 |
| 3. | MC | 3.27.7 |
| 4. | Goth | 3.28.9 |
| 5. | Sid | 3.30.7 |
| 6. | Ger | 3.31.9 |
| 7. | | |
| 8. | | |

FIRST PLACE RUNNERS

## 3200 R

**RELAY**

| TEAM | | TIME |
|---|---|---|
| 1. | Alliance | 8.18.6 |
| 2. | Ogal | 8.27.7 |
| 3. | Ger | 8.30.8 |
| 4. | Imp | 8.47.0 |
| 5. | MC | 8.48.3 |
| 6. | Goth | 8.49.7 |
| 7. | | |
| 8. | | |

FIRST PLACE RUNNERS

J. Wood 2.09.6
J. Norman 2.13.8
U. Swezey 2.10.3
J. Burke 2.12.8

TEAMS

| | TEAM NAME | MCook | Alliance | Ogal | Sidney | Imperial | Gothenburg | Gering | Valentine | Chadron | Cozad |
|---|---|---|---|---|---|---|---|---|---|---|---|
| | ABBR. | MC | ALL | Ogal | Sid | Imp | Goth | Ger | Val | Chad | Coz |
| | Shot | 4/4 | -/- | -/- | 6/6 | 10/10 | 2/2 | 1/1 | 8/8 | -/- | -/- |
| | Disc | 2/6 | 6/6 | -/- | 10/16 | 12/22 | -/2 | 1/2 | -/8 | -/- | -/- |
| | P.V | 3.5/9.5 | 9.75/15¾ | -/- | -/16 | 1.75/23¾ | 16/18 | -/2 | -/8 | -/- | -/- |
| | L.J | 12/21.5 | -/15¾ | -/- | -/16 | -/23¾ | 7/25 | -/2 | 10/18 | 2/2 | -/- |
| | T.J | 18/39.5 | 4/15¾ | -/- | -/16 | 1/24¾ | -/25 | 6/8 | -/18 | 2/4 | -/- |
| | H.J | 10/49½ | 4/23¾ | -/- | -/16 | 8/32¾ | 3/28 | -/8 | -/18 | 6/10 | -/- |
| | 100 m | -/49½ | 10/33¾ | 8/8 | 4/20 | 2/34¾ | 6/34 | 1/9 | -/18 | -/10 | -/- |
| | 200 m | -/49½ | -/33¾ | 12/20 | -/20 | 8/42¾ | 6/40 | 5/14 | -/18 | -/10 | -/- |
| | 400 m | -/49½ | 10/43¾ | 4/24 | -/20 | -/42¾ | -/40 | 1/15 | 8/27 | 8/18 | -/- |
| | 800 m | 4/53½ | 11/54¾ | 10/34 | -/20 | -/42¾ | -/40 | 6/21 | -/27 | -/18 | -/- |
| | 1600 m | 10/63½ | 11/65¾ | 2/36 | 8/28 | -/42¾ | -/40 | -/21 | -/27 | -/18 | -/- |
| | 3200 m | 14/77½ | -/65¾ | 7/43 | 10/38 | -/42¾ | -/40 | -/21 | -/27 | -/18 | -/- |
| | 110 HH | -/77½ | -/65¾ | -/43 | 14/52 | 3/45¾ | 4/44 | -/21 | 10/37 | -/18 | -/- |
| | 300 IM | -/77½ | -/65¼ | -/43 | 8/60 | 7/52½ | -/44 | 10/31 | 2/39 | 4/22 | -/- |
| | 400 R | 10/87½ | 8/73¾ | 4/47 | 2/62 | -/52¾ | -/44 | 6/37 | 1/40 | -/22 | -/- |
| | 1600 R | 6/93½ | 8/81½ | 10/57 | 2/64 | -/52¾ | 4/48 | 1/38 | -/40 | -/22 | -/- |
| | 3200 R | 2/93½ | 10/91¾ | 8/65 | -/64 | 4/56¾ | 1/49 | 6/44 | -/40 | -/22 | -/- |
| | TOTALS | 93½ | 91¾ | 65 | 64 | 56¾ | 49 | 44 | 40 | 22 | 0 |
| | PLACING | 1 | 2 | 3 | 4 | 5 | 6 | 7 | 8 | 9 | 10 |

* do not write in this column until event is over

BIG RED TRACK SCOREBOOK

MEET State Class B. DATE 5-17-18-03

| EVENT Shot | | | EVENT LJ | | | EVENT 100 M | | | EVENT 800 M | | |
|---|---|---|---|---|---|---|---|---|---|---|---|
| NAME | (Team) | TIME HT. DIST. | NAME | (Team) | TIME HT. DIST. | NAME | (Team) | TIME HT. DIST. | NAME | (Team) | TIME HT. DIST. |
| 1. | | | 1. | | | 1. | | | 1. | | |
| 2. | | | 2. | | | 2. | | | 2. | | |
| 3. | | | 3. | | | 3. | | | 3. | | |
| 4. Brian Shaud | | | 4. | | | 4. | | | 4. | | |
| 5. | | | 5. | | | 5. | | | 5. | | |
| 6. | | | 6. | | | 6. | | | 6. | | |
| 7. | | | 7. | | | 7. | | | 7. | | |
| 8. | | | 8. | | | 8. | | | 8. | | |

| EVENT Disc | | | EVENT TJ | | | EVENT 200 M | | | EVENT 1600 M | | |
|---|---|---|---|---|---|---|---|---|---|---|---|
| NAME | (Team) | TIME HT. DIST. | NAME | (Team) | TIME HT. DIST. | NAME | (Team) | TIME HT. DIST. | NAME | (Team) | TIME HT. DIST. |
| 1. | | | 1. | | | 1. | | | 1. | | |
| 2. | | | 2. | | | 2. | | | 2. | | |
| 3. | | | 3. | | | 3. Kenny Shinn | | | 3. | | |
| 4. Brian Shaud | | | 4. | | | 4. | | | 4. | | |
| 5. | | | 5. | | | 5. | | | 5. | | |
| 6. | | | 6. | | | 6. | | | 6. | | |
| 7. | | | 7. | | | 7. | | | 7. | | |
| 8. | | | 8. | | | 8. | | | 8. | | |

| EVENT PV | | | EVENT HJ | | | EVENT 400 M | | | EVENT 3200 M | | |
|---|---|---|---|---|---|---|---|---|---|---|---|
| NAME | (Team) | TIME HT. DIST. | NAME | (Team) | TIME HT. DIST. | NAME | (Team) | TIME HT. DIST. | NAME | (Team) | TIME HT. DIST. |
| 1. | | | 1. | | | 1. | | | 1. | | |
| 2. | | | 2. | | | 2. | | | 2. | | |
| 3. | | | 3. Ed Kaiser | | | 3. | | | 3. | | |
| 4. | | | 4. | | | 4. | | | 4. | | |
| 5. | | | 5. | | | 5. | | | 5. | | |
| 6. | | | 6. | | | 6. | | | 6. | | |
| 7. | | | 7. | | | 7. | | | 7. | | |
| 8. | | | 8. | | | 8. | | | 8. | | |

# BIG RED TRACK SCOREBOOK

**HELD AT:** Omaha **SCORING:** 1st 10 pts.; 2nd 8 pts.; 3rd 6 pts.;4th 4 pts.; 5th 2 pts.; 6th 1 pts.;7th ___ pts.; 8th ___ pts.

**EVENT** 110 HH

| NAME | (Team) | TIME HT. DIST. |
|---|---|---|
| 1. | | |
| 2. | | |
| 3. | | |
| 4. | | |
| 5. | | |
| 6. | | |
| 7. | | |
| 8. | | |

**EVENT** 300 IM

| NAME | (Team) | TIME HT. DIST. |
|---|---|---|
| 1. | | |
| 2. | Andy Olfson | |
| 3. | | |
| 4. | | |
| 5. | | |
| 6. | | |
| 7. | | |
| 8. | | |

| TEAM | TIME |
|---|---|
| 1. | |
| 2. | |
| 3. | |
| 4. | |
| 5. | |
| 6. | |
| 7. | |
| 8. | |

400M **RELAY**
FIRST PLACE RUNNERS

| TEAM | TIME |
|---|---|
| 1. | |
| 2. | |
| 3. | |
| 4. | |
| 5. | |
| 6. | |
| 7. | |
| 8. | |

1600M **RELAY**
FIRST PLACE RUNNERS

| TEAM | TIME |
|---|---|
| 1. | |
| 2. | |
| 3. | |
| 4. | |
| 5. | |
| 6. | |
| 7. | |
| 8. | |

3200 M. **RELAY**
FIRST PLACE RUNNERS

EVENTS

TEAMS

| ABBR. / TEAM NAME | | | | | | | | | | | | | | | | | |
|---|---|---|---|---|---|---|---|---|---|---|---|---|---|---|---|---|---|
| | | | | | | | | | | | | | | | | | |
| TOTALS | | | | | | | | | | | | | | | | | |
| PLACING | | | | | | | | | | | | | | | | | |

* do not write in this column until event is over

BIG RED TRACK SCOREBOOK

MEET _____ DATE _____

| EVENT _____ | | | EVENT _____ | | | EVENT _____ | | | EVENT _____ | | |
|---|---|---|---|---|---|---|---|---|---|---|---|
| NAME | (Team) | TIME HT. DIST. | NAME | (Team) | TIME HT. DIST. | NAME | (Team) | TIME HT. DIST. | NAME | (Team) | TIME HT. DIST. |
| 1. | | | 1. | | | 1. | | | 1. | | |
| 2. | | | 2. | | | 2. | | | 2. | | |
| 3. | | | 3. | | | 3. | | | 3. | | |
| 4. | | | 4. | | | 4. | | | 4. | | |
| 5. | | | 5. | | | 5. | | | 5. | | |
| 6. | | | 6. | | | 6. | | | 6. | | |
| 7. | | | 7. | | | 7. | | | 7. | | |
| 8. | | | 8. | | | 8. | | | 8. | | |

| EVENT _____ | | | EVENT _____ | | | EVENT _____ | | | EVENT _____ | | |
|---|---|---|---|---|---|---|---|---|---|---|---|
| NAME | (Team) | TIME HT. DIST. | NAME | (Team) | TIME HT. DIST. | NAME | (Team) | TIME HT. DIST. | NAME | (Team) | TIME HT. DIST. |
| 1. | | | 1. | | | 1. | | | 1. | | |
| 2. | | | 2. | | | 2. | | | 2. | | |
| 3. | | | 3. | | | 3. | | | 3. | | |
| 4. | | | 4. | | | 4. | | | 4. | | |
| 5. | | | 5. | | | 5. | | | 5. | | |
| 6. | | | 6. | | | 6. | | | 6. | | |
| 7. | | | 7. | | | 7. | | | 7. | | |
| 8. | | | 8. | | | 8. | | | 8. | | |

| EVENT _____ | | | EVENT _____ | | | EVENT _____ | | | EVENT _____ | | |
|---|---|---|---|---|---|---|---|---|---|---|---|
| NAME | (Team) | TIME HT. DIST. | NAME | (Team) | TIME HT. DIST. | NAME | (Team) | TIME HT. DIST. | NAME | (Team) | TIME HT. DIST. |
| 1. | | | 1. | | | 1. | | | 1. | | |
| 2. | | | 2. | | | 2. | | | 2. | | |
| 3. | | | 3. | | | 3. | | | 3. | | |
| 4. | | | 4. | | | 4. | | | 4. | | |
| 5. | | | 5. | | | 5. | | | 5. | | |
| 6. | | | 6. | | | 6. | | | 6. | | |
| 7. | | | 7. | | | 7. | | | 7. | | |
| 8. | | | 8. | | | 8. | | | 8. | | |

T. Shirts ?

# Track Meeting

**Equipment:**
- Implements - Spikes (Tape Measures)
- Practice Sweats (use school issue sweats)
- Meet Sweats (Do Not Alter)

**Schedule:** - Reg - Season - Var. + Res.
- S.P.J.A. - At Suth 25th
- Dist C-10 - Comb.
- State

**Training Rules** - CCHS. Policy

**Addressing Coaches** Mr. or Coach - No first Names

**Attendance:** - Daily - 3:40
- Coaction
- Team Meetings
- Excused Abs. (School Related)
- Unexcused Abs. - Make-up - Skiing - other Church
- Water Bottles - Fanny Packs

**Dress + Decorum:** - Hats - Head gear -
- Meet dress - Practice gear
- Coaches Addressing Mr or Coach
- Bows decorum
- Jewelery - Tatoo's - Hair - Natural
- Dist + State (Hair)

**Meet Decorum** - 1st meeting of 1st Meet (for ALL season)

Injuries - Report ALL Injuries to Mr. Bessler

Scratches - Coaches Only (Head)

Other Activities - Basket Ball - ect.

Pits No one on Them

Vault + H.J. - Pits - Stay - off

Vaulters - Meet w- Bessler

# Track Coaches 2001

-

P. Bessler - Shot - Disc + PV. Head Boys
A - Zuege - Girls Head - Girls Hurdles - Relays + Sprints
B. Vires - Jump - Both
M - Moreeck - Boys - Hurdles - Sprints - Relays (1
C - Zuege - Distance + Middle - Boys + Girls

- Supervision - (your group finished - Help w/ others)
- Injuries
  - Report ALL to myself

Headgear - Inclement weather Only
Jewelry - Ear Rings - None
Hats - Trips - Team Dress only

Addressing - Coaches - Mr. or Coach - No - 1st Names

Basketball or Other Activities - None - After Prac.

Weekly Schedule - to Head Coach on Monday Typed
  - Post on Bulletin Bd -
Reserve Meets - Assist. Responsible

Scratch - Meetings -

Switches - Head Coaches Approval

Loyalty - To ALL Coaches 1st - Not to Athletes

Equipment: Tapes - Relay Dots - Batons

Stretching - Group

Warm-up - Within Group

Attendance - Daily - Make-up Before meets
Coach Present.

Coaches - Stay Tell Athletes Leave School - May want to - hurry Them - Out.

Rules - Meeting - Both Ogallala

Reserve Meets - McCook (Maywood) Chappell

- Ability Placement for Meets

# IMPERIAL BOYS INVITATIONAL 2001
## TRACK AND FIELD RECORDS

| EVENT | NAMES | TIME STA. | TIME MET. | TOWN | YEAR |
|---|---|---|---|---|---|
| 100 M. Dash | M. Grace | 9.8 | 10.7 | Oshkosh | 1990 |
| | R Sprague | | 10.7 | Holyoke | 1999 |
| 200 M. Dash | R. Sprague | 22.3 | 22.2 | Holyoke | 1998 |
| 400 M. Dash | J. Andersen | 50.9 | 50.6 | Ogallala | 2000 |
| 800 Dash | A. McGregor | 2:02.3 | 2:01.1 | Wauneta | 1980 |
| 1600 M. Run | M. Gokie | 4:37.9 | 4:36.3 | Imperial | 1980 |
| 3200 M. Run | M. Gokie | 10:13.7 | 10:10.4 | Imperial | 1980 |
| 300 M. Low H. | B. Brown | 40.3 | 40.2 | Holyoke | 1998 |
| 110 M. H.H. | T. Athey | 14.8 | 14.8 | Imperial | 1969 |
| Discus | A. Hansmier | 172' 10" | | Ogallala | 1997 |
| Shot Put | D. Hudson | 55' 9" | | Imperial | 1999 |
| Pole Vault | K. Kohtz | 14' 6" | | Imperial | 1999 |
| High Jump | J. Lowe | 6' 6" | | Grant | 1994 |
| | D. Jones | 6' 6" | | Grant | 1994 |
| Long Jump | R. Kitt | 21' 9" | | Wauneta | 1970 |
| Triple Jump | J. Meissner | 44' 5 1/2" | | Sutherland | 1983 |
| 400 M. Relay | M. Lee<br>B. Hansen<br>E. Gengenbach<br>M. Swan | 44.3 | 44.2 | Grant | 2000 |
| 1600 M. Relay | J. Anderson<br>T. Kirchner<br>R. Hernandez<br>E. Knight | 3:32.5 | 3:31.4 | Ogallala | 2001 |
| 3200 M. Relay | T. Lutz<br>D. Stritt<br>J. Fries<br>S. Sis | 8:33.2 | 8;30.4 | Benkelman | 1975 |
| 400 M. Wt. Rel. | B. Slaughter<br>B. Nelson<br>T. Kieckhafer<br>D. Lauts | 47.9 | 47.7 | Ogallala | 2001 |

# IMPERIAL GIRLS INVITATIONAL
# TRACK AND FIELD RECORDS 2001

| EVENT | NAME | TIME STA. | MET. | TOWN | YEAR |
|---|---|---|---|---|---|
| Pole Vault | A. Beckman | 8' 6" | | Jules. | 2001 |
| High Jump | Jen. Burke | 5' 4" | | Imperial | 1998 |
| Discus | J. Frosh | 134' 3" | | Imperial | 1980 |
| Long Jump | S Burnham | 16' 8" | | Grant | 1977 |
| Triple Jump | M. Pierce | 34' 4" | | Ogallala | 1999 |
| Shot Put | C. Lee | 42' 6" | | Wheatland | 1979 |
| 100 M. Hurd. | C. Rowley | 15.8 | 15.7 | Imperial | 2000 |
| 300 M. Hurd. | Jen. Burke | 49.2 | 49.1 | Imperial | 1998 |
| 100 M. Dash | L. Marquette | 11.4 | 12.3 | Trenton | 1978 |
| 200 M. Dash | L.Mumford | 26.76 | 26.66 | Imperial | 1997 |
| 400 M. Dash | S. Ham | 61.14 | 60.84 | Haxtun | 1988 |
| 800 M. Dash | T. Sis | 2:23.0 | 2:22.3 | Grant | 1983 |
| 1600 M. Run | S. Ham | 5:33.3 | 5:31.7 | Haxtun | 1988 |
| 3200 M. Run | S. Hain | 12:00.1 | 11:56.7 | Imperial | 1996 |
| 400 M. Rel. | A. Beckman<br>T. Johnson<br>J. Hodges<br>T. Lowery | 52.4 | 52.2 | Julesburg | 1999 |
| 1600 M. Rel. | M. Zimmerman<br>A. Bassett<br>K. Pierce<br>N. McCormick | 4:21.8 | 4:20.7 | Ogallala | 1999 |
| 3200 M. Rel. | K. Richert<br>B. Kitt<br>S. Terryberry<br>Jen. Burke | 10.31.5 | 10.28.1 | Imperial | 1998 |
| 400 M. Wt. Rel. | T. Schulz<br>A. Norman<br>J. Eichner<br>M. Docekal | 57.2 | 57.0 | Ogallala | 2001 |

# CHASE COUNTY HIGH SCHOOL BOYS TRACK RECORD -2001

| EVEN | NAME | STA. | MET. | YEAR | PLACE |
|---|---|---|---|---|---|
| 100 M. Dash | D. Young | 9.9 | 10.9 | 1954 | SPVA |
| 200 M. Dash | R. Brethower | 22.5 | 22.4 | 1959 | KSC |
| 400 M. Dash | M. Vires | 50.5 | 50.2 | 1997 | Dist. |
| 800 M. Dash | A. McNair | 1:58.68 | 1:57.98 | 1994 | State |
| 1600 M. Run | M. Gokie | 4:23.2 | 4:21.6 | 1979 | State |
| 3200 M. Run | M. Gokie | 9:25.0 | 9:21.6 | 1979 | State |
| 110 M. H.H. | B. Brauer | 14.4 | 14.4 | 1986 | Bayard |
| 300 M. I.M. | B. Brauer | 40.0 | 39.8 | 1986 | Bayard |
| Shot Put | D. Hudson | 57' 2" | | 1999 | State |
| Discus | C. Bessler | 165' 11" | | 1990 | Grant |
| Triple Jump | L. Kaiser | 43' 7 3/4" | | 1999 | State |
| Long Jump | J. Hoskins | 21' 2 3/4" | | 1956 | State |
| High Jump | C. Wallin | 6' 8 1/2" | | 1992 | Grant |
| Pole Vault | A. Bauman | 15' 0" | | 1983 | Ogal. |
| 400 M. Rel. | C. Malone<br>D. Murphy<br>K. Shinn<br>E. Fuehrer | 44.5 | 44.3 | 2000 | Dist. |
| 1600 M. Rel. | C. Skeen<br>S.McNair<br>N. Fuehrer<br>M. Vires | 3:26.9 | 3:25.8 | 1997 | Dist. |
| 3200 M. Rel. | C. Skeen<br>S. Barger<br>S. McNair<br>M. Vires | 8:07.6 | 8:04.8 | 1997 | Dist. |
| Mile Med. Rel. | Kyle Kohtz<br>E. Fuehrer<br>N. Fuehrer<br>S. McNair | 3:47.7 | 3:46.6 | 1998 | Goth. |
| 400 Wt. Rel. | D. Ridlen<br>J. Fortkamp<br>B. Peterson<br>G. Gilsdorf | 47.4 | 47.2 | 1992 | Benk. |

| | | | | | |
|---|---|---|---|---|---|
| 60 Yd. H.H. | B. Brauer | 7.43 | | 1986 | Ogal. |
| 100 Yd. L.H. | T. Athey | 10.8 | | 1971 | Ogal. |
| 180 Yd. L.H. | T. Athey | 20.0 | 19.9 | 1972 | SPVA |
| 880 Yd. Rel. | T. Sweeney<br>B. Bauerle<br>M. Bauerle<br>M. Nesbitt | 1:31.7 | 1:31.2 | 1972 | State |
| Dist. Med. Rel. | D. Draper<br>D. Sharp<br>G. Snyder<br>M. Kunnemann | 11:20.9 | | 1983 | Goth. |

# CHASE COUNTY HIGH SCHOOL GIRLS TRACK RECORD - 2001

| EVENT | NAME | STA. | MET. | YEAR | PLACE |
|---|---|---|---|---|---|
| 100 M. Dash | C. Kuecker | 11.9 | 12.8 | 1975 | Dist. |
| 200 M. Dash | L.Mumford | 25.9 | 25.8 | 1997 | Dist. |
| 400 M. Dash | Jessica Burke | 59.77 | 59.47 | 2001 | State |
| 800 M. Dash | L. Humphreys | 2:23.5 | 2:22.9 | 1982 | State |
| 1600 M. Run | A. Peglow | 5:15.9 | 5:14.3 | 1992 | State |
| 3200 M. Run | A. Peglow | 11:28.7 | 11:25.3 | 1992 | State |
| 100 M. H.H. | R. Schofield | 17.37 | 17.27 | 1986 | SPVA |
| 100 M. I.H. | R. Clevenger | 15.56 | 15.36 | 1994 | State |
| 300 M. L.H. | L. Brandt | 48.8 | 48.5 | 1994 | Dist. |
| 80 M. L.H. | P. Curtis | 10.7 | 11.0 | 1978 | State |
| 100 M. L.H. | K. Mollendor | 17,6 | 18.5 | 1980 | Dist. |
| 400 M. Rel. | N. Eaton<br>L. Brandt<br>T. Clevenger<br>R. Clevenger | 52.3 | 52.1 | 1993 | Dist. |
| 400 M. Wt.Rel. | L. Wine<br>A. Nesbitt<br>M. Longan<br>D. Ridlen | 57.8 | 57.6 | 1997 | Benk. |
| 1600 M. Rel. | P. Curtis<br>K. Maddux<br>A. Grosbach<br>K. Curtis | 4:10.6 | 4:09.5 | 1977 | State |
| 3200 M. Rel. | A. Peglow<br>J. Speck<br>C. Jaeger<br>J. Bessler | 9:56.5 | 9:54.1 | 1993 | State |
| Pole Vault | A. State | 8' 10" | | 2000 | Dist |
| Triple Jump | L. Mumford | 33' 3 1/2" | | 1998 | Dist. |
| High Jump | Jen. Burke | 5' 4 1/4" | | 1998 | SPVA. |
| Long Jump | P. Curtis | 17' 1 1/2" | | 1976 | SPVA |
| Discus | J. Frosh | 134' 3" | | 1980 | Imp. |
| Shot Put | J. Frosh | 42' 6 1/2" | 4-Kilo | 1980 | State |

# TRACK RECORDS
## 1976 - 2001

DISTRICT CHAMPS 7 — MAJOR MEET CHAMPS 105 — DUAL OR TRIANG.
DISTRICT RUN.UP 11 — " RUNNER-UP 39 — 1st Places 56

| MEET | IMPERIAL |
|---|---|
| **1976** | |
| Ogallala Invite. | 6th |
| Imperial Triang. | 2nd |
| Grant Invite. | 4th |
| Gothenburg Rel. | Rain |
| Hayes C. Invite | 1st |
| SPVA | 3rd |
| Imp. Invite | 1st |
| Dist McCook (C-15) | 4th |
| Grant Res. | 1st |
| State | --- |
| ( 4 Qualifiers) | |
| **1977** | |
| Ogallala Invite | 5th |
| Grant Invite. | 2nd |
| Med. Val. Invite. | 1st |
| Lex. Invite. | 7th |
| SPVA 1st | 1st |
| Imp.Invite | 1st |
| Dist Scottsbluff.(B-6) | 4th |
| State | 16th |
| (5 Qualifiers) | |
| **1978** | |
| Ogal. Invite. | 5th |
| Grant Invite | 1st |
| Med. Val. Invite | 1st |
| Imp. Invite | 1st |
| Grant Duel | 1st |
| SPVA 2nd | 1st |
| St. Pat. Invite | 1st |
| Dist. Scotts.(B-6) | 2nd |
| State | 9th |
| (7 Qualifiers) | |
| **1979** | |
| Ogal. Invite | 4th |
| Grant Invite | 2nd |
| Med. Val. Invite | 2nd |
| Imp. Invite | 2nd |
| Grant Dual | 1st |
| SPVA 3rd | 1st |
| Grant Res. | 2nd |
| Bayard B-C-D | 6th |
| Dist.Gering (B-6) | 5th |
| State | 4th |
| ( 4 Qualifiers) | |
| **1980** | |
| Ogal. Invite | 2nd |
| Grant Invite | 2nd |
| Harrisburg Invite | 1st |
| Imp. Invite | 1st |
| Grant Dual | 1st |
| SPVA 4th | 1st |
| Bayard B-C-D | 2nd |
| Dist At Lex. (C-15) | 1st |
| State | 3rd |
| ( 8 Qualifiers) | |
| **1981** | |
| Imp. Triang. | 1st |
| Ogal. Invite | 3rd |
| Grant Invite | 1st |
| Benk. Invite | 1st |
| Imp. Invite | 1st |
| SPVA 5th | 1st |
| Bayard B-C-D | 4th |
| Dist At Lex. (C-15) | 1st |
| State | 9th |
| ( 8 Qualifiers) | |

## 1982

| | |
|---|---|
| Imp. Dual | 1st |
| Ogal. Invite | 1st |
| Grant Invite | 1st |
| Benk. Invite | 1st |
| Imp. Invite | 1st |
| Grant Dual | 1st |
| SPVA 6th | 1st |
| Grant Res. | 1st |
| Bayard B-C-D. | 5th |
| Dist. Mit. (C-16) | 2nd |
| State | 6th |

( 8 Qualifiers)

## 1983

| | |
|---|---|
| Imp. Dual | Rain |
| Ogal. Invite | 1st |
| Grant Invite | 1st |
| Goth Relay | 5th |
| Benk. Invite | 1st |
| Imp. Invite | 1st |
| SPVA 7th | 1st |
| Bayard B-C-D | 2nd |
| Grant Res. | 1st |
| Dist All. (B-6) | 4th |
| State | 4th |

( 7 Qualifiers)

## 1984

| | |
|---|---|
| Imp. Triang. | 1st |
| Ogal. Invite | 2nd |
| Grant Invite | 1st |
| Benk. Invite | 1st |
| Goth. Rel. | 7th |
| Imp. Invite. | 1st |
| Grant Triang | 1st |
| SPVA 8th | 1st |
| Bayard B-C-D | 2nd |
| Dist. All. (B-6) | 2nd |
| State | 11th |

( 7 Qualifiers )

## 1985

| | |
|---|---|
| Imp. Triang. | 1st |
| Ogal. Invite | 3rd |
| Grant Invite | 1st |
| Goth Rel. Var. | 3rd |
| Benk. Invite Res. | 3rd |
| Imp. Invite | 1st |
| SPVA 9th | 1st |
| Grant Res. | 1st |
| Bayard B-C-D | 1st |
| May. Invite Res. | 3rd |
| Dist.All. (B-6) | 1st |
| State | 8th |

( 7 Qualifers )

## 1986

| | | |
|---|---|---|
| Imp. Triang. | 1st | Ogal. Invite |
| Ogal. Invite | | 1st |
| Grant Invite | | 1st |
| Goth. Rel, Var. | | 2nd |
| Grant Triang. | | 3rd |
| Imp. Invite | | 1st |
| Grant Res. | | 1st |
| SPVA 10th. | | 1st |
| Bayard B-C-D | | 2nd |
| Dist Mit. (B-6) | | 2nd |
| Maywood Res. | | 3rd |
| State | | 13th |

( 7 Qualifiers)

## 1987

| | |
|---|---|
| 2nd | |
| Grant Invite | 1st |
| Goth. Rel. Var. | 5th |
| Chappel Invite Res. | 9th |
| Imp. Invite | 1st |
| SPVA. 11th | 1st |
| Grant Res. | 1st |
| Maywood Res. | 3rd |
| Bayard B-C-D | 6th |
| Dist. All (B-6) | 4th |
| State | 22nd |

{ 6.Qualifiers }

1988

| | |
|---|---|
| Imp. Triang. | 1st |
| Maywood Inv. Res. | 1st |
| Grant Invite | 1st |
| Grant TRi. Res. | 3rd |
| Chap. Invite Res. | 5th |
| Holyoke Invite | 1st |
| Imp. Invite | 1st |
| Ogal. Invite | 1st |
| SPVA 12th | 1st |
| Benk Invite | 1st |
| Dist All. (B-6) | 1st |
| State | 34th |

( 10 Qualifiers)

1989

| | |
|---|---|
| Maywood Inv. Res. | 2nd |
| Ogal. Invite | 5th |
| Grant Invite | 1st |
| Grant Tri. Res. | 2nd |
| Goth. Rel. Var. | 3rd |
| Haxton Rel. Res. | 8th |
| Imp. Invite | 1st |
| SPVA 13th | 1st |
| Benk. Invite | 1st |
| Dist Ogal (B-6) | 2nd |
| State | — |

{ 8 Qualifiers}

1990

| | |
|---|---|
| Impr. Quad. | 1st |
| Maywood Res. | 1st |
| Ogal. Invite | 3rd |
| Grant Invite | 1st |
| Chap Invite Res. | 6th |
| Goth. Relays | 4th |
| Imp. Invite | 1st |
| SPVA 14th | 1st |
| Benk. Invite | 1st |
| Dist. Camb. C-15 | 2nd |
| State | 13th |

( 6 Qualifiers)

1991

| | |
|---|---|
| Imp. Triang. | 1st |
| Maywood Res. | 2nd |
| Ogal. Invite | 3rd |
| Grant Invite | 1st |
| Goth. Relays | 4th |
| Imp. Invite | 1st |
| SPVA 15th | 1st |
| Grant Res. | 1st |
| Benk. Invite | Rain |
| Dist. Camb. C-15 | 1st |
| State | 13th |

( 7 Qualifiers)

1992

| | |
|---|---|
| Imperial Triang. | 1st |
| Maywood Invite. Res. | 5th |
| Ogallala Invite | 1st |
| Grant Invite | 1st |
| Gotherburg Invite | 2nd |
| Imperial Invite | 1st |
| Grant Triangular | 1st |
| SPVA 16th | 1st |
| Grant Reserve | 1st |
| Benkelman Invite | 1st |
| District Alliance B-6 | 1st |
| State Omaha | 13th |

( 13 -Qualifiers )

1993

| | |
|---|---|
| Imperial Triang | 1st |
| Maywood Invite. Res. | 5th |
| Cambridge Invite. | 3rd |
| Ogallala Invite. | 2nd |
| Grant Invite. | 1st |
| Gothenburg Invite. | 4th |
| Imperial Invite. | 1st |
| Grant Duel | 1st |
| S.P.V.A 17th. | 1st |
| Grant Reserve | 1st |
| Benkelman Invite | 1st |
| Dist. Ogallala B-6 | 3rd |
| State-Omaha | — |

{ 8 Qualifiers}

1994

| | |
|---|---|
| Imperial Triang. | 1st. |
| Cambridge Invite | 4th. |
| Maywood Invite (Res.) | 6th. |
| Ogallala Invite | 10th. |
| Grant Invite | 1st. |
| Gothenburg Invite | 3rd. |
| Imperial Invite | 1st. |
| Triang. Grant | 1st. |
| S.P.V.A 18th. | 1st. |
| Dundy County Invite | 1st. |
| Dist B-6 Valentine | 2nd. |
| State Meet Omaha | 7th. |

(8-Qualifiers)

1995

| | |
|---|---|
| Imperial Triang. | 1st |
| Cambridge Invite. | 2nd |
| Maywood Invite. Res. | 6th |
| Ogallala Invite. | 3rd |
| Duel At Grant | 1st |
| Grant Invite. | 2nd |
| Gothenburg Invite | 5th |
| Imperial Invit | 1st |
| S.P.V.A. 19th | 1st |
| Dundy County Inv. | 1st |
| Dist.B-6 Ogallala | 7th |
| State Meet Omaha | --- |

{5 - Qualifiers}

1996

| | |
|---|---|
| Imperial Triang | 1st |
| Cambridge Invite | 4th |
| Maywood Reserve | 8th |
| Ogallala Invite | 2nd |
| Grant Triang. | 1st |
| Grant Invite | 1st |
| Goth Invite. | 4th |
| | |
| Imperial Invite | 1st |
| Grant Res.Dual | 1st |
| SPVA 20th | 1st |
| Benkelman. Invite | 1st |
| Dist.B-6 Ogal | 2nd |
| State Omaha | No Score |

8 Qualifiers

1997

| | |
|---|---|
| Imperial Triang. | 1st |
| Cambridge Invite | 1st |
| Maywood Reserve | 11th |
| Ogallala Invite | 2nd |
| Grant Triang. | 1st |
| Grant Invite | 1st |
| Gothenburg Invite | 3rd |
| Chappel Invite | 10th |
| Imperial Invite | 1st |
| Grant Res. Dual | 1st |
| SPVA 21st | 1st |
| Benkelman Invite | 1st |
| Dist. B-6 Ogal | 2nd |
| State Omaha | 12th |

7 Qualifiers

1998

| | |
|---|---|
| Cambridge Invite | 3rd |
| Maywood Reserve | 6th |
| Ogallala Invite | 1st |
| Grant Invite | 1st |
| Gothenburg Invite | 4th |
| Chappell Res. | 9th |
| Imperial Invite | 1st |
| Imperial Dual | 1st |
| S.P.V.A. 22nd | 1st |
| Dundy Co Invite | 1st |
| Dist. B-6 Ogallala | 2nd |
| State | 13th |

State Qualifiers 9

1999

| | |
|---|---|
| Cambridge Invite | 3rd |
| Maywood Reserve | 6th |
| Ogallala Invite | 1st |
| Grant Invite | 1st |
| Grant Invite Res. | 7th |
| Chappell Res. | 10th |
| Gothenburg Invite | 3rd |
| Imperial Invite | 1st |
| Imperial Invite Res. | 9th |
| S.P.V.A. 23rd | 1st |
| Dundy County Invite | 1st |
| Dist B-6 Ogallala | 2nd |
| State | 7th |

State Qualifiers 9

## 2000

| | |
|---|---|
| Cambridge Invite | 2nd |
| Maywood Reserve | 8th |
| Ogallala Invite | 3rd |
| Grant Invite | 3rd |
| McCook Dual | 2nd |
| Gothenburg Invite | 4th |
| Chappell Res. | 10th |
| Imperial Invite | 1st |
| McCook Res. | 2nd |
| S.P.V.A. 24th | 1st |
| Dundy Co Invite | 1st |
| Dist. B-6 Ogallala | 6th |
| State | --- |
| | |
| State Qualifiers | 6 |

## 2001

| | |
|---|---|
| Cambridge Invite | 1st. |
| Maywood Reserve | 7th. |
| Ogallala Invite | 2nd. |
| Grant Invite | 2nd. |
| McCook Dual | Can. |
| Gothenburg Invite | 4th |
| Chappell Res | 9th |
| Imperial Invite | 1st |
| McCook Res. | 2nd |
| S.P.V.A. 25th | 1st |
| Dundy County Invite | Can. |
| Dist C-10 Cambridge | 1st |
| State | 9th |
| | |
| State Qualifers | 8 |

## 2002

| | |
|---|---|
| Cambridge Invite | |
| Maywood Reserve | |
| Ogallala Invite | |
| Grant Invite | |
| McCook Dual | |
| Gothenburg Invite | |
| Chappell Res. | |
| Imperial Invite | |
| McCook Res. | |
| S.P.V.A. | |
| Dundy Co Invite | |
| Dist. B-6 At Alliance | |
| State | --- |
| | |
| State Qualifiers | |

## 2003

| | |
|---|---|
| Cambridge Invite | |
| Maywood Reserve | |
| Ogallala Invite | |
| Grant Invite | |
| McCook Dual | |
| Gothenburg Invite | |
| Chappell Res | |
| Imperial Invite | |
| McCook Res. | |
| S.P.V.A.{} | |
| Dundy County Invite | |
| Dist C-10 Cambridge | |
| State | |
| | |
| State Qualifers | |

T. Shirts ?

# Track Meeting

**Equipment:**
- Implements - Spikes (Tape Measures)
- Practice Sweats (use school issue sweats)
- Meet Sweats (Do Not Alter)

**Schedule:** - Reg - Season - Var. + Res.
- S.P.J.A. - At Suth 25th
- Dist C-10 - Comb.
- State

**Training Rules** - CCHS. Policy

**Addressing Coaches** Mr. or Coach - No first Names

**Attendance:** - Daily - 3:40
- Coaction
- Team Meetings
- Excused Abs. (School Related)
- Unexcused Abs. - Make-up - Skiing - other Church
- Water Bottles - Fanny Packs

**Dress + Decorum:** - Hats - Head gear -
- Meet dress - Practice gear
- Coaches Addressing Mr or Coach
- Bows decorum
- Jewelery - Tatoo's - Hair - Natural
- Dist + State (Hair)

**Meet Decorum** - 1st meeting of 1st Meet (for ALL season)

Injuries - Report ALL Injuries to Mr. Bessler

Scratches - Coaches Only (Head)

Other Activities - Basket Ball - ect.

Pits No one on Them

Vault + H.J. - Pits - Stay - off

Vaulters - Meet w- Bessler

# Track Coaches 2001

-

P. Bessler - Shot - Disc + PV. Head Boys
A - Zuege - Girls Head - Girls Hurdles - Relays + Sprints
B. Vires - Jump - Both
M - Moreeck - Boys - Hurdles - Sprints - Relays (1
C - Zuege - Distance + Middle - Boys + Girls

- Supervision - (your group finished - Help w/ others)
- Injuries
  - Report ALL to myself

Headgear - Inclement weather Only
Jewelry - Ear Rings - None
Hats - Trips - Team Dress only

Addressing - Coaches - Mr. or Coach - No - 1st Names

Basketball or Other Activities - None - After Prac.

Weekly Schedule - to Head Coach on Monday Typed
  - Post on Bulletin Bd -
Reserve Meets - Assist. Responsible

Scratch - Meetings -

Switches - Head Coaches Approval

Loyalty - To ALL Coaches 1st - Not to Athletes

Equipment: Tapes - Relay Dots - Batons

Stretching - Group

Warm-up - Within Group

Attendance - Daily - Make-up Before meets
Coach Present.

Coaches - Stay Tell Athletes Leave School - May want to - hurry Them - Out.

Rules - Meeting - Both Ogallala

Reserve Meets - McCook (Maywood) Chappell

- Ability Placement for Meets

# IMPERIAL BOYS INVITATIONAL 2001
## TRACK AND FIELD RECORDS

| EVENT | NAMES | TIME STA. | TIME MET. | TOWN | YEAR |
|---|---|---|---|---|---|
| 100 M. Dash | M. Grace | 9.8 | 10.7 | Oshkosh | 1990 |
| | R Sprague | | 10.7 | Holyoke | 1999 |
| 200 M. Dash | R. Sprague | 22.3 | 22.2 | Holyoke | 1998 |
| 400 M. Dash | J. Andersen | 50.9 | 50.6 | Ogallala | 2000 |
| 800 Dash | A. McGregor | 2:02.3 | 2:01.1 | Wauneta | 1980 |
| 1600 M. Run | M. Gokie | 4:37.9 | 4:36.3 | Imperial | 1980 |
| 3200 M. Run | M. Gokie | 10:13.7 | 10:10.4 | Imperial | 1980 |
| 300 M. Low H. | B. Brown | 40.3 | 40.2 | Holyoke | 1998 |
| 110 M. H.H. | T. Athey | 14.8 | 14.8 | Imperial | 1969 |
| Discus | A. Hansmier | 172' 10" | | Ogallala | 1997 |
| Shot Put | D. Hudson | 55' 9" | | Imperial | 1999 |
| Pole Vault | K. Kohtz | 14' 6" | | Imperial | 1999 |
| High Jump | J. Lowe | 6' 6" | | Grant | 1994 |
| | D. Jones | 6' 6" | | Grant | 1994 |
| Long Jump | R. Kitt | 21' 9" | | Wauneta | 1970 |
| Triple Jump | J. Meissner | 44' 5 1/2" | | Sutherland | 1983 |
| 400 M. Relay | M. Lee<br>B. Hansen<br>E. Gengenbach<br>M. Swan | 44.3 | 44.2 | Grant | 2000 |
| 1600 M. Relay | J. Anderson<br>T. Kirchner<br>R. Hernandez<br>E. Knight | 3:32.5 | 3:31.4 | Ogallala | 2001 |
| 3200 M. Relay | T. Lutz<br>D. Stritt<br>J. Fries<br>S. Sis | 8:33.2 | 8;30.4 | Benkelman | 1975 |
| 400 M. Wt. Rel. | B. Slaughter<br>B. Nelson<br>T. Kieckhafer<br>D. Lauts | 47.9 | 47.7 | Ogallala | 2001 |

# IMPERIAL GIRLS INVITATIONAL
# TRACK AND FIELD RECORDS 2001

| EVENT | NAME | TIME STA. | MET. | TOWN | YEAR |
|---|---|---|---|---|---|
| Pole Vault | A. Beckman | 8' 6" | | Jules. | 2001 |
| High Jump | Jen. Burke | 5' 4" | | Imperial | 1998 |
| Discus | J. Frosh | 134' 3" | | Imperial | 1980 |
| Long Jump | S Burnham | 16' 8" | | Grant | 1977 |
| Triple Jump | M. Pierce | 34' 4" | | Ogallala | 1999 |
| Shot Put | C. Lee | 42' 6" | | Wheatland | 1979 |
| 100 M. Hurd. | C. Rowley | 15.8 | 15.7 | Imperial | 2000 |
| 300 M. Hurd. | Jen. Burke | 49.2 | 49.1 | Imperial | 1998 |
| 100 M. Dash | L. Marquette | 11.4 | 12.3 | Trenton | 1978 |
| 200 M. Dash | L.Mumford | 26.76 | 26.66 | Imperial | 1997 |
| 400 M. Dash | S. Ham | 61.14 | 60.84 | Haxtun | 1988 |
| 800 M. Dash | T. Sis | 2:23.0 | 2:22.3 | Grant | 1983 |
| 1600 M. Run | S. Ham | 5:33.3 | 5:31.7 | Haxtun | 1988 |
| 3200 M. Run | S. Hain | 12:00.1 | 11:56.7 | Imperial | 1996 |
| 400 M. Rel. | A. Beckman<br>T. Johnson<br>J. Hodges<br>T. Lowery | 52.4 | 52.2 | Julesburg | 1999 |
| 1600 M. Rel. | M. Zimmerman<br>A. Bassett<br>K. Pierce<br>N. McCormick | 4:21.8 | 4:20.7 | Ogallala | 1999 |
| 3200 M. Rel. | K. Richert<br>B. Kitt<br>S. Terryberry<br>Jen. Burke | 10.31.5 | 10.28.1 | Imperial | 1998 |
| 400 M. Wt. Rel. | T. Schulz<br>A. Norman<br>J. Eichner<br>M. Docekal | 57.2 | 57.0 | Ogallala | 2001 |

# CHASE COUNTY HIGH SCHOOL BOYS TRACK RECORD -2001

| EVEN | NAME | STA. | MET. | YEAR | PLACE |
|---|---|---|---|---|---|
| 100 M. Dash | D. Young | 9.9 | 10.9 | 1954 | SPVA |
| 200 M. Dash | R. Brethower | 22.5 | 22.4 | 1959 | KSC |
| 400 M. Dash | M. Vires | 50.5 | 50.2 | 1997 | Dist. |
| 800 M. Dash | A. McNair | 1:58.68 | 1:57.98 | 1994 | State |
| 1600 M. Run | M. Gokie | 4:23.2 | 4:21.6 | 1979 | State |
| 3200 M. Run | M. Gokie | 9:25.0 | 9:21.6 | 1979 | State |
| 110 M. H.H. | B. Brauer | 14.4 | 14.4 | 1986 | Bayard |
| 300 M. I.M. | B. Brauer | 40.0 | 39.8 | 1986 | Bayard |
| Shot Put | D. Hudson | 57' 2" | | 1999 | State |
| Discus | C. Bessler | 165' 11" | | 1990 | Grant |
| Triple Jump | L. Kaiser | 43' 7 3/4" | | 1999 | State |
| Long Jump | J. Hoskins | 21' 2 3/4" | | 1956 | State |
| High Jump | C. Wallin | 6' 8 1/2" | | 1992 | Grant |
| Pole Vault | A. Bauman | 15' 0" | | 1983 | Ogal. |
| 400 M. Rel. | C. Malone<br>D. Murphy<br>K. Shinn<br>E. Fuehrer | 44.5 | 44.3 | 2000 | Dist. |
| 1600 M. Rel. | C. Skeen<br>S.McNair<br>N. Fuehrer<br>M. Vires | 3:26.9 | 3:25.8 | 1997 | Dist. |
| 3200 M. Rel. | C. Skeen<br>S. Barger<br>S. McNair<br>M. Vires | 8:07.6 | 8:04.8 | 1997 | Dist. |
| Mile Med. Rel. | Kyle Kohtz<br>E. Fuehrer<br>N. Fuehrer<br>S. McNair | 3:47.7 | 3:46.6 | 1998 | Goth. |
| 400 Wt. Rel. | D. Ridlen<br>J. Fortkamp<br>B. Peterson<br>G. Gilsdorf | 47.4 | 47.2 | 1992 | Benk. |

| | | | | | |
|---|---|---|---|---|---|
| 60 Yd. H.H. | B. Brauer | 7.43 | | 1986 | Ogal. |
| 100 Yd. L.H. | T. Athey | 10.8 | | 1971 | Ogal. |
| 180 Yd. L.H. | T. Athey | 20.0 | 19.9 | 1972 | SPVA |
| 880 Yd. Rel. | T. Sweeney<br>B. Bauerle<br>M. Bauerle<br>M. Nesbitt | 1:31.7 | 1:31.2 | 1972 | State |
| Dist. Med. Rel. | D. Draper<br>D. Sharp<br>G. Snyder<br>M. Kunnemann | 11:20.9 | | 1983 | Goth. |

# CHASE COUNTY HIGH SCHOOL GIRLS TRACK RECORD - 2001

| EVENT | NAME | STA. | MET. | YEAR | PLACE |
|---|---|---|---|---|---|
| 100 M. Dash | C. Kuecker | 11.9 | 12.8 | 1975 | Dist. |
| 200 M. Dash | L.Mumford | 25.9 | 25.8 | 1997 | Dist. |
| 400 M. Dash | Jessica Burke | 59.77 | 59.47 | 2001 | State |
| 800 M. Dash | L. Humphreys | 2:23.5 | 2:22.9 | 1982 | State |
| 1600 M. Run | A. Peglow | 5:15.9 | 5:14.3 | 1992 | State |
| 3200 M. Run | A. Peglow | 11:28.7 | 11:25.3 | 1992 | State |
| 100 M. H.H. | R. Schofield | 17.37 | 17.27 | 1986 | SPVA |
| 100 M. I.H. | R. Clevenger | 15.56 | 15.36 | 1994 | State |
| 300 M. L.H. | L. Brandt | 48.8 | 48.5 | 1994 | Dist. |
| 80 M. L.H. | P. Curtis | 10.7 | 11.0 | 1978 | State |
| 100 M. L.H. | K. Mollendor | 17,6 | 18.5 | 1980 | Dist. |
| 400 M. Rel. | N. Eaton<br>L. Brandt<br>T. Clevenger<br>R. Clevenger | 52.3 | 52.1 | 1993 | Dist. |
| 400 M. Wt.Rel. | L. Wine<br>A. Nesbitt<br>M. Longan<br>D. Ridlen | 57.8 | 57.6 | 1997 | Benk. |
| 1600 M. Rel. | P. Curtis<br>K. Maddux<br>A. Grosbach<br>K. Curtis | 4:10.6 | 4:09.5 | 1977 | State |
| 3200 M. Rel. | A. Peglow<br>J. Speck<br>C. Jaeger<br>J. Bessler | 9:56.5 | 9:54.1 | 1993 | State |
| Pole Vault | A. State | 8' 10" | | 2000 | Dist |
| Triple Jump | L. Mumford | 33' 3 1/2" | | 1998 | Dist. |
| High Jump | Jen. Burke | 5' 4 1/4" | | 1998 | SPVA. |
| Long Jump | P. Curtis | 17' 1 1/2" | | 1976 | SPVA |
| Discus | J. Frosh | 134' 3" | | 1980 | Imp. |
| Shot Put | J. Frosh | 42' 6 1/2" | 4-Kilo | 1980 | State |

# TRACK RECORDS
## 1976 - 2001

DISTRICT CHAMPS 7 — MAJOR MEET CHAMPS 105 — DUAL OR TRIANG.
DISTRICT RUN.UP 11 — " RUNNER-UP 39 — 1st Places 56

| MEET | IMPERIAL |
|---|---|
| **1976** | |
| Ogallala Invite. | 6th |
| Imperial Triang. | 2nd |
| Grant Invite. | 4th |
| Gothenburg Rel. | Rain |
| Hayes C. Invite | 1st |
| SPVA | 3rd |
| Imp. Invite | 1st |
| Dist McCook (C-15) | 4th |
| Grant Res. | 1st |
| State | --- |
| ( 4 Qualifiers) | |
| **1977** | |
| Ogallala Invite | 5th |
| Grant Invite. | 2nd |
| Med. Val. Invite. | 1st |
| Lex. Invite. | 7th |
| SPVA 1st | 1st |
| Imp.Invite | 1st |
| Dist Scottsbluff.(B-6) | 4th |
| State | 16th |
| (5 Qualifiers) | |
| **1978** | |
| Ogal. Invite. | 5th |
| Grant Invite | 1st |
| Med. Val. Invite | 1st |
| Imp. Invite | 1st |
| Grant Duel | 1st |
| SPVA 2nd | 1st |
| St. Pat. Invite | 1st |
| Dist. Scotts.(B-6) | 2nd |
| State | 9th |
| (7 Qualifiers) | |
| **1979** | |
| Ogal. Invite | 4th |
| Grant Invite | 2nd |
| Med. Val. Invite | 2nd |
| Imp. Invite | 2nd |
| Grant Dual | 1st |
| SPVA 3rd | 1st |
| Grant Res. | 2nd |
| Bayard B-C-D | 6th |
| Dist.Gering (B-6) | 5th |
| State | 4th |
| ( 4 Qualifiers) | |
| **1980** | |
| Ogal. Invite | 2nd |
| Grant Invite | 2nd |
| Harrisburg Invite | 1st |
| Imp. Invite | 1st |
| Grant Dual | 1st |
| SPVA 4th | 1st |
| Bayard B-C-D | 2nd |
| Dist At Lex. (C-15) | 1st |
| State | 3rd |
| ( 8 Qualifiers) | |
| **1981** | |
| Imp. Triang. | 1st |
| Ogal. Invite | 3rd |
| Grant Invite | 1st |
| Benk. Invite | 1st |
| Imp. Invite | 1st |
| SPVA 5th | 1st |
| Bayard B-C-D | 4th |
| Dist At Lex. (C-15) | 1st |
| State | 9th |
| ( 8 Qualifiers) | |

## 1982

| | |
|---|---|
| Imp. Dual | 1st |
| Ogal. Invite | 1st |
| Grant Invite | 1st |
| Benk. Invite | 1st |
| Imp. Invite | 1st |
| Grant Dual | 1st |
| SPVA 6th | 1st |
| Grant Res. | 1st |
| Bayard B-C-D. | 5th |
| Dist. Mit. (C-16) | 2nd |
| State | 6th |

( 8 Qualifiers)

## 1983

| | |
|---|---|
| Imp. Dual | Rain |
| Ogal. Invite | 1st |
| Grant Invite | 1st |
| Goth Relay | 5th |
| Benk. Invite | 1st |
| Imp. Invite | 1st |
| SPVA 7th | 1st |
| Bayard B-C-D | 2nd |
| Grant Res. | 1st |
| Dist All. (B-6) | 4th |
| State | 4th |

( 7 Qualifiers)

## 1984

| | |
|---|---|
| Imp. Triang. | 1st |
| Ogal. Invite | 2nd |
| Grant Invite | 1st |
| Benk. Invite | 1st |
| Goth. Rel. | 7th |
| Imp. Invite. | 1st |
| Grant Triang | 1st |
| SPVA 8th | 1st |
| Bayard B-C-D | 2nd |
| Dist. All. (B-6) | 2nd |
| State | 11th |

( 7 Qualifiers )

## 1985

| | |
|---|---|
| Imp. Triang. | 1st |
| Ogal. Invite | 3rd |
| Grant Invite | 1st |
| Goth Rel. Var. | 3rd |
| Benk. Invite Res. | 3rd |
| Imp. Invite | 1st |
| SPVA 9th | 1st |
| Grant Res. | 1st |
| Bayard B-C-D | 1st |
| May. Invite Res. | 3rd |
| Dist.All. (B-6) | 1st |
| State | 8th |

( 7 Qualifers )

## 1986

| | | |
|---|---|---|
| Imp. Triang. | 1st | Ogal. Invite |
| Ogal. Invite | | 1st |
| Grant Invite | | 1st |
| Goth. Rel, Var. | | 2nd |
| Grant Triang. | | 3rd |
| Imp. Invite | | 1st |
| Grant Res. | | 1st |
| SPVA 10th. | | 1st |
| Bayard B-C-D | | 2nd |
| Dist Mit. (B-6) | | 2nd |
| Maywood Res. | | 3rd |
| State | | 13th |

( 7 Qualifiers)

## 1987

| | |
|---|---|
| 2nd | |
| Grant Invite | 1st |
| Goth. Rel. Var. | 5th |
| Chappel Invite Res. | 9th |
| Imp. Invite | 1st |
| SPVA. 11th | 1st |
| Grant Res. | 1st |
| Maywood Res. | 3rd |
| Bayard B-C-D | 6th |
| Dist. All (B-6) | 4th |
| State | 22nd |

{ 6.Qualifiers }

1988

| | |
|---|---|
| Imp. Triang. | 1st |
| Maywood Inv. Res. | 1st |
| Grant Invite | 1st |
| Grant TRi. Res. | 3rd |
| Chap. Invite Res. | 5th |
| Holyoke Invite | 1st |
| Imp. Invite | 1st |
| Ogal. Invite | 1st |
| SPVA 12th | 1st |
| Benk Invite | 1st |
| Dist All. (B-6) | 1st |
| State | 34th |

( 10 Qualifiers)

1989

| | |
|---|---|
| Maywood Inv. Res. | 2nd |
| Ogal. Invite | 5th |
| Grant Invite | 1st |
| Grant Tri. Res. | 2nd |
| Goth. Rel. Var. | 3rd |
| Haxton Rel. Res. | 8th |
| Imp. Invite | 1st |
| SPVA 13th | 1st |
| Benk. Invite | 1st |
| Dist Ogal (B-6) | 2nd |
| State | — |

{ 8 Qualifiers}

1990

| | |
|---|---|
| Impr. Quad. | 1st |
| Maywood Res. | 1st |
| Ogal. Invite | 3rd |
| Grant Invite | 1st |
| Chap Invite Res. | 6th |
| Goth. Relays | 4th |
| Imp. Invite | 1st |
| SPVA 14th | 1st |
| Benk. Invite | 1st |
| Dist. Camb. C-15 | 2nd |
| State | 13th |

( 6 Qualifiers)

1991

| | |
|---|---|
| Imp. Triang. | 1st |
| Maywood Res. | 2nd |
| Ogal. Invite | 3rd |
| Grant Invite | 1st |
| Goth. Relays | 4th |
| Imp. Invite | 1st |
| SPVA 15th | 1st |
| Grant Res. | 1st |
| Benk. Invite | Rain |
| Dist. Camb. C-15 | 1st |
| State | 13th |

( 7 Qualifiers)

1992

| | |
|---|---|
| Imperial Triang. | 1st |
| Maywood Invite. Res. | 5th |
| Ogallala Invite | 1st |
| Grant Invite | 1st |
| Gotherburg Invite | 2nd |
| Imperial Invite | 1st |
| Grant Triangular | 1st |
| SPVA 16th | 1st |
| Grant Reserve | 1st |
| Benkelman Invite | 1st |
| District Alliance B-6 | 1st |
| State Omaha | 13th |

( 13 -Qualifiers )

1993

| | |
|---|---|
| Imperial Triang | 1st |
| Maywood Invite. Res. | 5th |
| Cambridge Invite. | 3rd |
| Ogallala Invite. | 2nd |
| Grant Invite. | 1st |
| Gothenburg Invite. | 4th |
| Imperial Invite. | 1st |
| Grant Duel | 1st |
| S.P.V.A 17th. | 1st |
| Grant Reserve | 1st |
| Benkelman Invite | 1st |
| Dist. Ogallala B-6 | 3rd |
| State-Omaha | — |

{ 8 Qualifiers}

1994

| | |
|---|---|
| Imperial Triang. | 1st. |
| Cambridge Invite | 4th. |
| Maywood Invite (Res.) | 6th. |
| Ogallala Invite | 10th. |
| Grant Invite | 1st. |
| Gothenburg Invite | 3rd. |
| Imperial Invite | 1st. |
| Triang. Grant | 1st. |
| S.P.V.A 18th. | 1st. |
| Dundy County Invite | 1st. |
| Dist B-6 Valentine | 2nd. |
| State Meet Omaha | 7th. |

(8-Qualifiers)

1995

| | |
|---|---|
| Imperial Triang. | 1st |
| Cambridge Invite. | 2nd |
| Maywood Invite. Res. | 6th |
| Ogallala Invite. | 3rd |
| Duel At Grant | 1st |
| Grant Invite. | 2nd |
| Gothenburg Invite | 5th |
| Imperial Invit | 1st |
| S.P.V.A. 19th | 1st |
| Dundy County Inv. | 1st |
| Dist.B-6 Ogallala | 7th |
| State Meet Omaha | --- |

{5 - Qualifiers}

1996

| | |
|---|---|
| Imperial Triang | 1st |
| Cambridge Invite | 4th |
| Maywood Reserve | 8th |
| Ogallala Invite | 2nd |
| Grant Triang. | 1st |
| Grant Invite | 1st |
| Goth Invite. | 4th |
| | |
| Imperial Invite | 1st |
| Grant Res.Dual | 1st |
| SPVA 20th | 1st |
| Benkelman. Invite | 1st |
| Dist.B-6 Ogal | 2nd |
| State Omaha | No Score |

8 Qualifiers

1997

| | |
|---|---|
| Imperial Triang. | 1st |
| Cambridge Invite | 1st |
| Maywood Reserve | 11th |
| Ogallala Invite | 2nd |
| Grant Triang. | 1st |
| Grant Invite | 1st |
| Gothenburg Invite | 3rd |
| Chappel Invite | 10th |
| Imperial Invite | 1st |
| Grant Res. Dual | 1st |
| SPVA 21st | 1st |
| Benkelman Invite | 1st |
| Dist. B-6 Ogal | 2nd |
| State Omaha | 12th |

7 Qualifiers

1998

| | |
|---|---|
| Cambridge Invite | 3rd |
| Maywood Reserve | 6th |
| Ogallala Invite | 1st |
| Grant Invite | 1st |
| Gothenburg Invite | 4th |
| Chappell Res. | 9th |
| Imperial Invite | 1st |
| Imperial Dual | 1st |
| S.P.V.A. 22nd | 1st |
| Dundy Co Invite | 1st |
| Dist. B-6 Ogallala | 2nd |
| State | 13th |

State Qualifiers 9

1999

| | |
|---|---|
| Cambridge Invite | 3rd |
| Maywood Reserve | 6th |
| Ogallala Invite | 1st |
| Grant Invite | 1st |
| Grant Invite Res. | 7th |
| Chappell Res. | 10th |
| Gothenburg Invite | 3rd |
| Imperial Invite | 1st |
| Imperial Invite Res. | 9th |
| S.P.V.A. 23rd | 1st |
| Dundy County Invite | 1st |
| Dist B-6 Ogallala | 2nd |
| State | 7th |

State Qualifiers 9

## 2000

| | |
|---|---|
| Cambridge Invite | 2nd |
| Maywood Reserve | 8th |
| Ogallala Invite | 3rd |
| Grant Invite | 3rd |
| McCook Dual | 2nd |
| Gothenburg Invite | 4th |
| Chappell Res. | 10th |
| Imperial Invite | 1st |
| McCook Res. | 2nd |
| S.P.V.A. 24th | 1st |
| Dundy Co Invite | 1st |
| Dist. B-6 Ogallala | 6th |
| State | --- |
| | |
| State Qualifiers | 6 |

## 2001

| | |
|---|---|
| Cambridge Invite | 1st. |
| Maywood Reserve | 7th. |
| Ogallala Invite | 2nd. |
| Grant Invite | 2nd. |
| McCook Dual | Can. |
| Gothenburg Invite | 4th |
| Chappell Res | 9th |
| Imperial Invite | 1st |
| McCook Res. | 2nd |
| S.P.V.A. 25th | 1st |
| Dundy County Invite | Can. |
| Dist C-10 Cambridge | 1st |
| State | 9th |
| | |
| State Qualifers | 8 |

## 2002

| | |
|---|---|
| Cambridge Invite | |
| Maywood Reserve | |
| Ogallala Invite | |
| Grant Invite | |
| McCook Dual | |
| Gothenburg Invite | |
| Chappell Res. | |
| Imperial Invite | |
| McCook Res. | |
| S.P.V.A. | |
| Dundy Co Invite | |
| Dist. B-6 At Alliance | |
| State | --- |
| | |
| State Qualifiers | |

## 2003

| | |
|---|---|
| Cambridge Invite | |
| Maywood Reserve | |
| Ogallala Invite | |
| Grant Invite | |
| McCook Dual | |
| Gothenburg Invite | |
| Chappell Res | |
| Imperial Invite | |
| McCook Res. | |
| S.P.V.A.{} | |
| Dundy County Invite | |
| Dist C-10 Cambridge | |
| State | |
| | |
| State Qualifers | |

McCOOK JV INVITE - April 22, 2002

Bulletin #1

JV BOYS

| | 400 METERS | | |
|---|---|---|---|
| 1 | Vernon Swesey, Imp | 53.8 | PB |
| 2 | Eli Maloley, Lex | 54 | |
| 3 | Nathan Wenzlick, Imp | 54.6 | PB |
| 4 | Thyler Hayes, Mc | 55.7 | |
| 5 | Taylor Foy, Og | 56.3 | |
| 6 | Joel Norman, Imp | 57.2 | PB |

| | TRIPLE JUMP | |
|---|---|---|
| 1 | Drew Graham, Holdrege | 40' 11 3/4 |
| 2 | Cliff Thompson, LC | 38' 10 |
| 3 | Josh Burton, TV | 38' 2 1/2 |
| 4 | Seth Shirley, Lex | 38' 2 |
| 5 | Jake Mandelko, Lex | 37' 10 |
| 6 | Mark Christensen, Wal | 36 9 1/4" |

| | HIGH JUMP | | |
|---|---|---|---|
| 1 | Nathan Wenzlick, Imp | 6' | PB |
| 2 | Kyle Crawford, Hold | 5'10 | |
| 3 | Cliff Thompson, LC | 5' 8 | |
| 4 | Kent Kukeyasa, Hold | 5' 6 | |
| 5 | Kyle Heineman, Lex | 5' 6 | |
| 6 | Zack Volquardsen, Mc | 5' 4 | |

| | 110 H Hurdles | |
|---|---|---|
| 1 | Nathan Wenzlick, Imp | 16 |
| 2 | Cliff Thompson, LC | 16.5 |
| 3 | Nathan Nelson, Og | 16.6 |
| 4 | Will Morales, Imp | 16.7 PB |
| 5 | Brady Smith, Lex | 16.8 |
| 6 | Seth Shirley, Lex | 17 |

| | 100 METERS | |
|---|---|---|
| 1 | Dusty Rowe, Lex | 11.5 |
| 2 | Brett Montey, Mc | 11.7 |
| 3 | Nathan Nelson, Ogal | 11.9 |
| 4 | Alex Beam, Mc | 12 |
| 5 | Nick Teter, TV | 12 |
| 6 | Kyle Heineman , Lex | 12 |

| | DISCUS | |
|---|---|---|
| 1 | Lanny Carlson, LC | 139' 10 |
| 2 | Randy Wells, Hold | 136 5 |
| 3 | John Strana, Imp | 131 7 PB |
| 4 | Corbin Schmenberger, Imp | 131 3 PB |
| 5 | Tyler Pribbeno, Imp | 130 11 PB |
| 6 | Richard Smock, Mc | 128 4 |

| | LONG JUMP | |
|---|---|---|
| 1 | Josh Burton, TV | 18 11 1/4 |
| 2 | Billey Chandler, Oga | 18 8 1/4 |
| 3 | Jake Mandelko, Lex | 17 9 3/4 |
| 4 | Matt Beckenhauer, Mc | 17 7 1/2 |
| 5 | Joel Norman, Imp | 17 5 1/2 PB |
| 6 | Mark Christensen, Wal | 17 4 1/2 |

| | POLE VAULT | |
|---|---|---|
| 1** | Sean Cappel, Mc | 11' 6 |
| 2 | Mike Swanson, Imp | 11' |
| 3 | Dillon Riley, Hold | 10' |
| 4 | Josh Vanonik, Wal | 9' 6 |
| 5 | Matt Green, Mc | 9' |
| 6 | Jake Ferebee, Imp | 9' 0 |

| | 300 INTERMEDIATE HURDLES | |
|---|---|---|
| 1 | Brady Smith, Lex | 42.7 |
| 2 | Adam Vlasin, Imp | 43.8 PB |
| 3 | Nathan Nelson, OG | 44.2 |
| 4 | Mike Swanson, Imp | 44.5 PB |
| 5 | Seth Shirley, Lex | 45.1 |
| 6 | Brandon Burton, TV | 46.1 |

| | 200 METERS | |
|---|---|---|
| 1 | Eli Maloley, Lex | 23.6 |
| 2 | Derek Ruppert, McC | 23.6 |
| 3 | Nick Teter, TV | 24 |
| 4 | Vernon Swesey, Imp | 24.1 PB |
| 5 | Kyle Heineman, Lex | 24.2 |
| 6 | Will Morales, Imp | 24.5 PB |

* New Meet Record

** Ties Meet Record

# McCOOK JV INVITE - APRIL 22, 2002

## JV BOYS

### SHOT PUT

| | | | |
|---|---|---|---|
| 1 | Tyler Pribbeno, Imp | 46 6 | PB |
| 2 | Jed German, Imp | 44 8 3/4 | |
| 3 | Lanny Carlson, LC | 44 1/4 | |
| 4 | Aaron Ide, Hold | 43 11 | |
| 5 | Randy Wells, Hold | 43 10 | |
| 6 | John Strand, Imp | 42 1 | |

### 1600 METER RELAY

| | | | |
|---|---|---|---|
| 1 | Lexington | 3:45.1 | |
| 2 | Imperial | 3:45.6 | SB |
| 3 | McCook | 3:53.2 | |
| 4 | Holdrege | 4:00.2 | |
| 5 | Ogallala | 4:03.0 | |
| 6 | Twin Valley | 4:08.7 | |

### 400 METER RELAY

| | | |
|---|---|---|
| 1 | Lexington | 46.9 |
| 2 | McCook | 47 |
| 3 | Ogallala | 47.6 |
| 4 | Imperial | 48.3 |
| 5 | Wallace | 49.8 |
| 6 | Lakeside Central | 50.4 |

### 3200 METER RELAY

| | | |
|---|---|---|
| 1 | Lexington | 9:16.3 |
| 2 | Imperial | 9:29.4 |
| 3 | McCook | 9:32.8 |
| 4 | Cambridge | 9:45.9 |
| 5 | Lakeside Central | 9:46.4 |
| 6 | Ogallala | 10:22.1 |

### 800 METERS

| | | | |
|---|---|---|---|
| 1 | Miguel Macias, Lex | 2:08.1 | |
| 2 | Jason Burke, Imp | 2:10.7 | PB |
| 3 | Keno Fukeyasa, Hold | 2:11.6 | |
| 4 | Alex Weaver, Lex | 2:13.1 | |
| 5 | Burton Burton, TV | 2:14.6 | |
| 6 | Joel Norman, Imp | 2:15.6 | PB |

### 3200 METERS

| | | |
|---|---|---|
| 1 | Erik Torres, Lex | 11:01.3 |
| 2 | Joel Sharp, LC | 11:38.5 |
| 3 | Jon Flaming, Og | 11:44.3 |
| 4 | Brian Watt, Hold. | 12:23.7 |
| 5 | Ryan Sapp, LC | 12:51.8 |
| 6 | Corey Brewer, TV | 12:51.9 |

### 1600 METERS

| | | | |
|---|---|---|---|
| 1 | Miguel Macias, Lex | 4:49.3 | |
| 2 | Erik Torres, Lex | 5:03.5 | |
| 3 | Burton Burton, TV | 5:05.8 | |
| 4 | Trey Boggs, Imp | 5:05.8 | PB |
| 5 | Randy Jordan, Mc | 5:09.1 | |
| 6 | Joel Sharp, LC | 5:27.8 | |

| | | | |
|---|---|---|---|
| 1 | Imperial | Outstanding | 133 |
| 2 | Lexington | [redacted] | 126 |
| 3 | McCook | | 64 |
| 4 | Holdrege | | 56 |
| 5 | Lakeside Central | | 52 |
| 6 | Ogallala | | 43 |
| 7 | Twin Valley | | 35 |
| 8 | Wallace | | 8 |
| 9 | Cambridge | | 4 |

* New Meet Record

Masters

TRACK MEET McCook JV DATE 4-22-02

| SHOT PUT | Preliminaries | | | Finals | | | Place |
|---|---|---|---|---|---|---|---|
| Name | 1 | 2 | 3 | 1 | 2 | 3 | |
| 1. T. Pribbeno | 46'6 | S | 42'7 | 44'9 | | | |
| 2. J. Strand | 41'9 | 41'3¾ | 41'5¾ | 42'1 | | | |
| 3. A. Miller | 40'¼ | 38'8½ | 39'7 | 38'9 | | | |

| DISCUS | Preliminaries | | | Finals | | | Place |
|---|---|---|---|---|---|---|---|
| Name | 1 | 2 | 3 | 1 | 2 | 3 | |
| 1. J. Strand | 129'1 | 117'1 | 129'2 | 131'7 | | | |
| 2. A. Miller | S | 109'9 | S | S | | | |
| 3. C. Schoenberger | F | 125'10 | 131'3 | 123'11 | | | |

| LONG JUMP | Preliminaries | | | Finals | | | Place |
|---|---|---|---|---|---|---|---|
| Name | 1 | 2 | 3 | 1 | 2 | 3 | |
| 1. A. Fuchser | Scratch | 17'2¼ | 15'11¼ | 16'2½ | | | 5th |
| 2. J Norman | Scratch | 17'5½ | 17'3¾ | 16'5 | | | |
| 3. | | | | | | | |

| TRIPLE JUMP | Preliminaries | | | Finals | | | Place |
|---|---|---|---|---|---|---|---|
| Name | 1 | 2 | 3 | 1 | 2 | 3 | |
| 1. | | | | | | | |
| 2. None | | | | | | | |
| 3. | | | | | | | |

| HIGH JUMP | HEIGHTS | | | | | | | PLACE |
|---|---|---|---|---|---|---|---|---|
| Name | 5'2" | 5'4" | 5'6" | 5'8" | 5'10" | 6'0" | 6'2" | |
| 1. N. Wardlick | — | X | OX | OOX | X | OOX | OOO | 1st |
| 2. T. Boggs | OOX | OOO | --- | --- | --- | --- | --- | |
| 3. | --- | --- | --- | --- | --- | --- | --- | |

TRACK MEET : _____ DATE : _____

| POLE VALT | HEIGHTS | | | | | | | PLACE |
|---|---|---|---|---|---|---|---|---|
| Name | 8'6" | 9'0" | 9'6" | 10'0" | 10'6" | 11'0" | 11'6" | |
| 1. Mike Swanson | — | — | — | x | x | X | OOO | |
| 2. J. Fercher | Ox | x | OOO | --- | --- | --- | --- | |
| 3. | --- | --- | --- | --- | --- | --- | --- | |

400 METER RELAY

| Name | 1st | 2nd | 3rd | 4th | Total | Place |
|---|---|---|---|---|---|---|
| 1. J. Fercher | | | | | | |
| 2. M. Swanson | | | | | 48.4 | |
| 3. A. Fuchs | | | | | | |
| 4. ~~M. Shinn~~ A Vhsin | | | | | | |

1600 METER RELAY

| Name | 1st | 2nd | 3rd | 4th | Total | Place |
|---|---|---|---|---|---|---|
| 1. J. Bunke | 56 | | | | | |
| 2. ~~J. Norman~~ T Stanley | | 60 | | | 3:45.6 | 2nd |
| 3. N. Wanzlick | | | 54 | | | |
| 4. V. Swasey | | | | 54.7 | | |

3200 METER RELAY

| Name | 1st | 2nd | 3rd | 4th | Total | Place |
|---|---|---|---|---|---|---|
| 1. B. Berry | 68 440 | 2:20.6 880 | | | | |
| 2. T. Boggs | | 68 440 | 2:21.8 880 | | 9:29.5 | 2nd |
| 3. S. Herman | | | 71 440 | 2:27.5 880 | | |
| 4. T. Stanley | | | | 67 440 | 2:20.6 880 | |

TRACK MEET : _____ DATE : _____

| 110 Meter High Hurdles | Preliminaries | Finals | Place |
|---|---|---|---|
| Name | | | |
| 1. W. Masters | 16.7 | | |
| 2. J. Fercher | 18.6 | | |
| 3. N. Wenzlick | 16.0 | | 1st |

| 300 Meter Int. Hurdles | Preliminaries | Finals | Place |
|---|---|---|---|
| Name | | | |
| 1. M. Swanson | 44.6 | | |
| 2. J. Fercher | 49.8 | | |
| 3. A. Vlasin | 43.8 | | 2nd |

| 100 Meter Dash | Preliminaries | Finals | Place |
|---|---|---|---|
| Name | | | |
| 1. [redacted] | | | |
| 2. M. Swanson | 12.1 | | |
| 3. A. Vlasin | 11.9 | | |

| 200 Meter Dash | Preliminaries | Finals | Place |
|---|---|---|---|
| Name | | | |
| 1. [redacted] | | | |
| 2. V. Sweeney | 23.9 | | |
| 3. W. Masters | 24.4 | | |

| 400 Meter Dash | Preliminaries | Finals | Place |
|---|---|---|---|
| Name | | | |
| 1. N. Wenzlick | 54.6 | | 3rd |
| 2. V. Sweeney | 53.8 | | 1st |
| 3. J. Barker or J. Johnson | 57.1 | | 6th |

TRACK MEET : _____ DATE : _____

| 800 Meter Dash | 220 | ~~440~~ | Finals | Place |
|---|---|---|---|---|
| Name | | | | |
| 1. J. Norman | | 2:15 | | 6th |
| 2. J. Burke | | 2:10 | | 2nd |
| 3. B. Berry | | 2:21 | | |

| 1600 Meter Run | 440 | 880 | Finals | Place |
|---|---|---|---|---|
| Name | | | | |
| 1. T. Boggs | 68 | 2:28 | 5.05.7 | |
| 2. ~~[illegible]~~ | | | | |
| 3. S. Haase | 79 | 2:50 | 5:38 | |

| 3200 Meter Run | ~~440~~ | 880 | 1320 | M | 1 ¼ | 1 ½ | 1 ¾ | 2 |
|---|---|---|---|---|---|---|---|---|
| Name | | | | | | | | |
| 1. | | | | | | | | |
| 2. | | | | | | | | |
| 3. | | | | | | | | |

Mile Med Relay

1.
2.
3.
4.

400 Wt Relay

1.
2.
3.
4.

Field Events

TRACK MEET McCook JV. DATE 4-22-02

SHOT PUT

| Name | Preliminaries 1 | 2 | 3 | Finals 1 | 2 | 3 | Place |
|---|---|---|---|---|---|---|---|
| 1. | | | | | | | |
| 2. | | | | | | | |
| 3. | | | | | | | |

DISCUS

| Name | Preliminaries 1 | 2 | 3 | Finals 1 | 2 | 3 | Place |
|---|---|---|---|---|---|---|---|
| 1. | | | | | | | |
| 2. | | | | | | | |
| 3. | | | | | | | |

LONG JUMP

| Name | 1 | 2 | 3 | 4 | Place |
|---|---|---|---|---|---|
| 1. Aaron Fischer | Scratch | 17'2¼" | 15'11¼" | 16'2½" | 5TH |
| 2. Joel Norman | Scratch | 17'5½" | 17'3¾" | 16'5" | |
| 3. | | | | | |

TRIPLE JUMP

| Name | Preliminaries 1 | 2 | 3 | Finals 1 | 2 | 3 | Place |
|---|---|---|---|---|---|---|---|
| 1. | | | | | | | |
| 2. None | | | | | | | |
| 3. | | | | | | | |

HIGH JUMP

| Name | HEIGHTS 5'2" | 5'4" | 5'6" | 5'8" | 5'10" | 6' | 6'2" | PLACE |
|---|---|---|---|---|---|---|---|---|
| 1. Nathan Weazlel | — | X | OX | OOX | X | OOX | OOO | 1st |
| 2. Trey Boggs | OOX | OOO | --- | --- | --- | --- | --- | |
| 3. | --- | --- | --- | --- | --- | --- | --- | |

RACK MEET : _____ DATE : _____

| POLE VALT | HEIGHTS | | | | | | | PLACE |
|---|---|---|---|---|---|---|---|---|
| Name | 8'6" | 9' | 9'6" | 10' | 10'6" | 11' | 11'6" | |
| 1. Mille Swanson | — | — | — | X | X | X | OOO | 2nd |
| 2. Jolie Ferebee | OX | X | OOO | | | | | |
| 3. | | | | | | | | |

400 METER RELAY

| Name | 1st | 2nd | 3rd | 4th | Total | Place |
|---|---|---|---|---|---|---|
| 1. | | | | | | |
| 2. | | | | | | |
| 3. | | | | | | |
| 4. | | | | | | |

1600 METER RELAY

| Name | 1st | 2nd | 3rd | 4th | Total | Place |
|---|---|---|---|---|---|---|
| 1. | | | | | | |
| 2. | | | | | | |
| 3. | | | | | | |
| 4. | | | | | | |

3200 METER RELAY

| Name | 1st | 2nd | 3rd | 4th | Total | Place |
|---|---|---|---|---|---|---|
| 1. | 440 | 880 | | | | |
| 2. | | 440 | 880 | | | |
| 3. | | | 440 | 880 | | |
| 4. | | | | 440 | 880 | |

RACK MEET : _____ DATE : _____

| 110 Meter High Hurdles | Preliminaries | Finals | Place |
|---|---|---|---|
| Name | | | |
| 1. | | | |
| 2. | | | |
| 3. | | | |

| 300 Meter Int. Hurdles | Preliminaries | Finals | Place |
|---|---|---|---|
| Name | | | |
| 1. | | | |
| 2. | | | |
| 3. | | | |

| 100 Meter Dash | Preliminaries | Finals | Place |
|---|---|---|---|
| Name | | | |
| 1. | | | |
| 2. | | | |
| 3. | | | |

| 200 Meter Dash | Preliminaries | Finals | Place |
|---|---|---|---|
| Name | | | |
| 1. | | | |
| 2. | | | |
| 3. | | | |

| 400 Meter Dash | Preliminaries | Finals | Place |
|---|---|---|---|
| Name | | | |
| 1. | | | |
| 2. | | | |
| 3. | | | |

TRACK MEET : _____ DATE : _____

| 800 Meter Dash | 220 | 440 | Finals | Place |
|---|---|---|---|---|
| Name | | | | |
| 1. | | | | |
| 2. | | | | |
| 3. | | | | |

| 1600 Meter Run | 440 | 880 | Finals | Place |
|---|---|---|---|---|
| Name | | | | |
| 1. | | | | |
| 2. | | | | |
| 3. | | | | |

| 3200 Meter Run | 440 | 880 | 1320 | M | 1 ¼ | 1 ½ | 1 ¾ | 2 |
|---|---|---|---|---|---|---|---|---|
| Name | | | | | | | | |
| 1. | | | | | | | | |
| 2. | | | | | | | | |
| 3. | | | | | | | | |

Mile Med Relay

1.
2.
3.
4.

400 Wt Relay

1.
2.
3.
4.

Shot + Disc

TRACK MEET McCook IV DATE 4-22-03

SHOT PUT

| Name | Preliminaries 1 | 2 | 3 | 4 | Finals 1 | 2 | 3 | Place |
|---|---|---|---|---|---|---|---|---|
| 1. T. Pribbeno | 46'6" | S | 42'7" | 44'9" | | | | |
| 2. J. Strand | 41'9" | 41'3¾" | 41'5¾" | 42'1" | | | | |
| 3. A. Miller | 40'¼" | 38'8½" | 39'7" | 38'9" | | | | |

DISCUS

| Name | Preliminaries 1 | 2 | 3 | 4 | Finals 1 | 2 | 3 | Place |
|---|---|---|---|---|---|---|---|---|
| 5 1. J. Strand | 129'1" | 117'1" | 129'2" | 131'7" | | | | |
| 5 2. A. Miller | S | 109'9" | S | S | | | | |
| 5 3. C. Schoenberger | F | 125'10" | 131'3" | 123'11" | | | | |

Extra ~~LONG JUMP~~ Shot

| Name | Preliminaries 1 | 2 | 3 | 4 | Finals 1 | 2 | 3 | Place |
|---|---|---|---|---|---|---|---|---|
| 1. J. German - | S | 44'8¾" | 39'4" | 43'4¼" | | | | |
| 2. C. Schoenberger - | 35'1" | 36'8" | 37'4" | S | | | | |
| 3. M. Moser - | 38'7¾" | 39'5½" | 38'7" | 38'2¼" | | | | |
| 3. A. Sargent - | 35'8" | 36'0" | 37'5½" | 37'2" | | | | |

Extra ~~TRIPLE JUMP~~ Disc

| Name | Preliminaries 1 | 2 | 3 | 4 | Finals 1 | 2 | 3 | Place |
|---|---|---|---|---|---|---|---|---|
| 1. 4 T. Pribbeno - | 127'2" | 130'11" | 108'2" | 126'9" | | | | |
| 2. 4 J. German - | 110'3" | 119'3" | 120'6" | 126'4" | | | | |
| 3. 4 M. Moser - | S | S | 103'9" | S | | | | |
| 3 A. Sargent - | 113'4" | S | 107'3" | 108'2" | | | | |

HIGH JUMP HEIGHTS PLACE

| Name | | | | | | | |
|---|---|---|---|---|---|---|---|
| 1. | --- | --- | --- | --- | --- | --- | --- |
| 2. | --- | --- | --- | --- | --- | --- | --- |
| 3. | --- | --- | --- | --- | --- | --- | --- |

TRACK MEET : _____ DATE : _____

| POLE VALT | HEIGHTS | | | | | | | PLACE |
|---|---|---|---|---|---|---|---|---|
| Name | ___ | ___ | ___ | ___ | ___ | ___ | ___ | |
| 1. | --- | --- | --- | --- | --- | --- | --- | |
| 2. | --- | --- | --- | --- | --- | --- | --- | |
| 3. | --- | --- | --- | --- | --- | --- | --- | |

400 METER RELAY

| Name | 1st | 2nd | 3rd | 4th | Total | Place |
|---|---|---|---|---|---|---|
| 1. | | | | | | |
| 2. | | | | | | |
| 3. | | | | | | |
| 4. | | | | | | |

1600 METER RELAY

| Name | 1st | 2nd | 3rd | 4th | Total | Place |
|---|---|---|---|---|---|---|
| 1. | | | | | | |
| 2. | | | | | | |
| 3. | | | | | | |
| 4. | | | | | | |

3200 METER RELAY

| Name | 1st | 2nd | 3rd | 4th | Total | Place |
|---|---|---|---|---|---|---|
| 1. | 440 | 880 | | | | |
| 2. | | 440 | 880 | | | |
| 3. | | | 440 | 880 | | |
| 4. | | | | 440 | 880 | |

TRACK MEET : _____ DATE : _____

| 110 Meter High Hurdles | Preliminaries | Finals | Place |
|---|---|---|---|
| Name | | | |
| 1. | | | |
| 2. | | | |
| 3. | | | |

| 300 Meter Int. Hurdles | Preliminaries | Finals | Place |
|---|---|---|---|
| Name | | | |
| 1. | | | |
| 2. | | | |
| 3. | | | |

| 100 Meter Dash | Preliminaries | Finals | Place |
|---|---|---|---|
| Name | | | |
| 1. | | | |
| 2. | | | |
| 3. | | | |

| 200 Meter Dash | Preliminaries | Finals | Place |
|---|---|---|---|
| Name | | | |
| 1. | | | |
| 2. | | | |
| 3. | | | |

| 400 Meter Dash | Preliminaries | Finals | Place |
|---|---|---|---|
| Name | | | |
| 1. | | | |
| 2. | | | |
| 3. | | | |

TRACK MEET : _____ DATE : _____

| 800 Meter Dash | 220 | 440 | Finals | Place |
|---|---|---|---|---|
| Name | | | | |
| 1. | | | | |
| 2. | | | | |
| 3. | | | | |

| 1600 Meter Run | 440 | 880 | Finals | Place |
|---|---|---|---|---|
| Name | | | | |
| 1. | | | | |
| 2. | | | | |
| 3. | | | | |

| 3200 Meter Run | 440 | 880 | 1320 | M | 1 ¼ | 1 ½ | 1 ¾ | 2 |
|---|---|---|---|---|---|---|---|---|
| Name | | | | | | | | |
| 1. | | | | | | | | |
| 2. | | | | | | | | |
| 3. | | | | | | | | |

Mile Med Relay

1.
2.
3.
4.

400 Wt Relay

1.
2.
3.
4.

# Boys Track Travel List 2002

| Name | Phone | Bus | Van | Name | Phone | Bus | Van |
|---|---|---|---|---|---|---|---|
| Justin Bussell | | | | Aaron Sargent | | ✓ | |
| Zach Nesbitt | | | | Mike Shinn | | ✓ | |
| Andy Ohlson | | | | Tyler Stanley | | ✓ | |
| Kerry Shinn | | | | Mike Swanson | | ✓ | |
| Tim Strand | | | | Vern Swesey | | ✓ | |
| C.J Swanson | | | | Nathan Wenzlich | | ✓ | |
| | | | | | | | |
| | | | | Trey Boggs | | ✓ | |
| Brett Berry | | ✓ | | Aaron Fischer | | ✓ | |
| Jed German | | ✓ | | Steven Hanna | | ✓ | |
| Ed Kaiser | | | | Marcos Grenados | | | |
| Aaron Miller | | ✓ | | Taylor May | | | |
| Joel Mamon | | ✓ | | | | | |
| Tyler Pribbeno | | ✓ | | | | | |
| Corbin Schoenberger | | ✓ | | Crystal Lange | | | |
| Brian Strand | | | | Sable Barns | | ✓ | |
| John Strand | | ✓ | | Lisa Carmen | | ✓ | |
| Jay Wood | | | | Holly Colton | | ✓ | |
| Adam Vlasin | | ✓ | | | | | |
| | | | | | | | |
| | | | | | | | |
| Jason Burke | | ✓ | | | | | |
| Jake Ferebee | | ✓ | | Coach Bessler | 5091 | | |
| Scott Leibrandt | | ✓ | | Coach Zuege | 5610 | ✓ | |
| Will Morales | | ✓ | | Coach Mocerik | 5767 | ✓ | |
| Matt Moser | | ✓ | | | | | |
| | | | | | | | |
| | | | | | | | |

# Team Schedule:

Meet: McCook J.V. 2002 Date: 4-22-02

| Name | Event | Event | Event | Event | Event | Event |
|---|---|---|---|---|---|---|
| Justin Bussell | — | — | — | — | — | |
| Zach Nesbitt | — | — | — | — | — | |
| Andy Ohlson | — | — | — | — | — | |
| Kerry Shinn | — | — | — | — | — | |
| Tim Strand | — | — | — | — | — | |
| C.J Swanson | — | — | — | — | — | |
| | | | | | | |
| · Brett Berry | 3200R | 800 | | | | |
| · Jed German | Shot | Disc | | | | |
| Ed Kaiser | — | — | — | — | — | |
| · Aaron Miller | Shot | Disc | | | | |
| · Joel Norman | 400 | 800 | 1600R | | | |
| · Tyler Pribbenow | Shot | Disc | | | | |
| · Corbin Schoenberger | Shot | Disc | | | | |
| Brian Strand | — | — | — | — | — | |
| · John Strand | Shot | Disc | | | | |
| Jay Wood | — | — | — | — | — | |
| · Adam Vlasin | 100 | 300IM | | | | |
| | | | | | | |
| · Jason Burke | | 800 | 1600R | | | |
| · Jake Forchee | PV | 110 | 300IH | 4100R | | |
| · Scott Leibrandt | | | | | | |
| · Will Morales | 110HH | 200 | | | | |
| · Matt Moser | Shot | Disc | | | | |
| | | | | | | |
| | | | | | | |
| Over | | | | | | Over |

Meet: McCook JV

Date: 4-22-02

| Name | | | | | | |
|---|---|---|---|---|---|---|
| Aaron Sargent | Shot | Disc | | | | |
| Mike Shinn | 100 | 200 | 400R | | | |
| Tyler Stanley | 3200R | 1600 | | | | |
| Mike Swanson | PV | 3000m | 100 | 400R | | |
| Vern Swesey | 400 | 200 | | 1600R | | |
| Matt Wenzlick | HJ | 400 | | 1600R | | |
| | | | | | | |
| | | | | | | |
| Trey Boggs | 3200R | 1600 | HJ | | | |
| Aaron Fucker | 100 | | LJ | 400R | | |
| Marcos Granados | — | — | — | — | — | |
| Steve Honma | 1600 | 3200R | | | | |
| Taylor May | — | — | — | — | — | |
| | | | | | | |
| | | | | | | |
| | | | | |

# McCook Public Schools

Boys Coach

Larry Mollring, Activities Director
Administrative Assistant
Phone/FAX: 308/345-5733

600 West 7th
McCook, NE 69001
e-mail: lmollrin@esu15.org

## McCOOK PUBLIC SCHOOLS
## 700 WEST 7TH STREET
## McCOOK, NEBRASKA 69001

| | |
|---|---|
| To: | Athletic Directors, Track Coaches, and Administration |
| From: | Larry Mollring, Athletic Director |
| Subject: | McCook JV Invitational Track Meet |
| Date: | Monday, April 22, 2002 |
| Location: | McCook High School Track (1/8 inch spikes only) |
| Scoring: | 10-8-6-4-2-1 |
| Awards: | Individual Events - Medals for 6 places.<br>Relay Events: Medals for 1st three places.<br>Trophies will be awarded for first place in both boys and girls divisions. |
| Starting Times: | Scratch meeting will be at 12:30 P. M. in the press box at the track. Field events will start at 1:00 P. M. and will follow the schedule. |
| Entries: | All running events will be ran as finals, so send in as accurate times as possible. In the long jump, triple jump, shot put, and discus, everyone will be allowed four attempts. You will not be allowed to add anyone to an event if you do not have anyone to scratch. |
| Fee: | $40 per team, $80 per school (boys and girls). Entries are due Thursday, April 18, 2002. Please send your entry money with your entry sheet. |
| Teams Invited: | Twin Valley, McCook JV, Lakeside Central, Imperial JV, Wallace, Lexington JV, Ogallala JV, Holdrege JV, Cambridge JV. |
| Helpers: | We will try to supply as many timers, pickers, and other helpers as possible. We may need to ask you to supply one or two if needed. We will contact you later and ask for your help if we need it. |

CALL IF YOU HAVE ANY QUESTIONS, PHONE NUMBER 345-5733.
FAX 308-345-5733.

# McCOOK PUBLIC SCHOOL
# 700 WEST 7TH STREET
# McCOOK, NEBRASKA 69001

McCOOK JV INVITATIONAL TRACK MEET

Monday, April 22, 2002

ORDER OF EVENTS

12:30 P. M. Scratch Meeting in Press Box.

Field Events

| | | | | | |
|---|---|---|---|---|---|
| 1:00 P. M. | Girls: Long Jump | Shot Put | | | |
| | Boys: Triple Jump | Discus | High Jump | Pole Vault | |
| 2:30 P. M. | Girls: High Jump | Discus | Triple Jump | Pole Vault | |
| | Boys: Long Jump | Shot Put | | | |

Track Events

1:30 P. M.

1 3200 Meter Relay, Girls
2 3200 Meter Relay, Boys
3 100 Meter Girls High Hurdles
4 110 Meter Boys High Hurdles
5 100 Meter Dash, Girls
6 100 Meter Dash, Boys
7 400 Meter Dash, Girls
8 400 Meter Dash, Boys
9 3200 Meter Run, Girls
10 3200 Meter Run, Boys

Break

11 800 Meter Run, Girls
12 800 Meter Run, Boys
13 300 Meter Hurdles, Girls
14 300 Meter Hurdles, Boys
15 200 Meter Dash, Girls
16 200 Meter Dash, Boys
17 1600 Meter Run, Girls
18 1600 Meter Run, Boys
19 400 Meter Relay, Girls
20 400 Meter Relay, Boys
21 1600 Meter Relay, Girls
22 1600 Meter Relay, Boys

**All Running Events are FINALS AGAINST TIME.**

BOYS ENTRY SHEET

TEAM: Imperial Boys

Please type

| EVENT | BEST |
|---|---|
| #7 110 M HIGH HURDLES | |
| Will Morales | 17.0 |
| Jalce Fenchee | 18.5 |
| Nathan Wenzlich | 16.4 |
| #9 100 M DASH | |
| Mike Shinn | 12.0 |
| Mille Swanson | 12.1 |
| Adam Ulasin | 11.9 |
| #11 400 M RUN | |
| M. Shinn | 56.0 |
| Taylor May | 57.0 |
| Jason Burke | 56.5 |
| #14 3200 M RUN | |
| Trey Boggs | 11.30 |
| Brett Berry | 11:20 |
| Vernon Swesey | 11.15 |
| #18 200 M DASH | |
| Mike Shinn | 25.0 |
| Adam Ulasin | 24.6 |
| Mille Swanson | 25.2 |
| #24 1600 M RUN | |
| Trey Boggs | 5.15 |
| Brett Berry | 5.20 |
| Vernon Swesey | 5.10 |
| #28 800 M RUN | |
| Joel Norman | 2.15 |
| Tyler Stanley | 2:20 |
| Scott Leibrandt | 2.15 |
| #32 300 M INT HURDLES | |
| Mille Swanson | 47.0 |
| Jalce Fenchee | 49.0 |
| Adam Ulasin | 44.0 |

| EVENT | BEST |
|---|---|
| Shot Put | |
| Tyler Pribbeno | 44' |
| John Strand | 43' |
| Aaron Miller | 41' |
| Discus | |
| John Strand | 120' |
| Aaron Miller | 120' |
| Corbin Schoenberger | 120' |
| Long Jump | |
| Will Morales | 18' |
| Aaron Fucher | 17' |
| Mille Shinn | 16' |
| High Jump | |
| Trey Boggs | 5'6 |
| Will Morales | 5'6 |
| Nathan Wenzlich | 5'8 |
| Triple Jump | |
| Taylor May | 36' |
| Aaron Fucher | 35' |
| Will Be Gone | 34 |
| Pole Vault | |
| Mille Swanson | 11' |
| Jalce Fenchee | 10' |
| Taylor May | 10' |
| RELAYS: | |
| #2 400 M (Yes) No | 46.0 |
| #3 3200 M (Yes) No | 10:00 |
| #20 1600 M (Yes) No | 3.50 |

# Imperial Boys

Please Add:

| Shot Put | | Discus | |
|---|---|---|---|
| Corbin Schoenberger | 40' | Tyler Prebbeno | 115' |
| Jed Genman | 42' | Jed Genman | 115' |
| Matt Moser | 40' | Matt Moser | 118' |
| Aaron Sargent | 38' | Aaron Sargent | 110' |

Att: I visited w/ mr. Mobley about additions:

Thank You Very Much

Jed Bender

McCOOK JV INVITE - April 22, 2002

Bulletin #1

JV BOYS

| | 400 METERS | | |
|---|---|---|---|
| 1 | Vernon Swesey, Imp | 53.8 | PB |
| 2 | Eli Maloley, Lex | 54 | |
| 3 | Nathan Wenzlick, Imp | 54.6 | PB |
| 4 | Thyler Hayes, Mc | 55.7 | |
| 5 | Taylor Foy, Og | 56.3 | |
| 6 | Joel Norman, Imp | 57.2 | PB |

| | TRIPLE JUMP | |
|---|---|---|
| 1 | Drew Graham, Holdrege | 40' 11 3/4 |
| 2 | Cliff Thompson, LC | 38' 10 |
| 3 | Josh Burton, TV | 38' 2 1/2 |
| 4 | Seth Shirley, Lex | 38' 2 |
| 5 | Jake Mandelko, Lex | 37' 10 |
| 6 | Mark Christensen, Wal | 36 9 1/4" |

| | HIGH JUMP | | |
|---|---|---|---|
| 1 | Nathan Wenzlick, Imp | 6' | PB |
| 2 | Kyle Crawford, Hold | 5'10 | |
| 3 | Cliff Thompson, LC | 5' 8 | |
| 4 | Kent Kukeyasa, Hold | 5' 6 | |
| 5 | Kyle Heineman, Lex | 5' 6 | |
| 6 | Zack Volquardsen, Mc | 5' 4 | |

| | 110 H Hurdles | |
|---|---|---|
| 1 | Nathan Wenzlick, Imp | 16 |
| 2 | Cliff Thompson, LC | 16.5 |
| 3 | Nathan Nelson, Og | 16.6 |
| 4 | Will Morales, Imp | 16.7 PB |
| 5 | Brady Smith, Lex | 16.8 |
| 6 | Seth Shirley, Lex | 17 |

| | 100 METERS | |
|---|---|---|
| 1 | Dusty Rowe, Lex | 11.5 |
| 2 | Brett Montey, Mc | 11.7 |
| 3 | Nathan Nelson, Ogal | 11.9 |
| 4 | Alex Beam, Mc | 12 |
| 5 | Nick Teter, TV | 12 |
| 6 | Kyle Heineman , Lex | 12 |

| | DISCUS | |
|---|---|---|
| 1 | Lanny Carlson, LC | 139' 10 |
| 2 | Randy Wells, Hold | 136 5 |
| 3 | John Strana, Imp | 131 7 PB |
| 4 | Corbin Schmenberger, Imp | 131 3 PB |
| 5 | Tyler Pribbeno, Imp | 130 11 PB |
| 6 | Richard Smock, Mc | 128 4 |

| | LONG JUMP | |
|---|---|---|
| 1 | Josh Burton, TV | 18 11 1/4 |
| 2 | Billey Chandler, Oga | 18 8 1/4 |
| 3 | Jake Mandelko, Lex | 17 9 3/4 |
| 4 | Matt Beckenhauer, Mc | 17 7 1/2 |
| 5 | Joel Norman, Imp | 17 5 1/2 PB |
| 6 | Mark Christensen, Wal | 17 4 1/2 |

| | POLE VAULT | |
|---|---|---|
| 1** | Sean Cappel, Mc | 11' 6 |
| 2 | Mike Swanson, Imp | 11' |
| 3 | Dillon Riley, Hold | 10' |
| 4 | Josh Vanonik, Wal | 9' 6 |
| 5 | Matt Green, Mc | 9' |
| 6 | Jake Ferebee, Imp | 9' 0 |

| | 300 INTERMEDIATE HURDLES | |
|---|---|---|
| 1 | Brady Smith, Lex | 42.7 |
| 2 | Adam Vlasin, Imp | 43.8 PB |
| 3 | Nathan Nelson, OG | 44.2 |
| 4 | Mike Swanson, Imp | 44.5 PB |
| 5 | Seth Shirley, Lex | 45.1 |
| 6 | Brandon Burton, TV | 46.1 |

| | 200 METERS | |
|---|---|---|
| 1 | Eli Maloley, Lex | 23.6 |
| 2 | Derek Ruppert, McC | 23.6 |
| 3 | Nick Teter, TV | 24 |
| 4 | Vernon Swesey, Imp | 24.1 PB |
| 5 | Kyle Heineman, Lex | 24.2 |
| 6 | Will Morales, Imp | 24.5 PB |

* New Meet Record

** Ties Meet Record

# McCOOK JV INVITE - APRIL 22, 2002

## JV BOYS

### SHOT PUT

| | | | |
|---|---|---|---|
| 1 | Tyler Pribbeno, Imp | 46 6 | PB |
| 2 | Jed German, Imp | 44 8 3/4 | |
| 3 | Lanny Carlson, LC | 44 1/4 | |
| 4 | Aaron Ide, Hold | 43 11 | |
| 5 | Randy Wells, Hold | 43 10 | |
| 6 | John Strand, Imp | 42 1 | |

### 1600 METER RELAY

| | | | |
|---|---|---|---|
| 1 | Lexington | 3:45.1 | |
| 2 | Imperial | 3:45.6 | SB |
| 3 | McCook | 3:53.2 | |
| 4 | Holdrege | 4:00.2 | |
| 5 | Ogallala | 4:03.0 | |
| 6 | Twin Valley | 4:08.7 | |

### 400 METER RELAY

| | | |
|---|---|---|
| 1 | Lexington | 46.9 |
| 2 | McCook | 47 |
| 3 | Ogallala | 47.6 |
| 4 | Imperial | 48.3 |
| 5 | Wallace | 49.8 |
| 6 | Lakeside Central | 50.4 |

### 3200 METER RELAY

| | | |
|---|---|---|
| 1 | Lexington | 9:16.3 |
| 2 | Imperial | 9:29.4 |
| 3 | McCook | 9:32.8 |
| 4 | Cambridge | 9:45.9 |
| 5 | Lakeside Central | 9:46.4 |
| 6 | Ogallala | 10:22.1 |

### 800 METERS

| | | | |
|---|---|---|---|
| 1 | Miguel Macias, Lex | 2:08.1 | |
| 2 | Jason Burke, Imp | 2:10.7 | PB |
| 3 | Keno Fukeyasa, Hold | 2:11.6 | |
| 4 | Alex Weaver, Lex | 2:13.1 | |
| 5 | Burton Burton, TV | 2:14.6 | |
| 6 | Joel Norman, Imp | 2:15.6 | PB |

### 3200 METERS

| | | |
|---|---|---|
| 1 | Erik Torres, Lex | 11:01.3 |
| 2 | Joel Sharp, LC | 11:38.5 |
| 3 | Jon Flaming, Og | 11:44.3 |
| 4 | Brian Watt, Hold. | 12:23.7 |
| 5 | Ryan Sapp, LC | 12:51.8 |
| 6 | Corey Brewer, TV | 12:51.9 |

### 1600 METERS

| | | | |
|---|---|---|---|
| 1 | Miguel Macias, Lex | 4:49.3 | |
| 2 | Erik Torres, Lex | 5:03.5 | |
| 3 | Burton Burton, TV | 5:05.8 | |
| 4 | Trey Boggs, Imp | 5:05.8 | PB |
| 5 | Randy Jordan, Mc | 5:09.1 | |
| 6 | Joel Sharp, LC | 5:27.8 | |

| | | | |
|---|---|---|---|
| 1 | Imperial | Outstanding | 133 |
| 2 | Lexington | [redacted] | 126 |
| 3 | McCook | | 64 |
| 4 | Holdrege | | 56 |
| 5 | Lakeside Central | | 52 |
| 6 | Ogallala | | 43 |
| 7 | Twin Valley | | 35 |
| 8 | Wallace | | 8 |
| 9 | Cambridge | | 4 |

* New Meet Record

Masters

TRACK MEET McCook JV DATE 4-22-02

| SHOT PUT | Preliminaries | | | Finals | | | Place |
|---|---|---|---|---|---|---|---|
| Name | 1 | 2 | 3 | 1 | 2 | 3 | |
| 1. T. Pribbeno | 46'6 | S | 42'7 | 44'9 | | | |
| 2. J. Strand | 41'9 | 41'3¾ | 41'5¾ | 42'1 | | | |
| 3. A. Miller | 40'¼ | 38'8½ | 39'7 | 38'9 | | | |

| DISCUS | Preliminaries | | | Finals | | | Place |
|---|---|---|---|---|---|---|---|
| Name | 1 | 2 | 3 | 1 | 2 | 3 | |
| 1. J. Strand | 129'1 | 117'1 | 129'2 | 131'7 | | | |
| 2. A. Miller | S | 109'9 | S | S | | | |
| 3. C. Schoenberger | F | 125'10 | 131'3 | 123'11 | | | |

| LONG JUMP | Preliminaries | | | Finals | | | Place |
|---|---|---|---|---|---|---|---|
| Name | 1 | 2 | 3 | 1 | 2 | 3 | |
| 1. A. Fuchser | Scratch | 17'2¼ | 15'11¼ | 16'2½ | | | 5th |
| 2. J Norman | Scratch | 17'5½ | 17'3¾ | 16'5 | | | |
| 3. | | | | | | | |

| TRIPLE JUMP | Preliminaries | | | Finals | | | Place |
|---|---|---|---|---|---|---|---|
| Name | 1 | 2 | 3 | 1 | 2 | 3 | |
| 1. | | | | | | | |
| 2. None | | | | | | | |
| 3. | | | | | | | |

| HIGH JUMP | HEIGHTS | | | | | | | PLACE |
|---|---|---|---|---|---|---|---|---|
| Name | 5'2" | 5'4" | 5'6" | 5'8" | 5'10" | 6'0" | 6'2" | |
| 1. N. Wardlick | — | X | OX | OOX | X | OOX | OOO | 1st |
| 2. T. Boggs | OOX | OOO | --- | --- | --- | --- | --- | |
| 3. | --- | --- | --- | --- | --- | --- | --- | |

TRACK MEET : _____ DATE : _____

| POLE VALT | HEIGHTS | | | | | | | PLACE |
|---|---|---|---|---|---|---|---|---|
| Name | 8'6" | 9'0" | 9'6" | 10'0" | 10'6" | 11'0" | 11'6" | |
| 1. Mike Swanson | — | — | — | x | x | X | OOO | |
| 2. J. Fercher | Ox | x | OOO | --- | --- | --- | --- | |
| 3. | --- | --- | --- | --- | --- | --- | --- | |

400 METER RELAY

| Name | 1st | 2nd | 3rd | 4th | Total | Place |
|---|---|---|---|---|---|---|
| 1. J. Fercher | | | | | | |
| 2. M. Swanson | | | | | 48.4 | |
| 3. A. Fuchs | | | | | | |
| 4. ~~M. Shinn~~ A Vhsin | | | | | | |

1600 METER RELAY

| Name | 1st | 2nd | 3rd | 4th | Total | Place |
|---|---|---|---|---|---|---|
| 1. J. Bunke | 56 | | | | | |
| 2. ~~J. Norman~~ T Stanley | | 60 | | | 3:45.6 | 2nd |
| 3. N. Wanzlick | | | 54 | | | |
| 4. V. Swasey | | | | 54.7 | | |

3200 METER RELAY

| Name | 1st | 2nd | 3rd | 4th | Total | Place |
|---|---|---|---|---|---|---|
| 1. B. Berry | 68 440 | 2:20.6 880 | | | | |
| 2. T. Boggs | | 68 440 | 2:21.8 880 | | 9:29.5 | 2nd |
| 3. S. Herman | | | 71 440 | 2:27.5 880 | | |
| 4. T. Stanley | | | | 67 440 | 2:20.6 880 | |

TRACK MEET : _____ DATE : _____

| 110 Meter High Hurdles | Preliminaries | Finals | Place |
|---|---|---|---|
| Name | | | |
| 1. W. Masters | 16.7 | | |
| 2. J. Fercher | 18.6 | | |
| 3. N. Wenzlick | 16.0 | | 1st |

| 300 Meter Int. Hurdles | Preliminaries | Finals | Place |
|---|---|---|---|
| Name | | | |
| 1. M. Swanson | 44.6 | | |
| 2. J. Fercher | 49.8 | | |
| 3. A. Vlasin | 43.8 | | 2nd |

| 100 Meter Dash | Preliminaries | Finals | Place |
|---|---|---|---|
| Name | | | |
| 1. [redacted] | | | |
| 2. M. Swanson | 12.1 | | |
| 3. A. Vlasin | 11.9 | | |

| 200 Meter Dash | Preliminaries | Finals | Place |
|---|---|---|---|
| Name | | | |
| 1. [redacted] | | | |
| 2. V. Sweeney | 23.9 | | |
| 3. W. Masters | 24.4 | | |

| 400 Meter Dash | Preliminaries | Finals | Place |
|---|---|---|---|
| Name | | | |
| 1. N. Wenzlick | 54.6 | | 3rd |
| 2. V. Sweeney | 53.8 | | 1st |
| 3. J. Barker or J. Johnson | 57.1 | | 6th |

TRACK MEET : _____ DATE : _____

| 800 Meter Dash | 220 | ~~440~~ | Finals | Place |
|---|---|---|---|---|
| Name | | | | |
| 1. J. Norman | | 2:15 | | 6th |
| 2. J. Burke | | 2:10 | | 2nd |
| 3. B. Berry | | 2:21 | | |

| 1600 Meter Run | 440 | 880 | Finals | Place |
|---|---|---|---|---|
| Name | | | | |
| 1. T. Boggs | 68 | 2:28 | 5.05.7 | |
| 2. ~~[illegible]~~ | | | | |
| 3. S. Haase | 79 | 2:50 | 5:38 | |

| 3200 Meter Run | ~~440~~ | 880 | 1320 | M | 1 ¼ | 1 ½ | 1 ¾ | 2 |
|---|---|---|---|---|---|---|---|---|
| Name | | | | | | | | |
| 1. | | | | | | | | |
| 2. | | | | | | | | |
| 3. | | | | | | | | |

Mile Med Relay

1.
2.
3.
4.

400 Wt Relay

1.
2.
3.
4.

Field Events

TRACK MEET McCook JV. DATE 4-22-02

SHOT PUT

| Name | Preliminaries 1 | 2 | 3 | Finals 1 | 2 | 3 | Place |
|---|---|---|---|---|---|---|---|
| 1. | | | | | | | |
| 2. | | | | | | | |
| 3. | | | | | | | |

DISCUS

| Name | Preliminaries 1 | 2 | 3 | Finals 1 | 2 | 3 | Place |
|---|---|---|---|---|---|---|---|
| 1. | | | | | | | |
| 2. | | | | | | | |
| 3. | | | | | | | |

LONG JUMP

| Name | 1 | 2 | 3 | 4 | Place |
|---|---|---|---|---|---|
| 1. Aaron Fischer | Scratch | 17'2¼" | 15'11¼" | 16'2½" | 5TH |
| 2. Joel Norman | Scratch | 17'5½" | 17'3¾" | 16'5" | |
| 3. | | | | | |

TRIPLE JUMP

| Name | Preliminaries 1 | 2 | 3 | Finals 1 | 2 | 3 | Place |
|---|---|---|---|---|---|---|---|
| 1. | | | | | | | |
| 2. None | | | | | | | |
| 3. | | | | | | | |

HIGH JUMP

| Name | HEIGHTS 5'2" | 5'4" | 5'6" | 5'8" | 5'10" | 6' | 6'2" | PLACE |
|---|---|---|---|---|---|---|---|---|
| 1. Nathan Weazlel | — | X | OX | OOX | X | OOX | OOO | 1st |
| 2. Trey Boggs | OOX | OOO | --- | --- | --- | --- | --- | |
| 3. | --- | --- | --- | --- | --- | --- | --- | |

RACK MEET : _____ DATE : _____

| POLE VALT | HEIGHTS | | | | | | | PLACE |
|---|---|---|---|---|---|---|---|---|
| Name | 8'6" | 9' | 9'6" | 10' | 10'6" | 11' | 11'6" | |
| 1. Mille Swanson | — | — | — | X | X | X | OOO | 2nd |
| 2. Jolie Ferebee | OX | X | OOO | | | | | |
| 3. | | | | | | | | |

400 METER RELAY

| Name | 1st | 2nd | 3rd | 4th | Total | Place |
|---|---|---|---|---|---|---|
| 1. | | | | | | |
| 2. | | | | | | |
| 3. | | | | | | |
| 4. | | | | | | |

1600 METER RELAY

| Name | 1st | 2nd | 3rd | 4th | Total | Place |
|---|---|---|---|---|---|---|
| 1. | | | | | | |
| 2. | | | | | | |
| 3. | | | | | | |
| 4. | | | | | | |

3200 METER RELAY

| Name | 1st | 2nd | 3rd | 4th | Total | Place |
|---|---|---|---|---|---|---|
| 1. | 440 | 880 | | | | |
| 2. | | 440 | 880 | | | |
| 3. | | | 440 | 880 | | |
| 4. | | | | 440 | 880 | |

RACK MEET : _____ DATE : _____

| 110 Meter High Hurdles | Preliminaries | Finals | Place |
|---|---|---|---|
| Name | | | |
| 1. | | | |
| 2. | | | |
| 3. | | | |

| 300 Meter Int. Hurdles | Preliminaries | Finals | Place |
|---|---|---|---|
| Name | | | |
| 1. | | | |
| 2. | | | |
| 3. | | | |

| 100 Meter Dash | Preliminaries | Finals | Place |
|---|---|---|---|
| Name | | | |
| 1. | | | |
| 2. | | | |
| 3. | | | |

| 200 Meter Dash | Preliminaries | Finals | Place |
|---|---|---|---|
| Name | | | |
| 1. | | | |
| 2. | | | |
| 3. | | | |

| 400 Meter Dash | Preliminaries | Finals | Place |
|---|---|---|---|
| Name | | | |
| 1. | | | |
| 2. | | | |
| 3. | | | |

TRACK MEET : _____ DATE : _____

| 800 Meter Dash | 220 | 440 | Finals | Place |
|---|---|---|---|---|
| Name | | | | |
| 1. | | | | |
| 2. | | | | |
| 3. | | | | |

| 1600 Meter Run | 440 | 880 | Finals | Place |
|---|---|---|---|---|
| Name | | | | |
| 1. | | | | |
| 2. | | | | |
| 3. | | | | |

| 3200 Meter Run | 440 | 880 | 1320 | M | 1 ¼ | 1 ½ | 1 ¾ | 2 |
|---|---|---|---|---|---|---|---|---|
| Name | | | | | | | | |
| 1. | | | | | | | | |
| 2. | | | | | | | | |
| 3. | | | | | | | | |

Mile Med Relay

1.
2.
3.
4.

400 Wt Relay

1.
2.
3.
4.

Shot + Disc

TRACK MEET McCook IV DATE 4-22-03

SHOT PUT

| Name | Preliminaries 1 | 2 | 3 | 4 | Finals 1 | 2 | 3 | Place |
|---|---|---|---|---|---|---|---|---|
| 1. T. Pribbeno | 46'6" | S | 42'7" | 44'9" | | | | |
| 2. J. Strand | 41'9" | 41'3¾" | 41'5¾" | 42'1" | | | | |
| 3. A. Miller | 40'¼" | 38'8½" | 39'7" | 38'9" | | | | |

DISCUS

| Name | Preliminaries 1 | 2 | 3 | 4 | Finals 1 | 2 | 3 | Place |
|---|---|---|---|---|---|---|---|---|
| 5 1. J. Strand | 129'1" | 117'1" | 129'2" | 131'7" | | | | |
| 5 2. A. Miller | S | 109'9" | S | S | | | | |
| 5 3. C. Schoenberger | F | 125'10" | 131'3" | 123'11" | | | | |

Extra ~~LONG JUMP~~ Shot

| Name | Preliminaries 1 | 2 | 3 | 4 | Finals 1 | 2 | 3 | Place |
|---|---|---|---|---|---|---|---|---|
| 1. J. German - | S | 44'8¾" | 39'4" | 43'4¼" | | | | |
| 2. C. Schoenberger - | 35'1" | 36'8" | 37'4" | S | | | | |
| 3. M. Moser - | 38'7¾" | 39'5½" | 38'7" | 38'2¼" | | | | |
| 3. A. Sargent - | 35'8" | 36'0" | 37'5½" | 37'2" | | | | |

Extra ~~TRIPLE JUMP~~ Disc

| Name | Preliminaries 1 | 2 | 3 | 4 | Finals 1 | 2 | 3 | Place |
|---|---|---|---|---|---|---|---|---|
| 1. 4 T. Pribbeno - | 127'2" | 130'11" | 108'2" | 126'9" | | | | |
| 2. 4 J. German - | 110'3" | 119'3" | 120'6" | 126'4" | | | | |
| 3. 4 M. Moser - | S | S | 103'9" | S | | | | |
| 3 A. Sargent - | 113'4" | S | 107'3" | 108'2" | | | | |

HIGH JUMP HEIGHTS PLACE

| Name | | | | | | | |
|---|---|---|---|---|---|---|---|
| 1. | --- | --- | --- | --- | --- | --- | --- |
| 2. | --- | --- | --- | --- | --- | --- | --- |
| 3. | --- | --- | --- | --- | --- | --- | --- |

TRACK MEET : _____ DATE : _____

| POLE VALT | HEIGHTS | | | | | | | PLACE |
|---|---|---|---|---|---|---|---|---|
| Name | ___ | ___ | ___ | ___ | ___ | ___ | ___ | |
| 1. | --- | --- | --- | --- | --- | --- | --- | |
| 2. | --- | --- | --- | --- | --- | --- | --- | |
| 3. | --- | --- | --- | --- | --- | --- | --- | |

400 METER RELAY

| Name | 1st | 2nd | 3rd | 4th | Total | Place |
|---|---|---|---|---|---|---|
| 1. | | | | | | |
| 2. | | | | | | |
| 3. | | | | | | |
| 4. | | | | | | |

1600 METER RELAY

| Name | 1st | 2nd | 3rd | 4th | Total | Place |
|---|---|---|---|---|---|---|
| 1. | | | | | | |
| 2. | | | | | | |
| 3. | | | | | | |
| 4. | | | | | | |

3200 METER RELAY

| Name | 1st | 2nd | 3rd | 4th | Total | Place |
|---|---|---|---|---|---|---|
| 1. | 440 | 880 | | | | |
| 2. | | 440 | 880 | | | |
| 3. | | | 440 | 880 | | |
| 4. | | | | 440 | 880 | |

TRACK MEET : _____ DATE : _____

| 110 Meter High Hurdles | Preliminaries | Finals | Place |
|---|---|---|---|
| Name | | | |
| 1. | | | |
| 2. | | | |
| 3. | | | |

| 300 Meter Int. Hurdles | Preliminaries | Finals | Place |
|---|---|---|---|
| Name | | | |
| 1. | | | |
| 2. | | | |
| 3. | | | |

| 100 Meter Dash | Preliminaries | Finals | Place |
|---|---|---|---|
| Name | | | |
| 1. | | | |
| 2. | | | |
| 3. | | | |

| 200 Meter Dash | Preliminaries | Finals | Place |
|---|---|---|---|
| Name | | | |
| 1. | | | |
| 2. | | | |
| 3. | | | |

| 400 Meter Dash | Preliminaries | Finals | Place |
|---|---|---|---|
| Name | | | |
| 1. | | | |
| 2. | | | |
| 3. | | | |

TRACK MEET : _____ DATE : _____

| 800 Meter Dash | 220 | 440 | Finals | Place |
|---|---|---|---|---|
| Name | | | | |
| 1. | | | | |
| 2. | | | | |
| 3. | | | | |

| 1600 Meter Run | 440 | 880 | Finals | Place |
|---|---|---|---|---|
| Name | | | | |
| 1. | | | | |
| 2. | | | | |
| 3. | | | | |

| 3200 Meter Run | 440 | 880 | 1320 | M | 1 ¼ | 1 ½ | 1 ¾ | 2 |
|---|---|---|---|---|---|---|---|---|
| Name | | | | | | | | |
| 1. | | | | | | | | |
| 2. | | | | | | | | |
| 3. | | | | | | | | |

Mile Med Relay

1.
2.
3.
4.

400 Wt Relay

1.
2.
3.
4.

# Boys Track Travel List 2002

| Name | Phone | Bus | Van | Name | Phone | Bus | Van |
|---|---|---|---|---|---|---|---|
| Justin Bussell | | | | Aaron Sargent | | ✓ | |
| Zach Nesbitt | | | | Mike Shinn | | ✓ | |
| Andy Ohlson | | | | Tyler Stanley | | ✓ | |
| Kerry Shinn | | | | Mike Swanson | | ✓ | |
| Tim Strand | | | | Vern Swesey | | ✓ | |
| C.J Swanson | | | | Nathan Wenzlich | | ✓ | |
| | | | | | | | |
| | | | | Trey Boggs | | ✓ | |
| Brett Berry | | ✓ | | Aaron Fischer | | ✓ | |
| Jed German | | ✓ | | Steven Hanna | | ✓ | |
| Ed Kaiser | | | | Marcos Grenados | | | |
| Aaron Miller | | ✓ | | Taylor May | | | |
| Joel Mamon | | ✓ | | | | | |
| Tyler Pribbeno | | ✓ | | | | | |
| Corbin Schoenberger | | ✓ | | Crystal Lange | | | |
| Brian Strand | | | | Sable Barns | | ✓ | |
| John Strand | | ✓ | | Lisa Carmen | | ✓ | |
| Jay Wood | | | | Holly Colton | | ✓ | |
| Adam Vlasin | | ✓ | | | | | |
| | | | | | | | |
| | | | | | | | |
| Jason Burke | | ✓ | | | | | |
| Jake Ferebee | | ✓ | | Coach Bessler | 5091 | | |
| Scott Leibrandt | | ✓ | | Coach Zuege | 5610 | ✓ | |
| Will Morales | | ✓ | | Coach Mocerik | 5767 | ✓ | |
| Matt Moser | | ✓ | | | | | |
| | | | | | | | |
| | | | | | | | |

# Team Schedule:

Meet: McCook J.V. 2002 Date: 4-22-02

| Name | Event | Event | Event | Event | Event | Event |
|---|---|---|---|---|---|---|
| Justin Bussell | — | — | — | — | — | |
| Zach Nesbitt | — | — | — | — | — | |
| Andy Ohlson | — | — | — | — | — | |
| Kerry Shinn | — | — | — | — | — | |
| Tim Strand | — | — | — | — | — | |
| C.J Swanson | — | — | — | — | — | |
| | | | | | | |
| · Brett Berry | 3200R | 800 | | | | |
| · Jed German | Shot | Disc | | | | |
| Ed Kaiser | — | — | — | — | — | |
| · Aaron Miller | Shot | Disc | | | | |
| · Joel Norman | 400 | 800 | 1600R | | | |
| · Tyler Pribbenow | Shot | Disc | | | | |
| · Corbin Schoenberger | Shot | Disc | | | | |
| Brian Strand | — | — | — | — | — | |
| · John Strand | Shot | Disc | | | | |
| Jay Wood | — | — | — | — | — | |
| · Adam Vlasin | 100 | 300IM | | | | |
| | | | | | | |
| · Jason Burke | | 800 | 1600R | | | |
| · Jake Forchee | PV | 110 | 300IH | 4100R | | |
| · Scott Leibrandt | | | | | | |
| · Will Morales | 110HH | 200 | | | | |
| · Matt Moser | Shot | Disc | | | | |
| | | | | | | |
| | | | | | | |
| Over | | | | | | Over |

Meet: McCook JV

Date: 4-22-02

| Name | | | | | | |
|---|---|---|---|---|---|---|
| Aaron Sargent | Shot | Disc | | | | |
| Mike Shinn | 100 | 200 | 400R | | | |
| Tyler Stanley | 3200R | 1600 | | | | |
| Mike Swanson | PV | 3000m | 100 | 400R | | |
| Vern Swesey | 400 | 200 | | 1600R | | |
| Matt Wenzlick | HJ | 400 | | 1600R | | |
| | | | | | | |
| | | | | | | |
| Trey Boggs | 3200R | 1600 | HJ | | | |
| Aaron Fucker | 100 | | LJ | 400R | | |
| Marcos Granados | — | — | — | — | — | |
| Steve Honma | 1600 | 3200R | | | | |
| Taylor May | — | — | — | — | — | |
| | | | | | | |
| | | | | | | |
| | | | | |

# McCook Public Schools

Boys Coach

Larry Mollring, Activities Director
Administrative Assistant
Phone/FAX: 308/345-5733

600 West 7th
McCook, NE 69001
e-mail: lmollrin@esu15.org

## McCOOK PUBLIC SCHOOLS
## 700 WEST 7TH STREET
## McCOOK, NEBRASKA 69001

| | |
|---|---|
| To: | Athletic Directors, Track Coaches, and Administration |
| From: | Larry Mollring, Athletic Director |
| Subject: | McCook JV Invitational Track Meet |
| Date: | Monday, April 22, 2002 |
| Location: | McCook High School Track (1/8 inch spikes only) |
| Scoring: | 10-8-6-4-2-1 |
| Awards: | Individual Events - Medals for 6 places.<br>Relay Events: Medals for 1st three places.<br>Trophies will be awarded for first place in both boys and girls divisions. |
| Starting Times: | Scratch meeting will be at 12:30 P. M. in the press box at the track. Field events will start at 1:00 P. M. and will follow the schedule. |
| Entries: | All running events will be ran as finals, so send in as accurate times as possible. In the long jump, triple jump, shot put, and discus, everyone will be allowed four attempts. You will not be allowed to add anyone to an event if you do not have anyone to scratch. |
| Fee: | $40 per team, $80 per school (boys and girls). Entries are due Thursday, April 18, 2002. Please send your entry money with your entry sheet. |
| Teams Invited: | Twin Valley, McCook JV, Lakeside Central, Imperial JV, Wallace, Lexington JV, Ogallala JV, Holdrege JV, Cambridge JV. |
| Helpers: | We will try to supply as many timers, pickers, and other helpers as possible. We may need to ask you to supply one or two if needed. We will contact you later and ask for your help if we need it. |

CALL IF YOU HAVE ANY QUESTIONS, PHONE NUMBER 345-5733.
FAX 308-345-5733.

# McCOOK PUBLIC SCHOOL
# 700 WEST 7TH STREET
# McCOOK, NEBRASKA 69001

McCOOK JV INVITATIONAL TRACK MEET

Monday, April 22, 2002

ORDER OF EVENTS

12:30 P. M. Scratch Meeting in Press Box.

Field Events

| | | | | | |
|---|---|---|---|---|---|
| 1:00 P. M. | Girls: Long Jump | Shot Put | | | |
| | Boys: Triple Jump | Discus | High Jump | Pole Vault | |
| 2:30 P. M. | Girls: High Jump | Discus | Triple Jump | Pole Vault | |
| | Boys: Long Jump | Shot Put | | | |

Track Events

1:30 P. M.

1 3200 Meter Relay, Girls
2 3200 Meter Relay, Boys
3 100 Meter Girls High Hurdles
4 110 Meter Boys High Hurdles
5 100 Meter Dash, Girls
6 100 Meter Dash, Boys
7 400 Meter Dash, Girls
8 400 Meter Dash, Boys
9 3200 Meter Run, Girls
10 3200 Meter Run, Boys

Break

11 800 Meter Run, Girls
12 800 Meter Run, Boys
13 300 Meter Hurdles, Girls
14 300 Meter Hurdles, Boys
15 200 Meter Dash, Girls
16 200 Meter Dash, Boys
17 1600 Meter Run, Girls
18 1600 Meter Run, Boys
19 400 Meter Relay, Girls
20 400 Meter Relay, Boys
21 1600 Meter Relay, Girls
22 1600 Meter Relay, Boys

**All Running Events are FINALS AGAINST TIME.**

BOYS ENTRY SHEET

TEAM: Imperial Boys

Please type

| EVENT | BEST |
|---|---|
| #7 110 M HIGH HURDLES | |
| Will Morales | 17.0 |
| Jalce Fenchee | 18.5 |
| Nathan Wenzlich | 16.4 |
| #9 100 M DASH | |
| Mike Shinn | 12.0 |
| Mille Swanson | 12.1 |
| Adam Ulasin | 11.9 |
| #11 400 M RUN | |
| M. Shinn | 56.0 |
| Taylor May | 57.0 |
| Jason Burke | 56.5 |
| #14 3200 M RUN | |
| Trey Boggs | 11.30 |
| Brett Berry | 11:20 |
| Vernon Swesey | 11.15 |
| #18 200 M DASH | |
| Mike Shinn | 25.0 |
| Adam Ulasin | 24.6 |
| Mille Swanson | 25.2 |
| #24 1600 M RUN | |
| Trey Boggs | 5.15 |
| Brett Berry | 5.20 |
| Vernon Swesey | 5.10 |
| #28 800 M RUN | |
| Joel Norman | 2.15 |
| Tyler Stanley | 2:20 |
| Scott Leibrandt | 2.15 |
| #32 300 M INT HURDLES | |
| Mille Swanson | 47.0 |
| Jalce Fenchee | 49.0 |
| Adam Ulasin | 44.0 |

| EVENT | BEST |
|---|---|
| Shot Put | |
| Tyler Pribbeno | 44' |
| John Strand | 43' |
| Aaron Miller | 41' |
| Discus | |
| John Strand | 120' |
| Aaron Miller | 120' |
| Corbin Schoenberger | 120' |
| Long Jump | |
| Will Morales | 18' |
| Aaron Fucher | 17' |
| Mille Shinn | 16' |
| High Jump | |
| Trey Boggs | 5'6 |
| Will Morales | 5'6 |
| Nathan Wenzlich | 5'8 |
| Triple Jump | |
| Taylor May | 36' |
| Aaron Fucher | 35' |
| Will Be Gone | 34 |
| Pole Vault | |
| Mille Swanson | 11' |
| Jalce Fenchee | 10' |
| Taylor May | 10' |
| RELAYS: | |
| #2 400 M (Yes) No | 46.0 |
| #3 3200 M (Yes) No | 10:00 |
| #20 1600 M (Yes) No | 3.50 |

# Imperial Boys

Please Add:

| Shot Put | | Discus | |
|---|---|---|---|
| Corbin Schoenberger | 40' | Tyler Prebbeno | 115' |
| Jed Genman | 42' | Jed Genman | 115' |
| Matt Moser | 40' | Matt Moser | 118' |
| Aaron Sargent | 38' | Aaron Sargent | 110' |

Att: I visited w/ mr. Mobley about additions:

Thank You Very Much

Jed Bender