November 17, 2026
Regular Meeting
Dr. Jim Vaszauskas Center for the Performing Arts
1110 W. Debbie Lane
Mansfield, TX 76063
6:00 PM

---

1. **Call to Order**
2. **Roll Call**
3. **Meeting Opening**
    1. Prayer
    2. Pledges
        1. Presentation of Colors by the Summit High School JROTC
    3. Board Norms
4. **District Recognition**
    1. School Board Superstar Awards–Robyn Harris 4
    2. Timberview Theatre–Dr. Darwert Johnson 6
    3. Texas Art Education Association Exhibition–Dr. Darwert Johnson 7
    4. Toys for Tots Mentor of the Year, Flo Torres–Dr. Darwert Johnson 8
    5. Toys for Tots Youth Ambassador, Abigail McCaslin–Dr. Darwert Johnson 10
5. **District Introductions**
    1. HR Introductions 11
6. **Public Comments**
    1. The correct procedure for addressing the Board during Public Comments is as follows: Each speaker should address the Board from the podium microphone and state his or her name before speaking. All speakers will be limited to three minutes to make comments regarding items on the agenda, unless modified by the Board president based on Board Policy BED (LOCAL). Copies of presentations should be made available to all trustees and the Superintendent. Board policy prohibits the discussion of complaints against district employees during an open forum.
7. **Closed Session**
    1. 7.1. Adjourn to closed session pursuant to Texas Government Code Section 551.074, Personnel, to deliberate regarding the appointment, employment, evaluation, reassignment, duties, discipline, or dismissal of a public officer or employee; or to hear a complaint or charge against an officer or employee, including conduct involving a former employee, 551.071, Consultation with the Board's attorney; legal consultation regarding process for change of election systems and change of board policy to Single-Member Districts; 551.072, real property; and 551.076 to conduct deliberations regarding security devices or security audits.
8. **Reconvene**
    1. Reconvene to Public

9. **Instructional Focus**
    1. iMatter: A Community Partnership with Mind Above Matter–Jennifer Powers and Karrye Aquino 12
10. **Public Hearing**
    1. Public Hearing Regarding Potential Adoption of Single-Member District Map 33
11. **Presentation**
    1. Financial Future Committee Update–Rita Denton and Dr. Tameka Patton 38
    2. Toys for Tots & MISD: 15 Years of Giving–Flo Torres 48
12. **Human Resources Report**
    1. New Hires for Board Approval 76
13. **Business Items Requiring Board Action**
    1. Discuss and Consider Possible Action Regarding Order to Adopt Single-Member District Map 78
    2. Consideration and Approval of Action of Teacher Contract Abandonment 83
    3. Consideration and Approval of Class-Size Waivers 85
    4. Consideration and Approval of The First Reading of MISD Policy: EIF, EHDB, and EHDC (LOCAL) 86
    5. Discuss and Consider Potential Action on Adoption of Amended Board Policy BBB (LOCAL) 94
14. **Consent Agenda**
    1. Approval of Minutes from the October 27, 2026 Regular Board Meeting 96
    2. Consideration and Approval of Budget Amendments 101
    3. Consideration and Approval of Interlocal Agreement Region 10 ESC Multi-Region Purchasing Cooperative for Student Nutrition 106
    4. Consideration and Approval of Personal Contract in Compliance with HB 3372 118
    5. Consideration and Approval of House Bill 3 Goals and Annual Targets 129
    6. Consideration and Approval of 2026-2027 Local Improvement Plans (LIP) 180
    7. Consideration and Approval of MOU Between Mansfield ISD and McMurry University 241
    8. Consideration and Approval of November Book Order 249
15. **Superintendent's Report**
    1. Disbursement Reports 273
    2. Investment Reports 310
    3. Property Tax Collection Report 315
    4. EC Accountability–November 2026 317
    5. Enrollment Report 332
    6. Attendance Percentage Report 334
    7. State Intruder Detection Audits 338
    8. Approved Student Trips 340
    9. Facility Rental Revenue Report 351
    10. Open-Ended Bid Report 353
    11. Resignations 354
    12. Resignation Reasons 355
    13. Superintendent New Hires 356
    14. 2024 Bond Program Report 362
    15. Board Committee Reports 379
    16. Board Member Reports
16. **Adjourn**
    1. Adjourn

Dr. Tiffanie Spencer
Superintendent of Schools
Posted on _____ at _____
(Date) (Time)

Board of School Trustees
Mansfield Independent School District

TITLE: School Board Superstar Awards DATE: Tuesday, November 17, 2026

Consent

BACKGROUND:

During the school year, elementary school students are selected to receive the School Board Superstar Award for outstanding citizenship. This month's students will be called forward and receive a trophy for their great character.

School Board Superstar Award
November 17, 2026

Each month during the school year, students from our elementary schools are selected to receive the School Board's Superstar Award for outstanding citizenship.

These young students have been chosen from their campus based on the virtues of outstanding character, citizenship, fairness, honesty, kindness, respect, responsibility and trustworthiness.

Jack Parr – Elizabeth Smith Innovative Learning Academy
Teghan Potts – Cora Spencer Elementary
Titan Nelson – Annette Perry Elementary
Isaac Toatley – Tarver-Rendon School of Agricultural Leadership
Allerie Marshall – Imogene Gideon Elementary
Jade Vazquez-Sears – Roberta Tipps STEAM Academy
Sierra Hogan – Mary Jo Sheppard Elementary
Quinn Dibble – Martha Reid Elementary
Ana-Lucia Mendez – Erma Nash Elementary
Liam Hoyer – Alice Ponder Elementary

COMMENDATION FORM
FOR SCHOOL BOARD MEETINGS

Person(s) to be Commended:

Timberview High School Theatre

Justification for the Commendation:

Students from across the United States compete in Thespian Thesy's. To qualify to compete at the International Thespian Festival students must first receive a Superior ranking at the state level. Ainsley and Natalie not only achieved this but competed at the International level through the Virtual International Thespian Thespy Competition. They received a Overall Superior Ranking with a score of 19/20 and a 4.5/5 stars. They received Superior ranking in the categories of Characterization, Blocking and Movement and Musicianship and Technique.

Requested Month of Board Meeting for Commendation: November

Principal, Director, or Supervisor's Approval: Dr. Darwert Johnson **Date:** 11/6/26

Chief Communications Officer Approval: Robyn Harris
Date: 11/6/26

COMMENDATION FORM
FOR SCHOOL BOARD MEETINGS

Person(s) to be Commended:

- Sinmiloluwa Adenekan — Timberview High School
- Roman Castro — Tarver Rendon Elementary
- Hannah Michael — Nancy Neal Elementary
- Aniston Schrom — Willie Brown Academy

Justification for the Commendation:
The following students' artworks from MANSFIELD ISD have been selected to be part of the 2026 txEDCON - TASA / TASB (the Texas Association of School Administrators and the Texas Association of School Boards) Exhibition, presented by Texas Art Education Association's Youth Art Month Program which will be held at the George R. Brown Convention Center in Houston, Texas, October 8-11, 2026.

- Sinmiloluwa Adenekan — Timberview High School — Mom
- Roman Castro — Tarver Rendon Elementary — USA Popsicle Party
- Hannah Michael — Nancy Neal Elementary — Gigi in the Neon Wilderness
- Aniston Schrom — Willie Brown Academy — A Shiny Sunrise

This exhibition showcases Pre-K through 12th grade student works of art from across the state of Texas that have been selected to represent various school districts and private schools, along with an art advocacy booth, where conference attendees can learn more about the importance of quality visual arts programs at the local, regional, and state levels.

Requested Month of Board Meeting for Commendation: November

Principal, Director, or Supervisor's Approval: Dr. Darwert Johnson **Date:** 11/6/26

Chief Communications Officer Approval: Robyn Harris
Date: 11/6/26

COMMENDATION FORM
FOR SCHOOL BOARD MEETINGS

Person(s) to be Commended:

Flo Torres, Center Director

Justification for the Commendation:

We are proud to recognize Flo Torres, recipient of the **2025 Toys for Tots National Mentor of the Year Award**.

Now in its fourth year, the National Mentor of the Year Award was established to honor individuals who go above and beyond to share their knowledge, offer guidance, and help fellow coordinators succeed. With more than 700 Toys for Tots coordinators leading campaigns across the country, the strength of the Toys for Tots organization depends not only on the work of individual coordinators, but also on their willingness to support and learn from one another.

This award is presented in memory of David "Wally" Wallard, who passed away in 2022. Wally served as a Toys for Tots coordinator in Polk County, Florida, for six years. He exemplified the heart and spirit of Toys for Tots and demonstrated what it truly means to be a mentor. His legacy reminds us that one coordinator's willingness to help another can make a lasting impact on the entire organization.

Flo Torres embodies that same spirit of generosity, leadership, and mentorship.

Her contributions have made a tremendous difference throughout North Texas. She helped develop and organize Media Week, a partnership between Fox4 and North Texas Toys for Tots coordinators, and has served as a media liaison, helping coordinators expand their visibility and reach within their communities.

She also created and developed the North Texas Toys for Tots Kickoff Event and Challenge, an initiative that takes place each October and has grown into an annual tradition that began right here in Mansfield ISD.

Beyond these accomplishments, Flo has consistently invested her time and experience in mentoring both new and established coordinators, sharing her knowledge, offering encouragement, and helping others become more successful in their missions.

When experienced coordinators take the time to lift others up, the entire Toys for Tots organization becomes stronger. Flo's dedication to that belief is exactly what this award was created to recognize.

Requested Month of Board Meeting for Commendation: November

Principal, Director, or Supervisor's Approval: Dr. Darwert Johnson **Date:** 11/6/26

Chief Communications Officer Approval: Robyn Harris
Date: 11/6/26

COMMENDATION FORM
FOR SCHOOL BOARD MEETINGS

Person(s) to be Commended:

Abigail McCaslin

Justification for the Commendation:

Established in 2021 by the Marine Toys for Tots Foundation, the Youth Ambassador Program recognizes outstanding young individuals who demonstrate a strong commitment to serving their communities and helping those in need. Youth Ambassadors serve as representatives of Toys for Tots, raising awareness, inspiring their peers to give back, and encouraging the next generation to make a difference. The program celebrates the spirit of “children helping children” by highlighting young leaders who go above and beyond to support others.

Abigail McCaslin was proudly nominated to be this years Toys for Tots Youth Ambassador.

Requested Month of Board Meeting for Commendation: November

Principal, Director, or Supervisor’s Approval: Flo Torres **Date:** 1 1/17/2026

Associate Superintendent of Communications & Marketing Approval: Robyn Harris
Date: 11/17/2026

DATE: November 17, 2026

INTRODUCTIONS:

NAME:	Metric Manning
ASSIGNMENT:	Director-Student Services & Campus Support/Student Services
EXPERIENCE:	14 years
DEGREE:	Master's/Texas Tech University
START DATE:	November 09, 2026

** Years of experience are self-reported and verified upon receipt of service records.*

Board of School Trustees
Mansfield Independent School District

TITLE: iMatter: A Community Partnership with Mind Above Matter

DATE: November 17, 2026

PRESENTATION

BACKGROUND:

This presentation, **iMatter: A Community Partnership with Mind Above Matter**, delivered by Jennifer Powers and Karrye Aquino, will introduce an innovative community partnership between Mansfield ISD and Mind Above Matter to address adolescent mental health needs within MISD.

The presentation will highlight the potential benefits of bringing specialized mental health services directly into the school community, providing students with clinical support, coping strategies, and resources to build resilience and thrive both in and beyond the classroom.

RECOMMENDATION:

None, this is informational only.

iMatter

A Community Partnership with Mind Above Matter

Presented by Jennifer Powers and Karrye Aquino

MISD
Mansfield Independent School District

Guidance & Counseling Department Overview



School Counselors



Student Support Team



Student to Student Mentor Program



Teacher Coach/SEL

MISD
Mansfield Independent School District

Guidance & Counseling Department Overview



Drop Out Prevention Coordinator



Social Work Services Coordinator



Guidance and Counseling Coordinator

MISD
Mansfield Independent School District

Partial Hospitalization Program (PHP)

PHP

6-8 Weeks in Duration

Follows school hours

Intensive Individual Therapy

Group Therapy

Dedicated Time for Academics

2025-2026

109 Students

6 Facilities

*reported to us by families

MISD
Mansfield Independent School District

Challenges with Intensive Treatment

- Enrollment
- Attendance
- Awareness
- Academics
- Connection

MISD
Mansfield Independent School District

iMatter Model



Mental Health

School Connection





MISD Focus

School-based care is positioned as a bridge - not a break - from the school experience.

MISD
Mansfield Independent School District

iMatter Model

1

Located in a designated space on an existing MISD campus at no cost to the district

2

Daily coordination between iMatter staff and MISD allowing for a connection among student, family, school, and behavioral health provider

3

iMatter provides full clinical oversight allowing for exemplary mental health care

MISD
Mansfield Independent School District

Key Benefits for MISD

1

No cost to MISD beyond providing a location. iMatter covers all renovation costs for space provided, as well as salaries for clinicians

2

Students remain enrolled in their current campus throughout the program providing academic continuity

3

iMatter partnership allows students a smoother transition back to their campus

MISD
Mansfield Independent School District

Program Rollout

Grades 5-8

10-12 students

Spring 2027

Location TBD

Expected Outcomes

MISD
Mansfield Independent School District

Questions



MISD
Mansfield Independent School District

iMatter

A Community Partnership with Mind Above Matter

Presented by Jennifer Powers and Karrye Aquino

MISD
Mansfield Independent School District

Guidance & Counseling Department Overview



School Counselors



Student Support Team



Student to Student Mentor Program



Teacher Coach/SEL

MISD
Mansfield Independent School District

Guidance & Counseling Department Overview



Drop Out Prevention Coordinator



Social Work Services Coordinator



Guidance and Counseling Coordinator

MISD
Mansfield Independent School District

Partial Hospitalization Program (PHP)

PHP

6-8 Weeks in Duration

Follows school hours

Intensive Individual Therapy

Group Therapy

Dedicated Time for Academics

2025-2026

109 Students

6 Facilities

*reported to us by families

MISD
Mansfield Independent School District

Challenges with Intensive Treatment

- Enrollment
- Attendance
- Awareness
- Academics
- Connection

MISD
Mansfield Independent School District

iMatter Model



Mental Health

School Connection





MISD Focus

School-based care is positioned as a bridge - not a break - from the school experience.

MISD
Mansfield Independent School District

iMatter Model

1

Located in a designated space on an existing MISD campus at no cost to the district

2

Daily coordination between iMatter staff and MISD allowing for a connection among student, family, school, and behavioral health provider

3

iMatter provides full clinical oversight allowing for exemplary mental health care

MISD
Mansfield Independent School District

Key Benefits for MISD

1

No cost to MISD beyond providing a location. iMatter covers all renovation costs for space provided, as well as salaries for clinicians

2

Students remain enrolled in their current campus throughout the program providing academic continuity

3

iMatter partnership allows students a smoother transition back to their campus

MISD
Mansfield Independent School District

Program Rollout

Grades 5-8

10-12 students

Spring 2027

Location TBD

Expected Outcomes

MISD
Mansfield Independent School District

Questions



MISD
Mansfield Independent School District

THE BOARD OF TRUSTEES OF THE
MANSFIELD INDEPENDENT SCHOOL DISTRICT

November 17, 2026

RESOLUTION & ORDER FOR THE CREATION OF SINGLE-MEMBER TRUSTEE DISTRICTS

WHEREAS, the Board of Trustees of the Mansfield Independent School District ("MISD" or the "District") currently consists of seven members elected from the district at large, in accordance with MISD Board Policy BBB (LOCAL); and

WHEREAS, pursuant to Texas Education Code section 11.052, the board of trustees of an independent school district may order that not fewer than 70 percent of the trustees are to be elected from single-member trustee districts with the remaining trustees to be elected from the district at large; and

WHEREAS, on November 17, 2026, the MISD Board of Trustees held a public hearing at which registered voters of the District were given an opportunity to comment on whether or not they favor election of trustees from five single-member districts with two trustees elected from the district at large; and

WHEREAS, on November 7, 2026, the District published notice of the public hearing in the Commercial Recorder, the Cleburn Times Review, and on the Mansfield ISD website, attached hereto as Exhibit A, in accordance with Texas Education Code section 11.052 (c)(2); and

WHEREAS, if the creation of single-member districts is ordered by the Board of Trustees, Texas Education Code section 11.052 (f) requires that the Board of Trustees divide the school district into the appropriate number of trustee districts and number each trustee district; and

WHEREAS, during the public hearing, the Board of Trustees was presented with a map detailing the boundaries of the proposed trustee districts and numbering the five single-member districts, which is attached hereto as Exhibit B; and

NOW THEREFORE IT BE RESOLVED BY THE BOARD THAT:

1. The Board of Trustees hereby orders that five trustees shall be elected from single-member districts and two trustees shall be elected from the district at large; and

2. The Board of Trustees hereby adopts and approves the single-member trustee districts and the corresponding district numbers, as defined by Exhibit B, finding the proposed trustee districts to be in compliance with the requirements of Texas Education Code section 11.052 (f); and

3. The Board of Trustees members currently in office shall serve for the remainder of their terms, in accordance with Texas Education Code section 11.053, and such existing at-large positions will be renumbered pending transition into the 5:2 election framework as follows:

Current MISD At-Large Position Number	Current MISD Trustee	Renumbered MISD At-Large Position Pending Transition to Single-Member Districts	MISD Single-Member District Number or At-Large Position Number
1, expiring May 2027	Michelle Newsom	At-Large Position 6	At-Large Position 6, up for election May 2027
2, expiring May 2027	Jandel Crutchfield	At-Large Position 5	Single-Member District 5, up for election May 2027
3, expiring May 2028	Jason Thomas	At-Large Position 1	Single-Member District 1, up for election May 2028
4, expiring May 2028	Ana-Alicia Horn	At-Large Position 2	Single-Member District 2, up for election May 2028
5, expiring May 2028	Jesse Cannon II	At-Large Position 3	Single-Member District 3, up for election May 2028
6, expiring May 2029	Benita Reed	At-Large Position 7	At-Large Position 7, up for election May 2029
7, expiring May 2029	Michele Gooch	At-Large Position 4	Single-Member District 4, up for election May 2029

4. The Board of Trustees shall take any other action necessary to effectuate the intent of this resolution, and hereby delegates to the Superintendent and/or her designee the authority to take any other action necessary to effectuate the intent of this resolution.

CERTIFICATE FOR RESOLUTION

I hereby certify that the foregoing resolution was presented to the Board of Trustees of the Mansfield Independent School District during a lawfully called meeting on November 17, 2026. A quorum of the Board being then present, a motion was made to accept the resolution and seconded, such resolution was then adopted according to the following vote:

Ayes: _____ Abstentions _____
Noes: _____

_____ _____
Dr. Jandel Crutchfield, President Jason, Thomas Secretary

MANSFIELD ISD NOTICE OF PUBLIC HEARING REGARDING THE PROPOSED TRANSITION TO SINGLE-MEMBER TRUSTEE DISTRICTS

Notice is hereby given that the Board of Trustees of the Mansfield ISD will conduct a public hearing on Tuesday, November 17, 2026, at 6:00 PM at the Dr. Jim Vaszauskas Center for the Performing Arts, 1110 W. Debbie Lane to receive public comment regarding the proposed transition to an election system in which members of the Board of Trustees are elected from single-member trustee districts, pursuant to Texas Education Code § 11.052.

The proposed election system would provide for five members of the Board of Trustees to be elected from single-member trustee districts and the remaining two members elected at-large.

Stakeholders and registered voters of the Mansfield ISD are invited to attend the public hearing and provide comments regarding whether they favor the proposed method of electing members of the Board of Trustees.

The Board will consider public input received at the hearing before determining whether to take further action regarding the adoption of single-member trustee districts.

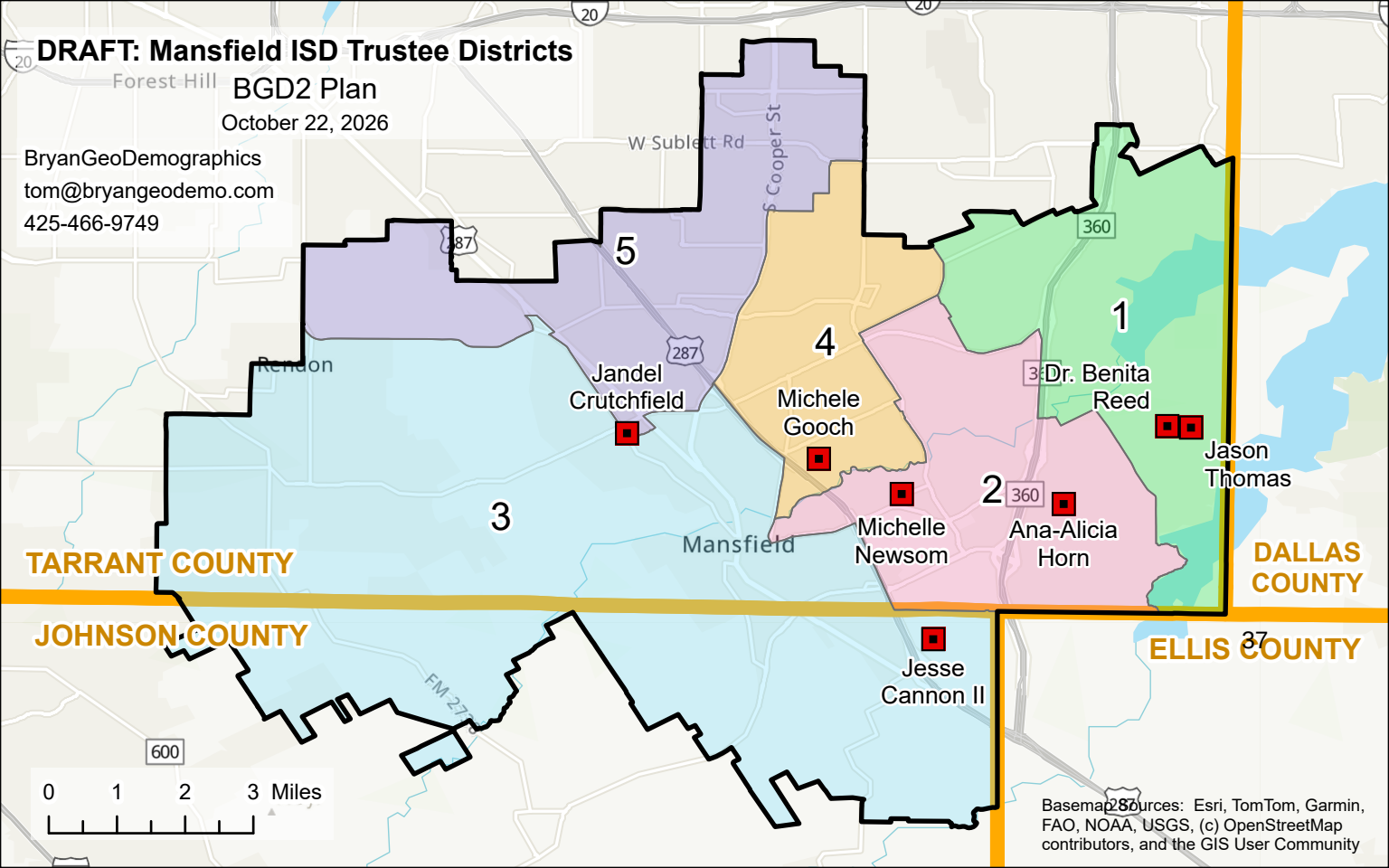
DRAFT: Mansfield ISD Trustee Districts
BGD2 Plan
October 22, 2026
BryanGeoDemographics
tom@bryangeodemo.com
425-466-9749
Forest Hill
W Sublett Rd
S Cooper St
Rendon
Mansfield
5
4
1
3
2
Jandel Crutchfield
Michele Gooch
Dr. Benita Reed
Jason Thomas
Michelle Newsom
Ana-Alicia Horn
Jesse Cannon II
TARRANT COUNTY
JOHNSON COUNTY
DALLAS COUNTY
ELLIS COUNTY
FM 27
0 1 2 3 Miles
Basemap sources: Esri, TomTom, Garmin, FAO, NOAA, USGS, (c) OpenStreetMap contributors, and the GIS User Community

FINANCIAL FUTURE COMMITTEE

MANSFIELD ISD

NOVEMBER BOARD REPORT



COMMITTEE OVERVIEW

14	Teacher Members
22	Administrators
71	Parent Members
6	Community/Business
8	Student Members

7

COMMITTEE MEETINGS

COMMITTEE PURPOSE

To examine Mansfield ISD's financial challenges, explore options, and develop thoughtful recommendations that support the district's long-term financial sustainability while keeping students and the district's priorities at the center of our work.



THE CURRENT STATE OF THE DISTRICT

FINANCIAL STATE

- School finance and funding sources
- District revenues and expenditures
- Historical financial trends and current budget
- Legislative changes impacting school finance
- Major financial drivers and challenges

FACILITY CONDITIONS

- Historical enrollment trends and future projections
- Demographic trends and population shifts
- Campus capacity and utilization
- Geographic distribution and attendance patterns
- Long-range facility planning considerations

OPERATIONAL NEEDS

- Personnel and staffing data
- Operational expenditures and major cost drivers
- Educational programs and associated investments
- Campus configurations and grade-level structures
- Operational efficiencies and opportunities



THE COMMITTEE WAS TASKED TO. . .

UNDERSTAND the Financial Reality

EXPLORE Potential Options

EVALUATE Impact and Trade-offs

PRIORITIZE What Matters Most

RECOMMEND a Path Forward

PROBLEM STATEMENT



The problem we are trying to solve is to balance MISD's budget in a way to have sustainability without compromising learner experience, education quality, safety, or work environment.

LONG TERM SUSTAINABILITY

UNCOMPROMISED STUDENT EXPERIENCE

UNCOMPROMISED EDUCATIONAL QUALITY

UNCOMPROMISED SAFETY

UNCOMPROMISED WORK ENVIRONMENT



WHAT MATTERS MOST

THEME ONE: QUALITY OF THE INSTRUCTIONAL EXPERIENCE

- A destination for students, families, and teachers
- Student achievement, outcomes, and opportunities
- Excellence in academics: Maintain Student/Teacher ratio
- High-quality education yielding positive results

THEME TWO: STUDENT-CENTERED APPROACH TO LEARNING

- Preserve the student experience
- Everything under the umbrella of students first
- Secure and safe learning environment
- Opportunities for extracurricular experiences

THEME THREE: PRESERVE DISTRICT VALUES

- Integrity
- Transparency in communication
- Protect the Mission
- Positive relationships



Informed consensus was measured throughout the process, with the committee defining consensus as 75% agreement.

INFORMED CONSENSUS



PROPOSED SOLUTION EVALUATION RESULTS

On a scale of 1 to 4, the committee identified the extent to which each proposed solution would contribute to addressing the overall problem.

Proposed Solution	Rating Average
Consolidate Underutilized Campuses	4
Reconfigure grade levels to PK - 5, 6-8 and 9-12	3.9
Relocate DAEP and Phoenix to existing campuses	3.1
Eliminate block scheduling and reconsider PLC structures	2.7
Reduce summer building operations through remote work	2.6
Increase attendance through communication, incentives and partcipation requirements	2.5
Optimize staffing, combine roles and consider reductions in force	2.5
Reduce summer building operating costs	2.2
Redesign or eliminate choice transportation	2
Consolidate transportation routes	2
Explore revenue opportunities from district properties	2

Proposed Solution	Rating Average
Offer virtual summer school	2
Eliminate free transportation or implement fees	1.8
Eiminate underutilized programs and redundant software.	1.8
Evaluate closing or repurposing the nutrition building	1.8
Reduce or eliminate the district white fleet	1.8
Outsource selected services	1.8
Renegotiate vendor contracts	1.7
Require coaches to teach full schedules	1.7
Reduce travel, meeting, food and printing costs	1.6
Charge participation fees	1.5
Reconsider plans for the new PK center	1.5
Expand choice programs	1.5
Establish a community advocacy group	1.3



NEXT STEPS

Prepare Committee Recommendations for Board Study

Conduct a Board Workshop on Recommendations

Finalize Recommendations based on Board Feedback

Present Recommendations and Transition Plan to the Board

Initiate 3-year Transition Plan

THANK YOU

QUESTIONS?



Board of School Trustees
Mansfield Independent School District

TITLE: Toys for Tots & MISD -15 Years of Giving DATE: November 17, 2026

PRESENTATION

BACKGROUND:

Take a look back at the history of Mansfield ISD's partnership with Toys for Tots as we celebrate 15 years of giving, growing, and coming together to make a difference in the lives of families throughout our community.

RECOMMENDATION:

None, this is informational only.



MISD
Mansfield Independent School District



CELEBRATING 15 YEARS OF PARTNERSHIP

It started with a shared mission of community and giving

TOYS FOR TOTS

MISD
Mansfield Independent School District

In case you've never been able to join us, here's a look at the event!



2012-2019











2012 2015 2018 2021 2024 2026

2020 - 2021

Together, we've supported our community during challenging times...









2012 2015 2018 2021 2024 2026

2023



In 2023, Mansfield was awarded its own chapter!



2023

AND WE BEGAN SOME NEW TRADITIONS:

- **Shopping Challenge**
- **VIP Experience**
- **Sensory Santa**









2012 2015 2018 2021 2024 2026

2023 - 2026













2012 2015 2018 2021 2024 2026

MISD Toys for Tots Youth Ambassadors



2023
ISABELLA RAMOS

Brenda Norwood

Elementary School



2024
JACOB HILLIS

Legacy

High School



2025
MALACHAI CLARK

Summit

High School

2026 Youth Ambassador: Abigail McCaslin

Legacy High School

and previously Nancy Neal, Donna Shepard, and Linda Jobe











Growing Givers Who Are Life Ready, Career Ready, and College Ready

VISION 2030
LIFE READY • CAREER READY
COLLEGE READY



Abigail was interviewed in studio on FOX4 Good Day November 2nd!

This clip has a media value of $14,317 and was seen by over 287,987 households.

TOYS FOR TOTS

MISD
Mansfield Independent School District

Nobody does it like Mansfield!



TOYS FOR TOTS

MISD
Mansfield Independent School District



TOYS FOR TOTS

15 year stats

375,000+
toys collected

$525,000
cash donations

8.8 million
in media coverage

SINCE 2022, when toys started serving Mansfield directly:

32,000
families served

Flo Torres

2023 Coordinator of the Year Award

2025 National Mentor of the Year Award

Your Impact is Joy









TOYS FOR TOTS

MISD
Mansfield Independent School District

MISD presents



15 years of giving

TOYS FOR TOTS

DECEMBER 2 | 5 – 9PM

at the Dr. Jim Vaszauskas Center for the Performing Arts



CELEBRATING 15 YEARS OF PARTNERSHIP

It started with a shared mission of community and giving

TOYS FOR TOTS

MISD
Mansfield Independent School District

Nobody does it like Mansfield!



TOYS FOR TOTS

MISD
Mansfield Independent School District

2012-2019











2012 2015 2018 2021 2024 2026

2020 - 2021

Together, we've supported our community during challenging times...









2012 2015 2018 2021 2024 2026

2023

In 2023, Mansfield was awarded its own chapter!

And we began some new traditions:

- **Shopping Challenge**
- **VIP Experience**
- **Sensory Santa**









68

2012 2015 2018 2021 2024 2026

2023 - 2026







2012 2015 2018 2021 2024 2026

MISD Toys for Tots Youth Ambassadors



2023
ISABELLA RAMOS

Brenda Norwood

Elementary School



2024
JACOB HILLIS

Legacy

High School



2025
MALACHAI CLARK

Summit

High School

2026 Youth Ambassador: Abigail McCaslin

Legacy High School

and previously Nancy Neal, Donna Shepard, and Linda Jobe











Growing Givers Who Are Life Ready, Career Ready, and College Ready

VISION 2030
LIFE READY · CAREER READY
COLLEGE READY



Abigail was interviewed in studio on FOX4 Good Day November 2nd!

This clip has a media value of $14,317 and was seen by over 287,987 households.

TOYS FOR TOTS

MISD
Mansfield Independent School District



TOYS FOR TOTS

15 year stats

375,000+
toys collected

$525,000
cash donations

$8.8 million
in media coverage

SINCE 2023, when toys started serving Mansfield directly:

32,000
families served

Flo Torres

2023 Coordinator of the Year Award

2025 National Mentor of the Year Award

Your Impact is Joy









TOYS FOR TOTS

MISD
Mansfield Independent School District

MISD presents



15 years of giving

TOYS FOR TOTS

DECEMBER 2 | 5 – 9PM

at the Dr. Jim Vaszauskas Center for the Performing Arts

Board of School Trustees
Mansfield Independent School District

TITLE: Human Resources Report DATE: November 17, 2026

ACTION

BACKGROUND:

Human Resource Report contains certified/contractual new hires and promotions for the current school year as required by Board Policy DC (local).

CONSIDERATIONS:

- Approve the hiring of new contractual personnel, approve promotions of current certified/contractual personnel.
- Do not approve the hiring of new contractual personnel, do not approve promotions of current certified/contractual personnel.

RECOMMENDATION:

Approve the hiring of new contractual personnel, approve promotions of current certified/contractual personnel.

DATE: November 17, 2026

TO: Dr. Tiffanie Spencer
Superintendent

FROM: Dr. Jennifer Stoecker
Assistant Superintendent for Human Resource Services

RE: NEW HIRES/TRANSFERS FOR BOARD APPROVAL

NEW-HIRES/
TRANSFERS:

NAME:	Pamela Brown
ASSIGNMENT:	Assistant Superintendent of Human Resource Services/Human Resources
EXPERIENCE:	24 years
DEGREE:	Master's/University of Texas at Arlington
START DATE:	January 05, 2027

* Years of experience are self-reported and verified upon receipt of service records.

THE BOARD OF TRUSTEES OF THE
MANSFIELD INDEPENDENT SCHOOL DISTRICT

November 17, 2026

RESOLUTION & ORDER FOR THE CREATION OF SINGLE-MEMBER TRUSTEE DISTRICTS

WHEREAS, the Board of Trustees of the Mansfield Independent School District ("MISD" or the "District") currently consists of seven members elected from the district at large, in accordance with MISD Board Policy BBB (LOCAL); and

WHEREAS, pursuant to Texas Education Code section 11.052, the board of trustees of an independent school district may order that not fewer than 70 percent of the trustees are to be elected from single-member trustee districts with the remaining trustees to be elected from the district at large; and

WHEREAS, on November 17, 2026, the MISD Board of Trustees held a public hearing at which registered voters of the District were given an opportunity to comment on whether or not they favor election of trustees from five single-member districts with two trustees elected from the district at large; and

WHEREAS, on November 7, 2026, the District published notice of the public hearing in the Commercial Recorder, the Cleburn Times Review, and on the Mansfield ISD website, attached hereto as Exhibit A, in accordance with Texas Education Code section 11.052 (c)(2); and

WHEREAS, if the creation of single-member districts is ordered by the Board of Trustees, Texas Education Code section 11.052 (f) requires that the Board of Trustees divide the school district into the appropriate number of trustee districts and number each trustee district; and

WHEREAS, during the public hearing, the Board of Trustees was presented with a map detailing the boundaries of the proposed trustee districts and numbering the five single-member districts, which is attached hereto as Exhibit B; and

NOW THEREFORE IT BE RESOLVED BY THE BOARD THAT:

1. The Board of Trustees hereby orders that five trustees shall be elected from single-member districts and two trustees shall be elected from the district at large; and

2. The Board of Trustees hereby adopts and approves the single-member trustee districts and the corresponding district numbers, as defined by Exhibit B, finding the proposed trustee districts to be in compliance with the requirements of Texas Education Code section 11.052 (f); and

3. The Board of Trustees members currently in office shall serve for the remainder of their terms, in accordance with Texas Education Code section 11.053, and such existing at-large positions will be renumbered pending transition into the 5:2 election framework as follows:

Current MISD At-Large Position Number	Current MISD Trustee	Renumbered MISD At-Large Position Pending Transition to Single-Member Districts	MISD Single-Member District Number or At-Large Position Number
1, expiring May 2027	Michelle Newsom	At-Large Position 6	At-Large Position 6, up for election May 2027
2, expiring May 2027	Jandel Crutchfield	At-Large Position 5	Single-Member District 5, up for election May 2027
3, expiring May 2028	Jason Thomas	At-Large Position 1	Single-Member District 1, up for election May 2028
4, expiring May 2028	Ana-Alicia Horn	At-Large Position 2	Single-Member District 2, up for election May 2028
5, expiring May 2028	Jesse Cannon II	At-Large Position 3	Single-Member District 3, up for election May 2028
6, expiring May 2029	Benita Reed	At-Large Position 7	At-Large Position 7, up for election May 2029
7, expiring May 2029	Michele Gooch	At-Large Position 4	Single-Member District 4, up for election May 2029

4. The Board of Trustees shall take any other action necessary to effectuate the intent of this resolution, and hereby delegates to the Superintendent and/or her designee the authority to take any other action necessary to effectuate the intent of this resolution.

CERTIFICATE FOR RESOLUTION

I hereby certify that the foregoing resolution was presented to the Board of Trustees of the Mansfield Independent School District during a lawfully called meeting on November 17, 2026. A quorum of the Board being then present, a motion was made to accept the resolution and seconded, such resolution was then adopted according to the following vote:

Ayes: _____ Abstentions _____
Noes: _____

_____ _____
Dr. Jandel Crutchfield, President Jason, Thomas Secretary

MANSFIELD ISD NOTICE OF PUBLIC HEARING REGARDING THE PROPOSED TRANSITION TO SINGLE-MEMBER TRUSTEE DISTRICTS

Notice is hereby given that the Board of Trustees of the Mansfield ISD will conduct a public hearing on Tuesday, November 17, 2026, at 6:00 PM at the Dr. Jim Vaszauskas Center for the Performing Arts, 1110 W. Debbie Lane to receive public comment regarding the proposed transition to an election system in which members of the Board of Trustees are elected from single-member trustee districts, pursuant to Texas Education Code § 11.052.

The proposed election system would provide for five members of the Board of Trustees to be elected from single-member trustee districts and the remaining two members elected at-large.

Stakeholders and registered voters of the Mansfield ISD are invited to attend the public hearing and provide comments regarding whether they favor the proposed method of electing members of the Board of Trustees.

The Board will consider public input received at the hearing before determining whether to take further action regarding the adoption of single-member trustee districts.

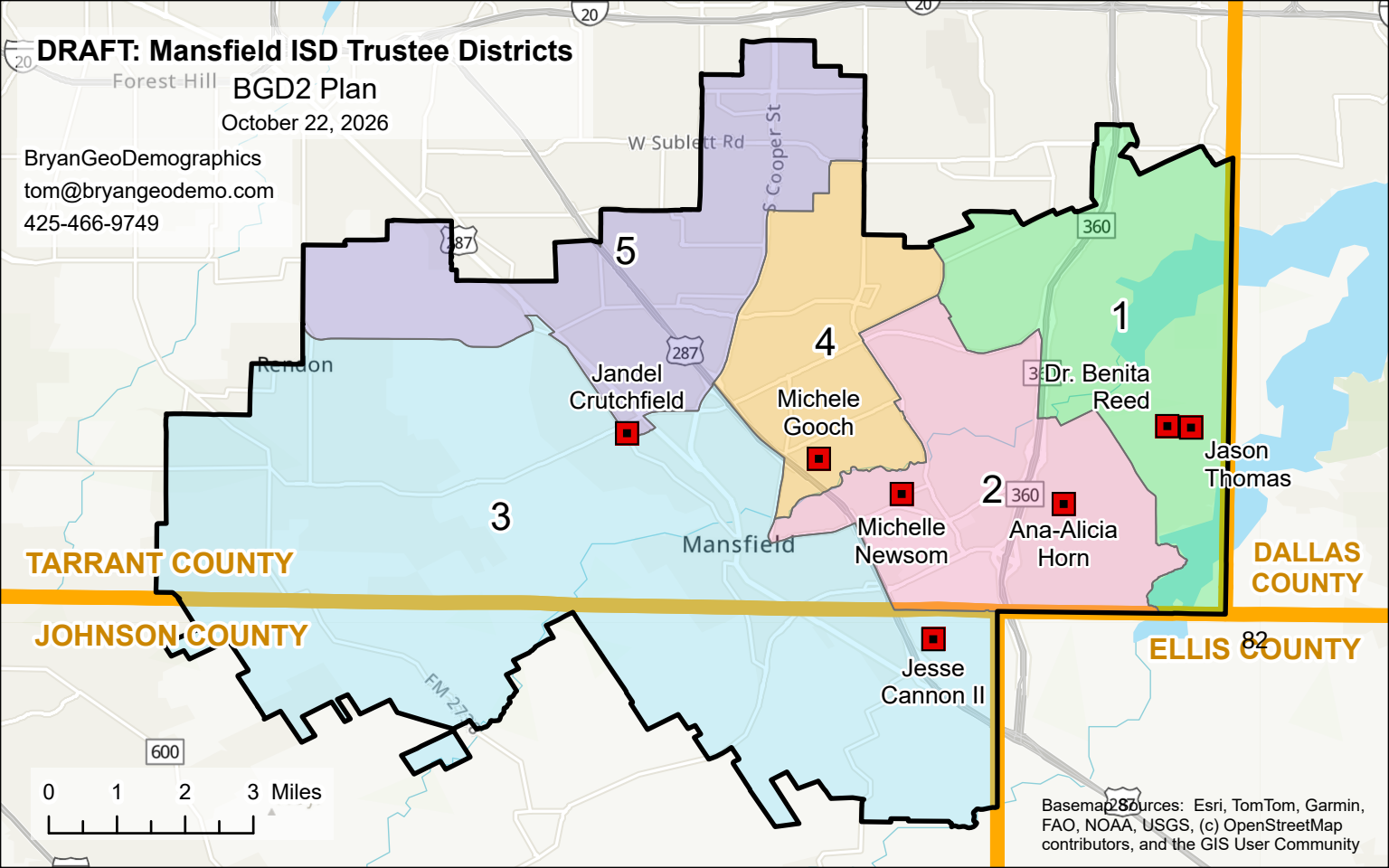
DRAFT: Mansfield ISD Trustee Districts
BGD2 Plan
October 22, 2026
BryanGeoDemographics
tom@bryangeodemo.com
425-466-9749
Forest Hill
W Sublett Rd
S Cooper St
Rendon
Mansfield
5
4
1
3
2
Jandel Crutchfield
Michele Gooch
Dr. Benita Reed
Jason Thomas
Michelle Newsom
Ana-Alicia Horn
Jesse Cannon II
TARRANT COUNTY
JOHNSON COUNTY
DALLAS COUNTY
ELLIS COUNTY
FM 27
0 1 2 3 Miles
Basemap sources: Esri, TomTom, Garmin, FAO, NOAA, USGS, (c) OpenStreetMap contributors, and the GIS User Community

Board of School Trustees
Mansfield Independent School District

TITLE: Teacher Contract Abandonment DATE: November 17, 2026

ACTION

BACKGROUND:

Texas Education Code Section 21.210 specifies circumstances under which teachers may relinquish their teaching positions and leave employment of the district during a contract term. The statute also includes provisions for school districts to submit complaints to the State Board of Educator Certification regarding those educators who fail to comply with TEC 21.210 by abandoning their contracts without "good cause," seeking sanctions against certificates for contract abandonment.

CONSIDERATION:

Determine whether "good cause" existed under Texas Education Code Section 21.210(c)(2) for these employees: to abandon their teacher contracts with Mansfield ISD, and whether the District should file complaints to seek sanctions against their teaching certificates.

Good cause under the regulations are the following: serious illness or health condition of the educator or family member with whom the educator resides; relocation to a new city as a result of a change in employer of the educator's spouse or partner who resides with the educator; a significant change in the educator's family needs that requires the educator to relocate or to devote more time than allowed by current employment; or the educator's reasonable belief that the educator had written permission from the school district administration to resign. Mitigating factors include that the educator: gave written notice more than 30 days before the first day of instruction for which the educator will not be present; assisted the school district in finding a replacement educator; continued to work until the school district hired a replacement educator; assisted in training the replacement educator; showed good faith in communications and negotiations with the school district; provided lesson plans for classes following the resignation; changed careers within education; was to experience a reduction in base pay; and resigned due to hazardous working conditions.

RECOMMENDATION:

If the Board finds good cause did not exist for the contract abandonment, then the motion would be:

"I move that the Board determine that good cause did not exist under Texas Education Code Section 21.210(c)(2), for teacher, Dawn Welch to abandon their teacher contracts with Mansfield ISD, and that the Board authorize the Superintendent to notify the State Board for Educator Certification to seek sanctions against the teachers' teaching certificates."

If the Board finds good cause did exist for the contract abandonment, then there is no need for the Board to take action on this agenda item.

Board of School Trustees
Mansfield Independent School District

TITLE: Class Size Exemption Waiver Request DATE: November 17, 2026

ACTION

BACKGROUND:

In accordance with TEC §25.112, Texas school districts must submit to TEA a request for an exception to the student-to-teacher ratio of 22:1 in Grades K-4 when that ratio is exceeded for a period of more than 30 days or by October 1, with the exception of during the last twelve weeks of the school year.

CONSIDERATIONS:

Districts that are in compliance at the beginning of the school year but that subsequently exceed class size limitations must apply for an exception no later than the 30th day after the district exceeds the 22:1 limit. Therefore, MISD could need to submit subsequent waivers throughout the year should additional classes exceed the 22:1 ratio. At this time, we are seeking 2 class size exception waivers.

RECOMMENDATION:

The Superintendent recommends The Board approve the class size exemption waivers request as presented.

Board of School Trustees
Mansfield Independent School District

TITLE: Consideration and Approval of The First Reading of MISD Policy: EIF, EHDB, and EHDC (LOCAL)

DATE: November 17, 2026

ACTION

BACKGROUND:

MISD is a member of the Texas Association of School Boards and as part of our service agreement; we either receive their policy recommendations or send our policy recommendations for our Legal and Local policies. The TASB policy service periodically provides Legal and Local policy updates, which reflect changes in education law and rule.

CONSIDERATIONS:

MISD Update Recommended Policy Change

EIF, EHDB, and EHDC (LOCAL)

RECOMMENDATION:

The Superintendent recommends approval of the first reading of the policy updates.

RECOMMENDED MOTION:

If the Board desires to approve this action item, an appropriate motion would be: *"Move to approve the first reading of the Policy Update as presented."*

Course Requirements

To graduate, a student must complete the courses required by the District in addition to those mandated by the state.

End of Course Exams

The District also requires students in the graduating classes of 2028 and 2029 to complete the English II end of course (EOC) exam to graduate.

Foundation Program

The courses that satisfy District requirements under the foundation program, including courses for the distinguished level of achievement and courses for endorsements offered by the District, shall be listed in appropriate District publications.

Without an Endorsement

The District requires completion of 4 credits in addition to the number mandated by the state for graduation under the foundation program without an endorsement. Graduation under the foundation program without an endorsement shall be permitted only as authorized under state law and rules.

With an Endorsement

The District requires no additional credits beyond the number mandated by the state to graduate under the foundation program with an endorsement.

Distinguished Level of Achievement

The District requires no additional credits beyond the number mandated by the state to graduate under the foundation program with the distinguished level of achievement.

No Fine Arts Substitutions

The District shall not award state graduation credit in fine arts for participation in a community-based fine arts program.

Physical Education Substitutions

Activities and Courses

To the extent permitted by state rules, the District shall award state graduation credit in physical education for participation in approved activities and elective courses.

Private or Commercial Programs

The District shall award state graduation credit in physical education for appropriate private or commercially sponsored physical activity programs conducted either on or off campus, upon approval by the commissioner of education. [See also EHAC]

Financial Aid Application Confirmation

As confirmation of a student's completion and submission of a free application for federal student aid (FAFSA) or a Texas application for state financial aid (TASFA), the District shall accept the following:

1. A screenshot that includes the processed date field in ApplyTexas Counselor Suite FAFSA data;
2. Notification, such as a copy of an email, from the United States Department of Education verifying completion of the FAFSA;

3. A copy or screenshot of the FAFSA acknowledgment page;

4. A screenshot of the TASFA submission acknowledgment page (from those institutions that offer an electronic form);

5. An acknowledgment receipt from an institution of higher education (IHE); or

6. A copy of a financial aid award letter from an IHE.

[For students who choose not to complete and submit a FAFSA or a TASFA, see EIF(LEGAL).]

The District shall maintain individual student documentation of the financial aid application requirement as an education record. [See FL]

PROPOSED REVISIONS

The principal or designee or the attendance committee, as applicable, shall have authority to offer a student the opportunity to demonstrate mastery in a subject or to earn course credit by examination when the student has had prior instruction in a subject and when~~:~~:

1. The student is enrolling in the District from a nonaccredited school [see FD];
2. The student has failed a subject or course; or
3. The student has earned a passing grade in a subject or course but has failed to earn credit or a final grade because of excessive absences [see FEC].

The Board-approved examinations shall assess the student's mastery of the essential knowledge and skills and shall be administered according to established District procedures.

Prior to offering a student an opportunity to demonstrate mastery or earn credit by this method, an appropriate District employee shall review the student's educational records to determine whether the student has had prior instruction in the subject or course.

~~Questions regarding earning credit by examination with prior instruction beyond the kindergarten and grade 1 level, as outlined below, shall be addressed to the program coordinator of advanced academics.~~

~~Kindergarten Placement~~

~~The following kindergarten enrollment eligibility guidelines are as follows.~~

~~A child shall be enrolled in kindergarten if the child is:~~

~~1. At least five years of age on September 1; or~~

~~2. Younger than five years of age on September 1, and the student:~~

~~a. Has received prior instruction in kindergarten in a Texas public school;~~

~~b. Has received prior instruction in another state's public school kindergarten and is transferring to a Texas public school; or~~

~~c. Meets underage enrollment criteria in either EHDB(LOCAL) or EHDC(LOCAL). [See also TEC 42.003(d) and TEC 39.023(a)]~~

A child who is at least four years of age, but younger than five years of age on September 1, may be enrolled if the child performs satisfactorily on a District-created assessment based upon the assessment administered to students in grade 3. [See FD(LOCAL), TEC 42.003(d) and TEC 39.023(a)]

Criteria for acceleration to kindergarten or grade 1 shall include a score of 80 percent or higher on District-created assessments based upon the assessment administered to students in grade 3. If the student successfully makes an 80 or higher, a committee established by the principal, which includes a parent or guardian, shall meet to determine a plan for acceleration to either kindergarten or grade 1.

Written approval for acceleration from the student's parent or guardian shall be required.

The parent or guardian shall contact the campus directly to make inquiry about acceleration and date of assessment.

Grade 1 Placement

Eligibility guidelines for grade 1 enrollment are as follows.

A child shall be enrolled in grade 1 if the child is:

1. At least six years of age on September 1; or

2. Five years of age on September 1, and the student:

   a. Has received prior instruction in grade 1;

   b. Has been enrolled and received public school instruction in grade 1 in another state and is transferring to a Texas public school;

   c. Has completed public school kindergarten; or

   d. Meets underage enrollment criteria in either EHDB(LOCAL) or EHDC(LOCAL). [See also TEC 42.003(d) and TEC 39.023(a)]

Kindergarten Acceleration

A parent or guardian shall contact the campus directly to make an inquiry about acceleration and the date of assessment. A written request for acceleration from the student's parent or guardian shall be required.

A child who is older than five but younger than six years of age on September 1 and who has not received prior instruction in grade 1 in a Texas or another state's public school, but received prior instruction at the kindergarten level in a non-public school setting, may petition to the campus principal for placement in grade 1.

Criteria for placement consideration may include:

~~1. Prior assessments, scores, and reports cards;~~

~~2. Student work samples;~~

~~3. Observations of social and emotional development;~~

~~4. District-developed assessments; or~~

~~5. Any other item the parent or principal deems pertinent.~~

~~The principal shall appoint a committee, which shall include the parent, to determine the placement of the student. The committee's decision may not be appealed beyond the campus principal.~~

PROPOSED REVISIONS

Examinations for Acceleration or Course Credit

If a student in grades 1–12 wishes to accelerate to the next grade level or earn course credit without having received prior instruction in the grade level or course, the District shall offer opportunities in accordance with state law and State Board rules for the student to take a Board-approved examination for this purpose.

~~A parent or guardian shall contact the campus directly to make an inquiry about acceleration and a date of assessment. A written request for acceleration from the student's parent or guardian shall be required.~~

~~The examination shall be available at least four times each year between January 1 and March 31, between April 1 and June 30, between July 1 and September 30, and between October 1 and December 31. A student may take a specific examination only once a year during each testing window. In addition to the examinations noted in EHDC(LEGAL), students may take the Assessment of Performance toward Proficiency in Languages (AAPPL), the Oral Proficiency Interview (OPI), the Writing Proficiency Test (WPT) examination, or a District-developed credit by exam developed by the District or an outside entity to determine placement or credit in world languages. If the desired language is not available, students may take the University of Texas or Texas Tech exam.~~

Kindergarten Acceleration

~~A~~ In accordance with State Board rules, the Board shall approve procedures developed by the Superintendent or designee to allow a child who is ~~at least four years of age, but younger than~~ five years ~~of age on September 1, may be enrolled if the child performs satisfactorily on a District-created assessment based on the assessment administered to students in grade 3. [See FD(LOCAL), TEC 42.003(d), and TEC 39.023(a)]~~

~~Criteria for acceleration to kindergarten shall include a score of 80 percent or higher on District-created assessments based upon~~ old at the ~~assessment administered to students in grade 3. If the student successfully earns an 80 or higher, a committee established by the principal, which includes a parent or guardian, shall meet to determine a plan for acceleration to kindergarten.~~

~~Grade 1 Acceleration~~

~~A child who is at least five years of age on September 1 may be~~ beginning of the school year to be assigned initially to grade 1 rather than kindergarten.

~~Criterion~~ Criteria for acceleration ~~shall~~may include:

1. Scores ~~of 80 percent or higher on District-approved~~ on readiness tests or achievement tests that may be administered by appropriate District personnel~~;~~.

~~2. Scores of 80 percent or higher on District-developed criterion-referenced tests for kindergarten in language arts and mathematics administered by District personnel;~~

2. ~~A placement committee shall determine the appropriate placement after reviewing all collected data and consider the student's~~ Recommendation of the kindergarten or preschool the student has attended.

3. Chronological age and observed social and emotional development~~; and~~ of the student.

4. ~~The parent or guardian shall be contacted in writing by the principal after the placement decision has been made. The committee's decision may not be appealed beyond the campus principal.~~Other criteria deemed appropriate by the principal and Superintendent.

Abstract-BBB (LOCAL)

TITLE: Discuss and Consider Potential Action on Amended Board Policy (BBB). Date: November 17, 2026

BACKGROUND:

The amendment would reflect the change to voting structure if it is approved by the Board.

CONSIDERATIONS:

MISD Board Policy BF (LOCAL) states that policy amendments introduced and recommended to the Board at one meeting shall not be adopted until a subsequent meeting. Emergency adoption, however, may occur in one meeting if special circumstances demand an immediate response.

RECOMMENDATION:

None

PROPOSED REVISIONS

Membership	The Board shall consist of seven members.
Method of Election	Election of Board members shall be by place.
Election Date	General election of Board members shall be on the May uniform election date.
Terms and Election Schedule	Two Board members shall be elected at large for three-year terms, with elections conducted annually, as follows:
At Large Seat 6	The election of at large seat 6 shall be held in 2027, 2030, 2033, and in three-year intervals thereafter.
At Large Seat 7	The election of at large seat 7 shall be held in 2029, 2032, 2035, and in three-year intervals thereafter.
Single-Member Districts	Five Board members shall be elected by single-member districts for three-year terms, with elections conducted annually, as follows:
Districts 1, 2, and 3	The election for single-member district numbers 1, 2, and 3 shall be held in 2028, 2031, 2034, and in three-year intervals thereafter.
District 4	The election for single-member district number 4 shall be held in 2029, 2032, 2035, and, and in three-year intervals thereafter.
District 5	The election for single-member district number 5 shall be held in 2027, 2030, 2033, and in three-year intervals thereafter.
~~**Terms and Election Schedule**~~	~~Board members shall be elected for three-year terms, with elections conducted annually, as follows:~~
~~Places 1 and 2~~	~~The election for places 1 and 2 shall be held in 2027, 2030, and 2033, and in three-year intervals thereafter.~~
~~Places 3, 4, and 5~~	~~The election for places 3, 4, and 5 shall be held in 2028, 2031, 2034, and in three-year intervals thereafter.~~
~~Places 6 and 7~~	~~The election for places 6 and 7 shall be held in 2026, 2029, 2032, and in three-year intervals thereafter.~~
~~**Method of Voting**~~ ~~*Majority Vote*~~	~~To be elected, a candidate must receive a majority of the votes cast for the place.~~
Method of Voting At Large *Plurality*	The at-large candidate receiving the highest number of votes for the seat with expiring term shall be elected.
Single-Member Districts *Plurality*	To be elected, a single-member district candidate must receive more votes than any other candidate for the single-member district.

Meeting: 10/27/2026 Regular Meeting 6:00 PM
Generated by: Julissa Martin

1. **Call to Order**
   The meeting was called to order at 6:00 PM

2. **Roll Call**
   Trustees present were: Dr. Benita Reed, Michelle Newsom, Jason]1Thomas, Dr. Jandel Crutchfield, Ana-Alicia Horn, Michele Gooch, Jesse Cannon II

3. **Meeting Opening**
   3.1. Prayer
   The prayer was led by Jason Thomas

   3.2. Pledges
   3.2.1. Presentation of Colors by the Lake Ridge High School JROTC
   The pledges were led by Ana-Alicia Horn

   3.3. Board Norms
   The Board Norms were led by Michelle Newsom

4. **District Recognition**
   4.1. School Board Superstar Awards- Robyn Harris
   The following students were recognized, Alicia Hobbs-Judy K. Miller Elementary, Damian Guia-Nancy Neal Elementary, Elise Villa-Brenda Norwood Elementary, Everly Davis-Carol Holt Elementary, King Brock-D.P. Morris Elementary, Logan Duong-Thelma Jones Elementary, Treyden Dilworth-Glenn Harmon Elementary

   4.2. National Merit Semifinalists- Dr. LeighAnn Tamplen
   The following students were recognized Samuil Kisel- Mansfield High School, Mark Lim-Early College High School

   4.3. CTE District of Distinction- Fernando Benavides
   Mansfield ISD Career & Technical Education Programs were recognized as CTE District of Distinction for the third time by the Career and Technical Association of Texas

   4.4. Yale Educator Award- Katrina Mabry-Smith
   Dr. Linn Thatcher, teacher at Lake Ridge High School, was recognized for receiving the prestigious 2026 Yale Educator Award, following a nomination by former student Jude Pham.

   4.5. Helen Keller Award Presented by The Site Restoration Foundation and The Lions Club- Robyn Harris
   Dr. Kyle Cooke & Dr. Shawn Prapta were presented the Helen Keller Award. In Shawn Prapta's absence, Margaret Couldron, Director of Health Services received the award on his behalf

4.6. National Principals Month- Fernando Benavides **Dr. Spencer expressed her appreciation to all campus principals in recognition of National Principals Month.**

5. **District Introductions**

5.1. HR Introductions

Dr. Jennifer Stoecker, Associate Superintendent of Human Resources, introduced the following hired and promoted employees:Kasi Ruiz, Coordinator-Special Education/Special Services and Dr. Elizabeth Russo, Executive Director of Student Services

6. **Public Comments**

6.1. The correct procedure for addressing the Board during Public Comments is as follows: Each speaker should address the Board from the podium microphone and state his or her name before speaking. All speakers will be limited to three minutes to make comments regarding items on the agenda, unless modified by the Board president based on Board Policy BED (LOCAL). Copies of presentations should be made available to all trustees and the Superintendent. Board policy prohibits the discussion of complaints against district employees during an open forum.

The following citizen spoke on item 5.1: Saml McAda

The following citizen spoke on item 14.6 Network Cable and Management: Jeffrey Ghi

The following citizen spoke on item 11.2: Tammy Harlan

The following citizen spoke on item 11.2: Kristen Fleming-wood

The following citizen spoke on item 11.2: Terry Moore

The following citizen declined to speak on item 11.2: Anita Moore

The following citizen spoke on item 11.2: Tina Hanson

7. **Closed Session**

7.1. Adjourn to closed session pursuant to Texas Government Code Section 551.074, Personnel, to deliberate regarding the appointment, employment, evaluation, reassignment, duties, discipline, or dismissal of a public officer or employee; or to hear a complaint or charge against an officer or employee, including conduct involving a former employee, 551.071, Consultation with the Board's attorney; legal consultation regarding process for change of election systems to single member districts; 551.072, real property; and 551.076 to conduct deliberations regarding security devices or security audits.

The Board adjourned into closed session at 6:43 PM

8. **Reconvene**

8.1. Reconvene to Public
The Board reconvened to the public 8:44 PM

9. **Instructional Focus**
9.1. BOY Assessment Update- Wendy Simpson
The BOY Asssessment Presentation was presented by Mrs. Wendy Simpson

10. **Public Hearing**
The First Report was presented by Monica Irvin, Chief Financial Officer of Business Services. This agenda item did not require action and at the conclusion of the presentation Dr. Jandel Crutchfield gave citizen's an opportunity to ask questions at 9:18 PM. At 9:20 PM there were no comments.

11. **Presentation**
11.1. Enrollment and Facility Capacity Update- Monica Irvin and Rita Denton
The Enrollment and Facility Capacity Update was presented by Monica Irvin and Rita Denton

11.2. Presentation Regarding Draft Map Proposing a Plan of Five Single-Member Districts and Two At-Large Positions for MISD Trustee Elections
The Presentation Regarding Draft Map Proposing a Plan of Five Single-Member Districts and Two At-Large Positions for MISD Trustee Elections was presented by Thomas Bryan, President of BGD
Board of Trustees had the opportunity to ask Mr. Bryan questions regarding the maps presented. After each question asked by a board member, Dr. Crutchfield asked the board member which map they preferred BDG-2 or BDG-AUG:

Dr. Benita Reed-Did not agree on either
Michelle Newsom-Did not agree on either
Jason Thomas:BDG-2
Jesse Cannon II:BDG-2
Michele Gooch:BDG-2
Ana-Alicia Horn: BDG-2

12. **Human Resources Report**
12.1. New Hires for Board Approval
Trustee Ana-Alicia Horn made the motion to approve the Human Resources Report. Jason Thomas seconded the motion.

Dr. Jandel Crutchfield voted-aye.
Jason Thomas voted-aye.
Dr. Benita Reed voted-aye.
Michele Gooch voted-aye.
Jesse Cannon II voted-aye.
Ana-Alicia Horn voted-aye.
Michelle Newsom voted-aye.

The Motion carried (7-0)

13. **Business Items Requiring Board Action**

13.1. Consideration and Approval of Class Size Waivers

Trustee Jason Thomas made the motion to approve the Class Size Waivers. Trustee Michelle Newsom second the motion.

Dr. Jandel Crutchfield voted-aye.
Jason Thomas voted-aye.
Dr. Benita Reed voted-aye.
Michele Gooch voted-aye.
Ana-Alicia Horn voted-aye.
Jesse Cannon II voted-aye.
Michelle Newsom voted-aye.

The Motion Carried (7-0)

13.2. Consideration and Approval of Action of Teacher Contract Abandonments

Trustee Jason Thomas made the motion to approve the Action of Teacher Contract Abandonments. Trustee Michele Gooch second the motion.

Dr. Jandel Crutchfield voted-aye.
Jason Thomas voted-aye.
Dr. Benita Reed voted-aye.
Michele Gooch voted-aye.
Ana-Alicia Horn voted-aye.
Jesse Cannon II voted-aye.
Michelle Newsom voted-aye.

The Motion Carried (7-0)

14. **Consent Agenda**

14.1. Approval of Amended Meeting Minutes from the August 25, 2026 Regular Board Meeting
14.2. Approval of Meeting Minutes from the September 28, 2026 Regular Board Meeting
14.3. Approval of Meeting Minutes from the October 1, 2026 Called Board Meeting
14.4. Approval of Meeting Minutes from the October 7, 2026 Called Board Meeting
14.5. Consideration and Approval of 2026-2027 T-TESS Appraisers
14.6. Consideration and Approval of Proposed Bid Proposals
14.7. Consideration and Approval of Budget Amendments
14.8. Consideration and Approval of Resolution #27-08 for the 2026 Tax Roll
14.9. Consideration and Approval of Personal Services Contract in Compliance with HB 3372
14.10. Consideration and Approval of October Book Order
14.11. Consideration and Approval of 2024 Bond Program Final GMP Package P14 Transportation Construction and Renovations

14.12. Consideration and Approval of Resolution #27-09 for HB 3 Compliance
14.13. Consideration and Approval of School Health Advisory Council (SHAC) Members

Dr. Jandel Crutchfield voted-aye.
Jason Thomas voted-aye.
Dr. Benita Reed voted-aye.
Michele Gooch voted-aye.
Ana-Alicia Horn voted-aye.
Jesse Cannon II voted-aye.
Michelle Newsom voted-aye.

The Motion Carried (7-0)

15. **Superintendent's Report**
    15.1. Delinquent Tax Reports
    15.2. Disbursement Reports
    15.3. Financial Reports
    15.4. Investment Reports
    15.5. Property Tax Collection Report
    15.6. EC Accountability
    15.7. Enrollment Report
    15.8. Attendance Percentage Report
    15.9. State Intruder Detection Audits
    15.10. Approved Student Trips
    15.11. Facility Rental Revenue Report
    15.12. Open-Ended Bid Report
    15.13. Resignations
    15.14. Resignation Reasons
    15.15. Superintendent New Hires
    15.16. 2024 Bond Program Report
    15.17. Board Committee Reports
    15.18. Board Member Reports

16. **Adjourn**
    16.1. Adjourn
    The meeting adjourned at 11:21 PM

Board of School Trustees
Mansfield Independent School District

TITLE: Consideration and Approval of Proposed Budget Amendments

DATE: November 17, 2026

ACTION

BACKGROUND:

The legal basis for budget development in Texas school districts is established in Sections 44.002 through 44.006 of the Texas Education Code. The Texas Education Code requires Board approval of the budget for the General Operating, Debt Service, and Food Service Funds. Board Resolution #27-01 permits the Superintendent or Associate Superintendent for Business and Finance to authorize routine budget revisions, adjustments and transfers necessary for the payment of District obligations throughout the fiscal year.

Any non-routine budget revisions, adjustments, and transfers which increase or decrease revenues and other financing sources and uses, along with the corresponding revisions in expenditures; or budget revisions, adjustments, and transfers which reduce or increase the fund balance of any related fund; or transfers between funds; or transactions exceeding $500,000 must continue to be presented to the Board of Trustees for approval prior to processing.

A summary report of budget revisions, adjustments, and transfers approved and processed by the District in accordance with this resolution, listed by major function and funds, shall be submitted to the Board of Trustees for adoption/ratification on a monthly basis.

The attached amendments ensure compliance with state and local requirements.

Budget changes over $500,000 for approval:

There are no budget changes requiring approval at this time.

CONSIDERATIONS:

General Fund amendments are primarily transfers between functions due to account code changes and department requirements.

RECOMMENDATION:
The Superintendent recommends that the Board approve and ratify the amendments to the 2026-2027 budgets as presented.

RECOMMENDED MOTION:
“Move to approve and ratify the budget amendments as presented.”

Mansfield Independent School District
General Operating Budget
Amended Budget As of 11/17/26

	Original Budget	Revised Budget	Amendments 11/17/2026	Proposed Amended Budget
REVENUES AND OTHER SOURCES:				
Local Revenues	$ 175,847,734	$ 175,847,734		$ 175,847,734
State Program Revenues	212,012,884	212,012,884		212,012,884
Federal Program Revenues	3,799,019	3,799,019		3,799,019
Other Resources	-	-		-
Total Revenue and Other Resources	$ 391,659,637	$ 391,659,637	$ -	$ 391,659,637
EXPENDITURES:				
11 Instruction	$ 247,307,090	$ 245,835,333	(111,795)	$ 245,723,538
12 Library & Media Services	4,719,219	4,801,303	1,639	4,802,941
13 Curriculum/Instructional Staff Development	6,161,834	6,107,307	12,125	6,119,433
21 Instructional Administration	8,399,829	8,529,786	3,547	8,533,333
23 School Leadership	25,168,628	25,212,984	11,574	25,224,558
31 Guidance & Counseling	13,681,415	14,077,098	99,688	14,176,785
33 Health Services	6,050,378	6,050,403	(100)	6,050,303
34 Student Transportation	18,713,824	18,728,508	9,498	18,738,005
35 Student Nutrition	12,000	12,000	-	12,000
36 Co-Curricular/Extra Curricular Activities	12,042,196	12,098,863	(22,056)	12,076,807
41 General Administration	9,008,603	9,498,849	(8,139)	9,490,711
51 Plant Maintenance & Operations	42,129,947	42,394,947	-	42,394,947
52 Security & Monitoring Services	9,537,265	9,489,568	520	9,490,088
53 Data Processing Services	7,303,594	7,315,329	500	7,315,829
61 Community Services	413,533	591,089	3,000	594,088
71 Debt Service/ Capital Lease	3,109,822	3,005,810	-	3,005,810
81 Facilities Acquisition and Construction	-	-	-	-
93 Shared Service Arangement	-	-	-	-
95 Juvenile Justice Alternative Education	25,000	35,000	-	35,000
99 Other Intergovernmental Charges	1,500,000	1,500,000	-	1,500,000
00 Other Uses	-	-		-
Total Expenditures	$ 415,284,177	$ 415,284,177	$ 0	$ 415,284,177
Transfers In	$ 4,000,000	$ 4,000,000	$ -	$ 4,000,000
Transfers Out				
NET OPERATING RESULTS	**$ (19,624,540)**	**$ (19,624,540)**	**$ (0)**	**$ (19,624,540)**
Estimated Beginning Fund Balance July 1, 2026	104,965,173	104,965,173		104,965,173
Projected Ending Fund Balance June 30, 2027	**$ 85,340,633**	**$ 85,340,633**		**$ 85,340,633**

MANSFIELD INDEPENDENT SCHOOL DISTRICT
DEBT SERVICE
Amended Budget As of 11/17/2026

	Original Budget	Amended Budget	Amendments 11/17/2026	Proposed Amended Budget
REVENUES AND OTHER SOURCES:				
Local Sources	$ 77,972,686	$ 77,972,686		$ 77,972,686
State Sources	10,157,065	10,157,065		10,157,065
Federal Sources	-	-	-	-
TOTAL REVENUES	$ 88,129,751	$ 88,129,751	$ -	$ 88,129,751
EXPENDITURES:				
71- Debt Administration-Principal	37,455,000	37,455,000		37,455,000
72- Debt Administration-Interest	51,611,127	51,611,127		51,611,127
73- Debt Administration-Fees	40,000	40,000		40,000
TOTAL EXPENDITURES	$ 89,106,127	$ 89,106,127	$ -	$ 89,106,127
Other Resources	$ -	$ -	$ -	$ -
Other Uses	-	-	-	-
Transfers In/(Out)	-	-	-	-
NET OPERATING RESULTS	**$ (976,376)**	**$ (976,376)**	**$ -**	**$ (976,376)**

MANSFIELD INDEPENDENT SCHOOL DISTRICT
STUDENT NUTRITION OPERATING BUDGET
Amended Budget As of 11/17/2026

	Original Budget	Amended Budget	Amendments 11/17/2026	Proposed Amended Budget
REVENUES AND OTHER SOURCES:				
Local Sources	$ 8,520,900	$ 8,520,900	$ -	$ 8,520,900
State Sources	603,790	603,790	-	603,790
Federal Sources	14,542,076	14,542,076	-	14,542,076
TOTAL REVENUES	$ 23,666,766	$ 23,666,766	$ -	$ 23,666,766
EXPENDITURES:				
Function 35 - Food Services	23,388,022	23,388,022	-	23,388,022
Function 51 - Plant Maintenance & Operations	277,601	277,601	-	277,601
Function 52 - Security & Monitoring Services	-	-	-	-
Function 71 - Debt Service/Capital Lease	2,000	2,000	-	2,000
Function 81 - Facilities Acquisition and Construction	-	-	-	-
TOTAL EXPENDITURES	$ 23,667,623	$ 23,667,623	$ -	$ 23,667,623
Other Resources	$ -	$ -	$ -	$ -
Other Uses	-	-	-	-
Transfers In/(Out)	20,000	10,000	-	10,000
NET OPERATING RESULTS	**$ 19,143**	**$ 9,143**	**$ -**	**$ 9,143**

Board of School Trustees
Mansfield Independent School District

TITLE: Approval of the Interlocal Agreement Region 10 ESC Multi-Region Purchasing Cooperative for Student Nutrition

DATE: November 17, 2026

ACTION

BACKGROUND:

Mansfield ISD has participated in an interlocal agreement with Region 10 ESC Multi-Region Purchasing Cooperative to purchase both processed commodity grocery items and commercial grocery items since 2016. The cooperative is a self-funded entity funded through vendor participation fees and is offered at no cost to the Mansfield ISD. The cooperative offers significant buying power for our Student Nutrition program. Their services also reduce the cost of advertising and paperwork associated with the bidding process for food and supply items.

CONSIDERATIONS:
The administration requests approval to enter the no-cost interlocal agreement with the Region 10 ESC for the Multi-Region Purchasing Cooperative. This agreement will strengthen the department's buying power and streamline the bidding process.

RECOMMENDATION:

The Superintendent recommends approval of the interlocal agreement with Region 10 ESC for the Multi-Region Purchasing Cooperative.

If the Board agrees, the motion will read:
"Move to approve the proposed interlocal agreement with Region 10 ESC for the Multi-Region Purchasing Cooperative."

ACTION REQUIRED!
Due Date: February 27, 2027

October 1, 2026

Re: Multi-Region Purchasing Cooperative SY 2027-2028 Membership

Dear Food Service Director,

Multi-Region Purchasing Cooperative (MRPC) of Region 10 Education Service Center requires an annual Interlocal Agreement ("Agreement") for membership and purchasing from awarded contracts. The Agreement outlines membership responsibilities, cooperative responsibilities, and solicitation information for the term of participation. Region 10 Education Service Center serves as MRPC's Coordinating Entity and Fiscal Agent.

This packet is for school districts, referred to as Recipient Agencies (RA), offering foodservice and/or participating in School Nutrition Programs that intend to purchase food service products or services through MRPC's procured and awarded contracts during the school year 2027-2028 (July 1, 2027 – June 30, 2028). RAs not planning to use awarded contracts need not complete the Agreement.

By executing this Agreement through Board Approval or Authorized Personnel, the RA agrees to comply with the General Provisions governing member roles and responsibilities. MRPC is a self-funded cooperative supported entirely by a Vendor Participation Fee charged to awarded vendors—RAs pay no membership fees.

Participation offers measurable benefits, including cost savings, improved pricing, expanded product selection, and higher fulfillment rates, along with training, technical support, compliant solicitation processes, and dedicated customer service.

The following page contains a complete list of available Requests For Proposals (RFPs) that will be offered during SY27-28, whether new or renewed. MRPC requires each RA wishing to utilize any bid award to forecast their estimated quantities using the provided process and software. Please read all details of this packet to understand the requirements as a member and what is offered.

Thank you for considering participating in the SY 2027-2028 with MRPC. If you have any questions, please contact me.

Sincerely,

Keri Warnick

Keri Warnick
Program Coordinator
Keri.warnick@region10.org
972.348.1448

The following RFPs and Vendors will be made available to the members who forecast.

New RFPs for SY27-28	SY27-28 Contract Year	Bid Award Usage Eligibility
2026-13: USDA Processed Foods	1	Open to RAs participating in the NSLP. RAs will use their entitlement to purchase and bank USDA Donated Food pounds that are further processed into end products.
TBD: Small-Wares	1	Open to All RAs
TBD: Kitchen Equipment Repair Services	1	Open to All RAs
#TBD: Beverages	1	Open to All RAs

RFPs to be Renewed for SY27-28	Vendors to Be Renewed	SY27-28 Contract Yr	Bid Award Usage Eligibility
2023-02: **Fresh Bread**	Bimbo Bakery Flowers Baking Denton Flowers Baking Tyler	5	Restricted delivery areas by Vendors. RA will continue using current Vendor. New users must get approval from MRPC.
2023-04: **Fresh Produce & Raw Meats**	BFS-Dallas Brothers Produce-Houston Farmers Market Ft Worth Hardie's R Craig Stephens Walnut Creek Farms	5	Restricted delivery areas by Vendors. RA must continue using current Vendor. New users must get approval from MRPC.
2025-01: **Milk Full-Service Delivery**	Oak Farms Gandys Hiland Dairy Diversified	3	Restricted delivery areas by Vendors. RA will continue using current Vendor. New users must get approval from MRPC.
2025-05: **Chips & Snacks**	Masters Distribution	3	Open to All RAs. New users must get approval from MRPC.
2026-03: **Full-Line Grocery Distributor**	Labatt Food Service	2	Open to All RAs. New users must get approval from MRPC.
2026-04: **Manuf. Direct-to-District Commercial**	Alpha Foods National Food Group Peterson Farms Smartmouth Pizza Tyson Foods	2	Must receive approval from MRPC. Requires receipt of large bulk deliveries.
2026-04: **N. Tx Full-Line Grocery Distributor**	Sysco- Prospering Pals	2	Restricted to Prospering Pals Group.
2026-05: **Ice Cream Novelties**	Klement Distribution Yumi Ice Cream	2	Open to All RAs. New users must get approval from MRPC.
2026-06: **Sanitation Systems & Safety Training**	SFS PortionPac	2	Open to All RAs. New users must get approval from MRPC.
2026-11: **Commercial Kitchen Cleaning Supplies**	Auto Chlor Complete Supply Eco Lab	2	Open to All RAs. New users must get approval from MRPC.

Please complete and return pages 3-11. Digital signature accepted on page 11.

Region 10 Education Service Center

Multi-Region Purchasing Cooperative

Interlocal Agreement for SY 2027-2028

This Interlocal Agreement ("Agreement") is entered into between the contracting parties identified below for a single-year term, as set forth in the "Membership Term" section. The Member Recipient Agency ("RA") is responsible for ordering and paying vendor invoices for goods and services purchased through the Agreement's effective termination date. Region 10 ESC serves as the MRPC's Coordinating Entity and Fiscal Agent.

Contracting Parties

Region 10 ESC/Multi-Region Purchasing Co-op	057-950
Fiscal Agent/Coordinating Entity	Fiscal Agent County District Number
Mansfield ISD	220-908
District/Recipient Agency Name (RA)	County-District Number/CDN

Do you plan to Process USDA Donated Foods? ☑ Yes ☐ No

General Provisions

1. Statement of Services to be Performed.

Region 10 Multi-Region Purchasing Cooperative (hereafter "MRPC") organizes and administers the child nutrition purchasing cooperative and commodity processing program for RAs in Texas. Authority for such service is granted by Section 8.053 of the Texas Education Code, Chapter 791 of the Texas Government Code, and Chapter 271, Subchapter F, of the Texas Local Government Code. The goal of MRPC is to obtain substantial savings on food service items through volume purchasing.

2. Membership.

Membership is a single-year term that commences July 1st through June 30th of the following calendar year. MRPC offers a variety of legally and formally procured solicitations utilizing the competitive Requests For Proposals (RFP) method to assist RAs with their fiscal budgetary needs (see page 11 for details). There is no fee to join MRPC.

3. Limitation of Agreement.

MRPC reviews this Agreement annually to ensure compliance with United States Department of Agriculture (USDA) and Texas Department of Agriculture (TDA) regulations. If, following such review, the

MRPC discovers that any provision contained herein is not in accordance with USDA and TDA regulations, MRPC will have 30 days to make all necessary updates and require that each participating RA sign a new Agreement. If MRPC does not amend the provision within the given timeframe, the RA may terminate this agreement on 10 days' written notice to MRPC. Child Nutrition Federal Funds are governed by USDA and TDA regulations. EDGAR does not apply to child nutrition federal funds.

4. General Provisions.

4.1. **Compliance with Laws.** The Parties shall comply with all applicable federal, state, and local statutes, ordinances, rules, and regulations governing the procurement activities and programs contemplated under this Agreement, including all present and future applicable laws governing such programs.

4.2. **Governing Law and Venue.** This Agreement shall be governed by the laws of the State of Texas. Venue for any dispute shall lie in the county where Region 10 ESC's administrative offices are located, currently Dallas County, Texas.

4.3. **Membership Expansion.** The MRPC reserves the right, but is not obligated, to admit additional members. Because adding a RA may materially change the value of existing contracts and trigger rebidding or a supplemental solicitation requirement, a new RA may be excluded from participation in affected contracts to avoid disrupting current membership. Membership for a new RA becomes effective upon a new bid or rebid award, the start of a new fiscal year, or as otherwise determined at the MRPC's sole discretion.

4.4. **Entire Agreement; Modification.** This Agreement, together with any executed addenda, constitutes the entire agreement between the Parties regarding its subject matter and may be modified only by express written consent of both Parties. Where modification is legally required, MRPC and the RA shall act accordingly. Failure of either Party to act within a reasonable time on a legally required modification shall constitute grounds for termination upon written notice to the other Party.

4.5. **Severability.** If any term or provision of this Agreement is held invalid, void, or unenforceable by a court of competent jurisdiction, the remaining provisions shall remain in full force and effect.

4.6. **Dispute Resolution.** The Executive Director of Region 10 ESC, or a designated authorized agent, and an authorized representative of the member district shall attempt to resolve any disputes arising under this Agreement. Unresolved disputes shall proceed to nonbinding mediation before either Party may pursue litigation. The mediator shall be selected by mutual agreement, with mediation costs shared equally by the Parties.

4.7. **No Waiver of Immunity.** No Party waives any immunity or defense available to itself or its trustees, directors, officers, employees, or agents by virtue of executing this Agreement or performing its obligations hereunder.

4.8. **Binding Effect.** This Agreement is binding upon both Parties once executed and may be amended only by written agreement signed by their authorized representatives.

4.9. **Profit Distribution.** Under USDA federal regulations and TDA Administrator's Reference Manual (ARM) Section 17, MRPC operates as a Child Nutrition Program ("CNP") Operator-Only

Cooperative classified as a for-profit cooperative, requiring the return of "unanticipated profits" to members. Under this Agreement, MRPC deducts its cost of services from collected vendor fees and distributes a rebate in the form of a check to members once the fiscal year has ended and accounts are reconciled. For purposes of this Agreement, MRPC's "profit margin" is defined as vendor fee revenue (as outlined in the Membership Fees section) less MRPC's operating expenses. The Coordinating Entity retains the profit margin; any revenue exceeding that margin ("unanticipated profit") as determined each fiscal year, shall be distributed to participating members by the Fiscal Agent. MRPC is prohibited under state regulations from profiting on sales of USDA processed commodities.

5. Membership Fees.

There is no membership fee to join MRPC or utilize its awarded contracts.

Because USDA prohibits the use of federal funds received by ESC Child Nutrition components to support purchasing cooperatives, MRPC is fully self-funded through a Vendor Participation Fee assessed on all commercial sales. This fee is collected directly from awarded vendors at a fixed rate of $0.0085 per $1.00 of revenue. MRPC charges no fees to Commodity Processors. All fee revenue is used to cover the administration, operation, and expansion of services and software offered by MRPC to benefit members' foodservice operations and profit margin. While RAs may incur these fees indirectly, they pay no direct fee for participation in MRPC.

The Parties agree that payments under this Agreement, and any related exhibits and documents, fairly compensate MRPC for the services and functions performed hereunder.

6. Member Rebate System.

6.1. MRPC will collect all Vendor Participation Fees quarterly.
6.2. MRPC does not charge a Vendor Fee to any USDA commodity processor.
6.3. MRPC will utilize a year-end revenue report that details each participating member’s generated sales with each awarded vendor.
6.4. MRPC applies an equal percentage of the operational cost to each RFP.
6.5. Total overhead and expenses are calculated for each RFP based on shared percentage.
6.6. Total collected revenue is calculated against shared operational costs for each RFP. Any RFP that does not generate enough revenue to cover the shared percentage of expenses is not eligible for a rebate.
6.7. Any member purchasing USDA commodity foods through our awarded grocery distributor will receive a rebate of collected fees minus the shared expenses and direct costs related to the USDA foods solicitation, such as E-Bid software and Pre-Order software used.
6.8. Any member participating in bids that have an excess of fees collected beyond the shared expenses will receive a rebate.
6.9. Rebate amounts are calculated in October once the Region 10 ESC books are closed.

6.10. Rebate checks are mailed to each eligible participating member in late November or December. Checks include a letter with instructions about the rebate check and that it must be deposited into the child nutrition fund account.

6.11. MRPC will send out an email notification to each food service director that includes the amount of their rebate.

7. Execution of this Agreement.

This Agreement and any modifications may be executed in counterparts, provided that each Party's execution bears a physical or digital signature. Executed counterparts may be exchanged by scanned email. By executing this Agreement, MRPC and each RA represent and warrant that they have obtained all requisite governing board or authorized authority to enter into and perform its terms. Board meeting minutes are acceptable proof of approval; where no governing board exists, the signature of an authorized representative will suffice.

8. Cooperation and Access.

Each Party agrees to cooperate with reasonable requests for information and records from the other Party and reserves the right to audit such records during normal business hours. Any breach of this Article shall be deemed material and shall render the Agreement subject to termination upon ten (10) days' written notice to the RA.

9. Primary and Secondary Contact.

The RA shall designate a primary and secondary contact with express authority to represent and bind the RA; MRPC shall not be required to contact any other individual regarding program matters, and notice to either contact shall be binding upon the RA. The RA may change its designated contacts by written notice to MRPC, effective upon actual receipt.

10. Defense and Prosecution of Claims.

With respect to matters arising out of or contemplated by this Agreement, the RA authorizes the Fiscal Agent to: (1) control the commencement, defense, intervention, or participation in any judicial, administrative, or other governmental proceeding; (2) represent MRPC in arbitration, mediation, or other alternative dispute resolution; (3) make any other appearance necessary to protect MRPC's rights regarding past or current actions, including litigation, claims, or disputes; and (4) engage legal counsel and appropriate experts, at the Fiscal Agent's sole discretion, to assist in the defense or prosecution of any related action or claim.

The RA agrees that any suit against MRPC, the Fiscal Agent, or any of their employees or agents may be defended in the name of MRPC, Region 10 Education Service Center, or the RA by counsel selected at the Fiscal Agent's sole discretion, on behalf of and at the expense of MRPC as necessary for the prosecution or defense of such litigation or claim. The RA shall fully cooperate by providing any information requested by the Fiscal Agent or MRPC in connection with such prosecution or defense. Subject to specific revocation, the RA designates the Fiscal Agent to serve as its class representative in matters arising from this Agreement.

11. Governance.

MRPC shall be governed by the Fiscal Agent's Board of Trustees (hereinafter the "Board") per applicable law and regulations. Procurement processes and procedures are governed by applicable laws and regulations.

12. Limitations of Liability.

The Fiscal Agent, its endorsers, and servicing contractors do not warrant that MRPC services will operate uninterrupted or error-free, and disclaim all warranties, express or implied, regarding any information, product, or service furnished under this Agreement, including any implied warranties of merchantability or fitness for a particular purpose. With respect to all causes of action arising out of or relating to this Agreement, neither Party shall be liable to the other for special, incidental, consequential, or exemplary damages, even if advised of the possibility of such damages.

13. Notice.

Any written notice to MRPC or the Fiscal Agent shall be made by: first class mail, postage prepaid and delivered to the Multi-Region Purchasing Cooperative, Region 10 Education Service Center, 904 Abrams Rd., Richardson, TX 75081; Attn: Keri Warnick (contact person); or emailed to keri.warnick@region10.org with a copy to sue.hayes@region10.org.

14. Acceptance of USDA Foods Sent for Further Processing.

MRPC, through the Fiscal Agent, is authorized to issue a formal solicitation for the processing of selected USDA processed commodity foods donated by participating members, and to enter into a Contract for Services with the awarded commodity food processor(s) for agreed-upon processed end-products, executing a service agreement on behalf of participating members. Participating members shall accept the processed end-product(s) for the life of the contract between MRPC and the processor, covering all commodity foods donated to and processed through MRPC. Excess commodities may be distributed in accordance with USDA or TDA regulations and guidance.

15. Payment for Goods.

Each Party, paying for any goods or services under this Agreement or related to this Agreement, must pay for such goods and services from available current revenues only.

Roles and Responsibilities

1. Role of the MRPC, through the Fiscal Agent:

1.1. Provide for the organizational and administrative structure of the program.

1.2. Provide staff with the time necessary for the efficient operation of the program.

1.3. The MRPC shall coordinate the Competitive Procurement Process for all Awarded Contracts using the Formal Procurement method of Requests for Proposals (RFP).

1.4. The MRPC shall follow the local, State, and Federal procurement guidelines as listed below:

1.4.1. United States Department (USDA) Code of Federal Regulations (2 CFR) parts 200.318-200.327 and Appendix II

1.4.2. Texas Department of Agriculture's (TDA) Administrator's Reference Manual (ARM) Sections 16 and 17, 17a, 17b, and 17c.
1.4.3. Requiring Board of Directors' approval of all MRPC bid award recommendations.
1.4.4. Texas Education Code 44.031 relating to purchasing contracts.
1.4.5. Education Department General Administrative Regulations (EDGAR) as the guidelines pertain to Purchasing Cooperatives' procuring on behalf of its RAs. EDGAR refers to and requires Child Nutrition Food Purchasing Cooperatives to adhere to USDA Federal Regulations located at 2 CFR 200.318-200.327.
1.4.6. Form 1295 will be required to be filled out and filed with the Texas Ethics Commission by all awarded vendors and will be managed by the MRPC.
1.4.7. Send solicitations for the Further Processing of USDA foods to all companies found on the TDA "Approved List of Vendors" without limitations.
1.4.8. Enter into a detailed agreement with distributors that distribute processed end-products containing USDA Foods including language to ensure proper resolution of errors such as data, pricing, product, reports, etc. Do the following regarding USDA Foods:
1.4.9. Track and assist RAs with the management of their USDA Processed Foods inventory balances to ensure compliance with TDA and USDA Foods inventory requirements.
1.4.10. Assist RAs with Sales Verifications of end products sold through a distributor, including but not limited to verification of rebates, discounts, and credits.
1.4.11. Provide RAs with information on commodity processing, including, but not limited to, anticipated delivery dates, product recalls or production issues, discontinued products, and replacement recommendations.
1.4.12. Receive quantity requests from RAs for commodity processing through district entries into the online software and prepare appropriate quantity totals by item.
1.4.13. Provide a delivery schedule, on behalf of each RA, for all selected USDA Foods for Further Processing to each processor and distributor based on information collected from each RA.

1.5. The MRPC assumes no responsibility for failure of delivery by distributors or manufacturers, however, the MRPC will assist all RAs with service and product quality issues to ensure all vendors adhere to the terms and conditions of the awarded contract.
1.6. Initiate and implement activities related to the bidding and vendor selection process. Competitive bidding procedures for Texas public schools using Child Nutrition federal funds will be strictly followed.
1.7. Mediate problems/concerns between awarded distributors and/or manufacturers and RAs.
1.8. Provide RAs access to all records, reports, and documents to ensure rebates, discounts and other applicable credits will accrue to the RA.
1.9. Make available or provide easy access to all procurement documents created and received for each awarded RFP and distributor or manufacturer, as required and in compliance with State Agency Administrative and Procurement Reviews.
1.10. Act ethically always and in accordance with all federal, state, and local guidelines.

2. Role of the RA:

2.1. Commit to the General Provisions and Roles and Responsibilities of this Agreement by authorization of its governing body (School Board of Trustees or Authorized Person) and by execution by an approved foodservice employee in the appropriate spaces on the attached form (physical signature copy must be provided to MRPC promptly following execution).

2.2. Designate primary and secondary contact.

2.3. Forecast all planned purchases on each desired awarded contract or new solicitation. Not forecasting may result in a risk of not being allowed to purchase from the awarded contract if a material change may occur.

2.4. Commit to purchasing forecasted products and/or services that are awarded and made available. Member understands that MRPC attempts to capture pricing on all requested items, but approval and offering is held with the proposing Vendors and low volume items may not receive a bid response.

2.5. Comply with all USDA and TDA regulations.

2.6. Prepare purchase orders issued to the appropriate vendor from the official award list provided by MRPC.

2.7. Accept shipments of products ordered from distributors or manufacturers per standard purchasing procedures.

2.8. Address product warranties and product qualities with the manufacturer.

2.9. Pay vendors' net amount due within agreed-upon terms after receipt of a correct monthly statement.

2.10. Participate in bid evaluation committees for the bids that the RA is utilizing. Evaluation committee meetings will include, but not be limited to, face-to-face group meetings, online voting, or any other form of participation as requested by the MRPC.

2.11. Act ethically always and in accordance with all Federal, State, and local guidelines, as well as MRPC Member Roles. The MRPC shares information with participating members that at times is considered confidential and proprietary. Members may be asked to sign Non-Disclosure Agreements and agree to adhere to the terms set forth in those agreements. Future membership in the MRPC may be jeopardized based on unethical handling of sensitive MRPC and/or vendor information.

2.12. Attend MRPC meetings and training classes to stay informed of the cooperative processes and services offered. Training classes are specific to the “tools” offered by MRPC. Attending meetings and classes helps ensure your success as a participating RA in the MRPC.

2.13. Participate in a Member Advisory Committee when offered. The Member Advisory Committee is a small committee of MRPC participating members formed every 2 years. The Advisory Committee serves as the liaison for all participating members when a conflict or concern arises regarding MRPC if needed and annually reviews all procurement practices by the MRPC to ensure compliance in all areas, along with other tasks.

2.14. The following roles will apply to participating members who commit entitlement dollars for the USDA processed commodity foods:

2.14.1. The RA shall access the Web Based Supply Chain Management (WBSCM) system on a regular basis to effectively manage USDA Foods entitlement, food requests, and allocations.

2.14.2. The RA shall track and manage USDA Foods inventory balances to ensure compliance with TDA and USDA Foods inventory requirements, i.e., inventory levels shall not exceed a six (6) month supply at any given time; access processor tracking systems (K12 Foodservice, ProcessorLink, or other) on a regular basis; and report inventory issues to MRPC.

2.14.3. The RA shall conduct Sales Verifications of end-products sold through a distributor and verify rebates, discounts, and credits.

2.14.4. The RA shall maintain copies of the original Label from the product, carton; or a photograph of label as it appears on the original product carton if available.

3. Bid Participation Requirements for SY 2027-2028.

3.1 Utilization of any new Request For Proposal (RFP) or renewing Vendors will be contingent upon the timely submission of forecasts by the Member.

3.2 MRPC provides Members with access to Sage Forecasting, a user-friendly forecasting software platform, and offers multiple training sessions along with sufficient time to complete and submit all required forecasts.

3.3 Given the geographic scope of MRPC's coverage area in Texas, certain RFPs are organized into designated delivery groups with multiple awarded Vendors. Any Member seeking to utilize an awarded contract not previously used by that Member must obtain prior approval from MRPC before doing so.

3.1. Per USDA and TDA regulations, formally procured bids may not exceed a total of 5 years, which must be consecutive. Renewals may be offered within the 5-year term but can only be for a single year at a time and may not exceed the total of 5 years. Due to the size of the co-op and complexities of some RFPs, MRPC contracts are set up as a 1-year initial term with 4 single consecutive renewal years, for a total of 5 years barring any material changes in contract values due to growth.

Signature and Authorization Form

By signing this page, the RA confirms entering an Interlocal Agreement with Region 10 Education Service Center, as the Fiscal Agent and Coordinating Entity for the Multi-Region Purchasing Cooperative, per all Agreement terms, Membership Roles and Responsibilities, and Bid Participation Requirements as outlined on pages 3-11.

As of July 1, 2027, the Recipient Agency (RA) listed below, and the Region 10 Education Service Center/Fiscal Agent enter this Interlocal Agreement. As the Board of Directors Authorized Representative or RA Authorized Representative, I hereby execute this Agreement on behalf of the RA and intend to be bound by the provisions set forth herein for the single-year term noted, unless otherwise terminated by either party per the terms outlined this Agreement.

District/RA Name:	Mansfield ISD
WBSCM Organizational ID #	4011969
Street Address-Main Bldg.:	605 E. Broad Street
City, State Zip:	Mansfield, TX 76063
Primary Foodservice Contact Name:	Jennifer Parham
Primary Phone Number:	817-299-6056
Primary Email Address:	jenniferparham@misdmail.org
Secondary Foodservice Contact Name:	Sondra Thomas
Secondary Phone Number:	817-299-6055
Secondary Email Address:	sondrathomas@misdmail.org
ESC Region:	XI
SY26-27 Enrollment:	35,354
County/Counties:	Tarrant, Johnson
4 or 5-Day School Week:	5-Day
# of Participating Campuses:	47
Board of Director or Authorized Rep Name:	
Board of Director or Authorized Rep Signature:	
Date Signed:	

Below Area: MRPC Use Only

MRPC Authorized Rep Name | Title:	Keri Warnick | Program Coordinator
MRPC Rep Signature:	
Date Signed:	

Board of School Trustees
Mansfield Independent School District

TITLE: Consideration and Approval of Personal Services Contract in Compliance with HB 3372

DATE: November 17, 2026

CONSENT

BACKGROUND:

HB 3372 amends the Texas Education Code to prohibit public school district administrators from receiving compensation for certain outside services that may create conflicts of interest. The bill establishes a uniform statewide standard, removes prior local board exceptions, and imposes a civil penalty for violations. The intent is to strengthen ethical oversight and maintain public trust in school district governance.

RECOMMENDATION:

The Superintendent recommends that the Board consider and approve the employee contract, as presented.

RECOMMENDED MOTION:

"*Move to approve the employee contract as presented."*

REQUEST FOR BOARD APPROVAL OF

PERSONAL SERVICES CONTRACT

Pursuant to House Bill 3372 (Effective June 22, 2025)

INSTRUCTIONS: This form must be submitted at least five (10) school days prior to a regularly scheduled Board meeting, but earlier submission is strongly encouraged. A copy of the written personal services contract must be attached to receive consideration. Incomplete forms or late submissions may result in delays or denial of review.

Administrator Information

Full Name: Brigette Cardenas

Job Title/Position: GT Program Coordinator

Campus/Department: GT Department/Teaching and Learning Dept

Email Address: brigettecardenas@misdmail.org

Phone Number: 817-675-5933

Contracting Entity Information

Name of Contracting Entity: Texas Association for the Gifted and Talented

Does the entity conduct or solicit business with Mansfield ISD?

- ☑ Yes → STOP. This arrangement may not qualify for an exception under HB 3372. You are advised to seek legal counsel.
- ☐ No

Type of Entity (Check one):

- ☐ Business (conducts or solicits business with the District)
- ☑ Education Business (provides services regarding curriculum/administration)
- ☐ Public Education Institution (e.g., charter school, regional education service center, other ISD)

Contract Information

Title of Services to Be Performed: Development of Gifted/Talented Professional Development Session

Brief Description of Services: The formation, development and recording of an online Professional Development Session for Gifted Staff to be used on an online platform thrououghout the state.

TAGT is a 501(c)(3) nonprofit
We do not purchase our P.D. from this entity.

Total Compensation to Be Received: $ 2,000.00

Term/Duration of Contract: Until session is developed and ready for production and editing

Will any services be performed during your regular work hours?

☐ Yes → STOP. Services must be performed entirely on personal time.

☑ No

Attach a copy of the written contract describing the services to be performed.

☑ Attached

Acknowledgments

(Please initial each statement)

___ I acknowledge that the services described will be performed entirely on my personal time, outside of my work hours with the District.

___ I acknowledge that the contract does not create a conflict of interest with my duties to the District.

___ I acknowledge that the arrangement will not harm the District or interfere with District operations.

___ I acknowledge that the contract is subject to disclosure under the Texas Public Information Act.

___ I acknowledge that violation of HB 3372 may result in personal civil penalties up to $10,000 per violation.

Signature

Signature: _____

Date: 11/21/26

[Remainder of page intentionally left blank]

District Use Only

Date Received: _____

Reviewed by (Name & Title): _____

☐ Contract Attached.

☐ Administrator is not a Superintendent, Associate Superintendent, or Board of Managers member.

☐ Administrator's responsibilities do not primarily involve classroom instruction.

☐ Administrator is not a Trustee.

Recommendation:

☐ Forward to Board for Consideration

☐ Returned – Not Eligible

☐ Returned – Incomplete

Board of Trustees Action

(To be completed following Board review)

☐ Approved

☐ Denied

Board Meeting Date: _____

Comments or Conditions (if any): _____

_____

_____

_____

Board President Signature: _____

Date: _____

TEXAS ASSOCIATION FOR THE
GIFTED & TALENTED

Course Development Agreement

This Course Development Agreement ("Agreement") is entered into as of _____ ("Effective Date") by and between the **Texas Association for the Gifted & Talented ("TAGT")**, and **Brigette Cardenas ("Contractor")**.

Collectively referred to as the "Parties."

1. Purpose

TAGT is developing original asynchronous professional learning courses to be delivered through its Learning Management System ("LMS"). Contractor possesses subject matter expertise and agrees to develop an original course and related educational materials in accordance with this Agreement and the attached Statement of Work (Exhibit A).

2. Independent Contractor

Contractor is an independent contractor and is not an employee, agent, partner, or representative of TAGT. Contractor is solely responsible for all taxes, insurance, licenses, permits, and obligations arising from compensation received under this Agreement.

3. Scope of Work

Contractor shall develop and deliver all course materials described in Exhibit A. Unless otherwise approved in writing by TAGT, the course shall be newly created for TAGT and shall not be a repurposed version of an existing commercial product. Contractor shall perform all work in a professional manner and consistent with accepted standards within the gifted education profession.

4. Deliverables

Contractor shall provide all required course materials through a TAGT-designated shared drive. Unless otherwise approved, deliverables shall be submitted in editable source formats whenever practical. Deliverables specified in Exhibit A. All deliverables become part of the Work Product.

5. Project Timeline

Contractor shall meet the deadlines identified in Exhibit A. If Contractor anticipates a delay, Contractor shall notify TAGT promptly so an updated schedule may be mutually agreed upon.

6. Review and Acceptance

TAGT will review submitted deliverables within approximately fifteen (15) business days.

Following review, TAGT may:

- Accept the deliverables;
- Accept with minor revisions;
- Request revisions prior to acceptance.

Contractor agrees to complete up to two (2) rounds of reasonable revisions related to alignment with the Statement of Work, branding, accessibility, instructional quality, or technical requirements at no additional cost. Deliverables shall not be considered accepted until TAGT provides written acceptance. Final payment for course development shall be made following written acceptance.

7. Compensation

Compensation shall be outlined in Exhibit A. Unless otherwise specified:

- Course Development Fee: payable upon written acceptance of the completed course.

No additional compensation shall be due unless approved in writing by TAGT.

8. Annual Content Review and Maintenance

To maintain the quality and accuracy of TAGT educational offerings, Contractor agrees to conduct one annual review of the course during each maintenance year covered by this Agreement.

The review shall include verification that:

- information remains accurate;
- legislation, rules, regulations, and research references remain current;
- hyperlinks remain functional;
- external resources remain available;
- graphics and screenshots remain current;
- examples continue to reflect current professional practice.

If no revisions are necessary, Contractor shall provide written certification to TAGT. If revisions are needed, Contractor shall submit updated materials within thirty (30) days of completed review. The annual maintenance fee compensates Contractor for this review and any reasonably necessary revisions.

9. TAGT Editorial Rights

TAGT may, at any time and without Contractor approval:

- correct typographical or grammatical errors;
- update formatting;
- revise branding;
- update templates;
- improve accessibility;

- replace broken links;
- update citations or references;
- make technical modifications necessary for LMS delivery.

TAGT may also revise, supplement, adapt, or replace substantive educational content. TAGT may invite Contractor to perform substantive updates but is not obligated to do so.

10. Course Lifecycle

TAGT retains sole discretion regarding the publication, revision, marketing, bundling, licensing, retirement, or removal of any course developed under this Agreement. Nothing in this Agreement guarantees continued publication of the course.

11. Intellectual Property

The Parties agree that all Work Product created under this Agreement is specially commissioned by TAGT.

Upon payment in full, Contractor irrevocably assigns to TAGT all worldwide right, title, and interest in and to the Work Product, including all copyrights and other intellectual property rights.
All work product created by the contract worker shall be "works made for hire" for TAGT within the meaning of the United States Copyright Act. To the extent such work product is not deemed "works made for hire" by operation of law or otherwise, the contract worker hereby assigns to TAGT ownership of such work product, including, without limitation, all intellectual property rights therein. Upon TAGT's request, the contract worker agrees to execute any instruments and do all things reasonably requested by TAGT in order to further perfect TAGT's ownership rights in the work product.

TAGT shall have the unrestricted right to:

- edit;
- revise;
- update;
- translate;
- adapt;
- reformat;
- combine with other materials;
- publish;
- reproduce;
- distribute;
- sublicense;
- create derivative works;
- use the Work Product in any media now known or later developed.

No additional permission or compensation shall be required.

12. Rights Retained by Contractor

Contractor retains ownership of:

- pre-existing intellectual property;

- general professional knowledge;
- instructional methods;
- personal expertise.

Contractor may continue to teach, consult, present, write, and develop educational materials on similar subject matter. However, Contractor agrees not to reproduce, sell, license, distribute, or publish a substantially identical version of the course created for TAGT.

13. Artificial Intelligence

Contractor may use artificial intelligence tools as drafting or productivity aids. Contractor remains solely responsible for: accuracy, originality, completeness, and compliance with copyright law.

Contractor shall not input confidential TAGT information into publicly available AI systems without prior written authorization. Contractor warrants that TAGT receives all intellectual property rights described in this Agreement regardless of whether AI tools assisted in development.

14. Confidentiality

Contractor shall maintain the confidentiality of all non-public TAGT information, including but not limited to:

- membership information;
- pricing;
- LMS configuration;
- strategic plans;
- financial information;
- unpublished educational resources;
- internal procedures;
- technology systems.

This obligation survives termination of this Agreement.

15. Warranties

Contractor represents and warrants that:

- all Work Product is original;
- Contractor owns or has secured all necessary rights;
- Work Product does not infringe any copyright, trademark, or other intellectual property right;
- third-party materials are properly licensed;
- content is accurate to the best of Contractor's knowledge at the time of delivery;
- Work Product complies with applicable laws and professional standards.

16. Indemnification

Contractor shall defend, indemnify, and hold harmless TAGT, its officers, directors, employees, volunteers, and agents from any claims, damages, liabilities, costs, or expenses (including reasonable attorneys' fees) arising from:

- alleged infringement of intellectual property rights;

- unauthorized use of third-party materials;
- Contractor's breach of this Agreement;
- Contractor's violation of applicable law.

17. Term and Termination

This Agreement begins on the Effective Date and remains in effect until all obligations have been fulfilled unless terminated earlier. Either Party may terminate this Agreement upon written notice if the other Party materially breaches this Agreement and fails to cure the breach within thirty (30) days. Upon termination, TAGT shall pay Contractor only for accepted work completed prior to termination.

All completed Work Product delivered before termination shall remain the property of TAGT.

18. General Provisions

This Agreement constitutes the entire agreement between the Parties. Any amendments must be in writing and signed by both Parties.

This Agreement shall be governed by the laws of the State of Texas. If any provision is determined to be unenforceable, the remaining provisions shall remain in full force and effect.

Neither Party may assign this Agreement without the written consent of the other, except that TAGT may assign this Agreement in connection with a merger, reorganization, or transfer of substantially all of its assets.

EXHIBIT A

Statement of Work

Contractor Name
Mailing Address for Payment
Phone Number

Course Title
Target Audience
Estimated Seat Time

Required Deliverables

There may be additional deliverables identified in course creation, mutually agreed upon by both parties. The deliverables below are required to submit in order for course to be considered complete.

☐ Course Outline
☐ Learning Objectives
☐ Module Content (may include: presentation slides, activities, assessments, additional resources, activities, video, etc.)
☐ Minimum 2 discussion prompts within course modules to be used as part of ongoing discussion in TAGT online community
☐ References for attribution
☐ Promotional Description
☐ Instructor Biography and Headshot

Graphic Production

Contractor is not expected to produce professionally designed graphics. Where visual representations are appropriate, Contractor shall provide the information, data, examples, sketches, or descriptions necessary for TAGT to create graphics that accurately represent the instructional content. If Contractor provides original graphics, TAGT may edit, redesign, or replace them to ensure consistency with TAGT's visual identity, accessibility standards, and learner experience.

All graphics, visual assets, infographics, charts, diagrams, and illustrations created or adapted for the course, whether provided by Contractor or developed by TAGT based on Contractor's content, shall be considered part of the Work Product and owned by TAGT in accordance with this Agreement.

Technical Requirements

- Deliver all materials through the TAGT shared drive.
- Submit editable source files whenever practical.
- Use TAGT templates and branding, when provided.
- Follow the TAGT style guide, where applicable.

Timeline

This timeline may be adjusted during the development of the course as mutually agreed upon by the parties.

Milestone	Due Date
Course Outline Due	
First Draft Due	
TAGT Feedback Returned	
Revised Draft Due	
Final Submission	

Compensation

Initial Course Development Fee: $2000

Contractor Signature

Date: _____

TAGT Representative

Date: _____

Board of School Trustees
Mansfield Independent School District

TITLE: Consideration and Approval of House Bill 3 Goals and Annual Targets

DATE: November 17, 2026

ACTION

BACKGROUND:

Pursuant to House Bill 3, local boards of trustees are required to adopt five-year outcome goals and annual targets for student achievement and student groups identified within the state accountability system's Closing the Gaps domain. These goals and targets serve as measures of district progress and support ongoing monitoring of student performance outcomes.

The attached annual targets were developed using current student performance data and reflect the district's commitment to improving student achievement, accelerating growth, and reducing achievement gaps among student groups.

RECOMMENDATION:

The Superintendent recommends the approval of the House Bill 3 Goals and Annual Targets as presented.

HB3 Board Adopted Goal #1 - Early Childhood Literacy
Campus: Alice Ponder Elementary
Campus Number: 220908101

Early Childhood Literacy Board Outcome Goal- Mansfield ISD													
Increase the percentage of 3rd grade students projected to score at the Meets Grade Level or above standard on the Texas state reading assessment (STAAR/SST) from 38% in 2024–25 to 46% in 2029–30.													
Yearly Target Goals													
2025-26		**2026-27**			**2027-28**			**2028-29**			**2029-30**		
40%		**42%**			**43%**			**45%**			**46%**		
Closing the Gaps Student Groups Yearly Targets													
TARGETS	**All**	**Af Am**	**A**	**H**	**PI**	**TR**	**W**	**ED**	**SE**	**FSE**	**EL**	**CE**	**NCE**
Baseline: 2024-25	38%	36%	*	35%	*	67%	44%	37%	20%	*	40%	37%	41%
2025-26	40%	38%	*	37%	*	68%	46%	39%	22%	*	42%	39%	43%
2026-27	42%	40%	*	39%	*	68%	47%	41%	24%	*	43%	41%	44%
2027-28	43%	42%	*	41%	*	69%	49%	43%	26%	*	45%	43%	46%
2028-29	45%	43%	*	43%	*	69%	50%	44%	28%	*	46%	44%	47%
2029-30	46%	45%	*	44%	*	70%	52%	46%	30%	*	48%	46%	49%

Early Childhood Literacy Progress Measure 1 - Mansfield ISD													
Increase the percent of 3rd grade students projected to score at the Meets Grade Level or above on BOY MAP in Reading from 49% in 2024–25 to 56% in 2029-30.													
Yearly Target Goals													
2025-26		**2026-27**			**2027-28**			**2028-29**			**2029-30**		
50%		52%			53%			55%			56%		
EC Literacy GPM 1.1 Closing the Gaps Student Groups Yearly Target Goals													
TARGETS	**All**	**Af Am**	**A**	**H**	**PI**	**TR**	**W**	**ED**	**SE**	**FSE**	**EL**	**CE**	**NCE**
Baseline: 2024-25	49%	48%	*	40%	*	*	58%	44%	25%	*	46%	48%	50%
2025-26	50%	50%	*	42%	*	*	59%	45%	27%	*	48%	50%	52%
2026-27	52%	51%	*	43%	*	*	60%	47%	29%	*	49%	51%	53%
2027-28	53%	53%	*	45%	*	*	61%	48%	31%	*	51%	53%	55%
2028-29	55%	54%	*	46%	*	*	61%	50%	33%	*	52%	54%	56%
2029-30	56%	56%	*	48%	*	*	62%	51%	35%	*	54%	56%	57%

Early Childhood Literacy Progress Measure 2 - Mansfield ISD													
Increase the percent of 3rd grade students projected to score at the Meets Grade Level or above on MOY MAP in Reading from 47% in 2024–25 to 55% in 2029-30.													
Yearly Target Goals													
2025-26		**2026-27**			**2027-28**			**2028-29**			**2029-30**		
49%		50%			52%			53%			55%		
EC Literacy GPM 1.2 Closing the Gaps Student Groups Yearly Target Goals													
TARGETS	**All**	**Af Am**	**A**	**H**	**PI**	**TR**	**W**	**ED**	**SE**	**FSE**	**EL**	**CE**	**NCE**
Baseline: 2024-25	47%	42%	*	46%	*	*	48%	42%	24%	*	48%	50%	29%
2025-26	49%	43%	*	47%	*	*	50%	44%	26%	*	50%	52%	31%
2026-27	50%	45%	*	49%	*	*	51%	45%	28%	*	51%	53%	33%
2027-28	52%	46%	*	50%	*	*	53%	47%	30%	*	53%	55%	35%
2028-29	53%	48%	*	52%	*	*	54%	48%	32%	*	54%	56%	37%
2029-30	55%	49%	*	53%	*	*	56%	50%	34%	*	56%	57%	39%

HB3 Board Adopted Goal #2 - Early Childhood Mathematics
Campus: Alice Ponder Elementary
Campus Number: 220908101

Early Childhood Math Board Outcome Goal - Mansfield ISD
Increase the percentage of 3rd grade students projected to score at the Meets Grade Level or above standard on the Texas state math assessment (STAAR/SST) from 46% in 2024–25 to 54% in 2029-30.

Yearly Target Goals				
2025-26	2026-27	2027-28	2028-29	2029-30
48%	49%	51%	52%	54%

Closing the Gaps Student Groups Yearly Targets													
TARGETS	All	Af Am	A	H	PI	TR	W	ED	SE	FSE	EL	CE	NCE
Baseline: 2024-25	46%	55%	*	40%	*	67%	44%	44%	20%	*	53%	46%	44%
2025-26	48%	56%	*	42%	*	68%	46%	46%	22%	*	55%	48%	46%
2026-27	49%	57%	*	43%	*	68%	47%	47%	24%	*	56%	49%	47%
2027-28	51%	58%	*	45%	*	69%	49%	49%	26%	*	57%	51%	49%
2028-29	52%	59%	*	46%	*	69%	50%	50%	28%	*	58%	52%	50%
2029-30	54%	60%	*	48%	*	70%	52%	52%	30%	*	59%	54%	52%

Early Childhood Math Progress Measure 1 - Mansfield ISD
Increase the percent of 3rd grade students projected to score at the Meets Grade Level or above on BOY MAP in Math from 19% in 2024–25 to 29% in 2029-30.

Yearly Target Goals				
2025-26	2026-27	2027-28	2028-29	2029-30
21%	23%	25%	27%	29%

EC Math Measure 2.1 Closing the Gaps Student Groups Yearly Target													
TARGETS	All	Af Am	A	H	PI	TR	W	ED	SE	FSE	EL	CE	NCE
Baseline: 2024-25	19%	13%	*	23%	*	*	17%	18%	17%	*	25%	22%	6%
2025-26	21%	15%	*	25%	*	*	19%	20%	19%	*	27%	24%	8%
2026-27	23%	17%	*	27%	*	*	21%	22%	21%	*	29%	26%	10%
2027-28	25%	19%	*	29%	*	*	23%	24%	23%	*	31%	28%	12%
2028-29	27%	21%	*	31%	*	*	25%	26%	25%	*	33%	30%	14%
2029-30	29%	23%	*	33%	*	*	27%	28%	27%	*	35%	32%	16%

Early Childhood Math Progress Measure 2 - Mansfield ISD
Increase the percent of 3rd grade students projected to score at the Meets Grade Level or above on MOY MAP in Math from 16% in 2024–25 to 26% in 2029-30.

Yearly Target Goals				
2025-26	2026-27	2027-28	2028-29	2029-30
18%	20%	22%	24%	26%

EC Math Measure 2.2 Closing the Gaps Student Groups Yearly Target													
TARGETS	All	Af Am	A	H	PI	TR	W	ED	SE	FSE	EL	CE	NCE
Baseline: 2024-25	16%	13%	*	15%	*	*	21%	15%	8%	*	16%	16%	17%
2025-26	18%	15%	*	17%	*	*	23%	17%	10%	*	18%	18%	19%
2026-27	20%	17%	*	19%	*	*	25%	19%	12%	*	20%	20%	21%
2027-28	22%	19%	*	21%	*	*	27%	21%	14%	*	22%	22%	23%
2028-29	24%	21%	*	23%	*	*	29%	23%	16%	*	24%	24%	25%
2029-30	26%	23%	*	25%	*	*	31%	25%	18%	*	26%	26%	27%

HB3 Board Adopted Goal #1 - Early Childhood Literacy
Campus: Tarver-Rendon Elementary
Campus Number: 220908103

Early Childhood Literacy Board Outcome Goal- Mansfield ISD													
Increase the percentage of 3rd grade students projected to score at the Meets Grade Level or above standard on the Texas state reading assessment (STAAR/SST) from 45% in 2024–25 to 53% in 2029–30.													
Yearly Target Goals													
2025-26		**2026-27**			**2027-28**			**2028-29**			**2029-30**		
47%		**48%**			**50%**			**51%**			**53%**		
Closing the Gaps Student Groups Yearly Targets													
TARGETS	**All**	**Af Am**	**A**	**H**	**PI**	**TR**	**W**	**ED**	**SE**	**FSE**	**EL**	**CE**	**NCE**
Baseline: 2024-25	45%	*	*	38%	*	*	53%	24%	16%	*	29%	46%	33%
2025-26	47%	*	*	40%	*	*	55%	26%	18%	*	31%	48%	35%
2026-27	48%	*	*	42%	*	*	56%	28%	20%	*	33%	49%	37%
2027-28	50%	*	*	43%	*	*	57%	30%	22%	*	35%	51%	39%
2028-29	51%	*	*	45%	*	*	58%	32%	24%	*	37%	52%	41%
2029-30	53%	*	*	46%	*	*	59%	34%	26%	*	39%	54%	43%

Early Childhood Literacy Progress Measure 1 - Mansfield ISD													
Increase the percent of 3rd grade students projected to score at the Meets Grade Level or above on BOY MAP in Reading from 54% in 2024–25 to 59% in 2029-30.													
Yearly Target Goals													
2025-26		**2026-27**			**2027-28**			**2028-29**			**2029-30**		
55%		56%			57%			58%			59%		
EC Literacy GPM 1.1 Closing the Gaps Student Groups Yearly Target Goals													
TARGETS	**All**	**Af Am**	**A**	**H**	**PI**	**TR**	**W**	**ED**	**SE**	**FSE**	**EL**	**CE**	**NCE**
Baseline: 2024-25	54%	*	*	48%	*	*	56%	32%	19%	*	*	53%	*
2025-26	55%	*	*	50%	*	*	57%	34%	21%	*	*	54%	*
2026-27	56%	*	*	51%	*	*	58%	36%	23%	*	*	56%	*
2027-28	57%	*	*	53%	*	*	59%	38%	25%	*	*	57%	*
2028-29	58%	*	*	54%	*	*	60%	40%	27%	*	*	58%	*
2029-30	59%	*	*	56%	*	*	61%	42%	29%	*	*	59%	*

Early Childhood Literacy Progress Measure 2 - Mansfield ISD													
Increase the percent of 3rd grade students projected to score at the Meets Grade Level or above on MOY MAP in Reading from 53% in 2024–25 to 59% in 2029-30.													
Yearly Target Goals													
2025-26		**2026-27**			**2027-28**			**2028-29**			**2029-30**		
55%		56%			57%			58%			59%		
EC Literacy GPM 1.2 Closing the Gaps Student Groups Yearly Target Goals													
TARGETS	**All**	**Af Am**	**A**	**H**	**PI**	**TR**	**W**	**ED**	**SE**	**FSE**	**EL**	**CE**	**NCE**
Baseline: 2024-25	53%	*	*	50%	*	*	53%	29%	31%	*	*	54%	*
2025-26	55%	*	*	52%	*	*	55%	31%	33%	*	*	55%	*
2026-27	56%	*	*	53%	*	*	56%	33%	35%	*	*	56%	*
2027-28	57%	*	*	55%	*	*	57%	35%	37%	*	*	57%	*
2028-29	58%	*	*	56%	*	*	58%	37%	39%	*	*	58%	*
2029-30	59%	*	*	57%	*	*	59%	39%	41%	*	*	59%	*

HB3 Board Adopted Goal #2 - Early Childhood Mathematics
Campus: Tarver-Rendon Elementary
Campus Number: 220908103

Early Childhood Math Board Outcome Goal - Mansfield ISD
Increase the percentage of 3rd grade students projected to score at the Meets Grade Level or above standard on the Texas state math assessment (STAAR/SST) from 48% in 2024–25 to 56% in 2029-30.

Yearly Target Goals				
2025-26	2026-27	2027-28	2028-29	2029-30
50%	51%	53%	54%	56%

Closing the Gaps Student Groups Yearly Targets													
TARGETS	All	Af Am	A	H	PI	TR	W	ED	SE	FSE	EL	CE	NCE
Baseline: 2024-25	48%	*	*	42%	*	*	50%	22%	23%	*	14%	48%	55%
2025-26	50%	*	*	44%	*	*	52%	24%	25%	*	16%	50%	56%
2026-27	51%	*	*	45%	*	*	53%	26%	27%	*	18%	51%	57%
2027-28	53%	*	*	47%	*	*	55%	28%	29%	*	20%	53%	58%
2028-29	54%	*	*	48%	*	*	56%	30%	31%	*	22%	54%	59%
2029-30	56%	*	*	50%	*	*	57%	32%	33%	*	24%	56%	60%

Early Childhood Math Progress Measure 1 - Mansfield ISD
Increase the percent of 3rd grade students projected to score at the Meets Grade Level or above on BOY MAP in Math from 29% in 2024–25 to 39% in 2029-30.

Yearly Target Goals				
2025-26	2026-27	2027-28	2028-29	2029-30
31%	33%	35%	37%	39%

EC Math Measure 2.1 Closing the Gaps Student Groups Yearly Target													
TARGETS	All	Af Am	A	H	PI	TR	W	ED	SE	FSE	EL	CE	NCE
Baseline: 2024-25	29%	*	*	15%	*	*	36%	15%	13%	*	*	30%	*
2025-26	31%	*	*	17%	*	*	38%	17%	15%	*	*	32%	*
2026-27	33%	*	*	19%	*	*	40%	19%	17%	*	*	34%	*
2027-28	35%	*	*	21%	*	*	42%	21%	19%	*	*	36%	*
2028-29	37%	*	*	23%	*	*	43%	23%	21%	*	*	38%	*
2029-30	39%	*	*	25%	*	*	45%	25%	23%	*	*	40%	*

Early Childhood Math Progress Measure 2 - Mansfield ISD
Increase the percent of 3rd grade students projected to score at the Meets Grade Level or above on MOY MAP in Math from 41% in 2024–25 to 48% in 2029-30.

Yearly Target Goals				
2025-26	2026-27	2027-28	2028-29	2029-30
42%	44%	45%	47%	48%

EC Math Measure 2.2 Closing the Gaps Student Groups Yearly Target													
TARGETS	All	Af Am	A	H	PI	TR	W	ED	SE	FSE	EL	CE	NCE
Baseline: 2024-25	41%	*	*	23%	*	*	50%	20%	16%	*	*	42%	*
2025-26	42%	*	*	25%	*	*	52%	22%	18%	*	*	43%	*
2026-27	44%	*	*	27%	*	*	53%	24%	20%	*	*	45%	*
2027-28	45%	*	*	29%	*	*	55%	26%	22%	*	*	46%	*
2028-29	47%	*	*	31%	*	*	56%	28%	24%	*	*	48%	*
2029-30	48%	*	*	33%	*	*	57%	30%	26%	*	*	49%	*

HB3 Board Adopted Goal #1 - Early Childhood Literacy
Campus: J L Boren Elementary
Campus Number: 220908105

Early Childhood Literacy Board Outcome Goal- Mansfield ISD
Increase the percentage of 3rd grade students projected to score at the Meets Grade Level or above standard on the Texas state reading assessment (STAAR/SST) from 74% in 2024–25 to 77% in 2029–30.

Yearly Target Goals				
2025-26	2026-27	2027-28	2028-29	2029-30
75%	75%	76%	76%	77%

Closing the Gaps Student Groups Yearly Targets													
TARGETS	All	Af Am	A	H	PI	TR	W	ED	SE	FSE	EL	CE	NCE
Baseline: 2024-25	74%	67%	*	65%	-	91%	74%	63%	35%	*	100%	78%	50%
2025-26	75%	68%	*	66%	-	92%	75%	64%	37%	*	100%	79%	52%
2026-27	75%	68%	*	66%	-	92%	75%	64%	39%	*	100%	79%	53%
2027-28	76%	69%	*	67%	-	93%	76%	65%	41%	*	100%	80%	55%
2028-29	76%	69%	*	67%	-	93%	76%	65%	43%	*	100%	80%	56%
2029-30	77%	70%	*	68%	-	94%	77%	66%	44%	*	100%	81%	57%

Early Childhood Literacy Progress Measure 1 - Mansfield ISD
Increase the percent of 3rd grade students projected to score at the Meets Grade Level or above on BOY MAP in Reading from 71% in 2024–25 to 74% in 2029-30.

Yearly Target Goals				
2025-26	2026-27	2027-28	2028-29	2029-30
72%	72%	73%	73%	74%

EC Literacy GPM 1.1 Closing the Gaps Student Groups Yearly Target Goals													
TARGETS	All	Af Am	A	H	PI	TR	W	ED	SE	FSE	EL	CE	NCE
Baseline: 2024-25	71%	55%	*	62%	*	100%	73%	57%	32%	*	*	72%	64%
2025-26	72%	56%	*	62%	*	100%	73%	58%	34%	*	*	72%	64%
2026-27	72%	57%	*	63%	*	100%	74%	59%	36%	*	*	73%	65%
2027-28	73%	58%	*	63%	*	100%	74%	60%	38%	*	*	73%	65%
2028-29	73%	59%	*	64%	*	100%	75%	61%	40%	*	*	74%	66%
2029-30	74%	60%	*	64%	*	100%	75%	61%	42%	*	*	74%	66%

Early Childhood Literacy Progress Measure 2 - Mansfield ISD
Increase the percent of 3rd grade students projected to score at the Meets Grade Level or above on MOY MAP in Reading from 76% in 2024–25 to 78% in 2029-30.

Yearly Target Goals				
2025-26	2026-27	2027-28	2028-29	2029-30
76%	77%	77%	78%	78%

EC Literacy GPM 1.2 Closing the Gaps Student Groups Yearly Target Goals													
TARGETS	All	Af Am	A	H	PI	TR	W	ED	SE	FSE	EL	CE	NCE
Baseline: 2024-25	76%	73%	*	63%	*	92%	79%	63%	36%	*	*	77%	64%
2025-26	76%	73%	*	63%	*	92%	80%	64%	38%	*	*	77%	64%
2026-27	77%	74%	*	64%	*	93%	80%	64%	40%	*	*	78%	65%
2027-28	77%	74%	*	64%	*	93%	81%	65%	42%	*	*	78%	65%
2028-29	78%	75%	*	65%	*	94%	81%	65%	43%	*	*	79%	66%
2029-30	78%	75%	*	65%	*	94%	82%	66%	45%	*	*	79%	66%

HB3 Board Adopted Goal #2 - Early Childhood Mathematics
Campus: J L Boren Elementary
Campus Number: 220908105

Early Childhood Math Board Outcome Goal - Mansfield ISD
Increase the percentage of 3rd grade students projected to score at the Meets Grade Level or above standard on the Texas state math assessment (STAAR/SST) from 70% in 2024–25 to 73% in 2029-30.

Yearly Target Goals				
2025-26	2026-27	2027-28	2028-29	2029-30
71%	71%	72%	72%	73%

Closing the Gaps Student Groups Yearly Targets													
TARGETS	All	Af Am	A	H	PI	TR	W	ED	SE	FSE	EL	CE	NCE
Baseline: 2024-25	70%	67%	*	58%	*	73%	74%	46%	35%	*	86%	75%	50%
2025-26	71%	68%	*	59%	*	74%	75%	48%	37%	*	87%	76%	52%
2026-27	71%	68%	*	60%	*	74%	75%	49%	39%	*	87%	76%	53%
2027-28	72%	69%	*	61%	*	75%	76%	51%	41%	*	88%	77%	55%
2028-29	72%	69%	*	61%	*	75%	76%	52%	43%	*	88%	77%	56%
2029-30	73%	70%	*	62%	*	76%	77%	54%	44%	*	89%	78%	57%

Early Childhood Math Progress Measure 1 - Mansfield ISD
Increase the percent of 3rd grade students projected to score at the Meets Grade Level or above on BOY MAP in Math from 56% in 2024–25 to 61% in 2029-30.

Yearly Target Goals				
2025-26	2026-27	2027-28	2028-29	2029-30
57%	58%	59%	60%	61%

EC Math Measure 2.1 Closing the Gaps Student Groups Yearly Target													
TARGETS	All	Af Am	A	H	PI	TR	W	ED	SE	FSE	EL	CE	NCE
Baseline: 2024-25	56%	55%	*	38%	*	50%	61%	37%	18%	*	*	57%	36%
2025-26	57%	56%	*	40%	*	52%	62%	39%	20%	*	*	58%	38%
2026-27	58%	57%	*	42%	*	53%	62%	41%	22%	*	*	59%	40%
2027-28	59%	58%	*	43%	*	55%	63%	42%	24%	*	*	60%	42%
2028-29	60%	59%	*	45%	*	56%	63%	44%	26%	*	*	61%	43%
2029-30	61%	60%	*	46%	*	57%	64%	45%	28%	*	*	61%	45%

Early Childhood Math Progress Measure 2 - Mansfield ISD
Increase the percent of 3rd grade students projected to score at the Meets Grade Level or above on MOY MAP in Math from 59% in 2024–25 to 62% in 2029-30.

Yearly Target Goals				
2025-26	2026-27	2027-28	2028-29	2029-30
60%	61%	61%	62%	62%

EC Math Measure 2.2 Closing the Gaps Student Groups Yearly Target													
TARGETS	All	Af Am	A	H	PI	TR	W	ED	SE	FSE	EL	CE	NCE
Baseline: 2024-25	59%	55%	*	37%	*	58%	66%	30%	18%	*	*	61%	42%
2025-26	60%	56%	*	39%	*	59%	67%	32%	20%	*	*	61%	43%
2026-27	61%	57%	*	41%	*	60%	67%	34%	22%	*	*	62%	45%
2027-28	61%	58%	*	43%	*	61%	68%	36%	24%	*	*	62%	46%
2028-29	62%	59%	*	44%	*	61%	68%	38%	26%	*	*	63%	48%
2029-30	62%	60%	*	46%	*	62%	69%	40%	28%	*	*	63%	49%

HB3 Board Adopted Goal #1 - Early Childhood Literacy
Campus: Charlotte Anderson Elementary
Campus Number: 220908106

Early Childhood Literacy Board Outcome Goal- Mansfield ISD
Increase the percentage of 3rd grade students projected to score at the Meets Grade Level or above standard on the Texas state reading assessment (STAAR/SST) from 52% in 2024–25 to 58% in 2029–30.

Yearly Target Goals				
2025-26	2026-27	2027-28	2028-29	2029-30
54%	55%	56%	57%	58%

Closing the Gaps Student Groups Yearly Targets													
TARGETS	All	Af Am	A	H	PI	TR	W	ED	SE	FSE	EL	CE	NCE
Baseline: 2024-25	52%	44%	*	52%	-	*	63%	44%	20%	*	22%	54%	47%
2025-26	54%	46%	*	54%	-	*	64%	46%	22%	*	24%	56%	49%
2026-27	55%	47%	*	55%	-	*	64%	47%	24%	*	26%	57%	50%
2027-28	56%	49%	*	56%	-	*	65%	49%	26%	*	28%	58%	52%
2028-29	57%	50%	*	57%	-	*	65%	50%	28%	*	30%	59%	53%
2029-30	58%	52%	*	58%	-	*	66%	52%	30%	*	32%	60%	55%

Early Childhood Literacy Progress Measure 1 - Mansfield ISD
Increase the percent of 3rd grade students projected to score at the Meets Grade Level or above on BOY MAP in Reading from 56% in 2024–25 to 61% in 2029-30.

Yearly Target Goals				
2025-26	2026-27	2027-28	2028-29	2029-30
57%	58%	59%	60%	61%

EC Literacy GPM 1.1 Closing the Gaps Student Groups Yearly Target Goals													
TARGETS	All	Af Am	A	H	PI	TR	W	ED	SE	FSE	EL	CE	NCE
Baseline: 2024-25	56%	56%	*	52%	*	*	61%	48%	25%	*	30%	60%	30%
2025-26	57%	57%	*	53%	*	*	62%	49%	27%	*	32%	61%	32%
2026-27	58%	58%	*	55%	*	*	62%	51%	29%	*	34%	61%	34%
2027-28	59%	59%	*	56%	*	*	63%	52%	31%	*	36%	62%	36%
2028-29	60%	60%	*	57%	*	*	63%	54%	33%	*	38%	62%	38%
2029-30	61%	61%	*	58%	*	*	64%	55%	35%	*	40%	63%	40%

Early Childhood Literacy Progress Measure 2 - Mansfield ISD
Increase the percent of 3rd grade students projected to score at the Meets Grade Level or above on MOY MAP in Reading from 62% in 2024–25 to 65% in 2029-30.

Yearly Target Goals				
2025-26	2026-27	2027-28	2028-29	2029-30
63%	63%	64%	64%	65%

EC Literacy GPM 1.2 Closing the Gaps Student Groups Yearly Target Goals													
TARGETS	All	Af Am	A	H	PI	TR	W	ED	SE	FSE	EL	CE	NCE
Baseline: 2024-25	62%	56%	*	57%	*	*	65%	52%	35%	*	30%	65%	45%
2025-26	63%	57%	*	58%	*	*	65%	54%	37%	*	32%	65%	47%
2026-27	63%	58%	*	59%	*	*	66%	55%	39%	*	34%	66%	48%
2027-28	64%	59%	*	60%	*	*	66%	56%	41%	*	36%	66%	50%
2028-29	64%	60%	*	61%	*	*	67%	57%	43%	*	38%	67%	51%
2029-30	65%	61%	*	61%	*	*	67%	58%	44%	*	40%	67%	53%

HB3 Board Adopted Goal #2 - Early Childhood Mathematics
Campus: Charlotte Anderson Elementary
Campus Number: 220908106

Early Childhood Math Board Outcome Goal - Mansfield ISD
Increase the percentage of 3rd grade students projected to score at the Meets Grade Level or above standard on the Texas state math assessment (STAAR/SST) from 51% in 2024–25 to 58% in 2029-30.

Yearly Target Goals				
2025-26	2026-27	2027-28	2028-29	2029-30
53%	54%	56%	57%	58%

Closing the Gaps Student Groups Yearly Targets													
TARGETS	All	Af Am	A	H	PI	TR	W	ED	SE	FSE	EL	CE	NCE
Baseline: 2024-25	51%	38%	*	44%	-	*	69%	40%	20%	*	33%	54%	41%
2025-26	53%	40%	*	46%	-	*	70%	42%	22%	*	35%	56%	43%
2026-27	54%	42%	*	47%	-	*	70%	43%	24%	*	37%	57%	44%
2027-28	56%	43%	*	49%	-	*	71%	45%	26%	*	39%	58%	46%
2028-29	57%	45%	*	50%	-	*	71%	46%	28%	*	41%	59%	47%
2029-30	58%	46%	*	52%	-	*	72%	48%	30%	*	43%	60%	49%

Early Childhood Math Progress Measure 1 - Mansfield ISD
Increase the percent of 3rd grade students projected to score at the Meets Grade Level or above on BOY MAP in Math from 33% in 2024–25 to 42% in 2029-30.

Yearly Target Goals				
2025-26	2026-27	2027-28	2028-29	2029-30
35%	37%	39%	41%	42%

EC Math Measure 2.1 Closing the Gaps Student Groups Yearly Target													
TARGETS	All	Af Am	A	H	PI	TR	W	ED	SE	FSE	EL	CE	NCE
Baseline: 2024-25	33%	12%	*	33%	*	*	61%	21%	15%	*	0%	38%	10%
2025-26	35%	14%	*	35%	*	*	62%	23%	17%	*	2%	40%	12%
2026-27	37%	16%	*	37%	*	*	62%	25%	19%	*	4%	42%	14%
2027-28	39%	18%	*	39%	*	*	63%	27%	21%	*	6%	43%	16%
2028-29	41%	20%	*	41%	*	*	63%	29%	23%	*	8%	45%	18%
2029-30	42%	22%	*	43%	*	*	64%	31%	25%	*	10%	46%	20%

Early Childhood Math Progress Measure 2 - Mansfield ISD
Increase the percent of 3rd grade students projected to score at the Meets Grade Level or above on MOY MAP in Math from 51% in 2024–25 to 57% in 2029-30.

Yearly Target Goals				
2025-26	2026-27	2027-28	2028-29	2029-30
52%	54%	55%	56%	57%

EC Math Measure 2.2 Closing the Gaps Student Groups Yearly Target													
TARGETS	All	Af Am	A	H	PI	TR	W	ED	SE	FSE	EL	CE	NCE
Baseline: 2024-25	51%	44%	*	43%	*	*	65%	43%	25%	*	40%	51%	45%
2025-26	52%	45%	*	44%	*	*	65%	44%	27%	*	42%	52%	47%
2026-27	54%	47%	*	46%	*	*	66%	46%	29%	*	43%	54%	48%
2027-28	55%	48%	*	47%	*	*	66%	47%	31%	*	45%	55%	50%
2028-29	56%	50%	*	49%	*	*	67%	49%	33%	*	46%	56%	51%
2029-30	57%	51%	*	50%	*	*	67%	50%	35%	*	48%	57%	53%

HB3 Board Adopted Goal #1 - Early Childhood Literacy
Campus: Glenn Harmon Elementary
Campus Number: 220908107

Early Childhood Literacy Board Outcome Goal- Mansfield ISD
Increase the percentage of 3rd grade students projected to score at the Meets Grade Level or above standard on the Texas state reading assessment (STAAR/SST) from 25% in 2024–25 to 35% in 2029–30.

Yearly Target Goals				
2025-26	2026-27	2027-28	2028-29	2029-30
27%	29%	31%	33%	35%

Closing the Gaps Student Groups Yearly Targets													
TARGETS	All	Af Am	A	H	PI	TR	W	ED	SE	FSE	EL	CE	NCE
Baseline: 2024-25	25%	31%	25%	23%	-	*	19%	21%	13%	*	17%	25%	26%
2025-26	27%	33%	27%	25%	-	*	21%	23%	15%	*	19%	27%	28%
2026-27	29%	35%	29%	27%	-	*	23%	25%	17%	*	21%	29%	30%
2027-28	31%	37%	31%	29%	-	*	25%	27%	19%	*	23%	31%	32%
2028-29	33%	39%	33%	31%	-	*	27%	29%	21%	*	25%	33%	34%
2029-30	35%	41%	35%	33%	-	*	29%	31%	23%	*	27%	35%	36%

Early Childhood Literacy Progress Measure 1 - Mansfield ISD
Increase the percent of 3rd grade students projected to score at the Meets Grade Level or above on BOY MAP in Reading from 38% in 2024–25 to 46% in 2029-30.

Yearly Target Goals				
2025-26	2026-27	2027-28	2028-29	2029-30
40%	42%	43%	45%	46%

EC Literacy GPM 1.1 Closing the Gaps Student Groups Yearly Target Goals													
TARGETS	All	Af Am	A	H	PI	TR	W	ED	SE	FSE	EL	CE	NCE
Baseline: 2024-25	38%	42%	*	43%	*	*	30%	33%	20%	*	22%	39%	31%
2025-26	40%	43%	*	44%	*	*	32%	35%	22%	*	24%	41%	33%
2026-27	42%	45%	*	46%	*	*	34%	37%	24%	*	26%	42%	35%
2027-28	43%	46%	*	47%	*	*	36%	39%	26%	*	28%	44%	37%
2028-29	45%	48%	*	49%	*	*	38%	41%	28%	*	30%	45%	39%
2029-30	46%	49%	*	50%	*	*	40%	42%	30%	*	32%	47%	41%

Early Childhood Literacy Progress Measure 2 - Mansfield ISD
Increase the percent of 3rd grade students projected to score at the Meets Grade Level or above on MOY MAP in Reading from 35% in 2024–25 to 44% in 2029-30.

Yearly Target Goals				
2025-26	2026-27	2027-28	2028-29	2029-30
37%	39%	41%	43%	44%

EC Literacy GPM 1.2 Closing the Gaps Student Groups Yearly Target Goals													
TARGETS	All	Af Am	A	H	PI	TR	W	ED	SE	FSE	EL	CE	NCE
Baseline: 2024-25	35%	40%	*	47%	*	*	24%	33%	20%	*	13%	35%	29%
2025-26	37%	42%	*	48%	*	*	26%	35%	22%	*	15%	37%	31%
2026-27	39%	43%	*	50%	*	*	28%	37%	24%	*	17%	39%	33%
2027-28	41%	45%	*	51%	*	*	30%	39%	26%	*	19%	41%	35%
2028-29	43%	46%	*	53%	*	*	32%	41%	28%	*	21%	42%	37%
2029-30	44%	48%	*	54%	*	*	34%	43%	30%	*	23%	44%	39%

HB3 Board Adopted Goal #2 - Early Childhood Mathematics
Campus: Glenn Harmon Elementary
Campus Number: 220908107

Early Childhood Math Board Outcome Goal - Mansfield ISD

Increase the percentage of 3rd grade students projected to score at the Meets Grade Level or above standard on the Texas state math assessment (STAAR/SST) from 25% in 2024–25 to 35% in 2029-30.

Yearly Target Goals

2025-26	2026-27	2027-28	2028-29	2029-30
27%	29%	31%	33%	35%

Closing the Gaps Student Groups Yearly Targets

TARGETS	All	Af Am	A	H	PI	TR	W	ED	SE	FSE	EL	CE	NCE
Baseline: 2024-25	25%	26%	38%	15%	-	*	29%	23%	13%	*	26%	27%	22%
2025-26	27%	28%	40%	17%	-	*	31%	25%	15%	*	28%	29%	24%
2026-27	29%	30%	42%	19%	-	*	33%	27%	17%	*	30%	31%	26%
2027-28	31%	32%	43%	21%	-	*	35%	29%	19%	*	32%	33%	28%
2028-29	33%	34%	45%	23%	-	*	37%	31%	21%	*	34%	35%	30%
2029-30	35%	36%	46%	25%	-	*	39%	33%	23%	*	36%	37%	32%

Early Childhood Math Progress Measure 1 - Mansfield ISD

Increase the percent of 3rd grade students projected to score at the Meets Grade Level or above on BOY MAP in Math from 18% in 2024–25 to 28% in 2029-30.

Yearly Target Goals

2025-26	2026-27	2027-28	2028-29	2029-30
20%	22%	24%	26%	28%

EC Math Measure 2.1 Closing the Gaps Student Groups Yearly Target

TARGETS	All	Af Am	A	H	PI	TR	W	ED	SE	FSE	EL	CE	NCE
Baseline: 2024-25	18%	21%	*	14%	*	*	20%	17%	7%	*	9%	19%	13%
2025-26	20%	23%	*	16%	*	*	22%	19%	9%	*	11%	21%	15%
2026-27	22%	25%	*	18%	*	*	24%	21%	11%	*	13%	23%	17%
2027-28	24%	27%	*	20%	*	*	26%	23%	13%	*	15%	25%	19%
2028-29	26%	29%	*	22%	*	*	28%	25%	15%	*	17%	27%	21%
2029-30	28%	31%	*	24%	*	*	30%	27%	17%	*	19%	29%	23%

Early Childhood Math Progress Measure 2 - Mansfield ISD

Increase the percent of 3rd grade students projected to score at the Meets Grade Level or above on MOY MAP in Math from 15% in 2024–25 to 25% in 2029-30.

Yearly Target Goals

2025-26	2026-27	2027-28	2028-29	2029-30
17%	19%	21%	23%	25%

EC Math Measure 2.2 Closing the Gaps Student Groups Yearly Target

TARGETS	All	Af Am	A	H	PI	TR	W	ED	SE	FSE	EL	CE	NCE
Baseline: 2024-25	15%	19%	*	0%	*	*	24%	15%	0%	*	8%	18%	6%
2025-26	17%	21%	*	2%	*	*	26%	17%	2%	*	10%	20%	8%
2026-27	19%	23%	*	4%	*	*	28%	19%	4%	*	12%	22%	10%
2027-28	21%	25%	*	6%	*	*	30%	21%	6%	*	14%	24%	12%
2028-29	23%	27%	*	8%	*	*	32%	23%	8%	*	16%	26%	14%
2029-30	25%	29%	*	10%	*	*	34%	25%	10%	*	18%	28%	16%

HB3 Board Adopted Goal #1 - Early Childhood Literacy
Campus: D P Morris Elementary
Campus Number: 220908109

Early Childhood Literacy Board Outcome Goal- Mansfield ISD
Increase the percentage of 3rd grade students projected to score at the Meets Grade Level or above standard on the Texas state reading assessment (STAAR/SST) from 41% in 2024–25 to 49% in 2029–30.

Yearly Target Goals				
2025-26	2026-27	2027-28	2028-29	2029-30
43%	44%	46%	47%	49%

Closing the Gaps Student Groups Yearly Targets													
TARGETS	All	Af Am	A	H	PI	TR	W	ED	SE	FSE	EL	CE	NCE
Baseline: 2024-25	41%	39%	*	42%	-	*	40%	40%	11%	20%	45%	45%	24%
2025-26	43%	41%	*	44%	-	*	42%	42%	13%	22%	47%	47%	26%
2026-27	44%	43%	*	45%	-	*	43%	43%	15%	24%	48%	48%	28%
2027-28	46%	44%	*	47%	-	*	45%	45%	17%	26%	50%	50%	30%
2028-29	47%	46%	*	48%	-	*	46%	46%	19%	28%	51%	51%	32%
2029-30	49%	47%	*	50%	-	*	48%	48%	21%	30%	53%	53%	34%

Early Childhood Literacy Progress Measure 1 - Mansfield ISD
Increase the percent of 3rd grade students projected to score at the Meets Grade Level or above on BOY MAP in Reading from 47% in 2024–25 to 55% in 2029-30.

Yearly Target Goals				
2025-26	2026-27	2027-28	2028-29	2029-30
49%	50%	52%	53%	55%

EC Literacy GPM 1.1 Closing the Gaps Student Groups Yearly Target Goals													
TARGETS	All	Af Am	A	H	PI	TR	W	ED	SE	FSE	EL	CE	NCE
Baseline: 2024-25	47%	50%	*	44%	*	*	*	45%	12%	*	46%	49%	*
2025-26	49%	52%	*	46%	*	*	*	47%	14%	*	47%	51%	*
2026-27	50%	53%	*	47%	*	*	*	48%	16%	*	49%	52%	*
2027-28	52%	55%	*	49%	*	*	*	50%	18%	*	50%	54%	*
2028-29	53%	56%	*	50%	*	*	*	51%	20%	*	52%	55%	*
2029-30	55%	57%	*	52%	*	*	*	53%	22%	*	53%	56%	*

Early Childhood Literacy Progress Measure 2 - Mansfield ISD
Increase the percent of 3rd grade students projected to score at the Meets Grade Level or above on MOY MAP in Reading from 52% in 2024–25 to 58% in 2029-30.

Yearly Target Goals				
2025-26	2026-27	2027-28	2028-29	2029-30
54%	55%	56%	57%	58%

EC Literacy GPM 1.2 Closing the Gaps Student Groups Yearly Target Goals													
TARGETS	All	Af Am	A	H	PI	TR	W	ED	SE	FSE	EL	CE	NCE
Baseline: 2024-25	52%	52%	*	51%	*	*	*	44%	22%	*	46%	54%	*
2025-26	54%	54%	*	52%	*	*	*	45%	24%	*	47%	55%	*
2026-27	55%	55%	*	54%	*	*	*	47%	26%	*	49%	56%	*
2027-28	56%	56%	*	55%	*	*	*	48%	28%	*	50%	57%	*
2028-29	57%	57%	*	56%	*	*	*	50%	30%	*	52%	58%	*
2029-30	58%	58%	*	57%	*	*	*	51%	32%	*	53%	59%	*

HB3 Board Adopted Goal #2 - Early Childhood Mathematics
Campus: D P Morris Elementary
Campus Number: 220908109

Early Childhood Math Board Outcome Goal - Mansfield ISD
Increase the percentage of 3rd grade students projected to score at the Meets Grade Level or above standard on the Texas state math assessment (STAAR/SST) from 37% in 2024–25 to 46% in 2029-30.

Yearly Target Goals				
2025-26	2026-27	2027-28	2028-29	2029-30
39%	41%	43%	44%	46%

Closing the Gaps Student Groups Yearly Targets													
TARGETS	All	Af Am	A	H	PI	TR	W	ED	SE	FSE	EL	CE	NCE
Baseline: 2024-25	37%	29%	*	39%	-	*	60%	34%	18%	60%	38%	41%	18%
2025-26	39%	31%	*	41%	-	*	61%	36%	20%	61%	40%	43%	20%
2026-27	41%	33%	*	43%	-	*	61%	38%	22%	61%	42%	44%	22%
2027-28	43%	35%	*	44%	-	*	62%	40%	24%	62%	43%	46%	24%
2028-29	44%	37%	*	46%	-	*	62%	42%	26%	62%	45%	47%	26%
2029-30	46%	39%	*	47%	-	*	63%	43%	28%	63%	46%	49%	28%

Early Childhood Math Progress Measure 1 - Mansfield ISD
Increase the percent of 3rd grade students projected to score at the Meets Grade Level or above on BOY MAP in Math from 20% in 2024–25 to 30% in 2029-30.

Yearly Target Goals				
2025-26	2026-27	2027-28	2028-29	2029-30
22%	24%	26%	28%	30%

EC Math Measure 2.1 Closing the Gaps Student Groups Yearly Target													
TARGETS	All	Af Am	A	H	PI	TR	W	ED	SE	FSE	EL	CE	NCE
Baseline: 2024-25	20%	21%	*	19%	*	*	*	19%	0%	*	22%	21%	*
2025-26	22%	23%	*	21%	*	*	*	21%	2%	*	24%	23%	*
2026-27	24%	25%	*	23%	*	*	*	23%	4%	*	26%	25%	*
2027-28	26%	27%	*	25%	*	*	*	25%	6%	*	28%	27%	*
2028-29	28%	29%	*	27%	*	*	*	27%	8%	*	30%	29%	*
2029-30	30%	31%	*	29%	*	*	*	29%	10%	*	32%	31%	*

Early Childhood Math Progress Measure 2 - Mansfield ISD
Increase the percent of 3rd grade students projected to score at the Meets Grade Level or above on MOY MAP in Math from 25% in 2024–25 to 35% in 2029-30.

Yearly Target Goals				
2025-26	2026-27	2027-28	2028-29	2029-30
27%	29%	31%	33%	35%

EC Math Measure 2.2 Closing the Gaps Student Groups Yearly Target													
TARGETS	All	Af Am	A	H	PI	TR	W	ED	SE	FSE	EL	CE	NCE
Baseline: 2024-25	25%	24%	*	24%	*	*	*	18%	11%	*	23%	27%	*
2025-26	27%	26%	*	26%	*	*	*	20%	13%	*	25%	29%	*
2026-27	29%	28%	*	28%	*	*	*	22%	15%	*	27%	31%	*
2027-28	31%	30%	*	30%	*	*	*	24%	17%	*	29%	33%	*
2028-29	33%	32%	*	32%	*	*	*	26%	19%	*	31%	35%	*
2029-30	35%	34%	*	34%	*	*	*	28%	21%	*	33%	37%	*

HB3 Board Adopted Goal #1 - Early Childhood Literacy
Campus: Willie Brown Elementary
Campus Number: 220908110

Early Childhood Literacy Board Outcome Goal- Mansfield ISD													
Increase the percentage of 3rd grade students projected to score at the Meets Grade Level or above standard on the Texas state reading assessment (STAAR/SST) from 65% in 2024–25 to 68% in 2029–30.													
Yearly Target Goals													
2025-26		**2026-27**			**2027-28**			**2028-29**			**2029-30**		
66%		**66%**			**67%**			**67%**			**68%**		
Closing the Gaps Student Groups Yearly Targets													
TARGETS	**All**	**Af Am**	**A**	**H**	**PI**	**TR**	**W**	**ED**	**SE**	**FSE**	**EL**	**CE**	**NCE**
Baseline: 2024-25	65%	53%	71%	48%	*	50%	80%	40%	35%	75%	67%	69%	50%
2025-26	66%	55%	72%	50%	*	52%	81%	42%	37%	76%	68%	70%	52%
2026-27	66%	56%	72%	51%	*	53%	81%	43%	39%	76%	68%	70%	53%
2027-28	67%	57%	73%	53%	*	55%	82%	45%	41%	77%	69%	71%	55%
2028-29	67%	58%	73%	54%	*	56%	82%	46%	43%	77%	69%	71%	56%
2029-30	68%	59%	74%	56%	*	57%	83%	48%	44%	78%	70%	72%	57%

Early Childhood Literacy Progress Measure 1 - Mansfield ISD													
Increase the percent of 3rd grade students projected to score at the Meets Grade Level or above on BOY MAP in Reading from 75% in 2024–25 to 77% in 2029-30.													
Yearly Target Goals													
2025-26		**2026-27**			**2027-28**			**2028-29**			**2029-30**		
75%		76%			76%			77%			77%		
EC Literacy GPM 1.1 Closing the Gaps Student Groups Yearly Target Goals													
TARGETS	**All**	**Af Am**	**A**	**H**	**PI**	**TR**	**W**	**ED**	**SE**	**FSE**	**EL**	**CE**	**NCE**
Baseline: 2024-25	75%	69%	75%	52%	*	*	89%	62%	40%	*	75%	79%	50%
2025-26	75%	70%	76%	54%	*	*	90%	63%	42%	*	76%	79%	52%
2026-27	76%	70%	76%	55%	*	*	90%	63%	43%	*	76%	80%	53%
2027-28	76%	71%	77%	56%	*	*	91%	64%	45%	*	77%	80%	55%
2028-29	77%	71%	77%	57%	*	*	91%	64%	46%	*	77%	81%	56%
2029-30	77%	72%	78%	58%	*	*	92%	65%	48%	*	78%	81%	57%

Early Childhood Literacy Progress Measure 2 - Mansfield ISD													
Increase the percent of 3rd grade students projected to score at the Meets Grade Level or above on MOY MAP in Reading from 69% in 2024–25 to 72% in 2029-30.													
Yearly Target Goals													
2025-26		**2026-27**			**2027-28**			**2028-29**			**2029-30**		
70%		70%			71%			71%			72%		
EC Literacy GPM 1.2 Closing the Gaps Student Groups Yearly Target Goals													
TARGETS	**All**	**Af Am**	**A**	**H**	**PI**	**TR**	**W**	**ED**	**SE**	**FSE**	**EL**	**CE**	**NCE**
Baseline: 2024-25	69%	53%	75%	58%	*	*	84%	51%	42%	*	67%	73%	42%
2025-26	70%	54%	76%	59%	*	*	84%	53%	44%	*	67%	74%	44%
2026-27	70%	56%	76%	60%	*	*	85%	54%	45%	*	68%	74%	45%
2027-28	71%	57%	77%	61%	*	*	85%	56%	47%	*	68%	75%	47%
2028-29	71%	58%	77%	61%	*	*	86%	57%	48%	*	69%	75%	48%
2029-30	72%	59%	78%	62%	*	*	86%	58%	50%	*	69%	76%	50%

HB3 Board Adopted Goal #2 - Early Childhood Mathematics
Campus: Willie Brown Elementary
Campus Number: 220908110

Early Childhood Math Board Outcome Goal - Mansfield ISD													
Increase the percentage of 3rd grade students projected to score at the Meets Grade Level or above standard on the Texas state math assessment (STAAR/SST) from 57% in 2024–25 to 61% in 2029-30.													
Yearly Target Goals													
2025-26		**2026-27**			**2027-28**			**2028-29**			**2029-30**		
58%		**59%**			**60%**			**61%**			**61%**		
Closing the Gaps Student Groups Yearly Targets													
TARGETS	**All**	**Af Am**	**A**	**H**	**PI**	**TR**	**W**	**ED**	**SE**	**FSE**	**EL**	**CE**	**NCE**
Baseline: 2024-25	57%	36%	71%	33%	*	63%	78%	28%	30%	100%	67%	59%	50%
2025-26	58%	38%	72%	35%	*	64%	79%	30%	32%	100%	68%	60%	52%
2026-27	59%	40%	72%	37%	*	64%	79%	32%	34%	100%	68%	61%	53%
2027-28	60%	42%	73%	39%	*	65%	80%	34%	36%	100%	69%	61%	55%
2028-29	61%	43%	73%	41%	*	65%	80%	36%	38%	100%	69%	62%	56%
2029-30	61%	45%	74%	43%	*	66%	81%	38%	40%	100%	70%	62%	57%

Early Childhood Math Progress Measure 1 - Mansfield ISD													
Increase the percent of 3rd grade students projected to score at the Meets Grade Level or above on BOY MAP in Math from 44% in 2024–25 to 52% in 2029-30.													
Yearly Target Goals													
2025-26		**2026-27**			**2027-28**			**2028-29**			**2029-30**		
46%		47%			49%			50%			52%		
EC Math Measure 2.1 Closing the Gaps Student Groups Yearly Target													
TARGETS	**All**	**Af Am**	**A**	**H**	**PI**	**TR**	**W**	**ED**	**SE**	**FSE**	**EL**	**CE**	**NCE**
Baseline: 2024-25	44%	20%	56%	20%	*	*	68%	19%	15%	*	50%	48%	22%
2025-26	46%	22%	57%	22%	*	*	68%	21%	17%	*	52%	49%	24%
2026-27	47%	24%	58%	24%	*	*	69%	23%	19%	*	53%	51%	26%
2027-28	49%	26%	59%	26%	*	*	69%	25%	21%	*	55%	52%	28%
2028-29	50%	28%	60%	28%	*	*	70%	27%	23%	*	56%	54%	30%
2029-30	52%	30%	61%	30%	*	*	70%	29%	25%	*	57%	55%	32%

Early Childhood Math Progress Measure 2 - Mansfield ISD													
Increase the percent of 3rd grade students projected to score at the Meets Grade Level or above on MOY MAP in Math from 59% in 2024–25 to 62% in 2029-30.													
Yearly Target Goals													
2025-26		**2026-27**			**2027-28**			**2028-29**			**2029-30**		
60%		61%			61%			62%			62%		
EC Math Measure 2.2 Closing the Gaps Student Groups Yearly Target													
TARGETS	**All**	**Af Am**	**A**	**H**	**PI**	**TR**	**W**	**ED**	**SE**	**FSE**	**EL**	**CE**	**NCE**
Baseline: 2024-25	59%	33%	69%	42%	*	*	84%	38%	26%	*	73%	64%	26%
2025-26	60%	35%	69%	43%	*	*	84%	40%	28%	*	74%	65%	28%
2026-27	61%	37%	70%	45%	*	*	85%	42%	30%	*	74%	65%	30%
2027-28	61%	39%	70%	46%	*	*	85%	43%	32%	*	75%	66%	32%
2028-29	62%	41%	71%	48%	*	*	86%	45%	34%	*	75%	66%	34%
2029-30	62%	43%	71%	49%	*	*	86%	46%	36%	*	76%	67%	36%

HB3 Board Adopted Goal #1 - Early Childhood Literacy
Campus: Kenneth Davis Elementary
Campus Number: 220908111

Early Childhood Literacy Board Outcome Goal- Mansfield ISD
Increase the percentage of 3rd grade students projected to score at the Meets Grade Level or above standard on the Texas state reading assessment (STAAR/SST) from 53% in 2024–25 to 59% in 2029–30.

Yearly Target Goals				
2025-26	2026-27	2027-28	2028-29	2029-30
55%	56%	57%	58%	59%

Closing the Gaps Student Groups Yearly Targets													
TARGETS	All	Af Am	A	H	PI	TR	W	ED	SE	FSE	EL	CE	NCE
Baseline: 2024-25	53%	55%	*	52%	-	*	55%	48%	30%	*	40%	56%	45%
2025-26	55%	56%	*	54%	-	*	56%	50%	32%	*	42%	57%	47%
2026-27	56%	57%	*	55%	-	*	57%	51%	34%	*	43%	58%	48%
2027-28	57%	58%	*	56%	-	*	58%	53%	36%	*	45%	59%	50%
2028-29	58%	59%	*	57%	-	*	59%	54%	38%	*	46%	60%	51%
2029-30	59%	60%	*	58%	-	*	60%	56%	40%	*	48%	61%	53%

Early Childhood Literacy Progress Measure 1 - Mansfield ISD
Increase the percent of 3rd grade students projected to score at the Meets Grade Level or above on BOY MAP in Reading from 61% in 2024–25 to 64% in 2029-30.

Yearly Target Goals				
2025-26	2026-27	2027-28	2028-29	2029-30
62%	62%	63%	63%	64%

EC Literacy GPM 1.1 Closing the Gaps Student Groups Yearly Target Goals													
TARGETS	All	Af Am	A	H	PI	TR	W	ED	SE	FSE	EL	CE	NCE
Baseline: 2024-25	61%	60%	*	50%	*	*	73%	56%	40%	*	40%	61%	58%
2025-26	62%	61%	*	52%	*	*	73%	57%	42%	*	42%	61%	59%
2026-27	62%	61%	*	53%	*	*	74%	58%	43%	*	43%	62%	60%
2027-28	63%	62%	*	55%	*	*	74%	59%	45%	*	45%	62%	61%
2028-29	63%	62%	*	56%	*	*	75%	60%	46%	*	46%	63%	61%
2029-30	64%	63%	*	57%	*	*	75%	61%	48%	*	48%	63%	62%

Early Childhood Literacy Progress Measure 2 - Mansfield ISD
Increase the percent of 3rd grade students projected to score at the Meets Grade Level or above on MOY MAP in Reading from 59% in 2024–25 to 62% in 2029-30.

Yearly Target Goals				
2025-26	2026-27	2027-28	2028-29	2029-30
60%	61%	61%	62%	62%

EC Literacy GPM 1.2 Closing the Gaps Student Groups Yearly Target Goals													
TARGETS	All	Af Am	A	H	PI	TR	W	ED	SE	FSE	EL	CE	NCE
Baseline: 2024-25	59%	66%	*	48%	*	*	64%	56%	20%	*	40%	61%	50%
2025-26	60%	66%	*	49%	*	*	64%	57%	22%	*	42%	61%	52%
2026-27	61%	67%	*	51%	*	*	65%	58%	24%	*	43%	62%	53%
2027-28	61%	67%	*	52%	*	*	65%	59%	26%	*	45%	62%	55%
2028-29	62%	68%	*	54%	*	*	66%	60%	28%	*	46%	63%	56%
2029-30	62%	68%	*	55%	*	*	66%	61%	30%	*	48%	63%	57%

HB3 Board Adopted Goal #2 - Early Childhood Mathematics
Campus: Kenneth Davis Elementary
Campus Number: 220908111

Early Childhood Math Board Outcome Goal - Mansfield ISD

Increase the percentage of 3rd grade students projected to score at the Meets Grade Level or above standard on the Texas state math assessment (STAAR/SST) from 45% in 2024–25 to 53% in 2029-30.

Yearly Target Goals

2025-26	2026-27	2027-28	2028-29	2029-30
47%	48%	50%	51%	53%

Closing the Gaps Student Groups Yearly Targets

TARGETS	All	Af Am	A	H	PI	TR	W	ED	SE	FSE	EL	CE	NCE
Baseline: 2024-25	45%	36%	*	48%	-	*	45%	39%	20%	*	30%	46%	41%
2025-26	47%	38%	*	50%	-	*	47%	41%	22%	*	32%	48%	43%
2026-27	48%	40%	*	51%	-	*	48%	43%	24%	*	34%	49%	44%
2027-28	50%	42%	*	53%	-	*	50%	44%	26%	*	36%	51%	46%
2028-29	51%	43%	*	54%	-	*	51%	46%	28%	*	38%	52%	47%
2029-30	53%	45%	*	56%	-	*	53%	47%	30%	*	40%	54%	49%

Early Childhood Math Progress Measure 1 - Mansfield ISD

Increase the percent of 3rd grade students projected to score at the Meets Grade Level or above on BOY MAP in Math from 34% in 2024–25 to 43% in 2029-30.

Yearly Target Goals

2025-26	2026-27	2027-28	2028-29	2029-30
36%	38%	40%	42%	43%

EC Math Measure 2.1 Closing the Gaps Student Groups Yearly Target

TARGETS	All	Af Am	A	H	PI	TR	W	ED	SE	FSE	EL	CE	NCE
Baseline: 2024-25	34%	29%	*	30%	*	*	36%	27%	20%	*	10%	34%	25%
2025-26	36%	31%	*	32%	*	*	38%	29%	22%	*	12%	36%	27%
2026-27	38%	33%	*	34%	*	*	40%	31%	24%	*	14%	38%	29%
2027-28	40%	35%	*	36%	*	*	42%	33%	26%	*	16%	40%	31%
2028-29	42%	37%	*	38%	*	*	43%	35%	28%	*	18%	42%	33%
2029-30	43%	39%	*	40%	*	*	45%	37%	30%	*	20%	43%	35%

Early Childhood Math Progress Measure 2 - Mansfield ISD

Increase the percent of 3rd grade students projected to score at the Meets Grade Level or above on MOY MAP in Math from 39% in 2024–25 to 47% in 2029-30.

Yearly Target Goals

2025-26	2026-27	2027-28	2028-29	2029-30
41%	43%	44%	46%	47%

EC Math Measure 2.2 Closing the Gaps Student Groups Yearly Target

TARGETS	All	Af Am	A	H	PI	TR	W	ED	SE	FSE	EL	CE	NCE
Baseline: 2024-25	39%	34%	*	39%	*	*	45%	33%	20%	*	20%	42%	25%
2025-26	41%	36%	*	41%	*	*	47%	35%	22%	*	22%	44%	27%
2026-27	43%	38%	*	43%	*	*	48%	37%	24%	*	24%	45%	29%
2027-28	44%	40%	*	44%	*	*	50%	39%	26%	*	26%	47%	31%
2028-29	46%	42%	*	46%	*	*	51%	41%	28%	*	28%	48%	33%
2029-30	47%	43%	*	47%	*	*	53%	43%	30%	*	30%	50%	35%

HB3 Board Adopted Goal #1 - Early Childhood Literacy
Campus: Imogene Gideon Elementary
Campus Number: 220908112

Early Childhood Literacy Board Outcome Goal- Mansfield ISD
Increase the percentage of 3rd grade students projected to score at the Meets Grade Level or above standard on the Texas state reading assessment (STAAR/SST) from 44% in 2024–25 to 52% in 2029–30.

Yearly Target Goals				
2025-26	2026-27	2027-28	2028-29	2029-30
46%	47%	49%	50%	52%

Closing the Gaps Student Groups Yearly Targets													
TARGETS	All	Af Am	A	H	PI	TR	W	ED	SE	FSE	EL	CE	NCE
Baseline: 2024-25	44%	52%	33%	33%	-	*	56%	39%	26%	-	50%	48%	36%
2025-26	46%	54%	35%	35%	-	*	57%	41%	28%	-	52%	50%	38%
2026-27	47%	55%	37%	37%	-	*	58%	43%	30%	-	53%	51%	40%
2027-28	49%	56%	39%	39%	-	*	59%	44%	32%	-	55%	53%	42%
2028-29	50%	57%	41%	41%	-	*	60%	46%	34%	-	56%	54%	43%
2029-30	52%	58%	43%	43%	-	*	61%	47%	36%	-	57%	56%	45%

Early Childhood Literacy Progress Measure 1 - Mansfield ISD
Increase the percent of 3rd grade students projected to score at the Meets Grade Level or above on BOY MAP in Reading from 44% in 2024–25 to 51% in 2029-30.

Yearly Target Goals				
2025-26	2026-27	2027-28	2028-29	2029-30
45%	47%	48%	50%	51%

EC Literacy GPM 1.1 Closing the Gaps Student Groups Yearly Target Goals													
TARGETS	All	Af Am	A	H	PI	TR	W	ED	SE	FSE	EL	CE	NCE
Baseline: 2024-25	44%	51%	*	22%	*	*	*	42%	16%	*	*	44%	40%
2025-26	45%	53%	*	24%	*	*	*	43%	18%	*	*	46%	42%
2026-27	47%	54%	*	26%	*	*	*	45%	20%	*	*	47%	43%
2027-28	48%	56%	*	28%	*	*	*	46%	22%	*	*	49%	45%
2028-29	50%	57%	*	30%	*	*	*	48%	24%	*	*	50%	46%
2029-30	51%	58%	*	32%	*	*	*	49%	26%	*	*	52%	48%

Early Childhood Literacy Progress Measure 2 - Mansfield ISD
Increase the percent of 3rd grade students projected to score at the Meets Grade Level or above on MOY MAP in Reading from 49% in 2024–25 to 56% in 2029-30.

Yearly Target Goals				
2025-26	2026-27	2027-28	2028-29	2029-30
50%	52%	53%	55%	56%

EC Literacy GPM 1.2 Closing the Gaps Student Groups Yearly Target Goals													
TARGETS	All	Af Am	A	H	PI	TR	W	ED	SE	FSE	EL	CE	NCE
Baseline: 2024-25	49%	53%	*	29%	*	*	*	46%	26%	*	*	46%	60%
2025-26	50%	54%	*	31%	*	*	*	48%	28%	*	*	48%	61%
2026-27	52%	56%	*	33%	*	*	*	49%	30%	*	*	49%	61%
2027-28	53%	57%	*	35%	*	*	*	51%	32%	*	*	51%	62%
2028-29	55%	58%	*	37%	*	*	*	52%	34%	*	*	52%	62%
2029-30	56%	59%	*	39%	*	*	*	54%	36%	*	*	54%	63%

HB3 Board Adopted Goal #2 - Early Childhood Mathematics
Campus: Imogene Gideon Elementary
Campus Number: 220908112

Early Childhood Math Board Outcome Goal - Mansfield ISD
Increase the percentage of 3rd grade students projected to score at the Meets Grade Level or above standard on the Texas state math assessment (STAAR/SST) from 45% in 2024–25 to 53% in 2029-30.

Yearly Target Goals				
2025-26	2026-27	2027-28	2028-29	2029-30
47%	48%	50%	51%	53%

Closing the Gaps Student Groups Yearly Targets													
TARGETS	All	Af Am	A	H	PI	TR	W	ED	SE	FSE	EL	CE	NCE
Baseline: 2024-25	45%	39%	83%	40%	-	*	67%	34%	26%	-	63%	50%	36%
2025-26	47%	41%	84%	42%	-	*	68%	36%	28%	-	64%	52%	38%
2026-27	48%	43%	84%	43%	-	*	68%	38%	30%	-	64%	53%	40%
2027-28	50%	44%	85%	45%	-	*	69%	40%	32%	-	65%	55%	42%
2028-29	51%	46%	85%	46%	-	*	69%	42%	34%	-	65%	56%	43%
2029-30	53%	47%	86%	48%	-	*	70%	43%	36%	-	66%	57%	45%

Early Childhood Math Progress Measure 1 - Mansfield ISD
Increase the percent of 3rd grade students projected to score at the Meets Grade Level or above on BOY MAP in Math from 28% in 2024–25 to 38% in 2029-30.

Yearly Target Goals				
2025-26	2026-27	2027-28	2028-29	2029-30
30%	32%	34%	36%	38%

EC Math Measure 2.1 Closing the Gaps Student Groups Yearly Target													
TARGETS	All	Af Am	A	H	PI	TR	W	ED	SE	FSE	EL	CE	NCE
Baseline: 2024-25	28%	21%	*	22%	*	*	*	18%	21%	*	*	26%	40%
2025-26	30%	23%	*	24%	*	*	*	20%	23%	*	*	28%	42%
2026-27	32%	25%	*	26%	*	*	*	22%	25%	*	*	30%	43%
2027-28	34%	27%	*	28%	*	*	*	24%	27%	*	*	32%	45%
2028-29	36%	29%	*	30%	*	*	*	26%	29%	*	*	34%	46%
2029-30	38%	31%	*	32%	*	*	*	28%	31%	*	*	36%	48%

Early Childhood Math Progress Measure 2 - Mansfield ISD
Increase the percent of 3rd grade students projected to score at the Meets Grade Level or above on MOY MAP in Math from 37% in 2024–25 to 46% in 2029-30.

Yearly Target Goals				
2025-26	2026-27	2027-28	2028-29	2029-30
39%	41%	43%	44%	46%

EC Math Measure 2.2 Closing the Gaps Student Groups Yearly Target													
TARGETS	All	Af Am	A	H	PI	TR	W	ED	SE	FSE	EL	CE	NCE
Baseline: 2024-25	37%	32%	*	24%	*	*	*	34%	26%	*	*	37%	40%
2025-26	39%	34%	*	26%	*	*	*	36%	28%	*	*	39%	42%
2026-27	41%	36%	*	28%	*	*	*	38%	30%	*	*	41%	43%
2027-28	43%	38%	*	30%	*	*	*	40%	32%	*	*	43%	45%
2028-29	44%	40%	*	32%	*	*	*	42%	34%	*	*	44%	46%
2029-30	46%	42%	*	34%	*	*	*	43%	36%	*	*	46%	48%

HB3 Board Adopted Goal #1 - Early Childhood Literacy
Campus: Erma Nash Elementary
Campus Number: 220908113

Early Childhood Literacy Board Outcome Goal- Mansfield ISD

Increase the percentage of 3rd grade students projected to score at the Meets Grade Level or above standard on the Texas state reading assessment (STAAR/SST) from 45% in 2024–25 to 53% in 2029–30.

Yearly Target Goals

2025-26	2026-27	2027-28	2028-29	2029-30
47%	48%	50%	51%	53%

Closing the Gaps Student Groups Yearly Targets

TARGETS	All	Af Am	A	H	PI	TR	W	ED	SE	FSE	EL	CE	NCE
Baseline: 2024-25	45%	41%	*	41%	-	60%	64%	36%	22%	*	29%	47%	35%
2025-26	47%	43%	*	43%	-	61%	65%	38%	24%	*	31%	49%	37%
2026-27	48%	44%	*	44%	-	61%	65%	40%	26%	*	33%	50%	39%
2027-28	50%	46%	*	46%	-	62%	66%	42%	28%	*	35%	52%	41%
2028-29	51%	47%	*	47%	-	62%	66%	43%	30%	*	37%	53%	43%
2029-30	53%	49%	*	49%	-	63%	67%	45%	32%	*	39%	55%	44%

Early Childhood Literacy Progress Measure 1 - Mansfield ISD

Increase the percent of 3rd grade students projected to score at the Meets Grade Level or above on BOY MAP in Reading from 59% in 2024–25 to 62% in 2029-30.

Yearly Target Goals

2025-26	2026-27	2027-28	2028-29	2029-30
60%	61%	61%	62%	62%

EC Literacy GPM 1.1 Closing the Gaps Student Groups Yearly Target Goals

TARGETS	All	Af Am	A	H	PI	TR	W	ED	SE	FSE	EL	CE	NCE
Baseline: 2024-25	59%	63%	*	53%	*	*	64%	54%	22%	*	52%	63%	*
2025-26	60%	63%	*	54%	*	*	65%	55%	24%	*	53%	63%	*
2026-27	61%	64%	*	56%	*	*	65%	56%	26%	*	55%	64%	*
2027-28	61%	64%	*	57%	*	*	66%	57%	28%	*	56%	64%	*
2028-29	62%	65%	*	58%	*	*	66%	58%	30%	*	57%	65%	*
2029-30	62%	65%	*	59%	*	*	67%	59%	32%	*	58%	65%	*

Early Childhood Literacy Progress Measure 2 - Mansfield ISD

Increase the percent of 3rd grade students projected to score at the Meets Grade Level or above on MOY MAP in Reading from 56% in 2024–25 to 61% in 2029-30.

Yearly Target Goals

2025-26	2026-27	2027-28	2028-29	2029-30
57%	58%	59%	60%	61%

EC Literacy GPM 1.2 Closing the Gaps Student Groups Yearly Target Goals

TARGETS	All	Af Am	A	H	PI	TR	W	ED	SE	FSE	EL	CE	NCE
Baseline: 2024-25	56%	55%	*	52%	*	*	67%	46%	18%	*	47%	58%	*
2025-26	57%	56%	*	53%	*	*	67%	47%	20%	*	48%	59%	*
2026-27	58%	57%	*	55%	*	*	68%	49%	22%	*	50%	60%	*
2027-28	59%	58%	*	56%	*	*	68%	50%	24%	*	51%	61%	*
2028-29	60%	59%	*	57%	*	*	69%	52%	26%	*	53%	61%	*
2029-30	61%	60%	*	58%	*	*	69%	53%	28%	*	54%	62%	*

HB3 Board Adopted Goal #2 - Early Childhood Mathematics
Campus: Erma Nash Elementary
Campus Number: 220908113

Early Childhood Math Board Outcome Goal - Mansfield ISD
Increase the percentage of 3rd grade students projected to score at the Meets Grade Level or above standard on the Texas state math assessment (STAAR/SST) from 42% in 2024–25 to 50% in 2029-30.

Yearly Target Goals				
2025-26	2026-27	2027-28	2028-29	2029-30
44%	45%	47%	48%	50%

Closing the Gaps Student Groups Yearly Targets													
TARGETS	All	Af Am	A	H	PI	TR	W	ED	SE	FSE	EL	CE	NCE
Baseline: 2024-25	42%	45%	*	35%	-	60%	57%	36%	15%	*	41%	42%	45%
2025-26	44%	47%	*	37%	-	61%	58%	38%	17%	*	43%	44%	47%
2026-27	45%	48%	*	39%	-	61%	59%	40%	19%	*	44%	45%	48%
2027-28	47%	50%	*	41%	-	62%	60%	42%	21%	*	46%	47%	50%
2028-29	48%	51%	*	43%	-	62%	61%	43%	23%	*	47%	48%	51%
2029-30	50%	53%	*	44%	-	63%	61%	45%	25%	*	49%	50%	53%

Early Childhood Math Progress Measure 1 - Mansfield ISD
Increase the percent of 3rd grade students projected to score at the Meets Grade Level or above on BOY MAP in Math from 34% in 2024–25 to 43% in 2029-30.

Yearly Target Goals				
2025-26	2026-27	2027-28	2028-29	2029-30
36%	38%	40%	42%	43%

EC Math Measure 2.1 Closing the Gaps Student Groups Yearly Target													
TARGETS	All	Af Am	A	H	PI	TR	W	ED	SE	FSE	EL	CE	NCE
Baseline: 2024-25	34%	29%	*	30%	*	*	43%	27%	14%	*	33%	37%	9%
2025-26	36%	31%	*	32%	*	*	44%	29%	16%	*	35%	39%	11%
2026-27	38%	33%	*	34%	*	*	46%	31%	18%	*	37%	41%	13%
2027-28	40%	35%	*	36%	*	*	47%	33%	20%	*	39%	42%	15%
2028-29	42%	37%	*	38%	*	*	49%	35%	22%	*	41%	44%	17%
2029-30	43%	39%	*	40%	*	*	50%	37%	24%	*	42%	45%	19%

Early Childhood Math Progress Measure 2 - Mansfield ISD
Increase the percent of 3rd grade students projected to score at the Meets Grade Level or above on MOY MAP in Math from 33% in 2024–25 to 43% in 2029-30.

Yearly Target Goals				
2025-26	2026-27	2027-28	2028-29	2029-30
35%	37%	39%	41%	43%

EC Math Measure 2.2 Closing the Gaps Student Groups Yearly Target													
TARGETS	All	Af Am	A	H	PI	TR	W	ED	SE	FSE	EL	CE	NCE
Baseline: 2024-25	33%	27%	*	31%	*	*	40%	27%	11%	*	33%	36%	9%
2025-26	35%	29%	*	33%	*	*	42%	29%	13%	*	35%	38%	11%
2026-27	37%	31%	*	35%	*	*	43%	31%	15%	*	37%	40%	13%
2027-28	39%	33%	*	37%	*	*	45%	33%	17%	*	39%	42%	15%
2028-29	41%	35%	*	39%	*	*	46%	35%	19%	*	41%	43%	17%
2029-30	43%	37%	*	41%	*	*	48%	37%	21%	*	42%	45%	19%

HB3 Board Adopted Goal #1 - Early Childhood Literacy
Campus: Elizabeth Smith Elementary
Campus Number: 220908114

Early Childhood Literacy Board Outcome Goal- Mansfield ISD

Increase the percentage of 3rd grade students projected to score at the Meets Grade Level or above standard on the Texas state reading assessment (STAAR/SST) from 55% in 2024–25 to 60% in 2029–30.

Yearly Target Goals

2025-26	2026-27	2027-28	2028-29	2029-30
56%	57%	58%	59%	60%

Closing the Gaps Student Groups Yearly Targets

TARGETS	All	Af Am	A	H	PI	TR	W	ED	SE	FSE	EL	CE	NCE
Baseline: 2024-25	55%	44%	86%	54%	-	60%	64%	36%	20%	33%	54%	59%	43%
2025-26	56%	46%	87%	56%	-	61%	65%	38%	22%	35%	56%	60%	45%
2026-27	57%	47%	87%	57%	-	61%	65%	40%	24%	37%	57%	61%	46%
2027-28	58%	49%	88%	58%	-	62%	66%	42%	26%	39%	58%	61%	48%
2028-29	59%	50%	88%	59%	-	62%	66%	43%	28%	41%	59%	62%	49%
2029-30	60%	52%	89%	60%	-	63%	67%	45%	30%	43%	60%	62%	51%

Early Childhood Literacy Progress Measure 1 - Mansfield ISD

Increase the percent of 3rd grade students projected to score at the Meets Grade Level or above on BOY MAP in Reading from 70% in 2024–25 to 72% in 2029-30.

Yearly Target Goals

2025-26	2026-27	2027-28	2028-29	2029-30
70%	71%	71%	72%	72%

EC Literacy GPM 1.1 Closing the Gaps Student Groups Yearly Target Goals

TARGETS	All	Af Am	A	H	PI	TR	W	ED	SE	FSE	EL	CE	NCE
Baseline: 2024-25	70%	59%	*	79%	*	*	72%	50%	28%	*	75%	69%	*
2025-26	70%	60%	*	80%	*	*	73%	52%	30%	*	76%	70%	*
2026-27	71%	61%	*	80%	*	*	73%	53%	32%	*	76%	70%	*
2027-28	71%	61%	*	81%	*	*	74%	55%	34%	*	77%	71%	*
2028-29	72%	62%	*	81%	*	*	74%	56%	36%	*	77%	71%	*
2029-30	72%	62%	*	82%	*	*	75%	57%	38%	*	78%	72%	*

Early Childhood Literacy Progress Measure 2 - Mansfield ISD

Increase the percent of 3rd grade students projected to score at the Meets Grade Level or above on MOY MAP in Reading from 65% in 2024–25 to 68% in 2029-30.

Yearly Target Goals

2025-26	2026-27	2027-28	2028-29	2029-30
66%	66%	67%	67%	68%

EC Literacy GPM 1.2 Closing the Gaps Student Groups Yearly Target Goals

TARGETS	All	Af Am	A	H	PI	TR	W	ED	SE	FSE	EL	CE	NCE
Baseline: 2024-25	65%	59%	*	69%	*	*	63%	42%	28%	*	57%	67%	50%
2025-26	66%	60%	*	70%	*	*	63%	44%	30%	*	58%	68%	52%
2026-27	66%	61%	*	70%	*	*	64%	45%	32%	*	59%	68%	53%
2027-28	67%	61%	*	71%	*	*	64%	47%	34%	*	60%	69%	55%
2028-29	67%	62%	*	71%	*	*	65%	48%	36%	*	61%	69%	56%
2029-30	68%	62%	*	72%	*	*	65%	50%	38%	*	61%	70%	57%

HB3 Board Adopted Goal #2 - Early Childhood Mathematics
Campus: Elizabeth Smith Elementary
Campus Number: 220908114

Early Childhood Math Board Outcome Goal - Mansfield ISD
Increase the percentage of 3rd grade students projected to score at the Meets Grade Level or above standard on the Texas state math assessment (STAAR/SST) from 54% in 2024–25 to 60% in 2029-30.

Yearly Target Goals				
2025-26	2026-27	2027-28	2028-29	2029-30
56%	57%	58%	59%	60%

Closing the Gaps Student Groups Yearly Targets													
TARGETS	All	Af Am	A	H	PI	TR	W	ED	SE	FSE	EL	CE	NCE
Baseline: 2024-25	54%	49%	86%	38%	-	80%	64%	41%	20%	33%	62%	56%	48%
2025-26	56%	51%	87%	40%	-	81%	65%	43%	22%	35%	63%	57%	50%
2026-27	57%	52%	87%	42%	-	81%	65%	44%	24%	37%	63%	58%	51%
2027-28	58%	54%	88%	43%	-	82%	66%	46%	26%	39%	64%	59%	53%
2028-29	59%	55%	88%	45%	-	82%	66%	47%	28%	41%	64%	60%	54%
2029-30	60%	56%	89%	46%	-	83%	67%	49%	30%	43%	65%	61%	56%

Early Childhood Math Progress Measure 1 - Mansfield ISD
Increase the percent of 3rd grade students projected to score at the Meets Grade Level or above on BOY MAP in Math from 42% in 2024–25 to 49% in 2029-30.

Yearly Target Goals				
2025-26	2026-27	2027-28	2028-29	2029-30
43%	45%	46%	48%	49%

EC Math Measure 2.1 Closing the Gaps Student Groups Yearly Target													
TARGETS	All	Af Am	A	H	PI	TR	W	ED	SE	FSE	EL	CE	NCE
Baseline: 2024-25	42%	30%	*	32%	*	*	52%	28%	6%	*	46%	43%	*
2025-26	43%	32%	*	34%	*	*	53%	30%	8%	*	48%	44%	*
2026-27	45%	34%	*	36%	*	*	55%	32%	10%	*	49%	46%	*
2027-28	46%	36%	*	38%	*	*	56%	34%	12%	*	51%	47%	*
2028-29	48%	38%	*	40%	*	*	57%	36%	14%	*	52%	49%	*
2029-30	49%	40%	*	42%	*	*	58%	38%	16%	*	54%	50%	*

Early Childhood Math Progress Measure 2 - Mansfield ISD
Increase the percent of 3rd grade students projected to score at the Meets Grade Level or above on MOY MAP in Math from 48% in 2024–25 to 56% in 2029-30.

Yearly Target Goals				
2025-26	2026-27	2027-28	2028-29	2029-30
50%	51%	53%	54%	56%

EC Math Measure 2.2 Closing the Gaps Student Groups Yearly Target													
TARGETS	All	Af Am	A	H	PI	TR	W	ED	SE	FSE	EL	CE	NCE
Baseline: 2024-25	48%	38%	*	35%	*	*	63%	39%	11%	*	57%	50%	33%
2025-26	50%	40%	*	37%	*	*	63%	41%	13%	*	58%	52%	35%
2026-27	51%	42%	*	39%	*	*	64%	43%	15%	*	59%	53%	37%
2027-28	53%	43%	*	41%	*	*	64%	44%	17%	*	60%	55%	39%
2028-29	54%	45%	*	42%	*	*	65%	46%	19%	*	61%	56%	41%
2029-30	56%	46%	*	44%	*	*	65%	47%	21%	*	61%	57%	43%

HB3 Board Adopted Goal #1 - Early Childhood Literacy
Campus: Roberta Tipps Elementary
Campus Number: 220908115

Early Childhood Literacy Board Outcome Goal- Mansfield ISD													
Increase the percentage of 3rd grade students projected to score at the Meets Grade Level or above standard on the Texas state reading assessment (STAAR/SST) from 60% in 2024–25 to 63% in 2029–30.													
Yearly Target Goals													
2025-26		**2026-27**			**2027-28**			**2028-29**			**2029-30**		
61%		**61%**			**62%**			**62%**			**63%**		
Closing the Gaps Student Groups Yearly Targets													
TARGETS	**All**	**Af Am**	**A**	**H**	**PI**	**TR**	**W**	**ED**	**SE**	**FSE**	**EL**	**CE**	**NCE**
Baseline: 2024-25	60%	64%	60%	36%	-	80%	69%	41%	24%	*	41%	61%	56%
2025-26	61%	65%	61%	38%	-	81%	70%	43%	26%	*	43%	62%	57%
2026-27	61%	65%	61%	40%	-	81%	70%	44%	28%	*	44%	62%	58%
2027-28	62%	66%	62%	42%	-	82%	71%	46%	30%	*	46%	63%	59%
2028-29	62%	66%	62%	43%	-	82%	71%	47%	32%	*	47%	63%	60%
2029-30	63%	67%	63%	45%	-	83%	72%	49%	34%	*	49%	64%	61%

Early Childhood Literacy Progress Measure 1 - Mansfield ISD													
Increase the percent of 3rd grade students projected to score at the Meets Grade Level or above on BOY MAP in Reading from 69% in 2024–25 to 71% in 2029-30.													
Yearly Target Goals													
2025-26		**2026-27**			**2027-28**			**2028-29**			**2029-30**		
69%		70%			70%			71%			71%		
EC Literacy GPM 1.1 Closing the Gaps Student Groups Yearly Target Goals													
TARGETS	**All**	**Af Am**	**A**	**H**	**PI**	**TR**	**W**	**ED**	**SE**	**FSE**	**EL**	**CE**	**NCE**
Baseline: 2024-25	69%	56%	*	73%	*	*	70%	54%	28%	*	47%	72%	45%
2025-26	69%	57%	*	73%	*	*	71%	56%	30%	*	48%	72%	47%
2026-27	70%	58%	*	74%	*	*	71%	57%	32%	*	50%	73%	48%
2027-28	70%	59%	*	74%	*	*	72%	58%	34%	*	51%	73%	50%
2028-29	71%	60%	*	75%	*	*	72%	59%	36%	*	53%	74%	51%
2029-30	71%	61%	*	75%	*	*	73%	60%	38%	*	54%	74%	53%

Early Childhood Literacy Progress Measure 2 - Mansfield ISD													
Increase the percent of 3rd grade students projected to score at the Meets Grade Level or above on MOY MAP in Reading from 63% in 2024–25 to 65% in 2029-30.													
Yearly Target Goals													
2025-26		**2026-27**			**2027-28**			**2028-29**			**2029-30**		
63%		64%			64%			65%			65%		
EC Literacy GPM 1.2 Closing the Gaps Student Groups Yearly Target Goals													
TARGETS	**All**	**Af Am**	**A**	**H**	**PI**	**TR**	**W**	**ED**	**SE**	**FSE**	**EL**	**CE**	**NCE**
Baseline: 2024-25	63%	58%	80%	52%	*	*	68%	41%	11%	*	50%	66%	45%
2025-26	63%	59%	81%	54%	*	*	68%	43%	13%	*	52%	66%	47%
2026-27	64%	60%	81%	55%	*	*	69%	44%	15%	*	53%	67%	48%
2027-28	64%	61%	82%	56%	*	*	69%	46%	17%	*	55%	67%	50%
2028-29	65%	61%	82%	57%	*	*	70%	47%	19%	*	56%	68%	51%
2029-30	65%	62%	83%	58%	*	*	70%	49%	21%	*	57%	68%	53%

HB3 Board Adopted Goal #2 - Early Childhood Mathematics
Campus: Roberta Tipps Elementary
Campus Number: 220908115

Early Childhood Math Board Outcome Goal - Mansfield ISD

Increase the percentage of 3rd grade students projected to score at the Meets Grade Level or above standard on the Texas state math assessment (STAAR/SST) from 68% in 2024–25 to 71% in 2029-30.

Yearly Target Goals

2025-26	2026-27	2027-28	2028-29	2029-30
69%	69%	70%	70%	71%

Closing the Gaps Student Groups Yearly Targets

TARGETS	All	Af Am	A	H	PI	TR	W	ED	SE	FSE	EL	CE	NCE
Baseline: 2024-25	68%	60%	90%	50%	-	80%	78%	54%	29%	*	59%	68%	67%
2025-26	69%	61%	91%	52%	-	81%	79%	56%	31%	*	60%	69%	68%
2026-27	69%	61%	91%	53%	-	81%	79%	57%	33%	*	61%	69%	68%
2027-28	70%	62%	92%	55%	-	82%	80%	58%	35%	*	61%	70%	69%
2028-29	70%	62%	92%	56%	-	82%	80%	59%	37%	*	62%	70%	69%
2029-30	71%	63%	93%	57%	-	83%	81%	60%	39%	*	62%	71%	70%

Early Childhood Math Progress Measure 1 - Mansfield ISD

Increase the percent of 3rd grade students projected to score at the Meets Grade Level or above on BOY MAP in Math from 51% in 2024–25 to 57% in 2029-30.

Yearly Target Goals

2025-26	2026-27	2027-28	2028-29	2029-30
52%	54%	55%	56%	57%

EC Math Measure 2.1 Closing the Gaps Student Groups Yearly Target

TARGETS	All	Af Am	A	H	PI	TR	W	ED	SE	FSE	EL	CE	NCE
Baseline: 2024-25	51%	41%	*	45%	*	*	63%	19%	11%	*	40%	52%	36%
2025-26	52%	42%	*	47%	*	*	64%	21%	13%	*	42%	54%	38%
2026-27	54%	44%	*	48%	*	*	64%	23%	15%	*	43%	55%	40%
2027-28	55%	45%	*	50%	*	*	65%	25%	17%	*	45%	56%	42%
2028-29	56%	47%	*	51%	*	*	65%	27%	19%	*	46%	57%	43%
2029-30	57%	48%	*	53%	*	*	66%	29%	21%	*	48%	58%	45%

Early Childhood Math Progress Measure 2 - Mansfield ISD

Increase the percent of 3rd grade students projected to score at the Meets Grade Level or above on MOY MAP in Math from 57% in 2024–25 to 61% in 2029-30.

Yearly Target Goals

2025-26	2026-27	2027-28	2028-29	2029-30
58%	59%	60%	61%	61%

EC Math Measure 2.2 Closing the Gaps Student Groups Yearly Target

TARGETS	All	Af Am	A	H	PI	TR	W	ED	SE	FSE	EL	CE	NCE
Baseline: 2024-25	57%	54%	80%	43%	*	*	65%	32%	11%	*	38%	60%	45%
2025-26	58%	55%	81%	44%	*	*	65%	34%	13%	*	40%	61%	47%
2026-27	59%	56%	81%	46%	*	*	66%	36%	15%	*	42%	61%	48%
2027-28	60%	57%	82%	47%	*	*	66%	38%	17%	*	43%	62%	50%
2028-29	61%	58%	82%	49%	*	*	67%	40%	19%	*	45%	62%	51%
2029-30	61%	59%	83%	50%	*	*	67%	42%	21%	*	46%	63%	53%

HB3 Board Adopted Goal #1 - Early Childhood Literacy
Campus: Martha Reid Elementary
Campus Number: 220908116

Early Childhood Literacy Board Outcome Goal- Mansfield ISD
Increase the percentage of 3rd grade students projected to score at the Meets Grade Level or above standard on the Texas state reading assessment (STAAR/SST) from 65% in 2024–25 to 68% in 2029–30.

Yearly Target Goals				
2025-26	2026-27	2027-28	2028-29	2029-30
66%	66%	67%	67%	68%

Closing the Gaps Student Groups Yearly Targets													
TARGETS	All	Af Am	A	H	PI	TR	W	ED	SE	FSE	EL	CE	NCE
Baseline: 2024-25	65%	57%	80%	76%	-	*	65%	51%	13%	*	83%	66%	57%
2025-26	66%	58%	81%	77%	-	*	66%	53%	15%	*	84%	67%	58%
2026-27	66%	59%	81%	77%	-	*	66%	54%	17%	*	84%	67%	59%
2027-28	67%	60%	82%	78%	-	*	67%	56%	19%	*	85%	68%	60%
2028-29	67%	61%	82%	78%	-	*	67%	57%	21%	*	85%	68%	61%
2029-30	68%	61%	83%	79%	-	*	68%	58%	23%	*	86%	69%	61%

Early Childhood Literacy Progress Measure 1 - Mansfield ISD
Increase the percent of 3rd grade students projected to score at the Meets Grade Level or above on MOY MAP in Reading from 80% in 2024–25 to 83% in 2029-30.

Yearly Target Goals				
2025-26	2026-27	2027-28	2028-29	2029-30
81%	81%	82%	82%	83%

EC Literacy GPM 1.1 Closing the Gaps Student Groups Yearly Target Goals													
TARGETS	All	Af Am	A	H	PI	TR	W	ED	SE	FSE	EL	CE	NCE
Baseline: 2024-25	80%	71%	*	84%	*	*	81%	73%	47%	*	85%	81%	*
2025-26	81%	72%	*	85%	*	*	82%	73%	48%	*	85%	82%	*
2026-27	81%	72%	*	85%	*	*	82%	74%	50%	*	86%	82%	*
2027-28	82%	73%	*	86%	*	*	83%	74%	51%	*	86%	83%	*
2028-29	82%	73%	*	86%	*	*	83%	75%	53%	*	87%	83%	*
2029-30	83%	74%	*	87%	*	*	84%	75%	54%	*	87%	84%	*

Early Childhood Literacy Progress Measure 2 - Mansfield ISD
Increase the percent of 3rd grade students projected to score at the Meets Grade Level or above on MOY MAP in Reading from 71% in 2024–25 to 74% in 2029-30.

Yearly Target Goals				
2025-26	2026-27	2027-28	2028-29	2029-30
72%	72%	73%	73%	74%

EC Literacy GPM 1.2 Closing the Gaps Student Groups Yearly Target Goals													
TARGETS	All	Af Am	A	H	PI	TR	W	ED	SE	FSE	EL	CE	NCE
Baseline: 2024-25	71%	63%	*	72%	*	*	78%	62%	27%	*	77%	73%	50%
2025-26	72%	64%	*	73%	*	*	79%	62%	29%	*	77%	74%	52%
2026-27	72%	64%	*	73%	*	*	79%	63%	31%	*	78%	74%	53%
2027-28	73%	65%	*	74%	*	*	80%	63%	33%	*	78%	75%	55%
2028-29	73%	65%	*	74%	*	*	80%	64%	35%	*	79%	75%	56%
2029-30	74%	66%	*	75%	*	*	81%	64%	37%	*	79%	76%	57%

HB3 Board Adopted Goal #2 - Early Childhood Mathematics
Campus: Martha Reid Elementary
Campus Number: 220908116

Early Childhood Math Board Outcome Goal - Mansfield ISD
Increase the percentage of 3rd grade students projected to score at the Meets Grade Level or above standard on the Texas state math assessment (STAAR/SST) from 55% in 2024–25 to 60% in 2029-30.

Yearly Target Goals				
2025-26	2026-27	2027-28	2028-29	2029-30
56%	57%	58%	59%	60%

Closing the Gaps Student Groups Yearly Targets													
TARGETS	All	Af Am	A	H	PI	TR	W	ED	SE	FSE	EL	CE	NCE
Baseline: 2024-25	55%	46%	80%	52%	-	*	61%	38%	25%	*	67%	56%	50%
2025-26	56%	48%	81%	54%	-	*	62%	40%	27%	*	68%	57%	52%
2026-27	57%	49%	81%	55%	-	*	62%	42%	29%	*	68%	58%	53%
2027-28	58%	51%	82%	56%	-	*	63%	43%	31%	*	69%	59%	55%
2028-29	59%	52%	82%	57%	-	*	63%	45%	33%	*	69%	60%	56%
2029-30	60%	54%	83%	58%	-	*	64%	46%	35%	*	70%	61%	57%

Early Childhood Math Progress Measure 1 - Mansfield ISD
Increase the percent of 3rd grade students projected to score at the Meets Grade Level or above on BOY MAP in Math from 61% in 2024–25 to 64% in 2029-30.

Yearly Target Goals				
2025-26	2026-27	2027-28	2028-29	2029-30
62%	62%	63%	63%	64%

EC Math Measure 2.1 Closing the Gaps Student Groups Yearly Target													
TARGETS	All	Af Am	A	H	PI	TR	W	ED	SE	FSE	EL	CE	NCE
Baseline: 2024-25	61%	54%	*	52%	*	*	69%	48%	20%	*	69%	63%	*
2025-26	62%	55%	*	54%	*	*	69%	50%	22%	*	70%	63%	*
2026-27	62%	56%	*	55%	*	*	70%	51%	24%	*	70%	64%	*
2027-28	63%	57%	*	56%	*	*	70%	53%	26%	*	71%	64%	*
2028-29	63%	58%	*	57%	*	*	71%	54%	28%	*	71%	65%	*
2029-30	64%	59%	*	58%	*	*	71%	56%	30%	*	72%	65%	*

Early Childhood Math Progress Measure 2 - Mansfield ISD
Increase the percent of 3rd grade students projected to score at the Meets Grade Level or above on MOY MAP in Math from 62% in 2024–25 to 64% in 2029-30.

Yearly Target Goals				
2025-26	2026-27	2027-28	2028-29	2029-30
62%	63%	63%	64%	64%

EC Math Measure 2.2 Closing the Gaps Student Groups Yearly Target													
TARGETS	All	Af Am	A	H	PI	TR	W	ED	SE	FSE	EL	CE	NCE
Baseline: 2024-25	62%	53%	*	48%	*	*	78%	47%	27%	*	77%	65%	30%
2025-26	62%	55%	*	50%	*	*	79%	49%	29%	*	77%	66%	32%
2026-27	63%	56%	*	51%	*	*	79%	50%	31%	*	78%	66%	34%
2027-28	63%	57%	*	53%	*	*	80%	52%	33%	*	78%	67%	36%
2028-29	64%	58%	*	54%	*	*	80%	53%	35%	*	79%	67%	38%
2029-30	64%	59%	*	56%	*	*	81%	55%	37%	*	79%	68%	40%

HB3 Board Adopted Goal #1 - Early Childhood Literacy
Campus: Thelma Jones Elementary
Campus Number: 220908117

Early Childhood Literacy Board Outcome Goal- Mansfield ISD													
Increase the percentage of 3rd grade students projected to score at the Meets Grade Level or above standard on the Texas state math assessment (STAAR/SST) from 46% in 2024–25 to 54% in 2029-30.													
Yearly Target Goals													
2025-26		**2026-27**			**2027-28**			**2028-29**			**2029-30**		
48%		**49%**			**51%**			**52%**			**54%**		
Closing the Gaps Student Groups Yearly Targets													
TARGETS	**All**	**Af Am**	**A**	**H**	**PI**	**TR**	**W**	**ED**	**SE**	**FSE**	**EL**	**CE**	**NCE**
Baseline: 2024-25	46%	42%	78%	25%	*	63%	71%	49%	0%	*	83%	52%	25%
2025-26	48%	44%	79%	27%	*	64%	72%	51%	2%	*	84%	54%	27%
2026-27	49%	45%	79%	29%	*	64%	72%	52%	4%	*	84%	55%	29%
2027-28	51%	47%	80%	31%	*	65%	73%	54%	6%	*	85%	56%	31%
2028-29	52%	48%	80%	33%	*	65%	73%	55%	8%	*	85%	57%	33%
2029-30	54%	50%	81%	35%	*	66%	74%	56%	10%	*	86%	58%	35%

Early Childhood Literacy Progress Measure 1 - Mansfield ISD													
Increase the percent of 3rd grade students projected to score at the Meets Grade Level or above on BOY MAP in Reading from 57% in 2024–25 to 61% in 2029-30.													
Yearly Target Goals													
2025-26		**2026-27**			**2027-28**			**2028-29**			**2029-30**		
58%		59%			60%			61%			61%		
EC Literacy GPM 1.1 Closing the Gaps Student Groups Yearly Target Goals													
TARGETS	**All**	**Af Am**	**A**	**H**	**PI**	**TR**	**W**	**ED**	**SE**	**FSE**	**EL**	**CE**	**NCE**
Baseline: 2024-25	57%	61%	*	43%	*	*	*	52%	18%	*	85%	61%	40%
2025-26	58%	62%	*	45%	*	*	*	54%	20%	*	85%	62%	42%
2026-27	59%	62%	*	46%	*	*	*	55%	22%	*	86%	62%	43%
2027-28	60%	63%	*	48%	*	*	*	56%	24%	*	86%	63%	45%
2028-29	61%	63%	*	49%	*	*	*	57%	26%	*	87%	63%	46%
2029-30	61%	64%	*	51%	*	*	*	58%	28%	*	87%	64%	48%

Early Childhood Literacy Progress Measure 2 - Mansfield ISD													
Increase the percent of 3rd grade students projected to score at the Meets Grade Level or above on MOY MAP in Reading from 53% in 2024–25 to 59% in 2029-30.													
Yearly Target Goals													
2025-26		**2026-27**			**2027-28**			**2028-29**			**2029-30**		
55%		56%			57%			58%			59%		
EC Literacy GPM 1.2 Closing the Gaps Student Groups Yearly Target Goals													
TARGETS	**All**	**Af Am**	**A**	**H**	**PI**	**TR**	**W**	**ED**	**SE**	**FSE**	**EL**	**CE**	**NCE**
Baseline: 2024-25	53%	50%	*	50%	*	*	50%	51%	18%	*	77%	59%	28%
2025-26	55%	52%	*	52%	*	*	52%	53%	20%	*	77%	60%	30%
2026-27	56%	53%	*	53%	*	*	53%	54%	22%	*	78%	61%	32%
2027-28	57%	55%	*	55%	*	*	55%	56%	24%	*	78%	61%	34%
2028-29	58%	56%	*	56%	*	*	56%	57%	26%	*	79%	62%	36%
2029-30	59%	57%	*	57%	*	*	57%	58%	28%	*	79%	62%	38%

HB3 Board Adopted Goal #2 - Early Childhood Mathematics
Campus: Thelma Jones Elementary
Campus Number: 220908117

Early Childhood Math Board Outcome Goal - Mansfield ISD													
Increase the percentage of 3rd grade students projected to score at the Meets Grade Level or above standard on the Texas state math assessment (STAAR/SST) from 48% in 2024–25 to 56% in 2029-30.													
Yearly Target Goals													
2025-26		**2026-27**			**2027-28**			**2028-29**			**2029-30**		
50%		**51%**			**53%**			**54%**			**56%**		
Closing the Gaps Student Groups Yearly Targets													
TARGETS	**All**	**Af Am**	**A**	**H**	**PI**	**TR**	**W**	**ED**	**SE**	**FSE**	**EL**	**CE**	**NCE**
Baseline: 2024-25	48%	47%	67%	30%	*	63%	71%	43%	9%	*	67%	56%	25%
2025-26	50%	49%	68%	32%	*	64%	72%	45%	11%	*	68%	57%	27%
2026-27	51%	50%	68%	34%	*	64%	72%	46%	13%	*	68%	58%	29%
2027-28	53%	52%	69%	36%	*	65%	73%	48%	15%	*	69%	59%	31%
2028-29	54%	53%	69%	38%	*	65%	73%	49%	17%	*	69%	60%	33%
2029-30	56%	55%	70%	40%	*	66%	74%	51%	19%	*	70%	61%	35%

Early Childhood Math Progress Measure 1 - Mansfield ISD													
Increase the percent of 3rd grade students projected to score at the Meets Grade Level or above on BOY MAP in Math from 43% in 2024–25 to 50% in 2029-30.													
Yearly Target Goals													
2025-26		**2026-27**			**2027-28**			**2028-29**			**2029-30**		
44%		46%			47%			49%			50%		
EC Math Measure 2.1 Closing the Gaps Student Groups Yearly Target													
TARGETS	**All**	**Af Am**	**A**	**H**	**PI**	**TR**	**W**	**ED**	**SE**	**FSE**	**EL**	**CE**	**NCE**
Baseline: 2024-25	43%	42%	*	26%	*	*	*	41%	9%	*	77%	49%	13%
2025-26	44%	43%	*	28%	*	*	*	43%	11%	*	77%	50%	15%
2026-27	46%	45%	*	30%	*	*	*	44%	13%	*	78%	52%	17%
2027-28	47%	46%	*	32%	*	*	*	46%	15%	*	78%	53%	19%
2028-29	49%	48%	*	34%	*	*	*	47%	17%	*	79%	55%	21%
2029-30	50%	49%	*	36%	*	*	*	49%	19%	*	79%	56%	23%

Early Childhood Math Progress Measure 2 - Mansfield ISD													
Increase the percent of 3rd grade students projected to score at the Meets Grade Level or above on MOY MAP in Math from 49% in 2024–25 to 56% in 2029-30.													
Yearly Target Goals													
2025-26		**2026-27**			**2027-28**			**2028-29**			**2029-30**		
50%		52%			53%			55%			56%		
EC Math Measure 2.2 Closing the Gaps Student Groups Yearly Target													
TARGETS	**All**	**Af Am**	**A**	**H**	**PI**	**TR**	**W**	**ED**	**SE**	**FSE**	**EL**	**CE**	**NCE**
Baseline: 2024-25	49%	47%	*	41%	*	*	60%	49%	9%	*	77%	55%	28%
2025-26	50%	49%	*	42%	*	*	61%	50%	11%	*	77%	56%	30%
2026-27	52%	50%	*	44%	*	*	61%	52%	13%	*	78%	57%	32%
2027-28	53%	52%	*	45%	*	*	62%	53%	15%	*	78%	58%	34%
2028-29	55%	53%	*	47%	*	*	62%	55%	17%	*	79%	59%	36%
2029-30	56%	55%	*	48%	*	*	63%	56%	19%	*	79%	60%	38%

HB3 Board Adopted Goal #1 - Early Childhood Literacy
Campus: Mary Jo Sheppard Elementary
Campus Number: 220908118

Early Childhood Literacy Board Outcome Goal- Mansfield ISD
Increase the percentage of 3rd grade students projected to score at the Meets Grade Level or above standard on the Texas state reading assessment (STAAR/SST) from 56% in 2024–25 to 61% in 2029–30.

Yearly Target Goals				
2025-26	2026-27	2027-28	2028-29	2029-30
57%	58%	59%	60%	61%

Closing the Gaps Student Groups Yearly Targets													
TARGETS	All	Af Am	A	H	PI	TR	W	ED	SE	FSE	EL	CE	NCE
Baseline: 2024-25	56%	58%	*	50%	-	60%	60%	45%	43%	*	63%	63%	36%
2025-26	57%	59%	*	52%	-	61%	61%	47%	45%	*	64%	64%	38%
2026-27	58%	60%	*	53%	-	61%	61%	48%	46%	*	64%	64%	40%
2027-28	59%	61%	*	55%	-	62%	62%	50%	48%	*	65%	65%	42%
2028-29	60%	61%	*	56%	-	62%	62%	51%	49%	*	65%	65%	43%
2029-30	61%	62%	*	57%	-	63%	63%	53%	51%	*	66%	66%	45%

Early Childhood Literacy Progress Measure 1 - Mansfield ISD
Increase the percent of 3rd grade students projected to score at the Meets Grade Level or above on BOY MAP in Reading from 68% in 2024–25 to 70% in 2029-30.

Yearly Target Goals				
2025-26	2026-27	2027-28	2028-29	2029-30
68%	69%	69%	70%	70%

EC Literacy GPM 1.1 Closing the Gaps Student Groups Yearly Target Goals													
TARGETS	All	Af Am	A	H	PI	TR	W	ED	SE	FSE	EL	CE	NCE
Baseline: 2024-25	68%	64%	*	64%	*	*	68%	56%	33%	*	*	71%	54%
2025-26	68%	64%	*	64%	*	*	68%	57%	35%	*	*	71%	55%
2026-27	69%	65%	*	65%	*	*	69%	58%	37%	*	*	72%	56%
2027-28	69%	65%	*	65%	*	*	69%	59%	39%	*	*	72%	57%
2028-29	70%	66%	*	66%	*	*	70%	60%	41%	*	*	73%	58%
2029-30	70%	66%	*	66%	*	*	70%	61%	43%	*	*	73%	59%

Early Childhood Literacy Progress Measure 2 - Mansfield ISD
Increase the percent of 3rd grade students projected to score at the Meets Grade Level or above on MOY MAP in Reading from 68% in 2024–25 to 70% in 2029-30.

Yearly Target Goals				
2025-26	2026-27	2027-28	2028-29	2029-30
68%	69%	69%	70%	70%

EC Literacy GPM 1.2 Closing the Gaps Student Groups Yearly Target Goals													
TARGETS	All	Af Am	A	H	PI	TR	W	ED	SE	FSE	EL	CE	NCE
Baseline: 2024-25	68%	70%	*	61%	*	*	72%	54%	35%	*	*	68%	73%
2025-26	68%	71%	*	61%	*	*	73%	56%	37%	*	*	69%	74%
2026-27	69%	71%	*	62%	*	*	73%	57%	39%	*	*	69%	74%
2027-28	69%	72%	*	62%	*	*	74%	58%	41%	*	*	70%	75%
2028-29	70%	72%	*	63%	*	*	74%	59%	43%	*	*	70%	75%
2029-30	70%	73%	*	63%	*	*	75%	60%	44%	*	*	71%	76%

HB3 Board Adopted Goal #2 - Early Childhood Mathematics
Campus: Mary Jo Sheppard Elementary
Campus Number: 220908118

Early Childhood Math Board Outcome Goal - Mansfield ISD
Increase the percentage of 3rd grade students projected to score at the Meets Grade Level or above standard on the Texas state math assessment (STAAR/SST) from 64% in 2024–25 to 67% in 2029-30.

Yearly Target Goals				
2025-26	2026-27	2027-28	2028-29	2029-30
65%	65%	66%	66%	67%

Closing the Gaps Student Groups Yearly Targets													
TARGETS	All	Af Am	A	H	PI	TR	W	ED	SE	FSE	EL	CE	NCE
Baseline: 2024-25	64%	63%	*	45%	-	100%	71%	54%	50%	*	38%	67%	57%
2025-26	65%	64%	*	47%	-	100%	72%	56%	52%	*	40%	68%	58%
2026-27	65%	64%	*	48%	-	100%	72%	57%	53%	*	42%	68%	59%
2027-28	66%	65%	*	50%	-	100%	73%	58%	55%	*	43%	69%	60%
2028-29	66%	65%	*	51%	-	100%	73%	59%	56%	*	45%	69%	61%
2029-30	67%	66%	*	53%	-	100%	74%	60%	57%	*	46%	70%	61%

Early Childhood Math Progress Measure 1 - Mansfield ISD
Increase the percent of 3rd grade students projected to score at the Meets Grade Level or above on BOY MAP in Math from 51% in 2024–25 to 57% in 2029-30.

Yearly Target Goals				
2025-26	2026-27	2027-28	2028-29	2029-30
52%	54%	55%	56%	57%

EC Math Measure 2.1 Closing the Gaps Student Groups Yearly Target													
TARGETS	All	Af Am	A	H	PI	TR	W	ED	SE	FSE	EL	CE	NCE
Baseline: 2024-25	51%	38%	*	50%	*	*	54%	34%	24%	*	*	55%	31%
2025-26	52%	40%	*	52%	*	*	55%	36%	26%	*	*	56%	33%
2026-27	54%	42%	*	53%	*	*	56%	38%	28%	*	*	57%	35%
2027-28	55%	43%	*	55%	*	*	57%	40%	30%	*	*	58%	37%
2028-29	56%	45%	*	56%	*	*	58%	42%	32%	*	*	59%	39%
2029-30	57%	46%	*	57%	*	*	59%	43%	34%	*	*	60%	41%

Early Childhood Math Progress Measure 2 - Mansfield ISD
Increase the percent of 3rd grade students projected to score at the Meets Grade Level or above on MOY MAP in Math from 53% in 2024–25 to 59% in 2029-30.

Yearly Target Goals				
2025-26	2026-27	2027-28	2028-29	2029-30
55%	56%	57%	58%	59%

EC Math Measure 2.2 Closing the Gaps Student Groups Yearly Target													
TARGETS	All	Af Am	A	H	PI	TR	W	ED	SE	FSE	EL	CE	NCE
Baseline: 2024-25	53%	52%	*	43%	*	*	59%	39%	28%	*	*	56%	47%
2025-26	55%	54%	*	45%	*	*	60%	41%	30%	*	*	57%	48%
2026-27	56%	55%	*	46%	*	*	61%	42%	32%	*	*	58%	50%
2027-28	57%	56%	*	48%	*	*	61%	44%	34%	*	*	59%	51%
2028-29	58%	57%	*	49%	*	*	62%	45%	36%	*	*	60%	53%
2029-30	59%	58%	*	51%	*	*	62%	47%	38%	*	*	61%	54%

HB3 Board Adopted Goal #1 - Early Childhood Literacy
Campus: Janet Brockett Elementary
Campus Number: 220908119

Early Childhood Literacy Board Outcome Goal- Mansfield ISD													
Increase the percentage of 3rd grade students projected to score at the Meets Grade Level or above standard on the Texas state reading assessment (STAAR/SST) from 46% in 2024–25 to 54% in 2029–30.													
Yearly Target Goals													
2025-26		**2026-27**			**2027-28**			**2028-29**			**2029-30**		
48%		**49%**			**51%**			**52%**			**54%**		
Closing the Gaps Student Groups Yearly Targets													
TARGETS	**All**	**Af Am**	**A**	**H**	**PI**	**TR**	**W**	**ED**	**SE**	**FSE**	**EL**	**CE**	**NCE**
Baseline: 2024-25	46%	40%	43%	45%	-	44%	64%	37%	14%	*	36%	52%	22%
2025-26	48%	42%	45%	47%	-	46%	65%	39%	16%	*	38%	54%	24%
2026-27	49%	43%	46%	48%	-	47%	65%	41%	18%	*	40%	55%	26%
2027-28	51%	45%	48%	50%	-	49%	66%	43%	20%	*	42%	56%	28%
2028-29	52%	46%	49%	51%	-	50%	66%	44%	22%	*	43%	57%	30%
2029-30	54%	48%	51%	53%	-	52%	67%	46%	24%	*	45%	58%	32%

Early Childhood Literacy Progress Measure 1 - Mansfield ISD													
Increase the percent of 3rd grade students projected to score at the Meets Grade Level or above on BOY MAP in Reading from 44% in 2024–25 to 52% in 2029-30.													
Yearly Target Goals													
2025-26		**2026-27**			**2027-28**			**2028-29**			**2029-30**		
46%		47%			49%			50%			52%		
EC Literacy GPM 1.1 Closing the Gaps Student Groups Yearly Target Goals													
TARGETS	**All**	**Af Am**	**A**	**H**	**PI**	**TR**	**W**	**ED**	**SE**	**FSE**	**EL**	**CE**	**NCE**
Baseline: 2024-25	44%	44%	*	45%	*	*	54%	36%	10%	*	27%	45%	*
2025-26	46%	46%	*	47%	*	*	55%	38%	12%	*	29%	46%	*
2026-27	47%	47%	*	48%	*	*	56%	40%	14%	*	31%	48%	*
2027-28	49%	49%	*	50%	*	*	57%	42%	16%	*	33%	49%	*
2028-29	50%	50%	*	51%	*	*	58%	43%	18%	*	35%	51%	*
2029-30	52%	52%	*	53%	*	*	59%	45%	20%	*	37%	52%	*

Early Childhood Literacy Progress Measure 2 - Mansfield ISD													
Increase the percent of 3rd grade students projected to score at the Meets Grade Level or above on MOY MAP in Reading from 50% in 2024–25 to 57% in 2029-30.													
Yearly Target Goals													
2025-26		**2026-27**			**2027-28**			**2028-29**			**2029-30**		
52%		53%			55%			56%			57%		
EC Literacy GPM 1.2 Closing the Gaps Student Groups Yearly Target Goals													
TARGETS	**All**	**Af Am**	**A**	**H**	**PI**	**TR**	**W**	**ED**	**SE**	**FSE**	**EL**	**CE**	**NCE**
Baseline: 2024-25	50%	47%	*	50%	*	*	67%	44%	11%	*	55%	48%	*
2025-26	52%	49%	*	52%	*	*	67%	46%	13%	*	56%	50%	*
2026-27	53%	50%	*	53%	*	*	68%	47%	15%	*	57%	51%	*
2027-28	55%	52%	*	55%	*	*	68%	49%	17%	*	58%	53%	*
2028-29	56%	53%	*	56%	*	*	69%	50%	19%	*	59%	54%	*
2029-30	57%	55%	*	57%	*	*	69%	52%	21%	*	60%	56%	*

HB3 Board Adopted Goal #2 - Early Childhood Mathematics
Campus: Janet Brockett Elementary
Campus Number: 220908119

Early Childhood Math Board Outcome Goal - Mansfield ISD													
Increase the percentage of 3rd grade students projected to score at the Meets Grade Level or above standard on the Texas state math assessment (STAAR/SST) from 40% in 2024–25 to 48% in 2029-30.													
Yearly Target Goals													
2025-26		**2026-27**			**2027-28**			**2028-29**			**2029-30**		
42%		**43%**			**45%**			**46%**			**48%**		
Closing the Gaps Student Groups Yearly Targets													
TARGETS	**All**	**Af Am**	**A**	**H**	**PI**	**TR**	**W**	**ED**	**SE**	**FSE**	**EL**	**CE**	**NCE**
Baseline: 2024-25	40%	36%	57%	20%	-	44%	67%	33%	32%	*	55%	44%	26%
2025-26	42%	38%	58%	22%	-	46%	68%	35%	34%	*	56%	46%	28%
2026-27	43%	40%	59%	24%	-	47%	68%	37%	36%	*	57%	47%	30%
2027-28	45%	42%	60%	26%	-	49%	69%	39%	38%	*	58%	49%	32%
2028-29	46%	43%	61%	28%	-	50%	69%	41%	40%	*	59%	50%	34%
2029-30	48%	45%	61%	30%	-	52%	70%	43%	42%	*	60%	52%	36%

Early Childhood Math Progress Measure 1 - Mansfield ISD													
Increase the percent of 3rd grade students projected to score at the Meets Grade Level or above on BOY MAP in Math from 33% in 2024–25 to 42% in 2029-30.													
Yearly Target Goals													
2025-26		**2026-27**			**2027-28**			**2028-29**			**2029-30**		
35%		37%			39%			41%			42%		
EC Math Measure 2.1 Closing the Gaps Student Groups Yearly Target													
TARGETS	**All**	**Af Am**	**A**	**H**	**PI**	**TR**	**W**	**ED**	**SE**	**FSE**	**EL**	**CE**	**NCE**
Baseline: 2024-25	33%	31%	*	18%	*	*	54%	22%	16%	*	36%	34%	*
2025-26	35%	33%	*	20%	*	*	55%	24%	18%	*	38%	36%	*
2026-27	37%	35%	*	22%	*	*	56%	26%	20%	*	40%	38%	*
2027-28	39%	37%	*	24%	*	*	57%	28%	22%	*	42%	40%	*
2028-29	41%	39%	*	26%	*	*	58%	30%	24%	*	43%	42%	*
2029-30	42%	41%	*	28%	*	*	59%	32%	26%	*	45%	43%	*

Early Childhood Math Progress Measure 2 - Mansfield ISD													
Increase the percent of 3rd grade students projected to score at the Meets Grade Level or above on MOY MAP in Math from 32% in 2024–25 to 42% in 2029-30.													
Yearly Target Goals													
2025-26		**2026-27**			**2027-28**			**2028-29**			**2029-30**		
34%		36%			38%			40%			42%		
EC Math Measure 2.2 Closing the Gaps Student Groups Yearly Target													
TARGETS	**All**	**Af Am**	**A**	**H**	**PI**	**TR**	**W**	**ED**	**SE**	**FSE**	**EL**	**CE**	**NCE**
Baseline: 2024-25	32%	33%	*	18%	*	*	50%	22%	21%	*	45%	34%	*
2025-26	34%	35%	*	20%	*	*	52%	24%	23%	*	47%	36%	*
2026-27	36%	37%	*	22%	*	*	53%	26%	25%	*	48%	38%	*
2027-28	38%	39%	*	24%	*	*	55%	28%	27%	*	50%	40%	*
2028-29	40%	41%	*	26%	*	*	56%	30%	29%	*	51%	42%	*
2029-30	42%	43%	*	28%	*	*	57%	32%	31%	*	53%	43%	*

HB3 Board Adopted Goal #1 - Early Childhood Literacy
Campus: Anna May Daulton Elementary
Campus Number: 220908120

Early Childhood Literacy Board Outcome Goal- Mansfield ISD													
Increase the percentage of 3rd grade students projected to score at the Meets Grade Level or above standard on the Texas state reading assessment (STAAR/SST) from 71% in 2024–25 to 74% in 2029–30.													
Yearly Target Goals													
2025-26		**2026-27**			**2027-28**			**2028-29**			**2029-30**		
72%		**72%**			**73%**			**73%**			**74%**		
Closing the Gaps Student Groups Yearly Targets													
TARGETS	**All**	**Af Am**	**A**	**H**	**PI**	**TR**	**W**	**ED**	**SE**	**FSE**	**EL**	**CE**	**NCE**
Baseline: 2024-25	71%	67%	76%	56%	-	78%	84%	66%	19%	*	70%	76%	45%
2025-26	72%	68%	77%	57%	-	79%	85%	67%	21%	*	71%	77%	47%
2026-27	72%	68%	77%	58%	-	79%	85%	67%	23%	*	71%	77%	48%
2027-28	73%	69%	78%	59%	-	80%	86%	68%	25%	*	72%	78%	50%
2028-29	73%	69%	78%	60%	-	80%	86%	68%	27%	*	72%	78%	51%
2029-30	74%	70%	79%	61%	-	81%	87%	69%	29%	*	73%	79%	53%

Early Childhood Literacy Progress Measure 1 - Mansfield ISD													
Increase the percent of 3rd grade students projected to score at the Meets Grade Level or above on BOY MAP in Reading from 71% in 2024–25 to 74% in 2029-30.													
Yearly Target Goals													
2025-26		**2026-27**			**2027-28**			**2028-29**			**2029-30**		
72%		72%			73%			73%			74%		
EC Literacy GPM 1.1 Closing the Gaps Student Groups Yearly Target Goals													
TARGETS	**All**	**Af Am**	**A**	**H**	**PI**	**TR**	**W**	**ED**	**SE**	**FSE**	**EL**	**CE**	**NCE**
Baseline: 2024-25	71%	64%	83%	59%	*	*	85%	65%	21%	*	81%	76%	33%
2025-26	72%	65%	84%	60%	*	*	85%	65%	23%	*	81%	76%	35%
2026-27	72%	65%	84%	61%	*	*	86%	66%	25%	*	82%	77%	37%
2027-28	73%	66%	85%	61%	*	*	86%	66%	27%	*	82%	77%	39%
2028-29	73%	66%	85%	62%	*	*	87%	67%	29%	*	83%	78%	41%
2029-30	74%	67%	86%	62%	*	*	87%	67%	31%	*	83%	78%	43%

Early Childhood Literacy Progress Measure 2 - Mansfield ISD													
Increase the percent of 3rd grade students projected to score at the Meets Grade Level or above on MOY MAP in Reading from 77% in 2024–25 to 80% in 2029-30.													
Yearly Target Goals													
2025-26		**2026-27**			**2027-28**			**2028-29**			**2029-30**		
78%		78%			79%			79%			80%		
EC Literacy GPM 1.2 Closing the Gaps Student Groups Yearly Target Goals													
TARGETS	**All**	**Af Am**	**A**	**H**	**PI**	**TR**	**W**	**ED**	**SE**	**FSE**	**EL**	**CE**	**NCE**
Baseline: 2024-25	77%	74%	83%	61%	*	*	85%	64%	25%	*	77%	82%	40%
2025-26	78%	75%	84%	62%	*	*	85%	65%	27%	*	78%	83%	42%
2026-27	78%	75%	84%	62%	*	*	86%	65%	29%	*	78%	83%	43%
2027-28	79%	76%	85%	63%	*	*	86%	66%	31%	*	79%	84%	45%
2028-29	79%	76%	85%	63%	*	*	87%	66%	33%	*	79%	84%	46%
2029-30	80%	77%	86%	64%	*	*	87%	67%	35%	*	80%	85%	48%

HB3 Board Adopted Goal #2 - Early Childhood Mathematics
Campus: Anna May Daulton Elementary
Campus Number: 220908120

Early Childhood Math Board Outcome Goal - Mansfield ISD
Increase the percentage of 3rd grade students projected to score at the Meets Grade Level or above standard on the Texas state math assessment (STAAR/SST) from 71% in 2024–25 to 74% in 2029-30.

Yearly Target Goals				
2025-26	2026-27	2027-28	2028-29	2029-30
72%	72%	73%	73%	74%

Closing the Gaps Student Groups Yearly Targets													
TARGETS	All	Af Am	A	H	PI	TR	W	ED	SE	FSE	EL	CE	NCE
Baseline: 2024-25	71%	65%	84%	56%	-	78%	77%	59%	29%	*	74%	75%	45%
2025-26	72%	66%	85%	57%	-	79%	78%	60%	31%	*	75%	76%	47%
2026-27	72%	66%	85%	58%	-	79%	78%	61%	33%	*	75%	76%	48%
2027-28	73%	67%	86%	59%	-	80%	79%	61%	35%	*	76%	77%	50%
2028-29	73%	67%	86%	60%	-	80%	79%	62%	37%	*	76%	77%	51%
2029-30	74%	68%	87%	61%	-	81%	80%	62%	39%	*	77%	78%	53%

Early Childhood Math Progress Measure 1 - Mansfield ISD
Increase the percent of 3rd grade students projected to score at the Meets Grade Level or above on BOY MAP in Math from 44% in 2024–25 to 52% in 2029-30.

Yearly Target Goals				
2025-26	2026-27	2027-28	2028-29	2029-30
46%	47%	49%	50%	52%

EC Math Measure 2.1 Closing the Gaps Student Groups Yearly Target													
TARGETS	All	Af Am	A	H	PI	TR	W	ED	SE	FSE	EL	CE	NCE
Baseline: 2024-25	44%	36%	54%	25%	*	*	58%	32%	4%	*	38%	45%	33%
2025-26	46%	38%	56%	27%	*	*	59%	34%	6%	*	40%	47%	35%
2026-27	47%	40%	57%	29%	*	*	60%	36%	8%	*	42%	48%	37%
2027-28	49%	42%	58%	31%	*	*	61%	38%	10%	*	43%	50%	39%
2028-29	50%	43%	59%	33%	*	*	61%	40%	12%	*	45%	51%	41%
2029-30	52%	45%	60%	35%	*	*	62%	42%	14%	*	46%	53%	43%

Early Childhood Math Progress Measure 2 - Mansfield ISD
Increase the percent of 3rd grade students projected to score at the Meets Grade Level or above on MOY MAP in Math from 61% in 2024–25 to 63% in 2029-30.

Yearly Target Goals				
2025-26	2026-27	2027-28	2028-29	2029-30
61%	62%	62%	63%	63%

EC Math Measure 2.2 Closing the Gaps Student Groups Yearly Target													
TARGETS	All	Af Am	A	H	PI	TR	W	ED	SE	FSE	EL	CE	NCE
Baseline: 2024-25	61%	51%	74%	44%	*	*	77%	38%	21%	*	55%	65%	33%
2025-26	61%	53%	74%	46%	*	*	77%	40%	23%	*	56%	65%	35%
2026-27	62%	54%	75%	47%	*	*	78%	42%	25%	*	57%	66%	37%
2027-28	62%	56%	75%	49%	*	*	78%	43%	27%	*	58%	66%	39%
2028-29	63%	57%	76%	50%	*	*	79%	45%	29%	*	59%	67%	41%
2029-30	63%	58%	76%	52%	*	*	79%	46%	31%	*	60%	67%	43%

HB3 Board Adopted Goal #1 - Early Childhood Literacy
Campus: Cora Spencer Elementary
Campus Number: 220908121

Early Childhood Literacy Board Outcome Goal- Mansfield ISD													
Increase the percentage of 3rd grade students projected to score at the Meets Grade Level or above standard on the Texas state reading assessment (STAAR/SST) from 70% in 2024–25 to 73% in 2029–30.													
Yearly Target Goals													
2025-26		**2026-27**			**2027-28**			**2028-29**			**2029-30**		
71%		**71%**			**72%**			**72%**			**73%**		
Closing the Gaps Student Groups Yearly Targets													
TARGETS	**All**	**Af Am**	**A**	**H**	**PI**	**TR**	**W**	**ED**	**SE**	**FSE**	**EL**	**CE**	**NCE**
Baseline: 2024-25	70%	69%	84%	63%	-	50%	70%	59%	27%	*	83%	73%	58%
2025-26	71%	70%	85%	64%	-	52%	71%	60%	29%	*	84%	74%	59%
2026-27	71%	70%	85%	64%	-	53%	71%	61%	31%	*	84%	74%	60%
2027-28	72%	71%	86%	65%	-	55%	72%	61%	33%	*	85%	75%	61%
2028-29	72%	71%	86%	65%	-	56%	72%	62%	35%	*	85%	75%	61%
2029-30	73%	72%	87%	66%	-	57%	73%	62%	37%	*	86%	76%	62%

Early Childhood Literacy Progress Measure 1 - Mansfield ISD													
Increase the percent of 3rd grade students projected to score at the Meets Grade Level or above on BOY MAP in Reading from 70% in 2024–25 to 73% in 2029-30.													
Yearly Target Goals													
2025-26		**2026-27**			**2027-28**			**2028-29**			**2029-30**		
71%		71%			72%			72%			73%		
EC Literacy GPM 1.1 Closing the Gaps Student Groups Yearly Target Goals													
TARGETS	**All**	**Af Am**	**A**	**H**	**PI**	**TR**	**W**	**ED**	**SE**	**FSE**	**EL**	**CE**	**NCE**
Baseline: 2024-25	70%	65%	89%	80%	*	*	69%	60%	29%	*	76%	73%	45%
2025-26	71%	66%	90%	81%	*	*	70%	61%	31%	*	77%	74%	47%
2026-27	71%	66%	90%	81%	*	*	70%	61%	33%	*	77%	74%	48%
2027-28	72%	67%	91%	82%	*	*	71%	62%	35%	*	78%	75%	50%
2028-29	72%	67%	91%	82%	*	*	71%	62%	37%	*	78%	75%	51%
2029-30	73%	68%	92%	83%	*	*	72%	63%	39%	*	79%	76%	53%

Early Childhood Literacy Progress Measure 2 - Mansfield ISD													
Increase the percent of 3rd grade students projected to score at the Meets Grade Level or above on MOY MAP in Reading from 74% in 2024–25 to 77% in 2029-30.													
Yearly Target Goals													
2025-26		**2026-27**			**2027-28**			**2028-29**			**2029-30**		
75%		75%			76%			76%			77%		
EC Literacy GPM 1.2 Closing the Gaps Student Groups Yearly Target Goals													
TARGETS	**All**	**Af Am**	**A**	**H**	**PI**	**TR**	**W**	**ED**	**SE**	**FSE**	**EL**	**CE**	**NCE**
Baseline: 2024-25	74%	69%	89%	81%	*	*	74%	64%	29%	*	83%	76%	58%
2025-26	75%	70%	90%	82%	*	*	75%	65%	31%	*	84%	76%	59%
2026-27	75%	70%	90%	82%	*	*	75%	65%	33%	*	84%	77%	60%
2027-28	76%	71%	91%	83%	*	*	76%	66%	35%	*	85%	77%	61%
2028-29	76%	71%	91%	83%	*	*	76%	66%	37%	*	85%	78%	61%
2029-30	77%	72%	92%	84%	*	*	77%	67%	39%	*	86%	78%	62%

HB3 Board Adopted Goal #2 - Early Childhood Mathematics
Campus: Cora Spencer Elementary
Campus Number: 220908121

Early Childhood Math Board Outcome Goal - Mansfield ISD

Increase the percentage of 3rd grade students projected to score at the Meets Grade Level or above standard on the Texas state math assessment (STAAR/SST) from 69% in 2024–25 to 72% in 2029-30.

Yearly Target Goals

2025-26	2026-27	2027-28	2028-29	2029-30
70%	70%	71%	71%	72%

Closing the Gaps Student Groups Yearly Targets

TARGETS	All	Af Am	A	H	PI	TR	W	ED	SE	FSE	EL	CE	NCE
Baseline: 2024-25	69%	67%	84%	63%	-	50%	70%	59%	19%	*	78%	74%	50%
2025-26	70%	68%	85%	64%	-	52%	71%	60%	21%	*	79%	75%	52%
2026-27	70%	68%	85%	64%	-	53%	71%	61%	23%	*	79%	75%	53%
2027-28	71%	69%	86%	65%	-	55%	72%	61%	25%	*	80%	76%	55%
2028-29	71%	69%	86%	65%	-	56%	72%	62%	27%	*	80%	76%	56%
2029-30	72%	70%	87%	66%	-	57%	73%	62%	29%	*	81%	77%	57%

Early Childhood Math Progress Measure 1 - Mansfield ISD

Increase the percent of 3rd grade students projected to score at the Meets Grade Level or above on BOY MAP in Math from 55% in 2024–25 to 60% in 2029-30.

Yearly Target Goals

2025-26	2026-27	2027-28	2028-29	2029-30
56%	57%	58%	59%	60%

EC Math Measure 2.1 Closing the Gaps Student Groups Yearly Target

TARGETS	All	Af Am	A	H	PI	TR	W	ED	SE	FSE	EL	CE	NCE
Baseline: 2024-25	55%	57%	68%	53%	*	*	52%	44%	21%	*	65%	58%	27%
2025-26	56%	58%	69%	55%	*	*	54%	46%	23%	*	65%	59%	29%
2026-27	57%	59%	69%	56%	*	*	55%	47%	25%	*	66%	60%	31%
2027-28	58%	60%	70%	57%	*	*	56%	49%	27%	*	66%	61%	33%
2028-29	59%	61%	70%	58%	*	*	57%	50%	29%	*	67%	61%	35%
2029-30	60%	61%	71%	59%	*	*	58%	52%	31%	*	67%	62%	37%

Early Childhood Math Progress Measure 2 - Mansfield ISD

Increase the percent of 3rd grade students projected to score at the Meets Grade Level or above on MOY MAP in Math from 63% in 2024–25 to 66% in 2029-30.

Yearly Target Goals

2025-26	2026-27	2027-28	2028-29	2029-30
64%	64%	65%	65%	66%

EC Math Measure 2.2 Closing the Gaps Student Groups Yearly Target

TARGETS	All	Af Am	A	H	PI	TR	W	ED	SE	FSE	EL	CE	NCE
Baseline: 2024-25	63%	63%	74%	56%	*	*	67%	57%	21%	*	67%	67%	25%
2025-26	64%	64%	74%	57%	*	*	67%	58%	23%	*	68%	68%	27%
2026-27	64%	64%	75%	58%	*	*	68%	59%	25%	*	68%	68%	29%
2027-28	65%	65%	75%	59%	*	*	68%	60%	27%	*	69%	69%	31%
2028-29	65%	65%	76%	60%	*	*	69%	61%	29%	*	69%	69%	33%
2029-30	66%	66%	76%	61%	*	*	69%	61%	31%	*	70%	70%	35%

HB3 Board Adopted Goal #1 - Early Childhood Literacy
Campus: Louise Cabaniss Elementary
Campus Number: 220908122

Early Childhood Literacy Board Outcome Goal- Mansfield ISD													
Increase the percentage of 3rd grade students projected to score at the Meets Grade Level or above standard on the Texas state reading assessment (STAAR/SST) from 61% in 2024–25 to 64% in 2029–30.													
Yearly Target Goals													
2025-26		**2026-27**			**2027-28**			**2028-29**			**2029-30**		
62%		**62%**			**63%**			**63%**			**64%**		
Closing the Gaps Student Groups Yearly Targets													
TARGETS	**All**	**Af Am**	**A**	**H**	**PI**	**TR**	**W**	**ED**	**SE**	**FSE**	**EL**	**CE**	**NCE**
Baseline: 2024-25	61%	55%	89%	56%	-	60%	75%	46%	24%	*	78%	66%	33%
2025-26	62%	56%	90%	57%	-	61%	76%	48%	26%	*	79%	67%	35%
2026-27	62%	57%	90%	58%	-	61%	76%	49%	28%	*	79%	67%	37%
2027-28	63%	58%	91%	59%	-	62%	77%	51%	30%	*	80%	68%	39%
2028-29	63%	59%	91%	60%	-	62%	77%	52%	32%	*	80%	68%	41%
2029-30	64%	60%	92%	61%	-	63%	78%	54%	34%	*	81%	69%	43%

Early Childhood Literacy Progress Measure 1 - Mansfield ISD													
Increase the percent of 3rd grade students projected to score at the Meets Grade Level or above on BOY MAP in Reading from 57% in 2024–25 to 61% in 2029-30.													
Yearly Target Goals													
2025-26		**2026-27**			**2027-28**			**2028-29**			**2029-30**		
58%		59%			60%			61%			61%		
EC Literacy GPM 1.1 Closing the Gaps Student Groups Yearly Target Goals													
TARGETS	**All**	**Af Am**	**A**	**H**	**PI**	**TR**	**W**	**ED**	**SE**	**FSE**	**EL**	**CE**	**NCE**
Baseline: 2024-25	57%	55%	60%	48%	*	*	*	46%	29%	*	68%	62%	*
2025-26	58%	56%	61%	50%	*	*	*	48%	31%	*	69%	62%	*
2026-27	59%	57%	61%	51%	*	*	*	49%	33%	*	69%	63%	*
2027-28	60%	58%	62%	53%	*	*	*	51%	35%	*	70%	63%	*
2028-29	61%	59%	62%	54%	*	*	*	52%	37%	*	70%	64%	*
2029-30	61%	60%	63%	56%	*	*	*	54%	39%	*	71%	64%	*

Early Childhood Literacy Progress Measure 2 - Mansfield ISD													
Increase the percent of 3rd grade students projected to score at the Meets Grade Level or above on MOY MAP in Reading from 65% in 2024–25 to 67% in 2029-30.													
Yearly Target Goals													
2025-26		**2026-27**			**2027-28**			**2028-29**			**2029-30**		
65%		66%			66%			67%			67%		
EC Literacy GPM 1.2 Closing the Gaps Student Groups Yearly Target Goals													
TARGETS	**All**	**Af Am**	**A**	**H**	**PI**	**TR**	**W**	**ED**	**SE**	**FSE**	**EL**	**CE**	**NCE**
Baseline: 2024-25	65%	62%	70%	60%	*	*	*	53%	24%	*	74%	69%	36%
2025-26	65%	62%	71%	61%	*	*	*	55%	26%	*	74%	70%	38%
2026-27	66%	63%	71%	61%	*	*	*	56%	28%	*	75%	70%	40%
2027-28	66%	63%	72%	62%	*	*	*	57%	30%	*	75%	71%	42%
2028-29	67%	64%	72%	62%	*	*	*	58%	32%	*	76%	71%	43%
2029-30	67%	64%	73%	63%	*	*	*	59%	34%	*	76%	72%	45%

HB3 Board Adopted Goal #2 - Early Childhood Mathematics
Campus: Louise Cabaniss Elementary
Campus Number: 220908122

Early Childhood Math Board Outcome Goal - Mansfield ISD
Increase the percentage of 3rd grade students projected to score at the Meets Grade Level or above standard on the Texas state math assessment (STAAR/SST) from 50% in 2024–25 to 57% in 2029-30.

Yearly Target Goals				
2025-26	2026-27	2027-28	2028-29	2029-30
52%	53%	55%	56%	57%

Closing the Gaps Student Groups Yearly Targets													
TARGETS	All	Af Am	A	H	PI	TR	W	ED	SE	FSE	EL	CE	NCE
Baseline: 2024-25	50%	45%	89%	36%	-	40%	75%	30%	29%	*	72%	53%	33%
2025-26	52%	47%	90%	38%	-	42%	76%	32%	31%	*	73%	55%	35%
2026-27	53%	48%	90%	40%	-	43%	76%	34%	33%	*	73%	56%	37%
2027-28	55%	50%	91%	42%	-	45%	77%	36%	35%	*	74%	57%	39%
2028-29	56%	51%	91%	43%	-	46%	77%	38%	37%	*	74%	58%	41%
2029-30	57%	53%	92%	45%	-	48%	78%	40%	39%	*	75%	59%	43%

Early Childhood Math Progress Measure 1 - Mansfield ISD
Increase the percent of 3rd grade students projected to score at the Meets Grade Level or above on BOY MAP in Math from 40% in 2024–25 to 48% in 2029-30.

Yearly Target Goals				
2025-26	2026-27	2027-28	2028-29	2029-30
42%	43%	45%	46%	48%

EC Math Measure 2.1 Closing the Gaps Student Groups Yearly Target													
TARGETS	All	Af Am	A	H	PI	TR	W	ED	SE	FSE	EL	CE	NCE
Baseline: 2024-25	40%	34%	60%	33%	*	*	*	18%	6%	*	47%	41%	*
2025-26	42%	36%	61%	35%	*	*	*	20%	8%	*	49%	43%	*
2026-27	43%	38%	61%	37%	*	*	*	22%	10%	*	50%	44%	*
2027-28	45%	40%	62%	39%	*	*	*	24%	12%	*	52%	46%	*
2028-29	46%	42%	62%	41%	*	*	*	26%	14%	*	53%	47%	*
2029-30	48%	43%	63%	43%	*	*	*	28%	16%	*	55%	49%	*

Early Childhood Math Progress Measure 2 - Mansfield ISD
Increase the percent of 3rd grade students projected to score at the Meets Grade Level or above on MOY MAP in Math from 49% in 2024–25 to 56% in 2029-30.

Yearly Target Goals				
2025-26	2026-27	2027-28	2028-29	2029-30
50%	52%	53%	55%	56%

EC Math Measure 2.2 Closing the Gaps Student Groups Yearly Target													
TARGETS	All	Af Am	A	H	PI	TR	W	ED	SE	FSE	EL	CE	NCE
Baseline: 2024-25	49%	44%	70%	40%	*	*	*	27%	24%	*	63%	51%	36%
2025-26	50%	46%	71%	42%	*	*	*	29%	26%	*	64%	52%	38%
2026-27	52%	47%	71%	43%	*	*	*	31%	28%	*	64%	54%	40%
2027-28	53%	49%	72%	45%	*	*	*	33%	30%	*	65%	55%	42%
2028-29	55%	50%	72%	46%	*	*	*	35%	32%	*	65%	56%	43%
2029-30	56%	52%	73%	48%	*	*	*	37%	34%	*	66%	57%	45%

HB3 Board Adopted Goal #1 - Early Childhood Literacy
Campus: Carol Holt Elementary
Campus Number: 220908123

Early Childhood Literacy Board Outcome Goal- Mansfield ISD
Increase the percentage of 3rd grade students projected to score at the Meets Grade Level or above standard on the Texas state reading assessment (STAAR/SST) from 52% in 2024–25 to 58% in 2029–30.

Yearly Target Goals				
2025-26	2026-27	2027-28	2028-29	2029-30
54%	55%	56%	57%	58%

Closing the Gaps Student Groups Yearly Targets													
TARGETS	All	Af Am	A	H	PI	TR	W	ED	SE	FSE	EL	CE	NCE
Baseline: 2024-25	52%	19%	*	75%	-	86%	75%	50%	25%	*	60%	57%	33%
2025-26	54%	21%	*	76%	-	87%	76%	52%	27%	*	61%	58%	35%
2026-27	55%	23%	*	76%	-	87%	76%	53%	29%	*	61%	59%	37%
2027-28	56%	25%	*	77%	-	88%	77%	55%	31%	*	62%	60%	39%
2028-29	57%	27%	*	77%	-	88%	77%	56%	33%	*	62%	61%	41%
2029-30	58%	29%	*	78%	-	89%	78%	57%	35%	*	63%	61%	43%

Early Childhood Literacy Progress Measure 1 - Mansfield ISD
Increase the percent of 3rd grade students projected to score at the Meets Grade Level or above on BOY MAP in Reading from 63% in 2024–25 to 65% in 2029-30.

Yearly Target Goals				
2025-26	2026-27	2027-28	2028-29	2029-30
63%	64%	64%	65%	65%

EC Literacy GPM 1.1 Closing the Gaps Student Groups Yearly Target Goals													
TARGETS	All	Af Am	A	H	PI	TR	W	ED	SE	FSE	EL	CE	NCE
Baseline: 2024-25	63%	43%	*	*	*	*	76%	60%	36%	*	*	71%	*
2025-26	63%	44%	*	*	*	*	77%	61%	38%	*	*	72%	*
2026-27	64%	46%	*	*	*	*	77%	61%	40%	*	*	72%	*
2027-28	64%	47%	*	*	*	*	78%	62%	42%	*	*	73%	*
2028-29	65%	49%	*	*	*	*	78%	62%	43%	*	*	73%	*
2029-30	65%	50%	*	*	*	*	79%	63%	45%	*	*	74%	*

Early Childhood Literacy Progress Measure 2 - Mansfield ISD
Increase the percent of 3rd grade students projected to score at the Meets Grade Level or above on MOY MAP in Reading from 60% in 2024–25 to 63% in 2029-30.

Yearly Target Goals				
2025-26	2026-27	2027-28	2028-29	2029-30
61%	61%	62%	62%	63%

EC Literacy GPM 1.2 Closing the Gaps Student Groups Yearly Target Goals													
TARGETS	All	Af Am	A	H	PI	TR	W	ED	SE	FSE	EL	CE	NCE
Baseline: 2024-25	60%	43%	*	*	*	*	75%	54%	36%	*	*	67%	*
2025-26	61%	44%	*	*	*	*	76%	55%	38%	*	*	67%	*
2026-27	61%	46%	*	*	*	*	76%	56%	40%	*	*	68%	*
2027-28	62%	47%	*	*	*	*	77%	57%	42%	*	*	68%	*
2028-29	62%	49%	*	*	*	*	77%	58%	43%	*	*	69%	*
2029-30	63%	50%	*	*	*	*	78%	59%	45%	*	*	69%	*

HB3 Board Adopted Goal #2 - Early Childhood Mathematics
Campus: Carol Holt Elementary
Campus Number: 220908123

Early Childhood Math Board Outcome Goal - Mansfield ISD													
Increase the percentage of 3rd grade students projected to score at the Meets Grade Level or above standard on the Texas state math assessment (STAAR/SST) from 45% in 2024–25 to 53% in 2029-30.													
Yearly Target Goals													
2025-26		**2026-27**			**2027-28**			**2028-29**			**2029-30**		
47%		**48%**			**50%**			**51%**			**53%**		
Closing the Gaps Student Groups Yearly Targets													
TARGETS	**All**	**Af Am**	**A**	**H**	**PI**	**TR**	**W**	**ED**	**SE**	**FSE**	**EL**	**CE**	**NCE**
Baseline: 2024-25	45%	14%	*	63%	-	57%	63%	67%	42%	*	60%	48%	33%
2025-26	47%	16%	*	64%	-	58%	64%	68%	44%	*	61%	50%	35%
2026-27	48%	18%	*	64%	-	59%	64%	68%	45%	*	61%	51%	37%
2027-28	50%	20%	*	65%	-	60%	65%	69%	47%	*	62%	53%	39%
2028-29	51%	22%	*	65%	-	61%	65%	69%	48%	*	62%	54%	41%
2029-30	53%	24%	*	66%	-	61%	66%	70%	50%	*	63%	56%	43%

Early Childhood Math Progress Measure 1 - Mansfield ISD													
Increase the percent of 3rd grade students projected to score at the Meets Grade Level or above on BOY MAP in Math from 21% in 2024–25 to 31% in 2029-30.													
Yearly Target Goals													
2025-26		**2026-27**			**2027-28**			**2028-29**			**2029-30**		
23%		25%			27%			29%			31%		
EC Math Measure 2.1 Closing the Gaps Student Groups Yearly Target													
TARGETS	**All**	**Af Am**	**A**	**H**	**PI**	**TR**	**W**	**ED**	**SE**	**FSE**	**EL**	**CE**	**NCE**
Baseline: 2024-25	21%	5%	*	*	*	*	29%	11%	21%	*	*	22%	*
2025-26	23%	7%	*	*	*	*	31%	13%	23%	*	*	24%	*
2026-27	25%	9%	*	*	*	*	33%	15%	25%	*	*	26%	*
2027-28	27%	11%	*	*	*	*	35%	17%	27%	*	*	28%	*
2028-29	29%	13%	*	*	*	*	37%	19%	29%	*	*	30%	*
2029-30	31%	15%	*	*	*	*	39%	21%	31%	*	*	32%	*

Early Childhood Math Progress Measure 2 - Mansfield ISD													
Increase the percent of 3rd grade students projected to score at the Meets Grade Level or above on MOY MAP in Math from 38% in 2024–25 to 46% in 2029-30.													
Yearly Target Goals													
2025-26		**2026-27**			**2027-28**			**2028-29**			**2029-30**		
40%		42%			43%			45%			46%		
EC Math Measure 2.2 Closing the Gaps Student Groups Yearly Target													
TARGETS	**All**	**Af Am**	**A**	**H**	**PI**	**TR**	**W**	**ED**	**SE**	**FSE**	**EL**	**CE**	**NCE**
Baseline: 2024-25	38%	10%	*	*	*	*	56%	25%	36%	*	*	42%	*
2025-26	40%	12%	*	*	*	*	57%	27%	38%	*	*	43%	*
2026-27	42%	14%	*	*	*	*	58%	29%	40%	*	*	45%	*
2027-28	43%	16%	*	*	*	*	59%	31%	42%	*	*	46%	*
2028-29	45%	18%	*	*	*	*	60%	33%	43%	*	*	48%	*
2029-30	46%	20%	*	*	*	*	61%	35%	45%	*	*	49%	*

HB3 Board Adopted Goal #1 - Early Childhood Literacy
Campus: Annette Perry Elementary
Campus Number: 220908124

Early Childhood Literacy Board Outcome Goal- Mansfield ISD
Increase the percentage of 3rd grade students projected to score at the Meets Grade Level or above standard on the Texas state reading assessment (STAAR/SST) from 69% in 2024–25 to 72% in 2029–30.

Yearly Target Goals				
2025-26	2026-27	2027-28	2028-29	2029-30
70%	70%	71%	71%	72%

Closing the Gaps Student Groups Yearly Targets													
TARGETS	All	Af Am	A	H	PI	TR	W	ED	SE	FSE	EL	CE	NCE
Baseline: 2024-25	69%	74%	71%	63%	-	*	68%	68%	29%	100%	75%	67%	73%
2025-26	70%	75%	72%	64%	-	*	69%	69%	31%	100%	76%	68%	74%
2026-27	70%	75%	72%	64%	-	*	69%	69%	33%	100%	76%	68%	74%
2027-28	71%	76%	73%	65%	-	*	70%	70%	35%	100%	77%	69%	75%
2028-29	71%	76%	73%	65%	-	*	70%	70%	37%	100%	77%	69%	75%
2029-30	72%	77%	74%	66%	-	*	71%	71%	39%	100%	78%	70%	76%

Early Childhood Literacy Progress Measure 1 - Mansfield ISD
Increase the percent of 3rd grade students projected to score at the Meets Grade Level or above on BOY MAP in Reading from 71% in 2024–25 to 74% in 2029-30.

Yearly Target Goals				
2025-26	2026-27	2027-28	2028-29	2029-30
72%	72%	73%	73%	74%

EC Literacy GPM 1.1 Closing the Gaps Student Groups Yearly Target Goals													
TARGETS	All	Af Am	A	H	PI	TR	W	ED	SE	FSE	EL	CE	NCE
Baseline: 2024-25	71%	76%	*	69%	*	*	67%	65%	30%	*	75%	71%	*
2025-26	72%	77%	*	70%	*	*	67%	66%	32%	*	76%	71%	*
2026-27	72%	77%	*	70%	*	*	68%	66%	34%	*	76%	72%	*
2027-28	73%	78%	*	71%	*	*	68%	67%	36%	*	77%	72%	*
2028-29	73%	78%	*	71%	*	*	69%	67%	38%	*	77%	73%	*
2029-30	74%	79%	*	72%	*	*	69%	68%	40%	*	78%	73%	*

Early Childhood Literacy Progress Measure 2 - Mansfield ISD
Increase the percent of 3rd grade students projected to score at the Meets Grade Level or above on MOY MAP in Reading from 70% in 2024–25 to 73% in 2029-30.

Yearly Target Goals				
2025-26	2026-27	2027-28	2028-29	2029-30
71%	71%	72%	72%	73%

EC Literacy GPM 1.2 Closing the Gaps Student Groups Yearly Target Goals													
TARGETS	All	Af Am	A	H	PI	TR	W	ED	SE	FSE	EL	CE	NCE
Baseline: 2024-25	70%	76%	*	66%	*	*	67%	66%	30%	*	75%	71%	60%
2025-26	71%	76%	*	66%	*	*	67%	66%	32%	*	76%	71%	61%
2026-27	71%	77%	*	67%	*	*	68%	67%	34%	*	76%	72%	61%
2027-28	72%	77%	*	67%	*	*	68%	67%	36%	*	77%	72%	62%
2028-29	72%	78%	*	68%	*	*	69%	68%	38%	*	77%	73%	62%
2029-30	73%	78%	*	68%	*	*	69%	68%	40%	*	78%	73%	63%

HB3 Board Adopted Goal #2 - Early Childhood Mathematics
Campus: Annette Perry Elementary
Campus Number: 220908124

Early Childhood Math Board Outcome Goal - Mansfield ISD													
Increase the percentage of 3rd grade students projected to score at the Meets Grade Level or above standard on the Texas state math assessment (STAAR/SST) from 61% in 2024–25 to 64% in 2029-30.													
Yearly Target Goals													
2025-26		**2026-27**			**2027-28**			**2028-29**			**2029-30**		
62%		**62%**			**63%**			**63%**			**64%**		
Closing the Gaps Student Groups Yearly Targets													
TARGETS	**All**	**Af Am**	**A**	**H**	**PI**	**TR**	**W**	**ED**	**SE**	**FSE**	**EL**	**CE**	**NCE**
Baseline: 2024-25	61%	50%	86%	58%	-	*	71%	56%	29%	57%	63%	58%	69%
2025-26	62%	52%	87%	59%	-	*	72%	57%	31%	58%	64%	59%	70%
2026-27	62%	53%	87%	60%	-	*	72%	58%	33%	59%	64%	60%	70%
2027-28	63%	55%	88%	61%	-	*	73%	59%	35%	60%	65%	61%	71%
2028-29	63%	56%	88%	61%	-	*	73%	60%	37%	61%	65%	61%	71%
2029-30	64%	57%	89%	62%	-	*	74%	61%	39%	61%	66%	62%	72%

Early Childhood Math Progress Measure 1 - Mansfield ISD													
Increase the percent of 3rd grade students projected to score at the Meets Grade Level or above on BOY MAP in Math from 45% in 2024–25 to 52% in 2029-30.													
Yearly Target Goals													
2025-26		**2026-27**			**2027-28**			**2028-29**			**2029-30**		
46%		48%			49%			51%			52%		
EC Math Measure 2.1 Closing the Gaps Student Groups Yearly Target													
TARGETS	**All**	**Af Am**	**A**	**H**	**PI**	**TR**	**W**	**ED**	**SE**	**FSE**	**EL**	**CE**	**NCE**
Baseline: 2024-25	45%	39%	*	33%	*	*	63%	32%	10%	*	41%	46%	*
2025-26	46%	41%	*	35%	*	*	63%	34%	12%	*	43%	48%	*
2026-27	48%	43%	*	37%	*	*	64%	36%	14%	*	44%	49%	*
2027-28	49%	44%	*	39%	*	*	64%	38%	16%	*	46%	51%	*
2028-29	51%	46%	*	41%	*	*	65%	40%	18%	*	47%	52%	*
2029-30	52%	47%	*	42%	*	*	65%	42%	20%	*	49%	54%	*

Early Childhood Math Progress Measure 2 - Mansfield ISD													
Increase the percent of 3rd grade students projected to score at the Meets Grade Level or above on MOY MAP in Math from 56% in 2024–25 to 61% in 2029-30.													
Yearly Target Goals													
2025-26		**2026-27**			**2027-28**			**2028-29**			**2029-30**		
57%		58%			59%			60%			61%		
EC Math Measure 2.2 Closing the Gaps Student Groups Yearly Target													
TARGETS	**All**	**Af Am**	**A**	**H**	**PI**	**TR**	**W**	**ED**	**SE**	**FSE**	**EL**	**CE**	**NCE**
Baseline: 2024-25	56%	48%	*	45%	*	*	67%	40%	25%	*	50%	54%	70%
2025-26	57%	50%	*	46%	*	*	67%	42%	27%	*	52%	55%	71%
2026-27	58%	51%	*	48%	*	*	68%	43%	29%	*	53%	56%	71%
2027-28	59%	53%	*	49%	*	*	68%	45%	31%	*	55%	57%	72%
2028-29	60%	54%	*	51%	*	*	69%	46%	33%	*	56%	58%	72%
2029-30	61%	56%	*	52%	*	*	69%	48%	35%	*	57%	59%	73%

HB3 Board Adopted Goal #1 - Early Childhood Literacy
Campus: Judy Miller Elementary
Campus Number: 220908125

Early Childhood Literacy Board Outcome Goal- Mansfield ISD
Increase the percentage of 3rd grade students projected to score at the Meets Grade Level or above standard on the Texas state reading assessment (STAAR/SST) from 68% in 2024–25 to 71% in 2029–30.

Yearly Target Goals				
2025-26	2026-27	2027-28	2028-29	2029-30
69%	69%	70%	70%	71%

Closing the Gaps Student Groups Yearly Targets													
TARGETS	All	Af Am	A	H	PI	TR	W	ED	SE	FSE	EL	CE	NCE
Baseline: 2024-25	68%	62%	83%	50%	-	*	80%	55%	17%	*	67%	70%	58%
2025-26	69%	63%	84%	52%	-	*	81%	56%	19%	*	68%	71%	59%
2026-27	69%	63%	84%	53%	-	*	81%	57%	21%	*	68%	71%	60%
2027-28	70%	64%	85%	55%	-	*	82%	58%	23%	*	69%	72%	61%
2028-29	70%	64%	85%	56%	-	*	82%	59%	25%	*	69%	72%	61%
2029-30	71%	65%	86%	57%	-	*	83%	60%	27%	*	70%	73%	62%

Early Childhood Literacy Progress Measure 1 - Mansfield ISD
Increase the percent of 3rd grade students projected to score at the Meets Grade Level or above on BOY MAP in Reading from 67% in 2024–25 to 70% in 2029-30.

Yearly Target Goals				
2025-26	2026-27	2027-28	2028-29	2029-30
68%	68%	69%	69%	70%

EC Literacy GPM 1.1 Closing the Gaps Student Groups Yearly Target Goals													
TARGETS	All	Af Am	A	H	PI	TR	W	ED	SE	FSE	EL	CE	NCE
Baseline: 2024-25	67%	66%	92%	46%	*	*	70%	66%	19%	*	90%	68%	60%
2025-26	68%	66%	92%	48%	*	*	71%	66%	21%	*	91%	68%	61%
2026-27	68%	67%	93%	49%	*	*	71%	67%	23%	*	91%	69%	61%
2027-28	69%	67%	93%	51%	*	*	72%	67%	25%	*	92%	69%	62%
2028-29	69%	68%	94%	52%	*	*	72%	68%	27%	*	92%	70%	62%
2029-30	70%	68%	94%	54%	*	*	73%	68%	29%	*	93%	70%	63%

Early Childhood Literacy Progress Measure 2 - Mansfield ISD
Increase the percent of 3rd grade students projected to score at the Meets Grade Level or above on MOY MAP in Reading from 64% in 2024–25 to 67% in 2029-30.

Yearly Target Goals				
2025-26	2026-27	2027-28	2028-29	2029-30
65%	65%	66%	66%	67%

EC Literacy GPM 1.2 Closing the Gaps Student Groups Yearly Target Goals													
TARGETS	All	Af Am	A	H	PI	TR	W	ED	SE	FSE	EL	CE	NCE
Baseline: 2024-25	64%	61%	83%	46%	*	*	75%	58%	18%	*	85%	64%	70%
2025-26	65%	61%	84%	48%	*	*	76%	59%	20%	*	86%	65%	71%
2026-27	65%	62%	84%	49%	*	*	76%	60%	22%	*	86%	65%	71%
2027-28	66%	62%	85%	51%	*	*	77%	61%	24%	*	87%	66%	72%
2028-29	66%	63%	85%	52%	*	*	77%	61%	26%	*	87%	66%	72%
2029-30	67%	63%	86%	54%	*	*	78%	62%	28%	*	88%	67%	73%

HB3 Board Adopted Goal #2 - Early Childhood Mathematics
Campus: Judy Miller Elementary
Campus Number: 220908125

Early Childhood Math Board Outcome Goal - Mansfield ISD													
Increase the percentage of 3rd grade students projected to score at the Meets Grade Level or above standard on the Texas state math assessment (STAAR/SST) from 61% in 2024–25 to 64% in 2029-30.													
Yearly Target Goals													
2025-26		**2026-27**			**2027-28**			**2028-29**			**2029-30**		
62%		**62%**			**63%**			**63%**			**64%**		
Closing the Gaps Student Groups Yearly Targets													
TARGETS	**All**	**Af Am**	**A**	**H**	**PI**	**TR**	**W**	**ED**	**SE**	**FSE**	**EL**	**CE**	**NCE**
Baseline: 2024-25	61%	50%	86%	58%	-	*	71%	56%	29%	57%	63%	58%	69%
2025-26	62%	52%	87%	59%	-	*	72%	57%	31%	58%	64%	59%	70%
2026-27	62%	53%	87%	60%	-	*	72%	58%	33%	59%	64%	60%	70%
2027-28	63%	55%	88%	61%	-	*	73%	59%	35%	60%	65%	61%	71%
2028-29	63%	56%	88%	61%	-	*	73%	60%	37%	61%	65%	61%	71%
2029-30	64%	57%	89%	62%	-	*	74%	61%	39%	61%	66%	62%	72%

Early Childhood Math Progress Measure 1 - Mansfield ISD													
Increase the percent of 3rd grade students projected to score at the Meets Grade Level or above on BOY MAP in Math from 46% in 2024–25 to 54% in 2029-30.													
Yearly Target Goals													
2025-26		**2026-27**			**2027-28**			**2028-29**			**2029-30**		
48%		49%			51%			52%			54%		
EC Math Measure 2.1 Closing the Gaps Student Groups Yearly Target													
TARGETS	**All**	**Af Am**	**A**	**H**	**PI**	**TR**	**W**	**ED**	**SE**	**FSE**	**EL**	**CE**	**NCE**
Baseline: 2024-25	46%	35%	67%	38%	*	*	60%	44%	17%	*	67%	46%	50%
2025-26	48%	37%	67%	40%	*	*	61%	46%	19%	*	67%	47%	52%
2026-27	49%	39%	68%	42%	*	*	61%	47%	21%	*	68%	49%	53%
2027-28	51%	41%	68%	43%	*	*	62%	49%	23%	*	68%	50%	55%
2028-29	52%	42%	69%	45%	*	*	62%	50%	25%	*	69%	52%	56%
2029-30	54%	44%	69%	46%	*	*	63%	52%	27%	*	69%	53%	57%

Early Childhood Math Progress Measure 2 - Mansfield ISD													
Increase the percent of 3rd grade students projected to score at the Meets Grade Level or above on MOY MAP in Math from 58% in 2024–25 to 62% in 2029-30.													
Yearly Target Goals													
2025-26		**2026-27**			**2027-28**			**2028-29**			**2029-30**		
59%		60%			61%			61%			62%		
EC Math Measure 2.2 Closing the Gaps Student Groups Yearly Target													
TARGETS	**All**	**Af Am**	**A**	**H**	**PI**	**TR**	**W**	**ED**	**SE**	**FSE**	**EL**	**CE**	**NCE**
Baseline: 2024-25	58%	52%	64%	54%	*	*	74%	56%	35%	*	75%	60%	50%
2025-26	59%	54%	64%	55%	*	*	74%	57%	37%	*	76%	61%	52%
2026-27	60%	55%	65%	56%	*	*	75%	58%	39%	*	76%	61%	53%
2027-28	61%	56%	65%	57%	*	*	75%	59%	41%	*	77%	62%	55%
2028-29	61%	57%	66%	58%	*	*	76%	60%	43%	*	77%	62%	56%
2029-30	62%	58%	66%	59%	*	*	76%	61%	44%	*	78%	63%	57%

HB3 Board Adopted Goal #1 - Early Childhood Literacy
Campus: Nancy Neal Elementary
Campus Number: 220908126

Early Childhood Literacy Board Outcome Goal- Mansfield ISD

Increase the percentage of 3rd grade students projected to score at the Meets Grade Level or above standard on the Texas state reading assessment (STAAR/SST) from 67% in 2024–25 to 70% in 2029–30.

Yearly Target Goals

2025-26	2026-27	2027-28	2028-29	2029-30
68%	68%	69%	69%	70%

Closing the Gaps Student Groups Yearly Targets

TARGETS	All	Af Am	A	H	PI	TR	W	ED	SE	FSE	EL	CE	NCE
Baseline: 2024-25	67%	54%	80%	59%	-	*	81%	57%	20%	*	75%	72%	47%
2025-26	68%	56%	81%	60%	-	*	82%	58%	22%	*	76%	73%	49%
2026-27	68%	57%	81%	61%	-	*	82%	59%	24%	*	76%	73%	50%
2027-28	69%	58%	82%	61%	-	*	83%	60%	26%	*	77%	74%	52%
2028-29	69%	59%	82%	62%	-	*	83%	61%	28%	*	77%	74%	53%
2029-30	70%	60%	83%	62%	-	*	84%	61%	30%	*	78%	75%	55%

Early Childhood Literacy Progress Measure 1 - Mansfield ISD

Increase the percent of 3rd grade students projected to score at the Meets Grade Level or above on BOY MAP in Reading from 69% in 2024–25 to 71% in 2029-30.

Yearly Target Goals

2025-26	2026-27	2027-28	2028-29	2029-30
69%	70%	70%	71%	71%

EC Literacy GPM 1.1 Closing the Gaps Student Groups Yearly Target Goals

TARGETS	All	Af Am	A	H	PI	TR	W	ED	SE	FSE	EL	CE	NCE
Baseline: 2024-25	69%	59%	*	56%	*	*	86%	53%	33%	*	*	72%	*
2025-26	69%	60%	*	57%	*	*	87%	54%	35%	*	*	73%	*
2026-27	70%	61%	*	58%	*	*	87%	56%	37%	*	*	73%	*
2027-28	70%	61%	*	59%	*	*	88%	57%	39%	*	*	74%	*
2028-29	71%	62%	*	60%	*	*	88%	58%	41%	*	*	74%	*
2029-30	71%	62%	*	61%	*	*	89%	59%	43%	*	*	75%	*

Early Childhood Literacy Progress Measure 2 - Mansfield ISD

Increase the percent of 3rd grade students projected to score at the Meets Grade Level or above on MOY MAP in Reading from 72% in 2024–25 to 75% in 2029-30.

Yearly Target Goals

2025-26	2026-27	2027-28	2028-29	2029-30
73%	73%	74%	74%	75%

EC Literacy GPM 1.2 Closing the Gaps Student Groups Yearly Target Goals

TARGETS	All	Af Am	A	H	PI	TR	W	ED	SE	FSE	EL	CE	NCE
Baseline: 2024-25	72%	67%	*	63%	*	*	89%	61%	37%	*	*	74%	*
2025-26	73%	67%	*	63%	*	*	90%	62%	39%	*	*	74%	*
2026-27	73%	68%	*	64%	*	*	90%	62%	41%	*	*	75%	*
2027-28	74%	68%	*	64%	*	*	91%	63%	42%	*	*	75%	*
2028-29	74%	69%	*	65%	*	*	91%	63%	44%	*	*	76%	*
2029-30	75%	69%	*	65%	*	*	92%	64%	45%	*	*	76%	*

HB3 Board Adopted Goal #2 - Early Childhood Mathematics
Campus: Nancy Neal Elementary
Campus Number: 220908126

Early Childhood Math Board Outcome Goal - Mansfield ISD													
Increase the percentage of 3rd grade students projected to score at the Meets Grade Level or above standard on the Texas state math assessment (STAAR/SST) from 67% in 2024–25 to 70% in 2029-30.													
Yearly Target Goals													
2025-26		**2026-27**			**2027-28**			**2028-29**			**2029-30**		
68%		**68%**			**69%**			**69%**			**70%**		
Closing the Gaps Student Groups Yearly Targets													
TARGETS	**All**	**Af Am**	**A**	**H**	**PI**	**TR**	**W**	**ED**	**SE**	**FSE**	**EL**	**CE**	**NCE**
Baseline: 2024-25	67%	54%	80%	63%	-	*	78%	62%	15%	*	63%	72%	47%
2025-26	68%	56%	81%	64%	-	*	79%	63%	17%	*	64%	73%	49%
2026-27	68%	57%	81%	64%	-	*	79%	63%	19%	*	64%	73%	50%
2027-28	69%	58%	82%	65%	-	*	80%	64%	21%	*	65%	74%	52%
2028-29	69%	59%	82%	65%	-	*	80%	64%	23%	*	65%	74%	53%
2029-30	70%	60%	83%	66%	-	*	81%	65%	25%	*	66%	75%	55%

Early Childhood Math Progress Measure 1 - Mansfield ISD													
Increase the percent of 3rd grade students projected to score at the Meets Grade Level or above on BOY MAP in Math from 59% in 2024–25 to 62% in 2029-30.													
Yearly Target Goals													
2025-26		**2026-27**			**2027-28**			**2028-29**			**2029-30**		
60%		61%			61%			62%			62%		
EC Math Measure 2.1 Closing the Gaps Student Groups Yearly Target													
TARGETS	**All**	**Af Am**	**A**	**H**	**PI**	**TR**	**W**	**ED**	**SE**	**FSE**	**EL**	**CE**	**NCE**
Baseline: 2024-25	59%	59%	*	48%	*	*	69%	47%	17%	*	*	61%	*
2025-26	60%	60%	*	50%	*	*	69%	48%	19%	*	*	61%	*
2026-27	61%	61%	*	51%	*	*	70%	50%	21%	*	*	62%	*
2027-28	61%	61%	*	53%	*	*	70%	51%	23%	*	*	62%	*
2028-29	62%	62%	*	54%	*	*	71%	53%	25%	*	*	63%	*
2029-30	62%	62%	*	56%	*	*	71%	54%	27%	*	*	63%	*

Early Childhood Math Progress Measure 2 - Mansfield ISD													
Increase the percent of 3rd grade students projected to score at the Meets Grade Level or above on MOY MAP in Math from 64% in 2024–25 to 66% in 2029-30.													
Yearly Target Goals													
2025-26		**2026-27**			**2027-28**			**2028-29**			**2029-30**		
64%		65%			65%			66%			66%		
EC Math Measure 2.2 Closing the Gaps Student Groups Yearly Target													
TARGETS	**All**	**Af Am**	**A**	**H**	**PI**	**TR**	**W**	**ED**	**SE**	**FSE**	**EL**	**CE**	**NCE**
Baseline: 2024-25	64%	46%	*	62%	*	*	79%	53%	16%	*	*	67%	*
2025-26	64%	47%	*	62%	*	*	79%	55%	18%	*	*	68%	*
2026-27	65%	49%	*	63%	*	*	80%	56%	20%	*	*	68%	*
2027-28	65%	50%	*	63%	*	*	80%	57%	22%	*	*	69%	*
2028-29	66%	52%	*	64%	*	*	81%	58%	24%	*	*	69%	*
2029-30	66%	53%	*	64%	*	*	81%	59%	26%	*	*	70%	*

HB3 Board Adopted Goal #1 - Early Childhood Literacy
Campus: Brenda Norwood Elementary
Campus Number: 220908128

Early Childhood Literacy Board Outcome Goal- Mansfield ISD

Increase the percentage of 3rd grade students projected to score at the Meets Grade Level or above standard on the Texas state reading assessment (STAAR/SST) from 67% in 2024–25 to 70% in 2029–30.

Yearly Target Goals

2025-26	2026-27	2027-28	2028-29	2029-30
68%	68%	69%	69%	70%

Closing the Gaps Student Groups Yearly Targets

TARGETS	All	Af Am	A	H	PI	TR	W	ED	SE	FSE	EL	CE	NCE
Baseline: 2024-25	67%	60%	86%	58%	-	64%	76%	57%	14%	57%	72%	67%	68%
2025-26	68%	61%	87%	59%	-	65%	77%	58%	16%	58%	73%	68%	69%
2026-27	68%	61%	87%	60%	-	65%	77%	59%	18%	59%	73%	68%	69%
2027-28	69%	62%	88%	61%	-	66%	78%	60%	20%	60%	74%	69%	70%
2028-29	69%	62%	88%	61%	-	66%	78%	61%	22%	61%	74%	69%	70%
2029-30	70%	63%	89%	62%	-	67%	79%	61%	24%	61%	75%	70%	71%

Early Childhood Literacy Progress Measure 1 - Mansfield ISD

Increase the percent of 3rd grade students projected to score at the Meets Grade Level or above on BOY MAP in Reading from 78% in 2024–25 to 81% in 2029-30.

Yearly Target Goals

2025-26	2026-27	2027-28	2028-29	2029-30
79%	79%	80%	80%	81%

EC Literacy GPM 1.1 Closing the Gaps Student Groups Yearly Target Goals

TARGETS	All	Af Am	A	H	PI	TR	W	ED	SE	FSE	EL	CE	NCE
Baseline: 2024-25	78%	70%	100%	75%	*	64%	87%	72%	24%	*	81%	78%	83%
2025-26	79%	70%	100%	76%	*	65%	88%	73%	26%	*	81%	78%	83%
2026-27	79%	71%	100%	76%	*	65%	88%	73%	28%	*	82%	79%	84%
2027-28	80%	71%	100%	77%	*	66%	89%	74%	30%	*	82%	79%	84%
2028-29	80%	72%	100%	77%	*	66%	89%	74%	32%	*	83%	80%	85%
2029-30	81%	72%	100%	78%	*	67%	90%	75%	34%	*	83%	80%	85%

Early Childhood Literacy Progress Measure 2 - Mansfield ISD

Increase the percent of 3rd grade students projected to score at the Meets Grade Level or above on MOY MAP in Reading from 78% in 2024–25 to 81% in 2029-30.

Yearly Target Goals

2025-26	2026-27	2027-28	2028-29	2029-30
79%	79%	80%	80%	81%

EC Literacy GPM 1.2 Closing the Gaps Student Groups Yearly Target Goals

TARGETS	All	Af Am	A	H	PI	TR	W	ED	SE	FSE	EL	CE	NCE
Baseline: 2024-25	78%	68%	95%	69%	*	79%	93%	77%	29%	*	73%	78%	87%
2025-26	79%	69%	96%	70%	*	79%	93%	78%	31%	*	73%	78%	87%
2026-27	79%	69%	96%	70%	*	80%	94%	78%	33%	*	74%	79%	88%
2027-28	80%	70%	97%	71%	*	80%	94%	79%	35%	*	74%	79%	88%
2028-29	80%	70%	97%	71%	*	81%	95%	79%	37%	*	75%	80%	89%
2029-30	81%	71%	98%	72%	*	81%	95%	80%	39%	*	75%	80%	89%

HB3 Board Adopted Goal #2 - Early Childhood Mathematics
Campus: Brenda Norwood Elementary
Campus Number: 220908128

Early Childhood Math Board Outcome Goal - Mansfield ISD
Increase the percentage of 3rd grade students projected to score at the Meets Grade Level or above standard on the Texas state math assessment (STAAR/SST) from 59% in 2024–25 to 62% in 2029-30.

Yearly Target Goals				
2025-26	2026-27	2027-28	2028-29	2029-30
60%	61%	61%	62%	62%

Closing the Gaps Student Groups Yearly Targets													
TARGETS	All	Af Am	A	H	PI	TR	W	ED	SE	FSE	EL	CE	NCE
Baseline: 2024-25	59%	43%	71%	56%	-	57%	78%	46%	14%	43%	50%	59%	55%
2025-26	60%	45%	72%	57%	-	58%	79%	48%	16%	45%	52%	60%	56%
2026-27	61%	46%	72%	58%	-	59%	79%	49%	18%	46%	53%	61%	57%
2027-28	61%	48%	73%	59%	-	60%	80%	51%	20%	48%	55%	61%	58%
2028-29	62%	49%	73%	60%	-	61%	80%	52%	22%	49%	56%	62%	59%
2029-30	62%	51%	74%	61%	-	61%	81%	54%	24%	51%	57%	62%	60%

Early Childhood Math Progress Measure 1 - Mansfield ISD
Increase the percent of 3rd grade students projected to score at the Meets Grade Level or above on BOY MAP in Math from 54% in 2024–25 to 60% in 2029-30.

Yearly Target Goals				
2025-26	2026-27	2027-28	2028-29	2029-30
56%	57%	58%	59%	60%

EC Math Measure 2.1 Closing the Gaps Student Groups Yearly Target													
TARGETS	All	Af Am	A	H	PI	TR	W	ED	SE	FSE	EL	CE	NCE
Baseline: 2024-25	54%	42%	60%	53%	*	57%	67%	49%	19%	*	45%	54%	48%
2025-26	56%	44%	61%	54%	*	58%	68%	51%	21%	*	47%	56%	49%
2026-27	57%	45%	61%	56%	*	59%	68%	52%	23%	*	48%	57%	51%
2027-28	58%	47%	62%	57%	*	60%	69%	54%	25%	*	50%	58%	52%
2028-29	59%	48%	62%	58%	*	61%	69%	55%	27%	*	51%	59%	54%
2029-30	60%	50%	63%	59%	*	61%	70%	56%	29%	*	53%	60%	55%

Early Childhood Math Progress Measure 2 - Mansfield ISD
Increase the percent of 3rd grade students projected to score at the Meets Grade Level or above on MOY MAP in Math from 59% in 2024–25 to 62% in 2029-30.

Yearly Target Goals				
2025-26	2026-27	2027-28	2028-29	2029-30
60%	61%	61%	62%	62%

EC Math Measure 2.2 Closing the Gaps Student Groups Yearly Target													
TARGETS	All	Af Am	A	H	PI	TR	W	ED	SE	FSE	EL	CE	NCE
Baseline: 2024-25	59%	50%	71%	53%	*	71%	67%	51%	24%	*	55%	60%	52%
2025-26	60%	52%	72%	54%	*	72%	68%	52%	26%	*	56%	61%	54%
2026-27	61%	53%	72%	56%	*	72%	68%	54%	28%	*	57%	61%	55%
2027-28	61%	55%	73%	57%	*	73%	69%	55%	30%	*	58%	62%	56%
2028-29	62%	56%	73%	58%	*	73%	69%	56%	32%	*	59%	62%	57%
2029-30	62%	57%	74%	59%	*	74%	70%	57%	34%	*	60%	63%	58%

HB3 Board Adopted Goal #1 - Early Childhood Literacy
District: Mansfield ISD
District Number: 220908

Early Childhood Literacy Board Outcome Goal- Mansfield ISD

Increase the percentage of 3rd grade students projected to score at the Meets Grade Level or above standard on the Texas state reading assessment (STAAR/SST) from 57% in 2024–25 to 61% in 2029–30.

Yearly Target Goals

2025-26	2026-27	2027-28	2028-29	2029-30
58%	59%	60%	61%	61%

Closing the Gaps Student Groups Yearly Targets

TARGETS	All	Af Am	A	H	PI	TR	W	ED	SE	FSE	EL	CE	NCE
Baseline: 2024-25	57%	53%	70%	49%	50%	61%	67%	44%	22%	60%	54%	60%	45%
2025-26	58%	55%	71%	51%	52%	62%	68%	46%	24%	61%	56%	61%	47%
2026-27	59%	56%	71%	52%	53%	62%	68%	47%	26%	61%	57%	61%	48%
2027-28	60%	57%	72%	54%	55%	63%	69%	49%	28%	62%	58%	62%	50%
2028-29	61%	58%	72%	55%	56%	63%	69%	50%	30%	62%	59%	62%	51%
2029-30	61%	59%	73%	56%	57%	64%	70%	52%	32%	63%	60%	63%	53%

Early Childhood Literacy Progress Measure 1 - Mansfield ISD

Increase the percent of 3rd grade students projected to score at the Meets Grade Level or above on BOY MAP in Reading from 64% in 2024–25 to 66% in 2029-30.

Yearly Target Goals

2025-26	2026-27	2027-28	2028-29	2029-30
64%	65%	65%	66%	66%

EC Literacy GPM 1.1 Closing the Gaps Student Groups Yearly Target Goals

TARGETS	All	Af Am	A	H	PI	TR	W	ED	SE	FSE	EL	CE	NCE
Baseline: 2024-25	64%	60%	77%	56%	*	67%	71%	52%	26%	*	61%	66%	48%
2025-26	64%	61%	78%	57%	*	67%	72%	54%	28%	*	62%	66%	49%
2026-27	65%	61%	78%	58%	*	68%	72%	55%	30%	*	62%	67%	51%
2027-28	65%	62%	79%	59%	*	68%	73%	56%	32%	*	63%	67%	52%
2028-29	66%	62%	79%	60%	*	69%	73%	57%	34%	*	63%	68%	54%
2029-30	66%	63%	80%	61%	*	69%	74%	58%	36%	*	64%	68%	55%

Early Childhood Literacy Progress Measure 2 - Mansfield ISD

Increase the percent of 3rd grade students projected to score at the Meets Grade Level or above on MOY MAP in Reading from 64% in 2024–25 to 66% in 2029-30.

Yearly Target Goals

2025-26	2026-27	2027-28	2028-29	2029-30
64%	65%	65%	66%	66%

EC Literacy GPM 1.2 Closing the Gaps Student Groups Yearly Target Goals

TARGETS	All	Af Am	A	H	PI	TR	W	ED	SE	FSE	EL	CE	NCE
Baseline: 2024-25	64%	60%	74%	57%	*	68%	72%	51%	27%	*	59%	66%	50%
2025-26	64%	61%	75%	58%	*	69%	72%	52%	29%	*	60%	66%	51%
2026-27	65%	61%	75%	59%	*	69%	73%	54%	31%	*	61%	67%	53%
2027-28	65%	62%	76%	60%	*	70%	73%	55%	33%	*	61%	67%	54%
2028-29	66%	62%	76%	61%	*	70%	74%	56%	35%	*	62%	68%	56%
2029-30	66%	63%	77%	61%	*	71%	74%	57%	37%	*	62%	68%	57%

HB3 Board Adopted Goal #2 - Early Childhood Mathematics
District: Mansfield ISD
District Number: 220908

Early Childhood Math Board Outcome Goal - Mansfield ISD

Increase the percentage of 3rd grade students projected to score at the Meets Grade Level or above standard on the Texas state math assessment (STAAR/SST) from 54% in 2024–25 to 60% in 2029-30.

Yearly Target Goals

2025-26	2026-27	2027-28	2028-29	2029-30
56%	57%	58%	59%	60%

Closing the Gaps Student Groups Yearly Targets

TARGETS	All	Af Am	A	H	PI	TR	W	ED	SE	FSE	EL	CE	NCE
Baseline: 2024-25	54%	46%	76%	44%	33%	61%	67%	40%	24%	58%	53%	57%	45%
2025-26	56%	48%	77%	46%	35%	62%	68%	42%	26%	59%	55%	58%	47%
2026-27	57%	49%	77%	47%	37%	62%	68%	43%	28%	60%	56%	59%	48%
2027-28	58%	51%	78%	49%	39%	63%	69%	45%	30%	61%	57%	60%	50%
2028-29	59%	52%	78%	50%	41%	63%	69%	46%	32%	61%	58%	61%	51%
2029-30	60%	54%	79%	52%	43%	64%	70%	48%	34%	62%	59%	61%	53%

Early Childhood Math Progress Measure 1 - Mansfield ISD

Increase the percent of 3rd grade students projected to score at the Meets Grade Level or above on BOY MAP in Math from 41% in 2024–25 to 49% in 2029-30.

Yearly Target Goals

2025-26	2026-27	2027-28	2028-29	2029-30
43%	44%	46%	47%	49%

EC Math Measure 2.1 Closing the Gaps Student Groups Yearly Target

TARGETS	All	Af Am	A	H	PI	TR	W	ED	SE	FSE	EL	CE	NCE
Baseline: 2024-25	41%	34%	58%	32%	*	46%	54%	27%	14%	*	37%	43%	27%
2025-26	43%	36%	59%	34%	*	47%	56%	29%	16%	*	39%	45%	29%
2026-27	44%	38%	60%	36%	*	49%	57%	31%	18%	*	41%	46%	31%
2027-28	46%	40%	61%	38%	*	50%	58%	33%	20%	*	42%	48%	33%
2028-29	47%	42%	61%	40%	*	52%	59%	35%	22%	*	44%	49%	35%
2029-30	49%	43%	62%	42%	*	53%	60%	37%	24%	*	45%	51%	37%

Early Childhood Math Progress Measure 2 - Mansfield ISD

Increase the percent of 3rd grade students projected to score at the Meets Grade Level or above on MOY MAP in Math from 48% in 2024–25 to 55% in 2029-30.

Yearly Target Goals

2025-26	2026-27	2027-28	2028-29	2029-30
49%	51%	52%	54%	55%

EC Math Measure 2.2 Closing the Gaps Student Groups Yearly Target

TARGETS	All	Af Am	A	H	PI	TR	W	ED	SE	FSE	EL	CE	NCE
Baseline: 2024-25	48%	41%	68%	35%	*	52%	62%	33%	19%	*	42%	50%	32%
2025-26	49%	43%	69%	37%	*	54%	63%	35%	21%	*	44%	52%	34%
2026-27	51%	44%	69%	39%	*	55%	63%	37%	23%	*	45%	53%	36%
2027-28	52%	46%	70%	41%	*	56%	64%	39%	25%	*	47%	55%	38%
2028-29	54%	47%	70%	43%	*	57%	64%	41%	27%	*	48%	56%	40%
2029-30	55%	49%	71%	44%	*	58%	65%	42%	29%	*	50%	57%	42%

Board of School Trustees
Mansfield Independent School District

TITLE: Consideration and Approval of 2026-2027 Local Improvement Plans (LIP)

DATE: November 17, 2026

ACTION

BACKGROUND:

The Texas Education Agency (TEA) requires districts and campuses identified for intervention to develop and implement a Local Improvement Plan (LIP). A Campus Improvement Plan (CIP) may serve as the LIP when all state-required components are included.

The 2026–2027 Local Improvement Plans outline strategies, actions, timelines, and progress-monitoring measures designed to address identified needs, improve student performance, and support continuous improvement. The plans were developed in collaboration with campus and district leadership and align with state accountability requirements.

Board approval is required no later than November 20, 2026, with implementation underway by that date.

RECOMMENDATION:

The Superintendent recommends the approval of the 2026-2027 Local Improvement Plans as presented.

Board of School Trustees
Mansfield Independent School District

Mansfield ISD Local Improvement (LIP) Plans
2026-2027

Campus	2026 State Rating	D Count (# of years)	2026 Federal Rating
Cross Timbers Int	D	2	ATS
Donna Shepard Academy	C	0	ATS
Imogene Gideon ES	D	1	NONE
Janet Brockett ES	D	1	NONE
Judy Miller ES	C	0	TSI
Thelma Jones ES	A	0	TSI

Acronyms for reference:
ATS - Additional Targeted Support
TSI - Targeted Support and Improvement
LIP - Local Improvement Plan

These plans outline strategic actions aimed at addressing areas of concern and improving student outcomes. As part of our commitment to transparency and continuous improvement, the LIP plans for the named campuses above have been prepared and are provided for your review.

MANSFIELD INDEPENDENT SCHOOL DISTRICT
2026-2027 Action Plan using PDSA

CAMPUS/DEPARTMENT	VISION 2030 STRATEGIC GUIDING STATEMENT	TYPE(S) OF PLAN *Check all that apply*
Cross Timbers Intermediate School	Students will demonstrate academic growth and readiness through consistent access to rigorous, standards-aligned Tier 1 instruction.	X Vision 2030 X Local Improvement (TEA) Supporting

P PLAN: IDENTIFY THE NEED, THE GOAL, AND THE APPROACH

What do you hope to accomplish?

Establish a coherent, campuswide Tier 1 instructional system so every student experiences standards-aligned, rigorous, and engaging instruction in every classroom, every day. Consistent planning, delivery, monitoring, coaching, and instructional response will increase student mastery, academic growth, and equitable outcomes across student groups.

Our Goal—Identify Your "One Thing"

Teachers at Cross Timbers Intermediate will collaboratively plan and consistently deliver high-quality Tier 1 instruction aligned with the CTIS Tier 1 Instructional Guide.

Why did you choose this goal?

The Campus Leadership Team reviewed 2026 STAAR achievement and growth, Closing the Gaps results, TELPAS results, MAP data, common assessments, student work, PLC artifacts, and classroom walkthrough evidence. Across these sources, the recurring patterns were limited mastery, inconsistent growth, persistent student-group gaps, and uneven implementation of high-quality Tier 1 instruction.

Through root-cause analysis, the team determined that CTIS has not consistently implemented one coherent Tier 1 instructional system that defines, supports, monitors, and reinforces high-quality instruction through collaborative planning, coaching, feedback, and accountability.
Contributing factors include inconsistent lesson internalization, varying teacher capacity, uneven use of checks for understanding and academic discourse, limited instructional response within Tier 1, and a need for calibrated observation and feedback.

MANSFIELD INDEPENDENT SCHOOL DISTRICT
2026-2027 Action Plan using PDSA

Baseline Data and Rationale

Cross Timbers Intermediate received an overall D rating of 69 in 2026, its second consecutive D rating. The 2026 STAAR baseline shows that 43% of CTIS students reached Meets Grade Level or above in Reading and 27% reached Meets Grade Level or above in Mathematics. The Two or More Races student group reached Meets Grade Level at rates of 41% in Reading and 22% in Mathematics and was identified for Additional Targeted Support based on the 2026 Closing the Gaps report. The CTIS Tier 1 instructional strategy and student-performance goals directly address the Reading, Mathematics, and academic-growth outcomes contributing to the campus's state and federal identification.

MAP, TELPAS, common-assessment, student-work, and classroom evidence further demonstrate inconsistent growth and implementation across classrooms and student groups. BOY implementation baselines for the CTIS Tier 1 look-fors will be established through calibrated walkthroughs. These data support a campuswide focus on strengthening Tier 1 instruction while monitoring the progress of Two or More Races students by name.

- This campus is identified for additional targeted support.
- This is the first year this campus has been identified for additional targeted support.
- The targeted support and improvement data table is provided for informational purposes.

Summary

	Component Score	Scaled Score	Rating	Proportion of Overall Rating
Overall		69	D	
Student Achievement		65	D	0%
STAAR Performance	35	65		
College, Career and Military Readiness				
Graduation Rate				
School Progress		70	C	70%
Academic Growth	52	58	F	
Relative Performance (Eco Dis: 75.8%)		70	C	✓
Closing the Gaps	25	65	D	30%

Two or More Races			
Component	**Component Points**	**Weight**	**Total Points**
Academic Achievement	25.0	33.3%	8.3
Growth Status	0.0	55.6%	0.0
Student Success Status	25.0	11.1%	2.8
Closing the Gaps Raw Score			11
Closing the Gaps Scaled Score			51

Targeted Support and Improvement Information

	African American	Hispanic	White	American Indian	Asian	Pacific Islander	Two or More Races	Econ Disadv	EB (Current & Monitored)+	Special Ed (Current)	Special Ed (Former) +	Continuously Enrolled
Count of Indicators Missed for Three Consecutive Years* A student group that misses the targets in at least the same three indicators, for three consecutive years, is identified for targeted support and improvement.												
	3	3	2	-	2	-	4	3	1	2	1	3
Academic Achievement Status: Reading/Language Arts (RLA)												
2024	3	3	3	-	2	-	0	3	3	3	3	3
2025	3	3	0	-	0	-	0	3	3	0	3	3
2026	3	3	0	-	1	-	1	3	3	3	0	3
Academic Achievement Status: Mathematics												
2024	1	2	2	-	1	-	0	1	3	0	3	1
2025	0	0	0	-	0	-	0	0	0	0	0	0
2026	1	1	0	-	1	-	1	1	1	1	3	1
Academic Growth Status: RLA												
2024	3	0	3	-	2	-	0	3	3	3	3	3
2025	0	0	3	-	0	-	2	0	3	0	0	0
2026	3	0	0	-	0	-	0	0	0	1	1	0
Academic Growth Status: Mathematics												
2024	0	0	0	-	0	-	0	0	0	3	1	0
2025	0	0	0	-	0	-	1	0	0	0	0	0
2026	1	1	1	-	1	-	0	1	1	1	1	1
Student Success (Student Achievement Domain Score (STAAR Component Only))												
2024	1	0	0	-	2	-	0	1	3	0	3	1
2025	0	0	0	-	0	-	0	0	0	0	3	0
2026	1	0	0	-	1	-	1	1	0	1	1	1
Progress in Achieving English Language Proficiency (EB Current)												
2024									4			
2025									4			
2026									0			

MANSFIELD INDEPENDENT SCHOOL DISTRICT
2026-2027 Action Plan using PDSA

Additional Targeted Support Information

	African American	Hispanic	White	American Indian	Asian	Pacific Islander	Two or More Races	Econ Disadv	EB (Current & Monitored)+	Special Ed (Current)	Special Ed (Former)	Continuously Enrolled
2026 ATS Entry Cut Point - Bottom 5% CTG Scaled Score	57	57	57	57	57	57	57	57	57	57	57	57
2026 Student Group CTG Scaled Score	75	64	44	-	61	-	51	66	63	69	67	66
2026 Student Group Identified for TSI and Below ATS Cut Point	N	N	N	N	N	N	Y	N	N	N	N	N

Approach & Evidence Sources:
CTIS will use lead fidelity measures to determine whether the planned adult actions are occurring and lag measures to determine whether those actions are improving student outcomes. The Campus Leadership Team will review implementation and student-performance evidence through recurring PDSA cycles and adjust professional learning, coaching, intervention, and enrichment accordingly.

Lead Fidelity Measures

- Weekly PLC artifacts demonstrate use of the CTIS planning and lesson-internalization process. (Data source: PLC agendas and lesson-internalization forms.)
- Weekly walkthroughs are completed using the CTIS Tier 1 look-for tool. (Data source: walkthrough tracker and completed forms.)
- Coaching feedback identifies one actionable Tier 1 step and includes follow-up evidence. (Data source: coaching logs and action-step tracker.)
- Leadership calibration occurs monthly, and implementation data are reviewed during CLT. (Data source: calibration records, CLT agendas, and implementation dashboard.)
- PLC teams analyze each official CBA or unit assessment and review Two or More Races students by name. (Data source: assessment-analysis forms and named-student tracker.)

Lead Performance Measures

- 90% of observed classrooms communicate aligned learning targets and success criteria.
- 90% include explicit modeling before guided or independent practice.

- 90% use purposeful engagement strategies aligned with the learning target.
- 85% demonstrate academic discourse, language supports, and frequent checks for understanding.
- 75% maintain grade-level rigor and respond to student evidence through reteaching, scaffolding, small groups, or extension.

Data source: CTIS Tier 1 walkthrough tool, lesson-internalization forms, and student-work evidence.

Lag Measures

- At least 60% of students demonstrate mastery on each official Reading CBA or unit assessment.
- At least 40% of students demonstrate mastery on each official Mathematics CBA or unit assessment.
- At least 75% of students meet or exceed projected MAP growth in Reading and Mathematics.
- STAAR Meets Grade Level increases from 43% to 53% in Reading and from 27% to 37% in Mathematics.
- At least 53% of Two or More Races students will reach Meets Grade Level in Reading, up from 41% in 2026. At least 45% will reach Meets Grade Level in Mathematics, up from 22% in 2026. Based on the current roster of 38 students, this represents at least 21 students in Reading and 18 students in Mathematics. Student counts will be updated if the final snapshot roster differs.

In 2026, the Two or More Races student group earned a STAAR Academic Growth Score of 58% in Reading and 36% in Mathematics. By spring 2027, the group will increase STAAR Academic Growth to at least 68% in Reading and 71% in Mathematics.

Data source: official MISD CBA and unit-assessment reports, NWEA MAP Growth reports, the CTIS named-student dashboard, and TEA STAAR and Closing the Gaps reports.

Plan: What are the key actions to be taken in the upcoming year toward the accomplishment of the goal?
(the one to five most important things to get done on this plan are…):

1. Implement a common Tier 1 instructional model.
   Finalize, publish, teach, and reinforce the CTIS Tier 1 Instructional Guide as the campus definition of high-quality instruction.
2. Strengthen weekly lesson internalization.
   Use weekly PLCs to analyze standards and assessments, anticipate misconceptions, plan questions and CFUs, rehearse critical lesson components, and prepare scaffolds and extensions.
3. Implement calibrated observation, feedback, and coaching.
   Conduct walkthroughs at least twice monthly, provide teachers with one actionable feedback step, and monitor implementation through follow-up observations.
4. Calibrate instructional leadership.
   Engage administrators and instructional coaches in monthly calibration using common Tier 1 look-fors, instructional evidence, and feedback expectations.

5. Use student and implementation data to respond.
   Analyze CBA, unit-assessment, MAP, walkthrough, PLC, and coaching evidence through PLC and CLT cycles. Review Two or More Races students by name and adjust Tier 1 reteaching, WIN intervention, enrichment, coaching, and professional learning based on the results.

PROFESSIONAL DEVELOPMENT			
What professional development needs to occur to accomplish the key actions to be taken in during the year toward accomplishment of the goal?			
PROFESSIONAL DEVELOPMENT	**PROVIDED FOR**	**PERSON(S) RESPONSIBLE**	**END DATE** *When will the PD be completed?*
CTIS Data Story, root cause, Campus One Thing, and PDSA implementation	Campus Leadership Team and instructional coaches	Principal	Initial leadership development: June–July 2026; progress review quarterly through May 2027
CTIS Tier 1 Instructional Guide and expectations (KP 4.1.2)	All instructional staff	Principal, assistant principals, and instructional coaches	Initial training during August 2026 in-service; reinforcement through May 2027
Weekly PLC lesson internalization and rehearsal (KP 5.2.4)	Core teachers, special education teachers, interventionists, PLC leads, and instructional coaches	Instructional coaches, PLC leads, and administrators	Launched August–September 2026; implemented weekly through May 2027
Effective Tier 1 delivery: explicit modeling, learning targets, CFUs, academic discourse, engagement, and instructional response	All instructional staff	Instructional coaches and administrators	Initial training August–October 2026; coaching and reinforcement through May 2027
Planning for cognitive rigor, misconceptions, scaffolds, and extensions	Core teachers and PLC teams	Instructional coaches and PLC leads	November 2026–January 2027; reinforced during weekly PLCs
Data-driven instruction and assessment analysis (KP 5.3.1)	Core teachers, interventionists, PLC leads, instructional coaches, and administrators	Instructional coaches and administrators	Initial training by October 2026; completed after each official CBA and unit assessment through May 2027

Two or More Races named-student monitoring and instructional response	Core teachers, interventionists, instructional coaches, and administrators	Principal, assistant principals, and instructional coaches	Initial roster and baseline review by October 30, 2026; updated after each assessment cycle through May 2027
WIN small-group instruction, progress monitoring, and regrouping	Core teachers, interventionists, and instructional support staff	Assistant principals, instructional coaches, and intervention staff	Initial implementation training by November 2026; progress reviewed and groups adjusted every two to three weeks through May 2027
Calibrated observation, actionable feedback, and coaching cycles (KP 5.2.5)	Principal, assistant principals, administrative intern, and instructional coaches	Principal	Initial administrator preparation July–August 2026; calibration and evidence review monthly through May 2027
Responsive coaching based on walkthrough, PLC, and student-performance trends	Teachers identified through implementation and student-outcome data	Administrators and instructional coaches	Ongoing August 2026–May 2027

MANSFIELD INDEPENDENT SCHOOL DISTRICT
2026-2027 Action Plan using PDSA

Complete the following section if Identified for School Improvement

Areas Addressed: *(Academic Achievement Reading or Math; Growth; Grad Rate; ELPs; Student Success; CCMR)*	**Student group Target Area(s) missed:**
Academic Achievement in Reading and Mathematics; Academic Growth in Reading and Mathematics	CTIS was identified for Additional Targeted Support based on the 2026 Closing the Gaps performance of the Two or More Races student group. The campus will monitor these students by name and track Reading and Mathematics achievement and growth through STAAR, MAP, official CBAs, unit assessments, and progress-monitoring data. Results will be reviewed through PLC data cycles and maintained on the campus dashboard to determine needed Tier 1 reteaching, WIN intervention, extension, or enrichment.

Local Improvement Plan Year-Long Strategy

Identification and Evidence-Based Strategy

Cross Timbers Intermediate received an overall D rating of 69 in 2026, its second consecutive D rating, and was identified for Additional Targeted Support, Year 1, based on the performance of the Two or More Races student group. The campus will implement a coherent Tier 1 instructional system aligned with ESF Key Practices 4.1.2, 5.2.4, 5.2.5, and 5.3.1. Teachers will use the CTIS Tier 1 Instructional Guide, weekly lesson internalization, calibrated observation and feedback, and data-driven instructional response to improve Reading, Mathematics, and academic-growth outcomes.

ESF Essential Action/Key Practice	What the strategy looks like at CTIS	Implementation evidence
EA 4.1: Multi-tiered Academic Experience — Tier 1 Instructional Strategies and Supports for All Learners (KP 4.1.2)	Teachers plan and deliver instruction using the CTIS Tier 1 Instructional Guide. Daily lessons include standards-aligned learning targets, explicit modeling, checks for understanding every 3–5 minutes, purposeful student discourse, and immediate instructional adjustments.	CTIS Tier 1 Instructional Guide; aligned lesson plans; learning targets and success criteria; walkthrough data; student work; documented instructional adjustments
EA 5.2: Instructional Planning for Effective Classroom Instruction — Instructional Planning Supports (KP 5.2.4)	During weekly PLCs, teachers internalize and rehearse upcoming lessons by analyzing the standard and assessment, anticipating misconceptions, planning questions and CFUs, practicing critical lesson components, and identifying needed scaffolds and extensions.	Completed lesson-internalization forms; PLC agendas; planned questions and CFUs; anticipated-misconception plans; teacher exemplars; PLC observation notes
EA 5.2: Instructional Planning for Effective Classroom Instruction — Observation and Feedback (KP 5.2.5)	Campus administrators and instructional coaches conduct calibrated walkthroughs at least twice monthly using CTIS Tier 1 look-fors. Teachers receive one actionable feedback step, and leaders monitor implementation during a follow-up walkthrough.	Calibrated walkthrough tool; walkthrough schedule and logs; teacher action-step tracker; written feedback; follow-up walkthrough evidence
EA 5.3: Data-Driven Instruction, Assessment Reflection, and Targeted Supports — Data-Driven Instruction with	After each official CBA or unit assessment, PLC teams analyze performance by student, standard, question, classroom, and	Disaggregated assessment reports; Teacher Assessment Analysis Forms; named-student tracker; reteach plans; WIN

Curriculum-Embedded Assessments (KP 5.3.1)	student group. Teams review Two or More Races students by name and document the Tier 1 reteach, WIN intervention, extension, or enrichment each student will receive.	rosters; student work; progress-monitoring records

Campus Monitoring

The principal, assistant principals, and instructional coaches will conduct weekly walkthroughs using the CTIS Tier 1 look-for tool and review implementation trends on the campus dashboard. The Campus Leadership Team will review implementation and student-performance data monthly. Following each official CBA or unit assessment, teachers, PLC leads, instructional coaches, and administrators will review Two or More Races students by name and document the Tier 1 reteach, WIN intervention, extension, or enrichment each student will receive.

District Monitoring

The Executive Director of Teaching and Learning will meet with the principal monthly to review walkthrough fidelity, CBA and unit-assessment results, implementation milestones, and the Two or More Races named-student tracker. District representatives will participate in BOY, MOY, and EOY reviews to evaluate progress toward the plan's implementation and student-performance goals.

Response When Implementation or Outcomes Are Off Track

If Reading CBA or unit-assessment mastery is below 60%, Mathematics mastery is below 40%, or priority Tier 1 implementation targets are missed for two consecutive months, CTIS will adjust professional learning, coaching, PLC support, WIN groups, intervention, and enrichment. If the plan is not successfully implemented or MOY progress is insufficient, Teaching and Learning will provide additional on-campus coaching and will revise the strategy and implementation milestones with the principal during the MOY review.

Reallocation of Time, Funding, and Staffing

CTIS will protect weekly PLC and lesson-internalization time, the daily WIN block, monthly leadership calibration, and substitute-supported collaborative planning. The campus will reallocate $17,500 in Title I funds, $10,000 in State Compensatory Education funds, $3,500 in Local 199 funds, and $1,000 in activity funds to support professional learning, substitute coverage, instructional and intervention materials, progress-monitoring tools, and allowable implementation costs. The principal, assistant principals, instructional coaches, PLC leads, interventionists, and teachers will have assigned responsibilities for implementation, monitoring, coaching, and named-student response.

Student-Performance Goals

By spring 2027, campus STAAR Meets Grade Level or above will increase from 43% to 53% in Reading and from 27% to 37% in Mathematics. At least 53% of Two or More Races students will reach Meets Grade Level in Reading, up from 41%, and at least 45% will reach Meets Grade Level in Mathematics, up from 22%. The Two or More Races STAAR Academic Growth Score will increase from 58% to at least 68% in Reading and from 36% to at least 71% in Mathematics. During the year, at least 60% of students will demonstrate mastery on each official Reading CBA or unit assessment, at least 40% will demonstrate mastery on each official Mathematics CBA or unit assessment, and at least 75% will meet or exceed projected MAP growth in Reading and Mathematics.

MANSFIELD INDEPENDENT SCHOOL DISTRICT
2026-2027 Action Plan using PDSA

D DO: CREATE ACTION PLAN FOR BOY BASED ON DATA ANALYSIS

BOY – Action Plan #1: July 1st - September 29th

Create the action plan for the 1st Quarter below. What steps do you need to take to reach the year-long strategy?

STEP	MEASURE/INDICATOR	END DATE	PERSON(S) RESPONSIBLE	TITLE I CODES
What steps will you and your team take?	*What data will be collected? **OR** How will you know the step is completed?*	*When will work be completed?*		190
Step	**Measure/Indicator**	**End Date**	**Person(s) Responsible**	**Title I Codes**
Finalize and publish the **CTIS Tier 1 Instructional Guide**, including campuswide instructional expectations and walkthrough look-fors.	Completed guide, staff visual, instructional playbook section, and aligned walkthrough tool	Before August in-service	Principal and instructional coaches	
Train staff on the CTIS Data Story, Campus One Thing, ATS identification, and Tier 1 Instructional Guide.	Training agenda, sign-in sheets, staff artifacts, and feedback demonstrate staff understanding of the strategy and core Tier 1 expectations	August in-service	Principal, assistant principals, and instructional coaches	
Embed CTIS Tier 1 expectations into weekly PLC planning and lesson internalization.	PLC agendas and completed lesson-internalization forms address standards, assessment alignment, misconceptions, modeling, CFUs, academic discourse, rigor, scaffolds, and extensions	Weekly beginning August 2026	Instructional coaches and PLC leads	
Launch weekly walkthroughs using the CTIS Tier 1 look-for tool and establish the BOY implementation baseline.	Walkthrough schedule, completed walkthrough forms, and implementation dashboard show campuswide trends by Tier 1 component	First full week of school; weekly thereafter	Principal, assistant principals, and instructional coaches	

Provide teachers with one actionable feedback step aligned with the CTIS Tier 1 Instructional Guide and monitor implementation through follow-up visits.	Coaching logs, documented teacher action steps, and follow-up walkthrough evidence	Ongoing beginning August 2026	Assistant principals and instructional coaches	
Calibrate administrators and instructional coaches on Tier 1 look-fors, evidence collection, and feedback quality.	Monthly calibration agenda, evidence comparison, agreement notes, and identified leadership next steps	Monthly	Principal	
Analyze official CBA and unit-assessment results and review Two or More Races students by name.	Teacher Assessment Analysis Forms, disaggregated reports, named-student tracker, reteach plans, and updated WIN groups	After each official assessment	Teachers, PLC leads, instructional coaches, and administrators	
Review implementation and student-performance data during CLT and adjust professional learning, coaching, PLC, WIN, intervention, or enrichment support.	CLT agendas, dashboard trends, PDSA updates, decisions, and documented adjustments	Monthly	Principal and Campus Leadership Team	

Leading Measures (both fidelity and performance) you will review to know you are on track to meeting your end goal:

Fidelity Measure Insert Charts here

Performance Measure Insert Charts here

RESOURCES NEEDED TO DEPLOY PLAN				
Title I	Comp Ed	Local 199	Activity Funds	Other
$17,500	$10,000	$3,500	$1,000	$0

MANSFIELD INDEPENDENT SCHOOL DISTRICT
2026-2027 Action Plan using PDSA

Non-monetary resources
Funding will support consultant or professional-learning costs, substitute coverage for collaborative planning, professional books and aligned supplemental materials, printing and laminating, small-group instructional supplies, and staff recognition or celebration supplies as allowable by fund source. Non-monetary resources include the CTIS Tier 1 Instructional Framework, Campus One Thing, instructional playbook, PLC agendas and planning templates, walkthrough and coaching tools, teacher reflection tools, STAAR/Closing the Gaps/TELPAS/MAP/district/common-assessment data, staff expertise, leadership support, and master-schedule protections for PLC and planning time.

D DO: REVISE OR CONTINUE WITH IMPLEMENTATION BASED ON ANALYSIS OF ACTION PLAN #1 PROGRESS

MOY – Action Plan #2: October 2nd - February 9th

Color code steps from the BOY above. Insert steps below to indicate what needs to be accomplished in the next quarter to make sufficient progress on reaching the year-long strategy.

BOY RESULTS FOR LEADING MEASURES
BOY walkthrough data established the campus implementation baseline. Aligned learning targets and success criteria were observed in [INSERT %] of classrooms; explicit modeling in [INSERT %]; purposeful engagement in [INSERT %]; academic discourse, language supports, and frequent CFUs in [INSERT %]; and grade-level rigor with responsive instructional action in [INSERT %]. Reading CBA 1 mastery was [INSERT %] campuswide and [INSERT %] for Two or More Races students. Mathematics CBA 1 mastery was [INSERT %] campuswide and [INSERT %] for Two or More Races students. BOY implementation evidence shows that [INSERT ONE OR TWO STRONGEST AREAS] are emerging strengths. Priority needs for the MOY cycle are [INSERT ONE OR TWO LOWEST WALKTHROUGH INDICATORS], CBA mastery, and consistent named-student instructional response.

STEP	MEASURE/INDICATOR	END DATE	PERSON(S) RESPONSIBLE	TITLE I CODES
What steps will you and your team take?	*What data will be collected? **OR** How will you know the step is completed?*	*When will work be completed?*		
Provide targeted professional learning and coaching on explicit I Do modeling, standards alignment, and purposeful student engagement.	Training artifacts, coaching logs, teacher action steps, and walkthrough evidence show improvement in identified Tier 1 indicators.	November 20, 2026; reinforced through February 9, 2027	Principal, assistant principals, and instructional coaches	Title I, Part A
Continue weekly lesson internalization and rehearsal	Lesson-internalization forms include aligned targets, modeled	Weekly through February 9, 2027	Instructional coaches and PLC leads	Title I, Part A

MANSFIELD INDEPENDENT SCHOOL DISTRICT
2026-2027 Action Plan using PDSA

during PLCs.	examples, planned CFUs, anticipated misconceptions, academic discourse, scaffolds, and extensions.			
Conduct weekly walkthroughs and provide one actionable feedback step with follow-up within the coaching cycle.	Walkthrough tracker, coaching logs, teacher action-step tracker, and follow-up evidence demonstrate movement toward implementation targets.	Weekly through February 9, 2027	Principal, assistant principals, and instructional coaches	Title I, Part A
Analyze every official CBA and unit assessment and review Two or More Races students by name.	Assessment-analysis forms, disaggregated reports, named-student tracker, reteach plans, and updated WIN groups document the response for each identified student.	After each official assessment	Teachers, PLC leads, instructional coaches, and administrators	Title I, Part A
Regroup students during WIN based on CBA, unit-assessment, MAP, and progress-monitoring evidence.	WIN rosters identify the targeted standard, instructional response, entry criteria, progress evidence, and movement or exit decision.	Every two to three weeks	Assistant principals, instructional coaches, interventionists, and teachers	Title I, Part A
Calibrate campus leaders and review implementation and student results through CLT.	Calibration records, CLT agendas, dashboard trends, PDSA updates, and documented adjustments to coaching, PLC, WIN, intervention, or enrichment.	Monthly	Principal and Campus Leadership Team	Title I, Part A
Conduct monthly district monitoring and complete the MOY review.	District review notes document milestone status, walkthrough fidelity, student-group progress, barriers, adjustments, and additional district support required.	Monthly; MOY review by February 9, 2027	Principal and Executive Director of Teaching and Learning	

Leading Measures (both fidelity and performance) you will review to know you are on track to meeting your end goal:

Fidelity Measure Insert Charts here

Performance Measure Insert Charts here

Resources Needed to Deploy Plan: (Budget/Staff/Materials)

CTIS will continue to use the protected PLC and WIN blocks, monthly leadership-calibration time, substitute coverage for collaborative planning, and assigned instructional-coaching time. Title I, State Compensatory Education, Local 199, and activity funds will support allowable professional learning, substitute coverage, progress-monitoring tools, instructional and intervention materials, and small-group resources. The principal, assistant principals, instructional coaches, PLC leads, interventionists, and teachers will implement and monitor the plan, with monthly support from the Executive Director of Teaching and Learning.

D DO: REVISE OR CONTINUE WITH IMPLEMENTATION BASED ON ANALYSIS OF ACTION PLAN #2 PROGRESS

MOY – Action Plan #3: March 1st - June 28th

Color code steps from the BOY above. Insert steps below to indicate what needs to be accomplished in the next quarter to make sufficient progress on reaching the year-long strategy?

MANSFIELD INDEPENDENT SCHOOL DISTRICT
2026-2027 Action Plan using PDSA

BOY RESULTS FOR LEADING MEASURES				
Type here				
STEP	**MEASURE/INDICATOR**	**END DATE**	**PERSON(S) RESPONSIBLE**	**TITLE I CODES**
What steps will you and your team take?	*What data will be collected?* ***OR*** *How will you know the step is completed?*	*When will work be completed?*		

Leading Measures (both fidelity and performance) you will review to know you are on track to meeting your end goal:

Fidelity Measure Insert Charts here

Performance Measure Insert Charts here

Resources Needed to Deploy Plan: (Budget/Staff/Materials)

Type here

MANSFIELD INDEPENDENT SCHOOL DISTRICT
2026-2027 Action Plan using PDSA

S STUDY: ANALYZE DATA AFTER IMPLEMENTING APPROACH

To be completed by June 30

At the end of the school year, complete the questions below using data and your analysis.

Summarize the key actions taken in accomplishment of the strategy *(Refer to list created in Plan phase & reflect on what was projected to be accomplished):*	
Type here 195	
What data gives evidence of <u>progress</u> made on goal? *Refer to the measures you listed in the Plan Phase above and insert data here with updated levels, trends & comparables along with analysis*	**What data gives evidence to a <u>lack of progress</u> made on goal?** Refer to the measures you listed in the Plan Phase above and insert data here with updated levels, trends & comparables along with analysis
Type here	Type here

MANSFIELD INDEPENDENT SCHOOL DISTRICT
2026-2027 Action Plan using PDSA

A ACT: SET PLAN FOR UPCOMING YEAR

To be completed by June 30

At the end of the year, please reflect on your answers in the above two boxes and check which option best describes what you will do in your next plan:
Year-long target goal has been met and will be changed to a new target goal on a similar topic. Suggested goal: Year-long target goal not met but current plan is effective so we will continue it. Year-long target goal not met so plan will continue with improvements to the plan. Year-long target goal not met and we will move in a different direction. Other (Please explain)
Discuss possible action plan steps that you recommend occur in the next year's PDSA:

MANSFIELD INDEPENDENT SCHOOL DISTRICT
2026-2027 Action Plan using PDSA

CAMPUS/DEPARTMENT	VISION 2030 STRATEGIC GUIDING STATEMENT	TYPE(S) OF PLAN *Check all that apply*
Donna Shepard Leadership Academy	Donna Shepard Leadership Academy teachers will plan and deliver Tier I Math instruction at the full content, context, and cognitive demand of the TEKS.	☒ Vision 2030 ☒ Local Improvement Plan (TEA) ☐ Supporting

P PLAN: IDENTIFY THE NEED, THE GOAL, AND THE APPROACH

What do you hope to accomplish?
We hope to accomplish improved STAAR results specifically with the number of students maintaining growth at the Meets and Masters level in math getting us to campus scores of: 83% Approaches, 53% Meets, and 23% Masters. We also hope to establish a coherent, campus-wide Tier 1 instructional system so every student experiences standards-aligned, rigorous, and engaging instruction in every classroom, every day. Consistent planning, delivery, monitoring, coaching, and instructional response will increase student mastery, academic growth, and equitable outcomes across student groups.

Our Goal - Identify your "One Thing" (strategy):
Donna Shepard Leadership Academy teachers will plan and deliver Tier I Math instruction at the full content, context, and cognitive demand of the TEKS.

Why did you choose this goal (strategy)? Include the process you used to establish the root cause.
In order to establish the root cause, administration, the guiding coalition, and PLCs analyzed three years of STAAR student achievement data and academic growth data using an affinity diagram by noting key findings in the data. Then after narrowing the focus to the top findings, we utilized those to create a relations diagram where we drew influence arrows to connect the related elements. The element

with the most outgoing arrows showed the root cause to be that Tier I instruction was not being taught at grade level because teachers were over-scaffolding, and the element with the most incoming arrows indicated the key outcomes of the root cause which were that 25% or more of students at the Meets and Masters level were not maintaining a year of growth. For these reasons, we determined that planning and delivering Tier I math instruction at the full content, context, and cognitive demand of the TEKS would be the best strategy to address the number of students not maintaining their Meets or Masters performance level on STAAR Math.

Baseline Data & Rationale:

What data or evidence supports the need for this goal?

Student Achievement: Data indicates that overall STAAR Performance has declined from a B to a C. Additionally, when examining three years of STAAR performance data in math, the data indicates that performance at the meets and masters level has decreased over time.

Overall Academic Growth: Despite growth gains at the Approaches and Did Not Meet levels, 25-30% of students at the Meets and Masters levels did not make sufficient academic growth.

Closing the Gaps: Data shows points earned for STAAR Achievement, but zero points were earned for academic growth and EL Proficiency. In addition, our Asian and Two or More Races subpopulations did not show sufficient progress.

	Component Score	Scaled Score	Rating	Proportion of Overall Rating
Overall		**77**	**C**	
Student Achievement		**78**	**C**	**0%**
STAAR Performance	47	78		
College, Career and Military Readiness				
Graduation Rate				
School Progress		**81**	**B**	**70%**
Academic Growth	60	69	D	
Relative Performance (Eco Dis: 58.3%)		81	B	✓
Closing the Gaps	**30**	**67**	**D**	**30%**

5th Grade Math STAAR Results				
	Did Not Meet	Approaches	Meets	Masters
2024	17%	83%	55%	21%
2025	23%	77%	52%	24%
2026	22%	78%	49%	20%

6th Grade Math STAAR Results				
	Did Not Meet	Approaches	Meets	Masters
2024	22%	78%	43%	12%
2025	15%	85%	51%	20%
2026	20%	80%	43%	10%

MANSFIELD INDEPENDENT SCHOOL DISTRICT

2026-2027 Action Plan using PDSA

Academic Growth - By Campus *2025 STAAR to 2026 STAAR*	2026 STAAR Assessment	Gr. 5 Math STAAR	Donna Shepard IS
	2025 STAAR Assessment	Gr. 4 Math STAAR	

Annual Growth		2026 STAAR					
		Low Does Not Meet GL 34	High Does Not Meet GL 50	Low Approaches GL 44	High Approaches GL 62	Meets GL 109	Masters GL 78
2025 STAAR	Low Does Not Meet GL 43	17 [Group 36]	12 [Group 35]	8 [Group 34]	6 [Group 33]	0 [Group 32]	0 [Group 31]
	High Does Not Meet GL 56	14 [Group 30]	19 [Group 29]	10 [Group 28]	8 [Group 27]	5 [Group 26]	0 [Group 25]
	Low Approaches GL 37	2 [Group 24]	10 [Group 23]	8 [Group 22]	10 [Group 21]	5 [Group 20]	2 [Group 19]
	High Approaches GL 43	1 [Group 18]	7 [Group 17]	10 [Group 16]	14 [Group 15]	10 [Group 14]	1 [Group 13]
	Meets GL 89	0 [Group 12]	2 [Group 11]	8 [Group 10]	18 [Group 9]	46 [Group 8]	15 [Group 7]
	Masters GL 109	0 [Group 6]	0 [Group 5]	0 [Group 4]	6 [Group 3]	43 [Group 2]	60 [Group 1]

1416 Performance		2026 STAAR					
		Low Does Not Meet GL 31	High Does Not Meet GL 31	Low Approaches GL 18	High Approaches GL 14	Meets GL 5	Masters GL 0
2025 STAAR	Low Does Not Meet GL 43	17 [Group 36]	12 [Group 35]	8 [Group 34]	6 [Group 33]	0 [Group 32]	0 [Group 31]
	High Does Not Meet GL 56	14 [Group 30]	19 [Group 29]	10 [Group 28]	8 [Group 27]	5 [Group 26]	0 [Group 25]

Annual Growth Summary		
	# Tests	Points
Tests Earning 0.0 points	138	0.0
Tests Earning 0.5 points	41	20.5
Tests Earning 1.0 point	198	198.0
Total Annual Growth Points Earned (A)		218.5
# Tests Included in Calculation (C)		377
Annual Growth Score		**58**

1416 Performance Summary		
	# Tests	Points
Tests Earning 0.0 points	62	0.0
Tests Earning 1.0 point	37	37.0
Total 1416 Points Earned (B)		37.0
# Tests Included in Calculation		99
1416 Performance Score		**37**

Academic Growth Summary	
Total Annual Growth Points Earned (A)	218.5
Total 1416 Points Earned (B) x 0.25	9.3
Academic Growth Points Earned	227.8
# Tests Included in Calculation (C)	377
Academic Growth Score	**60**

MANSFIELD INDEPENDENT SCHOOL DISTRICT

2026-2027 Action Plan using PDSA

Academic Growth - By Campus *2025 STAAR to 2026 STAAR*	2026 STAAR Assessment	Gr. 6 Math STAAR	Donna Shepard IS
	2025 STAAR Assessment	Gr. 5 Math STAAR	

Annual Growth		2026 STAAR					
		Low Does Not Meet GL 33	High Does Not Meet GL 45	Low Approaches GL 63	High Approaches GL 83	Meets GL 131	Masters GL 40
2025 STAAR	Low Does Not Meet GL 39	18 [Group 36]	15 [Group 35]	5 [Group 34]	0 [Group 33]	1 [Group 32]	0 [Group 31]
	High Does Not Meet GL 56	11 [Group 30]	10 [Group 29]	23 [Group 28]	8 [Group 27]	4 [Group 26]	0 [Group 25]
	Low Approaches GL 54	2 [Group 24]	12 [Group 23]	18 [Group 22]	17 [Group 21]	5 [Group 20]	0 [Group 19]
	High Approaches GL 51	1 [Group 18]	7 [Group 17]	9 [Group 16]	19 [Group 15]	14 [Group 14]	1 [Group 13]
	Meets GL 116	1 [Group 12]	1 [Group 11]	8 [Group 10]	31 [Group 9]	68 [Group 8]	7 [Group 7]
	Masters GL 79	0 [Group 6]	0 [Group 5]	0 [Group 4]	8 [Group 3]	39 [Group 2]	32 [Group 1]

1416 Performance		2026 STAAR					
		Low Does Not Meet GL 29	High Does Not Meet GL 25	Low Approaches GL 28	High Approaches GL 8	Meets GL 5	Masters GL 0
2025 STAAR	Low Does Not Meet GL 39	18 [Group 36]	15 [Group 35]	5 [Group 34]	0 [Group 33]	1 [Group 32]	0 [Group 31]
	High Does Not Meet GL 56	11 [Group 30]	10 [Group 29]	23 [Group 28]	8 [Group 27]	4 [Group 26]	0 [Group 25]

Annual Growth Summary		
	# Tests	Points
Tests Earning 0.0 points	148	0.0
Tests Earning 0.5 points	47	23.5
Tests Earning 1.0 point	200	200.0
Total Annual Growth Points Earned (A)		223.5
# Tests Included in Calculation (C)		395
Annual Growth Score		**57**

1416 Performance Summary		
	# Tests	Points
Tests Earning 0.0 points	54	0.0
Tests Earning 1.0 point	41	41.0
Total 1416 Points Earned (B)		41.0
# Tests Included in Calculation		95
1416 Performance Score		**43**

Academic Growth Summary	
Total Annual Growth Points Earned (A)	223.5
Total 1416 Points Earned (B) x 0.25	10.3
Academic Growth Points Earned	233.8
# Tests Included in Calculation (C)	395
Academic Growth Score	**59**

200

MANSFIELD INDEPENDENT SCHOOL DISTRICT

2026-2027 Action Plan using PDSA

quicklook

Preliminary 2026 Accountability - Domain 3 Data Template
Middle School

lead4ward

Campus Name	DONNA SHEPARD ACADEMY		Campus Number	220908204
Campus Type	Middle School		*Is this a new campus in 2025-26?*	

			All Students	African American	Hispanic	High Focus	Pts Earned	Pts Possible	Score	Weight	Weighted Points
Academic Achievement (% at Meets GL or above)	RLA	*Current Interim Target (2023-2027)*	*44*	*32*	*35*	*33*	24	32	75	30.0%	22.5
		Next Interim Target (2028-2032)	*53*	*43*	*46*	*44*					
		Long Term Target (2038)	*72*	*66*	*68*	*67*					
		2026	55	49	48	44					
		2025	59	55	52	50					
		2026 Points	3	3	3	3					
	Math	*Current Interim Target (2023-2027)*	*47*	*32*	*39*	*36*					
		Next Interim Target (2028-2032)	*56*	*43*	*49*	*47*					
		Long Term Target (2038)	*74*	*66*	*70*	*68*					
		2026	47	38	39	37					
		2025	53	43	43	41					
		2026 Points	3	3	3	3					
Academic Growth	RLA	*Current Interim Target (2023-2027)*	*63*	*58*	*59*	*58*	0	32	0	50.0%	0
		Next Interim Target (2028-2032)	*73*	*68*	*69*	*68*					
		Long Term Target (2038)	*93*	*88*	*89*	*88*					
		2026	60	56	54	52					
		2025	68	67	62	62					
		2026 Points	0	0	0	0					
	Math	*Current Interim Target (2023-2027)*	*67*	*62*	*64*	*62*					
		Next Interim Target (2028-2032)	*76*	*72*	*74*	*72*					
		Long Term Target (2038)	*95*	*92*	*94*	*92*					
		2026	61	57	61	59					
		2025	68	58	65	64					
		2026 Points	0	0	0	0					
STAAR Performance (All Subjects)		*Current Interim Target (2023-2027)*	*47*	*37*	*41*	*38*	12	16	75	10.0%	7.5
		Next Interim Target (2028-2032)	*57*	*47*	*51*	*48*					
		Long Term Target (2038)	*77*	*67*	*71*	*68*					
		2026	47	44	42	39					
		2025	50	46	44	41					
		2026 Points	3	3	3	3					
EL Proficiency		*Current Interim Target (2023-2027)*				*30*	0	4	0	10.0%	0
		Next Interim Target (2028-2032)				*32*					
		Long Term Target (2038)				*36*					
		2026				26					
		2025				48					
		2026 Points				0					
									Domain III Closing the Gaps Component Score		30
									Domain III Closing the Gaps Scale Score		67

MANSFIELD INDEPENDENT SCHOOL DISTRICT
2026-2027 Action Plan using PDSA

Approach & Evidence Sources:
How will you measure goal implementation with lead fidelity and lead performance measures?
Lead Fidelity Measures

- PLC feedback forms indicating unpacking of the standards using the 3Cs and planning in alignment with the 3Cs.
- PLC student work calibration.
- Walkthrough data indicating alignment to the 3Cs through teacher instruction and student work.

Lead Performance Measures

- MAP (BOY and MOY)
- CBA data

202

Lag Measure
What will you use as a lag measure to know you've accomplished your "One Thing"?

- 5th and 6th grade math MAP (EOY)
- 5th and 6th grade STAAR Math
    - Growth at the Meets and Masters Performance Levels

Plan: What are the key actions to be taken in the upcoming year toward the accomplishment of the goal?
(the one to five most important things to get done on this plan are...):

1. Provide professional learning on unpacking the standards using the 3Cs, alignment of instruction, and questioning during planning.
2. Use weekly PLCs to analyze standards and assessments, anticipate misconceptions, plan questions and CFUs, rehearse critical lesson components, and prepare scaffolds and extensions.
3. Conduct walkthroughs at least twice monthly, provide teachers with one actionable feedback step, and monitor implementation through follow-up observations.
4. Engage administrators and instructional coaches in monthly calibration using common Tier 1 look-fors, instructional evidence, and feedback expectations.

5. Analyze CBA, unit-assessment, MAP, walkthrough, PLC, and coaching evidence through PLC and CLT cycles. Review Asian and Two or More Races students by name and adjust Tier 1 reteaching, WIN intervention, enrichment, coaching, and professional learning based on the results.

PROFESSIONAL DEVELOPMENT			
What professional development needs to occur to accomplish the key actions to be taken in during the year toward accomplishment of the goal?			
PROFESSIONAL DEVELOPMENT	**PROVIDED FOR**	**PERSON(S) RESPONSIBLE**	**END DATE** 203 *When will the PD be completed?*
DSLA Data Story, root cause, Campus One Thing, and PDSA implementation	Campus Leadership Team and instructional coaches	Principal	Initial leadership development: October 2026; progress review quarterly through May 2027
Weekly PLC lesson internalization and rehearsal (KP 5.2.4)	Core teachers, special education teachers, interventionists, PLC leads, and instructional coaches	Instructional coaches, PLC leads, and administrators	Launched August–September 2026; implemented weekly through May 2027
Planning for cognitive rigor, misconceptions, scaffolds, and extensions	Core teachers and PLC teams	Instructional coaches and PLC leads	November 2026–January 2027; reinforced during weekly PLCs
Data-driven instruction and assessment analysis (KP 5.3.1)	Core teachers, interventionists, PLC leads, instructional coaches, and administrators	Instructional coaches and administrators	Initial training by January 2027; completed after each official CBA and unit assessment through May 2027

Asian and Two or More Races named-student monitoring and instructional response	Core teachers, interventionists, instructional coaches, and administrators	Principal, assistant principals, and instructional coaches	Initial roster and baseline review by November 2026; updated after each assessment cycle through May 2027
Calibrated observation, actionable feedback, and coaching cycles (KP 5.2.5)	Principal, assistant principals, administrative intern, and instructional coaches	Principal	Initial administrator preparation September 2026; calibration and evidence review monthly[204] through May 2027
Responsive coaching based on walkthrough, PLC, and student-performance trends	Teachers identified through implementation and student-outcome data	Administrators and instructional coaches	Ongoing September 2026–May 2027

MANSFIELD INDEPENDENT SCHOOL DISTRICT
2026-2027 Action Plan using PDSA

Complete the following section if Identified for School Improvement

Areas Addressed: *(Academic Achievement Reading or Math; Growth; Grad Rate; ELPs; Student Success; CCMR)*	**Student group Target Area(s) missed:**
• Academic Achievement Status - Reading and Math, • Academic Growth - Reading, and Student Success • Student Success	In 2026, 16 Asian students at Donna Shepard did not hit targets for Academic Achievement in Reading and Math, Academic Growth in Reading, and Student Success on STAAR, and 44 Two or More Races students did not hit targets for Student Success on STAAR making 2026 the third consecutive year that Donna Shepard missed the targets,

Local Improvement Plan Year-Long Strategy

205

Identification and Evidence-Based Strategy

Donna Shepard received an overall C rating of 77 in 2026, its third consecutive year, and was identified for Additional Targeted Support, Year 1, based on the performance of the in Reading and Math, Academic Growth in Reading, and Student Success on STAAR and Two or More Races student group not hit targets for Student Success on STAAR. The campus will implement a coherent Tier 1 instructional system aligned with ESF Key Practices 4.1.2, 5.2.4, 5.2.5, and 5.3.1. Teachers will internalize and use district curriculum through structured monthly unit planning of Tier 1 Instruction with support of campus leaders; engage in PLC's three times a week, calibrate alignment of student work to the standard, and data-driven instruction practices that include monitoring student groups.

ESF Essential Action/Key Practice	What the strategy looks like at DSLA	Implementation evidence
EA 4.1: Multi-tiered Academic Experience — Tier 1 Instructional Strategies and Supports for All Learners (KP 4.1.2)	Teachers deliver Tier 1 Math and Reading at the full cognitive, content, and context demand of the TEKS. Every student completes the grade-level task. Scaffolds are planned in PLC and released during the lesson so students complete the work independently. Lessons include checks for understanding every 3 to 5 minutes. Students below grade level receive WIN intervention. Meets and Masters students receive extension so they keep a full year of growth.	Lesson plans with grade-level tasks and planned scaffolds; calibration walk data on the district walkthrough form; student work calibrated to the TEKS; WIN rosters; extension plans for Meets and Masters students
EA 5.2: Instructional Planning for Effective Classroom Instruction — Instructional Planning Supports (KP 5.2.4)	Campus leaders support teachers in unit internalization through monthly structured unit planning days and PLCs that meet three times a week, 57 minutes. Teachers unpack the standards for cognitive, content, and context demand and plan questions and checks for understanding. The assistant principal reviews PLC agendas and planning artifacts weekly.	Master schedule showing PLC days and times; unit planning day calendar, agendas, sign-in sheets, and planning artifacts; PLC agendas; lesson plans; student work analysis with interventions for Asian and Two or More Races students; PLC feedback logs

EA 5.2: Instructional Planning for Effective Classroom Instruction — Observation and Feedback (KP 5.2.5)	Leaders conduct calibration walks in at least 8 Math and Reading classrooms weekly. They check whether Asian and Two or More Races students are receiving grade-level instruction and completing work aligned to the cognitive, content, and context of the TEKS. Leaders provide each teacher an action step, track it on the district walkthrough form, and follow up at the next walk.	Calibration walk data on the district walkthrough form (cognitive, content, context); action steps tracked on the district walkthrough form; weekly instructional admin meeting agendas and notes; coaching logs from coordinators and instructional coaches
EA 5.3: Data-Driven Instruction, Assessment Reflection, and Targeted Supports — Data-Driven Instruction with Curriculum-Embedded Assessments (KP 5.3.1)	Every other week, PLCs analyze student work from the prior week's formative assessment. After each CBA, PLCs analyze results by student, standard, and student group. Teams review Asian and Two or More Races students by name. They document the Tier 1 reteach, WIN intervention, or extension each student will receive, and track whether Meets and Masters students are keeping their performance level.	Student work analysis protocol; Teacher Assessment Analysis Forms; disaggregated CBA reports; named-student tracker for Asian and Two or More Races students; reteach plans; WIN rosters

Campus Monitoring

The principal, assistant principals, and instructional coaches conduct weekly calibration walks in at least 8 Math and Reading classrooms, recorded on the campus walkthrough form. The weekly instructional admin meeting reviews walk data and action steps. The Campus Leadership Team reviews implementation and student-performance data monthly. After each CBA, teachers, PLC leads, the instructional coach, and administrators review Asian and Two or More Races students by name and document the Tier 1 reteach, WIN intervention, or extension each student will receive.

District Monitoring

The Executive Director of Teaching and Learning will meet with the principal monthly to review calibration walk data, CBA results, implementation milestones, and the Asian and Two or More Races named-student tracker. District representatives will participate in BOY, MOY, and EOY reviews to evaluate progress toward the plan's implementation and student-performance goals.

Response When Implementation or Outcomes Are Off Track

If Math CBA Meets falls below 53% for the campus or if Math CBA Meets falls below 85% for Asian and 63% for Two or More Races students, or calibration walk alignment falls below 75% for two consecutive months, DSLA will adjust professional learning, coaching, PLC support, WIN groups, and extension. If the plan is not successfully implemented or MOY progress is insufficient, Teaching and Learning will provide additional on-campus coaching and will revise the strategy and implementation milestones with the principal during the MOY review.

Reallocation of Time, Funding, and Staffing

DSLA will protect PLC time three times a week for 57 minutes, monthly structured unit planning days, and leadership team time for weekly calibration walks and data collection. The campus will reallocate $14,400 in Title I funds, $4,500 in State Compensatory Education funds, $1,000 in Local 199 funds, and $1,000 in activity funds to support professional learning, substitute coverage for unit planning days, aligned supplemental materials, small-group instructional supplies, and allowable implementation costs. The principal, assistant principals, administrative intern, instructional coaches, PLC leads, interventionists, and teachers will have assigned responsibilities for implementation, monitoring, coaching, and named-student response.

MANSFIELD INDEPENDENT SCHOOL DISTRICT
2026-2027 Action Plan using PDSA

Student-Performance Goals

By spring 2027, campus STAAR Mathematics results will reach 83% Approaches, 53% Meets, and 23% Masters, up from 47% Meets in 2026. Grade 5 Mathematics will increase from 78% Approaches, 49% Meets, and 20% Masters, and Grade 6 Mathematics from 80% Approaches, 43% Meets, and 10% Masters, to the grade-level targets set.

Academic Growth will increase from 61 to at least 67 in Mathematics and from 60 to at least 63 in Reading, meeting the TEA interim targets. The percent of 2025 Meets and Masters Mathematics students who keep or raise their performance level will increase from 49% to 53% in Grade 5 and from 43% to 53% in Grade 6. Asian students will meet the TEA targets in Reading and Mathematics Achievement, Reading Growth, and Student Success, and Two or More Races students will meet the TEA target in Student Success. During the year, at least 60% of students will reach Meets on each Mathematics CBA.

MANSFIELD INDEPENDENT SCHOOL DISTRICT
2026-2027 Action Plan using PDSA

CAMPUS/DEPARTMENT	VISION 2030 STRATEGIC GUIDING STATEMENT	TYPE(S) OF PLAN *Check all that apply*
Imogene Gideon Elementary	Students will demonstrate mastery in Algebra II by the end of eleventh grade.	☑ Vision 2030 ☑ Local Improvement (TEA) ☐ Supporting

P PLAN: IDENTIFY THE NEED, THE GOAL, AND THE APPROACH

What do you hope to accomplish?

Since overall student performance has declined from an 84 B in 2024 to a 65 D in 2026, we will be intentionally aligning instruction delivery and student work to the 3 C's on the standard with fidelity.

Our Goal - Identify your "One Thing" (strategy):
Gideon Teachers will plan and deliver instruction and student work to the cognitive, content and context of the TEKS with fidelity.

Why did you choose this goal (strategy)? Include the process you used to establish the root cause.
Gideon Staff engaged in a collaborative root cause analysis using an Affinity Diagram to brainstorm factors contributing to the decline in academic performance across Math and Reading. The leadership team then reviewed the identified themes and used the 5 Whys Quality Tool to dig deeper into underlying causes. This process incorporated staff input and helped identify key root causes to inform targeted improvement efforts. Gideon has not consistently implemented a Tier 1 instructional system that defines, supports, monitors, and reinforces high-quality instruction through collaborative planning, coaching, feedback, and accountability.

MANSFIELD INDEPENDENT SCHOOL DISTRICT
2026-2027 Action Plan using PDSA

Baseline Data & Rationale:
What data or evidence supports the need for this goal?
The 2026 STAAR baseline shows that 40% of Gideon students reached Meets Grade Level or above in Reading and 31% reached Meets Grade Level or above in Mathematics.

MAP, TELPAS, common-assessment, student-work, and classroom evidence further demonstrate inconsistent growth and implementation across classrooms. BOY implementation baselines for the Gideon Tier 1 look-fors will be established through calibrated walkthroughs.These data support a campuswide focus on strengthening Tier 1 instruction.

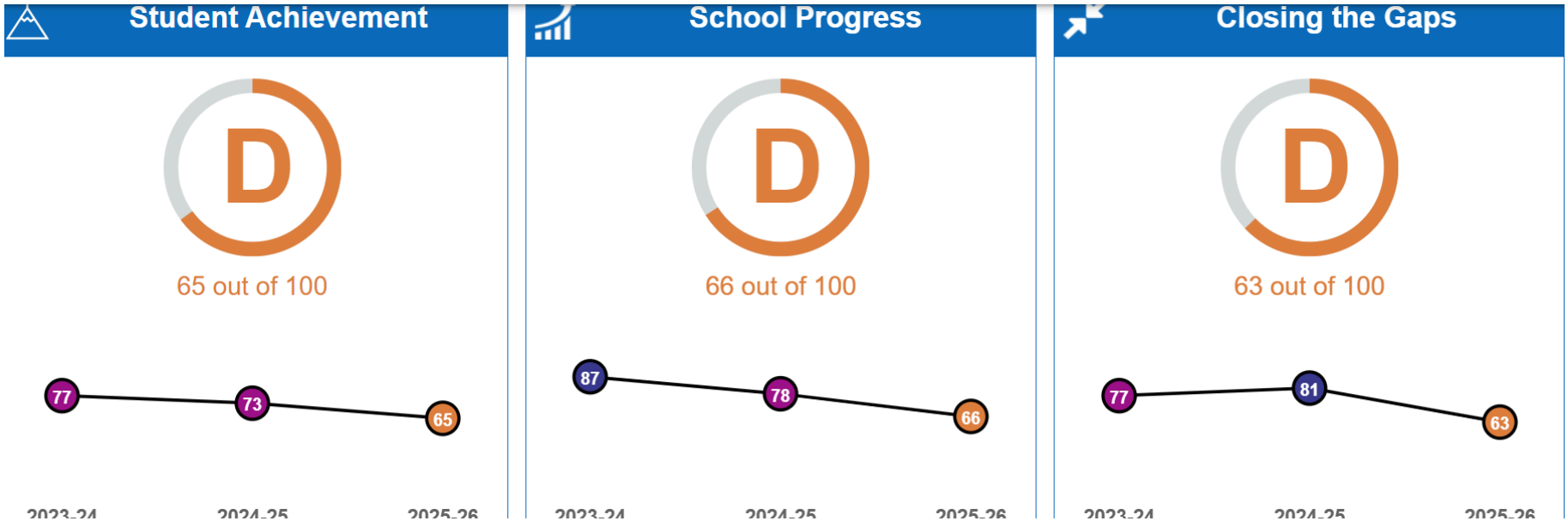

MANSFIELD INDEPENDENT SCHOOL DISTRICT

2026-2027 Action Plan using PDSA

STAAR Performance	Reading/Language Arts (RLA)	Mathematics	Science	Social Studies	Totals	Percentages
Total Tests	136	137	-	-	273	
Approaches GL or Above	97	77	-	-	174	64%
Meets GL or Above	54	42	-	-	96	35%
Masters GL	21	16	-	-	37	14%
Total Percentage Points						113%
Component Score						38

	Component Score	Scaled Score	Rating	Proportion of Overall Rating
Overall		**65**	**D**	
Student Achievement		**65**	**D**	**0%**
STAAR Performance	38	65		
College, Career and Military Readiness				
Graduation Rate				
School Progress		**66**	**D**	**70%**
Academic Growth	53	58	F	
Relative Performance (Eco Dis: 72.2%)		66	D	✓
Closing the Gaps	**18**	**63**	**D**	**30%**

MANSFIELD INDEPENDENT SCHOOL DISTRICT

2026-2027 Action Plan using PDSA

Accountability Groups									
	All Students	African American	Hispanic	White	American Indian	Asian	Pacific Islander	Two or More Races	High Focus^
All Subjects									
Percent of Tests									
At Approaches GL Standard or Above	64%	62%	62%	74%	0%	74%	-	33%	62%
At Meets GL Standard or Above	35%	29%	26%	41%	0%	65%	-	25%	34%
At Masters GL Standard	14%	9%	3%	24%	0%	35%	-	8%	11%
Number of Tests									
At Approaches GL Standard or Above	174	77	36	25	0	32	-	4	145
At Meets GL Standard or Above	96	36	15	14	0	28	-	3	79
At Masters GL Standard	37	11	2	8	0	15	-	1	27
Total Tests	273	124	58	34	2	43	-	12	235
Reading/Language Arts (RLA)									
Percent of Tests									
At Approaches GL Standard or Above	71%	68%	83%	76%	0%	76%	-	33%	68%
At Meets GL Standard or Above	40%	32%	38%	47%	0%	62%	-	33%	38%
At Masters GL Standard	15%	11%	3%	18%	0%	43%	-	17%	14%
Number of Tests									
At Approaches GL Standard or Above	97	42	24	13	0	16	-	2	80
At Meets GL Standard or Above	54	20	11	8	0	13	-	2	44
At Masters GL Standard	21	7	1	3	0	9	-	1	16
Total Tests	136	62	29	17	1	21	-	6	117
Mathematics									
Percent of Tests									
At Approaches GL Standard or Above	56%	56%	41%	71%	0%	73%	-	33%	55%
At Meets GL Standard or Above	31%	26%	14%	35%	0%	68%	-	17%	30%
At Masters GL Standard	12%	6%	3%	29%	0%	27%	-	0%	9%
Number of Tests									
At Approaches GL Standard or Above	77	35	12	12	0	16	-	2	65
At Meets GL Standard or Above	42	16	4	6	0	15	-	1	35
At Masters GL Standard	16	4	1	5	0	6	-	0	11
Total Tests	137	62	29	17	1	22	-	6	118

Grade 3 Reading Meets: 36%
Grade 3 Mathematics Meets: 22%
Grade 4 Reading Meets: 43%
Grade 4 Mathematics Meets: 37%

MANSFIELD INDEPENDENT SCHOOL DISTRICT
2026-2027 Action Plan using PDSA

Approach & Evidence Sources:
How will you measure goal implementation with lead fidelity and lead performance measures?

Gideon will use lead fidelity measures to determine whether the planned adult actions are occurring and lag measures to determine whether those actions are improving student outcomes. The Campus Leadership Team will review implementation and student-performance evidence through recurring PDSA cycles and adjust professional learning, coaching, intervention, and enrichment accordingly.

Lead Fidelity Measures

- Weekly PLC artifacts demonstrate the use of the Gideon planning and lesson rehearsal tool. (Data source: PLC Recorder Form) 212
- Instructional Walks are completed using the Gideon Walkthrough tool. (Data source: walkthrough tracker and completed forms.)

Lead Performance Measures

- 3rd MAP Performance
- 4th MAP Performance

Lag Measure
What will you use as a lag measure to know you've accomplished your "One Thing"?

- 3rd Grade Math STAAR
- 4th Grade Math STAAR

Plan: What are the key actions to be taken in the upcoming year toward the accomplishment of the goal?
(the one to five most important things to get done on this plan are...):

To accomplish our campus goal, Gideon teachers will plan and deliver instruction and student work to the cognitive, content, and context of the TEKS with fidelity, we will implement the following key actions:

1. Strengthen PLCs by engaging teachers in weekly collaborative planning that analyzes upcoming TEKS, evaluates the cognitive demand of student tasks, and revises questions and activities to reflect the full scope and rigor of the standards.
2. Conduct regular instructional walkthroughs using the campus 3C framework (Content, Cognitive, Context) to monitor implementation, provide timely feedback, and identify coaching needs.

3. Provide targeted instructional coaching, with an emphasis on increasing student engagement in rigorous, TEK-aligned tasks and supporting new teachers through modeling and ongoing feedback.
4. Monitor implementation through lead measures, including PLC fidelity and walkthrough data, and use monthly leadership reviews to adjust support based on instructional trends.
5. Track student growth using BOY, MOY, and EOY MAP data and STAAR performance measures to ensure improvements in instructional fidelity translate into increased student achievement.

PROFESSIONAL DEVELOPMENT 213			
What professional development needs to occur to accomplish the key actions to be taken in during the year toward accomplishment of the goal?			
PROFESSIONAL DEVELOPMENT	**PROVIDED FOR**	**PERSON(S) RESPONSIBLE**	**END DATE** *When will the PD be completed?*
Engagement Strategies Mini-PDs	K-4	Sykes	On-going (1 new strategy per staff meeting)
Texas TLAC Mini-PD Coaching	K-4	Skinner/Bradley	November 2026
Data Tracking for WIN Time and Small Groups	3-4	Skinner/Bradley	September 2026
“Here We Grow” Data PD	K-4	Skinner/Bradley	September 2026
Calibration Walk Training	Admin	Mrs. Simpson	September 2026

MANSFIELD INDEPENDENT SCHOOL DISTRICT
2026-2027 Action Plan using PDSA

Complete the following section if identified for School Improvement

Areas Addressed: *(Academic Achievement Reading or Math; Growth; Grad Rate; ELPs; Student Success; CCMR)*	**Student group Target Area(s) missed:**
Academic Achievement	State rating of D

Local Improvement Plan (LIP) Year-Long Strategy

Identification and Evidence-Based Strategy

Imogene Gideon Elementary received an overall D rating of 65 in 2026. The campus will implement a consistent Tier 1 instructional system aligned with ESF Key Practices 5.3.2, 5.2.5, 5.2.4 and 4.2.2 . Teachers will use the Imogene Gideon PLC process to plan for aligned tier 1 lesson delivery and assign work to students that is aligned to state standards. Among the components of that process are weekly lesson rehearsal, calibrated observation and feedback, and data-driven instructional response to improve Reading, Mathematics, and growth for all students.

ESF Essential Action/Key Practice	What the strategy looks like at Gideon	Implementation Evidence
EA 5.3: Data-Driven Instruction, Assessment Reflection, and Targeted Supports — Data-Driven Instruction, Assessment Reflection, and Targeted Supports (KP 5.3.2)	***After CBA or Unit Assessments, PLC teams analyze performance by student, analyze errors, create intervention and extension groups, and monitor outcomes to adjust groups weekly.***	***Data assessment reports, Small Group Intervention Tracking, Live Data Magnet Wall, progress-monitoring records***
EA 5.2: Instructional Planning for Effective Classroom Instruction — Observation and Feedback (KP 5.2.5)	***Principal and Assistant Principal will engage in weekly, bi-weekly, and monthly observation and feedback to teachers based on the teacher's data. Teachers receive one actionable feedback step, and leaders monitor implementation during a scheduled follow up visit.***	***Walk through logs listing feedback, coaching log, Gideon Admin Walk Calendar***
EA 5.2: Instructional Planning for Effective Classroom Instruction - Instructional Planning and Supports (KP 5.2.4)	***In weekly PLC meetings, teachers will internalize and rehearse lessons by breaking down the standard, anticipating scaffolding and extension needs, planning questions, identifying key academic vocabulary, and collaborating to present aligned student work and common assessments.***	***Completed Gideon PLC agenda forms; lesson plans with questions, links to common assessments, and student work***
EA 4.2 Management of Curriculum Implementation — Implementation Monitoring (KP 4.2.2)	***During weekly planning meetings, the Gideon Instructional Leadership Team will plan for upcoming PLCs, plan for demonstrations, ensure HQIM usage in lesson plans, and check daily learning targets for alignment to state standards.***	***Complete ILT team agendas noting the discussion points***

MANSFIELD INDEPENDENT SCHOOL DISTRICT
2026-2027 Action Plan using PDSA

Campus Monitoring

The principal and assistant principal will conduct weekly walkthroughs using the Gideon Walkthrough Tool and review implementation trends at the end of each week. The Campus Leadership Team will review implementation and student-performance data after each CBA. Following these meetings, PLC teams and administrators will review data progress for all students.

District Monitoring

The Executive Director of Teaching and Learning will meet with the principal to review walkthrough data, CBA results, and teacher level data tracking. District personnel will participate in BOY, MOY, and EOY reviews to evaluate progress toward the plan's implementation and student-performance goals.

Response When Implementation or Outcomes Are Off Track

If Reading CBA mastery is below 70% or Mathematics mastery is below 50%, Gideon Administrators will develop professional learning to address the gap, adjust coaching frequency of teachers in need of support, adjust PLC support, revisit the makeup of WIN groups, intervention, and enrichment. If the plan is not successfully implemented or MOY progress is insufficient, Teaching and Learning will provide additional on-campus coaching and will assist in the revision of the strategies and implementation with the principal.

Reallocation of Time, Funding, and Staffing

Gideon Administrators will protect the weekly PLC lesson rehearsal time. Teachers will conduct daily WIN times. The Instructional Leadership Team at Gideon will meet weekly as a non-negotiable, and substitutes for ½ day plannings will be required. The campus will reallocate $2,928 in SCE funds, and $3,742 in Title I funds for ½ day planning, and $2700 in local 199 funds for PLC supplies, monitoring tools, data wall supplies, and other implementation costs. The principal, assistant principal, reading specialist, EB lead teacher, Title 1 interventionist, and teachers share responsibilities for monitoring student level data, coaching, and developing aligned tier 1 instruction .

Student-Performance Goals

By spring 2027, campus STAAR will increase from 64% approaches to 75%, from 35% meets grade level to 45%, and masters from 14% to 25% for all tests combined resulting in a scale score of 76, a C letter grade. Reading will increase from 71% approaches to 80%, from 40% meets grade level to 50%, and from 15% masters to 28%. Math will increase from 56% approaches to 70%, from 31% meets to 40%, and from 12% masters to 22%. The campus growth score will increase from 53 component score to at least 68. During the year, at least 70% of students will demonstrate mastery on each official Reading CBA, at least 70% will demonstrate mastery on district Mathematics CBA, and at least 70% will meet or exceed projected MAP growth in Reading and Math.

MANSFIELD INDEPENDENT SCHOOL DISTRICT
2026-2027 Action Plan using PDSA

CAMPUS/DEPARTMENT	VISION 2030 STRATEGIC GUIDING STATEMENT	TYPE(S) OF PLAN *Check all that apply*
Janet Brockett Elementary	Students will demonstrate mastery of Algebra II by the end of eleventh grade	☑ Vision 2030 ☑ Local Improvement (TEA) ☐ Supporting

P PLAN: IDENTIFY THE NEED, THE GOAL, AND THE APPROACH

What do you hope to accomplish?

By the end of the 2026-2027 school year, Brockett students will improve to 84% Approaches, 55% Meets and 30% Masters on all STAAR in 3rd and 4th grades combined.

- Math combined: 77% Approaches, 48% Meets and 26% Masters
- Reading combined: 90% Approaches, 62% Meets, and 34% Masters

Although this plan reports out on Math, the strategies are applied to both subjects, Reading and Math for all grades across the campus.

Our Goal - Identify your "One Thing" (strategy):

Brockett teachers will deliver instruction and assign student work that is aligned to the cognitive, content, and context of the Math TEKS.

Why did you choose this goal (strategy)? Include the process you used to establish the root cause.

A layered root cause analysis yielded the following cause: Brockett teachers did not deliver lessons that were aligned to the cognitive, content and contextual demands of the TEKS and therefore did not deliver aligned work to students. The whole staff participated in nominal group activity to determine the main area of focus for the next root cause tool. The team leaders then took the area and conducted a 5 whys analysis using more sources of data to find the deepest source of the problem.

Baseline Data & Rationale:

What data or evidence supports the need for this goal? We reviewed each grade level's data whether MClass or STAAR over a 3 year period. We also reviewed the data for TELPAS and student groups to determine the biggest area of need. The data charts are included below.

Approach & Evidence Sources:

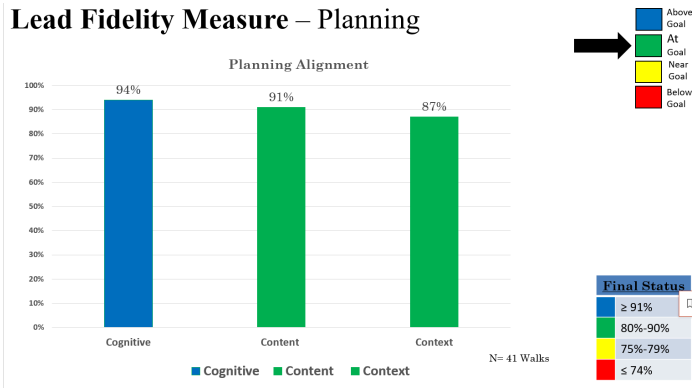

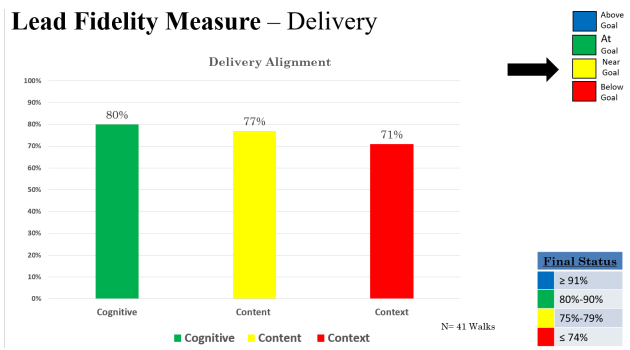

Performance LAG Measure – K MCLASS

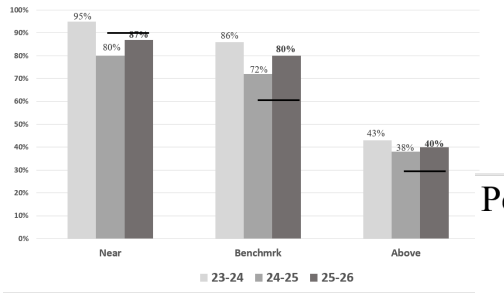

Performance LAG Measure – 2nd Grade MCLASS

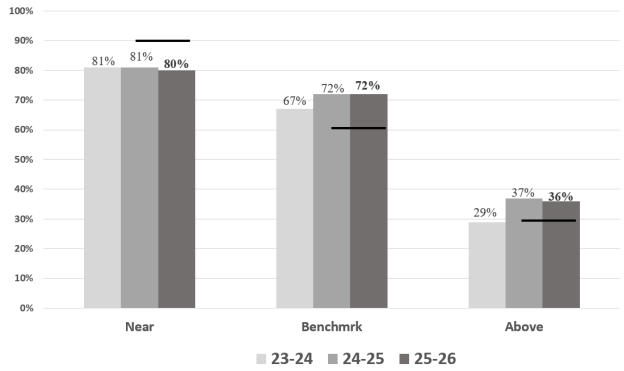

Performance LAG Measure – 1st Grade MCLASS

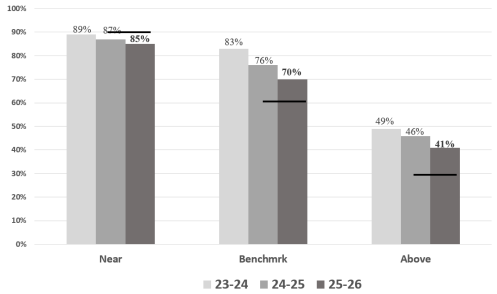

Performance LAG Measure – 3rd Grade Reading STAAR

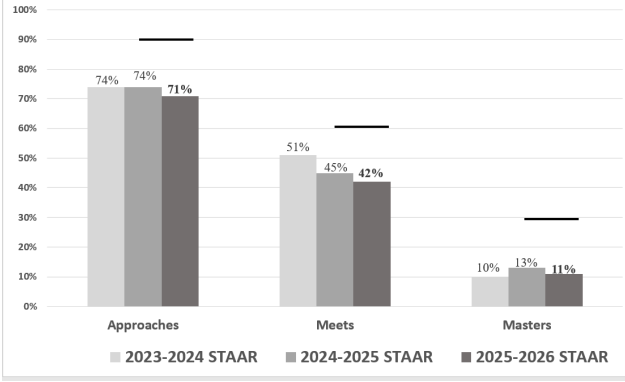

Performance LAG Measure – 4th Grade Math STAAR

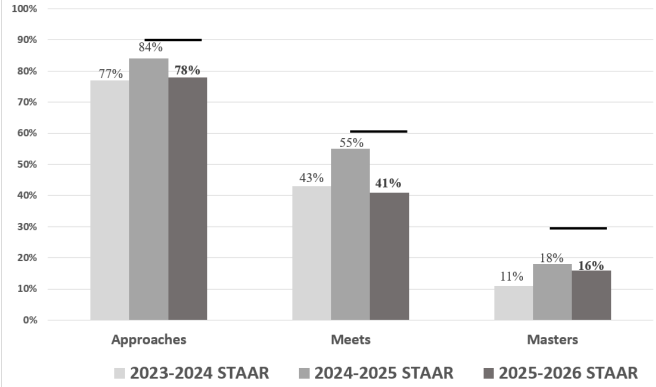

Performance LAG Measure – 3rd Grade Math STAAR

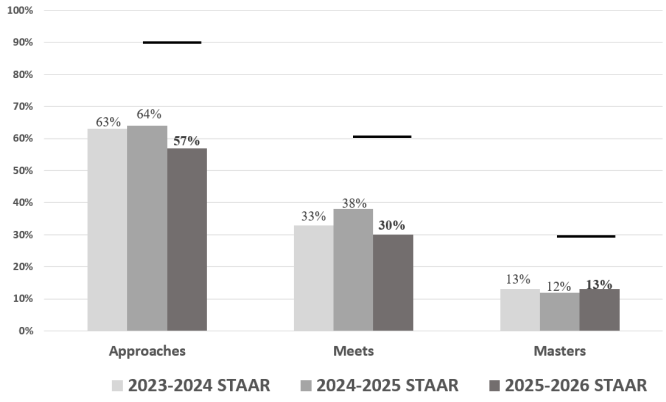

Performance LAG Measure – 4th Grade Reading STAAR

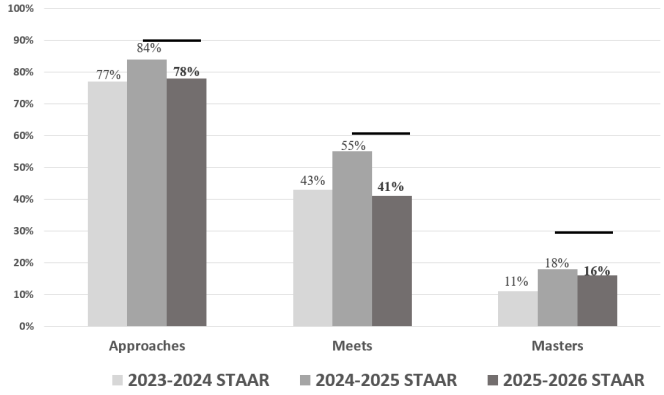

2026 STAAR Performance

JANET BROCKETT EL (220908119) - MANSFIELD ISD - TARRANT COUNTY

✷ Confidential ✷

Calculation Report

STAAR Performance	Reading/Language Arts (RLA)	Mathematics	Science	Social Studies	Totals	Percentages
Total Tests	173	171	-	-	344	
Approaches GL or Above	132	105	-	-	237	69%
Meets GL or Above	76	61	-	-	137	40%
Masters GL	25	31	-	-	56	16%
Total Percentage Points						125%
Component Score						**42**

Additional Student Groups

	All Students	Econ Disadv	Non-Econ Disadv	G/T	EB (Current)	EB (Current & Monitored)	Special Ed (Current)	Special Ed (Former)	Continuously Enrolled	Non-Continuously Enrolled	Highly Mobile
All Subjects											
Percent of Tests											
At Approaches GL Standard or Above	69%	66%	75%	100%	87%	87%	39%	67%	72%	61%	
At Meets GL Standard or Above	40%	34%	54%	92%	48%	50%	23%	44%	43%	32%	
At Masters GL Standard	16%	11%	28%	75%	13%	17%	5%	11%	16%	17%	
Number of Tests											
At Approaches GL Standard or Above	237	158	79	24	45	47	33	6	175	62	
At Meets GL Standard or Above	137	80	57	22	25	27	19	4	104	33	
At Masters GL Standard	56	26	30	18	7	9	4	1	39	17	
Total Tests	344	238	106	24	52	54	84	9	242	102	
Reading/Language Arts (RLA)											
Percent of Tests											
At Approaches GL Standard or Above	76%	74%	81%	100%	96%	96%	45%	80%	79%	71%	
At Meets GL Standard or Above	44%	37%	60%	100%	54%	56%	21%	40%	47%	37%	
At Masters GL Standard	14%	9%	26%	75%	12%	15%	5%	0%	13%	18%	
Number of Tests											
At Approaches GL Standard or Above	132	89	43	12	25	26	19	4	96	36	
At Meets GL Standard or Above	76	44	32	12	14	15	9	2	57	19	
At Masters GL Standard	25	11	14	9	3	4	2	0	16	9	
Total Tests	173	120	53	12	26	27	42	5	122	51	
Mathematics											
Percent of Tests											
At Approaches GL Standard or Above	61%	58%	68%	100%	77%	78%	33%	50%	66%	51%	
At Meets GL Standard or Above	36%	31%	47%	83%	42%	44%	24%	50%	39%	27%	
At Masters GL Standard	18%	13%	30%	75%	15%	19%	5%	25%	19%	16%	
Number of Tests											
At Approaches GL Standard or Above	105	69	36	12	20	21	14	2	79	26	
At Meets GL Standard or Above	61	36	25	10	11	12	10	2	47	14	
At Masters GL Standard	31	15	16	9	4	5	2	1	23	8	
Total Tests	171	118	53	12	26	27	42	4	120	51	

Data Table: Accountability Groups

Accountability Groups

	All Students	African American	Hispanic	White	American Indian	Asian	Pacific Islander	Two or More Races	High Focus^
All Subjects									
Percent of Tests									
At Approaches GL Standard or Above	69%	63%	69%	78%	-	89%	-	69%	65%
At Meets GL Standard or Above	40%	35%	44%	57%	-	36%	-	35%	35%
At Masters GL Standard	16%	15%	17%	24%	-	11%	-	12%	11%
Number of Tests									
At Approaches GL Standard or Above	237	107	49	38	-	25	-	18	180
At Meets GL Standard or Above	137	59	31	28	-	10	-	9	96
At Masters GL Standard	56	26	12	12	-	3	-	3	31
Total Tests	344	170	71	49	-	28	-	26	278
Reading/Language Arts (RLA)									
Percent of Tests									
At Approaches GL Standard or Above	76%	72%	78%	80%	-	93%	-	77%	73%
At Meets GL Standard or Above	44%	41%	53%	56%	-	21%	-	38%	38%
At Masters GL Standard	14%	13%	19%	20%	-	7%	-	8%	10%
Number of Tests									
At Approaches GL Standard or Above	132	61	28	20	-	13	-	10	102
At Meets GL Standard or Above	76	35	19	14	-	3	-	5	53
At Masters GL Standard	25	11	7	5	-	1	-	1	14
Total Tests	173	85	36	25	-	14	-	13	140
Mathematics									
Percent of Tests									
At Approaches GL Standard or Above	61%	54%	60%	75%	-	86%	-	62%	57%
At Meets GL Standard or Above	36%	28%	34%	58%	-	50%	-	31%	31%
At Masters GL Standard	18%	18%	14%	29%	-	14%	-	15%	12%
Number of Tests									
At Approaches GL Standard or Above	105	46	21	18	-	12	-	8	78
At Meets GL Standard or Above	61	24	12	14	-	7	-	4	43
At Masters GL Standard	31	15	5	7	-	2	-	2	17
Total Tests	171	85	35	24	-	14	-	13	138

	African American	Hispanic	White	American Indian	Asian	Pacific Islander	Two or More Races	Econ Disadv	EB (Current & Monitored)+	Special Ed (Current)	Special Ed (Former) ✦	Continuously Enrolled
Count of Indicators Missed for Three Consecutive Years+												
A student group that misses the targets in at least the same three indicators, for three consecutive years, is identified for targeted support and improvement.												
	0	**1**	**0**	**-**	**1**	**-**	**-**	**1**	**0**	**0**	**-**	**0**
Academic Achievement Status: Reading/Language Arts (RLA)												
2024	3	3	2	-	1	-	-	3	3	0	-	3
2025	3	3	2	-	1	-	0	3	3	3	-	3
2026	3	3	0	-	0	-	0	3	3	0	-	3
Academic Achievement Status: Mathematics												
2024	3	0	0	-	0	-	-	1	3	0	-	2
2025	3	0	2	-	2	-	0	0	3	2	-	1
2026	0	1	1	-	0	-	0	0	0	0	-	0
Academic Growth Status: RLA												
2024	3	3	2	-	0	-	-	3	3	0	-	3
2025	4	3	0	-	-	-	-	3	3	3	-	3
2026	3	3	1	-	-	-	-	0	3	0	-	3
Academic Growth Status: Mathematics												
2024	3	3	2	-	0	-	-	3	0	2	-	3
2025	0	0	3	-	-	-	-	0	3	0	-	0
2026	0	1	0	-	-	-	-	0	0	0	-	0
Student Success (Student Achievement Domain Score (STAAR Component Only))												
2024	3	3	0	-	0	-	0	3	3	0	-	2
2025	3	0	2	-	2	-	2	3	3	3	3	3
2026	3	3	0	-	0	-	0	0	3	0	-	0
Progress in Achieving English Language Proficiency (EB Current)												
2024									3			
2025									0			
2026									0			

MANSFIELD INDEPENDENT SCHOOL DISTRICT
2026-2027 Action Plan using PDSA

How will you measure goal implementation with lead fidelity and lead performance measures?

Lead Fidelity Measures

- % of lesson delivery aligned to the cognitive, content and context of the standards
- % of student work that calibrates to the cognitive, content and context of the standards

Lead Performance Measures

- CBA performance
- Projected to meet on MAP

220

Lag Measure

What will you use as a lag measure to know you've accomplished your "One Thing"?

- Meets on 3rd Math STAAR
- Meets on 4th Math STAAR

Plan: What are the key actions to be taken in the upcoming year toward the accomplishment of the goal?

(the one to five most important things to get done on this plan are...):

1. Train teachers on lesson calibration both delivery and student work assigned
2. Hold teachers accountable to plan, collaborate, rehearse and deliver aligned lessons and work
3. Provide feedback so that teachers can continue to growth their depth of delivery
4. Hold weekly Instructional Leadership Team meetings focused on PLC prep and gradual release of lesson rehearsal
5. Monitor student outcomes to improve to a B overall campus rating (living data wall)

MANSFIELD INDEPENDENT SCHOOL DISTRICT
2026-2027 Action Plan using PDSA

PROFESSIONAL DEVELOPMENT			
What professional development needs to occur to accomplish the key actions to be taken in during the year toward accomplishment of the goal?			
PROFESSIONAL DEVELOPMENT	**PROVIDED FOR**	**PERSON(S) RESPONSIBLE**	**END DATE** *When will the PD be completed?*
Deepen teacher understanding of lesson calibration	K-4th grade	Kathy DeGeest (Principal)	October 2, 2026
Engagement strategies	K-4th grade	Dr. Roe	September 23, 2026
Small group instruction for responsive teaching	3rd-4th grade	Candace Wilson	September 11, 2026
Data driven instruction and tracking	K-4th grade	Norma Anderson (Assistant Principal)	October 30, 2026
Teach Like a Champion learning online	Instructional Leadership Team	Kathy DeGeest (Principal)	May 1, 2027

Complete the following section if identified for School Improvement

Areas Addressed: *(Academic Achievement Reading or Math; Growth; Grad Rate; ELPs; Student Success; CCMR)*	**Student group Target Area(s) missed:**
Student Academic Achievement	Overall D in 2026

Local Improvement Plan (LIP) Year-Long Strategy

Identification and Evidence-Based Strategy

Janet Brockett Elementary received an overall D rating of 69 in 2026. The campus will implement a consistent Tier 1 instructional system aligned with ESF Key Practices 5.2.4, 4.2.2, 5.2.5, and 5.3.2 . Teachers will use Janet Brockett PLC process to plan for aligned tier 1 lesson delivery and assign work to students that is aligned to state standards. Among the components of that process are weekly lesson rehearsal, calibrated observation and feedback, and data-driven instructional response to improve Reading, Mathematics, and growth for all students.

ESF Essential Action/Key Practice	**What the strategy looks like at Gideon**	**Implementation Evidence**
EA 5.2: Instructional Planning for Effective Classroom Instruction - Instructional Planning and Supports (KP 5.2.4)	***In weekly PLC meetings, teachers will internalize and rehearse lessons by breaking down the standard, anticipating scaffolding and extension needs, planning questions, identifying key academic vocabulary, and collaborating to present aligned student work and common assessments.***	***Completed Brockett PLC agenda forms; lesson plans with questions, links to common assessments, and student work; and PLC presentation notes***
EA 4.2 Management of Curriculum Implementation — Implementation Monitoring (KP 4.2.2)	***During weekly planning meetings, the Brockett Instructional Leadership Team will plan for upcoming PLCs, plan for demonstrations, distribute PLC leadership duties, ensure HQIM usage in lesson plans, and check daily learning targets for alignment to state standards.***	***Complete ILT team agendas noting the assignment of roles and discussion points***
EA 5.2: Instructional Planning for Effective Classroom Instruction — Observation and Feedback (KP 5.2.5)	***Principal and Assistant Principal will engage in weekly, bi-weekly, and monthly observation and feedback to teachers based on the teacher's data. Teachers receive one actionable feedback step, and leaders monitor implementation during a scheduled follow up visit.***	***Walk through logs listing feedback, coaching log, Brockett Admin Walk Calendar***
EA 5.3: Data-Driven Instruction, Assessment Reflection, and Targeted Supports — Data-Driven Instruction, Assessment Reflection, and Targeted Supports (KP 5.3.2)	***After CBA or Unit Assessments, PLC teams analyze performance by student, analyze errors, create intervention and extension groups, and monitor outcomes to adjust groups weekly. Specific monitoring of Emergent Bilingual student group performance takes place bi-weekly.***	***Data assessment reports, Small Group Intervention Tracking, Live Data Magnet Wall, progress-monitoring records***

Campus Monitoring

The principal and assistant principal will conduct weekly walkthroughs using the Brockett Instructional Monitoring Tool and review implementation trends at the end of each week. The Campus Leadership Team will review implementation and student-performance data after each CBA or Unit Assessment. Following these meetings, PLC teams and administrators will review data progress for all students.

District Monitoring

The Executive Director of Teaching and Learning will meet with the principal monthly to review walkthrough data, CBA and unit-assessment results, and teacher level data tracking. District personnel will participate in BOY, MOY, and EOY reviews to evaluate progress toward the plan's implementation and student-performance goals.

Response When Implementation or Outcomes Are Off Track

If Reading CBA or unit-assessment mastery is below 70%, Mathematics mastery is below 50%, or students in high focus group categories drop in performance , Brockett Administrators will develop professional learning to address the gap, adjust coaching frequency of teachers in need of support, adjust PLC support, revisit the makeup of WIN groups, intervention, and enrichment. If the plan is not successfully implemented or MOY progress is insufficient, Teaching and Learning will provide additional on-campus coaching and will assist in the revision of the strategies and implementation with the principal.

Reallocation of Time, Funding, and Staffing

Brockett Administrators will protect the weekly PLC lesson rehearsal time. Teachers will conduct daily WIN times, ITL at Brockett will meet weekly as a non-negotiable, and substitutes for ½ day planning will be required. The campus will reallocate $2,928 in SCE fund, and $3,742 in Title I funds for ½ day planning, $5,500 in Title 1 funds for a certified tutor, and $2700 in local 199 funds for PLC supplies, monitoring tools, data wall supplies, and other implementation costs. The principal, assistant principal, reading specialist, EB lead teacher, math interventionist, and teachers share responsibilities for monitoring student level data, coaching, and developing aligned tier 1 instruction .

Student-Performance Goals

By spring 2027, campus STAAR will increase from 69% approaches to 75%, from 40% meets grade level to 45%, and masters from 16% to 25% for all tests combined resulting in a scale score of 76, a C letter grade. Reading will increase from 76% approaches to 80%, from 44% meets grade level to 50%, and from 14% masters to 28%. Math will increase from 61% approaches to 70%, from 36% meets to 40%, and from 18% masters to 22%. The campus growth Score will increase from 65 component score to at least 72. Reading will increase from 64 to a 72 and math will increase from a 57 to a 65 component score. During the year, at least 70% of students will demonstrate mastery on each official Reading CBA or unit assessment, at least 50% will demonstrate mastery on district Mathematics CBA or unit assessment, and at least 72% will meet or exceed projected MAP growth in Reading and Math

MANSFIELD INDEPENDENT SCHOOL DISTRICT
2026-2027 Action Plan using PDSA

CAMPUS/DEPARTMENT	VISION 2030 STRATEGIC GUIDING STATEMENT	TYPE(S) OF PLAN *Check all that apply*
Judy K. Miller Elementary	Judy K. Miller teachers will deliver TEKS aligned Tier 1 math instruction and regularly analyze student data to identify and address specific learning gaps.	☑ Vision 2030 ☑ Local Improvement (TEA) ☐ Supporting

P PLAN: IDENTIFY THE NEED, THE GOAL, AND THE APPROACH

What do you hope to accomplish?
Implement intentional, data-driven mathematics instruction that deepens student understanding, accelerates academic growth, and reduces achievement gaps among targeted student groups through consistent, high-quality Tier 1 practices.

Our Goal - Identify your "One Thing" (strategy):

Judy K. Miller teachers will deliver TEKS aligned Tier 1 math instruction and regularly analyze student data to identify and address specific learning gaps.

Why did you choose this goal (strategy)? Include the process you used to establish the root cause.
We selected this goal after analyzing student achievement and growth data and conducting a root cause analysis using the 5 Whys tool. This process helped us identify underlying factors contributing to gaps in mathematics achievement and areas where instructional practices could be strengthened to improve student outcomes, particularly among our targeted student groups.

MANSFIELD INDEPENDENT SCHOOL DISTRICT
2026-2027 Action Plan using PDSA

Baseline Data & Rationale:

What data or evidence supports the need for this goal?

Over the past three school years, mathematics academic growth has lagged approximately 24 points behind RLA growth annually, while five accountability indicators have been missed for three consecutive years.

Texas Education Agency

2026 Accountability Rating Overall Summary
JUDY MILLER EL (220908125) - MANSFIELD ISD - TARRANT COUNTY

2019 | 2020 | 2021 | 2022 | 2023 | 2024 | 2025 | **2026**

Summary

	Component Score	Scaled Score	Rating	Proportion of Overall Rating
Overall		**78**	**C**	
Student Achievement		**78**	**C**	**70%**
STAAR Performance	51	78		
College, Career and Military Readiness				
Graduation Rate				
School Progress		**74**	**C**	**0%**
Academic Growth	61	68	D	
Relative Performance (Eco Dis: 44.0%)		74	C	✓
Closing the Gaps	**55**	**78**	**C**	**30%**

Identification of Schools for Improvement

This campus is identified for targeted support and improvement.

• This campus is identified for targeted support and improvement.

	African American	Hispanic	White	American Indian	Asian	Pacific Islander	Two or More Races	Econ Disadv	EB (Current & Monitored)+	Special Ed (Current)	Special Ed (Former) +	Continuously Enrolled
Count of Indicators Missed for Three Consecutive Years*												
A student group that misses the targets in at least the same three indicators, for three consecutive years, is identified for targeted support and improvement.												
	1	**0**	**0**	**-**	**0**	**-**	**-**	**0**	**0**	**3**	**-**	**1**
Academic Achievement Status: Reading/Language Arts (RLA)												
2024	3	0	3	-	2	-	3	0	3	2	-	3
2025	3	3	3	-	4	-	-	3	4	0	-	3
2026	3	3	3	-	0	-	-	3	3	1	-	3
Academic Achievement Status: Mathematics												
2024	0	0	0	-	0	-	3	0	2	0	-	0
2025	3	2	3	-	3	-	-	2	3	1	-	3
2026	3	0	3	-	0	-	-	1	3	0	-	3
Academic Growth Status: RLA												
2024	3	3	3	-	-	-	-	3	3	3	-	3
2025	3	0	3	-	4	-	-	3	4	0	-	3
2026	3	4	3	-	0	-	-	3	3	3	-	3
Academic Growth Status: Mathematics												
2024	0	0	0	-	-	-	-	0	0	0	-	0
2025	0	0	3	-	0	-	-	0	2	0	-	1
2026	0	2	0	-	2	-	-	2	4	0	-	0
Student Success (Student Achievement Domain Score (STAAR Component Only))												
2024	3	0	1	-	2	-	3	0	3	0	0	3
2025	3	2	3	-	3	-	3	3	3	1	3	3
2026	3	0	3	-	0	-	0	3	3	0	-	3
Progress in Achieving English Language Proficiency (EB Current)												
2024									0			
2025									0			
2026									2			

Approach & Evidence Sources:

How will you measure goal implementation with lead fidelity and lead performance measures?

Lead Fidelity Measures

- Walkthrough data: adherence to the Math Block Structure, Alignment to the Objective & 3Cs, and Data Driven Small Groups (SE specific gaps addressed for individual students)
- CFA Data Analysis with intentional planning for the reteach and extension

Lead Performance Measures

- 90% of observed classrooms will adhere to the math block structure
- 90% of observed classrooms communicate aligned learning targets and success criteria
- 85% are running small groups using individualized data to close learning gaps

Data source: JKM walkthrough tool, formative assessment data analysis form

MANSFIELD INDEPENDENT SCHOOL DISTRICT
2026-2027 Action Plan using PDSA

Lag Measure

What will you use as a lag measure to know you've accomplished your "One Thing"?

- At least 85% of students demonstrate one year's growth on each math CBA or unit assessment
- At least 85% of students meet or exceed projected MAP growth in mathematics.
- STAAR Meets Grade Level increases from 50% to 63% for math
- Academic Growth Score for Math increases from 53 to 80
- Academic achievement in math increases from 8% to 29% for special education student group
- Academic growth in math increases from 24% to 58% for special education student group
- Academic growth in math increases from 43% to 61% for African American student group

Data source: official MISD CBA and unit assessment reports, NWEA MAP Growth reports, and TEA STAA reports

Plan: What are the key actions to be taken in the upcoming year toward the accomplishment of the goal?

(the one to five most important things to get done on this plan are...):

1. Create a structured mathematics block for K-4th grade
2. Unpack standards in PLC ensuring alignment to the 3Cs as part of the unit planning process
3. Practice and refine lesson delivery through collaborative PLC rehearsals and targeted coaching cycles
4. Calibrate instruction and student work to the objectives and 3Cs of the standard
5. Ensure data analysis is identifying and addressing specific student learning needs

MANSFIELD INDEPENDENT SCHOOL DISTRICT
2026-2027 Action Plan using PDSA

PROFESSIONAL DEVELOPMENT			
What professional development needs to occur to accomplish the key actions to be taken in during the year toward accomplishment of the goal?			
PROFESSIONAL DEVELOPMENT	**PROVIDED FOR**	**PERSON(S) RESPONSIBLE**	**END DATE** *When will the PD be completed?*
JKM Data Story, root cause, Campus One Thing, and PDSA implementation	Campus Leadership Team	Principal	Initial leadership development: July 2026; progress review quarterly through May 2027
JKM Tier 1 Instructional Guide and expectations	All instructional staff	Principal, Assistant Principal	Initial training during August 2026 in-service; reinforcement through May 2027
Unit Planning	All instructional staff	Principal, Assistant Principal	Initial training September 2026; reinforcement through May 2027
Weekly PLC lesson internalization and rehearsal	Core teachers, special education teachers, PLC leads	PLC leads, administrators	Launched: September 2026; implemented weekly through May 2027
Data-driven instruction and assessment analysis	Core teachers, special education teachers, PLC leads, and administrators	Principal	Initial training by October 2026; completed after each official CBA and unit assessment through May 2027
Student Groups that missed targets named-student monitoring and instructional response	Core teachers, special education teachers, PLC leads, and administrators	Principal	Initial roster and baseline review by October 30, 2026; updated after each assessment cycle through May 2027

MANSFIELD INDEPENDENT SCHOOL DISTRICT
2026-2027 Action Plan using PDSA

Complete the following section if identified for School Improvement

Areas Addressed: *(Academic Achievement Reading or Math; Growth; Grad Rate; ELPs; Student Success; CCMR)*	**Student group Target Area(s) missed:**
Academic Achievement Mathematics Academic Growth Mathematics Student Success (STAAR component)	Student group: Special Education (Current) African American Continuously Enrolled

228

Local Improvement Plan
Year-Long Strategy

ESF Essential Action/Key Practice	What the strategy looks like:	Implementation evidence:
EA 5.2: Instructional Planning Supports (KP 5.2.4)	Teachers unpack standards in PLC, ensuring alignment to the 3Cs as part of the unit planning process. Teachers practice and refine lesson delivery through collaborative PLC rehearsals weekly. Unit planning begins with the 15 Day Challenge, and additional planning time is scheduled for the entire school year.	PLC agendas; 15 Day Challenge training agenda, staff artifacts, and feedback; Innovation schedule agenda and deliverables with dates for the entire school year
EA 5.2: Observation and Feedback (KP 5.2.5)	Administrators conduct walkthroughs weekly to measure alignment of instruction and student work with the 3Cs and provide targeted coaching cycles. Administrators calibrate monthly on Tier 1 look-fors, evidence collection, and feedback quality.	Walkthrough data collection; calibration agenda, evidence comparison, agreement notes, and identified leadership next steps
EA 5.3: Data-Driven Instruction (KP 5.3.1)	Use dissegregated data to monitor student progress, provide evidence-based feedback, and guide teachers through a consistent process to analyze misconceptions, identify root causes, and plan targeted instructional responses.	Teacher Assessment Analysis Forms; disaggregated reports; named-student tracker; reteach plans

Campus Monitoring

Administrators conduct walkthroughs weekly using the aligned walkthrough tool to measure alignment of instruction and student work with the 3Cs. Administrators calibrate monthly on Tier 1 look-fors, evidence collection, and feedback quality. After each official CBA and unit assessment, teachers review targeted student group students by name and document reteach plans on the named-student tracker.

District Monitoring

The Executive Director of Teaching and Learning will meet with the principal monthly to review walkthrough data, CBA and unit-assessment results, and the named-student tracker. District representatives will participate in BOY, MOY, and EOY reviews to evaluate progress toward implementation and student-performance goals.

MANSFIELD INDEPENDENT SCHOOL DISTRICT

2026-2027 Action Plan using PDSA

Response When Implementation or Outcomes Are Off Track

If fewer than 85% of students demonstrate one year's growth on a math CBA or unit assessment, or walkthrough alignment falls below 80% for two consecutive months, JKM will adjust PLC rehearsals, coaching cycles, and reteach plans. If the plan is not successfully implemented or MOY progress is insufficient, Teaching and Learning will provide additional on-campus coaching and will revise the strategy with the principal during the MOY review.

Reallocation of Time, Funding, and Staffing

JKM will protect dedicated instructional time for 3rd and 4th grade students, a structured mathematics block for K-4th grade, and PLC and planning time through the master schedule. The campus will reallocate $2,000 in Comp Ed funds and $1,000 in Local 199 funds for substitute coverage for collaborative planning and aligned supplemental materials. Administrators and teachers will have assigned responsibilities for unit planning, PLC rehearsals, walkthroughs, coaching cycles, and named-student review.

Student-Performance Goals

By spring 2027, STAAR Meets Grade Level in math will increase from 50% to 63%, and the Academic Growth Score for math will increase from 53 to 80. Academic achievement in math for the special education student group will increase from 8% to 29%, and academic growth in math will increase from 24% to 58%. Academic growth in math for the African American student group will increase from 43% to 61%. At least 85% of students will demonstrate one year's growth on each math CBA or unit assessment.

CAMPUS/DEPARTMENT	VISION 2030 STRATEGIC GUIDING STATEMENT	TYPE(S) OF PLAN *Check all that apply*
Thelma Jones Elementary	Thelma Jones teachers will consistently deliver tier 1 instruction aligned to the content, cognitive, and context levels of the standards.	Vision 2030 Additional Targeted (TEA) Supporting

P PLAN: IDENTIFY THE NEED, THE GOAL, AND THE APPROACH

What do you hope to accomplish?

We hope to deliver instruction at the intended depth by teaching students how to process the learning.

Our Goal - Identify your "One Thing" (strategy):

Thelma Jones teachers will consistently deliver Tier 1 instruction aligned to the content, cognitive, and context levels of the standards.

Why did you choose this goal (strategy)? Include the process you used to establish the root cause.

Our campus has maintained a C in domain 1 for four of the past five years. Our special education population has not met its target for student achievement and student success in the last 3 years. We are now targeted for special education. Only 14% of our special education students passed/approached on the 2026 STAAR test. Thelma Jones special education students need to get a 23 for student success. 26% of our students need to meet grade level on the reading STAAR, and 29% need to meet grade level on the math STAAR.

Baseline Data & Rationale:

What data or evidence supports the need for this goal?

(Insert data with levels, trends & comparables)

Additional Targeted schools must include Closing the Gaps report data.

mCLASS

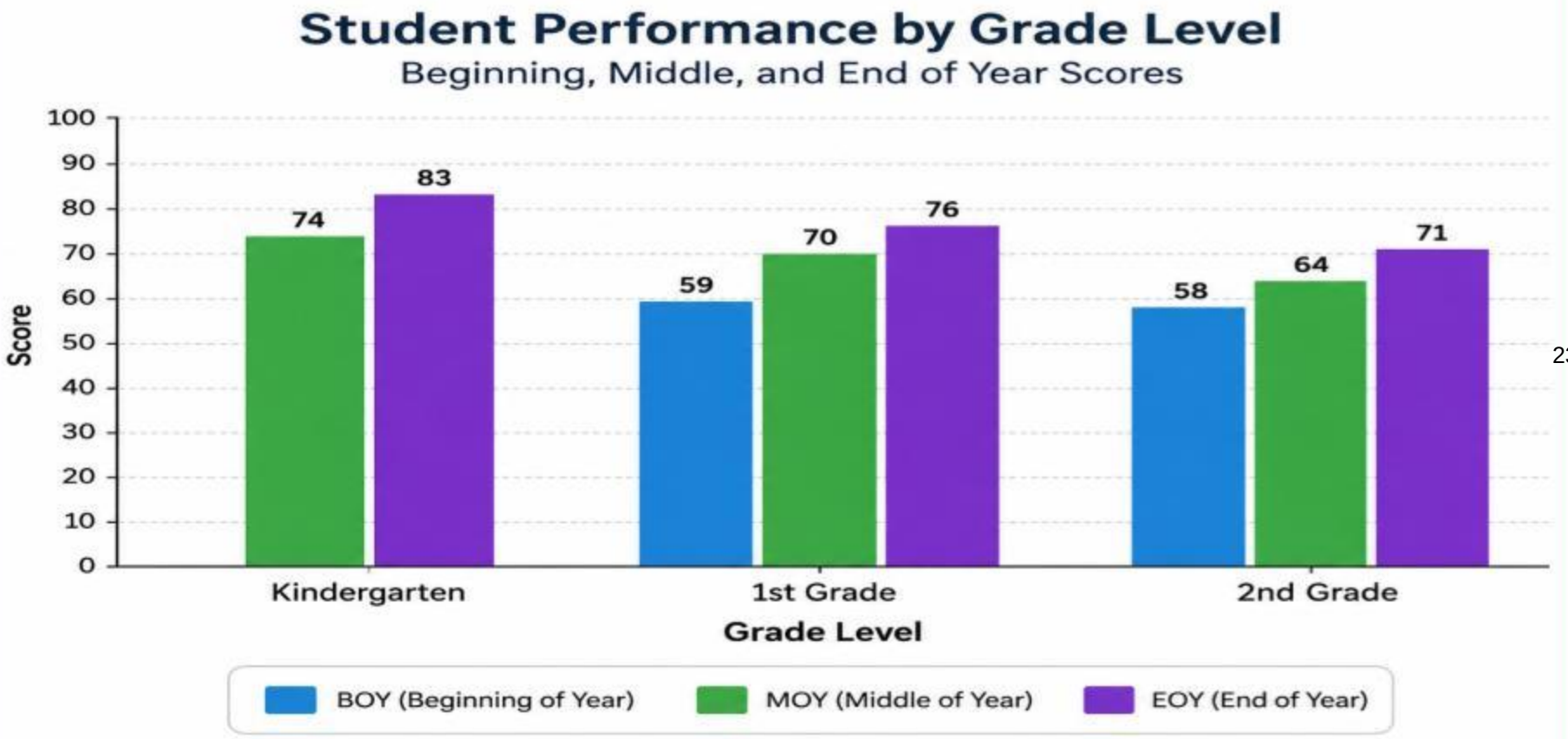
Student Performance by Grade Level
Beginning, Middle, and End of Year Scores
Score
100
90
80
70
60
50
40
30
20
10
0
74
83
59
70
76
58
64
71
Kindergarten
1st Grade
2nd Grade
Grade Level
BOY (Beginning of Year)
MOY (Middle of Year)
EOY (End of Year)

Progress Learning

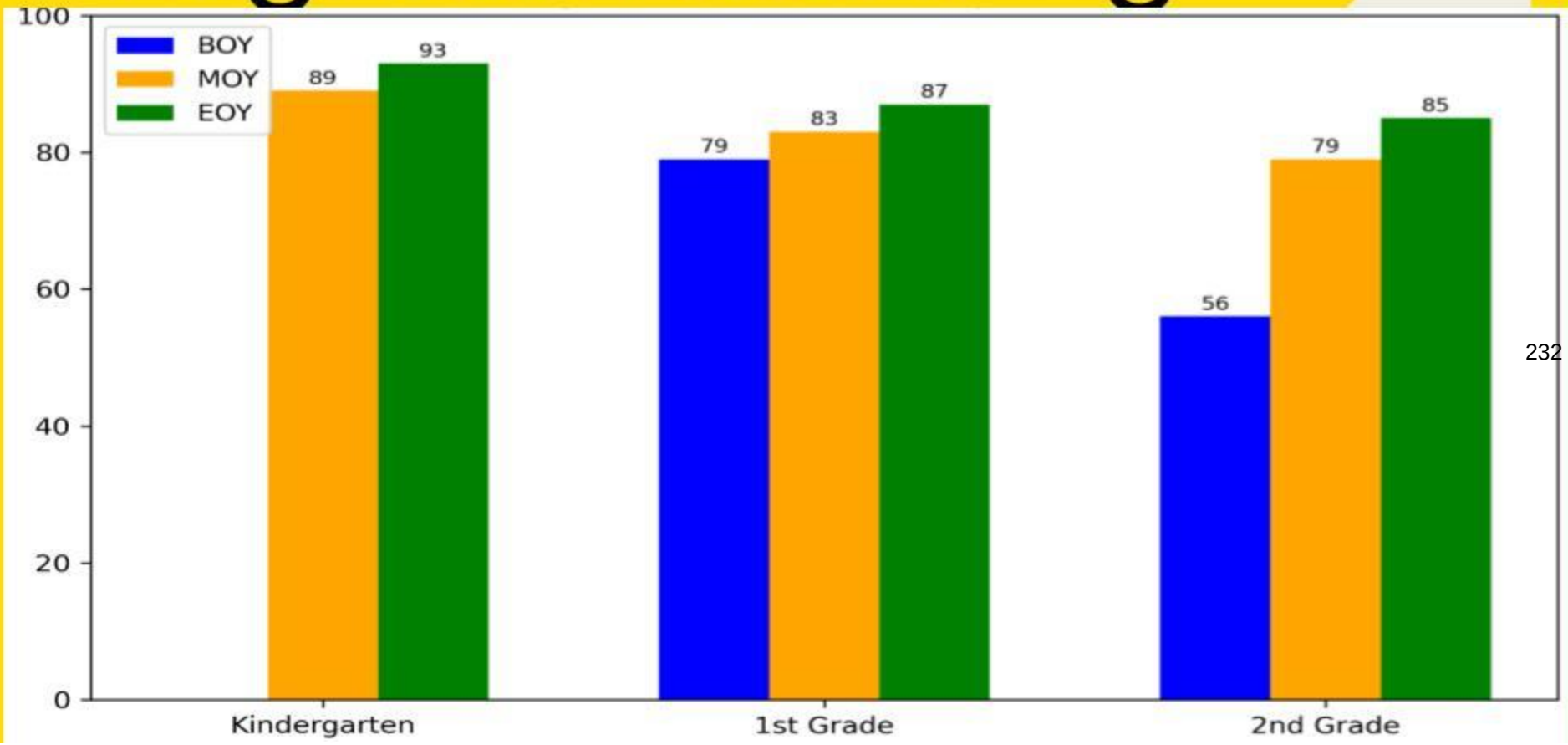

3rd Grade STAAR Reading

Performance LAG Measure – 3rd Grade Reading STAAR

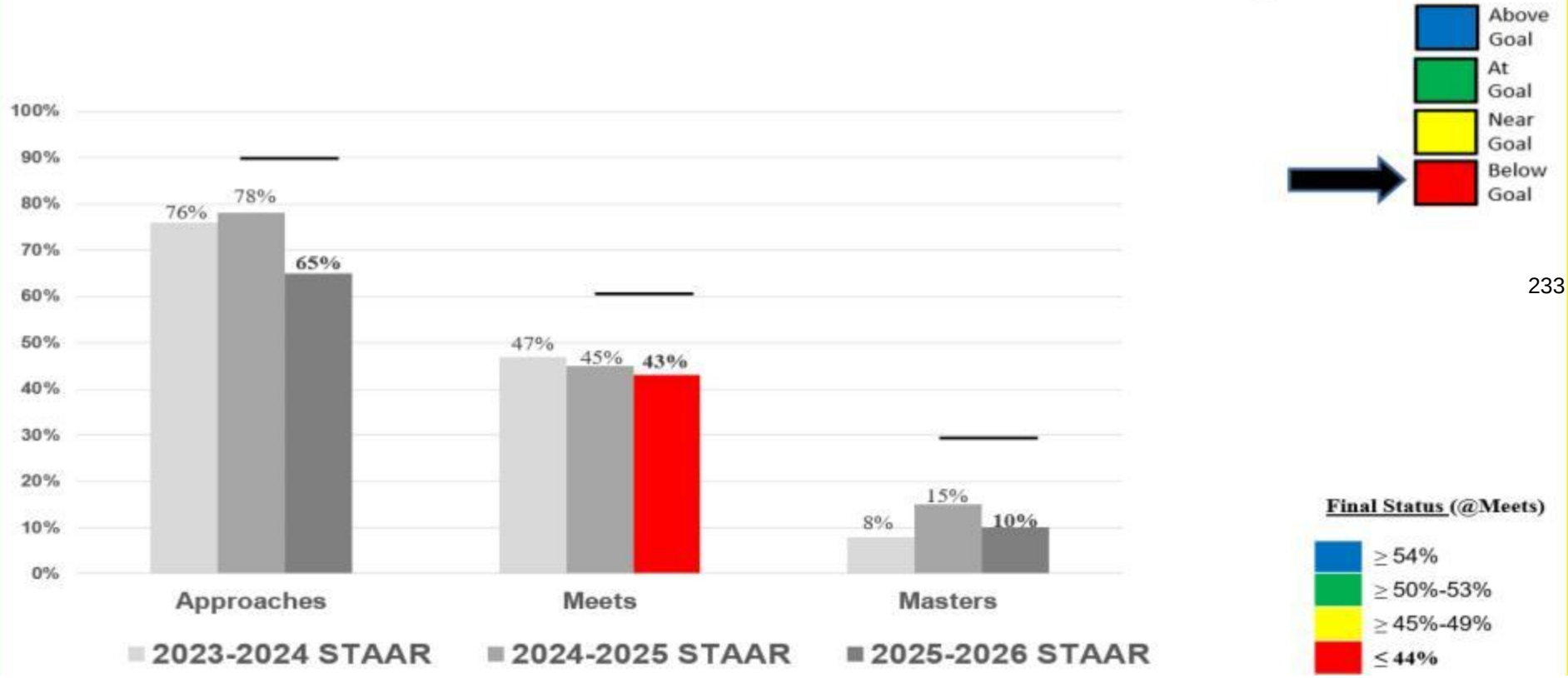

3rd Grade STAAR Math

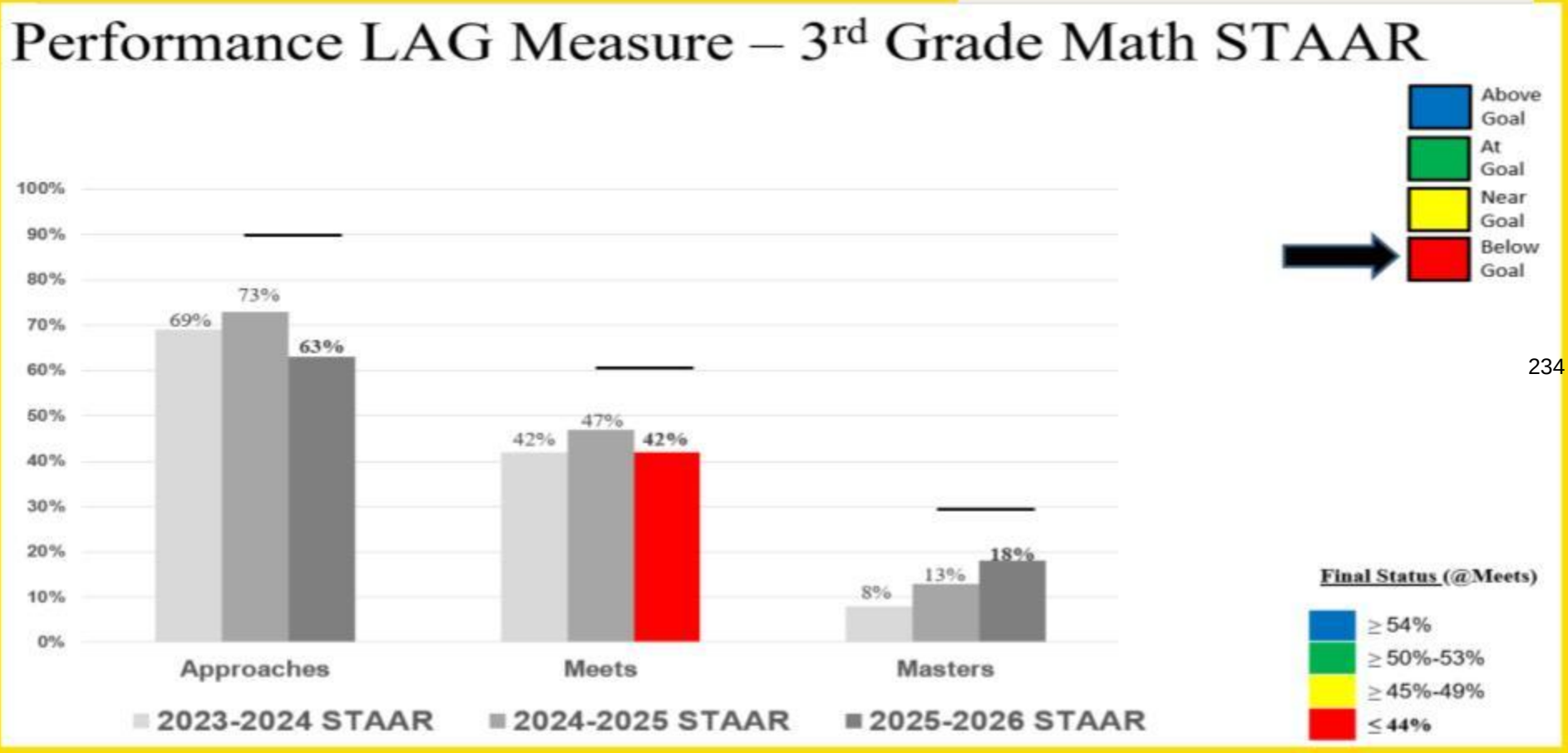

4th Grade STAAR Reading

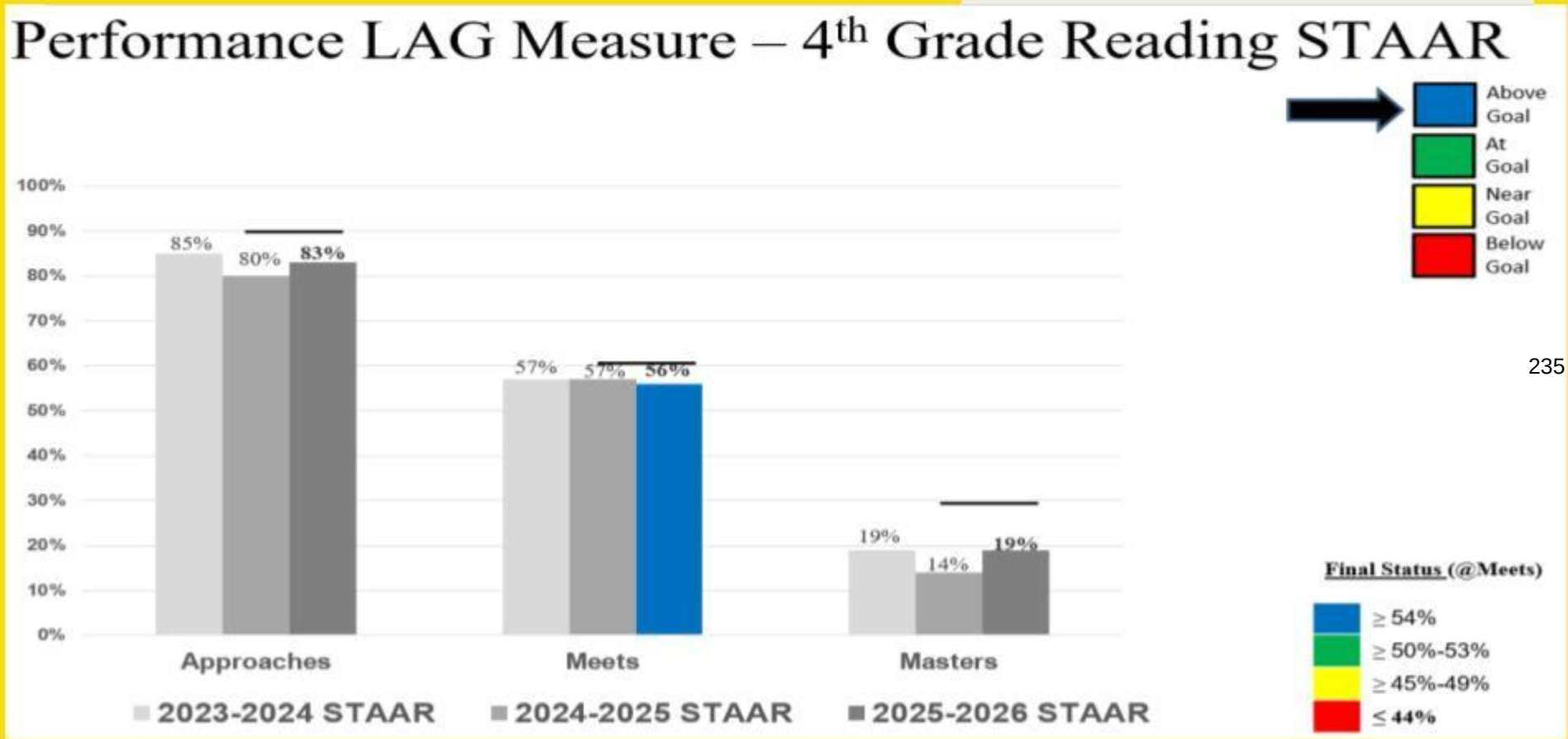

4th Grade STAAR Math

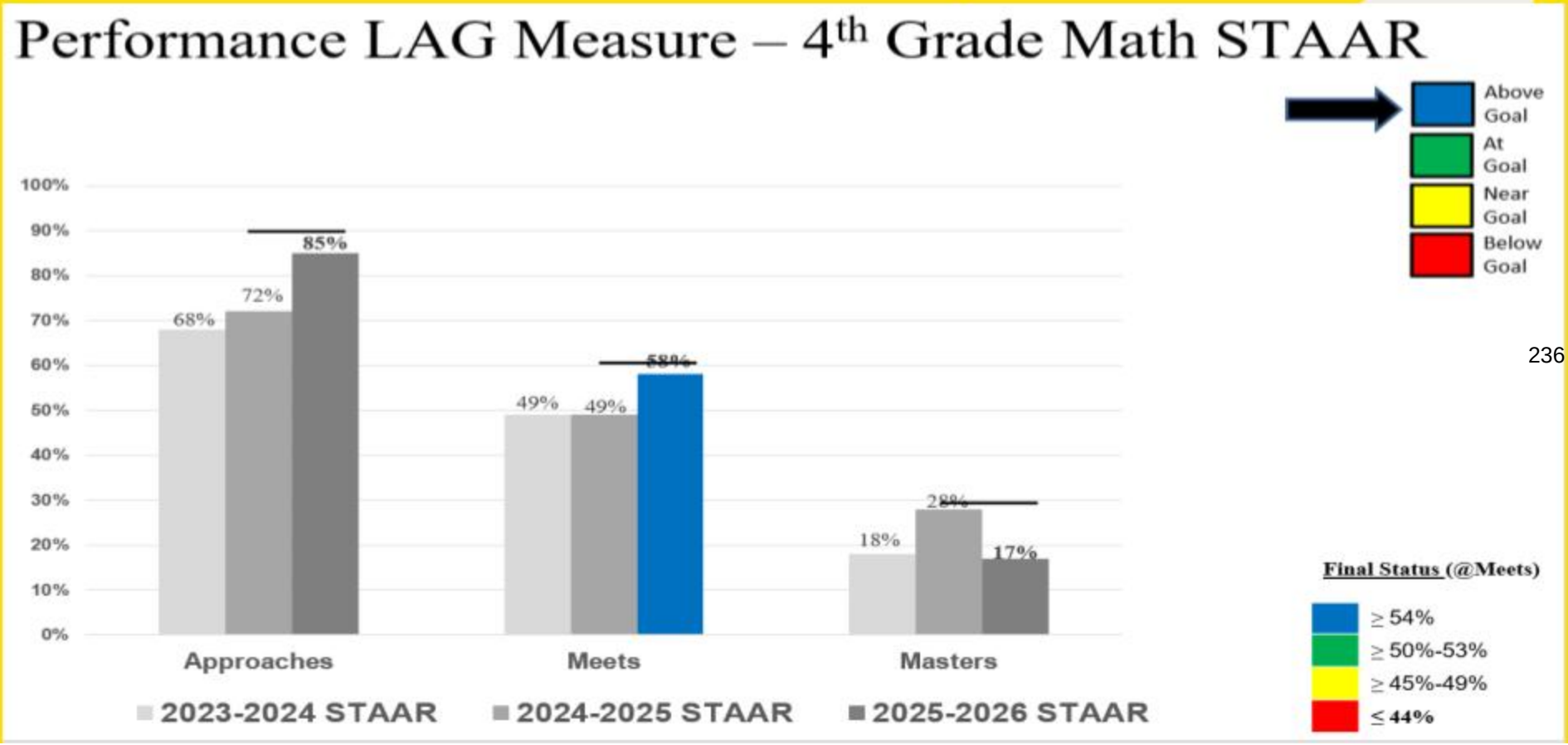

Texas Education Agency
2026 Identification of Schools for Improvement
THELMA JONES EL (220908117) - MANSFIELD ISD - TARRANT COUNTY
✳ Confidential ✳

• This campus is identified for targeted support and improvement.

	African American	Hispanic	White	American Indian	Asian	Pacific Islander	Two or More Races	Econ Disadv	EB (Current & Monitored)	Special Ed (Current)	Special Ed (Former)	Continuously Enrolled
Count of Indicators Missed for Three Consecutive Years* A student group that misses the targets in at least the same three indicators, for three consecutive years, is identified for targeted support and improvement.												
	0	0	-	-	1	-	-	0	0	3	-	0
Academic Achievement Status: Reading/Language Arts (RLA)												
2024	3	3	3	-	3	-	-	3	3	0	-	3
2025	3	3	4	-	0	-	3	3	4	0	-	3
2026	3	3	-	-	0	-	3	3	3	0	-	3
Academic Achievement Status: Mathematics												
2024	3	0	3	-	0	-	-	3	3	0	-	3
2025	3	0	3	-	0	-	3	3	3	0	-	3
2026	3	3	-	-	2	-	3	3	3	1	-	3
Academic Growth Status: RLA												
2024	3	0	-	-	3	-	-	3	0	0	-	3
2025	3	3	-	-	3	-	-	3	3	2	-	3
2026	3	4	-	-	-	-	-	3	4	-	-	3
Academic Growth Status: Mathematics												
2024	0	0	-	-	0	-	-	0	1	0	-	0
2025	3	3	-	-	4	-	-	3	2	3	-	3
2026	3	4	-	-	-	-	-	3	4	-	-	3
Student Success (Student Achievement Domain Score (STAAR Component Only))												
2024	3	0	3	-	0	-	1	3	3	0	-	3
2025	3	3	3	-	1	-	2	3	3	0	-	3
2026	3	3	0	-	0	-	2	3	3	1	-	3
Progress in Achieving English Language Proficiency (EB Current)												
2024									4			
2025									4			
2026									3			

Additional Student Groups

	All Students	Econ Disadv	Non-Econ Disadv	G/T	EB (Current)	EB (Current & Monitored)	Special Ed (Current)	Special Ed (Former)	Continuously Enrolled	Non-Continuously Enrolled	Highly Mobile	Foster	Homeless	Migrant
All Subjects														
Percent of Tests														
At Approaches GL Standard or Above	74%	70%	81%	100%	80%	83%	36%	100%	78%	64%	-	-	-	-
At Meets GL Standard or Above	51%	46%	60%	95%	52%	58%	14%	100%	57%	37%	-	-	-	-
At Masters GL Standard	16%	13%	22%	58%	20%	28%	2%	0%	17%	14%	-	-	-	-
Number of Tests														
At Approaches GL Standard or Above	214	131	83	38	43	53	16	2	159	55	-	-	-	-
At Meets GL Standard or Above	148	87	61	36	28	37	6	2	116	32	-	-	-	-
At Masters GL Standard	47	25	22	22	11	18	1	0	35	12	-	-	-	-
Total Tests	290	188	102	38	54	64	44	2	204	86	-	-	-	-
Reading/Language Arts (RLA)														
Percent of Tests														
At Approaches GL Standard or Above	73%	70%	78%	100%	78%	81%	32%	100%	77%	63%	-	-	-	-
At Meets GL Standard or Above	50%	47%	57%	89%	41%	50%	9%	100%	56%	37%	-	-	-	-
At Masters GL Standard	15%	13%	20%	47%	19%	25%	5%	0%	15%	16%	-	-	-	-
Number of Tests														
At Approaches GL Standard or Above	106	66	40	19	21	26	7	1	79	27	-	-	-	-
At Meets GL Standard or Above	73	44	29	17	11	16	2	1	57	16	-	-	-	-
At Masters GL Standard	22	12	10	9	5	8	1	0	15	7	-	-	-	-
Total Tests	145	94	51	19	27	32	22	1	102	43	-	-	-	-
Mathematics														
Percent of Tests														
At Approaches GL Standard or Above	74%	69%	84%	100%	81%	84%	41%	100%	78%	65%	-	-	-	-
At Meets GL Standard or Above	52%	46%	63%	100%	63%	66%	18%	100%	58%	37%	-	-	-	-
At Masters GL Standard	17%	14%	24%	68%	22%	31%	0%	0%	20%	12%	-	-	-	-
Number of Tests														
At Approaches GL Standard or Above	108	65	43	19	22	27	9	1	80	28	-	-	-	-
At Meets GL Standard or Above	75	43	32	19	17	21	4	1	59	16	-	-	-	-
At Masters GL Standard	25	13	12	13	6	10	0	0	20	5	-	-	-	-
Total Tests	145	94	51	19	27	32	22	1	102	43	-	-	-	-

Approach & Evidence Sources:

How will you measure goal implementation with lead fidelity and lead performance measures?

Lead Fidelity Measures

- PLCs
- Math Walk-Through Form

Lead Performance Measures

- CFA/CBA
- BOY and MOY 3rd and 4th grade Math MAP

Lag Measure

What will you use as a lag measure to know you've accomplished your "One Thing"?

- 3rd and 4th Grade Math STAAR

Plan: What are the key actions to be taken in the upcoming year toward the accomplishment of the goal?

(the one to five most important things to get done on this plan are…):

1. Analyze STAAR Data and choose boulders
2. Complete the 15 Day Challenge Unit Planning
3. Gain a common understanding of process standards
4. Start the PLC and walk-through cycle
5. Give feedback and coaching

PROFESSIONAL DEVELOPMENT			
What professional development needs to occur to accomplish the key actions to be taken in during the year toward accomplishment of the goal?			
PROFESSIONAL DEVELOPMENT	**PROVIDED FOR**	**PERSON(S) RESPONSIBLE**	**END DATE** *When will the PD be completed?*
15 Day Challenge Unit Planning Launch	K-4 Teachers	M. Rhines (Principal) AP Jackson	Initial training August 2026; reinforced during PLC's through May 2027
Unit planning days	K-4 Teachers	M. Rhines (Principal)	First planning day September 2026; scheduled for each unit through May 2027
Update to PLC Protocols	K-4 Teachers	M. Rhines (Principal)	Initial training September 2026; implemented weekly through May 2027

Complete the following section if identified for School Improvement

Areas Addressed:	Student group Target Area(s) missed:
Academic Achievement Reading/Language Arts Academic Achievement Math Student Success	Special Education

Local Improvement Plan Year-Long Strategy

Identification and Evidence-Based Strategy
Thelma Jones Elementary School will implement a coherent Tier 1 instructional system aligned with ESF Key Practices 4.1.2, 5.2.4, 5.2.5, and 5.3.1. Teachers will participate in weekly lesson internalization, calibrated observation and feedback cycles, and data-driven instructional to improve Reading, Mathematics, and Student Success outcomes for students specifically Special Education. The campus will review results through PLC data cycles and determine needed Tier 1 reteaching, WIN intervention, extension, or enrichment.
This will include monitoring and tracking of implementation and fidelity of instructional systems in Reading and Mathematics through STAAR, NWEA MAP, district assessments, campus formative, and frequent progress-monitoring data.

ESF Essential Action (EA)/Key Practice	*What the strategy looks like at Thelma Jones Elementary*	*Implementation Evidence*
EA 4.1 Multi-tiered Academic Experience - Tier 1 Instructional Strategies and Supports for All Learners (KP 4.1.2)	Teachers will deliver daily Tier 1 instruction that includes standards-aligned learning targets, alignment to the Content, Context, and Cognitive level of state standards, explicit modeling, checks for understanding, student discourse, and academic monitoring for instructional adjustments.	Weekly Lesson plan Checks; aligned learning targets and student Success Criteria; weekly walkthrough data; student work analysis; documented instructional adjustments
EA 5.2: Instructional Planning for Effective Classroom Instruction — Instructional Planning Supports (KP 5.2.4)	Teachers will internalize and rehearsals lessons for upcoming instruction weekly by analyzing alignment of the written, taught, and assessed curriculum, anticipating misconceptions, planning questions and checking for understanding (CFUs), practicing critical lesson components, and identifying needed scaffolds and extensions.	Completed lesson-internalization forms; PLC agendas; planned questions and CFUs; anticipated-misconception plans; teacher exemplars; PLC observation notes
EA 5.2: Instructional Planning for Effective Classroom Instruction — Observation and Feedback (KP 5.2.5)	Campus administrators conduct calibrated walkthroughs bi-weekly. Teachers receive one actionable feedback step, and leaders monitor implementation through observation and feedback cycles.	Calibrated walkthrough tool; walkthrough schedule and logs; teacher action-step tracker; written feedback; follow-up walkthrough evidence
EA 5.3: Data-Driven Instruction, Assessment Reflection, and Targeted Supports — Data-Driven Instruction with Curriculum-Embedded Assessments (KP 5.3.1)	After each official CBA or unit assessment, PLC teams analyze performance by student, standard, question, classroom, and student group. Teams review special education students by name and document the Tier 1 reteach, WIN intervention, extension, or enrichment each student will receive.	Disaggregated assessment reports; Teacher Assessment Analysis Forms; named-student tracker; reteach plans; WIN rosters; student work; progress-monitoring records

Campus Monitoring
The principal and assistant principal will conduct weekly walkthroughs using campus calibration protocols and provide feedback. The Campus Leadership Team will review implementation and student-performance data monthly. Following each official CBA or unit assessment, teachers and administrators will review special education students by name and document the Tier 1 reteach, WIN intervention, extension, or enrichment each student will receive.

District Monitoring
The principal's Executive Director will meet with the principal to review walkthrough fidelity, CBA and unit-assessment results, implementation milestones, and special education students. District representatives will participate in BOY, MOY, and EOY reviews to evaluate progress toward the plan's implementation and student-performance goals.

Response When Implementation or Outcomes Are Off Track
Thelma Jones will adjust professional learning, coaching, PLC support, WIN groups, intervention, and enrichment if the plan is not implemented successfully or MOY progress is insufficient; Teaching and Learning/Executive Director will provide additional on-campus coaching and revise the strategy and implementation milestones with the principal during the MOY review.

Reallocation of Time, Funding, and Staffing
The campus will reallocate %4,000 in Title I funds, $2,000 in State Compensatory Education funds, $1,000 in Local 199 funds, and $500 in activity funds to support professional learning, substitute coverage, instructional and intervention materials, progress-monitoring tools, and allowable implementation costs. The principal and assistant principal will be responsible for monitoring the allocation of funds and effects.

Student-Performance Goals

By spring 2027, campus STAAR Meets Grade Level or above will increase from 9% to 26% in reading and from 18% to 29% in math in the Meets category as measured by STAAR.

Board of School Trustees
Mansfield Independent School District

TITLE: Consideration and Approval of Memorandum of Understanding (MOU)

DATE: November 17, 2026

ACTION

BACKGROUND:

In order to help our students graduate life, college, and career ready, MISD partners with Institutes of Higher Education (IHE). The following Memorandum of Understanding (MOU) is presented for approval tonight.

- Memorandum of Understanding Between Mansfield ISD and McMurry University – Dual Credit Academy

RECOMMENDATION:

The Superintendent recommends that the Board approve the Memorandum of Understanding listed above.

McMurry University Dual Credit Academy

INTRODUCTION

This Agreement (MOU) is entered into on November 4, 2026 (date), by and between McMurry University ("McMurry") and Mansfield ISD ("Participant") in relation to the characteristic and administration of the McMurry Dual Credit Academy (DCA) whereby McMurry seeks to provide college-level courses as described herein to high school students. Participant agrees to comply with the requirements of the DCA program.

OVERVIEW

The DCA seeks to provide college-level courses in both a face-to-face modality and a flexible online delivery modality for high school students. Qualified high school instructors may be credentialed as university adjuncts to deliver face-to-face dual credit courses. Online courses in the DCA are offered via the TEL Education learning management system (LMS) platform to provide a robust offering of asynchronous courses to high school students and homeschool students. DCA courses are affordable at $200 for a three-credit course and $300 for a four-credit course. Additionally, DCA courses do not require course enrollment minimums for high school partners. The inherent flexibility and affordability of the McMurry DCA provides school districts, private high schools, and home schools with opportunities to expand their curriculum to students.

1. Purpose of Memorandum of Understanding (MOU)

The purpose of this MOU is to establish the roles and responsibilities of McMurry in providing dual credit courses to Mansfield ISD students and Mansfield ISD responsibility in participating in the DCA program.

2. Courses and Course Delivery

Online Courses

McMurry partners and contracts with TEL Education to deliver dual credit courses. TEL Education courses have been vetted and reviewed for quality and alignment with McMurry's curriculum, learning outcomes, and course design best practices. Courses offered for dual credit meet the highest standards of McMurry's faculty review.

Online Course Delivery

All TEL Education courses offered through the DCA are delivered in an online medium. The TEL LMS is a web-based solution that is accessible with any operating system and browser. Online courses are accessible through the university student portal: MyMcM. Upon admission, students will receive initial credentials and instructions for login.

Face-to-Face Courses

High school DCA partners may deliver face-to-face dual credit instruction with consent and approval of faculty and approval by McMurry. Qualifications and requirements regarding face-to-face dual credit instruction are included in section 3.

Online Course Schedules

Online DCA course offerings are posted to the McMurry DCA webpages. As a service to DCA partner schools, all online courses in the DCA catalog are offered every fall, spring, and summer semesters. Online courses are designed to be delivered over 15 weeks in the fall and spring and 10 weeks in the summer semester. The DCA course catalog is continually growing and future courses may be added to the DCA course schedule at the discretion of McMurry. The high school may allow eligible students approved for admission to enroll in any course offered through the DCA.

3. Face-to-Face Courses

The McMurry DCA provides partner schools with face-to-face dual credit instruction by credentialing high school instructors who meet McMurry's faculty qualification requirements.

Request to Offer Face-to-Face Dual Credit

Partner schools must notify the director of the DCA of their intent to offer face-to-face dual credit.

Faculty Qualifications and Course Approval

DCA adjunct faculty must satisfy all requirements and qualifications of McMurry. Eligible faculty must have 18 graduate hours in the discipline of instruction. Eligible individuals must submit a complete application for employment through McMurry's website under the Dual Credit Adjunct Faculty job listing. A complete application requires submission of college and university transcripts. Once a completed application for employment has been received by McMurry, the individual's transcripts will be evaluated by McMurry faculty for approval to teach dual credit. McMurry's approval process may take up to four weeks, and it is highly recommended that all application materials be submitted in a timely manner, well ahead of the intended semester of instruction. Approved adjunct DCA instructors will receive notification via email of their status and the McMurry courses they are approved to teach.

The approved DCA adjunct is solely responsible for completing all HR onboarding and payroll requirements.

DCA Adjunct Pay

The DCA adjunct pay rate will be determined using a tiered structure based on student enrollment in each section. Compensation for a section will correspond to the applicable tier in effect at the time of assignment, as outlined below:
1–14 students: Prorated at $100 per student
15–29 students: $1,500
30–49 students: $2,500
50+ students: $3,500
The university reserves the right to modify the DCA adjunct pay structure.

Training and Assessment Requirements

All university policies articulated in McMurry catalog and faculty handbook apply to approved DCA faculty. All approved DCA adjunct faculty are required to attend DCA Adjunct Instructor training prior to the semester they intend to deliver instruction. Furthermore, adjuncts are required to attend a training each year. Training will be conducted via video conferencing, and multiple days and times will be available. Individuals who fail to attend a training session may not be permitted to deliver dual credit courses.

4. Academic Policies and Procedures

Academic Instructional Calendar

DCA courses will follow McMurry's academic calendar. Course start dates, end dates, drop dates, withdraw dates, and grade reporting dates are posted in the university academic calendar.

Books and Supplemental Materials (online)

Online DCA courses do not require textbooks. All needed reading material, resources, and course content are included in the course modules and presented to students within the course as needed. Required materials will be included in the course fee for online courses. McMurry University reserves the right to change the books and supplemental materials for online dual credit courses.

Books and Supplemental Materials (face-to-face)
Participants who elect to deliver face-to-face dual credit through a qualified and McMurry-approved instructor are responsible for course resources. The DCA tuition only covers course resources for online courses. The faculty member may select the course material, textbook, or resources they deem necessary to deliver the dual credit course. McMurry will provide textbook recommendations at the request of the faculty or DCA partner school. When applicable, free open educational resources recommendations will be provided. Additionally, textbooks already in circulation at the partner DCA campus may be utilized to deliver dual credit assuming the text aligns with the McMurry course learning objectives.

Pre-semester Partner School Form
Partner DCA schools are required to submit a pre-semester form prior to every semester (fall, spring, and summer). The pre-semester form is available to partner schools in the counselor and administrator portal.

Application Procedure
Students who wish to enroll in DCA courses must first complete the undergraduate DCA application process and be admitted to McMurry as a DCA student. The DCA student application consists of an undergraduate application, high school transcript, and an endorsement from a high school counselor or dual credit administrator. McMurry relies upon high school professionals and staff to qualify students for DCA courses. While McMurry will review a student's high school GPA for admission, the high school or district may wish to impose additional standards to qualify students for DCA courses.

a. Students must complete a free undergraduate application at apply.mcm.edu/apply prior to their intended start term. On the application, students must select Dual Credit/Concurrent Enrollment as their intended student type.
b. A current high school transcript is required. Students may upload their transcript to their application portal. However, the preferred method to receive transcripts is through the counselor portal. High school counselors or other dual credit administrators can upload student transcripts electronically using the document upload tool found in the online counselor portal. Unofficial transcripts may be used for DCA admission but official transcripts are preferred. If unofficial transcripts are used for admission, an official transcript must be received by the start of the semester in which a student begins courses.
c. All DCA students must be endorsed for admission by their high school counselor or dual credit administrator. Counselors can endorse students individually using a simple online electronic form found in the counselor portal.

Students are responsible for completing the DCA application process in a timely manner prior to the start of the semester. Incomplete applications will not be reviewed by McMurry for admission, and students not admitted will not be permitted to enroll in courses.

Admission Standards and Student Eligibility
Completed applications will be reviewed on a rolling basis for admission. Admission criteria for DCA students is articulated in the McMurry catalog. It is recommended that admissible students have an unweighted 3.0 high school GPA on a 4.0 scale and an endorsement from their high school administrator or counselor to enroll in DCA courses. Students must be classified as a high school freshman, sophomore, junior, or senior to enroll in DCA courses.

Registration
Students approved for admission must submit a registration request form in their application portal each semester.

Any student who does not complete this form prior to the start of the semester will not be enrolled in courses. McMurry will not register students on their behalf.

We recommend students meet with a school counselor or administrator before selecting courses. The courses selected by the student on the registration request form will be the courses in which he or she is enrolled. A list of students and their classes will be sent to a school administrator prior to the start of each semester.
High school course rosters may be uploaded to the counselor portal to assist with registration. Supplying the DCA office with course rosters is for information sharing purposes only. Rosters do not replace student registration processes.

Course Drops or Withdrawals
To drop a course, students must submit an electronic dual credit course drop form. The form is posted to the student's application portal and MyMcM portal. School counselors and administrators may also access the form in the counselor and administrator portal. Drop requests via email or phone will not be accepted. The student is responsible for monitoring drop and refund dates.

Course Payment and Refunds
Students are responsible for timely payment of tuition that is not covered by their respective high school or school district. McMurry reserves the right to withdraw students for nonpayment after the published financial settlement deadline for each semester. Students may submit payment electronically through their MyMcM portal.

A course reinstatement fee of $50 will be assessed to any students who are withdrawn by McMurry due to nonpayment and are re-enrolled in courses. McMurry reserves the right to decline reinstatement after the published financial settlement date for the respective semester.

Course refunds for DCA courses will follow McMurry's refund schedule.

Course Load
Students may enroll in up to 12 hours per long semester and 12 hours in total for all summer semesters. Students may enroll in additional courses over the 12-hour limit with approval from high school personnel.

Academic Standards
Students must meet the academic standards for coursework at McMurry as defined by its catalog.

Academic Policies and Information
The McMurry catalog articulates academic policies regarding academic probation and suspension, grade appeals, adding and dropping courses, and withdrawal processes. These academic policies apply to and inform DCA students.

5. Tuition, Fees, and Billing

Tuition
Tuition for DCA courses are $200 per three-credit hour course and $300 per four-credit hour course. Course materials are included in the course fee for online DCA courses. The university reserves the right to change tuition rates.

Fees
No additional fees are assessed for DCA students. The university reserves the right to change fees prior to the commencement of the academic year.

Billing

Students will be billed for DCA tuition unless alternate arrangements have been made by the school district and McMurry University. All student bills must be paid prior to the non-payment drop date published each semester. Unpaid bills must be resolved before a student may receive a college transcript. Registration holds may be placed on student accounts with unpaid balances to prevent subsequent registration until the student is in good financial standing with the university.

Third-Party Transcript Requests

McMurry University permits the school district or ISD to request individual or bulk transcripts on behalf of students with their consent. Official transcripts can be ordered online. The cost per transcript is $15. The university reserves the right to amend the transcript policy and change the transcript cost.

6. Communication and Data Sharing

The Family Educational Rights and Privacy Act (FERPA) allows protected student data to be exchanged between McMurry and Mansfield ISD for students who are dually enrolled without the consent of either the parents or the student under 34 CFR § 99.34. If the student is under 18, the parents still retain the right under FERPA to inspect and review any education records maintained by the school district, including records that McMurry disclosed. McMurry and Mansfield ISD are expected to meet FERPA requirements to maintain the privacy of student data. All communication regarding dual credit should be directed to dualcredit@mcm.edu.

7. MOU

The MOU remains in effect until any changes are deemed necessary. McMurry or Mansfield ISD may request changes to the MOU at any point by submitting a written amendment request to the appropriate organization representative.

8. General Provisions and Definitions for Agreement

Assignability

Neither party may assign its rights or duties under this Agreement without the prior written consent of the other parties.

Notice: Any notice, demand, or communication required, permitted, or desired to be given under this Agreement shall be deemed effectively given when delivered by email, or to the party at the following addresses:

McMurry:	***Participant:***
Grant Greenwood	Name
Vice President for Enrollment	Title _____
McMurry University	District/School Mansfield ISD
1 McMurry University, #278	Address _____
Abilene, TX 79697	City, State _____
325-793-4785	Phone _____
greenwood.grant@mcm.edu	Email _____

Enforceability

Should any provision of this Agreement be held invalid or unconstitutional by a government body or court of competent jurisdiction, that holding shall not diminish the validity of any other provision of this Agreement.

Governing Law

This Agreement shall be governed by and interpreted in accordance with the laws of the state of Texas. Venue for any dispute arising out of this Agreement shall be in Taylor County, Texas.

Compliance With Laws

The parties will comply with all applicable federal, state, and local laws, rules, and regulations in performing their obligations hereunder, including, but not limited to, complying with all applicable requirements of any accreditation authority. All activities relating to this Agreement shall be conducted in a manner that does not discriminate against any person on a basis prohibited by applicable law, including, but not limited to, race, color, national origin, religion, sex, age, veteran status, or disability.

Binding Effect

The provisions of this Agreement shall inure to the benefit of, and shall be binding upon the heirs, personal representatives, successors, assigns, estates, and legatees of each of the parties.

Multiple Copies

This Agreement and its Amendments, if any, shall be in writing and may be executed in multiple copies. Each multiple copy, if any shall be deemed an original, but all multiple copies together shall constitute one and the same instrument.

Waiver of Breach

The waiver by either party of a breach or violation of any provision of this Agreement shall not operate as, or be construed to be, a waiver of any subsequent breach of the same or other provision.

Force Majeure

Each party shall be excused from any breach of this Agreement which is proximately caused by government regulation, war, strike, act of God, or other similar circumstance normally deemed outside the control of well-managed businesses.

Entire Agreement

This Agreement constitutes the Entire Agreement between the parties hereto with respect to the subject matter hereof and supersedes all previous or contemporaneous agreements, understandings, or negotiations between the parties.

9. Provisions for Agreement Implementation, Maintenance, and Revision

The Vice President for Enrollment at McMurry and the Dual Credit designee at Mansfield ISD will designate a contact person at each institution to oversee implementation of this Agreement.

10. Provisions for Agreement Initiation Renewal and Termination:

This MOU shall begin on the date of last signature. Either party may terminate this Agreement upon 180 days advance notice, in writing, to the other party. In the event this MOU is terminated, both institutions agree to make completion provisions for individual students participating in the program at the time of termination.

This Agreement shall not be modified or amended, except in a written instrument executed by both parties.

IN WITNESS WHEREOF, the parties have executed this Agreement in duplicate originals effective as of the date and year first above written.

McMurry University
Grant Greenwood, Vice President of Enrollment Management

Grant Greenwood
Signature

11/04/2026
Date

School/District:

Name and Title of Dual Credit Designee

Signature

Date

Board of School Trustees
Mansfield Independent School District

TITLE: Consideration and Approval of November Book Order

DATE: November 17, 2026

ACTION

BACKGROUND:

Per Board Policy EFB (LOCAL) and Senate Bill 13, the Mansfield ISD Board of Trustees must approve library materials prior to purchase. The list of proposed books to purchase has been posted on the Library Services webpage for public review for 30 days. This list of proposed books to purchase must be included in the Consent Agenda.

RECOMMENDATION:

The Superintendent recommends the approval of the November book order.

Title of Book	Last Name of Author	First Name of Author	ISBN	Minimum School Level	In district with different ISBN
Books to be purchased by Elementary and above - 528 Titles					
10 minutes a day. Math :4th grade workbook (10 Minutes a Day (DK))	McArdle	Sean	978-0-7440-3113-3	Elementary	
A day at the petting zoo = Un dia en el zoologico interactivo (DK Super Readers Pre-Level)	DK	Publishing	978-0-593-96659-4	Elementary	
A Duet For Home (Large Print)	Glaser	Karina Yan	9798822697034	Elementary	Yes
A gato le gusta el rojo (I Like to Read)	Russo	Christopher	978-1-66886-167-7	Elementary	
A loud winter's nap	Hudson	Katy	9781623708696	Elementary	
A mummy in the attic (Spark Decodables: Lost Lodge)	Lee	Courtney	979-88-7527-064-2	Elementary	
A recoger manzanas! (Step into Reading-Step 1)	Ransom	Candice F.	978-1-71378-431-9	Elementary	
A Room with a View	Ho	Joanna	9798331713317	Elementary	
A trance at the stage (Spark Decodables: Cape Cave)	Lee	Courtney	979-88-7527-032-1	Elementary	
Aaron Judge (SportsZone Biographies)	Hewson	Anthony K.	978-1-09-829165-5	Elementary	
Abraza-Muchotl no puede demostrar su amor (Axolotls!)	Estes	C. W.	979-88-7526-028-5	Elementary	
Acorazados (Marvels)	Riggs	Kate	979-88-89898-73-3	Elementary	
Adventuregame comics. 3,Samurai vs. ninja (Adventuregame Comics, Book 3)	Shiga	Jason	978-1-41975-783-9	Elementary	
Alana's recipe for kindness (Cupcake Diaries: The New Batch, Book 8)	Simon	Coco	979-83-471-0659-2	Elementary	
Alas de fuego. Libro 2.La heredera perdida : novela grafica (Wings of Fire, Book 2)	Deutsch	Barry	978-84-272-2352-3	Elementary	
Algebra & geometry : anything but square! (Basher Science)	Green	Dan	9780753481080	Elementary	
Alien stories to scare your socks off! (Stories to Scare Your Socks Off!)	Espinosa	Andi	979-88-7528-066-5	Elementary	
Amari and the Night Brothers (Large Print)	Alston	B. B.	9798822696518	Elementary	Yes
Angelita la oveja (Farmyard Friends (Calico Kid))	Mullarkey	Lisa	978-1-09823-743-1	Elementary	
Anima-muchotl y los inflables (Axolotls!)	Estes	C. W.	979-88-7526-044-5	Elementary	
Animal fact frenzy! (Fact Frenzy: Brain Candy Books)	Meister	Cari	979-88-7525-464-2	Elementary	
Animales de invierno (Abdo Kids Junior: Seasons: Winter Wonder!)	Murray	Julie	978-1-09826-976-0	Elementary	
Animales de otono (Abdo Kids Junior: Seasons: Fall Fun!)	Murray	Julie	978-1-09826-752-0	Elementary	
Animales de primavera (Abdo Kids Junior: Seasons: Spring is Here!)	Murray	Julie	978-1-09826-969-2	Elementary	
Animales de verano (Abdo Kids Junior: Seasons: Summer Shine!)	Murray	Julie	979-83-8490-193-8	Elementary	
Antonio's New Tacos / Los Tacos Nuevos De Antonio (Amigues! Bilingual Picture Book Series)	Benavides	Veronica	979-88-85549-87-5	Elementary	
Astronauta y fisica Sally Ride (STEM Trailblazer Biographies)	Goldstein	Margaret J	978-1-72847-441-0	Elementary	
Ataques rapidos y fanaticos : entre bastidores del dia del juego de baloncesto (Spark: Sports Illustrated Kids-Game Day)	Driscoll	Martin	978-1-66909-005-2	Elementary	
Aventura En Paris?! (Diario De Una Dork (Dork Diaries Spanish))	Russell	Rachel Renee	9798890980281	Elementary	
Aventuras cuidando huevos (Dino Gang)	Hay Hinsdale	Emily L	979-83-8492-393-0	Elementary	
Aventuras de invierno (Abdo Kids Junior: Seasons: Winter Wonder!)	Murray	Julie	978-1-09826-975-3	Elementary	

250

All ISBN formats (paperback, hardcover, ebook, audiobook, etc.) will be applied for each individual title.

Title of Book	Last Name of Author	First Name of Author	ISBN	Minimum School Level	In district with different ISBN
Aventuras de otono (Abdo Kids Junior: Seasons: Fall Fun!)	Murray	Julie	978-1-09826-751-3	Elementary	
Aventuras de primavera (Abdo Kids Junior: Seasons: Spring is Here!)	Murray	Julie	978-1-09826-968-5	Elementary	
Aventuras de verano (Abdo Kids Junior: Seasons: Summer Shine!)	Murray	Julie	979-83-8490-192-1	Elementary	
Aviones de combate (Marvels)	Murray	Laura K.	979-88-89898-75-7	Elementary	
Bake your own brownies (Pebble Maker Baking)	Bolte	Mari	979-88-7522-422-5	Elementary	
Bake your own cupcakes (Pebble Maker Baking)	Bolte	Mari	979-88-7522-438-6	Elementary	
Bake your own soda bread (Pebble Maker Baking)	Bolte	Mari	979-88-7522-446-1	Elementary	
Baseball Strategies (Sports Strategies)	Clarke	David J.	978-1-09-829242-3	Elementary	
Basketball Dreams	Paul	Chris	978-1-250-81003-8	Elementary	
Basset hound (Abdo Kids Jumbo: Dogs)	Murray	Julie	979-83-8490-430-4	Elementary	
Beauty and the beast (Classic Fairy Tales with a Twist)	Anderson	Shannon	979-83-687-3072-1	Elementary	
Because of Winn Dixie	DiCamillo	Kate	9781669659280	Elementary	
Betty la yeti juega a las escondidas (Betty the Yeti)	Marx	Mandy R.	979-88-7523-500-9	Elementary	
Betty la yeti odia el espagueti (Betty the Yeti)	Marx	Mandy R.	979-88-7523-492-7	Elementary	
Betty la yeti y el primer dia de clases (Betty the Yeti)	Marx	Mandy R.	979-88-7523-484-2	Elementary	
Betty la yeti y sus pies danzantes (Betty the Yeti)	Marx	Mandy R.	979-88-7523-476-7	Elementary	
Biblioteca viva! (Boo!)	Sazaklis	John	979-88-7529-682-6	Elementary	
Bluey: Campamento = Camping (Bluey Series)	Penguin	Young Readers	9798217050536	Elementary	
Bluey: Mini Bluey (Bluey Series)	Penguin	Young Readers	9780593891322	Elementary	
Bluey: Nadando En Navidad = Christmas Swim (Bluey Series)	Penguin	Young Readers	9780593754863	Elementary	
Bluey: Nochebuena Con El Balcon De Santa = Christmas Eve With Veranda Santa (Bluey Series)	Penguin	Young Readers	9780593659069	Elementary	
Bombarderos (Marvels)	Beltowski	Grace	979-88-89898-74-0	Elementary	
Border Collie (Spanish Version) (Dogs (Abdo))	Murray	Julie	979-83-8496-321-9	Elementary	
Boyero de Berna (Abdo Kids Jumbo: Dogs)	Murray	Julie	979-83-8490-431-1	Elementary	
Build a rainforest world with 10-minute crafts (Dabble Lab: 10-Minute World-Building Crafts)	Berofsky	Analina	979-88-7524-711-8	Elementary	
Build a woodland world with 10-minute crafts (Dabble Lab: 10-Minute World-Building Crafts)	Berofsky	Analina	979-88-7524-717-0	Elementary	
Build an arctic world with 10-minute crafts (Dabble Lab: 10-Minute World-Building Crafts)	Berofsky	Analina	979-88-7524-723-1	Elementary	
Build an ocean world with 10-minute crafts (Dabble Lab: 10-Minute World-Building Crafts)	Berofsky	Analina	979-88-7524-729-3	Elementary	
Bunyip vs. Chupacabra (Clash of the Cryptids)	Golkar	Golriz	979-88-7522-552-9	Elementary	
C is for chupacabra : a bilingual ABC of Latin American monsters (ABC)	Drago	Flavia Z	978-1-948066-83-9	Elementary	
Cadenas alimentarias del bosque (Food Chains)	Kalman	Bobbie	979-83-18-95389-7	Elementary	
Caitlin Clark (Little Golden Book)	DiNovis	Marisa	9798217030033	Elementary	

All ISBN formats (paperback, hardcover, ebook, audiobook, etc.) will be applied for each individual title.

Title of Book	Last Name of Author	First Name of Author	ISBN	Minimum School Level	In district with different ISBN
Camp awkward (Kahlia Jane: Becoming Besties)	Jane	Kahlia	979-88-7528-622-3	Elementary	
Campfire stories to scare your socks off! (Stories to Scare Your Socks Off!)	Espinosa	Andi	979-88-7528-072-6	Elementary	
Can I Play Too? (Elephant and Piggie)	Willems	Mo	9798822695849	Elementary	Yes
Caperucita Roja (Classic Fairy Tales with a Twist)	Anderson	Shannon	979-83-687-6717-8	Elementary	
Cara the Shimmer Wings Capybara (Capybara Kingdom, Book 1)	Young	Emma	9798225082864	Elementary	
Cat obsession! : facts, quizzes, and activities about our feline friends (Brain Candy Books: Discovery Kids: Animal Obsession)	Schwartz	Heather E	979-88-7528-955-2	Elementary	
Cavalier King Charles (Abdo Kids Jumbo: Dogs)	Murray	Julie	979-83-8490-432-8	Elementary	
Cena para un dinosaurio (DK Super Readers Level 2)	Davis	Lee	978-0-593-96663-1	Elementary	
Charlotte's Web	White	E. B.	9798822684331	Elementary	Yes
Chester Nez and the Unbreakable Code: A Navajo Code Talker's Story	Bruchac	Joseph	978-0-8075-1135-0	Elementary	
Chooch ayudo	Rogers	Andrea L	978-1-64614-628-4	Elementary	
Christian McCaffrey vs. LaDainian Tomlinson: Who Would Win? (All-Star Smackdown (Lerner Sports))	Roggio	Sarah	979-87-656-6851-1	Elementary	
Chupacabra quest (Spark Stories: Cryptid Hunt)	Wain	Keith	979-88-7527-364-3	Elementary	
Cinderella (Classic Fairy Tales with a Twist)	Anderson	Shannon	979-83-687-3073-8	Elementary	
Clima de invierno (Abdo Kids Junior: Seasons: Winter Wonder!)	Murray	Julie	978-1-09826-980-7	Elementary	
Clima de otono (Abdo Kids Junior: Seasons: Fall Fun!)	Murray	Julie	978-1-09826-756-8	Elementary	
Clima de primavera (Abdo Kids Junior: Seasons: Spring is Here!)	Murray	Julie	978-1-09826-973-9	Elementary	
Clima de verano (Abdo Kids Junior: Seasons: Summer Shine!)	Murray	Julie	979-83-8490-197-6	Elementary	
Coco Gauff : campeona de tenis profesional (Leading Biographies)	Hansen	Grace	979-83-8490-662-9	Elementary	
Cocodrilo vs. Deinosuchus (Spark: Beastly Battles)	Hofer	Charles	979-88-7529-647-5	Elementary	
Comida de invierno (Abdo Kids Junior: Seasons: Winter Wonder!)	Murray	Julie	978-1-09826-977-7	Elementary	
Comida de otono (Abdo Kids Junior: Seasons: Fall Fun!)	Murray	Julie	978-1-09826-753-7	Elementary	
Comida de primavera (Abdo Kids Junior: Seasons: Spring is Here!)	Murray	Julie	978-1-09826-970-8	Elementary	
Comida de verano (Abdo Kids Junior: Seasons: Summer Shine!)	Murray	Julie	979-83-8490-194-5	Elementary	
Con Bad Bunny : Datos, Juegos De Preguntas, Actividades Y Otros Temas (Brain Candy Books: Your Favorite Stars)	McDermott	Jim	979-88-7533-657-7	Elementary	
Cuidado Con El Gusano De La Librera (Boo!)	Sazaklis	John	979-88-7529-664-2	Elementary	
Cutest baby animals of all time (Discovery Kids: Cutest of All Time)	Bolte	Mari	979-88-7525-642-4	Elementary	
Cutest cats of all time (Discovery Kids: Cutest of All Time)	Bolte	Mari	979-88-7525-650-9	Elementary	
Cutest dogs of all time (Discovery Kids: Cutest of All Time)	Bolte	Mari	979-88-7525-658-5	Elementary	
Cutest wild animals of all time (Discovery Kids: Cutest of All Time)	Bolte	Mari	979-88-7525-666-0	Elementary	
Dalmata (Abdo Kids Jumbo: Dogs)	Murray	Julie	979-83-8490-433-5	Elementary	
Darkness of dragons (Wings of Fire, Book 10)	Sutherland	Tui	978-0-545-68548-1	Elementary	Yes
De un punto nace el mundo	Clima	Gabriele	978-88-550-6551-1	Elementary	

All ISBN formats (paperback, hardcover, ebook, audiobook, etc.) will be applied for each individual title.

Title of Book	Last Name of Author	First Name of Author	ISBN	Minimum School Level	In district with different ISBN
Decoding genes with Max Axiom, super scientist (Graphic Library: Graphic Science 4D)	Keyser	Amber J	978-1-54357-247-6	Elementary	
Deidades del antiguo Egipto (Abdo Kids Jumbo: Discovering Ancient Egypt)	Hansen	Grace	979-83-8496-105-5	Elementary	
Delanteros y bufandas : entre bastidores del dia del partido de futbol (Spark: Sports Illustrated Kids-Game Day)	Troupe	Thomas Kingsley	978-1-66908-989-6	Elementary	
Dia de los Muertos : costumbres viejas y nuevas (Step into Reading-Step 2)	Richardson	Melissa Seron	979-83-18-95067-4	Elementary	
Dinosaur's day = El dia de un dinosaurio (DK Super Readers Level 1)	Thomson	Ruth	978-0-7440-8383-5	Elementary	
Dog Man (Dog Man, Book 1)	Pilkey	Dav	978-1-33861-194-6	Elementary	Yes
Dog Man. A tale of two kitties (Dog Man, Book 3)	Pilkey	Dav	978-1-33861-199-1	Elementary	Yes
Dog Man. Fetch-22 (Dog Man, Book 8)	Pilkey	Dav	978-1-33832-322-1	Elementary	Yes
Dog Man. For whom the ball rolls (Dog Man, Book 7)	Pilkey	Dav	978-1-33829-094-3	Elementary	Yes
Dog Man. Mothering heights (Dog Man, Book 10)	Pilkey	Dav	978-1-33868-046-1	Elementary	Yes
Dog obsession! : facts, quizzes, and activities about our furry friends (Brain Candy Books: Discovery Kids: Animal Obsession)	Collins	Ailynn	979-88-7528-983-5	Elementary	
Dora. Mermaid adventure = Dora. Aventura con sirenas	King	G. M	979-83-18-94986-9	Elementary	
Drones and flying robots (Capstone Captivate: Robots in Our World)	Lukidis	Lydia	979-88-7529-315-3	Elementary	
El alce (Animal Planet)	Riggs	Kate	978-1-64026-469-4	Elementary	
El arte en el antiguo Egipto (Abdo Kids Jumbo: Discovering Ancient Egypt)	Hansen	Grace	979-83-8496-103-1	Elementary	
El buho (Animal Planet)	Bodden	Valerie	978-1-64026-470-0	Elementary	
El caballo salvaje (Amazing Animals (Creative))	Riggs	Kate	978-1-64026-686-5	Elementary	
El cacajao (Abdo Kids Jumbo: Unusual Animals)	Murray	Julie	979-83-8496-122-2	Elementary	
El caso del helado (Amazing Adventures of the DC Super-Pets)	Korte	Steve	979-88-7523-542-9	Elementary	
El castor (Amazing Animals (Creative))	Riggs	Kate	978-1-64026-667-4	Elementary	
El castor gigante (Abdo Kids Jumbo: Ice Age Animals)	Murray	Julie	979-83-8490-892-0	Elementary	
El Cinco de Mayo (Abdo Kids Junior: Holidays)	Murray	Julie	978-1-53218-726-1	Elementary	
El cisne (Amazing Animals (Creative))	Bodden	Valerie	978-1-64026-681-0	Elementary	
El condor real (Abdo Kids Jumbo: Royal Animals)	Murray	Julie	979-83-8496-112-3	Elementary	
El delfin (Animal Planet)	Riggs	Kate	978-1-64026-260-7	Elementary	
El dia a dia en el antiguo Egipto (Abdo Kids Jumbo: Discovering Ancient Egypt)	Hansen	Grace	979-83-8496-104-8	Elementary	
El dorado (Bolt: River Monsters)	Storm	Marysa	978-1-64466-646-3	Elementary	
El elefante (Animal Planet)	Riggs	Kate	978-1-64026-465-6	Elementary	
El espinosaurio (Bolt: Dinosaur Discovery)	Clausen-Grace	Nicki	978-1-64466-644-9	Elementary	
El Flamboyan Amarillo. Edicion 30 Aniversario / the Yellow Flamboyant Tree. 30th Anniversary Edition	Lazaro	Georgina	979-83-18-96958-4	Elementary	
El gallimimo (Bolt: Dinosaur Discovery)	Clausen-Grace	Nicki	978-1-64466-640-1	Elementary	
El gato que lucha contra el crimen (Amazing Adventures of the DC Super-Pets)	Korte	Steve	979-88-7523-534-4	Elementary	

253

All ISBN formats (paperback, hardcover, ebook, audiobook, etc.) will be applied for each individual title.

Title of Book	Last Name of Author	First Name of Author	ISBN	Minimum School Level	In district with different ISBN
El goonch (Bolt: River Monsters)	Terp	Gail	978-1-64466-648-7	Elementary	
El gorila (Animal Planet)	Riggs	Kate	978-1-64026-466-3	Elementary	
El Huevo De Oro Robado / the Stolen Gold Egg (Learning to Read with... The Zoopencos Detectives, Book 2)	Benegas	Mar	979-83-18-96959-1	Elementary	
El jaguar (Amazing Animals (Creative))	Bodden	Valerie	978-1-64026-674-2	Elementary	
El leon marino (Amazing Animals (Creative))	Riggs	Kate	978-1-64026-680-3	Elementary	
El lobo (Animal Planet)	Riggs	Kate	978-1-64026-268-3	Elementary	
El lobo de Leo	Marquez	Melissa Cristina	979-82-17-04886-1	Elementary	
El lobo gigante (Abdo Kids Jumbo: Ice Age Animals)	Murray	Julie	979-83-8490-891-3	Elementary	
El mamut lanudo (Abdo Kids Jumbo: Ice Age Animals)	Murray	Julie	979-83-8490-895-1	Elementary	
El mastodonte americano (Abdo Kids Jumbo: Ice Age Animals)	Murray	Julie	979-83-8490-890-6	Elementary	
El Monstruo Del Rio Nesi / the Nesi River Monster (Learning to Read with... The Zoopencos Detectives, Book 1)	Benegas	Mar	979-83-18-96960-7	Elementary	
El oso gigante de hocico corto (Abdo Kids Jumbo: Ice Age Animals)	Murray	Julie	979-83-8490-893-7	Elementary	
El oso malayo (Abdo Kids Jumbo: Unusual Animals)	Murray	Julie	979-83-8496-121-5	Elementary	
El oso pardo (Amazing Animals (Creative))	Riggs	Kate	978-1-64026-669-8	Elementary	
El pajaro secretario (Abdo Kids Jumbo: Unusual Animals)	Murray	Julie	979-83-8496-120-8	Elementary	
El panda (Animal Planet)	Bodden	Valerie	978-1-64026-471-7	Elementary	
El payara (Bolt: River Monsters)	Storm	Marysa	978-1-64466-650-0	Elementary	
El pejelagarto (Bolt: River Monsters)	Terp	Gail	978-1-64466-645-6	Elementary	
El perezoso (Amazing Animals (Creative))	Bodden	Valerie	978-1-64026-586-8	Elementary	
El perico (Amazing Animals (Creative))	Bodden	Valerie	978-1-64026-677-3	Elementary	
El perico princesa (Abdo Kids Jumbo: Royal Animals)	Murray	Julie	979-83-8496-113-0	Elementary	
El perro de la pradera (Amazing Animals (Creative))	Bodden	Valerie	978-1-64026-591-2	Elementary	
El pez angel reina (Abdo Kids Jumbo: Royal Animals)	Murray	Julie	979-83-8496-114-7	Elementary	
El pez tigre goliat (Bolt: River Monsters)	Terp	Gail	978-1-64466-647-0	Elementary	
El pinguino rey (Abdo Kids Jumbo: Royal Animals)	Murray	Julie	979-83-8496-111-6	Elementary	
El puma (Focus on Nature)	Musolf	Nell	979-88-89899-18-1	Elementary	
El quetzalcoatlus (Bolt: Dinosaur Discovery)	Bleckwehl	Mary E	978-1-64466-643-2	Elementary	
El saiga (Abdo Kids Jumbo: Unusual Animals)	Murray	Julie	979-83-8496-119-2	Elementary	
El signo de los cuatro (My First Sherlock Holmes)	Green	Shia	979-83-18-94094-1	Elementary	
El sol (Amazing Space)	Lilley	Matt	979-88-89895-44-2	Elementary	
El Sol (Knowledge Builders: Discover Space!)	Amstutz	Lisa J	979-88-7529-734-2	Elementary	
El tigre (Amazing Animals (Creative))	Bodden	Valerie	978-1-64026-682-7	Elementary	
El tigre diente de sable (Abdo Kids Jumbo: Ice Age Animals)	Murray	Julie	979-83-8490-894-4	Elementary	
Estudio en escarlata (My First Sherlock Holmes)	Green	Shia	979-83-18-94095-8	Elementary	

All ISBN formats (paperback, hardcover, ebook, audiobook, etc.) will be applied for each individual title.

Title of Book	Last Name of Author	First Name of Author	ISBN	Minimum School Level	In district with different ISBN
Explore the coral reef = Explora el arrecife de coral (DK Super Readers Level 1)	Lock	Deborah	978-0-7440-8381-1	Elementary	
Faraones (Abdo Kids Jumbo: Discovering Ancient Egypt)	Hansen	Grace	979-83-8496-107-9	Elementary	
Featuring Bad Bunny : facts, quizzes, activities, and more! (Brain Candy Books: Your Favorite Stars)	McDermott	Jim	979-88-7528-936-1	Elementary	
Featuring Billie Eilish : facts, quizzes, activities, and more! (Brain Candy Books: Your Favorite Stars)	Falligant	Erin	979-88-7528-907-1	Elementary	
Featuring Harry Styles : facts, quizzes, activities, and more! (Brain Candy Books: Your Favorite Stars)	Falligant	Erin	979-88-7528-938-5	Elementary	
Featuring Lisa : facts, quizzes, activities, and more! (Brain Candy Books: Your Favorite Stars)	McDermott	Jim	979-88-7528-937-8	Elementary	
Featuring Steph Curry : facts, quizzes, activities, and more! (Brain Candy Books: Your Favorite Stars)	Falligant	Erin	979-88-7528-939-2	Elementary	
Fiestas de invierno (Abdo Kids Junior: Seasons: Winter Wonder!)	Murray	Julie	978-1-09826-978-4	Elementary	
Fiestas de otono (Abdo Kids Junior: Seasons: Fall Fun!)	Murray	Julie	978-1-09826-754-4	Elementary	
Fiestas de primavera (Abdo Kids Junior: Seasons: Spring is Here!)	Murray	Julie	978-1-09826-971-5	Elementary	
Fiestas de verano (Abdo Kids Junior: Seasons: Summer Shine!)	Murray	Julie	979-83-8490-195-2	Elementary	
Filipino children's favorite stories : fables, myths and fairy tales (Favorite Children's Stories)	Romulo	Liana	978-0-8048-5021-6	Elementary	
Filipino friends	Romulo	Liana	978-0-8048-3822-1	Elementary	
First Aid Safety (Safety for Kids)	Bassier	Emma	978-1-532-16754-6	Elementary	
Forced to be friends (Kahlia Jane: Becoming Besties)	Jane	Kahlia	979-88-7528-620-9	Elementary	
Framed	Evans	Karina	9780063282520	Elementary	
Futbol is life!	Fernandez	Cristo	9798225012274	Elementary	
G.O.A.T. Football Cornerbacks (G.O.A.T. Football Cornerbacks)	Stewart	Audrey	979-87-656-2581-1	Elementary	
G.O.A.T. Football Linebackers (G.O.A.T. Football Linebackers)	Lowe	Alexander	978-1-7284-5803-8	Elementary	
G.O.A.T. Hockey Goalies (G.O.A.T. Hockey Goalies)	Anderson	Josh	979-87-656-1024-4	Elementary	
Garfield (Biographies of classic cartoons)	Hansen	Grace	979-83-8490-883-8	Elementary	
Ghost ships (Blastoff! Discovery: Investigating The Unexplained)	Polinsky	Paige V	978-1-64487-041-9	Elementary	
Gladiators vs. vikings (Spark: Ancient Warrior Smackdowns)	Sautter	Aaron	979-88-7528-691-9	Elementary	
Glass slippers (Sisters Ever After, Book 2)	Cypess	Leah	978-1-66888-022-7	Elementary	
Gnome and Rat: Time to Party!	Stohler	Lauren	9798331712969	Elementary	Yes
Goldilocks and the three bears (Classic Fairy Tales with a Twist)	Anderson	Shannon	979-83-687-3074-5	Elementary	
Gran tiburon blanco vs. megalodon (Spark: Beastly Battles)	Hofer	Charles	979-88-7529-649-9	Elementary	
Grimm's fairy tales (Children's Signature Classics)	Brothers	Grimm	979-83-687-8789-3	Elementary	
Gross-out guide to icky, squishy insects (Brain Candy Books: Gross-Out Guides)	Jaycox	Jaclyn	979-88-7529-370-2	Elementary	
Gross-out guide to nasty, slimy underwater life (Brain Candy Books: Gross-Out Guides)	Brown	D. M.	979-88-7529-389-4	Elementary	

255

All ISBN formats (paperback, hardcover, ebook, audiobook, etc.) will be applied for each individual title.

Title of Book	Last Name of Author	First Name of Author	ISBN	Minimum School Level	In district with different ISBN
Gross-out guide to stinky, grimy wild animals (Brain Candy Books: Gross-Out Guides)	Brown	D. M.	979-88-7529-390-0	Elementary	
Gross-out guide to the sticky, smelly human body (Brain Candy Books: Gross-Out Guides)	Jaycox	Jaclyn	979-88-7529-388-7	Elementary	
Guinness World Records Soccer Edition 2027	Guinness	World Records	9781806500277	Elementary	
Haunted house stories to scare your socks off! (Stories to Scare Your Socks Off!)	Espinosa	Andi	979-88-7528-059-7	Elementary	
Haz tu propia bateria de limon (Pebble Maker Science)	Bolte	Mari	979-88-7526-099-5	Elementary	
Haz tu propia catapulta de malvaviscos (Pebble Maker Science)	Bolte	Mari	979-88-7526-115-2	Elementary	
Haz tu propio reloj de sol (Pebble Maker Science)	Bolte	Mari	979-88-7526-107-7	Elementary	
Haz tu propio volcan (Pebble Maker Science)	Bolte	Mari	979-88-7526-091-9	Elementary	
Her Muddy Majesty of Muck	Alemagna	Beatrice	9798331713768	Elementary	
Heroes de la Copa Mundial (World Cup Football)	Waldendorf	Kurt	979-88-7529-614-7	Elementary	
Hilary Knight : hockey hero (Capstone Captivate: Sports Illustrated Kids Stars of Sports)	Frederick	Shane	979-88-7529-404-4	Elementary	
Hogar	de la Pena	Matt	978-0-593-85973-5	Elementary	256
Hola, Lola! to the bodega : a bilingual first words book = Hola, Lola! a la bodega: un libro bilingue de primeras palabras	Equihua	Sandra	978-0-593-89062-2	Elementary	
Horse obsession! : facts, quizzes, and activities about our pony pals (Brain Candy Books: Discovery Kids: Animal Obsession)	Schwartz	Heather E.	979-88-7528-986-6	Elementary	
How to Explain Aerospace Engineering to a Grown-Up (How to Explain Aerospace Engineering to a Grown-Up)	Spiro	Ruth	978-1-623-54621-2	Elementary	
Humanoid robots (Capstone Captivate: Robots in Our World)	Edwards	Jamee-Marie	979-88-7529-299-6	Elementary	
I Survived the Eruption of Mount St. Helens, 1980	Tarshis	Lauren	9798331713737	Elementary	Yes
I Survived the Galveston Hurricane, 1900	Tarshis	Lauren	9798331713652	Elementary	Yes
In the garden = En el jardin : a bilingual journey where nature and love bloom (In the World Around Me (Bilingual, English and Spanish))	Peake	Ana	978-1-958615-36-2	Elementary	
Inside Out and Back Again (Large Print)	Lai	Thanhha	9798822681972	Elementary	Yes
It's okay to make mistakes = No hay problema si te equivocas	Parr	Todd	979-83-18-95606-5	Elementary	
Jackie Robinson Takes the Field (Jackie Robinson Takes the Field)	Smith	Elliot	978-1-669-01689-2	Elementary	
Jalen Hurts: Dual-Threat Quarterback (Jalen Hurts: Dual-Threat Quarterback)	Chandler	Matt	979-88-7522-265-8	Elementary	
Jeroglificos (Abdo Kids Jumbo: Discovering Ancient Egypt)	Hansen	Grace	979-83-8496-106-2	Elementary	
Jonrones y perros calientes : entre bastidores del dia del juego de beisbol (Spark: Sports Illustrated Kids-Game Day)	Driscoll	Martin	978-1-66908-981-0	Elementary	
Juana y Lucas (Juana & Lucas)	Medina	Juana	978-1-53622-426-9	Elementary	
Juneteenth (Pebble Explore: Traditions & Celebrations)	Crayton	Lisa A	979-88-7522-690-8	Elementary	
Junie B. Jones y su gran bocota (Junie B. Jones Graphic Novels, Book 3)	Venable	Colleen A. F	979-83-18-98176-0	Elementary	

Title of Book	Last Name of Author	First Name of Author	ISBN	Minimum School Level	In district with different ISBN
Justin Jefferson vs. Jerry Rice : football legends face off (Spark: Sports Illustrated Kids: Legend vs. Legend)	Wacholtz	Anthony	979-88-7529-213-2	Elementary	
Keepers of the Forest (Sentinels, Book 1)	O'Hearn	Kate	978-1-25041-951-4	Elementary	
Kristy and the walking disaster (Baby-Sitters Club, Book 20)	Martin	Ann M	978-1-338-75557-2	Elementary	Yes
La anguila de aleta larga de nueva zelanda (Bolt: River Monsters)	Storm	Marysa	978-1-64466-649-4	Elementary	
La batalla de los bots (Amazing Adventures of the DC Super-Pets)	Korte	Steve	979-88-7523-518-4	Elementary	
La Biblia en Accion	Cook	David C	9780830784172	Elementary	
La cabeza inconforme	Pi Andreu	Andres	978-1-71375-647-7	Elementary	
La cobra real (Abdo Kids Jumbo: Royal Animals)	Murray	Julie	979-83-8496-110-9	Elementary	
La Copa Mundial en primer plano : futbol masculino en el escenario mas grande (World Cup Football)	Waldendorf	Kurt	979-88-7529-596-6	Elementary	
La Copa Mundial femenina en primer plano (World Cup Football)	Waldendorf	Kurt	979-88-7529-612-3	Elementary	
La cueva de la kriptonita (Amazing Adventures of the DC Super-Pets)	Korte	Steve	979-88-7523-526-9	Elementary	
La escuela esta llena de superheroes (DC Superheroes)	Dahl	Michael	978-1-68436-446-6	Elementary	
La fosa (Abdo Kids Jumbo: Unusual Animals)	Murray	Julie	979-83-8496-117-8	Elementary	
La gran carrera de raptores (Dino Gang)	Hay Hinsdale	Emily L	979-83-8492-395-4	Elementary	
La gran idea (Dino Gang)	Hay Hinsdale	Emily L	979-83-8492-394-7	Elementary	
La jirafa (Animal Planet)	Bodden	Valerie	978-1-64026-261-4	Elementary	
La llama (Amazing Animals (Creative))	Bodden	Valerie	978-1-64026-589-9	Elementary	
La lubina pavo real (Bolt: River Monsters)	Storm	Marysa	978-1-64466-651-7	Elementary	
La luna (Amazing Space)	Lilley	Matt	979-88-89895-43-5	Elementary	
La Luna (Knowledge Builders: Discover Space!)	Amstutz	Lisa J	979-88-7529-733-5	Elementary	
La mariachi	Estrada	Isabel	978-1-53411-191-2	Elementary	
La mariposa reina (Abdo Kids Jumbo: Royal Animals)	Murray	Julie	979-83-8496-115-4	Elementary	
La nueva mascota de Eva (Owl Diaries, Book 15)	Elliott	Rebecca	979-83-687-9569-0	Elementary	
La orca (Animal Planet)	Riggs	Kate	978-1-64026-468-7	Elementary	
La pelea final de Pterosaurios (Who Would Win?)	Pallotta	Jerry	979-83-18-90799-9	Elementary	
La piraiba (Bolt: River Monsters)	Terp	Gail	978-1-64466-652-4	Elementary	
La primera pijamada de Uni (Step into Reading-Step 2)	Ransom	Candice F	978-1-66883-180-9	Elementary	
La quinceanera de mi hermana	Ruiz	Delia	978-0-593-80637-1	Elementary	
La rana de cristal (Abdo Kids Jumbo: Unusual Animals)	Murray	Julie	979-83-8496-118-5	Elementary	
La robot salvaje en la isla	Brown	Peter	978-6-07-394067-2	Elementary	
La tierra (Knowledge Builders: Discover Space!)	Amstutz	Lisa J	979-88-7529-730-4	Elementary	
La vida secreta de los dinosaurios y el mundo prehistorico (Magic and Mystery of the Natural World)	Hall	Ashley	978-0-593-84828-9	Elementary	
Las ardillas (Animal Planet)	Siewert	Megan	979-88-958168-0-6	Elementary	
Las ardillas listadas (Animal Planet)	Bolte	Mari	979-88-958130-5-8	Elementary	

All ISBN formats (paperback, hardcover, ebook, audiobook, etc.) will be applied for each individual title.

Title of Book	Last Name of Author	First Name of Author	ISBN	Minimum School Level	In district with different ISBN
Las asombrosas alas de los animales (Abdo Kids Jumbo: Amazing Animal Features)	Hansen	Grace	979-83-8490-881-4	Elementary	
Las asombrosas colas de los animales (Abdo Kids Jumbo: Amazing Animal Features)	Hansen	Grace	979-83-8490-879-1	Elementary	
Las asombrosas orejas de los animales (Abdo Kids Jumbo: Amazing Animal Features)	Hansen	Grace	979-83-8490-876-0	Elementary	
Las asombrosas puas y espinas de los animales (Abdo Kids Jumbo: Amazing Animal Features)	Hansen	Grace	979-83-8490-878-4	Elementary	
Las chinchillas (Unusual Pets)	Storm	Marysa	978-1-64466-950-1	Elementary	
Las cucarachas silbadoras (Unusual Pets)	Storm	Marysa	978-1-64466-951-8	Elementary	
Las estrellas (Knowledge Builders: Discover Space!)	Amstutz	Lisa J	979-88-7529-732-8	Elementary	
Las galaxias (Amazing Space)	Lilley	Matt	979-88-89895-38-1	Elementary	
Las naves espaciales (Amazing Space)	Dittmer	Lori	979-88-89895-39-8	Elementary	
Las tarantulas (Unusual Pets)	Storm	Marysa	978-1-64466-955-6	Elementary	
Las Tortugas Marinas (Knowledge Builders: Spark-Ocean Animals)	Amstutz	Lisa J	979-88-7529-773-1	Elementary	
Las tortugas marinas (National Geographic Readers-Level 2)	Marsh	Laura F	978-1-42637-660-3	Elementary	258
Latino legends A-Z : 52 bilingual biographies of Hispanic heroes (Little Biographies for Bright Minds (Bilingual, Spanish and English))	Reynoso	Naibe	978-1-958615-45-4	Elementary	
Lebron James (Little Golden Book)	Clinch	Shasta	9780593708309	Elementary	
Lewis Hamilton (Greatest of All Time)	Cucini	Sara	9798874504342	Elementary	
Little Dragons 1. Pequenos Dragones Magicos / Little Dragons 1. Little Magic Dragons (Little Dragons, Book 1)	Isern	Susanna	979-83-18-96966-9	Elementary	
Little Dragons 2. El Poder De La Amistad / Little Dragons 2. the Power of Friendship (Little Dragons, Book 2)	Isern	Susanna	979-83-18-96967-6	Elementary	
Little Mermaid (Little Golden Book)	Teitelbaum	Michael	9780736421775	Elementary	
Little Red Riding Hood (Classic Fairy Tales with a Twist)	Anderson	Shannon	979-83-687-3076-9	Elementary	
Lolo's sari-sari store	Lee	Sophia	978-1-53449-447-3	Elementary	
Looking for the Loch Ness Monster (Spark Stories: Cryptid Hunt)	Waters	Nico	979-88-7527-357-5	Elementary	
Los ajolotes (Animal Planet)	Gish	Ashley	979-88-958130-4-1	Elementary	
Los animales mas fuertes (Bullfrog Books: Record-Breaking Animals)	Austen	Lily	979-88-921325-7-2	Elementary	
Los animales mas grandes (Bullfrog Books: Record-Breaking Animals)	Austen	Lily	979-88-921326-0-2	Elementary	
Los animales mas inteligentes (Bullfrog Books: Record-Breaking Animals)	Austen	Lily	979-88-921326-3-3	Elementary	
Los animales mas lentos (Bullfrog Books: Record-Breaking Animals)	Austen	Lily	979-88-921326-6-4	Elementary	
Los animales mas pequenos (Bullfrog Books: Record-Breaking Animals)	Austen	Lily	979-88-921326-9-5	Elementary	
Los animales mas rapidos (Bullfrog Books: Record-Breaking Animals)	Austen	Lily	979-88-921327-2-5	Elementary	
Los asombrosos dientes de los animales (Abdo Kids Jumbo: Amazing Animal Features)	Hansen	Grace	979-83-8490-880-7	Elementary	
Los asombrosos ojos de los animales (Abdo Kids Jumbo: Amazing Animal Features)	Hansen	Grace	979-83-8490-877-7	Elementary	

All ISBN formats (paperback, hardcover, ebook, audiobook, etc.) will be applied for each individual title.

Title of Book	Last Name of Author	First Name of Author	ISBN	Minimum School Level	In district with different ISBN
Los asteroides (Amazing Space)	Lilley	Matt	979-88-89895-37-4	Elementary	
Los Audis (Bullfrog Books: Vroom!)	Schuh	Mari C	979-88-966240-3-5	Elementary	
Los BMW (Bullfrog Books: Vroom!)	Schuh	Mari C	979-88-966215-7-7	Elementary	
Los Bugattis (Bullfrog Books: Vroom!)	Schuh	Mari C	979-88-966240-6-6	Elementary	
Los caballos American Paint (Bullfrog Books: Meet the Horses)	Koestler-Grack	Rachel A	979-88-966213-9-3	Elementary	
Los caballos belgas (Bullfrog Books: Meet the Horses)	Koestler-Grack	Rachel A	979-88-966242-7-1	Elementary	
Los caballos Clydesdale (Bullfrog Books: Meet the Horses)	Koestler-Grack	Rachel A	979-88-966214-5-4	Elementary	
Los caballos cuarto de milla (Bullfrog Books: Meet the Horses)	Koestler-Grack	Rachel A	979-88-966242-1-9	Elementary	
Los caballos de paso de Tennessee (Bullfrog Books: Meet the Horses)	Koestler-Grack	Rachel A	979-88-966243-6-3	Elementary	
Los caballos miniatura (Bullfrog Books: Meet the Horses)	Koestler-Grack	Rachel A	979-88-966243-0-1	Elementary	
Los caballos Morgan (Bullfrog Books: Meet the Horses)	Koestler-Grack	Rachel A	979-88-966243-3-2	Elementary	
Los caballos mustangos (Bullfrog Books: Meet the Horses)	Koestler-Grack	Rachel A	979-88-966214-8-5	Elementary	
Los caballos purasangres (Bullfrog Books: Meet the Horses)	Koestler-Grack	Rachel A	979-88-966215-1-5	Elementary	
Los Calamares (Knowledge Builders: Spark-Ocean Animals)	Amstutz	Lisa J	979-88-7529-753-3	Elementary	
Los castores (Marvels)	Arnold	Quinn M	979-88-89895-01-5	Elementary	259
Los cometas, meteoros y asteroides (Knowledge Builders: Discover Space!)	Amstutz	Lisa J	979-88-7529-702-1	Elementary	
Los delfines (Knowledge Builders: Spark-Ocean Animals)	Amstutz	Lisa J	979-88-7529-772-4	Elementary	
Los dinosaurios (Penguin Young Readers Level 4)	Jospitre	Sarah	979-83-18-94953-1	Elementary	
Los Ferraris (Bullfrog Books: Vroom!)	Schuh	Mari C	979-88-966216-3-8	Elementary	
Los Grandes Tiburones Blancos (Knowledge Builders: Spark-Ocean Animals)	Amstutz	Lisa J	979-88-7529-771-7	Elementary	
Los guepardos (Marvels)	Riggs	Kate	979-88-89890-94-2	Elementary	
Los jaguar (Bullfrog Books: Vroom!)	Schuh	Mari C	979-88-966216-6-9	Elementary	
Los lamborghinis (Bullfrog Books: Vroom!)	Schuh	Mari C	979-88-966216-9-0	Elementary	
Los McLaren (Bullfrog Books: Vroom!)	Schuh	Mari C	979-88-966240-9-7	Elementary	
Los Mercedes-Benz (Bullfrog Books: Vroom!)	Schuh	Mari C	979-88-966241-2-7	Elementary	
Los minicerdos (Unusual Pets)	Storm	Marysa	978-1-64466-952-5	Elementary	
Los momentos mas destacados de la Copa Mundial (World Cup Football)	Waldendorf	Kurt	979-88-7529-613-0	Elementary	
Los Mustang (Bullfrog Books: Vroom!)	Schuh	Mari C	979-88-966241-5-8	Elementary	
Los nachos de Nacho : la historia detras de la botana favorita del mundo	Nickel	Sandra	979-83-687-3917-5	Elementary	
Los ornitorrincos (Animal Planet)	Gish	Ashley	979-88-958131-0-2	Elementary	
Los petauros del azucar (Animal Planet)	Bolte	Mari	979-88-958131-2-6	Elementary	
Los petauros del azucar (Unusual Pets)	Storm	Marysa	978-1-64466-954-9	Elementary	
Los petirrojos (Animal Planet)	Gish	Ashley	979-88-958167-9-0	Elementary	
Los planetas (Knowledge Builders: Discover Space!)	Amstutz	Lisa J	979-88-7529-731-1	Elementary	

Title of Book	Last Name of Author	First Name of Author	ISBN	Minimum School Level	In district with different ISBN
Los ponis shetland (Bullfrog Books: Meet the Horses)	Koestler-Grack	Rachel A	979-88-966215-4-6	Elementary	
Los Porsches (Bullfrog Books: Vroom!)	Schuh	Mari C	979-88-966217-2-0	Elementary	
Los telescopios espaciales (Amazing Space)	Dittmer	Lori	979-88-89895-40-4	Elementary	
Los trenes citadinos (Bullfrog Books: All Aboard)	Gleisner	Jenna Lee	978-1-64527-248-9	Elementary	
Los trenes de alta velocidad (Bullfrog Books: All Aboard)	Gleisner	Jenna Lee	978-1-64527-250-2	Elementary	
Los trenes de pasajeros (Bullfrog Books: All Aboard)	Gleisner	Jenna Lee	978-1-64527-254-0	Elementary	
Los trenes monorrieles (Bullfrog Books: All Aboard)	Gleisner	Jenna Lee	978-1-64527-256-4	Elementary	
Los vehiculos espaciales (Amazing Space)	Dittmer	Lori	979-88-89895-41-1	Elementary	
Los Volkswagen (Bullfrog Books: Vroom!)	Schuh	Mari C	979-88-966241-8-9	Elementary	
Lost Evangeline (Large Print)	DiCamillo	Kate	9798331710620	Elementary	Yes
Lost in the horror realm (I.M. Dehd)	Dehd	I. M.	979-88-7521-085-3	Elementary	
Louie Y Sus Emociones De Colores (Louie the Dragon)	Shein	Mariessa	978-80-00-07902-8	Elementary	
Magia De Agua Oscura (Boo!)	Sazaklis	John	979-88-7529-670-3	Elementary	
Maisy aprende a nadar (Maisy First Experiences)	Cousins	Lucy	979-83-18-94749-0	Elementary	
Mama says I'm fine	Cooper	Brittney C	9781338763867	Elementary	
Manchitas la gata (Farmyard Friends (Calico Kid))	Mullarkey	Lisa	978-1-09823-740-0	Elementary	
Margot Robbie : productora y protagonista de Barbie (Leading Biographies)	Hansen	Grace	979-83-8490-664-3	Elementary	
Max Axiom and the Society of Super Scientists. Climate change on the brink (Max Axiom and the Society of Super Scientists)	Kim	Carol	978-1-66395-917-1	Elementary	
Max Axiom and the Society of Super Scientists. Food scarcity and hunger	Turner	Myra Faye	978-1-66395-918-8	Elementary	
Max Axiom and the Society of Super Scientists. The world of artificial intelligence (Max Axiom and the Society of Super Scientists)	Kim	Carol	978-1-66901-745-5	Elementary	
Max in the House of Spies (Large Print)	Gidwitz	Adam	9798822687431	Elementary	Yes
Max in the Land of Lies(Large Print) A Tale of World War II	Gidwitz	Adam	9798822693128	Elementary	Yes
Me encantan los insectos (I Like to Read)	Rockwell	Lizzy	978-1-66886-180-6	Elementary	
Mechakucha pati (Diary of a Wimpy Kid, Book 20)	Kinney	Jeff	978-4-591-18771-5	Elementary	
Medical marvels : the next 100 years of medicine (Graphic Library: Our World-The Next 100 Years)	Biskup	Agnieszka	978-1-49148-264-3	Elementary	
Meet the dinosaurs = Conoce los dinosaurios (DK Super Readers Pre-Level)	DK	Publishing	978-0-7440-8373-6	Elementary	
Merry Christmas Little Hoo! = Feliz navidad Buhito (Little Hoo)	Ponnay	Brenda	978-1-53241-089-5	Elementary	
Mi papa tiene un bigote rojo	Espinosa	Leo	979-82-17-22836-2	Elementary	
Mi perro es el mejor (I Like to Read)	Catrow	David	979-83-687-7457-2	Elementary	
Michael Jackson (Amazing Americans: Pop Music Stars)	Kelley	K. C	9781684026791	Elementary	
Mickey Mouse (Biographies of classic cartoons)	Hansen	Grace	979-83-8490-884-5	Elementary	
Miles Morales: Ondas Sismicas (Miles Morales: a Spider-Man graphic novel)	Reynolds	Justin A.	9781338874174	Elementary	
Military Gear (Inside the Military)	Bassier	Emma	978-1-532-16384-5	Elementary	

260

All ISBN formats (paperback, hardcover, ebook, audiobook, etc.) will be applied for each individual title.

Title of Book	Last Name of Author	First Name of Author	ISBN	Minimum School Level	In district with different ISBN
Military machine fact frenzy! (Fact Frenzy: Brain Candy Books)	Meister	Cari	979-88-7525-472-7	Elementary	
Military submarines (Inside the Military)	London	Martha	978-1-53216-387-6	Elementary	
Military vehicles (Inside the Military)	Bassier	Emma	978-1-53216-388-3	Elementary	
Mindy Kim and the Yummy Seaweed Business (Mindy Kim)	Lee	Lyla	978-1-534-44007-4	Elementary	
Mini machines that zoom and spin (Mini Maker)	Kukla	Lauren	978-1-66900-455-4	Elementary	
Mira a la gata : tres historias acerca de un perro (See the Cat)	LaRochelle	David	978-1-53625-529-4	Elementary	
Mira y busca al abecedario	Broderick	Kathy	979-87-6541-214-5	Elementary	
Mirabella Y La Aventura Diminuta (Isadora Moon)	Muncaster	Harriet	978-6-07-387464-9	Elementary	
Mission manta ray (R.A.P.T.O.R., Book 2)	Kavvadias	Philip	9781665989350	Elementary	
Mistaco! : un recuento de tragedias y tortillas	Kinkz	Eliza	979-88-909844-5-6	Elementary	
My first English-Spanish dictionary (Clever Encyclopedia)	Clever	Publishing	979-88-88671-32-0	Elementary	
My little golden book about Dolly Parton (Little Golden Book)	Hopkinson	Deborah	9780593306857	Elementary	
My someone : a pet adoption story	Torii	Yuko	978-0-593-88727-1	Elementary	
Nat Turner's rebellion (Graphic Library: Movements and Resistance)	Pryor	Shawn	978-1-49668-122-5	Elementary	
Next level Rocket League trivia : secret unofficial guide for superfans! (Brain Candy Books: Next Level Video Game Trivia)	McDermott	Jim	979-88-7529-028-2	Elementary	
Next Level Super Smash Bros. Trivia : Secret Unofficial Guide for Superfans! (Brain Candy Books: Next Level Video Game Trivia)	Mauleon	Daniel	979-88-7529-029-9	Elementary	
Night light (I.M. Dehd)	Dehd	I. M.	979-88-7521-078-5	Elementary	
Nikola Jokic : Basketball All-Star (Capstone Captivate: Sports Illustrated Kids Stars of Sports)	Van Cleave	Ryan G	979-88-7529-421-1	Elementary	
Nuevo en la pandilla (Dino Gang)	Hay Hinsdale	Emily L	979-83-8492-396-1	Elementary	
Oceanic Manta Adventure: Saving The Angels Of The Sea	Montgomery	Sy	9781328987297	Elementary	
On the trail of Megalodon (Spark Stories: Cryptid Hunt)	Wain	Keith	979-88-7527-371-1	Elementary	
Owl Diaries: A Woodland Wedding	Elliot	Rebecca	9798331713676	Elementary	Yes
Owl Diaries: Eva's Treetop Festival	Elliot	Rebecca	9798331713669	Elementary	Yes
Pastor ingles (Abdo Kids Jumbo: Dogs)	Murray	Julie	979-83-8490-434-2	Elementary	
Patrick Carman's Skeleton Creek is real. (Skeleton Creek, Book 6)	Carman	Patrick	978-1-66886-915-4	Elementary	
Patrick Mahomes : football MVP (Capstone Captivate: Sports Illustrated Kids Stars of Sports)	Chandler	Matt	979-88-7529-420-4	Elementary	
Patron sniffs out danger : heroic bomb-detecting dog of Ukraine (Graphic Library: Heroic Animals)	Berglund	Bruce	978-1-66905-772-7	Elementary	
Peligro De Donas (Boo!)	Sazaklis	John	979-88-7529-676-5	Elementary	
Philippines (Our World)	Kissock	Heather	979-88-7451-776-2	Elementary	
Piensa-Muchotl sonrie (Axolotls!)	Estes	C. W.	979-88-7526-036-0	Elementary	
Pikachu (Biographies of classic cartoons)	Hansen	Grace	979-83-8490-885-2	Elementary	
Pip & Squeak, los caballos miniatura (Farmyard Friends (Calico Kid))	Mullarkey	Lisa	978-1-09823-741-7	Elementary	

All ISBN formats (paperback, hardcover, ebook, audiobook, etc.) will be applied for each individual title.

Title of Book	Last Name of Author	First Name of Author	ISBN	Minimum School Level	In district with different ISBN
Piramides y tumbas (Abdo Kids Jumbo: Discovering Ancient Egypt)	Hansen	Grace	979-83-8496-108-6	Elementary	
Plantas de invierno (Abdo Kids Junior: Seasons: Winter Wonder!)	Murray	Julie	978-1-09826-979-1	Elementary	
Plantas de otono (Abdo Kids Junior: Seasons: Fall Fun!)	Murray	Julie	978-1-09826-755-1	Elementary	
Plantas de primavera (Abdo Kids Junior: Seasons: Spring is Here!)	Murray	Julie	978-1-09826-972-2	Elementary	
Plantas de verano (Abdo Kids Junior: Seasons: Summer Shine!)	Murray	Julie	979-83-8490-196-9	Elementary	
Pony on the twelfth floor	Faber	Polly	978-1-53620-930-3	Elementary	
Por favor, pasen los tamales!	Lopez	Silvia	978-0-593-80635-7	Elementary	
Power plays : the next 100 years of energy (Graphic Library: Our World-The Next 100 Years)	Bethea	Nikole Brooks	978-1-49148-267-4	Elementary	
Puerco pizza (Step into Reading-Step 2)	Murray	Diana	978-1-66885-896-7	Elementary	
Quien libero al compi? (Dino Gang)	Hay Hinsdale	Emily L	979-83-8492-398-5	Elementary	
Rapunzel (Classic Fairy Tales with a Twist)	Anderson	Shannon	979-83-687-3078-3	Elementary	
Realmsweep	Edgmon	H. E	9781250423177	Elementary	
Reina Ramos conoce un cachorro	Otheguy	Emma	978-1-51605-735-1	Elementary	
Rottweiler (Spanish Version) (Dogs (Abdo))	Murray	Julie	979-83-8496-325-7	Elementary	
Rumaysa: A Fairytale (Rumaysa)	Hafiza	Radiya	978-1-529-03830-9	Elementary	
Saber-toothed Cats (Saber-toothed Cats)	Neuenfeldt	Elizabeth	979-88-930416-2-0	Elementary	
Sailing the solar system : the next 100 years of space exploration (Graphic Library: Our World-The Next 100 Years)	Yomtov	Nelson	978-1-49148-265-0	Elementary	
Sam Wu Is Not Afraid of Zombies (Sam Wu Is Not Afraid of Zombies)	Tsang	Kevin	978-1-405-29572-7	Elementary	
Samurai vs. ninjas (Spark: Ancient Warrior Smackdowns)	Sautter	Aaron	979-88-7528-689-6	Elementary	
Saquon Barkley : record-setting running back (Capstone Captivate: Sports Illustrated Kids Stars of Sports)	Van Cleave	Ryan G	979-88-7529-422-8	Elementary	
Saved Endangered Species Success Stories	Mooney	Carla	978-1-67821-352-7	Elementary	
Scholastic Year In Sports 2027	Buckley	James	9798225074845	Elementary	
School strike for climate (Graphic Library: Movements and Resistance)	Yomtov	Nelson	978-1-66395-923-2	Elementary	
Scooby-Doo (Biographies of classic cartoons)	Hansen	Grace	979-83-8490-886-9	Elementary	
Selena Gomez : cantante, actriz y empresaria (Leading Biographies)	Hansen	Grace	979-83-8490-665-0	Elementary	
Serendipity	Benda	Gabbie	9780823457892	Elementary	
Shark obsession!: facts, quizzes, and activities about these fearsome fish (Brain Candy Books: Discovery Kids: Animal Obsession)	Golkar	Golriz	979-88-7528-984-2	Elementary	
Shays' Rebellion (Graphic Library: Movements and Resistance)	Hoena	B. A.	978-1-66395-924-9	Elementary	
Silo el perro (Farmyard Friends (Calico Kid))	Mullarkey	Lisa	978-1-09823-742-4	Elementary	
Sixth-grade shape-shifter. All-star switch-up (Spark Graphics: Sixth-Grade Shape-Shifter)	Scott	Steven	979-88-7527-253-0	Elementary	
Sixth-grade shape-shifter. Fright shift (Spark Graphics: Sixth-Grade Shape-Shifter)	Scott	Steven	979-88-7527-245-5	Elementary	
Smoke in the grove (Spark Decodables: Cape Cave)	Lee	Courtney	979-88-7527-048-2	Elementary	

262

All ISBN formats (paperback, hardcover, ebook, audiobook, etc.) will be applied for each individual title.

Title of Book	Last Name of Author	First Name of Author	ISBN	Minimum School Level	In district with different ISBN
Sneak Attack (Table Titans Club)	Kurtz	Scott R.	9780823453177	Elementary	
Snoopy (Biographies of classic cartoons)	Hansen	Grace	979-83-8490-887-6	Elementary	
Sobrevivi la invasion Nazi, 1944 (I Survived, Book 9)	Ball	Georgia	979-82-250-6159-3	Elementary	
Soccer : The sock thief ; Soccer (Fiction and Nonfiction Paired Reading)	Lightbox	Learning	9798874515843	Elementary	
Space robots (Capstone Captivate: Robots in Our World)	Edwards	Jamee-Marie	979-88-7529-317-7	Elementary	
Spartans vs. Aztecs (Spark: Ancient Warrior Smackdowns)	Sautter	Aaron	979-88-7528-674-2	Elementary	
Spider obsession! : facts, quizzes, and activities about adorable arachnids (Brain Candy Books: Discovery Kids: Animal Obsession)	Collins	Ailynn	979-88-7528-985-9	Elementary	
Spin Twins (Spark Decodables: The Mists of Fun Land)	Lee	Courtney	979-88-7527-008-6	Elementary	
Star Wars. This is the way (Little Golden Book)	Nicholas	Christopher	9780736441711	Elementary	
Starring my ex-bff (Kahlia Jane: Becoming Besties)	Jane	Kahlia	979-88-7528-605-6	Elementary	
STEM in Baseball & Softball (Connecting STEM and Sports)	Clark	Aimee	978-1-422-24331-2	Elementary	
Stick and Stone explore and more (Stick and Stone)	Ferry	Beth	9781536476866	Elementary	Yes
Sunny figures it out (Sunny (Graphix), Book 6)	Holm	Jennifer L	979-83-18-94567-0	Elementary	
Superstars of men's pro basketball (Spark: Sports Illustrated Kids: Superstar Athletes)	Bolte	Mari	979-88-7528-538-7	Elementary	
Superstars of men's pro soccer (Spark: Sports Illustrated Kids: Superstar Athletes)	Flynn	Brendan	979-88-7528-573-8	Elementary	
Superstars of pro baseball (Spark: Sports Illustrated Kids: Superstar Athletes)	Flynn	Brendan	979-88-7528-569-1	Elementary	
Superstars of pro football (Spark: Sports Illustrated Kids: Superstar Athletes)	Flynn	Brendan	979-88-7528-574-5	Elementary	
Superstars of women's pro basketball (Spark: Sports Illustrated Kids: Superstar Athletes)	Flynn	Brendan	979-88-7528-575-2	Elementary	
Taylor Swift : pionera e icono de la industria de la musica (Leading Biographies)	Hansen	Grace	979-83-8490-666-7	Elementary	
The action Bible : God's redemptive story	Cook	David C	9780830777440	Elementary	
The Action Bible: Heroes and Villains	Cook	David C	9780830782932	Elementary	
The action storybook bible : an interactive adventure through God's redemptive story	DeVries	Catherine	9780781414203	Elementary	
The Adventures of Team Pom 1 Squid Happens (Adventures of Team Pom, Book 1)	Roxas	Isabel	978-1-83874-420-5	Elementary	
The bad news besties (Kahlia Jane: Becoming Besties)	Jane	Kahlia	979-88-7528-621-6	Elementary	
The Bermuda Triangle (Blastoff! Discovery: Investigating The Unexplained)	Polinsky	Paige V	978-1-64487-039-6	Elementary	
The Big Cheese (Spanish Edition) (Food Group)	John	Jory	978-0-06-357930-9	Elementary	
The Blue Cloak (Spark Decodables: Lost Lodge)	Scheffer	Janie	979-88-7527-080-2	Elementary	
The bridge witch (Spark Decodables: Cape Cave)	Lee	Courtney	979-88-7527-040-6	Elementary	
The Choctaw : people, culture, and history (Capstone Captivate: Indigenous Peoples)	Wells	Stacy	979-88-7529-859-2	Elementary	

263

All ISBN formats (paperback, hardcover, ebook, audiobook, etc.) will be applied for each individual title.

Title of Book	Last Name of Author	First Name of Author	ISBN	Minimum School Level	In district with different ISBN
The cook who defended Pearl Harbor : a graphic novel biography of Doris "Dorie" Miller (Barrier Breakers)	Pryor	Shawn	978-1-66908-332-0	Elementary	
The Creeps	Mejia	Tehlor	9798217031474	Elementary	
The dream beast (Spark Decodables: Lost Lodge)	Scheffer	Janie	979-88-7527-072-7	Elementary	
The flames of hope (Wings of Fire, Book 15)	Sutherland	Tui	978-1-33821-458-1	Elementary	Yes
The forgotten girl	Brown	India Hill	978-1-71377-108-1	Elementary	
The great explorer of Mammoth Cave : a graphic novel biography of Stephen Bishop (Barrier Breakers)	Pryor	Shawn	978-1-66906-176-2	Elementary	
The haunting of Bellington Cottage	Parnum	Laura	978-0-06-324959-2	Elementary	
The Last Comics on Earth: Across the Doodleverse	Brallier	Max	9798331713027	Elementary	Yes
The Lingit : people, culture, and history (Capstone Captivate: Indigenous Peoples)	Twitchell	X'unei Lance	979-88-7529-693-2	Elementary	
The Little Red Hen (Classic Fairy Tales with a Twist)	Anderson	Shannon	979-83-687-3081-3	Elementary	
The lost jewels of room 713 (Bea Bellerose Mystery, Book 2)	Beckett-King	Jo	9781665967204	Elementary	
The Lost Lodge Gold (Spark Decodables: Lost Lodge)	Scheffer	Janie	979-88-7527-088-8	Elementary	
The Metis : people, culture, and history (Capstone Captivate: Indigenous Peoples)	Wilson	Rebekah	979-88-7524-161-1	Elementary	
The Miraculous Journey of Edward Tulane (Large Print)	DiCamillo	Kate	9781669659334	Elementary	Yes
The night hike (Spark Decodables: Cape Cave)	Lee	Courtney	979-88-7527-056-7	Elementary	
The NIV Action Study Bible	Cook	David C	9780830772544	Elementary	
The Odd Smell (Spark Decodables: The Mists of Fun Land)	Lee	Courtney	979-88-7527-024-6	Elementary	
The Pigeon HAS to Go to School!	Willems	Mo	9798822695900	Elementary	Yes
The Pigeon Wants a Puppy!	Willems	Mo	9798822695917	Elementary	Yes
The piper's promise (Sisters Ever After, Book 3)	Cypess	Leah	978-1-51608-533-0	Elementary	
The poison jungle (Wings of Fire, Book 13)	Sutherland	Tui	978-1-33821-452-9	Elementary	Yes
The Seminole : people, culture, and history (Capstone Captivate: Indigenous Peoples)	Carpitcher	Dayna J	979-88-7524-145-1	Elementary	
The Snack Shed Wish (Spark Decodables: The Mists of Fun Land)	Lee	Courtney	979-88-7527-000-0	Elementary	
The surprising world of bacteria with Max Axiom, super scientist (Graphic Library: Graphic Science 4D)	Biskup	Agnieszka	978-1-54357-249-0	Elementary	
The third period comeback	Johnston	E. K.	979-82-17-11042-1	Elementary	
The third wheel (Diary of a Wimpy Kid, Book 7)	Kinney	Jeff	9781484498620	Elementary	Yes
The three little pigs (Classic Fairy Tales with a Twist)	Anderson	Shannon	979-83-687-3071-4	Elementary	
The Triangle Shirtwaist factory fire and the fight for workers' rights (Graphic Library: Movements and Resistance)	Gilbert	Julie	978-1-49668-120-1	Elementary	
The Wright Brothers take flight (Graphic Library: Great Moments in History)	Yomtov	Nel	978-1-66906-890-7	Elementary	
Theft in the Tent (Spark Decodables: The Mists of Fun Land)	Lee	Courtney	979-88-7527-016-1	Elementary	
There's no such thing as... unicorns = No hay tal cosa omo los... unicornios	Rowland	Lucy	979-83-687-4624-1	Elementary	

All ISBN formats (paperback, hardcover, ebook, audiobook, etc.) will be applied for each individual title.

Title of Book	Last Name of Author	First Name of Author	ISBN	Minimum School Level	In district with different ISBN
They All Saw A Cat = Todos Vieron Un Gato	Wenzel	Brendan	9781797241296	Elementary	
They will not save us	Arnold	Marie	978-1-54617-108-9	Elementary	
Thornwood (Sisters Ever After, Book 1)	Cypess	Leah	978-1-66881-162-7	Elementary	
Throw Like a Girl: How to Dream Big and Believe in Yourself	Finch	Jennie	978-1-600-78560-3	Elementary	
Totally True Tales From World War II	Gibbs	Stuart	9781665986809	Elementary	
Totally Turtles! (Teenage Mutant Ninja Turtles)	Gilbert	Matthew J.	978-0-593-17937-6	Elementary	
Touchdowns y fiestas previas al partido : entre bastidores del dia del partido de futbol americano (Spark: Sports Illustrated Kids-Game Day)	Driscoll	Martin	978-1-66908-997-1	Elementary	
Tough Times: El Toro & Friends	Raul	The Third	9798331712983	Elementary	
Toy Master's turbo tussle (Teen Titans Go! Multiverse Adventures)	Steele	Michael Anthony	979-88-7524-616-6	Elementary	
Tracking Bigfoot (Spark Stories: Cryptid Hunt)	Waters	Nico	979-88-7527-350-6	Elementary	
Tu pasaporte a Egipto (World Passport)	Golkar	Golriz	979-88-7523-569-6	Elementary	
Tu pasaporte a Italia (World Passport)	Dicmann	Nancy	979-88-7523-577-1	Elementary	
Tu pasaporte a Japon (World Passport)	Kim	Cheryl	979-88-7523-585-6	Elementary	
Un nuevo amigo (Penguin Young Readers Level 1)	Blevins	Wiley	979-83-687-6035-3	Elementary	265
Un problema espinoso (Dino Gang)	Hay Hinsdale	Emily L	979-83-8492-397-8	Elementary	
Unas amigdalas problematicas (Jasper Rabbit Creepy Tales)	Reynolds	Aaron	978-84-914594-9-1	Elementary	
Underwater robots (Capstone Captivate: Robots in Our World)	Lukidis	Lydia	979-88-7529-316-0	Elementary	
Unearthing ecosystems in Max Axiom's lab (In the Lab with Max Axiom)	Kim	Carol	978-1-66908-547-8	Elementary	
Unexpected Super Spy (Planet Omar)	Mian	Zanib	978-0-593-10926-7	Elementary	
Unicorn book club (Phoebe And Her Unicorn, Book 21)	Simpson	Dana	979-83-687-5624-0	Elementary	
Vans & villains (Nancy Drew Diaries, Book 27)	Keene	Carolyn	979-83-18-92134-6	Elementary	
Veo, veo un animal Africano (I'm Thinking of an Animal)	Davis	Bela	979-83-8490-644-5	Elementary	
Veo, veo un animal en el jardin (I'm Thinking of an Animal)	Davis	Bela	979-83-8490-640-7	Elementary	
Veo, veo un animal en el zoo (I'm Thinking of an Animal)	Davis	Bela	979-83-8490-643-8	Elementary	
Veo, veo un animal marino (I'm Thinking of an Animal)	Davis	Bela	979-83-8490-645-2	Elementary	
Veo, veo un dinosaurio (I'm Thinking of an Animal)	Davis	Bela	979-83-8490-641-4	Elementary	
Veo, veo una mascota (I'm Thinking of an Animal)	Davis	Bela	979-83-8490-642-1	Elementary	
Very far from home	Larson	Hope	9780063311329	Elementary	
Vizsla (Abdo Kids Jumbo: Dogs)	Murray	Julie	979-83-8490-435-9	Elementary	
Waffles and Julius: No Hugs Please!	Vere	Ed	9798331718053	Elementary	
We Can Help!: A First Book of First Aid (First Skills)	French	Vivian	978-1-536-25011-4	Elementary	
Werewolves don't keep diaries	Sutherland	Suzanne	9781459842663	Elementary	
What Do We Know About Fairies? (What Do We Know About--?)	Hubbard	Ben	9798217141579	Elementary	
What Do We Know About Spontaneous Human Combustion? (What Do We Know About--?)	Korte	Steve	9798217049202	Elementary	

Title of Book	Last Name of Author	First Name of Author	ISBN	Minimum School Level	In district with different ISBN
What Is The Story Of Captain Picard? (What Is The Story Of?)	Stabler	David	9781524791186	Elementary	
What Is The Story Of Cinderella? (What Is The Story Of?)	Rau	Dana Meachen	9780593754290	Elementary	
What you never knew about Rihanna (Spark: Behind the Scenes Biographies)	Myvett	Kirstie	979-88-7521-060-0	Elementary	
What you never knew about Sabrina Carpenter (Spark: Behind the Scenes Biographies)	Bolte	Mari	979-88-7525-347-8	Elementary	
What's in the woods? (Scary Graphics)	Foxe	Steve	978-1-49659-799-1	Elementary	
When Lola visits	Sterling	Michelle	978-0-06-297285-9	Elementary	
Where Are The Everglades? (Where Is-- ?)	Medina	Nico	9780593754979	Elementary	
Where the Red Fern Grows (Large Print)	Rawls	Wilson	9798822670402	Elementary	Yes
Whirby	Harris	Molly	9798331709174	Elementary	
Who Answers 911 Calls? (Who Answers 911 Calls?)	Emminizer	Theresa	978-1-9785421-2-9	Elementary	
Who Discovered How To Breathe Underwater?: Jacques Cousteau (Who HQ Graphic Novel)	Wolfe	Ned	9780593385654	Elementary	
Who is Lionel Messi? (Who HQ Now)	Buckley	James	978-0-593-75483-2	Elementary	
Who Made Music On The Mississippi? Louis Armstrong (Who HQ Graphic Novel)	Johnson	Kevin	9780593887998	Elementary	
Wild cat obsession! : facts, quizzes, and activities about fantastic felines (Brain Candy Books: Discovery Kids: Animal Obsession)	Golkar	Golriz	979-88-7528-987-3	Elementary	
Winnie the Pooh (Biographies of classic cartoons)	Hansen	Grace	979-83-8490-888-3	Elementary	
Wish	O'Connor	Barbara	9798331710989	Elementary	Yes
Witch At Bittersweet End	Military	Talia	979-83-471-0258-7	Elementary	
Witchward bound (Butter and Owl Adventures)	Bow	Erin	9781368114448	Elementary	
Yorkshire Terrier (Spanish Version) (Dogs (Abdo))	Murray	Julie	979-83-8496-326-4	Elementary	

266

Books to be purchased by Intermediate and above - 36 Titles

A black woman did that! : 42 boundary-breaking, bar-raising, world changing women	Adero	Malaika	978-1-54443-438-4	Intermediate	
Archives of the unexplained. No. III,Lost skies and seas (Archives of the Unexplained, Book 3)	Foxe	Steve	978-1-25085-024-9	Intermediate	
Batman and Superman (Mega Pop Culture Franchises)	Streissguth	Tom	978-1-09829-800-5	Intermediate	
Black Star (Large Print)	Alexander	Kwame	9781668651261	Intermediate	Yes
Boo! : everything you ever wanted to know about fear (...but were too afraid to ask)	Gifford	Clive	9781836005469	Intermediate	
Both can be true	Machias	Jules	978-1-66881-174-0	Intermediate	Yes
Building a career in robotics (Hands-On Robotics)	Baum	Margaux	9781499438826	Intermediate	
Chunky amigurumi crochet : super-squishable adorable and quirky characters	Beard	Natalie	978-1-80065-589-8	Intermediate	

Title of Book	Last Name of Author	First Name of Author	ISBN	Minimum School Level	In district with different ISBN
Eva to the max	Caprara	Rebecca	9798217004973	Intermediate	
Harry Potter And The Half-Blood Prince (Harry Potter illustrated edition)	Rowling	J. K.	9780545791441	Intermediate	
Haunted asylums (Haunted Places)	Abdo	Kenny	978-1-09822-129-4	Intermediate	
Haunted battlefields (Haunted Places)	Abdo	Kenny	978-1-09822-130-0	Intermediate	
Haunted hotels (Haunted Places)	Abdo	Kenny	978-1-09822-131-7	Intermediate	
Haunted houses (Haunted Places)	Abdo	Kenny	978-1-09822-132-4	Intermediate	
Haunted prisons (Haunted Places)	Abdo	Kenny	978-1-09822-133-1	Intermediate	
Haunted towns (Haunted Places)	Abdo	Kenny	978-1-09822-134-8	Intermediate	
Hikaru no go. 11,A fierce battle (Hikaru No Go, Book 11)	Hotta	Yumi	978-0-329-64483-3	Intermediate	
Hikaru no go. 9,The pro test begins (Hikaru No Go, Book 9)	Hotta	Yumi	978-1-42872-483-9	Intermediate	
Island of skulls (School for Thieves, Book 2)	Burns	Peter	9781665982344	Intermediate	
Marty Milagros DOOMS The Earth (Marty Milagros, Star League Story)	Jones	Veronica V	9781524885847	Intermediate	
Marvel : absolutely everything you need to know	Bray	Adam	978-1-46549-039-1	Intermediate	
Paradise 1 (Paradise (Pixel+Ink), Book 1)	Gabel	Claudia	9781645952701	Intermediate	
Scientific research under attack : what are the consequences?	Mooney	Carla	978-1-67821-354-1	Intermediate	
She came back different	Willing	Stephanie	978-0-593-46560-8	Intermediate	
Starfish (Large Print)	Fipps	Lisa	9798822671485	Intermediate	Yes
Sue & Tai-Chan 6	Kanata	Konami	978-1-64651-595-0	Intermediate	
Superstitions : mirrors, ladders, black cats, rabbits' feet, & more	Sekaninova	Stepanka	978-80-00-07840-3	Intermediate	
Take Cover	Hopkinson	Deborah	9781546131779	Intermediate	
The final trial (Royal Guide to Monster Slaying, Book 4)	Armstrong	Kelley	978-1-51604-629-4	Intermediate	
The team	Benedis-Grab	Daphne	9781546150411	Intermediate	
The Weirdies get weirder (Weirdies)	Buckley	Michael	9780316572729	Intermediate	
Thunder and Mercy	Barr	Jennifer R	9781635923261	Intermediate	
Trapped! (Framed!, Book 3)	Ponti	James	979-83-687-7162-5	Intermediate	
Wildseed witch (Wildseed Witch, Book 1)	Dumas	Marti	978-1-66889-827-7	Intermediate	
Wish you well	Sumner	Jamie	9781665905749	Intermediate	
You Vs the Poison Plot (You vs)	Hicks	Josh	978-1-53624-385-7	Intermediate	
Books to be purchased by Middle and above - 49 Titles					
A dangerous game (Orca Anchor)	Brouwer	Sigmund	978-1-45984-433-9	Middle	
Adam, mine	Ancrum	K	978-0-06-344902-2	Middle	
An Uninterrupted View of the Sky	Crowder	Melanie	9781705028315	Middle	Yes
Black Enough	Zoboi	Ibi	9780062885265	Middle	Yes
Blue box. 20,Rewards (Blue Box, Book 20)	Miura	Kouji	978-1-974765-71-3	Middle	

All ISBN formats (paperback, hardcover, ebook, audiobook, etc.) will be applied for each individual title.

Title of Book	Last Name of Author	First Name of Author	ISBN	Minimum School Level	In district with different ISBN
Busca (Five Nights at Freddy's: Fazbear Frights, Book 2)	Cawthon	Scott	978-84-19-28303-0	Middle	
Call the name of the night. 4 (Call the Name of the Night, Book 4)	Mitsuboshi	Tama	978-1-975390-07-5	Middle	
Call the name of the night. 5 (Call the Name of the Night, Book 5)	Mitsuboshi	Tama	979-88-554-1132-4	Middle	
Children of Owl	Little Badger	Darcie	978-1-64614-568-3	Middle	
Darker water	Read	Emma	978-0-571-39052-6	Middle	
Eyes like stars	Poston	Ashley	978-0-7364-4858-1	Middle	
Fahrenheit 451	Bradbury	Ray	9781603932097	Middle	Yes
Falling into you	Harrison	Emma	978-0-06-351343-3	Middle	
Far from the Tree	Benway	Robin	9780062852137	Middle	Yes
Five nights at Freddy's Fazbear frights, graphic novel collection box set	Cawthon	Scott	978-1-54618-017-3	Middle	
Float. Volume 2 (Float (Graphix), Book 2)	Marchant	Kate	978-1-54617-526-1	Middle	
Fractured signals (Skibidi Toilet, Book 1)	Ely	Lyndsay	979-82-250-1233-5	Middle	
Free girls	McCallum	Kristen	978-1-25032-026-1	Middle	
Ghosted	Van Draanen	Wendelin	978-0-8234-6039-7	Middle	
Golden flight	Ali	S. K.	978-0-593-53127-3	Middle	
La alberca de pelotas (Five Nights at Freddy's: Fazbear Frights, Book 1)	Cawthon	Scott	978-84-18-87057-6	Middle	
Medalist. Vol. 10 (Medalist, Book 10)	Tsurumaikada		979-88-88774-51-9	Middle	
Medalist. Vol. 11 (Medalist, Book 11)	Tsurumaikada		979-88-88774-86-1	Middle	
Medalist. Vol. 12 (Medalist, Book 12)	Tsurumaikada		979-88-88775-09-7	Middle	
Medalist. Vol. 13 (Medalist, Book 13)	Tsurumaikada		979-88-88777-34-3	Middle	
Medalist. Vol. 9 (Medalist, Book 9)	Tsurumaikada		979-88-88773-15-4	Middle	
Messi mania	Echegaray	Luis Miguel	978-1-83600-120-1	Middle	
Miles Morales (A Spider-Man Novel)	Reynolds	Jason	9780525527121	Middle	Yes
Monday's Not Coming	Jackson	Tiffany D.	9780062841964	Middle	Yes
President of the Anime Club	Fukuda	Stephanie Evangelista	978-1-25034-892-0	Middle	
Red the River Rises	Crossley-Holland	Kevin	978-1-53625-318-4	Middle	
Sayonara, football. 10 (Sayonara, Football, Book 10)	Arakawa	Naoshi	978-1-64651-104-4	Middle	
Sayonara, football. 11 (Sayonara, Football, Book 11)	Arakawa	Naoshi	978-1-64651-105-1	Middle	
Sayonara, football. 12 (Sayonara, Football, Book 12)	Arakawa	Naoshi	978-1-64651-429-8	Middle	
Sayonara, football. 6 (Sayonara, Football, Book 6)	Arakawa	Naoshi	978-1-64651-100-6	Middle	
Sayonara, football. 7 (Sayonara, Football, Book 7)	Arakawa	Naoshi	978-1-64651-101-3	Middle	
Sayonara, football. 8 (Sayonara, Football, Book 8)	Arakawa	Naoshi	978-1-64651-102-0	Middle	
Sayonara, football. 9 (Sayonara, Football, Book 9)	Arakawa	Naoshi	978-1-64651-103-7	Middle	
The 100 endgames you must know workbook : practical endgames exercises for every chess player	Villa Garcia	Jesus de la	978-1-51604-669-0	Middle	

268

All ISBN formats (paperback, hardcover, ebook, audiobook, etc.) will be applied for each individual title.

Title of Book	Last Name of Author	First Name of Author	ISBN	Minimum School Level	In district with different ISBN
The Boy in the Black Suit	Reynolds	Jason	9781490658834	Middle	
The Hippopotamus Defence : a deceptively dangerous universal chess opening system for black	De Santis	Alessio	978-90-5691-831-6	Middle	
The Outsiders	Hinton	S. E.	9780739345177	Middle	Yes
The pools : a love story	Lockhart	E	978-0-593-90412-1	Middle	
The twisted path (Skibidi Toilet, Book 2)	Ely	Lyndsay	979-82-250-1234-2	Middle	
To steal from thieves	Lobb	M. K.	978-0-316-57548-5	Middle	
UnSouled (Unwind Dystology, Book 3)	Shusterman	Neal	978-1-48989-339-0	Middle	Yes
Witch Hat Atelier 15 (Witch Hat Atelier, Book 15)	Shirahama	Kamome	979-88-88779-78-1	Middle	
Witness : poems to address the past, present, and future of policing	Tison	Ari	979-87-6564-724-0	Middle	
Yuletide Curse of the Winter Witch	Northy	George	979-88-948832-0-5	Middle	
Books to be purchased by High School Only - 92 Titles					
Across the widest sea	Cremers	Jean	978-1-54582-731-4	High	
Adachi and Shimamura. 6 (Adachi and Shimamura, Book 6)	Iruma	Hitoma	979-88-554-1899-6	High	
Allegedly A Psychological Thriller	Jackson	Tiffany	9780062660992	High	Yes
An artful dodge	Odden	Karen	978-1-64129-762-2	High	
Basketball now! : the the inside stories and the brightest stars of the NBA	Grange	Michael	978-0-228-10519-0	High	
Be right back (Let's Split Up, Book 2)	Wood	Bill	979-82-250-0619-8	High	
Bear witness : the pursuit of justice in a violent land	Halperin	Ross	978-1-32409-078-6	High	
Beautiful to See You (Again)	Penaflor	Lygia Day	979-83-471-0393-5	High	
Black River (Black River, Book 1)	Cottle	Ruby Jean	978-1-25045-173-6	High	
Capsized	Balogh	Charlotte	979-82-17-22618-4	High	
Captain America --the Death of Captain America -marvel Premier Collection	Brubaker	Ed	978-1-30297-057-4	High	
Dead girls	Kubrick	Beck	978-1-66595-982-7	High	
Deadlock (Strangeloom Trilogy, Book 2)	Gong	Chloe	978-1-66596-016-8	High	
Death of a Pop Star, Vol. 3 (Death of a Pop Star, Book 3)	Karim	Violet	978-1-83411-035-6	High	
Devil's Advocate --the Anti-Divine Comedy	Dewitt	Amanda	978-1-68263-868-2	High	
Devoured (Bitten, Book 2)	Gray	Jordan	978-0-316-60831-2	High	
East of Eden (Penguin Orange Collection)	Steinbeck	John	978-1-51814-403-5	High	Yes
Exhumed : unearthing the history of the American vampire	Mahnke	Aaron	979-88-941418-1-7	High	
Falling like snow (Bramble Falls, Book 2)	Wilson	Misty	978-1-66598-983-1	High	
Fight song	Van Brunt	Kirk	978-1-77488-759-2	High	
Four past midnight	King	Stephen	978-1-50114-349-6	High	
Get a grip	Shelton	Alyson	978-1-978598-55-3	High	
Girl in Pieces	Glasgow	Kathleen	9780735209138	High	Yes

All ISBN formats (paperback, hardcover, ebook, audiobook, etc.) will be applied for each individual title.

Title of Book	Last Name of Author	First Name of Author	ISBN	Minimum School Level	In district with different ISBN
God of High School Volume Four	Park	Yongje	979-83-687-9296-5	High	
How to Survive a Horror Sequel (How to Survive..., Book 2)	Dunmore	Scarlett	978-1-45496-889-4	High	
If we survive the night (Dead Weight, Book 1)	Salazar	Jo	978-1-46429-929-2	High	
In waves	Dungo	A. J.	978-1-83874-251-5	High	
Insatiable	Ridley	Erica	979-82-17-11741-3	High	
Into the light (Star Wars: The High Republic)	Gray	Claudia	978-1-36809-518-1	High	
Just Mercy: A Story of Justice and Redemption	Stevenson	Bryan	9780553550634	High	Yes
Kill Your Darlings	Harish	Yuvashri	979-82-17-00302-0	High	
Kobuk the Destroyer : and other tales from the wild, unseen world of test engineering	Davies	Alex	978-1-32405-129-9	High	
Leverage	Cohen	Joshua	978-0-14-242086-7	High	Yes
Library or lattes (Love in Oak Falls, Book 1)	Hazell	Lila	978-1-64595-344-9	High	
Lights! Camera! Frendo! (Clown in a Cornfield, Book 4)	Cesare	Adam	978-0-06-332508-1	High	
Lucy Kline, necromancer	O'Donnell	Tom	978-1-25035-312-2	High	
Magic in the air : the myth, the mystery, and the soul of the slam dunk	Sielski	Mike	978-1-25028-752-6	High	
Magical Cheese Emporium	Durst	Sarah Beth	978-1-25040-071-0	High	
Malevolent souls	Dawson	Delilah S	978-0-7364-4765-2	High	
Mortal Things	Lu	Marie	978-1-25038-159-0	High	
Night of madness	Douglass	Ryan	978-1-66598-304-4	High	
One hundred years of solitude	Garcia Marquez	Gabriel	978-0-329-83043-4	High	Yes
Our Dark Unraveling	McGovern	Margot	979-82-17-22861-4	High	
Our strange duet	Craig	Erin A	979-82-17-12418-3	High	
Outline	Fischels	Michele	979-88-948811-5-7	High	
Radio free Texas	Bray	Libba	978-1-54615-654-3	High	
School bus graveyard. Volume 2 (School Bus Graveyard, Book 2)	Red		979-82-17-12290-5	High	
Scorpion Deep	Drews	C.G.	978-1-25037-631-2	High	
Shadow over the Pumpkin Queen (Pumpkin Queen, Book 3)	Shepherd	Megan	978-0-7364-4725-6	High	
Sincerely, your murderer	Guron	Ravena	978-1-46427-792-4	High	
Slayer (Slayer (Bloom Books), Book 1)	Stone	Leia	978-1-46427-564-7	High	
Snowed in at the Wildest Dreams Bookshop (Wildest Dreams Bookshop, Book 2)	Page	Gracie	978-0-06-347902-9	High	
Songlight (Torch Trilogy, Book 1)	Buffini	Moira	978-0-06-335821-8	High	
Speak of the devil (Over My Dead Body, Book 2)	Boo	Sweeney	978-0-06-305634-3	High	
Stealing Saint Nick : a legendary corpse, a notorious theft, and the stories that shape the world	Anderson	M. T.	978-0-593-69954-6	High	
Stepping up	Valdez	Kiara	978-0-06-325453-4	High	
Stranger things library edition. Volume four. (Stranger Things, Book 4)	Dark	Horse	978-1-50674-735-4	High	

All ISBN formats (paperback, hardcover, ebook, audiobook, etc.) will be applied for each individual title.

Title of Book	Last Name of Author	First Name of Author	ISBN	Minimum School Level	In district with different ISBN
Stranger things library edition. Volume one. (Stranger Things, Book 1)	Dark	Horse	978-1-50672-762-2	High	
Stranger things library edition. Volume three. (Stranger Things, Book 3)	Dark	Horse	978-1-50673-702-7	High	
Stranger things library edition. Volume two. (Stranger Things, Book 2)	Dark	Horse	978-1-50672-763-9	High	
Styx : the river (Goddesses of the Underworld, Book 2)	Gill	Nikita	978-0-316-58185-1	High	
The city of slaughter	Polydoros	Aden	978-1-33501-391-0	High	
The dead zone : a novel	King	Stephen	978-1-66809-475-4	High	
The false vow (Weaver Bride, Book 2)	Gregovic	Lydia	979-82-17-12068-0	High	
The First to Die at the End	Silvera	Adam	9780063240834	High	Yes
The Girl Who Smiled Beads	Wamariya	Clematine	9780525526315	High	Yes
The history of the USA : year by year. (DK Year by Year)	DK	Publishing	979-82-17-13946-0	High	
The house of gardenias	Canas	Isabel	978-0-593-62041-0	High	
The Iliad	Homer		978-1-52901-500-3	High	Yes
The Last King of Faerie (Wicked Powers, Book 1)	Clare	Cassandra	978-0-593-90347-6	High	
The Last Love Story	Blair	Katharyn	978-0-06-348400-9	High	
The mirror of infinite endings : a once upon a broken heart companion (Once Upon a Broken Heart, Book 4)	Garber	Stephanie	978-1-25046-203-9	High	
The murder party	He	Cindy R. X.	978-1-46426-226-5	High	
The Odyssey	Homer		978-0-451-47433-9	High	
The Queen's Command	Raughley	Sarah	978-0-06-334443-3	High	
The secret Santa setup	Hutt	Sarah	978-0-06-357330-7	High	
The siren	Adeyemi	Tomi	978-1-25040-475-6	High	
The worst is yet to come	Lundy	Trish	978-1-25040-708-5	High	
There's nothing like this : the strategic genius of Taylor Swift	Evers	Kevin	979-88-927901-7-8	High	
They Called Us Wicked	Munoz	Gloria	978-0-8234-5837-0	High	
This Book is Not Yet Rated	Bognanni	Peter	9781984845603	High	Yes
Thor : god of thunder.2,Godbomb (Thor: God of Thunder, Book 2)	Aaron	Jason	978-0-7851-6698-6	High	
Threads of Red	Wright	Julie	978-1-63993-561-1	High	
Total scam	Wolf	Ryan	978-1-978598-52-2	High	
Treasure Island : dual language reader : English-Spanish	Stevenson	Robert Louis	978-0-9831503-8-1	High	
Until the Last Light Goes Out	gould	Courtney	978-1-25042-347-4	High	
We	Dabos	Christelle	979-88-89662-04-4	High	
What Rough Beast	McGinnis	Mindy	978-0-06-337074-6	High	
Whenever you are	Leavitt	Martine	978-1-77946-109-4	High	
You Better Watch Out	Murray	James	978-1-25088-375-9	High	
You Let Me In	Clarke	Lucy	978-0-8021-6801-6	High	
Your boyfriend needs an exorcist	Winans	Justine Pucella	978-1-54761-881-1	High	

271

All ISBN formats (paperback, hardcover, ebook, audiobook, etc.) will be applied for each individual title.

Title of Book	Last Name of Author	First Name of Author	ISBN	Minimum School Level	In district with different ISBN
Total Number of Titles - 702					

272

Board of School Trustees
Mansfield Independent School District

TITLE: Disbursement Reports DATE: November 17, 2026

INFORMATION

BACKGROUND:

The District reports all checks written on a monthly basis. The disbursements are organized by fund and list the check date, payee, description of purchase, and amount.

CONSIDERATIONS:

The items listed in the Detail Disbursement Report include all payments for October 2026 with the exception of payroll, payroll liabilities, and manual wire payments. The payments listed on the Detail Disbursement Report are the result of payment generated documents such as purchase orders, check requests, etc.

An additional report of Disbursements Over $25,000 is provided for items of interest with information on the expenditure.

The Summary Disbursement Report includes a summary by fund of the detail report and also includes manual wire payment detail for funds other than Payroll.

The Payroll Check Summary report provides summary information regarding net payroll for the month and payroll liability payments.

RECOMMENDATION:

None. For information only.

MANSFIELD INDEPENDENT SCHOOL DISTRICT
Fund Disbursement Report for 10/1/2026 through 10/31/2026

DATE PAID	NAME	ITEM DESCRIPTION	AMOUNT
181 - ATHLETICS			
10/1/2026	ALERT SERVICES, INC	GENERAL SUPPLIES	11,894.83
10/1/2026	BSN SPORTS LLC	GENERAL SUPPLIES	3,016.24
10/1/2026	DREAM RANCH OFFICE SUPPLIES	GENERAL SUPPLIES	844.20
10/1/2026	GAME ONE, CARDINAL'S SPOR	GENERAL SUPPLIES	51,302.21
10/1/2026	MAMA'S PIZZA	REFRESHMENTS/FOOD FOR MEETINGS	1,557.25
10/1/2026	MIDLOTHIAN ISD ATHLETICS	TRAVEL AND SUBSISTENCE - STUDE	300.00
10/1/2026	NORTHSIDE HIGH SCHOOL	TRAVEL AND SUBSISTENCE - STUDE	-375.00
10/1/2026	TIMBERVIEW HIGH SCHOOL ATHLETIC BOOST	TRAVEL AND SUBSISTENCE - STUDE	500.00
10/6/2026	ALERT SERVICES, INC	GENERAL SUPPLIES	64.23
10/6/2026	AMAZON CAPITAL SERVICES INC	FURNITURE<$10,000	143.99
10/6/2026	AMAZON CAPITAL SERVICES INC	GENERAL SUPPLIES	396.68
10/6/2026	BIG GAME	GENERAL SUPPLIES	2,994.66
10/6/2026	COLDTUB	GENERAL SUPPLIES	659.27
10/6/2026	GAME ONE, CARDINAL'S SPOR	GENERAL SUPPLIES	7,793.78
10/6/2026	PRECISION BUSINESS MACHINES, INC	GENERAL SUPPLIES	424.97
10/7/2026	TRS	TEACHER RETIREMENT	13,953.25
10/8/2026	ALERT SERVICES, INC	GENERAL SUPPLIES	1,453.87
10/8/2026	ARBITERSPORTS LLC, SUBSCRIPTION	SOFTWARE SUBSCRIPTIONS	17,980.00
10/8/2026	ARLINGTON ISD - LAMAR HIGH SCHOOL	TRAVEL AND SUBSISTENCE - STUDE	180.00
10/8/2026	BRYANT, LAUREN	TRAVEL,TRAINING & SUBSISTENCE	400.00
10/8/2026	GAME ONE, CARDINAL'S SPOR	GENERAL SUPPLIES	1,819.80
10/8/2026	TEXAS HIGH SCHOOL POWERLIFTING ASSOC	MEMBERSHIPS	375.00
10/8/2026	VAN COUNTRY LLC	TRAVEL AND SUBSISTENCE - STUDE	265.06
10/9/2026	ANSRS ANALYTICS LLC	SOFTWARE SUBSCRIPTIONS	6,780.00
10/9/2026	ARLINGTON ISD - SEGUIN HIGH SCHOOL	TRAVEL AND SUBSISTENCE - STUDE	-240.00
10/9/2026	DIEHL, JASON	TRAVEL,TRAINING & SUBSISTENCE	300.00
10/9/2026	EVERMAN ISD - EVERMAN HIGH SCHOOL	TRAVEL AND SUBSISTENCE - STUDE	250.00
10/9/2026	MANSFIELD OIL COMPANY, OF GAINESVILLE	TRAVEL AND SUBSISTENCE - STUDE	26.62
10/9/2026	PERRY, STEVEN	TRAVEL,TRAINING & SUBSISTENCE	300.00
10/9/2026	WAGGONER, REBECCA	TRAVEL,TRAINING & SUBSISTENCE	357.70
10/13/2026	SHARP BUSINESS SYSTEMS	RIGHT TO USE LEASE PRINCIPAL	231.30
10/15/2026	ALERT SERVICES, INC	CONTRACTED MAINTENANCE AND REP	4,270.00
10/15/2026	CMC NEPTUNE, LLC	RENTALS-OPERATING LEASES	1,000.00
10/15/2026	CMC NEPTUNE, LLC	SOFTWARE SUBSCRIPTIONS	3,500.00
10/15/2026	ELITEFTS.COM INC	GENERAL SUPPLIES	750.00
10/20/2026	ARLINGTON ISD ATHLETICS	TRAVEL AND SUBSISTENCE - STUDE	350.00
10/20/2026	KELLER ISD ATHLETICS	TRAVEL AND SUBSISTENCE - STUDE	1,100.00
10/20/2026	PATHWAY COMMUNICATIONS LTD	CONTRACTED MAINTENANCE AND REP	12,000.00
10/20/2026	PATHWAY COMMUNICATIONS LTD	GENERAL SUPPLIES	12,168.00
10/20/2026	PATHWAY COMMUNICATIONS LTD	TECHNOLOGY EQUIPMNT<$10000	10,400.00
10/20/2026	STAPLES ADVANTAGE	GENERAL SUPPLIES	102.22
10/20/2026	U.S. BANK NATIONAL ASSOCIATION	REFRESHMENTS/FOOD FOR MEETINGS	1,034.21
10/22/2026	ALERT SERVICES, INC	GENERAL SUPPLIES	304.05
10/22/2026	ARLINGTON ISD - SEGUIN HIGH SCHOOL	TRAVEL AND SUBSISTENCE - STUDE	160.00
10/22/2026	BSN SPORTS LLC	GENERAL SUPPLIES	5,381.00
10/22/2026	FRIO-HYDRATION, LLC	GENERAL SUPPLIES	5,623.65
10/22/2026	GAME ONE, CARDINAL'S SPOR	GENERAL SUPPLIES	89,175.83
10/22/2026	HOWIES ATHLETIC TAPE	GENERAL SUPPLIES	4,299.00
10/22/2026	MANSFIELD NATIONAL GOLF COURSE	GENERAL SUPPLIES	2,725.00
10/22/2026	MANSFIELD NATIONAL GOLF COURSE	TRAVEL AND SUBSISTENCE - STUDE	6,000.00
10/22/2026	NORTHEAST LIONS FOUNDATION INC	TRAVEL AND SUBSISTENCE - STUDE	350.00
10/27/2026	MAILLOUX-SMITH, DAWN	TRAVEL,TRAINING & SUBSISTENCE	31.83
10/27/2026	MEDCO SUPPLY, MASUNE & SURGICAL SUPP	GENERAL SUPPLIES	2,686.07
10/27/2026	MIDLOTHIAN ISD ATHLETICS	TRAVEL AND SUBSISTENCE - STUDE	700.00
10/27/2026	OLIVAS, JOE	MEMBERSHIPS	70.00

MANSFIELD INDEPENDENT SCHOOL DISTRICT
Fund Disbursement Report for 10/1/2026 through 10/31/2026

DATE PAID	NAME	ITEM DESCRIPTION	AMOUNT
181 - ATHLETICS			
10/27/2026	OLIVAS, JOE	TRAVEL,TRAINING & SUBSISTENCE	339.00
10/27/2026	PERRY WEATHER CONSULTING INC.	GENERAL SUPPLIES	0.00
10/27/2026	PERRY WEATHER CONSULTING INC.	OTHER EQUIPMNT<$10000	2,500.00
10/27/2026	STOUT, MARK	MEMBERSHIPS	70.00
10/27/2026	STOUT, MARK	TRAVEL,TRAINING & SUBSISTENCE	40.00
10/29/2026	ANSRS ANALYTICS LLC	SOFTWARE SUBSCRIPTIONS	1,695.00
10/29/2026	ARBITERSPORTS LLC, ATH ACCOUNT	MISCELLANEOUSCONTRACTED SERVIC	41,500.00
10/29/2026	DUNCANVILLE ISD	TRAVEL AND SUBSISTENCE - STUDE	750.00
10/29/2026	HAIRSTON, EDRIAN	TRAVEL,TRAINING & SUBSISTENCE	510.70
10/29/2026	HEB ISD - L.D.BELL HS	TRAVEL AND SUBSISTENCE - STUDE	350.00
10/29/2026	HUBBARD, CHRISTOPHER	MEMBERSHIPS	70.00
10/29/2026	HUBBARD, CHRISTOPHER	TRAVEL,TRAINING & SUBSISTENCE	328.99
10/29/2026	TENNIS OUTLET, INC	GENERAL SUPPLIES	2,499.95
10/29/2026	TOWEL SUPERCENTER	GENERAL SUPPLIES	0.00
10/29/2026	WACO ISD - ATHLETICS	TRAVEL AND SUBSISTENCE - STUDE	485.00
		181 - ATHLETICS	**341,269.41**
195 - ADVERTISING			
10/1/2026	SERVICE FIRST JANITORIAL LLC	MISCELLANEOUSCONTRACTED SERVIC	6,884.35
10/6/2026	LOWE'S COMPANIES, INC	OTHER SUPPLIES FOR M&O	1,229.68
10/6/2026	SERVICE FIRST JANITORIAL LLC	MISCELLANEOUSCONTRACTED SERVIC	8,164.56
10/8/2026	AMAZON CAPITAL SERVICES INC	FURNITURE<$10,000	259.99
10/8/2026	AMAZON CAPITAL SERVICES INC	GENERAL SUPPLIES	326.67
10/8/2026	B&B COMMERCIAL PRINTING, KENNETH BUR(	MISCELLANEOUSCONTRACTED SERVIC	190.00
10/8/2026	B&H PHOTO-VIDEO-PRO-AUDIO	GENERAL SUPPLIES	502.20
10/9/2026	B&H PHOTO-VIDEO-PRO-AUDIO	GENERAL SUPPLIES	172.56
10/15/2026	CDW GOVERNMENT	TECHNOLOGY EQUIPMNT<$10000	789.57
10/15/2026	LOWE'S COMPANIES, INC	OTHER SUPPLIES FOR M&O	293.46
10/15/2026	SERVICE FIRST JANITORIAL LLC	MISCELLANEOUSCONTRACTED SERVIC	4,869.23
10/15/2026	STAPLES ADVANTAGE	GENERAL SUPPLIES	51.23
10/20/2026	AMAZON CAPITAL SERVICES INC	GENERAL SUPPLIES	209.99
10/20/2026	LOWE'S COMPANIES, INC	OTHER SUPPLIES FOR M&O	63.56
10/22/2026	CDW GOVERNMENT	TECHNOLOGY EQUIPMNT<$10000	789.57
10/22/2026	LOWE'S COMPANIES, INC	OTHER SUPPLIES FOR M&O	61.34
10/27/2026	AMAZON CAPITAL SERVICES INC	GENERAL SUPPLIES	278.26
10/27/2026	CDW GOVERNMENT	TECHNOLOGY EQUIPMNT<$10000	252.00
10/27/2026	GOT SPIRIT LLC	GENERAL SUPPLIES	966.00
10/27/2026	LOWE'S COMPANIES, INC	OTHER SUPPLIES FOR M&O	259.47
10/27/2026	NOW MAGAZINES, LLC	MISCELLANEOUS OPERATING COSTS	2,498.00
10/27/2026	SERVICE FIRST JANITORIAL LLC	MISCELLANEOUSCONTRACTED SERVIC	13,805.88
10/27/2026	STAPLES ADVANTAGE	FURNITURE<$10,000	759.98
10/29/2026	LOWE'S COMPANIES, INC	OTHER SUPPLIES FOR M&O	161.66
		195 - ADVERTISING	**43,839.21**
196 - SPECIAL OPERATING FUND			
10/20/2026	AMAZON CAPITAL SERVICES INC	GENERAL SUPPLIES	352.17
10/22/2026	AMAZON CAPITAL SERVICES INC	MISCELLANEOUS OPERATING COSTS	123.84
10/27/2026	AMAZON CAPITAL SERVICES INC	GENERAL SUPPLIES	57.53
10/27/2026	AMAZON CAPITAL SERVICES INC	READING/REF MATERIALS/DATABASE	75.99
10/27/2026	AMAZON CAPITAL SERVICES INC	REFRESHMENTS/FOOD FOR MEETINGS	196.45
		196 - SPECIAL OPERATING FUND	**805.98**
198 - CCMR			
10/6/2026	AMAZON CAPITAL SERVICES INC	TESTING MATERIALS	468.00

MANSFIELD INDEPENDENT SCHOOL DISTRICT
Fund Disbursement Report for 10/1/2026 through 10/31/2026

DATE PAID	NAME	ITEM DESCRIPTION	AMOUNT
198 - CCMR			
10/6/2026	COLLEGE BOARD	MEMBERSHIPS	400.00
10/7/2026	TRS	TEACHER RETIREMENT	2,290.03
10/15/2026	AMAZON CAPITAL SERVICES INC	GENERAL SUPPLIES	113.34
10/27/2026	AMAZON CAPITAL SERVICES INC	GENERAL SUPPLIES	13.76
		198 - CCMR	**3,285.13**
199 - GENERAL OPERATING			
10/1/2026	AMAZON CAPITAL SERVICES INC	GENERAL SUPPLIES	1,279.47
10/1/2026	AMAZON CAPITAL SERVICES INC	TECHNOLOGY EQUIPMNT<$10000	325.00
10/1/2026	ANGEL ARMOR, LLC	OTHER EQUIPMNT<$10000	789.00
10/1/2026	APOGEE COMPONENTS, INC	GENERAL SUPPLIES	192.00
10/1/2026	ARTA TRAVEL	TRAVEL,TRAINING & SUBSISTENCE	708.80
10/1/2026	ARTS SCHOOL NETWORK	TRAVEL,TRAINING & SUBSISTENCE	725.00
10/1/2026	AWARD CENTER	MISCELLANEOUS OPERATING COSTS	92.64
10/1/2026	B&B COMMERCIAL PRINTING, KENNETH BUR(	MISCELLANEOUSCONTRACTED SERVIC	1,120.00
10/1/2026	BETHESDA WATER SUPPLY CORP	UTILITIES - WATER	5,088.93
10/1/2026	CAROLINA BIOLOGICAL SPLY CO	GENERAL SUPPLIES	2,347.34
10/1/2026	CDW GOVERNMENT	SOFTWARE SUBSCRIPTIONS	10.05
10/1/2026	CENTURY HVAC DISTRIBUTING, L.P.	OTHER SUPPLIES FOR M&O	114.05
10/1/2026	DAZZARKLE LLC	OTHER SUPPLIES FOR M&O	496.80
10/1/2026	DELTAMATH SOLUTIONS INC	SOFTWARE SUBSCRIPTIONS	180.00
10/1/2026	DEMCO INC	GENERAL SUPPLIES	227.91
10/1/2026	DISCOUNT TIRE/AMERICA'S TIRE, REINALT-TH	VEHICLE PARTS & SUPPLIES	872.20
10/1/2026	DREAM RANCH OFFICE SUPPLIES	GENERAL SUPPLIES	3,428.30
10/1/2026	EAN SERVICES, LLC ENTERPRISE RENT A C -	TRAVEL AND SUBSISTENCE - STUDE	324.72
10/1/2026	ELEVATED FACILITY SERVICES	CONTRACTED MAINTENANCE AND REP	920.00
10/1/2026	ELLIOTT ELECTRIC SUPPLY INC	OTHER SUPPLIES FOR M&O	151.20
10/1/2026	FISHER SCIENCE EDUCATION	GENERAL SUPPLIES	76.20
10/1/2026	FOLLETT CONTENT SOLUTIONS, LLC, BOOKS	READING/REF MATERIALS/DATABASE	675.70
10/1/2026	GAME ONE, CARDINAL'S SPOR	GENERAL SUPPLIES	244.35
10/1/2026	GENUINE PARTS COMPANY-NAPA	GASOLINE AND OTHER FUELS OR VE	720.55
10/1/2026	GENUINE PARTS COMPANY-NAPA	OTHER SUPPLIES FOR M&O	410.74
10/1/2026	GENUINE PARTS COMPANY-NAPA	VEHICLE PARTS & SUPPLIES	3,379.15
10/1/2026	IDISMISS LLC	SOFTWARE SUBSCRIPTIONS	299.00
10/1/2026	JERRY'S GENERAL AUTOMOTIVE INC	CONTRACTED MAINTENANCE AND REP	26.26
10/1/2026	LOWE'S COMPANIES, INC	OTHER SUPPLIES FOR M&O	604.09
10/1/2026	METAL SUPERMARKETS FT WORTH	GENERAL SUPPLIES	348.84
10/1/2026	METAL SUPERMARKETS FT WORTH	OTHER SUPPLIES FOR M&O	1,165.17
10/1/2026	NATIONAL BALSA	GENERAL SUPPLIES	492.14
10/1/2026	THE ODEE PRINTING COMPANY, JUST BBQ LI	MISCELLANEOUSCONTRACTED SERVIC	280.00
10/1/2026	ODP BUSINESS SOLUTIONS LLC, OFFICE DEF	TECHNOLOGY EQUIPMNT<$10000	239.09
10/1/2026	ROCK N BOWL FEC ARLINGTON ALLEY CATS,	TRAVEL AND SUBSISTENCE - STUDE	333.00
10/1/2026	SCHOOL NURSE SUPPLY, INC	GENERAL SUPPLIES	89.59
10/1/2026	SCHOOL SPECIALTY, LLC	GENERAL SUPPLIES	396.75
10/1/2026	SHERWIN-WILLIAMS	OTHER SUPPLIES FOR M&O	178.44
10/1/2026	SITEONE LANDSCAPE SUPPLY, LLC	OTHER SUPPLIES FOR M&O	57.68
10/1/2026	SMARTTRASH LLC, AMERICAN TRASH	CONTRACTED MAINTENANCE AND REP	500.00
10/1/2026	SOLIANT HEALTH	PROFESSIONAL SERVICES	6,600.00
10/1/2026	SOUTHERN TIRE MART	VEHICLE PARTS & SUPPLIES	9,921.40
10/1/2026	STAPLES ADVANTAGE	GENERAL SUPPLIES	1,410.04
10/1/2026	STERICYCLE	MISCELLANEOUSCONTRACTED SERVIC	139.92
10/1/2026	TEXAS AIRSYSTEMS, LLC	OTHER SUPPLIES FOR M&O	1,376.55
10/1/2026	TEXAS ASSOCIATION OF SCHOOL ADMINISTR	MEMBERSHIPS	450.00
10/1/2026	TEXAS ELEM PRIN & SUPR ASSOC, TEPSA	MEMBERSHIPS	303.00
10/1/2026	T-MOBILE USA INC.	UTILITIES - TELEPHONE	324.06

MANSFIELD INDEPENDENT SCHOOL DISTRICT
Fund Disbursement Report for 10/1/2026 through 10/31/2026

DATE PAID	NAME	ITEM DESCRIPTION	AMOUNT
199 - GENERAL OPERATING			
10/1/2026	TREKORDA, LLC	MISCELLANEOUSCONTRACTED SERVIC	6,108.00
10/1/2026	UNITED COOPERATIVE SERVICES, DBA	UTILITIES - ELECTRICITY	41,007.30
10/1/2026	UNITED REFRIGERATION INC	OTHER SUPPLIES FOR M&O	372.49
10/1/2026	WESTERN - BRW PAPER CO, OVOL USA	GENERAL SUPPLIES	10,579.33
10/1/2026	WHOLESALE ELECTRIC SUPPLY COMPANY, II	OTHER SUPPLIES FOR M&O	323.99
10/1/2026	WILLIAM V. MACGILL & CO.	GENERAL SUPPLIES	98.68
10/1/2026	WINSTON WATER COOLER OF FT WORTH	OTHER SUPPLIES FOR M&O	1,286.46
10/6/2026	2TEN MARKETING, LLC, JACLYN BUSTOS	MISCELLANEOUSCONTRACTED SERVIC	1,299.00
10/6/2026	ACCO BRANDS USA LLC	GENERAL SUPPLIES	90.32
10/6/2026	ADAMS, AMY	TRAVEL,TRAINING & SUBSISTENCE	69.86
10/6/2026	ALICIA WOODS AUDIOLOGY LLC	MISCELLANEOUSCONTRACTED SERVIC	1,650.00
10/6/2026	ALLY ENERGY SOLUTIONS LLC	CONTRACTED MAINTENANCE AND REP	0.00
10/6/2026	AMAZON CAPITAL SERVICES INC	FURNITURE<$10,000	64.60
10/6/2026	AMAZON CAPITAL SERVICES INC	GENERAL SUPPLIES	11,164.86
10/6/2026	AMAZON CAPITAL SERVICES INC	MISCELLANEOUS OPERATING COSTS	426.53
10/6/2026	AMAZON CAPITAL SERVICES INC	REFRESHMENTS/FOOD FOR MEETINGS	541.34
10/6/2026	AMAZON CAPITAL SERVICES INC	TRAVEL AND SUBSISTENCE - STUDE	124.53
10/6/2026	AMERGIS HEALTHCARE STAFFING INC	PROFESSIONAL SERVICES	6,000.00
10/6/2026	AMERICAN BEARING CO	OTHER SUPPLIES FOR M&O	50.42
10/6/2026	AT&T MOBILITY	UTILITIES - TELEPHONE	1,945.32
10/6/2026	AWARD CENTER	MISCELLANEOUS OPERATING COSTS	700.14
10/6/2026	B&B COMMERCIAL PRINTING, KENNETH BUR(	MISCELLANEOUSCONTRACTED SERVIC	33.00
10/6/2026	BARNES & NOBLE BOOKSELLERS INC	READING/REF MATERIALS/DATABASE	159.91
10/6/2026	BEN E. KEITH COMPANY	GENERAL SUPPLIES	809.24
10/6/2026	BLICK ART MATERIALS,LLC	GENERAL SUPPLIES	642.24
10/6/2026	BLUE JEAN EDUCATIONAL CONSULTING	MISCELLANEOUSCONTRACTED SERVIC	6,900.00
10/6/2026	BUSINESS ESSENTIALS, CMBC INVESTMENTS	GENERAL SUPPLIES	67.97
10/6/2026	C & P PUMP SERVICES, INC	OTHER SUPPLIES FOR M&O	1,555.00
10/6/2026	CAS-CLAIMS ADMINISTRATIVE SVCS	OTHER	104,647.00
10/6/2026	CDW GOVERNMENT	GENERAL SUPPLIES	32.66
10/6/2026	CDW GOVERNMENT	MISCELLANEOUSCONTRACTED SERVIC	2,835.00
10/6/2026	CDW GOVERNMENT	SBITA PRINCIPAL PAYMENT	360,786.00
10/6/2026	CDW GOVERNMENT	TECHNOLOGY EQUIPMNT<$10000	105,413.80
10/6/2026	CESCO INC	TECHNOLOGY EQUIPMNT<$10000	958.00
10/6/2026	CINTAS CORPORATION NO. 2	GENERAL SUPPLIES	256.77
10/6/2026	COMMUNICATIONS PLUS, INC.	CONTRACTED MAINTENANCE AND REP	722.00
10/6/2026	CRISIS PREVENTION INSTITUTE, INC (CPI)	MEMBERSHIPS	200.00
10/6/2026	CRUCIAL LEARNING, VITALSMARTS LC	GENERAL SUPPLIES	30.00
10/6/2026	CRUCIAL LEARNING, VITALSMARTS LC	READING/REF MATERIALS/DATABASE	540.00
10/6/2026	DECKER EQUIPMENT	GENERAL SUPPLIES	139.85
10/6/2026	DELCOM GROUP LP	TECHNOLOGY EQUIPMNT<$10000	50.89
10/6/2026	DEMCO INC	GENERAL SUPPLIES	111.82
10/6/2026	DREAM RANCH OFFICE SUPPLIES	GENERAL SUPPLIES	669.24
10/6/2026	EAN SERVICES, LLC ENTERPRISE RENT A C -	RENTALS-OPERATING LEASES	11,923.34
10/6/2026	EAN SERVICES, LLC ENTERPRISE RENT A C -	TRAVEL AND SUBSISTENCE - STUDE	493.99
10/6/2026	EAN SERVICES, LLC ENTERPRISE RENT A C -	TRAVEL,TRAINING & SUBSISTENCE	121.80
10/6/2026	EPIC WATERS MUSIC FESTIVAL, BRAD WHITE	TRAVEL AND SUBSISTENCE - STUDE	100.00
10/6/2026	FASTSIGNS 10303	CONTRACTED MAINTENANCE AND REP	249.64
10/6/2026	FISHER SCIENCE EDUCATION	GENERAL SUPPLIES	103.10
10/6/2026	FOLLETT CONTENT SOLUTIONS, LLC, BOOKS	READING/REF MATERIALS/DATABASE	5,962.96
10/6/2026	FORENSICS FILES, THE	GENERAL SUPPLIES	154.00
10/6/2026	FORT WORTH ISD - COWTOWN CLASSIC, JRC	TRAVEL AND SUBSISTENCE - STUDE	200.00
10/6/2026	FRONTIER WASTE SOLUTIONS, FRONTIER AC	UTILITIES - TRASH	36,386.42
10/6/2026	GAS AND SUPPLY NORTH TEXAS LLC	GENERAL SUPPLIES	949.16
10/6/2026	GENUINE PARTS COMPANY-NAPA	GASOLINE AND OTHER FUELS OR VE	207.37

MANSFIELD INDEPENDENT SCHOOL DISTRICT
Fund Disbursement Report for 10/1/2026 through 10/31/2026

DATE PAID	NAME	ITEM DESCRIPTION	AMOUNT
199 - GENERAL OPERATING			
10/6/2026	GENUINE PARTS COMPANY-NAPA	VEHICLE PARTS & SUPPLIES	3,240.98
10/6/2026	GLENDALE PARADE STORE LLC	MISCELLANEOUSCONTRACTED SERVIC	621.50
10/6/2026	GOPHER SPORT	GENERAL SUPPLIES	1,487.38
10/6/2026	HARDIE'S FRESH FOODS, DAIRYLAND PRODU	GENERAL SUPPLIES	222.53
10/6/2026	HNK STRATEGY LLC, HOLLY WALLACE	MISCELLANEOUSCONTRACTED SERVIC	3,400.00
10/6/2026	J W PEPPER & SON, INC	GENERAL SUPPLIES	2,459.70
10/6/2026	JASON'S DELI, MANSFIELD	REFRESHMENTS/FOOD FOR MEETINGS	1,416.14
10/6/2026	JD PALATINE LLC	MISCELLANEOUSCONTRACTED SERVIC	2,768.70
10/6/2026	JERRY'S GENERAL AUTOMOTIVE INC	CONTRACTED MAINTENANCE AND REP	26.26
10/6/2026	JET SECURITY LLC	MISCELLANEOUSCONTRACTED SERVIC	2,728.00
10/6/2026	JUNIOR LIBRARY GUILD, MT LIBRARY SERVIC	READING/REF MATERIALS/DATABASE	202.50
10/6/2026	KLEEN-AIR FILTER SERVICE & SALES	OTHER SUPPLIES FOR M&O	2,898.48
10/6/2026	KOETTER FIRE PROTECTION, LLC	CONTRACTED MAINTENANCE AND REP	10,781.44
10/6/2026	KURITA AMERICA, INC., US WATER SVCS	CONTRACTED MAINTENANCE AND REP	420.63
10/6/2026	LAKESHORE LEARNING MATERIALS LLC	GENERAL SUPPLIES	37.99
10/6/2026	LEWIS, LORRIS	MISCELLANEOUS OPERATING COSTS	47.99
10/6/2026	LEXISNEXIS RISK DATA MANAGEMENT INC	MISCELLANEOUSCONTRACTED SERVIC	200.00
10/6/2026	LOWE'S COMPANIES, INC	BUILDING SUPPLIES	93.06
10/6/2026	LOWE'S COMPANIES, INC	GENERAL SUPPLIES	596.36
10/6/2026	LOWE'S COMPANIES, INC	OTHER SUPPLIES FOR M&O	1,757.34
10/6/2026	MANSFIELD GAS & EXHAUST	CONTRACTED MAINTENANCE AND REP	74.00
10/6/2026	MANSFIELD CHAMBER OF COMMERCE	MEMBERSHIPS	6,000.00
10/6/2026	MANSFIELD CHAMBER OF COMMERCE	TRAVEL AND SUBSISTENCE - STUDE	70.00
10/6/2026	MANSFIELD CHAMBER OF COMMERCE	TRAVEL,TRAINING & SUBSISTENCE	340.00
10/6/2026	MANSFIELD GLASS LLC, GGM HOLDINGS INC	CONTRACTED MAINTENANCE AND REP	506.42
10/6/2026	MARSHAL STUFF INC.	CONTRACTED MAINTENANCE AND REP	260.00
10/6/2026	MARSHAL STUFF INC.	VEHICLE PARTS & SUPPLIES	25.00
10/6/2026	MARSHALL BEST SECURITY CORPORTION	OTHER SUPPLIES FOR M&O	1,518.30
10/6/2026	MASSEY SERVICES, INC.	CONTRACTED MAINTENANCE AND REP	5,680.00
10/6/2026	MCCLAIN, CHARLES	MISCELLANEOUS OPERATING COSTS	47.99
10/6/2026	MCCOWAN, WINSTON	TRAVEL,TRAINING & SUBSISTENCE	340.23
10/6/2026	MHC TRUCK LEASING LLC	RENTALS-OPERATING LEASES	686.20
10/6/2026	MOORE SUPPLY COMPANY	OTHER SUPPLIES FOR M&O	276.70
10/6/2026	MULTI-HEALTH SYSTEMS INC	TESTING MATERIALS	2,156.25
10/6/2026	NORTH TEXAS COLORGUARD ASSOCIATION	MEMBERSHIPS	1,500.00
10/6/2026	NORTH TEXAS FIRE LLC	CONTRACTED MAINTENANCE AND REP	725.00
10/6/2026	NRH2O MUSIC FESTIVALS, BRAD WHITE MUS	TRAVEL AND SUBSISTENCE - STUDE	50.00
10/6/2026	ODP BUSINESS SOLUTIONS LLC, OFFICE DEF	GENERAL SUPPLIES	5.55
10/6/2026	O'REILLY AUTO PARTS, O'REILLY AUTO LLC	VEHICLE PARTS & SUPPLIES	609.86
10/6/2026	PETROLEUM TRADERS CORPORATION	GASOLINE AND OTHER FUELS OR VE	67,594.58
10/6/2026	PINNACLE MEDICAL MANAGEMENT	PROFESSIONAL SERVICES	250.00
10/6/2026	PONDMEDICS, INC	CONTRACTED MAINTENANCE AND REP	6,521.23
10/6/2026	PRIDE OF TEXAS MUSIC FESTIVALS	TRAVEL AND SUBSISTENCE - STUDE	165.00
10/6/2026	PRINCETON ISD	TRAVEL AND SUBSISTENCE - STUDE	50.00
10/6/2026	PROSPER ISD	TRAVEL AND SUBSISTENCE - STUDE	525.00
10/6/2026	QUALITY SOUND AND COMMUNICATIONS INC	CONTRACTED MAINTENANCE AND REP	2,941.50
10/6/2026	R&H PARTS AND SERVICE INC	CONTRACTED MAINTENANCE AND REP	703.91
10/6/2026	REGION 11 ESC	EDUCATION SERVICE CENTER SERVI	10,850.00
10/6/2026	REGION 10 ESC	EDUCATION SERVICE CENTER SERVI	50.00
10/6/2026	REGION 13, ESC	EDUCATION SERVICE CENTER SERVI	500.00
10/6/2026	REGION 4 ESC	EDUCATION SERVICE CENTER SERVI	440.00
10/6/2026	RENAISSANCE LEARNING, INC	SOFTWARE SUBSCRIPTIONS	3,139.50
10/6/2026	RESPONSIVE LEARNING	TRAVEL,TRAINING & SUBSISTENCE	13,500.00
10/6/2026	RF SYSTEMS INC., TEXAS BLUE DIES	VEHICLE PARTS & SUPPLIES	195.00
10/6/2026	RICHLAND HS BAND	TRAVEL AND SUBSISTENCE - STUDE	400.00

MANSFIELD INDEPENDENT SCHOOL DISTRICT
Fund Disbursement Report for 10/1/2026 through 10/31/2026

DATE PAID	NAME	ITEM DESCRIPTION	AMOUNT
199 - GENERAL OPERATING			
10/6/2026	RIVERSIDE INSIGHTS	TESTING MATERIALS	1,814.97
10/6/2026	ROCK N BOWL FEC ARLINGTON ALLEY CATS,	TRAVEL AND SUBSISTENCE - STUDE	324.00
10/6/2026	ROMEO MUSIC LLC	MISCELLANEOUSCONTRACTED SERVIC	125.00
10/6/2026	ROSA'S CAFE & TORTILLA FACTORY LTD.	REFRESHMENTS/FOOD FOR MEETINGS	638.60
10/6/2026	SAMSARA INC	SOFTWARE SUBSCRIPTIONS	34,639.20
10/6/2026	SCHOLASTIC CLASSROOM MAGAZINES	READING/REF MATERIALS/DATABASE	329.67
10/6/2026	SCHOOL SPECIALTY, LLC	GENERAL SUPPLIES	1,342.33
10/6/2026	SCRIPPS NATIONAL SPELLING BEE	MISCELLANEOUS OPERATING COSTS	619.50
10/6/2026	SHERWIN-WILLIAMS	OTHER SUPPLIES FOR M&O	488.23
10/6/2026	SOUTHERN TIRE MART	VEHICLE PARTS & SUPPLIES	2,753.54
10/6/2026	SOUTHWEST INTERNATIONAL TRUCKS, INC	CONTRACTED MAINTENANCE AND REP	6,475.42
10/6/2026	SPRING CREEK BARBEQUE #2 LTD	MISCELLANEOUS OPERATING COSTS	30.00
10/6/2026	SPRING CREEK BARBEQUE #2 LTD	REFRESHMENTS/FOOD FOR MEETINGS	469.50
10/6/2026	STAPLES ADVANTAGE	GENERAL SUPPLIES	3,664.49
10/6/2026	TARRANT COUNTY TAX OFFICE	MISCELLANEOUS OPERATING COSTS	154.25
10/6/2026	TEXAS AIRSYSTEMS, LLC	OTHER SUPPLIES FOR M&O	862.55
10/6/2026	TEXAS ASSOCIATION OF SCHOOL ADMINISTR	TRAVEL,TRAINING & SUBSISTENCE	2,400.00
10/6/2026	TEXAS ASSOC OF SUPERVISORS OF MATHEM	TRAVEL,TRAINING & SUBSISTENCE	275.00
10/6/2026	TEXAS FINE ARTS ADMIN, INC	TRAVEL,TRAINING & SUBSISTENCE	75.00
10/6/2026	TEXAS LIBRARY ASSOCIATION	EDUCATION SERVICE CENTER SERVI	20.00
10/6/2026	TEXAS MUNICIPAL EQUIPMENT, LLC	OTHER SUPPLIES FOR M&O	637.00
10/6/2026	TMEA REGION 5 ORCHESTRA HS	TRAVEL AND SUBSISTENCE - STUDE	25.00
10/6/2026	TOTAL MAINTENANCE SOLUTIONS, TMS SOU	OTHER SUPPLIES FOR M&O	435.04
10/6/2026	TRAVELIN TOM'S COFFEE OF NW ELLIS CO	REFRESHMENTS/FOOD FOR MEETINGS	654.05
10/6/2026	TREKORDA, LLC	MISCELLANEOUSCONTRACTED SERVIC	22,223.50
10/6/2026	UNITED AG & TURF, COUFAL-PRATER EQU	OTHER SUPPLIES FOR M&O	138.22
10/6/2026	UNITED REFRIGERATION INC	OTHER SUPPLIES FOR M&O	4,478.07
10/6/2026	UPPER EDGE TECHNOLOGIES, INC	TECHNOLOGY EQUIPMNT<$10000	3,248.60
10/6/2026	VERITIV OPERATING CO.	INVENTORY - WAREHOUSE SUPPLIES	22,415.20
10/6/2026	WEST MUSIC COMPANY	GENERAL SUPPLIES	65.46
10/6/2026	WESTERN - BRW PAPER CO, OVOL USA	GENERAL SUPPLIES	8,546.15
10/6/2026	WHOLESALE ELECTRIC SUPPLY COMPANY, I	OTHER SUPPLIES FOR M&O	9.98
10/6/2026	WILLIAM V. MACGILL & CO.	GENERAL SUPPLIES	299.06
10/7/2026	TRS	TEACHER RETIREMENT	983,928.40
10/8/2026	ACCO BRANDS USA LLC	CONTRACTED MAINTENANCE AND REP	269.00
10/8/2026	AMAZON CAPITAL SERVICES INC	GENERAL SUPPLIES	4,770.13
10/8/2026	AMAZON CAPITAL SERVICES INC	MISCELLANEOUS OPERATING COSTS	183.31
10/8/2026	AMAZON CAPITAL SERVICES INC	READING/REF MATERIALS/DATABASE	496.38
10/8/2026	AT&T MOBILITY	UTILITIES - TELEPHONE	911.48
10/8/2026	B&B COMMERCIAL PRINTING, KENNETH BUR	MISCELLANEOUSCONTRACTED SERVIC	99.00
10/8/2026	BEN E. KEITH COMPANY	GENERAL SUPPLIES	597.12
10/8/2026	BLICK ART MATERIALS,LLC	GENERAL SUPPLIES	1,754.57
10/8/2026	BOUND TO STAY BOUND BOOKS INC	READING/REF MATERIALS/DATABASE	1,513.34
10/8/2026	BRACKETT & ELLIS, PC	LEGAL SERVICES	9,690.50
10/8/2026	BRAMLETT, MARINDA	TRAVEL,TRAINING & SUBSISTENCE	278.54
10/8/2026	CAROLINA BIOLOGICAL SPLY CO	GENERAL SUPPLIES	402.66
10/8/2026	CENTURY HVAC DISTRIBUTING, L.P.	OTHER SUPPLIES FOR M&O	37.36
10/8/2026	CITY OF MANSFIELD, UTILITIES	UTILITIES - WATER	27,850.04
10/8/2026	CLASSIC TURF EQUIPMENT	OTHER SUPPLIES FOR M&O	1,436.64
10/8/2026	CONCORD THEATRICALS CORP	GENERAL SUPPLIES	327.95
10/8/2026	CONCORD THEATRICALS CORP	MISCELLANEOUS OPERATING COSTS	280.00
10/8/2026	CRISIS PREVENTION INSTITUTE, INC (CPI)	TRAVEL,TRAINING & SUBSISTENCE	76.17
10/8/2026	DREAM RANCH OFFICE SUPPLIES	GENERAL SUPPLIES	49.26
10/8/2026	FAMILY FIRST, INC.	MEMBERSHIPS	100.00
10/8/2026	FLINN SCIENTIFIC, INC	GENERAL SUPPLIES	549.56

MANSFIELD INDEPENDENT SCHOOL DISTRICT
Fund Disbursement Report for 10/1/2026 through 10/31/2026

DATE PAID	NAME	ITEM DESCRIPTION	AMOUNT
199 - GENERAL OPERATING			
10/8/2026	FOLLETT CONTENT SOLUTIONS, LLC, BOOKS	READING/REF MATERIALS/DATABASE	806.43
10/8/2026	GENUINE PARTS COMPANY-NAPA	GASOLINE AND OTHER FUELS OR VE	57.28
10/8/2026	GENUINE PARTS COMPANY-NAPA	GENERAL SUPPLIES	28.31
10/8/2026	GENUINE PARTS COMPANY-NAPA	VEHICLE PARTS & SUPPLIES	5,210.90
10/8/2026	GOT YOU COVERED WORK WEAR & UNIFORM	GENERAL SUPPLIES	493.93
10/8/2026	GOVCONNECTION INC	GENERAL SUPPLIES	198.30
10/8/2026	HARDIE'S FRESH FOODS, DAIRYLAND PRODU	GENERAL SUPPLIES	286.54
10/8/2026	HARRIS, STEPHANIE	OTHER REVENUES FROM LOCAL SOUR	25.00
10/8/2026	HOUSTON ISD	MISCELLANEOUSCONTRACTED SERVIC	31.57
10/8/2026	J W PEPPER & SON, INC	GENERAL SUPPLIES	577.49
10/8/2026	JH GROUP LLC	CONTRACTED MAINTENANCE AND REP	3,600.00
10/8/2026	KAGAN PUBLISHING	READING/REF MATERIALS/DATABASE	352.00
10/8/2026	KHAMHIRAN, PAIGE	TRAVEL,TRAINING & SUBSISTENCE	77.15
10/8/2026	LEASOR CRASS, P.C.	LEGAL SERVICES	1,166.00
10/8/2026	LONE STAR MOWER REPAIR	OTHER SUPPLIES FOR M&O	159.70
10/8/2026	LOWE'S COMPANIES, INC	GENERAL SUPPLIES	57.92
10/8/2026	MAINSTAY FARM	TRAVEL AND SUBSISTENCE - STUDE	1,196.00
10/8/2026	MUSIC AND ARTS CENTER - ATTN: ACCOUNTS	CONTRACTED MAINTENANCE AND REP	209.95
10/8/2026	MUSIC AND ARTS CENTER - ATTN: ACCOUNTS	GENERAL SUPPLIES	687.34
10/8/2026	MUSIC THEATRE INTERNATIONAL	GENERAL SUPPLIES	4,069.00
10/8/2026	MUSIC THEATRE INTERNATIONAL	MISCELLANEOUS OPERATING COSTS	665.00
10/8/2026	MUSIC THEATRE INTERNATIONAL	READING/REF MATERIALS/DATABASE	175.00
10/8/2026	NATIONAL SPEECH AND DEBATE ASSOCIATIC	MEMBERSHIPS	377.00
10/8/2026	NORTH EAST ISD	TRAVEL AND SUBSISTENCE - STUDE	300.00
10/8/2026	NORTHWEST ISD	TRAVEL AND SUBSISTENCE - STUDE	200.00
10/8/2026	ODP BUSINESS SOLUTIONS LLC, OFFICE DEF	GENERAL SUPPLIES	61.98
10/8/2026	ORIENTAL TRADING COMPANY, INC	GENERAL SUPPLIES	233.68
10/8/2026	PEPWEAR, LLC	MISCELLANEOUS OPERATING COSTS	3,113.78
10/8/2026	PETROLEUM TRADERS CORPORATION	GASOLINE AND OTHER FUELS OR VE	26,416.21
10/8/2026	PICKENS, IASHA	TRAVEL,TRAINING & SUBSISTENCE	612.88
10/8/2026	PITSCO EDUCATION, LLC	GENERAL SUPPLIES	21.32
10/8/2026	PLANK ROAD PUBLISHING, INC	GENERAL SUPPLIES	21.45
10/8/2026	PYRAMID SCHOOL PRODUCTS	INVENTORY - WAREHOUSE SUPPLIES	325.53
10/8/2026	R&H PARTS AND SERVICE INC	GENERAL SUPPLIES	1,086.50
10/8/2026	REALLY GOOD STUFF, LLC	GENERAL SUPPLIES	38.79
10/8/2026	REGION 11 ESC	EDUCATION SERVICE CENTER SERVI	1,150.00
10/8/2026	REGION 4 ESC	EDUCATION SERVICE CENTER SERVI	124.20
10/8/2026	RF SYSTEMS INC., TEXAS BLUE DIES	CONTRACTED MAINTENANCE AND REP	425.00
10/8/2026	ROSE COSTUMES, GYPSY QUEEN, LLC	RENTALS-OPERATING LEASES	2,088.75
10/8/2026	SCHOOL SPECIALTY, LLC	GENERAL SUPPLIES	1,349.15
10/8/2026	SCRIPPS NATIONAL SPELLING BEE	MISCELLANEOUS OPERATING COSTS	206.50
10/8/2026	SMARTTRASH LLC, AMERICAN TRASH	CONTRACTED MAINTENANCE AND REP	500.00
10/8/2026	SMITH, RODRICK	MISCELLANEOUSCONTRACTED SERVIC	210.00
10/8/2026	SOUTHERN TIRE MART	VEHICLE PARTS & SUPPLIES	1,215.00
10/8/2026	SPARK!	TRAVEL AND SUBSISTENCE - STUDE	605.40
10/8/2026	STAPLES ADVANTAGE	GENERAL SUPPLIES	1,212.98
10/8/2026	TACO CABANA	REFRESHMENTS/FOOD FOR MEETINGS	264.96
10/8/2026	TARRANT COUNTY TAX OFFICE	MISCELLANEOUS OPERATING COSTS	182.75
10/8/2026	TEXAS AIRSYSTEMS, LLC	OTHER SUPPLIES FOR M&O	4,360.00
10/8/2026	TEXAS ASSOC OF STUDENT COUNCILS	TRAVEL,TRAINING & SUBSISTENCE	215.00
10/8/2026	TEXAS DEPT OF PUBLIC SAFETY	MISCELLANEOUS OPERATING COSTS	250.00
10/8/2026	TOTAL MAINTENANCE SOLUTIONS, TMS SOU	OTHER SUPPLIES FOR M&O	27.86
10/8/2026	TUXEDO CONNECT LLC	GENERAL SUPPLIES	650.41
10/8/2026	UIL REGION 5 MUSIC	GENERAL SUPPLIES	175.00
10/8/2026	UNITED REFRIGERATION INC	OTHER SUPPLIES FOR M&O	2,123.43

MANSFIELD INDEPENDENT SCHOOL DISTRICT
Fund Disbursement Report for 10/1/2026 through 10/31/2026

DATE PAID	NAME	ITEM DESCRIPTION	AMOUNT
199 - GENERAL OPERATING			
10/8/2026	UNIVERSITY INTERSCHOLASTIC LEAGUE	MISCELLANEOUS OPERATING COSTS	850.00
10/8/2026	WEST MUSIC COMPANY	GENERAL SUPPLIES	442.96
10/8/2026	WESTERN - BRW PAPER CO, OVOL USA	GENERAL SUPPLIES	567.32
10/8/2026	WILLIAM V. MACGILL & CO.	GENERAL SUPPLIES	73.79
10/9/2026	ACCELERATED GRAPHICS	MISCELLANEOUSCONTRACTED SERVIC	824.00
10/9/2026	AMAZON CAPITAL SERVICES INC	GENERAL SUPPLIES	1,051.64
10/9/2026	AMAZON CAPITAL SERVICES INC	READING/REF MATERIALS/DATABASE	319.80
10/9/2026	AMAZON CAPITAL SERVICES INC	REFRESHMENTS/FOOD FOR MEETINGS	16.28
10/9/2026	AT&T CORP	UTILITIES - TELEPHONE	179.07
10/9/2026	AT&T GIGA MAN	UTILITIES - TELEPHONE	6,897.61
10/9/2026	AT&T PHONE SERVICE	UTILITIES - TELEPHONE	148.75
10/9/2026	AUTONATION COLLISION CENTER FORT WOR	CONTRACTED MAINTENANCE AND REP	3,727.33
10/9/2026	AUTONATION COLLISION CENTER FORT WOR	VEHICLE PARTS & SUPPLIES	4,700.17
10/9/2026	BLICK ART MATERIALS,LLC	GENERAL SUPPLIES	294.24
10/9/2026	BWI COMPANIES, INC	OTHER SUPPLIES FOR M&O	2,754.89
10/9/2026	CHEERLEADING COMPANY INC.	GENERAL SUPPLIES	924.42
10/9/2026	CHEERLEADING COMPANY INC.	MISCELLANEOUSCONTRACTED SERVIC	167.96
10/9/2026	ELEVATED FACILITY SERVICES	CONTRACTED MAINTENANCE AND REP	21,279.80
10/9/2026	FASTSIGNS 10303	MISCELLANEOUSCONTRACTED SERVIC	468.00
10/9/2026	GENUINE PARTS COMPANY-NAPA	GASOLINE AND OTHER FUELS OR VE	1,134.20
10/9/2026	GENUINE PARTS COMPANY-NAPA	GENERAL SUPPLIES	543.61
10/9/2026	GENUINE PARTS COMPANY-NAPA	OTHER EQUIPMNT<$10000	7,427.71
10/9/2026	GENUINE PARTS COMPANY-NAPA	VEHICLE PARTS & SUPPLIES	134.69
10/9/2026	IMAGINE LEARNING LLC	SBITA PRINCIPAL PAYMENT	165,987.76
10/9/2026	J W PEPPER & SON, INC	GENERAL SUPPLIES	78.99
10/9/2026	JASON'S DELI, MANSFIELD	REFRESHMENTS/FOOD FOR MEETINGS	224.89
10/9/2026	KOETTER FIRE PROTECTION, LLC	CONTRACTED MAINTENANCE AND REP	212.60
10/9/2026	LENNOX INDUSTRIES INC	OTHER SUPPLIES FOR M&O	2,123.27
10/9/2026	LONE STAR MOWER REPAIR	OTHER SUPPLIES FOR M&O	89.96
10/9/2026	LOWE'S COMPANIES, INC	GENERAL SUPPLIES	2,843.27
10/9/2026	LOWE'S COMPANIES, INC	OTHER SUPPLIES FOR M&O	60.46
10/9/2026	MANSFIELD OIL COMPANY, OF GAINESVILLE	TRAVEL AND SUBSISTENCE - STUDE	1,143.81
10/9/2026	MASSEY SERVICES, INC.	CONTRACTED MAINTENANCE AND REP	4,478.00
10/9/2026	MOORE SUPPLY COMPANY	OTHER SUPPLIES FOR M&O	96.96
10/9/2026	MUSIC AND ARTS CENTER - ATTN: ACCOUNTS	GENERAL SUPPLIES	1,197.68
10/9/2026	MUSIC THEATRE INTERNATIONAL	GENERAL SUPPLIES	761.00
10/9/2026	MUSIC THEATRE INTERNATIONAL	MISCELLANEOUS OPERATING COSTS	139.00
10/9/2026	ORIENTAL TRADING COMPANY, INC	MISCELLANEOUS OPERATING COSTS	217.75
10/9/2026	PEDIGO'S AUTO GLASS	CONTRACTED MAINTENANCE AND REP	175.00
10/9/2026	PEDIGO'S AUTO GLASS	VEHICLE PARTS & SUPPLIES	631.41
10/9/2026	PRECISION BUSINESS MACHINES, INC	GENERAL SUPPLIES	684.70
10/9/2026	PROGRESS LEARNING LLC	SOFTWARE SUBSCRIPTIONS	900.00
10/9/2026	PYRAMID SCHOOL PRODUCTS	INVENTORY - WAREHOUSE SUPPLIES	1,275.85
10/9/2026	QUALITY SOUND AND COMMUNICATIONS INC	CONTRACTED MAINTENANCE AND REP	1,198.87
10/9/2026	SCHOOL SPECIALTY, LLC	GENERAL SUPPLIES	649.20
10/9/2026	STAPLES ADVANTAGE	GENERAL SUPPLIES	85.96
10/9/2026	TARRANT COUNTY TAX OFFICE	MISCELLANEOUS OPERATING COSTS	92.25
10/9/2026	TEXAS CHAPTER PRIMA PUBLIC RISK MANAG	TRAVEL,TRAINING & SUBSISTENCE	325.00
10/9/2026	TREKORDA, LLC	MISCELLANEOUSCONTRACTED SERVIC	1,980.00
10/9/2026	UNIFIRST HOLDINGS, INC	RENTALS-OPERATING LEASES	1,216.26
10/9/2026	WEISSMAN	GENERAL SUPPLIES	1,105.09
10/13/2026	AMERGIS HEALTHCARE STAFFING INC	PROFESSIONAL SERVICES	3,562.50
10/13/2026	BREAKTHROUGH COACH, THE	TRAVEL,TRAINING & SUBSISTENCE	975.00
10/13/2026	CDW GOVERNMENT	TECHNOLOGY EQUIPMNT<$10000	1,239.32
10/13/2026	CITY OF MANSFIELD, UTILITIES	UTILITIES - WATER	74,651.98

MANSFIELD INDEPENDENT SCHOOL DISTRICT
Fund Disbursement Report for 10/1/2026 through 10/31/2026

DATE PAID	NAME	ITEM DESCRIPTION	AMOUNT
199 - GENERAL OPERATING			
10/13/2026	COMMUNICATIONS PLUS, INC.	CONTRACTED MAINTENANCE AND REP	1,333.90
10/13/2026	DELTAMATH SOLUTIONS INC	SOFTWARE SUBSCRIPTIONS	180.00
10/13/2026	DEMCO INC	GENERAL SUPPLIES	1,086.59
10/13/2026	DISCOUNT TIRE/AMERICA'S TIRE, REINALT-TH	VEHICLE PARTS & SUPPLIES	266.50
10/13/2026	DREAM RANCH OFFICE SUPPLIES	GENERAL SUPPLIES	3,088.54
10/13/2026	GENUINE PARTS COMPANY-NAPA	GASOLINE AND OTHER FUELS OR VE	89.93
10/13/2026	GENUINE PARTS COMPANY-NAPA	OTHER SUPPLIES FOR M&O	394.26
10/13/2026	GENUINE PARTS COMPANY-NAPA	VEHICLE PARTS & SUPPLIES	19,529.11
10/13/2026	GOVCONNECTION INC	TECHNOLOGY EQUIPMNT<$10000	458.44
10/13/2026	GRANICUS LLC	SOFTWARE SUBSCRIPTIONS	29,512.01
10/13/2026	J W PEPPER & SON, INC	GENERAL SUPPLIES	271.68
10/13/2026	KEMBIWE, ADELINE	TECHNOLOGY EQUIPMNT<$10000	425.00
10/13/2026	MASSEY SERVICES, INC.	CONTRACTED MAINTENANCE AND REP	38,170.00
10/13/2026	MOAKCASEY, LLC	TRAVEL,TRAINING & SUBSISTENCE	1,180.00
10/13/2026	PINNACLE MEDICAL MANAGEMENT	PROFESSIONAL SERVICES	3,890.00
10/13/2026	PRECISION BUSINESS MACHINES, INC	GENERAL SUPPLIES	326.84
10/13/2026	SECURED MOBILITY LLC, MICHAEL P LARANA	GENERAL SUPPLIES	73.74
10/13/2026	SHARP BUSINESS SYSTEMS	RIGHT TO USE LEASE PRINCIPAL	62,472.00
10/13/2026	TARRANT COUNTY TAX OFFICE	CONTRACTED MAINTENANCE AND REP	10.25
10/13/2026	WESTON, BRANDI	TECHNOLOGY EQUIPMNT<$10000	50.00
10/15/2026	ALLIANCE LAUNDRY SYSTEMS DISTRIBUTION	OTHER SUPPLIES FOR M&O	660.17
10/15/2026	AMAZON CAPITAL SERVICES INC	GENERAL SUPPLIES	2,085.41
10/15/2026	AMAZON CAPITAL SERVICES INC	MISCELLANEOUS OPERATING COSTS	223.28
10/15/2026	AMAZON CAPITAL SERVICES INC	TESTING MATERIALS	144.99
10/15/2026	AMERGIS HEALTHCARE STAFFING INC	PROFESSIONAL SERVICES	2,437.50
10/15/2026	AMERICAN BEARING CO	OTHER SUPPLIES FOR M&O	77.78
10/15/2026	APPLE INC.	GENERAL SUPPLIES	1,208.80
10/15/2026	ARBITERSPORTS LLC, FA ACCOUNT	MISCELLANEOUSCONTRACTED SERVIC	210.00
10/15/2026	ARLINGTON UTILITIES	UTILITIES - WATER	211,294.47
10/15/2026	ASW ENTERPRISES	SOFTWARE SUBSCRIPTIONS	160.00
10/15/2026	AT&T GIGA MAN	UTILITIES - TELEPHONE	66.78
10/15/2026	AT&T LONG DISTANCE	UTILITIES - TELEPHONE	3,814.12
10/15/2026	B&B COMMERCIAL PRINTING, KENNETH BUR	MISCELLANEOUSCONTRACTED SERVIC	25.00
10/15/2026	BATTLEQUESTIONS.COM, DONNA MCALONEN	SOFTWARE SUBSCRIPTIONS	1,430.97
10/15/2026	BENZER, JOHN	SOFTWARE SUBSCRIPTIONS	4,420.00
10/15/2026	BLICK ART MATERIALS,LLC	GENERAL SUPPLIES	148.03
10/15/2026	BUSINESS ESSENTIALS, CMBC INVESTMENTS	GENERAL SUPPLIES	222.39
10/15/2026	BWI COMPANIES, INC	OTHER SUPPLIES FOR M&O	62.53
10/15/2026	CAT-FISH AQUATICS, LLC	CONTRACTED MAINTENANCE AND REP	225.00
10/15/2026	CAT-FISH AQUATICS, LLC	GENERAL SUPPLIES	6.99
10/15/2026	CCC FENCE LLC, MARK HARRIS	CONTRACTED MAINTENANCE AND REP	565.00
10/15/2026	CDW GOVERNMENT	GENERAL SUPPLIES	111.27
10/15/2026	CDW GOVERNMENT	TECHNOLOGY EQUIPMNT<$10000	327.28
10/15/2026	CENTURY HVAC DISTRIBUTING, L.P.	OTHER SUPPLIES FOR M&O	153.21
10/15/2026	CEV MULTIMEDIA, LTD	TESTING MATERIALS	6,125.00
10/15/2026	CHAVEZ, AURORA	MISCELLANEOUS OPERATING COSTS	47.99
10/15/2026	CHICK-FIL-A #01021, N WALNUT CREEK	REFRESHMENTS/FOOD FOR MEETINGS	253.00
10/15/2026	CICI'S PIZZA #412 WALNUT CREEK	REFRESHMENTS/FOOD FOR MEETINGS	176.00
10/15/2026	CITY OF GRAND PRAIRIE, WATER UTILITIES	UTILITIES - WATER	10,459.57
10/15/2026	CLASSIC TURF EQUIPMENT	OTHER SUPPLIES FOR M&O	1,856.10
10/15/2026	CLEAN GETAWAY CAR WASH, BROAD	CONTRACTED MAINTENANCE AND REP	130.00
10/15/2026	CMC NEPTUNE, LLC	SOFTWARE SUBSCRIPTIONS	4,500.00
10/15/2026	COMMUNICATIONS PLUS, INC.	CONTRACTED MAINTENANCE AND REP	1,207.60
10/15/2026	COMPLETE SUPPLY, INC	GENERAL SUPPLIES	530.28
10/15/2026	CONTERRA ULTRA BROADBAND LLC	UTILITIES - TELEPHONE	29,646.99

MANSFIELD INDEPENDENT SCHOOL DISTRICT
Fund Disbursement Report for 10/1/2026 through 10/31/2026

DATE PAID	NAME	ITEM DESCRIPTION	AMOUNT
199 - GENERAL OPERATING			
10/15/2026	CROWN LIFT TRUCKS	CONTRACTED MAINTENANCE AND REP	358.50
10/15/2026	DANCER, JERRY	MISCELLANEOUS OPERATING COSTS	47.99
10/15/2026	DEMCO INC	GENERAL SUPPLIES	101.62
10/15/2026	DISCOUNT TIRE/AMERICA'S TIRE, REINALT-TH	VEHICLE PARTS & SUPPLIES	217.60
10/15/2026	DREAM RANCH OFFICE SUPPLIES	GENERAL SUPPLIES	1,792.13
10/15/2026	EDUCATIONAL SERVICE SOLUTIONS	CONTRACTED MAINTENANCE AND REP	36,979.00
10/15/2026	EVERWAY HOLDCO, LLC, EVERWAY LLC	SOFTWARE SUBSCRIPTIONS	280.99
10/15/2026	FORT WORTH MUSEUM OF SCIENCE AND HIS	TRAVEL AND SUBSISTENCE - STUDE	216.00
10/15/2026	GENUINE PARTS COMPANY-NAPA	GASOLINE AND OTHER FUELS OR VE	898.45
10/15/2026	GENUINE PARTS COMPANY-NAPA	VEHICLE PARTS & SUPPLIES	6,051.49
10/15/2026	GLOBAL ASSET	CONTRACTED MAINTENANCE AND REP	600.00
10/15/2026	GOT YOU COVERED WORK WEAR & UNIFORM	GENERAL SUPPLIES	117.37
10/15/2026	HARDIE'S FRESH FOODS, DAIRYLAND PRODU	GENERAL SUPPLIES	343.28
10/15/2026	IDISMISS LLC	SOFTWARE SUBSCRIPTIONS	299.00
10/15/2026	KOETTER FIRE PROTECTION, LLC	CONTRACTED MAINTENANCE AND REP	1,816.80
10/15/2026	LEAD4WARD, LLC	SOFTWARE SUBSCRIPTIONS	450.00
10/15/2026	LENNOX INDUSTRIES INC	OTHER SUPPLIES FOR M&O	27.33
10/15/2026	LONE STAR LEARNING	GENERAL SUPPLIES	80.00
10/15/2026	LOWE'S COMPANIES, INC	GENERAL SUPPLIES	956.43
10/15/2026	LOWE'S COMPANIES, INC	OTHER SUPPLIES FOR M&O	3,363.20
10/15/2026	MAMA'S PIZZA	REFRESHMENTS/FOOD FOR MEETINGS	310.99
10/15/2026	MANSFIELD GAS & EXHAUST	CONTRACTED MAINTENANCE AND REP	18.50
10/15/2026	MANSFIELD GLASS LLC, GGM HOLDINGS INC	CONTRACTED MAINTENANCE AND REP	620.00
10/15/2026	MAXIMIZING LIFE LLC, JAMES WOMACK	MISCELLANEOUSCONTRACTED SERVIC	2,250.00
10/15/2026	METROPLEX TENNIS OFFICIALS ASSOC.	MISCELLANEOUSCONTRACTED SERVIC	556.00
10/15/2026	MICHAEL'S KEYS	OTHER SUPPLIES FOR M&O	157.80
10/15/2026	MOBILE COMMUNICATIONS AMERICA INC	MISCELLANEOUSCONTRACTED SERVIC	47.50
10/15/2026	MOORE SUPPLY COMPANY	OTHER SUPPLIES FOR M&O	2,128.98
10/15/2026	MR JIM'S PIZZA OF MANSFIELD, CYR-IOUS HC	REFRESHMENTS/FOOD FOR MEETINGS	109.89
10/15/2026	MR. C SERVICES	CONTRACTED MAINTENANCE AND REP	100.00
10/15/2026	ODP BUSINESS SOLUTIONS LLC, OFFICE DEF	GENERAL SUPPLIES	172.36
10/15/2026	O'REILLY AUTO PARTS, O'REILLY AUTO LLC	OTHER SUPPLIES FOR M&O	45.97
10/15/2026	O'REILLY AUTO PARTS, O'REILLY AUTO LLC	VEHICLE PARTS & SUPPLIES	1,045.64
10/15/2026	OVERDRIVE, INC	READING/REF MATERIALS/DATABASE	107.98
10/15/2026	REPUBLIC SERVICES INC	UTILITIES - TRASH	43,817.89
10/15/2026	ROACH, HOWARD, SMITH & BARTON, INC	INSURANCE AND BONDING COSTS	1,665.00
10/15/2026	ROCK N BOWL FEC ARLINGTON ALLEY CATS,	TRAVEL AND SUBSISTENCE - STUDE	297.00
10/15/2026	SCHOOL SPECIALTY, LLC	GENERAL SUPPLIES	814.26
10/15/2026	SCRIPPS NATIONAL SPELLING BEE	MISCELLANEOUS OPERATING COSTS	826.00
10/15/2026	SHERWIN-WILLIAMS	OTHER SUPPLIES FOR M&O	478.35
10/15/2026	SILVERQUICKEN EDUCATION INC	GENERAL SUPPLIES	650.00
10/15/2026	SITEONE LANDSCAPE SUPPLY, LLC	OTHER SUPPLIES FOR M&O	991.80
10/15/2026	SOLIANT HEALTH	PROFESSIONAL SERVICES	12,892.00
10/15/2026	SOUTHERN FLORAL COMPANY	GENERAL SUPPLIES	116.42
10/15/2026	SPRING CREEK BARBEQUE #2 LTD	REFRESHMENTS/FOOD FOR MEETINGS	343.00
10/15/2026	STAPLES ADVANTAGE	GENERAL SUPPLIES	1,599.09
10/15/2026	STAPLES ADVANTAGE	REFRESHMENTS/FOOD FOR MEETINGS	185.25
10/15/2026	STN MEDIA INC	TRAVEL,TRAINING & SUBSISTENCE	604.00
10/15/2026	STUDENT CONDUCTOR, INC	GENERAL SUPPLIES	637.50
10/15/2026	STUDENT CONDUCTOR, INC	SOFTWARE SUBSCRIPTIONS	13,112.50
10/15/2026	SUNBELT RENTALS INC	RENTALS-OPERATING LEASES	793.39
10/15/2026	TARRANT COUNTY TAX OFFICE	MISCELLANEOUS OPERATING COSTS	29.00
10/15/2026	TEXAS AIRSYSTEMS, LLC	OTHER SUPPLIES FOR M&O	719.00
10/15/2026	TEXAS ELEM PRIN & SUPR ASSOC, TEPSA	MEMBERSHIPS	303.00
10/15/2026	TEXAS FINE ARTS ADMIN, INC	TRAVEL,TRAINING & SUBSISTENCE	100.00

MANSFIELD INDEPENDENT SCHOOL DISTRICT
Fund Disbursement Report for 10/1/2026 through 10/31/2026

DATE PAID	NAME	ITEM DESCRIPTION	AMOUNT
199 - GENERAL OPERATING			
10/15/2026	TEXAS LIBRARY ASSOCIATION	MEMBERSHIPS	461.00
10/15/2026	TEXAS LIBRARY ASSOCIATION	TRAVEL,TRAINING & SUBSISTENCE	409.00
10/15/2026	T-MOBILE USA INC.	UTILITIES - TELEPHONE	246.40
10/15/2026	TREKORDA, LLC	MISCELLANEOUSCONTRACTED SERVIC	600.00
10/15/2026	WEST MUSIC COMPANY	GENERAL SUPPLIES	6.32
10/20/2026	ADAMS, ALISHA	TECHNOLOGY EQUIPMNT<$10000	425.00
10/20/2026	ADVANTAGE ACCESS AND MOBILITY LLC	CONTRACTED MAINTENANCE AND REP	265.00
10/20/2026	AMAZON CAPITAL SERVICES INC	GENERAL SUPPLIES	10,924.52
10/20/2026	AMAZON CAPITAL SERVICES INC	MISCELLANEOUS OPERATING COSTS	290.12
10/20/2026	AMAZON CAPITAL SERVICES INC	OTHER SUPPLIES FOR M&O	18.99
10/20/2026	AMAZON CAPITAL SERVICES INC	READING/REF MATERIALS/DATABASE	285.74
10/20/2026	AMAZON CAPITAL SERVICES INC	REFRESHMENTS/FOOD FOR MEETINGS	101.82
10/20/2026	AMERGIS HEALTHCARE STAFFING INC	PROFESSIONAL SERVICES	5,528.75
10/20/2026	ARBITERSPORTS LLC, FA ACCOUNT	MISCELLANEOUSCONTRACTED SERVIC	1,750.00
10/20/2026	AT&T MOBILITY	UTILITIES - TELEPHONE	331.87
10/20/2026	ATMOS ENERGY	UTILITIES - GAS	20,059.20
10/20/2026	B&B COMMERCIAL PRINTING, KENNETH BUR(	MISCELLANEOUSCONTRACTED SERVIC	198.00
10/20/2026	BARNES & NOBLE BOOKSELLERS INC	READING/REF MATERIALS/DATABASE	225.55
10/20/2026	BEN E. KEITH COMPANY	GENERAL SUPPLIES	428.06
10/20/2026	BENAVIDES, FERNANDO	TRAVEL,TRAINING & SUBSISTENCE	129.84
10/20/2026	BLICK ART MATERIALS,LLC	GENERAL SUPPLIES	671.07
10/20/2026	BRACKETT & ELLIS, PC	LEGAL SERVICES	1,690.00
10/20/2026	BUSINESS ESSENTIALS, CMBC INVESTMENTS	GENERAL SUPPLIES	153.10
10/20/2026	CDW GOVERNMENT	GENERAL SUPPLIES	24.05
10/20/2026	CELLO PARTNERSHIP- VERIZON, VERIZON C(	UTILITIES - TELEPHONE	338.19
10/20/2026	CHADWICK, MADISON	TRAVEL,TRAINING & SUBSISTENCE	49.77
10/20/2026	CITY OF MANSFIELD, UTILITIES	UTILITIES - WATER	47,070.83
10/20/2026	CONCORD THEATRICALS CORP	GENERAL SUPPLIES	52.84
10/20/2026	CONCORD THEATRICALS CORP	MISCELLANEOUS OPERATING COSTS	559.75
10/20/2026	COUNTRY CRITTERS	TRAVEL AND SUBSISTENCE - STUDE	540.00
10/20/2026	DEMCO INC	GENERAL SUPPLIES	71.02
10/20/2026	DISCOUNT TIRE/AMERICA'S TIRE, REINALT-TH	VEHICLE PARTS & SUPPLIES	238.50
10/20/2026	DREAM RANCH OFFICE SUPPLIES	GENERAL SUPPLIES	1,504.46
10/20/2026	EAN SERVICES, LLC ENTERPRISE RENT A C -	RENTALS-OPERATING LEASES	6,171.12
10/20/2026	EARTHWORKS INC	CONTRACTED MAINTENANCE AND REP	61,179.50
10/20/2026	ELLIOTT ELECTRIC SUPPLY INC	OTHER SUPPLIES FOR M&O	233.44
10/20/2026	EMPIRE PAPER CO	INVENTORY - WAREHOUSE SUPPLIES	336.08
10/20/2026	FLAT TOP ROAD LLC, JAKES BURGERS	REFRESHMENTS/FOOD FOR MEETINGS	2,408.74
10/20/2026	FOLLETT SCHOOL SOLUTIONS,LLC, SOFTWAI	READING/REF MATERIALS/DATABASE	1,380.61
10/20/2026	FOLLETT CONTENT SOLUTIONS, LLC, BOOKS	READING/REF MATERIALS/DATABASE	1,839.95
10/20/2026	FORT WORTH MUSEUM OF SCIENCE AND HIS	TRAVEL AND SUBSISTENCE - STUDE	9.00
10/20/2026	FREEDOM AND GLORY, CARROT-TOP INDU	GENERAL SUPPLIES	100.55
10/20/2026	FRONTLINE TECHNOLOGIES, INC	GENERAL SUPPLIES	880.00
10/20/2026	GENUINE PARTS COMPANY-NAPA	GASOLINE AND OTHER FUELS OR VE	514.65
10/20/2026	HAYES, AMY	TRAVEL,TRAINING & SUBSISTENCE	138.01
10/20/2026	HENDERSON, CHRISTY	OTHER USES	5,000.00
10/20/2026	HENSLEY, SHANE	TRAVEL,TRAINING & SUBSISTENCE	119.19
10/20/2026	HOENIG, SOPHIA	TRAVEL,TRAINING & SUBSISTENCE	113.15
10/20/2026	J W PEPPER & SON, INC	GENERAL SUPPLIES	29.99
10/20/2026	JASON'S DELI, MANSFIELD	REFRESHMENTS/FOOD FOR MEETINGS	670.97
10/20/2026	JERRY'S GENERAL AUTOMOTIVE INC	CONTRACTED MAINTENANCE AND REP	131.30
10/20/2026	JET SECURITY LLC	MISCELLANEOUSCONTRACTED SERVIC	5,456.00
10/20/2026	LEASOR CRASS, P.C.	LEGAL SERVICES	14,733.00
10/20/2026	LONE STAR MOWER REPAIR	OTHER SUPPLIES FOR M&O	-249.66
10/20/2026	LOWE'S COMPANIES, INC	OTHER SUPPLIES FOR M&O	1,542.63

MANSFIELD INDEPENDENT SCHOOL DISTRICT
Fund Disbursement Report for 10/1/2026 through 10/31/2026

DATE PAID	NAME	ITEM DESCRIPTION	AMOUNT
199 - GENERAL OPERATING			
10/20/2026	LOWMAN EDUCATION LLC	READING/REF MATERIALS/DATABASE	150.00
10/20/2026	MAILLOUX-SMITH, DAWN	TRAVEL,TRAINING & SUBSISTENCE	123.23
10/20/2026	MCCORKLE, LORI	TRAVEL,TRAINING & SUBSISTENCE	107.39
10/20/2026	MCWILLIAMS, DANNA	TRAVEL,TRAINING & SUBSISTENCE	123.41
10/20/2026	MHC TRUCK LEASING LLC	RENTALS-OPERATING LEASES	685.00
10/20/2026	MOAKCASEY, LLC	TRAVEL,TRAINING & SUBSISTENCE	350.00
10/20/2026	MOBILE COMMUNICATIONS AMERICA INC	GENERAL SUPPLIES	80.00
10/20/2026	NORTH TEXAS FIRE LLC	CONTRACTED MAINTENANCE AND REP	600.00
10/20/2026	ODP BUSINESS SOLUTIONS LLC, OFFICE DEF	GENERAL SUPPLIES	1,661.79
10/20/2026	PERMA-BOUND BOOKS	READING/REF MATERIALS/DATABASE	1,000.00
10/20/2026	PETROLEUM TRADERS CORPORATION	GASOLINE AND OTHER FUELS OR VE	133,243.44
10/20/2026	PHILLIPS LAWN SPRINKLER CO INC	CONTRACTED MAINTENANCE AND REP	4,500.00
10/20/2026	PINKERTON, PAMELA	TRAVEL,TRAINING & SUBSISTENCE	418.70
10/20/2026	POLLOCK INVESTMENTS INCORPORATED, VE	INVENTORY - WAREHOUSE SUPPLIES	162.80
10/20/2026	PRECISION BUSINESS MACHINES, INC	GENERAL SUPPLIES	1,307.40
10/20/2026	PYRAMID SCHOOL PRODUCTS	INVENTORY - WAREHOUSE SUPPLIES	322.20
10/20/2026	QUALITY SOUND AND COMMUNICATIONS INC	CONTRACTED MAINTENANCE AND REP	1,321.20
10/20/2026	R&H PARTS AND SERVICE INC	CONTRACTED MAINTENANCE AND REP	2,036.73
10/20/2026	REGION 11 ESC	UTILITIES - TELEPHONE	3,600.00
10/20/2026	ROACH, HOWARD, SMITH & BARTON, INC	INSURANCE AND BONDING COSTS	614.00
10/20/2026	SAPORITO, HOLLY	TRAVEL,TRAINING & SUBSISTENCE	36.72
10/20/2026	SCHOOL HEALTH CORPORATION	GENERAL SUPPLIES	124.25
10/20/2026	SCHOOL SPECIALTY, LLC	GENERAL SUPPLIES	1,042.12
10/20/2026	SCHOOL SPECIALTY, LLC	MISCELLANEOUS OPERATING COSTS	83.70
10/20/2026	SCRIPPS NATIONAL SPELLING BEE	MISCELLANEOUS OPERATING COSTS	826.00
10/20/2026	SHAW BROS WELDING	CONTRACTED MAINTENANCE AND REP	2,460.00
10/20/2026	SHERWIN-WILLIAMS	OTHER SUPPLIES FOR M&O	231.93
10/20/2026	SIMMONS, REBEKAH	TRAVEL,TRAINING & SUBSISTENCE	218.39
10/20/2026	SITEONE LANDSCAPE SUPPLY, LLC	OTHER SUPPLIES FOR M&O	708.29
10/20/2026	SOLIANT HEALTH	PROFESSIONAL SERVICES	6,600.00
10/20/2026	SOUTHWEST INTERNATIONAL TRUCKS, INC	CONTRACTED MAINTENANCE AND REP	1,767.87
10/20/2026	SPARKS PUMP SERVICES, INC	CONTRACTED MAINTENANCE AND REP	1,756.65
10/20/2026	STAPLES ADVANTAGE	GENERAL SUPPLIES	1,063.94
10/20/2026	THE STEPPING STONES GROUP	PROFESSIONAL SERVICES	5,580.00
10/20/2026	TARRANT COUNTY TAX OFFICE	MISCELLANEOUS OPERATING COSTS	97.50
10/20/2026	TEAGUE, KELLI	TRAVEL,TRAINING & SUBSISTENCE	158.86
10/20/2026	TEXAS ASSOCIATION FOR BILINGUAL EDUCA	TRAVEL,TRAINING & SUBSISTENCE	460.00
10/20/2026	TEXAS LIBRARY ASSOCIATION	MISCELLANEOUS OPERATING COSTS	20.00
10/20/2026	U.S. BANK NATIONAL ASSOCIATION	GENERAL SUPPLIES	3,422.39
10/20/2026	U.S. BANK NATIONAL ASSOCIATION	MEMBERSHIPS	1,621.11
10/20/2026	U.S. BANK NATIONAL ASSOCIATION	MISCELLANEOUS OPERATING COSTS	1,920.83
10/20/2026	U.S. BANK NATIONAL ASSOCIATION	MISCELLANEOUSCONTRACTED SERVIC	332.00
10/20/2026	U.S. BANK NATIONAL ASSOCIATION	REFRESHMENTS/FOOD FOR MEETINGS	5,338.93
10/20/2026	U.S. BANK NATIONAL ASSOCIATION	SOFTWARE SUBSCRIPTIONS	1,878.39
10/20/2026	U.S. BANK NATIONAL ASSOCIATION	TESTING MATERIALS	168.78
10/20/2026	U.S. BANK NATIONAL ASSOCIATION	TRAVEL AND SUBSISTENCE - STUDE	3,097.04
10/20/2026	U.S. BANK NATIONAL ASSOCIATION	TRAVEL,TRAINING & SUBSISTENCE	3,189.11
10/20/2026	WALSH GALLEGOS KYLE ROBINSON & DE LO	LEGAL SERVICES	10,167.15
10/20/2026	WHITLEY PENN, LLP	AUDIT SERVICES	26,600.00
10/20/2026	WILSON, NATALIE	TRAVEL,TRAINING & SUBSISTENCE	120.23
10/22/2026	ABC WRECKER SERVICE	MISCELLANEOUSCONTRACTED SERVIC	155.00
10/22/2026	ADAMS, AMY	TRAVEL,TRAINING & SUBSISTENCE	92.15
10/22/2026	AMAZON CAPITAL SERVICES INC	GENERAL SUPPLIES	8,545.22
10/22/2026	AMAZON CAPITAL SERVICES INC	MISCELLANEOUS OPERATING COSTS	1,634.77
10/22/2026	AMAZON CAPITAL SERVICES INC	READING/REF MATERIALS/DATABASE	63.96

MANSFIELD INDEPENDENT SCHOOL DISTRICT
Fund Disbursement Report for 10/1/2026 through 10/31/2026

DATE PAID	NAME	ITEM DESCRIPTION	AMOUNT
199 - GENERAL OPERATING			
10/22/2026	AMAZON CAPITAL SERVICES INC	REFRESHMENTS/FOOD FOR MEETINGS	79.47
10/22/2026	AMERICAN BEARING CO	OTHER SUPPLIES FOR M&O	28.86
10/22/2026	AREA F 5A MARCHING CONTEST	TRAVEL AND SUBSISTENCE - STUDE	300.00
10/22/2026	AWARD CENTER	MISCELLANEOUSCONTRACTED SERVIC	46.70
10/22/2026	B&B COMMERCIAL PRINTING, KENNETH BUR(	GENERAL SUPPLIES	30.00
10/22/2026	B&B COMMERCIAL PRINTING, KENNETH BUR(	MISCELLANEOUSCONTRACTED SERVIC	247.20
10/22/2026	BATTLEQUESTIONS.COM, DONNA MCALONEN	SOFTWARE SUBSCRIPTIONS	55.04
10/22/2026	BEN E. KEITH COMPANY	GENERAL SUPPLIES	600.70
10/22/2026	BLICK ART MATERIALS,LLC	GENERAL SUPPLIES	677.73
10/22/2026	BREAKOUT EDU	SOFTWARE SUBSCRIPTIONS	258.00
10/22/2026	BUCK'S WHEEL & EQUIPMENT CO	VEHICLE PARTS & SUPPLIES	487.80
10/22/2026	BUSINESS ESSENTIALS, CMBC INVESTMENTS	GENERAL SUPPLIES	79.80
10/22/2026	BWI COMPANIES, INC	OTHER SUPPLIES FOR M&O	2,933.24
10/22/2026	CAPTURING KIDS HEARTS, FLIPPEN GROUP	TRAVEL,TRAINING & SUBSISTENCE	295.00
10/22/2026	CASA MANANA, INC	MISCELLANEOUS OPERATING COSTS	400.00
10/22/2026	CDW GOVERNMENT	GENERAL SUPPLIES	352.10
10/22/2026	CDW GOVERNMENT	SOFTWARE SUBSCRIPTIONS	140,052.93
10/22/2026	CDW GOVERNMENT	TECHNOLOGY EQUIPMNT<$10000	324.00
10/22/2026	CENTURY HVAC DISTRIBUTING, L.P.	OTHER SUPPLIES FOR M&O	10.03
10/22/2026	CHICK-FIL-A #03011, E BROAD STREET	REFRESHMENTS/FOOD FOR MEETINGS	909.33
10/22/2026	CNP/SEAL TEX, INC	OTHER SUPPLIES FOR M&O	573.00
10/22/2026	COMMERCIAL RECORDER	STATUTORILY REQ PUBLIC NOTICE	308.16
10/22/2026	COMMON GROUND NETWORK, INC.	MEMBERSHIPS	25.00
10/22/2026	COMPLETE SUPPLY, INC	GENERAL SUPPLIES	152.10
10/22/2026	CONCORD THEATRICALS CORP	GENERAL SUPPLIES	817.69
10/22/2026	CONCORD THEATRICALS CORP	MISCELLANEOUS OPERATING COSTS	1,165.00
10/22/2026	CRANDALL ISD	TRAVEL AND SUBSISTENCE - STUDE	425.00
10/22/2026	CROWN LIFT TRUCKS	CONTRACTED MAINTENANCE AND REP	930.98
10/22/2026	CRUCIAL LEARNING, VITALSMARTS LC	GENERAL SUPPLIES	90.00
10/22/2026	CRUCIAL LEARNING, VITALSMARTS LC	READING/REF MATERIALS/DATABASE	6,750.00
10/22/2026	EPIC WATERS MUSIC FESTIVAL, BRAD WHITE	TRAVEL AND SUBSISTENCE - STUDE	200.00
10/22/2026	FOLLETT CONTENT SOLUTIONS, LLC, BOOKS	READING/REF MATERIALS/DATABASE	641.32
10/22/2026	GENUINE PARTS COMPANY-NAPA	GASOLINE AND OTHER FUELS OR VE	732.29
10/22/2026	GENUINE PARTS COMPANY-NAPA	GENERAL SUPPLIES	3.47
10/22/2026	GENUINE PARTS COMPANY-NAPA	VEHICLE PARTS & SUPPLIES	7,534.10
10/22/2026	GOVCONNECTION INC	GENERAL SUPPLIES	188.72
10/22/2026	GRAINGER	OTHER SUPPLIES FOR M&O	616.00
10/22/2026	HARDIE'S FRESH FOODS, DAIRYLAND PRODU	GENERAL SUPPLIES	309.13
10/22/2026	HD SUPPLY, INC	INVENTORY - WAREHOUSE SUPPLIES	3,325.28
10/22/2026	IML SECURITY SUPPLY, INTERMOUNTAIN LOC	OTHER SUPPLIES FOR M&O	7,796.90
10/22/2026	IMPERIAL BAG & PAPER CO LLC	INVENTORY - WAREHOUSE SUPPLIES	9,175.20
10/22/2026	J TAYLOR EDUCATION, INC.	TRAVEL,TRAINING & SUBSISTENCE	225.00
10/22/2026	JASON'S DELI, MANSFIELD	REFRESHMENTS/FOOD FOR MEETINGS	1,849.45
10/22/2026	JUNIOR LIBRARY GUILD, MT LIBRARY SERVIC	READING/REF MATERIALS/DATABASE	481.60
10/22/2026	LAKESHORE LEARNING MATERIALS LLC	GENERAL SUPPLIES	332.42
10/22/2026	LANGO LLC	MISCELLANEOUSCONTRACTED SERVIC	79.83
10/22/2026	LAWN PATROL SERVICE, INC	CONTRACTED MAINTENANCE AND REP	23,872.75
10/22/2026	LENNOX INDUSTRIES INC	OTHER SUPPLIES FOR M&O	4,779.88
10/22/2026	LONGHORN, INC.	OTHER SUPPLIES FOR M&O	1,420.79
10/22/2026	LOWE'S COMPANIES, INC	BUILDING SUPPLIES	130.98
10/22/2026	LOWE'S COMPANIES, INC	GENERAL SUPPLIES	315.14
10/22/2026	LOWE'S COMPANIES, INC	OTHER SUPPLIES FOR M&O	253.40
10/22/2026	LSM OUTDOOR POWER, SPARK ATS TX LLC	OTHER SUPPLIES FOR M&O	249.66
10/22/2026	MANSFIELD GAS & EXHAUST	CONTRACTED MAINTENANCE AND REP	55.50
10/22/2026	MANSFIELD GAS & EXHAUST	OTHER SUPPLIES FOR M&O	132.00

MANSFIELD INDEPENDENT SCHOOL DISTRICT
Fund Disbursement Report for 10/1/2026 through 10/31/2026

DATE PAID	NAME	ITEM DESCRIPTION	AMOUNT
199 - GENERAL OPERATING			
10/22/2026	MASSEY SERVICES, INC.	CONTRACTED MAINTENANCE AND REP	3,600.00
10/22/2026	MOORE SUPPLY COMPANY	OTHER SUPPLIES FOR M&O	4,228.39
10/22/2026	NATIONAL CHEERLEADERS ASSOCIATION	TRAVEL AND SUBSISTENCE - STUDE	3,876.00
10/22/2026	NORTH TEXAS FIRE LLC	CONTRACTED MAINTENANCE AND REP	3,300.00
10/22/2026	PINNACLE MEDICAL MANAGEMENT	PROFESSIONAL SERVICES	110.00
10/22/2026	POPCORN STOP	REFRESHMENTS/FOOD FOR MEETINGS	230.00
10/22/2026	PRIDE OF TEXAS MUSIC FESTIVALS	TRAVEL AND SUBSISTENCE - STUDE	660.00
10/22/2026	PROJECT LEAD THE WAY INC	GENERAL SUPPLIES	1,567.75
10/22/2026	PYRAMID SCHOOL PRODUCTS	INVENTORY - WAREHOUSE SUPPLIES	3,678.21
10/22/2026	R&H PARTS AND SERVICE INC	CONTRACTED MAINTENANCE AND REP	407.40
10/22/2026	READY REFRESH, BLUETRITON BRAN	REFRESHMENTS/FOOD FOR MEETINGS	41.38
10/22/2026	REGION 11 ESC	EDUCATION SERVICE CENTER SERVI	1,200.00
10/22/2026	REGION 11 ESC	TRAVEL,TRAINING & SUBSISTENCE	200.00
10/22/2026	REGION 10 ESC	EDUCATION SERVICE CENTER SERVI	125.00
10/22/2026	SCRIPPS NATIONAL SPELLING BEE	MISCELLANEOUS OPERATING COSTS	206.50
10/22/2026	SOUTHWEST INTERNATIONAL TRUCKS, INC	CONTRACTED MAINTENANCE AND REP	733.92
10/22/2026	TARRANT COUNTY TAX OFFICE	MISCELLANEOUS OPERATING COSTS	-58.25
10/22/2026	TEXAS A & M AGRILIFE EXT SERV	TRAVEL,TRAINING & SUBSISTENCE	1,040.00
10/22/2026	TEXAS AIRSYSTEMS, LLC	OTHER SUPPLIES FOR M&O	6,019.00
10/22/2026	TEXAS ASSOCIATION OF SCHOOL ADMINISTR	MEMBERSHIPS	1,321.00
10/22/2026	TEXAS ASSOCIATION OF SCHOOL ADMINISTR	TRAVEL,TRAINING & SUBSISTENCE	600.00
10/22/2026	TEXAS ASSOC OF SECONDARY SCHOOL PRI	MEMBERSHIPS	250.00
10/22/2026	TEXAS COUNSELING ASSOCIATION	MEMBERSHIPS	180.00
10/22/2026	TEXAS COUNSELING ASSOCIATION	TRAVEL,TRAINING & SUBSISTENCE	185.00
10/22/2026	TEXAS DANCE EDUCATORS ASSOCIATION, T.	TRAVEL AND SUBSISTENCE - STUDE	4,040.00
10/22/2026	TEXAS DANCE EDUCATORS ASSOCIATION, T.	TRAVEL,TRAINING & SUBSISTENCE	1,345.00
10/22/2026	TEXAS DEPT OF PUBLIC SAFETY	MISCELLANEOUSCONTRACTED SERVIC	202.00
10/22/2026	TEXAS LIBRARY ASSOCIATION	MEMBERSHIPS	274.00
10/22/2026	TOTAL MAINTENANCE SOLUTIONS, TMS SOU	OTHER SUPPLIES FOR M&O	748.38
10/22/2026	TREKORDA, LLC	MISCELLANEOUSCONTRACTED SERVIC	10,260.00
10/22/2026	VARSITY SPIRIT LLC	TRAVEL AND SUBSISTENCE - STUDE	575.00
10/22/2026	VERITIV OPERATING CO.	GENERAL SUPPLIES	3,304.00
10/22/2026	WILLIAMS, CATHERINE	TRAVEL,TRAINING & SUBSISTENCE	96.12
10/27/2026	ABC WRECKER SERVICE	MISCELLANEOUSCONTRACTED SERVIC	417.50
10/27/2026	ACCELERATE LEARNING INC.	TRAVEL,TRAINING & SUBSISTENCE	625.00
10/27/2026	ADAMS, AMY	TRAVEL,TRAINING & SUBSISTENCE	40.30
10/27/2026	AMAZON CAPITAL SERVICES INC	FURNITURE<$10,000	36.09
10/27/2026	AMAZON CAPITAL SERVICES INC	GENERAL SUPPLIES	11,533.19
10/27/2026	AMAZON CAPITAL SERVICES INC	MISCELLANEOUS OPERATING COSTS	807.79
10/27/2026	AMAZON CAPITAL SERVICES INC	OTHER SUPPLIES FOR M&O	250.02
10/27/2026	AMAZON CAPITAL SERVICES INC	READING/REF MATERIALS/DATABASE	272.02
10/27/2026	AMAZON CAPITAL SERVICES INC	REFRESHMENTS/FOOD FOR MEETINGS	256.99
10/27/2026	AMAZON CAPITAL SERVICES INC	TECHNOLOGY EQUIPMNT<$10000	215.99
10/27/2026	AMERGIS HEALTHCARE STAFFING INC	PROFESSIONAL SERVICES	4,162.50
10/27/2026	APPLE INC.	TECHNOLOGY EQUIPMNT<$10000	3,688.00
10/27/2026	ARTA TRAVEL	TRAVEL,TRAINING & SUBSISTENCE	20.00
10/27/2026	AT&T PHONE SERVICE	UTILITIES - TELEPHONE	236.13
10/27/2026	AVANTIS EDUCATION INC	SOFTWARE SUBSCRIPTIONS	699.00
10/27/2026	AWARD CENTER	MISCELLANEOUS OPERATING COSTS	733.30
10/27/2026	AWARD CENTER	MISCELLANEOUSCONTRACTED SERVIC	101.53
10/27/2026	BAUMHARDT, CHRISTI	TRAVEL,TRAINING & SUBSISTENCE	977.98
10/27/2026	BEN E. KEITH COMPANY	GENERAL SUPPLIES	391.35
10/27/2026	BENAVIDES, FERNANDO	TRAVEL,TRAINING & SUBSISTENCE	1,535.50
10/27/2026	BLICK ART MATERIALS,LLC	GENERAL SUPPLIES	759.17
10/27/2026	BRANDABILITY, INC.	MISCELLANEOUSCONTRACTED SERVIC	548.00

MANSFIELD INDEPENDENT SCHOOL DISTRICT
Fund Disbursement Report for 10/1/2026 through 10/31/2026

DATE PAID	NAME	ITEM DESCRIPTION	AMOUNT
199 - GENERAL OPERATING			
10/27/2026	BROOKS, MARIAM	TRAVEL,TRAINING & SUBSISTENCE	569.99
10/27/2026	BUSINESS ESSENTIALS, CMBC INVESTMENTS	GENERAL SUPPLIES	119.59
10/27/2026	CAREER AND TECHNICAL ASSOCIATION OF T	TRAVEL,TRAINING & SUBSISTENCE	1,220.00
10/27/2026	CDW GOVERNMENT	GENERAL SUPPLIES	38.48
10/27/2026	CDW GOVERNMENT	TECHNOLOGY EQUIPMNT<$10000	886.00
10/27/2026	CENTURY HVAC DISTRIBUTING, L.P.	OTHER SUPPLIES FOR M&O	52.18
10/27/2026	CINTAS CORPORATION NO. 2	GENERAL SUPPLIES	246.50
10/27/2026	CITY OF MANSFIELD, UTILITIES	UTILITIES - WATER	13,153.94
10/27/2026	CLASSIC TURF EQUIPMENT	OTHER SUPPLIES FOR M&O	244.80
10/27/2026	COMMERCIAL RECORDER	STATUTORILY REQ PUBLIC NOTICE	167.20
10/27/2026	COMMUNICATIONS PLUS, INC.	CONTRACTED MAINTENANCE AND REP	818.60
10/27/2026	COMPLETE SUPPLY, INC	INVENTORY - WAREHOUSE SUPPLIES	46,748.08
10/27/2026	COMPTIA, INC.	TESTING MATERIALS	2,625.00
10/27/2026	CONCORD THEATRICALS CORP	GENERAL SUPPLIES	625.00
10/27/2026	CONCORD THEATRICALS CORP	MISCELLANEOUS OPERATING COSTS	1,245.00
10/27/2026	CONCORD THEATRICALS CORP	RENTALS-OPERATING LEASES	999.00
10/27/2026	DEMCO INC	GENERAL SUPPLIES	183.10
10/27/2026	DIR TELECOMMUNICATIONS SERVICES DIVIS	UTILITIES - TELEPHONE	0.98
10/27/2026	DISCOUNT TIRE/AMERICA'S TIRE, REINALT-TH	VEHICLE PARTS & SUPPLIES	1,471.36
10/27/2026	DOUBLE EAGLE ELECTRIC	CONTRACTED MAINTENANCE AND REP	6,210.00
10/27/2026	DRAMA NOTEBOOK	SOFTWARE SUBSCRIPTIONS	120.00
10/27/2026	DREAM RANCH OFFICE SUPPLIES	GENERAL SUPPLIES	829.16
10/27/2026	DRONE COMPETITION GATES LLC	GENERAL SUPPLIES	858.00
10/27/2026	EAN SERVICES, LLC ENTERPRISE RENT A C -	RENTALS-OPERATING LEASES	3,247.28
10/27/2026	EAN SERVICES, LLC ENTERPRISE RENT A C -	TRAVEL,TRAINING & SUBSISTENCE	214.17
10/27/2026	EDUCATIONAL THEATRE ASSOCIATION	MEMBERSHIPS	145.00
10/27/2026	EDUCATION.COM	SOFTWARE SUBSCRIPTIONS	150.00
10/27/2026	EINSTEIN'S BROS BAGELS	REFRESHMENTS/FOOD FOR MEETINGS	71.37
10/27/2026	ELEVATED FACILITY SERVICES	CONTRACTED MAINTENANCE AND REP	720.00
10/27/2026	ELLIOTT ELECTRIC SUPPLY INC	OTHER SUPPLIES FOR M&O	3.55
10/27/2026	FELLERS, PATSY	TRAVEL,TRAINING & SUBSISTENCE	354.38
10/27/2026	FIRST	GENERAL SUPPLIES	125.00
10/27/2026	FIRST	TRAVEL AND SUBSISTENCE - STUDE	285.00
10/27/2026	FOLLETT CONTENT SOLUTIONS, LLC, BOOKS	READING/REF MATERIALS/DATABASE	2,992.65
10/27/2026	GAS AND SUPPLY NORTH TEXAS LLC	GENERAL SUPPLIES	828.69
10/27/2026	GENTRY, KYLE	MEMBERSHIPS	75.00
10/27/2026	GENTRY, KYLE	TRAVEL,TRAINING & SUBSISTENCE	866.28
10/27/2026	GENUINE PARTS COMPANY-NAPA	GASOLINE AND OTHER FUELS OR VE	666.95
10/27/2026	GENUINE PARTS COMPANY-NAPA	OTHER SUPPLIES FOR M&O	167.50
10/27/2026	GENUINE PARTS COMPANY-NAPA	VEHICLE PARTS & SUPPLIES	23,058.55
10/27/2026	GONZALEZ-SALAS, JOHNATHAN	GENERAL SUPPLIES	289.99
10/27/2026	GOODSON SALES & LEASING	RENTALS-OPERATING LEASES	5,675.00
10/27/2026	HARDIE'S FRESH FOODS, DAIRYLAND PRODU	GENERAL SUPPLIES	210.39
10/27/2026	HEATH, BRAD	TRAVEL,TRAINING & SUBSISTENCE	475.00
10/27/2026	HIGGS, TRACEY	TRAVEL,TRAINING & SUBSISTENCE	485.18
10/27/2026	HOUSTON ISD	MISCELLANEOUSCONTRACTED SERVIC	1,867.50
10/27/2026	IBARRA, PRISCILLA	TECHNOLOGY EQUIPMNT<$10000	425.00
10/27/2026	IDISMISS LLC	SOFTWARE SUBSCRIPTIONS	299.00
10/27/2026	IFERT, ETHAN	MEMBERSHIPS	65.00
10/27/2026	IFRIT TECHNOLOGIES LLC	SOFTWARE SUBSCRIPTIONS	153.00
10/27/2026	IRVING ISD	TRAVEL AND SUBSISTENCE - STUDE	120.00
10/27/2026	J W PEPPER & SON, INC	GENERAL SUPPLIES	364.89
10/27/2026	JERRY'S GENERAL AUTOMOTIVE INC	CONTRACTED MAINTENANCE AND REP	767.78
10/27/2026	JERRY'S GENERAL AUTOMOTIVE INC	VEHICLE PARTS & SUPPLIES	1,384.26
10/27/2026	JH GROUP LLC	CONTRACTED MAINTENANCE AND REP	2,400.00

MANSFIELD INDEPENDENT SCHOOL DISTRICT
Fund Disbursement Report for 10/1/2026 through 10/31/2026

DATE PAID	NAME	ITEM DESCRIPTION	AMOUNT
199 - GENERAL OPERATING			
10/27/2026	JOHNSON, DARWERT	TRAVEL,TRAINING & SUBSISTENCE	467.68
10/27/2026	KINGS III EMERGENCY COMMS, KINGS III OF /	UTILITIES - TELEPHONE	73.50
10/27/2026	KOETTER FIRE PROTECTION, LLC	CONTRACTED MAINTENANCE AND REP	2,095.54
10/27/2026	LANGO LLC	MISCELLANEOUSCONTRACTED SERVIC	614.80
10/27/2026	LAWN PATROL SERVICE, INC	CONTRACTED MAINTENANCE AND REP	18,312.50
10/27/2026	LENDAN COMMUNICATIONS	MISCELLANEOUS OPERATING COSTS	280.00
10/27/2026	LENNOX INDUSTRIES INC	OTHER SUPPLIES FOR M&O	2,256.38
10/27/2026	LONGHORN, INC.	OTHER SUPPLIES FOR M&O	213.10
10/27/2026	LOWE'S COMPANIES, INC	GENERAL SUPPLIES	1,711.67
10/27/2026	LOWE'S COMPANIES, INC	OTHER SUPPLIES FOR M&O	2,409.46
10/27/2026	LUCK'S MUSIC LIBRARY	GENERAL SUPPLIES	425.08
10/27/2026	MACKIN EDUCATIONAL RESOURCES	READING/REF MATERIALS/DATABASE	444.23
10/27/2026	MANSFIELD GAS & EXHAUST	CONTRACTED MAINTENANCE AND REP	111.00
10/27/2026	MANSFIELD GAS & EXHAUST	OTHER SUPPLIES FOR M&O	231.00
10/27/2026	MANSFIELD GLASS LLC, GGM HOLDINGS INC	CONTRACTED MAINTENANCE AND REP	386.00
10/27/2026	MASSEY SERVICES, INC.	CONTRACTED MAINTENANCE AND REP	3,295.00
10/27/2026	MAXIMIZING LIFE LLC, JAMES WOMACK	MISCELLANEOUSCONTRACTED SERVIC	15,000.00
10/27/2026	MCCOWAN, WINSTON	TRAVEL,TRAINING & SUBSISTENCE	894.51
10/27/2026	MHC TRUCK LEASING LLC	RENTALS-OPERATING LEASES	1,374.92
10/27/2026	MINTZ, LEENORA	TRAVEL,TRAINING & SUBSISTENCE	101.00
10/27/2026	MOBILE COMMUNICATIONS AMERICA INC	MISCELLANEOUSCONTRACTED SERVIC	1,070.00
10/27/2026	MOORE SUPPLY COMPANY	OTHER SUPPLIES FOR M&O	2,578.92
10/27/2026	MUSIC AND ARTS CENTER - ATTN: ACCOUNTS	GENERAL SUPPLIES	414.91
10/27/2026	NATIONAL STUDENT CLEARINGHOUSE	SOFTWARE SUBSCRIPTIONS	3,675.00
10/27/2026	NATIONAL BALSA	GENERAL SUPPLIES	411.35
10/27/2026	NATIONAL ASSOCIATION OF BIOLOGY TEACH	TRAVEL,TRAINING & SUBSISTENCE	435.00
10/27/2026	NCS PEARSON, INC., CERTIPORT	COMPUTER SOFTWARE	-2,890.00
10/27/2026	NCS PEARSON, INC., CERTIPORT	TESTING MATERIALS	3,894.00
10/27/2026	NORTH TEXAS FIRE LLC	MISCELLANEOUSCONTRACTED SERVIC	5,880.00
10/27/2026	NORTHWEST ISD	TRAVEL AND SUBSISTENCE - STUDE	350.00
10/27/2026	NORTON METALS	GENERAL SUPPLIES	496.99
10/27/2026	ODP BUSINESS SOLUTIONS LLC, OFFICE DEF	GENERAL SUPPLIES	956.39
10/27/2026	O'REILLY AUTO PARTS, O'REILLY AUTO LLC	VEHICLE PARTS & SUPPLIES	894.58
10/27/2026	PADILLA, SABINE	TRAVEL,TRAINING & SUBSISTENCE	59.50
10/27/2026	PERRY WEATHER CONSULTING INC.	CONTRACTED MAINTENANCE AND REP	1,200.00
10/27/2026	PERRY WEATHER CONSULTING INC.	SOFTWARE SUBSCRIPTIONS	2,980.82
10/27/2026	PETROLEUM TRADERS CORPORATION	GASOLINE AND OTHER FUELS OR VE	95,653.36
10/27/2026	PHILLIPS LAWN SPRINKLER CO INC	CONTRACTED MAINTENANCE AND REP	2,800.00
10/27/2026	PINNACLE MEDICAL MANAGEMENT	PROFESSIONAL SERVICES	4,420.00
10/27/2026	POLLOCK INVESTMENTS INCORPORATED, VE	INVENTORY - WAREHOUSE SUPPLIES	1,217.38
10/27/2026	POLYPRINTER, KINETRIC INC.	MISCELLANEOUSCONTRACTED SERVIC	235.00
10/27/2026	PYRAMID SCHOOL PRODUCTS	INVENTORY - WAREHOUSE SUPPLIES	76.24
10/27/2026	QUALITY SOUND AND COMMUNICATIONS INC	CONTRACTED MAINTENANCE AND REP	332.50
10/27/2026	R&H PARTS AND SERVICE INC	CONTRACTED MAINTENANCE AND REP	253.00
10/27/2026	R&H PARTS AND SERVICE INC	GENERAL SUPPLIES	3,257.70
10/27/2026	RAPTOR TECHNOLOGIES, INC	SOFTWARE SUBSCRIPTIONS	41,125.00
10/27/2026	REGION 11 ESC	SOFTWARE SUBSCRIPTIONS	2,321.00
10/27/2026	REGION 11 ESC	TRAVEL,TRAINING & SUBSISTENCE	475.00
10/27/2026	REGION 4 ESC	EDUCATION SERVICE CENTER SERVI	55.00
10/27/2026	RELIABLE PARTS INC.	OTHER SUPPLIES FOR M&O	20.84
10/27/2026	ROE, CHARLES	TRAVEL,TRAINING & SUBSISTENCE	1,104.62
10/27/2026	RUSSELL, KRISTI	TRAVEL,TRAINING & SUBSISTENCE	47.00
10/27/2026	SCHOLASTIC CLASSROOM MAGAZINES	READING/REF MATERIALS/DATABASE	565.57
10/27/2026	SCHOOL SPECIALTY, LLC	GENERAL SUPPLIES	785.04
10/27/2026	SCIENCE TEACHERS ASSOC OF TEXAS	MEMBERSHIPS	70.00

MANSFIELD INDEPENDENT SCHOOL DISTRICT
Fund Disbursement Report for 10/1/2026 through 10/31/2026

DATE PAID	NAME	ITEM DESCRIPTION	AMOUNT
199 - GENERAL OPERATING			
10/27/2026	SCRIPPS NATIONAL SPELLING BEE	MISCELLANEOUS OPERATING COSTS	826.00
10/27/2026	SHERWIN-WILLIAMS	OTHER SUPPLIES FOR M&O	168.68
10/27/2026	SITEONE LANDSCAPE SUPPLY, LLC	OTHER SUPPLIES FOR M&O	1,377.53
10/27/2026	SKY RANCHES, INC.	TRAVEL AND SUBSISTENCE - STUDE	622.44
10/27/2026	SOLIANT HEALTH	PROFESSIONAL SERVICES	5,280.00
10/27/2026	SOUTHERN TIRE MART	VEHICLE PARTS & SUPPLIES	930.00
10/27/2026	SOUTHERN FLORAL COMPANY	GENERAL SUPPLIES	332.23
10/27/2026	SOUTHWASTE DISPOSAL, LLC	CONTRACTED MAINTENANCE AND REP	1,417.50
10/27/2026	SOUTHWEST INTERNATIONAL TRUCKS, INC	CONTRACTED MAINTENANCE AND REP	264.00
10/27/2026	SOUTHWEST INTERNATIONAL TRUCKS, INC	VEHICLE PARTS & SUPPLIES	2,271.25
10/27/2026	STAPLES ADVANTAGE	GENERAL SUPPLIES	1,308.77
10/27/2026	STAPLES ADVANTAGE	TESTING MATERIALS	248.06
10/27/2026	STOVALL CORPORATION	CONTRACTED MAINTENANCE AND REP	318.20
10/27/2026	STUDENT CONDUCTOR, INC	SOFTWARE SUBSCRIPTIONS	2,175.00
10/27/2026	SYMBOLARTS, LLC	GENERAL SUPPLIES	111.50
10/27/2026	TARRANT COUNTY TAX OFFICE	MISCELLANEOUS OPERATING COSTS	68.25
10/27/2026	TEXAS AIRSYSTEMS, LLC	OTHER SUPPLIES FOR M&O	12.00
10/27/2026	TEXAS ASSOCIATION OF SCHOOL PERSONNE	MEMBERSHIPS	145.00
10/27/2026	TEXAS ASSOCIATION OF SCHOOL PERSONNE	TRAVEL,TRAINING & SUBSISTENCE	975.00
10/27/2026	TEXAS LIBRARY ASSOCIATION	TRAVEL,TRAINING & SUBSISTENCE	409.00
10/27/2026	TEXAS SCHOOL PUB RELA ASSOC	MEMBERSHIPS	1,560.00
10/27/2026	TEXAS SCIENCE EDUCATION	TRAVEL,TRAINING & SUBSISTENCE	150.00
10/27/2026	TREKORDA, LLC	MISCELLANEOUSCONTRACTED SERVIC	7,817.00
10/27/2026	TUXEDO CONNECT LLC	GENERAL SUPPLIES	918.75
10/27/2026	TWISTY DONUT	REFRESHMENTS/FOOD FOR MEETINGS	323.75
10/27/2026	ULINE	GENERAL SUPPLIES	128.83
10/27/2026	UNITED AG & TURF, COUFAL-PRATER EQU	OTHER SUPPLIES FOR M&O	1,698.56
10/27/2026	UNITED COOPERATIVE SERVICES, DBA	UTILITIES - ELECTRICITY	32,913.72
10/27/2026	UNITED REFRIGERATION INC	OTHER SUPPLIES FOR M&O	6,203.93
10/27/2026	USI, UNMANNED SAFETY I	SOFTWARE SUBSCRIPTIONS	5,090.00
10/27/2026	WACO SYMPHONY COUNCIL	TRAVEL AND SUBSISTENCE - STUDE	98.00
10/27/2026	WEST MUSIC COMPANY	GENERAL SUPPLIES	1,712.60
10/27/2026	WESTERN - BRW PAPER CO, OVOL USA	GENERAL SUPPLIES	18,360.37
10/27/2026	WILLIAMS, DONALD	TRAVEL,TRAINING & SUBSISTENCE	592.44
10/29/2026	AMAZON CAPITAL SERVICES INC	GENERAL SUPPLIES	3,215.22
10/29/2026	AMAZON CAPITAL SERVICES INC	READING/REF MATERIALS/DATABASE	75.00
10/29/2026	B&B COMMERCIAL PRINTING, KENNETH BUR	MISCELLANEOUSCONTRACTED SERVIC	25.00
10/29/2026	BABE'S CHICKEN DINNER HOUSE	REFRESHMENTS/FOOD FOR MEETINGS	2,160.30
10/29/2026	BARNES & NOBLE BOOKSELLERS INC	READING/REF MATERIALS/DATABASE	38.36
10/29/2026	BIO CORPORATION	GENERAL SUPPLIES	1,605.69
10/29/2026	BLICK ART MATERIALS,LLC	GENERAL SUPPLIES	581.67
10/29/2026	BUCK, BRANDY	TRAVEL,TRAINING & SUBSISTENCE	302.79
10/29/2026	BURNS, JENNIFER	TRAVEL,TRAINING & SUBSISTENCE	402.24
10/29/2026	BUSINESS ESSENTIALS, CMBC INVESTMENTS	GENERAL SUPPLIES	141.84
10/29/2026	CAS-CLAIMS ADMINISTRATIVE SVCS	OTHER	120,441.11
10/29/2026	CHICK-FIL-A #03011, E BROAD STREET	REFRESHMENTS/FOOD FOR MEETINGS	196.46
10/29/2026	COLLEYVILLE HERITAGE HIGH SCHOOL	TRAVEL AND SUBSISTENCE - STUDE	380.00
10/29/2026	COMPLETE SUPPLY, INC	GENERAL SUPPLIES	4,627.31
10/29/2026	DEMCO INC	MISCELLANEOUS OPERATING COSTS	77.20
10/29/2026	DREAM RANCH OFFICE SUPPLIES	GENERAL SUPPLIES	2,932.15
10/29/2026	EAN SERVICES, LLC ENTERPRISE RENT A C -	RENTALS-OPERATING LEASES	2,895.28
10/29/2026	ED311	TRAVEL,TRAINING & SUBSISTENCE	480.00
10/29/2026	FOLLETT CONTENT SOLUTIONS, LLC, BOOKS	READING/REF MATERIALS/DATABASE	3,449.08
10/29/2026	GENUINE PARTS COMPANY-NAPA	GASOLINE AND OTHER FUELS OR VE	489.32
10/29/2026	GENUINE PARTS COMPANY-NAPA	GENERAL SUPPLIES	35.94

MANSFIELD INDEPENDENT SCHOOL DISTRICT
Fund Disbursement Report for 10/1/2026 through 10/31/2026

DATE PAID	NAME	ITEM DESCRIPTION	AMOUNT
199 - GENERAL OPERATING			
10/29/2026	GENUINE PARTS COMPANY-NAPA	OTHER SUPPLIES FOR M&O	539.69
10/29/2026	GENUINE PARTS COMPANY-NAPA	VEHICLE PARTS & SUPPLIES	3,005.33
10/29/2026	GIMKIT INC	SOFTWARE SUBSCRIPTIONS	650.00
10/29/2026	GOVCONNECTION INC	GENERAL SUPPLIES	117.59
10/29/2026	GOVERNMENT FINANCE OFFICERS ASSOCIA	TRAVEL,TRAINING & SUBSISTENCE	385.00
10/29/2026	HARDIE'S FRESH FOODS, DAIRYLAND PRODU	GENERAL SUPPLIES	338.24
10/29/2026	IMPERIAL BAG & PAPER CO LLC	INVENTORY - WAREHOUSE SUPPLIES	15,194.50
10/29/2026	IXL LEARNING, INC	SOFTWARE SUBSCRIPTIONS	356.25
10/29/2026	J TAYLOR EDUCATION, INC.	GENERAL SUPPLIES	301.40
10/29/2026	JASON'S DELI, MANSFIELD	REFRESHMENTS/FOOD FOR MEETINGS	703.06
10/29/2026	JIMENEZ, JOHN	TRAVEL,TRAINING & SUBSISTENCE	229.62
10/29/2026	KLEEN-AIR FILTER SERVICE & SALES	OTHER SUPPLIES FOR M&O	2,423.40
10/29/2026	LAKESHORE LEARNING MATERIALS LLC	GENERAL SUPPLIES	282.11
10/29/2026	LONE STAR BANNERS AND FLAGS	GENERAL SUPPLIES	740.92
10/29/2026	LOWE'S COMPANIES, INC	GENERAL SUPPLIES	639.04
10/29/2026	LOWE'S COMPANIES, INC	OTHER SUPPLIES FOR M&O	308.47
10/29/2026	MANSFIELD GAS & EXHAUST	CONTRACTED MAINTENANCE AND REP	111.00
10/29/2026	ORIENTAL TRADING COMPANY, INC	GENERAL SUPPLIES	163.27
10/29/2026	PEI WEI ASIAN KITCHEN, PEI WEI ASIAN DIN	REFRESHMENTS/FOOD FOR MEETINGS	1,274.40
10/29/2026	ROMEO MUSIC LLC	SOFTWARE SUBSCRIPTIONS	720.00
10/29/2026	SAFETY-KLEEN	MISCELLANEOUSCONTRACTED SERVIC	1,632.63
10/29/2026	SCHOOL SPECIALTY, LLC	GENERAL SUPPLIES	922.63
10/29/2026	SEA LIFE GRAPEVINE	TRAVEL AND SUBSISTENCE - STUDE	540.50
10/29/2026	SOUTHWASTE DISPOSAL, LLC	CONTRACTED MAINTENANCE AND REP	3,885.00
10/29/2026	STAPLES ADVANTAGE	GENERAL SUPPLIES	1,950.05
10/29/2026	TEXAS ACADEMIC DECATHLON	TRAVEL AND SUBSISTENCE - STUDE	1,500.00
10/29/2026	TEXAS ASSOCIATION OF SCHOOL BUSINESS	TRAVEL,TRAINING & SUBSISTENCE	565.00
10/29/2026	TEXAS ASSOCIATION OF SCHOOL ADMINISTR	TRAVEL,TRAINING & SUBSISTENCE	825.00
10/29/2026	TEXAS ASSOC OF SECONDARY SCHOOL PRI	MEMBERSHIPS	250.00
10/29/2026	TEXAS DANCE EDUCATORS ASSOCIATION, T.	TRAVEL AND SUBSISTENCE - STUDE	1,655.00
10/29/2026	TEXAS LIBRARY ASSOCIATION	EDUCATION SERVICE CENTER SERVI	20.00
10/29/2026	TEXAS LIBRARY ASSOCIATION	MEMBERSHIPS	374.00
10/29/2026	TEXAS LIBRARY ASSOCIATION	TRAVEL,TRAINING & SUBSISTENCE	818.00
10/29/2026	THERMO FLUIDS INC	CONTRACTED MAINTENANCE AND REP	760.64
10/29/2026	TOTAL MAINTENANCE SOLUTIONS, TMS SOU	OTHER SUPPLIES FOR M&O	477.92
10/29/2026	TREKORDA, LLC	MISCELLANEOUSCONTRACTED SERVIC	994.00
10/29/2026	TUXEDO CONNECT LLC	GENERAL SUPPLIES	715.95
10/29/2026	TXU ENERGY RETAIL COMPANY LLC, VISTRA	UTILITIES - ELECTRICITY	560,220.85
10/29/2026	UIL AREA B MUSIC CONTEST	TRAVEL AND SUBSISTENCE - STUDE	600.00
10/29/2026	UNITED REFRIGERATION INC	OTHER SUPPLIES FOR M&O	2,876.42
10/29/2026	WEST MUSIC COMPANY	GENERAL SUPPLIES	403.09
10/29/2026	WESTERN - BRW PAPER CO, OVOL USA	GENERAL SUPPLIES	3,675.00
10/29/2026	WHOLESALE ELECTRIC SUPPLY COMPANY, II	OTHER SUPPLIES FOR M&O	4,150.37
10/29/2026	WILLIAM V. MACGILL & CO.	GENERAL SUPPLIES	233.31
10/29/2026	WINSTON WATER COOLER OF FT WORTH	OTHER SUPPLIES FOR M&O	5,100.78
10/29/2026	WOMACK, JEROD	TRAVEL,TRAINING & SUBSISTENCE	231.26
10/29/2026	ZOOBEAN, INC.	COMPUTER SOFTWARE	896.25
		199 - GENERAL OPERATING	**5,057,984.56**
211 - ESEA TITLE I; IMPROVING BASIC			
10/1/2026	LEAD4WARD, LLC	GENERAL SUPPLIES	125.00
10/1/2026	LEAD4WARD, LLC	SOFTWARE SUBSCRIPTIONS	650.00
10/6/2026	AMAZON CAPITAL SERVICES INC	GENERAL SUPPLIES	15.29
10/6/2026	AMAZON CAPITAL SERVICES INC	REFRESHMENTS/FOOD FOR MEETINGS	78.94
10/6/2026	EAI EDUCATION INC	GENERAL SUPPLIES	326.81

MANSFIELD INDEPENDENT SCHOOL DISTRICT
Fund Disbursement Report for 10/1/2026 through 10/31/2026

DATE PAID	NAME	ITEM DESCRIPTION	AMOUNT
211 - ESEA TITLE I; IMPROVING BASIC			
10/6/2026	FOLLETT CONTENT SOLUTIONS, LLC, BOOKS	READING/REF MATERIALS/DATABASE	970.81
10/6/2026	IXL LEARNING, INC	SOFTWARE SUBSCRIPTIONS	26,957.50
10/6/2026	TAHPERD	TRAVEL,TRAINING & SUBSISTENCE	170.00
10/7/2026	TRS	TEACHER RETIREMENT	25,334.42
10/8/2026	AMAZON CAPITAL SERVICES INC	GENERAL SUPPLIES	3,131.71
10/8/2026	AMAZON CAPITAL SERVICES INC	REFRESHMENTS/FOOD FOR MEETINGS	-18.99
10/8/2026	IXL LEARNING, INC	SOFTWARE SUBSCRIPTIONS	3,750.00
10/13/2026	DELTAMATH SOLUTIONS INC	SOFTWARE SUBSCRIPTIONS	360.00
10/15/2026	EAI EDUCATION INC	GENERAL SUPPLIES	298.80
10/15/2026	IXL LEARNING, INC	SOFTWARE SUBSCRIPTIONS	18,800.00
10/15/2026	ODP BUSINESS SOLUTIONS LLC, OFFICE DEF	GENERAL SUPPLIES	536.75
10/15/2026	SCHOLASTIC INC	READING/REF MATERIALS/DATABASE	239.92
10/15/2026	SCHOOL SPECIALTY, LLC	GENERAL SUPPLIES	2,861.56
10/20/2026	AMAZON CAPITAL SERVICES INC	GENERAL SUPPLIES	418.81
10/20/2026	FOLLETT CONTENT SOLUTIONS, LLC, BOOKS	READING/REF MATERIALS/DATABASE	394.48
10/20/2026	PIXEL PRESS TECHNOLOGY LLC	SOFTWARE SUBSCRIPTIONS	300.00
10/20/2026	STAPLES ADVANTAGE	GENERAL SUPPLIES	538.30
10/20/2026	U.S. BANK NATIONAL ASSOCIATION	GENERAL SUPPLIES	45.28
10/20/2026	U.S. BANK NATIONAL ASSOCIATION	REFRESHMENTS/FOOD FOR MEETINGS	715.24
10/22/2026	AMAZON CAPITAL SERVICES INC	GENERAL SUPPLIES	803.02
10/22/2026	CAPSTONE, COUGHLAN COMPAN	SOFTWARE SUBSCRIPTIONS	2,698.00
10/22/2026	CAPTURING KIDS HEARTS, FLIPPEN GROUP	MISCELLANEOUSCONTRACTED SERVIC	4,550.00
10/22/2026	GIMKIT INC	SOFTWARE SUBSCRIPTIONS	1,000.00
10/22/2026	IXL LEARNING, INC	SOFTWARE SUBSCRIPTIONS	20,200.00
10/27/2026	AMAZON CAPITAL SERVICES INC	GENERAL SUPPLIES	225.41
10/27/2026	EAI EDUCATION INC	GENERAL SUPPLIES	4,118.52
10/27/2026	IXL LEARNING, INC	TESTING MATERIALS	2,812.50
10/27/2026	LEA DEVERS LEAD EDUCATIONAL SERVICES	MISCELLANEOUSCONTRACTED SERVIC	3,062.50
10/27/2026	MACKIN EDUCATIONAL RESOURCES	READING/REF MATERIALS/DATABASE	1,449.12
10/27/2026	MIND EDUCATION	SOFTWARE SUBSCRIPTIONS	4,000.00
10/27/2026	STAPLES ADVANTAGE	GENERAL SUPPLIES	1,666.54
10/27/2026	WESTERN - BRW PAPER CO, OVOL USA	GENERAL SUPPLIES	2,160.00
10/29/2026	B&H PHOTO-VIDEO-PRO-AUDIO	GENERAL SUPPLIES	4,721.04
10/29/2026	BOUND TO STAY BOUND BOOKS INC	READING/REF MATERIALS/DATABASE	3,853.09
10/29/2026	DREAM RANCH OFFICE SUPPLIES	GENERAL SUPPLIES	409.33
10/29/2026	ENGAGE! LEARNING, INC	TRAVEL,TRAINING & SUBSISTENCE	775.00
10/29/2026	FOLLETT CONTENT SOLUTIONS, LLC, BOOKS	READING/REF MATERIALS/DATABASE	6,208.29
		211 - ESEA TITLE I; IMPROVING BASIC	**151,712.99**
224 - IDEA-B FORMULA			
10/1/2026	SOLIANT HEALTH	PROFESSIONAL SERVICES	1,487.50
10/6/2026	LOWE'S COMPANIES, INC	GENERAL SUPPLIES	719.00
10/6/2026	MOBILE COMMUNICATIONS AMERICA INC	CONTRACTED MAINTENANCE AND REP	320.00
10/6/2026	MOBILE COMMUNICATIONS AMERICA INC	GENERAL SUPPLIES	7,632.00
10/6/2026	RIVERSIDE INSIGHTS	TESTING MATERIALS	46,606.30
10/7/2026	TRS	TEACHER RETIREMENT	37,096.98
10/9/2026	LANGO LLC	MISCELLANEOUSCONTRACTED SERVIC	1,782.80
10/15/2026	SOLIANT HEALTH	PROFESSIONAL SERVICES	3,375.00
10/20/2026	LANGO LLC	MISCELLANEOUSCONTRACTED SERVIC	4,491.80
10/20/2026	SOLIANT HEALTH	PROFESSIONAL SERVICES	2,125.00
10/20/2026	THE STEPPING STONES GROUP	PROFESSIONAL SERVICES	1,395.00
10/22/2026	ALICIA WOODS AUDIOLOGY LLC	PROFESSIONAL SERVICES	2,400.00
10/27/2026	CUMMINGS, KORAYN SUE, OD, PA	PROFESSIONAL SERVICES	350.00
10/27/2026	LANGO LLC	MISCELLANEOUSCONTRACTED SERVIC	3,869.40
10/27/2026	LOWE'S COMPANIES, INC	GENERAL SUPPLIES	0.00

MANSFIELD INDEPENDENT SCHOOL DISTRICT
Fund Disbursement Report for 10/1/2026 through 10/31/2026

DATE PAID	NAME	ITEM DESCRIPTION	AMOUNT
224 - IDEA-B FORMULA			
10/27/2026	SOLIANT HEALTH	PROFESSIONAL SERVICES	3,000.00
10/29/2026	CUMMINGS, KORAYN SUE, OD, PA	PROFESSIONAL SERVICES	350.00
		224 - IDEA-B FORMULA	**117,000.78**
225 - IDEA-B PRE-SCHOOL			
10/7/2026	TRS	TEACHER RETIREMENT	221.92
		225 - IDEA-B PRE-SCHOOL	**221.92**
240 - CHILD NUTRITION FUND			
10/1/2026	BACY, JEVETTE	DEFERRED REVENUE	1.10
10/1/2026	BAENA, ASHLEY	DEFERRED REVENUE	4.75
10/1/2026	BAKER, DANNY	DEFERRED REVENUE	14.75
10/1/2026	BAKER, TANISHA	DEFERRED REVENUE	18.99
10/1/2026	BARRAGAN, GABRIELA	DEFERRED REVENUE	38.45
10/1/2026	CHANEY, KYLE	DEFERRED REVENUE	12.25
10/1/2026	CHAVEZ, LAURA	DEFERRED REVENUE	44.60
10/1/2026	CHENAULT, COLIN	DEFERRED REVENUE	22.25
10/1/2026	COFFEEN, JOSEPH	DEFERRED REVENUE	20.00
10/1/2026	CROW, JOHN	DEFERRED REVENUE	8.37
10/1/2026	DONEGAN, LISA	DEFERRED REVENUE	59.25
10/1/2026	EBOT, KATE	DEFERRED REVENUE	11.00
10/1/2026	EDMOND, LATARAH	DEFERRED REVENUE	20.60
10/1/2026	ELLIS, DORIAN	DEFERRED REVENUE	7.85
10/1/2026	GARZA, GRISELDA	DEFERRED REVENUE	15.25
10/1/2026	GRIMES, KELLI	DEFERRED REVENUE	35.20
10/1/2026	HOGAN, SYERRA	DEFERRED REVENUE	73.00
10/1/2026	IMPERIAL BAG & PAPER CO LLC	INVENTORY - WAREHOUSE SUPPLIES	314.30
10/1/2026	JAMES, CHANCELLY	DEFERRED REVENUE	17.50
10/1/2026	JUAREZ, SAVANNAH	DEFERRED REVENUE	37.50
10/1/2026	KLEMENT DISTRIBUTION, INC.	FOOD	221.94
10/1/2026	KUSICK, LAURENE	DEFERRED REVENUE	34.75
10/1/2026	LABATT FOOD SERVICE	FOOD	98,155.35
10/1/2026	LABATT FOOD SERVICE	NON-FOOD	5,279.37
10/1/2026	MARSHALL BEST SECURITY CORPORTION	MISCELLANEOUS OPERATING COSTS	35.00
10/1/2026	MARSHALL BEST SECURITY CORPORTION	OTHER SUPPLIES FOR M&O	915.60
10/1/2026	MARTINEZ, AGUSTIN	DEFERRED REVENUE	32.00
10/1/2026	MIRAMONTES, OSCAR	DEFERRED REVENUE	84.95
10/1/2026	MWANGI, JAMES	DEFERRED REVENUE	2.50
10/1/2026	NGUYEN, CHRISTINA	DEFERRED REVENUE	64.23
10/1/2026	NGUYEN, HAN	DEFERRED REVENUE	40.25
10/1/2026	NWAPA, EKWY	DEFERRED REVENUE	28.65
10/1/2026	OAK FARMS, DAIRY FARMERS OF	FOOD	12,578.63
10/1/2026	OGUNBIYI, MUJIDAT	DEFERRED REVENUE	10.50
10/1/2026	PARHAM, JENNIFER	TRAVEL,TRAINING & SUBSISTENCE	253.60
10/1/2026	QUEZADA, GEORGINA	DEFERRED REVENUE	11.35
10/1/2026	SAMANIEGO, LORENZO	DEFERRED REVENUE	45.00
10/1/2026	SMART MOUTH FOODS, BULLS EYE BRAND	FOOD	3,163.32
10/1/2026	SMYTH, ASHLEY	DEFERRED REVENUE	28.55
10/1/2026	TRUJILLO, GUSTAVO	DEFERRED REVENUE	3.52
10/1/2026	VAN, BUU	DEFERRED REVENUE	23.00
10/1/2026	VEGA, YOUNG	DEFERRED REVENUE	36.26
10/6/2026	AMAZON CAPITAL SERVICES INC	GENERAL SUPPLIES	2,635.50
10/6/2026	B&B COMMERCIAL PRINTING, KENNETH BUR(	GENERAL SUPPLIES	395.00
10/6/2026	IMPERIAL BAG & PAPER CO LLC	INVENTORY - WAREHOUSE SUPPLIES	8,086.44
10/6/2026	JEAN'S RESTAURANT SUPPLY, TARI INC	GENERAL SUPPLIES	542.88

MANSFIELD INDEPENDENT SCHOOL DISTRICT
Fund Disbursement Report for 10/1/2026 through 10/31/2026

DATE PAID	NAME	ITEM DESCRIPTION	AMOUNT
240 - CHILD NUTRITION FUND			
10/6/2026	JEAN'S RESTAURANT SUPPLY, TARI INC	MISCELLANEOUS OPERATING COSTS	39.95
10/6/2026	KLEMENT DISTRIBUTION, INC.	FOOD	5,112.42
10/6/2026	LABATT FOOD SERVICE	FOOD	137,270.22
10/6/2026	LABATT FOOD SERVICE	INVENTORY - WAREHOUSE SUPPLIES	2,382.45
10/6/2026	LABATT FOOD SERVICE	NON-FOOD	9,056.62
10/6/2026	OAK FARMS, DAIRY FARMERS OF	FOOD	1,794.21
10/6/2026	PARTS TOWN, LLC	OTHER SUPPLIES FOR M&O	1,968.86
10/6/2026	SCHWAN'S SALES CO INC	INVENTORY - WAREHOUSE SUPPLIES	29,888.64
10/6/2026	SMART MOUTH FOODS, BULLS EYE BRAND	FOOD	1,691.75
10/6/2026	TARRANT COUNTY TAX OFFICE	MISCELLANEOUS OPERATING COSTS	7.50
10/6/2026	THERMO KING OF DALLAS LLC	CONTRACTED MAINTENANCE AND REP	1,275.71
10/7/2026	TRS	TEACHER RETIREMENT	47,079.27
10/8/2026	OAK FARMS, DAIRY FARMERS OF	FOOD	77,323.83
10/8/2026	PARTS TOWN, LLC	OTHER SUPPLIES FOR M&O	1,082.62
10/8/2026	SMART MOUTH FOODS, BULLS EYE BRAND	FOOD	2,781.54
10/13/2026	KLEMENT DISTRIBUTION, INC.	FOOD	5,084.25
10/13/2026	LABATT FOOD SERVICE	FOOD	109,376.62
10/13/2026	LABATT FOOD SERVICE	INVENTORY - WAREHOUSE SUPPLIES	2,578.42
10/13/2026	LABATT FOOD SERVICE	NON-FOOD	7,147.19
10/13/2026	OAK FARMS, DAIRY FARMERS OF	FOOD	27,765.49
10/13/2026	PARTS TOWN, LLC	OTHER SUPPLIES FOR M&O	1,728.76
10/13/2026	SHARP BUSINESS SYSTEMS	RIGHT TO USE LEASE PRINCIPAL	277.53
10/13/2026	SMART MOUTH FOODS, BULLS EYE BRAND	FOOD	1,613.98
10/13/2026	TYSON FOODS, INC	INVENTORY - WAREHOUSE SUPPLIES	20,789.88
10/15/2026	CDW GOVERNMENT	TECHNOLOGY EQUIPMNT<$10000	2,039.32
10/15/2026	CYBERSOFT TECHNOLOGIES, INC	SOFTWARE SUBSCRIPTIONS	221.25
10/15/2026	GASKET GUY OF DFW LLC	CONTRACTED MAINTENANCE AND REP	2,029.00
10/15/2026	GASKETS ROCK INTERNATIONAL INC.	CONTRACTED MAINTENANCE AND REP	1,069.50
10/15/2026	GOLD STAR FOODS - TX	INVENTORY - WAREHOUSE SUPPLIES	1,182.00
10/15/2026	IMPERIAL BAG & PAPER CO LLC	INVENTORY - WAREHOUSE SUPPLIES	7,963.20
10/15/2026	LABATT FOOD SERVICE	FOOD	141,547.94
10/15/2026	LABATT FOOD SERVICE	INVENTORY - WAREHOUSE SUPPLIES	2,765.21
10/15/2026	LABATT FOOD SERVICE	NON-FOOD	8,272.20
10/15/2026	LENDAN COMMUNICATIONS	MISCELLANEOUSCONTRACTED SERVIC	1,375.00
10/15/2026	OAK FARMS, DAIRY FARMERS OF	FOOD	33,555.90
10/15/2026	SMART MOUTH FOODS, BULLS EYE BRAND	FOOD	2,045.25
10/15/2026	WILLIAMS A/C & HEATING, IV WILLIAMS INC	CONTRACTED MAINTENANCE AND REP	2,187.69
10/20/2026	ALICEA, ELAINE	TRAVEL,TRAINING & SUBSISTENCE	34.02
10/20/2026	AMAZON CAPITAL SERVICES INC	FOOD	444.08
10/20/2026	AMAZON CAPITAL SERVICES INC	MISCELLANEOUS OPERATING COSTS	350.87
10/20/2026	B&B COMMERCIAL PRINTING, KENNETH BUR(	MISCELLANEOUSCONTRACTED SERVIC	125.00
10/20/2026	HARVEY, LETICIA	TRAVEL,TRAINING & SUBSISTENCE	38.10
10/20/2026	IMPERIAL BAG & PAPER CO LLC	INVENTORY - WAREHOUSE SUPPLIES	7,458.72
10/20/2026	KINZER, CANTRECE	TRAVEL,TRAINING & SUBSISTENCE	92.53
10/20/2026	KLEMENT DISTRIBUTION, INC.	FOOD	1,853.69
10/20/2026	LABATT FOOD SERVICE	FOOD	34,311.79
10/20/2026	LABATT FOOD SERVICE	NON-FOOD	2,292.35
10/20/2026	OAK FARMS, DAIRY FARMERS OF	FOOD	863.30
10/20/2026	PEREIRA, SALAYNA	TRAVEL,TRAINING & SUBSISTENCE	153.59
10/20/2026	PILGRIM'S PRIDE CORPORATION	INVENTORY - WAREHOUSE SUPPLIES	30,347.76
10/20/2026	ROACH, HOWARD, SMITH & BARTON, INC	INSURANCE AND BONDING COSTS	-275.00
10/20/2026	SCHMIDT, DEBORAH	TRAVEL,TRAINING & SUBSISTENCE	92.30
10/20/2026	SCHWAN'S SALES CO INC	INVENTORY - WAREHOUSE SUPPLIES	41,763.48
10/20/2026	SMART MOUTH FOODS, BULLS EYE BRAND	FOOD	1,644.28
10/20/2026	TAYLOR, KAYLA	TRAVEL,TRAINING & SUBSISTENCE	92.92

MANSFIELD INDEPENDENT SCHOOL DISTRICT
Fund Disbursement Report for 10/1/2026 through 10/31/2026

DATE PAID	NAME	ITEM DESCRIPTION	AMOUNT
240 - CHILD NUTRITION FUND			
10/20/2026	U.S. BANK NATIONAL ASSOCIATION	FOOD	103.16
10/20/2026	U.S. BANK NATIONAL ASSOCIATION	MISCELLANEOUS OPERATING COSTS	821.95
10/22/2026	AMAZON CAPITAL SERVICES INC	NON-FOOD	33.98
10/22/2026	AUTO-CHLOR SERVICES, LLC.	INVENTORY - WAREHOUSE SUPPLIES	5,360.00
10/22/2026	LENDAN COMMUNICATIONS	MISCELLANEOUSCONTRACTED SERVIC	1,375.00
10/22/2026	OAK FARMS, DAIRY FARMERS OF	FOOD	50,229.34
10/22/2026	PARTS TOWN, LLC	OTHER SUPPLIES FOR M&O	540.52
10/22/2026	SMART MOUTH FOODS, BULLS EYE BRAND	FOOD	3,982.43
10/27/2026	AUTO-CHLOR SERVICES, LLC.	INVENTORY - WAREHOUSE SUPPLIES	2,338.00
10/27/2026	BELLIN, BRYCE	DEFERRED REVENUE	16.75
10/27/2026	BROWN, ALISON	DEFERRED REVENUE	10.23
10/27/2026	CANADY, KELLY	DEFERRED REVENUE	11.50
10/27/2026	COFFMAN, ASHLEY	DEFERRED REVENUE	21.65
10/27/2026	COTTER, MARY	DEFERRED REVENUE	334.50
10/27/2026	CRISS, MEYER	DEFERRED REVENUE	8.00
10/27/2026	CUMMINGS, GARY	DEFERRED REVENUE	5.75
10/27/2026	HARMON, KAY	DEFERRED REVENUE	4.25
10/27/2026	HUTTON, DOMINIECE	DEFERRED REVENUE	16.25
10/27/2026	HUYNH, LINH	DEFERRED REVENUE	32.56
10/27/2026	JONES, BECCA	DEFERRED REVENUE	14.05
10/27/2026	KLEMENT DISTRIBUTION, INC.	FOOD	4,515.20
10/27/2026	LABATT FOOD SERVICE	FOOD	141,293.26
10/27/2026	LABATT FOOD SERVICE	INVENTORY - WAREHOUSE SUPPLIES	2,435.47
10/27/2026	LABATT FOOD SERVICE	NON-FOOD	8,957.41
10/27/2026	LAWSON, JENNIFER	DEFERRED REVENUE	14.50
10/27/2026	MCPHERSON, LAQUISHA	DEFERRED REVENUE	1.25
10/27/2026	MUNOS, JOANGEL	DEFERRED REVENUE	15.25
10/27/2026	OAK FARMS, DAIRY FARMERS OF	FOOD	55,595.86
10/27/2026	OIRA, JOSEPHINE	DEFERRED REVENUE	47.54
10/27/2026	OLORUNDA, VERONICA	DEFERRED REVENUE	2.50
10/27/2026	PARTS TOWN, LLC	OTHER SUPPLIES FOR M&O	667.30
10/27/2026	PHAM, DUC	DEFERRED REVENUE	13.10
10/27/2026	QUINONES, PAULINE	DEFERRED REVENUE	16.55
10/27/2026	RAMIREZ, ANA	DEFERRED REVENUE	5.00
10/27/2026	SELMAN, THOMAS	DEFERRED REVENUE	113.75
10/27/2026	SMART MOUTH FOODS, BULLS EYE BRAND	FOOD	1,508.94
10/27/2026	SMITH, SANDRA	DEFERRED REVENUE	7.35
10/27/2026	SQROW, TRISHA	DEFERRED REVENUE	6.00
10/27/2026	TYSON FOODS, INC	INVENTORY - WAREHOUSE SUPPLIES	46,779.84
10/27/2026	ULINE	FURNITURE<$10,000	3,290.02
10/27/2026	VILLEGAS, RACHEL	DEFERRED REVENUE	14.95
10/27/2026	WILKINSON, REGINALD	DEFERRED REVENUE	14.75
10/29/2026	BHAKTA, HETAL	DEFERRED REVENUE	4.85
10/29/2026	BRAVO-GONZALES, JESSICA	DEFERRED REVENUE	7.25
10/29/2026	DAYE, CHANCE	DEFERRED REVENUE	9.05
10/29/2026	HAWKINS, SOUAD	DEFERRED REVENUE	16.35
10/29/2026	HOLBERT, BERNICE	DEFERRED REVENUE	1.45
10/29/2026	LABATT FOOD SERVICE	FOOD	107,058.75
10/29/2026	LABATT FOOD SERVICE	INVENTORY - WAREHOUSE SUPPLIES	3,616.41
10/29/2026	LABATT FOOD SERVICE	NON-FOOD	6,336.62
10/29/2026	MACK, KAYLA	DEFERRED REVENUE	10.60
10/29/2026	NGUYEN, IAM	DEFERRED REVENUE	5.55
10/29/2026	NGUYEN, PHAN	DEFERRED REVENUE	0.40
10/29/2026	OAK FARMS, DAIRY FARMERS OF	FOOD	12,599.28
10/29/2026	PACHECO, MARIA	DEFERRED REVENUE	21.60

MANSFIELD INDEPENDENT SCHOOL DISTRICT
Fund Disbursement Report for 10/1/2026 through 10/31/2026

DATE PAID	NAME	ITEM DESCRIPTION	AMOUNT
240 - CHILD NUTRITION FUND			
10/29/2026	REARDON, TIA	DEFERRED REVENUE	9.30
10/29/2026	SANDOVAL, YECENIA	DEFERRED REVENUE	4.80
10/29/2026	SESSION, SHEVINA	DEFERRED REVENUE	6.00
10/29/2026	SMART MOUTH FOODS, BULLS EYE BRAND	FOOD	8,047.68
10/29/2026	WALNUT CREEK FARM	FOOD	1,575.00
10/29/2026	WILLIAMS, ARIELLE	DEFERRED REVENUE	19.10
		240 - CHILD NUTRITION FUND	**1,426,465.75**
244 - CAREER & TECHNOLOGY BASIC GRAN			
10/6/2026	2TEN MARKETING, LLC, JACLYN BUSTOS	MISCELLANEOUSCONTRACTED SERVIC	3,299.00
10/6/2026	LOWE'S COMPANIES, INC	GENERAL SUPPLIES	2,553.58
10/7/2026	TRS	TEACHER RETIREMENT	778.08
10/9/2026	LOWE'S COMPANIES, INC	GENERAL SUPPLIES	1,840.01
10/20/2026	CDW GOVERNMENT	TECHNOLOGY EQUIPMNT<$10000	56,045.40
10/27/2026	CDW GOVERNMENT	GENERAL SUPPLIES	7,012.44
10/27/2026	CDW GOVERNMENT	MISCELLANEOUSCONTRACTED SERVIC	2,550.00
10/27/2026	LOWE'S COMPANIES, INC	GENERAL SUPPLIES	1,844.60
10/29/2026	B&H PHOTO-VIDEO-PRO-AUDIO	GENERAL SUPPLIES	14,080.20
10/29/2026	LOWE'S COMPANIES, INC	GENERAL SUPPLIES	4,753.00
		244 - CAREER & TECHNOLOGY BASIC (	**94,756.31**
255 - TITLE II, PART A: TEA/PRIN TRA			
10/7/2026	TRS	TEACHER RETIREMENT	4,965.57
10/27/2026	LEA DEVERS LEAD EDUCATIONAL SERVICES	MISCELLANEOUSCONTRACTED SERVIC	206.25
10/27/2026	STATE AND FEDERAL EDUCATIONAL SERVICE	MISCELLANEOUSCONTRACTED SERVIC	18,000.00
		255 - TITLE II, PART A: TEA/PRIN TRA	**23,171.82**
263 - TITLE III, PART A, LIMITED ENG			
10/6/2026	TEXAS ASSOCIATION FOR BILINGUAL EDUCA	TRAVEL,TRAINING & SUBSISTENCE	11,960.00
10/7/2026	TRS	TEACHER RETIREMENT	52.71
10/27/2026	DATA RECOGNITION CORPORATION, DRC/CTI	TESTING MATERIALS	8,850.00
10/27/2026	FERNANDEZ RIVERA, GLENDA	TRAVEL,TRAINING & SUBSISTENCE	218.00
10/27/2026	STATE AND FEDERAL EDUCATIONAL SERVICE	MISCELLANEOUSCONTRACTED SERVIC	9,798.00
10/29/2026	PULVINO, MARTHA	TRAVEL,TRAINING & SUBSISTENCE	207.00
10/29/2026	RODRIGUEZ, PAULA	TRAVEL,TRAINING & SUBSISTENCE	218.00
10/29/2026	TALAVERA, LAURA	TRAVEL,TRAINING & SUBSISTENCE	218.00
		263 - TITLE III, PART A, LIMITED ENG	**31,521.71**
289 - LEP PROGRAM			
10/6/2026	IXL LEARNING, INC	SOFTWARE SUBSCRIPTIONS	7,268.75
10/7/2026	TRS	TEACHER RETIREMENT	1,111.49
10/22/2026	IXL LEARNING, INC	SOFTWARE SUBSCRIPTIONS	16,062.50
10/27/2026	IXL LEARNING, INC	SOFTWARE SUBSCRIPTIONS	1,500.00
10/27/2026	STATE AND FEDERAL EDUCATIONAL SERVICE	MISCELLANEOUSCONTRACTED SERVIC	6,926.00
		289 - LEP PROGRAM	**32,868.74**
410 - STATE TEXTBOOK FUND			
10/20/2026	PEARSON EDUCATION, INC	TEXTBOOKS	39,600.00
10/22/2026	BARNES & NOBLE COLLEGE LLC	TEXTBOOKS	18,575.95
		410 - STATE TEXTBOOK FUND	**58,175.95**
429 - MISC STATE GRANTS			
10/22/2026	TEXAS POLICE CHIEFS ASSOCIATION FOUND	TRAVEL,TRAINING & SUBSISTENCE	740.00

MANSFIELD INDEPENDENT SCHOOL DISTRICT
Fund Disbursement Report for 10/1/2026 through 10/31/2026

DATE PAID	NAME	ITEM DESCRIPTION	AMOUNT
		429 - MISC STATE GRANTS	**740.00**

461 - CAMPUS ACTIVITY FUND

10/1/2026	ALJOULANI, ZAHRA	OTHER REVENUES FROM LOCAL SOUR	200.00
10/1/2026	AMAZON CAPITAL SERVICES INC	GENERAL SUPPLIES	49.98
10/1/2026	BUSKE, EMILIE	MISCELLANEOUS OPERATING COSTS	100.00
10/1/2026	COLLEGE BOARD	MISCELLANEOUS OPERATING COSTS	400.00
10/1/2026	EDUCATIONAL THEATRE ASSOCIATION	MISCELLANEOUS OPERATING COSTS	145.00
10/1/2026	EXPLOREK12 INC	SOFTWARE SUBSCRIPTIONS	150.00
10/1/2026	GAME ONE, CARDINAL'S SPOR	GENERAL SUPPLIES	5,033.59
10/1/2026	HERRERA, MARIA	OTHER REVENUES FROM LOCAL SOUR	7.00
10/1/2026	NYSTROM EDUCATION	READING/REF MATERIALS/DATABASE	138.77
10/1/2026	OVR PERFORMANCE LLC	GENERAL SUPPLIES	2,002.40
10/1/2026	PEROT MUSEUM OF NATURE AND SCIENCE	TRAVEL AND SUBSISTENCE - STUDE	872.00
10/1/2026	SECURED MOBILITY LLC, MICHAEL P LARANA	GENERAL SUPPLIES	255.94
10/1/2026	WESTERN - BRW PAPER CO, OVOL USA	GENERAL SUPPLIES	128.80
10/6/2026	ADVERTISING MATTERS LLC	MISCELLANEOUS OPERATING COSTS	256.00
10/6/2026	AIRGAS NATIONAL CARBONATION	MISCELLANEOUSCONTRACTED SERVIC	81.34
10/6/2026	AMAZON CAPITAL SERVICES INC	GENERAL SUPPLIES	1,415.12
10/6/2026	AMAZON CAPITAL SERVICES INC	MISCELLANEOUS OPERATING COSTS	926.62
10/6/2026	AMAZON CAPITAL SERVICES INC	REFRESHMENTS/FOOD FOR MEETINGS	113.68
10/6/2026	AWARD CENTER	MISCELLANEOUS OPERATING COSTS	951.35
10/6/2026	CAMP LONE STAR YEARBOOK WORKSHOPS	TRAVEL AND SUBSISTENCE - STUDE	760.00
10/6/2026	COLLEGE BOARD	MISCELLANEOUS OPERATING COSTS	400.00
10/6/2026	COUNTRY CRITTERS	TRAVEL AND SUBSISTENCE - STUDE	940.00
10/6/2026	DALLAS ZOO MANAGEMENT, INC	TRAVEL AND SUBSISTENCE - STUDE	462.00
10/6/2026	ECHO EDUCATION SERVICES	TRAVEL AND SUBSISTENCE - NON-E	3,588.00
10/6/2026	ECHO EDUCATION SERVICES	TRAVEL AND SUBSISTENCE - STUDE	11,830.00
10/6/2026	FOLLETT CONTENT SOLUTIONS, LLC, BOOKS	READING/REF MATERIALS/DATABASE	371.06
10/6/2026	FRANKLIN COVEY CLIENT SALES, INC	SOFTWARE SUBSCRIPTIONS	5,750.00
10/6/2026	GAME CHANGING IMAGE, LLC	MISCELLANEOUSCONTRACTED SERVIC	370.00
10/6/2026	GAME ONE, CARDINAL'S SPOR	GENERAL SUPPLIES	596.39
10/6/2026	GOPHER PERFORMANCE	GENERAL SUPPLIES	2,431.81
10/6/2026	GOPHER SPORT	GENERAL SUPPLIES	699.20
10/6/2026	REALLY GOOD STUFF, LLC	GENERAL SUPPLIES	31.02
10/6/2026	ROSA'S CAFE & TORTILLA FACTORY LTD.	REFRESHMENTS/FOOD FOR MEETINGS	293.65
10/6/2026	SCRIPPS NATIONAL SPELLING BEE	MISCELLANEOUS OPERATING COSTS	206.50
10/6/2026	SECURED MOBILITY LLC, MICHAEL P LARANA	GENERAL SUPPLIES	757.95
10/6/2026	STAPLES ADVANTAGE	GENERAL SUPPLIES	125.16
10/6/2026	TEXAS BOOK DISTRIBUTION, LLC	READING/REF MATERIALS/DATABASE	238.63
10/6/2026	TMEA REGION 5 ORCHESTRA HS	TRAVEL AND SUBSISTENCE - STUDE	540.00
10/6/2026	WESTERN - BRW PAPER CO, OVOL USA	GENERAL SUPPLIES	543.57
10/7/2026	TRS	TEACHER RETIREMENT	9.85
10/8/2026	AMAZON CAPITAL SERVICES INC	GENERAL SUPPLIES	917.60
10/8/2026	ARBITERSPORTS LLC, ATH ACCOUNT	MISCELLANEOUSCONTRACTED SERVIC	11,500.00
10/8/2026	AWARD CENTER	MISCELLANEOUS OPERATING COSTS	185.45
10/8/2026	BEN E. KEITH COMPANY	GENERAL SUPPLIES	256.56
10/8/2026	BLICK ART MATERIALS,LLC	GENERAL SUPPLIES	70.68
10/8/2026	BRYANT, LAUREN	TRAVEL,TRAINING & SUBSISTENCE	95.70
10/8/2026	BURLESON ISD ATHLETICS	TRAVEL AND SUBSISTENCE - STUDE	425.00
10/8/2026	CAMP LONE STAR YEARBOOK WORKSHOPS	TRAVEL AND SUBSISTENCE - STUDE	650.00
10/8/2026	CHEN, JENNIFER	MISCELLANEOUS OPERATING COSTS	100.00
10/8/2026	COLLEGE BOARD	MISCELLANEOUS OPERATING COSTS	400.00
10/8/2026	COUNTRY CRITTERS	TRAVEL AND SUBSISTENCE - STUDE	520.00
10/8/2026	GAME ONE, CARDINAL'S SPOR	GENERAL SUPPLIES	613.54
10/8/2026	GENUINE PARTS COMPANY-NAPA	GENERAL SUPPLIES	4.60

MANSFIELD INDEPENDENT SCHOOL DISTRICT
Fund Disbursement Report for 10/1/2026 through 10/31/2026

DATE PAID	NAME	ITEM DESCRIPTION	AMOUNT
461 - CAMPUS ACTIVITY FUND			
10/8/2026	HARRIS, STEPHANIE	OTHER REVENUES FROM LOCAL SOUR	45.00
10/8/2026	IFLY INDOOR SKYDIVING, SKYGROUP INVEST	TRAVEL AND SUBSISTENCE - STUDE	1,400.00
10/8/2026	MAINSTAY FARM	TRAVEL AND SUBSISTENCE - NON-E	429.00
10/8/2026	MAINSTAY FARM	TRAVEL AND SUBSISTENCE - STUDE	1,937.00
10/8/2026	MUSIC AND ARTS CENTER - ATTN: ACCOUNTS	CONTRACTED MAINTENANCE AND REP	241.00
10/8/2026	PEROT MUSEUM OF NATURE AND SCIENCE	TRAVEL AND SUBSISTENCE - NON-E	160.00
10/8/2026	PEROT MUSEUM OF NATURE AND SCIENCE	TRAVEL AND SUBSISTENCE - STUDE	472.00
10/8/2026	RAMIREZ, MARYANNA	MISCELLANEOUS OPERATING COSTS	100.00
10/8/2026	SCHOOL SPECIALTY, LLC	GENERAL SUPPLIES	448.40
10/8/2026	TEXAS THESPIANS	TRAVEL AND SUBSISTENCE - NON-E	480.00
10/8/2026	TEXAS THESPIANS	TRAVEL AND SUBSISTENCE - STUDE	3,290.00
10/8/2026	THOMPSON, LORI	MISCELLANEOUS OPERATING COSTS	124.00
10/9/2026	AMAZON CAPITAL SERVICES INC	GENERAL SUPPLIES	990.85
10/9/2026	AMAZON CAPITAL SERVICES INC	MISCELLANEOUS OPERATING COSTS	114.57
10/9/2026	ARTA TRAVEL	TRAVEL AND SUBSISTENCE - STUDE	3,939.60
10/9/2026	DIEHL, JASON	TRAVEL,TRAINING & SUBSISTENCE	150.00
10/9/2026	KEMPKEN, CRYSTAL	MISCELLANEOUS OPERATING COSTS	100.00
10/9/2026	LEGENDS HOSPITALITY, LLC.	TRAVEL AND SUBSISTENCE - STUDE	2,460.00
10/9/2026	LOWE'S COMPANIES, INC	GENERAL SUPPLIES	35.94
10/9/2026	MOBILE COMMUNICATIONS AMERICA INC	GENERAL SUPPLIES	1,491.00
10/9/2026	MUSIC AND ARTS CENTER - ATTN: ACCOUNTS	CONTRACTED MAINTENANCE AND REP	1,505.00
10/9/2026	PEROT MUSEUM OF NATURE AND SCIENCE	TRAVEL AND SUBSISTENCE - NON-E	336.00
10/9/2026	PEROT MUSEUM OF NATURE AND SCIENCE	TRAVEL AND SUBSISTENCE - STUDE	784.00
10/9/2026	PERRY, STEVEN	TRAVEL,TRAINING & SUBSISTENCE	150.00
10/9/2026	TMEA REGION 5 ORCHESTRA HS	TRAVEL AND SUBSISTENCE - STUDE	997.00
10/13/2026	COUNTRY CRITTERS	TRAVEL AND SUBSISTENCE - STUDE	950.00
10/13/2026	DALLAS SYMPHONY ASSOCIATION INC.	TRAVEL AND SUBSISTENCE - NON-E	80.00
10/13/2026	DALLAS SYMPHONY ASSOCIATION INC.	TRAVEL AND SUBSISTENCE - STUDE	888.00
10/13/2026	DREAM RANCH OFFICE SUPPLIES	GENERAL SUPPLIES	320.01
10/13/2026	GOT SPIRIT LLC	MISCELLANEOUS OPERATING COSTS	300.00
10/15/2026	AMAZON CAPITAL SERVICES INC	GENERAL SUPPLIES	396.82
10/15/2026	AMAZON CAPITAL SERVICES INC	REFRESHMENTS/FOOD FOR MEETINGS	219.05
10/15/2026	BABE'S CHICKEN DINNER HOUSE	REFRESHMENTS/FOOD FOR MEETINGS	1,226.71
10/15/2026	BEN E. KEITH COMPANY	REFRESHMENTS/FOOD FOR MEETINGS	6,977.63
10/15/2026	BLEDSOE, CHELSEA	MISCELLANEOUS OPERATING COSTS	150.00
10/15/2026	BLICK ART MATERIALS,LLC	GENERAL SUPPLIES	898.15
10/15/2026	BOUND TO STAY BOUND BOOKS INC	READING/REF MATERIALS/DATABASE	102.76
10/15/2026	CHICK-FIL-A #01021, N WALNUT CREEK	REFRESHMENTS/FOOD FOR MEETINGS	484.92
10/15/2026	DALLAS ARBORETUM & BOTANICAL SOCIETY	TRAVEL AND SUBSISTENCE - STUDE	742.50
10/15/2026	FOLLETT CONTENT SOLUTIONS, LLC, BOOKS	READING/REF MATERIALS/DATABASE	1,033.61
10/15/2026	GAME ONE, CARDINAL'S SPOR	GENERAL SUPPLIES	118.95
10/15/2026	GANDY INK	MISCELLANEOUS OPERATING COSTS	1,728.00
10/15/2026	GENUINE PARTS COMPANY-NAPA	GENERAL SUPPLIES	32.98
10/15/2026	GOT SPIRIT LLC	TRAVEL AND SUBSISTENCE - STUDE	651.75
10/15/2026	GRAINGER	GENERAL SUPPLIES	77.49
10/15/2026	MR JIM'S PIZZA OF MANSFIELD, CYR-IOUS HC	REFRESHMENTS/FOOD FOR MEETINGS	277.73
10/15/2026	OVERDRIVE, INC	READING/REF MATERIALS/DATABASE	261.12
10/15/2026	RANGERS BASEBALL LLC, REV ENTERTAINME	TRAVEL AND SUBSISTENCE - STUDE	1,342.00
10/15/2026	SCHOOL SPECIALTY, LLC	GENERAL SUPPLIES	221.30
10/15/2026	SCRIPPS NATIONAL SPELLING BEE	MISCELLANEOUS OPERATING COSTS	413.00
10/15/2026	SECURED MOBILITY LLC, MICHAEL P LARANA	GENERAL SUPPLIES	6,331.33
10/15/2026	SMITH, KIWANA	OTHER REVENUES FROM LOCAL SOUR	0.00
10/15/2026	SOLUTION TREE	TRAVEL,TRAINING & SUBSISTENCE	769.00
10/15/2026	STAPLES ADVANTAGE	GENERAL SUPPLIES	425.71
10/15/2026	STAPLES ADVANTAGE	MISCELLANEOUS OPERATING COSTS	64.96

MANSFIELD INDEPENDENT SCHOOL DISTRICT
Fund Disbursement Report for 10/1/2026 through 10/31/2026

DATE PAID	NAME	ITEM DESCRIPTION	AMOUNT
461 - CAMPUS ACTIVITY FUND			
10/15/2026	STAPLES ADVANTAGE	REFRESHMENTS/FOOD FOR MEETINGS	174.55
10/15/2026	STAPLES ADVANTAGE	TECHNOLOGY EQUIPMNT<$10000	329.99
10/15/2026	UTA TICKETS	TRAVEL AND SUBSISTENCE - STUDE	50.00
10/15/2026	VLP PRODUCTIONS, INC.	TRAVEL AND SUBSISTENCE - NON-E	798.00
10/15/2026	VLP PRODUCTIONS, INC.	TRAVEL AND SUBSISTENCE - STUDE	3,933.00
10/20/2026	AMAZON CAPITAL SERVICES INC	GENERAL SUPPLIES	6,629.81
10/20/2026	AMAZON CAPITAL SERVICES INC	MISCELLANEOUS OPERATING COSTS	69.85
10/20/2026	BSN SPORTS LLC	GENERAL SUPPLIES	196.78
10/20/2026	COUNTRY CRITTERS	TRAVEL AND SUBSISTENCE - STUDE	540.00
10/20/2026	DALLAS ZOO MANAGEMENT, INC	TRAVEL AND SUBSISTENCE - STUDE	920.00
10/20/2026	DEMCO INC	GENERAL SUPPLIES	78.49
10/20/2026	EPIC WATERS THEATRE FESTIVAL, BRAD WH	TRAVEL AND SUBSISTENCE - STUDE	100.00
10/20/2026	FOLLETT CONTENT SOLUTIONS, LLC, BOOKS	READING/REF MATERIALS/DATABASE	369.52
10/20/2026	IRVING ISD	REFRESHMENTS/FOOD FOR MEETINGS	169.00
10/20/2026	LE, HATHY	OTHER REVENUES FROM LOCAL SOUR	18.00
10/20/2026	LOWE'S COMPANIES, INC	FURNITURE<$10,000	754.21
10/20/2026	MEMPHIS ZOOLOGICAL SOCIETY	TRAVEL AND SUBSISTENCE - STUDE	7,505.00
10/20/2026	PANTEGO CAMP THURMAN	TRAVEL AND SUBSISTENCE - STUDE	18,120.00
10/20/2026	PERMA-BOUND BOOKS	READING/REF MATERIALS/DATABASE	63.56
10/20/2026	PEROT MUSEUM OF NATURE AND SCIENCE	TRAVEL AND SUBSISTENCE - NON-E	240.00
10/20/2026	PEROT MUSEUM OF NATURE AND SCIENCE	TRAVEL AND SUBSISTENCE - STUDE	712.00
10/20/2026	PRECISION BUSINESS MACHINES, INC	GENERAL SUPPLIES	1,520.39
10/20/2026	SCRIPPS NATIONAL SPELLING BEE	MISCELLANEOUS OPERATING COSTS	206.50
10/20/2026	SECURED MOBILITY LLC, MICHAEL P LARANA	GENERAL SUPPLIES	1,573.77
10/20/2026	SPIRIT WORX	GENERAL SUPPLIES	42.76
10/20/2026	STAPLES ADVANTAGE	GENERAL SUPPLIES	119.60
10/20/2026	U.S. BANK NATIONAL ASSOCIATION	GENERAL SUPPLIES	589.82
10/20/2026	U.S. BANK NATIONAL ASSOCIATION	MISCELLANEOUS OPERATING COSTS	782.22
10/20/2026	U.S. BANK NATIONAL ASSOCIATION	REFRESHMENTS/FOOD FOR MEETINGS	1,362.71
10/20/2026	U.S. BANK NATIONAL ASSOCIATION	TRAVEL AND SUBSISTENCE - STUDE	10,587.20
10/22/2026	AC BURLESON LLC	TRAVEL AND SUBSISTENCE - NON-E	480.00
10/22/2026	AC BURLESON LLC	TRAVEL AND SUBSISTENCE - STUDE	2,913.50
10/22/2026	AMAZON CAPITAL SERVICES INC	GENERAL SUPPLIES	2,490.65
10/22/2026	AMAZON CAPITAL SERVICES INC	MISCELLANEOUS OPERATING COSTS	102.20
10/22/2026	ARLINGTON SKATIUM	TRAVEL AND SUBSISTENCE - STUDE	1,518.00
10/22/2026	BEN E. KEITH COMPANY	REFRESHMENTS/FOOD FOR MEETINGS	1,979.01
10/22/2026	BLICK ART MATERIALS,LLC	GENERAL SUPPLIES	650.91
10/22/2026	CHILDREN'S AQUARIUM DALLAS	TRAVEL AND SUBSISTENCE - STUDE	497.00
10/22/2026	COCA-COLA SOUTHWEST BEVERAGES LLC	REFRESHMENTS/FOOD FOR MEETINGS	5,093.18
10/22/2026	COUNTRY CRITTERS	TRAVEL AND SUBSISTENCE - STUDE	510.00
10/22/2026	DALLAS ARBORETUM & BOTANICAL SOCIETY	TRAVEL AND SUBSISTENCE - STUDE	1,180.00
10/22/2026	DALLAS ZOO MANAGEMENT, INC	TRAVEL AND SUBSISTENCE - STUDE	1,220.00
10/22/2026	DUTTON, SHANNON	MISCELLANEOUS OPERATING COSTS	100.00
10/22/2026	FOLLETT CONTENT SOLUTIONS, LLC, BOOKS	READING/REF MATERIALS/DATABASE	565.65
10/22/2026	FREDRICKSBURG FARMS FUNDRAISING, FRE	MISCELLANEOUS OPERATING COSTS	1,272.00
10/22/2026	GAME ONE, CARDINAL'S SPOR	GENERAL SUPPLIES	1,401.63
10/22/2026	GENUINE PARTS COMPANY-NAPA	GENERAL SUPPLIES	508.87
10/22/2026	GOT SPIRIT LLC	TRAVEL AND SUBSISTENCE - STUDE	701.25
10/22/2026	JASON'S DELI, MANSFIELD	REFRESHMENTS/FOOD FOR MEETINGS	344.96
10/22/2026	LEGENDS HOSPITALITY, LLC.	TRAVEL AND SUBSISTENCE - NON-E	560.00
10/22/2026	LEGENDS HOSPITALITY, LLC.	TRAVEL AND SUBSISTENCE - STUDE	1,320.00
10/22/2026	LEGOLAND DISCOVERY CENTER DFW	TRAVEL AND SUBSISTENCE - STUDE	926.50
10/22/2026	LOWE'S COMPANIES, INC	GENERAL SUPPLIES	189.56
10/22/2026	MAINSTAY FARM	TRAVEL AND SUBSISTENCE - NON-E	858.00
10/22/2026	MAINSTAY FARM	TRAVEL AND SUBSISTENCE - STUDE	4,561.00

MANSFIELD INDEPENDENT SCHOOL DISTRICT
Fund Disbursement Report for 10/1/2026 through 10/31/2026

DATE PAID	NAME	ITEM DESCRIPTION	AMOUNT
461 - CAMPUS ACTIVITY FUND			
10/22/2026	MOBILE COMMUNICATIONS AMERICA INC	GENERAL SUPPLIES	160.00
10/22/2026	PANTEGO CAMP THURMAN	TRAVEL AND SUBSISTENCE - STUDE	1,800.00
10/22/2026	RANGERS BASEBALL LLC, REV ENTERTAINME	TRAVEL AND SUBSISTENCE - STUDE	2,752.20
10/22/2026	ROCK HILL CROSS COUNTRY T&F BOOSTER (	TRAVEL AND SUBSISTENCE - STUDE	300.00
10/22/2026	ROSA'S CAFE & TORTILLA FACTORY LTD.	REFRESHMENTS/FOOD FOR MEETINGS	32.50
10/22/2026	SCHOLASTIC BOOK FAIRS	MISCELLANEOUS OPERATING COSTS	1,351.01
10/22/2026	UTA TICKETS	TRAVEL AND SUBSISTENCE - STUDE	50.00
10/27/2026	AMAZON CAPITAL SERVICES INC	GENERAL SUPPLIES	4,113.90
10/27/2026	AMAZON CAPITAL SERVICES INC	MISCELLANEOUS OPERATING COSTS	370.49
10/27/2026	AMAZON CAPITAL SERVICES INC	READING/REF MATERIALS/DATABASE	163.14
10/27/2026	AMAZON CAPITAL SERVICES INC	REFRESHMENTS/FOOD FOR MEETINGS	245.33
10/27/2026	BEN E. KEITH COMPANY	REFRESHMENTS/FOOD FOR MEETINGS	569.00
10/27/2026	BLICK ART MATERIALS,LLC	GENERAL SUPPLIES	166.22
10/27/2026	CICI'S PIZZA #412 WALNUT CREEK	MISCELLANEOUS OPERATING COSTS	91.00
10/27/2026	CICI'S PIZZA #412 WALNUT CREEK	REFRESHMENTS/FOOD FOR MEETINGS	70.00
10/27/2026	EPIC WATERS THEATRE FESTIVAL, BRAD WH	TRAVEL AND SUBSISTENCE - STUDE	100.00
10/27/2026	FOLLETT CONTENT SOLUTIONS, LLC, BOOKS	READING/REF MATERIALS/DATABASE	790.41
10/27/2026	GENUINE PARTS COMPANY-NAPA	GENERAL SUPPLIES	59.20
10/27/2026	LEGENDS HOSPITALITY, LLC.	TRAVEL AND SUBSISTENCE - NON-E	2,575.00
10/27/2026	LEGENDS HOSPITALITY, LLC.	TRAVEL AND SUBSISTENCE - STUDE	20.00
10/27/2026	MUSIC AND ARTS CENTER - ATTN: ACCOUNTS	CONTRACTED MAINTENANCE AND REP	560.00
10/27/2026	OLIVAS, JOE	TRAVEL,TRAINING & SUBSISTENCE	99.90
10/27/2026	RANGERS BASEBALL LLC, REV ENTERTAINME	TRAVEL AND SUBSISTENCE - NON-E	2,802.80
10/27/2026	SECURED MOBILITY LLC, MICHAEL P LARANA	GENERAL SUPPLIES	1,143.08
10/27/2026	SEIDLITZ EDUCATION, LLC	MISCELLANEOUSCONTRACTED SERVIC	4,245.50
10/27/2026	SPORTMED CONNECT PLLC	MISCELLANEOUSCONTRACTED SERVIC	11,940.00
10/27/2026	STOUT, MARK	TRAVEL,TRAINING & SUBSISTENCE	150.00
10/27/2026	TENNIS OUTLET, INC	DEFERRED EXPENDITURES/EXPENSES	0.00
10/27/2026	TENNIS OUTLET, INC	GENERAL SUPPLIES	2,340.00
10/27/2026	TEXAS FFA ASSOCIATION	MISCELLANEOUS OPERATING COSTS	406.00
10/29/2026	ACE MART RESTAURANT SUPPLY COMPANY	MISCELLANEOUS OPERATING COSTS	204.47
10/29/2026	AMAZON CAPITAL SERVICES INC	GENERAL SUPPLIES	80.95
10/29/2026	B&B COMMERCIAL PRINTING, KENNETH BUR(	MISCELLANEOUSCONTRACTED SERVIC	135.00
10/29/2026	BEN E. KEITH COMPANY	REFRESHMENTS/FOOD FOR MEETINGS	4,281.96
10/29/2026	BLICK ART MATERIALS,LLC	GENERAL SUPPLIES	570.11
10/29/2026	BROOK MAYS MUSIC AND H&H MUSIC	CONTRACTED MAINTENANCE AND REP	625.00
10/29/2026	BSN SPORTS LLC	GENERAL SUPPLIES	349.80
10/29/2026	CHICK-FIL-A #03011, E BROAD STREET	REFRESHMENTS/FOOD FOR MEETINGS	1,921.25
10/29/2026	EPIC WATERS INDOOR WATERPARK, FIELD T	TRAVEL AND SUBSISTENCE - STUDE	1,562.50
10/29/2026	GENUINE PARTS COMPANY-NAPA	GENERAL SUPPLIES	-158.46
10/29/2026	GOT SPIRIT LLC	MISCELLANEOUS OPERATING COSTS	261.00
10/29/2026	HUBBARD, CHRISTOPHER	TRAVEL,TRAINING & SUBSISTENCE	112.60
10/29/2026	MAGAZINE SUBSCRIPTION SERVICE AGENCY	READING/REF MATERIALS/DATABASE	359.90
10/29/2026	MAINSTAY FARM	TRAVEL AND SUBSISTENCE - STUDE	1,616.00
10/29/2026	STATE PRESERVATION BOARD, BULLOCK MU	TRAVEL AND SUBSISTENCE - NON-E	750.00
10/29/2026	TEXAS THESPIANS	TRAVEL AND SUBSISTENCE - NON-E	240.00
10/29/2026	TEXAS THESPIANS	TRAVEL AND SUBSISTENCE - STUDE	2,995.00
10/29/2026	TRINITY CERAMIC SUPPLY, INC	GENERAL SUPPLIES	1,160.00
10/29/2026	UNITED REFRIGERATION INC	GENERAL SUPPLIES	3,483.12
		461 - CAMPUS ACTIVITY FUND	**260,094.83**
492 - FALL 2011 EDUCATION FOUND GRAN			
10/6/2026	AMAZON CAPITAL SERVICES INC	GENERAL SUPPLIES	99.03
		492 - FALL 2011 EDUCATION FOUND GR	**99.03**

MANSFIELD INDEPENDENT SCHOOL DISTRICT
Fund Disbursement Report for 10/1/2026 through 10/31/2026

DATE PAID	NAME	ITEM DESCRIPTION	AMOUNT
498 - MISCELLANEOUS GRANTS			
10/6/2026	MINUTEMAN PRESS, INCUBATIVE STRA	GENERAL SUPPLIES	40.00
		498 - MISCELLANEOUS GRANTS	**40.00**
599 - DEBT SERVICE FUND			
10/29/2026	UMB BANK, N.A.	OTHER DEBT SERVICE FEES	1,060.00
		599 - DEBT SERVICE FUND	**1,060.00**
624 - 2024 BOND PROGRAM			
10/6/2026	AMAZON CAPITAL SERVICES INC	GENERAL SUPPLIES	453.87
10/6/2026	CDW GOVERNMENT	SOFTWARE SUBSCRIPTIONS	385.44
10/6/2026	REEDER GENERAL CONTRACTORS, INC.	BUILDING PURCHASE, CONSTRUCTIO	1,729,225.88
10/6/2026	WILLIAMS A/C & HEATING, IV WILLIAMS INC	CONTRACTED MAINTENANCE AND REP	2,740.00
10/7/2026	TRS	TEACHER RETIREMENT	1,664.28
10/8/2026	AUTHERS BUILDING GROUP LLC	BUILDING PURCHASE, CONSTRUCTIO	1,309,520.50
10/8/2026	BUSINESS INTERIORS	FURNITURE<$10,000	2,633.83
10/8/2026	BUSINESS INTERIORS	MISCELLANEOUSCONTRACTED SERVIC	1,280.00
10/8/2026	C. GREEN SCAPING LP	BUILDING PURCHASE, CONSTRUCTIO	10,976.55
10/8/2026	LEE LEWIS CONSTRUCTION, INC	BUILDING PURCHASE, CONSTRUCTIO	974,653.97
10/8/2026	POST L GROUP LLC	BUILDING PURCHASE, CONSTRUCTIO	61,476.36
10/8/2026	REEDER GENERAL CONTRACTORS, INC.	BUILDING PURCHASE, CONSTRUCTIO	875,270.60
10/8/2026	SWEETWATER SOUND LLC	FURNITURE<$10,000	215,927.80
10/8/2026	UES PROFESSIONAL SOLUTIONS 44, ALPHA T	BUILDING PURCHASE, CONSTRUCTIO	16,533.50
10/13/2026	HUCKABEE AND ASSOCIATES, INC	BUILDING PURCHASE, CONSTRUCTIO	527,994.41
10/15/2026	BECKLER, LACY	TRAVEL,TRAINING & SUBSISTENCE	220.46
10/15/2026	HUCKABEE AND ASSOCIATES, INC	BUILDING PURCHASE, CONSTRUCTIO	80,699.09
10/15/2026	NEXTGEN SECURITY LLC	BUILDING PURCHASE, CONSTRUCTIO	14,450.54
10/15/2026	NEXTGEN SECURITY LLC	FURNITURE, EQUIPMENT & SOFTWAR	2,711.34
10/15/2026	NEXTGEN SECURITY LLC	INSURANCE AND BONDING COSTS	26,010.51
10/15/2026	NEXTGEN SECURITY LLC	MISCELLANEOUSCONTRACTED SERVIC	446,307.52
10/15/2026	NEXTGEN SECURITY LLC	SOFTWARE SUBSCRIPTIONS	98,167.42
10/15/2026	NEXTGEN SECURITY LLC	TECHNOLOGY EQUIPMNT<$10000	738,905.38
10/15/2026	SWEETWATER SOUND LLC	FURNITURE<$10,000	244,922.18
10/20/2026	AUTHERS BUILDING GROUP LLC	BUILDING PURCHASE, CONSTRUCTIO	170,533.49
10/20/2026	BUSINESS INTERIORS	FURNITURE<$10,000	8,593.73
10/20/2026	BUSINESS INTERIORS	MISCELLANEOUSCONTRACTED SERVIC	640.00
10/20/2026	CDW GOVERNMENT	BUILDING PURCHASE, CONSTRUCTIO	12,631.34
10/20/2026	CDW GOVERNMENT	GENERAL SUPPLIES	1,465.00
10/20/2026	CDW GOVERNMENT	TECHNOLOGY EQUIPMNT<$10000	250,649.63
10/20/2026	LEE LEWIS CONSTRUCTION, INC	BUILDING PURCHASE, CONSTRUCTIO	1,417,345.94
10/20/2026	REEDER GENERAL CONTRACTORS, INC.	BUILDING PURCHASE, CONSTRUCTIO	2,316,692.20
10/20/2026	SWEETWATER SOUND LLC	FURNITURE<$10,000	51,593.30
10/20/2026	UES PROFESSIONAL SOLUTIONS 44, ALPHA T	BUILDING PURCHASE, CONSTRUCTIO	17,048.61
10/22/2026	ALL POINTS OF TEXAS, LORDS RELOCATIO	MISCELLANEOUSCONTRACTED SERVIC	23,631.12
10/29/2026	ALL POINTS OF TEXAS, LORDS RELOCATIO	MISCELLANEOUSCONTRACTED SERVIC	260.00
10/29/2026	BROOK MAYS MUSIC AND H&H MUSIC	FURNITURE<$10,000	103,125.00
10/29/2026	CDW GOVERNMENT	SOFTWARE SUBSCRIPTIONS	3,618.43
10/29/2026	CDW GOVERNMENT	TECHNOLOGY EQUIPMNT<$10000	61,336.00
10/29/2026	CONTERRA ULTRA BROADBAND LLC	BUILDING PURCHASE, CONSTRUCTIO	581,279.49
10/29/2026	CORE CONSTRUCTION SERVICES OF TEXAS	BUILDING PURCHASE, CONSTRUCTIO	5,115,486.75
10/29/2026	PHILLIPS LAWN SPRINKLER CO INC	MISCELLANEOUSCONTRACTED SERVIC	26,527.00
10/29/2026	SWEETWATER SOUND LLC	FURNITURE<$10,000	2,198.82
10/29/2026	TERRACON CONSULTANTS, INC	MISCELLANEOUSCONTRACTED SERVIC	77,590.00
10/29/2026	UES PROFESSIONAL SOLUTIONS 44, ALPHA T	BUILDING PURCHASE, CONSTRUCTIO	2,985.00
		624 - 2024 BOND PROGRAM	**17,628,362.28**

MANSFIELD INDEPENDENT SCHOOL DISTRICT
Fund Disbursement Report for 10/1/2026 through 10/31/2026

DATE PAID	NAME	ITEM DESCRIPTION	AMOUNT
711 - OUT OF SCHOOL PROGRAMS-QUEST			
10/1/2026	LENDAN COMMUNICATIONS	MISCELLANEOUS OPERATING COSTS	7,020.00
10/1/2026	SCHOOL SPECIALTY, LLC	GENERAL SUPPLIES	627.46
10/6/2026	AMAZON CAPITAL SERVICES INC	FURNITURE<$10,000	319.99
10/6/2026	AMAZON CAPITAL SERVICES INC	GENERAL SUPPLIES	1,929.90
10/6/2026	AMAZON CAPITAL SERVICES INC	MISCELLANEOUS OPERATING COSTS	9.49
10/6/2026	AMAZON CAPITAL SERVICES INC	READING/REF MATERIALS/DATABASE	294.34
10/6/2026	MOBILE COMMUNICATIONS AMERICA INC	GENERAL SUPPLIES	1,551.00
10/6/2026	SCHOOL SPECIALTY, LLC	GENERAL SUPPLIES	6.95
10/7/2026	TRS	TEACHER RETIREMENT	7,251.75
10/8/2026	TX HEALTH & HUMAN SVCS COMMISSION	MISCELLANEOUS OPERATING COSTS	12.00
10/13/2026	AMAZON CAPITAL SERVICES INC	GENERAL SUPPLIES	1,690.11
10/13/2026	AMAZON CAPITAL SERVICES INC	READING/REF MATERIALS/DATABASE	65.57
10/13/2026	AMAZON CAPITAL SERVICES INC	REFRESHMENTS/FOOD FOR MEETINGS	8.64
10/13/2026	GOPHER PERFORMANCE	GENERAL SUPPLIES	395.34
10/13/2026	SHARP BUSINESS SYSTEMS	RIGHT TO USE LEASE PRINCIPAL	231.30
10/15/2026	ALLEGRO APPAREL AND PLAQUES, LLC.	MISCELLANEOUSCONTRACTED SERVIC	1,434.00
10/15/2026	AMAZON CAPITAL SERVICES INC	GENERAL SUPPLIES	111.84
10/15/2026	GRANT PROFESSIONALS ASSOCIATION	TRAVEL,TRAINING & SUBSISTENCE	1,040.00
10/20/2026	AMAZON CAPITAL SERVICES INC	GENERAL SUPPLIES	925.43
10/20/2026	AMAZON CAPITAL SERVICES INC	MISCELLANEOUS OPERATING COSTS	372.08
10/20/2026	AMAZON CAPITAL SERVICES INC	REFRESHMENTS/FOOD FOR MEETINGS	41.52
10/20/2026	U.S. BANK NATIONAL ASSOCIATION	GENERAL SUPPLIES	14.56
10/20/2026	U.S. BANK NATIONAL ASSOCIATION	REFRESHMENTS/FOOD FOR MEETINGS	563.88
10/22/2026	AMAZON CAPITAL SERVICES INC	GENERAL SUPPLIES	719.09
10/22/2026	AMAZON CAPITAL SERVICES INC	MISCELLANEOUS OPERATING COSTS	599.03
10/22/2026	AMAZON CAPITAL SERVICES INC	REFRESHMENTS/FOOD FOR MEETINGS	57.22
10/22/2026	QDOBA MEXICAN GRILL, BDAA HOLDINGS	REFRESHMENTS/FOOD FOR MEETINGS	188.85
10/27/2026	AMAZON CAPITAL SERVICES INC	GENERAL SUPPLIES	478.93
10/27/2026	AMAZON CAPITAL SERVICES INC	MISCELLANEOUS OPERATING COSTS	286.41
10/27/2026	AMAZON CAPITAL SERVICES INC	REFRESHMENTS/FOOD FOR MEETINGS	59.81
10/29/2026	AMAZON CAPITAL SERVICES INC	GENERAL SUPPLIES	931.02
10/29/2026	AMAZON CAPITAL SERVICES INC	MISCELLANEOUS OPERATING COSTS	353.01
10/29/2026	AMAZON CAPITAL SERVICES INC	REFRESHMENTS/FOOD FOR MEETINGS	98.35
10/29/2026	CICI'S PIZZA #412 WALNUT CREEK	REFRESHMENTS/FOOD FOR MEETINGS	109.50
10/29/2026	ORIENTAL TRADING COMPANY, INC	GENERAL SUPPLIES	13.99
10/29/2026	ORIENTAL TRADING COMPANY, INC	MISCELLANEOUS OPERATING COSTS	68.51
		711 - OUT OF SCHOOL PROGRAMS-QU	**29,880.87**
712 - NATATORIUM			
10/6/2026	AMAZON CAPITAL SERVICES INC	GENERAL SUPPLIES	508.76
10/6/2026	FRONTIER WASTE SOLUTIONS, FRONTIER AC	UTILITIES - TRASH	757.24
10/6/2026	LOWE'S COMPANIES, INC	FURNITURE<$10,000	314.10
10/6/2026	LOWE'S COMPANIES, INC	GENERAL SUPPLIES	929.98
10/6/2026	MAMA'S PIZZA	REFRESHMENTS/FOOD FOR MEETINGS	191.75
10/6/2026	RELIANT METRO CARBONATION, LLC	GENERAL SUPPLIES	255.98
10/7/2026	TRS	TEACHER RETIREMENT	402.39
10/8/2026	MOUNTJOY POOL SERVICES, LLC, MOUNTJO	GENERAL SUPPLIES	2,601.84
10/9/2026	RELIANT METRO CARBONATION, LLC	GENERAL SUPPLIES	193.88
10/13/2026	CITY OF MANSFIELD, UTILITIES	UTILITIES - WATER	4,316.35
10/13/2026	SHARP BUSINESS SYSTEMS	RIGHT TO USE LEASE PRINCIPAL	250.47
10/15/2026	CHICK-FIL-A #03011, E BROAD STREET	REFRESHMENTS/FOOD FOR MEETINGS	250.00
10/15/2026	MAMA'S PIZZA	REFRESHMENTS/FOOD FOR MEETINGS	147.25
10/15/2026	REPUBLIC SERVICES INC	UTILITIES - TRASH	630.65
10/20/2026	ATMOS ENERGY	UTILITIES - GAS	2,754.54
10/20/2026	CHICK-FIL-A #03011, E BROAD STREET	REFRESHMENTS/FOOD FOR MEETINGS	400.00

MANSFIELD INDEPENDENT SCHOOL DISTRICT
Fund Disbursement Report for 10/1/2026 through 10/31/2026

DATE PAID	NAME	ITEM DESCRIPTION	AMOUNT
712 - NATATORIUM			
10/20/2026	NORTH TEXAS SWIMMING, INC	MISCELLANEOUS OPERATING COSTS	3,735.00
10/20/2026	RELIANT METRO CARBONATION, LLC	GENERAL SUPPLIES	280.40
10/22/2026	PVS MINIBULK INC	GENERAL SUPPLIES	2,287.37
10/27/2026	AMAZON CAPITAL SERVICES INC	GENERAL SUPPLIES	237.89
10/27/2026	FRONTIER WASTE SOLUTIONS, FRONTIER AC	UTILITIES - TRASH	75.00
10/27/2026	JASON'S DELI, MANSFIELD	REFRESHMENTS/FOOD FOR MEETINGS	379.20
10/27/2026	LOWE'S COMPANIES, INC	FURNITURE<$10,000	-298.40
10/27/2026	MID-CITIES ARLINGTON SWIMMING	MISCELLANEOUS OPERATING COSTS	1,703.00
10/27/2026	RELIANT METRO CARBONATION, LLC	GENERAL SUPPLIES	213.13
10/29/2026	MAMA'S PIZZA	REFRESHMENTS/FOOD FOR MEETINGS	147.00
10/29/2026	TXU ENERGY RETAIL COMPANY LLC, VISTRA	UTILITIES - ELECTRICITY	11,698.17
		712 - NATATORIUM	**35,362.94**
826 - UIL/DEC			
10/6/2026	GRACE MEDIA, LLC	MISCELLANEOUSCONTRACTED SERVIC	1,400.00
10/22/2026	TEXAS TECH UNIVERSITY	MISCELLANEOUS OPERATING COSTS	1,680.00
10/29/2026	ARBITERSPORTS LLC, ATH ACCOUNT	MISCELLANEOUSCONTRACTED SERVIC	530.00
		826 - UIL/DEC	**3,610.00**
865 - STUDENT ACTIVITY FUND			
10/1/2026	AMAZON CAPITAL SERVICES INC	GENERAL SUPPLIES	207.70
10/1/2026	AMAZON CAPITAL SERVICES INC	MISCELLANEOUS OPERATING COSTS	121.77
10/1/2026	CHICK-FIL-A #03011, E BROAD STREET	MISCELLANEOUS OPERATING COSTS	758.00
10/1/2026	SPIRIT OF TEXAS CHEER AND GYMNASTICS	MISCELLANEOUSCONTRACTED SERVIC	10,920.00
10/6/2026	AMAZON CAPITAL SERVICES INC	GENERAL SUPPLIES	871.52
10/6/2026	AMAZON CAPITAL SERVICES INC	MISCELLANEOUS OPERATING COSTS	102.73
10/6/2026	BEN E. KEITH COMPANY	MISCELLANEOUS OPERATING COSTS	234.03
10/6/2026	BLICK ART MATERIALS,LLC	GENERAL SUPPLIES	29.45
10/6/2026	CICI'S PIZZA #412 WALNUT CREEK	MISCELLANEOUS OPERATING COSTS	84.00
10/6/2026	HARDIE'S FRESH FOODS, DAIRYLAND PRODU	MISCELLANEOUS OPERATING COSTS	153.56
10/6/2026	PTP ENTERTAINMENT LLC, JAMES HALL	MISCELLANEOUSCONTRACTED SERVIC	1,400.00
10/6/2026	RAISING CANE'S RESTAURANTS, LLC	MISCELLANEOUS OPERATING COSTS	189.00
10/6/2026	STAPLES ADVANTAGE	GENERAL SUPPLIES	100.18
10/6/2026	TMEA REGION 5 VOCAL DIVISION HS	MISCELLANEOUS OPERATING COSTS	900.00
10/6/2026	TMEA REGION 5 ORCHESTRA HS	MISCELLANEOUS OPERATING COSTS	493.00
10/6/2026	TREKORDA, LLC	MISCELLANEOUSCONTRACTED SERVIC	2,690.00
10/6/2026	WORLD'S FINEST CHOCOLATE INC	MISCELLANEOUS OPERATING COSTS	5,000.00
10/7/2026	TRS	TEACHER RETIREMENT	61.41
10/8/2026	BEN E. KEITH COMPANY	MISCELLANEOUS OPERATING COSTS	857.88
10/8/2026	CASA MANANA, INC	MISCELLANEOUS OPERATING COSTS	409.50
10/8/2026	GOT SPIRIT LLC	MISCELLANEOUS OPERATING COSTS	3,850.00
10/8/2026	TASC DISTRICT 3 MIDDLE SCHOOL	MISCELLANEOUS OPERATING COSTS	80.00
10/8/2026	TEXAS THESPIANS	MISCELLANEOUS OPERATING COSTS	2,160.00
10/8/2026	WALTERS HOSPITALITY, KRP, LP	MISCELLANEOUSCONTRACTED SERVIC	2,921.50
10/9/2026	AMAZON CAPITAL SERVICES INC	GENERAL SUPPLIES	68.97
10/9/2026	AWESOME CATERING DFW LLC, MAGNA VITA	MISCELLANEOUSCONTRACTED SERVIC	1,787.66
10/9/2026	NORTH EAST ISD	MISCELLANEOUS OPERATING COSTS	300.00
10/9/2026	RAISING CANE'S RESTAURANTS, LLC	MISCELLANEOUS OPERATING COSTS	189.00
10/9/2026	TEXAS THESPIANS	MISCELLANEOUS OPERATING COSTS	745.00
10/13/2026	FIRST	MISCELLANEOUS OPERATING COSTS	350.00
10/13/2026	HARMLAND VISIONS, LLC	MISCELLANEOUSCONTRACTED SERVIC	1,800.00
10/13/2026	ROBOTICS EDUCATION AND COMPETITION F(	MISCELLANEOUS OPERATING COSTS	200.00
10/13/2026	TEXAS HIGH SCHOOL BBQ COOKERS ASSOC	MISCELLANEOUS OPERATING COSTS	460.00
10/15/2026	AIRGAS DRY ICE	GENERAL SUPPLIES	58.25
10/15/2026	AMERICAN CLASSIC TOURS & MUSIC FESTIV/	MISCELLANEOUS OPERATING COSTS	1,044.42

MANSFIELD INDEPENDENT SCHOOL DISTRICT
Fund Disbursement Report for 10/1/2026 through 10/31/2026

DATE PAID	NAME	ITEM DESCRIPTION	AMOUNT
865 - STUDENT ACTIVITY FUND			
10/15/2026	BEN E. KEITH COMPANY	MISCELLANEOUS OPERATING COSTS	200.86
10/15/2026	DISTRIBUTIVE EDUCATION CLUBS OF AMERIC	MISCELLANEOUS OPERATING COSTS	0.00
10/15/2026	EWELL EDUCATIONAL SERVICES	MISCELLANEOUS OPERATING COSTS	730.00
10/15/2026	HARDIE'S FRESH FOODS, DAIRYLAND PRODU	MISCELLANEOUS OPERATING COSTS	144.74
10/15/2026	KIWANIS INTERNATIONAL FOUNDATION	MISCELLANEOUS OPERATING COSTS	817.00
10/15/2026	MR JIM'S PIZZA OF MANSFIELD, CYR-IOUS HC	MISCELLANEOUS OPERATING COSTS	124.87
10/20/2026	DISTRIBUTIVE EDUCATION CLUBS OF AMERIC	MISCELLANEOUS OPERATING COSTS	580.00
10/20/2026	ROBOLINK, INC.	MISCELLANEOUS OPERATING COSTS	498.00
10/20/2026	U.S. BANK NATIONAL ASSOCIATION	GENERAL SUPPLIES	413.70
10/20/2026	U.S. BANK NATIONAL ASSOCIATION	MISCELLANEOUS OPERATING COSTS	8,530.08
10/22/2026	AMAZON CAPITAL SERVICES INC	GENERAL SUPPLIES	175.30
10/22/2026	AMAZON CAPITAL SERVICES INC	MISCELLANEOUS OPERATING COSTS	22.99
10/22/2026	ARBITERSPORTS LLC, FA ACCOUNT	MISCELLANEOUSCONTRACTED SERVIC	4,205.00
10/22/2026	ARTA TRAVEL	MISCELLANEOUS OPERATING COSTS	1,003.00
10/22/2026	BEN E. KEITH COMPANY	GENERAL SUPPLIES	69.86
10/22/2026	BEN E. KEITH COMPANY	MISCELLANEOUS OPERATING COSTS	635.92
10/22/2026	BUSINESS PROFESSIONALS OF AMERICA	MISCELLANEOUS OPERATING COSTS	462.00
10/22/2026	CASA MANANA, INC	MISCELLANEOUS OPERATING COSTS	650.00
10/22/2026	GOT SPIRIT LLC	MISCELLANEOUS OPERATING COSTS	1,594.00
10/22/2026	J W PEPPER & SON, INC	GENERAL SUPPLIES	605.75
10/22/2026	JASON'S DELI, MANSFIELD	MISCELLANEOUS OPERATING COSTS	261.80
10/22/2026	KIWANIS INTERNATIONAL FOUNDATION	MISCELLANEOUS OPERATING COSTS	1,786.00
10/22/2026	THE PULSERA PROJECT	MISCELLANEOUS OPERATING COSTS	265.00
10/22/2026	TASC DISTRICT 3 HIGH SCHOOL	MISCELLANEOUS OPERATING COSTS	360.00
10/22/2026	TEXAS THESPIANS	MISCELLANEOUS OPERATING COSTS	14,070.00
10/22/2026	ZWILLING J.A. HENCKLES, LLC	GENERAL SUPPLIES	1,314.00
10/27/2026	AMAZON CAPITAL SERVICES INC	GENERAL SUPPLIES	1,495.22
10/27/2026	AMAZON CAPITAL SERVICES INC	MISCELLANEOUS OPERATING COSTS	214.65
10/27/2026	AREA V FFA ASSOCIATION	MISCELLANEOUS OPERATING COSTS	1,500.00
10/27/2026	AWARDS-N-MORE	MISCELLANEOUS OPERATING COSTS	3,960.28
10/27/2026	CHICK-FIL-A #01021, N WALNUT CREEK	MISCELLANEOUS OPERATING COSTS	114.00
10/27/2026	CHICK-FIL-A #03011, E BROAD STREET	MISCELLANEOUS OPERATING COSTS	490.25
10/27/2026	CONLIN, MEREDITH	MISCELLANEOUS OPERATING COSTS	233.92
10/27/2026	EDUCATIONAL THEATRE ASSOCIATION	MISCELLANEOUS OPERATING COSTS	145.00
10/27/2026	JASON'S DELI, MANSFIELD	MISCELLANEOUS OPERATING COSTS	474.34
10/27/2026	MR JIM'S PIZZA OF MANSFIELD, CYR-IOUS HC	MISCELLANEOUS OPERATING COSTS	529.43
10/27/2026	ROSA'S CAFE & TORTILLA FACTORY LTD.	MISCELLANEOUS OPERATING COSTS	1,436.00
10/27/2026	TEXAS FFA ASSOCIATION	MISCELLANEOUS OPERATING COSTS	5,010.86
10/27/2026	TUXEDO CONNECT LLC	GENERAL SUPPLIES	779.38
10/27/2026	TUXEDO CONNECT LLC	MISCELLANEOUS OPERATING COSTS	1,814.00
10/27/2026	ULTIMATE TEES PRINT STUDIO LLC	MISCELLANEOUS OPERATING COSTS	585.00
10/27/2026	VISTAR	MISCELLANEOUS OPERATING COSTS	1,512.72
10/29/2026	AIRGAS DRY ICE	GENERAL SUPPLIES	84.09
10/29/2026	AMAZON CAPITAL SERVICES INC	GENERAL SUPPLIES	544.73
10/29/2026	DREAM RANCH OFFICE SUPPLIES	GENERAL SUPPLIES	217.60
10/29/2026	HARMLAND VISIONS, LLC	MISCELLANEOUSCONTRACTED SERVIC	5,100.00
10/29/2026	J W PEPPER & SON, INC	GENERAL SUPPLIES	310.00
10/29/2026	TEXAS CHEFS ASSOCIATION	MISCELLANEOUS OPERATING COSTS	100.00
10/29/2026	TEXAS THESPIANS	MISCELLANEOUS OPERATING COSTS	19,830.00
		865 - STUDENT ACTIVITY FUND	**127,599.87**
876 - CAMPUS SUNSHINE FUNDS			
10/6/2026	MASTER TEACHER, THE	DUE TO OTHER	99.43
10/6/2026	NOTHING BUNDT CAKES, NBC MANSFIELD	DUE TO OTHER	55.16
10/9/2026	AMAZON CAPITAL SERVICES INC	DUE TO OTHER	116.38

MANSFIELD INDEPENDENT SCHOOL DISTRICT
Fund Disbursement Report for 10/1/2026 through 10/31/2026

DATE PAID	NAME	ITEM DESCRIPTION	AMOUNT
876 - CAMPUS SUNSHINE FUNDS			
10/20/2026	AMAZON CAPITAL SERVICES INC	DUE TO OTHER	63.92
10/20/2026	U.S. BANK NATIONAL ASSOCIATION	DUE TO OTHER	795.93
10/27/2026	AMAZON CAPITAL SERVICES INC	DUE TO OTHER	251.51
		876 - CAMPUS SUNSHINE FUNDS	**1,382.33**
			25,471,312.41

MANSFIELD INDEPENDENT SCHOOL DISTRICT
Fund Disbursement Report for 10/1/2026 through 10/31/2026

FUND	TOTAL
181 - ATHLETICS	341,269.41
195 - ADVERTISING	43,839.21
196 - SPECIAL OPERATING FUND	805.98
198 - CCMR	3,285.13
199 - GENERAL OPERATING	5,057,984.56
211 - ESEA TITLE I; IMPROVING BASIC	151,712.99
224 - IDEA-B FORMULA	117,000.78
225 - IDEA-B PRE-SCHOOL	221.92
240 - CHILD NUTRITION FUND	1,426,465.75
244 - CAREER & TECHNOLOGY BASIC GRAN	94,756.31
255 - TITLE II, PART A: TEA/PRIN TRA	23,171.82
263 - TITLE III, PART A, LIMITED ENG	31,521.71
289 - LEP PROGRAM	32,868.74
410 - STATE TEXTBOOK FUND	58,175.95
429 - MISC STATE GRANTS	740.00
461 - CAMPUS ACTIVITY FUND	260,094.83
492 - FALL 2011 EDUCATION FOUND GRAN	99.03
498 - MISCELLANEOUS GRANTS	40.00
599 - DEBT SERVICE FUND	1,060.00
624 - 2024 BOND PROGRAM	17,628,362.28
711 - OUT OF SCHOOL PROGRAMS-QUEST	29,880.87
712 - NATATORIUM	35,362.94
826 - UIL/DEC	3,610.00
865 - STUDENT ACTIVITY FUND	127,599.87
876 - CAMPUS SUNSHINE FUNDS	1,382.33
	25,471,312.41

Mansfield ISD
Payroll Check Summary Report
2026-27

		Check(s) Reported	Deposit(s) Reported	Contract Pay +	Other Pay +	Taxable Benefits +	Federal Tax Shelter Amt -	Gross Subject to Fed Tax =	Federal Tax -	State Tax -	Soc Sec Tax -	Other Deductions -	Reimbursed Deductions +	Taxable Benefits -	Net Pay =
Summary Totals	07/01-07/31/2026	28	6,306	22,957,640.50	2,495,382.47	0.00	3,633,348.98	21,819,673.99	1,516,413.36	0.00	349,843.49	753,227.50	0.00	0.00	19,200,189.64
Summary Totals	08/01-08/31/2026	35	5,488	23,143,579.28	2,032,029.81	0.00	3,608,025.89	21,567,583.20	1,561,403.87	0.00	346,272.08	768,066.77	0.00	0.00	18,891,840.48
Summary Totals	09/01-09/30/2026	84	6,389	23,847,569.76	3,400,201.86	0.00	3,957,276.43	23,290,495.19	1,656,300.53	0.00	373,473.31	824,433.50	0.00	0.00	20,436,287.85
Summary Totals	10/01-10/31/2026	102	8,090	23,650,720.44	5,209,595.23	0.00	4,137,642.80	24,722,672.87	1,722,571.68	0.00	396,105.44	913,374.18	0.00	0.00	21,690,621.57
Summary Totals	11/01-11/30/2026					0.00				0.00			0.00	0.00	
Summary Totals	12/01/12/31/2026					0.00				0.00			0.00	0.00	
Summary Totals	01/01-01/31/2027					0.00				0.00			0.00	0.00	
Summary Totals	02/01-02/28/2027					0.00				0.00			0.00	0.00	
Summary Totals	03/01-03/31/2027					0.00				0.00			0.00	0.00	
Summary Totals	04/01-04/30/2027					0.00				0.00			0.00	0.00	
Summary Totals	05/01-05/31/2027					0.00				0.00			0.00	0.00	
Summary Totals	06/01-06/30/2027					0.00				0.00			0.00	0.00	
Summary Totals	**2026-27**	**249.00**	**26,273.00**	**93,599,509.98**	**13,137,209.37**	-	**15,336,294.10**	**91,400,425.25**	**6,456,689.44**	-	**1,465,694.32**	**3,259,101.95**	-	-	**80,218,939.54**

MANSFIELD INDEPENDENT SCHOOL DISTRICT
Fund Disbursement Report for 10/1/2026 through 10/31/2026
Greater than $25,000

DATE PAID	NAME	ITEM DESCRIPTION	AMOUNT
199 - GENERAL OPERATING			
10/6/2026	CAS-CLAIMS ADMINISTRATIVE SVCS	OTHER	104,647.00
10/6/2026	CDW GOVERNMENT	SBITA PRINCIPAL PAYMENT	360,786.00
10/6/2026	CDW GOVERNMENT	TECHNOLOGY EQUIPMNT<$10000	87,263.00
10/6/2026	PETROLEUM TRADERS CORPORATION	GASOLINE AND OTHER FUELS OR VE	67,594.58
10/6/2026	SAMSARA INC	SOFTWARE SUBSCRIPTIONS	34,639.20
10/7/2026	TRS	TEACHER RETIREMENT	985,219.68
10/8/2026	PETROLEUM TRADERS CORPORATION	GASOLINE AND OTHER FUELS OR VE	26,416.21
10/9/2026	IMAGINE LEARNING LLC	SBITA PRINCIPAL PAYMENT	165,987.76
10/13/2026	GRANICUS LLC	SOFTWARE SUBSCRIPTIONS	29,512.01
10/15/2026	ARLINGTON UTILITIES	UTILITIES - WATER	71,729.49
10/15/2026	EDUCATIONAL SERVICE SOLUTIONS	CONTRACTED MAINTENANCE AND REP	35,112.00
10/20/2026	PETROLEUM TRADERS CORPORATION	GASOLINE AND OTHER FUELS OR VE	168,899.41
10/20/2026	WHITLEY PENN, LLP	AUDIT SERVICES	26,600.00
10/22/2026	CDW GOVERNMENT	SOFTWARE SUBSCRIPTIONS	90,096.74
10/27/2026	PETROLEUM TRADERS CORPORATION	GASOLINE AND OTHER FUELS OR VE	95,653.36
10/27/2026	RAPTOR TECHNOLOGIES, INC	SOFTWARE SUBSCRIPTIONS	33,607.35
10/29/2026	CAS-CLAIMS ADMINISTRATIVE SVCS	OTHER	120,441.11
10/29/2026	TXU ENERGY RETAIL COMPANY LLC, VISTRA	UTILITIES - ELECTRICITY	180,486.75
		199 - GENERAL OPERATING	**2,684,691.65**
211 - ESEA TITLE I; IMPROVING BASIC			
10/7/2026	TRS	TEACHER RETIREMENT	25,334.42
		211 - ESEA TITLE I; IMPROVING BASIC	**25,334.42**
224 - IDEA-B FORMULA			
10/6/2026	RIVERSIDE INSIGHTS	TESTING MATERIALS	46,606.30
10/7/2026	TRS	TEACHER RETIREMENT	37,096.98
		224 - IDEA-B FORMULA	**83,703.28**
240 - CHILD NUTRITION FUND			
10/6/2026	SCHWAN'S SALES CO INC	INVENTORY - WAREHOUSE SUPPLIES	29,888.64
10/7/2026	TRS	TEACHER RETIREMENT	47,079.27
10/20/2026	PILGRIM'S PRIDE CORPORATION	INVENTORY - WAREHOUSE SUPPLIES	30,347.76
10/20/2026	SCHWAN'S SALES CO INC	INVENTORY - WAREHOUSE SUPPLIES	41,763.48
10/27/2026	TYSON FOODS, INC	INVENTORY - WAREHOUSE SUPPLIES	34,740.00
		240 - CHILD NUTRITION FUND	**183,819.15**
244 - CAREER & TECHNOLOGY BASIC GRAN			
10/20/2026	CDW GOVERNMENT	TECHNOLOGY EQUIPMNT<$10000	52,056.90
		244 - CAREER & TECHNOLOGY BASIC (	**52,056.90**
624 - 2024 BOND PROGRAM			
10/6/2026	REEDER GENERAL CONTRACTORS, INC.	BUILDING PURCHASE, CONSTRUCTIO	1,729,225.88
10/8/2026	AUTHERS BUILDING GROUP LLC	BUILDING PURCHASE, CONSTRUCTIO	1,309,520.50
10/8/2026	LEE LEWIS CONSTRUCTION, INC	BUILDING PURCHASE, CONSTRUCTIO	974,653.97
10/8/2026	POST L GROUP LLC	BUILDING PURCHASE, CONSTRUCTIO	41,043.40
10/8/2026	REEDER GENERAL CONTRACTORS, INC.	BUILDING PURCHASE, CONSTRUCTIO	875,270.60
10/8/2026	SWEETWATER SOUND LLC	FURNITURE<$10,000	36,115.31
10/13/2026	HUCKABEE AND ASSOCIATES, INC	BUILDING PURCHASE, CONSTRUCTIO	233,357.32
10/15/2026	HUCKABEE AND ASSOCIATES, INC	BUILDING PURCHASE, CONSTRUCTIO	41,705.00
10/15/2026	NEXTGEN SECURITY LLC	INSURANCE AND BONDING COSTS	26,010.51
10/15/2026	NEXTGEN SECURITY LLC	MISCELLANEOUS CONTRACTED SERVIC	446,307.52
10/15/2026	NEXTGEN SECURITY LLC	SOFTWARE SUBSCRIPTIONS	98,167.42
10/15/2026	NEXTGEN SECURITY LLC	TECHNOLOGY EQUIPMNT<$10000	738,905.38

MANSFIELD INDEPENDENT SCHOOL DISTRICT
Fund Disbursement Report for 10/1/2026 through 10/31/2026
Greater than $25,000

DATE PAID	NAME	ITEM DESCRIPTION	AMOUNT
624 - 2024 BOND PROGRAM			
10/15/2026	SWEETWATER SOUND LLC	FURNITURE<$10,000	144,461.24
10/20/2026	AUTHERS BUILDING GROUP LLC	BUILDING PURCHASE, CONSTRUCTIO	170,533.49
10/20/2026	CDW GOVERNMENT	TECHNOLOGY EQUIPMNT<$10000	162,392.81
10/20/2026	LEE LEWIS CONSTRUCTION, INC	BUILDING PURCHASE, CONSTRUCTIO	1,417,345.94
10/20/2026	REEDER GENERAL CONTRACTORS, INC.	BUILDING PURCHASE, CONSTRUCTIO	2,316,692.20
10/20/2026	SWEETWATER SOUND LLC	FURNITURE<$10,000	36,115.31
10/29/2026	CDW GOVERNMENT	TECHNOLOGY EQUIPMNT<$10000	61,336.00
10/29/2026	CONTERRA ULTRA BROADBAND LLC	BUILDING PURCHASE, CONSTRUCTIO	581,279.49
10/29/2026	CORE CONSTRUCTION SERVICES OF TEXAS	BUILDING PURCHASE, CONSTRUCTIO	5,115,486.75
10/29/2026	TERRACON CONSULTANTS, INC	MISCELLANEOUSCONTRACTED SERVIC	64,590.00
		624 - 2024 BOND PROGRAM	**16,620,516.04**
			19,650,121.44

Board of School Trustees
Mansfield Independent School District

TITLE: Monthly Investment Reports DATE: November 17, 2026

INFORMATION

BACKGROUND:

The Public Funds Investment Act requires that, not less than quarterly, written internal management reports be prepared by the investment officer and submitted to the governing body.

Schedules are attached that show book and market values and portfolio allocations between funds and investment holdings as of the month ending October 31, 2026.

All of Mansfield Independent School District's pooled investments and securities comply with the approved Investment Policy, CDA (Local). All investments meet the three basic objectives included in the district's investment policy – safety, liquidity, and yield. The following is a list of authorized broker/dealers approved by the Board on July 28, 2026:

- UBS Paine Webber
- Raymond James
- FHN Financial
- Hilltop Securities
- A J Capital
- Multi-Bank Securities
- Frost Bank
- Wells Fargo Securities, LLC

This report has been submitted in compliance with Government Code 2256.006 per Board policy on investment procedures. The information on this report is, to the best of our knowledge, true and correct, and documents are available to support this date.

/s/ Monica Irvin

Monica Irvin, C.P.A.

/s/ Marinda Bramlett

Marinda Bramlett

/s/ Natasha Whetstone

Natasha Whetstone

/s/ Stephanie Dhalla

Stephanie Dhalla

MANSFIELD INDEPENDENT SCHOOL DISTRICT
MONTHLY INVESTMENT REPORT
10/31/2026
Unaudited

Portfolio Summary by Investment Type

Investments	Par Value	Book Value	Market Value	% of Portfolio	Weighted Avg Maturity	Avg Yield to Maturity
Money Market Funds	$ 30,075,584.23	$ 30,075,584.23	$ 30,075,584.23	6.47%	1	3.810
***Frost Bank	2,764,005.34	2,764,005.34	2,764,005.34	0.59%	1	
Government Agency Securities	316,905,000.00	316,924,086.44	315,595,050.61	67.86%	125.13	3.815
Municipal Bonds	10,340,000.00	10,380,380.34	10,326,196.10	2.22%	7.80	3.770
Commercial Paper	20,000,000.00	19,870,138.89	19,851,210.00	4.27%	3.89	3.707
***LOGIC	29,975,650.74	29,975,650.74	29,975,650.74	6.45%	1	4.005
TexSTAR	56,400,416.31	56,400,416.31	56,400,416.31	12.13%	1	3.878
Texas Class	106,317.72	106,317.72	106,317.72	0.02%	1	4.014
	$ 466,566,974.34	$ 466,496,580.01	$ 465,094,431.05	100.00%	141.815	3.857

Accrued Interest			
Accrued Interest at Purchase		$ 1,278,058	$ 1,278,058
Accrued Interest		10,609,372	10,609,372
Subtotal		$ 11,887,431	$ 11,887,431
Total Investment Value	**$ 466,566,974**	**$ 478,384,011**	**$ 476,981,862**

Total Current Year Earnings by Fund	10/31/2026	Period Ending
General Fund	1,065,450	
Child Nutrition Funds	69	
Debt Service Fund	664,546	
Construction Funds	4,660,803	
Custodial Funds	1,155	
Total Interest Earnings	$ 6,392,024	



******The Book values reflected are based on statement balances.***

MANSFIELD INDEPENDENT SCHOOL DISTRICT
MONTHLY INVESTMENT REPORT
10/31/2026
Unaudited

Fund	Previous Month	Current Month	Change
Local	$ 94,838,423	$ 98,490,390	$ 3,651,967
Bond Program	339,794,758	324,181,357	(15,613,401)
Debt Service	43,536,797	43,682,636	145,838
Child Nutrition	145,385	123,421	(21,964)
Glenn Harmon Agency	88,868	89,170	302
Total Ending Balance for the Period Ending	$ 478,404,232	$ 466,566,974	$ (11,837,257)

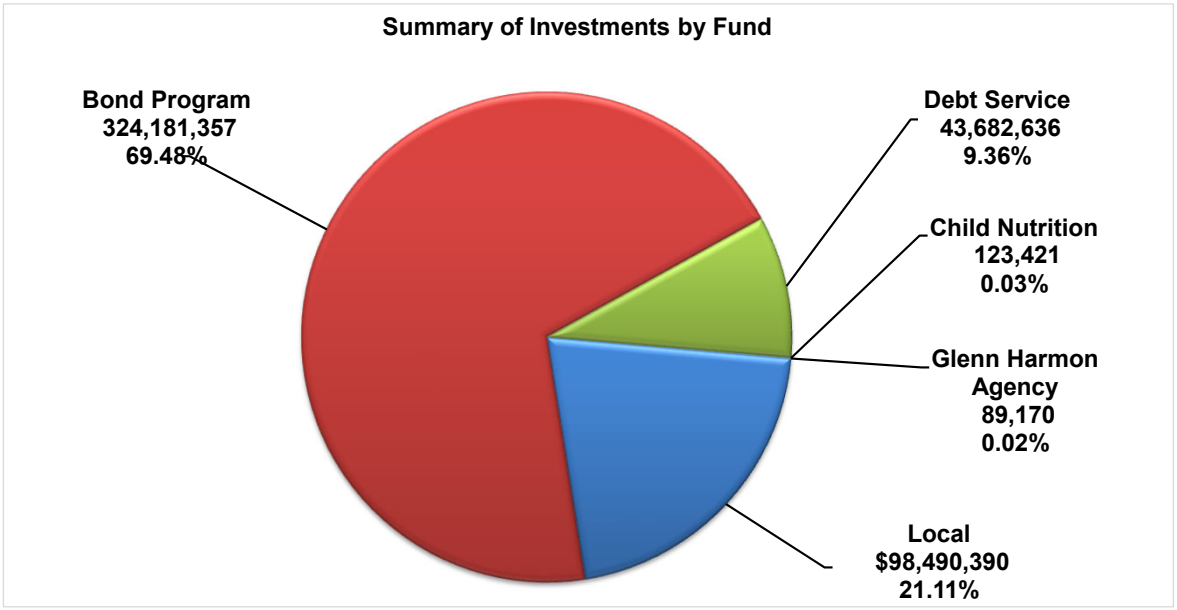

MANSFIELD INDEPENDENT SCHOOL DISTRICT
INVESTMENT POSITION DETAIL BY FUND AND TYPE

10/31/26 **10/31/2026**

Investment Type	Investment Asset	Trade Ticket #	Settlement Date	(Sorted by) Maturity Date	Callable Date	CUSIP	Yield to Maturity	Interest Paid on Pool Accounts for the Month	Days to Maturity	Par	Unamortized Discount	Unamortized Premium	Statement Balance (Book Balance on securities)	Market Value at 10/31/26	Weighted Average Maturity
General Fund Investment Portfolio															
Money Market	Bank of Oklahoma (Invesco Premier U.S. Government Money Portfolio)						3.770		1	45,422			45,422	45,422	
DDA Checking	Frost Bank						0.000		1	2,484,092			2,484,092	2,484,092	
	Subtotal						1.885	-	1	2,529,514	-	-	2,529,514	2,529,514	
Investment Pool	LOGIC						4.005	3,032	1	1,647,515			1,647,515	1,647,515	1.00
Investment Pool	Texas Class						4.014	362	1	106,318			106,318	106,318	1.00
Investment Pool	TexSTAR						3.878	95,033	1	40,499,676			40,499,676	40,499,676	1.00
	Subtotal						3.966	98,428	1	42,253,509	-	-	42,253,509	42,253,509	1.00
Brokerage Held Securities	**Wells Fargo Brokerage**														
Government Agency Securities															
	Fannie Mae	WF 26-56	03/30/26	03/30/27	6/30/2026	3136GCY66	4.000		150	20,000,000			20,000,000	19,974,180	55.86
	Federal Home Loan Banks	WF 26-57	04/13/26	11/01/27	10/1/2026	3130BABW6	3.877		366	10,000,000			10,000,000	9,939,030	68.15
	Subtotal						3.939		258	30,000,000	-	-	30,000,000	29,913,210	62.003
Money Market	Wells Fargo Brokerage						3.81	83,731		23,707,366			23,707,366	23,707,366	1.00
														-	
	Subtotal						3.810	83,731		23,707,366	-	-	23,707,366	23,707,366	1.00
	Total Brokerage Held Securities Wells Fargo Brokerage						1.937	83,731		53,707,366	-	-	53,707,366	53,620,576	63.00
	Grand Total Investment for Fund						2.9515	182,159		98,490,390	-	-	98,490,390	98,403,600	
Debt Service Fund Investment Position															
DDA Checking	Frost Bank						0.000		1	161,977			161,977	161,977	
Investment Pool	LOGIC						4.005	93,646	1	27,623,529			27,623,529	27,623,529	
Investment Pool	TexSTAR						3.878	52,192	1	15,897,130			15,897,130	15,897,130	
	Subtotal						3.942	145,838	1	43,520,659	-	-	43,520,659	43,520,659	
	Grand Total Investment for Fund						3.942	145,838	1	43,682,636	-	-	43,682,636	43,682,636	
2017 Bond Program															
Investment Pool	LOGIC						4.005	1,791	1	528,406			528,406	528,406	
	Subtotal						4.005	1,791	1	528,406	-	-	528,406	528,406	
	Grand Total Investment for Fund						4.005	1,791	1	528,406	-	-	528,406	528,406	
2024 Bond Program															
Investment Pool	LOGIC						4.005	289	1	85,156			85,156	85,156	
	Subtotal						4.005	289	1	85,156			85,156	85,156	
Brokerage Held Securities	**Wells Fargo Brokerage**														
Government Agency Securities															
	US Treasury Note	WF 26-45	08/08/25	11/30/26		912828YU8	3.799		30	10,000,000	(17,491)		9,982,509	9,981,450	0.93
	US Treasury Note	WF 26-13	08/05/25	12/15/26		91282CJP7	3.748		45	10,000,000		7,531	10,007,531	10,002,930	1.39
	FHLB	WF 26-52	02/20/26	01/28/27		3130AQHS5	3.545		89	20,000,000	(88,000)		19,912,000	19,868,080	5.48
	US Treasury Note	WF 26-14	08/05/25	02/15/27		91282CKA8	3.717		107	10,000,000		11,455	10,011,455	9,997,270	3.31
	FFCB	WF 26-29	08/05/25	02/26/27		3133ETJX6	3.760		118	3,030,000		2,255	3,032,255	3,027,321	1.11
	US Treasury Note	WF 26-18	08/05/25	03/31/27		91282CMV0	3.709		151	10,000,000		6,555	10,006,555	9,984,460	4.67
	Federal Farm Credit Banks	WF 26-58	04/14/26	04/14/27		3133EWLC2	3.697		165	10,000,000		2,362	10,002,362	9,972,110	5.10
	Federal Farm Credit Banks	WF 26-61	06/01/26	04/14/27		3133EWLC2	3.781		165	10,000,000	(1,569)		9,998,431	9,972,110	5.10
	FHLB	WF 26-54	02/26/26	04/26/27		3130B9NJ5	3.580		177	20,000,000			20,000,000	19,923,860	10.94
	US Treasury Note	WF 26-17	08/05/25	05/15/27		91282CKR1	3.699		196	10,000,000		41,438	10,041,438	10,008,870	6.08
	US Treasury Note	WF 26-46	08/08/25	06/15/27		91282CKV2	3.711		227	10,000,000		54,553	10,054,553	10,020,440	7.06
	FHLB	WF 26-55	02/26/26	07/26/27		3130B9NK2	3.610		268	150,000,000			150,000,000	149,128,650	124.27
	Farmer Mac	WF 26-53	02/26/26	08/26/27		31428JBY2	3.625		299	13,875,000			13,875,000	13,794,289	12.82
	Subtotal						3.691		157	286,905,000	(107,061)	126,147	286,924,086	285,681,841	188.26
Commercial Paper															
	MUFG Bank LTD/NY	WF 26-48	02/20/26	11/17/26		62479MLH4	3.721		17	10,000,000	(19,106)		9,980,894	9,980,640	0.52
	Credit Indust ET	WF 26-51	02/20/26	02/18/27		22536MPJ1	3.693		110	10,000,000	(110,756)		9,889,244	9,870,570	3.36
	Subtotal						3.707		64	20,000,000	(129,861)	-	19,870,139	19,851,210	3.89
Municipal Bond															
	Los Angeles Calif Uni Sch Dist	WF 26-30	08/06/25	07/01/27		544647KX7	3.770		243	10,340,000		40,380	10,380,380	10,326,196	7.80
	Subtotal						3.770		243	10,340,000	-	40,380	10,380,380	10,326,196	7.80

MANSFIELD INDEPENDENT SCHOOL DISTRICT
INVESTMENT POSITION DETAIL BY FUND AND TYPE

10/31/26 **10/31/2026**

Investment Type	Investment Asset	Trade Ticket #	Settlement Date	(Sorted by) Maturity Date	Callable Date	CUSIP	Yield to Maturity	Interest Paid on Pool Accounts for the Month	Days to Maturity	Par	Unamortized Discount	Unamortized Premium	Statement Balance (Book Balance on securities)	Market Value at 10/31/26	Weighted Average Maturity
Money Market	Wells Fargo Brokerage						3.810	9,519		6,322,796			6,322,796	6,322,796	1.00
	Subtotal						3.810	9,519		6,322,796	-		6,322,796	6,322,796	1.00
	Total Brokerage Held Securities Wells Fargo Brokerage						3.744	9,519	154	323,567,796	(236,922)	166,527	323,497,401	322,182,042	200.94
	Grand Total Investment for Fund						3.875	9,808		323,652,952	(236,922)	166,527	323,582,557	322,267,198	
Child Nutrition															
DDA Checking	Frost Bank						-		1	117,936			117,936	117,936	
Investment Pool	LOGIC						4.005	6	1	1,874			1,874	1,874	
Investment Pool	TexSTAR						3.878	12	1	3,610			3,610	3,610	
	Subtotal						3.942	18	1	5,485	-	-	5,485	5,485	
	Grand Total Investment for Fund						3.942	18	1	123,421	-	-	123,421	123,421	
Glenn Harmon Agency															
Investment Pool	LOGIC						4.005	302	1	89,170			89,170	89,170	
	Subtotal						4.005	302	1	89,170	-	-	89,170	89,170	
	Grand Total Investment for Fund						4.005	302	1	89,170	-	-	89,170	89,170	
	Grand Total Investments ALL Funds						**3.246**	**$ 339,917**		**$ 466,566,974**	**$ (236,922)**	**$ 166,527**	**$ 466,496,580**	**$ 465,094,431**	

Board of School Trustees
Mansfield Independent School District

TITLE: Property Tax Collections DATE: November 17, 2026

INFORMATION

BACKGROUND:

The Tarrant County Tax Office collects property taxes on behalf of the District for the general fund and the debt service fund. The attached Schedule of Delinquent Taxes Receivable includes tax collections for the current fiscal year as of October 31, 2026.

Total current and delinquent collections as of October 31, 2026, total $1,905,855.

For comparison, current collections as of October 31, 2026, total $1,709,592 compared to $2,370,323 through October 31, 2025.

MANSFIELD INDEPENDENT SCHOOL DISTRICT
SCHEDULE OF DELINQUENT TAXES RECEIVABLE
FISCAL YEAR ENDED JUNE 30, 2027

Last Ten Years		(1) Tax Rates Maintenance	(2) Tax Rates Debt Service	(3) Assessed/Appraised Value for School Tax Purposes	(10) Beginning Balance 7/1/2026	(20) Current Year's Total Levy	(31) Maintenance Collections	(32) Debt Service Collections	(40) Entire Year's Adjustments	(50) Ending Balance 6/30/2027
2018	and prior years	Various	Various	Various	1,533,924	-	$ 9,045	$ 4,348	$ -	$ 1,520,531
2019		1.0400	0.5000	13,939,141,882	216,592	-	3,232	1,554	-	211,806
2020		0.9700	0.4900	15,410,617,919	304,421	-	4,452	2,140	-	297,829
2021		0.9564	0.4900	15,567,029,316	288,688	-	4,208	2,126	-	282,354
2022		1.0583	0.3600	17,221,953,433	313,122	-	5,214	2,671	(593)	304,644
2023		0.9746	0.3600	19,222,924,840	463,243	-	10,236	3,482	(16,005)	433,520
2024		0.7892	0.3600	21,009,872,148	390,385	-	(50,312)	(18,584)	74,830	534,111
2025		0.7869	0.3600	22,638,940,565	500,604	-	(163,015)	(74,360)	(215,063)	522,916
2026		0.7869	0.3600	22,004,885,002	2,677,657		308,630	141,196	(861,958)	1,365,873
2027	(School year under audit)	0.7869	0.3600	21,663,377,020	-	236,623,333	1,172,969	536,623	(1,031,218)	233,882,523
1000	TOTALS				$ 6,688,635	$ 236,623,333	$ 1,304,659	$ 601,196	$ (2,050,007)	$ 239,356,107

November 2026 District Dashboard Summary Report

1. Vision 2030			
Dashboard Measure	Status	Mid-Course Correction	Report Page #
1.2 % of Students Mastering Algebra 2			3 - 4
2. Curriculum and Instruction			
Dashboard Measure	Status	Mid-Course Correction	Report Page #
No Scheduled Reports			
3. Student Services			
Dashboard Measure	Status	Mid-Course Correction	Report Page #
3.1 % Out of Placement (ISS/OSS/DAEP)			5 - 6
3.2 % Bully Investigations Meeting Internal Process Standards			7
4. Technology			
Dashboard Measure	Status	Mid-Course Correction	Report Page #
4.1 % Critical Systems Scheduled Uptime			8 - 9
5. Human Resources			
Dashboard Measure	Status	Mid-Course Correction	Report Page #
No Scheduled Reports			
6. Communications and Marketing			
Dashboard Measure	Status	Mid-Course Correction	Report Page #
6.1 Total Earned Media Value Secured			10 - 11
7. Facilities and Operations			
Dashboard Measure	Status	Mid-Course Correction	Report Page #
7.1.1 % of Completed Preventative Maintenance Work Orders			12 - 14
7.5.1 Energy Management Cost Avoidance			15
8. Business Services			
Dashboard Measure	Status	Mid-Course Correction	Report Page #
No Scheduled Reports			
9. Safety and Security			
Dashboard Measure	Status	Mid-Course Correction	Report Page #
No Scheduled Reports			

Above Goal At Goal Near Goal Below Goal

EC Accountability
November 2026

318

2026-2027 MISD Dashboard

Department	Key Strategic Measures	Data Collected, Managed, and Reported by
Vision 2030 Guiding Statements	1.1 % Reading on level at the beginning of 3rd grade 1.2 % of students mastering Algebra 2 1.3 % of students graduating Life Ready 1.4 % of students graduating College and/or Career Ready	Mr. Fernando Benavides Dr. Tameka Patton Dr. Winston McCowan Dr. Marcus Brannon Mrs. Mendy Gregory Mrs. Erica Reyes Dr. Kisha McDonald

Leading Indicator Measure	Reported By	Aug.	Sept.	Oct.	Nov.	Dec.	Jan.	Feb.	Mar.	Apr.	May	June	July
1.1 % Reading on level at the beginning of 3rd grade	Dr. Patton			X				X				X	
1.2 % of students mastering Algebra 2	Dr. Patton				X		X		X		X	X	
1.3 % of students graduating Life Ready	Dr. Patton											X	
1.4 % of students graduating College and/or Career Ready	Dr. McCowan	X					X						

1.2 % of Students Mastering Algebra 2

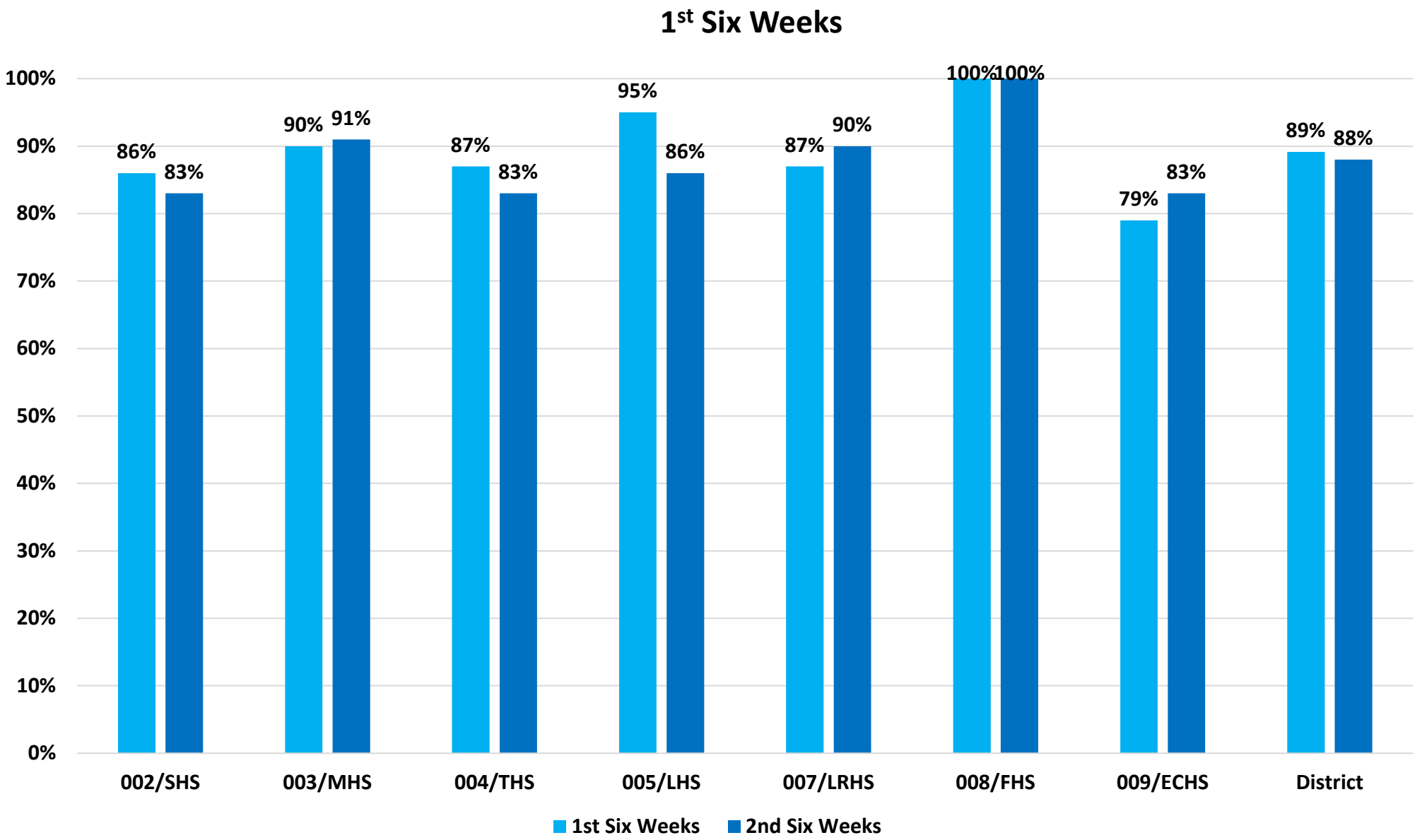

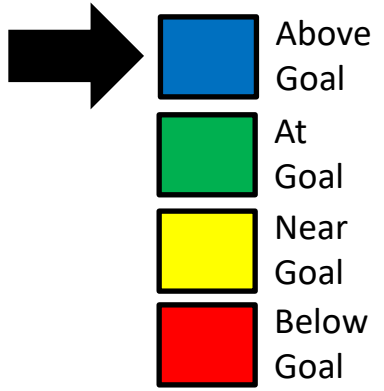

Status for this Measure

320

- ≥ 80%
- 69% - 79%
- 58% - 68%
- ≤ 57%

2026-2027 MISD Dashboard

Department	Key Strategic Measures	Data Collected, Managed, and Reported by
Student Services – Focus on Student Success/Engagement	3.1 % Out of Placement (ISS/OSS/DAEP) 3.2 % Bully Investigations Meeting Internal Process Standards 3.3 % Chronic/Severe Truancy	Mr. David Wright Dr. Liz Russo

Leading Indicator Measure	Reported By	Aug.	Sept.	Oct.	Nov.	Dec.	Jan.	Feb.	Mar.	Apr.	May	June	July
3.1 % Out of Placement (ISS/OSS/DAEP)	Dr. Russo				X		X			X		X	
3.2 % Bully Investigations Meeting Internal Process Standards	Dr. Russo				X		X			X		X	
3.3 % Chronic/Severe Truancy	Dr. Russo			X		X		X		X		X	

3.1 % Out of Placement (ISS/OSS/DAEP)

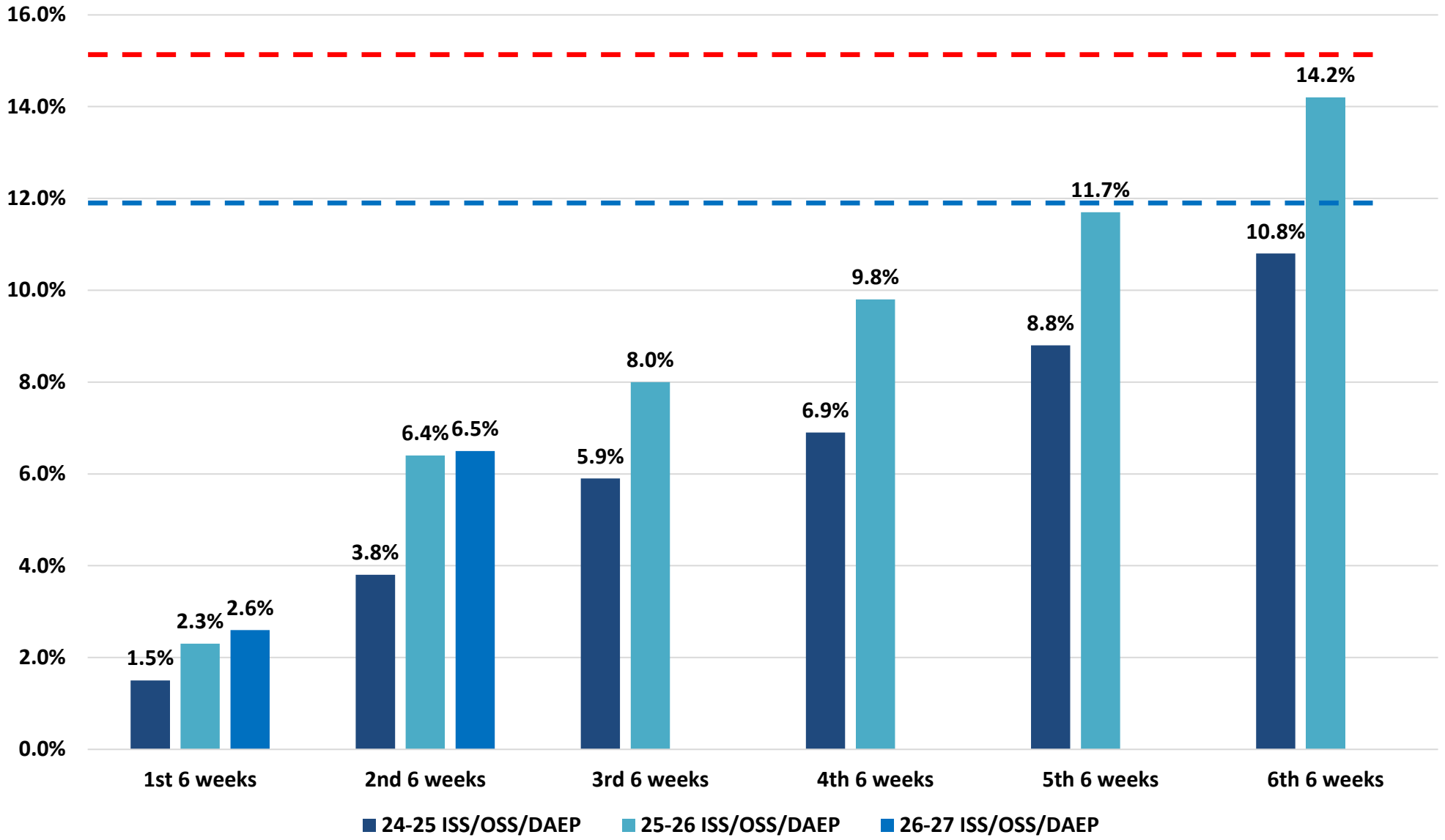

Above Goal
At Goal
Near Goal
Below Goal

Status for this Measure

- < 11.9% [322]
- 12% - 13.9%
- 14% - 14.9%
- > 15%

3.2 % Bully Investigations Meeting Internal Process Standards

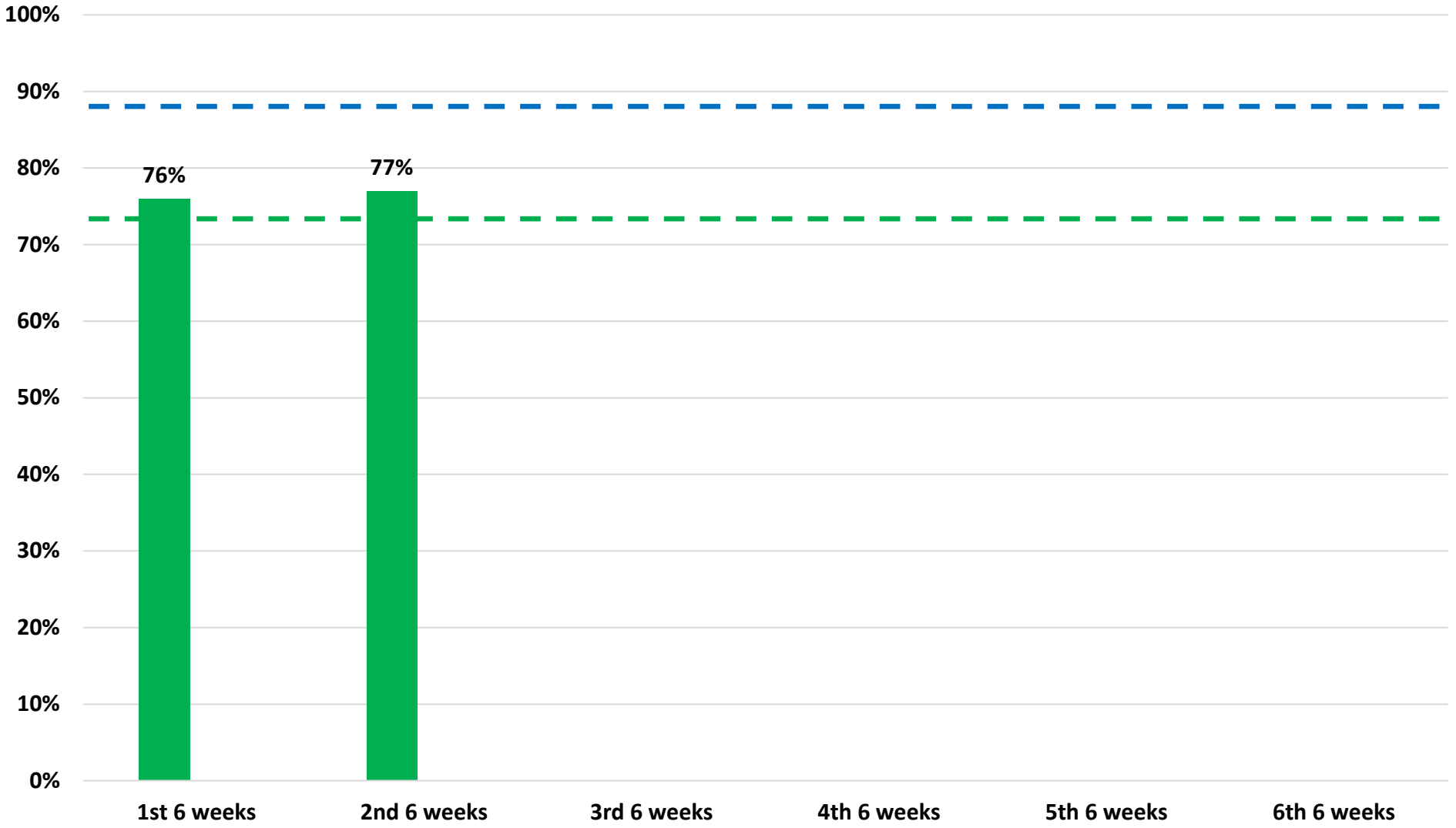

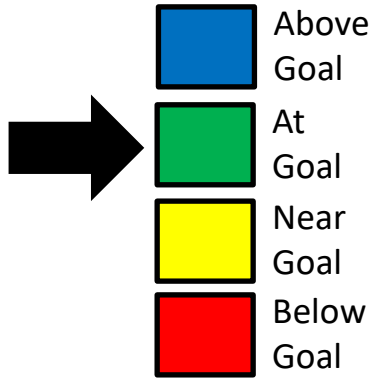

Status for this Measure

- ≥ 90% 323
- 75% - 89%
- 60% - 74%
- ≤ 59%

2026-2027 MISD Dashboard

Department	Key Strategic Measures	Data Collected, Managed, and Reported by
Technology – Focus on Excellence and Equity in Technology	4.1 % of Critical Systems Scheduled Uptime 4.2 % of Work Orders Completed within 5 Business Days 4.3 Cybersecurity: Uncompromised End-Points	Mrs. Shawntee' Cowan

Leading Indicator Measure	Reported By	Aug.	Sept.	Oct.	Nov.	Dec.	Jan.	Feb.	Mar.	Apr.	May	June	July
4.1 % of Critical Systems Scheduled Uptime	Mrs. Cowan	X	X	X	X	X	X	X	X	X	X	X	X
4.2 % of Work Orders Completed within 5 Business Days	Mrs. Cowan	X		X		X		X		X		X	
4.3 Cybersecurity: Uncompromised End-Points	Mrs. Cowan	X		X		X		X		X		X	

4.1 % Critical Systems Scheduled Uptime

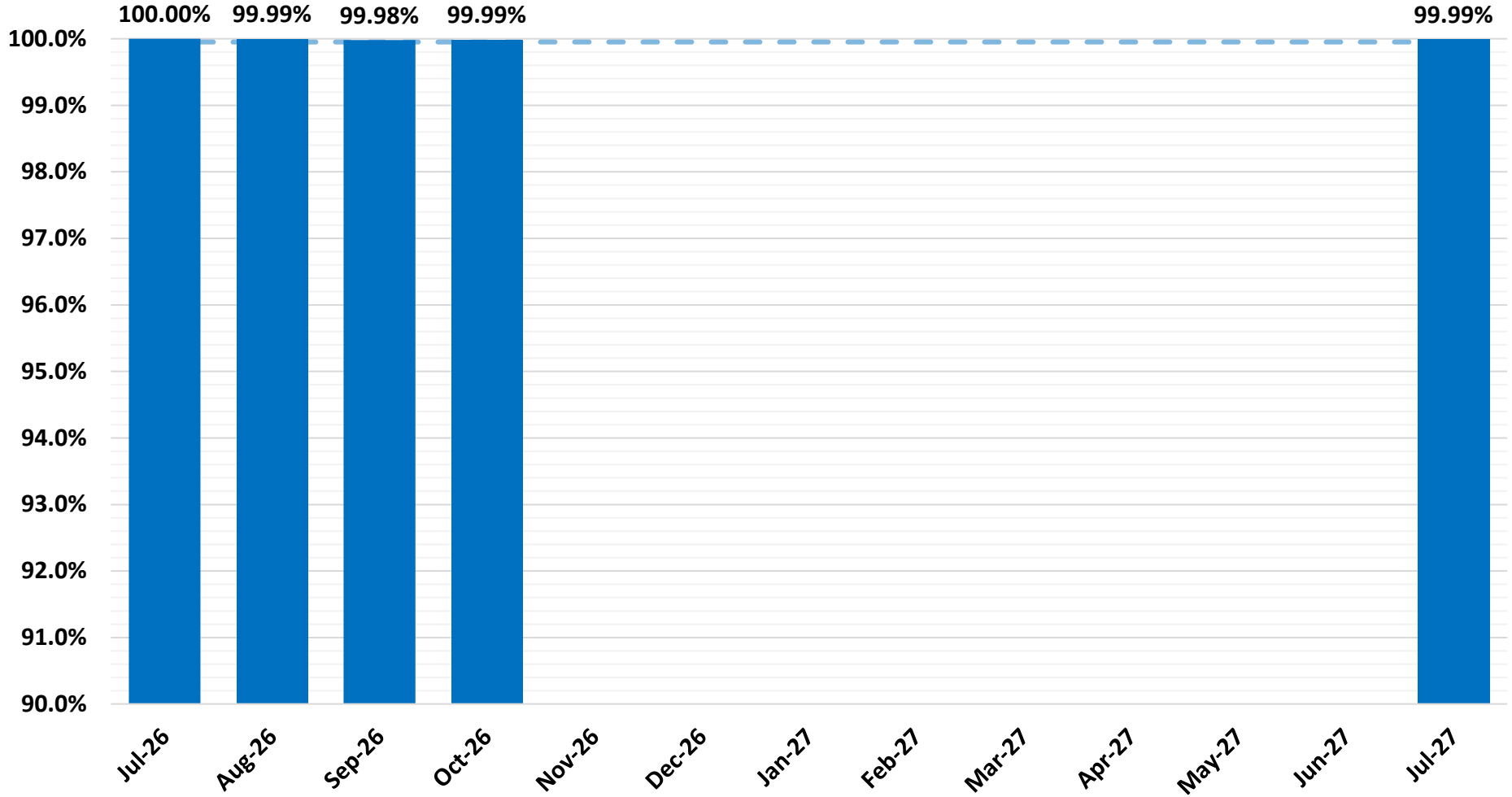

Above Goal
At Goal
Near Goal
Below Goal

Status for this Measure

- ≥ 99.96%[225]
- 98% - 99.95%
- 96.1% - 97.99%
- ≤ 96%

Goal: ≥ 99.95%

2026-2027 MISD Dashboard

Department	Key Strategic Measures	Data Collected, Managed, and Reported by
Communications and Marketing – Focus on Customer Engagement	6.1 Total earned media value secured 6.2 Increase total enrollment through strategic marketing campaigns	Mrs. Robyn Harris

Leading Indicator Measure	Reported By	Aug.	Sept.	Oct.	Nov.	Dec.	Jan.	Feb.	Mar.	Apr.	May	June	July
6.1 Total earned media value secured	Mrs. Harris		X		X		X		X		X		X
6.2 Increase total enrollment through strategic marketing campaigns	Mrs. Harris			X			X			X			X

6.1 Total Earned Media Value Secured

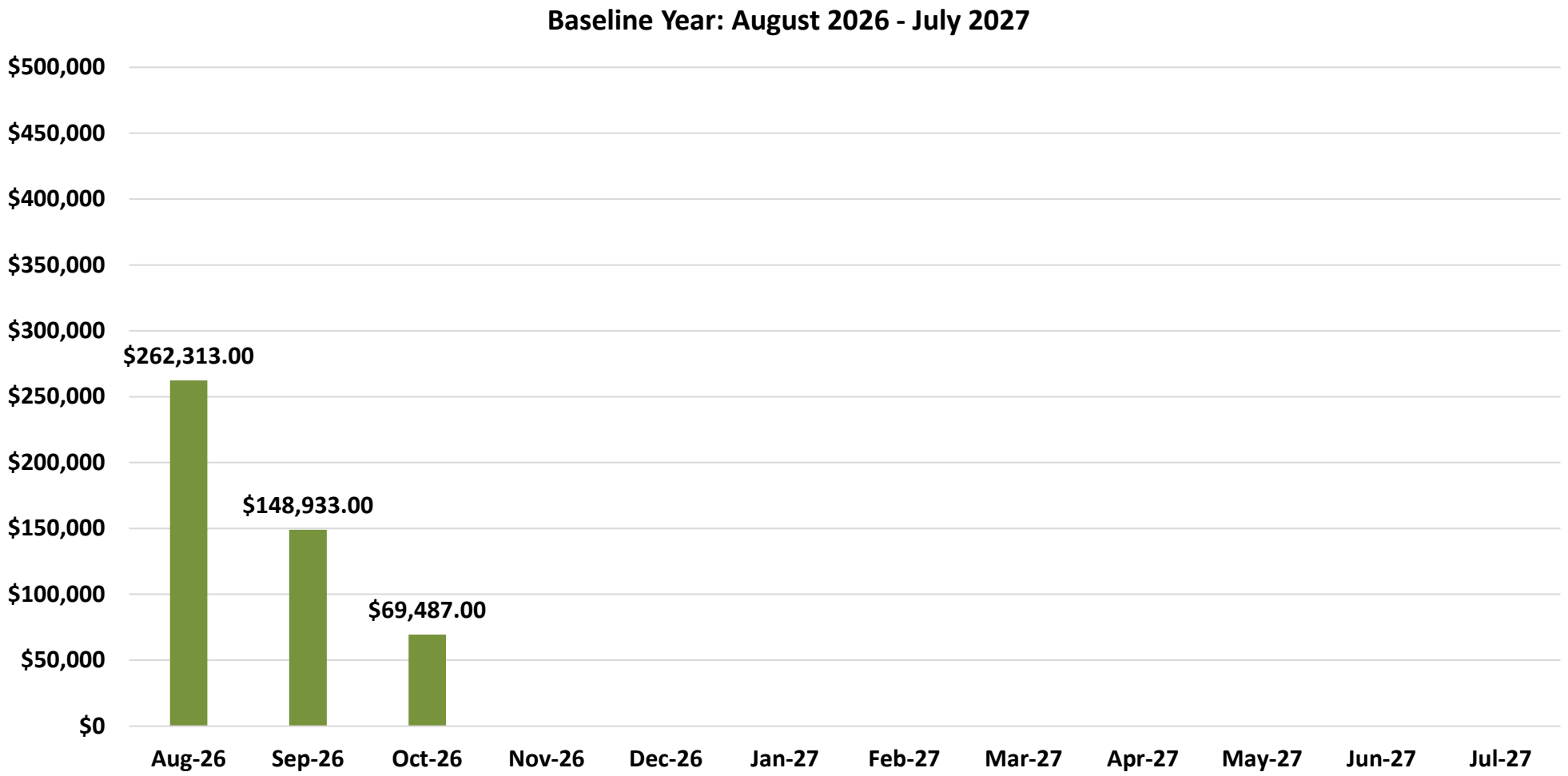

Above Goal
At Goal
Near Goal
Below Goal

Status for this Measure

327

The 2026-2027 school year, will be a baseline year for data gathering, which will help better determine goal-setting measures for the remainder of the Vision 2030 initiative.

2026-2027 MISD Dashboard

Department	Key Strategic Measures	Data Collected, Managed, and Reported by
Facilities and Operations – Focus on Operational Excellence	7.1 % of Completed Preventative Maintenance Work Orders 7.2 % of Custodial Workers Compensation Claims Filed 7.3 % of ECD Student Meal Participation	Mrs. Rita Denton

Leading Indicator Measure	Reported By	Aug.	Sept.	Oct.	Nov.	Dec.	Jan.	Feb.	Mar.	Apr.	May	June	July
7.1.1 % of Completed Preventative Maintenance Work Orders	Mrs. Denton				X		X		X		X		X
7.1.2 % of Total Maintenance Work Orders Completed within 5 Business Days	Mrs. Denton	X		X			X			X			X
7.2.1 % of Custodial Workers Compensation Claims Filed	Mrs. Denton			X			X			X			X
7.2.2 % of Custodial Work Orders Completed within 5 Business Days	Mrs. Denton												
7.3.1 % of ECD Student Meal Participation	Mrs. Denton			X		X		X		X		X	
7.3.2 Decrease Food Cost Margin	Mrs. Denton		X			X			X			X	
7.4.1 2024 Bond Program % Under Budget	Mrs. Denton	X		X		X		X		X		X	
7.5.1 Energy Management Cost Avoidance	Mrs. Denton				X		X		X		X		X
7.6.1 District Total Paid Workers' Comp Claims	Mrs. Denton			X		X		X		X		X	
7.7.1 % of Buses On Time Delivery	Mrs. Denton			X		X		X		X		X	

7.1.1 % of Completed Preventative Maintenance Work Orders

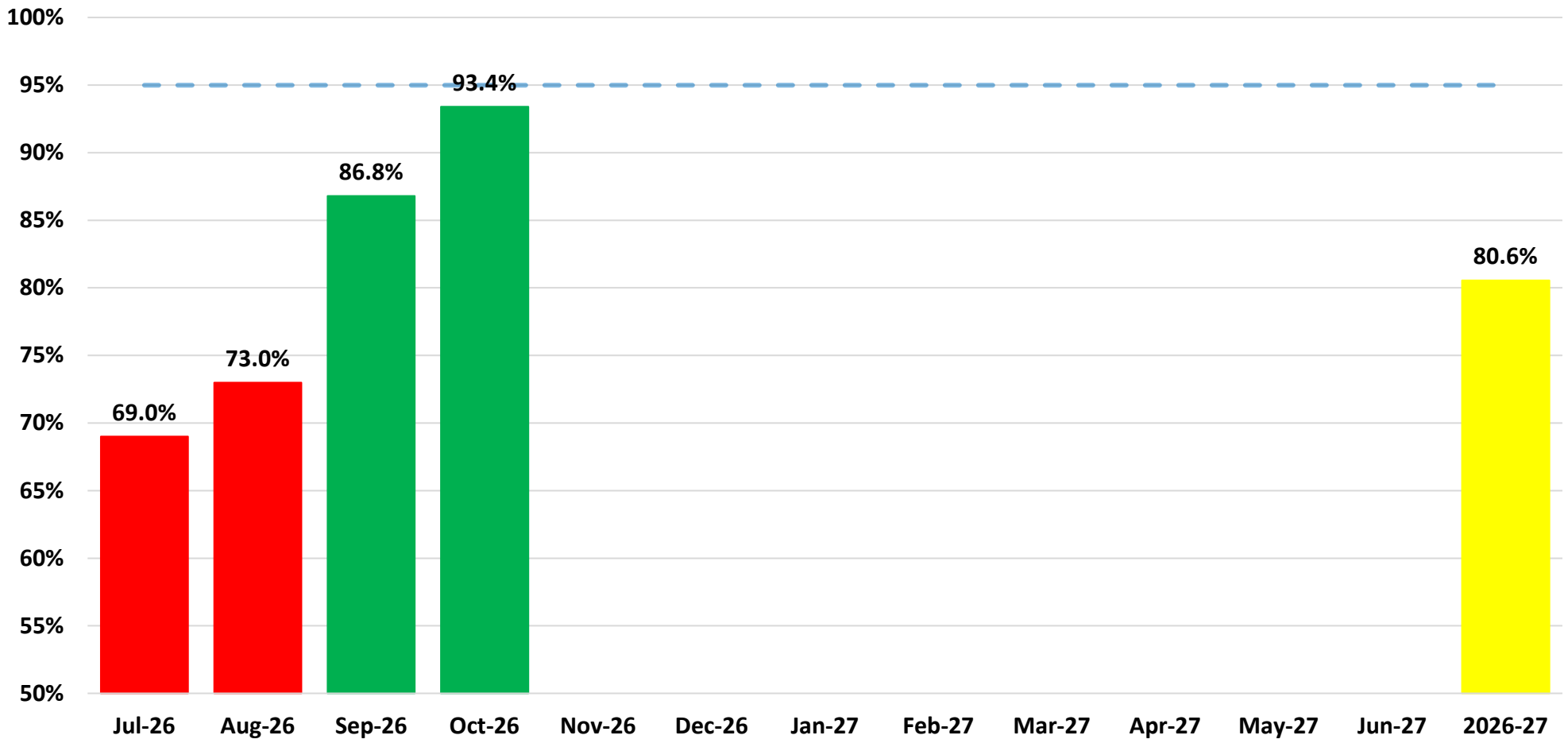

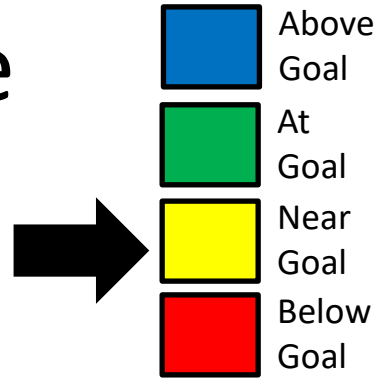

Status for this Measure

- ≥ 95% 329
- 86% - 94%
- 76% - 85%
- ≤ 75%

Goal: ≥ 95% annually

7.1.1 % of Completed Preventative Maintenance Work Orders



- **What is the problem?** Records from our work order system reflect that the maintenance department is not within target range for completing preventative maintenance on time.
- **Impact statement of the problem:** Most of the PM work orders in our work order system were created many years ago and do not reflect the PM that we currently perform.
- **Action to be taken:** Meet with software company to share changes that need to be made and for training on the work order system. Monitor data from employees weekly to determine if hours are being accounted for correctly.
- **When will you give your team and executive council an update?**

  Next month.

330

7.5.1 Energy Management Cost Avoidance

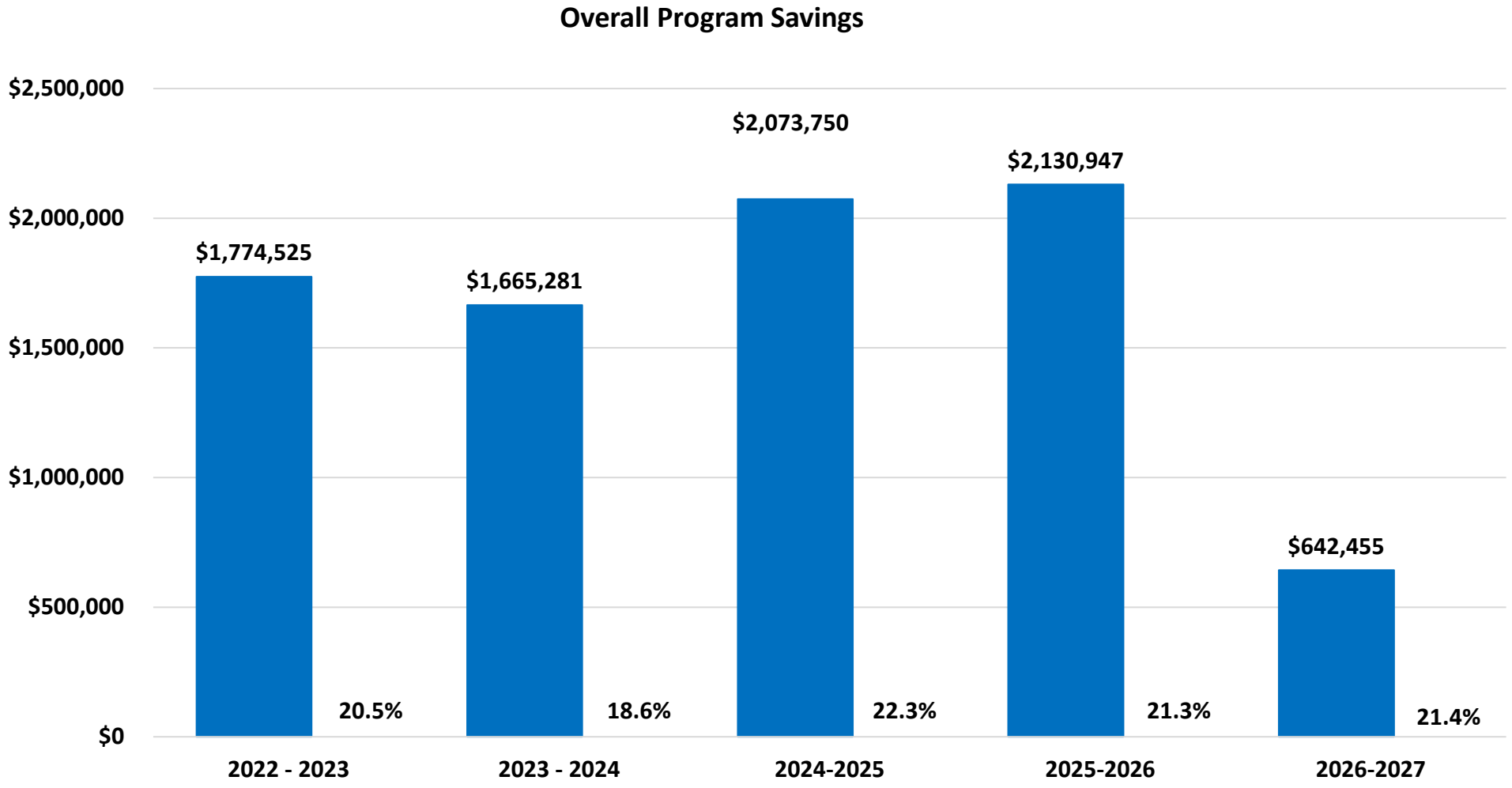

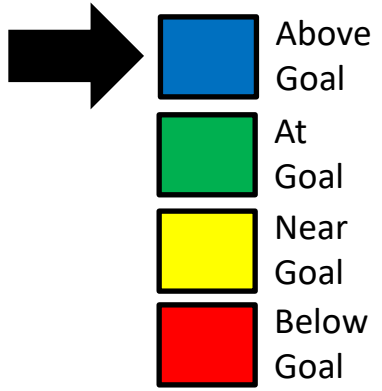

Status for this Measure

- ≥ 20.1% [331]
- 18% - 20%
- 16% - 17.9%
- ≤ 15%

Goal: Reduce Energy Consumption Districtwide ≥ 20% (Total Savings $25,821,205)

Board of School Trustees
Mansfield Independent School District

TITLE: Enrollment Report **DATE:** November 17, 2026

INFORMATION

BACKGROUND:

Mansfield Independent School District student enrollment was 34,350 on November 5, 2026. The attached exhibit presents the grade-by-grade enrollment for each campus as of that date.

Enrollment in the first week of November 2026 was 394 students lower than the same week in 2025.

CONSIDERATIONS:

- Total District enrollment is 394 students lower than the same week in 2025. This represents a 1.14% decrease in enrollment.
- Grades PK-4 enrollment decreased by 196 students.
- Grades 5-6 enrollment decreased by 30 students.
- Grades 7-8 enrollment decreased by 60 students.
- Grades 9-12 enrollment decreased by 108 students.
- The enrollments reported here are based on information from Skyward Student Data Systems.

RECOMMENDATION:

None. For information only.

Mansfield ISD Enrollment Report

as of 11/5/2026

Campus Name	EE	PK	KG	1	2	3	4	5	6	7	8	9	10	11	12	Total Count of Students
Mansfield Summit HS												556	485	461	407	1,909
Mansfield HS												681	642	628	645	2,596
Mansfield Timberview HS												449	398	397	435	1,679
Mansfield Legacy HS												537	519	469	501	2,026
The Phoenix Academy													7	17	49	73
Mansfield Lake Ridge HS												715	674	660	668	2,717
Mansfield Frontier STEM Acad												102	88	95	80	365
Early College High School												74	83	72	81	310
Tarrant Co JJAEP												3		1		4
Total High Schools												**3,117**	**2,896**	**2,800**	**2,866**	**11,679**
Rogene Worley Middle										321	316					637
T A Howard Middle										347	336					683
Brooks Wester Middle										319	352					671
Danny Jones Middle										412	387					799
James Coble Middle										347	342					689
Linda Jobe Middle										409	428					837
Charlene McKinzey Middle										443	465					908
STEM Academy									100	95	93					288
Total Middle Schools									**100**	**2,693**	**2,719**					**5,512**
Mary Orr Int								295	288							583
Cross Timbers Int								348	340							688
Donna Shepard Int								401	399							800
Della Icenhower Int								287	328							615
Mary Lillard IS								344	336							680
Asa E Low Jr Int								373	318							691
Alma Martinez Int								457	418							875
Total Intermediate Schools								**2,505**	**2,427**							**4,932**
Alice Ponder ES	**18**	81	101	119	108	123	110									660
Tarver-Rendon ES	**12**	58	94	92	108	88	96									548
J L Boren ES	**16**	45	100	102	105	114	109									591
Charlotte Anderson ES	**1**	32	76	91	73	89	65									427
Glenn Harmon ES	**1**		42	48	54	95	105	35								380
D P Morris ES	**1**		75	75	81	100	82									414
Willie Brown ES		35	96	111	109	117	128									596
Kenneth Davis ES			34	51	57	80	114									336
Imogene Gideon ES	**1**		39	67	43	53	61									264
Erma Nash ES	**2**	53	96	87	104	93	98									533
Elizabeth Smith ES	**12**	42	90	122	112	114	140									632
Roberta Tipps ES	**5**	40	66	83	71	96	82									443
Martha Reid ES	**6**	41	63	74	78	81	102									445
Thelma Jones ES	**13**		53	60	81	68	88									363
Mary Jo Sheppard ES	**1**	53	56	57	70	87	69									393
Janet Brockett ES	**7**		55	66	78	71	88									365
Anna May Daulton ES	**1**	50	115	112	107	119	125									629
Cora Spencer ES	**1**	55	104	98	121	117	106									602
Louise Cabaniss ES	**3**	45	73	70	99	77	79									446
Carol Holt ES	**12**	44	68	63	77	75	98	43								480
Annette Perry ES	**5**	95	116	106	118	107	123									670
Judy Miller ES	**4**	52	76	89	67	85	70									443
Nancy Neal ES	**7**	39	68	90	87	71	84									446
Academy for Early Learners	**18**	332														350
Brenda Norwood ES	**3**		117	123	151	187	190									771
Total Elementary Schools	**150**	**1,192**	**1,873**	**2,056**	**2,159**	**2,307**	**2,412**	**78**								**12,227**
Total Count of Students	**150**	**1,192**	**1,873**	**2,056**	**2,159**	**2,307**	**2,412**	**2,583**	**2,527**	**2,693**	**2,719**	**3,117**	**2,896**	**2,800**	**2,866**	**34,350**

Board of School Trustees
Mansfield Independent School District

TITLE: Attendance Percentage Report **DATE:** November 17, 2026

INFORMATION

BACKGROUND:

Mansfield Independent School District Attendance Percentage Report is a campus-by-campus report from August 12, 2026, through November 6, 2026.

The attendance percentages reported here are based on the attached information from Skyward Data Services.

RECOMMENDATION:

This report is for information only and requires no action.

Entity	Name	Cal	Operational Days	Grade Level	Total Days Membership	Total Ineligible Days Present	Total Eligible Days Present	Refined ADA	Percentage Of Attendance
002	Mansfield Summit HS	002	59	ALL	112113.5	0.0	105248.5	1783.87	93.88
003	Mansfield HS	003	59	ALL	152483.0	0.0	146091.5	2476.13	95.81
004	Mansfield Timberview	004	59	ALL	98625.5	0.0	93216.5	1579.94	94.52
005	Mansfield Legacy HS	005	59	ALL	120400.5	0.0	114917.5	1947.75	95.45
006	The Phoenix Academy	006	59	ALL	3932.0	0.0	3244.0	54.98	82.50
007	Mansfield Lake Ridge	007	59	ALL	160214.0	0.0	153528.5	2602.18	95.83
008	Mansfield Frontier S	008	59	ALL	21433.0	0.0	20999.0	355.92	97.98
009	Early College High S	009	59	ALL	9311.0	0.0	9142.0	154.95	98.18
		TCC	60	ALL	9173.0	0.0	8987.0	149.78	97.97
041	Rogene Worley Middle	041	59	ALL	37473.0	0.0	36286.0	615.02	96.83
042	T A Howard Middle	042	59	ALL	40176.0	0.0	37392.0	633.76	93.07
043	Brooks Wester Middle	043	59	ALL	39904.0	0.0	38482.0	652.24	96.44
044	Danny Jones Middle	044	59	ALL	46897.0	0.0	45281.0	767.47	96.55
045	James Coble Middle	045	59	ALL	40285.0	0.0	38801.0	657.64	96.32
046	Linda Jobe Middle	046	59	ALL	49081.0	0.0	47050.0	797.46	95.86
047	Charlene McKinzey Mi	047	59	ALL	53412.0	0.0	52052.0	882.24	97.45
101	Alice Ponder ES	101	59	ALL	33269.5	0.0	31837.5	539.62	95.70
		PK	59	ALL	2399.0	24.0	2223.5	37.69	93.68
103	Tarver-Rendon ES	103	59	ALL	28310.5	12.0	26677.0	452.15	94.27
		PK	59	ALL	1554.0	129.0	1302.5	22.08	92.12
105	J L Boren ES	105	59	ALL	31676.0	18.0	30704.5	520.42	96.99
		PK	59	ALL	1275.5	619.5	602.0	10.20	95.77
106	Charlotte Anderson E	106	59	ALL	22777.0	0.0	21877.0	370.80	96.05
		PK	59	ALL	968.5	214.5	698.0	11.83	94.22
107	Glenn Harmon ES	107	59	ALL	22130.0	0.0	21235.0	359.92	95.96
109	D P Morris ES	109	59	ALL	24252.0	0.0	23247.0	394.02	95.86
110	Willie Brown ES	110	59	ALL	32559.0	0.0	31425.0	532.63	96.52
		PK	59	ALL	1015.0	279.5	697.5	11.82	96.26
111	Kenneth Davis ES	111	59	ALL	19621.0	0.0	18691.0	316.80	95.26
112	Imogene Gideon ES	112	59	ALL	15678.5	0.0	14809.0	251.00	94.45
113	Erma Nash ES	113	59	ALL	27826.0	0.0	26757.0	453.51	96.16
		PK	59	ALL	1579.0	54.0	1442.0	24.44	94.74
114	Elizabeth Smith ES	114	59	ALL	34279.0	0.0	33171.5	562.23	96.77
		PK	59	ALL	1178.5	87.0	1034.5	17.53	95.16
115	Roberta Tipps ES	115	59	ALL	23482.5	0.0	22796.5	386.38	97.08
		PK	59	ALL	1191.5	182.5	968.5	16.42	96.60
116	Martha Reid ES	116	59	ALL	23509.5	0.0	22636.0	383.66	96.28
		PK	59	ALL	1185.0	171.0	947.0	16.05	94.35
117	Thelma Jones ES	117	59	ALL	20830.0	0.0	19994.0	338.88	95.99
118	Mary Jo Sheppard ES	118	59	ALL	20183.5	0.0	19256.5	326.38	95.41
		PK	59	ALL	1522.0	512.5	929.5	15.75	94.74
119	Janet Brockett ES	119	59	ALL	21165.0	0.0	20287.5	343.86	95.85
120	Anna May Daulton ES	120	59	ALL	34101.0	0.0	33135.0	561.61	97.17
		PK	59	ALL	1512.0	319.0	1130.0	19.15	95.83
121	Cora Spencer ES	121	59	ALL	32082.0	0.0	30981.0	525.10	96.57
		PK	59	ALL	1634.0	542.5	1023.0	17.34	95.81
122	Louise Cabaniss ES	122	59	ALL	22989.0	0.0	22053.0	373.78	95.93
		PK	59	ALL	1277.5	29.5	1195.5	20.26	95.89
123	Carol Holt ES	123	59	ALL	25437.5	0.0	24217.5	410.47	95.20
		PK	59	ALL	1242.0	206.5	943.5	15.99	92.59
124	Annette Perry ES	124	59	ALL	33440.0	46.5	32196.5	545.70	96.42
		PK	59	ALL	2654.0	142.5	2391.0	40.53	95.46

Entity	Name	Cal	Operational Days	Grade Level	Total Days Membership	Total Ineligible Days Present	Total Eligible Days Present	Refined ADA	Percentage Of Attendance
125	Judy Miller ES	125	59	ALL	22621.0	0.0	21822.5	369.87	96.47
		PK	59	ALL	1440.5	706.5	673.0	11.41	95.77
126	Nancy Neal ES	126	59	ALL	23650.0	0.0	22908.0	388.27	96.86
		PK	59	ALL	1164.0	313.5	804.5	13.64	96.05
127	Academy for Early Le	127	59	ALL	501.0	28.5	422.0	7.15	89.92
		PK	59	ALL	9529.5	706.0	8163.5	138.36	93.07
128	Brenda Norwood ES	128	59	ALL	45207.0	0.0	43929.0	744.56	97.17
201	Mary Orr Int	201	59	ALL	33720.0	0.0	32531.0	551.37	96.47
202	Cross Timbers Int	202	59	ALL	40557.0	0.0	38361.0	650.19	94.59
204	Donna Shepard Int	204	59	ALL	46840.0	0.0	44983.0	762.42	96.04
205	Della Icenhower Int	205	59	ALL	35583.0	0.0	33998.0	576.24	95.55
206	Mary Lillard IS	206	59	ALL	39841.0	0.0	38804.0	657.69	97.40
207	Asa E Low Jr Int	207	59	ALL	40814.0	0.0	39387.0	667.58	96.50
208	Alma Martinez Int	208	59	ALL	51862.0	0.0	50424.0	854.64	97.23
304	Tarrant Co JJAEP	304	63	ALL	148.0	0.0	128.0	2.03	86.49
944 (043)	STEM Academy	944	59	ALL	17067.0	0.0	16759.0	284.05	98.20
	REPORT TOTALS:				1977244.5	5344.5	1890329.0	32036.80	95.87

********** End of report **********

ADA Template Parameters

ADA Report

Calendar Low	Calendar High	Grad Yr Low	Grad Yr High	Race Low	Race High	Student Type Low	Student Type High	Date Low	Date High	Totals By	Report Type
		Processed By									
	ZZZ	0000	9999	ZZZ			ZZZ	08/12/2026	11/06/2026	Entity	Summary Only
		Student Range									

Processed Entities: 002,003,004,005,006,007,008,009,041,042,043,044,045,046,047,101,103,105,106,107,109,110,111,112,113
114,115,116,117,118,119,120,121,122,123,124,125,126,127,128,201,202,204,205,206,207,208,304,944,999

Excluded Entities: 030,038,129,902,907

Board of School Trustees
Mansfield Independent School District

TITLE: State Intruder Detection Audits **DATE:** November 17, 2026

INFORMATION

BACKGROUND:
Mansfield Independent School District State Door Audit Reports information must be shared with the Board and the public.

Notice of Intruder Detection Audits conducted by the TxSSC and a corrective action are to be put into place. By rule, information must be given at a high and non-descriptive level. Agenda from the school board meeting that reflect a summary of information from the Intruder Detection Audit must then be sent to the Texas Safety School Center.

RECOMMENDATION:
This report is for information only and requires no action.

MISD State Intruder Detection Reports 11-3-2026

Notice of Intruder Detection Audits conducted by the TxSSC and a corrective action are to be put into place. By rule, information must be given at a high and non-descriptive level. Agenda from the school board meeting that reflect a summary of information from the Intruder Detection Audit must then be sent to the Texas Safety School Center.

State Intruder Detection				
Number of Audits	16 Total	9 Elementary	5 Int/Mid School	2 High School
Findings	0 New	0 Exterior Door	0* Interior Door	0 Visitor Entry
Corrective Action / Dates	N/A		N/A	
Safety and Security Committee	N/A			
School Board Agenda	N/A			
Sentinel Report Submitted	N/A			
MISD Intruder Campus Detections	1,913 Safety Walks district-wide			

*classroom door audits are performed, however effective school year 2023-2024, deficiencies do not create a finding.

Board of School Trustees
Mansfield Independent School District

TITLE: Approved Student Trips **DATE:** November 17, 2026

INFORMATION

BACKGROUND:

Board Policy FMG (Local) allows students to participate in school-sponsored trips. This policy designates the Superintendent to approve such trips upon recommendation of the Principal andAssociate Superintendent.

The attached student trips have been approved.

RECOMMENDATION:

This report is for information only and requires no action.

STUDENT TRAVEL- DAY TRIPS

School	Trip Coordinator	Group	Destination	Date	Days Out	# of Students	Admin. Attending	Ratio	Transportation	Purpose
Brooks Wester MS	Mark Riley	Choir	JL Boren, Roberta Tipps, Arlington, TX	Sept. 8, 2026	1	160	No	1:10	School Bus	Recruitment visit to Tipps and Reid.
Ben Barber Career Tech	Staci Washington	ASL Program	TCC Trinity River Campus, Fort Worth, TX	Oct. 8, 2026	1	10	No	1:02	School Bus	To allow our ASL students to interact in the target language with other Deaf people of our community in various real world situations and environment.
Summit HS	Kip K. Briggs	JROTC	UTA, Arlington, TX	Oct. 15, 2026	1	14	No	1:14	School Bus	The Raider Team will be training rope climbing with the UTA senior ROTC class.
Timberview HS	Orlando Salas Jr.	AF JROTC	UTA, Arlington, TX	Oct. 15, 2026	1	10	No	1:10	School Bus	Learning rope climbing related to JROTC Fitness team competitions.
Elizabeth Smith ES	Rebecca Escarzaga	4th Grade	UTA Planetarium, Arlington, TX	Oct. 16, 2026	1	131	No	1:20	School Bus	Educational.
Asa Low	Heather Tran	GT	Bass Hall, Fort Worth, TX	Oct. 16, 2026	1	92	Yes	1:10	School Bus	Gifted and talented required field experience.
Charlene McKinzey MS	Heather Farah	Yearbook	Tarleton University, Crowley, TX	Oct. 21, 2026	1	27	No	1:13	School Bus	Students will attend a workshop to sharpen their skills to interview, take photos, and create valuable content.
Tarver Rendon ES	Brooke Frederick	1st Grade	Fort Worth Zoo, Fort Worth, TX	Oct. 22, 2026	1	100	No	1:03	School Bus	This field trip will support student's understanding of animal characteristics, habitats, life cycles, and basic needs through real-world observations.
Ben Barber Career Tech	Danielle Flores	Edu Drone	Southwest Airlines, Dallas, TX	Oct. 23, 2026	1	12	No	1:06	School Bus	Students will get first hand glimpse at jobs in aviation.
Frontier HS	David Bushdiecker	UIL	Glen Rose High School, Glen Rose, TX	Oct. 24, 2026	1	8	No	1:08	School Bus	UIL Academics
Charlene McKinzey MS	Toyshell Jackson	GT	Fort Worth Zoo, Fort Worth, TX	Oct. 27, 2026	1	133	No	1:10	School Bus	Students will see life examples of organisms in environments set to mimic their natural ecosystem.
Ben Barber Career Tech	Danielle Flores	Edu Drone	Arlington, TX	Oct. 27, 2026	1	6	No	1:06	Other	Students will going to the PSI testing center to take their exam.
Kenneth Davis ES	Rosa Ortiz-Galeas	4th Grade	Center for Performing Arts, Mansfield, TX	Oct. 28, 2026	1	69	No	1:18	School Bus	District FA field trip.
Elizabeth Smith ES	Katie Shelton	Fine Arts	Center for Performing Arts, Mansfield, TX	Oct. 28, 2026	1	140	No	1:20	School Bus	Educational.
Tarver Rendon ES	Kim White	Kindergarten	Country Critters Farm, Alvarado, TX	Oct. 29, 2026	1	94	No	1:04	School Bus	Meet our TEKS in science and reinforce out agricultural lessons taught at our Agricultural Leadership campus.

STUDENT TRAVEL- DAY TRIPS

Ben Barber Career Tech	Danielle Flores	Edu Drone	PSI FAA Testing Site, Fort Worth, TX	Oct. 29, 2026	1	2	No	1:02	Other	Students will go to the PSI testing center so they can take their exam.
D.P. Morris ES	Madison Chandlee	1st Grade	Fort Worth Zoo, Fort Worth, TX	Oct. 30, 2026	1	76	No	1:07	School Bus	Provide the students with an engaging, hands-on trip that will also provide them with background knowledge needed for grade level content.
Elizabeth Smith ES	Rebecca Escarzaga	StuCo	Jasper of Mansfield, Mansfield, TX	Oct. 30, 2026	1	20	No	1:10	School Bus	Educational.
James Coble IS	Francesca Wright	Orchestra	Ben Barber High School, Mansfield, TX	Oct. 30, 2026	1	5	No	1:05	School Bus	All District rehearsal.
Charlene McKinzey MS	Toyshell Jackson	7th Grade STEM	Alley Cats, Arlington, TX	Nov. 2, 2026	1	145	No	1:10	School Bus	Research for our STEM PBL.
Brooks Wester MS	Lianne Lindsey	JKSA 8th Grade	Alley Cats, Burleson, TX	Nov. 2, 2026	1	85	Yes	1:07	School Bus	Celebrate National STEM Day.
Summit HS	Jennifer Messer	AP Art	Modern Art Museum, Fort Worth, TX	Nov. 3, 2026	1	16	Yes	1:08	School Bus	Allow students to study the historic traditions of artists and artistic decision making for AP studio AP.
Summit HS	Carlos Diaz Jr.	AVID	Tarleton University, Crowley, TX	Nov. 3, 2026	1	40	No	1:11	School Bus	AVID CCI
Summit HS	Kip K. Briggs	JROTC	Meals on Wheels, Haltom City, TX	Nov. 4, 2026	1	20	No	1:20	School Bus	Community service.
Kenneth Davis ES	Rosa Ortiz-Galeas	3rd Grade	Center for Performing Arts, Mansfield, TX	Nov. 4, 2026	1	52	No	1:18	School Bus	District FA field trip.
Elizabeth Smith ES	Rebecca Escarzaga	3rd Grade	Center for Performing Arts, Mansfield, TX	Nov. 4, 2026	1	130	No	1:20	School Bus	Educational.
James Coble IS	Schannon Kyner	8th Grade	Ben Barber High School, Mansfield, TX	Nov. 4, 2026	1	45	No	1:09	School Bus	8th grade students will participate in the CTE roundup.
Louise Cabaniss ES	Chriselle Williams	2nd Grade	Legacy High School, Mansfield, TX	Nov. 5, 2026	1	97	No	1:19	School Bus	Storybook Play.
Elizabeth Smith ES	Rebecca Escarzaga	Pre-Kinder	Legacy High School, Mansfield, TX	Nov. 5, 2026	1	40	No	1:20	School Bus	Educational.
Timberview HS	Mark Lederman	Biomedical Society	UT Southwestern Medical Center, Dallas, TX	Nov. 5, 2026	1	40	No	1:10	School Bus	This is an educational experience for club members. It focuses on medical field careers and includes a hands-on activity related to health sciences.
Timberview HS	Caroline Sollman	NHS	Fort Worth Zoo, Fort Worth, TX	Nov. 6, 2026	1	62	Yes	1:10	School Bus	Students will see an accumulation of everything they have learned in their science class.
D.P. Morris ES	Staci Bates	GT and StuCo	Sunset Hill Tree Farm, Alvarado, TX	Nov. 6, 2026	1	20	Yes	1:10	School Bus	Explore outdoor farm life, biodiversity, and natural resources.

STUDENT TRAVEL- DAY TRIPS

D.P. Morris ES	Karellys Porras	ISLE	Legoland, Grapevine, TX	Nov. 6, 2026	1	28	No	1:02	School Bus	Students will explore how pushing on an object can change the speed or direction of its motion, and start or stop it's movement.
Summit HS	Kip K. Briggs	JROTC	RLA Stadium, Mansfield, TX	Nov. 7, 2026	1	60	No	1:30	School Bus	Cadets will march in the annual Mansfield Day Parade.
Timberview HS	Monique Gaskin	AFJROTC	RLA Stadium, Mansfield, TX	Nov. 7, 2026	1	40	No	1:13	School Bus	Participation in a Veterans Day Parade provides AFJROTC cadets with an opportunity to honor and recognize the service and sacrifices of our nation's veterans.
Cross Timbers IS	Kaitlin Gentry	Theatre	Legacy High School, Mansfield, TX	Nov. 9, 2026	1	170	No	1:10	School Bus	Students will get to immerse themselves in the content of theatre and be able to experience a multitude of their TEKS physically in person.
Cross Timbers IS	Stephanie Bonebrake	Band and Orchestra	Waco Performance Hall at Baylor University, Waco, TX	Nov. 10, 2026	1	47	No	1:10	School Bus	Music education; attend a symphony children's performance geared specifically toward age group providing more detailed experience.
Summit HS	Kip K. Briggs	JROTC	T.A. Howard MS, Arlington, TX	Nov. 11, 2026	1	4	Yes	1:04	School Bus	Present the colors for T.A. Howard and veterans at Seleno @ Harris Apartment Life for Veterans Day.
Kenneth Davis ES	Kristi Reed	2nd Grade	Legoland, Grapevine, TX	Nov. 11, 2026	1	60	No	1:06	School Bus	Students will receive a real world experience.
Annette Perry ES	Lauryn Page	1st Grade	Legacy High School, Mansfield, TX	Nov. 11, 2026	1	110	No	1:22	School Bus	Story Elements and Fairytales.
Timberview HS	Monique Gaskin	AFJROTC	Louise Cabaniss Academy, Grand Prairie, TX	Nov. 11, 2026	1	6	No	1:06	Other	Cadets will have the opportunity to connect what they learn in the classroom and through Color Guard training with meaningful service to our community.
Annette Perry ES	Lauryn Page	1st Grade	Legacy High School, Mansfield, TX	Nov. 11, 2026	1	110	No	1:22	School Bus	Story Elements and Fairytales.
Summit HS	Kip K. Briggs	JROTC	TCU, Fort Worth, TX	Nov. 12, 2026	1	50	No	1:25	School Bus	Students will learn what TCU has to offer post high school.
Timberview HS	Monique Gaskin	AFJROTC	Lincoln Tech, Grand Prairie, TX	Nov. 12, 2026	1	50	Yes	1:16	School Bus	Cadets will be exposed to technical education, skilled trades, and career pathways that support the workforce.

STUDENT TRAVEL- DAY TRIPS

Nancy Neal ES	Kaitlin Stefanos	2nd Grade	Fort Worth Nature Canter & Refuge, Fort Worth, TX	Nov. 12, 2026	1	86	No	1:05	School Bus	This field trip will provide engaging, real-world examples that help bring classroom science concepts to life.
Della Icenhower IS	Tymesha Mitchell	5th Grade	Arlington Skatium, Arlington, TX	Nov. 13, 2026	1	149	Yes	1:25	School Bus	Arlington Skatium provides a STEM lesson and activity that goes along with our force unit.
D.P. Morris ES	Jackie Franco	2nd Grade	Fort Worth Science Museum, Fort Worth, TX	Nov. l3, 2026	1	78	No	1:10	School Bus	Educational.
Elizabeth Smith ES	Rebecca Escarzaga	Kinder	Legacy High School, Mansfield, TX	Nov. 13, 2026	1	86	No	1:20	School Bus	Educational.
Elizabeth Smith ES	Rebecca Escarzaga	1st Grade	Fort Worth Stockyards, Fort Worth, TX	Nov. 13, 2026	1	100	No	1:15	School Bus	Educational.
Alice Ponder ES	Rosa Medina	1st Grade	Fort Worth Museum of Science and History, Fort Worth, TX	Nov. 13, 2026	1	120	No	1:05	School Bus	Hands-on exploration of science concepts.
Alma Martínez IS	Joe Thompson	STEAM Academy	Texas Health Mansfield Stadium, Mansfield, TX	Nov. 17, 2026	1	98	No	1:25	School Bus	Develop context and background knowledge for current PBL.
Brooks Wester MS	Jennifer Shaw	GT	Sea Life Aquarium, Grapevine, TX	Nov. 17, 2026	1	47	No	1:16	School Bus	Learn about organism adaptations to their environment and how humans impact their survival.
Ben Barber Career Tech	Misty Smitherman	Automative Department	Texas Motor Speedway, Fort Worth, TX	Nov. 18, 2026	1	100	No	1:33	School Bus	Career and Post Secondary exploration.
Mansfield HS	Kenia Hinton	AVID 1	Dallas Baptist University, Dallas, TX CiCi's Pizza, Mansfield, TX	Nov. 18, 2026	1	43	Yes	1:14	School Bus	College visits offer the opportunity to experience campus life firsthand.
Charlotte Anderson ES	April Becker	AVID	Baylor University, Waco, TX	Nov. 18, 2026	1	64	Yes	1:07	School Bus	Expose students to a college campus.
Charlene McKinzey MS	Julie Lemon	8th Grade STEM	Arlington Skatium, Arlington, TX	Nov. 19, 2026	1	146	Yes	1:20	School Bus	STEM aligned field trip.
Alice Ponder ES	Lisa Schwarzer	2nd Grade	Fort Worth Zoo, Fort Worth, TX	Nov. 19, 2026	1	110	No	1:04	School Bus	Students will see animals and their habitats.
Donna Shepard IS	Melanie Aquiningoc	Team Mavericks	Fort Worth Zoo, Fort Worth, TX	Nov. 20, 2026	1	90	Yes	1:05	School Bus	Student will explore the zoo viewing animals behaviors, interactions, and habitats.
Donna Shepard IS	Miranda Rahimzadeh	Team Owls	Fort Worth Zoo, Fort Worth, TX	Nov. 20, 2026	1	90	Yes	1:05	School Bus	Students will explore the zoo, viewing animals' behaviors, interactions, and habitats.
Donna Shepard IS	Evangeline Atchison	Teams Rams	Fort Worth Zoo, Fort Worth, TX	Nov. 20, 2026	1	90	Yes	1:05	School Bus	Students will explore the zoo, viewing animals' behaviors, interactions, and habitats.
Donna Shepard IS	Monica Glass	Team Longhorns	Fort Worth Zoo, Fort Worth, TX	Nov. 20, 2026	1	90	Yes	1:05	School Bus	Students will explore the zoo viewing animals behaviors, interactions, and habitats.

STUDENT TRAVEL- DAY TRIPS

Donna Shepard IS	Melissa Paredes	Team Bobcats	Fort Worth Zoo, Fort Worth, TX	Nov. 20, 2026	1	90	Yes	1:05	School Bus	Students will explore the zoo viewing animals behaviors, interactions, and habitats.
Ben Barber Career Tech	Jimmie Green	MISD Robotics	UME Preparatory Academy, Dallas, TX	Nov. 21, 2026	1	50	No	1:25	School Bus	Compete in the first Tech Challenge Robotics Competition.
Charlene McKinzey MS	Jennifer Knight	Dance 1 and 2	The Center for Performing Arts, Mansfield, TX	Nov. 30, 2026	1	30	No	1:10	School Bus	Hometown Holidays.
Legacy HS	Cheryl Cason	AVID	American Airlines Center, Dallas, TX	Dec. 2, 2026	1	30	No	1:10	School Bus	Students will have the opportunity to meet recruiters from national and local colleges and attend a speaker session featuring Mavs Executives.
Alice Ponder ES	Maicee Moseley	Kinder	Main Stay Farm Cleburne, TX	Dec. 2, 2026	1	110	No	1:07	School Bus	Learn and review the life cycle of plants.
James Coble	Schannon Kyner	Title 1 Family Engagement	HIM Food Bank, Mansfield, TX	Dec. 2, 2026	1	25	No	1:08	School Bus	Students will participate in community service.
Judy K. Miller ES	Ciara Loredo	2nd Grade	Perot Museum, Dallas, TX	Dec. 3, 2026	1	61	No	1:04	School Bus	Students will learn and explore the mysteries of science.
Timberview HS	Monique Gaskin	AFJROTC	The Center for Performing Arts, Mansfield, TX	Dec. 2, 2026	1	30	No	1:15	School Bus	This experience allows cadets to support a meaningful charitable cause, strengthen school and community relationships, and demonstrate leadership through service.
Charlene McKinzey MS	Jennifer Knight	Dance 1 and 2	The Center for Performing Arts, Mansfield, TX	Dec. 4, 2026	1	30	No	1:10	School Bus	Hometown Holidays.
Annette Perry ES	Marissa Ruiz	Kinder	Children's Aquarium, Dallas, TX	Dec. 4, 2026	1	117	No	1:02	School Bus	Students will have hands-on learning experience at the Children's Aquarium.
Mary Lillard IS	Tracy Edwards	Choir	Spencer ES, Miller ES, Daulton ES, Mansfield, TX	Dec. 4, 2026	1	79	No	1:12	School Bus	Perform/recruit at feeder elementary schools.
Donna Shepard IS	Kayla Williams	Choir	Walmart Supercenter, Mansfield, TX	Dec. 4, 2026	1	39	No	1:10	School Bus	Participate in the annual Salvation Army Bell ringing.
Alice Ponder ES	Dyann Campbell	GT	Dallas SPARK, Dallas, TX	Dec. 4, 2026	1	15	No	1:07	School Bus	Extend learning beyond the classroom for GT learners.
Summit HS	Kip K. Briggs	JROTC	South Grand Prairie High School, Grand Prairie, TX	Dec. 5, 2026	1	14	No	1:07	School Bus	Cadets will be competing in multiple JROTC events; Color Guard, Physical Training and academics.
Cross Timbers IS	Susan Hofman	5th Grade	Fort Worth Zoo, Fort Worth, TX	Dec. 9, 2026	1	200	Yes	1:10	School Bus	Reinforce science lessons and TEKs.
Cross Timbers IS	Susan Hofman	5th Grade	Fort Worth Zoo, Fort Worth, TX	Dec. 10, 2026	1	200	Yes	1:10	School Bus	Reinforce science lessons and TEKs.
Lake Ridge HS	Stacy Bailey	Fine Arts	Fort Worth Modern Museum of Art and The Kimble, Fort Worth, TX	Dec. 10, 2026	1	40	No	1:10	School Bus	AP Art and Art History students will view historic art that directly aligns with our course content.

STUDENT TRAVEL- DAY TRIPS

JL Boren ES	Deborah Hyman	GT	Legoland, Grapevine, TX	Dec. 15, 2026	1	50	No	1:10	School Bus	GT field experience for 2nd-4th grade.
Brooks Wester MS	Mark Riley	Choir	JL Boren ES, Tipps, Mansfield, TX, Alley Cats, Arlington, TX	Dec. l8, 2026	1	160	No	1:10	School Bus	Recruitment.
Della Icenhower IS	Anna Hoffman	6th Grade	Thelma Jones, Gideon, Cabaniss, and Brockett, Arlington, TX	Dec. 11, 2026	1	40	No	1:10	School Bus	Students will perform in the community and recruit future musicians.
Summit HS	Carlos Diaz Jr.	AP Spanish	SMU Meadows Museum, Dallas, TX	Dec. 11, 2026	1	30	No	1:10	School Bus	Reinforces the AP CED for AP Spanish language and AP Spanish literature.
Kenneth Davis ES	Lisa Hazelwood	FA 3rd & 4th Grade	Bass Pro Hall, Fort Worth, TX	Dec. 11, 2026	1	71	No	1:09	School Bus	Nutcracker Ballet.
Ben Barber Career Tech	Jimmie Green	MISD Robotics	UME Preparatory Academy, Dallas, TX	Dec. 12, 2026	1	50	No	1:25	School Bus	Compete in the first Tech Challenge Robotics Competition.
Nancy Neal ES	Lena Kawar	4th Grade	UTA, Arlington, TX	Dec. 15, 2026	1	84	No	1:04	School Bus	Students will watch college basketball game.
Glenn Harmon ES	Janekka Colbert	GT	Fort Worth Museum of Science and History, Fort Worth, TX	Dec. 15, 2026	1	145	No	1:09	School Bus	The primary focus of this field trip is to provide gifted learners with the opportunities to engage in authentic inquiry, explore scientific and historical concepts through interactive experiences, and deepen their understanding of how innovation, discovery, and human achievement shape our world.
Ben Barber Career Tech	Jimmie Green	MISD Robotics	UME Preparatory Academy, Dallas, TX	Jan. 9, 2027	1	50	No	1:25	School Bus	Compete in the first Tech Challenge Robotics Competition.
Mary Lillard IS	Thomas Roos	Team Resilience-5th Grade	Texas Roadhouse, Mansfield, TX	Jan. 12, 2027	1	109	No	1:21	School Bus	Career building.
Brend Norwood ES	Shellie Vansa	News Crew	Arc point Studios, Fort Worth, TX	Jan. 22, 2027	1	10	No	1:05	School Bus	News Crew will tour the facility and learn how a real production studio works.
Glenn Harmon ES	Udonna Lowery	3rd Grade	Perot Museum, Dallas, TX	Feb. 3, 2027	1	97	No	1:07	School Bus	Students will explore exhibits that promote critical thinking, problem-solving, and real-world application of academic concepts.
Glenn Harmon ES	Udonna Lowery	4th Grade	AT&T Stadium, Arlington, TX	Feb. 3, 2027	1	104	No	1:07	School Bus	This field trip will provide students with a real-world learning experience that connects classroom learning to careers, technology, teamwork, and innovation.
Ben Barber Career Tech	Jimmie Green	MISD Robotics	UME Preparatory Academy, Dallas, TX	Feb. 9, 2027	1	50	No	1:25	School Bus	Compete in the first Tech Challenge Robotics Competition.

STUDENT TRAVEL- DAY TRIPS

Elizabeth Smith ES	Kati Shelton	2nd Grade	Center for Performing Arts, Mansfield, TX	Feb. 9, 2027	1	130	No	1:20	School Bus	Educational.
Alice Ponder ES	Kim Taylor	ISLE and FALS	Dallas Aquarium, Dallas, TX	Feb. 11, 2027	1	30	No	1:05	School Bus	Learn about animals and their habitats.
Mansfield HS	Constance June	Physics	Epic Waters, Grand Prairie, TX	Feb. 22, 2027	1	250	Yes	1:25	School Bus	Students will apply concepts of physics learned at the water park.
Mansfield HS	Natona Davis	JROTC	TCU, Fort Worth, TX	March 10, 2027	1	50	No	1:25	School Bus	Cadets will have the opportunity to compete against college ROTC programs.
Charlotte Anderson ES	April Becker	AVID	TCU, Fort Worth, TX	March 11, 2027	1	86	Yes	1:04	School Bus	3rd grade students will have the opportunity to tour college campus.
Louise Cabaniss ES	Chriselle Williams	2nd Grade	Fort Worth Museum of Science and History, Fort Worth, TX	April 2, 2027	1	97	No	1:19	School Bus	To provide students with hands-on, interactive STEM and regional history learning experiences outside the traditional classroom
Elizabeth Smith ES	Markesha Gross	4th Grade	ECHO, Austin, TX	April 2, 2027	1	132	Yes	1:20	Charter Bus	Educational.
Charlotte Anderson ES	Gissela Hernandez	Pre-Kinder	Children's Aquarium, Dallas, TX	April 29, 2027	1	37	Yes	1:03	School Bus	Students will learn about the different sea animals that we will see at the aquarium.
Glenn Harmon ES	Udonna Lowery	1st Grade	Fort Worth Museum of Science and History, Fort Worth, TX	April 13, 2027	1	48	No	1:10	School Bus	Educational enrichment in history and science.
Glenn Harmon ES	Udonna Lowery	Kindergarten	Dallas Zoo, Dallas, TX	April 13, 2027	1	42	No	1:09	School Bus	Supports science TEKS for Kindergarten.
Glenn Harmon ES	Udonna Lowery	2nd Grade	Spark Adventure	April 13, 2027	1	52	No	1:10	School Bus	Students will participate in the SPARK Adventure program.
Glenn Harmon ES	Udonna Lowery	K-2 Grade	Katherine Rose Park, Mansfield, TX	April 27, 2027	1	143	No	1:15	School Bus	Provide students with an opportunity to engage in outdoor learning experiences that promote physical activity.
Asa Low	Dorian Banks	Orchestra	Alley Cats, Burleson, TX	April 30, 2027	1	48	Yes	1:10	School Bus	Students will attend and perform at the Pride of Texas Music Festival.
Asa Low	Nicholas Rogers	Choir	Alley Cats, Burleson, TX	April 30, 2027	1	60	Yes	1:10	School Bus	Music festival contest.
Glenn Harmon ES	Udonna Lowery	4th Grade	Hawaiian Falls, Mansfield, TX	May 7, 2027	1	104	Yes	1:10	School Bus	Celebrate 4th grade students' hard work.
Della Icenhower IS	Anna Hoffman	6th Grade	Alley Cats, Hurst, TX	May 10, 2027	1	40	Yes	1:10	School Bus	Students will attend and perform at the Pride of Texas Music Festival.
Della Icenhower IS	Anna Hoffman	5th Grade Choir	Alley Cats, Hurst, TX	May 14, 2027	1	30	Yes	1:10	School Bus	Students will attend and perform at the Pride of Texas Music Festival.
Brooks Wester MS	Mark Riley	Choir	NRH20, North Richland Hills, TX	May 15, 2027	1	160	Yes	1:10	School Bus	Students will attend and perform at the Pride of Texas Music Festival.

STUDENT TRAVEL- DAY TRIPS

Kenneth Davis ES	Anne Marie Harmon	Choir	Alley Cats, Hurst, TX	May 18, 2027	1	17	No	1:04	School Bus	Students have the opportunity to perform in front of an adjudication panel and also receive feedback in a masterclass setting.

STUDENT TRAVEL-OVERNIGHT STAY

School	Trip Coordinator	Group	Destination	Date	Days Out	# of Students	Admin. Attending	Ratio	Transportation	Purpose
Summit HS	Kip K. Briggs	JROTC	Fort Knox, KY	Oct. 21, 2026-Oct. 24, 2026	3	14	Yes	1:07	Air	The Raider team will be competing in the annual National Raider Competition.
Lake Ridge HS	Aricai Berry	JROTC	Fort Knox, KY	Oct. 21, 2026-Oct. 24, 2026	4	14	Yes	1:04	Air	Raider team will be competing the annual National Raider Competition.
Frontier HS	Larita Nunez	Class of 2028	Memphis, TN	Nov. 4, 2026-Nov. 7, 2026	4	73	Yes	1:12	Charter	Students will sleep at the Memphis Zoo. Rhodes college visit, museum of science and history, civil rights museum, bowling.
Frontier HS	Larita Nunez	Class of 2029	Galveston, TX	Nov. 11, 2026-Nov. 13, 2026	3	79	Yes	1:13	Charter	Tour the University of Houston, complete a design challenge.
Mansfield HS	Brooke Britain	Girls Basketball	Frisco, TX	Nov. 12, 2026-Nov. 14, 2026	3	16	No	1:08	School Bus	Compete against great talent and grown as a team.
Summit HS	Emund Prichett	Boys Basketball	Pasadena, TX	Nov. 18, 2026-Nov. 21, 2026	4	15	No	1:08	School Bus	Tournament.
Lake Ridge HS	Sharon Hallmark	Theatre	Gaylord Texas Hotel, Grapevine, TX	Nov. 18, 2026-Nov. 21, 2026	4	30	No	1:10	School Bus	Theatre education through classes, auditions, college seminars, scholarship and shows.
Lake Ridge HS	Steven Middelton	Boys Basketball	Woodlands College	Nov. 18, 2026-Nov. 22, 2026	4	18	No	1:05	School Bus	Basketball tournament.
Lake Ridge HS	Carla Denning	Girls Basketball	SW High School, San Antonio, TX	Nov. 18, 2026-Nov. 21, 2026	4	13	No	1:06	Other	Team will prepare for their season and play competition out side of the DFW area.
Timberview HS	Keena Mays	Girls Basketball	Allen High School, Allen, TX	Nov. 19, 2026-Nov. 21, 2026	3	16	No	1:08	School Bus	Basketball tournament, team bonding.
Summit HS	Carlos Diaz Jr.	AVID	San Antonio, TX	Dec. 3, 2026-Dec. 4, 2026	2	50	Yes	1:10	Charter	College tours.
Summit HS	Emund Prichett	Boys Basketball	Cypress, TX	Dec. 9, 2026-Dec. 12, 2026	4	15	No	1:08	School Bus	Tournament.
Legacy HS	Evan Randall	Boys Basketball	Pflugerville High School, Pflugerville, TX	Dec. 10, 2026-Dec.12, 2026	3	16	No	1:08	Other	Basketball tournament.
Mansfield HS	Jessica Serjeant	Girls Basketball	Midway High School, Waco, TX	Jan. 7, 2027-Jan. 9, 2027	3	28	No	1:07	School Bus	Soccer tournament.
Mansfield HS	Natona Davis	JROTC	San Antonio, TX	Jan. 22, 2027-Jan. 23, 2027	2	20	Yes	1:10	School Bus	compete in the 5th BDE Championship.
Mansfield HS	Corey Dashner	Tennis	College Station, TX	Jan. 28, 2027-Jan. 30, 2027	3	16	No	1:08	Other	Play teams that we never get to see and enhance our competition for playoffs.

STUDENT TRAVEL-OVERNIGHT STAY

Glenn Harmon ES	Janekka Colbert	Janekka Colbert	Sky Ranch, Van, TX	Feb. 10, 2027-Feb. 11, 2027	2	35	No	1:05	School Bus	The primary focus of this field trip is to provide gifted learners with the opportunities to engage in authentic inquiry, explore scientific and historical concepts through interactive experiences, and deepen their understanding of how innovation, discovery, and human achievement shape our world.
Frontier HS	Larita Nunez	Class of 2027	New York, NY	March 3, 2027-March 6, 2027	4	35	Yes	1:12	Air	Students will explore New York City, museums, zoo, Broadway and Central Park.
Timberview HS	Bekah Morrison & Trey Bate	Track	Texas A&M, College Station, TX	March 4, 2027-March 6, 2027	2	30	No	1:05	School Bus	Track competition.
Timberview HS	Eric Mullins	Timberview HS	Chicago, IL	April 22, 2027-April 25, 2027	4	50	Yes	1:10	Air	Performance and educational.
Frontier HS	Larita Nunez	Class of 2030	San Antonio, TX	May 6, 2027-May 7, 2027	2	94	Yes	1:13	Charter	Students will explore the Natural Bridge Caverns, the River Walk, and visit Sea World.

Board of School Trustees
Mansfield Independent School District

TITLE: Facility Rental Revenue **DATE:** November 17, 2026

INFORMATION

BACKGROUND:

Each month, a report is prepared for informational purposes detailing the revenue generated from the rental of the District's facilities for educational, recreational, civic, or social activities in accordance with Board Policy GKD (LOCAL).

CONSIDERATIONS:

The report is updated revenue for July 2026 through November 4, 2026.. The report includes the total monthly rental fees and year to date totals.

RECOMMENDATION:

None. For informational purposes only.

FACILITY RENTAL REVENUE REPORT

NOVEMBER 17, 2026

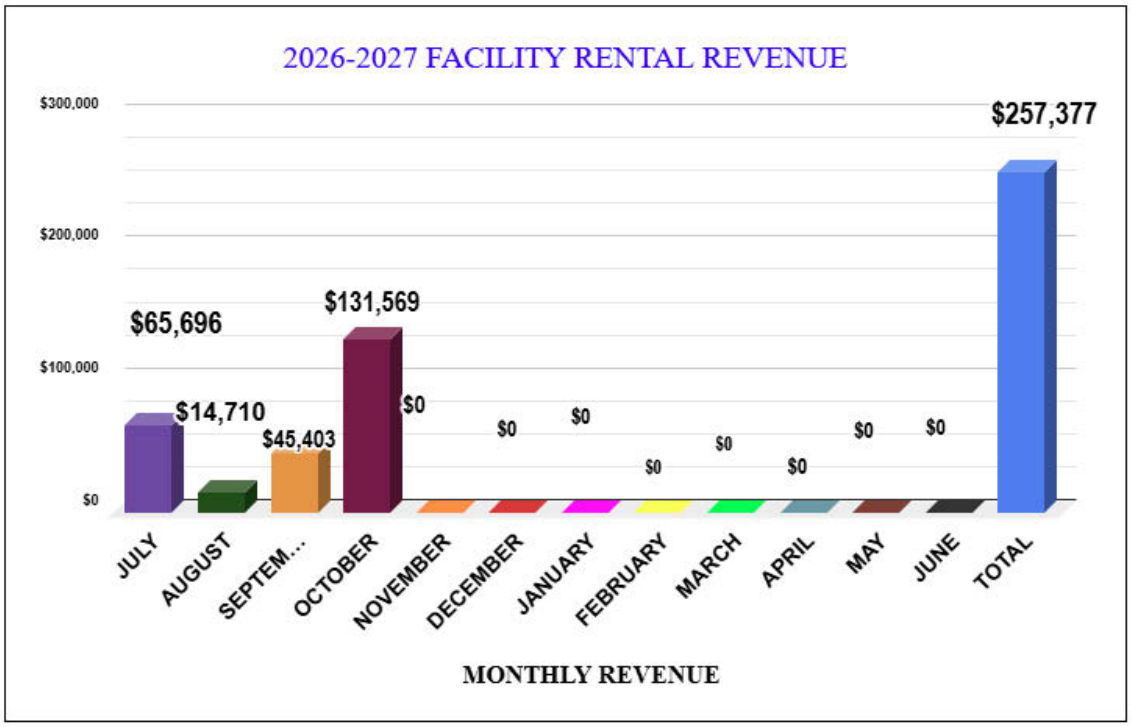

Exhibit 1:

TITLE: Consider Approval of Vendor Recommendation Open-Ended Bids

DATE: November 17th 2026

BACKGROUND:

We present these to the Superintendent to approve the recommendations as made by the Purchasing Department. All documents related to:

- 27-001- Contracted Services were received and evaluated prior to closing at 2:00 p.m. on June 4th, 2027.
- 27-002- Instructional Materials were received and evaluated prior to closing at 2:00 p.m. on June 4th, 2027.
- 27-003- Technology Software were received and evaluated prior to closing at 2:00 p.m. on June 4th, 2027.
- 27-004- Fundraisers were received and evaluated prior to closing at 2:00 p.m. on June 4th, 2027.
- 27-005- Event Rentals & Services were received and evaluated prior to closing at 2:00 p.m. on June 4th, 2027.
- 27-006- Facilities & Transportation Maintenance Supplies & Services were received and evaluated prior to closing at 2:00 p.m. on June 4th, 2027.
- 27-007- Food Truck Services were received and evaluated prior to closing at 2:00 p.m. on June 4th, 2027.
- 27-008- Restaurants and Catering Services were received and evaluated prior to closing at 2:00 p.m. on November 13, 2026.
- 27-009- General Retail Merchandise, Supplies, and Equipment were received and evaluated prior to closing at 2:00 p.m. on November 13, 2026.

These proposals are open-ended with vendors approved and added throughout the proposal period.
The following bids were received for RFP's:

- 27-001- Contracted Services
- 27-002- Instructional Materials
  - US Games
- 27-003- Technology Software
  - Revocruit, LLC
- 27-004- Fundraisers
- 27-005- Event Rentals & Services
- 27-006- Facilities & Transportation Maintenance Supplies & Service
  - LSM Outdoor Power
- 27-007- Food Truck Services
- 27-008- Restaurants and Catering Services
- 27-009- General Retail Merchandise, Supplies, and Equipment

DATE: November 17, 2026

TO: Dr. Tiffanie Spencer
Superintendent

FROM: Dr. Jennifer Stoecker
Associate Superintendent/HR

RE: **RESIGNATIONS**

NAME:	Shana Busby
ASSIGNMENT:	Language Arts-6th Grade/Asa Low IS
EXPERIENCE:	8 years/8 years w/MISD
REASON:	Health or Family Circumstances
EFFECTIVE DATE:	October 30, 2026

NAME:	Andre Gonzalez
ASSIGNMENT:	Language Arts-5th Grade/Cross Timbers IS
EXPERIENCE:	3 years/3 years w/MISD
REASON:	Career Change
EFFECTIVE DATE:	October 19, 2026

NAME:	Trinity Mathews
ASSIGNMENT:	Language Arts-5th Grade/Della Icenhower IS
EXPERIENCE:	3 years/2 years w/MISD
REASON:	Personal
EFFECTIVE DATE:	October 16, 2026

NAME:	Dynesia Montgomery
ASSIGNMENT:	Registered Nurse/James Coble MS
EXPERIENCE:	0 years/0 years w/MISD
REASON:	Health of Family Circumstances
EFFECTIVE DATE:	October 20, 2026

NAME:	James Perryman
ASSIGNMENT:	Counselor/Lake Ridge HS
EXPERIENCE:	36 years/2 years w/ MISD
REASON:	Health or Family Circumstances
EFFECTIVE DATE:	October 22, 2026

NAME:	Stephany Ramon Garcia
ASSIGNMENT:	First Grade/Mary J. Sheppard ES
EXPERIENCE:	4 years/4 years w/MISD
REASON:	Personal
EFFECTIVE DATE:	October 20, 2026

NAME:	Sharyn Thompson
ASSIGNMENT:	Social Studies-7th Grade/Linda Jobe MS
EXPERIENCE:	29 years/17 years w/MISD
REASON:	Personal
EFFECTIVE DATE:	October 16, 2026

MISD
Mansfield Independent School District

Resignation Reason Summary - 11/172026

Reason	Professionals	Para-professionals	Totals
Career Change	1	2	3
Compensation			0
Deceased			0
Health/Family Circumstances	3	3	6
Job did not meet expectations		1	1
Limited Promotion Opportunity			0
Personal	3	1	4
Promotion in another district		5	5
Relocation		1	1
Retiring			0
Employee Misconduct		1	1
Supervisor/Employee relations			0
Totals	**7**	**14**	**21**

* Reasons given on their exit forms



DATE: October 16, 2026

TO: Dr. Tiffanie Spencer
Superintendent

FROM: Dr. Jennifer Stoecker
Associate Superintendent of Human Resource Services

RE: **NEW HIRES/TRANSFERS**

NAME:	Peyton Adams
POSITION:	Social Studies-7th Grade/Linda Jobe MS
DEGREE:	Masters/Dallas Baptist University
EXPERIENCE:	0 years
START DATE:	October 17, 2026

NAME:	Thomas Salazar
POSITION:	Social Studies/Lake Ridge HS
DEGREE:	Bachelor's/University of Phoenix
EXPERIENCE:	14 years
START DATE:	October 19, 2026

NAME:	Elizabeth Strange
POSITION:	Language Arts-6th Grade/Asa Low IS
DEGREE:	Bachelor's/Dallas Baptist University
EXPERIENCE:	17 years
START DATE:	October 19, 2026

Dr. Tiffanie Spencer, Superintendent — Date 10/16/2026

** Years of experience are self-reported and verified upon receipt of service records.*

DATE: October 22, 2026

TO: Dr. Tiffanie Spencer
Superintendent

FROM: Dr. Jennifer Stoecker
Associate Superintendent of Human Resource Services

RE: NEW HIRES/TRANSFERS

NAME:	Michele Bradley
POSITION:	Language Arts-5th Grade/Della Icenhower IS
DEGREE:	Master's/University of Texas at Arlington
EXPERIENCE:	3 years
START DATE:	October 23, 2026

NAME:	Ava Brown
POSITION:	SPED Early Childhood/Judy K Miller ES
DEGREE:	Bachelor's/University of North Texas
EXPERIENCE:	19 years
START DATE:	October 23, 2026

NAME:	Julissa Martin
POSITION:	School Board Liaison/Central Office
DEGREE:	High School Diploma/Coppell HS
EXPERIENCE:	19 years
START DATE:	October 19, 2026

Dr. Tiffanie Spencer, Superintendent — Date 10/23/2026

** Years of experience are self-reported and verified upon receipt of service records.*

DATE: October 23, 2026

TO: Dr. Tiffanie Spencer
Superintendent

FROM: Dr. Jennifer Stoecker
Associate Superintendent of Human Resource Services

RE: NEW HIRES/TRANSFERS

NAME:	Jennifer Johns
POSITION:	Reading Specialist/Donna Shepard IS
DEGREE:	Master's/Grand Canyon University
EXPERIENCE:	17 years
START DATE:	October 26, 2026

Dr. Tiffanie Spencer, Superintendent 10/23/2026 Date

** Years of experience are self-reported and verified upon receipt of service records.*

DATE: October 26, 2026

TO: Dr. Tiffanie Spencer
Superintendent

FROM: Dr. Jennifer Stoecker
Associate Superintendent of Human Resource Services

RE: NEW HIRES/TRANSFERS

NAME:	Jenna Alvarado
POSITION:	SPED Resource/Linda Jobe MS
DEGREE:	Master's/Texas A&M-Victoria
EXPERIENCE:	2 years
START DATE:	October 27, 2026

NAME:	Brandon Kaag
POSITION:	SPED Inclusion/James Coble MS
DEGREE:	Bachelor's/Abilene Christian University
EXPERIENCE:	3 years
START DATE:	October 27, 2026

10/26/2026

Dr. Tiffanie Spencer, Superintendent Date

** Years of experience are self-reported and verified upon receipt of service records.*

DATE: October 27, 2026

TO: Dr. Tiffanie Spencer
Superintendent

FROM: Dr. Jennifer Stoecker
Associate Superintendent of Human Resource Services

RE: NEW HIRES/TRANSFERS

NAME:	Christina Sellers
POSITION:	Speech Language Pathologist/Special Services
DEGREE:	Master's/University of Texas at Dallas
EXPERIENCE:	0 years
START DATE:	October 29, 2026

Dr. Tiffanie Spencer, Superintendent — Date 10/27/2026

** Years of experience are self-reported and verified upon receipt of service records.*

DATE: November 04, 2026

TO: Dr. Tiffanie Spencer
Superintendent

FROM: Dr. Jennifer Stoecker
Associate Superintendent of Human Resource Services

RE: NEW HIRES/TRANSFERS

NAME: Dylan Howell
POSITION: Social Studies/Mansfield HS
DEGREE: Bachelor's/University of Louisiana at Monroe
EXPERIENCE: 0 years
START DATE: November 05, 2026

NAME: Cheryl Lebredo
POSITION: Registered Nurse/Frontier STEM Academy
DEGREE: Bachelor's/Lubbock Christian University
EXPERIENCE: 7 years
START DATE: November 05, 2026

NAME: Jennifer Leyva
POSITION: Registered Nurse/James Coble MS
DEGREE: Associates/Baptist School of Health Professionals
EXPERIENCE: 8 years
START DATE: November 5, 2026

NAME: Alicia McShan
POSITION: Language Arts-5th/Donna Shepard IS
DEGREE: Bachelor's/Sam Houston State University
EXPERIENCE: 5 years
START DATE: November 5, 2026

Dr. Tiffanie Spencer, Superintendent Date 11/05/2026

** Years of experience are self-reported and verified upon receipt of service records.*

Executive Program Summary
November 2026

This report outlines, at an executive review level, the progress planned by the Construction Program Supervisor through October 2026 and key activities planned for November 2026.

PHASE 1 OVERVIEW

Safety Security & Police Building – Construction is wrapping up and final walks/inspections will take place the week of Nov. 30th. A December 2026 substantial date is expected.

Holly Teague Academy – Construction is ongoing and making great progress. Project is still on track for a substantial completion of spring 2027.

P1, P2, P3 - Middle Schools Fine Arts Additions – Construction is ongoing with the fine arts additions. Substantial completion dates vary at each campus, with all projects scheduled for completion by June 2027.

P15 - Ben Barber Innovation Academy and Frontier HS Addition & Renovations – Construction has been progressing with the addition. A February 2027 substantial completion is expected.

P14 - 6th Avenue & Main Transportation – We have received the COI, and the kickoff meeting will be scheduled soon.

S2 – Safety & Security Infrastructure District Wide
Access control and camera work is ongoing; final punch lists and campus walks are ongoing.

T1 – Fiber Ring
Prop A scope is ongoing, and campus tech upgrades will continue next year.

PHASE 2 OVERVIEW

P4 - Capital Improvements – Anderson ES, Davis ES, Harmon ES, Holt ES, Morris ES, Tipps ES – Remaining CIP at Davis, Holt, & Morris to be completed over the holiday breaks.

P7 - Capital Improvements – Daulton ES, Miller ES, Smith ES, Spencer ES, Norwood ES – All campuses are substantially complete aside from the remaining hand sinks to be done over Christmas break.

P8 - Capital Improvements – Brockett ES, Cabaniss ES, Gideon ES, Jones ES, Jandrucko ELA – All projects are substantially completed, and we're working through punch lists.

P9 - Capital Improvements – Mansfield HS, Low IS, Orr IS – Summer work was done at all three campuses. Water heater & wash station replacements are being done over holiday breaks.

P11 - Capital Improvements – Timberview HS, Icenhower IS – Projects are substantially completed and remaining scope is being coordinated to be done over the upcoming holiday breaks and next summer.

PHASE 3 OVERVIEW

P4 - Capital Improvements – Anderson ES, Davis ES, Harmon ES, Holt ES, Morris ES, Tipps ES – This package will have Phase 3 scope in summer 2027. Phase 3 campuses with summer 2027 work will be Anderson ES, Harmon ES and Tipps ES.

P5 - Capital Improvements – Boren ES, Brown ES, Nash ES, Perry ES, Reid ES – This package will be bid fall of 2026 for Board approval with a Summer 2027 Construction completion.

P6 - Capital Improvements – Neal ES, Ponder ES, Rendon ES, Sheppard ES – This package will be bid fall of 2026 for Board approval with a Summer 2027 Construction completion.

P10 - Capital Improvements – Summit HS, Cross Timbers – This package will be bid fall of 2026 for Board approval with a Summer 2027 Construction completion. Cross Timbers will be at substantial completion end of 2028.

P12 - Capital Improvements – Legacy HS, Shepard IS – This package is currently being reviewed by the Bond Dept. and Huckabee; bid advertisement to begin mid-December. Shepard IS will be at substantial completion end of 2028.

P13 - Capital Improvements – Lake Ridge HS, Lillard IS, McKinzey MS – This package will be bid fall of 2026 for Board approval with a Summer 2027 Construction completion. Lillard IS will be at substantial completion end of 2028.

SCHEDULE:

The Report for each project is attached herewith.

BUDGET:

The Program Report Summary of expenditures is attached herewith.

The 2024 Bond Program website is complete with progress updates, information, and photos. The website will be consistently updated with project information.

Bond 2024 Funding Summary

• Bond Allocation	$ 588,500,000
• Interest Earned	26,919,128
• Issuance Savings	4,299,611
Total	$ 619,718,739

• Expended	$ 321,883,095
• Encumbered	143,004,332
Total	$ 464,887,427

• Unassigned Funds	$ 154,831,312 (Includes Program Contingency)
• Current Year Interest	3,726,929
Total Unassigned	$ 158,558,241

Architect: Huckabee
Contractor: Lee Lewis Construction

Safety Operations Center & Police Department

Schedule Summary

	Task Name	Start	Finish
1	**MISD Safety Operations Center & Police Department**	**Thu 7/11/24**	**Mon 12/14/26**
2	**Design Phase**	**Thu 7/11/24**	**Thu 1/23/25**
3	schematic Design	Thu 7/11/24	Thu 10/31/24
4	Design Development	Fri 11/1/24	Thu 1/23/25
5	CMAR Selection	Thu 8/15/24	Tue 10/22/24
6	**Pre-Construction Phase**	**Fri 1/24/25**	**Thu 5/22/25**
7	Construction Documents	Fri 1/24/25	Tue 3/25/25
8	Bid	Wed 3/12/25	Thu 5/22/25
9	**Construction Phase**	**Fri 5/23/25**	**Mon 12/14/26**
10	Construction	Fri 5/23/25	Mon 12/14/26



365

Cost Summary

Budget Amount $ 26,000,000.00

Contract Award Amount: $25,220,899.00 Change Order: New Contract Amount

Scope of Work

1. The new building to serve the Mansfield Independent School District needs a new Safety, Security, and Police Department.
2. The new facility will include an Emergency Operations Center (EOC).
3. Provide adequate space for all departments and staff.
4. Virtual Training Simulator for officer training.

Status Summary

1. Roofing is 90% complete.
2. Conterra will be installing fiber from Erma Nash to the SOC. Installation date(s) are TBD.
3. Due to permit and weather delays early in the project the new substantial completion date is 12/14/2026. All final inspections will be completed the week of Nov. 30th.

Architect: Huckabee
Contractor: Core Construction

Holly Teague Academy

Schedule Summary

	Task Name	Start	Finish
1	Holly Teague Early Learners Academy	Mon 8/5/24	Fri 4/9/27
2	Design Phase	Mon 8/5/24	Mon 2/24/25
3	schematic Design	Mon 8/5/24	Tue 11/26/24
4	Design Development	Wed 11/27/24	Mon 2/24/25
5	CMAR Selection	Thu 8/15/24	Tue 10/22/24
6	Pre-Construction Phase	Tue 2/25/25	Tue 6/24/25
7	Construction Documents	Tue 2/25/25	Wed 4/23/25
8	Bid	Thu 4/24/25	Tue 6/24/25
9	Construction Phase	Wed 6/25/25	Fri 4/9/27
10	Construction	Wed 6/25/25	Fri 4/9/27

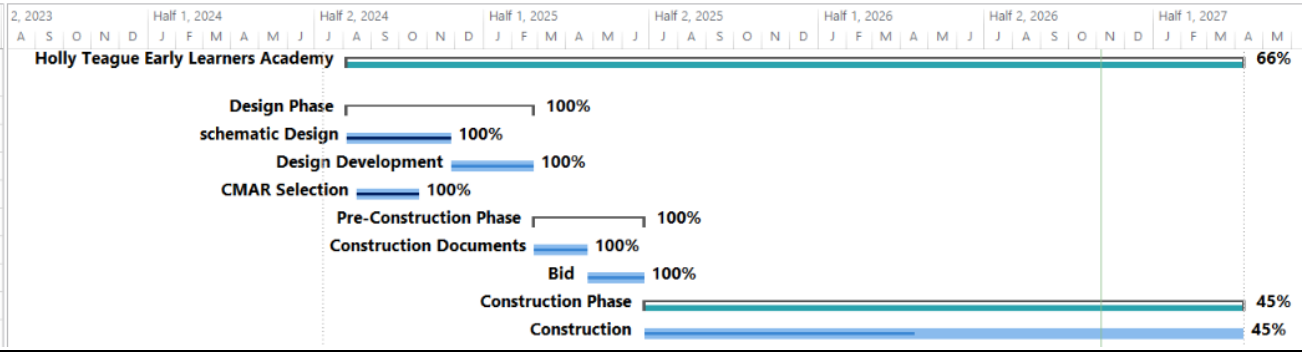

Budget

$53,000,000.00

366

Cost Summary

Pre-Construction Fee: $ 65,000.00
Contract Award Amount: Change Order: New Contract Amount

Scope of Work

1. Build a New Early Learners Academy

Status Summary

1. Exterior cold form metal framing and sheathing is underway in Area A.
2. Retaining wall and fencing is ongoing.
3. Mechanical and plumbing overhead hangers installed in Area G.
4. North & South headwalls are completed; permanent power is expected to be in place by the end of November.
5. Ductwork is finishing up in area B.
6. Fire sprinklers completed and will be tested by Fire Marshal. Fire lane is 70% completed. All parking is complete.
7. All RTUs have been set on the building.
8. The building is expected to be enclosed and conditioned by January.

MISD 2024 Bond Program | Construction Phase Progress Report | Date: November 2026
Architect: Huckabee
Contractor: Reeder Construction

Package 1 Jobe & Worley MS Fine Arts Addition & CIP Package

Schedule Summary

	Task Name	Start	Finish
1	**Phase 1 PKG 1 Jobe & Worley**	**Mon 6/17/24**	**Mon 3/1/27**
2	**Design Phase**	**Mon 6/17/24**	**Wed 3/5/25**
3	schematic Design	Mon 6/17/24	Tue 11/5/24
4	Design Development	Wed 11/6/24	Wed 3/5/25
5	CMAR Selection	Mon 8/26/24	Tue 10/22/24
6	**Pre-Construction Phase**	**Thu 3/6/25**	**Wed 8/6/25**
7	Construction Documents	Thu 3/6/25	Thu 6/5/25
8	Bid	Fri 6/6/25	Wed 8/6/25
9	**Construction Phase**	**Thu 8/7/25**	**Mon 3/1/27**
10	Jobe Construction	Thu 8/7/25	Mon 3/1/27
11	Worley Construction	Thu 8/7/25	Fri 1/1/27



Cost Summary

Budget Amount: $ 34,232,820.00 | Change Order: | Contract Award Amount: $31,608,506.00
Pre-Construction Fee: $40,000.00
New Contract Amount: Early Flooring Jobe: $914,345.00
New Contract Amount: Jobe GMP#2 $15,767,159.00 | New Contract Amount: Worley GMP#2 $14,927,003.00

Scope of Work

1. New Fine Arts additions for Jobe & Worley Middle Schools.
2. Replace the running tracks at both schools.
3. Replacing all bathroom ceilings at Linda Jobe.
4. Life cycle replacements on air conditioning, flooring, fire alarm, & paving as required.
5. Linda Jobe will get new serving lines.

Status Summary

1. Storm shelter HVAC unit startup has been completed at both Jobe & Worley.
2. Site cleanup, storm drain install, & final grading ongoing at Worley.
3. Interior wall finishes, speakers, projectors, & acoustical panels are completed at Worley.
4. Corridor storefront frames & exterior doors installed at Jobe.
5. Interior ceiling grid, lights, & sound isolation room installation ongoing at Jobe.

Architect: Huckabee
Contractor: Lee Lewis

Middle School Fine Arts Additions PKG 2 T A Howard & James Coble Middle School with Life Cycle Replacement

Schedule Summary

	Task Name	Start	Finish
12			
13	**Phase 1 PKG 2 TA Howard & Coble MS**	**Mon 6/17/24**	**Sat 7/31/27**
14	**Design Phase**	**Mon 6/17/24**	**Wed 3/5/25**
15	schematic Design	Mon 6/17/24	Tue 11/5/24
16	Design Development	Wed 11/6/24	Wed 3/5/25
17	CMAR Selection	Mon 8/26/24	Tue 10/22/24
18	**Pre-Construction Phase**	**Thu 3/6/25**	**Wed 8/6/25**
19	Construction Documents	Thu 3/6/25	Thu 6/5/25
20	Bid	Fri 6/6/25	Wed 8/6/25
21	**Construction Phase**	**Thu 8/7/25**	**Sat 7/31/27**
22	Howard Construction	Mon 8/18/25	Sat 7/31/27
23	Coble Construction	Mon 9/15/25	Sat 7/31/27

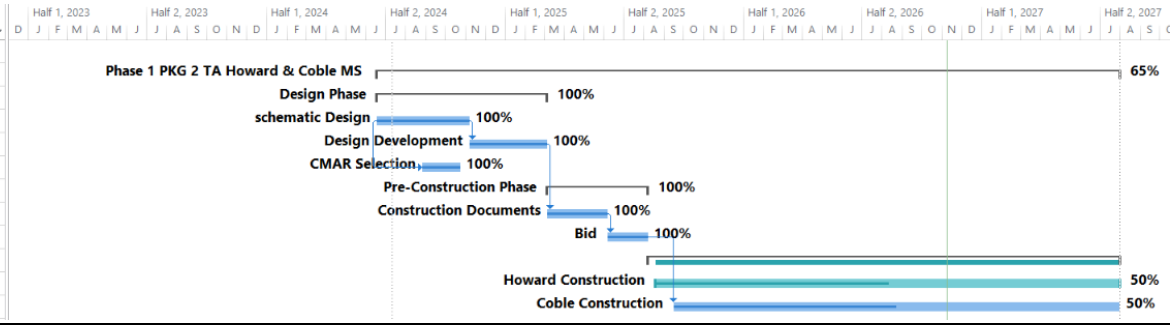

Cost Summary

368

Budget Amount: $ 34,600,000.00 Change Order: Contract Award Amount: $ 29,785,236
Pre-Con Fee: $80,000.00
New Contract Amount: Early Flooring Coble: $967,084.00
New Contract Amount: Coble GMP#2 $16,380,462.00 New Contract Amount: Howard GMP#2 $12,432,560.00

Scope of Work

1. Construct Fine Arts additions.
2. Safety & Security Upgrades including weapons detection systems.
3. Technology infrastructure & life cycle replacements.
4. MEP life cycle replacements.
5. New serving lines in the cafeteria.
6. Civil work, track, bleacher, and scoreboard replacements.
7. Proposition B, interactive panels in classrooms and common spaces and digital signage.

Status Summary

1. Howard – Roofing and parapet walls are complete. Electrical overhead rough-in is still ongoing. Weather barriers are complete at the exterior. Mezzanine installation is complete, and concrete has been poured. Brick installation has begun.
2. Coble – TAB punch list items are ongoing. Roofing and parapet walls are complete. Electrical overhead rough-in is still ongoing. Weather barriers are complete at the exterior.

Architect: Huckabee
Contractor: Reeder Construction

Middle School Fine Arts Addition PKG 3 Jones & Wester with Life Cycle Replacement

Schedule Summary

	Task Name	Start	Finish
24	**Phase 1 PKG 3 Jones, Wester, & McKinzey MS**	**Mon 6/17/24**	**Sat 7/31/27**
25	**Design Phase**	**Mon 6/17/24**	**Wed 3/5/25**
26	schematic Design	Mon 6/17/24	Tue 11/5/24
27	Design Development	Wed 11/6/24	Wed 3/5/25
28	CMAR Selection	Mon 8/26/24	Tue 10/22/24
29	**Pre-Construction Phase**	**Thu 3/6/25**	**Wed 8/6/25**
30	Construction Documents	Thu 3/6/25	Thu 6/5/25
31	Bid	Fri 6/6/25	Wed 8/6/25
32	**Construction Phase**	**Mon 8/18/25**	**Sat 7/31/27**
33	Jones Construction	Mon 8/18/25	Sat 7/31/27
34	Wester Construction	Mon 9/15/25	Sat 7/31/27

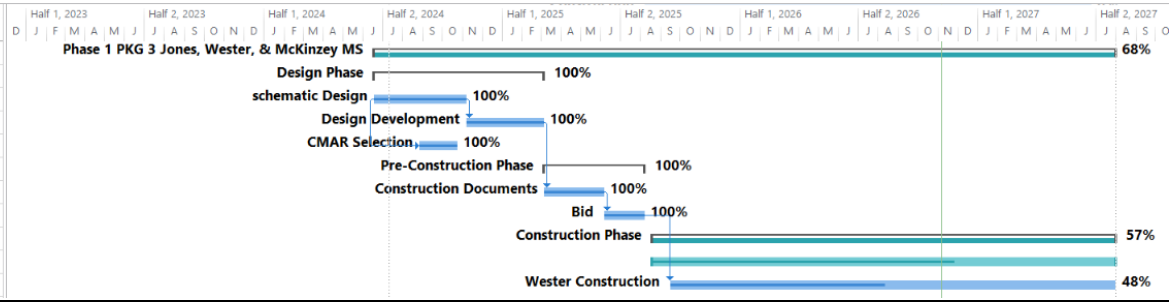

Cost Summary

Budget Amount: $49,399,156 | Change Order: | New Contract Amount: $39,630,477.00969

Pre–Construction Fee: $40,000.00

Jones Early Flooring Package: $910,702.00 | Wester Early Package (Abatement/Demo): $1,215,207.00

Scope of Work

1. Construct Fine Arts additions.
2. Safety & Security Upgrades including weapons detection systems.
3. Technology infrastructure & life cycle replacements.
4. MEP life cycle replacements, including lighting upgrades at Brooks Wester M.S
5. New serving lines in the cafeteria at Danny Jones MS.
6. Proposition B, interactive panels in classrooms and common spaces and digital signage.

Status Summary

1. Wester - The roof on the tornado shelter is underway; insulation is being installed and vapor barrier was installed. The mudskipper system was installed, inspected, and has been covered. Prep for the interior slab is ongoing; termite spray has been completed, and void boxes are 50% done. All storm drains have been installed & inspected. Sanitary sewer work is ongoing. Grade beams in the courtyard are being excavated, and prep is underway for pour.
2. Jones – The new roof is being installed. Fire alarm work is 80% completed. The domestic line has been tied in and inspected. Conduit will be ran once mezzanine is completed. The FDC line has been installed and inspected. 80% of decking is welded out.

Architect: Huckabee
Contractor: Core Construction

Ben Barber Innovation Academy / Frontier STEM Academy CTE Addition & Life Cycle Replacement Phoenix Academy

Schedule Summary

	Task Name	Start	Finish
1	**Ben Barber / Frontier DTEM CTE Addition CIP & Phoenix CIP**	**Thu 7/11/24**	**Wed 2/3/27**
2	**Design Phase**	**Thu 7/11/24**	**Fri 2/7/25**
3	Schematic Design	Thu 7/11/24	Fri 11/15/24
4	Design Development	Mon 11/18/24	Fri 2/7/25
5	CMAR Selection	Mon 9/16/24	Tue 10/22/24
6	**Pre-Construction Phase**	**Wed 2/26/25**	**Wed 7/23/25**
7	Construction Documents	Wed 2/26/25	Tue 4/22/25
8	Bid	Thu 5/22/25	Wed 7/23/25
9	**Construction Phase**	**Wed 6/25/25**	**Wed 2/3/27**
10	Construction	Wed 6/25/25	Wed 2/3/27
11	**Phoenix Academy**	**Mon 9/16/24**	**Tue 12/23/25**
12	**Design Phase**	**Mon 9/16/24**	**Tue 12/23/25**
13	Schematic Design	Mon 9/16/24	Fri 10/11/24
14	Design Development	Mon 10/14/24	Fri 11/22/24
15	Lighting Package	Sun 12/1/24	Thu 5/15/25
16	Life Safety & Security Upgrades	Wed 6/25/25	Tue 12/23/25
17	Moisture Prevention	Wed 6/25/25	Tue 10/28/25
18	Paving repairs	Wed 6/25/25	Tue 8/26/25

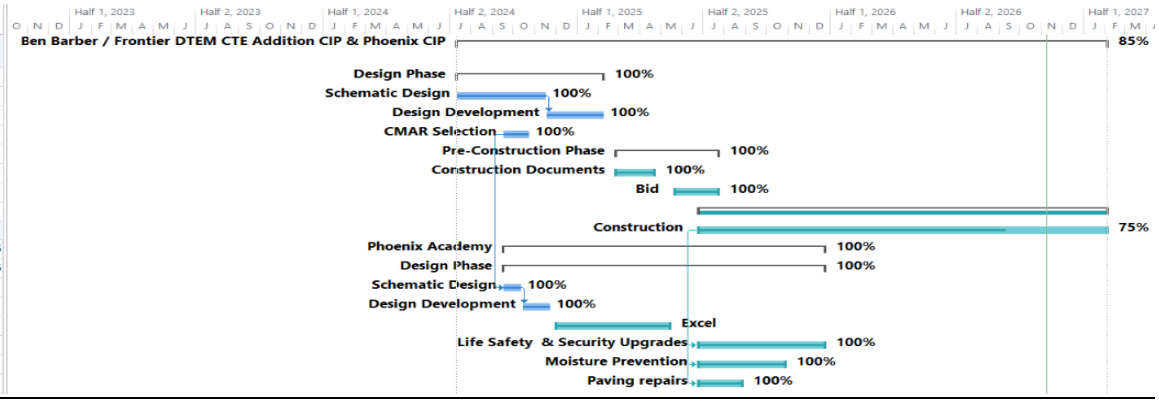

370

Cost Summary

Proposed Budget: Ben Barber CTE $18,319,424.00
Pre – Construction Fee: $40,000.00
Contract Award Amount: $21,728,789.00 Change Order: New Contract Amount

Scope of Work

1. Ben Barber CTE Addition & CIP
    a. New CTE Addition
    b. Roof Top Unit R-22 replacement, life safety & security upgrades, Day Care play surface replacement.
    c. Paving repairs
2. Phoenix Academy
    a. Life safety & security upgrades, Interior Lighting replacement
    b. Paving repairs

Status Summary

1. Ben Barber – Start up on RTUs are scheduled for 11/4, and snorkels will be installed the week of 11/9. Irrigation will start the week of 11/9. Air compressors will be installed over Thanksgiving break. Tile is being installed in the restroom. Brick is being installed on the exterior. ACT has equipment install scheduled for 1/4/27.
2. Phoenix – We are finishing punch lists items.

6th Ave Transportation Building Main Transportation, Danny Griffin OPS

Schedule Summary

ID	Task Name	Start	Finish
1	**6th Ave Transportation Building Replacement, Transportation & Danny Griffin Operations Center**	**Wed 7/10/24**	**Fri 3/10/28**
2	**Design**	**Wed 7/10/24**	**Wed 2/25/26**
3	Programing	Mon 11/18/24	Fri 12/6/24
4	**Schematic Design**	**Wed 7/10/24**	**Fri 4/4/25**
9	**Design Development**	**Mon 4/7/25**	**Wed 9/3/25**
10	Design Development	Mon 4/7/25	Fri 6/6/25
11	Owner Review	Mon 6/9/25	Fri 6/13/25
12	50% DD Prelim GMP	Mon 6/16/25	Fri 6/27/25
13	100% DD drawing & S	Mon 8/18/25	Wed 9/3/25
14	**50 % Construction Documents**	**Thu 9/4/25**	**Wed 10/15/25**
15	Construction Docume	Thu 9/4/25	Wed 10/15/25
16	Owner Review50 % Construction	Thu 10/2/25	Wed 10/15/25
17	**100% Construction Drawings**	**Thu 10/16/25**	**Wed 2/25/26**
22	Owner Review	Fri 2/6/26	Wed 2/25/26
23	**Construction Phase**	**Thu 3/5/26**	**Fri 3/10/28**

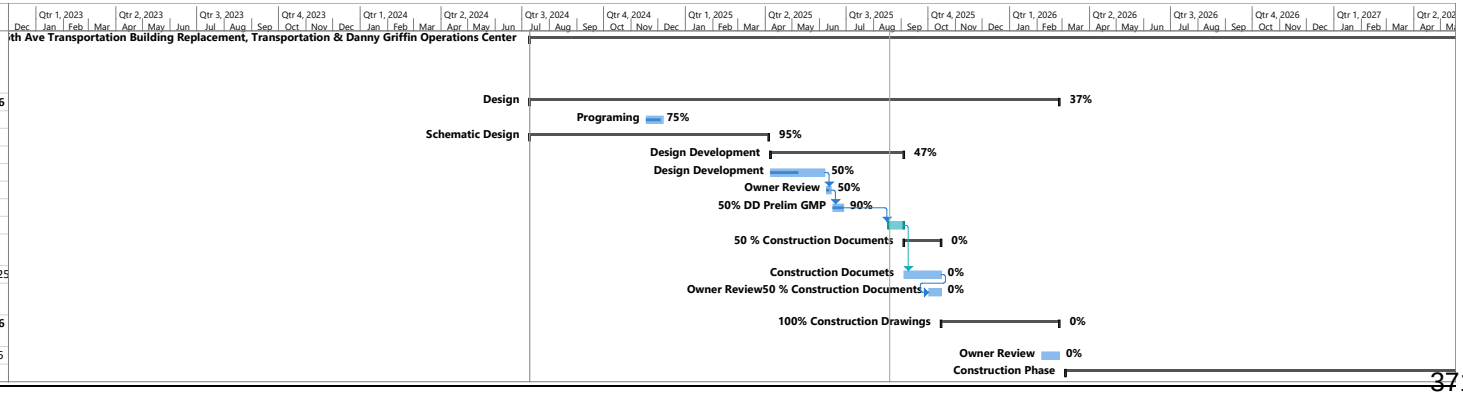

Cost Summary

Revised Budget Amount: $25,330,120.00 Change Order: New Contract Amount

Scope of Work:

1. New transportation offices with enough office space for staff, increased space for technology closet. Provide adequate space for training the 6th Avenue transportation department.
2. A new bus mechanic repair shop, so mechanics can safely work on buses out of the weather.
3. Additional bus parking for up to 150 buses, and the staff parking to accommodate the additional buses.
4. The design now will have a 10,000 gal unleaded and 20,000-gal diesel tanks with enough pumps to meet the future needs of the district.

Status Summary:

1. We have received the COI, and the kickoff meeting will be scheduled soon.
2. MISD and Smith & Co. are still discussing clarifications on canopies, bus wash stations, & fuel station changes.

Architect: Huckabee
Contractor: NextGen Security

Proposition A Safety & Security Infrastructure District Wide S-2

Schedule Summary

	Task Name	Start	Finish
1	**Safety & Security Infrastructure Package**	**Tue 7/16/24**	**Tue 8/17/27**
2	Evolv Weapons Detection Systems	Tue 7/16/24	Thu 3/5/26
3	**Cameras Systems**	**Tue 7/16/24**	**Tue 8/17/27**
4	Server upgrades for Cameras	Tue 7/16/24	Tue 8/17/27
5	PTZ replacement	Tue 7/16/24	Tue 8/17/27
6	Access control upgrades	Tue 7/16/24	Tue 8/17/27

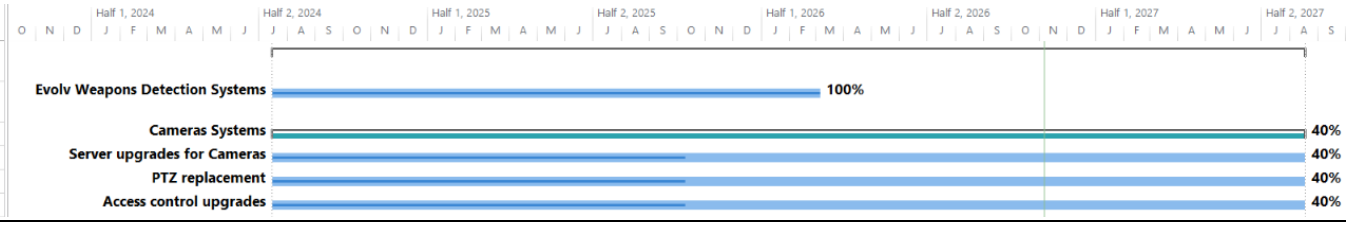

Cost Summary

Budget Amount: $7,200,000.00 Change Order: New Contract Amount

Scope of Work

372

1. Installation of Weapons detection systems
2. Upgrading PTZ cameras throughout the district, camera servers and access control

Status Summary

1. 885 cameras and 116 access control panels have been installed to date.
2. Final punch lists and final campus walks are ongoing in Phase 1 campuses.
3. Preliminary programming work is being completed on Phase 2 campuses, and device swaps will begin Nov. 30th.

Architect:

Contractor: Conterra Networks

Technology Infrastructure Proposition A and Proposition B Interactive Panels and Digital Displays

Schedule Summary

	Task Name	Start	Finish
1	**Technology Global MISD Proposition A & B**	**Sun 6/4/23**	**Mon 8/6/29**
2	**Proposition A Technology Infrastructure**	**Sun 6/4/23**	**Mon 8/6/29**
3	**Campus Fiber**	**Sun 6/4/23**	**Sun 8/5/29**
4	PO	Sun 6/4/23	Fri 6/9/23
5	UPS Units (Battery Backup)	Mon 6/1/26	Mon 8/6/29
6	Data Wire	Mon 1/11/27	Mon 8/6/29
7	Network Switches	Thu 6/1/28	Sun 8/5/29
8	PAC Wireless Phase 1	Mon 7/15/24	Mon 3/31/25
9	PAC Wireless Phase 2	Mon 11/4/24	Mon 6/30/25
10	Fiber Ring	Mon 9/1/25	Tue 6/1/27
11	Access Control to MDF/ IDF Rooms	Tue 10/1/24	Mon 3/31/25
12	NOC Upgrades	Sun 6/4/23	Sun 8/5/29
13	Phones Hardware	Thu 8/1/24	Wed 4/30/25
14	Cloud Calling	Thu 8/1/24	Wed 4/30/25
15			
16	**Proposition B**	**Thu 8/15/24**	**Tue 6/17/25**
17	Interactive Panels	Thu 8/15/24	Tue 6/17/25
18	Digital signage	Wed 1/1/25	Thu 3/27/25

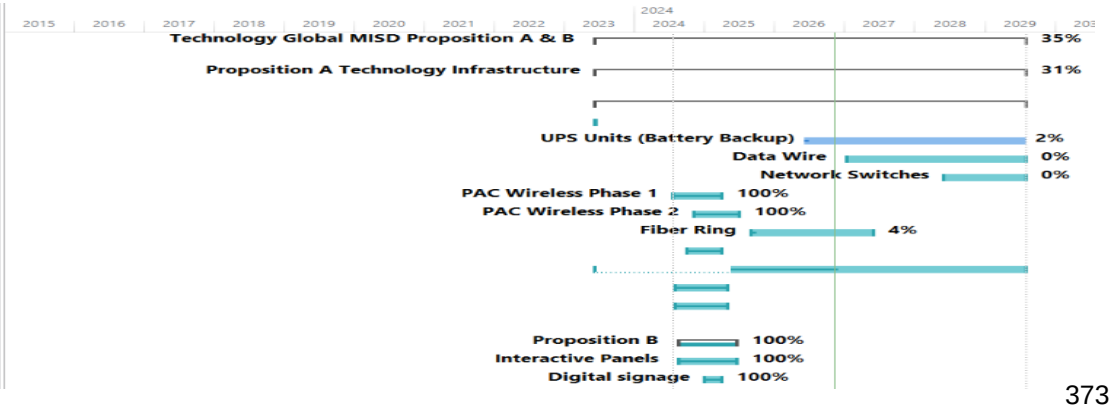

373

Cost Summary

Contract Award Amount: Change Order: New Contract Amount

Scope of Work

1. Proposition A.
    a. Network switches throughout the district.
    b. New fiber ring.
    c. UPS Units
    d. NOC Storage
2. Proposition B
    a. Interactive Panels for classrooms
    b. Digital signage for common areas, libraries

Status Summary

1. Phase 1 fiber ring work is nearly completed, and phase 2 work has begun.
2. Work on the UPS units is ongoing.
3. Campus tech upgrades will begin in January 2027.
4. Contractor is conducting walks to inspect work that has been done.

Architect: Huckabee
Contractor: Post L Construction Group

Phase 2 Package 4 Anderson, Davis, Harmon, Holt, Morris, & Tipps Elementary CIP Package

Schedule Summary

	Task Name	Start	Finish
1	PH 2 PKG4 Andeson, Davis, Harmon, Holt, Morris, Tipps	Wed 10/1/25	Fri 12/31/27
2	**Design Phase**	**Wed 10/1/25**	**Mon 12/1/25**
3	schematic Design	Wed 10/1/25	Wed 10/1/25
4	Design Development	Wed 10/1/25	Mon 12/1/25
5	**Pre-Construction Phase**	**Wed 10/1/25**	**Thu 2/12/26**
6	Construction Documents	Wed 10/1/25	Wed 10/1/25
7	Bid	Thu 1/29/26	Thu 1/29/26
8	GMP Review	Fri 1/30/26	Thu 2/12/26
9	**Construction Phase**	**Fri 2/13/26**	**Fri 12/31/27**

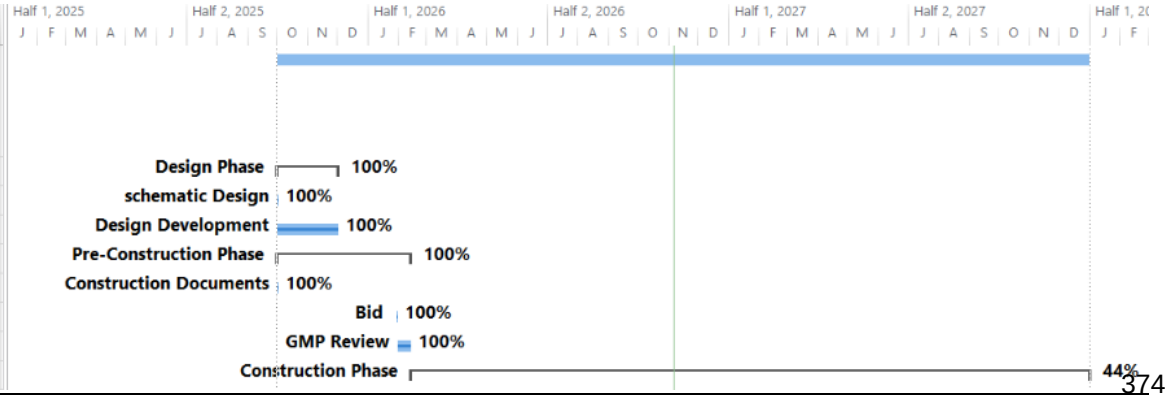

Cost Summary

Budgeted Amount: $11,765,858.85 Change Order: New Contract Amount:

Scope of Work:

1. Replace rubber playground surface with turf at all 6 campuses.
2. Lifecycle replacement of all exterior vertical control joint sealant.
3. Lifecycle replacement of water heaters, RTU's, carpet, VCT, hand dryers, air conditioning, roof, fire alarm, gym flooring, cooler/freezer, hand sinks, & water fountains throughout campus.
4. Minor exterior paving & sidewalk repairs.

Status Summary

1. All capital improvement work, aside from fire alarm system, is complete at Holt.
2. All capital improvement work, aside from roof overlay, is complete at Davis.
3. All capital improvement work, aside from gym floor, is complete at DP Morris.
4. Fire alarm replacement at Holt is 95% complete. Final cutover to take place over Thanksgiving break.
5. Roof overlay at Davis is 35% complete.
6. Gym flooring replacement at Morris will take place over Christmas break.
7. Tipps, Harmon, & Anderson to be completed over 2027 summer.

Architect: Huckabee
Contractor: The Christman Company

Phase 2 Package 7 Norwood, Smith, Miller, Spencer & Daulton Elementary CIP Package

Schedule Summary

	Task Name	Start	Finish
1	**P2 Pkg 7 Norwood, Smith, Miller, Spencer & Daulton Elementary CIP**	Wed 10/1/25	Fri 1/29/27
2	**Design Phase**	**Wed 10/1/25**	**Fri 1/30/26**
3	schematic Design	Wed 10/1/25	Wed 10/1/25
4	Design Development	Mon 11/10/25	Fri 1/30/26
5	**Pre-Construction Phase**	**Wed 10/1/25**	**Fri 1/30/26**
6	Construction Documents	Wed 10/1/25	Wed 10/1/25
7	Bid	Wed 10/1/25	Wed 10/1/25
8	**Construction Phase**	**Mon 6/1/26**	**Fri 1/29/27**
9	Construction	Mon 6/1/26	Fri 1/29/27

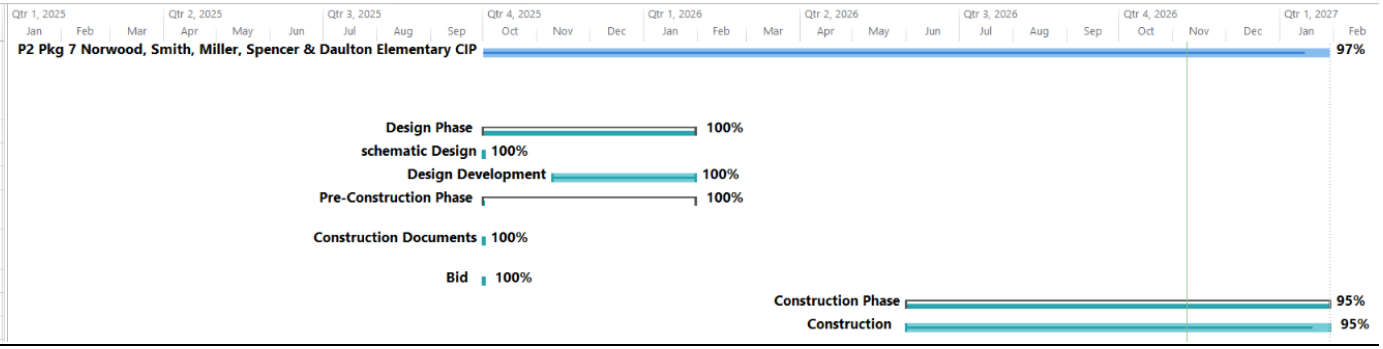

375

Cost Summary

Budgeted Amount: $12,704,766.91 Change Order: New Contract Amount

Scope of Work

1. All schools included to have hand sinks, water fountains, and water heaters replaced
2. Smith, Spencer, and Daulton to have RTU R-22 replacements
3. Playground surfaces, cooler/freezer, exterior sealant replacements are to be captured in the CIP for each pertained school
4. Carpet/LVT, Gym flooring, paving, kitchen ceiling/ flooring, canopies, and fire alarm system replacements are to be captured in the CIP as well for each pertained school.

Status Summary

1. All campuses are substantially complete aside from the remaining hand sinks to be done over Christmas break.

Architect: Huckabee
Contractor: Core Construction

Phase 2, Package 8: Janet Brockett, Imogene Gideon, Thelma Jones, Louise Cabaniss, & Dr. Jandrucko Early Learners Academy

Schedule Summary



	Task Name	Start	Finish
1	**Pkg 8 Janet Brockett, Imogene Gideon, Thelma Jones, Louise Cabaniss, & Dr. Jandrucko Early Learners Academy CIP Rennovations**	Wed 10/1/25	Thu 12/31/26
2	**Design Phase**	**Wed 10/1/25**	**Fri 1/30/26**
3	schematic Design	Wed 10/1/25	Wed 10/1/25
4	Design Development	Mon 11/10/25	Fri 1/30/26
5	**Pre-Construction Phase**	**Wed 10/1/25**	**Fri 1/30/26**
6	Construction Documents	Wed 10/1/25	Wed 10/1/25
7	Bid	Wed 10/1/25	Wed 10/1/25
8	**Construction Phase**	**Mon 6/1/26**	**Thu 12/31/26**
9	Construction	Mon 6/1/26	Thu 12/31/26

376

Cost Summary

Budgeted Amount: $19,196,633.15 Change Order: New Contract Amount

Scope of Work

1. Resurface playgrounds for improved safety and durability as well as improvements and expansion of playground at Dr. Jandrucko Early Learners Academy.
2. Update digital signage in office reception areas and replace outdated classroom projectors with full interactive panels (Smart Boards).
3. Replace kitchen flooring and ceiling at Gideon Elementary School, update coolers and freezers in kitchens, replace and repair gym floors, and replace select carpet and VCT flooring at Brockett, Cabaniss, Jones, and Jandrucko.
4. Replace plumbing, HVAC, carpentry, and lighting features as needed to address safety and security.
5. Refurbish exhibit set pieces and parts at Jandrucko Early Learners Academy.
6. Replace playground canopy at Jones Elementary.

Status Summary

1. Cabaniss – Project is substantially completed and punch lists are underway with Core & Huckabee. The walk has been completed with RFS for correction of the gym floor; necessary adjustments will be made over Christmas break. The snorkels will be installed on the HVAC units as soon as possible. The remaining hand sinks will be installed over Christmas break.
2. Gideon – Project is substantially completed and punch lists are underway with Core & Huckabee. Remediation of the kitchen floor is still being discussed.
3. Brockett – Project is substantially completed and punch lists are underway with Core & Huckabee. The walk has been completed with RFS for correction of the gym floor. New RTU issues have been corrected. The snorkels will be installed on the HVAC units as soon as possible.
4. Jandrucko – Project is substantially completed and punch lists are underway with Core & Huckabee. Two murals will be replaced over Christmas break.
5. Jones – Project is substantially completed and punch lists are underway with Core & Huckabee.

Architect: Huckabee

Contractor: Authers Building Group LLC

Pakcage-9 CIP Renovations for Mansfield HS, Asa Low IS, Mary Orr IS

Schedule Summary

	Task Name	Start	Finish
1	**Pkg 9 Mansfield HS, Asa Low IS, Mary Orr IS CIP Rennovations**	Wed 10/1/25	Fri 1/15/27
2	**Design Phase**	**Wed 10/1/25**	**Fri 1/30/26**
3	schematic Design	Wed 10/1/25	Wed 10/1/25
4	Design Development	Mon 11/10/25	Fri 1/30/26
5	**Pre-Construction Phase**	**Wed 10/1/25**	**Fri 1/30/26**
6	Construction Documents	Wed 10/1/25	Wed 10/1/25
7	Bid	Wed 10/1/25	Wed 10/1/25
8	**Construction Phase**	**Mon 6/1/26**	**Fri 1/15/27**
9	Construction	Mon 6/1/26	Fri 1/15/27

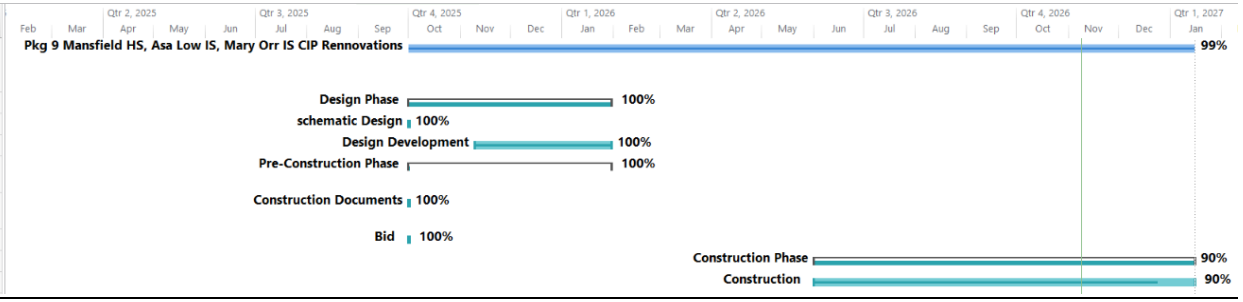

Cost Summary

Proposed Budget:

Pre – Construction Fee:

Contract Award Amount: Change Order: New Contract Amount

377

Scope of Work

1. Mansfield HS
   RTU R-22, Split System Replacement, Roof replacement, exterior sealants, LVT Flooring, rubber-weight room, Paving repairs, irrigation pump, fence practice fields

2. Asa Low IS
   Gym floor, Carpet, LVT, hand sinks, Serving lines, cooler-freezer replacement, Exterior sealants, paving repairs, playground surface replacement

3. Mary Orr IS
   Kitchen Flooring, hand sinks, Irrigation, pump, grease trap, exterior sealants, Exterior sealants, paving repairs, playground surface replacement

Status Summary

1. Mansfield HS – The irrigation pump demo has been rescheduled due to a pipe repair needed. Water heaters confirmed to be installed over Thanksgiving break. Work in the MAC weight room will be done over Christmas break. Scoreboard will be installed over Thanksgiving break. TAB was completed on 11/6.
2. Asa Low – The playground surface is complete, but there is an issue with the color not matching in one area. The installer, Park and Play will repair over Thanksgiving break at no cost. Water heaters and wash stations will be installed over Thanksgiving break. Extensive concrete repair is scheduled for next Summer.
3. Mary Orr – Grease trap replacement will be replaced at a later date TBD. The irrigation pump startup will occur soon. Water heaters and wash stations will be installed over Thanksgiving and Christmas breaks.

Architect: Huckabee
Contractor: Lee Lewis Construction

Phase 2, Package 11: Timberview High School & Della Icenhower Intermediate School

Schedule Summary

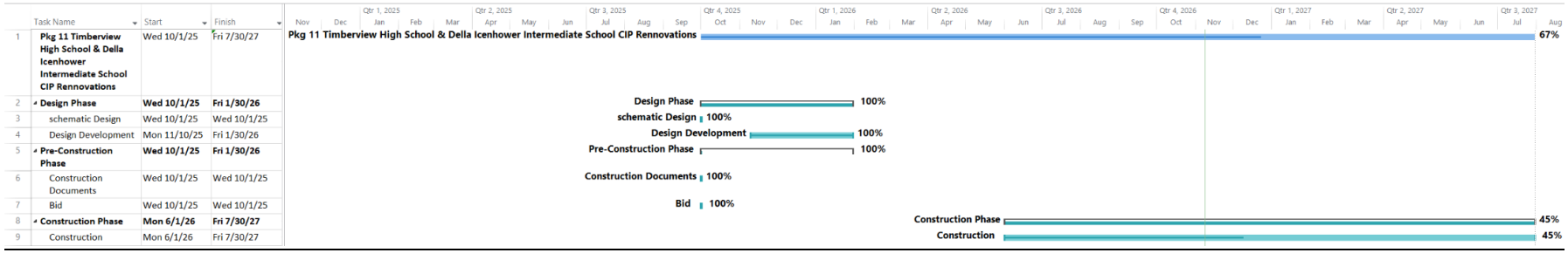

Cost Summary

Contract Award Amount: $ 858,619.73 Change Order: New Contract Amount

378

Scope of Work

1. Construction projects at Timberview High School and Icenhower Intermediate School are focused on providing a safe and comfortable learning environment by replacing equipment and finishes that have exceeded their life cycle.
2. At Timberview High School, work includes resurfacing tennis courts, installing practice field fencing, replacing ice machines, gym and game field scoreboards, and completing key infrastructure and system upgrades.
3. At Icenhower Intermediate School, improvements include renovations to student nutrition serving lines, kitchen ceilings, coolers and freezers, gym floors, playground canopies and surfacing, and the fire alarm system.
4. Additional campus upgrades address building reliability and safety through HVAC replacements, electrical switchgear and irrigation pump replacements, masonry and concrete repairs, and redesigned greenspace.
5. These projects collectively enhance campus functionality, safety, and long-term sustainability for students and staff.

Status Summary

1. We are still working through punch lists with LLCI and Huckabee for both campuses.
2. Remaining items in scope to be completed over Thanksgiving, Christmas, and next summer are being coordinated with LLCI.
3. Both campuses have new roofs underway.

November 4, 2026 — Audit Committee Committee Report

Mansfield ISD Board of Trustees

Report Synopsis

The district's audit process is currently awaiting the release of federal audit guidance related to the expenditure of federal funds. The Texas Education Agency (TEA) anticipates receiving this guidance soon. The Audit Committee, led by district administration and supported by two Board of Trustees liaisons, has not yet convened.

Item 1: Current Audit Status

The committee is awaiting the federal guidance necessary to move forward with the audit process. Once that guidance is available, district leadership will determine the next steps and establish a timeline for committee engagement.

Item 2: Upcoming Committee Activity

The committee will convene as appropriate once the necessary guidance is received. Board liaisons will participate in the committee's work and provide relevant updates to the full Board.

Recommended Governance Action

No Board action is requested at this time.

November 17, 2026_ Board Oversight Committee Report

Mansfield ISD Board of Trustees

Report Synopsis

The work of the oversight committee included collaboration with district personnel, legal counsel, and demographer to bring forward maps for consideration for the board and community.

Item 1. Demographer Maps

At the 10.27.26 board meeting the demographer presented two map options developed by his team and reviewed the methodology used to develop maps. Board members asked questions and shared consensus on one map, BGD_002 for further consideration for potential action at an upcoming meeting.

Recommended Governance Actions

Based on feedback on map options, the board will continue exploration of transition to single member/at large hybrid with the BGD_002 map as the option under consideration for any decision with a public hearing and/or order to adopt the single member district election system.

November 17, 2026_ Technology Committee Report

Mansfield ISD Board of Trustees

Report Synopsis

The technology committee has discussed next steps in its strategic plan and has completed a district wide digital readiness campaign in October.

Item 1. Strategic Plan Review

At its September meeting the technology committee reviewed the strategic plan to determine where progress had been made and what next steps were necessary to fully accomplish outstanding goals. The committee also reviewed the digital readiness tools available to students and staff and described its October digital readiness challenge across the district for departments to compete by learning more about digital readiness.

Recommended Governance Actions

None at this time. Thank you to those who participated in the digital readiness campaign.

November 17, 2026 – TASB Delegate Committee Report

Mansfield ISD Board of Trustees

Report Synopsis

Trustee Ana-Alicia Horn served as our district's delegate at the 2026 TASB Delegate Assembly in Houston last month, with Trustee Jesse Cannon II serving as our alternate. The two attended Delegate Assembly together, joining trustees from across the state to adopt TASB's new legislative agenda.

The priorities came out of a grassroots process that began with 21 regional meetings earlier this year. Trustees elected by their peers at those meetings met in the spring to combine the regional priorities into a single list of statewide priorities. That list was then amended and adopted at Delegate Assembly, where every TASB member district is invited to send a delegate.

Item 1. TASB's Priorities

The adopted priorities are:

- School Safety and Security: Dedicated, formula-based state funding that fully covers the real costs of state-mandated safety requirements, including security personnel, mental health support, training and facility upgrades.
- Special Education: Full reimbursement for the actual cost of serving students with disabilities, plus long-term investment in hiring and keeping diagnosticians, therapists and paraprofessionals.
- Recruitment and Retention: Better pay and benefits for all school employees, fewer barriers to teacher certification, stronger TRS and healthcare support, and local control over compensation decisions.
- Local Control: Restoring school boards' flexibility over funding, curriculum and operations, protecting bond and VATRE elections, and requiring that districts be consulted before major data center developments.
- Transparency and Accountability: A stable, consistent accountability system that looks at more than test scores, along with more transparency in recapture and clear disclosure of unfunded mandates.
- Streamlining Statutes and Agency Rules: Clearer laws and a sustained effort to cut outdated or burdensome mandates and red tape that pull resources away from students.
- Leveling the Playing Field: Every school that receives public funds, whether public, private or charter, should meet the same accountability and financial transparency standards.
- Investing in the Future of Texas: Full, consistent funding for programs that pay off for students and communities, such as full-day pre-K, workforce development, student support staff and transportation, and making sure hold harmless provisions work as intended.

Recommended Actions

- Board members are asked to visit https://www.tasb.org/resources/tasb-advocacy-agenda to learn and understand more details surrounding each priority listed above.

November 17, 2026 Board Operating Procedures Committee Report

Mansfield ISD Board of Trustees

Report Synopsis

This report will include a summary of committee meetings, activities/events planned, recommended timeline for update completion. It's worth noting that the Board Operating Procedures (BOP) have not been updated since April 22, 2024. Also, the BOP or any of our governing document do not have a page dedicated to capturing document revisions and updates.

Item 1. Summary of Committee Meeting

No formal meeting just collaborative edits and communications surrounding the document.

Item 2. Immediate Item(s)

Addressing all law changes impacting the document.

Addressing closed meeting operating procedures

Item 3. Prioritization

Identified that sections 3, 4, and 5 of BOP need review/edits first.

Item 4. Time Line of Reviews/Updates

October 2026 complete review/edit of section 3, 4, and 5 of BOP (Completed November 13, 2026; draft redline covers the full BOP)

November 2026 BOP Report at board meeting

January 2027 Legal review of updates.

February 2027 final product delivered to the board

February 2027 BOP Report at board meeting

April 2027 BOP Report at board meeting (if necessary)

Item 5. Activity Update: November 13, 2026

On Friday, November 13, 2026, Trustees completed a draft redline of the full Board Operating Procedures. The review compared the BOP against legislation passed in the last three Texas legislative sessions (87th, 2021; 88th, 2023; and 89th, 2025) and against current board meeting practice. The draft contains 67 proposed changes, each annotated with the governing statute or rule.

Key proposed changes:

- **Meeting notice (Section 3):** Notice must be posted three business days before the meeting date, replacing 72 hours (HB 1522), with the agenda also posted on the District website (HB 3440).
- **Meeting time (Section 3):** Updated from 7:00 p.m. to 6:00 p.m. to reflect current practice. Meetings must be held outside typical work hours (SB 12).
- **Public comment (Section 3):** Moved to the beginning of each board meeting (SB 12).
- **Voting and minutes (Sections 2 and 3):** Each trustee's vote is recorded in the minutes; minutes and resolutions are posted online within seven days; all meetings are recorded (SB 413).
- **Closed meetings (Section 3):** Personnel language corrected to match current law; new cybersecurity exception added (HB 3112).
- **Records access (Section 4):** New special right of access to District records for board members (HB 4310).
- **Trustee training (Section 5):** New parental rights training (SB 204), annual cybersecurity and AI training, and updated orientation and every-two-year requirements.

Item for committee attention: Under the new three-business-day notice, the current agenda submission deadline (fifth calendar day before a meeting) falls after the posting deadline. The draft proposes the tenth calendar day as a placeholder for the committee to set.

Six items were identified for legal review, including the placement of public comment after district recognitions and whether to define "typical work hours" in policy. A legislative crosswalk was prepared to support the January 2027 legal review.

Recommended Governance Actions

Execute the timeline in item 4

Distribute the draft redline to committee members for review and comment

Obtain the District's adopted BE, BED, and BBD (LOCAL) policies (TASB Update 126) to align BOP language

Set the agenda submission deadline in Section 3, H.1

2nd BOP Report November 2026

Proceed to update the BOP in accordance with current BOP

Capture all revisions on last page of the document going forward

3rd BOP Report February 2027

4th BOP Report April 2027 (if necessary)