

MANSFIELD ISD BOARD OF TRUSTEES / SUPERINTENDENT KEY STRATEGIC MEASURES

Goal 1: Remains focused on the Board's goals and priorities, annually evaluating its performance as a team, with attention given to the district's vis board's duties, responsibilities, and commitments; and the board's working relationship with the superintendent.

Goal 2: Ensure the equitable distribution of resources, opportunities, and experiences based on the diverse needs of students and

2022-2027 Score Card

1. Guiding Statements							
#	Key Strategic Measure	5 Year Goal	Baseline	Actual Data			
			2021-22	2022-23	2023-24	2024-25	2025-26
1.1	% Reading on Level by start of 3rd grade	82%	74%	72%			
1.2	% of students mastering Algebra 2	80%	76%	76%			
1.3	% of students Life Ready	80%	58%	58%			
1.4	% of students graduating College and/or Career Ready	80%	45%	63%			
2. Vision and Goals							
#	Key Strategic Measure	5 Year Goal	Baseline	Actual Data			
			2021-22	2022-23	2023-24	2024-25	2025-26
2.1	Focus on Monitoring Board Dashboard on a Monthly Basis	100%		100%	100%		
2.2	Results for Qualifying Student Groups in Domain 3 Meet or Exceed the State Threshold for Reading and Math	TBD					
2.3.1	Superintendent in Community	Attend 25 community events per quarter/ 100 for year		107	77		
2.3.2	Superintendent Visibility on School Campuses	Visit 35 campuses per quarter/ 140 for year		165	131		
3. Systems and Processes							
#	Key Strategic Measure	5 Year Goal	Baseline	Actual Data			
			2021-22	2022-23	2023-24	2024-25	2025-26
3.1	System Reports	100% of identified systems will be presented		100%	100%		
3.2	Board Member Required Training	Most educated board. Existing board members 20 or more hours, new board members 30 hours or more per year	142	317	250		
3.3	Student Focused Agenda	55% of time is invested in improving student outcomes	32%	39%	53%		

3.4	Length of Board Meetings	Maintain the length to 1.5 hours – max 2 hours	1hr. 27min.	1hr. 43min.	2hrs. 10min		
3.5	Length of Executive Session	Maintain the length to 1 hour - Max 1.5 hours	62 min.	65 min	80 min		

4. Progress and Accountability

#	Key Strategic Measure	5 Year Goal	Baseline	Actual Data			
			2021-22	2022-23	2023-24	2024-25	2025-26
4.1	Board Committees & Committee Reports	Board members to maintain 3 committees and maintain regular attendance. Committee's will report from summary notes a minimum of 2 times per year.	88%	100%	90%		
4.2	Keeping Board Operating Procedures Up-to-Date and Being Followed	Board to review operating procedures once a year and ensure they are being followed	100%	100%	100%		

5. Advocacy and Engagement

#	Key Strategic Measure	5 Year Goal	Baseline	Actual Data			
			2021-22	2022-23	2023-24	2024-25	2025-26
5.1	Community Conversations	Minimum 9 a year depending on community needs	57%	89%	100%		
5.2	Board Members Visible at School Events	Attendance at 5 different school events per quarter/15 per year		72%	100%		
5.3	Board Members Visible at Community Events	100% Attendance at designated community events			83%		
5.4	Local Elected State Officials are Informed of MISD Legislative Priorities	Minimum of one face to face meeting with at least 5 of our elected officials to help build relationships	45%	100%	40%		

6. Synergy and Teamwork

#	Key Strategic Measure	5 Year Goal	Baseline	Actual Data			
			2021-22	2022-23	2023-24	2024-25	2025-26
6.1	Team of 8/Progress Meetings	Once a quarter ³	100%	50%	75%		

6.2	Board Unity Building	A minimum of 2 intentional activities with each board member throughout the year		35%	74%		
7. Security and Safety							
#	Key Strategic Measure	5 Year Goal	Baseline	Actual Data			
7.1	Background Screening	Board members will complete the MISD volunteer background check yearly by September 1st of the calendar year		N/A	N/A		
7.2	Safety and security trainings	Board members will complete a minimum of 90 minutes of Vector training related to safety and security by April 1st of the calendar year		N/A	N/A		
	Met or Exceeded 5 Year Goal		Did Not Achieve Yearly Goal-Improvement Effort Suggested				
	On Track Towards Meeting Goal with a Positive Trend						Current Prog – Improv

sion and goals; fulfilling the

d schools

	Status
2026-27	

	Status
2026-27	
	Blue
	Green
	Green

	Status
2026-27	
	Blue
	Blue
	Green



	Status
2026-27	





	Status
2026-27	



	Status
2026-27	

--	--



	Status

gress Did Not Achieve Goal
vement Effort Required

MANSFIELD ISD BOARD OF TRUSTEES / SUPERINTENDENT KEY STRATEGIC MEASURES

Goal 1: Remains focused on the Board's goals and priorities, annually evaluating its performance as a team, with attention given to the district's vision and goals; fulfilling the board's duties, responsibilities, and commitments; and the board's working relationship with the superintendent.

Goal 2: Ensure the equitable distribution of resources, opportunities, and experiences based on the diverse needs of students and schools

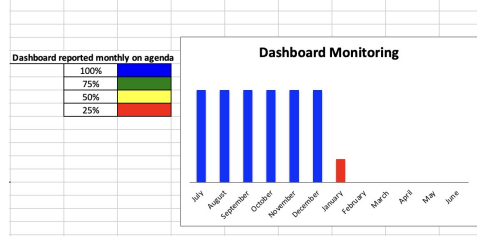
FEBRUARY 2025 Board Dashboard Summary Report

#	Dashboard Measure	Status	Correction Needed	Report #
1.1	% Reading on Level by start of 3rd grade	74%		
1.2	% of students mastering Algebra 2	74%		
1.3	% of students Life Ready	63%		
1.4	% of students graduating College and/or Career Ready	96.50%		
2. Vision and Goals				
#	Dashboard Measure	Status	Correction Needed	Report #
2.1	Focus on Monitoring Board Dashboard on a Monthly Basis			1
2.2	Results for Qualifying Student Groups in Domain 3 Meet or Exceed the State Threshold for Reading and Math	No report		
2.3.1	Superintendent in Community			2
2.3.2	Visibility on School Campuses			3
3. Systems and Processes				
#	Dashboard Measure	Status	Correction Needed	Report #
3.1	System Reports		2 of 6 system reports made this year	4
3.2	Board Member Required Training			5
3.3	Student Focused Agenda			6
3.4	Length of Board Meetings			7
3.5	Length of Executive Session			8
4. Progress and Accountability				
#	Dashboard Measure	Status	Correction Needed	Report #
4.1	Board Committees		Reported out from committee work at August work session	9
4.2	Keeping Board Operating Procedures Up-to-Date and Being Followed		No meeting in October 2024, met in January 2025	10
5. Advocacy and Engagement				

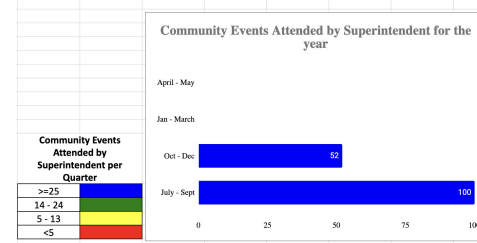
#	Dashboard Measure	Status	Correction Needed	Report #
5.1	Community Conversations	Red	Community Conversations relaunched as Feedback Forums 2024-2025 year; 2 of 9 conducted	11
5.2	Board Members Visible at School Events	Blue		12
5.3	Board Members Visible at Community Events	Yellow		13
5.4	Local Elected State Officials are Informed of MISD Legislative Priorities	Blue		14
6. Synergy and Teamwork				
#	Dashboard Measure	Status	Correction Needed	Report #
6.1	Team of 8/Progress Meetings	Blue		15
6.2	Board Member Partnership/ Buddy	Red	Need to increase number of partnership activities	16
7. Safety and Security				
#	Dashboard Measure	Status	Correction Needed	Report #
7.1	Background Check	Blue	Complete	
7.2	Safety and Security Trainings	NO REPORT		

1. Guiding Statements. * Data from December 2024 and January 2025

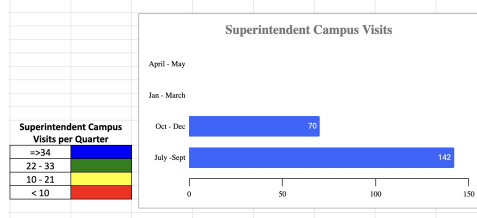
Report #1



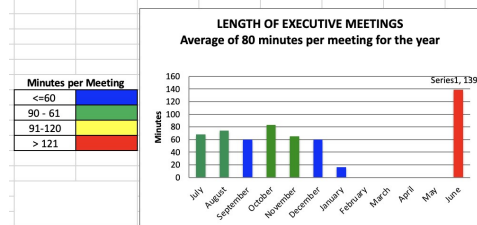
Report #2



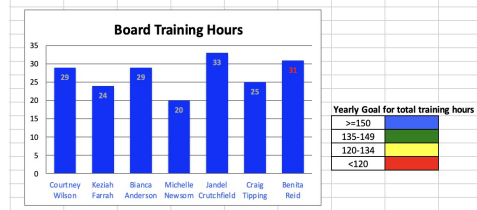
Report #3



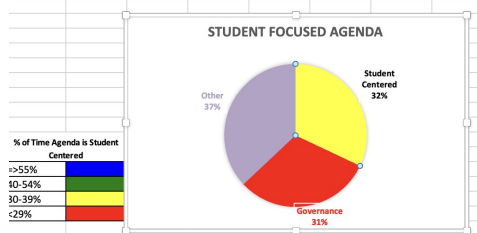
Report #4



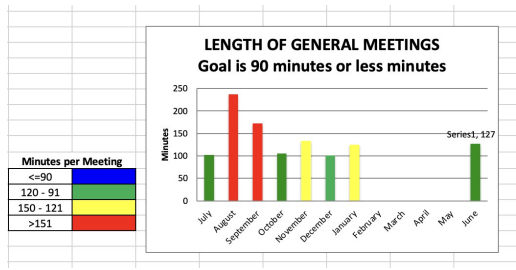
Report #5



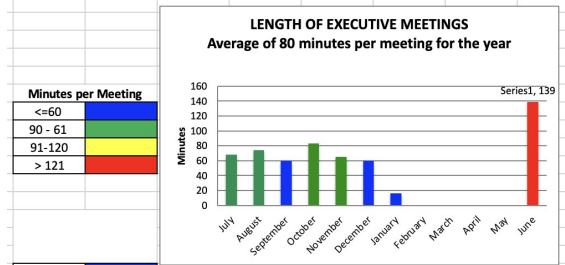
Report #6



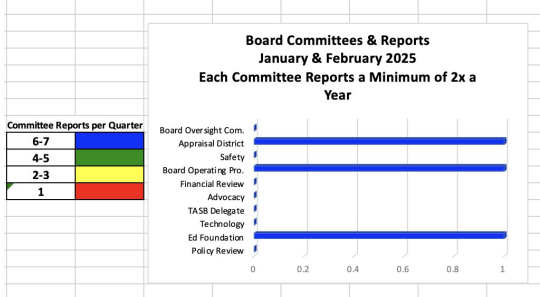
Report #7



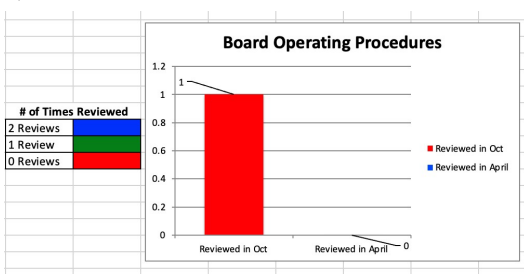
Report #8



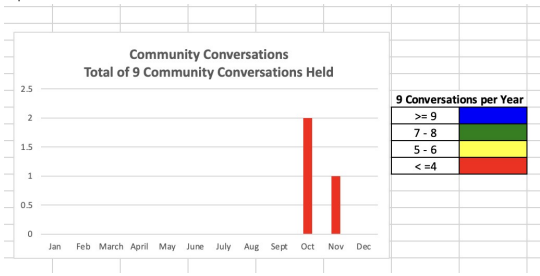
Report #9



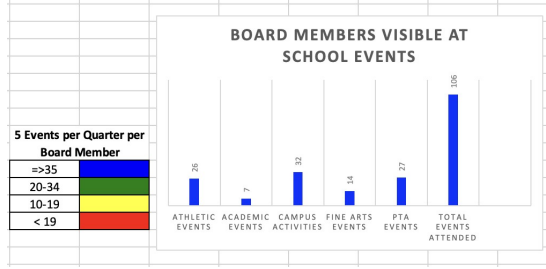
Report #10



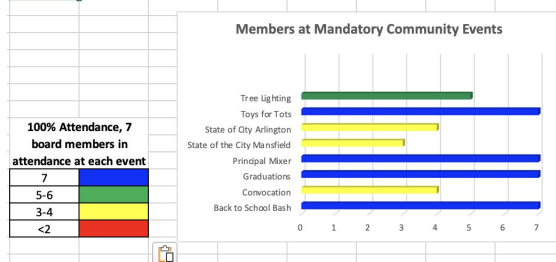
Report #11



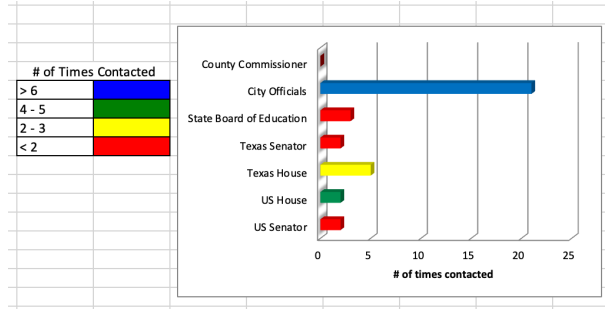
Report #12



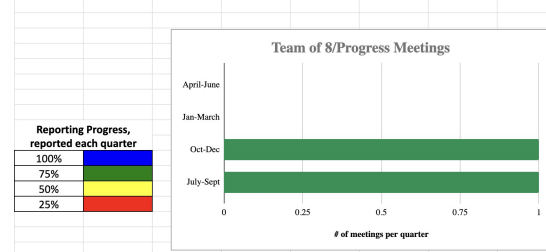
Report #13



Regular #14



Report #15



Report #16

