

Regular Meeting
Tuesday, January 24, 2023 7:00 PM

Dr. Jim Vaszauskas Center for the Performing
Arts
1110 W. Debbie Lane
Mansfield, TX 76063

Agenda

1. **Call to Order**
2. **Roll Call**
3. **Meeting Opening**
 - 3.1. Prayer
 - 3.2. Presentation of Colors by the Legacy High School JROTC
 - 3.3. Pledges
4. **District Recognition**
 - 4.1. School Board Recognition Month
 - 4.2. School Board Superstar Awards
5. **District Introductions**
 - 5.1. HR Introductions
6. **Instructional Focus**
 - 6.1. Public Hearing to Discuss the MISD Annual Report -- Jennifer Young
7. **Presentation**
 - 7.1. Budget Calendar and Update – Michele Trongaard
 - 7.2. Toys for Tots 2022 – The Power of a Toy – Flo Torres
8. **Public Comments**
 - 8.1. The correct procedure for addressing the Board during Public Comments is as follows: Each speaker should address the Board from the podium microphone and state his or her name before speaking. All speakers will be limited to three minutes to make comments regarding items on the agenda, unless modified by the Board president based on Board Policy BED (LOCAL). Copies of presentations should be made available to all trustees and the Superintendent. Board policy prohibits the discussion of complaints against district employees during an open forum.
9. **Human Resources Report**
 - 9.1. 20+ Year Recognition
 - 9.2. Board Approved New Hires
10. **Business Items Requiring Board Action**
 - 10.1. Consider Approval of the Order of Election for the May 6, 2023, General Election for the Mansfield ISD Board of Trustees
 - 10.2. Consideration and Approval of Action of Teacher Contract Abandonment
11. **Consent Agenda**
 - 11.1. Consideration and Approval of Minutes from the 12/20/2022 Regular Board Meeting
 - 11.2. Consideration and Approval of Bid Proposals
 - 11.3. Consideration and Approval of Budget Amendments

- 11.4. Consideration and Approval of an Agreement and Contract for Election Services with Johnson County for the May 6, 2023, General Election for the Mansfield ISD Board of Trustees
- 11.5. Consideration and Approval of Class Size Waivers
- 11.6. Consideration and Approval of the Interlocal Agreement Region 10 ESC Multi-Region Purchasing Cooperative for Student Nutrition
- 11.7. Consideration and Approval of 2022-2023 T-TESS Appraisers
- 11.8. Consideration and Approval of the 2022-2023 MISD Campus Improvement Plans
- 12. **Superintendent's Report**
 - 12.1. Delinquent Tax Reports
 - 12.2. Disbursement Reports
 - 12.3. Financial Reports
 - 12.4. Investment Reports
 - 12.5. Property Tax Collection Report
 - 12.6. EC Accountability
 - 12.7. Board Accountability
 - 12.8. Enrollment Report
 - 12.9. Attendance Percentage Report
 - 12.10. Approved Student Trips
 - 12.11. Facility Rental Revenue Report
 - 12.12. Accepted Resignations
 - 12.13. Resignation Reasons
 - 12.14. Superintendent New Hires
 - 12.15. State Intruder Detection Audits
 - 12.16. 2017 Bond Program Report
- 13. **Closed Session**
 - 13.1. Adjourn to closed session pursuant to Texas Government Code Section 551.074, Personnel, to deliberate regarding the appointment, employment, evaluation, reassignment, duties, discipline, or dismissal of a public officer or employee; or to hear a complaint or charge against an officer or employee, 551.071, Consultation with the Board's attorney; 551.072, real property; and 551.076 to conduct deliberations regarding security devices or security audits.
- 14. **Reconvene**
 - 14.1. Reconvene to Public
- 15. **Adjourn**
 - 15.1. Adjourn



**Board of School Trustees
Mansfield Independent School District**

TITLE: School Board Recognition Month DATE: Tuesday, January 24, 2023

PRESENTATION

BACKGROUND:

January is School Board Recognition Month and Mansfield ISD is proud to honor the seven public school advocates who serve on the MISD Board of Trustees.



**Board of School Trustees
Mansfield Independent School District**

TITLE: School Board Superstar Awards DATE: Tuesday, January 24, 2023

INFORMATION

BACKGROUND:

During the school year, elementary school students are selected to receive the School Board Superstar Award for outstanding citizenship. This month's students will be called forward and receive a trophy for their great character.

**School Board Superstar Award
January 2023**

Each month during the school year, students from our elementary schools are selected to receive the School Board's Superstar Award for outstanding citizenship.

These young students have been chosen from their campus based on the virtues of outstanding character, citizenship, fairness, honesty, kindness, respect, responsibility and trustworthiness.

Imogene Gideon Elementary School – 4th Grade

Rene Eje

Glenn Harmon Elementary School – 1st Grade

Max Salas

Carol Holt Elementary School – 3rd Grade

Logan Bonebright

Thelma Jones Elementary School – 4th Grade

Emmanuel Ojo

Judy K. Miller Elementary School – 3rd Grade

Jazelle Drayton

D.P. Morris Elementary – 3rd Grade

Alejandra Pena

Erma Nash Elementary School – 4th Grade

Aubree Roark

Nancy Neal Elementary School – 3rd Grade

Logan Waldson

Brenda Norwood Elementary School – 3rd Grade

Miller Meyer

DATE: January 24, 2023

INTRODUCTIONS:

NAME: Humer, Kathryn
ASSIGNMENT: Principal/Charlene McKinzey MS
EXPERIENCE: 19 Years
DEGREE: Master's/Lamar University-Beaumont
START DATE: January 4, 2023

NAME: Thomas, Michael
ASSIGNMENT: Principal/Danny Jones MS
EXPERIENCE: 11 Years
DEGREE: Master's/Lamar University
START DATE: TBD

NAME: Mahan, Kaylee
ASSIGNMENT: Assistant Principal/Brenda Norwood ES
EXPERIENCE: 6 Years
DEGREE: Master's/Lubbock Christian University
START DATE: January 23, 2023



School District

**Board of School Trustees
Mansfield Independent**

TITLE: Public Hearing to Discuss
the MISD Annual Report

DATE: January 24, 2023

**PUBLIC
HEARING**

BACKGROUND:

The Texas Education Code (TEC), §39.306, requires each district's board of trustees to publish an annual report that includes the TAPR, district accreditation status, campus performance objectives, information on violent or criminal incidents, and information on the performance of the previous year's graduates in their first year of college, as reported by the Texas Higher Education Coordinating Board (THECB).

Each district's board of trustees must hold a public hearing to discuss the district's annual report within 90 days of receiving the final TAPR on December 16, 2022 (Winter Break not included). Within two weeks following the public meeting, each district must widely publish its annual report, including posting it on the district website and other public places.

Jennifer Young, Associate Superintendent for Curriculum, Instruction, and Accountability, will present information provided in the MISD Annual Report.

CONSIDERATIONS:

Receive comments from the public after the staff presentation.

RECOMMENDATION:

None



MISD
Annual Report

Public Hearing

January 24, 2023



Annual Report – 6 Reports

- 2021-22 Texas Academic Performance Report (TAPR)
- PEIMS Financial Standard Reports
- District Accreditation Status
- Campus Performance Objectives
- Report on Violent or Criminal Incidents
- Student Performance in Postsecondary Institutions



Texas Academic Performance Report (TAPR)

2021-22 Texas Academic Performance Report (TAPR)

District Name: MANSFIELD ISD

District Number: 220908

2022 Accountability Rating: B

2022 Special Education Determination Status:

Meets Requirements



2022 STAAR PERFORMANCE AREAS:

- Grade 3: Reading, Math
- Grade 4: Reading, Math
- Grade 5: Reading, Math, Science
- Grade 6: Reading, Math
- Grade 7: Reading, Math
- Grade 8: Reading, Math, Science, Social Studies
- EOC: English I, English II, Biology, Algebra, US History

Each Performance Area includes 3 Performance Levels (Approaches / Meets / Masters)

MISD–2022 ACCOUNTABILITY RATING

- 88.4 = B

GREEN IS GOOD

2022 TAPR STAAR Data

Green: MISD \geq
State & Region

Red: MISD $<$ State &
Region

STAAR Results 2022		State	Region 11	MISD
STAAR Meets Grade Level	Reading	54	57	60
% Tests at or above Meets Level Standard	Math	41	41	49
Summed across Grades 3 - EOC	Science	47	49	54
	Social Studies	52	54	60

Texas Academic Performance Report (TAPR)

OTHER AREAS:

- Attendance Rates
- Dropout Rate
- Graduation Rate and Graduation Plans
- Advanced Course Completion
- College Ready Graduates
- AP Participation and Results
- SAT/ACT Scores
- Student Information
- Staff Information
- Program Information

PEIMS Financial Standard Reports (2020 -21) Financial Actual Reports)

PEIMS Financial Standard Reports (2020-21 Financial Actual Reports)

The financial section of the TAPR is provided by the Office of School Finance. These reports can be accessed from a link on the last page of the TAPR or at

<http://tea.texas.gov/financialstandardreports/>



PEIMS Financial Standard Reports (2020-21 Financial Actual Reports)

2020 - 2021 Actual Financial Data
Totals for MANSFIELD ISD (220908)
Total Enrolled Membership: 35,063

	District						State		
	General Fund	%	Per Student	All Funds	%	Per Student	All Funds	%	Per Student
Revenues									
Operating Revenue									
Local Property Tax from M&O (excluding recapture)	\$153,000,644	51.60%	\$4,364	\$153,000,644	45.31%	\$4,364	\$26,132,322,677	42.39%	\$4,876
State Operating Funds	\$134,815,669	45.47%	\$3,845	\$138,216,969	40.93%	\$3,942	\$24,792,291,636	40.21%	\$4,626
Federal Funds	\$3,926,603	1.32%	\$112	\$39,437,582	11.68%	\$1,125	\$8,899,057,269	14.43%	\$1,661
Other Local	\$4,774,841	1.61%	\$136	\$7,010,662	2.08%	\$200	\$1,829,823,955	2.97%	\$341
Total Operating Revenue	\$296,517,757	100.00%	\$8,457	\$337,665,857	100.00%	\$9,630	\$61,653,495,537	100.00%	\$11,505
Other Revenue									
Local Property Tax from I&S	\$0	0.00%	\$0	\$78,260,379	96.57%	\$2,232	\$8,341,065,357	80.13%	\$1,557
State Assistance for Debt Service	\$0	0.00%	\$0	\$1,289,732	1.59%	\$37	\$355,910,306	3.42%	\$66
Other Receipts (excluding debt service financing)	\$709,355	100.00%	\$20	\$714,553	0.88%	\$20	\$939,273,230	9.02%	\$175
Total Other Revenue	\$709,355	100.00%	\$20	\$81,042,992	100.00%	\$2,311	\$10,408,865,906	100.00%	\$1,942
Subtotal: Operating and Other Revenue	\$297,227,112	100.00%	\$8,477	\$418,708,849	100.00%	\$11,942	\$72,062,361,443	100.00%	\$13,447
Recapture Revenue									
Local Property Tax Recaptured	\$0	0.00%	\$0	\$0	0.00%	\$0	\$2,970,608,744	100.00%	\$554
Total Recaptured Revenue	\$0	0.00%	\$0	\$0	0.00%	\$0	\$2,970,608,744	100.00%	\$554
Subtotal: Operating, Other and Recaptured Revenue	\$297,227,112	100.00%	\$8,477	\$418,708,849	100.00%	\$11,942	\$75,032,970,187	100.00%	\$14,002
Debt Service Financing and TRS Estimate Revenue									
Debt Service Financing Related Revenue	\$0	0.00%	\$0	\$456,165,201	96.41%	\$13,010	\$11,937,813,333	82.63%	\$2,228
Estimated State TRS Contributions	\$16,947,445	100.00%	\$483	\$17,010,090	3.59%	\$485	\$2,509,216,302	17.37%	\$468
Subtotal: Debt Service Financing and TRS Estimate Revenue	\$16,947,445	100.00%	\$483	\$473,175,291	100.00%	\$13,495	\$14,447,029,635	100.00%	\$2,696
Grand Total: Operating, Other, Debt Service Financing, and TRS Estimate Revenue excluding recapture	\$314,174,557	100.00%	\$8,960	\$891,884,140	100.00%	\$25,437	\$86,509,391,078	100.00%	\$16,143
Expenditures									
Operating Expenditures by Object (61xx-64xx only)									
Payroll Expenditures (Object 61xx)	\$259,852,509	86.31%	\$7,411	\$281,042,539	82.44%	\$8,015	\$47,346,128,779	79.55%	\$8,835

District Accreditation Status

Each district annual report must include the 2020-21 accreditation status according to TEC §39.051. Information on accreditation status is available online at

<http://tea.texas.gov/accredstatus/> .



District Accreditation Status



To the Administrator Addressed

Commissioner Mike Morath

1701 North Congress Avenue • Austin, Texas 78701-1494 • 512 463-9734 • 512 463-9838 FAX • tea.texas.gov

DATE:	January 20, 2022
SUBJECT:	2021-2022 Assignment of Accreditation Statuses
CATEGORY:	Accreditation
NEXT STEPS:	Share with Appropriate Staff

The assignment of district and charter school accreditation statuses is authorized by Texas Education Code (TEC), Chapter 39, Public School System Accountability, and 19 Texas Administrative Code (TAC), Chapter 97, Planning and Accountability, Subchapter EE, Accreditation Status, Standards, and Sanctions. The rules define the accreditation statuses of Accredited, Accredited-Warned, Accredited-Probation, and Not Accredited-Revoked and describe how accreditation statuses are determined and assigned. These rules may be viewed at the [Texas Administrative Code](https://tea.texas.gov/sites/default/files/ch097ee.pdf) link available at <https://tea.texas.gov/sites/default/files/ch097ee.pdf>, and additional information regarding the assignment of accreditation statuses to districts and charter schools can be found on the *Accreditation Status* homepage of the Texas Education Agency (TEA or agency) website at <http://tea.texas.gov/accredstatus/>.

Recognizing the ongoing impact of COVID-19 and the unique challenges schools faced during the past school year, the agency did not issue A–F accountability ratings for the 2020–2021 school year. Pursuant to 19 TAC §97.1055(a)(13) when a rating of *Not Rated* or similar rating is issued to a school district, the commissioner of education (Commissioner) may withhold the assignment of an accreditation status. The Commissioner has decided not to assign accreditation statuses until the 2022-2023 school year under the authority of 19 TAC §97.1055. For purposes of determining multiple years of academically unacceptable or insufficient performance, the academic accountability ratings issued for the 2018-2019 school year and the 2021-2022 school year are consecutive. 19 TAC §97.1055(a)(10). In

Campus Performance Objectives



Texas Education Code, §11.253, requires each campus to have an improvement plan with performance objectives and to measure progress toward meeting these objectives.



Campus	Vision 2030 Goal	Supporting Goal
Elementary		
Charlotte Anderson	Anderson teachers will use formative assessment data of essential standards to make instructional adjustments.	
J. L. Boren	Boren will use formative assessment data to help plan and deliver differentiated Tier 1 ELAR instruction	
JAEL (SKJ Academy for Early Learners)	Phonological awareness skills will be taught sequentially with fidelity.	
Janet Brockett	Janet Brockett teachers will target comprehension skills daily through guided reading utilizing the readers' response notebook with fidelity.	We will meet federal targets for academic achievement in reading for white students. We will meet federal targets for overall student achievement for white students. Brockett teachers will provide rich tier 1 instruction with numeracy routines for math. Brockett teachers will target foundation skills daily through guided reading explicit phonics instructional times with fidelity
Willie Brown	Willie Brown teachers will intentionally deliver and monitor the effectiveness of small group instruction.	
Louise Cabaniss	Cabaniss teachers will unpack essential standards to intentionally plan and deliver quality tier 1 instruction.	
Anna May Daulton	Anna May Daulton teachers will utilize student data folders to provide differentiated instruction for all students in reading and math.	
Kenneth Davis	Kenneth Davis teachers will Implement data- driven small group instruction with fidelity.	
Imogene Gideon	Gideon teachers will increase contextual levels of thinking by using	

Report on Violent or Criminal Incidents

The annual report must include information about violent or criminal incidents that occur on each campus.



Student Performance in Postsecondary Institutions



Texas Education Code, §51.403(e), requires postsecondary institutions in Texas to report student performance during the first year of enrollment after high school graduation to the high school from which students graduated. Districts must include this information in the annual report.

Student Performance in Postsecondary Institutions

Texas High School Graduates from FY2019 Enrolled in Texas Public or Independent Higher Education in FY 2020

County	District	Total Graduates	GPA for 1st Year in Public Higher Education in Texas					Unk
			<2.0	2.0-2.49	2.5-2.99	3.0-3.49	>3.5	
MANSFIELD ISD								
	220908008 MANSFIELD FRONTIER H S							
	Four-Year Public University	19	5	1	1	4	7	1
	Two-Year Public Colleges	20	6	1	5	4	4	0
	Independent Colleges & Universities	1						
	Not Trackable	4						
	Not Found	14						
	Total High School Graduates	58						
	220908003 MANSFIELD H S							
	Four-Year Public University	178	14	13	20	49	82	0
	Two-Year Public Colleges	137	22	13	26	32	39	5
	Independent Colleges & Universities	28						
	Not Trackable	28						
	Not Found	193						
	Total High School Graduates	564						
	220908007 MANSFIELD LAKE RIDGE H S							
	Four-Year Public University	154	8	13	32	36	65	0
	Two-Year Public Colleges	125	33	10	21	34	25	2
	Independent Colleges & Universities	25						
	Not Trackable	32						
	Not Found	189						
	Total High School Graduates	525						



MISD
Annual Report





MISD
Annual Report



TEXAS EDUCATION AGENCY

Mansfield ISD Annual Report

2021-2022



Mansfield ISD
605 East Broad Street
Mansfield, Texas 76063
817-299-6300

TEXAS EDUCATION AGENCY

Mansfield ISD Annual Report

2021-2022



Mansfield ISD
605 East Broad Street
Mansfield, Texas 76063
817-299-6300

Table of Contents

Guidelines.....	1
2021-2022 TAPR	6
PEIMS Financial Standard Reports.....	38
District Accreditation Status	44
Campus Performance Objectives.....	46
Report on Violent or Criminal Incidents	52
Student Performance in Postsecondary Institutions	54
Progress Toward Meeting HB 3 Goals.....	62
Glossary	58

TEXAS EDUCATION AGENCY

Guidelines
of the
Texas Academic
Performance Report
2021-2022



Mansfield ISD
605 East Broad Street
Mansfield, Texas 76063
817-299-6300

2021–22 Texas Academic Performance Report

The intent of these guidelines is to help districts fulfill their legal responsibilities regarding the annual report of their educational performance and the Texas Academic Performance Report (TAPR). Please read these guidelines carefully.

These guidelines are not a substitute for districts' knowledge and full understanding of Texas Education Code (TEC), §39.306 and §39.362, or 19 Texas Administrative Code, §61.1022.

TEC, §39.306, requires each district's board of trustees to publish an annual report that includes the PDF TAPR as well as the information summarized below under "Annual Report".

Statute requires that each district's board of trustees hold a public hearing to discuss the district's annual report within 90 calendar days of receiving the PDF TAPR. Winter breaks do not count toward the 90 days. Within two weeks following the public meeting, each district must widely publish its annual report, including posting it on the district website and other public places.

- 1. Annual Report** The PDF TAPR comprises the main part of the district's annual report, and it must be published in the same format as provided by TEA. Districts may promote the online reporting system as well, but the annual report must use the PDF TAPR. In addition to the PDF TAPR, a district's annual report must include the campus performance objectives and the progress toward those objectives, district accreditation status, each campus awarded a distinction designation or rated *F* (not applicable for 2022 as a *Not Rated: Senate Bill 1365* was assigned to all campuses with a scaled score equivalent to an *F*), the district's current special education compliance status (included in the district PDF TAPR cover page), information on violent or criminal incidents and prevention and intervention policies, findings that resulted from evaluations conducted under the Safe and Drug-Free Schools and Communities Act of 1994, information on the performance of the previous year's graduates in their first year of college as reported by the Texas Higher Education Coordinating Board (THECB) and the progress of the district and each campus in the district toward meeting the goals set in the district's early childhood literacy and mathematics proficiency plans adopted under Section 11.185; and college, career, and military readiness plans adopted under Section 11.186. Districts may include supplemental information, such as a narrative describing their schools; additional data, charts, and diagrams; or an explanation of the data prepared by TEA.

Districts are encouraged to provide a copy of the *TAPR Glossary*. The glossary provides definitions, describes methodologies, and lists sources for each data point in the TAPR. The Spanish version of the glossary is scheduled for release this winter. Other materials provided by TEA, such as these guidelines, are intended for district or campus use but may be shared with the public.

- 2. PEIMS Financial Standard Reports (2020–21 Financial Actual Reports)** The financial section of the TAPR is provided by the State Funding Division. These reports can be accessed from a link on the last page of the TAPR or at <http://tea.texas.gov/financialstandardreports/>.

For more information on the financial reports, please contact the State Funding Division at (512) 463-9238.

- 3. District Accreditation Status** Each district's annual report must include the 2021–22 accreditation status. Information on accreditation status is available online at <http://tea.texas.gov/accredstatus/>. The report must also include any campuses that earned a distinction designation or was rated *F* (not applicable for 2022 as a *Not Rated: Senate Bill 1365* was assigned to all campuses with a scaled score equivalent to an *F*).

2021–22 Texas Academic Performance Report

4. **Campus Performance Objectives** TEC, §11.253, requires each campus to have an improvement plan with performance objectives and to measure progress toward meeting these objectives. Both the objectives of each campus and each campus' progress toward meeting those objectives must be included in the district's annual report.
5. **Special Education Determination Status** (*district PDF TAPR only*) The annual report must include the district's special education determination status. The special education integrated intervention stage/determination status for each district is on the cover page of the report.
6. **Report on Violent or Criminal Incidents** The annual report must include information about violent or criminal incidents that occur on each campus. Each district determines the format of its report but must include the following:
 - The number, rate, and type of violent or criminal incidents that occurred on each campus, to the extent permitted under the Family Educational Rights and Privacy Act
 - Descriptions of school violence prevention and violence intervention policies and procedures used to protect students
 - Findings from evaluations conducted under the Safe and Drug-Free Schools and Communities Act

For more information about the reporting of violent or criminal incidents during the Office of Civil Rights data collection, please visit <https://ocrdata.ed.gov/>.

7. **Student Performance in Postsecondary Institutions** TEC, §51.403(e), requires postsecondary institutions in Texas to report student performance during the first year of enrollment after high school graduation to the high school from which students graduated. Districts must include this information in the annual report.

The THECB publishes a report listing this information for each high school in Texas (sorted by county and district) on its [website](#). The first page explains the purpose of the report and data calculation methods. Please note THECB anticipates releasing an updated report mid-January 2023.

If data for a district are masked due to small numbers of students, that district should still publish its section of the report, showing the masked data, just as it would publish any data that are masked in the TAPR. Questions about accessing these reports should be directed to the THECB at (512) 427-6153.

8. **Progress Toward Meeting HB 3 Goals** TEC, §39.306(a)(8) the Annual Report to include the progress of the district and each campus in the district toward meeting the goals set in the district's:
 - (A) early childhood literacy and mathematics proficiency plans adopted under Section 11.185; and
 - (B) college, career, and military readiness plans adopted under Section 11.186.
9. **Public Hearings** Statute requires that districts hold a hearing for public discussion of the annual report within 90 calendar days of the date of the release of the PDF TAPR. Districts may combine the hearing with a regularly scheduled meeting of the local board of trustees. Districts must notify property owners, parents, and others in a parental relationship to students of the hearing. This notification, which can be in the form of a press release, must be made available to local print and electronic media (i.e., newspaper, radio, and television). It must clearly state the date, time, and place of the hearing and explain the nature of the hearing.

2021–22 Texas Academic Performance Report

- 10. Accessing the PDF TAPR** The TAPR is available on the TEA public website (<https://tea.texas.gov/perfreport/tapr/index.html>). The PDF TAPR is designed to allow for two-sided printing. Blank pages have been added after the cover page and where needed to ensure that each report is an even number of pages.
- 11. Publishing the Report** A district can upload its PDF TAPR to the district website or direct others to the TAPR on the TEA website. To accommodate those without internet access, a copy of the annual report should be made available in public places, such as school offices, local businesses, or public libraries. Districts may also distribute copies through email, standard mail, or by sending the reports home with students. Each district is responsible for finding the most efficient method of making the annual reports widely available to the public.
- 12. Requirement for Notice on District Website** TEC, §39.362, requires each district to post the most recent PDF TAPR on its website by the 10th instructional day of the school year. This responsibility is separate from widely releasing the annual report to the public. While statute does not require a district to update its website with the latest TAPR after the 10th instructional day, TEA strongly encourages districts to update their websites with the 2021–22 TAPR.
- 13. Data Modification** By the time the TAPR is published, the window to correct inaccurate data submitted by a district has already closed. Districts must correct PEIMS data used in the TAPR per the procedures described in the *Texas Education Data Standards*. Districts must submit corrections for STAAR results, college admissions test data, Advanced Placement tests, or International Baccalaureate tests to the appropriate testing contractor. Districts are also afforded an opportunity to correct data associated with College, Career, and Military Readiness (CCMR) via the CCMR Verifier prior to finalization. A district may include in its annual report an explanation of any discrepancies between the TAPR and locally computed data.
- 14. Summary Report** In addition to publishing the complete PDF TAPR in its annual report, a district can develop and release a summarized report showing performance on key indicators. This summary must clearly indicate where and how to obtain a copy of the full report.
- 15. Common Questions** Districts are encouraged to make a copy of the *TAPR Glossary* available locally. The glossary provides definitions, describes methodologies, lists data sources, and answers many of the most commonly asked questions. Following are some of the most common causes of perceived inaccuracies in the TAPR or discrepancies between state and local data.
 - **Time Frame** The time of data collection varies from indicator to indicator. For example, test scores for the ACT and SAT may be from tests taken when graduating seniors were juniors, or even sophomores. The *TAPR Glossary* provides additional information on data sources.
 - **PDF and Online System Data Sources** The PDF TAPR compiles data sets at a specific point in time to create an annual statistic. Districts that maintain cumulative or dynamic sets of similar information, such as student enrollment, may show different results.
 - **The Accountability Subset** The PDF TAPR includes the 2021 and 2022 STAAR results of only those students enrolled in the campus or district as of the previous PEIMS October snapshot (October 30, 2020 and October 29, 2021, respectively). See the *TAPR Glossary* for a more complete explanation of the accountability subset criteria.
 - **Masking** The TAPR applies masking rules to STAAR assessment results and other performance indicators when needed to comply with the federal Family Educational Rights

2021–22 Texas Academic Performance Report

and Privacy Act. For more information on masking rules and symbols, please see the explanation of masking on the TEA website at <https://rptsvr1.tea.texas.gov/perfreport/tapr/2022/masking.html>.

- 16. Recommended Meetings** Beyond the requirement to widely publish the district annual report and PDF TAPR, a superintendent may encourage principals to meet with staff to discuss their campus report and, following public discussion, schedule presentations of the information at meetings of local parent-teacher organizations.

TEXAS EDUCATION AGENCY

Texas Academic Performance

**District Performance Report
2021-2022**



Mansfield ISD
605 East Broad Street
Mansfield, Texas 76063
817-299-6300

2021-22 Texas Academic Performance Report (TAPR)

District Name: MANSFIELD ISD

District Number: 220908

2022 Accountability Rating: B

2022 Special Education Determination Status:

Meets Requirements

Texas Education Agency
2021-22 STAAR Performance (TAPR)
MANSFIELD ISD (220908) - TARRANT COUNTY

School Year	State	Region 11	African American		Hispanic		White		American Indian / Asian		Pacific Islander		Two or More Races		Special Ed (Current)	Special Ed (Former)	Continuously Enrolled	Non-Continuously Enrolled	EB & EL (Current & Monitored)
			District	District	District	District	District	District	District	District	District	District							

STAAR Performance Rates by Tested Grade, Subject, and Performance Level

Grade 3 Reading																			
At Approaches Grade Level or Above	2022	76%	77%	84%	81%	81%	88%	100%	92%	*	82%	52%	90%	86%	79%	77%	81%		
	2021	67%	70%	81%	77%	89%	*	87%	*	85%	53%	82%	82%	76%	73%	77%			
At Meets Grade Level or Above	2022	51%	53%	60%	57%	67%	67%	70%	70%	*	64%	30%	63%	62%	55%	49%	53%		
	2021	39%	41%	51%	43%	65%	*	55%	*	57%	30%	55%	53%	44%	38%	42%			
At Masters Grade Level	2022	30%	32%	38%	33%	45%	33%	46%	46%	*	44%	9%	40%	39%	32%	27%	33%		
	2021	19%	21%	26%	20%	36%	*	27%	*	31%	9%	28%	27%	22%	15%	19%			
Grade 3 Mathematics																			
At Approaches Grade Level or Above	2022	71%	72%	79%	75%	85%	100%	92%	92%	*	78%	48%	88%	82%	72%	72%	78%		
	2021	62%	64%	76%	64%	87%	*	87%	*	79%	50%	78%	77%	73%	68%	75%			
At Meets Grade Level or Above	2022	43%	44%	50%	45%	58%	44%	66%	66%	*	49%	25%	60%	52%	43%	38%	45%		
	2021	31%	33%	44%	32%	59%	*	56%	*	49%	26%	50%	45%	41%	32%	38%			
At Masters Grade Level	2022	21%	22%	27%	21%	34%	22%	36%	36%	*	24%	6%	33%	29%	20%	18%	23%		
	2021	14%	15%	22%	12%	35%	*	33%	*	20%	8%	30%	23%	18%	13%	18%			
Grade 4 Reading																			
At Approaches Grade Level or Above	2022	77%	78%	84%	79%	90%	92%	92%	92%	*	86%	54%	91%	86%	80%	77%	82%		
	2021	63%	64%	78%	75%	85%	*	81%	*	70%	44%	88%	81%	73%	67%	72%			
At Meets Grade Level or Above	2022	54%	56%	61%	51%	71%	*	73%	*	71%	31%	70%	63%	55%	50%	57%			
	2021	36%	38%	50%	44%	58%	*	61%	*	44%	18%	57%	52%	43%	36%	41%			
At Masters Grade Level	2022	28%	30%	32%	25%	42%	*	43%	*	32%	12%	42%	35%	27%	23%	28%			
	2021	17%	19%	26%	22%	34%	*	34%	*	25%	7%	31%	29%	20%	15%	22%			
Grade 4 Mathematics																			
At Approaches Grade Level or Above	2022	70%	70%	77%	69%	87%	93%	93%	93%	*	80%	44%	82%	79%	73%	67%	75%		
	2021	59%	61%	72%	63%	82%	*	84%	*	70%	38%	83%	75%	65%	59%	68%			
At Meets Grade Level or Above	2022	43%	44%	51%	40%	65%	*	71%	*	53%	27%	64%	54%	45%	38%	46%			
	2021	36%	38%	48%	39%	61%	*	65%	*	45%	23%	64%	52%	41%	34%	43%			
At Masters Grade Level	2022	23%	24%	28%	19%	42%	*	45%	*	29%	9%	40%	30%	24%	17%	25%			
	2021	21%	23%	32%	25%	44%	*	45%	*	26%	12%	43%	35%	27%	19%	28%			

Texas Education Agency
2021-22 STAAR Performance (TAPR)
MANSFIELD ISD (220908) - TARRANT COUNTY

School Year	State	Region 11	District	African American	Hispanic	White	American Indian	Asian	Pacific Islander	Two or More Races	Special Ed (Current)	Special Ed (Former)	Continuously Enrolled	Non-Continuously Enrolled	Econ Disadv	EB EL (Current)	
Grade 5 Mathematics																	
At Approaches Grade Level or Above	2022	81%	82%	84%	80%	81%	90%	*	91%	*	81%	50%	92%	87%	79%	75%	82%
At Meets Grade Level or Above	2021	73%	74%	78%	73%	75%	85%	67%	84%	*	77%	41%	86%	81%	72%	71%	73%
At Masters Grade Level	2022	58%	59%	59%	55%	51%	69%	*	71%	*	57%	27%	69%	62%	54%	44%	55%
	2021	46%	48%	52%	47%	45%	63%	33%	64%	*	44%	18%	46%	56%	44%	42%	47%
	2022	36%	38%	36%	33%	28%	43%	*	48%	*	32%	11%	41%	39%	30%	23%	30%
	2021	30%	31%	35%	29%	29%	43%	17%	49%	*	38%	8%	29%	38%	29%	25%	31%
Grade 5 Mathematics																	
At Approaches Grade Level or Above	2022	77%	77%	81%	75%	77%	88%	*	94%	*	78%	50%	88%	84%	73%	69%	80%
At Meets Grade Level or Above	2021	70%	70%	75%	65%	72%	87%	50%	85%	*	67%	48%	89%	79%	66%	66%	75%
At Masters Grade Level	2022	48%	48%	51%	41%	46%	62%	*	76%	*	45%	25%	61%	56%	40%	37%	53%
	2021	44%	45%	50%	36%	46%	66%	33%	67%	*	43%	23%	56%	54%	40%	39%	50%
	2022	25%	24%	27%	20%	21%	34%	*	50%	*	24%	8%	33%	30%	20%	17%	30%
	2021	25%	26%	30%	19%	25%	42%	17%	47%	*	26%	9%	36%	34%	21%	20%	31%
Grade 5 Science																	
At Approaches Grade Level or Above	2022	66%	68%	74%	66%	67%	84%	*	89%	*	71%	43%	90%	77%	66%	59%	70%
At Meets Grade Level or Above	2021	62%	64%	69%	61%	64%	81%	50%	81%	*	59%	36%	78%	73%	61%	60%	64%
At Masters Grade Level	2022	38%	40%	44%	35%	39%	55%	*	64%	*	41%	22%	61%	49%	34%	29%	41%
	2021	31%	33%	38%	28%	33%	52%	33%	45%	*	37%	17%	36%	43%	28%	26%	34%
	2022	18%	18%	19%	13%	16%	27%	*	29%	*	15%	9%	24%	21%	15%	10%	15%
	2021	13%	14%	17%	10%	12%	26%	17%	23%	*	18%	4%	17%	19%	11%	9%	14%
Grade 6 Reading																	
At Approaches Grade Level or Above	2022	70%	72%	74%	68%	70%	81%	50%	91%	*	67%	30%	75%	77%	67%	64%	72%
At Meets Grade Level or Above	2021	62%	65%	74%	70%	69%	81%	73%	84%	57%	75%	28%	83%	79%	64%	62%	68%
At Masters Grade Level	2022	43%	45%	45%	38%	39%	53%	25%	66%	*	44%	15%	49%	47%	40%	33%	40%
	2021	32%	34%	41%	34%	34%	51%	45%	55%	29%	48%	13%	46%	46%	32%	28%	31%
	2022	23%	24%	22%	15%	18%	31%	13%	34%	*	27%	3%	25%	24%	19%	14%	20%
	2021	15%	16%	20%	17%	16%	25%	27%	30%	14%	21%	6%	15%	24%	13%	12%	13%
Grade 6 Mathematics																	
At Approaches Grade Level or Above	2022	73%	75%	82%	76%	79%	91%	50%	94%	*	76%	50%	80%	86%	75%	74%	82%
At Meets Grade Level or Above	2021	68%	70%	81%	76%	77%	87%	90%	90%	71%	87%	46%	83%	85%	74%	72%	76%

Texas Education Agency
2021-22 STAAR Performance (TAPR)
MANSFIELD ISD (220908) - TARRANT COUNTY

School Year	State	Region 11	District	African American	Hispanic	White	American Indian	Asian	Pacific Islander	Two or More Races	Special Ed (Current)	Special Ed (Former)	Continuously Enrolled	Non-Continuously Enrolled	ES/EL (Current & Monitored)
Grade 7 Reading															
At Meets Grade Level or Above	2022	39%	42%	49%	40%	41%	38%	77%	*	50%	18%	53%	53%	40%	49%
	2021	36%	39%	52%	43%	45%	40%	72%	43%	58%	15%	62%	56%	41%	48%
At Masters Grade Level	2022	16%	18%	21%	14%	14%	13%	44%	*	22%	5%	27%	24%	14%	21%
	2021	15%	17%	24%	16%	18%	20%	45%	0%	26%	6%	26%	27%	19%	21%
Grade 7 Mathematics															
At Approaches Grade Level or Above	2022	80%	81%	86%	83%	82%	88%	93%	83%	86%	48%	90%	88%	80%	76%
	2021	69%	72%	80%	73%	77%	56%	92%	*	81%	36%	84%	82%	74%	73%
At Meets Grade Level or Above	2022	56%	58%	64%	57%	56%	63%	80%	50%	66%	26%	63%	68%	54%	50%
	2021	45%	48%	55%	48%	47%	33%	71%	*	60%	19%	49%	59%	46%	45%
At Masters Grade Level	2022	37%	39%	43%	36%	37%	13%	63%	50%	52%	10%	45%	47%	35%	31%
	2021	25%	27%	32%	25%	25%	33%	45%	*	35%	8%	32%	35%	25%	22%
Grade 8 Reading															
At Approaches Grade Level or Above	2022	61%	61%	74%	66%	69%	63%	92%	67%	81%	34%	71%	77%	66%	66%
	2021	55%	56%	70%	59%	65%	44%	87%	*	74%	30%	75%	74%	63%	65%
At Meets Grade Level or Above	2022	31%	31%	45%	34%	39%	25%	74%	67%	49%	16%	45%	50%	34%	37%
	2021	27%	27%	40%	28%	32%	33%	65%	*	44%	16%	39%	44%	31%	33%
At Masters Grade Level	2022	13%	12%	22%	14%	17%	25%	45%	17%	25%	6%	24%	24%	16%	17%
	2021	12%	11%	18%	11%	12%	11%	39%	*	21%	5%	8%	20%	13%	13%
Grade 8 Mathematics															
At Approaches Grade Level or Above	2022	83%	84%	88%	84%	85%	78%	97%	*	91%	53%	88%	90%	82%	77%
	2021	73%	75%	82%	75%	78%	100%	96%	*	87%	38%	66%	84%	75%	72%
At Meets Grade Level or Above	2022	58%	59%	62%	55%	56%	44%	80%	*	69%	26%	47%	66%	53%	44%
	2021	46%	48%	55%	47%	49%	29%	75%	*	56%	23%	48%	59%	46%	40%
At Masters Grade Level	2022	37%	38%	40%	33%	36%	11%	59%	*	45%	10%	30%	44%	32%	25%
	2021	21%	21%	27%	21%	21%	14%	39%	*	24%	5%	28%	29%	20%	13%
Grade 9 Reading															
At Approaches Grade Level or Above	2022	71%	72%	73%	65%	72%	71%	87%	*	82%	39%	65%	76%	65%	66%
	2021	62%	62%	58%	51%	53%	20%	83%	*	64%	30%	56%	62%	51%	56%
At Meets Grade Level or Above	2022	40%	39%	36%	29%	34%	0%	58%	*	33%	16%	23%	40%	29%	30%
	2021	36%	37%	29%	24%	25%	0%	49%	*	39%	17%	32%	30%	26%	25%

Texas Education Agency
2021-22 STAAR Performance (TAPR)
MANSFIELD ISD (220908) - TARRANT COUNTY

	School Year	State	Region 11	District	African American	Hispanic	White	American Indian	Asian	Pacific Islander	Two or More Races	Special Ed (Current)	Special Ed (Former)	Continuously Enrolled	Non-Continuously Enrolled	EB / EL (Current & Monitored)
At Masters Grade Level	2022	14%	14%	7%	5%	7%	8%	0%	23%	*	8%	4%	0%	8%	6%	7%
	2021	11%	11%	5%	5%	4%	7%	0%	13%	*	4%	5%	4%	5%	6%	5%
Grade 8 Science																
At Approaches Grade Level or Above	2022	74%	75%	81%	74%	76%	89%	78%	94%	*	87%	44%	78%	85%	73%	69%
	2021	68%	70%	78%	70%	73%	87%	100%	94%	*	81%	41%	65%	82%	68%	68%
At Meets Grade Level or Above	2022	45%	46%	53%	43%	45%	64%	56%	78%	*	53%	21%	44%	58%	41%	39%
	2021	43%	45%	52%	40%	42%	66%	71%	79%	*	55%	26%	39%	56%	41%	36%
At Masters Grade Level	2022	24%	24%	28%	20%	20%	37%	0%	54%	*	24%	5%	24%	31%	19%	18%
	2021	24%	24%	29%	18%	23%	41%	14%	53%	*	31%	9%	29%	32%	20%	18%
Grade 8 Social Studies																
At Approaches Grade Level or Above	2022	61%	64%	72%	65%	63%	82%	33%	88%	*	80%	39%	63%	76%	61%	51%
	2021	57%	60%	70%	63%	61%	81%	86%	89%	*	78%	34%	62%	75%	58%	53%
At Meets Grade Level or Above	2022	31%	33%	41%	33%	29%	53%	0%	62%	*	44%	18%	26%	45%	30%	22%
	2021	28%	31%	39%	30%	32%	51%	29%	58%	*	43%	20%	34%	43%	27%	23%
At Masters Grade Level	2022	18%	20%	26%	20%	16%	37%	0%	46%	*	30%	6%	16%	30%	18%	10%
	2021	14%	15%	19%	13%	14%	29%	0%	32%	*	19%	8%	21%	23%	11%	8%
End of Course English I																
At Approaches Grade Level or Above	2022	65%	68%	73%	65%	69%	81%	70%	89%	*	81%	30%	58%	75%	67%	35%
	2021	67%	71%	80%	75%	77%	85%	90%	88%	*	83%	35%	75%	83%	72%	56%
At Meets Grade Level or Above	2022	47%	50%	56%	47%	50%	66%	60%	78%	*	66%	19%	36%	59%	48%	15%
	2021	50%	55%	65%	58%	59%	75%	60%	81%	*	71%	19%	55%	70%	55%	34%
At Masters Grade Level	2022	11%	11%	12%	7%	8%	17%	10%	29%	*	12%	3%	2%	13%	8%	1%
	2021	12%	15%	20%	13%	17%	27%	0%	36%	*	25%	3%	14%	23%	14%	4%
End of Course English II																
At Approaches Grade Level or Above	2022	72%	74%	79%	74%	75%	86%	82%	88%	*	84%	36%	70%	81%	73%	39%
	2021	71%	73%	81%	78%	77%	85%	77%	89%	80%	89%	37%	72%	84%	72%	56%
At Meets Grade Level or Above	2022	55%	58%	66%	59%	60%	77%	55%	79%	*	74%	20%	62%	70%	57%	20%
	2021	57%	60%	70%	66%	63%	75%	69%	85%	80%	82%	26%	55%	74%	59%	35%

Texas Education Agency
2021-22 STAAR Performance (TAPR)
MANSFIELD ISD (220908) - TARRANT COUNTY

School Year	State	Region 11	District	African American	Hispanic	White	American Indian	Asian	Pacific Islander	Two or More Races	Special Ed (Current)	Special Ed (Former)	Continuously Enrolled	Non-Continuously Enrolled	EB / EL (Current & Monitored)
At Masters Grade Level	2022	9%	11%	7%	10%	14%	0%	23%	*	13%	3%	6%	13%	7%	1%
	2021	11%	18%	12%	14%	24%	8%	39%	20%	26%	6%	9%	21%	12%	4%
End of Course Algebra I															
At Approaches Grade Level or Above	2022	76%	83%	80%	79%	88%	70%	95%	67%	90%	49%	76%	87%	76%	72%
	2021	73%	84%	79%	82%	89%	75%	90%	80%	82%	55%	83%	86%	77%	77%
At Meets Grade Level or Above	2022	43%	60%	54%	53%	69%	40%	83%	17%	66%	26%	50%	65%	49%	48%
	2021	41%	56%	47%	51%	65%	50%	73%	20%	62%	27%	36%	59%	47%	45%
At Masters Grade Level	2022	27%	43%	35%	35%	53%	30%	73%	17%	49%	10%	30%	48%	32%	34%
	2021	23%	36%	27%	32%	43%	25%	57%	20%	40%	10%	19%	39%	29%	26%
End of Course Biology															
At Approaches Grade Level or Above	2022	83%	87%	83%	84%	91%	67%	97%	40%	91%	62%	64%	90%	79%	64%
	2021	82%	88%	87%	84%	92%	86%	94%	80%	92%	54%	84%	90%	83%	70%
At Meets Grade Level or Above	2022	55%	62%	55%	53%	73%	56%	85%	0%	71%	26%	43%	67%	51%	21%
	2021	55%	67%	59%	59%	77%	57%	82%	80%	70%	27%	56%	71%	56%	35%
At Masters Grade Level	2022	21%	25%	18%	18%	34%	11%	53%	0%	27%	7%	10%	29%	18%	5%
	2021	22%	29%	20%	25%	38%	14%	46%	20%	27%	7%	18%	32%	22%	8%
End of Course U.S. History															
At Approaches Grade Level or Above	2022	89%	94%	93%	94%	96%	100%	97%	*	95%	72%	90%	95%	93%	86%
	2021	88%	93%	91%	91%	96%	100%	97%	*	95%	70%	83%	95%	89%	72%
At Meets Grade Level or Above	2022	68%	78%	73%	72%	84%	90%	85%	*	85%	40%	69%	80%	69%	44%
	2021	69%	77%	71%	72%	85%	67%	89%	*	83%	40%	55%	80%	68%	45%
At Masters Grade Level	2022	42%	49%	42%	43%	57%	20%	66%	*	61%	17%	41%	52%	39%	18%
	2021	43%	48%	38%	39%	61%	50%	68%	*	54%	18%	24%	52%	38%	20%
SAT/ACT All Subjects															
At Approaches Grade Level or Above	2022	92%	96%	94%	90%	99%	*	98%	-	91%	-	-	96%	87%	100%
	2021	95%	95%	92%	92%	98%	-	99%	*	100%	-	*	96%	94%	91%
At Meets Grade Level or Above	2022	64%	71%	58%	65%	78%	*	84%	-	70%	-	-	73%	53%	86%
	2021	69%	71%	58%	64%	77%	-	81%	*	77%	-	*	72%	58%	45%

Texas Education Agency
2021-22 STAAR Performance (TAPR)
MANSFIELD ISD (220908) - TARRANT COUNTY

School Year	State	Region 11	District	African American	Hispanic	White	American Indian	Asian	Pacific Islander	Two or More Races	Special Ed (Current)	Special Ed (Former)	Continuously Enrolled	Non-Continuously Enrolled	Econ Disadv	EB/EL (Current & Monitored)
All Grades All Subjects																
At Masters Grade Level	2022	13%	12%	9%	7%	8%	*	19%	-	7%	-	-	9%	1%	7%	7%
	2021	14%	15%	8%	3%	9%	-	16%	*	20%	-	*	9%	2%	5%	9%
At Approaches Grade Level or Above	2022	74%	75%	81%	77%	87%	76%	93%	76%	83%	46%	80%	84%	74%	72%	72%
At Meets Grade Level or Above	2021	67%	69%	78%	74%	85%	75%	88%	68%	79%	41%	78%	81%	70%	69%	68%
	2022	48%	50%	55%	49%	65%	45%	75%	52%	58%	23%	54%	59%	46%	43%	43%
	2021	41%	44%	52%	45%	63%	41%	68%	42%	55%	21%	48%	56%	42%	39%	38%
At Masters Grade Level	2022	23%	24%	28%	22%	35%	14%	45%	37%	29%	7%	28%	30%	21%	18%	21%
	2021	18%	20%	25%	19%	33%	14%	39%	15%	26%	7%	22%	27%	18%	15%	17%
All Grades ELA/Reading																
At Approaches Grade Level or Above	2022	75%	76%	81%	78%	87%	79%	91%	85%	82%	43%	82%	83%	75%	72%	72%
At Meets Grade Level or Above	2021	68%	71%	79%	76%	85%	77%	88%	65%	81%	39%	80%	82%	72%	70%	69%
	2022	53%	55%	59%	53%	69%	53%	75%	65%	64%	24%	58%	62%	52%	47%	45%
	2021	45%	47%	56%	49%	66%	48%	69%	46%	59%	21%	52%	60%	47%	43%	40%
At Masters Grade Level	2022	25%	26%	28%	24%	35%	15%	42%	46%	31%	7%	30%	30%	23%	19%	24%
	2021	18%	20%	25%	20%	33%	15%	37%	19%	28%	6%	22%	28%	19%	16%	17%
All Grades Mathematics																
At Approaches Grade Level or Above	2022	72%	73%	80%	75%	87%	74%	93%	70%	82%	45%	80%	83%	72%	70%	75%
At Meets Grade Level or Above	2021	66%	67%	76%	72%	85%	64%	88%	70%	76%	42%	80%	79%	67%	66%	71%
	2022	42%	43%	51%	44%	61%	32%	74%	41%	51%	22%	53%	55%	40%	38%	45%
	2021	37%	39%	48%	41%	60%	30%	67%	35%	50%	21%	50%	51%	39%	35%	41%
At Masters Grade Level	2022	20%	21%	25%	20%	32%	18%	44%	26%	26%	7%	29%	28%	19%	16%	22%
	2021	18%	18%	24%	19%	33%	14%	40%	13%	24%	8%	25%	26%	19%	15%	21%
All Grades Science																
At Approaches Grade Level or Above	2022	76%	76%	81%	77%	88%	76%	94%	67%	84%	50%	78%	85%	73%	72%	68%
At Meets Grade Level or Above	2021	71%	73%	80%	75%	88%	80%	91%	60%	79%	43%	77%	83%	72%	71%	67%
	2022	47%	49%	54%	47%	65%	52%	77%	33%	56%	23%	50%	59%	43%	40%	36%
	2021	44%	46%	54%	44%	66%	55%	71%	40%	55%	23%	46%	58%	43%	41%	35%

Texas Education Agency
2021-22 STAAR Performance (TAPR)
MANSFIELD ISD (220908) - TARRANT COUNTY

School Year	State	Region 11	District	African American	Hispanic	White	American Indian	Asian	Pacific Islander	Two or More Races	Special Ed (Current)	Special Ed (Former)	Continuously Enrolled	Non-Continuously Enrolled	EB/EL (Current & Monitored)
At Masters Grade Level															
2022	21%	22%	24%	17%	18%	33%	5%	47%	25%	23%	7%	20%	27%	17%	13%
2021	20%	21%	26%	17%	21%	35%	15%	42%	10%	26%	6%	20%	29%	18%	14%
All Grades Social Studies															
At Approaches Grade Level or Above															
2022	75%	77%	83%	79%	78%	89%	68%	92%	83%	87%	54%	74%	86%	75%	63%
At Meets Grade Level or Above															
2021	73%	75%	82%	78%	76%	89%	92%	94%	*	86%	51%	72%	86%	73%	60%
2022	50%	52%	59%	53%	50%	69%	47%	74%	83%	63%	28%	43%	63%	48%	30%
2021	49%	52%	59%	51%	52%	70%	46%	75%	*	61%	30%	45%	63%	47%	31%
2022	30%	32%	38%	31%	29%	47%	11%	56%	67%	44%	11%	26%	41%	28%	13%
2021	29%	31%	35%	26%	27%	47%	23%	52%	*	35%	13%	22%	38%	24%	12%
STAAR Performance Rates by Enrolled Grade at Meets Grade Level or Above															
3rd Graders															
Reading and Mathematics															
2022	36%	38%	43%	38%	37%	51%	44%	57%	*	45%	20%	52%	45%	38%	38%
2021	24%	26%	35%	25%	27%	51%	*	41%	*	40%	18%	40%	36%	31%	27%
2022	36%	38%	43%	38%	37%	51%	44%	57%	*	45%	20%	52%	45%	38%	38%
2021	24%	26%	35%	25%	27%	51%	*	41%	*	40%	18%	40%	36%	31%	27%
2022	51%	53%	60%	57%	53%	67%	67%	70%	*	64%	30%	63%	62%	55%	53%
2021	38%	41%	51%	43%	43%	65%	*	55%	*	57%	30%	55%	53%	44%	41%
2022	43%	44%	50%	45%	43%	58%	44%	66%	*	49%	25%	60%	52%	43%	45%
2021	31%	33%	44%	32%	36%	59%	*	56%	*	49%	26%	50%	44%	41%	37%
4th Graders															
Reading and Mathematics															
2022	36%	37%	44%	33%	35%	57%	*	63%	*	48%	21%	60%	46%	38%	39%
2021	26%	28%	38%	31%	31%	49%	*	55%	*	33%	16%	45%	41%	32%	32%
2022	36%	37%	44%	33%	35%	57%	*	63%	*	48%	21%	60%	46%	38%	39%
2021	26%	28%	38%	31%	31%	49%	*	55%	*	33%	16%	45%	41%	32%	32%
2022	54%	56%	61%	51%	55%	71%	*	73%	*	71%	31%	70%	63%	55%	57%
2021	36%	38%	50%	44%	44%	58%	*	61%	*	44%	18%	57%	52%	43%	41%
2022	43%	44%	51%	40%	42%	65%	*	71%	*	53%	27%	64%	54%	45%	46%
2021	36%	38%	48%	39%	40%	61%	*	65%	*	45%	23%	64%	52%	41%	43%
5th Graders															
Reading and Mathematics															
2022	41%	41%	44%	36%	36%	53%	*	66%	*	38%	17%	53%	47%	35%	43%
2021	34%	35%	40%	28%	34%	54%	33%	55%	*	33%	13%	37%	44%	30%	37%

Texas Education Agency
2021-22 STAAR Performance (TAPR)
MANSFIELD ISD (220908) - TARRANT COUNTY

School Year	State	Region 11	District	African American	Hispanic	White	American Indian	Asian	Pacific Islander	Two or More Races	Special Ed (Current)	Special Ed (Former)	Continuously Enrolled	Non-Continuously Enrolled	Econ Disadv	EB EL (Current & Monitored)
Reading and Mathematics Including EOC																
2022	41%	41%	44%	36%	36%	53%	*	66%	*	38%	17%	53%	47%	35%	29%	43%
2021	34%	35%	40%	28%	34%	54%	33%	55%	*	33%	13%	37%	44%	30%	29%	37%
2022	58%	59%	59%	54%	51%	69%	*	71%	*	57%	27%	69%	62%	53%	44%	55%
2021	46%	48%	52%	47%	45%	63%	33%	64%	*	44%	18%	46%	56%	44%	42%	47%
2022	48%	48%	51%	41%	46%	62%	*	76%	*	45%	25%	61%	56%	40%	37%	53%
2021	44%	45%	50%	36%	46%	66%	33%	67%	*	43%	23%	56%	54%	40%	39%	50%
6th Graders																
Reading and Mathematics Including EOC																
2022	31%	33%	35%	27%	28%	42%	25%	60%	*	38%	10%	42%	37%	29%	24%	33%
2021	24%	26%	34%	25%	27%	42%	30%	52%	29%	40%	11%	38%	38%	24%	21%	26%
2022	31%	33%	35%	27%	28%	42%	25%	60%	*	38%	10%	42%	37%	29%	24%	33%
2021	24%	26%	34%	25%	27%	42%	30%	52%	29%	40%	11%	38%	38%	24%	21%	26%
2022	43%	45%	45%	38%	39%	53%	25%	66%	*	44%	15%	49%	47%	40%	33%	40%
2021	32%	34%	41%	34%	34%	51%	45%	55%	29%	48%	13%	46%	46%	32%	28%	31%
2022	40%	42%	49%	40%	41%	59%	38%	77%	*	50%	18%	53%	53%	40%	37%	49%
2021	36%	40%	52%	43%	45%	61%	40%	72%	43%	58%	15%	62%	56%	41%	39%	48%
7th Graders																
Reading and Mathematics Including EOC																
2022	32%	33%	41%	30%	35%	51%	25%	68%	50%	45%	14%	35%	46%	29%	27%	32%
2021	26%	28%	34%	24%	26%	47%	22%	57%	*	38%	12%	31%	38%	26%	21%	27%
2022	33%	34%	41%	30%	35%	51%	25%	68%	50%	45%	14%	35%	46%	29%	27%	32%
2021	27%	29%	34%	24%	26%	47%	22%	57%	*	38%	12%	31%	38%	26%	21%	27%
2022	56%	58%	64%	57%	56%	74%	63%	80%	50%	66%	26%	63%	68%	54%	50%	50%
2021	45%	48%	55%	48%	47%	65%	33%	71%	*	59%	19%	49%	59%	46%	42%	45%
2022	37%	37%	45%	34%	39%	55%	25%	74%	67%	50%	16%	45%	50%	34%	32%	37%
2021	32%	34%	40%	28%	32%	52%	33%	65%	*	43%	16%	39%	44%	31%	26%	33%
8th Graders																
Reading and Mathematics Including EOC																
2022	27%	26%	29%	23%	27%	36%	0%	50%	*	30%	13%	13%	32%	23%	23%	19%
2021	21%	21%	21%	17%	19%	28%	0%	40%	*	26%	16%	28%	23%	19%	16%	18%
2022	41%	41%	45%	35%	38%	56%	22%	71%	*	46%	14%	33%	50%	32%	32%	30%
2021	33%	34%	38%	27%	30%	51%	29%	63%	*	40%	17%	34%	41%	29%	26%	25%
2022	58%	60%	62%	55%	56%	70%	44%	80%	*	69%	26%	47%	66%	53%	51%	44%
2021	47%	49%	55%	47%	49%	67%	29%	75%	*	56%	23%	48%	59%	46%	43%	40%

Texas Education Agency
2021-22 STAAR Performance (TAPR)
MANSFIELD ISD (220908) - TARRANT COUNTY

	School Year	State	Region 11	District	African American	Hispanic	White	American Indian	Asian	Pacific Islander	Two or More Races	Special Ed (Current)	Special Ed (Former)	Continuously Enrolled	Non-Continuously Enrolled	Econ Disadv	EB, EL (Current & Monitored)	
Math Including EOC	2022	48%	47%	52%	41%	45%	65%	22%	78%	*	50%	17%	42%	58%	38%	40%	41%	
	2021	43%	43%	46%	34%	39%	59%	29%	73%	*	53%	20%	40%	49%	38%	35%	34%	
3rd - 8th Graders																		
Reading and Mathematics	2022	34%	35%	39%	31%	33%	49%	26%	62%	43%	41%	16%	45%	43%	32%	28%	35%	
	2021	26%	28%	34%	25%	27%	46%	19%	51%	25%	35%	14%	38%	37%	27%	23%	29%	
Reading and Mathematics Including EOC	2022	36%	38%	42%	33%	35%	52%	29%	64%	45%	43%	16%	47%	45%	33%	29%	36%	
	2021	28%	30%	36%	27%	29%	49%	24%	54%	24%	37%	15%	38%	40%	28%	24%	29%	
Reading Including EOC	2022	53%	55%	59%	52%	52%	67%	51%	74%	68%	62%	26%	61%	62%	52%	46%	50%	
	2021	41%	43%	51%	44%	44%	62%	38%	64%	41%	52%	20%	51%	54%	42%	38%	41%	
Math Including EOC	2022	43%	44%	50%	40%	43%	61%	32%	74%	50%	49%	21%	55%	54%	40%	37%	45%	
	2021	37%	39%	47%	35%	39%	60%	29%	66%	29%	49%	20%	53%	50%	38%	34%	41%	

* Indicates results are masked due to small numbers to protect student confidentiality.

- Indicates there are no students in the group.

Texas Education Agency
2021-22 Progress (TAPR)
MANSFIELD ISD (220908) - TARRANT COUNTY

Due to the cancellation of spring 2020 STAAR, 2022 and 2019 progress data are shown.

School Year	State	Region 11	District	African American	Hispanic	White	American Indian	Asian	Pacific Islander	Two or More Races	Special Ed (Current)	Special Ed (Former)	Continuously Enrolled	Non-Continuously Enrolled	Econ Disadv	EB/EL (Current & Monitored)
School Progress Domain - Academic Growth Score by Grade and Subject																
Grade 4 ELA/Reading	2022	77	73	71	70	76	*	82	*	70	61	78	73	74	72	72
	2019	61	60	67	66	69	67	73	*	65	53	66	67	69	63	68
Grade 4 Mathematics	2022	74	73	72	73	74	*	85	*	65	62	68	72	71	67	70
	2019	65	65	77	74	77	78	67	67	78	71	85	77	77	73	76
Grade 5 ELA/Reading	2022	87	79	78	79	79	*	81	*	80	71	76	79	79	77	81
	2019	81	81	76	75	83	75	79	*	79	68	78	78	79	77	78
Grade 5 Mathematics	2022	79	78	70	69	68	*	84	*	69	69	65	71	70	71	76
	2019	83	83	84	82	86	85	86	*	87	83	83	84	84	81	82
Grade 6 ELA/Reading	2022	61	61	55	57	55	81	65	*	51	57	60	55	56	53	56
	2019	42	44	50	44	44	55	63	57	46	37	48	50	49	46	42
Grade 6 Mathematics	2022	61	63	68	62	60	63	76	*	76	62	60	65	67	65	67
	2019	54	58	71	70	63	74	63	85	76	54	57	70	71	65	64
Grade 7 ELA/Reading	2022	88	88	87	85	90	75	93	92	91	77	90	88	87	85	83
	2019	77	78	82	81	79	84	100	91	81	70	85	83	81	80	82
Grade 7 Mathematics	2022	60	56	58	55	60	21	77	83	56	48	48	58	56	51	57
	2019	62	60	68	64	71	60	75	*	69	46	70	69	67	65	65
Grade 8 ELA/Reading	2022	83	82	79	78	78	61	87	*	84	66	83	79	78	75	74
	2019	77	77	78	77	79	76	82	81	80	70	73	77	79	77	80
Grade 8 Mathematics	2022	74	71	75	74	75	86	80	*	81	62	71	76	73	73	73
	2019	82	78	81	84	83	76	89	78	79	71	78	81	81	83	83
End of Course English II	2022	71	69	66	65	66	70	70	*	67	65	65	65	67	65	74
	2019	69	69	72	70	72	44	73	90	75	67	68	73	69	68	66
End of Course Algebra I	2022	67	68	81	78	75	85	64	96	*	86	44	83	75	72	75
	2019	75	76	80	77	76	83	62	95	*	78	40	82	74	74	77
All Grades Both Subjects	2022	74	73	72	71	70	72	68	81	87	62	70	72	71	69	71
	2019	69	69	74	73	71	76	71	80	85	61	73	74	73	71	72
All Grades ELA/Reading	2022	78	77	73	72	73	74	72	80	91	66	76	73	74	71	73
	2019	68	68	71	70	69	73	71	76	85	61	71	72	71	69	70
All Grades Mathematics	2022	69	68	70	69	70	63	83	83	72	58	65	71	68	66	69
	2019	70	70	77	76	74	78	71	85	84	61	76	77	76	73	74

* Indicates results are masked due to small numbers to protect student confidentiality.

- Indicates there are no students in the group.

Texas Education Agency
2021-22 Bilingual Education/English as a Second Language (Current EB Students/EL) (TAPR)
MANSFIELD ISD (220908) - TARRANT COUNTY

Due to the cancellation of spring STAAR, 2022 and 2019 School progress and STAAR progress measure data are shown.

School Year	State	Region 11	District	Total Bilingual Education	BE-Trans Early Exit	BE-Trans Late Exit	BE-Dual Two-Way	BE-Dual One-Way	ALP Bilingual (Exception)	ALP Total (Waiver)	ESL Content-Based	ESL Pull-Out	ALP ESL (Waiver)	EB/EL with Parental Denial	Never EB/EL	Total EB/EL (Current)	Monitored & Former EB/EL
-------------	-------	-----------	----------	---------------------------	---------------------	--------------------	-----------------	-----------------	---------------------------	--------------------	-------------------	--------------	------------------	----------------------------	-------------	-----------------------	--------------------------

STAAR Performance Rate by Subject and Performance Level

All Grades All Subjects																	
At Approaches Grade Level or Above	2022	74%	75%	81%	71%	-	73%	70%	-	65%	70%	60%	47%	72%	82%	65%	92%
	2021	67%	69%	78%	65%	-	68%	64%	-	53%	55%	49%	48%	69%	79%	55%	89%
At Meets Grade Level or Above	2022	48%	50%	55%	41%	-	38%	43%	-	34%	39%	29%	17%	43%	57%	34%	70%
	2021	41%	44%	52%	32%	-	33%	32%	-	23%	24%	21%	21%	36%	54%	24%	63%
At Masters Grade Level	2022	23%	24%	28%	18%	-	17%	20%	-	15%	18%	11%	3%	24%	28%	15%	41%
	2021	18%	20%	25%	15%	-	15%	15%	-	9%	10%	8%	7%	16%	26%	10%	30%
All Grades ELA/Reading																	
At Approaches Grade Level or Above	2022	75%	76%	81%	72%	-	74%	70%	-	65%	72%	64%	33%	70%	82%	65%	94%
	2021	68%	71%	79%	65%	-	65%	65%	-	54%	59%	54%	36%	66%	81%	55%	91%
At Meets Grade Level or Above	2022	53%	55%	59%	43%	-	44%	41%	-	37%	43%	32%	15%	44%	61%	37%	74%
	2021	45%	47%	56%	32%	-	35%	30%	-	23%	26%	23%	14%	38%	58%	24%	69%
At Masters Grade Level	2022	25%	26%	28%	20%	-	19%	21%	-	17%	22%	11%	0%	26%	28%	17%	49%
	2021	18%	20%	25%	15%	-	16%	15%	-	9%	11%	9%	1%	17%	27%	10%	29%
All Grades Mathematics																	
At Approaches Grade Level or Above	2022	72%	73%	80%	73%	-	72%	74%	-	69%	72%	63%	52%	79%	80%	70%	92%
	2021	66%	67%	76%	65%	-	72%	63%	-	60%	61%	54%	62%	64%	76%	61%	87%
At Meets Grade Level or Above	2022	42%	43%	51%	40%	-	32%	47%	-	37%	40%	31%	17%	40%	51%	37%	72%
	2021	37%	39%	48%	37%	-	29%	39%	-	28%	28%	27%	29%	36%	49%	29%	60%
At Masters Grade Level	2022	20%	21%	25%	19%	-	14%	23%	-	17%	19%	13%	2%	23%	25%	17%	39%
	2021	18%	18%	24%	18%	-	15%	19%	-	13%	13%	12%	15%	21%	25%	14%	31%
All Grades Science																	
At Approaches Grade Level or Above	2022	76%	76%	81%	58%	-	75%	56%	-	59%	62%	58%	47%	62%	83%	59%	92%
	2021	71%	73%	80%	67%	-	-	67%	-	44%	42%	41%	50%	78%	81%	47%	90%
At Meets Grade Level or Above	2022	47%	49%	54%	37%	-	50%	35%	-	23%	24%	27%	2%	48%	56%	24%	67%
	2021	44%	46%	54%	33%	-	-	33%	-	16%	14%	15%	19%	33%	56%	17%	63%
At Masters Grade Level	2022	21%	22%	24%	5%	-	13%	4%	-	7%	7%	10%	0%	24%	25%	7%	34%
	2021	20%	21%	26%	11%	-	-	11%	-	5%	5%	5%	5%	0%	27%	5%	31%
All Grades Social Studies																	
At Approaches Grade Level or Above	2022	75%	77%	83%	-	-	-	-	-	47%	27%	32%	83%	67%	85%	50%	88%
	2021	73%	75%	82%	-	-	-	-	-	43%	23%	21%	65%	67%	84%	44%	86%
At Meets Grade Level or Above	2022	50%	52%	59%	-	-	-	-	-	15%	1%	10%	32%	44%	61%	17%	65%
	2021	49%	52%	59%	-	-	-	-	-	19%	5%	2%	36%	25%	61%	20%	62%

Texas Education Agency
2021-22 Bilingual Education/English as a Second Language (Current EB Students/EL) (TAPR)
MANSFIELD ISD (220908) - TARRANT COUNTY

Due to the cancellation of spring 2020 STAAR, 2022 and 2019 School progress and STAAR progress measure data are shown.

School Year	State	Region II	District	Total Bilingual Education	BE-Trans Early Exit	BE-Trans Late Exit	BE-Dual Two-Way	BE-Dual One-Way	ALP Bilingual (Exception)	Total Content-Based ESL	ESL Pull-Out (Waiver)	ALP ESL	EB/EL with Parental Denial	Never EB/EL (Current)	Total EB/EL (Current)	Monitored Former EB/EL
At Masters Grade Level	2022	30%	32%	38%	-	-	-	-	-	5%	2%	12%	22%	40%	6%	39%
	2021	29%	31%	35%	-	-	-	-	-	8%	0%	16%	8%	36%	8%	35%
School Progress Domain - Academic Growth Score																
All Grades Both Subjects	2022	74%	73%	72%	66%	-	63%	67%	-	70%	67%	72%	64%	72%	69%	77%
	2019	69%	69%	74%	58%	-	65%	58%	-	68%	69%	72%	77%	68%	68%	77%
All Grades ELA/Reading	2022	78%	77%	73%	63%	-	63%	63%	-	74%	73%	72%	65%	73%	72%	78%
	2019	68%	68%	71%	53%	-	50%	53%	-	67%	73%	72%	69%	66%	66%	77%
All Grades Mathematics	2022	69%	68%	70%	68%	-	64%	71%	-	66%	62%	*	64%	70%	66%	77%
	2019	70%	70%	77%	62%	-	75%	61%	-	69%	65%	65%	86%	69%	69%	77%

* Indicates results are masked due to small numbers to protect student confidentiality.

- Indicates there are no students in the group.

Blank cell indicates there are no data available in the group.

Texas Education Agency
2021-22 STAAR Participation (TAPR)
MANSFIELD ISD (220908) - TARRANT COUNTY

	State	Region 11	District	African American	Hispanic	White	American Indian	Asian	Pacific Islander	Two or More Races	Special Ed (Current)	Special Ed (Former)	Continuously Enrolled	Non-Continuously Enrolled	Econ Disadv	EB / EL (Current & Monitored)
--	-------	-----------	----------	------------------	----------	-------	-----------------	-------	------------------	-------------------	----------------------	---------------------	-----------------------	---------------------------	-------------	-------------------------------

2022 STAAR Participation (All Grades)

All Tests																
Assessment Participant	99%	99%	99%	99%	99%	99%	98%	99%	97%	99%	99%	99%	99%	99%	99%	100%
Included in Accountability	93%	93%	95%	94%	97%	94%	96%	96%	97%	96%	95%	89%	98%	89%	95%	93%
Not Included in Accountability: Mobile	5%	5%	3%	5%	4%	2%	4%	2%	0%	4%	2%	10%	1%	8%	3%	3%
Not Included in Accountability: Other	1%	1%	1%	0%	1%	0%	0%	1%	0%	0%	1%	0%	0%	1%	1%	4%
Exclusions																
Not Tested	1%	1%	1%	1%	1%	1%	2%	1%	3%	1%	1%	1%	1%	1%	1%	0%
Absent	1%	1%	1%	1%	1%	1%	2%	0%	3%	0%	1%	1%	0%	1%	1%	0%
Other	0%	0%	0%	0%	0%	0%	0%	0%	0%	0%	0%	0%	0%	0%	0%	0%
Reading																
Assessment Participant	99%	99%	99%	99%	99%	99%	98%	100%	96%	99%	98%	99%	99%	98%	99%	100%
Included in Accountability	92%	92%	95%	94%	96%	93%	96%	95%	96%	95%	94%	90%	97%	88%	95%	90%
Not Included in Accountability: Mobile	5%	5%	3%	4%	2%	4%	3%	2%	0%	4%	2%	9%	1%	8%	3%	3%
Not Included in Accountability: Other	2%	2%	1%	0%	2%	1%	0%	2%	0%	0%	2%	0%	1%	2%	1%	6%
Exclusions																
Not Tested	1%	1%	1%	1%	1%	1%	2%	0%	4%	1%	2%	1%	1%	2%	1%	0%
Absent	1%	1%	1%	1%	1%	1%	2%	0%	4%	0%	2%	1%	1%	2%	1%	0%
Other	0%	0%	0%	0%	0%	0%	0%	0%	0%	0%	0%	0%	0%	0%	0%	0%
Mathematics																
Assessment Participant	99%	99%	99%	99%	99%	99%	100%	99%	100%	100%	99%	99%	99%	99%	99%	100%
Included in Accountability	93%	94%	95%	94%	97%	95%	97%	98%	97%	96%	96%	90%	98%	89%	96%	95%
Not Included in Accountability: Mobile	5%	5%	4%	5%	4%	3%	2%	2%	0%	4%	3%	10%	1%	9%	3%	3%
Not Included in Accountability: Other	1%	1%	0%	0%	1%	0%	0%	0%	0%	0%	0%	0%	0%	1%	0%	2%
Exclusions																
Not Tested	1%	1%	1%	1%	1%	0%	0%	1%	0%	0%	1%	1%	1%	1%	1%	0%
Absent	1%	0%	0%	1%	0%	0%	0%	0%	0%	0%	1%	1%	0%	1%	1%	0%
Other	0%	0%	0%	0%	0%	0%	0%	0%	0%	0%	0%	0%	0%	0%	0%	0%
Science																
Assessment Participant	98%	99%	99%	98%	99%	99%	96%	99%	100%	100%	99%	99%	99%	98%	99%	99%
Included in Accountability	93%	94%	95%	93%	97%	95%	91%	96%	100%	96%	96%	89%	98%	89%	95%	93%
Not Included in Accountability: Mobile	4%	4%	3%	5%	2%	3%	4%	2%	0%	4%	2%	9%	1%	8%	3%	3%
Not Included in Accountability: Other	1%	0%	0%	0%	1%	0%	0%	1%	0%	0%	0%	0%	0%	1%	0%	2%
Exclusions																
Not Tested	2%	1%	1%	2%	1%	1%	4%	1%	0%	0%	1%	1%	1%	2%	1%	1%

Texas Education Agency
2021-22 STAAR Participation (TAPR)
MANSFIELD ISD (220908) - TARRANT COUNTY

	State	Region 11	District	African American	Hispanic	White	American Indian	Asian	Pacific Islander	Two or More Races	Special Ed (Current)	Special Ed (Former)	Continuously Enrolled	Non-Continuously Enrolled	Econ Disadv	EB, EL (Current & Monitored)
Absent	1%	1%	1%	1%	1%	0%	4%	0%	0%	0%	1%	1%	0%	1%	1%	1%
Other	0%	0%	0%	0%	0%	0%	0%	1%	0%	0%	0%	0%	0%	0%	0%	0%
Social Studies																
Assessment Participant	98%	99%	99%	99%	99%	99%	95%	100%	86%	99%	99%	99%	99%	98%	98%	99%
Included in Accountability	94%	95%	96%	94%	95%	98%	86%	98%	86%	95%	96%	86%	98%	89%	96%	94%
Not Included in Accountability: Mobile	4%	4%	3%	5%	3%	1%	9%	2%	0%	3%	2%	13%	1%	8%	2%	2%
Not Included in Accountability: Other Exclusions	1%	0%	0%	0%	1%	0%	0%	0%	0%	0%	1%	0%	0%	1%	0%	3%
Not Tested	2%	1%	1%	1%	1%	1%	5%	0%	14%	1%	1%	1%	1%	2%	2%	1%
Absent	1%	1%	1%	1%	1%	1%	5%	0%	14%	1%	1%	1%	1%	2%	2%	1%
Other	0%	0%	0%	0%	0%	0%	0%	0%	0%	0%	0%	0%	0%	0%	0%	0%
Accelerated Testers																
SAT/ACT Participant	89%	86%	91%	89%	84%	95%	* 92%	-	94%	-	92%	-	92%	80%	90%	74%
2021 STAAR Participation (All Grades)																
All Tests																
Assessment Participant	88%	93%	93%	92%	94%	94%	93%	94%	93%	93%	92%	94%	94%	93%	93%	95%
Included in Accountability	83%	88%	90%	88%	90%	91%	92%	91%	92%	90%	88%	90%	92%	84%	90%	90%
Not Included in Accountability: Mobile	3%	4%	3%	4%	3%	3%	1%	1%	1%	3%	3%	3%	1%	8%	2%	2%
Not Included in Accountability: Other Exclusions	1%	1%	1%	0%	1%	0%	0%	2%	0%	0%	1%	1%	0%	1%	1%	3%
Not Tested	12%	7%	7%	8%	6%	6%	7%	6%	7%	7%	8%	6%	6%	7%	7%	5%
Absent	2%	1%	3%	3%	3%	2%	5%	3%	7%	3%	3%	1%	2%	3%	3%	2%
Other	10%	6%	4%	5%	3%	4%	2%	4%	0%	4%	6%	4%	4%	4%	4%	2%
Reading																
Assessment Participant	89%	93%	94%	93%	95%	94%	94%	95%	96%	93%	92%	95%	94%	94%	94%	96%
Included in Accountability	83%	87%	90%	89%	89%	91%	93%	90%	93%	90%	88%	90%	92%	84%	90%	88%
Not Included in Accountability: Mobile	3%	4%	3%	4%	3%	3%	1%	1%	4%	3%	3%	3%	1%	8%	2%	2%
Not Included in Accountability: Other Exclusions	3%	2%	1%	0%	2%	0%	0%	4%	0%	0%	2%	1%	1%	2%	2%	6%
Not Tested	11%	7%	6%	7%	5%	6%	6%	5%	4%	7%	8%	5%	6%	6%	6%	4%
Absent	2%	1%	3%	3%	3%	2%	4%	2%	4%	3%	2%	1%	2%	3%	3%	2%
Other	10%	5%	4%	5%	3%	3%	1%	3%	0%	4%	5%	4%	4%	3%	3%	2%
Mathematics																
Assessment Participant	88%	93%	93%	92%	94%	94%	94%	94%	92%	93%	92%	94%	94%	93%	93%	96%
Included in Accountability	84%	89%	90%	88%	91%	90%	92%	92%	92%	90%	89%	91%	92%	84%	91%	92%
Not Included in Accountability: Mobile																
Not Included in Accountability: Other Exclusions																
Not Tested																
Absent																
Other																

Texas Education Agency
2021-22 STAAR Participation (TAPR)
MANSFIELD ISD (220908) - TARRANT COUNTY

	State	Region 11	District	African American	Hispanic	White	American Indian	Asian	Pacific Islander	Two or More Races	Special Ed (Current)	Special Ed (Former)	Continuously Enrolled	Non-Continuously Enrolled	Econ Disadv	EB EL (Current & Monitored)
Not Included in Accountability: Mobile	4%	4%	3%	4%	3%	3%	2%	1%	0%	3%	3%	3%	1%	8%	2%	2%
Not Included in Accountability: Other Exclusions	0%	0%	0%	0%	0%	0%	0%	1%	0%	0%	0%	0%	0%	1%	0%	1%
Not Tested	12%	7%	7%	8%	6%	6%	6%	6%	8%	7%	8%	6%	6%	7%	7%	4%
Absent	2%	1%	2%	3%	2%	2%	4%	1%	8%	2%	2%	2%	2%	3%	3%	2%
Other	10%	6%	4%	5%	3%	4%	2%	4%	0%	5%	6%	4%	4%	4%	4%	3%
Science																
Assessment Participant	87%	92%	93%	92%	93%	94%	91%	93%	91%	93%	91%	96%	94%	92%	93%	95%
Included in Accountability	84%	88%	90%	89%	90%	91%	91%	91%	91%	91%	88%	92%	93%	84%	90%	91%
Not Included in Accountability: Mobile	3%	4%	3%	4%	3%	3%	0%	1%	0%	2%	2%	4%	1%	7%	2%	2%
Not Included in Accountability: Other Exclusions	0%	0%	0%	0%	0%	0%	0%	2%	0%	0%	0%	0%	0%	1%	0%	1%
Not Tested	13%	8%	7%	8%	7%	6%	9%	7%	9%	7%	9%	4%	6%	8%	7%	5%
Absent	2%	2%	3%	3%	3%	2%	9%	3%	9%	3%	3%	0%	2%	3%	3%	2%
Other	10%	6%	4%	5%	4%	5%	0%	4%	0%	4%	6%	4%	4%	5%	4%	3%
Social Studies																
Assessment Participant	87%	91%	93%	93%	93%	92%	100%	92%	*	93%	91%	95%	93%	92%	92%	92%
Included in Accountability	84%	88%	90%	90%	90%	90%	100%	89%	*	91%	87%	92%	92%	84%	89%	88%
Not Included in Accountability: Mobile	3%	3%	3%	3%	3%	3%	0%	1%	*	2%	3%	3%	1%	8%	2%	2%
Not Included in Accountability: Other Exclusions	0%	0%	0%	0%	0%	0%	0%	2%	*	0%	1%	0%	0%	1%	1%	3%
Not Tested	13%	9%	7%	7%	7%	8%	0%	8%	*	7%	9%	5%	7%	8%	8%	8%
Absent	3%	2%	4%	4%	4%	3%	0%	5%	*	4%	4%	0%	3%	4%	5%	5%
Other	10%	7%	3%	3%	3%	5%	0%	3%	*	3%	5%	5%	3%	3%	3%	3%
Accelerated Testers																
SATACT Participant	85%	84%	89%	88%	91%	90%	-	88%	*	86%	*	*	91%	75%	86%	73%

* Indicates results are masked due to small numbers to protect student confidentiality.
- Indicates there are no students in the group.

Texas Education Agency
2021-22 Attendance, Graduation, and Dropout Rates (TAPR)
MANSFIELD ISD (220908) - TARRANT COUNTY

	State	Region 11	District	African American	Hispanic	White	American Indian	Asian	Pacific Islander	Two or More Races	Special Ed	Econ Disadv	EB/EL	
Attendance Rate														
2020-21	95.0%	95.2%	96.0%	96.2%	94.9%	96.1%	93.8%	97.8%	94.9%	96.2%	94.4%	94.4%	95.3%	
2019-20	98.3%	98.3%	98.5%	98.7%	98.3%	98.4%	97.3%	99.2%	98.5%	98.4%	97.9%	98.2%	98.5%	
Chronic Absenteeism														
2020-21	15.0%	14.5%	10.9%	11.0%	14.0%	9.5%	18.4%	4.4%	12.8%	11.3%	16.8%	16.7%	13.3%	
2019-20	6.7%	5.9%	3.8%	3.6%	4.6%	3.7%	14.0%	1.7%	8.9%	4.0%	6.5%	4.9%	3.7%	
Annual Dropout Rate (Gr 7-8)														
2020-21	0.9%	0.8%	0.7%	0.7%	0.5%	0.8%	0.0%	0.7%	0.0%	0.3%	1.3%	0.9%	0.2%	
2019-20	0.5%	0.6%	0.2%	0.2%	0.3%	0.1%	0.0%	0.2%	0.0%	0.3%	0.2%	0.3%	0.6%	
Annual Dropout Rate (Gr 9-12)														
2020-21	2.4%	2.1%	1.2%	1.0%	1.8%	1.4%	2.6%	0.1%	0.0%	0.7%	1.3%	2.0%	3.1%	
2019-20	1.6%	1.4%	0.6%	0.4%	1.0%	0.6%	4.2%	0.4%	0.0%	0.4%	1.5%	0.8%	2.2%	
4-Year Longitudinal Rate (Gr 9-12)														
Class of 2021														
Graduated	90.0%	90.2%	94.9%	96.0%	92.5%	94.4%	77.8%	99.6%			* 97.8%	87.8%	91.8%	87.3%
Received TxCHSE	0.3%	0.3%	0.1%	0.0%	0.1%	0.3%	0.0%	0.0%			* 0.0%	0.0%	0.1%	0.0%
Continued HS	3.9%	4.1%	1.7%	1.9%	2.8%	1.1%	0.0%	0.0%			* 1.5%	5.6%	3.6%	2.9%
Dropped Out	5.8%	5.3%	3.2%	2.1%	4.6%	4.1%	22.2%	0.4%			* 0.7%	6.6%	4.4%	9.8%
Graduates and TxCHSE	90.3%	90.5%	95.1%	96.0%	92.6%	94.7%	77.8%	99.6%			* 97.8%	87.8%	91.9%	87.3%
Graduates, TxCHSE, and Continuers	94.2%	94.7%	96.8%	97.9%	95.4%	95.9%	77.8%	99.6%			* 99.3%	93.4%	95.6%	90.2%
Class of 2020														
Graduated	90.3%	90.9%	95.9%	96.7%	94.7%	95.8%	80.0%	99.2%			* 93.5%	88.6%	93.1%	88.0%
Received TxCHSE	0.4%	0.4%	0.4%	0.1%	0.1%	0.7%	6.7%	0.0%			* 2.4%	1.0%	0.5%	0.0%
Continued HS	3.9%	4.2%	1.0%	1.0%	1.4%	0.7%	0.0%	0.4%			* 0.8%	3.0%	1.5%	2.8%
Dropped Out	5.4%	4.5%	2.7%	2.2%	3.7%	2.8%	13.3%	0.4%			* 3.3%	7.4%	4.9%	9.3%
Graduates and TxCHSE	90.7%	91.3%	96.3%	96.8%	94.9%	96.5%	86.7%	99.2%			* 95.9%	89.6%	93.5%	88.0%
Graduates, TxCHSE, and Continuers	94.6%	95.5%	97.3%	97.8%	96.3%	97.2%	86.7%	99.6%			* 96.7%	92.6%	95.1%	90.7%
5-Year Extended Longitudinal Rate (Gr 9-12)														
Class of 2020														
Graduated	92.2%	93.1%	96.6%	97.1%	95.7%	96.6%	80.0%	99.2%			* 94.3%	90.8%	94.3%	91.6%
Received TxCHSE	0.5%	0.6%	0.5%	0.2%	0.1%	0.7%	6.7%	0.0%			* 2.4%	1.4%	0.5%	0.0%
Continued HS	1.1%	1.3%	0.2%	0.1%	0.3%	0.1%	0.0%	0.4%			* 0.0%	1.0%	0.2%	0.0%
Dropped Out	6.2%	5.0%	2.8%	2.5%	3.8%	2.6%	13.3%	0.4%			* 3.3%	6.8%	5.0%	8.4%
Graduates and TxCHSE	92.7%	93.7%	97.0%	97.4%	95.9%	97.3%	86.7%	99.2%			* 96.7%	92.3%	94.8%	91.6%

Texas Education Agency
2021-22 Attendance, Graduation, and Dropout Rates (TAPR)
MANSFIELD ISD (220908) - TARRANT COUNTY

	State	Region 11	District	African American	Hispanic White	American Indian	Asian	Pacific Islander	Two or More Races	Special Ed	Econ Disadv	EB/EL
Graduates, TxCHSE, and Continuers	93.8%	95.0%	97.2%	97.5%	96.2%	97.4%	86.7%	99.6%	* 96.7%	93.2%	95.0%	91.6%
Class of 2019												
Graduated	92.0%	92.9%	97.0%	97.1%	95.8%	97.0%	87.5%	99.5%	* 98.3%	92.7%	95.0%	92.5%
Received TxCHSE	0.5%	0.6%	0.4%	0.4%	0.0%	0.8%	0.0%	0.0%	* 0.8%	0.0%	0.4%	0.0%
Continued HS	1.3%	1.6%	0.1%	0.1%	0.1%	0.2%	0.0%	0.0%	* 0.0%	0.0%	0.4%	0.0%
Dropped Out	6.1%	4.9%	2.5%	2.4%	4.0%	2.0%	12.5%	0.5%	* 0.8%	7.3%	4.2%	7.5%
Graduates and TxCHSE	92.6%	93.5%	97.4%	97.4%	95.8%	97.8%	87.5%	99.5%	* 99.2%	92.7%	95.4%	92.5%
Graduates, TxCHSE, and Continuers	93.9%	95.1%	97.5%	97.6%	96.0%	98.0%	87.5%	99.5%	* 99.2%	92.7%	95.8%	92.5%
6-Year Extended Longitudinal Rate (Gr 9-12)												
Class of 2019												
Graduated	92.6%	93.8%	97.1%	97.2%	96.0%	97.1%	87.5%	99.5%	* 98.3%	93.5%	95.2%	92.5%
Received TxCHSE	0.6%	0.7%	0.4%	0.5%	0.0%	0.8%	0.0%	0.0%	* 0.8%	0.0%	0.5%	0.0%
Continued HS	0.6%	0.6%	0.0%	0.0%	0.0%	0.0%	0.0%	0.0%	* 0.0%	0.0%	0.0%	0.0%
Dropped Out	6.2%	4.9%	2.5%	2.3%	4.0%	2.1%	12.5%	0.5%	* 0.8%	6.5%	4.3%	7.5%
Graduates and TxCHSE	93.2%	94.4%	97.5%	97.7%	96.0%	97.9%	87.5%	99.5%	* 99.2%	93.5%	95.7%	92.5%
Graduates, TxCHSE, and Continuers	93.8%	95.1%	97.5%	97.7%	96.0%	97.9%	87.5%	99.5%	* 99.2%	93.5%	95.7%	92.5%
Class of 2018												
Graduated	92.6%	93.6%	96.6%	97.4%	94.9%	96.7%	* 99.5%		* 95.6%	91.2%	94.4%	89.2%
Received TxCHSE	0.7%	0.7%	0.5%	0.1%	0.3%	1.1%	* 0.5%		* 0.0%	0.6%	0.8%	0.0%
Continued HS	0.6%	0.8%	0.1%	0.1%	0.2%	0.0%	* 0.0%		* 0.0%	1.2%	0.1%	0.0%
Dropped Out	6.1%	4.8%	2.8%	2.4%	4.6%	2.3%	* 0.0%		* 4.4%	7.1%	4.8%	10.8%
Graduates and TxCHSE	93.3%	94.4%	97.1%	97.5%	95.2%	97.7%	* 100.0%		* 95.6%	91.8%	95.2%	89.2%
Graduates, TxCHSE, and Continuers	93.9%	95.2%	97.2%	97.6%	95.4%	97.7%	* 100.0%		* 95.6%	92.9%	95.2%	89.2%
4-Year Federal Graduation Rate Without Exclusions (Gr 9-12)												
Class of 2021	90.0%	90.2%	94.3%	95.4%	91.9%	93.6%	77.8%	98.7%	* 97.1%	83.1%	91.3%	87.3%
Class of 2020	90.3%	90.9%	95.2%	96.0%	93.9%	94.9%	80.0%	98.3%	* 93.5%	81.9%	92.4%	87.2%
RHSP/DAP Graduates (Longitudinal Rate)												
Class of 2021	87.5%	*	-	-	-	-	-	-	-	-	-	-
Class of 2020	83.0%	63.6%	-	-	-	-	-	-	-	-	-	-
FHSP-E Graduates (Longitudinal Rate)												
Class of 2021	3.8%	2.8%	0.7%	0.4%	0.9%	1.0%	0.0%	0.9%	* 0.0%	0.6%	1.7%	3.4%
Class of 2020	4.3%	3.7%	0.7%	0.8%	0.9%	0.5%	0.0%	0.4%	* 0.9%	1.1%	1.0%	3.2%
FHSP-DLA Graduates (Longitudinal Rate)												

Texas Education Agency
2021-22 Attendance, Graduation, and Dropout Rates (TAPR)
MANSFIELD ISD (220908) - TARRANT COUNTY

	State	Region T1	District	African American	Hispanic	White	American Indian	Asian	Pacific Islander	Two or More Races	Special Ed	Econ Disadv	EB/EL
Class of 2021	81.9%	81.9%	82.5%	80.7%	79.0%	85.3%	71.4%	89.6%	* 81.7%	23.8%	74.4%	57.3%	
Class of 2020	83.5%	83.4%	83.2%	80.2%	79.2%	85.3%	100.0%	95.3%	* 87.0%	19.1%	73.7%	55.8%	
RHSP/DAP/FHSP-DLA Graduates (Longitudinal Rate)													
Class of 2021	85.7%	84.7%	83.2%	81.1%	79.9%	86.3%	71.4%	90.4%	* 81.7%	24.4%	76.1%	60.7%	
Class of 2020	87.8%	87.1%	83.9%	81.0%	80.1%	85.7%	100.0%	95.7%	* 87.8%	20.2%	74.8%	58.9%	
RHSP/DAP Graduates (Annual Rate)													
2020-21	43.8%	14.5%	*	-	*	-	-	-	-	-	*	-	
2019-20	38.6%	12.1%	*	-	*	-	-	-	-	-	*	-	
FHSP-E Graduates (Annual Rate)													
2020-21	3.8%	2.7%	0.7%	0.4%	0.9%	1.1%	0.0%	0.4%	* 0.0%	0.5%	1.7%	3.3%	
2019-20	4.4%	3.8%	0.7%	0.8%	0.9%	0.5%	0.0%	0.9%	* 0.9%	1.0%	1.0%	3.0%	
FHSP-DLA Graduates (Annual Rate)													
2020-21	80.4%	80.4%	81.4%	80.0%	77.3%	84.2%	71.4%	89.8%	* 79.9%	22.1%	72.9%	57.8%	
2019-20	81.8%	81.3%	81.6%	78.4%	77.7%	83.9%	100.0%	94.3%	* 86.0%	17.5%	71.9%	52.5%	
RHSP/DAP/FHSP-E/FHSP-DLA Graduates (Annual Rate)													
2020-21	84.1%	83.0%	82.1%	80.4%	78.1%	85.2%	71.4%	90.3%	* 79.9%	22.5%	74.6%	61.1%	
2019-20	85.8%	84.9%	82.2%	79.2%	78.5%	84.0%	100.0%	95.2%	* 86.8%	18.4%	72.7%	55.6%	

Texas Education Agency
2021-22 Graduation Profile (TAPR)
MANSFIELD ISD (220908) - TARRANT COUNTY

	District Count	District Percent	State Count	State Percent
Graduates (2020-21 Annual Graduates)				
Total Graduates	2,818	100.0%	358,842	100.0%
By Ethnicity:				
African American	914	32.4%	44,018	12.3%
Hispanic	679	24.1%	183,306	51.1%
White	854	30.3%	103,898	29.0%
American Indian	7	0.2%	1,195	0.3%
Asian	226	8.0%	18,030	5.0%
Pacific Islander	4	0.1%	553	0.2%
Two or More Races	134	4.8%	7,842	2.2%
By Graduation Type:				
Minimum H.S. Program	1	0.0%	934	0.3%
Recommended H.S. Program/Distinguished Achievement Program	0	0.0%	729	0.2%
Foundation H.S. Program (No Endorsement)	504	17.9%	56,281	15.7%
Foundation H.S. Program (Endorsement)	20	0.7%	13,582	3.8%
Foundation H.S. Program (DLA)	2,293	81.4%	287,316	80.1%
Special Education Graduates	191	6.8%	31,028	8.6%
Economically Disadvantaged Graduates	967	34.3%	184,225	51.3%
Emergent Bilingual (EB)/English Learner (EL) Graduates	90	3.2%	32,809	9.1%
At-Risk Graduates	996	35.3%	155,884	43.4%
CTE Completers	623	22.1%	99,076	27.6%

Texas Education Agency
2021-22 College, Career, and Military Readiness (CCMR) (TAPR)
MANSFIELD ISD (220908) - TARRANT COUNTY

Academic Year	State	Region 11	District	African American	Hispanic	White	American Indian	Asian	Pacific Islander	Two or More Races	Special Ed	Econ Disadv	EB/EL
College, Career, and Military Ready Graduates (Student Achievement)													
College, Career, or Military Ready (Annual Graduates)													
2020-21	65.2%	61.8%	63.0%	54.4%	58.5%	71.5%	28.6%	81.9%	*	58.2%	74.3%	52.4%	43.3%
2019-20	63.0%	59.8%	63.7%	54.9%	58.8%	71.3%	50.0%	84.3%	*	65.8%	77.0%	54.0%	49.5%
College Ready Graduates													
College Ready (Annual Graduates)													
2020-21	52.7%	48.8%	54.2%	45.8%	47.0%	63.0%	14.3%	76.1%	*	54.5%	5.2%	41.8%	23.3%
2019-20	53.4%	50.1%	54.5%	44.8%	48.1%	62.2%	33.3%	80.9%	*	61.4%	4.6%	41.4%	23.2%
TSI Criteria Graduates in English Language Arts (Annual Graduates)													
2020-21	56.1%	56.6%	61.7%	55.6%	54.2%	70.0%	14.3%	77.9%	*	62.7%	5.8%	50.1%	11.1%
2019-20	59.7%	60.0%	66.4%	58.8%	58.3%	74.5%	75.0%	85.2%	*	75.4%	7.7%	53.3%	10.1%
TSI Criteria Graduates in Mathematics (Annual Graduates)													
2020-21	45.7%	43.5%	52.6%	45.2%	44.6%	59.7%	14.3%	75.7%	*	59.7%	8.4%	40.8%	23.3%
2019-20	47.9%	45.8%	50.2%	41.2%	42.5%	57.3%	25.0%	79.6%	*	55.3%	5.6%	39.5%	28.3%
TSI Criteria Graduates in Both Subjects (Annual Graduates)													
2020-21	40.4%	38.8%	44.9%	36.7%	35.9%	53.6%	14.3%	69.5%	*	50.0%	4.2%	32.7%	11.1%
2019-20	43.2%	41.8%	46.3%	36.6%	37.3%	55.0%	25.0%	76.1%	*	52.6%	3.6%	33.8%	10.1%
AP / IB Met Criteria in Any Subject (Annual Graduates)													
2020-21	21.3%	22.1%	24.5%	15.2%	19.6%	33.7%	0.0%	42.0%	*	25.4%	1.0%	16.4%	14.4%
2019-20	21.1%	21.5%	24.0%	13.3%	21.1%	28.9%	8.3%	52.2%	*	32.5%	1.0%	14.7%	17.2%
Associate Degree (Annual Graduates)													
2020-21	2.6%	1.4%	1.7%	1.2%	2.7%	0.8%	0.0%	4.0%	*	2.2%	0.5%	1.6%	0.0%
2019-20	2.1%	1.1%	0.7%	0.7%	0.3%	0.5%	0.0%	2.2%	*	0.9%	0.0%	0.8%	0.0%
Dual Course Credits in Any Subject (Annual Graduates)													
2020-21	25.9%	20.3%	29.6%	25.6%	24.7%	35.9%	0.0%	40.3%	*	23.1%	1.0%	23.1%	4.4%
2019-20	24.6%	19.9%	31.4%	27.7%	27.7%	34.8%	25.0%	45.2%	*	30.7%	1.0%	23.3%	1.0%
Onramps Course Credits (Annual Graduates)													
2020-21	4.4%	5.5%	0.0%	0.0%	0.0%	0.0%	0.0%	0.0%	*	0.0%	0.0%	0.0%	0.0%
2019-20	4.0%	5.1%	0.0%	0.0%	0.0%	0.0%	0.0%	0.0%	*	0.0%	0.0%	0.0%	0.0%
Career / Military Ready Graduates													
Career or Military Ready (Annual Graduates)													
2020-21	24.2%	23.3%	18.4%	16.2%	20.6%	20.1%	28.6%	17.7%	*	11.9%	73.8%	18.3%	21.1%
2019-20	18.7%	17.2%	15.4%	15.0%	15.9%	15.6%	25.0%	15.7%	*	12.3%	76.5%	18.4%	28.3%
Approved Industry-Based Certification (Annual Graduates)													

Texas Education Agency
2021-22 College, Career, and Military Readiness (CCMR) (TAPR)
MANSFIELD ISD (220908) - TARRANT COUNTY

Academic Year	State	Region T1	District	African American	Hispanic	White	American Indian	Asian	Pacific Islander	Two or More Races	Special Ed	Econ Disadv	EB/EL
2020-21	18.4%	18.2%	13.9%	10.7%	15.5%	16.3%	14.3%	15.5%	*	9.7%	7.9%	11.6%	8.9%
2019-20	13.2%	12.5%	10.0%	8.2%	9.6%	11.3%	25.0%	13.0%	*	9.6%	4.6%	10.5%	10.1%
Graduates with Level I or Level II Certificate (Annual Graduates)													
2020-21	0.7%	0.2%	0.0%	0.0%	0.0%	0.1%	0.0%	0.0%	*	0.0%	0.0%	0.0%	0.0%
2019-20	0.7%	0.1%	0.0%	0.0%	0.0%	0.0%	0.0%	0.0%	*	0.0%	0.0%	0.0%	0.0%
Graduate with Completed IEP and Workforce Readiness (Annual Graduates)													
2020-21	2.4%	2.7%	3.7%	4.8%	4.3%	2.7%	14.3%	1.8%	*	1.5%	53.9%	5.8%	12.2%
2019-20	2.4%	2.5%	4.4%	5.2%	5.5%	3.7%	0.0%	2.2%	*	1.8%	58.2%	6.5%	16.2%
Graduates Under an Advanced Diploma Plan and Identified as a Current Special Education Student (Annual Graduates)													
2020-21	4.4%	3.5%	1.5%	1.1%	2.2%	1.5%	14.3%	0.9%	*	1.5%	22.5%	1.9%	3.3%
2019-20	3.7%	3.0%	1.3%	2.2%	1.0%	1.0%	0.0%	0.4%	*	0.9%	18.4%	1.8%	2.0%

Texas Education Agency
2021-22 CCMR-Related Indicators (TAPR)
MANSFIELD ISD (220908) - TARRANT COUNTY

Academic Year	State	Region 11	District	African American	Hispanic	White	American Indian	Asian	Pacific Islander	Two or More Races	Special Ed	Econ Disadv	EB/EL
TSIA Results (Graduates >= Criterion) (Annual Graduates)													
Reading	2020-21	25.9%	24.5%	40.9%	35.8%	36.4%	46.6%	0.0%	55.8%	* 39.6%	2.6%	33.1%	5.6%
	2019-20	30.1%	30.0%	44.1%	40.6%	37.8%	48.1%	58.3%	60.0%	* 45.6%	3.1%	34.9%	5.1%
Mathematics	2020-21	19.4%	15.9%	26.6%	23.2%	23.6%	28.8%	0.0%	39.8%	* 29.1%	3.1%	21.1%	11.1%
	2019-20	21.2%	17.3%	25.5%	20.6%	22.9%	28.8%	25.0%	38.7%	* 28.1%	1.5%	21.2%	16.2%
Both Subjects	2020-21	14.4%	12.0%	21.6%	18.4%	19.3%	23.4%	0.0%	33.2%	* 23.9%	1.6%	17.5%	4.4%
	2019-20	16.4%	13.6%	22.0%	17.5%	18.4%	25.9%	25.0%	33.5%	* 25.4%	1.0%	16.9%	3.0%
Completed and Received Credit for College Prep Courses (Annual Graduates)													
English Language Arts	2020-21	8.6%	7.3%	0.0%	0.0%	0.0%	0.0%	0.0%	0.0%	* 0.0%	0.0%	0.0%	0.0%
	2019-20	7.3%	4.6%	0.3%	0.7%	0.1%	0.0%	0.0%	0.0%	* 0.0%	1.5%	0.5%	0.0%
Mathematics	2020-21	10.3%	7.9%	12.8%	15.5%	12.4%	10.9%	0.0%	8.4%	* 17.2%	4.2%	11.8%	10.0%
	2019-20	9.7%	7.5%	6.6%	8.6%	8.6%	3.8%	0.0%	3.0%	* 7.0%	3.1%	7.8%	9.1%
Both Subjects	2020-21	4.9%	2.6%	0.0%	0.0%	0.0%	0.0%	0.0%	0.0%	* 0.0%	0.0%	0.0%	0.0%
	2019-20	4.2%	2.1%	0.1%	0.2%	0.0%	0.0%	0.0%	0.0%	* 0.0%	0.5%	0.1%	0.0%
API/B Results (Participation) (Grades 11-12)													
All Subjects	2021	21.1%	20.9%	27.3%	20.2%	21.2%	34.4%	7.7%	48.4%	12.5%	27.9%	1.6%	17.6%
	2020	22.0%	22.9%	27.4%	20.7%	22.6%	32.1%	5.0%	51.5%	28.6%	27.9%	0.7%	19.0%
English Language Arts	2021	12.1%	11.3%	13.2%	10.6%	9.1%	16.6%	0.0%	22.4%	0.0%	16.0%	0.4%	7.5%
	2020	12.7%	13.0%	14.2%	11.0%	9.7%	16.9%	0.0%	28.4%	0.0%	18.0%	0.2%	9.2%
Mathematics	2021	6.1%	6.1%	6.0%	3.0%	3.1%	8.4%	0.0%	17.5%	0.0%	8.0%	0.2%	3.3%
	2020	6.4%	6.7%	6.0%	3.1%	3.3%	7.3%	0.0%	20.0%	0.0%	9.0%	0.0%	3.4%
Science	2021	8.7%	9.2%	16.4%	10.2%	10.4%	23.2%	7.7%	34.7%	12.5%	17.2%	0.6%	9.8%
	2020	9.4%	10.7%	17.7%	12.2%	12.6%	21.8%	0.0%	41.4%	14.3%	16.0%	0.2%	11.6%
Social Studies	2021	11.6%	12.1%	14.6%	10.7%	10.9%	18.5%	7.7%	27.3%	12.5%	15.6%	0.4%	8.3%
	2020	12.4%	13.5%	13.9%	9.1%	10.7%	17.5%	0.0%	28.4%	14.3%	16.0%	0.2%	9.0%
API/B Results (Examinees >= Criterion) (Grades 11-12)													
All Subjects	2021	48.6%	52.5%	44.9%	34.0%	39.9%	52.0%	* 50.2%		* 49.3%	25.0%	35.4%	50.0%
	2020	59.0%	62.1%	60.0%	46.0%	53.4%	65.9%	* 73.5%		* 73.5%		* 53.2%	80.0%
English Language Arts	2021	42.7%	51.3%	44.0%	31.2%	38.8%	52.8%	- 47.2%		- 54.8%		* 31.8%	-
	2020	50.1%	55.9%	60.8%	51.3%	56.1%	65.4%	- 69.8%		- 61.4%		* 52.0%	*
Mathematics	2021	49.4%	53.4%	43.1%	30.5%	43.2%	44.5%	- 47.0%		- 52.4%		* 42.0%	57.1%
	2020	56.5%	56.6%	51.8%	42.9%	46.7%	48.4%	- 63.7%		- 54.5%		- 51.4%	*
Science	2021	41.4%	42.4%	33.7%	22.8%	25.9%	39.9%	* 37.2%		* 40.0%		* 23.0%	25.0%
	2020	47.6%	48.1%	43.1%	27.7%	38.0%	46.5%	- 54.3%		* 66.7%		* 34.5%	*

Texas Education Agency
2021-22 CCMR-Related Indicators (TAPR)
MANSFIELD ISD (220908) - TARRANT COUNTY

Academic Year	Slate	Region T1	District	African American	Hispanic	White	American Indian	Asian	Pacific Islander	Two or More Races	Special Ed	Econ Disadv	EB/EL
Social Studies	2021	42.2%	46.7%	42.5%	28.8%	31.8%	51.9%	* 49.6%	* 56.1%	* 26.2%	33.3%	*	
	2020	52.3%	58.2%	56.7%	43.3%	44.5%	62.2%	- 69.8%	* 74.4%	* 50.0%	*		
SAT/ACT Results (Annual Graduates)													
Tested	2020-21	70.8%	71.9%	79.7%	81.2%	75.1%	80.8%	42.9%	85.4%	* 76.9%	49.7%	75.4%	72.2%
	2019-20	76.7%	74.6%	82.0%	84.6%	74.2%	82.8%	75.0%	90.0%	* 87.7%	34.5%	75.3%	52.5%
At/Above Criterion for All Examinees	2020-21	32.9%	37.2%	37.3%	24.3%	29.4%	49.7%	* 60.1%	* 42.7%	3.2%	24.7%	6.2%	
	2019-20	35.7%	41.5%	42.2%	28.8%	34.6%	54.5%	11.1%	69.1%	* 43.0%	5.7%	29.2%	7.5%
Average SAT Score (Annual Graduates)													
All Subjects	2020-21	1002	1014	1010	964	964	1061	* 1104	* 1058	750	954	813	
	2019-20	1019	1037	1043	985	1011	1090	969	1167	887	1068	865	
English Language Arts and Writing	2020-21	504	511	514	494	491	540	* 544	* 541	376	485	399	
	2019-20	513	523	530	503	513	554	517	579	487	551	423	
Mathematics	2020-21	498	503	496	469	472	521	* 559	* 518	374	469	414	
	2019-20	506	514	513	482	497	536	452	588	400	518	442	
Average ACT Score (Annual Graduates)													
All Subjects	2020-21	20.0	21.3	22.6	19.7	22.1	24.8	- 26.9	- 25.7	* 20.5	*		
	2019-20	20.2	20.2	22.0	19.8	21.3	23.6	19.0	25.6	16.0	22.5	15.8	19.0
English Language Arts	2020-21	19.6	21.1	22.6	19.7	22.2	24.9	- 26.9	- 25.6	* 20.6	*		
	2019-20	19.9	19.9	22.1	19.9	21.1	23.6	19.5	25.5	16.5	23.3	15.4	17.1
Mathematics	2020-21	19.9	20.9	22.0	19.1	21.4	24.0	- 27.4	- 24.9	* 20.0	*		
	2019-20	20.1	20.1	21.5	19.1	21.4	23.0	21.0	25.5	15.0	20.7	16.0	19.3
Science	2020-21	20.3	21.5	22.6	19.8	22.5	24.8	- 26.0	- 25.9	* 20.4	*		
	2019-20	20.5	20.5	21.9	19.6	21.3	23.8	16.0	25.1	17.0	22.1	16.5	19.6

Texas Education Agency
2021-22 Other Postsecondary Indicators (TAPR)
MANSFIELD ISD (220908) - TARRANT COUNTY

Academic Year	State	Region 11	District	African American	Hispanic	White	American Indian	Asian	Pacific Islander	Two or More Races	Special Ed	Econ Disadv	EB/EL	
Advanced/Dual-Credit Course Completion (Grades 9-12)														
Any Subject	2020-21	42.5%	40.9%	45.3%	39.1%	38.6%	51.7%	23.7%	69.1%	43.8%	46.3%	9.0%	33.8%	18.1%
	2019-20	46.3%	43.8%	49.3%	43.7%	43.9%	53.6%	34.1%	72.9%	56.3%	52.0%	10.8%	38.4%	20.8%
English Language Arts	2020-21	16.3%	14.7%	16.5%	13.4%	12.2%	21.1%	5.9%	25.8%	13.3%	16.5%	1.3%	11.2%	2.0%
	2019-20	18.2%	16.1%	17.4%	14.6%	13.8%	20.3%	4.8%	29.5%	12.5%	19.3%	1.8%	11.7%	3.1%
Mathematics	2020-21	19.3%	18.0%	15.1%	11.3%	10.9%	19.0%	6.3%	29.5%	13.3%	16.4%	1.5%	10.3%	6.6%
	2019-20	20.7%	18.4%	16.7%	13.0%	12.7%	19.7%	7.7%	33.1%	13.3%	17.7%	1.1%	12.2%	6.1%
Science	2020-21	20.6%	20.6%	17.8%	16.3%	14.0%	19.4%	9.4%	31.3%	6.7%	17.5%	1.9%	13.0%	7.8%
	2019-20	22.4%	22.4%	20.7%	19.0%	17.2%	21.3%	7.3%	36.4%	25.0%	20.9%	3.0%	16.7%	7.4%
Social Studies	2020-21	22.8%	23.6%	33.8%	26.8%	27.0%	40.9%	13.9%	57.6%	40.0%	35.7%	3.0%	23.4%	7.5%
	2019-20	24.6%	25.7%	37.1%	30.8%	30.2%	42.5%	29.3%	63.5%	37.5%	39.1%	3.2%	26.1%	8.2%
CTE Coherent Sequence (Annual Graduates)														
	2020-21	0.0%	0.0%	0.0%	0.0%	0.0%	0.0%	0.0%	0.0%	*	0.0%	0.0%	0.0%	0.0%
	2019-20	58.5%	49.5%	42.9%	39.0%	43.7%	43.7%	33.3%	57.4%	*	35.1%	26.0%	42.6%	31.3%
Graduates Enrolled in Texas Institution of Higher Education (TX IHE)														
	2019-20	46.1%	41.8%	50.9%	52.6%	38.9%	51.9%	33.3%	72.2%	*	59.6%	24.1%	45.2%	31.7%
	2018-19	52.6%	50.0%	57.5%	58.7%	49.2%	56.7%	14.3%	80.6%	*	63.3%	25.7%	52.8%	42.4%
Graduates in TX IHE Completing One Year Without Enrollment in a Developmental Education Course (Data will be available in January 2023)														
	2019-20	n/a	n/a	n/a	n/a	n/a	n/a	n/a	n/a	n/a	n/a	n/a	n/a	n/a

Texas Education Agency
2021-22 Student Information (TAPR)
MANSFIELD ISD (220908) - TARRANT COUNTY

Student Information	Membership			Enrollment		
	District	State	Percent	District	State	Percent
	Count	Count	Percent	Count	Count	Percent
Total Students	35,240	5,402,928	100.0%	35,559	5,427,370	100.0%
Students by Grade:						
Early Childhood Education	112	14,290	0.3%	155	21,375	0.4%
Pre-Kindergarten	797	222,767	4.1%	797	223,733	4.1%
Pre-Kindergarten: 3-year Old	0	33,969	0.6%	0	34,259	0.6%
Pre-Kindergarten: 4-year Old	797	188,798	3.5%	797	189,474	3.5%
Kindergarten	2,140	370,054	6.8%	2,153	371,502	6.8%
Grade 1	2,227	384,494	7.1%	2,236	386,232	7.1%
Grade 2	2,331	382,008	7.1%	2,335	383,838	7.1%
Grade 3	2,363	383,078	7.1%	2,379	384,872	7.1%
Grade 4	2,503	383,959	7.1%	2,569	386,011	7.1%
Grade 5	2,431	387,945	7.2%	2,489	389,971	7.2%
Grade 6	2,534	398,640	7.4%	2,642	400,447	7.4%
Grade 7	2,831	418,486	7.7%	2,831	418,788	7.7%
Grade 8	2,976	424,287	7.9%	2,976	424,544	7.8%
Grade 9	3,397	475,437	8.8%	3,397	475,746	8.8%
Grade 10	2,939	408,393	7.6%	2,939	408,700	7.5%
Grade 11	2,839	389,034	7.2%	2,839	389,454	7.2%
Grade 12	2,820	360,056	6.7%	2,822	362,157	6.7%
Ethnic Distribution:						
African American	11,305	690,999	12.8%	11,433	694,302	12.8%
Hispanic	9,326	2,850,147	52.8%	9,399	2,860,754	52.7%
White	9,934	1,420,166	26.3%	9,998	1,427,241	26.3%
American Indian	101	17,944	0.3%	102	18,028	0.3%
Asian	2,781	259,342	4.8%	2,821	261,788	4.8%
Pacific Islander	49	8,443	0.2%	49	8,477	0.2%
Two or More Races	1,744	155,887	2.9%	1,757	156,780	2.9%
Sex:						
Female	17,076	2,640,313	48.9%	17,209	2,650,563	48.8%
Male	18,164	2,762,615	51.1%	18,350	2,776,807	51.2%
Economically Disadvantaged	14,911	3,278,452	60.7%	15,061	3,289,420	60.6%
Non-Educationally Disadvantaged	20,329	2,124,476	39.3%	20,498	2,137,950	39.4%
Section 504 Students	2,424	400,729	7.4%	2,444	401,648	7.4%
EB Students/EL	4,252	1,171,661	21.7%	4,289	1,175,333	21.7%

Texas Education Agency
 2021-22 Student Information (TAPR)
 MANSFIELD ISD (220908) - TARRANT COUNTY

Student Information	Membership			Enrollment		
	District	State	District	District	State	State
	Count	Percent	Count	Percent	Count	Percent
Students w/ Disciplinary Placements (2020-21)	96	0.3%	34,054	0.6%		
Students w/ Dyslexia	1,514	4.3%	270,260	5.0%	1,529	4.3%
Foster Care	100	0.3%	15,338	0.3%	102	0.3%
Homeless	139	0.4%	61,433	1.1%	142	0.4%
Immigrant	418	1.2%	108,510	2.0%	419	1.2%
Migrant	2	0.0%	14,366	0.3%	2	0.0%
Title I	14,059	39.9%	3,473,996	64.3%	14,203	39.9%
Military Connected	1,228	3.5%	176,253	3.3%	1,236	3.5%
At-Risk	13,546	38.4%	2,892,191	53.5%	13,697	38.5%
Students by Instructional Program:						
Bilingual/ESL Education	4,385	12.4%	1,182,035	21.9%	4,421	12.4%
Gifted and Talented Education	2,355	6.7%	434,269	8.0%	2,367	6.7%
Special Education	3,747	10.6%	624,256	11.6%	3,845	10.8%
Students with Disabilities by Type of Primary Disability:						
Total Students with Disabilities	3,747		624,256			
By Type of Primary Disability						
Students with Intellectual Disabilities	1,699	45.3%	268,673	43.0%		
Students with Physical Disabilities	700	18.7%	129,679	20.8%		
Students with Autism	684	18.3%	91,742	14.7%		
Students with Behavioral Disabilities	617	16.5%	125,096	20.0%		
Students with Non-Categorical Early Childhood	47	1.3%	9,066	1.5%		
Mobility (2020-21):						
Total Mobile Students	3,846	11.2%	705,063	13.6%		
By Ethnicity:						
African American	1,410	4.1%	131,970	2.5%		
Hispanic	1,051	3.0%	342,504	6.6%		
White	989	2.9%	184,235	3.5%		
American Indian	18	0.1%	2,852	0.1%		
Asian	159	0.5%	16,716	0.3%		
Pacific Islander	8	0.0%	1,690	0.0%		
Two or More Races	211	0.6%	25,096	0.5%		
Count and Percent of Special Ed Students who are Mobile	480	12.5%	102,025	15.7%		
Count and Percent of EB Students/EL who are Mobile	357	10.2%	124,246	12.1%		
Count and Percent of Econ Dis Students who are Mobile	1,926	13.4%	467,226	15.0%		
Student Attrition (2020-21):						
Total Student Attrition	4,710	19.5%	772,746	18.9%		

Texas Education Agency
 2021-22 Student Information (TAPR)
 MANSFIELD ISD (220908) - TARRANT COUNTY

Student Information	-Non-Special Education Rates-		-Special Education Rates-	
	District	State	District	State
Retention Rates by Grade:				
Kindergarten	2.0%	1.9%	3.4%	5.2%
Grade 1	2.8%	2.9%	2.8%	4.2%
Grade 2	1.0%	1.7%	0.7%	2.2%
Grade 3	0.8%	1.0%	1.0%	1.0%
Grade 4	0.6%	0.7%	2.6%	0.7%
Grade 5	0.2%	0.5%	0.9%	0.7%
Grade 6	0.2%	0.6%	0.9%	0.6%
Grade 7	0.2%	0.7%	0.6%	0.7%
Grade 8	0.2%	0.6%	0.7%	0.8%
Grade 9	9.7%	10.5%	16.7%	14.1%

	--- District ---		---- State ----	
	Count	Percent	Count	Percent
Data Quality:				
Underreported Students	5	0.0%	8,781	0.3%

Class Size Averages by Grade and Subject
 (Derived from teacher responsibility records):

Class Size Information	District	State
Elementary:		
Kindergarten	20.0	18.7
Grade 1	18.6	18.7
Grade 2	18.4	18.6
Grade 3	17.8	18.7
Grade 4	19.3	18.8
Grade 5	24.1	20.2
Grade 6	24.2	19.2
Secondary:		
English/Language Arts	21.5	16.3
Foreign Languages	14.0	18.4
Mathematics	22.1	17.5
Science	22.3	18.5
Social Studies	24.1	19.1

Texas Education Agency
2021-22 Staff Information (TAPR)
MANSFIELD ISD (220908) - TARRANT COUNTY

Staff Information	District		State	
	Count	Percent	Count	Percent
Total Staff	4,494.8	100.0%	749,473.4	100.0%
Professional Staff:	2,917.3	64.9%	480,632.3	64.1%
Teachers	2,365.4	52.6%	369,695.8	49.3%
Professional Support	374.9	8.3%	80,190.4	10.7%
Campus Administration (School Leadership)	127.6	2.8%	22,091.4	2.9%
Central Administration	49.4	1.1%	8,654.8	1.2%
Educational Aides:	328.0	7.3%	82,972.4	11.1%
Auxiliary Staff:	1,249.5	27.8%	185,868.6	24.8%
Librarians and Counselors (Headcount):				
Full-time Librarians	25.0	n/a	4,194.0	n/a
Part-time Librarians	17.0	n/a	607.0	n/a
Full-time Counselors	85.0	n/a	13,550.0	n/a
Part-time Counselors	9.0	n/a	1,176.0	n/a
Total Minority Staff:	1,922.5	42.8%	390,611.0	52.1%
Teachers by Ethnicity:				
African American	426.1	18.0%	41,286.1	11.2%
Hispanic	283.0	12.0%	106,866.5	28.9%
White	1,546.9	65.4%	208,485.4	56.4%
American Indian	6.9	0.3%	1,235.6	0.3%
Asian	52.5	2.2%	6,956.0	1.9%
Pacific Islander	1.0	0.0%	553.2	0.1%
Two or More Races	49.0	2.1%	4,312.0	1.2%
Teachers by Sex:				
Males	557.9	23.6%	89,015.4	24.1%
Females	1,807.5	76.4%	280,680.4	75.9%
Teachers by Highest Degree Held:				
No Degree	9.0	0.4%	5,187.9	1.4%
Bachelors	1,625.7	68.7%	268,560.2	72.6%
Masters	710.8	30.1%	93,139.5	25.2%
Doctorate	19.9	0.8%	2,808.1	0.8%
Teachers by Years of Experience:				
Beginning Teachers	58.8	2.5%	29,215.8	7.9%
1-5 Years Experience	491.7	20.8%	98,764.8	26.7%
6-10 Years Experience	617.8	26.1%	76,197.2	20.6%

Texas Education Agency
2021-22 Staff Information (TAPR)
MANSFIELD ISD (220908) - TARRANT COUNTY

Staff Information	District		State	
	Count	Percent	Count	Percent
11-20 Years Experience	752.9	31.8%	105,811.4	28.6%
21-30 Years Experience	406.8	17.2%	48,804.6	13.2%
Over 30 Years Experience	37.4	1.6%	10,902.0	2.9%
Number of Students per Teacher	14.9	n/a	14.6	n/a

Staff Information	District	State
Experience of Campus Leadership:		
Average Years Experience of Principals	6.5	6.3
Average Years Experience of Principals with District	5.8	5.4
Average Years Experience of Assistant Principals	5.2	5.5
Average Years Experience of Assistant Principals with District	4.1	4.8
Average Years Experience of Teachers:	12.4	11.1
Average Years Experience of Teachers with District:	7.6	7.2
Average Teacher Salary by Years of Experience (regular duties only):		
Beginning Teachers	\$57,079	\$51,054
1-5 Years Experience	\$60,069	\$54,577
6-10 Years Experience	\$62,127	\$57,746
11-20 Years Experience	\$64,593	\$61,377
21-30 Years Experience	\$68,928	\$65,949
Over 30 Years Experience	\$76,047	\$71,111
Average Actual Salaries (regular duties only):		
Teachers	\$63,749	\$58,887
Professional Support	\$73,433	\$69,505
Campus Administration (School Leadership)	\$86,086	\$84,990
Central Administration	\$112,185	\$112,797
Instructional Staff Percent:	61.6%	64.9%
Turnover Rate for Teachers:	13.3%	17.7%
Staff Exclusions:		
Shared Services Arrangement Staff:		
Professional Staff	0.0	1,247.4
Educational Aides	0.0	191.7
Auxiliary Staff	0.0	381.6
Contracted Instructional Staff:	0.0	2,113.6

Texas Education Agency
2021-22 Staff Information (TAPR)
MANSFIELD ISD (220908) - TARRANT COUNTY

Program Information	District		State	
	Count	Percent	Count	Percent
Teachers by Program (population served):				
Bilingual/ESL Education	104.4	4.4%	22,926.8	6.2%
Career and Technical Education	100.3	4.2%	19,365.5	5.2%
Compensatory Education	95.0	4.0%	11,037.2	3.0%
Gifted and Talented Education	0.0	0.0%	6,465.0	1.7%
Regular Education	1,700.9	71.9%	261,685.1	70.8%
Special Education	274.3	11.6%	35,441.0	9.6%
Other	90.5	3.8%	12,775.1	3.5%

- Indicates there are no students in the group.
- * Indicates results are masked due to small numbers to protect student confidentiality.
- ** When only one student disability or assessment group is masked, then the second smallest student disability or assessment group is masked regardless of size.
- n/a Indicates data reporting is not applicable for this group.
- ? Indicates that the data for this item were statistically improbable or were reported outside a reasonable range.

Link to: PEIMS Financial Standard Reports 2020-21 Financial Actual Report
 (To open link in a new window, press the "Ctrl" key and click on the link.)

TEXAS EDUCATION AGENCY

Texas Academic Performance

PEIMS Financial Standard Reports

2021-2022



Mansfield ISD
605 East Broad Street
Mansfield, Texas 76063
817-299-6300

2020 - 2021 Actual Financial Data
 Totals for MANSFIELD ISD (220908)
 Total Enrolled Membership: 35,063

	District				State				
	General Fund	%	Per Student	All Funds	%	Per Student	All Funds	%	Per Student
Revenues									
Operating Revenue									
Local Property Tax from M&O (excluding recapture)	\$153,000,644	51.60%	\$4,364	\$153,000,644	45.31%	\$4,364	\$26,132,322,677	42.39%	\$4,876
State Operating Funds	\$134,815,669	45.47%	\$3,845	\$138,216,969	40.93%	\$3,942	\$24,792,291,636	40.21%	\$4,626
Federal Funds	\$3,926,603	1.32%	\$112	\$39,437,582	11.68%	\$1,125	\$8,899,057,269	14.43%	\$1,661
Other Local	\$4,774,841	1.61%	\$136	\$7,010,662	2.08%	\$200	\$1,829,823,955	2.97%	\$341
Total Operating Revenue	\$296,517,757	100.00%	\$8,457	\$337,665,857	100.00%	\$9,630	\$61,653,495,537	100.00%	\$11,505
Other Revenue									
Local Property Tax from I&S	\$0	0.00%	\$0	\$78,260,379	96.57%	\$2,232	\$8,341,065,357	80.13%	\$1,557
State Assistance for Debt Service	\$0	0.00%	\$0	\$1,289,732	1.59%	\$37	\$355,910,306	3.42%	\$66
Other Receipts (excluding debt service financing)	\$709,355	100.00%	\$20	\$714,553	0.88%	\$20	\$939,273,230	9.02%	\$175
Total Other Revenue	\$709,355	100.00%	\$20	\$81,042,992	100.00%	\$2,311	\$10,408,865,906	100.00%	\$1,942
Subtotal: Operating and Other Revenue	\$297,227,112	100.00%	\$8,477	\$418,708,849	100.00%	\$11,942	\$72,062,361,443	100.00%	\$13,447
Recapture Revenue									
Local Property Tax Recaptured	\$0	0.00%	\$0	\$0	0.00%	\$0	\$2,970,608,744	100.00%	\$554
Total Recaptured Revenue	\$0	0.00%	\$0	\$0	0.00%	\$0	\$2,970,608,744	100.00%	\$554
Subtotal: Operating, Other and Recaptured Revenue	\$297,227,112	100.00%	\$8,477	\$418,708,849	100.00%	\$11,942	\$75,032,970,187	100.00%	\$14,002
Debt Service Financing and TRS Estimate Revenue									
Debt Service Financing Related Revenue	\$0	0.00%	\$0	\$456,165,201	96.41%	\$13,010	\$11,937,813,333	82.63%	\$2,228
Estimated State TRS Contributions	\$16,947,445	100.00%	\$483	\$17,010,090	3.59%	\$485	\$2,509,216,302	17.37%	\$468
Subtotal: Debt Service Financing and TRS Estimate Revenue	\$16,947,445	100.00%	\$483	\$473,175,291	100.00%	\$13,495	\$14,447,029,635	100.00%	\$2,696
Grand Total: Operating, Other, Debt Service Financing, and TRS Estimate Revenue excluding recapture	\$314,174,557	100.00%	\$8,960	\$891,884,140	100.00%	\$25,437	\$86,509,391,078	100.00%	\$16,143
Expenditures									
Operating Expenditures by Object (61xx-64xx only)									
Payroll Expenditures (Object 61xx)	\$259,852,509	86.31%	\$7,411	\$281,042,539	82.44%	\$8,015	\$47,346,128,779	79.55%	\$8,835

2020 - 2021 Actual Financial Data
 Totals for MANSFIELD ISD (220908)
 Total Enrolled Membership: 35,063

	District				State				
	General Fund	%	Per Student	All Funds	%	Per Student	All Funds	%	Per Student
Professional & Contracted Services (Object 62xx)	\$18,160,743	6.03%	\$518	\$22,267,190	6.53%	\$635	\$5,485,075,586	9.22%	\$1,024
Supplies & Materials (Object 63xx)	\$17,548,973	5.83%	\$500	\$31,613,397	9.27%	\$902	\$5,314,672,096	8.93%	\$992
Other Operating Expenditures (Object 64xx)	\$5,513,018	1.83%	\$157	\$5,978,718	1.75%	\$171	\$1,370,305,583	2.30%	\$256
Total Operating Expenditures by Object	\$301,075,243	100.00%	\$8,587	\$340,901,844	100.00%	\$9,723	\$59,516,182,044	100.00%	\$11,106
Non-Operating Expenditures by Object									
Capital Outlay (Object 61xx-64xx)	\$0	0.00%	\$0	\$0	0.00%	\$0	\$41,133,764	0.21%	\$8
Debt Services(Object 65xx)	\$223,383	11.38%	\$6	\$83,383,260	62.66%	\$2,378	\$9,364,911,548	47.35%	\$1,748
Capital Outlay(Object 66xx)	\$1,738,877	88.62%	\$50	\$49,687,483	37.34%	\$1,417	\$10,372,278,176	52.44%	\$1,936
Total Non-Operating Expenditures by Object	\$1,962,260	100.00%	\$56	\$133,070,743	100.00%	\$3,795	\$19,778,323,488	100.00%	\$3,691
Grand Total: Operating and Non-Operating Expenditures by Object	\$303,037,503	100.00%	\$8,643	\$473,972,587	100.00%	\$13,518	\$79,294,505,532	100.00%	\$14,797
Operating Expenditures by Function (61xx-64xx only)									
Instruction(Function 11,95)	\$181,628,910	60.33%	\$5,180	\$202,716,441	59.46%	\$5,781	\$34,074,074,457	57.25%	\$6,358
Instructional Resources & Media Services (Function 12)	\$3,623,114	1.20%	\$103	\$3,741,019	1.10%	\$107	\$620,903,003	1.04%	\$116
Curriculum & Staff Development (Function 13)	\$4,008,280	1.33%	\$114	\$5,046,198	1.48%	\$144	\$1,355,190,192	2.28%	\$253
Instructional Leadership (Function 21)	\$4,052,215	1.35%	\$116	\$4,198,346	1.23%	\$120	\$994,704,027	1.67%	\$186
School Leadership (Function 23)	\$18,921,947	6.28%	\$540	\$19,157,744	5.62%	\$546	\$3,502,296,166	5.88%	\$654
Guidance Counseling Services (Function 31)	\$9,870,481	3.28%	\$282	\$13,047,870	3.83%	\$372	\$2,332,550,758	3.92%	\$435
Social Work Services (Function 32)	\$0	0.00%	\$0	\$13,577	0.00%	\$0	\$188,765,383	0.32%	\$35
Health Services (Function 33)	\$5,593,035	1.86%	\$160	\$5,639,717	1.65%	\$161	\$709,855,162	1.19%	\$132
Transportation (Function 34)	\$12,863,822	4.27%	\$367	\$12,863,822	3.77%	\$367	\$1,599,751,820	2.69%	\$299
Food Services (Function 35)	\$48,940	0.02%	\$1	\$12,774,593	3.75%	\$364	\$2,564,517,174	4.31%	\$479
Extracurricular (Function 36)	\$9,606,600	3.19%	\$274	\$9,788,857	2.87%	\$279	\$1,572,719,628	2.64%	\$293
General Administration (Function 41,92)	\$6,803,117	2.26%	\$194	\$6,806,878	2.00%	\$194	\$1,934,297,273	3.25%	\$361
Facilities Maintenance & Operations (Function 51)	\$31,954,048	10.61%	\$911	\$32,136,925	9.43%	\$917	\$5,884,055,590	9.89%	\$1,098
Security & Monitoring Services (Function 52)	\$6,830,018	2.27%	\$195	\$7,433,228	2.18%	\$212	\$638,286,567	1.07%	\$119
Data Processing Services (Function 53)	\$5,023,094	1.67%	\$143	\$5,023,094	1.47%	\$143	\$1,219,335,870	2.05%	\$228
Community Services (Function 61)	\$247,622	0.08%	\$7	\$513,535	0.15%	\$15	\$307,113,473	0.52%	\$57
Fund Raising CHARTER SCHOOLS ONLY (Function 81)	\$0	0.00%	\$0	\$0	0.00%	\$0	\$17,765,501	0.03%	\$3

**2020 - 2021 Actual Financial Data
Totals for MANSFIELD ISD (220908)
Total Enrolled Membership: 35,063**

	District				State			
	General Fund	%	Per Student	All Funds	%	Per Student	All Funds	%
Total Operating Expenditures by Function	\$301,075,243	100.00%	\$8,587	\$340,901,844	100.00%	\$9,723	\$59,516,182,044	100.00%
Non-Operating Expenditures by Function								
Non-Operating Expenditures by Function (81) (61xx-64xx)	\$0	0.00%	\$0	\$0	0.00%	\$0	\$41,133,764	0.21%
Non-Operating Expenditures by Function (1x-9x) (65xx)	\$223,383	11.38%	\$6	\$83,383,260	62.66%	\$2,378	\$9,364,911,548	47.35%
Non-Operating Expenditures by Function (1x-9x) (66xx)	\$1,738,877	88.62%	\$50	\$49,687,483	37.34%	\$1,417	\$10,372,278,176	52.44%
Total Non-Operating Expenditures by Function	\$1,962,260	100.00%	\$56	\$133,070,743	100.00%	\$3,795	\$19,778,323,488	100.00%
Grand Total: Operating and Non-Operating Expenditures by Function	\$303,037,503	100.00%	\$8,643	\$473,972,587	100.00%	\$13,518	\$79,294,505,532	100.00%
Operating Expenditures by Program Intent Code (PIC) (61xx-64xx only)								
Basic Educational Services (PIC 11)	\$160,764,657	53.40%	\$4,585	\$176,877,156	51.89%	\$5,045	\$25,274,728,911	42.47%
Gifted and Talented (PIC 21)	\$680,602	0.23%	\$19	\$728,993	0.21%	\$21	\$407,913,365	0.69%
Career and Technical (PIC 22)	\$10,080,883	3.35%	\$288	\$10,245,525	3.01%	\$292	\$1,964,869,701	3.30%
Students with Disabilities (PICs 23,33)	\$39,294,438	13.05%	\$1,121	\$43,690,311	12.82%	\$1,246	\$7,563,730,764	12.71%
State Compensatory Education (PICs 24,26,28,29,30,34)	\$9,960,595	3.31%	\$284	\$13,878,734	4.07%	\$396	\$5,468,145,158	9.19%
Bilingual (PICs 25,35)	\$1,051,709	0.35%	\$30	\$1,285,332	0.38%	\$37	\$702,535,245	1.18%
High School Allotment (PIC 31)	\$0	0.00%	\$0	\$0	0.00%	\$0	\$91,476,602	0.15%
PreKindergarten (PIC 32)	\$977,467	0.32%	\$28	\$982,176	0.29%	\$28	\$561,611,446	0.94%
Early Education Allotment (PIC 36)	\$4,356,697	1.45%	\$124	\$4,358,882	1.28%	\$124	\$1,125,006,152	1.89%
Dyslexia or Related Disorder Services (PIC 37)	\$1,045,207	0.35%	\$30	\$1,045,207	0.31%	\$30	\$299,949,455	0.50%
College, Career, and Military Readiness (CCMR) (PIC 38)	\$2,741,569	0.91%	\$78	\$2,741,569	0.80%	\$78	\$311,574,001	0.52%
Athletics/Related Activities (PIC 91)	\$6,662,049	2.21%	\$190	\$6,697,845	1.96%	\$191	\$1,119,281,429	1.88%
Un-Allocated (PIC 99)	\$63,459,370	21.08%	\$1,810	\$78,370,114	22.99%	\$2,235	\$14,625,359,815	24.57%
Total Operating Expenditures by Program Intent Code (PIC)	\$301,075,243	100.00%	\$8,587	\$340,901,844	100.00%	\$9,723	\$59,516,182,044	100.00%
Non-Operating Expenditures by PIC								
Non-Operating Expenditures by PIC (81) Capital Outlay (61xx-64xx)	\$0	0.00%	\$0	\$0	0.00%	\$0	\$41,133,764	0.21%
Non-Operating Expenditures by PIC (1x-9x) (65xx)	\$223,383	11.38%	\$6	\$83,383,260	62.66%	\$2,378	\$9,364,911,548	47.35%
Non-Operating Expenditures by PIC (1x-9x) (66xx)	\$1,738,877	88.62%	\$50	\$49,687,483	37.34%	\$1,417	\$10,372,278,176	52.44%

2020 - 2021 Actual Financial Data
 Totals for MANSFIELD ISD (220908)
 Total Enrolled Membership: 35,063

	District					State				
	General Fund	%	Per Student	All Funds	%	Per Student	All Funds	%	Per Student	
Total Non-Operating Expenditures by Program Intent Code (PIC)	\$1,962,260	100.00%	\$56	\$133,070,743	100.00%	\$3,795	\$19,778,323,488	100.00%	\$3,691	
Grand Total: Operating and Non-Operating Expenditures by Program Intent Code (PIC)	\$303,037,503	100.00%	\$8,643	\$473,972,587	100.00%	\$13,518	\$79,294,505,532	100.00%	\$14,797	
Disbursements										
Total Disbursements										
Operating Expenditures	\$301,075,243	98.80%	\$8,587	\$340,901,844	71.63%	\$9,723	\$59,516,182,044	70.68%	\$11,106	
Recapture	\$0	0.00%	\$0	\$0	0.00%	\$0	\$2,970,608,744	3.53%	\$554	
Total Other Uses	\$500,000	0.16%	\$14	\$577,205	0.12%	\$16	\$1,287,501,819	1.53%	\$240	
Intergovernmental Charge	\$1,202,009	0.39%	\$34	\$1,365,985	0.29%	\$39	\$653,080,535	0.78%	\$122	
Debt Service (Object 6500)	\$223,383	0.07%	\$6	\$83,383,260	17.52%	\$2,378	\$9,364,911,548	11.12%	\$1,748	
Capital Projects (Object 6600)	\$1,738,877	0.57%	\$50	\$49,687,483	10.44%	\$1,417	\$10,372,278,176	12.32%	\$1,936	
Total Disbursements	\$304,739,512	100.00%	\$8,691	\$475,915,777	100.00%	\$13,573	\$84,205,696,630	100.00%	\$15,713	
Tax Rates										
2020 - 2021 (current tax year) Tax Rates										
Maintenance & Operations				0.9564			0.9843			
Interest & Sinking				0.4900			0.2235			
Total Tax Rate				1.4464			1.2078			
Fund Balance**										
Fund Balance										
Nonspendable Fund Balance	\$269,303		\$8	\$480,431		\$14	\$342,667,048		\$69	
Restricted Fund Balance	\$0		\$0	\$80,735,299		\$2,303	\$20,204,526,878		\$4,047	
Committed Fund Balance	\$0		\$0	\$1,687,349		\$48	\$4,009,536,094		\$803	
Assigned Fund Balance	\$0		\$0	\$0		\$0	\$3,530,241,520		\$707	
Unassigned Fund Balance	\$112,366,124		\$3,205	\$112,366,124		\$3,205	\$16,344,075,825		\$3,273	
Total Fund Balance**	\$112,635,427		\$3,212	\$195,269,203		\$5,569	\$44,431,047,365		\$8,899	

2020 - 2021 Actual Financial Data
 Totals for MANSFIELD ISD (220908)
 Total Enrolled Membership: 35,063

	District				State				
	General Fund	%	Per Student	All Funds	%	Per Student	All Funds	%	Per Student
Fund Balance Reconciliation									
2019-2020 Total Fund Balance (Previous Year)	\$103,200,817		\$2,900	\$238,030,693		\$6,690	\$42,166,833,966		\$8,200
2020-2021 Excess (Deficiency) Operating Expenditures	\$9,225,255		\$263	\$-47,074,408		\$-1,343	\$-8,057,529,155		\$-1,614
2020-2021 Excess (Deficiency) Non-Operating Expenditures	\$-418,005		\$-12	\$3,685,558		\$105	\$10,242,175,517		\$2,051
2020-2021 Uncommon Items	\$627,360		\$18	\$627,360		\$18	\$79,567,037		\$16
2020-2021 Total Fund Balance	\$112,635,427		\$3,212	\$195,269,203		\$5,569	\$44,431,047,365		\$8,899

TEXAS EDUCATION AGENCY

Texas Academic Performance

District Accreditation Status

2021-2022



Mansfield ISD

605 East Broad Street
Mansfield, Texas 76063
817-299-6300

2021-22 Texas Academic Performance Report (TAPR)

District Name: MANSFIELD ISD

District Number: 220908

2022 Accountability Rating: B

2022 Special Education Determination Status:

Meets Requirements

TEXAS EDUCATION AGENCY

Texas Academic Performance

Campus Performance Objectives

2021-2022



Mansfield ISD

605 East Broad Street
Mansfield, Texas 76063
817-299-6300



Campus	Vision 2030 Goal	Supporting Goal
Elementary		
Charlotte Anderson	Anderson teachers will use formative assessment data of essential standards to make instructional adjustments.	
J. L. Boren	Boren will use formative assessment data to help plan and deliver differentiated Tier 1 ELAR instruction	
JAEL (SKJ Academy for Early Learners)	Phonological awareness skills will be taught sequentially with fidelity.	
Janet Brockett	Janet Brockett teachers will target comprehension skills daily through guided reading utilizing the readers' response notebook with fidelity.	We will meet federal targets for academic achievement in reading for white students. We will meet federal targets for overall student achievement for white students. Brocket teachers will provide rich tier 1 instruction with numeracy routines for math. Brocket teachers will target foundation skills daily through guided reading explicit phonics instructional times with fidelity
Willie Brown	Willie Brown teachers will intentionally deliver and monitor the effectiveness of small group instruction.	
Louise Cabaniss	Cabaniss teachers will unpack essential standards to intentionally plan and deliver quality tier 1 instruction.	
Anna May Daulton	Anna May Daulton teachers will utilize student data folders to provide differentiated instruction for all students in reading and math.	
Kenneth Davis	Kenneth Davis teachers will Implement data- driven small group instruction with fidelity.	
Imogene Gideon	Gideon teachers will increase contextual levels of thinking by using open ended questions daily across content areas.	
Glenn Harmon	Glenn Harmon teachers will use corrective instruction action planning process to analyze student work/formative assessment data and make instructional adjustments.	

Carol Holt	Carol Holt teachers will provide explicit instruction in inferencing during small group reading for 3 rd and 4 th grade.	Carol Holt Teachers will provide intentional Tier 1 small group math instruction with fidelity.
Thelma Jones	Thelma Jones teachers will consistently use small group math instruction to improve overall performance.	
Judy Miller	We will explicitly teach making inferences with text evidence daily during tier 1 literacy instruction.	
D.P. Morris	Teachers will use data to provide targeted small group instruction.	
Erma Nash	Erma Nash will use student achievement data to plan and deliver intentional small group instruction in reading and math.	
Brenda Norwood	Brenda Norwood teachers will use data to drive targeted small group instruction.	
Nancy Neal	Neal teachers will deliver targeted small group instruction.	
Annette Perry	Perry will target essential standards in reading through small group instruction.	
Alice Ponder	Alice Ponder will teach making inferences supported by text evidence with fidelity during reading instruction.	
Martha Reid	Reid teachers will unpack essential standards to design and deliver Tier 1 instruction in math.	
Tarver Rendon	We will deliver effective Tier 1 math instruction daily.	
M.J. Sheppard	Mary Jo Sheppard teachers will design and deliver data driven Tier 1 instruction aligned to the TEKS to meet the needs of all students.	
Elizabeth Smith	Elizabeth Smith teachers will implement data driven reading and math small group instruction daily.	
Cora Spencer	Cora Spencer teachers will deliver small group instruction based on student data.	
Roberta Tipps	Tipps teachers will plan and deliver instruction that includes mathematical process standards for students to acquire and demonstrate mathematical understanding.	



Campus	Vision 2030 Goal	Supporting Goal
Della Icenhower	Della Icenhower will meet as a campus administrators and teacher leadership team to determine the root cause analysis. From there we will determine which targeted Tier 1 strategies we will use to address specific learning gaps with math. This will potentially come from the Fundamental Five Campus Book Study	
Mary Lillard	Mary Lillard teachers will design and deliver rigorous and relevant Tier 1 instruction to improve Domain 2 results in Mathematics.	
Asa Low, Jr.	Asa Low teachers and staff will implement intentional high quality writing task, with fidelity to ensure all students learn math curriculum at or above grade level	
Alma Martinez	Teachers provide daily small group instruction targeting individual student goals and provide student led learning through collaboration and critical thinking in Math, ELAR, and 5 th grade science.	
Mary Orr	Mary Orr teachers will intentionally plan and deliver tier 1 instruction that aligns with content, cognitive and context levels.	
Donna Shepard	DSL A math teachers will increase student understanding of computation and algebraic reasoning during Tier 1 instruction by implementing math talks and open ended questions.	
Cross Timbers	Cross Timbers math and reading teachers will use district curriculum and deliver instruction that aligns to the content, context, and cognitive levels of TEKS.	



Campus	Vision 2030 Goal	Supporting Goal
Middle School		
James Coble	James Coble Middle School math teachers will use common formative assessment data to target small group Tier 1 instruction.	
TA Howard	T.A. Howard MS teachers will deliver high-quality Tier 1 instruction using district core processes to ensure that all students learn at high levels.	
Linda Jobe	Jobe Middle School math teachers will use common formative assessment data for targeted small group tier 1 intervention.	
Danny Jones	Danny Jones 8th grade math teachers will utilize weekly common formative assessments to design intentional small group instruction.	
Charlene McKinzey	McKinzey math teachers will utilize student data folders to implement small group instruction.	
Jerry Knight STEM Academy	Jerry Knight STEM Academy designers will create frequent, formative and summative assessments to gather data for targeted, small group instruction.	Jerry Knight STEM Academy will continue to implement our NISE Campus identified teacher actions.
Brooks Wester	Wester 8th Grade Math teachers will deliver differentiated small group instruction that encourages higher-order thinking to meet the needs of their diverse learners	
Rogene Worley	Rogene Worley Middle School 8 th math teachers will use common formative assessment data to provide individualized, differentiated small group Tier 1 instruction.	

Updated 11/10/2022



Campus	Vision 2030 Goal	Supporting Goal
High School		
BBIA/Frontier STEM	Ben Barber Innovation Academy teachers will participate in Professional Learning Communities to align the delivery of instruction and assessments to the content, context and cognitive level of the AP Exams and the certification exams.	
Lake Ridge HS	Lake Ridge High School teachers will increase the frequency of formative assessments to provide early intervention in English I and English II.	
Legacy HS	Legacy High School teachers will utilize formative assessment in Algebra I for reflective improvement in their instructional practice that will drive on time interventions for students.	
Mansfield HS	Mansfield High School English I and English II teachers will utilize common formative assessments to implement a system of interventions and enrichment based on targeted students needed.	
Phoenix Academy/DAEP	The Phoenix Academy at least 50% of students will graduate College & Career ready by meeting TSI/SAT/ACT criteria, Industry based certification, Texas College Bridge requirements DAEP students will work on canvas/edgenuity to recover or accelerate credits with a goal of completing at least .5 credit prior to the student's return to their home campus.	
Summit HS	Summit High School English I and English II teachers will develop and implement targeted intervention and enrichment during their instructional block with fidelity.	
Timberview HS	Instruction and Assessment in Timberview Algebra I classrooms will be aligned to the content, context, and cognitive level of the course TEKS.	

TEXAS EDUCATION AGENCY

Texas Academic Performance

Violent or Criminal Incidents Report

2021-2022



Mansfield ISD
605 East Broad Street
Mansfield, Texas 76063
817-299-6300

TEXAS EDUCATION AGENCY

Texas Academic Performance

**Student Performance in
Postsecondary Institutions**

2021-2022



Mansfield ISD
605 East Broad Street
Mansfield, Texas 76063
817-299-6300

Report of 2018-2019 High School Graduates' Enrollment and Academic Performance in Texas Public Higher Education in FY 2020

Texas statute requires every school district to include, with their performance report, information received under Texas Education Code §51.403(e). This information, provided to districts from the Texas Higher Education Coordinating Board (THECB), reports on student performance in postsecondary institutions during the first year enrolled after graduation from high school.

Student performance is measured by the Grade Point Average (GPA) earned by 2018-2019 high school graduates who attended public four-year and two-year higher education in FY 2020. The data is presented alphabetically for each county, school district and high school. The bookmarks can be used to select the first letter of a county. Then the user can scroll down to the desired county, school district and high school.

For each student, the grade points and college-level semester credit hours earned by a student in fall 2019, spring 2020, and summer 2020 are added together and averaged to determine the GPA. These GPAs are accumulated in a range of five categories from < 2.0 to > 3.5. If a GPA could not be calculated for some reason, that student is placed in the "Unknown" column. GPA data is only available for students attending public higher education institutions in Texas. If a high school has fewer than five students attending four-year or two-year public higher education institutions, the number of students is shown but no GPA breakout is given. If a student attended both a four-year and a two-year institution in FY 2019, the student's GPA is shown in the type of institution where the most semester credit hours were earned.

The number of students located at Texas independent institutions is presented. Also shown are "not trackable" graduates, those with non-standard ID numbers that cannot be used to match student identifiers at Texas higher education institutions. "Not found" graduates have standard ID numbers but were not located in FY 2020 at Texas higher education institutions. They might have enrolled in higher education outside of Texas.

No data is given for high schools with 25 or fewer graduates.

Because the statute calls for data on the first year enrolled after graduation, the level of the institution attended by students in this report may not match that given in THECB's high school to college report at <http://www.txhighereddata.org/Interactive/HSCollLink>. That report shows where students attended in the fall semester after their high school graduation year. This report attributes students to the level of institution where they earned the most semester credit hours during the whole academic year, not just the fall semester.

Please note: In May 2012 the 2006-2007, 2007-2008, and 2008-2009 versions of the *Report of High School Graduates' Enrollment and Academic Performance in Texas Public Higher Education* were updated to reflect a minor correction in how the GPA data are distributed across ranges.

**Texas High School Graduates from FY2019
Enrolled in Texas Public or Independent Higher Education in FY 2020**

County	District	Total Graduates	GPA for 1st Year in Public Higher Education in Texas					
			<2.0	2.0-2.49	2.5-2.99	3.0-3.49	>3.5	Unk
MANSFIELD ISD								
220908008	MANSFIELD FRONTIER H S							
	Four-Year Public University	19	5	1	1	4	7	1
	Two-Year Public Colleges	20	6	1	5	4	4	0
	Independent Colleges & Universities	1						
	Not Trackable	4						
	Not Found	14						
	Total High School Graduates	58						
220908003	MANSFIELD H S							
	Four-Year Public University	178	14	13	20	49	82	0
	Two-Year Public Colleges	137	22	13	26	32	39	5
	Independent Colleges & Universities	28						
	Not Trackable	28						
	Not Found	193						
	Total High School Graduates	564						
220908007	MANSFIELD LAKE RIDGE H S							
	Four-Year Public University	154	8	13	32	36	65	0
	Two-Year Public Colleges	125	33	10	21	34	25	2
	Independent Colleges & Universities	25						
	Not Trackable	32						
	Not Found	189						
	Total High School Graduates	525						

Source: Texas Higher Education Coordinating Board and Texas Education Agency
 "Not found" graduates have standard ID numbers that were not found in the specified year at Texas higher education institutions.
 "Not trackable" graduates have non-standard ID numbers that will not find a match at Texas higher education institutions.
 Includes high schools with more than 25 graduates. If enrollment in public higher education less than 5, the GPA data is omitted.

**Texas High School Graduates from FY2019
Enrolled in Texas Public or Independent Higher Education in FY 2020**

County	District	Total Graduates	GPA for 1st Year in Public Higher Education in Texas						Unk
			<2.0	2.0-2.49	2.5-2.99	3.0-3.49	>3.5		
	220908005 MANSFIELD LEGACY H S								
	Four-Year Public University	128	14	20	16	34	43	1	
	Two-Year Public Colleges	128	34	20	27	28	15	4	
	Independent Colleges & Universities	20							
	Not Trackable	17							
	Not Found	157							
	Total High School Graduates	450							
	220908002 MANSFIELD SUMMIT H S								
	Four-Year Public University	151	19	13	23	44	52	0	
	Two-Year Public Colleges	129	38	21	18	24	25	3	
	Independent Colleges & Universities	14							
	Not Trackable	17							
	Not Found	151							
	Total High School Graduates	462							
	220908004 MANSFIELD TIMBERVIEW H S								
	Four-Year Public University	110	11	25	16	20	38	0	
	Two-Year Public Colleges	130	33	25	19	19	28	6	
	Independent Colleges & Universities	13							
	Not Trackable	20							
	Not Found	132							
	Total High School Graduates	405							
	220908006 THE PHOENIX ACADEMY								
	Four-Year Public University	2							
	Two-Year Public Colleges	33	19	6	4	2	0	2	
	Independent Colleges & Universities	0							
	Not Trackable	19							
	Not Found	159							
	Total High School Graduates	213							

Source: Texas Higher Education Coordinating Board and Texas Education Agency
 "Not found" graduates have standard ID numbers that were not found in the specified year at Texas higher education institutions.
 "Not trackable" graduates have non-standard ID numbers that will not find a match at Texas higher education institutions.
 Includes high schools with more than 25 graduates. If enrollment in public higher education less than 5, the GPA data is omitted.

TEXAS EDUCATION AGENCY

Texas Academic Performance

**Progress Toward Meeting HB 3
Goals**



Mansfield ISD
605 East Broad Street
Mansfield, Texas 76063
817-299-6300

HB3 Board Adopted Goal #1-Early Childhood Literacy Progress Report Mansfield ISD (220908)

MONITORING REPORT- MISD Goal

Date: **January 2023**

Goal 1: Increase the percent of 3rd grade students that score Meets Grade Level or above on STAAR Reading from 57% to 62% by 2023-2024. (2020: 58% | 2021: 59% | **Current 2022: 60%** | 2023: 61% | 2024: 62%)

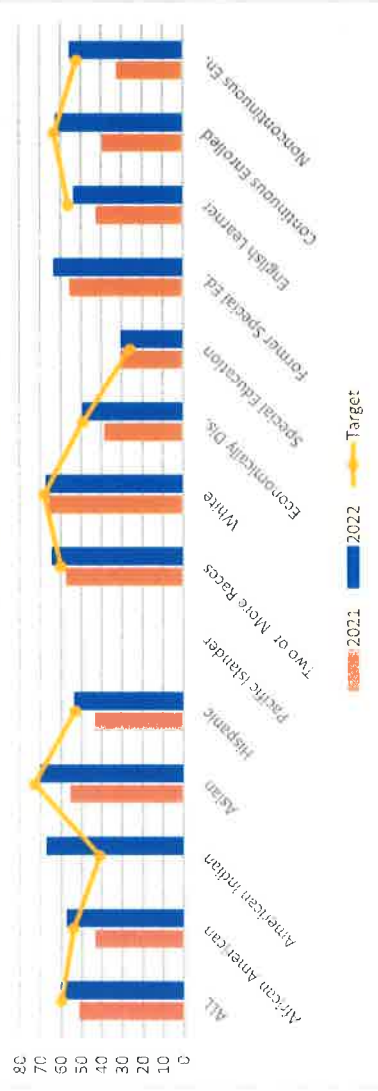
OVERALL PROGRESS

Goal Progress Measure 1.1:

	2019-20:	53.0%	2020-21:	54.0%	2021-22:	55.0%	2022-23:	56.0%	2023-24:	58.0%
--	----------	-------	----------	-------	----------	-------	----------	-------	----------	-------

Annual Grade 3 Meets Grade STAAR Actual vs Targets

HB3 Elementary Literacy Goal 1 Progress



Student Group Actual vs Targets			
	2021	2022	Difference
ALL	51	60	0
African American	43	57	3
American Indian	67	41	26
Asian	55	70	-3
Hispanic	43	53	0
Pacific Islander			
Two or More Races	57	64	4
White	65	67	-1
Economically Dis.	38	49	0
Special Education	30	30	4
Former Special Ed.	55	63	
English Learner	42	53	-3
Continuous Enrolled	39	62	-1
Noncontinuous En.	32	55	3

Key:	On Track	Slightly Off Track	Off Track
-------------	----------	--------------------	-----------

Student Group Targets Key Notes:

- On Track- Met or exceeded the student-group target.
- Slightly Off Track - One to five points below the student group target.
- Off Track - More than 5 points below the student group target.

Overall Progress Key Notes:

- On Track- Met or exceeded ALL the student group targets evaluated.
- Slightly Off Track - Met or slightly off track on 50% or more of the student group targets evaluated.
- Off Track - Slightly Off Track or Off-Track on more than 50% of the student group targets evaluated.

Note - The Board Approved Targets were set based on the 2019 Texas Academic Performance Report (TAPR) as directed by TEA. These targets were set before COVID and do not reflect the learning losses attributed to the global pandemic. The actual values are based on the 2021 & 2022 TAPR data. In 2021 STAAR/EOC testing was optional.

HB3 Board Adopted Goal #3-College, Career, and Military Ready Graduates Progress Report Mansfield ISD (220908)

MONITORING REPORT- MISD Goal

Date: **January 2023**

Goal 3: Increase the percent of graduates that are College, Career, or Military Ready (CCMR) from 64.6% to 71.5% by 2023-2024. (2020: 67.3% | 2021: 70% | **Current 2022: 70.5%** | 2023: 71% | 2024: 71.5%)

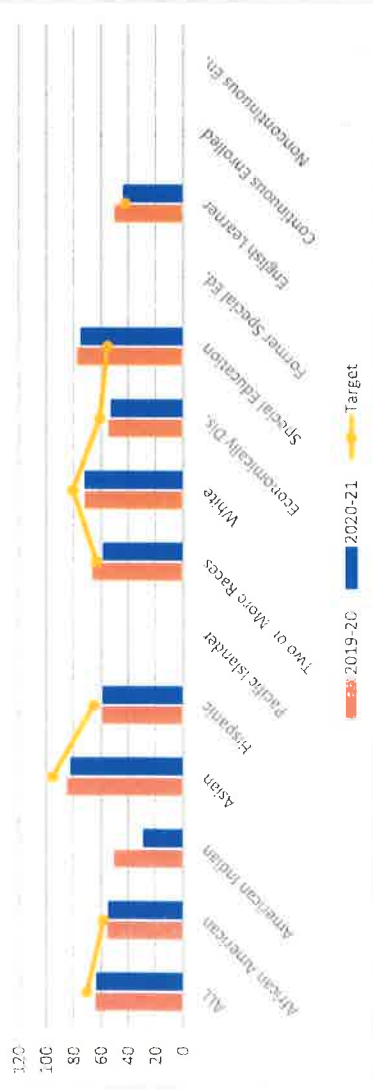
OVERALL PROGRESS

Goal Progress Measure 1.1:

2019-20:	33.7%	2020-21:	34.7%	2021-22:	35.7%	2022-23:	36.7%	2023-24:	37.7%
----------	-------	----------	-------	----------	-------	----------	-------	----------	-------

Annual CCMR Actual vs Targets

HB3 CCMR Goal 3 Progress



Student Group Actual vs Targets

Student Group	2019-20	2020-21	Target	Difference
ALL	63.7	63.0	70.5	-8
African American	54.9	54.4	58.4	-4
American Indian	50	28.6		
Asian	84.3	81.9	95.6	-14
Hispanic	58.8	58.5	65.5	-7
Pacific Islander				
Two or More Races	65.8	58.2	63.1	-5
White	71.3	71.5	80.4	-9
Economically Dis.	54	52.4	60.9	-9
Special Education	77	74.3	55.3	19
Former Special Ed.				
English Learner	49.5	43.3	42.1	1
Continuous Enrolled				
Noncontinuous En.				

Key:	On Track	Slightly Off Track	Off Track
-------------	----------	--------------------	-----------

Student Group Targets Key Notes:

- On Track - Met or exceeded the student group target.
- Slightly Off Track - One to five points below the student group target.
- Off Track - More than 5 points below the student group target.

Overall Progress Key Notes:

- On Track - Met or exceeded ALL the student group targets evaluated.
- Slightly Off Track - Met or slightly off track on 50% or more of the student group targets evaluated.
- Off Track - Slightly Off Track or Off-Track on more than 50% of the student group targets evaluated.

Note - The Board Approved Targets were set based on the 2019 Texas Academic Performance Report (TAPR) as directed by TEA. These targets were set before COVID and do not reflect the learning losses attributed to the global pandemic. The actual values are based on the 2021 & 2022 TAPR data. In 2021 STAAR/EOC testing was optional.

HB3 Board Adopted Goal #2-Early Childhood Mathematics Progress Report Mansfield ISD (220908)

MONITORING REPORT- MISD Goal

Date: January 2023

Goal 2: Increase the percent of 3rd grade students that score Meets Grade Level or above on STAAR Math from 61% to 66% by 2023-2024. (2020: 62% | 2021: 63% | **Current 2022: 64%** | 2023: 65% | 2024: 66%)

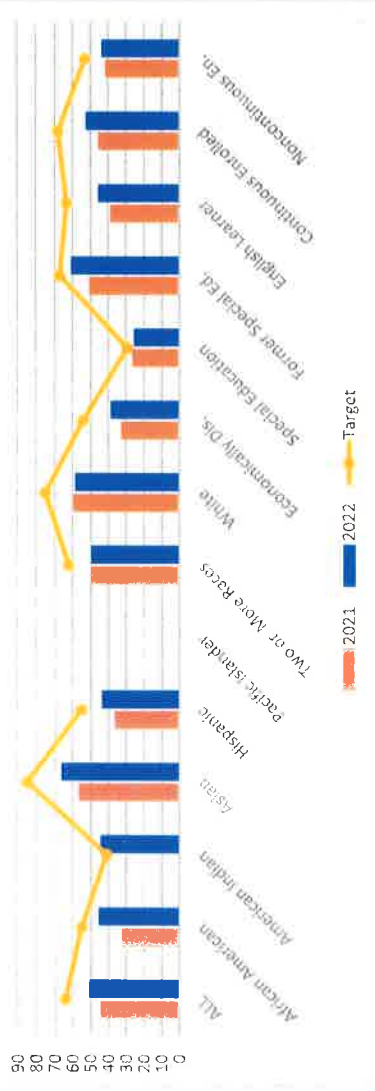
OVERALL PROGRESS

Goal Progress Measure 1.1:

2019-20:	68.0%	2020-21:	69.0%	2021-22:	71.0%	2023-24:	72.0%
-----------------	-------	-----------------	-------	-----------------	-------	-----------------	-------

Annual Grade 3 Meets Grade STAAR Actual vs Targets

HB3 Elementary Mathematics Goal Progress



Student Group Actual vs Targets			
	2021	2022	Target
ALL	44	50	64
African American	32	45	55
American Indian	44	41	41
Asian	56	66	85
Hispanic	36	43	55
Pacific Islander			
Two or More Races	49	49	62
White	59	58	75
Economically Dis.	32	38	54
Special Education	26	25	29
Former Special Ed.	50	60	67
English Learner	38	45	63
Continuous Enrolled	45	52	68
Noncontinuous En.	41	43	53
Difference			

Key:	On Track	Slightly Off Track	Off Track
-------------	----------	--------------------	-----------

Student Group Targets Key Notes:

- On Track - Met or exceeded the student group target.
- Slightly Off Track - One to five points below the student group target.
- Off Track - More than 5 points below the student group target.

Overall Progress Key Notes:

- On Track - Met or exceeded ALL the student group targets evaluated.
- Slightly Off Track - Met or slightly off track on 50% or more of the student group targets evaluated.
- Off Track - Slightly Off Track or Off-Track on more than 50% of the student group targets evaluated.

Note - The Board Approved Targets were set based on the 2019 Texas Academic Performance Report (TAPR) as directed by TEA. These targets were set before COVID and do not reflect the learning losses attributed to the global pandemic. The actual values are based on the 2021 & 2022 TAPR data. In 2021 STAAR/EOC testing was optional.

TEXAS EDUCATION AGENCY

Glossary
of the
Texas Academic
Performance Report
2021-2022



Mansfield ISD
605 East Broad Street
Mansfield, Texas 76063
817-299-6300

2021–22 Texas Academic Performance Report (TAPR) Glossary

Cover Page

2022 Accountability Rating: The overall rating earned by the district or campus for 2022.

2022 Special Education Determination Status (*district TAPR only*): This label represents an integrated determination level status based on an evaluation of each local educational agency’s (LEA) Results Driven Accountability (RDA) indicators in the special education program area and four Federally Required Elements (FREs), which include the State Performance Plan (SPP) compliance indicators 9, 10, 11, 12, and 13; data integrity; uncorrected noncompliance; and financial audit findings. Each LEA receives one of four special education determination levels (DLs):

Meets Requirements

Needs Assistance

Needs Intervention

Needs Substantial Intervention

For additional information, please see the links below.

General Information about RDA and SPP/APR:

Results Driven Accountability (RDA): <https://tea.texas.gov/academics/special-student-populations/review-and-support/results-driven-accountability-rda>

State Performance Plan and Annual Performance Report: <https://tea.texas.gov/reports-and-data/data-submission/state-performance-plan#stateperformance>

Methodology for RDA and SPP/APR:

2022 RDA Manual: <https://tea.texas.gov/sites/default/files/2022-rda-manual.pdf>

FFY 2022 SPP/APR Methodology: <https://sites.ed.gov/idea/spp-apr-letters?selected-category=&selected-year=&state=Texas>

Data Reports for RDA and SPP/APR:

SPP/APR Data Report: <https://rptsvr1.tea.texas.gov/idea/index.html>

RDA Data Reports: <https://tea.texas.gov/student-assessment/monitoring-and-interventions/rda/results-driven-accountability-data-and-reports>

2022 Armed Services Vocational Aptitude Battery (ASVAB) Test (Career Exploration) (*districts serving grades 10–12*): Senate Bill 1843 requires that each school year, each school district and open-enrollment charter school provide students in grades 10–12 the opportunity to take the ASVAB and consult with a military recruiter.

2021–22 Texas Academic Performance Report (TAPR) Glossary

Performance

STAAR: A comprehensive testing program for public school students in grades 3–8 or high school courses with end-of-course (EOC) assessments. The STAAR program is designed to measure to what extent a student has learned, understood, and is able to apply the concepts and skills expected at each grade level or after completing each course for which an EOC assessment exists. Each STAAR assessment is linked directly to the Texas Essential Knowledge and Skills (TEKS). The TEKS are the state-mandated content standards that describe what a student should know and be able to do upon completion of a course. For more information on the TEKS, see the *Texas Essential Knowledge and Skills* website at <http://tea.texas.gov/curriculum/teks/>.

Other Important Information:

STAAR (with and without accommodations) and STAAR Alternate 2. The TAPR and the Texas Performance Reporting System (TPRS) include performance on STAAR and STAAR Alternate 2.

Spanish STAAR. All STAAR assessments in grades 3, 4, and 5 are available in both English and Spanish. The TAPR and the TPRS include performance on the Spanish STAAR.

Rounding of STAAR results. STAAR performance shown on the TAPR and TPRS is rounded to whole numbers. For example, 49.877% is rounded to 50%; 49.4999% is rounded to 49%; and 59.5% is rounded to 60%.

Masking. STAAR performance rates are masked when necessary to comply with FERPA. For more information, see the Explanation of Masking at <https://rptsvr1.tea.texas.gov/perfreport/account/2022/masking.html>.

STAAR Performance (2021–22)

The STAAR Performance section displays performance results by grade, subject and performance level for students in the accountability subset, which are students enrolled in the same district/campus on both the snapshot date (PEIMS October snapshot) and the testing date. The STAAR Performance–All Students section of the TPRS displays STAAR performance by grade, subject, and performance level and includes all students tested, regardless of whether they were in the accountability subset.

STAAR:

Grade 3 – reading and mathematics

Grade 4 – reading and mathematics

Grade 5 – reading mathematics, and science

Grade 6 – reading and mathematics

Grade 7 – reading and mathematics

Grade 8 – reading, mathematics, science, and social studies

2021–22 Texas Academic Performance Report (TAPR) Glossary

End-of-Course (EOC):

English I

English II

Algebra I

Biology

U.S. History

Accelerated Testers:

SAT/ACT

Percentage at Approaches Grade Level or Above. The percentage of assessments that met or exceeded the Approaches Grade Level standard.

Percentage at Meets Grade Level or Above. The percentage of assessments that met or exceeded the Meets Grade Level standard.

Percentage at Masters Grade Level. The percentage of assessments that met the Masters Grade Level standard.

STAAR Performance Rate by Enrolled Grade at Meets Grade Level or Above on Both Reading and Mathematics. The percentage of students who took both the reading and mathematics STAAR and met or exceeded the Meets Grade Level standard on both assessments (excluding EOC assessments).

STAAR Performance Rate by Enrolled Grade at Meets Grade Level or Above on Both Reading and Mathematics Including EOC. The percentage of students who took both the reading and mathematics STAAR or EOC and met or exceeded the Meets Grade Level standard on both assessments.

STAAR Performance Rate by Enrolled Grade at Meets Grade Level or Above on Reading Including EOC. The percentage of students who took the reading STAAR or the English I or II EOC and met or exceeded the Meets Grade Level standard.

STAAR Performance Rate by Enrolled Grade at Meets Grade Level or Above on Mathematics Including EOC. The percentage of students who took the mathematics STAAR or the Algebra I EOC and met or exceeded the Meets Grade Level standard.

Progress (Academic Growth and STAAR Progress Measure)

School Progress Domain—Academic Growth Score. Growth score awarded in School Progress, Part A: Academic Growth for improving performance year over year as measured by STAAR progress measures and performance levels on STAAR.

STAAR Progress Measure Percent at Expected or Accelerated Growth. The percentage of assessments that met or exceeded the STAAR progress measure expectations. See Chapter 3 of the [2022 Accountability Manual](#) for more information.

STAAR Progress Measure Percent at Accelerated Growth. The percentage of assessments that exceeded the STAAR progress measure expectations. See Chapter 3 of the [2022 Accountability Manual](#) for more information.

2021–22 Texas Academic Performance Report

(TAPR) Glossary

Percent of Students Maintaining or Improving Compared to Prior Year Performance Level. The percentage of students that maintained or improved their STAAR performance levels this year in comparison with last year. Students are included in the performance level achieved in the prior year.

Bilingual Education/ESL

Bilingual Education (BE): Dual-language program that enables emergent bilingual (EB) students/English learners (ELs) to become proficient in listening, speaking, reading, and writing in the English language through the development of literacy and academic skills in the primary language and English. This category includes the following:

- *BE Trans Early Exit.* Bilingual program model in which students identified as EB students/ELs are served in both English and another language and are prepared to meet reclassification criteria to be successful in English-only instruction not earlier than two or later than five years after the student enrolls in school.
- *BE Trans Late Exit.* Bilingual program model in which students identified as EB students/ELs are served in both English and another language and are prepared to meet reclassification criteria to be successful in English-only instruction not earlier than six or later than seven years after the student enrolls in school.
- *BE Dual Two-Way.* Bilingual/biliteracy program model in which students identified as EB students/ELs are integrated with non-EB/non-EL students and are served in both English and another language and are prepared to meet reclassification criteria in order to be successful in English-only instruction not earlier than six or later than seven years after the student enrolls in school. This model provides ongoing instruction in literacy and academic content in English and another language with at least half of the instruction delivered in the non-English program language for the duration of the program.
- *BE Dual One-Way.* Bilingual/biliteracy program model in which students identified as EB students/ELs are served in both English and another language and are prepared to meet reclassification criteria in order to be successful in English-only instruction not earlier than six or later than seven years after the student enrolls in school. This model provides ongoing instruction in literacy and academic content in the students' primary language as well as English, with at least half of the instruction delivered in the students' primary language for the duration of the program.

English as a Second Language (ESL): An English acquisition program that enables emergent bilingual (EB) students/English learners (ELs) to become proficient in listening, speaking, reading, and writing in the English language through the integrated use of second language acquisition methods. This category includes the following:

- *ESL Content-Based.* An English acquisition program that serves students identified as EB students/ELs through English instruction by a teacher appropriately certified in ESL under TEC, §29.061(c), through English language arts and reading, mathematics, science, and social studies.
- *ESL Pull-Out.* An English program that serves students identified as EB students/ELs through English instruction provided by an appropriately certified ESL teacher under the TEC, §29.061(c),

2021–22 Texas Academic Performance Report

(TAPR) Glossary

through English language arts and reading. Instruction shall be provided by the ESL teacher in a pull-out or inclusionary delivery model.

Alternative Language Program (ALP): An alternative language program provided to emergent bilingual (EB) students/English learners (ELs) for whom the local education agency (LEA) does not have the appropriately certified teachers for the required bilingual education or English as a second language (ESL) program for the current school year. This category includes the following:

- *ALP Bilingual (Exception).* An alternative language program to the required bilingual education (BE) program approved by the TEA for the current school year due to the LEA’s submission of a bilingual education exception application.
- *ALP ESL (Waiver).* An alternative language program to the required English as a second language (ESL) program approved by the TEA for the current school year due to the LEA’s submission of an ESL waiver application.

Emergent Bilingual(EB) Students/English Learner (EL): The count and percentage of students whose primary language is other than English and who are in the process of acquiring English. As a result of the 87th Texas Legislature, the term “emergent bilingual student” replaced the term of “limited English proficient (LEP) student” used in the Texas Education Code (TEC), Chapter 29, Subchapter B, and thus, will be changing the term of “English learner (EL)” used in 19 TAC Chapter 89, Subchapter BB. These terms describe the same group of Texas students. In the revised Texas Education Data Standards (TEDS), the terms of “emergent bilingual” and “English learner” have been bridged as EB/EL. The term “English learner” is still used in federal regulations and guidance. This category includes:

- *EB/EL with Parental Denial.* Students identified as emergent bilingual (EB) students/English learners (ELs) whose parents have denied all bilingual and ESL program services.
- *Never EB/EL.* Students who have never been identified as EB students/ELs (non-EB/non-EL students).
- *Total EB/EL (Current).* Students currently identified as EB students/ELs, including those served in a standard or alternative bilingual or ESL program as well as those with a parental denial of services.
- *Monitored & Former EB/EL.* Students who were once identified as EB students/ELs but have reclassified as English proficient, including students within their four years of state and federal monitoring and those beyond monitoring years.

STAAR Participation (2021–22)

The percentage of students who were administered a STAAR assessment, STAAR Alternate 2, Texas English Language Proficiency Assessment System (TELPAS), TELPAS Alternate, and/or an SAT/ACT. The details on the participation categories are as follows:

Assessment Participant: 1) number of answer documents with a score code of S, 2) number of STAAR Alternate 2 testers with a score code of N, 3) number of A or O reading answer documents with a scored TELPAS or TELPAS Alternate assessment, 4) number of A or O mathematics answer documents with a scored TELPAS or TELPAS alternate assessment for year 1 asylee/refugees and students with interrupted formal education (SIFEs), and 5) number of accelerated testers’ EBRW SAT, ELA ACT assessments, ACT science, and mathematics SAT and ACT assessments.

2021–22 Texas Academic Performance Report (TAPR) Glossary

- *Included in Accountability:* scored answer documents
 - ◆ *Accelerated Testers:* SAT/ACT results for students who completed STAAR end-of-course (EOC) assessments while in middle school
- *Not included in Accountability:* answer documents counted as participants but not included in performance calculations
 - ◆ *Mobile:* answer documents were excluded because the students enrolled in the district or campus after the TSDS PEIMS fall snapshot.
 - ◆ *Other Exclusions.* The following answer documents were excluded from performance calculations:
 - ❖ Answer documents for students who were tested only on the TELPAS/TELPAS Alternate or TELPAS/TELPAS Alternate plus STAAR assessments with score codes of A or O.
 - ❖ Answer documents of students who are an Emergent Bilingual/English learner (EB/EL) who has been in school in the U.S. for one year.
 - ❖ Answer documents of STAAR Alternate 2 testers with a score code of N.

Not Tested: answer documents with score codes A or O or accelerated testers without an SAT/ACT assessment

- *Absent:* answer documents with score code A
- *Other:* answer documents with score code O

The denominator for participation is the sum of these five categories: Included in Accountability, Mobile, Other Exclusions, and Not Tested (Absent and Other). STAAR Participation Rate is rounded to a whole number. For example, 94.49% is rounded to 94%. Small values may show as zero: 0.4% is rounded to 0%, and 0.6% is rounded to 1%. (Data source: STAAR and TELPAS File)

Attendance, Graduation, and Dropout Rates (2021–22)

Attendance Rate: The percentage of days that students were present based on student attendance for the entire school year. Only students in grades 1–12 are included in the calculation.

Attendance is calculated as follows:

$$\frac{\text{total number of days that students in grades 1–12 were present during the 2020–21 school year}}{\text{total number of days that students in grades 1–12 were in membership during the 2020–21 school year}}$$

(Data source: PEIMS 42400)

Chronic Absenteeism: The unduplicated number of K–12 students enrolled for at least 10 days and absent for 10 percent or more days. Chronic Absenteeism is calculated as follows:

2021–22 Texas Academic Performance Report (TAPR) Glossary

total number of K–12 students enrolled for at least 10 days and absent for 10 percent or more days during the 2020–21 school year

total number of K–12 students enrolled for at least 10 days during the 2020–21 school year

(Data source: PEIMS 42400)

Annual Dropout Rate: The percentage of students who drop out of school during a school year. Annual dropout rates are shown for districts and campuses that serve grades 7–8 and/or 9–12. State law prohibits including a student who meets any of the following criteria from campus and district annual dropout rate calculations:

- Is ordered by a court to attend a high school equivalency certificate program but has not earned a high school equivalency certificate
- Was previously reported to the state as a dropout
- Was in attendance but not in membership for purposes of average daily attendance (i.e., students for whom school districts are not receiving state Foundation School Program [FSP] funds)
- Was initially enrolled in a school in the United States in any grade 7 through 12 as an unschooled refugee or asylee as defined by [TEC §39.027\(a-1\)](#)
- Attends a district exclusively as a function of having been detained at a county detention facility and is not otherwise a student of the district in which the facility is located or is being provided services by an open-enrollment charter school exclusively as the result of having been detained at the facility
- Is incarcerated in a state jail or federal penitentiary as an adult or as a person certified to stand trial as an adult
- Is a student in a Texas Juvenile Justice Department facility or residential treatment facility served by a Texas public school district
- Is at least 18 years of age as of September 1 and has satisfied the credit requirements for high school graduation; has not completed his or her individualized education program (IEP); and is enrolled and receiving IEP services

Annual Dropout Rate (Gr 7–8). This includes only grades 7 and 8. It is calculated as follows:

number of dropouts in grades 7 and 8 during the 2020–21 school year

number of students in grades 7 and 8 in attendance at any time during the 2020–21 school year

Annual Dropout Rate (Gr 9–12). This includes grades 9 through 12. It is calculated as follows:

number of dropouts in grades 9–12 during the 2020–21 school year

number of students in grades 9–12 in attendance at any time during the 2020–21 school year

2021–22 Texas Academic Performance Report (TAPR) Glossary

Both annual dropout rates appear on campus, district, region, and state TAPRs. The state and region annual dropout rates that are reported on district and campus TAPRs, however, are calculated without the exclusions required for campus and district calculations.

Note that with all annual dropout rate calculations, a cumulative count of students is used in the denominator. This method for calculating the dropout rate neutralizes the effect of mobility by including in the denominator every student ever reported in attendance at the district or campus throughout the school year, regardless of length of enrollment. For a more complete description of dropout rates and exclusions, see the [Secondary School Completion and Dropouts in Texas Public Schools, 2020–21](#) reports, available on the TEA website at http://tea.texas.gov/acctres/dropcomp_index.html.

For detailed information on data sources, see Appendix H in the [2022 Accountability Manual \(Data source: PEIMS 40203, 40110, 42400, and 42500\)](#)

Longitudinal Rates: The status of a group (cohort) of students after four years in high school (*4-Year Longitudinal Rate*), after five years in high school (*5-Year Extended Longitudinal Rate*), or after six years in high school (*6-Year Extended Longitudinal Rate*).

For the *4-Year Longitudinal Rate*, the cohort consists of students who first attended ninth grade in 2017–18. They are followed through their expected graduation with the Class of 2021.

For the *5-Year Extended Longitudinal Rate*, the cohort consists of students who first attended ninth grade in 2016–17. They are followed for five years and included if they graduated within a year after their expected graduation with the Class of 2020.

For the *6-Year Extended Longitudinal Rate*, the cohort consists of students who first attended ninth grade in 2015–16. They are followed for six years and included if they graduated within two years after their expected graduation with the Class of 2019.

Additional Information on Cohorts:

A student transfers into a campus, district, or state cohort when he or she moves into the cohort from another high school in Texas, from another district in Texas, or from out of state.

A student transfers out of a campus or district cohort when he or she moves to another public high school in Texas or moves to another district in Texas. Note that these students are transferred into the cohort of the high school or district to which they moved. There are also students who move out of state or out of the country and students who transfer to private schools or who are home-schooled. These types of transfer students cannot be tracked and are not included in longitudinal rate calculations.

A student does not change cohorts if he or she repeats or skips a grade. A student who begins with the 2017–18 ninth-grade cohort remains with that cohort. A student who started the ninth grade in 2017–18 but takes 5 years to graduate (i.e., graduates in May 2022) is still part of the 2021 cohort; he or she is not switched to the 2022 cohort. This student would be considered a continuing student and counted as part of the Continued HS number for the Class of 2021. This is also true for the five-year and six-year extended longitudinal cohorts.

There are four student outcomes used in computing each longitudinal rate:

2021–22 Texas Academic Performance Report (TAPR) Glossary

4-Year Longitudinal Rate

- (1) *Graduated*: The percentage who received their high school diploma in four years or fewer by August 31, 2021 for the 2021 cohort.

**number of students from the cohort who received a high school diploma by
August 31, 2021**

number of students in the 2021 cohort*

- (2) *Received TxCHSE*: For the 2021 cohort, the percentage who received a Texas high school equivalency certificate by August 31, 2021. It is calculated as follows:

number of students from the cohort who received a TxCHSE by August 31, 2021

number of students in the 2021 cohort*

- (3) *Continued High School*: The percentage of the 2021 cohort still enrolled as students in the fall after his or her anticipated graduation.. It is calculated as follows:

number of students from the cohort who were enrolled in the fall of the 2021–22 school year

number of students in the 2021 cohort*

- (4) *Dropped Out*: The percentage of the 2021 cohort who dropped out and did not return by the fall of the 2021–22 school year. It is calculated as follows:

**number of students from the cohort who dropped out before fall of the 2021–22 school
year**

number of students in the 2021 cohort*

- (5) *Graduates & TxCHSE*: The percentage of graduates and TxCHSE recipients in the 2021 cohort. It is calculated as follows:

**number of students from the 2021 cohort who received a high school diploma by August 31,
2021 plus number of students from the cohort who received a TxCHSE by August 31, 2021**

number of students in the 2021 cohort*

- (6) *Graduates, TxCHSE & Continuers*: The percentage of graduates, TxCHSE recipients, and continuers in the 2021 cohort. It is calculated as follows:

2021–22 Texas Academic Performance Report (TAPR) Glossary

number of students from the cohort who received a high school diploma by August 31, 2021
plus
number of students from the cohort who received a TxCHSE by August 31, 2021
plus
number of students from the cohort who were enrolled in the fall of the 2021–22 school year

number of students in the 2021 cohort*

5-Year Extended Longitudinal Rate

- (1) *Graduated*: The percentage who received their high school diploma by August 31, 2021, for the 2020 cohort. It is calculated as follows:

number of students from the cohort who received a high school diploma by August 31, 2021

number of students in the 2020 cohort*

- (2) *Received TxCHSE*: For the 2020 cohort, the percentage who received a TxCHSE certificate by August 31, 2021. It is calculated as follows:

number of students from the cohort who received a TxCHSE by August 31, 2021

number of students in the 2020 cohort*

- (3) *Continued High School*: The percentage of the 2020 cohort still enrolled as students in the fall of the 2021–22 school year. It is calculated as follows:

number of students from the cohort who were enrolled in the fall of the 2021–22 school year

number of students in the 2020 cohort*

- (4) *Dropped Out*: The percentage of the 2020 cohort who dropped out and did not return by the fall of the 2021–22 school year. It is calculated as follows:

number of students from the cohort who dropped out before fall of the 2021–22 school year

number of students in the 2020 cohort*

2021–22 Texas Academic Performance Report (TAPR) Glossary

- (5) *Graduates & TxCHSE*: The percentage of graduates and TxCHSE recipients in the 2020 cohort. It is calculated as follows:

number of students from the cohort who received a high school diploma by August 31, 2021
plus
number of students from the cohort who received a TxCHSE by August 31, 2021

number of students in the 2020 cohort*

- (6) *Graduates, TxCHSE & Continuers*: The percentage of graduates, TxCHSE recipients, and continuers in the 2020 cohort. It is calculated as follows:

number of students from the cohort who received a high school diploma by August 31, 2021
plus
number of students from the cohort who received a TxCHSE by August 31, 2021
plus
number of students from the cohort who were enrolled in the fall of the 2021–22 school year

number of students in the 2020 cohort*

6-year Extended Longitudinal Rate

- (1) *Graduated*: The percentage who received their high school diploma by August 31, 2021, for the 2019 cohort. It is calculated as follows:

number of students from the cohort who received a high school diploma by August 31, 2021

number of students in the 2019 cohort*

- (2) *Received TxCHSE*: For the 2019 cohort, the percentage who received a TxCHSE certificate by August 31, 2021. It is calculated as follows:

number of students from the cohort who received a TxCHSE by August 31, 2021

number of students in the 2019 cohort*

- (3) *Continued High School*: The percentage of the 2019 cohort still enrolled as students in the fall of the 2021–22 school year. It is calculated as follows:

number of students from the cohort who were enrolled in the fall of the 2021–22 school year

number of students in the 2019 cohort*

2021–22 Texas Academic Performance Report (TAPR) Glossary

- (4) *Dropped Out*: The percentage of the 2019 cohort who dropped out and did not return by the fall of the 2021–22 school year. It is calculated as follows:

$$\frac{\text{number of students from the cohort who dropped out before fall of the 2021–22 school year}}{\text{number of students in the 2019 cohort}^*}$$

- (5) *Graduates & TxCHSE*. The percentage of graduates and TxCHSE recipients in the 2019 cohort. It is calculated as follows:

$$\frac{\begin{aligned} &\text{number of students from the cohort who received a high school diploma by August 31, 2021} \\ &\text{plus} \\ &\text{number of students from the cohort who received a TxCHSE by August 31, 2021} \end{aligned}}{\text{number of students in the 2019 cohort}^*}$$

- (6) *Graduates, TxCHSE & Continuers*. The percentage of graduates, TxCHSE recipients, and continuers in the 2019 cohort. It is calculated as follows:

$$\frac{\begin{aligned} &\text{number of students from the cohort who received a high school diploma by August 31, 2021} \\ &\text{plus} \\ &\text{number of students from the cohort who received a TxCHSE by August 31, 2021} \\ &\text{plus} \\ &\text{number of students from the cohort who were enrolled in the fall of the 2021–22 school year} \end{aligned}}{\text{number of students in the 2019 cohort}^*}$$

- * The cohort in the denominator of the formulas shown above includes those students who graduated, continued in school, received a TxCHSE, or dropped out. It does not include data errors or leavers with the leaver reason codes 03, 16, 24, 60, 66, 78, 81, 82, 83, 85, 86, 87, 88, 89 or 90. See *Annual Dropout Rate* for a list of all the exclusions mandated by state statute for districts and campuses.

The graduation, continuation, TxCHSE recipient, and dropout rates sum to 100% (some totals may not equal exactly 100% due to rounding). Students served through special education who graduate with an individualized education program (IEP) are included as graduates.

Additional Information about Federal Graduation Rates

In addition to the detailed breakdown of the four-, five- and six-year longitudinal rates, the district and campus reports show federal graduation rates for the following:

2021–22 Texas Academic Performance Report (TAPR) Glossary

- (1) *4-Year Federal Graduation Rate*. Cohort of students who first attended ninth grade in 2017–18. They are followed through their expected graduation with the Class of 2021. It is calculated as follows:

number of students from the cohort who received a high school diploma by August 31, 2021

number of students in the 2021 cohort **

- (2) *5-Year Extended Federal Graduation Rate*. Cohort of students who first attended ninth grade in 2016–17. They are followed for five years to see if they graduated within a year after their expected graduation with the Class of 2020. It is calculated as follows:

number of students from the cohort who received a high school diploma by August 31, 2021

number of students in the 2020 cohort**

- (3) *6-Year Extended Federal Graduation Rate*. Cohort of students who first attended ninth grade in 2015–16. They are followed for six years to see if they graduated within two years after their expected graduation with the Class of 2019. It is calculated as follows:

number of students from the cohort who received a high school diploma by August 31, 2021

number of students in the 2019 cohort**

** The cohort in the denominator above includes those students who graduated, continued in school, received a TxCHSE, or dropped out. It does not include data errors or leavers with leaver reason codes 03, 16, 24, 60, 66, 78, 81, 82, 83, 85, 86, 87, or 90. Students with leaver codes 88 and 89 are included in the federal rates.

A student in a Texas Juvenile Justice Department facility or residential treatment facility served by a Texas public school district is excluded from district and campus graduation rates calculated for federal accountability purposes. Students served by special education who graduate with an individualized education program (IEP) are included as graduates.

For further information on these rates, see the report [Secondary School Completion and Dropouts in Texas Public Schools, 2020–21](#) (Data source: PEIMS 40203 and Texas Certificate of High School Equivalency Information File)

2021–22 Texas Academic Performance Report (TAPR) Glossary

Graduation Program: The percentage of students who graduated under one of the following programs:

RHSP/DAP Graduates (Longitudinal Rate) (Class of 2021) The percentage of graduates who, after four years, satisfied the course requirements for the Recommended High School Program or Distinguished Achievement Program.

number of graduates in the Class of 2021 who complete a 4-year RHSP or DAP

**number of graduates in the Class of 2021 with reported graduation plans
(excludes graduates with FHSP degree plans)**

FHSP-E Graduates (Longitudinal Rate) The percentage of graduates who, after four years, satisfied the course requirements for the Foundation High School Program with an endorsement.

number of graduates in the Class of 2021 who complete a 4-year FHSP-E

number of graduates in the Class of 2021 with reported FHSP graduation plans

FHSP-DLA Graduates (Longitudinal Rate) The percentage of graduates who, after four years, satisfied the course requirements for the Foundation High School Program at the distinguished level of achievement.

number of graduates in the Class of 2021 who complete a 4-year FHSP-DLA

number of graduates in the Class of 2021 with reported FHSP graduation plans

RHSP/DAP/FHSP-E/FHSP-DLA Graduates (Longitudinal Rate) The percentage of graduates who, after four years, satisfied the course requirements for the Recommended High School Program, Distinguished Achievement Program, or the Foundation High School Program with an endorsement or at the distinguished level of achievement.

**number of graduates in the Class of 2021 who complete a 4-year RHSP or DAP or
FHSP-E or FHSP-DLA**

number of graduates in the Class of 2021 with reported graduation plans

RHSP/DAP Graduates (Annual Rate) (2020-21) The percentage of graduates who satisfied the course requirements for the Recommended High School Program or Distinguished Achievement Program.

number of graduates in SY 2020-21 reported with graduation codes for RHSP or DAP

**number of graduates in SY 2020-21 with reported graduation plans (excludes graduates with
FHSP degree plans)**

2021–22 Texas Academic Performance Report (TAPR) Glossary

FHSP-E Graduates (Annual Rate) (2020–21) The percentage of graduates who satisfied the course requirements for the Foundation High School Program with an endorsement.

number of graduates in SY 2020–21 who earn an FHSP-E

number of graduates in SY 2020–21 with reported FHSP graduation plans

FHSP-DLA Graduates (Annual Rate) (2020–21) The percentage of graduates who satisfied the course requirements for the Foundation High School Program at the distinguished level of achievement.

number of graduates in SY 2020–21 who earn an FHSP-DLA

number of graduates in SY 2020–21 with reported FHSP graduation plans

RHSP/DAP/FHSP-E/FHSP-DLA Graduates (Annual Rate) (2020–21) The percentage of graduates who satisfied the course requirements for the Recommended High School Program, Distinguished Achievement Program, or at the Foundation High School Program with an endorsement or the distinguished level of achievement.

number of graduates in SY 2020–21 reported with graduation codes for RHSP or DAP or FHSP-E or FHSP-DLA

number of graduates in SY 2020–21 with reported graduation plans

RHSP graduates have graduation type codes of 19, 22, 25, 28, or 31; DAP graduates have graduation type codes of 20, 23, 26, 29, or 32; FHSP graduates are students with graduation type codes of 34, 35, 54, 55, 56, or 57. FHSP graduates with code type 35 are eligible for endorsements starting with the Class of 2021. See the [Texas Education Data Standards](#) for more information. *(Data source: PEIMS 40203)*

For additional information about graduation programs please see https://tea.texas.gov/Academics/Graduation_Information/State_Graduation_Requirements.

Graduation Profile (2021–22)

Annual Graduates: The count and percentage of students who graduate at some time during the school year. It includes summer graduates and is reported by districts in the fall of the following school year. It includes all students in grade 12 who graduated, as well as graduates from other grades. Students served by special education who graduate are included in the totals. Counts of students graduating under the following graduation types in 2020–21 are also shown:

- Minimum High School Program (MHSP)
- Recommended High School Program (RHSP)
- Distinguished Achievement Program (DAP)
- Foundation High School Program (FHSP)

(Data source: PEIMS 40203)

2021–22 Texas Academic Performance Report (TAPR) Glossary

Special Education: The population of students served by special education programs. *(Data source: PEIMS 41163)*

Economically Disadvantaged: The count and percentage of students eligible for free or reduced-price lunch or eligible for other public assistance. *(Data source: PEIMS 40100 and STAAR)*

number of students in the 2020–21 school year eligible for free or reduced-price lunch or other public assistance

total number of students

Limited English Proficient (LEP): The count and percentage of students whose primary language is other than English and who are in the process of acquiring English. The terms “Emergent Bilingual”, “English learner” and “Limited English Proficient” (LEP) are used interchangeably. *(Data source: PEIMS 40110)*

At-Risk: The count and percentage of students identified as being at risk of dropping out of school as defined by [TEC §29.081\(d\) and \(d-1\)](#). *(Data source: PEIMS 40100)*

number of students in the 2020–21 school year considered as at risk

total number of students

College, Career, or Military* Readiness (CCMR) (2021–22)

Annual graduates demonstrate college, career, or military readiness in any one of the following ways:

College Readiness

- 1) **Texas Success Initiative (TSI) Criteria:** A graduate meeting the TSI college readiness standards in both ELA/reading and mathematics; specifically, meeting the college-ready criteria on the TSIA1 and/or TSIA2 assessment, SAT, ACT, or by successfully completing and earning credit for a college prep course as defined in TEC §28.014, in both ELA and mathematics. The assessment results considered include TSIA1 and/or TSIA2 assessments through October 2021, SAT and ACT results through the July 2021 administration, and course completion data via TSDS PEIMS. *(Data source: PEIMS 43415, THECB, College Board, and ACT, Inc.)*
- 2) **Earn Dual Course Credits:** A graduate completing and earning credit for at least three credit hours in ELA or mathematics or at least nine credit hours in any subject. *(Data source: PEIMS 43415)*
- 3) **Meet Criteria on Advanced Placement (AP)/International Baccalaureate (IB) Examination:** A graduate meeting the criterion score on an AP or IB examination in any subject area. Criterion score is 3 or more for AP and 4 or more for IB. *(Data source: College Board or IB)*
- 4) **Earn an Associate Degree:** A graduate earning an associate degree by August 31 immediately following high school graduation. *(Data source: PEIMS 40100)*

2021–22 Texas Academic Performance Report (TAPR) Glossary

- 5) **Earn OnRamps Course Credits:** A graduate completing an OnRamps dual enrollment course and qualifying for at least three hours of university or college credit in any subject area. *(Data source: OnRamps program)*

Career/Military Readiness

- 6) **Earn an Industry-Based Certification:** A graduate earning an industry-based certification under 19 TAC §74.1003. *(Data source: PEIMS 40100)*
- 7) **Graduate with Completed IEP and Workforce Readiness:** A graduate receiving a graduation type code of 04, 05, 54, or 55 which indicates the student has completed his/her IEP and has either demonstrated self-employment with self-help skills to maintain employment or has demonstrated mastery of specific employability and self-help skills that do not require public school services. *(Data source: PEIMS 40203)*
- 8) **Graduates under an Advanced Degree Plan and Identified as a current Special Education Student:** A graduate who graduates under an advanced degree plan and is identified as a current special education student *(Data source: PEIMS 40203 and 40110)*
- 9) **Graduate with Level I or Level II Certificate:** A graduate earning a level I or level II certificate in any workforce education area. *(Data source: THECB)*
- 10) ***Enlist in the Armed Forces:** A graduate enlisting in the U.S. Army, Navy, Air Force, Coast Guard, or Marines. *(Data source: PEIMS 40203)*

**Due to discrepancies between annual enlistment counts for Texas military enlistees aged 17–19 released by the United States Department of Defense and PEIMS military enlistment data for 2017 and 2018 annual graduates, military enlistment data is excluded from accountability calculations until such data can be obtained directly from the United States Armed Forces. Enlistment data reported in PEIMS for 2020 and 2021 annual graduates is included for indicators displaying military readiness.*

2021–22 Texas Academic Performance Report (TAPR) Glossary

College, Career, or Military Ready Graduates

College, Career, or Military Ready (Student Achievement): The percentage of annual graduates who demonstrated college, career, or military readiness by meeting at least one of the nine criteria described in *College, Career, or Military Readiness*.

Only College Ready: The percentage of annual graduates who demonstrated only college readiness by meeting college ready criteria 1, 2, 3, 4, or 5 but did not meet any of the career and military ready criteria 6, 7, 8, or 9 described in *College, Career, or Military Readiness*.

Only Career/Military Ready: The percentage of annual graduates who demonstrated only career or military readiness by meeting career or military ready criteria 6, 7, 8, or 9 but did not meet any of the college ready criteria 1, 2, 3, 4, and 5 described in *College, Career, or Military Readiness*.

College Ready Graduates

College Ready: The percentage of annual graduates who demonstrated college readiness by meeting criteria 1, 2, 3, 4, or 5 described in *College, Career, or Military Readiness*. This percentage includes graduates who may have met career or military ready criteria 6, 7, 8, or 9. (Data source: PEIMS 43415, THECB, College Board, ACT, IB, and PEIMS 49010)

TSI Criteria Graduates: The percentage of annual graduates who met or exceeded the college-ready criteria on the Texas Success Initiative Assessment (TSIA1 and/or TSIA2), the SAT, ACT, or by successfully completing and earning credit for a college prep course as defined in TEC §28.014, in both ELA and mathematics. The criteria for each are as follows:

TSI Criteria						
<u>TSIA1 and/or TSIA2</u>		<u>SAT</u>		<u>ACT</u>		<u>College Prep Course</u>
>= ELAR criteria shown below	or	>=480 on the Evidence-Based Reading and Writing (EBRW)	or	>=19 on English and >= 23 Composite	or	Complete and earn credit for ELA college prep course
>= Mathematics criteria shown below	or	>=530 on Mathematics	or	>=19 on Mathematics and >=23 Composite	or	Complete and earn credit for mathematics college prep course

2021–22 Texas Academic Performance Report (TAPR) Glossary

Subject	Assessment Version	Score Requirements for CCMR				
English Language Arts and Reading (ELAR)	TSIA1	Score ≥ 351 on Reading				
	TSIA2	Score ≥ 945 on the ELAR College Readiness Classification (CRC)	AND		Score ≥ 5 on the essay	
		OR				
	Combination	Score < 945 on the ELAR CRC	AND	Score ≥ 5 on the diagnostic	AND	Score ≥ 5 on the essay
		OR				
	Combination	Score ≥ 945 on the ELAR CRC on the TSIA2	AND		Score ≥ 5 on the TSIA1 essay	
Score < 945 on the ELAR CRC on the TSIA2		AND	Score ≥ 5 on the diagnostic on the TSIA2	AND	Score ≥ 5 on the TSIA1 essay	
Mathematics	TSIA1	Score ≥ 350 on Mathematics				
	TSIA2	Score ≥ 950 on the Mathematics CRC				
		OR				
		Score < 950 on the Mathematics CRC	AND	Score = 6 on the diagnostic		

The percentages are calculated as follows:

English Language Arts.

number of 2020-21 annual graduates who met or exceeded the college-ready criteria on the TSIA1 and/or TSIA2, SAT, ACT, or by successfully completing and earning credit for a college prep course in ELA

number of 2020-21 annual graduates

Mathematics.

number of 2020-21 annual graduates who met or exceeded the college-ready criteria on the TSIA1 and/or TSIA2, SAT, ACT, or by successfully completing and earning credit for a college prep course in mathematics

number of 2020-21 annual graduates

Both Subjects.

number of 2020-21 annual graduates who met or exceeded the college-ready criteria on the TSIA1 and/or TSIA2, SAT, ACT, or by successfully completing and earning credit for a college prep course in both ELA and mathematics

number of 2020-21 annual graduates

2021–22 Texas Academic Performance Report (TAPR) Glossary

Any Subject.

number of 2020-21 annual graduates who met or exceeded the college-ready criteria on the TSIA1 and/or TSIA2, SAT, ACT, or by successfully completing and earning credit for a college prep course in ELA or mathematics

number of 2020-21 annual graduates

AP/IB Criteria Met in Any Subject: The percentage of annual graduates who earned a 3 or more on an AP examination or a 4 or more on an IB examination. *(Data source: College Board and IB)*

number of 2020-21 annual graduates who earned a 3 or more on an AP examination or a 4 or more on an IB examination

number of 2020-21 annual graduates

Associate Degree: The percentage of annual graduates who earned an associate degree by August 31 immediately following high school graduation.. *(Data source: PEIMS 40100)*

number of 2020-21 annual graduates who earned an associate degree by August 31 immediately following high school graduation.

number of 2020-21 annual graduates

Dual Course Credits: A graduate completing and earning credit for at least three credit hours in ELA or mathematics or at least nine credit hours in any subject. *(Data source: PEIMS 43415)*

number of 2020-21 annual graduates who completed and earned credit for nine or more hours of dual credit in any subject or three or more hours in ELA or mathematics

number of 2020-21 annual graduates

OnRamps Course Credits: The percentage of annual graduates who completed an OnRamps dual enrollment course and qualified for at least three hours of university or college credit in any subject area *(Data source: OnRamps program)*

number of 2020-21 annual graduates who completed an OnRamps course and qualified for three hours of college credit before graduation

number of 2020-21 annual graduates

Career/Military Ready Graduates

Career or Military Ready Graduates: The percentage of annual graduates who demonstrated career or military readiness by meeting criteria 6, 7, 8, or 9 described in *College, Career, or Military Readiness*. This percentage includes graduates who may have met college ready criteria 1, 2, 3, 4, or 5.

Approved Industry-Based Certification: The percentage of annual graduates who earned an approved industry-based certification. For additional information, see Chapter 2 of the [2022 Accountability Manual](#). *(Data source: PEIMS 48011)*

2021–22 Texas Academic Performance Report (TAPR) Glossary

number of 2020-21 annual graduates who earned an approved industry-based certification

number of 2020-21 annual graduates

Graduate with Level I or Level II Certificate: The percentage of annual graduates who earned a level I or level II certificate (*Data source: THECB*)

number of 2020-21 annual graduates who earned a level I or level II certificate

number of 2020-21 annual graduates

Graduate with Completed IEP and Workforce Readiness: The percentage of annual graduates who received a graduation type code of 04, 05, 54, or 55. For additional information, see Chapter 2 of the [2022 Accountability Manual](#). (*Data source: PEIMS 40203*)

number of 2020-21 annual graduates who received a graduation type code of 04, 05, 54, or 55

number of 2020-21 annual graduates

Graduate Under an Advanced Degree Plan and be Identified as a Current Special Education Student: The percentage of annual graduates under an advanced degree plan and identified as a current special education student (*Data source: PEIMS 40203 and 42401*)

number of 2020-21 annual graduates who graduated under an advanced degree plan and were identified as a current special education student

number of 2020-21 annual graduates

CCMR-related Indicators (2021–22)

TSIA Results (Graduates >= Criterion) (Annual Graduates): The percentage of annual graduates who met the TSI criteria on the TSIA1 and/or TSIA2 (*Data source: THECB and PEIMS 40203*)

English Language Arts.

number of 2020-21 annual graduates who met or exceeded the college-ready criteria on the TSIA1 and/or TSIA2 in ELA

number of 2020-21 annual graduates

Mathematics.

number of 2020-21 annual graduates who met or exceeded the college-ready criteria on the TSIA1 and/or TSIA2 in mathematics

number of 2020-21 annual graduates

Both Subjects.

number of 2020-21 annual graduates who met or exceeded the college-ready criteria on the TSIA1 and/or TSIA2 in both ELA and mathematics

number of 2020-21 annual graduates

2021–22 Texas Academic Performance Report (TAPR) Glossary

Completed and Received Credit for College Prep Courses (Annual Graduates): The percentage of annual graduates who completed and earned credit for a college prep course as defined in TEC §28.014 in either ELA or mathematics or both. *(Data source: PEIMS 43415)*
English Language Arts.

number of 2020-21 annual graduates who completed and earned credit for a college prep course as defined in TEC §28.014 in ELA

number of 2020-21 annual graduates

Mathematics.

number of 2020-21 annual graduates who completed and earned credit for a college prep course as defined in TEC §28.014 in mathematics

number of 2020-21 annual graduates

Both Subjects.

number of 2020-21 annual graduates who completed and earned credit for a college prep course as defined in TEC §28.014 in ELA and mathematics

number of 2020-21 annual graduates

AP/IB Results (Participation) (Grades 11–12): The percentage of students in grades 11 and 12 who took the College Board’s Advanced Placement (AP) examinations or the International Baccalaureate’s (IB) examinations. *(Data source: College Board and IB)*
All Subjects

number of students in grades 11 & 12 in the 2020-21 school year who took at least one AP or IB examination

total students enrolled in grades 11 & 12

English Language Arts

number of students in grades 11 & 12 in the 2020-21 school year who took at least one AP or IB examination in ELA

total students enrolled in grades 11 & 12

Mathematics

number of students in grade 11 & 12 in the 2020-21 school year who took at least one AP or IB examination in mathematics

total students enrolled in grades 11 & 12

Science

number of students in grade 11 & 12 in the 2020-21 school year who took at least one AP or IB examination in science

total students enrolled in grades 11 & 12

Social Studies

number of students in grade 11 & 12 in the 2020-21 school year who took at least one AP or IB examination in social studies

2021–22 Texas Academic Performance Report (TAPR) Glossary

total students enrolled in grades 11 & 12

(Data source: College Board, IB, and PEIMS 40110)

AP/IB Results (Examinees \geq Criterion) (Grades 11–12): The percentage of students with at least one AP or IB examination in grades 11 and 12 at or above the criterion score. High school students may take one or more of these examinations, ideally upon completion of AP or IB courses, and may receive advanced placement or credit, or both, upon entering college. Generally, colleges will award credit or advanced placement for scores of 3, 4, or 5 on AP examinations and scores of 4, 5, 6, or 7 on IB examinations. Requirements vary by college and by subject tested. (Data source: College Board and IB)

All Subjects

number of 11th and 12th graders in the 2020-21 school year with at least one AP or IB score at or above criterion

number of 11th and 12th graders with at least one AP or IB examination

English Language Arts

number of 11th and 12th graders in the 2020-21 school year with at least one AP or IB score at or above criterion in ELA

number of 11th and 12th graders with at least one AP or IB examination in ELA

Mathematics

number of 11th and 12th graders in the 2020-21 school year with at least one AP or IB score at or above criterion in mathematics

number of 11th and 12th graders with at least one AP or IB examination in mathematics

Science

number of 11th and 12th graders in the 2020-21 school year with at least one AP or IB score at or above criterion in science

number of 11th and 12th graders with at least one AP or IB examination in science

Social Studies

number of 11th and 12th graders in the 2020-21 school year with at least one AP or IB score at or above criterion in social studies

number of 11th and 12th graders with at least one AP or IB examination in social studies

(Data source: The College Board, The International Baccalaureate Organization, and PEIMS 40110)

AP/IB Results (11th & 12th Graders \geq Criterion): The percentage of students enrolled in grades 11 and 12 with at least one AP or IB score at or above the criterion score. This denominator includes students enrolled in grades 11 and 12 who did not take AP or IB examination. High school students may take one or more of these examinations, ideally upon completion of AP or IB courses, and may receive advanced placement or credit, or both, upon entering college. Generally, colleges will award credit or advanced placement for scores of 3, 4, or 5 on AP examinations and scores of 4, 5, 6, or 7 on IB examinations. Requirements vary by college and by subject tested. (Data source: College Board and IB)

2021–22 Texas Academic Performance Report (TAPR) Glossary

All Subjects

number of 11th and 12th graders in the 2020-21 school year with at least one AP or IB score at or above criterion

total students enrolled in 11th and 12th grades

SAT/ACT Results (Annual Graduates): Participation and performance of annual graduates from all Texas public schools on the College Board’s SAT and ACT, Inc.’s ACT assessment. ACT and SAT scores are based on each student’s highest section scores across all exams taken, and the SAT total and ACT composite scores are calculated using the highest section scores.

- (1) *Tested:* The percentage of graduates who took either college admissions assessment:

number of 2020-21 graduates who took either the SAT or the ACT

number of 2020-21 graduates reported

- (2) *At/Above Criterion for All Graduates:* The percentage of graduates who scored at or above the criterion score of 480 on the SAT evidence-based reading and writing or 19 on ACT English section and 23 composite and 530 on SAT mathematics or 19 on ACT Mathematics section and 23 on the ACT composite:

number of 2020-21 graduating examinees who scored at or above the criterion score on either the SAT or the ACT

number of 2020-21 graduates reported

Average SAT Score (Annual Graduates): Performance of annual graduates from all Texas public schools on the College Board’s SAT assessment. If a student takes the SAT more than once, the best result by subject area is selected, and the SAT total is calculated as the sum of the highest section scores.

- (1) *All Subjects:* The average score for the SAT evidence-based reading and writing and mathematics combined. The maximum score is 1600.

sum of SAT total scores (evidence-based reading and writing + mathematics) of all 2020-21 graduates who took the SAT

number of 2020-21 graduates who took the SAT

- (2) *English Language Arts and Writing:* The average score for the SAT evidence-based reading and writing. The maximum score is 800.

sum of SAT evidence-based reading and writing scores of all 2020-21 graduates who took the SAT

number of 2020-21 graduates who took the SAT

- (3) *Mathematics:* The average score for the SAT mathematics. The maximum score is 800.

sum of SAT mathematics scores of all 2020-21 graduates who took the SAT

number of 2020-21 graduates who took the SAT

(Data source: College Board and PEIMS 40203)

2021–22 Texas Academic Performance Report (TAPR) Glossary

Average ACT Score (Annual Graduates): Performance of annual graduates from all Texas public schools on the ACT Inc.'s ACT assessment. If a student takes the ACT more than once, the best result by subject area is selected, and the ACT composite scores is calculated as the average of the highest section scores.

(1) *All Subjects*: The average score for the ACT composite. The maximum score is 36.

$$\frac{\text{sum of ACT composite scores of all 2020-21 graduates who took the ACT}}{\text{number of 2020-21 graduates who took the ACT}}$$

(2) *English Language Arts*: The average score for the ACT English and reading combined. The maximum score is 36.

$$\frac{\text{sum of ACT English and reading combined scores of all 2020-21 graduates who took the ACT}}{\text{number of 2020-21 graduates who took the ACT}}$$

(3) *Mathematics*: The average score for the mathematics ACT. The maximum score is 36.

$$\frac{\text{sum of ACT mathematics scores of all 2020-21 graduates who took the ACT}}{\text{number of 2020-21 graduates who took the ACT}}$$

(4) *Science*: The average score for the science ACT. The maximum score is 36.

$$\frac{\text{sum of ACT science scores of all 2020-21 graduates who took the ACT}}{\text{number of 2020-21 graduates who took the ACT}}$$

Advanced/Dual-Credit Course Completion (Grades 9–12): The percentage of students who completed and received credit for at least one advanced or dual-credit course. Decisions about awarding high school credit for college courses are described in [Texas Administrative Code §74.25](#).

Appendix A lists all courses identified as advanced courses. Courses for which a student can earn dual credit are not listed because they vary from campus to campus.

Course completion information is reported by districts through the PEIMS after the close of the school year. For example, the values, expressed as percentages for grades 9–12, are calculated as follows:
(Data source: PEIMS 43415)

Any Subject

$$\frac{\text{number of students in grades 9–12 in 2020-21 who received credit for at least one advanced/dual-credit course}}{\text{number of students in grades 9–12 who received credit for at least one course in 2020-21}}$$

English Language Arts

2021–22 Texas Academic Performance Report (TAPR) Glossary

number of students in grades 9–12 in 2020-21 who received credit for at least one ELA advanced/dual-credit course

number of students in grades 9–12 who received credit for at least one ELA course in 2020-21

Mathematics

number of students in grades 9–12 in 2020-21 who received credit for at least one mathematics advanced/dual-credit course

number of students in grades 9–12 who received credit for at least one mathematics course in 2020-21

Science

number of students in grades 9–12 in 2020-21 who received credit for at least one science advanced/dual-credit course

number of students in grades 9–12 who received credit for at least one science course in 2020-21

Social Studies

number of students in grades 9–12 in 2020-21 who received credit for at least one social studies advanced/dual-credit course

number of students in grades 9–12 who received credit for at least one social studies course in 2020-21

(Data source: PEIMS 43415)

CTE Coherent Sequence (Annual Graduates): The percentage of annual graduates enrolled in a coherent sequence of career and technical education (CTE) courses as part of a four-year plan of study. (Data source: PEIMS 40100, 40203, and 42400)

number of in 2020-21 annual graduates who were enrolled in a CTE-coherent sequence of courses as part of a four-year plan of study to take two or more CTE courses for three or more credits

number of in 2020-21 annual graduates

Students who completed CTE coherent sequence courses are included when comparing 2019-20 results to 2020-21. (Data source: THECB)

Graduates Enrolled in Texas Institution of Higher Education (TX IHE): The percentage of students who enrolled and began instruction at an institution of higher education in Texas for the school year following high school graduation.

number of graduates during the 2019-20 school year who attended a public or independent college or university in Texas in the following academic year

number of graduates during the 2019-20 school year

2021–22 Texas Academic Performance Report (TAPR) Glossary

Students who enrolled in out-of-state colleges or universities or any non-public career school are not included. Students who attend public community colleges in Texas are included.

(Data source: THECB)

Additional reports showing students enrolled in Texas public colleges and universities are available on the Texas Higher Education Coordinating Board (THECB) site at <http://www.txhighereddata.org/generatelinks.cfm?Section=HS2Col>.

For more information on the data used in this indicator, contact the Texas Higher Education Coordinating Board at (512) 427-6153. *(Data source: THECB)*

Student Information (2021–22)

Please note, the Enrollment section of this report was added beginning with 2019–20. The definitions below describe the nuances between Membership and Enrollment. If comparing the data shown from this year’s report to reports prior to 2019–20, use the data displayed under Membership.

Enrollment: Students reported as enrolled as of the last Friday in October (October 29, 2021).

Membership: Membership differs from enrollment, as it does not include those students who are served for less than two hours per day. A student is in membership if he/she is enrolled and is either

- scheduled to attend at least two hours of instruction each school day or
- participating in an alternative attendance accounting program.

For example, the count of *Total Students* excludes students who attend a non-public school but receive some services, such as speech therapy—for less than two hours per day—from their local school district.

Total Students: The total number of public school students who were reported at any grade from early childhood education through grade 12. *(Data source: PEIMS 40110)*

Students by Grade: The count of students in each grade divided by the total number of students. *(Data source: PEIMS 40110)*

Ethnic Distribution: The number and percentage of students and staff who are identified as belonging to one of the following groups: African American, Hispanic, white, American Indian, Asian, Pacific Islander, and two or more races. *(Data source: PEIMS 40100, 30040, 30050, 30090)*

Male/Female: The number and percentage of students who are identified as male or female. *(Data source: PEIMS 40100)*

Economically Disadvantaged: The count and percentage of students eligible for free or reduced-price lunch or eligible for other public assistance.

$$\frac{\text{number of students eligible for free or reduced-price lunch or other public assistance}}{\text{total number of students}}$$

(Data source: PEIMS 40100 and TEA Student Assessment Division)

2021–22 Texas Academic Performance Report (TAPR) Glossary

Non-Educationally Disadvantaged: Those students not eligible to participate in free or reduced-price lunch or to receive any other public assistance. This is the complementary count and percentage to Economically Disadvantaged.

Section 504 Students: The count and percentage of students identified as receiving section 504 services. *(Data source: PEIMS 40110)*

Emergent bilingual students/English learner (EB/EL) : The count and percentage of students whose primary language is other than English and who are in the process of acquiring English. The terms “English Learner” (EL) and “Emergent Bilingual” (EB) are used interchangeably.

The percentage of EB/ELs is calculated by dividing the number of EB/ELs by the total number of students in the district or campus. Not all students identified as EB/ELs receive bilingual or English as a second language instruction. *(Data source: TELPAS file)*

Students with Disciplinary Placements: The count and percentage of students placed in alternative education programs under [Chapter 37 of the Texas Education Code](#) (Discipline; Law and Order). Districts report the disciplinary actions taken toward students who are removed from the classroom for at least one day. Although students can have multiple removals throughout the year, this measure counts students only once and includes only those whose removal results in a placement in a disciplinary alternative education program or juvenile justice alternative education program. It is calculated as follows:

number of students with one or more disciplinary placements

number of students who were in attendance at any time during the school year

For 2021–22, the following 19 disciplinary action codes are included as disciplinary placements: 02, 03, 04, 07, 08, 10, 12, 13, 14, 15, 51, 52, 53, 54, 55, 57, 59, 60, and 61. *(Data source: PEIMS 44425)*

Students with Dyslexia: The count and percentage of students identified with Dyslexia. *(Data source: PEIMS 40100)*

Foster Care: The count and percentage of students identified as in the conservatorship of the Department of Family and Protective Services (DFPS). *(Data source: PEIMS 40100)*

Homeless: The count and percentage of students meeting the criteria defined by 42 U.S.C. Section 11434(a), the term “homeless children and youths” —

(A) individuals who lack a fixed, regular, and adequate nighttime residence [within the meaning of section 11302(a)(1)]; and

(B) includes —

(i) children and youths who are sharing the housing of other persons due to loss of housing, economic hardship, or a similar reason; are living in motels, hotels, trailer parks, or camping grounds due to the lack of alternative adequate accommodations; are living in emergency or transitional shelters;

2021–22 Texas Academic Performance Report (TAPR) Glossary

(ii) children and youths who have a primary nighttime residence that is a public or private place not designed for or ordinarily used as a regular sleeping accommodation for human beings [within the meaning of section 11302(a)(2) (C)];

(iii) children and youths who are living in cars, parks, public spaces, abandoned buildings, substandard housing, bus or train stations, or similar settings; and

(iv) migratory children (as such term is defined in section 6399 of title 20) who qualify as homeless for the purposes of this subtitle because the children are living in circumstances described in clauses (i) through (iii).

(Data source: PEIMS 40100)

Immigrant: The count and percentage of students identified under the definition found under Title III of the No Child Left Behind Act of 2001 (NCLB), where the term ‘immigrant children and youth’ is defined as, “individuals who are aged 3 through 21; were not born in any state; and have not been attending one or more schools in any one or more states for more than 3 full academic years.” The term ‘State’ means each of the 50 States, the District of Columbia, and the Commonwealth of Puerto Rico.

(Data source: PEIMS 40100)

Migrant: The count and percentage of students that meet the following criteria: Student is (ages 3-21), or the student's parent, spouse, or guardian is a migratory agricultural worker, including a migratory dairy worker, or a migratory fisher, and who, in the preceding 36 months, in order to obtain, or accompany such parent, spouse, or guardian in order to obtain, temporary or seasonal employment in agricultural or fishing work: 1) has moved from one school district to another; or 2) resides in a school district of more than 15,000 square miles, and migrates a distance of 20 miles or more to a temporary residence to engage in a fishing activity. *(Data source: PEIMS 40100)*

Title I: The count and percentage of students participating in a program authorized under Elementary and Secondary Education Act (ESEA), Title I, Part A of the Improving America's Schools Act. *(Data source: PEIMS 41461)*

Military Connected: The count and percentage of students who are dependents of an active duty or former member of the United States military, the Texas National Guard, or a reserve force of the United States military, or who are dependents of a member of the United States military, the Texas National Guard, or a reserve force of the United States military who was killed in the line of duty. *(Data source: PEIMS 40100)*

At-Risk: The count and percentage of students identified as being at risk of dropping out of school as defined by [TEC §29.081\(d\) and \(d-1\)](#).

number of students in the 2021–22 school year considered as at risk

total number of students

(Data source: PEIMS 40110)

Student by Instructional Program: The count and percentage of students served in programs and/or courses for bilingual/ESL education, gifted and talented education, or special education. The

2021–22 Texas Academic Performance Report (TAPR) Glossary

percentages do not total to 100 because students may participate in more than one of these programs.
(Data source: PEIMS 40110, 41163 and 41169)

Students with Disabilities by Type of Primary Disability: The count of students disaggregated by primary disability. The TAPR and Texas Performance Reporting System (TPRS) uses five categories of primary disability: Students with Intellectual Disabilities, Students with Physical Disabilities, Students with Autism, Students with Behavioral Disabilities, and Students with Non-Categorical Early Childhood. Additional information is provided below.

Students with Intellectual Disabilities (PEIMS disability codes 06, 08, 12, 13)

- 06—Intellectual Disability (ID)
- 08—Learning Disability (LD)
- 12—Developmental Delay (DD)
- 13—Traumatic Brain Injury (TBI)

Students with Physical Disabilities (PEIMS disability codes 01, 03, 04, 05, 09)

- 01—Orthopedic Impairment (OI)
- 03—Auditory Impairment (AI)
- 04—Visual Impairment (VI)
- 05—Deaf-Blind (DB)
- 09—Speech Impairment

Students with Autism (PEIMS disability code 10)

- 10—Autism (AU)

Students with Behavioral Disabilities (PEIMS disability codes 02 and 07)

- 02—Other Health Impairment (OHI)
- 07—Emotional Disturbance (ED)

Students with Noncategorical Early Childhood (PEIMS disability code 14)

- 14—Noncategorical Early Childhood (NCES)

(Data source: PEIMS 41163)

Mobility: The count and percentage of students who have been in membership for less than 83 percent of the school year (i.e., missed six or more weeks).

number of mobile students in 2020–21

**number of students who were in membership at any time during the
2020–21 school year**

2021–22 Texas Academic Performance Report (TAPR) Glossary

This rate is calculated at the state, region, district, and campus level and is disaggregated by race/ethnicity, economically disadvantaged status, special education status, and emergent bilingual students/English learner status. The mobility rates shown are based on the count of mobile students identified at the campus level. The district mobility rate reflects school-to-school mobility within the same district or from outside the district. The region mobility rate reflects school-to-school mobility within the same region or from outside the region. (Data source: PEIMS 42400)

Attrition Rates: The percentage of students enrolled in fall 2020–21 who did not return to the same campus in the fall of 2021–22. This calculation is adjusted to account for the grade levels available to students at each campus as well as additional factors. For instance, students were excluded from the calculation if they were enrolled at the highest grade offered at the campus, were not considered to be in membership for the purposes of calculating average daily attendance for funding purposes or were at a campus in 2020–21 that was no longer active in 2021–22. Students who were retained in grade, including those in grade 12, remained in the calculation. Attrition Rate is calculated as follows:

$$\frac{\text{number of students enrolled in fall 2020} - \text{number of students who returned in fall 2021}}{\text{number of students enrolled in fall 2020}}$$

Retention Rates by Grade: The percentage of students in Texas public schools who enrolled in fall 2021 in the same grade in which they were reported for the last six-week period of the prior school year (2020–21).

$$\frac{\text{the number of students enrolled in the same grade from one school year to the next}}{\text{the number of students enrolled from one school year who return the next year or who graduate}}$$

Special education retention rates are calculated and reported separately because local retention practices differ for students served by special education.

The TAPR and TPRS show retention rates only for grades K–9. Retention rates for all grades can be found in [Grade-Level Retention in Texas Public Schools, 2020–21](#), available from TEA. (Data source: PEIMS 40110)

Data Quality (not on campus profile): The percentage of errors made by the district in the PEIMS Student Leaver Data.

Percent of Underreported Students. Underreported students are 7th–12th graders who were enrolled at any time during the prior year, who are not accounted for through district records or TEA processing in the current year, and for whom the district did not submit a leaver record. A district is required to submit a leaver record for any student served in grades 7–12 the previous year unless the student received a Texas high school equivalency certificate (TxCHSE) certificate by August 31, is a previous Texas public school graduate, moved to and enrolled in another Texas public school district, or returned to the district by the end of the school start window. (For 2020–21 the end of the school-start window was September 25, 2021)

2021–22 Texas Academic Performance Report (TAPR) Glossary

number of underreported students

number of students in grades 7–12 who were served in the district in the 2020–21 school year

(Data source: Texas High School Equivalency Certificate Information File; PEIMS 40100, 40110, 42400, and 42500)

Class Size Averages by Grade and Subject: The average class size by grade (elementary) or selected subjects (secondary classes).

For secondary classes, averages are determined by totaling the number of students served (in a subject at the campus) and dividing that sum by the count of classes for that subject.

For elementary classes, the average is determined based on the instructional model. If an elementary teacher teaches all subjects to the same group of fourth graders all day, the class size average is simply the number of fourth grade students served by that teacher. If an elementary teacher teaches a single subject to five different sections of fourth graders each day, however, the average is calculated the same way as for secondary subjects. For example, one fourth grade science teacher teaches five science classes each day with 18, 20, 19, 21, and 22 students in each class. The total of 100 students divided by the five classes produces an average class size of 20 students for that teacher.

The following rules apply to the average class sizes:

- Classes identified as serving regular, compensatory/remedial, gifted and talented, career and technical, and honors students are included in the calculation.
- English language arts (ELA), mathematics, science, social studies, languages other than English, computer science, and career and technical education are included in the calculation, as are self-contained classrooms.
- Classes where the number of students served is reported as zero are not included.
- Service codes with the “SR” prefix are not included.
- Teacher roles coded as “teacher” and/or “substitute teacher” are included.
- Only class settings coded as “regular class” are included.
- Missing partial FTE counts are not included.
- Elementary classes in which the number of students exceeds 100 are not included.
- Mixed grade-level class averages are not included.

(Data source: PEIMS 30090)

Staff Information (2021–22)

Total Staff: The total count of staff which includes professional staff (teachers, professional support, administrators), educational aides, and (on the district profile) auxiliary staff. *(Data source: PEIMS 30040, 30050, and 30090)*

2021–22 Texas Academic Performance Report

(TAPR) Glossary

Professional Staff: The full-time equivalent (FTE) count of teachers, professional support staff, campus administrators, and on the district profile, central office administrators. Staff are grouped according to roles as reported in PEIMS. Each type of professional staff is shown as a percentage of the total staff FTE. See Appendix B for all PEIMS Role IDs. *(Data source: PEIMS 30040, 30050, and 30090)*

Educational Aides: The count and percentage of paraprofessional staff who are reported with a role of 033 (Educational Aide) or 036 (Certified Interpreter). The FTE counts of educational aides are expressed as a percentage of the total staff FTEs. See Appendix B for all PEIMS Role IDs. *(Data source: PEIMS 30090)*

Auxiliary Staff (not on campus profile): The count of full-time equivalent (FTE) staff reported in PEIMS employment and payroll records who are not reported in the PEIMS 30090 Staff – Responsibilities record. The auxiliary staff (and educational aide who performs routine classroom tasks under the general supervision of a certified teacher or teaching team) are expressed as a percentage of total staff. For auxiliary staff, the FTE is the value of the percentage of day worked. *(Data source: PEIMS 30060 and 30090)*

Librarians and Counselors (Headcount): The headcount of librarians and counselors is based on full-time equivalent (FTE) for full-time and part-time headcounts. Librarians and counselors are considered part-time when the FTE count is less than or equal to .85 (For example, if an FTE count is less than or equal to .85, the part-time headcount is equal to 1).

Librarians and counselors are headcounts, not sums of FTEs. The district headcount is not a sum of the campus headcount. For example, a counselor spends 50 percent of their time at the elementary (0.50 FTE) and 50 percent of their time at the high school (0.50 FTE). On each of the campus reports, this counselor will be reflected as 1.0 part-time counselor. On the district report, the counselor will be reflected as 1.0 full-time counselor since the FTE count is greater than .85 (0.50 FTE plus 0.50 FTE=1.0 FTE). See Appendix B for PEIMS Role IDs (Professional Support Staff). *(Data source: PEIMS 30040, 30050, and 30090)*

Total Minority Staff: The total count of minority staff is the sum of the FTE counts for all non-white staff groups (African American, Hispanic, American Indian, Asian, Pacific Islander, and Two or More Races). The minority staff FTE count is expressed as a percentage of the total staff FTE. *(Data source: PEIMS 30040, 30050, and 30090)*

Teachers by Ethnicity and Sex: The counts of teacher FTEs by ethnic group and by sex. Counts are also expressed as a percentage of the total teacher FTEs. *(Data source: PEIMS 30040, 30050, and 30090)*

Teachers by Highest Degree Held: The distribution of degrees held by teachers. The FTE counts of teachers with no degree, a bachelor's degree, a master's degree, or a doctorate are expressed as a percentage of the total teacher FTEs. *(Data source: PEIMS 30040, 30050, and 30090)*

Teachers by Years of Experience: The FTE count of teachers by total years of experience for the individual, not necessarily years of experience in the district or campus. Teacher counts within each range of experience are expressed as a percentage of total teacher FTEs. Teachers are reported with zero years of experience (first year teachers), 1–5 years, 6–10 years, 11–20 years, 21–30 years, and over 30 years. *(Data source: PEIMS 30040, 30050, and 30090)*

2021–22 Texas Academic Performance Report (TAPR) Glossary

Number of Students per Teacher: The total number of students divided by the total teacher FTE count. *(Data source: PEIMS 30040, 30050, and 30090)*

Experience of Campus Leadership: The average years of experience for principals and assistant principals.

Average Years as Principal: The number of completed years of experience as a principal, regardless of district or interruption in service. These amounts are added together and divided by the number of all principals reported for the campus.

Average Years as Principal with District: The number of years a principal is employed in the district regardless of any interruption in service. The amounts are added together and divided by the number of principals reported for the district.

Average Years as Assistant Principal: The number of completed years of experience as assistant principal, regardless of district or interruption of service. The amounts are added together and divided by the number of assistant principals reported for the campus.

Average Years as Assistant Principal with District: The number of years employed as assistant principal in the district regardless of any interruption in service. These amounts are added together and divided by the number of assistant principals reported for the district.

(Data source: PEIMS 30050)

Average Years Experience of Teachers: The average number of completed years of professional experience, regardless of district. Weighted averages are calculated by multiplying each teacher's FTE coefficient (1 for a full-time teacher, .75 for a three-quarter-time teacher, and .5 for a half-time teacher, for example) by his or her years of experience. These amounts are added together and divided by the sum of all teachers' FTE coefficients. *(Data source: PEIMS 30040, 30050, and 30090)*

Average Years Experience of Teachers with District: The average number of years employed in the district regardless of any interruption in service. Weighted averages are calculated by multiplying each teacher's FTE coefficient by his or her years of experience in the district. These amounts are added together and divided by the sum of all teacher's coefficients. *(Data source: PEIMS 30050)*

Average Teacher Salary by Years of Experience (regular duties only): Total pay for all teachers in each category divided by the total teacher FTE count in that category. For the purpose of this calculation, the total actual salary amount is pay for regular duties only and does not include supplemental pay. For teachers who also have non-teaching roles, only the portion of time and pay dedicated to classroom responsibilities is factored into the average teacher salary calculation. Teachers are reported with zero years of experience (first year teacher), 1–5 years, 6–10 years, 11–20 years, 21–30 years, and over 30 years. *(Data source: PEIMS 30060)*

Average Actual Salaries (regular duties only): For each category, the total salary for that category divided by the total FTE count for that category. Only payment for regular duties is included in the total salary; supplemental payments for extra duties (e.g., coaching, band and orchestra assignments, club sponsorships) are not included. See Appendix B for lists of the PEIMS role IDs included in each category.

Teachers. Teachers, special duty teachers, and substitute teachers. Substitute teachers are either temporarily hired to replace a teacher or hired permanently on an as-needed basis. The District

2021–22 Texas Academic Performance Report (TAPR) Glossary

Teacher Salary Report and Graph also uses this definition in creating counts for various salary ranges.

Professional Support. Therapists, nurses, librarians, counselors, and other campus professional personnel.

Campus Administration (School Leadership). Principals, assistant principals, and other administrators reported with a specific school ID.

Central Administration (not on campus profile). Superintendents, presidents, chief executive officers, chief administrative officers, business managers, athletic directors, and other administrators reported with a central office ID and not a specific school ID.

Instructional Staff Percent (*district profile only*): The percentage of the district's FTEs whose job function was to provide classroom instruction directly to students during the 2020–21 school year. The instructional staff percent is a district-level measure and is calculated as follows:

$$\frac{\text{total number of hours for district staff who were reported under expenditure object codes 6112, 6119, and 6129, and function codes 11, 12, 13, and 31}}{\text{total number of hours worked by all district employees}}$$

Contact the Division of Financial Compliance at (512) 463-9095 for further details about this measure. (*Data source: PEIMS 30040, 30050, and 30090*)

Turnover Rate for Teachers (*not on campus profile*): The percentage of teachers from the fall of 2020–21 who were not employed in the district in the fall of 2021–22. It is calculated as the total FTE count of teachers from the fall of 2020–21 who were not employed in the district in the fall of 2021–22, divided by the total teacher FTE count for the fall of 2020–21. Staff who remained employed in the district but not as teachers also count toward teacher turnover. (*Data source: PEIMS 30040 and 30090*)

Staff Exclusions (*not on campus profile*): The counts of individuals who serve public school students but are not included in the FTE totals for any of the other employee statistics. There are two types of these entries: individuals participating in a shared services arrangement and individuals on contract with the district to provide instructional services.

Shared Services Arrangement (SSA) Staff are staff who work in schools located in districts other than their employing district or whose assigned organization (in PEIMS) shows a code of 751, indicating that they are employed by the fiscal agent of an SSA. Only the portion of a person's total FTE amount associated with the school in another district (or with the 751 organization code) is counted as SSA. SSA staff are grouped into three categories: Professional Staff (which includes teachers, administrators, and professional support); Educational Aides; and Auxiliary Staff. Note that SSA Auxiliary Staff are identified by the type of fund from which they are paid.

Contracted Instructional Staff (District and Campus Profiles) refers to counts of instructors for whom the district has entered into a contractual agreement with some outside organization. Through the contract, the outside organization has committed to supplying instructional staff for the district. They are never employees of the reporting school district. (*Data source: PEIMS 30055 and 30060*)

2021–22 Texas Academic Performance Report

(TAPR) Glossary

Contracted Instructional Staff: The count of individuals who are not regular classroom teachers who have signed a contract with a district, nor are they shared services arrangement employees. Rather, these are instructors for whom the district has entered into a contractual agreement with an outside organization. Through the contract, the outside organization has committed to supplying instructional staff for the district. They include, but are not limited to, speech therapists, occupational therapists, and any other professional contracted staff working in a classroom on a dedicated basis. *(Data source: PEIMS 30055)*

Teachers by Program (*population served*): The FTE count of teachers categorized by the type of student populations served: regular, special, compensatory, bilingual/ESL, gifted and talented education students, and other populations. Teacher FTE values are allocated across population types for teachers who serve multiple population types. Percentages are expressed as a percentage of total teacher FTEs. *(Data source: PEIMS 30040, 30050, and 30090)*

2021–22 Texas Academic Performance Report (TAPR) Glossary

Appendix A Advanced Academic Courses

- All courses shown were for the 2019–20 school year.
- An “A” prefix indicates a College Board Advanced Placement course.
- An “I” prefix indicates an International Baccalaureate course.
- Dual credit courses are not specifically shown on this list.

English Language Arts

I3220500	IB LNG A: LANG & LIT STD LEVEL
I3220600	IB LNG A: LANG & LIT HIGH LEVEL
I3220700	IB LNG A: LITERATURE STD LEVEL
I3220800	IB LNG A: LITERATURE HIGH LEVEL
I3220900	IB LITERATURE & PERF STD LEVEL
I3366020	IB PHILOSOPHY HIGHER LEVEL
03221100	RESEARCH/TECHNICAL WRITING
03221200	CREATIVE WRITING
03221500	LITERARY GENRES (LIT GENR)
03221600	HUMANITIES (FIRST TIME TAKEN)
03221800	INDEP STUDY/ENGLISH (1ST TIME)
03231000	INDEP STUDY/JOURNALISM (1ST)
03231902	ADV BROADCAST JOURNALISM III
03240400	ORAL INTERPRETATION III
03240800	DEBATE III (DEBATE 3)
03241100	PUBLIC SPEAKING III (PUBSPKG3)
03241200	INDEP STUDY/SPEECH (1ST TIME)
A3220100	AP ENGLISH LANGUAGE AND COMP
A3220200	AP ENGLISH LITERATURE AND COMP

Mathematics

A3580110	AP COMPUTER SCIENCE A - MATH
A3580120	AP COMPUTER SCIENCE A - LOTE
I3580310	IB COMP SCI A - HIGHR LVL MATH
I3580320	IB COMP SCI A - HIGHR LVL LOTE
03101100	PRECALCULUS (PRE CALC)
03102500	INDEP STUDY IN MATH (1ST TIME)
03102501	INDEP STUDY IN MATH (2ND TIME)
03580370	DISCRETE MATH FOR COMP SCIENCE
03580395	ROBOTICS PROGRAMMING & DESIGN

2021–22 Texas Academic Performance Report (TAPR) Glossary

12701410	APPLIED MATH FOR TECH PROFNALS
13001000	MATH APPL IN AG/FOOD/& NAT RES
13016700	ACCOUNTING II
13016900	STAT & BUSINESS DECISION MAKING
13018000	FINANCIAL MATHEMATICS
13020970	MATH FOR MEDICAL PROFESSIONALS
13032950	MANU ENGINEERING TECHNOLOGY II
13036700	ENGINEERING MATHEMATICS
13037050	ROBOTICS II
13037600	DIGITAL ELECTRONICS
A3100101	AP CALCULUS AB
A3100102	AP CALCULUS BC
A3100200	AP STATISTICS (APSTATS)
I3100100	IB MATHEMATICAL STUDIES STAN.
I3100200	IB MATHEMATICS STANDARD LEVEL
I3100300	IB MATHEMATICS HIGHER LEVEL
I3100400	IB FURTHER MTHEMATICS HIGH LVL
I3100500	IB MATH ANALYS & APRCH STD LVL
I3100600	IB MATH ANALYS & APRCH HGH LVL
I3100700	IB MATH APS & INTERPT STD LVL
I3100800	IB MATH APPS & INTERPT HGH LVL

Technology Applications

03580200	COMPUTER SCIENCE I
03580300	COMPUTER SCIENCE II (TACS2)
A3580300	AP COMPUTER SCIENCE PRINCIPLES
I3580200	IB COMPUTER SCIENCE STD LEVEL
I3580400	IB INFO TECH-GLOBL SOC STD LVL
I3580500	IB INFO TECH-GLOBL SOC HIGH LVL

Fine Arts

03150400	MUSIC IV, BAND IV
03150800	MUSIC IV, ORCHESTRA IV
03151200	MUSIC IV, CHOIR IV
03151600	MUSIC IV, JAZZ ENSEMBLE IV
03152000	MUSIC IV, INSTRUMENTL ENSEM IV
03152400	MUSIC IV, VOCAL ENSEMBLE IV
03250400	THEATRE IV, THEATRE ARTS IV
03251000	THEATRE IV, THEATRE PROD IV
03251200	TECHNICAL THEATRE IV (TH4TECH)
03502300	ART IV, DRAWING III
03502400	ART IV, PAINTING III
03502500	ART IV, PRINTMAKING III
03502600	ART IV, FIBERS III

2021–22 Texas Academic Performance Report (TAPR) Glossary

03502700	ART IV, CERAMICS III
03502800	ART IV, SCULPTURE III
03502900	ART IV, JEWELRY III
03503100	ART IV, PHOTOGRAPHY III
03830400	DANCE IV, PRINCIPLES OF DANCE IV
A3150200	AP MUSIC THEORY
A3500100	AP ART HISTORY
A3500300	AP STUDIO ART: DRAWING PORTFOLIO
A3500400	AP STUDIO ART: 2-DIM DSGN PORTF
A3500500	AP STUDIO ART: 3-DIM DSGN PORTF
I3250200	MUSIC STUDIES, IB MUSIC SL
I3250300	MUSIC STUDIES, IB MUSIC HL
I3600100	ART, IB VISUAL ARTS HL
I3600200	ART, IB VISUAL ARTS SL
I3750200	THEATRE, IB THEATRE SL
I3750300	THEATRE, IB THEATRE HL
I3830100	DANCE, LEVEL III, IB DANCE I
I3830200	DANCE, LEVEL IV, IB DANCE II
I3830300	IB FILM STANDARD LEVEL
I3830400	IB FILM HIGHER LEVEL

Science

I3060001	IB SPORTS EXERCISE & HEALTH SCI ST LVL
I3060002	IB SPORTS EXERCISE & HEALTH SCI HGH LV
13000700	ADVANCED ANIMAL SCIENCE
13002100	ADV PLANT & SOIL SCIENCE
13020600	ANATOMY & PHYSIOLOGY
13020700	MEDICAL MICROBIOLOGY
13020800	PATHOPHYSIOLOGY
13023000	FOOD SCIENCE
13029500	FORENSIC SCIENCE
13036400	BIOTECHNOLOGY I
13036450	BIOTECHNOLOGY II
13037100	PRINCIPLES OF TECHNOLOGY
13037200	SCIENTIFIC RESEARCH & DESIGN
13037210	SCIENTIFIC RESEARCH & DESIGN II
13037220	SCIENTIFIC RESEARCH & DESIGN III
13037300	ENG DESIGN & PROBLEM SOLVING
13037500	ENGINEERING SCIENCE
A3010200	AP BIOLOGY
A3020000	AP ENVIRONMENTAL SCIENCE
A3040000	AP CHEMISTRY
A3050003	AP PHYSICS 1: ALGEBRA BASED

2021–22 Texas Academic Performance Report (TAPR) Glossary

A3050004	AP PHYSICS 2: ALGEBRA BASED
A3050005	AP PHYSICS C: ELECTR&MAGNETISM
A3050006	AP PHYSICS C: MECHANICS
I3010201	IB BIOLOGY STANDARD LEVEL
I3010202	IB BIOLOGY HIGHER LEVEL
I3020000	IB ENVIRN SYS & SOC STND LEVEL
I3030001	IB DESIGN TECHNOLOGY STD LEVEL
I3030002	IB DESIGN TECHNOLOGY HIGHR LVL
I3040002	IB CHEMISTRY STANDARD LEVEL
I3040003	IB CHEMISTRY HIGHER LEVEL
I3050002	IB PHYSICS STANDARD LEVEL
I3050003	IB PHYSICS HIGHER LEVEL

Social Studies/History

A3220300	AP INTERNATIONAL ENGL LANGUAGE
I3302300	IB SOC & CULTRL ANTHRO STD LVL
I3302400	IB SOC & CULTRL ANTHRO HGH LVL
I3302500	IB GLOBAL POLITICS STAND LEVEL
I3302600	IB GLOBAL POLITICS HIGHER LVL
N1290325	IB BUSINESS & MGT STANDARD LVL
N1290326	IB BUSINESS & MGT HIGHER LEVEL
03310301	ECONOMICS ADV STUDIES (1ST)
03380001	SOCIAL STD ADV STDYS (1ST TME)
A3310100	AP MICROECONOMICS
A3310200	AP MACROECONOMICS
A3330100	AP U.S. GOVERNMENT & POLITICS
A3330200	AP COMPARATIVE GOVT & POLITICS
A3340100	AP UNITED STATES HISTORY
A3340200	AP EUROPEAN HISTORY
A3350100	AP PSYCHOLOGY
A3360100	AP HUMAN GEOGRAPHY (WRLD GEOG)
A3360200	AP HUMAN GEOGRAPHY (ELECTIVE)
A3370100	AP WORLD HISTORY
I3301100	IB HISTORY STANDARD LEVEL
I3301200	IB HIST AFRICA&MIDEAST HGHR LV
I3301300	IB HIST OF AMERICAS HIGHER LVL
I3301400	IB HIST ASIA&OCEANIA HIGHR LVL
I3301500	IB HIST OF EUROPE HIGHER LEVEL
I3302100	IB GEOGRAPHY STANDARD LEVEL
I3302200	IB GEOGRAPHY HIGHER LEVEL
I3303100	IB ECONOMICS STANDARD LEVEL
I3303200	IB ECONOMICS HIGHER LEVEL
I3304100	IB PSYCHOLOGY STANDARD LEVEL

2021–22 Texas Academic Performance Report (TAPR) Glossary

I3304200	IB PSYCHOLOGY HIGHER LEVEL
I3366010	IB PHILOSOPHY STANDARD LEVEL

Foreign Language

I3110300	IB LANGUAGE AB INITIO STD LEVEL
03110400	LANG O/T ENGLISH IV - ARABIC
03110500	LANG O/T ENGLISH V - ARABIC
03110600	LANG O/T ENGLISH VI - ARABIC
03110700	LANG O/T ENGLISH VII-ARABIC
03110910	SEM LOT, ADV 1ST TIME, ARABIC
03110920	SEM LOT, ADV 2ND TIME, ARABIC
03110930	SEM LOT, ADV 3RD TIME, ARABIC
03120400	LANG O/T ENGLISH IV - JAPANESE
03120500	LANG O/T ENGLISH V-JAPANESE
03120600	LANG O/T ENGLISH VI - JAPANESE
03120700	LANG O/T ENGLISH VII-JAPANESE
03120910	SEM LOT, ADV 1ST TME, JAPANESE
03120920	SEM LOT, ADV 2ND TME, JAPANESE
03120930	SEM LOT, ADV 3RD TME, JAPANESE
03400400	LANG O/T ENGLISH IV - ITALIAN
03400500	LANG O/T ENGLISH V - ITALIAN
03400600	LANG O/T ENGLISH VI - ITALIAN
03400700	LANG O/T ENGLISH VII-ITALIAN
03400910	SEM LOT, ADV 1ST TIME, ITALIAN
03400920	SEM LOT, ADV 2ND TIME, ITALIAN
03400930	SEM LOT, ADV 3RD TIME, ITALIAN
03410400	LANG O/T ENGLISH IV - FRENCH
03410500	LANG O/T ENGLISH V - FRENCH
03410600	LANG O/T ENGLISH VI - FRENCH
03410700	LANG O/T ENGLISH VII - FRENCH
03410910	SEM LOT, ADV 1ST TIME, FRENCH
03410920	SEM LOT, ADV 2ND TIME, FRENCH
03410930	SEM LOT, ADV 3RD TIME, FRENCH
03420400	LANG O/T ENGLISH IV - GERMAN
03420500	LANG O/T ENGLISH V - GERMAN
03420600	LANG O/T ENGLISH VI - GERMAN
03420700	LANG O/T ENGLISH VII - GERMAN
03420910	SEM LOT, ADV 1ST TIME, GERMAN
03420920	SEM LOT, ADV 2ND TIME, GERMAN
03420930	SEM LOT, ADV 3RD TIME, GERMAN
03430400	LOTE CLASSIC LNG, LVL IV LATIN
03430500	LOTE CLASSIC LNG, LVL V LATIN
03430600	LOTE CLASSIC LNG, LVL VI LATIN
03430700	LOTE CLASSIC LNG LVL VII LATIN
03440400	LANG O/T ENGLISH IV - SPANISH

2021–22 Texas Academic Performance Report (TAPR) Glossary

03440440	SPANISH FOR SPAN SPEAKERS LVL4
03440500	LANG O/T ENGLISH V - SPANISH
03440600	LANG O/T ENGLISH VI - SPANISH
03440700	LANG O/T ENGLISH VII - SPANISH
03440910	SEM LOT, ADV 1ST TIME, SPANISH
03440920	SEM LOT, ADV 2ND TIME, SPANISH
03440930	SEM LOT, ADV 3RD TIME, SPANISH
03450400	LANG O/T ENGLISH IV - RUSSIAN
03450500	LANG O/T ENGLISH V - RUSSIAN
03450600	LANG O/T ENGLISH VI - RUSSIAN
03450700	LANG O/T ENGLISH VII-RUSSIAN
03450910	SEM LOT, ADV 1ST TIME, RUSSIAN
03450920	SEM LOT, ADV 2ND TIME, RUSSIAN
03450930	SEM LOT, ADV 3RD TIME, RUSSIAN
03470400	LANG O/T ENGLISH IV PORTUGUESE
03470500	LANG O/T ENGLISH V PORTUGUESE
03470600	LANG O/T ENGLISH VI PORTUGUESE
03470700	LANG O/T ENGLISH VII-PORTUGUES
03470910	SEM LOT, ADV 1ST TIME, PORTUGE
03470920	SEM LOT, ADV 2ND TIME, PORTUGE
03470930	SEM LOT, ADV 3RD TIME, PORTUGE
03490400	LANG O/T ENGLISH IV - CHINESE
03490500	LANG O/T ENGLISH V - CHINESE
03490600	LANG O/T ENGLISH VI - CHINESE
03490700	LANG O/T ENGLISH VII-CHINESE
03490910	SEM LOT, ADV 1ST TIME, CHINESE
03490920	SEM LOT, ADV 2ND TIME, CHINESE
03490930	SEM LOT, ADV 3RD TIME, CHINESE
03510400	LNG OTH THN ENG LVL IV VIETNAM
03510500	LNG OTH THN ENG LVL V VIETNAM
03510600	LNG OTH THN ENG LVL VI VIETNAM
03510700	LNG OTH THN EN LVL VII VIETNAM
03510910	SEM LOT, ADV 1ST TIME, VIETNAM
03510920	SEM LOT, ADV 2ND TIME, VIETNAM
03510930	SEM LOT, ADV 3RD TIME, VIETNAM
03520400	LANG OTHR THN ENG LVL IV HINDI
03520500	LANG OTHR THAN ENG LVL V HINDI
03520600	LANG OTHR THN ENG LVL VI HINDI
03520700	LANG OTH THN ENG LVL VII HINDI
03520910	SEM LOT, ADV 1ST TIME, HINDI
03520920	SEM LOT, ADV 2ND TIME, HINDI
03520930	SEM LOT, ADV 3RD TIME, HINDI
03530910	SEM LOT, ADV 1ST TIME, URDU
03530920	SEM LOT, ADV 2ND TIME, URDU

2021–22 Texas Academic Performance Report (TAPR) Glossary

03530930	SEM LOT, ADV 3RD TIME, URDU
03980400	LANG O/T ENGLISH IV - ASL
03996000	OTHER FOREIGN LANGUAGES IV
03996100	OTHER FOREIGN LANGUAGES V
03996200	OTHER FOREIGN LANGUAGES VI
03996300	OTHER FOREIGN LANGUAGES VII
11401910	SEM LOT, ADV 1ST TIME, TURKISH
11401920	SEM LOT, ADV 2ND TIME, TURKISH
11401930	SEM LOT, ADV 3TD TIME, TURKISH
11403610	SEM LOT, ADV 1ST TIME, KOREAN
11403620	SEM LOT, ADV 2ND TIME, KOREAN
11403630	SEM LOT, ADV 3RD TIME, KOREAN
A3120400	AP LANG & CULTURE - JAPANESE
A3400400	AP LANG & CULTURE - ITALIAN
A3410100	AP LANGUAGE & CULTURE - FRENCH
A3420100	AP LANGUAGE & CULTURE - GERMAN
A3430100	AP LATIN
A3440100	AP LANG & CULTURE - SPANISH
A3440200	AP LITER & CULTURE - SPANISH
A3490400	AP LANGUAGE & CULTURE - CHINESE
I3110400	IB LNG B MODRN LANG SL- ARABIC
I3110500	IB LNG B MODRN LANG HL- ARABIC
I3120400	IB LNG B MODRN LNG SL-JAPANESE
I3120500	IB LNG B MODRN LNG HL-JAPANESE
I3410400	IB LNG B MODERN LANG SL-FRENCH
I3410500	IB LNG B MODERN LANG HL-FRENCH
I3420400	IB LNG B MODERN LANG SL-GERMAN
I3420500	IB LNG B MODERN LANG HL-GERMAN
I3430400	IB LNG B CLASSIC LANG SL-LATIN
I3430500	IB LNG B CLASSIC LANG HL-LATIN
I3440400	IB LNG B MODRN LANG SL-SPANISH
I3440500	IB LNG B MODRN LANG HL-SPANISH
I3450400	IB LNG B MODRN LANG SL-RUSSIAN
I3450500	IB LNG B MODRN LANG HL-RUSSIAN
I3480400	IB LNG B MODERN LANG SL-HEBREW
I3480500	IB LNG B MODERN LANG HL-HEBREW
I3490400	IB LNG B MODRN LANG SL-CHINESE
I3490500	IB LNG B MODRN LANG HL-CHINESE
I3520400	IB LANG B MODERN LANG SL-HINDI
I3520500	IB LANG B MODERN LANG HL-HINDI
I3996000	IB LANG B, MODRN LANG SL OTHER
I3996100	IB LANG B, MODRN LANG HL OTHER
03430910	CLS LNG SEM, ADV 1ST TME LATIN
03430920	CLS LNG SEM, ADV 2ND TME LATIN

2021–22 Texas Academic Performance Report (TAPR) Glossary

03430930	CLS LNG SEM, ADV 3RD TME LATIN
03530400	LOE, LEVEL IV - URDU
03530500	LOE, LEVEL V - URDU
03530600	LOE, LEVEL VI - URDU
03530700	LOE, LEVEL VII - URDU
03980910	AMER SIGN LNG ADV STD 1ST TIME
03980920	AMER SIGN LNG ADV STD 2ND TIME
03980930	AMER SIGN LNG ADV STD 3RD TIME
11401400	LANG OTH ENG/LVLIV/TURK
11401500	LANG OTH ENG/LVLV/TURK
11401600	LANG OTH ENG/LVLVI/TURK
11401700	LANG OTH ENG/LVLVII/TURK
11403200	LANG OTH ENG/LVLIV/KOR
11403300	LANG OTH ENG/LVLV/KOR
11403400	LANG OTH ENG/LVLVI/KOR
11403500	LANG OTH ENG/LVLVII/KOR
03380021	SOCIAL STD ADV STDYS (2ND TME)

Career and Technical Education

N1100014	AP RESEARCH
N1130026	AP SEMINAR

Other

N1290322	IB THEORY OF KNOWLEDGE
I3305100	IB WORLD RELIGIONS STANDARD LVL
N1290317	GIFD & TAL IND STUD MENTOR III
N1290318	GIFD & TAL IND STUD MENTOR IV

2021–22 Texas Academic Performance Report (TAPR) Glossary

Appendix B PEIMS Role Identifications

(In Alphabetical Order by Label)

CENTRAL ADMINISTRATORS

004.....	Assistant/Associate/Deputy Superintendent
027.....	Superintendent/CAO/CEO/President
061.....	Asst/Assoc/Deputy Exec Director
062.....	Component/Department Director
063.....	Coordinator/Manager/Supervisor

CAMPUS ADMINISTRATORS

003.....	Assistant Principal
020.....	Principal

EITHER CENTRAL OR CAMPUS ADMINISTRATORS*

012.....	Instructional Officer
028.....	Teacher Supervisor
040.....	Athletic Director
043.....	Business Manager
044.....	Tax Assessor and/or Collector
045.....	Director - Personnel/Human Resources
055.....	Registrar
060.....	Executive Director

PROFESSIONAL SUPPORT STAFF

002.....	Art Therapist
005.....	Psychological Associate
006.....	Audiologist
007.....	Corrective Therapist
008.....	Counselor
011.....	Educational Diagnostician
013.....	Librarian
015.....	Music Therapist
016.....	Occupational Therapist
017.....	Certified Orientation & Mobility Specialist
018.....	Physical Therapist
019.....	Physician
021.....	Recreational Therapist
022.....	School Nurse
023.....	LSSP/Psychologist
024.....	Social Worker
026.....	Speech Therapist/Speech-Lang Pathologist
030.....	Visiting Teacher/Truant Officer
032.....	Work-Based Learning Site Coordinator
041.....	Teacher Facilitator
042.....	Teacher Appraiser
054.....	Department Head
056.....	Athletic Trainer
058.....	Other Campus Professional Personnel
064.....	Specialist/Consultant

2021–22 Texas Academic Performance Report (TAPR) Glossary

065.....	Field Service Agent
079.....	Other ESC Professional Personnel
080.....	Other Non-Campus Professional Personnel
100.....	Instructional Materials Coordinator
101.....	Legal Services
102.....	Communications Professional
103.....	Research/Evaluation Professional
104.....	Internal Auditor
105.....	Security
106.....	District/Campus Information Technology Professional
107.....	Food Service Professional
108.....	Transportation
109.....	Athletics
110.....	Custodial
111.....	Maintenance
112.....	Business Services Professional
113.....	Other District Exempt Professional Auxiliary
114.....	Other Campus Exempt Professional Auxiliary
115.....	Psychiatric Nurse
116.....	Licensed Clinical Social Worker
117.....	Licensed Professional Counselor
118.....	Licensed Marriage & Family Therapist

TEACHERS

087.....	Teacher
047.....	Substitute Teacher

EDUCATIONAL AIDES

033.....	Educational Aide
036.....	Certified Interpreter

AUXILIARY STAFF

Employment record, but no responsibility records.

* Administrators reported with these roles are categorized as central office or campus, depending on the organization ID reported for them.



**Board of School Trustees
Mansfield Independent School District**

TITLE: Budget Calendar

DATE: January 24, 2023

PRESENTATION

BACKGROUND:

The purpose of the budget calendar update is to provide an overall picture of the district's progress and status for the 2023-2024 budget. The presentation includes a timeline of completed processes, those that are ongoing, and future items on the calendar.

The presentation will be given by Michele Trongaard, Associate Superintendent of Business and Finance.

CONSIDERATIONS:

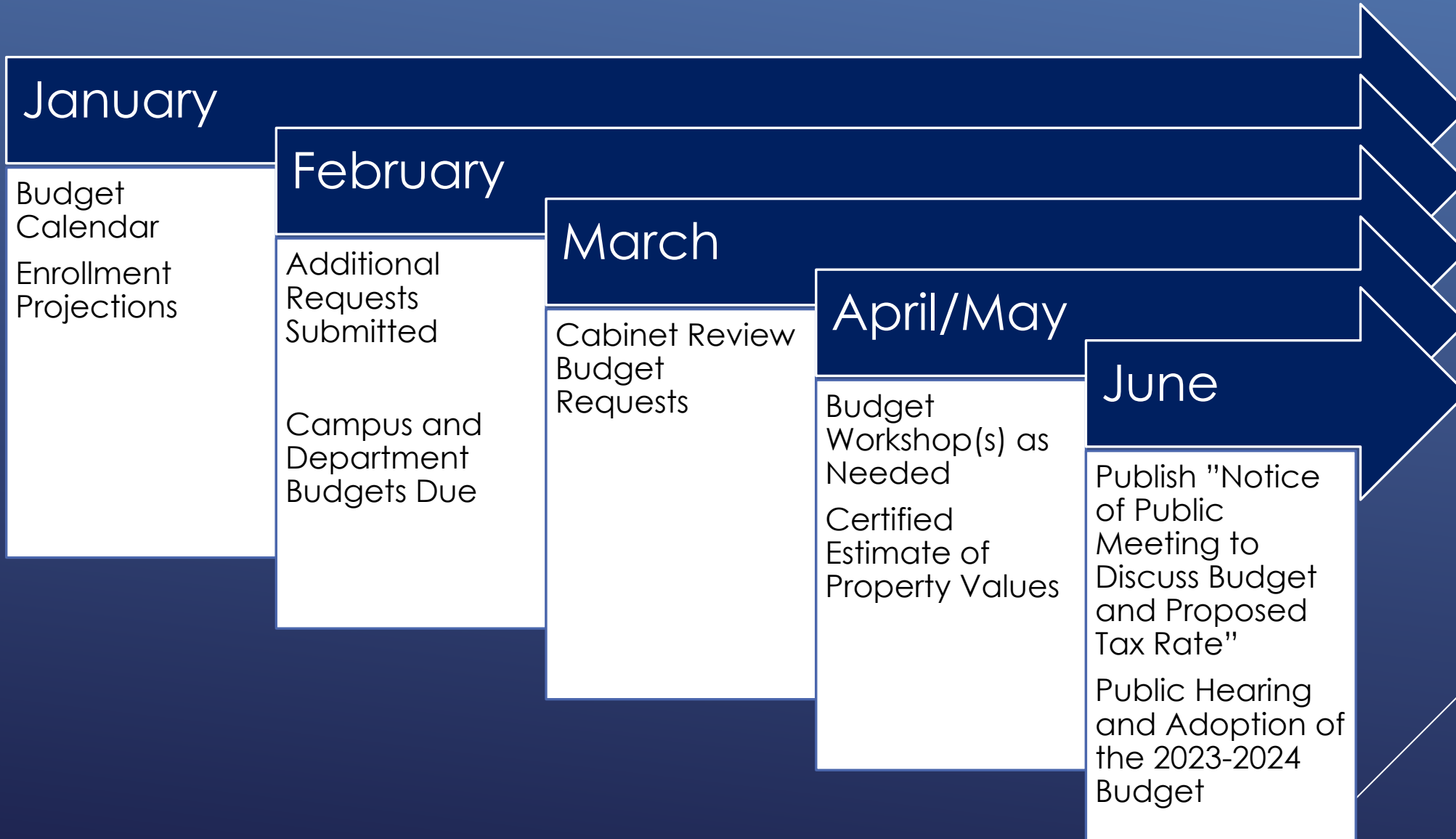
None

BUDGET CALENDAR AND UPDATE

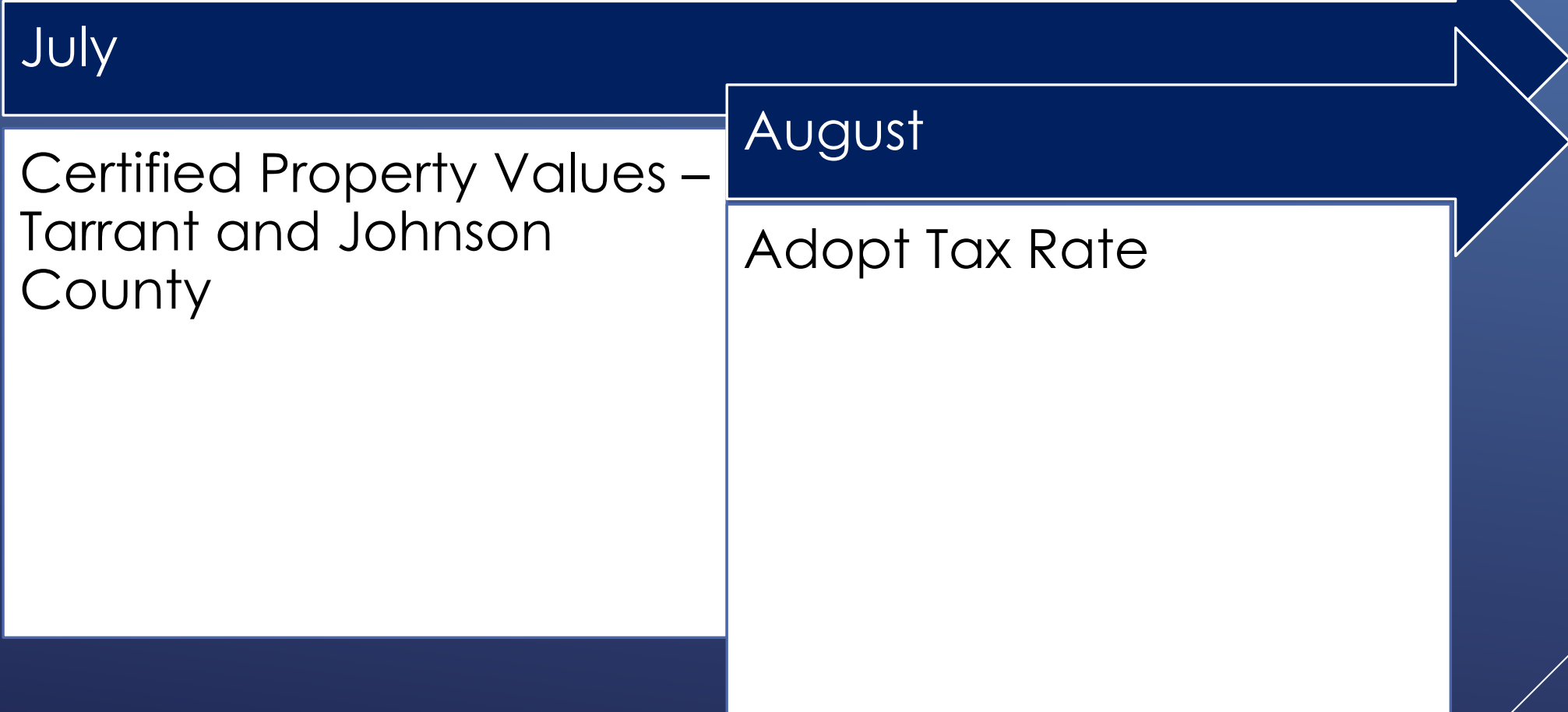
2023-2024



2023-2024 BUDGET CALENDAR



2023-2024 BUDGET CALENDAR



2023-2024 BUDGET ASSUMPTIONS

- Enrollment – 35,854 (+124)
- Average Daily Attendance – 94.5%
- Increase in Property Values – 9%
- Tax Rate?
 - Additional Property Tax Relief?
 - New Homestead Exemption?
 - Change in Floor Tax Rate?

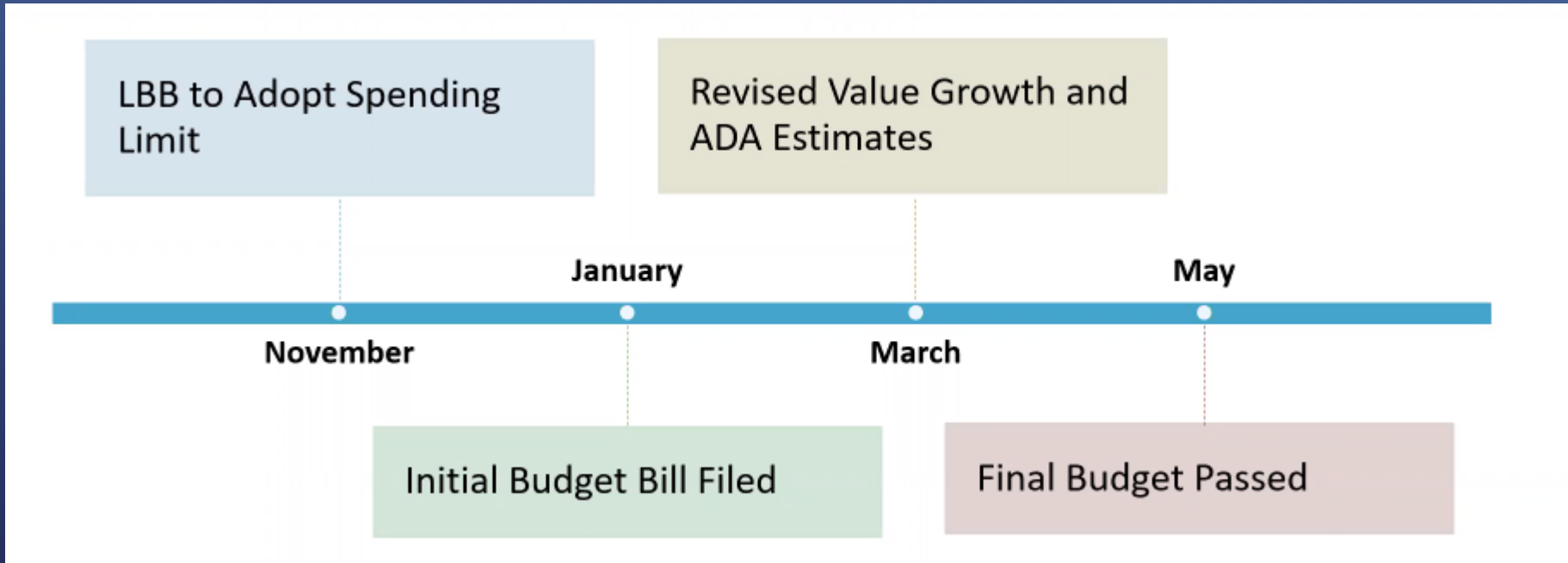


2023-2024 BUDGET UPDATE



2023-2024 BUDGET UPDATE

Legislative Year – State Budget



Source: TASBO Center of School Finance



2023-2024 BUDGET UPDATE

Legislative Year

- \$32.69 Billion Current Biennium Surplus
- Inflation
- Foundation School Program(Public Education Funding) \$4.3 Billion Part of Surplus
- Economic Stabilization Fund(Rainy Day Fund) \$27.1 Billion by 2025
- Adopted Spending Limit of 12.33 Percent

2023-2024 BUDGET UPDATE

Basic Allotment Increase (State Funding per Student)

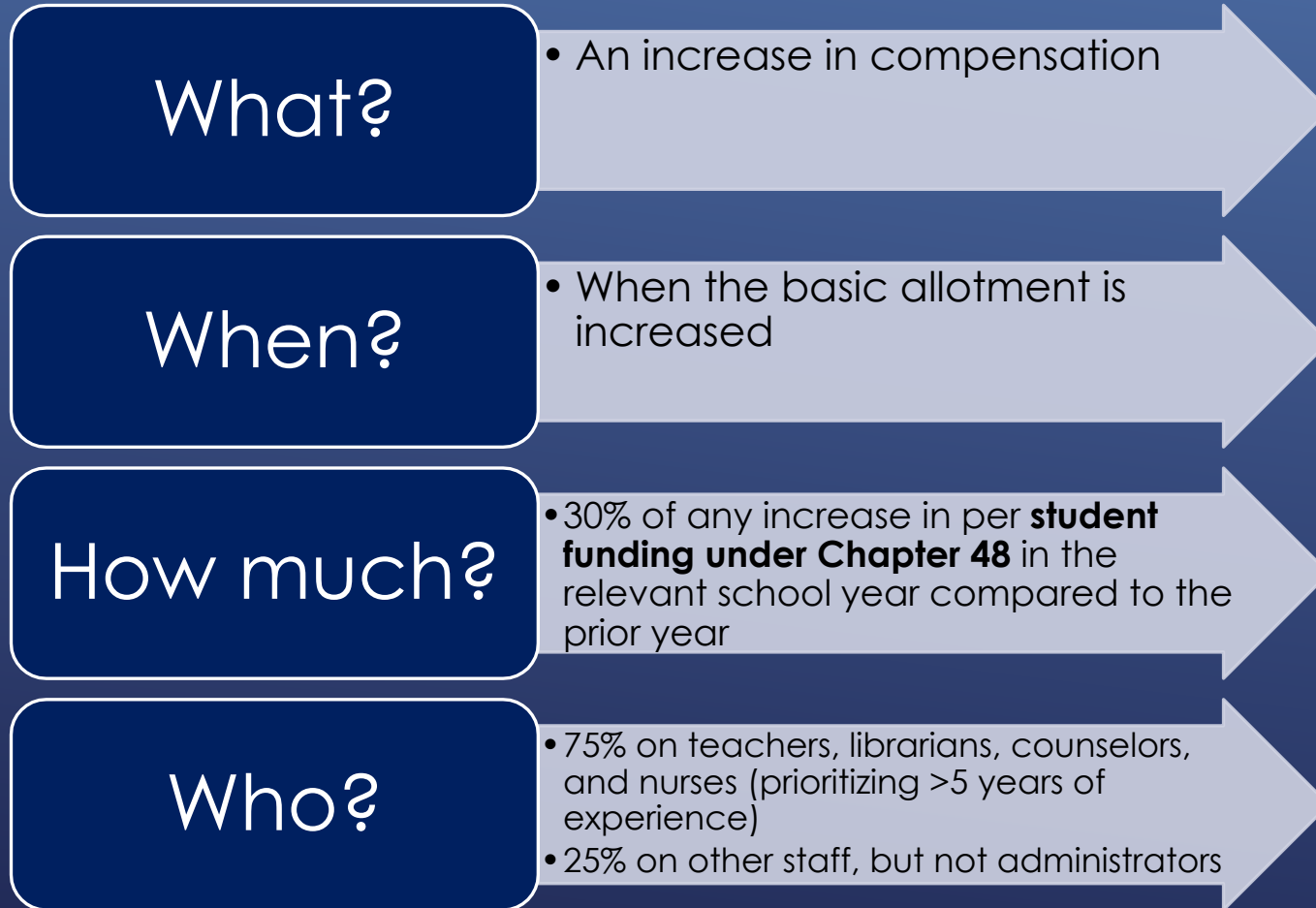
Basic Allotment Increase	Estimated Biennial Cost Increase
+\$100	\$1.4 billion
+\$200	\$2.9 billion
+\$300	\$4.4 billion
+\$400	\$5.8 billion
+\$500	\$7.3 billion

Source: TASBO Center of School Finance



2023-2024 BUDGET UPDATE

When the Basic Allotment Increases (HB3, 2019)



2023-2024 BUDGET UPDATE

Other Potential Changes in Funding

- Special Education Funding Recommended Changes
- School Safety
- Counselor/Mental Health Supports
- Continued Focus on Property Tax Reduction

Questions



**Board of School Trustees
Mansfield Independent School District**

TITLE: Toys for Tots 2022 The Power of a Toy Presentation DATE: January 24, 2023

PRESENTATION

BACKGROUND:

Mansfield ISD became a chapter of the Toys for Tots Organization this year. This is a significant accomplishment that allows toys collected in Mansfield to be distributed in Mansfield and the immediate surrounding areas.

This presentation will recap the 2022 campaign. Presentation will be made by Flo Torres, Melissa Iverson, and Christine Uribe.



TOYS FOR TOTS 2022
THE POWER OF A TOY



22,000+ toys collected

21 non-profit organizations

5,549 Mansfield kids served

229 volunteers

131 VIP families

400 VIP students



Family Testimonial




“We felt valued.”

“After they opened their gifts, they spent the whole night playing with their gifts. It was perfect.”



Family Testimonial



"Thank you from the bottom of my heart for loving on our family."

Reliable Resource

- Strong Counselor Connection
- Prompt Emergency Response



COMMUNITY PARTNERSHIPS



FOX 4 TOYS FOR TOTS @ShannonMfox4 SHANNON MURRAY 5:40 41°





EVENT FEEDBACK

- **WFAA'S Top 5 Things to Do Holiday Guide for North Texas**
- **15,000 attendees**
- **61.8% of survey responses from 76063 zip code**

FAVORITE EXPERIENCE COMMENTS:

"Everything was wonderful. We went two nights. Fireworks, drone show, Santa, rides were all great. The entire event was well organized. We will be back next year. I preferred at the performing art center the best. Easy parking, it was spread out a bit so everyone wasn't on top of each other."

"Honestly parking. It's been so hard in years past..."

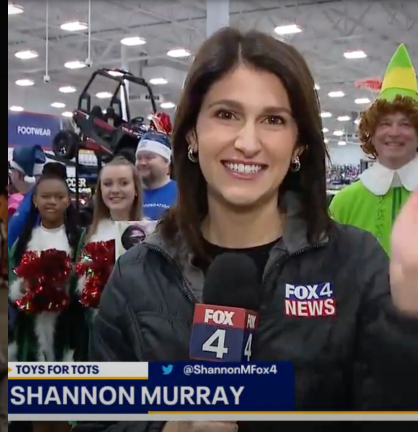
"Giving Grand Prairie Lights a run for their money."

97% SURVEYED PLAN TO RETURN

Supporting Local Businesses

- \$70,000 spent in Mansfield





- 42 Media Hits
- \$491,713 in Publicity Value



@FOX4
11:36 44°

The Power of a Toy

- Authentic Community Connections
- Paying Forward into our Future
 - Vision 2030

QUESTIONS OR COMMENTS?

DATE: January 24, 2023
TO: Dr. Kimberley Cantu
Superintendent
FROM: Dr. Jennifer Stoecker
Assistant Superintendent of Human Resource Services
RE: OVER 20 YEARS

NAME: Marriott, Gina
ASSIGNMENT: LSSP-Psychologist/Special Services Dept.
EXPERIENCE: 26 Years/10 with MISD
REASON: Retiring
EFFECTIVE DATE: January 31, 2023

NAME: Roberts, Jason
ASSIGNMENT: Science Teacher/Mansfield HS
EXPERIENCE: 21 Years/15 with MISD
REASON: Resigning/Promotion in another district
EFFECTIVE DATE: September 15, 2022

NAME: Taylor, Shelley
ASSIGNMENT: Risk Management Coordinator/Maintenance Dept.
EXPERIENCE: 22 Years/22 with MISD
REASON: Retiring
EFFECTIVE DATE: December 20, 2022

NAME: Walker, David
ASSIGNMENT: Director of Transportation/Transportation Dept.
EXPERIENCE: 33 Years/5 with MISD
REASON: Retiring
EFFECTIVE DATE: December 20, 2022



TITLE: Human Resources Report

DATE: January 24, 2023

ACTION

BACKGROUND:

Human Resource Report contains certified/contractual new hires and promotions for the current school year as required by Board Policy DC (local).

CONSIDERATIONS:

- Approve the hiring of new contractual personnel, approve promotions of current certified/contractual personnel.
- Do not approve the hiring of new contractual personnel, do not approve promotions of current certified/contractual personnel.

RECOMMENDATION:

The Superintendent recommends approval of selected certified/contractual personnel and promotions.

If Board agrees, the motion would be:

“Approve new contractual personnel and approve promotions, as presented.”

DATE: January 24, 2023
TO: Dr. Kimberley Cantu
Superintendent
FROM: Dr. Jennifer Stoecker
Assistant Superintendent for Human Resource Services
RE: **NEW HIRES/TRANSFERS FOR BOARD APPROVAL**

**NEW-HIRES/
TRANSFERS:**

NAME: Merchant, Bryan
ASSIGNMENT: Director of Transportation/Transportation Dept.
EXPERIENCE: 11 Years
DEGREE: Master's/University of Phoenix
START DATE: TBD

NAME: Patton, Tameka
ASSIGNMENT: Executive Director of Elementary Schools & Equity
EXPERIENCE: 24 Years
DEGREE: Doctorate/Texas Wesleyan University
START DATE: TBD



**Board of School Trustees
Mansfield Independent School District**

TITLE: Consider Approval of Order of
Election for the May 6, 2023, Trustee
Election

DATE: January 24, 2023

ACTION

BACKGROUND:

The Trustee Election for Place 6 and Place 7 will be held on Saturday, May 6, 2023. Currently Place 6 is held by Warren Davis, and Place 7 is held by Courtney Lackey Wilson.

According to Texas Election Code, Section 11.0581, an election for trustees of an independent school district shall be held on the same date as the election for the members of the governing body of a municipality located in the school district or the general election for state and county officers. This election must be held as a joint election. District staff is currently coordinating with Tarrant County Election Officials and Johnson County Election Officials for joint election sites.

CONSIDERATIONS:

On October 26, 1999, Mansfield ISD adopted Resolution #99-09 that all trustees of the Mansfield ISD be elected by a majority of the votes cast for the at-large place, as allowed by Senate Bill 111 of the 76th Legislature. The U.S. Department of Justice, Civil Rights Division, approved this change in the method of election from plurality to majority vote on February 11, 2000.

The Called Board Meeting scheduled for May 16, 2023, complies with Texas Election Code Section 67.003 rules that the canvass be held not later than the eleventh day after the elections in order to canvass the May 6, 2023, election results. A runoff election will be required if no candidate running for a particular office receives a majority vote. Said runoff election, if required, will be ordered not later than the fifth day after the date of the final canvass of the May 6, 2023, election.

RECOMMENDATION:

The Superintendent recommends approval of the Order of Election for the May 6, 2023, Trustee Election for Place 6 and Place 7, and if necessary, a runoff election (date yet to be determined) in compliance with Texas Election Code Sec. 2.025.

ORDER OF ELECTION FOR MANSFIELD INDEPENDENT SCHOOL BOARD TRUSTEES

An election is hereby ordered to be held on Saturday, May 6, 2023, for the purpose of:

Election of Mansfield Independent School Board Trustees to Place 6 and Place 7:

Applications for a place on the ballot shall be filed by: February 17, 2023.

Early voting by personal appearance for Tarrant County voters will be conducted at:

Mansfield Sub-Courthouse, 1100 E. Broad St., Mansfield, TX 76063

Vernon Newsom Stadium, Lou Spiegel Community Room, 3700 E. Broad St., Mansfield, TX 76063

For the May Election, beginning on April 24, 2023, and ending on May 2, 2023, with early voting dates and hours as follows:

April 24-28	Monday-Friday	8:00 a.m. – 5:00 p.m.
April 29	Saturday	7:00 a.m. – 7:00 p.m.
April 30	Sunday	10:00 a.m. – 4:00 p.m.
May 1-2	Monday-Tuesday	7:00 a.m. – 7:00 p.m.

Early voting by personal appearance for Johnson County voters will be conducted at:

Precinct 3 Maintenance Facility, 10420 E. FM 917, Alvarado, TX 76009

For the May Election, beginning on April 24, 2023, and ending on May 2, 2023, with early voting dates and hours as follows:

April 24-28	Monday-Friday	8:00 a.m. – 5:00 p.m.
April 29	Saturday	7:00 a.m.-7:00 p.m.
May 1-2	Monday-Tuesday	7:00 a.m. – 7:00 p.m.

Applications for ballots by mail for Tarrant County voters shall be mailed to:

Early Voting Clerk, P.O. Box 961011, Fort Worth, TX 76161-0011

Applications for ballots by mail for Johnson County voters shall be mailed to:

Early Voting Clerk, 103 S. Walnut St., Cleburne, TX 76033

Applications for ballot by mail must be received no later than the close of business on April 24, 2023, for the May election.

Issued this the 24th day of January, 2023.

_____	_____	_____
Signature of Presiding Officer	Member	Member
_____	_____	_____
Member	Member	Member

Member		

ORDEN DE ELECCIÓN PARA MIEMBROS DE LA MESA DIRECTIVA ESCOLAR DE M. I.S.D.

Se requiere una elección el **sábado, 6 de mayo de 2023** para el propósito de:

Elegir miembros de la mesa directiva escolar de M.I.S.D. al Lugar 6 y Lugar 7.

Aplicaciones para un lugar en la boleta deberá ser presentada para: **el 17 de febrero de 2023.**

Votación adelantada mediante acto de presencia para los votantes del condado de Tarrant se llevará acabo de lunes a viernes en:

Mansfield Sub-Courthouse, 1100 E. Broad St., Mansfield, TX 76063

Vernon Newsom Stadium, Lou Spiegel Community Room, 3700 E. Broad St., Mansfield, TX 76063

Para la elección en mayo, comenzando el 24 de abril de 2023, y terminando el 2 de mayo de 2023, con las fechas y las horas de votación siguientes:

24-28 de abril	lunes - viernes	8:00 a.m. – 5:00 p.m.
29 de abril	sábado	7:00 a.m. – 7:00 p.m.
30 de abril	domingo	10:00 a.m. – 4:00 p.m.
1-2 de mayo	lunes-martes	7:00 a.m. – 7:00 p.m.

Votación adelantada mediante acto de presencia para los votantes del condado de Johnson se llevará a cabo de lunes a viernes en:

Precinct 3 Maintenance Facility, 10420 E. FM 917, Alvarado, TX 76009

Para la elección en mayo, comenzando el 24 de abril de 2023, y terminando el 2 de mayo de 2023, con las fechas y las horas de votación siguientes:

24-28 de abril	lunes - viernes	8:00 a.m. – 5:00 p.m.
29 de abril	sábado	7:00 a.m.-7:00 p.m..
1-2 de mayo	lunes-martes	7:00 a.m. – 7:00 p.m.

Aplicaciones para boletas por correo para los votantes del condado de Tarrant deberán enviarse a:

Early Voting Clerk, P.O. Box 961011, Fort Worth, TX 76161-0011

Aplicaciones para boletas por correo para los votantes del condado de Johnson deberán enviarse a:

Early Voting Clerk, 103 S. Walnut St., Cleburne, TX 76033

Aplicaciones para boletas por correo deben ser recibidas para el cierre de operaciones el 24 de abril de 2023, para la elección en mayo.

Emitido este día 24 de enero de 2023.

Firma del oficial que preside

miembro

miembro

miembro

miembro

miembro

miembro



**Board of School Trustees
Mansfield Independent School District**

TITLE: Teacher Contract Abandonment

DATE: January 24, 2023

ACTION

BACKGROUND:

Texas Education Code Section 21.210 specifies circumstances under which teachers may relinquish their teaching positions and leave employment of the district during a contract term. The statute also includes provisions for school districts to submit complaints to the State Board of Educator Certification regarding those educators who fail to comply with TEC 21.210 by abandoning their contracts without “good cause,” seeking sanctions against certificates for contract abandonment.

CONSIDERATION:

Determine whether “good cause” existed under Texas Education Code Section 21.210(c)(2) for these employees: Ronita Bowser and Samuel Spoonemore to abandon their teacher contracts with Mansfield ISD, and whether the District should file complaints to seek sanctions against their teaching certificates.

Good cause under the regulations are the following: serious illness or health condition of the educator or family member with whom the educator resides; relocation to a new city as a result of a change in employer of the educator’s spouse or partner who resides with the educator; a significant change in the educator’s family needs that requires the educator to relocate or to devote more time than allowed by current employment; or the educator’s reasonable belief that the educator had written permission from the school district administration to resign. Mitigating factors include that the educator: gave written notice more than 30 days before the first day of instruction for which the educator will not be present; assisted the school district in finding a replacement educator; continued to work until the school district hired a replacement educator; assisted in training the replacement educator; showed good faith in communications and negotiations with the school district; provided lesson plans for classes following the resignation; changed careers within education; was to experience a reduction in base pay; and resigned due to hazardous working conditions.

RECOMMENDATION:

If the Board finds good cause did not exist for the contract abandonment, then the motion would be:

“I move that the Board determine that good cause did not exist under Texas Education Code Section 21.210(c)(2), for teachers Ronita Bowser and Samuel Spoonemore to abandon their teacher contracts with Mansfield ISD, and that the Board authorize the Superintendent to notify the State Board for Educator Certification to seek sanctions against the teachers’ teaching certificates.”

If the Board finds good cause did exist for the contract abandonment, then there is no need for the Board to take action on this agenda item.

Minutes: 12/20/2022 Regular Meeting 5:00 p.m.
Generated by: Julie Moye

1. Call to Order

The meeting was called to order at 5:00 p.m.

2. Roll Call

Board members present were: Courtney Lackey Wilson, Keziah Farrar, Bianca Benavides Anderson, Michelle Newsom, Desiree Thomas, Craig Tipping and Warren Davis.

3. Closed Session

1. Adjourn to closed session pursuant to Texas Government Code Section 551.074, Personnel, to deliberate regarding the appointment, employment, evaluation, reassignment, duties, discipline, or dismissal of a public officer or employee; or to hear a complaint or charge against an officer or employee, 551.071, Consultation with the Board's attorney; 551.072, real property; and 551.076 to conduct deliberations regarding security devices or security audits.

The Board of Trustees adjourned to closed session at 5:01 p.m. After a brief recess, closed session began at 5:10 p.m.

4. Reconvene

1. Reconvene to Public

The Board of Trustees reconvened to open session at 6:01 p.m. Bianca Benavides Anderson read a statement thanking the MISD School Board, staff and community for their support while she dealt with a personal matter in which all charges have been dismissed. She reaffirmed her commitment to serving Mansfield ISD.

5. Meeting Opening

1. Prayer

The prayer was led by Craig Tipping.

2. Pledges

The pledges were led by Keziah Farrar.

6. District Recognition

1. School Board Superstars

Elementary students who were selected as School Board Superstars for outstanding citizenship for the month of December were recognized.

2. Athletics Recognition

Toby Eaton, Legacy High School, was recognized for his record-setting season and performance at the state cross country meet.

7. District Introductions

1. HR Introductions

Dr. Jennifer Stoecker, Assistant Superintendent of Human Resource Services, introduced the following newly hired and promoted employees: Sergio Almendariz, Coordinator of Multimedia and Marketing; and Dr. Ashley Parks, Assistant Director of Out-of-School Time Programs.

8. Instructional Focus

1. A-F Accountability Refresh Update- Dr. Tiffanie Spencer

The A-F Accountability Refresh Update was presented by Dr. Tiffanie Spencer, Area Superintendent.

2. 2022-2023 District Improvement Plan-Dr. Marcus Brannon

The 2022-2023 District Improvement Plan was presented by Dr. Marcus Brannon, Executive Director of Middle and Intermediate Schools.

9. Presentation

1. 2021-2022 Annual Comprehensive Financial Report - Monica Irvin

The 2021-2022 Annual Comprehensive Financial Report was presented by Monica Irvin, Executive Director of Finance, and Lupe Garcia, Whitley Penn.

2. 2023-2024 District Calendar Recommendation - David Wright

The 2023-2024 District Calendar Recommendation was presented by David Wright, Assistant Superintendent.

3. Demographer's Report & Attendance Zones Presentation - Jeffrey Brogden

The Demographer's Report & Attendance Zones Presentation was presented by Jeffrey Brogden, Associate Superintendent of Facilities and Bond Programs; David Wright, Assistant Superintendent of Student Services and Campus Support; and Dr. Sean Scott, Deputy Superintendent.

10. Public Comments

1. The correct procedure for addressing the Board during Public Comments is as follows: Each speaker should address the Board from the podium microphone and state his or her name before speaking. All speakers will be limited to three minutes to make comments regarding items on the agenda, unless modified by the Board president based on Board

Policy BED (LOCAL). Copies of presentations should be made available to all trustees and the Superintendent. Board policy prohibits the discussion of complaints against district employees during an open forum.

Jandel Crutchfield spoke in support of Telehealth in MISD schools and asked the Board's approval of the program. Jo Anna Cordoza thanked the Board for supporting PTA and highlighted the Texas PTA legislative priorities, which include the A-F Accountability System. Cynthia Daniels chose not to speak publicly after hearing Bianca Benavides Anderson's statement. Mindy Stonecipher commended Bianca Benavides for her service and dedication to the MISD community.

11. Human Resources Report

1. 20+ Year Recognition

Desiree Thomas recognized employees with 20 or more years of service in public education who are retiring or leaving the district.

2. Board Approved New Hires

Desiree Thomas made a motion to approve the Human Resources Report as presented. Craig Tipping seconded. The motion carried 7-0.

12. Business Items Requiring Board Action

1. Consideration and Approval of 2021-2022 Annual Comprehensive Financial Report

Bianca Benavides Anderson made a motion to approve the 2021-2022 Annual Comprehensive Financial Report. Keziah Farrar seconded. The motion carried 7-0.

13. Consent Agenda

Keziah Farrar pulled Item 13.5, Consideration and Approval of the Second Reading of MISD Policy FFAC(LOCAL); Item 13.7, Consideration and Approval of the TEA Optional School Day Program Application; and Item 13.9, Consideration and Approval of the 2022-2023 District Improvement Plan.

Michelle Newsom made a motion to approve the Consent Agenda with the exception of items 13.5, 13.7 and 13.9. Desiree Thomas seconded. The motion carried 7-0. The action on items pulled from the Consent Agenda are listed below.

1. Consideration and Approval of Minutes from the 11/15/2022 Regular Board Meeting

2. Consideration and Approval of Bid Proposals

3. Consideration and Approval of Budget Amendments

4. Consideration and Approval of Addendums 18 and 19 to Add Design Consultant Services for the 2017 Bond Program and Beyond
5. Consideration and Approval of the Second Reading of MISD Policy FFAC (LOCAL)
Keziah Farrar made a motion to approve the Second Reading of MISD Policy FFAC (LOCAL). Michelle Newsom seconded. The motion carried 7-0.
6. Consideration and Approval of Class Size Waivers
7. Consideration and Approval of the TEA Optional School Day Program Application
Desiree Thomas made a motion to approve the TEA Optional School Day Program Application. Michelle Newsom seconded. The motion carried 7-0.
8. Consideration and Approval of the 2023-2024 District Calendar
9. Consideration and Approval of the 2022-2023 District Improvement Plan
Desiree Thomas made a motion to approve the 2022-2023 District Improvement Plan. Bianca Benavides Anderson seconded. The motion carried 7-0.

14. Superintendent's Report

There was no action taken on the items below.

1. Delinquent Tax Reports
2. Disbursement Reports
3. Financial Reports
4. Investment Reports
5. Property Tax Collection Report
6. EC Accountability
7. Board Accountability
8. Enrollment Report
9. Attendance Percentage Report
10. Approved Student Trips
11. Facility Rental Revenue Report
12. Accepted Resignations
13. Resignation Reasons
14. Superintendent New Hires
15. State Intruder Detection Audit Reports
16. 2017 Bond Program Report

15. Adjourn

1. Adjourn

The meeting was adjourned at 8:28 p.m.



**Board of School Trustees
Mansfield Independent School District**

TITLE:
Consider Approval of Bids received in the
Month of December and January

DATE: January 24, 2023

ACTION

BACKGROUND:

Under Texas Education Code 44.031 "...all school district contracts, except contracts for the purchase of produce or vehicle fuel, valued at \$50,000 or more in the aggregate for each 12-month period shall be made by the method, of the following methods, that provides the best value for the district: (1) competitive bidding; (2) competitive sealed proposals; (3) a request for proposals, for services other than construction services; (4) an inter-local contract; (5) a design/build contract; (6) a contract to construct, rehabilitate, alter, or repair facilities that involves using a construction manager; or (7) a job order contract for the minor construction, repair, rehabilitation, or alteration of a facility; (8) the reverse auction procedure as defined by Section 2155.062(d), Government Code; or (9) the formation of a political subdivision corporation under Section 304.001, Local Government Code.

Compliance with Texas Education Code 44.031 is not required for purchases that are deemed sole source. Board approval is required if the expenditures exceeds \$50,000 per MISD Policy CH Local.

CONSIDERATION:

The following bids were received:

- 23-001 Professional Services (Open-Ended)
- 23-002 Miscellaneous Services and Equipment (Open-Ended)
- 23-003 Fine Arts Specialists and Services (Open-Ended)
- 23-004 Restaurant and Catering Services (Open-Ended)
- 23-009 Fundraiser Services (Open-Ended)
- 23-017 Digital Campus Maps
- 23-018 Curriculum Management Audit Services
- 23-020 Freezer/Generator for Student Nutrition
- 23-021 Ovens for Student Nutrition

RECOMMENDATION:

The Superintendent recommends that the Board approve bids received in the Month of December and January.

RECOMMENDED MOTION:

"Move to adopt the bids received during the Month of December and January."

Exhibit 1:

TITLE: Consider Approval of RFP 23-001, 23-002, 23-003, 23-004 and 23-009, Vendor Recommendation for Awarding Open-Ended Bids DATE: January 24, 2023

BACKGROUND:

We request that the MISD Board of Trustees approve the recommendations as made by the Purchasing Department. All documents related to:

- RFP 23-001 Professional Services were received electronically through MISD e-Bid prior to the closing at 2:00 p.m. on June 30, 2023.
- RFP 23-002 Miscellaneous Services and Equipment were received electronically through MISD e-Bid prior to the closing at 2:00 p.m. on June 30, 2023.
- RFP 23-003 Fine Arts Specialist and Services were received electronically through MISD e-Bid prior to the closing at 2:00 p.m. on June 30, 2023.
- RFP 23-004 Restaurants and Catering Services were received electronically through MISD e-Bid prior to the closing at 2:00 p.m. on June 30, 2023.
- RFP 23-009 Fundraising Services were received electronically through MISD e-Bid prior to the closing at 2:00 p.m. on June 12, 2023.

These proposals are open-ended with vendors approved and added throughout the proposal period.

RFPs:

The following bids were received for RFP's:

- 23-001 Professional Services (Open-Ended)
 1. MindRise Learning LLC
 2. Rethink Autism Inc
 3. Therapy Travelers
- 23-002 Miscellaneous Services and Equipment (Open-Ended)
 1. Woodard Building Supply
- 23-003 Fine Arts Specialists and Services (Open-Ended)
 1. Andrew Weesner
 2. Julie Ann Allen
- 23-004 Restaurant and Catering Services (Open-Ended)
 - 1.
- 23-009 Fundraiser Services (Open-Ended)
 - 1.



**Board of School Trustees
Mansfield Independent School District**

TITLE: 23-017
Digital Campus Maps

DATE: 1/24/2023

PROPOSAL RECOMMENDATION

BACKGROUND:

We request that the MISD Board of Trustees approve the recommendation as made by the Purchasing Department in conjunction with Student Services, for awarding the RFP 23-017 for Digital Campus Maps. Completed proposal requests for RFP 23-017 were received prior to the closing at 2:00 p.m. on 12/29/2022.

CONSIDERATIONS:

The purpose of this RFP is to find a qualified vendor to provide detailed digital maps of 29 campuses to assist safety personnel with emergency response pre-planning and preparedness.

Considerations included pricing, experience, quality of goods or services, reputation, qualifications, responsiveness, technical merit, and any other relevant factors.

MISD invited 196 vendors and received 1 response.

Attached is the proposal tabulation for RFP 23-017 The contract term will begin upon School Board approval and will continue for one year, with the option to renew for 4 additional years if agreed to by MISD and the vendor. Additional purchases after the first year will require MISD to obtain quotes as needed.

RECOMMENDATION:

The Superintendent recommends that the Board approve the bid received, as presented.

RECOMMENDED MOTION:

“Move to adopt the MISD bids received as presented.”

Event Number	23-017	Organization	Mansfield ISD
Event Title	Digital Campus Maps	Workgroup	Purchasing
Event Description	Mansfield ISD is seeking qualified vendors v	Event Owner	Cody Cannon
Event Type	RFP	Email	codycannon@misdmail.org
Issue Date	11/16/2022 10:00:00 AM (CT)	Phone	(817) 299-6092
Close Date	12/29/2022 02:00:00 PM (CT)	Fax	(817) 473-5780 xccannon

Responding Supplier	City	State	Response Submitted	Lines Responded	Response Total
CRITICAL RESPONSE GROUP	Hamilton	NJ	12/27/2022 10:01:54 AM (CT)	31	\$79,867.00

Please note: Lines Responded and Response Total only includes responses to specification. No alternate response data is included.

Exhibit 3:

TITLE: Consider Approval of Bid 23-021
for Ovens for Student Nutrition

DATE: January 24, 2023

BACKGROUND:

We request that the MISD Board of Trustees approve the recommendation as made by the Purchasing Department and Student Nutrition for awarding the Bid 23-021 for Ovens for Student Nutrition. Completed proposal requests for Bid 23-021 were received prior to the closing at 2:00 p.m. on January 4, 2023.

CONSIDERATIONS:

The purpose of this Request for Proposal is to select a qualified vendor to provide Ovens for Student Nutrition. Bid 23-021 was sent out to 164 registered companies and a total of 7 qualified vendors responded to our solicitation.

Considerations included the long-term cost to the District, vendor's overall experience, references, expertise, stability, quality and range of services proposed and the vendor's ability to provide Ovens for Student Nutrition in an expedient and efficient manner.

This contract will be effective after Board Approval through January 24, 2024 with the option to renew for 4 additional one year periods if mutually agreed to by both parties.

RECOMMENDATION:

The Superintendent recommends that the Board approve the bid received, as presented.

RECOMMENDED MOTION:

“Move to adopt the MISD bids received as presented.”

Event Number	23-021 Addendum 2	Organization	Mansfield ISD
Event Title	Ovens for Student Nutrition	Workgroup	Purchasing
Event Description	Mansfield ISD is looking for qualified vendors	Event Owner	Ed Harper
Event Type	RFP	Email	edwardharper@misdmail.org
Issue Date	11/23/2022 08:00:01 AM (CT)	Phone	(817) 299-6090
Close Date	1/4/2023 02:00:00 PM (CT)	Fax	(817) 473-5780

Responding Supplier	City	State	Response Submitted	Lines Responded	Response Total
Amundsen Commercial Kitchen	Oklahoma City	OK	1/4/2023 09:08:30 AM (CT)	4	\$220,500.00
ISI Commercial Refrigeration, LL	Lewisville	TX	1/4/2023 09:08:09 AM (CT)	4	\$245,255.04
Ace Mart	San Antonio	TX	1/4/2023 10:07:28 AM (CT)	4	\$253,469.02
Mission Restaurant Supply	Austin	TX	12/13/2022 10:27:11 AM (CT)	4	\$270,090.00
Douglas Equipment (Douglas Fo)	Bluefield	WV	1/4/2023 08:35:33 AM (CT)	4	\$286,693.06
Pasco Brokerage Inc	Plano	TX	1/4/2023 11:26:56 AM (CT)	4	\$291,400.00
1st Choice Restaurant Equipmer	San Antonio	TX	12/29/2022 02:24:56 PM (CT)	4	\$303,946.48

Please note: Lines Responded and Response Total only includes responses to specification. No alternate response data is included.

Exhibit 4:

TITLE: Consider Approval of Bid 23-020
for Freezer/Generator Pkg. for Student
Nutrition

DATE: January 24, 2023

BACKGROUND:

We request that the MISD Board of Trustees approve the recommendation as made by the Purchasing Department and Student Nutrition for awarding the Bid 23-020 for Freezer/Generator Pkg. for Student Nutrition. Completed proposal requests for Bid 23-020 were received prior to the closing at 8:00 p.m. on January 9, 2023.

CONSIDERATIONS:

The purpose of this Request for Proposal is to select a qualified vendor to provide Freezer/Generator Pkg. for Student Nutrition. Bid 23-020 was sent out to 262 registered companies and a total of 6 qualified vendors responded to our solicitation.

Considerations included the long-term cost to the District, vendor's overall experience, references, expertise, stability, quality and range of services proposed and the vendor's ability to provide Freezer/Generator Pkg. for Student Nutrition in an expedient and efficient manner.

This contract will be effective after Board Approval through January 24, 2024 with the option to renew for 4 additional one year periods if mutually agreed to by both parties.

RECOMMENDATION:

The Superintendent recommends that the Board approve the bid received, as presented.

RECOMMENDED MOTION:

“Move to adopt the MISD bids received as presented.”

Event Number	23-020		Organization
Event Title	Student Nutrition Freezer/Generator Package		Workgroup
Event Description	Mansfield ISD is searching for qualified vendors to provide upgrades to our existing Student Nutrition Freezers/Coolers/Generators for district food storage.		
Event Type	RFP		
Issue Date	11/17/2022 08:00:01 AM (CT)		
Close Date	1/9/2023 08:00:00 AM (CT)		

Responding Supplier	City	State	Response Submitted	Lines Responded	Response Total
Double Eagle Electric (M&D Partners, Inc.)	Fort Worth	TX	11/17/2022 01:41:42 PM (CT)	0	\$0.00
United Refrigeration	Arlington	TX	1/9/2023 06:18:59 AM (CT)	2	\$172,470.00
MRK electrical Contractors llc	Burleson	TX	1/9/2023 03:40:00 AM (CT)	1	\$186,502.00
Williams Air Conditioning	Everman	TX	1/9/2023 07:39:00 AM (CT)	3	\$704,889.00
Authers Building Group	Prosper	TX	1/6/2023 04:07:35 PM (CT)	3	\$736,958.00
Prime Source Construction	Grandview	TX	1/6/2023 04:42:03 PM (CT)	3	\$824,554.00

Please note: Lines Responded and Response Total only includes responses to specification. No alternate response data is included.



**Board of School Trustees
Mansfield Independent School District**

TITLE: 23-018 Addendum 1
Curriculum Management
Audit Services

DATE: 1/24/2023

PROPOSAL RECOMMENDATION

BACKGROUND:

We request that the MISD Board of Trustees approve the recommendations as made by the Purchasing Department for awarding RFP 23-018 Addendum 1 for Curriculum Management Audit Services. Completed proposal requests for RFP 23-018 Addendum 1 were received prior to the closing at 2:00 pm on December 20, 2022.

CONSIDERATIONS:

The purpose of this RFP is to find a qualified vendor to supply Curriculum Management Audit Services to MISD.

Considerations included the cost to the District, the vendor's overall experience, references, expertise, stability, quality and ability to provide specific services to meet the district's needs in an expedient and efficient manner.

MISD invited 131 vendors and received 1 response.

Attached is the proposal tabulation for RFP 23-018 Addendum 1. The contract term will begin upon School Board approval and will continue for one year, with the option to renew for 4 additional years if agreed to by MISD and the vendor. Additional purchases after the first year will require MISD to obtain quotes as needed.

RECOMMENDATION:

The Superintendent recommends that the Board approve the bid received, as presented.

Recommended Motion:

"Move to adopt the MISD bids received as presented."

Event Number	23-018 Addendum 1	Organization	Mansfield ISD
Event Title	Curriculum Management Audit Services	Workgroup	Purchasing
Event Description	Mansfield Independent School District is re	Event Owner	Kristi Russell
Event Type	RFP	Email	kristirussell@misdmail.org
Issue Date	11/17/2022 02:00:00 PM (CT)	Phone	(817) 2996094
Close Date	12/20/2022 02:00:00 PM (CT)	Fax	(817) 4735780

Responding Supplier	City	State	Response Submitted	Lines Responded	Response Total
Texas Association of School Adn	Austin	TX	12/15/2022 09:06:19 AM (CT)	2	\$269,558.00

Please note: Lines Responded and Response Total only includes responses to specification. No alternate response data is included.

At the request of the Curriculum & Instruction department, Mansfield Independent School District requested proposals from firms to perform a curriculum management audit. This audit's objective is to determine if the district's adopted board policies and implemented educational programs/services are aligned to effectively deliver educational programs to students in a manner which optimizes the district's human and financial resources, advances student learning, and provides sufficient data for program/service improvement.



**Board of School Trustees
Mansfield Independent School District**

TITLE: Consideration and Approval of
Proposed Budget Amendments

DATE: January 24, 2023

ACTION

BACKGROUND:

The legal basis for budget development in Texas school districts is established in Sections 44.002 through 44.006 of the Texas Education Code. The Texas Education Code requires Board approval of the budget for the General Operating, Debt Service, and Food Service Funds. Board Resolution #23-03 permits the Superintendent or Associate Superintendent for Business and Finance to authorize routine budget revisions, adjustments and transfers necessary for the payment of District obligations throughout the fiscal year.

Any non-routine budget revisions, adjustments, and transfers which increase or decrease revenues and other financing sources and uses, along with the corresponding revisions in expenditures; or budget revisions, adjustments, and transfers which reduce or increase the fund balance of any related fund; or transfers between funds; or transactions exceeding \$500,000 must continue to be presented to the Board of Trustees for approval prior to processing.

A summary report of budget revisions, adjustments, and transfers approved and processed by the District in accordance with this resolution, listed by major function and funds, shall be submitted to the Board of Trustees for adoption/ratification on a monthly basis.

The attached amendments ensure compliance with state and local requirements. Budget changes over \$500,000 for approval:

A total of \$1,700,000 was added to the transportation budget to cover the cost of fuel and bus repairs.

Funds totaling \$607,240 were moved from function 53 to 11 to purchase student chromebooks.

CONSIDERATIONS:

General Fund amendments are primarily transfers between functions due to account code changes and department requirements.

Budget changes over \$25,000:

Transfers from function 11 into function 36 were made to cover the travel cost for choir competitions.

The total net effect of all budget changes is \$1,700,000.

RECOMMENDATION:

The Superintendent recommends that the Board approve and ratify the amendments to the 2022-2023 budgets as presented.

RECOMMENDED MOTION:

“Move to approve and ratify the budget amendments as presented.”

**Mansfield Independent School District
General Operating Budget
Amended Budget As of 1/24/23**

	Original Budget	Revised Budget	Amendments 1/24/2023	Proposed Amended Budget
REVENUES AND OTHER SOURCES:				
Local Revenues	\$ 191,829,230	\$ 193,757,716		\$ 193,757,716
State Program Revenues	148,346,726	149,936,212		149,936,212
Federal Program Revenues	5,200,000	5,200,000		5,200,000
Other Resources	-	-		-
Total Revenue and Other Resources	\$ 345,375,956	\$ 348,893,928	\$ -	\$ 348,893,928
EXPENDITURES:				
11 Instruction	\$ 206,641,535	\$ 206,674,043	\$ 578,048	\$ 207,252,091
12 Library & Media Services	3,935,823	3,943,747	946	3,944,693
Curriculum/Instructional Staff				
13 Development	4,360,492	4,397,167	(13,602)	4,383,565
21 Instructional Administration	5,607,539	5,686,545	14,600	5,701,145
23 School Leadership	21,073,767	21,122,062	5,555	21,127,617
31 Guidance & Counseling	10,517,024	10,530,161	(16,543)	10,513,618
33 Health Services	5,436,450	5,440,520		5,440,520
34 Student Transportation	14,635,176	14,541,430	1,700,000	16,241,430
35 Student Nutrition	12,000	12,000		12,000
Co-Curricular/Extra Curricular				
36 Activities	10,395,765	10,454,295	36,637	10,490,932
41 General Administration	8,375,574	8,243,764		8,243,764
51 Plant Maintenance & Operations	38,697,533	39,119,517		39,119,517
52 Security & Monitoring Services	7,081,690	7,097,806	1,724	7,099,530
53 Data Processing Services	6,664,087	6,885,874	(607,240)	6,278,634
61 Community Services	339,549	338,264	(125)	338,139
71 Debt Service/ Capital Lease	157,600	157,600		157,600
81 Facilities Acquisition and Construction	-	-		-
93 Shared Service Arrangement	-	-		-
95 Juvenile Justice Alternative Education	25,000	25,000		25,000
99 Other Intergovernmental Charges	1,419,352	1,419,352		1,419,352
00 Other Uses	-	20,000		20,000
Total Expenditures	\$ 345,375,956	\$ 346,109,147	\$ 1,700,000	\$ 347,809,147
Transfers In				
Transfers Out			\$ -	\$ -
NET OPERATING RESULTS	\$ -	\$ 2,784,781	\$ (1,700,000)	\$ 1,084,781
Beginning Fund Balance July 1, 2022	115,240,877	115,240,877		115,240,877
Projected Ending Fund Balance June 30, 2023	\$ 115,240,877	\$ 118,025,658		\$ 116,325,658

MANSFIELD INDEPENDENT SCHOOL DISTRICT
DEBT SERVICE
Amended Budget As of 1/24/2023

	Original Budget	Amended Budget	Amendments 1/24/2023	Proposed Amended Budget
REVENUES AND OTHER SOURCES:				
Local Sources	\$ 64,562,710	\$ 64,562,710		\$ 64,562,710
State Sources	950,000	950,000		950,000
Federal Sources	1,785,298	1,785,298		1,785,298
	<hr/>	<hr/>	<hr/>	<hr/>
TOTAL REVENUES	\$ 67,298,008	\$ 67,298,008	\$ -	\$ 67,298,008
EXPENDITURES:				
71- Debt Administration-Principal	35,620,973	35,620,973		35,620,973
71- Debt Administration-Interest	31,647,035	31,647,035		31,647,035
71- Debt Administration-Fees	30,000	30,000		30,000
	<hr/>	<hr/>	<hr/>	<hr/>
TOTAL EXPENDITURES	\$ 67,298,008	\$ 67,298,008	\$ -	\$ 67,298,008
Other Resources	\$ -	\$ -	\$ -	\$ -
Other Uses	-	-	-	-
Transfers In/(Out)	-	-	-	-
	<hr/>	<hr/>	<hr/>	<hr/>
NET OPERATING RESULTS	\$ -	\$ -	\$ -	\$ -

MANSFIELD INDEPENDENT SCHOOL DISTRICT
STUDENT NUTRITION OPERATING BUDGET
Amended Budget As of 1/24/2023

	Original Budget	Amended Budget	Amendments 1/24/2023	Proposed Amended Budget
REVENUES AND OTHER SOURCES:				
Local Sources	\$ 8,479,200	\$ 8,496,200		\$ 8,496,200
State Sources	586,000	656,000		656,000
Federal Sources	12,404,800	12,713,799		12,713,799
<i>TOTAL REVENUES</i>	\$ 21,470,000	\$ 21,865,999	\$ -	\$ 21,865,999
EXPENDITURES:				
Function 35 - Food Services	21,652,641	22,990,467	(20,250)	22,970,217
Function 51 - Plant Maintenance & Operations	317,318	346,108	(28,790)	317,318
Function 52 - Security & Monitoring Services	-	-	16,790	16,790
Function 81 - Facilities Acquisition and Construction	-	-	32,250	32,250
<i>TOTAL EXPENDITURES</i>	\$ 21,969,959	\$ 23,336,575	\$ -	\$ 23,336,575
Other Resources	\$ 30,000	\$ 30,000		\$ 30,000
Other Uses	-	-		-
Transfers In/(Out)	-	-		-
NET OPERATING RESULTS	\$ (469,959)	\$ (1,440,576)	\$ -	\$ (1,440,576)



**Board of School Trustees
Mansfield Independent School District**

TITLE: Consider Approval of an Agreement and Contract for Election Services with Johnson County for the May 6, 2023, Election

DATE: January 24, 2023

ACTION

BACKGROUND:

At the January 24, 2023, Mansfield Independent School District Board of Trustees meeting, the Board will consider approval of an Order of Election to hold a general election on May 6, 2023, Place 6 and Place 7. The Mansfield Independent School District will contract with the Johnson County Elections Administration for all election services for its Johnson County voters, in accordance with Sec. 31.093, Texas Elections Code.

CONSIDERATIONS:

Approve Joint Election Agreement and Contract for Election Services with Johnson County for the May 6, 2023, election.

RECOMMENDATION:

The Superintendent recommends the Board approve the Joint Election Agreement and Contract for Election Services with Johnson County for the May 6, 2023, election.

**ELECTION AGREEMENT
FOR JOHNSON COUNTY AND MANSFIELD INDEPENDENT SCHOOL DISTRICT
MAY 6, 2023**

THIS AGREEMENT is made and entered into this ___ day of _____ 2023, by and between the COUNTY OF JOHNSON, TEXAS, acting by and through the JOHNSON COUNTY ELECTIONS ADMINISTRATOR (hereinafter referred to as "COUNTY") and MANSFIELD INDEPENDENT SCHOOL DISTRICT, acting by and through its Superintendent or his designee (hereinafter referred to as "ISD").

WHEREAS, the COUNTY will be conducting the "ISD" General Election on May 6, 2023 for registered voters of Johnson County, Texas residing within ISD; and

WHEREAS, pursuant to Sec. 31.093, Texas Elections Code, the County Elections Administrator is required to enter into a contract with ISD to conduct and furnish election services for this May 6, 2023, General Election of ISD: and

WHEREAS, ISD desires that the Johnson County Elections Administrator conduct and coordinate this election; NOW THEREFORE,

FOR AND IN CONSIDERATION of the mutual project referenced herein, the parties hereto agree to hold an election on May 6, 2023 from 7:00 a.m. until 7:00 p.m., in accordance with Section 271.002, Texas Election Code, and that said election to be conducted pursuant to the terms of this agreement.

I. AGREEMENT

GENERAL TERMS:

- 1.01 On May 6, 2023, the election shall be held from 7:00 AM until 7:00 PM, that day, at the location listed on Exhibit B.
- 1.02 The political subdivision participating in the election on May 6, 2023, shall have and use the election Judges and ES&S AutoMark voting equipment.

II. JOHNSON COUNTY

- 2.01 The COUNTY agrees to coordinate, supervise, and conduct the Election, pursuant to the provisions of the Texas Election Code unless specifically provided otherwise in this Agreement with the understanding that the Election is only for the registered voters of Johnson County, Texas residing within the ISD.
- 2.02 The Elections Administrator shall perform the following duties:
- a. Designate voting locations and contact the owners or custodians of public (or if unavailable, private) buildings and arrange for their use. Such voting locations shall be furnished to ISD as soon as possible.
 - b. Appoint, notify, and train the presiding judges and alternate judges and clerks. The names and addresses of each judge and alternate judge and clerk shall be furnished to the ISD at a later date.
 - c. Compensate election judges, alternate judges and clerks.
 - d. Transport voting equipment to and from each polling location.
 - e. Rent, if necessary, voting locations.
 - f. Provide lists of registered voters to the election judges.
 - g. Preparation of programs and test materials for tabulation of the ballots to be used with electronic voting equipment in accordance with the provisions of the Texas Election Code and of this Agreement.
 - h. Publish notice of the date, time, and place of the testing of the electronic tabulation equipment and conduct such testing.

III. EARLY VOTING AND ELECTION DAY VOTING

3.01 Early Voting by Personal Appearance

- a. The Elections Administrator, Patty Bourgeois shall serve as Early Voting Judge for the ISD General Election and other Head Clerks and Clerks shall be appointed by her as needed.
- b. Early Voting by personal appearance shall be conducted at the location listed on Exhibit A. All eligible voters in ISD of Mansfield may vote early at the Commissioner Pct. 3; 10420 E. FM 917, Alvarado, Texas 76009 and Johnson County Elections, 103. S Walnut St., Cleburne, Texas 76033.
- c. Early Voting by personal appearance will begin on April 24, 2023, and will end on May 2, 2023. There will be early voting on Saturdays, Sundays, or legal holidays, unless otherwise agreed to by the parties.
- d. Temporary extended hours at those sites listed as in sec: 85.005 of the Election Code.

3.02 Early Voting By Mail:

- a. The COUNTY shall be responsible for early voting ballot requests by mail.
- b. ISD shall forward any requests by mail applications to the COUNTY.
- c. The COUNTY shall be responsible for all preparation of mail ballots including mailing ballot to voter.

3.03 The Ballot Board Judge for the ISD shall be as designated by the COUNTY. The Early Voting Ballot Board's duties will include:

- (1) Serve as Signature Verification Committee
- (2) Prepare the mail ballots for tabulation.
- (3) Convene to count provisional ballots and late ballots from out of the country, if any. (7th day or earlier after Election Day).

3.04 Election Day Voting:

The COUNTY shall be responsible for the following:

- a. Procure, prepare, and distribute supplies and the ES&S AutoMark and other election equipment for personal appearance on Election Day.

- b. Procure, prepare, and distribute Election Day supplies, tables, chairs if needed, and equipment, including ballots.
 - c. Supervise the handling and disposition of election returns, tabulate unofficial returns, and assist in preparing the tabulation for the official canvass.
 - d. Prepare the canvass report after all precincts have been counted and make available a copy of the appropriate part of the tabulation report.
 - e. Conduct the manual count.
- 3.05 Serve as custodian of election records and store election records as provided by Section 66.058 of the Texas Election Code for a period of 22 months.

IV. ISD

ISD shall have the following responsibilities in conducting this election on May 6, 2023

- 4.01 Prepare any election orders, resolutions, notices, writ of election, and other pertinent documents for adoption for execution by the appropriate officer; and take all actions required by law for calling the election, handling contests, canvassing the returns, and declaring the results of the election.
- 4.02 Prepare and publish information for the required election notice.
- 4.03 Deliver to the Elections Administrator the official wording, including Spanish translation, to be printed on the optical scan ballot. All documents must be delivered to the County Elections office by the 13th day of February 2023. If the documents are not received by the above date this Election Agreement will be terminated and County will have no obligations regarding the above referenced election
- 4.04 Approve final optical scan ballot wording for content, form, and spelling.
- 4.05 Prepare and publish the Notice of Election, which is the required and described method of giving notice in accordance to Texas Election Code (Sec 4.003(a) (1).

- 4.06 Provide maps and other reference guides.
- 4.07 Assist the Election Administrator with providing Election Personnel.
- 4.08 Pursuant to Texas Election Code Sec. 67.003, canvass the official results between the 3rd and 11th day following the election.

V. PAYMENT FOR SERVICES

- 5.01 In consideration for the services and expenses provided by the County for conducting this election, the County shall be reimbursed for the optical scan ballots, ballot layout, media, coding the ES&S AutoMark equipment, M650 optical scan equipment, voting supplies, Election Judges, Clerks, Central Count, Ballot board, a 10 % administration fee, and any other expenses listed on Exhibit C.
- 5.02 Should a recount be required, those costs associated with the recount, if any, shall be in accordance with the provisions of the Texas Election Code.
- 5.03 The official for parties to contact for all purposes shall be listed at the end of the Agreement. All notices and other deliveries under the Agreement shall be delivered to said individual so listed.

VI. RUN-OFF ELECTION

- 6.01 In the event there is a run-off election, this Agreement shall be extended for the time necessary to conduct the run-off election and the ISD and COUNTY agree to continue to perform their respective responsibilities as set forth in this Agreement as are applicable to a run-off election. ISD will be responsible for any and all additional costs associated with the run-off election incurred by COUNTY. Any additional costs owed to COUNTY by ISD will be invoiced by COUNTY and ISD agrees to pay said invoiced amount within thirty (30) days of receipt of the invoice from COUNTY.

VII. TERMINATION IF ELECTION IS CANCELED

- 7.01 In the event that the election is canceled due to all candidates being unopposed, COUNTY and ISD agree that this Agreement will be terminated and ISD will owe a cancellation fee of \$75.00 to be paid by ISD within thirty (30) days of said cancellation.

ACCEPTANCE:

On behalf of Johnson County Elections Administration, I hereby accept the terms of the Agreement.

Signed the _____ day of _____, 2023.

Patty Bourgeois
Elections Administrator
Johnson County, Texas

On behalf of Mansfield Independent School District, I hereby accept the terms of this Agreement.

Signed the _____ day of _____, 2023.

Dr. Kimberly Cantu, Mansfield
Superintendent

IN WITNESS WHEREOF, the above Agreement was adopted at a meeting of the Commissioner's Court of Johnson County on the _____ day of _____, 2023

COUNTY OF JOHNSON

County Judge
Johnson County Commissioners
Court

Officials for notice:
Patty Bourgeois
Elections Administrator
Johnson County
P.O. Box 895
Cleburne, Texas 76033

Dr. Kimberley Cantu, Mansfield
Superintendent
605 E. Broad St.
Mansfield, Texas 76063

EXHIBIT A

**MANSFIELD ISD GENERAL ELECTION
MAY 6, 2023
EARLY VOTING POLLING LOCATION
(ELECCIÓN GENERAL MANSFIELD ISD
6 DE MAYO DEL 2023
CENTRO PARA VOTACIÓN ADELANTADA)**

April 24, 2023 through May 2, 2023 is the period for early voting by personal appearance (Sec. 85.001). Any voter qualified to vote in the May 6, 2023, Mansfield ISD General Election is eligible for early voting by personal appearance.

Early voting by personal appearance will be conducted the following location:
Monday, April 24, 2023 – Friday, April 28, 2023 hours: 8:00 am until 5:00 pm
Monday, May 1, 2023 – Tuesday, May 2, 2023 hours: 7:00 am until 7:00 pm
(El plazo para la votación adelantada en persona es desde el 24 de Abril, 2023 hasta el 2 de Mayo del 2023 (Sec. 85.001). Cualquier votante calificado para votar en la Elección General Mansfield ISD del 6 de Mayo del 2023, es elegible para la votación adelantada en persona.

*La votación adelantada en persona se llevará a cabo en el siguiente lugar:
Lunes, 24 de Abril del 2023 – Viernes, 28 de Abril del 2023; horas: 8:00 am hasta 5:00 pm
Lunes, 1 de Mayo del 2023 – Martes, 2 de Mayo del 2023; horas: 7:00 am hasta 7:00 pm)*

Hours for additional weekend early voting will be extended at the early voting location to include:

Saturday April 29, 2023, 7:00 am to 7:00 pm.

*(Las horas adicionales para la votación adelantada durante el fin de semana serán extendidas en la ubicación para votación adelantada incluyendo:
Sábado, 29 de Abril del 2023, 7:00 am hasta 7:00 pm*

Early Voting Main

Johnson County Election
(Elecciones del condado de Johnson)
103 S Walnut St.
Cleburne, Texas 76033

Early Voting

Pct. 3 Maintenance Facility
(Centro de Mantenimiento del Recinto 3)
10420 E. FM 917
Alvarado, Texas 76009

EXHIBIT B

**MANSFIELD ISD GENERAL ELECTION
MAY 6, 2023
EARLY VOTING POLLING LOCATION
(*ELECCIÓN GENERAL MANSFIELD ISD
6 DE MAYO DEL 2023
CENTRO PARA VOTACIÓN ADELANTADA*)**

Election Day

**Pct. 3 Maintenance Facility
(*Centro de Mantenimiento del Recinto 3*)
10420 E. FM 917
Alvarado, Texas 76009**

Exhibit C

COST OF SERVICE. The Mansfield ISD shall pay for services , supplies, and equipment in accordance with the following estimated cost schedule. The Mansfield ISD will be liable to pay all the expense that have endured; and a 10% administration fee.

MANSFIELD ISD: 2023 MAY 6th

Contracted Election with Johnson County/Separate Ballots 2 EV & 1 ED Location.

Pct. 7, 8, 35, 42, & 43

	Estimated Cost
1. VOTING EQUIPMENT, TABULATION NOTICE, AND BUILDING RENTAL	
<u>(X) Rental M650 Optical Scanner</u>	\$500.00
<u>(X) Rental ES&S Auto-Mark for HAVA</u>	\$700.00
<u>(X) Programming Charges/Coding/Media/ shipping for 650 Central count & Auto-marks</u>	\$1,500.00
<u>(X) Printing Ballots/Layout/Spanish Coding/ shipping</u>	\$3,500.00
<u>(X) Publish Notice of Tabulation Test</u>	\$125.00
<u>(X) Building Rental</u>	\$0.00
 2. CENTRAL COUNT EXPENSES	
<u>(X) CC Station Manager</u>	\$125.00
<u>(X) Tabulation Supervisor</u>	\$150.00
<u>(X) Assistant Tabulation Supervisor</u>	\$150.00
<u>(X) Assistant Tabulation</u>	\$100.00
<u>(X) CCS Judge</u>	\$75.00
<u>(X) CCS Alt. Judge</u>	\$75.00
<u>(X) Early Voting Ballot Board Judge</u>	\$240.00
<u>(X) Early Voting Ballot Board Alt. Judge</u>	\$228.00
<u>(X) Early Voting Ballot Board Personnel</u>	\$408.00
<u>(X) Provisional/Late Ballot Board Judge</u>	\$80.00
<u>(X) Provisional/Late Ballot Board Alt. Judge</u>	\$76.00
<u>(X) Provisional/Late Ballot Board Clerks</u>	\$136.00
<u>(X) Security</u>	\$180.00
 3. ESTIMATED EARLY VOTING COSTS	
<u>(X) Judge's Kit Early Voting</u>	\$100.00
<u>(X) Ballot by Mail MAS</u>	\$500.00
<u>(X) Early Voting Judge</u>	\$3,420.00
<u>(X) Early Voting Alt. Judge</u>	\$2,964.00
<u>(X) Early Voting Clerks</u>	\$5,564.00
<u>(X) Early Voting Mileage Reimbursement</u>	\$100.00
<u>(X) Early Voting Pick up & delivery fee</u>	\$25.00

Exhibit C

4. ESTIMATED ELECTION DAY COSTS

<u>(X) Judge's Kit Election Day</u>	\$50.00
<u>(X) Election Day Judge</u>	\$240.00
<u>(X) Election Day Alt. Judge</u>	\$208.00
<u>(X) Election Day Clerks</u>	\$364.00
<u>(X) Election Day Pick up & delivery fee</u>	\$25.00
<u>(X) Supplies</u>	\$500.00

Subtotal \$22,408.00

5. CONTRACT ADMINISTRATIVE FEE & TOTAL COST

10% of Subtotal \$2,240.80

TOTAL COST \$24,648.80

*** Per section: 7.01**

If the Election is canceled there will be a fee of \$75.00 to be paid by ISD within (30) days of said cancellation.



**Board of School Trustees
Mansfield Independent School District**

TITLE: Class Size Exemption Waiver
Request

DATE: January 24, 2023

ACTION

BACKGROUND:

In accordance with TEC §25.112, Texas school districts must submit to TEA a request for an exception to the student-to-teacher ratio of 22:1 in Grades PK-4 when that ratio is exceeded for a period of more than 30 days or by October 1, with the exception of during the last twelve weeks of the school year.

At this time, MISD has 4 additional classes in Grades PK-4 that exceed the student-to-teacher ratio of 22:1.

CONSIDERATIONS:

Districts that are in compliance at the beginning of the school year but that subsequently exceed class size limitations must apply for an exception no later than the 30th day after the district exceeds the 22:1 limit. Therefore, MISD could need to submit subsequent waivers throughout the year should additional classes exceed the 22:1 ratio.

RECOMMENDATION:

The Superintendent recommends The Board approve the class size exemption waiver request as presented.



**Board of School Trustees
Mansfield Independent School District**

TITLE: Approval of the Interlocal Agreement Region 10 ESC Multi-Region Purchasing Cooperative for Student Nutrition

DATE: January 24, 2023

ACTION

BACKGROUND:

Mansfield ISD has participated in an interlocal agreement with Region 10 ESC Multi-Region Purchasing Cooperative to purchase both processed commodity grocery items and commercial grocery items since 2016. The cooperative is a self-funded entity funded through vendor participation fees and is offered at no cost to Mansfield ISD. The cooperative offers significant buying power for our Student Nutrition program. Their services also reduce the cost of advertising and paperwork associated with the bidding process for food and supply items.

CONSIDERATIONS:

The administration requests approval to enter the no-cost interlocal agreement with the Region 10 ESC for the Multi-Region Purchasing Cooperative. This agreement will strengthen the department's buying power and streamline the bidding process.

RECOMMENDATION:

The Superintendent recommends approval of the interlocal agreement with Region 10 ESC for the Multi-Region Purchasing Cooperative. If the Board agrees, the motion will read:

“Move to approve the interlocal agreement with Region 10 ESC for the Multi-Region Purchasing Cooperative.”



ACTION REQUIRED!
Due Date: February 28, 2023

November 15, 2022

Re: Membership and Participation in the Region 10 ESC Multi-Region Purchasing Cooperative, SY23-24

Dear Food Service Director Addressed:

Multi-Region Purchasing Cooperative (hereinafter "R10MRPC") requires all Interlocal Agreements (hereinafter "Agreement") to be approved by each Contracting Entity's Board of Trustees. Completed Agreements must be submitted with proof of Board approval. R10MRPC is also utilizing an annual, single-year agreement that encompasses both membership roles and responsibilities along with bid participation for the Agreement term.

This packet includes the complete Interlocal Agreement for Contracting Entities (hereinafter the "CE") participating in the School Nutrition Programs that wish to purchase foodservice products through the R10MRPC formally procured and awarded bids. If the CE does not plan to purchase from any of the awarded bids, there is no need to complete an Interlocal Agreement.

The **Interlocal Agreement** (pages 3-11) is both a "membership and participation" agreement that commences on July 1st and extends through June 30th of the following calendar year. By signing the Agreement, you are agreeing to the General Provisions of Member Roles and Responsibilities along with your bid participation selection(s) indicating your entity's purchasing commitment. Members are now required to provide estimated quantities for each product planned on each bid category selected. This is done through a specialized software created by R10MRPC called "Maestro Forecasting."

The Multi-Region Purchasing Cooperative is a fully self-funded entity through a Vendor Participation Fee. This fee is collected directly from the awarded commercial-only vendors. Fees are used to cover expenses related to the administration and operation of R10MRPC and growth in services. Studies indicate that school districts benefit through cooperative participation with a considerable cost savings. While the purchasing power of the R10MRPC is significant, the costs of goods and services continues to rise annually. Studies prove that schools participating in a child nutrition purchasing cooperative receive better pricing and higher selection of products with higher fill rates. Additional benefits of participating in the R10MRPC include reduced costs associated with advertising, paperwork, reduced time, and worry spent on the bidding process, as well as Industry-specific workshops, trainings, and technical support for child nutrition programs.

If I can be of further assistance in this matter, please contact me at 512-487-4597. I am available to talk to your school board if needed. Thank you for your consideration for participation in the SY 2023-2024 R10MRPC.

Sincerely,

A handwritten signature in black ink that reads 'Keri Warnick'.

Keri Warnick
Program Coordinator

Enclosures

INTERLOCAL AGREEMENT

The following Interlocal Agreement (pages 3-11) is to be completed by all contracting entities (CE) that wish to participate in Region 10 ESC Multi-Region Purchasing Cooperative (R10MRPC) and purchase from formally procured bids.

This Interlocal Agreement is a one-year agreement for school year 2023-2024 (July 1, 2023 through June 30, 2024). If completed, a fully executed copy will be returned to the CE and kept on file with R10MRPC.

Each CE wishing to purchase from any procured and awarded bid must complete and sign all required pages. Each CE is asked to seriously consider which bids best fit their needs. R10MRPC requires forecasting of each product planned for purchase prior to all bid renewals and new bids through Maestro Forecasting, the customized software program.

The fully completed and signed Interlocal Agreement must be approved by your school Board of Trustees and returned no later than February 28, 2023. Please note that Interlocal Agreements received after the due date or later after bids have been released may not be approved due to forecasting requirements and procurement regulations.

Please return the entire Agreement fully executed: pages 3-11.

Region 10 Education Service Center
Multi-Region Purchasing Cooperative
SY23-24: INTERLOCAL AGREEMENT

This Interlocal Agreement (hereinafter the "Agreement") is entered into by and between the agencies shown below as contracting parties for a single-year term, in accordance with the section entitled "Membership Term" below. The Member Contracting Entity (CE) shall be responsible for paying any vendors invoices for goods and services purchased by CE through the effective termination date.

Contracting Parties

<u>Region 10 Education Service Center</u> Fiscal Agent/Coordinating Entity	<u>057-950</u> County District Number	
Mansfield ISD	220-908	01023
District/Contracting Entity (CE)	CE County District Number	TX-UNPS CE ID

STATEMENT OF SERVICE'S TO BE PERFORMED

The Region 10 Multi-Region Purchasing Cooperative (hereinafter the "R10MRPC") organizes and administers the child nutrition cooperative purchasing and commodity processing program for CEs located in the state of Texas. Authority for such service is granted by Section 8.053 of the Texas Education Code, Chapter 791 of the Texas Government Code, and Chapter 271, Subchapter F, of the Texas Local Government Code. The goal of the cooperative is to obtain substantial savings on food service items through volume purchasing. The R10MRPC does not charge a membership fee.

MEMBERSHIP:

Membership is a single-year term in the R10MRPC. The R10MRPC procures a variety of formal, competitive requests for proposals (RFP's) to assist CEs with their fiscal budgetary needs. CEs have the option to commit to any bid(s) that best fits their needs. Members are required to select from a list of offered bids, which is seen as a commitment to purchase from the R10MRPC awarded vendor(s). Prior to the release of any formal solicitation or bid renewal, members are required to provide estimated quantities/forecast for each product they plan to purchase on each bid selected, although R10MRPC makes no guarantees of quantities to any vendor. Currently the following formally procured bids are offered:

1. USDA Foods for Further Processing (USDA Processed Commodities)
2. Full-Line Grocery Distributor (to include processed commodities)
3. Manufacturer Direct-to-District Delivery (commercial foods; approval required)
4. Small Wares
5. Kitchen Chemicals & Cleaning Products (products)
6. Sanitation System & Safety Training (services)
7. Fresh Produce & Raw Meats
8. Fresh Bread
9. Milk Full-Service Delivery
10. Ice Cream Novelties
11. Chips and Snacks
12. Beverages (contained)
13. Dispensed Fruit Beverages
14. Coffee Bar Products

LIMITATION OF AGREEMENT:

The R10MRPC reviews this Agreement each year to ensure compliance with United States Department of Agriculture (USDA) and Texas Department of Agriculture (TDA) regulations. If, following such review, the R10MRPC discovers that any provision contained herein is not in accordance with USDA and TDA regulation, R10MRPC will have 30 days to make all necessary updates and require that each CE sign a new Agreement. If R10MRPC does not amend the provision within the given timeframe, the CE may terminate this agreement on 10 days' written notice to R10MRPC. Child Nutrition Federal Funds are governed by USDA and TDA, therefore, if any conflicts between the procurement requirements set forth in EDGAR and those required by TDA/USDA exist, those required by TDA/USDA will apply to any solicitations when CN Federal Funds will be used for purchasing.

GENERAL PROVISIONS:

1. The Parties agree to comply with all applicable federal, state, and local statutes, ordinances, rules, and regulations in connection with the procurement activities and programs contemplated under this Agreement. This Agreement is subject to all applicable present and future valid laws governing such programs.
2. This Agreement shall be governed by the law of the State of Texas and venue for any dispute resolution shall be in the county in which the administrative offices of Region 10 ESC are located, which is currently Dallas County, Texas.
3. The R10MRPC reserves the right, but is not obligated, to add additional members and allow participation, because adding a CE may "materially changes the existing contract(s)" and, thereby, require rebidding of said contract(s). Consequently, the CE may not be permitted to participate in those affected contracts to avoid rebidding and possibly negatively affecting the membership in place at the time of the current contract(s) award. The membership of a new CE may become effective upon any new bids, rebids being awarded, new fiscal year, or as permitted at the sole discretion of the R10MRPC.
4. This Agreement and any addenda executed by the parties contains the entire agreement of the Parties hereto with respect to the matters covered by its terms, and it may not be modified in any manner without the express written consent of both Parties. Modifications may be required by law or regulation, which shall require action by the R10MRPC and the CE. Failure to act by either party, within a reasonable period, on legally required modifications shall constitute good cause to terminate this Agreement effective upon written notification to the other party.
5. If any term(s) or provision(s) of this Agreement are held by a court of competent jurisdiction to be invalid, void, or unenforceable, the remainder of the provisions of this Agreement shall remain in full force and effect.
6. Before any Party may resort to litigation, any claims, disputes, or other matters in question between the Parties to this Agreement shall be submitted to nonbinding mediation. The selection of the mediator shall be mutually agreed upon, and the costs for such mediation borne equally between the Parties.
7. No Party to this Agreement waives or relinquishes any immunity or defense on behalf of itself, its trustees, directors, officers, employees, and agents, because of its execution of this Agreement or the performance of the functions and obligations set forth herein.

8. All parts of this Agreement, when executed by both Parties, are binding upon the Parties, and may be changed only by written agreement executed by authorized representatives of the Parties.

9. In accordance with USDA Federal Regulations and TDA Administrator's Reference Manual (ARM) Section 17, the R10MRPC is a Child Nutrition Program (CNP) Operator-Only Cooperative that is categorized as a "for profit cooperative". Per ARM Section 17, R10MRPC is required to return "unanticipated profits" to the CE. This Agreement allows R10MRPC to deduct the cost of services from the collected vendor fees and pay any remaining amount to members on a regular basis. The R10MRPC's "profit margin", for purposes of this Agreement, shall be defined as the revenue received by the R10MRPC through the charging of the vendor fees set forth in the "Membership Fees" section below minus the expenses to the R10MRPC to operate the cooperative. The Coordinating Entity shall retain the profit margin; however, any revenue received more than the profit margin ("unanticipated profit"), if any, shall be distributed to the R10MRPC's participating members by the Fiscal Agent.

10. This Agreement and any modification(s) may be executed in separate copies; however, the Agreement must be Board of Trustee approved and physically signed by both participating parties using a "physical signature." Electronic or typed signatures will not be accepted. This Agreement may be exchanged and/or transmitted electronically via fax or scanned email. Proof of Board approval acceptable to R10MRPC must be submitted along with completed and signed Agreement.

Membership Term. This Agreement shall be for a one-year term unless sooner terminated in accordance with the provisions of this Agreement. The conditions set forth in this Agreement shall apply to this single-year term. The Agreement year for each purchasing cooperative program commences on July 1st and will extend through June 30th of the following calendar year.

Membership Fees. No membership fee shall be directly charged to participating members of the R10MRPC.

The United States Department of Agriculture does not allow federal funds received by ESC Child Nutrition components to be used to support purchasing cooperatives. Therefore, the R10MRPC is a fully self-funded entity through a "Vendor Participation Fee" on all commercial sales. This fee is collected directly from the awarded vendors in the fixed amount of .0085 for every \$1.00 of revenue. R10MRPC "does not charge" any fees to the Commodity Processors. All fees are used to cover expenses related to the administration, direct operation, and growth in services or software programs offered by the Cooperative to the members that benefit their foodservice operation. CEs, even though they may incur these fees indirectly, pay no direct fee to R10MRPC for participation.

The parties agree that the payments under this Agreement and any related exhibits and documents are amounts that fairly compensate Coordinating Entity for the services or functions to be performed under the Agreement.

Authorization to Participate. The R10MRPC and each CE represents and warrants, by the execution and delivery of the Interlocal Agreement, that they have obtained all requisite authority through governing board action to enter and perform the terms of this Agreement. Proof of Board approval acceptable to R10MRPC is required.

Cooperation and Access. Each party agrees that it will cooperate with any reasonable requests for information and/or records made by the other party. Each party reserves the right to audit the relevant records of the other party during

normal working hours. Any breach of this Article shall be considered material and shall make the Agreement subject to termination on ten (10) days written notice to the CE.

Primary and Secondary Contact. The CE agrees to appoint a primary and secondary contact who shall have express authority to represent and bind the CE, and R10MRPC will not be required to contact any other individual regarding program matters. Any notice to a primary or secondary contact shall be binding upon the CE. The CE reserves the right to change the contacts as needed by giving written notice to R10MRPC. Such notice is not effective until actual receipt by R10MRPC.

Defense and Prosecution of Claims. The CE authorizes the Fiscal Agent, only with respect to matters arising out of or contemplated by this Agreement: (1) to control the commencement, defense, intervention or participation in a judicial, administrative or other governmental proceeding; (2) to represent the R10MRPC in an arbitration, mediation, or any other form of alternative dispute resolution; (3) to represent the R10MRPC in any other appearance necessary to protect the rights of the R10MRPC relating to actions concerning any past or current CE, including any appearances and actions in litigation, claim or dispute; and (4) to engage legal counsel and appropriate experts that, in the Fiscal Agent's sole discretion, will assist with such defense or prosecution of any action or claim in matters arising out of this Agreement. The CE does hereby agree that any suit brought against R10MRPC, the Fiscal Agent, or a R10MRPC or Fiscal Agent employee or agent may be defended in the name of R10MRPC, Region 10 Education Service Center, or the CE by the counsel selected by the Fiscal Agent, in its sole discretion, or its designee, on behalf of and at the expense of the R10MRPC as necessary for the prosecution or defense of any litigation or claim. Full cooperation by the CE shall be extended to supplying any information needed or requested by the Fiscal Agent or R10MRPC in such prosecution or defense. Subject to specific revocation, the CE hereby designates the Fiscal Agent to act as a class representative on its behalf in matters arising out of this Agreement.

Governance. R10MRPC shall be governed by the Fiscal Agent's Board of Trustees (hereinafter the "Board") in accordance with applicable law and regulation. Procurement processes and procedures are governed by applicable law and regulation.

Limitations of Liability. The Fiscal Agent, its endorsers and servicing contactors, do not warrant that the operation or use of R10MRPC services will be uninterrupted or error free. The Fiscal Agent, its endorsers and servicing contractors, hereby disclaim any and all warranties, express or implied, regarding any information, product or service furnished under this Agreement, including without limitation, any and all implied warranties of merchantability or fitness for a particular purpose. The Parties agree that regarding all causes of action arising out of or relating to this Agreement, neither Party shall be liable to the other under any circumstances for special, incidental, consequential, or exemplary damages, even if it has been advised of the possibility of such damages.

Notice. Any written notice to the R10MRPC or the Fiscal Agent shall be made by: first class mail, postage prepaid and delivered to the Multi-Region Purchasing Cooperative, Region 10 Education Service Center, 400 E Spring Valley Rd, Richardson, TX 75081-1300; faxed to 972 348-1449, Attn: Keri Warnick (contact person); or emailed to keri.warnick@region10.org with a copy to sue.hayes@region10.org.

Acceptance of USDA Foods Sent for Further Processing. The R10MRPC, through the Fiscal Agent, is granted the right to issue a cooperative bid/proposal (RFP) for the processing of selected commodity foods donated by participating

members. The R10MRPC, through the Fiscal Agent, is further granted the right to enter into a Contract for Services with the processor(s) receiving the processing award(s) for agreed upon processed end-products, for the purpose of executing a service agreement on behalf of participating members. Participating members will have the right and responsibility to accept the processed end-product(s) for the life of the contract between R10MRPC, through the Fiscal Agent, and the processor for all commodity foods donated to, and for which processing was subsequently procured through, the R10MRPC. Excess commodities may be distributed according to USDA or TDA regulation and guidance.

Payment for Goods. Each Party, paying for any goods or services under this Agreement or related to this Agreement, must pay for such goods and services from available current revenues only.

PARTY ROLES AND RESPONSIBILITIES:

Role of the R10MRPC, through the Fiscal Agent:

1. Provide for the organizational and administrative structure of the program.
2. Provide staff time necessary for efficient operation of the program.
3. Provide procurement trainings as group or on an individual basis if requested.
4. Provide guidance and assistance or templates for the school's Procurement Procedures Manual and Code of Conduct Manual if requested.
5. The R10MRPC shall coordinate the Competitive Procurement Process for all Awarded Contracts through use of the Formal Procurement method of Requests for Proposals (RFP).
6. The R10MRPC shall follow the local, State, and Federal procurement guidelines as listed below:
 - a. United States Department (USDA) Code of Federal Regulations (2 CFR) parts 200.318-200.327 and Appendix II
 - b. Texas Department of Agriculture's (TDA) Administrator's Reference Manual (ARM) Sections 16 and 17, 17a, 17b, and 17c.
 - c. Requiring Board of Directors' approval on all R10MRPC bid award recommendations.
 - d. Texas Education Code 44.031 relating to purchasing contracts.
 - e. Education Department General Administrative Regulations (EDGAR) as the guidelines pertain to Purchasing Cooperatives' procuring on behalf of its CEs. Currently EDGAR refers and requires Child Nutrition Food Purchasing Cooperatives to adhere to 2 CFR 200.318-200.327
 - f. Form 1295 will be required to be filled out and filed with the Texas Ethics Commission by all awarded vendors and will be managed by the Fiscal Agent's Business Office.
7. Send solicitations for the Further Processing of USDA foods to all companies found on the TDA "Approved List of Vendors" without limitations.
8. Enter into a detailed agreement with distributors that provide the distribution of processed end-products containing USDA Foods that includes language to ensure proper resolution of errors such as data, pricing, product, reports, etc.
9. Do the following regarding USDA Foods:
 - a. Track and assist CEs with management of their USDA Foods inventory balances to ensure compliance with TDA and USDA Foods inventory requirements.
 - b. Assist CEs with Sales Verifications of end products sold through a distributor, including but not limited to verification of rebates, discounts, and credits.
 - c. Assist CEs with the utilization of carryover pounds to avoid swept inventory.

- d. Provide CEs with information on commodity processing, including, but not limited to, anticipated delivery dates, product recalls or production issues, discontinued products, and replacement recommendations.
 - e. Make all surveys open to the CEs as surveys are opened by TDA.
 - f. Provide the list of commodity items to CEs for purposes of obtaining quantity requests. This is done using an online software program.
 - g. Receive quantity requests from CEs for commodity processing through district entries into the online software and prepare appropriate quantity totals by item.
 - h. Provide a delivery schedule, on behalf of each CE, for all selected USDA Foods for Further Processing to each processor and distributor based on information collected from each CE.
10. The R10MRPC assumes no responsibility for failure of delivery by vendors, however, the R10MRPC will assist all CEs with service and product quality issues to ensure all vendors adhere to the terms and conditions of the awarded contract.
 11. Initiate and implement activities related to the bidding and vendor selection process. Competitive bidding procedures for Texas public schools using Child Nutrition federal funds will be strictly followed.
 12. Provide CEs with procedures for ordering, delivery, and billing.
 13. Mediate problems/concerns between vendors and CEs.
 14. Provide CEs access to all records, reports, and documents to ensure rebates, discounts and other applicable credits will accrue to the CE.
 15. Make available or provide easy access to all procurement documents created and received for each awarded RFP and vendor, as required and in compliance with State Agency Administrative and Procurement Reviews.
 16. Act ethically always and in accordance with all federal, state, and local guidelines.
 17. Create and monitor/host an Advisory Committee. The Advisory Committee is a voluntary member committee with a 2-year commitment that meets quarterly. The Committee goals are to act as liaison between R10MRPC and the membership base if needed, communicate information received from TDA to R10MRPC as necessary, and review or sample products to assist in the streamlining of offered bid awards and best products.

Role of the CE:

1. Commit to the General Provisions and Roles and Responsibilities of this Agreement by authorization of its governing body (School Board of Trustees) and by execution by an approved foodservice employee in the appropriate spaces on the attached form (physical signature copy must be provided to R10MRPC promptly following CE execution).
2. Designate a primary and secondary contact.
3. Commit to purchasing on selected bid categories on an as needed basis.
4. Provide an estimated quantity for each of the products desired through use of the online required software or as requested by the Program Coordinator during any single-year term of Participation.
5. Comply with all USDA and TDA regulations, including, but not limited to, Roles and Responsibilities for Further Processing of USDA Foods or any other Annual Agreement per USDA or TDA.
6. Prepare purchase orders issued to the appropriate vendor from the official award list provided by R10MRPC.
7. Accept shipments of products ordered from vendors in accordance with standard purchasing procedures.
8. Address product warranties and product qualities with manufacturer.
9. Pay vendors net amount due within agreed upon terms after receipt of a correct monthly statement.

10. Participate in bid evaluation committees for the bid's that the CE is utilizing. Evaluation committee meetings will include, but not be limited to, face-to-face group meetings, online voting, or any other form of participation as requested by the R10MRPC.
11. Act ethically always and in accordance with all Federal, State, and local guidelines, as well as R10MRPC Member Roles. The R10MRPC shares information with participating members that at times is considered confidential and proprietary. Members may be asked to sign Non-Disclosure Agreements and agree to adhere to the terms set forth in those agreements. Future membership in the R10MRPC may be jeopardized based on unethical handling of sensitive R10MRPC and/or vendor information.
12. Attend R10MRPC meetings and training classes to stay informed of the cooperative's processes and services offered. Training classes are specific to some of the "tools" offered by R10MRPC. Attending meetings and classes helps ensure your success as a CE in the R10MRPC.
13. Participates in a Member Advisory Committee through selection or appointment. The Member Advisory Committee is a small committee of R10MRPC participating members formed every 2 years. The Advisory Committee serves as the liaison for all participating members when a conflict or concern arises regarding R10MRPC if needed, and annually reviews all procurement practices by the R10MRPC to ensure compliance in all areas, along with other tasks.
14. The following roles will apply to participating members who commit entitlement dollars for the USDA processed commodity foods:
 - a. The CE shall access the Texas Unified Nutrition Program System (TX-UNPS) Food Distribution Program (FDP) Module on a regular basis to effectively manage USDA Foods entitlement, food requests, allocations, and as applicable, storage and delivery of USDA Foods from assigned state-contracted warehouse.
 - b. The CE shall track and manage USDA Foods inventory balances to ensure compliance with TDA and USDA Foods inventory requirements, i.e., inventory levels shall not exceed a six (6) month supply at any given time; access processor tracking systems (K12 Foodservice, ProcessorLink, Lunchline Inc., or other) on a regular basis; and report inventory issues to R10MRPC.
 - c. The CE shall conduct Sales Verifications of end-products sold through a distributor, including but not limited to verification of rebates, discounts, and credits.
 - d. The CE shall maintain copies of the original Child Nutrition ("CN") Label from the product, carton; or a photograph of the CN Label as it appears on the original product carton if available.
 - e. The CE shall attend and/or access online trainings provided by TDA on the management of the USDA Foods program to obtain the latest information on the program.

BID PARTICIPATION SELECTIONS for SY 2023-2024

The following Bid Participation agreement, as an integrated part of the Agreement, is entered into by and between the District/CE, as indicated below, and Region 10 Multi-Region Purchasing Cooperative (R10MRPC) for participation in one or more of the R10MRPC awarded bids. This agreement is a single-term agreement effective July 1, 2023, through June 30, 2024.

The R10MRPC formally procures several competitive RFPs (Request for Proposals) on behalf of all participating members. Each CE member is required to complete this Bid Participation Agreement and forecast all products planned for purchase if they wish to utilize the R10MRPC awarded bids during the term of this agreement.

To help the R10MRPC represent the most accurate information to potential bidders, ***please place a check mark to the left of each bid listed below that you "plan" to use during the SY 2023-2024.*** Each RFP is explained on the next page to assist you in the best decision as to which bid(s) best fit your needs. The R10MRPC does not guarantee any vendor that any item will be purchased, however, CE members should seriously consider each selected bid as member forecasting of each product planned on each selected bid is required prior to the release of a new bid or renewal bid.

<input checked="" type="checkbox"/>	Full-Line Grocery, NOI/FFS Distributor
<input checked="" type="checkbox"/>	USDA Foods For Further Processing
<input checked="" type="checkbox"/>	Milk: Full-Service Delivery
<input checked="" type="checkbox"/>	Fresh Bread
<input checked="" type="checkbox"/>	Ice Cream Novelties
<input checked="" type="checkbox"/>	Beverages (container)
<input checked="" type="checkbox"/>	Manufacturer Direct-to-District (commercial foods) – requires MRPC approval

<input checked="" type="checkbox"/>	Dispensed Fruit Beverages
<input checked="" type="checkbox"/>	Chips & Snacks
<input checked="" type="checkbox"/>	Fresh Meats and Produce
<input checked="" type="checkbox"/>	Small Wares
<input checked="" type="checkbox"/>	Kitchen Chemicals & Cleaning Supplies
<input checked="" type="checkbox"/>	Sanitation Systems & Safety Training
<input checked="" type="checkbox"/>	Coffee Bar Products

Please provide us with your district main address as listed on your website or in directory:

Mansfield ISD

Student Nutrition Building

District Name

Campus/Bldg. Name

1151 Mansfield-Webb Road

Arlington

TX 76002

Street Number & Name

City

State

Zip Code

**Interlocal Agreement for SY 2023-2024
Signature and Authorization Form**

By signing this page, the CE confirms entering into agreement with Region 10 Education Service Center, as the Fiscal Agent and Coordinating Entity for the R10MRPC, in accordance with all Agreement terms, Membership Roles and Responsibilities, and Bid Participation selection(s) as stated on pages 3-10 and indicated on page 11.

As of July 1, 2023, Mansfield ISD and the Region 10 Education Service Center/Fiscal
District Name/Contracting Entity (CE)

As the authorized Agent for the Board of Trustees of CE, I do hereby execute and enter into this Interlocal Agreement, including Bid Participation, on behalf of CE and intend CE to be bound by the provisions set forth herein for a single-year term, unless otherwise terminated by either party in accordance with the terms set forth in the Agreement. Physical signatures are required, typed or digital signatures will not be accepted.

Mansfield ISD	XI	35,767
District/CE Name	ESC Region	2022-2023 Enrollment
46	Tarrant, Johnson	
# Of Participating Campuses	County/Counties in Which Campuses are Located	
Rita Denton	<i>x Rita J Denton</i>	1/13/23
Printed Name: Primary Foodservice Contact	Signature: Primary Foodservice Contact	Date Signed
RitaDenton@misdmail.org		817-299-6040
Email: Primary Contact		Phone: Primary Contact
Maria Medina	MariaMedina@misdmail.org	
Printed Name: Secondary Foodservice Contact	Email: Secondary Foodservice Contact	
817-299-6040		
Phone: Secondary Foodservice Contact		

Board of Director Approval: Signature or Attached Meeting Minutes are acceptable.

Courtney Wilson, School Board President

Printed Name: Authorized Board Director

x

Signature: Authorized Board Director

_____ Date Signed

Below Area: For Region 10 MRPC Use Only

R10MRPC Authorized Signature	Keri Warnick	
Program Coordinator	R10MRPC Contact Person	Date Signed
Title of Contact Person	972-348-1448	
	Office Phone	

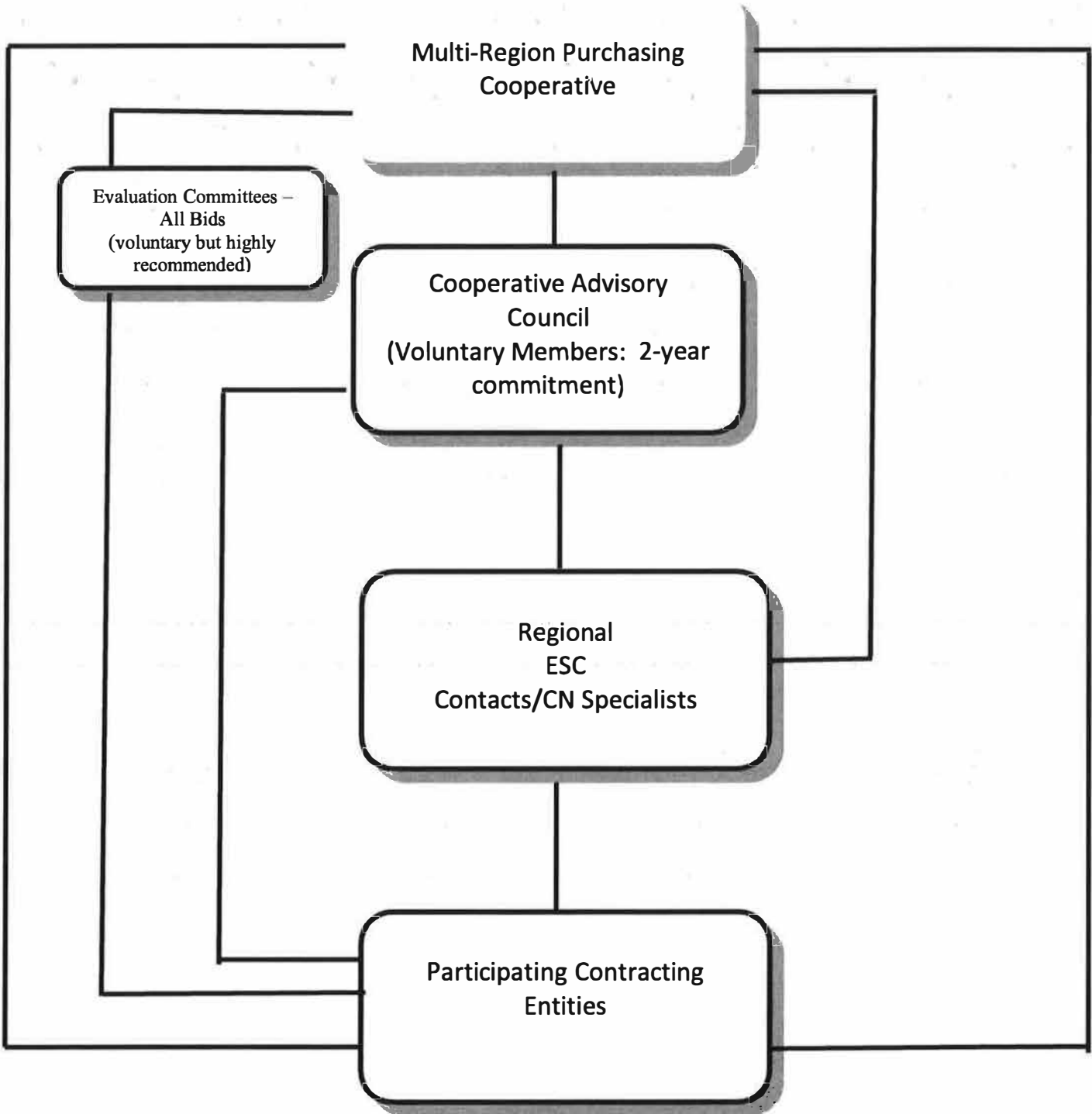
Bids Overview

Each year awarded bids are either renewed, if options are available, or released as new based on factors such as no remaining renewal options, material change in contract value, growth in cooperative membership participation, too many discontinuations or new items to consider, or restructuring of the areas to be serviced in the cooperative. The following is the list of RFP's that will be offered in SY23-24 and information if they will be new or renewed.

Bid Category	Bid Description	SY22-23 RFP #	Will This Bid Be Renewed?	Vendors To Be Renewed	Contract Year in SY23-24
Beverages - Container	Drinks in containers such as Coke, Dr Pepper, Gatorade, Water, etc....that meet Smart Snack and/or used for before or after school events if managed by foodservice	2022-01-12'	Yes	Coca Cola; Dr Pepper; Master's Distribution	2 of 5
Chips & Snacks	Smart Snack approved chips and snacks for a' la carte sales	2022-02-13'	Yes	Master's Distribution	2 of 5
Coffee Bar	Cold contained coffees, coffee beans or grounds, syrups, etc.... for Coffee Bars. Smart Snack compliant	2022-10	No	New Bid	1 of 5
Dispensed Fruit Beverages	100% dispensed fruit slush beverages, awarded company provides dispensing machine and product.	2021-11	Yes	Trident Beverage	3 of 5
Fresh Bread	Direct delivery from bread vendor to campuses. Fresh bread products	2021-04	No	New Bid	1 of 5
Fresh Produce & Raw Meats	Fresh produce and raw meats; produce held to weekly market price	2021-06	Yes	Brother's Food Service; Farmers Market Ft Worth; R Craig Stephens; Walnut Creek Farms	3 of 5
Full-Line Grocery, NOI & FFS	Main-line distributor of commercial foods, processed commodity foods, fresh produce, and non-food foodservice items.	2021-02	Yes	Labatt	3 of 5

Bid Category	Bid Description	SY22-23 RFP #	Will This Bid Be Renewed?	Vendors To Be Renewed	Contract Year in SY23-24
Ice Cream	Frozen Ice Cream novelties, delivered directly from vendor, smart snack compliant	2021-05	Yes	Blue Bonnet, Klement Distribution, Yumi Ice Cream	3 of 5
Kitchen Chemicals & Cleaning Supplies	Kitchen and cafeteria cleaning supplies such as chemicals, mops, gloves, as well as testing kits, etc....	2022-08	Yes	Complete Supply, Eco Lab, Kirby	2 of 5
Manufacturer Direct-to-District	Direct delivery in large quantities to approved CEs of commercial foods only. Must have a loading dock and ability to unload the truck and store large minimum drops of food product.	2021-08	No	New Bid	1 of 5
Milk - Full Service Delivery	Milk delivery, rotate and restock of needed products, milk boxes supplied if needed by some vendors	2021-03	No	New Bid	1 of 5
Sanitation Systems & Safety Training	Sanitation System, monthly visit from rep to restock needed sanitation products; staff training and safety training classes available	2021-15	Yes	SFS PortionPac; Sanitech	3 of 5
Small Wares	All types of small wares for foodservice needs	2022-09	Yes	Ace Mart, Pasco, Sam Tell & Son, Strategic Equipment	2 of 5
USDA Foods for Further Processing	Processed USDA foods to be received through direct delivery, distributor or contracted warehouse	2021-22	Yes	Multiple processors approved by TDA	1 of 5

Region 10 Education Service Center
Multi-Region Purchasing Cooperative





Board of School Trustees
Mansfield Independent School District

TITLE: 2022-2023 T-TESS Appraisers

DATE: January 24, 2023

ACTION

BACKGROUND:

At times throughout the school year, a T-TESS Appraiser List will be submitted for Board approval.

CONSIDERATIONS:

- Approve the 2022-2023 T-TESS appraisers.
- Do not approve the 2022-2023 T-TESS appraisers.

RECOMMENDATION:

The Superintendent recommends approval of the 2022-2023 T-TESS appraisers as presented.

If Board agrees the motion would be:

“Approve the 2022-2023 T-TESS appraisers.”



MISD 2022-2023 T-TESS APPRAISERS

NAME	TITLE	CAMPUS
Joffre, Cassie	Assistant Principal Intern	Timberview HS



**Board of School Trustees
Mansfield Independent School District**

TITLE: Campus Improvement Plans
2022-2023

DATE: January 24, 2023

ACTION

BACKGROUND:

The Mansfield ISD 2022-2023 Campus Improvement Plans are aligned with the Mansfield ISD District Improvement Plan. The Mansfield ISD Strategic Plan guides both the campus and district improvement plans.

Texas state law and District policy charges the campus principal and site-based decision-making team with an annual improvement planning process including development, review, and revision of improvement plans. These plans focus on increasing academic achievement of all students, student groups, and special programs. The campus-level planning and decision-making committees must include professional staff, parents of students enrolled in the district, community members, and industry representatives.

The Vision 2030 Goals and Supporting Goals of each campus have been retrieved from each campus plan, and are presented for approval. The campus plans are developed and reviewed by the Curriculum and Instruction Department in collaboration with each Principal and his or her supervising administrator. Campus improvement planning is an ongoing process throughout the year; therefore, documents are changed and updated quarterly as part of a continual improvement process. 2022-2023 documents are finalized in June, and the cycle continues into the next year.

CONSIDERATION:

The recommended 2022-2023 Campus Improvement Plans meet the legal requirements in the Texas Education Code and includes the following:

- All Campus Improvement Plans are focused on the District’s strategic plan, district goals, and identified campus needs.
- All campuses have selected specific academic and school completion targets based on current data reports and a comprehensive campus needs assessment.

RECOMMENDATION:

The Superintendent recommends that the Board approve the Campus Improvement Plans for the 2022-2023 school year, as presented.

RECOMMENDED MOTION:

“Move to adopt the Campus Improvement Plans for the 2022-2023 school year, as presented.”



MANSFIELD ISD

Campus Improvement Plans

2022-2023

Considered for Approval by MISD Board of Trustees on

January 24, 2023

Mansfield Independent School District



LIFE READY • CAREER READY
COLLEGE READY

Mission To inspire and educate students to be productive citizens.

A destination district committed to excellence.

Vision

Values

- Students First
- Continuous Improvement
- Integrity
- Communication
- Positive Relationships
- Resiliency



Motto MISD: A great place to live, learn, and teach.

Guiding Statements

1. Students will read on level or higher by the beginning of third grade and will remain on level or higher as an MISD student.
2. Students will demonstrate mastery of Algebra II by the end of eleventh grade.
3. Students will graduate life ready.
4. Students will graduate college and/or career ready.



Campus	Vision 2030 Goal	Supporting Goal
Elementary		
Dr. S.K. Jandrucko Academy for Early Learners	Phonological awareness skills will be taught sequentially with fidelity.	
Charlotte Anderson	Anderson teachers will use formative assessment data of essential standards to make instructional adjustments.	
J. L. Boren	Boren Teachers will utilize effective PLC practices to differentiate Tier 1 instruction.	
Janet Brockett	Janet Brockett teachers will target comprehension skills daily through guided reading utilizing the readers' response notebook with fidelity.	We will meet federal targets for academic achievement in reading for white students. We will meet federal targets for overall student achievement for white students. Brocket teachers will provide rich tier 1 instruction with numeracy routines for math. Brocket teachers will target foundation skills daily through guided reading explicit phonics instructional times with fidelity.
Willie Brown	Willie Brown teachers will intentionally deliver and monitor the effectiveness of small group instruction.	
Louise Cabaniss	Cabaniss teachers will unpack essential standards to intentionally plan and deliver quality tier 1 instruction.	Students will read on level or higher by the beginning of third grade and will remain on level or higher as a MISD student.
Anna May Daulton	Anna May Daulton teachers will utilize student data folders to provide differentiated instruction for all students in reading and math.	
Kenneth Davis	Kenneth Davis teachers will Implement data- driven small group instruction with fidelity.	
Imogene Gideon	Gideon teachers will increase contextual levels of thinking by using open ended questions daily across content areas.	
Glenn Harmon	Glenn Harmon teachers will use corrective instruction action planning process to analyze student work/formative assessment data and make instructional adjustments.	

Carol Holt	Carol Holt's teachers will use data to target the essential math standards through small-group instruction	Carol Holt teachers will provide explicit instruction in inferencing during small group reading for 3 rd and 4 th grade.
Thelma Jones	Thelma Jones teachers will use small group math instruction to improve overall performance.	
Judy Miller	We will explicitly teach making inferences with text evidence daily during tier 1 literacy instruction.	
D.P. Morris	Teachers will target the essential math standards through small group instruction.	
Erma Nash	Erma Nash will use student achievement data to plan and deliver intentional small group instruction in reading and math.	
Nancy Neal	Neal teachers will deliver targeted small group math instruction.	
Brenda Norwood	Brenda Norwood teachers will use data to drive targeted small group instruction.	
Annette Perry	Perry will target essential standards in reading through small group instruction.	
Alice Ponder	Alice Ponder will teach making inferences supported by text evidence with fidelity during reading instruction.	
Martha Reid	Reid teachers will unpack essential standards to design and deliver Tier 1 instruction in Math.	
Tarver Rendon	We will focus on Tier 1 instruction in math by teaching Math Numeracy Routines.	We will provide monthly communication to parents that details instruction and school events.
M.J. Sheppard	Mary Jo Sheppard teachers will design and deliver data driven Tier 1 instruction aligned to the TEKS to meet the needs of all students.	
Elizabeth Smith	Elizabeth Smith teachers will implement data driven reading and math small group instruction daily.	<ul style="list-style-type: none"> *Have teachers complete a self-assessment of their competency of small group instruction-guided reading for ELAR teachers and small group instruction for math. *Provide training in the areas identified as a need. Include Rigby training. *ELAR Teachers complete Rigby testing for all students. *Math Teachers complete BOY MAP for 3rd and 4th and Ed Galaxy for K-2. *Use data the construct small groups. *Conduct fidelity walks to evaluate small group instruction.
Cora Spencer	Cora Spencer teachers will deliver small group instruction based on student data.	
Roberta Tipps	Tipps teachers will plan and deliver instruction that includes mathematical process standards for students to acquire and demonstrate mathematical understanding.	

Plan On A Page

2022 - 2023

Charlotte Anderson Preparatory Academy

District Mission

To inspire and educate students to be productive citizens.

District Vision

A destination district committed to excellence.

District Motto

MISD: A great place to live, learn, and teach.

Department/Campus Motto

CAPA: Striving for Success in any Direction.

District/Campus Values

- Students First
- Continuous Improvement
- Integrity
- Communication
- Positive Relations
- Resiliency

MISD Guiding Statements

1. Students will read on level or higher by the beginning of third grade and will remain on level or higher as a MISD student.
2. Students will demonstrate mastery of Algebra II by the end of eleventh grade.
3. Students will graduate life ready.
4. Students will graduate college and/or career ready.

Vision Goals

Anderson teachers will use formative assessment data of essential standards to make instructional adjustments.

Supporting Goals

2022 - 2023

J.L. Boren Elementary

District Mission

To inspire and educate students to be productive citizens.

District Vision

A destination district committed to excellence.

District Motto

MISD: A great place to live, learn, and teach.

Department/Campus Motto

We can do hard things.

District/Campus Values

- Students First
- Continuous Improvement
- Integrity
- Communication
- Positive Relations
- Resiliency

MISD Guiding Statements

1. Students will read on level or higher by the beginning of third grade and will remain on level or higher as a MISD student.
2. Students will demonstrate mastery of Algebra II by the end of eleventh grade.
3. Students will graduate life ready.
4. Students will graduate college and/or career ready.

Vision Goals

Teachers will utilize effective PLC practices to differentiate Tier I instruction.

Supporting Goals

District Mission

To inspire and educate students to be productive citizens.

District Vision

A destination district committed to excellence.

District Motto

MISD: A great place to live, learn, and teach.

Department/Campus Motto

Brockett Elementary is a great place for students to learn and grow.

District/Campus Values

- Students First
- Continuous Improvement
- Integrity
- Communication
- Positive Relations
- Resiliency

MISD Guiding Statements

1. Students will read on level or higher by the beginning of third grade and will remain on level or higher as a MISD student.
2. Students will demonstrate mastery of Algebra II by the end of eleventh grade.
3. Students will graduate life ready.
4. Students will graduate college and/or career ready.

Vision Goals

Janet Brockett teachers will target comprehension skills daily through guided reading utilizing the readers' response notebook with fidelity.

Supporting Goals

We will meet federal targets for academic achievement in reading for White students.

We will meet federal targets for overall student achievement for White students.

Janet Brockett teachers will provide rich tier 1 instruction with numeracy routines for Math.

Janet Brockett teachers will target foundational skills daily through guided reading and explicit phonics instructional times with fidelity.

District Mission

To inspire and educate students to be productive citizens.

District Vision

A destination district committed to excellence.

District Motto

MISD: A great place to live, learn, and teach.

Department/Campus Motto

District/Campus Values

- Students First
- Continuous Improvement
- Integrity
- Communication
- Positive Relations
- Resiliency

MISD Guiding Statements

1. Students will read on level or higher by the beginning of third grade and will remain on level or higher as a MISD student.
2. Students will demonstrate mastery of Algebra II by the end of eleventh grade.
3. Students will graduate life ready.
4. Students will graduate college and/or career ready.

Vision Goals

Willie Brown teachers will intentionally deliver and monitor the effectiveness of small-group instruction.

Supporting Goals

2022 – 2023

Louise Cabaniss Academy of Young Scholars

District Mission

To inspire and educate students to be productive citizens.

District Vision

A destination district committed to excellence.

District Motto

MISD: A great place to live, learn, and teach.

Department/Campus Motto

District/Campus Values

- Students First
- Continuous Improvement
- Integrity
- Communication
- Positive Relations
- Resiliency

MISD Guiding Statements

1. Students will read on level or higher by the beginning of third grade and will remain on level or higher as a MISD student.
2. Students will demonstrate mastery of Algebra II by the end of eleventh grade.
3. Students will graduate life ready.
4. Students will graduate college and/or career ready.

Vision Goals

Cabaniss Academy teachers will unpack essential standards to intentionally plan and deliver quality tier 1 instruction.

Supporting Goals

1. Students will read on level or higher by the beginning of third grade and will remain on level or higher as a MISD student.

District Mission

To inspire and educate students to be productive citizens.

District Vision

A destination district committed to excellence.

District Motto

MISD: A great place to live, learn, and teach.

Department/Campus Motto

Together, We Will Meet Every Need of Every Dragon Every Day

District/Campus Values

- Students First
- Continuous Improvement
- Integrity
- Communication
- Positive Relations
- Resiliency

MISD Guiding Statements

1. Students will read on level or higher by the beginning of third grade and will remain on level or higher as a MISD student.
2. Students will demonstrate mastery of Algebra II by the end of eleventh grade.
3. Students will graduate life ready.
4. Students will graduate college and/or career ready.

Vision Goals

Anna May Daulton teachers will utilize student data folders to provide differentiated instruction to all students in Reading and Math.

Supporting Goals

District Mission

To inspire and educate students to be productive citizens.

District Vision

A destination district committed to excellence.

District Motto

MISD: A great place to live, learn, and teach.

Department/Campus Motto

Capture their hearts, Engage their minds.

District/Campus Values

- Students First
- Continuous Improvement
- Integrity
- Communication
- Positive Relations
- Resiliency

MISD Guiding Statements

1. Students will read on level or higher by the beginning of third grade and will remain on level or higher as a MISD student.
2. Students will demonstrate mastery of Algebra II by the end of eleventh grade.
3. Students will graduate life ready.
4. Students will graduate college and/or career ready.

Vision Goals

Kenneth Davis teachers will implement data-driven small group instruction with fidelity.

Supporting Goals

2022 - 2023

Imogene Gideon Elementary

District Mission

To inspire and educate students to be productive citizens.

District Vision

A destination district committed to excellence.

District Motto

MISD: A great place to live, learn, and teach.

Department/Campus Motto

Imogene Gideon Elementary

District/Campus Values

- Students First
- Continuous Improvement
- Integrity
- Communication
- Positive Relations
- Resiliency

MISD Guiding Statements

1. Students will read on level or higher by the beginning of third grade and will remain on level or higher as a MISD student.
2. Students will demonstrate mastery of Algebra II by the end of eleventh grade.
3. Students will graduate life ready.
4. Students will graduate college and/or career ready.

Vision Goals

Gideon Elementary teachers will increase contextual levels of thinking by using open ended questions daily across content areas.

Supporting Goals

District Mission

To inspire and educate students to be productive citizens.

District Vision

A destination district committed to excellence.

District Motto

Department/Campus Motto

MISD: A great place to live, learn, and teach.

District/Campus Values

- Students First
- Continuous Improvement
- Integrity
- Communication
- Positive Relations
- Resiliency

MISD Guiding Statements

1. Students will read on level or higher by the beginning of third grade and will remain on level or higher as MISD student.
2. Students will demonstrate mastery of Algebra II by the end of eleventh grade.
3. Students will graduate life ready.
4. Students will graduate college and/or career ready.

Vision Goals

Supporting Goals

Harmon teachers will use a corrective instruction action planning process to analyze student work/formative assessment data and make instructional adjustments.

District Mission

To inspire and educate students to be productive citizens.

District Vision

A destination district committed to excellence.

District Motto

MISD: A great place to live, learn, and teach.

Department/Campus Motto

Carol Holt: The trail starts here!

District/Campus Values

- Students First
- Continuous Improvement
- Integrity
- Communication
- Positive Relations
- Resiliency

MISD Guiding Statements

1. Students will read on level or higher by the beginning of third grade and will remain on level or higher as a MISD student.
2. Students will demonstrate mastery of Algebra II by the end of eleventh grade.
3. Students will graduate life ready.
4. Students will graduate college and/or career ready.

Vision Goals

Carol Holt’s teachers will use data to target the essential math standards through small-group instruction.

Supporting Goals

Carol Holt teachers will provide explicit instruction in inferencing during small group reading for 3rd and 4th grade.

Plan On A Page

2022 - 2023

Dr. Jandrucko Academy for Early Learners

District Mission

To inspire and educate students to be productive citizens.

District Vision

A destination district committed to excellence.

District Motto

MISD: A great place to live, learn, and teach.

Department/Campus Motto

The Academy: Perfectly Designed for Inquiring Young Minds

District/Campus Values

- Students First
- Continuous Improvement
- Integrity
- Communication
- Positive Relations
- Resiliency

MISD Guiding Statements

1. Students will read on level or higher by the beginning of third grade and will remain on level or higher as a MISD student.
2. Students will demonstrate mastery of Algebra II by the end of eleventh grade.
3. Students will graduate life ready.
4. Students will graduate college and/or career ready.

Vision Goals

Phonological Awareness skills will be taught effectively with fidelity.

Supporting Goals

District Mission

To inspire and educate students to be productive citizens.

District Vision

A destination district committed to excellence.

District Motto

MISD: A great place to live, learn, and teach.

Department/Campus Motto

Thelma Jones: It’s All About Kids

District/Campus Values

- Students First
- Continuous Improvement
- Integrity
- Communication
- Positive Relations
- Resiliency

MISD Guiding Statements

1. Students will read on level or higher by the beginning of third grade and will remain on level or higher as a MISD student.
2. Students will demonstrate mastery of Algebra II by the end of eleventh grade.
3. Students will graduate life ready.
4. Students will graduate college and/or career ready.

Vision Goals

Thelma Jones teachers will use small group math instruction to improve overall student performance.

Supporting Goals

District Mission

To inspire and educate students to be productive citizens.

District Vision

A destination district committed to excellence.

District Motto

MISD: A great place to live, learn, and teach.

Department/Campus Motto

Gallop on the trail to success.

District/Campus Values

- Students First
- Continuous Improvement
- Integrity
- Communication
- Positive Relations
- Resiliency

MISD Guiding Statements

1. Students will read on level or higher by the beginning of third grade and will remain on level or higher as a MISD student.
2. Students will demonstrate mastery of Algebra II by the end of eleventh grade.
3. Students will graduate life ready.
4. Students will graduate college and/or career ready.

Vision Goals

We will explicitly teach making inferences with text evidence daily during tier 1 literacy instruction.

Supporting Goals

District Mission

To inspire and educate students to be productive citizens.

District Vision

A destination district committed to excellence.

District Motto

MISD: A great place to live, learn, and teach.

Department/Campus Motto

Good Vibes ~ This is our house!

District/Campus Values

- Students First
- Continuous Improvement
- Integrity
- Communication
- Positive Relations
- Resiliency

MISD Guiding Statements

1. Students will read on level or higher by the beginning of third grade and will remain on level or higher as a MISD student.
2. Students will demonstrate mastery of Algebra II by the end of eleventh grade.
3. Students will graduate life ready.
4. Students will graduate college and/or career ready.

Vision Goals

Teachers will target the essential math standards through small group instruction.

Supporting Goals

--	--

District Mission

To inspire and educate students to be productive citizens.

District Vision

A destination district committed to excellence.

District Motto

MISD: A great place to live, learn, and teach.

Department/Campus Motto

Nash: We can because we believe we can.

District/Campus Values

- Students First
- Continuous Improvement
- Integrity
- Communication
- Positive Relations
- Resiliency

MISD Guiding Statements

1. Students will read on level or higher by the beginning of third grade and will remain on level or higher as a MISD student.
2. Students will demonstrate mastery of Algebra II by the end of eleventh grade.
3. Students will graduate life ready.
4. Students will graduate college and/or career ready.

Vision Goals

Erma Nash teachers will use student achievement data to plan and deliver intentional small group instruction in Math.

Supporting Goals

District Mission

To inspire and educate students to be productive citizens.

District Vision

A destination district committed to excellence.

District Motto

MISD: A great place to live, learn, and teach.

Department/Campus Motto

NNE: A great place to live, learn, and teach.

District/Campus Values

- Students First
- Continuous Improvement
- Integrity
- Communication
- Positive Relations
- Resiliency

MISD Guiding Statements

1. Students will read on level or higher by the beginning of third grade and will remain on level or higher as a MISD student.
2. Students will demonstrate mastery of Algebra II by the end of eleventh grade.
3. Students will graduate life ready.
4. Students will graduate college and/or career ready.

Vision Goals

Nancy Neal ES teachers will deliver targeted small group math instruction.

Supporting Goals

Empty box for Supporting Goals.

District Mission

To inspire and educate students to be productive citizens.

District Vision

A destination district committed to excellence.

District Motto

Department/Campus Motto

MISD: A great place to live, learn, and teach.

District/Campus Values

- Students First
- Continuous Improvement
- Integrity
- Communication
- Positive Relations
- Resiliency

MISD Guiding Statements

1. Students will read on level or higher by the beginning of third grade and will remain on level or higher as a MISD student.
2. Students will demonstrate mastery of Algebra II by the end of eleventh grade.
3. Students will graduate life ready.
4. Students will graduate college and/or career ready.

Vision Goals

Supporting Goals

Brenda Norwood teachers will use data to drive targeted small group Math instruction.

District Mission

To inspire and educate students to be productive citizens.

District Vision

A destination district committed to excellence.

District Motto

MISD: A great place to live, learn, and teach.

Department/Campus Motto

The BEST School in the Universe!

District/Campus Values

- Students First
- Continuous Improvement
- Integrity
- Communication
- Positive Relations
- Resiliency

MISD Guiding Statements

1. Students will read on level or higher by the beginning of third grade and will remain on level or higher as a MISD student.
2. Students will demonstrate mastery of Algebra II by the end of eleventh grade.
3. Students will graduate life ready.
4. Students will graduate college and/or career ready.

Vision Goals

We will target essential standards in Reading through small group instruction.

Supporting Goals

District Mission

To inspire and educate students to be productive citizens.

District Vision

A destination district committed to excellence.

District Motto

Department/Campus Motto

MISD: A great place to live, learn, and teach.

District/Campus Values

- Students First
- Continuous Improvement
- Integrity
- Communication
- Positive Relations
- Resiliency

MISD Guiding Statements

1. Students will read on level or higher by the beginning of third grade and will remain on level or higher as a MISD student.
2. Students will demonstrate mastery of Algebra II by the end of eleventh grade.
3. Students will graduate life ready.
4. Students will graduate college and/or career ready.

Vision Goals

Supporting Goals

Alice Ponder will teach making inferences supported by text evidence with fidelity during reading instruction.

To inspire and educate students to be productive citizens.

District Vision

A destination district committed to excellence.

District Motto

Department/Campus Motto

MISD: A great place to live, learn, and teach.

MRLA: Wild About Leadership

District/Campus Values

- Students First
- Continuous Improvement
- Integrity
- Communication
- Positive Relations
- Resiliency

MISD Guiding Statements

1. Students will read on level or higher by the beginning of third grade and will remain on level or higher as a MISD student.
2. Students will demonstrate mastery of Algebra II by the end of eleventh grade.
3. Students will graduate life ready.
4. Students will graduate college and/or career ready.

Vision Goals

Supporting Goals

Martha Reid teachers will unpack essential standards to design and deliver Tier I instruction in Math.

2022-2023

Mary Jo Sheppard Elementary

District Mission

To inspire and educate students to be productive citizens.

District Vision

A destination district committed to excellence.

District Motto

MISD: A great place to live, learn, and teach.

Department/Campus Motto

Strong Character Builds Caring Colts

District/Campus Values

- Students First
- Continuous Improvement
- Integrity
- Communication
- Positive Relations
- Resiliency

MISD Guiding Statements

1. Students will read on level or higher by the beginning of third grade and will remain on level or higher as a MISD student.
2. Students will demonstrate mastery of Algebra II by the end of eleventh grade.
3. Students will graduate life ready.
4. Students will graduate college and/or career ready.

Vision Goals

Mary Jo Sheppard Teachers will design and deliver data driven Tier 1 instruction aligned to the TEKS to meet the needs of all students.

Supporting Goals

District Mission

To inspire and educate students to be productive citizens.

District Vision

A destination district committed to excellence.

District Motto

MISD: A great place to live, learn, and teach.

Department/Campus Motto

District/Campus Values

- Students First
- Continuous Improvement
- Integrity
- Communication
- Positive Relations
- Resiliency

MISD Guiding Statements

1. Students will read on level or higher by the beginning of third grade and will remain on level or higher as a MISD student.
2. Students will demonstrate mastery of Algebra II by the end of eleventh grade.
3. Students will graduate life ready.
4. Students will graduate college and/or career ready.

Vision Goals

Elizabeth Smith Academy teachers will implement data driven reading and math small group instruction daily.

Supporting Goals

- Have teachers complete a self-assessment of their competency of small group instruction- guided reading for ELAR teachers and small group instruction for math.
- Provide training in the areas identified as a need. Include Rigby training.
- ELAR Teachers complete Rigby testing for all students.
- Math Teachers complete BOY MAP for 3rd and 4th and Ed Galaxy for K-2.
- Use data to construct small groups.
- Conduct fidelity walks to evaluate small group instruction.

District Mission

To inspire and educate students to be productive citizens.

District Vision

A destination district committed to excellence.

District Motto

MISD: A great place to live, learn, and teach.

Department/Campus Motto

All Means All

District/Campus Values

- Students First
- Continuous Improvement
- Integrity
- Communication
- Positive Relations
- Resiliency

MISD Guiding Statements

1. Students will read on level or higher by the beginning of third grade and will remain on level or higher as a MISD student.
2. Students will demonstrate mastery of Algebra II by the end of eleventh grade.
3. Students will graduate life ready.
4. Students will graduate college and/or career ready.

Vision Goals

Cora Spencer teachers will deliver small group reading instruction based on student data.

Supporting Goals

2022 - 2023

Tarver Rendon Agricultural Leadership

District Mission

To inspire and educate students to be productive citizens.

District Vision

A destination district committed to excellence.

District Motto

MISD: A great place to live, learn, and teach.

Department/Campus Motto

Happiness Grows Here!

District/Campus Values

- Students First
- Continuous Improvement
- Integrity
- Communication
- Positive Relations
- Resiliency

MISD Guiding Statements

1. Students will read on level or higher by the beginning of third grade and will remain on level or higher as a MISD student.
2. Students will demonstrate mastery of Algebra II by the end of eleventh grade.
3. Students will graduate life ready.
4. Students will graduate college and/or career ready.

Vision Goals

1. We will focus on Tier 1 instruction in math by teaching Math Numeracy Routines.

Supporting Goals

1. We will provide monthly communication to parents that details instruction and school events.

District Mission

To inspire and educate students to be productive citizens.

District Vision

A destination district committed to excellence.

District Motto

Department/Campus Motto

MISD: A great place to live, learn, and teach.

District/Campus Values

- Students First
- Continuous Improvement
- Integrity
- Communication
- Positive Relations
- Resiliency


MISD Guiding Statements

1. Students will read on level or higher by the beginning of third grade and will remain on level or higher as a MISD student.
2. Students will demonstrate mastery of Algebra II by the end of eleventh grade.
3. Students will graduate life ready.
4. Students will graduate college and/or career ready.

Vision Goals

Supporting Goals

Teachers will plan and deliver instruction that includes mathematical process standards for students to acquire and demonstrate mathematical understanding.



Campus	Vision 2030 Goal	Supporting Goal
Della Icenhower	<p>Della Icenhower Intermediate will provide a positive learning environment and meaningful life experiences through: Building positive relationships.</p> <ul style="list-style-type: none"> • A focus on continuous improvement. • A culture of high expectations for all. 	Della Icenhower Intermediate will improve Tier I Instruction by implementing targeted numeracy routines in mathematics with fidelity.
Mary Lillard	Mary Lillard teachers will design and deliver relevant Tier 1 instruction to improve Domain 2 results in Mathematics.	
Asa Low, Jr.	Asa Low teachers and staff will implement intentional high quality writing task, with fidelity to ensure all students learn math curriculum at or above grade level	
Alma Martinez	Teachers provide daily small group instruction targeting individual student goals and provide student led learning through collaboration and critical thinking.	AMIS STEM Academy will align with all tightly held MISD STEM Core Processes.
Mary Orr	Mary Orr ELAR teachers will intentionally plan and deliver tier one instruction that aligns with content, cognitive, and context levels of the TEKS.	
Donna Shepard	DSL A math teachers will increase student understanding of computation and algebraic reasoning during Tier 1 instruction by implementing math talks and open-ended questions.	
Cross Timbers	Cross Timbers math and reading teachers will use district curriculum and deliver instruction that aligns to the content, context, and cognitive levels of TEKS.	

District Mission

To inspire and educate students to be productive citizens.

District Vision

A destination district committed to excellence.

District Motto

MISD: A great place to live, learn, and teach.

Department/Campus Motto

Excellence Everyday

District/Campus Values

- Students First
- Continuous Improvement
- Integrity
- Communication
- Positive Relations
- Resiliency

MISD Guiding Statements

1. Students will read on level or higher by the beginning of third grade and will remain on level or higher as a MISD student.
2. Students will demonstrate mastery of Algebra II by the end of eleventh grade.
3. Students will graduate life ready.
4. Students will graduate college and/or career ready.

Vision Goals

CTIS math and reading teachers will use district curriculum and deliver instruction that aligns to the content, context, and cognitive levels of the TEKS

Supporting Goals

District Mission

To inspire and educate students to be productive citizens.

District Vision

A destination district committed to excellence.

District Motto

MISD: A great place to live, learn, and teach.

Department/Campus Motto

Husky Strong-Game On!

District/Campus Values

- Students First
- Continuous Improvement
- Integrity
- Communication
- Positive Relations
- Resiliency

MISD Guiding Statements

1. Students will read on level or higher by the beginning of third grade and will remain on level or higher as a MISD student.
2. Students will demonstrate mastery of Algebra II by the end of eleventh grade.
3. Students will graduate life ready.
4. Students will graduate college and/or career ready.

Vision Goals

Della Icenhower Intermediate will provide a positive learning environment and meaningful life experiences through: Building positive relationships.

- A focus on continuous improvement.
- A culture of high expectations for all.

Supporting Goals

Della Icenhower Intermediate will improve Tier I Instruction by implementing targeted numeracy routines in mathematics with fidelity.

District Mission

To inspire and educate students to be productive citizens.

District Vision

A destination district committed to excellence.

District Motto

MISD: A great place to live, learn, and teach.

Department/Campus Motto

SPOTlight on Excellence

District/Campus Values

- Students First
- Continuous Improvement
- Integrity
- Communication
- Positive Relations
- Resiliency

MISD Guiding Statements

1. Students will read on level or higher by the beginning of third grade and will remain on level or higher as a MISD student.
2. Students will demonstrate mastery of Algebra II by the end of eleventh grade.
3. Students will graduate life ready.
4. Students will graduate college and/or career ready.

Vision Goals

Mary Lillard teachers will design and deliver relevant Tier 1 instruction to improve Domain 2 results in Mathematics.

Supporting Goals

Plan On A Page

2022 - 2023

Asa E. Low, Jr. Intermediate

District Mission

To inspire and educate students to be productive citizens.

District Vision

A destination district committed to excellence.

District Motto

MISD: A great place to live, learn, and teach.

Department/Campus Motto

Asa Low IS: F.I.E.R.C.E. About Learning

District/Campus Values

- Students First
- Continuous Improvement
- Integrity
- Communication
- Positive Relations
- Resiliency

MISD Guiding Statements

1. Students will read on level or higher by the beginning of third grade and will remain on level or higher as a MISD student.
2. Students will demonstrate mastery of Algebra II by the end of eleventh grade.
3. Students will graduate life ready.
4. Students will graduate college and/or career ready.

Vision Goals

Asa Low teachers and staff will implement intentional high-quality writing tasks, with fidelity, to ensure all students learn the math curriculum at or above grade level.

Supporting Goals

District Mission

To inspire and educate students to be productive citizens.

District Vision

A destination district committed to excellence.

District Motto

MISD: A great place to live, learn, and teach.

Department/Campus Motto

Keep Your Compass Pointed Toward Success

District/Campus Values

- Students First
- Continuous Improvement
- Integrity
- Communication
- Positive Relations
- Resiliency

MISD Guiding Statements

1. Students will read on level or higher by the beginning of third grade and will remain on level or higher as a MISD student.
2. Students will demonstrate mastery of Algebra II by the end of eleventh grade.
3. Students will graduate life ready.
4. Students will graduate college and/or career ready.

Vision Goals

Teachers will provide daily small group instruction targeting individual student goals and provide student led learning through collaboration and critical thinking.

Supporting Goals

AMIS STEM Academy will align with all tightly held MISD STEM Core Processes.

District Mission

To inspire and educate students to be productive citizens.

District Vision

A destination district committed to excellence.

District Motto

MISD: A great place to live, learn, and teach.

Department/Campus Motto

Bridge to Success

District/Campus Values

- Students First
- Continuous Improvement
- Integrity
- Communication
- Positive Relations
- Resiliency

MISD Guiding Statements

1. Students will read on level or higher by the beginning of third grade and will remain on level or higher as a MISD student.
2. Students will demonstrate mastery of Algebra II by the end of eleventh grade.
3. Students will graduate life ready.
4. Students will graduate college and/or career ready.

Vision Goals

Mary Orr ELAR teachers will intentionally plan and deliver tier one instruction that aligns with content, cognitive, and context levels of the TEKS.

Supporting Goals

2022 - 2023

Donna Shepard Leadership Academy

District Mission

To inspire and educate students to be productive citizens.

District Vision

A destination district committed to excellence.

District Motto

MISD: A great place to live, learn, and teach.

Department/Campus Motto

“Leading the Charge”

District/Campus Values

- Students First
- Continuous Improvement
- Integrity
- Communication
- Positive Relations
- Resiliency

MISD Guiding Statements

1. Students will read on level or higher by the beginning of third grade and will remain on level or higher as a MISD student.
2. Students will demonstrate mastery of Algebra II by the end of eleventh grade.
3. Students will graduate life ready.
4. Students will graduate college and/or career ready.

Vision Goals

DSLMA Math teachers will increase student understanding of computation and algebraic reasoning during Tier 1 instruction by implementing math talks and open ended questions.

Supporting Goals



Campus	Vision 2030 Goal	Supporting Goal
Middle School		
James Coble	James Coble Middle School math teachers will design and deliver lessons that are aligned with the content, context, and cognitive level of the course TEKS.	James Coble Middle School social studies teachers will design and deliver lessons that are aligned with the content, context, and cognitive level of the course TEKS.
TA Howard	T.A. Howard MS teachers will deliver high-quality Tier 1 instruction using district core processes to ensure that all students learn at high levels.	
Linda Jobe	Jobe Middle School math teachers will use common formative assessment data for targeted small group tier 1 intervention.	Jobe Middle School will continue to implement quality tier 1 instruction and tiered intervention to close the gaps in student learning.
Danny Jones	Danny Jones 8th grade math teachers will utilize weekly common formative assessments to design intentional small group instruction.	
Charlene McKinzey	McKinzey math teachers will utilize student data folders to implement small group instruction.	
Jerry Knight STEM Academy	Jerry Knight STEM Academy designers will create frequent, formative and summative assessments to gather data for targeted, small group instruction.	Jerry Knight STEM Academy will continue to implement our National Institute of STEM Education campus identified teacher actions and plan.
Brooks Wester	Wester 8th Grade Math teachers will deliver differentiated small group instruction that encourages higher-order thinking to meet the needs of their diverse learners	
Rogene Worley	Rogene Worley Middle School 8 th math teachers will use common formative assessment data to provide individualized, differentiated small group Tier 1 instruction.	

District Mission

To inspire and educate students to be productive citizens.

District Vision

A destination district committed to excellence.

District Motto

MISD: A great place to live, learn, and teach.

Department/Campus Motto

Pride, Respect, Responsibility

District/Campus Values

- Students First
- Continuous Improvement
- Integrity
- Communication
- Positive Relations
- Resiliency

MISD Guiding Statements

1. Students will read on level or higher by the beginning of third grade and will remain on level or higher as a MISD student.
2. Students will demonstrate mastery of Algebra II by the end of eleventh grade.
3. Students will graduate life ready.
4. Students will graduate college and/or career ready.

Vision Goals

James Coble Middle School math teachers will design and deliver lessons that are aligned with the content, context, and cognitive level of the course TEKS.

Supporting Goals

James Coble Middle School social studies teachers will design and deliver lessons that are aligned with the content, context, and cognitive level of the course TEKS.

District Mission

To inspire and educate students to be productive citizens.

District Vision

A destination district committed to excellence.

District Motto

MISD: A great place to live, learn, and teach.

Department/Campus Motto

All means all.

District/Campus Values

- Students First
- Continuous Improvement
- Integrity
- Communication
- Positive Relations
- Resiliency

MISD Guiding Statements

1. Students will read on level or higher by the beginning of third grade and will remain on level or higher as a MISD student.
2. Students will demonstrate mastery of Algebra II by the end of eleventh grade.
3. Students will graduate life ready.
4. Students will graduate college and/or career ready.

Vision Goals

T.A. Howard Middle School teachers will deliver high-quality Tier I instruction using district core processes to ensure that all students learn at high levels.

Supporting Goals

District Mission

To inspire and educate students to be productive citizens.

District Vision

A destination district committed to excellence.

District Motto

Department/Campus Motto

MISD: A great place to live, learn, and teach.

District/Campus Values

- Students First
- Continuous Improvement
- Integrity
- Communication
- Positive Relations
- Resiliency

MISD Guiding Statements

1. Students will read on level or higher by the beginning of third grade and will remain on level or higher as a MISD student.
2. Students will demonstrate mastery of Algebra II by the end of eleventh grade.
3. Students will graduate life ready.
4. Students will graduate college and/or career ready.

Vision Goals

Jobe Middle School math teachers will use common formative assessment data for targeted small group tier 1 intervention.

Supporting Goals

Jobe Middle School will continue to implement quality tier 1 instruction and tiered intervention to close the gaps in student learning.

2022 - 2023

Danny Jones Middle

District Mission

To inspire and educate students to be productive citizens.

District Vision

A destination district committed to excellence.

District Motto

MISD: A great place to live, learn, and teach.

Department/Campus Motto

District/Campus Values

- Students First
- Continuous Improvement
- Integrity
- Communication
- Positive Relations
- Resiliency

MISD Guiding Statements

1. Students will read on level or higher by the beginning of third grade and will remain on level or higher as a MISD student.
2. Students will demonstrate mastery of Algebra II by the end of eleventh grade.
3. Students will graduate life ready.
4. Students will graduate college and/or career ready.

Vision Goals

Danny Jones 8th grade math teachers will utilize weekly common formative assessments to design intentional small group instruction.

Supporting Goals

District Mission

To inspire and educate students to be productive citizens.

District Vision

A destination district committed to excellence.

District Motto

MISD: A great place to live, learn, and teach.

Department/Campus Motto

Bold. Brave. Fearless.

District/Campus Values

- Students First
- Continuous Improvement
- Integrity
- Communication
- Positive Relations
- Resiliency

MISD Guiding Statements

1. Students will read on level or higher by the beginning of third grade and will remain on level or higher as a MISD student.
2. Students will demonstrate mastery of Algebra II by the end of eleventh grade.
3. Students will graduate life ready.
4. Students will graduate college and/or career ready.

Vision Goals

McKinzey math teachers will utilize student data folders to implement small group instruction.

Supporting Goals

Plan On A Page

2022 - 2023

Jerry Knight STEM Academy

District Mission

To inspire and educate students to be productive citizens.

District Vision

A destination district committed to excellence.

District Motto

MISD: A great place to live, learn, and teach.

Department/Campus Motto

District/Campus Values

- Students First
- Continuous Improvement
- Integrity
- Communication
- Positive Relations
- Resiliency

MISD Guiding Statements

1. Students will read on level or higher by the beginning of third grade and will remain on level or higher as a MISD student.
2. Students will demonstrate mastery of Algebra II by the end of eleventh grade.
3. Students will graduate life ready.
4. Students will graduate college and/or career ready.

Vision Goals

Jerry Knight STEM Academy designers will create frequent, formative and summative assessments to gather data for targeted, small group instruction.

Supporting Goals

Jerry Knight STEM Academy will continue to implement our National Institute of STEM Education campus identified teacher actions and plan.

District Mission

To inspire and educate students to be productive citizens.

District Vision

A destination district committed to excellence.

District Motto

MISD: A great place to live, learn, and teach.

Department/Campus Motto

Roaring Our Way to the Top!

District/Campus Values

- Students First
- Continuous Improvement
- Integrity
- Communication
- Positive Relations
- Resiliency

MISD Guiding Statements

1. Students will read on level or higher by the beginning of third grade and will remain on level or higher as a MISD student.
2. Students will demonstrate mastery of Algebra II by the end of eleventh grade.
3. Students will graduate life ready.
4. Students will graduate college and/or career ready.

Vision Goals

Worley Middle School's 8th Grade Math Teachers will use common formative assessment data to provide individualized, differentiated small group Tier I instruction.

Supporting Goals

District Mission

To inspire and educate students to be productive citizens.

District Vision

A destination district committed to excellence.

District Motto

MISD: A great place to live, learn, and teach.

Department/Campus Motto

Inspiring Excellence

District/Campus Values

- Students First
- Continuous Improvement
- Integrity
- Communication
- Positive Relations
- Resiliency

MISD Guiding Statements

1. Students will read on level or higher by the beginning of third grade and will remain on level or higher as a MISD student.
2. Students will demonstrate mastery of Algebra II by the end of eleventh grade.
3. Students will graduate life ready.
4. Students will graduate college and/or career ready.

Vision Goals

1. Wester 8th Grade Math teachers will deliver differentiated small group instruction that encourages higher order thinking to meet the needs of their diverse learners.

Supporting Goals



Campus	Vision 2030 Goal	Supporting Goal
High School BBIA/Frontier STEM	<p>65% of students enrolled in a Trades & Industry course (manufacturing, automotive, culinary arts, construction) will pass their IBC and demonstrate college, career, and life readiness.</p> <p>29% of students taking AP Physics will pass the AP Physics exam and demonstrate college and career readiness.</p>	<p>The Curriculum Frameworks and Scope and Sequence will be completed for 8 of the Trades & Industry courses.</p> <p>8 AP Physics lessons will be calibrated to ensure rigor and alignment to college board standards.</p> <p>Administration will conduct 48 walkthroughs in AP Physics and the Trades & Industry courses to look for best practices in CTE/STEM instruction and student engagement.</p>
Lake Ridge HS	Lake Ridge High School teachers will increase the frequency of formative assessments to provide early intervention in English I and English II.	<p>Lake Ridge English teachers will create and implement the use of calibrated common formative assessment once per week.</p> <p>Instructional walks will be completed by Lake Ridge administrators looking for effective implementation of intervention strategies that are adapted to individual student needs giving all students the opportunity to master the content.</p>
Legacy HS	Legacy High School teachers will utilize formative assessment in Algebra I for reflective improvement in their instructional practice that will drive on time interventions for students.	
Mansfield HS	Mansfield High School English I and English II teachers will utilize common formative assessments to implement a system of interventions and enrichment based on targeted student needs.	
Phoenix Academy/DAEP	<p>The Phoenix Academy</p> <p>At least 50% of Phoenix Academy students will graduate College & Career Ready by meeting:</p> <p>TSI/SAT/ACT criteria</p> <p>Industry-Based certification</p> <p>Texas College Bridge Requirements</p>	

	<p>The Phoenix DAEP</p> <p>Phoenix DAEP students will work on edgenuity/canvas to recover or accelerate credits with a goal of completing at least .5 credit prior to the student's return to their home campus.</p>	
Summit HS	<p>Summit High School English I and English II teachers will develop and implement targeted intervention and enrichment during their instructional block with fidelity.</p>	
Timberview HS / ECHS	<p>Instruction and Assessment in Timberview Algebra I classrooms will be aligned to the content, context, and cognitive level of the course TEKS.</p> <p>ECHS students will have a Stallion Success Plan; staff will meet with students to determine success and progress of student's individual plan.</p>	

District Mission

To inspire and educate students to be productive citizens.

District Vision

A destination district committed to excellence.

District Motto

MISD: A great place to live, learn, and teach.

Department/Campus Motto

Learners Today, Leaders Tomorrow

District/Campus Values

- Students First
- Continuous Improvement
- Integrity
- Communication
- Positive Relations
- Resiliency

MISD Guiding Statements

1. Students will read on level or higher by the beginning of third grade and will remain on level or higher as a MISD student.
2. Students will demonstrate mastery of Algebra II by the end of eleventh grade.
3. Students will graduate life ready.
4. Students will graduate college and/or career ready.

Vision Goals

- 65% of students enrolled in a Trades & Industry course (manufacturing, automotive, culinary arts, construction) will pass their IBC and demonstrate college, career, and life readiness.
- 29% of students taking AP Physics will pass the AP Physics exam and demonstrate college and career readiness.

Supporting Goals

- The Curriculum Frameworks and Scope and Sequence will be completed for 8 of the Trades & Industry courses.
- 8 AP Physics lessons will be calibrated to ensure rigor and alignment to college board standards.
- Administration will conduct 48 walkthroughs in AP Physics and the Trades & Industry courses to look for best practices in CTE/STEM instruction and student engagement.

2022 - 2023

TCC SE Early College HS at Timberview

District Mission

To inspire and educate students to be productive citizens.

District Vision

A destination district committed to excellence.

District Motto

MISD: A great place to live, learn, and teach.

Department/Campus Motto

Stallions Strive for Success

District/Campus Values

- Students First
- Continuous Improvement
- Integrity
- Communication
- Positive Relations
- Resiliency

MISD Guiding Statements

1. Students will read on level or higher by the beginning of third grade and will remain on level or higher as a MISD student.
2. Students will demonstrate mastery of Algebra II by the end of eleventh grade.
3. Students will graduate life ready.
4. Students will graduate college and/or career ready.

Vision Goals

ECCHS students will have a Stallion Success Plan; staff will meet with students to determine success and progress of student's individual plan.

Supporting Goals

District Mission

To inspire and educate students to be productive citizens.

District Vision

A destination district committed to excellence.

District Motto

MISD: A great place to live, learn, and teach.

Department/Campus Motto

Go soar into your destiny.

District/Campus Values

- Students First
- Continuous Improvement
- Integrity
- Communication
- Positive Relations
- Resiliency

MISD Guiding Statements

1. Students will read on level or higher by the beginning of third grade and will remain on level or higher as a MISD student.
2. Students will demonstrate mastery of Algebra II by the end of eleventh grade.
3. Students will graduate life ready.
4. Students will graduate college and/or career ready.

Vision Goals

Lake Ridge High School teachers will increase the frequency of formative assessments to provide early intervention in English I and II.

Supporting Goals

Lake Ridge English teachers will create and implement the use of calibrated common formative assessment once per week.

Instructional walks will be completed by Lake Ridge administrators looking for effective implementation of intervention strategies that are adapted to individual student needs giving all students the opportunity to master the content.

District Mission

To inspire and educate students to be productive citizens.

District Vision

A destination district committed to excellence.

District Motto

MISD: A great place to live, learn, and teach.

Department/Campus Motto

We are Bronco Nation. We will leave a Legacy.

District/Campus Values

- Students First
- Continuous Improvement
- Integrity
- Communication
- Positive Relations
- Resiliency

MISD Guiding Statements

1. Students will read on level or higher by the beginning of third grade and will remain on level or higher as a MISD student.
2. Students will demonstrate mastery of Algebra II by the end of eleventh grade.
3. Students will graduate life ready.
4. Students will graduate college and/or career ready.

Vision Goals

Legacy High School teachers will utilize formative assessment in Algebra I for reflective improvement in their instructional practice that will drive on time interventions for students.

Supporting Goals

District Mission

To inspire and educate students to be productive citizens.

District Vision

A destination district committed to excellence.

District Motto

MISD: A great place to live, learn, and teach.

Department/Campus Motto

MHS: Where Every Story Matters

District/Campus Values

- Students First
- Continuous Improvement
- Integrity
- Communication
- Positive Relations
- Resiliency

MISD Guiding Statements

1. Students will read on level or higher by the beginning of third grade and will remain on level or higher as a MISD student.
2. Students will demonstrate mastery of Algebra II by the end of eleventh grade.
3. Students will graduate life ready.
4. Students will graduate college and/or career ready.

Vision Goals

Mansfield High School English I and English II teachers will utilize common formative assessments to implement a system of interventions and enrichment based on targeted student needs.

Supporting Goals

District Mission

To inspire and educate students to be productive citizens.

District Vision

A destination district committed to excellence.

District Motto

MISD: A great place to live, learn, and teach.

Department/Campus Motto

Phoenix...Where we are transforming lives.

District/Campus Values

- Students First
- Continuous Improvement
- Integrity
- Communication
- Positive Relations
- Resiliency

MISD Guiding Statements

1. Students will read on level or higher by the beginning of third grade and will remain on level or higher as a MISD student.
2. Students will demonstrate mastery of Algebra II by the end of eleventh grade.
3. Students will graduate life ready.
4. Students will graduate college and/or career ready.

Vision Goals

The Phoenix Academy

- At least 50% of Phoenix Academy students will graduate College & Career Ready by meeting:
 - TSI/SAT/ACT criteria
 - Industry-Based certification
 - Texas College Bridge Requirements

The Phoenix DAEP

- Phoenix DAEP students will work on edgenuity/canvas to recover or accelerate credits with a goal of completing at least .5 credit prior to the student's return to their home campus.

Supporting Goals

District Mission

To inspire and educate students to be productive citizens.

District Vision

A destination district committed to excellence.

District Motto

MISD: A great place to live, learn, and teach.

Department/Campus Motto

A Tradition of Excellence

District/Campus Values

- Students First
- Continuous Improvement
- Integrity
- Communication
- Positive Relations
- Resiliency

MISD Guiding Statements

1. Students will read on level or higher by the beginning of third grade and will remain on level or higher as a MISD student.
2. Students will demonstrate mastery of Algebra II by the end of eleventh grade.
3. Students will graduate life ready.
4. Students will graduate college and/or career ready.

Vision Goals

SHS English 1 & English 2 teachers will develop and implement targeted intervention and enrichment during their instructional block with fidelity.

Supporting Goals

District Mission

To inspire and educate students to be productive citizens.

District Vision

A destination district committed to excellence.

District Motto

MISD: A great place to live, learn, and teach.

Department/Campus Motto

Value-Inspired Excellence

District/Campus Values

- Students First
- Continuous Improvement
- Integrity
- Communication
- Positive Relations
- Resiliency

MISD Guiding Statements

1. Students will read on level or higher by the beginning of third grade and will remain on level or higher as a MISD student.
2. Students will demonstrate mastery of Algebra II by the end of eleventh grade.
3. Students will graduate life ready.
4. Students will graduate college and/or career ready.

Vision Goals

Instruction and assessment in Timberview Algebra 1 classrooms will be aligned to the content, context, and cognitive level of the course TEKS.

Supporting Goals



**Board of School Trustees
Mansfield Independent School District**

TITLE: Delinquent Tax Attorney Report

DATE: January 24, 2023

INFORMATION

BACKGROUND:

Delinquent tax attorneys, Linebarger, Goggan, Blair & Sampson, L.L.P., retained by Mansfield ISD generate an activity report every month through records received from Tarrant Appraisal District. The report for the month of December is presented to provide information on the 2021 tax roll.

The 2021 tax year percentage of collection through December 31, 2022, is 59.89% which represents six months of the tax collection year. The 2021 Adjusted Delinquent Tax Levy as of December 31, 2022, is \$1,896,229 (this includes (\$28,452) of recent adjustments for the month of December). The balance due as of December 31, 2022, is \$1,306,621.

MANSFIELD INDEPENDENT SCHOOL DISTRICT

Delinquent Tax Collection Report

Reporting Period

December 2022

Contact

Charles E. Brady, *Partner*

Charles.Brady@lgbs.com

Phone 817.317.9506



100 Throckmorton St., Ste. 1700 | Fort Worth, Texas 76102 | 817.317.9506

LINEBARGER GOGGAN BLAIR & SAMPSON, LLP

ATTORNEYS AT LAW

100 THROCKMORTON, SUITE #1700

FORT WORTH, TEXAS 76102

817.877.4589

FAX 817.877.0601

January 12, 2023

Dr. Kimberley Cantu, Superintendent
Mansfield Independent School District
605 E. Broad Street.
Mansfield, TX 76063

Re: Activity Report on Delinquent Tax Collections for the month of December 2022

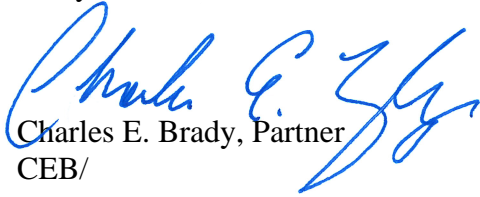
Dear Dr. Cantu:

Linebarger Goggan Blair & Sampson, LLP, is pleased to provide the following information recapping our delinquent tax collection activity for the month of **December 2022** for our Mansfield Independent School District delinquent tax collection program. Please find the following items attached summarizing our efforts on your behalf.

- A) A report highlighting the **collection activities** we have undertaken on behalf of the Mansfield Independent School District.
- B) A report highlighting the **litigation activities** we have undertaken on behalf of the Mansfield Independent School District.
- C) An analysis of the Mansfield Independent School District combined delinquent tax roll by Property Types and Status of Accounts.

December was incredibly robust for the District as a very large account on the roll was paid in full. This, in addition to our other monthly efforts, resulted in over \$1.3M in base tax, penalties and interest being collected for the District in December alone. I have to complement our staff, principally Area Manager and Mansfield resident Shannon Ortiz as well as Sherrell Knighton from our Bankruptcy department. The account being collected was the result of a collaboration amongst Mrs. Trongaard, our staff, and several key figures from the City of Mansfield, namely City Manager Joe Smolinski, Assistant City Manager Troy Lestina and our City Secretary Susana Marin and the great folks she has in her office. It was an outstanding show of teamwork, and we are very happy with how things turned out. December was the final month for homestead accounts with only the most current year delinquent to resolve their accounts without litigation. That litigation will commence in January. If any homeowners have questions or concerns please direct them to Shannon Ortiz at the office or myself at (817) 489-4062. Thank you so much and Happy New Year!

Many Thanks,


Charles E. Brady, Partner
CEB/

cc: Michele Trongaard, Associate Superintendent of Business & Finance
Mansfield Independent School District
605 E. Broad Street. #100
Mansfield, TX 76063

Shannon Ortiz, Area Manager

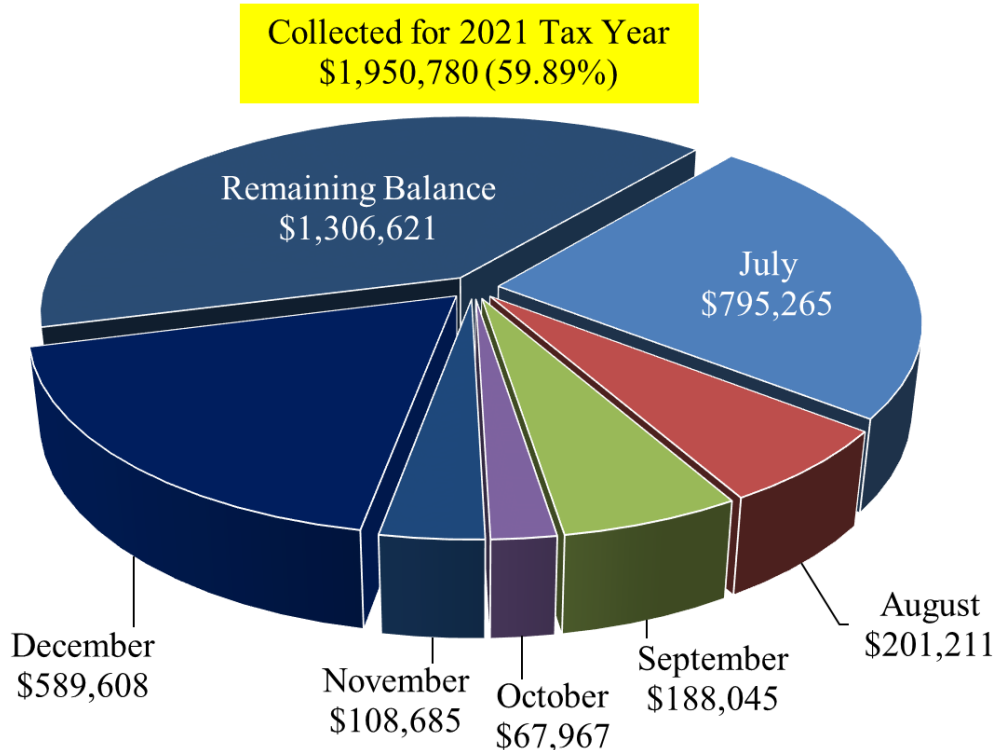
A. Collection Highlights

For the month of **December 2022**, our collection program resulted in **\$1,317,161 in delinquent taxes, penalty and interest** being collected for the District. The chart below breaks down the total collections and includes details about refunds. Refunds are irrespective of collection efforts and are used to illustrate the net impact of refunds on our collection results.

COLLECTIONS	
BASE TAX COLLECTIONS	\$1,042,824
BASE TAX REFUNDS	(\$57,427)
PENALTIES & INTEREST COLLECTIONS	\$274,337
PENALTIES & INTEREST REFUNDS	(\$214)
TOTAL NET COLLECTIONS	\$1,259,521

The 2021 Adjusted Delinquent Tax Levy as of December 31, 2022 for the Mansfield ISD is \$1,896,229 (this includes (\$28,452) of recent adjustments for the month of December). The amount collected for the month of December through December 31, 2022 is \$589,608. The 2021 tax year collection percentage through December 31, 2022 is 59.89%. The balance due as of December 31, 2022 is \$1,306,621.

MANSFIELD INDEPENDENT SCHOOL DISTRICT Collections from 7/1/22 - 12/31/22 (2021 Base Only)



Source: Information taken from data provided by the Tarrant County Tax Office to LGBS on January 9, 2023
Please note that remaining balance includes adjustments during the collection period.

B. Litigation Highlights

Aside from consistently supplementing our collection efforts with **telephone collection calls** to delinquent taxpayers to resolve their accounts, our activity this month includes:

LITIGATION	
# ACCOUNTS FILED	22
\$ ACCOUNTS FILED	\$64,186
# ACCOUNTS DISMISSED (PAID IN FULL)	18
\$ ACCOUNTS DISMISSED (PAID IN FULL)	\$1,236,065
# ACCOUNTS IN JUDGMENT	6
\$ ACCOUNTS IN JUDGMENT	\$10,290
# ACCOUNTS FOR NONSUIT	2
\$ ACCOUNTS FOR NONSUIT	\$7,307

Note - Due to trial setting scheduled at the end of each month, judgment figures reported are from previous month.

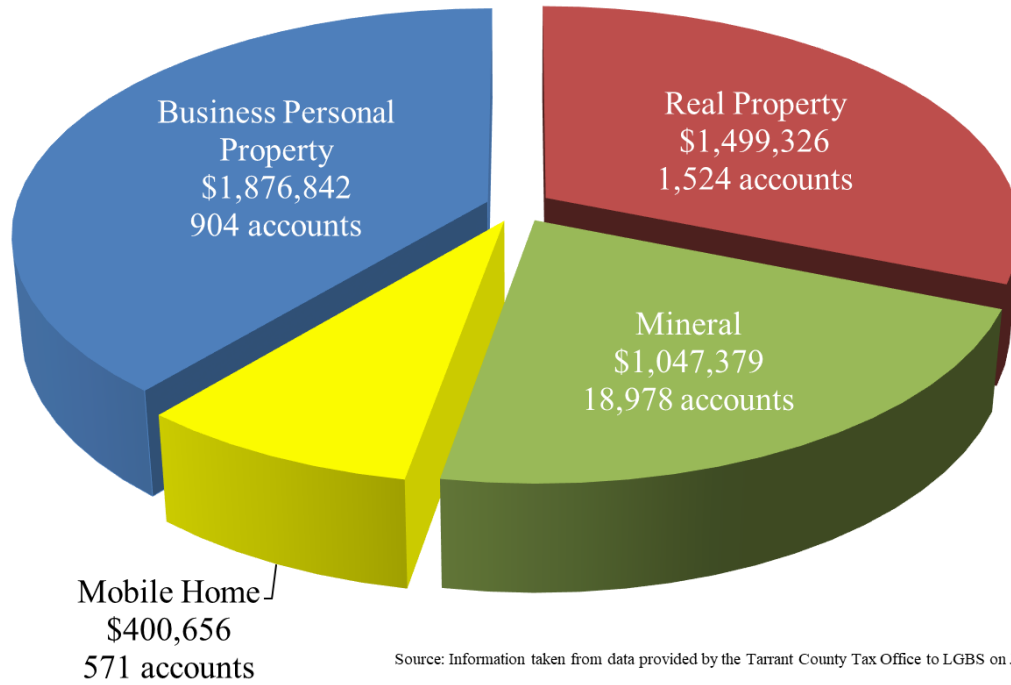
MAILINGS/BANKRUPTCY/SPECIAL EFFORTS	
# BNK PROOFS FILED	43

Note - Proof of Claims include total number of bankruptcy proof of claims filed on behalf of all LGB&S clients collected by the Tarrant County Tax Office.


C. Delinquent Tax Roll Analysis

As of December 2022, the Mansfield Independent School District combined delinquent tax roll by Property Types is as follows:

MANSFIELD INDEPENDENT SCHOOL DISTRICT Property Types (Base Only)



Source: Information taken from data provided by the Tarrant County Tax Office to LGBS on January 10, 2023





**Board of School Trustees
Mansfield Independent School District**

TITLE: Disbursement Reports

DATE: January 24, 2023

INFORMATION

BACKGROUND:

The District reports all checks written on a monthly basis. The disbursements are organized by fund and list the check date, payee, description of purchase, and amount.

CONSIDERATIONS:

The items listed in the Detail Disbursement Report include all payments for December 2022 with the exception of payroll, payroll liabilities, and manual wire payments. The payments listed on the Detail Disbursement Report are the result of payment generated documents such as purchase orders, check requests, etc.

An additional report of Disbursements Over \$25,000 is provided for items of interest with information on the expenditure.

The Summary Disbursement Report includes a summary by fund of the detail report and also includes manual wire payment detail for funds other than Payroll.

The Payroll Check Summary report provides summary information regarding net payroll for the month and payroll liability payments.

RECOMMENDATION:

None. For information only.

MANSFIELD INDEPENDENT SCHOOL DISTRICT

Fund Disbursement Report for 12/1/2022 through 12/31/2022

<u>DATE PAID</u>	<u>NAME</u>	<u>ITEM DESCRIPTION</u>	<u>AMOUNT</u>
181 - ATHLETIC FUND			
12/2/2022	BENNETT, JEREMY	MISCELLANEOUSCONTRACTED SERVIC	120.00
12/2/2022	BOEHNKE, KRISTINE	MISCELLANEOUSCONTRACTED SERVIC	90.00
12/2/2022	BOSLEY, JEREMY	MISCELLANEOUSCONTRACTED SERVIC	160.00
12/2/2022	BURNS, JOSHUA	MISCELLANEOUSCONTRACTED SERVIC	95.00
12/2/2022	BYRUM, CHRIS	MISCELLANEOUSCONTRACTED SERVIC	40.00
12/2/2022	CLARK, LEGRANT	MISCELLANEOUSCONTRACTED SERVIC	80.00
12/2/2022	CORNER KICK SOCCER BOOSTER	TRAVEL AND SUBSISTENCE - STUDE	550.00
12/2/2022	CREAL, JOSEPH	MISCELLANEOUSCONTRACTED SERVIC	160.00
12/2/2022	DALLAS, DANNY	MISCELLANEOUSCONTRACTED SERVIC	300.00
12/2/2022	DAVIS, CHRISTOPHER	MISCELLANEOUSCONTRACTED SERVIC	160.00
12/2/2022	DIERKE, MICHAEL	MISCELLANEOUSCONTRACTED SERVIC	155.00
12/2/2022	EZMERLIAN, GARY	MISCELLANEOUSCONTRACTED SERVIC	95.00
12/2/2022	FLOWERS, CYNTHIA	MISCELLANEOUSCONTRACTED SERVIC	40.00
12/2/2022	FRYE, JERRY	MISCELLANEOUSCONTRACTED SERVIC	160.00
12/2/2022	FURLOUGH, STEVEN	MISCELLANEOUSCONTRACTED SERVIC	95.00
12/2/2022	GARDEN, REGINALD	MISCELLANEOUSCONTRACTED SERVIC	160.00
12/2/2022	GARDNER, LORI	MISCELLANEOUSCONTRACTED SERVIC	95.00
12/2/2022	GOMEZ, RICARDO	MISCELLANEOUSCONTRACTED SERVIC	130.00
12/2/2022	HALL, RODERIC	MISCELLANEOUSCONTRACTED SERVIC	120.00
12/2/2022	HANKINS, FLOYD	MISCELLANEOUSCONTRACTED SERVIC	160.00
12/2/2022	HOLMES, DEBRA	MISCELLANEOUSCONTRACTED SERVIC	60.00
12/2/2022	HOWELL, JARRETT	MISCELLANEOUSCONTRACTED SERVIC	95.00
12/2/2022	JACKSON, BARRY	MISCELLANEOUSCONTRACTED SERVIC	80.00
12/2/2022	JIMENEZ, CHRIS	MISCELLANEOUSCONTRACTED SERVIC	95.00
12/2/2022	JOHNSON, LAMPTON	MISCELLANEOUSCONTRACTED SERVIC	300.00
12/2/2022	KELLER ISD - CENTRAL HIGH SCHOOL	TRAVEL AND SUBSISTENCE - STUDE	100.00
12/2/2022	LINDSTROM, WILLIAM	MISCELLANEOUSCONTRACTED SERVIC	300.00
12/2/2022	MARZETT, THYRL	MISCELLANEOUSCONTRACTED SERVIC	160.00
12/2/2022	MBM FINANCIAL INTERESTS, LP	RENTALS-OPERATING LEASES	330.00
12/2/2022	MCCULLOUGH, CHARLIE	MISCELLANEOUSCONTRACTED SERVIC	40.00
12/2/2022	MIDWESTERN STATE UNIVERSITY	TRAVEL AND SUBSISTENCE - STUDE	350.00
12/2/2022	MORRIS, CHRISTOPHER	MISCELLANEOUSCONTRACTED SERVIC	240.00
12/2/2022	MURRAY, CHRIS	MISCELLANEOUSCONTRACTED SERVIC	160.00
12/2/2022	NWAKAMMA, PHILLIP	MISCELLANEOUSCONTRACTED SERVIC	255.00
12/2/2022	OLSON, TIMOTHY	MISCELLANEOUSCONTRACTED SERVIC	160.00
12/2/2022	SCOTT, JEFFREY	MISCELLANEOUSCONTRACTED SERVIC	40.00
12/2/2022	SCOTT, KEINDRA	MISCELLANEOUSCONTRACTED SERVIC	120.00
12/2/2022	SENGMANY, TONY	MISCELLANEOUSCONTRACTED SERVIC	95.00
12/2/2022	SHELTON, DAVID	MISCELLANEOUSCONTRACTED SERVIC	80.00
12/2/2022	SHORT, KENDTRELL	MISCELLANEOUSCONTRACTED SERVIC	60.00
12/2/2022	SLAGLE, LEONAM	MISCELLANEOUSCONTRACTED SERVIC	160.00
12/2/2022	TEXAS HIGH SCHOOL POWERLIFTING ASSOC	MEMBERSHIPS	75.00
12/2/2022	TEXAS HIGH SCHOOL WOMEN'S POWERLIFTI	MEMBERSHIPS	100.00
12/2/2022	THOMPSON SR, ISAIAH	MISCELLANEOUSCONTRACTED SERVIC	160.00
12/2/2022	TRICE, PATRICIA	MISCELLANEOUSCONTRACTED SERVIC	60.00
12/2/2022	TUCKER, KEITH	MISCELLANEOUSCONTRACTED SERVIC	140.00
12/2/2022	WARREN, CHARLES	MISCELLANEOUSCONTRACTED SERVIC	160.00
12/2/2022	WEST, CYNTHIA	MISCELLANEOUSCONTRACTED SERVIC	30.00
12/2/2022	ZAMADIO, ANDRE	MISCELLANEOUSCONTRACTED SERVIC	260.00
12/6/2022	ANTHONY, CRAIG	MISCELLANEOUSCONTRACTED SERVIC	95.00
12/6/2022	BECK, LINDSAY	MISCELLANEOUSCONTRACTED SERVIC	30.00
12/6/2022	BOEHNKE, KRISTINE	MISCELLANEOUSCONTRACTED SERVIC	60.00
12/6/2022	BSN SPORTS	GENERAL SUPPLIES	1,147.48
12/6/2022	BURKE, RONALD	MISCELLANEOUSCONTRACTED SERVIC	100.00
12/6/2022	BURLESON ISD ATHLETICS	TRAVEL AND SUBSISTENCE - STUDE	600.00

MANSFIELD INDEPENDENT SCHOOL DISTRICT

Fund Disbursement Report for 12/1/2022 through 12/31/2022

<u>DATE PAID</u>	<u>NAME</u>	<u>ITEM DESCRIPTION</u>	<u>AMOUNT</u>
181 - ATHLETIC FUND			
12/6/2022	BURLESON ISD - CENTENNIAL HIGH SCHOOL	TRAVEL AND SUBSISTENCE - STUDE	-600.00
12/6/2022	BYRUM, CHRIS	MISCELLANEOUSCONTRACTED SERVIC	40.00
12/6/2022	CLARK, LEGRANT	MISCELLANEOUSCONTRACTED SERVIC	80.00
12/6/2022	DORSEY, TERRELL	MISCELLANEOUSCONTRACTED SERVIC	80.00
12/6/2022	ENTERPRISE LEASING - TEXAS	TRAVEL, TRAINING & SUBSISTENCE	139.65
12/6/2022	FITCH, ZACHARY	MISCELLANEOUSCONTRACTED SERVIC	140.00
12/6/2022	FLOWERS, CYNTHIA	MISCELLANEOUSCONTRACTED SERVIC	60.00
12/6/2022	GAME ONE, CARDINAL'S SPOR	GENERAL SUPPLIES	3,385.63
12/6/2022	HATCHER, KEVIN	MISCELLANEOUSCONTRACTED SERVIC	155.00
12/6/2022	HOLMES, DEBRA	MISCELLANEOUSCONTRACTED SERVIC	60.00
12/6/2022	HOWIES ATHLETIC TAPE	GENERAL SUPPLIES	3,580.00
12/6/2022	MAILLOUX-SMITH, DAWN	TRAVEL, TRAINING & SUBSISTENCE	28.50
12/6/2022	MCCARTY, CHARLES	MISCELLANEOUSCONTRACTED SERVIC	310.00
12/6/2022	MCCULLOUGH, CHARLIE	MISCELLANEOUSCONTRACTED SERVIC	40.00
12/6/2022	MULINAX, ANDRE	MISCELLANEOUSCONTRACTED SERVIC	130.00
12/6/2022	PELLUM, VERNON	MISCELLANEOUSCONTRACTED SERVIC	95.00
12/6/2022	ROBERTSON, DARRELL	MISCELLANEOUSCONTRACTED SERVIC	155.00
12/6/2022	SCOTT, DAMONTE	MISCELLANEOUSCONTRACTED SERVIC	130.00
12/6/2022	THIBERT, MARQUIS	MISCELLANEOUSCONTRACTED SERVIC	60.00
12/6/2022	WILLIAMS, TERANCE	MISCELLANEOUSCONTRACTED SERVIC	95.00
12/7/2022	TRS	TEACHER RETIREMENT	11,633.52
12/8/2022	ALEDO ISD ATHLETICS	TRAVEL AND SUBSISTENCE - STUDE	300.00
12/8/2022	ANDERSON, BRIAN	MISCELLANEOUSCONTRACTED SERVIC	95.00
12/8/2022	BERKNER HIGH SCHOOL BOOSTER CLUB, IN	TRAVEL AND SUBSISTENCE - STUDE	25.00
12/8/2022	BOEHNKE, KRISTINE	MISCELLANEOUSCONTRACTED SERVIC	60.00
12/8/2022	BROWN, DELTON	MISCELLANEOUSCONTRACTED SERVIC	95.00
12/8/2022	BROWN, EDWARD	MISCELLANEOUSCONTRACTED SERVIC	140.00
12/8/2022	BURLESON ISD - CENTENNIAL HIGH SCHOOL	TRAVEL AND SUBSISTENCE - STUDE	600.00
12/8/2022	BYRUM, CHRIS	MISCELLANEOUSCONTRACTED SERVIC	80.00
12/8/2022	CAWVEY, CODY	TRAVEL, TRAINING & SUBSISTENCE	150.00
12/8/2022	CLARK, DOMINIQUE	MISCELLANEOUSCONTRACTED SERVIC	60.00
12/8/2022	COLOMB, MUNDEZ	MISCELLANEOUSCONTRACTED SERVIC	95.00
12/8/2022	CORNER KICK SOCCER BOOSTER	TRAVEL AND SUBSISTENCE - STUDE	525.00
12/8/2022	CULBERHOUSE, COLTON	MISCELLANEOUSCONTRACTED SERVIC	180.00
12/8/2022	DORSEY, TERRELL	MISCELLANEOUSCONTRACTED SERVIC	80.00
12/8/2022	DUNCANVILLE ISD ATHLETICS	TRAVEL AND SUBSISTENCE - STUDE	700.00
12/8/2022	FURLOUGH, STEVEN	MISCELLANEOUSCONTRACTED SERVIC	155.00
12/8/2022	GAME ONE, CARDINAL'S SPOR	GENERAL SUPPLIES	78.00
12/8/2022	GEORGETOWN ISD	TRAVEL AND SUBSISTENCE - STUDE	475.00
12/8/2022	GRAND PRAIRIE ISD	TRAVEL AND SUBSISTENCE - STUDE	250.00
12/8/2022	GREEN, LAWRENCE	MISCELLANEOUSCONTRACTED SERVIC	95.00
12/8/2022	HEB ISD - L.D.BELL HS	TRAVEL AND SUBSISTENCE - STUDE	25.00
12/8/2022	HOLMES, DEBRA	MISCELLANEOUSCONTRACTED SERVIC	60.00
12/8/2022	JACKSON, DALTON	MISCELLANEOUSCONTRACTED SERVIC	80.00
12/8/2022	JOSHUA ISD ATHLETICS	TRAVEL AND SUBSISTENCE - STUDE	750.00
12/8/2022	LEWIS, DELANDO	MISCELLANEOUSCONTRACTED SERVIC	280.00
12/8/2022	MCCULLOUGH, CHARLIE	MISCELLANEOUSCONTRACTED SERVIC	40.00
12/8/2022	MCLAIN, ROD	MISCELLANEOUSCONTRACTED SERVIC	120.00
12/8/2022	MEDCO SUPPLY, MASUNE & SURGICAL SUPP	GENERAL SUPPLIES	674.05
12/8/2022	MORELAND, ROBERT	MISCELLANEOUSCONTRACTED SERVIC	95.00
12/8/2022	MULINAX, ANDRE	MISCELLANEOUSCONTRACTED SERVIC	280.00
12/8/2022	NORTHWEST ISD ATHLETICS	TRAVEL AND SUBSISTENCE - STUDE	325.00
12/8/2022	NWAKAMMA, PHILLIP	MISCELLANEOUSCONTRACTED SERVIC	95.00
12/8/2022	OGUNBAMERY, COURAGE	MISCELLANEOUSCONTRACTED SERVIC	140.00
12/8/2022	RANKIN, ASHLEY	MISCELLANEOUSCONTRACTED SERVIC	90.00

MANSFIELD INDEPENDENT SCHOOL DISTRICT

Fund Disbursement Report for 12/1/2022 through 12/31/2022

<u>DATE PAID</u>	<u>NAME</u>	<u>ITEM DESCRIPTION</u>	<u>AMOUNT</u>
181 - ATHLETIC FUND			
12/8/2022	ROBERTSON, DARRELL	MISCELLANEOUSCONTRACTED SERVIC	180.00
12/8/2022	SCOTT, JEFFREY	MISCELLANEOUSCONTRACTED SERVIC	40.00
12/8/2022	SENGMANY, TONY	MISCELLANEOUSCONTRACTED SERVIC	155.00
12/8/2022	SHIELDS, ARNOLD	MISCELLANEOUSCONTRACTED SERVIC	155.00
12/8/2022	THOMPSON, TREVOR	MISCELLANEOUSCONTRACTED SERVIC	95.00
12/8/2022	TRACK BARN LLC	GENERAL SUPPLIES	1,436.39
12/8/2022	WALDEN, STEPHEN	MISCELLANEOUSCONTRACTED SERVIC	155.00
12/8/2022	WAY, TERRY	MISCELLANEOUSCONTRACTED SERVIC	95.00
12/8/2022	WILLIAMS, TERANCE	MISCELLANEOUSCONTRACTED SERVIC	80.00
12/13/2022	BECK, DAVID	MISCELLANEOUSCONTRACTED SERVIC	110.00
12/13/2022	BENNETT, JEREMY	MISCELLANEOUSCONTRACTED SERVIC	160.00
12/13/2022	BROWN, JACQUELINE	MISCELLANEOUSCONTRACTED SERVIC	80.00
12/13/2022	BRUCK, JASON	MISCELLANEOUSCONTRACTED SERVIC	160.00
12/13/2022	BSN SPORTS	GENERAL SUPPLIES	400.47
12/13/2022	CLAY, ANGELETA	MISCELLANEOUSCONTRACTED SERVIC	90.00
12/13/2022	DALLAS, DANNY	MISCELLANEOUSCONTRACTED SERVIC	160.00
12/13/2022	DALLAS ISD - MOLINA HIGH SCHOOL	TRAVEL AND SUBSISTENCE - STUDE	325.00
12/13/2022	DAVIS, RICHARD	MISCELLANEOUSCONTRACTED SERVIC	155.00
12/13/2022	ENNIS ISD - LION TENNIS CENTER	TRAVEL AND SUBSISTENCE - STUDE	250.00
12/13/2022	GAME ONE, CARDINAL'S SPOR	GENERAL SUPPLIES	6,740.08
12/13/2022	GIL, JAMES	MISCELLANEOUSCONTRACTED SERVIC	160.00
12/13/2022	HOME DEPOT, TAX #9218276983	GENERAL SUPPLIES	453.47
12/13/2022	MANSFIELD NATIONAL GOLF COURSE	GENERAL SUPPLIES	1,250.00
12/13/2022	MANSFIELD ISD LEGACY HS BOOSTER CLUB	TRAVEL AND SUBSISTENCE - STUDE	250.00
12/13/2022	MANSFIELD ISD LAKE RIDGE ATHLETIC BOOS	TRAVEL AND SUBSISTENCE - STUDE	600.00
12/13/2022	MANSFIELD OIL COMPANY	TRAVEL, TRAINING & SUBSISTENCE	50.40
12/13/2022	MCCAULEY, CORI	MISCELLANEOUSCONTRACTED SERVIC	120.00
12/13/2022	MCKEE, HAYDEN	MISCELLANEOUSCONTRACTED SERVIC	160.00
12/13/2022	MORRIS, CHRISTOPHER	MISCELLANEOUSCONTRACTED SERVIC	160.00
12/13/2022	MULINAX, ANDRE	MISCELLANEOUSCONTRACTED SERVIC	160.00
12/13/2022	MURRAY, CHRIS	MISCELLANEOUSCONTRACTED SERVIC	160.00
12/13/2022	NASYPANY, EVANNE	PAYROLL CASH	0.00
12/13/2022	NOURVLE, ELLIOTT	MISCELLANEOUSCONTRACTED SERVIC	160.00
12/13/2022	OGUNBAMERY, COURAGE	MISCELLANEOUSCONTRACTED SERVIC	160.00
12/13/2022	PIONEER MANUFACTURING COMPANY, PIONI	GENERAL SUPPLIES	7,527.89
12/13/2022	ROBINSON, BEONKA	MISCELLANEOUSCONTRACTED SERVIC	160.00
12/13/2022	SCOTT, DAMONTE	MISCELLANEOUSCONTRACTED SERVIC	160.00
12/13/2022	SURSA, GAGE	MISCELLANEOUSCONTRACTED SERVIC	160.00
12/13/2022	WATTS, KYREN	MISCELLANEOUSCONTRACTED SERVIC	160.00
12/13/2022	WEATHERFORD HIGH SCHOOL	TRAVEL AND SUBSISTENCE - STUDE	300.00
12/13/2022	WICHITA FALLS ISD - RIDER HIGH SCHOOL JR	TRAVEL AND SUBSISTENCE - STUDE	200.00
12/15/2022	ALLISON, MARK	MISCELLANEOUSCONTRACTED SERVIC	320.00
12/15/2022	ALVERSON, DAVID	MISCELLANEOUSCONTRACTED SERVIC	160.00
12/15/2022	ARGYLE INDEPENDENT SCHOOL DISTRICT	TRAVEL AND SUBSISTENCE - STUDE	150.00
12/15/2022	ARMSTRONG, STEPHEN	MISCELLANEOUSCONTRACTED SERVIC	320.00
12/15/2022	BOEHNKE, KRISTINE	MISCELLANEOUSCONTRACTED SERVIC	60.00
12/15/2022	BSN SPORTS	GENERAL SUPPLIES	438.53
12/15/2022	BYRUM, CHRIS	MISCELLANEOUSCONTRACTED SERVIC	80.00
12/15/2022	CARTER, DELBERT	MISCELLANEOUSCONTRACTED SERVIC	170.00
12/15/2022	CLAY, ANGELETA	MISCELLANEOUSCONTRACTED SERVIC	60.00
12/15/2022	COLWELL, SHAWN	MISCELLANEOUSCONTRACTED SERVIC	160.00
12/15/2022	CULBERHOUSE, COLTON	MISCELLANEOUSCONTRACTED SERVIC	160.00
12/15/2022	DALLAS, DANNY	MISCELLANEOUSCONTRACTED SERVIC	120.00
12/15/2022	DALLAS ISD - MOLINA HIGH SCHOOL	TRAVEL AND SUBSISTENCE - STUDE	325.00
12/15/2022	DUDLEY, DAMEIN	MISCELLANEOUSCONTRACTED SERVIC	160.00

MANSFIELD INDEPENDENT SCHOOL DISTRICT

Fund Disbursement Report for 12/1/2022 through 12/31/2022

<u>DATE PAID</u>	<u>NAME</u>	<u>ITEM DESCRIPTION</u>	<u>AMOUNT</u>
181 - ATHLETIC FUND			
12/15/2022	ENNIS ISD - LION TENNIS CENTER	TRAVEL AND SUBSISTENCE - STUDE	200.00
12/15/2022	FORNEY HS SOFTBALL BOOSTER CLUB INC	TRAVEL AND SUBSISTENCE - STUDE	350.00
12/15/2022	HARLAN, STEPHEN	MISCELLANEOUSCONTRACTED SERVIC	160.00
12/15/2022	HAWKINS, FLOYD	MISCELLANEOUSCONTRACTED SERVIC	160.00
12/15/2022	HAWKINS, GEORGE	MISCELLANEOUSCONTRACTED SERVIC	160.00
12/15/2022	JACKSON, DUANE	MISCELLANEOUSCONTRACTED SERVIC	160.00
12/15/2022	JACKSON, GERALD	MISCELLANEOUSCONTRACTED SERVIC	170.00
12/15/2022	JACKSON-STEGALL, RASHAD	MISCELLANEOUSCONTRACTED SERVIC	240.00
12/15/2022	JOHNSON, LAMPTON	MISCELLANEOUSCONTRACTED SERVIC	200.00
12/15/2022	KOEHN, JON	TRAVEL, TRAINING & SUBSISTENCE	120.00
12/15/2022	LEWIS, DELANDO	MISCELLANEOUSCONTRACTED SERVIC	300.00
12/15/2022	LINDSTROM, WILLIAM	MISCELLANEOUSCONTRACTED SERVIC	160.00
12/15/2022	MAILLOUX-SMITH, DAWN	TRAVEL, TRAINING & SUBSISTENCE	288.00
12/15/2022	MANSFIELD ISD LAKE RIDGE ATHLETIC BOOS	TRAVEL AND SUBSISTENCE - STUDE	1,350.00
12/15/2022	MCCOY, WALTER	MISCELLANEOUSCONTRACTED SERVIC	160.00
12/15/2022	MCKEE, HAYDEN	MISCELLANEOUSCONTRACTED SERVIC	160.00
12/15/2022	MIDLOTHIAN ISD ATHLETICS	TRAVEL AND SUBSISTENCE - STUDE	350.00
12/15/2022	MORRIS, CHRISTOPHER	MISCELLANEOUSCONTRACTED SERVIC	160.00
12/15/2022	MULINAX, ANDRE	MISCELLANEOUSCONTRACTED SERVIC	160.00
12/15/2022	MURRAY, CHRIS	MISCELLANEOUSCONTRACTED SERVIC	160.00
12/15/2022	NOURVLE, ELLIOTT	MISCELLANEOUSCONTRACTED SERVIC	160.00
12/15/2022	OGUNBAMERY, COURAGE	MISCELLANEOUSCONTRACTED SERVIC	160.00
12/15/2022	RAY, DUSTIN	MISCELLANEOUSCONTRACTED SERVIC	170.00
12/15/2022	ROBINSON, BEONKA	MISCELLANEOUSCONTRACTED SERVIC	120.00
12/15/2022	ROBINSON, DESTINEE	MISCELLANEOUSCONTRACTED SERVIC	120.00
12/15/2022	RUSSELL, TOMMIE	MISCELLANEOUSCONTRACTED SERVIC	230.00
12/15/2022	SEARY, GRAYLON	MISCELLANEOUSCONTRACTED SERVIC	160.00
12/15/2022	SLAGLE, LEONAM	MISCELLANEOUSCONTRACTED SERVIC	160.00
12/15/2022	SURSA, GAGE	MISCELLANEOUSCONTRACTED SERVIC	160.00
12/15/2022	THOMPSON SR, ISAIAH	MISCELLANEOUSCONTRACTED SERVIC	160.00
12/15/2022	WACO REG TENNIS AND FITNESS CENTER, A	TRAVEL AND SUBSISTENCE - STUDE	250.00
12/15/2022	WARREN, CHARLES	MISCELLANEOUSCONTRACTED SERVIC	160.00
12/15/2022	WEST, CYNTHIA	MISCELLANEOUSCONTRACTED SERVIC	60.00
12/15/2022	WHITE, RYAN	MISCELLANEOUSCONTRACTED SERVIC	160.00
12/15/2022	YOUNG, RYAN	MISCELLANEOUSCONTRACTED SERVIC	320.00
12/20/2022	ALUMINUM ATHLETIC EQUIPMENT COMPANY	GENERAL SUPPLIES	613.00
12/20/2022	ARLINGTON ISD - BOWIE HS	TRAVEL AND SUBSISTENCE - STUDE	300.00
12/20/2022	BARNSHAW, DAVID	MISCELLANEOUSCONTRACTED SERVIC	95.00
12/20/2022	BROWN, JEREMY	MISCELLANEOUSCONTRACTED SERVIC	95.00
12/20/2022	CITIBANK	TRAVEL AND SUBSISTENCE - STUDE	181.50
12/20/2022	CITIBANK	TRAVEL, TRAINING & SUBSISTENCE	309.56
12/20/2022	CLARK, DOMINIQUE	MISCELLANEOUSCONTRACTED SERVIC	60.00
12/20/2022	CRUFF, BOBBI	TRAVEL, TRAINING & SUBSISTENCE	107.00
12/20/2022	DIERKE, MICHAEL	MISCELLANEOUSCONTRACTED SERVIC	95.00
12/20/2022	DJO CONSUMER LLC	GENERAL SUPPLIES	0.00
12/20/2022	DUDLEY, DAMEIN	MISCELLANEOUSCONTRACTED SERVIC	200.00
12/20/2022	GUNTER, KAREN	MISCELLANEOUSCONTRACTED SERVIC	60.00
12/20/2022	HOLMES, DEBRA	MISCELLANEOUSCONTRACTED SERVIC	30.00
12/20/2022	KING, ERNEST	MISCELLANEOUSCONTRACTED SERVIC	95.00
12/20/2022	LAWRENCE, KEVINA	MISCELLANEOUSCONTRACTED SERVIC	60.00
12/20/2022	LUSINGER, TAMMY	TRAVEL, TRAINING & SUBSISTENCE	2,221.94
12/20/2022	MULINAX, ANDRE	MISCELLANEOUSCONTRACTED SERVIC	140.00
12/20/2022	QDOBA MEXICAN GRILL, BDAA HOLDINGS	MISCELLANEOUS OPERATING COSTS	600.00
12/20/2022	QUALITY SOUND AND COMMUNICATIONS INC	CONTRACTED MAINTENANCE AND REP	1,140.00
12/20/2022	RAY, DUSTIN	MISCELLANEOUSCONTRACTED SERVIC	170.00

MANSFIELD INDEPENDENT SCHOOL DISTRICT

Fund Disbursement Report for 12/1/2022 through 12/31/2022

<u>DATE PAID</u>	<u>NAME</u>	<u>ITEM DESCRIPTION</u>	<u>AMOUNT</u>
181 - ATHLETIC FUND			
12/20/2022	RIDDELL/ALL AMERICAN SPORTS CORP.	GENERAL SUPPLIES	4,264.75
12/20/2022	STAPLES ADVANTAGE	GENERAL SUPPLIES	171.96
12/20/2022	TEXAS HIGH SCHOOL POWERLIFTING ASSOC	MEMBERSHIPS	75.00
12/20/2022	TEXAS HIGH SCHOOL WOMEN'S POWERLIFTI	MEMBERSHIPS	100.00
12/20/2022	TRICE, PATRICIA	MISCELLANEOUSCONTRACTED SERVIC	90.00
12/20/2022	WORD, CHRISTOPHER	TRAVEL, TRAINING & SUBSISTENCE	175.19
12/20/2022	ZAMADIO, ANDRE	MISCELLANEOUSCONTRACTED SERVIC	0.00
181 - ATHLETIC FUND			81,736.96
195 - ADVERTISING FUND			
12/2/2022	4P ENTERTAINMENT GROUP INC.	RENTALS-OPERATING LEASES	4,250.00
12/2/2022	AMAZON CAPITAL SERVICES INC	GENERAL SUPPLIES	543.79
12/2/2022	JASON'S DELI, MANSFIELD	MISCELLANEOUS OPERATING COSTS	224.60
12/2/2022	TEXAS SUMO	RENTALS-OPERATING LEASES	1,700.00
12/2/2022	THE SPARKS AGENCY	MISCELLANEOUSCONTRACTED SERVIC	1,120.00
12/2/2022	UNIQUE VISIONS BY INGRID	MISCELLANEOUSCONTRACTED SERVIC	1,100.00
12/6/2022	BUSINESS ESSENTIALS, CMBC INVESTMENT	OTHER SUPPLIES FOR M&O	359.60
12/6/2022	SITEONE LANDSCAPE SUPPLY, LLC	GROUNDS SUPPLIES	992.40
12/6/2022	UPSTAGE CENTER, INC	MISCELLANEOUSCONTRACTED SERVIC	35,022.72
12/6/2022	VOSS LIGHTING	OTHER SUPPLIES FOR M&O	425.07
12/6/2022	WEISSMAN	GENERAL SUPPLIES	3,828.02
12/7/2022	TRS	TEACHER RETIREMENT	7.31
12/8/2022	HOME DEPOT, TAX #9218276983	OTHER SUPPLIES FOR M&O	611.86
12/9/2022	SUNBELT RENTALS INC	RENTALS-OPERATING LEASES	815.17
12/9/2022	VOSS LIGHTING	OTHER SUPPLIES FOR M&O	4,634.00
12/13/2022	D&L ENTERTAINMENT SERVICES, INC	MISCELLANEOUSCONTRACTED SERVIC	3,199.50
12/13/2022	HOME DEPOT, TAX #9218276983	OTHER SUPPLIES FOR M&O	101.16
12/13/2022	RSR EVENT SERVICES, INC	MISCELLANEOUSCONTRACTED SERVIC	2,553.01
12/13/2022	UPSTAGE CENTER, INC	MISCELLANEOUSCONTRACTED SERVIC	28,185.98
12/13/2022	VLF MEDIA & PROMOTIONS, VIV FULLERLOV	MISCELLANEOUSCONTRACTED SERVIC	1,250.00
12/15/2022	HOME DEPOT, TAX #9218276983	OTHER SUPPLIES FOR M&O	576.62
12/20/2022	CITIBANK	GENERAL SUPPLIES	2,367.59
12/20/2022	CITIBANK	MISCELLANEOUS OPERATING COSTS	236.72
12/20/2022	QDOBA MEXICAN GRILL, BDAA HOLDINGS	MISCELLANEOUS OPERATING COSTS	550.00
12/20/2022	RSR EVENT SERVICES, INC	MISCELLANEOUSCONTRACTED SERVIC	21,941.38
12/20/2022	SUNBELT RENTALS INC	RENTALS-OPERATING LEASES	7,396.23
12/20/2022	UPSTAGE CENTER, INC	RENTALS-OPERATING LEASES	4,040.64
195 - ADVERTISING FUND			128,033.37
196 - SPECIAL OPERATING FUND			
12/2/2022	AMAZON CAPITAL SERVICES INC	GENERAL SUPPLIES	3,115.58
12/2/2022	HON COMPANY, THE	GENERAL SUPPLIES	538.77
12/2/2022	PURE WATER PARTNERS, LLC	RENTALS-OPERATING LEASES	10,292.00
12/6/2022	ACCELERATE LEARNING INC.	TRAVEL, TRAINING & SUBSISTENCE	1,000.00
12/6/2022	AMAZON CAPITAL SERVICES INC	GENERAL SUPPLIES	101.28
12/6/2022	BENCHMARK EDUCATION COMPANY, LLC	GENERAL SUPPLIES	103.95
12/6/2022	BOYD-LONG, MARY	TRAVEL AND SUBSISTENCE - STUDE	54.00
12/6/2022	CDW GOVERNMENT	TECHNOLOGY EQUIPMENT<\$5000	529.79
12/6/2022	CHANCE TO SOAR	GENERAL SUPPLIES	850.00
12/6/2022	DEARINGER, RACHEL	TRAVEL, TRAINING & SUBSISTENCE	0.00
12/6/2022	LAKESHORE LEARNING MATERIALS LLC	GENERAL SUPPLIES	2,089.56
12/6/2022	MCDEVITT, AMANDA	TRAVEL, TRAINING & SUBSISTENCE	135.00
12/6/2022	SCHOLASTIC INC	READING/REF MATERIALS/DATABASE	583.24
12/6/2022	VESELKA, AMY	TRAVEL AND SUBSISTENCE - STUDE	474.64
12/6/2022	WILLIAMS, DALLAS	TRAVEL, TRAINING & SUBSISTENCE	40.50

MANSFIELD INDEPENDENT SCHOOL DISTRICT

Fund Disbursement Report for 12/1/2022 through 12/31/2022

<u>DATE PAID</u>	<u>NAME</u>	<u>ITEM DESCRIPTION</u>	<u>AMOUNT</u>
196 - SPECIAL OPERATING FUND			
12/8/2022	LAKESHORE LEARNING MATERIALS LLC	GENERAL SUPPLIES	12,411.34
12/9/2022	BUSINESS INTERIORS	FURNITURE	3,179.28
12/9/2022	WESTERN - BRW PAPER CO, OVOL USA	GENERAL SUPPLIES	92.75
12/13/2022	BABE'S CHICKEN, BURLISON	MISCELLANEOUS OPERATING COSTS	3,000.00
12/13/2022	BEST, GENIFER	TRAVEL, TRAINING & SUBSISTENCE	265.00
12/13/2022	DELONG, JOEL	TRAVEL, TRAINING & SUBSISTENCE	307.00
12/13/2022	NASYPANY, EVANNE	TRAVEL, TRAINING & SUBSISTENCE	265.50
12/13/2022	STAPLES ADVANTAGE	GENERAL SUPPLIES	382.35
12/15/2022	STAPLES ADVANTAGE	GENERAL SUPPLIES	478.83
12/20/2022	CITIBANK	GENERAL SUPPLIES	872.40
12/20/2022	CITIBANK	MISCELLANEOUS OPERATING COSTS	1,596.52
12/20/2022	STAPLES ADVANTAGE	GENERAL SUPPLIES	0.00
196 - SPECIAL OPERATING FUND			42,759.28
198 - HIGH SCHOOL ALLOTMENT			
12/2/2022	GLOBAL ASSET	TECHNOLOGY EQUIPMENT<\$5000	181.00
12/7/2022	TRS	TEACHER RETIREMENT	2,320.57
12/8/2022	STAPLES ADVANTAGE	GENERAL SUPPLIES	141.77
12/8/2022	UNIVERSITY OF TEXAS AT ARLINGTON, SCIEN	TRAVEL AND SUBSISTENCE - STUDE	170.00
12/13/2022	GOT SPIRIT?	GENERAL SUPPLIES	521.00
12/15/2022	COWTOWN BUS CHARTERS, INC	TRAVEL AND SUBSISTENCE - STUDE	2,617.25
12/20/2022	EAI EDUCATION INC	GENERAL SUPPLIES	6,616.85
12/20/2022	SCHOOL MATE	GENERAL SUPPLIES	1,872.00
12/20/2022	TARRANT COUNTY COLLEGE	MISCELLANEOUS OPERATING COSTS	4,137.93
12/20/2022	UNIVERSITY OF TEXAS AT ARLINGTON, SCIEN	TRAVEL AND SUBSISTENCE - STUDE	302.50
198 - HIGH SCHOOL ALLOTMENT			18,880.87
199 - GENERAL OPERATING			
12/2/2022	ALEXANDER, NETA	TRAVEL, TRAINING & SUBSISTENCE	288.50
12/2/2022	ALLEN, FRED	MISCELLANEOUS CONTRACTED SERVIC	585.00
12/2/2022	AMAZON CAPITAL SERVICES INC	GENERAL SUPPLIES	4,665.59
12/2/2022	AMAZON CAPITAL SERVICES INC	READING/REF MATERIALS/DATABASE	74.84
12/2/2022	AMAZON CAPITAL SERVICES INC	TECHNOLOGY EQUIPMENT<\$5000	530.25
12/2/2022	APPLE COMPUTERS, INC	COMPUTER SOFTWARE	449.00
12/2/2022	APPLE COMPUTERS, INC	TECHNOLOGY EQUIPMENT<\$5000	3,061.00
12/2/2022	AWARD CENTER	MISCELLANEOUS OPERATING COSTS	30.82
12/2/2022	B&H PHOTO-VIDEO-PRO-AUDIO	TECHNOLOGY EQUIPMENT<\$5000	301.13
12/2/2022	BIO RAD LABORATORIES INC	GENERAL SUPPLIES	134.89
12/2/2022	BUSINESS ESSENTIALS, CMBC INVESTMENT:	GENERAL SUPPLIES	20.75
12/2/2022	CDW GOVERNMENT	TECHNOLOGY EQUIPMENT<\$5000	3,743.10
12/2/2022	CITY OF MANSFIELD, UTILITIES	UTILITIES - WATER	20,290.73
12/2/2022	CREATIVE RISK FUNDING INC, SCHOOL COMI	OTHER	1,000.00
12/2/2022	CUSHANICK, PAULA	TRAVEL, TRAINING & SUBSISTENCE	614.46
12/2/2022	DALLAS ISD GRAPHICS DEPARTMENT	MISCELLANEOUS CONTRACTED SERVIC	1,257.83
12/2/2022	DEES, RANDY	MISCELLANEOUS CONTRACTED SERVIC	660.00
12/2/2022	DELCOM GROUP LP	TECHNOLOGY EQUIPMENT<\$5000	536.00
12/2/2022	DEMCO INC	GENERAL SUPPLIES	398.25
12/2/2022	DREAM RANCH OFFICE SUPPLIES	GENERAL SUPPLIES	160.00
12/2/2022	ELLIOTT ELECTRIC SUPPLY INC	OTHER SUPPLIES FOR M&O	1,481.30
12/2/2022	FOLLETT CONTENT SOLUTIONS, LLC, BOOKS	READING/REF MATERIALS/DATABASE	531.23
12/2/2022	GLOBAL ASSET	COMPUTER SOFTWARE	67.20
12/2/2022	GLOBAL ASSET	MISCELLANEOUS CONTRACTED SERVIC	1,237.50
12/2/2022	GLOBAL ASSET	TECHNOLOGY EQUIPMENT<\$5000	11,442.31
12/2/2022	GRACENOTES LLC	COMPUTER SOFTWARE	624.75
12/2/2022	HERNANDEZ, GEORGE	TRAVEL, TRAINING & SUBSISTENCE	1,553.67

MANSFIELD INDEPENDENT SCHOOL DISTRICT

Fund Disbursement Report for 12/1/2022 through 12/31/2022

<u>DATE PAID</u>	<u>NAME</u>	<u>ITEM DESCRIPTION</u>	<u>AMOUNT</u>
199 - GENERAL OPERATING			
12/2/2022	HOME DEPOT, TAX #9218276983	OTHER SUPPLIES FOR M&O	458.98
12/2/2022	HURST, MICHELLE	TRAVEL, TRAINING & SUBSISTENCE	274.75
12/2/2022	IDEMIA IDENTITY & SECURITY USA LLC	MISCELLANEOUS OPERATING COSTS	865.00
12/2/2022	J W PEPPER & SON, INC	GENERAL SUPPLIES	167.95
12/2/2022	KINGS III EMERGENCY COMMS, KINGS III OF /	UTILITIES - TELEPHONE	132.00
12/2/2022	LAKESHORE LEARNING MATERIALS LLC	GENERAL SUPPLIES	113.97
12/2/2022	LEAPIN' LEOTARDS LTD	GENERAL SUPPLIES	5,065.20
12/2/2022	LENNOX INDUSTRIES INC	OTHER SUPPLIES FOR M&O	6.05
12/2/2022	LONGHORN, INC.	OTHER SUPPLIES FOR M&O	715.18
12/2/2022	MANSFIELD GAS & EXHAUST	CONTRACTED MAINTENANCE AND REP	63.50
12/2/2022	MANSFIELD GAS & EXHAUST	JANITORIAL SUPPLIES	399.00
12/2/2022	MARCHING AUXILIARIES, INC.	TRAVEL AND SUBSISTENCE - STUDE	1,804.50
12/2/2022	MASSEY SERVICES, INC.	CONTRACTED MAINTENANCE AND REP	1,890.00
12/2/2022	MBM FINANCIAL INTERESTS, LP	RENTALS-OPERATING LEASES	203,211.00
12/2/2022	MEDHEALTH	MISCELLANEOUS CONTRACTED SERVIC	28,076.71
12/2/2022	MEDINA, MARIE	TRAVEL, TRAINING & SUBSISTENCE	45.13
12/2/2022	MINUTEMAN PRESS, RLS II, LLC	MISCELLANEOUS CONTRACTED SERVIC	193.18
12/2/2022	MOORE SUPPLY COMPANY	OTHER SUPPLIES FOR M&O	1,656.62
12/2/2022	MUSIC AND ARTS CENTER - ATTN: ACCOUNTS	GENERAL SUPPLIES	521.34
12/2/2022	NASCO EDUCATION LLC	GENERAL SUPPLIES	119.65
12/2/2022	ONSONGO, EVANS	TRAVEL, TRAINING & SUBSISTENCE	341.17
12/2/2022	ORIENTAL TRADING COMPANY, INC	GENERAL SUPPLIES	399.55
12/2/2022	PETROLEUM TRADERS CORPORATION	GASOLINE AND OTHER FUELS OR VE	54,129.21
12/2/2022	PRIME SOURCE	INVENTORY - WAREHOUSE SUPPLIES	750.00
12/2/2022	REGION 11 ESC	EDUCATION SERVICE CENTER SERVI	425.00
12/2/2022	REPUBLIC SERVICES INC	UTILITIES - TRASH	69,710.75
12/2/2022	RF SYSTEMS INC.	MISCELLANEOUS CONTRACTED SERVIC	85.00
12/2/2022	RF SYSTEMS INC.	VEHICLE PARTS & SUPPLIES	749.00
12/2/2022	ROBERTS, JOSHUA	TRAVEL, TRAINING & SUBSISTENCE	536.50
12/2/2022	ROUND ROCK ISD	MISCELLANEOUS OPERATING COSTS	150.00
12/2/2022	SCHOOL NURSE SUPPLY, INC	GENERAL SUPPLIES	29.16
12/2/2022	SCHOOL SPECIALTY, LLC	GENERAL SUPPLIES	50.12
12/2/2022	SHERWIN-WILLIAMS 6732-3883-8-7528	OTHER SUPPLIES FOR M&O	52.17
12/2/2022	STAPLES ADVANTAGE	GENERAL SUPPLIES	1,813.47
12/2/2022	STEMFINITY LLC	COMPUTER SOFTWARE	395.00
12/2/2022	TECHNOLOGY INTEGRATION GROUP (TIG), PI	CONTRACTED MAINTENANCE AND REP	22,735.00
12/2/2022	TEXAS ASSOCIATION OF SCHOOL ADMINISTR	TRAVEL, TRAINING & SUBSISTENCE	545.00
12/2/2022	TEXAS DEPT OF PUBLIC SAFETY	MISCELLANEOUS OPERATING COSTS	125.00
12/2/2022	TEXAS GENERAL LAND OFFICE	GASOLINE AND OTHER FUELS OR VE	2,459.30
12/2/2022	TEXAS IRRIGATION SUPPLY	OTHER SUPPLIES FOR M&O	555.63
12/2/2022	TEXAS LIBRARY ASSOCIATION	MEMBERSHIPS	171.00
12/2/2022	TEXAS LIBRARY ASSOCIATION	TRAVEL, TRAINING & SUBSISTENCE	360.00
12/2/2022	TEXAS TURFGRASS ASSOCIATION INC.	TRAVEL, TRAINING & SUBSISTENCE	400.00
12/2/2022	THE UNIVERSITY OF TEXAS AT AUSTIN UT HIK	TESTING MATERIALS	50.00
12/2/2022	T-MOBILE USA INC.	UTILITIES - TELEPHONE	295.10
12/2/2022	TORRES, FRANCES	TRAVEL, TRAINING & SUBSISTENCE	614.46
12/2/2022	TOTAL MAINTENANCE SOLUTIONS, TMS SOU	OTHER SUPPLIES FOR M&O	182.27
12/2/2022	TRANE, ACCT #8162331	OTHER SUPPLIES FOR M&O	97.50
12/2/2022	UNITED REFRIGERATION INC	OTHER SUPPLIES FOR M&O	148.69
12/2/2022	WENGER CORPORATION	FURNITURE	13,301.91
12/2/2022	WENGER CORPORATION	MISCELLANEOUS CONTRACTED SERVIC	771.55
12/2/2022	WILLIAM V. MACGILL & CO.	GENERAL SUPPLIES	304.46
12/2/2022	WINSTON WATER COOLER OF FT WORTH	OTHER SUPPLIES FOR M&O	254.80
12/2/2022	ZABORAC, PAUL	MISCELLANEOUS CONTRACTED SERVIC	160.00
12/2/2022	ZUNIGA, JOSE	TRAVEL, TRAINING & SUBSISTENCE	65.00

MANSFIELD INDEPENDENT SCHOOL DISTRICT

Fund Disbursement Report for 12/1/2022 through 12/31/2022

<u>DATE PAID</u>	<u>NAME</u>	<u>ITEM DESCRIPTION</u>	<u>AMOUNT</u>
199 - GENERAL OPERATING			
12/6/2022	ACCELERATE LEARNING INC.	COMPUTER SOFTWARE	600.00
12/6/2022	ACCELERATE LEARNING INC.	TRAVEL, TRAINING & SUBSISTENCE	250.00
12/6/2022	ACCO BRANDS USA LLC	GENERAL SUPPLIES	65.25
12/6/2022	ACCOUNTABLE HEALTHCARE STAFF INC	PROFESSIONAL SERVICES	4,791.00
12/6/2022	ALEXANDER, JOSI	GENERAL SUPPLIES	150.00
12/6/2022	ALICIA WOODS AUDIOLOGY LLC	MISCELLANEOUS CONTRACTED SERVIC	665.00
12/6/2022	ALLEN, JULIE	MISCELLANEOUS CONTRACTED SERVIC	1,980.00
12/6/2022	AMAZON CAPITAL SERVICES INC	GENERAL SUPPLIES	1,971.46
12/6/2022	AMAZON CAPITAL SERVICES INC	READING/REF MATERIALS/DATABASE	395.86
12/6/2022	AMAZON CAPITAL SERVICES INC	TECHNOLOGY EQUIPMENT<\$5000	75.94
12/6/2022	AMERICAN TIRE DISTRIBUTORS	VEHICLE PARTS & SUPPLIES	460.54
12/6/2022	AMERICAN SCHOOL COUNSELOR ASSOCIATI	TRAVEL, TRAINING & SUBSISTENCE	99.00
12/6/2022	APPLE COMPUTERS, INC	TECHNOLOGY EQUIPMENT<\$5000	35.98
12/6/2022	ASSOC OF THREAT ASSESSMENT PROFESSI	TRAVEL, TRAINING & SUBSISTENCE	1,450.00
12/6/2022	AT&T GIGA MAN	UTILITIES - TELEPHONE	6,675.51
12/6/2022	AT&T MOBILITY	COMPUTER SOFTWARE	4,438.90
12/6/2022	AT&T MOBILITY	UTILITIES - TELEPHONE	219.45
12/6/2022	AUTONATION COLLISION CENTER ARLINGTO	CONTRACTED MAINTENANCE AND REP	6,061.14
12/6/2022	AWARD CENTER	MISCELLANEOUS OPERATING COSTS	170.36
12/6/2022	B & M EDUCATION LLC	GENERAL SUPPLIES	181.82
12/6/2022	B&H PHOTO-VIDEO-PRO-AUDIO	TECHNOLOGY EQUIPMENT<\$5000	870.73
12/6/2022	BEARD'S TOWING, JDB TOWING LLC	MISCELLANEOUS CONTRACTED SERVIC	330.00
12/6/2022	BLICK ART MATERIALS, LLC	GENERAL SUPPLIES	850.16
12/6/2022	BOUND TO STAY BOUND BOOKS INC	READING/REF MATERIALS/DATABASE	617.29
12/6/2022	BOYD-LONG, MARY	TRAVEL, TRAINING & SUBSISTENCE	211.00
12/6/2022	BUSINESS ESSENTIALS, CMBC INVESTMENT	GENERAL SUPPLIES	8.99
12/6/2022	CATFISH AQUATICS, LLC	CONTRACTED MAINTENANCE AND REP	220.00
12/6/2022	CDW GOVERNMENT	COMPUTER SOFTWARE	251.80
12/6/2022	CDW GOVERNMENT	GENERAL SUPPLIES	93.71
12/6/2022	CDW GOVERNMENT	TECHNOLOGY EQUIPMENT<\$5000	4,184.37
12/6/2022	CENTURY HVAC DISTRIBUTING, L.P.	OTHER SUPPLIES FOR M&O	35.83
12/6/2022	CESCO INC	TECHNOLOGY EQUIPMENT<\$5000	584.00
12/6/2022	CHAPMAN, DAKOTA	MISCELLANEOUS CONTRACTED SERVIC	1,750.00
12/6/2022	CHICK-FIL-A #01021, N WALNUT CREEK	MISCELLANEOUS OPERATING COSTS	367.19
12/6/2022	CHICK-FIL-A #03011, E BROAD STREET	MISCELLANEOUS OPERATING COSTS	90.43
12/6/2022	CREATIVE RISK FUNDING INC, SCHOOL COM	OTHER	6,000.00
12/6/2022	CTN EDUCATIONAL SERVICES INC	TRAVEL, TRAINING & SUBSISTENCE	260.00
12/6/2022	DALLAS ISD GRAPHICS DEPARTMENT	MISCELLANEOUS CONTRACTED SERVIC	1,684.96
12/6/2022	DEALERS ELECTRICAL SUPPLY	OTHER SUPPLIES FOR M&O	1,130.00
12/6/2022	DELTAMATH SOLUTIONS INC	COMPUTER SOFTWARE	475.00
12/6/2022	DREAM RANCH OFFICE SUPPLIES	GENERAL SUPPLIES	1,483.50
12/6/2022	ELLIOTT ELECTRIC SUPPLY INC	OTHER SUPPLIES FOR M&O	1,103.93
12/6/2022	ENNIS ISD	TRAVEL AND SUBSISTENCE - STUDE	1,570.00
12/6/2022	FIRST BOOK	READING/REF MATERIALS/DATABASE	177.15
12/6/2022	FOLLETT SCHOOL SOLUTIONS, INC, SOFTWA	READING/REF MATERIALS/DATABASE	708.52
12/6/2022	FOLLETT CONTENT SOLUTIONS, LLC, BOOKS	READING/REF MATERIALS/DATABASE	1,369.74
12/6/2022	GENUINE PARTS COMPANY-NAPA	CONTRACTED MAINTENANCE AND REP	116.20
12/6/2022	GENUINE PARTS COMPANY-NAPA	GASOLINE AND OTHER FUELS OR VE	59.33
12/6/2022	GENUINE PARTS COMPANY-NAPA	OTHER EQUIPMENT<\$5000	14,205.56
12/6/2022	GENUINE PARTS COMPANY-NAPA	OTHER SUPPLIES FOR M&O	748.62
12/6/2022	GENUINE PARTS COMPANY-NAPA	VEHICLE PARTS & SUPPLIES	38,110.01
12/6/2022	GLOBAL ASSET	MISCELLANEOUS CONTRACTED SERVIC	457.60
12/6/2022	GLOBAL ASSET	TECHNOLOGY EQUIPMENT<\$5000	17,855.50
12/6/2022	GOVCONNECTION INC	TECHNOLOGY EQUIPMENT<\$5000	188.61
12/6/2022	GRAND PRAIRIE ISD - SOUTH GRAND PRAIRI	TRAVEL AND SUBSISTENCE - STUDE	280.00

MANSFIELD INDEPENDENT SCHOOL DISTRICT

Fund Disbursement Report for 12/1/2022 through 12/31/2022

<u>DATE PAID</u>	<u>NAME</u>	<u>ITEM DESCRIPTION</u>	<u>AMOUNT</u>
199 - GENERAL OPERATING			
12/6/2022	HERVEY, CHAMILLIA	TRAVEL, TRAINING & SUBSISTENCE	265.00
12/6/2022	HOME DEPOT, TAX #9218276983	JANITORIAL SUPPLIES	427.42
12/6/2022	HOME DEPOT, TAX #9218276983	OTHER SUPPLIES FOR M&O	755.02
12/6/2022	HUNTER, JESSE	MISCELLANEOUS CONTRACTED SERVICE	1,000.00
12/6/2022	JD PALATINE LLC	MISCELLANEOUS CONTRACTED SERVICE	991.20
12/6/2022	JOYCE, ASHLEIGH	TRAVEL, TRAINING & SUBSISTENCE	291.29
12/6/2022	JROTC DOG TAGS, INC	GENERAL SUPPLIES	900.54
12/6/2022	KATASE, TAYLOR ANN	MISCELLANEOUS CONTRACTED SERVICE	1,250.00
12/6/2022	KLEEN-AIR FILTER SERVICE & SALES	OTHER SUPPLIES FOR M&O	1,267.20
12/6/2022	KOETTER FIRE PROTECTION, LLC	CONTRACTED MAINTENANCE AND REP	6,732.60
12/6/2022	LANDERS, STE'FON	MISCELLANEOUS CONTRACTED SERVICE	1,140.00
12/6/2022	LAWN PATROL SERVICE, INC	CONTRACTED MAINTENANCE AND REP	10,515.00
12/6/2022	LEARNING A-Z LLC	COMPUTER SOFTWARE	174.62
12/6/2022	LENNOX INDUSTRIES INC	OTHER SUPPLIES FOR M&O	897.96
12/6/2022	LIFT-TEXAS CONSTRUCTION LLC	CONTRACTED MAINTENANCE AND REP	3,677.50
12/6/2022	MAMA'S PIZZA	MISCELLANEOUS OPERATING COSTS	98.20
12/6/2022	MANSFIELD GAS & EXHAUST	JANITORIAL SUPPLIES	147.00
12/6/2022	MARSHAL STUFF INC.	CONTRACTED MAINTENANCE AND REP	6,706.64
12/6/2022	MARTIN & SONS LOCKSMITH, INC.	OTHER SUPPLIES FOR M&O	425.70
12/6/2022	MATHEWSON, ERIN	MISCELLANEOUS CONTRACTED SERVICE	75.00
12/6/2022	MINUTEMAN PRESS, RLS II, LLC	MISCELLANEOUS CONTRACTED SERVICE	457.72
12/6/2022	THE MUSIC BED, LLC.	COMPUTER SOFTWARE	2,000.00
12/6/2022	MUSIC THEATRE INTERNATIONAL	MISCELLANEOUS OPERATING COSTS	541.95
12/6/2022	MUSIC THEATRE INTERNATIONAL	RENTALS-OPERATING LEASES	2,258.05
12/6/2022	N2Y INC.	COMPUTER SOFTWARE	239.99
12/6/2022	NASCO EDUCATION LLC	GENERAL SUPPLIES	103.35
12/6/2022	NORTH TEXAS FIRE LLC	MISCELLANEOUS CONTRACTED SERVICE	5,700.00
12/6/2022	OLEN WILLIAMS INC	CONTRACTED MAINTENANCE AND REP	280.00
12/6/2022	ORIENTAL TRADING COMPANY, INC	GENERAL SUPPLIES	80.70
12/6/2022	OTIS ELEVATOR COMPANY, UNITED TECHNOI	CONTRACTED MAINTENANCE AND REP	1,759.50
12/6/2022	PACCAR LEASING COMPANY	RENTALS-OPERATING LEASES	11,870.04
12/6/2022	PETROLEUM TRADERS CORPORATION	GASOLINE AND OTHER FUELS OR VE	27,928.79
12/6/2022	PHILLIPS, STEVEN	TRAVEL, TRAINING & SUBSISTENCE	12.95
12/6/2022	PINNACLE MEDICAL MANAGEMENT	PROFESSIONAL SERVICES	3,140.00
12/6/2022	PITNEY BOWES, INC, 20848793	RENTALS-OPERATING LEASES	1,546.59
12/6/2022	PRO-VISION VIDEO SYSTEMS	MISCELLANEOUS CONTRACTED SERVICE	16.28
12/6/2022	QUALIFICATION TARGETS INC	GENERAL SUPPLIES	430.84
12/6/2022	REGION 11 ESC	EDUCATION SERVICE CENTER SERVI	50.00
12/6/2022	REGION 4 ESC	EDUCATION SERVICE CENTER SERVI	230.00
12/6/2022	ROBINSON, SIOBHAN	MISCELLANEOUS CONTRACTED SERVICE	700.00
12/6/2022	ROE, CHARLES	TRAVEL, TRAINING & SUBSISTENCE	682.94
12/6/2022	SCHOLASTIC CLASSROOM MAGAZINES	READING/REF MATERIALS/DATABASE	286.00
12/6/2022	SCHOOL HEALTH CORPORATION	GENERAL SUPPLIES	397.03
12/6/2022	SCHOOL SPECIALTY, LLC	GENERAL SUPPLIES	547.55
12/6/2022	SHERWIN-WILLIAMS 6732-3883-8-7528	OTHER SUPPLIES FOR M&O	27.26
12/6/2022	SKINNER, SHANE	TRAVEL, TRAINING & SUBSISTENCE	605.08
12/6/2022	SKYWAY CHARTERS LLC	TRAVEL AND SUBSISTENCE - STUDE	1,600.00
12/6/2022	STAPLES ADVANTAGE	GENERAL SUPPLIES	1,597.46
12/6/2022	TEACHER SYNERGY LLC	GENERAL SUPPLIES	55.54
12/6/2022	TEMPERATURE CONTROL SYSTEMS, INC	OTHER SUPPLIES FOR M&O	232.58
12/6/2022	TEXAS A & M AGRILIFE EXT SERV	TRAVEL, TRAINING & SUBSISTENCE	135.00
12/6/2022	TEXAS ASSOCIATION OF SCHOOL BUSINESS	LOBBYING	4.35
12/6/2022	TEXAS ASSOCIATION OF SCHOOL BUSINESS	MEMBERSHIPS	140.65
12/6/2022	TEXAS ASSOCIATION OF SCHOOL BUSINESS	TRAVEL, TRAINING & SUBSISTENCE	840.00
12/6/2022	TEXAS IRRIGATION SUPPLY	OTHER SUPPLIES FOR M&O	48.32

MANSFIELD INDEPENDENT SCHOOL DISTRICT

Fund Disbursement Report for 12/1/2022 through 12/31/2022

<u>DATE PAID</u>	<u>NAME</u>	<u>ITEM DESCRIPTION</u>	<u>AMOUNT</u>
199 - GENERAL OPERATING			
12/6/2022	TEXAS OVERHEAD DOOR COMPANY	CONTRACTED MAINTENANCE AND REP	2,068.00
12/6/2022	TEXAS TRUCK A/C INC	CONTRACTED MAINTENANCE AND REP	3,187.64
12/6/2022	TRANE, ACCT #8162331	OTHER SUPPLIES FOR M&O	1,882.09
12/6/2022	TRANSLATION & INTERPRETATION LLC	MISCELLANEOUSCONTRACTED SERVIC	47.70
12/6/2022	TRIPLE C FENCE	CONTRACTED MAINTENANCE AND REP	108.00
12/6/2022	TXU ENERGY RETAIL COMPANY LLC, VISTRA	UTILITIES - ELECTRICITY	370,417.87
12/6/2022	ULINE	GENERAL SUPPLIES	74.28
12/6/2022	UNIFIRST HOLDINGS, INC	RENTALS-OPERATING LEASES	463.55
12/6/2022	UTA TICKETS	TRAVEL AND SUBSISTENCE - STUDE	126.00
12/6/2022	WALKER, ELIANA	MISCELLANEOUSCONTRACTED SERVIC	1,000.00
12/6/2022	WENGER CORPORATION	FURNITURE	591.18
12/6/2022	WEST MUSIC COMPANY	GENERAL SUPPLIES	384.53
12/6/2022	WESTERN - BRW PAPER CO, OVOL USA	GENERAL SUPPLIES	11,493.14
12/6/2022	WESTERN PSYCHOLOGICAL SERVICES	TESTING MATERIALS	737.00
12/6/2022	WHOLESALE ELECTRIC SUPPLY COMPANY, II	OTHER SUPPLIES FOR M&O	38.43
12/6/2022	WILLIAM V. MACGILL & CO.	GENERAL SUPPLIES	821.25
12/6/2022	WILLIAMS, CATHERINE	TRAVEL, TRAINING & SUBSISTENCE	628.19
12/6/2022	WILLIAMS, DALLAS	TRAVEL, TRAINING & SUBSISTENCE	891.00
12/6/2022	WRIGHT, ALEXA	TRAVEL, TRAINING & SUBSISTENCE	316.00
12/6/2022	ZAMPRELLI DESIGN LLC	MISCELLANEOUSCONTRACTED SERVIC	0.00
12/7/2022	TRS	TEACHER RETIREMENT	734,505.44
12/8/2022	ACCESS LIFT & SERVICE COMPANY, INC	CONTRACTED MAINTENANCE AND REP	375.00
12/8/2022	AMAZON CAPITAL SERVICES INC	GENERAL SUPPLIES	1,837.85
12/8/2022	AMAZON CAPITAL SERVICES INC	READING/REF MATERIALS/DATABASE	13.06
12/8/2022	AMERICAN TRASH MANAGEMENT, INC	CONTRACTED MAINTENANCE AND REP	500.00
12/8/2022	AMERICAN EDUCATIONAL RESEARCH ASSOC	MEMBERSHIPS	287.00
12/8/2022	APPLE COMPUTERS, INC	COMPUTER SOFTWARE	201.69
12/8/2022	APPLE COMPUTERS, INC	TECHNOLOGY EQUIPMENT<\$5000	979.31
12/8/2022	ARLINGTON UTILITIES	UTILITIES - WATER	26,261.47
12/8/2022	AWARD CENTER	MISCELLANEOUS OPERATING COSTS	57.51
12/8/2022	B&B COMMERCIAL PRINTING	MISCELLANEOUSCONTRACTED SERVIC	1,025.10
12/8/2022	B&H PHOTO-VIDEO-PRO-AUDIO	GENERAL SUPPLIES	590.92
12/8/2022	BARKER, GEORGE	TRAVEL, TRAINING & SUBSISTENCE	61.06
12/8/2022	BIO RAD LABORATORIES INC	GENERAL SUPPLIES	182.30
12/8/2022	BIRCHFIELD, LARRY	TRAVEL, TRAINING & SUBSISTENCE	28.50
12/8/2022	BLICK ART MATERIALS, LLC	GENERAL SUPPLIES	1,000.06
12/8/2022	BOUND TO STAY BOUND BOOKS INC	READING/REF MATERIALS/DATABASE	1,118.26
12/8/2022	BROGDEN, JEFFREY	TRAVEL, TRAINING & SUBSISTENCE	393.75
12/8/2022	BUCKNER, KIMBRA	TRAVEL, TRAINING & SUBSISTENCE	43.06
12/8/2022	BUSINESS ESSENTIALS, CMBC INVESTMENT	GENERAL SUPPLIES	21.38
12/8/2022	CANTU, KIMBERLEY	TRAVEL, TRAINING & SUBSISTENCE	219.94
12/8/2022	CDW GOVERNMENT	COMPUTER SOFTWARE	89.34
12/8/2022	CDW GOVERNMENT	GENERAL SUPPLIES	282.33
12/8/2022	CDW GOVERNMENT	TECHNOLOGY EQUIPMENT<\$5000	399.03
12/8/2022	CESCO INC	TECHNOLOGY EQUIPMENT<\$5000	410.00
12/8/2022	COFFMAN, ASHLEY	TRAVEL, TRAINING & SUBSISTENCE	34.25
12/8/2022	COMMERCIAL RECORDER	STATUTORILY REQ PUBLIC NOTICE	200.20
12/8/2022	COOPER, RONDA	MISCELLANEOUSCONTRACTED SERVIC	325.00
12/8/2022	CREATIVE RISK FUNDING INC, SCHOOL COMF	OTHER	201.02
12/8/2022	DANIELSON, LORI	MISCELLANEOUSCONTRACTED SERVIC	1,040.00
12/8/2022	DAVIS, JOSH	MISCELLANEOUSCONTRACTED SERVIC	150.00
12/8/2022	DAZZARKLE LLC	MISCELLANEOUSCONTRACTED SERVIC	20.00
12/8/2022	DELCOM GROUP LP	TECHNOLOGY EQUIPMENT<\$5000	1,646.90
12/8/2022	DISCOUNT TIRE/AMERICA'S TIRE, REINALT-TI	VEHICLE PARTS & SUPPLIES	1,488.00
12/8/2022	DREAM RANCH OFFICE SUPPLIES	GENERAL SUPPLIES	530.42

MANSFIELD INDEPENDENT SCHOOL DISTRICT

Fund Disbursement Report for 12/1/2022 through 12/31/2022

<u>DATE PAID</u>	<u>NAME</u>	<u>ITEM DESCRIPTION</u>	<u>AMOUNT</u>
199 - GENERAL OPERATING			
12/8/2022	ELLIOTT ELECTRIC SUPPLY INC	OTHER SUPPLIES FOR M&O	336.00
12/8/2022	ENNIS ISD	TRAVEL AND SUBSISTENCE - STUDE	450.00
12/8/2022	ENTERPRISE LEASING - TEXAS	TRAVEL AND SUBSISTENCE - STUDE	225.16
12/8/2022	ESCOVEDO, KRISTEN	MISCELLANEOUSCONTRACTED SERVIC	213.75
12/8/2022	EVERLAST CLIMBING INDUSTRIES, INC	CONTRACTED MAINTENANCE AND REP	3,190.00
12/8/2022	FLINN SCIENTIFIC, INC	GENERAL SUPPLIES	81.84
12/8/2022	GARCIA, ROBERT	MISCELLANEOUSCONTRACTED SERVIC	540.00
12/8/2022	GENUINE PARTS COMPANY-NAPA	GASOLINE AND OTHER FUELS OR VE	94.51
12/8/2022	GENUINE PARTS COMPANY-NAPA	OTHER SUPPLIES FOR M&O	21.82
12/8/2022	GENUINE PARTS COMPANY-NAPA	VEHICLE PARTS & SUPPLIES	3,291.25
12/8/2022	GLOBAL ASSET	MISCELLANEOUSCONTRACTED SERVIC	299.50
12/8/2022	GLOBAL ASSET	TECHNOLOGY EQUIPMENT<\$5000	2,050.00
12/8/2022	HARVEY, STEPHEN	MISCELLANEOUS OPERATING COSTS	49.26
12/8/2022	HOME DEPOT, TAX #9218276983	GENERAL SUPPLIES	1,191.98
12/8/2022	HOME DEPOT, TAX #9218276983	OTHER SUPPLIES FOR M&O	169.28
12/8/2022	HON COMPANY, THE	FURNITURE	7,645.97
12/8/2022	J W PEPPER & SON, INC	GENERAL SUPPLIES	662.28
12/8/2022	JET SECURITY LLC	MISCELLANEOUSCONTRACTED SERVIC	4,488.00
12/8/2022	KING, STEVEN	MISCELLANEOUSCONTRACTED SERVIC	110.00
12/8/2022	LAKESHORE LEARNING MATERIALS LLC	GENERAL SUPPLIES	113.98
12/8/2022	LAWN PATROL SERVICE, INC	CONTRACTED MAINTENANCE AND REP	5,025.00
12/8/2022	LEA, JONATHAN	MISCELLANEOUSCONTRACTED SERVIC	2,000.00
12/8/2022	LONE STAR COACHES, INC	TRAVEL AND SUBSISTENCE - STUDE	2,357.25
12/8/2022	LONGHORN, INC.	OTHER SUPPLIES FOR M&O	301.78
12/8/2022	LOWE'S COMPANIES, INC	GENERAL SUPPLIES	47.30
12/8/2022	LOWE'S COMPANIES, INC	OTHER SUPPLIES FOR M&O	8.54
12/8/2022	MOYE, JULIE	PROFESSIONAL EXTRA DUTY PAY	52.00
12/8/2022	MOYE, JULIE	TRAVEL, TRAINING & SUBSISTENCE	300.38
12/8/2022	MUERY, JANNA	MISCELLANEOUS OPERATING COSTS	49.26
12/8/2022	MUSIC AND ARTS CENTER - ATTN: ACCOUNTS	GENERAL SUPPLIES	485.97
12/8/2022	MUSIC AND ARTS CENTER - ATTN: ACCOUNTS	READING/REF MATERIALS/DATABASE	125.49
12/8/2022	NORTH TEXAS FIRE LLC	CONTRACTED MAINTENANCE AND REP	1,108.00
12/8/2022	PEARSON CLINICAL ASSESSMENT DIVISION	TESTING MATERIALS	220.50
12/8/2022	PERMA-BOUND BOOKS	READING/REF MATERIALS/DATABASE	1,200.06
12/8/2022	PETROLEUM TRADERS CORPORATION	GASOLINE AND OTHER FUELS OR VE	13,147.01
12/8/2022	POCKET NURSE	GENERAL SUPPLIES	4,521.96
12/8/2022	PRO-VISION VIDEO SYSTEMS	OTHER EQUIPMENT<\$5000	6,638.02
12/8/2022	QUALITY SOUND AND COMMUNICATIONS INC	CONTRACTED MAINTENANCE AND REP	1,125.31
12/8/2022	R&H PARTS AND SERVICE INC	CONTRACTED MAINTENANCE AND REP	796.02
12/8/2022	RUSH BUS CENTERS, SELMA	CONTRACTED MAINTENANCE AND REP	4,188.90
12/8/2022	SCHOOL SPECIALTY, LLC	GENERAL SUPPLIES	1,766.36
12/8/2022	SCHOOL SPECIALTY, LLC	TESTING MATERIALS	85.72
12/8/2022	SGP THEATRE BOOSTER CLUB	TRAVEL AND SUBSISTENCE - STUDE	355.00
12/8/2022	SHERWIN-WILLIAMS 6732-3883-8-7528	OTHER SUPPLIES FOR M&O	18.33
12/8/2022	STAPLES ADVANTAGE	GENERAL SUPPLIES	3,508.59
12/8/2022	TAMPLIN, LEIGHANN	TRAVEL, TRAINING & SUBSISTENCE	33.25
12/8/2022	TEACHER SYNERGY LLC	GENERAL SUPPLIES	148.00
12/8/2022	TEAGUE, CHASE	MISCELLANEOUSCONTRACTED SERVIC	600.00
12/8/2022	TEMPERATURE CONTROL SYSTEMS, INC	OTHER SUPPLIES FOR M&O	193.85
12/8/2022	TEXAS ASSOCIATION OF SCHOOL BUSINESS	MISCELLANEOUS OPERATING COSTS	500.00
12/8/2022	TEXAS ASSOCIATION OF SCHOOL BUSINESS	TRAVEL, TRAINING & SUBSISTENCE	675.00
12/8/2022	TEXAS ASSOCIATION OF SCHOOL ADMINISTR	TRAVEL, TRAINING & SUBSISTENCE	545.00
12/8/2022	TEXAS BOOK DISTRIBUTION, LLC	READING/REF MATERIALS/DATABASE	269.76
12/8/2022	TEXAS SKYWARD USER GROUP	TRAVEL, TRAINING & SUBSISTENCE	1,170.66
12/8/2022	TRANSLATION & INTERPRETATION LLC	MISCELLANEOUSCONTRACTED SERVIC	66.46

MANSFIELD INDEPENDENT SCHOOL DISTRICT

Fund Disbursement Report for 12/1/2022 through 12/31/2022

<u>DATE PAID</u>	<u>NAME</u>	<u>ITEM DESCRIPTION</u>	<u>AMOUNT</u>
199 - GENERAL OPERATING			
12/8/2022	ULINE	GENERAL SUPPLIES	233.74
12/8/2022	UNIFIRST HOLDINGS, INC	RENTALS-OPERATING LEASES	177.60
12/8/2022	VOSS LIGHTING	OTHER SUPPLIES FOR M&O	206.16
12/8/2022	WACO ISD	TRAVEL AND SUBSISTENCE - STUDE	680.00
12/8/2022	WEISSMAN	GENERAL SUPPLIES	45.50
12/8/2022	WENGER CORPORATION	FURNITURE	9,027.00
12/8/2022	WESTERN - BRW PAPER CO, OVOL USA	GENERAL SUPPLIES	16,842.40
12/8/2022	WILLS, SARA	TRAVEL, TRAINING & SUBSISTENCE	12.00
12/8/2022	WINSTON WATER COOLER OF FT WORTH	OTHER SUPPLIES FOR M&O	1,288.67
12/8/2022	ZEITENERGY, LLC	CONTRACTED MAINTENANCE AND REP	6,892.00
12/8/2022	ZONDA INTELLIGENCE	PROFESSIONAL SERVICES	11,250.00
12/9/2022	AMAZON CAPITAL SERVICES INC	GENERAL SUPPLIES	44.97
12/9/2022	BUSINESS INTERIORS	FURNITURE	3,925.00
12/9/2022	DISCOUNT TIRE/AMERICA'S TIRE, REINALT-TI	CONTRACTED MAINTENANCE AND REP	433.98
12/9/2022	DREAM RANCH OFFICE SUPPLIES	GENERAL SUPPLIES	2,194.58
12/9/2022	EAB GLOBAL INC	MEMBERSHIPS	34,621.00
12/9/2022	GENUINE PARTS COMPANY-NAPA	GASOLINE AND OTHER FUELS OR VE	1,264.21
12/9/2022	GENUINE PARTS COMPANY-NAPA	OTHER SUPPLIES FOR M&O	313.03
12/9/2022	GENUINE PARTS COMPANY-NAPA	VEHICLE PARTS & SUPPLIES	9,086.95
12/9/2022	J W PEPPER & SON, INC	GENERAL SUPPLIES	72.99
12/9/2022	LAKESHORE LEARNING MATERIALS LLC	READING/REF MATERIALS/DATABASE	20.89
12/9/2022	MICRO KEY SOFTWARE SOLUTIONS	COMPUTER SOFTWARE	1,224.92
12/9/2022	MUSIC THEATRE INTERNATIONAL	MISCELLANEOUS OPERATING COSTS	-541.95
12/9/2022	MUSIC THEATRE INTERNATIONAL	RENTALS-OPERATING LEASES	-2,258.05
12/9/2022	PRIDE OF TEXAS MUSIC FESTIVALS	TRAVEL AND SUBSISTENCE - STUDE	150.00
12/9/2022	REGION 11 ESC	EDUCATION SERVICE CENTER SERVI	175.00
12/9/2022	REGION 6 ESC	EDUCATION SERVICE CENTER SERVI	63.00
12/9/2022	REGION 6 ESC	TRAVEL, TRAINING & SUBSISTENCE	0.00
12/9/2022	SCHOOL SPECIALTY, LLC	GENERAL SUPPLIES	1,763.68
12/9/2022	STAPLES ADVANTAGE	GENERAL SUPPLIES	814.59
12/9/2022	SUPER TEACHER WORKSHEETS	COMPUTER SOFTWARE	24.95
12/9/2022	TEXAS ASSOCIATION OF SCHOOL BUSINESS	LOBBYING	8.70
12/9/2022	TEXAS ASSOCIATION OF SCHOOL BUSINESS	MEMBERSHIPS	281.30
12/9/2022	TEXAS EDUCATIONAL PAPERBACKS	READING/REF MATERIALS/DATABASE	66.78
12/9/2022	TEXAS SCHOOL FOR THE BLIND & VISUALLY I	TRAVEL, TRAINING & SUBSISTENCE	150.00
12/9/2022	UNITED REFRIGERATION INC	OTHER SUPPLIES FOR M&O	1,139.99
12/9/2022	WEST MUSIC COMPANY	GENERAL SUPPLIES	434.24
12/9/2022	WESTERN - BRW PAPER CO, OVOL USA	GENERAL SUPPLIES	2,040.33
12/9/2022	ZAMPRELLI DESIGN LLC	MISCELLANEOUS CONTRACTED SERVIC	0.00
12/13/2022	4IMPRINT INC	GENERAL SUPPLIES	221.14
12/13/2022	ABC WRECKER SERVICE	MISCELLANEOUS CONTRACTED SERVIC	135.00
12/13/2022	ACCOUNTABLE HEALTHCARE STAFF INC	PROFESSIONAL SERVICES	5,238.00
12/13/2022	AMAZON CAPITAL SERVICES INC	GENERAL SUPPLIES	996.78
12/13/2022	AMAZON CAPITAL SERVICES INC	READING/REF MATERIALS/DATABASE	-52.52
12/13/2022	AMERICAN BEARING CO	OTHER SUPPLIES FOR M&O	106.51
12/13/2022	AMERICAN TIRE DISTRIBUTORS	VEHICLE PARTS & SUPPLIES	1,293.28
12/13/2022	APPLE COMPUTERS, INC	COMPUTER SOFTWARE	249.00
12/13/2022	APPLE COMPUTERS, INC	TECHNOLOGY EQUIPMENT<\$5000	1,181.00
12/13/2022	ARLINGTON UTILITIES	UTILITIES - WATER	15,872.85
12/13/2022	ARTA TRAVEL	TRAVEL, TRAINING & SUBSISTENCE	497.20
12/13/2022	AWARD CENTER	MISCELLANEOUS OPERATING COSTS	45.00
12/13/2022	B&B COMMERCIAL PRINTING	MISCELLANEOUS CONTRACTED SERVIC	40.00
12/13/2022	B&H PHOTO-VIDEO-PRO-AUDIO	GENERAL SUPPLIES	977.80
12/13/2022	BABE'S CHICKEN, BURLESON	MISCELLANEOUS OPERATING COSTS	145.83
12/13/2022	BEHRINGER, HENRY	MISCELLANEOUS OPERATING COSTS	49.26

MANSFIELD INDEPENDENT SCHOOL DISTRICT

Fund Disbursement Report for 12/1/2022 through 12/31/2022

<u>DATE PAID</u>	<u>NAME</u>	<u>ITEM DESCRIPTION</u>	<u>AMOUNT</u>
199 - GENERAL OPERATING			
12/13/2022	BENAVIDES, BIANCA	TRAVEL AND SUBSISTENCE - NON-E	0.00
12/13/2022	BIO CORPORATION	GENERAL SUPPLIES	3,383.10
12/13/2022	BLICK ART MATERIALS,LLC	GENERAL SUPPLIES	129.37
12/13/2022	BRACKETT & ELLIS, PC	DEFERRED EXPENDITURES/EXPENSES	0.00
12/13/2022	BRACKETT & ELLIS, PC	LEGAL SERVICES	7,650.00
12/13/2022	BRANNON, MARCUS	TRAVEL, TRAINING & SUBSISTENCE	439.01
12/13/2022	BUSINESS ESSENTIALS, CMBC INVESTMENT	GENERAL SUPPLIES	277.76
12/13/2022	CARD MY YARD FRANCHISING, LLC	RENTALS-OPERATING LEASES	150.00
12/13/2022	CAS-CLAIMS ADMINISTRATIVE SVCS	OTHER	44,433.89
12/13/2022	CDW GOVERNMENT	COMPUTER SOFTWARE	5.72
12/13/2022	CDW GOVERNMENT	MISCELLANEOUS CONTRACTED SERVIC	48.75
12/13/2022	CDW GOVERNMENT	TECHNOLOGY EQUIPMENT<\$5000	915.29
12/13/2022	CENTRAL APPRAISAL DISTRICT OF JOHNSON	DEFERRED EXPENDITURES/EXPENSES	0.00
12/13/2022	CENTRAL APPRAISAL DISTRICT OF JOHNSON	TAX APPRAISAL AND COLLECTION	64,356.41
12/13/2022	CHICK-FIL-A #01021, N WALNUT CREEK	MISCELLANEOUS OPERATING COSTS	361.35
12/13/2022	CHICK-FIL-A #03011, E BROAD STREET	TRAVEL AND SUBSISTENCE - STUDE	1,339.50
12/13/2022	CONTERRA ULTRA BROADBAND LLC	UTILITIES - TELEPHONE	28,593.62
12/13/2022	DALLAS ISD GRAPHICS DEPARTMENT	MISCELLANEOUS CONTRACTED SERVIC	167.50
12/13/2022	DATA PROJECTIONS, INC	COMPUTER SOFTWARE	379.05
12/13/2022	DEALERS ELECTRICAL SUPPLY	OTHER SUPPLIES FOR M&O	1,954.36
12/13/2022	DELTAMATH SOLUTIONS INC	COMPUTER SOFTWARE	2,250.00
12/13/2022	DOUBLESHOT PRO WASH LLC	GENERAL SUPPLIES	6,950.00
12/13/2022	DREAM RANCH OFFICE SUPPLIES	GENERAL SUPPLIES	5,131.72
12/13/2022	DUDE SOLUTIONS, INC.	COMPUTER SOFTWARE	3,189.01
12/13/2022	ENTERPRISE LEASING - TEXAS	RENTALS-OPERATING LEASES	1,810.24
12/13/2022	FELDSER, KEVIN	TRAVEL, TRAINING & SUBSISTENCE	89.25
12/13/2022	FOLLETT CONTENT SOLUTIONS, LLC, BOOKS	READING/REF MATERIALS/DATABASE	3,265.95
12/13/2022	FW PROMO	MISCELLANEOUS CONTRACTED SERVIC	600.00
12/13/2022	GAS AND SUPPLY NORTH TEXAS LLC	GENERAL SUPPLIES	45.54
12/13/2022	GENUINE PARTS COMPANY-NAPA	GASOLINE AND OTHER FUELS OR VE	542.76
12/13/2022	GENUINE PARTS COMPANY-NAPA	OTHER SUPPLIES FOR M&O	42.92
12/13/2022	GENUINE PARTS COMPANY-NAPA	VEHICLE PARTS & SUPPLIES	7,734.68
12/13/2022	GLOBAL ASSET	MISCELLANEOUS CONTRACTED SERVIC	49.41
12/13/2022	GOPHER SPORT	GENERAL SUPPLIES	143.10
12/13/2022	GOT YOU COVERED WORK WEAR & UNIFORM	GENERAL SUPPLIES	3,590.80
12/13/2022	GOT YOU COVERED WORK WEAR & UNIFORM	OTHER EQUIPMENT<\$5000	2,991.99
12/13/2022	GOVCONNECTION INC	TECHNOLOGY EQUIPMENT<\$5000	574.11
12/13/2022	HOME DEPOT, TAX #9218276983	GENERAL SUPPLIES	1,283.66
12/13/2022	HOME DEPOT, TAX #9218276983	OTHER SUPPLIES FOR M&O	497.96
12/13/2022	HOPE KING TEACHING RESOURCES	TRAVEL, TRAINING & SUBSISTENCE	599.00
12/13/2022	HYNDS, MATT	TRAVEL, TRAINING & SUBSISTENCE	114.89
12/13/2022	J W PEPPER & SON, INC	GENERAL SUPPLIES	150.00
12/13/2022	JASON'S DELI, MANSFIELD	MISCELLANEOUS OPERATING COSTS	525.77
12/13/2022	JET SECURITY LLC	MISCELLANEOUS CONTRACTED SERVIC	4,488.00
12/13/2022	JUNIOR LIBRARY GUILD	GENERAL SUPPLIES	521.24
12/13/2022	KIDD, ELIZABETH	MISCELLANEOUS CONTRACTED SERVIC	300.00
12/13/2022	LAKESHORE LEARNING MATERIALS LLC	GENERAL SUPPLIES	141.47
12/13/2022	LENDAN COMMUNICATIONS	MISCELLANEOUS CONTRACTED SERVIC	440.00
12/13/2022	LIBRARY STORE INC, THE	GENERAL SUPPLIES	91.79
12/13/2022	LIVE365 BROADCASTER LLC	COMPUTER SOFTWARE	470.90
12/13/2022	LONGHORN, INC.	OTHER SUPPLIES FOR M&O	1,354.07
12/13/2022	LUCK'S MUSIC LIBRARY	GENERAL SUPPLIES	323.10
12/13/2022	MAGNOLIA SPEAKS SPEECH THERAPY PLLC,	PROFESSIONAL SERVICES	4,615.00
12/13/2022	MANSFIELD GAS & EXHAUST	CONTRACTED MAINTENANCE AND REP	127.50
12/13/2022	MANSFIELD GAS & EXHAUST	JANITORIAL SUPPLIES	147.00

MANSFIELD INDEPENDENT SCHOOL DISTRICT

Fund Disbursement Report for 12/1/2022 through 12/31/2022

<u>DATE PAID</u>	<u>NAME</u>	<u>ITEM DESCRIPTION</u>	<u>AMOUNT</u>
199 - GENERAL OPERATING			
12/13/2022	MANSFIELD MEDICAL CLINIC	PROFESSIONAL SERVICES	425.00
12/13/2022	MANSFIELD OIL COMPANY	GASOLINE AND OTHER FUELS OR VE	29.47
12/13/2022	MANSFIELD OIL COMPANY	TRAVEL AND SUBSISTENCE - STUDE	468.48
12/13/2022	MANSFIELD GLASS & WINDOW	CONTRACTED MAINTENANCE AND REP	910.63
12/13/2022	MCALISTER'S DELI - THE SAXTON GROUP	MISCELLANEOUS OPERATING COSTS	24.36
12/13/2022	MORTON, ROSALYN	MISCELLANEOUS OPERATING COSTS	49.26
12/13/2022	MUSIC AND ARTS CENTER - ATTN: ACCOUNTS	CONTRACTED MAINTENANCE AND REP	94.00
12/13/2022	MUSIC AND ARTS CENTER - ATTN: ACCOUNTS	GENERAL SUPPLIES	39.99
12/13/2022	NEWBART PRODUCTS	GENERAL SUPPLIES	534.00
12/13/2022	NORMAN, JEFFREY	MISCELLANEOUSCONTRACTED SERVIC	540.00
12/13/2022	NORTH TEXAS FIRE LLC	CONTRACTED MAINTENANCE AND REP	1,930.00
12/13/2022	O'REILLY AUTO PARTS, O'REILLY AUTO LLC	VEHICLE PARTS & SUPPLIES	1,000.24
12/13/2022	PASSMORE, JONATHAN	MISCELLANEOUSCONTRACTED SERVIC	600.00
12/13/2022	PETROLEUM TRADERS CORPORATION	GASOLINE AND OTHER FUELS OR VE	25,174.00
12/13/2022	PINNACLE MEDICAL MANAGEMENT	PROFESSIONAL SERVICES	617.00
12/13/2022	PITSCO EDUCATION, LLC	GENERAL SUPPLIES	324.50
12/13/2022	PLAYSCRIPTS, INC	GENERAL SUPPLIES	752.86
12/13/2022	PLAYSCRIPTS, INC	MISCELLANEOUS OPERATING COSTS	270.00
12/13/2022	QUALITY SOUND AND COMMUNICATIONS INC	CONTRACTED MAINTENANCE AND REP	6,649.94
12/13/2022	RAPTOR TECHNOLOGIES, INC	GENERAL SUPPLIES	110.00
12/13/2022	RAPTOR TECHNOLOGIES, INC	TECHNOLOGY EQUIPMENT<\$5000	760.00
12/13/2022	REALLY GOOD STUFF, LLC	GENERAL SUPPLIES	62.00
12/13/2022	REAY, ELIZABETH	TRAVEL, TRAINING & SUBSISTENCE	40.14
12/13/2022	REGION 11 ESC	EDUCATION SERVICE CENTER SERVI	30.00
12/13/2022	REGION 11 ESC	UTILITIES - TELEPHONE	3,600.00
12/13/2022	REGION 4 ESC	EDUCATION SERVICE CENTER SERVI	1,800.00
12/13/2022	ROADRUNNER CHARTERS, INC.	TRAVEL AND SUBSISTENCE - STUDE	5,427.00
12/13/2022	SAM'S EAST, INC.	MEMBERSHIPS	1,085.00
12/13/2022	SCEARCE, BENJAMIN	TRAVEL, TRAINING & SUBSISTENCE	150.77
12/13/2022	SCHOOL NURSE SUPPLY, INC	GENERAL SUPPLIES	126.95
12/13/2022	SCHOOL SPECIALTY, LLC	GENERAL SUPPLIES	1,764.55
12/13/2022	SHERWIN-WILLIAMS 6732-3883-8-7528	OTHER SUPPLIES FOR M&O	38.34
12/13/2022	SITEONE LANDSCAPE SUPPLY, LLC	OTHER SUPPLIES FOR M&O	1,753.42
12/13/2022	SOLIANT HEALTH	PROFESSIONAL SERVICES	13,426.00
12/13/2022	SPARK!	TRAVEL AND SUBSISTENCE - STUDE	446.00
12/13/2022	STAPLES ADVANTAGE	GENERAL SUPPLIES	2,829.39
12/13/2022	SWAGIT PRODUCTIONS, LLC	FURNITURE, EQUIPMENT & SOFTWAR	6,890.00
12/13/2022	SWAGIT PRODUCTIONS, LLC	MISCELLANEOUSCONTRACTED SERVIC	1,495.00
12/13/2022	SWANK MOVIE LICENSING USA	MISCELLANEOUS OPERATING COSTS	576.00
12/13/2022	TARRANT COUNTY TAX OFFICE	MISCELLANEOUS OPERATING COSTS	7.50
12/13/2022	TEXAS ASSOCIATION OF SCHOOL BUSINESS	LOBBYING	4.35
12/13/2022	TEXAS ASSOCIATION OF SCHOOL BUSINESS	MEMBERSHIPS	140.65
12/13/2022	TEXAS ASSOCIATION OF SCHOOL BOARDS, II	PROFESSIONAL SERVICES	76.00
12/13/2022	TEXAS ASSOCIATION OF SCHOOL ADMINISTR	TRAVEL, TRAINING & SUBSISTENCE	670.00
12/13/2022	TEXAS BOOK DISTRIBUTION, LLC	GENERAL SUPPLIES	63.90
12/13/2022	TEXAS DEPT OF PUBLIC SAFETY	DEFERRED EXPENDITURES/EXPENSES	0.00
12/13/2022	TEXAS DEPT OF PUBLIC SAFETY	MISCELLANEOUSCONTRACTED SERVIC	74.00
12/13/2022	TEXAS ELEM PRIN & SUPR ASSOC, TEP SA	MEMBERSHIPS	269.00
12/13/2022	TEXAS IRRIGATION SUPPLY	OTHER SUPPLIES FOR M&O	634.63
12/13/2022	TEXAS TRUCK A/C INC	CONTRACTED MAINTENANCE AND REP	7,499.60
12/13/2022	THERMO FLUIDS INC	CONTRACTED MAINTENANCE AND REP	438.52
12/13/2022	THORNTON, SARAH	MISCELLANEOUSCONTRACTED SERVIC	600.00
12/13/2022	TOTAL MAINTENANCE SOLUTIONS, TMS SOU	OTHER SUPPLIES FOR M&O	247.24
12/13/2022	TRANE, ACCT #8162331	OTHER SUPPLIES FOR M&O	40.04
12/13/2022	TUTTLE, NANCY	GENERAL SUPPLIES	4,500.00

MANSFIELD INDEPENDENT SCHOOL DISTRICT

Fund Disbursement Report for 12/1/2022 through 12/31/2022

<u>DATE PAID</u>	<u>NAME</u>	<u>ITEM DESCRIPTION</u>	<u>AMOUNT</u>
199 - GENERAL OPERATING			
12/13/2022	ULINE	GENERAL SUPPLIES	1,503.40
12/13/2022	W TWO PLUS, INC	CONTRACTED MAINTENANCE AND REP	1,272.64
12/13/2022	WALKE, ROBERT	MISCELLANEOUS OPERATING COSTS	49.26
12/13/2022	WEST MUSIC COMPANY	GENERAL SUPPLIES	355.35
12/13/2022	WESTERN - BRW PAPER CO, OVOL USA	GENERAL SUPPLIES	5,696.20
12/13/2022	WHALEY, SUMMYR	MISCELLANEOUSCONTRACTED SERVIC	150.00
12/13/2022	WILLIAM V. MACGILL & CO.	GENERAL SUPPLIES	262.07
12/13/2022	WILSON, SAXON	MISCELLANEOUSCONTRACTED SERVIC	300.00
12/13/2022	ZFX, INC.	RENTALS-OPERATING LEASES	3,925.00
12/15/2022	B&B COMMERCIAL PRINTING	MISCELLANEOUSCONTRACTED SERVIC	800.00
12/15/2022	B&H PHOTO-VIDEO-PRO-AUDIO	GENERAL SUPPLIES	968.09
12/15/2022	BARNES & NOBLE BOOKSELLERS INC	READING/REF MATERIALS/DATABASE	989.10
12/15/2022	BENAVIDES, BIANCA	TRAVEL AND SUBSISTENCE - NON-E	407.62
12/15/2022	BLICK ART MATERIALS,LLC	GENERAL SUPPLIES	369.34
12/15/2022	CARDENAS, BRIGETTE	TRAVEL,TRAINING & SUBSISTENCE	176.50
12/15/2022	CATFISH AQUATICS, LLC	CONTRACTED MAINTENANCE AND REP	246.48
12/15/2022	CNP/SEAL TEX, INC	CONTRACTED MAINTENANCE AND REP	1,746.00
12/15/2022	COLLEGE BOARD	TESTING MATERIALS	17,500.00
12/15/2022	COMMERCIAL RECORDER	STATUTORILY REQ PUBLIC NOTICE	83.20
12/15/2022	CONCORD THEATRICALS CORP	GENERAL SUPPLIES	91.80
12/15/2022	CONCORD THEATRICALS CORP	MISCELLANEOUS OPERATING COSTS	112.20
12/15/2022	DANIELSON, LORI	MISCELLANEOUSCONTRACTED SERVIC	135.00
12/15/2022	DEMCO INC	GENERAL SUPPLIES	79.21
12/15/2022	DREAM RANCH OFFICE SUPPLIES	GENERAL SUPPLIES	153.80
12/15/2022	FORE, MICHAEL	TRAVEL,TRAINING & SUBSISTENCE	53.29
12/15/2022	FRANCIS, TERESA	TRAVEL,TRAINING & SUBSISTENCE	481.38
12/15/2022	GALLS, LLC, RED THE UNIFORM	GENERAL SUPPLIES	145.20
12/15/2022	GENUINE PARTS COMPANY-NAPA	VEHICLE PARTS & SUPPLIES	2,530.24
12/15/2022	HALL, KIMETRA	TRAVEL,TRAINING & SUBSISTENCE	134.90
12/15/2022	HOME DEPOT, TAX #9218276983	GENERAL SUPPLIES	57.97
12/15/2022	HOME DEPOT, TAX #9218276983	JANITORIAL SUPPLIES	36.48
12/15/2022	HOME DEPOT, TAX #9218276983	OTHER SUPPLIES FOR M&O	812.62
12/15/2022	HORTON, JILL	TRAVEL,TRAINING & SUBSISTENCE	189.00
12/15/2022	J W PEPPER & SON, INC	GENERAL SUPPLIES	51.25
12/15/2022	JERRY'S GENERAL AUTOMOTIVE INC	CONTRACTED MAINTENANCE AND REP	6,551.85
12/15/2022	JOHNSON, DARWERT	TRAVEL,TRAINING & SUBSISTENCE	803.38
12/15/2022	JONES SCHOOL SUPPLY	MISCELLANEOUS OPERATING COSTS	188.64
12/15/2022	JUNIOR LIBRARY GUILD	READING/REF MATERIALS/DATABASE	3,406.10
12/15/2022	KOETTER FIRE PROTECTION, LLC	CONTRACTED MAINTENANCE AND REP	928.43
12/15/2022	LAKESHORE LEARNING MATERIALS LLC	GENERAL SUPPLIES	904.51
12/15/2022	LEAPIN' LEOTARDS LTD	GENERAL SUPPLIES	443.00
12/15/2022	LEARNING A-Z LLC	COMPUTER SOFTWARE	164.90
12/15/2022	LUCK'S MUSIC LIBRARY	GENERAL SUPPLIES	9.90
12/15/2022	MANSFIELD GAS & EXHAUST	CONTRACTED MAINTENANCE AND REP	58.00
12/15/2022	MANSFIELD GLASS & WINDOW	CONTRACTED MAINTENANCE AND REP	260.00
12/15/2022	MASSEY SERVICES, INC.	CONTRACTED MAINTENANCE AND REP	41,043.00
12/15/2022	MASTERS LEASING AND RENTAL	TRAVEL AND SUBSISTENCE - STUDE	1,636.00
12/15/2022	MEDSTAR MOBILE HEALTHCARE	MISCELLANEOUSCONTRACTED SERVIC	37,200.00
12/15/2022	MICA CRANE SERVICE, INC	MISCELLANEOUSCONTRACTED SERVIC	321.20
12/15/2022	MICHAELS STORES INC & SUBS	GENERAL SUPPLIES	49.56
12/15/2022	MOBILE COMMUNICATIONS OF AMERICA, CR	GENERAL SUPPLIES	2,155.00
12/15/2022	MOBILE COMMUNICATIONS OF AMERICA, CR	MISCELLANEOUSCONTRACTED SERVIC	970.00
12/15/2022	MOORE SUPPLY COMPANY	OTHER SUPPLIES FOR M&O	1,479.22
12/15/2022	MUSIC AND ARTS CENTER - ATTN: ACCOUNTS	GENERAL SUPPLIES	275.00
12/15/2022	NIEMAN, COREY	TRAVEL,TRAINING & SUBSISTENCE	245.75

MANSFIELD INDEPENDENT SCHOOL DISTRICT

Fund Disbursement Report for 12/1/2022 through 12/31/2022

<u>DATE PAID</u>	<u>NAME</u>	<u>ITEM DESCRIPTION</u>	<u>AMOUNT</u>
199 - GENERAL OPERATING			
12/15/2022	O'REILLY AUTO PARTS, O'REILLY AUTO LLC	VEHICLE PARTS & SUPPLIES	76.64
12/15/2022	PC TABLES LLC	GENERAL SUPPLIES	320.00
12/15/2022	PERMA-BOUND BOOKS	READING/REF MATERIALS/DATABASE	1,350.45
12/15/2022	RELIABLE PAVING, INC	CONTRACTED MAINTENANCE AND REP	13,120.00
12/15/2022	RYDIN DECAL, DRI-STICK DECAL	GENERAL SUPPLIES	775.00
12/15/2022	SANCHEZ, RUDY	MISCELLANEOUSCONTRACTED SERVIC	500.00
12/15/2022	SCHOOL SPECIALTY, LLC	GENERAL SUPPLIES	145.02
12/15/2022	SEIDLITZ EDUCATION, LLC	COMPUTER SOFTWARE	200.00
12/15/2022	SPENCER, TIFFANIE	TRAVEL, TRAINING & SUBSISTENCE	854.81
12/15/2022	STAPLES ADVANTAGE	GENERAL SUPPLIES	8,071.43
12/15/2022	STEEN, KAREN	TRAVEL, TRAINING & SUBSISTENCE	118.87
12/15/2022	SWANK MOVIE LICENSING USA	MISCELLANEOUS OPERATING COSTS	467.00
12/15/2022	TAMPLEN, LEIGHANN	TRAVEL, TRAINING & SUBSISTENCE	66.63
12/15/2022	TARRANT COUNTY TAX OFFICE	MISCELLANEOUS OPERATING COSTS	113.25
12/15/2022	TEXAS AIRSYSTEMS, LLC	OTHER SUPPLIES FOR M&O	550.17
12/15/2022	TEXAS ASSOCIATION OF SCHOOL ADMINISTR	MEMBERSHIPS	361.00
12/15/2022	TEXAS LIBRARY ASSOCIATION	MEMBERSHIPS	513.00
12/15/2022	TEXAS LIBRARY ASSOCIATION	TRAVEL, TRAINING & SUBSISTENCE	720.00
12/15/2022	UNIFIRST HOLDINGS, INC	RENTALS-OPERATING LEASES	285.33
12/15/2022	WESTERN - BRW PAPER CO, OVOL USA	GENERAL SUPPLIES	64.00
12/15/2022	WIGGINS, BROOKE	TRAVEL, TRAINING & SUBSISTENCE	58.38
12/15/2022	WILLIAM V. MACGILL & CO.	GENERAL SUPPLIES	247.49
12/15/2022	WINSTON WATER COOLER OF FT WORTH	OTHER SUPPLIES FOR M&O	405.70
12/15/2022	WRIGHT, DAVID	TRAVEL, TRAINING & SUBSISTENCE	802.22
12/20/2022	ABC WRECKER SERVICE	MISCELLANEOUSCONTRACTED SERVIC	135.00
12/20/2022	ACCESS LIFT & SERVICE COMPANY, INC	CONTRACTED MAINTENANCE AND REP	16,390.00
12/20/2022	ANDREWS, JANE	MISCELLANEOUSCONTRACTED SERVIC	550.00
12/20/2022	ANIXTER INC	OTHER SUPPLIES FOR M&O	1,948.58
12/20/2022	APPLE COMPUTERS, INC	TECHNOLOGY EQUIPMENT<\$5000	222.50
12/20/2022	ARTA TRAVEL	TRAVEL, TRAINING & SUBSISTENCE	501.21
12/20/2022	AT&T LONG DISTANCE	UTILITIES - TELEPHONE	2,936.18
12/20/2022	AWARD CENTER	MISCELLANEOUS OPERATING COSTS	167.25
12/20/2022	AWARD CENTER	MISCELLANEOUSCONTRACTED SERVIC	71.46
12/20/2022	AWARDS 4 WINNERS	MISCELLANEOUS OPERATING COSTS	841.00
12/20/2022	B&B COMMERCIAL PRINTING	MISCELLANEOUSCONTRACTED SERVIC	20.00
12/20/2022	B&H PHOTO-VIDEO-PRO-AUDIO	TECHNOLOGY EQUIPMENT<\$5000	1,044.70
12/20/2022	BOOKPAL	READING/REF MATERIALS/DATABASE	213.15
12/20/2022	BOUND TO STAY BOUND BOOKS INC	READING/REF MATERIALS/DATABASE	193.18
12/20/2022	CARENOW MANSFIELD	MISCELLANEOUSCONTRACTED SERVIC	85.00
12/20/2022	CDW GOVERNMENT	COMPUTER SOFTWARE	2,985.10
12/20/2022	CDW GOVERNMENT	GENERAL SUPPLIES	858.00
12/20/2022	CDW GOVERNMENT	TECHNOLOGY EQUIPMENT<\$5000	1,630.81
12/20/2022	CENTERLINE SUPPLY, LTD	MISCELLANEOUSCONTRACTED SERVIC	2,840.00
12/20/2022	CENTERLINE SUPPLY, LTD	OTHER SUPPLIES FOR M&O	526.25
12/20/2022	CHICK-FIL-A #03011, E BROAD STREET	MISCELLANEOUS OPERATING COSTS	483.50
12/20/2022	CHILDREN'S THEATRE COMPANY, PLAYS FOF	MISCELLANEOUS OPERATING COSTS	525.00
12/20/2022	CITIBANK	GENERAL SUPPLIES	6,231.74
12/20/2022	CITIBANK	MISCELLANEOUS OPERATING COSTS	6,862.62
12/20/2022	CITIBANK	MISCELLANEOUSCONTRACTED SERVIC	224.69
12/20/2022	CITIBANK	OTHER SUPPLIES FOR M&O	67.99
12/20/2022	CITIBANK	READING/REF MATERIALS/DATABASE	18.93
12/20/2022	CITIBANK	RENTALS-OPERATING LEASES	2,258.11
12/20/2022	CITIBANK	TRAVEL AND SUBSISTENCE - STUDE	18,272.40
12/20/2022	CITIBANK	TRAVEL, TRAINING & SUBSISTENCE	6,726.40
12/20/2022	COMMERCIAL RECORDER	STATUTORILY REQ PUBLIC NOTICE	117.00

MANSFIELD INDEPENDENT SCHOOL DISTRICT

Fund Disbursement Report for 12/1/2022 through 12/31/2022

<u>DATE PAID</u>	<u>NAME</u>	<u>ITEM DESCRIPTION</u>	<u>AMOUNT</u>
199 - GENERAL OPERATING			
12/20/2022	COOPER, RONDA	MISCELLANEOUSCONTRACTED SERVIC	425.00
12/20/2022	CORWIN PRESS, INC.	READING/REF MATERIALS/DATABASE	86.85
12/20/2022	DALLAS ISD GRAPHICS DEPARTMENT	MISCELLANEOUSCONTRACTED SERVIC	92.48
12/20/2022	DAVIS, JOSH	MISCELLANEOUSCONTRACTED SERVIC	90.00
12/20/2022	DEALERS ELECTRICAL SUPPLY	OTHER SUPPLIES FOR M&O	1,118.70
12/20/2022	DEMCO INC	GENERAL SUPPLIES	-20.90
12/20/2022	DESIGN TECH FLOORS LLC	CONTRACTED MAINTENANCE AND REP	1,100.00
12/20/2022	DREAM RANCH OFFICE SUPPLIES	GENERAL SUPPLIES	917.16
12/20/2022	DRESSLER, OSCAR	MISCELLANEOUSCONTRACTED SERVIC	1,300.00
12/20/2022	EAI EDUCATION INC	TESTING MATERIALS	41.95
12/20/2022	EBSCO INFORMATION SERVICES	READING/REF MATERIALS/DATABASE	1,583.00
12/20/2022	ELLIOTT ELECTRIC SUPPLY INC	OTHER SUPPLIES FOR M&O	2,183.92
12/20/2022	EMPIRE PAPER CO	INVENTORY - WAREHOUSE SUPPLIES	14,730.00
12/20/2022	EXTREME DANCE CAMPS	MISCELLANEOUSCONTRACTED SERVIC	175.00
12/20/2022	GARZA, CHERISH	TRAVEL, TRAINING & SUBSISTENCE	37.75
12/20/2022	GENUINE PARTS COMPANY-NAPA	VEHICLE PARTS & SUPPLIES	129.34
12/20/2022	GOVCONNECTION INC	GENERAL SUPPLIES	611.10
12/20/2022	HARRIS, EBONY	TRAVEL, TRAINING & SUBSISTENCE	112.07
12/20/2022	HENRY SCHEIN, INC	GENERAL SUPPLIES	1,507.13
12/20/2022	HOFFMANN, CODY	MISCELLANEOUSCONTRACTED SERVIC	2,500.00
12/20/2022	HOME DEPOT, TAX #9218276983	OTHER SUPPLIES FOR M&O	722.80
12/20/2022	HOME DEPOT PRO SUPPLY WORKS	INVENTORY - WAREHOUSE SUPPLIES	11,160.32
12/20/2022	JERRY'S GENERAL AUTOMOTIVE INC	CONTRACTED MAINTENANCE AND REP	3,682.26
12/20/2022	JET SECURITY LLC	MISCELLANEOUSCONTRACTED SERVIC	0.00
12/20/2022	JONES, LESLIE	MISCELLANEOUSCONTRACTED SERVIC	200.00
12/20/2022	KHAMHIRAN, PAIGE	TRAVEL, TRAINING & SUBSISTENCE	107.92
12/20/2022	KOETTER FIRE PROTECTION, LLC	CONTRACTED MAINTENANCE AND REP	2,650.80
12/20/2022	LANDERS, STE'FON	MISCELLANEOUSCONTRACTED SERVIC	135.00
12/20/2022	LARA, ANISSA	TRAVEL, TRAINING & SUBSISTENCE	240.92
12/20/2022	LEXISNEXIS RISK DATA MANAGEMENT INC	MISCELLANEOUSCONTRACTED SERVIC	232.75
12/20/2022	LIBRARY STORE INC, THE	GENERAL SUPPLIES	66.14
12/20/2022	LONGHORN, INC.	OTHER SUPPLIES FOR M&O	1,049.39
12/20/2022	LOUIS EDUCATIONAL CONCEPTS LLC	TRAVEL, TRAINING & SUBSISTENCE	289.95
12/20/2022	LUSINGER, TAMMY	TRAVEL, TRAINING & SUBSISTENCE	50.50
12/20/2022	MAGNOLIA SPEAKS SPEECH THERAPY PLLC,	PROFESSIONAL SERVICES	4,891.25
12/20/2022	MANSFIELD GAS & EXHAUST	CONTRACTED MAINTENANCE AND REP	25.50
12/20/2022	MANSFIELD GAS & EXHAUST	JANITORIAL SUPPLIES	168.00
12/20/2022	MANSFIELD GLASS & WINDOW	CONTRACTED MAINTENANCE AND REP	601.76
12/20/2022	MARSHALL BEST SECURITY CORPORTION	OTHER SUPPLIES FOR M&O	143.70
12/20/2022	MARTIN, EMILY	TRAVEL, TRAINING & SUBSISTENCE	34.19
12/20/2022	MARTINEZ, ERICA	TRAVEL, TRAINING & SUBSISTENCE	451.20
12/20/2022	MCCORKLE, LORI	TRAVEL, TRAINING & SUBSISTENCE	120.70
12/20/2022	MICHAELS STORES INC & SUBS	GENERAL SUPPLIES	24.22
12/20/2022	MOBILE COMMUNICATIONS OF AMERICA, CR	GENERAL SUPPLIES	431.00
12/20/2022	MUSIC AND ARTS CENTER - ATTN: ACCOUNTS	GENERAL SUPPLIES	108.60
12/20/2022	NORCOSTCO, INC	GENERAL SUPPLIES	499.62
12/20/2022	NORMAN, JEFFREY	MISCELLANEOUSCONTRACTED SERVIC	135.00
12/20/2022	OLEN WILLIAMS INC	CONTRACTED MAINTENANCE AND REP	635.00
12/20/2022	ON THE BORDER	MISCELLANEOUS OPERATING COSTS	921.30
12/20/2022	O'REILLY AUTO PARTS, O'REILLY AUTO LLC	OTHER SUPPLIES FOR M&O	8.18
12/20/2022	O'REILLY AUTO PARTS, O'REILLY AUTO LLC	VEHICLE PARTS & SUPPLIES	430.25
12/20/2022	PADILLA, KIERIN	MISCELLANEOUSCONTRACTED SERVIC	1,200.00
12/20/2022	PARK CLEANERS	MISCELLANEOUSCONTRACTED SERVIC	259.56
12/20/2022	PEARSON CLINICAL ASSESSMENT DIVISION	TESTING MATERIALS	142.00
12/20/2022	PENDER'S MUSIC COMPANY	GENERAL SUPPLIES	55.00

MANSFIELD INDEPENDENT SCHOOL DISTRICT

Fund Disbursement Report for 12/1/2022 through 12/31/2022

<u>DATE PAID</u>	<u>NAME</u>	<u>ITEM DESCRIPTION</u>	<u>AMOUNT</u>
199 - GENERAL OPERATING			
12/20/2022	PERMA-BOUND BOOKS	READING/REF MATERIALS/DATABASE	86.00
12/20/2022	PETROLEUM TRADERS CORPORATION	GASOLINE AND OTHER FUELS OR VE	54,157.99
12/20/2022	PHAM, THAO	MISCELLANEOUSCONTRACTED SERVIC	900.00
12/20/2022	PHILLIPS LAWN SPRINKLER CO INC	CONTRACTED MAINTENANCE AND REP	3,782.73
12/20/2022	PRECISION BUSINESS MACHINES, INC	GENERAL SUPPLIES	349.95
12/20/2022	PRIME SOURCE	INVENTORY - WAREHOUSE SUPPLIES	1,665.00
12/20/2022	PRIME SOURCE CONSTRUCTION	CONTRACTED MAINTENANCE AND REP	2,480.00
12/20/2022	QUESTIONS UNLIMITED/NATL ACADEMIC ASS	READING/REF MATERIALS/DATABASE	124.00
12/20/2022	R&H PARTS AND SERVICE INC	CONTRACTED MAINTENANCE AND REP	306.24
12/20/2022	RAPTOR TECHNOLOGIES, INC	GENERAL SUPPLIES	550.00
12/20/2022	RAPTOR TECHNOLOGIES, INC	TECHNOLOGY EQUIPMENT<\$5000	800.00
12/20/2022	RAY, JUDITH	MISCELLANEOUSCONTRACTED SERVIC	150.00
12/20/2022	RUSH BUS CENTERS, SELMA	CONTRACTED MAINTENANCE AND REP	1,637.80
12/20/2022	SAM'S EAST, INC.	MEMBERSHIPS	0.00
12/20/2022	SAVVAS LEARNING COMPANY LLC	TEXTBOOKS	437.95
12/20/2022	SCEARCE, BENJAMIN	TRAVEL, TRAINING & SUBSISTENCE	146.71
12/20/2022	SCHOLASTIC INC	READING/REF MATERIALS/DATABASE	189.26
12/20/2022	SCHOOL SPECIALTY, LLC	GENERAL SUPPLIES	398.67
12/20/2022	SHERWIN-WILLIAMS 6732-3883-8-7528	OTHER SUPPLIES FOR M&O	28.11
12/20/2022	SITONE LANDSCAPE SUPPLY, LLC	OTHER SUPPLIES FOR M&O	385.66
12/20/2022	SKYWARD INC	COMPUTER SOFTWARE	2,787.00
12/20/2022	SOLUTION TREE	TRAVEL, TRAINING & SUBSISTENCE	689.00
12/20/2022	SOSA, CELESTINO	MISCELLANEOUSCONTRACTED SERVIC	4,000.00
12/20/2022	THE SPYGLASS GROUP LLC	MISCELLANEOUSCONTRACTED SERVIC	4,750.00
12/20/2022	STAPLES ADVANTAGE	GENERAL SUPPLIES	697.36
12/20/2022	STONE, MELINDA	MISCELLANEOUSCONTRACTED SERVIC	2,000.00
12/20/2022	STOVALL CORPORATION	CONTRACTED MAINTENANCE AND REP	213.75
12/20/2022	SWANK MOVIE LICENSING USA	MISCELLANEOUS OPERATING COSTS	551.00
12/20/2022	TARPLEY MUSIC CO. INC.	GENERAL SUPPLIES	3,696.00
12/20/2022	TARRANT APPRAISAL DISTRICT	DEFERRED EXPENDITURES/EXPENSES	0.00
12/20/2022	TARRANT APPRAISAL DISTRICT	TAX APPRAISAL AND COLLECTION	273,891.38
12/20/2022	TARRANT COUNTY TAX OFFICE	MISCELLANEOUS OPERATING COSTS	8.25
12/20/2022	TAYLOR, SHELLEY	TRAVEL, TRAINING & SUBSISTENCE	145.64
12/20/2022	TEACHER SYNERGY LLC	GENERAL SUPPLIES	88.75
12/20/2022	TEMPERATURE CONTROL SYSTEMS, INC	OTHER SUPPLIES FOR M&O	155.47
12/20/2022	TEX TECH ENVIRONMENTAL, INC	CONTRACTED MAINTENANCE AND REP	2,500.00
12/20/2022	TEXAS ASSOCIATION OF SCHOOL BOARDS, II	PROFESSIONAL SERVICES	38.00
12/20/2022	TEXAS ASSOCIATION OF SCHOOL BOARDS, II	TRAVEL AND SUBSISTENCE - NON-E	700.00
12/20/2022	TEXAS ASSOC OF SECONDARY SCHOOL PRIN	MEMBERSHIPS	270.00
12/20/2022	TEXAS ENERGY MANAGERS ASSOCIATION	TRAVEL, TRAINING & SUBSISTENCE	750.00
12/20/2022	TEXAS IRRIGATION SUPPLY	OTHER SUPPLIES FOR M&O	82.79
12/20/2022	TEXAS OVERHEAD DOOR COMPANY	CONTRACTED MAINTENANCE AND REP	800.00
12/20/2022	TEXAS TRUCK A/C INC	CONTRACTED MAINTENANCE AND REP	2,453.37
12/20/2022	TOTAL MAINTENANCE SOLUTIONS, TMS SOU	OTHER SUPPLIES FOR M&O	69.47
12/20/2022	TRANE, ACCT #8162331	OTHER SUPPLIES FOR M&O	4,465.05
12/20/2022	TREBRON COMPANY, INC.	COMPUTER SOFTWARE	106,233.66
12/20/2022	TREKORDA, LLC	MISCELLANEOUSCONTRACTED SERVIC	272.00
12/20/2022	TRIPLE C FENCE	CONTRACTED MAINTENANCE AND REP	800.00
12/20/2022	TUXEDO CONNECT LLC	GENERAL SUPPLIES	915.00
12/20/2022	UNINTERRUPTED THOUGHTS	MISCELLANEOUSCONTRACTED SERVIC	150.00
12/20/2022	UNITED REFRIGERATION INC	OTHER SUPPLIES FOR M&O	1,270.14
12/20/2022	UNIVERSITY INTERSCHOLASTIC LEAGUE	GENERAL SUPPLIES	11.00
12/20/2022	US GAMES	GENERAL SUPPLIES	366.28
12/20/2022	VAN COUNTRY LLC	TRAVEL AND SUBSISTENCE - STUDE	232.81
12/20/2022	VERITIV OPERATING CO.	GENERAL SUPPLIES	-334.32

MANSFIELD INDEPENDENT SCHOOL DISTRICT

Fund Disbursement Report for 12/1/2022 through 12/31/2022

<u>DATE PAID</u>	<u>NAME</u>	<u>ITEM DESCRIPTION</u>	<u>AMOUNT</u>
199 - GENERAL OPERATING			
12/20/2022	VERITIV OPERATING CO.	INVENTORY - WAREHOUSE SUPPLIES	13,950.59
12/20/2022	VOSS LIGHTING	OTHER SUPPLIES FOR M&O	1,115.16
12/20/2022	WAXAHACHIE ISD	TRAVEL AND SUBSISTENCE - STUDE	300.00
12/20/2022	WENGER CORPORATION	FURNITURE	37,634.91
12/20/2022	WENGER CORPORATION	MISCELLANEOUSCONTRACTED SERVIC	1,915.02
12/20/2022	WESTERN - BRW PAPER CO, OVOL USA	GENERAL SUPPLIES	11,048.75
12/20/2022	WHITLEY PENN, LLP	AUDIT SERVICES	6,600.00
12/20/2022	WHOLESALE ELECTRIC SUPPLY COMPANY, II	OTHER SUPPLIES FOR M&O	1,029.76
12/20/2022	WILLIAM V. MACGILL & CO.	GENERAL SUPPLIES	426.50
12/20/2022	WILLIAMS-TURNER, KENISHA	TRAVEL, TRAINING & SUBSISTENCE	79.96
12/20/2022	WINSTON WATER COOLER OF FT WORTH	OTHER SUPPLIES FOR M&O	626.97
12/20/2022	YORK, MEGAN	MISCELLANEOUSCONTRACTED SERVIC	2,000.00
199 - GENERAL OPERATING			3,266,621.78
211 - ESEA TITLE I; IMPROVING BASIC			
12/2/2022	AMAZON CAPITAL SERVICES INC	GENERAL SUPPLIES	507.02
12/2/2022	AMAZON CAPITAL SERVICES INC	READING/REF MATERIALS/DATABASE	16.60
12/2/2022	AMAZON CAPITAL SERVICES INC	TECHNOLOGY EQUIPMENT<\$5000	3,598.65
12/2/2022	BREAKOUT EDU	COMPUTER SOFTWARE	99.00
12/2/2022	TEACHER SYNERGY LLC	COMPUTER SOFTWARE	97.94
12/6/2022	CAPSTONE	COMPUTER SOFTWARE	1,999.00
12/6/2022	FOLLETT CONTENT SOLUTIONS, LLC, BOOKS	READING/REF MATERIALS/DATABASE	173.72
12/6/2022	SCHOLASTIC INC	READING/REF MATERIALS/DATABASE	250.00
12/6/2022	SCHOLASTIC CLASSROOM MAGAZINES	READING/REF MATERIALS/DATABASE	1,758.24
12/6/2022	WALLER, SARAH	MISCELLANEOUSCONTRACTED SERVIC	1,250.00
12/7/2022	TRS	TEACHER RETIREMENT	21,243.13
12/8/2022	ACCELERATE LEARNING INC.	COMPUTER SOFTWARE	3,839.55
12/8/2022	AMAZON CAPITAL SERVICES INC	GENERAL SUPPLIES	658.61
12/8/2022	BRAINPOP, LLC	COMPUTER SOFTWARE	3,515.00
12/8/2022	CAPSTONE	COMPUTER SOFTWARE	1,299.00
12/8/2022	FOLLETT CONTENT SOLUTIONS, LLC, BOOKS	READING/REF MATERIALS/DATABASE	1,419.57
12/8/2022	LAKESHORE LEARNING MATERIALS LLC	GENERAL SUPPLIES	577.46
12/8/2022	REGION 11 ESC	EDUCATION SERVICE CENTER SERVI	8,100.00
12/8/2022	ROYAL FUN PARTIES LLC	MISCELLANEOUSCONTRACTED SERVIC	777.00
12/8/2022	STAPLES ADVANTAGE	GENERAL SUPPLIES	817.66
12/13/2022	BARNES & NOBLE BOOKSELLERS INC	READING/REF MATERIALS/DATABASE	294.09
12/13/2022	NEARPOD INC, FLOCABULARY	COMPUTER SOFTWARE	3,120.00
12/15/2022	GORRUSO, ERICA	TRAVEL, TRAINING & SUBSISTENCE	108.36
12/15/2022	LAKESHORE LEARNING MATERIALS LLC	GENERAL SUPPLIES	175.70
12/15/2022	MORTON, MORGAN	TRAVEL, TRAINING & SUBSISTENCE	112.99
12/15/2022	RUDD, KELLEY	TRAVEL, TRAINING & SUBSISTENCE	813.08
12/15/2022	SCHOOL SPECIALTY, LLC	READING/REF MATERIALS/DATABASE	0.00
12/20/2022	CAPTURING KIDS HEARTS, FLIPPEN GROUP	MISCELLANEOUSCONTRACTED SERVIC	6,900.00
12/20/2022	CDW GOVERNMENT	TECHNOLOGY EQUIPMENT<\$5000	1,795.00
12/20/2022	CHANCE TO SOAR	TRAVEL, TRAINING & SUBSISTENCE	700.00
12/20/2022	CITIBANK	GENERAL SUPPLIES	142.58
12/20/2022	CITIBANK	MISCELLANEOUS OPERATING COSTS	896.65
12/20/2022	CITIBANK	TRAVEL, TRAINING & SUBSISTENCE	620.00
12/20/2022	ORIENTAL TRADING COMPANY, INC	GENERAL SUPPLIES	41.33
12/20/2022	REGION 11 ESC	COMPUTER SOFTWARE	1,948.00
211 - ESEA TITLE I; IMPROVING BASIC			69,664.93
224 - IDEA-B FORMULA			
12/2/2022	AMAZON CAPITAL SERVICES INC	GENERAL SUPPLIES	721.92
12/2/2022	MAGNOLIA SPEAKS SPEECH THERAPY PLLC,	PROFESSIONAL SERVICES	2,050.00

MANSFIELD INDEPENDENT SCHOOL DISTRICT

Fund Disbursement Report for 12/1/2022 through 12/31/2022

<u>DATE PAID</u>	<u>NAME</u>	<u>ITEM DESCRIPTION</u>	<u>AMOUNT</u>
224 - IDEA-B FORMULA			
12/6/2022	ALICIA WOODS AUDIOLOGY LLC	PROFESSIONAL SERVICES	2,310.00
12/6/2022	CENTER FOR PSYCHOLOGICAL SVCS	PROFESSIONAL SERVICES	1,150.00
12/6/2022	GLOBAL ASSET	MISCELLANEOUSCONTRACTED SERVIC	704.00
12/6/2022	GLOBAL ASSET	TECHNOLOGY EQUIPMENT<\$5000	38,654.00
12/7/2022	TRS	TEACHER RETIREMENT	31,487.25
12/8/2022	SCHOOL SPECIALTY, LLC	GENERAL SUPPLIES	58.63
12/8/2022	TRANSLATION & INTERPRETATION LLC	MISCELLANEOUSCONTRACTED SERVIC	4,346.37
12/13/2022	CENTER FOR PSYCHOLOGICAL SVCS	PROFESSIONAL SERVICES	2,250.00
12/15/2022	SUPER DUPER PUBLICATIONS	GENERAL SUPPLIES	501.85
12/20/2022	MAGNOLIA SPEAKS SPEECH THERAPY PLLC,	PROFESSIONAL SERVICES	3,190.00
12/20/2022	MULLER EDUCATIONAL DIAGNOSTICS	PROFESSIONAL SERVICES	2,730.00
12/20/2022	PRIVIA MEDICAL GROUP NORTH TEXAS, TEXA	PROFESSIONAL SERVICES	216.70
		224 - IDEA-B FORMULA	90,370.72
225 - IDEA-B PRE-SCHOOL			
12/7/2022	TRS	TEACHER RETIREMENT	230.49
		225 - IDEA-B PRE-SCHOOL	230.49
240 - CHILD NUTRITION FUND			
12/2/2022	ACE MART RESTAURANT SUPPLY COMPANY	GENERAL SUPPLIES	4,673.24
12/2/2022	AGUIRRE, CHRISTINE	DEFERRED REVENUE	56.95
12/2/2022	AMAZON CAPITAL SERVICES INC	GENERAL SUPPLIES	1,850.00
12/2/2022	BAIRD, STEPHANIE	DEFERRED REVENUE	32.65
12/2/2022	BIMBO BAKERIES USA, INC.	INVENTORY - WAREHOUSE SUPPLIES	7,205.28
12/2/2022	CHAVARRIA, KRISTY	DEFERRED REVENUE	15.85
12/2/2022	CLEAR, TARA	TRAVEL, TRAINING & SUBSISTENCE	16.63
12/2/2022	DEMOUCHET, KAYLA	DEFERRED REVENUE	29.80
12/2/2022	FERRELL, KYMBERLY	DEFERRED REVENUE	36.25
12/2/2022	GLOBAL ASSET	TECHNOLOGY EQUIPMENT<\$5000	1,593.25
12/2/2022	HARTSFIELD, JESSICA	DEFERRED REVENUE	20.00
12/2/2022	HILAND DAIRY FOODS COMPANY LLC	FOOD	10,868.57
12/2/2022	KINZER, CANTRECE	TRAVEL, TRAINING & SUBSISTENCE	94.53
12/2/2022	LABATT FOOD SERVICE	FOOD	104,724.32
12/2/2022	LABATT FOOD SERVICE	NON-FOOD	8,553.59
12/2/2022	MBM FINANCIAL INTERESTS, LP	RENTALS-OPERATING LEASES	561.00
12/2/2022	MEDINA, MARIA	TRAVEL, TRAINING & SUBSISTENCE	20.25
12/2/2022	NELSON, ITALY	DEFERRED REVENUE	6.05
12/2/2022	SMART MOUTH FOODS	FOOD	3,184.52
12/2/2022	TRASATTI, LYNN	DEFERRED REVENUE	44.40
12/2/2022	UNITED REFRIGERATION INC	OTHER SUPPLIES FOR M&O	17,648.70
12/2/2022	YOUNG, JASON	DEFERRED REVENUE	20.00
12/6/2022	ACE MART RESTAURANT SUPPLY COMPANY	INVENTORY - WAREHOUSE SUPPLIES	1,337.23
12/6/2022	ACE MART RESTAURANT SUPPLY COMPANY	OTHER SUPPLIES FOR M&O	4,740.96
12/6/2022	FORTE FROZEN	INVENTORY - WAREHOUSE SUPPLIES	304.70
12/6/2022	KLEMENT DISTRIBUTION, INC.	FOOD	5,459.15
12/6/2022	LABATT FOOD SERVICE	FOOD	78,980.67
12/6/2022	LABATT FOOD SERVICE	NON-FOOD	7,288.81
12/6/2022	PARTS TOWN, LLC	OTHER SUPPLIES FOR M&O	1,003.55
12/6/2022	RED GOLD LLC	INVENTORY - WAREHOUSE SUPPLIES	35,282.52
12/6/2022	SMART MOUTH FOODS	FOOD	3,529.93
12/6/2022	TEXAS ASSOCIATION OF SCHOOL BUSINESS	LOBBYING	8.70
12/6/2022	TEXAS ASSOCIATION OF SCHOOL BUSINESS	MEMBERSHIPS	281.30
12/7/2022	TRS	TEACHER RETIREMENT	53,731.12
12/8/2022	BAGGETT, TAMMY	TRAVEL, TRAINING & SUBSISTENCE	277.26
12/8/2022	BIMBO BAKERIES USA, INC.	INVENTORY - WAREHOUSE SUPPLIES	5,207.04

MANSFIELD INDEPENDENT SCHOOL DISTRICT

Fund Disbursement Report for 12/1/2022 through 12/31/2022

<u>DATE PAID</u>	<u>NAME</u>	<u>ITEM DESCRIPTION</u>	<u>AMOUNT</u>
240 - CHILD NUTRITION FUND			
12/8/2022	GENUINE PARTS COMPANY-NAPA	OTHER SUPPLIES FOR M&O	13.14
12/8/2022	LABATT FOOD SERVICE	FOOD	78,603.89
12/8/2022	LABATT FOOD SERVICE	NON-FOOD	9,530.71
12/8/2022	LAWSON, JOANNE	TRAVEL, TRAINING & SUBSISTENCE	121.13
12/8/2022	PARTS TOWN, LLC	OTHER SUPPLIES FOR M&O	19.99
12/8/2022	PEREIRA, SALAYNA	TRAVEL, TRAINING & SUBSISTENCE	125.09
12/8/2022	PETERSON FARMS FRESH, INC.	INVENTORY - WAREHOUSE SUPPLIES	6,758.40
12/8/2022	SCHMIDT, DEBORAH	TRAVEL, TRAINING & SUBSISTENCE	99.77
12/8/2022	SMART MOUTH FOODS	FOOD	1,810.92
12/8/2022	SMART MOUTH FOODS	FURNITURE, EQUIPMENT & SOFTWARE	32,155.00
12/8/2022	WALNUT CREEK FARM	FOOD	8,550.84
12/13/2022	4IMPRINT INC	MISCELLANEOUS CONTRACTED SERVICE	1,681.74
12/13/2022	ACE MART RESTAURANT SUPPLY COMPANY	GENERAL SUPPLIES	527.90
12/13/2022	CDW GOVERNMENT	TECHNOLOGY EQUIPMENT <\$5000	10,734.66
12/13/2022	HILAND DAIRY FOODS COMPANY LLC	FOOD	3,386.42
12/13/2022	HOME DEPOT, TAX #9218276983	OTHER SUPPLIES FOR M&O	598.00
12/13/2022	KLEMENT DISTRIBUTION, INC.	FOOD	5,278.91
12/13/2022	LABATT FOOD SERVICE	FOOD	34,918.82
12/13/2022	LABATT FOOD SERVICE	NON-FOOD	9,091.09
12/13/2022	SEDGWICK CLAIMS MANAGEMENT SERVICES	WORKERS' COMPENSATION	249.98
12/13/2022	SMART MOUTH FOODS	FOOD	5,168.46
12/13/2022	STAPLES ADVANTAGE	GENERAL SUPPLIES	127.09
12/13/2022	WALNUT CREEK FARM	FOOD	11,229.02
12/14/2022	HARLAND CLARKE CORP.	MISCELLANEOUS CONTRACTED SERVICE	-311.20
12/15/2022	BIMBO BAKERIES USA, INC.	INVENTORY - WAREHOUSE SUPPLIES	4,254.64
12/15/2022	CDW GOVERNMENT	TECHNOLOGY EQUIPMENT <\$5000	201.54
12/15/2022	CROWN LIFT TRUCKS	MISCELLANEOUS CONTRACTED SERVICE	334.00
12/15/2022	HOME DEPOT, TAX #9218276983	OTHER SUPPLIES FOR M&O	598.00
12/15/2022	KLEMENT DISTRIBUTION, INC.	FOOD	204.62
12/15/2022	LABATT FOOD SERVICE	FOOD	186,556.22
12/15/2022	LABATT FOOD SERVICE	NON-FOOD	13,134.27
12/15/2022	SMART MOUTH FOODS	FOOD	5,055.67
12/20/2022	ACE MART RESTAURANT SUPPLY COMPANY	NON-FOOD	632.52
12/20/2022	BUI-TRAN, SCOTT	DEFERRED REVENUE	88.00
12/20/2022	CITIBANK	FOOD	414.45
12/20/2022	CITIBANK	INVENTORY - WAREHOUSE SUPPLIES	191.68
12/20/2022	CITIBANK	MISCELLANEOUS OPERATING COSTS	204.92
12/20/2022	CITIBANK	NON-FOOD	33.96
12/20/2022	GRIFFIN, ZARIYA	DEFERRED REVENUE	41.50
12/20/2022	JOHNSTON, AMY	DEFERRED REVENUE	40.00
12/20/2022	KLEMENT DISTRIBUTION, INC.	FOOD	2,541.89
12/20/2022	LABATT FOOD SERVICE	FOOD	62,328.13
12/20/2022	LABATT FOOD SERVICE	NON-FOOD	9,834.66
12/20/2022	NORMAN, AMY	TRAVEL, TRAINING & SUBSISTENCE	36.94
12/20/2022	ON THE BORDER	MISCELLANEOUS OPERATING COSTS	7,565.14
12/20/2022	PARTS TOWN, LLC	OTHER SUPPLIES FOR M&O	143.52
12/20/2022	PASCO BROKERAGE, INC	FURNITURE, EQUIPMENT & SOFTWARE	6,860.00
12/20/2022	SMART MOUTH FOODS	FOOD	1,994.19
12/20/2022	STUSSE, CHERYL	TRAVEL, TRAINING & SUBSISTENCE	4.00
12/20/2022	WALNUT CREEK FARM	FOOD	7,842.68
12/20/2022	YOUNG, JASON	DEFERRED REVENUE	-20.00
240 - CHILD NUTRITION FUND			890,275.68

244 - CAREER & TECHNOLOGY BASIC GRAN

12/13/2022	ACE MART RESTAURANT SUPPLY COMPANY	FURNITURE, EQUIPMENT & SOFTWARE	22,629.77
------------	------------------------------------	---------------------------------	-----------

MANSFIELD INDEPENDENT SCHOOL DISTRICT

Fund Disbursement Report for 12/1/2022 through 12/31/2022

<u>DATE PAID</u>	<u>NAME</u>	<u>ITEM DESCRIPTION</u>	<u>AMOUNT</u>
244 - CAREER & TECHNOLOGY BASIC GRAN			
12/13/2022	GLOBAL ASSET	TECHNOLOGY EQUIPMENT<\$5000	1,630.59
12/15/2022	DC CNA CONSULTING	CONTRACTED MAINTENANCE AND REP	3,000.00
244 - CAREER & TECHNOLOGY BASIC GRAN			27,260.36
255 - TITLE II, PART A: TEA/PRIN TRA			
12/7/2022	TRS	TEACHER RETIREMENT	4,755.17
12/8/2022	TEACHER SYNERGY LLC	GENERAL SUPPLIES	2,346.99
12/15/2022	ACADEMIC LANGUAGE THERAPY ASSOCIATI	TRAVEL, TRAINING & SUBSISTENCE	120.00
12/20/2022	TEXAS ASSOCIATION OF SCHOOL ADMINISTR	MEMBERSHIPS	787.27
12/20/2022	TEXAS ASSOCIATION OF SCHOOL ADMINISTR	TRAVEL, TRAINING & SUBSISTENCE	480.73
255 - TITLE II, PART A: TEA/PRIN TRA			8,490.16
263 - TITLE III, PART A, LIMITED ENG			
12/7/2022	TRS	TEACHER RETIREMENT	1,894.28
263 - TITLE III, PART A, LIMITED ENG			1,894.28
265 - 21ST CENTURY GRANT			
12/6/2022	AMAZON CAPITAL SERVICES INC	GENERAL SUPPLIES	50.57
12/7/2022	TRS	TEACHER RETIREMENT	10,791.81
12/13/2022	SCHOOL SPECIALTY, LLC	GENERAL SUPPLIES	90.30
12/15/2022	STAPLES ADVANTAGE	GENERAL SUPPLIES	184.20
265 - 21ST CENTURY GRANT			11,116.88
281 - ESSER II/PPRP GRANTS			
12/2/2022	IMAGINE LEARNING	COMPUTER SOFTWARE	261,801.34
281 - ESSER II/PPRP GRANTS			261,801.34
282 - ESSER III / AIR FORCE JR ROTC			
12/2/2022	ISTATION	COMPUTER SOFTWARE	9,504.00
12/7/2022	TRS	TEACHER RETIREMENT	12,501.56
12/20/2022	CERTIPORT, INC	TESTING MATERIALS	3,744.00
282 - ESSER III / AIR FORCE JR ROTC			25,749.56
284 - ARP IDEA FORMULA			
12/6/2022	GLOBAL ASSET	MISCELLANEOUS CONTRACTED SERVIC	950.40
12/6/2022	GLOBAL ASSET	TECHNOLOGY EQUIPMENT<\$5000	53,056.90
12/8/2022	GLOBAL ASSET	TECHNOLOGY EQUIPMENT<\$5000	1,999.50
12/13/2022	NATIONAL RECRUITING CONSULTANTS, LLC	PROFESSIONAL SERVICES	7,235.64
12/15/2022	SUNBELT STAFFING, LLC	PROFESSIONAL SERVICES	7,601.50
12/20/2022	NATIONAL RECRUITING CONSULTANTS, LLC	PROFESSIONAL SERVICES	6,811.02
12/20/2022	SUNBELT STAFFING, LLC	PROFESSIONAL SERVICES	3,036.00
284 - ARP IDEA FORMULA			80,690.96
289 - LEP PROGRAM			
12/7/2022	TRS	TEACHER RETIREMENT	1,881.67
289 - LEP PROGRAM			1,881.67
410 - STATE TEXTBOOK FUND			
12/20/2022	CONJUGUEMOS	TEXTBOOKS	474.00
410 - STATE TEXTBOOK FUND			474.00
429 - MISC STATE GRANTS			
12/2/2022	AMAZON CAPITAL SERVICES INC	GENERAL SUPPLIES	315.70

MANSFIELD INDEPENDENT SCHOOL DISTRICT

Fund Disbursement Report for 12/1/2022 through 12/31/2022

<u>DATE PAID</u>	<u>NAME</u>	<u>ITEM DESCRIPTION</u>	<u>AMOUNT</u>
		429 - MISC STATE GRANTS	315.70
461 - GOVERNMENT ACTIVITY FUND			
12/2/2022	AMAZON CAPITAL SERVICES INC	GENERAL SUPPLIES	2,456.81
12/2/2022	AMAZON CAPITAL SERVICES INC	MISCELLANEOUS OPERATING COSTS	317.65
12/2/2022	AMAZON CAPITAL SERVICES INC	READING/REF MATERIALS/DATABASE	47.65
12/2/2022	AWARD CENTER	MISCELLANEOUS OPERATING COSTS	24.87
12/2/2022	CICI'S PIZZA #412 WALNUT CREEK	MISCELLANEOUS OPERATING COSTS	217.00
12/2/2022	DAVIS, CHRISTOPHER	MISCELLANEOUSCONTRACTED SERVIC	140.00
12/2/2022	DREAM RANCH OFFICE SUPPLIES	GENERAL SUPPLIES	258.13
12/2/2022	FOLLETT CONTENT SOLUTIONS, LLC, BOOKS	READING/REF MATERIALS/DATABASE	324.80
12/2/2022	FRYE, JERRY	MISCELLANEOUSCONTRACTED SERVIC	140.00
12/2/2022	GARDEN, REGINALD	MISCELLANEOUSCONTRACTED SERVIC	140.00
12/2/2022	HARLAN, STEPHEN	MISCELLANEOUSCONTRACTED SERVIC	140.00
12/2/2022	JACKSON, DUANE	MISCELLANEOUSCONTRACTED SERVIC	140.00
12/2/2022	JOHNSON, LAMPTON	MISCELLANEOUSCONTRACTED SERVIC	140.00
12/2/2022	KELLER ISD - CENTRAL HIGH SCHOOL	TRAVEL AND SUBSISTENCE - STUDE	250.00
12/2/2022	LEGENDS HOSPITALITY, LLC.	TRAVEL AND SUBSISTENCE - NON-E	1,175.00
12/2/2022	LEGENDS HOSPITALITY, LLC.	TRAVEL AND SUBSISTENCE - STUDE	2,150.00
12/2/2022	MAMA'S PIZZA	MISCELLANEOUS OPERATING COSTS	762.50
12/2/2022	MANSFIELD ISD TIMBERVIEW ATHLETIC BOO:	TRAVEL AND SUBSISTENCE - STUDE	600.00
12/2/2022	MANSFIELD ISD LAKE RIDGE ATHLETIC BOOS	TRAVEL AND SUBSISTENCE - STUDE	600.00
12/2/2022	MCCOY, WALTER	MISCELLANEOUSCONTRACTED SERVIC	340.00
12/2/2022	MCDANIEL, LARRY	MISCELLANEOUSCONTRACTED SERVIC	140.00
12/2/2022	MULINAX, ANDRE	MISCELLANEOUSCONTRACTED SERVIC	140.00
12/2/2022	MUSIC AND ARTS CENTER - ATTN: ACCOUNTS	GENERAL SUPPLIES	15.00
12/2/2022	PEYTON, MORRIS	MISCELLANEOUSCONTRACTED SERVIC	200.00
12/2/2022	SCOTT, DAMONTE	MISCELLANEOUSCONTRACTED SERVIC	340.00
12/2/2022	SGP THEATRE BOOSTER CLUB	TRAVEL AND SUBSISTENCE - STUDE	1,659.00
12/2/2022	SPHERO, INC.	GENERAL SUPPLIES	193.19
12/2/2022	TAYLOR, JAY	MISCELLANEOUSCONTRACTED SERVIC	140.00
12/2/2022	TEACHER SYNERGY LLC	GENERAL SUPPLIES	41.99
12/2/2022	VAN COUNTRY LLC	TRAVEL AND SUBSISTENCE - STUDE	395.00
12/2/2022	WATTS, KYREN	MISCELLANEOUSCONTRACTED SERVIC	200.00
12/6/2022	AMAZON CAPITAL SERVICES INC	GENERAL SUPPLIES	120.93
12/6/2022	AMAZON CAPITAL SERVICES INC	MISCELLANEOUS OPERATING COSTS	90.88
12/6/2022	APPLE COMPUTERS, INC	COMPUTER SOFTWARE	6.33
12/6/2022	APPLE COMPUTERS, INC	TECHNOLOGY EQUIPMENT<\$5000	3.69
12/6/2022	AWARD CENTER	MISCELLANEOUS OPERATING COSTS	555.28
12/6/2022	B&H PHOTO-VIDEO-PRO-AUDIO	GENERAL SUPPLIES	72.99
12/6/2022	BOUND TO STAY BOUND BOOKS INC	READING/REF MATERIALS/DATABASE	85.77
12/6/2022	BURLESON ISD ATHLETICS	TRAVEL AND SUBSISTENCE - STUDE	200.00
12/6/2022	BURLESON ISD - CENTENNIAL HIGH SCHOOL	TRAVEL AND SUBSISTENCE - STUDE	-200.00
12/6/2022	CHICK-FIL-A #03011, E BROAD STREET	MISCELLANEOUS OPERATING COSTS	528.36
12/6/2022	DALLAS WORLD AQUARIUM, THE	TRAVEL AND SUBSISTENCE - NON-E	492.70
12/6/2022	DALLAS WORLD AQUARIUM, THE	TRAVEL AND SUBSISTENCE - STUDE	2,122.40
12/6/2022	ENTERPRISE LEASING - TEXAS	TRAVEL, TRAINING & SUBSISTENCE	136.17
12/6/2022	GOPHER SPORT	GENERAL SUPPLIES	69.95
12/6/2022	HART, RACHEL	OTHER REVENUES FROM LOCAL SOUR	295.00
12/6/2022	LITERATI, INC	MISCELLANEOUS OPERATING COSTS	3,615.44
12/6/2022	MAINSTAY FARM	TRAVEL AND SUBSISTENCE - NON-E	297.00
12/6/2022	MAINSTAY FARM	TRAVEL AND SUBSISTENCE - STUDE	715.00
12/6/2022	MANSFIELD ISD TIMBERVIEW ATHLETIC BOO:	TRAVEL AND SUBSISTENCE - STUDE	600.00
12/6/2022	MANSFIELD ISD LAKE RIDGE ATHLETIC BOOS	TRAVEL AND SUBSISTENCE - STUDE	1,800.00
12/6/2022	MCALISTER'S DELI - THE SAXTON GROUP	MISCELLANEOUS OPERATING COSTS	278.66
12/6/2022	POSEY, AVA	SALES TAX PAYABLE	2.29

MANSFIELD INDEPENDENT SCHOOL DISTRICT

Fund Disbursement Report for 12/1/2022 through 12/31/2022

<u>DATE PAID</u>	<u>NAME</u>	<u>ITEM DESCRIPTION</u>	<u>AMOUNT</u>
461 - GOVERNMENT ACTIVITY FUND			
12/6/2022	PRICHETT, EMUND	TRAVEL AND SUBSISTENCE - STUDE	761.60
12/6/2022	SCRIPPS NATIONAL SPELLING BEE	MISCELLANEOUS OPERATING COSTS	182.50
12/6/2022	SPIRIT WORX	MISCELLANEOUS OPERATING COSTS	687.42
12/6/2022	STAPLES ADVANTAGE	GENERAL SUPPLIES	0.00
12/6/2022	SWANK MOVIE LICENSING USA	MISCELLANEOUS OPERATING COSTS	590.00
12/6/2022	WEST MUSIC COMPANY	GENERAL SUPPLIES	449.00
12/6/2022	WESTERN - BRW PAPER CO, OVOL USA	GENERAL SUPPLIES	186.84
12/7/2022	TRS	TEACHER RETIREMENT	29.64
12/8/2022	AMAZON CAPITAL SERVICES INC	GENERAL SUPPLIES	28.30
12/8/2022	BARNES, THEODIS	MISCELLANEOUSCONTRACTED SERVIC	140.00
12/8/2022	BERKNER HIGH SCHOOL BOOSTER CLUB, INC	TRAVEL AND SUBSISTENCE - STUDE	275.00
12/8/2022	BOSLEY, JEREMY	MISCELLANEOUSCONTRACTED SERVIC	200.00
12/8/2022	BROWN, JACQUELINE	MISCELLANEOUSCONTRACTED SERVIC	200.00
12/8/2022	BROWN, VINSON	MISCELLANEOUSCONTRACTED SERVIC	200.00
12/8/2022	BURLESON ISD - CENTENNIAL HIGH SCHOOL	TRAVEL AND SUBSISTENCE - STUDE	200.00
12/8/2022	CARTER, DELBERT	MISCELLANEOUSCONTRACTED SERVIC	140.00
12/8/2022	CICI'S PIZZA #412 WALNUT CREEK	MISCELLANEOUS OPERATING COSTS	270.00
12/8/2022	CORNER KICK SOCCER BOOSTER	TRAVEL AND SUBSISTENCE - STUDE	25.00
12/8/2022	COWTOWN BUS CHARTERS, INC	TRAVEL AND SUBSISTENCE - STUDE	10,308.39
12/8/2022	DADE, PATRICK	MISCELLANEOUSCONTRACTED SERVIC	460.00
12/8/2022	DALLAS, DANNY	MISCELLANEOUSCONTRACTED SERVIC	140.00
12/8/2022	DE LA CRUZ, CRYSTAL	MISCELLANEOUS OPERATING COSTS	100.00
12/8/2022	DORSEY, TERRELL	MISCELLANEOUSCONTRACTED SERVIC	340.00
12/8/2022	EVERLAST CLIMBING INDUSTRIES, INC	FURNITURE, EQUIPMENT & SOFTWAR	8,014.00
12/8/2022	FITCH, ZACHARY	MISCELLANEOUSCONTRACTED SERVIC	460.00
12/8/2022	FOLLETT CONTENT SOLUTIONS, LLC, BOOKS	READING/REF MATERIALS/DATABASE	2,000.45
12/8/2022	FORT WORTH MUSEUM OF SCIENCE AND HIS	TRAVEL AND SUBSISTENCE - NON-E	720.00
12/8/2022	FORT WORTH MUSEUM OF SCIENCE AND HIS	TRAVEL AND SUBSISTENCE - STUDE	1,250.00
12/8/2022	FRANKLIN, PHILLIP	MISCELLANEOUSCONTRACTED SERVIC	200.00
12/8/2022	GOPHER SPORT	GENERAL SUPPLIES	1,451.10
12/8/2022	GOT SPIRIT?	MISCELLANEOUS OPERATING COSTS	1,616.00
12/8/2022	GRAPEVINE MIDDLE SCHOOL ATHLETIC BOO:	TRAVEL AND SUBSISTENCE - STUDE	400.00
12/8/2022	HEB ISD - L.D.BELL HS	TRAVEL AND SUBSISTENCE - STUDE	275.00
12/8/2022	IDENTISYS, INC	GENERAL SUPPLIES	313.00
12/8/2022	JACKSON, DUANE	MISCELLANEOUSCONTRACTED SERVIC	140.00
12/8/2022	LINDSTROM, WILLIAM	MISCELLANEOUSCONTRACTED SERVIC	140.00
12/8/2022	MANSFIELD ISD TIMBERVIEW ATHLETIC BOO:	TRAVEL AND SUBSISTENCE - STUDE	1,200.00
12/8/2022	MANSFIELD ISD LAKE RIDGE ATHLETIC BOOS	TRAVEL AND SUBSISTENCE - STUDE	1,200.00
12/8/2022	MCCARTY, CHARLES	MISCELLANEOUSCONTRACTED SERVIC	140.00
12/8/2022	MORRIS, CHRISTOPHER	MISCELLANEOUSCONTRACTED SERVIC	140.00
12/8/2022	OGUNBAMERY, COURAGE	MISCELLANEOUSCONTRACTED SERVIC	460.00
12/8/2022	PEPWEAR, LLC	MISCELLANEOUS OPERATING COSTS	996.00
12/8/2022	ROBERTSON, DARRELL	MISCELLANEOUSCONTRACTED SERVIC	140.00
12/8/2022	ROSA'S CAFE & TORTILLA FACTORY LTD.	MISCELLANEOUS OPERATING COSTS	607.23
12/8/2022	STAGE ACCENTS	MISCELLANEOUS OPERATING COSTS	142.50
12/8/2022	STAPLES ADVANTAGE	GENERAL SUPPLIES	1,134.87
12/8/2022	UNDERWOOD, EDMOND	MISCELLANEOUSCONTRACTED SERVIC	260.00
12/8/2022	WATTS, KYREN	MISCELLANEOUSCONTRACTED SERVIC	140.00
12/8/2022	WHITE SETTLEMENT ISD - BREWER HIGH SC	TRAVEL AND SUBSISTENCE - STUDE	700.00
12/8/2022	WILLIAMS, TERANCE	MISCELLANEOUSCONTRACTED SERVIC	260.00
12/9/2022	AWARD CENTER	MISCELLANEOUS OPERATING COSTS	35.33
12/9/2022	EDUCATIONAL PRODUCTS, INC	DEFERRED EXPENDITURES/EXPENSES	0.00
12/9/2022	EDUCATIONAL PRODUCTS, INC	GENERAL SUPPLIES	0.00
12/9/2022	FLYING SQUIRREL COFFEE COMPANY	MISCELLANEOUS OPERATING COSTS	50.00
12/9/2022	GOPHER SPORT	GENERAL SUPPLIES	295.74

MANSFIELD INDEPENDENT SCHOOL DISTRICT

Fund Disbursement Report for 12/1/2022 through 12/31/2022

<u>DATE PAID</u>	<u>NAME</u>	<u>ITEM DESCRIPTION</u>	<u>AMOUNT</u>
461 - GOVERNMENT ACTIVITY FUND			
12/9/2022	MAINSTAY FARM	TRAVEL AND SUBSISTENCE - STUDE	1,155.00
12/9/2022	SCHOOL SPECIALTY, LLC	GENERAL SUPPLIES	459.53
12/13/2022	4IMPRINT INC	MISCELLANEOUS OPERATING COSTS	621.19
12/13/2022	4IMPRINT INC	MISCELLANEOUSCONTRACTED SERVIC	307.80
12/13/2022	ANDREWS, JANE	MISCELLANEOUSCONTRACTED SERVIC	40.00
12/13/2022	AWARD CENTER	MISCELLANEOUS OPERATING COSTS	148.92
12/13/2022	BEN E. KEITH COMPANY	MISCELLANEOUS OPERATING COSTS	511.12
12/13/2022	CHILDREN'S AQUARIUM DALLAS	TRAVEL AND SUBSISTENCE - NON-E	560.00
12/13/2022	CHILDREN'S AQUARIUM DALLAS	TRAVEL AND SUBSISTENCE - STUDE	693.00
12/13/2022	CRUMBL GRAND PRAIRIE, IT'S ALL EATABLE	MISCELLANEOUS OPERATING COSTS	214.40
12/13/2022	DAVIS, RICHARD	MISCELLANEOUSCONTRACTED SERVIC	260.00
12/13/2022	DUDLEY, DAMEIN	MISCELLANEOUSCONTRACTED SERVIC	140.00
12/13/2022	EHRlich, THOMAS	MISCELLANEOUSCONTRACTED SERVIC	140.00
12/13/2022	FANTABULOUS FUNDRAISING	MISCELLANEOUS OPERATING COSTS	912.40
12/13/2022	GOPHER SPORT	GENERAL SUPPLIES	351.00
12/13/2022	HAWKINS, GEORGE	MISCELLANEOUSCONTRACTED SERVIC	80.00
12/13/2022	HOWARD, BEN	MISCELLANEOUSCONTRACTED SERVIC	200.00
12/13/2022	JACKSON, BARRY	MISCELLANEOUSCONTRACTED SERVIC	140.00
12/13/2022	JACKSON-STEGALL, RASHAD	MISCELLANEOUSCONTRACTED SERVIC	140.00
12/13/2022	MANSFIELD ISD TIMBERVIEW ATHLETIC BOO:	TRAVEL AND SUBSISTENCE - STUDE	1,200.00
12/13/2022	MANSFIELD OIL COMPANY	TRAVEL AND SUBSISTENCE - STUDE	866.54
12/13/2022	MEEKS, KENNETH	MISCELLANEOUSCONTRACTED SERVIC	80.00
12/13/2022	MIDLOTHIAN ISD ATHLETICS	TRAVEL AND SUBSISTENCE - STUDE	300.00
12/13/2022	MUSIC AND ARTS CENTER - ATTN: ACCOUNTS	CONTRACTED MAINTENANCE AND REP	124.50
12/13/2022	NEWBART PRODUCTS	GENERAL SUPPLIES	1,831.00
12/13/2022	NOTHING BUNDT CAKES, NBC MANSFIELD	MISCELLANEOUS OPERATING COSTS	41.40
12/13/2022	PEYTON, MORRIS	MISCELLANEOUSCONTRACTED SERVIC	140.00
12/13/2022	PRECISION BUSINESS MACHINES, INC	CONTRACTED MAINTENANCE AND REP	116.95
12/13/2022	PRECISION BUSINESS MACHINES, INC	GENERAL SUPPLIES	709.95
12/13/2022	RACHEL, STEVEN	MISCELLANEOUSCONTRACTED SERVIC	200.00
12/13/2022	RICHARDSON, DARRON	MISCELLANEOUSCONTRACTED SERVIC	200.00
12/13/2022	SCHOOL SPECIALTY, LLC	GENERAL SUPPLIES	1,118.73
12/13/2022	SGP BASEBALL BOOSTER CLUB, INC	TRAVEL AND SUBSISTENCE - STUDE	350.00
12/13/2022	TEXAS BOOK DISTRIBUTION, LLC	MISCELLANEOUS OPERATING COSTS	338.68
12/13/2022	TEXAS LIBRARY ASSOCIATION	TRAVEL, TRAINING & SUBSISTENCE	360.00
12/13/2022	TWISTY DONUT	MISCELLANEOUS OPERATING COSTS	260.00
12/13/2022	VAN COUNTRY LLC	TRAVEL AND SUBSISTENCE - STUDE	691.00
12/13/2022	VISUAL IMPACT SPECIALTIES	MISCELLANEOUS OPERATING COSTS	296.00
12/15/2022	ANDERSON, KIMBERLY	OTHER REVENUES FROM LOCAL SOUR	130.00
12/15/2022	ARGYLE INDEPENDENT SCHOOL DISTRICT	TRAVEL AND SUBSISTENCE - STUDE	100.00
12/15/2022	BAKER, TANNER	MISCELLANEOUSCONTRACTED SERVIC	200.00
12/15/2022	CALVERT, JESSIE	OTHER REVENUES FROM LOCAL SOUR	130.00
12/15/2022	COWTOWN BUS CHARTERS, INC	TRAVEL AND SUBSISTENCE - STUDE	2,617.25
12/15/2022	DELCOM GROUP LP	MISCELLANEOUSCONTRACTED SERVIC	2,426.88
12/15/2022	DELCOM GROUP LP	TECHNOLOGY EQUIPMENT<\$5000	2,238.50
12/15/2022	DENNIS, TRINH	OTHER REVENUES FROM LOCAL SOUR	130.00
12/15/2022	FORNEY HS SOFTBALL BOOSTER CLUB INC	TRAVEL AND SUBSISTENCE - STUDE	385.00
12/15/2022	HEXCO, INC.	READING/REF MATERIALS/DATABASE	353.50
12/15/2022	HOME DEPOT, TAX #9218276983	GENERAL SUPPLIES	166.87
12/15/2022	I10 SHOOTOUT TOURNAMENT ASSOCIATION	TRAVEL AND SUBSISTENCE - STUDE	250.00
12/15/2022	JACKSON, DALTON	MISCELLANEOUSCONTRACTED SERVIC	140.00
12/15/2022	KAPHLE, ANIL	OTHER REVENUES FROM LOCAL SOUR	120.00
12/15/2022	KOEHN, JON	TRAVEL, TRAINING & SUBSISTENCE	195.00
12/15/2022	LA ROCCA LITERACY LLC	MISCELLANEOUSCONTRACTED SERVIC	5,000.00
12/15/2022	MANSFIELD ISD LAKE RIDGE ATHLETIC BOOS	TRAVEL AND SUBSISTENCE - STUDE	50.00

MANSFIELD INDEPENDENT SCHOOL DISTRICT

Fund Disbursement Report for 12/1/2022 through 12/31/2022

<u>DATE PAID</u>	<u>NAME</u>	<u>ITEM DESCRIPTION</u>	<u>AMOUNT</u>
461 - GOVERNMENT ACTIVITY FUND			
12/15/2022	METRO GOLF CARS, INC	RENTALS-OPERATING LEASES	695.00
12/15/2022	MUSIC AND ARTS CENTER - ATTN: ACCOUNTS	CONTRACTED MAINTENANCE AND REP	426.00
12/15/2022	NALLEY, JENNIFER	OTHER REVENUES FROM LOCAL SOUR	200.00
12/15/2022	PADILLA, EVA	OTHER REVENUES FROM LOCAL SOUR	140.00
12/15/2022	PERMA-BOUND BOOKS	READING/REF MATERIALS/DATABASE	298.81
12/15/2022	RAHIMI, AHMAD	OTHER REVENUES FROM LOCAL SOUR	120.00
12/15/2022	ROCK N BOWL ARLINGTON FEC LP, ALLEY C/	TRAVEL AND SUBSISTENCE - STUDE	2,538.18
12/15/2022	ROWLAND, AUBREY	OTHER REVENUES FROM LOCAL SOUR	130.00
12/15/2022	STAPLES ADVANTAGE	GENERAL SUPPLIES	322.64
12/15/2022	STUDENT CONDUCTOR, INC	GENERAL SUPPLIES	200.00
12/15/2022	SUPERIOR TROPHIES	MISCELLANEOUS OPERATING COSTS	1,895.97
12/15/2022	TEXAS TECH UNIVERSITY	TRAVEL AND SUBSISTENCE - STUDE	580.00
12/20/2022	B&H PHOTO-VIDEO-PRO-AUDIO	GENERAL SUPPLIES	377.75
12/20/2022	BARNES & NOBLE BOOKSELLERS INC	READING/REF MATERIALS/DATABASE	573.92
12/20/2022	BEN E. KEITH COMPANY	MISCELLANEOUS OPERATING COSTS	975.96
12/20/2022	BOEHNKE, KRISTINE	MISCELLANEOUSCONTRACTED SERVIC	90.00
12/20/2022	BUSINESS ESSENTIALS, CMBC INVESTMENT	GENERAL SUPPLIES	80.91
12/20/2022	CICI'S PIZZA #412 WALNUT CREEK	MISCELLANEOUS OPERATING COSTS	182.00
12/20/2022	CICI'S PIZZA #99 (HWY 287 @ LITTLE ROAD)	MISCELLANEOUS OPERATING COSTS	80.00
12/20/2022	CITIBANK	GENERAL SUPPLIES	1,954.97
12/20/2022	CITIBANK	MISCELLANEOUS OPERATING COSTS	3,279.71
12/20/2022	CITIBANK	TRAVEL AND SUBSISTENCE - NON-E	646.11
12/20/2022	CITIBANK	TRAVEL AND SUBSISTENCE - STUDE	20,297.87
12/20/2022	CITIBANK	TRAVEL, TRAINING & SUBSISTENCE	926.85
12/20/2022	CLARK, LEGRANT	MISCELLANEOUSCONTRACTED SERVIC	140.00
12/20/2022	CLEBURNE ISD ATHLETICS	TRAVEL AND SUBSISTENCE - STUDE	450.00
12/20/2022	CRUFF, BOBBI	TRAVEL, TRAINING & SUBSISTENCE	263.00
12/20/2022	DADE, PATRICK	MISCELLANEOUSCONTRACTED SERVIC	780.00
12/20/2022	DAVIS, RICHARD	MISCELLANEOUSCONTRACTED SERVIC	260.00
12/20/2022	DEMCO INC	GENERAL SUPPLIES	51.62
12/20/2022	DOUBLE EAGLE ELECTRIC	MISCELLANEOUSCONTRACTED SERVIC	18,320.00
12/20/2022	ENTERPRISE LEASING - TEXAS	TRAVEL AND SUBSISTENCE - STUDE	156.00
12/20/2022	ENTERPRISE TOLLS	TRAVEL AND SUBSISTENCE - STUDE	14.96
12/20/2022	FITCH, ZACHARY	MISCELLANEOUSCONTRACTED SERVIC	260.00
12/20/2022	FRANKLIN, PHILLIP	MISCELLANEOUSCONTRACTED SERVIC	260.00
12/20/2022	HOWARD, BEN	MISCELLANEOUSCONTRACTED SERVIC	200.00
12/20/2022	JACKSON, DALTON	MISCELLANEOUSCONTRACTED SERVIC	200.00
12/20/2022	KUON, VUTHY	MISCELLANEOUSCONTRACTED SERVIC	0.00
12/20/2022	LEGENDS HOSPITALITY, LLC.	TRAVEL AND SUBSISTENCE - STUDE	1,710.00
12/20/2022	LITERATI, INC	MISCELLANEOUS OPERATING COSTS	1,935.81
12/20/2022	MONAJAMI, STEPHANIE	TRAVEL AND SUBSISTENCE - STUDE	163.00
12/20/2022	OGUNBAMERY, COURAGE	MISCELLANEOUSCONTRACTED SERVIC	140.00
12/20/2022	ORIENTAL TRADING COMPANY, INC	MISCELLANEOUS OPERATING COSTS	1,180.94
12/20/2022	OWENS, GREGORY	TRAVEL, TRAINING & SUBSISTENCE	112.50
12/20/2022	PELLUM, VERNON	MISCELLANEOUSCONTRACTED SERVIC	260.00
12/20/2022	PERMA-BOUND BOOKS	READING/REF MATERIALS/DATABASE	2,571.45
12/20/2022	RICHARDSON, DARRON	MISCELLANEOUSCONTRACTED SERVIC	260.00
12/20/2022	ROBERTSON, DARRELL	MISCELLANEOUSCONTRACTED SERVIC	260.00
12/20/2022	ROUND ROCK ISD - MCNEIL HS	TRAVEL AND SUBSISTENCE - STUDE	350.00
12/20/2022	SCARBOROUGH SPECIALTIES, INC	MISCELLANEOUS OPERATING COSTS	587.50
12/20/2022	SCHOLASTIC BOOK FAIRS	MISCELLANEOUS OPERATING COSTS	1,565.58
12/20/2022	SPIRIT WORX	MISCELLANEOUS OPERATING COSTS	2,789.69
12/20/2022	STAPLES ADVANTAGE	GENERAL SUPPLIES	276.16
12/20/2022	TEXAS ASSOCIATION OF SCHOOL ADMINISTR	TRAVEL, TRAINING & SUBSISTENCE	175.00
12/20/2022	TEXAS BOOK DISTRIBUTION, LLC	MISCELLANEOUS OPERATING COSTS	21.00

MANSFIELD INDEPENDENT SCHOOL DISTRICT

Fund Disbursement Report for 12/1/2022 through 12/31/2022

<u>DATE PAID</u>	<u>NAME</u>	<u>ITEM DESCRIPTION</u>	<u>AMOUNT</u>
461 - GOVERNMENT ACTIVITY FUND			
12/20/2022	UNIV OF TEXAS ARLINGTON -COLLEGE, PARK	TRAVEL AND SUBSISTENCE - STUDE	1,170.00
		461 - GOVERNMENT ACTIVITY FUND	171,341.31
492 - FALL 2011 EDUCATION FOUND GRAN			
12/2/2022	CITY OF MANSFIELD PARKS & RECREATION, I	TRAVEL AND SUBSISTENCE - STUDE	675.00
12/6/2022	AMAZON CAPITAL SERVICES INC	READING/REF MATERIALS/DATABASE	36.29
12/8/2022	TYNKER, NEURON FUEL INC	COMPUTER SOFTWARE	12,320.00
12/20/2022	CITIBANK	GENERAL SUPPLIES	904.18
		492 - FALL 2011 EDUCATION FOUND GF	13,935.47
617 - 2017 BOND PROGRAM			
12/2/2022	MBM FINANCIAL INTERESTS, LP	RENTALS-OPERATING LEASES	573.00
12/6/2022	HUCKABEE AND ASSOCIATES, INC	BUILDING PURCHASE, CONSTRUCTIO	9,412.49
12/6/2022	HUCKABEE AND ASSOCIATES, INC	FURNITURE, EQUIPMENT & SOFTWAR	800.00
12/6/2022	LEE LEWIS CONSTRUCTION, INC	BUILDING PURCHASE, CONSTRUCTIO	169,866.10
12/7/2022	TRS	TEACHER RETIREMENT	529.27
12/13/2022	ADVANCED FOUNDATION REPAIR LP	BUILDING PURCHASE, CONSTRUCTIO	199,700.00
12/13/2022	LEE LEWIS CONSTRUCTION, INC	BUILDING PURCHASE, CONSTRUCTIO	82,351.35
12/20/2022	AUTHERS BUILDING GROUP LLC	BUILDING PURCHASE, CONSTRUCTIO	218,063.95
12/20/2022	ENVIROMATIC SYSTEMS OF FT WORTH, INC	BUILDING PURCHASE, CONSTRUCTIO	208,956.00
12/20/2022	FUGRO CONSULTANTS, INC	BUILDING PURCHASE, CONSTRUCTIO	5,399.50
12/20/2022	JACOBS PROJECT MANAGEMENT CO.	CONSULTING SERVICES	4,605.23
12/20/2022	OFFICE TELESYSTEMS LLC	BUILDING PURCHASE, CONSTRUCTIO	30,088.97
12/20/2022	PHILLIPS MAY CORPORATION	BUILDING PURCHASE, CONSTRUCTIO	369,930.00
		617 - 2017 BOND PROGRAM	1,300,275.86
698 - CAPITAL PROJECTS-MISC			
12/2/2022	CITY OF MANSFIELD, OTHER FEES	MISCELLANEOUSCONTRACTED SERVIC	27,039.84
12/2/2022	HON COMPANY, THE	GENERAL SUPPLIES	4,263.11
12/2/2022	KAPLAN EARLY LEARNING COMPANY	GENERAL SUPPLIES	3,498.28
12/2/2022	LAKESHORE LEARNING MATERIALS LLC	GENERAL SUPPLIES	8,158.45
12/2/2022	LONE STAR FURNISHINGS, LLC	GENERAL SUPPLIES	126,485.53
12/2/2022	LONE STAR FURNISHINGS, LLC	MISCELLANEOUSCONTRACTED SERVIC	3,940.00
12/2/2022	SCHOOL OUTFITTERS LLC	GENERAL SUPPLIES	2,761.32
12/2/2022	SCHOOL SPECIALTY, LLC	GENERAL SUPPLIES	4,129.94
12/6/2022	CDW GOVERNMENT	GENERAL SUPPLIES	1,464,372.60
12/6/2022	LAKESHORE LEARNING MATERIALS LLC	GENERAL SUPPLIES	21,228.93
12/6/2022	WINSTON WATER COOLER OF FT WORTH	OTHER SUPPLIES FOR M&O	260,465.98
12/8/2022	CDW GOVERNMENT	GENERAL SUPPLIES	47,462.89
12/8/2022	INTERQUEST DETECTION CANINES OF NORT	MISCELLANEOUSCONTRACTED SERVIC	12,150.00
12/8/2022	KAPLAN EARLY LEARNING COMPANY	GENERAL SUPPLIES	105.29
12/8/2022	KOETTER FIRE PROTECTION, LLC	MISCELLANEOUSCONTRACTED SERVIC	4,320.00
12/8/2022	LAKESHORE LEARNING MATERIALS LLC	GENERAL SUPPLIES	1,253.79
12/8/2022	LONE STAR FURNISHINGS, LLC	GENERAL SUPPLIES	6,446.20
12/8/2022	LONE STAR FURNISHINGS, LLC	MISCELLANEOUSCONTRACTED SERVIC	520.00
12/8/2022	WILLIAM V. MACGILL & CO.	GENERAL SUPPLIES	439.76
12/9/2022	CDW GOVERNMENT	CONTRACTED MAINTENANCE AND REP	6,131.25
12/13/2022	HAND2MIND, INC.	GENERAL SUPPLIES	292.30
12/13/2022	NASCO EDUCATION LLC	GENERAL SUPPLIES	4,490.85
12/15/2022	ABNER, ADRIAN	MISCELLANEOUSCONTRACTED SERVIC	552.50
12/15/2022	ABRAHAM, CODY	MISCELLANEOUSCONTRACTED SERVIC	552.50
12/15/2022	ADAME, JESUS	MISCELLANEOUSCONTRACTED SERVIC	1,105.00
12/15/2022	AHMED, IDREAS	MISCELLANEOUSCONTRACTED SERVIC	1,105.00
12/15/2022	ALDERETE, HARLEY	MISCELLANEOUSCONTRACTED SERVIC	471.25

MANSFIELD INDEPENDENT SCHOOL DISTRICT

Fund Disbursement Report for 12/1/2022 through 12/31/2022

<u>DATE PAID</u>	<u>NAME</u>	<u>ITEM DESCRIPTION</u>	<u>AMOUNT</u>
698 - CAPITAL PROJECTS-MISC			
12/15/2022	ANDERSON, BRIAN LEE	MISCELLANEOUSCONTRACTED SERVIC	1,105.00
12/15/2022	ANTHONY, ANDREW	MISCELLANEOUSCONTRACTED SERVIC	1,446.25
12/15/2022	BAKER, DOMINIQUE	MISCELLANEOUSCONTRACTED SERVIC	1,170.00
12/15/2022	BAKER, TRACIE	MISCELLANEOUSCONTRACTED SERVIC	665.00
12/15/2022	BROWN, JOHN	MISCELLANEOUSCONTRACTED SERVIC	1,072.50
12/15/2022	CAMACHO, JOSE	MISCELLANEOUSCONTRACTED SERVIC	1,105.00
12/15/2022	CARLBERG, RICHARD	MISCELLANEOUSCONTRACTED SERVIC	1,170.00
12/15/2022	CASTILLO, JORDAN	MISCELLANEOUSCONTRACTED SERVIC	1,105.00
12/15/2022	CHU, BRIAN WENYI	MISCELLANEOUSCONTRACTED SERVIC	1,088.75
12/15/2022	CITY OF MANSFIELD, OTHER FEES	MISCELLANEOUSCONTRACTED SERVIC	11,674.51
12/15/2022	CW SECURITY LLC, CLIFTON WRIGHT	MISCELLANEOUSCONTRACTED SERVIC	552.50
12/15/2022	DANIELS, TERRY	MISCELLANEOUSCONTRACTED SERVIC	552.50
12/15/2022	DEAN, JULIAN	MISCELLANEOUSCONTRACTED SERVIC	1,170.00
12/15/2022	DEARY, NATHAN	MISCELLANEOUSCONTRACTED SERVIC	1,105.00
12/15/2022	DICKINSON, ELIJAH	MISCELLANEOUSCONTRACTED SERVIC	552.50
12/15/2022	DRAKE, BENJAMIN	MISCELLANEOUSCONTRACTED SERVIC	1,105.00
12/15/2022	FELTON, ABRAHAM	MISCELLANEOUSCONTRACTED SERVIC	1,105.00
12/15/2022	FITE, TRENTON	MISCELLANEOUSCONTRACTED SERVIC	1,170.00
12/15/2022	GOSSETT, JEFFREY	MISCELLANEOUSCONTRACTED SERVIC	1,170.00
12/15/2022	GOWINS, JOSHUA	MISCELLANEOUSCONTRACTED SERVIC	1,105.00
12/15/2022	GUERRA, CHRISTIAN	MISCELLANEOUSCONTRACTED SERVIC	1,105.00
12/15/2022	HENDERSON, CHRISTIAN	MISCELLANEOUSCONTRACTED SERVIC	520.00
12/15/2022	HENRY, SHANEKA	MISCELLANEOUSCONTRACTED SERVIC	2,210.00
12/15/2022	HERLIHY, JULIE	MISCELLANEOUSCONTRACTED SERVIC	1,170.00
12/15/2022	HERNANDEZ, ROBERT	MISCELLANEOUSCONTRACTED SERVIC	1,105.00
12/15/2022	HERNANDEZ, YASMIN	MISCELLANEOUSCONTRACTED SERVIC	1,105.00
12/15/2022	HONG, SOKYOUNG	MISCELLANEOUSCONTRACTED SERVIC	1,755.00
12/15/2022	INSIXIENGMAY, PHOUVILAY	MISCELLANEOUSCONTRACTED SERVIC	1,657.50
12/15/2022	JOHNSON, EDDIE	MISCELLANEOUSCONTRACTED SERVIC	1,105.00
12/15/2022	KEANY, BRENDEN	MISCELLANEOUSCONTRACTED SERVIC	1,105.00
12/15/2022	LANGLOIS, PATRICIA	MISCELLANEOUSCONTRACTED SERVIC	1,105.00
12/15/2022	LARREA CUELLAR, ASHLEY	MISCELLANEOUSCONTRACTED SERVIC	1,056.25
12/15/2022	MAKANJUOLA, JORDAN	MISCELLANEOUSCONTRACTED SERVIC	2,161.25
12/15/2022	MATHEWS, JAMON	MISCELLANEOUSCONTRACTED SERVIC	1,105.00
12/15/2022	MAY, JAMES	MISCELLANEOUSCONTRACTED SERVIC	1,105.00
12/15/2022	MCDONALD, JOSEPH	MISCELLANEOUSCONTRACTED SERVIC	552.50
12/15/2022	MITCHELL, JAMES	MISCELLANEOUSCONTRACTED SERVIC	1,105.00
12/15/2022	NORTON, PHILLIP	MISCELLANEOUSCONTRACTED SERVIC	1,105.00
12/15/2022	POIRIER, BENJAMIN	MISCELLANEOUSCONTRACTED SERVIC	2,210.00
12/15/2022	PORTILLO-CATALAN, ORBELIN	MISCELLANEOUSCONTRACTED SERVIC	1,105.00
12/15/2022	PUCKETT, CECIL	MISCELLANEOUSCONTRACTED SERVIC	1,105.00
12/15/2022	RAMIREZ, JOSUE	MISCELLANEOUSCONTRACTED SERVIC	585.00
12/15/2022	RANKIN, DONNIELL	MISCELLANEOUSCONTRACTED SERVIC	520.00
12/15/2022	RODRIGUEZ, CRYSTAL	MISCELLANEOUSCONTRACTED SERVIC	1,641.25
12/15/2022	ROSADO, ALEXANDER	MISCELLANEOUSCONTRACTED SERVIC	552.50
12/15/2022	SANTIAGO, KYNDEL	MISCELLANEOUSCONTRACTED SERVIC	2,112.50
12/15/2022	SCHWARZBACH, EVAN	MISCELLANEOUSCONTRACTED SERVIC	1,690.00
12/15/2022	SLAYBAUGH, TERRY	MISCELLANEOUSCONTRACTED SERVIC	2,307.50
12/15/2022	STICKEL, THOMAS	MISCELLANEOUSCONTRACTED SERVIC	1,137.50
12/15/2022	TODD, DAVID	MISCELLANEOUSCONTRACTED SERVIC	1,105.00
12/15/2022	TONCHE, SYLVESTER	MISCELLANEOUSCONTRACTED SERVIC	2,648.75
12/15/2022	WINTERS, WILLIAM	MISCELLANEOUSCONTRACTED SERVIC	1,105.00
12/20/2022	BLICK ART MATERIALS,LLC	GENERAL SUPPLIES	2,446.39
12/20/2022	ROMEO MUSIC LLC	GENERAL SUPPLIES	56,122.65
12/20/2022	ROMEO MUSIC LLC	MISCELLANEOUSCONTRACTED SERVIC	2,489.50

MANSFIELD INDEPENDENT SCHOOL DISTRICT

Fund Disbursement Report for 12/1/2022 through 12/31/2022

<u>DATE PAID</u>	<u>NAME</u>	<u>ITEM DESCRIPTION</u>	<u>AMOUNT</u>
698 - CAPITAL PROJECTS-MISC			
12/20/2022	SCHOOL SPECIALTY, LLC	GENERAL SUPPLIES	12,469.41
		698 - CAPITAL PROJECTS-MISC	2,160,417.52
711 - DAY CARE			
12/2/2022	AMAZON CAPITAL SERVICES INC	GENERAL SUPPLIES	1,238.40
12/2/2022	AMAZON CAPITAL SERVICES INC	MISCELLANEOUS OPERATING COSTS	180.90
12/2/2022	AMAZON CAPITAL SERVICES INC	READING/REF MATERIALS/DATABASE	3.28
12/2/2022	MBM FINANCIAL INTERESTS, LP	RENTALS-OPERATING LEASES	330.00
12/2/2022	STAPLES ADVANTAGE	GENERAL SUPPLIES	94.77
12/6/2022	AMAZON CAPITAL SERVICES INC	GENERAL SUPPLIES	1,626.34
12/6/2022	AMAZON CAPITAL SERVICES INC	MISCELLANEOUS OPERATING COSTS	162.99
12/6/2022	CAMP FIRE USA FIRST TEXAS COUNCIL	MISCELLANEOUSCONTRACTED SERVIC	243.75
12/6/2022	ORIENTAL TRADING COMPANY, INC	GENERAL SUPPLIES	27.54
12/6/2022	S&S WORLDWIDE, INC	GENERAL SUPPLIES	103.62
12/6/2022	SCHOOL SPECIALTY, LLC	GENERAL SUPPLIES	226.26
12/6/2022	STAPLES ADVANTAGE	GENERAL SUPPLIES	396.53
12/7/2022	TRS	TEACHER RETIREMENT	6,041.07
12/8/2022	AMAZON CAPITAL SERVICES INC	GENERAL SUPPLIES	269.50
12/8/2022	LAKESHORE LEARNING MATERIALS LLC	GENERAL SUPPLIES	54.09
12/8/2022	SCHOOL SPECIALTY, LLC	GENERAL SUPPLIES	726.98
12/9/2022	ORIENTAL TRADING COMPANY, INC	GENERAL SUPPLIES	230.77
12/13/2022	ORIENTAL TRADING COMPANY, INC	GENERAL SUPPLIES	693.70
12/13/2022	SCHOOL SPECIALTY, LLC	GENERAL SUPPLIES	516.97
12/15/2022	MOBILE COMMUNICATIONS OF AMERICA, CR	DEFERRED EXPENDITURES/EXPENSES	0.00
12/15/2022	MOBILE COMMUNICATIONS OF AMERICA, CR	GENERAL SUPPLIES	2,190.00
12/15/2022	ORIENTAL TRADING COMPANY, INC	GENERAL SUPPLIES	146.46
12/15/2022	SCHOOL SPECIALTY, LLC	GENERAL SUPPLIES	132.45
12/20/2022	CITIBANK	GENERAL SUPPLIES	920.55
12/20/2022	CITIBANK	MISCELLANEOUS OPERATING COSTS	338.11
12/20/2022	ORIENTAL TRADING COMPANY, INC	GENERAL SUPPLIES	446.41
12/20/2022	SCHOOL SPECIALTY, LLC	GENERAL SUPPLIES	15.20
		711 - DAY CARE	17,356.64
712 - NATATORIUM			
12/2/2022	AMAZON CAPITAL SERVICES INC	GENERAL SUPPLIES	53.97
12/2/2022	D & J SPORTS	GENERAL SUPPLIES	1,731.05
12/2/2022	GLOBAL ASSET	TECHNOLOGY EQUIPMENT<\$5000	1,275.25
12/2/2022	MBM FINANCIAL INTERESTS, LP	RENTALS-OPERATING LEASES	360.00
12/2/2022	PVS MINIBULK INC	GENERAL SUPPLIES	2,065.58
12/2/2022	RELIANT METRO CARBONATION, LLC	GENERAL SUPPLIES	229.80
12/2/2022	REPUBLIC SERVICES INC	UTILITIES - TRASH	425.65
12/2/2022	SERIE, ANDREW	TRAVEL, TRAINING & SUBSISTENCE	699.86
12/6/2022	TXU ENERGY RETAIL COMPANY LLC, VISTRA	UTILITIES - ELECTRICITY	7,661.19
12/7/2022	TRS	TEACHER RETIREMENT	516.34
12/8/2022	CARTER, DENEEN	TRAVEL, TRAINING & SUBSISTENCE	125.26
12/8/2022	D & J SPORTS	GENERAL SUPPLIES	5,779.40
12/8/2022	HASTY AWARDS	MISCELLANEOUS OPERATING COSTS	178.80
12/8/2022	MID-CITIES ARLINGTON SWIMMING	MISCELLANEOUS OPERATING COSTS	4,323.00
12/8/2022	RELIANT METRO CARBONATION, LLC	GENERAL SUPPLIES	209.45
12/8/2022	TRABONA, TRENT	TRAVEL, TRAINING & SUBSISTENCE	505.38
12/15/2022	CHICK-FIL-A #03011, E BROAD STREET	MISCELLANEOUS OPERATING COSTS	564.85
12/15/2022	HUCKABAY, CODY	MISCELLANEOUS OPERATING COSTS	520.00
12/15/2022	HUCKABAY, CODY	TRAVEL, TRAINING & SUBSISTENCE	1,240.10
12/15/2022	JASON'S DELI, MANSFIELD	MISCELLANEOUS OPERATING COSTS	532.20
12/15/2022	MAMA'S PIZZA	MISCELLANEOUS OPERATING COSTS	224.25

MANSFIELD INDEPENDENT SCHOOL DISTRICT

Fund Disbursement Report for 12/1/2022 through 12/31/2022

<u>DATE PAID</u>	<u>NAME</u>	<u>ITEM DESCRIPTION</u>	<u>AMOUNT</u>
712 - NATATORIUM			
12/15/2022	MCALISTER'S DELI - THE SAXTON GROUP	MISCELLANEOUS OPERATING COSTS	777.60
12/15/2022	MOUNTJOY POOL AQUATIC SOLUTIONS LLC	GENERAL SUPPLIES	98.76
12/15/2022	SERIE, ANDREW	TRAVEL, TRAINING & SUBSISTENCE	667.59
12/15/2022	SLIM CHICKENS MANSFIELD	MISCELLANEOUS OPERATING COSTS	246.43
12/15/2022	STAPLES ADVANTAGE	GENERAL SUPPLIES	228.65
12/20/2022	CHICK-FIL-A #03011, E BROAD STREET	MISCELLANEOUS OPERATING COSTS	176.70
12/20/2022	CITIBANK	MISCELLANEOUS OPERATING COSTS	3,060.76
12/20/2022	MCALISTER'S DELI - THE SAXTON GROUP	MISCELLANEOUS OPERATING COSTS	444.45
12/20/2022	NORTHWEST ISD	MISCELLANEOUS OPERATING COSTS	898.92
12/20/2022	RELIANT METRO CARBONATION, LLC	GENERAL SUPPLIES	537.30
712 - NATATORIUM			36,358.54
826 - UIL			
12/6/2022	ADAMSON, MILES	MISCELLANEOUS CONTRACTED SERVIC	155.00
12/6/2022	BALDWIN, CARL	MISCELLANEOUS CONTRACTED SERVIC	90.00
12/6/2022	BARRETT, RAYMOND	MISCELLANEOUS CONTRACTED SERVIC	90.00
12/6/2022	BEDFORD, CARTER	MISCELLANEOUS CONTRACTED SERVIC	65.00
12/6/2022	BELL, LARRY	MISCELLANEOUS CONTRACTED SERVIC	120.00
12/6/2022	BROWN, WILLIAM	MISCELLANEOUS CONTRACTED SERVIC	155.00
12/6/2022	CARAWAY, CELSI	MISCELLANEOUS CONTRACTED SERVIC	180.00
12/6/2022	CHAPMAN, ERICK	MISCELLANEOUS CONTRACTED SERVIC	120.00
12/6/2022	CLARK, DOMINIQUE	MISCELLANEOUS CONTRACTED SERVIC	180.00
12/6/2022	CLARK, VICTOR	MISCELLANEOUS CONTRACTED SERVIC	180.00
12/6/2022	CLEGG, MONTY	MISCELLANEOUS CONTRACTED SERVIC	70.00
12/6/2022	COLE, SCOTT	MISCELLANEOUS CONTRACTED SERVIC	70.00
12/6/2022	CONRAD, ALEXANDER	MISCELLANEOUS CONTRACTED SERVIC	90.00
12/6/2022	DENBOW, RANDALL	MISCELLANEOUS CONTRACTED SERVIC	90.00
12/6/2022	DOLLOFF, JAMES	MISCELLANEOUS CONTRACTED SERVIC	60.00
12/6/2022	ENCINIA-CARAWAY, CAYLON	MISCELLANEOUS CONTRACTED SERVIC	90.00
12/6/2022	GASSAWAY, WYATT	MISCELLANEOUS CONTRACTED SERVIC	225.00
12/6/2022	GLENN, RILEY	MISCELLANEOUS CONTRACTED SERVIC	150.00
12/6/2022	GULLEDGE, JASON	MISCELLANEOUS CONTRACTED SERVIC	65.00
12/6/2022	GUNTER, KAREN	MISCELLANEOUS CONTRACTED SERVIC	180.00
12/6/2022	HARGIS, CHERYL	MISCELLANEOUS CONTRACTED SERVIC	60.00
12/6/2022	HARGIS, LATOYA	MISCELLANEOUS CONTRACTED SERVIC	120.00
12/6/2022	HEASLET, MICHAEL	MISCELLANEOUS CONTRACTED SERVIC	65.00
12/6/2022	HOLMES, DEBRA	MISCELLANEOUS CONTRACTED SERVIC	180.00
12/6/2022	HOLMES, DIANTHIA	MISCELLANEOUS CONTRACTED SERVIC	100.00
12/6/2022	JOHNSON, TERRANCE	MISCELLANEOUS CONTRACTED SERVIC	180.00
12/6/2022	MAILLOUX, TREASURE	MISCELLANEOUS CONTRACTED SERVIC	180.00
12/6/2022	MCLAUGHLIN, DONALD	MISCELLANEOUS CONTRACTED SERVIC	225.00
12/6/2022	MEYER, TROY	MISCELLANEOUS CONTRACTED SERVIC	100.00
12/6/2022	MITCHELL, ROBERT	MISCELLANEOUS CONTRACTED SERVIC	120.00
12/6/2022	MOLINAR, MICHAEL	MISCELLANEOUS CONTRACTED SERVIC	65.00
12/6/2022	MOSS, KASHANNON	MISCELLANEOUS CONTRACTED SERVIC	60.00
12/6/2022	MOSS, SHELIA	MISCELLANEOUS CONTRACTED SERVIC	60.00
12/6/2022	MULINAX, ANDRE	MISCELLANEOUS CONTRACTED SERVIC	65.00
12/6/2022	NELMS, CHRISTOPHER	MISCELLANEOUS CONTRACTED SERVIC	155.00
12/6/2022	PADILLA, KIERIN	MISCELLANEOUS CONTRACTED SERVIC	100.00
12/6/2022	PINCKNEY, BEN	MISCELLANEOUS CONTRACTED SERVIC	155.00
12/6/2022	POLLINS, COURTNEY	MISCELLANEOUS CONTRACTED SERVIC	90.00
12/6/2022	POWELL, NATHANIEL	MISCELLANEOUS CONTRACTED SERVIC	65.00
12/6/2022	ROBINSON, GREG	MISCELLANEOUS CONTRACTED SERVIC	155.00
12/6/2022	SCHUSTER, MICHAEL	MISCELLANEOUS CONTRACTED SERVIC	70.00
12/6/2022	SHARP, CLAY	MISCELLANEOUS CONTRACTED SERVIC	120.00

MANSFIELD INDEPENDENT SCHOOL DISTRICT

Fund Disbursement Report for 12/1/2022 through 12/31/2022

<u>DATE PAID</u>	<u>NAME</u>	<u>ITEM DESCRIPTION</u>	<u>AMOUNT</u>
826 - UIL			
12/6/2022	SHORT, KENDTRELL	MISCELLANEOUSCONTRACTED SERVIC	150.00
12/6/2022	SHORT, LUCAS	MISCELLANEOUSCONTRACTED SERVIC	225.00
12/6/2022	SHORT, TY	MISCELLANEOUSCONTRACTED SERVIC	90.00
12/6/2022	SIMON, MARK	MISCELLANEOUSCONTRACTED SERVIC	120.00
12/6/2022	SLAUGHTER, JACE	MISCELLANEOUSCONTRACTED SERVIC	155.00
12/6/2022	SMITH, RODRICK	MISCELLANEOUSCONTRACTED SERVIC	2,812.50
12/6/2022	STEWART, SHANN	MISCELLANEOUSCONTRACTED SERVIC	220.00
12/6/2022	TRICE, PATRICIA	MISCELLANEOUSCONTRACTED SERVIC	120.00
12/6/2022	WACHSMANN, JOHN	MISCELLANEOUSCONTRACTED SERVIC	155.00
12/6/2022	WALL, ALEXEI	MISCELLANEOUSCONTRACTED SERVIC	120.00
12/6/2022	WICKS, SAMUEL	MISCELLANEOUSCONTRACTED SERVIC	120.00
12/6/2022	WOLBERS, ROBERT	MISCELLANEOUSCONTRACTED SERVIC	150.00
12/7/2022	TRS	TEACHER RETIREMENT	172.07
12/8/2022	ANTHONY, CRAIG	MISCELLANEOUSCONTRACTED SERVIC	95.00
12/8/2022	BOEHNKE, KRISTINE	MISCELLANEOUSCONTRACTED SERVIC	30.00
12/8/2022	BYRUM, CHRIS	MISCELLANEOUSCONTRACTED SERVIC	40.00
12/8/2022	PELLUM, VERNON	MISCELLANEOUSCONTRACTED SERVIC	95.00
12/8/2022	WILLIAMS, TERANCE	MISCELLANEOUSCONTRACTED SERVIC	95.00
12/13/2022	BARDSLEY, JOSEPHINE	MISCELLANEOUSCONTRACTED SERVIC	90.00
12/13/2022	BURKE, RONALD	MISCELLANEOUSCONTRACTED SERVIC	110.00
12/13/2022	CARAWAY, CELSI	MISCELLANEOUSCONTRACTED SERVIC	90.00
12/13/2022	CHICK-FIL-A #03011, E BROAD STREET	MISCELLANEOUS OPERATING COSTS	442.50
12/13/2022	CLARK, DOMINIQUE	MISCELLANEOUSCONTRACTED SERVIC	90.00
12/13/2022	CLARK, VICTOR	MISCELLANEOUSCONTRACTED SERVIC	90.00
12/13/2022	CLEGG, MONTY	MISCELLANEOUSCONTRACTED SERVIC	70.00
12/13/2022	COLE, SCOTT	MISCELLANEOUSCONTRACTED SERVIC	70.00
12/13/2022	CONRAD, ALEXANDER	MISCELLANEOUSCONTRACTED SERVIC	90.00
12/13/2022	COOPER, DWAYNE	MISCELLANEOUSCONTRACTED SERVIC	220.00
12/13/2022	DAVIS, LANCE	MISCELLANEOUSCONTRACTED SERVIC	220.00
12/13/2022	DENBOW, RANDALL	MISCELLANEOUSCONTRACTED SERVIC	90.00
12/13/2022	DEWS, JOHN	MISCELLANEOUSCONTRACTED SERVIC	65.00
12/13/2022	GLENN, RILEY	MISCELLANEOUSCONTRACTED SERVIC	100.00
12/13/2022	GUNTER, KAREN	MISCELLANEOUSCONTRACTED SERVIC	90.00
12/13/2022	HARGIS, CHERYL	MISCELLANEOUSCONTRACTED SERVIC	60.00
12/13/2022	HARGIS, LATOYA	MISCELLANEOUSCONTRACTED SERVIC	60.00
12/13/2022	HOLMES, DEBRA	MISCELLANEOUSCONTRACTED SERVIC	90.00
12/13/2022	HOLMES, DIANTHIA	MISCELLANEOUSCONTRACTED SERVIC	90.00
12/13/2022	JOHNSON, LANCE	MISCELLANEOUSCONTRACTED SERVIC	431.54
12/13/2022	JOHNSON, TERRANCE	MISCELLANEOUSCONTRACTED SERVIC	90.00
12/13/2022	JONES, KARL	MISCELLANEOUSCONTRACTED SERVIC	65.00
12/13/2022	KORNEGAY, JERMAINE	MISCELLANEOUSCONTRACTED SERVIC	65.00
12/13/2022	MACK, REBERT	MISCELLANEOUSCONTRACTED SERVIC	426.00
12/13/2022	MAILLOUX, TREASURE	MISCELLANEOUSCONTRACTED SERVIC	90.00
12/13/2022	MEYER, TROY	MISCELLANEOUSCONTRACTED SERVIC	100.00
12/13/2022	ROBINSON, CHRISTOPHER	MISCELLANEOUSCONTRACTED SERVIC	433.55
12/13/2022	SANDIFER, KEVIN	MISCELLANEOUSCONTRACTED SERVIC	225.00
12/13/2022	SHORT, KENDTRELL	MISCELLANEOUSCONTRACTED SERVIC	90.00
12/13/2022	SMITH, KAYLEE	MISCELLANEOUSCONTRACTED SERVIC	90.00
12/13/2022	SMITH, RODRICK	MISCELLANEOUSCONTRACTED SERVIC	150.00
12/13/2022	SOLTES, TRENT	MISCELLANEOUSCONTRACTED SERVIC	220.00
12/13/2022	TRICE, PATRICIA	MISCELLANEOUSCONTRACTED SERVIC	60.00
12/13/2022	UNITED SITE SERVICES OF TEXAS INC	OTHER RECEIVABLES	548.50
12/13/2022	UNIVERSITY OF TEXAS AT AUSTIN, UIL, UIL	MISCELLANEOUS OPERATING COSTS	1,368.64
12/15/2022	DALLAS ISD ATHLETICS	MISCELLANEOUS OPERATING COSTS	3,512.71
12/15/2022	MIDLOTHIAN ISD ATHLETICS	MISCELLANEOUS OPERATING COSTS	3,512.71

MANSFIELD INDEPENDENT SCHOOL DISTRICT

Fund Disbursement Report for 12/1/2022 through 12/31/2022

<u>DATE PAID</u>	<u>NAME</u>	<u>ITEM DESCRIPTION</u>	<u>AMOUNT</u>
826 - UIL			
12/15/2022	UNIVERSITY OF TEXAS AT AUSTIN, UIL, UIL	MISCELLANEOUS OPERATING COSTS	3,612.00
12/20/2022	ALVARADO, ARMANDO	MISCELLANEOUSCONTRACTED SERVIC	65.00
12/20/2022	AWARDS 4 WINNERS	MISCELLANEOUS OPERATING COSTS	735.14
12/20/2022	BAILEY, WILLIAM	MISCELLANEOUSCONTRACTED SERVIC	376.50
12/20/2022	BAINES, RONNIE	MISCELLANEOUSCONTRACTED SERVIC	414.38
12/20/2022	BURKE, RONALD	MISCELLANEOUSCONTRACTED SERVIC	110.00
12/20/2022	CARAWAY, CELSI	MISCELLANEOUSCONTRACTED SERVIC	90.00
12/20/2022	CITIBANK	MISCELLANEOUS OPERATING COSTS	391.04
12/20/2022	CURRY, DARRELL	MISCELLANEOUSCONTRACTED SERVIC	255.00
12/20/2022	DENBOW, RANDALL	MISCELLANEOUSCONTRACTED SERVIC	90.00
12/20/2022	GLENN, RILEY	MISCELLANEOUSCONTRACTED SERVIC	125.00
12/20/2022	HAMILTON, KILLEION	MISCELLANEOUSCONTRACTED SERVIC	65.00
12/20/2022	HARGIS, CHERYL	MISCELLANEOUSCONTRACTED SERVIC	70.00
12/20/2022	HARGIS, LATOYA	MISCELLANEOUSCONTRACTED SERVIC	70.00
12/20/2022	HOLLEY, MARK	MISCELLANEOUSCONTRACTED SERVIC	255.00
12/20/2022	HOLMES, DIANTHIA	MISCELLANEOUSCONTRACTED SERVIC	90.00
12/20/2022	JOHNSON, TERRANCE	MISCELLANEOUSCONTRACTED SERVIC	90.00
12/20/2022	LAWS, BRANDON	MISCELLANEOUSCONTRACTED SERVIC	90.00
12/20/2022	MAILLOUX, TREASURE	MISCELLANEOUSCONTRACTED SERVIC	90.00
12/20/2022	MAILLOUX, TREASURE	MISCELLANEOUSCONTRACTED SERVIC	90.00
12/20/2022	MARSHALL, SCOTT	MISCELLANEOUSCONTRACTED SERVIC	70.00
12/20/2022	MEYER, TROY	MISCELLANEOUSCONTRACTED SERVIC	125.00
12/20/2022	MOLINAR, MICHAEL	MISCELLANEOUSCONTRACTED SERVIC	65.00
12/20/2022	MOSS, KASHANNON	MISCELLANEOUSCONTRACTED SERVIC	90.00
12/20/2022	NICHOLS, BRYAN	MISCELLANEOUSCONTRACTED SERVIC	385.06
12/20/2022	NIEVES, MIGUEL	MISCELLANEOUSCONTRACTED SERVIC	225.00
12/20/2022	SHORT, KENDTRELL	MISCELLANEOUSCONTRACTED SERVIC	90.00
12/20/2022	SHORT, KENTRICE	MISCELLANEOUSCONTRACTED SERVIC	90.00
12/20/2022	SHORT, TY	MISCELLANEOUSCONTRACTED SERVIC	90.00
12/20/2022	SMITH, ALVIE	MISCELLANEOUSCONTRACTED SERVIC	255.00
12/20/2022	SMITH, KAYLEE	MISCELLANEOUSCONTRACTED SERVIC	90.00
12/20/2022	SMITH, MACKENZIE	MISCELLANEOUSCONTRACTED SERVIC	65.00
12/20/2022	SMITH, RODRICK	MISCELLANEOUSCONTRACTED SERVIC	200.00
12/20/2022	SMITH, RODNEY	MISCELLANEOUSCONTRACTED SERVIC	220.00
12/20/2022	TAYLOR, JOSHUA	MISCELLANEOUSCONTRACTED SERVIC	371.19
12/20/2022	WOLBERS, ROBERT	MISCELLANEOUSCONTRACTED SERVIC	100.00
826 - UIL			33,291.03
865 - STUDENT ACTIVITY FUND			
12/2/2022	AMAZON CAPITAL SERVICES INC	GENERAL SUPPLIES	557.13
12/2/2022	AMAZON CAPITAL SERVICES INC	MISCELLANEOUS OPERATING COSTS	107.92
12/2/2022	CIRCLE THEATRE, INC	MISCELLANEOUS OPERATING COSTS	143.00
12/2/2022	CITY OF MIDLOTHIAN / ATTN: CONFERENCE C	MISCELLANEOUSCONTRACTED SERVIC	500.00
12/2/2022	KEY CLUB INTERNATIONAL	MISCELLANEOUS OPERATING COSTS	2,639.00
12/2/2022	SPIRIT WORX	MISCELLANEOUS OPERATING COSTS	1,443.72
12/2/2022	TEXAS HIGH SCHOOL BBQ COOKERS ASSOC	MISCELLANEOUS OPERATING COSTS	400.00
12/2/2022	VISTAR	MISCELLANEOUS OPERATING COSTS	2,476.29
12/6/2022	AMAZON CAPITAL SERVICES INC	GENERAL SUPPLIES	37.98
12/6/2022	BEN E. KEITH COMPANY	MISCELLANEOUS OPERATING COSTS	2,873.10
12/6/2022	CHAPMAN, DAKOTA	MISCELLANEOUSCONTRACTED SERVIC	1,750.00
12/6/2022	CHEERSOUNDS MUSIC TRAINING, LLC	MISCELLANEOUSCONTRACTED SERVIC	99.00
12/6/2022	DANIELSON, LORI	MISCELLANEOUSCONTRACTED SERVIC	480.00
12/6/2022	DEARINGER, RACHEL	MISCELLANEOUS OPERATING COSTS	159.00
12/6/2022	GANDY INK	MISCELLANEOUS OPERATING COSTS	2,870.00
12/6/2022	GOT SPIRIT?	MISCELLANEOUS OPERATING COSTS	2,455.00

MANSFIELD INDEPENDENT SCHOOL DISTRICT

Fund Disbursement Report for 12/1/2022 through 12/31/2022

<u>DATE PAID</u>	<u>NAME</u>	<u>ITEM DESCRIPTION</u>	<u>AMOUNT</u>
865 - STUDENT ACTIVITY FUND			
12/6/2022	HUNTER, JENNIFER	MISCELLANEOUSCONTRACTED SERVIC	240.00
12/6/2022	JASON'S DELI, MANSFIELD	MISCELLANEOUS OPERATING COSTS	181.62
12/6/2022	LINDSTROM, MACIE	MISCELLANEOUSCONTRACTED SERVIC	125.00
12/6/2022	MALLETT, LELAND	MISCELLANEOUS OPERATING COSTS	303.00
12/6/2022	MALLORY SCREEN PRINT & EMBROIDERY	MISCELLANEOUS OPERATING COSTS	2,030.00
12/6/2022	POSEY, AVA	OTHER REVENUES FROM LOCAL SOUR	27.71
12/6/2022	PRIDE OF TEXAS MUSIC FESTIVALS	MISCELLANEOUS OPERATING COSTS	4,860.00
12/6/2022	PROFORMA A-Z SPECIALTIES	MISCELLANEOUS OPERATING COSTS	3,027.30
12/6/2022	RAISING CANES #234	MISCELLANEOUS OPERATING COSTS	106.00
12/6/2022	SPURGEON, DARREN	MISCELLANEOUSCONTRACTED SERVIC	200.00
12/6/2022	TEXAS ASSOCIATION OF JOURNALISM EDUC,	MISCELLANEOUS OPERATING COSTS	320.00
12/6/2022	WESTERN - BRW PAPER CO, OVOL USA	GENERAL SUPPLIES	47.45
12/6/2022	WILSON, SPENCER	MISCELLANEOUSCONTRACTED SERVIC	280.00
12/6/2022	ZABORAC, PAUL	MISCELLANEOUSCONTRACTED SERVIC	240.00
12/8/2022	AMAZON CAPITAL SERVICES INC	GENERAL SUPPLIES	1,979.50
12/8/2022	EDUCATIONAL THEATRE ASSOCIATION	MISCELLANEOUS OPERATING COSTS	229.00
12/8/2022	GANDY INK	MISCELLANEOUS OPERATING COSTS	647.50
12/8/2022	MCKINNEY ISD	MISCELLANEOUS OPERATING COSTS	350.00
12/8/2022	MJ&JT ENTERPRISES DBA WILLOW WOODS E	MISCELLANEOUSCONTRACTED SERVIC	1,000.00
12/8/2022	SOULMAN'S BAR-B-QUE, LLC	MISCELLANEOUS OPERATING COSTS	278.83
12/8/2022	SPIRIT WORX	MISCELLANEOUS OPERATING COSTS	302.77
12/8/2022	STAPLES ADVANTAGE	GENERAL SUPPLIES	158.05
12/8/2022	TMEA REGION 5 MS/JH BAND	MISCELLANEOUS OPERATING COSTS	624.00
12/8/2022	WEISSMAN	GENERAL SUPPLIES	797.14
12/8/2022	WILSON, SAXON	MISCELLANEOUSCONTRACTED SERVIC	150.00
12/9/2022	ANDYMARK INC	GENERAL SUPPLIES	231.69
12/9/2022	FAST SPORTS PERFORMANCE & TUMBLING, .	MISCELLANEOUS OPERATING COSTS	975.00
12/13/2022	ALL APPAREL AND MORE, TOURIN AND CONS	MISCELLANEOUS OPERATING COSTS	1,892.00
12/13/2022	ARTA TRAVEL	MISCELLANEOUS OPERATING COSTS	4,681.15
12/13/2022	B&H PHOTO-VIDEO-PRO-AUDIO	GENERAL SUPPLIES	766.93
12/13/2022	BEN E. KEITH COMPANY	MISCELLANEOUS OPERATING COSTS	88.28
12/13/2022	CHICK-FIL-A #01021, N WALNUT CREEK	MISCELLANEOUS OPERATING COSTS	83.49
12/13/2022	CHICK-FIL-A #03011, E BROAD STREET	MISCELLANEOUS OPERATING COSTS	60.00
12/13/2022	GEORGE WASHINGTON UNIVERSITY, SCHOL.	MISCELLANEOUS OPERATING COSTS	600.00
12/13/2022	MANSFIELD OIL COMPANY	MISCELLANEOUS OPERATING COSTS	19.39
12/13/2022	MARKET IMPACT	GENERAL SUPPLIES	4,278.83
12/13/2022	MARKIM GROUP, THE, J. MARK MATTHEWS	MISCELLANEOUS OPERATING COSTS	1,280.00
12/13/2022	MAVERICK JACKETS	MISCELLANEOUS OPERATING COSTS	45.00
12/13/2022	MUSIC AND ARTS CENTER - ATTN: ACCOUNTS	GENERAL SUPPLIES	1,200.00
12/13/2022	NATIONAL FFA ORGANIZATION	MISCELLANEOUS OPERATING COSTS	929.00
12/13/2022	PROFORMA A-Z SPECIALTIES	MISCELLANEOUS OPERATING COSTS	1,080.90
12/13/2022	TASC DISTRICT 3 HIGH SCHOOL	MISCELLANEOUS OPERATING COSTS	1,330.00
12/13/2022	WHALEY, SUMMYR	MISCELLANEOUSCONTRACTED SERVIC	400.00
12/15/2022	ARTA TRAVEL	MISCELLANEOUS OPERATING COSTS	11,407.00
12/15/2022	CENTURY RESOURCES LLC	MISCELLANEOUS OPERATING COSTS	28.16
12/15/2022	CHAMPION TEAMWEAR, IT'SGREEKTOME	GENERAL SUPPLIES	2,966.76
12/15/2022	CHICK-FIL-A #03011, E BROAD STREET	MISCELLANEOUS OPERATING COSTS	458.66
12/15/2022	DOMINO'S PIZZA PARENT COMPANY	MISCELLANEOUS OPERATING COSTS	298.57
12/15/2022	THE FORT WORTH CLUB	MISCELLANEOUSCONTRACTED SERVIC	1,500.00
12/15/2022	NOTHING BUNDT CAKES, NBC MANSFIELD	MISCELLANEOUS OPERATING COSTS	18.00
12/15/2022	PC TABLES LLC	GENERAL SUPPLIES	140.00
12/15/2022	PEPWEAR, LLC	MISCELLANEOUS OPERATING COSTS	1,578.41
12/15/2022	RITZ, HOWARD	MISCELLANEOUS OPERATING COSTS	228.22
12/15/2022	ROZNOWSKI, TINA	OTHER REVENUES FROM LOCAL SOUR	35.00
12/15/2022	SIMS, PORSCHA	MISCELLANEOUSCONTRACTED SERVIC	250.00

MANSFIELD INDEPENDENT SCHOOL DISTRICT

Fund Disbursement Report for 12/1/2022 through 12/31/2022

<u>DATE PAID</u>	<u>NAME</u>	<u>ITEM DESCRIPTION</u>	<u>AMOUNT</u>
865 - STUDENT ACTIVITY FUND			
12/15/2022	SUN, HONG	OTHER REVENUES FROM LOCAL SOUR	70.00
12/15/2022	TEXAS PUBLIC SAFETY ASSOCIATION	MISCELLANEOUS OPERATING COSTS	250.00
12/20/2022	ALL APPAREL AND MORE, TOURIN AND CONS	MISCELLANEOUS OPERATING COSTS	0.00
12/20/2022	AMERICAN ASSOC OF TEACHERS OF SPANIS	MISCELLANEOUS OPERATING COSTS	35.00
12/20/2022	BAAS, JAMES	MISCELLANEOUSCONTRACTED SERVIC	2,100.00
12/20/2022	BEN E. KEITH COMPANY	GENERAL SUPPLIES	428.39
12/20/2022	BEN E. KEITH COMPANY	MISCELLANEOUS OPERATING COSTS	101.77
12/20/2022	BUSINESS PROFESSIONALS OF AMERICA, AF	MISCELLANEOUS OPERATING COSTS	225.00
12/20/2022	CHAMPION TEAMWEAR, IT'SGREEKTOME	GENERAL SUPPLIES	1,852.02
12/20/2022	CHICK-FIL-A #01021, N WALNUT CREEK	MISCELLANEOUS OPERATING COSTS	139.86
12/20/2022	CICI'S PIZZA #412 WALNUT CREEK	MISCELLANEOUS OPERATING COSTS	315.00
12/20/2022	CITIBANK	GENERAL SUPPLIES	551.10
12/20/2022	CITIBANK	MISCELLANEOUS OPERATING COSTS	41,100.92
12/20/2022	FORT WORTH BOTANICAL SOCIETY	MISCELLANEOUS OPERATING COSTS	-440.00
12/20/2022	GROSS, JULIE	MISCELLANEOUS OPERATING COSTS	263.25
12/20/2022	HOME DEPOT, TAX #9218276983	GENERAL SUPPLIES	56.18
12/20/2022	HYPED UP ENTERTAINMENT	MISCELLANEOUSCONTRACTED SERVIC	500.00
12/20/2022	KIDD, ELIZABETH	MISCELLANEOUSCONTRACTED SERVIC	100.00
12/20/2022	MANSFIELD FIELDHOUSE, LLC	MISCELLANEOUSCONTRACTED SERVIC	5,700.00
12/20/2022	MUSIC AND ARTS CENTER - ATTN: ACCOUNTS	GENERAL SUPPLIES	1,308.53
12/20/2022	ORIENTAL TRADING COMPANY, INC	GENERAL SUPPLIES	142.72
12/20/2022	PASSMORE, JONATHAN	MISCELLANEOUSCONTRACTED SERVIC	200.00
12/20/2022	PEPWEAR, LLC	MISCELLANEOUS OPERATING COSTS	1,421.77
12/20/2022	PTP ENTERTAINMENT LLC	MISCELLANEOUSCONTRACTED SERVIC	400.00
12/20/2022	SANCHEZ, RUDY	MISCELLANEOUSCONTRACTED SERVIC	250.00
12/20/2022	SHOWTIME INTERNATIONAL	MISCELLANEOUS OPERATING COSTS	2,230.00
12/20/2022	SOULMAN'S BAR-B-QUE, LLC	MISCELLANEOUS OPERATING COSTS	1,079.32
12/20/2022	TARPLEY MUSIC CO. INC.	MISCELLANEOUSCONTRACTED SERVIC	1,999.00
12/20/2022	TMEA REGION 5 BAND	MISCELLANEOUS OPERATING COSTS	2,189.50
12/20/2022	TUXEDO CONNECT LLC	GENERAL SUPPLIES	1,276.03
12/20/2022	WE HELP TWO LLC	MISCELLANEOUS OPERATING COSTS	367.40
12/20/2022	WORLD'S FINEST CHOCOLATE INC	MISCELLANEOUS OPERATING COSTS	13,620.00
865 - STUDENT ACTIVITY FUND			156,179.21
876 - CAMPUS SUNSHINE FUNDS			
12/6/2022	AMPED UP LEARNING	DUE TO OTHER	428.67
12/6/2022	FLOWERS, ETC	DUE TO OTHER	75.90
12/15/2022	DOMINO'S PIZZA PARENT COMPANY	DUE TO OTHER	116.83
12/20/2022	CITIBANK	DUE TO OTHER	441.58
876 - CAMPUS SUNSHINE FUNDS			1,062.98
			8,898,467.55

MANSFIELD INDEPENDENT SCHOOL DISTRICT

Fund Disbursement Report for 12/1/2022 through 12/31/2022

<u>FUND</u>	<u>TOTAL</u>
181 - ATHLETIC FUND	81,736.96
195 - ADVERTISING FUND	128,033.37
196 - SPECIAL OPERATING FUND	42,759.28
198 - HIGH SCHOOL ALLOTMENT	18,880.87
199 - GENERAL OPERATING	3,266,621.78
211 - ESEA TITLE I; IMPROVING BASIC	69,664.93
224 - IDEA-B FORMULA	90,370.72
225 - IDEA-B PRE-SCHOOL	230.49
240 - CHILD NUTRITION FUND	890,275.68
244 - CAREER & TECHNOLOGY BASIC GRAN	27,260.36
255 - TITLE II, PART A: TEA/PRIN TRA	8,490.16
263 - TITLE III, PART A, LIMITED ENG	1,894.28
265 - 21ST CENTURY GRANT	11,116.88
281 - ESSER II/PPRP GRANTS	261,801.34
282 - ESSER III / AIR FORCE JR ROTC	25,749.56
284 - ARP IDEA FORMULA	80,690.96
289 - LEP PROGRAM	1,881.67
410 - STATE TEXTBOOK FUND	474.00
429 - MISC STATE GRANTS	315.70
461 - GOVERNMENT ACTIVITY FUND	171,341.31
492 - FALL 2011 EDUCATION FOUND GRAN	13,935.47
617 - 2017 BOND PROGRAM	1,300,275.86
698 - CAPITAL PROJECTS-MISC	2,160,417.52
711 - DAY CARE	17,356.64
712 - NATATORIUM	36,358.54
826 - UIL	33,291.03
865 - STUDENT ACTIVITY FUND	156,179.21
876 - CAMPUS SUNSHINE FUNDS	1,062.98
	<hr/>
	8,898,467.55
	<hr/> <hr/>

**Mansfield ISD
Payroll Check Summary Report
2022-2023**

	Check(s)	Deposit(s)	Contract	Other	Taxable	Federal Tax	Gross Subject	Federal	State	Soc Sec	Other	Reimbursed	Taxable		
	Reported	Reported	Pay	Pay	Benefits	Shelter Amt	to Fed Tax	Tax	Tax	Tax	Deductions	Deductions	Benefits	Net Pay	
			+	+	+	-	=	-	-	-	-	+	-	=	
Summary Totals	07/01-07/31/2022	47	6,144	18,589,267.66	2,980,645.22	0.00	3,255,339.82	18,314,573.06	1,400,951.39	0.00	294,239.88	638,779.61	0.00	0.00	15,980,602.18
Summary Totals	08/01-08/31/2022	50	5,376	18,775,876.37	2,031,469.79	0.00	3,147,563.81	17,659,782.35	1,425,674.05	0.00	283,764.99	618,577.21	0.00	0.00	15,331,766.10
Summary Totals	09/01-09/30/2022	108	6,446	19,987,348.01	3,014,631.96	0.00	3,360,618.62	19,641,361.35	1,535,176.76	0.00	314,754.00	662,728.31	0.00	0.00	17,128,702.28
Summary Totals	10/01-10/31/2022	90	6,060	19,946,555.78	3,056,013.37	0.00	3,379,384.46	19,623,184.69	1,553,911.42	0.00	314,596.41	706,227.17	0.00	0.00	17,048,449.69
Summary Totals	11/01-11/30/2022	107	6,616	19,953,856.52	3,560,202.62	0.00	3,414,412.72	20,099,646.42	1,584,535.09	0.00	322,049.57	716,432.73	0.00	0.00	17,476,629.03
Summary Totals	12/01/12/31/2022	151	8,062	19,930,458.09	4,675,693.57	0.00	3,524,333.78	21,081,817.88	1,630,264.55	0.00	337,877.60	736,682.68	0.00	0.00	18,376,993.05
Summary Totals	01/01-01/31/2023														
Summary Totals	02/01-02/28/2023														
Summary Totals	03/01-03/31/2023														
Summary Totals	04/01-04/30/2023														
Summary Totals	05/01-05/31/2023														
Summary Totals	06/01-06/30/2023														
Summary Totals	2022-2023	553	38,704	117,183,362.43	19,318,656.53	0.00	20,081,653.21	116,420,365.75	9,130,513.26	0.00	1,867,282.45	4,079,427.71	0.00	0.00	101,343,142.33

MANSFIELD INDEPENDENT SCHOOL DISTRICT
12/01/2022 through 12/31/2022

DATE PAID	VENDOR NAME	AMOUNT	INVOICE DESCRIPTION
12/2/2022	LABATT FOOD SERVICE	113,277.91	Food
12/6/2022	LABATT FOOD SERVICE	86,269.48	Food
12/6/2022	RED GOLD LLC	35,282.52	Food
12/8/2022	LABATT FOOD SERVICE	88,134.60	Food
12/8/2022	SMART MOUTH FOODS	33,965.92	Food
12/13/2022	LABATT FOOD SERVICE	44,009.91	Food
12/15/2022	LABATT FOOD SERVICE	199,690.49	Food
12/20/2022	LABATT FOOD SERVICE	72,162.79	Food
12/2/2022	CITY OF MANSFIELD	27,039.84	2022-2023 Security - Additional Campus Police
12/8/2022	ARLINGTON UTILITIES	26,261.47	Utilities - Water
12/15/2022	MEDSTAR MOBILE HEALTHCARE	37,200.00	MedStar Contract
12/20/2022	TREBRON COMPANY, INC.	106,233.66	LightSpeed Filter
12/2/2022	IMAGINE LEARNING	261,801.34	Digital Learning grades 6-12th 22-23
12/2/2022	LONE STAR FURNISHINGS, LLC	130,425.53	Furniture for Pre-K setup
12/2/2022	MBM FINANCIAL INTERESTS, LP	205,365.00	Yearly Marimon Contract 2022-2023
12/2/2022	MEDHEALTH	28,076.71	2022-2023 Renewal of Methodist Medical Clinic
12/2/2022	PETROLEUM TRADERS CORPORATION	54,129.21	Fuel
12/2/2022	REPUBLIC SERVICES INC	70,136.40	Utilities - Trash
12/6/2022	CDW GOVERNMENT	1,469,432.27	Technology various campus
12/6/2022	GENUINE PARTS COMPANY-NAPA	53,239.72	Parts and fluids Bus shop
12/6/2022	GLOBAL ASSET	111,678.40	Laptops
12/6/2022	LEE LEWIS CONSTRUCTION, INC	169,866.10	Phase 3 Renovations, Elem, Middle and Intermediate
12/6/2022	PETROLEUM TRADERS CORPORATION	27,928.79	Fuel
12/6/2022	TXU ENERGY RETAIL COMPANY LLC	378,079.06	Utilities - Electric
12/6/2022	UPSTAGE CENTER, INC	35,022.72	Labor for November 2022 - Center
12/6/2022	WINSTON WATER COOLER OF FT WORTH	260,465.98	District wide replaced leased water coolers
12/8/2022	CDW GOVERNMENT	48,233.59	Technology Nancy Neal
12/9/2022	EAB GLOBAL INC	34,621.00	Annual membership - District Leadership Forum
12/13/2022	ADVANCED FOUNDATION REPAIR LP	199,700.00	698 - THS 004 Fieldhouse Foundation Repair
12/13/2022	CAS-CLAIMS ADMINISTRATIVE SVCS	44,433.89	Nov 18-30, Dec 1-6 2022 Claims costs
12/13/2022	CENTRAL APPRAISAL DISTRICT OF JOHNSON COUNTY	64,356.41	2022-2023 property tax appraisal services for Johnson County
12/13/2022	CONTERRA ULTRA BROADBAND LLC	28,593.62	Fiber for district
12/13/2022	LEE LEWIS CONSTRUCTION, INC	82,351.35	617 - Phase 3 Multi Campus Renovations - Elementary, Middle, Intermediate
12/13/2022	PETROLEUM TRADERS CORPORATION	25,174.00	Fuel
12/13/2022	UPSTAGE CENTER, INC	28,185.98	Labor for November 2022 - Center
12/15/2022	MASSEY SERVICES, INC.	41,043.00	Fall ant bait, Indoor pest control
12/20/2022	AUTHERS BUILDING GROUP LLC	218,063.95	617 - 700 110 Davis ES Fine Art Academy Renovation
12/20/2022	TRAVEL/MEALS (CITIBANK)	123,545.16	Travel, Meals and supplies district wide, tolls
12/20/2022	ENVIROMATIC SYSTEMS OF FT WORTH, INC	208,956.00	MISD Facilities web event reliable controls
12/20/2022	OFFICE TELESYSTEMS LLC	30,088.97	617 - 702 Coble, Jones, Jobe Bulk Cabling CAT6
12/20/2022	PETROLEUM TRADERS CORPORATION	54,157.99	Fuel
12/20/2022	PHILLIPS MAY CORPORATION	369,930.00	Martinez Play court
12/20/2022	ROMEO MUSIC LLC	58,612.15	Timbers- Fine Arts Academy - Piano and Equipment
12/20/2022	TARRANT APPRAISAL DISTRICT	273,891.38	Property tax appraisal service for 2022-2023
12/20/2022	WENGER CORPORATION	39,549.93	Furniture Fine Arts - Middle Schools
Total		<u>6,098,664.19</u>	



**Board of School Trustees
Mansfield Independent School District**

TITLE: Financial Reports

DATE: January 24, 2023

INFORMATION

BACKGROUND:

Each month, financial reports are prepared detailing the status of the District's budget as of the most recent accounting period. To increase financial transparency, the following additional reports are included:

- Balance Sheet – Governmental Funds
- Project Detail –Bond Programs
- Combining Statement of Net Position – Proprietary Funds

The fund balance and net position figures are the unaudited balances carried from 2021-22.

The reports are as of December 31, 2022. The financial reports are separated into revenue and expenditures. Expenditures are reported by summary by function and by object series.

Year to date totals and percentages are calculated. Payroll costs should represent (6/12) of the 12-month budget for 50.00%. General Fund actual expenditures for salaries through December 2022 are 49.27%. Variance in the expenditures for the payroll object percentage will be due to vacancies, changes in personnel, demographics, stipend schedules, auxiliary weeks, and benefit elections.

The financial statement for the 2XX, 3XX, and 4XX special revenue funds (excluding Fund 240 & 242 School Nutrition) is presented in a single format for expenditures intended to provide specific information about funds received through federal, state, and local sources that are accounted for outside the General Operating fund.

Accounting code definitions for the function and object codes are included in addition to bond project descriptions.

MANSFIELD INDEPENDENT SCHOOL DISTRICT
GENERAL FUND 181-199
STATEMENT OF REVENUES, EXPENDITURES, AND CHANGES IN FUND BALANCE
FOR THE SIX MONTHS ENDING DECEMBER 31, 2022

	CURRENT YEAR 2022-2023					PRIOR YEAR 2021-22				
	Original Budget	Amended Budget	December 2022	Actual Year to Date	Actual to Budget	Original Budget	Amended Budget	December 2021	Actual Year to Date	Actual to Budget
REVENUES:										
Local and Intermediate Sources	\$ 191,829,230	\$ 193,757,716	\$ 93,966,390	\$ 110,837,853	57.20%	\$ 181,932,142	\$ 186,402,142	\$ 96,903,080	\$ 115,742,673	62.09%
State Program Revenues	148,346,726	149,936,212	3,812,161	72,887,230	48.61%	157,601,332	153,484,939	2,724,435	87,421,025	56.96%
Federal Program Revenues	5,200,000	5,200,000	190,737	531,835	10.23%	2,700,000	7,050,600	1,001,332	1,594,815	22.62%
Other Financing Sources	-	-	86,289	614,680	0.00%	-	915,000	63,215	357,888	39.11%
Total revenues	\$ 345,375,956	\$ 348,893,928	\$ 98,055,577	\$ 184,871,598	52.99%	\$ 342,233,474	\$ 347,852,681	\$ 100,692,062	\$ 205,116,401	58.97%
EXPENDITURE SUMMARY BY FUNCTION:										
11 - Instructional	206,641,535	206,643,317	17,257,822	100,504,822	48.64%	\$ 203,086,399	\$ 197,781,576	\$ 16,969,317	\$ 95,462,939	48.27%
12 - Instructional Resources and Media Services	3,935,823	3,944,694	331,811	1,960,586	49.70%	3,961,965	4,216,052	310,528	1,984,639	47.07%
13 - Curriculum and Instructional Staff Development	4,360,492	4,381,265	283,796	1,903,431	43.44%	4,873,732	4,471,647	321,041	2,130,092	47.64%
21 - Instructional Leadership	5,607,539	5,703,445	515,032	2,977,348	52.20%	4,639,454	5,609,100	417,444	2,571,440	45.84%
23 - School Leadership	21,073,767	21,127,613	1,812,401	10,635,183	50.34%	20,234,031	20,693,264	1,711,708	9,848,894	47.59%
31 - Guidance, Counseling and Evaluation	10,517,024	10,513,618	838,167	5,079,649	48.31%	10,449,446	10,631,840	837,513	5,038,608	47.39%
32 - Social Work Services	-	-	-	-	0.00%	-	-	-	-	0.00%
33 - Health Services	5,436,450	5,440,520	425,328	2,552,062	46.91%	5,334,162	5,203,041	420,610	2,442,046	46.93%
34 - Student (Pupil) Transportation	14,635,176	14,541,430	1,679,252	8,455,929	58.15%	16,640,833	18,145,488	1,632,688	9,607,925	52.95%
35 - Food Services	12,000	12,000	-	-	0.00%	12,000	62,000	-	-	0.00%
36 - Cocurricular/Extra Curricular Activities	10,395,765	10,492,473	863,540	5,006,942	47.72%	10,046,996	11,017,164	804,748	4,788,953	43.47%
41 - General Administration	8,375,574	8,243,764	562,036	3,764,886	45.67%	7,965,366	8,338,474	585,883	3,627,951	43.51%
51 - Plant Maintenance and Facility Services	38,697,533	39,119,517	2,931,777	19,144,897	48.94%	38,391,063	35,847,586	2,892,027	17,738,930	49.48%
52 - Security and Monitoring Services	7,081,690	7,099,530	668,672	3,774,639	53.17%	6,628,656	7,671,851	747,829	3,691,674	48.12%
53 - Data Processing Services	6,664,087	6,885,874	385,647	3,349,124	48.64%	8,157,822	8,071,317	310,544	2,624,292	32.51%
61 - Community Services	339,549	338,139	14,794	203,833	60.28%	353,463	565,961	18,837	174,027	30.75%
71 - Debt Administration - Principal	157,600	157,600	-	-	0.00%	157,600	857,600	-	-	0.00%
81 - Facilities and Acquisition & Construction	-	-	-	-	0.00%	-	5,000	-	-	0.00%
93 - Shared Service Arrangement	-	-	-	-	0.00%	-	-	-	-	0.00%
95 - Payments to Juvenile Justice Alternative Program	25,000	25,000	-	-	0.00%	25,000	25,000	-	-	0.00%
99 - Other intergovernmental Charges	1,419,352	1,419,352	338,248	975,789	68.75%	1,275,486	1,275,486	318,770	921,547	72.25%
Other Financing Uses	-	20,000	-	20,000	100.00%	-	18,015,000	-	8,015,000	44.49%
Total expenditures	\$ 345,375,956	\$ 346,109,151	\$ 28,908,323	\$ 170,309,120	49.21%	\$ 342,233,474	\$ 358,504,447	\$ 28,299,487	\$ 170,668,957	47.61%
EXPENDITURE SUMMARY BY OBJECT:										
61XX - Payroll Costs	\$ 297,927,315	\$ 296,244,683	\$ 26,272,646	\$ 145,967,617	49.27%	\$ 289,061,672	\$ 284,525,096	\$ 24,911,951	\$ 137,428,819	48.30%
62XX - Professional and Contracted Services	23,398,251	23,515,249	1,672,627	9,746,072	41.45%	21,928,188	23,783,855	1,806,020	9,528,764	40.06%
63XX - Supplies and Materials	15,407,696	16,963,033	794,686	8,676,265	51.15%	18,477,773	19,969,541	1,149,943	8,140,268	40.76%
64XX - Other Operating Expenses	7,987,903	8,853,069	161,474	5,851,846	66.10%	8,195,490	7,828,240	364,680	4,741,145	60.56%
65XX - Debt Administration	157,600	157,600	-	-	0.00%	157,600	857,600	-	-	0.00%
66XX - Capital Outlay Expenses	497,191	355,517	6,890	47,320	13.31%	4,412,751	3,525,115	66,893	2,814,961	79.85%
89XX - Other Uses	-	20,000	-	20,000	100.00%	-	18,015,000	-	8,015,000	44.49%
Total expenditures	\$ 345,375,956	\$ 346,109,151	\$ 28,908,323	\$ 170,309,120	49.21%	\$ 342,233,474	\$ 358,504,447	\$ 28,299,487	\$ 170,668,957	47.61%
Excess (Deficiency) of Revenues Over Expenditures	\$ -	\$ 2,784,777	\$ 69,147,254	\$ 14,562,478		\$ -	\$ (10,651,766)	\$ 72,392,575	\$ 34,447,444	

Audited Fund Balance, July 1, beginning 116,182,732
Estimated Fund Balance, December 31, ending \$ 130,745,210

MANSFIELD INDEPENDENT SCHOOL DISTRICT
STUDENT NUTRITION - FUND 240-242
STATEMENT OF REVENUES, EXPENDITURES, AND CHANGES IN FUND BALANCE
FOR THE SIX MONTHS ENDING DECEMBER 31, 2022

	CURRENT YEAR 2022-2023					PRIOR YEAR 2021-22				
	Original Budget	Amended Budget	December 2022	Actual Year to Date	Actual to Budget	Original Budget	Amended Budget	December 2021	Actual Year to Date	Actual to Budget
REVENUES:										
Local and Intermediate Sources	\$ 8,536,200	\$ 8,541,200	\$ 651,355	\$ 3,745,046	43.85%	\$ 6,985,000	\$ 1,758,000	\$ 132,534	\$ 842,507	47.92%
State Program Revenues	596,000	666,000	37,979	204,028	30.63%	103,500	103,500	67,099	266,850	257.83%
Federal Program Revenues	12,937,800	13,258,799	1,030,072	6,013,012	45.35%	11,181,650	23,348,487	1,614,823	10,345,072	44.31%
Less Indirect Costs Transferred to General Fund	-	-	-	-	0.00%	-	-	-	-	0.00%
Other Financing Sources	30,000	30,000	-	1,312	4.37%	25,000	25,000	755	1,703	6.81%
Total revenues	\$ 22,100,000	\$ 22,495,999	\$ 1,719,406	\$ 9,963,398	44.29%	\$ 18,295,150	\$ 25,234,987	\$ 1,815,211	\$ 11,456,132	45.40%
EXPENDITURES:										
35 - Food Services	\$ 22,252,641	\$ 23,570,217	\$ 1,753,648	\$ 9,331,667	39.59%	\$ 17,522,404	\$ 24,412,688	\$ 1,695,344	\$ 8,295,877	33.98%
51 - Plant Maintenance and Facility Services	317,318	317,318	37,001	152,262	47.98%	304,867	304,867	35,250	153,554	50.37%
52 - Security and Monitoring Services	-	16,790	-	16,790	100.00%	-	16,790	-	-	0.00%
Other Financing Uses	-	32,250	-	-	0.00%	-	-	-	-	0.00%
Total expenditures	\$ 22,569,959	\$ 23,936,575	\$ 1,790,649	\$ 9,500,719	39.69%	\$ 17,827,271	\$ 24,734,345	\$ 1,730,594	\$ 8,449,431	34.16%
EXPENDITURE SUMMARY BY OBJECT CODE:										
61XX - Payroll Costs	\$ 9,022,207	\$ 7,727,103	\$ 958,098	\$ 4,024,613	52.08%	\$ 7,644,180	\$ 8,237,039	\$ 951,350	\$ 3,897,398	47.32%
62XX - Professional and Contracted Services	226,800	267,741	2,369	99,550	37.18%	178,008	284,945	561	49,988	17.54%
63XX - Supplies and Materials	12,144,952	12,374,888	782,321	5,036,668	40.70%	9,891,642	15,412,027	697,909	4,387,502	28.47%
64XX - Other Operating	121,000	120,991	8,847	26,866	22.20%	38,441	94,241	10,244	39,013	41.40%
65XX	5,000	5,000	-	-	0.00%	-	5,000	-	5,000	100.00%
66XX - Capital Outlay	1,050,000	3,440,852	39,015	313,022	9.10%	75,000	701,093	70,530	70,530	10.06%
Total expenditures	\$ 22,569,959	\$ 23,936,575	\$ 1,790,650	\$ 9,500,719	39.69%	\$ 17,827,271	\$ 24,734,345	\$ 1,730,594	\$ 8,449,431	34.16%
Excess (Deficiency) of Revenues Over Expenditures	\$ (469,959)	\$ (1,440,576)	\$ (71,243)	\$ 462,679		\$ 467,879	\$ 500,642	\$ 84,617	\$ 3,006,701	

Audited Fund Balance, July 1, beginning 5,912,726

Estimated Fund Balance, December 31, ending \$ 6,375,405

MANSFIELD INDEPENDENT SCHOOL DISTRICT
DEBT SERVICE - FUND 599
STATEMENT OF REVENUES, EXPENDITURES, AND CHANGES IN FUND BALANCE
FOR THE SIX MONTHS ENDING DECEMBER 31, 2022

	CURRENT YEAR 2022-2023					PRIOR YEAR 2021-22				
	Original Budget	Amended Budget	December 2022	Actual Year to Date	Actual to Budget	Original Budget	Amended Budget	December 2021	Actual Year to Date	Actual to Budget
REVENUES:										
Local and Intermediate Sources	\$ 65,512,710	\$ 65,512,710	\$ 34,655,761	\$ 40,587,840	61.95%	\$ 62,386,011	\$ 62,386,011	\$ 32,937,646	\$ 39,078,336	62.64%
State Program Revenues	1,785,298	1,785,298	2,981,509	2,981,509	167.00%	1,250,161	1,250,161	-	1,267,812	101.41%
Other Financing Sources	-	-	-	-	0.00%	-	48,736,729	-	48,736,729	100.00%
	\$ 67,298,008	\$ 67,298,008	\$ 37,637,270	\$ 43,569,349	64.74%	\$ 63,636,172	\$ 112,372,901	\$ 32,937,646	\$ 89,082,877	79.27%
EXPENDITURES:										
71 - Debt Services	\$ 67,298,008	\$ 67,298,008	\$ -	\$ 15,843,232	23.54%	\$ 63,636,172	\$ 63,636,172	\$ 2,120	\$ 16,865,927	26.50%
Other Financing Uses	-	-	-	-	0.00%	-	48,365,000	-	48,365,000	100.00%
	\$ 67,298,008	\$ 67,298,008	\$ -	\$ 15,843,232	23.54%	\$ 63,636,172	\$ 112,001,172	\$ 2,120	\$ 65,230,927	58.24%
EXPENDITURE SUMMARY BY OBJECT CODE:										
65XX - Debt Services	\$ 67,298,008	\$ 67,298,008	\$ -	\$ 15,843,232	23.54%	\$ 63,636,172	\$ 63,636,172	\$ 2,120	\$ 16,865,927	26.50%
Other Financing Uses	-	-	-	-	0.00%	-	48,365,000	-	48,365,000	100.00%
	\$ 67,298,008	\$ 67,298,008	\$ -	\$ 15,843,232	23.54%	\$ 63,636,172	\$ 112,001,172	\$ 2,120	\$ 65,230,927	58.24%
Excess (Deficiency) of Revenues Over Expenditures	\$ -	\$ -	\$ 37,637,270	\$ 27,726,117		\$ -	\$ 371,729	\$ 32,935,526	\$ 23,851,950	

Audited Fund Balance, July 1, beginning 58,068,481

Estimated Fund Balance, December 31, ending \$ 85,794,598

**MANSFIELD INDEPENDENT SCHOOL DISTRICT
CAPITAL PROJECTS - FUND 698
STATEMENT OF REVENUES, EXPENDITURES, AND CHANGES IN FUND BALANCE
FOR THE SIX MONTHS ENDING DECEMBER 31, 2022**

	CURRENT YEAR 2022-2023					PRIOR YEAR 2021-22				
	Original Budget	Amended Budget	December 2022	Actual Year to Date	Actual to Budget	Original Budget	Amended Budget	December 2021	Actual Year to Date	Actual to Budget
REVENUES:										
Local and Intermediate Sources	\$ -	\$ -	\$ -	\$ 23,810	0.00%	\$ -	\$ -	\$ -	\$ -	0.00%
State Program Revenues	-	-	-	-	0.00%	-	-	-	-	0.00%
Federal Program Revenues	-	-	-	-	0.00%	-	-	-	-	0.00%
Other Financing Sources	-	-	-	-	0.00%	-	8,000,000	8,000,000	8,000,000	100.00%
	\$ -	\$ -	\$ -	\$ 23,810	0.00%	\$ -	\$ 8,000,000	\$ 8,000,000	\$ 8,000,000	100.00%
EXPENDITURES:										
11 - Instruction	\$ 437,519	\$ 1,895,365	\$ 261,102	\$ 1,299,505	68.56%	\$ -	\$ 463,859	\$ -	\$ -	0.00%
12 - Instructional Resources	-	2,333	-	2,333	100.00%	-	-	-	-	0.00%
13 - Curriculum	-	-	-	-	0.00%	-	90,000	-	-	0.00%
21 - Instructional Leadership	-	9,056	-	8,456	93.37%	-	-	-	-	0.00%
23 - School Leadership	-	287,300	-	202	0.07%	-	-	-	-	0.00%
31 - Guidance, Counseling	-	2,314	-	2,018	87.21%	-	-	-	-	0.00%
34 - Transportation	1,668,386	2,965,566	-	1,667,066	56.21%	-	3,006,190	-	-	0.00%
36 - Co-Curricular/Extra Curricular Activities	-	-	-	-	0.00%	-	-	-	-	0.00%
41 - General Admin	53,641	144,891	-	53,129	36.67%	-	75,395	-	-	0.00%
51 - Plant Maintenance and Facility Services	2,293,821	1,206,245	264,786	489,339	40.57%	-	2,261,604	-	-	0.00%
52 - Security & Monitoring Services	345,647	2,094,401	116,563	957,861	45.73%	-	1,410,018	-	-	0.00%
53 - Data Processing Services	-	2,716,096	1,517,967	1,792,627	66.00%	-	-	-	-	0.00%
71 - Debt Service	-	-	-	-	0.00%	-	-	-	-	0.00%
81 - Facilities and Acquisition & Construction	849,949	4,454,419	-	268,763	6.03%	272,253	898,109	-	(27,169)	-3.03%
Other Financing Uses	-	-	-	-	0.00%	-	-	-	-	0.00%
	\$ 5,648,963	\$ 15,777,986	\$ 2,160,418	\$ 6,541,299	41.46%	\$ 272,253	\$ 8,205,175	\$ -	\$ (27,169)	-0.33%
EXPENDITURE SUMMARY BY OBJECT CODE:										
61XX - Payroll Costs	\$ -	\$ -	\$ -	\$ -	0.00%	\$ -	\$ -	\$ -	\$ -	0.00%
62XX - Professional and Contracted Services	264,560	2,574,281	133,524	1,061,974	41.25%	-	1,324,004	-	-	0.00%
63XX - Supplies	555,299	5,196,026	2,026,894	3,482,345	67.02%	-	695,038	-	-	0.00%
64XX - Other Operating Expenses	-	3,486,804	-	2,136	0.06%	-	3,282	-	-	0.00%
65XX - Debt Services	-	-	-	-	0.00%	-	-	-	-	0.00%
66XX - Capital Outlay Expenses	4,829,104	4,520,875	-	1,994,844	44.13%	272,253	6,182,851	-	(27,169)	-0.44%
89XX - Other Uses	-	-	-	-	0.00%	-	-	-	-	0.00%
	\$ 5,648,963	\$ 15,777,986	\$ 2,160,418	\$ 6,541,299	41.46%	\$ 272,253	\$ 8,205,175	\$ -	\$ (27,169)	-0.33%
Excess (Deficiency) of Revenues Over Expenditures	\$ (5,648,963)	\$ (15,777,986)	\$ (2,160,418)	\$ (6,517,489)		\$ (272,253)	\$ (205,175)	\$ 8,000,000	\$ 8,027,169	

*Negative expense is due to retainage

Audited Fund Balance, July 1, beginning	15,777,987
Estimated Fund Balance, December 31, ending	<u>\$ 9,260,498</u>

**MANSFIELD INDEPENDENT SCHOOL DISTRICT
CAPITAL PROJECTS - 617
FOR THE SIX MONTHS ENDING DECEMBER 31, 2022**

Description		Budget	All Prior Years FY Activity	2021-22 FY Activity	2022-23 FYTD Activity	Total Activity	Percent Complete	Encumbered Balance	Total Projected Project Cost
7900	Bond Issuance Proceeds	\$ 275,000,000	\$ 277,233,624	\$ -	\$ -	\$ 277,233,624			
5700	Interest Income	-	3,782,976	183,785	234,754	4,201,515			
5800	State Revenue	-	167,261	26,412	16,172	209,845			
	Total Revenue	\$ 275,000,000	\$ 281,183,861	\$ 210,197	\$ 250,926	\$ 281,644,984			
-- ---- ---	000 Support Costs 010/494/800/917/999	\$ 8,410,498	\$ 5,758,892	\$ 635,891	\$ 217,155	\$ 6,611,938	78.62%	\$ 32,765	\$ 6,644,703
-- ---- ---	700 Multiple Elementary Schools	14,910,284	12,300,437	1,389,473	835,453	14,525,363	97.42%	636,494	15,161,857
-- ---- ---	701 Multiple Intermediate Schools	10,834,691	8,380,331	619,364	1,066,002	10,065,697	92.90%	1,013,139	11,078,836
-- ---- ---	702 Multiple Middle School	23,683,988	20,887,885	1,350,439	725,529	22,963,853	96.96%	936,242	23,900,095
-- ---- ---	703 Multiple High Schools, BBIA, Phoniex Academy	69,371,243	71,916,571	(3,001,793)	608,800	69,523,578	100.22%	56,600	69,580,178
-- ---- ---	704 Griffin, Transportation, 6th Avenue	58,190	2,211	12,050	48,665	62,926	108.14%	48,665	111,591
-- ---- ---	705 Newsome Stadium & Natatorium	2,770,906	1,866,059	476,752	-	2,342,811	84.55%	7,891	2,350,702
-- ---- ---	706 Multiple Facilities	4,958,039	2,237,714	1,579,334	760,468	4,577,516	92.33%	547,453	5,124,969
-- ---- ---	707 New - Brenda Norwood ES	32,412,777	32,164,799	334,665	(165,648)	32,333,816	99.76%	78,961	32,412,777
-- ---- ---	708 New - Alma Martinez IS	46,466,028	46,016,621	326,361	(125,363)	46,217,619	99.47%	417,354	46,634,973
-- ---- ---	709 New - Charlene McKinzey MS	60,963,190	60,082,446	782,481	85,235	60,950,162	99.98%	13,028	60,963,190
-- ---- ---	716 PAC Audio System Upgrade	160,166	-	160,166	-	160,166	100.00%	-	160,166
-- ---- ---	718 District Repeaters	-	-	-	-	-	0.00%	4,403,292	4,403,292
Total		\$ 275,000,000	\$ 261,613,966	\$ 4,665,183	\$ 4,056,296	\$ 270,335,445	98.30%	\$ 8,191,884	\$ 278,527,329

*Negative expense is due to retainage

**MANSFIELD INDEPENDENT SCHOOL DISTRICT
SPECIAL REVENUE FUNDS, EXCLUDING FUND 240 SCHOOL NUTRITION
MONTHLY AND YEAR TO DATE BUDGET STATUS
FOR THE SIX MONTHS ENDING DECEMBER 31, 2022**

FUND NUMBER	FUND DESCRIPTION	NOGA ID	Begin Date	End Date	GRANT AWARD/ROLL FORWARD AMOUNTS	Expenditures		
						MONTHLY ACTUAL	GRANT YEAR TO DATE ACTUAL	% EXPENDED
211	ESEA TITLE I-A	23610101220908	7/1/2022	9/30/2023	4,635,145	303,766	1,301,940	28.09%
224	IDEA-B FORMULA	236600012209086600	7/1/2022	9/30/2023	5,344,650	400,505	1,729,407	32.36%
225	IDEA -B PRESCHOOL	236610012209086610	7/1/2022	9/30/2023	57,823	4,542	20,453	35.37%
244	CARL PERKINS GRANT FOR CAREER	23420006220908	7/1/2022	8/15/2023	278,504	28,861	99,487	35.72%
255	TITLE II-A, SUPPORTING EFFECTIVE INSTRUCTION	23694501220908	7/1/2022	9/30/2023	888,762	122,202	329,974	37.13%
263	TITLE III-A, ELA	23671001220908	7/1/2022	9/30/2023	807,708	26,824	146,990	18.20%
265	NITA M. LOWEY 21ST CCLC CYCLE 11 YEAR 2	236950307110028	7/1/2022	7/31/2023	1,700,000	110,489	584,270	34.37%
272	MAC-MEDICAID ADMIN CLAIMING	N/A	9/1/2022	6/30/2023	-	-	-	0.00%
281	ESSER II	22694501220908	3/13/2020	9/30/2022	13,144,342	261,801	322,679	2.45%
282	APR ESSER III	21528001220908	3/13/2020	9/30/2024	25,199,997	19,190	16,372,183	64.97%
282	APR ESSER III	21528001220908	3/13/2020	9/30/2024	-	133,050	603,914	0.00%
284	IDEA-B Formula-ARP	225350012209085000	7/1/2021	9/30/2022	1,515,777	80,691	446,823	29.48%
289	TITLE IV-A, SUBPART 1 STUDENT SUPPORT & ACADEMIC ENRICHMENT	2368010122098	7/1/2022	9/30/2023	276,175	18,188	104,232	37.74%
385	ESC STATE SUPPLEMENT VISUALLY IMPAIRED	N/A	9/1/2022	6/30/2023	16,026	16,026	16,026	100.00%
410	STATE TEXTBOOK FUND *	25001601	4/21/2022	8/31/2022	1,861,741	474	941,615	50.58%
429	DYSLEXIA GRANT AWARD PROGRAM	22038904220908	5/18/2022	8/31/2023	87,896	316	34,731	39.51%
461	CAMPUS ACTIVITY	N/A	7/1/2022	6/30/2023	3,151,008	170,519	941,613	29.88%
492	FALL EDUCATION FOUNDATION GRANT	N/A	9/1/2022	12/31/2023	89,273	-	12,024	13.47%
492	ACADEMY FOR EARLY LEARNERS- JANDRUKO	N/A	7/1/2022	6/30/2023	105,901	13,935	26,179	24.72%
*498	MISCELLANEOUS GRANTS	N/A	7/1/2022	9/30/2023	1,273	-	92	7.23%
TOTAL SPECIAL REVENUE FUNDS					65,984,220	1,711,379	24,034,632	36.42%

**MANSFIELD INDEPENDENT SCHOOL DISTRICT
BALANCE SHEET - GOVERNMENTAL FUNDS
FOR THE SIX MONTHS ENDING DECEMBER 31, 2022**

Data

Control Codes	General Funds	Student Nutrition Fund	Debt Service Fund	Capital Projects Funds	Special Revenue Funds
Assets:					
1110 Cash and cash equivalents	\$ 206,671,059	\$ 8,080,588	\$ 41,433,948	\$ 17,212,056	3,875,913
1220 Delinquent property taxes receivables	6,822,364	-	2,245,002	-	-
1230 Allowance for uncollectible taxes (credit)	(2,590,479)	-	(852,400)	-	-
1240 Receivables from other governments	-	1,030,072	715,540	-	11,289,930
1250 Accrued interest/Unamortized Discount	165,742	-	-	85	-
1260 Due from other funds	-	-	43,645,110	3,363,210	-
1290 Other receivables	106,911	-	-	-	49,587
1300 Inventories, at cost	507,122	(34,403)	-	-	-
1410 Prepaid Items	557,732	133	-	-	-
1000 Total Assets	\$ 212,240,451	\$ 9,076,390	\$ 87,187,200	\$ 20,575,351	15,215,430
Liabilities, Deferred Inflows, and Fund Balance					
Current Liabilities:					
2110 Accounts payable	\$ 162,820	\$ -	\$ -	\$ 4,787	786
2150 Payroll deduction and withholdings	6,568,971	75,267	-	529	93,802
2160 Accrued wages payable	31,078,371	286,782	-	-	-
2170 Due to other funds	31,070,255	1,981,188	-	-	12,618,060
2180 Payable to other governments	8,246,022	13	-	-	-
2190 Due to other	104,081	-	-	-	4,028
2300 Deferred revenue	6,000	-	-	-	44,435
2400 iPad Deposits	26,836	-	-	-	-
2000 Total Liabilities	77,263,356	2,343,250	-	5,316	12,761,111
Deferred Inflows of Resources:					
2600 Unavailable revenue - student prepaid meals	4,231,885	357,735	-	-	-
2600 Unavailable revenue - property taxes	-	-	1,392,602	-	-
Total Deferred Inflows of Resources	4,231,885	357,735	1,392,602	-	-
Fund Balance					
Non-Spendable:					
3410 Inventories	507,122	(34,403)	-	-	-
3430 Prepaid items	557,732	133	-	-	-
Restricted:					
3450 Grant funds	-	6,409,675	-	-	-
3470 Capital acquisitions and contractual obligations	-	-	-	20,570,035	-
3480 Retirement of long-term debt	-	-	85,794,598	-	-
Committed:					
3510 Capital acquisitions projects	-	-	-	-	-
3545 Campus Activity	-	-	-	-	2,454,319
3600 Unassigned	129,680,356	-	-	-	-
3000 Fund Balance, ESTIMATED	130,745,210	6,375,405	85,794,598	20,570,035	2,454,319
4000 Total Liabilities, Deferred Inflows, and Fund Balance	\$ 212,240,451	\$ 9,076,390	\$ 87,187,200	\$ 20,575,351	15,215,430

**MANSFIELD INDEPENDENT SCHOOL DISTRICT
CHILDREN'S CENTER - FUND 711
STATEMENT OF REVENUES, EXPENSES, AND CHANGE IN NET POSITION
FOR THE SIX MONTHS ENDING DECEMBER 31, 2022**

	CURRENT YEAR 2022-2023					PRIOR YEAR 2021-22				
	Original Budget	Amended Budget	December 2022	Actual Year to Date	Actual to Budget	Original Budget	Amended Budget	December 2021	Actual Year to Date	Actual to Budget
OPERATING REVENUES:										
Local and Intermediate Sources	\$ 470,000	\$ 470,000	\$ 43,546	\$ 233,185	49.61%	\$ 470,000	\$ 470,000	\$ 29,301	\$ 175,218	37.28%
State Program Revenues	66,332	66,332	13,864	75,325	113.56%	56,883	56,883	11,324	62,879	110.54%
Other Financing Sources	-	-	-	-	0.00%	-	-	-	-	0.00%
Total operating revenues	\$ 536,332	\$ 536,332	\$ 57,410	\$ 308,510	57.52%	\$ 526,883	\$ 526,883	\$ 40,625	\$ 238,097	45.19%
OPERATING EXPENSES:										
52-Security & Monitoring Services	\$ -	\$ -	\$ -	\$ -	0.00%	\$ -	\$ 2,288	\$ -	\$ -	0.00%
61 - Community Services	\$ 456,025	\$ 456,025	\$ 30,198	\$ 213,717	46.87%	\$ 466,054	\$ 463,766	\$ 29,024	\$ 190,550	41.09%
Other Financing Uses	-	-	-	-	0.00%	-	-	-	-	0.00%
Total operating expenses	\$ 456,025	\$ 456,025	\$ 30,198	\$ 213,717	46.87%	\$ 466,054	\$ 466,054	\$ 29,024	\$ 190,550	40.89%
EXPENSE SUMMARY BY OBJECT CODE:										
61XX - Payroll Costs	\$ 334,675	\$ 334,675	\$ 30,505	\$ 152,539	45.58%	\$ 332,104	\$ 362,104	\$ 25,753	\$ 157,160	43.40%
62XX - Professional and Contracted Services	3,500	3,500	-	2,130	60.86%	3,200	3,200	-	2,200	68.75%
63XX - Supplies and Materials	37,550	37,550	(307)	24,568	65.43%	40,550	48,338	3,010	14,985	31.00%
64XX - Other Operating Expenses	80,300	80,300	-	34,480	42.94%	90,200	52,412	261	16,205	30.92%
66XX - Capital Outlay Expenses	-	-	-	-	0.00%	-	-	-	-	0.00%
Other Financing Uses	-	-	-	-	0.00%	-	-	-	-	0.00%
Total operating expenses	\$ 456,025	\$ 456,025	\$ 30,198	\$ 213,717	46.87%	\$ 466,054	\$ 466,054	\$ 29,024	\$ 190,550	40.89%
Operating income (loss)	\$ 80,307	\$ 80,307	\$ 27,212	\$ 94,793		\$ 60,829	\$ 60,829	\$ 11,601	\$ 47,547	
Net Position, July 1, beginning				123,151						
Estimated Fund Balance, December 31, ending				<u><u>\$ 217,944</u></u>						

**MANSFIELD INDEPENDENT SCHOOL DISTRICT
CHILDREN'S CENTER AFTERSCHOOL PROGRAM - FUND 711
STATEMENT OF REVENUES, EXPENSES, AND CHANGE IN NET POSITION
FOR THE SIX MONTHS ENDING DECEMBER 31, 2022**

	CURRENT YEAR 2022-2023					PRIOR YEAR 2021-22				
	Original Budget	Amended Budget	December 2022	Actual Year to Date	Actual to Budget	Original Budget	Amended Budget	December 2021	Actual Year to Date	Actual to Budget
OPERATING REVENUES:										
Local and Intermediate Sources	\$ -	\$ 3,111,989	\$ 266,784	\$ 1,669,658	53.65%	\$ 3,125,130	\$ 3,125,130	\$ 195,653	\$ 1,199,792	38.39%
State Program Revenues	-	-	-	-	0.00%	-	-	-	-	0.00%
Afterschool Revenues	-	-	-	-	0.00%	-	-	-	-	0.00%
Less Indirect Costs Transferred to General Fund	-	-	-	-	0.00%	-	-	-	-	0.00%
al operating revenues	\$ -	\$ 3,111,989	\$ 266,784	\$ 1,669,658	53.65%	\$ 3,125,130	\$ 3,125,130	\$ 195,653	\$ 1,199,792	38.39%
OPERATING EXPENSES:										
52 Security & Monitoring Services	\$ 2,500	\$ 2,500	\$ 2,190	\$ 4,380	175.20%	\$ 1,000	\$ 1,000	\$ -	\$ -	0.00%
61 - Community Services	\$ 3,175,821	\$ 3,175,821	\$ 194,931	\$ 1,033,516	32.54%	\$ 3,608,995	\$ 3,608,995	\$ 154,808	\$ 801,232	22.20%
Other Financing Uses	-	-	-	-	0.00%	-	-	-	-	0.00%
al operating expenses	\$ 3,178,321	\$ 3,178,321	\$ 197,121	\$ 1,037,896	32.66%	\$ 3,609,995	\$ 3,609,995	\$ 154,808	\$ 801,232	22.19%
EXPENSE SUMMARY BY OBJECT CODE:										
61XX - Payroll Costs	\$ 2,814,181	\$ 2,814,181	\$ 182,025	\$ 889,113	31.59%	\$ 3,137,397	\$ 3,132,993	\$ 149,497	\$ 751,110	23.97%
62XX - Professional and Contracted Services	21,000	20,954	574	1,885	9.00%	33,000	18,826	895	2,450	13.01%
63XX - Supplies and Materials	135,150	156,585	8,461	60,029	38.34%	201,348	219,025	3,007	11,838	5.40%
64XX - Other Operating Expenses	207,990	186,601	6,061	86,869	46.55%	238,250	239,151	1,409	35,834	14.98%
66XX - Capital Outlay Expenses	-	-	-	-	0.00%	-	-	-	-	0.00%
Other Financing Uses	-	-	-	-	0.00%	-	-	-	-	0.00%
al operating expenses	\$ 3,178,321	\$ 3,178,321	\$ 197,121	\$ 1,037,896	32.66%	\$ 3,609,995	\$ 3,609,995	\$ 154,808	\$ 801,232	22.19%
Operating income (loss)	\$ (3,178,321)	\$ (66,332)	\$ 69,663	\$ 631,762		\$ (484,865)	\$ (484,865)	\$ 40,845	\$ 398,560	

Net Position, July 1, beginning 432,737

Estimated Fund Balance, December 31, ending \$ 1,064,499

MANSFIELD INDEPENDENT SCHOOL DISTRICT
NATATORIUM - FUND 712
STATEMENT OF REVENUES, EXPENSES, AND CHANGE IN NET POSITION
FOR THE SIX MONTHS ENDING DECEMBER 31, 2022

	CURRENT YEAR 2022-2023					PRIOR YEAR 2021-22				
	Original Budget	Amended Budget	December 2022	Actual Year to Date	Actual to Budget	Original Budget	Amended Budget	December 2021	Actual Year to Date	Actual to Budget
OPERATING REVENUES:										
Local and Intermediate Sources	\$ 710,300	\$ 710,300	\$ 70,447	\$ 395,607	55.70%	\$ 1,029,651	\$ 1,029,651	\$ 52,650	\$ 388,690	37.75%
State Program Revenues	4,589	4,589	1,618	11,329	246.87%	4,298	4,298	1,501	\$ 10,176	236.76%
Other Financing Sources	-	-	-	-	0.00%	-	-	-	-	0.00%
Total operating revenues	\$ 714,889	\$ 714,889	\$ 72,065	\$ 406,936	56.92%	\$ 1,033,949	\$ 1,033,949	\$ 54,151	\$ 398,866	38.58%
OPERATING EXPENSES:										
11 - Instructional	\$ -	\$ -	\$ -	\$ -	0.00%	\$ -	\$ -	\$ -	\$ -	0.00%
13 - Curriculum and Instructional Staff Development	-	-	-	-	0.00%	-	-	-	-	0.00%
36 - Cocurricular/Extra Curricular Activities	785,139	785,139	69,017	285,935	36.42%	773,568	932,047	211,049	448,056	48.07%
51 - Plant Maintenance and Facility Services	254,000	377,725	8,933	102,025	27.01%	260,381	399,105	15,805	145,540	36.47%
81 - Facilities Acquisition & Const	-	-	-	-	0.00%	-	-	-	-	0.00%
Other Financing Uses	-	-	-	-	0.00%	-	-	-	-	0.00%
Total operating expenses	\$ 1,039,139	\$ 1,162,864	\$ 77,950	\$ 387,960	33.36%	\$ 1,033,949	\$ 1,331,152	\$ 226,854	\$ 593,596	44.59%
OPERATING EXPENSES SUMMARY BY OBJECT CODE:										
61XX - Payroll Costs	\$ 455,839	\$ 455,839	\$ 45,570	\$ 218,587	47.95%	\$ 473,239	\$ 475,039	\$ 37,970	\$ 202,356	42.60%
62XX - Professional and Contracted Services	289,500	338,878	8,447	86,870	25.63%	296,410	350,788	20,944	92,468	26.36%
63XX - Supplies and Materials	62,800	137,147	9,447	34,355	25.05%	77,800	165,846	8,501	87,489	52.75%
64XX - Other Operating Expenses	181,000	181,000	14,486	48,148	26.60%	186,500	186,479	9,775	61,620	33.04%
66XX - Capital Outlay Expenses	50,000	50,000	-	-	0.00%	-	153,000	149,664	149,663	97.82%
Other Financing Uses	-	-	-	-	0.00%	-	-	-	-	0.00%
Total operating expenses	\$ 1,039,139	\$ 1,162,864	\$ 77,950	\$ 387,960	33.36%	\$ 1,033,949	\$ 1,331,152	\$ 226,854	\$ 593,596	44.59%
Operating income (loss)	\$ (324,250)	\$ (447,975)	\$ (5,885)	\$ 18,976		\$ -	\$ (297,203)	\$ (172,703)	\$ (194,730)	

Net Position, July 1, beginning 215,146

Estimated Fund Balance, December 31, ending \$ 234,122

**MANSFIELD INDEPENDENT SCHOOL DISTRICT
ADULT EDUCATION - FUND 714
STATEMENT OF REVENUES, EXPENSES, AND CHANGE IN NET POSITION
FOR THE SIX MONTHS ENDING DECEMBER 31, 2022**

	CURRENT YEAR 2022-2023					PRIOR YEAR 2021-22				
	Original Budget	Amended Budget	December 2022	Actual Year to Date	Actual to Budget	Original Budget	Amended Budget	December 2021	Actual Year to Date	Actual to Budget
OPERATING REVENUES:										
Local and Intermediate Sources	\$ 22,000	\$ 22,000	\$ -	\$ -	0.00%	\$ 22,000	\$ 22,000	\$ -	\$ -	0.00%
State Program Revenues	-	-	-	-	0.00%	-	-	-	-	0.00%
Other Financing Sources	-	-	-	-	0.00%	-	-	-	-	0.00%
perating revenues	\$ 22,000	\$ 22,000	\$ -	\$ -	0.00%	\$ 22,000	\$ 22,000	\$ -	\$ -	0.00%
OPERATING EXPENSES:										
61 - Community Services	\$ 22,000	\$ 22,000	\$ -	\$ -	0.00%	\$ 22,000	\$ 22,000	\$ -	\$ -	0.00%
Other Financing Uses	-	-	-	-	0.00%	-	-	-	-	0.00%
perating expenses	\$ 22,000	\$ 22,000	\$ -	\$ -	0.00%	\$ 22,000	\$ 22,000	\$ -	\$ -	0.00%
OPERATING EXPENSES SUMMARY BY OBJECT CODE:										
61XX - Payroll Costs	\$ 11,000	\$ 11,000	\$ -	\$ -	0.00%	\$ 11,000	\$ 11,000	\$ -	\$ -	0.00%
62XX - Professional and Contracted Services	-	-	-	-	0.00%	-	-	-	-	0.00%
63XX - Supplies and Materials	11,000	11,000	-	-	0.00%	11,000	11,000	-	-	0.00%
64XX - Other Operating Expenses	-	-	-	-	0.00%	-	-	-	-	0.00%
66XX - Capital Outlay Expenses	-	-	-	-	0.00%	-	-	-	-	0.00%
Other Financing Uses	-	-	-	-	0.00%	-	-	-	-	0.00%
perating expenses	\$ 22,000	\$ 22,000	\$ -	\$ -	0.00%	\$ 22,000	\$ 22,000	\$ -	\$ -	0.00%
Operating income (loss)	\$ -	\$ -	\$ -	\$ -		\$ -	\$ -	\$ -	\$ -	

Net Position, July 1, beginning 3,769

Estimated Fund Balance, December 31, ending \$ 3,769

MANSFIELD INDEPENDENT SCHOOL DISTRICT
COMBINING STATEMENT OF NET POSITION - PROPRIETARY FUNDS
FOR THE SIX MONTHS ENDING DECEMBER 31, 2022

	<u>Children's Center and Afterschool Care</u>	<u>Natatorium</u>	<u>Adult Education</u>	<u>Business-type Activities Total</u>
Assets				
Current Assets:				
Cash and cash equivalents	\$ 2,906,697	\$ 285,891	\$ 3,769	\$ 3,196,357
Due from Other funds	-	-	-	-
Other Receivables	-	-	-	-
Total Assets	<u>2,906,697</u>	<u>285,891</u>	<u>3,769</u>	<u>3,196,357</u>
Liabilities				
Current Liabilities:				
Payroll deduction and withholdings	46,998	430	-	47,428
Deferred Revenue	-	-	-	-
Due to other funds	1,050,458	253,164	-	1,303,622
Total Liabilities	<u>1,097,456</u>	<u>253,594</u>	<u>-</u>	<u>1,351,050</u>
Net Position				
Unrestricted net position	1,809,241	32,297	3,769	1,845,307
Total Net Position, ESTIMATED	<u>\$ 1,809,241</u>	<u>\$ 32,297</u>	<u>\$ 3,769</u>	<u>\$ 1,845,307</u>



**Board of School Trustees
Mansfield Independent School District**

TITLE: Monthly Investment Reports

DATE: January 24, 2023

INFORMATION

BACKGROUND:

The Public Funds Investment Act requires that, not less than quarterly, written internal management reports be prepared by the investment officer and submitted to the governing body.

Schedules are attached that show book and market values and portfolio allocations between funds and investment holdings as of the month ending December 31, 2022.

All of Mansfield Independent School District's pooled investments and securities are in compliance with the approved Investment Policy, CDA (Local). All investments meet the three basic objectives included in the district's investment policy – safety, liquidity, and yield. The following is a list of authorized broker/dealers approved by the Board on July 26, 2022:

- UBS Paine Webber
- Raymond James
- FHN Financial
- Hilltop Securities
- A J Capital
- Multi-Bank Securities
- Frost Bank
- Wells Fargo Securities, LLC

This report has been submitted in compliance with Government Code 2256.006 per Board policy on investment procedures. The information on this report is, to the best of our knowledge, true and correct, and documents are available to support this date.

/s/ Monica Irvin

Monica Irvin, C.P.A.

/s/ Marinda Bramlett

Marinda Bramlett

/s/ Michele Trongaard

Michele Trongaard, C.P.A.

/s/ Natasha Whetstone

Natasha Whetstone

**MANSFIELD INDEPENDENT SCHOOL DISTRICT
MONTHLY INVESTMENT REPORT
12/31/2022
Unaudited**

Portfolio Summary by Investment Type

Investments	Par Value	Book Value	Market Value	% of Portfolio	Weighted Avg Maturity	Avg Yield to Maturity
Money Market Funds	\$ 17,862,464.29	\$ 17,862,464.29	\$ 17,862,464.29	9.34%	1	3.870
***Frost Bank	2,767,173.30	2,767,173.30	2,767,173.30	1.45%	1	
***461/865 Activity Accounts				0.00%	1	
Government Agency Securities	46,800,000.00	46,406,056.77	46,103,880.90	24.11%	2.88	2.672
Municipal Bonds	18,950,000.00	18,927,051.82	18,639,728.30	9.75%	3.85	0.959
***LOGIC	88,861,301.56	88,861,301.56	88,861,301.56	46.48%	1	4.334
TexSTAR	14,582,194.78	14,582,194.78	14,582,194.78	7.63%	1	3.968
Texas Class	2,381,175.47	2,381,175.47	2,381,175.47	1.25%	1	4.317
	<u>\$ 192,204,309.40</u>	<u>\$ 191,787,417.99</u>	<u>\$ 191,197,918.60</u>	100.00%		<u>2.874</u>

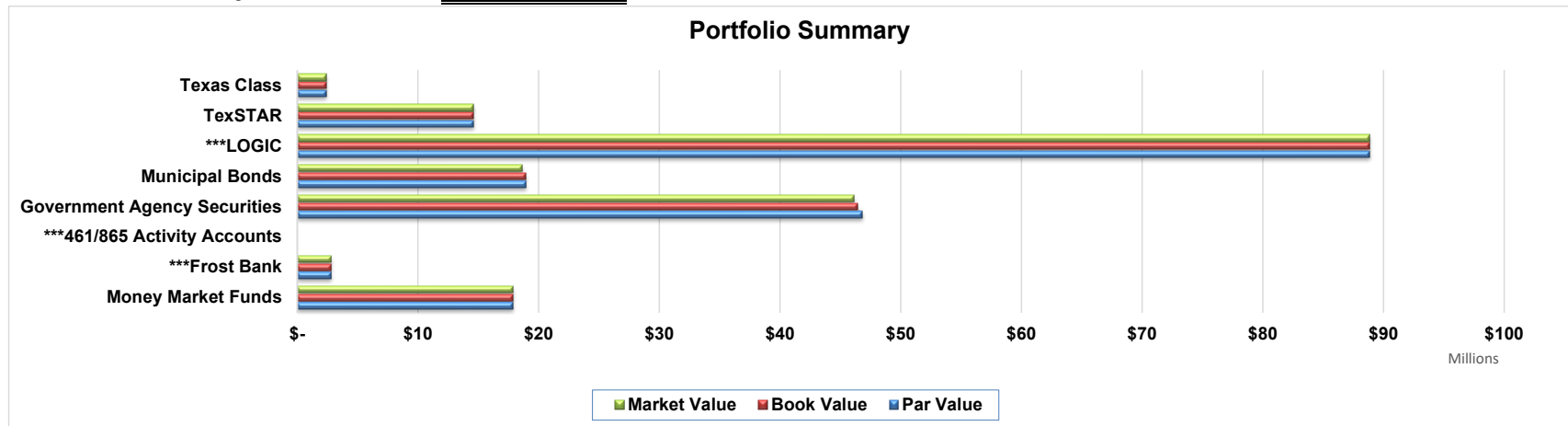
Accrued Interest

Accrued Interest at Purchase		\$ 86,814	\$ 86,814
Accrued Interest		955,634	955,634
Subtotal		<u>\$ 1,042,448</u>	<u>\$ 1,042,448</u>

Total Investment Value \$ **192,204,309** \$ **192,829,866** \$ **192,240,367**

Total Current Year Earnings by Fund

	12/31/2022	Period Ending
General Fund	\$ 925,318	
Child Nutrition Funds	112,138	
Debt Service Fund	613,852	
Construction Funds	234,720	
Custodial Funds	1,095	
Total Interest Earnings	<u>\$ 1,887,123</u>	

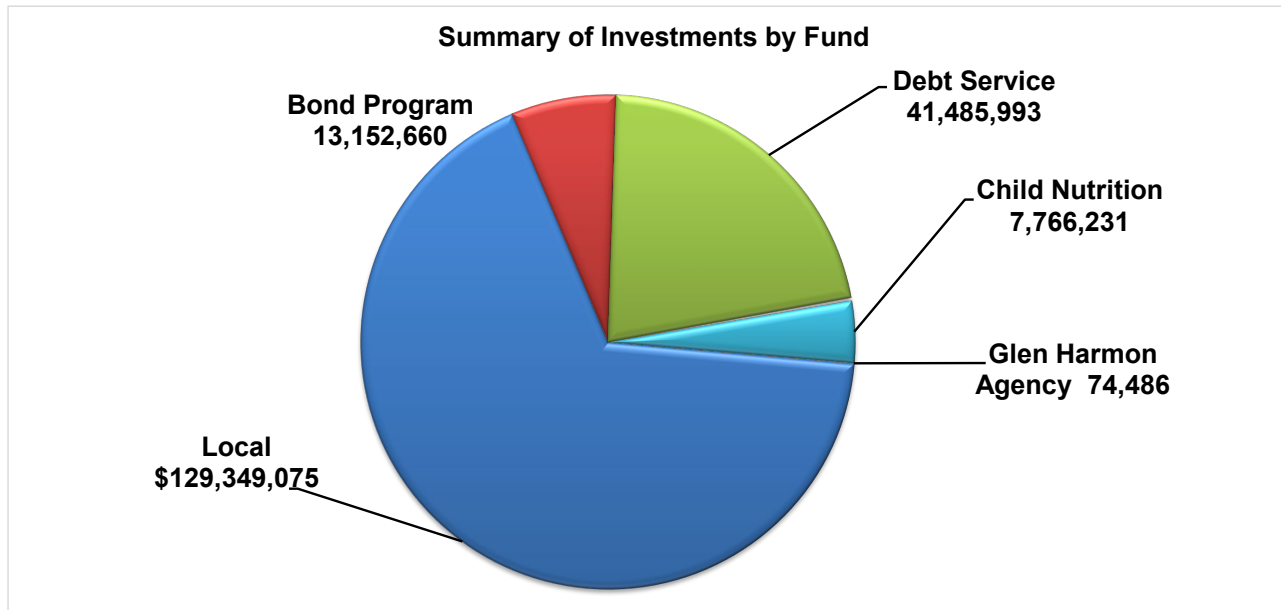


***The Book values reflected are based on statement balances.

**MANSFIELD INDEPENDENT SCHOOL DISTRICT
MONTHLY INVESTMENT REPORT
12/31/2022
Unaudited**

Portfolio Summary by Fund Par

Fund	Previous Month	Current Month	Change
Local	\$117,853,653	\$ 129,349,075	\$ 11,495,422
Bond Program	16,712,624	13,152,660	(3,559,964)
Debt Service	41,114,359	41,485,993	371,633
Natorium	231,204	375,866	144,661
Child Nutrition	8,288,383	7,766,231	(522,153)
Glen Harmon Agency	73,779	74,486	707
Total Ending Balance for the Period Ending	\$ 184,274,002	\$ 192,204,309	\$ 7,930,307





**Board of School Trustees
Mansfield Independent School District**

TITLE: Property Tax Collections

DATE: January 24, 2023

INFORMATION

BACKGROUND:

The Tarrant County Tax Office collects property taxes on behalf of the District for the general fund and the debt service fund. The attached Schedule of Delinquent Taxes Receivable includes tax collections for the current fiscal year as of December 31, 2022.

Total current and delinquent collections as of December 31, 2022, total \$147,611,009.

For comparison, current collections as of December 31, 2022, total \$144,618,303 compared to \$150,502,856 through December 31, 2021.

MANSFIELD INDEPENDENT SCHOOL DISTRICT
SCHEDULE OF DELINQUENT TAXES RECEIVABLE
FISCAL YEAR ENDED JUNE 30, 2023

Last Ten Years	(1)		(2)	(3)	(10)	(20)	(31)	(32)	(40)	(50)
	Tax Rates		Assessed/Appraised Value for School Tax Purposes	Beginning Balance 7/2/2022	Current Year's Total Levy	Maintenance Collections	Debt Service Collections	Entire Year's Adjustments	Ending Balance 6/30/2023	
	Maintenance	Debt Service								
2014 and prior years	Various	Various	Various	\$ 2,095,374	-	\$ 9,245	\$ 4,330	\$ (328,322)	\$ 1,753,477	
2015	1.0400	0.4871	9,072,174,412	176,140	-	2,141	1,003	(40)	172,956	
2016	1.0400	0.4700	10,658,635,170	316,338	-	3,436	1,553	(172)	311,177	
2017	1.0400	0.4700	11,444,353,095	213,048	-	5,663	2,559	(172)	204,654	
2018	1.0400	0.5000	12,548,024,977	231,969	-	13,678	6,576	(1,723)	209,992	
2019	1.0400	0.5000	13,939,141,882	542,649	-	21,412	10,294	18,550	529,493	
2020	0.9700	0.4900	15,410,617,919	532,173	-	62,332	31,487	129,152	567,506	
2021	0.9564	0.4900	15,567,029,316	1,007,840	-	273,846	140,302	62,401	656,093	
2022	1.0583	0.3600	17,221,953,433	3,951,832	-	1,793,092	609,953	(242,166)	1,306,621	
2023 (School year under audit)	0.9746	0.3600			249,133,769	105,608,420	39,009,882	9,594,915	114,110,381	
1000	TOTALS			<u>\$ 9,067,363</u>	<u>\$ 249,133,769</u>	<u>\$ 107,793,265</u>	<u>\$ 39,817,939</u>	<u>\$ 9,232,423</u>	<u>\$ 119,822,350</u>	

January District Dashboard Summary Report

1. Vision 2030			
Dashboard Measure	Status	Mid-Course Correction	Report Page #
1.2 % Of Students mastering Algebra 2 (A,B,C)			3
2. Curriculum and Instruction			
Dashboard Measure	Status	Mid-Course Correction	Report Page #
No Scheduled Reports			
3. Student Services			
Dashboard Measure	Status	Mid-Course Correction	Report Page #
No Scheduled Reports			
4. Technology			
Dashboard Measure	Status	Mid-Course Correction	Report Page #
4.1 Average scheduled uptime for critical systems			5
5. Human Resources			
Dashboard Measure	Status	Mid-Course Correction	Report Page #
No Scheduled Reports			
6. Communications and Marketing			
Dashboard Measure	Status	Mid-Course Correction	Report Page #
No Scheduled Reports			
7. Facilities and Operations			
Dashboard Measure	Status	Mid-Course Correction	Report Page #
7.1.1 % of work orders completed within 5 business days			7
7.1.2 % of work orders dedicated to preventative maintenance			8
7.2.1 Worker's compensation claims			9
7.2.2 Provide safety training			10
7.3.1 Student nutrition meal participation			11-12
7.3.2 Decrease food cost margin			13
7.4 2017 Bond program % under budget			14
7.5 Energy management cost avoidance			15
7.6 Total paid worker's comp claims			16-17
7.7 % Of overall events dedicated to the MISD Fine Arts programs and activities			18
7.8 Reduce the number of buses that are out of service daily			19
8. Business Services			
Dashboard Measure	Status	Mid-Course Correction	Report Page #
No scheduled reports			
9. Safety and Security			
Dashboard Measure	Status	Mid-Course Correction	Report Page #
9.1 Police presentation per month			21-22

Above Goal
 At Goal
 Near Goal
 Below Goal

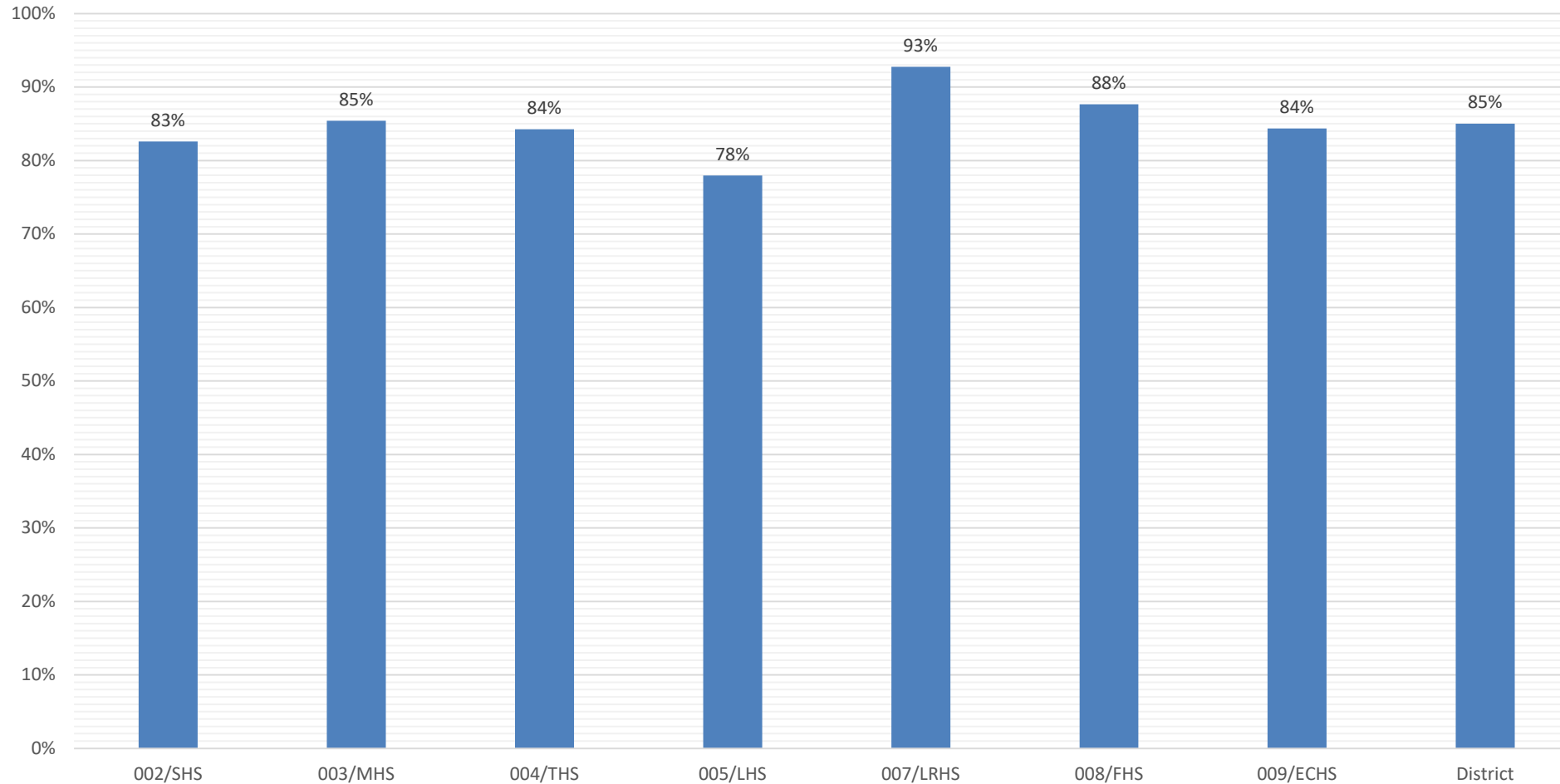
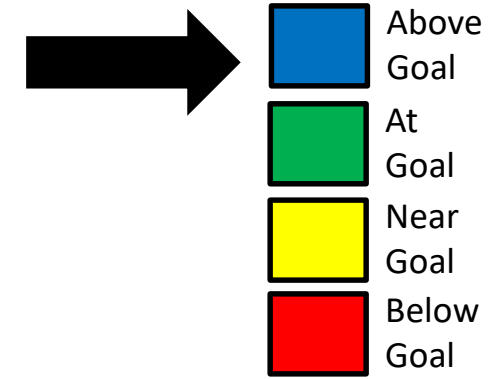
EC Accountability

January 2023

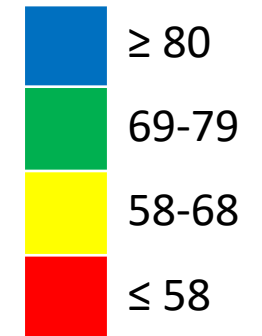
2022-2023 MISD Dashboard

Department	Key Strategic Measures											Data Collected, Managed, and Reported by	
Vision 2030 Guiding Statements	1.1 % Reading on level at the beginning of 3rd grade 1.2 % of students mastering Algebra 2 1.3 % of students graduating Life Ready 1.4 % of students graduating College and/or Career Ready											Jennifer Young Marcus Brannon Tiffanie Spencer Kristi Cobb Fernando Benavides Georgie Swize	
Leading Indicator Measure	Reported By	Sept.	Oct.	Nov.	Dec.	Jan.	Feb.	Mar.	Apr.	May	June	July	Aug.
1.1. 2nd grade MCLASS	Cobb		X				X				X		
1.2 % of students mastering Algebra 2 (A,B,C)	Swize		X	X		X		X		X	X		
1.3 % of students graduating Life Ready	Brannon										X		
1.4 % of students graduating College and/or Career Ready	Spencer												X

Mastery of Algebra II – Semester 1 Passing Rates by Campus & District



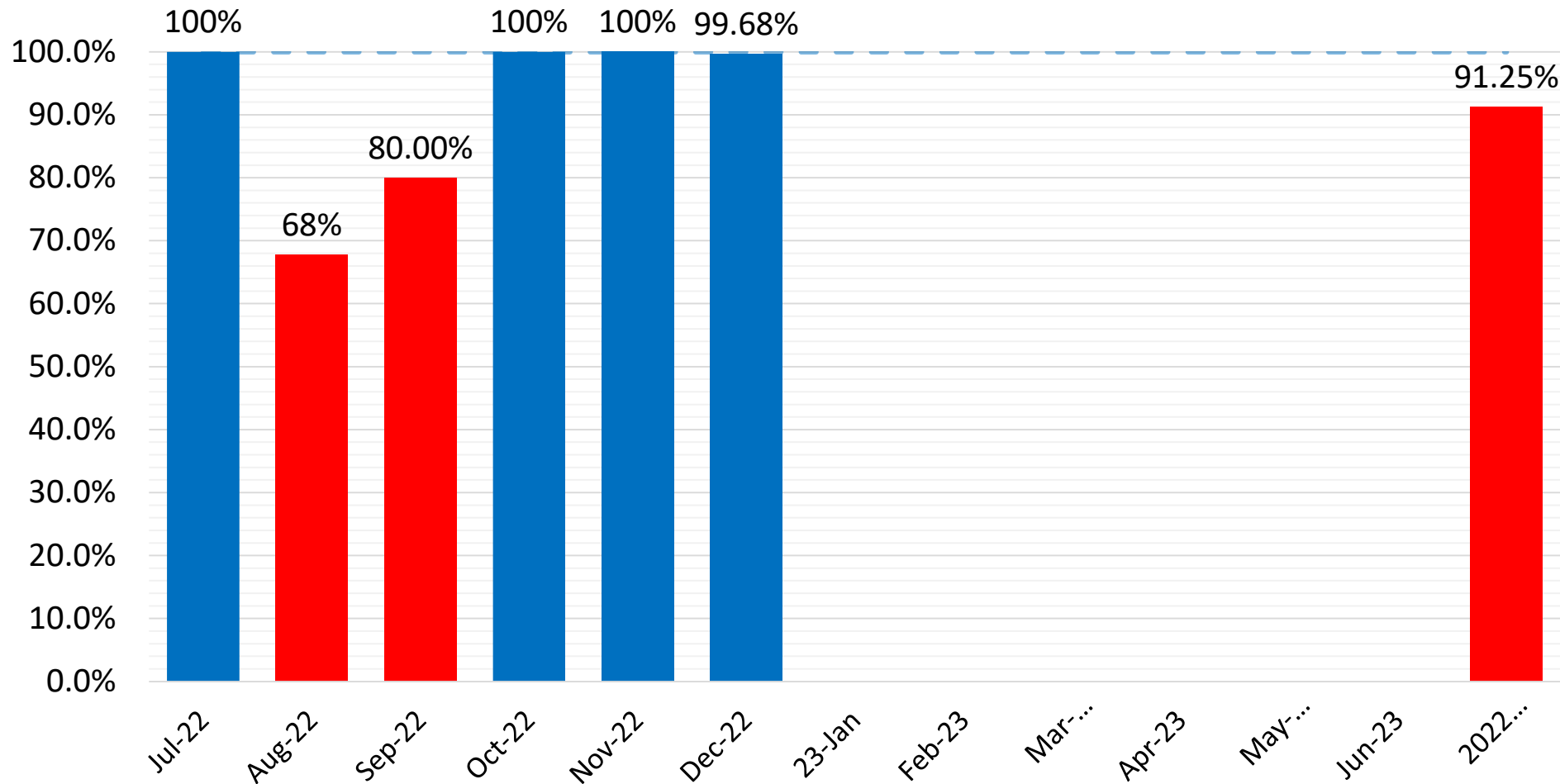
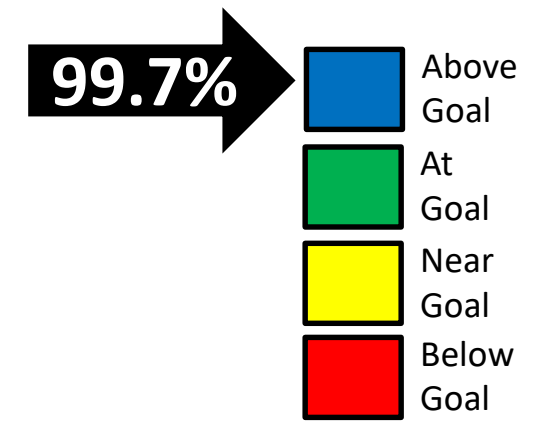
Status for this Measure




Note: Some failures are a result of absent failure due to attendance.

Department		Key Strategic Measures											Data Collected, Managed, and Reported by	
Technology – Focus on Excellence and Equity in Technology		4.1 % Critical Systems Scheduled Uptime 4.2 % Work Orders Completed within 7 Business Days 4.3 Cybersecurity: Uncompromised End-Points											Shawntee' Cowan	
Leading Indicator Measure		Reported By	Sept.	Oct.	Nov.	Dec.	Jan.	Feb.	Mar.	Apr.	May	June	July	Aug.
4.1 Average scheduled uptime for critical systems		Shawntee' Cowan	X	X	X	X	X	X	X	X	X	X	X	X
4.2 % of work orders completed in seven days		Shawntee' Cowan	X		X				X		X		X	X
4.3 Cybersecurity: Uncompromised End-Points		Shawntee' Cowan	X		X				X		X		X	X

4.1 Technology - Average scheduled uptime of critical systems

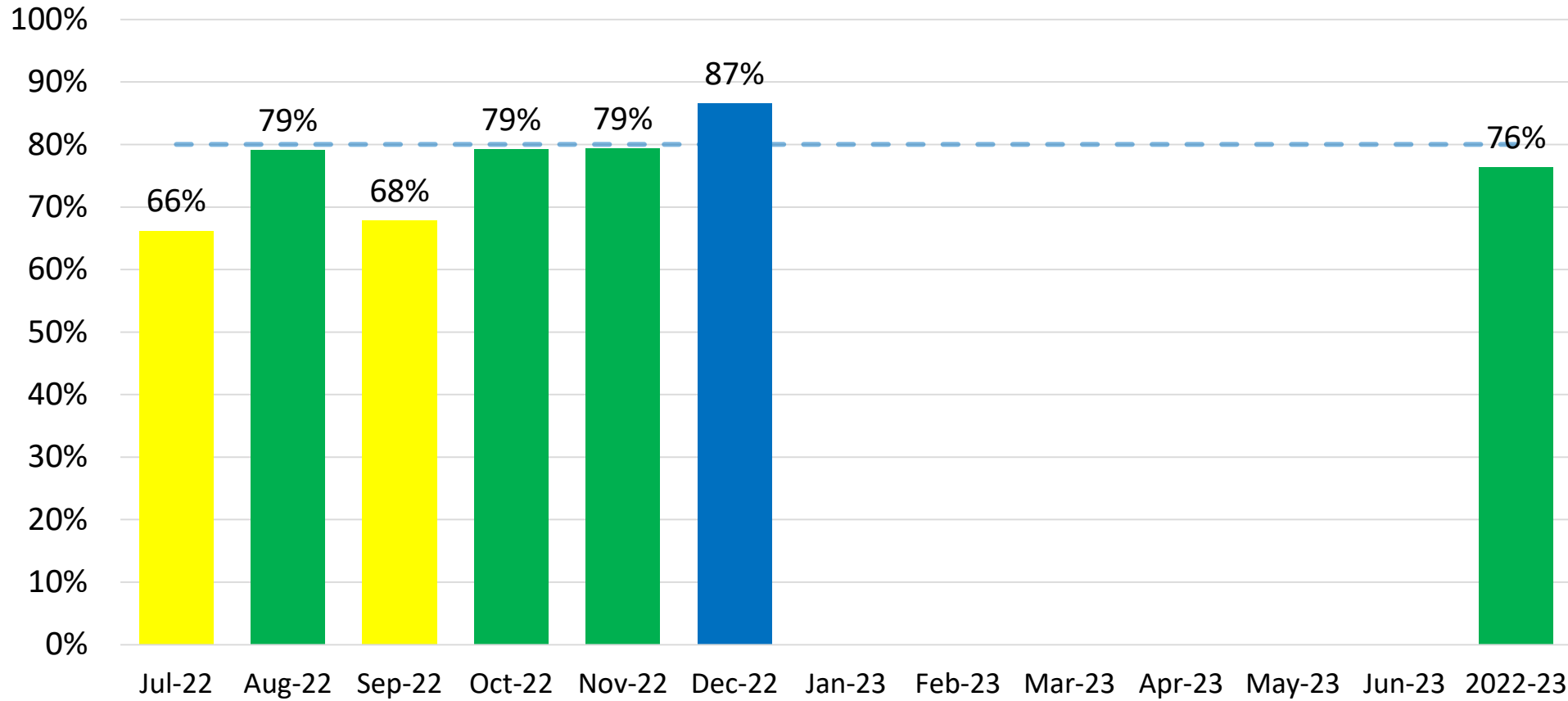
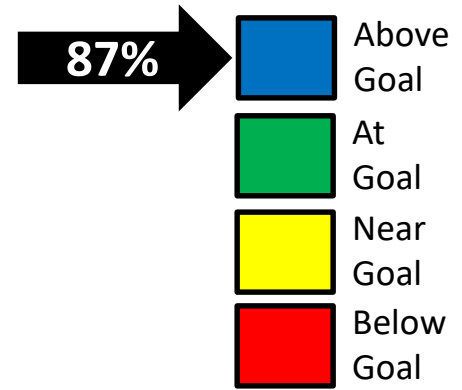


Goal: $\geq 98\%$

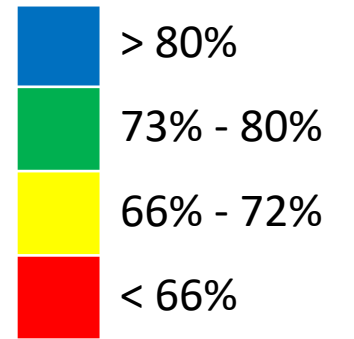


Department		Key Strategic Measures										Data Collected, Managed, and Reported by		
Facilities and Operations – Focus on Operational Excellence		7.1 % of Work Orders Completed within 5 Business Days 7.2 % of Workers Compensation Claims Filed 7.3 % of Student Meal Participation										Jeff Brogden		
Leading Indicator Measure	Reported By	Sept.	Oct.	Nov.	Dec.	Jan.	Feb.	Mar.	Apr.	May	June	July	Aug.	
7.1.1 % of Work Orders Completed within 5 Business Days	Jeff Brogden	X		X		X		X		X		X	X	
7.1.2 % of Work Orders dedicated to preventative maintenance	Jeff Brogden	X		X		X		X		X		X	X	
7.2.1 Worker’s Compensation Claims	Jeff Brogden	X				X				X			X	
7.2.2 Provide safety training	Jeff Brogden	X		X		X		X		X		X	X	
7.3.1 Student Nutrition meal participation	Jeff Brogden	X		X		X		X		X		X	X	
7.3.2 Decrease food cost margin	Jeff Brogden	X				X				X			X	
7.4.1 2017 Bond Program % Under Budget	Jeff Brogden	X		X		X		X		X		X	X	
7.5.1 Energy Management Cost Avoidance	Jeff Brogden	X		X		X		X		X		X	X	
7.6.1 Total Paid Worker’s Comp Claims	Jeff Brogden	X				X				X			X	
7.7.1 % of overall events dedicated to the MISD Fine Arts Programs and Activities	Jeff Brogden	X		X		X		X		X		X	X	
7.8.1 Reduce the number of buses that are out of service daily	Jeff Brogden	X		X		X		X		X		X	X	

7.1.1 Maintenance – Percentage of Total Work Orders Completed within 5 Business Days

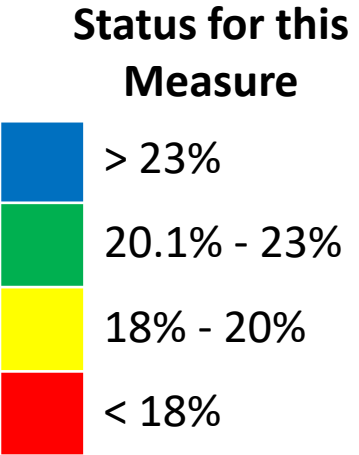
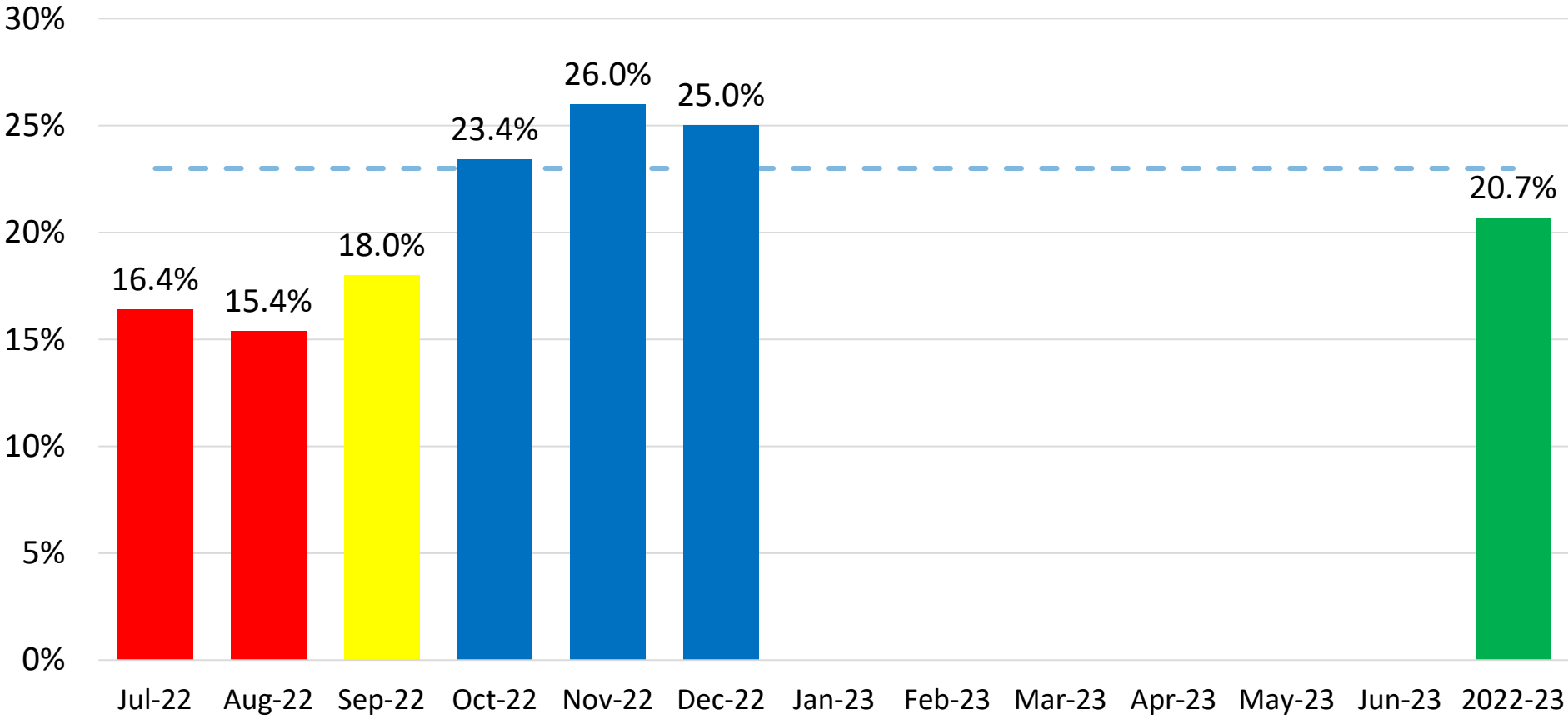
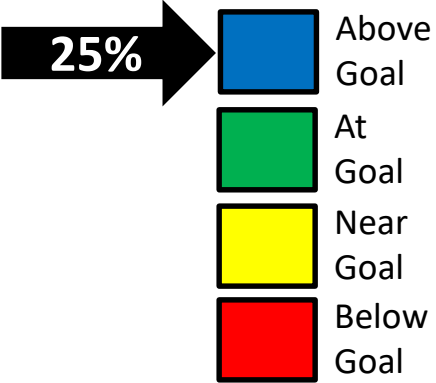


Status for this Measure



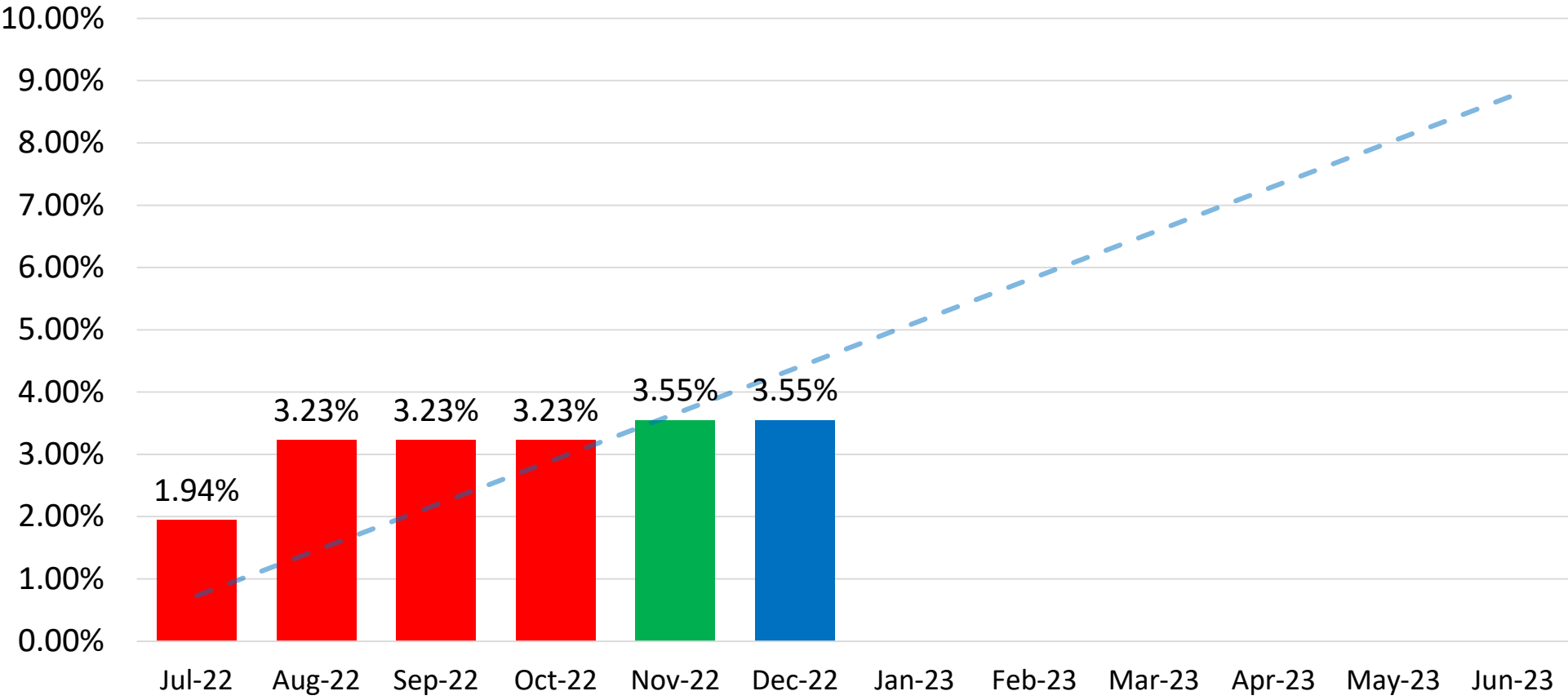
Goal: 80% annually

7.1.2 Maintenance – Percentage of Labor Hours Dedicated to Preventative Maintenance



Goal: 23% annually

7.2.1 Custodial – Percentage of Workers' Compensation Claims per Total Employees



3.55% →

- Above Goal
- At Goal
- Near Goal
- Below Goal

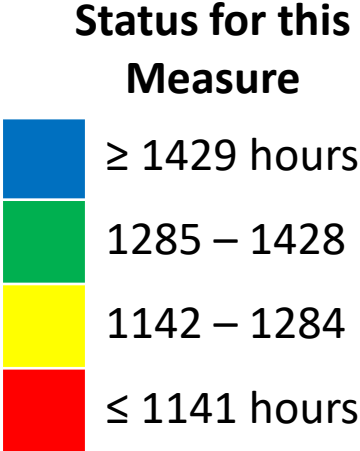
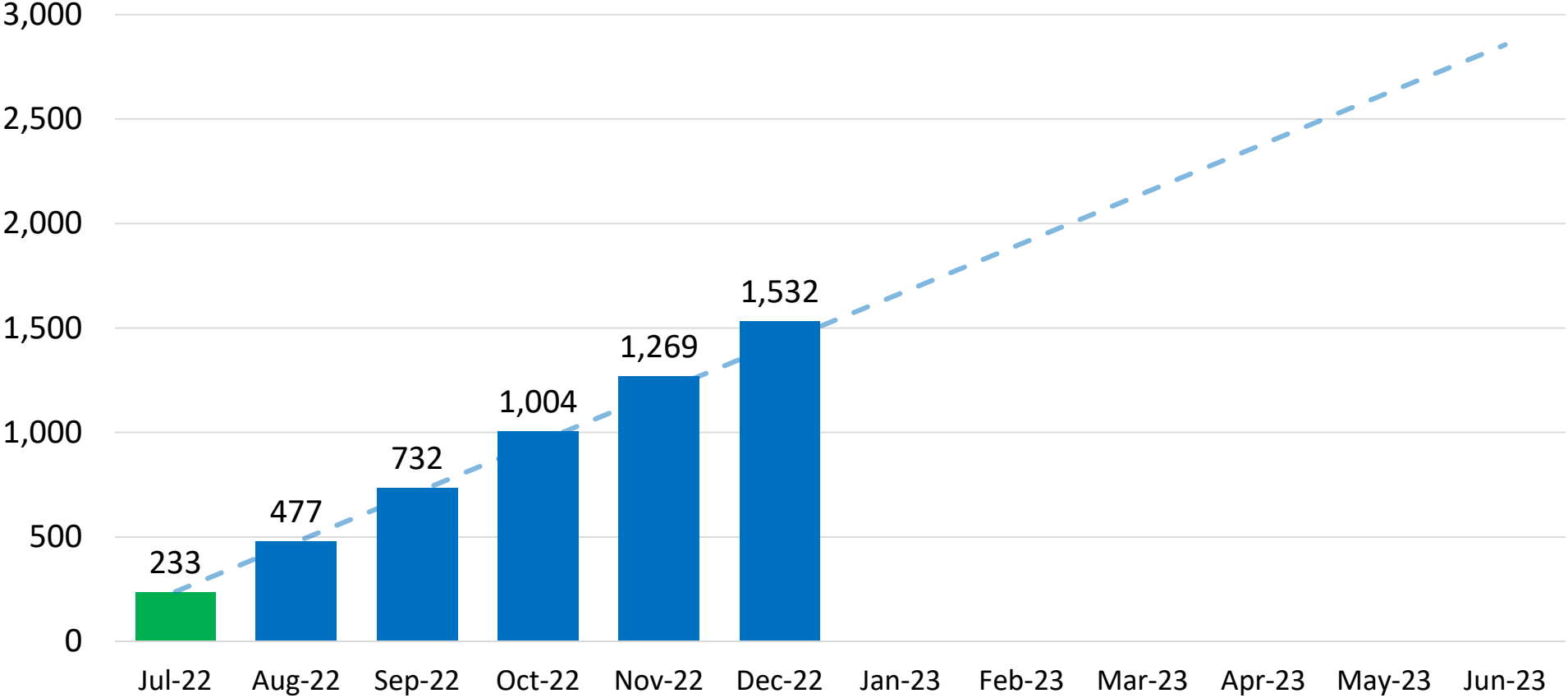

Good
↓

Status for this Measure

- < 3.88%
- 3.88% - 4.26%
- 4.27% - 4.66%
- > 4.67%

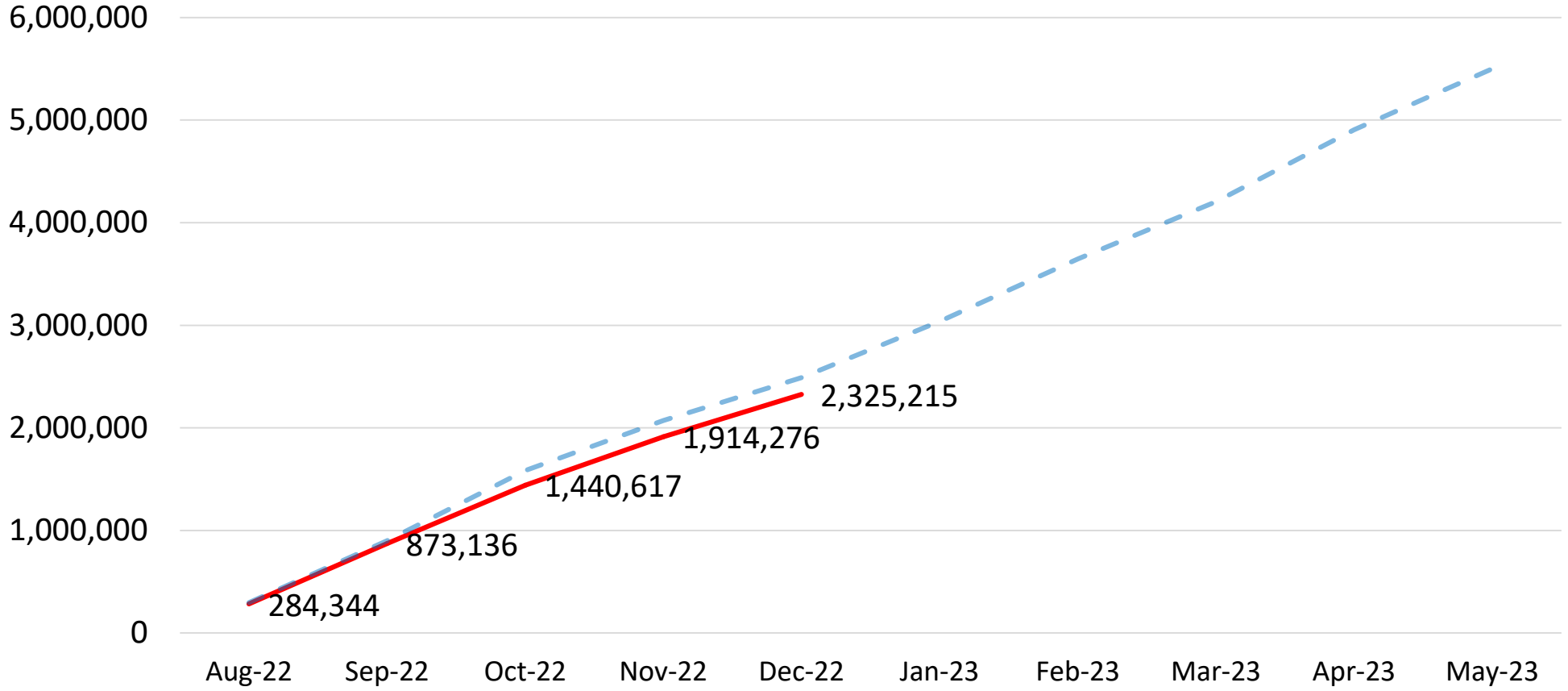
Goal: 8.75% annually

7.2.2 Custodial – Provide Safety Training



Goal: 2,850 hours annually

7.3.1 Student Nutrition – Meal Participation



2,325,215

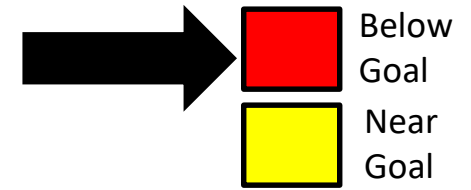
- Above Goal
- At Goal
- Near Goal
- Below Goal

Status for this Measure

- > 2,489,800
- 2,409,799 - 2,489,799
- 2,329,798 – 2,409,798
- < 2,329,797

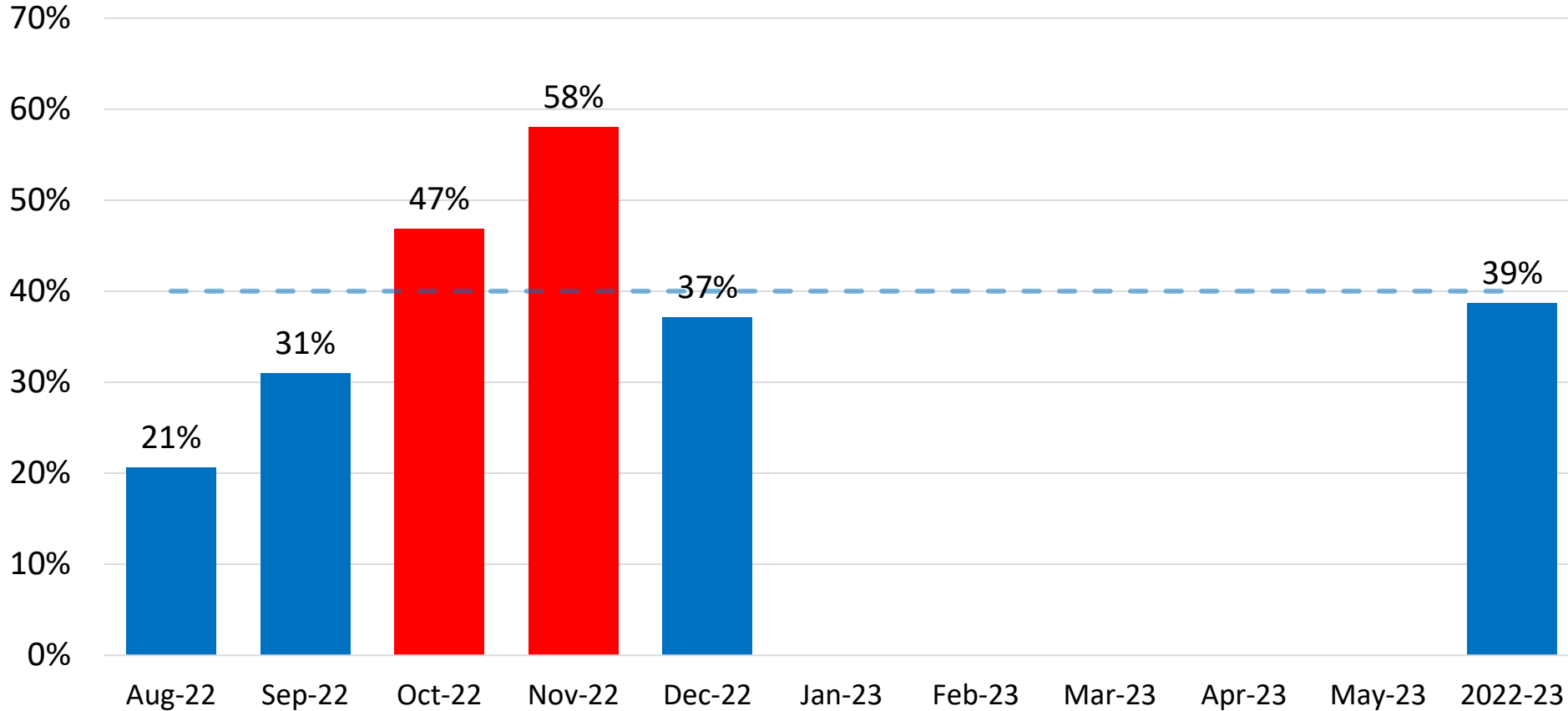
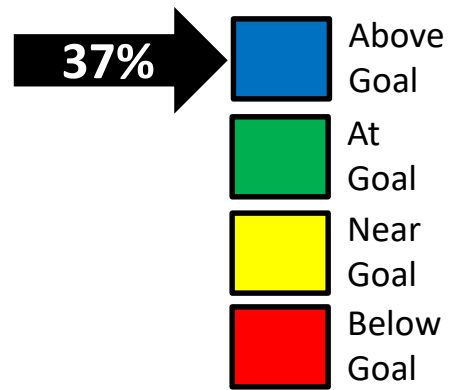
Goal: Serve 5,500,000 meals annually

Action Plan 7.3.1 Student Nutrition - Meal Participation

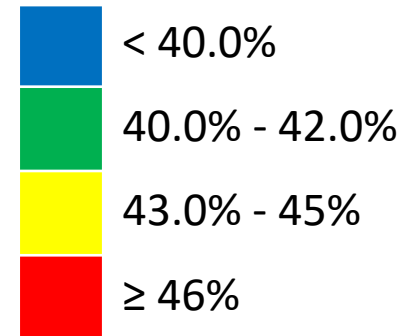


- **What is the problem?** The student nutrition department is not on track to meet the annual goal of 5.5 million meals.
- **Impact statement of the problem:** Participation started strong this year, but at this time, it is leveling off instead of continuing to grow like in prior years. We are not selling as much a la carte as anticipated as inflation is impacting family budgets.
- **Action to be taken:** The department will continue to study food trends and student feedback on our current meal options. We will also focus on adult meal sales and a la carte options.
- **When will you give your team and executive council an update?** Next month.

7.3.2 Student Nutrition – Food Cost Margin



Status for this Measure

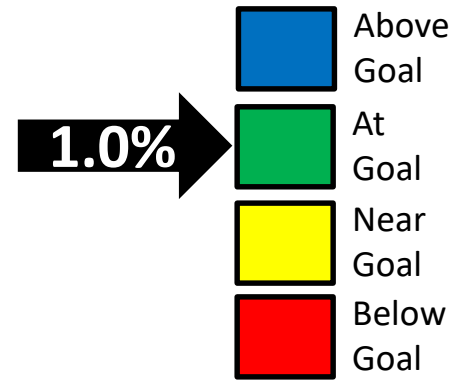
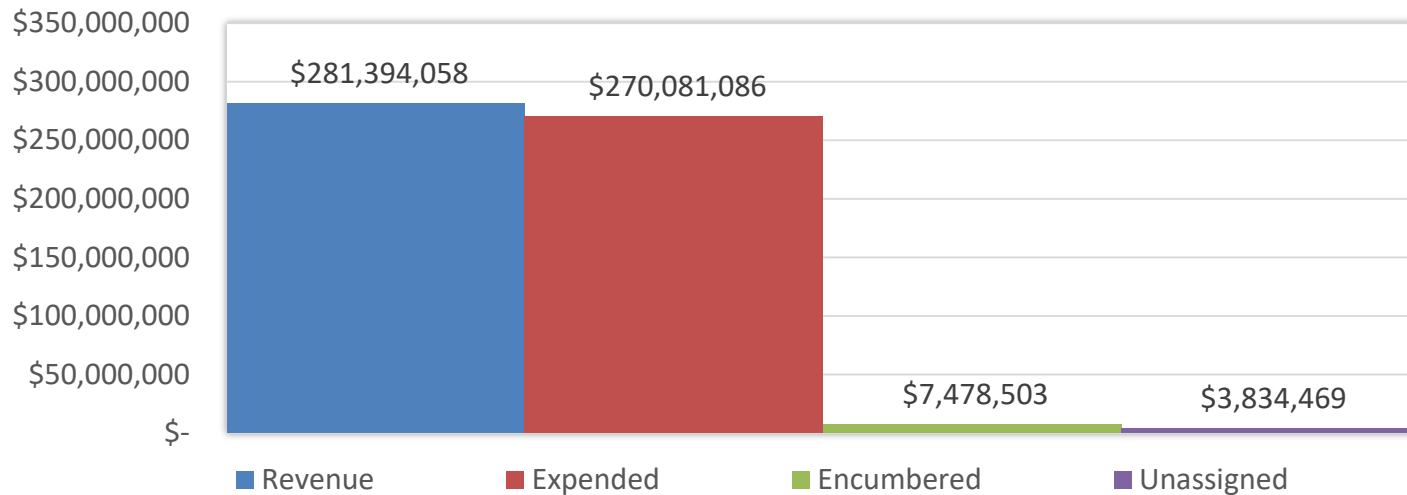
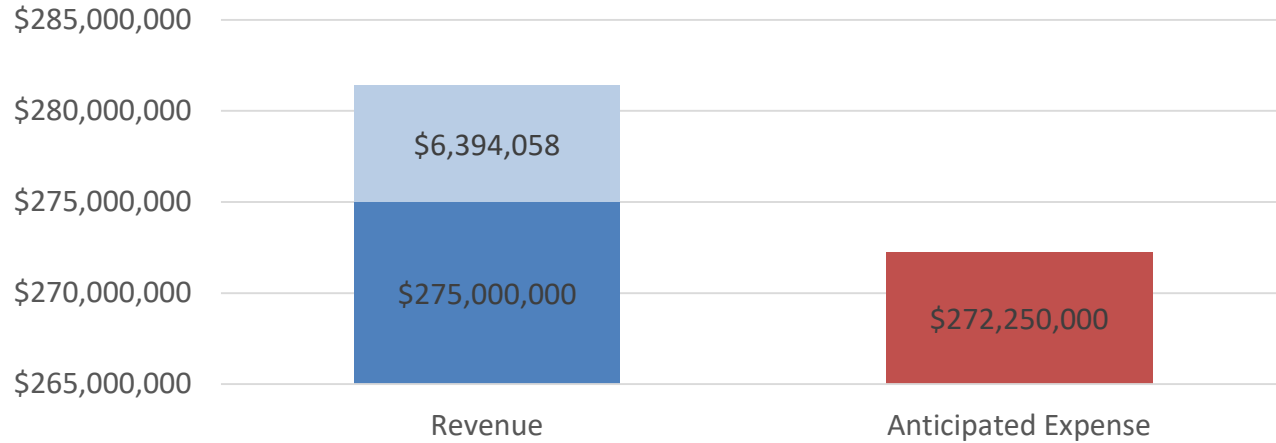


Good

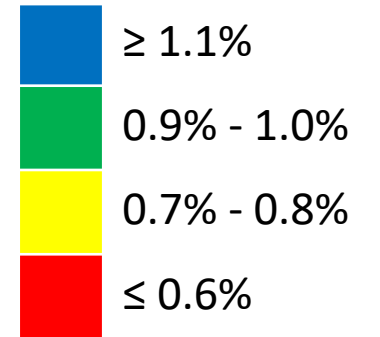


Goal: ≤ 40% annually

7.4.1 Bond 2017 Program

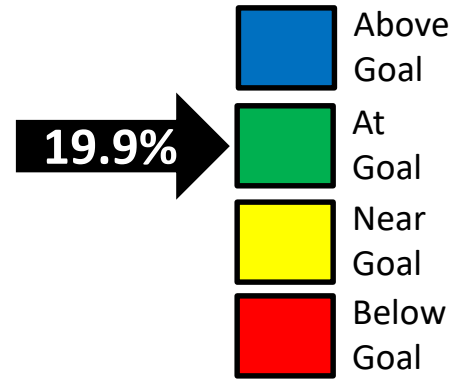


Status for this Measure

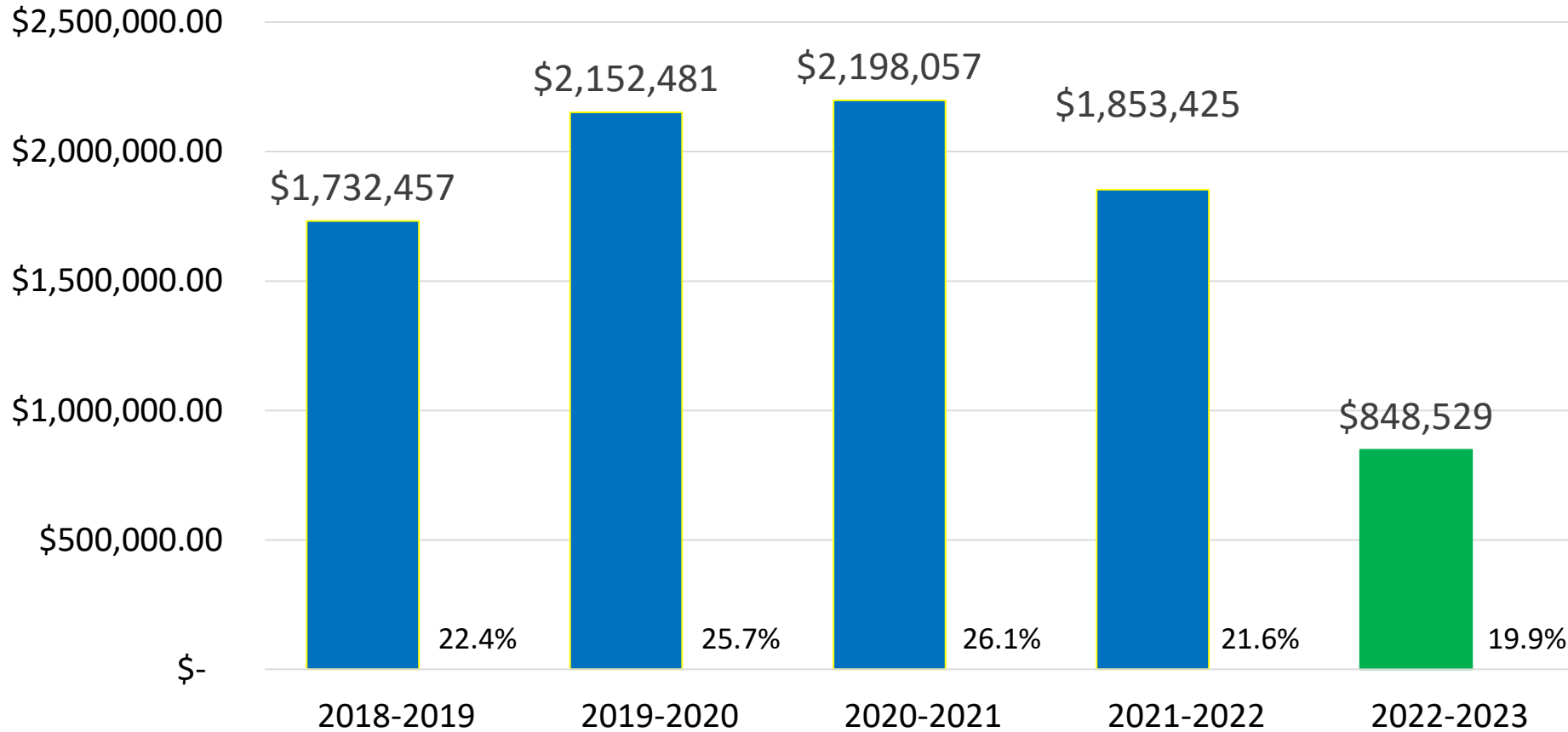


Goal: Under Budget ≤ 1.0% or \$2.75 million

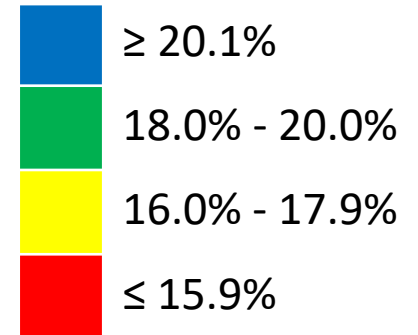
7.5.1 Energy Management: Utility Cost Avoidance



Overall Program Savings

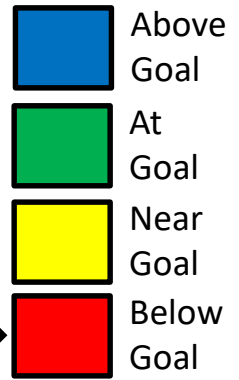


Status for this Measure

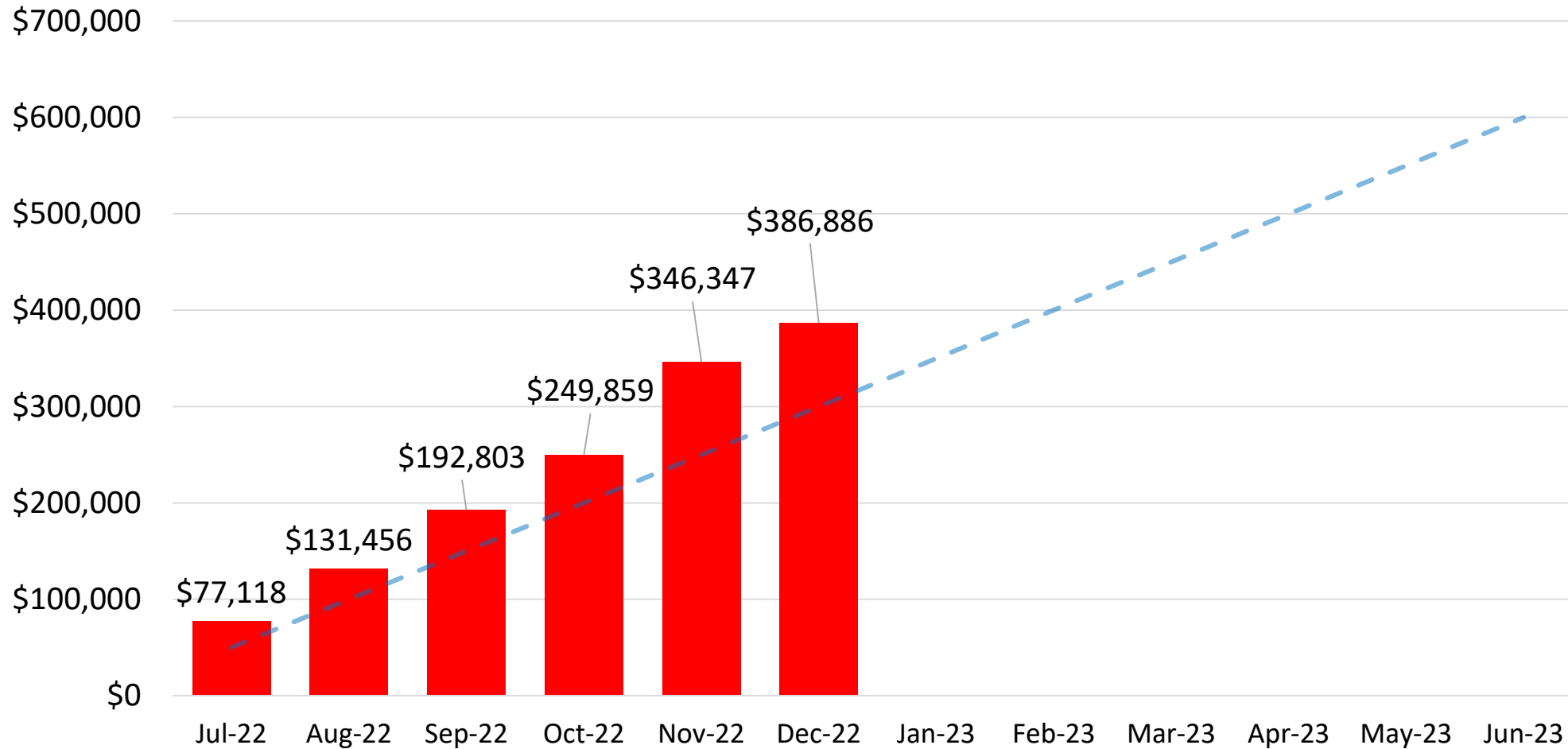


Goal: Reduce Energy Consumption Districtwide $\geq 20\%$ (Total Savings \$18,057,931)

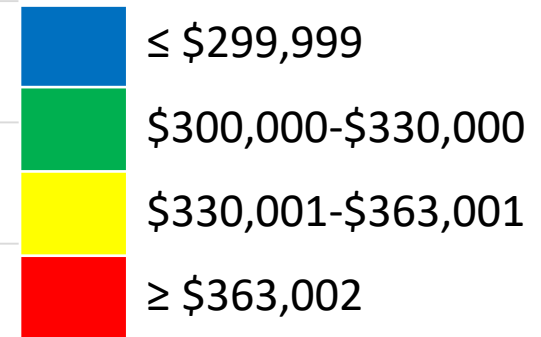
7.6.1 Risk Management – Total Paid Workers' Comp Claims



\$386,886



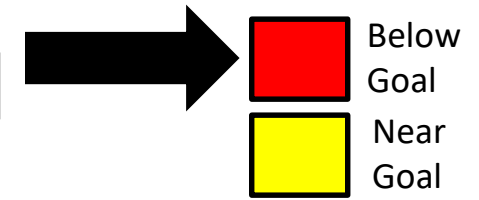
Status for this Measure



Good

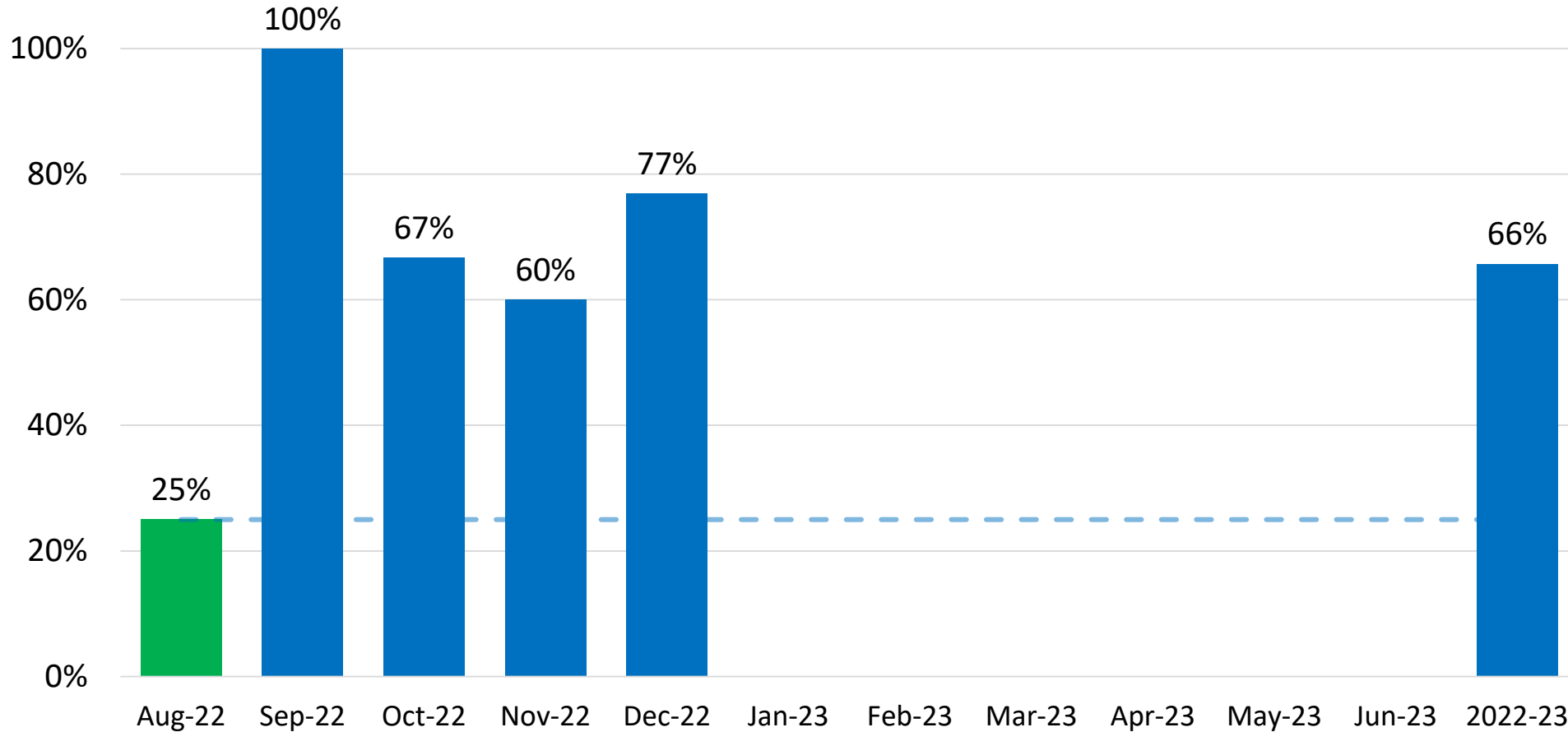
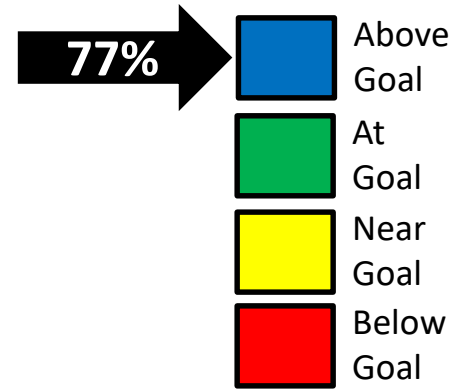
Goal: \$600,000 Annually

Action Plan 7.6.1 Risk Management – Total Paid Workers' Comp Claims

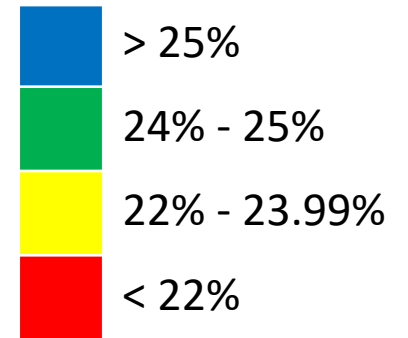


- **What is the problem?** The total workers' comp claims are not on track to achieve the goal of \leq \$600,000 per year.
- **Impact statement of the problem** The increased dollar amount for claims this year directly correlates to an isolated incident as well as staff shortages districtwide compounding the claims.
- **Action to be taken** All efforts are focused on current year medical claim prevention.
- **When will you give your team and executive council an update?** Next month.

7.7.1 The Center for the Performing Arts – % of Events Dedicated to MISD Fine Arts

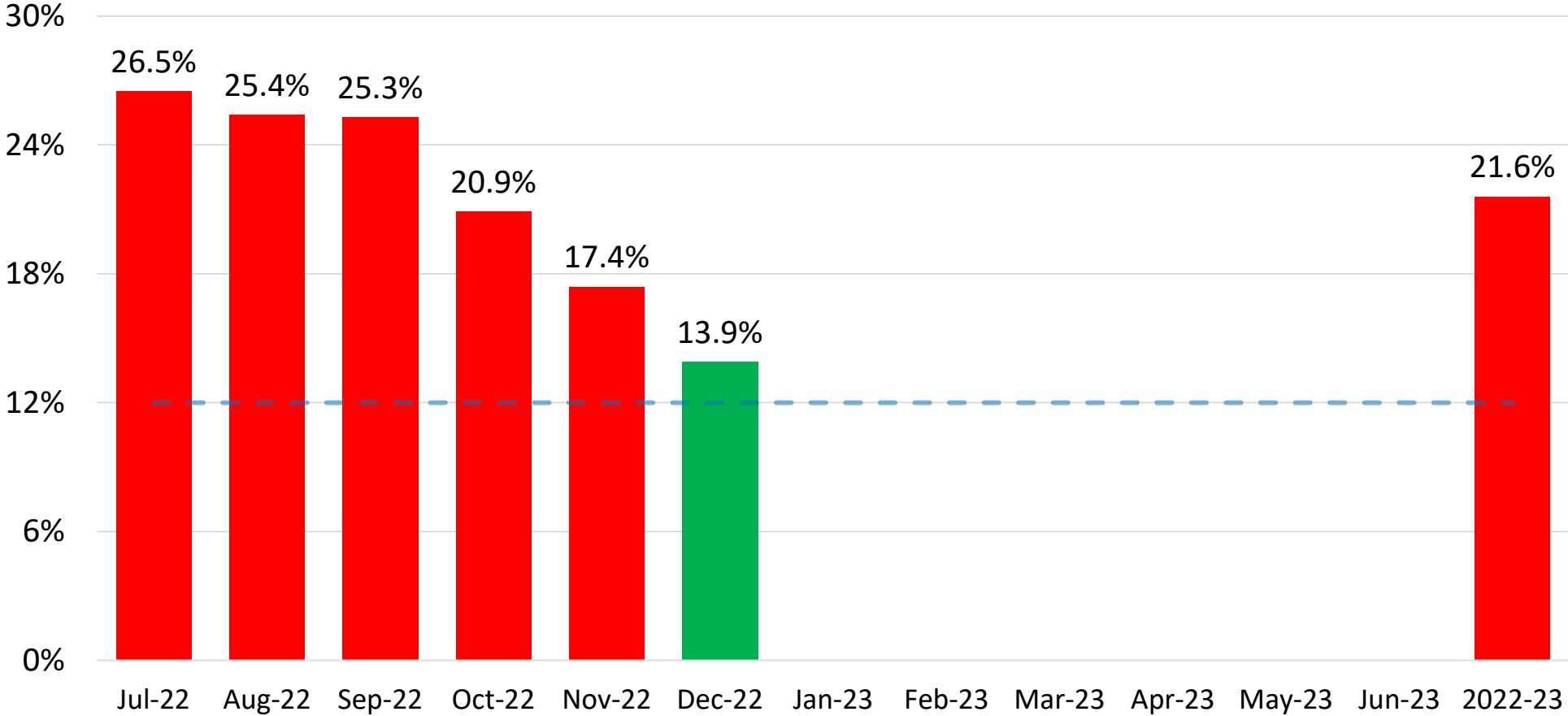


Status for this Measure



Goal: 25%

7.8.1 Transportation– Number of Buses that are Out of Service Daily



Above Goal
 At Goal
 Near Goal
 Below Goal

Good

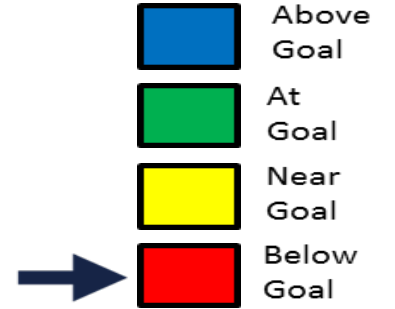
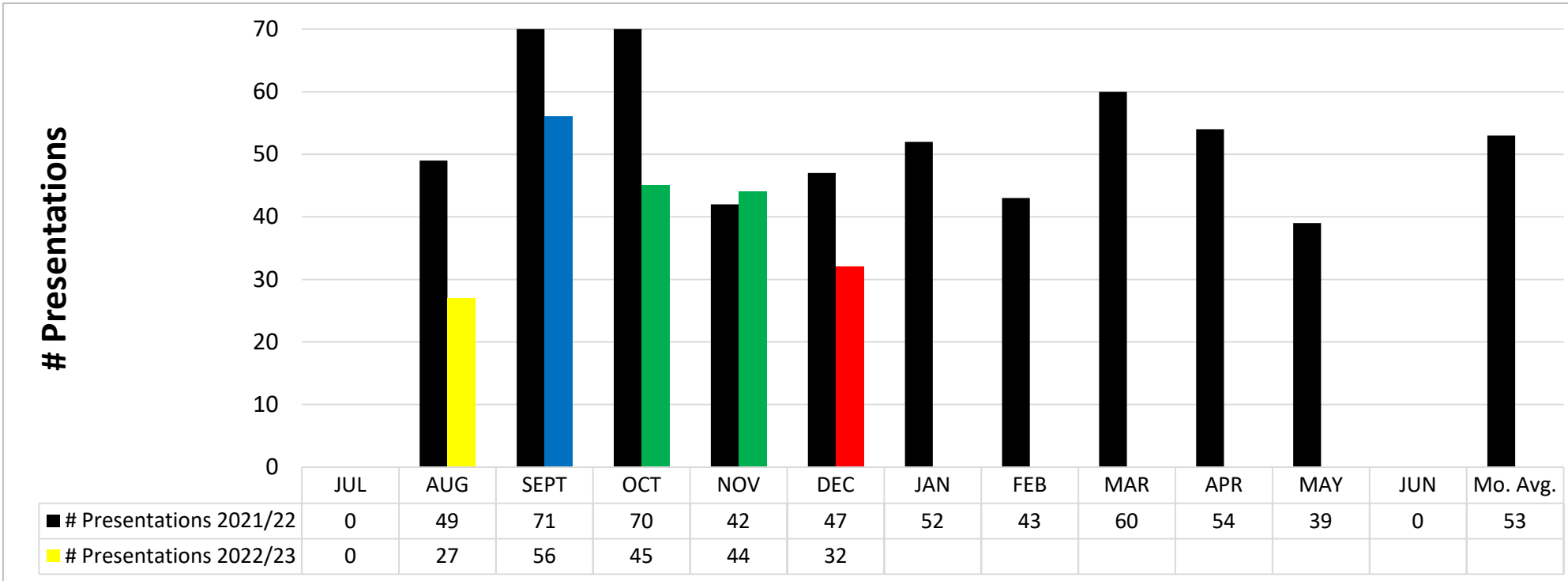
Status for this Measure

- < 12%
- 12% - 14%
- 14% - 17%
- > 17%

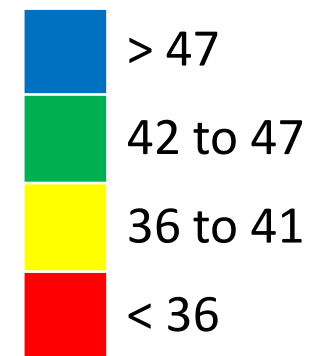
Goal: < 12%

Department		Key Strategic Measures											Data Collected, Managed, and Reported by	
Safety and Security		9.1 % Police Presentations Per Month 9.2 % Students that Feel Safe at School 9.3 % Police Force Meeting TCOLE Standards											Chief Minter	
Leading Indicator Measure		Reported By	Sept.	Oct.	Nov.	Dec.	Jan.	Feb.	Mar.	Apr.	May	June	July	Aug.
9.1 % Police Presentations Per Month		Greg Minter	X	X	X	X	X	X	X	X	X	X	X	X
9.2 % of Students that Feel Safe at school		Robert Ball										X		
9.3 % Police Force Meeting TCOLE Standards		Greg Minter						X						X

Measure 9.1 Police Presentations 2022/2023

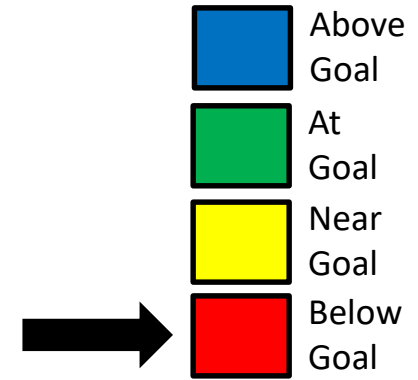


Status for this Measure



- The Police Department currently has MISD officers covering all of the 36 campuses. Our goal is that each campus based officer conduct at least 1 presentation per month.
- Police presentations consist of student, staff, or community presentations.

Measure 9.1 Police Presentations 2022-2023



- December officer presentations fell short of meeting department goals due to the decrease in school days to accommodate winter break.

MANSFIELD ISD BOARD OF TRUSTEES / SUPERINTENDENT KEY STRATEGIC MEASURES

Goal 1: Remains focused on the Board's goals and priorities, annually evaluating its performance as a team, with attention given to the district's vision and goals; fulfilling the board's duties, responsibilities, and commitments; and the board's working relationship with the superintendent.

Goal 2: Ensure the equitable distribution of resources, opportunities, and experiences based on the diverse needs of students and schools

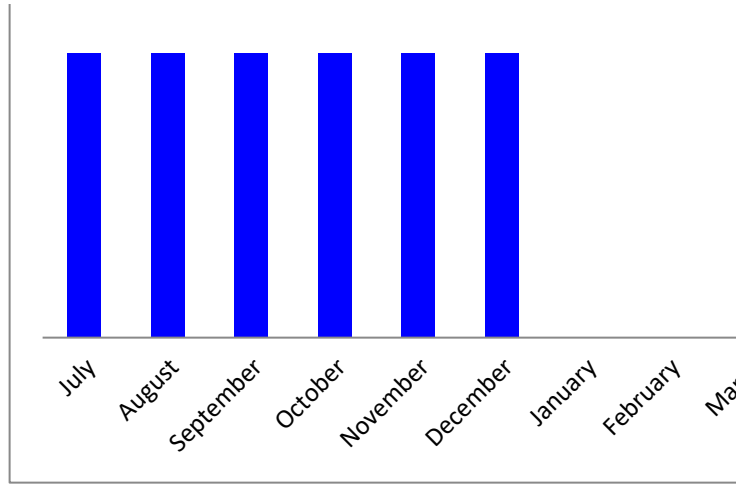
January 2023 Board Dashboard Summary Report

1. Guiding Statements				
#	Dashboard Measurer	Status	Correction Needed	Report #
	No Report Scheduled			
2. Vision and Goals				
#	Dashboard Measurer	Status	Correction Needed	Report #
2.1	Focus on Monitoring Board Dashboard on a Monthly Basis			1
3. Systems and Processes				
#	Dashboard Measurer	Status	Correction Needed	Report #
3.1	System Reports			2
3.3	Student Focused Agenda			3
3.4	Length of Board Meetings			4
3.5	Length of Executive Session			5
4. Progress and Accountability				
#	Dashboard Measurer	Status	Correction Needed	Report #
	No Report Scheduled			
5. Advocacy and Engagement				
#	Dashboard Measurer	Status	Correction Needed	Report #
5.2	Board Members Visible at School Events			6
6. Synergy and Teamwork				
#	Dashboard Measurer	Status	Correction Needed	Report #
6.2	Board Member Partnership/ Buddy			7

Met or Exceeded 5 Year Goal
On Track Towards Meeting Goal with a Positive Trend
Did Not Achieve Yearly Goal-Improvement Effort Suggested
Current Progress Did Not Achieve Goal – Improvement Effort Required

Reporting Progress

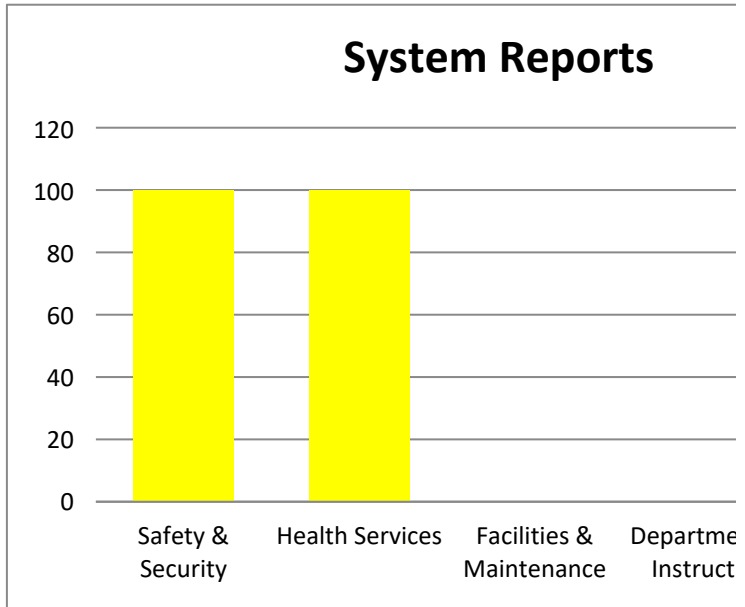
100%	Blue
75%	Green
50%	Yellow
25%	Red



Report 2

System Reports

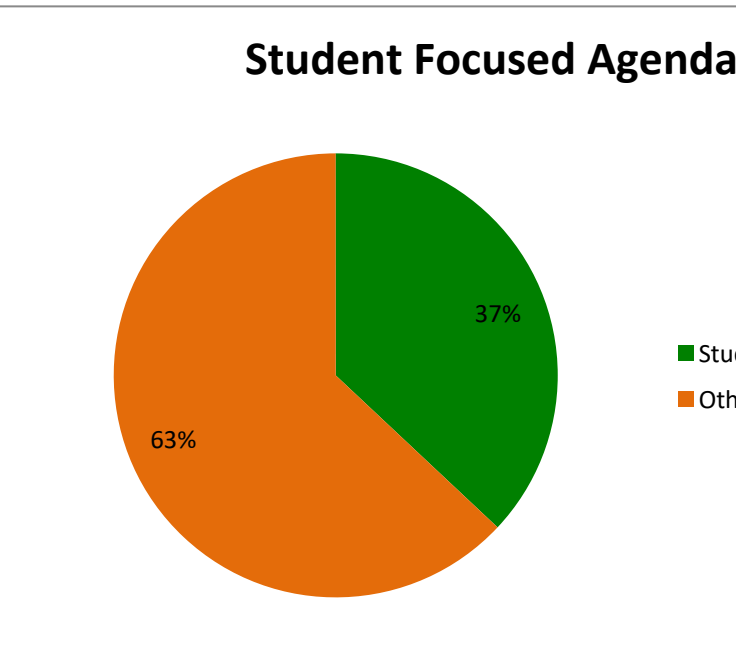
5	Blue
4	Green
2-3	Yellow
0-1	Red



Report 3

% of Time Invested to Student Outcomes

>=40%	Blue
30-39%	Green
<29%	Red



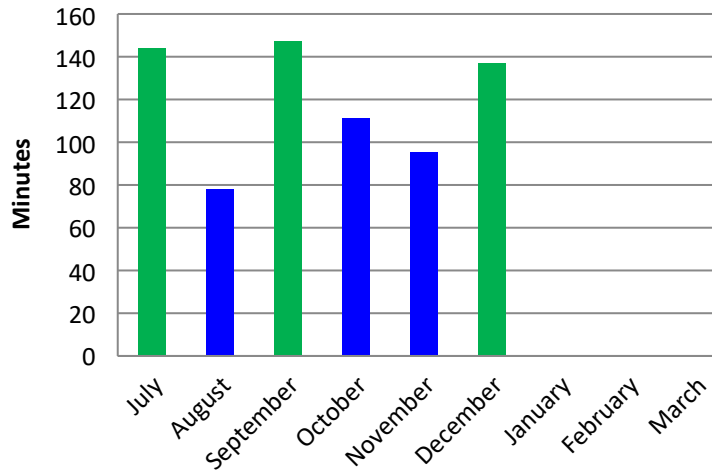
Report 4



Minutes per Meeting

<=120	Blue
121 - 149	Green
150 min	Yellow
>150 min	Red

LENGTH OF GENERAL MEETII

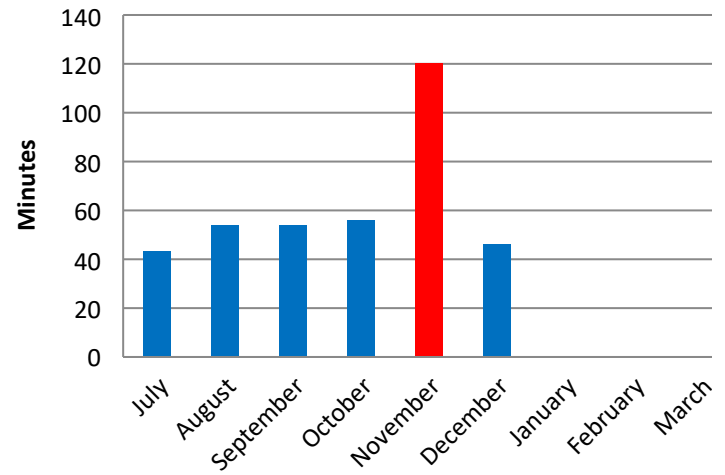


Report 5

Minutes per Meeting

<=60 min	Blue
61-89 min	Green
90 min	Yellow
> 90 min	Red

LENGTH OF EXECUTIVE MEET



Report 6

of Board Members

6-7	Blue
4-5	Green
2-3	Yellow
1	Red

Report 7

Activities with Board Partner

>=4	Blue
3	Green
2	Yellow
1	Red

March April May June

ent of Human
ion Resources

I

Ident Outcome Focus
ner Topics

NGS

April May June

'INGS

April May June



TITLE: Enrollment Report

DATE: January 24, 2023

INFORMATION

BACKGROUND:

Mansfield Independent School District student enrollment was 35,752 on January 12, 2023. The attached exhibit presents the grade-by-grade enrollment for each campus as of that date.

Enrollment in the second week of January 2023 was 233 students higher than the same week in 2022.

CONSIDERATIONS:

- Total District enrollment is 233 students higher than the same week in 2022. This represents a 0.65% increase in enrollment.
- Grades PK-4 enrollment increased by 274 students.
- Grades 5-6 enrollment increased by 117 students.
- Grades 7-8 enrollment decreased by 165 students.
- Grades 9-12 enrollment increased by 7 students.
- The enrollments reported here are based on information from Skyward Student Data Systems.

RECOMMENDATION:

None. For information only.

Mansfield ISD Enrollment Report

as of 1/12/2023

Campus Name	EE	PK	KG	1	2	3	4	5	6	7	8	9	10	11	12	Total Count of Students
Mansfield Summit HS												504	474	431	418	1,827
Mansfield HS												703	681	610	605	2,599
Mansfield Timberview HS												530	482	440	396	1,848
Mansfield Legacy HS												739	666	589	493	2,487
The Phoenix Academy												1	6	19	39	65
Mansfield Lake Ridge HS												714	662	645	589	2,610
Mansfield Frontier STEM Acad												97	81	52		230
Early College High School												70	52	65	51	238
Total High Schools												3,358	3,104	2,851	2,591	11,904
Rogene Worley Middle										339	347					686
T A Howard Middle										327	362					689
Brooks Wester Middle										299	328					627
Danny Jones Middle										418	425					843
James Coble Middle										399	458					857
Linda Jobe Middle										432	462					894
Charlene McKinzey Middle										446	452					898
STEM Academy									95	91	80					266
Total Middle Schools									95	2,751	2,914					5,760
Mary Orr Int								353	309							662
Cross Timbers Int								304	249							553
Donna Shepard Int								451	426							877
Della Icenhower Int								360	379							739
Mary Lillard IS								389	386							775
Asa E Low Jr Int								297	306							603
Alma Martinez Int								480	456							936
Total Intermediate Schools								2,634	2,511							5,145
Alice Ponder ES	20	69	105	109	100	120	105									628
Tarver-Rendon ES	13	34	103	112	106	110	92									570
J L Boren ES	12	48	78	126	108	125	115									612
Charlotte Anderson ES	10	32	60	67	67	81	77									394
Glenn Harmon ES	1		87	88	95	79	89									439
D P Morris ES			106	121	119	115	119									580
Willie Brown ES	3	19	114	124	111	109	120									600
Kenneth Davis ES	2		49	65	72	86	87									361
Imogene Gideon ES	2		68	63	74	71	65									343
Erma Nash ES		61	112	121	128	121	126									669
Elizabeth Smith ES	22	27	133	120	123	110	115									650
Roberta Tipps ES	20	36	79	96	101	95	105									532
Martha Reid ES	4	30	87	107	98	98	84									508
Thelma Jones ES			87	77	83	84	81									412
Mary Jo Sheppard ES		35	82	86	80	89	90									462
Janet Brockett ES	1		82	85	82	87	89									426
Anna May Daulton ES	5	39	101	119	110	139	161									674
Cora Spencer ES	5	37	95	122	125	144	119									647
Louise Cabaniss ES	5	38	86	100	97	100	99									525
Carol Holt ES	11	37	71	74	81	73	88									435
Annette Perry ES		72	90	99	85	105	104									555
Judy Miller ES	15	38	85	94	110	108	89									539
Nancy Neal ES	11	22	72	83	78	69	87									422
Academy for Early Learners	21	279														300
Brenda Norwood ES	2		104	121	109	157	167									660
Total Elementary Schools	185	953	2,136	2,379	2,342	2,475	2,473									12,943
Total Count of Students	185	953	2,136	2,379	2,342	2,475	2,473	2,634	2,606	2,751	2,914	3,358	3,104	2,851	2,591	35,752



**Board of School Trustees
Mansfield Independent School District**

TITLE: Attendance Percentage Report

DATE: January 24, 2023

INFORMATION

BACKGROUND:

Mansfield Independent School District Attendance Percentage Report is a campus-by-campus report from August 17, 2022 through January 13, 2023.

The attendance percentages reported here are based on the attached information from Skyward Data Services.

RECOMMENDATION:

No Board action required.

ADA Template Parameters
ADA Report

Calendar	Calendar	Grad Yr	Grad Yr	Race	Race	Student	Student	Totals							
Low	High	Low	High	Low	High	Type	Low	High	Date	Low	Date	High	By	Report	Type

Processed By

ZZZ	0000	9999	ZZZ	ZZZ	08/17/2022	01/13/2023	Entity	Summary	Only
-----	------	------	-----	-----	------------	------------	--------	---------	------

Student Range

Processed Entities: 002,003,004,005,006,007,008,009,041,042,043,044,045,046,047,101,103,105,106,107,109,110,111,112,113
114,115,116,117,118,119,120,121,122,123,124,125,126,127,128,201,202,204,205,206,207,208,304,907,944
999

Excluded Entities: 030,038

Entity	Name	Cal	Operational	Grade	Total Days	Total Ineligible	Total Eligible	Refined	Percentage Of
			Days	Level	Membership	Days Present	Days Present	ADA	Attendance
002	Mansfield Summit HS	002	85	ALL	157339.5	0.0	144851.5	1704.14	92.06
003	Mansfield HS	003	85	ALL	221504.5	0.0	210680.5	2478.59	95.11
004	Mansfield Timberview	004	85	ALL	157748.0	0.0	146814.0	1727.22	93.07
005	Mansfield Legacy HS	005	85	ALL	213640.0	0.0	198849.0	2339.40	93.08
006	The Phoenix Academy	006	85	ALL	6199.0	0.0	4972.0	58.49	80.21
007	Mansfield Lake Ridge	007	85	ALL	224877.0	0.0	215068.0	2530.21	95.64
008	Mansfield Frontier S	008	85	ALL	20181.0	0.0	19691.0	231.66	97.57
009	Early College High S	009	85	ALL	10439.0	0.0	10168.0	119.62	97.40
		TCC	64	ALL	7575.0	0.0	7377.0	115.27	97.39
041	Rogene Worley Middle	041	85	ALL	57957.0	0.0	55161.0	648.95	95.18
042	T A Howard Middle	042	85	ALL	57809.0	0.0	53614.0	630.75	92.74
043	Brooks Wester Middle	043	85	ALL	52697.0	0.0	49925.0	587.35	94.74
044	Danny Jones Middle	044	85	ALL	72201.0	0.0	69596.0	818.78	96.39
045	James Coble Middle	045	85	ALL	72409.0	0.0	68225.0	802.65	94.22
046	Linda Jobe Middle	046	85	ALL	75005.0	0.0	70981.0	835.07	94.64
047	Charlene McKinzey Mi	047	85	ALL	76562.0	0.0	72918.0	857.86	95.24
101	Alice Ponder ES	101	85	ALL	49524.5	16.5	45946.0	540.54	92.81
103	Tarver-Rendon ES	103	85	ALL	45101.5	118.5	41944.5	493.46	93.26
105	J L Boren ES	105	85	ALL	49214.0	1169.0	45714.0	537.81	95.26
106	Charlotte Anderson E	106	85	ALL	31569.0	19.0	29287.0	344.55	92.83
107	Glenn Harmon ES	107	85	ALL	36045.0	0.0	33272.0	391.44	92.31
109	D P Morris ES	109	82	ALL	47004.0	0.0	43833.0	534.55	93.25
110	Willie Brown ES	110	85	ALL	49849.0	39.5	47692.5	561.09	95.75
111	Kenneth Davis ES	111	85	ALL	30538.0	0.0	28469.0	334.93	93.22
112	Imogene Gideon ES	112	85	ALL	27927.5	0.0	26200.5	308.24	93.82
113	Erma Nash ES	113	85	ALL	53199.0	293.5	49451.5	581.78	93.51
114	Elizabeth Smith ES	114	85	ALL	52730.5	2.5	49484.0	582.16	93.85
115	Robertta Tipps ES	115	85	ALL	42991.0	236.0	40304.5	474.17	94.30
116	Martha Reid ES	116	85	ALL	40317.0	140.5	38012.5	447.21	94.63
117	Thelma Jones ES	117	85	ALL	34083.0	0.0	32194.0	378.75	94.46
118	Mary Jo Sheppard ES	118	85	ALL	36907.5	0.0	34679.5	407.99	93.96
119	Janet Brockett ES	119	85	ALL	36004.0	0.0	33800.0	397.65	93.88
120	Anna May Daulton ES	120	85	ALL	55179.5	59.5	52588.5	618.69	95.41
121	Cora Spencer ES	121	85	ALL	51868.0	38.5	49270.0	579.65	95.07
122	Louise Cabaniss ES	122	85	ALL	42183.0	8.5	39627.5	466.21	93.96
123	Carol Holt ES	123	85	ALL	35009.0	129.0	32636.0	383.95	93.59
124	Annette Perry ES	124	85	ALL	41801.5	10.5	39456.0	464.19	94.41
125	Judy Miller ES	125	85	ALL	43403.5	18.5	40727.5	479.15	93.88
126	Nancy Neal ES	126	85	ALL	33798.0	202.5	31879.0	375.05	94.92
127	Academy for Early Le	127	85	ALL	12518.5	334.0	10721.0	126.13	88.31
128	Brenda Norwood ES	128	85	ALL	54703.0	0.0	52141.0	613.42	95.32
201	Mary Orr Int	201	85	ALL	55344.0	0.0	52416.0	616.66	94.71
202	Cross Timbers Int	202	85	ALL	47078.0	0.0	44141.0	519.31	93.76
204	Donna Shepard Int	204	85	ALL	73632.0	0.0	69782.0	820.96	94.77
205	Della Icenhower Int	205	85	ALL	62965.0	0.0	59290.0	697.53	94.16
206	Mary Lillard IS	206	85	ALL	65815.0	0.0	63248.0	744.09	96.10
207	Asa E Low Jr Int	207	85	ALL	50173.0	0.0	47914.0	563.69	95.50
208	Alma Martinez Int	208	85	ALL	78418.0	0.0	74871.0	880.84	95.48
304	Tarrant Co JJAEP	304	91	ALL	39.0	37.0	0.0	0.00	94.87
907 (006)	Residential Treatmen	907	84	ALL	20.0	0.0	20.0	0.24	100.00
944 (043)	STEM Academy	944	85	ALL	22834.0	0.0	21965.0	258.41	96.19
REPORT TOTALS:					2973929.5	2873.0	2801869.0	33010.50	94.31

<u>Entity</u>	<u>Name</u>	<u>Cal</u>	<u>Days</u>	<u>Operational</u>	<u>Grade</u>	<u>Total Days</u>	<u>Total Ineligible</u>	<u>Total Eligible</u>	<u>Refined</u>	<u>Percentage Of</u>
				<u>Level</u>	<u>Membership</u>	<u>Days Present</u>	<u>Days Present</u>	<u>Days Present</u>	<u>ADA</u>	<u>Attendance</u>

***** End of report *****



**Board of School Trustees
Mansfield Independent School District**

TITLE: Approved Student Trips

DATE: January 24, 2023

INFORMATION

BACKGROUND:

Board Policy FMG (Local) allows students to participate in school-sponsored trips. This policy designates the Superintendent to approve such trips upon recommendation of the Principal and Assistant Superintendent.

The attached student trips have been approved.

RECOMMENDATION:

No Board action required.

STUDENT TRAVEL - DAY TRIPS

School	Trip Coordinator	Group	Destination	Date	Days Out	# of Students	Admin. Attending	Ratio	Transportation	Purpose
Brockett	Janekka Colbert	Advanced Academics	Dallas-Spark!	Nov. 29, 2022	1	7	No	2:07	School Bus	Collaboration outside of the traditional curriculum
Timberview	Kimberly Pena	AVID IV	College Station & Prairie View, TX-Texas A&M and Prairie View A&M University	Nov. 29, 2022	1	60	No	1:16	School Bus	College application process & college experience
Cabaniss	Laneque Black	3rd Grade	Mansfield-MISD Natatorium	Dec. 5, 2022	1	98	No	1:12	School Bus	Water safety
Neal	Lesley Norris	GT	Dallas-Perot Museum	Dec. 7, 2022	1	21	No	1:05	School Bus	Increase knowledge on museum practices and use gained info for study
Neal	Stephanie Crisafulli	2nd Grade	Dallas-Zoo	Dec. 8, 2022	1	77	No	1:04	School Bus	Animals and their habitats; Maps and cardinal directions to find animals
T.A. Howard	Patti Wall	Theatre	Mansfield-Timberview High School	Dec. 9, 2022	1	25	No	1:25	School Bus	UIL OAP rehearsal
T.A. Howard	Patti Wall	Theatre	Mansfield-Timberview High School	Dec. 10, 2022	0	25	No	1:25	School Bus	MS UIL OAP competition
Wester	Sydnyy Mosby	ISLE & FALS	Fort Worth-Museum of Science and History	Dec. 14, 2022	1	7	No	4:07	SPED SUV	IIEP objectives CBI will support
Lake Ridge	Philip Glenn	Choir	Stephenville-Tarleton State University	Dec. 27-28, 2022	2	2	No	1:02	Rental Vehicle	Area audition for two TMEA candidates
Wester STEM	John Berney	FLL Robotics	Dallas-UME Preparatory Academy	Jan. 14, 2023	1	12	No	1:12	School Bus	Competition
Ben Barber	Jimmie Green	Robotic Club	Dallas-Dealey Montessori Academy	Jan. 14, 2023	0	15	No	2:08	School Bus	Enhance knowledge of STEM
Wester STEM	Amanda McCue	FLL Robotics	Cleburne-Cleburne High School	Jan. 14, 2023	0	20	No	1:20	School Bus	Competition
Jobe	Amy Goffinet	8th Grade GT	Mansfield-The Mind Maze	Jan. 18, 2023	0.5	38	No	1:15	School Bus	Annual field experience
Jones	Shanetta Parker	NJHS	Dallas-American Airlines Center	Jan. 18, 2023	0.05	44	No	1:11	School Bus	Leadership day with staff from a professional sports franchise
Lake Ridge	LTC Aricai Berry	Step Club	Dallas-American Airlines Center	Jan. 18, 2023	0	16	No	1:15	Rental Van	Community performance during 3rd quarter for Dr. M.L. King Observance
Timberview	Kimberly Pena	AVID II	Stephenville-Tarleton State University	Jan. 19, 2023	1	50	No	1:16	School Bus	College application process & college experience
Shepard	Kayla Williams	Choir	Mansfield-Timberview High School	Jan. 19, 2023	1	50	No	1:10	School Bus	<i>Matilda the Musical</i>
Wester	Sharon Hallmark	Theatre	Mansfield-Timberview High School	Jan. 19, 2023	1	25	No	1:25	School Bus	<i>Matilda the Musical</i>
Early College	Keith Howell	AVID	Arlington-UTA	Jan. 20, 2023	0	25	No	1:10	School Bus	Tour campus and attend admissions and financial aid presentations
Legacy	Howard Ritz	UIL Academic	Joshua-Joshua High School	Jan. 21, 2023	0	25	No	1:04	School Bus	Speech and Debate Meet

STUDENT TRAVEL - DAY TRIPS

Brockett	Kelli Teague	2nd Grade	Grand Prairie-Ripley's Believe It or Not!	Jan. 27, 2023	0.5	82	No	1:08	School Bus	Educational
Early College	Keith Howell	AVID	Denton-University of North Texas	Jan. 27, 2023	0	50	No	1:10	School Bus	Tour campus and attend admissions and financial aid presentations
Ben Barber	Jimmie Green	Robotic Club	Dallas-Dealey Montessori Academy	Jan. 28, 2023	0	15	No	2:08	School Bus	Enhance knowledge of STEM
Legacy	Morgan Harrell	AP Environmental Science	Arlington-Arlington Landfill	Feb. 1, 2023	1	70	No	1:18	School Bus	Learn about the landfill, trash process, recycling, etc.
Sheppard	Lyndsey Lipscomb	3rd & 4th Grade Choir	Mansfield-Center for the Performing Arts	Feb. 2, 2023	1	65	No	1:32	School Bus	See production of Peter Pan
Ponder	Victoria Faz	3rd Grade	Mansfield-Rick Hermann Orthodontic	Feb. 2, 2023	0.5	130	No	1:21	School Bus	Learning about orthodontics
Tipps	Tiffany Williamson	Choir	Mansfield-Mansfield High School	Feb. 2, 2023	1	50	No	1:16	School Bus	End of year celebration support TEKS in performance etiquette
Legacy	Jamie Dorsett	AVID	Dallas-American Airlines Center	Feb. 2, 2023	0.5	47	No	1:15	White Bus	AVID night
Early College	Keith Howell	AVID	Arlington-UTA	Feb. 3, 2023	0	50	No	1:10	School Bus	Tour campus and attend admissions and financial aid presentations
Ben Barber	Candice Hoening	German Club	Dallas-Skyline High School	Feb. 4, 2023	0	30	No	1:05	School Bus	Academic Contest
Shepard	Josalin Black	6th Grade	San Antonio-Sea World	Feb. 10, 2023	1	188	Yes	1:10	Charter Coach	Dive into the diverse habitats of Sea World
Legacy	Howard Ritz	UIL Academic	Grandview-Grandview High School	Feb. 11, 2023	0	25	No	1:04	School Bus	Speech and Debate Meet
Holt	Rebecca Haemker	4th Grade	Fort Worth-Stockyards, Cattlepen Maze and Tours	Feb. 16, 2023	1	88	No	1:03	School Bus	History of Fort Worth stockyards
Ben Barber	Nathan Smith	Skills USA	Fort Worth-TCC South	Feb. 17, 2023	1	76	Yes	1:07	School Bus & 2 Suburbans	District competitions
Norwood	Shellie Bansa	3rd Grade	Dallas-Perot Museum of Nature and Science	Feb. 17, 2023	0.5	75	No	1:18	School Bus	Explore various topics learned through the year
Shepard	Josalin Black	6th Grade	San Antonio-Sea World	Feb. 17, 2023	1	188	Yes	1:10	Charter Coach	Dive into the diverse habitats of Sea World
Shepard	Kayla Williams	Choir	Mansfield-Willy Pigg Auditorium	Feb. 23, 2023	0.5	70	No	1:10	School Bus	TEKS 117C
T. Jones	Norma Escalante	3rd Grade	Arlington-Globe Life Field	Feb. 23, 2023	0.5	88	No	1:07	School Bus	Real world experience to look at area, perimeter, polygons, and angles
Wester	Karen Steen	JKSA STEM	Glen Rose- Fossil Rim and Dinosaur Valley Park	Mar. 2, 2023	1	91	Yes	1:05	Charter Coach	How to address the needs of specific species outside of their native habitats. Apply newly acquired knowledge to PBLs
Jobe	Lauren Dill	8th Grade AVID	Waco-Baylor University	Mar. 2, 2023	1	43	No	1:10	School Bus	College exposure

STUDENT TRAVEL - DAY TRIPS

Brockett	Misty Parker	1st Grade	Forth Worth-Museum of Science and History	Mar. 3, 2023	1	93	No	1:05	School Bus	Student engagement
Brown	Amber Howell	Kindergarten	Fort Worth-Casa Manana & Mansfield-Rose Park	Mar. 22, 2023	1	120	No	1:02	School Bus	Introduced to a live play
Gideon	Hanna Longshore	2nd Grade	Forth Worth-Casa Manana	Mar. 22, 2023	1	68	No	4:17	School Bus	TEKS -inferencing, comprehension, and summarizing
Brown	Ann Diaz	2nd Grade	Dallas-Zoo	Mar. 28, 2023	0	125	No	1:04	School Bus	Extend learning of the grassland animals
Cabaniss	Jaffee Eichelberger	ECHO - 4th Grade	Combine-John Bunker Sands Wetland Center	Apr. 4, 2023	1	100	No	1:05	Charter Coach	Observe & Investigate a working Wetlands habitat.
Norwood	Shellie Vansa	2nd Grade	Fort Worth-Will Rodgers Auditorium	Apr. 5, 2023	0.5	104	Yes	1:17	School Bus	See performance of Aesop's Fables
Tipps	Kristi Paul	4th Grade	Dallas-Perot Museum of Nature and Science	Apr. 5, 2023	1	105	Yes	1:07	School Bus	Hands on STEAM Science to promote science TEKS
Sheppard	Lauren Bickford	1st Grade	Arlington-Lowes Farm	Apr. 5, 2023	1	88	Yes	1:03	School Bus	Animal life cycles
Sheppard	Kayla Williams	Choir	Mansfield-Performing Arts Center	Apr. 11, 2023	1	40	No	1:10	School Bus	Mock UIL
T. Jones	Angela Ewing	2nd Grade	Dallas-Heritage Village/Old City Park	Apr. 27, 2023	1	80	No	1:05	School Bus	Hands on learning of Social Studies TEKS
Brown	Teresa Martin	3rd Grade	Dallas-World Aquarium & Arlington-Craven's Park	Apr. 28, 2023	1	115	No	1:05	School Bus	Observe animals in the rainforest habitat
Perry	Randa Stephens	2nd Grade	Forth Worth-Museum of Science and History	5-May-23	1	88	No	1:11	School Bus	Promote science TEKS
Norwood	Shellie Vansa	4th Grade	Mansfield-Camp Anothern	12-May-23	0.5	78	No	1:13	School Bus	Spring field trip
Perry	Tiffany Burke	3rd Grade	Dallas-Perot Museum	12-May-23	1	115	No	1:06	School Bus	Science TEKS
Wester	Nathan Wood	Band	North Richland Hills-NRH20 Water Park	13-May-23	0	70	Yes	1:07	School Bus	Adjudicated performance opportunity

OVERNIGHT OUT OF STATE TRAVEL

School	Trip Coordinator	Group	Location	Dates of Trip	School Days Missed	Number of Students	Is an Admin. Attending	Adult to Student Ratio	Mode of Transportation	Purpose of Trip
Lake Ridge	Lauren Jones	Girls Track & Field	Lubbock, TX- Texas Tech	Jan. 20-21, 2023	1	20	No	1:10	Charter Coach	Competition, recruiting, and campus tour
Jobe	Lauren Barron	Student Council	Van, TX- Sky Ranch	Jan. 26-27, 2023	1.5	24	No	1:12	School Bus	Student leadership
Wester	Janin Smythe	Student Council	Van, TX- Sky Ranch	Jan. 26-27, 2023	1.5	25	No	1:12	School Bus	Student leadership
Ben Barber	Candice Hoeing	German Club	San Marcos, TX- Texas State University	Feb. 24-25, 2023	1	14	No	1:04	Vans	Regional contest
Lake Ridge	Cody Cawvey	Boys Golf	Gladewater, TX- Tempest Golf Club	Mar. 9-11, 2023	2	6	No	1:06	Rental Van	Experience and competition
Timberview	Eric Mullens	Band	San Antonio, TX- Almo Showcase of Music	Apr. 23, 2023	1	50	Yes	1:06	Charter Coach	Performance/Educational



**Board of School Trustees
Mansfield Independent School District**

TITLE: Facility Rental Revenue

DATE: 01/24/2023

PRESENTATION

BACKGROUND:

Each month, a report is prepared for informational purposes detailing the revenue generated from the rental of the District's facilities for educational, recreational, civic, or social activities in accordance with Board Policy GKD (LOCAL).

CONSIDERATIONS:

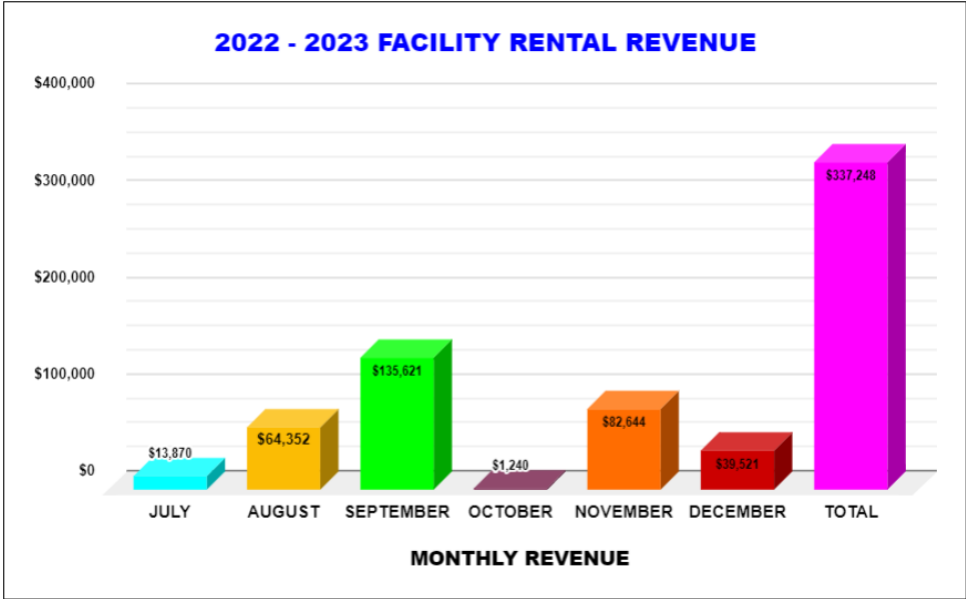
The report is for the month of December, 2022. The report includes the total monthly rental fees (not including the Center for Performing Arts), and year to date totals.

RECOMMENDATION:

None. For informational purposes only.

FACILITY RENTAL REVENUE REPORT

JANUARY 24, 2023



DATE: January 24, 2023
TO: Dr. Kimberley Cantu
Superintendent
FROM: Dr. Jennifer Stoecker
Assistant Superintendent/HR
RE: **RESIGNATIONS**

RESIGNATIONS:

NAME: Anderson, Rebecca
ASSIGNMENT: Kindergarten Teacher/DP Morris ES
EXPERIENCE: 19 Years/19 with MISD
REASON: Resigning/Personal
EFFECTIVE DATE: January 16, 2023

NAME: Chance, Madison
ASSIGNMENT: Registered Nurse/JL Boren ES
EXPERIENCE: 1 Year/1 with MISD
REASON: Resigning/Personal
EFFECTIVE DATE: December 20, 2022

NAME: Cummings, Michelle
ASSIGNMENT: Principal/Donna Shepard IS
EXPERIENCE: 13 Years/1 with MISD
REASON: Resigning/Health or family circumstances
EFFECTIVE DATE: January 13, 2023

NAME: Farler, Leslie
ASSIGNMENT: SpEd Early Childhood Teacher/JL Boren ES
EXPERIENCE: 5 Years/0 with MISD
REASON: Resigning/Job did not meet expectations
EFFECTIVE DATE: October 17, 2022

NAME: Luig, Rebecca
ASSIGNMENT: Assistant Principal Intern/Summit HS
EXPERIENCE: 9 Years/1 with MISD
REASON: Resigning/Health or family circumstances
EFFECTIVE DATE: January 6, 2023

NAME: Marriott, Gina
ASSIGNMENT: LSSP-Psychologist/Special Services Dept.
EXPERIENCE: 26 Years/10 with MISD
REASON: Retiring
EFFECTIVE DATE: January 31, 2023

NAME: McConnell, Misty
ASSIGNMENT: Registered Nurse/Annette Perry ES
EXPERIENCE: 1 Year/1 with MISD
REASON: Resigning/Personal
EFFECTIVE DATE: December 20, 2022

NAME: Nguyen, Tom
ASSIGNMENT: SpEd Content Mastery Teacher/TA Howard MS
EXPERIENCE: 9 Years/5 with MISD
REASON: Resigning/Relocating
EFFECTIVE DATE: August 8, 2022

NAME: Parenica, Valerie
ASSIGNMENT: Math Teacher/Mansfield HS
EXPERIENCE: 18 Years/5 with MISD
REASON: Resigning/Health or family circumstances
EFFECTIVE DATE: January 31, 2023

NAME: Roberts, Jason
ASSIGNMENT: Science Teacher/Mansfield HS
EXPERIENCE: 21 Years/15 with MISD
REASON: Resigning/Promotion in another district
EFFECTIVE DATE: September 15, 2022

NAME: Russell, Mika
ASSIGNMENT: 1st Grade Teacher/Willie Brown ES
EXPERIENCE: 1 Year/1 with MISD
REASON: Resigning/Supervisor/employee relations
EFFECTIVE DATE: October 14, 2022

NAME: Shen, Hang
ASSIGNMENT: Math Teacher/Legacy HS
EXPERIENCE: 8 Years/1 with MISD
REASON: Resigning/Health or family circumstances
EFFECTIVE DATE: December 20, 2022

NAME: Taylor, Shelley
ASSIGNMENT: Risk Management Coordinator/Maintenance Dept.
EXPERIENCE: 22 Years/22 with MISD
REASON: Retiring
EFFECTIVE DATE: January 31, 2023

NAME: Teemal, Kristina
ASSIGNMENT: Pre-Kindergarten Teacher/Jandrucko Academy
EXPERIENCE: 2 Years/1 with MISD
REASON: Resigning/Personal
EFFECTIVE DATE: October 21, 2022

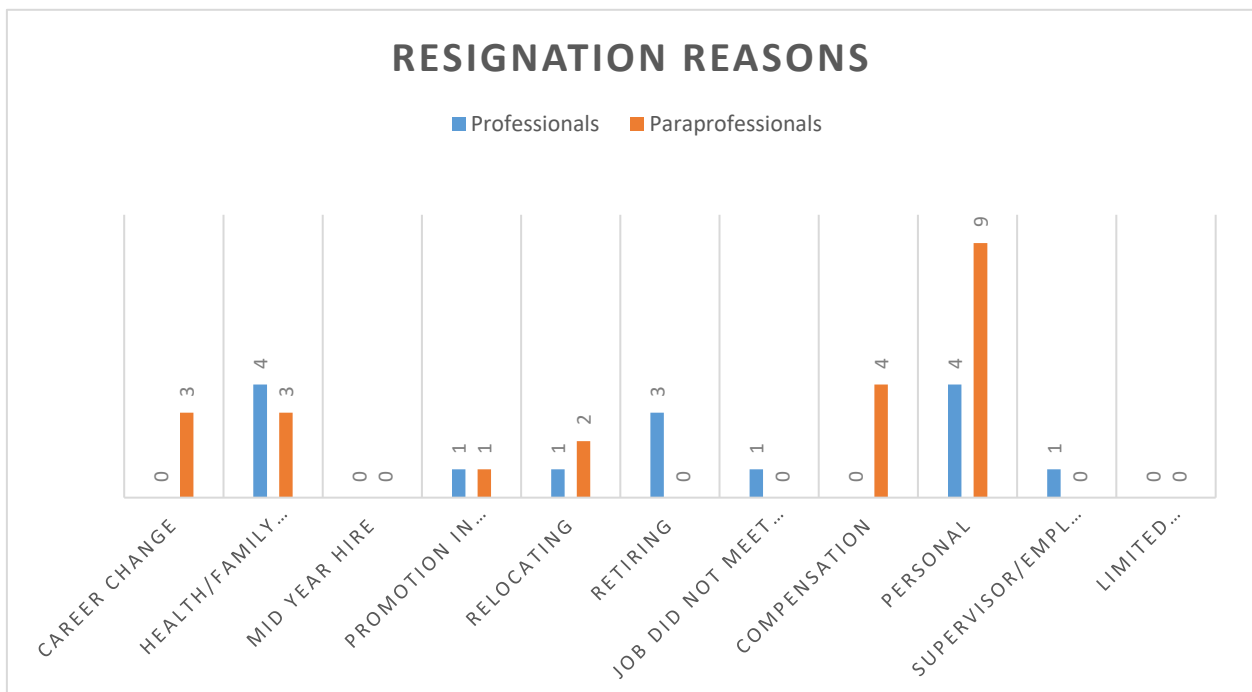
NAME: Walker, David
ASSIGNMENT: Director of Transportation/Transportation Dept.
EXPERIENCE: 33 Years/5 with MISD
REASON: Retiring
EFFECTIVE DATE: December 20, 2022



Resignation Reason Summary - 1/24/2023

Reason	Professionals	Para-professionals	Totals
Career Change	0	3	3
Health/Family Circumstances	4	3	7
Mid Year Hire	0	0	0
Promotion in another district	1	1	2
Relocating	1	2	3
Retiring	3	0	3
Job did not meet expectations	1	0	1
Compensation	0	4	4
Personal	4	9	13
Supervisor/Employee Relations	1	0	1
Limited Promotion Opportunity	0	0	0
Totals	15	22	37

* Reasons given on their exit forms



DATE: January 24, 2023
TO: Dr. Kimberley Cantu
Superintendent
FROM: Dr. Jennifer Stoecker
Assistant Superintendent of Human Resource Services
RE: NEW HIRES/TRANSFERS

**NEW-HIRES/
TRANSFERS:**

NAME: Diehl, Catherine
ASSIGNMENT: Librarian/Timberview HS
EXPERIENCE: 13 Years
DEGREE: Master's/Sam Houston State University
START DATE: January 26, 2023

NAME: Eason, Daniel
ASSIGNMENT: Health Teacher/Coach/Legacy HS
EXPERIENCE: 2 Years
DEGREE: Master's/University of Tennessee
START DATE: January 26, 2023

NAME: Truong, Oanh
ASSIGNMENT: Math Teacher/Legacy HS
EXPERIENCE: 0 Years
DEGREE: Master's/Southwestern Baptist Theological Seminary
START DATE: January 26, 2023



Dr. Kimberley Cantu
Superintendent



Date

* Years of experience are self-reported and verified upon receipt of service records.

DATE: January 23, 2023
TO: Dr. Kimberley Cantu
Superintendent
FROM: Dr. Jennifer Stoecker
Assistant Superintendent of Human Resource Services
RE: NEW HIRES/TRANSFERS

**NEW-HIRES/
TRANSFERS:**


NAME:	Bynum, Brandon
ASSIGNMENT:	Cyber Security Specialist/Technology Dept.
EXPERIENCE:	7 Years
DEGREE:	Bachelor's/American Military University
START DATE:	TBD

 1.23.23
Dr. Kimberley Cantu Date
Superintendent

DATE: January 20, 2023
TO: Dr. Kimberley Cantu
Superintendent
FROM: Dr. Jennifer Stoecker
Assistant Superintendent of Human Resource Services
RE: NEW HIRES/TRANSFERS

**NEW-HIRES/
TRANSFERS:**

NAME:	Smith, Alisha
ASSIGNMENT:	Title 1 Student & Family Specialist/Cross Timbers IS
EXPERIENCE:	10 Years
DEGREE:	Bachelor's/Texas Tech University
START DATE:	January 24, 2023

 _____ Dr. Kimberley Cantu Superintendent	<u>1-20-23</u> Date
---	------------------------

* Years of experience are self-reported and verified upon receipt of service records.

DATE: January 18, 2023
TO: Dr. Kimberley Cantu
Superintendent
FROM: Dr. Jennifer Stoecker
Assistant Superintendent of Human Resource Services
RE: NEW HIRES/TRANSFERS

**NEW-HIRES/
TRANSFERS:**

NAME: Gutierrez, Gabrielle
ASSIGNMENT: Intervention Specialist/Legacy HS
EXPERIENCE: 2 Years
DEGREE: Bachelor's/Grand Canyon University
START DATE: January 20, 2023

NAME: Lujano, Michelle
ASSIGNMENT: Speech Language Pathologist/Special Services Dept.
EXPERIENCE: 3 Years
DEGREE: Master's/Idaho State University
START DATE: January 20, 2023


Kimberley Cantu 1.18.23
Dr. Kimberley Cantu Date
Superintendent

* Years of experience are self-reported and verified upon receipt of service records.

DATE: January 13, 2023
TO: Dr. Kimberley Cantu
Superintendent
FROM: Dr. Jennifer Stoecker
Assistant Superintendent of Human Resource Services
RE: NEW HIRES/TRANSFERS

**NEW-HIRES/
TRANSFERS:**

NAME:	Tomeny, Chelsea
ASSIGNMENT:	Math Teacher/Summit HS
EXPERIENCE:	0 Years
DEGREE:	Bachelor's/University of Texas at Arlington
START DATE:	January 18, 2023

 _____ Dr. Kimberley Cantu Superintendent	<u>1.13.23</u> _____ Date
--	---------------------------------

DATE: January 13, 2023
TO: Dr. Kimberley Cantu
Superintendent
FROM: Dr. Jennifer Stoecker
Assistant Superintendent of Human Resource Services
RE: NEW HIRES/TRANSFERS

**NEW-HIRES/
TRANSFERS:**

NAME:	Mahan, Kaylee
ASSIGNMENT:	Assistant Principal/Brenda Norwood ES
EXPERIENCE:	6 Years
DEGREE:	Master's/Lubbock Christian University
START DATE:	January 23, 2023

Kimberley Cantu 1.13.23
Dr. Kimberley Cantu Date
Superintendent

* Years of experience are self-reported and verified upon receipt of service records.


DATE: January 11, 2023
TO: Dr. Kimberley Cantu
Superintendent
FROM: Dr. Jennifer Stoecker
Assistant Superintendent of Human Resource Services
RE: NEW HIRES/TRANSFERS

**NEW-HIRES/
TRANSFERS:**

NAME: Greathouse, Sally
ASSIGNMENT: Leadership Teacher/Mary Lillard IS
EXPERIENCE: 18 Years
DEGREE: Bachelor's/Texas Wesleyan University
START DATE: January 13, 2023

NAME: Mills, Julie
ASSIGNMENT: Kindergarten Teacher/Glen Harmon ES
EXPERIENCE: 0 Years
DEGREE: Bachelor's/Tarleton State University
START DATE: January 13, 2023

NAME: Shortes, Zachary
ASSIGNMENT: Math Teacher/Frontier Stem Academy
EXPERIENCE: 0 Years
DEGREE: University of Texas at Arlington
START DATE: January 13, 2023



Dr. Kimberley Cantu
Superintendent



Date

DATE: January 9, 2023
TO: Dr. Kimberley Cantu
Superintendent
FROM: Dr. Jennifer Stoecker
Assistant Superintendent of Human Resource Services
RE: NEW HIRES/TRANSFERS

**NEW-HIRES/
TRANSFERS:**

NAME:	Jones, Tracy
ASSIGNMENT:	Registered Nurse/JL Boren ES
EXPERIENCE:	15 Years
DEGREE:	Bachelor's/Louisiana State University of Alexandria
START DATE:	January 11, 2023



Dr. Kimberley Cantu
Superintendent



Date

* Years of experience are self-reported and verified upon receipt of service records.

DATE: January, 2023
TO: Dr. Kimberley Cantu
Superintendent
FROM: Dr. Jennifer Stoecker
Assistant Superintendent of Human Resource Services
RE: NEW HIRES/TRANSFERS

**NEW-HIRES/
TRANSFERS:**

NAME:	Cibotti, Tiffani
ASSIGNMENT:	Intervention Specialist/Cross Timbers IS
EXPERIENCE:	11 Years
DEGREE:	Bachelor's/San Francisco State University
START DATE:	January 9, 2023
NAME:	Noriega, Carrie
ASSIGNMENT:	6 th Grade Science Teacher/Alma Martinez IS
EXPERIENCE:	0 Years
DEGREE:	Bachelor's/Texas A&M-College Station
START DATE:	January 9, 2023
NAME:	Romero, Nichole
ASSIGNMENT:	6 th Grade Language Arts Teacher/Donna Shepard IS
EXPERIENCE:	0 Years
DEGREE:	Bachelor's/Stephen F. Austin State University
START DATE:	January 9, 2023
NAME:	Shaffer, Stacey
ASSIGNMENT:	Speech Language Pathologist/Special Services Dept.
EXPERIENCE:	15 Years
DEGREE:	Master's/University of Texas at Dallas
START DATE:	January 9, 2023

Kimberley Cantu 1.5.23
Dr. Kimberley Cantu Date
Superintendent

* Years of experience are self-reported and verified upon receipt of service records.

DATE: January 4, 2023
TO: Dr. Kimberley Cantu
Superintendent
FROM: Dr. Jennifer Stoecker
Assistant Superintendent of Human Resource Services
RE: **NEW HIRES/TRANSFERS**

**NEW-HIRES/
TRANSFERS:**

NAME: Chambliss, Jennel
ASSIGNMENT: Pre-Kindergarten Teacher/Jandrucko Academy
EXPERIENCE: 0 Years
DEGREE: Bachelor's/Texas A&M-College Station
START DATE: January 6, 2023

NAME: Criss, Meyer
ASSIGNMENT: Social Studies Teacher/Timberview HS
EXPERIENCE: 8 Years
DEGREE: Bachelor's/University of Texas at Austin
START DATE: January 6, 2023


NAME: Gardenhire, Lykeisha
ASSIGNMENT: 1st Grade Teacher/Willie Brown ES
EXPERIENCE: 4 Years
DEGREE: Master's/Walden University
START DATE: January 6, 2023

NAME: Gomez Santos, Guyen
ASSIGNMENT: Orchestra Teacher/Performing Arts Center
EXPERIENCE: 0 Years
DEGREE: Bachelor's/Stephen F. Austin State University
START DATE: January 6, 2023

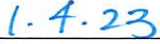
NAME: Murrey, Katrina
ASSIGNMENT: 2nd Grade Teacher/DP Morris ES
EXPERIENCE: 8 Years
DEGREE: Bachelor's/Texas Tech University
START DATE: January 6, 2023

* Years of experience are self-reported and verified upon receipt of service records.

NAME: Tschoerner, Diana
ASSIGNMENT: Band Teacher/Linda Jobe MS
EXPERIENCE: 0 Years
DEGREE: Bachelor's/Texas Tech University
START DATE: January 6, 2023



Dr. Kimberley Cantu
Superintendent




Date

DATE: December 20, 2022
TO: Dr. Kimberley Cantu
Superintendent
FROM: Dr. Jennifer Stoecker
Assistant Superintendent of Human Resource Services
RE: **NEW HIRES/TRANSFERS**

**NEW-HIRES/
TRANSFERS:**

NAME: Chambliss, Caleb
ASSIGNMENT: Math Teacher/Mansfield HS
EXPERIENCE: 0 Years
DEGREE: Bachelor's/Texas A&M-College Station
START DATE: January 6, 2022

NAME: Saltzman, Madeline
ASSIGNMENT: SpEd Co-Teacher/Asa Low IS
EXPERIENCE: 14 Years
DEGREE: Bachelor's/Lamar University
START DATE: January 6, 2022



Dr. Kimberley Cantu
Superintendent

12.20.22
Date

DATE: December 20, 2022
TO: Dr. Kimberley Cantu
Superintendent
FROM: Dr. Jennifer Stoecker
Assistant Superintendent of Human Resource Services
RE: NEW HIRES/TRANSFERS

**NEW-HIRES/
TRANSFERS:**

NAME: Johnson, Mark
ASSIGNMENT: Math Teacher/Legacy HS
EXPERIENCE: 42 Years
DEGREE: Master's/Texas A&M-Corpus Christi
START DATE: January 4, 2023

NAME: Laningham, Michael
ASSIGNMENT: Assistant Principal Intern/Lake Ridge HS
EXPERIENCE: 19 Years
DEGREE: Master's/University of Texas at Arlington
START DATE: TBD

Kimberley Cantu
Dr. Kimberley Cantu
Superintendent

12.20.22
Date



Board of School Trustees
Mansfield Independent School District

TITLE: State Intruder Detection Audits

DATE: January 24, 2023

INFORMATION

BACKGROUND:

Mansfield Independent School District State Door Audit Reports information must be shared with the Board and the public.

Notice of Intruder Detection Audits conducted by the TxSSC and a corrective action are to be put into place. By rule, information must be given at a high and non-descriptive level. Agenda from the school board meeting that reflect a summary of information from the Intruder Detection Audit must then be sent to the Texas Safety School Center.

RECOMMENDATION:

This report is for information only and requires no action.

State Intruder Detection Reports

Notice of Intruder Detection Audits conducted by the TxSSC and a corrective action are to be put into place. By rule, information must be given at a high and non-descriptive level. Agenda from the school board meeting that reflect a summary of information from the Intruder Detection Audit must then be sent to the Texas Safety School Center.

State Intruder Detection		11 Total Audits		
New Audits	3 Total	0 Exterior Door	0 Interior Door	0 Visitor Entry
New Finding	0 Total			
Old Findings	3 Total	1 Exterior Door	2 Interior Door	0 Visitor Entry
Total State Audits	12 Total			
Corrective Action / Dates	Yes			
Safety and Security Committee	Yes			
School Board Agenda	Yes			
TxSSC Report Sending	Yes			
MISD Intruder Detection		2,500 Over Total Audits		



Executive Program Summary January 2022

This report outlines, at an executive review level, the progress planned by the Construction Program Supervisor through January 2023 and key activities planned for February 2023.

OVERVIEW

The Kenneth Davis Elementary School Fine Arts Academy Renovation contract was approved at the May 2022 board meeting. Construction began the first of June with substantial completion on December 27, 2022. Students occupied the area on January 9, 2023. The contractor is completing punch list items and working on closeout documentation.

The Cross Timbers Intermediate School Fine Arts Academy Renovation contract was approved at the May 2022 board meeting. Construction began the first of June with June with substantial completion on January 3, 2023. Students occupied the area on January 9, 2023. The contractor is completing punch list items and working on closeout documentation.

The Willie Pigg Auditorium Renovations contract was approved at the June 2022 board meeting. Construction began immediately following all approvals. We are still waiting on audio-visual equipment, but the stage extension is complete.

The Alma Martinez Intermediate School Play Court Addition was reviewed and the contract was approved at the June 2022 board meeting. Construction began this month and should be complete by January 31, 2023.

The district wide BDA (bi-directional antennas) project has begun. The contract was approved at the August board meeting. Construction will begin in November 2022 and this will be complete in May 2023.

The Timberview High School Fieldhouse Excavation began in August 2022. The next step is to add a subsurface drainage system which will begin in February 2023.

SCHEDULE:

The Report for each project is attached herewith.

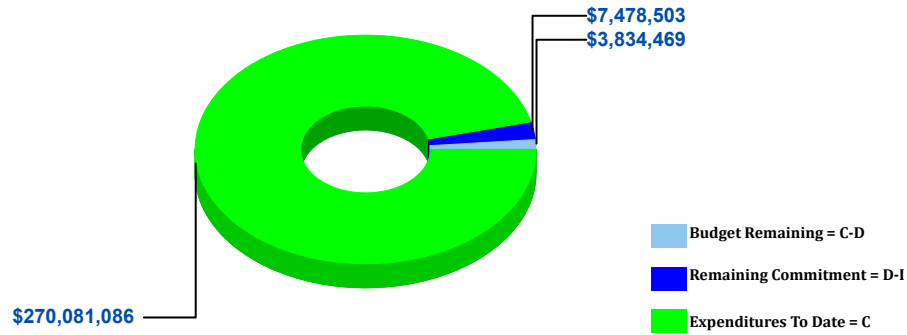
BUDGET:

The Program Report Summary of expenditures is attached herewith.

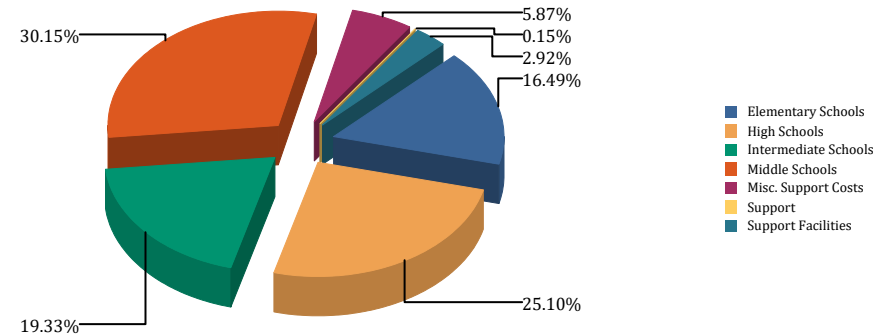


Purchase Order	ORG	SCHOOL NAME	GMP			Final Closeout - General Contractor				Audit		
			Budget	Total Billed To Date	Balance	Retainage	Sub. Comp. Date	General Contractor	Closeout Date	Closeout Documents Needed	Status	Documents Requested
NEW SCHOOLS												
9581900105	128	Brenda Norwood ES	\$28,777,237.42	\$28,777,237.42	\$0.00	Paid	4/14/2021	Lee Lewis Construction	Jan-22	COMPLETE	COMPLETE	COMPLETE
9581900105	208	Alma Martinez IS	\$40,499,472.77	\$40,499,472.77	\$0.00	Paid	4/14/2021	Lee Lewis Construction	Jan-22	COMPLETE	COMPLETE	COMPLETE
9581900079	047	Charlene McKinzey MS	\$53,830,730.29	\$53,830,730.29	\$0.00	Paid	3/22/2021	Pogue Construction	Jan-22	COMPLETE	COMPLETE	COMPLETE
MACs & Building Renovations												
9581900072	007	Lake Ridge HS	\$7,594,982.00	\$7,594,982.00	\$0.00	Paid	Mac & Reno 6/12/20	Pogue Construction	Dec-21	COMPLETE	COMPLETE	COMPLETE
	005	Legacy HS	\$8,776,222.00	\$8,776,222.00	\$0.00	Paid	Mac & Reno 6/12/20	Pogue Construction	Dec-21	COMPLETE	COMPLETE	COMPLETE
	003	Mansfield HS	\$10,224,091.00	\$10,224,091.00	\$0.00	Paid	Mac & Reno 6/12/20	Pogue Construction	Dec-21	COMPLETE	COMPLETE	COMPLETE
	004	Timberview HS	\$8,569,205.00	\$8,569,205.00	\$0.00	Paid	Mac & Reno 6/12/20	Pogue Construction	Dec-21	COMPLETE	COMPLETE	COMPLETE
9581900073	002	Summit HS MAC & Renovation	\$23,846,289.71	\$23,846,289.71	\$0.00	Paid	Mac 6/12/20 Reno 8/12/20	Lee Lewis Construction	Dec-21	COMPLETE	COMPLETE	COMPLETE
Phase 2 Howard/Timbers/Phoenix Renovations												
9582000015	042	T.A. Howard MS	\$4,734,011.53	\$4,734,011.53	\$0.00	Paid	8/3/2020	Lee Lewis Construction	Oct-21	COMPLETE	COMPLETE	COMPLETE
9581900182	202	Cross Timbers IS	\$1,077,919.17	\$1,077,919.17	\$0.00	Paid	1/3/2020	Lee Lewis Construction	Oct-21	COMPLETE	COMPLETE	COMPLETE
9581900182	006	The Phoenix Academy	\$1,910,079.06	\$1,910,079.06	\$0.00	Paid	1/6/2020	Lee Lewis Construction	Oct-21	COMPLETE	COMPLETE	COMPLETE
Phase 2 Worley/Wester/Police & Tech Renovations												
9581900156	041	Rogene Worley MS	\$4,870,825.00	\$4,870,825.00	\$0.00	Paid	6/18/2020	Pogue Construction	Sep-21	COMPLETE	COMPLETE	COMPLETE
	043	Brooks Wester MS	\$7,207,197.00	\$7,207,197.00	\$0.00	Paid	6/18/2020	Pogue Construction	Sep-21	COMPLETE	COMPLETE	COMPLETE
	952	Police & Technology	\$1,511,978.00	\$1,511,978.00	\$0.00	Paid	12/18/2019	Pogue Construction	Sep-21	COMPLETE	COMPLETE	COMPLETE
Middle Schools Athletic Lights												
	042	T.A. Howard MS	\$384,889.00	\$384,889.00	\$0.00	Paid	5/15/2020	Groves Electrical	Dec-20	COMPLETE	N/A	N/A
	044	Danny Jones MS	\$374,328.00	\$374,328.00	\$0.00	Paid	5/15/2020	Groves Electrical	Dec-20	COMPLETE	N/A	N/A
	045	James Coble MS	\$372,044.00	\$372,044.00	\$0.00	Paid	5/15/2020	Groves Electrical	Dec-20	COMPLETE	N/A	N/A
	046	Linda Jobe MS	\$370,917.00	\$370,917.00	\$0.00	Paid	5/15/2020	Groves Electrical	Dec-20	COMPLETE	N/A	N/A
SHW Schools PKG 2 Renovations												
9582000057	119	Janet Brockett ES	\$220,754.07	\$220,754.07	\$0.00	Paid	8/24/2020	Lee Lewis Construction	Dec-21	COMPLETE	COMPLETE	COMPLETE
	122	Louise Cabaniss ES	\$213,091.30	\$213,091.30	\$0.00	Paid	8/24/2020	Lee Lewis Construction	Dec-21	COMPLETE	COMPLETE	COMPLETE
	120	Anna May Daulton ES	\$378,640.85	\$378,640.85	\$0.00	Paid	8/24/2020	Lee Lewis Construction	Dec-21	COMPLETE	COMPLETE	COMPLETE
	118	Mary Jo Sheppard ES	\$223,453.07	\$223,453.07	\$0.00	Paid	8/24/2020	Lee Lewis Construction	Dec-21	COMPLETE	COMPLETE	COMPLETE
	121	Cora Spencer ES	\$223,453.07	\$223,453.07	\$0.00	Paid	8/24/2020	Lee Lewis Construction	Dec-21	COMPLETE	COMPLETE	COMPLETE
Donna Shepard Intermediate Renovations												
9582000040	204	Donna Shepard IS	\$3,929,723.76	\$3,929,723.76	\$0.00	Paid	8/13/2020	Lee Lewis Construction	Nov-21	COMPLETE	COMPLETE	COMPLETE
9582000063	981	Newsom Stadium Roof Overlay	\$237,114.00	\$237,114.00	\$0.00	Paid	8/13/2020	Lee Lewis Construction	Nov-21	COMPLETE	COMPLETE	COMPLETE
Newsom Stadium & Weems Natatorium												
9582100183	981	Vernon Newsom Stadium	\$ 242,267.82	\$ 242,267.82	\$0.00	Paid	8/1/2021	Lee Lewis Construction	Feb-22	COMPLETE	N/A	N/A
9582000060	982	Debbie Weems Natatorium	\$ 1,341,570.63	\$ 1,341,570.63	\$0.00	Paid	8/14/2020	Lee Lewis Construction	Oct-21	COMPLETE	N/A	N/A
9581800334		Natatorium HVAC Replacement	\$ 1,411,145.00	\$ 1,411,145.00	\$0.00	Paid	10/31/2018	Infinity Contractors	Feb. 19	COMPLETE	N/A	N/A
PBK Schools PKG 1 Renovations												
9582000046	117	Thelma Jones ES	\$ 483,142.40	\$ 483,142.40	\$0.00	Paid	8/6/2020	Lee Lewis Construction	Dec-21	COMPLETE	COMPLETE	COMPLETE
	113	Erma Nash ES	\$ 524,877.52	\$ 524,877.52	\$0.00	Paid	8/6/2020	Lee Lewis Construction	Dec-21	COMPLETE	COMPLETE	COMPLETE
	116	Martha Reid ES	\$ 210,012.80	\$ 210,012.80	\$0.00	Paid	8/6/2020	Lee Lewis Construction	Dec-21	COMPLETE	COMPLETE	COMPLETE
	115	Roberta Tipps ES	\$ 497,145.08	\$ 497,145.08	\$0.00	Paid	8/6/2020	Lee Lewis Construction	Dec-21	COMPLETE	COMPLETE	COMPLETE
	114	Elizabeth Smith ES	\$ 240,308.31	\$ 240,308.31	\$0.00	Paid	8/6/2020	Lee Lewis Construction	Dec-21	COMPLETE	COMPLETE	COMPLETE
Phase 3 Renovations												
9582100150	038	Frontier HS @ BBIA	\$ 471,593.00	\$ 471,593.00	\$0.00	Paid	10/15/2021	Lee Lewis Construction	Feb-22	COMPLETE	N/A	N/A
	987	Center for Performing Arts	\$ 508,097.00	\$ 508,097.00	\$0.00	Paid	7/31/2021	Lee Lewis Construction	Feb-22	COMPLETE	N/A	N/A
			\$ 979,690.00	\$ 979,690.00								
Huckabee Schools Renovations												
9582100172	123	Carol Holt	\$21,777.92	\$21,777.92	\$0.00	Paid	8/15/2021	Lee Lewis Construction	Oct-22	COMPLETE	N/A	N/A
	103	Tarver Rendon	\$21,777.92	\$21,777.92	\$0.00	Paid	8/15/2021	Lee Lewis Construction	Oct-22	COMPLETE	N/A	N/A
	101	Alice Ponder	\$23,818.11	\$23,818.11	\$0.00	Paid	8/15/2021	Lee Lewis Construction	Oct-22	COMPLETE	N/A	N/A
	105	J.L. Boren	\$21,777.92	\$21,777.92	\$0.00	Paid	8/15/2021	Lee Lewis Construction	Oct-22	COMPLETE	N/A	N/A
SHW Schools Renovations												
9582100172	126	Nancy Neal ES	\$17,014.59	\$17,014.59	\$0.00	Paid	8/15/2021	Lee Lewis Construction	Oct-22	COMPLETE	N/A	N/A
	125	Judy K. Miller ES	\$17,014.59	\$17,014.59	\$0.00	Paid	8/15/2021	Lee Lewis Construction	Oct-22	COMPLETE	N/A	N/A
Middle Schools Renovations												
9582100172	045	James Coble MS	\$630,336.73	\$630,336.73	\$0.00	Paid	7/31/2022	Lee Lewis Construction	Oct-22	COMPLETE	N/A	N/A
	046	Linda Jobe MS	\$83,218.08	\$83,218.08	\$0.00	Paid	7/31/2022	Lee Lewis Construction	Oct-22	COMPLETE	N/A	N/A
	044	Danny Jones MS	\$238,029.19	\$238,029.19	\$0.00	Paid	7/31/2022	Lee Lewis Construction	Oct-22	COMPLETE	N/A	N/A
Intermediate Schools Renovations												
9582100172	205	Della Icenhower IS	\$158,364.23	\$158,364.23	\$0.00	Paid	7/15/2022	Lee Lewis Construction	Oct-22	COMPLETE	N/A	N/A
	206	Mary Lillard IS	\$25,008.39	\$25,008.39	\$0.00	Paid	7/15/2022	Lee Lewis Construction	Oct-22	COMPLETE	N/A	N/A
	201	Mary Orr IS	\$329,982.65	\$329,982.65	\$0.00	Paid	7/15/2022	Lee Lewis Construction	Oct-22	COMPLETE	N/A	N/A
Additional Projects -												
9582200106		3 MS CAT 6 Cabling (Coble, Jobe & Jones)	\$655,694.72	\$97,085.48	\$558,609.24	\$0.00	3/31/2022	Office TeleSystems	Feb-23	OTS: Working on Closeouts	N/A	N/A
9582200104	111	Ken Davis Fine Arts Academy	\$1,330,972.00	\$1,058,242.05	\$272,729.95	\$55,696.95	11/15/2022	Authers Building Group	Feb-23	ABG: Working on Closeouts	N/A	N/A
9582200099	202	Cross Timbers Fine Arts Academy	\$1,679,863.87	\$1,015,282.93	\$664,580.94	\$53,435.94	12/29/2022	Phillips May Corporation	Feb-23	PMC: Working on Closeouts	N/A	N/A
9582200110	983	Willie Pigg Auditorium	\$548,333.00	\$379,754.90	\$168,578.10	\$19,987.10	7/25/2022	Phillips May Corporation	Feb-23	PMC: Working on Closeouts	N/A	N/A
9582200011	970	Administration Complex	\$841,225.53	\$841,225.53	\$0.00	Paid	3/31/2022	Lee Lewis Construction	Oct-22	COMPLETE	N/A	N/A
9582200109	208	AMIS Outdoor Bball Court	\$270,333.00	\$164,920.00	\$105,413.00	\$8,680.00	7/29/2022	Phillips May Corporation	Nov-22	PMC: Working on Closeouts	N/A	N/A
		District BDA Project	\$4,403,292.00		\$4,403,292.00		5/31/2023	Motorola Solutions	Aug-23	MSI: Working on Closeouts	N/A	N/A
9582200021	981	Newsom Stadium DDC	\$213,134.00	\$213,134.00	\$0.00	Paid	2/1/2022	Lee Lewis Construction	Mar-22	COMPLETE	N/A	N/A
9582200010		4 ES DDC Upgrade (Gideon, Holt & Neal)	\$923,292.31	\$923,292.31	\$0.00	Paid	2/1/2022	Lee Lewis Construction	Mar-22	COMPLETE	N/A	N/A

Program Budget/Cost Status



Value of Projects by Type



BUDGET			COST COMMITMENTS				EXPENDITURES	
A	B	C=A+B	D	E	G=D+E	H=C-G	I	J=I/C

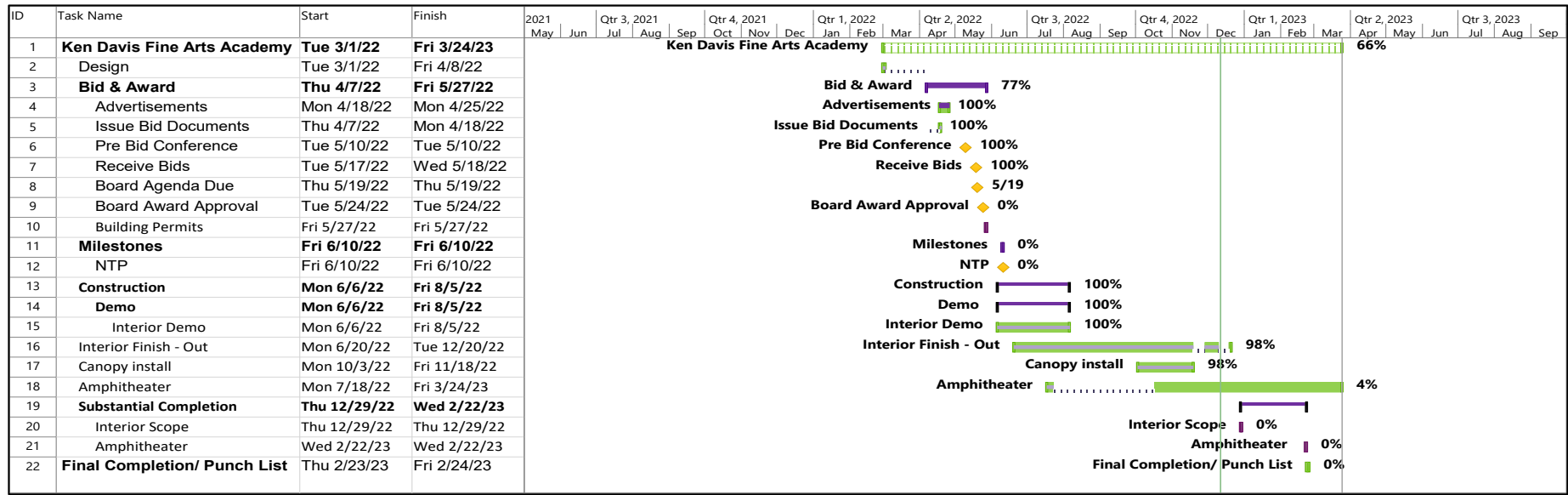
Description	Original Budget	Budget Changes	Current Budget	Committed Cost	Forecasted Additional Commitments	Projected Commitments	Projected (Over) / Under	Expenditures To Date	% Expended
Elementary Schools									
Alice Ponder ES	\$356,242	(\$18,215)	\$338,027	\$297,436	\$43,600	\$341,036	(\$3,009)	\$240,290	71.09%
Tarver Rendon ES	\$356,242	(\$43,804)	\$312,438	\$301,662	\$10,776	\$312,438	\$0	\$246,829	79.00%
J.L. Boren ES	\$356,242	(\$60,662)	\$295,580	\$295,580	\$1,244	\$296,824	(\$1,244)	\$238,434	80.67%
Charlotte Anderson ES	\$0	\$60,568	\$60,568	\$60,568	\$0	\$60,568	\$0	\$5,945	9.82%
Glenn Harmon ES	\$149,211	\$114,572	\$263,783	\$263,783	\$0	\$263,783	\$0	\$206,847	78.42%
D.P. Morris ES	\$839,120	(\$69,804)	\$769,316	\$769,316	\$0	\$769,316	\$0	\$719,147	93.48%
Willie Brown ES	\$873,350	(\$150,471)	\$722,879	\$722,879	\$0	\$722,879	\$0	\$722,879	100.00%
Kenneth Davis ES	\$664,060	\$298,445	\$962,505	\$2,318,915	\$16,407	\$2,335,322	(\$1,372,817)	\$2,030,253	210.93%
Imogene Gideon ES	\$664,060	\$167,022	\$831,082	\$830,392	\$2,686	\$833,078	(\$1,996)	\$777,909	93.60%
Erma Nash ES	\$1,231,296	(\$53,717)	\$1,177,579	\$967,528	\$210,052	\$1,177,579	\$0	\$908,201	77.12%
Elizabeth Smith ES	\$711,004	(\$25,337)	\$685,667	\$671,929	\$13,738	\$685,667	\$0	\$618,718	90.24%
Roberta Tipps ES	\$1,078,730	(\$47,578)	\$1,031,152	\$961,718	\$69,434	\$1,031,152	\$0	\$905,449	87.81%
Martha Reid ES	\$711,004	(\$97,585)	\$613,419	\$603,123	\$10,296	\$613,419	\$0	\$548,954	89.49%
Thelma Jones ES	\$1,122,740	(\$134,459)	\$988,281	\$918,971	\$69,310	\$988,281	\$0	\$865,829	87.61%
Mary Jo Sheppard ES	\$736,430	(\$91,169)	\$645,261	\$633,849	\$11,413	\$645,261	\$0	\$580,356	89.94%
Janet Brockett ES	\$743,276	(\$104,876)	\$638,400	\$617,073	\$21,327	\$638,400	\$0	\$561,481	87.95%
Anna May Daulton ES	\$947,678	(\$117,119)	\$830,559	\$787,512	\$43,047	\$830,559	\$0	\$733,601	88.33%
Cora Spencer ES	\$711,004	(\$63,377)	\$647,627	\$636,260	\$11,367	\$647,627	\$0	\$582,799	89.99%
Louise Cabaniss ES	\$742,298	(\$117,809)	\$624,489	\$613,616	\$10,873	\$624,489	\$0	\$562,373	90.05%
Carol Holt ES	\$711,004	(\$75,239)	\$635,765	\$620,416	\$16,273	\$636,689	(\$924)	\$619,928	97.51%
Annette Perry ES	\$1,603,914	(\$379,644)	\$1,224,270	\$1,224,270	\$0	\$1,224,270	\$0	\$1,224,270	100.00%
Judy K. Miller ES	\$526,162	(\$183,455)	\$342,707	\$317,172	\$25,535	\$342,707	\$0	\$262,261	76.53%
Nancy Neal ES	\$553,546	\$7,266	\$560,812	\$554,881	\$6,949	\$561,830	(\$1,018)	\$506,878	90.38%
Dr. Sarah Jandrucko	\$0	\$47,632	\$47,632	\$47,632	\$0	\$47,632	\$0	\$0	0.00%
Brenda Norwood Elementary School	\$28,569,496	\$2,596,000	\$31,165,496	\$32,480,278	\$102,038	\$32,582,315	(\$1,416,819)	\$32,340,214	103.77%

Description	BUDGET			COST COMMITMENTS				EXPENDITURES	
	A	B	C=A+B	D	E	G=D+E	H=C-G	I	J=I/C
	Original Budget	Budget Changes	Current Budget	Committed Cost	Forecasted Additional Commitments	Projected Commitments	Projected (Over) / Under	Expenditures To Date	% Expended
Elementary Schools	\$44,958,109	\$1,457,186	\$46,415,295	\$48,516,759	\$696,364	\$49,213,122	(\$2,797,828)	\$47,009,846	101.28%
High Schools									
Summit High School	\$28,299,132	(\$995,308)	\$27,303,824	\$27,087,455	\$423,432	\$27,510,887	(\$207,063)	\$26,881,970	98.45%
Mansfield High School	\$13,671,435	(\$1,806,281)	\$11,865,154	\$11,858,273	\$25,810	\$11,884,082	(\$18,928)	\$11,619,753	97.93%
Timberview High School	\$8,774,910	\$1,076,370	\$9,851,280	\$10,019,716	\$15,610	\$10,035,326	(\$184,046)	\$9,773,995	99.22%
Legacy High School	\$9,121,120	\$947,339	\$10,068,459	\$10,068,459	\$14,735	\$10,083,195	(\$14,735)	\$9,847,382	97.80%
Phoenix Academy	\$1,944,476	\$124,540	\$2,069,016	\$2,052,938	\$16,078	\$2,069,016	\$0	\$2,047,638	98.97%
Lake Ridge High School	\$8,112,806	\$683,114	\$8,795,920	\$8,878,920	\$17,597	\$8,896,517	(\$100,597)	\$8,619,059	97.99%
Frontier High School - BBIA	\$572,128	\$90,097	\$662,225	\$621,028	\$41,197	\$662,225	\$0	\$535,730	80.90%
High Schools	\$70,496,007	\$119,871	\$70,615,878	\$70,586,788	\$554,459	\$71,141,248	(\$525,370)	\$69,325,528	98.17%
Intermediate Schools									
Mary Orr Intermediate School	\$635,698	\$66,088	\$701,786	\$674,040	\$29,421	\$703,461	(\$1,675)	\$543,905	77.50%
Cross Timbers Intermediate	\$2,942,032	(\$481,276)	\$2,460,756	\$4,109,673	\$0	\$4,109,673	(\$1,648,917)	\$3,475,865	141.25%
Donna Shepard Intermediate School	\$3,395,866	\$1,093,402	\$4,489,268	\$4,426,695	\$62,573	\$4,489,268	\$0	\$4,365,303	97.24%
Della Icenhower Intermediate School	\$761,858	\$64,860	\$826,718	\$778,636	\$48,082	\$826,718	\$0	\$667,729	80.77%
Mary Lillard Intermediate School	\$575,062	\$67,001	\$642,063	\$613,599	\$28,463	\$642,063	\$0	\$547,843	85.33%
Asa Low Intermediate School	\$564,304	\$44,451	\$608,755	\$598,575	\$10,180	\$608,755	\$0	\$532,761	87.52%
Alma Martinez Intermediate School	\$49,597,757	(\$4,945,123)	\$44,652,634	\$46,669,249	\$270,333	\$46,939,582	(\$2,286,949)	\$46,013,546	103.05%
Intermediate Schools	\$58,472,577	(\$4,090,597)	\$54,381,980	\$57,870,468	\$449,052	\$58,319,520	(\$3,937,540)	\$56,146,952	103.25%
Middle Schools									
Rogene Worley Middle School	\$5,603,158	(\$877,241)	\$4,725,917	\$5,440,720	\$115,514	\$5,556,234	(\$830,317)	\$5,363,429	113.49%
T. A. Howard Middle School	\$5,050,592	\$733,413	\$5,784,005	\$5,647,998	\$136,007	\$5,784,005	\$0	\$5,642,500	97.55%
Brooks Wester Middle School	\$11,361,378	(\$3,906,997)	\$7,454,381	\$8,142,560	\$41,131	\$8,183,690	(\$729,310)	\$8,086,823	108.48%
Danny Jones Middle School	\$1,341,810	\$209,359	\$1,551,169	\$1,590,879	\$849	\$1,591,728	(\$40,559)	\$1,391,737	89.72%
James Coble Middle School	\$1,387,776	\$555,694	\$1,943,470	\$1,950,573	\$3,254	\$1,953,827	(\$10,357)	\$1,478,395	76.07%
Linda Jobe Middle School	\$1,275,306	\$22,052	\$1,297,358	\$1,300,387	\$2,892	\$1,303,279	(\$5,921)	\$1,027,548	79.20%
Charlene McKinzey Middle School	\$60,915,754	\$1,162,852	\$62,078,606	\$61,028,568	\$1,050,038	\$62,078,606	\$0	\$60,908,657	98.12%
Middle Schools	\$86,935,774	(\$2,100,867)	\$84,834,907	\$85,101,685	\$1,349,686	\$86,451,370	(\$1,616,464)	\$83,899,089	98.90%
Misc. Support Costs									
General/Construction Supervision	\$0	\$2,119,798	\$2,119,798	\$1,458,966	\$660,838	\$2,119,804	(\$7)	\$1,394,727	65.80%
Salaries	\$0	\$2,904,900	\$2,904,900	\$2,892,229	\$12,670	\$2,904,900	\$0	\$2,892,229	99.56%
Land Acquisition	\$0	\$0	\$0	\$0	\$0	\$0	\$0	\$0	0.00%
MISD Controlled Contingency Int.	\$0	\$3,852,400	\$3,852,400	\$0	\$3,852,400	\$3,852,400	\$0	\$0	0.00%
Bond Sale Costs	\$500,000	\$1,727,428	\$2,227,428	\$2,213,068	\$14,360	\$2,227,428	\$0	\$2,213,068	99.36%
MISD Leftover Project Funds	\$0	\$2,676,436	\$2,676,436	\$0	\$2,676,436	\$2,676,436	\$0	\$0	0.00%
MISD Controlled Contingency (1%)	\$2,500,000	\$250,000	\$2,750,000	\$0	\$2,750,000	\$2,750,000	\$0	\$0	0.00%
Misc. Support Costs	\$3,000,000	\$13,530,961	\$16,530,961	\$6,564,263	\$9,966,705	\$16,530,968	(\$7)	\$6,500,024	39.32%
Misc. Support Costs	\$3,000,000	\$13,530,961	\$16,530,961	\$6,564,263	\$9,966,705	\$16,530,968	(\$7)	\$6,500,024	39.32%
Support									
Admin Annex	\$0	\$410,090	\$410,090	\$410,090	\$0	\$410,090	\$0	\$217,449	53.02%
Support	\$0	\$410,090	\$410,090	\$410,090	\$0	\$410,090	\$0	\$217,449	53.02%
Support Facilities									
Transportation - Danny Griffin	\$14,180	\$47,286	\$61,466	\$61,707	\$0	\$61,707	(\$241)	\$61,466	100.00%
Warehouse - Danny Griffin	\$31,296	\$11,839	\$43,135	\$43,030	\$636	\$43,666	(\$531)	\$1,460	3.38%
Student Nutrition	\$32,329	\$135,460	\$167,789	\$168,789	\$0	\$168,789	(\$1,000)	\$127,750	76.14%

Description	BUDGET			COST COMMITMENTS				EXPENDITURES	
	A	B	C=A+B	D	E	G=D+E	H=C-G	I	J=I/C
	Original Budget	Budget Changes	Current Budget	Committed Cost	Forecasted Additional Commitments	Projected Commitments	Projected (Over) / Under	Expenditures To Date	% Expended
Facilities - Maintenance Complex	\$74,328	\$93,098	\$167,426	\$167,497	\$154	\$167,651	(\$225)	\$143,630	85.79%
Police & Technology	\$898,778	\$1,378,677	\$2,277,455	\$2,482,216	\$1,000	\$2,483,216	(\$205,761)	\$1,584,002	69.55%
Support Costs	\$4,075,000	(\$4,075,000)	\$0	\$0	\$0	\$0	\$0	\$0	0.00%
Administration Complex	\$831,296	\$166,939	\$998,235	\$952,159	\$49,964	\$1,002,123	(\$3,888)	\$908,881	91.05%
Vernon Newsom Stadium	\$972,128	\$15,002	\$987,130	\$848,550	\$138,580	\$987,130	\$0	\$751,492	76.13%
Debbie Weems Natatorium	\$2,853,674	(\$1,011,717)	\$1,841,957	\$1,639,535	\$202,422	\$1,841,957	\$0	\$1,591,319	86.39%
Willie Pigg Auditorium	\$777,506	(\$201,440)	\$576,066	\$1,124,399	\$0	\$1,124,399	(\$548,333)	\$961,183	166.85%
Sixth Avenue - Transportation	\$12,714	\$26,052	\$38,766	\$38,766	\$0	\$38,766	\$0	\$0	0.00%
Center for The Performing Arts	\$541,810	\$438,429	\$980,239	\$934,124	\$46,115	\$980,239	\$0	\$845,498	86.25%
Ron Whitson Agricultural Science Fa	\$22,494	\$42,790	\$65,284	\$48,765	\$16,519	\$65,284	\$0	\$5,518	8.45%
Support Facilities	\$11,137,533	(\$2,932,584)	\$8,204,949	\$8,509,538	\$455,390	\$8,964,927	(\$759,979)	\$6,982,198	85.10%
Grand Totals:	\$275,000,000	\$6,394,058	\$281,394,058	\$277,559,590	\$13,471,656	\$291,031,245	(\$9,637,187)	\$270,081,086	95.98%

Ken Davis Fine Arts Academy

Schedule Summary



Cost Summary

Contract Award Amount: \$1,330,972.00

Scope of Work

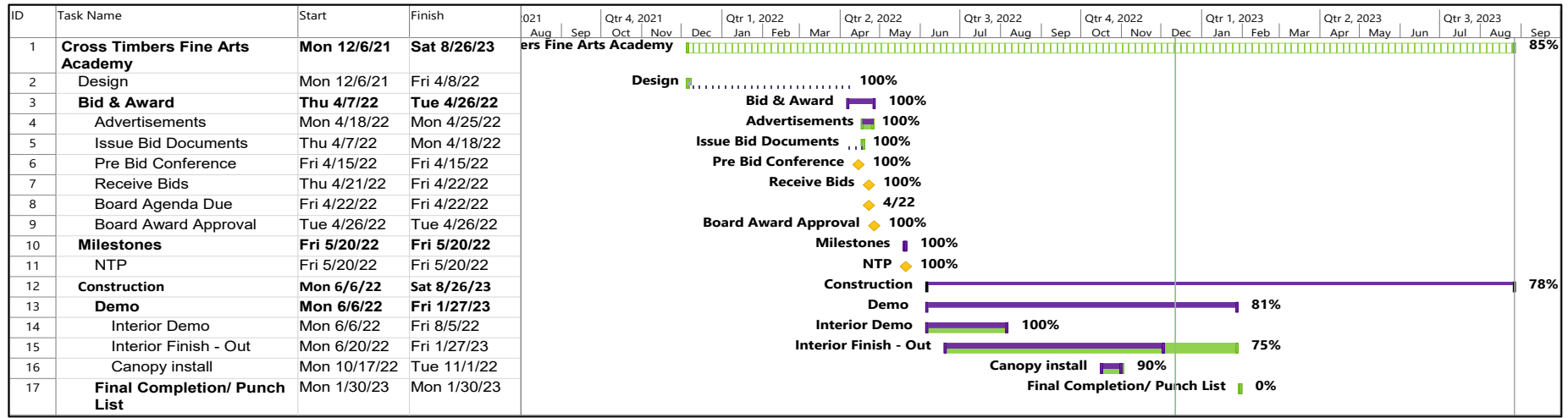
1. Renovation a portion of the campus to accommodate music, dance, theater, and art rooms
2. Addition of an amphitheater and replacing the covered walkway to the entrance of the Fine Arts Academy

Status Summary

1. The final negotiated contract award amount was approved by the Board of Trustees at the May board meeting.
2. The lead time on the door hardware and frames is April 2023, and they will be installed once delivered.
3. Construction is complete; students began occupying area on January 9, 2023.
4. Contractor is working on punch list items and closeout documentation.
5. Due to unforeseen grading and drainage conditions, we are re-locating the outdoor learning area; and this will be completed Spring 2023.

Cross Timbers Fine Arts Academy

Schedule Summary



Cost Summary

Contract Award Amount: \$ 1,637,333.00

Change Orders: \$42,530.87

Final Contract Amount \$ 1,679,863.87

Scope of Work

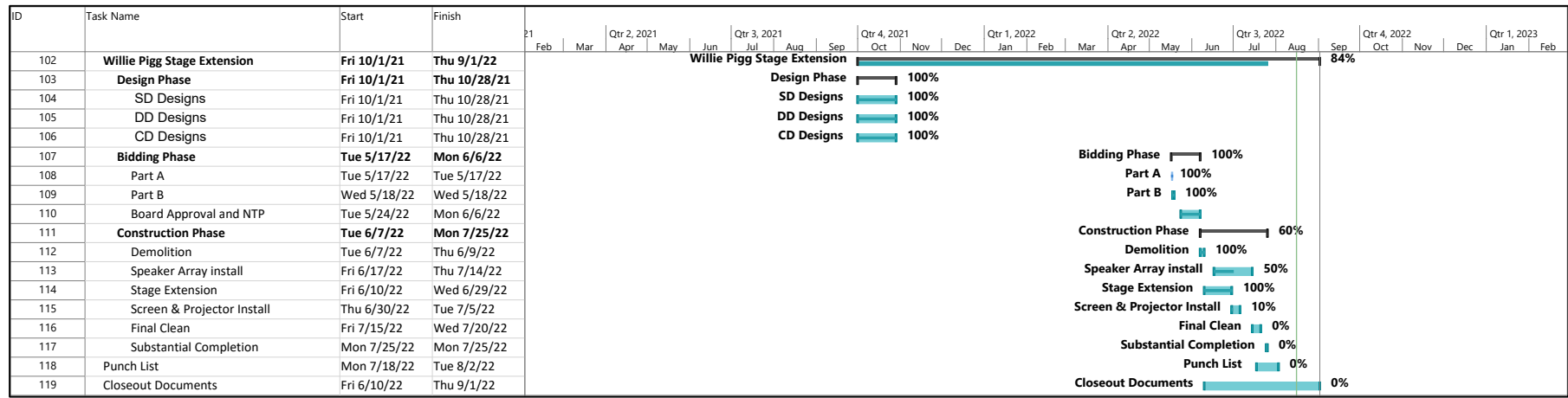
1. Second floor renovation that will accommodate music, dance, theater, and art rooms.
2. Addition of a covered walkway to the entrance of the Fine Arts Academy

Status Summary

1. The final negotiated contract award amount was approved at the May board meeting.
2. Change Order No. 1 was approved at the September Board Meeting for approval.
3. The lead time on the door hardware and frames is April 2023, and they will be installed once delivered.
4. Construction is complete; students began occupying area on January 9, 2023.
5. Contractor is working on punch list items and closeout documentation.

Willie Pigg Auditorium Stage Extension (Org. Code 983)

Schedule Summary



Cost Summary

Contract Award Amount: \$548,333.00

Scope of Work

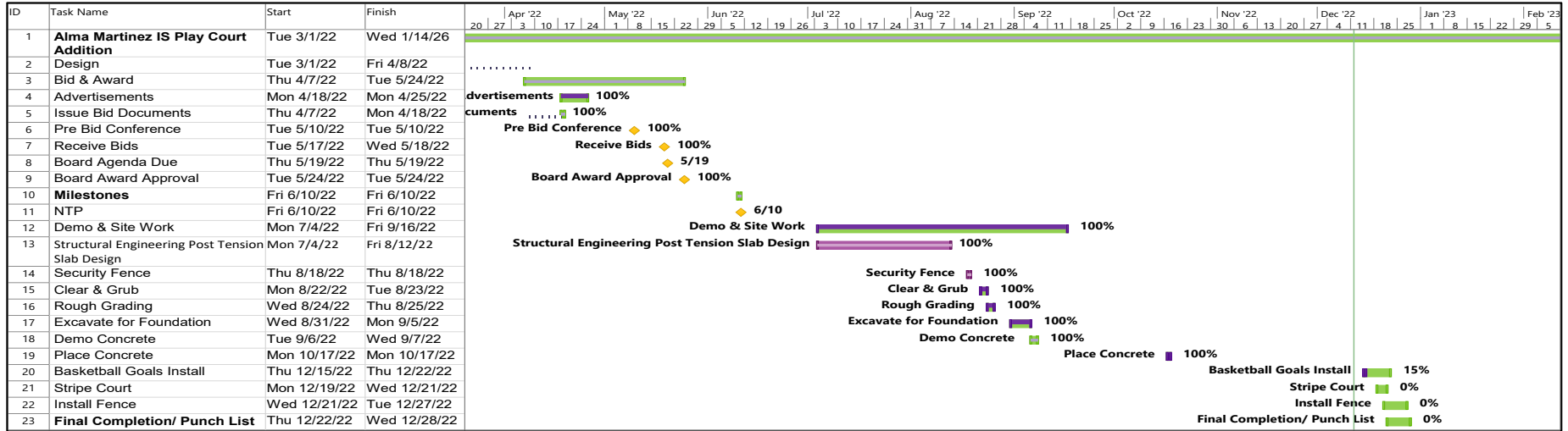
1. Stage Extension
2. Re-purpose speaker array from the Performing Arts Complex
3. Add two projectors and screens for presentations

Status Summary

1. The final contract award was approved at the June 2022 Board meeting.
2. The stage extension is complete, and the church is back in the auditorium on Sundays.
3. The projectors and sound systems will be installed once they arrive.

Alma Martinez Intermediate School Play Court Addition

Schedule Summary



Cost Summary

Contract Award Amount: \$270,333.00

Scope of Work

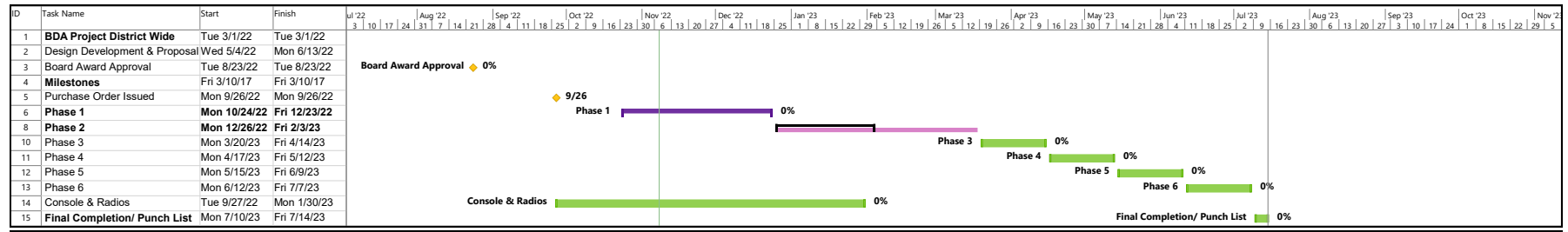
1. Outdoor basketball court will be added to the play area across from the playground.

Status Summary

1. The final contract award was approved at the June 2022 Board meeting.
2. Concrete complete and goals installed. It will be striped weather permitting.
3. Court will be ready for students by the end of January 2023.

District Wide Bi-Directional Repeater Antenna System At All School Campuses

Schedule Summary



Cost Summary

Contract Award Amount: \$ 4,452,604.00

Scope of Work

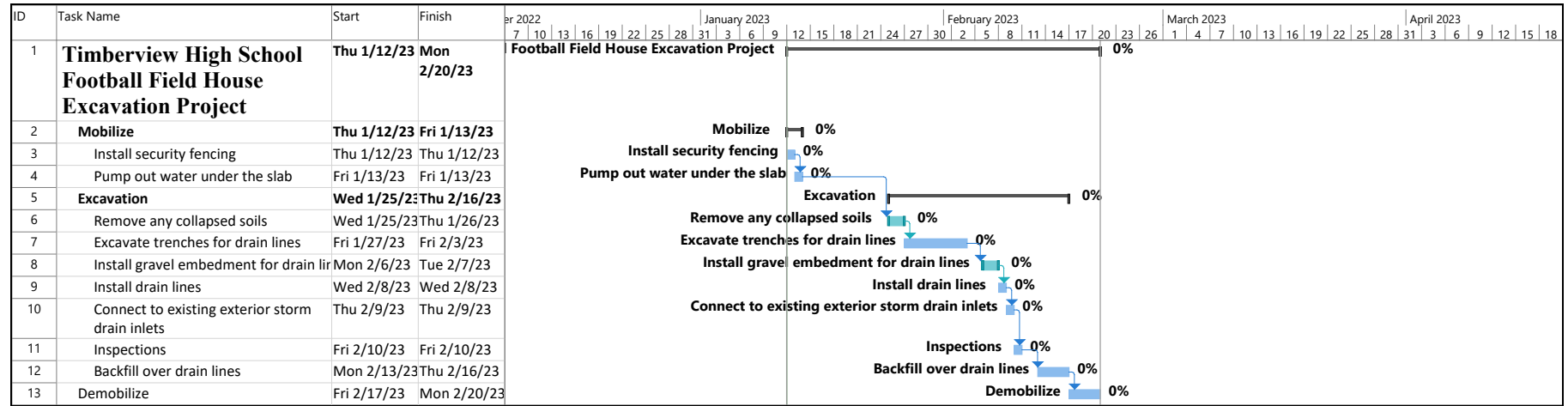
1. Installation of Bi-Directional Repeater Antenna Systems (BDA) for MISD buildings that do not have the minimum radio signal communication coverage with the fire departments in cities of Mansfield, Arlington, and Grand Prairie.
2. Installation of a P-25 dispatch command console.
3. P-25 Compliance radios for MISD Police Department

Status Summary

1. Installations began in October for the first six schools. Timberview High School was the first campus.
2. Since November 2022, MCA has completed installation on six campuses.

Timberview High School Football Field House Soil Excavation (Org. Code 004)

Schedule Summary



Cost Summary

Contract Award Amount: \$103, 810.00

Scope of Work

1. Excavation of soil
2. Add a subsurface drainage system

Status Summary

1. Initially, MISD maintenance removed soil from around the piers because the movement was causing cracks in the Southwest corner of the building. However, the soil continued to expand further North and East. Therefore, Advanced Foundation was contracted to remove soil around the remaining piers. Water continued to accumulate under the building and soil continued to collapse in the area of the original excavation in the Southwest section.
2. It was determined a subsurface drainage system was needed to mitigate the effects of water infiltration under the building.