

Regular Meeting
Tuesday, November 15, 2022 5:00 PM

Dr. Jim Vaszauskas Center for the Performing
Arts
1110 W. Debbie Lane
Mansfield, TX 76063

Agenda

1. **Call to Order**
2. **Roll Call**
3. **Closed Session**
 - 3.1. Adjourn to closed session pursuant to Texas Government Code Section 551.074, Personnel, to deliberate regarding the appointment, employment, evaluation, reassignment, duties, discipline, or dismissal of a public officer or employee; or to hear a complaint or charge against an officer or employee, 551.071, Consultation with the Board's attorney; 551.072, real property; and 551.076 to conduct deliberations regarding security devices or security audits.
4. **Reconvene**
 - 4.1. Reconvene to Public
5. **Meeting Opening**
 - 5.1. Prayer
 - 5.2. Presentation of Colors by the Summit High School JROTC
 - 5.3. Pledges
6. **District Recognition**
 - 6.1. School Board Superstar Awards
7. **District Introductions**
 - 7.1. HR Introductions
8. **Instructional Focus**
 - 8.1. ESSER Funding Update – Michele Trongaard and Marinda Bramlett
9. **Presentation**
 - 9.1. Technology Annual Update Presentation – Shawntee' Cowan
 - 9.2. Health Services System Report -- Margaret Couldron
10. **Public Comments**
 - 10.1. The correct procedure for addressing the Board during Public Comments is as follows: Each speaker should address the Board from the podium microphone and state his or her name before speaking. All speakers will be limited to three minutes to make comments regarding items on the agenda, unless modified by the Board president based on Board Policy BED (LOCAL). Copies of presentations should be made available to all trustees and the Superintendent. Board policy prohibits the discussion of complaints against district employees during an open forum.
11. **Human Resources Report**
 - 11.1. Over 20 Year Recognition
 - 11.2. Board Approved New Hires
12. **Business Items Requiring Board Action**
 - 12.1. Consideration and Approval of Action of Teacher Contract Abandonment
 - 12.2. Consideration and Approval of MISD Policy FFAC(LOCAL)

13. Consent Agenda

13.1. Approval of Minutes from the 11/08/2022 Called Board Meeting and 10/25/2022 Regular Board Meeting

13.2. Consideration and Approval of Bid Proposals

13.3. Consideration and Approval of Proposed Budget Amendments

13.4. Consideration and Approval of T-TESS Appraisers

13.5. Consideration and Approval of Class Size Waivers

13.6. Consideration and Approval of Professional Development Plan 2022-2023

13.7. Consideration and Approval of Glenn Harmon Elementary's Targeted Improvement Plan 2022-2023

13.8. Consideration and Approval of Rescinding the Resignation of a Professional Employee

14. Superintendent's Report

14.1. Delinquent Tax Reports

14.2. Disbursement Reports

14.3. Financial Reports

14.4. Investment Reports

14.5. Property Tax Collection Report

14.6. EC Accountability

14.7. Board Accountability

14.8. Enrollment Report

14.9. Attendance Percentage Report

14.10. Approved Student Trips

14.11. Accepted Resignations

14.12. Resignation Reasons

14.13. Superintendent New Hires

14.14. 2017 Bond Program Report

15. Adjourn

15.1. Adjourn

**School Board Superstar Award
November 2022**

Each month during the school year, students from our elementary schools are selected to receive the School Board's Superstar Award for outstanding citizenship.

These young students have been chosen from their campus based on the virtues of outstanding character, citizenship, fairness, honesty, kindness, respect, responsibility and trustworthiness.

Glenn Harmon Elementary School – Kindergarten

Lillian Alsaqer

Carol Holt Elementary School – 4th Grade

Jackson Lee Williams

Annette Perry Elementary School – Kindergarten

Eugenio Cuellar, III

Alice Ponder Elementary School – 4th Grade

Piatra Perez

Martha Reid Leadership Academy – 2nd Grade

Adelaide Cooper

Mary Jo Sheppard Elementary School – 3rd Grade

Victor Hoang

Elizabeth Smith Innovative Learning Academy – 2nd Grade

Joshua Molina

Cora Spencer Elementary School – 2nd Grade

Hazel Schroeder

Tarver Rendon Agricultural Leadership – 3rd Grade

Deanna Digilormo

Roberta Tipps STEAM Academy – 3rd Grade

Elijah Scarbrough

DATE: November 15, 2022

INTRODUCTIONS:

NAME: Carson, Heather
ASSIGNMENT: Coordinator of Community Relations\Communications Dept.
EXPERIENCE: 9 Years
DEGREE: Master's/University of Texas at Arlington
START DATE: January 4, 2023

NAME: Williams, Catherine
ASSIGNMENT: Coordinator of Research, Assessment, & Testing/C & I Dept.
EXPERIENCE: 22 Years
DEGREE: Master's/Tarleton State University
START DATE: November 7, 2022



**Board of School Trustees
Mansfield Independent School District**

TITLE: ESSER Funding Update

DATE: November 15, 2022

ACTION

BACKGROUND:

An update for Elementary and Secondary School Emergency Relief Fund(ESSER I, II and III) along with a six month review of the Safe Return to In-Person Instruction and Continuity of Services Plan will be presented.

CONSIDERATIONS:

Per federal compliance under ESSER regulations, local education agencies are required to review the Safe Return to In-Person Instruction and Continuity of Services Plan every six months, and as appropriate revise it, through the end of ESSER III grant period, September 20, 2024. The plan is posted on our District [website](#) as required.

RECOMMENDATION:

None. This is for information only and to seek public input to info@misdmail.org.



ESSER Funding Update

November 15, 2022



ESSER Funding Sources


Federal Funding Source	Spending Timeline	MISD Eligible Amount	Amount Received
ESSER I	3/13/20 - 9/30/22	\$3 Million	\$3 Million
ESSER II	3/13/20 - 9/30/23	\$13.2 Million	\$7.3 Million
ESSER III	3/13/20 - 9/30/24	\$29.8 Million	\$12.9 Million



ESSER I – CARES Act

Coronavirus Aid, Relief, and Economic Security Act

FOUNDATION SCHOOL PROGRAM (STATE AID)
2019-2020



Supplemented ESSER I Funds
\$3 Million



Reduction due to attendance %
<\$3 Million>



ESSER II – CRRSA Act

Coronavirus
Response and Relief
Supplemental
Appropriations Act

FOUNDATION SCHOOL
PROGRAM (STATE AID)
2020-2021

Supplemented ESSER II
Funds
\$7.3 Million

Reduction due to
attendance %
<\$7.3 Million>

ESSER II – CRRSA Act

Coronavirus
Response and Relief
Supplemental
Appropriations Act

Description	Budgeted	Spent
Supplemented 2020-21 State Aid	\$7.3 Million	\$7.3 Million
Reserved	\$5.9 Million	-
Total	\$13.2 Million	\$7.3 Million



ESSER III – American Rescue Plan

Description	Budgeted	Spent
Curriculum Support and Software Cardonex, CTE Certifications, Test Hound, Frontline...	\$1.5M	\$1.5M
HB 4545 Tutoring, Mastery of Education, Galaxy	\$1.6M	\$370k
New Positions AP Interns, Behavior Interventionists, Instructional Coaches, Literacy Coaches, TWDL Teachers	\$3.4M	\$800k
Summer School Free Tuition, Teachers, Paraprofessionals, Transportation	\$1.2M	\$913k
Mental Health Hope Squad, Care Solace	\$261k	\$253k
Technology Hot Swaps, Data Storage, Interactive Boards, T-Mobile Services, Devices	\$10.2M	\$9.4M
One Time COVID-19 Stipend, Sub Bonus, Virtual Bonus	\$5.0M	\$5.0M
Reserved	\$6.6M	-
Total	\$29.8M	\$18.3M



ESSER III – American Rescue Plan

- Respond to the pandemic and the impact it has had on student learning
- 20% of plan must be dedicated to Learning Loss. We have spent \$3.5M
- Two plans required:
 - Plan 1: [Safe Return to In-Person Instruction and Continuity of Services Plan](#) – Review every six months
 - Plan 2: Use of Funds
- Provide any feedback or comments to info@misdmail.org



Questions?





**Board of School Trustees
Mansfield Independent School District**

TITLE: Technology Annual Update Presentation

DATE: November 15, 2022

PRESENTATION

BACKGROUND:

This presentation will provide an update and overview of the Technology Department systems, projects, and goals.

The presentation will be made by Shawntee' Cowan, Chief Technology Officer.



MANSFIELD ISD
Technology
Update

SHAWNTEE COWAN
Chief Technology Officer



TOTAL OF 46 STAFF

Meet Our Team

Leadership Team



CTO

Shawntee' Cowan

DIRECTOR

Jeremy Jameson

NETWORK COOR.

Kim Pollard

SECURITY COOR.

Lynn Phears

TECH SUPERVISOR

Jon Stroud

HELP DESK SUP.

Marina Ramsour



SECRETARY

Valerie Sharpshair

NETWORK TEAM

8 Staff

INVENTORY TEAM

2 Staff

LEAD TECHNICIANS

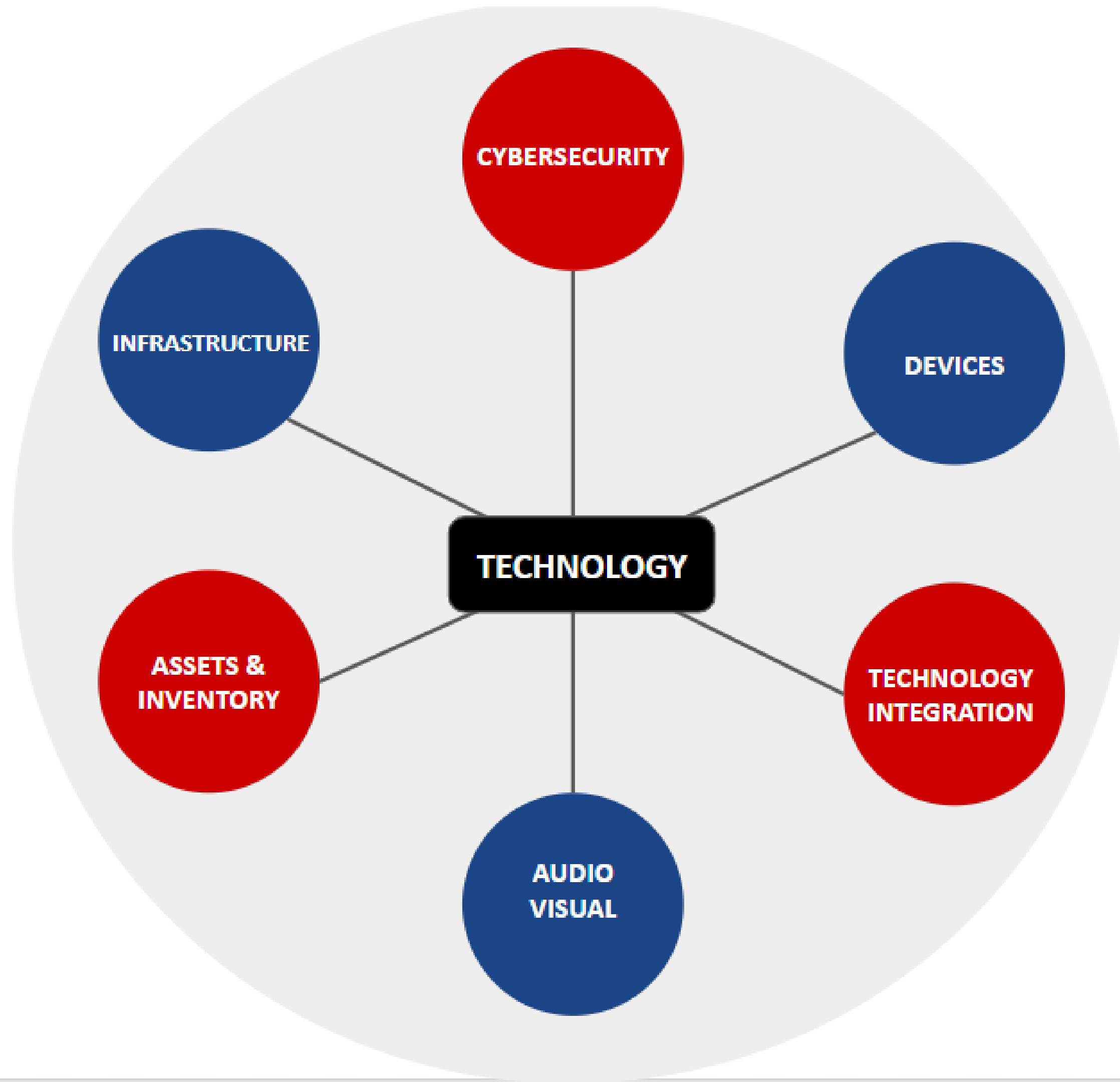
4 Staff

HELP DESK TECHS

2 Staff

CAMPUS TECHS

23 Staff

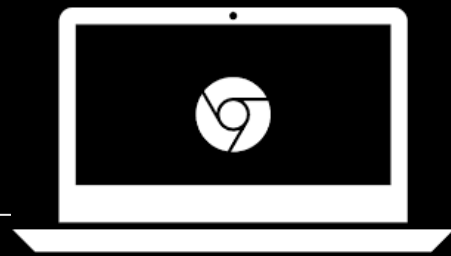


EoL=End of Life

Technology Equipment



1:1 Device
District
35,000+



Chromebooks
37,630+
5% EoL & 75%
Near EoL



iPads
9,807
73% EoL



Desktops/Labs
14,730+
5% EoL



Laptops
9,358+
5% EoL



Projectors
4,700+
80% EoL



Interactive
Panels
1,100+



VoIP Phones
6,299



Printers
1,110+



Hotspots
1,270+




Wireless Access
Points
4,130+
5% EoL



Switches
1,610+
10% EoL



Routers
65+



Servers
263+

49 Campuses

Over 35,000 Students

Over 4,600 Staff

Cyber Attack Update

- Cyber attack occurred on August 22, 2022.
- As an added layer security, the district has entered into a partnership with a Service Provider to assist with the monitoring of our environment 24x7x365.
- The department is continuing to implement strategies to harden our security layers.



21-22 Sy

Technology Data



21-22 Sy



Did you know?



Ratio of Campus Technician to Devices

1: 3,465

Note: TEA: Target a goal of a 1-to-350 ratio of tech to devices




Ratio of Tech to Help Desk Calls

1: 4,008



Ratio of Technician to Work Orders

1: 1,423



Ratio of Server Tech to Servers

1: 263



Ratio of Network Tech to Phones

1: 6,299

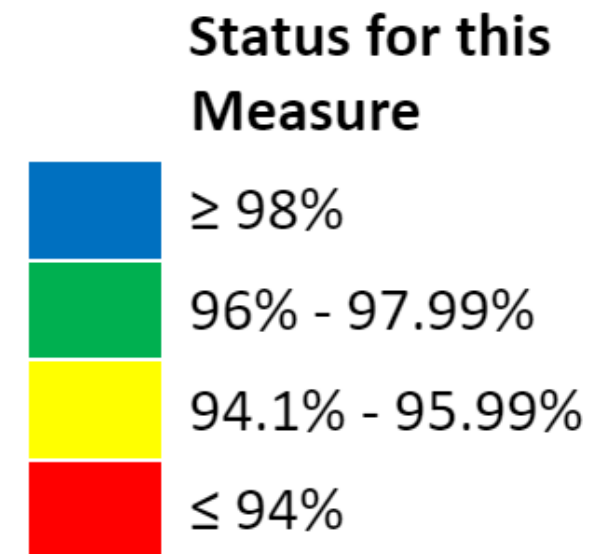
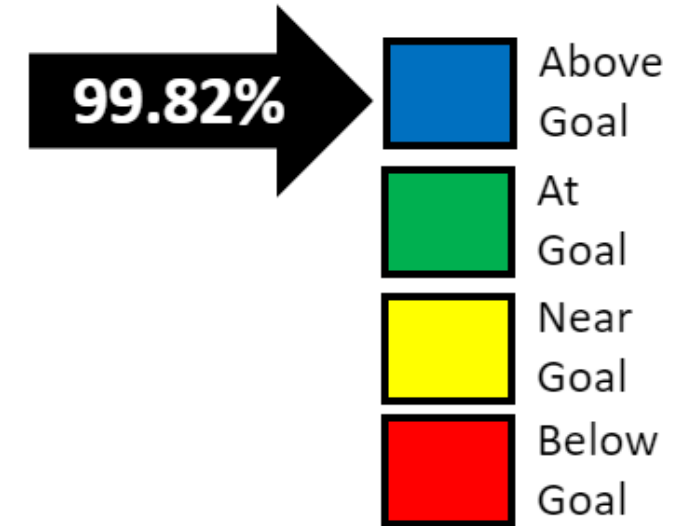
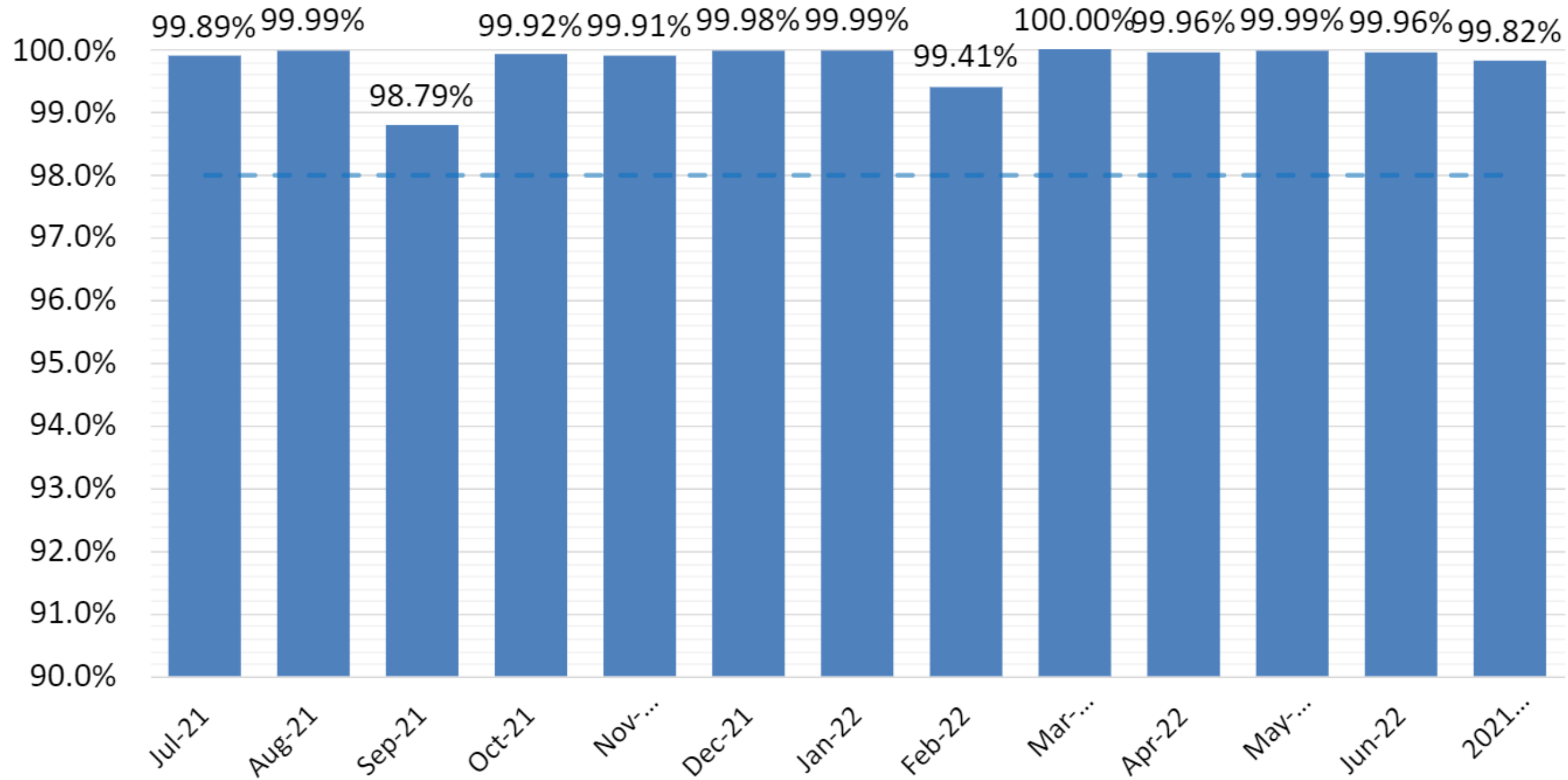


Ratio of Network Tech to Access Points

1: 4,134

21-22 COA Data

4.1.1 Technology - Average scheduled uptime of critical systems



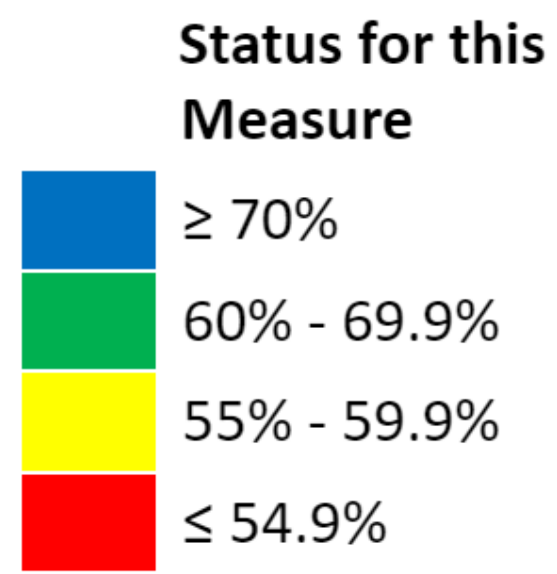
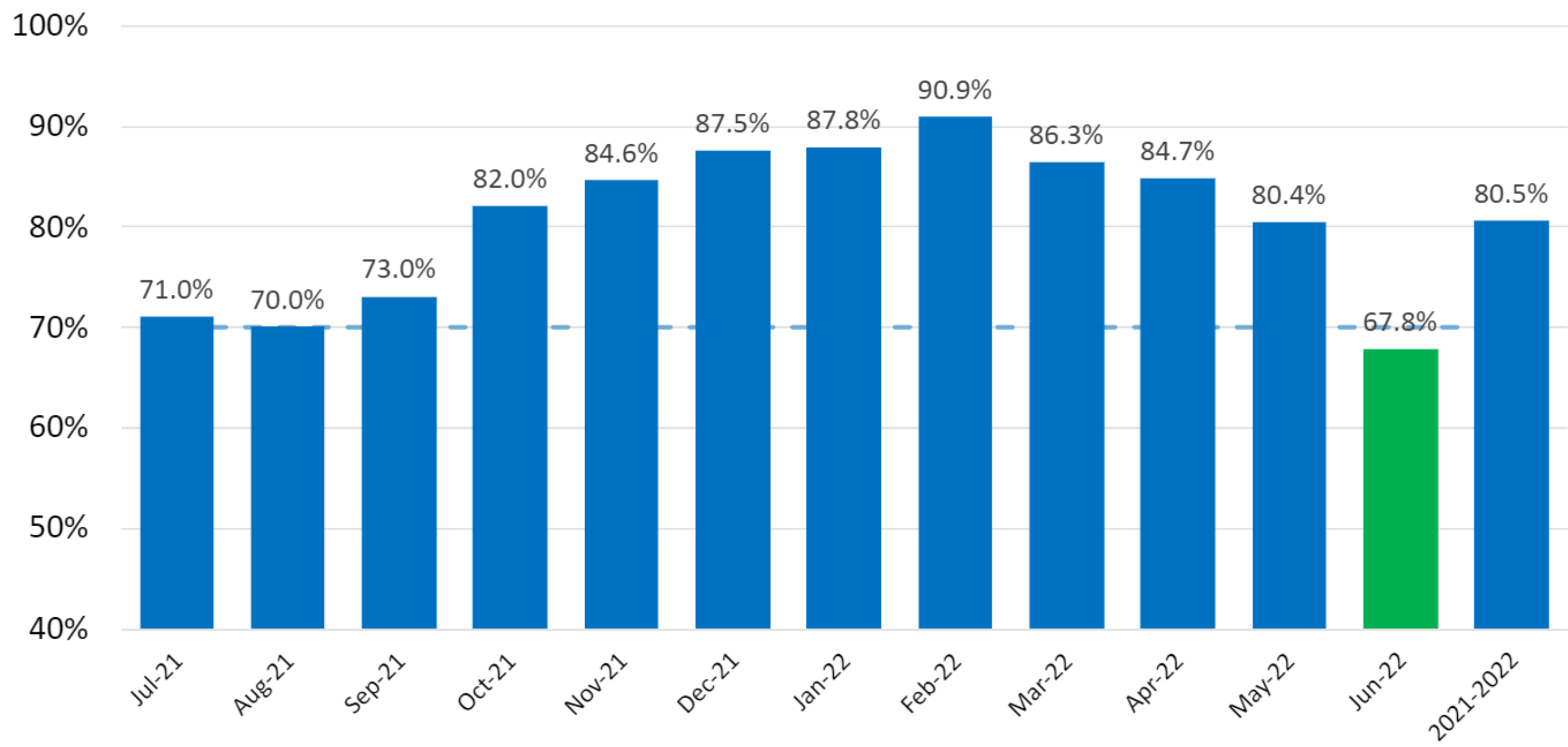
Goal: ≥ 98%

21-22 COA Data

4.2.1 Technology - Total work orders completed within 7 business days

80.5%

- Above Goal
- At Goal
- Near Goal
- Below Goal



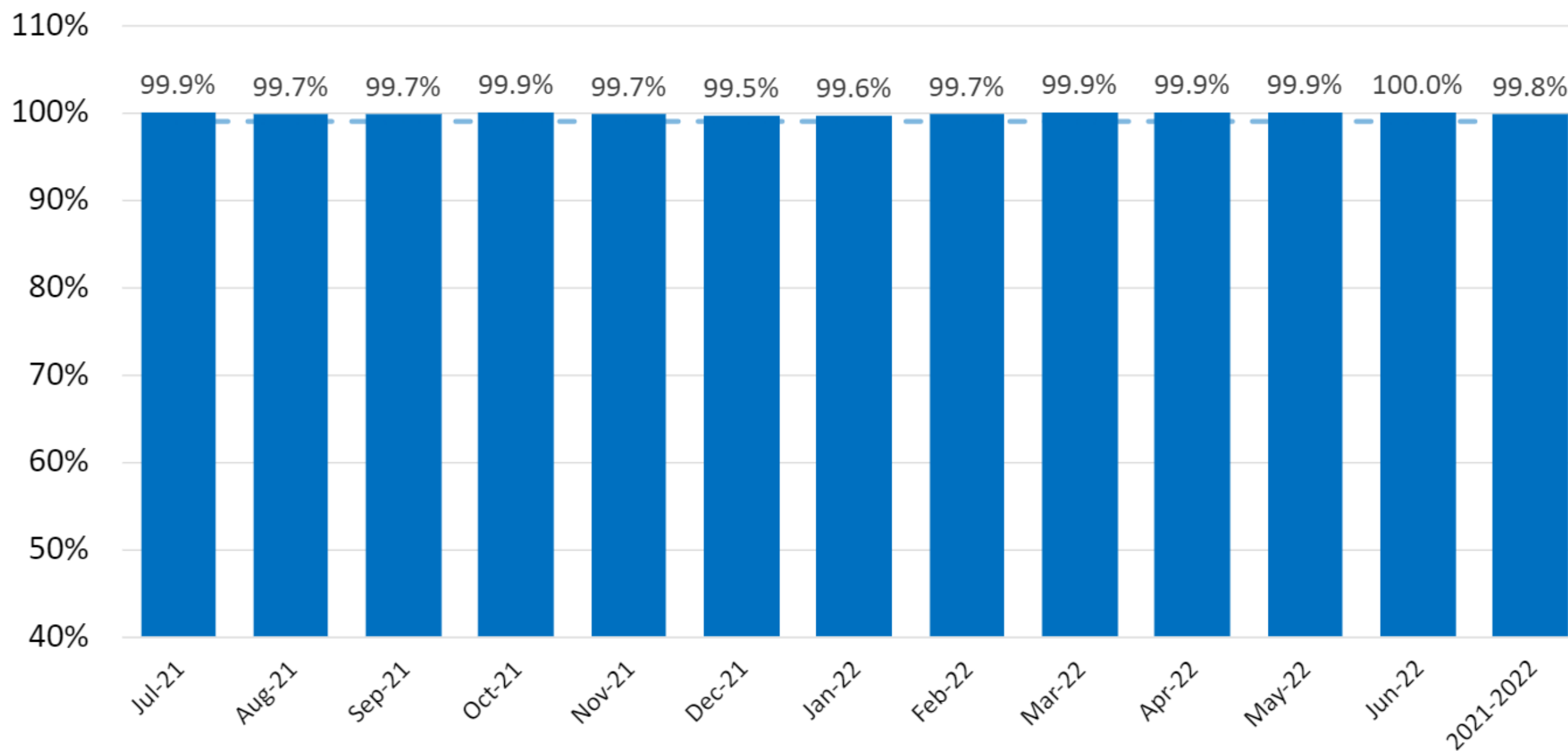
Goal: ≥70%

21-22 COA Data

4.3.1 Cyber-Security: Uncompromised End-Points

99.8% →

- Above Goal
- At Goal
- Near Goal
- Below Goal



Status for this Measure

- ≥ 99%
- 95% - 98.9%
- 90.0%-94.9%
- ≤ 89.9


Goal: ≥99%

Department Accomplishments



Middle/High Device Replacements

- Teacher, administrators and office staff received equipment
- Replaced 8-10 year old devices
- Lightspeed Classroom



Promethean Board Replacements

- 900+ interactive panels were installed
- Training offered both online and in-person



Skyward Cloud Migration

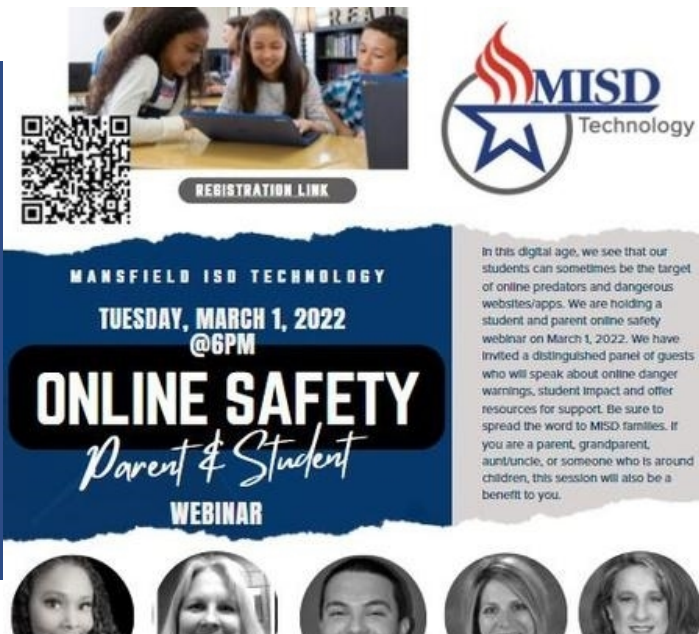
- Skyward moved to a cloud solution in December
- Provided an added layer of security and redundancy and business continuity



Chromebooks for 2nd Grade

- Outdated iPads were removed from campuses
- 2nd grade received Chromebooks and charging towers

Department Accomplishments



Online Safety Webinars

- Held 3 different parent online safety sessions
- Created an online safety "Parent Corner" on the district website



Technology Internship & Paid Employment

- Fall 21-22: 10 Students
- Spring 21-22: 10 Students
- Summer 21-22: 9 Students



District-Wide Phishing Campaign

- The district utilizes a program that allows us to "test" users as it pertains to phishing scams
- Each campus and department was tested in phases



Data Center Upgrade

- Replaced outdated hardware in December 2021
- New equipment provided stability and efficiency

Projects In-Progress



Updated Work Order System

- Implement a new work order system this Fall.
- Increase productivity, efficiency and will provide robust reporting



Network Hardware Installs

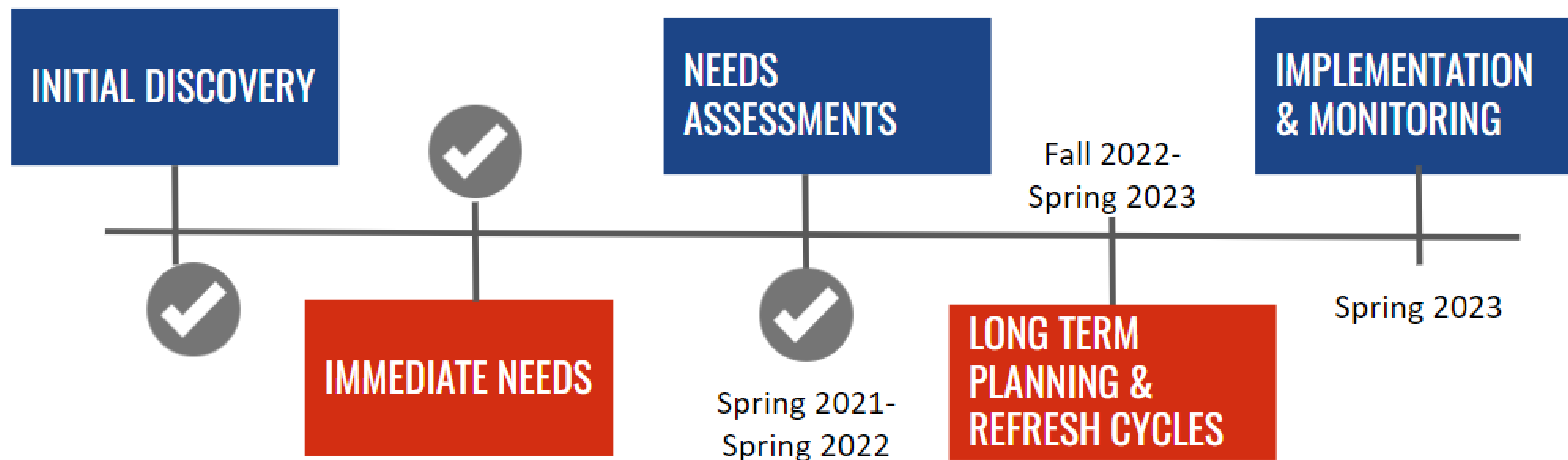
- Installation of wireless controllers, network switches and configuration of access points













New Storage & Backup System

- Replacement of outdated storage and backup solutions
- Training for staff

Department Review & Planning Timeline



Needs Assessments

-   **Network Audit–Spring 2022**
-   **Call Manager and Backend Phone Audit–
Spring 2022**
-   **Physical Audit of Phone Lines & Billing
SY 21–22**
-   **District–Wide Audio Visual Audit–Spring
2022**
-   **Wireless Assessment at the Performing
Arts Center–Spring 2022**



Department Areas of Need

1



Additional Staffing

- Campus & District Level AV Technician
- Programmer/Database Engineer
- Device Repair & Distribution Technicians

2



Updated iPads for Younger Grades

- The majority of iPads are 8-10 years old
- 73% of all iPads are end-of life

3



Updated Projector for Grades 5-12

- Projectors in classrooms in grades 5-12 and other district facilities are 8-12 years old
- 80% of all projectors are end-of life

4



Replace Chromebooks Purchased in 19-20

- Acer (11,910) and HP Chromebooks (15,552) are reaching end-of-life
- Replacements will be needed in phases
- Chromebooks needed for testing

Technology Planning

Internal Planning Committee 21-22 SY

28
Members

8
Meetings

Created
Planning
Framework



External Planning Committee

SPRING

*Coming
Soon*

2023





Questions?





**Board of School Trustees
Mansfield Independent School District**

TITLE: Health Services

DATE: November 15, 2022

PRESENTATION

Health Services will provide an update and overview of the Department Systems.

The presentation will be made by Margaret Couldron, RN BSN Director of Health Services.



2022 ANNUAL REPORT



LIFE READY • CAREER READY
COLLEGE READY



Health Services Staffing

- 56 Registered Nurses (including Director and Coordinator)
- 4 Licensed Vocational Nurses
- 22 Health Aides
- 2 Support Staff

We cover 46 campuses + 4 FLS Medically fragile classrooms + 3 one on one LVN nurses with students =

Every day 53 nurses are needed to safely cover MISD.



MISD Nurses Serve -



4,000
Employees



46
Campuses



35,727
Students



**CAMPUS
CLINIC**

**SCHOOL
HEALTH
ADVISORY
COUNCIL**



**SCHOOL
SAFETY**

**SPECIAL
EDUCATION
(SPED)**

**STATE
SCREENING**




**COMMUNITY
PARTNERSHIP**


**CAMPUS
TRAINING**




**IMMUNIZATION
S**




Immunization




Care Plans




Medication




Screening



Procedures



Emergency Management



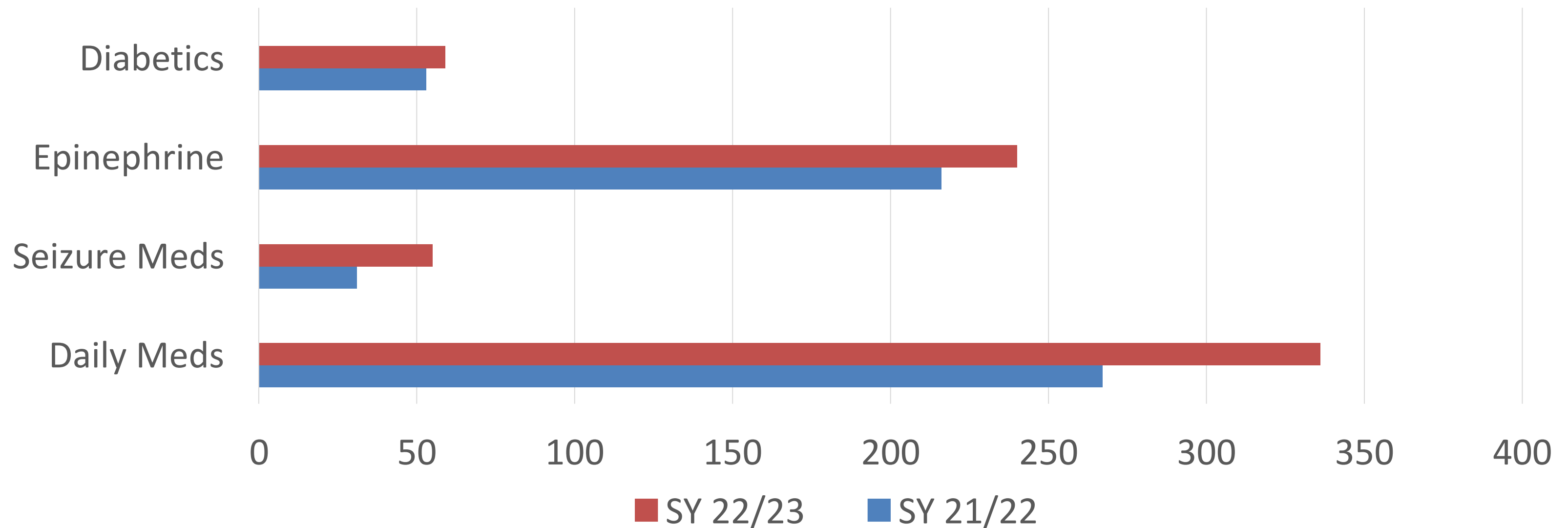
Staff Training

Did You Know...?
Elementary Nurses
Enter more than
48,000 Vaccines into
Skyward for Pre-K
And Kinder

Clinic Acuity Report

SY 2022 / SY 2023

MISD students with -



School Year - 2022

101,453

Medications
Administered

205,172

Clinic
Visits

5,300

Procedures
(Tube feeds, Trach care,
Catheterizations)

19,151

Diabetic
Care
Visits

Community Partnership

Back To School Bash

Wonderfall

Toys for Tots

College Night

Immunization Clinics

Stop the Bleed Training


CPR Training

UTA College of Nursing



Improve Quality In Our System

- Create campus level team time
- Install lock boxes in clinic
- Streamline immunization process



We
extend a
thank
you to all
our
Health
Services
staff!



Questions?



System Description

The Health Services Department's mission is to serve and encompass the diverse needs of our community by supporting the children and parents with Skills and Knowledge necessary to promote wellness and maintain healthy lifestyles; therefore, preparing students to graduate life, college and career ready. (MISD Guiding statements #3 and 4)

Major Board Policies

BDF- Board Internal Organization: Citizen Advisory Committees

FFA- Student Welfare: Wellness and Health Services

FFAA- Wellness and Health Services: Physical Examinations

FFAB- Wellness and Health Services: Immunizations

FFAC- Wellness and Health Services: Medical treatment

FFAD- Wellness and Health Services: Communicable Diseases

FFAE- Wellness and Health Services: School-Based Health Centers

FFAF- Wellness and Health Services: Care Plans

Number of Students Involved

35,727

Organizational Chart

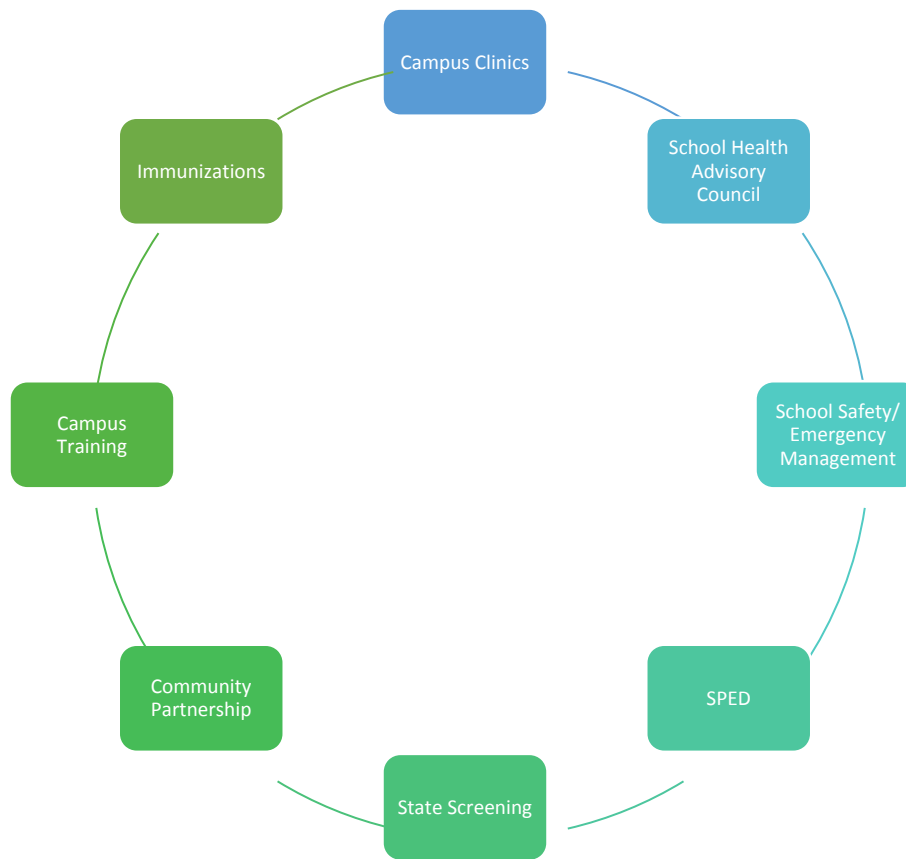
Health Services



Funding / Revenue Sources

- Mansfield ISD General Budget
- SHARS Billing

System Integrity



Key Processes

- **Campus Clinic Management**

Provide temporary and emergency care for sick and injured students or staff according to district policy and procedures.

Serve as health advocate for students.

Notify parents of accident or illness and secure medical care for students in emergency cases.

Administer medications to students at school according to district policy and procedures.

Perform tube feeding, urinary catheterizations and other medical procedures within the scope of a registered nurse's practice.

Perform screening procedures as required by Texas Department of Health, Texas Educational Agency, and district policy. Make referrals as necessary.

Maintain confidentiality of all health information and records.

Serve as health liaison between school, SPED, physicians, parents, and community.

Assess student problems and make appropriate referrals working with students, teachers, parents, and medical and health care professionals as needed.

Participate in Admission, Review, and Dismissal Committee, crisis team, and school committees.

Participate in assessment and reporting of suspected child abuse.

Review and evaluate immunization records.

Supervise and train nurse aide(s) in clinic procedures and responsibilities according to district policy.

Compile, maintain, and file all physical and computerized reports, records, and other documents required, including clinic records and accurate, updated health records on all students.

Order supplies and equipment needed to maintain clinic inventory.

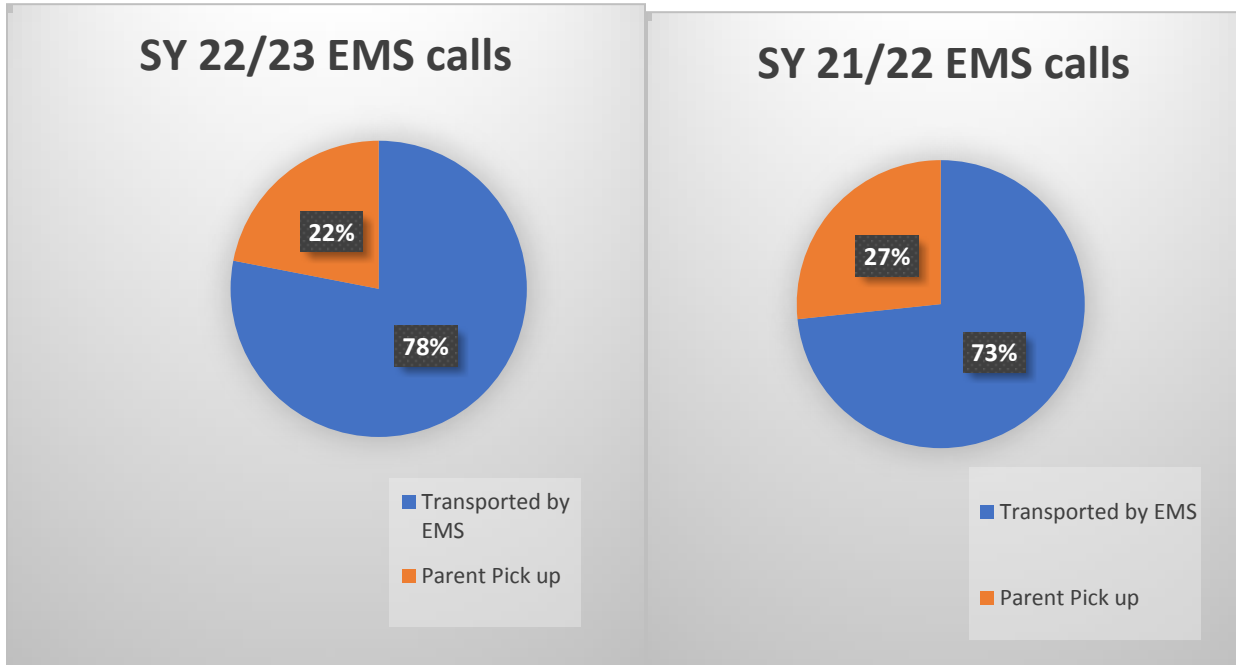
Strictly comply with policies established by federal and state laws, Texas Department of Health rule, State Board of Education rule, and board policy in health services area.

Maintain certification in CPR, vision and hearing screening, scoliosis, and Stop the bleed.

Staff Training for Epi, Medication admin, Stop the bleed, Valtoco (seizure Med), AED etc

Create and lead an emergency response team on campus.

- **Emergency Management**



SY 21/22 Nurses called for emergency services 105 times total. 77 EMS transports, 28 Parent pick ups

SY 22/23 Nurses called for emergency services 41 times total. 32 EMS transports, 9 Parent pick ups

Unassigned Emergency Epinephrine was given 2 times in 2021/2022 SY

Unassigned Emergency Epinephrine was given 1 time in 2022/2023 SY

Every campus has an Emergency Medical Response team lead by the nurse.

- **School Health Advisory Council (SHAC)**

Required by Texas Education Code 28.004

Organize participation with parents, students, community, School Board and School district staff

Ensure adequate facilities are available for meetings

Provide members and support staff with agendas and back ground material before the meeting

Serve as custodian of SHAC records

Promote public awareness, Post agenda in timely manner

Preside at SHAC meetings using Roberts Rule of Order

- **School Safety Requirement**

Systems Report: Health Services 2022

Required by SB496, Texas education code 38.030

Place bleeding control kits on every campus

795 tourniquets strategically placed district wide

Partnered with Safety and Security to distribute an additional 5600 Swat T tourniquets. Insuring a tourniquet in every classroom by July 2023

Train all campus staff in Stop the Bleed

Offer training to 7th – 12th grade students annually

- **State Screening Requirements**

Required by Chapter 36 of the Health and Safety Code

Vision and Hearing screening must be completed for every student in PK, Kinder, 1st, 3rd, 5th, and 7th and any student new to district

Scoliosis screening must be completed for boys in 8th grade and girls in 5th and 7th

Every student that does not pass must be rescreened by the nurse and referrals sent home.

State reporting to be completed on or before June 30th 2023

Screenings scheduled September, October, and November

- **Immunization Requirements**

Required by the state of Texas and Texas Education Code 38.001

2022-2023 Texas Minimum State Vaccine Requirements must be verified before a student attends school at Mansfield ISD.

Immunization records are entered into skyward by the Health Service staff

Catch up schedules and compliance are managed weekly by the school nurse.

State reporting for compliance (Snapshot completed on 11/2)

Conscientious Exemption last year 11/10/21 was 676 for the district

Conscientious Exemption this year 11/03/22 was 840 for the district

- **Special Education Support**

4 Registered nurses are staffed full time in our FLS rooms at Gideon, Mary Joe Sheppard, Asa Low and Summit to provide nursing care to medically fragile students.

3 LVN nurses are with students one on one during the entire school day, (bus and School)

Campus nurses support Special Education with physical evals and IHPs for the success of students at school.

Nurses attend ARDs, Staffing and Pre-k Eval assessments

- **Campus Training for Staff**

Diabetic Care

Texas Health and Safety Code 168.005 requires that in each school in which a student with diabetes is enrolled, the school principal shall:

- seek school employees who are not health care professionals to serve as unlicensed diabetes care assistants (UDCAs) and care for students with diabetes, and
- make efforts to ensure that the school has at least **one** UDCA if a full-time school nurse is assigned to the school, and at least three UDCAs if a full-time school nurse is not assigned to the school.

Epinephrine

Auto injector training is required for any staff that cares for a student with an anaphylactic allergy that has emergency medication on campus.

Unassigned Epinephrine training consistent with FFAC legal requires training staff on the use and location of auto injectors.

Stop the Bleed

Texas Education Code 38.030 as added by House Bill 496 requires Stop the bleed training to campus staff. Students in 7th-12th grade must be offered stop the bleed training annually.

CPR

Health and Safety 779.001 and 779.002, Texas Education Code 33.086 requires head director of a school marching band, head coach, or chief sponsor of an extracurricular athletic activity (including cheerleading) be CPR Certified.

All MISD Nurses are BLS certified and certified as instructors to teach MISD staff members.

We also have 5 nurses that are certified with JPS to train CPR instructors inhouse. This benefits transportation, Athletics, Health Services, and Ben Barber.

AED

Health and Safety 779.001 and 779.002, Texas Education Code 22.902 requires school nurse, assistant school nurse, athletic coach or sponsor, physical education instructor, marching band director, cheerleading coach, and any other employee specified by the commissioner to be trained in AED use and location

Systems Report: Health Services 2022

MISD Health Services has partnered with Cook Children and the Project Adam Program. We are designated a Heart Safe District as of 2020.

MISD has 175 AEDs placed throughout our MISD campuses and facilities. Health Services maintains batteries and pads for every unit.

Seizure

The Texas Education Code (TEC), §38.033 requires seizure recognition training and First aid for all staff interacting with students.

Seizure medication administration is taught to any staff that cares for a student with emergency seizure medication on campus.

Other Trainings required for the nurses:

Medication Administration- Training for health services staff and other unlicensed staff members to administer medication to students on campuses.

Hearing & Vision Training for Health Services Staff- facilitated within health services providing training to new nursing staff and recertifying every 5 years.

Scoliosis- Screening training through region 11

Antes- Screening certificate required from University of Texas Rio Grande Valley

Narcan- Training for identifying and treating possible opioid overdose. Available to the RNs at all middle and high school campuses.

- **Community Partnership**

Back to School Bash- Health Services Partners with local optometrist's, dentist, immunization clinics etc. This year we provided vision screenings for 165 students and 35 were prescribed glasses free of charge, 83 dental exams, 88 students received immunizations, 118 Sports Physicals completed, and 18 covid vaccines.

Wonderfall/Stop the Bleed- We offered stop the bleed hands on training to 53 people. Provided crafts/activities for younger children/students while parents went through stop the bleed training.

College Night & Toys for Tots- Providing RN's to work event for continued student and staff safety.

Immunization Clinics- Offered multiple times every school year. MISD RN's facilitate clinic to help families get students the immunizations they need.

Safety Issues/Risk

- **Staffing**

Health Services has:

56 Registered Nurses (including Director and Coordinator)

4 Licensed Vocational Nurses

22 Health Aides

1 Secretary

1 Data Clerk

We cover 46 Campuses, 4 FLS Medically Fragile classrooms, and have 3 1-1 LVN nurses with students.

That means **every day 53 nurses are needed to safely cover MISD**. We have 58 Nurses (Not including the Director and Coordinator) (5 nurses to cover absences of 46 campuses)

As of October 11th, we have had 8 days with 6 or more nurses out.

- **Medication**

Medication Keys are secured in locked nurses offices at this time. We are looking to add an additional level of protection by adding lock boxes to the campus clinics.

From August to November 1st 2022 we have administered over 10,515 doses of Medication to students in MISD.

Following Drs orders, Board policy, and HS Procedure when administering medication

Medication Inventory is kept in Skyward and on paper in the medication book for controlled substance

Nurse does weekly controlled substance counts with another person for accuracy.

- **Clinic Location and Access**

Many of the newer schools have clinics located close to the Front office. This allows support from the office staff and Admin. In the Schools that have a clinic separated from the office the nurse does not have help in the clinic.

Our nurses traveled from the clinic to the classroom to provide individualized assessments and care over **15,214** times last year.

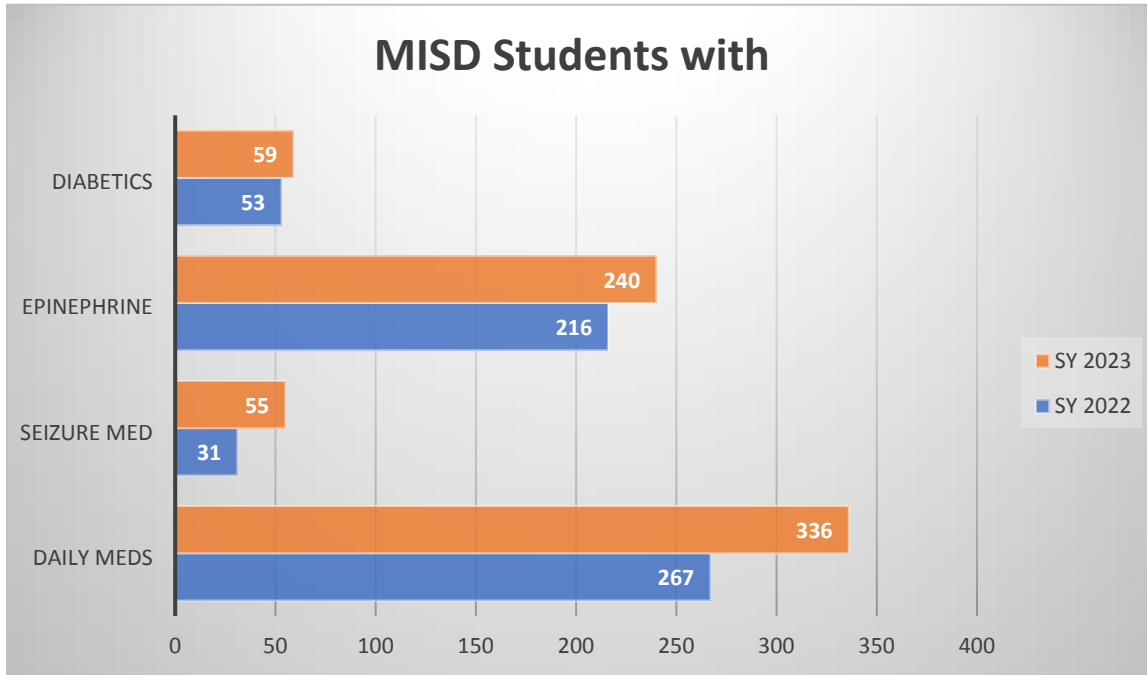
Elementary Schools only have an aide one day a week.

Nurses that are called to a classroom or out of the clinic for an emergency must find someone to stay with any students that are in the clinic before going to the emergency.

Clinic Audits

I-auditor will be used to perform clinic Audits in November. Staff completed a self-assessment last year due to Covid and Staffing challenges. The plan is to have Director and Coordinator audit this year in person.

Clinic Acuity Report 2022/2023



System Performance

HEALTH SERVICES SCORECARD [2022-2028]									
1. Student Care Services									
#	Key Strategic Measure	5 Year Goal	Base Line 22-23	Actual Data				Status	
				23-24	24-25	25-26	26-27	27-28	
1.1	% of Student Health Screenings Performed (students required by state guidelines)	100%							
a.	# of students referred to physician	Report Only							
1.2	# of students that received treatments from MISD screening referrals	Increase	119						
1.3	# of Clinic Visits	Report Only	53241						
1.4	# of Medications Administered by Health Services Staff	Report Only	10515						
1.5	# of Nursing Procedures Performed (glube feed, cath,ect)	Report Only	7224						
2. Training									
#	Key Strategic Measure	5 Year Goal	Base Line 22-23	Actual Data				Status	
				23-24	24-25	25-26	26-27	27-28	
2.1	# of Student Specific Cross-Trainings for Campus Employees Per Campus (EPI, diabetes, seizure)	Report Only	1043						
2.2	# of Staff, Students, and Community Members Trained in CPR/AED/STB	Increase	1343.5						
2.3	# of Training Hours Completed by Health Services Employee	Increase	694.63						
3. Communication									
#	Key Strategic Measure	5 Year Goal	Base Line 22-23	Actual Data				Status	
				23-24	24-25	25-26	26-27	27-28	
3.1	# of Contacts/Notifications to Parents/Guardians (health related)	Increase	11804						
3.2	# of District Contact/Notifications for Health-Related Events (twitter/facebook, ect)	Increase	7						
3.3	# of Parent Complaints (calls,emails,face to face)	Decrease	8						
4. Community Relations									
#	Key Strategic Measure	5 Year Goal	Base Line 22-23	Actual Data				Status	
				23-24	24-25	25-26	26-27	27-28	
4.1	# of Total Provisions of Health Services Staff at Community and/or MISD Events	20 Per Year	5 events/ 31staff						
4.2	# of average Monthly JPS School Based Clinic Visits	Report Only	210						
5. Prevention									
#	Key Strategic Measure	5 Year Goal	Base Line 22-23	Actual Data				Status	
				23-24	24-25	25-26	26-27	27-28	
5.1	# of Students Non Compliant on required Immunizations	0	66						
5.2	# of Students Sent Home with Influenza like illness/COVID like illness	Report Only	609						
5.3	# of Unassigned epinephrine / albuterol / narcan administrations	Report Only	9						
6. Human Resources									
#	Key Strategic Measure	5 Year Goal	Base Line 22-23	Actual Data				Status	
				23-24	24-25	25-26	26-27	27-28	
6.1	# of Nurse Retention Rate	Increase	55 out of 56						
6.2	# of Aide Retention Rate	Increase	21 out of 22						
6.3	Staff Survey % Satisfied >80%	Increase	0						
	Met or Exceed 5 Year Goal	On Track Towards Meeting Goal w/ Positive Trend			Did Not Achieve Yearly Goal-Improvement Effort Suggested			Current Progress Did Not Achieve Goal-Improvement Effort Required	

Recommendations for Change

- **Staff**

A Nurse satisfaction survey will go out in March. Goal is Satisfaction rate > 80%

Create campus level team time within the department.

- **Medication**

Add and update lock boxes in the clinics for Medication Keys. 18 campuses have Lock boxes in the clinic. We will need to install 29. Goal to be completed by July 2023.

- **Clinic Audits**

Perform in person audits this year. Spend time on campus reviewing concerns with nurses.

- **Vaccine Entry**

Support to collect, review and enter Immunization records at the beginning of the School year, and during the summer when nurses are off contract.

Systems Innovations

Narcan (opioid antagonist) was added to middle and high School campuses.

Opened FLS room at Mary Jo Sheppard

Updating unassigned Epinephrine to auto -injectors at every campus.

DATE: November 15, 2022
TO: Dr. Kimberley Cantu
Superintendent
FROM: Dr. Jennifer Stoecker
Assistant Superintendent of Human Resource Services
RE: OVER 20 YEARS

NAME: Merryfield, Kim
ASSIGNMENT: Assessment & Accountability Specialist/Curriculum Dept.
EXPERIENCE: 28 Years/23 with MISD
REASON: Resigning/Promotion in another district
EFFECTIVE DATE: November 4, 2022



TITLE: Human Resources Report

DATE: November 15, 2022

ACTION

BACKGROUND:

Human Resource Report contains certified/contractual new hires and promotions for the current school year as required by Board Policy DC (local).

CONSIDERATIONS:

- Approve the hiring of new contractual personnel, approve promotions of current certified/contractual personnel.
- Do not approve the hiring of new contractual personnel, do not approve promotions of current certified/contractual personnel.

RECOMMENDATION:

The Superintendent recommends approval of selected certified/contractual personnel and promotions.

If Board agrees, the motion would be:

“Approve new contractual personnel and approve promotions, as presented.”

DATE: November 15, 2022
TO: Dr. Kimberley Cantu
Superintendent
FROM: Dr. Jennifer Stoecker
Assistant Superintendent for Human Resource Services
RE: **NEW HIRES/TRANSFERS FOR BOARD APPROVAL**

**NEW-HIRES/
TRANSFERS:**

NAME: Almendariz, Sergio
ASSIGNMENT: Coordinator of Multimedia & Marketing/Communications Dept.
EXPERIENCE: 5 Years
DEGREE: Master's/University of North Texas
START DATE: TBD

NAME: Parks, Ashley
ASSIGNMENT: Asst. Director-Out of School Time Programs/Communications Dept.
EXPERIENCE: 10 Years
DEGREE: Doctorate/Dallas Baptist University
START DATE: TBD

* Years of experience are self-reported and verified upon receipt of service records.



**Board of School Trustees
Mansfield Independent School District**

TITLE: Teacher Contract Abandonment

DATE: November 15, 2022

ACTION

BACKGROUND:

Texas Education Code Section 21.210 specifies circumstances under which teachers may relinquish their teaching positions and leave employment of the district during a contract term. The statute also includes provisions for school districts to submit complaints to the State Board of Educator Certification regarding those educators who fail to comply with TEC 21.210 by abandoning their contracts without “good cause,” seeking sanctions against certificates for contract abandonment.

CONSIDERATION:

Determine whether “good cause” existed under Texas Education Code Section 21.210(c)(2) for these employees: Kristina Teemal, Myra Moss, and Crystal Matthews to abandon their teacher contracts with Mansfield ISD, and whether the District should file complaints to seek sanctions against their teaching certificates.

Good cause under the regulations are the following: serious illness or health condition of the educator or family member with whom the educator resides; relocation to a new city as a result of a change in employer of the educator’s spouse or partner who resides with the educator; a significant change in the educator’s family needs that requires the educator to relocate or to devote more time than allowed by current employment; or the educator’s reasonable belief that the educator had written permission from the school district administration to resign. Mitigating factors include that the educator: gave written notice more than 30 days before the first day of instruction for which the educator will not be present; assisted the school district in finding a replacement educator; continued to work until the school district hired a replacement educator; assisted in training the replacement educator; showed good faith in communications and negotiations with the school district; provided lesson plans for classes following the resignation; changed careers within education; was to experience a reduction in base pay; and resigned due to hazardous working conditions.

RECOMMENDATION:

If the Board finds good cause did not exist for the contract abandonment, then the motion would be:

“I move that the Board determine that good cause did not exist under Texas Education Code Section 21.210(c)(2), for teachers Kristina Teemal, Myra Moss, and Crystal Matthews to abandon their teacher contracts with Mansfield ISD, and that the Board authorize the Superintendent to notify the State Board for Educator Certification to seek sanctions against the teachers’ teaching certificates.”

If the Board finds good cause did exist for the contract abandonment, then there is no need for the Board to take action on this agenda item.



**Board of School Trustees
Mansfield Independent School District**

TITLE: Consideration and Approval of
the First Reading of MISD Policy FFAC
(LOCAL)

DATE: November 15, 2022

CONSENT

BACKGROUND:

MISD is a member of the Texas Association of School Boards and as part of our service agreement; we receive their policy recommendations for our Legal and Local policies. The TASB policy service periodically provides updates to these policies, which reflect changes in education law and rule.

CONSIDERATIONS:

MISD Update Recommended Policy Changes
FFAC (LOCAL)

RECOMMENDATION:

The Superintendent recommends approval of the first reading for policy update FFAC (LOCAL).

RECOMMENDED MOTION:

If the Board desires to approve this action item, an appropriate motion would be: *“Move to approve the first reading for policy updates FFAC (LOCAL) as presented”*.

Tuesday, November 15, 2022

MISD Policy FFAC (LOCAL)

First Reading

WELLNESS AND HEALTH SERVICES
MEDICAL TREATMENT

FFAC
(LOCAL)

Epinephrine

The District authorizes staff authorized to administer epinephrine who have agreed in writing and been adequately trained to administer an unassigned epinephrine auto-injector in accordance with law and this policy. Administration of epinephrine shall only be permitted when an authorized and trained individual reasonably believes a person is experiencing anaphylaxis.

On Campus

Authorized and trained individuals may administer an unassigned epinephrine auto-injector at any time to a person experiencing anaphylaxis on a school campus.

The District shall ensure that at each campus a sufficient number of authorized individuals are trained to administer epinephrine so that at least one trained individual is present on campus during all hours the campus is open. In accordance with state rules, the campus shall be considered open for this purpose during regular oncampus school hours and whenever school personnel are physically on site for school-sponsored activities.

Maintenance, Availability, and Training

The Superintendent shall develop administrative regulations designating a coordinator to manage policy implementation and addressing annual training of authorized individuals in accordance with law; procedures for auto-injector use; and acquisition or purchase, maintenance, expiration, disposal, and availability of unassigned epinephrine auto-injectors at each campus.

Notice to Parents

In accordance with law, the District shall provide notice to parents regarding the epinephrine program, including notice of any change to or discontinuation of this program.

Asthma Medication

In accordance with law, the District shall acquire or purchase unassigned asthma medication to administer to students with diagnosed asthma.

Each school nurse shall be authorized and assigned to administer unassigned prescription asthma medication to a student experiencing asthma symptoms but only on a school campus and only if the student's

parent has provided written authorization that the student has been diagnosed as having asthma and that the school nurse may administer the medication.

The Superintendent shall develop administrative regulations and designate an administrator at each campus to coordinate and manage implementation of this policy in accordance with the regulations.

The regulations shall address

- A process for parents to submit the required written authorization;
- The required notifications to parents and health-care providers when medication is administered;
- Acquisition or purchase of at least the minimum required amount of medication for each campus and any processes to determine whether additional doses are needed;
- A list of authorized school nurses and their training requirements;
- Locations and security of medication storage;
- Procedures for administration, maintenance, expiration monitoring, disposal, and timely replacement of medication; and
- Required records retention.

In accordance with law, the District shall provide notice to parents regarding the unassigned prescription asthma medication program, including notice of any change to or discontinuation of this program.

Administration of Opioid Antagonist Medication

The District shall purchase and store opioid antagonist medication, such as Naloxone, to assist a person who may be experiencing an opioid-related drug overdose. Only a registered nurse or other designated and trained District employee shall be authorized to administer this medication and may do so only in accordance with a standing order or procedures approved by a physician licensed to practice medicine in the state of Texas.

The Superintendent shall develop administrative procedures addressing acquisition, maintenance, expiration, disposal, and availability of opioid antagonist medication in the District, as well as employee training and emergency notification requirements.

Psychotropics

Except as permitted by law, an employee shall not:

1. Recommend to a student or a parent that the student use a psychotropic drug;
2. Suggest a particular diagnosis; or
3. Exclude the student from a class or a school-related activity because of the parent's refusal to consent to psychiatric evaluation or examination or treatment of the student.

Medical Treatment

A student's parent, legal guardian, or other person having lawful control shall annually complete and sign a form that provides emergency information and addresses authorization regarding medical treatment. A student who has reached age 18 shall be permitted to complete this form.

The District shall seek appropriate emergency care for a student as required or deemed necessary.

Tele-Health

Medical Tele-Health allowing the school nurse to medicate students. Parents or guardians who have pre-registered their student and are in contact with the Tele-Health physician and campus RN may receive medication prescribed.

1. Meeting Opening

1. Call to Order

The meeting was called to order at 7:00 a.m.

2. Roll Call

Board members present were: Courtney Lackey Wilson, Keziah Farrar, Bianca Benavides Anderson, Desiree Thomas, Craig Tipping and Warren Davis. Michelle Newsom arrived at 7:02 a.m.

3. Prayer

The prayer was led by Craig Tipping.

4. Pledges

The pledges were led by Desiree Thomas.

2. Public Comments

1. The correct procedure for addressing the Board during Public Comments is as follows: Each speaker should address the Board from the podium microphone and state his or her name before speaking. All speakers will be limited to three minutes to make comments regarding items on the agenda, unless modified by the Board president based on Board Policy BED (LOCAL). Copies of presentations should be made available to all trustees and the Superintendent. Board policy prohibits the discussion of complaints against district employees during an open forum.

There were no public comments.

3. Closed Session

1. Adjourn to closed session pursuant to Texas Government Code Section 551.074, Personnel, to deliberate regarding the appointment, employment, evaluation, reassignment, duties, discipline, or dismissal of a public officer or employee; or to hear a complaint or charge against an officer or employee, 551.071, Consultation with the Board's attorney; 551.072, real property; and 551.076 to conduct deliberations regarding security devices or security audits.

The Board of Trustees adjourned to closed session at 7:03 a.m.

After a brief recess, closed session began at 7:10 a.m. The

Board of Trustees reconvened to open session at 8:48 a.m.

4. Adjourn

1. Adjourn

The meeting was adjourned at 8:49 a.m.

Minutes: 10/25/2022 Regular Meeting 6:00 p.m.
Generated by: Julie Moye

1. Call to Order

The meeting was called to order at 6:02 p.m.

2. Roll Call

Board members present were: Courtney Lackey Wilson, Keziah Farrar, Michelle Newsom, Desiree Thomas, Craig Tipping and Warren Davis.

3. Closed Session

1. Adjourn to closed session pursuant to Texas Government Code Section 551.074, Personnel, to deliberate regarding the appointment, employment, evaluation, reassignment, duties, discipline, or dismissal of a public officer or employee; or to hear a complaint or charge against an officer or employee, 551.071, Consultation with the Board's attorney; 551.072, real property; and 551.076 to conduct deliberations regarding security devices or security audits.

The Board of Trustees adjourned to closed session at 6:02 p.m. After a brief recess, closed session began at 6:11 p.m.

4. Reconvene

1. Reconvene to Public

The Board of Trustees reconvened to open session at 7:04 p.m.

5. Meeting Opening

1. Prayer

The prayer was led by Warren Davis.

2. Presentation of Colors by the Mansfield High School JROTC

The Presentation of Colors was led by the Mansfield High School JROTC.

3. Pledges

The pledges were led by Keziah Farrar.

6. District Recognition

1. School Board Superstar Awards

Elementary students who were selected to receive the School Board Superstar Award for outstanding citizenship for the month of October were recognized and awarded.

2. Fine Arts Recognitions

1. MISD District of Distinction

Mansfield ISD was recognized by the Texas Art Education Association with the 2022 District of Distinction Award in art education, placing MISD in the top 4 percent of art education districts in the state.

2. MHS Choir

The Mansfield High School Varsity Treble Choir was recognized for being invited to perform at the National American Choral Directors Association Convention in Cincinnati this February.

3. Mark of Excellence Awards

The following were recognized for receiving Mark of Excellence National Wind Band Honors: the Lake Ridge High School Wind Symphony, national winner and commended winner in the New Music Division; the Legacy High School Wind Symphony, national winner in the New Music Division; the Timberview High School Wind Symphony, commended winner; and the Danny Jones Middle School Honors Band, commended winner.

4. Medal of Distinction

The Legacy High School Wind Symphony was recognized as a Medal of Distinction Encore Circle recipient by the Global Initiative for Talented Student and Perform America.

3. Special Recognitions

1. National Principals Month

Mansfield ISD principals were honored in celebration of National Principals Month.

2. Tarver Rendon Agriculture Leadership Program

The Tarver Rendon Agriculture Leadership Program and Student Nutrition Department were recognized for the high praise they received from Texas Agriculture Commissioner Sid Miller during a recent visit as part of National School Lunch Week.

7. District Introductions

1. HR Introductions

Dr. Jennifer Stoecker, Assistant Superintendent of Human Resources, introduced the following newly hired and promoted employees: Lacye Florez, Assistant Director of Human Resources; Karla Thomas, Coordinator of Special Education; Christine Uribe, Coordinator of Events, Center for Performing Arts; and Christina Williamson, Director of Digital Media and Marketing.

8. Instructional Focus

1. BOY Assessment Update - Dr. Georgie Swize

The BOY Assessment Update was given by Dr. Georgie Swize, Area Superintendent.

9. Presentation

1. TEA State Door Audit -- David Wright and Robert Ball

The TEA State Door Audit was presented by David Wright, Assistant Superintendent of Student Services and Support, and Robert Ball, Director of Safety, Security and Threat Management.

2. Goodside Health Presentation -- Margaret Couldron

The Goodside Health Presentation was given by Margaret Couldron, Director of Health Services. Tracy Spinner from Goodside Health answered questions following the presentation.

10. Public Hearing

1. FIRST Report - Michele Trongaard

The FIRST Report was presented by Michele Trongaard, Associate Superintendent of Business and Finance. At 9:08 p.m., Board

President, Courtney Lackey Wilson, opened the public hearing on the FIRST Report. There were no public speakers. The public hearing was closed at 9:08 p.m.

11. Public Comments

1. The correct procedure for addressing the Board during Public Comments is as follows: Each speaker should address the Board from the podium microphone and state his or her name before speaking. All speakers will be limited to three minutes to make comments regarding items on the agenda, unless modified by the Board president based on Board Policy BED (LOCAL). Copies of presentations should be made available to all trustees and the Superintendent. Board policy prohibits the discussion of complaints against district employees during an open forum.
Mariam Dohadwala asked the Board to rewrite the current exemption policy to allow excused absences. Jo Anna Cardoza spoke in favor of the Goodside Health Program. Della Supp discussed the accountability of Board members. Scherron Richard spoke about Board accountability and transparency.

12. Human Resources Report

1. Board Approved New Hires
Warren Davis made a motion to approve the Human Resources Report. Craig Tipping seconded. The motion carried 6-0.

13. Business Items Requiring Board Action

1. Consideration and Approval of Action of Teacher Contract Abandonment
Keziah Farrar made a motion to approve action of teacher contract abandonment. Michelle Newsom seconded. The motion carried 6-0.
2. Consideration and Approval After the First Reading of FFAC (LOCAL)
Keziah Farrar made a motion to approve after the first reading of FFAC (LOCAL). Michelle Newsom seconded. The motion carried 6-0.

14. Consent Agenda

- Superintendent, Dr. Kimberley Cantu, pulled item 14.8, Consideration and Approval of Rental Agreement for Out of School Time Programs Office Space. There was no action taken on this item. The Consent Agenda passed 6-0 with the exception of item 14.8.**
1. Consideration and Approval of Minutes from the 9/27/2022 Regular Board Meeting
 2. Consider Approval of Bid Proposals
 3. Consideration and Approval of Budget Amendments
 4. Consideration and Approval of the Second Reading of TASB Update 119 and MISD Policy
 5. Consideration and Approval of T-TESS Appraisers
 6. Consideration and Approval of Resolution #23-08 Approving the 2022 Tax Roll

7. Consideration and Approval of Class Size Waivers
8. Consideration and Approval of Rental Agreement for Out of School Time Programs Office Space
9. Consideration and Approval of Technology Security Purchases
10. Consideration and Approval of SHAC Committee
11. Consideration and Approval of the Sale of a Surplus Police Vehicle

15. Superintendent's Report

There was no action taken on the items below.

1. Delinquent Tax Reports
2. Disbursement Reports
3. Financial Reports
4. Investment Reports
5. Property Tax Collection Report
6. EC Accountability
7. Board Accountability
8. Enrollment Report
9. Attendance Percentage Report
10. Approved Student Trips
11. Facility Rental Revenue Report
12. Accepted Resignations
13. Resignation Reasons
14. Superintendent New Hires
15. 2017 Bond Program Report

16. Adjourn

1. Adjourn

The meeting was adjourned at 9:24 p.m.



**Board of School Trustees
Mansfield Independent School District**

TITLE:
Consider Approval of Bids received in the
Month of October and November

DATE: November 15, 2022

ACTION

BACKGROUND:

Under Texas Education Code 44.031 "...all school district contracts, except contracts for the purchase of produce or vehicle fuel, valued at \$50,000 or more in the aggregate for each 12-month period shall be made by the method, of the following methods, that provides the best value for the district: (1) competitive bidding; (2) competitive sealed proposals; (3) a request for proposals, for services other than construction services; (4) an inter-local contract; (5) a design/build contract; (6) a contract to construct, rehabilitate, alter, or repair facilities that involves using a construction manager; or (7) a job order contract for the minor construction, repair, rehabilitation, or alteration of a facility; (8) the reverse auction procedure as defined by Section 2155.062(d), Government Code; or (9) the formation of a political subdivision corporation under Section 304.001, Local Government Code.

Compliance with Texas Education Code 44.031 is not required for purchases that are deemed sole source. Board approval is required if the expenditures exceeds \$50,000 per MISD Policy CH Local.

CONSIDERATION:

The following bids were received:

- 23-001 Professional Services (Open-Ended)
- 23-002 Miscellaneous Services and Equipment (Open-Ended)
- 23-003 Fine Arts Specialists and Services (Open-Ended)
- 23-004 Restaurant and Catering Services (Open-Ended)
- 23-009 Fundraiser Services (Open-Ended)
- 23-014 Refrigeration Truck for Student Nutrition

RECOMMENDATION:

The Superintendent recommends that the Board approve bids received in the Month of October and November.

RECOMMENDED MOTION:

"Move to adopt the bids received during the Month of October and November."

Exhibit 1:

TITLE: Consider Approval of RFP 23-001, 23-002, 23-003, 23-004 and 23-009, Vendor Recommendation for Awarding Open-Ended Bids DATE: November 15, 2022

BACKGROUND:

We request that the MISD Board of Trustees approve the recommendations as made by the Purchasing Department. All documents related to:

- RFP 23-001 Professional Services were received electronically through MISD e-Bid prior to the closing at 2:00 p.m. on June 30, 2023.
- RFP 23-002 Miscellaneous Services and Equipment were received electronically through MISD e-Bid prior to the closing at 2:00 p.m. on June 30, 2023.
- RFP 23-003 Fine Arts Specialist and Services were received electronically through MISD e-Bid prior to the closing at 2:00 p.m. on June 30, 2023.
- RFP 23-004 Restaurants and Catering Services were received electronically through MISD e-Bid prior to the closing at 2:00 p.m. on June 30, 2023.
- RFP 23-009 Fundraising Services were received electronically through MISD e-Bid prior to the closing at 2:00 p.m. on June 12, 2023.

These proposals are open-ended with vendors approved and added throughout the proposal period.

RFPs:

The following bids were received for RFP's:

- 23-001 Professional Services (Open-Ended)
 - 1. La Rocca Literacy LLC
- 23-002 Miscellaneous Services and Equipment (Open-Ended)
 - 1. O'Reilly Auto Parts
- 23-003 Fine Arts Specialists and Services (Open-Ended)
 - 1. Jane Andrews
 - 2. Porscha Sims
- 23-004 Restaurant and Catering Services (Open-Ended)
 - 1. CiCi's Pizza Walnut Creek
- 23-009 Fundraiser Services (Open-Ended)
 - 1. EFS Fundraisers

Exhibit 2:

TITLE: Consider Approval of Bid 23-014 for Refrigeration Truck for Student Nutrition

DATE: November 15, 2022

BACKGROUND:

We request that the MISD Board of Trustees approve the recommendation as made by the Purchasing Department and Student Nutrition for awarding the Bid 23-014 for a Refrigeration Truck for Student Nutrition. Completed proposal requests for Bid 23-014 were received prior to the closing at 2:00 p.m. on October 31, 2022.

CONSIDERATIONS:

The purpose of this Request for Proposal is to select qualified vendors to provide a Refrigeration Truck for Student Nutrition. Bid 23-014 was sent out to 65 registered companies and a total of 1 qualified vendor responded to our solicitation.

Considerations included the long-term cost to the District, vendors overall experience, references, expertise, stability, quality and range of services proposed and the vendors' ability to provide vehicles in an expedient and efficient manner.

This contract will be effective after Board Approval through October 31, 2023 with the option to renew for 4 additional one year periods if mutually agreed to by both parties.

RECOMMENDATION:

The Superintendent recommends that the Board approve the bid received, as presented.

RECOMMENDED MOTION:

“Move to adopt the MISD bids received as presented.”

Event Number	23-014	Organization	Mansfield ISD
Event Title	Refrigeration Truck for Student Nutrition	Workgroup	Purchasing
Event Description	Mansfield ISD is looking for qualified vendors	Event Owner	Ed Harper
Event Type	RFP	Email	edwardharper@misdmail.org
Issue Date	9/28/2022 07:12:13 AM (CT)	Phone	(817) 299-6090
Close Date	10/31/2022 02:00:00 PM (CT)	Fax	(817) 473-5780

Responding Supplier	City	State	Response Submitted	Lines Responded	Response Total
Southwest International Trucks	Arlington	TX	10/27/2022 11:04:46 AM (CT)	1	\$156,679.44

Please note: Lines Responded and Response Total only includes responses to specification. No alternate response data is included.



**Board of School Trustees
Mansfield Independent School District**

TITLE: Consideration and Approval of
Proposed Budget Amendments

DATE: November 15, 2022

ACTION

BACKGROUND:

The legal basis for budget development in Texas school districts is established in Sections 44.002 through 44.006 of the Texas Education Code. The Texas Education Code requires Board approval of the budget for the General Operating, Debt Service, and Food Service Funds. Board Resolution #23-03 permits the Superintendent or Associate Superintendent for Business and Finance to authorize routine budget revisions, adjustments and transfers necessary for the payment of District obligations throughout the fiscal year.

Any non-routine budget revisions, adjustments, and transfers which increase or decrease revenues and other financing sources and uses, along with the corresponding revisions in expenditures; or budget revisions, adjustments, and transfers which reduce or increase the fund balance of any related fund; or transfers between funds; or transactions exceeding \$500,000 must continue to be presented to the Board of Trustees for approval prior to processing.

A summary report of budget revisions, adjustments, and transfers approved and processed by the District in accordance with this resolution, listed by major function and funds, shall be submitted to the Board of Trustees for adoption/ratification on a monthly basis.

The attached amendments ensure compliance with state and local requirements. Budget changes over \$500,000 for approval:

There are no budget changes over \$500,000 for this period.

CONSIDERATIONS:

General Fund amendments are primarily transfers between functions due to account code changes and department requirements.

Budget changes over \$25,000:

A total of \$107,000 was transferred out of function 51 and into the following functions for the campus energy incentive awards: \$85,000 (function 11), \$2,000 (function 13), \$11,000 (function 23), \$1,000 (function 36), \$5,500 (function 52) and \$2,000 (function 61).

A total of \$100,000 was transferred from function 53 to function 11 for student chromebook repairs.

The total net effect of all budget changes is zero.

RECOMMENDATION:

The Superintendent recommends that the Board approve and ratify the amendments to the 2022-2023 budgets as presented.

RECOMMENDED MOTION:

“Move to approve and ratify the budget amendments as presented.”

**Mansfield Independent School District
General Operating Budget
Amended Budget As of 11/15/22**

	Original Budget	Revised Budget	Amendments 11/15/2022	Proposed Amended Budget
REVENUES AND OTHER SOURCES:				
Local Revenues	\$ 191,829,230	\$ 193,757,716		\$ 193,757,716
State Program Revenues	148,346,726	149,936,212		149,936,212
Federal Program Revenues	5,200,000	5,200,000		5,200,000
Other Resources	-	-		-
Total Revenue and Other Resources	\$ 345,375,956	\$ 348,893,928	\$ -	\$ 348,893,928
EXPENDITURES:				
11 Instruction	\$ 206,641,535	\$ 206,528,847	\$ 149,420	\$ 206,678,267
12 Library & Media Services	3,935,823	3,938,484	4,356	3,942,840
Curriculum/Instructional Staff				
13 Development	4,360,492	4,398,035	95	4,398,130
21 Instructional Administration	5,607,539	5,623,039	11,285	5,634,324
23 School Leadership	21,073,767	21,094,730	22,615	21,117,345
31 Guidance & Counseling	10,517,024	10,532,917	(475)	10,532,442
33 Health Services	5,436,450	5,439,828	10	5,439,838
34 Student Transportation	14,635,176	14,543,280	(1,850)	14,541,430
35 Student Nutrition	12,000	12,000	-	12,000
Co-Curricular/Extra Curricular				
36 Activities	10,395,765	10,391,841	(5,091)	10,386,750
41 General Administration	8,375,574	8,371,637	428	8,372,065
51 Plant Maintenance & Operations	38,697,533	39,223,017	(107,000)	39,116,017
52 Security & Monitoring Services	7,081,690	7,085,489	6,295	7,091,784
53 Data Processing Services	6,664,087	6,982,977	(99,823)	6,883,154
61 Community Services	339,549	341,224	(265)	340,959
71 Debt Service/ Capital Lease	157,600	157,600		157,600
81 Facilities Acquisition and Construction	-	-		-
93 Shared Service Arrangement	-	-		-
95 Juvenile Justice Alternative Education	25,000	25,000		25,000
99 Other Intergovernmental Charges	1,419,352	1,419,352		1,419,352
00 Other Uses	-	-	20,000	20,000
Total Expenditures	\$ 345,375,956	\$ 346,109,297	\$ -	\$ 346,109,297
Transfers In				
Transfers Out			\$ -	\$ -
NET OPERATING RESULTS	\$ -	\$ 2,784,631	\$ -	\$ 2,784,631
Beginning Fund Balance July 1, 2022	101,983,660	101,983,660		101,983,660
Projected Ending Fund Balance June 30, 2023	\$ 101,983,660	\$104,768,291		\$ 104,768,291



Board of School Trustees
Mansfield Independent School District

TITLE: 2022-2023 T-TESS Appraisers

DATE: November 15, 2022

ACTION

BACKGROUND:

At times throughout the school year, a T-TESS Appraiser List will be submitted for Board approval.

CONSIDERATIONS:

- Approve the 2022-2023 T-TESS appraisers.
- Do not approve the 2022-2023 T-TESS appraisers.

RECOMMENDATION:

The Superintendent recommends approval of the 2022-2023 T-TESS appraisers as presented.

If Board agrees the motion would be:

“Approve the 2022-2023 T-TESS appraisers.”



MISD 2022-2023 T-TESS APPRAISERS

NAME	TITLE	CAMPUS
Mahan, Kaylee	Assistant Principal	Timberview HS



**Board of School Trustees
Mansfield Independent School District**

TITLE: Class Size Exemption Waiver
Request

DATE: November 15, 2022

ACTION

BACKGROUND:

In accordance with TEC §25.112, Texas school districts must submit to TEA a request for an exception to the student-to-teacher ratio of 22:1 in Grades PK-4 when that ratio is exceeded for a period of more than 30 days or by October 1, with the exception of during the last twelve weeks of the school year.

At this time, MISD has 4 additional classes in Grades PK-4 that exceed the student-to-teacher ratio of 22:1.

CONSIDERATIONS:

Districts that are in compliance at the beginning of the school year but that subsequently exceed class size limitations must apply for an exception no later than the 30th day after the district exceeds the 22:1 limit. Therefore, MISD could need to submit subsequent waivers throughout the year should additional classes exceed the 22:1 ratio.

RECOMMENDATION:

The Superintendent recommends The Board approve the class size exemption waiver request as presented.



**Board of School Trustees
Mansfield Independent School District**

TITLE: Professional Development Plan 2022-2023	DATE: November 15, 2022
---	-------------------------

PRESENTATION

BACKGROUND:

SB 1267 requires SBEC to develop a clearinghouse of information regarding continuing education and training requirements for educators and other school personnel, including best practices and industry recommendations for the frequency of training.

SB 1267 requires the school board to annually review the clearinghouse and adopt a professional development policy that must:

1. Be guided by SBEC clearinghouse training recommendations.
2. Note any differences in the professional development policy from the clearinghouse recommendations.
3. Include a schedule of all training required for educators or other school personnel.

RECOMMENDATION:

Adopt the Professional Development Policy for 2022-2023.



DISTRICT REQUIRED

TRAINING 2022-2023

During campus professional development days, time will be dedicated to complete the following requirements. Senate Bill 1267 provides training requirements for districts that must be followed. This bill also requires that the Board of Trustees adopt a Professional Development Policy that:

1. Follows the guidance and recommendations of the State Clearinghouse
2. Specifically note any differences in the policy that varies from the recommendation of the Clearinghouse
3. Includes a schedule of all required training for staff in the school district.

The district offers the following training using our Safe School portal that meets the state requirements of SB 1267. Safe Schools is an award-winning compliance training learning management system that allows staff members to complete training in a self paced secure environment.

Blood Borne Pathogen Exposure Protection	Bullying: Recognition and Response	Child Abuse: Mandatory Reporting
Child Find	Crisis Management-Standard Response Protocol Updated	FERPA: Confidentiality of Records
First Aid	HIPAA Overview	Human Resource: Teacher Para Handbook

Additional training offered through content areas, departments and campus level administrators are outlined below.



DISTRICT REQUIRED

TRAINING 2022-2023

Trainings	Length	Level or Grades	August PD Week	First Semester	On-going
Front Office Screening Training	30 min	ALL	x		
Threat Assessment Training/ Safety and Security	2 Hours	ALL	x		
T-Tess	2 Hours	ALL	x		
Vision 2030 Scorecards	1 Hour	ALL	x		
COA- Root Cause Analysis	30 min	ALL	x		
PLC Process	Varies	ALL			x
Local Assessment calendar	30 min	ALL			x
Canvas Course Setup Up	60 min	3-12	x		
SeeSaw	30 min	PK-2	x		
MTSS updates	30 min	ALL	x		
HB3: Reading Academy	Varies	K-3			x
Best Practices	2 days	Pre-K- 2			x
ESL updates	30 min	ALL	x		
GT updates	30 min	ALL	x		
Dyslexia updates	30 min	K-12	x		
Special Programs ARD/ 504 Updates	30 min	ALL	x		x
Health Services: Sam's Law.	75 Min	ALL			x
SEL	Varies	ALL			x
Staff Expectations/Handbook					
Absences/Sub Procedures					



PROFESSIONAL DEVELOPMENT



plan

Mansfield ISD is committed to creating a learning environment that focuses on students first. MISD believes in comprehensive professional development that promotes collaboration, communication, critical thinking, and creative opportunities throughout learning. Professional Development that is offered in MISD is research-based and data driven, leading to a culture of continuous learning and continuous innovation that is aligned with our district mission. MISD, through our strategic planning, focuses on a growth mindset and meaningful changes in practice that promote the opportunities for all students to be college, career and life ready.

Mansfield ISD believes in the following core processes:

- Curriculum
- Calibration
- Cadence of Accountability
- Collaboration (PLC)

The Curriculum and Instruction Department Just Cause:

The Curriculum and Instruction Department exists to serve MISD by providing a rigorous, equitable curriculum and meaningful professional learning to empower, inspire, and educate all students.

What determines the need for professional development?

- An intentional and collaborative needs assessment conducted with all stakeholders aids in determining areas of need or concern.
- The MISD core value of “students first” allows for the needs of students to drive professional development.
- The need to continuously strengthen processes such as PLCs. PLCs are an ongoing process in which educators work collaboratively in recurring cycles of collective inquiry and action research to achieve better results for the students they serve. Professional learning communities operate under the assumption that the key to improved learning for students is continuous job-embedded learning for educators.
- Observations, model teaching, and instructional coaching develops a feedback loop that serves for additional opportunities for continuous learning.
- We utilize T-TESS feedback to determine teacher training needs.

- Assessment scores will be intentionally analyzed and through that process guide professional development opportunities for the appropriate levels and subject areas.
- Instructional leaders may request a need for their campus.
- State standard updates or changes in curriculum could create a need for additional training.
- MISD Vision 2030 alignment factors into all professional development needs.

In which ways will professional development be evaluated?

- Individualized satisfaction surveys
- Data or assessment scores
- T-Tess growth scores
- Comprehensive needs assessments

Expectations for Professional Development:

All Mansfield ISD Staff are continuous learners. Staff are proactive and engaged in professional learning. All staff will complete all required professional development by the state, district, and campus.

Mansfield ISD Vision 2030 Values that drive professional learning:

- Students First
- Continuous Improvement
- Integrity
- Communication
- Positive Relationships
- Resiliency

Mansfield ISD Vision 2030 Guiding Statements drive professional learning:

- Students will read on level or higher by the beginning of third grade and will remain on level or higher as an MISD student.
- Students will demonstrate mastery of Algebra II by the end of the eleventh grade.
- Students will graduate life ready.
- Students will graduate college and/or career ready.

Senate Bill 1267

SB 1267 provides training requirements for districts that must be followed. This bill also requires that the Board of Trustees adopt a Professional Development Policy that:

1. Follows the guidance and recommendations of the [State Clearinghouse](#).
2. Specifically note any differences in the policy that varies from the recommendation of the [Clearinghouse](#).

3. Includes a schedule of all required training for staff in the school district.

Professional Learning Opportunities

Professional learning can take many forms at all levels, and can occur through various platforms and designs. Opportunities for learning may occur in the following formats or combination of formats, as well as additional formats as necessary:

- Face-to-Face
- Virtual Collaborative Sessions
- Conferences
- Mini Conferences
- Workshops
- Webinars
- Book Studies
- Learning Walks
- Coaching
- Social Media
- Action Research Plan/Project
- PLC
- Self-Paced Online Modules
- E-Courses

Professional Learning Communities (PLC)

Mansfield ISD defines the Professional Learning Community (PLC) as working collaboratively to continuously improve teaching and learning. Collaboration is defined as educators working interdependently to share ownership of the learning of all students. As a district, MISD provides continuous professional development regarding the PLC process, and communicates clearly and often the connection between the PLC process and Vision 2030 goals.

District Professional Development Days

District professional development days are dedicated time allocated to staff in order to address learning needs, curriculum updates, and to disseminate department and district information throughout the year. These days are pre-determined on the district calendar, and occur at strategic times throughout the year in order to least disrupt student learning. Professional development will occur at both the district and campus level and include mandatory state and local required training as well as needs based training and learning. Prior to the school year (generally in August) the focus is on compliance training, content and grade level curriculum in a collaborative workshop setting, as well as introducing staff to the required training they can complete on our online platform of SafeSchools at their convenience.

Curriculum Previews or Curriculum Training

Curriculum previews and curriculum trainings are a dedicated time for instructional leaders and curriculum coordinators to provide a deep dive into the written and aligned curriculum. This opportunity allows for a deeper understanding of not only the content, but the best instructional practices for delivery. This training occurs throughout the district at all levels, prior to the beginning of the year for both new and returning teachers, on dedicated professional development days, and is organized throughout the year, and summer.

New Teacher or New to District (MTOP- Mansfield Training of Professionals):

Mansfield Training of Professionals (MTOP) is a three day additional required training for all new to teaching professionals as well as new to the district teachers. This training is a joint collaboration between both the Human Resources Department and the Curriculum and Instruction Department. The mission is to not only provide tools for success, but to have new employees develop an authentic connection to the 'Mansfield Way'. These three days allow for new employees to be introduced to MISD's core processes, as well as trained on the essential tools to make them successful throughout the year. Training and resources tailored to teacher need, level, and content area are provided on an online platform and are shared so that at any time throughout the year staff can refer back to the information. In addition to professional development training and knowledge that is gathered throughout these three days, new teachers are assigned a KEEPS mentor and take part in the KEEPS program. Some of the benefits of this peer-to-peer mentorship include:

- Mentoring Support (One-on-One Mentor/Mentee Relationship)
- District and campus orientations
- Professional growth resources
- Collaboration/observation time
- Campus level new teacher meetings
- District level conferences
- Appreciation events

Leadership Opportunities:

Professional development opportunities are not limited to only teachers and MISD recognizes that leaders, and aspiring leaders require quality and meaningful learning as well. Mansfield ISD provides many opportunities for growth and promotion throughout the year. Some are listed below:

- Principal PLC
- Grow your own program for aspiring administrators
- Grow your own program for aspiring teachers
- National Board Certification Cohorts
- Brownlee Scholarship for Paraprofessionals

- Results Coaching Opportunities
- Leadership Blueprint (CKH)
- Intensive training for administrators
- Curriculum Auditing Training
- Monthly Principal, Directors and Coordinators professional learning meetings



**Board of School Trustees
Mansfield Independent School District**

TITLE: Consider Approval of the Targeted Improvement Plan for Glenn Harmon Elementary. **DATE:** November 15, 2022

ACTION

BACKGROUND:

Glenn Harmon Elementary was identified by the Texas Education Agency (TEA) as a school in need of comprehensive support and improvement (CSI). TEA makes this designation based on lowest five percent of campuses in Domain III Closing the Gaps that receive Title I, Part A funding. Glenn Harmon was required to create a Targeted Improvement Plan (TIP) to prioritize and sequence gaps and improvement efforts.

CONSIDERATIONS:

- The Target Improvement Plan outlines the responsibility of the campus and district administrators in improvement efforts for Glenn Harmon Elementary.
- Glenn Harmon Elementary's Targeted Improvement Plan is monitored at the local level by the District Coordinator of School Improvement, at the regional level by the Region 11 Service Center, and at the state level by the Texas Education Agency.

RECOMMENDATION:

The Superintendent recommends that the Board approve the Targeted Improvement Plan for Glenn Harmon Elementary for the 2022-2023 school year.

**Mansfield Independent School District
Glenn Harmon Elementary School - TIP
2022-2023 Targeted Improvement Plan**



Campus Number: 220908107

Board Approval Date: November 15, 2022

Superintendent:
DCSI/Grant Coordinator:

Dr. Kimberly Cantu
Dr. Tamara Vardy

Principal: Robyn Rinearson
ESC Case Manager: Meredith Perry
ESC Region: 11

Assurances

DCSI/Grant Coordinator

I, the District Coordinator of School Improvement/Grant Coordinator, attest that I will provide or facilitate the provision of all the necessary district-level commitments and support mechanisms to ensure the successful implementation of the Targeted Improvement Plan for this campus. I understand I am responsible for the implementation of all intervention requirements. If I am the principal supervisor, I understand I am responsible for ensuring the principal carries out the plan elements as indicated herein.

Signature: Dr. Tamara Vardy

Principal Supervisor

I, as supervisor of the principal for this campus, attest that I will coordinate with the DCSI/Grant Coordinator to provide or facilitate the provision of all the necessary district-level commitments and support mechanisms to ensure the principal I supervise can achieve successful implementation of the Targeted Improvement Plan for this campus. I understand I am responsible for ensuring the principal carries out the plan elements as indicated herein.

Signature: Kristi Cobb

Principal

I, as principal for this campus, attest that I will coordinate with the DCSI/Grant Coordinator (and my supervisor, if they are not the same person) to use the district-provided commitments and support mechanisms to ensure the successful implementation of the Targeted Improvement Plan for this campus. I agree to carry out the plan elements as indicated herein.

Signature: Robyn Rinearson

Table of Contents

- Data Analysis 4
 - Student Achievement 4
 - School Progress 4
 - Closing the Gaps 5
 - Subject Areas and Student Groups 6
- Essential Actions 7
 - Cycles 1-3 8
 - Cycle 4 8
- Cycles 9
 - Cycle 1 - (Sept – Nov) 10
 - Cycle 2 - (Dec – Feb) 14
 - Cycle 3 - (Mar – May) 18
 - Cycle 4 - (Jun – Aug) 22
- Campus Grant Funding Summary 23
- Student Data 25
 - Student Achievement and Closing the Gaps 26
 - Academic Growth 26

Data Analysis

Student Achievement

What accountability goal has your campus set for this year?

ELAR/Reading	2019 STAAR	2021 STAAR	2022 STAAR	Cycle 1	Cycle 2	2023 STAAR	Math	2019 STAAR	2021 STAAR	2022 STAAR	Cycle 1	Cycle 2	2023 STAAR
Approaches	71%	57%	68%	70%	72%	73%	Approaches	76%	40%	59%	61%	63%	66%
Meets	34%	26%	36%	38%	40%	41%	Meets	40%	15%	24%	26%	28%	30%
Masters	17%	7%	15%	17%	19%	20%	Masters	22%	7%	6%	8%	10%	12%
Assessment Used				Fall Interim (11/7-14)	Spring Interim (2/27-3/3)		Assessment Used				Fall Interim (11/7-14)	Spring Interim (2/27-3/3)	

Based on the levels of approaches/meets/masters percentages from 2019, 2021, and 2022, our campus goals for domain 1 are:

Reading - 73/41/20

Math - 66/30/12

If we achieve this goal, our component score for Domain 1 will be 40.3., which, according to the A-F Estimator, will contribute to an overall Accountability Rating of 75 (C).

School Progress

What accountability goal has your campus set for this year?

2A

	2022 STAAR	cycle 1	cycle 2	2023 Goal		2022 STAAR	cycle 1	cycle 2	2023 Goal
Total # ELAR Tested Students	66				Total # Math Tested Students	66			
DNM	38%	35%	32%	28%	DNM	45%	42%	39%	35%
Approaches	27%	29%	31%	32%	Approaches	30%	32%	34%	35%
Meets	23%	24%	25%	26%	Meets	20%	21%	22%	23%
Masters	12%	13%	14%	14%	Masters	5%	6%	7%	7%

Based on STAAR performance data from 2019, 2021, and 2022, our goals for the 2023 school year decrease our DNM percentages by 10% in reading and math. If we reach this goal, we will have an academic growth component score of 62, which, according to the A-F Estimator, will contribute to an overall Accountability Rating of 75(C).

Closing the Gaps

What accountability goal has your campus set for this year?

Focus	Results/Target/Gap	Cycle 1 due to TEA 12/17	Cycle 2 due to TEA 3/3	Summative Goal	Subgroup Target
Academic Achievement - Reading (African American)	28/32/4	30 (Fall Interim)	32 (Spring Interim)	34 (STAAR)	32
Academic Achievement - Math (Eco Dis)	24/36/12	28 (Fall Interim)	32 (Spring Interim)	36 (STAAR)	36

Based on STAAR data from 2019, 2021, and 2022, we determined that the "quickest wins" for our campus are to focus on African American Reading and Economically Disadvantaged Math, because we were within 12 points of meeting our target, and these two student groups represent a large percentage of our student population.

AA Reading Target - 34

EcoDis Math Target - 36

If we meet these targets, our Domain 2 score will be a 76 and will contribute to an overall Accountability Rating score of 75(C).

Subject Areas and Student Groups

Which subjects are a focus this year when thinking about student performance? Why have you identified these specific subject areas? What is the intended impact on your accountability domain scores?

We are focusing on both Reading and Math as focus areas because student performance in both subject areas in third and fourth grades were low. Focusing on these subject areas will positively impact our Domain 1 if we improve performance according to the table below.

ELAR/Reading	2019 STAAR	2021 STAAR	2022 STAAR	Cycle 1	Cycle 2	2023 STAAR	Math	2019 STAAR	2021 STAAR	2022 STAAR	Cycle 1	Cycle 2	2023 STAAR
Approaches	71%	57%	68%	70%	72%	73%	Approaches	76%	40%	59%	61%	63%	66%
Meets	34%	26%	36%	38%	40%	41%	Meets	40%	15%	24%	26%	28%	30%
Masters	17%	7%	15%	17%	19%	20%	Masters	22%	7%	6%	8%	10%	12%
Assessment Used				Fall Interim (11/7-14)	Spring Interim (2/27-3/3)		Assessment Used				Fall Interim (11/7-14)	Spring Interim (2/27-3/3)	

Which student group outcomes are you targeting in these goals? What is the intended impact on your accountability domain scores?

We are targeting African American and Economically Disadvantaged students because a) they represent a large percentage of our overall student population, and b) we either were close to meeting or actually met closing the gap targets in 2022. Focusing on these student groups will positively impact our Domain 3 scores according to the table below.

Focus	Results/Target/Gap	Cycle 1 due to TEA 12/17	Cycle 2 due to TEA 3/3	Summative Goal	Subgroup Target
Academic Achievement - Reading (African American)	28/32/4	30 (Fall Interim)	32 (Spring Interim)	34 (STAAR)	32
Academic Achievement - Math (Eco Dis)	24/36/12	28 (Fall Interim)	32 (Spring Interim)	36 (STAAR)	36
English Language Proficiency	38/36/-2	38	40	42 (TELPAS)	36

Essential Actions

Cycles 1-3

Essential Action 1.1: Develop campus instructional leaders with clear roles and responsibilities.

Implementation Level: Planning for Implementation

Key Practices: Campus instructional leaders meet weekly to focus on student progress and formative data.

Essential Action 2.1: Recruit, select, assign, induct and retain a full staff of highly qualified educators.

Implementation Level: Not Yet Started

Key Practices:

Essential Action 3.1: Compelling and aligned vision, mission, goals, values focused on a safe environment and high expectations.

Implementation Level: Not Yet Started

Key Practices:

Essential Action 4.1: Daily use of high-quality instructional materials aligned to instructional planning calendars and interim and formative assessments.

Implementation Level: Not Yet Started

Key Practices:

Essential Action 5.1: Effective classroom routines and instructional strategies.

Implementation Level: Not Yet Started

Key Practices:

Essential Action 5.3: Data-driven instruction.

Implementation Level: Planning for Implementation

Key Practices: Teachers use a corrective instruction action planning process, individually and in PLCs to analyze data, identify trends in student misconceptions, determine the root cause as to why students may not have learned the concept, and create plans for instructional adjustments.

Cycle 4

Essential Action 1.1: Develop campus instructional leaders with clear roles and responsibilities.

Implementation Level: Not Yet Started

Key Practices:

Essential Action 2.1: Recruit, select, assign, induct and retain a full staff of highly qualified educators.

Implementation Level: Not Yet Started

Key Practices:

Essential Action 3.1: Compelling and aligned vision, mission, goals, values focused on a safe environment and high expectations.

Implementation Level: Not Yet Started

Key Practices:

Essential Action 4.1: Daily use of high-quality instructional materials aligned to instructional planning calendars and interim and formative assessments.

Implementation Level: Not Yet Started

Key Practices:

Essential Action 5.1: Effective classroom routines and instructional strategies.

Implementation Level: Not Yet Started

Key Practices:

Essential Action 5.3: Data-driven instruction.

Implementation Level: Not Yet Started

Key Practices:

Cycles

Cycle 1 - (Sept – Nov)

Did you achieve your student performance data goals? Why or why not?:

1. Essential Action 1.1: Develop campus instructional leaders with clear roles and responsibilities.

Implementation Level: Planning for Implementation

Key Practices: Campus instructional leaders meet weekly to focus on student progress and formative data.

Rationale: According to our self-assessment completed in August of 2022, 1.1 Strong School Leadership and Planning will be a prioritized focus area for 2022-2023. Implementing weekly leadership meetings to schedule observations/feedback, review student progress, and determine next steps and follow-up techniques for teachers and/or students will align with the ESF and the fidelity measures of the district Cadence of Accountability. By building leadership capacity in the administrative team, teachers will benefit from systematic observation and targeted instructional feedback, therefore improving quality Tier I instruction for all students.

Who will you partner with?: Other

How will you build capacity in this Essential Action? Consistently working in collaboration with the district School Improvement Team implementing the ESF and building leadership capacity. Campus Leadership Team will partner with School Improvement Team for Observation and Feedback training and development so that teachers effectively use best practices to monitor and adjust instruction to meet student needs. The cohort will provide professional development, implementation support and on-going coaching. This support will help build the capacity of instructional leaders to coach and support teachers in planning high-quality, aligned, and rigorous instruction.

How will you communicate these priorities to your stakeholders? How will you create buy-in?: Teachers and staff will participate in professional development on the Effective Schools Framework and aligned campus protocols September 2022 facilitated by the Campus Leadership Team (CLT) comprised of administrators and district School Improvement Team. The CLT chose observation and feedback as a process for coaching and developing teachers in delivering high-quality instruction that is rigorous and aligned to state standards during classroom walkthroughs and in the PLC process when designing instruction. Planning and training occurred with the district and the Campus Leadership Team to prepare for roll out. Those trained will provide professional development and coach teachers consistently and continuously beginning Fall of 2022. Buy-in will be created through ongoing support provided by the CLT as well as the teachers' input into the process. Campus leaders will notify parents, students and the community of the implementation and purpose of the campus Professional Learning Community including observation and feedback to deliver high-quality instruction through campus newsletter including spotlight lessons from classrooms and PLC's as they implement the common protocol. The newsletter will be provided in print and on-line.

Desired Annual Outcome: By May 2023, the campus administrative team will maintain weekly calendars, execute their roles and responsibilities with fidelity, including four documented observation/feedback cycles, as measured by an instructional leadership team observation/feedback rubric. This annual outcome aligns leadership behaviors and actions with the teacher fidelity measures of the district Cadence of Accountability process and is achievable through intentional calendar blocking, leadership team debriefs, and rubric reviews.

District Commitment Theory of Action: If MISD commits to providing campus instructional leaders with initial training and ongoing coaching to support the implementation of instructional systems (documented observation and feedback cycles, intentional calendar blocking, leadership team agenda and debriefs, and rubric reviews), then the teachers will consistently deliver quality Tier I instruction that ensure students perform at or above grade-level.

Desired 90-day Outcome: By December 2022, the campus administrative team will establish weekly leadership agendas to monitor weekly calendars, receive feedback on executed their roles and responsibilities, including two documented observation/feedback cycles, for identified teachers, as measured by an instructional leadership team observation/feedback rubric. This outcome aligns leadership behaviors and actions with the teacher fidelity measures of the district Cadence of Accountability process and is achievable through setting consistent leadership weekly schedule, leadership team PLC's, and coaching feedback given to teachers.

District Actions: The district supports principals by protecting their time dedicated for school instructional leadership.

The district provides opportunities for ongoing support and coaching of the campus leader by means of District School Improvement Officer.

The district ensures that the DCSI has the necessary authority to create conditions for school success.

Did you achieve your 90 day outcome?:

Why or why not?:

What challenges do you think you'll encounter in achieving desired campus or student outcomes for this cycle?	What specific action steps address these challenges?	How does this action step address this challenge?
Allot time for task, distractions regarding school operations	None	Blocked calendar for observations and feedback

Step 1 Details	Reviews
<p>Action Step 1: The Campus Leadership team will design a weekly leadership debrief agenda template that includes written expectations.</p> <p>Evidence Used to Determine Progress: Agenda template as an artifact</p> <p>Person(s) Responsible: Robyn Rinearson, Principal</p> <p>Resources Needed: Time, Guidance from School Improvement Coordinator</p> <p>Addresses an Identified Challenge: Yes</p> <p>Start Date: September 9, 2022 - Frequency: One Time - Evidence Collection Date: September 16, 2022</p>	<p>Progress toward Action Steps: Met</p> <p>Necessary Adjustments/Next Steps:</p>
Step 2 Details	Reviews
<p>Action Step 2: The Campus Leadership team will create observation and feedback schedules.</p> <p>Evidence Used to Determine Progress: Calendar w/ scheduled blocks for observation and feedback sessions with teachers</p> <p>Person(s) Responsible: Steven Buchan, Assistant Principal</p> <p>Resources Needed: Time, Guidance from School Improvement Coordinator</p> <p>Addresses an Identified Challenge: Yes</p> <p>Start Date: September 9, 2022 - Frequency: One Time - Evidence Collection Date: September 16, 2022</p>	<p>Progress toward Action Steps: Met</p> <p>Necessary Adjustments/Next Steps:</p>

Step 3 Details	Reviews
<p>Action Step 3: The Campus Leadership team (with support from the School Improvement Coordinator) will develop a classroom observation rubric and introduce the rubric during training with teachers and explain how it will be used for observation and feedback.</p> <p>Evidence Used to Determine Progress: Rubric for classroom observation, training agenda and minutes</p> <p>Person(s) Responsible: Robyn Rinearson, Principal, and Lakeisha Hickerson, Assistant Principal</p> <p>Resources Needed: Time, Guidance from School Improvement Coordinator</p> <p>Addresses an Identified Challenge:</p> <p>Start Date: September 9, 2022 - Frequency: One Time - Evidence Collection Date: September 23, 2022</p> <p>Funding Sources: Professional Development Training: Observation/Feedback - 6200- Professional and contracted services - \$8,100</p>	<p>Progress toward Action Steps: Significant Progress</p> <p>Necessary Adjustments/Next Steps:</p>

Cycle 1 - (Sept – Nov)

2. Essential Action 5.3: Data-driven instruction.

Implementation Level: Planning for Implementation

Key Practices: Teachers use a corrective instruction action planning process, individually and in PLCs to analyze data, identify trends in student misconceptions, determine the root cause as to why students may not have learned the concept, and create plans for instructional adjustments.

Rationale: According to our self-assessment completed in August of 2022, 5.3 Data-driven instruction will be a prioritized focus area for 2022-2023. Implementing a corrective instruction action planning process, determining root cause as to why students have not mastered a concept, and creating plans for instructional adjustments will align with the ESF and district continuous improvement process. Teachers and students will benefit from the common practice of making instructional adjustments that positively impact the quality of Tier 1 instruction and addresses key conceptual gaps in real time.

Who will you partner with?: Other

How will you build capacity in this Essential Action? Consistently working in collaboration with the district's School Improvement Officer in implementing the ESF to effectively utilize data driven instructional practices to track and monitor the progress of all students while providing evidence-based feedback to teachers. Campus Leadership Team will partner with School Improvement Coordinator and Team to train on Driven Instruction in building capacity in highly effective, research-based processes that guide teachers and allow them to spend less time teaching their students what they already know and more time on what their students need. The cohort will provide professional development, implementation support and on-going coaching. This support will help build the capacity of instructional leaders to use data to develop corrective instructional plans to meet the needs of both struggling learners and learners that need acceleration.

How will you communicate these priorities to your stakeholders? How will you create buy-in?: Teachers and staff will analyze student data from Spring 2022 STAAR during professional development September 2022 facilitated by the Campus Leadership Team (CLT) comprised of administrators and district School Improvement Team. The CLT chose corrective instruction action planning as a process for analyzing student work, identifying misconceptions, and creating plans for instructional adjustments. Those trained will provide professional development to guide teachers in developing instructional action plans for students that include unpacking the standard, planning the reteach, and instructional modeling in PLC's. Buy-in will be created through ongoing support provided by the CLT as well as the teachers' input into the process. Campus leaders will notify parents, students and the community of the implementation and purpose of the campus Professional Learning Community including data analysis through campus newsletter including spotlight lessons from classrooms and PLC's as they implement the common protocol. The newsletter will be provided in print and on-line.

Desired Annual Outcome: By May 2023, 100% of teachers will implement the Instructional Adjustment Plan process (corrective instruction action planning) by creating and delivering instructional adjustments bi-weekly, as measured by data protocols, lesson plans, and classroom instructional observations. This annual outcome aligns with the ESF and the third question of the PLC process, "What do we do when some students do not learn?" This outcome is achievable through intentionally scheduling time to analyze and respond to data.

District Commitment Theory of Action: If MISD commits to training teachers to use a corrective instruction action planning process to analyze data, identify trends in student misconceptions, determine the root cause as to why students may not have learned the concept, and create and deliver plans for instructional adjustments, then student achievement will improve.

Desired 90-day Outcome: By December 2022, 60% of core content teachers will implement the corrective instruction action planning process by creating and delivering instructional adjustments bi-weekly, as measured by data protocols, lesson plans, and classroom instructional observations. This annual outcome aligns with the ESF and the third question of the PLC process, "What do we do when some students do not learn?" This outcome is achievable through intentionally scheduling time to analyze and respond to data.

District Actions: The district has effective system for identifying and supporting struggling students through the Cadence of Accountability process (COA). District policies and practices support effective instruction in schools.

Did you achieve your 90 day outcome?:

Why or why not?:

Step 1 Details	Reviews
<p>Action Step 1: The Campus Leadership Team will create a corrective instruction action (Instructional Adjustment) planning tool focusing on the third question of the PLC process, "What do we do when students don't learn?"</p> <p>Evidence Used to Determine Progress: Instructional Adjustment Planning Tool</p> <p>Person(s) Responsible: Robyn Rinearson, Principal, and Lakeisha Hickerson, Assistant Principal</p> <p>Resources Needed: Time, Guidance from School Improvement Coordinator</p> <p>Addresses an Identified Challenge:</p> <p>Start Date: September 9, 2022 - Frequency: One Time - Evidence Collection Date: September 16, 2022</p> <p>Funding Sources: Extra Duty Pay for Planning - 6100-Payroll - \$10,000</p>	<p>Progress toward Action Steps: Some Progress</p> <p>Necessary Adjustments/Next Steps:</p>
Step 2 Details	Reviews
<p>Action Step 2: The CLT will train teachers on how to use the instructional adjustment planning tool in PLC.</p> <p>Evidence Used to Determine Progress: Training Agenda and minutes</p> <p>Person(s) Responsible: CLT</p> <p>Resources Needed: Time, Guidance from School Improvement Coordinator</p> <p>Addresses an Identified Challenge: Yes</p> <p>Start Date: September 9, 2022 - Frequency: One Time - Evidence Collection Date: September 23, 2022</p> <p>Funding Sources: Substitutes - 6100-Payroll - \$15,900</p>	<p>Progress toward Action Steps: Some Progress</p> <p>Necessary Adjustments/Next Steps:</p>
Step 3 Details	Reviews
<p>Action Step 3: Implement the corrective instruction action planning process bi-weekly during PLC.</p> <p>Evidence Used to Determine Progress: Training and Agenda Minutes</p> <p>Person(s) Responsible: CLT</p> <p>Resources Needed: Time, Guidance from School Improvement Coordinator</p> <p>Addresses an Identified Challenge:</p> <p>Start Date: September 9, 2022 - Frequency: Ongoing - Evidence Collection Date: September 26, 2022</p>	<p>Progress toward Action Steps: Some Progress</p> <p>Necessary Adjustments/Next Steps:</p>

Cycle 2 - (Dec – Feb)

Did you achieve your student performance data goals? Why or why not?:

1. Essential Action 1.1: Develop campus instructional leaders with clear roles and responsibilities.

Implementation Level: Planning for Implementation

Key Practices: Campus instructional leaders meet weekly to focus on student progress and formative data.

Rationale: According to our self-assessment completed in August of 2022, 1.1 Strong School Leadership and Planning will be a prioritized focus area for 2022-2023. Implementing weekly leadership meetings to schedule observations/feedback, review student progress, and determine next steps and follow-up techniques for teachers and/or students will align with the ESF and the fidelity measures of the district Cadence of Accountability. By building leadership capacity in the administrative team, teachers will benefit from systematic observation and targeted instructional feedback, therefore improving quality Tier I instruction for all students.

Who will you partner with?: Other

How will you build capacity in this Essential Action? Consistently working in collaboration with the district School Improvement Team implementing the ESF and building leadership capacity. Campus Leadership Team will partner with School Improvement Team for Observation and Feedback training and development so that teachers effectively use best practices to monitor and adjust instruction to meet student needs. The cohort will provide professional development, implementation support and on-going coaching. This support will help build the capacity of instructional leaders to coach and support teachers in planning high-quality, aligned, and rigorous instruction.

How will you communicate these priorities to your stakeholders? How will you create buy-in?: Teachers and staff will participate in professional development on the Effective Schools Framework and aligned campus protocols September 2022 facilitated by the Campus Leadership Team (CLT) comprised of administrators and district School Improvement Team. The CLT chose observation and feedback as a process for coaching and developing teachers in delivering high-quality instruction that is rigorous and aligned to state standards during classroom walkthroughs and in the PLC process when designing instruction. Planning and training occurred with the district and the Campus Leadership Team to prepare for roll out. Those trained will provide professional development and coach teachers consistently and continuously beginning Fall of 2022. Buy-in will be created through ongoing support provided by the CLT as well as the teachers' input into the process. Campus leaders will notify parents, students and the community of the implementation and purpose of the campus Professional Learning Community including observation and feedback to deliver high-quality instruction through campus newsletter including spotlight lessons from classrooms and PLC's as they implement the common protocol. The newsletter will be provided in print and on-line.

Desired Annual Outcome: By May 2023, the campus administrative team will maintain weekly calendars, execute their roles and responsibilities with fidelity, including four documented observation/feedback cycles, as measured by an instructional leadership team observation/feedback rubric. This annual outcome aligns leadership behaviors and actions with the teacher fidelity measures of the district Cadence of Accountability process and is achievable through intentional calendar blocking, leadership team debriefs, and rubric reviews.

District Commitment Theory of Action: If MISD commits to providing campus instructional leaders with initial training and ongoing coaching to support the implementation of instructional systems (documented observation and feedback cycles, intentional calendar blocking, leadership team agenda and debriefs, and rubric reviews), then the teachers will consistently deliver quality Tier I instruction that ensure students perform at or above grade-level.

Desired 90-day Outcome: By March 2023, the campus administrative team will update and adjust weekly calendars based on teacher observation data, including three documented observation/feedback cycles, as measured by data analysis of the instructional leadership team observation/feedback rubric. This annual outcome aligns leadership behaviors and actions with the teacher fidelity measures of the district Cadence of Accountability process and is achievable through setting consistent leadership weekly schedules and instructional PLC team debriefs, and targeted coaching/feedback given to Tier II and Tier III teachers.

District Actions:

Did you achieve your 90 day outcome?:

Why or why not?:

What challenges do you think you'll encounter in achieving desired campus or student outcomes for this cycle?	What specific action steps address these challenges?	How does this action step address this challenge?
Allot time for task, distractions regarding school operations	None	Blocked calendar time for observation and feedback to teachers

Cycle 2 - (Dec – Feb)

2. Essential Action 5.3: Data-driven instruction.

Implementation Level: Planning for Implementation

Key Practices: Teachers use a corrective instruction action planning process, individually and in PLCs to analyze data, identify trends in student misconceptions, determine the root cause as to why students may not have learned the concept, and create plans for instructional adjustments.

Rationale: According to our self-assessment completed in August of 2022, 5.3 Data-driven instruction will be a prioritized focus area for 2022-2023. Implementing a corrective instruction action planning process, determining root cause as to why students have not mastered a concept, and creating plans for instructional adjustments will align with the ESF and district continuous improvement process. Teachers and students will benefit from the common practice of making instructional adjustments that positively impact the quality of Tier 1 instruction and addresses key conceptual gaps in real time.

Who will you partner with?: Other

How will you build capacity in this Essential Action? Consistently working in collaboration with the district's School Improvement Officer in implementing the ESF to effectively utilize data driven instructional practices to track and monitor the progress of all students while providing evidence-based feedback to teachers. Campus Leadership Team will partner with School Improvement Coordinator and Team to train on Driven Instruction in building capacity in highly effective, research-based processes that guide teachers and allow them to spend less time teaching their students what they already know and more time on what their students need. The cohort will provide professional development, implementation support and on-going coaching. This support will help build the capacity of instructional leaders to use data to develop corrective instructional plans to meet the needs of both struggling learners and learners that need acceleration.

How will you communicate these priorities to your stakeholders? How will you create buy-in?: Teachers and staff will analyze student data from Spring 2022 STAAR during professional development September 2022 facilitated by the Campus Leadership Team (CLT) comprised of administrators and district School Improvement Team. The CLT chose corrective instruction action planning as a process for analyzing student work, identifying misconceptions, and creating plans for instructional adjustments. Those trained will provide professional development to guide teachers in developing instructional action plans for students that include unpacking the standard, planning the reteach, and instructional modeling in PLC's. Buy-in will be created through ongoing support provided by the CLT as well as the teachers' input into the process. Campus leaders will notify parents, students and the community of the implementation and purpose of the campus Professional Learning Community including data analysis through campus newsletter including spotlight lessons from classrooms and PLC's as they implement the common protocol. The newsletter will be provided in print and on-line.

Desired Annual Outcome: By May 2023, 100% of teachers will implement the Instructional Adjustment Plan process (corrective instruction action planning) by creating and delivering instructional adjustments bi-weekly, as measured by data protocols, lesson plans, and classroom instructional observations. This annual outcome aligns with the ESF and the third question of the PLC process, "What do we do when some students do not learn?" This outcome is achievable through intentionally scheduling time to analyze and respond to data.

District Commitment Theory of Action: If MISD commits to training teachers to use a corrective instruction action planning process to analyze data, identify trends in student misconceptions, determine the root cause as to why students may not have learned the concept, and create and deliver plans for instructional adjustments, then student achievement will improve.

Desired 90-day Outcome: By March 2023, 80% of core content teachers will implement and adjust corrective instructional action plans by designing differentiated instruction bi-weekly, as measured by student data, data protocols, lesson plans, and classroom instructional observations. This annual outcome aligns with the ESF and the third question of the PLC process, "What do we do when some students do not learn?" This outcome is achievable through intentionally scheduling time to analyze and respond to data.

District Actions:

Did you achieve your 90 day outcome?:

Why or why not?:

What challenges do you think you'll encounter in achieving desired campus or student outcomes for this cycle?	What specific action steps address these challenges?	How does this action step address this challenge?
<p>Teachers may not buy in to the process because it will be perceived as additional workload, or they may not know which corrective instructional action to take.</p>	<p>None</p>	<p>Teachers will be given protected time during PLC's to unpack standards, develop exemplar student samples, and develop a corrective instruction action plan using the corrective instruction action planning tool.</p>

Cycle 3 - (Mar – May)

Did you achieve your student performance data goals? Why or why not?:

1. Essential Action 1.1: Develop campus instructional leaders with clear roles and responsibilities.

Implementation Level: Planning for Implementation

Key Practices: Campus instructional leaders meet weekly to focus on student progress and formative data.

Rationale: According to our self-assessment completed in August of 2022, 1.1 Strong School Leadership and Planning will be a prioritized focus area for 2022-2023. Implementing weekly leadership meetings to schedule observations/feedback, review student progress, and determine next steps and follow-up techniques for teachers and/or students will align with the ESF and the fidelity measures of the district Cadence of Accountability. By building leadership capacity in the administrative team, teachers will benefit from systematic observation and targeted instructional feedback, therefore improving quality Tier I instruction for all students.

Who will you partner with?: Other

How will you build capacity in this Essential Action? Consistently working in collaboration with the district School Improvement Team implementing the ESF and building leadership capacity. Campus Leadership Team will partner with School Improvement Team for Observation and Feedback training and development so that teachers effectively use best practices to monitor and adjust instruction to meet student needs. The cohort will provide professional development, implementation support and on-going coaching. This support will help build the capacity of instructional leaders to coach and support teachers in planning high-quality, aligned, and rigorous instruction.

How will you communicate these priorities to your stakeholders? How will you create buy-in?: Teachers and staff will participate in professional development on the Effective Schools Framework and aligned campus protocols September 2022 facilitated by the Campus Leadership Team (CLT) comprised of administrators and district School Improvement Team. The CLT chose observation and feedback as a process for coaching and developing teachers in delivering high-quality instruction that is rigorous and aligned to state standards during classroom walkthroughs and in the PLC process when designing instruction. Planning and training occurred with the district and the Campus Leadership Team to prepare for roll out. Those trained will provide professional development and coach teachers consistently and continuously beginning Fall of 2022. Buy-in will be created through ongoing support provided by the CLT as well as the teachers' input into the process. Campus leaders will notify parents, students and the community of the implementation and purpose of the campus Professional Learning Community including observation and feedback to deliver high-quality instruction through campus newsletter including spotlight lessons from classrooms and PLC's as they implement the common protocol. The newsletter will be provided in print and on-line.

Desired Annual Outcome: By May 2023, the campus administrative team will maintain weekly calendars, execute their roles and responsibilities with fidelity, including four documented observation/feedback cycles, as measured by an instructional leadership team observation/feedback rubric. This annual outcome aligns leadership behaviors and actions with the teacher fidelity measures of the district Cadence of Accountability process and is achievable through intentional calendar blocking, leadership team debriefs, and rubric reviews.

District Commitment Theory of Action: If MISD commits to providing campus instructional leaders with initial training and ongoing coaching to support the implementation of instructional systems (documented observation and feedback cycles, intentional calendar blocking, leadership team agenda and debriefs, and rubric reviews), then the teachers will consistently deliver quality Tier I instruction that ensure students perform at or above grade-level.

Desired 90-day Outcome: By May 2023, the campus administrative team will maintain weekly calendars, execute their roles and responsibilities with fidelity, including four documented observation/feedback cycles, as measured by an instructional leadership team observation/feedback rubric. This annual outcome aligns leadership behaviors and actions with the teacher fidelity measures of the district Cadence of Accountability process and is achievable through intentional calendar blocking, leadership team debriefs, and rubric reviews.

District Actions:

Did you achieve your 90 day outcome?:

Why or why not?:

What challenges do you think you'll encounter in achieving desired campus or student outcomes for this cycle?	What specific action steps address these challenges?	How does this action step address this challenge?
Allot time for task, distractions regarding school operations	None	Blocked calendar time for observations and feedback

Did you achieve your annual outcome?:

Cycle 3 - (Mar – May)

2. Essential Action 5.3: Data-driven instruction.

Implementation Level: Planning for Implementation

Key Practices: Teachers use a corrective instruction action planning process, individually and in PLCs to analyze data, identify trends in student misconceptions, determine the root cause as to why students may not have learned the concept, and create plans for instructional adjustments.

Rationale: According to our self-assessment completed in August of 2022, 5.3 Data-driven instruction will be a prioritized focus area for 2022-2023. Implementing a corrective instruction action planning process, determining root cause as to why students have not mastered a concept, and creating plans for instructional adjustments will align with the ESF and district continuous improvement process. Teachers and students will benefit from the common practice of making instructional adjustments that positively impact the quality of Tier 1 instruction and addresses key conceptual gaps in real time.

Who will you partner with?: Other

How will you build capacity in this Essential Action? Consistently working in collaboration with the district's School Improvement Officer in implementing the ESF to effectively utilize data driven instructional practices to track and monitor the progress of all students while providing evidence-based feedback to teachers. Campus Leadership Team will partner with School Improvement Coordinator and Team to train on Driven Instruction in building capacity in highly effective, research-based processes that guide teachers and allow them to spend less time teaching their students what they already know and more time on what their students need. The cohort will provide professional development, implementation support and on-going coaching. This support will help build the capacity of instructional leaders to use data to develop corrective instructional plans to meet the needs of both struggling learners and learners that need acceleration.

How will you communicate these priorities to your stakeholders? How will you create buy-in?: Teachers and staff will analyze student data from Spring 2022 STAAR during professional development September 2022 facilitated by the Campus Leadership Team (CLT) comprised of administrators and district School Improvement Team. The CLT chose corrective instruction action planning as a process for analyzing student work, identifying misconceptions, and creating plans for instructional adjustments. Those trained will provide professional development to guide teachers in developing instructional action plans for students that include unpacking the standard, planning the reteach, and instructional modeling in PLC's. Buy-in will be created through ongoing support provided by the CLT as well as the teachers' input into the process. Campus leaders will notify parents, students and the community of the implementation and purpose of the campus Professional Learning Community including data analysis through campus newsletter including spotlight lessons from classrooms and PLC's as they implement the common protocol. The newsletter will be provided in print and on-line.

Desired Annual Outcome: By May 2023, 100% of teachers will implement the Instructional Adjustment Plan process (corrective instruction action planning) by creating and delivering instructional adjustments bi-weekly, as measured by data protocols, lesson plans, and classroom instructional observations. This annual outcome aligns with the ESF and the third question of the PLC process, "What do we do when some students do not learn?" This outcome is achievable through intentionally scheduling time to analyze and respond to data.

District Commitment Theory of Action: If MISD commits to training teachers to use a corrective instruction action planning process to analyze data, identify trends in student misconceptions, determine the root cause as to why students may not have learned the concept, and create and deliver plans for instructional adjustments, then student achievement will improve.

Desired 90-day Outcome: By May 2023, 100% of teachers will implement the corrective instruction action planning process by creating and delivering instructional adjustments bi-weekly, as measured by data protocols, lesson plans, and classroom instructional observations. This annual outcome aligns with the ESF and the third question of the PLC process, "What do we do when some students do not learn?" This outcome is achievable through intentionally scheduling time to analyze and respond to data.

District Actions:

Did you achieve your 90 day outcome?:

Why or why not?:

What challenges do you think you'll encounter in achieving desired campus or student outcomes for this cycle?	What specific action steps address these challenges?	How does this action step address this challenge?
Teachers may not buy in to the process because it will be perceived as additional workload, or they may not know which corrective instructional action to take.	None	Teachers will be given protected time during PLC's to unpack standards, develop exemplar student samples, and develop a corrective instruction action plan using the corrective instruction action planning tool.

Did you achieve your annual outcome?:

Cycle 4 - (Jun – Aug)

Campus Grant Funding Summary

6100-Payroll					
Cycle	Essential Action	Step	Resources Needed	Account Code	Amount
1	2	1	Extra Duty Pay for Planning		\$10,000.00
1	2	2	Substitutes		\$15,900.00
Sub-Total					\$25,900.00
Budgeted Budget Object Code Amount					\$25,900.00
+/- Difference					\$0.00
6200-Professional and contracted services					
Cycle	Essential Action	Step	Resources Needed	Account Code	Amount
1	1	3	Professional Development Training: Observation/Feedback		\$8,100.00
Sub-Total					\$8,100.00
Budgeted Budget Object Code Amount					\$8,100.00
+/- Difference					\$0.00
6300-Supplies and materials					
Cycle	Essential Action	Step	Resources Needed	Account Code	Amount
					\$0.00
Sub-Total					\$0.00
Budgeted Budget Object Code Amount					\$9,000.00
+/- Difference					\$9,000.00
6400-Other operating costs					
Cycle	Essential Action	Step	Resources Needed	Account Code	Amount
					\$0.00
Sub-Total					\$0.00
Budgeted Budget Object Code Amount					\$0.00
+/- Difference					\$0.00
6600-Capital Outlay					
Cycle	Essential Action	Step	Resources Needed	Account Code	Amount
					\$0.00
Sub-Total					\$0.00

6600-Capital Outlay					
Cycle	Essential Action	Step	Resources Needed	Account Code	Amount
Budgeted Budget Object Code Amount					\$0.00
+/- Difference					\$0.00
Indirect Costs					
Cycle	Essential Action	Step	Resources Needed	Account Code	Amount
					\$0.00
Sub-Total					\$0.00
Budgeted Budget Object Code Amount					\$0.00
+/- Difference					\$0.00
Grand Total Budgeted					\$43,000.00
Grand Total Spent					\$34,000.00
+/- Difference					\$9,000.00

Student Data

Student Achievement and Closing the Gaps																				
Core Metrics	Sub Metrics		Grade	Student Group	Subject Tested	Performance Level	Summative Assessment	2023 Student Count	% of Assessments											
									2021 Results	2022 Results	2022 Participation Rates	Cycle 1			Cycle 2			2023 Accountability Goal		
												Assessment Type	Formative Goal	Actual Results	Assessment Type	Formative Goal	Actual Results	Summative Goal	Actual Results	
Student Achievement	# of Students at Approaches, Meets, and Masters		All	All	Reading	Approaches	STAAR	152	57	68	N/A	Interim Assessment	70		Interim Assessment	72		73		
			All	All	Reading	Meets	STAAR	152	26	36	N/A	Interim Assessment	38		Interim Assessment	40		41		
			All	All	Reading	Masters	STAAR	152	7	15	N/A	Interim Assessment	17		Interim Assessment	19		20		
			All	All	Mathematics	Approaches	STAAR	152	40	59	N/A	Interim Assessment	61		Interim Assessment	63		66		
			All	All	Mathematics	Meets	STAAR	152	15	24	N/A	Interim Assessment	26		Interim Assessment	28		30		
			All	All	Mathematics	Masters	STAAR	152	7	6	N/A	Interim Assessment	8		Interim Assessment	10		12		
			All	All	Science	Approaches	STAAR				N/A									
			All	All	Science	Meets	STAAR				N/A									
			All	All	Science	Masters	STAAR				N/A									
			All	All	Social Studies	Approaches	STAAR				N/A									
			All	All	Social Studies	Meets	STAAR				N/A									
			All	Social Studies	Masters	STAAR														
Closing the Gaps	Focus 1	Academic Achievement	All	African American	ELA	N/A	ELA	N/A	21	28	100	Interim Assessment	30		Interim Assessment	32		34		
	Focus 2	Academic Achievement	All	Econ Disadv	Mathematics	N/A	Mathematics	N/A	16	24	100	Interim Assessment	28		Interim Assessment	32		36		

Academic Growth												
Core Metrics	Sub Metrics	Grade	Summative Assessment	2023 Total # of Evaluated Students	Percentage of Students	2022 Results	Cycle 1 Formative Goal	Cycle 1 Actual Results	Cycle 2 Formative Goal	Cycle 2 Actual Results	Summative Goal	Summative Actual Results
Academic Growth	ELAR	All	STAAR	66	Did Not Meet	38	35		32		28	
					Approaches	27	29		31		32	
					Meets	23	24		25		26	
					Masters	12	13		14		14	
	Math	All	STAAR	66	Did Not Meet	45	42		39		35	
					Approaches	30	32		34		35	
					Meets	20	21		22		23	
					5	6		7		7		



TITLE: Rescinding of Employment Resignation

DATE: November 15, 2022

ACTION

BACKGROUND:

Policy DFE (Local) states that all resignations shall be submitted in writing to the Superintendent or other person designated by Board action in accordance with this policy. The employee shall give reasonable notice and shall include in the letter a statement of the reasons for resigning. A prepaid certified or registered letter of resignation shall be considered submitted upon mailing.

The Superintendent or other person designated by Board action shall be authorized to receive a contract employee's resignation effective at the end of the school year or submitted after the last day of the school year and before the penalty-free resignation date. If an employee provides a resignation to a supervisor who has not been designated by the Board to accept resignations, the supervisor shall instruct the employee to submit the resignation to the Superintendent or other person designated by Board action. The resignation requires no further action by the District and is accepted upon receipt by the Superintendent or other person designated by Board action.

The Superintendent, the associate superintendent for human resources, or other person designated by Board action shall be authorized to accept a contract employee's resignation submitted or effective at any other time. If an employee provides a resignation to a supervisor who has not been designated by the Board to accept resignations, the supervisor shall instruct the employee to submit the resignation to the Superintendent, the associate superintendent for human resources, or other person designated by Board action. The Superintendent, the associate superintendent for human resources, or other person designated by Board action shall either accept the resignation or submit the matter to the Board in order to pursue sanctions allowed by law.

Once submitted and accepted, the resignation of a contract employee may not be withdrawn without consent of the Board.

CONSIDERATION:

Consider consenting to allow Tina Cantu, MISD's Director of Quest, to rescind her resignation previously accepted by Dr. Cantu, Superintendent, on October 4, 2022. Tina Cantu has expressed a desire to remain with Mansfield ISD. Consenting to allow Tina Cantu to rescind her resignation will result in consistency among leadership in the Out of School Time Programs.

RECOMMENDATION:

Accept the rescinding of employment resignation from Tina Cantu, MISD's Director of Quest.



**Board of School Trustees
Mansfield Independent School District**

TITLE: Delinquent Tax Attorney Report

DATE: November 15, 2022

INFORMATION

BACKGROUND:

Delinquent tax attorneys, Linebarger, Goggan, Blair & Sampson, L.L.P., retained by Mansfield ISD generate an activity report every month through records received from Tarrant Appraisal District. The report for the month of October is presented to provide information on the 2021 tax roll.

The 2021 tax year percentage of collection through October 31, 2022, is 37.64% which represents four months of the tax collection year. The 2021 Adjusted Delinquent Tax Levy as of October 31, 2022, is \$2,142,676. The balance due as of October 31, 2022, is \$2,074,710.

MANSFIELD INDEPENDENT SCHOOL DISTRICT

Delinquent Tax Collection Report

Reporting Period

October 2022

Contact

Charles E. Brady, *Partner*

Charles.Brady@lgbs.com

Phone 817.317.9506



100 Throckmorton St., Ste. 1700 | Fort Worth, Texas 76102 | 817.317.9506

LINEBARGER GOGGAN BLAIR & SAMPSON, LLP

ATTORNEYS AT LAW

100 THROCKMORTON, SUITE #1700

FORT WORTH, TEXAS 76102

817.877.4589

FAX 817.877.0601

November 8, 2022

Dr. Kimberley Cantu, Superintendent
Mansfield Independent School District
605 E. Broad Street.
Mansfield, TX 76063

Re: Activity Report on Delinquent Tax Collections for the month of October 2022

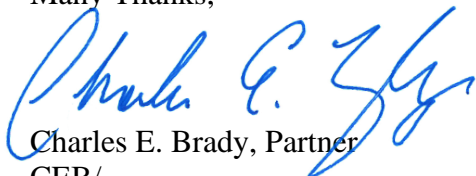
Dear Dr. Cantu:

Linebarger Goggan Blair & Sampson, LLP, is pleased to provide the following information recapping our delinquent tax collection activity for the month of **October 2022** for our Mansfield Independent School District delinquent tax collection program. Please find the following items attached summarizing our efforts on your behalf.

- A) A report highlighting the **collection activities** we have undertaken on behalf of the Mansfield Independent School District.
- B) A report highlighting the **litigation activities** we have undertaken on behalf of the Mansfield Independent School District.
- C) An analysis of the Mansfield Independent School District combined delinquent tax roll by Property Types and Status of Accounts.


October was a very good month for collections. Base tax, penalty and interest collections eclipsed \$200,000 and the refund number was slightly above \$71,000. We are beginning to see the ARB hearings slow down as would be indicated by a slower housing and real estate market, but transactions are still high comparatively speaking to other times in the past, (the 08-09 years). Homesteads with only one year of delinquent taxes are approaching the final months of their ability to pay without a lawsuit being filed per the District's policy. We are in the process of mailing and contacting taxpayers at this stage in the collection cycle. As always thank you for your business! If there are any questions please call Shannon Ortiz at the office or myself at (817) 489-4062. Thank you so much!!

Many Thanks,


Charles E. Brady, Partner
CEB/

cc: Michele Trongaard, Associate Superintendent of Business & Finance
Mansfield Independent School District
605 E. Broad Street. #100
Mansfield, TX 76063

Shannon Ortiz, Area Manager



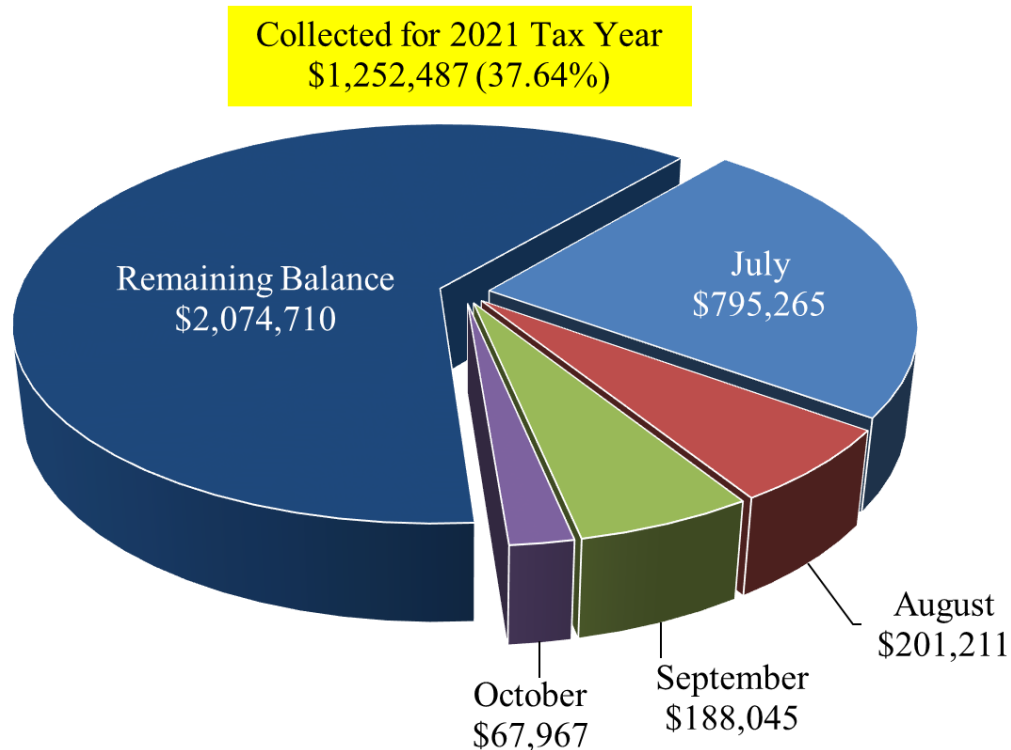
A. Collection Highlights

For the month of **October 2022**, our collection program resulted in **\$203,079 in delinquent taxes, penalty and interest** being collected for the District. The chart below breaks down the total collections and includes details about refunds. Refunds are irrespective of collection efforts and are used to illustrate the net impact of refunds on our collection results.

COLLECTIONS	
BASE TAX COLLECTIONS	\$159,957
BASE TAX REFUNDS	(\$71,043)
PENALTIES & INTEREST COLLECTIONS	\$43,122
PENALTIES & INTEREST REFUNDS	(\$631)
TOTAL NET COLLECTIONS	\$131,405

The 2021 Adjusted Delinquent Tax Levy as of October 31, 2022 for the Mansfield ISD is \$2,142,676 (this includes (\$56,026) of recent adjustments for the month of October). The amount collected for the month of October through October 31, 2022 is \$67,967. The 2021 tax year collection percentage through October 31, 2022 is 37.64%. The balance due as of October 31, 2022 is \$2,074,710.

MANSFIELD INDEPENDENT SCHOOL DISTRICT Collections from 7/1/22 - 10/31/22 (2021 Base Only)



Source: Information taken from data provided by the Tarrant County Tax Office to LGBS on November 4, 2022
Please note that remaining balance includes adjustments during the collection period.

B. Litigation Highlights

Aside from consistently supplementing our collection efforts with **telephone collection calls** to delinquent taxpayers to resolve their accounts, our activity this month includes:

LITIGATION	
# ACCOUNTS FILED	24
\$ ACCOUNTS FILED	\$47,990
# ACCOUNTS DISMISSED (PAID IN FULL)	6
\$ ACCOUNTS DISMISSED (PAID IN FULL)	\$14,300
# ACCOUNTS IN JUDGMENT	8
\$ ACCOUNTS IN JUDGMENT	\$34,306
# ACCOUNTS FOR NONSUIT	2
\$ ACCOUNTS FOR NONSUIT	\$6,661
# JUDGMENTS RELEASED	13
\$ JUDGMENTS RELEASED	\$16,051

Note - Due to trial setting scheduled at the end of each month, judgment figures reported are from previous month.

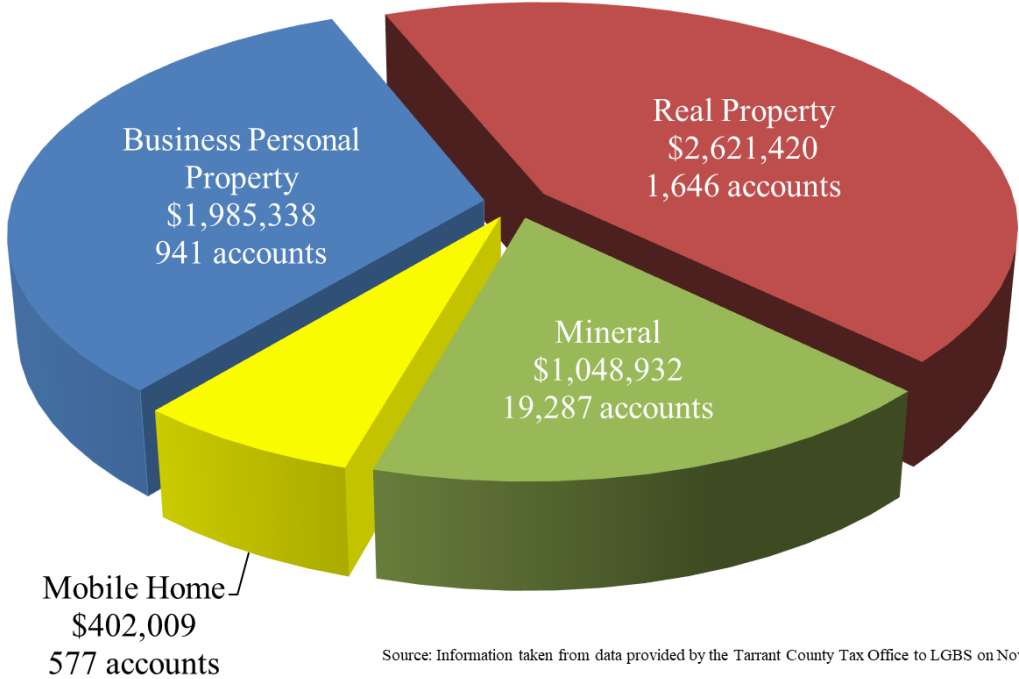
MAILINGS/BANKRUPTCY/SPECIAL EFFORTS	
# SITE VISITS	1
# BNK PROOFS FILED	29
# CONSTABLE'S SALES SET	2
\$ CONSTABLE'S SALES SET	\$12,667

Note - Proof of Claims include total number of bankruptcy proof of claims filed on behalf of all LGB&S clients collected by the Tarrant County Tax Office.


C. Delinquent Tax Roll Analysis

As of October 2022, the Mansfield Independent School District combined delinquent tax roll by Property Types is as follows:

MANSFIELD INDEPENDENT SCHOOL DISTRICT Property Types (Base Only)



Source: Information taken from data provided by the Tarrant County Tax Office to LGBS on November 8, 2022





**Board of School Trustees
Mansfield Independent School District**

TITLE: Disbursement Reports

DATE: November 15, 2022

INFORMATION

BACKGROUND:

The District reports all checks written on a monthly basis. The disbursements are organized by fund and list the check date, payee, description of purchase, and amount.

CONSIDERATIONS:

The items listed in the Detail Disbursement Report include all payments for October 2022 with the exception of payroll, payroll liabilities, and manual wire payments. The payments listed on the Detail Disbursement Report are the result of payment generated documents such as purchase orders, check requests, etc.

An additional report of Disbursements Over \$25,000 is provided for items of interest with information on the expenditure.

The Summary Disbursement Report includes a summary by fund of the detail report and also includes manual wire payment detail for funds other than Payroll.

The Payroll Check Summary report provides summary information regarding net payroll for the month and payroll liability payments.

RECOMMENDATION:

None. For information only.

MANSFIELD INDEPENDENT SCHOOL DISTRICT

Fund Disbursement Report for 10/1/2022 through 10/31/2022

<u>DATE PAID</u>	<u>NAME</u>	<u>ITEM DESCRIPTION</u>	<u>AMOUNT</u>
181 - ATHLETIC FUND			
10/4/2022	ACOSTA, TONY	MISCELLANEOUSCONTRACTED SERVIC	150.00
10/4/2022	AMADOR, FRANCISCO	MISCELLANEOUSCONTRACTED SERVIC	150.00
10/4/2022	ASKEY, TIWUANA	MISCELLANEOUSCONTRACTED SERVIC	140.00
10/4/2022	ATCHISON, DON	MISCELLANEOUSCONTRACTED SERVIC	140.00
10/4/2022	AWARDS BY MASTERCRAFT	MISCELLANEOUS OPERATING COSTS	7,343.25
10/4/2022	BALDWIN, CARL	MISCELLANEOUSCONTRACTED SERVIC	80.00
10/4/2022	BANKS, ELIJAH	MISCELLANEOUSCONTRACTED SERVIC	65.00
10/4/2022	BARRETT, RAYMOND	MISCELLANEOUSCONTRACTED SERVIC	240.00
10/4/2022	BEDFORD, CARTER	MISCELLANEOUSCONTRACTED SERVIC	195.00
10/4/2022	BEIGLE, SHAWN	MISCELLANEOUSCONTRACTED SERVIC	225.00
10/4/2022	BERRY, JERMONE	MISCELLANEOUSCONTRACTED SERVIC	240.00
10/4/2022	BLAKEMORE, MICHAEL	MISCELLANEOUSCONTRACTED SERVIC	60.00
10/4/2022	BOONE, MICHAEL	MISCELLANEOUSCONTRACTED SERVIC	65.00
10/4/2022	BORNE, KYLE	MISCELLANEOUSCONTRACTED SERVIC	130.00
10/4/2022	BRHLIK, JOE	MISCELLANEOUSCONTRACTED SERVIC	270.00
10/4/2022	BROCK, DREW	MISCELLANEOUSCONTRACTED SERVIC	270.00
10/4/2022	BUFORD, BRIAN	MISCELLANEOUSCONTRACTED SERVIC	120.00
10/4/2022	BURKEEN, BRIAN	MISCELLANEOUSCONTRACTED SERVIC	170.00
10/4/2022	BURKE, RONALD	MISCELLANEOUSCONTRACTED SERVIC	100.00
10/4/2022	CAMACHO, ABRAHAM	MISCELLANEOUSCONTRACTED SERVIC	250.00
10/4/2022	CAPPELLETTI, LUCAS	MISCELLANEOUSCONTRACTED SERVIC	65.00
10/4/2022	CARAWAY, CELSI	MISCELLANEOUSCONTRACTED SERVIC	210.00
10/4/2022	CDW GOVERNMENT	COMPUTER SOFTWARE	344.12
10/4/2022	CDW GOVERNMENT	TECHNOLOGY EQUIPMENT<\$5000	1,844.38
10/4/2022	CLARK, DOMINIQUE	MISCELLANEOUSCONTRACTED SERVIC	210.00
10/4/2022	CLARK, VICTOR	MISCELLANEOUSCONTRACTED SERVIC	50.00
10/4/2022	CLEGG, MONTY	MISCELLANEOUSCONTRACTED SERVIC	180.00
10/4/2022	CLOUGH, RICHARD	MISCELLANEOUSCONTRACTED SERVIC	110.00
10/4/2022	COLWELL, SHAWN	MISCELLANEOUSCONTRACTED SERVIC	250.00
10/4/2022	CONRAD, ALEXANDER	MISCELLANEOUSCONTRACTED SERVIC	160.00
10/4/2022	COX, CHARLES	MISCELLANEOUSCONTRACTED SERVIC	65.00
10/4/2022	CRAWFORD, MELVIN	MISCELLANEOUSCONTRACTED SERVIC	140.00
10/4/2022	DAVIS, GEORGE	MISCELLANEOUSCONTRACTED SERVIC	240.00
10/4/2022	DEAN, MARIAH	MISCELLANEOUSCONTRACTED SERVIC	140.00
10/4/2022	DENBOW, RANDALL	MISCELLANEOUSCONTRACTED SERVIC	160.00
10/4/2022	DIERKE, MICHAEL	MISCELLANEOUSCONTRACTED SERVIC	140.00
10/4/2022	DILLDINE, ROBERT	MISCELLANEOUSCONTRACTED SERVIC	240.00
10/4/2022	DIXON, COREY	MISCELLANEOUSCONTRACTED SERVIC	270.00
10/4/2022	DIXON, GLEN	MISCELLANEOUSCONTRACTED SERVIC	270.00
10/4/2022	DUDLEY, UNDR	MISCELLANEOUSCONTRACTED SERVIC	250.00
10/4/2022	ENCINIA-CARAWAY, CAYLON	MISCELLANEOUSCONTRACTED SERVIC	80.00
10/4/2022	ENTERPRISE LEASING - TEXAS	TRAVEL AND SUBSISTENCE - STUDE	294.32
10/4/2022	FLOWERS, RYAN	MISCELLANEOUSCONTRACTED SERVIC	240.00
10/4/2022	FREEMAN, NIESHA	MISCELLANEOUSCONTRACTED SERVIC	50.00
10/4/2022	GAME ONE, CARDINAL'S SPOR	GENERAL SUPPLIES	5,829.38
10/4/2022	GASSAWAY, WYATT	MISCELLANEOUSCONTRACTED SERVIC	225.00
10/4/2022	GHOLSTON, GARY	MISCELLANEOUSCONTRACTED SERVIC	140.00
10/4/2022	GLENN, RILEY	MISCELLANEOUSCONTRACTED SERVIC	125.00
10/4/2022	GREER, GERRY	MISCELLANEOUSCONTRACTED SERVIC	225.00
10/4/2022	GROCE, DEJUAN	MISCELLANEOUSCONTRACTED SERVIC	170.00
10/4/2022	GUNTER, KAREN	MISCELLANEOUSCONTRACTED SERVIC	80.00
10/4/2022	HALTOM, ROYCE	MISCELLANEOUSCONTRACTED SERVIC	120.00
10/4/2022	HAMILTON, KILLEION	MISCELLANEOUSCONTRACTED SERVIC	130.00
10/4/2022	HARGIS, CHERYL	MISCELLANEOUSCONTRACTED SERVIC	50.00
10/4/2022	HARGIS, LATOYA	MISCELLANEOUSCONTRACTED SERVIC	80.00

MANSFIELD INDEPENDENT SCHOOL DISTRICT

Fund Disbursement Report for 10/1/2022 through 10/31/2022

<u>DATE PAID</u>	<u>NAME</u>	<u>ITEM DESCRIPTION</u>	<u>AMOUNT</u>
181 - ATHLETIC FUND			
10/4/2022	HEASLET, MICHAEL	MISCELLANEOUSCONTRACTED SERVIC	150.00
10/4/2022	HENDRIX, TIMOTHY	MISCELLANEOUSCONTRACTED SERVIC	120.00
10/4/2022	HIGH, LYNETRIA	MISCELLANEOUSCONTRACTED SERVIC	250.00
10/4/2022	HILL, DAVID	MISCELLANEOUSCONTRACTED SERVIC	75.00
10/4/2022	HINTON, SUE	MISCELLANEOUSCONTRACTED SERVIC	130.00
10/4/2022	HOLMES, DEBRA	MISCELLANEOUSCONTRACTED SERVIC	130.00
10/4/2022	HOLMES, DIANTHIA	MISCELLANEOUSCONTRACTED SERVIC	80.00
10/4/2022	HOLMES, GREGORY	MISCELLANEOUSCONTRACTED SERVIC	170.00
10/4/2022	JACKSON, JAMIE	MISCELLANEOUSCONTRACTED SERVIC	160.00
10/4/2022	JACKSON, KEITH	MISCELLANEOUSCONTRACTED SERVIC	160.00
10/4/2022	JASPER, ROBERT	MISCELLANEOUSCONTRACTED SERVIC	75.00
10/4/2022	JENKINS, BLAKE	MISCELLANEOUSCONTRACTED SERVIC	130.00
10/4/2022	JOHNSON, GERALD	MISCELLANEOUSCONTRACTED SERVIC	130.00
10/4/2022	JOHNSON, QUINCY	MISCELLANEOUSCONTRACTED SERVIC	120.00
10/4/2022	JOHNSON, TERRANCE	MISCELLANEOUSCONTRACTED SERVIC	240.00
10/4/2022	JONES, KARL	MISCELLANEOUSCONTRACTED SERVIC	65.00
10/4/2022	JUMP, SAMANTHA	MISCELLANEOUSCONTRACTED SERVIC	140.00
10/4/2022	KORNEGAY, JERMAINE	MISCELLANEOUSCONTRACTED SERVIC	130.00
10/4/2022	KRESS, MATHEW	MISCELLANEOUSCONTRACTED SERVIC	225.00
10/4/2022	LAMBERT, JASON	MISCELLANEOUSCONTRACTED SERVIC	240.00
10/4/2022	LAWS, BRANDON	MISCELLANEOUSCONTRACTED SERVIC	230.00
10/4/2022	LEHMAN, KERMIT	MISCELLANEOUSCONTRACTED SERVIC	130.00
10/4/2022	LEWIS, DELANDO	MISCELLANEOUSCONTRACTED SERVIC	65.00
10/4/2022	MADISON, JUSTEN	MISCELLANEOUSCONTRACTED SERVIC	140.00
10/4/2022	MAILLOUX, TREASURE	MISCELLANEOUSCONTRACTED SERVIC	160.00
10/4/2022	MAILLOUX, TREASURE	MISCELLANEOUSCONTRACTED SERVIC	240.00
10/4/2022	MAMA'S PIZZA	MISCELLANEOUS OPERATING COSTS	832.00
10/4/2022	MANSFIELD ISD LEGACY HS BOOSTER CLUB	TRAVEL AND SUBSISTENCE - STUDE	45.00
10/4/2022	MARSHALL, SCOTT	MISCELLANEOUSCONTRACTED SERVIC	210.00
10/4/2022	MARTINEZ, DANIEL	MISCELLANEOUSCONTRACTED SERVIC	225.00
10/4/2022	MAXFIELD, MICHAEL	MISCELLANEOUSCONTRACTED SERVIC	65.00
10/4/2022	MCCULLOUGH, CHARLIE	MISCELLANEOUSCONTRACTED SERVIC	40.00
10/4/2022	MCFADDEN, DUSTIN	MISCELLANEOUSCONTRACTED SERVIC	140.00
10/4/2022	MCLAUGHLIN, DONALD	MISCELLANEOUSCONTRACTED SERVIC	225.00
10/4/2022	MEDCO SUPPLY, MASUNE & SURGICAL SUPP	GENERAL SUPPLIES	2,289.41
10/4/2022	MOLINAR, MICHAEL	MISCELLANEOUSCONTRACTED SERVIC	170.00
10/4/2022	MOORE, SID	MISCELLANEOUSCONTRACTED SERVIC	140.00
10/4/2022	MOORE, THURMAN	MISCELLANEOUSCONTRACTED SERVIC	75.00
10/4/2022	MOSELY, DAN	MISCELLANEOUSCONTRACTED SERVIC	120.00
10/4/2022	MOSS, KASHANNON	MISCELLANEOUSCONTRACTED SERVIC	50.00
10/4/2022	MOSS, SHELIA	MISCELLANEOUSCONTRACTED SERVIC	50.00
10/4/2022	MUNDINE, WILLIE	MISCELLANEOUSCONTRACTED SERVIC	75.00
10/4/2022	NEWMAN, DANA	MISCELLANEOUSCONTRACTED SERVIC	140.00
10/4/2022	NIEVES, MIGUEL	MISCELLANEOUSCONTRACTED SERVIC	225.00
10/4/2022	OLD BRICKYARD GOLF COURSE	TRAVEL AND SUBSISTENCE - STUDE	475.00
10/4/2022	OLSON, TIMOTHY	MISCELLANEOUSCONTRACTED SERVIC	140.00
10/4/2022	PADILLA, KIERIN	MISCELLANEOUSCONTRACTED SERVIC	250.00
10/4/2022	PETERSON, DAVID	MISCELLANEOUSCONTRACTED SERVIC	115.00
10/4/2022	PORTER, RYAN	MISCELLANEOUSCONTRACTED SERVIC	120.00
10/4/2022	POWERS, KIRK	MISCELLANEOUSCONTRACTED SERVIC	115.00
10/4/2022	QDOBA MEXICAN GRILL, BDAA HOLDINGS	GENERAL SUPPLIES	25.00
10/4/2022	RAMIREZ, BOBBY	MISCELLANEOUSCONTRACTED SERVIC	195.00
10/4/2022	REDDEHASE, STEVE	MISCELLANEOUSCONTRACTED SERVIC	115.00
10/4/2022	RICHARDSON, BERNARD	MISCELLANEOUSCONTRACTED SERVIC	140.00
10/4/2022	SANDIFER, KEVIN	MISCELLANEOUSCONTRACTED SERVIC	225.00

MANSFIELD INDEPENDENT SCHOOL DISTRICT

Fund Disbursement Report for 10/1/2022 through 10/31/2022

<u>DATE PAID</u>	<u>NAME</u>	<u>ITEM DESCRIPTION</u>	<u>AMOUNT</u>
181 - ATHLETIC FUND			
10/4/2022	SANTIAGO, YARITZA	MISCELLANEOUSCONTRACTED SERVIC	130.00
10/4/2022	SCIFRES, RYAN	MISCELLANEOUSCONTRACTED SERVIC	250.00
10/4/2022	SHAW, CARWIN	MISCELLANEOUSCONTRACTED SERVIC	170.00
10/4/2022	SHORT, KENDTRELL	MISCELLANEOUSCONTRACTED SERVIC	210.00
10/4/2022	SHORT, KENTRICE	MISCELLANEOUSCONTRACTED SERVIC	130.00
10/4/2022	SIMANK, DAVID	MISCELLANEOUSCONTRACTED SERVIC	75.00
10/4/2022	SMITH, RODRICK	MISCELLANEOUSCONTRACTED SERVIC	350.00
10/4/2022	STAPLES ADVANTAGE	GENERAL SUPPLIES	262.06
10/4/2022	STAPLES ADVANTAGE	TECHNOLOGY EQUIPMENT<\$5000	38.37
10/4/2022	STEELE, GEORGE	MISCELLANEOUSCONTRACTED SERVIC	130.00
10/4/2022	STERNBERG, JOYCE	MISCELLANEOUSCONTRACTED SERVIC	160.00
10/4/2022	STEWART, SHANN	MISCELLANEOUSCONTRACTED SERVIC	300.00
10/4/2022	SURSA, GAGE	MISCELLANEOUSCONTRACTED SERVIC	140.00
10/4/2022	SWINEA, WILLIAM	MISCELLANEOUSCONTRACTED SERVIC	65.00
10/4/2022	TRICE, PATRICIA	MISCELLANEOUSCONTRACTED SERVIC	80.00
10/4/2022	TROTTER, MICHAEL	MISCELLANEOUSCONTRACTED SERVIC	250.00
10/4/2022	WALSH, ROB	MISCELLANEOUSCONTRACTED SERVIC	120.00
10/4/2022	WALTON-STANLEY, CARL	MISCELLANEOUSCONTRACTED SERVIC	130.00
10/4/2022	WARILA, SHANNON	MISCELLANEOUSCONTRACTED SERVIC	240.00
10/4/2022	WASHINGTON, ALIX	MISCELLANEOUSCONTRACTED SERVIC	120.00
10/4/2022	WILCOX, JAMES	MISCELLANEOUSCONTRACTED SERVIC	270.00
10/4/2022	WILLS, BETH	MISCELLANEOUSCONTRACTED SERVIC	140.00
10/4/2022	WOLBERS, ROBERT	MISCELLANEOUSCONTRACTED SERVIC	125.00
10/4/2022	WOODS, CHARLES	MISCELLANEOUSCONTRACTED SERVIC	170.00
10/4/2022	WRIGHT, COREY	MISCELLANEOUSCONTRACTED SERVIC	130.00
10/4/2022	WRIGHT, KARL	MISCELLANEOUSCONTRACTED SERVIC	240.00
10/7/2022	ALERT SERVICES, INC	GENERAL SUPPLIES	466.70
10/7/2022	ASKEY, TIWUANA	MISCELLANEOUSCONTRACTED SERVIC	110.00
10/7/2022	B&B COMMERCIAL PRINTING	MISCELLANEOUSCONTRACTED SERVIC	175.00
10/7/2022	BANNERMAN, JOSHUA	MISCELLANEOUSCONTRACTED SERVIC	120.00
10/7/2022	BARRETT, RAYMOND	MISCELLANEOUSCONTRACTED SERVIC	80.00
10/7/2022	BECK, LINDSAY	MISCELLANEOUSCONTRACTED SERVIC	50.00
10/7/2022	BEDFORD, CARTER	MISCELLANEOUSCONTRACTED SERVIC	120.00
10/7/2022	BELL, KEVIN	MISCELLANEOUSCONTRACTED SERVIC	120.00
10/7/2022	BERRY, JERMONE	MISCELLANEOUSCONTRACTED SERVIC	120.00
10/7/2022	BOEHNKE, KRISTINE	MISCELLANEOUSCONTRACTED SERVIC	120.00
10/7/2022	BOLD, MATTHEW	TRAVEL, TRAINING & SUBSISTENCE	275.00
10/7/2022	BUFORD, BRIAN	MISCELLANEOUSCONTRACTED SERVIC	120.00
10/7/2022	BYRUM, CHRIS	MISCELLANEOUSCONTRACTED SERVIC	80.00
10/7/2022	CAMACHO, ABRAHAM	MISCELLANEOUSCONTRACTED SERVIC	120.00
10/7/2022	CARTER, DENEEN	TRAVEL, TRAINING & SUBSISTENCE	275.00
10/7/2022	CLARK, DOMINIQUE	MISCELLANEOUSCONTRACTED SERVIC	80.00
10/7/2022	CLARK, VICTOR	MISCELLANEOUSCONTRACTED SERVIC	80.00
10/7/2022	CLEGG, MONTY	MISCELLANEOUSCONTRACTED SERVIC	60.00
10/7/2022	CLEWIS, ANGIE	MISCELLANEOUSCONTRACTED SERVIC	110.00
10/7/2022	COCHRAN, GARY	MISCELLANEOUSCONTRACTED SERVIC	230.00
10/7/2022	COLEMAN, SAMUEL	MISCELLANEOUSCONTRACTED SERVIC	65.00
10/7/2022	CONRAD, ALEXANDER	MISCELLANEOUSCONTRACTED SERVIC	80.00
10/7/2022	COVINGTON, RUBIN	TRAVEL, TRAINING & SUBSISTENCE	108.75
10/7/2022	CRAWFORD, MELVIN	MISCELLANEOUSCONTRACTED SERVIC	110.00
10/7/2022	DENBOW, RANDALL	MISCELLANEOUSCONTRACTED SERVIC	80.00
10/7/2022	DIXON, GLEN	MISCELLANEOUSCONTRACTED SERVIC	130.00
10/7/2022	DUDLEY, UNDRA	MISCELLANEOUSCONTRACTED SERVIC	120.00
10/7/2022	DUKE, JAKE	MISCELLANEOUSCONTRACTED SERVIC	75.00
10/7/2022	ELLIS, RICHARD	MISCELLANEOUSCONTRACTED SERVIC	40.00

MANSFIELD INDEPENDENT SCHOOL DISTRICT

Fund Disbursement Report for 10/1/2022 through 10/31/2022

<u>DATE PAID</u>	<u>NAME</u>	<u>ITEM DESCRIPTION</u>	<u>AMOUNT</u>
181 - ATHLETIC FUND			
10/7/2022	ENTERPRISE LEASING - TEXAS	TRAVEL AND SUBSISTENCE - STUDE	469.64
10/7/2022	FLOWERS, CYNTHIA	MISCELLANEOUSCONTRACTED SERVIC	50.00
10/7/2022	GAME ONE, CARDINAL'S SPOR	GENERAL SUPPLIES	5,704.50
10/7/2022	GIPPER MEDIA, INC.	COMPUTER SOFTWARE	1,500.00
10/7/2022	GLENN, RILEY	MISCELLANEOUSCONTRACTED SERVIC	125.00
10/7/2022	GOBER, GREGORY	TRAVEL, TRAINING & SUBSISTENCE	180.63
10/7/2022	GROCE, DEJUAN	MISCELLANEOUSCONTRACTED SERVIC	120.00
10/7/2022	GUNTER, KAREN	MISCELLANEOUSCONTRACTED SERVIC	80.00
10/7/2022	HALL, JOSH	MISCELLANEOUSCONTRACTED SERVIC	225.00
10/7/2022	HALLMARK, SHANNON	MISCELLANEOUSCONTRACTED SERVIC	130.00
10/7/2022	HALTOM, ROYCE	MISCELLANEOUSCONTRACTED SERVIC	120.00
10/7/2022	HARGIS, CHERYL	MISCELLANEOUSCONTRACTED SERVIC	50.00
10/7/2022	HARGIS, LATOYA	MISCELLANEOUSCONTRACTED SERVIC	50.00
10/7/2022	HIGH, LYNETRIA	MISCELLANEOUSCONTRACTED SERVIC	110.00
10/7/2022	HILL, DAVID	MISCELLANEOUSCONTRACTED SERVIC	65.00
10/7/2022	HINTON, SUE	MISCELLANEOUSCONTRACTED SERVIC	130.00
10/7/2022	HOLMES, DEBRA	MISCELLANEOUSCONTRACTED SERVIC	80.00
10/7/2022	HOLMES, DIANTHIA	MISCELLANEOUSCONTRACTED SERVIC	50.00
10/7/2022	HOLMES, GREGORY	MISCELLANEOUSCONTRACTED SERVIC	190.00
10/7/2022	IVY, RANDY	MISCELLANEOUSCONTRACTED SERVIC	230.00
10/7/2022	JOHNSON, GERALD	MISCELLANEOUSCONTRACTED SERVIC	130.00
10/7/2022	JOHNSON, NICHOLAS	TRAVEL, TRAINING & SUBSISTENCE	275.00
10/7/2022	JOHNSON, QUINCY	MISCELLANEOUSCONTRACTED SERVIC	170.00
10/7/2022	JOHNSON, TERRANCE	MISCELLANEOUSCONTRACTED SERVIC	80.00
10/7/2022	JONES, KARL	MISCELLANEOUSCONTRACTED SERVIC	120.00
10/7/2022	KILLAM, RANDAL	MISCELLANEOUSCONTRACTED SERVIC	120.00
10/7/2022	LEHMAN, KERMIT	MISCELLANEOUSCONTRACTED SERVIC	120.00
10/7/2022	LEMMONS, MARLON	MISCELLANEOUSCONTRACTED SERVIC	120.00
10/7/2022	MAILLOUX, TREASURE	MISCELLANEOUSCONTRACTED SERVIC	80.00
10/7/2022	MAILLOUX, TREASURE	MISCELLANEOUSCONTRACTED SERVIC	80.00
10/7/2022	MANSFIELD ISD MHS ATHLETIC BOOSTER CL	MISCELLANEOUSCONTRACTED SERVIC	-0.01
10/7/2022	MANSFIELD OIL COMPANY	TRAVEL AND SUBSISTENCE - STUDE	220.33
10/7/2022	MCCULLOUGH, CHARLIE	MISCELLANEOUSCONTRACTED SERVIC	40.00
10/7/2022	MCFADDEN, DUSTIN	MISCELLANEOUSCONTRACTED SERVIC	110.00
10/7/2022	MCLELLAN, RICK	MISCELLANEOUSCONTRACTED SERVIC	230.00
10/7/2022	MEYER, TROY	MISCELLANEOUSCONTRACTED SERVIC	75.00
10/7/2022	MILHOLLON, DAVID	MISCELLANEOUSCONTRACTED SERVIC	230.00
10/7/2022	MOSS, KASHANNON	MISCELLANEOUSCONTRACTED SERVIC	50.00
10/7/2022	MOSS, SHELIA	MISCELLANEOUSCONTRACTED SERVIC	50.00
10/7/2022	MUNDINE, WILLIE	MISCELLANEOUSCONTRACTED SERVIC	170.00
10/7/2022	OLD BRICKYARD GOLF COURSE	TRAVEL AND SUBSISTENCE - STUDE	0.00
10/7/2022	OLSON, TIMOTHY	MISCELLANEOUSCONTRACTED SERVIC	260.00
10/7/2022	PADILLA, KIERIN	MISCELLANEOUSCONTRACTED SERVIC	125.00
10/7/2022	QUALITY SOUND AND COMMUNICATIONS INC	CONTRACTED MAINTENANCE AND REP	383.70
10/7/2022	RAMIREZ, BOBBY	MISCELLANEOUSCONTRACTED SERVIC	235.00
10/7/2022	RAMOS, ROBERT	MISCELLANEOUSCONTRACTED SERVIC	120.00
10/7/2022	SALAZAR, JUAN	TRAVEL, TRAINING & SUBSISTENCE	275.00
10/7/2022	SANCHEZ, OSCAR	MISCELLANEOUSCONTRACTED SERVIC	130.00
10/7/2022	SANTIAGO, YARITZA	MISCELLANEOUSCONTRACTED SERVIC	130.00
10/7/2022	SCHUSTER, MICHAEL	MISCELLANEOUSCONTRACTED SERVIC	120.00
10/7/2022	SERIE, ANDREW	TRAVEL, TRAINING & SUBSISTENCE	275.00
10/7/2022	SHAW BROS WELDING	CONTRACTED MAINTENANCE AND REP	4,297.00
10/7/2022	SHORT, LUCAS	MISCELLANEOUSCONTRACTED SERVIC	225.00
10/7/2022	SMITH, RODRICK	MISCELLANEOUSCONTRACTED SERVIC	100.00
10/7/2022	SPEARS, DAVID	MISCELLANEOUSCONTRACTED SERVIC	230.00

MANSFIELD INDEPENDENT SCHOOL DISTRICT

Fund Disbursement Report for 10/1/2022 through 10/31/2022

<u>DATE PAID</u>	<u>NAME</u>	<u>ITEM DESCRIPTION</u>	<u>AMOUNT</u>
181 - ATHLETIC FUND			
10/7/2022	STERNBERG, JOHN	MISCELLANEOUSCONTRACTED SERVIC	80.00
10/7/2022	STEWART, SHANN	MISCELLANEOUSCONTRACTED SERVIC	100.00
10/7/2022	SWANSON, LAURENT	MISCELLANEOUSCONTRACTED SERVIC	120.00
10/7/2022	TRICE, PATRICIA	MISCELLANEOUSCONTRACTED SERVIC	50.00
10/7/2022	TRS	TEACHER RETIREMENT	11,369.91
10/7/2022	TUCKER, GERONICA	MISCELLANEOUSCONTRACTED SERVIC	110.00
10/7/2022	TYER, LOGAN	MISCELLANEOUSCONTRACTED SERVIC	230.00
10/7/2022	VESSELS, CHRIS	MISCELLANEOUSCONTRACTED SERVIC	230.00
10/7/2022	WARREN, BRYANT	MISCELLANEOUSCONTRACTED SERVIC	120.00
10/7/2022	WEST, CYNTHIA	MISCELLANEOUSCONTRACTED SERVIC	50.00
10/7/2022	WOODS, CHARLES	MISCELLANEOUSCONTRACTED SERVIC	120.00
10/7/2022	WORBINGTON, THOMAS	MISCELLANEOUSCONTRACTED SERVIC	110.00
10/7/2022	WRIGHT, COREY	MISCELLANEOUSCONTRACTED SERVIC	110.00
10/14/2022	BARBEE, DEWAYNE	MISCELLANEOUSCONTRACTED SERVIC	130.00
10/14/2022	BARRETT, RAYMOND	MISCELLANEOUSCONTRACTED SERVIC	80.00
10/14/2022	BSN SPORTS	GENERAL SUPPLIES	1,592.02
10/14/2022	BURNS, JOSHUA	MISCELLANEOUSCONTRACTED SERVIC	75.00
10/14/2022	CARAWAY, CELSI	MISCELLANEOUSCONTRACTED SERVIC	50.00
10/14/2022	CARROLL, CODY	MISCELLANEOUSCONTRACTED SERVIC	75.00
10/14/2022	CARTER, ALPHONSO	MISCELLANEOUSCONTRACTED SERVIC	150.00
10/14/2022	CLARK, DOMINIQUE	MISCELLANEOUSCONTRACTED SERVIC	50.00
10/14/2022	CLEBURNE ISD ATHLETICS	TRAVEL AND SUBSISTENCE - STUDE	540.00
10/14/2022	CLEGG, MONTY	MISCELLANEOUSCONTRACTED SERVIC	60.00
10/14/2022	COLWELL, SHAWN	MISCELLANEOUSCONTRACTED SERVIC	130.00
10/14/2022	CONRAD, ALEXANDER	MISCELLANEOUSCONTRACTED SERVIC	80.00
10/14/2022	DENBOW, RANDALL	MISCELLANEOUSCONTRACTED SERVIC	80.00
10/14/2022	DIXON, GLEN	MISCELLANEOUSCONTRACTED SERVIC	140.00
10/14/2022	DUDLEY, UNBRA	MISCELLANEOUSCONTRACTED SERVIC	130.00
10/14/2022	FLOWERS, CYNTHIA	MISCELLANEOUSCONTRACTED SERVIC	40.00
10/14/2022	GHOLSTON, GARY	MISCELLANEOUSCONTRACTED SERVIC	130.00
10/14/2022	HARGIS, LATOYA	MISCELLANEOUSCONTRACTED SERVIC	50.00
10/14/2022	HIGH, LYNETRIA	MISCELLANEOUSCONTRACTED SERVIC	140.00
10/14/2022	HOLMES, DEBRA	MISCELLANEOUSCONTRACTED SERVIC	50.00
10/14/2022	HOWARD, TRACY	MISCELLANEOUSCONTRACTED SERVIC	140.00
10/14/2022	JACKSON, JAMIE	MISCELLANEOUSCONTRACTED SERVIC	80.00
10/14/2022	JACKSON, KEITH	MISCELLANEOUSCONTRACTED SERVIC	80.00
10/14/2022	JENKINS, BLAKE	MISCELLANEOUSCONTRACTED SERVIC	130.00
10/14/2022	JOHNSON, TERRANCE	MISCELLANEOUSCONTRACTED SERVIC	80.00
10/14/2022	LAWS, BRANDON	MISCELLANEOUSCONTRACTED SERVIC	80.00
10/14/2022	LEWIS, DELANDO	MISCELLANEOUSCONTRACTED SERVIC	65.00
10/14/2022	MAILLOUX, TREASURE	MISCELLANEOUSCONTRACTED SERVIC	80.00
10/14/2022	MANSFIELD NATIONAL GOLF COURSE	GENERAL SUPPLIES	1,022.00
10/14/2022	MARSHALL, SCOTT	MISCELLANEOUSCONTRACTED SERVIC	70.00
10/14/2022	MATTHEWS, DANIEL	MISCELLANEOUSCONTRACTED SERVIC	75.00
10/14/2022	MCFADDEN, DUSTIN	MISCELLANEOUSCONTRACTED SERVIC	140.00
10/14/2022	MCLAUGHLIN, DONALD	MISCELLANEOUSCONTRACTED SERVIC	225.00
10/14/2022	MEDCO SUPPLY, MASUNE & SURGICAL SUPP	GENERAL SUPPLIES	360.70
10/14/2022	MOORE, SID	MISCELLANEOUSCONTRACTED SERVIC	140.00
10/14/2022	NEWMAN, DANA	MISCELLANEOUSCONTRACTED SERVIC	140.00
10/14/2022	OLSON, TIMOTHY	MISCELLANEOUSCONTRACTED SERVIC	140.00
10/14/2022	PADILLA, KIERIN	MISCELLANEOUSCONTRACTED SERVIC	75.00
10/14/2022	POWELL, NATHANIEL	MISCELLANEOUSCONTRACTED SERVIC	130.00
10/14/2022	PYLANT, STEVEN	MISCELLANEOUSCONTRACTED SERVIC	160.00
10/14/2022	RAMIREZ, BOBBY	MISCELLANEOUSCONTRACTED SERVIC	130.00
10/14/2022	SCIFRES, RYAN	MISCELLANEOUSCONTRACTED SERVIC	125.00

MANSFIELD INDEPENDENT SCHOOL DISTRICT

Fund Disbursement Report for 10/1/2022 through 10/31/2022

<u>DATE PAID</u>	<u>NAME</u>	<u>ITEM DESCRIPTION</u>	<u>AMOUNT</u>
181 - ATHLETIC FUND			
10/14/2022	SHORT, TY	MISCELLANEOUSCONTRACTED SERVIC	50.00
10/14/2022	SMITH, RODRICK	MISCELLANEOUSCONTRACTED SERVIC	100.00
10/14/2022	STANLEY, DEMOHN	MISCELLANEOUSCONTRACTED SERVIC	130.00
10/14/2022	STERNBERG, JOHN	MISCELLANEOUSCONTRACTED SERVIC	80.00
10/14/2022	STERNBERG, JOYCE	MISCELLANEOUSCONTRACTED SERVIC	80.00
10/14/2022	STEWART, SHANN	MISCELLANEOUSCONTRACTED SERVIC	100.00
10/14/2022	TAYLOR, JAY	MISCELLANEOUSCONTRACTED SERVIC	130.00
10/14/2022	TRICE, PATRICIA	MISCELLANEOUSCONTRACTED SERVIC	80.00
10/14/2022	TUCKER, GERONICA	MISCELLANEOUSCONTRACTED SERVIC	140.00
10/14/2022	WALNUT CREEK COUNTRY CLUB	GENERAL SUPPLIES	1,247.50
10/14/2022	WOODS, CHARLES	MISCELLANEOUSCONTRACTED SERVIC	130.00
10/18/2022	ALVARADO, ARMANDO	MISCELLANEOUSCONTRACTED SERVIC	120.00
10/18/2022	ARLINGTON ISD - ARLINGTON HIGH SCHOOL	TRAVEL AND SUBSISTENCE - STUDE	470.00
10/18/2022	ARTA TRAVEL	TRAVEL, TRAINING & SUBSISTENCE	386.20
10/18/2022	BARRETT, RAYMOND	MISCELLANEOUSCONTRACTED SERVIC	80.00
10/18/2022	BEAM, LARRY	MISCELLANEOUSCONTRACTED SERVIC	120.00
10/18/2022	BECK, LINDSAY	MISCELLANEOUSCONTRACTED SERVIC	50.00
10/18/2022	BECKLER, LACY	TRAVEL, TRAINING & SUBSISTENCE	28.50
10/18/2022	BELL, KEVIN	MISCELLANEOUSCONTRACTED SERVIC	230.00
10/18/2022	BURLESON ISD - CENTENNIAL HIGH SCHOOL	TRAVEL AND SUBSISTENCE - STUDE	600.00
10/18/2022	BYRD, MONIQUE	MISCELLANEOUSCONTRACTED SERVIC	50.00
10/18/2022	CAMACHO, ABRAHAM	MISCELLANEOUSCONTRACTED SERVIC	65.00
10/18/2022	CLEGG, MONTY	MISCELLANEOUSCONTRACTED SERVIC	60.00
10/18/2022	COLEMAN, SAMUEL	MISCELLANEOUSCONTRACTED SERVIC	120.00
10/18/2022	COLWELL, SHAWN	MISCELLANEOUSCONTRACTED SERVIC	120.00
10/18/2022	CONRAD, ALEXANDER	MISCELLANEOUSCONTRACTED SERVIC	80.00
10/18/2022	DENBOW, RANDALL	MISCELLANEOUSCONTRACTED SERVIC	80.00
10/18/2022	DUDLEY, UNDR	MISCELLANEOUSCONTRACTED SERVIC	120.00
10/18/2022	EAGLE MOUNTAIN-SAGINAW ISD - CHISHOLM	TRAVEL AND SUBSISTENCE - STUDE	200.00
10/18/2022	ELLIS, RICHARD	MISCELLANEOUSCONTRACTED SERVIC	40.00
10/18/2022	FLOWERS, CYNTHIA	MISCELLANEOUSCONTRACTED SERVIC	50.00
10/18/2022	GARDNER, LORI	MISCELLANEOUSCONTRACTED SERVIC	130.00
10/18/2022	GASSAWAY, WYATT	MISCELLANEOUSCONTRACTED SERVIC	225.00
10/18/2022	GLENN, RILEY	MISCELLANEOUSCONTRACTED SERVIC	125.00
10/18/2022	GROCE, DEJUAN	MISCELLANEOUSCONTRACTED SERVIC	120.00
10/18/2022	GUNTER, MICHAEL	MISCELLANEOUSCONTRACTED SERVIC	115.00
10/18/2022	HATCHER, KEELI	MISCELLANEOUSCONTRACTED SERVIC	130.00
10/18/2022	HOLMES, DEBRA	MISCELLANEOUSCONTRACTED SERVIC	80.00
10/18/2022	HOLMES, DIANTHIA	MISCELLANEOUSCONTRACTED SERVIC	80.00
10/18/2022	HOME DEPOT, TAX #9218276983	GENERAL SUPPLIES	31.41
10/18/2022	HOWARD, TRACY	MISCELLANEOUSCONTRACTED SERVIC	130.00
10/18/2022	HUNLEY, JAMES	MISCELLANEOUSCONTRACTED SERVIC	115.00
10/18/2022	JENKINS, KENDALL	MISCELLANEOUSCONTRACTED SERVIC	65.00
10/18/2022	JOHNSON, QUINCY	MISCELLANEOUSCONTRACTED SERVIC	120.00
10/18/2022	JOHNSON, TERRANCE	MISCELLANEOUSCONTRACTED SERVIC	80.00
10/18/2022	KIENE, KARL	MISCELLANEOUSCONTRACTED SERVIC	130.00
10/18/2022	MAGNOLIA ISD - MAGNOLIA HIGH SCHOOL	TRAVEL AND SUBSISTENCE - STUDE	400.00
10/18/2022	MANNING, J	MISCELLANEOUSCONTRACTED SERVIC	130.00
10/18/2022	MANSFIELD ISD SUMMIT ATHLETIC BOOSTER	TRAVEL AND SUBSISTENCE - STUDE	1,000.00
10/18/2022	MANSFIELD ISD LAKE RIDGE ATHLETIC BOOS	TRAVEL AND SUBSISTENCE - STUDE	1,050.00
10/18/2022	MARSHALL, SCOTT	MISCELLANEOUSCONTRACTED SERVIC	70.00
10/18/2022	MCCULLOUGH, CHARLIE	MISCELLANEOUSCONTRACTED SERVIC	40.00
10/18/2022	MEYER, TROY	MISCELLANEOUSCONTRACTED SERVIC	250.00
10/18/2022	MILLER, DWIGHT	MISCELLANEOUSCONTRACTED SERVIC	230.00
10/18/2022	MOLINAR, MICHAEL	MISCELLANEOUSCONTRACTED SERVIC	120.00

MANSFIELD INDEPENDENT SCHOOL DISTRICT

Fund Disbursement Report for 10/1/2022 through 10/31/2022

<u>DATE PAID</u>	<u>NAME</u>	<u>ITEM DESCRIPTION</u>	<u>AMOUNT</u>
181 - ATHLETIC FUND			
10/18/2022	MOORE, SID	MISCELLANEOUSCONTRACTED SERVIC	115.00
10/18/2022	MOSS, KASHANNON	MISCELLANEOUSCONTRACTED SERVIC	80.00
10/18/2022	MOSS, SHELIA	MISCELLANEOUSCONTRACTED SERVIC	80.00
10/18/2022	OLSON, TIMOTHY	MISCELLANEOUSCONTRACTED SERVIC	130.00
10/18/2022	PERRY, DERRICK	MISCELLANEOUSCONTRACTED SERVIC	110.00
10/18/2022	POWERS, KIRK	MISCELLANEOUSCONTRACTED SERVIC	115.00
10/18/2022	RAMIREZ, BOBBY	MISCELLANEOUSCONTRACTED SERVIC	185.00
10/18/2022	REBSTOCK, KENNETH	MISCELLANEOUSCONTRACTED SERVIC	110.00
10/18/2022	SCHUSTER, MICHAEL	MISCELLANEOUSCONTRACTED SERVIC	120.00
10/18/2022	SELNER, BRYAN	MISCELLANEOUSCONTRACTED SERVIC	230.00
10/18/2022	SHANTZ, RANDY	MISCELLANEOUSCONTRACTED SERVIC	130.00
10/18/2022	SHAW, ERIC	MISCELLANEOUSCONTRACTED SERVIC	225.00
10/18/2022	SHORT, KENDTRELL	MISCELLANEOUSCONTRACTED SERVIC	80.00
10/18/2022	SHORT, KENTRICE	MISCELLANEOUSCONTRACTED SERVIC	50.00
10/18/2022	SHORT, TY	MISCELLANEOUSCONTRACTED SERVIC	50.00
10/18/2022	SIEVERT, TYLER	MISCELLANEOUSCONTRACTED SERVIC	230.00
10/18/2022	STEWART, SHANN	MISCELLANEOUSCONTRACTED SERVIC	100.00
10/18/2022	TEAL, ROY	MISCELLANEOUSCONTRACTED SERVIC	230.00
10/18/2022	TENNIS SHOP, INC, THE	GENERAL SUPPLIES	1,500.45
10/18/2022	TRICE, PATRICIA	MISCELLANEOUSCONTRACTED SERVIC	60.00
10/18/2022	TROTTER, SHANE	TRAVEL, TRAINING & SUBSISTENCE	275.00
10/18/2022	WEATHERS, DEMONTH	MISCELLANEOUSCONTRACTED SERVIC	230.00
10/18/2022	WESLEY, MARK	MISCELLANEOUSCONTRACTED SERVIC	115.00
10/18/2022	WILLIAMS, TRACY	MISCELLANEOUSCONTRACTED SERVIC	120.00
10/18/2022	WORTHAM, TRACY	MISCELLANEOUSCONTRACTED SERVIC	130.00
10/18/2022	ZARAGOZA, BRYAN	MISCELLANEOUSCONTRACTED SERVIC	230.00
10/20/2022	AGOR, JEREMY	MISCELLANEOUSCONTRACTED SERVIC	60.00
10/20/2022	ATKINS, JASON	MISCELLANEOUSCONTRACTED SERVIC	75.00
10/20/2022	BENNETT, ALLISON	MISCELLANEOUSCONTRACTED SERVIC	50.00
10/20/2022	BUFORD, BRIAN	MISCELLANEOUSCONTRACTED SERVIC	120.00
10/20/2022	BURNS, JOSHUA	MISCELLANEOUSCONTRACTED SERVIC	130.00
10/20/2022	CAMACHO, ABRAHAM	MISCELLANEOUSCONTRACTED SERVIC	250.00
10/20/2022	CARAWAY, CELSI	MISCELLANEOUSCONTRACTED SERVIC	50.00
10/20/2022	CARROLL, CODY	MISCELLANEOUSCONTRACTED SERVIC	130.00
10/20/2022	CLIFT, JAMES	MISCELLANEOUSCONTRACTED SERVIC	60.00
10/20/2022	COLWELL, SHAWN	MISCELLANEOUSCONTRACTED SERVIC	130.00
10/20/2022	CRAWFORD, MELVIN	MISCELLANEOUSCONTRACTED SERVIC	140.00
10/20/2022	DAVIS, KEVIN	MISCELLANEOUSCONTRACTED SERVIC	130.00
10/20/2022	DEAN, MARIAH	MISCELLANEOUSCONTRACTED SERVIC	140.00
10/20/2022	DIERKE, MICHAEL	MISCELLANEOUSCONTRACTED SERVIC	130.00
10/20/2022	DJO CONSUMER LLC	GENERAL SUPPLIES	12,503.33
10/20/2022	DONALDSON, WILLIAM	MISCELLANEOUSCONTRACTED SERVIC	60.00
10/20/2022	ELLIS, RICHARD	MISCELLANEOUSCONTRACTED SERVIC	40.00
10/20/2022	ENTERPRISE LEASING - TEXAS	TRAVEL AND SUBSISTENCE - STUDE	156.00
10/20/2022	FLOWERS, CYNTHIA	MISCELLANEOUSCONTRACTED SERVIC	100.00
10/20/2022	GAME ONE, CARDINAL'S SPOR	GENERAL SUPPLIES	18,074.57
10/20/2022	GARDNER, LORI	MISCELLANEOUSCONTRACTED SERVIC	140.00
10/20/2022	GEE, WILLIAM	MISCELLANEOUSCONTRACTED SERVIC	115.00
10/20/2022	GORDON, BOBBY	MISCELLANEOUSCONTRACTED SERVIC	130.00
10/20/2022	GUNTER, MICHAEL	MISCELLANEOUSCONTRACTED SERVIC	140.00
10/20/2022	HALTOM, ROYCE	MISCELLANEOUSCONTRACTED SERVIC	130.00
10/20/2022	HAMMOND, BRUCE	MISCELLANEOUSCONTRACTED SERVIC	140.00
10/20/2022	HIGH, LYNETRIA	MISCELLANEOUSCONTRACTED SERVIC	250.00
10/20/2022	HINTON, SUE	MISCELLANEOUSCONTRACTED SERVIC	130.00
10/20/2022	HOLMES, DEBRA	MISCELLANEOUSCONTRACTED SERVIC	100.00

MANSFIELD INDEPENDENT SCHOOL DISTRICT

Fund Disbursement Report for 10/1/2022 through 10/31/2022

<u>DATE PAID</u>	<u>NAME</u>	<u>ITEM DESCRIPTION</u>	<u>AMOUNT</u>
181 - ATHLETIC FUND			
10/20/2022	HOWARD, TRACY	MISCELLANEOUSCONTRACTED SERVIC	140.00
10/20/2022	HUDGENS, NELVIN	MISCELLANEOUSCONTRACTED SERVIC	130.00
10/20/2022	JENKINS, BLAKE	MISCELLANEOUSCONTRACTED SERVIC	120.00
10/20/2022	JOHNSON, JEFFREY	MISCELLANEOUSCONTRACTED SERVIC	130.00
10/20/2022	JUMP, SAMANTHA	MISCELLANEOUSCONTRACTED SERVIC	140.00
10/20/2022	KILLAM, RANDAL	MISCELLANEOUSCONTRACTED SERVIC	120.00
10/20/2022	KROGH, DENNIS	MISCELLANEOUSCONTRACTED SERVIC	130.00
10/20/2022	KROGH, GLENN	MISCELLANEOUSCONTRACTED SERVIC	130.00
10/20/2022	LAMPKIN, ANTHONY	MISCELLANEOUSCONTRACTED SERVIC	130.00
10/20/2022	LIU, DANIELLE	MISCELLANEOUSCONTRACTED SERVIC	130.00
10/20/2022	MAXFIELD, MICHAEL	MISCELLANEOUSCONTRACTED SERVIC	170.00
10/20/2022	MCCULLOUGH, CHARLIE	MISCELLANEOUSCONTRACTED SERVIC	40.00
10/20/2022	MCFADDEN, DUSTIN	MISCELLANEOUSCONTRACTED SERVIC	140.00
10/20/2022	MOORE, SID	MISCELLANEOUSCONTRACTED SERVIC	100.00
10/20/2022	MOSELY, DAN	MISCELLANEOUSCONTRACTED SERVIC	250.00
10/20/2022	MULINAX, ANDRE	MISCELLANEOUSCONTRACTED SERVIC	130.00
10/20/2022	NEWMAN, DANA	MISCELLANEOUSCONTRACTED SERVIC	140.00
10/20/2022	OLSON, TIMOTHY	MISCELLANEOUSCONTRACTED SERVIC	140.00
10/20/2022	POWERS, KIRK	MISCELLANEOUSCONTRACTED SERVIC	255.00
10/20/2022	RAMIREZ, BOBBY	MISCELLANEOUSCONTRACTED SERVIC	130.00
10/20/2022	RHOADES, DEBRA	MISCELLANEOUSCONTRACTED SERVIC	140.00
10/20/2022	ROBAINA, RICARDO	MISCELLANEOUSCONTRACTED SERVIC	60.00
10/20/2022	SANTIAGO, YARITZA	MISCELLANEOUSCONTRACTED SERVIC	130.00
10/20/2022	SHANTZ, RANDY	MISCELLANEOUSCONTRACTED SERVIC	130.00
10/20/2022	SHAW, CARWIN	MISCELLANEOUSCONTRACTED SERVIC	170.00
10/20/2022	SHORT, KENDTRELL	MISCELLANEOUSCONTRACTED SERVIC	50.00
10/20/2022	SMITH, RODRICK	MISCELLANEOUSCONTRACTED SERVIC	75.00
10/20/2022	STALLINS, DAVID	MISCELLANEOUSCONTRACTED SERVIC	250.00
10/20/2022	TAYLOR, JAY	MISCELLANEOUSCONTRACTED SERVIC	120.00
10/20/2022	THOMPSON, DARRYL	MISCELLANEOUSCONTRACTED SERVIC	130.00
10/20/2022	TRICE, PATRICIA	MISCELLANEOUSCONTRACTED SERVIC	60.00
10/20/2022	TUCKER, GERONICA	MISCELLANEOUSCONTRACTED SERVIC	250.00
10/20/2022	WALKER, COURTNEY	MISCELLANEOUSCONTRACTED SERVIC	50.00
10/20/2022	WALKER, JARVIS	MISCELLANEOUSCONTRACTED SERVIC	110.00
10/20/2022	WASHINGTON, ALIX	MISCELLANEOUSCONTRACTED SERVIC	130.00
10/20/2022	WESLEY, MARK	MISCELLANEOUSCONTRACTED SERVIC	110.00
10/20/2022	WILLS, BETH	MISCELLANEOUSCONTRACTED SERVIC	130.00
10/24/2022	CITIBANK	MISCELLANEOUS OPERATING COSTS	584.82
10/24/2022	CITIBANK	TRAVEL AND SUBSISTENCE - STUDE	181.50
10/24/2022	CITIBANK	TRAVEL, TRAINING & SUBSISTENCE	2,125.00
10/25/2022	BSN SPORTS	GENERAL SUPPLIES	1,265.98
10/25/2022	COLDTUB	GENERAL SUPPLIES	862.55
10/25/2022	DYNAMIC FITNESS & STRENGTH LLC	GENERAL SUPPLIES	205.00
10/25/2022	ENTERPRISE LEASING - TEXAS	TRAVEL AND SUBSISTENCE - STUDE	190.32
10/25/2022	GAME ONE, CARDINAL'S SPOR	GENERAL SUPPLIES	4,354.04
10/25/2022	MAMA'S PIZZA	MISCELLANEOUS OPERATING COSTS	537.50
10/25/2022	ROADRUNNER CHARTERS, INC.	TRAVEL AND SUBSISTENCE - STUDE	1,921.40
10/25/2022	TEACHER CREATED MATERIALS	GENERAL SUPPLIES	41.89
10/27/2022	ALLEN, BRENT	MISCELLANEOUSCONTRACTED SERVIC	125.00
10/27/2022	ALVARADO, ARMANDO	MISCELLANEOUSCONTRACTED SERVIC	120.00
10/27/2022	ANDERS, ROBERT	MISCELLANEOUSCONTRACTED SERVIC	125.00
10/27/2022	BALDWIN, CARL	MISCELLANEOUSCONTRACTED SERVIC	80.00
10/27/2022	BARRETT, RAYMOND	MISCELLANEOUSCONTRACTED SERVIC	80.00
10/27/2022	BECK, LINDSAY	MISCELLANEOUSCONTRACTED SERVIC	30.00
10/27/2022	BEDFORD, CARTER	MISCELLANEOUSCONTRACTED SERVIC	120.00

MANSFIELD INDEPENDENT SCHOOL DISTRICT

Fund Disbursement Report for 10/1/2022 through 10/31/2022

<u>DATE PAID</u>	<u>NAME</u>	<u>ITEM DESCRIPTION</u>	<u>AMOUNT</u>
181 - ATHLETIC FUND			
10/27/2022	BEENE, THOMAS	MISCELLANEOUSCONTRACTED SERVIC	130.00
10/27/2022	BOEHNKE, KRISTINE	MISCELLANEOUSCONTRACTED SERVIC	60.00
10/27/2022	BORNE, KYLE	MISCELLANEOUSCONTRACTED SERVIC	140.00
10/27/2022	BUFORD, BRIAN	MISCELLANEOUSCONTRACTED SERVIC	120.00
10/27/2022	BURKEEN, BRIAN	MISCELLANEOUSCONTRACTED SERVIC	120.00
10/27/2022	BURKE, RONALD	MISCELLANEOUSCONTRACTED SERVIC	100.00
10/27/2022	BURLESON ISD ATHLETICS	TRAVEL AND SUBSISTENCE - STUDE	1,050.00
10/27/2022	BYRUM, CHRIS	MISCELLANEOUSCONTRACTED SERVIC	40.00
10/27/2022	CAMACHO, ABRAHAM	MISCELLANEOUSCONTRACTED SERVIC	315.00
10/27/2022	CARAWAY, CELSI	MISCELLANEOUSCONTRACTED SERVIC	140.00
10/27/2022	CARROLLTON-FARMERS BRANCH ISD - NEWM	TRAVEL AND SUBSISTENCE - STUDE	400.00
10/27/2022	CLARK, VICTOR	MISCELLANEOUSCONTRACTED SERVIC	80.00
10/27/2022	CLAYTON, JERRY	MISCELLANEOUSCONTRACTED SERVIC	120.00
10/27/2022	CLEGG, MONTY	MISCELLANEOUSCONTRACTED SERVIC	60.00
10/27/2022	CLOUGH, RICHARD	MISCELLANEOUSCONTRACTED SERVIC	115.00
10/27/2022	COCA-COLA SOUTHWEST BEVERAGES LLC	MISCELLANEOUS OPERATING COSTS	724.14
10/27/2022	COLDTUB	GENERAL SUPPLIES	189.50
10/27/2022	COLLEYVILLE HERITAGE HIGH SCHOOL	TRAVEL AND SUBSISTENCE - STUDE	350.00
10/27/2022	CONRAD, ALEXANDER	MISCELLANEOUSCONTRACTED SERVIC	80.00
10/27/2022	CRAWFORD, MELVIN	MISCELLANEOUSCONTRACTED SERVIC	110.00
10/27/2022	CROWE, DRAFFORD	MISCELLANEOUSCONTRACTED SERVIC	115.00
10/27/2022	DALLAS MAVERICKS	TRAVEL AND SUBSISTENCE - STUDE	700.00
10/27/2022	DENBOW, RANDALL	MISCELLANEOUSCONTRACTED SERVIC	140.00
10/27/2022	DIERKE, MICHAEL	MISCELLANEOUSCONTRACTED SERVIC	130.00
10/27/2022	DUDLEY, UNDR	MISCELLANEOUSCONTRACTED SERVIC	250.00
10/27/2022	DUKE, JAKE	MISCELLANEOUSCONTRACTED SERVIC	75.00
10/27/2022	EANES ISD ATHLETICS	TRAVEL AND SUBSISTENCE - STUDE	375.00
10/27/2022	ELLIS, RICHARD	MISCELLANEOUSCONTRACTED SERVIC	40.00
10/27/2022	ENCINIA-CARAWAY, CAYLON	MISCELLANEOUSCONTRACTED SERVIC	80.00
10/27/2022	FLOWERS, CYNTHIA	MISCELLANEOUSCONTRACTED SERVIC	100.00
10/27/2022	GAME ONE, CARDINAL'S SPOR	GENERAL SUPPLIES	6,348.50
10/27/2022	GHOLSTON, GARY	MISCELLANEOUSCONTRACTED SERVIC	75.00
10/27/2022	GODFREY, NICHOLAS	MISCELLANEOUSCONTRACTED SERVIC	125.00
10/27/2022	GOMEZ, RICARDO	MISCELLANEOUSCONTRACTED SERVIC	130.00
10/27/2022	GROCE, DEJUAN	MISCELLANEOUSCONTRACTED SERVIC	170.00
10/27/2022	GUNTER, KAREN	MISCELLANEOUSCONTRACTED SERVIC	80.00
10/27/2022	HALTOM, ROYCE	MISCELLANEOUSCONTRACTED SERVIC	185.00
10/27/2022	HARGIS, CHERYL	MISCELLANEOUSCONTRACTED SERVIC	80.00
10/27/2022	HARGIS, LATOYA	MISCELLANEOUSCONTRACTED SERVIC	80.00
10/27/2022	HIGH, LYNETRIA	MISCELLANEOUSCONTRACTED SERVIC	115.00
10/27/2022	HILL, DAVID	MISCELLANEOUSCONTRACTED SERVIC	65.00
10/27/2022	HINTON, SUE	MISCELLANEOUSCONTRACTED SERVIC	130.00
10/27/2022	HOLMES, DEBRA	MISCELLANEOUSCONTRACTED SERVIC	180.00
10/27/2022	HOLMES, DIANTHIA	MISCELLANEOUSCONTRACTED SERVIC	140.00
10/27/2022	HOLMES, GREGORY	MISCELLANEOUSCONTRACTED SERVIC	120.00
10/27/2022	JACKSON, JAMIE	MISCELLANEOUSCONTRACTED SERVIC	80.00
10/27/2022	JACKSON, KEITH	MISCELLANEOUSCONTRACTED SERVIC	80.00
10/27/2022	JENKINS, BLAKE	MISCELLANEOUSCONTRACTED SERVIC	75.00
10/27/2022	JOHNSON, GERALD	MISCELLANEOUSCONTRACTED SERVIC	130.00
10/27/2022	JOHNSON, QUINCY	MISCELLANEOUSCONTRACTED SERVIC	170.00
10/27/2022	JOHNSON, TERRANCE	MISCELLANEOUSCONTRACTED SERVIC	80.00
10/27/2022	JONES, KARL	MISCELLANEOUSCONTRACTED SERVIC	65.00
10/27/2022	KEENE ISD	TRAVEL AND SUBSISTENCE - STUDE	200.00
10/27/2022	KINDRED, LIZA	MISCELLANEOUSCONTRACTED SERVIC	60.00
10/27/2022	KORGES, KEVIN	MISCELLANEOUSCONTRACTED SERVIC	115.00

MANSFIELD INDEPENDENT SCHOOL DISTRICT

Fund Disbursement Report for 10/1/2022 through 10/31/2022

<u>DATE PAID</u>	<u>NAME</u>	<u>ITEM DESCRIPTION</u>	<u>AMOUNT</u>
181 - ATHLETIC FUND			
10/27/2022	KORNEGAY, JERMAINE	MISCELLANEOUSCONTRACTED SERVIC	75.00
10/27/2022	LAWS, BRANDON	MISCELLANEOUSCONTRACTED SERVIC	140.00
10/27/2022	MADISON, JUSTEN	MISCELLANEOUSCONTRACTED SERVIC	140.00
10/27/2022	MAILLOUX, TREASURE	MISCELLANEOUSCONTRACTED SERVIC	80.00
10/27/2022	MANLEY, DURWOOD	MISCELLANEOUSCONTRACTED SERVIC	195.00
10/27/2022	MANSFIELD ISD LEGACY HS BOOSTER CLUB	TRAVEL AND SUBSISTENCE - STUDE	1,100.00
10/27/2022	MANSFIELD ISD LAKE RIDGE ATHLETIC BOOS	TRAVEL AND SUBSISTENCE - STUDE	200.00
10/27/2022	MARSHALL, SCOTT	MISCELLANEOUSCONTRACTED SERVIC	70.00
10/27/2022	MARTINEZ, DANIEL	MISCELLANEOUSCONTRACTED SERVIC	225.00
10/27/2022	MCCULLOUGH, CHARLIE	MISCELLANEOUSCONTRACTED SERVIC	40.00
10/27/2022	MCLAUGHLIN, DONALD	MISCELLANEOUSCONTRACTED SERVIC	225.00
10/27/2022	MENEFEE, BARRY	MISCELLANEOUSCONTRACTED SERVIC	160.00
10/27/2022	MEYER, TROY	MISCELLANEOUSCONTRACTED SERVIC	125.00
10/27/2022	MOLINAR, MICHAEL	MISCELLANEOUSCONTRACTED SERVIC	120.00
10/27/2022	MOORE, SID	MISCELLANEOUSCONTRACTED SERVIC	0.00
10/27/2022	MOSS, KASHANNON	MISCELLANEOUSCONTRACTED SERVIC	50.00
10/27/2022	MOSS, SHELIA	MISCELLANEOUSCONTRACTED SERVIC	50.00
10/27/2022	MULINAX, ANDRE	MISCELLANEOUSCONTRACTED SERVIC	130.00
10/27/2022	MUNDINE, WILLIE	MISCELLANEOUSCONTRACTED SERVIC	250.00
10/27/2022	OGUNBAMERY, COURAGE	MISCELLANEOUSCONTRACTED SERVIC	110.00
10/27/2022	OLD BRICKYARD GOLF COURSE	GENERAL SUPPLIES	1,248.00
10/27/2022	PADILLA, KIERIN	MISCELLANEOUSCONTRACTED SERVIC	125.00
10/27/2022	PARAMORE, STEVEN	MISCELLANEOUSCONTRACTED SERVIC	120.00
10/27/2022	PONCE, PETER	MISCELLANEOUSCONTRACTED SERVIC	100.00
10/27/2022	POWELL, NATHANIEL	MISCELLANEOUSCONTRACTED SERVIC	75.00
10/27/2022	RAMIREZ, BOBBY	MISCELLANEOUSCONTRACTED SERVIC	245.00
10/27/2022	RITCHY, PHILLIP	MISCELLANEOUSCONTRACTED SERVIC	130.00
10/27/2022	SANCHEZ, OSCAR	MISCELLANEOUSCONTRACTED SERVIC	140.00
10/27/2022	SANDIFER, KEVIN	MISCELLANEOUSCONTRACTED SERVIC	225.00
10/27/2022	SAPP, JEFFREY	MISCELLANEOUSCONTRACTED SERVIC	70.00
10/27/2022	SHANTZ, RANDY	MISCELLANEOUSCONTRACTED SERVIC	130.00
10/27/2022	SHORT, KENDTRELL	MISCELLANEOUSCONTRACTED SERVIC	60.00
10/27/2022	SMITH, JEFFREY	MISCELLANEOUSCONTRACTED SERVIC	225.00
10/27/2022	SMITH, MACKENZIE	MISCELLANEOUSCONTRACTED SERVIC	60.00
10/27/2022	SMITH, RODRICK	MISCELLANEOUSCONTRACTED SERVIC	225.00
10/27/2022	SPENCER, JESSE	MISCELLANEOUSCONTRACTED SERVIC	125.00
10/27/2022	STALLINS, DAVID	MISCELLANEOUSCONTRACTED SERVIC	140.00
10/27/2022	SWINEA, WILLIAM	MISCELLANEOUSCONTRACTED SERVIC	65.00
10/27/2022	TAYLOR, RICHARD	MISCELLANEOUSCONTRACTED SERVIC	75.00
10/27/2022	TENNEL, DEXTER	MISCELLANEOUSCONTRACTED SERVIC	140.00
10/27/2022	THEODORE, BILL	MISCELLANEOUSCONTRACTED SERVIC	130.00
10/27/2022	TRICE, PATRICIA	MISCELLANEOUSCONTRACTED SERVIC	60.00
10/27/2022	TUCKER, GERONICA	MISCELLANEOUSCONTRACTED SERVIC	160.00
10/27/2022	VICK, BRADLEY	MISCELLANEOUSCONTRACTED SERVIC	130.00
10/27/2022	VINES, MAURICE	MISCELLANEOUSCONTRACTED SERVIC	130.00
10/27/2022	WALKER, JARVIS	MISCELLANEOUSCONTRACTED SERVIC	140.00
10/27/2022	WALTON-STANLEY, CARL	MISCELLANEOUSCONTRACTED SERVIC	130.00
10/27/2022	WARREN, BRYANT	MISCELLANEOUSCONTRACTED SERVIC	130.00
10/27/2022	WEST, CYNTHIA	MISCELLANEOUSCONTRACTED SERVIC	60.00
10/27/2022	WILLS, BETH	MISCELLANEOUSCONTRACTED SERVIC	270.00
10/27/2022	WOLBERS, ROBERT	MISCELLANEOUSCONTRACTED SERVIC	125.00
10/27/2022	WOODS, CHARLES	MISCELLANEOUSCONTRACTED SERVIC	120.00
10/27/2022	WRIGHT, COREY	MISCELLANEOUSCONTRACTED SERVIC	270.00
10/27/2022	WYLIE, LAYNE	MISCELLANEOUSCONTRACTED SERVIC	90.00
10/27/2022	YARBROUGH, KEVIN	MISCELLANEOUSCONTRACTED SERVIC	130.00

MANSFIELD INDEPENDENT SCHOOL DISTRICT

Fund Disbursement Report for 10/1/2022 through 10/31/2022

<u>DATE PAID</u>	<u>NAME</u>	<u>ITEM DESCRIPTION</u>	<u>AMOUNT</u>
181 - ATHLETIC FUND			
10/27/2022	ZARAGOZA, BRYAN	MISCELLANEOUSCONTRACTED SERVIC	120.00
10/28/2022	PRECISION BUSINESS MACHINES, INC	TECHNOLOGY EQUIPMENT<\$5000	5,195.00
181 - ATHLETIC FUND			179,021.26
195 - ADVERTISING FUND			
10/4/2022	HOME DEPOT, TAX #9218276983	OTHER SUPPLIES FOR M&O	683.64
10/4/2022	QDOBA MEXICAN GRILL, BDAA HOLDINGS	MISCELLANEOUS OPERATING COSTS	300.00
10/4/2022	UPSTAGE CENTER, INC	MISCELLANEOUSCONTRACTED SERVIC	10,512.45
10/7/2022	CARROT TOP INDUSTRIES	GENERAL SUPPLIES	683.84
10/7/2022	HOBBY LOBBY STORES, INC.	GENERAL SUPPLIES	592.78
10/7/2022	WENGER CORPORATION	DEFERRED EXPENDITURES/EXPENSES	0.00
10/7/2022	WENGER CORPORATION	MISCELLANEOUSCONTRACTED SERVIC	6,993.33
10/18/2022	HOME DEPOT, TAX #9218276983	OTHER SUPPLIES FOR M&O	3,109.87
10/18/2022	UPSTAGE CENTER, INC	MISCELLANEOUSCONTRACTED SERVIC	13,410.56
10/24/2022	CITIBANK	MISCELLANEOUS OPERATING COSTS	846.02
10/25/2022	AMAZON CAPITAL SERVICES INC	GENERAL SUPPLIES	873.46
10/25/2022	CHICK-FIL-A #03011, E BROAD STREET	MISCELLANEOUS OPERATING COSTS	506.50
10/25/2022	COWBOY PARTY RENTALS/SUNDANCE EVEN'	RENTALS-OPERATING LEASES	342.00
10/25/2022	DOWN ON THE FARM, GARY HOLLAND	MISCELLANEOUSCONTRACTED SERVIC	1,885.00
10/25/2022	HOME DEPOT, TAX #9218276983	OTHER SUPPLIES FOR M&O	763.25
10/25/2022	SCARBOROUGH SPECIALTIES, INC	MISCELLANEOUSCONTRACTED SERVIC	2,975.00
10/25/2022	THE SPARKS AGENCY	MISCELLANEOUSCONTRACTED SERVIC	920.00
10/25/2022	UPSTAGE CENTER, INC	MISCELLANEOUSCONTRACTED SERVIC	18,457.20
10/25/2022	WALNUT CREEK FARM	MISCELLANEOUS OPERATING COSTS	240.00
10/27/2022	HOME DEPOT, TAX #9218276983	OTHER SUPPLIES FOR M&O	442.53
10/27/2022	LOWE'S COMPANIES, INC	GENERAL SUPPLIES	237.30
10/27/2022	SCARBOROUGH SPECIALTIES, INC	MISCELLANEOUSCONTRACTED SERVIC	18,880.00
10/28/2022	HOBBY LOBBY STORES, INC.	GENERAL SUPPLIES	332.19
10/28/2022	ON THE BORDER	MISCELLANEOUS OPERATING COSTS	1,079.18
10/28/2022	STAPLES ADVANTAGE	GENERAL SUPPLIES	419.28
10/28/2022	WEISSMAN	GENERAL SUPPLIES	110.11
195 - ADVERTISING FUND			85,595.49
196 - SPECIAL OPERATING FUND			
10/4/2022	BENCHMARK EDUCATION COMPANY, LLC	GENERAL SUPPLIES	1,663.20
10/4/2022	DIDAX, INC	GENERAL SUPPLIES	291.66
10/4/2022	PURE WATER PARTNERS, LLC	RENTALS-OPERATING LEASES	10,292.00
10/4/2022	TECHNOLOGY INTEGRATION GROUP (TIG), P	INSURANCE AND BONDING COSTS	120,000.00
10/7/2022	HON COMPANY, THE	FURNITURE	921.44
10/7/2022	TRS	TEACHER RETIREMENT	3.22
10/14/2022	CDW GOVERNMENT	COMPUTER SOFTWARE	2,208.00
10/18/2022	KAPLAN EARLY LEARNING COMPANY	GENERAL SUPPLIES	4,589.15
10/20/2022	FLINN SCIENTIFIC, INC	GENERAL SUPPLIES	6,532.73
10/20/2022	TECHNOLOGY INTEGRATION GROUP (TIG), P	INSURANCE AND BONDING COSTS	493,106.48
10/20/2022	WARNER, PAULETTE	OTHER	25.00
10/25/2022	AMAZON CAPITAL SERVICES INC	GENERAL SUPPLIES	-85.99
10/25/2022	FLINN SCIENTIFIC, INC	GENERAL SUPPLIES	60.83
10/25/2022	KAPLAN EARLY LEARNING COMPANY	GENERAL SUPPLIES	539.90
10/27/2022	FLINN SCIENTIFIC, INC	GENERAL SUPPLIES	78.32
10/27/2022	STAPLES ADVANTAGE	GENERAL SUPPLIES	268.94
196 - SPECIAL OPERATING FUND			640,494.88
198 - HIGH SCHOOL ALLOTMENT			
10/7/2022	SCHOOL MATE	GENERAL SUPPLIES	1,702.00

MANSFIELD INDEPENDENT SCHOOL DISTRICT

Fund Disbursement Report for 10/1/2022 through 10/31/2022

<u>DATE PAID</u>	<u>NAME</u>	<u>ITEM DESCRIPTION</u>	<u>AMOUNT</u>
198 - HIGH SCHOOL ALLOTMENT			
10/7/2022	TRS	TEACHER RETIREMENT	2,299.67
10/14/2022	STAPLES ADVANTAGE	GENERAL SUPPLIES	600.00
10/18/2022	AVID CENTER	TRAVEL, TRAINING & SUBSISTENCE	995.00
10/25/2022	AMAZON CAPITAL SERVICES INC	GENERAL SUPPLIES	24.99
10/25/2022	STAPLES ADVANTAGE	GENERAL SUPPLIES	427.34
198 - HIGH SCHOOL ALLOTMENT			6,049.00
199 - GENERAL OPERATING			
10/4/2022	ABM INDUSTRY GROUPS LLC	MISCELLANEOUS CONTRACTED SERVIC	4,387.50
10/4/2022	ALICIA WOODS AUDIOLOGY LLC	MISCELLANEOUS CONTRACTED SERVIC	840.00
10/4/2022	ALLDATA, LLC	COMPUTER SOFTWARE	975.00
10/4/2022	AMAZON CAPITAL SERVICES INC	GENERAL SUPPLIES	363.79
10/4/2022	AMAZON CAPITAL SERVICES INC	MISCELLANEOUS OPERATING COSTS	131.97
10/4/2022	AMAZON CAPITAL SERVICES INC	OTHER SUPPLIES FOR M&O	32.97
10/4/2022	AMAZON CAPITAL SERVICES INC	READING/REF MATERIALS/DATABASE	783.58
10/4/2022	AMAZON CAPITAL SERVICES INC	TECHNOLOGY EQUIPMENT<\$5000	329.40
10/4/2022	APPLE COMPUTERS, INC	COMPUTER SOFTWARE	43.83
10/4/2022	APPLE COMPUTERS, INC	TECHNOLOGY EQUIPMENT<\$5000	417.17
10/4/2022	ATLAS FOUNDATION CO., INC.	CONTRACTED MAINTENANCE AND REP	10,190.50
10/4/2022	AWARD CENTER	MISCELLANEOUS OPERATING COSTS	31.89
10/4/2022	B&B COMMERCIAL PRINTING	GENERAL SUPPLIES	50.00
10/4/2022	B&B COMMERCIAL PRINTING	MISCELLANEOUS CONTRACTED SERVIC	1,473.00
10/4/2022	B&H PHOTO-VIDEO-PRO-AUDIO	GENERAL SUPPLIES	82.08
10/4/2022	BOUND TO STAY BOUND BOOKS INC	READING/REF MATERIALS/DATABASE	844.34
10/4/2022	BRAINPOP, LLC	COMPUTER SOFTWARE	2,155.00
10/4/2022	BREAKTHROUGH COACH, THE	TRAVEL, TRAINING & SUBSISTENCE	825.00
10/4/2022	BRIDGES TRANSITIONS CO., PAWS IN JOBLAI	COMPUTER SOFTWARE	200.00
10/4/2022	BUSINESS ESSENTIALS, CMBC INVESTMENT	GENERAL SUPPLIES	533.34
10/4/2022	BUSOCKER, GINGER	TRAVEL, TRAINING & SUBSISTENCE	80.00
10/4/2022	CAMP LONE STAR YEARBOOK WORKSHOPS	TRAVEL, TRAINING & SUBSISTENCE	25.00
10/4/2022	CAPTURING KIDS HEARTS, FLIPPEN GROUP	MISCELLANEOUS CONTRACTED SERVIC	22,900.00
10/4/2022	CDW GOVERNMENT	COMPUTER SOFTWARE	71,113.00
10/4/2022	CDW GOVERNMENT	TECHNOLOGY EQUIPMENT<\$5000	2,825.71
10/4/2022	CITY OF MANSFIELD, UTILITIES	UTILITIES - WATER	5,943.03
10/4/2022	CONCORD THEATRICALS CORP	GENERAL SUPPLIES	25.15
10/4/2022	DALLAS HERITAGE VILLAGE	TRAVEL AND SUBSISTENCE - STUDE	615.00
10/4/2022	DECKER EQUIPMENT	OTHER SUPPLIES FOR M&O	479.16
10/4/2022	DOWN PATT	GENERAL SUPPLIES	820.00
10/4/2022	DREAM RANCH OFFICE SUPPLIES	GENERAL SUPPLIES	3,021.59
10/4/2022	DUNCANVILLE HIGH SCHOOL BAND BOOSTER	TRAVEL AND SUBSISTENCE - STUDE	450.00
10/4/2022	EARTHWORKS INC	CONTRACTED MAINTENANCE AND REP	43,419.50
10/4/2022	ELLIOTT ELECTRIC SUPPLY INC	OTHER SUPPLIES FOR M&O	870.25
10/4/2022	FARRAR, KEZIAH	TRAVEL AND SUBSISTENCE - NON-E	323.16
10/4/2022	FIRST	GENERAL SUPPLIES	122.00
10/4/2022	FIRST	MISCELLANEOUS OPERATING COSTS	250.00
10/4/2022	FIRST	TRAVEL AND SUBSISTENCE - STUDE	3,389.00
10/4/2022	GENUINE PARTS COMPANY-NAPA	GASOLINE AND OTHER FUELS OR VE	1,023.07
10/4/2022	GENUINE PARTS COMPANY-NAPA	GENERAL SUPPLIES	59.56
10/4/2022	GENUINE PARTS COMPANY-NAPA	OTHER SUPPLIES FOR M&O	109.29
10/4/2022	GENUINE PARTS COMPANY-NAPA	VEHICLE PARTS & SUPPLIES	3,693.61
10/4/2022	GOT SPIRIT?	GENERAL SUPPLIES	600.00
10/4/2022	GOVCONNECTION INC	TECHNOLOGY EQUIPMENT<\$5000	2,428.06
10/4/2022	GRAINGER	OTHER SUPPLIES FOR M&O	514.47
10/4/2022	HOME DEPOT, TAX #9218276983	GENERAL SUPPLIES	3,194.12
10/4/2022	HOME DEPOT, TAX #9218276983	OTHER SUPPLIES FOR M&O	656.57

MANSFIELD INDEPENDENT SCHOOL DISTRICT

Fund Disbursement Report for 10/1/2022 through 10/31/2022

<u>DATE PAID</u>	<u>NAME</u>	<u>ITEM DESCRIPTION</u>	<u>AMOUNT</u>
199 - GENERAL OPERATING			
10/4/2022	ID WHOLESALER	GENERAL SUPPLIES	960.15
10/4/2022	IFRIT TECHNOLOGIES LLC	COMPUTER SOFTWARE	225.02
10/4/2022	IFRIT TECHNOLOGIES LLC	GENERAL SUPPLIES	10.00
10/4/2022	INTRADO INTERACTIVE SERVICES CORPORA	COMPUTER SOFTWARE	70,329.50
10/4/2022	JERRY'S GENERAL AUTOMOTIVE INC	CONTRACTED MAINTENANCE AND REP	479.39
10/4/2022	LAKESHORE LEARNING MATERIALS LLC	GENERAL SUPPLIES	23.72
10/4/2022	LEARNING A-Z LLC	COMPUTER SOFTWARE	1,432.90
10/4/2022	LENNOX INDUSTRIES INC	OTHER SUPPLIES FOR M&O	524.00
10/4/2022	LONGHORN, INC.	OTHER SUPPLIES FOR M&O	324.33
10/4/2022	MAINSTAY FARM	TRAVEL AND SUBSISTENCE - STUDE	1,232.00
10/4/2022	MANSFIELD GAS & EXHAUST	JANITORIAL SUPPLIES	126.00
10/4/2022	MANSFIELD COMMISSION FOR THE ARTS	TRAVEL, TRAINING & SUBSISTENCE	1,000.00
10/4/2022	MATHEWSON, ERIN	MISCELLANEOUS CONTRACTED SERVIC	100.00
10/4/2022	MCGRRAW-HILL COMPANIES, THE	READING/REF MATERIALS/DATABASE	200.36
10/4/2022	MOBILE COMMUNICATIONS OF AMERICA, CR	DEFERRED EXPENDITURES/EXPENSES	0.00
10/4/2022	MOBILE COMMUNICATIONS OF AMERICA, CR	GENERAL SUPPLIES	3,920.00
10/4/2022	MONTOYA, JR., DANIEL	MISCELLANEOUS CONTRACTED SERVIC	2,500.00
10/4/2022	MOORE SUPPLY COMPANY	OTHER SUPPLIES FOR M&O	118.87
10/4/2022	MUSIC THEATRE INTERNATIONAL	GENERAL SUPPLIES	601.00
10/4/2022	MUSIC THEATRE INTERNATIONAL	MISCELLANEOUS OPERATING COSTS	248.00
10/4/2022	MUSIC THEATRE INTERNATIONAL	RENTALS-OPERATING LEASES	626.00
10/4/2022	MY WATER LLC	CONTRACTED MAINTENANCE AND REP	1,623.75
10/4/2022	NATIONAL CENTER FOR YOUTH ISSUES	TRAVEL, TRAINING & SUBSISTENCE	300.00
10/4/2022	OLEN WILLIAMS INC	CONTRACTED MAINTENANCE AND REP	190.00
10/4/2022	ORIENTAL TRADING COMPANY, INC	GENERAL SUPPLIES	123.48
10/4/2022	PENDER'S MUSIC COMPANY	GENERAL SUPPLIES	14.12
10/4/2022	PITNEY BOWES BANK RESERVE ACCT, 28278	INVENTORY-POSTAGE	25,000.00
10/4/2022	PLANK ROAD PUBLISHING, INC	GENERAL SUPPLIES	50.40
10/4/2022	POSITIVE PROMOTIONS, INC	GENERAL SUPPLIES	218.35
10/4/2022	PRECISION BUSINESS MACHINES, INC	GENERAL SUPPLIES	653.67
10/4/2022	PRIME SOURCE	INVENTORY - WAREHOUSE SUPPLIES	4,627.00
10/4/2022	QUALITY SOUND AND COMMUNICATIONS INC	CONTRACTED MAINTENANCE AND REP	436.60
10/4/2022	REALLY GOOD STUFF, LLC	GENERAL SUPPLIES	26.18
10/4/2022	REGION 11 ESC	EDUCATION SERVICE CENTER SERVI	1,775.00
10/4/2022	REGION 11 ESC	READING/REF MATERIALS/DATABASE	1,050.00
10/4/2022	RELIABLE PARTS INC.	OTHER SUPPLIES FOR M&O	116.50
10/4/2022	RHYTHM BAND INSTRUMENTS, LLC	GENERAL SUPPLIES	1,981.70
10/4/2022	SANCHEZ, RUDY	MISCELLANEOUS CONTRACTED SERVIC	600.00
10/4/2022	SCHOOL HEALTH CORPORATION	GENERAL SUPPLIES	329.15
10/4/2022	SCHOOL SPECIALTY, LLC	GENERAL SUPPLIES	1,175.72
10/4/2022	SCIENCE TEACHERS ASSOC OF TEXAS	TRAVEL, TRAINING & SUBSISTENCE	820.00
10/4/2022	SEAWINNS SECURITY INC	MISCELLANEOUS CONTRACTED SERVIC	1,145.96
10/4/2022	SHERWIN-WILLIAMS 6732-3883-8-7528	OTHER SUPPLIES FOR M&O	351.56
10/4/2022	SITEONE LANDSCAPE SUPPLY, LLC	OTHER SUPPLIES FOR M&O	246.28
10/4/2022	SLAYBAUGH, TINA	TECHNOLOGY EQUIPMENT<\$5000	325.00
10/4/2022	SOLIANT HEALTH	PROFESSIONAL SERVICES	8,216.50
10/4/2022	SOUTHERN TIRE MART	GENERAL SUPPLIES	1,085.92
10/4/2022	SOUTHWEST INTERNATIONAL TRUCKS, INC	CONTRACTED MAINTENANCE AND REP	2,958.68
10/4/2022	STAPLES ADVANTAGE	GENERAL SUPPLIES	8,826.02
10/4/2022	SWANK MOVIE LICENSING USA	MISCELLANEOUS OPERATING COSTS	552.00
10/4/2022	TARRANT COUNTY TAX OFFICE	MISCELLANEOUS OPERATING COSTS	37.50
10/4/2022	TEACHER SYNERGY LLC	COMPUTER SOFTWARE	277.98
10/4/2022	TEACHER SYNERGY LLC	GENERAL SUPPLIES	28.99
10/4/2022	TEXAS COMPUTER EDUCATION ASSOCIATION	TRAVEL, TRAINING & SUBSISTENCE	844.00
10/4/2022	TEXAS ELEM PRIN & SUPR ASSOC, TEPSA	MEMBERSHIPS	588.00

MANSFIELD INDEPENDENT SCHOOL DISTRICT

Fund Disbursement Report for 10/1/2022 through 10/31/2022

<u>DATE PAID</u>	<u>NAME</u>	<u>ITEM DESCRIPTION</u>	<u>AMOUNT</u>
199 - GENERAL OPERATING			
10/4/2022	TEXAS OVERHEAD DOOR COMPANY	CONTRACTED MAINTENANCE AND REP	225.00
10/4/2022	TEXAS TECH ISD	TESTING MATERIALS	270.00
10/4/2022	THE UNIVERSITY OF TEXAS AT AUSTIN UT HIC	TESTING MATERIALS	25.00
10/4/2022	TIPPING, CRAIG	TRAVEL AND SUBSISTENCE - NON-E	81.45
10/4/2022	TOTAL MAINTENANCE SOLUTIONS, TMS SOU	OTHER SUPPLIES FOR M&O	82.78
10/4/2022	TRANE, ACCT #8162331	OTHER SUPPLIES FOR M&O	26,639.53
10/4/2022	UNIFIRST HOLDINGS, INC	RENTALS-OPERATING LEASES	222.50
10/4/2022	UNITED REFRIGERATION INC	OTHER SUPPLIES FOR M&O	3,160.00
10/4/2022	UNIVERSITY OF TEXAS AT ARLINGTON, APSI	TRAVEL, TRAINING & SUBSISTENCE	600.00
10/4/2022	VARSITY SPIRIT, VARSITY BRANDS	TRAVEL AND SUBSISTENCE - STUDE	1,265.00
10/4/2022	VIRGEN, FRANCISCO	TRAVEL, TRAINING & SUBSISTENCE	65.00
10/4/2022	VOSS LIGHTING	OTHER SUPPLIES FOR M&O	93.00
10/4/2022	WENGER CORPORATION	FURNITURE	14,919.92
10/4/2022	WES-CARTWRIGHT, LLC	MISCELLANEOUS CONTRACTED SERVIC	2,000.00
10/4/2022	WESTERN - BRW PAPER CO, OVOL USA	GENERAL SUPPLIES	13,456.70
10/4/2022	WHITE, JUSTIN	TRAVEL, TRAINING & SUBSISTENCE	65.00
10/4/2022	WILLIAM V. MACGILL & CO.	GENERAL SUPPLIES	2,040.41
10/4/2022	WILSON, COURTNEY	TRAVEL AND SUBSISTENCE - NON-E	392.92
10/4/2022	WINSTON WATER COOLER OF FT WORTH	OTHER SUPPLIES FOR M&O	1,868.32
10/4/2022	WYLIE BAND BOOSTER CLUB	TRAVEL AND SUBSISTENCE - STUDE	375.00
10/4/2022	ZAMPRELLI DESIGN LLC	MISCELLANEOUS CONTRACTED SERVIC	2,500.00
10/7/2022	A-1 CLEANERS INC	MISCELLANEOUS CONTRACTED SERVIC	302.12
10/7/2022	ABC WRECKER SERVICE	MISCELLANEOUS CONTRACTED SERVIC	270.00
10/7/2022	ABECEDARIAN	GENERAL SUPPLIES	108.90
10/7/2022	ALLEN, FRED	MISCELLANEOUS CONTRACTED SERVIC	2,600.00
10/7/2022	ALLOWAY, ASHLEY	TRAVEL, TRAINING & SUBSISTENCE	123.01
10/7/2022	AMAZON CAPITAL SERVICES INC	GENERAL SUPPLIES	186.05
10/7/2022	AMAZON CAPITAL SERVICES INC	READING/REF MATERIALS/DATABASE	30.95
10/7/2022	AMF SPARE TIME LANES	TRAVEL AND SUBSISTENCE - STUDE	275.00
10/7/2022	APPLE COMPUTERS, INC	COMPUTER SOFTWARE	23.67
10/7/2022	APPLE COMPUTERS, INC	TECHNOLOGY EQUIPMENT <\$5000	225.33
10/7/2022	ARTA TRAVEL	TRAVEL, TRAINING & SUBSISTENCE	1,563.60
10/7/2022	AT&T GIGA MAN	UTILITIES - TELEPHONE	6,200.56
10/7/2022	AT&T MOBILITY	COMPUTER SOFTWARE	438.90
10/7/2022	AT&T MOBILITY	UTILITIES - TELEPHONE	219.45
10/7/2022	ATLAS FOUNDATION CO., INC.	CONTRACTED MAINTENANCE AND REP	5,425.00
10/7/2022	AZCARATE, ALYSSA	TRAVEL, TRAINING & SUBSISTENCE	673.00
10/7/2022	B&B COMMERCIAL PRINTING	MISCELLANEOUS CONTRACTED SERVIC	431.00
10/7/2022	B&H PHOTO-VIDEO-PRO-AUDIO	TECHNOLOGY EQUIPMENT <\$5000	1,500.24
10/7/2022	BARAJAS-TRUJILLO, JAZMYN	MISCELLANEOUS CONTRACTED SERVIC	630.00
10/7/2022	BARKER, GEORGE	TRAVEL, TRAINING & SUBSISTENCE	24.63
10/7/2022	BARNES & NOBLE BOOKSELLERS INC	READING/REF MATERIALS/DATABASE	159.90
10/7/2022	BAUDVILLE, INC.	GENERAL SUPPLIES	497.58
10/7/2022	BENAVIDES, FERNANDO	TRAVEL, TRAINING & SUBSISTENCE	1,032.08
10/7/2022	BLICK ART MATERIALS, LLC	GENERAL SUPPLIES	1,107.95
10/7/2022	BOUND TO STAY BOUND BOOKS INC	LIBRARY BOOKS AND MEDIA	312.43
10/7/2022	BRACKETT & ELLIS, PC	DEFERRED EXPENDITURES/EXPENSES	0.00
10/7/2022	BRACKETT & ELLIS, PC	LEGAL SERVICES	89.40
10/7/2022	BROGDEN, JEFFREY	TRAVEL, TRAINING & SUBSISTENCE	861.91
10/7/2022	BROOKS DUPLICATOR COMPANY	GENERAL SUPPLIES	725.00
10/7/2022	BROWN, VELOCITY	TRAVEL, TRAINING & SUBSISTENCE	399.00
10/7/2022	BUSINESS ESSENTIALS, CMBC INVESTMENT:	GENERAL SUPPLIES	388.85
10/7/2022	CAPERS, JOSEPH	MISCELLANEOUS CONTRACTED SERVIC	1,800.00
10/7/2022	CAROLINA BIOLOGICAL SPLY CO	GENERAL SUPPLIES	66.00
10/7/2022	CAS-CLAIMS ADMINISTRATIVE SVCS	OTHER	116,477.26

MANSFIELD INDEPENDENT SCHOOL DISTRICT

Fund Disbursement Report for 10/1/2022 through 10/31/2022

<u>DATE PAID</u>	<u>NAME</u>	<u>ITEM DESCRIPTION</u>	<u>AMOUNT</u>
199 - GENERAL OPERATING			
10/7/2022	CDW GOVERNMENT	TECHNOLOGY EQUIPMENT<\$5000	889.50
10/7/2022	CELEBRATE EXCELLENCE, ISO GROUP INC	MISCELLANEOUS OPERATING COSTS	615.96
10/7/2022	CERTIPORT, INC	COMPUTER SOFTWARE	2,890.00
10/7/2022	CHEN, JENNIFER	TRAVEL, TRAINING & SUBSISTENCE	0.00
10/7/2022	CITIBANK	TRAVEL, TRAINING & SUBSISTENCE	975.00
10/7/2022	CITY OF MANSFIELD, UTILITIES	UTILITIES - WATER	27,831.99
10/7/2022	CITY OF GRAND PRAIRIE, WATER UTILITIES	UTILITIES - WATER	1,273.72
10/7/2022	CLASS A PRODUCTS, LLC	GENERAL SUPPLIES	75.03
10/7/2022	COMMUNICATIONS PLUS, INC.	CONTRACTED MAINTENANCE AND REP	824.00
10/7/2022	COMPLETE SUPPLY, INC	GENERAL SUPPLIES	2,503.80
10/7/2022	CORLEY, SARA	TRAVEL, TRAINING & SUBSISTENCE	339.00
10/7/2022	COUSIN'S CONCERT ATTIRE, COUSIN'S UNIFC	GENERAL SUPPLIES	1,387.00
10/7/2022	CRAIG, JUSTIN	MISCELLANEOUS CONTRACTED SERVIC	300.00
10/7/2022	D&H UNITED FUELING SOLUTIONS, INC.	CONTRACTED MAINTENANCE AND REP	602.00
10/7/2022	DALEN, JENNIFER	TRAVEL, TRAINING & SUBSISTENCE	34.75
10/7/2022	DANIELSON, LORI	MISCELLANEOUS CONTRACTED SERVIC	200.00
10/7/2022	DEALERS ELECTRICAL SUPPLY	OTHER SUPPLIES FOR M&O	182.34
10/7/2022	DELCOM GROUP LP	TECHNOLOGY EQUIPMENT<\$5000	0.00
10/7/2022	DEMCO INC	GENERAL SUPPLIES	132.87
10/7/2022	DOUBLE EAGLE ELECTRIC	CONTRACTED MAINTENANCE AND REP	0.00
10/7/2022	DREAM RANCH OFFICE SUPPLIES	GENERAL SUPPLIES	3,143.06
10/7/2022	ED311	TRAVEL, TRAINING & SUBSISTENCE	410.00
10/7/2022	ESCOVEDO, KRISTEN	MISCELLANEOUS CONTRACTED SERVIC	1,316.25
10/7/2022	ESGI, LLC	COMPUTER SOFTWARE	672.00
10/7/2022	EVERETT, ERIN	RENT	5.00
10/7/2022	FINIE, ALEXANDRIA	MISCELLANEOUS OPERATING COSTS	118.87
10/7/2022	FITNESS FINDERS INC	COMPUTER SOFTWARE	169.95
10/7/2022	FITNESS FINDERS INC	GENERAL SUPPLIES	222.75
10/7/2022	FLINN SCIENTIFIC, INC	GENERAL SUPPLIES	739.20
10/7/2022	FOLLETT CONTENT SOLUTIONS, LLC, BOOKS	READING/REF MATERIALS/DATABASE	735.42
10/7/2022	FONTENOT, TARA	MISCELLANEOUS CONTRACTED SERVIC	3,500.00
10/7/2022	FORENSICS FILES, THE	READING/REF MATERIALS/DATABASE	464.00
10/7/2022	FORT WORTH ISD - COWTOWN CLASSIC, JRC	TRAVEL AND SUBSISTENCE - STUDE	360.00
10/7/2022	FUZZY'S, TACO SHOP	MISCELLANEOUS OPERATING COSTS	450.00
10/7/2022	GAIL NELSON MUSIC	MISCELLANEOUS CONTRACTED SERVIC	400.00
10/7/2022	GENUINE PARTS COMPANY-NAPA	GASOLINE AND OTHER FUELS OR VE	238.02
10/7/2022	GENUINE PARTS COMPANY-NAPA	GENERAL SUPPLIES	178.26
10/7/2022	GENUINE PARTS COMPANY-NAPA	OTHER EQUIPMENT<\$5000	178.42
10/7/2022	GENUINE PARTS COMPANY-NAPA	OTHER SUPPLIES FOR M&O	403.61
10/7/2022	GENUINE PARTS COMPANY-NAPA	VEHICLE PARTS & SUPPLIES	20,288.86
10/7/2022	GLOBAL ASSET	TECHNOLOGY EQUIPMENT<\$5000	368.00
10/7/2022	GOINS, ANDREW	MISCELLANEOUS CONTRACTED SERVIC	950.00
10/7/2022	GOVCONNECTION INC	TECHNOLOGY EQUIPMENT<\$5000	8,991.03
10/7/2022	GRACENOTES LLC	COMPUTER SOFTWARE	423.00
10/7/2022	GRAINGER	GENERAL SUPPLIES	140.40
10/7/2022	GRAINGER	OTHER SUPPLIES FOR M&O	475.02
10/7/2022	GRAVES, LAUREN	MISCELLANEOUS CONTRACTED SERVIC	1,250.00
10/7/2022	HOBBY LOBBY STORES, INC.	GENERAL SUPPLIES	190.01
10/7/2022	HOME DEPOT, TAX #9218276983	GENERAL SUPPLIES	49.97
10/7/2022	HOME DEPOT, TAX #9218276983	JANITORIAL SUPPLIES	88.24
10/7/2022	HOME DEPOT, TAX #9218276983	OTHER SUPPLIES FOR M&O	690.47
10/7/2022	HON COMPANY, THE	FURNITURE	1,080.42
10/7/2022	HOUGHTON MIFFLIN HARCOURT	DEFERRED EXPENDITURES/EXPENSES	422,176.59
10/7/2022	IDISSMISS LLC	COMPUTER SOFTWARE	199.00
10/7/2022	J W PEPPER & SON, INC	GENERAL SUPPLIES	343.49

MANSFIELD INDEPENDENT SCHOOL DISTRICT

Fund Disbursement Report for 10/1/2022 through 10/31/2022

<u>DATE PAID</u>	<u>NAME</u>	<u>ITEM DESCRIPTION</u>	<u>AMOUNT</u>
199 - GENERAL OPERATING			
10/7/2022	JACKSON, NATHAN	MISCELLANEOUSCONTRACTED SERVIC	250.00
10/7/2022	JANESKI, DARLENE	MISCELLANEOUSCONTRACTED SERVIC	250.00
10/7/2022	JASON'S DELI, MANSFIELD	MISCELLANEOUS OPERATING COSTS	495.56
10/7/2022	JD PALATINE LLC	MISCELLANEOUSCONTRACTED SERVIC	2,322.60
10/7/2022	KANER, ELLEN	MISCELLANEOUSCONTRACTED SERVIC	540.00
10/7/2022	KIDD, ELIZABETH	MISCELLANEOUSCONTRACTED SERVIC	400.00
10/7/2022	THE LAMAR COMPANIES	MISCELLANEOUS OPERATING COSTS	6,555.00
10/7/2022	LANDERS, STE'FON	MISCELLANEOUSCONTRACTED SERVIC	540.00
10/7/2022	LEAPIN' LEOTARDS LTD	GENERAL SUPPLIES	489.80
10/7/2022	LEARNING A-Z LLC	COMPUTER SOFTWARE	3,295.98
10/7/2022	LENNOX INDUSTRIES INC	OTHER SUPPLIES FOR M&O	3,996.25
10/7/2022	LONGHORN, INC.	OTHER SUPPLIES FOR M&O	1,505.88
10/7/2022	LOWE'S COMPANIES, INC	GENERAL SUPPLIES	1,165.05
10/7/2022	LOWE'S COMPANIES, INC	OTHER SUPPLIES FOR M&O	182.53
10/7/2022	MAGNOLIA SPEAKS SPEECH THERAPY PLLC,	PROFESSIONAL SERVICES	4,652.50
10/7/2022	MANSFIELD GAS & EXHAUST	CONTRACTED MAINTENANCE AND REP	102.00
10/7/2022	MANSFIELD OIL COMPANY	TRAVEL AND SUBSISTENCE - STUDE	309.80
10/7/2022	MANSFIELD OIL COMPANY	TRAVEL, TRAINING & SUBSISTENCE	428.34
10/7/2022	MATERA PAPER COMPANY	INVENTORY - WAREHOUSE SUPPLIES	288.50
10/7/2022	MBM FINANCIAL INTERESTS, LP	RENTALS-OPERATING LEASES	1,510.80
10/7/2022	MEDHEALTH	DEFERRED EXPENDITURES/EXPENSES	0.00
10/7/2022	MEDHEALTH	MISCELLANEOUSCONTRACTED SERVIC	55,164.06
10/7/2022	METAL SUPERMARKETS FT WORTH	OTHER SUPPLIES FOR M&O	344.44
10/7/2022	MONOGRAM PRO	MISCELLANEOUSCONTRACTED SERVIC	254.00
10/7/2022	MONTOYA, JR., DANIEL	MISCELLANEOUSCONTRACTED SERVIC	2,000.00
10/7/2022	MOORE SUPPLY COMPANY	OTHER SUPPLIES FOR M&O	679.29
10/7/2022	MRNS MUSIC	READING/REF MATERIALS/DATABASE	420.00
10/7/2022	MUSIC IN MOTION	GENERAL SUPPLIES	215.97
10/7/2022	MUSIC IN MOTION	MISCELLANEOUS OPERATING COSTS	244.72
10/7/2022	MUSIC THEATRE INTERNATIONAL	MISCELLANEOUS OPERATING COSTS	735.53
10/7/2022	MUSIC THEATRE INTERNATIONAL	RENTALS-OPERATING LEASES	2,618.47
10/7/2022	NATIONAL CENTER FOR YOUTH ISSUES	MEMBERSHIPS	30.00
10/7/2022	NATIONAL CENTER FOR YOUTH ISSUES	TRAVEL, TRAINING & SUBSISTENCE	170.00
10/7/2022	NATIONAL SPEECH AND DEBATE ASSOCIATIC	MISCELLANEOUS OPERATING COSTS	249.00
10/7/2022	NEWBART PRODUCTS	GENERAL SUPPLIES	35.00
10/7/2022	NEWSOM, MICHELLE	TRAVEL AND SUBSISTENCE - NON-E	435.70
10/7/2022	NORMAN, JEFFREY	MISCELLANEOUSCONTRACTED SERVIC	540.00
10/7/2022	NORTH CENTRAL TEXAS INTERLINK, INC	TRAVEL, TRAINING & SUBSISTENCE	200.00
10/7/2022	NORTH TEXAS FIRE LLC	CONTRACTED MAINTENANCE AND REP	4,625.00
10/7/2022	NORTHERN TOOL & EQUIPMENT-ACCT 23282	GENERAL SUPPLIES	919.96
10/7/2022	NORTON METALS	GENERAL SUPPLIES	1,374.09
10/7/2022	ODP BUSINESS SOLUTIONS LLC, OFFICE DEF	GENERAL SUPPLIES	75.00
10/7/2022	OSBOURN, JEFFERY	MISCELLANEOUSCONTRACTED SERVIC	500.00
10/7/2022	PETROLEUM TRADERS CORPORATION	GASOLINE AND OTHER FUELS OR VE	81,365.41
10/7/2022	PHAM, THAO	MISCELLANEOUSCONTRACTED SERVIC	800.00
10/7/2022	PINNACLE MEDICAL MANAGEMENT	PROFESSIONAL SERVICES	846.00
10/7/2022	PIXELPRAIRIE IMAGING SERVICES	MISCELLANEOUSCONTRACTED SERVIC	580.00
10/7/2022	PRECISION BUSINESS MACHINES, INC	GENERAL SUPPLIES	980.50
10/7/2022	PRIDE OF TEXAS MUSIC FESTIVALS	TRAVEL AND SUBSISTENCE - STUDE	150.00
10/7/2022	R&H PARTS AND SERVICE INC	CONTRACTED MAINTENANCE AND REP	369.18
10/7/2022	RAIN PONCHOS PLUS, LLC	GENERAL SUPPLIES	337.80
10/7/2022	REGION 11 ESC	EDUCATION SERVICE CENTER SERVI	850.00
10/7/2022	REGION 11 ESC	TRAVEL, TRAINING & SUBSISTENCE	525.00
10/7/2022	REJON, MICHAEL	TRAVEL, TRAINING & SUBSISTENCE	76.94
10/7/2022	RELIABLE PARTS INC.	OTHER SUPPLIES FOR M&O	37.37

MANSFIELD INDEPENDENT SCHOOL DISTRICT

Fund Disbursement Report for 10/1/2022 through 10/31/2022

<u>DATE PAID</u>	<u>NAME</u>	<u>ITEM DESCRIPTION</u>	<u>AMOUNT</u>
199 - GENERAL OPERATING			
10/7/2022	RHYTHM BAND INSTRUMENTS, LLC	GENERAL SUPPLIES	644.10
10/7/2022	ROBINSON, SIOBHAN	MISCELLANEOUSCONTRACTED SERVIC	800.00
10/7/2022	ROE, CHARLES	TRAVEL, TRAINING & SUBSISTENCE	412.50
10/7/2022	ROMEO MUSIC LLC	GENERAL SUPPLIES	499.00
10/7/2022	RON TURLEY ASSOC. INC	COMPUTER SOFTWARE	3,265.66
10/7/2022	RYAN RAIDER BAND BOOSTERS, INC.	TRAVEL AND SUBSISTENCE - STUDE	400.00
10/7/2022	SAFETY KLEEN	MISCELLANEOUSCONTRACTED SERVIC	186.30
10/7/2022	SANCHEZ, JOANN	TRAVEL, TRAINING & SUBSISTENCE	86.63
10/7/2022	SASI - THE LEADERSHIP PEOPLE, LLC	MISCELLANEOUSCONTRACTED SERVIC	4,125.00
10/7/2022	SCEARCE, BENJAMIN	TRAVEL, TRAINING & SUBSISTENCE	94.88
10/7/2022	SCHOLASTIC CLASSROOM MAGAZINES	READING/REF MATERIALS/DATABASE	2,230.75
10/7/2022	SCHOOL HEALTH CORPORATION	GENERAL SUPPLIES	69.85
10/7/2022	SCHOOL SPECIALTY, LLC	GENERAL SUPPLIES	3,479.90
10/7/2022	SENATO, AMY	TRAVEL, TRAINING & SUBSISTENCE	57.51
10/7/2022	SHERWIN-WILLIAMS 6732-3883-8-7528	OTHER SUPPLIES FOR M&O	113.90
10/7/2022	SMITH, BLANCA	TRAVEL, TRAINING & SUBSISTENCE	139.92
10/7/2022	SOUTHERN FLORAL COMPANY	GENERAL SUPPLIES	586.51
10/7/2022	SPRINT SOLUTIONS, INC.	UTILITIES - TELEPHONE	598.90
10/7/2022	STAPLES ADVANTAGE	GENERAL SUPPLIES	7,807.84
10/7/2022	STAPLES ADVANTAGE	TECHNOLOGY EQUIPMENT<\$5000	120.06
10/7/2022	SYSCO NORTH TEXAS DIVISION OF SYSCO U	GENERAL SUPPLIES	1,030.58
10/7/2022	TARPLEY MUSIC CO. INC.	CONTRACTED MAINTENANCE AND REP	150.00
10/7/2022	TARRANT COUNTY TAX OFFICE	MISCELLANEOUS OPERATING COSTS	82.50
10/7/2022	TEACHER SYNERGY LLC	GENERAL SUPPLIES	77.99
10/7/2022	TEACHER SYNERGY LLC	READING/REF MATERIALS/DATABASE	237.99
10/7/2022	TEAGUE, CHASE	MISCELLANEOUSCONTRACTED SERVIC	200.00
10/7/2022	TEXAS ACADEMIC DECATHLON	TRAVEL AND SUBSISTENCE - STUDE	3,000.00
10/7/2022	TEXAS ASSOCIATION OF SCHOOL ADMINISTR	TRAVEL, TRAINING & SUBSISTENCE	445.00
10/7/2022	TEXAS ASSOC OF STUDENT COUNCILS	MISCELLANEOUS OPERATING COSTS	95.00
10/7/2022	TEXAS ASSOC OF SECONDARY SCHOOL PRII	MEMBERSHIPS	220.00
10/7/2022	TEXAS ASSOC OF SUPERVISORS OF MATHEM	MEMBERSHIPS	30.00
10/7/2022	TEXAS ASSOC OF SUPERVISORS OF MATHEM	TRAVEL, TRAINING & SUBSISTENCE	115.00
10/7/2022	TEXAS DANCE EDUCATORS ASSOCIATION, T.	DUE TO STATE	0.00
10/7/2022	TEXAS ELEM PRIN & SUPR ASSOC, TEP	MEMBERSHIPS	319.00
10/7/2022	TEXAS IRRIGATION SUPPLY	OTHER SUPPLIES FOR M&O	2,191.41
10/7/2022	TEXAS LIBRARY ASSOCIATION	MEMBERSHIPS	-175.00
10/7/2022	TEXAS SECRETARY OF STATE	TRAVEL, TRAINING & SUBSISTENCE	275.00
10/7/2022	TEXAS SPEECH COMMUNICATION ASSOCIATI	MEMBERSHIPS	195.00
10/7/2022	TEXAS TECH UNIVERSITY, CURRICULUM CEN	COMPUTER SOFTWARE	2,075.00
10/7/2022	TOTAL MAINTENANCE SOLUTIONS, TMS SOU	OTHER SUPPLIES FOR M&O	116.80
10/7/2022	TRAIL OF BREADCRUMBS	TRAVEL, TRAINING & SUBSISTENCE	1,720.00
10/7/2022	TRS	TEACHER RETIREMENT	720,493.87
10/7/2022	TURNITIN LLC	COMPUTER SOFTWARE	1,653.75
10/7/2022	ULINE	GENERAL SUPPLIES	1,453.40
10/7/2022	UNITED COOPERATIVE SERVICES, DBA	UTILITIES - ELECTRICITY	40,753.43
10/7/2022	UNITED REFRIGERATION INC	OTHER SUPPLIES FOR M&O	31.38
10/7/2022	UNIVERSITY INTERSCHOLASTIC LEAGUE	COMPUTER SOFTWARE	40.00
10/7/2022	VARSITY SPIRIT, VARSITY BRANDS	TRAVEL AND SUBSISTENCE - STUDE	625.00
10/7/2022	VELOZ JR, NICOLAS	MISCELLANEOUSCONTRACTED SERVIC	1,000.00
10/7/2022	THE VIRTUAL MEET EXPERIENCE, LLC	TRAVEL AND SUBSISTENCE - STUDE	300.00
10/7/2022	WEST MUSIC COMPANY	GENERAL SUPPLIES	356.88
10/7/2022	WESTERN - BRW PAPER CO, OVOL USA	GENERAL SUPPLIES	3,028.34
10/7/2022	WILLIAM V. MACGILL & CO.	GENERAL SUPPLIES	434.27
10/7/2022	ZAMPRELLI DESIGN LLC	MISCELLANEOUSCONTRACTED SERVIC	2,500.00
10/14/2022	ACCESS LIFT & SERVICE COMPANY, INC	CONTRACTED MAINTENANCE AND REP	7,540.00

MANSFIELD INDEPENDENT SCHOOL DISTRICT

Fund Disbursement Report for 10/1/2022 through 10/31/2022

<u>DATE PAID</u>	<u>NAME</u>	<u>ITEM DESCRIPTION</u>	<u>AMOUNT</u>
199 - GENERAL OPERATING			
10/14/2022	ACP DIRECT	GENERAL SUPPLIES	16.95
10/14/2022	ACP DIRECT	TECHNOLOGY EQUIPMENT<\$5000	129.50
10/14/2022	ALEKSANDER OMEGA LLC	CONTRACTED MAINTENANCE AND REP	3,550.00
10/14/2022	AMERICAN BEARING CO	OTHER SUPPLIES FOR M&O	117.78
10/14/2022	AMERICAN CERAMIC SUPPLY CO	GENERAL SUPPLIES	509.55
10/14/2022	AMERICAN TRASH MANAGEMENT,INC	CONTRACTED MAINTENANCE AND REP	500.00
10/14/2022	APPLE COMPUTERS, INC	COMPUTER SOFTWARE	782.64
10/14/2022	APPLE COMPUTERS, INC	TECHNOLOGY EQUIPMENT<\$5000	3,991.36
10/14/2022	AWARD CENTER	MISCELLANEOUS OPERATING COSTS	331.05
10/14/2022	AWARD CENTER	MISCELLANEOUSCONTRACTED SERVIC	81.29
10/14/2022	B&B COMMERCIAL PRINTING	MISCELLANEOUSCONTRACTED SERVIC	99.00
10/14/2022	B&H PHOTO-VIDEO-PRO-AUDIO	GENERAL SUPPLIES	183.60
10/14/2022	B&H PHOTO-VIDEO-PRO-AUDIO	TECHNOLOGY EQUIPMENT<\$5000	101.95
10/14/2022	BARNES & NOBLE BOOKSELLERS INC	READING/REF MATERIALS/DATABASE	724.70
10/14/2022	BEN E. KEITH COMPANY	GENERAL SUPPLIES	6,959.33
10/14/2022	BLAKE, COLTON	MISCELLANEOUSCONTRACTED SERVIC	725.00
10/14/2022	BLICK ART MATERIALS,LLC	GENERAL SUPPLIES	3,680.26
10/14/2022	BOUND TO STAY BOUND BOOKS INC	READING/REF MATERIALS/DATABASE	169.02
10/14/2022	BUCK'S WHEEL & EQUIPMENT CO	OTHER SUPPLIES FOR M&O	576.30
10/14/2022	BUSINESS ESSENTIALS, CMBC INVESTMENT:	GENERAL SUPPLIES	247.33
10/14/2022	CDW GOVERNMENT	COMPUTER SOFTWARE	377.20
10/14/2022	CDW GOVERNMENT	TECHNOLOGY EQUIPMENT<\$5000	3,457.06
10/14/2022	CHICK-FIL-A #03011, E BROAD STREET	MISCELLANEOUS OPERATING COSTS	136.50
10/14/2022	COMMERCIAL RECORDER	STATUTORILY REQ PUBLIC NOTICE	78.00
10/14/2022	COMMUNICATIONS PLUS, INC.	CONTRACTED MAINTENANCE AND REP	37,736.40
10/14/2022	COMPLETE SUPPLY, INC	INVENTORY - WAREHOUSE SUPPLIES	8,391.60
10/14/2022	CONCORD THEATRICALS CORP	GENERAL SUPPLIES	48.48
10/14/2022	CONCORD THEATRICALS CORP	MISCELLANEOUS OPERATING COSTS	107.26
10/14/2022	CORLEY, KIRK	TRAVEL, TRAINING & SUBSISTENCE	339.00
10/14/2022	COSTA VIDA, CV MANSFIELD LLC	MISCELLANEOUS OPERATING COSTS	943.95
10/14/2022	DALLAS ISD GRAPHICS DEPARTMENT	GENERAL SUPPLIES	129.40
10/14/2022	DANIELSON, LORI	MISCELLANEOUSCONTRACTED SERVIC	400.00
10/14/2022	DECKER EQUIPMENT	OTHER SUPPLIES FOR M&O	46.15
10/14/2022	DELCOM GROUP LP	TECHNOLOGY EQUIPMENT<\$5000	7,620.00
10/14/2022	DEMCO INC	GENERAL SUPPLIES	243.49
10/14/2022	DREAM RANCH OFFICE SUPPLIES	GENERAL SUPPLIES	4,979.90
10/14/2022	DUKE, JOHN	MISCELLANEOUSCONTRACTED SERVIC	1,000.00
10/14/2022	EMPIRE PAPER CO	INVENTORY - WAREHOUSE SUPPLIES	15,174.00
10/14/2022	ENTERPRISE LEASING - TEXAS	RENTALS-OPERATING LEASES	2,129.00
10/14/2022	FREY SCIENTIFIC	GENERAL SUPPLIES	196.80
10/14/2022	GARCIA, ROBERT	MISCELLANEOUSCONTRACTED SERVIC	540.00
10/14/2022	GENUINE PARTS COMPANY-NAPA	CONTRACTED MAINTENANCE AND REP	288.87
10/14/2022	GENUINE PARTS COMPANY-NAPA	GASOLINE AND OTHER FUELS OR VE	1,168.82
10/14/2022	GENUINE PARTS COMPANY-NAPA	OTHER SUPPLIES FOR M&O	175.94
10/14/2022	GENUINE PARTS COMPANY-NAPA	VEHICLE PARTS & SUPPLIES	38,074.56
10/14/2022	GRACENOTES LLC	COMPUTER SOFTWARE	513.00
10/14/2022	HOME DEPOT PRO SUPPLY WORKS	INVENTORY - WAREHOUSE SUPPLIES	3,680.16
10/14/2022	J W PEPPER & SON, INC	GENERAL SUPPLIES	1,381.07
10/14/2022	JERRY'S GENERAL AUTOMOTIVE INC	CONTRACTED MAINTENANCE AND REP	362.80
10/14/2022	JUNIOR LIBRARY GUILD	READING/REF MATERIALS/DATABASE	1,680.42
10/14/2022	KIDD, ELIZABETH	MISCELLANEOUSCONTRACTED SERVIC	400.00
10/14/2022	KIMBROUGH, ASHLEY SAGE	MISCELLANEOUSCONTRACTED SERVIC	390.00
10/14/2022	KOETTER FIRE PROTECTION, LLC	CONTRACTED MAINTENANCE AND REP	216.80
10/14/2022	KURITA AMERICA, INC., US WATER SVCS	CONTRACTED MAINTENANCE AND REP	537.23
10/14/2022	LAKESHORE LEARNING MATERIALS LLC	GENERAL SUPPLIES	27.54

MANSFIELD INDEPENDENT SCHOOL DISTRICT

Fund Disbursement Report for 10/1/2022 through 10/31/2022

<u>DATE PAID</u>	<u>NAME</u>	<u>ITEM DESCRIPTION</u>	<u>AMOUNT</u>
199 - GENERAL OPERATING			
10/14/2022	LAWN PATROL SERVICE, INC	CONTRACTED MAINTENANCE AND REP	51,230.00
10/14/2022	LEARN BY DOING, INC	COMPUTER SOFTWARE	1,260.00
10/14/2022	LEARNING A-Z LLC	COMPUTER SOFTWARE	296.00
10/14/2022	LEGENDS OF LEARNING	COMPUTER SOFTWARE	1,046.00
10/14/2022	LEGO EDUCATION	GENERAL SUPPLIES	134.95
10/14/2022	LENDAN COMMUNICATIONS	MISCELLANEOUSCONTRACTED SERVIC	161.75
10/14/2022	LIQUID ENVIRONMENTAL SOLUTIONS OF TEX	CONTRACTED MAINTENANCE AND REP	6,878.92
10/14/2022	MAGNOLIA SPEAKS SPEECH THERAPY PLLC,	PROFESSIONAL SERVICES	3,610.00
10/14/2022	MANSFIELD GAS & EXHAUST	CONTRACTED MAINTENANCE AND REP	51.00
10/14/2022	MANSFIELD GAS & EXHAUST	JANITORIAL SUPPLIES	126.00
10/14/2022	MARCO LEARNING LLC	COMPUTER SOFTWARE	129.00
10/14/2022	MARSHALL BEST SECURITY CORPORTION	OTHER SUPPLIES FOR M&O	1,013.37
10/14/2022	MASSEY SERVICES, INC.	CONTRACTED MAINTENANCE AND REP	6,656.00
10/14/2022	MASTERY CODING, INC.	COMPUTER SOFTWARE	19,534.30
10/14/2022	MATERA PAPER COMPANY	INVENTORY - WAREHOUSE SUPPLIES	92.16
10/14/2022	MCALISTER'S DELI - THE SAXTON GROUP	MISCELLANEOUS OPERATING COSTS	212.81
10/14/2022	MCDOWELL, ARIEANA	MISCELLANEOUSCONTRACTED SERVIC	1,500.00
10/14/2022	MELISSA INDEPENDENT SCHOOL DISTRICT	TRAVEL AND SUBSISTENCE - STUDE	835.00
10/14/2022	OCEAN AVENUE AQUATICS LLC	CONTRACTED MAINTENANCE AND REP	1,200.00
10/14/2022	ONSONGO, EVANS	TRAVEL, TRAINING & SUBSISTENCE	56.75
10/14/2022	PERMA-BOUND BOOKS	READING/REF MATERIALS/DATABASE	145.93
10/14/2022	PETROLEUM TRADERS CORPORATION	GASOLINE AND OTHER FUELS OR VE	29,188.79
10/14/2022	POCKET NURSE	GENERAL SUPPLIES	3,925.28
10/14/2022	PRECISION BUSINESS MACHINES, INC	GENERAL SUPPLIES	217.89
10/14/2022	REGION 11 ESC	CONTRACTED MAINTENANCE AND REP	20,834.38
10/14/2022	REGION 11 ESC	EDUCATION SERVICE CENTER SERVI	332,550.64
10/14/2022	SCHOOL HEALTH CORPORATION	GENERAL SUPPLIES	184.61
10/14/2022	SCHOOL SPECIALTY, LLC	GENERAL SUPPLIES	13,209.86
10/14/2022	SCHOOL SPECIALTY, LLC	TECHNOLOGY EQUIPMENT<\$5000	394.70
10/14/2022	SHERWIN-WILLIAMS 6732-3883-8-7528	OTHER SUPPLIES FOR M&O	129.43
10/14/2022	SIGNAL & UTILITY CO., TRINITY SHOCKLEY	CONTRACTED MAINTENANCE AND REP	1,340.00
10/14/2022	SOLIANT HEALTH	PROFESSIONAL SERVICES	10,468.00
10/14/2022	SOUTHERN TIRE MART	VEHICLE PARTS & SUPPLIES	869.52
10/14/2022	STAPLES ADVANTAGE	GENERAL SUPPLIES	8,807.51
10/14/2022	STATS MEDIC LLC	COMPUTER SOFTWARE	2,215.60
10/14/2022	SUNBELT RENTALS INC	RENTALS-OPERATING LEASES	1,417.91
10/14/2022	SWANK MOVIE LICENSING USA	MISCELLANEOUS OPERATING COSTS	559.00
10/14/2022	TARRANT COUNTY TAX OFFICE	MISCELLANEOUS OPERATING COSTS	110.00
10/14/2022	TARRANT COUNTY COLLEGE - NORTHWEST (TRAVEL, TRAINING & SUBSISTENCE	105.00
10/14/2022	TEACHER SYNERGY LLC	COMPUTER SOFTWARE	297.99
10/14/2022	TEXAS ASSOC OF PROPERTY AND EVIDENCE	TRAVEL, TRAINING & SUBSISTENCE	350.00
10/14/2022	TEXAS ELEM PRIN & SUPR ASSOC, TEPSA	MEMBERSHIPS	319.00
10/14/2022	TRANE, ACCT #8162331	OTHER SUPPLIES FOR M&O	27,504.62
10/14/2022	TRINITY CERAMIC SUPPLY, INC	GENERAL SUPPLIES	2,312.50
10/14/2022	WEST MUSIC COMPANY	GENERAL SUPPLIES	9,083.28
10/14/2022	WESTERN - BRW PAPER CO, OVOL USA	GENERAL SUPPLIES	2,196.51
10/14/2022	WHITLEY PENN, LLP	TAX APPRAISAL AND COLLECTION	5,400.00
10/14/2022	WILLIAMS, KAMESHA	TRAVEL, TRAINING & SUBSISTENCE	78.00
10/14/2022	WINSTON WATER COOLER OF FT WORTH	OTHER SUPPLIES FOR M&O	352.14
10/14/2022	ZWILLING J.A. HENCKLES, LLC	GENERAL SUPPLIES	1,611.50
10/18/2022	ADLER, MAXWELL	MISCELLANEOUSCONTRACTED SERVIC	120.00
10/18/2022	AMAZON CAPITAL SERVICES INC	GENERAL SUPPLIES	1,478.00
10/18/2022	ANIXTER INC	OTHER SUPPLIES FOR M&O	112.26
10/18/2022	APPLE COMPUTERS, INC	COMPUTER SOFTWARE	40.79
10/18/2022	APPLE COMPUTERS, INC	TECHNOLOGY EQUIPMENT<\$5000	208.21

MANSFIELD INDEPENDENT SCHOOL DISTRICT

Fund Disbursement Report for 10/1/2022 through 10/31/2022

<u>DATE PAID</u>	<u>NAME</u>	<u>ITEM DESCRIPTION</u>	<u>AMOUNT</u>
199 - GENERAL OPERATING			
10/18/2022	ASCD TEXAS, REGISTRATIONS	TRAVEL, TRAINING & SUBSISTENCE	1,849.00
10/18/2022	AT&T LONG DISTANCE	UTILITIES - TELEPHONE	3,906.96
10/18/2022	AT&T MOBILITY	COMPUTER SOFTWARE	1,119.10
10/18/2022	B&H PHOTO-VIDEO-PRO-AUDIO	GENERAL SUPPLIES	5,003.06
10/18/2022	BAUMHARDT, CHRISTI	TRAVEL, TRAINING & SUBSISTENCE	897.05
10/18/2022	BRANNON, MARCUS	TRAVEL, TRAINING & SUBSISTENCE	458.50
10/18/2022	BROWN, MATTHEW	TRAVEL, TRAINING & SUBSISTENCE	570.50
10/18/2022	BUCKNER, KIMBRA	TRAVEL, TRAINING & SUBSISTENCE	32.13
10/18/2022	BUSINESS ESSENTIALS, CMBC INVESTMENT	GENERAL SUPPLIES	267.25
10/18/2022	CANTU, KIMBERLEY	TRAVEL, TRAINING & SUBSISTENCE	404.26
10/18/2022	CAROLINA BIOLOGICAL SPLY CO	GENERAL SUPPLIES	196.08
10/18/2022	CDW GOVERNMENT	COMPUTER SOFTWARE	115.30
10/18/2022	CDW GOVERNMENT	MISCELLANEOUS CONTRACTED SERVIC	1,488.75
10/18/2022	CODEHS	COMPUTER SOFTWARE	0.00
10/18/2022	COMPLETE SUPPLY, INC	INVENTORY - WAREHOUSE SUPPLIES	1,804.00
10/18/2022	CONCORD THEATRICALS CORP	GENERAL SUPPLIES	116.71
10/18/2022	CONCORD THEATRICALS CORP	MISCELLANEOUS OPERATING COSTS	258.29
10/18/2022	DOWN PATT	GENERAL SUPPLIES	600.00
10/18/2022	DREAM RANCH OFFICE SUPPLIES	GENERAL SUPPLIES	694.23
10/18/2022	EAI EDUCATION INC	GENERAL SUPPLIES	36.95
10/18/2022	EARTHWORKS INC	CONTRACTED MAINTENANCE AND REP	56,628.50
10/18/2022	EDUCATION LOGISTICS, INC	COMPUTER SOFTWARE	60,569.05
10/18/2022	EDUCATIONAL THEATRE ASSOCIATION	MISCELLANEOUS OPERATING COSTS	129.00
10/18/2022	ELLIOTT ELECTRIC SUPPLY INC	OTHER SUPPLIES FOR M&O	419.53
10/18/2022	FELLERS, PATSY	TRAVEL, TRAINING & SUBSISTENCE	328.69
10/18/2022	FLINN SCIENTIFIC, INC	GENERAL SUPPLIES	629.37
10/18/2022	FRONTLINE TECHNOLOGIES, INC	COMPUTER SOFTWARE	31,500.00
10/18/2022	GENUINE PARTS COMPANY-NAPA	VEHICLE PARTS & SUPPLIES	7,772.55
10/18/2022	HARMONSON, JOSEPH	TRAVEL, TRAINING & SUBSISTENCE	9.75
10/18/2022	HARPER, EDWARD	TRAVEL, TRAINING & SUBSISTENCE	731.27
10/18/2022	HOME DEPOT, TAX #9218276983	GENERAL SUPPLIES	1,202.59
10/18/2022	HOME DEPOT, TAX #9218276983	JANITORIAL SUPPLIES	308.50
10/18/2022	HOME DEPOT, TAX #9218276983	OTHER SUPPLIES FOR M&O	595.10
10/18/2022	IFLY INDOOR SKYDIVING, SKYGROUP INVEST	TRAVEL, TRAINING & SUBSISTENCE	100.00
10/18/2022	LEAPIN' LEOTARDS LTD	GENERAL SUPPLIES	0.00
10/18/2022	MAGIC ETC	GENERAL SUPPLIES	481.69
10/18/2022	MANSFIELD GAS & EXHAUST	CONTRACTED MAINTENANCE AND REP	127.50
10/18/2022	MANSFIELD GLASS & WINDOW	CONTRACTED MAINTENANCE AND REP	2,311.61
10/18/2022	METROPLEX TENNIS OFFICIALS ASSOC.	MISCELLANEOUS CONTRACTED SERVIC	495.00
10/18/2022	MOORE SUPPLY COMPANY	OTHER SUPPLIES FOR M&O	43.54
10/18/2022	MUNOZ, ERIKA	MISCELLANEOUS OPERATING COSTS	84.21
10/18/2022	MUTTERER, JASON	SALARIES OR WAGES-SUBSTITUTE T	54.00
10/18/2022	MUTTERER, JASON	TRAVEL, TRAINING & SUBSISTENCE	81.00
10/18/2022	NORTH TEXAS POLYGRAPH SERVICES, STAC	PROFESSIONAL SERVICES	620.00
10/18/2022	NORTH TEXAS FIRE LLC	MISCELLANEOUS CONTRACTED SERVIC	3,400.00
10/18/2022	OLEN WILLIAMS INC	CONTRACTED MAINTENANCE AND REP	645.00
10/18/2022	ON THE BORDER	MISCELLANEOUS OPERATING COSTS	265.81
10/18/2022	O'REILLY AUTO PARTS, O'REILLY AUTO LLC	VEHICLE PARTS & SUPPLIES	268.21
10/18/2022	ORIENTAL TRADING COMPANY, INC	GENERAL SUPPLIES	232.37
10/18/2022	ORIENTAL TRADING COMPANY, INC	MISCELLANEOUS OPERATING COSTS	69.93
10/18/2022	ORIGO EDUCATION INC	GENERAL SUPPLIES	548.90
10/18/2022	OSS ACADEMY	TRAVEL, TRAINING & SUBSISTENCE	50.00
10/18/2022	PETROLEUM TRADERS CORPORATION	GASOLINE AND OTHER FUELS OR VE	53,102.87
10/18/2022	PIXEL PRESS TECHNOLOGY LLC	COMPUTER SOFTWARE	200.00
10/18/2022	POCKET NURSE	GENERAL SUPPLIES	2,243.15

MANSFIELD INDEPENDENT SCHOOL DISTRICT

Fund Disbursement Report for 10/1/2022 through 10/31/2022

<u>DATE PAID</u>	<u>NAME</u>	<u>ITEM DESCRIPTION</u>	<u>AMOUNT</u>
199 - GENERAL OPERATING			
10/18/2022	PRAGER, KATHLEEN	TRAVEL, TRAINING & SUBSISTENCE	572.11
10/18/2022	PRECISION BUSINESS MACHINES, INC	GENERAL SUPPLIES	880.02
10/18/2022	PRIDE OF TEXAS MUSIC FESTIVALS	TRAVEL AND SUBSISTENCE - STUDE	150.00
10/18/2022	PROGRESS LEARNING LLC	COMPUTER SOFTWARE	611.62
10/18/2022	QUILL CORPORATION	GENERAL SUPPLIES	23.44
10/18/2022	REGION 13	EDUCATION SERVICE CENTER SERVI	30.91
10/18/2022	REV 19 PAYK12 LLC	MISCELLANEOUS CONTRACTED SERVIC	799.00
10/18/2022	ROYAL FIREWORKS PRESS	READING/REF MATERIALS/DATABASE	33.00
10/18/2022	RUDD, FLETCHER	MISCELLANEOUS CONTRACTED SERVIC	375.00
10/18/2022	RYDIN DECAL, DRI-STICK DECAL	MISCELLANEOUS CONTRACTED SERVIC	882.00
10/18/2022	SCEARCE, BENJAMIN	TRAVEL, TRAINING & SUBSISTENCE	172.50
10/18/2022	SCHOOL HEALTH CORPORATION	GENERAL SUPPLIES	243.12
10/18/2022	SCHOOL SPECIALTY, LLC	GENERAL SUPPLIES	727.14
10/18/2022	SCOTT, SEAN	TRAVEL, TRAINING & SUBSISTENCE	402.83
10/18/2022	SCRIPPS NATIONAL SPELLING BEE	MISCELLANEOUS OPERATING COSTS	365.00
10/18/2022	SHERWIN-WILLIAMS 6732-3883-8-7528	OTHER SUPPLIES FOR M&O	34.77
10/18/2022	SKYWAY CHARTERS LLC	TRAVEL AND SUBSISTENCE - STUDE	8,800.00
10/18/2022	STAPLES ADVANTAGE	GENERAL SUPPLIES	3,055.33
10/18/2022	STAPLES ADVANTAGE	TECHNOLOGY EQUIPMENT <\$5000	35.50
10/18/2022	STATS MEDIC LLC	COMPUTER SOFTWARE	1,252.80
10/18/2022	SULLIVAN SUPPLY INC	GENERAL SUPPLIES	910.00
10/18/2022	TARRANT COUNTY TAX OFFICE	MISCELLANEOUS OPERATING COSTS	8.25
10/18/2022	TEMPERATURE CONTROL SYSTEMS, INC	OTHER SUPPLIES FOR M&O	1,150.89
10/18/2022	TEX TECH ENVIRONMENTAL, INC	CONTRACTED MAINTENANCE AND REP	1,706.17
10/18/2022	TEXAS ACADEMIC DECATHLON	TRAVEL AND SUBSISTENCE - STUDE	1,500.00
10/18/2022	TEXAS ASSOCIATION OF SCHOOL ADMINISTR	MEMBERSHIPS	813.00
10/18/2022	TEXAS ASSOCIATION OF SCHOOL ADMINISTR	TRAVEL, TRAINING & SUBSISTENCE	2,325.00
10/18/2022	TEXAS COUNSELING ASSOCIATION	TRAVEL, TRAINING & SUBSISTENCE	215.00
10/18/2022	TEXAS IRRIGATION SUPPLY	OTHER SUPPLIES FOR M&O	144.33
10/18/2022	TEXAS TRUCK A/C INC	CONTRACTED MAINTENANCE AND REP	7,956.29
10/18/2022	THE UNIVERSITY OF TEXAS AT AUSTIN UT HIC	TESTING MATERIALS	150.00
10/18/2022	THERMO FLUIDS INC	CONTRACTED MAINTENANCE AND REP	613.35
10/18/2022	T-MOBILE USA INC.	COMPUTER SOFTWARE	13,054.67
10/18/2022	TRANE, ACCT #8162331	OTHER SUPPLIES FOR M&O	6,095.13
10/18/2022	TRANSLATION & INTERPRETATION LLC	MISCELLANEOUS CONTRACTED SERVIC	26.94
10/18/2022	TRINITY CERAMIC SUPPLY, INC	GENERAL SUPPLIES	185.00
10/18/2022	TRIPLE C FENCE	CONTRACTED MAINTENANCE AND REP	10,091.00
10/18/2022	TRONGAARD, LESLIE	TRAVEL, TRAINING & SUBSISTENCE	1,042.40
10/18/2022	UNITED REFRIGERATION INC	OTHER SUPPLIES FOR M&O	345.42
10/18/2022	VARSITY SPIRIT, VARSITY BRANDS	TRAVEL AND SUBSISTENCE - STUDE	1,150.00
10/18/2022	VERITIV OPERATING CO.	INVENTORY - WAREHOUSE SUPPLIES	846.48
10/18/2022	VISTA HIGHER LEARNING, INC.	READING/REF MATERIALS/DATABASE	154.29
10/18/2022	VOYAGER SOPRIS LEARNING, INC	READING/REF MATERIALS/DATABASE	885.50
10/18/2022	WALKER, ELIANA	MISCELLANEOUS CONTRACTED SERVIC	1,000.00
10/18/2022	WESTERN - BRW PAPER CO, OVOL USA	GENERAL SUPPLIES	8,573.96
10/18/2022	WHOLESALE ELECTRIC SUPPLY COMPANY, II	OTHER SUPPLIES FOR M&O	508.63
10/18/2022	WILLIAM V. MACGILL & CO.	GENERAL SUPPLIES	505.28
10/18/2022	WILLIAMS, DONALD	TRAVEL, TRAINING & SUBSISTENCE	408.13
10/18/2022	WILLIAMS, KYLE	MISCELLANEOUS CONTRACTED SERVIC	630.00
10/18/2022	WRIGHT, DAVID	TRAVEL, TRAINING & SUBSISTENCE	1,780.50
10/20/2022	ACCO BRANDS USA LLC	CONTRACTED MAINTENANCE AND REP	1,058.18
10/20/2022	ADLER, MAXWELL	MISCELLANEOUS CONTRACTED SERVIC	440.00
10/20/2022	ADVANCED TECHNOLOGIES CONSULTANTS, '	GENERAL SUPPLIES	1,375.00
10/20/2022	AMAZON CAPITAL SERVICES INC	GENERAL SUPPLIES	467.81
10/20/2022	AMERICAN HEART ASSOCIATION, INC	GENERAL SUPPLIES	440.00

MANSFIELD INDEPENDENT SCHOOL DISTRICT

Fund Disbursement Report for 10/1/2022 through 10/31/2022

<u>DATE PAID</u>	<u>NAME</u>	<u>ITEM DESCRIPTION</u>	<u>AMOUNT</u>
199 - GENERAL OPERATING			
10/20/2022	AREA F 5A MARCHING CONTEST	TRAVEL AND SUBSISTENCE - STUDE	200.00
10/20/2022	ARLINGTON UTILITIES	UTILITIES - WATER	90,805.22
10/20/2022	ATMOS ENERGY	UTILITIES - GAS	18,382.19
10/20/2022	BLICK ART MATERIALS,LLC	GENERAL SUPPLIES	701.73
10/20/2022	BRACKETT & ELLIS, PC	DEFERRED EXPENDITURES/EXPENSES	0.00
10/20/2022	BRACKETT & ELLIS, PC	LEGAL SERVICES	1,920.00
10/20/2022	BUCK'S WHEEL & EQUIPMENT CO	CONTRACTED MAINTENANCE AND REP	16,280.76
10/20/2022	BUSINESS ESSENTIALS, CMBC INVESTMENT	GENERAL SUPPLIES	185.40
10/20/2022	CAMPBELL, KELLY	TRAVEL, TRAINING & SUBSISTENCE	20.00
10/20/2022	CANTWELL POWER SOLUTIONS, LLC	CONTRACTED MAINTENANCE AND REP	392.00
10/20/2022	CAROLINA BIOLOGICAL SPLY CO	GENERAL SUPPLIES	99.20
10/20/2022	CDW GOVERNMENT	TECHNOLOGY EQUIPMENT<\$5000	1,312.97
10/20/2022	CITY OF MANSFIELD, UTILITIES	UTILITIES - WATER	49,686.82
10/20/2022	CITY OF GRAND PRAIRIE, WATER UTILITIES	UTILITIES - WATER	4,889.94
10/20/2022	CITY OF MANSFIELD PARKS & RECREATION, I	MISCELLANEOUSCONTRACTED SERVIC	100.00
10/20/2022	CLASSIC TURF EQUIPMENT	OTHER SUPPLIES FOR M&O	186.25
10/20/2022	COOKE, JOY	TRAVEL, TRAINING & SUBSISTENCE	122.00
10/20/2022	COUNCIL OF EDUC FOR STUDENTS W/DISABI	TRAVEL, TRAINING & SUBSISTENCE	410.00
10/20/2022	CROCHETT, TELIA	TRAVEL, TRAINING & SUBSISTENCE	122.00
10/20/2022	DEES, RANDY	MISCELLANEOUSCONTRACTED SERVIC	1,250.00
10/20/2022	DELTAMATH SOLUTIONS INC	COMPUTER SOFTWARE	2,175.00
10/20/2022	DEMCO INC	GENERAL SUPPLIES	116.12
10/20/2022	DISCOUNT TIRE/AMERICA'S TIRE, REINALT-TI	CONTRACTED MAINTENANCE AND REP	58.00
10/20/2022	DREAM RANCH OFFICE SUPPLIES	GENERAL SUPPLIES	2,192.97
10/20/2022	ELLIOTT ELECTRIC SUPPLY INC	OTHER SUPPLIES FOR M&O	246.77
10/20/2022	EVANS-HOLLAND, TIRZAH	MISCELLANEOUSCONTRACTED SERVIC	400.00
10/20/2022	FEDEX, 1577-9067-6	POSTAGE	414.74
10/20/2022	FLEISHER, RICHARD	RENTALS-OPERATING LEASES	2,100.00
10/20/2022	FLINN SCIENTIFIC, INC	GENERAL SUPPLIES	194.48
10/20/2022	FOLLETT CONTENT SOLUTIONS, LLC, BOOKS	READING/REF MATERIALS/DATABASE	421.31
10/20/2022	FTG TEXAS, MARIMON BUSINES	COMPUTER SOFTWARE	0.00
10/20/2022	FTG TEXAS, MARIMON BUSINES	CONTRACTED MAINTENANCE AND REP	0.00
10/20/2022	FUDGE, KENNETH	TRAVEL, TRAINING & SUBSISTENCE	531.00
10/20/2022	GALANOS, NICHOLAS	MISCELLANEOUSCONTRACTED SERVIC	660.00
10/20/2022	GARY BELK EQUIPMENT INC	OTHER SUPPLIES FOR M&O	425.00
10/20/2022	GENUINE PARTS COMPANY-NAPA	GASOLINE AND OTHER FUELS OR VE	3,104.35
10/20/2022	GENUINE PARTS COMPANY-NAPA	OTHER SUPPLIES FOR M&O	299.76
10/20/2022	GENUINE PARTS COMPANY-NAPA	VEHICLE PARTS & SUPPLIES	11,390.05
10/20/2022	GOT YOU COVERED WORK WEAR & UNIFORM	GENERAL SUPPLIES	2,595.54
10/20/2022	GRAINGER	OTHER SUPPLIES FOR M&O	210.30
10/20/2022	GRAPHITE PUBLISHING	GENERAL SUPPLIES	85.00
10/20/2022	GRIGGS, WINTER	TRAVEL, TRAINING & SUBSISTENCE	122.00
10/20/2022	HEGGERTY PHONEMIC, LITERACY RESOUR	GENERAL SUPPLIES	246.24
10/20/2022	HERRERA, SARAH	TRAVEL, TRAINING & SUBSISTENCE	122.00
10/20/2022	HOME DEPOT, TAX #9218276983	OTHER SUPPLIES FOR M&O	21.37
10/20/2022	HOWLEY, CHELCIE	TRAVEL, TRAINING & SUBSISTENCE	84.00
10/20/2022	HUNTER, CAITLIN	MISCELLANEOUSCONTRACTED SERVIC	500.00
10/20/2022	HUNTER, JESSE	MISCELLANEOUSCONTRACTED SERVIC	1,250.00
10/20/2022	IDENTISYS, INC	TECHNOLOGY EQUIPMENT<\$5000	507.00
10/20/2022	IDISSMISS LLC	COMPUTER SOFTWARE	199.00
10/20/2022	INTEGRATION EDUCATION LLC, MATT SCHUP	MISCELLANEOUSCONTRACTED SERVIC	2,650.00
10/20/2022	INTEGRATED ACCESS SYSTEMS, WEIDENBEI	BUILDING SUPPLIES	1,946.61
10/20/2022	INTEGRATED ACCESS SYSTEMS, WEIDENBEI	CONTRACTED MAINTENANCE AND REP	2,061.00
10/20/2022	INTEGRATED ACCESS SYSTEMS, WEIDENBEI	MISCELLANEOUSCONTRACTED SERVIC	1,150.51
10/20/2022	INTERNATIONAL DYSLEXIA ASSOCIATION, INC	TRAVEL, TRAINING & SUBSISTENCE	2,754.00

MANSFIELD INDEPENDENT SCHOOL DISTRICT

Fund Disbursement Report for 10/1/2022 through 10/31/2022

<u>DATE PAID</u>	<u>NAME</u>	<u>ITEM DESCRIPTION</u>	<u>AMOUNT</u>
199 - GENERAL OPERATING			
10/20/2022	J W PEPPER & SON, INC	GENERAL SUPPLIES	2,264.16
10/20/2022	JH GROUP LLC	CONTRACTED MAINTENANCE AND REP	7,165.00
10/20/2022	JYRO SIGNS LLC, HUNTER L. FREEMAN	MISCELLANEOUSCONTRACTED SERVIC	242.94
10/20/2022	KAPLAN EARLY LEARNING COMPANY	GENERAL SUPPLIES	1,055.28
10/20/2022	KATASE, TAYLOR ANN	MISCELLANEOUSCONTRACTED SERVIC	1,250.00
10/20/2022	LANE, MARSHALL	MISCELLANEOUSCONTRACTED SERVIC	800.00
10/20/2022	LEASOR CRASS, P.C.	LEGAL SERVICES	11,529.91
10/20/2022	LEE'S SCHOOL SUPPLIES, INC	GENERAL SUPPLIES	227.50
10/20/2022	LENNOX INDUSTRIES INC	OTHER SUPPLIES FOR M&O	4,283.51
10/20/2022	LEXISNEXIS RISK DATA MANAGEMENT INC	MISCELLANEOUSCONTRACTED SERVIC	71.25
10/20/2022	LONE STAR MOWER REPAIR	OTHER SUPPLIES FOR M&O	1,344.77
10/20/2022	LONGHORN, INC.	OTHER SUPPLIES FOR M&O	1,859.96
10/20/2022	MAGIC ETC	GENERAL SUPPLIES	1,640.83
10/20/2022	MAMA'S PIZZA	MISCELLANEOUS OPERATING COSTS	103.22
10/20/2022	MASSEY SERVICES, INC.	CONTRACTED MAINTENANCE AND REP	4,910.00
10/20/2022	MICROPHONIC DESIGNS	MISCELLANEOUSCONTRACTED SERVIC	450.00
10/20/2022	MILLER, DENISE	TRAVEL, TRAINING & SUBSISTENCE	873.09
10/20/2022	MOORE SUPPLY COMPANY	OTHER SUPPLIES FOR M&O	1,552.14
10/20/2022	N2Y INC.	TRAVEL, TRAINING & SUBSISTENCE	998.00
10/20/2022	NASCO EDUCATION LLC	GENERAL SUPPLIES	230.20
10/20/2022	NATIONAL SEATING & MOBILITY, INC.	GENERAL SUPPLIES	561.00
10/20/2022	POLLOCK ORORA, POLLOCK PAPER	INVENTORY - WAREHOUSE SUPPLIES	650.88
10/20/2022	QUALITY SOUND AND COMMUNICATIONS INC	CONTRACTED MAINTENANCE AND REP	1,488.26
10/20/2022	REGION 11 ESC	UTILITIES - TELEPHONE	3,600.00
10/20/2022	REPUBLIC SERVICES INC	UTILITIES - TRASH	65,417.87
10/20/2022	SCARBOROUGH SPECIALTIES, INC	MISCELLANEOUSCONTRACTED SERVIC	2,525.74
10/20/2022	SCHOOL NURSE SUPPLY, INC	GENERAL SUPPLIES	105.92
10/20/2022	SCHOOL SPECIALTY, LLC	GENERAL SUPPLIES	1,737.67
10/20/2022	SCRIPPS NATIONAL SPELLING BEE	MISCELLANEOUS OPERATING COSTS	1,277.50
10/20/2022	SEAWINNS SECURITY INC	MISCELLANEOUSCONTRACTED SERVIC	1,042.84
10/20/2022	SHERWIN-WILLIAMS 6732-3883-8-7528	OTHER SUPPLIES FOR M&O	136.30
10/20/2022	SKYWAY CHARTERS LLC	TRAVEL AND SUBSISTENCE - STUDE	26,800.00
10/20/2022	SLACK, JEANNETTE	TRAVEL, TRAINING & SUBSISTENCE	99.00
10/20/2022	SOLIANT HEALTH	PROFESSIONAL SERVICES	10,984.50
10/20/2022	STAPLES ADVANTAGE	GENERAL SUPPLIES	948.97
10/20/2022	STAPLES ADVANTAGE	TECHNOLOGY EQUIPMENT<\$5000	183.95
10/20/2022	STATS MEDIC LLC	COMPUTER SOFTWARE	861.30
10/20/2022	STOVALL CORPORATION	CONTRACTED MAINTENANCE AND REP	2,073.15
10/20/2022	TARRANT COUNTY TAX OFFICE	MISCELLANEOUS OPERATING COSTS	60.75
10/20/2022	TAYLOR, CHRISTINE	TRAVEL, TRAINING & SUBSISTENCE	58.54
10/20/2022	TEACHER DIRECT	GENERAL SUPPLIES	182.12
10/20/2022	TEXAS ASSOCIATION OF SCHOOL BUSINESS	LOBBYING	8.40
10/20/2022	TEXAS ASSOCIATION OF SCHOOL BUSINESS	MEMBERSHIPS	271.60
10/20/2022	TEXAS LIBRARY ASSOCIATION	EDUCATION SERVICE CENTER SERVI	15.00
10/20/2022	THORNTON, SARAH	MISCELLANEOUSCONTRACTED SERVIC	500.00
10/20/2022	UNIFIRST HOLDINGS, INC	RENTALS-OPERATING LEASES	268.24
10/20/2022	VARSITY SPIRIT, VARSITY BRANDS	TRAVEL AND SUBSISTENCE - STUDE	2,755.00
10/20/2022	WESTERN - BRW PAPER CO, OVOL USA	GENERAL SUPPLIES	3,760.37
10/20/2022	WILSON, NATALIE	TRAVEL, TRAINING & SUBSISTENCE	116.90
10/24/2022	BEARD'S TOWING, JDB TOWING LLC	MISCELLANEOUSCONTRACTED SERVIC	1,422.53
10/24/2022	CITIBANK	COMPUTER SOFTWARE	740.98
10/24/2022	CITIBANK	GASOLINE AND OTHER FUELS OR VE	197.01
10/24/2022	CITIBANK	GENERAL SUPPLIES	5,635.45
10/24/2022	CITIBANK	MEMBERSHIPS	2,150.00
10/24/2022	CITIBANK	MISCELLANEOUS OPERATING COSTS	5,441.66

MANSFIELD INDEPENDENT SCHOOL DISTRICT

Fund Disbursement Report for 10/1/2022 through 10/31/2022

<u>DATE PAID</u>	<u>NAME</u>	<u>ITEM DESCRIPTION</u>	<u>AMOUNT</u>
199 - GENERAL OPERATING			
10/24/2022	CITIBANK	MISCELLANEOUSCONTRACTED SERVIC	158.00
10/24/2022	CITIBANK	OTHER SUPPLIES FOR M&O	796.55
10/24/2022	CITIBANK	TRAVEL AND SUBSISTENCE - NON-E	5,104.10
10/24/2022	CITIBANK	TRAVEL AND SUBSISTENCE - STUDE	181.50
10/24/2022	CITIBANK	TRAVEL, TRAINING & SUBSISTENCE	18,331.29
10/25/2022	AHA! PROCESS, INC	TESTING MATERIALS	58.50
10/25/2022	ALLEN, JULIE	MISCELLANEOUSCONTRACTED SERVIC	75.00
10/25/2022	ALVARADO VET CLINIC	MISCELLANEOUSCONTRACTED SERVIC	372.35
10/25/2022	AMAZON CAPITAL SERVICES INC	BUILDING SUPPLIES	18.07
10/25/2022	AMAZON CAPITAL SERVICES INC	GENERAL SUPPLIES	5,234.71
10/25/2022	AMAZON CAPITAL SERVICES INC	OTHER SUPPLIES FOR M&O	143.77
10/25/2022	AMAZON CAPITAL SERVICES INC	READING/REF MATERIALS/DATABASE	364.36
10/25/2022	AMAZON CAPITAL SERVICES INC	TECHNOLOGY EQUIPMENT<\$5000	5,551.77
10/25/2022	AMERICAN TIRE DISTRIBUTORS	VEHICLE PARTS & SUPPLIES	613.96
10/25/2022	AMF SPARE TIME LANES	TRAVEL AND SUBSISTENCE - STUDE	135.00
10/25/2022	ANDREWS, JANE	MISCELLANEOUSCONTRACTED SERVIC	550.00
10/25/2022	APPLE COMPUTERS, INC	COMPUTER SOFTWARE	749.52
10/25/2022	APPLE COMPUTERS, INC	TECHNOLOGY EQUIPMENT<\$5000	4,905.48
10/25/2022	ARTA TRAVEL	TRAVEL, TRAINING & SUBSISTENCE	7,237.93
10/25/2022	AVID CENTER	TRAVEL, TRAINING & SUBSISTENCE	850.00
10/25/2022	AWARD CENTER	MISCELLANEOUSCONTRACTED SERVIC	118.00
10/25/2022	BARNES & NOBLE BOOKSELLERS INC	READING/REF MATERIALS/DATABASE	75.00
10/25/2022	BEN E. KEITH COMPANY	GENERAL SUPPLIES	2,498.31
10/25/2022	BERMUDEZ, JANIER	MISCELLANEOUSCONTRACTED SERVIC	192.50
10/25/2022	BIRDVILLE ISD	TRAVEL, TRAINING & SUBSISTENCE	1,000.00
10/25/2022	BJ BIGHAM, KENNETH BIGHAM	CONTRACTED MAINTENANCE AND REP	1,123.00
10/25/2022	BRAINPOP, LLC	COMPUTER SOFTWARE	3,515.00
10/25/2022	BREAKOUT EDU	COMPUTER SOFTWARE	199.00
10/25/2022	BUSHIVE	COMPUTER SOFTWARE	9,000.00
10/25/2022	BUSINESS ESSENTIALS, CMBC INVESTMENT	GENERAL SUPPLIES	465.09
10/25/2022	CANNON, CODY	TRAVEL, TRAINING & SUBSISTENCE	153.99
10/25/2022	CAPTURING KIDS HEARTS, FLIPPEN GROUP	READING/REF MATERIALS/DATABASE	2,557.50
10/25/2022	CAROLINA BIOLOGICAL SPLY CO	GENERAL SUPPLIES	3,540.13
10/25/2022	CDW GOVERNMENT	COMPUTER SOFTWARE	923.88
10/25/2022	CDW GOVERNMENT	GENERAL SUPPLIES	40.86
10/25/2022	CDW GOVERNMENT	MISCELLANEOUSCONTRACTED SERVIC	2,484.06
10/25/2022	CDW GOVERNMENT	TECHNOLOGY EQUIPMENT<\$5000	68,478.81
10/25/2022	CENTRAL APPRAISAL DISTRICT OF JOHNSON	DEFERRED EXPENDITURES/EXPENSES	0.00
10/25/2022	CENTRAL APPRAISAL DISTRICT OF JOHNSON	TAX APPRAISAL AND COLLECTION	55,126.57
10/25/2022	CENTURY HVAC DISTRIBUTING, L.P.	OTHER SUPPLIES FOR M&O	1.90
10/25/2022	CHICK-FIL-A #01021, N WALNUT CREEK	MISCELLANEOUS OPERATING COSTS	340.14
10/25/2022	COMMUNICATIONS PLUS, INC.	CONTRACTED MAINTENANCE AND REP	1,636.00
10/25/2022	COMPLETE SUPPLY, INC	GENERAL SUPPLIES	726.24
10/25/2022	CONTERRA ULTRA BROADBAND LLC	UTILITIES - TELEPHONE	28,485.68
10/25/2022	DIR TELECOMMUNICATIONS SERVICES DIVIS	UTILITIES - TELEPHONE	14.08
10/25/2022	DRAMATIC PUBLISHING	GENERAL SUPPLIES	217.00
10/25/2022	DRAMATIC PUBLISHING	MISCELLANEOUS OPERATING COSTS	440.00
10/25/2022	DREAM RANCH OFFICE SUPPLIES	GENERAL SUPPLIES	4,772.20
10/25/2022	EAI EDUCATION INC	GENERAL SUPPLIES	66.42
10/25/2022	ELLIOTT ELECTRIC SUPPLY INC	OTHER SUPPLIES FOR M&O	202.11
10/25/2022	EMPIRE PAPER CO	INVENTORY - WAREHOUSE SUPPLIES	9,219.30
10/25/2022	ENTERPRISE LEASING - TEXAS	RENTALS-OPERATING LEASES	41.09
10/25/2022	EVANS-HOLLAND, TIRZAH	MISCELLANEOUSCONTRACTED SERVIC	495.00
10/25/2022	EWELL EDUCATIONAL SERVICES	COMPUTER SOFTWARE	745.00
10/25/2022	FEDEX, 1577-9067-6	POSTAGE	39.41

MANSFIELD INDEPENDENT SCHOOL DISTRICT

Fund Disbursement Report for 10/1/2022 through 10/31/2022

<u>DATE PAID</u>	<u>NAME</u>	<u>ITEM DESCRIPTION</u>	<u>AMOUNT</u>
199 - GENERAL OPERATING			
10/25/2022	FICHTE, KAREN	TRAVEL, TRAINING & SUBSISTENCE	137.00
10/25/2022	FLINN SCIENTIFIC, INC	GENERAL SUPPLIES	150.08
10/25/2022	GENERATION GENIUS, INC.	COMPUTER SOFTWARE	175.00
10/25/2022	GENUINE PARTS COMPANY-NAPA	GASOLINE AND OTHER FUELS OR VE	2,184.78
10/25/2022	GENUINE PARTS COMPANY-NAPA	GENERAL SUPPLIES	256.29
10/25/2022	GENUINE PARTS COMPANY-NAPA	OTHER SUPPLIES FOR M&O	159.94
10/25/2022	GENUINE PARTS COMPANY-NAPA	VEHICLE PARTS & SUPPLIES	14,334.38
10/25/2022	GLOBAL ASSET	TECHNOLOGY EQUIPMENT<\$5000	9,890.25
10/25/2022	GLOBAL INDUSTRIAL, GLOBAL EQUIP CO	GENERAL SUPPLIES	48.00
10/25/2022	GOOSECHASE ADVENTURES INC	COMPUTER SOFTWARE	5,000.00
10/25/2022	GOT YOU COVERED WORK WEAR & UNIFORM	GENERAL SUPPLIES	462.44
10/25/2022	GOT YOU COVERED WORK WEAR & UNIFORM	OTHER EQUIPMENT<\$5000	1,994.66
10/25/2022	GRANDVIEW ISD	TRAVEL AND SUBSISTENCE - STUDE	250.00
10/25/2022	GULF COAST PAPER CO, INC	INVENTORY - WAREHOUSE SUPPLIES	1,129.60
10/25/2022	HARPER, EDWARD	TRAVEL, TRAINING & SUBSISTENCE	33.56
10/25/2022	HART, SHAWN	MISCELLANEOUS CONTRACTED SERVIC	200.00
10/25/2022	HEGGERTY PHONEMIC, LITERACY RESOUR	GENERAL SUPPLIES	43.56
10/25/2022	HEGGERTY PHONEMIC, LITERACY RESOUR	READING/REF MATERIALS/DATABASE	207.00
10/25/2022	HEWELT, CAMRYN	MISCELLANEOUS CONTRACTED SERVIC	1,500.00
10/25/2022	HOBBY LOBBY STORES, INC.	GENERAL SUPPLIES	26.14
10/25/2022	HOME DEPOT, TAX #9218276983	BUILDING SUPPLIES	15.97
10/25/2022	HOME DEPOT, TAX #9218276983	GENERAL SUPPLIES	707.36
10/25/2022	HOME DEPOT, TAX #9218276983	JANITORIAL SUPPLIES	806.63
10/25/2022	HOME DEPOT, TAX #9218276983	OTHER SUPPLIES FOR M&O	2,325.78
10/25/2022	HOME DEPOT PRO SUPPLY WORKS	INVENTORY - WAREHOUSE SUPPLIES	1,617.60
10/25/2022	HON COMPANY, THE	FURNITURE	1,990.11
10/25/2022	HOUSTON ISD	DEFERRED EXPENDITURES/EXPENSES	0.00
10/25/2022	HOUSTON ISD	MISCELLANEOUS CONTRACTED SERVIC	1,394.83
10/25/2022	INTERSPEC, LLC	OTHER SUPPLIES FOR M&O	480.00
10/25/2022	IRVING ISD	TRAVEL AND SUBSISTENCE - STUDE	380.00
10/25/2022	IXL LEARNING, INC	COMPUTER SOFTWARE	299.00
10/25/2022	J W PEPPER & SON, INC	GENERAL SUPPLIES	233.98
10/25/2022	JASON'S DELI, MANSFIELD	MISCELLANEOUS OPERATING COSTS	3,085.28
10/25/2022	JONES, LESLIE	MISCELLANEOUS CONTRACTED SERVIC	360.00
10/25/2022	JUNIOR LIBRARY GUILD	READING/REF MATERIALS/DATABASE	2,813.48
10/25/2022	JYRO SIGNS LLC, HUNTER L. FREEMAN	MISCELLANEOUS CONTRACTED SERVIC	1,059.84
10/25/2022	KINGS III EMERGENCY COMMS, KINGS III OF	UTILITIES - TELEPHONE	44.00
10/25/2022	KIRSCH, BETH	TRAVEL, TRAINING & SUBSISTENCE	137.00
10/25/2022	KOETTER FIRE PROTECTION, LLC	CONTRACTED MAINTENANCE AND REP	7,198.90
10/25/2022	LADDERPORT	OTHER SUPPLIES FOR M&O	1,636.00
10/25/2022	LAKESHORE LEARNING MATERIALS LLC	GENERAL SUPPLIES	98.75
10/25/2022	LEE, KEVIN	OTHER USES	20,000.00
10/25/2022	MAGNOLIA SPEAKS SPEECH THERAPY PLLC,	PROFESSIONAL SERVICES	8,503.75
10/25/2022	MAINSTAY FARM	TRAVEL AND SUBSISTENCE - NON-E	22.00
10/25/2022	MAINSTAY FARM	TRAVEL AND SUBSISTENCE - STUDE	99.00
10/25/2022	MANSFIELD GAS & EXHAUST	CONTRACTED MAINTENANCE AND REP	127.50
10/25/2022	MCALISTER'S DELI - THE SAXTON GROUP	MISCELLANEOUS OPERATING COSTS	219.78
10/25/2022	MEDINA, MARIE	TRAVEL, TRAINING & SUBSISTENCE	134.50
10/25/2022	MOBILE COMMUNICATIONS OF AMERICA, CRI	GENERAL SUPPLIES	231.00
10/25/2022	MONOGRAM PRO	GENERAL SUPPLIES	150.00
10/25/2022	MONTOYA, JR., DANIEL	MISCELLANEOUS CONTRACTED SERVIC	2,000.00
10/25/2022	MOORE SUPPLY COMPANY	OTHER SUPPLIES FOR M&O	273.16
10/25/2022	MUSIC AND ARTS CENTER - ATTN: ACCOUNTS	GENERAL SUPPLIES	26.90
10/25/2022	NASCO EDUCATION LLC	GENERAL SUPPLIES	68.95
10/25/2022	NATIONAL CENTER FOR YOUTH ISSUES	TRAVEL, TRAINING & SUBSISTENCE	170.00

MANSFIELD INDEPENDENT SCHOOL DISTRICT

Fund Disbursement Report for 10/1/2022 through 10/31/2022

<u>DATE PAID</u>	<u>NAME</u>	<u>ITEM DESCRIPTION</u>	<u>AMOUNT</u>
199 - GENERAL OPERATING			
10/25/2022	NEARPOD INC, FLOCABULARY	COMPUTER SOFTWARE	4,704.00
10/25/2022	NORTH TEXAS FIRE LLC	CONTRACTED MAINTENANCE AND REP	1,334.00
10/25/2022	NORTH TEXAS FIRE LLC	MISCELLANEOUSCONTRACTED SERVIC	4,000.00
10/25/2022	O'REILLY AUTO PARTS, O'REILLY AUTO LLC	VEHICLE PARTS & SUPPLIES	1,912.99
10/25/2022	PENSKE TRUCK LEASING CO, LP	RENTALS-OPERATING LEASES	735.55
10/25/2022	PHILLIPS, CAROLYN	TRAVEL, TRAINING & SUBSISTENCE	339.00
10/25/2022	PRIME SOURCE	INVENTORY - WAREHOUSE SUPPLIES	900.00
10/25/2022	QUALITY SOUND AND COMMUNICATIONS INC	CONTRACTED MAINTENANCE AND REP	378.97
10/25/2022	REGION 4 ESC	EDUCATION SERVICE CENTER SERVI	102.00
10/25/2022	RUDD, FLETCHER	MISCELLANEOUSCONTRACTED SERVIC	0.00
10/25/2022	SAGINAW HIGH SCHOOL	TRAVEL AND SUBSISTENCE - STUDE	310.00
10/25/2022	SCHOOL SPECIALTY, LLC	GENERAL SUPPLIES	809.08
10/25/2022	SCRIPPS NATIONAL SPELLING BEE	MISCELLANEOUS OPERATING COSTS	182.50
10/25/2022	SITEONE LANDSCAPE SUPPLY, LLC	OTHER SUPPLIES FOR M&O	235.07
10/25/2022	SOUTHERN TIRE MART	VEHICLE PARTS & SUPPLIES	6,144.71
10/25/2022	STAPLES ADVANTAGE	GENERAL SUPPLIES	4,622.59
10/25/2022	STAPLES ADVANTAGE	TECHNOLOGY EQUIPMENT<\$5000	81.98
10/25/2022	TAHPERD	TRAVEL, TRAINING & SUBSISTENCE	150.00
10/25/2022	TARRANT COUNTY ELECTIONS	ACCOUNTS PAYABLE	79,499.75
10/25/2022	TEACHER CREATED MATERIALS	READING/REF MATERIALS/DATABASE	378.95
10/25/2022	TECHNOLOGY INTEGRATION GROUP (TIG), PI	CONTRACTED MAINTENANCE AND REP	14,444.33
10/25/2022	TEXAS AIRSYSTEMS, LLC	OTHER SUPPLIES FOR M&O	555.53
10/25/2022	TEXAS ASSOCIATION OF SCHOOL BUSINESS	TRAVEL, TRAINING & SUBSISTENCE	2,385.00
10/25/2022	TEXAS ASSOCIATION OF SCHOOL BOARDS, II	PROFESSIONAL SERVICES	252.00
10/25/2022	TEXAS DEPARTMENT OF INSURANCE	MISCELLANEOUS OPERATING COSTS	1,125.00
10/25/2022	TEXAS GENERAL LAND OFFICE	GASOLINE AND OTHER FUELS OR VE	5,472.56
10/25/2022	TEXAS IRRIGATION SUPPLY	OTHER SUPPLIES FOR M&O	505.92
10/25/2022	TEXAS TRUCK A/C INC	CONTRACTED MAINTENANCE AND REP	3,969.53
10/25/2022	TRANE, ACCT #8162331	OTHER SUPPLIES FOR M&O	439.24
10/25/2022	TXU ENERGY RETAIL COMPANY LLC, VISTRA	UTILITIES - ELECTRICITY	450,069.77
10/25/2022	UIL AREA B MARCHING BAND CONTEST	TRAVEL AND SUBSISTENCE - STUDE	900.00
10/25/2022	ULINE	GENERAL SUPPLIES	49.08
10/25/2022	UNINTERRUPTED THOUGHTS	MISCELLANEOUSCONTRACTED SERVIC	150.00
10/25/2022	UNITED REFRIGERATION INC	OTHER SUPPLIES FOR M&O	2,708.15
10/25/2022	VERITIV OPERATING CO.	INVENTORY - WAREHOUSE SUPPLIES	23,582.78
10/25/2022	THE VIRTUAL MEET EXPERIENCE, LLC	TRAVEL AND SUBSISTENCE - STUDE	350.00
10/25/2022	WALKER TOOL CO. INC.	OTHER EQUIPMENT<\$5000	3,000.02
10/25/2022	WEST MUSIC COMPANY	GENERAL SUPPLIES	188.68
10/25/2022	WESTERN - BRW PAPER CO, OVOL USA	GENERAL SUPPLIES	9,206.00
10/25/2022	WGI, SPORT OF THE ARTS	TRAVEL AND SUBSISTENCE - STUDE	790.00
10/25/2022	WHOLESALE ELECTRIC SUPPLY COMPANY, II	OTHER SUPPLIES FOR M&O	1,086.59
10/25/2022	WILLIAM V. MACGILL & CO.	GENERAL SUPPLIES	101.80
10/25/2022	WILLIAMS, KYLE	MISCELLANEOUSCONTRACTED SERVIC	440.00
10/25/2022	WINSTON WATER COOLER OF FT WORTH	OTHER SUPPLIES FOR M&O	1,028.53
10/25/2022	YORK, MEGAN	MISCELLANEOUSCONTRACTED SERVIC	2,000.00
10/25/2022	ZABORAC, PAUL	MISCELLANEOUSCONTRACTED SERVIC	200.00
10/27/2022	ABC WRECKER SERVICE	MISCELLANEOUSCONTRACTED SERVIC	355.00
10/27/2022	ALLOWAY, ASHLEY	TRAVEL, TRAINING & SUBSISTENCE	587.93
10/27/2022	AMAZON CAPITAL SERVICES INC	GENERAL SUPPLIES	620.34
10/27/2022	AMAZON CAPITAL SERVICES INC	READING/REF MATERIALS/DATABASE	639.99
10/27/2022	AMF SPARE TIME LANES	TRAVEL AND SUBSISTENCE - STUDE	120.00
10/27/2022	APPLE COMPUTERS, INC	COMPUTER SOFTWARE	160.84
10/27/2022	APPLE COMPUTERS, INC	TECHNOLOGY EQUIPMENT<\$5000	738.16
10/27/2022	AWARD CENTER	MISCELLANEOUS OPERATING COSTS	31.89
10/27/2022	AWARD CENTER	MISCELLANEOUSCONTRACTED SERVIC	82.90

MANSFIELD INDEPENDENT SCHOOL DISTRICT

Fund Disbursement Report for 10/1/2022 through 10/31/2022

<u>DATE PAID</u>	<u>NAME</u>	<u>ITEM DESCRIPTION</u>	<u>AMOUNT</u>
199 - GENERAL OPERATING			
10/27/2022	B&H PHOTO-VIDEO-PRO-AUDIO	TECHNOLOGY EQUIPMENT<\$5000	518.40
10/27/2022	BEN E. KEITH COMPANY	GENERAL SUPPLIES	2,054.16
10/27/2022	BETHESDA WATER SUPPLY CORP	UTILITIES - WATER	3,698.68
10/27/2022	BIRCHFIELD, LARRY	TRAVEL, TRAINING & SUBSISTENCE	95.13
10/27/2022	BLAKE, COLTON	MISCELLANEOUS CONTRACTED SERVIC	225.00
10/27/2022	BLICK ART MATERIALS, LLC	GENERAL SUPPLIES	1,332.73
10/27/2022	BUSINESS ESSENTIALS, CMBC INVESTMENT	GENERAL SUPPLIES	280.28
10/27/2022	CDW GOVERNMENT	COMPUTER SOFTWARE	973.34
10/27/2022	CDW GOVERNMENT	TECHNOLOGY EQUIPMENT<\$5000	4,538.62
10/27/2022	CESCO INC	TECHNOLOGY EQUIPMENT<\$5000	2,083.00
10/27/2022	CHAPMAN, DAKOTA	MISCELLANEOUS CONTRACTED SERVIC	1,750.00
10/27/2022	CITY OF MANSFIELD, UTILITIES	UTILITIES - WATER	29,381.57
10/27/2022	CLASS A PRODUCTS, LLC	GENERAL SUPPLIES	65.83
10/27/2022	CLASSIC TURF EQUIPMENT	OTHER SUPPLIES FOR M&O	360.99
10/27/2022	COMMERCIAL RECORDER	STATUTORILY REQ PUBLIC NOTICE	99.00
10/27/2022	COMMUNICATIONS PLUS, INC.	CONTRACTED MAINTENANCE AND REP	400.60
10/27/2022	COUSIN'S CONCERT ATTIRE, COUSIN'S UNIFC	GENERAL SUPPLIES	1,607.04
10/27/2022	COWTOWN BUS CHARTERS, INC	TRAVEL AND SUBSISTENCE - STUDE	1,695.00
10/27/2022	CROWN LIFT TRUCKS	MISCELLANEOUS CONTRACTED SERVIC	1,100.00
10/27/2022	DALLAS ISD GRAPHICS DEPARTMENT	MISCELLANEOUS CONTRACTED SERVIC	50.25
10/27/2022	DEALERS ELECTRICAL SUPPLY	OTHER SUPPLIES FOR M&O	1,963.74
10/27/2022	DECKER EQUIPMENT	OTHER SUPPLIES FOR M&O	665.24
10/27/2022	DEMCO INC	GENERAL SUPPLIES	299.66
10/27/2022	DOMINO'S PIZZA PARENT COMPANY	MISCELLANEOUS OPERATING COSTS	180.99
10/27/2022	DREAM RANCH OFFICE SUPPLIES	GENERAL SUPPLIES	1,117.56
10/27/2022	ED311	TRAVEL, TRAINING & SUBSISTENCE	480.00
10/27/2022	ELLIOTT ELECTRIC SUPPLY INC	OTHER SUPPLIES FOR M&O	90.25
10/27/2022	ENTERPRISE LEASING - TEXAS	RENTALS-OPERATING LEASES	6,462.24
10/27/2022	ENTERPRISE LEASING - TEXAS	TRAVEL AND SUBSISTENCE - STUDE	208.00
10/27/2022	ENTERPRISE TOLLS	RENTALS-OPERATING LEASES	5.80
10/27/2022	FLINN SCIENTIFIC, INC	GENERAL SUPPLIES	496.65
10/27/2022	FOLLETT CONTENT SOLUTIONS, LLC, BOOKS	READING/REF MATERIALS/DATABASE	183.89
10/27/2022	FRANKLIN COVEY CLIENT SALES, INC	GENERAL SUPPLIES	119.30
10/27/2022	FRANKLIN COVEY CLIENT SALES, INC	READING/REF MATERIALS/DATABASE	21.20
10/27/2022	GLOBAL ASSET	CONTRACTED MAINTENANCE AND REP	299.50
10/27/2022	GLOBAL ASSET	TECHNOLOGY EQUIPMENT<\$5000	69.00
10/27/2022	GOFFINET, AMY	TRAVEL, TRAINING & SUBSISTENCE	10.81
10/27/2022	GOODSON SALES & LEASING	RENTALS-OPERATING LEASES	800.00
10/27/2022	GOPHER SPORT	GENERAL SUPPLIES	1,814.30
10/27/2022	GOVCONNECTION INC	TECHNOLOGY EQUIPMENT<\$5000	128.40
10/27/2022	GRADECAM LLC	COMPUTER SOFTWARE	4,289.46
10/27/2022	GRANDVIEW ISD	TRAVEL AND SUBSISTENCE - STUDE	2,000.00
10/27/2022	HERNANDEZ, JAZMIN	TRAVEL, TRAINING & SUBSISTENCE	560.50
10/27/2022	HOME DEPOT, TAX #9218276983	GENERAL SUPPLIES	1,246.87
10/27/2022	INTEG, ANDERTON GROUP	MISCELLANEOUS CONTRACTED SERVIC	522.89
10/27/2022	J W PEPPER & SON, INC	GENERAL SUPPLIES	733.23
10/27/2022	JUNIOR LIBRARY GUILD	READING/REF MATERIALS/DATABASE	598.00
10/27/2022	KESLER SCIENCE	GENERAL SUPPLIES	897.00
10/27/2022	LONE STAR COACHES, INC	TRAVEL AND SUBSISTENCE - STUDE	5,650.50
10/27/2022	LOWE'S COMPANIES, INC	GENERAL SUPPLIES	3,281.60
10/27/2022	LOWE'S COMPANIES, INC	OTHER SUPPLIES FOR M&O	449.30
10/27/2022	MCGRAW-HILL COMPANIES, THE	COMPUTER SOFTWARE	1,117.80
10/27/2022	MONOGRAM PRO	MISCELLANEOUS CONTRACTED SERVIC	750.00
10/27/2022	MULTI-HEALTH SYSTEMS INC	TESTING MATERIALS	2,562.25
10/27/2022	NEWBART PRODUCTS	GENERAL SUPPLIES	385.00

MANSFIELD INDEPENDENT SCHOOL DISTRICT

Fund Disbursement Report for 10/1/2022 through 10/31/2022

<u>DATE PAID</u>	<u>NAME</u>	<u>ITEM DESCRIPTION</u>	<u>AMOUNT</u>
199 - GENERAL OPERATING			
10/27/2022	NORTH CENTRAL TEXAS INTERLINK, INC	MISCELLANEOUSCONTRACTED SERVIC	3,500.00
10/27/2022	NYE, JANET	MISCELLANEOUSCONTRACTED SERVIC	660.00
10/27/2022	OLEN WILLIAMS INC	CONTRACTED MAINTENANCE AND REP	246.00
10/27/2022	PEPPER PSYCHOLOGICAL SERVICES, SARAH	PROFESSIONAL SERVICES	860.00
10/27/2022	PEPWEAR, LLC	MISCELLANEOUS OPERATING COSTS	4,393.80
10/27/2022	PETROLEUM TRADERS CORPORATION	GASOLINE AND OTHER FUELS OR VE	56,212.70
10/27/2022	POSITIVE PROMOTIONS, INC	GENERAL SUPPLIES	250.55
10/27/2022	POSITIVE PROMOTIONS, INC	MISCELLANEOUSCONTRACTED SERVIC	1,215.18
10/27/2022	REALLY GOOD STUFF, LLC	GENERAL SUPPLIES	266.09
10/27/2022	REGION 4 ESC	EDUCATION SERVICE CENTER SERVI	150.00
10/27/2022	RHYTHM BAND INSTRUMENTS, LLC	GENERAL SUPPLIES	1,375.05
10/27/2022	RUSSELL, KRISTI	TRAVEL, TRAINING & SUBSISTENCE	833.22
10/27/2022	SAGINAW HIGH SCHOOL	TRAVEL AND SUBSISTENCE - STUDE	250.00
10/27/2022	SAVVAS LEARNING COMPANY LLC	TEXTBOOKS	1,970.74
10/27/2022	SCHOOL SPECIALTY, LLC	GENERAL SUPPLIES	694.64
10/27/2022	SORENSEN, SAMANTHA	MISCELLANEOUSCONTRACTED SERVIC	1,500.00
10/27/2022	STAPLES ADVANTAGE	GENERAL SUPPLIES	5,450.54
10/27/2022	STAPLES ADVANTAGE	SALARIES OR WAGES-SUBSTITUTE T	442.25
10/27/2022	STAPLES ADVANTAGE	TECHNOLOGY EQUIPMENT<\$5000	423.88
10/27/2022	STAPLES ADVANTAGE	TESTING MATERIALS	166.09
10/27/2022	TEMPERATURE CONTROL SYSTEMS, INC	OTHER SUPPLIES FOR M&O	182.00
10/27/2022	TESTOUT CORPORATION	COMPUTER SOFTWARE	4,500.00
10/27/2022	TEXAS ASSOCIATION OF SCHOOL BUSINESS	TRAVEL, TRAINING & SUBSISTENCE	450.00
10/27/2022	TEXAS DANCE EDUCATORS ASSOCIATION, T.	TRAVEL AND SUBSISTENCE - STUDE	570.00
10/27/2022	TEXAS EDUCATIONAL PAPERBACKS	READING/REF MATERIALS/DATABASE	162.08
10/27/2022	TEXAS ELEM PRIN & SUPR ASSOC, TEPSA	MEMBERSHIPS	590.00
10/27/2022	TEXAS TRUCK A/C INC	CONTRACTED MAINTENANCE AND REP	9,638.50
10/27/2022	TEXTOL SYSTEMS INC	GENERAL SUPPLIES	469.79
10/27/2022	THERMO FLUIDS INC	CONTRACTED MAINTENANCE AND REP	232.00
10/27/2022	TMEA REGION 5 ORCHESTRA MS/JH, MIDDLE	TRAVEL AND SUBSISTENCE - STUDE	30.00
10/27/2022	TOTAL MAINTENANCE SOLUTIONS, TMS SOU	OTHER SUPPLIES FOR M&O	55.00
10/27/2022	TRINITY CERAMIC SUPPLY, INC	GENERAL SUPPLIES	370.00
10/27/2022	TUXEDO CONNECT LLC	GENERAL SUPPLIES	3,418.50
10/27/2022	UNIFIRST HOLDINGS, INC	RENTALS-OPERATING LEASES	343.04
10/27/2022	WEST MUSIC COMPANY	GENERAL SUPPLIES	274.52
10/27/2022	WESTERN - BRW PAPER CO, OVOL USA	GENERAL SUPPLIES	2,529.78
10/27/2022	WINSTON WATER COOLER OF FT WORTH	OTHER SUPPLIES FOR M&O	30.00
10/27/2022	YELLOWFOLDER LLC	COMPUTER SOFTWARE	29,155.90
10/28/2022	ALLEN, JULIE	MISCELLANEOUSCONTRACTED SERVIC	0.00
10/28/2022	AMAZON CAPITAL SERVICES INC	GENERAL SUPPLIES	749.64
10/28/2022	AMAZON CAPITAL SERVICES INC	MISCELLANEOUS OPERATING COSTS	69.86
10/28/2022	AMAZON CAPITAL SERVICES INC	TECHNOLOGY EQUIPMENT<\$5000	95.98
10/28/2022	AMERICAN BEARING CO	OTHER SUPPLIES FOR M&O	17.25
10/28/2022	FIREPLACE, INC, SMORE	COMPUTER SOFTWARE	999.00
10/28/2022	ORIENTAL TRADING COMPANY, INC	GENERAL SUPPLIES	50.22
10/28/2022	ORIENTAL TRADING COMPANY, INC	TESTING MATERIALS	77.89
10/28/2022	PENSKE TRUCK LEASING CO, LP	RENTALS-OPERATING LEASES	1,182.95
10/28/2022	PETROLEUM TRADERS CORPORATION	GASOLINE AND OTHER FUELS OR VE	50,332.08
10/28/2022	POSITIVE PROMOTIONS, INC	MISCELLANEOUS OPERATING COSTS	449.74
10/28/2022	PRECISION BUSINESS MACHINES, INC	COMPUTER SOFTWARE	1,500.00
10/28/2022	PRECISION BUSINESS MACHINES, INC	GENERAL SUPPLIES	595.00
10/28/2022	PRECISION BUSINESS MACHINES, INC	TECHNOLOGY EQUIPMENT<\$5000	2,450.00
10/28/2022	R&H PARTS AND SERVICE INC	CONTRACTED MAINTENANCE AND REP	1,333.98
10/28/2022	REGION 11 ESC	EDUCATION SERVICE CENTER SERVI	625.00
10/28/2022	RUSH TRUCK CENTER, DALLAS LIGHT & MED	CONTRACTED MAINTENANCE AND REP	2,000.00

MANSFIELD INDEPENDENT SCHOOL DISTRICT

Fund Disbursement Report for 10/1/2022 through 10/31/2022

<u>DATE PAID</u>	<u>NAME</u>	<u>ITEM DESCRIPTION</u>	<u>AMOUNT</u>
199 - GENERAL OPERATING			
10/28/2022	SCHOLASTIC CLASSROOM MAGAZINES	READING/REF MATERIALS/DATABASE	229.66
10/28/2022	SCHOOL NURSE SUPPLY, INC	GENERAL SUPPLIES	482.80
10/28/2022	SCHOOL SPECIALTY, LLC	GENERAL SUPPLIES	1,172.62
10/28/2022	SEIDLITZ EDUCATION, LLC	GENERAL SUPPLIES	94.95
10/28/2022	SHAW BROS WELDING	CONTRACTED MAINTENANCE AND REP	600.00
10/28/2022	SOLIANT HEALTH	PROFESSIONAL SERVICES	10,080.50
10/28/2022	SOLUTION TREE	TRAVEL, TRAINING & SUBSISTENCE	709.00
10/28/2022	SOUTHEASTERN PERFORMANCE APPAREL	GENERAL SUPPLIES	2,564.87
10/28/2022	SOUTHWEST INTERNATIONAL TRUCKS, INC	CONTRACTED MAINTENANCE AND REP	606.79
10/28/2022	SPIRIT WORX	GENERAL SUPPLIES	1,074.40
10/28/2022	STAPLES ADVANTAGE	GENERAL SUPPLIES	186.13
10/28/2022	STAPLES ADVANTAGE	TECHNOLOGY EQUIPMENT<\$5000	103.30
10/28/2022	STEVE WEISS MUSIC INC	GENERAL SUPPLIES	149.88
10/28/2022	STUDENT CONDUCTOR, INC	GENERAL SUPPLIES	200.00
10/28/2022	SUCCESS BY DESIGN, INC.	MISCELLANEOUS CONTRACTED SERVIC	334.19
10/28/2022	SWAGIT PRODUCTIONS, LLC	COMPUTER SOFTWARE	19,200.00
10/28/2022	TARRANT COUNTY TAX OFFICE	MISCELLANEOUS OPERATING COSTS	75.75
10/28/2022	TEXAS ASSOCIATION OF SCHOOL BUSINESS	TRAVEL, TRAINING & SUBSISTENCE	2,025.00
10/28/2022	TEXAS ASSOCIATION OF SCHOOL ADMINISTR	MEMBERSHIPS	870.00
10/28/2022	TEXAS ASSOCIATION OF SCHOOL ADMINISTR	MISCELLANEOUS CONTRACTED SERVIC	18,000.00
10/28/2022	TEXAS ASSOCIATION OF SCHOOL ADMINISTR	TRAVEL, TRAINING & SUBSISTENCE	1,535.00
10/28/2022	TEXAS DANCE EDUCATORS ASSOCIATION, T.	TRAVEL AND SUBSISTENCE - STUDE	350.00
10/28/2022	TEXAS DEPT OF PUBLIC SAFETY	DEFERRED EXPENDITURES/EXPENSES	0.00
10/28/2022	TEXAS DEPT OF PUBLIC SAFETY	MISCELLANEOUS CONTRACTED SERVIC	197.00
10/28/2022	TEXAS TRUCK A/C INC	CONTRACTED MAINTENANCE AND REP	4,061.82
10/28/2022	TMEA REGION 5 ORCHESTRA MS/JH, MIDDLE	TRAVEL AND SUBSISTENCE - STUDE	81.00
10/28/2022	ULINE	GENERAL SUPPLIES	25.00
10/28/2022	UNITED COOPERATIVE SERVICES, DBA	UTILITIES - ELECTRICITY	7,953.48
10/28/2022	UNIVERSITY INTERSCHOLASTIC LEAGUE	COMPUTER SOFTWARE	48.00
10/28/2022	THE VIRTUAL MEET EXPERIENCE, LLC	TRAVEL AND SUBSISTENCE - STUDE	350.00
10/28/2022	WESTERN - BRW PAPER CO, OVOL USA	GENERAL SUPPLIES	1,614.23
10/28/2022	WILLIAM V. MACGILL & CO.	GENERAL SUPPLIES	29.65
199 - GENERAL OPERATING			4,906,055.99
211 - ESEA TITLE I; IMPROVING BASIC			
10/4/2022	CITY OF MANSFIELD PARKS & RECREATION, I	MISCELLANEOUS CONTRACTED SERVIC	300.00
10/4/2022	SCHOOL SPECIALTY, LLC	TECHNOLOGY EQUIPMENT<\$5000	595.50
10/7/2022	ASSOC FOR COMPENSATORY EDUCATORS O	TRAVEL, TRAINING & SUBSISTENCE	525.00
10/7/2022	COMPLETE BOOK AND MEDIA SUPPLY, INC	READING/REF MATERIALS/DATABASE	706.55
10/7/2022	CURRICULUM ASSOCIATES, LLC	GENERAL SUPPLIES	1,672.00
10/7/2022	GIMKIT INC	COMPUTER SOFTWARE	1,000.00
10/7/2022	SKY RANCHES, INC.	TRAVEL AND SUBSISTENCE - STUDE	2,563.60
10/7/2022	STAPLES ADVANTAGE	TECHNOLOGY EQUIPMENT<\$5000	249.90
10/7/2022	TEXAS ASSOC FOR HEALTH, PHYS ED, REC &	TRAVEL, TRAINING & SUBSISTENCE	150.00
10/7/2022	TRS	TEACHER RETIREMENT	22,132.03
10/14/2022	BUSINESS ESSENTIALS, CMBC INVESTMENT:	GENERAL SUPPLIES	305.66
10/14/2022	CAROLINA BIOLOGICAL SPLY CO	GENERAL SUPPLIES	650.50
10/14/2022	LEARNING A-Z LLC	COMPUTER SOFTWARE	4,487.15
10/18/2022	DRAKE, LADENA	TRAVEL, TRAINING & SUBSISTENCE	567.81
10/18/2022	EAI EDUCATION INC	GENERAL SUPPLIES	1,400.10
10/18/2022	EDPUZZLE, INC.	COMPUTER SOFTWARE	2,565.00
10/18/2022	FERRELL, KYMBERLY	TRAVEL, TRAINING & SUBSISTENCE	240.51
10/18/2022	FOSTER, JENNIFER	TRAVEL, TRAINING & SUBSISTENCE	588.88
10/18/2022	HARMONSON, JOSEPH	TRAVEL, TRAINING & SUBSISTENCE	415.00
10/18/2022	LOEUNG, KATY	TRAVEL, TRAINING & SUBSISTENCE	105.12

MANSFIELD INDEPENDENT SCHOOL DISTRICT

Fund Disbursement Report for 10/1/2022 through 10/31/2022

<u>DATE PAID</u>	<u>NAME</u>	<u>ITEM DESCRIPTION</u>	<u>AMOUNT</u>
211 - ESEA TITLE I; IMPROVING BASIC			
10/18/2022	OLIVER, ELIZABETH	SALARIES OR WAGES-SUBSTITUTE T	78.50
10/18/2022	OLIVER, ELIZABETH	TRAVEL, TRAINING & SUBSISTENCE	336.50
10/18/2022	PEARSON CLINICAL ASSESSMENT DIVISION	TESTING MATERIALS	1,438.92
10/18/2022	PRECISION BUSINESS MACHINES, INC	TECHNOLOGY EQUIPMENT<\$5000	4,995.00
10/18/2022	WALLER, SARAH	MISCELLANEOUS CONTRACTED SERVIC	1,250.00
10/20/2022	AVID CENTER	TRAVEL, TRAINING & SUBSISTENCE	999.00
10/20/2022	CAMP ANOTHEN	TRAVEL AND SUBSISTENCE - STUDE	540.00
10/20/2022	DEMCO INC	GENERAL SUPPLIES	191.22
10/20/2022	FOLLETT CONTENT SOLUTIONS, LLC, BOOKS	READING/REF MATERIALS/DATABASE	1,356.79
10/20/2022	SCHOLASTIC INC	READING/REF MATERIALS/DATABASE	598.62
10/20/2022	SCHOOL SPECIALTY, LLC	GENERAL SUPPLIES	1,030.00
10/20/2022	SEA WORLD SAN ANTONIO	TRAVEL AND SUBSISTENCE - NON-E	-1,000.00
10/20/2022	SEA WORLD SAN ANTONIO	TRAVEL AND SUBSISTENCE - STUDE	0.00
10/24/2022	CITIBANK	GENERAL SUPPLIES	98.29
10/24/2022	CITIBANK	MISCELLANEOUS OPERATING COSTS	2,005.47
10/25/2022	AMAZON CAPITAL SERVICES INC	GENERAL SUPPLIES	-316.51
10/25/2022	AMAZON CAPITAL SERVICES INC	READING/REF MATERIALS/DATABASE	-12.89
10/25/2022	CAROLINA BIOLOGICAL SPLY CO	GENERAL SUPPLIES	210.60
10/25/2022	NASCO EDUCATION LLC	GENERAL SUPPLIES	41.16
10/25/2022	ORIENTAL TRADING COMPANY, INC	GENERAL SUPPLIES	280.14
10/25/2022	ORIENTAL TRADING COMPANY, INC	MISCELLANEOUS OPERATING COSTS	79.96
10/25/2022	ORIGO EDUCATION INC	EDUCATION SERVICE CENTER SERVI	752.18
10/25/2022	STAPLES ADVANTAGE	GENERAL SUPPLIES	200.00
10/25/2022	WALLER, SARAH	MISCELLANEOUS CONTRACTED SERVIC	1,250.00
10/27/2022	CHANCE TO SOAR	MISCELLANEOUS CONTRACTED SERVIC	1,700.00
10/27/2022	COMPTON, BEVERLY	TRAVEL, TRAINING & SUBSISTENCE	399.90
10/27/2022	DELCOM GROUP LP	COMPUTER SOFTWARE	1,500.00
10/27/2022	DOZIER, LEE	TRAVEL, TRAINING & SUBSISTENCE	64.75
10/27/2022	GOFFINET, AMY	TRAVEL, TRAINING & SUBSISTENCE	81.48
10/28/2022	SCHOOL SPECIALTY, LLC	TECHNOLOGY EQUIPMENT<\$5000	3,132.00
211 - ESEA TITLE I; IMPROVING BASIC			64,501.39
224 - IDEA-B FORMULA			
10/4/2022	ALICIA WOODS AUDIOLOGY LLC	PROFESSIONAL SERVICES	2,807.00
10/4/2022	TRANSLATION & INTERPRETATION LLC	MISCELLANEOUS CONTRACTED SERVIC	884.00
10/7/2022	MAGNOLIA SPEAKS SPEECH THERAPY PLLC,	PROFESSIONAL SERVICES	1,560.00
10/7/2022	NATIONAL SEATING & MOBILITY, INC.	CONTRACTED MAINTENANCE AND REP	457.38
10/7/2022	PEARSON CLINICAL ASSESSMENT DIVISION	TESTING MATERIALS	1,659.00
10/7/2022	TRS	TEACHER RETIREMENT	30,947.53
10/14/2022	AMN HEALTHCARE	PROFESSIONAL SERVICES	2,447.68
10/14/2022	MAGNOLIA SPEAKS SPEECH THERAPY PLLC,	PROFESSIONAL SERVICES	3,011.50
10/14/2022	MAXI AIDS INC	GENERAL SUPPLIES	131.50
10/18/2022	AMN HEALTHCARE	PROFESSIONAL SERVICES	3,059.60
10/18/2022	PHONAK (SONOVA)	CONTRACTED MAINTENANCE AND REP	188.99
10/20/2022	CUMMINGS, KORAYN SUE, OD, PA	PROFESSIONAL SERVICES	700.00
10/20/2022	NATIONAL SEATING & MOBILITY, INC.	GENERAL SUPPLIES	190.00
10/25/2022	AMAZON CAPITAL SERVICES INC	GENERAL SUPPLIES	2,042.35
10/25/2022	MAGNOLIA SPEAKS SPEECH THERAPY PLLC,	PROFESSIONAL SERVICES	2,050.00
10/27/2022	TRANSLATION & INTERPRETATION LLC	MISCELLANEOUS CONTRACTED SERVIC	2,406.80
224 - IDEA-B FORMULA			54,543.33
225 - IDEA-B PRE-SCHOOL			
10/7/2022	TRS	TEACHER RETIREMENT	484.76
225 - IDEA-B PRE-SCHOOL			484.76

MANSFIELD INDEPENDENT SCHOOL DISTRICT

Fund Disbursement Report for 10/1/2022 through 10/31/2022

<u>DATE PAID</u>	<u>NAME</u>	<u>ITEM DESCRIPTION</u>	<u>AMOUNT</u>
240 - CHILD NUTRITION FUND			
10/4/2022	B&B COMMERCIAL PRINTING	MISCELLANEOUSCONTRACTED SERVIC	1,600.00
10/4/2022	DELCOM GROUP LP	MISCELLANEOUSCONTRACTED SERVIC	3,217.20
10/4/2022	HOME DEPOT, TAX #9218276983	OTHER SUPPLIES FOR M&O	598.00
10/4/2022	KLEMENT DISTRIBUTION, INC.	FOOD	7,609.72
10/4/2022	LABATT FOOD SERVICE	FOOD	134,376.96
10/4/2022	LABATT FOOD SERVICE	NON-FOOD	19,826.42
10/4/2022	NEW DAIRY OPCO, LLC, BORDEN DAIRY	FOOD	34,697.80
10/4/2022	SMART MOUTH FOODS	FOOD	7,914.83
10/4/2022	WALNUT CREEK FARM	FOOD	9,339.68
10/7/2022	ANDERSON, KRISTYNA	DEFERRED REVENUE	20.00
10/7/2022	BIMBO BAKERIES USA, INC.	INVENTORY - WAREHOUSE SUPPLIES	5,029.92
10/7/2022	BOURDEAU, JASON	DEFERRED REVENUE	90.00
10/7/2022	CAREY, STEPHANIE	DEFERRED REVENUE	25.35
10/7/2022	CARRILLO, MELISSA	DEFERRED REVENUE	50.00
10/7/2022	CITY OF ARLINGTON	MISCELLANEOUS OPERATING COSTS	150.00
10/7/2022	CLARK, CARLA	DEFERRED REVENUE	0.49
10/7/2022	CUNNINGHAM, STACY	DEFERRED REVENUE	20.00
10/7/2022	DAVIS, EBONY	DEFERRED REVENUE	31.30
10/7/2022	DELANEY, CHANDRA	DEFERRED REVENUE	29.85
10/7/2022	FORTE FROZEN	INVENTORY - WAREHOUSE SUPPLIES	325.68
10/7/2022	FOSTER, NIKI	DEFERRED REVENUE	49.25
10/7/2022	GENUINE PARTS COMPANY-NAPA	OTHER SUPPLIES FOR M&O	4.44
10/7/2022	GONZALEZ, BONNIE	DEFERRED REVENUE	26.71
10/7/2022	HAYES, CAMRY	DEFERRED REVENUE	29.00
10/7/2022	HON COMPANY, THE	FURNITURE	369.41
10/7/2022	JEREMIASON, TRINH	DEFERRED REVENUE	68.20
10/7/2022	KLEMENT DISTRIBUTION, INC.	FOOD	5,016.26
10/7/2022	LABATT FOOD SERVICE	FOOD	131,749.77
10/7/2022	LABATT FOOD SERVICE	NON-FOOD	21,749.39
10/7/2022	LEE, SONG	DEFERRED REVENUE	22.75
10/7/2022	MANUEL, SYRETHA	DEFERRED REVENUE	16.90
10/7/2022	MBM FINANCIAL INTERESTS, LP	RENTALS-OPERATING LEASES	938.75
10/7/2022	MEDINA, MARIA	TRAVEL, TRAINING & SUBSISTENCE	46.88
10/7/2022	NEW DAIRY OPCO, LLC, BORDEN DAIRY	FOOD	30,197.40
10/7/2022	OOGA, EMILY	DEFERRED REVENUE	224.10
10/7/2022	PARHAM, JENNIFER	TRAVEL, TRAINING & SUBSISTENCE	355.91
10/7/2022	SANCHEZ, ROSA	DEFERRED REVENUE	32.50
10/7/2022	SHRYOCK, STEVEN	DEFERRED REVENUE	30.75
10/7/2022	SOSON, MYLENE	DEFERRED REVENUE	31.50
10/7/2022	STUSSE, CHERYL	TRAVEL, TRAINING & SUBSISTENCE	10.00
10/7/2022	SWANBERG, KAREN	DEFERRED REVENUE	15.50
10/7/2022	TRS	TEACHER RETIREMENT	14,070.30
10/7/2022	VERITIV OPERATING CO.	INVENTORY - WAREHOUSE SUPPLIES	9,920.59
10/7/2022	WALNUT CREEK FARM	FOOD	9,622.37
10/7/2022	WHITMORE, BRITTNEY	DEFERRED REVENUE	11.56
10/7/2022	YEM, CARINE	DEFERRED REVENUE	40.00
10/14/2022	AMUNDSEN COMMERCIAL KITCHENS INC	FURNITURE, EQUIPMENT & SOFTWARE	187,078.00
10/14/2022	BIMBO BAKERIES USA, INC.	INVENTORY - WAREHOUSE SUPPLIES	5,009.76
10/14/2022	BOATENG, NANA	DEFERRED REVENUE	74.05
10/14/2022	CDW GOVERNMENT	COMPUTER SOFTWARE	576.00
10/14/2022	CHARBONNEAU, ALICIA	DEFERRED REVENUE	59.75
10/14/2022	KINNA, ASHLEY	DEFERRED REVENUE	4.50
10/14/2022	KLEMENT DISTRIBUTION, INC.	FOOD	6,938.75
10/14/2022	LABATT FOOD SERVICE	FOOD	398,619.53
10/14/2022	LABATT FOOD SERVICE	NON-FOOD	56,829.59

MANSFIELD INDEPENDENT SCHOOL DISTRICT

Fund Disbursement Report for 10/1/2022 through 10/31/2022

<u>DATE PAID</u>	<u>NAME</u>	<u>ITEM DESCRIPTION</u>	<u>AMOUNT</u>
240 - CHILD NUTRITION FUND			
10/14/2022	NEW DAIRY OPCO, LLC, BORDEN DAIRY	FOOD	106,298.28
10/14/2022	PARTS TOWN, LLC	OTHER SUPPLIES FOR M&O	1,184.63
10/14/2022	SMART MOUTH FOODS	FOOD	8,342.63
10/14/2022	VERITIV OPERATING CO.	INVENTORY - WAREHOUSE SUPPLIES	3,451.46
10/14/2022	WALNUT CREEK FARM	FOOD	11,162.86
10/14/2022	YOADE, ABIOLA	DEFERRED REVENUE	100.00
10/20/2022	BIMBO BAKERIES USA, INC.	INVENTORY - WAREHOUSE SUPPLIES	6,919.56
10/20/2022	BLACKMON MOORING	CONTRACTED MAINTENANCE AND REP	1,560.21
10/20/2022	CDW GOVERNMENT	COMPUTER SOFTWARE	1,758.96
10/20/2022	GENUINE PARTS COMPANY-NAPA	OTHER SUPPLIES FOR M&O	14.72
10/20/2022	GRAY-FRANKS, CRYSTAL	MISCELLANEOUS OPERATING COSTS	8.99
10/20/2022	IDEMIA IDENTITY & SECURITY USA LLC	MISCELLANEOUS OPERATING COSTS	915.00
10/20/2022	KINZER, CANTRECE	TRAVEL, TRAINING & SUBSISTENCE	142.16
10/20/2022	KLEMENT DISTRIBUTION, INC.	FOOD	5,288.82
10/20/2022	LABATT FOOD SERVICE	FOOD	159,716.37
10/20/2022	LABATT FOOD SERVICE	NON-FOOD	13,371.81
10/20/2022	LAWSON, JOANNE	TRAVEL, TRAINING & SUBSISTENCE	143.36
10/20/2022	PARTS TOWN, LLC	OTHER SUPPLIES FOR M&O	605.70
10/20/2022	PEREIRA, SALAYNA	TRAVEL, TRAINING & SUBSISTENCE	127.45
10/20/2022	SMART MOUTH FOODS	FOOD	6,063.43
10/20/2022	STAPLES ADVANTAGE	GENERAL SUPPLIES	267.24
10/20/2022	THERMO KING OF DALLAS LLC	MISCELLANEOUS CONTRACTED SERVIC	3,747.89
10/24/2022	CITIBANK	FOOD	296.98
10/24/2022	CITIBANK	INVENTORY - WAREHOUSE SUPPLIES	290.00
10/25/2022	SEDGWICK CLAIMS MANAGEMENT SERVICES	WORKERS' COMPENSATION	2,086.95
10/27/2022	AMPARAN, NORMA	DEFERRED REVENUE	70.25
10/27/2022	BINGHAM, CHERYL	DEFERRED REVENUE	13.45
10/27/2022	ERWIN, JANIE	DEFERRED REVENUE	11.95
10/27/2022	GARRETT, HEATHER	DEFERRED REVENUE	15.75
10/27/2022	GENUINE PARTS COMPANY-NAPA	OTHER SUPPLIES FOR M&O	14.72
10/27/2022	HENDERSON, CHEYENNE	DEFERRED REVENUE	100.00
10/27/2022	LABATT FOOD SERVICE	FOOD	1,635.72
10/27/2022	LABATT FOOD SERVICE	NON-FOOD	127.55
10/27/2022	SMART MOUTH FOODS	FOOD	1,699.36
10/27/2022	TRANE, ACCT #8162331	OTHER SUPPLIES FOR M&O	3,070.06
10/27/2022	WRIGHT, ROBYN	DEFERRED REVENUE	5.00
240 - CHILD NUTRITION FUND			1,445,422.59
244 - CAREER & TECHNOLOGY BASIC GRAN			
10/7/2022	TRS	TEACHER RETIREMENT	312.42
244 - CAREER & TECHNOLOGY BASIC (312.42
255 - TITLE II, PART A: TEA/PRIN TRA			
10/4/2022	MARZANO RESOURCES LLC	MISCELLANEOUS CONTRACTED SERVIC	13,000.00
10/4/2022	RESULTS COACHING GLOBAL, LLC	GENERAL SUPPLIES	1,995.00
10/4/2022	RESULTS COACHING GLOBAL, LLC	MISCELLANEOUS CONTRACTED SERVIC	7,900.00
10/4/2022	SOLUTION TREE	TRAVEL, TRAINING & SUBSISTENCE	2,067.00
10/7/2022	CAPTURING KIDS HEARTS, FLIPPEN GROUP	MISCELLANEOUS CONTRACTED SERVIC	4,200.00
10/7/2022	NWEA	MISCELLANEOUS CONTRACTED SERVIC	6,400.00
10/7/2022	TRS	TEACHER RETIREMENT	3,899.02
10/25/2022	AMAZON CAPITAL SERVICES INC	GENERAL SUPPLIES	44.91
10/27/2022	RESULTS COACHING GLOBAL, LLC	GENERAL SUPPLIES	1,995.00
10/27/2022	RESULTS COACHING GLOBAL, LLC	MISCELLANEOUS CONTRACTED SERVIC	7,900.00
255 - TITLE II, PART A: TEA/PRIN TRA			49,400.93

MANSFIELD INDEPENDENT SCHOOL DISTRICT

Fund Disbursement Report for 10/1/2022 through 10/31/2022

<u>DATE PAID</u>	<u>NAME</u>	<u>ITEM DESCRIPTION</u>	<u>AMOUNT</u>
263 - TITLE III, PART A, LIMITED ENG			
10/7/2022	TRS	TEACHER RETIREMENT	2,319.76
10/20/2022	FIREPLACE, INC, SMORE	COMPUTER SOFTWARE	2,999.00
10/25/2022	VISTA HIGHER LEARNING, INC.	COMPUTER SOFTWARE	11,808.31
263 - TITLE III, PART A, LIMITED ENG			17,127.07
265 - 21ST CENTURY GRANT			
10/7/2022	TRS	TEACHER RETIREMENT	8,612.52
265 - 21ST CENTURY GRANT			8,612.52
282 - ESSER III / AIR FORCE JR ROTC			
10/7/2022	ASE EDUCATION FOUNDATION	TESTING MATERIALS	368.00
10/7/2022	CERTIPOINT, INC	TESTING MATERIALS	12,268.00
10/7/2022	HSI WORKPLACE COMPLIANCE SOLUTIONS,	TESTING MATERIALS	2,760.00
10/7/2022	TRS	TEACHER RETIREMENT	11,889.48
10/14/2022	NETSYNC NETWORK SOLUTIONS	COMPUTER SOFTWARE	434,684.55
10/14/2022	NETSYNC NETWORK SOLUTIONS	TECHNOLOGY EQUIPMENT<\$5000	692,390.32
10/18/2022	ACCELERATE LEARNING INC.	COMPUTER SOFTWARE	25,372.50
10/20/2022	AMERICAN CULINARY FEDERATION ED FOUN	TESTING MATERIALS	700.00
10/25/2022	GLOBAL ASSET	TECHNOLOGY EQUIPMENT<\$5000	25,432.50
282 - ESSER III / AIR FORCE JR ROTC			1,205,865.35
284 - ARP IDEA FORMULA			
10/4/2022	NATIONAL RECRUITING CONSULTANTS, LLC	PROFESSIONAL SERVICES	6,028.74
10/4/2022	SUNBELT STAFFING, LLC	PROFESSIONAL SERVICES	6,621.00
10/7/2022	HOUGHTON MIFFLIN HARCOURT	COMPUTER SOFTWARE	95,879.85
10/7/2022	HOUGHTON MIFFLIN HARCOURT	GENERAL SUPPLIES	710.20
10/7/2022	HOUGHTON MIFFLIN HARCOURT	READING/REF MATERIALS/DATABASE	8,954.10
10/14/2022	SUNBELT STAFFING, LLC	PROFESSIONAL SERVICES	7,937.25
10/18/2022	NATIONAL RECRUITING CONSULTANTS, LLC	PROFESSIONAL SERVICES	12,714.12
10/25/2022	NATIONAL RECRUITING CONSULTANTS, LLC	PROFESSIONAL SERVICES	5,854.50
10/27/2022	SUNBELT STAFFING, LLC	PROFESSIONAL SERVICES	5,486.00
10/28/2022	SUNBELT STAFFING, LLC	PROFESSIONAL SERVICES	5,630.00
284 - ARP IDEA FORMULA			155,815.76
289 - LEP PROGRAM			
10/7/2022	TRS	TEACHER RETIREMENT	1,897.17
289 - LEP PROGRAM			1,897.17
397 - AP/IB			
10/18/2022	UNIVERSITY OF TEXAS AT AUSTIN, APSI	TRAVEL, TRAINING & SUBSISTENCE	545.00
397 - AP/IB			545.00
410 - STATE TEXTBOOK FUND			
10/4/2022	BARNES & NOBLE COLLEGE BOOKSELLERS I	TEXTBOOKS	21,997.80
10/7/2022	BARNES & NOBLE COLLEGE BOOKSELLERS I	TEXTBOOKS	39,006.17
10/14/2022	MCGRAW-HILL COMPANIES, THE	TEXTBOOKS	5,695.45
10/25/2022	HOUGHTON MIFFLIN HARCOURT PUBLISHING	TEXTBOOKS	13,931.50
10/25/2022	MCGRAW-HILL COMPANIES, THE	TEXTBOOKS	3,813.50
10/27/2022	BARNES & NOBLE COLLEGE BOOKSELLERS I	TEXTBOOKS	1,263.35
10/27/2022	REGION 4 ESC	TEXTBOOKS	918.00
10/27/2022	SAVVAS LEARNING COMPANY LLC	TEXTBOOKS	34,369.50
410 - STATE TEXTBOOK FUND			120,995.27

MANSFIELD INDEPENDENT SCHOOL DISTRICT

Fund Disbursement Report for 10/1/2022 through 10/31/2022

<u>DATE PAID</u>	<u>NAME</u>	<u>ITEM DESCRIPTION</u>	<u>AMOUNT</u>
429 - MISC STATE GRANTS			
10/4/2022	LEAD/LITERACY EDUCATION & ACADEMIC DE	TRAVEL, TRAINING & SUBSISTENCE	30,250.00
		429 - MISC STATE GRANTS	30,250.00
461 - GOVERNMENT ACTIVITY FUND			
10/4/2022	AMAZON CAPITAL SERVICES INC	GENERAL SUPPLIES	451.21
10/4/2022	AMAZON CAPITAL SERVICES INC	MISCELLANEOUS OPERATING COSTS	400.14
10/4/2022	AMAZON CAPITAL SERVICES INC	READING/REF MATERIALS/DATABASE	40.74
10/4/2022	B&B COMMERCIAL PRINTING	MISCELLANEOUS CONTRACTED SERVIC	360.00
10/4/2022	B&H PHOTO-VIDEO-PRO-AUDIO	TECHNOLOGY EQUIPMENT<\$5000	290.16
10/4/2022	COLLEGE BOARD, THE	MISCELLANEOUS OPERATING COSTS	400.00
10/4/2022	COUNTRY CRITTERS	TRAVEL AND SUBSISTENCE - STUDE	437.00
10/4/2022	DEAN, MARIAH	MISCELLANEOUS CONTRACTED SERVIC	290.00
10/4/2022	DREAM RANCH OFFICE SUPPLIES	GENERAL SUPPLIES	614.00
10/4/2022	EAGLE MOUNTAIN-SAGINAW ISD - CHISHOLM	TRAVEL AND SUBSISTENCE - STUDE	675.00
10/4/2022	FIRST IN TEXAS	GENERAL SUPPLIES	78.62
10/4/2022	FIRST IN TEXAS	TRAVEL AND SUBSISTENCE - STUDE	293.38
10/4/2022	JOHNSON, GERALD	MISCELLANEOUS CONTRACTED SERVIC	155.00
10/4/2022	MASTERS LEASING AND RENTAL	TRAVEL AND SUBSISTENCE - STUDE	2,216.00
10/4/2022	MCCAULEY, CORI	MISCELLANEOUS CONTRACTED SERVIC	155.00
10/4/2022	MONOGRAM PRO	GENERAL SUPPLIES	760.00
10/4/2022	MUSIC AND ARTS CENTER - ATTN: ACCOUNTS	CONTRACTED MAINTENANCE AND REP	347.50
10/4/2022	MUSIC AND ARTS CENTER - ATTN: ACCOUNTS	GENERAL SUPPLIES	154.01
10/4/2022	ODP BUSINESS SOLUTIONS LLC, OFFICE DEF	TECHNOLOGY EQUIPMENT<\$5000	216.69
10/4/2022	RANSOME, SHANELL	OTHER REVENUES FROM LOCAL SOUR	72.00
10/4/2022	REDDEHASE, STEVE	MISCELLANEOUS CONTRACTED SERVIC	290.00
10/4/2022	SEA WORLD SAN ANTONIO	TRAVEL AND SUBSISTENCE - STUDE	1,000.00
10/4/2022	SPIRIT WORX	MISCELLANEOUS OPERATING COSTS	3,196.18
10/4/2022	STAPLES ADVANTAGE	GENERAL SUPPLIES	354.70
10/4/2022	STAPLES ADVANTAGE	TECHNOLOGY EQUIPMENT<\$5000	191.82
10/4/2022	TARPLEY MUSIC CO. INC.	CONTRACTED MAINTENANCE AND REP	220.00
10/4/2022	TMEA REGION 5 ORCHESTRA HS, HIGH SCHC	TRAVEL AND SUBSISTENCE - STUDE	455.00
10/4/2022	VAN COUNTRY LLC	TRAVEL AND SUBSISTENCE - STUDE	750.00
10/4/2022	WESTERN - BRW PAPER CO, OVOL USA	GENERAL SUPPLIES	135.20
10/7/2022	ALL APPAREL AND MORE	MISCELLANEOUS OPERATING COSTS	2,465.50
10/7/2022	AMAZON CAPITAL SERVICES INC	GENERAL SUPPLIES	10.79
10/7/2022	ARLINGTON SKATIUM	TRAVEL AND SUBSISTENCE - STUDE	150.00
10/7/2022	B&H PHOTO-VIDEO-PRO-AUDIO	GENERAL SUPPLIES	88.30
10/7/2022	BLED SOE, CHELSEA	MISCELLANEOUS OPERATING COSTS	150.00
10/7/2022	BOLD, MATTHEW	TRAVEL, TRAINING & SUBSISTENCE	270.88
10/7/2022	BOUND TO STAY BOUND BOOKS INC	READING/REF MATERIALS/DATABASE	387.50
10/7/2022	BUSINESS ESSENTIALS, CMBC INVESTMENT	GENERAL SUPPLIES	42.75
10/7/2022	CARLISLE, DE ANN	OTHER REVENUES FROM LOCAL SOUR	13.00
10/7/2022	CARTER, DENEEN	TRAVEL, TRAINING & SUBSISTENCE	142.90
10/7/2022	COLLEGE BOARD, THE	MISCELLANEOUS OPERATING COSTS	400.00
10/7/2022	CORONADO, PATRICIA	MISCELLANEOUS CONTRACTED SERVIC	260.00
10/7/2022	CRAWFORD, MELVIN	MISCELLANEOUS CONTRACTED SERVIC	260.00
10/7/2022	ENTERPRISE LEASING - TEXAS	TRAVEL AND SUBSISTENCE - STUDE	52.00
10/7/2022	FASTSIGNS 10303	MISCELLANEOUS CONTRACTED SERVIC	1,449.21
10/7/2022	FITNESS FINDERS INC	MISCELLANEOUS OPERATING COSTS	274.95
10/7/2022	GOPHER SPORT	GENERAL SUPPLIES	2,229.20
10/7/2022	HOME DEPOT, TAX #9218276983	GENERAL SUPPLIES	383.33
10/7/2022	JOHNSON, NICHOLAS	TRAVEL, TRAINING & SUBSISTENCE	214.26
10/7/2022	KEMPKEN, CRYSTAL	MISCELLANEOUS OPERATING COSTS	100.00
10/7/2022	LENDAN COMMUNICATIONS	MISCELLANEOUS CONTRACTED SERVIC	500.00
10/7/2022	LOWE'S COMPANIES, INC	GENERAL SUPPLIES	147.25

MANSFIELD INDEPENDENT SCHOOL DISTRICT

Fund Disbursement Report for 10/1/2022 through 10/31/2022

<u>DATE PAID</u>	<u>NAME</u>	<u>ITEM DESCRIPTION</u>	<u>AMOUNT</u>
461 - GOVERNMENT ACTIVITY FUND			
10/7/2022	MANSFIELD OIL COMPANY	TRAVEL AND SUBSISTENCE - STUDE	313.02
10/7/2022	MOORE, SID	MISCELLANEOUS CONTRACTED SERVIC	220.00
10/7/2022	NEWBART PRODUCTS	GENERAL SUPPLIES	847.32
10/7/2022	NEWBART PRODUCTS	MISCELLANEOUS CONTRACTED SERVIC	38.00
10/7/2022	NEWBART PRODUCTS	TECHNOLOGY EQUIPMENT <\$5000	1,844.68
10/7/2022	PATTERSON-GREGORY, JENNIFER	MISCELLANEOUS CONTRACTED SERVIC	180.00
10/7/2022	PRECISION BUSINESS MACHINES, INC	GENERAL SUPPLIES	412.02
10/7/2022	REBSTOCK, KENNETH	MISCELLANEOUS CONTRACTED SERVIC	260.00
10/7/2022	REDDEHASE, STEVE	MISCELLANEOUS CONTRACTED SERVIC	260.00
10/7/2022	RHOADES, DEBRA	MISCELLANEOUS CONTRACTED SERVIC	260.00
10/7/2022	SALAZAR, JUAN	TRAVEL, TRAINING & SUBSISTENCE	275.00
10/7/2022	SANTIAGO, YARITZA	MISCELLANEOUS CONTRACTED SERVIC	260.00
10/7/2022	SCHOOL SPECIALTY, LLC	GENERAL SUPPLIES	7.63
10/7/2022	SERIE, ANDREW	TRAVEL, TRAINING & SUBSISTENCE	47.00
10/7/2022	SPIRIT WORX	MISCELLANEOUS OPERATING COSTS	1,509.66
10/7/2022	STAPLES ADVANTAGE	GENERAL SUPPLIES	339.22
10/7/2022	VAN LEAR, BRIAN	OTHER REVENUES FROM LOCAL SOUR	25.00
10/7/2022	WEISSMAN	GENERAL SUPPLIES	2,618.77
10/14/2022	ADVERTISING MATTERS LLC	GENERAL SUPPLIES	576.50
10/14/2022	ALL AMERICAN BALLOONS WHOLESALE	GENERAL SUPPLIES	358.59
10/14/2022	B&B COMMERCIAL PRINTING	MISCELLANEOUS CONTRACTED SERVIC	360.00
10/14/2022	BEN E. KEITH COMPANY	MISCELLANEOUS OPERATING COSTS	719.08
10/14/2022	CHICK-FIL-A #03011, E BROAD STREET	MISCELLANEOUS OPERATING COSTS	1,455.10
10/14/2022	COLOR BLAZE SUPPLY LLC	MISCELLANEOUS OPERATING COSTS	588.00
10/14/2022	FORT WORTH MUSEUM OF SCIENCE AND HIS	MISCELLANEOUS CONTRACTED SERVIC	800.00
10/14/2022	GENUINE PARTS COMPANY-NAPA	GENERAL SUPPLIES	355.00
10/14/2022	GOVCONNECTION INC	TECHNOLOGY EQUIPMENT <\$5000	169.47
10/14/2022	LEGENDS OF LEARNING	COMPUTER SOFTWARE	1,154.00
10/14/2022	LENDAN COMMUNICATIONS	MISCELLANEOUS CONTRACTED SERVIC	149.00
10/14/2022	MAINSTAY FARM	TRAVEL AND SUBSISTENCE - NON-E	913.00
10/14/2022	MONOGRAM PRO	MISCELLANEOUS OPERATING COSTS	927.50
10/14/2022	PEPWEAR, LLC	MISCELLANEOUS OPERATING COSTS	925.75
10/14/2022	PRECISION BUSINESS MACHINES, INC	GENERAL SUPPLIES	206.01
10/14/2022	RAMIREZ, MARYANNA	MISCELLANEOUS OPERATING COSTS	100.00
10/14/2022	SCHOOL SPECIALTY, LLC	GENERAL SUPPLIES	75.74
10/14/2022	STAPLES ADVANTAGE	GENERAL SUPPLIES	382.28
10/14/2022	TMEA REGION 5 ORCHESTRA MS/JH, MIDDLE	TRAVEL AND SUBSISTENCE - STUDE	302.00
10/14/2022	VERNER, NATHAN	OTHER REVENUES FROM LOCAL SOUR	72.00
10/14/2022	WHITE SETTLEMENT ISD	TRAVEL AND SUBSISTENCE - STUDE	400.00
10/18/2022	AMAZON CAPITAL SERVICES INC	GENERAL SUPPLIES	317.46
10/18/2022	BURLESON ISD - CENTENNIAL HIGH SCHOOL	TRAVEL AND SUBSISTENCE - STUDE	200.00
10/18/2022	CASA MANANA, INC	TRAVEL AND SUBSISTENCE - NON-E	930.00
10/18/2022	CHEN, JENNIFER	MISCELLANEOUS OPERATING COSTS	100.00
10/18/2022	CITY OF MANSFIELD PARKS & RECREATION, I	TRAVEL AND SUBSISTENCE - STUDE	405.00
10/18/2022	CLAYTON, JEANNE	GENERAL SUPPLIES	300.00
10/18/2022	DICKEY'S BARBECUE PIT, GARLAND	MISCELLANEOUS OPERATING COSTS	1,485.00
10/18/2022	DREAM RANCH OFFICE SUPPLIES	GENERAL SUPPLIES	398.00
10/18/2022	ECHO EDUCATION SERVICES	TRAVEL AND SUBSISTENCE - STUDE	2,925.00
10/18/2022	GOT SPIRIT?	MISCELLANEOUS OPERATING COSTS	671.50
10/18/2022	IFLY INDOOR SKYDIVING, SKYGROUP INVEST	TRAVEL AND SUBSISTENCE - NON-E	124.91
10/18/2022	IFLY INDOOR SKYDIVING, SKYGROUP INVEST	TRAVEL AND SUBSISTENCE - STUDE	374.85
10/18/2022	MOORE, SID	MISCELLANEOUS CONTRACTED SERVIC	0.00
10/18/2022	NATIONAL ARCHERY IN THE SCHOOLS PROG	GENERAL SUPPLIES	1,314.00
10/18/2022	NEWBART PRODUCTS	GENERAL SUPPLIES	4,020.00
10/18/2022	NEWBART PRODUCTS	TECHNOLOGY EQUIPMENT <\$5000	3,965.00

MANSFIELD INDEPENDENT SCHOOL DISTRICT

Fund Disbursement Report for 10/1/2022 through 10/31/2022

<u>DATE PAID</u>	<u>NAME</u>	<u>ITEM DESCRIPTION</u>	<u>AMOUNT</u>
461 - GOVERNMENT ACTIVITY FUND			
10/18/2022	ORIENTAL TRADING COMPANY, INC	MISCELLANEOUS OPERATING COSTS	284.96
10/18/2022	PASADENA ISD EDUCATION FOUNDATION	TRAVEL AND SUBSISTENCE - STUDE	150.00
10/18/2022	POSITIVE PROMOTIONS, INC	MISCELLANEOUS OPERATING COSTS	382.50
10/18/2022	PRECISION BUSINESS MACHINES, INC	GENERAL SUPPLIES	1,504.20
10/18/2022	STAPLES ADVANTAGE	GENERAL SUPPLIES	492.91
10/18/2022	TEXAS COMPUTER EDUCATION ASSOCIATION	TRAVEL, TRAINING & SUBSISTENCE	349.00
10/18/2022	TROTTER, SHANE	TRAVEL, TRAINING & SUBSISTENCE	125.00
10/20/2022	ALL AMERICAN BALLOONS WHOLESALE	GENERAL SUPPLIES	148.80
10/20/2022	AMAZON CAPITAL SERVICES INC	GENERAL SUPPLIES	527.01
10/20/2022	COUNTRY CRITTERS	TRAVEL AND SUBSISTENCE - NON-E	702.00
10/20/2022	COUNTRY CRITTERS	TRAVEL AND SUBSISTENCE - STUDE	4,940.00
10/20/2022	DALLAS ARBORETUM & BOTANICAL SOCIETY	TRAVEL AND SUBSISTENCE - STUDE	263.00
10/20/2022	DALLAS HERITAGE VILLAGE	TRAVEL AND SUBSISTENCE - NON-E	413.00
10/20/2022	DALLAS HERITAGE VILLAGE	TRAVEL AND SUBSISTENCE - STUDE	570.00
10/20/2022	ECHO EDUCATION SERVICES	TRAVEL AND SUBSISTENCE - NON-E	4,307.00
10/20/2022	ECHO EDUCATION SERVICES	TRAVEL AND SUBSISTENCE - STUDE	19,563.00
10/20/2022	EPIC WATERS INDOOR WATERPARK, ARM EP	TRAVEL AND SUBSISTENCE - STUDE	50.00
10/20/2022	GENUINE PARTS COMPANY-NAPA	GENERAL SUPPLIES	202.23
10/20/2022	MAINSTAY FARM	TRAVEL AND SUBSISTENCE - NON-E	770.00
10/20/2022	MAINSTAY FARM	TRAVEL AND SUBSISTENCE - STUDE	1,166.00
10/20/2022	MUSIC AND ARTS CENTER - ATTN: ACCOUNTS	GENERAL SUPPLIES	102.25
10/20/2022	MYRICK, HILARY	MISCELLANEOUS OPERATING COSTS	250.00
10/20/2022	NEWBART PRODUCTS	GENERAL SUPPLIES	950.00
10/20/2022	ON THE BORDER	MISCELLANEOUS OPERATING COSTS	383.42
10/20/2022	RIVARD BROTHERS-BAND INSTR	CONTRACTED MAINTENANCE AND REP	30.00
10/20/2022	SEA WORLD SAN ANTONIO	TRAVEL AND SUBSISTENCE - NON-E	6,485.22
10/20/2022	SEA WORLD SAN ANTONIO	TRAVEL AND SUBSISTENCE - STUDE	17,242.94
10/20/2022	STATE PRESERVATION BOARD, BULLOCK MU	TRAVEL AND SUBSISTENCE - NON-E	1,170.00
10/20/2022	THE HONEY BAKED HAM COMPANY LLC	MISCELLANEOUS OPERATING COSTS	584.35
10/20/2022	THOMPSON, LORI	MISCELLANEOUS OPERATING COSTS	120.00
10/20/2022	TMEA REGION 5 ORCHESTRA MS/JH, MIDDLE	TRAVEL AND SUBSISTENCE - STUDE	230.00
10/24/2022	CITIBANK	COMPUTER SOFTWARE	79.00
10/24/2022	CITIBANK	FURNITURE	105.36
10/24/2022	CITIBANK	GENERAL SUPPLIES	589.76
10/24/2022	CITIBANK	MISCELLANEOUS OPERATING COSTS	3,446.87
10/24/2022	CITIBANK	TRAVEL AND SUBSISTENCE - STUDE	1,367.41
10/24/2022	CITIBANK	TRAVEL, TRAINING & SUBSISTENCE	669.00
10/25/2022	ABDALAH, NATALIA	SALES TAX PAYABLE	2.29
10/25/2022	AHMED, TAHSHAM	OTHER REVENUES FROM LOCAL SOUR	28.00
10/25/2022	AMAZON CAPITAL SERVICES INC	GENERAL SUPPLIES	916.99
10/25/2022	AMAZON CAPITAL SERVICES INC	MISCELLANEOUS OPERATING COSTS	879.11
10/25/2022	AMAZON CAPITAL SERVICES INC	READING/REF MATERIALS/DATABASE	2.74
10/25/2022	BIG AL DA DJ	MISCELLANEOUS CONTRACTED SERVIC	1,000.00
10/25/2022	CAROLINA BIOLOGICAL SPLY CO	GENERAL SUPPLIES	141.44
10/25/2022	COLLEGE BOARD, THE	MISCELLANEOUS OPERATING COSTS	800.00
10/25/2022	COUNTRY CRITTERS	TRAVEL AND SUBSISTENCE - NON-E	240.00
10/25/2022	COUNTRY CRITTERS	TRAVEL AND SUBSISTENCE - STUDE	640.00
10/25/2022	COWBOY PARTY RENTALS/SUNDANCE EVENI	RENTALS-OPERATING LEASES	755.00
10/25/2022	ENTERPRISE LEASING - TEXAS	TRAVEL AND SUBSISTENCE - STUDE	156.00
10/25/2022	FIRST IN TEXAS	GENERAL SUPPLIES	55.37
10/25/2022	FIRST IN TEXAS	TRAVEL AND SUBSISTENCE - STUDE	206.63
10/25/2022	FOLLETT CONTENT SOLUTIONS, LLC, BOOKS	READING/REF MATERIALS/DATABASE	637.67
10/25/2022	GANN, ANA	SALES TAX PAYABLE	2.29
10/25/2022	GENUINE PARTS COMPANY-NAPA	GENERAL SUPPLIES	128.25
10/25/2022	GONZALEZ, CRISTIN	SALES TAX PAYABLE	2.29

MANSFIELD INDEPENDENT SCHOOL DISTRICT

Fund Disbursement Report for 10/1/2022 through 10/31/2022

<u>DATE PAID</u>	<u>NAME</u>	<u>ITEM DESCRIPTION</u>	<u>AMOUNT</u>
461 - GOVERNMENT ACTIVITY FUND			
10/25/2022	GOPHER SPORT	GENERAL SUPPLIES	4,300.55
10/25/2022	GRINOLDS, PATRICIA	SALES TAX PAYABLE	2.29
10/25/2022	HARLAND CLARKE CORP.	GENERAL SUPPLIES	0.00
10/25/2022	HOBBY LOBBY STORES, INC.	GENERAL SUPPLIES	160.71
10/25/2022	HOME DEPOT, TAX #9218276983	GENERAL SUPPLIES	86.96
10/25/2022	HOUGHTON MIFFLIN HARCOURT PUBLISHING	READING/REF MATERIALS/DATABASE	120.60
10/25/2022	JASON'S DELI, MANSFIELD	MISCELLANEOUS OPERATING COSTS	404.89
10/25/2022	JOHNSON, LATARSHA	SALES TAX PAYABLE	2.29
10/25/2022	MEDIEVAL TIMES USA	TRAVEL AND SUBSISTENCE - STUDE	1,119.46
10/25/2022	MUSIC AND ARTS CENTER - ATTN: ACCOUNTS	GENERAL SUPPLIES	562.05
10/25/2022	NEWBART PRODUCTS	GENERAL SUPPLIES	1,715.00
10/25/2022	ORIENTAL TRADING COMPANY, INC	MISCELLANEOUS OPERATING COSTS	374.89
10/25/2022	PATON, VIVIAN	SALES TAX PAYABLE	2.29
10/25/2022	PRIDE OF TEXAS MUSIC FESTIVALS	TRAVEL AND SUBSISTENCE - STUDE	150.00
10/25/2022	RHYMES, DANIELLE	OTHER REVENUES FROM LOCAL SOUR	17.00
10/25/2022	RIDER, SHELLY	SALES TAX PAYABLE	2.29
10/25/2022	SCHOLASTIC BOOK FAIRS	MISCELLANEOUS OPERATING COSTS	3,290.80
10/25/2022	SPIRIT WORX	GENERAL SUPPLIES	540.00
10/25/2022	SPIRIT WORX	MISCELLANEOUS OPERATING COSTS	44.44
10/25/2022	STAPLES ADVANTAGE	GENERAL SUPPLIES	166.53
10/25/2022	STAPLES ADVANTAGE	MISCELLANEOUS OPERATING COSTS	228.47
10/25/2022	ULINE	GENERAL SUPPLIES	245.30
10/25/2022	VAN COUNTRY LLC	TRAVEL AND SUBSISTENCE - STUDE	395.00
10/25/2022	VISUAL IMPACT SPECIALTIES	GENERAL SUPPLIES	800.00
10/25/2022	VISUAL IMPACT SPECIALTIES	MISCELLANEOUS OPERATING COSTS	578.00
10/25/2022	VLP PRODUCTIONS, INC.	TRAVEL AND SUBSISTENCE - STUDE	499.50
10/25/2022	VO, THANH	SALES TAX PAYABLE	4.58
10/25/2022	WILSON, ASHLEE	SALES TAX PAYABLE	2.29
10/27/2022	AMAZON CAPITAL SERVICES INC	GENERAL SUPPLIES	199.99
10/27/2022	AMF SPARE TIME LANES	TRAVEL AND SUBSISTENCE - STUDE	1,318.68
10/27/2022	ARLINGTON ISD - BOWIE HS	TRAVEL AND SUBSISTENCE - STUDE	300.00
10/27/2022	BULL MARKET PROMOTIONS LLC	MISCELLANEOUS OPERATING COSTS	3,783.43
10/27/2022	BURLESON ISD ATHLETICS	TRAVEL AND SUBSISTENCE - STUDE	300.00
10/27/2022	COUNTRY CRITTERS	TRAVEL AND SUBSISTENCE - STUDE	608.00
10/27/2022	DALLAS ARBORETUM & BOTANICAL SOCIETY	TRAVEL AND SUBSISTENCE - STUDE	1,194.00
10/27/2022	DALLAS ZOO MANAGEMENT, INC	TRAVEL AND SUBSISTENCE - STUDE	540.00
10/27/2022	DEMCO INC	GENERAL SUPPLIES	74.91
10/27/2022	DICKEY'S BARBECUE PIT, GARLAND	MISCELLANEOUS OPERATING COSTS	-1,485.00
10/27/2022	EAGLE MOUNTAIN-SAGINAW ISD - CHISHOLM	TRAVEL AND SUBSISTENCE - STUDE	550.00
10/27/2022	FOLLETT CONTENT SOLUTIONS, LLC, BOOKS	READING/REF MATERIALS/DATABASE	1,526.48
10/27/2022	GLOBAL ASSET	CONTRACTED MAINTENANCE AND REP	299.50
10/27/2022	GOPHER SPORT	GENERAL SUPPLIES	197.58
10/27/2022	K2 INC.	MISCELLANEOUS OPERATING COSTS	24,398.20
10/27/2022	KEENE ISD	TRAVEL AND SUBSISTENCE - STUDE	200.00
10/27/2022	KENNEDALE ATHLETIC BOOSTER CLUB CORP	TRAVEL AND SUBSISTENCE - STUDE	800.00
10/27/2022	LILLY, KAMELLA	MISCELLANEOUS OPERATING COSTS	100.00
10/27/2022	LOWE'S COMPANIES, INC	GENERAL SUPPLIES	41.36
10/27/2022	MANSFIELD ISD LEGACY HS BOOSTER CLUB	TRAVEL AND SUBSISTENCE - STUDE	700.00
10/27/2022	PIONEER VALLEY BOOKS, PIONEER VALLEY ISD	READING/REF MATERIALS/DATABASE	8,100.00
10/27/2022	RALLY SPORTSWEAR	MISCELLANEOUS OPERATING COSTS	1,379.00
10/28/2022	AMAZON CAPITAL SERVICES INC	MISCELLANEOUS OPERATING COSTS	158.39
10/28/2022	CICI'S PIZZA #412 WALNUT CREEK	MISCELLANEOUS OPERATING COSTS	168.00
10/28/2022	PIXEL PRESS TECHNOLOGY LLC	COMPUTER SOFTWARE	150.00
10/28/2022	PIXEL PRESS TECHNOLOGY LLC	GENERAL SUPPLIES	4.50
10/28/2022	PIXEL PRESS TECHNOLOGY LLC	READING/REF MATERIALS/DATABASE	49.95

MANSFIELD INDEPENDENT SCHOOL DISTRICT

Fund Disbursement Report for 10/1/2022 through 10/31/2022

<u>DATE PAID</u>	<u>NAME</u>	<u>ITEM DESCRIPTION</u>	<u>AMOUNT</u>
461 - GOVERNMENT ACTIVITY FUND			
10/28/2022	PLANTATION GREENHOUSES & CARTS	CONTRACTED MAINTENANCE AND REP	525.00
10/28/2022	PRECISION BUSINESS MACHINES, INC	GENERAL SUPPLIES	653.67
10/28/2022	SCHOLASTIC INC	MISCELLANEOUS OPERATING COSTS	950.00
10/28/2022	SCHOOL SPECIALTY, LLC	GENERAL SUPPLIES	610.56
10/28/2022	SPIRIT WORX	MISCELLANEOUS OPERATING COSTS	592.20
10/28/2022	STAPLES ADVANTAGE	GENERAL SUPPLIES	380.48
10/28/2022	TARPLEY MUSIC CO. INC.	CONTRACTED MAINTENANCE AND REP	4,637.00
10/28/2022	WESTERN - BRW PAPER CO, OVOL USA	GENERAL SUPPLIES	2,411.69
461 - GOVERNMENT ACTIVITY FUND			212,772.24
492 - FALL 2011 EDUCATION FOUND GRAN			
10/7/2022	DREAM RANCH OFFICE SUPPLIES	GENERAL SUPPLIES	818.14
10/7/2022	LOWE'S COMPANIES, INC	GENERAL SUPPLIES	321.15
10/14/2022	SCHOOL SPECIALTY, LLC	GENERAL SUPPLIES	105.28
10/18/2022	ORIENTAL TRADING COMPANY, INC	GENERAL SUPPLIES	56.92
10/24/2022	CITIBANK	GENERAL SUPPLIES	173.89
10/25/2022	AMAZON CAPITAL SERVICES INC	GENERAL SUPPLIES	565.87
10/25/2022	AMAZON CAPITAL SERVICES INC	READING/REF MATERIALS/DATABASE	21.84
10/25/2022	KAPLAN EARLY LEARNING COMPANY	READING/REF MATERIALS/DATABASE	71.18
10/28/2022	AMAZON CAPITAL SERVICES INC	READING/REF MATERIALS/DATABASE	40.37
10/28/2022	SPHERO, INC.	TECHNOLOGY EQUIPMENT<\$5000	3,125.23
492 - FALL 2011 EDUCATION FOUND GF			5,299.87
498 - MISCELLANEOUS GRANTS			
10/4/2022	AMAZON CAPITAL SERVICES INC	GENERAL SUPPLIES	58.16
10/7/2022	LOWE'S COMPANIES, INC	GENERAL SUPPLIES	34.08
498 - MISCELLANEOUS GRANTS			92.24
599 - DEBT SERVICE FUND			
10/21/2022	REGIONS BANK CORPORATE TRUST	OTHER DEBT SERVICE FEES	1,182.50
10/21/2022	UMB BANK, N.A.	OTHER DEBT SERVICE FEES	530.00
599 - DEBT SERVICE FUND			1,712.50
617 - 2017 BOND PROGRAM			
10/7/2022	MBM FINANCIAL INTERESTS, LP	RENTALS-OPERATING LEASES	178.05
10/7/2022	TRS	TEACHER RETIREMENT	529.27
10/14/2022	AUTHERS BUILDING GROUP LLC	BUILDING PURCHASE, CONSTRUCTIO	105,929.75
10/14/2022	HUCKABEE AND ASSOCIATES, INC	BUILDING PURCHASE, CONSTRUCTIO	170,981.15
10/14/2022	HUCKABEE AND ASSOCIATES, INC	FURNITURE, EQUIPMENT & SOFTWARE	3,400.00
10/25/2022	LONE STAR FURNISHINGS, LLC	FURNITURE	22,499.67
617 - 2017 BOND PROGRAM			303,517.89
698 - CAPITAL PROJECTS-MISC			
10/4/2022	CITY OF MANSFIELD, OTHER FEES	MISCELLANEOUSCONTRACTED SERVIC	23,389.69
10/4/2022	INTERQUEST DETECTION CANINES OF NORT	MISCELLANEOUSCONTRACTED SERVIC	11,280.00
10/4/2022	LAKESHORE LEARNING MATERIALS LLC	GENERAL SUPPLIES	38,251.74
10/7/2022	CDW GOVERNMENT	GENERAL SUPPLIES	4,073.00
10/7/2022	DELCOM GROUP LP	GENERAL SUPPLIES	1,215.17
10/7/2022	GALLERY PRODUCTIONS	MISCELLANEOUSCONTRACTED SERVIC	10,000.00
10/7/2022	GLOBAL ASSET	MISCELLANEOUSCONTRACTED SERVIC	3,473.26
10/7/2022	GLOBAL ASSET	TECHNOLOGY EQUIPMENT<\$5000	18,086.24
10/7/2022	KAPLAN EARLY LEARNING COMPANY	GENERAL SUPPLIES	117.90
10/7/2022	LAKESHORE LEARNING MATERIALS LLC	GENERAL SUPPLIES	28,022.73
10/7/2022	MULLEN COUGHLIN, LLC	LEGAL SERVICES	26,224.50

MANSFIELD INDEPENDENT SCHOOL DISTRICT

Fund Disbursement Report for 10/1/2022 through 10/31/2022

<u>DATE PAID</u>	<u>NAME</u>	<u>ITEM DESCRIPTION</u>	<u>AMOUNT</u>
698 - CAPITAL PROJECTS-MISC			
10/14/2022	ABNER, ADRIAN	MISCELLANEOUSCONTRACTED SERVIC	552.50
10/14/2022	ABRAHAM, CODY	MISCELLANEOUSCONTRACTED SERVIC	1,056.25
10/14/2022	ADAME, JESUS	MISCELLANEOUSCONTRACTED SERVIC	552.50
10/14/2022	AHMED, IDREAS	MISCELLANEOUSCONTRACTED SERVIC	552.50
10/14/2022	ALDERETE, HARLEY	MISCELLANEOUSCONTRACTED SERVIC	812.50
10/14/2022	ANDERSON, BRIAN LEE	MISCELLANEOUSCONTRACTED SERVIC	1,105.00
10/14/2022	ANTHONY, ANDREW	MISCELLANEOUSCONTRACTED SERVIC	942.50
10/14/2022	ASKINS, DAVID	MISCELLANEOUSCONTRACTED SERVIC	585.00
10/14/2022	BAKER, DOMINIQUE	MISCELLANEOUSCONTRACTED SERVIC	585.00
10/14/2022	BAKER, TRACIE	MISCELLANEOUSCONTRACTED SERVIC	525.00
10/14/2022	BLICK ART MATERIALS,LLC	GENERAL SUPPLIES	149.32
10/14/2022	BROWN, JOHN	MISCELLANEOUSCONTRACTED SERVIC	520.00
10/14/2022	CAMACHO, JOSE	MISCELLANEOUSCONTRACTED SERVIC	1,657.50
10/14/2022	CASTILLO, JORDAN	MISCELLANEOUSCONTRACTED SERVIC	552.50
10/14/2022	CDW GOVERNMENT	CONTRACTED MAINTENANCE AND REP	22,080.00
10/14/2022	CDW GOVERNMENT	MISCELLANEOUSCONTRACTED SERVIC	174,240.00
10/14/2022	CHU, BRIAN WENYI	MISCELLANEOUSCONTRACTED SERVIC	552.50
10/14/2022	CW SECURITY LLC, CLIFTON WRIGHT	MISCELLANEOUSCONTRACTED SERVIC	552.50
10/14/2022	DANIELS, TERRY	MISCELLANEOUSCONTRACTED SERVIC	1,105.00
10/14/2022	DEARY, NATHAN	MISCELLANEOUSCONTRACTED SERVIC	552.50
10/14/2022	DRAKE, BENJAMIN	MISCELLANEOUSCONTRACTED SERVIC	552.50
10/14/2022	ESTERS, XAVIER	MISCELLANEOUSCONTRACTED SERVIC	1,105.00
10/14/2022	FELTON, ABRAHAM	MISCELLANEOUSCONTRACTED SERVIC	552.50
10/14/2022	FITE, TRENTON	MISCELLANEOUSCONTRACTED SERVIC	1,170.00
10/14/2022	GOSSETT, JEFFREY	MISCELLANEOUSCONTRACTED SERVIC	585.00
10/14/2022	GOWINS, JOSHUA	MISCELLANEOUSCONTRACTED SERVIC	471.25
10/14/2022	GUERRA, CHRISTIAN	MISCELLANEOUSCONTRACTED SERVIC	1,105.00
10/14/2022	HARPER, DIMITRIS	MISCELLANEOUSCONTRACTED SERVIC	1,170.00
10/14/2022	HENDERSON, CHRISTIAN	MISCELLANEOUSCONTRACTED SERVIC	520.00
10/14/2022	HENRY, SHANEKA	MISCELLANEOUSCONTRACTED SERVIC	2,697.50
10/14/2022	HERLIHY, JULIE	MISCELLANEOUSCONTRACTED SERVIC	1,170.00
10/14/2022	HERNANDEZ, ROBERT	MISCELLANEOUSCONTRACTED SERVIC	2,210.00
10/14/2022	HERNANDEZ, YASMIN	MISCELLANEOUSCONTRACTED SERVIC	1,625.00
10/14/2022	HONG, SOKYOUNG	MISCELLANEOUSCONTRACTED SERVIC	1,625.00
10/14/2022	INSIXIENGMAY, PHOUVILAY	MISCELLANEOUSCONTRACTED SERVIC	2,210.00
10/14/2022	JOHNSON, EDDIE	MISCELLANEOUSCONTRACTED SERVIC	1,088.75
10/14/2022	LAKESHORE LEARNING MATERIALS LLC	GENERAL SUPPLIES	902.31
10/14/2022	LANGLOIS, PATRICIA	MISCELLANEOUSCONTRACTED SERVIC	552.50
10/14/2022	LARREA CUELLAR, ASHLEY	MISCELLANEOUSCONTRACTED SERVIC	487.50
10/14/2022	LEASOR GRASS, P.C.	LEGAL SERVICES	7,779.00
10/14/2022	MAKANJUOLA, JORDAN	MISCELLANEOUSCONTRACTED SERVIC	1,657.50
10/14/2022	MATHEWS, JAMON	MISCELLANEOUSCONTRACTED SERVIC	1,105.00
10/14/2022	MAY, JAMES	MISCELLANEOUSCONTRACTED SERVIC	552.50
10/14/2022	MERRITT JR, CLAYTON	MISCELLANEOUSCONTRACTED SERVIC	552.50
10/14/2022	MITCHELL, JAMES	MISCELLANEOUSCONTRACTED SERVIC	1,105.00
10/14/2022	NORTON, PHILLIP	MISCELLANEOUSCONTRACTED SERVIC	1,105.00
10/14/2022	OELKE, LAUREN	MISCELLANEOUSCONTRACTED SERVIC	552.50
10/14/2022	OWENS, BRANDON	MISCELLANEOUSCONTRACTED SERVIC	455.00
10/14/2022	POIRIER, BENJAMIN	MISCELLANEOUSCONTRACTED SERVIC	2,210.00
10/14/2022	RAMIREZ, JOSUE	MISCELLANEOUSCONTRACTED SERVIC	1,105.00
10/14/2022	RANKIN, DONNIELL	MISCELLANEOUSCONTRACTED SERVIC	1,105.00
10/14/2022	ROSADO, ALEXANDER	MISCELLANEOUSCONTRACTED SERVIC	1,105.00
10/14/2022	SANTIAGO, KYNDEL	MISCELLANEOUSCONTRACTED SERVIC	1,641.25
10/14/2022	SCHWARZBACH, EVAN	MISCELLANEOUSCONTRACTED SERVIC	1,121.25
10/14/2022	SLAYBAUGH, TERRY	MISCELLANEOUSCONTRACTED SERVIC	1,722.50

MANSFIELD INDEPENDENT SCHOOL DISTRICT

Fund Disbursement Report for 10/1/2022 through 10/31/2022

<u>DATE PAID</u>	<u>NAME</u>	<u>ITEM DESCRIPTION</u>	<u>AMOUNT</u>
698 - CAPITAL PROJECTS-MISC			
10/14/2022	SWOOPE, JAMES	MISCELLANEOUSCONTRACTED SERVIC	552.50
10/14/2022	TODD, DAVID	MISCELLANEOUSCONTRACTED SERVIC	552.50
10/14/2022	TONCHE, SYLVESTER	MISCELLANEOUSCONTRACTED SERVIC	2,210.00
10/14/2022	WINTERS, WILLIAM	MISCELLANEOUSCONTRACTED SERVIC	552.50
10/18/2022	CDW GOVERNMENT	TECHNOLOGY EQUIPMENT<\$5000	1,455.40
10/18/2022	LAKESHORE LEARNING MATERIALS LLC	GENERAL SUPPLIES	18,537.53
10/20/2022	BLICK ART MATERIALS,LLC	GENERAL SUPPLIES	16.06
10/20/2022	KAPLAN EARLY LEARNING COMPANY	GENERAL SUPPLIES	1,657.10
10/20/2022	LEASOR CRASS, P.C.	LEGAL SERVICES	606.84
10/25/2022	CDW GOVERNMENT	TECHNOLOGY EQUIPMENT<\$5000	3,080.00
10/27/2022	ABNER, ADRIAN	MISCELLANEOUSCONTRACTED SERVIC	552.50
10/27/2022	ABRAHAM, CODY	MISCELLANEOUSCONTRACTED SERVIC	1,105.00
10/27/2022	ADAME, JESUS	MISCELLANEOUSCONTRACTED SERVIC	552.50
10/27/2022	AHMED, IDREAS	MISCELLANEOUSCONTRACTED SERVIC	552.50
10/27/2022	ALDERETE, HARLEY	MISCELLANEOUSCONTRACTED SERVIC	455.00
10/27/2022	ANDERSON, BRIAN LEE	MISCELLANEOUSCONTRACTED SERVIC	520.00
10/27/2022	BAKER, DOMINIQUE	MISCELLANEOUSCONTRACTED SERVIC	1,170.00
10/27/2022	BAKER, TRACIE	MISCELLANEOUSCONTRACTED SERVIC	630.00
10/27/2022	BROWN, JOHN	MISCELLANEOUSCONTRACTED SERVIC	1,072.50
10/27/2022	CAMACHO, JOSE	MISCELLANEOUSCONTRACTED SERVIC	1,625.00
10/27/2022	CARLBERG, RICHARD	MISCELLANEOUSCONTRACTED SERVIC	1,137.50
10/27/2022	CASTILLO, JORDAN	MISCELLANEOUSCONTRACTED SERVIC	552.50
10/27/2022	CHU, BRIAN WENYI	MISCELLANEOUSCONTRACTED SERVIC	1,105.00
10/27/2022	CITY OF MANSFIELD, OTHER FEES	MISCELLANEOUSCONTRACTED SERVIC	51,004.63
10/27/2022	CW SECURITY LLC, CLIFTON WRIGHT	MISCELLANEOUSCONTRACTED SERVIC	552.50
10/27/2022	DANIELS, TERRY	MISCELLANEOUSCONTRACTED SERVIC	552.50
10/27/2022	DEAN, JULIAN	MISCELLANEOUSCONTRACTED SERVIC	585.00
10/27/2022	DEARY, NATHAN	MISCELLANEOUSCONTRACTED SERVIC	552.50
10/27/2022	DICKINSON, ELIJAH	MISCELLANEOUSCONTRACTED SERVIC	1,105.00
10/27/2022	DRAKE, BENJAMIN	MISCELLANEOUSCONTRACTED SERVIC	552.50
10/27/2022	ESTERS, XAVIER	MISCELLANEOUSCONTRACTED SERVIC	1,105.00
10/27/2022	FELTON, ABRAHAM	MISCELLANEOUSCONTRACTED SERVIC	1,105.00
10/27/2022	FITE, TRENTON	MISCELLANEOUSCONTRACTED SERVIC	585.00
10/27/2022	GARCIA, YIRASEMA	MISCELLANEOUSCONTRACTED SERVIC	422.50
10/27/2022	GLOBAL ASSET	MISCELLANEOUSCONTRACTED SERVIC	4,312.04
10/27/2022	GLOBAL ASSET	TECHNOLOGY EQUIPMENT<\$5000	22,453.96
10/27/2022	GOSSETT, JEFFREY	MISCELLANEOUSCONTRACTED SERVIC	1,170.00
10/27/2022	GOWINS, JOSHUA	MISCELLANEOUSCONTRACTED SERVIC	1,105.00
10/27/2022	GUERRA, CHRISTIAN	MISCELLANEOUSCONTRACTED SERVIC	1,105.00
10/27/2022	HARPER, DIMITRIS	MISCELLANEOUSCONTRACTED SERVIC	1,170.00
10/27/2022	HENDERSON, CHRISTIAN	MISCELLANEOUSCONTRACTED SERVIC	1,072.50
10/27/2022	HENRY, SHANEKA	MISCELLANEOUSCONTRACTED SERVIC	2,210.00
10/27/2022	HERLIHY, JULIE	MISCELLANEOUSCONTRACTED SERVIC	1,170.00
10/27/2022	HERNANDEZ, ROBERT	MISCELLANEOUSCONTRACTED SERVIC	1,657.50
10/27/2022	HERNANDEZ, YASMIN	MISCELLANEOUSCONTRACTED SERVIC	1,105.00
10/27/2022	HONG, SOKYOUNG	MISCELLANEOUSCONTRACTED SERVIC	2,210.00
10/27/2022	INSIXIENGMAY, PHOUVILAY	MISCELLANEOUSCONTRACTED SERVIC	2,210.00
10/27/2022	JOHNSON, EDDIE	MISCELLANEOUSCONTRACTED SERVIC	1,105.00
10/27/2022	LANGLOIS, PATRICIA	MISCELLANEOUSCONTRACTED SERVIC	552.50
10/27/2022	LARREA CUELLAR, ASHLEY	MISCELLANEOUSCONTRACTED SERVIC	487.50
10/27/2022	MAKANJUOLA, JORDAN	MISCELLANEOUSCONTRACTED SERVIC	1,657.50
10/27/2022	MATHEWS, JAMON	MISCELLANEOUSCONTRACTED SERVIC	1,105.00
10/27/2022	MAY, JAMES	MISCELLANEOUSCONTRACTED SERVIC	1,105.00
10/27/2022	MERRITT JR, CLAYTON	MISCELLANEOUSCONTRACTED SERVIC	552.50
10/27/2022	MITCHELL, JAMES	MISCELLANEOUSCONTRACTED SERVIC	552.50

MANSFIELD INDEPENDENT SCHOOL DISTRICT

Fund Disbursement Report for 10/1/2022 through 10/31/2022

<u>DATE PAID</u>	<u>NAME</u>	<u>ITEM DESCRIPTION</u>	<u>AMOUNT</u>
698 - CAPITAL PROJECTS-MISC			
10/27/2022	NILLPRAPHAN, NORMAN	MISCELLANEOUSCONTRACTED SERVIC	1,105.00
10/27/2022	NORTON, PHILLIP	MISCELLANEOUSCONTRACTED SERVIC	552.50
10/27/2022	POIRIER, BENJAMIN	MISCELLANEOUSCONTRACTED SERVIC	2,210.00
10/27/2022	PORTILLO-CATALAN, ORBELIN	MISCELLANEOUSCONTRACTED SERVIC	552.50
10/27/2022	RAMIREZ, JOSUE	MISCELLANEOUSCONTRACTED SERVIC	552.50
10/27/2022	RANKIN, DONNIELL	MISCELLANEOUSCONTRACTED SERVIC	552.50
10/27/2022	RODRIGUEZ, CRYSTAL	MISCELLANEOUSCONTRACTED SERVIC	552.50
10/27/2022	ROSADO, ALEXANDER	MISCELLANEOUSCONTRACTED SERVIC	552.50
10/27/2022	SANTIAGO, KYNDEL	MISCELLANEOUSCONTRACTED SERVIC	1,657.50
10/27/2022	SCHWARZBACH, EVAN	MISCELLANEOUSCONTRACTED SERVIC	585.00
10/27/2022	SLAYBAUGH, TERRY	MISCELLANEOUSCONTRACTED SERVIC	1,722.50
10/27/2022	TODD, DAVID	MISCELLANEOUSCONTRACTED SERVIC	552.50
10/27/2022	TONCHE, SYLVESTER	MISCELLANEOUSCONTRACTED SERVIC	780.00
10/27/2022	WINTERS, WILLIAM	MISCELLANEOUSCONTRACTED SERVIC	1,105.00
10/28/2022	CDW GOVERNMENT	TECHNOLOGY EQUIPMENT<\$5000	1,991.60
698 - CAPITAL PROJECTS-MISC			583,503.77
711 - DAY CARE			
10/4/2022	BUSINESS ESSENTIALS, CMBC INVESTMENT:	GENERAL SUPPLIES	33.43
10/4/2022	STAPLES ADVANTAGE	GENERAL SUPPLIES	461.62
10/7/2022	AMAZON CAPITAL SERVICES INC	GENERAL SUPPLIES	24.97
10/7/2022	CITIBANK	MISCELLANEOUS OPERATING COSTS	6.39
10/7/2022	LEARNING RESOURCES, INC	GENERAL SUPPLIES	687.79
10/7/2022	ORIENTAL TRADING COMPANY, INC	GENERAL SUPPLIES	226.66
10/7/2022	ORIENTAL TRADING COMPANY, INC	MISCELLANEOUS OPERATING COSTS	63.03
10/7/2022	SCHOOL SPECIALTY, LLC	GENERAL SUPPLIES	639.89
10/7/2022	TRS	TEACHER RETIREMENT	3,292.15
10/7/2022	TX HEALTH & HUMAN SVCS COMMISSION	MISCELLANEOUS OPERATING COSTS	8.44
10/14/2022	AMAZON CAPITAL SERVICES INC	GENERAL SUPPLIES	20.57
10/14/2022	BUSINESS ESSENTIALS, CMBC INVESTMENT:	GENERAL SUPPLIES	141.90
10/14/2022	LAKESHORE LEARNING MATERIALS LLC	FURNITURE	5,907.10
10/14/2022	SCHOOL SPECIALTY, LLC	GENERAL SUPPLIES	139.92
10/14/2022	STAPLES ADVANTAGE	GENERAL SUPPLIES	639.96
10/18/2022	LAKESHORE LEARNING MATERIALS LLC	GENERAL SUPPLIES	177.13
10/18/2022	MINDWORKS RESOURCES	GENERAL SUPPLIES	3,483.00
10/18/2022	NORTH TEXAS KONA ICE	MISCELLANEOUS OPERATING COSTS	420.00
10/18/2022	SCHOOL SPECIALTY, LLC	GENERAL SUPPLIES	62.54
10/24/2022	CITIBANK	MISCELLANEOUS OPERATING COSTS	8.44
10/25/2022	AMAZON CAPITAL SERVICES INC	GENERAL SUPPLIES	868.45
10/25/2022	CICI'S PIZZA #412 WALNUT CREEK	MISCELLANEOUS OPERATING COSTS	97.86
10/25/2022	GOPHER SPORT	GENERAL SUPPLIES	179.69
10/25/2022	SCHOOL SPECIALTY, LLC	GENERAL SUPPLIES	-9.95
10/27/2022	GOPHER SPORT	GENERAL SUPPLIES	960.86
10/27/2022	SCHOOL SPECIALTY, LLC	GENERAL SUPPLIES	29.04
10/28/2022	AMAZON CAPITAL SERVICES INC	GENERAL SUPPLIES	7.49
10/28/2022	ORIENTAL TRADING COMPANY, INC	GENERAL SUPPLIES	229.38
10/28/2022	SCHOOL HEALTH CORPORATION	GENERAL SUPPLIES	127.97
10/28/2022	SCHOOL SPECIALTY, LLC	GENERAL SUPPLIES	153.76
10/28/2022	STAPLES ADVANTAGE	GENERAL SUPPLIES	70.48
711 - DAY CARE			19,159.96
712 - NATATORIUM			
10/7/2022	B&B COMMERCIAL PRINTING	MISCELLANEOUSCONTRACTED SERVIC	810.00
10/7/2022	CITY OF MANSFIELD, UTILITIES	UTILITIES - WATER	2,443.19
10/7/2022	JASON'S DELI, MANSFIELD	MISCELLANEOUS OPERATING COSTS	322.29

MANSFIELD INDEPENDENT SCHOOL DISTRICT

Fund Disbursement Report for 10/1/2022 through 10/31/2022

<u>DATE PAID</u>	<u>NAME</u>	<u>ITEM DESCRIPTION</u>	<u>AMOUNT</u>
712 - NATATORIUM			
10/7/2022	LESLIE'S SWIMMING POOL SUPPLIES	GENERAL SUPPLIES	250.47
10/7/2022	LOWE'S COMPANIES, INC	GENERAL SUPPLIES	35.63
10/7/2022	RELIANT METRO CARBONATION, LLC	GENERAL SUPPLIES	574.20
10/7/2022	TRABONA, TRENT	TRAVEL, TRAINING & SUBSISTENCE	126.00
10/7/2022	TRS	TEACHER RETIREMENT	310.25
10/14/2022	LOWE'S COMPANIES, INC	GENERAL SUPPLIES	290.57
10/20/2022	ATMOS ENERGY	UTILITIES - GAS	598.89
10/20/2022	GRAINGER	GENERAL SUPPLIES	4.13
10/20/2022	RELIANT METRO CARBONATION, LLC	GENERAL SUPPLIES	318.60
10/20/2022	REPUBLIC SERVICES INC	UTILITIES - TRASH	614.17
10/24/2022	CITIBANK	MISCELLANEOUS OPERATING COSTS	2,016.00
10/25/2022	TXU ENERGY RETAIL COMPANY LLC, VISTRA	UTILITIES - ELECTRICITY	9,127.06
10/27/2022	HOME DEPOT, TAX #9218276983	GENERAL SUPPLIES	12.65
10/27/2022	STAPLES ADVANTAGE	GENERAL SUPPLIES	233.37
		712 - NATATORIUM	18,087.47
823 - SCHOLARSHIPS			
10/7/2022	PHILANDER SMITH COLLEGE, SCHOLARSHIP:	SCHOLARSHIPS	0.00
10/27/2022	UNIVERSITY OF TEXAS AT AUSTIN ATTN: EMB	SCHOLARSHIPS	1,500.00
		823 - SCHOLARSHIPS	1,500.00
826 - UIL			
10/4/2022	AWARDS BY MASTERCRAFT	OTHER RECEIVABLES	22,568.90
10/4/2022	SMITH, RODRICK	MISCELLANEOUS CONTRACTED SERVIC	1,067.50
10/7/2022	TRS	TEACHER RETIREMENT	270.66
10/18/2022	OLD TIMERS TIMING COMPANY, LISA LEE	OTHER RECEIVABLES	1,150.00
10/18/2022	REICHENSTEIN, KURT	OTHER RECEIVABLES	200.00
10/18/2022	RINEHART, KEITH	OTHER RECEIVABLES	400.00
10/18/2022	TENNIS SHOP, INC, THE	GENERAL SUPPLIES	490.00
10/18/2022	TEXAS TECH UNIVERSITY	OTHER RECEIVABLES	1,350.00
10/18/2022	UNIVERSITY OF TEXAS AT ARLINGTON ATHLE	OTHER RECEIVABLES	1,100.00
10/20/2022	MILLER, WALTER	OTHER RECEIVABLES	200.00
10/25/2022	CHICK-FIL-A #03011, E BROAD STREET	OTHER RECEIVABLES	262.25
10/27/2022	METROPLEX TENNIS OFFICIALS ASSOC.	MISCELLANEOUS CONTRACTED SERVIC	1,470.00
		826 - UIL	30,529.31
865 - STUDENT ACTIVITY FUND			
10/4/2022	AMAZON CAPITAL SERVICES INC	GENERAL SUPPLIES	59.00
10/4/2022	BAND SHOPPE	MISCELLANEOUS OPERATING COSTS	912.90
10/4/2022	CICI'S PIZZA #412 WALNUT CREEK	DEFERRED EXPENDITURES/EXPENSES	0.00
10/4/2022	CICI'S PIZZA #412 WALNUT CREEK	MISCELLANEOUS OPERATING COSTS	134.85
10/4/2022	DIRECTOR'S ASSISTANT	MISCELLANEOUS OPERATING COSTS	2,913.00
10/4/2022	GOT SPIRIT?	GENERAL SUPPLIES	59.50
10/4/2022	GOT SPIRIT?	MISCELLANEOUS OPERATING COSTS	796.00
10/4/2022	GOURMET WOOD PRODUCTS, INC	GENERAL SUPPLIES	330.00
10/4/2022	GOURMET WOOD PRODUCTS, INC	MISCELLANEOUS OPERATING COSTS	330.00
10/4/2022	INSTRUMENTALIST AWARDS LLC	MISCELLANEOUS OPERATING COSTS	138.00
10/4/2022	TEXAS ASSOC OF STUDENT COUNCILS	MISCELLANEOUS OPERATING COSTS	240.00
10/4/2022	TEXAS ASSOCIATION OF FUTURE EDUCATOR	MISCELLANEOUS OPERATING COSTS	80.00
10/7/2022	ALL APPAREL AND MORE	GENERAL SUPPLIES	1,286.50
10/7/2022	BEN E. KEITH COMPANY	MISCELLANEOUS OPERATING COSTS	600.29
10/7/2022	COLORON BEAUTY, LLC, PRETTY GIRL COSM	GENERAL SUPPLIES	725.00
10/7/2022	DANZGEAR	MISCELLANEOUS OPERATING COSTS	5,750.57
10/7/2022	DELCOM GROUP LP	GENERAL SUPPLIES	1,215.16

MANSFIELD INDEPENDENT SCHOOL DISTRICT

Fund Disbursement Report for 10/1/2022 through 10/31/2022

<u>DATE PAID</u>	<u>NAME</u>	<u>ITEM DESCRIPTION</u>	<u>AMOUNT</u>
865 - STUDENT ACTIVITY FUND			
10/7/2022	EVERETT, ERIN	OTHER REVENUES FROM LOCAL SOUR	50.00
10/7/2022	GOT SPIRIT?	MISCELLANEOUS OPERATING COSTS	697.00
10/7/2022	NASSP	MISCELLANEOUS OPERATING COSTS	385.00
10/7/2022	S & S ACTIVEWEAR, LLC	GENERAL SUPPLIES	1,185.52
10/7/2022	SPACE CENTER HOUSTON	MISCELLANEOUS OPERATING COSTS	726.25
10/7/2022	STAPLES ADVANTAGE	GENERAL SUPPLIES	99.67
10/7/2022	TEXAS ASSOCIATION OF JOURNALISM EDUC/	MISCELLANEOUS OPERATING COSTS	404.00
10/7/2022	TEXAS DANCE EDUCATORS ASSOCIATION, T.	MISCELLANEOUS OPERATING COSTS	100.00
10/7/2022	TMEA REGION 5 VOCAL DIVISION C/O S. WINC	MISCELLANEOUS OPERATING COSTS	300.00
10/7/2022	VALDEZ JR, JUAN	MISCELLANEOUSCONTRACTED SERVIC	640.00
10/7/2022	VISTAR	MISCELLANEOUS OPERATING COSTS	1,587.36
10/7/2022	WEISSMAN	GENERAL SUPPLIES	220.35
10/14/2022	B&B COMMERCIAL PRINTING	MISCELLANEOUSCONTRACTED SERVIC	742.00
10/14/2022	BEN E. KEITH COMPANY	MISCELLANEOUS OPERATING COSTS	475.55
10/14/2022	CASA MANANA, INC	MISCELLANEOUS OPERATING COSTS	350.00
10/14/2022	CHEFWEAR, LANDAU APPAREL	MISCELLANEOUS OPERATING COSTS	4,543.52
10/14/2022	CHICK-FIL-A #01021, N WALNUT CREEK	MISCELLANEOUS OPERATING COSTS	660.45
10/14/2022	GODBEE, KRISTA	MISCELLANEOUSCONTRACTED SERVIC	1,000.00
10/14/2022	GROUP DYNAMIX LLC	MISCELLANEOUS OPERATING COSTS	1,280.00
10/14/2022	HOME DEPOT, TAX #9218276983	DEFERRED EXPENDITURES/EXPENSES	0.00
10/14/2022	HOME DEPOT, TAX #9218276983	GENERAL SUPPLIES	397.67
10/14/2022	LONE STAR GRAPHICS, RICHARD HARTCRAF	GENERAL SUPPLIES	2,968.00
10/14/2022	WORLD'S FINEST CHOCOLATE INC	MISCELLANEOUS OPERATING COSTS	1,745.00
10/18/2022	CASA MANANA, INC	MISCELLANEOUS OPERATING COSTS	700.00
10/18/2022	FORT WORTH BOTANICAL SOCIETY	MISCELLANEOUS OPERATING COSTS	440.00
10/18/2022	GOT SPIRIT?	MISCELLANEOUS OPERATING COSTS	2,166.00
10/18/2022	HARMLAND VISIONS, LLC	MISCELLANEOUSCONTRACTED SERVIC	5,600.00
10/18/2022	KIMS KLOSET, LLC	GENERAL SUPPLIES	60.00
10/18/2022	LONE STAR GRAPHICS, RICHARD HARTCRAF	GENERAL SUPPLIES	1,563.00
10/18/2022	NASSP	MISCELLANEOUS OPERATING COSTS	385.00
10/18/2022	ORIENTAL TRADING COMPANY, INC	GENERAL SUPPLIES	101.60
10/18/2022	ORIENTAL TRADING COMPANY, INC	MISCELLANEOUS OPERATING COSTS	156.73
10/18/2022	SCARBOROUGH SPECIALTIES, INC	MISCELLANEOUS OPERATING COSTS	1,622.40
10/18/2022	TEXAS ASSOC OF STUDENT COUNCILS	MISCELLANEOUS OPERATING COSTS	495.00
10/18/2022	TEXAS HIGH SCHOOL BASS ASSOCIATION, TH	MISCELLANEOUS OPERATING COSTS	780.00
10/18/2022	TEXAS THESPIANS	MISCELLANEOUS OPERATING COSTS	13,940.00
10/18/2022	VISTAR	MISCELLANEOUS OPERATING COSTS	440.18
10/20/2022	ADVERTISING MATTERS LLC	MISCELLANEOUS OPERATING COSTS	1,132.90
10/20/2022	AMAZON CAPITAL SERVICES INC	MISCELLANEOUS OPERATING COSTS	318.97
10/20/2022	BEN E. KEITH COMPANY	MISCELLANEOUS OPERATING COSTS	864.10
10/20/2022	BLICK ART MATERIALS,LLC	MISCELLANEOUS OPERATING COSTS	55.80
10/20/2022	BOTANICAL RESEARCH INSTITUTE OF TEXAS	MISCELLANEOUS OPERATING COSTS	95.00
10/20/2022	BUSINESS PROFESSIONALS OF AMERICA	MISCELLANEOUS OPERATING COSTS	220.00
10/20/2022	DR PEPPER SNAPPLE GROUP	MISCELLANEOUS OPERATING COSTS	514.88
10/20/2022	FLIPDOG SPORTSWEAR	MISCELLANEOUS OPERATING COSTS	417.50
10/20/2022	GAME ONE, CARDINAL'S SPOR	MISCELLANEOUS OPERATING COSTS	814.73
10/20/2022	GROUP DYNAMIX LLC	MISCELLANEOUS OPERATING COSTS	704.00
10/20/2022	SOFTWARE 4 SCHOOLS	GENERAL SUPPLIES	648.00
10/20/2022	SPIRIT OF TEXAS CHEER AND GYMNASTICS	MISCELLANEOUSCONTRACTED SERVIC	1,470.00
10/20/2022	TEXAS HIGH SCHOOL BASS ASSOCIATION, TH	MISCELLANEOUS OPERATING COSTS	780.00
10/20/2022	TMEA REGION 5 VOCAL DIVISION C/O S. WINC	MISCELLANEOUS OPERATING COSTS	225.00
10/20/2022	WINN SALES	MISCELLANEOUSCONTRACTED SERVIC	310.00
10/24/2022	CITIBANK	GENERAL SUPPLIES	1,284.53
10/24/2022	CITIBANK	MISCELLANEOUS OPERATING COSTS	3,045.03
10/24/2022	CITIBANK	MISCELLANEOUSCONTRACTED SERVIC	616.98

MANSFIELD INDEPENDENT SCHOOL DISTRICT

Fund Disbursement Report for 10/1/2022 through 10/31/2022

<u>DATE PAID</u>	<u>NAME</u>	<u>ITEM DESCRIPTION</u>	<u>AMOUNT</u>
865 - STUDENT ACTIVITY FUND			
10/25/2022	ABDALAH, NATALIA	OTHER REVENUES FROM LOCAL SOUR	27.71
10/25/2022	AMAZON CAPITAL SERVICES INC	GENERAL SUPPLIES	176.41
10/25/2022	AMAZON CAPITAL SERVICES INC	MISCELLANEOUS OPERATING COSTS	240.12
10/25/2022	AREA V FFA ASSOCIATION	MISCELLANEOUS OPERATING COSTS	447.00
10/25/2022	CASA MANANA, INC	MISCELLANEOUS OPERATING COSTS	350.00
10/25/2022	CHICK-FIL-A #03011, E BROAD STREET	MISCELLANEOUS OPERATING COSTS	320.95
10/25/2022	CICI'S PIZZA #412 WALNUT CREEK	MISCELLANEOUS OPERATING COSTS	72.50
10/25/2022	DREAM RANCH OFFICE SUPPLIES	GENERAL SUPPLIES	97.00
10/25/2022	EVANS-MAPENZI, DIVA	OTHER REVENUES FROM LOCAL SOUR	150.00
10/25/2022	FLOYETTE ORIGINALS, INC	MISCELLANEOUS OPERATING COSTS	1,055.00
10/25/2022	FOX, KELCIE	MISCELLANEOUS CONTRACTED SERVIC	500.00
10/25/2022	GANN, ANA	OTHER REVENUES FROM LOCAL SOUR	27.71
10/25/2022	GONZALEZ, CRISTIN	OTHER REVENUES FROM LOCAL SOUR	27.71
10/25/2022	GOT SPIRIT?	GENERAL SUPPLIES	277.70
10/25/2022	GOT SPIRIT?	MISCELLANEOUS OPERATING COSTS	4,051.50
10/25/2022	GRINOLDS, PATRICIA	OTHER REVENUES FROM LOCAL SOUR	27.71
10/25/2022	GROUP DYNAMIX LLC	MISCELLANEOUS CONTRACTED SERVIC	800.00
10/25/2022	HOBBY LOBBY STORES, INC.	MISCELLANEOUS OPERATING COSTS	84.06
10/25/2022	HOME DEPOT, TAX #9218276983	GENERAL SUPPLIES	40.97
10/25/2022	JOHNSON, LатарSHA	OTHER REVENUES FROM LOCAL SOUR	27.71
10/25/2022	LYNCH, ALISON	OTHER REVENUES FROM LOCAL SOUR	35.00
10/25/2022	MAIN EVENT ENTERTAINMENT, INC	MISCELLANEOUS OPERATING COSTS	852.75
10/25/2022	MARKIM GROUP, THE, J. MARK MATTHEWS	GENERAL SUPPLIES	560.00
10/25/2022	MARKIM GROUP, THE, J. MARK MATTHEWS	MISCELLANEOUS OPERATING COSTS	1,150.00
10/25/2022	MORROW, HEATHER	OTHER REVENUES FROM LOCAL SOUR	20.00
10/25/2022	PATON, VIVIAN	OTHER REVENUES FROM LOCAL SOUR	27.71
10/25/2022	RIDER, SHELLY	OTHER REVENUES FROM LOCAL SOUR	27.71
10/25/2022	SCHOOL SPECIALTY, LLC	MISCELLANEOUS OPERATING COSTS	382.35
10/25/2022	SULTANA, SHARMEEN	OTHER REVENUES FROM LOCAL SOUR	20.00
10/25/2022	UNIVERSAL CHEERLEADERS ASSOCIATION	MISCELLANEOUS OPERATING COSTS	1,300.00
10/25/2022	VO, THANH	OTHER REVENUES FROM LOCAL SOUR	55.42
10/25/2022	WALNUT CREEK COUNTRY CLUB	MISCELLANEOUS OPERATING COSTS	3,380.00
10/25/2022	WALSWORTH PUBLISHING COMPANY	MISCELLANEOUS OPERATING COSTS	9,900.00
10/25/2022	WEISSMAN	GENERAL SUPPLIES	339.70
10/25/2022	WILLIAMS, ABI	MISCELLANEOUS CONTRACTED SERVIC	300.00
10/25/2022	WILLIAMS, NIKKI	OTHER REVENUES FROM LOCAL SOUR	150.00
10/25/2022	WILSON, ASHLEE	OTHER REVENUES FROM LOCAL SOUR	27.71
10/25/2022	XEVIOUS CONSULTING	GENERAL SUPPLIES	200.00
10/27/2022	ALL AMERICAN BALLOONS WHOLESALE	GENERAL SUPPLIES	190.86
10/27/2022	BAND SHOPPE	MISCELLANEOUS OPERATING COSTS	212.25
10/27/2022	BEN E. KEITH COMPANY	MISCELLANEOUS OPERATING COSTS	1,065.04
10/27/2022	COSTUME CLOSET, THE	GENERAL SUPPLIES	1,555.00
10/27/2022	DOMINO'S PIZZA PARENT COMPANY	MISCELLANEOUS OPERATING COSTS	333.76
10/27/2022	FLIPDOG SPORTSWEAR	MISCELLANEOUS OPERATING COSTS	564.50
10/27/2022	MCCORMICK'S GROUP LLC	MISCELLANEOUS OPERATING COSTS	1,433.87
10/27/2022	S & S ACTIVEWEAR, LLC	GENERAL SUPPLIES	645.96
10/27/2022	SPIRIT OF TEXAS CHEER AND GYMNASTICS	MISCELLANEOUS CONTRACTED SERVIC	4,950.00
10/27/2022	TASC DISTRICT 3 MIDDLE SCHOOL	MISCELLANEOUS OPERATING COSTS	380.00
10/27/2022	TEXAS FFA ASSOCIATION	MISCELLANEOUS OPERATING COSTS	1,788.00
10/27/2022	TMEA REGION 5 VOCAL DIVISION C/O S. WINC	MISCELLANEOUS OPERATING COSTS	435.00
10/27/2022	TRINITY CERAMIC SUPPLY, INC	GENERAL SUPPLIES	818.00
10/28/2022	AMAZON CAPITAL SERVICES INC	GENERAL SUPPLIES	69.44
10/28/2022	DIRECTOR'S ASSISTANT	MISCELLANEOUS OPERATING COSTS	0.00
10/28/2022	TEXAS ASSOCIATION OF FUTURE EDUCATOR	MISCELLANEOUS OPERATING COSTS	600.00
10/28/2022	VISTAR	MISCELLANEOUS OPERATING COSTS	648.76

MANSFIELD INDEPENDENT SCHOOL DISTRICT

Fund Disbursement Report for 10/1/2022 through 10/31/2022

<u>DATE PAID</u>	<u>NAME</u>	<u>ITEM DESCRIPTION</u>	<u>AMOUNT</u>
		865 - STUDENT ACTIVITY FUND	<u>121,315.99</u>
876 - CAMPUS SUNSHINE FUNDS			
10/7/2022	FLOWERS, ETC	DUE TO OTHER	118.09
10/20/2022	MAMA'S PIZZA	DUE TO OTHER	332.50
10/24/2022	CITIBANK	DUE TO OTHER	523.57
		876 - CAMPUS SUNSHINE FUNDS	<u>974.16</u>
			<u><u>10,271,455.58</u></u>

MANSFIELD INDEPENDENT SCHOOL DISTRICT

Fund Disbursement Report for 10/1/2022 through 10/31/2022

<u>FUND</u>	<u>TOTAL</u>
181 - ATHLETIC FUND	179,021.26
195 - ADVERTISING FUND	85,595.49
196 - SPECIAL OPERATING FUND	640,494.88
198 - HIGH SCHOOL ALLOTMENT	6,049.00
199 - GENERAL OPERATING	4,906,055.99
211 - ESEA TITLE I; IMPROVING BASIC	64,501.39
224 - IDEA-B FORMULA	54,543.33
225 - IDEA-B PRE-SCHOOL	484.76
240 - CHILD NUTRITION FUND	1,445,422.59
244 - CAREER & TECHNOLOGY BASIC GRAN	312.42
255 - TITLE II, PART A: TEA/PRIN TRA	49,400.93
263 - TITLE III, PART A, LIMITED ENG	17,127.07
265 - 21ST CENTURY GRANT	8,612.52
282 - ESSER III / AIR FORCE JR ROTC	1,205,865.35
284 - ARP IDEA FORMULA	155,815.76
289 - LEP PROGRAM	1,897.17
397 - AP/IB	545.00
410 - STATE TEXTBOOK FUND	120,995.27
429 - MISC STATE GRANTS	30,250.00
461 - GOVERNMENT ACTIVITY FUND	212,772.24
492 - FALL 2011 EDUCATION FOUND GRAN	5,299.87
498 - MISCELLANEOUS GRANTS	92.24
599 - DEBT SERVICE FUND	1,712.50
617 - 2017 BOND PROGRAM	303,517.89
698 - CAPITAL PROJECTS-MISC	583,503.77
711 - DAY CARE	19,159.96
712 - NATATORIUM	18,087.47
823 - SCHOLARSHIPS	1,500.00
826 - UIL	30,529.31
865 - STUDENT ACTIVITY FUND	121,315.99
876 - CAMPUS SUNSHINE FUNDS	974.16
	<hr/> <hr/> 10,271,455.58

**Mansfield ISD
Payroll Check Summary Report
2022-2023**

	Check(s)	Deposit(s)	Contract	Other	Taxable	Federal Tax	Gross Subject	Federal	State	Soc Sec	Other	Reimbursed	Taxable		
	Reported	Reported	Pay	Pay	Benefits	Shelter Amt	to Fed Tax	Tax	Tax	Tax	Deductions	Deductions	Benefits	Net Pay	
			+	+	+	-	=	-	-	-	-	+	-	=	
Summary Totals	07/01-07/31/2022	47	6,144	18,589,267.66	2,980,645.22	0.00	3,255,339.82	18,314,573.06	1,400,951.39	0.00	294,239.88	638,779.61	0.00	0.00	15,980,602.18
Summary Totals	08/01-08/31/2022	50	5,376	18,775,876.37	2,031,469.79	0.00	3,147,563.81	17,659,782.35	1,425,674.05	0.00	283,764.99	618,577.21	0.00	0.00	15,331,766.10
Summary Totals	09/01-09/30/2022	108	6,446	19,987,348.01	3,014,631.96	0.00	3,360,618.62	19,641,361.35	1,535,176.76	0.00	314,754.00	662,728.31	0.00	0.00	17,128,702.28
Summary Totals	10/01-10/31/2022	90	6,060	19,946,555.78	3,056,013.37	0.00	3,379,384.46	19,623,184.69	1,553,911.42	0.00	314,596.41	706,227.17	0.00	0.00	17,048,449.69
Summary Totals	11/01-11/30/2022														
Summary Totals	12/01/12/31/2022														
Summary Totals	01/01-01/31/2023														
Summary Totals	02/01-02/28/2023														
Summary Totals	03/01-03/31/2023														
Summary Totals	04/01-04/30/2023														
Summary Totals	05/01-05/31/2023														
Summary Totals	06/01-06/30/2023														
Summary Totals	2022-2023	295	24,026	77,299,047.82	11,082,760.34	0.00	13,142,906.71	75,238,901.45	5,915,713.62	0.00	1,207,355.28	2,626,312.30	0.00	0.00	65,489,520.25

MANSFIELD INDEPENDENT SCHOOL DISTRICT
10/01/2022 through 10/31/2022

<u>DATE PAID</u>	<u>VENDOR NAME</u>	<u>AMOUNT</u>	<u>INVOICE DESCRIPTION</u>
10/14/2022	AMUNDSEN COMMERCIAL KITCHENS INC	187,078.00	Dishwashers various campuses
10/4/2022	LABATT FOOD SERVICE	154,203.38	Food
10/4/2022	NEW DAIRY OPCO, LLC	34,697.80	Dairy
10/7/2022	LABATT FOOD SERVICE	153,499.16	Food
10/7/2022	NEW DAIRY OPCO, LLC	30,197.40	Dairy
10/14/2022	LABATT FOOD SERVICE	455,449.12	Food
10/14/2022	NEW DAIRY OPCO, LLC	106,298.28	Dairy
10/20/2022	LABATT FOOD SERVICE	173,088.18	Food
10/4/2022	AWARDS BY MASTERCRAFT	29,912.15	Middle school athletic awards
10/4/2022	LEAD/LITERACY EDUCATION & ACADEMIC DEVELOPMEN	30,250.00	Registration Fees
10/4/2022	TRANE	26,639.53	HVAC dept supplies
10/14/2022	TRANE	27,504.62	HVAC dept supplies
10/20/2022	ARLINGTON UTILITIES	90,805.22	Utilities - Water
10/20/2022	SKYWAY CHARTERS LLC	26,800.00	LRHS Band Travel
10/25/2022	TARRANT COUNTY ELECTIONS	79,499.75	Remaining balance for election services with Tarrant County
10/27/2022	CITY OF MANSFIELD	51,004.63	Utilities - Water
10/4/2022	CDW GOVERNMENT	76,127.21	Box Enterprise software, Engine ADManager, VMWare Renewal
10/4/2022	EARTHWORKS INC	43,419.50	Fall lawn care
10/4/2022	INTRADO INTERACTIVE SERVICES CORPORATION	70,329.50	School Messenger - Renewal 22-23
10/4/2022	LAKESHORE LEARNING MATERIALS LLC	38,275.46	Pre-K classes Instructional materials
10/4/2022	PITNEY BOWES BANK RESERVE ACCT	25,000.00	Prepaid Postage
10/4/2022	TECHNOLOGY INTEGRATION GROUP (TIG)	120,000.00	Mobile Device Insurance
10/7/2022	BARNES & NOBLE COLLEGE BOOKSELLERS LLC	39,006.17	Early college Books-Fall
10/7/2022	CAS-CLAIMS ADMINISTRATIVE SVCS	116,477.26	CAS Sept 2022 CLAIMS COST
10/7/2022	CITY OF MANSFIELD	30,275.18	Utilities - Water
10/7/2022	HOUGHTON MIFFLIN HARCOURT	527,720.74	Read180/System44 for High schools
10/7/2022	LAKESHORE LEARNING MATERIALS LLC	28,022.73	Pre-K classes Instructional materials
10/7/2022	MEDHEALTH	55,164.06	22-23 Renewal of MISD District wide Clinic
10/7/2022	MULLEN COUGHLIN, LLC	26,224.50	698 - CS Breach Council Deductible
10/7/2022	PETROLEUM TRADERS CORPORATION	81,365.41	Fuel
10/7/2022	UNITED COOPERATIVE SERVICES, DBA	40,753.43	Utilities - Electricity
10/14/2022	AUTHERS BUILDING GROUP LLC	105,929.75	617 - 700 110 Davis ES Fine Art Academy Renovation
10/14/2022	CDW GOVERNMENT	202,362.26	CS Microsoft MECM Recovery services, CS Cisco Talos Incident
10/14/2022	COMMUNICATIONS PLUS, INC.	37,736.40	Drops and repairs for network district wide
10/14/2022	GENUINE PARTS COMPANY-NAPA	40,063.19	Parts and supplies for Police and bus shop
10/14/2022	HUCKABEE AND ASSOCIATES, INC	174,381.15	Architect Services multiple buildings district wide
10/14/2022	LAWN PATROL SERVICE, INC	51,230.00	Lawn Care
10/14/2022	NETSYNC NETWORK SOLUTIONS	1,127,074.87	ESSER III Hyper Converged Network Storage, Backup Solution and Services
10/14/2022	PETROLEUM TRADERS CORPORATION	29,188.79	Fuel
10/14/2022	REGION 11 ESC	353,385.02	ESC Region 11 Contract 22-23 SY
10/18/2022	ACCELERATE LEARNING INC.	25,372.50	TX Math Grade 6 - Online STEMscopes
10/18/2022	EARTHWORKS INC	56,628.50	Fall lawn care
10/18/2022	EDUCATION LOGISTICS, INC	60,569.05	Route managing WeQuery Software for buses
10/18/2022	FRONTLINE TECHNOLOGIES, INC	31,500.00	TipWeb Annual Renewal
10/18/2022	PETROLEUM TRADERS CORPORATION	53,102.87	Fuel
10/20/2022	CITY OF MANSFIELD	49,686.82	Utilities - Water
10/20/2022	REPUBLIC SERVICES INC	66,032.04	Utilities - Trash
10/20/2022	TECHNOLOGY INTEGRATION GROUP (TIG)	493,106.48	Mobile Device Insurance
10/24/2022	CITIBANK	59,090.46	Snacks, supplies, travel district wide, toll tags, TAEA memberships
10/25/2022	CDW GOVERNMENT	75,007.61	Stem laptops, various department Surface Pro's
10/25/2022	CENTRAL APPRAISAL DISTRICT OF JOHNSON COUNTY	55,126.57	2022-2023 property tax appraisal services for Johnson County
10/25/2022	CONTERRA ULTRA BROADBAND LLC	28,485.68	Utilities - Telephone
10/25/2022	GLOBAL ASSET	35,322.75	Esser III Interactive Panels
10/25/2022	TXU ENERGY RETAIL COMPANY LLC	459,196.83	Utilities - Electricity
10/27/2022	CITY OF MANSFIELD	29,381.57	Utilities - Water
10/27/2022	GLOBAL ASSET	27,434.00	Timbers - Fine Arts Academy Interactive Panels
10/27/2022	PETROLEUM TRADERS CORPORATION	56,212.70	Fuel
10/27/2022	SAVVAS LEARNING COMPANY LLC	36,340.24	Textbooks
10/27/2022	YELLOWFOLDER LLC	29,155.90	Annual renewal
10/28/2022	PETROLEUM TRADERS CORPORATION	50,332.08	Fuel
	Total	6,873,524.45	



**Board of School Trustees
Mansfield Independent School District**

TITLE: Financial Reports

DATE: November 15, 2022

INFORMATION

BACKGROUND:

Each month, financial reports are prepared detailing the status of the District's budget as of the most recent accounting period. To increase financial transparency, the following additional reports are included:

- Balance Sheet – Governmental Funds
- Project Detail –Bond Programs
- Combining Statement of Net Position – Proprietary Funds

The fund balance and net position figures are the unaudited balances carried from 2021-22.

The reports are as of October 31, 2022. The financial reports are separated into revenue and expenditures. Expenditures are reported by summary by function and by object series.

Year to date totals and percentages are calculated. Payroll costs should represent (4/12) of the 12-month budget for 33.33%. General Fund actual expenditures for salaries through October 2022 are 31.81%. Variance in the expenditures for the payroll object percentage will be due to vacancies, changes in personnel, demographics, stipend schedules, auxiliary weeks, and benefit elections.

The financial statement for the 2XX, 3XX, and 4XX special revenue funds (excluding Fund 240 & 242 School Nutrition) is presented in a single format for expenditures intended to provide specific information about funds received through federal, state, and local sources that are accounted for outside the General Operating fund.

Accounting code definitions for the function and object codes are included in addition to bond project descriptions.

MANSFIELD INDEPENDENT SCHOOL DISTRICT
GENERAL FUND 181-199
STATEMENT OF REVENUES, EXPENDITURES, AND CHANGES IN FUND BALANCE
FOR THE FOUR MONTHS ENDING OCTOBER 31, 2022

	CURRENT YEAR 2022-2023					PRIOR YEAR 2021-22				
	Original Budget	Amended Budget	October 2022	Actual Year to Date	Actual to Budget	Original Budget	Amended Budget	October 2021	Actual Year to Date	Actual to Budget
REVENUES:										
Local and Intermediate Sources	\$ 191,829,230	\$ 193,757,716	\$ 3,920,505	\$ 6,625,138	3.42%	\$ 181,932,142	\$ 186,402,142	\$ 4,304,522	\$ 6,141,017	3.29%
State Program Revenues	148,346,726	149,936,212	23,749,520	55,146,095	36.78%	157,601,332	153,484,939	23,481,203	71,304,961	46.46%
Federal Program Revenues	5,200,000	5,200,000	101,077	272,767	5.25%	2,700,000	7,050,600	242,596	475,131	6.74%
Other Financing Sources	-	-	65,110	272,711	0.00%	-	915,000	70,546	186,979	20.43%
Total revenues	\$ 345,375,956	\$ 348,893,928	\$ 27,836,212	\$ 62,316,711	17.86%	\$ 342,233,474	\$ 347,852,681	\$ 28,098,867	\$ 78,108,088	22.45%
EXPENDITURE SUMMARY BY FUNCTION:										
11 - Instructional	206,641,535	206,682,870	17,732,252	65,798,847	31.84%	\$ 203,086,399	\$ 197,781,576	\$ 16,476,854	\$ 62,594,748	31.65%
12 - Instructional Resources and Media Services	3,935,823	3,942,840	395,023	1,283,186	32.54%	3,961,965	4,216,052	355,505	1,344,682	31.89%
13 - Curriculum and Instructional Staff Development	4,360,492	4,398,707	321,998	1,330,312	30.24%	4,873,732	4,471,647	430,773	1,481,920	33.14%
21 - Instructional Leadership	5,607,539	5,634,324	505,716	1,962,245	34.83%	4,639,454	5,609,100	439,381	1,725,635	30.76%
23 - School Leadership	21,073,767	21,118,167	1,801,213	7,030,378	33.29%	20,234,031	20,693,264	1,652,486	6,500,848	31.42%
31 - Guidance, Counseling and Evaluation	10,517,024	10,532,042	847,946	3,418,893	32.46%	10,449,446	10,631,840	825,999	3,372,250	31.72%
32 - Social Work Services	-	-	-	-	0.00%	-	-	-	-	0.00%
33 - Health Services	5,436,450	5,440,305	433,043	1,689,991	31.06%	5,334,162	5,203,041	435,551	1,622,230	31.18%
34 - Student (Pupil) Transportation	14,635,176	14,541,430	1,571,615	5,145,570	35.39%	16,640,833	18,145,488	1,500,320	6,543,303	36.06%
35 - Food Services	12,000	12,000	-	-	0.00%	12,000	62,000	-	-	0.00%
36 - Cocurricular/Extra Curricular Activities	10,395,765	10,380,125	952,477	3,062,821	29.51%	10,046,996	11,017,164	997,069	3,115,567	28.28%
41 - General Administration	8,375,574	8,372,065	685,997	2,697,031	32.21%	7,965,366	8,338,474	576,072	2,498,853	29.97%
51 - Plant Maintenance and Facility Services	38,697,533	39,116,017	2,795,551	13,911,737	35.57%	38,391,063	35,847,586	2,894,327	12,300,453	34.31%
52 - Security and Monitoring Services	7,081,690	7,092,340	659,938	2,419,870	34.12%	6,628,656	7,671,851	634,314	2,123,793	27.68%
53 - Data Processing Services	6,664,087	6,883,154	372,952	2,318,211	33.68%	8,157,822	8,071,317	562,464	1,985,295	24.60%
61 - Community Services	339,549	340,959	38,159	167,017	48.98%	353,463	565,961	15,307	126,779	22.40%
71 - Debt Administration - Principal	157,600	157,600	-	-	0.00%	157,600	857,600	-	-	0.00%
81 - Facilities and Acquisition & Construction	-	-	-	-	0.00%	-	5,000	-	-	0.00%
93 - Shared Service Arrangement	-	-	-	-	0.00%	-	-	-	-	0.00%
95 - Payments to Juvenile Justice Alternative Program	25,000	25,000	-	-	0.00%	25,000	25,000	-	-	0.00%
99 - Other intergovernmental Charges	1,419,352	1,419,352	55,127	637,541	44.92%	1,275,486	1,275,486	-	554,524	43.48%
Other Financing Uses	-	20,000	20,000	20,000	100.00%	-	18,015,000	-	15,000	0.08%
Total expenditures	\$ 345,375,956	\$ 346,109,297	\$ 29,189,007	\$ 112,893,650	32.62%	\$ 342,233,474	\$ 358,504,447	\$ 27,796,422	\$ 107,905,880	30.10%
EXPENDITURE SUMMARY BY OBJECT:										
61XX - Payroll Costs	\$ 297,927,315	\$ 296,836,174	\$ 24,857,060	\$ 94,422,727	31.81%	\$ 289,061,672	\$ 284,525,096	\$ 23,495,721	\$ 88,786,840	31.21%
62XX - Professional and Contracted Services	23,398,251	23,387,106	2,060,510	6,840,011	29.25%	21,928,188	23,783,855	2,009,188	6,190,209	26.03%
63XX - Supplies and Materials	15,407,696	16,496,987	1,409,763	6,293,238	38.15%	18,477,773	19,969,541	1,916,962	6,080,350	30.45%
64XX - Other Operating Expenses	7,987,903	8,755,713	841,362	5,277,641	60.28%	8,195,490	7,828,240	200,127	4,253,914	54.34%
65XX - Debt Administration	157,600	157,600	-	-	0.00%	157,600	857,600	-	-	0.00%
66XX - Capital Outlay Expenses	497,191	455,717	312	40,033	8.78%	4,412,751	3,525,115	174,424	2,579,567	73.18%
89XX - Other Uses	-	20,000	20,000	20,000	100.00%	-	18,015,000	-	15,000	0.08%
Total expenditures	\$ 345,375,956	\$ 346,109,297	\$ 29,189,007	\$ 112,893,650	32.62%	\$ 342,233,474	\$ 358,504,447	\$ 27,796,422	\$ 107,905,880	30.10%
Excess (Deficiency) of Revenues Over Expenditures	\$ -	\$ 2,784,631	\$ (1,352,795)	\$ (50,576,939)		\$ -	\$ (10,651,766)	\$ 302,445	\$ (29,797,792)	

UnAudited Fund Balance, July 1, beginning 116,182,730

Estimated Fund Balance, October 31, ending \$ 65,605,791

MANSFIELD INDEPENDENT SCHOOL DISTRICT
STUDENT NUTRITION - FUND 240-242
STATEMENT OF REVENUES, EXPENDITURES, AND CHANGES IN FUND BALANCE
FOR THE FOUR MONTHS ENDING OCTOBER 31, 2022

	CURRENT YEAR 2022-2023					PRIOR YEAR 2021-22				
	Original Budget	Amended Budget	October 2022	Actual Year to Date	Actual to Budget	Original Budget	Amended Budget	October 2021	Actual Year to Date	Actual to Budget
REVENUES:										
Local and Intermediate Sources	\$ 8,536,200	\$ 8,541,200	\$ 902,490	\$ 2,350,754	27.52%	\$ 6,985,000	\$ 1,758,000	\$ 209,935	\$ 524,280	29.82%
State Program Revenues	596,000	666,000	17,943	146,158	21.95%	103,500	103,500	52,459	146,045	141.11%
Federal Program Revenues	12,937,800	13,258,799	1,408,865	3,801,940	28.67%	11,181,650	23,348,487	2,302,444	6,656,208	28.51%
Less Indirect Costs Transferred to General Fund	-	-	-	-	0.00%	-	-	-	-	0.00%
Other Financing Sources	30,000	30,000	479	479	1.60%	25,000	25,000	-	948	3.79%
Total revenues	\$ 22,100,000	\$ 22,495,999	\$ 2,329,777	\$ 6,299,331	28.00%	\$ 18,295,150	\$ 25,234,987	\$ 2,564,838	\$ 7,327,481	29.04%
EXPENDITURES:										
35 - Food Services	\$ 22,252,641	\$ 23,602,467	\$ 2,251,246	\$ 5,385,896	22.82%	\$ 17,522,404	\$ 24,412,688	\$ 1,762,885	\$ 4,971,619	20.36%
51 - Plant Maintenance and Facility Services	317,318	317,318	25,521	90,783	28.61%	304,867	304,867	23,479	94,873	31.12%
52 - Security and Monitoring Services	-	-	-	-	0.00%	-	16,790	-	-	0.00%
Other Financing Uses	-	16,790	-	16,790	100.00%	-	-	-	-	0.00%
Total expenditure:	\$ 22,569,959	\$ 23,936,575	\$ 2,276,767	\$ 5,493,469	22.95%	\$ 17,827,271	\$ 24,734,345	\$ 1,786,364	\$ 5,066,492	20.48%
EXPENDITURE SUMMARY BY OBJECT CODE:										
61XX - Payroll Costs	\$ 9,022,207	\$ 9,034,207	\$ 782,259	\$ 2,254,623	24.96%	\$ 7,644,180	\$ 8,237,039	\$ 770,767	\$ 2,145,364	26.05%
62XX - Professional and Contracted Services	226,800	234,809	11,064	69,441	29.57%	178,008	284,945	4,011	43,479	15.26%
63XX - Supplies and Materials	12,144,952	12,175,297	1,294,466	2,879,267	23.65%	9,891,642	15,412,027	1,009,760	2,851,709	18.50%
64XX - Other Operating	121,000	120,991	1,900	16,131	13.33%	38,441	94,241	1,826	20,940	22.22%
65XX	5,000	5,000	-	-	0.00%	-	5,000	5,000	5,000	100.00%
66XX - Capital Outlay	1,050,000	2,366,271	187,078	274,007	11.58%	75,000	701,093	-	-	0.00%
Total expenditure:	\$ 22,569,959	\$ 23,936,575	\$ 2,276,767	\$ 5,493,469	22.95%	\$ 17,827,271	\$ 24,734,345	\$ 1,791,364	\$ 5,066,492	20.48%
Excess (Deficiency) of Revenues Over Expenditures	\$ (469,959)	\$ (1,440,576)	\$ 53,010	\$ 805,862		\$ 467,879	\$ 500,642	\$ 778,474	\$ 2,260,989	

UnAudited Fund Balance, July 1, beginning 5,912,757

Estimated Fund Balance, October 31, ending \$ 6,718,619

MANSFIELD INDEPENDENT SCHOOL DISTRICT
DEBT SERVICE - FUND 599
STATEMENT OF REVENUES, EXPENDITURES, AND CHANGES IN FUND BALANCE
FOR THE FOUR MONTHS ENDING OCTOBER 31, 2022

	CURRENT YEAR 2022-2023					PRIOR YEAR 2021-22				
	Original Budget	Amended Budget	October 2022	Actual Year to Date	Actual to Budget	Original Budget	Amended Budget	October 2021	Actual Year to Date	Actual to Budget
REVENUES:										
Local and Intermediate Sources	\$ 65,512,710	\$ 65,512,710	\$ 1,417,680	\$ 2,173,130	3.32%	\$ 62,386,011	\$ 62,386,011	\$ 1,384,063	\$ 1,923,777	3.08%
State Program Revenues	1,785,298	1,785,298	-	-	0.00%	1,250,161	1,250,161	-	68,837	5.51%
Other Financing Sources		-	-	-	0.00%	-	48,736,729	-	48,736,729	100.00%
	\$ 67,298,008	\$ 67,298,008	\$ 1,417,680	\$ 2,173,130	3.23%	\$ 63,636,172	\$ 112,372,901	\$ 1,384,063	\$ 50,729,343	45.14%
EXPENDITURES:										
71 - Debt Services	\$ 67,298,008	\$ 67,298,008	\$ 1,712	\$ 15,827,002	23.52%	\$ 63,636,172	\$ 63,636,172	\$ 1,075	\$ 16,862,094	26.50%
Other Financing Uses		-	-	-	0.00%	-	48,365,000	-	48,365,000	100.00%
	\$ 67,298,008	\$ 67,298,008	\$ 1,712	\$ 15,827,002	23.52%	\$ 63,636,172	\$ 112,001,172	\$ 1,075	\$ 65,227,094	58.24%
EXPENDITURE SUMMARY BY OBJECT CODE:										
65XX - Debt Services	\$ 67,298,008	\$ 67,298,008	\$ 1,712	\$ 15,827,002	23.52%	\$ 63,636,172	\$ 63,636,172	\$ 1,075	\$ 16,862,094	26.50%
Other Financing Uses		-	-	-	0.00%	-	48,365,000	-	48,365,000	100.00%
	\$ 67,298,008	\$ 67,298,008	\$ 1,712	\$ 15,827,002	23.52%	\$ 63,636,172	\$ 112,001,172	\$ 1,075	\$ 65,227,094	58.24%
Excess (Deficiency) of Revenues Over Expenditures	\$ -	\$ -	\$ 1,415,968	\$ (13,653,872)		\$ -	\$ 371,729	\$ 1,382,988	\$ (14,497,751)	

UnAudited Fund Balance, July 1, beginning 58,068,481

Estimated Fund Balance, October 31, ending \$ 44,414,609

**MANSFIELD INDEPENDENT SCHOOL DISTRICT
CAPITAL PROJECTS - FUND 698
STATEMENT OF REVENUES, EXPENDITURES, AND CHANGES IN FUND BALANCE
FOR THE FOUR MONTHS ENDING OCTOBER 31, 2022**

	CURRENT YEAR 2022-2023					PRIOR YEAR 2021-22				
	Original Budget	Amended Budget	October 2022	Actual Year to Date	Actual to Budget	Original Budget	Amended Budget	October 2021	Actual Year to Date	Actual to Budget
REVENUES:										
Local and Intermediate Sources	\$ -	\$ -	\$ -	\$ 6,526	0.00%	\$ -	\$ -	\$ -	\$ -	0.00%
State Program Revenues	-	-	-	-	0.00%	-	-	-	-	0.00%
Federal Program Revenues	-	-	-	-	0.00%	-	-	-	-	0.00%
Other Financing Sources	-	-	-	-	0.00%	-	8,000,000	-	-	100.00%
	\$ -	\$ -	\$ -	\$ 6,526	0.00%	\$ -	\$ 8,000,000	\$ -	\$ -	0.00%
EXPENDITURES:										
11 - Instruction	\$ 437,519	\$ 1,706,353	\$ 137,195	\$ 935,554	54.83%	\$ -	\$ 463,859	\$ -	\$ -	0.00%
12 - Instructional Resources	-	2,333	-	2,333	100.00%	-	-	-	-	0.00%
13 - Curriculum	-	-	-	-	0.00%	-	90,000	-	-	0.00%
21 - Instructional Leadership	-	9,056	-	8,456	93.37%	-	-	-	-	0.00%
23 - School Leadership	-	287,300	-	202	0.07%	-	-	-	-	0.00%
31 - Guidance, Counseling	-	2,314	-	2,018	87.21%	-	-	-	-	0.00%
34 - Transportation	1,668,386	2,965,566	-	1,667,066	56.21%	-	3,006,190	-	-	0.00%
36 - Co-Curricular/Extra Curricular Activities	-	-	-	-	0.00%	-	-	-	-	0.00%
41 - General Admin	53,641	149,658	44,610	53,129	35.50%	-	75,395	-	-	0.00%
51 - Plant Maintenance and Facility Services	2,293,821	1,053,434	4,073	218,984	20.79%	-	2,261,604	-	-	0.00%
52 - Security & Monitoring Services	345,647	2,093,607	375,545	745,922	35.63%	-	1,410,018	-	-	0.00%
53 - Data Processing Services	-	2,624,824	22,080	70,232	2.68%	-	-	-	-	0.00%
71 - Debt Service	-	-	-	-	0.00%	-	-	-	-	0.00%
81 - Facilities and Acquisition & Construction	849,949	4,883,541	-	167,300	3.43%	272,253	898,109	-	(27,169)	-3.03%
Other Financing Uses	-	-	-	-	0.00%	-	-	-	-	0.00%
	\$ 5,648,963	\$ 15,777,986	\$ 583,503	\$ 3,871,196	24.54%	\$ 272,253	\$ 8,205,175	\$ -	\$ (27,169)	-0.33%
EXPENDITURE SUMMARY BY OBJECT CODE:										
61XX - Payroll Costs	\$ -	\$ -	\$ -	\$ -	0.00%	\$ -	\$ -	\$ -	\$ -	0.00%
62XX - Professional and Contracted Services	264,560	2,325,012	443,494	743,317	31.97%	-	1,324,004	-	-	0.00%
63XX - Supplies	555,299	5,022,976	140,010	1,232,362	24.53%	-	695,038	-	-	0.00%
64XX - Other Operating Expenses	-	3,834,873	-	2,136	0.06%	-	3,282	-	-	0.00%
65XX - Debt Services	-	-	-	-	0.00%	-	-	-	-	0.00%
66XX - Capital Outlay Expenses	4,829,104	4,595,125	-	1,893,381	41.20%	272,253	6,182,851	-	(27,169)	-0.44%
89XX - Other Uses	-	-	-	-	0.00%	-	-	-	-	0.00%
	\$ 5,648,963	\$ 15,777,986	\$ 583,504	\$ 3,871,196	24.54%	\$ 272,253	\$ 8,205,175	\$ -	\$ (27,169)	-0.33%
Excess (Deficiency) of Revenues Over Expenditures	\$ (5,648,963)	\$ (15,777,986)	\$ (583,503)	\$ (3,864,670)		\$ (272,253)	\$ (205,175)	\$ -	\$ 27,169	

*Negative expense is due to retainage

UnAudited Fund Balance, July 1, beginning 15,777,986
Estimated Fund Balance, October 31, ending \$ 11,913,316

**MANSFIELD INDEPENDENT SCHOOL DISTRICT
CAPITAL PROJECTS - 617
FOR THE FOUR MONTHS ENDING OCTOBER 31, 2022**

Description		Budget	All Prior Years FY Activity	2021-22 FY Activity	2022-23 FYTD Activity	Total Activity	Percent Complete	Encumbered Balance	Total Projected Project Cost
7900	Bond Issuance Proceeds	\$ 275,000,000	\$ 277,233,624	\$ -	\$ -	\$ 277,233,624			
5700	Interest Income	-	3,782,976	183,785	138,924	4,105,685			
5800	State Revenue	-	167,261	26,412	10,732	204,405			
	Total Revenue	\$ 275,000,000	\$ 281,183,861	\$ 210,197	\$ 149,656	\$ 281,543,714			
-- ----	--- 000 Support Costs 010/494/800/917/999	\$ 8,410,498	\$ 5,758,892	\$ 635,891	\$ 139,461	\$ 6,534,244	77.69%	\$ 38,130	\$ 6,572,374
-- ----	--- 700 Multiple Elementary Schools	14,910,284	12,300,437	1,389,473	401,812	14,091,722	94.51%	822,872	14,914,594
-- ----	--- 701 Multiple Intermediate Schools	10,834,691	8,380,331	619,364	511,149	9,510,844	87.78%	1,323,847	10,834,691
-- ----	--- 702 Multiple Middle School	23,683,988	20,887,885	1,350,439	509,422	22,747,746	96.05%	936,242	23,683,988
-- ----	--- 703 Multiple High Schools, BBIA, Phoniex Academy	69,371,243	71,916,571	(3,001,793)	40,475	68,955,253	99.40%	422,411	69,377,664
-- ----	--- 704 Griffin, Transportation, 6th Avenue	58,190	2,211	12,050	-	14,261	24.51%	48,665	62,926
-- ----	--- 705 Newsome Stadium & Natatorium	2,770,906	1,866,059	476,752	-	2,342,811	84.55%	7,891	2,350,702
-- ----	--- 706 Multiple Facilities	4,958,039	2,237,714	1,579,334	593,537	4,410,585	88.96%	547,453	4,958,038
-- ----	--- 707 New - Brenda Norwood ES	32,412,777	32,164,799	334,665	(168,918)	32,330,546	99.75%	82,231	32,412,777
-- ----	--- 708 New - Alma Martinez IS	46,466,028	46,016,621	326,361	(296,605)	46,046,377	99.10%	419,651	46,466,028
-- ----	--- 709 New - Charlene McKinzey MS	60,963,190	60,082,446	782,481	72,727	60,937,654	99.96%	25,536	60,963,190
-- ----	--- 716 PAC Audio System Upgrade	160,166	-	160,166	-	160,166	100.00%	-	160,166
-- ----	--- 718 District Repeaters	-	-	-	-	-	0.00%	4,403,292	4,403,292
Total		\$ 275,000,000	\$ 261,613,966	\$ 4,665,183	\$ 1,803,060	\$ 268,082,209	97.48%	\$ 9,078,221	\$ 277,160,430

*Negative expense is due to retainage

**MANSFIELD INDEPENDENT SCHOOL DISTRICT
SPECIAL REVENUE FUNDS, EXCLUDING FUND 240 SCHOOL NUTRITION
MONTHLY AND YEAR TO DATE BUDGET STATUS
FOR THE FOUR MONTHS ENDING OCTOBER 31, 2022**

FUND NUMBER	FUND DESCRIPTION	NOGA ID	Begin Date	End Date	GRANT AWARD/ROL FORWARD AMOUNTS	Expenditures		
						MONTHLY ACTUAL	GRANT YEAR TO DATE ACTUAL	% EXPENDED
211	ESEA TITLE I-A	23610101220908	7/1/2022	9/30/2023	4,635,145	278,301	647,014	13.96%
224	IDEA-B FORMULA	236600012209086600	7/1/2022	9/30/2023	5,344,650	349,948	901,771	16.87%
225	IDEA -B PRESCHOOL	236610012209086610	7/1/2022	9/30/2023	57,823	5,067	11,223	19.41%
244	CARL PERKINS GRANT FOR CAREER	23420006220908	7/1/2022	8/15/2023	278,504	120	3,633	1.30%
255	TITLE II-A, SUPPORTING EFFECTIVE INSTRUCTION	23694501220908	7/1/2022	9/30/2023	888,762	59,517	148,697	16.73%
263	TITLE III-A, ELA	23671001220908	7/1/2022	9/30/2023	807,708	34,481	56,207	6.96%
265	NITA M. LOWEY 21ST CCLC CYCLE 11 YEAR 2	236950307110028	7/1/2022	7/31/2023	1,700,000	96,560	341,903	20.11%
282	APR ESSER III	21528001220908	3/13/2020	9/30/2024	25,199,997	1,195,583	16,352,292	64.89%
282	APR ESSER III	21528001220908	3/13/2020	9/30/2024	-	124,653	321,404	0.00%
284	IDEA-B Formula-ARP	225350012209085000	7/1/2021	9/30/2022	1,515,777	155,816	302,906	19.98%
285	IDEA-B Pre school-ARP	2253500122009085350	7/1/2021	9/30/2022	58,189	-	-	0.00%
289	TITLE IV-A, SUBPART 1 STUDENT SUPPORT & ACADEMIC ENRICHMENT	2368010122098	7/1/2022	9/30/2023	276,175	16,105	64,083	23.20%
410	STATE TEXTBOOK FUND *	25001601	4/21/2022	8/31/2022	1,861,741	120,995	931,101	50.01%
429	DYSLEXIA GRANT AWARD PROGRAM	22038904220908	5/18/2022	8/31/2023	87,896	30,607	34,378	39.11%
461	CAMPUS ACTIVITY	N/A	7/1/2022	6/30/2023	3,151,008	217,176	505,389	16.04%
492	FALL EDUCATION FOUNDATION GRANT	N/A	9/1/2022	12/31/2023	39,322	495	7,094	18.04%
492	ACADEMY FOR EARLY LEARNERS- JANDRUKO	N/A	7/1/2022	6/30/2023	105,901	4,805	7,682	7.25%
493	SPRING EDUCATION FOUNDATION GRANT**	N/A	1/1/2022	12/31/2023	-	-	-	0.00%
*498	MISCELLANEOUS GRANTS	N/A	7/1/2022	9/30/2023	1,273	92	92	7.23%
TOTAL SPECIAL REVENUE FUNDS					65,918,243	2,690,321	20,636,869	31.31%

* As the grant has ended, all transactions had to be reclassified to the current grant.

** Grant expenses have been reclassified

* No specific end date.

** This negative is due to reclass of a few employees payroll from 263 year 11 back to year 10. Per grant administrator, TEA instructed districts to spend down all 19-20 funds, as any unspent balances will not be

** The carry forward is used to requisition textbooks in the summer for the upcoming school year.

*** Department of Airforce reimbursed MISD for ROTC cadets meal.

*** Two grants utilize the same fund (Pre-Kindergarten grant and the LEOSE grant).

*** Vendor refunded MISD for overcharging for services it provided to MISD

**** Rollforward amount after Hold Harmless pulled out in 20-21

MANSFIELD INDEPENDENT SCHOOL DISTRICT
BALANCE SHEET - GOVERNMENTAL FUNDS
FOR THE FOUR MONTHS ENDING OCTOBER 31, 2022

Data Control Codes	General Funds	Student Nutrition Fund	Debt Service Fund	Capital Projects Funds	Special Revenue Funds
Assets:					
1110 Cash and cash equivalents	\$ 98,937,745	\$ 8,710,310	\$ 41,177,000	\$ 25,655,130	2,926,419
1220 Delinquent property taxes receivables	6,822,364	-	2,245,002	-	-
1230 Allowance for uncollectible taxes (credit)	(2,590,479)	-	(852,400)	-	-
1240 Receivables from other governments	-	1,431,927	423,803	-	10,100,451
1250 Accrued interest/Unamortized Discount	221,258	-	-	85	-
1260 Due from other funds	11,720,369	-	2,813,806	-	-
1290 Other receivables	106,382	-	-	-	116,501
1300 Inventories, at cost	371,100	16,590	-	-	-
1410 Prepaid Items	557,732	133	-	-	-
1000 Total Assets	\$ 116,146,471	\$ 10,158,960	\$ 45,807,211	\$ 25,655,215	13,143,371
Liabilities, Deferred Inflows, and Fund Balance					
Current Liabilities:					
2110 Accounts payable	\$ 164,433	\$ -	\$ -	\$ 4,787	1,789
2150 Payroll deduction and withholdings	6,105,696	78,818	-	529	84,105
2160 Accrued wages payable	31,078,371	286,783	-	-	-
2170 Due to other funds	-	2,864,793	-	275,078	10,556,690
2180 Payable to other governments	8,823,428	13	-	-	-
2190 Due to other	104,081	-	-	-	4,028
2300 Deferred revenue	6,000	-	-	-	44,435
2400 iPad Deposits	26,786	-	-	-	-
2000 Total Liabilities	46,308,795	3,230,407	-	280,394	10,691,047
Deferred Inflows of Resources:					
2600 Unavailable revenue - student prepaid meals	4,231,885	209,934	-	-	-
2600 Unavailable revenue - property taxes	-	-	1,392,602	-	-
Total Deferred Inflows of Resources	4,231,885	209,934	1,392,602	-	-
Fund Balance					
Non-Spendable:					
3410 Inventories	371,100	16,590	-	-	-
3430 Prepaid items	557,732	133	-	-	-
Restricted:					
3450 Grant funds	-	6,701,896	-	-	-
3470 Capital acquisitions and contractual obligations	-	-	-	25,374,821	-
3480 Retirement of long-term debt	-	-	44,414,609	-	-
Committed:					
3510 Capital acquisitions projects	-	-	-	-	-
3545 Campus Activity	-	-	-	-	2,452,324
3600 Unassigned	64,676,959	-	-	-	-
3000 Fund Balance, ESTIMATED	65,605,791	6,718,619	44,414,609	25,374,821	2,452,324
4000 Total Liabilities, Deferred Inflows, and Fund Balance	\$ 116,146,471	\$ 10,158,960	\$ 45,807,211	\$ 25,655,215	13,143,371
	-	-	-	-	-

**MANSFIELD INDEPENDENT SCHOOL DISTRICT
CHILDREN'S CENTER - FUND 711
STATEMENT OF REVENUES, EXPENSES, AND CHANGE IN NET POSITION
FOR THE FOUR MONTHS ENDING OCTOBER 31, 2022**

	CURRENT YEAR 2022-2023					PRIOR YEAR 2021-22				
	Original Budget	Amended Budget	October 2022	Actual Year to Date	Actual to Budget	Original Budget	Amended Budget	October 2021	Actual Year to Date	Actual to Budget
OPERATING REVENUES:										
Local and Intermediate Sources	\$ 470,000	\$ 470,000	\$ 103,982	\$ 141,938	30.20%	\$ 470,000	\$ 470,000	\$ 46,388	\$ 117,953	25.10%
State Program Revenues	66,332	66,332	13,200	45,790	69.03%	56,883	56,883	10,186	40,021	70.36%
Other Financing Sources	-	-	-	-	0.00%	-	-	-	-	0.00%
Total operating revenues	\$ 536,332	\$ 536,332	\$ 117,182	\$ 187,728	35.00%	\$ 526,883	\$ 526,883	\$ 56,574	\$ 157,974	29.98%
OPERATING EXPENSES:										
52-Security & Monitoring Services	\$ -	\$ -	\$ -	\$ -	0.00%	\$ -	\$ 2,288	\$ -	\$ -	0.00%
61 - Community Services	\$ 456,025	\$ 456,025	\$ 33,926	\$ 149,404	32.76%	\$ 466,054	\$ 463,766	\$ 32,870	\$ 132,945	28.67%
Other Financing Uses	-	-	-	-	0.00%	-	-	-	-	0.00%
Total operating expenses	\$ 456,025	\$ 456,025	\$ 33,926	\$ 149,404	32.76%	\$ 466,054	\$ 466,054	\$ 32,870	\$ 132,945	28.53%
EXPENSE SUMMARY BY OBJECT CODE:										
61XX - Payroll Costs	\$ 334,675	\$ 334,675	\$ 27,184	\$ 93,992	28.08%	\$ 332,104	\$ 362,104	\$ 24,520	\$ 105,239	29.06%
62XX - Professional and Contracted Services	3,500	3,500	-	2,130	60.86%	3,200	3,200	-	2,200	68.75%
63XX - Supplies and Materials	37,550	37,550	6,719	20,263	53.96%	40,550	48,338	8,253	11,363	23.51%
64XX - Other Operating Expenses	80,300	80,300	23	33,019	41.12%	90,200	52,412	97	14,143	26.98%
66XX - Capital Outlay Expenses	-	-	-	-	0.00%	-	-	-	-	0.00%
Other Financing Uses	-	-	-	-	0.00%	-	-	-	-	0.00%
Total operating expenses	\$ 456,025	\$ 456,025	\$ 33,926	\$ 149,404	32.76%	\$ 466,054	\$ 466,054	\$ 32,870	\$ 132,945	28.53%
Operating income (loss)	\$ 80,307	\$ 80,307	\$ 83,256	\$ 38,324		\$ 60,829	\$ 60,829	\$ 23,704	\$ 25,029	

Net Position, July 1, beginning 123,151

Estimated Fund Balance, October 31, ending \$ 161,475

**MANSFIELD INDEPENDENT SCHOOL DISTRICT
CHILDREN'S CENTER AFTERSCHOOL PROGRAM - FUND 711
STATEMENT OF REVENUES, EXPENSES, AND CHANGE IN NET POSITION
FOR THE FOUR MONTHS ENDING OCTOBER 31, 2022**

	CURRENT YEAR 2022-2023					PRIOR YEAR 2021-22				
	Original Budget	Amended Budget	October 2022	Actual Year to Date	Actual to Budget	Original Budget	Amended Budget	October 2021	Actual Year to Date	Actual to Budget
OPERATING REVENUES:										
Local and Intermediate Sources	\$ -	\$ 3,111,989	\$ 355,947	\$ 1,071,914	34.44%	\$ 3,125,130	\$ 3,125,130	\$ 255,817	\$ 799,021	25.57%
State Program Revenues	-	-	-	-	0.00%	-	-	-	-	0.00%
Afterschool Revenues	-	-	-	-	0.00%	-	-	-	-	0.00%
Less Indirect Costs Transferred to General Fund	-	-	-	-	0.00%	-	-	-	-	0.00%
al operating revenues	\$ -	\$ 3,111,989	\$ 355,947	\$ 1,071,914	34.44%	\$ 3,125,130	\$ 3,125,130	\$ 255,817	\$ 799,021	25.57%
OPERATING EXPENSES:										
52 Security & Monitoring Services	\$ 2,500	\$ 2,500	\$ -	\$ 2,190	87.60%	\$ 1,000	\$ 1,000	\$ -	\$ -	0.00%
61 - Community Services	\$ 3,175,821	\$ 3,175,821	\$ 189,092	\$ 611,639	19.26%	\$ 3,608,995	\$ 3,608,995	\$ 162,433	\$ 468,008	12.97%
Other Financing Uses	-	-	-	-	0.00%	-	-	-	-	0.00%
al operating expenses	\$ 3,178,321	\$ 3,178,321	\$ 189,092	\$ 613,829	19.31%	\$ 3,609,995	\$ 3,609,995	\$ 162,433	\$ 468,008	12.96%
EXPENSE SUMMARY BY OBJECT CODE:										
61XX - Payroll Costs	\$ 2,814,181	\$ 2,814,181	\$ 169,484	\$ 492,364	17.50%	\$ 3,137,397	\$ 3,132,993	\$ 150,284	\$ 432,084	13.79%
62XX - Professional and Contracted Services	21,000	20,575	-	1,311	6.37%	33,000	18,826	-	1,229	6.53%
63XX - Supplies and Materials	135,150	158,575	8,544	46,510	29.33%	201,348	219,025	3,500	6,631	3.03%
64XX - Other Operating Expenses	207,990	184,990	11,064	73,644	39.81%	238,250	239,151	8,649	28,065	11.74%
66XX - Capital Outlay Expenses	-	-	-	-	0.00%	-	-	-	-	0.00%
Other Financing Uses	-	-	-	-	0.00%	-	-	-	-	0.00%
al operating expenses	\$ 3,178,321	\$ 3,178,321	\$ 189,092	\$ 613,829	19.31%	\$ 3,609,995	\$ 3,609,995	\$ 162,433	\$ 468,009	12.96%
Operating income (loss)	\$ (3,178,321)	\$ (66,332)	\$ 166,855	\$ 458,085		\$ (484,865)	\$ (484,865)	\$ 93,384	\$ 331,013	
Net Position, July 1, beginning										432,737
Estimated Fund Balance, October 31, ending										<u><u>\$ 890,822</u></u>

MANSFIELD INDEPENDENT SCHOOL DISTRICT
NATATORIUM - FUND 712
STATEMENT OF REVENUES, EXPENSES, AND CHANGE IN NET POSITION
FOR THE FOUR MONTHS ENDING OCTOBER 31, 2022

	CURRENT YEAR 2022-2023					PRIOR YEAR 2021-22				
	Original Budget	Amended Budget	October 2022	Actual Year to Date	Actual to Budget	Original Budget	Amended Budget	October 2021	Actual Year to Date	Actual to Budget
OPERATING REVENUES:										
Local and Intermediate Sources	\$ 710,300	\$ 710,300	\$ 74,366	\$ 267,005	37.59%	\$ 1,029,651	\$ 1,029,651	\$ 95,242	\$ 285,579	27.74%
State Program Revenues	4,589	4,589	1,497	7,715	168.12%	4,298	4,298	1,361	\$ 6,732	156.63%
Other Financing Sources	-	-	-	-	0.00%	-	-	-	-	0.00%
perating revenues	\$ 714,889	\$ 714,889	\$ 75,863	\$ 274,720	38.43%	\$ 1,033,949	\$ 1,033,949	\$ 96,603	\$ 292,311	28.27%
OPERATING EXPENSES:										
11 - Instructional	\$ -	\$ -	\$ -	\$ -	0.00%	\$ -	\$ -	\$ -	\$ -	0.00%
13 - Curriculum and Instructional Staff Development	-	-	-	-	0.00%	-	-	-	-	0.00%
36 - Cocurricular/Extra Curricular Activities	785,139	785,139	32,188	166,156	21.16%	773,568	932,047	37,349	163,699	17.56%
51 - Plant Maintenance and Facility Services	254,000	377,725	14,270	77,440	20.50%	260,381	399,105	31,618	107,758	27.00%
81 - Facilities Acquisition & Const	-	-	-	-	0.00%	-	-	-	-	0.00%
Other Financing Uses	-	-	-	-	0.00%	-	-	-	-	0.00%
perating expenses	\$ 1,039,139	\$ 1,162,864	\$ 46,458	\$ 243,596	20.95%	\$ 1,033,949	\$ 1,331,152	\$ 68,967	\$ 271,457	20.39%
OPERATING EXPENSES SUMMARY BY OBJECT CODE:										
61XX - Payroll Costs	\$ 455,839	\$ 455,839	\$ 28,681	\$ 132,129	28.99%	\$ 473,239	\$ 475,039	\$ 32,975	\$ 125,682	26.46%
62XX - Professional and Contracted Services	289,500	338,878	13,593	70,109	20.69%	296,410	350,788	30,277	43,658	12.45%
63XX - Supplies and Materials	62,800	137,147	1,720	17,116	12.48%	77,800	165,846	2,342	75,000	45.22%
64XX - Other Operating Expenses	181,000	181,000	2,464	24,242	13.39%	186,500	186,479	3,372	27,117	14.54%
66XX - Capital Outlay Expenses	50,000	50,000	-	-	0.00%	-	153,000	-	-	0.00%
Other Financing Uses	-	-	-	-	0.00%	-	-	-	-	0.00%
peratingexpenses	\$ 1,039,139	\$ 1,162,864	\$ 46,458	\$ 243,596	20.95%	\$ 1,033,949	\$ 1,331,152	\$ 68,966	\$ 271,457	20.39%
Operating income (loss)	\$ (324,250)	\$ (447,975)	\$ 29,405	\$ 31,124		\$ -	\$ (297,203)	\$ 27,636	\$ 20,854	

Net Position, July 1, beginning 215,146

Estimated Fund Balance, October 31, ending \$ 246,270

MANSFIELD INDEPENDENT SCHOOL DISTRICT
ADULT EDUCATION - FUND 714
STATEMENT OF REVENUES, EXPENSES, AND CHANGE IN NET POSITION
FOR THE FOUR MONTHS ENDING OCTOBER 31, 2022

	CURRENT YEAR 2022-2023					PRIOR YEAR 2021-22				
	Original Budget	Amended Budget	October 2022	Actual Year to Date	Actual to Budget	Original Budget	Amended Budget	October 2021	Actual Year to Date	Actual to Budget
OPERATING REVENUES:										
Local and Intermediate Sources	\$ 22,000	\$ 22,000	\$ -	\$ -	0.00%	\$ 22,000	\$ 22,000	\$ -	\$ -	0.00%
State Program Revenues	-	-	-	-	0.00%	-	-	-	-	0.00%
Other Financing Sources	-	-	-	-	0.00%	-	-	-	-	0.00%
operating revenues	\$ 22,000	\$ 22,000	\$ -	\$ -	0.00%	\$ 22,000	\$ 22,000	\$ -	\$ -	0.00%
OPERATING EXPENSES:										
61 - Community Services	\$ 22,000	\$ 22,000	\$ -	\$ -	0.00%	\$ 22,000	\$ 22,000	\$ -	\$ -	0.00%
Other Financing Uses	-	-	-	-	0.00%	-	-	-	-	0.00%
operating expenses	\$ 22,000	\$ 22,000	\$ -	\$ -	0.00%	\$ 22,000	\$ 22,000	\$ -	\$ -	0.00%
OPERATING EXPENSES SUMMARY BY OBJECT CODE:										
61XX - Payroll Costs	\$ 11,000	\$ 11,000	\$ -	\$ -	0.00%	\$ 11,000	\$ 11,000	\$ -	\$ -	0.00%
62XX - Professional and Contracted Services	-	-	-	-	0.00%	-	-	-	-	0.00%
63XX - Supplies and Materials	11,000	11,000	-	-	0.00%	11,000	11,000	-	-	0.00%
64XX - Other Operating Expenses	-	-	-	-	0.00%	-	-	-	-	0.00%
66XX - Capital Outlay Expenses	-	-	-	-	0.00%	-	-	-	-	0.00%
Other Financing Uses	-	-	-	-	0.00%	-	-	-	-	0.00%
operating expenses	\$ 22,000	\$ 22,000	\$ -	\$ -	0.00%	\$ 22,000	\$ 22,000	\$ -	\$ -	0.00%
Operating income (loss)	\$ -	\$ -	\$ -	\$ -		\$ -	\$ -	\$ -	\$ -	

Net Position, July 1, beginning 3,769

Estimated Fund Balance, October 31, ending \$ 3,769

MANSFIELD INDEPENDENT SCHOOL DISTRICT
COMBINING STATEMENT OF NET POSITION - PROPRIETARY FUNDS
FOR THE FOUR MONTHS ENDING OCTOBER 31, 2022

	<u>Children's Center</u>	<u>Natatorium</u>	<u>Adult Education</u>	<u>Business-type Activities Total</u>
Assets				
Current Assets:				
Cash and cash equivalents	\$ 2,307,109	\$ 215,194	\$ 3,769	\$ 2,526,072
Due from Other funds	-	-	-	-
Other Receivables	-	-	-	-
Total Assets	<u>2,307,109</u>	<u>215,194</u>	<u>3,769</u>	<u>2,526,072</u>
Liabilities				
Current Liabilities:				
Payroll deduction and withholdings	47,504	406	-	47,910
Deferred Revenue	5,050	-	-	-
Due to other funds	675,460	170,343	-	845,803
Total Liabilities	<u>728,014</u>	<u>170,749</u>	<u>-</u>	<u>898,763</u>
Net Position				
Unrestricted net position	1,579,095	44,445	3,769	1,627,309
Total Net Position, ESTIMATED	<u>\$ 1,579,095</u>	<u>\$ 44,445</u>	<u>\$ 3,769</u>	<u>\$ 1,627,309</u>



**Board of School Trustees
Mansfield Independent School District**

TITLE: Monthly Investment Reports

DATE: November 15, 2022

INFORMATION

BACKGROUND:

The Public Funds Investment Act requires that, not less than quarterly, written internal management reports be prepared by the investment officer and submitted to the governing body.

Schedules are attached that show book and market values and portfolio allocations between funds and investment holdings as of the month ending October 31, 2022.

All of Mansfield Independent School District's pooled investments and securities are in compliance with the approved Investment Policy, CDA (Local). All investments meet the three basic objectives included in the district's investment policy – safety, liquidity, and yield. The following is a list of authorized broker/dealers approved by the Board on July 26, 2022:

- UBS Paine Webber
- Raymond James
- FHN Financial
- Hilltop Securities
- A J Capital
- Multi-Bank Securities
- Frost Bank
- Wells Fargo Securities, LLC

This report has been submitted in compliance with Government Code 2256.006 per Board policy on investment procedures. The information on this report is, to the best of our knowledge, true and correct, and documents are available to support this date.

/s/ Monica Irvin

/s/ Michele Trongaard

Monica Irvin, C.P.A.

Michele Trongaard, C.P.A.

/s/ Marinda Bramlett

/s/ Natasha Whetstone

Marinda Bramlett

Natasha Whetstone

MANSFIELD INDEPENDENT SCHOOL DISTRICT
MONTHLY INVESTMENT REPORT
10/31/2022
 Unaudited

Portfolio Summary by Investment Type

Investments	Par Value	Book Value	Market Value	% of Portfolio	Weighted Avg Maturity	Avg Yield to Maturity
Money Market Funds	\$ 11,507,839.23	\$ 11,507,839.23	\$ 11,507,839.23	6.42%	1	2.880
***Frost Bank	4,580,405.61	4,580,405.61	4,580,405.61	2.55%	1	
***461/865 Activity Accounts				0.00%	1	
Government Agency Securities	46,800,000.00	46,796,214.46	46,302,116.10	25.82%	3.40	2.331
Municipal Bonds	24,640,000.00	24,604,755.72	24,192,794.00	13.49%	5.58	0.891
Commercial Paper				0.00%	0.00	0.000
***LOGIC	58,106,182.11	58,106,182.11	58,106,182.11	32.40%	1	3.117
TexSTAR	32,450,708.43	32,450,708.43	32,450,708.43	18.09%	1	2.853
Texas Class	2,207,792.16	2,207,792.16	2,207,792.16	1.23%	1	3.229
	<u>\$ 180,292,927.54</u>	<u>\$ 180,253,897.71</u>	<u>\$ 179,347,837.64</u>	100.00%		<u>2.186</u>

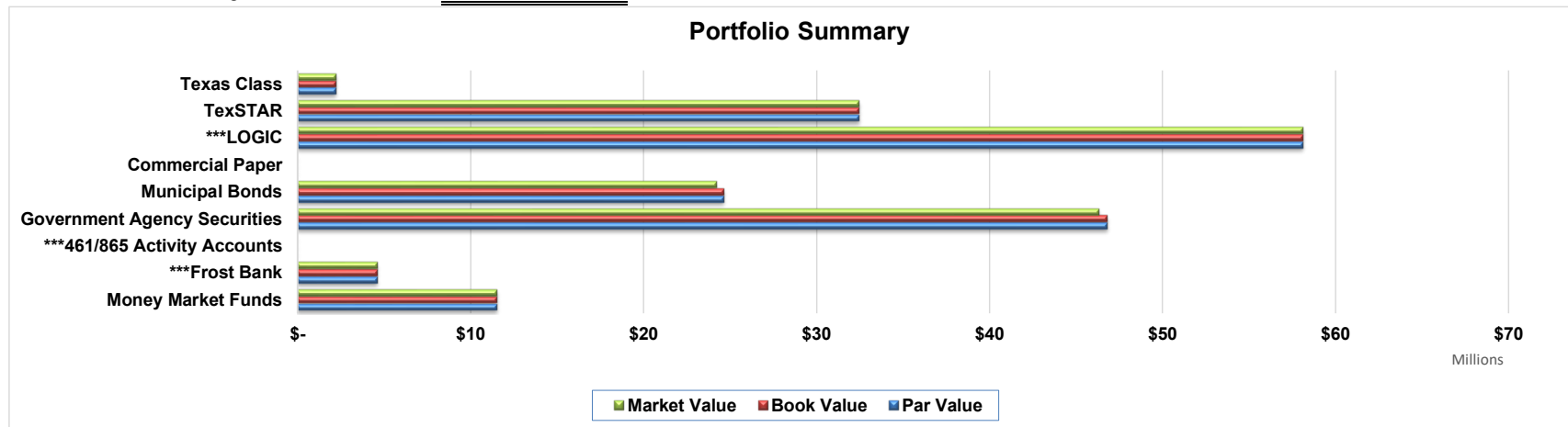
Accrued Interest

Accrued Interest at Purchase		\$ 85,564	\$ 85,564
Accrued Interest		761,872	761,872
Subtotal		<u>\$ 847,436</u>	<u>\$ 847,436</u>

Total Investment Value \$ **180,292,928** \$ **181,101,333** \$ **180,195,273**

Total Current Year Earnings by Fund

	10/31/2022	Period Ending
General Fund	\$ 539,277	
Child Nutrition Funds	60,233	
Debt Service Fund	340,675	
Construction Funds	138,918	
Custodial Funds	583	
Total Interest Earnings	<u>\$ 1,079,686</u>	



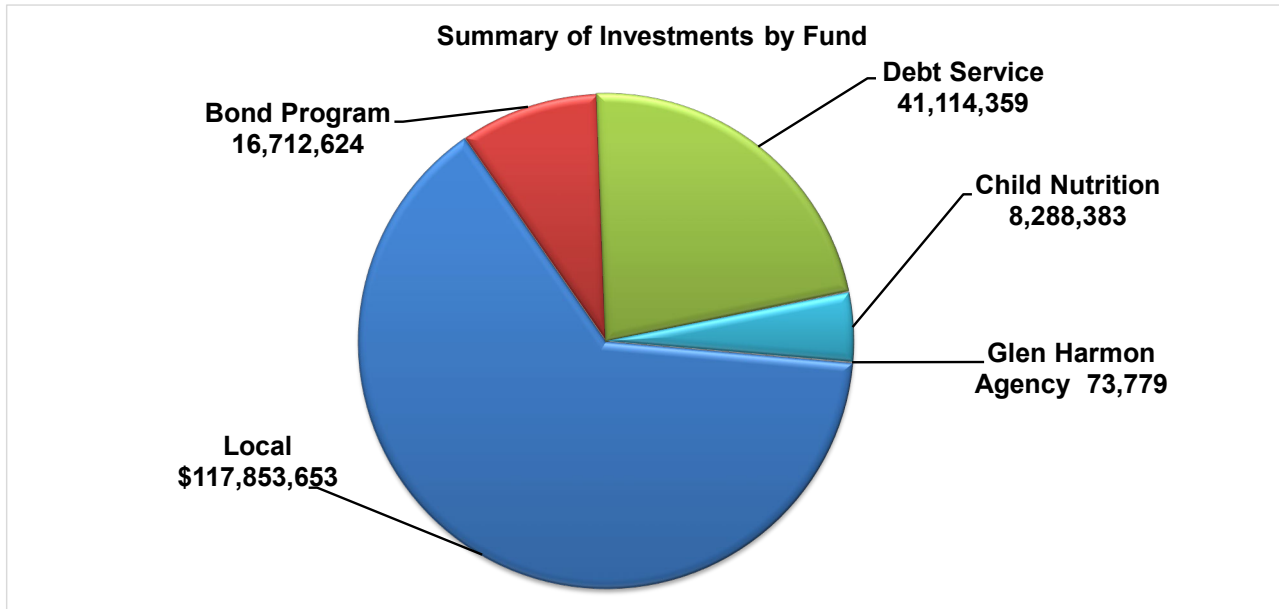
***The Book values reflected are based on statement balances.

MANSFIELD INDEPENDENT SCHOOL DISTRICT
MONTHLY INVESTMENT REPORT
10/31/2022
 Unaudited

Portfolio Summary by Fund Par

Fund	Previous Month	Current Month	Change
Local	\$115,374,149	\$ 117,853,653	\$ 2,479,504
Bond Program	18,176,701	16,712,624	(1,464,077)
Debt Service	41,034,318	41,114,359	80,041
Natorium	203,368	231,204	27,836
Child Nutrition	8,178,906	8,288,383	109,477
Glen Harmon Agency	73,629	73,779	150
Total Ending Balance for the Period Ending	<u>\$ 183,041,071</u>	<u>\$ 184,274,002</u>	<u>\$ 1,232,931</u>

3981074



**MANSFIELD INDEPENDENT SCHOOL DISTRICT
INVESTMENT POSITION DETAIL BY FUND AND TYPE**

10/31/22

10/31/2022

Investment Type	Investment Asset	Trade Ticket #	Settlement Date	(Sorted by) Maturity Date	Callable Date	CUSIP	Yield to Maturity	Interest Paid on Pool Accounts for the Month	Days to Maturity	Par	Unamortized Discount	Unamortized Premium	Statement Balance (Book Balance on securities)	Market Value at 10/31/22	Weighted Average Maturity	
General Fund Investment Portfolio																
Money Market	Bank of Oklahoma (Invesco Premier U.S. Government Money Portfolio)						2.710		1	58,866			58,866	58,866		
DDA Checking	Frost Bank						0.000		1	3,467,452			3,467,452	3,467,452		
DDA Checking	Frost Bank 461/865 Activity Fund Accounts						0.000		1	-			-	-		
	Subtotal								1	3,526,318	-	-	3,526,318	3,526,318		
Investment Pool	LOGIC						3.117	6,215.65	1	4,715,172			4,715,172	4,715,172	1.00	
Investment Pool	Texas Class						3.229	6,029.23	1	2,207,792			2,207,792	2,207,792	1.00	
Investment Pool	TexSTAR						2.853	48,596.31	1	25,368,514			25,368,514	25,368,514	1.00	
	Subtotal						3.066	60,841.19	1	32,291,478	-	-	32,291,478	32,291,478	1.00	
Brokerage Held Securities																
Government Agency Securities																
Wells Fargo Brokerage																
FHLB	Federal Farm Credit Bank	WF-22-05	03/08/22	12/21/22		3130ARBK6	1.000		51	10,000,000			10,000,000	9,951,540	4.30	
FHLB	Federal Farm Credit Bank	WF 22-04	02/22/22	02/22/23		3133ENPH7	1.210		114	10,000,000	(622)		9,999,378	9,896,410	9.61	
FHLB	Federal Farm Credit Bank	WF 22-09	07/28/22	04/25/23	11/25/2022	3130ASNH8	3.000		176	7,500,000			7,500,000	7,433,235	11.12	
FHLB	Federal Farm Credit Bank	WF-22-07	06/11/22	07/03/23	6/6/2023	3130ASC64	2.320		245	6,300,000	(999)		6,299,001	6,188,471	13.00	
FFCB	Federal Farm Credit Bank	WF 22-09	08/08/22	08/08/23		3133ENF39	3.154		281	10,000,000	(2,164)		9,997,836	9,880,550	23.67	
FHLB	Federal Farm Credit Bank	WF-22-08	07/18/22	11/18/23	1/18/2023	31330ASQA0	3.300		383	3,000,000			3,000,000	2,951,910	9.68	
	Subtotal						2.331		208.333	46,800,000	(3,786)	-	46,796,214	46,302,116	10.198	
Municipal Bond																
	DFW Airport Revenue Bonds	WF 22-01	01/25/22	11/01/22		2350364H0	0.550		1	5,690,000		209	5,690,209	5,690,000	0.05	
	Miami-Dad Cnty FI Special Oblig	WF 22-02	02/17/22	04/01/23	3/8/2022	59333NN90	1.270		152	5,000,000	(18,595)		4,981,405	4,911,255	6.38	
	Port Authority NY & NJ	wf 22-06	03/11/22	07/01/23		73358W4V3	1.086		243	10,000,000	(30,445)		9,969,555	9,753,490	20.42	
	Lakeland FL Cap Improvement	WF 21-02	07/29/21	11/01/23		511662DY1	0.550		366	950,000			950,000	913,805	2.93	
	Lee County FL Water & Sewer Rev Bonds	WF 22-03	02/17/22	11/01/23		523530LK7	1.440		366	3,000,000		13,586	3,013,586	2,924,244	9.29	
	Subtotal						0.89		226	24,640,000	(49,039)	13,795	24,604,756	24,192,794	5.58	
Money Market																
	Wells Fargo Brokerage						2.88	16,568		11,448,973			11,448,973	11,448,973	22.00	
	Subtotal						2.88	16,568		11,448,973	-	-	11,448,973	11,448,973	22.00	
	Total Brokerage Held Securities Wells Fargo Brokerage						1.53	16,568		82,888,973	(52,825)	13,795	82,849,943	81,943,883	9.44	
Grand Total Investment for Fund							1.5305	77,409			118,706,769	(52,825)	13,795	118,667,739	117,761,679	
Debt Service Fund Investment Position																
DDA Checking	Frost Bank						0.000		1	207,468			207,468	207,468		
Investment Pool	LOGIC						3.117	76,368.29	1	28,929,891			28,929,891	28,929,891		
Investment Pool	TexSTAR						2.853	24,860.05	1	7,078,229			7,078,229	7,078,229		
	Subtotal						2.985	101,228.34	1	36,008,119	-	-	36,008,119	36,008,119		
Grand Total Investment for Fund							2.985	101,228.34	1	36,215,587	-	-	36,215,587	36,215,587		
2017 Bond Program																
Investment Pool	LOGIC						3.117	44,233.95	1	16,756,858			16,756,858	16,756,858		
	Subtotal						3.117	44,233.95	1	16,756,858	-	-	16,756,858	16,756,858		
Grand Total Investment for Fund							1.558	44,234	1	16,756,858	-	-	16,756,858	16,756,858		
Child Nutrition																
DDA Checking	Frost Bank						0.000		1	674,282			674,282	674,282		
Investment Pool	LOGIC						3.117	20,142.22	1	7,630,288			7,630,288	7,630,288		
Investment Pool	TexSTAR						2.853	9.58	1	3,966			3,966	3,966		
	Subtotal						2.985	20,151.80	1	7,634,254	-	-	7,634,254	7,634,254		
Grand Total Investment for Fund							2.985	20,151.80	1	8,308,535	-	-	8,308,535	8,308,535		

**MANSFIELD INDEPENDENT SCHOOL DISTRICT
INVESTMENT POSITION DETAIL BY FUND AND TYPE**

10/31/22

10/31/2022

Investment Type	Investment Asset	Trade Ticket #	Settlement Date	(Sorted by) Maturity Date	Callable Date	CUSIP	Yield to Maturity	Interest Paid on Pool Accounts for the Month	Days to Maturity	Par	Unamortized Discount	Unamortized Premium	Statement Balance (Book Balance on securities)	Market Value at 10/31/22	Weighted Average Maturity
Glenn Harmon Agency															
Investment Pool	LOGIC						3.117	195.26	1	73,974			73,974	73,974	
							3.117	195.26	1	73,974	-	-	73,974	73,974	
															Subtotal
							3.117	195.26	1	73,974	-	-	73,974	73,974	
															Grand Total Investment for Fund
							3.117	195.26	1	73,974	-	-	73,974	73,974	
Natorium															
DDA Checking	Frost Bank						0.000		1	231,204			231,204	231,204	
							0.000	-	1	231,204	-	-	231,204	231,204	
															Subtotal
							0.000	-	1	231,204	-	-	231,204	231,204	
															Grand Total Investment for Fund
							0.000	-	1	231,204	-	-	231,204	231,204	
															Grand Total Investments ALL Funds
							2.029	243,218		180,292,928	(52,825)	13,795	180,253,898	179,347,838	



**Board of School Trustees
Mansfield Independent School District**

TITLE: Property Tax Collections

DATE: November 15, 2022

INFORMATION

BACKGROUND:

The Tarrant County Tax Office collects property taxes on behalf of the District for the general fund and the debt service fund. The attached Schedule of Delinquent Taxes Receivable includes tax collections for the current fiscal year as of October 31, 2022.

Total current and delinquent collections as of October 31, 2022, total \$6,607,756.

For comparison, current collections as of October 31, 2022, total \$4,746,282 compared to \$4,937,186 through October 31, 2021.

MANSFIELD INDEPENDENT SCHOOL DISTRICT
SCHEDULE OF DELINQUENT TAXES RECEIVABLE
FISCAL YEAR ENDED JUNE 30, 2023

Last Ten Years	(1)		(2)	(3)	(10)	(20)	(31)	(32)	(40)	(50)
	Tax Rates		Assessed/Appraised Value for School Tax Purposes	Beginning Balance 7/2/2022	Current Year's Total Levy	Maintenance Collections	Debt Service Collections	Entire Year's Adjustments	Ending Balance 6/30/2023	
	Maintenance	Debt Service								
2014 and prior years	Various	Various	Various	\$ 2,095,374	-	\$ 8,160	\$ 3,822	\$ (237,584)	\$ 1,845,808	
2015	1.0400	0.4871	9,072,174,412	176,140	-	1,956	916	-	173,268	
2016	1.0400	0.4700	10,658,635,170	316,338	-	3,076	1,390	-	311,872	
2017	1.0400	0.4700	11,444,353,095	213,048	-	3,717	1,680	-	207,651	
2018	1.0400	0.5000	12,548,024,977	231,969	-	10,476	5,037	(853)	215,603	
2019	1.0400	0.5000	13,939,141,882	542,649	-	17,490	8,409	7,941	524,691	
2020	0.9700	0.4900	15,410,617,919	532,173	-	45,086	22,775	124,039	588,351	
2021	0.9564	0.4900	15,567,029,316	1,007,840	-	15,030	7,701	68,598	1,053,707	
2022	1.0583	0.3600	17,221,953,433	3,951,832	-	1,272,044	432,709	(172,370)	2,074,709	
2023 (School year under audit)	0.9746	0.3600			249,133,769	3,466,002	1,280,280	9,433,703	253,821,190	
1000 TOTALS				<u>\$ 9,067,363</u>	<u>\$ 249,133,769</u>	<u>\$ 4,843,037</u>	<u>\$ 1,764,719</u>	<u>\$ 9,223,474</u>	<u>\$ 260,816,850</u>	

November 2022 District Dashboard Summary Report

1. Vision 2030 Guiding Statements			
Dashboard Measure	Status	Mid-Course Correction	Report Page #
1.2 % of Students Mastering Algebra 2 (A,B,C)			4
2. Curriculum and Instruction			
Dashboard Measure	Status	Mid-Course Correction	Report Page #
No Scheduled Reports			
3. Student Services			
Dashboard Measure	Status	Mid-Course Correction	Report Page #
3.3 % Out of Placement (ISS/OSS/DAEP)			6-7
4. Technology			
Dashboard Measure	Status	Mid-Course Correction	Report Page #
4.1 Average scheduled uptime for critical systems			9
4.2 % of work orders completed in seven days			10
4.3 Cybersecurity: Uncompromised End-Points			11
5. Human Resources			
Dashboard Measure	Status	Mid-Course Correction	Report Page #
No Scheduled Reports			
6. Communications and Marketing			
Dashboard Measure	Status	Mid-Course Correction	Report Page #
6.1 Track MISD Positive Publicity via Media Hits			13-14
6.2 Provide academic support in the areas of mathematics and reading/language arts to ensure that 80% or more of our regular (attend ACE45+days or more) students participants show academic progress by the end of summer programming.			15
6.3 Increase revenue generated through advertising, MISD Education Foundation and Quest program			16-20
7. Facilities and Operations			
Dashboard Measure	Status	Mid-Course Correction	Report Page #
7.1.1 % of Work Orders Completed Within 5 Business Days			22
7.1.2 % of Work Orders Dedicated to Prevent			23
7.2.2 Provide Safety Training			24
7.3.1 Student Nutrition Meal Participation			25-26
7.4 2017 Bond Program % Under Budget			27
7.5 Energy Management Cost Avoidance			28
7.7 % Overall Events Dedicated to the MISD Fine Arts Programs and Activities			29
7.8 Reduce the Number of Buses that are out of Service Daily			30-31
8. Business Services			
No Scheduled Report			
9. Safety and Security			
9.1 Police Presentation Per Month			33

Above Goal
 At Goal
 Near Goal
 Below Goal

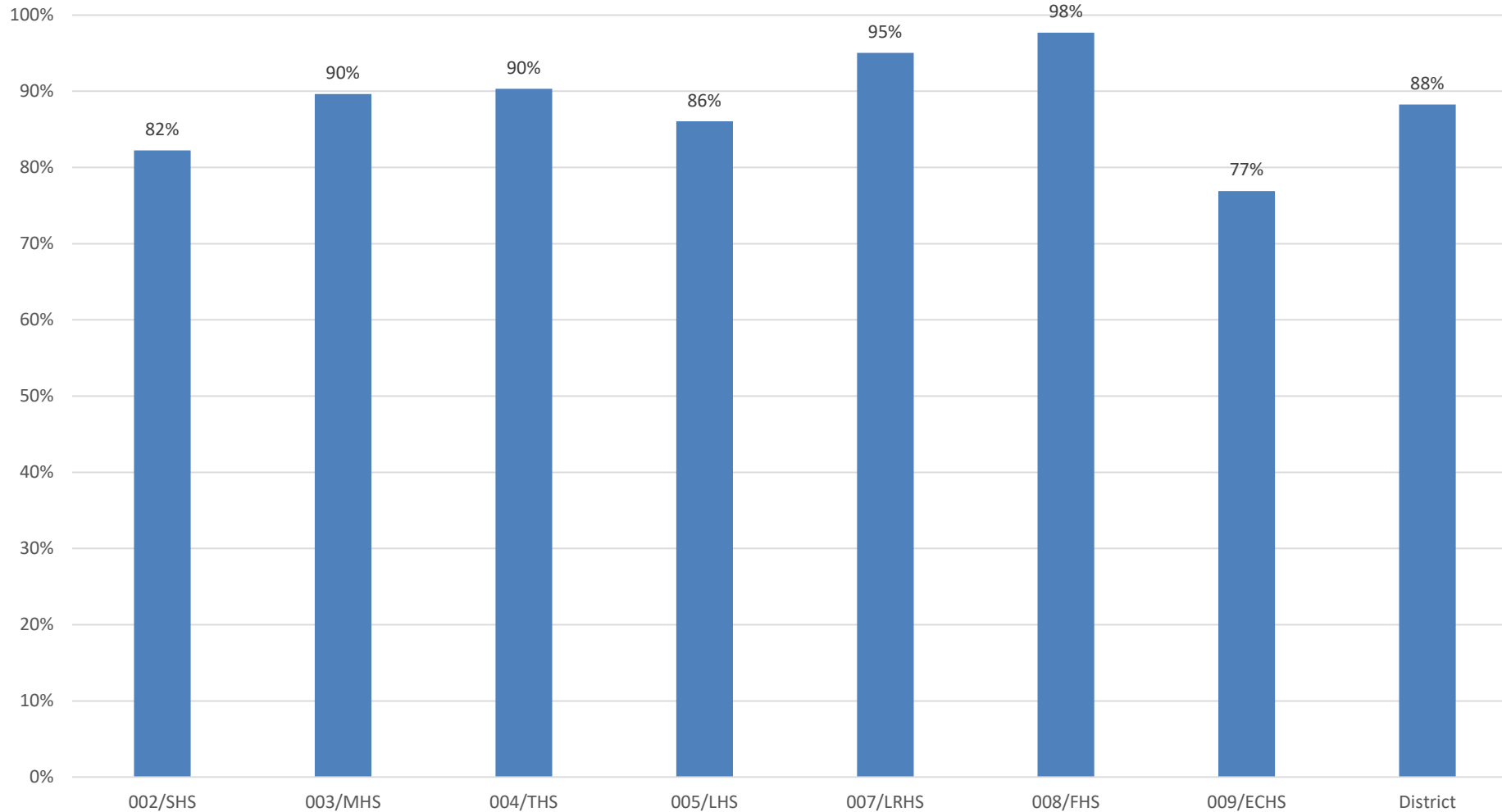
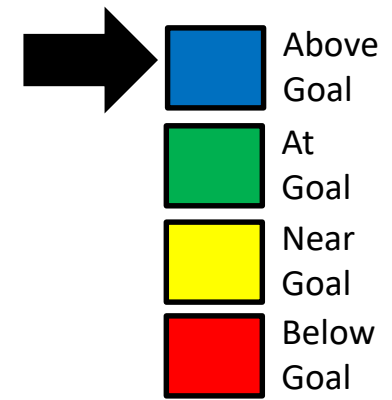
EC Accountability

November 2022


2022-2023 MISD Dashboard

Department	Key Strategic Measures											Data Collected, Managed, and Reported by	
Vision 2030 Guiding Statements	1.1 % Reading on level at the beginning of 3rd grade 1.2 % of students mastering Algebra 2 1.3 % of students graduating Life Ready 1.4 % of students graduating College and/or Career Ready											Jennifer Young Marcus Brannon Tiffanie Spencer Kristi Cobb Fernando Benavides Georgie Swize	
Leading Indicator Measure	Reported By	Sept.	Oct.	Nov.	Dec.	Jan.	Feb.	Mar.	Apr.	May	June	July	Aug.
1.1.1 2nd grade MCLASS	Cobb		X				X				X		
1.2.1 % of students mastering Algebra 2 (A,B,C)	Swize		X	X		X		X		X	X		
1.3.1 % of students graduating Life Ready	Brannon					X					X		
1.4.1 % of students graduating College and/or Career Ready	Spencer					X							X

1.2 Mastery of Algebra II – 2nd Six Weeks Passing Rates by Campus & District 1.2

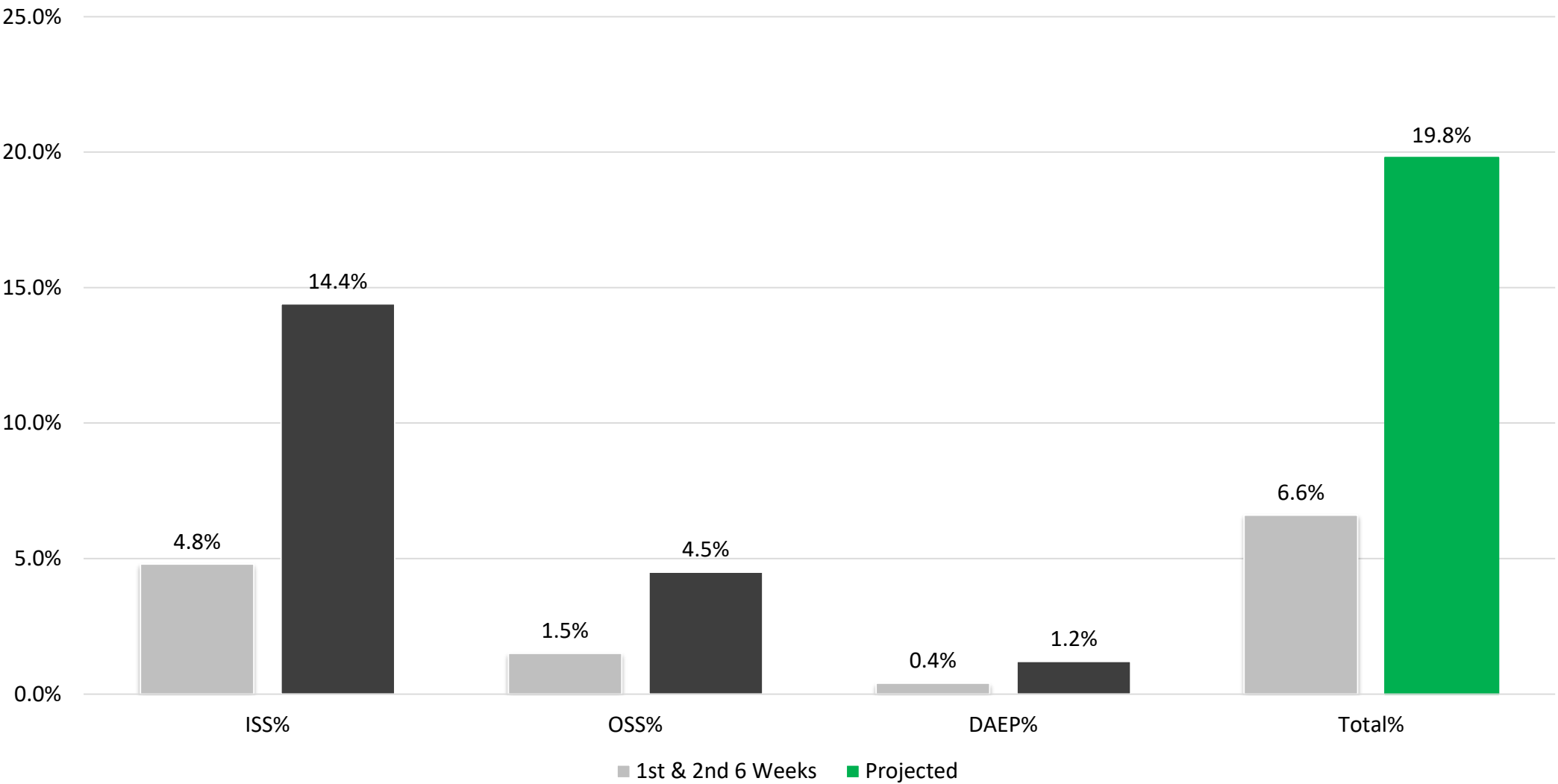
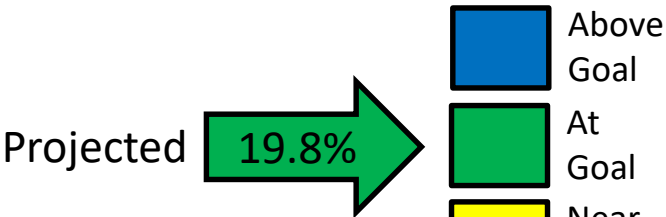


Status for this Measure



Department	Key Strategic Measures											Data Collected, Managed, and Reported by	
Student Services – Focus on Student Success/Engagement	3.1 % Students in Extra/Co-Curricular Activities 3.2 Student Survey - % Satisfied 3.3 % Out of Placement (ISS/OSS/DAEP)											David Wright Gary Gates	
Leading Indicator Measure	Reported By	Sept.	Oct.	Nov.	Dec.	Jan.	Feb.	Mar.	Apr.	May	June	July	Aug.
3.1 % Students in Extra/Co-Curricular Activities	G. Gates					X				X			
3.2 Student Survey - % Satisfied	D. Wright					X				X			
3.3 % Out of Placement (ISS/OSS/DAEP)	G. Gates		X	X		X		X	X		X		

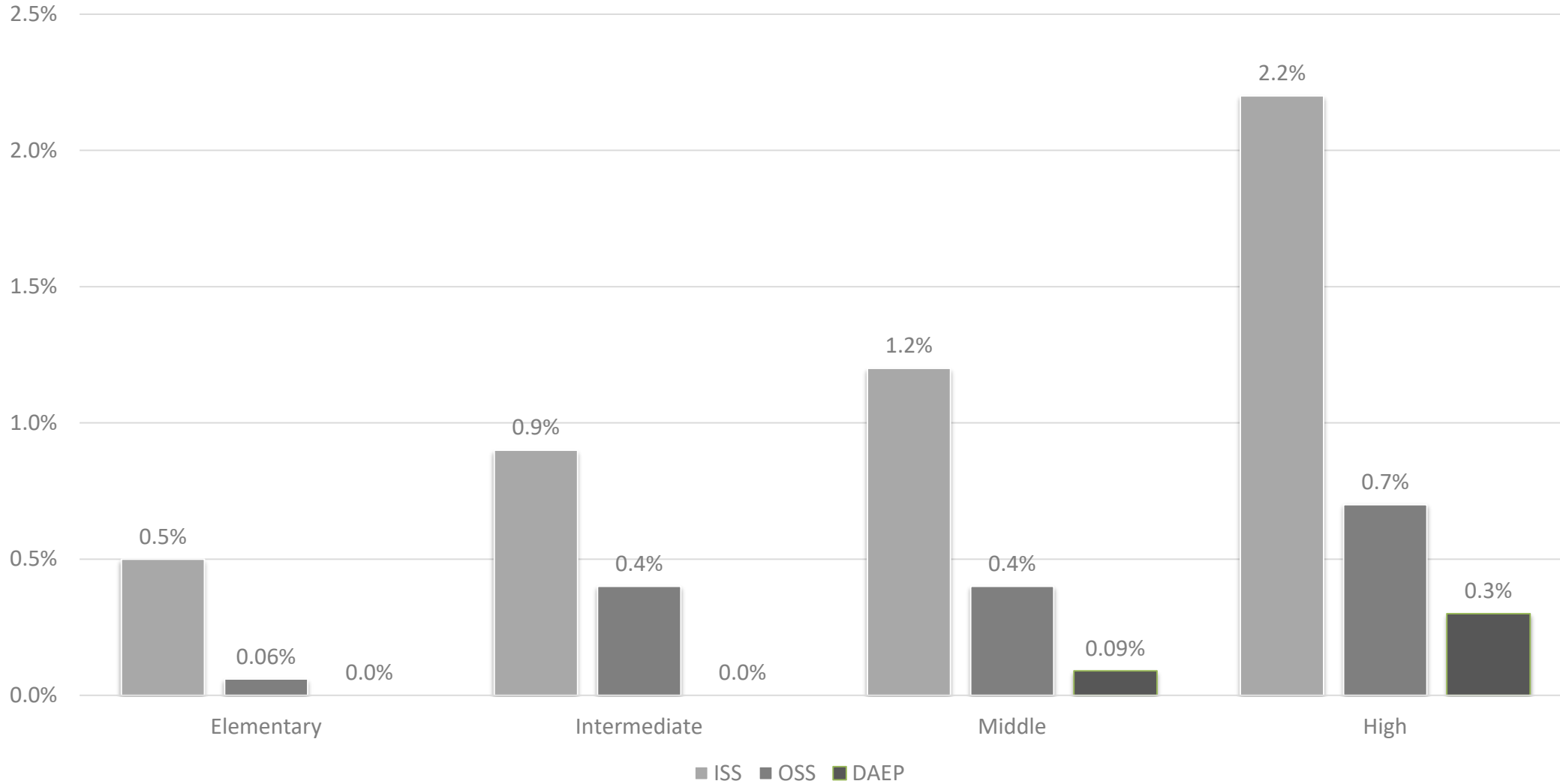
3.3 % of Out of Placements 1st and 2nd 6 Weeks vs. Projected



Status for this Measure

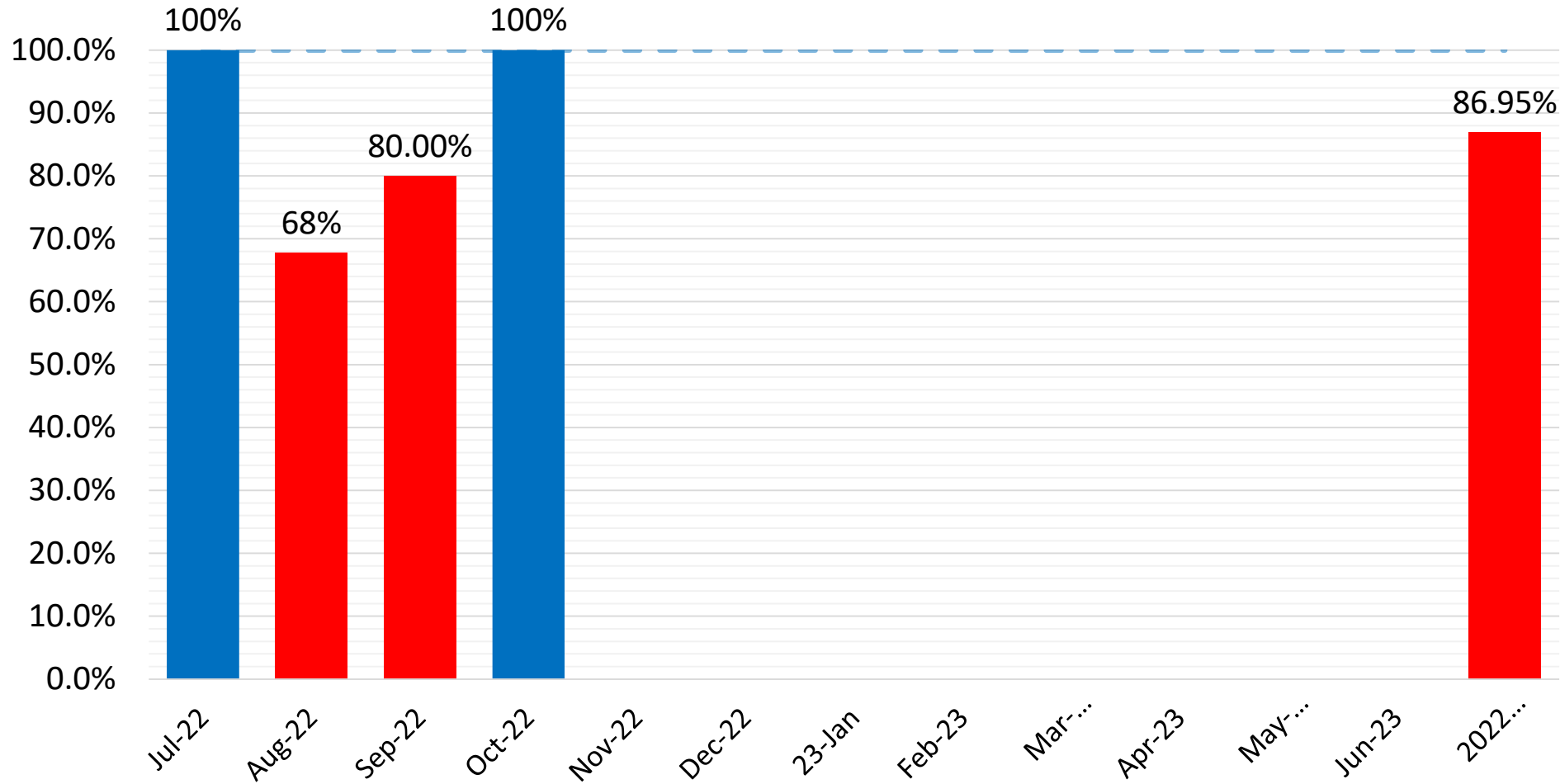
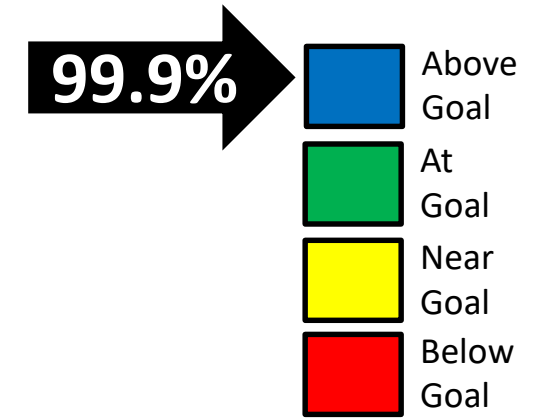
- ≤ 15%
- 15-20%
- 20-25%
- ≥ 25%

3.3 % of Out of Placements by level




Department		Key Strategic Measures											Data Collected, Managed, and Reported by	
Technology – Focus on Excellence and Equity in Technology		4.1 % Critical Systems Scheduled Uptime 4.2 % Work Orders Completed within 7 Business Days 4.3 Cybersecurity: Uncompromised End-Points											Shawntee' Cowan	
Leading Indicator Measure		Reported By	Sept.	Oct.	Nov.	Dec.	Jan.	Feb.	Mar.	Apr.	May	June	July	Aug.
4.1.1 Average scheduled uptime for critical systems		Shawntee' Cowan	X	X	X	X	X	X	X	X	X	X	X	X
4.2.1 % of work orders completed in seven days		Shawntee' Cowan	X		X		X		X		X		X	X
4.3 Cybersecurity: Uncompromised End-Points		Shawntee' Cowan	X		X		X		X		X		X	X

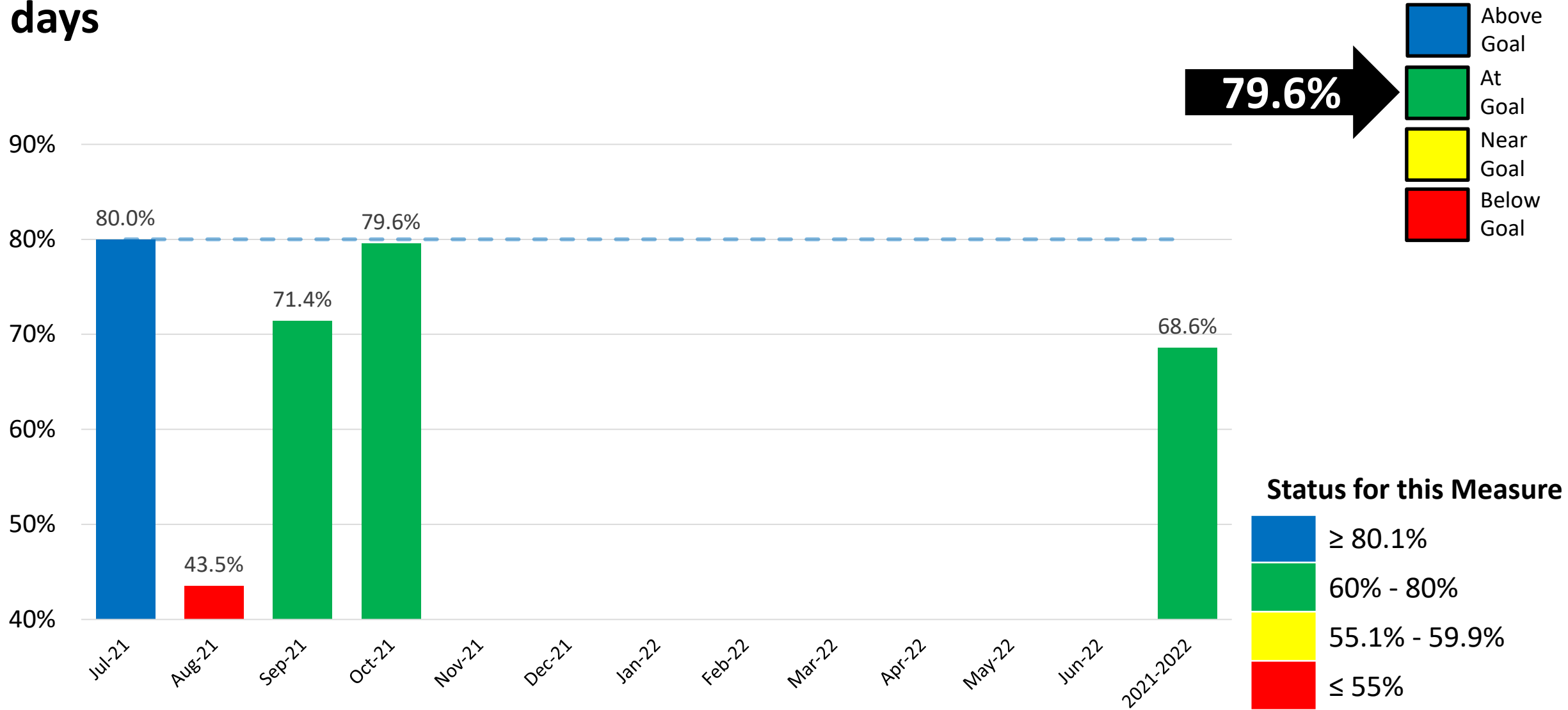
4.1.1 Technology - Average scheduled uptime of critical systems



Goal: $\geq 98\%$


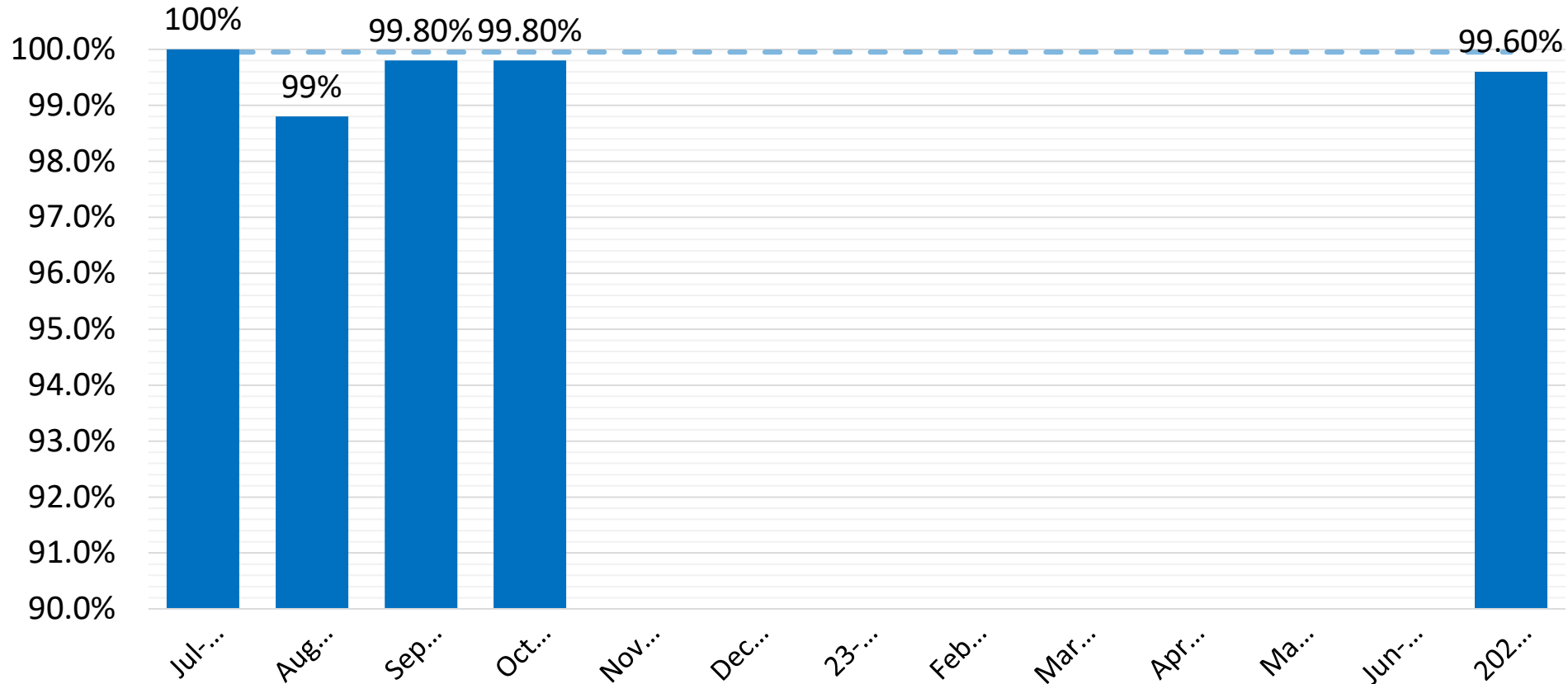
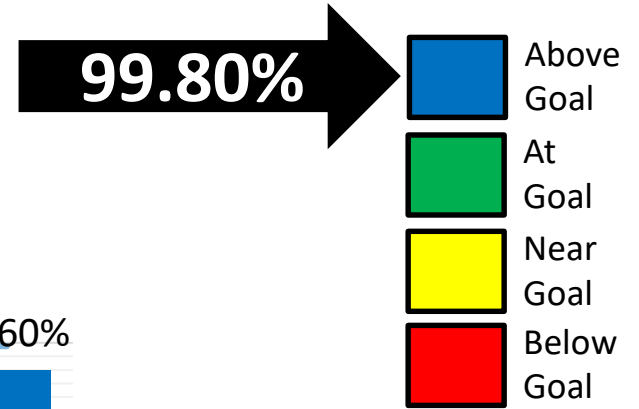


4.2.1 Technology - Total work orders completed within 7 business days



Goal: $\geq 80\%$

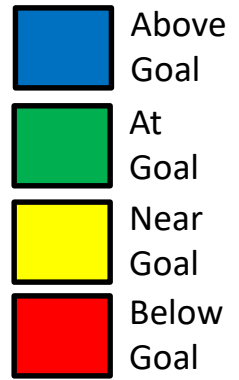
4.3.1 Cyber-Security: Uncompromised End-Points



Goal: $\geq 99\%$

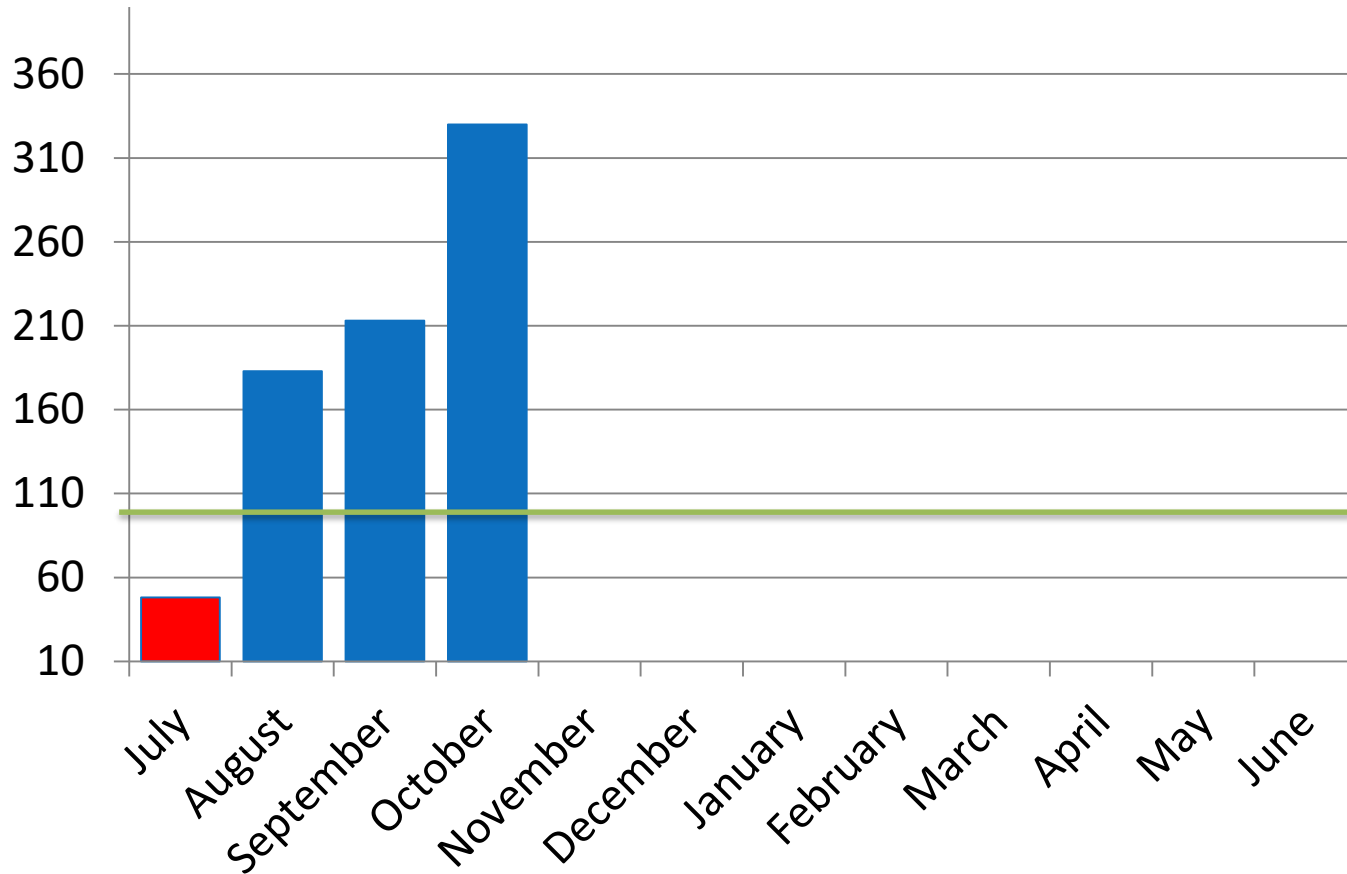
Department		Key Strategic Measures										Data Collected, Managed, and Reported by	
Communications and Marketing – Focus on Customer Engagement		6.1 # MISD Positive Publicity Media Hits 6.2 % MISD staff trained in Diversity, Equity & Inclusion 6.3 Revenue Generated										Donald Williams	
Leading Indicator Measure	Reported By	Sept.	Oct.	Nov.	Dec.	Jan.	Feb.	Mar.	Apr.	May	June	July	Aug.
6.1 Track MISD Positive Publicity via Media Hits	Donald Williams			X			X		X		X		
6.2 % MISD Staff trained in Diversity, Equity & Inclusion	Donald Williams			X			X		X		X		
6.3 Increase revenue generated through advertising, MISD Education Foundation and QUEST Program	Donald Williams			X			X		X		X		

6.1 Track MISD Positive Publicity via Media Hits



Media Hits Per Month

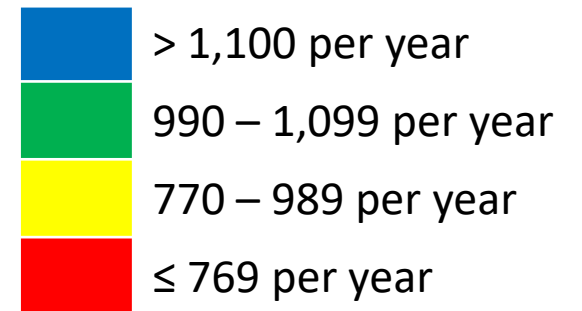
**To meet goal, we need to average 91 media hits a month



GOAL: 1,100 PER YEAR
(an average of 91 per month)

774 Positive Hits YTD

Final Status for this Measure





6.1 Track MISD Positive Publicity via Media Hits- Additional Information

In February 2022, the Communications & Marketing team adopted a new system that provides a more thorough media monitoring process. All data reported for 6.1 since February 2022 has been through the new system, and coverage is tracking higher than when initial goals and targets were set in July 2021. Given the more detailed reporting and increased coverage, it is apparent that we need to modify our annual and five-year target to insure that we remain on track to strive for continuous improvement. Our new target for the 22-23 school year is 2,235 positive publicity hits.

6.2 Provide academic support in the areas of mathematics and reading/language arts to ensure that 80% or more of our regular (attend ACE 45+ days or more) student participants show academic progress by the end of summer programming



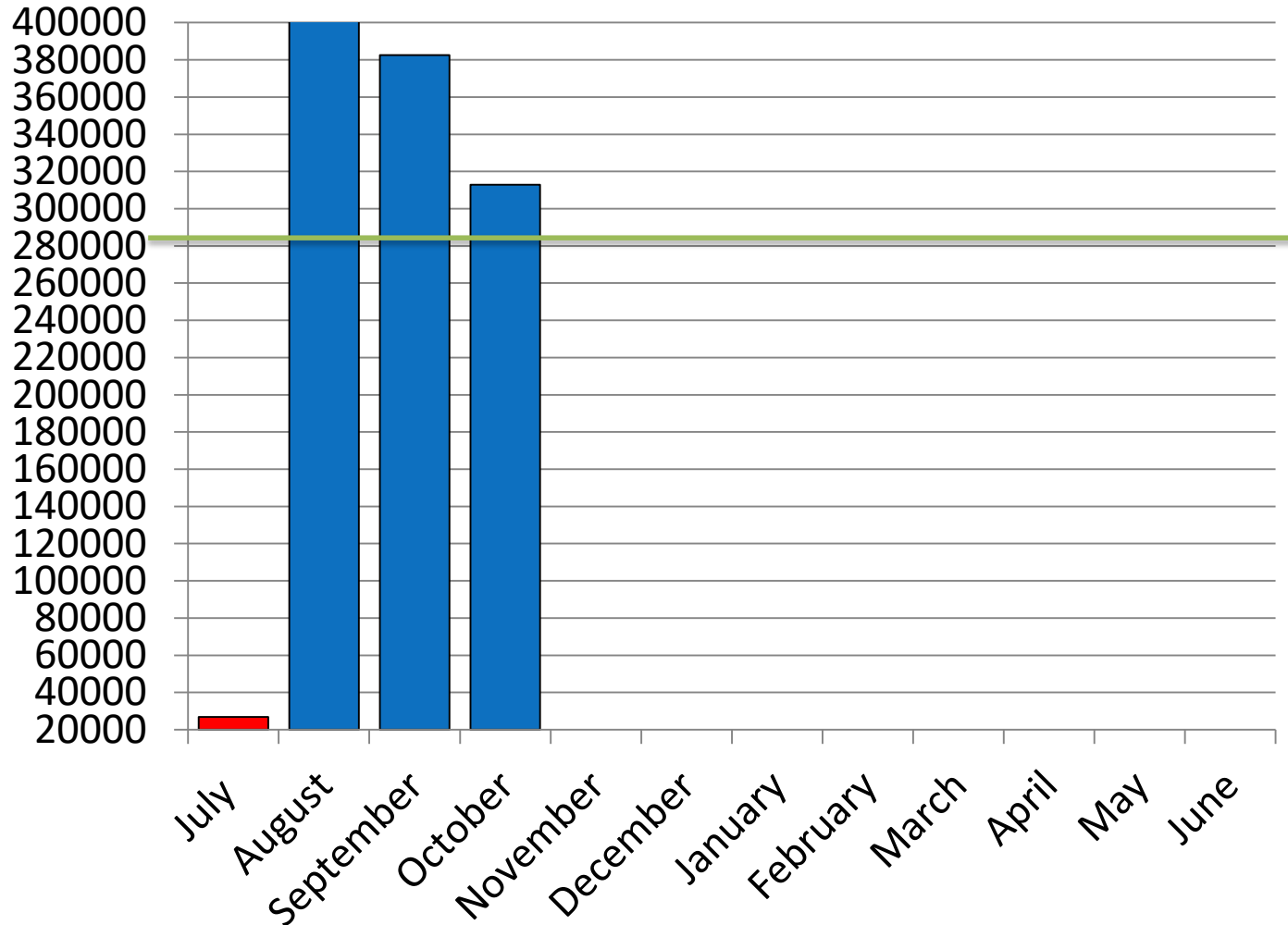
Annual Metric

Next Report – June 2023

6.3. Increase Advertising, Education Foundation and QUEST Program Revenues

Total Revenue

**To achieve yearly goal, we need to average \$292,864 a month in revenue



- Above Goal
- At Goal
- Near Goal
- Below Goal

GOAL: \$3,514,368 per year
(an average of \$292,864 per month)

\$1,130,051 Collected YTD

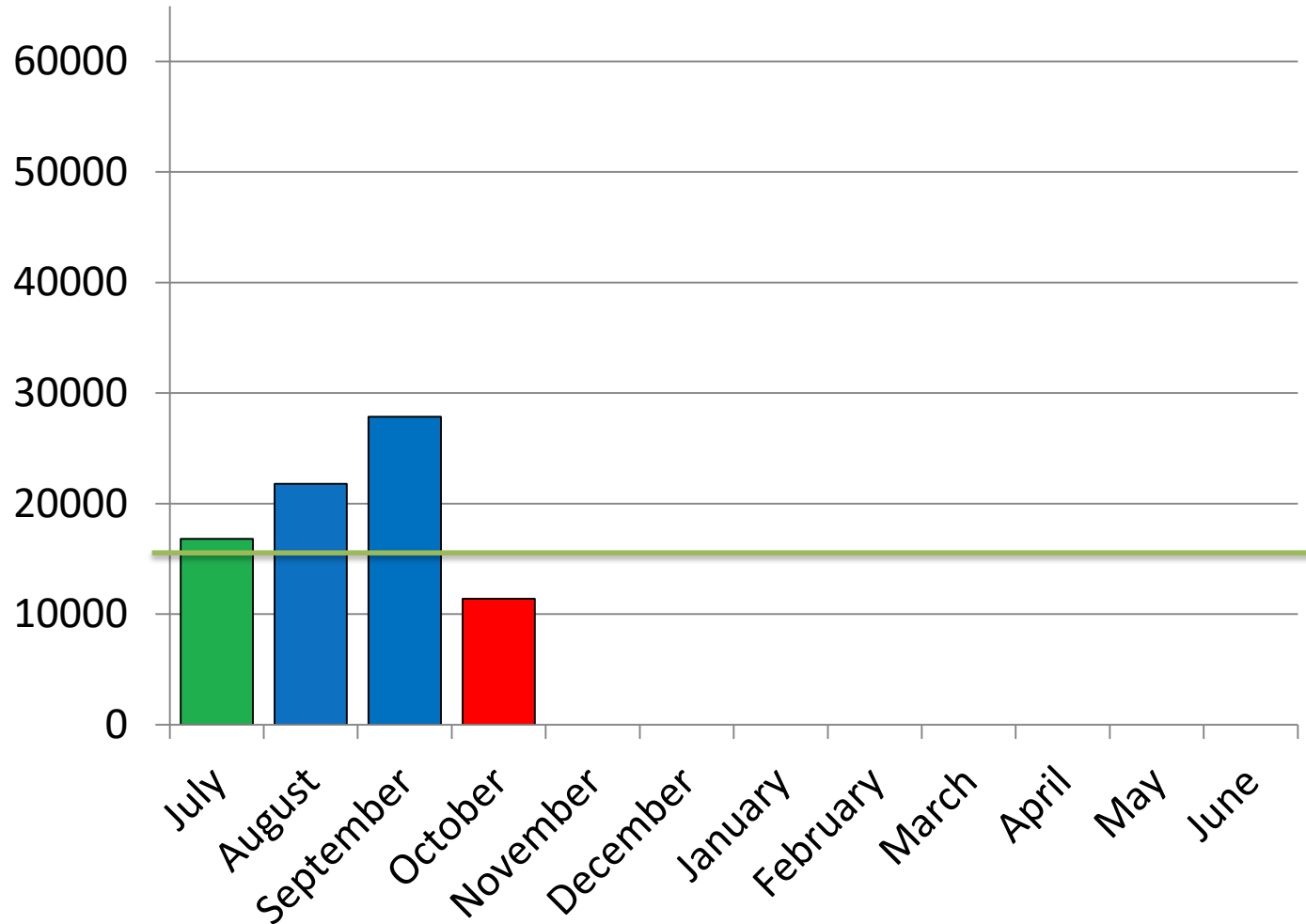
Final Status for this Measure

- > \$3,514,368 per year
- \$3,162,931 – \$3,514,367 per year
- \$2,460,058 – \$3,162,930 per year
- ≤ \$2,460,057 per year

6.3.1 Increase Advertising & Sponsorship Revenue

Advertising Revenue

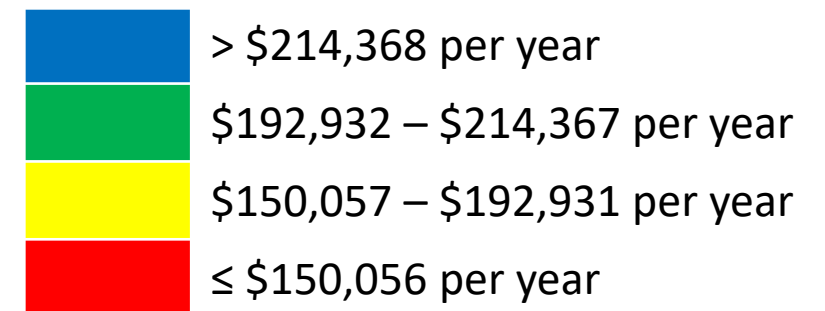
**To achieve yearly goal, we need to average \$17,864 a month in revenue



GOAL: \$214,368 per year
(an average of \$17,864 per month)

\$77,845 Collected YTD

Final Status for this Measure

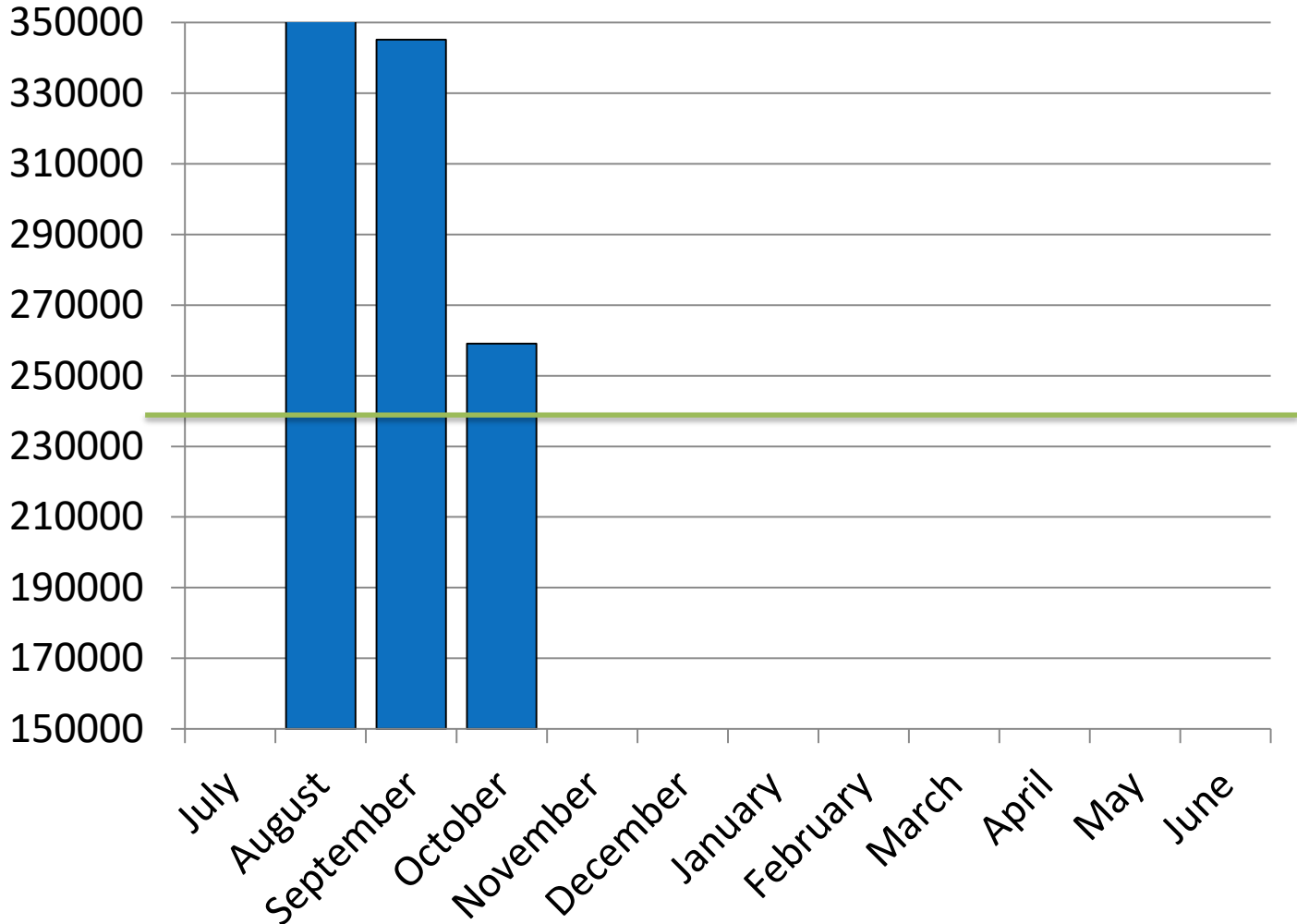


6.3.2 Revenue Generated Through QUEST

- █ Above Goal
- █ At Goal
- █ Near Goal
- █ Below Goal

QUEST Revenue

**To achieve yearly goal, we need to average \$200,000 a month in revenue



GOAL: \$2.8 million for 22-23
(an average of \$233,333 per month)

\$973,598 Collected YTD

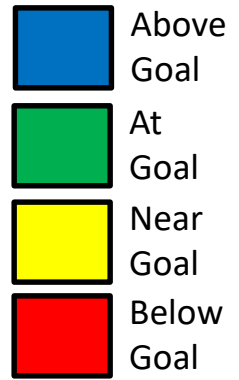
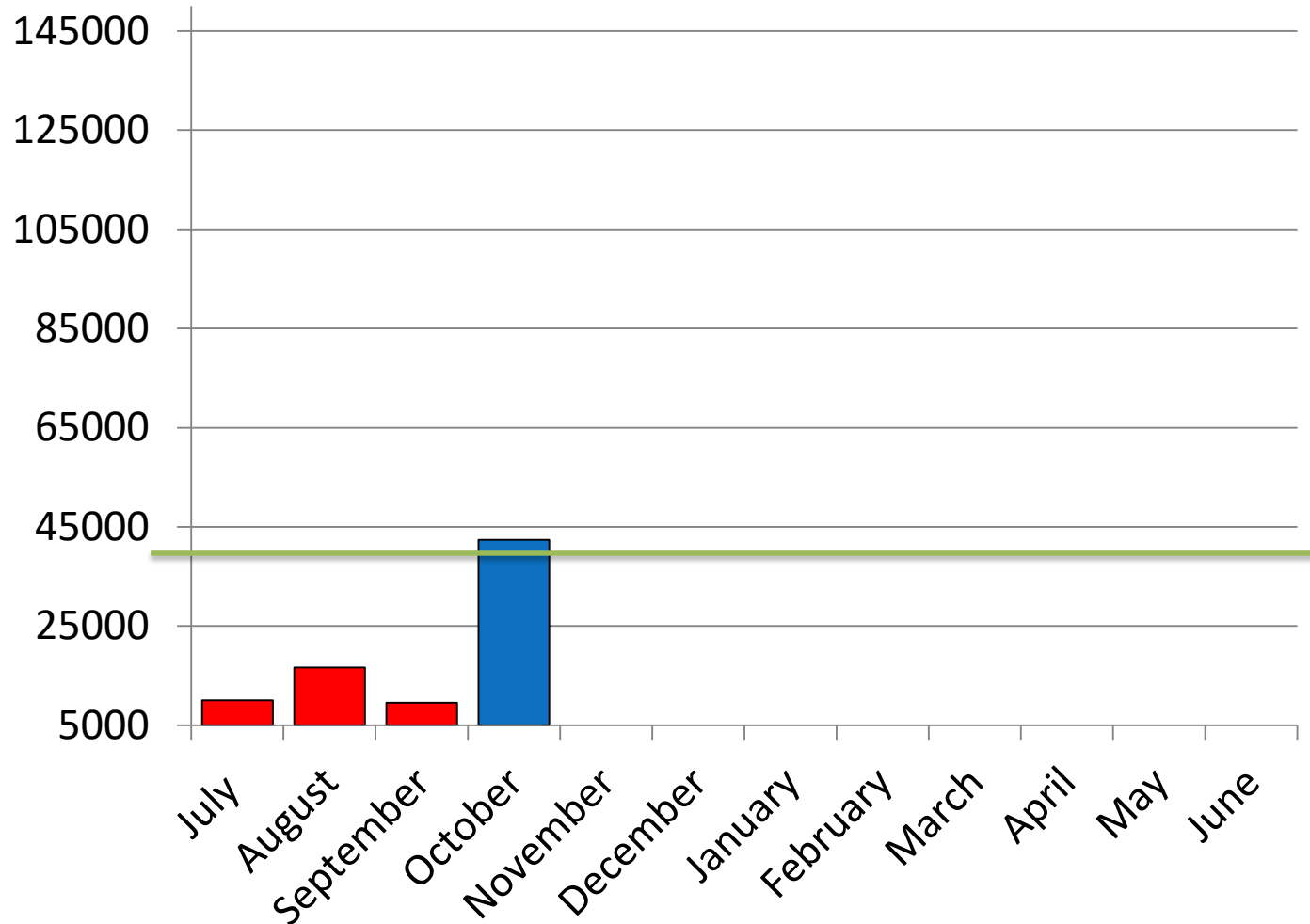
Final Status for this Measure

- █ > \$2.8 million per year
- █ \$2.52 million – \$2,799,999 per year
- █ \$1.96 million – \$2,519,999 per year
- █ ≤ \$1,959,999 per year

6.3.3 Increase Education Foundation Revenue Collected

Foundation Revenue

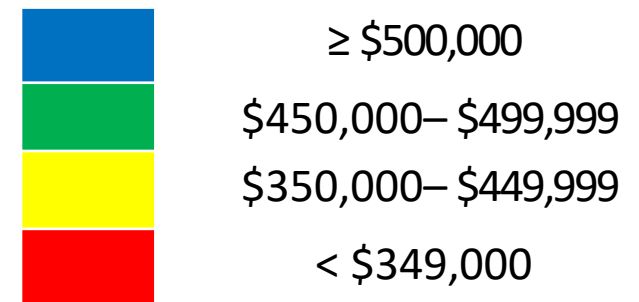
**To achieve yearly goal, we need to average \$41,466 a month in revenue



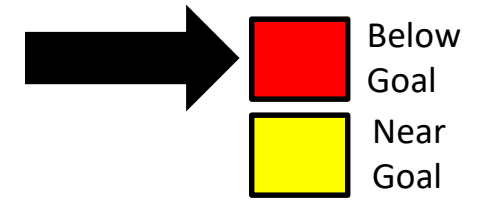
GOAL: \$500,000 for 22-23
(an average \$41,666 per month)

\$78,608 YTD

Final Status for this Measure



6.3.3 Increase Education Foundation Revenue Collected: Red



What is the problem?

- The MISD Education Foundation is below the ramp up target for collected revenue.

Impact Statement:

- Fall is the foundation's grant preparation time; the majority of revenue is received in the second semester, through sponsorships and fundraisers.
- Due to the COVID-19 impacts, the Foundation fundraisings is slower than pre-pandemic.

Actions to be taken:

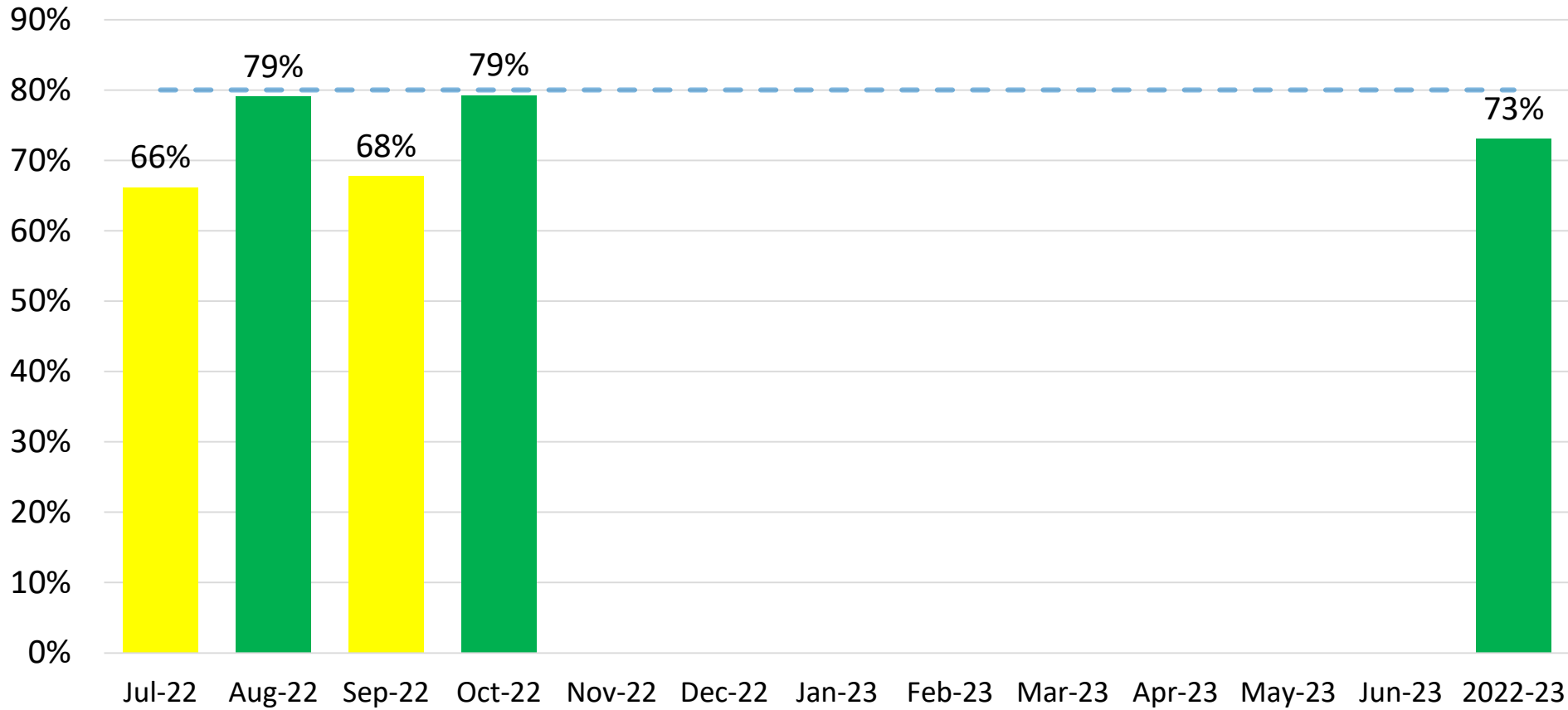
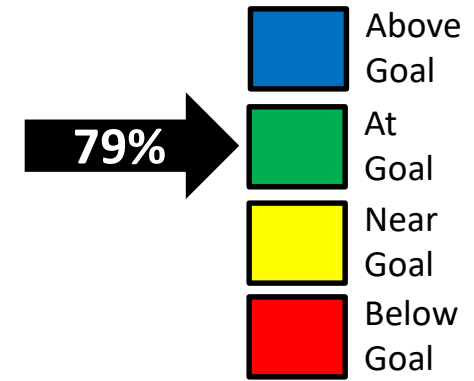
- Director will actively brainstorm with other foundations and non-profits to find creative ways to raise funds and pivot
- Director and board are actively seeking additional fundraising opportunities including grants

Next Update:

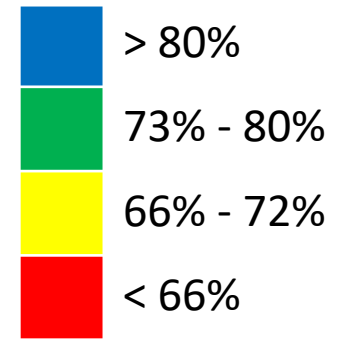
Updates will be provided in February 2023

Department	Key Strategic Measures											Data Collected, Managed, and Reported by		
Facilities and Operations – Focus on Operational Excellence	7.1 % of Work Orders Completed within 5 Business Days 7.2 % of Workers Compensation Claims Filed 7.3 % of Student Meal Participation											Jeff Brogden		
Leading Indicator Measure	Reported By	Sept.	Oct.	Nov.	Dec.	Jan.	Feb.	Mar.	Apr.	May	June	July	Aug.	
7.1.1 % of Work Orders Completed within 5 Business Days	Jeff Brogden	X		X		X		X		X		X	X	
7.1.2 % of Work Orders dedicated to preventative maintenance	Jeff Brogden	X		X		X		X		X		X	X	
7.2.1 Worker’s Compensation Claims	Jeff Brogden	X				X				X			X	
7.2.2 Provide safety training	Jeff Brogden	X		X		X		X		X		X	X	
7.3.1 Student Nutrition meal participation	Jeff Brogden	X		X		X		X		X		X	X	
7.3.2 Decrease food cost margin	Jeff Brogden	X				X				X			X	
7.4.1 2017 Bond Program % Under Budget	Jeff Brogden	X		X		X		X		X		X	X	
7.5.1 Energy Management Cost Avoidance	Jeff Brogden	X		X		X		X		X		X	X	
7.6.1 Total Paid Worker’s Comp Claims	Jeff Brogden	X				X				X			X	
7.7.1 % of overall events dedicated to the MISD Fine Arts Programs and Activities	Jeff Brogden	X		X		X		X		X		X	X	
7.8.1 Reduce the number of buses that are out of service daily	Jeff Brogden	X		X		X		X		X		X	X	

7.1.1 Maintenance – Percentage of Total Work Orders Completed within 5 Business Days

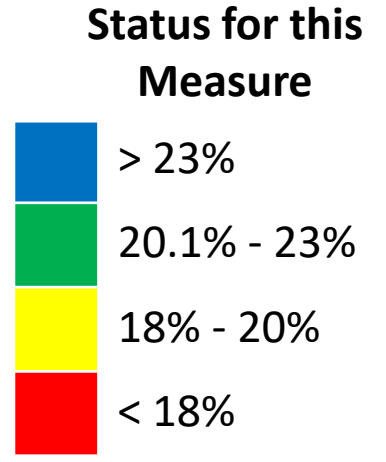
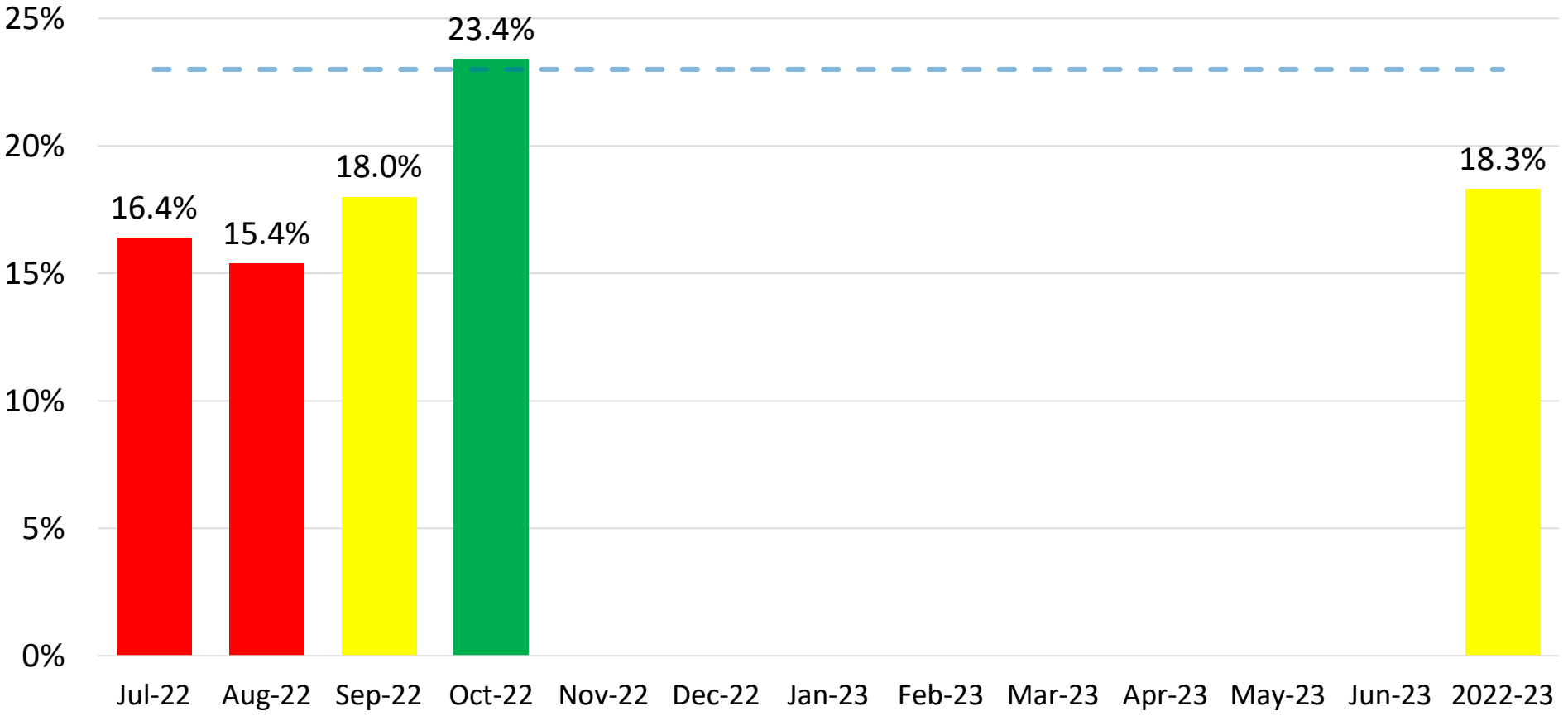
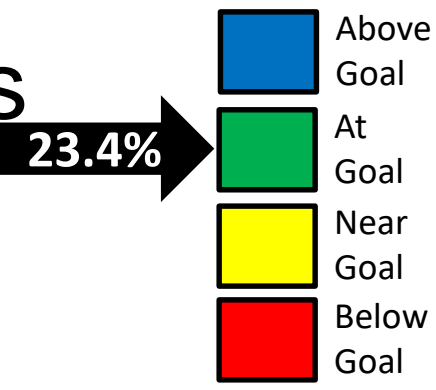


Status for this Measure



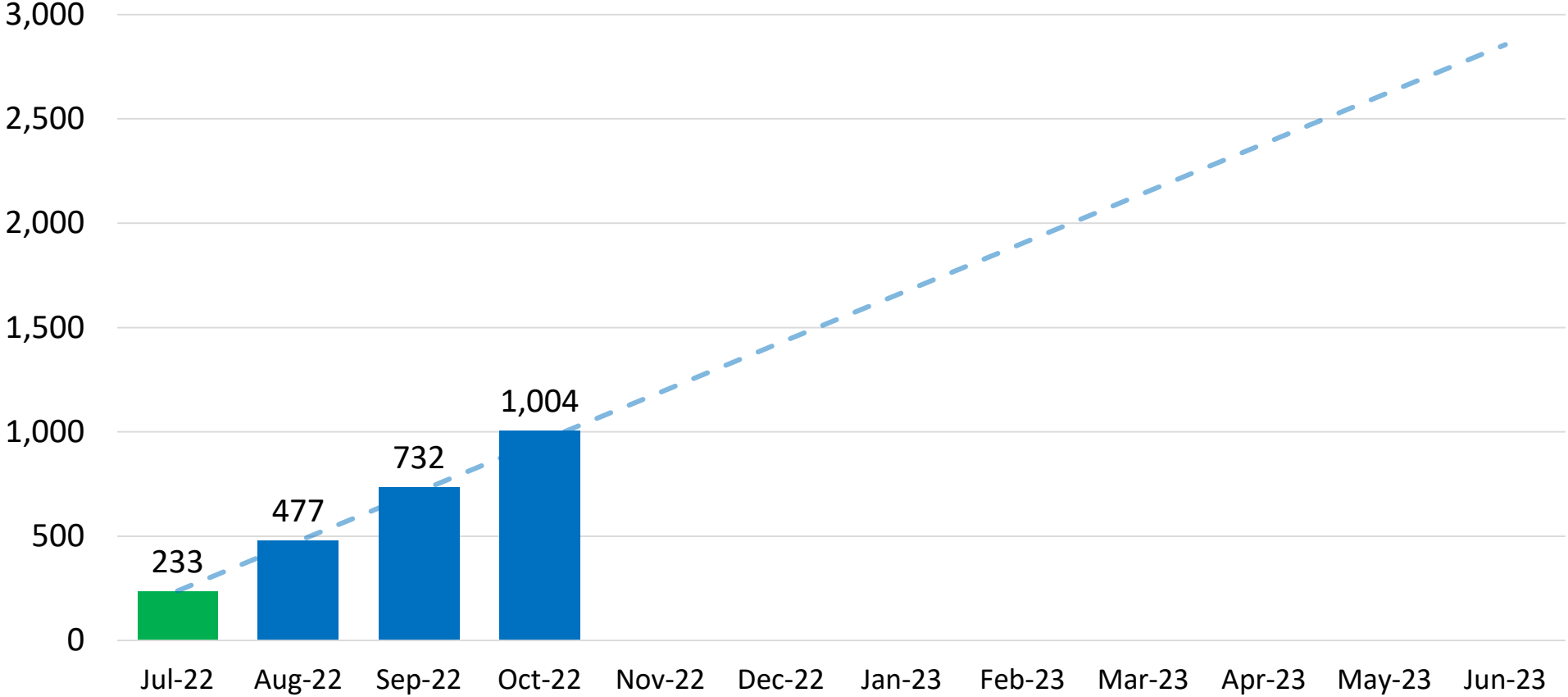

Goal: 80% annually

7.1.2 Maintenance – Percentage of Labor Hours Dedicated to Preventative Maintenance

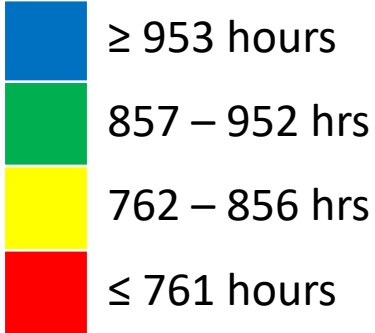


Goal: 23% annually

7.2.2 Custodial – Provide Safety Training

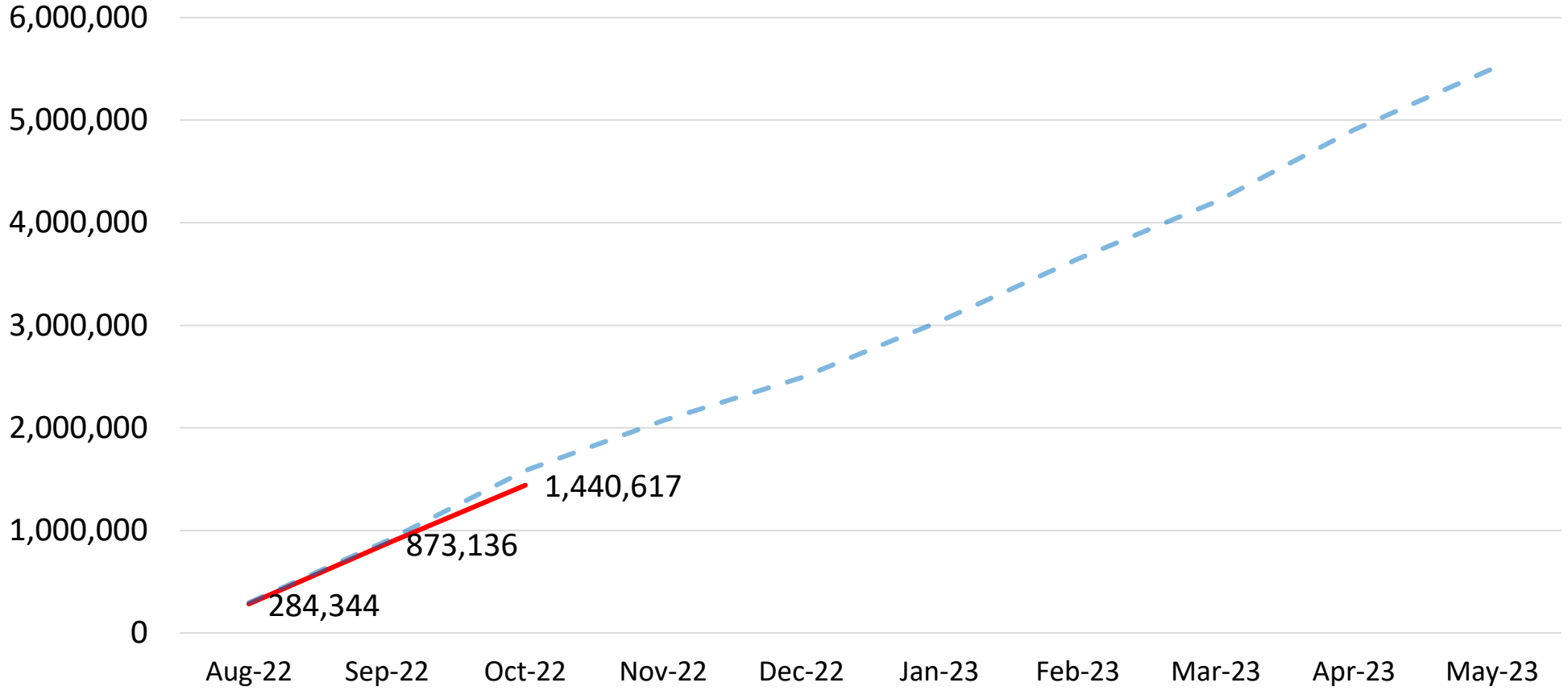


Status for this Measure



Goal: 2,850 hours annually

7.3.1 Student Nutrition – Meal Participation



1,440,617

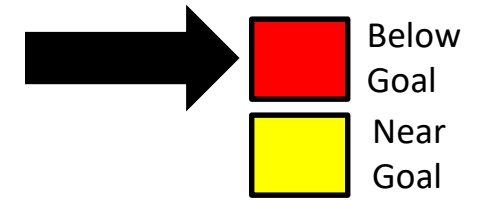
- Above Goal
- At Goal
- Near Goal
- Below Goal

Status for this Measure

- > 1,583,905
- 1,568,904- 1,583,904
- 1,557,904-1,568,903
- < 1,557,903

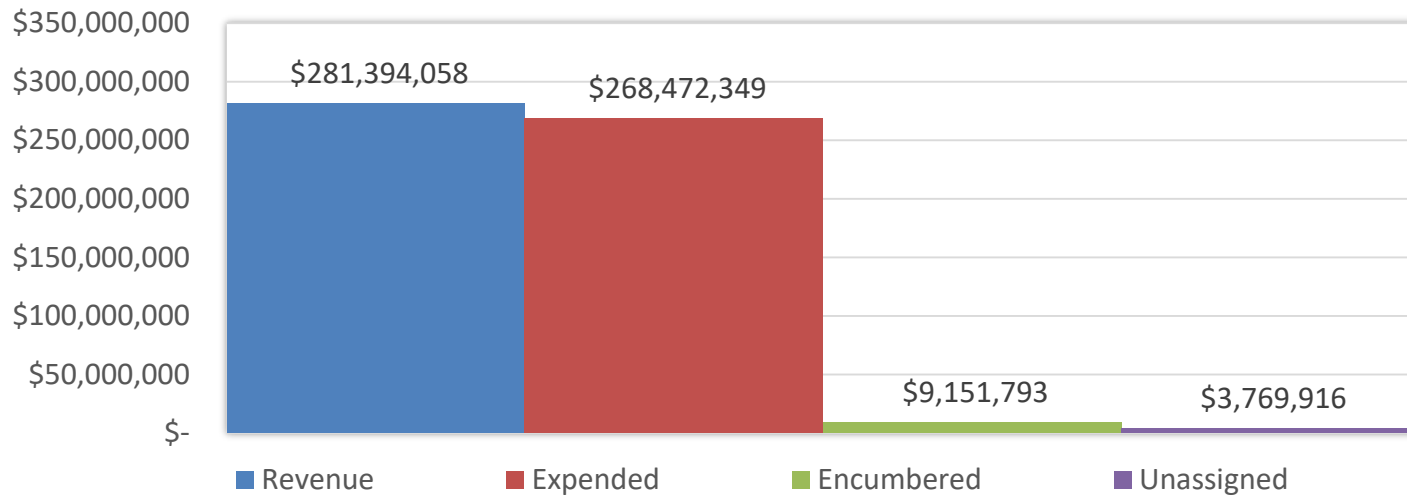
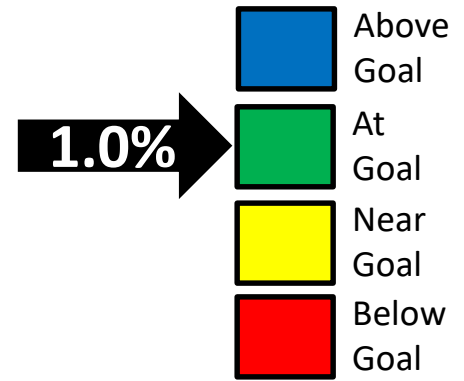
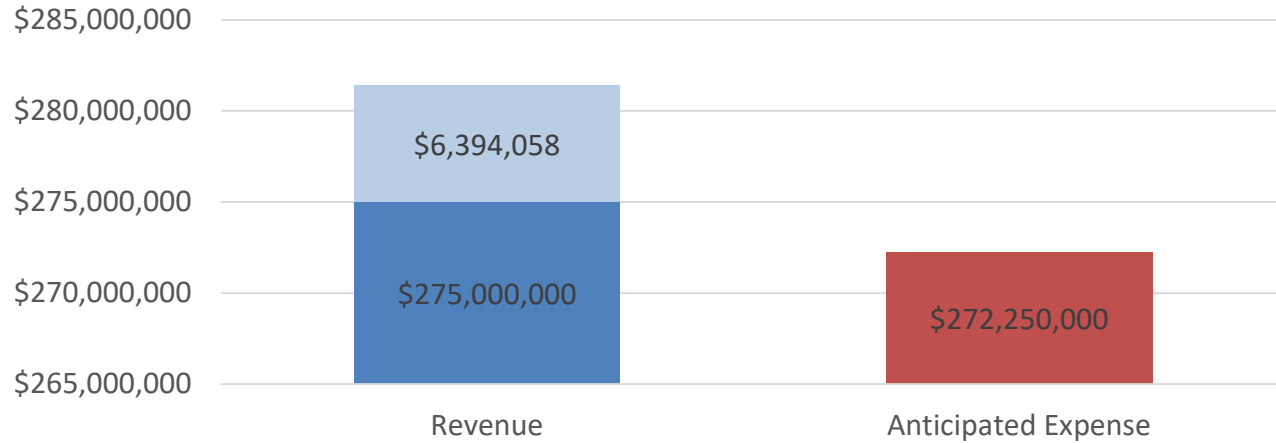
Goal: Serve 5,500,000 meals annually

Action Plan 7.3.1 Student Nutrition - Meal Participation

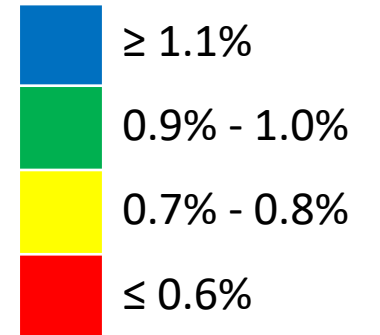


- **What is the problem?** The student nutrition department is not on track to meet the annual goal of 5.5 million meals.
- **Impact statement of the problem:** Participation started strong this year, but at this time, it is leveling off instead of continuing to grow like in prior years. We are not selling as much a la carte as anticipated.
- **Action to be taken:** The department will continue to study food trends and student feedback on our current meal options. We will also focus on adult meal sales and a la carte options.
- **When will you give your team and executive council an update?** Next month.

7.4.1 Bond 2017 Program

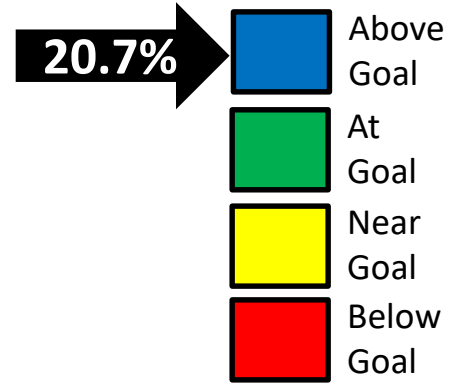


Status for this Measure

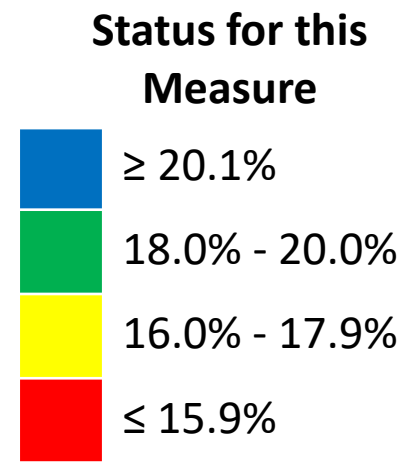
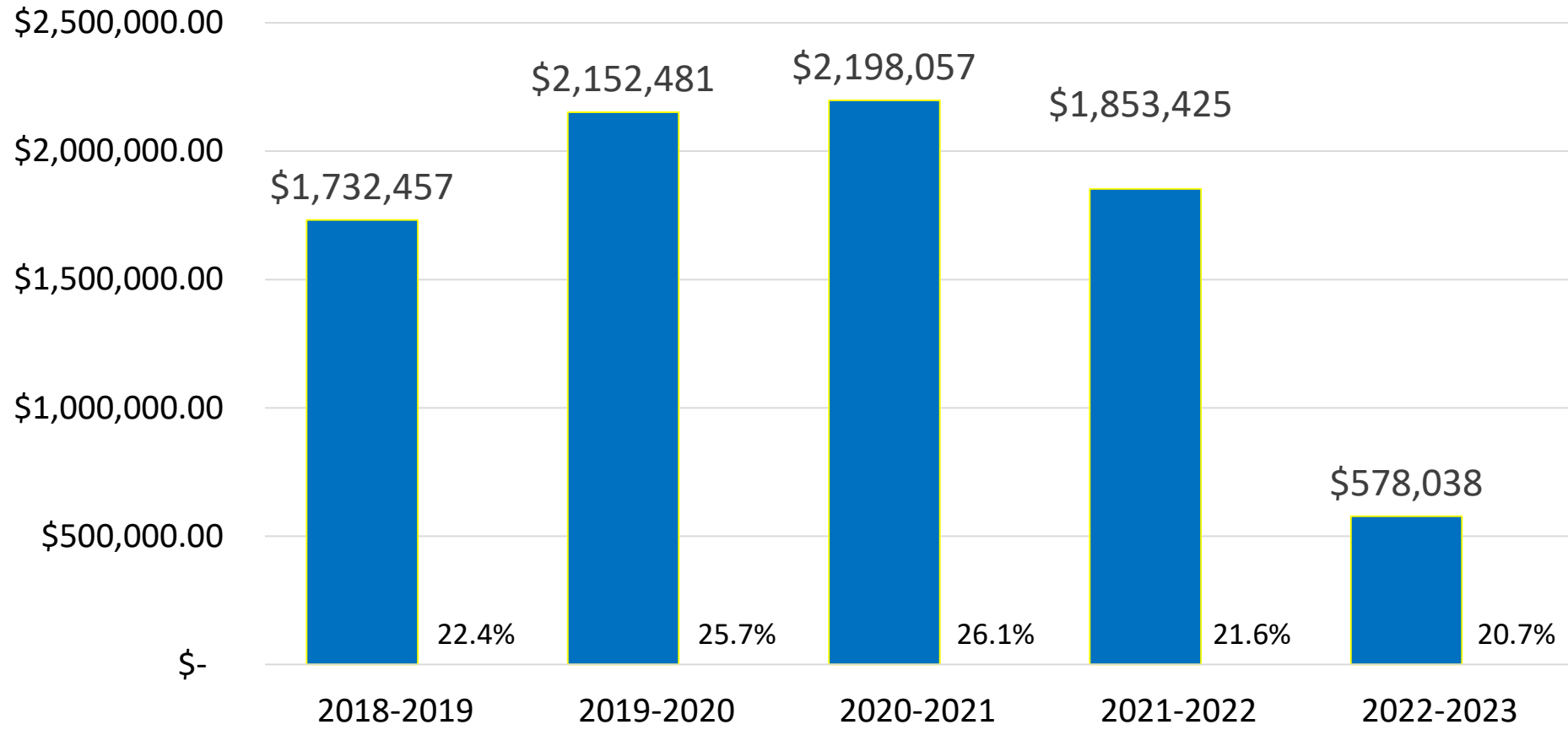


Goal: Under Budget ≤ 1.0% or \$2.75 million

7.5.1 Energy Management: Utility Cost Avoidance

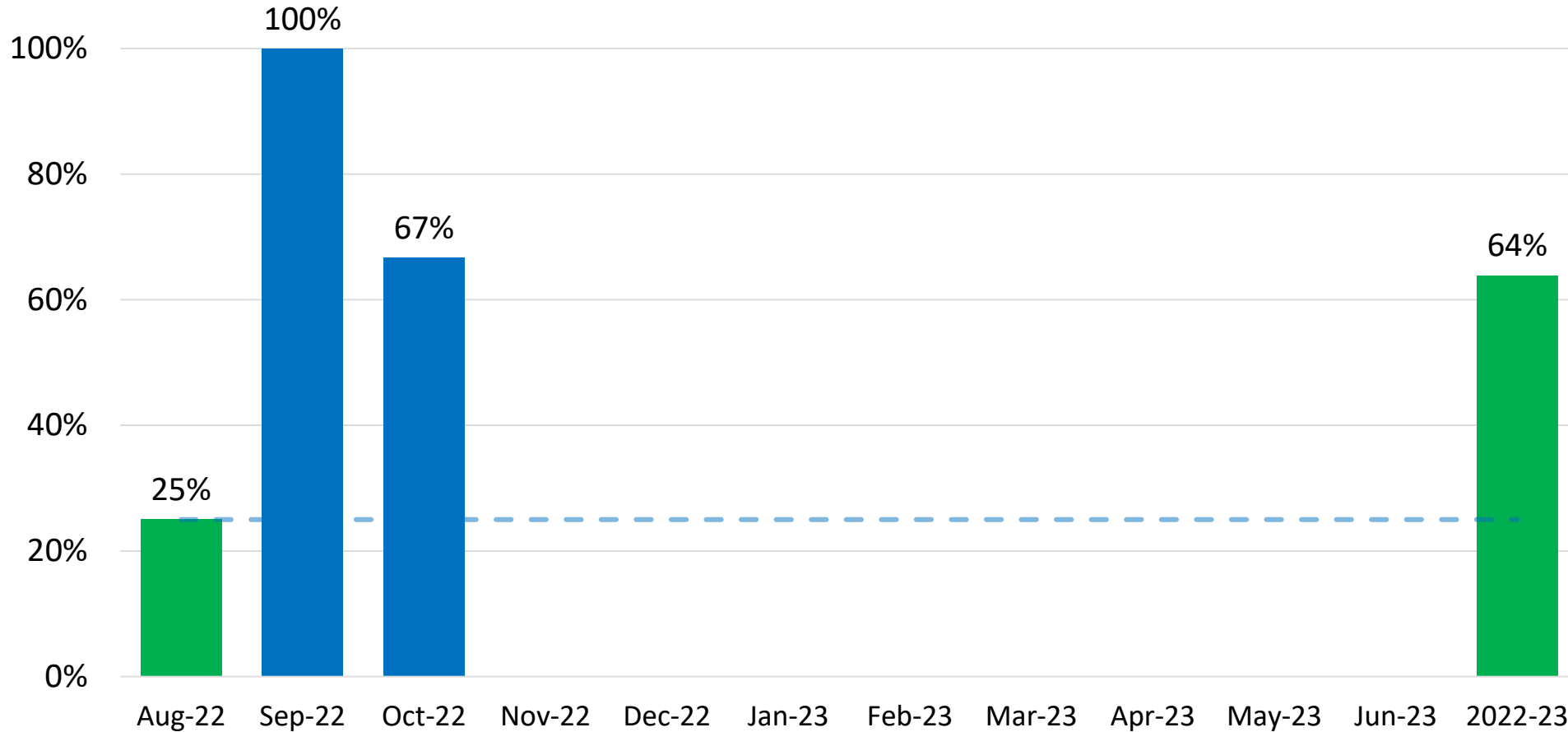
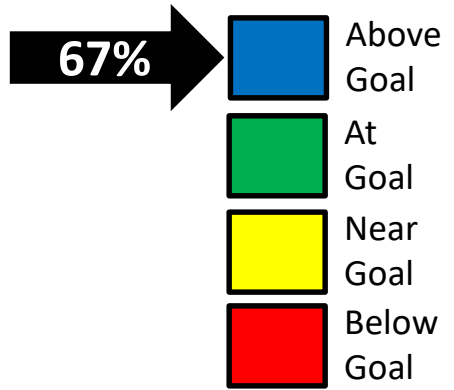


Overall Program Savings

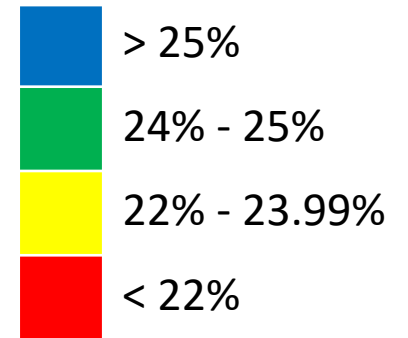


Goal: Reduce Energy Consumption Districtwide \geq 20% (Total Savings \$17,525,749)

7.7.1 The Center for the Performing Arts – % of Events Dedicated to MISD Fine Arts

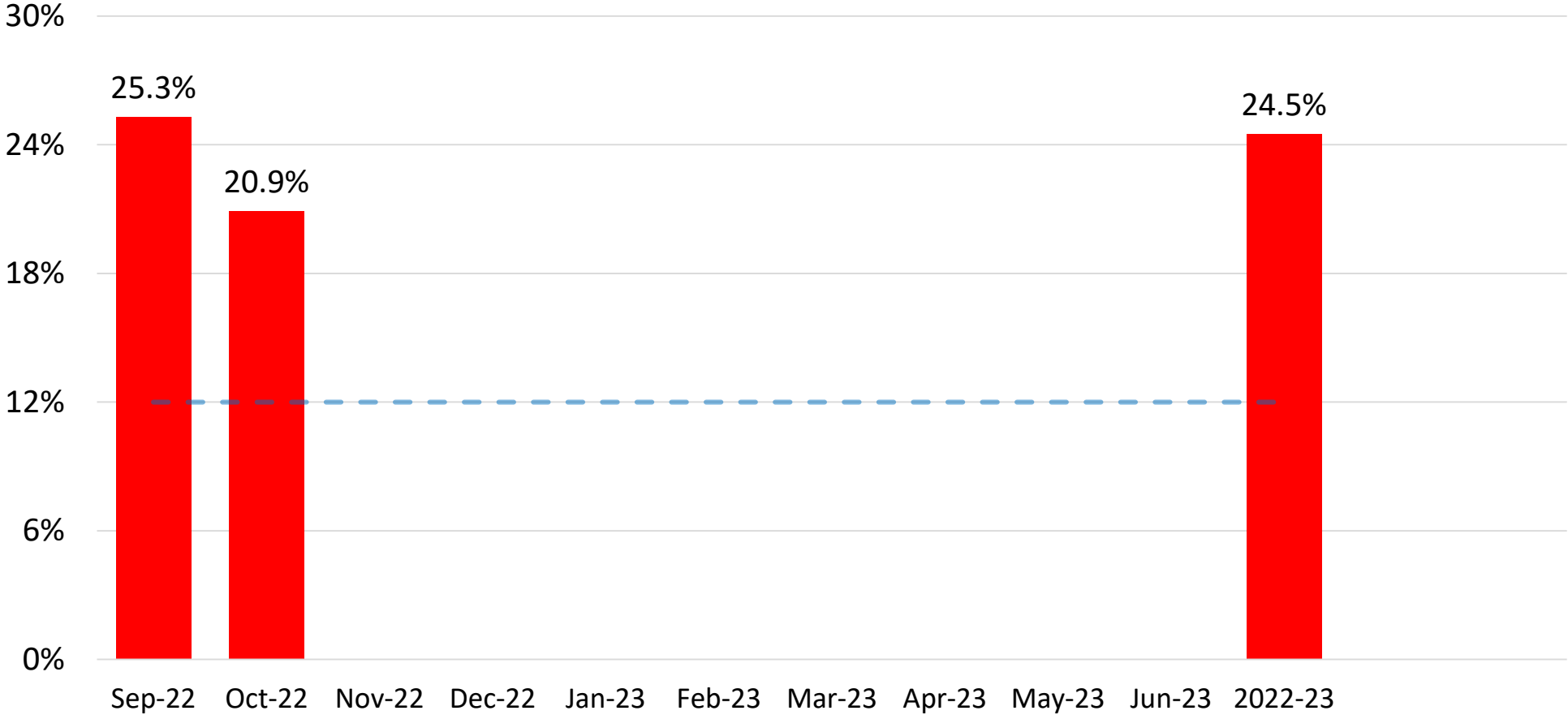


Status for this Measure



Goal: 25%

7.8.1 Transportation— Number of Buses that are Out of Service Daily



Goal: < 12%

Above Goal

At Goal

Near Goal

Below Goal

20.9%

➔

↓

Good

Status for this Measure


< 12%

12% - 14%

14% - 17%

> 17%

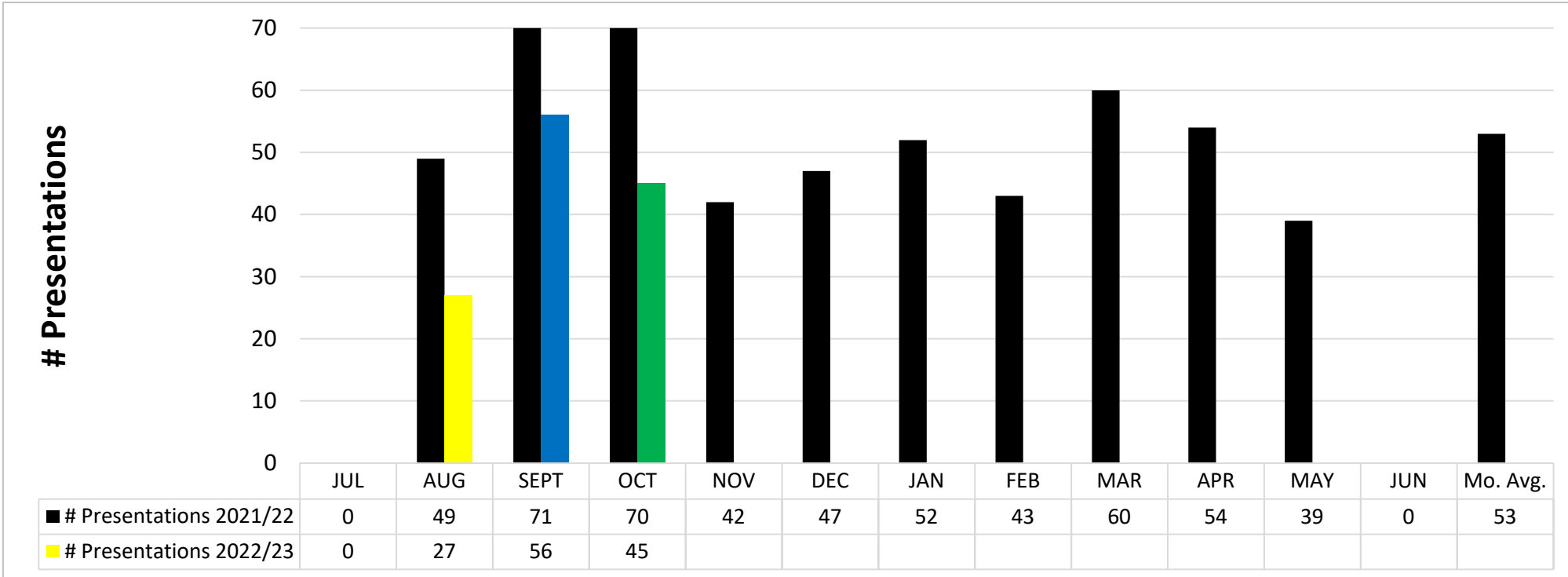
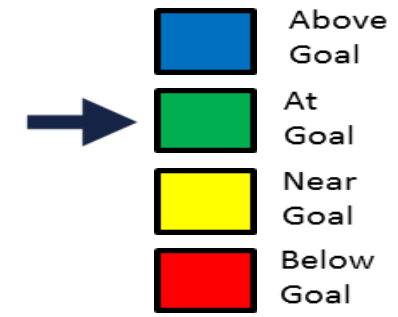
Action Plan 7.8.1 Transportation: Number of Buses that are Out of Service Daily



- **What is the problem?** The transportation department had more than 12% of the buses out daily in October.
- **Impact statement of the problem** The transportation department has an unusually high number of buses that require work that does not allow the bus to be operated. The transportation department is short 2 mechanics at this time. In addition, 53% of the fleet is more than 15yrs/150k miles. Mechanic to bus ratio is above National average. No repair facility at 6th Avenue and repair bay space is limited.
- **Action to be taken** Shop job assignments have been restructured, work order assignment process has been restructured, mechanics have pre-mounted tires on rims for faster turn around, two drivers have been temporarily reassigned to assist with shop tasks, a quick repair line has been established, the repair process has been prioritized, mechanics have been categorized by job level/type, shop management workflow has been restructured, outsourcing of repairs has been increased, and when available non-shop staff will continue to be utilized to assist with service calls.
- **When will you give your team and executive council an update?**
Next month.

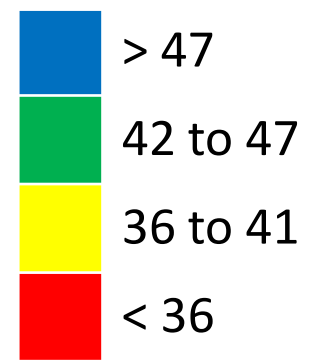
Department		Key Strategic Measures											Data Collected, Managed, and Reported by	
Safety and Security	9.1 % Police Presentations Per Month 9.2 % Students that Feel Safe at School 9.3 % Police Force Meeting TCOLE Standards											Chief Minter		
Leading Indicator Measure	Reported By	Sept.	Oct.	Nov.	Dec.	Jan.	Feb.	Mar.	Apr.	May	June	July	Aug.	
9.1 % Police Presentations Per Month	Greg Minter	X	X	X	X	X	X	X	X	X	X	X	X	
9.2 % of Students that Feel Safe at school	Robert Ball					X					X			
9.3 % Police Force Meeting TCOLE Standards	Greg Minter						X						X	

Measure 9.1 Police Presentations 2022/2023



- The Police Department currently has MISD officers covering all of the 36 campuses. Our goal is that each campus based officer conduct at least 1 presentation per month.
- Police presentations consist of student, staff, or community presentations.

Status for this Measure



MANSFIELD ISD BOARD OF TRUSTEES / SUPERINTENDENT KEY STRATEGIC MEASURES

Goal 1: Remains focused on the Board's goals and priorities, annually evaluating its performance as a team, with attention given to the district's vision and goals; fulfilling the board's duties, responsibilities, and commitments; and the board's working relationship with the superintendent.

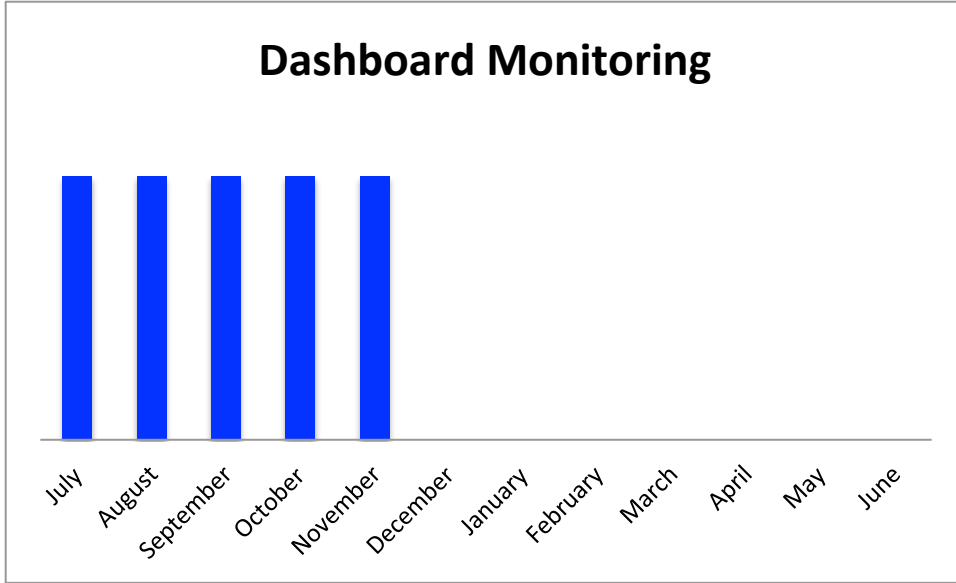
Goal 2: Ensure the equitable distribution of resources, opportunities, and experiences based on the diverse needs of students and schools

November 2022 Board Dashboard Summary Report

1. Guiding Statements				
#	Dashboard Measurer	Status	Correction Needed	Report #
	No Report Scheduled			
2. Vision and Goals				
#	Dashboard Measurer	Status	Correction Needed	Report #
2.1	Focus on Monitoring Board Dashboard on a Monthly Basis			1
3. Systems and Processes				
#	Dashboard Measurer	Status	Correction Needed	Report #
3.1	System Reports			2
3.3	Student Focused Agenda			3
3.4	Length of Board Meetings			4
3.5	Length of Executive Session			5
4. Progress and Accountability				
#	Dashboard Measurer	Status	Correction Needed	Report #
4.1	Board Committees			6
5. Advocacy and Engagement				
#	Dashboard Measurer	Status	Correction Needed	Report #
5.1	Community Conversations			7
5.2	Board Members Visible at School Events			8
6. Synergy and Teamwork				
#	Dashboard Measurer	Status	Correction Needed	Report #
6.2	Board Member Partnership/ Buddy			9

	Met or Exceeded 5 Year Goal
	On Track Towards Meeting Goal with a Positive Trend
	Did Not Achieve Yearly Goal-Improvement Effort Suggested
	Current Progress Did Not Achieve Goal – Improvement Effort Required

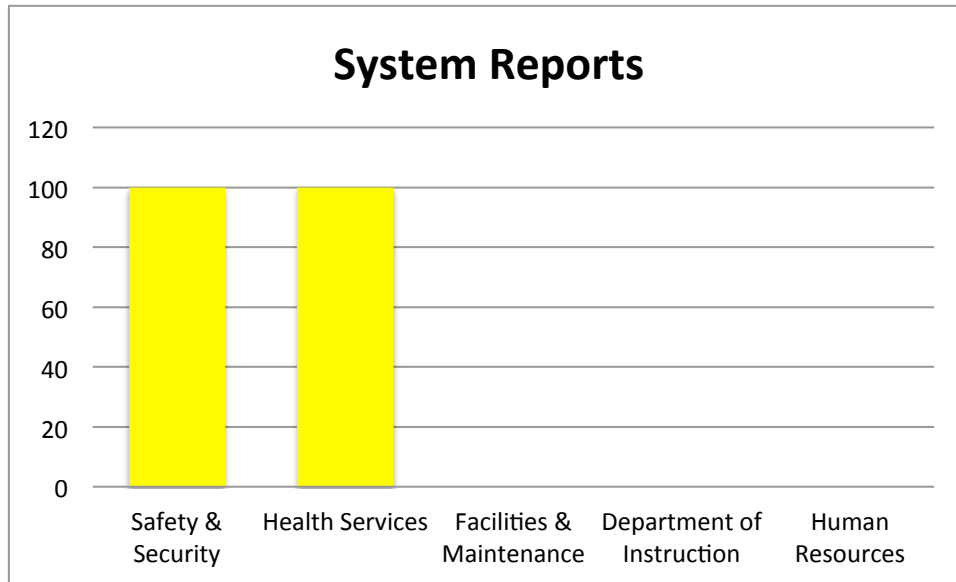
Report 1



Reporting Progress

100%	Blue
75%	Green
50%	Yellow
25%	Red

Report 2

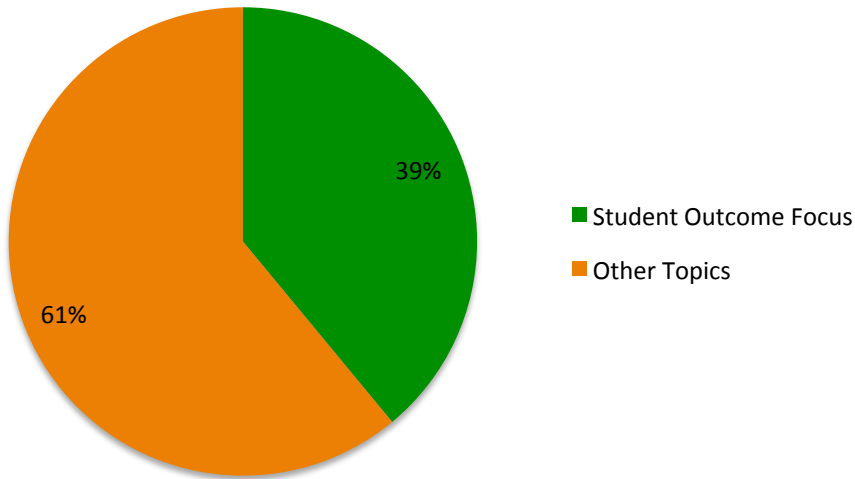


System Reports

5	Blue
4	Green
2-3	Yellow
0-1	Red

Report 3

Student Focused Agenda

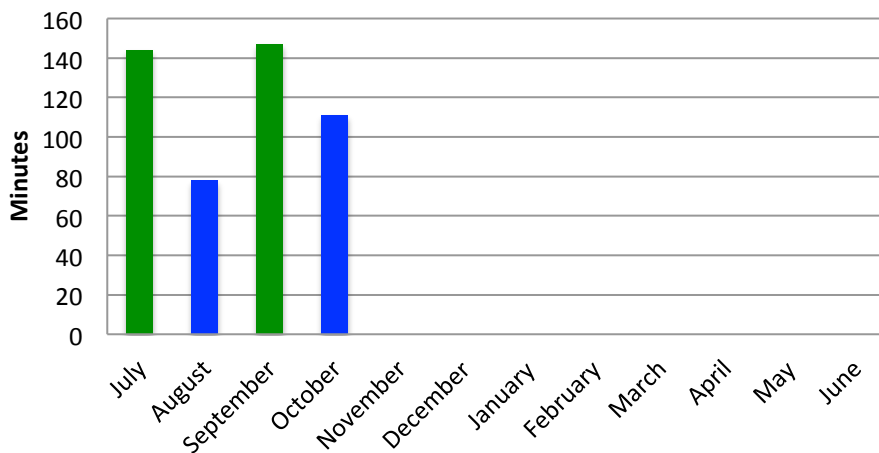


% of Time Invested to Student Outcomes

>=40%	Blue
30-39%	Green
<29%	Red

Report 4

LENGTH OF GENERAL MEETINGS

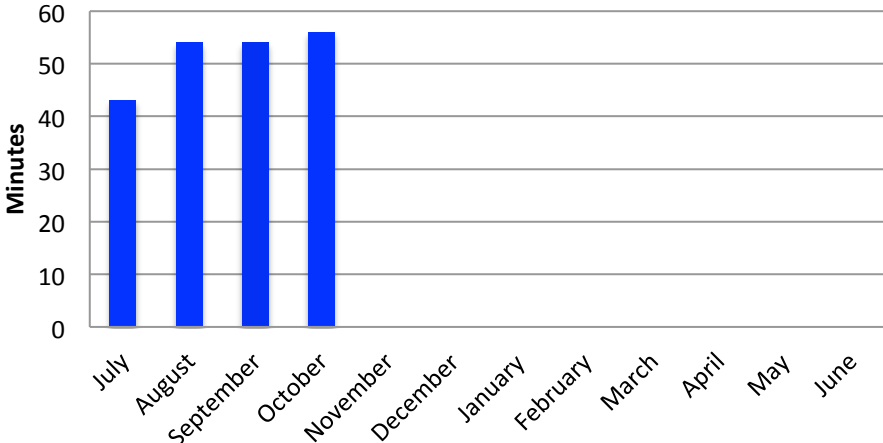


Minutes per Meeting

<=120	Blue
119 - 149	Green
150 min	Yellow
>150 min	Red

Report 5

LENGTH OF EXECUTIVE MEETINGS

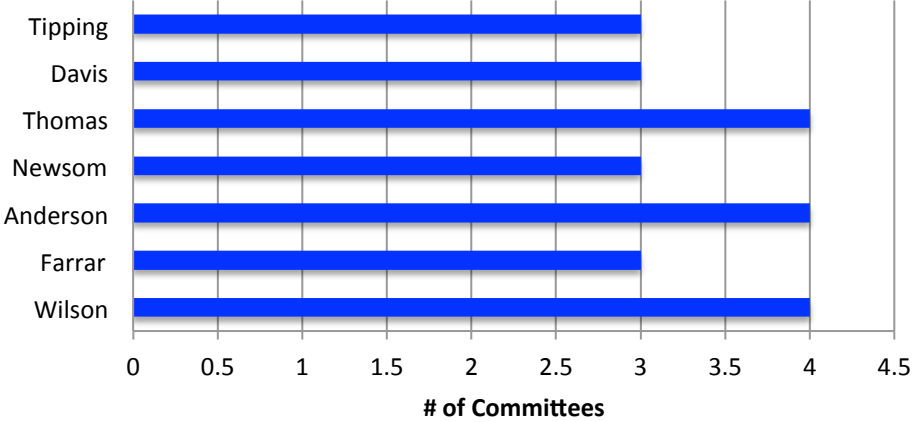


Minutes per Meeting

<=60 min	Blue
61-89 min	Green
90 min	Yellow
> 90 min	Red

Report 6

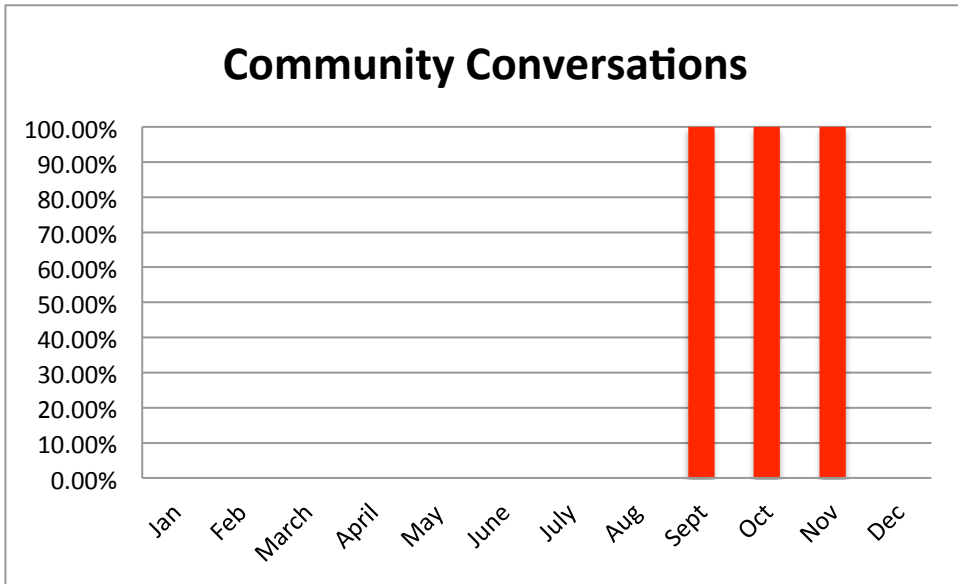
Board Committees



of Committees

> 3	Blue
2	Green
1	Yellow
0	Red

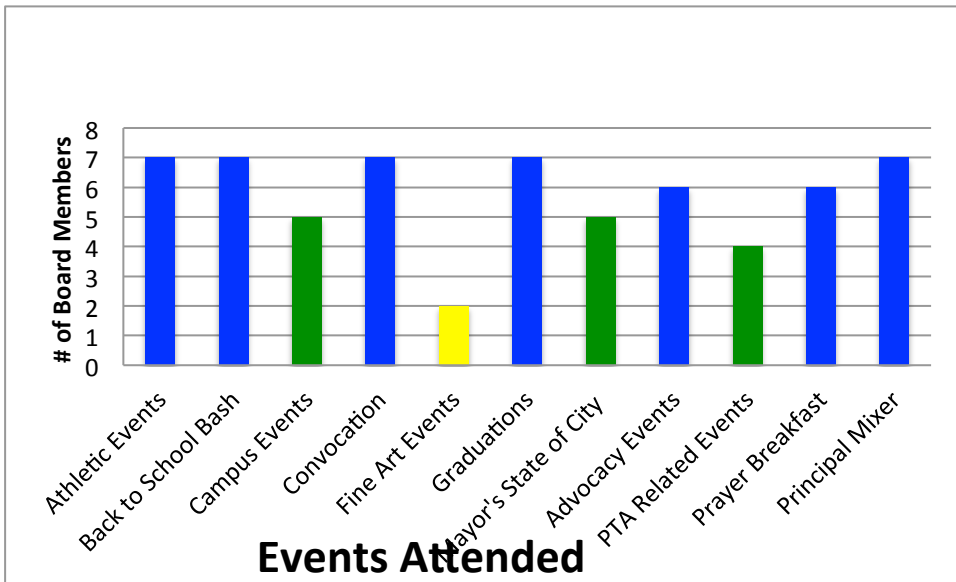
Report 7



9 per Year

>= 9	
7 - 8	
5 - 6	
< 4	

Report 8




School Events Attended

6-7	
4-5	
2-3	
1	

Report 9

Progress Meetings



Reporting Progress

100%	Blue
75%	Green
50%	Yellow
25%	Red



TITLE: Enrollment Report

DATE: November 15, 2022

INFORMATION

BACKGROUND:

Mansfield Independent School District student enrollment was 35,724 on November 3, 2022. The attached exhibit presents the grade-by-grade enrollment for each campus as of that date.

Enrollment in the first week of November 2022 was 193 students higher than the same week in 2021.

CONSIDERATIONS:

- Total District enrollment is 193 students higher than the same week in 2021. This represents a 0.54% increase in enrollment.
- Grades PK-4 enrollment increased by 184 students.
- Grades 5-6 enrollment increased by 101 students.
- Grades 7-8 enrollment decreased by 150 students.
- Grades 9-12 enrollment increased by 58 students.
- The enrollments reported here are based on information from Skyward Student Data Systems.

RECOMMENDATION:

None. For information only.

Mansfield ISD Enrollment Report

as of 11/3/2022

Campus Name	EE	PK	KG	1	2	3	4	5	6	7	8	9	10	11	12	Total Count of Students
Mansfield Summit HS												530	482	426	418	1,856
Mansfield HS												726	676	605	608	2,615
Mansfield Timberview HS												535	478	433	415	1,861
Mansfield Legacy HS												780	656	591	492	2,519
The Phoenix Academy												1	7	52	21	81
Mansfield Lake Ridge HS												730	659	662	602	2,653
Mansfield Frontier STEM Acad												99	87	52		238
Early College High School												70	52	66	52	240
Total High Schools												3,471	3,097	2,887	2,608	12,063
Rogene Worley Middle										340	348					688
T A Howard Middle										327	360					687
Brooks Wester Middle										299	326					625
Danny Jones Middle										421	432					853
James Coble Middle										397	458					855
Linda Jobe Middle										426	457					883
Charlene McKinzey Middle										448	452					900
STEM Academy									97	91	80					268
Total Middle Schools									97	2,749	2,913					5,759
Mary Orr Int								352	302							654
Cross Timbers Int								304	252							556
Donna Shepard Int								449	420							869
Della Icenhower Int								365	378							743
Mary Lillard IS								390	388							778
Asa E Low Jr Int								293	300							593
Alma Martinez Int								473	456							929
Total Intermediate Schools								2,626	2,496							5,122
Alice Ponder ES	16	68	104	108	101	121	104									622
Tarver-Rendon ES	12	34	100	108	105	108	91									558
J L Boren ES	12	49	78	124	106	126	113									608
Charlotte Anderson ES	10	30	59	65	69	81	79									393
Glenn Harmon ES			85	92	94	79	87									437
D P Morris ES			108	120	117	111	118									574
Willie Brown ES	3	18	114	122	113	110	121									601
Kenneth Davis ES	2		50	67	72	89	85									365
Imogene Gideon ES	1		63	61	72	69	63									329
Erma Nash ES		60	109	123	125	119	124									660
Elizabeth Smith ES	20	30	133	120	124	111	114									652
Roberta Tipps ES	15	37	75	98	100	96	106									527
Martha Reid ES		30	85	102	95	95	82									489
Thelma Jones ES			81	79	83	84	80									407
Mary Jo Sheppard ES		35	79	81	81	88	89									453
Janet Brockett ES	1		81	85	86	86	91									430
Anna May Daulton ES	5	37	101	122	108	140	160									673
Cora Spencer ES	3	39	94	117	121	142	116									632
Louise Cabaniss ES	3	38	85	97	96	99	99									517
Carol Holt ES	10	37	71	76	84	73	88									439
Annette Perry ES		66	85	90	81	104	97									523
Judy Miller ES	13	36	79	95	110	111	90									534
Nancy Neal ES	9	22	71	83	77	70	85									417
Academy for Early Learners	15	277														292
Brenda Norwood ES	2		104	118	106	154	164									648
Total Elementary Schools	152	943	2,094	2,353	2,326	2,466	2,446									12,780
Total Count of Students	152	943	2,094	2,353	2,326	2,466	2,446	2,626	2,593	2,749	2,913	3,471	3,097	2,887	2,608	35,724



**Board of School Trustees
Mansfield Independent School District**

TITLE: Attendance Percentage Report

DATE: November 15, 2022

INFORMATION

BACKGROUND:

Mansfield Independent School District Attendance Percentage Report is a campus-by-campus report from August 17, 2022 through November 7, 2022.

The attendance percentages reported here are based on the attached information from Skyward Data Services.

RECOMMENDATION:

No Board action required.

Entity	Name	Cal	Operational	Grade	Total Days	Total Ineligible	Total Eligible	Refined	Percentage Of
			Days	Level	Membership	Days Present	Days Present	ADA	Attendance
002	Mansfield Summit HS	002	55	ALL	101758.0	0.0	94175.0	1712.27	92.55
003	Mansfield HS	003	55	ALL	143636.5	0.0	137220.5	2494.92	95.53
004	Mansfield Timberview	004	55	ALL	101959.5	0.0	95177.0	1730.49	93.35
005	Mansfield Legacy HS	005	55	ALL	138583.5	0.0	129201.0	2349.11	93.23
006	The Phoenix Academy	006	55	ALL	4362.0	0.0	3667.0	66.67	84.07
007	Mansfield Lake Ridge	007	55	ALL	145735.0	0.0	139994.0	2545.35	96.06
008	Mansfield Frontier S	008	55	ALL	13085.0	0.0	12796.0	232.65	97.79
009	Early College High S	009	55	ALL	6779.0	0.0	6620.0	120.36	97.65
		TCC	46	ALL	5451.0	0.0	5326.0	115.78	97.71
041	Rogene Worley Middle	041	55	ALL	37402.0	0.0	35788.0	650.69	95.68
042	T A Howard Middle	042	55	ALL	37108.0	0.0	34534.0	627.89	93.06
043	Brooks Wester Middle	043	55	ALL	33960.0	0.0	32427.0	589.58	95.49
044	Danny Jones Middle	044	55	ALL	46793.0	0.0	45438.0	826.15	97.10
045	James Coble Middle	045	55	ALL	46870.0	0.0	44414.0	807.53	94.76
046	Linda Jobe Middle	046	55	ALL	48478.0	0.0	46061.0	837.47	95.01
047	Charlene McKinzey Mi	047	55	ALL	49666.0	0.0	47695.0	867.18	96.03
101	Alice Ponder ES	101	55	ALL	31519.5	22.0	29356.5	533.75	93.21
103	Tarver-Rendon ES	103	55	ALL	28660.0	79.0	26831.0	487.84	93.89
105	J L Boren ES	105	55	ALL	31618.0	815.5	29568.5	537.61	96.10
106	Charlotte Anderson E	106	55	ALL	20116.5	43.5	18716.5	340.30	93.26
107	Glenn Harmon ES	107	55	ALL	22957.0	0.0	21339.0	387.98	92.95
109	D P Morris ES	109	55	ALL	31452.0	0.0	29532.0	536.95	93.90
110	Willie Brown ES	110	55	ALL	32224.5	25.5	31032.5	564.23	96.38
111	Kenneth Davis ES	111	55	ALL	19661.0	0.0	18430.0	335.09	93.74
112	Imogene Gideon ES	112	55	ALL	17868.5	0.0	16841.5	306.21	94.25
113	Erma Nash ES	113	55	ALL	34535.5	170.0	32529.5	591.45	94.68
114	Elizabeth Smith ES	114	55	ALL	33865.0	2.5	32149.5	584.54	94.94
115	Robertta Tipps ES	115	55	ALL	27545.5	153.5	25865.0	470.27	94.46
116	Martha Reid ES	116	55	ALL	25927.0	90.0	24726.0	449.56	95.71
117	Thelma Jones ES	117	55	ALL	21884.0	0.0	20691.0	376.20	94.55
118	Mary Jo Sheppard ES	118	55	ALL	23833.5	0.0	22616.0	411.20	94.89
119	Janet Brockett ES	119	55	ALL	23296.0	0.0	21810.0	396.55	93.62
120	Anna May Daulton ES	120	55	ALL	35718.0	87.0	34240.5	622.55	96.11
121	Cora Spencer ES	121	55	ALL	33404.5	32.5	31837.0	578.85	95.40
122	Louise Cabaniss ES	122	55	ALL	27209.5	9.0	25758.0	468.33	94.70
123	Carol Holt ES	123	55	ALL	22360.5	86.0	21083.5	383.34	94.67
124	Annette Perry ES	124	55	ALL	26605.0	15.5	25209.0	458.35	94.81
125	Judy Miller ES	125	55	ALL	27882.0	19.0	26241.5	477.12	94.18
126	Nancy Neal ES	126	55	ALL	21614.5	131.0	20506.5	372.85	95.48
127	Academy for Early Le	127	55	ALL	7933.0	290.0	6813.5	123.88	89.54
128	Brenda Norwood ES	128	55	ALL	35255.0	0.0	33842.0	615.31	95.99
201	Mary Orr Int	201	55	ALL	35717.0	0.0	34195.0	621.73	95.74
202	Cross Timbers Int	202	55	ALL	30408.0	0.0	28668.0	521.24	94.28
204	Donna Shepard Int	204	55	ALL	47523.0	0.0	45246.0	822.65	95.21
205	Della Icenhower Int	205	55	ALL	40791.0	0.0	38498.0	699.96	94.38
206	Mary Lillard IS	206	55	ALL	42527.0	0.0	41214.0	749.35	96.91
207	Asa E Low Jr Int	207	55	ALL	32265.0	0.0	31013.0	563.87	96.12
208	Alma Martinez Int	208	55	ALL	50571.0	0.0	48558.0	882.87	96.02
304	Tarrant Co JJAEP	304	55	ALL	39.0	37.0	0.0	0.00	94.87
907 (006)	Residential Treatmen	907	54	ALL	20.0	0.0	20.0	0.37	100.00
944 (043)	STEM Academy	944	55	ALL	14822.0	0.0	14211.0	258.38	95.88
REPORT TOTALS:					1921255.0	2108.5	1819722.5	33104.82	94.83

<u>Entity</u>	<u>Name</u>	<u>Cal</u>	<u>Days</u>	<u>Operational</u>	<u>Grade</u>	<u>Total Days</u>	<u>Total Ineligible</u>	<u>Total Eligible</u>	<u>Refined</u>	<u>Percentage Of</u>
				<u>Level</u>	<u>Membership</u>	<u>Days Present</u>	<u>Days Present</u>	<u>Days Present</u>	<u>ADA</u>	<u>Attendance</u>

***** End of report *****

ADA Template Parameters
ADA Report

Calendar	Calendar	Grad Yr	Grad Yr	Race	Race	Student	Student	Totals							
Low	High	Low	High	Low	High	Type	Low	High	Date	Low	Date	High	By	Report	Type

Processed By

ZZZ	0000	9999	ZZZ	ZZZ	08/17/2022	11/07/2022	Entity	Summary	Only
-----	------	------	-----	-----	------------	------------	--------	---------	------

Student Range

Processed Entities: 002,003,004,005,006,007,008,009,041,042,043,044,045,046,047,101,103,105,106,107,109,110,111,112,113
114,115,116,117,118,119,120,121,122,123,124,125,126,127,128,201,202,204,205,206,207,208,304,907,944
999

Excluded Entities: 030,038



**Board of School Trustees
Mansfield Independent School District**

TITLE: Approved Student Trips

DATE: November 15, 2022

INFORMATION

BACKGROUND:

Board Policy FMG (Local) allows students to participate in school-sponsored trips. This policy designates the Superintendent to approve such trips upon recommendation of the Principal and Assistant Superintendent.

The attached student trips have been approved.

RECOMMENDATION:

No Board action required.

STUDENT TRAVEL - DAY TRIPS

School	Trip Coordinator	Group	Destination	Date	Days Out	# of Students	Admin. Attending	Ratio	Transportation	Purpose
Smith	Krystal Clark	1st Grade	Mansfield-Legacy High School	Oct. 11, 2022	0	119	No	1:22	School Bus	Storybook Theatre
Ben Barber	Chanelle Davis Roberts	FFA	Burleson-Burleson Centennial High School	Oct. 17, 2022	1	41	No	5:41	School Bus	FFA activities
Nash	Lupe Murillo	Kindergarten	Cleburne-Mainstay Farms	Oct. 18, 2022	1	112	Yes	1:09	School Bus	Educational
Summit	Christine Taylor	TAFE	Stephenville-Tarleton State University	Oct. 20, 2022	1	3	No	1:03	Traveling with students from BBIA	Regional Conference and Competition
Morris	Alejandra Valencia	4th Grade	Mansfield-Performing Arts Center	Oct. 20, 2022	0.5	118	No	1:20	School Bus	Symphony
Worley	Darleshia Hassan	AVID	Mansfield-Mansfield High School	Oct. 21, 2022	1	22	Yes	1:11	School Bus	Tour and information on AVID program
Ben Barber	Chanelle Davis Roberts	FFA	Burleson-Burleson Centennial High School	Oct. 26, 2022	1	42	No	5:42	School Bus	FFA activities
Ben Barber	Chanelle Davis Roberts	FFA	Burleson-Burleson Centennial High School	Oct. 26, 2022	1	42	No	5:42	School Bus	FFA activities
Legacy	Stephanie Gresham	Government	Mansfield-Subcourthouse	Nov. 1, 2022	0	170	No	1:03	School Bus	Trip to the polls to see voting process and allow eligible students to vote
Tipps	Shea Stapleton	3rd Grade	Dallas-Rory Meyers Childrens' Garden-Arboretum	Nov. 1, 2022	1	100	No	1:05	School Bus	Hands-on STEM environment
Tipps	Calleigh Martinek	Kindergarten	Alvarado-Country Critters Farm	Nov. 3, 2022	1	80	No	1:04	School Bus	Students will examine evidence that living organisms/animals have basic needs such as food, water, shelter, and air
Legacy	Jeremy Ferman	Theatre	Fort Worth-Circle Theatre	Nov. 4, 2022	1	30	No	1:10	School Bus	Viewing of show <i>Kodachron</i>
Norwood	Shellie Vansa	4th Grade	Hurst-IFLY	Nov. 4, 2022	1	30	No	1:06	School Bus	Learn and apply advanced math and science skills
Timberview	Jason Forte	Choir	Carrollton-Group Dynamix	Nov. 5, 2022	0	27	No	1:09	School Bus	Camaraderie
Ben Barber	Jimmie Green	Robotic Club	Dallas-Dealey Montessori Academy	Nov. 5, 2022	0	12	No	1:06	School Bus	Tech challenge
Frontier	Ben Borneman	9th Grade	Fort Worth-Zoo	Nov. 8, 2022	1	100	Yes	1:16	School Bus	Launch event for fall PBL related to building zoo enclosures

STUDENT TRAVEL - DAY TRIPS

Smith	Kristin Dockan	2nd Grade	Mansfield-Legacy High School	Nov. 9, 2022	0	124	No	1:22	School Bus	Storebook Theatre
Ben Barber	Jocqui Baker-Roberson	ProStart Restaurant Management Team	Dallas-Centennial Hall, Fair Park	Nov. 9, 2022	1	5	No	1:05	Ag truck/Suburban	Compete in World Food Championship
Ben Barber	Chanelle Davis Roberts	FFA	Arlington-Dan Dipert CTE Center	Nov. 9, 2022	1	42	No	5:42	School Bus	Competition
Summit	Carlos Diaz	AP Spanish	Dallas-SMU Meadows Museum	Nov. 9, 2022	1	25	No	1:13	School Bus	Bring awareness to Hispanic artworks
Holt	Jill Lawson	1st Grade	Dallas-Heritage Village	Nov. 10, 2022	1	75	No	1:03	School Bus	Educational
Ponder	Victoria Faz	3rd Grade	Dallas-Perot Museum	Nov. 10, 2022	1	132	No	1:07	School Bus	Exploring science and math
Anderson	Mary Pleasant	2nd Grade	Fort Worth-Museum of Science and History	Nov. 10, 2022	1	68	Yes	1:06	School Bus	Noble Planetarium, Innovation Studios, and high tech interactive exhibit
McKinzey	Reondra Johnson	8th Grade STEM	Mansfield-Ben Barber	Nov. 10, 2022	1	140	Yes	1:12	School Bus	Tour Ben Barber to explore high school programs
Holt	Kris Shortes	2nd Grade	Fort Worth-Aviation Museum	Nov. 10, 2022	1	81	No	1:04	School Bus	Flight and motion, weather and earth science, and aircraft design (STEM)
Martinez	Particia Londono	6th Grade STEM	Mansfield-MISD sStudent Nutrition	Nov. 14, 2022	1	0.75	Yes	1:20	School Bus	Project based learning on nutrition
Ponder	Lisa Schwarzer	2nd Grade	Fort Worth-Zoo	Nov. 15, 2022	1	100	No	0:00	School Bus	Animal habitats, activity, foods, and behaviors
Summit	Christine Taylor	TAFE	Stephenville-Tarleton State University	Nov. 16, 2022	1	19	No	3:19	District Suburbans	Competition
Worley	Lillian Fernandez	AP Spanish IV	Dallas-SMU Meadows Museum of Art	Nov. 17, 2022	1	9	Yes	1:15	School Bus	Exhibitions: <i>Masterpiece in Residence & A Dialogue</i>
Jobe	Maria Crawford	AP Spanish IV	Dallas-SMU Meadows Museum of Art	Nov. 17, 2022	1	27	Yes	1:15	School Bus	Exhibitions: <i>Masterpiece in Residence & A Dialogue</i>
Lake Ridge	Cara Cook	Thespians Society/Drama Club	Grapevine-Gaylord Texan Hotel	Nov. 18, 2022	1	5	No	1:02	MISD fleet vehicle	Competition, professional development, and workshops
Orr	Jacklyn Menoz	201	Dallas-Perot Museum	Nov. 28, 2022	1	10	Yes	1:01	School Bus	Educational-hands on science
Summit	Michael Santanello	Academic Decathlon	Mansfield-Lake Ridge High School	Nov. 29, 2022	1	11	No	2:11	Students go directly to Lake Ridge	Prep for regional tournament in January

STUDENT TRAVEL - DAY TRIPS

Norwood	Shellie Vansa	1st Grade	Fort Worth-Casa Manana	Dec. 1, 2022	0.5	125	Yes	1:15	School Bus	Understanding story comprehension, author's purpose, difference between text and visual performance
Summit	Kip Briggs	JROTC	Fort Worth-TCU	Dec. 5, 2022	1	40	No	2:40	School Bus	Visual of college campus
McKinzey	Halie Hall	8th Grade STEM	The Colony-Andretti Indoor Karting and Games	Dec. 6, 2022	1	150	Yes	1:09	School Bus	Observe attractions and notice a lack of accessibility features for various physical and cognitive disabilities
Wester	Sydnyy Mosby	SPED Community Based Outing	fort Wroth-Science and History Museum	Dec. 6, 2022	1	5	No	3:02	Suburban	Locate exits, problem solving, crossing the street, appropriate interaction with others, seek assistance, ask for help, and use of appropriate social interactions with community (please, thank you, excuse me, etc.)
Jones	Katlin Jackson	GT Program	Dallas- Perot Museum	Dec. 8, 2022	1	20	No	1:04	School Bus	Support classroom learning
Wester	Sharon Hallmark	Theatre OAP	Mansfield-Timberview High School	Dec. 9, 2022	0.5	25	No	1:25	School Bus	UIL OAP rehearsal
Morris	Jackie Franco	2nd Grade	Fort Worth-Science and History Museum	Dec. 9, 2022	1	120	No	1:10	School Bus	The exploration of matter
Norwood	Shellie Vansa	Fine Arts Academy Student	Fort Worth-Log Cabin Village	Dec. 13, 2022	1	81	No	1:11	School Bus	History
Tarver-Rendon	Victoria Alvarado	4th Grade	Fort Worth Museum of Science and History	Dec. 15, 2022	1	88	No	1:20	School Bus	Student learning
Tipps	Nancy Jones	2nd Grade	Dallas-Children's Aquarium	Dec. 15, 2022	1	100	No	1:03	School Bus	Hands-on interactive exhibits
Ponder	Richard Sabando	ECHO - 4th Grade	Austin-State Capitol, Bullock Museum, and Texas State Cemetery	Dec. 15, 2022	1	80	Yes	1:04	Charter Coach	Enrich objectives learned in social studies Texas history
Morris	Stacie Bates	Student Council	Arlington-UTA College Park Center	Feb. 2, 2023	1	12	No	1:06	School Bus	Leadership
McKinzey	Savana Hughey	Orchestra	Fort Worth-Bass Performance Hall	Mar. 9, 2023	1	93	No	1:10	School Bus	Open rehearsal to see Gil Shaham (violinist) rehearse

STUDENT TRAVEL - DAY TRIPS

Martinez	Savana Hughey	Orchestra	Fort Worth-Bass Performance Hall	Mar. 9, 2023	1	17	No	1:10	School Bus	Open rehearsal to see Gil Shaham (violinist) rehearse
Morris	Jackie Franco	2nd Grade	Mansfield-Performing Arts Center	Mar. 30, 2023	0.5	118	No	1:20	School Bus	Fine Arts

OVERNIGHT OUT OF STATE TRAVEL

School	Trip Coordinator	Group	Location	Dates of Trip	School Days Missed	Number of Students	Is an Admin. Attending	Adult to Student Ratio	Mode of Transportation	Purpose of Trip
Timberview	Kit Kyle Martin	Girls Varsity Basketball	Austin, TX- Austin Westlake High School	Nov. 9-12, 2022	2	18	Yes	1:09	Rental Van	Be-YOUtiful Tournament
Legacy	Kenna Cavnar	Legacy High School Parent Alumni Group	San Marcos, TX- Embassy Suites Conference Center	Nov. 11-13, 2022	0	8	No	1:08	School Bus	Leadership training- students will be presenting to Mid-Level Councils
Mansfield	Brooke Brittain	Girls Basketball	, TX- Katy High School	Nov. 30- Dec. 3, 2022	2	19	No	1:10	Charter Coach	Competition
Legacy	Michelle Morris	Girls Basketball	Georgetown, TX- Georgetown High School	Dec. 1-3, 2022	2	15	Yes	1:07	Suburban	Compete outside of DFW area
Legacy	Cornelius Mitchel	Boys Basketball	Springfield, Missouri-	Dec. 7-10, 2022	2	15	No	1:07	Charter Coach	Bond, enhance high school experience, platform that provides notoriety to college coaches
Summit	Edmund Prichett	Boys Basketball	Waco, TX-	Dec. 28-30, 2022	0	20	No	1:07	School Bus	Tournament
Timberview	Ekena Hawkins	Drill Team	Houston, TX- Marriott Marquis Hotel	Jan. 4-7, 2023	0	1	No	1:02	District Suburban	TDEA All-State Drill Team Convention
Legacy	Brooke Parlin	Drill Team	Houston, TX- Marriott Marquis Hotel	Jan. 4-7, 2023	0	1	No	1:02	District Suburban	TDEA All-State Drill Team Convention
Mansfield	Alexandria Thomas	Drill Team	Houston, TX- Marriott Marquis Hotel	Jan. 4-7, 2023	0	1	No	1:02	District Suburban	TDEA All-State Drill Team Convention
Frontier	Ben Borneman	10th Grade FSA	Houston & Galveston, TX- Various Venues including Moody Gardens, Rice University, etc.	Mar. 1-3, 2023	3	80	Yes	1:16	Charter Coach	PBL launch for spring semester
Lake Ridge	Brad Bonebrake	Band	Orlando, FL-Walt Disney World and Universal Studios	Mar. 8-13, 2023	2	45	Yes	1:08	Air	Disney Performing Arts Workshop, <i>You're Instrumental</i>

OVERNIGHT OUT OF STATE TRAVEL

Summit	Carlos Diaz	AVID	Houston, TX- PVAMU, SHSU, Trinity U, TSU and University of Houston	Mar. 23-24, 2023	2	50	Yes	1:10	Charter Coach	AVID CCI & AVID Curriculum
Martinez	Patricia Londono	STEM 5th & 6th Grade	Houston, TX- Space Center	Mar. 28-29, 2023	2	100	Yes	1:03	Charter Coach	Real-world interaction with future and history of space exploration
Timberview	Rebekah Morrison	Girls Track & Field	Austin, TX-Mike Meyers Stadium	Mar. 31- Apr. 1, 2023	1	10	No	1:10	School Bus	Competition
Frontier	Ben Borneman	9th Grade FSA	San Antonio, TX- Sea World, Morgan's Wonderland	Apr. 6-5, 2023	2	95	Yes	1:15	Charter Coach	PBL launch for spring semester
Frontier	Ben Borneman	9th Grade FSA	San Antonio, TX- Sea World, Morgan's Wonderland	Apr. 12-15, 2023	2	95	Yes	1:15	Charter Coach	PBL launch for spring semester

DATE: November 15, 2022
TO: Dr. Kimberley Cantu
Superintendent
FROM: Dr. Jennifer Stoecker
Assistant Superintendent/HR
RE: **RESIGNATIONS**

RESIGNATIONS:

NAME: Abhash, Shrestha
ASSIGNMENT: Coordinator of Multimedia & Marketing/Communications Dept.
EXPERIENCE: 3 Years/2 with MISD
REASON: Resigning/Personal
EFFECTIVE DATE: November 4, 2022

NAME: Cibotti, Tiffani
ASSIGNMENT: ELA Teacher/Cross Timbers IS
EXPERIENCE: 12 Years/1 with MISD
REASON: Resigning/Health or family circumstances
EFFECTIVE DATE: October 14, 2022

NAME: Merryfield, Kim
ASSIGNMENT: Assessment & Accountability Specialist/Curriculum Dept.
EXPERIENCE: 28 Years/23 with MISD
REASON: Resigning/Promotion in another district
EFFECTIVE DATE: November 4, 2022



Resignation Reason Summary - 11/15/2022

Reason	Professionals	Para-professionals	Totals
Career Change	0	2	2
Health/Family Circumstances	1	3	4
Mid Year Hire	0	0	0
Promotion in another district	1	0	1
Relocating	0	0	0
Retiring	0	0	0
Job did not meet expectations	0	2	2
Compensation	0	3	3
Personal	1	1	2
Supervisor/Employee Relations	0	1	1
Limited Promotion Opportunity	0	2	2
Totals	3	14	17


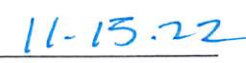
* Reasons given on their exit forms



DATE: November 15, 2022
TO: Dr. Kimberley Cantu
Superintendent
FROM: Dr. Jennifer Stoecker
Assistant Superintendent of Human Resource Services
RE: NEW HIRES/TRANSFERS

**NEW-HIRES/
TRANSFERS:**

NAME:	Alexander, Mattie
ASSIGNMENT:	6 th Grade Science Teacher/Donna Shepard IS
EXPERIENCE:	7 Years
DEGREE:	Bachelor's/Southwestern Assemblies of God University
START DATE:	November 16, 2022

 _____ Dr. Kimberley Cantu Superintendent	 _____ Date
---	--

DATE: November 9, 2022
TO: Dr. Kimberley Cantu
Superintendent
FROM: Dr. Jennifer Stoecker
Assistant Superintendent of Human Resource Services
RE: NEW HIRES/TRANSFERS

**NEW-HIRES/
TRANSFERS:**

NAME: Leggett, Tanner
ASSIGNMENT: Science Teacher/Mansfield HS
EXPERIENCE: 1 Year
DEGREE: Bachelor's/North Carolina State University
START DATE: November 14, 2022

NAME: Sum, Suan
ASSIGNMENT: 6th Grade Math Teacher/Donna Shepard IS
EXPERIENCE: 0 Years
DEGREE: Bachelor's/University of Texas at Arlington
START DATE: November 14, 2022

Kimberley Cantu 11.9.22
Dr. Kimberley Cantu Date
Superintendent

DATE: November 7, 2022
TO: Dr. Kimberley Cantu
Superintendent
FROM: Dr. Jennifer Stoecker
Assistant Superintendent of Human Resource Services
RE: NEW HIRES/TRANSFERS

**NEW-HIRES/
TRANSFERS:**

NAME:	Rowland Gonzalez, Elizabeth
ASSIGNMENT:	3 rd Grade Teacher/JL Boren ES
EXPERIENCE:	16 Years
DEGREE:	Master's/Lamar University
START DATE:	November 9, 2022

 _____ Dr. Kimberley Cantu Superintendent	 _____ Date
---	--

* Years of experience are self-reported and verified upon receipt of service records.

DATE: November 2, 2022
TO: Dr. Kimberley Cantu
Superintendent
FROM: Dr. Jennifer Stoecker
Assistant Superintendent of Human Resource Services
RE: **NEW HIRES/TRANSFERS**

**NEW-HIRES/
TRANSFERS:**

NAME:	Brooks, Ebeni
ASSIGNMENT:	Registered Nurse/Summit HS
EXPERIENCE:	6 Years
DEGREE:	Nursing Degree/Rasmussen College of Nursing
START DATE:	November 7, 2022


	<u>11.2.22</u>
Dr. Kimberley Cantu Superintendent	Date

DATE: October 26, 2022
TO: Dr. Kimberley Cantu
Superintendent
FROM: Dr. Jennifer Stoecker
Assistant Superintendent of Human Resource Services
RE: NEW HIRES/TRANSFERS

**NEW-HIRES/
TRANSFERS:**

NAME: Boulter, Norma
ASSIGNMENT: 1st Grade Teacher/Thelma Jones ES
EXPERIENCE: 12 Years
DEGREE: Bachelor's/University of Texas at Tyler
START DATE: October 28, 2022

NAME: Peterson, Ronnisha
ASSIGNMENT: SpEd Co-Teacher/Della Icenhower IS
EXPERIENCE: 4 Years
DEGREE: Master's/University of North Texas
START DATE: October 28, 2022



Dr. Kimberley Cantu
Superintendent

10.26.22
Date



Executive Program Summary November 2022

This report outlines, at an executive review level, the progress planned by the Construction Program Supervisor through November 2022 and key activities planned for December 2022.

OVERVIEW

The next phase of projects included six Elementary Schools, four Intermediate Schools and three Middle Schools. The GMP contract was approved at the April 2021 board meeting. The remaining scope for these projects began the end of May 2021. The six Elementary Schools are complete, and the four Intermediate Schools are complete. The three Middle Schools work was complete on July 31, 2022. Punchlist and warranty items have been addressed. The closeouts were delivered and MISD is reviewing the documentation. The deductive change order was approved at the September Board meeting.

The Administration Complex Project is complete. Punchlist and warranty items are complete. Closeout documentation is currently in progress. The final deductive change order was approved at the July 2022 Board meeting.

The Kenneth Davis Elementary School Fine Arts Academy Renovation contract was approved at the May 2022 board meeting. Construction began the first of June with a scheduled completion date of November 15, 2022.

The Cross Timbers Intermediate School Fine Arts Academy Renovation contract was approved at the May 2022 board meeting. Construction began the first of June with a scheduled completion date of December 28, 2022.

The Willie Pigg Auditorium Renovations contract was approved at the June 2022 board meeting. Construction began immediately following all approvals. We are still waiting on audio-visual equipment, but the stage extension is complete.

The Alma Martinez Intermediate School Play Court Addition was reviewed and the contract was approved at the June 2022 board meeting. Construction began this month and should be complete by November 30, 2022.

The district wide BDA (bi-directional antennas) project has begun. The contract was approved at the August board meeting. Construction will begin in November 2022 and this will be complete in May 2023.

SCHEDULE:

The Report for each project is attached herewith.

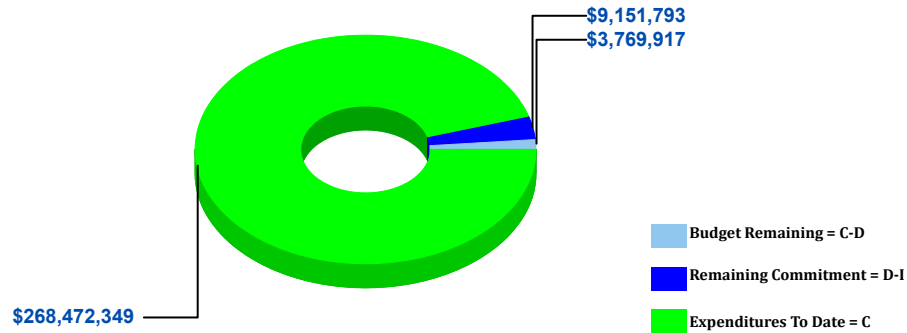
BUDGET:

The Program Report Summary of expenditures is attached herewith.

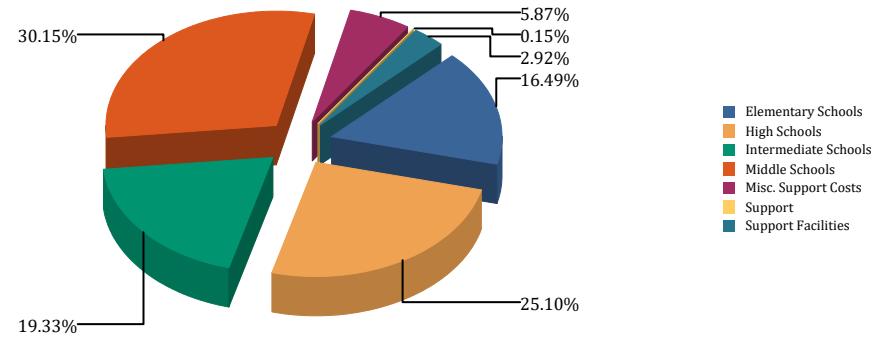


Purchase Order	ORG	SCHOOL NAME	GMP			Final Closeout - General Contractor				Audit		
			Budget	Total Billed To Date	Balance	Retainage	Sub. Comp. Date	General Contractor	Closeout Date	Closeout Documents Needed	Status	Documents Requested
NEW SCHOOLS												
9581900105	128	Brenda Norwood ES	\$28,777,237.42	\$28,777,237.42	\$0.00	Paid	4/14/2021	Lee Lewis Construction	Jan-22	COMPLETE	COMPLETE	COMPLETE
9581900105	208	Alma Martinez IS	\$40,499,472.77	\$40,499,472.77	\$0.00	Paid	4/14/2021	Lee Lewis Construction	Jan-22	COMPLETE	COMPLETE	COMPLETE
9581900079	047	Charlene McKinzey MS	\$53,830,730.29	\$53,830,730.29	\$0.00	Paid	3/22/2021	Pogue Construction	Jan-22	COMPLETE	COMPLETE	COMPLETE
MACs & Building Renovations												
9581900072	007	Lake Ridge HS	\$7,594,982.00	\$7,594,982.00	\$0.00	Paid	Mac & Reno 6/12/20	Pogue Construction	Dec-21	COMPLETE	COMPLETE	COMPLETE
	005	Legacy HS	\$8,776,222.00	\$8,776,222.00	\$0.00	Paid	Mac & Reno 6/12/20	Pogue Construction	Dec-21	COMPLETE	COMPLETE	COMPLETE
	003	Mansfield HS	\$10,224,091.00	\$10,224,091.00	\$0.00	Paid	Mac & Reno 6/12/20	Pogue Construction	Dec-21	COMPLETE	COMPLETE	COMPLETE
	004	Timberview HS	\$8,569,205.00	\$8,569,205.00	\$0.00	Paid	Mac & Reno 6/12/20	Pogue Construction	Dec-21	COMPLETE	COMPLETE	COMPLETE
9581900073	002	Summit HS MAC & Renovation	\$23,846,289.71	\$23,846,289.71	\$0.00	Paid	Mac 6/12/20 Reno 8/12/20	Lee Lewis Construction	Dec-21	COMPLETE	COMPLETE	COMPLETE
Phase 2 Howard/Timbers/Phoenix Renovations												
9582000015	042	T.A. Howard MS	\$4,734,011.53	\$4,734,011.53	\$0.00	Paid	8/3/2020	Lee Lewis Construction	Oct-21	COMPLETE	COMPLETE	COMPLETE
9581900182	202	Cross Timbers IS	\$1,077,919.17	\$1,077,919.17	\$0.00	Paid	1/3/2020	Lee Lewis Construction	Oct-21	COMPLETE	COMPLETE	COMPLETE
9581900182	006	The Phoenix Academy	\$1,910,079.06	\$1,910,079.06	\$0.00	Paid	1/6/2020	Lee Lewis Construction	Oct-21	COMPLETE	COMPLETE	COMPLETE
Phase 2 Worley/Wester/Police & Tech Renovations												
9581900156	041	Rogene Worley MS	\$4,870,825.00	\$4,870,825.00	\$0.00	Paid	6/18/2020	Pogue Construction	Sep-21	COMPLETE	COMPLETE	COMPLETE
	043	Brooks Wester MS	\$7,207,197.00	\$7,207,197.00	\$0.00	Paid	6/18/2020	Pogue Construction	Sep-21	COMPLETE	COMPLETE	COMPLETE
	952	Police & Technology	\$1,511,978.00	\$1,511,978.00	\$0.00	Paid	12/18/2019	Pogue Construction	Sep-21	COMPLETE	COMPLETE	COMPLETE
Middle Schools Athletic Lights												
	042	T.A. Howard MS	\$384,889.00	\$384,889.00	\$0.00	Paid	5/15/2020	Groves Electrical	Dec-20	COMPLETE	N/A	N/A
	044	Danny Jones MS	\$374,328.00	\$374,328.00	\$0.00	Paid	5/15/2020	Groves Electrical	Dec-20	COMPLETE	N/A	N/A
	045	James Coble MS	\$372,044.00	\$372,044.00	\$0.00	Paid	5/15/2020	Groves Electrical	Dec-20	COMPLETE	N/A	N/A
	046	Linda Jobe MS	\$370,917.00	\$370,917.00	\$0.00	Paid	5/15/2020	Groves Electrical	Dec-20	COMPLETE	N/A	N/A
SHW Schools PKG 2 Renovations												
9582000057	119	Janet Brockett ES	\$220,754.07	\$220,754.07	\$0.00	Paid	8/24/2020	Lee Lewis Construction	Dec-21	COMPLETE	COMPLETE	COMPLETE
	122	Louise Cabaniss ES	\$213,091.30	\$213,091.30	\$0.00	Paid	8/24/2020	Lee Lewis Construction	Dec-21	COMPLETE	COMPLETE	COMPLETE
	120	Anna May Daulton ES	\$378,640.85	\$378,640.85	\$0.00	Paid	8/24/2020	Lee Lewis Construction	Dec-21	COMPLETE	COMPLETE	COMPLETE
	118	Mary Jo Sheppard ES	\$223,453.07	\$223,453.07	\$0.00	Paid	8/24/2020	Lee Lewis Construction	Dec-21	COMPLETE	COMPLETE	COMPLETE
	121	Cora Spencer ES	\$223,453.07	\$223,453.07	\$0.00	Paid	8/24/2020	Lee Lewis Construction	Dec-21	COMPLETE	COMPLETE	COMPLETE
Donna Shepard Intermediate Renovations												
9582000040	204	Donna Shepard IS	\$3,929,723.76	\$3,929,723.76	\$0.00	Paid	8/13/2020	Lee Lewis Construction	Nov-21	COMPLETE	COMPLETE	COMPLETE
9582000063	981	Newsom Stadium Roof Overlay	\$237,114.00	\$237,114.00	\$0.00	Paid	8/13/2020	Lee Lewis Construction	Nov-21	COMPLETE	COMPLETE	COMPLETE
Newsom Stadium & Weems Natatorium												
9582100183	981	Vernon Newsom Stadium	\$ 242,267.82	\$ 242,267.82	\$0.00	Paid	8/1/2021	Lee Lewis Construction	Feb-22	COMPLETE	N/A	N/A
9582000060	982	Debbie Weems Natatorium	\$ 1,341,570.63	\$ 1,341,570.63	\$0.00	Paid	8/14/2020	Lee Lewis Construction	Oct-21	COMPLETE	N/A	N/A
9581800334		Natatorium HVAC Replacement	\$ 1,411,145.00	\$ 1,411,145.00	\$0.00	Paid	10/31/2018	Infinity Contractors	Feb. 19	COMPLETE	N/A	N/A
PBK Schools PKG 1 Renovations												
9582000046	117	Thelma Jones ES	\$ 483,142.40	\$ 483,142.40	\$0.00	Paid	8/6/2020	Lee Lewis Construction	Dec-21	COMPLETE	COMPLETE	COMPLETE
	113	Erma Nash ES	\$ 524,877.52	\$ 524,877.52	\$0.00	Paid	8/6/2020	Lee Lewis Construction	Dec-21	COMPLETE	COMPLETE	COMPLETE
	116	Martha Reid ES	\$ 210,012.80	\$ 210,012.80	\$0.00	Paid	8/6/2020	Lee Lewis Construction	Dec-21	COMPLETE	COMPLETE	COMPLETE
	115	Roberta Tipps ES	\$ 497,145.08	\$ 497,145.08	\$0.00	Paid	8/6/2020	Lee Lewis Construction	Dec-21	COMPLETE	COMPLETE	COMPLETE
	114	Elizabeth Smith ES	\$ 240,308.31	\$ 240,308.31	\$0.00	Paid	8/6/2020	Lee Lewis Construction	Dec-21	COMPLETE	COMPLETE	COMPLETE
Phase 3 Renovations												
9582100150	038	Frontier HS @ BBIA	\$ 471,593.00	\$ 471,593.00	\$0.00	Paid	10/15/2021	Lee Lewis Construction	Feb-22	COMPLETE	N/A	N/A
	987	Center for Performing Arts	\$ 508,097.00	\$ 508,097.00	\$0.00	Paid	7/31/2021	Lee Lewis Construction	Feb-22	COMPLETE	N/A	N/A
			\$ 979,690.00	\$ 979,690.00								
Huckabee Schools Renovations												
9582100172	123	Carol Holt	\$22,894.65	\$20,740.88	\$2,153.77	\$1,037.04	8/15/2021	Lee Lewis Construction	Oct-22	COMPLETE	N/A	N/A
	103	Tarver Rendon	\$22,894.65	\$20,740.88	\$2,153.77	\$1,037.04	8/15/2021	Lee Lewis Construction	Oct-22	COMPLETE	N/A	N/A
	101	Alice Ponder	\$22,894.65	\$22,683.91	\$210.74	\$1,134.20	8/15/2021	Lee Lewis Construction	Oct-22	COMPLETE	N/A	N/A
	105	J.L. Boren	\$22,894.65	\$20,740.88	\$2,153.77	\$1,037.04	8/15/2021	Lee Lewis Construction	Oct-22	COMPLETE	N/A	N/A
SHW Schools Renovations												
9582100172	126	Nancy Neal ES	\$22,894.65	\$16,204.37	\$6,690.28	\$810.22	8/15/2021	Lee Lewis Construction	Oct-22	COMPLETE	N/A	N/A
	125	Judy K. Miller ES	\$22,894.65	\$16,204.37	\$6,690.28	\$810.22	8/15/2021	Lee Lewis Construction	Oct-22	COMPLETE	N/A	N/A
Middle Schools Renovations												
9582100172	045	James Coble MS	\$680,648.09	\$600,320.70	\$80,327.39	\$30,016.03	7/31/2022	Lee Lewis Construction	Oct-22	COMPLETE	N/A	N/A
	046	Linda Jobe MS	\$118,584.45	\$79,255.31	\$39,329.14	\$3,962.77	7/31/2022	Lee Lewis Construction	Oct-22	COMPLETE	N/A	N/A
	044	Danny Jones MS	\$326,382.03	\$226,694.47	\$99,687.56	\$11,334.72	7/31/2022	Lee Lewis Construction	Oct-22	COMPLETE	N/A	N/A
Intermediate Schools Renovations												
9582100172	205	Della Icenhower IS	\$203,827.79	\$150,823.08	\$53,004.71	\$7,541.15	7/15/2022	Lee Lewis Construction	Oct-22	COMPLETE	N/A	N/A
	206	Mary Lillard IS	\$26,699.43	\$23,817.51	\$2,881.92	\$1,190.88	7/15/2022	Lee Lewis Construction	Oct-22	COMPLETE	N/A	N/A
	201	Mary Orr IS	\$388,207.31	\$314,269.19	\$73,938.12	\$15,713.46	7/15/2022	Lee Lewis Construction	Oct-22	COMPLETE	N/A	N/A
Additional Projects -												
9582200106		3 MS CAT 6 Cabling (Coble, Jobe & Jones)	\$655,694.72	\$54,534.89	\$601,159.83	\$0.00	3/31/2022	Office Technology Systems	Feb-23	OTS: Working on Closeouts	N/A	N/A
9582200104	111	Ken Davis Fine Arts Academy	\$1,330,972.00	\$580,621.00	\$750,351.00	\$30,559.00	11/15/2022	Authers Building Group	Feb-23	ABG: Working on Closeouts	N/A	N/A
9582200099	202	Cross Timbers Fine Arts Academy	\$1,637,333.00	\$501,365.35	\$1,135,967.65	\$26,387.65	12/29/2022	Phillips May Corporation	Feb-23	PMC: Working on Closeouts	N/A	N/A
9582200110	983	Willie Pigg Auditorium	\$548,333.00	\$379,754.90	\$168,578.10	\$19,987.10	7/25/2022	Phillips May Corporation	Feb-23	PMC: Working on Closeouts	N/A	N/A
9582200011	970	Administration Complex	\$841,225.53	\$799,164.25	\$42,061.28	\$42,061.28	3/31/2022	Lee Lewis Construction	Oct-22	COMPLETE	N/A	N/A
9582200109	208	AMIS Outdoor Bball Court	\$270,333.00	\$270,333.00	\$0.00		7/29/2022	Phillips May Corporation	Nov-22	PMC: Working on Closeouts	N/A	N/A
		District BDA Project	\$4,403,292.00	\$4,403,292.00	\$0.00		5/31/2023	Motorola Solutions	Aug-23	MSI: Working on Closeouts	N/A	N/A
9582200021	981	Newsom Stadium DDC	\$213,134.00	\$213,134.00	\$0.00	Paid	2/1/2022	Lee Lewis Construction	Mar-22	COMPLETE	N/A	N/A
9582200010		4 ES DDC Upgrade (Coble, Jobe & Jones)	\$923,292.31	\$923,292.31	\$0.00	Paid	2/1/2022	Lee Lewis Construction	Mar-22	COMPLETE	N/A	N/A

Program Budget/Cost Status



Value of Projects by Type



BUDGET			COST COMMITMENTS				EXPENDITURES	
A	B	C=A+B	D	E	G=D+E	H=C-G	I	J=I/C

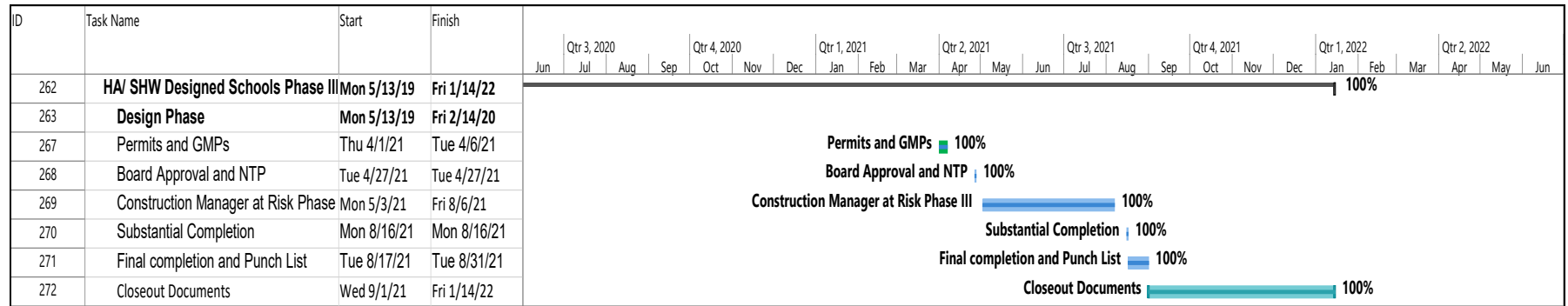
Description	Original Budget	Budget Changes	Current Budget	Committed Cost	Forecasted Additional Commitments	Projected Commitments	Projected (Over) / Under	Expenditures To Date	% Expended
Elementary Schools									
Alice Ponder ES	\$356,242	(\$18,215)	\$338,027	\$297,436	\$43,600	\$341,036	(\$3,009)	\$239,886	70.97%
Tarver Rendon ES	\$356,242	(\$43,804)	\$312,438	\$301,662	\$10,776	\$312,438	\$0	\$244,280	78.19%
J.L. Boren ES	\$356,242	(\$60,662)	\$295,580	\$295,580	\$1,244	\$296,824	(\$1,244)	\$235,885	79.80%
Charlotte Anderson ES	\$0	\$60,568	\$60,568	\$60,568	\$0	\$60,568	\$0	\$5,945	9.82%
Glenn Harmon ES	\$149,211	\$114,572	\$263,783	\$263,783	\$0	\$263,783	\$0	\$206,847	78.42%
D.P. Morris ES	\$839,120	(\$69,804)	\$769,316	\$769,316	\$0	\$769,316	\$0	\$719,147	93.48%
Willie Brown ES	\$873,350	(\$150,471)	\$722,879	\$722,879	\$0	\$722,879	\$0	\$722,879	100.00%
Kenneth Davis ES	\$664,060	\$298,445	\$962,505	\$2,314,605	\$20,717	\$2,335,322	(\$1,372,817)	\$1,519,406	157.86%
Imogene Gideon ES	\$664,060	\$167,022	\$831,082	\$830,392	\$2,686	\$833,078	(\$1,996)	\$777,909	93.60%
Erma Nash ES	\$1,231,296	(\$53,717)	\$1,177,579	\$967,528	\$210,052	\$1,177,579	\$0	\$908,201	77.12%
Elizabeth Smith ES	\$711,004	(\$25,337)	\$685,667	\$671,929	\$13,738	\$685,667	\$0	\$618,718	90.24%
Roberta Tipps ES	\$1,078,730	(\$47,578)	\$1,031,152	\$961,718	\$69,434	\$1,031,152	\$0	\$905,449	87.81%
Martha Reid ES	\$711,004	(\$97,585)	\$613,419	\$603,123	\$10,296	\$613,419	\$0	\$548,954	89.49%
Thelma Jones ES	\$1,122,740	(\$134,459)	\$988,281	\$918,971	\$69,310	\$988,281	\$0	\$865,829	87.61%
Mary Jo Sheppard ES	\$736,430	(\$91,169)	\$645,261	\$634,602	\$10,659	\$645,261	\$0	\$580,356	89.94%
Janet Brockett ES	\$743,276	(\$104,876)	\$638,400	\$617,782	\$20,618	\$638,400	\$0	\$561,481	87.95%
Anna May Daulton ES	\$947,678	(\$117,119)	\$830,559	\$788,594	\$41,965	\$830,559	\$0	\$733,601	88.33%
Cora Spencer ES	\$711,004	(\$63,377)	\$647,627	\$636,968	\$10,659	\$647,627	\$0	\$582,799	89.99%
Louise Cabaniss ES	\$742,298	(\$117,809)	\$624,489	\$614,324	\$10,165	\$624,489	\$0	\$562,373	90.05%
Carol Holt ES	\$711,004	(\$75,239)	\$635,765	\$620,416	\$16,273	\$636,689	(\$924)	\$616,852	97.03%
Annette Perry ES	\$1,603,914	(\$379,644)	\$1,224,270	\$1,224,270	\$0	\$1,224,270	\$0	\$1,224,270	100.00%
Judy K. Miller ES	\$526,162	(\$183,455)	\$342,707	\$317,172	\$25,535	\$342,707	\$0	\$254,767	74.34%
Nancy Neal ES	\$553,546	\$7,266	\$560,812	\$554,881	\$6,949	\$561,830	(\$1,018)	\$499,383	89.05%
Dr. Sarah Jandrucko	\$0	\$47,632	\$47,632	\$47,632	\$0	\$47,632	\$0	\$0	0.00%
Brenda Norwood Elementary School	\$28,569,496	\$2,596,000	\$31,165,496	\$32,573,997	\$8,884	\$32,582,881	(\$1,417,385)	\$32,340,214	103.77%

Description	BUDGET			COST COMMITMENTS				EXPENDITURES	
	A	B	C=A+B	D	E	G=D+E	H=C-G	I	J=I/C
	Original Budget	Budget Changes	Current Budget	Committed Cost	Forecasted Additional Commitments	Projected Commitments	Projected (Over) / Under	Expenditures To Date	% Expended
Elementary Schools	\$44,958,109	\$1,457,186	\$46,415,295	\$48,610,129	\$603,560	\$49,213,689	(\$2,798,394)	\$46,475,433	100.13%
High Schools									
Summit High School	\$28,299,132	(\$995,308)	\$27,303,824	\$27,114,905	\$395,982	\$27,510,887	(\$207,063)	\$26,881,970	98.45%
Mansfield High School	\$13,671,435	(\$1,806,281)	\$11,865,154	\$11,858,273	\$25,810	\$11,884,082	(\$18,928)	\$11,619,753	97.93%
Timberview High School	\$8,774,910	\$1,076,370	\$9,851,280	\$10,020,591	\$14,735	\$10,035,326	(\$184,046)	\$9,773,995	99.22%
Legacy High School	\$9,121,120	\$947,339	\$10,068,459	\$10,068,459	\$14,735	\$10,083,195	(\$14,735)	\$9,847,382	97.80%
Phoenix Academy	\$1,944,476	\$124,540	\$2,069,016	\$2,052,938	\$16,078	\$2,069,016	\$0	\$2,047,638	98.97%
Lake Ridge High School	\$8,112,806	\$683,114	\$8,795,920	\$8,878,920	\$17,597	\$8,896,517	(\$100,597)	\$8,614,559	97.94%
Frontier High School - BBIA	\$572,128	\$90,097	\$662,225	\$621,028	\$41,197	\$662,225	\$0	\$535,730	80.90%
High Schools	\$70,496,007	\$119,871	\$70,615,878	\$70,615,113	\$526,135	\$71,141,248	(\$525,370)	\$69,321,028	98.17%
Intermediate Schools									
Mary Orr Intermediate School	\$635,698	\$66,088	\$701,786	\$674,040	\$29,421	\$703,461	(\$1,675)	\$540,879	77.07%
Cross Timbers Intermediate	\$2,942,032	(\$481,276)	\$2,460,756	\$4,109,673	\$0	\$4,109,673	(\$1,648,917)	\$3,031,899	123.21%
Donna Shepard Intermediate School	\$3,395,866	\$1,093,402	\$4,489,268	\$4,426,695	\$62,573	\$4,489,268	\$0	\$4,365,303	97.24%
Della Icenhower Intermediate School	\$761,858	\$64,860	\$826,718	\$778,636	\$48,082	\$826,718	\$0	\$660,303	79.87%
Mary Lillard Intermediate School	\$575,062	\$67,001	\$642,063	\$611,587	\$30,475	\$642,063	\$0	\$541,950	84.41%
Asa Low Intermediate School	\$564,304	\$44,451	\$608,755	\$598,575	\$10,180	\$608,755	\$0	\$529,419	86.97%
Alma Martinez Intermediate School	\$49,597,757	(\$4,945,123)	\$44,652,634	\$46,663,454	\$270,333	\$46,933,787	(\$2,281,154)	\$45,835,922	102.65%
Intermediate Schools	\$58,472,577	(\$4,090,597)	\$54,381,980	\$57,862,661	\$451,064	\$58,313,725	(\$3,931,745)	\$55,505,674	102.07%
Middle Schools									
Rogene Worley Middle School	\$5,603,158	(\$877,241)	\$4,725,917	\$5,440,720	\$115,514	\$5,556,234	(\$830,317)	\$5,363,429	113.49%
T. A. Howard Middle School	\$5,050,592	\$733,413	\$5,784,005	\$5,647,998	\$136,007	\$5,784,005	\$0	\$5,642,500	97.55%
Brooks Wester Middle School	\$11,361,378	(\$3,906,997)	\$7,454,381	\$8,182,476	\$1,215	\$8,183,690	(\$729,310)	\$8,050,577	108.00%
Danny Jones Middle School	\$1,341,810	\$209,359	\$1,551,169	\$1,568,049	\$363	\$1,568,411	(\$17,243)	\$1,312,554	84.62%
James Coble Middle School	\$1,387,776	\$555,694	\$1,943,470	\$1,951,059	\$2,768	\$1,953,827	(\$10,357)	\$1,450,140	74.62%
Linda Jobe Middle School	\$1,275,306	\$22,052	\$1,297,358	\$1,300,631	\$2,406	\$1,303,037	(\$5,679)	\$987,977	76.15%
Charlene McKinzey Middle School	\$60,915,754	\$1,162,852	\$62,078,606	\$61,028,568	\$1,050,038	\$62,078,606	\$0	\$60,908,657	98.12%
Middle Schools	\$86,935,774	(\$2,100,867)	\$84,834,907	\$85,119,500	\$1,308,311	\$86,427,811	(\$1,592,905)	\$83,715,834	98.68%
Misc. Support Costs									
General/Construction Supervision	\$0	\$2,119,798	\$2,119,798	\$1,458,966	\$660,838	\$2,119,804	(\$7)	\$1,394,727	65.80%
Salaries	\$0	\$2,904,900	\$2,904,900	\$2,825,078	\$79,822	\$2,904,900	\$0	\$2,825,078	97.25%
Land Acquisition	\$0	\$0	\$0	\$0	\$0	\$0	\$0	\$0	0.00%
MISD Controlled Contingency Int.	\$0	\$3,852,400	\$3,852,400	\$0	\$3,852,400	\$3,852,400	\$0	\$0	0.00%
Bond Sale Costs	\$500,000	\$1,727,428	\$2,227,428	\$2,213,068	\$14,360	\$2,227,428	\$0	\$2,213,068	99.36%
MISD Leftover Project Funds	\$0	\$2,676,436	\$2,676,436	\$0	\$2,676,436	\$2,676,436	\$0	\$0	0.00%
MISD Controlled Contingency (1%)	\$2,500,000	\$250,000	\$2,750,000	\$0	\$2,750,000	\$2,750,000	\$0	\$0	0.00%
Misc. Support Costs	\$3,000,000	\$13,530,961	\$16,530,961	\$6,497,112	\$10,033,856	\$16,530,968	(\$7)	\$6,432,872	38.91%
Misc. Support Costs	\$3,000,000	\$13,530,961	\$16,530,961	\$6,497,112	\$10,033,856	\$16,530,968	(\$7)	\$6,432,872	38.91%
Support									
Admin Annex	\$0	\$410,090	\$410,090	\$410,090	\$0	\$410,090	\$0	\$217,449	53.02%
Support	\$0	\$410,090	\$410,090	\$410,090	\$0	\$410,090	\$0	\$217,449	53.02%
Support Facilities									
Transportation - Danny Griffin	\$14,180	\$47,286	\$61,466	\$61,707	\$0	\$61,707	(\$241)	\$12,801	20.83%
Warehouse - Danny Griffin	\$31,296	\$11,839	\$43,135	\$43,030	\$636	\$43,666	(\$531)	\$1,460	3.38%
Student Nutrition	\$32,329	\$135,460	\$167,789	\$168,789	\$0	\$168,789	(\$1,000)	\$80,743	48.12%

Description	BUDGET			COST COMMITMENTS				EXPENDITURES	
	A	B	C=A+B	D	E	G=D+E	H=C-G	I	J=I/C
	Original Budget	Budget Changes	Current Budget	Committed Cost	Forecasted Additional Commitments	Projected Commitments	Projected (Over) / Under	Expenditures To Date	% Expended
Facilities - Maintenance Complex	\$74,328	\$93,098	\$167,426	\$167,497	\$154	\$167,651	(\$225)	\$61,987	37.02%
Police & Technology	\$898,778	\$1,378,677	\$2,277,455	\$2,482,216	\$1,000	\$2,483,216	(\$205,761)	\$1,584,002	69.55%
Support Costs	\$4,075,000	(\$4,075,000)	\$0	\$0	\$0	\$0	\$0	\$0	0.00%
Administration Complex	\$831,296	\$166,939	\$998,235	\$952,159	\$49,964	\$1,002,123	(\$3,888)	\$908,881	91.05%
Vernon Newsom Stadium	\$972,128	\$15,002	\$987,130	\$848,550	\$138,580	\$987,130	\$0	\$751,492	76.13%
Debbie Weems Natatorium	\$2,853,674	(\$1,011,717)	\$1,841,957	\$1,639,535	\$202,422	\$1,841,957	\$0	\$1,591,319	86.39%
Willie Pigg Auditorium	\$777,506	(\$201,440)	\$576,066	\$1,124,399	\$0	\$1,124,399	(\$548,333)	\$960,358	166.71%
Sixth Avenue - Transportation	\$12,714	\$26,052	\$38,766	\$38,766	\$0	\$38,766	\$0	\$0	0.00%
Center for The Performing Arts	\$541,810	\$438,429	\$980,239	\$934,124	\$46,115	\$980,239	\$0	\$845,498	86.25%
Ron Whitson Agricultural Science Fa	\$22,494	\$42,790	\$65,284	\$48,765	\$16,519	\$65,284	\$0	\$5,518	8.45%
Support Facilities	\$11,137,533	(\$2,932,584)	\$8,204,949	\$8,509,538	\$455,390	\$8,964,927	(\$759,979)	\$6,804,058	82.93%
Grand Totals:	\$275,000,000	\$6,394,058	\$281,394,058	\$277,624,141	\$13,378,316	\$291,002,457	(\$9,608,399)	\$268,472,349	95.41%

**SHW & Huckabee Designed Elementary Schools (Org. Code 126, 125, 123, 103, 101 and 105)
 NEAL, MILLER, HOLT, RENDON, PONDER and BOREN ES**

Schedule Summary



Cost Summary

Contract Award Amount: \$137,368.00

Change Order: (\$ 9,712.93)

New Contract Amount \$ 127,655.07

Scope of Work

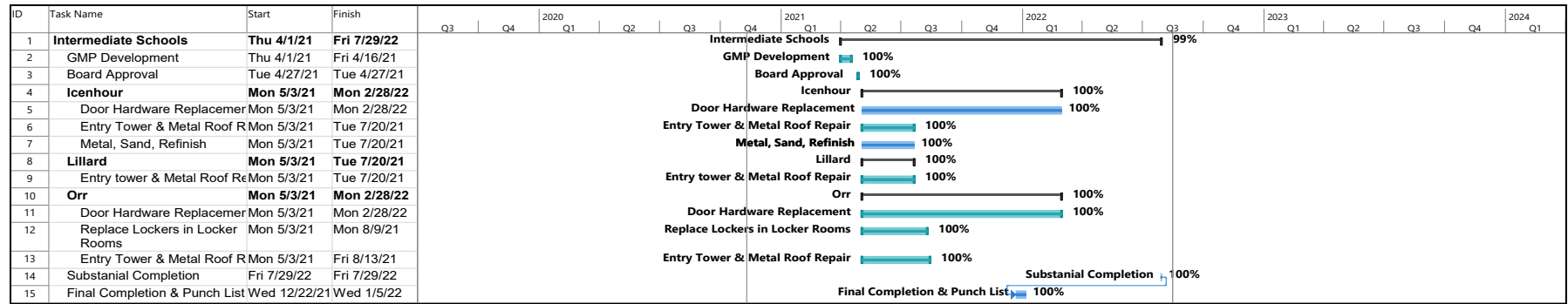
1. Convert Science Labs

Status Summary

1. Pre-construction meeting was held Monday, May 3. Construction began on May 28, 2021 and was complete August 10, 2021.
2. All electrical, plumbing, tile, painting, and millwork is complete with all six campuses receiving a classroom sink installation for a science lab.
3. The Huckabee punch list was provided to contractor, and the work completed.
4. The closeout documents have been received, and the MISD Bond Department is reviewing the as built drawings for accuracy.
5. Deductive Change Order No. 2 was approved at the September 2022 Board meeting.

**Intermediate Schools (Org. Code 205, 206 and 201)
 ICENHOWER, LILLARD and MARY ORR ISs**

Schedule Summary



Cost Summary

Contract Award Amount: \$ 618,734.00

Change Orders: (\$66,296.56)

Final Contract Amount \$ 552,437.44

Scope of Work

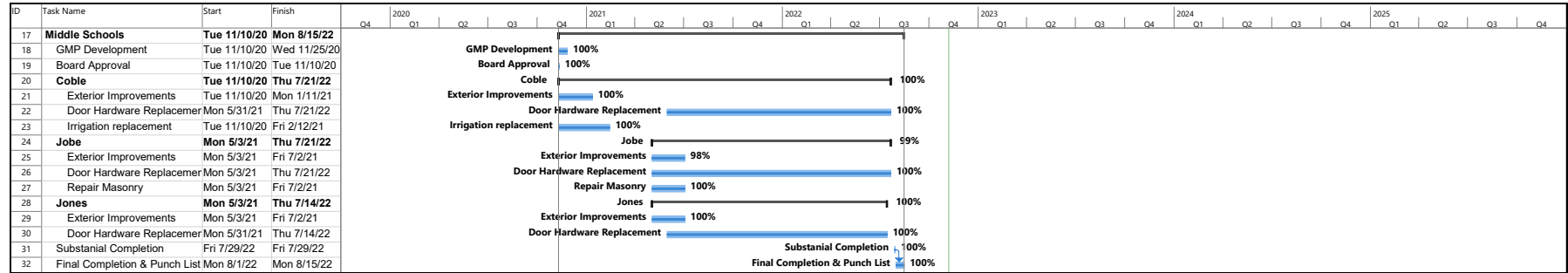
1. Replace lockers in locker rooms at Mary Orr IS.
2. Replace specified doors and hardware at Icenhower IS and Mary Orr IS.
3. Make exterior improvements at Icenhower, Lillard, and Mary Orr Intermediate Schools

Status Summary

1. Construction began on May 28, 2021.
2. The interior painting is complete. The entry towers and metal roofs have been repaired and painted for all three campuses.
3. The lockers at Mary Orr Intermediate School were installed August 2021.
4. Door hardware replacement is complete.
5. MISD has received and reviewed the closeout documents.
6. Change Order Number 2 was approved at the September 2022 Board meeting.

**Middle Schools (Org. Code 045, 046 and 044)
 COBLE, JOBE and JONES MSs**

Schedule Summary



Cost Summary

Contract Award Amount: \$1,139,763.00

Change Order: (\$172,828.55)

New Contract Amount \$ 966,9340.45

Scope of Work

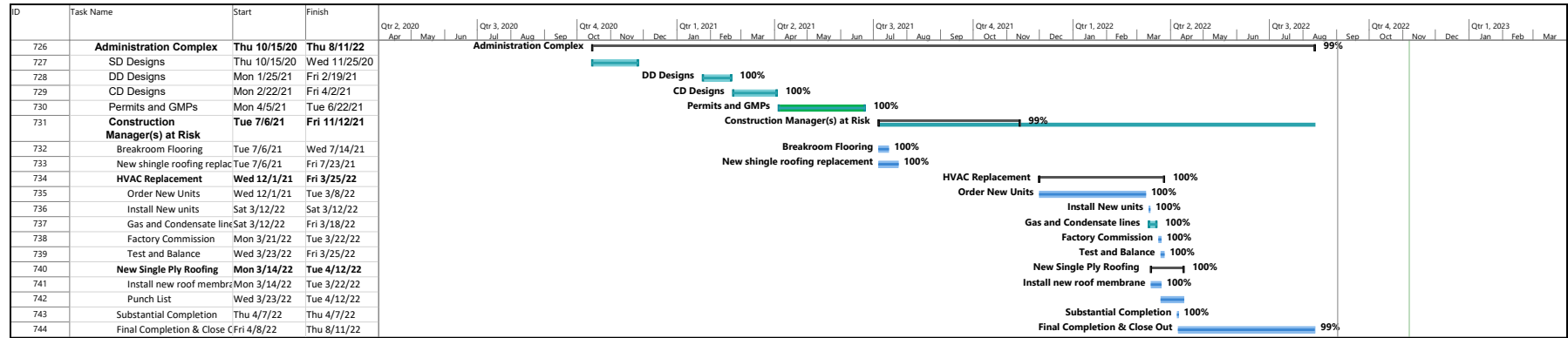
1. Replace irrigation system at Coble Middle School
2. Replace door hardware
3. Make exterior improvements at Coble, Jobe and Jones Middle Schools

Status Summary

1. Exterior improvements are complete at Coble MS and Jones MS, and the exterior improvements at Jobe MS are on going.
2. Irrigation replacement at Coble MS began in August 2021 and will be complete March 2022.
3. The door hardware is in progress and should be complete by July 31, 2022.
4. The contractor is currently assembling all closeout documentation and Mansfield ISD has requested these items by October 2022.
5. Deductive Change Order No. 1 for the pressure wash station was approved at the September 2021 Board Meeting.
6. The closeout documents have been received. The as built drawings need minor adjustments.
7. Deductive Change Order No. 2 was approved at the September 2022 Board meeting.

Administration Complex (Org. Code 970)

Schedule Summary



Cost Summary

Contract Award Amount: \$779,617.00

Change Orders: -\$61,608.53

Final Contract Amount \$ 841,225.53

Scope of Work

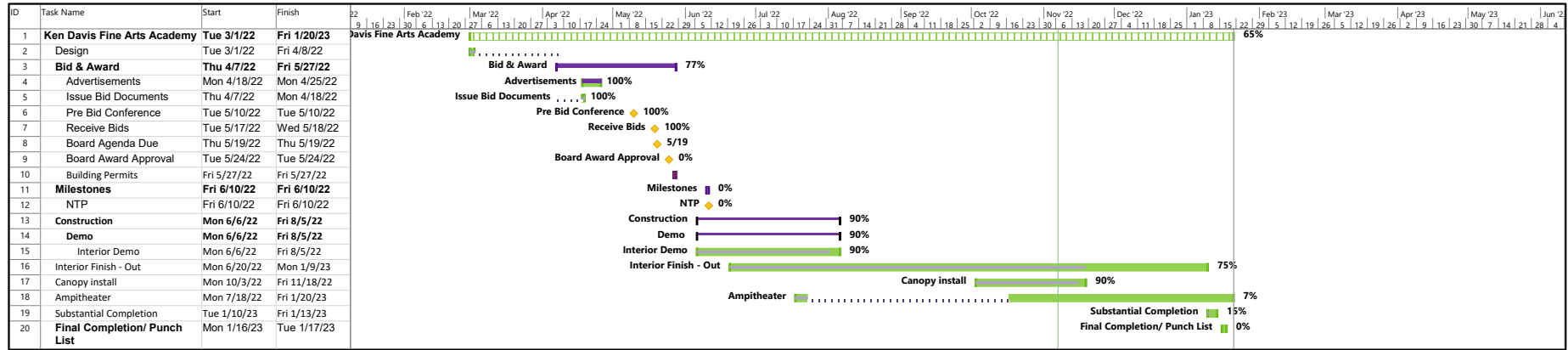
1. Replace HVAC Units for Building 100
2. Replace flooring in Building 100's breakroom
3. Upgrade data cabling
4. Replace roof on Building 100

Status Summary

1. The flooring in the breakroom was installed over Thanksgiving break, and the data cabling was completed over the holiday break in December 2021.
2. A change order to replace the roof on Building 100 was approved at the January 2022 Board Meeting.
3. The HVAC units and the roof were replaced in March 2022, and Lee Lewis is working on any warranty items.
4. MISD has received the closeout documents. The Bond Department is reviewing the as built drawings.
5. A deductive change order was approved at July 2022 board meeting.

Ken Davis Fine Arts Academy

Schedule Summary



Cost Summary

Contract Award Amount: \$1,330,972.00

Scope of Work


1. Renovation a portion of the campus to accommodate music, dance, theater, and art rooms
2. Addition of an amphitheater and replacing the covered walkway to the entrance of the Fine Arts Academy

Status Summary

1. The final negotiated contract award amount was approved by the Board of Trustees at the May board meeting.
2. Construction is on-going; GC is coordinating with the district contractors and vendors.
3. The lead time on the door hardware and frames could impact the schedule.
4. Due to unforeseen conditions, additional subsurface storm drainage will need to be added. Huckabee is working on the additional scope drawings for city approval.

Cross Timbers Fine Arts Academy

Schedule Summary



Cost Summary

Contract Award Amount: \$ 1,637,333.00

Change Orders: \$42,530.87

Final Contract Amount \$ 1,679,863.87

Scope of Work

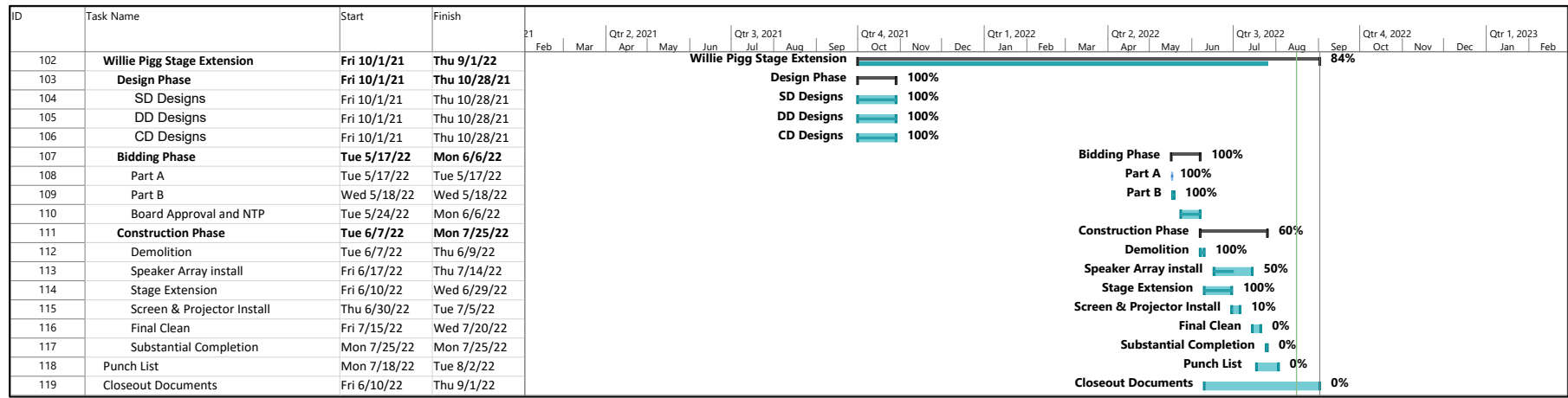
1. Second floor renovation that will accommodate music, dance, theater, and art rooms.
2. Addition of a covered walkway to the entrance of the Fine Arts Academy

Status Summary

1. The final negotiated contract award amount was approved at the May board meeting.
2. Construction is on-going; the GC installed demising walls for student and staff safety.
3. Change Order No. 1 was approved at the September Board Meeting for approval.
4. The ballet bars have arrived and will be installed this month. The kiln is on-site and will be installed.
5. The Wenger music equipment is scheduled for December installation.

Willie Pigg Auditorium Stage Extension (Org. Code 983)

Schedule Summary



Cost Summary

Contract Award Amount: \$548,333.00

Scope of Work

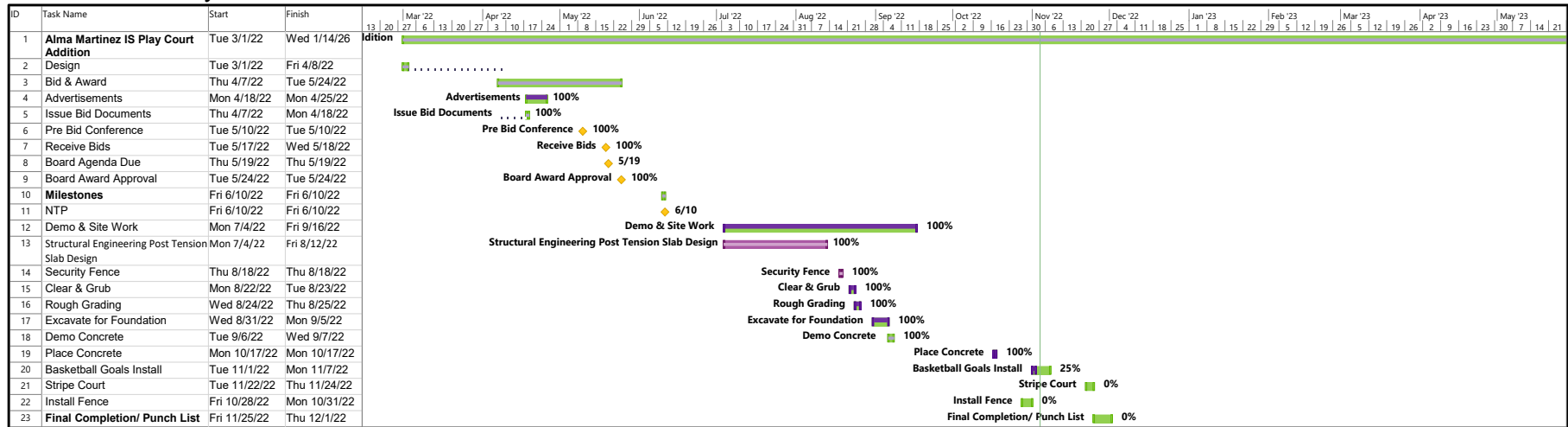
1. Stage Extension
2. Re-purpose speaker array from the Performing Arts Complex
3. Add two projectors and screens for presentations

Status Summary

1. The final contract award was approved at the June 2022 Board meeting.
2. The stage extension is complete, and the church is back in the auditorium on Sundays.
3. The projectors and sound systems will be installed once they arrive.

Alma Martinez Intermediate School Play Court Addition

Schedule Summary



Cost Summary

Contract Award Amount: \$270,333.00

Scope of Work

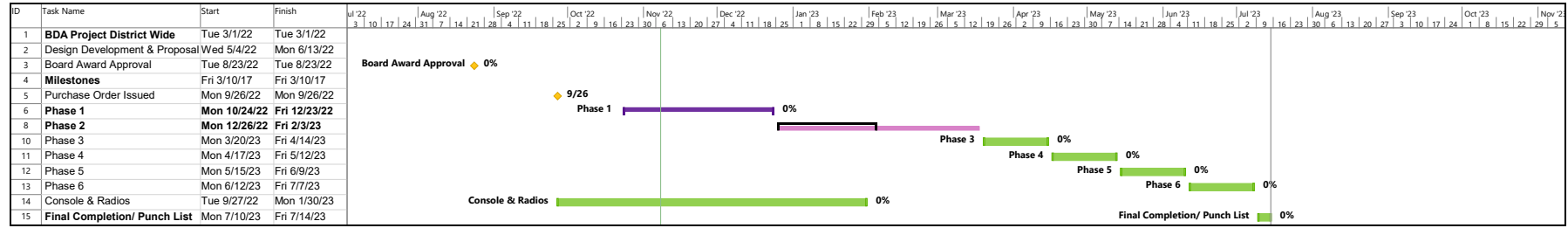
1. Outdoor basketball court will be added to the play area across from the playground.

Status Summary

1. The final contract award was approved at the June 2022 Board meeting.
2. The General Contractor has received the structural design for the court.
3. The GC has poured the concrete for the basketball court.
4. GC has started excavating for the goals; we are waiting for the concrete to cure before striping.

District Wide Bi-Directional Repeater Antenna System At All School Campuses

Schedule Summary



Cost Summary

Contract Award Amount: \$ 4,452,604.00

Scope of Work

1. Installation of Bi-Directional Repeater Antenna Systems (BDA) for MISD buildings that do not have the minimum radio signal communication coverage with the fire departments in cities of Mansfield, Arlington, and Grand Prairie.
2. Installation of a P-25 dispatch command console.
3. P-25 Compliance radios for MISD Police Department

Status Summary

1. Installations began in October for the first six schools. Timberview High School was the first campus.
2. The overall project schedule is still under development from the MCA.