

Regular Meeting
Tuesday, November 16, 2021 6:00 PM

Dr. Jim Vaszauskas Center for the Performing
Arts
1110 W. Debbie Lane
Mansfield, TX 76063

Agenda

1. **Call to Order**
2. **Roll Call**
3. **Closed Session**
 1. Pursuant to Texas Government Code Section 551.074, to hear a complaint or charge against an officer or employee, or to deliberate the appointment, employment, evaluation, reassignment, duties, discipline or dismissal of a public officer or employee; 551.071, consultation with the Board's attorney; 551.076, the deployment, or specific occasions for implementation of security personnel or devices, or a security audit; and 551.072, real property.
4. **Reconvene**
 1. Reconvene to Public
5. **Meeting Opening**
 1. Prayer
 2. Presentation of Colors by the Summit High School JROTC
 3. Pledges
6. **District Recognition**
 1. FAME Award Winner
 2. MISD Coach Earns 600th Career Wins
7. **Instructional Focus**
 1. HB3/Early Learning Update – Kristi Cobb
 2. Summit Feeder Pattern – Dr. Georgie Swize and Dr. Darwert Johnson
8. **Presentation**
 1. MISD COVID-19 Update – Philip O’Neal
 2. 2020-2021 Annual Comprehensive Financial Report – Monica Irvin
 3. Consideration of Transfer to Capital Projects Fund - Michele Trongaard
9. **Public Hearing, Pursuant to Texas Local Government Code § 180.007, in Connection with a Proposed One-Time Payment for District Employees.**
10. **Public Comments**
 1. The correct procedure for addressing the Board during Public Comments is as follows: Each speaker should address the Board from the podium microphone and state his or her name before speaking. All speakers will be limited to three minutes to make comments regarding items on the agenda. Copies of presentations should be made available to all trustees and the Superintendent. Board policy prohibits the discussion of complaints against district employees during an open forum.
11. **Human Resources Report**
 1. Over 20 Years
 2. Introductions
12. **Business Items Requiring Board Action**

1. Consideration and Approval of 2020-2021 Annual Comprehensive Financial Report
 2. Consideration and Approval in Connection with a One-Time Payment for District Employees
 3. Consideration and Approval of Resolution #22-11 to Pay a One-Time Payment for District Employees
 4. Consideration and Approval of Transfer of \$8 Million from General Fund to Capital Projects Fund
 5. Consideration and Approval of the Purchase of Additional Buses
 6. Consider Resolution #22-12 to Sell Approximately 0.254-Acre Parcel of Land to Adjacent Developer
13. **Consent Agenda**
1. Consideration and Approval of the 10/26/2021 Regular Board Meeting Minutes
 2. Consideration and Approval of Proposed Budget Amendments
 3. Consideration and Approval of Bid Proposals
 4. Consideration and Approval of 2021-2022 T-TESS Appraisers
14. **Superintendent's Report**
1. Delinquent Tax Reports
 2. Disbursement Reports
 3. Financial Reports
 4. Investment Reports
 5. Property Tax Collection Report
 6. EC Accountability
 7. Enrollment Report
 8. Attendance Percentage Report
 9. Approved Student Trips
 10. MISD Committees Report
 11. Accepted Resignations
 12. Resignation Reasons
 13. Superintendent New Hires
 14. Facility Rental Revenue
 15. 2017 Bond Program Report
15. **Adjourn**
1. Adjourn

COMMENDATION FORM FOR SCHOOL BOARD MEETINGS

Person(s) to be Commended:

(Required - Phonetic Spelling for each name, prior to Dr. Cantu's Signature)

Rita Denton

Justification for the Commendation:

Rita Denton won the 2022 Foodservice Achievement Management Excellence (FAME) Silver Leadership Award, given to school nutrition professionals who demonstrate outstanding leadership, dedication and innovation.

Requested Month of Board Meeting for Commendation: November

Principal, Director, or Supervisor's Approval: Donald Williams **Date:** 11/9/21

Associate Superintendent of Communications & Marketing Approval:



Date: 11/9/21

COMMENDATION FORM FOR SCHOOL BOARD MEETINGS

Person(s) to be Commended:

(Required - Phonetic Spelling for each name, prior to Dr. Cantu's Signature)

Judith McGill

Justification for the Commendation:

Judith McGill, head volleyball coach at Timberview High School, recently reached her career 600th win.

Requested Month of Board Meeting for Commendation: November

Principal, Director, or Supervisor's Approval: Donald Williams **Date:** 11/9/21

Associate Superintendent of Communications & Marketing Approval:



Date: 11/9/21



**Board of School Trustees
Mansfield Independent School District**

TITLE: Early Learning Update

DATE: November 16, 2021

PRESENTATION

BACKGROUND:

Kristi Cobb, Executive Director of Elementary, will present information and updates on House Bill 3 as it relates to pre-kindergarten and early learning.

Early Learning

Update – November 2021

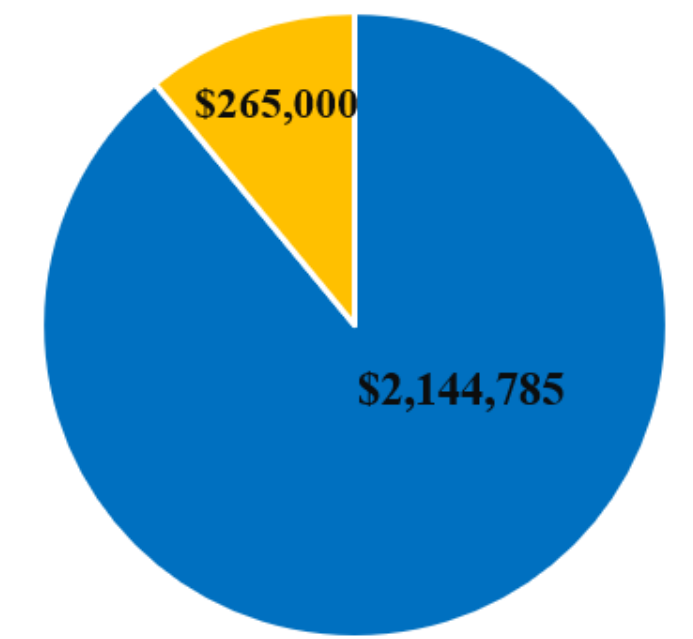



Guiding Statement #1

Students will read on level or higher by the beginning of 3rd grade and will remain on level or higher as an MISD student.



Full-Day Pre-Kindergarten



■ Staffing ■ Furniture/Materials

Early Literacy



SIMPLE VIEW OF READING



x



=



SCARBOROUGH'S READING ROPE

Decoding

Phonological Awareness

Sight Word Recognition

Vocabulary Knowledge

Background Knowledge

Language Structures

Literacy Knowledge

Verbal Reasoning

Theoretical Models That Underpin the SCIENCE OF READING

WORD RECOGNITION

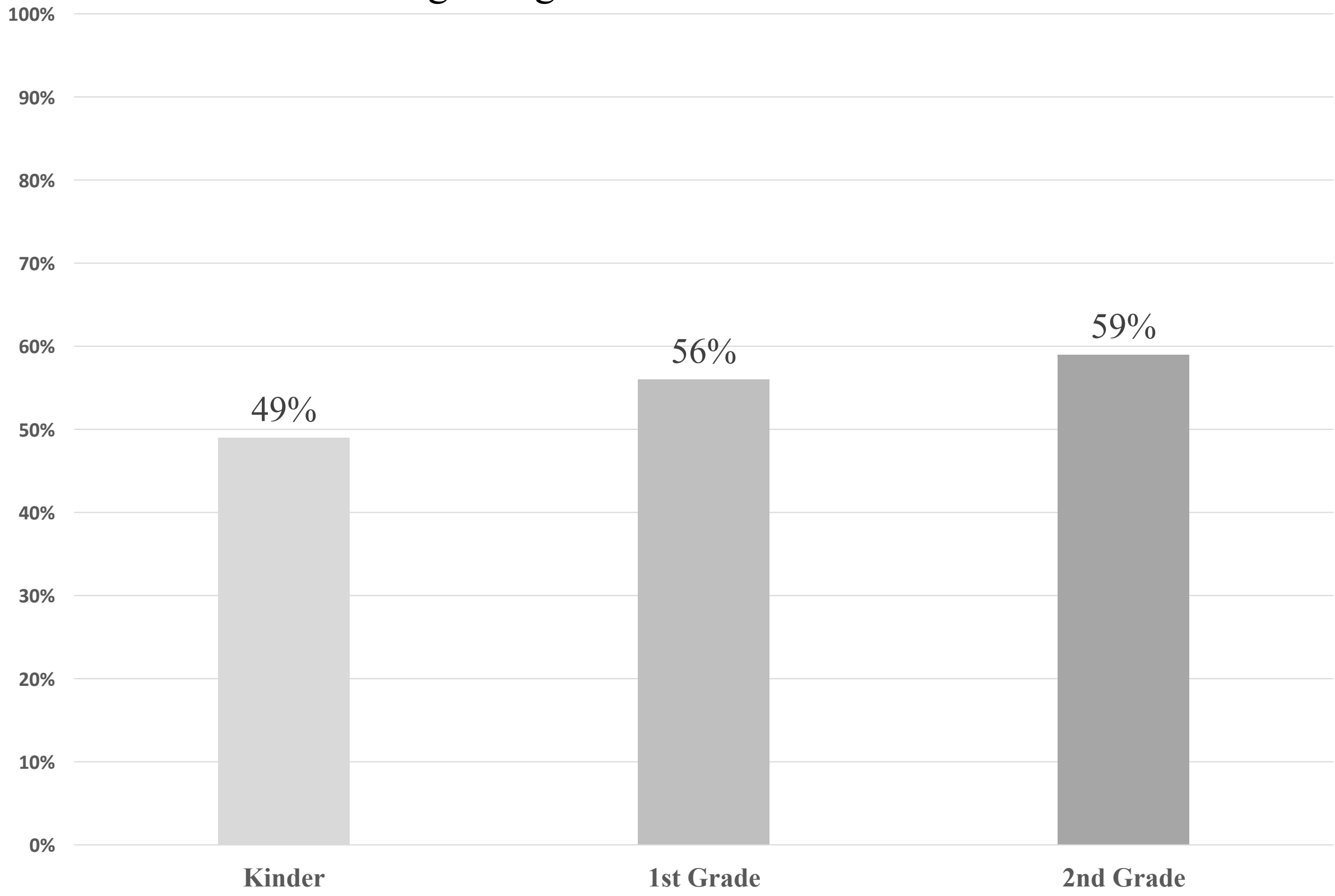
SKILLED READING

LANGUAGE COMPREHENSION



Early Literacy

Beginning-of-Year mCLASS Data



Student Learning and Growth



Standards-Based Report Cards (PK-1st Grade)

Academic Legend:

Beginning – Student has difficulty demonstrating understanding and needs support.


Progressing – Student demonstrates some understanding of the standard but lacks proficiency in key areas.

Satisfactory – Student demonstrates basic understanding of the grade-level standard.

Mastered – Student demonstrates comprehensive, in-depth understanding of the grade-level standard.



Second Grade



Reading Academies

2021

2nd Grade
3rd Grade
Special Education

2020

Administrators
and Specialists

2022

Kindergarten
1st Grade

**STR*
Certification







**Board of School Trustees
Mansfield Independent School District**

TITLE: Summit Feeder Pattern

DATE: November 16, 2021

PRESENTATION

BACKGROUND:

The presentation will provide a recommendation from the Summit Feeder Pattern committee regarding schools of choice beginning in the 2022-23 school year.

The presentation will be made by Dr. Georgie Swize, Executive Director Middle Schools, and Dr. Darwert Johnson, Director of Fine Arts.

Summit High School Feeder Pattern

School of Choice

*Expanding Mansfield ISD's
Educational Choices*



Celebrations



Purpose



1. Address and enrich the **climate, culture and trust** of all Mansfield ISD stakeholders.
2. Fulfill the promise of **Guiding Statement #5 of Vision 2020** by making recommendations concerning the creation of a school of choice in the Summit High School Feeder Pattern.

... by working together!

Committee Selection and Membership

- Recommendations from Board of Trustees and campus principals
- Volunteers from the community
- Students, parents, community leaders, teachers campus and district administrators



Committee Goal

The goal of the committee was to collaboratively research schools of choice options to provide an opportunity for student choice within the Summit feeder pattern.



The Process

- February 2021 - First committee meeting.
- March 2021 - Reviewed existing schools of choice and brainstormed ideas.
- April 2021 - Researched and discussed ideas for schools of choice options - Fine Arts option rose to top of list.
- Summer 2021- Reported back on community feedback from top choice school picks. Planned school visits.
- October 2021 - Visited choice schools in the area. Finalized recommendation for Fine Arts Academies.

Campus Tour Feedback



JoAnna Cardoza

Kerry Gonzalez

Fine Arts Integration Model



Art has the
power to
transform,
to illuminate,
to educate,
inspire and
motivate.



Vision for Davis Elementary and Cross Timbers Intermediate



Kenneth Davis

88 student seats

Cross Timbers

100 student seats



Facilities and Operations

FF&E



Staff



Facilities

Committee Timeline

Fall 2021: Board meeting presentation

January 2022: Purchasing, and application process begins

May 2022: Training for staff

December 2021: Marketing of schools and School of Choice Expo

March/April 2022: Building renovations and hiring begins for Davis Fine Arts Academy and Cross Timbers Fine Arts Academy

Summit High School Feeder Pattern

School of Choice

QUESTIONS OR COMMENTS?





**Board of School Trustees
Mansfield Independent School District**

TITLE: MISD COVID-19 Update

DATE: November 16, 2021

PRESENTATION

BACKGROUND:

Philip O'Neal, Executive Director of Athletics, will present the MISD COVID-19 Update.




COVID-19 Board Update

November 16, 2021

Health Services

School Communicable Disease Management

- Data
- District Testing Site Update
- Boosters and Vaccines
- TCC Reporting
- Questions and Answer



Current Data



Tarrant County COVID-19 Statistics

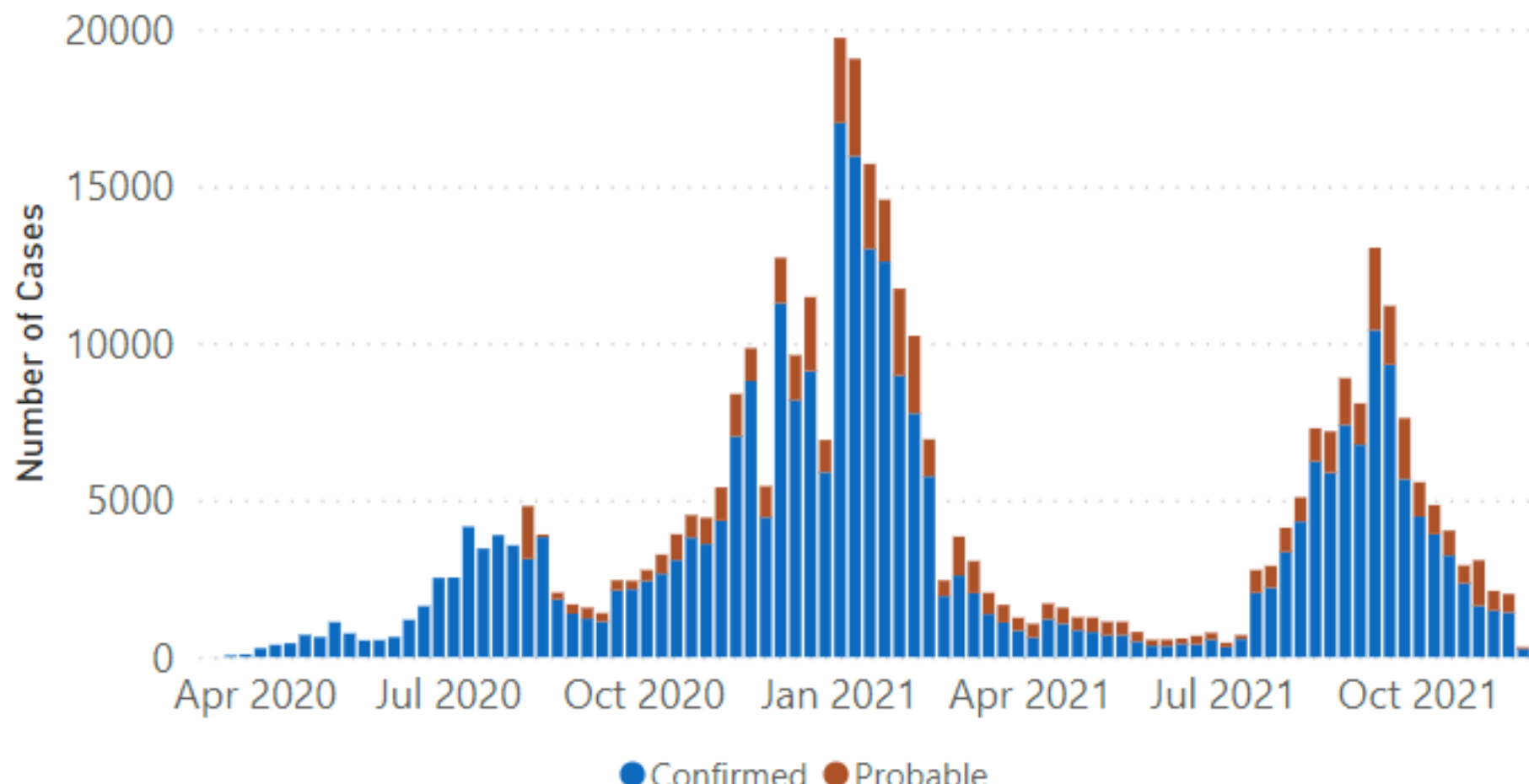
Date Updated:

Monday, November 15, 2021

Total Cases

367,490

COVID-19 Newly Reported Cases by Week



DASHBOARD



Mansfield ISD COVID-19 Cases

11/15/2021

STUDENT CASES

ELEMENTARY SCHOOLS			
	Student Active Cases	%	Total COVID Cases (since Aug.18)
Jandrucko Academy for Early Learners		0.0%	16
Anderson Prep Academy	1	0.3%	17
Boren Elementary	3	0.5%	25
Brockett Elementary		0.0%	9
Brown Academy of Young Scholars	3	0.5%	36
Cabaniss Academy of Young Scholars		0.0%	17
Daulton Elementary	3	0.5%	25
Davis Elementary		0.0%	2
Gideon Elementary		0.0%	12
Harmon Elementary		0.0%	21
Holt Elementary	1	0.2%	19
Jones Elementary	1	0.0%	28
Miller Elementary	1	0.2%	13
Morris Elementary	1	0.2%	30
Nash Elementary	2	0.3%	39
Neal Elementary	1	0.2%	25
Norwood Elementary		0.0%	53
Perry Elementary	1	0.2%	16
Ponder Elementary		0.0%	19
Reid Leadership Academy	2	0.4%	13
Sheppard Elementary	1	0.2%	22
Smith Elementary	1	0.2%	24
Spencer Elementary	25	3.7%	54
Tarver-Rendon School of Agricultural Leadership	1	0.2%	29
Tipps Elementary	1	0.2%	16
INTERMEDIATE SCHOOLS			
	Student Active Cases	%	Total COVID Cases (since Aug.18)
Cross Timbers Intermediate		0.0%	43
Della Icenhower Intermediate		0.0%	51
Mary Lillard Intermediate	8	1.0%	59
Asa E. Low, Jr. Intermediate		0.0%	49
Alma Martinez Intermediate	2	0.3%	60
Mary Orr Intermediate	1	0.2%	49
Donna Shepard Intermediate	2	0.2%	54
MIDDLE SCHOOLS			
	Student Active Cases	%	Total COVID Cases (since Aug.18)
James Coble Middle		0.0%	48
T.A. Howard Middle		0.0%	70
Linda Jobe Middle		0.0%	49
Danny Jones Middle	1	0.1%	24
Charlene McKinze Middle		0.0%	50
Brooks Wester Middle		0.0%	49
Rogene Worley Middle		0.0%	40
Jerry Knight STEM	1	0.1%	4
HIGH SCHOOLS			
	Student Active Cases	%	Total COVID Cases (since Aug.18)
Early College High School		0.0%	4
Frontier STEM / Ben Barber		0.0%	6
Lake Ridge High	2	0.1%	115
Legacy High	3	0.1%	107
Mansfield High	4	0.2%	158
Summit High	2	0.1%	127
The Phoenix Academy		0.0%	2
Timberview High	5	0.3%	128
Totals	79	0.2%	1926

The COVID Mitigation Tiered Systems Diagram has been implemented with advisory levels in place if communicable disease


student percentages increase. (NOTE: Advisory levels are only in effect for student cases.)

GREEN = Active number of campus student cases is below 3%.

YELLOW = Active number of campus student cases is at 3-4.9%.

RED = Active number of campus student cases is 5% or more.

Mansfield ISD COVID-19 Cases Dashboard



ACTIVE
STUDENT
CASES

79




0.2%



RECOVERED
STUDENT
CASES

1847



ACTIVE
STAFF
CASES

1



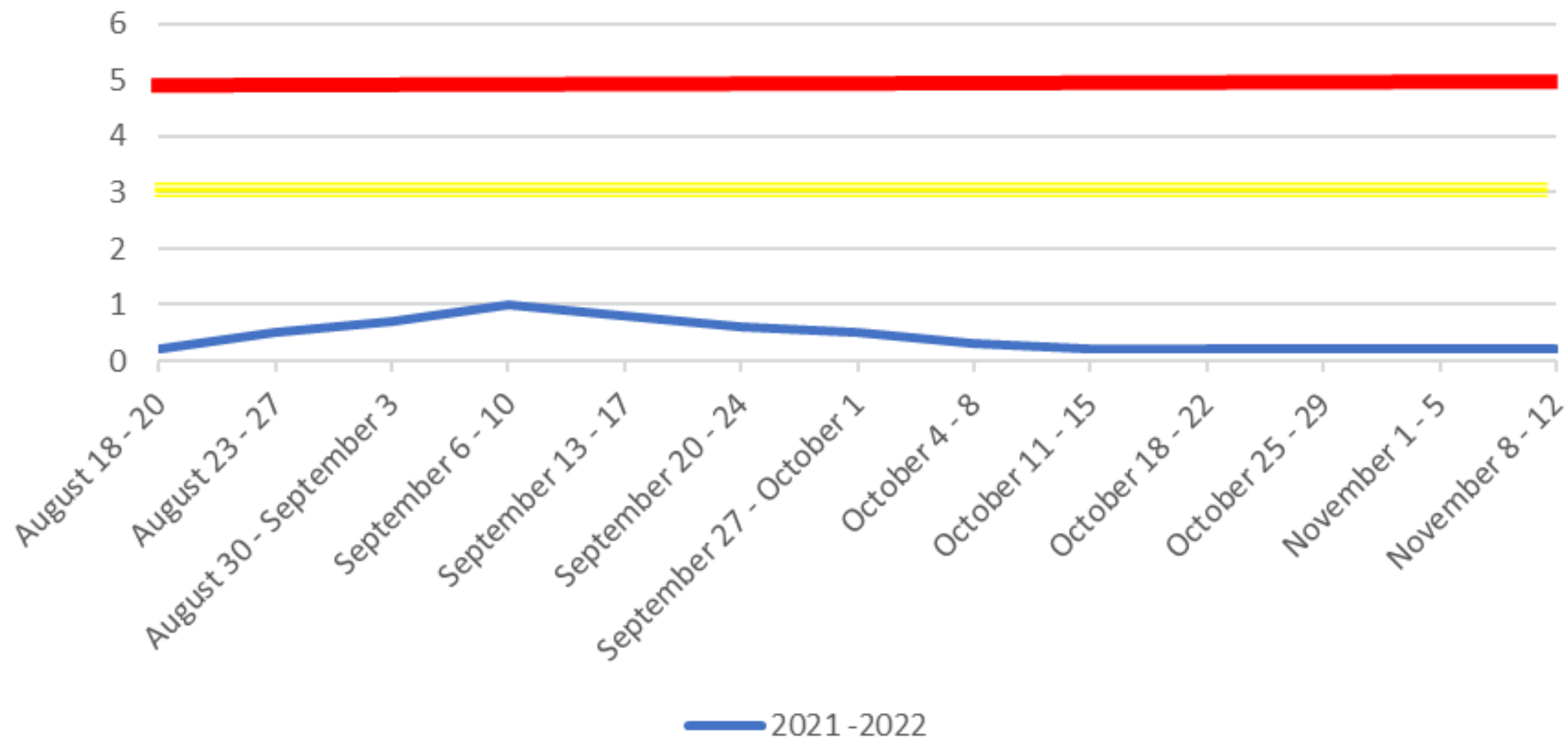
0.1%



RECOVERED
STAFF
CASES

307

District Percent of Student Positive Cases by Week



LOCAL TESTING OPPORTUNITIES





REQUIRED



YOU CAN NOW GET YOUR
COVID-19 TEST
AT VERNON NEWSOM STADIUM

**Every Monday through Thursday
from 10am to 7pm**

3700 East Broad Street • Mansfield, TX 76063

Testing sites are for patients experiencing symptoms or have had recent exposure to someone positive for COVID-19.

If you are experiencing symptoms, you are eligible to receive our COVID PLUS test that accurately distinguishes between COVID-19, FLU A/B or RSV (the common cold).

There is no out of pocket cost. GeneQ will bill your insurance or the Cares Act for the uninsured. Walk Up appointments are welcome or register in advance by scanning the QR code.



www.mycovidappointment.com

BOOSTER VACCINE UPDATE



VACCINE AGES 5 - 11




WHAT VACCINE AGES 5 – 11 LOOKS LIKE



Pharmacies



VACCINE AGES 5 - 11




COVID-19 VACCINE EVENT

EVENTO DE VACUNACIÓN COVID-19


Mansfield Performing Arts Center students ages **5 – 11 only** can register to get a **FREE** Pfizer vaccine. See below for vaccine locations and information. **Registration is required.** Please scan the QR code or visit: <https://bit.ly/3EHwB5x>

Estudiantes de Mansfield Performing Arts Center de **5 – 11 años solamente**, pueden registrarse para obtener una vacuna Pfizer **GRATIS**. Las ubicaciones e información de las vacunas están disponibles abajo. **Es necesario registrarse.** Escanee el código QR o visite: <https://bit.ly/3EHwB5x>



MANSFIELD PERFORMING ARTS CENTER – FROM 4:30-7pm
1110 West Debbie Ln., Mansfield, TX 76063

First Dose: November 30 | Second Dose: January 5
Primera Dosis: Noviembre 30 | Segunda Dosis: Enero 5



TCC Reporting



TCC / MISD Student & Professor Receive Notification Through Canvas



TCC / MISD Students and Professor Receive e-mail with attached letter notification

TCC Reporting



TCC / MISD Student & Professor Receive Notification Through Canvas



TCC / MISD Students/Parents and Professor Receive e-mail with attached letter notification



COVID-19 Board Update

[Questions/Comments](#)



**Board of School Trustees
Mansfield Independent School District**

TITLE: Approval of Comprehensive Annual
Financial Report

DATE: November 16, 2021

ACTION

BACKGROUND:

Texas Education Code Chapter 44, Subchapter A, Section 44.008 (d), states "A copy of the annual audit report, approved by the board of trustees, shall be filed by the district with the agency not later than the 150th day after the end of the fiscal year for which the audit was made. If the board of trustees declines or refuses to approve its auditor's report, it shall nevertheless file with the agency a copy of the audit report with its statement detailing reasons for failure to approve the report."

Staff from the audit firm of Whitley Penn will be present at the Board meeting should there be any questions concerning the 2020-2021 Comprehensive Annual Financial Report.

CONSIDERATION:


- Approve the 2020-2021 Comprehensive Annual Financial Report as presented.
- Disapprove the 2020-2021 Comprehensive Annual Financial Report and prepare statement detailing reasons for failure to approve.

RECOMMENDATION:

Superintendent recommends approval of the 2020-2021 Comprehensive Annual Financial Report as presented.

RECOMMENDED MOTION:

"Move to approve the 2020-2021 Comprehensive Annual Financial Report as presented."



Mansfield Independent School District

Annual Comprehensive Financial Report

Fiscal Year Ended
June 30, 2021

Mansfield ISD
605 East Broad Street
Mansfield, TX 76063
817-299-6300

<http://www.mansfieldisd.org>

Mansfield Independent School District * 605 East Broad Street * Mansfield, TX 76063
(817) 299-6300 * <https://www.mansfieldisd.org>

**MANSFIELD
INDEPENDENT SCHOOL DISTRICT
ANNUAL COMPREHENSIVE FINANCIAL
AND COMPLIANCE REPORT**

For the Fiscal Year Ended June 30, 2021



Issued By

Business and Financial Services Department
Michele Trongaard, CPA, RTSBA
Associate Superintendent of Business and Finance
Monica Irvin, MBA, CPA, RTSBA
Executive Director of Finance

Mansfield Independent School District * 605 East Broad Street * Mansfield, TX 76063
(817) 299-6300 * <https://www.mansfieldisd.org>



TABLE OF CONTENTS

TABLE OF CONTENTS	v
Introductory Section	1
Board of Trustees	3
Superintendent’s Cabinet	4
Certificate of the Board	5
Transmittal Letter	7
General Information	8
Relevant Financial Information	15
Awards and Acknowledgements	17
GFOA – Certificate of Achievement for Excellence in Financial Reporting	18
ASBO International – Certificate of Excellence in Financial Reporting	19
Financial Section	21
Report of Independent Auditors	23
Management’s Discussion and Analysis	27
Financial Highlights	29
Overview of the Financial Statements	30
Financial Analysis of the District’s Funds	37
Capital Asset and Debt Administration	39
Economic Factors and Next Year's Budgets and Rates	40
Requests for Information	40
Basic Financial Statements	41
Government-Wide Financial Statements	43
Statement of Net Position – Exhibit A-1	43
Statement of Activities – Exhibit B-1	44
Governmental Funds Financial Statements	46
Balance Sheet – Exhibit C-1	46
Reconciliation of Balance Sheet for Governmental Funds to the Statement of Net Position – Exhibit C-2	47
Statement of Revenues, Expenditures, and Changes In Fund Balance – Governmental Funds – Exhibit C-3	48
Reconciliation of the Statement of Revenues, Expenditures and Changes in Fund Balance of Governmental Funds to the Statement of Activities – Exhibit C-4	50
Proprietary Fund Financial Statements	50
Statement of Net Position – Exhibit D-1	51
Statement of Revenues, Expenses and Changes in Funds to the Statement of Activities – Exhibit D-2	52
Statement of Cash Flows – Exhibit D-3	53
Fiduciary Fund Financial Statements	54
Statement of Fiduciary Net Position – Exhibit E-1	54
Statement of Changes in Fiduciary Net Position – Exhibit E-2	55
Notes to the Financial Statements - Exhibit F-1	56
Required Supplementary Information	93
Schedule of Revenues, Expenditures, and Changes in Fund Balances – Original Budget, Amended Final (GAAP Basis) and Actual – General Fund – Exhibit G-1	94
Schedule of the District’s Proportionate Share of the Net Pension LIABILITY EXHIBIT G-2	95
Schedule of the District’s Contribution to the Teacher Retirement System of Texas (TRS) – Exhibit G-3	96
Schedule of the District’s Proportionate Share of the Net OPEB Liability – Exhibit G-4	97
Schedule of the District’s Proportionate Share of OPEB Contributions - Exhibit G-5	98
Notes to the Required Supplementary Information - Exhibit G-6	99

Other Supplementary Information	101
Special Revenue Funds	103
Combining Fund Statements	104
Combining Balance Sheet Nonmajor Governmental Funds – Exhibit H-1	104
Combining Statement of Revenues, Expenditures and Changes In Fund Balance - Nonmajor Governmental Funds – Exhibit H-2	112
Combining Statement of Net Position Proprietary Funds Nonmajor Enterprise Funds - Exhibit H-3	118
Combining Statement of Revenues, Expenses, and Changes in Net Position Proprietary Funds-Nonmajor Enterprise Funds - Exhibit H-4	119
Combining Statement of Cash Flows Proprietary Funds-Nonmajor Enterprise Funds - Exhibit H-5	120
Required TEA Schedules	121
Schedule of Delinquent Taxes Receivable - Exhibit J-1	122
Schedule of Revenues, Expenditures, and Changes in Fund Balance – Original Budget, Amended Final and Actual – Child Nutrition Fund - Exhibit J-2	124
Schedule of Revenues, Expenditures, and Changes in Fund Balance – Original Budget, Amended Final and Actual – Debt Service Fund – Exhibit J-3	125
Statistical Section	127
Net Position By Component – Table 1	130
Changes In Net Position – Table 2	132
Fund Balances Of Governmental Funds – Table 3	134
Changes In Fund Balances Of Governmental Funds – Table 4	136
Assessed Value And Actual Value Of Taxable Property – Table 5	138
Property Tax Rates – Direct And Overlapping Governments – Table 6	140
Principal Property Taxpayers – Table 7	142
Property Tax Levies And Collections – Table 8	143
Outstanding Debt By Type – Table 9	144
Ratios Of Net General Obligation Bonded Debt Outstanding – Table 10	145
Direct And Overlapping Governmental Activities Debt (1) – Table 11	146
Legal Debt Margin Information (1) – Table 12	148
Demographic And Economic Statistics – Table 13	150
Principal Employers – Table 14	151
Full-Time Equivalent District Employees By Position – Table 15	152
Operating Statistics – Table 16	154
Teacher Base Salaries – Table 17	156
School Building Information - Table 18	158
Government Auditing Standards Report Section	167
Report of Independent Auditors on Internal Control over Financial Reporting and on Compliance and Other Matters Based on an Audit of Financial Statements Performed in Accordance with Government Auditing Standards	169
Report of Independent Auditors on Compliance with Requirements that Could Have a Direct and Material Effect on each Major Program and on Internal Control over Compliance in Accordance with Uniform Guidance	171
Federal Awards Section	173
Schedule of Findings and Questioned Costs	174
SCHEDULE OF EXPENDITURES OF FEDERAL AWARDS – EXHIBIT K-1	176
NOTES TO SCHEDULE OF EXPENDITURES OF FEDERAL AWARDS – EXHIBIT K-2	177

Introductory Section







**MANSFIELD INDEPENDENT SCHOOL DISTRICT
Board of Trustees**




Ms. Michelle Newsom
Place 1, Vice President
First elected 2015
Current Term Expires 2021



Ms. Desiree Thomas
Place 2, Secretary
First elected 2021
Current Term Expires 2021



Mr. Randall Canedy
Place 3, Trustee
First elected 2021
Current Term Expires 2022



Mr. Raul Gonzalez
Place 4, Trustee
First elected 2010
Current Term Expires 2022
(Vacant as of November 2020)



Ms. Karen Marcucci
Place 5, Trustee
First Elected 2014
Current Term expires 2022



Warren Davis
Place 6, Trustee
First Elected 2020
Current Term expires 2023



Ms. Courtney Lackey-Wilson
Place 7, President
First Elected 2011
Current Term expires 2021

**MANSFIELD INDEPENDENT SCHOOL DISTRICT
Superintendent's Cabinet**



**Dr. Kimberley
Cantu**
Superintendent



Dr. Sean Scott
Deputy
Superintendent



Greg Minter
Chief of Police



Michele Trongaard
Associate Superintendent,
Business and Finance



Donald Williams
Associate
Superintendent,
Communications
and Marketing



Jeff Brogden
Associate
Superintendent,
Facilities and Bond
Programs



**Dr. Jennifer
Stoecker**
Assistant
Superintendent,
Human Resources



David Wright
Assistant Superintendent,
Student Services &
Support



Jennifer Young
Associate
Superintendent,
Curriculum &
Instruction

Certificate of the Board

Mansfield Independent School District

Tarrant

220-908

Name of School District

County

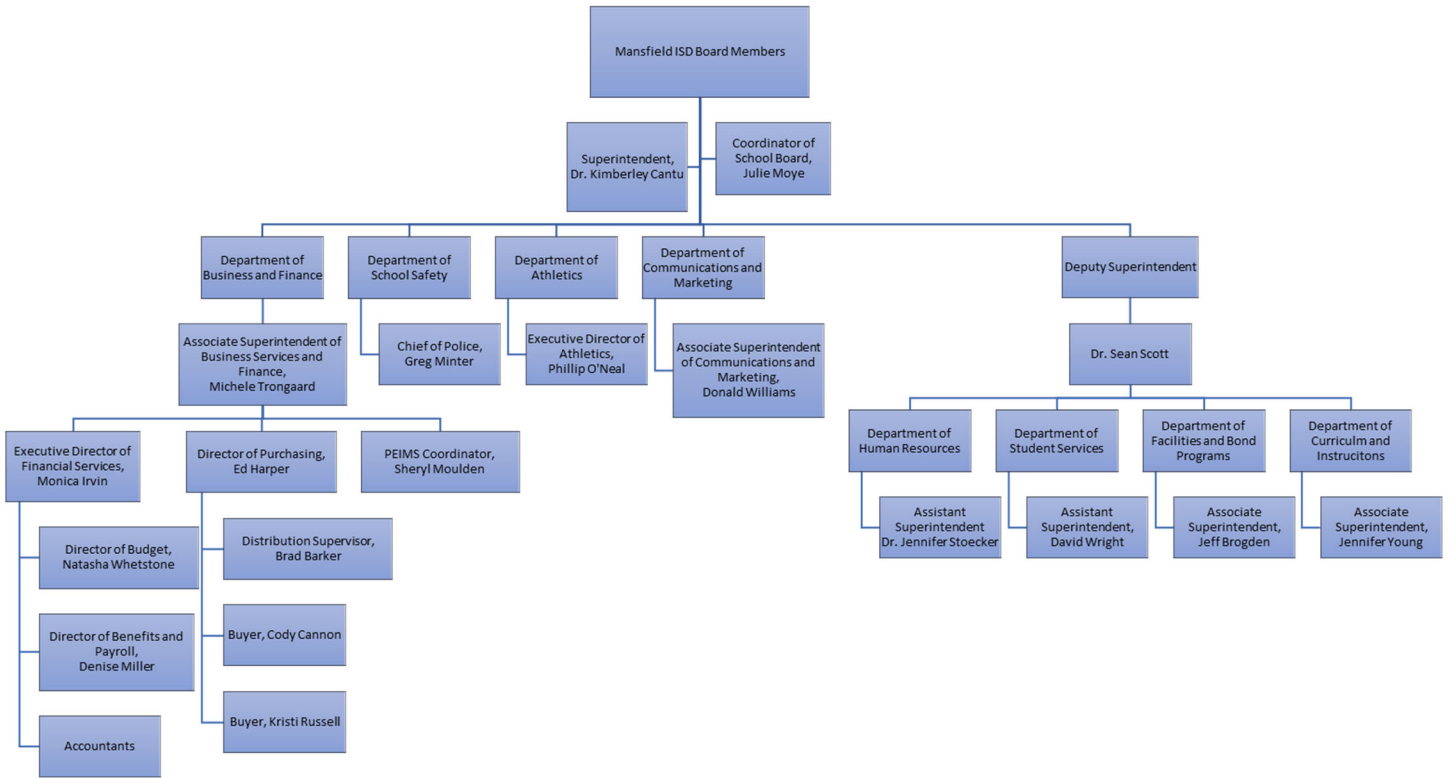
Co-Dist. No.

We, the undersigned, certify that the annual financial reports for the above named school district were reviewed and approved for the year ended June 30, 2021 at a meeting of the Board of Trustees of such school district on the 16th day of November 2021.

Signature of Board Secretary

Signature of Board Vice President

MANSFIELD INDEENDENT SCHOOL DISTRICT ORGANIZATION CHART





November 16, 2021

To the Board of Trustees and the Citizens of Mansfield Independent School District:

The Annual Comprehensive Financial Report of the Mansfield Independent School District (the District) is hereby submitted. This report has been prepared to provide the Board of Trustees, representatives of financial institutions, the citizenry, and other interested parties information concerning the financial condition of the District. The government-wide financial statements in this report provide an overview of the District's governmental activities and business-type activities, while detailed fund financial statements describe specific activities of each fund used in accounting for the District's financial transactions. This report was prepared by the District's Finance Department in accordance with generally accepted accounting principles (GAAP) and reporting standards as promulgated by the Governmental Accounting Standards Board ("GASB").

Responsibility for the accuracy, completeness, and fairness of the presentation and its disclosures rests with the District. To the best of our knowledge and belief, the enclosed information is accurate in all its material respects. This data is reported in a manner designed to fairly present the financial and operational results of the District as measured by financial activities of its various funds. Disclosures necessary to enable the reader to gain understanding of such financial operations have been included.

Included in the financial section is the independent auditors' report on these financial statements and Management's Discussion and Analysis. Reference should be made to Management's Discussion and Analysis for additional information regarding the District's financial operations.

The District is required to undergo an annual single audit in conformity with the provisions of the Single Audit Act of 1996 and the United States Office of Management and Budget Uniform Guidance. Information related to this single audit, including the schedule of expenditures of federal awards, findings and questioned costs, and the independent auditors' reports on compliance and internal control over financial reporting and compliance with requirements applicable to each major program and internal control over compliance are included in the federal awards section.

This report includes all funds of the District. The District is a public school system offering a full prekindergarten through grade twelve education for eligible residents within its geographic boundaries. All activities over which the District Board of Trustees exercises authority and/or oversees responsibilities are included.

General Information

Mansfield Independent School District was established in 1909. The district is governed by a seven-member Board of Trustees (the Board) serving staggered three-year terms with elections held in May of each year. All candidates must be qualified voters and residents of the District. Monthly meetings of the Board are posted and advertised as prescribed under state law so that the Board may meet to fulfill its charge to the students, parents, staff, and taxpayers of the District. Special meetings or study sessions are scheduled as needed.

The Board has final control over all school matters except as limited by state law, the courts, and the will of its citizenry as expressed in elections. The Board's responsibilities are generally: to set policy for the District, to ensure efficient operations, to select and evaluate the Superintendent of Schools, to adopt an annual budget and its supporting tax rate, and to foster good community relations and communications.

The District provides a well-rounded program of public education from prekindergarten through grade twelve, and all schools within the District are fully accredited by the Texas Education Agency. In order to serve its current enrollment of 35,564 students (as of October 26, 2021), the district provides regular, special education, vocational, gifted/talented, and bilingual/ESL curriculums. A broad range of elective and extracurricular programs are also offered. Finally, support departments of the District ensure that student needs for transportation, nutrition, guidance, counseling, and facilities maintenance are addressed.

Economic Condition and Outlook

The district is located southeast of Fort Worth, in the southeastern corner of Tarrant County, due south of Arlington, with a small portion overlapping the northeastern portion of Johnson County. The District encompasses approximately 80 square miles in Tarrant County and 14.5 square miles in Johnson County serving students in Mansfield, Arlington, Grand Prairie, Burleson, Fort Worth, Venus, Alvarado, and Kennedale. The district has a pre-kindergarten center, 24 elementary schools, seven intermediate schools, a STEM academy for middle school aged students, seven middle schools, five traditional high schools, one high school for upperclassman and high school aged STEM students, an alternative education center and an early college high school. The age of each of these buildings is included in the Statistical Section in Table 18. The district expects to enroll more than 35,564 students in the 2021-2022 school year, an increase of 437 students over the prior year.

The unprecedented, worldwide pandemic of COVID-19 has created a certain level of uncertainty in planning for the upcoming school year. The district has faced many challenges during the past year and a half working to continue the learning experience for students and to ensure the safety and protection of its students and staff. COVID-19 has not had a material impact on the district's operations or budgetary performance as the TEA has made the district whole with regards to attendance-based funding. Additionally, the District has taken advantage of the Federal funding opportunities afforded it regarding response to the pandemic.

TEA instituted guidance allowing for synchronous and asynchronous remote instruction during the 2020-2021 as well as another ADA hold harmless for the 2020-2021 school year. TEA ensured districts funding for an ADA hold harmless for the first two six-week attendance reporting periods as follows: if an LEA's Refined ADA counts during those first two six-week reporting periods are less than the ADA hold harmless projections (described in the paragraph below), the first two six-week attendance reporting periods for 2020-2021 will be excluded from the calculation of ADA and student FTEs for FSP funding purposes and will be replaced with the ADA hold harmless projections. For purposes of the hold harmless calculation under this answer, TEA did not consider each six weeks attendance period independent of each other. TEA replaced attendance numbers for each eligible LEA's 2020-2021 first two six-week attendance periods with projected ADA and student FTE numbers calculating using a three-year average trend of final numbers from the 2017-2018 through the 2019-2020 school years, unless this projection is both 15% higher and 100 ADA higher than the 2020-2021 LPE projections. In the latter case, 2020-2021 LPE counts will be used. TEA calculated the 2019-2020 ADA and FTEs using LEA enrollment counts from the Fall 2019 PEIMS Snapshot, based on attendance rates from the 2018-2019 school year. TEA extended this hold harmless to the third six-weeks identical to that of the first and second six-weeks, except that the third six weeks was examined independent of the first two six weeks attendance reporting periods. Specifically, if the refined ADA counts during the third six-weeks attendance reporting period is less than the ADA hold harmless projections, the third six-weeks attendance reporting period for 2020-2021 would be excluded from the calculation of ADA and student FTEs for FSP funding purposes and will be replaced with the ADA hold harmless projections. Additionally, TEA provided funding for the fourth through the sixth six-weeks provided the average on-campus attendance participation rate during the sixth six-

weeks was equal to or greater than 80% of all students educated during the sixth six-weeks or equal to/greater than the on-campus participation rate as reported on the October 2020 PEIMS Fall Snapshot.

The full extent of the ongoing impact of COVID-19 on the district's 2021-22 fiscal year and longer-term operational and financial performance will depend on future developments, many of which are outside of its control, including the effectiveness of the mitigation strategies related to COVID-19, the duration and spread of COVID-19, and future governmental actions, all of which are highly uncertain and cannot be predicted.

In recent years, the District's tax base has continued to increase at a higher level than some adjoining areas which is a direct result of new housing construction, not being dependent upon any one major industry. The increased emphasis by the City of Mansfield to enhance their economic development efforts should also continue to help with this trend. Property values increased in 2021 to 7.37 percent over from last year and averaged 7.01 percent over the past three years, and the tax base has been steadily increasing due to new residential construction accompanied by some growth in retail and commercial development.

The district benefits from a large and rapidly growing, primarily residential, tax base. Job availability and stability have affected both the national and local economies; however, the potential for jobs and affordability of the local area is creating an increase in transfers from out of state to Texas and to key suburban locations within the Dallas-Fort Worth-Arlington metro area.

Mansfield ISD's student population has seen significant growth over the last decade. However, with the pandemic, the district experienced a decrease in enrollment of 542 students in 2020-2021 over the prior year. Prior to the COVID-19 pandemic, our demographers predicted annual growth rates between 1.3 percent and 2.93 percent over the next ten years because our district has something for everyone, and we all collaborate to make sure that each and every student reaches the utmost level of success. As a District we will continue to monitor enrollment as the effects of the pandemic smooth out. As our District continues to grow, we will always seek for continual improvement and growth in all areas to ensure our students, staff, and overall learning environment remain some of the best in the state.

Long Range Planning

In July 2021, Mansfield ISD began a new ten-year strategic plan—Vision 2030. The plan extends our commitments in Vision 2020 by implementing social emotional learning (SEL) and student scorecards in grades K-12. The district’s mission, vision, core values and guiding statements drive continuous improvement and define our partnership with students, staff, parents and the community.

Our mission is “to inspire and educate students to be productive citizens” which means that we prepare all of our students to succeed after graduation in their college or career path. MISD’s vision is to be “a destination district committed to excellence” because we want to always strive to be the best of the best and settle for nothing less in all areas of what we do. And finally, the values MISD upholds to achieve this are: students first, continuous improvement, integrity, communication, positive relationships and resiliency.

Mansfield Independent School District

VISION 2030

Mission To inspire and educate students to be productive citizens.

A destination district committed to excellence. **Vision**

Values

- Students First
- Continuous Improvement
- Integrity
- Communication
- Positive Relationships
- Resiliency



Motto MISD: A great place to live, learn, and teach.

Guiding Statements

1. Students will read on level or higher by the beginning of third grade and will remain on level or higher as an MISD student.
2. Students will demonstrate mastery of Algebra II by the end of eleventh grade.
3. Students will graduate life ready.
4. Students will graduate college and/or career ready.

Student Achievement

Due to the impact of COVID 19, all districts and schools were not rated in 2020 or 2021 and received a label of “Not Rated: Declared State of Disaster” for their 2021 accountability ratings. All data is from the 2018-19 school year.

*All Districts and Schools Were **Not Rated** in 2020 Due to COVID-19*

Given the impact of COVID-19, all districts and schools received a label of Not Rated: Declared State of Disaster for their 2020 accountability ratings. Labels and data shown below reflect prior year(s) accountability outcomes. Click here to read the [official announcement](#).

HOW WELL DID THIS DISTRICT PERFORM OVERALL?

DISTRICT OVERVIEW 2018-19



90 out of 100

CHANGE OVER TIME



OVERALL PERFORMANCE DETAILS



STUDENT ACHIEVEMENT



90 out of 100

Student Achievement shows how much students know and are able to do at the end of the school year.

[Additional Details](#)



SCHOOL PROGRESS



90 out of 100

School Progress shows how students perform over time and how that growth compares to similar schools.

[Additional Details](#)



CLOSING THE GAPS



91 out of 100

The Closing the Gaps domain tells us how well different populations of students in a district are performing.

[Additional Details](#)

2020-2021 Points of Pride

The following summarizes various District achievements for the 2020-2021 school year.

Academic and Extracurricular

- Twenty-two Mansfield ISD fine arts students have earned a distinction given to the top high school musicians in the state.
- Twelve MISD band students and ten choir students were named All-State musicians by the Texas Music Educators Association.
- One of our Mansfield ISD fine arts students has once again been selected by Carnegie Hall as one of the top young musicians in the country.
- Two MISD student-athletes medaled at the 2021 UIL Swimming and Diving State Meet.
- Four student-athletes placed in the top three of their events at the UIL Track and Field State Meet in Austin.
- More than 90 student-athletes are celebrating the decision to continue playing at the collegiate level with a scholarship offer.
- A student from Lake Ridge High School won three state medals during the state Academic Decathlon competition.
- Legacy High School's newspaper earned the coveted Gold Crown from the Columbia Scholastic Press Association. Legacy High's yearbook earned the prestigious Pacemaker Award, making it one of the top twenty yearbooks in the country.
- Eight students from the Ben Barber Innovation Academy were part of the program to recognize local career and technical education students to celebrate the Skills USA National Signing Day. These dedicated students will be recognized for deciding to pursue a career in the skilled trades that continue to face an immense labor shortage.
- The Mansfield High Robotics team earned a spot in the Texas Cup, the First Robotics Competition.

Community

- No one should fight cancer alone. That's why on the first Monday of each month that school is in session, Mansfield ISD continues to encourage the community to join students and staff to wear a color that represents a cancer that affected the life of a loved one.
- The MISD Transportation Department is the only ASE Blue Seal certified school district repair facility in the state.
- The Charlotte Anderson Elementary School staff participated in a Love Parade celebrating the Vikings and their families hard work this year. The staff drove through the neighborhoods in their attendance zone sharing love and words of encouragement to all students.
- MISD Middle Schools team up with Hope Squad to bring awareness and support to prevent suicide.
- Brooks Wester Middle School PTA hosted "Operation Gratitude" to write letters of gratitude for Deployed Troops, Veterans, Wounded Heroes & Caregivers, and Recruit Graduates.
- Summit High School hosted their annual Frosty Frog Fun Run to raise funds for the Make A Wish Foundation.

Financial and Leadership

- Mansfield ISD has earned the highest grade in the Texas Education Agency's Schools Financial Integrity Rating System of Texas. MISD has earned a Superior or 'A' grade since the inception of the state's financial accountability system, making it the 18th consecutive year the district has earned the top rating.
- Based on the district's 2020 comprehensive annual financial report, Mansfield ISD has been awarded the Certificate of Achievement for Excellence in Financial Reporting by The Government Finance Officers Association of the United States and Canada.
- Mansfield ISD has once again been named a winner of the Energy Star Partner of the Year –Sustained Excellence Award. This is the highest level of recognition by the U.S. Environmental Protection Agency. Since the start of the MISD Energy Management Program in 2012, MISD has saved more than \$11 million in water, electricity, and natural gas costs.

- Based on the district’s 2020 comprehensive annual financial report, Mansfield ISD has been awarded the Certificate of Excellence in Financial Reporting from the Association of School Business Officials.
- Mansfield ISD has been awarded the Meritorious Budget Award for the 2020-2021 budget year from the Association of School Business Officials International.
- Mansfield ISD was one of ten districts from across the state to receive the Texas Association of School Business Officials first Award of Excellence for Financial Management for the 2020 comprehensive annual financial report.
- Mansfield ISD received the Texas Association of School Business Officials Award of Merit for Purchasing Operations in 2021– Recognized Status.

Bond Update

Since 2000, Mansfield ISD residents have voted in support of six different bond packages for the district. Those bond programs have allowed the school district to expand effectively with MISD’s fast-growing community. On May 6, 2017, Mansfield ISD voters resoundingly passed the \$275 million bond. The bond proposal addresses growth, student safety and security, student equity, infrastructure improvements and the overall student experience in MISD.

2011 Bond Election

District voters approved a \$198,530,000 bond package in November 2011. Projects include replacement of older campuses, renovations, technology improvements, safety and security, and many other projects identified through the District facility condition assessment. Currently the district has rebuilt Tarver Rendon Elementary School, J.L Boren Elementary School, Alice Ponder Elementary School, Glenn Harmon Elementary School and Charlotte Anderson Elementary which opened August 2017. Wireless internet has been installed at all campuses and departments, security cameras and keyless entry updates have been completed at all campuses and departments as well as secure entry vestibules on each campus.

2017 Bond Election

In February 2017, the Mansfield ISD Board of Trustees voted to accept the Facilities & Growth Planning Committee’s (FGPC) recommendation to call for a \$275 million bond package addressing district growth, equity, safety and aging infrastructure across the district. Development of the bond proposal involved an almost two-year, in-depth process of information gathering, rESSArch and community input. The district completed a demographic report, a district-wide facilities assessment, educational visioning, and campus and department staff interviews.

On May 6, 2017, Mansfield ISD voters resoundingly passed the \$275 million bond. The bond proposal addresses growth, student safety and security, student equity, infrastructure improvements and the overall student experience in MISD. With over 7,700 MISD voters casting ballots, 65.12% voted in favor of the bond proposition.

2017 Bond Overview: \$275,000,000

Growth: \$143,300,000

- New Elementary School
- New Intermediate School
- New Middle School

The district is anticipated to grow by approximately 3,000 students over the next five years.

[To learn more, click here.](#)

Equity & Student Experience: \$67,400,000

- Classroom additions at Howard and Worley Middle Schools by enclosing the courtyards
- Renovations for equity, safety and updated standards at various campuses including Mansfield HS, Summit HS, Howard MS, Worley MS, Cross Timbers IS, and The Phoenix Academy
- Science labs at all elementary schools by converting existing space
- Multipurpose building to serve all athletic programs at each high school

Safety & Security: \$10,050,000

- New playground equipment, shade structures and synthetic play-surface at all elementary and intermediate schools
- Enhance video surveillance at every campus
- Upgrade fire alarm systems in need of replacement
- Exterior lighting installation at all middle schools

Infrastructure Improvements: \$54,250,000

- Technology infrastructure upgrades to cabling and backup systems
- HVAC upgrades and replacements
- Roof replacements
- Site and exterior improvements including drainage, paving, and weatherproofing
- Interior finish and hardware upgrades

Relevant Financial Information

The District's management is responsible for establishing and maintaining internal controls that are designed to ensure that the assets of the District are protected from loss, theft, and misuse, and to ensure that adequate accounting data are compiled to allow for the preparation of financial statements in conformity with accounting principles generally accepted in the United States of America. The internal control structure is designed to provide reasonable, but not absolute, assurance that these objectives are met. The concept of reasonable assurance recognizes that: 1) the cost of a control should not exceed the benefits likely to be derived; and 2) the valuation of costs and benefits requires estimates and judgments by management. Management believes the internal controls adequately meet the above objectives.

Single Audit

As a recipient of federal, state and local awards, the District also is responsible for ensuring that adequate internal controls are in place to provide compliance with applicable laws and regulations related to those programs. These internal controls are subject to ongoing review by management of the District.

As a part of the District's single audit described above, tests are made to determine the adequacy of the internal controls, including that portion related to financial award programs, as well as to determine that the District has complied with applicable laws and regulations. The results of the district's single audit for the fiscal year ended June 30, 2021 provided no instances of material weaknesses in the internal controls over financial reporting or over compliance with requirements applicable to each major program. In addition, the audit disclosed no material instances of non-compliance with certain provisions of laws, regulations, contracts and grants and that the District complied with all material compliance requirements applicable to each major program.

Budgetary Controls

In addition to the above, the district maintains budgetary controls throughout all of its financial systems. The objective of these budgetary controls is to ensure compliance with legal provisions embodied in the annual appropriated (official) budget adopted by the Board. Activities in the General Fund, National School Lunch and Breakfast Program Fund, and Debt Service Fund are included in the official budget. The level of budgetary control (i.e., the level at which expenditures cannot legally exceed the appropriated amount) is the fund-function level. District systems may exercise budgetary control at varying combinations of the account code structure. The Texas accounting system for school districts as codified in the Texas Education Agency Financial Accountability System Resource Guide creates a 20-digit account code structure and requires budgetary control through the fund-function level.

The District also utilizes an encumbrance accounting system to maintain budgetary control through a transaction's life cycle. Outstanding encumbrances at the end of a fiscal year lapse at year-end and are treated as expenditures in the subsequent year upon receipt of goods.

The cost of operating schools and the revenues to cover these costs are accounted for through the General Fund. Special programs, primarily funded by the state or federal governments and designed to accomplish a particular objective, are accounted for in Special Revenue Funds.

The District allocates a portion of its tax rate for payment of bond interest and maturities and accounts for these transactions through its Debt Service Fund. The District accounts for school construction financed by bond sales and other revenues through the Capital Projects Fund.

The financial statement format is prescribed by Financial Accountability System Resource Guide of the Texas Education Agency. As demonstrated by the statements and schedules included in the financial section of this report, the District continues to meet its responsibility for sound financial management.

The National School Lunch and Breakfast Program Fund (Child Nutrition) is used to account for the operations of the District's cafeterias and other food facilities. Revenues are derived primarily from charges to users and from federal child nutrition programs under which amounts are received by grant and by receipt of commodities from the United States Department of Agriculture ("USDA").

The District also maintains Trust and Agency Funds which encompass private purpose trusts as well as agency funds for student activity and other granting organizations.

Fund Balance

The total General Fund balance is managed as an integral part of the subsequent year's budget adoption and tax rate setting process. The Board has been proactive in building the District's fund balances over time striving to maintain at least three months operating expenditures in the unassigned general fund balance. Changes in fund balance policy occurred in 2011 through the implementation of GASB 54. Fund balance descriptions and policy requirements were added through this new standard.

Independent Audit

State law and District policy require an annual audit by independent certified public accountants. Whitley Penn performed the annual audit for the year ended June 30, 2021. In addition to meeting the requirements set forth in state statutes, the audit was designed to meet the requirements of the federal Single Audit Act of 1996 and related OMB Uniform Guidance. The independent auditors' report on the basic financial statements is included in the financial section of this report. Also included in this report are the independent auditors' reports relating specifically to the single audit.

Awards and Acknowledgements

Mansfield Independent School District received a Certificate of Achievement for the Excellence in Financial Reporting from the Government Finance Officers Association of the United States and Canada (GFOA) for its CAFR for the fiscal year end June 30, 2020. The Certificate of Achievement requires the governmental unit to publish an easily readable and efficiently organized CAFR with contents that conform to program standards. The CAFR also needs to satisfy both the GAAP and applicable legal requirements. This Certificate of Achievement is valid for one year only. We believe that this current report will conform to the Certificate of Achievement Program requirements and is being submitted to the GFOA for review.

The district also received the Association of School Business Officials' (ASBO) Certificate of Excellence in Financial Reporting for the prior fiscal year. This award certifies that the CAFR for the fiscal year ended June 30, 2020 substantially conforms to the principles and standards of reporting as recommended and adopted by ASBO. We believe that our current report will also meet the Certificate of Excellence Program requirements and will be submitted to ASBO for review.

New beginning for the 2020 fiscal year, the Texas Association of School Business Officials created the Award of Excellence for Financial Management. The award was created to recognize Texas school districts, open-enrollment charter schools, and education service centers that have implemented professional standards, best practices and innovations in financial reporting. The district was one of ten districts in the state of Texas to receive this award in the first year of implementation. We believe that this current report will also meet the criteria to earn this award again when submitted for review.

The preparation of this report on a timely basis could not have been accomplished without the dedicated efforts of the entire staff of the Finance office and the independent auditors' staff. Sincere appreciation for their time and efforts in this endeavor must be expressed. Also, thanks need to be extended to the Board of Trustees for their interest and support in the planning and operations of the financial services area of the District. Their concern that the business of the district be conducted efficiently and responsibly, and their recognition of the importance of such services, makes such tasks rewarding for the staff as a whole.

/ Kimberley Cantu /

Dr. Kimberley Cantu
Superintendent

/ Michele Trongaard /

Michele Trongaard
*Associate Superintendent
Business and Finance*

/ Monica Irvin /

Monica Irvin
Executive Director of Finance



Government Finance Officers Association

Certificate of
Achievement
for Excellence
in Financial
Reporting

Presented to

**Mansfield Independent School District
Texas**

For its Comprehensive Annual
Financial Report
For the Fiscal Year Ended

June 30, 2020

Christopher P. Merrill

Executive Director/CEO



ASSOCIATION OF
SCHOOL BUSINESS OFFICIALS
INTERNATIONAL

**The Certificate of Excellence in Financial Reporting
is presented to**

Mansfield Independent School District

**for its Comprehensive Annual Financial Report
for the Fiscal Year Ended June 30, 2020.**

The district report meets the criteria established for
ASBO International's Certificate of Excellence.



A handwritten signature in black ink, reading 'W. Edward Chabal'.

W. Edward Chabal
President

A handwritten signature in black ink, reading 'David J. Lewis'.

David J. Lewis
Executive Director



Financial Section





REPORT OF INDEPENDENT AUDITORS

To the Board of Trustees
Mansfield Independent School District
Mansfield, Texas

Report on Financial Statements

We have audited the accompanying financial statements of the governmental activities, the business-type activities, each major fund, and the aggregate remaining fund information of Mansfield Independent School District (the "District"), as of and for the year ended June 30, 2021, and the related notes to the financial statements, which collectively comprise the District's basic financial statements as listed in the table of contents.

Management's Responsibility for the Financial Statements

Management is responsible for the preparation and fair presentation of these financial statements in accordance with accounting principles generally accepted in the United States of America; this includes the design, implementation, and maintenance of internal control relevant to the preparation and fair presentation of financial statements that are free from material misstatement, whether due to fraud or error.

Auditor's Responsibility

Our responsibility is to express opinions on these financial statements based on our audit. We conducted our audit in accordance with auditing standards generally accepted in the United States of America and the standards applicable to financial audits contained in *Government Auditing Standards*, issued by the Comptroller General of the United States. Those standards require that we plan and perform the audit to obtain reasonable assurance about whether the financial statements are free from material misstatement.

An audit involves performing procedures to obtain audit evidence about the amounts and disclosures in the financial statements. The procedures selected depend on the auditor's judgment, including the assessment of the risks of material misstatement of the financial statements, whether due to fraud or error. In making those risk assessments, the auditor considers internal control relevant to the entity's preparation and fair presentation of the financial statements in order to design audit procedures that are appropriate in the circumstances, but not for the purpose of expressing an opinion on the effectiveness of the entity's internal control. Accordingly, we express no such opinion. An audit also includes evaluating the appropriateness of accounting policies used and the reasonableness of significant accounting estimates made by management, as well as evaluating the overall presentation of the financial statements.

We believe that the audit evidence we have obtained is sufficient and appropriate to provide a basis for our audit opinions.

To the Board of Trustees
Mansfield Independent School District

Opinions

In our opinion, the financial statements referred to above present fairly, in all material respects, the respective financial position of the governmental activities, the business-type activities, each major fund, and the aggregate remaining fund information of the District as of June 30, 2021, and the respective changes in financial position and, where applicable, cash flows thereof for the year then ended in accordance with accounting principles generally accepted in the United States of America.

Other Matters

Required Supplementary Information

Accounting principles generally accepted in the United States of America require that management's discussion and analysis, budgetary comparison information, pension information, and other post-employment benefit information, as listed in the table of contents, be presented to supplement the basic financial statements. Such information, although not a part of the basic financial statements, is required by the Governmental Accounting Standards Board who considers it to be an essential part of financial reporting for placing the basic financial statements in an appropriate operational, economic, or historical context. We have applied certain limited procedures to the required supplementary information in accordance with auditing standards generally accepted in the United States of America, which consisted of inquiries of management about the methods of preparing the information and comparing the information for consistency with management's responses to our inquiries, the basic financial statements, and other knowledge we obtained during our audit of the basic financial statements. We do not express an opinion or provide any assurance on the information because the limited procedures do not provide us with sufficient evidence to express an opinion or provide any assurance.

Other Information

Our audit was conducted for the purpose of forming opinions on the financial statements that collectively comprise the District's basic financial statements. The supplementary information such as the combining and individual nonmajor fund financial statements and the Texas Education Agency required schedules are presented for purposes of additional analysis and are not a required part of the basic financial statements. The schedule of expenditures of federal awards as required by Title 2 U.S. *Code of Federal Regulations* Part 200, *Uniform Administrative Requirements, Cost Principles, and Audit Requirements for Federal Awards* (Uniform Guidance) and the other information, such as the introductory and statistical sections, are also presented for purposes of additional analysis and are not required part of the basic financial statements.

The combining and individual nonmajor fund financial statements, the Texas Education Agency required schedules, and schedule of expenditures of federal awards are the responsibility of management and was derived from and relates directly to the underlying accounting and other records used to prepare the basic financial statements. Such information has been subjected to the auditing procedures applied in the audit of the basic financial statements and certain additional procedures, including comparing and reconciling such information directly to the underlying accounting and other records used to prepare the basic financial statements or to the basic financial statements themselves, and other additional procedures in accordance with auditing standards generally accepted in the United States of America.

In our opinion, the combining and individual nonmajor fund financial statements, the Texas Education Agency required schedules, and schedule of expenditures of federal awards are fairly stated, in all material respects, in relation to the basic financial statements as a whole.

The introductory and statistical sections have not been subjected to the auditing procedures applied in the audit of the basic financial statements, and accordingly, we do not express an opinion or provide any assurance on it.

To the Board of Trustees
Mansfield Independent School District

Other Reporting Required by *Government Auditing Standards*

In accordance with *Government Auditing Standards*, we have also issued our report dated November 16, 2021, on our consideration of the District's internal control over financial reporting and our tests of its compliance with certain provisions of laws, regulations, contracts, and grant agreements and other matters. The purpose of that report is to describe the scope of our testing of internal control over financial reporting and compliance and the results of that testing, and not to provide an opinion on internal control over financial reporting or on compliance. That report is an integral part of an audit performed in accordance with *Government Auditing Standards* is considering the District's internal control over financial reporting and compliance.

Whitley Penn LLP

Fort Worth, Texas
November 16, 2021





Management's Discussion and Analysis





This section of the Mansfield Independent School District's (the "District") Annual Comprehensive Financial Report presents our discussion and analysis of the District's financial performance for the year ended June 30, 2021. It should be read in conjunction with the report of independent auditors preceding and the basic financial statements following this section.

Financial Highlights

At June 30, 2021, the District's combined assets and deferred outflows fell below its liabilities and deferred inflows by \$103,325,697, net position. The unrestricted portion of (\$110,938,777) is due to the retroactive recognition of GASB 75 which requires the recognition of Other Post-Employment Benefits (OPEB) on the Government-wide financial statements. The District's total net position increased by \$8,449,044 with the refunding of \$400 million in bonds.

At the close of the fiscal year, the District's governmental funds reported \$195,269,203.

The District had \$112,366,124 or 57.54% of total fund balance available for the District's ongoing obligations (unassigned fund balance).

As of June 30, 2021, the General Fund's unassigned fund balance was \$112,366,124 (general fund unassigned fund balance) representing 36.93% of the total General Fund expenditures in the current fiscal year.

Overview of the Financial Statements

The District's basic financial statements consist of three components: 1) government-wide financial statements, 2) fund financial statements, and 3) notes to the basic financial statements. This report also contains required supplementary information and other supplementary information in addition to the basic financial statements themselves.

The basic financial statements include two types of statements that present different views of the District, the government-wide financial statements and the fund financial statements.

Government-Wide Financial Statements

The government-wide financial statements, including the *Statement of Net Position* and the *Statement of Activities*, report on the District as a whole and are designed to provide readers with a broad overview of the District's finances. These statements are presented on the accrual basis of accounting similar to the accounting basis used by most private-sector entities.

The *Statement of Net Position* presents information on all of the District's assets, liabilities, and deferred inflows/outflows of resources with the difference reported as net position. The *Statement of Activities* presents the increases and decreases in net position for the current fiscal year regardless of when cash is received or paid. Increases and decreases in net position over time may serve as one indicator of whether the financial position of the District is improving or deteriorating but should be considered with additional factors as well.

Government-wide financial statements distinguish net position and the changes in net position between *governmental activities*, which are supported principally by taxes and intergovernmental revenues, and *business-type activities*, which are intended to recover all or a significant portion of their costs through user fees and charges.

Fund Financial Statements

The fund financial statements provide detailed information about the District's most significant funds as opposed to the District as a whole. Funds are accounting devices used to account for specific sources of funding and spending for particular purposes. State law and bond covenants require the District to establish some funds. The District, like other state and local governments, uses fund accounting to ensure and demonstrate compliance with finance-related requirements.

The District's funds include three types: 1) governmental funds, 2) proprietary funds, and 3) fiduciary funds.

Governmental Funds

Most of the District's activities are reported in governmental funds. Governmental funds report on the modified accrual basis of accounting which focuses on 1) how cash and other financial resources can be readily converted to cash inflows and outflows and 2) the balances remaining at year end available for future spending. The governmental fund statements provide a detailed short-term view of the District's operations and funds available to finance future operations. Because the focus and accounting methods are different for the governmental fund statements and the government-wide statements, reconciliation schedules are presented following each of the fund financial statements.

Governmental funds are used to account for essentially the same functions reported as governmental activities in the government-wide financial statements. However, unlike the government-wide financial statements, governmental fund financial statements focus on near-term inflows and outflows of spendable resources, as well as on balances of spendable resources available at the end of the fiscal year. Such information may be useful in evaluating a government's near-term financing requirements.

The focus of governmental funds is narrower than that of the government-wide financial statements; therefore, it is useful to compare the information presented for governmental funds with similar information presented for governmental activities in the government-wide financial statements. By doing so, readers may better understand the long-term impact of the government's near-term financing decisions. Both the Governmental Fund Balance Sheet

and the Governmental Fund Statement of Revenues, Expenditures, and Changes in Fund Balances provide a reconciliation to facilitate this comparison between governmental funds and governmental activities.

The District maintains 28 governmental funds. Information is presented separately in fund financial statements for the general, debt service, ESSER II and capital projects funds, all of which are considered to be major funds. Data from the other governmental funds is combined into a single, aggregated presentation. Individual fund data for each of the nonmajor governmental funds is provided in the form of combining statements elsewhere in this report. The District adopts an annual appropriated budget for its general fund, debt service fund, and the child nutrition fund.

Proprietary Funds

Proprietary funds are used to account for operations that provide services and/or goods for a fee, whether to outside users or units within the District. Proprietary funds use the same accrual basis of accounting used in the government-wide financial statements. There are two types of proprietary funds: enterprise funds and internal service funds.

The enterprise funds report the same functions presented as *business-type activities* in the government-wide financial statements. An enterprise fund is an accounting tool used to accumulate and allocate costs internally among various functions. The District uses enterprise funds to account for its day care operations, adult education, catering and the natatorium.

The second type of proprietary fund is the internal service fund. An internal service fund is an accounting device used to accumulate and allocate costs internally among the various functions. The District does not have any internal service funds.

Fiduciary Funds

Fiduciary funds are used to account for resources held for the benefit of parties outside the government. Fiduciary funds are not reflected in the government-wide financial statements because the resources of those funds are *not* available to support the District's own programs. The District is the trustee, or fiduciary, for these funds and is responsible for ensuring that the assets reported in these funds are used for their intended purposes. These funds are excluded from the District's government-wide financial statements as the District cannot use these assets to finance its operations.

The table below provides a concise view of the major features of the District’s financial statements including the portion of the District they cover and types of information they contain.

Major Features of the District's Financial Statements				
	Government-wide Statements	Fund Statements		
		Governmental Funds	Proprietary funds	Fiduciary Funds
<i>Scope</i>	Entire District (except fiduciary funds)	Activities of the District that are not proprietary or fiduciary	Activities of the District that charge fee for services and or goods	Activities for which the District is the trustee/ agent for other parties
<i>Required financial statements</i>	<ul style="list-style-type: none"> • Statement of Net Position • Statement of Activities 	<ul style="list-style-type: none"> • Balance Sheet • Statement of Revenues, Expenditures & Changes in Fund Balances 	<ul style="list-style-type: none"> • Statement of Net Position • Statement of Revenues, Expenses & Changes in Fund Net Position • Statement of Cash Flows 	<ul style="list-style-type: none"> • Statement of Fiduciary Net Position • Statement of Changes in Fiduciary Net Position
<i>Accounting basis and measurement focus</i>	Accrual accounting and economic resources focus	Modified accrual accounting and current financial resources focus	Accrual accounting and economic resources focus	Accrual accounting and economic resources focus
<i>Type of asset/liability information</i>	All assets and liabilities, both financial and capital, short-term and long-term	Only assets expected to be used up and liabilities to be paid during the year or soon thereafter; no capital assets or long-term debt	All assets and liabilities, both financial and capital, short-term and long-term	All assets and liabilities, both short-term and long-term; the District’s fiduciary funds do not currently have capital assets, although they can
<i>Type of inflow/outflow information</i>	All revenues and expenses during the year, regardless of when cash is received or paid	Revenues for which cash is received during the year or soon after the end of the year; expenditures when goods or services have been received and payment is due during the year or soon thereafter	All revenues and expenses during the year, regardless of when cash is received or paid	All revenues and expenditures during the year, regardless of when cash is received or paid.

Notes to the Financial Statements

The notes to the basic financial statements provide additional information that is essential to a complete understanding of the data provided in the government-wide and fund financial statements.

Required Supplementary Information

In addition to the basic financial statements and accompanying notes, this report also presents certain other supplementary information concerning the District. The required supplementary information relates to comparison of the original adopted budget, the final amended budget, and the actual amounts for the fiscal year. This is required supplementary information for the general fund and any major special revenue funds. The District did not have any major special revenue funds; therefore, the general fund and the District’s participation in TRS are presented as required supplementary information.

Other Supplementary Information

The combining and individual fund statements and schedules and the compliance schedule comprise the supplementary information and are presented immediately following the required supplementary information.

GOVERNMENT-WIDE FINANCIAL ANALYSIS
TABLE I - CHANGES IN NET POSITION

	Governmental Activities		Business-Type Activities		Totals	
	2021	2020	2021	2020	2021	2020
Assets						
Current and other assets	\$ 256,458,489	\$ 311,766,159	\$ 853,937	\$ 1,947,192	\$ 257,312,426	\$ 313,713,351
Capital assets	852,023,545	844,758,926			852,023,545	844,758,926
Total Assets	1,108,482,034	1,156,525,085	853,937	1,947,192	1,109,335,971	1,158,472,277
Deferred Outflows of Resources						
Deferred charge on refunding	38,742,220	21,832,091			38,742,220	21,832,091
Deferred outflows - pension	33,744,765	44,907,476			33,744,765	44,907,476
Deferred outflows - OPEB	18,923,192	21,808,426			18,923,192	21,808,426
Total Deferred Outflows of Resources	91,410,177	88,547,993			91,410,177	88,547,993
Liabilities						
Other liabilities	96,602,836	112,635,999	79,134	206,957	96,681,970	112,842,956
Long term liabilities	923,773,260	951,762,874			923,773,260	951,762,874
Net pension liability	95,048,069	102,362,821			95,048,069	102,362,821
Net OPEB Liability	95,338,243	121,183,321			95,338,243	121,183,321
Total Liabilities	1,210,762,408	1,287,945,015	79,134	206,957	1,210,841,542	1,288,151,972
Deferred Inflows of Resources						
Deferred inflows - pension	19,862,683	17,640,864			19,862,683	17,640,864
Deferred inflows - OPEB	73,367,618	53,002,175			73,367,618	53,002,175
Total Deferred Inflows of Resources	93,230,301	70,643,039			93,230,301	70,643,039
Net Position						
Net investment in capital assets	(42,032,213)	(43,167,053)			(42,032,213)	(43,167,053)
Restricted	49,645,293	48,099,211			49,645,293	48,099,211
Unrestricted	(111,713,580)	(118,447,134)	774,803	1,740,235	(110,938,777)	(116,706,899)
Total Net Position	\$ (104,100,500)	\$ (113,514,976)	\$ 774,803	\$ 1,740,235	\$ (103,325,697)	\$ (111,774,741)

The District's net investment in capital assets of \$(42,032,213) reflects its investment in capital assets (e.g., land, buildings, machinery, equipment, vehicles, and infrastructure), less any related outstanding debt that was used to acquire those assets and any unspent bond proceeds. The District uses these capital assets to provide a variety of services to its citizens. Accordingly, these assets are not available for future spending. Although the District's investment in capital assets is reported net of related debt, it should be noted that the resources used to repay this debt must be provided from other sources, since the capital assets themselves cannot be used to liquidate these liabilities.

An additional portion of the District's net position of \$49,645,293 represents resources that are subject to external restrictions on how they may be used. The remaining balance of (\$110,938,777) is unrestricted.

With the implementation of GASB 75 in fiscal year 2017-2018, the Mansfield Independent School District has not been able to report positive balances in all reported categories of net position, both for the government as a whole, as well as for its separate governmental activities. The business-type activities reported a positive net position of \$774,803. In prior years when recognition of GASB 75 was not required, MISD reported a positive net position and would this year without the OPEB recognition.

Changes in Net Position

Total combined net position of the District increased by \$8,449,044 during the year ended June 30, 2021 (see Table II). Funding for government-wide activities is through specific program revenues or general revenues such as property taxes and unrestricted grants and contributions.

Unrestricted net position reflects a deficit resulting from the application of GASB 75 in the current fiscal year for OPEB. Although the District reports a deficit, the deficit is primarily due to reporting the District's proportionate share of the net OPEB liability. The total district liability is reported in the governmental activities; however, the actual liability does not require the use of current resources at the fund level, which results in a timing difference since the TRS-Care plan is funded on a pay-as-you-go basis. The District has made all contractually required contributions as

noted in the required supplementary information and has sufficient fund balance to meet the District's ongoing obligations to students and creditors.

TABLE II - CHANGES IN NET POSITION

	Governmental Activities		Business-Type Activities		Total	
	2021	2020	2021	2020	2021	2020
Revenues						
Program						
Charges for services	\$ 1,966,110	\$ 5,548,991	\$ 2,542,676	\$ 3,520,900	\$ 4,508,786	\$ 9,069,891
Operating grants and contributions	60,213,536	60,107,060			60,213,536	60,107,060
Capital Grants						
General						
Property taxes	231,261,021	223,254,101			231,261,021	223,254,101
State-aid formula grants not restricted	134,815,669	144,253,373			134,815,669	144,253,373
Grants and contributions not restricted						
Investment earnings	736,430	4,401,700			736,430	4,401,700
Miscellaneous	3,453,152	(327,211)			3,453,152	(327,211)
Total Revenues	<u>432,445,918</u>	<u>437,238,014</u>	<u>2,542,676</u>	<u>3,520,900</u>	<u>434,988,594</u>	<u>440,758,914</u>
Expenses						
Instruction	235,378,448	242,437,210			235,378,448	242,437,210
Instructional resources and media services	5,826,564	5,946,947			5,826,564	5,946,947
Curriculum and staff development	5,141,403	5,336,772			5,141,403	5,336,772
Instructional leadership	4,316,292	4,519,751			4,316,292	4,519,751
School leadership	21,813,673	22,562,942			21,813,673	22,562,942
Guidance, counseling, and evaluation services	13,837,121	14,901,007			13,837,121	14,901,007
Social work services	13,577	41,252			13,577	41,252
Health services	5,971,777	5,291,762			5,971,777	5,291,762
Student Transportation	15,260,507	15,625,678			15,260,507	15,625,678
Food Service	16,932,547	20,628,651			16,932,547	20,628,651
Extracurricular activities	12,220,602	12,974,855			12,220,602	12,974,855
General Administration	7,283,261	7,453,245			7,283,261	7,453,245
Facilities maintenance and operations	32,861,520	31,826,585			32,861,520	31,826,585
Security and monitoring services	7,738,138	7,584,278			7,738,138	7,584,278
Data processing services	5,494,185	5,178,959			5,494,185	5,178,959
Community services	555,629	1,004,037			555,629	1,004,037
Interest and fiscal charges	32,470,367	34,678,358			32,470,367	34,678,358
Facilities acquisition and construction						
Payments related to shared services arrangements	163,976	112,500			163,976	112,500
Other governmental charges	1,202,009	1,180,086			1,202,009	1,180,086
Day Care			359,372	273,886	359,372	273,886
After-school Care Program			1,537,827	1,979,810	1,537,827	1,979,810
Natatorium			788,115	736,768	788,115	736,768
Adult Education						
Catering				66,988		66,988
Total Expenses	<u>424,481,596</u>	<u>439,284,875</u>	<u>2,685,314</u>	<u>3,057,452</u>	<u>427,166,910</u>	<u>442,342,327</u>
Excess (deficiency) before special items and transfers	7,964,322	(2,046,861)	(142,638)	463,448	7,821,684	(1,583,413)
Special items	627,360				627,360	
Transfers	822,794	400,000	(822,794)	(400,000)		
Increase (Decrease) in Net Position	9,414,476	(1,646,861)	(965,432)	63,448	8,449,044	(1,583,413)
Net Position - Beginning	<u>(113,514,976)</u>	<u>(111,868,115)</u>	<u>1,740,235</u>	<u>1,676,787</u>	<u>(111,774,741)</u>	<u>(110,191,328)</u>
Net Position - Ending	<u>\$ (104,100,500)</u>	<u>\$ (113,514,976)</u>	<u>\$ 774,803</u>	<u>\$ 1,740,235</u>	<u>\$ (103,325,697)</u>	<u>\$ (111,774,741)</u>

The following is a summary of government-wide activities:

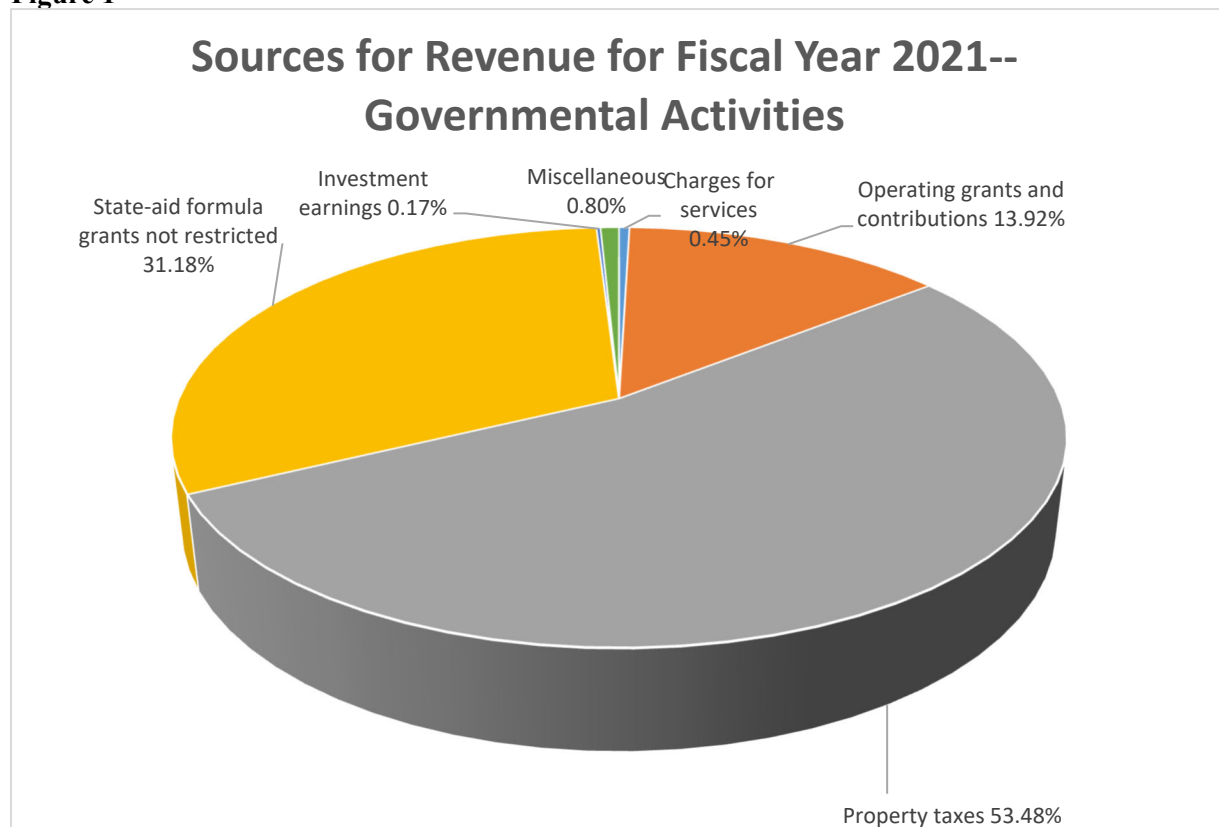
The net cost of all activities this year was \$362,444,588, a decrease of \$10,720,788 over the previous year.

Some of these costs were funded by program revenues directly attributable to specific activities, but are negatively affected with the recognition of GASB 75.

The remaining cost of government-wide activities was funded from general revenues, \$370,893,632, such as property taxes and unrestricted state and federal grants and contributions.

The District's revenues are derived primarily from property taxes and state aid (see Figure 1). Property taxes represents 53.48% of total revenues while state aid is 31.18%. The remaining 15.34% of revenues is derived from operating grants and contributions, charges for services and miscellaneous revenues.

Figure 1



The primary functional expense (see Figure 2) of the District is instruction at \$246.3 million which represents 58.03% of total expenses. Student Support represents 15.13%, Non-student Support represents 10.86%, Interest on Debt represents 7.65%, and Instructional and School Leadership represents 6.16%. The remaining individual functional categories are each less than 3%. Total expenses in the current fiscal year were \$424 million, a \$14.8 million or 3.37% percent decrease from the prior year.

Figure 2

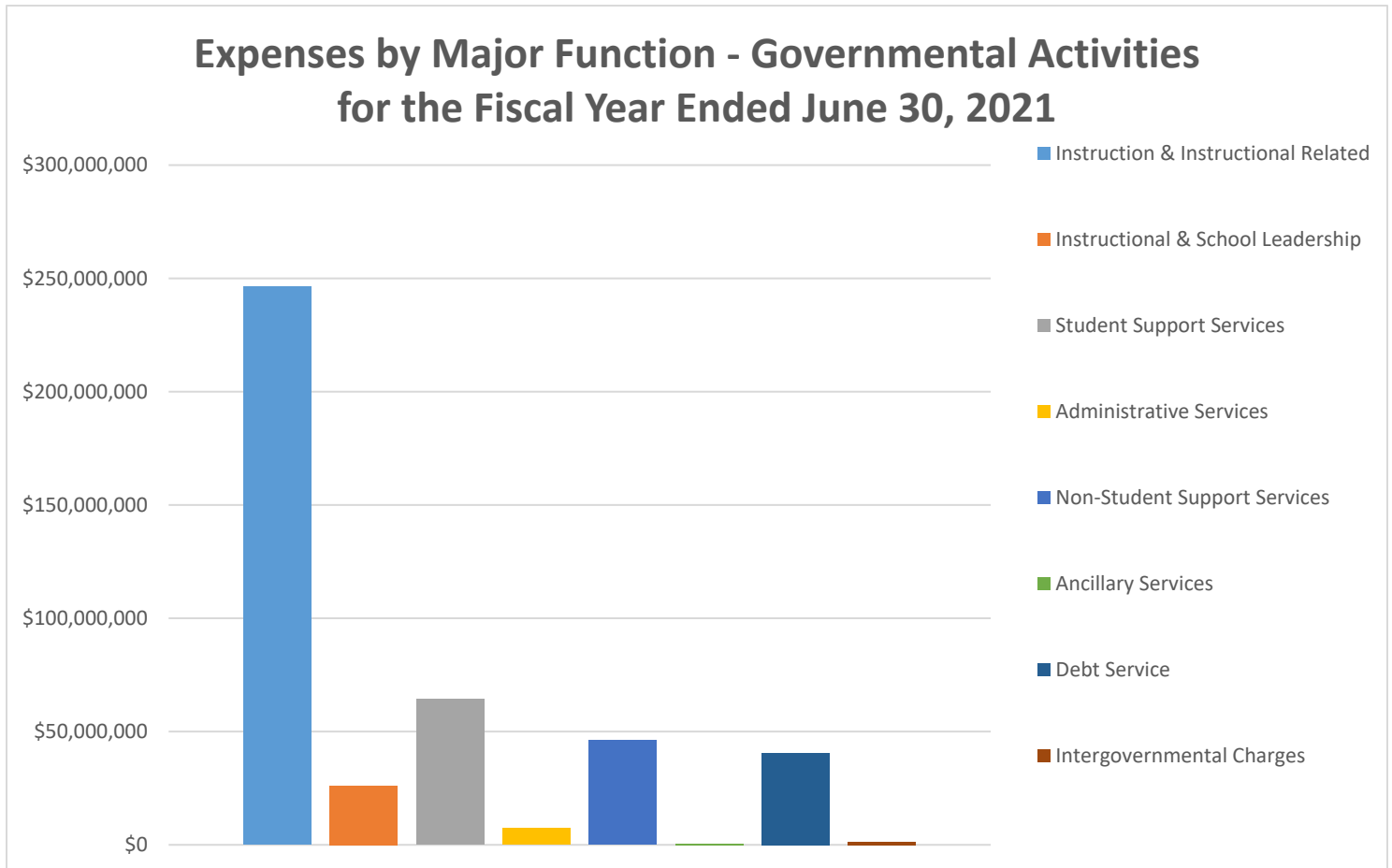


Table III shows the Districts largest governmental functions as well as their related net cost (total cost less fees and grants and contributions for the activities). The net cost reflects what was funded by property taxes, unrestricted state and federal grants and contributions and other miscellaneous local revenues.

TABLE III- COSTS OF SERVICES FOR MAJOR FUNCTIONS

	Cost of Services		Net Cost of Services	
	2021	% of Total	2021	% of Total
Instruction	\$ 235,378,448	55.5%	\$ 202,427,629	55.9%
School Leadership	21,813,673	5.1%	20,600,242	5.7%
Facilities Maintenance and Operations	32,861,520	7.7%	31,471,687	8.7%
Interest and Fiscal Charges	32,470,367	7.6%	32,470,367	9.0%

Financial Analysis of the District's Funds

As noted earlier, the District uses fund accounting to ensure and demonstrate compliance with finance-related legal requirements, bond covenants, and segregation for particular purposes.

Governmental Funds

The focus of the District's governmental funds is to provide information on near-term inflows, outflows, and balances of spendable resources. Such information is useful in assessing the District's financing requirements. In particular, unassigned fund balance may serve as a useful measure of the District's net resources available for spending at the end of a fiscal year.

As of June 30, 2021, the District's governmental funds reported combined fund balances of \$195,269,203 a decrease of \$42.7 million from the prior year due to payments for construction projects the District has. The unassigned fund balance, \$112.4 million or 57.54% of the total ending fund balance is available for spending at the District's on-going operations. The remainder of fund balance has various spending constraints as detailed in Table IV.

TABLE IV – GOVERNMENTAL FUND BALANCES

		<u>% of Total</u>
Non- Spendable		
Inventory	\$ 397,055	0.203%
Prepaid items	83,376	0.043%
Total Non-spendable	<u>480,431</u>	<u>0.246%</u>
 Restricted		
Federal, State and Local Grants	2,726,875	1.397%
Capital Acquisitions	20,525,282	10.511%
Retirement of Long-Term Debt	57,483,142	29.438%
Total Restricted	<u>80,735,299</u>	<u>41.346%</u>
 Committed		
Campus activity funds	1,687,349	0.864%
Total Committed	<u>1,687,349</u>	<u>0.864%</u>
 Unassigned		
Total Governmental Fund Balances	<u>\$ 195,269,203</u>	<u>100.000%</u>

The General Fund is the primary operating fund of the District. At June 30, 2021, unassigned fund balance of the General Fund was \$112,366,124 which is 99.76% percent of the total General Fund balance of \$112,635,427. As a measure of the General Fund's liquidity and financial health, it may be useful to compare unassigned fund balance to the total fund expenditures. Unassigned fund balance represents 36.93% of the current year General Fund expenditures.

The fund balance of the District's General Fund increased \$9.4 million during the current fiscal year due to reductions in expenditures in various functions, vacancies, and actual expenditures being less than anticipated. In response to the COVID-19 outbreak across the world, we delivered remote student instruction online for approximately 40% of our student population. Additionally, student enrollment decreased which would have decreased our revenues; however, the TEA held the District harmless for enrollment and made the District

whole with regard to funding. The funds to hold the district harmless came from Federal ESSER funds which moved those expenditures to a different fund thus freeing up dollars in the general fund. There were \$1.8 million in purchase orders budgeted for during the school year that were not delivered before year-end and were rolled forward to the new school year. The Debt Service Fund balance of \$57,483,142 is restricted for the payment of debt service. The fund balance decreased by \$765,223 from the prior year due to costs associated with the refunding of \$400 million in bonds.

At year end, the Capital Projects Fund had a combined fund balance of \$20,525,282 which is a decrease of \$52,141,976 from the prior year due to costs associated with the construction projects the District has in place. The fund balance is restricted for various construction projects, capital outlay and related encumbrances.

The ESSER funds reference in the above paragraph were accounted for in a separate fund. Because of the dollar amount, this fund became a major fund and is listed separately. The amount recorded in this fund for fiscal year 2021 represented the amount that the state held the District harmless for attendance loss due to COVID 19.

The District's other governmental funds are composed of various special revenue funds. The other governmental funds ended the year with a combined fund balance of \$4,625,352. This represents an increase of \$711,099 from the prior year. Revenues typically approximate expenditures in the other governmental funds as grant funds, which make up the largest portion of activity in these funds and are generally earned when expended.

Proprietary Funds

The District's Proprietary Funds include the Day Care Center, the After-school Care Program, the Natatorium, and the Adult Education Program. At year end, the Proprietary Funds had a net position of \$774,803 which is a decrease of \$965,432 from the prior year. This decrease is primarily the result of a transfer of \$900,000 from the Natatorium Fund to the Capital Projects fund to fund repairs to the Natatorium.

General Fund Budgetary Highlights

Over the course of the year, the District revised its General Fund budget. Actual expenditures were \$23.4 million less than final budgeted expenditures, and the actual reported revenues were approximately \$3.7 million less than the final total revenues budgeted. Variations between budgeted amounts and actual amounts were due to unfilled vacancies, reductions in staff, hold harmless revenues and associated expenditures funded by a Federal ESSER funds, unfulfilled purchased orders at year-end and payroll expenditures were less than projected.

During the year, certain budget amendments were passed to address changes in planned expenditures for the District. This activity is normal for the District as the administration responds to changing needs throughout the year.

Capital Asset and Debt Administration

Capital Assets

As of June 30, 2021, the District had invested approximately \$852 million in a broad range of capital assets, including land, equipment, and buildings, less depreciation (see Table V). Net capital assets increased \$7.3 million from the prior year. The increase was primarily due to the completion of construction projects.

TABLE V – CAPITAL ASSET SUMMARY (NET OF DEPRECIATION)

	Governmental Activities		
	2021	2020	% Change
Land	\$ 56,191,085	\$ 56,191,085	
Construction in progress	260,996,564	212,418,724	22.87%
Buildings and improvements	524,371,823	563,449,515	-6.94%
Furniture and equipment	10,464,073	12,699,602	-17.60%
Leased assets under capital lease			
Total	\$ 852,023,545	\$ 844,758,926	0.86%

More detailed information about the District's capital assets is presented in the Note 7 to Basic Financial Statements.

Long-Term Debt

The District had \$953.3 million in long-term debt at year end, a decrease of \$29 million from the prior year (see Table VI). The District refunded \$400 million in bonds, including premiums, and capital appreciation bonds which saved the District approximately \$50 million over the life of the bonds, and made principal payments of \$37.6 million on the bonds and capital leases during the fiscal year. More detailed information about the District's debt is presented in Note 8 to Basic Financial Statements.

TABLE VI - LONG-TERM DEBT

	Balance		Retirements/ Refundings	Balance		Due Within One Year
	July 1, 2020	Additions		June 30, 2021		
Governmental Activities						
Bonds and notes payable:						
General obligation bonds	\$ 895,790,000	\$ 399,484,828	\$ (436,749,989)	\$ 858,524,839	\$ 29,550,000	
Premium on bond issuance	86,302,873	38,230,109	(39,372,863)	85,160,119		
Premium capital appreciation bonds		18,450,263	(8,870,229)	9,580,034		
Accreted Interest on Capital						
Appreciation Bonds		78,049	(19,781)	58,268		
Capital lease payable	332,454		(332,454)			
Total Bonds and Notes Payable	\$ 982,425,327	\$ 456,243,249	\$ (485,345,316)	\$ 953,323,260	\$ 29,550,000	

The District continues to receive excellent bond ratings. The latest underlying review by the rating agencies was performed in October 2020. The Bonds have been rated “Aaa” by Moody’s Investors Service, Inc. (“Moody’s”) and “AAA” by Fitch Ratings, Inc. (“Fitch”) by virtue of the guarantee of the Permanent School Fund of the State of Texas. The Bonds and the presently outstanding tax supported debt of the District are rated “Aa2” by Moody’s and “AA+” by Fitch without regard to credit enhancement. The District also has issues outstanding which are rated “Aaa” by Moody’s, “AAA” by Fitch and “AAA” by Standard & Poor’s Ratings Services, a Standard & Poor’s Financial Services LLC business (“S&P”) by virtue of the guarantee of the Permanent School Fund of the State of Texas, as well as other issues rated “AA” by S&P without regard to credit enhancement. Applications for contract ratings on the Bonds were submitted to Moody’s and Fitch only.

Economic Factors and Next Year's Budgets and Rates

TEA implemented hold harmless provisions for all of 2020-2021 which used \$7,321,340 of the \$13,144,342 in ESSER II funds allocated to the district to fund the hold harmless provisions in 2020-2021. The remaining \$5.8 million and the first two-thirds of the ESSER III allocation of \$19,680,216 will be utilized beginning in 2021-2022 school year thru September 2024 to address learning loss, social and emotional impacts of the pandemic, and additional educational support.

Although there are not any hold harmless provisions for the 2021-2022 school year, the TEA will provide funding for remote instruction for the first and second six-weeks of the school year. The full extent of the ongoing impact of COVID-19 on the district's 2021-22 fiscal year and longer-term operational and financial performance will depend on future developments, many of which are outside of its control, including the effectiveness of the mitigation strategies related to COVID-19, the duration and spread of COVID-19, and future governmental actions, all of which are highly uncertain and cannot be predicted.

The district began the 2020-2021 fiscal year with a fund balance of \$103.2 million and ended the year with \$112.6 million. This healthy fund balance level will assist the district in absorbing the impact of any state funding cuts that may occur in the future as well provide funds for any unexpected expenses that may arise. Additionally, the District plans to dedicate approximately \$8 million to capital projects including the purchase of new buses to replace older buses in the fleet. The district adopted a balanced budget for 2021-2022.

Property values for the 2021-2022 fiscal year increased 7.37 percent over the 2020-2021 year. On August 10, 2021, the Board of Trustees called for a Voter Approved Tax Ratification Election moving \$0.13 from the Interest and Sinking tax rate to the Maintenance and Operations tax rate to adopt a total tax rate of \$1.4183 per \$100 of property value. This rate is an overall decrease of \$0.0278 in the total tax rate. A Maintenance and Operations (M&O) rate of \$1.0583 and an Interest and Sinking (I&S) rate of \$0.36 was adopted and will generate an additional \$24.7 million. The VATRE passed on November 2, 2021. The district's enrollment for 2021-2022 has increased to a pre-pandemic level of 35,564 students over the prior year of 35,127.

Current 2021-2022 budgets for the Child Nutrition Fund and Debt Service Fund include estimated revenues and expenditures of approximately \$17.6 million and \$63 million, respectively.

Requests for Information

This financial report is designed to provide our citizens, taxpayers, customers, investors and creditors with a general overview of the District's finances and to show the District's accountability for the funding it receives. Questions concerning any of the information provided in this report or requests for additional information should be addressed to the District's Finance Department, Mansfield Independent School District, 605 E. Broad Street, Mansfield, TX, 76063.


Basic Financial Statements

WE ARE MISD STRONG

MANSFIELD INDEPENDENT SCHOOL DISTRICT
Scenes from around the district



At Mansfield Middle School students, parents and staff alike gathered at a local park to organize and re-stock with critical and in-demand supplies. The most essential supplies were related to community resources.



MISD staff members like the ones shown here have been named **Best of Mansfield** winners. Some of the winners include staff members who have been named **Best of Mansfield** winners.



Who's number one? For the district's Battle of the Books competition, it was these students from Mansfield Middle School. The contest encourages students to read good books and have fun while competing with their peers.



In the year of his first graduating class, MISD's Brady College High School has a student (Casey Hannon) who received a full ride to Princeton University.



It's one of only a few world-class technicians in the country that Mansfield, from the MISD Transportation Department, earned the title after passing multiple qualification exams.



These students at Mansfield STEM Academy are giving into their Future Forward project. With the project, learners collaborate with local business to try to solve a problem and create a viable product for the betterment of the community.



A group of Mansfield ISD students who are dedicated to serving their community completed the City of Mansfield's first intercity class. The intercity exposed the students to a variety of city roles.



Many of the intercity students' future plans include a "Share to Succeed" campaign that has donated toys, food and books to the community.



A Region 10 Middle School student (Danya Pineda) was a finalist in the Texas Dream Competition Challenge. The competition, created by The Fox-Wright Museum of Science and History, prompts students to create a video explaining a solution to a global issue.



Congratulations to MSCT's new spelling bee champ Danyela Castillo, from Fox Lane Intermediate School, who won with the word "accuse".

MANSFIELDTODAY 21





MANSFIELD INDEPENDENT SCHOOL DISTRICT
STATEMENT OF NET POSITION – EXHIBIT A-1
JUNE 30, 2021

Data Control Codes	Governmental Activities	Business-type Activities	Total
Assets			
1110 Cash and cash equivalents	\$ 211,373,661	\$ 1,072,969	\$ 212,446,630
1220 Delinquent property taxes receivable	8,679,039		8,679,039
1230 Allowance for uncollectible taxes	(2,114,982)		(2,114,982)
1240 Due from other governments	37,335,797		37,335,797
1250 Accrued Interest	86		86
1260 Internal balances	219,032	(219,032)	
1290 Other receivables	485,425		485,425
1300 Inventories	397,055		397,055
1410 Prepaid items	83,376		83,376
1510 Land	56,191,085		56,191,085
1580 Construction in progress	260,996,564		260,996,564
Capital assets net of depreciation:			
1520 Buildings and improvements, net	524,371,823		524,371,823
1530 Furniture and equipment, net	10,464,073		10,464,073
1000 Total Assets	1,108,482,034	853,937	1,109,335,971
Deferred Outflows of Resources			
1700 Deferred charge on refunding	38,742,220		38,742,220
1701 Deferred outflows - pension	33,744,765		33,744,765
1706 Deferred outflows - OPEB	18,923,192		18,923,192
Total Deferred Outflows of Resources	91,410,177		91,410,177
Liabilities			
2110 Accounts payable	17,927,737	27,218	17,954,955
2140 Interest payable	12,427,608		12,427,608
2150 Payroll deductions and withholdings	4,158,317	5,331	4,163,648
2160 Accrued wages payable	31,821,581	46,585	31,868,166
2180 Due to other governments	87,719		87,719
2190 Due to student groups	108,110		108,110
2300 Unearned revenue	495,025		495,025
2400 Payable from restricted assets	26,739		26,739
Noncurrent Liabilities:			
2501 Due within one year	29,550,000		29,550,000
2502 Due in more than one year	923,773,260		923,773,260
2540 Net pension liability	95,048,069		95,048,069
2545 Net OPEB Liability	95,338,243		95,338,243
2000 Total Liabilities	1,210,762,408	79,134	1,210,841,542
Deferred Inflows of Resources			
2600 Deferred Inflows - Pension	19,862,683		19,862,683
2600 Deferred Inflows - OPEB	73,367,618		73,367,618
Total Deferred Inflows of Resources	93,230,301		93,230,301
Net Position			
3200 Net investment in capital assets	(42,032,213)		(42,032,213)
Restricted for:			
3820 Federal and state programs	1,738,021		1,738,021
3820 Food service	989,954		989,954
3850 Debt service	46,917,318		46,917,318
3900 Unrestricted	(111,713,580)	774,803	(110,938,777)
3000 Total net position	\$ (104,100,500)	\$ 774,803	\$ (103,325,697)

See Notes to the Financial Statements.

**MANSFIELD INDEPENDENT SCHOOL DISTRICT
STATEMENT OF ACTIVITIES – EXHIBIT B-1
FOR THE YEAR ENDED JUNE 30, 2021**

Data Control Codes	Functions/Programs	Program Revenue		
		Expenses	Charges for Services	Operating Grants and Contributions
	Governmental activities:			
11	Instruction	\$ 235,378,448	\$ 311,548	\$ 32,639,271
12	Instruction resources and media services	5,826,564		279,912
13	Curriculum and staff development	5,141,403		1,260,380
21	Instructional leadership	4,316,292		364,112
23	School leadership	21,813,673		1,213,431
31	Guidance, counseling and evaluation services	13,837,121		3,937,494
32	Social work services	13,577		13,578
33	Health services	5,971,777		2,627,103
34	Student transportation	15,260,507		639,262
35	Food services	16,932,547	1,217,555	12,182,330
36	Extracurricular activities	12,220,602	437,007	409,037
41	General administration	7,283,261		1,553,231
51	Facilities maintenance and operations	32,861,520		1,389,833
52	Security and monitoring services	7,738,138		943,571
53	Data processing services	5,494,185		170,158
61	Community services	555,629		426,857
72	Interest and fiscal charges	32,470,367		
93	Payments related to shared service arrangements	163,976		163,976
99	Other governmental charges	1,202,009		
TG	Total governmental activities	424,481,596	1,966,110	60,213,536
	Business-type activities:			
01	Day Care	\$ 359,372	\$ 327,922	
02	After-School Care Program	1,537,827	1,564,885	
03	Natatorium	788,115	649,869	
04	Adult Education			
05	Catering			
TB	Total business-type activities	2,685,314	2,542,676	
TP	Total primary government	\$ 427,166,910	\$ 4,508,786	\$ 60,213,536
	General revenues			
	Taxes:			
MT	Property taxes, levied for general purposes			
DT	Property taxes, levied for debt service			
SF	State-aid formula grants not restricted			
IE	Investment earnings			
MI	Miscellaneous			
	Special items			
SI	Special item - extraordinary item			
SI	Special item - oil and gas funds			
FR	Transfers			
TR	Total general revenues, special items, and transfers			
CN	Change in net position			
NB	Net position - beginning			
NE	Net position - ending			

See Notes to the Financial Statements.

CONTINUED STATEMENT OF ACTIVITIES – EXHIBIT B-1

Net (Expense) Revenue and Changes in Net Position

Primary Government		
Governmental Activities	Business-type Activities	Total
\$ (202,427,629)		\$ (202,427,629)
(5,546,652)		(5,546,652)
(3,881,023)		(3,881,023)
(3,952,180)		(3,952,180)
(20,600,242)		(20,600,242)
(9,899,627)		(9,899,627)
1		1
(3,344,674)		(3,344,674)
(14,621,245)		(14,621,245)
(3,532,662)		(3,532,662)
(11,374,558)		(11,374,558)
(5,730,030)		(5,730,030)
(31,471,687)		(31,471,687)
(6,794,567)		(6,794,567)
(5,324,027)		(5,324,027)
(128,772)		(128,772)
(32,470,367)		(32,470,367)
(1,202,009)		(1,202,009)
<u>(362,301,950)</u>		<u>(362,301,950)</u>
	\$ (31,450)	\$ (31,450)
	27,058	27,058
	(138,246)	(138,246)
	<u>(142,638)</u>	<u>(142,638)</u>
<u>\$ (362,301,950)</u>	<u>\$ (142,638)</u>	<u>\$ (362,444,588)</u>
\$ 153,000,643		\$ 153,000,643
78,260,378		78,260,378
134,815,669		134,815,669
736,430		736,430
3,453,152		3,453,152
350,000		350,000
277,360		277,360
822,794	(822,794)	
<u>371,716,426</u>	<u>(822,794)</u>	<u>370,893,632</u>
9,414,476	(965,432)	8,449,044
(113,514,976)	1,740,235	(111,774,741)
<u>\$ (104,100,500)</u>	<u>\$ 774,803</u>	<u>\$ (103,325,697)</u>

MANSFIELD INDEPENDENT SCHOOL DISTRICT
BALANCE SHEET – EXHIBIT C-1
GOVERNMENTAL FUNDS
JUNE 30, 2021

	<u>General Fund</u>	<u>Debt Service Fund</u>	<u>Capital Projects Fund</u>	<u>ESSER II</u>	<u>Nonmajor Governmental Funds</u>	<u>Total Governmental Funds</u>
Assets						
1110 Cash and cash equivalents	\$ 115,588,527	\$ 55,667,147	\$ 36,019,958		\$ 4,098,029	\$ 211,373,661
Receivables:						
1220 Delinquent property taxes receivables	6,217,376	2,461,663				8,679,039
1230 Allowance for uncollectible taxes (credit)	(1,515,103)	(599,879)				(2,114,982)
1240 Receivables from other governments	25,382,422	487,864		7,321,340	4,144,171	37,335,797
1250 Accrued interest			86			86
1260 Due from other funds	10,940,427	1,328,131	500,000		1,436,785	14,205,343
1290 Other receivables	220,097		28,141		237,187	485,425
1300 Inventories, at cost	187,027				210,028	397,055
1410 Prepaid items	82,276				1,100	83,376
1000 Total Assets	<u>\$ 157,103,049</u>	<u>\$ 59,344,926</u>	<u>\$ 36,548,185</u>	<u>\$ 7,321,340</u>	<u>\$ 10,127,300</u>	<u>\$ 270,444,800</u>
Liabilities, Deferred Inflows, and Fund Balances						
Liabilities:						
2110 Accounts payable	\$ 1,248,700		\$ 16,022,549		\$ 656,488	\$ 17,927,737
2150 Payroll deduction and withholdings	4,099,155		353		58,809	4,158,317
2160 Accrued wages payable	30,716,576		1		1,105,004	31,821,581
2170 Due to other funds	3,476,390			7,321,340	3,188,581	13,986,311
2180 Payable to other governments	87,707				12	87,719
2190 Due to student groups	104,081				4,029	108,110
2300 Unearned revenue	6,000				489,025	495,025
2400 Due to Other	26,739					26,739
2000 Total Liabilities	<u>39,765,348</u>		<u>16,022,903</u>	<u>7,321,340</u>	<u>5,501,948</u>	<u>68,611,539</u>
Deferred Inflows of Resources:						
2600 Unavailable revenue - property taxes	<u>4,702,274</u>	<u>1,861,784</u>				<u>6,564,058</u>
Total Deferred Inflows of Resources	<u>4,702,274</u>	<u>1,861,784</u>				<u>6,564,058</u>
Fund Balances:						
Non-Spendable:						
3410 Inventories	187,027				210,028	397,055
3430 Prepaid items	82,276				1,100	83,376
Restricted:						
3450 Grant funds					2,726,875	2,726,875
3470 Capital acquisitions and contractual oblig.			20,525,282			20,525,282
3480 Retirement of long-term debt		57,483,142				57,483,142
Committed:						
3545 Campus activity funds					1,687,349	1,687,349
3600 Unassigned	<u>112,366,124</u>					<u>112,366,124</u>
3000 Total fund balances	<u>112,635,427</u>	<u>57,483,142</u>	<u>20,525,282</u>		<u>4,625,352</u>	<u>195,269,203</u>
4000 Total Liabilities, Deferred Inflows, and Fund Balances	<u>\$ 157,103,049</u>	<u>\$ 59,344,926</u>	<u>\$ 36,548,185</u>	<u>\$ 7,321,340</u>	<u>\$ 10,127,300</u>	<u>\$ 270,444,800</u>

See Notes to the Financial Statements.

MANSFIELD INDEPENDENT SCHOOL DISTRICT
RECONCILIATION OF BALANCE SHEET FOR GOVERNMENTAL FUNDS TO THE STATEMENT
OF NET POSITION – EXHIBIT C-2
JUNE 30, 2021

<u>Data Control Codes</u>		
	Total fund balance, governmental funds (from C-1)	\$ 195,269,203
	Amounts reported for governmental activities in the statement of net position (A-1) are different because:	
1	Capital assets used in governmental activities are not financial resources and therefore are not reported as assets in governmental funds.	852,023,545
2	Property taxes receivable have been levied and are due this year, but are not available soon enough to pay for the current period's expenditures, these property taxes (net of allowance for uncollectible accounts) are deferred in the fund financial statements.	6,564,057
3	The deferred charge on refunding does not provide current resources. As such, this amount is not included in the fund financial statements. It is amortized over the life of the new bonds.	38,742,220
4	Deferred outflows - pension liability	33,744,764
5	Deferred outflows - OPEB Activity	18,923,192
	Long-term liabilities, including bonds payable, are not due and payable in the current period, and therefore are not reported as liabilities in the funds. Long-term liabilities at year end consist of:	
6	General obligation bonds	(858,524,839)
7	Capital Appreciation Bond Premium	(9,580,034)
8	Premiums on issuance	(85,160,119)
9	Accreted Interest on Capital Appreciation Bonds	(58,268)
10	Net pension Liability	(95,048,069)
11	Net OPEB Liability	(95,338,243)
12	Deferred inflows related to pension liability	(19,862,683)
13	Deferred inflows related to OPEB liability	(73,367,618)
14	Accrued interest payable	<u>(12,427,608)</u>
	Total net position, governmental activities (from A-1)	\$ (104,100,500)

**MANSFIELD INDEPENDENT SCHOOL DISTRICT
STATEMENT OF REVENUES, EXPENDITURES, AND
CHANGES IN FUND BALANCE – GOVERNMENTAL FUNDS – EXHIBIT C-3
FOR THE YEAR ENDED JUNE 30, 2021**

Data		General Fund	Debt Service Fund	Capital Projects Fund
Control Codes				
Revenues				
5700	Local and intermediate sources	\$ 157,775,485	\$ 78,329,351	\$ 257,077
5800	State program revenues	151,763,113	1,289,732	28,138
5900	Federal program revenues	3,926,603		
5020	Total revenues	<u>313,465,201</u>	<u>79,619,083</u>	<u>285,215</u>
Expenditures				
Current:				
0011	Instruction	181,914,311		
0012	Instruction resources and media services	3,625,719		
0013	Curriculum and staff development	4,008,311		
0021	Instructional leadership	4,052,264		
0023	School leadership	18,925,536		
0031	Guidance, counseling and evaluation services	9,870,594		
0032	Social work services			
0033	Health services	5,593,113		
0034	Student transportation	13,916,930		
0035	Food services	48,940		154,901
0036	Extracurricular activities	9,706,531		
0041	General administration	6,803,117		104,856
0051	Facilities maintenance and operations	32,156,963		132,200
0052	Security and monitoring services	6,921,509		124,325
0053	Data processing services	5,023,094		
0061	Community services	247,622		
Debt service:				
0071	Principal on long-term debt	223,383	37,264,990	
0072	Interest on long-term debt		43,092,025	
0073	Bond issuance costs and fees		2,802,862	
Capital outlay:				
0081	Facilities acquisition and construction			53,310,909
Intergovernmental:				
0093	Payments related to shared services arrangements			
0099	Other intergovernmental charges	1,202,009		
6030	Total Expenditures	<u>304,239,946</u>	<u>83,159,877</u>	<u>53,827,191</u>
1100	Excess (deficiency) of revenues over expenditures	9,225,255	(3,540,794)	(53,541,976)
Other Financing Sources (Uses)				
7901	Capital-related debt issued (refunding bonds)		399,484,829	
7912	Sale of real or personal property	81,995		
7915	Transfers in			1,400,000
7916	Premium or discount on issuance of bonds		56,680,372	
8911	Transfers out	(500,000)		
8940	Other Uses/Payment to Bond Refunding Escrow Agent		(453,389,630)	
7080	Total other financing sources and uses	<u>(418,005)</u>	<u>2,775,571</u>	<u>1,400,000</u>
Special Items				
7918	Special Items - Oil and gas royalties	277,360		
7919	Extraordinary items (resource)	350,000		
1200	Net change in fund balances	9,434,610	(765,223)	(52,141,976)
0100	Fund Balance - July 1 (Beginning)	<u>103,200,817</u>	<u>58,248,365</u>	<u>72,667,258</u>
3000	Fund Balance - June 30 (Ending)	<u>\$ 112,635,427</u>	<u>\$ 57,483,142</u>	<u>\$ 20,525,282</u>

See Notes to the Financial Statements.

EXHIBIT C-3

ESSER II/ PPRP	Nonmajor Governmental Funds	Total Governmental Funds
	\$ 2,235,804	\$ 238,597,717
	3,435,807	156,516,790
10,348,446	25,162,525	39,437,574
10,348,446	30,834,136	434,552,081
10,348,446	10,748,404	203,011,161
	117,965	3,743,684
	1,037,916	5,046,227
	146,130	4,198,394
	237,772	19,163,308
	3,177,391	13,047,985
	13,577	13,577
	46,684	5,639,797
		13,916,930
	12,879,758	13,083,599
	189,599	9,896,130
	3,761	6,911,734
	418,972	32,708,135
	603,211	7,649,045
		5,023,094
	265,913	513,535
		37,488,373
		43,092,025
		2,802,862
		53,310,909
	163,976	163,976
		1,202,009
10,348,446	30,051,029	481,626,489
	783,107	(47,074,408)
		399,484,829
	5,198	87,193
		1,400,000
		56,680,372
	(77,206)	(577,206)
		(453,389,630)
	(72,008)	3,685,558
		277,360
		350,000
	711,099	(42,761,490)
	3,914,253	238,030,693
	\$ 4,625,352	\$ 195,269,203

MANSFIELD INDEPENDENT SCHOOL DISTRICT
RECONCILIATION OF THE STATEMENT OF REVENUES, EXPENDITURES
AND CHANGES IN FUND BALANCE OF GOVERNMENTAL FUNDS TO THE
STATEMENT OF ACTIVITIES – EXHIBIT C-4
FOR THE YEAR ENDED JUNE 30, 2021

<u>Data</u>		
<u>Control</u>		
<u>Codes</u>		
	Net change in fund balances - total governmental funds (from C-3)	\$ (42,761,490)
	Amounts reported for governmental activities in the statement of activities (B-1) are different because:	
	Governmental funds report capital outlays as expenditures. However, in the statement of activities, the cost of those assets is allocated over their estimated useful lives as depreciation expense.	
1	Governmental funds capital outlays	50,862,032
2	Governmental activities depreciation expense	(43,551,340)
3	Disposal of Assets	(46,074)
	Governmental funds report the entire net sales price (proceeds) from the sale of an asset as revenue because it provides current financial resources. In contrast, the Statement of Activities reports only the gain on the sale of the assets. Thus, the change in net position differs from the change in fund balance by the book value of the assets sold and disposed.	
4	Change in deferred inflows for property tax revenues.	249,401
5	Repayment of bond principal is an expenditure in the governmental funds, but the repayment reduces long-term liabilities in the statement of net position.	37,264,990
6	Proceeds from issuance of refunding bonds is reported as an other financing source	(399,484,829)
7	Repayment of capital lease is an expenditure in the governmental funds, but the repayment reduces long-term liabilities in the statement of net position.	332,454
8	Payments to escrow agent for refunding bonds	453,389,630
9	Premiums received from issuance of long-term debt	(56,680,372)
10	Pension/OPEB expense	(5,600,504)
11	Decrease in interest payable not recognized in fund statements	2,125,127
12	Amortization of deferred charges on refunding as well as premiums and discounts on issuance of bonds	13,315,451
	Change in net position of governmental activities (see B-1)	<u>\$ 9,414,476</u>

See Notes to the Financial Statements.

MANSFIELD INDEPENDENT SCHOOL DISTRICT
STATEMENT OF NET POSITION – EXHIBIT D-1
JUNE 30, 2021

	Business-type Activities - Enterprise Funds
	<hr/>
Assets	
Current Assets:	
Cash and cash equivalents	\$ 1,072,969
Receivables:	
Due from other funds	54
Total current assets	<hr/> 1,073,023 <hr/>
Total Assets	<hr/> 1,073,023 <hr/>
Liabilities	
Current Liabilities:	
Accounts payable	27,218
Payroll deduction and withholdings payable	5,331
Accrued wages payable	46,585
Due to other funds	219,086
Total current liabilities	<hr/> 298,220 <hr/>
Total Liabilities	<hr/> 298,220 <hr/>
Net Position	
Unrestricted net position	774,803
Total Net Position	<hr/> \$ 774,803 <hr/>

See Notes to the Financial Statements.

MANSFIELD INDEPENDENT SCHOOL DISTRICT
STATEMENT OF REVENUES, EXPENSES AND CHANGES IN
FUNDS TO THE STATEMENT OF ACTIVITIES – EXHIBIT D-2
FOR THE YEAR ENDED JUNE 30, 2021

	Business-type Activities - Enterprise Funds
	<u> </u>
Operating Revenues	
Charges for services	\$ 2,542,676
Total Operating Revenues	<u>2,542,676</u>
Operating Expenses	
Payroll costs	2,049,346
Professional and contracted services	270,821
Supplies and materials	180,395
Other operating costs	184,752
Total Operating Expenses	<u>2,685,314</u>
Operating Income (Loss)	<u>(142,638)</u>
Transfers	
Transfers in	77,206
Transfers out	(900,000)
	<u>(822,794)</u>
Change in Net Position	(965,432)
Net Position - July 1 (Beginning)	<u>1,740,235</u>
Net Position -June 30 (Ending)	<u>\$ 774,803</u>

See Notes to the Financial Statements.

MANSFIELD INDEPENDENT SCHOOL DISTRICT
STATEMENT OF CASH FLOWS – EXHIBIT D-3
FOR THE YEAR ENDED JUNE 30, 2021

	Business-type Activities - Enterprise Funds
Cash Flows from Operating Activities:	
Cash received from user charges	\$ 2,542,451
Cash payments to employees for services	(2,085,772)
Cash payments for contracted services	(270,821)
Cash payments for supplies	(319,127)
Cash payments for other expenses	197,920
Net Cash Provided by (Used for) Operating Activities	<u>64,651</u>
Cash Flows from Non-Capital Financing Activities:	
Transfer from other funds	77,206
Transfer to other funds	(900,000)
Net Cash Provided by (Used for) Non-Capital Financing Activities	<u>(822,794)</u>
Net Increase (Decrease) in Cash and Cash Equivalents	(758,143)
Cash and Cash Equivalents at Beginning of Year	<u>1,831,112</u>
Cash and Cash Equivalents at End of Year	<u>\$ 1,072,969</u>
Reconciliation to Balance Sheet	
Cash and Cash Equivalents Per Cash Flow	<u>\$ 1,072,969</u>
Cash and Cash Equivalents per Balance Sheet	<u>\$ 1,072,969</u>
Reconciliation of Operating Income (Loss) to Net Cash Provided by Operating Activities:	
Operating Income (Loss)	\$ (142,638)
Change in Assets and Liabilities:	
Decrease (increase) in Due From Other Funds	177,401
Increase (decrease) in accounts payable	(152,547)
Increase (decrease) in payroll taxes payable	4,311
Increase (decrease) in accrued wages payable	20,638
Increase (decrease) in deferred revenue	(225)
Increase (decrease) in due to other funds	157,711
Net Cash Provided by (Used for) Operating Activities	<u>\$ 64,651</u>

See Notes to the Financial Statements.

MANSFIELD INDEPENDENT SCHOOL DISTRICT
STATEMENT OF FIDUCIARY NET POSITION – EXHIBIT E-1
JUNE 30, 2021

	Private Purpose Trust Fund	Custodial Fund
Assets		
Cash and cash equivalents	\$ 185,732	\$ 764,166
Other receivables		300
Prepaid items		4,324
Other receivables		104
Total Assets	<u>185,732</u>	<u>768,894</u>
Liabilities		
Accounts payable	149,848	4,595
Due to other	3,159	
Due to student groups		0
Total Liabilities	<u>153,007</u>	<u>4,595</u>
Net Position		
Restricted for:		
Individuals, organizations, and other governments	32,725	764,299
Total Net Position	<u>\$ 32,725</u>	<u>\$ 764,299</u>

See Notes to the Financial Statements.

MANSFIELD INDEPENDENT SCHOOL DISTRICT
STATEMENT OF CHANGES IN FIDUCIARY NET POSITION – EXHIBIT E-2
FOR THE YEAR ENDED JUNE 30, 2021

	<u>Private Purpose Trust Fund</u>	<u>Custodial Fund</u>
Additions		
Student Activities	\$ -	\$ 730,849
Investment income	125	
Donations		38,037
Total additions	<u>125</u>	<u>768,886</u>
Deductions		
Benefits paid to participants or beneficiaries		<u>794,390</u>
Total deductions		<u>794,390</u>
Change in net position	125	(25,504)
Net Position - July 1 (Beginning)	32,600	789,803
Net Position -June 30 (Ending)	<u>\$ 32,725</u>	<u>\$ 764,299</u>

See Notes to the Financial Statements.

MANSFIELD INDEPENDENT SCHOOL DISTRICT
NOTES TO THE FINANCIAL STATEMENTS - EXHIBIT F-1



NOTE 1 - SUMMARY OF SIGNIFICANT ACCOUNTING POLICIES

Mansfield Independent School District (the "District") is an independent public educational agency operating under applicable laws and regulations of the State of Texas. The District is autonomously governed by a seven-member Board of Trustees elected by the District's residents.

The District prepares its basic financial statements in conformity with generally accepted accounting principles promulgated by the Governmental Accounting Standards Board (GASB) and other authoritative sources identified in *Statement on Auditing Standards No. 69*, as amended by Statement on Auditing Standards No.'s 91 and 93 of the American Institute of Certified Public Accountants; and it complies with the requirements of the appropriate version of Texas Education Agency's *Financial Accountability System Resource Guide* (the "Resource Guide" or "FASRG") and the requirements of contracts and grants of agencies from which it receives funds.

The District's Financial Statements are in accordance with GASB Statement No. 34, "Basic Financial Statements and Management Discussion and Analysis for State and Local Governments", GASB Statement No. 37, "Basic Financial Statements and Management's Discussion and Analysis for State and Local Governments: Omnibus" which provides additional guidance for the implementation of GASB No. 34, GASB Statement No. 38 "Certain Financial Statement Disclosures" which changes the note disclosure requirements in the financial statements for governmental entities. The District's Financial Statements are also presented in accordance with GASB Statement No. 75, Accounting and Financial Reporting for Postemployment Benefits Other than Pensions which supersedes GASB Statement No. 45.

GASB Statement No. 34 established a new financial reporting model for state and local governments that included the addition of management's discussion and analysis, government-wide financial statements, required supplementary information and the elimination of the effects of internal service activities and the use of account groups to the already required fund financial statements and notes.

GASB Statement No. 98, *The Annual Comprehensive Financial Report*, was issued in October 2021 and establishes the term annual comprehensive financial report and its acronym ACFR. This new term and acronym replace instances of comprehensive annual financial report and its acronym in generally accepted accounting principles for state and local governments. The District implemented requirements of this statement in fiscal year 2021.

NOTE 1 - SUMMARY OF SIGNIFICANT ACCOUNTING POLICIES (CONTINUED)

The GASB determined that fund accounting has and will continue to be essential in helping governments to achieve fiscal accountability and therefore, should be retained. The GASB also determined that government-wide financial statements are needed to allow users of financial reports to assess a government's operational accountability. The GASB 34 reporting model integrates fund-based financial reporting and government-wide financial reporting as complementary components of a single comprehensive financial reporting model.

The following is a summary of the most significant accounting policies.

A. Reporting Entity

The Board of Trustees, a seven-member group, has governance responsibilities over all activities related to public elementary and secondary education within the jurisdiction of Mansfield Independent School District ("the District"). Because members of the Board of Trustees are elected by the public; have the authority to make decisions, appoint administrators and managers, and significantly influence operations; and have the primary accountability for fiscal matters; the District is not included in any other governmental "reporting entity" as defined in Governmental Accounting Standards Board ("GASB") Statement No. 14 as amended by GASB Statement No. 39 *Determining Whether Certain Organizations are Component Units* and GASB Statement No. 61 – *The Financial Reporting Entity; Omnibus*. In addition, there are no component units for which the District or the Board of Trustees is financially accountable.

Since the District receives funding from local, state and federal government sources, it must comply with the requirements of the entities providing those funds.

B. Government-Wide and Fund Financial Statements

The Statement of Net Position and the Statement of Activities are government-wide financial statements. They report information on all of the District's nonfiduciary activities with most of the interfund activities removed. *Governmental activities* include programs supported primarily by taxes, State foundation funds, grants and other intergovernmental revenues. *Business-type activities*, which are reported separately, rely to a significant extent, on fees and charges for support.

The Statement of Activities demonstrates the degree to which the direct expenses of a given function are offset by program revenues. *Direct expenses* are those that are clearly identifiable with a specific function. *Program revenues* include 1) charges to customers or applicants who purchase, use or directly benefit from goods, services, or privileges provided by a given function and 2) grants and contributions that are restricted to meeting operational or capital requirements of a particular function. Taxes and other items not properly included among program revenues are reported instead as *general revenues*.

The fund financial statements provide reports on the financial condition and results of operations for three fund categories – governmental, proprietary, and fiduciary. Since resources in the fiduciary funds cannot be used for District operations, they are not included in the government-wide statements. The emphasis on fund financial statements is on major governmental funds, each displayed in a separate column. All remaining governmental funds are aggregated and reported as other funds.

Proprietary funds distinguish operating revenues and expenses from nonoperating items. Operating revenues and expenses result from providing services and producing and delivering goods in connection with a proprietary fund's principal ongoing operations. All other revenues and expenses are nonoperating.

C. Measurement Focus, Basis of Accounting, and Financial Statement Presentation

The government-wide financial statements use the economic resources measurement focus and the accrual basis of accounting, as do the proprietary fund and private purpose trust fund financial statements. Revenues are recorded when earned and expenses are recorded when a liability is incurred, regardless of the timing

NOTE 1 - SUMMARY OF SIGNIFICANT ACCOUNTING POLICIES (CONTINUED)

of the related cash flows. Property taxes are recognized as revenues in the year for which they are levied. Grants and similar items are recognized as revenues as soon as all eligibility requirements imposed by the provider have been met.

Governmental fund financial statements use the current financial resources measurement focus and the modified accrual basis of accounting. Revenues are recognized as soon as they are both measurable and available. Revenues are considered to be available when they are collectible within the current period or soon enough thereafter to pay liabilities of the current period. For this purpose, the District considered revenues to be available if they are collected within 60 days of the end of the current fiscal period. Expenditures generally are recorded when a liability is incurred, as under accrual accounting. However, debt service expenditures and claims and judgments are recorded only when payments are due.

Revenues from local sources consist primarily of property taxes. Property tax revenues, revenues received from the State, and gas lease revenues are recognized under the susceptible to accrual concept. Miscellaneous revenues are recorded as revenue when received in cash because they are generally not measurable until actually received. Investment earnings are recorded as earned, since they are both measurable and available.

Grant funds are considered to be earned to the extent of expenditures made under the provisions of the grant. Accordingly, when such funds are received, they are recorded as deferred revenues until related and authorized expenditures have been made. If balances have not been expended by the end of the project period, grantors may require the District to refund all or part of the unused amounts.

Proprietary funds operating revenues and expenses generally result from providing services and producing and delivering goods in connection with a proprietary fund's principal operations. The principal operating revenues of the District's enterprise funds are for charges to patrons for use of the two facilities, District employee day care and the District natatorium. Operating expenses for the enterprise funds include salaries and other operating expenses. All revenues and expenses not meeting this definition are reported as nonoperating revenues and expenses.

When both restricted and unrestricted resources are available for use, it is the District's policy to use restricted resources first, then unrestricted resources as they are needed.

D. Fund Accounting

The District reports the following major Governmental Funds:

The **General Fund** which accounts for financial resources related to the general operations of the District, including financial resources not required to be accounted for in some other fund.

The **Debt Service Fund** which is utilized to account for the accumulation of resources for, and the payment of long-term debt principal, interest and related costs arising from general obligation bonds.

The **Capital Projects Fund** which accounts for proceeds from sales of bonds and other revenues to be used for authorized construction and acquisition of capital facilities.

The **Elementary and Secondary School Emergency Relief Fund (ESSER II)** accounts for proceeds received as a result of funding from the 2021 Coronavirus Response and Relief Supplemental Appropriations Act (CRRSA).

NOTE 1 - SUMMARY OF SIGNIFICANT ACCOUNTING POLICIES (CONTINUED)
D. FUND ACCOUNTING (CONTINUED)

The District also reports the following fund type under **Nonmajor Governmental Funds** as non-major:

The **Special Revenue Funds** which account for federal, state and locally financed programs where unused balances are generally returned to the grantor at the close of specified project periods. Proceeds of specific revenue sources that are restricted or committed to expenditure for specified purposes other than debt service or capital projects are accounted for in special revenue funds. Project accounting is employed to maintain integrity for the various sources of funds.

Additionally, the District reports one type of **Proprietary Fund**:

Enterprise Funds account for the activities of the District's employee day care, after-school care program, adult education program, catering, and natatorium. These funds are supported principally by revenues generated through program fees.

The District does not have any **Internal Service Funds**.

Fiduciary Funds

Private Purpose Trust Fund is used to account for resources legally held in trust under which principal and income benefit individuals, private organizations or other governments. The District accounts for donations for which the donor has stipulated that both the principal and the income may be used for purposes that benefit parties outside the District as Private Purpose Trust Funds. The District's Private Purpose Trust Funds are the G. Harmon Estate and the Scholarship Fund.

Custodial Fund is used to account for resources that are held by the governmental entity in a fiduciary capacity for the benefit of others. The focus of the criteria is whether a government controls the assets of the fiduciary activity and with whom the fiduciary relationship exists. Fiduciary funds use the accrual basis of accounting to recognize assets and liabilities and must present a statement of fiduciary net position and a statement of changes in fiduciary net position.

E. Other Accounting Policies- Assets, Liabilities and Net Position or Equity

1. Cash and Cash Equivalents

The District reports cash and cash equivalents in the District's statement of cash flows in all financial statements of financial position. The District considers cash and cash equivalents to be cash on hand, demand deposits, money market investments and certificates of deposit with original maturities of twelve months or less from acquisition date. All investments in pools are considered cash equivalents. Money market investments are short-term, highly liquid debt instruments including commercial paper, banker's acceptances, and U.S. Treasury and agency obligations and are recorded at amortized cost.

2. Investments

Investments can consist of certificates of deposit, U.S. Treasury instruments, U.S. Government agency obligations, commercial paper, and obligations of states and their political subdivisions. Investments with maturities at the time of acquisition of over 12 months are recorded at fair value. Fair value is determined by the amount by which a financial instrument could be exchanged in a current transaction between willing parties. The District accrues interest on temporary investments based on the terms and effective interest rates of the specific investments.

The District recognizes fair value measurements of its investments based on the hierarchy established by generally accepted accounting principles. The fair value hierarchy, which has three levels, is based on the valuation inputs used to measure an asset's fair value: Level 1 inputs are quoted prices in active markets for identical assets; Level 2 inputs are significant other observable inputs; Level 3 inputs are significant unobservable inputs. The District's local government investment pools are recorded at amortized costs as permitted by GASB Statement No. 79, *Certain Investment Pools and Pool Participants*.

NOTE 1 - SUMMARY OF SIGNIFICANT ACCOUNTING POLICIES (CONTINUED)

E. OTHER ACCOUNTING POLICIES- ASSETS, LIABILITIES AND NET POSITION OR EQUITY (CONTINUED)

3. Inventories and Prepaid Items

Supplies and materials are recorded as expenditures when requisitioned. Inventories of supplies on the balance sheet are recorded at cost, using the average cost method. Supplies and materials are used for almost all functions of activity.

Commodities are recognized as revenues in the period received when all the eligibility requirements are met. Commodity inventory items are recorded as expenditures when distributed to user locations. A portion of fund balance is considered non-spendable to reflect minimum inventory quantities considered necessary for the District's continuing operations.

Certain payments to vendors reflect costs applicable to future accounting periods and are recorded as prepaid items in both government-wide and fund financial statements using the consumption method of accounting.

4. Interfund Transactions and Receivables and Payables

Interfund receivables and payables arise from interfund transactions in the normal course of operations and are recorded in all affected funds in the period in which transactions are executed. All legally authorized transfers are appropriately treated as transfers and are included in the results of operations.

5. Capital Assets

Capital assets, which include land, buildings, furniture and equipment are reported in the government-wide financial statements. Assets are capitalized by the District if the cost of the item is more than \$5,000 and has a useful life of greater than one year. Such assets are recorded at historical cost or estimated historical cost if purchased or constructed. Donated capital assets are recorded at acquisition value at the date of donation.

The cost of normal maintenance and repairs that do not add to the value of the assets or materially extend assets lives are not capitalized. Major outlays for capital assets and improvements are capitalized as projects are constructed.

Buildings, furniture and equipment of the District are depreciated using the straight line method over the following estimated useful lives:

<u>Assets</u>	<u>Years</u>
Buildings and improvements	20-25
Furniture and equipment	5
Vehicles	5-15
Property under capital leases	5

NOTE 1 - SUMMARY OF SIGNIFICANT ACCOUNTING POLICIES (CONTINUED)

E. OTHER ACCOUNTING POLICIES- ASSETS, LIABILITIES AND NET POSITION OR EQUITY (CONTINUED)

6. Fund Balance

In the fund financial statements, governmental funds report fund balances based on classifications that comprise a hierarchy that is based primarily on the extent to which the District is bound to honor constraints on the specific purposes for which the amounts in the respective governmental funds can be spent. The District reports the following classifications of fund balance:

Non-spendable – amounts that are not in spendable form or that are legally and contractually required to be maintained intact. The amounts reported in this category pertain to inventories or prepayments that the District does not expect to convert to cash.

Restricted – amounts that have external constraints imposed upon the use of the resources by bondholders, grantors, laws, or regulations of other governments or imposed by law through constitutional provisions or enabling legislation. The amounts reported in this category include funding from external sources such as state and federal grants, tax levies for the repayment of principal and interest on long-term debt, and unspent bond proceeds for capital projects.

Committed – amounts constrained to specific purposes imposed by formal action of the District's Board of Trustees. These amounts can only be used for the purpose intended, which requires formal Board action to establish (as noted in Board minutes), unless the Board modifies or removes the specific purpose use by taking the same formal Board action.

Assigned – amounts that the District intends to use for a specific purpose. The Board delegates to the Superintendent or designee the responsibility to assign funds. There were no amounts reported in this category for the current year.

Unassigned – amounts not in the other classifications; applicable to the General Fund only.

The District policy is that the order of spending the fund balances shall be to reduce the funds in the following order: restricted, committed, assigned, and unassigned. When both restricted and unrestricted are available for use for the same purpose, the District considers restricted funds to have been spent first out of committed funds, then assigned funds, and finally unassigned funds.

7. Data Control Codes

These codes refer to the account code structure prescribed by the Texas Education Agency ("TEA") in the *Financial Accountability System Resource Guide*.

NOTE 1 - SUMMARY OF SIGNIFICANT ACCOUNTING POLICIES (CONTINUED)

E. OTHER ACCOUNTING POLICIES- ASSETS, DEFERRED OUTFLOWS/INFLOWS OF RESOURCES, LIABILITIES AND NET POSITION OR EQUITY (CONTINUED)

8. Use of Estimates

The preparation of financial statements in conformity with accounting principles generally accepted in the United States of America requires management to make estimates and assumptions that affect certain reported amounts and disclosures. Accordingly, actual results could differ from those estimates.

The amount of state foundation revenue a school district earns for a year can and does vary until the time when final values for each of the factors in the formula become available. Availability can be as late as midway into the next fiscal year. It is at least reasonably possible that the foundation revenue for fiscal 2018 will ultimately change from the amount calculated as of June 30, 2021 because of the factors that TEA uses in its calculation.

9. Deferred Outflows/Inflows of Resources

A deferred outflow of resources is a consumption of a government's net position (a decrease in assets in excess of any related decrease in liabilities or an increase in liabilities in excess of any related increase in assets) by the government that is applicable to a future reporting period. The District has three items that qualify for reporting in this category:

- Deferred outflows of resources for refunding - Reported in the government-wide statement of net position, this deferred charge on refunding results from the difference in the carrying value of refunded debt and its reacquisition price. This amount is deferred and amortized over the shorter of the life of the refunded or refunding debt.
- Deferred outflows of resources for pension – Reported in the government wide financial statement of net position, this deferred outflow results from pension plan contributions made after the measurement date of the net pension liability and the results of 1) differences between projected and actual earnings on pension plan investments; 2) changes in actuarial assumptions; 3) differences between expected and actual actuarial experiences and 4) changes in the District's proportional share of pension liabilities. The deferred outflows of resources related to pensions resulting from District contributions subsequent to the measurement date will be recognized as a reduction of the net pension liability in the next fiscal year. The deferred outflows resulting from differences between projected and actual earnings on pension plan investments will be amortized over a closed five-year period. The remaining pension related deferred outflows will be amortized over the expected remaining service lives of all employees (active and inactive employees) that are provided with pensions through the pension plan.

NOTE 1 - SUMMARY OF SIGNIFICANT ACCOUNTING POLICIES (CONTINUED)

E. OTHER ACCOUNTING POLICIES- ASSETS, DEFERRED OUTFLOWS/INFLOWS OF RESOURCES, LIABILITIES AND NET POSITION OR EQUITY (CONTINUED)

9. Deferred Outflows/Inflows of Resources (continued)

- Deferred outflows of resources for Other Post-Employment Benefits (OPEB)– Reported in the government wide financial statement of net position, this deferred outflow results from OPEB contributions made after the measurement date of the net pension liability and the results of 1) differences between projected and actual earnings on OPEB related investments; 2) changes in actuarial assumptions; 3) differences between expected and actual actuarial experiences and 4) changes in the District’s proportional share of OPEB liabilities. The deferred outflows of resources related to OPEB resulting from District contributions subsequent to the measurement date will be recognized as a reduction of the net OPEB liability in the next fiscal year. The deferred outflows resulting from differences between projected and actual earnings on OPEB related investments will be amortized over a closed five-year period. The remaining OPEB related deferred outflows will be amortized over the expected remaining service lives of all employees (active and inactive employees) that are provided with OPEB through the pension plan.

A deferred inflow of resources is an acquisition of a government’s net position (an increase in assets in excess of any related increase in liabilities or a decrease in liabilities in excess of any related decrease in assets) by the government that is applicable to a future reporting period. The District has three items that qualify for reporting in this category:

- Deferred inflows of resources for unavailable revenues - Reported only in the governmental funds balance sheet, unavailable revenues from property taxes arise under the modified accrual basis of accounting. These amounts are deferred and recognized as an inflow of resources in the period that the amounts become available.
- Deferred inflows of resources for pension – Reported in the government wide financial statement of net position, these deferred inflows result primarily from 1) changes in actuarial assumptions; 2) differences between expected and actual actuarial experiences and 3) changes in the District’s proportional share of pension liabilities These pension related deferred inflows will be amortized over the expected remaining service lives of all employees (active and inactive employees) that are provided with pensions through the pension plan.
- Deferred inflows of resources for OPEB – Reported in the government wide financial statement of net position, these deferred inflows result primarily from 1) changes in actuarial assumptions; 2) differences between expected and actual actuarial experiences and 3) changes in the District’s proportional share of OPEB related liabilities These OPEB related deferred inflows will be amortized over the expected remaining service lives of all employees (active and inactive employees) that are provided with OPEB through the OPEB plan.

NOTE 1 - SUMMARY OF SIGNIFICANT ACCOUNTING POLICIES (CONTINUED)

E. OTHER ACCOUNTING POLICIES- ASSETS, DEFERRED OUTFLOWS/INFLOWS OF RESOURCES, LIABILITIES AND NET POSITION OR EQUITY (CONTINUED)

10. Pensions and Other Post-Employment Benefits

The fiduciary net position of the Teacher Retirement System of Texas (TRS) has been determined using the flow of economic resources measurement focus and full accrual basis of accounting. This includes for purposes of measuring the net pension liability, other post-employment benefits (OPEB), deferred outflows of resources and deferred inflows of resources related to pensions, deferred outflows of resources and deferred inflows of resources related to OPEB, pension expense, OPEB related expenses, and information about assets, liabilities, and additions to/deductions from TRS's fiduciary net position. Benefit payments (including refunds of employee contributions) are recognized when due and payable in accordance with the benefit terms. Investments are reported at fair value.

The fiduciary net position of the Teacher Retirement System of Texas (TRS) TRS Care Plan has been determined using the flow of economic resources measurement focus and full accrual basis of accounting. This includes for purposes of measuring the net OPEB liability, deferred outflows of resources and deferred inflows of resources related to other post-employment benefits, OPEB expense, and information about assets, liabilities and additions to/deductions from TRS Care's fiduciary net position. Benefit payments are recognized when due and payable in accordance with the benefit terms. There are no investments as this is a pay-as-you-go plan and all cash is held in a cash account.

NOTE 2 - RECONCILIATION OF GOVERNMENT-WIDE AND FUND FINANCIAL STATEMENTS

A. Explanation of Certain Differences Between the Governmental Fund Balance Sheet and the Government-Wide Statement of Net Position

Exhibit C-2 provides the reconciliation between the fund balance for total governmental funds on the governmental fund balance sheet and the Net Position for governmental activities as reported in the government-wide statement of Net Position. One element of that reconciliation explains that capital assets are not financial resources and are therefore not reported in governmental funds. In addition, long-term liabilities, including bonds payable, are not due and payable in the current period and are not reported as liabilities in the funds. Also, the property taxes receivable which is included as deferred inflows of resources in the fund financial statements are adjusted based on when the tax levy was made and adjusted for uncollectible amounts.

B. Explanation of Certain Differences Between the Governmental Fund Statement of Revenues, Expenditures, and Changes in Fund Balances and the Government-Wide Statement of Activities

Exhibit C-4 provides a reconciliation between the net changes in fund balance as shown on the governmental fund statement of revenues, expenditures, and changes in fund balances and the changes in net position of governmental activities as reported on the government-wide statement of activities. One element of that reconciliation explains that current year capital outlays and debt principal payments are expenditures in the fund financial statements, but should be shown as increases in capital assets and decreases in long-term debt in the government-wide statements. This adjustment affects both the net position balance and the change in net position. The debt payments on retirement of debt are recorded as expenditures for fund basis financial statements but are a reduction of debt in the government wide financial statements. The capital asset additions are expenditures in the fund basis financial statements but are capitalized in the government-wide financial statements. The fund-basis financial statements do not include depreciation expense. The depreciation expense is a deduction to reconcile to the Government-Wide Statement of Activities. New debt issues are treated as sources of revenue for fund-basis financial statements, but for the government-wide statements, those amounts are recorded as a liability. Property taxes are adjusted for the accrual basis and the deferred inflows of resources are adjusted based on prior year levies and current year uncollectible amounts.

NOTE 3 - DEPOSITS (CASH) AND INVESTMENTS

Deposits and investment transactions of the District are regulated by State statutes through provisions of Chapter 23, Subchapter E, Sections 23.71 through 23.8 (the School Depository Act) of the Texas Education Code and other Code sections referenced therein and through provisions of the Texas Revised Civil Statutes, Title 47, Articles 2529c, and 2548a regarding security for District funds in depository institutions.

In accordance with applicable statutes, the District has a depository contract with an area bank (depository) providing for interest to be earned on deposited funds and for banking charges the District incurs as a result of banking services received. All depository contracts have a term of two years, commencing with the start of every odd-numbered fiscal year. Depository contracts are awarded on the basis of competitive bids received from area banks and can be awarded to more than one bank if the bids received are relatively equal.

The District may place funds with the depository in interest and non-interest bearing accounts. Statutes and the depository contract require that all funds in the depository institution be fully secured by federal depository insurance or a combination of federal depository insurance and acceptable collateral securities and/or an acceptable surety bond. The collateral securities must be delivered to the District or placed with an independent trustee institution with safekeeping receipts delivered to the District. In accordance with State statutes pertaining to lawful collateralization of District deposits, safekeeping receipts are issued in the name of the depository with proper indication that the collateral securities are pledged by the depository to secure funds of the District.

Acceptable collateral securities include direct obligations of the United States of America (U.S.), bonds of any agency of the U.S. (except Farmers Home Administration Insured Notes), Bonds of the State of Texas or of any county, school district, city, or town of the State of Texas that have been rated A or better by Moody's Investors Service, Inc., as authorized by Chapter 2257 Collateral for Public Funds of the Government Code.

The District must approve all collateral securities prior to the security being pledged. The depository can change collateral securities pledged to secure District funds only upon obtaining the written approval of the District.

All demand and time deposits in the depository bank were entirely covered by federal depository insurance and by acceptable collateral securities held in the District's name by an agent of the

District at year-end in accordance with provisions of the depository contract. Demand and time deposits at various banks held on behalf of different student groups were entirely covered by federal depository insurance at year-end.

At June 30, 2021, the District's carrying amount of deposits was \$1,949,667 and the bank balance was \$4,274,253. The District's bank balance at June 30, 2021, was entirely covered by FDIC insurance and pledged collateral held by the District's bank in the District's name. The deposits were collateralized in accordance with Texas Law.

NOTE 3 - DEPOSITS (CASH) AND INVESTMENTS (CONTINUED)

Credit Risk

State law and the Mansfield ISD adopted Investment Policy restrict demand deposits, certificates of deposit (CD) and share certificates to those fully collateralized or FDIC insured from eligible depositories (banks and savings banks) doing business in Texas. Such CDs are limited to maturities under one (1) year and are further collateralized to 102% with pledged securities (and 110% if mortgage backed securities) with all collateral held by an independent custodian.

State law and the Mansfield ISD adopted Investment Policy limit repurchase agreements to banks and primary dealers, require an industry standard, written master repurchase agreement, require independent safekeeping of collateral, and require a 102% margin on collateral. Fully collateralized flex repurchase agreements are restricted by Policy to be used only with bond funds and are required to match the expected expenditure plan of the bond proceeds.

The Board of Trustees of the District has adopted a written investment policy (the "Investment Policy") regarding the investment of its funds as defined in the Public Funds Investment Act of 1995 (Chapter 2256, Texas Government Code). The Public Funds Investment Act requires an annual audit of investment practices. Audit procedures in this area, conducted as part of the audit, disclosed that in the area of investment practices, management reports, and establishment of appropriate policies, the District was in substantial compliance with the requirements of the Act. Additionally, the investments and investment practices of the District are in compliance with the Trustees' investment policies.

The District's Investment Policy emphasizes safety of principal and liquidity, addresses investment diversification, yield, and maturity, and addresses the quality and capability of investment personnel. The Investment Policy includes a list of authorized investment instruments.

The District is authorized to invest in the following investment instruments provided that they meet the guidelines of the Investment Policy:

1. Obligations of, or guaranteed by, governmental entities as permitted by Government Code 2256.009;
2. Certificates of deposit and share certificates as permitted by Government Code 2256.010;
3. Fully collateralized repurchase agreements permitted by Government Code 2256.011;
4. A securities lending program as permitted by Government Code 2256.0115;
5. Bankers' acceptances as permitted by Government Code 2256.012;
6. Commercial paper as permitted by Government Code 2256.013;
7. No-load money market mutual funds and no-load mutual funds as permitted by Government Code 2256.014;
8. A guaranteed investment contract as an investment vehicle for bond proceeds, provided it meets the criteria and eligibility requirements established by Government Code 2256.015;
9. Public funds investment pools as permitted by Government Code 2256.016;

**MANSFIELD INDEPENDENT SCHOOL DISTRICT
NOTES TO THE FINANCIAL STATEMENTS (CONTINUED)**

EXHIBIT F-1

**NOTE 3 - DEPOSITS (CASH) AND INVESTMENTS (CONTINUED)
Credit Risk (continued)**

A summary of the District's cash and investments at June 30, 2021, is shown below:

Types of Investments	Amortized Cost	Weighted Average Maturity Days	Percentage of Investment Portfolio	Credit Quality Rating Standard & Poors	Funds WAM Days
Cash and Cash Equivalents					
Business-Type Activities	\$ 1,072,969		0.50%		
Fiduciary Activities	876,698		0.41%		
Total Cash and Cash Equivalents	<u>\$ 1,949,667</u>		<u>0.91%</u>		
Money Market Mutual Funds	\$ 28,443,523	4.80	13.33%	AAAm	36
Public Funds Investment Pools:					
LOGIC	\$ 112,330,339	27.90	52.64%	AAAm	53
TexSTAR	59,262,617	11.11	27.77%	AAAm	40
TexasCLASS	1,343,459	0.33	0.63%	AAAm	52
Governmental Activities	\$ 172,936,415		81.04%		
Fiduciary Funds (LOGIC)	73,200	0.02	0.03%	AAAm	53
	<u>\$ 173,009,615</u>		<u>81.07%</u>		
Commercial Paper	\$ 9,993,723	1.23	4.68%		
Total Investments	<u>\$ 211,446,861</u>		<u>99.09%</u>		
	<u>\$ 213,396,528</u>		<u>100.00%</u>		
Portfolio Weighted Average Maturity		45.39			

NOTE 3 - DEPOSITS (CASH) AND INVESTMENTS (CONTINUED)

Credit Risk (continued)

Local government investment pools, as defined by state law (2256.016) and approved by adopted Policy are authorized. By State law, all local government pools are rated AAA or equivalent by at least one Nationally Recognized Statistical Rating Organization.

Concentration of Credit Risk

Mansfield ISD's adopted Investment Policy requires diversification on all authorized investment types which are monitored on at least a monthly basis.

As of June 30, 2021,

- Funds in one investment pool, LOGIC, represented 52.92% of the total portfolio,
- Funds in one investment pool, TexSTAR, represented 27.83% of the total portfolio,
- Funds in one investment pool, Texas Class, represented 0.63% of the total portfolio,
- Funds in money market funds rated A or better represented .13.35 % of the total portfolio,
- Funds in Commercial Paper rated A1P1 represented 4.69% of the total portfolio.

Interest Rate Risk

In order to limit interest and market rate risk from changes in interest rates, Mansfield ISD's adopted Investment Policy sets a maximum maturity of two years and a maximum weighted average maturity (WAM) of 180 days on any operating and debt service fund. A maximum weighted average maturity of 270 days is established, by Policy, for capital project funds. Maturities longer than one year are authorized provided legal limits are not exceeded.

As of June 30, 2021, the portfolio contained:

- No holdings that had a stated maturity beyond 699 days
- The dollar weighted average maturity of the total portfolio was 45.39 days.

NOTE 3 - DEPOSITS (CASH) AND INVESTMENTS (CONTINUED)

Credit Risk (continued)

Local Government Investment Pools

As of June 30, 2021, the District's investments included the Local Government Investment Cooperative ("LOGIC"), Texas CLASS and TexSTAR local government investment pools. LOGIC, Texas CLASS and TexSTAR investment pools' investments are not evidenced by securities that exist in physical or book entry form and, accordingly, do not have custodial risk. LOGIC, Texas CLASS and TexSTAR are organized under the authority of the Interlocal Cooperation Act, chapter 791, of the Texas Government Code, and the Public Funds Investment Act, chapter 2256, of the Texas Government Code.

LOGIC, TexasCLASS and TexSTAR were created in April 1994, 1996 and April 2002, respectively, through contracts among their participating governmental units, and are governed by a board of directors to provide for the joint investments of participant's public funds and funds under their control. LOGIC's policy seeks to invest pooled assets in a manner that will provide for safety of principal, liquidity in accordance with the operating requirements of the participants, and a competitive rate of return by utilizing economies of scale and professional investment expertise. TexasCLASS's policy seeks to invest pooled assets in order to preserve principal, maintain the liquidity of the funds, and to maximize yield. Public Trust Advisor's LLC is the program administrator and Wells Fargo Bank Texas, N.A. is the custodian. TexSTAR's policy seeks to invest pooled assets in a manner that will provide for preservation and safety of principal and competitive investment returns while meeting the daily liquidity needs of the participants by utilizing economies of scale and professional investment expertise. JPMorgan Chase Bank, N.A. provides custody, fund accounting, and transfer agency services to both LOGIC and TexSTAR.

LOGIC's investment objectives are to seek preservation of principal, liquidity, and current income through investment in a diversified portfolio of short-term marketable securities. The Portfolio will seek to maintain a stable net asset value of \$1.00 per Unit to preserve the principal of all Participants. The Portfolio's maximum final stated maturity is 397 days for fixed rate securities and 24 months for variable rate notes. The dollar-weighted average maturity of the Portfolio (calculated taking into account the period remaining until the date on which, in accordance with the terms of each security, the principal amount must unconditionally be paid, or in the case of a security called for redemption, the date on which the redemption payment must be made and may utilize the interest rate reset date for variable rate notes or floating rate securities) will not exceed 60 days (or less, if required to maintain a rating in the highest rating category by the nationally recognized rating agency currently rating the Portfolio). The dollar-weighted average final maturity of the Portfolio (calculated taking into account the period remaining until the date on which, in accordance with the terms of each security, the principal amount must unconditionally be paid, or in the case of a security called for redemption, the date on which the redemption payment must be made) will not exceed 90 days. So long as required by the Public Funds Investment Act, the Pool will disclose to Participants the calculations of dollar-weighted average maturity and dollar-weighted average final maturity of the Portfolio. LOGIC may invest in securities including: certain obligations of the United States or its agencies and instrumentalities; repurchase agreements; and SEC-registered money-market funds rated in the highest rating category by at least one nationally recognized statistical rating organization. It can also invest in commercial paper.

TexasCLASS's investment policy seeks to invest the pooled assets of its participants with four objectives in mind; to 1) invest only in legally permissible investments, 2) provide for safety of the participant's assets, 3) provide liquidity to its participants, and 4) maximize income while remaining legal, safe, and liquid. The intent of the Trust is to maintain a net asset value of \$1.00, however, due to the risk of market price fluctuation there is no guarantee that a net asset value of \$1.00 can be maintained.

NOTE 3 - DEPOSITS (CASH) AND INVESTMENTS (CONTINUED)

Credit Risk (continued)

TexSTAR's portfolio is a government-repurchase agreement (REPO) pool, utilizing primarily U.S. Treasury securities, U.S. agency securities - both fixed and floating - and REPO collateralized obligations, the principal and interest of which are unconditionally guaranteed or insured by the full faith and credit of the United States or its agencies or its instrumentalities. The weighted average maturity to reset of the pool's assets is limited to 60 days or less and the weighted average to final maturity of the pool's assets is limited to 120 days or less. The maximum stated maturity for any securities that are obligations of or guaranteed or insured by the United States, its agencies or instrumentalities in the TEXSTAR Cash Reserve Fund portfolio is limited to 397 days for fixed rate securities and 24 months for variable rate notes. The TEXSTAR Cash Reserve Fund seeks to maintain a net asset value of \$1.00 per unit (rounded to the nearest whole cent) and is designed to be used by Participants for investment of funds that require daily liquidity availability.

In accordance with GASB Statement No. 79, Certain External Investment Pools and Pool Participants, the Local Government Investment Pools do not have any limitations and restrictions on withdrawals such as notice periods or maximum transaction amounts. These pools do not impose any liquidity fees or redemption gates.

Custodial Credit Risk

To control custody risk, State law and Mansfield ISD's adopted Investment Policy requires collateral for all time and demand deposits as well as repurchase agreements be transferred delivery versus payment and held by an independent party approved by the District and held in the District's name. The custodian is required to provide original safekeeping receipts and monthly reporting of positions and position descriptions including market value. Repurchase agreements and deposits must be collateralized to 102% (and 110% for mortgaged backed securities) and be executed under a written agreement. The counterparty of each type transaction is held contractually liable for monitoring and maintaining the required collateral margins on a daily basis.

As of June 30, 2021:

- The portfolio contained no certificates of deposit,
- The portfolio contained no flex repurchase agreements,
- All bank demand deposits were fully insured and collateralized. All pledged bank collateral for demand deposits was held by an independent institution outside the bank's holding company.

NOTE 4 - PROPERTY TAXES

Property taxes are levied by October 1 in conformity with Subtitle E, Texas Property Tax Code. Taxes are due on receipt of the tax bill and are delinquent if not paid before February 1 of the year following the year in which imposed. On January 1 of each year, a tax lien attaches to property to secure the payment of all taxes, penalties, and interest ultimately imposed. The assessed value of the roll on January 1, 2020, upon which the levy for the 2021 fiscal year was based, was \$15,567,029,316.

The tax rates assessed for the twelve months ended June 30, 2021 to finance general fund operations and the payment of principal and interest on general obligation long-term debt were \$0.9564 and \$.4900 per \$100 of valuation, respectively, for a total of \$1.4464 per \$100 of valuation. Current tax collections for the year ended June 30, 2021 were 98.51% of the tax levy.

Delinquent taxes are prorated between maintenance and debt service based on rates adopted for the year of the levy. Allowances for uncollectible taxes within the General and Debt Service Funds are based upon historical experience in collecting property taxes. Uncollectible personal property taxes are periodically reviewed and written off, but the District is prohibited from writing off real property taxes without specific statutory authority from the Texas Legislature.

NOTE 5 - INTERFUND RECEIVABLES AND PAYABLES

Interfund balances at June 30, 2021, consisted of the following individual fund receivables and payables:

	<u>Due from Other Funds</u>	<u>Due to Other Funds</u>
Governmental Funds		
General Fund	\$ 10,940,427	\$ 3,476,390
Debt Service Fund	1,328,131	
Capital Projects Fund	500,000	7,321,340
Non-major Governmental Funds	1,436,785	3,188,581
Proprietary Funds		
Enterprise Funds	54	219,086
Total	<u>\$ 14,205,397</u>	<u>\$ 14,205,397</u>

Interfund balances result from the time lag between the dates reimbursable expenditures occur and payments between funds are made. Payroll costs are reimbursed after month end, resulting in balances between funds.

NOTE 6 - INTERFUND TRANSFERS

	Transferred From:		Transferred To:	
	<u>Construction</u>	<u>Enterprise Fund</u>	<u>Enterprise Fund</u>	<u>Total Transfers Out</u>
General Fund	\$ 500,000	\$ -	\$ -	\$ 500,000
Child Nutrition			77,206	77,206
Enterprise Fund	900,000			900,000
Total Transfers In:	<u>\$ 1,400,000</u>	<u>\$ 77,206</u>	<u>\$ 77,206</u>	<u>\$ 1,477,206</u>

\$500,000 was transferred from the General Operating Fund and \$900,000 was transferred from the Natatorium Fund to the Construction Fund to cover costs to repair the Natatorium. \$77,206 was transferred from the Child Nutrition Fund to the Catering Fund to close the fund out.

**MANSFIELD INDEPENDENT SCHOOL DISTRICT
NOTES TO THE FINANCIAL STATEMENTS (CONTINUED)**

EXHIBIT F-1

NOTE 7 - CAPITAL ASSETS

The District records assets based on historical costs and calculates depreciation on capital assets in accordance with GASB Statement 34. The District's capitalization policy is to capitalize assets costing over \$5,000 and with a life expectancy of 1 year or more. Depreciation expense is allocated to functional categories based upon expenditures in the general fund.

Capital asset activity for the governmental activities of the District for the twelve months ended June 30, 2021, are as follows:

	<u>Balance July 1, 2020</u>	<u>Additions</u>	<u>(Retirements) and Transfers</u>	<u>Balance June 30, 2021</u>
Governmental Activities:				
Capital assets, not being depreciated:				
Land	\$ 56,191,085	\$	\$	\$ 56,191,085
Construction in progress	212,418,724	48,577,840		260,996,564
Total Capital assets, not being depreciated	<u>268,609,809</u>	<u>48,577,840</u>		<u>317,187,649</u>
Capital assets, being depreciated:				
Buildings and improvements	1,064,531,050		(351,110)	1,064,179,940
Furniture and equipment	18,873,805	674,956	(165,169)	19,383,592
Vehicles	31,879,171	1,609,236	(116,373)	33,372,034
Total Capital assets, being depreciated	<u>1,115,284,026</u>	<u>2,284,192</u>	<u>(632,652)</u>	<u>1,116,935,566</u>
Less accumulated depreciation for:				
Buildings and improvements	(501,081,535)	(39,031,618)	305,036	(539,808,117)
Furniture and Equipment	(17,905,992)	(2,532,149)	165,169	(20,272,972)
Vehicles	(20,147,382)	(1,987,572)	116,373	(22,018,581)
Total Accumulated depreciation	<u>(539,134,909)</u>	<u>(43,551,339)</u>	<u>586,578</u>	<u>(582,099,670)</u>
Total capital assets being depreciated, net	<u>576,149,117</u>	<u>(41,267,147)</u>	<u>(46,074)</u>	<u>534,835,896</u>
Governmental Capital Assets	<u>\$ 844,758,926</u>	<u>\$ 7,310,693</u>	<u>\$ (46,074)</u>	<u>\$ 852,023,545</u>

Depreciation expense of the governmental activities was charged to the functions/programs as follows:

<u>Function</u>	<u>Depreciation Expense</u>
Governmental Activities:	
11 Instruction	\$ 28,748,240
12 Instructional resources and media services	2,020,782
21 Instructional leadership	43,551
23 School leadership	2,277,735
31 Guidance, counseling and evaluation services	426,803
33 Health services	239,532
34 Student transportation	2,247,249
35 Food Services	3,889,135
36 Extracurricular activities	2,299,511
41 General administration	304,859
51 Facilities maintenance and operations	509,551
52 Security and monitoring services	108,878
53 Data processing services	435,513
Total Governmental Activities	<u>\$ 43,551,339</u>

NOTE 8 - LONG-TERM DEBT AND DEBT SERVICE REQUIREMENTS

Bonds are secured by ad valorem taxes levied against all taxable property and are serviced by the Debt Service Fund with an apportionment of the ad valorem tax levy. Interest rates on the bonds range from 1.00% to 5.50%. The principal amount of bond indebtedness cannot exceed 10% of the assessed valuation of taxable property in the District according to the last completed and approved ad valorem tax rolls of the District. At June 30, 2021, \$57,483,142 was available in the Debt Service Fund to service these bonds.

The District issued \$399,484,828 of Unlimited Tax Refunding Bonds, Series 2020 dated October 7, 2020 and delivered October 29, 2020. Proceeds from the sales of the bonds were used to refund the District's Unlimited Tax School Building Bonds, Series 2013, 2014, and 2015 and the District's Unlimited Tax Refunding Bonds, Series 2012A, 2013A, 2013B, 2014, and 2015 for debt service savings and to pay the costs associated with the sale and issuance of the bonds. As a result, the refunded portions of the bonds are considered defeased and the liability has been removed from the general long-term debt of the District. The reacquisition price was less than the net carrying amount of the old debt resulting in a loss on the refunding's of \$33,582,759. These amounts are being netted against the new debt and amortized using the straight-line method over the remaining life of the refunded debt. These refunding's were undertaken to reduce total debt service payments over the next 24 years by \$54,933,817 and resulted in economic gains/present value of \$48,187,859. The premiums of \$56,680,372, of which \$18,450,263 represents the Premium Capital Appreciation Bonds. The remaining \$38,230,109 is being amortized over the life of the bonds using the straight-line method.

The following is a summary of changes in long-term obligations of the District for the year ended June 30, 2021:

	Balance			Balance	
	July 1, 2020	Additions	Retirements/ Refundings	June 30, 2021	Due Within One Year
Governmental Activities					
Bonds and notes payable:					
General obligation bonds	\$ 895,790,000	\$ 399,484,828	\$ (436,749,989)	\$ 858,524,839	\$ 29,550,000
Premium on bond issuance	86,302,873	38,230,109	(39,372,863)	85,160,119	
Premium capital appreciation bonds		18,450,263	(8,870,229)	9,580,034	
Accreted Interest on Capital					
Appreciation Bonds		78,049	(19,781)	58,268	
Capital lease payable	332,454		(332,454)		
Total Bonds and Notes Payable	\$ 982,425,327	\$ 456,243,249	\$ (485,345,316)	\$ 953,323,260	\$ 29,550,000

NOTE 8 - LONG-TERM DEBT AND DEBT SERVICE REQUIREMENTS (CONTINUED)

Annual requirements to amortize all bonded debt outstanding as of June 30, 2021 follow:

Year Ending June 30,	Principal	Interest	Totals
2022	\$ 29,550,000	\$ 34,036,172	\$ 63,586,172
2023	30,220,000	33,728,934	63,948,934
2024	22,389,839	42,196,791	64,586,629
2025	34,005,000	31,307,304	65,312,304
2026	35,735,000	29,847,154	65,582,154
2027 - 2031	207,310,000	121,276,621	328,586,621
2032 - 2036	133,825,000	86,101,455	219,926,455
2037 - 2041	139,870,000	62,032,458	201,902,458
2042 - 2046	165,255,000	30,530,499	195,785,499
2047 - 2049	60,365,000	4,585,550	64,950,550
	\$ 858,524,839	\$ 475,642,938	\$ 1,334,167,777

**MANSFIELD INDEPENDENT SCHOOL DISTRICT
NOTES TO THE FINANCIAL STATEMENTS (CONTINUED)**

EXHIBIT F-1

**NOTE 8 - LONG-TERM DEBT AND DEBT SERVICE REQUIREMENTS (CONTINUED)
BONDS PAYABLE**

Bonds payable at June 30, 2021, are composed of the following individual issues:

Description	Origination Date	Maturity Range	Amount Original Issue	Interest Rate	Maturity Date
<u>Unlimited Tax School Building & Refunding Bonds, Series 2002</u>	9/3/2002	2002-2027	\$ 79,789,984	3.25%-5.5%	2/15/2027
<u>Unlimited Tax Refunding Bonds, Series 2011</u>	4/15/2011	2011-2026	9,500,000	2.0-4.0%	2/15/2026
<u>Unlimited Tax School Building Bonds, Series 2012</u>	2/15/2012	2012-2035	50,000,000	Variable	8/1/2042
<u>Unlimited Tax Refunding Bonds, Series 2012A</u>	7/1/2012	2012-2029	41,275,000	3.0-5.0%	2/15/2029
<u>Unlimited Tax Refunding Bonds, Series 2012B</u>	11/1/2012	2012-2028	30,460,000	3.0-5.0%	2/15/2028
<u>Unlimited Tax Refunding Bonds, Series 2013A</u>	5/1/2013	2013-2030	63,255,000	2.0-5.0%	2/15/2030
<u>Unlimited Tax Refunding Bonds, Series 2013B</u>	5/1/2013	2013-2031	86,170,000	2.0-5.0%	2/15/2031
<u>Unlimited Tax Refunding Bonds, Series 2013C</u>	5/1/2013	2013-2025	21,855,000	4.00%	2/15/2025
<u>Unlimited Tax Building Bonds, Series 2013</u>	11/1/2013	2013-2043	49,355,000	4.25-4.5%	2/15/2043
<u>Unlimited Tax School Building Bonds, Series 2014</u>	12/1/2014	2014-2044	47,145,000	3.375%-5.00%	2/15/2044
<u>Unlimited Tax Refunding Bonds, Series 2014</u>	12/1/2014	2014-2032	59,445,000	4.00%-5.00%	2/15/2032
<u>Unlimited Tax Refunding Bonds, Series 2015</u>	4/1/2015	2015-2033	78,355,000	2.00%-5.00%	2/15/2033
<u>Unlimited Tax School Building Bonds, Series 2015</u>	8/1/2015	2015-2045	43,290,000	5.00%	2/15/2045
<u>Unlimited Tax Refunding Bonds, Series 2015A</u>	10/1/2015	2015-2035	45,275,000	2.00%-4.00%	2/15/2035
<u>Unlimited Tax Refunding Bonds, Series 2016</u>	11/29/2016	2017-2026	32,760,000	1.00%-5.00%	2/15/2026
<u>Unlimited Tax School Building Bonds, Series 2017</u>	8/15/2017	2018-2028	43,985,000	2.00%-5.00%	2/15/2028
<u>Unlimited Tax Refunding Bonds Series 2017</u>	12/1/2017	2018-2047	26,445,000	3.00%-5.00%	2/15/2047
<u>Unlimited Tax School Building Bonds, Series 2019</u>	2/21/2019	2019-2048	47,295,000	2.00%-5.00%	2/15/2048
<u>Unlimited Tax School Building Bonds, Series 2019A</u>	9/1/2019	2020-2049	155,820,000	2.00%-5.00%	2/15/2049
<u>Unlimited Tax Refunding Bonds, Series 2019B</u>	11/5/2019	2020-2027	53,820,000	5.00%	2/15/2027
<u>Unlimited Tax Refunding Bonds, Series 2020</u>	10/29/2020	2020-2045	399,484,829	1.695%-5.00%	2/15/2045
			\$ 1,464,779,813		

The outstanding \$48,365,000 of Remarketed Series 2012 Bonds currently bear interest at an initial fixed rate of 2.5% from the date of the remarketing, which occurred on August 1, 2018 through July 31, 2019 (the "Initial Rate Period"). Thereafter, the Bonds will convert to and bear interest at a Term Rate determined per annum by the Remarketing Agent for a Term Rate Period of one year in duration, unless a different Rate Period is specified by the District; provided, however, that the interest rate mode applicable to the Bonds may be (a) changed from time to time to a Weekly Rate, Monthly Rate, Quarterly Rate, Semiannual Rate, or Term Rate (each, a "Variable Rate"), (b) changed to a Flexible Rate (term of up to 270 days), or (c) converted to a Fixed Rate until stated maturity. In May 2021, the Board authorized the next remarketing to be for a term rate.

**MANSFIELD INDEPENDENT SCHOOL DISTRICT
NOTES TO THE FINANCIAL STATEMENTS (CONTINUED)**

EXHIBIT F-1

**NOTE 8 - LONG-TERM DEBT AND DEBT SERVICE REQUIREMENTS (CONTINUED)
Bonds Payable (continued)**

Description - Authorization (Dated)	Amount				Amount	Due Within
	Outstanding July 1, 2020	Issued	Retired	Refunded	Outstanding June 30, 2021	One Year
Unlimited Tax School Building & Refunding Bonds, Series 2002	\$ 405,000		\$ (50,000)	\$ -	\$ 355,000	\$ 50,000
Unlimited Tax Refunding Bonds, Series 2011	5,595,000		(840,000)	-	4,755,000	875,000
Unlimited Tax School Building Bonds, Series 2012	48,365,000		-	-	48,365,000	-
Unlimited Tax Refunding Bonds, Series 2012A	40,690,000		-	(40,690,000)	-	-
Unlimited Tax Refunding Bonds, Series 2012B	11,785,000		(825,000)	-	10,960,000	595,000
Unlimited Tax Refunding Bonds, Series 2013A	51,105,000		(2,650,000)	(39,535,000)	8,920,000	4,495,000
Unlimited Tax Refunding Bonds, Series 2013B	74,460,000		(3,245,000)	(60,360,000)	10,855,000	5,275,000
Unlimited Tax Refunding Bonds, Series 2013C	7,585,000		(1,400,000)	-	6,185,000	1,455,000
Unlimited Tax Building Bonds, Series 2013	49,355,000		-	(49,355,000)	-	-
Unlimited Tax School Building Bonds, Series 2014	47,145,000		-	(47,145,000)	-	-
Unlimited Tax Refunding Bonds, Series 2014	54,635,000		(1,370,000)	(48,095,000)	5,170,000	1,540,000
Unlimited Tax Refunding Bonds, Series 2015	73,085,000		(1,285,000)	(71,015,000)	785,000	-
Unlimited Tax School Building Bonds, Series 2015	43,290,000		-	(43,290,000)	-	-
Unlimited Tax Refunding Bonds, Series 2015A	44,580,000		-	-	44,580,000	-
Unlimited Tax Refunding Bonds, Series 2016	25,015,000		(425,000)	-	24,590,000	2,830,000
Unlimited Tax School Building Bonds, Series 2017	39,285,000		-	-	39,285,000	-
Unlimited Tax Refunding Bonds Series 2017	25,945,000		-	-	25,945,000	315,000
Unlimited Tax School Building Bonds, Series 2019	46,295,000		-	-	46,295,000	-
Unlimited Tax School Building Bonds, Series 2019A	154,350,000		(1,920,000)	-	152,430,000	380,000
Unlimited Tax Refunding Bonds, Series 2019B	52,820,000		(16,320,000)	-	36,500,000	9,920,000
Unlimited Tax Refunding Bonds, Series 2020	-	399,484,828	(6,934,989)	-	392,549,839	1,820,000
	<u>\$ 895,790,000</u>	<u>\$ 399,484,828</u>	<u>\$ (37,264,989)</u>	<u>\$ (399,485,000)</u>	<u>\$ 858,524,839</u>	<u>\$ 29,550,000</u>

NOTE 9 – LEASE OBLIGATIONS

A. Commitments under Operating Leases

The District's had no future minimum rental payments required under operating leases that have initial or remaining non-cancelable lease terms in excess of one year as of June 30, 2021.

Rental expense for the year ended June 30, 2021 was \$907,006.

B. Commitments under Capital Leases

The District does not have any commitments under capital lease as of the end of June 30, 2021.

NOTE 10 - UNEARNED REVENUE/DEFERRED INFLOWS OF RESOURCES

Unavailable Revenue

Unavailable revenue at year end represents assets that are not available for use by the District to liquidate current year liabilities.

Unearned Revenue

Governmental funds do not recognize revenue in connection with resources that have been received, but not yet earned. A summary of unearned revenue/deferred inflows by fund follows:

	<u>General Fund</u>	<u>Debt Service Fund</u>	<u>Nonmajor Governmental Funds</u>	<u>Total</u>
Unearned Revenue				
Miscellaneous Fees	\$ 6,000			\$ 6,000
Prepaid Lunch Cards			489,025	489,025
Deferred Inflows				
Property Taxes	<u>4,702,274</u>	<u>1,861,784</u>		<u>6,564,058</u>
Total	<u>\$ 4,708,274</u>	<u>\$ 1,861,784</u>	<u>\$ 489,025</u>	<u>\$ 7,059,083</u>

Property tax revenues are earned but are not available as of year-end; therefore, they are recognized as revenues in the government-wide financial statements and deferred in the fund level financial statements.

NOTE 11 - COMMITTED FUND BALANCES

Committed fund balances as of June 30, 2021, is composed of the following:

	<u>Total</u>
Campus Activity Accounts	\$ 1,687,349
Total	<u>\$ 1,687,349</u>

NOTE 12 - EMPLOYEE RETIREMENT SYSTEMS AND PENSION PLANS

A. Plan Description

The Mansfield Independent School District participates in a cost-sharing multiple-employer defined benefit pension plan that has a special funding situation. The plan is administered by the Teacher Retirement System of Texas (TRS). TRS' defined benefit pension plan is established and administered in accordance with the Texas Constitution, Article XVI, Section 67 and Texas Government Code, Title 8, Subtitle C. The pension trust fund is a qualified pension trust under Section 401(a) of the Internal Revenue Code. The Texas Legislature establishes benefits and contribution rates within the guidelines of the Texas Constitution. The plan's Board of Trustees does not have the authority to establish or amend benefit terms.

All employees of public, state-supported educational institutions in Texas who are employed for one-half or more of the standard work load and who are not exempted from membership under Texas Government Code, Title 8, Section 822.002 are covered by the system.

NOTE 12 - EMPLOYEE RETIREMENT SYSTEMS AND PENSION PLANS (CONTINUED)

B. Pension Plan Fiduciary Net Position

Detailed information about the Teacher Retirement System’s fiduciary net position is available in a separately-issued Annual Comprehensive Financial Report that includes financial statements and required supplementary information. That report may be obtained on the Internet at https://www.trs.texas.gov/TRS%20Documents/cafr_2020.pdf; by writing to TRS at 1000 Red River Street, Austin, TX, 78701-2698; or by calling (512) 542-6592.

C. Benefits Provided

TRS provides service and disability retirement, as well as death and survivor benefits, to eligible employees (and their beneficiaries) of public and higher education in Texas. The pension formula is calculated using 2.3 percent (multiplier) times the average of the five highest annual creditable salaries times years of credited service to arrive at the annual standard annuity except for members who are grandfathered, the three highest annual salaries are used. The normal service retirement is at age 65 with 5 years of credited service or when the sum of the member’s age and years of credited service equals 80 or more years. Early retirement is at age 55 with 5 years of service credit or earlier than 55 with 30 years of service credit. There are additional provisions for early retirement if the sum of the member’s age and years of service credit total at least 80, but the member is less than age 60 or 62 depending on date of employment, or if the member was grandfathered in under a previous rule. There are no automatic postemployment benefit changes; including automatic COLAs. Ad hoc post-employment benefit changes, including ad hoc COLAs can be granted by the Texas Legislature as noted in the Plan description above.

Texas Government Code section 821.006 prohibits benefit improvements, if, as a result of the particular action, the time required to amortize TRS’ unfunded actuarial liabilities would be increased to a period that exceeds 31 years, or, if the amortization period already exceeds 31 years, the period would be increased by such action. Actuarial implications of the funding provided in the manner are determined by the System’s actuary.

In May 2019, the 86th Texas Legislature approved the TRS Pension Reform Bill (Senate Bill 12) that provides for gradual contribution increases from the state, participating employers, and active employees to make the pension fund actuarially sound. This action causing the pension fund to be actuarially sound, allowed the legislature to approve funding for a 13th check in September 2019. All eligible members retired as of December 31, 2018 received an extra annuity check in either the matching amount of their monthly annuity or \$2,000, whichever was less.

D. Contributions

Contribution requirements are established or amended pursuant to Article 16, section 67 of the Texas Constitution which requires the Texas legislature to establish a member contribution rate of not less than 6% of the member’s annual compensation and a state contribution rate of not less than 6% and not more than 10% of the aggregate annual compensation paid to members of the system during the fiscal year.

Employee contribution rates are set in state statute, Texas Government Code 825.402. The TRS Pension Reform Bill (Senate Bill 12) of the 86th Texas Legislature amended Texas Government Code 825.402 for member contributions and increased employee and employer contribution rates for fiscal years 2020 thru 2025.

	Contribution Rates	
	2021	2020
Member (Employee)	7.7%	7.7%
Non-employer contributing agency (State)	7.5%	7.5%
District	7.5%	7.5%

D. Contributions (continued)

Contributors to the plan include members, employers and the State of Texas as the only non-employer contributing entity. The State is the employer for senior colleges, medical schools and state agencies including TRS. In each respective role, the State contributes to the plan in accordance with state statutes and the General Appropriations Act (GAA).

	Measurement Year (2020)	Fiscal Year (2021)
	Contributions Required and Made	TRS Contributions
Member (Employee)	\$ 18,204,563	\$ 18,185,276
Non-employer contributing agency (State)	13,192,261	13,430,556
District	7,322,365	7,302,716

As the non-employer contributing entity for public education and junior colleges, the State of Texas contributes to the retirement system an amount equal to the current employer contribution rate, times the aggregate annual compensation of all participating members of the pension trust fund during that fiscal year, reduced by the amounts described below which are paid by the employers. Employers (public school, junior college, other entities, or the State of Texas as the employer for senior universities and medical schools) are required to pay the employer contribution rate in the following instances:

- On the portion of the member's salary that exceeds the statutory minimum for members entitled to the statutory minimum under Section 21.402 of the Texas Education Code.
- During a new member's first 90 days of employment.
- When any part or all of an employee's salary is paid by federal funding sources, a privately sponsored source, from non-educational and general, or local funds.
- When the employing district is a public junior college or junior college district, the employer shall contribute to the retirement system an amount equal to 50% of the state contribution rate for certain instructional or administrative employees; and 100% of the state contribution rate for all other employees.

In addition to the employer contributions listed above, there is an additional surcharge an employer is subject to.

- All public schools, charter schools, and regional educational service centers must contribute 1.5 percent of the member's salary beginning in fiscal year 2020, gradually increasing to 2 percent in fiscal year 2025.

When employing a retiree of the Teacher Retirement System, the employer shall pay both the member contribution and the state contribution as an employment after retirement surcharge.

NOTE 12 - EMPLOYEE RETIREMENT SYSTEMS AND PENSION PLANS (CONTINUED)

E. Actuarial Assumptions

The total pension liability in the August 31, 2019 actuarial valuation was determined using the following actuarial assumptions:

The following table discloses the assumptions that were applied to this measurement period.

Valuation Date	August 31, 2019 rolled forward to August 31, 2020
Actuarial Cost Method	Individual Entry Age Normal
Asset Valuation Method	Market Value
Single Discount Rate	7.25%
Long-term expected Investment Rate of Return	7.25%
Municipal Bond Rate	2.33%*
Last year ending August 31 in projection period (100 years)	2119
Inflation	2.30%
Salary Increases	3.05% to 9.05% including inflation
Ad hoc post-employment benefit changes	None

**The source for the rate is the Fixed Income Market data/yield curve/data Municipal bonds with 20 years to maturity that include only federally tax-exempt municipal bonds are reported in Fidelity Index's "20-Year Municipal GO AA index".*

NOTE 12 - EMPLOYEE RETIREMENT SYSTEMS AND PENSION PLANS (CONTINUED)

F. Discount Rate

A single discount rate of 7.25 percent was used to measure the total pension liability. The single discount rate was based on the expected rate of return on pension plan investments of 7.25 percent. The projection of flows used to determine this single discount rate assumed that contributions from active members, employers and the non-employer contributing entity will be made at the rates set by the legislature during the 2019 session. It is assumed that future employer and state contributions will be 8.50 percent of payroll in fiscal year 2020 gradually increasing to 9.55 percent of payroll over the next several years. This includes all employer and state contributions for active and rehired retirees.

Based on those assumptions, the pension plan's fiduciary net position was projected to be available to make all projected future benefits payment of current plan members. Therefore, the long-term expected rate of return on pension plan investments was applied to all periods of projected benefit payments to determine the total pension liability.

The long-term rate of return on pension plan investments is 7.25%. The long-term expected rate of return on pension plan investments was determined using a building-block method in which best-estimates ranges of expected future real rates of return (expected returns, net of pension plan investment expense and inflation) are developed for each major asset class. These ranges are combined to produce the long-term expected rate of return by weighting the expected future real rates of return by the target asset allocation percentage and by adding expected inflation.

Best estimates of geometric real rates of return for each major asset class included in the System's target asset allocation as of August 31, 2020 are summarized below:

<u>Asset Class</u>	<u>Target Allocation* %</u>	<u>Long-Term Expected Geometric Real Rate of Return**</u>	<u>Expected Contribution to Long-Term Portfolio Returns</u>
Global Equity			
USA	18.00%	3.90%	0.99%
Non-U.S. Developed	13.00%	5.10%	0.92%
Emerging Markets	9.00%	5.60%	0.83%
Private Equity	14.00%	6.70%	1.41%
Stable Value			
Government Bonds	16.00%	-0.70%	-0.05%
Absolute Return (Including Credit Sensitive Investments)	0.00%	1.80%	0.00%
Stable Value Hedge Funds	5.00%	1.90%	0.11%
Real Return			
Real Estate	15.00%	4.60%	1.02%
Energy, Natural Resources, and Infrastructure	6.00%	6.00%	0.42%
Commodities	0.00%	0.80%	0.00%
Risk Parity			
Risk Parity	8.00%	3.00%	0.30%
Asset Allocation Leverage			
Cash	2.00%	-1.50%	-0.03%
Asset Allocation Leverage	-6.00%	-1.30%	0.08%
Inflation Expectation			2.00%
Volatility Drag***			-0.67%
Total	<u>100.00%</u>		<u>7.33%</u>

* Target allocations are based on the FY 2020 policy model.

** Capital Market Assumptions come from Aon Hewitt (as of 08/31/2020).

*** The volatility drag results from the conversion between arithmetic and geometric mean returns.

NOTE 12 - EMPLOYEE RETIREMENT SYSTEMS AND PENSION PLANS (CONTINUED)

G. Discount Rate Sensitivity Analysis

The following table presents the net pension liability of the plan using the discount rate of 7.25 percent, and what the net pension liability would be if it were calculated using a discount rate that is one percentage point lower (6.25 percent) or one percentage point higher (8.25 percent) than the current rate.

	1% Decrease 6.25%	Current Discount Rate 7.25%	1% Increase 8.25%
District's proportional share of the net pension liability	\$146,562,422	\$95,048,069	\$53,193,786

H. Pension Liabilities, Pension Expense, and Deferred Outflows of Resources and Deferred Inflows of Resources Related to Pensions

At June 30, 2021, the District reported a liability of \$95,048,069 for its proportionate share of the TRS's net pension liability. This liability reflects a reduction for State pension support provided to the District. The amount recognized by the District as its proportionate share of the net pension liability, the related State support, and the total portion of the net pension liability that was associated with the District were as follows:

District's proportion of the net pension liability	0.1775%
District's proportionate share of the net pension liability	\$ 95,048,069
State's proportionate share of the net pension liability associated with the District	<u>171,242,619</u>
Total	<u>\$ 266,290,688</u>

The net pension liability was measured as of August 31, 2019 and rolled forward to August 31, 2020 and the total pension liability used to calculate the net pension liability was determined by an actuarial valuation as of that date. The employer's proportion of the net pension liability was based on the employer's contributions to the pension plan relative to the contributions of all employers to the plan for the period September 1, 2019 thru August 31, 2020.

The General Fund and special revenue funds typically liquidate the net pension liability.

At August 31, 2020, the District's proportion of the collective net pension liability was 0.1775% which was a decrease of 0.0194% from its proportion measured as of August 31, 2019

I. Changes of Assumptions Since the Prior Measurement Date

There were no changes in assumptions since the prior measurement date.

NOTE 12 - EMPLOYEE RETIREMENT SYSTEMS AND PENSION PLANS (CONTINUED)

J. Pension Expense

For the year ended June 30, 2021, the District recognized pension expense of \$13,374,707. The District also recognized an additional on-behalf revenue and expense of \$20,596,685 representing support provided by the State.

K. Deferred Outflows of Resources and Deferred Inflows of Resources Related to Pensions

At June 30, 2021, the District reported its proportionate share of the TRS's deferred outflows of resources and deferred inflows of resources related to pensions from the following sources:

	<u>Deferred Outflows of Resources</u>	<u>Deferred Inflows of Resources</u>
Differences between expected and actual actuarial experience	\$ 173,550	\$ (2,652,539)
Changes in actuarial assumptions	22,054,534	(9,377,434)
Differences between projected and actual investment earnings	1,924,167	-
Changes in proportion and differences between District contributions and proportionate share of contributions	3,448,502	(7,832,710)
Contributions paid to TRS subsequent to the measurement date	<u>6,144,012</u>	
Total	<u>\$ 33,744,765</u>	<u>\$ (19,862,683)</u>

Deferred outflows of resources resulting from District contributions subsequent to the measurement date in the amount of \$6,144,012 will be recognized as a reduction of the net pension liability in the year ended June 30, 2022. The net amounts of the District's balances of deferred outflows and inflows of resources related to pensions will be recognized in pension expense as follows:

<u>Year ended June 30,</u>	<u>Amount</u>
2022	\$ 2,252,165
2023	3,923,846
2024	3,621,922
2025	554,072
2026	(2,191,910)
Thereafter	<u>(422,025)</u>
	<u>\$ 7,738,070</u>

NOTE 13 - DEFINED OTHER POST-EMPLOYMENT BENEFIT PLAN

A. Plan Description

The District participates in the Texas Public School Retired Employees Group Insurance Program (TRS-Care). It is a multiple-employer, cost-sharing defined Other Post-Employment Benefit (OPEB) plan that has a special funding situation. The TRS-Care program was established in 1986 by the Texas Legislature. The TRS-Care program was established in 1986 by the Texas Legislature.

The TRS Board of Trustees administers the TRS-Care program and the related fund in accordance with Texas Insurance Code Chapter 1575. The Board of Trustees is granted the authority to establish basic and optional group insurance coverage for participants as well as to amend benefit terms as needed under Chapter 1575.052. The Board may adopt rules, plans, procedures, and orders reasonably necessary to administer the program, including minimum benefits and financing standards.

B. OPEB Plan Fiduciary Net Position

Detail information about the TRS-Care’s fiduciary net position is available in the separately-issued TRS Comprehensive Annual Financial Report that includes financial statements and required supplementary information. That report may be obtained on the internet at https://www.trs.texas.gov/TRS%20Documents/cafr_2020.pdf, by writing to TRS at 1000 Red River Street, Austin, TX, 78701-2698, or by calling (512) 542-6592.

C. Benefits Provided

TRS-Care provides health insurance coverage to retirees from public schools, charter schools, regional education service centers and other educational districts who are members of the TRS pension plan. Optional dependent coverage is available for an additional fee.

Eligible non-Medicare retirees and their dependents may enroll in TRS-Care Standard, a high-deductible health plan. Eligible Medicare retirees and their dependents may enroll in the TRS-Care Medicare Advantage medical plan and the TRS-Care Medicare Rx prescription drug plan. To qualify for TRS-Care coverage, a retiree must have at least 10 years of service credit in the TRS pension system. There are no automatic post-employment benefit changes; including automatic COLAs.

The premium rates for retirees are reflected in the following table.

TRS-Care Monthly Premium Rates				
	Medicare		Non-Medicare	
Retiree or surviving spouse	\$	135	\$	200
Retiree and Spouse		529		689
Retiree or surviving spouse and children		468		408
Retiree and Family		1,020		999

D. Contributions

Contribution rates for the TRS-Care plan are established in state statute by the Texas Legislature, and there is no continuing obligation to provide benefits beyond each fiscal year. The TRS-Care plan is currently funded on a pay-as-you-go basis and is subject to change based on available funding. Funding for TRS-Care is provided by retiree premium contributions and contributions from the state, active employees, and school districts based upon public school district payroll. The TRS Board of trustees does not have the authority to set or amend contribution rates.

NOTE 13 - DEFINED OTHER POST-EMPLOYMENT BENEFIT PLAN (CONTINUED)

Texas Insurance Code, section 1575.202 establishes the state’s contribution rate which is 1.25 percent of the employee’s salary. Section 1575.203 establishes the active employee’s rate which is .65 percent of pay. Section 1575.204 establishes an employer contribution rate of not less than 0.25 percent or not more than 0.75 percent of the salary of each active employee of the public or charter school. The actual employer contribution rate is prescribed by the Legislature in the General Appropriations Act. The following table shows contributions to the TRS-Care plan by type of contributor.

	Contribution Rates	
	Plan Fiscal Year	
	2021	2020
Active Employee	0.65%	0.65%
Non-Employer Contributing Entity (State)	1.25%	1.25%
Employers	0.75%	0.75%
Federal/Private Funding remitted by Employers	1.25%	1.25%

Contributors to the plan include members, employers and the State of Texas as the only non-employer contributing entity. The State contributes to the plan in accordance with state statutes and the General Appropriations Act (GAA). Contributions for all contributors were as follows:

	Measurement Year (2020)	Fiscal Year (2021)
	Contributions Required and Made	TRS Contributions
Member (Employee)	\$ 1,536,750	\$ 1,535,121
Non-employer contributing agency (State)	2,561,456	3,944,375
District	1,906,212	1,874,878

In addition to the employer contributions listed above, there is an additional surcharge all TRS employers are subject to (regardless of whether or not they participate in the TRS Care OPEB program). When employers hire a TRS retiree, they are required to pay to TRS Care, a monthly surcharge of \$535 per retiree.

TRS-Care received supplemental appropriations from the State of Texas as the Non-Employer Contributing Entity in the amount of \$230.8 million in fiscal year 2020 to maintain premiums and benefit levels in the 2020-2021 biennium.

NOTE 13 - DEFINED OTHER POST-EMPLOYMENT BENEFIT PLAN (CONTINUED)

E. Actuarial Methods and Assumptions

The actuarial valuation was performed as of August 31, 2019. Update procedures were used to roll forward the total OPEB liability to August 31, 2020. The actuarial valuation was determined using the following actuarial assumptions:

The actuarial valuation of the OPEB plan offered through TRS-Care is similar to the actuarial valuation performed for the pension plan, except that the OPEB valuation is more complex. All the demographic assumptions, including rates of retirement, termination, and disability, and most of the economic assumptions, including general inflation and salary increases, used in the OPEB valuation were identical to those used in the respective TRS pension valuation. The demographic assumptions were developed in the experience study performed for TRS for the period ending August 31, 2017.

The following assumptions and other inputs used for members of TRS-Care are based on an established pattern of practice and are identical to the assumptions used in the August 31, 2019 TRS pension actuarial valuation that was rolled forward to August 31, 2020: (a) Rates of Mortality, (b) Rates of Retirement, (c) Rates of Termination, (d) Rates of Disability, (e) General Inflation, (f) Wage Inflation, and (g) Expected Payroll Growth.

The active mortality rates were based on 90 percent of the RP-2014 Employee Mortality Tables for males and females, with full generational mortality using Scale BB. The post-retirement mortality rates for healthy lives were based on the 2018 TRS of Texas Healthy Pensioner Mortality Tables, with full generational projection using the ultimate improvement rates from the most recently published scale (U-MP).

Additional Actuarial Methods and Assumptions:

Valuation date	August 31, 2019, rolled forward to August 31, 2020
Actuarial Cost method	Individual Entry Age Normal
Inflation	2.30%
Single discount rate	2.33%
Aging factors	Bases on plan specific experience Normal Retirement: 65% participation prior to age 65 and 40% after age 65. 25% of pre-65 retirees are assumed to discontinue coverage at age 65
Election rates	Third-party administrative expenses related to the delivery of health care benefits are included in the age-adjusted claims costs.
Expenses	
Projected salary increases	3.05% to 9.05%
Ad hoc post-employment benefit changes	None

* Source: Fixed Income municipal bonds with 20 years to maturity that include only federal tax-exempt municipal bonds as reported in Fidelity Index's "20-Year Municipal GO AA Index" as of August 31, 2020.

** Includes Inflation at 2.30%

*** Initial medical trend rates were 7.50% for non-Medicare retirees; 10.25% for Medicare retirees and 110.25% for prescription drug trend rate. The initial trend rates decrease to an ultimate trend rate of 4.50% over a period 13 years.

NOTE 13 - DEFINED OTHER POST-EMPLOYMENT BENEFIT PLAN (CONTINUED)

In this valuation the impact of the Cadillac Tax has been calculated as a portion of the trend assumption. Assumptions and methods used to determine the impact of the Cadillac Tax include:

- 2018 thresholds of \$850/\$2,292 were indexed annually by 2.30 percent.
- Premium data submitted was not adjusted for permissible exclusions to the Cadillac Tax.
- There were no special adjustments to the dollar limit other than those permissible for non-Medicare retirees over 55.

Results indicate that the value of the excise tax would be reasonably represented by a 25 basis point addition to the long-term trend rate assumption.

F. Discount Rate

A single discount rate of 2.33 percent was used to measure the total OPEB liability. There was a decrease of .30 percent in the discount rate since the previous year. Because the plan is essentially a “pay-as-you-go” plan, the single discount rate is equal to the prevailing municipal bond rate. The projection of cash flows used to determine the discount rate assumed that contributions from active members and those of the contributing employers and the nonemployer contributing entity are made at the statutorily required rates. Based on those assumptions, the OPEB plan’s fiduciary net position was projected to not be able to make all future benefit payments of current plan members. Therefore, the municipal bond rate was used for the long-term rate of return and was applied to all periods of projected benefit payments to determine the total OPEB liability. The source of the municipal bond rate is the Fidelity “20-year Municipal GO AA Index” as of August 31, 2020 using the fixed-income municipal bonds with 20 years to maturity that include only federally tax-exempt municipal bonds.

G. Sensitivity of the Net OPEB Liability

Discount Rate – The following schedule shows the impact of the net OPEB liability if the discount rate used was 1% less than and 1% greater than the discount rate that was used (2.33%) in measuring the net OPEB liability.

	1% Decrease in Discount Rate 1.33%	Current Single Discount Rate 2.33%	1% Increase in Discount Rate 3.33%
District's proportional share of the net OPEB liability	\$114,405,674	\$95,338,243	\$80,277,710

Healthcare Cost Trend Rates – The following schedule shows the impact of the net OPEB liability if a healthcare trend rate that is 1% less than and 1% greater than the health trend rates assumed.

	1% Decrease	Current Healthcare Cost Trend Rate	1% Increase
District's proportional share of the net OPEB liability	\$77,879,130	\$95,338,243	\$118,591,315

NOTE 13 - DEFINED OTHER POST-EMPLOYMENT BENEFIT PLAN (CONTINUED)

H. OPEB Liabilities, OPEB Expense, and Deferred Outflows of Resources and Deferred Inflows of Resources Related to OPEB

At June 30, 2021, the District reported a liability of \$95,338,243 for its proportionate share of the TRS's net OPEB liability. This liability reflects a reduction for State OPEB support provided to the District. The amount recognized by the District as its proportionate share of the net OPEB liability, the related State support, and the total portion of the net OPEB liability that was associated with the District were as follows:

District's proportion of the Net OPEB Liability	0.2508%
District's proportionate share of the net OPEB liability	\$ 95,338,243
State's proportionate share of the net OPEB liability associated with the District	128,111,746
Total	<u>\$ 223,449,989</u>

The net OPEB liability was measured as of August 31, 2019 and rolled forward to August 31, 2020 and the total OPEB liability used to calculate the net OPEB liability was determined by an actuarial valuation as of that date. The District's proportion of the net OPEB liability was based on the District's contributions to the OPEB plan relative to the contributions of all employers to the plan for the period September 1, 2019 through August 31, 2020.

The General Fund and special revenue funds typically liquidate the net OPEB liability.

At August 31, 2020, the District's proportion of the collective net OPEB liability was 0.2508% which was a decrease of 0.0054% from its proportion measured as of August 31, 2019.

Changes since the Prior Actuarial Valuation

The following were changes to the actuarial assumptions or other inputs that affected measurement of the total OPEB liability (TOL) since the prior measurement period:

- The discount rate changed from 2.63 percent as of August 31, 2019 to 2.33 percent as of August 31, 2020. This change increased the TOL.
- The participation rate for post-65 retirees was lowered from 50 percent to 40 percent. This change lowered the TOL.
- The ultimate health care trend rate assumption was lowered from 4.50 percent to 4.25 percent as a result of Congress' repeal of the excise (Cadillac) tax on high-cost employer health plans in December 2019. This change lowered the TOL.

Changes of Benefit Terms Since the Prior Measurement Date

There were no changes in benefit terms since the prior measurement date

NOTE 13 - DEFINED OTHER POST-EMPLOYMENT BENEFIT PLAN (CONTINUED)

OPEB Expense

For the year ended June 30, 2021, the District recognized negative OPEB expense of \$719,097. The District also recognized negative on-behalf expense and revenue of \$889,560 for support provided by the State.

Deferred Outflows and Deferred Inflows of Resources Related to OPEB

At June 30, 2021, the District reported its proportionate share of the TRS's deferred outflows of resources and deferred inflows of resources related to other post-employment benefits from the following sources:

	Deferred Outflows of Resources	Deferred Inflows of Resources
Differences between expected and actual actuarial experience	\$ 4,991,873	\$ (43,631,655)
Changes in actuarial assumptions	5,880,387	(26,180,374)
Differences between projected and actual investment earnings	30,981	-
Changes in proportion and differences between District contributions and the proportionate share of contributions	6,452,096	(3,555,589)
Contributions paid to TRS subsequent to the measurement date	<u>1,567,855</u>	
Total	<u>\$ 18,923,192</u>	<u>\$ (73,367,618)</u>

The \$1,567,855 reported as deferred outflows of resources related to OPEB resulting from District contributions subsequent to the measurement date will be recognized as a reduction of the net OPEB liability in the year ending June 30, 2022. The net amounts of the District's balances of deferred outflows and inflows of resources related to OPEB will be recognized in OPEB expense as follows:

Year ended June 30,	OPEB Expense Amount
2022	\$ (9,196,907)
2023	(9,201,049)
2024	(9,203,418)
2025	(9,202,769)
2026	(6,656,248)
Thereafter	<u>(12,551,890)</u>
	<u>\$ (56,012,281)</u>

NOTE 13 - DEFINED OTHER POST-EMPLOYMENT BENEFIT PLAN (CONTINUED)

I. Medicare Part D

The Medicare Prescription Drug, Improvement, and Modernization Act of 2003, effective January 1, 2006, established prescription drug coverage for Medicare beneficiaries known as Medicare Part D. One of the provisions of Medicare Part D allows for the Texas Public School Retired Employee Group Insurance Program (TRS-Care) to receive retiree drug subsidy payments from the federal government to offset certain prescription drug expenditures for eligible TRS-Care participants. This information is an estimate provided by the Teacher Retirement System. These payments are recorded as equal revenues and expenditures in the governmental funds financial statements of the District.

For the fiscal years ended June 30, 2021, 2020, and 2019, the subsidy payments received by TRS-Care on-behalf of the District were as follows:

<u>Fiscal Year</u>	<u>Medicare Part D</u>
2021	\$ 1,078,141
2020	1,021,695
2019	706,113

NOTE 14 - RISK MANAGEMENT

During the year ended June 30, 2021, employees of the District were covered by a health insurance plan (“the Plan”). The District paid premiums of \$250 per month per employee who worked at least 20 hours per week to the Plan; and employees, at their option, authorized payroll withholdings to pay contributions or premiums for dependents. All premiums were paid to a licensed insurer. The Plan was authorized by Article 3.51-2, Texas Insurance Code and was documented by contractual agreement. As of September 1, 1998, the District has fully insured all workers’ compensation claims. The current contract covers the period from July 1, 2018 through June 30, 2021. Premium payments are expensed as paid.

The District is exposed to various risks of loss related to torts, theft of, damage to and destruction of assets; errors and omissions; injuries to employees; and natural disasters. During fiscal year 2021, the District purchased commercial insurance to cover general liabilities. There were no significant reductions in coverage in the past fiscal year, and there were no settlements exceeding insurance coverage for each of the past three fiscal years.

NOTE 15- LITIGATION, COMMITMENTS AND CONTINGENCIES

A. Grant Programs

The District participates in numerous state and federal grant programs, which are governed by various rules and regulations of the grantor agencies. Costs charged to the respective grant programs are subject to audit and adjustment by the grantor agencies; therefore, to the extent the District has not complied with the rules and regulations governing the grants, refunds of any monies received may be required, and the collectability of any related receivable at June 30, 2021, may be impaired. In the opinion of the District, there are no significant contingent liabilities relating to compliance with the rules and regulations governing the respective grants; therefore, no provision has been recorded in the accompanying basic statements for such contingencies.

NOTE 15 - LITIGATION, COMMITMENTS AND CONTINGENCIES (CONTINUED)

B. Construction

The District was obligated at June 30, 2021, under major contracts for construction, renovations, and repair of various facilities. The construction contract details associated with some of the major projects are as follows:

Project	Approved Construction Budget	Construction in Progress	Estimated Remaining Commitment
Elementary Playgrounds and Security	\$ 16,388,613	\$ 12,471,768	\$ 3,916,845
Intermediate Playgrounds & Security	8,874,820	8,487,830	386,990
Middle Renovation & Security	26,020,020	20,990,091	5,029,929
High, BBIA, & Phoenix	72,000,000	71,351,923	648,077
Transportation, Griffin, 6th	58,190	2,250	55,940
Newsome and Natatorium	3,825,802	1,896,918	1,928,884
Admin, Facilities	3,178,541	2,281,091	897,450
New Brenda Norwood EL	32,838,246	31,600,382	1,237,864
New Alma Martinez IS	49,597,757	45,260,401	4,337,356
New Charlene McKinzey MS	60,915,754	59,141,057	1,774,697
Natatorium Resurface	1,400,000	1,341,836	58,164
Asa Low Driveway	1,400,000	1,336,415	63,585
Lillard Lift Station	190,682	190,682	-
Mission Center	4,590,881	4,550,980	39,901
Mansfield HS Track Repair	92,940	92,940	-
	<u>\$ 281,372,246</u>	<u>\$ 260,996,564</u>	<u>\$ 20,375,682</u>

NOTE 16 - SHARED SERVICE ARRANGEMENT

The District participates in a Shared Service Arrangement (SSA) for students with auditory impairments attending the Regional Day School Program for the Deaf. The District does not account for revenues or expenditures of this program and does not disclose them in these financial statements. However, intergovernmental charges in a special revenue fund include payments to the fiscal agent for the District's share of project deficits. The District neither has a joint ownership interest in capital outlay purchased by the fiscal agent, Arlington ISD, nor does the District have a net equity interest in the fiscal agent. The fiscal agent is neither accumulating significant financial resources nor fiscal exigencies that would give rise to a future additional benefit or burden to Mansfield ISD. The fiscal agent manager is responsible for all financial activities of the SSA. Shared Service Arrangement expenditures of \$112,500 were attributable to Mansfield ISD participation.

NOTE 17 – COMPENSATED ABSENCES

Annual non-duty days (vacation days) are granted to 226-day non-professional and professional employees; however, non-duty days are required to be used during the current year. Five (5) non-duty days may be carried over but must be used by Winter Break in December. The number of days carried over to December are not recorded in the financial statements since the dollar amount is insignificant.

Non-exempt staff may not carry more than 60 hours of compensatory time and must either use the time or be paid for the compensatory time at year-end. No accrued compensatory time is carried forward to the next fiscal year.

NOTE 18 – SUBSEQUENT EVENTS

The District passed a Voter Approved Tax Ratification Election on November 2, 2021 moving \$0.13 from the Interest and Sinking tax rate to the Maintenance and Operations tax rate to adopt a total tax rate of \$1.4183 per \$100 of property value. A Maintenance and Operations (M&O) rate of \$1.0583 and an Interest and Sinking (I&S) rate of \$0.36 was adopted for the 2021-2022 school year.

As of September 2, 2021, the Texas Education Agency (TEA) informed local education agencies (LEAs) that it has no plans to issue missed school day waivers due to COVID-19 during the 2021-2022 school year when the LEA or its campuses are closed. Each LEA will need to plan to make up time for school closures during the school year and may need to add additional instructional days and/or minutes to their calendar to meet the 75,600 operational minute requirement.

LEAs have reported to the TEA that attendance rate declines continue to occur due to COVID-19. As a result, the TEA is exploring options to ensure school systems will not experience significant financial difficulties. Additionally, LEAs had varying daily rates of attendance during the 2020-2021 school year due to the impact of virtual learning options. Once the TEA receives this local information in a PEIMS upload this fall, it will be equipped to analyze, understand, and determine potential changes to the rules around waivers, particularly low attendance waivers. As of the date of this report, the District has not determined the impact.



Required
Supplementary
Information



**MANSFIELD INDEPENDENT SCHOOL DISTRICT
REQUIRED SUPPLEMENTAL INFORMATION
SCHEDULE OF REVENUES, EXPENDITURES, AND CHANGES IN FUND BALANCES – ORIGINAL
BUDGET, AMENDED FINAL (GAAP BASIS) AND ACTUAL – GENERAL FUND – EXHIBIT G-1
FOR THE YEAR ENDED JUNE 30, 2021**

Data Control Codes		Budgeted Amounts		Actual Amounts, GAAP Basis	Variance with Final Budget - Positive (Negative)
		Original	Final		
Revenues					
5700	Local revenues	\$ 145,444,659	\$ 155,668,077	\$ 157,775,485	\$ 2,107,408
5800	State program revenues	165,245,615	158,788,979	151,763,113	(7,025,866)
5900	Federal program revenues	2,700,000	2,700,000	3,926,603	1,226,603
5000	Total revenues	313,390,274	317,157,056	313,465,201	(3,691,855)
Expenditures					
Current:					
0011	Instruction	191,566,033	194,741,801	181,914,311	12,827,490
0012	Instructional resources and media services	3,630,869	3,702,768	3,625,719	77,049
0013	Curriculum and staff development	4,394,505	4,510,307	4,008,311	501,996
0021	Instructional leadership	4,226,566	4,272,821	4,052,264	220,557
0023	School leadership	19,035,796	19,331,252	18,925,536	405,716
0031	Guidance, counseling and evaluation services	10,211,547	10,312,563	9,870,594	441,969
0033	Health services	5,619,162	6,122,482	5,593,113	529,369
0034	Student transportation	14,126,297	14,355,200	13,916,930	438,270
0035	Food services	12,000	62,459	48,940	13,519
0036	Extracurricular activities	9,777,096	10,098,355	9,706,531	391,824
0041	General administration	8,392,843	7,645,628	6,803,117	842,511
0051	Facilities maintenance and operations	34,120,668	36,197,029	32,156,963	4,040,066
0052	Security and monitoring services	6,729,693	7,400,700	6,921,509	479,191
0053	Data processing services	5,022,339	6,806,307	5,023,094	1,783,213
0061	Community services	354,306	427,025	247,622	179,403
Debt Service:					
0071	Principal on long-term debt	340,789	340,707	223,383	117,324
0072	Interest on long-term debt				
Capital Outlay:					
0081	Capital Outlay				
Intergovernmental:					
0095	Payments to Juvenile Justice Alt. Ed. Prgm.	25,000	25,000		25,000
0099	Other intergovernmental charges	1,258,388	1,265,647	1,202,009	63,638
6030	Total Expenditures	318,843,897	327,618,051	304,239,946	23,378,105
1100	Excess (deficiency) of revenues over expenditures	(5,453,623)	(10,460,995)	9,225,255	19,686,250
Other Financing Sources (Uses):					
7912	Sale of real or personal property			81,995	81,995
8911	Transfers out		(500,000)	(500,000)	
7080	Total other financing sources (uses)		(500,000)	(418,005)	81,995
Special Item					
7918	Special item - oil and gas royalties		231,498	277,360	45,862
7919	Extraordinary Items		399,285	350,000	(49,285)
	Total Special Items		630,783	627,360	(3,423)
1200	Net change in fund balances	(5,453,623)	(10,330,212)	9,434,610	19,764,822
0100	Fund balances - beginning	103,200,817	103,200,817	103,200,817	
3000	Fund balances - ending	\$ 97,747,194	\$ 92,870,605	\$ 112,635,427	\$ 19,764,822

See Notes to the RSI

**MANSFIELD INDEPENDENT SCHOOL DISTRICT
REQUIRED SUPPLEMENTAL INFORMATION
SCHEDULE OF THE DISTRICT'S PROPORTIONATE SHARE
OF THE NET PENSION LIABILITY EXHIBIT G-2**

*TEACHER RETIREMENT SYSTEM OF TEXAS (TRS)
For the Last Seven Measurement Years Ended August 31*

	2020	2019	2018	2017	2016	2015	2014
District's Proportion of the Net Pension Liability	0.1775%	0.1969%	0.1934%	0.1888%	0.1937%	0.1940%	0.1576%
District's Proportionate Share of the Net Pension Liability	\$ 95,048,069	\$ 102,362,821	\$ 106,439,299	\$ 60,368,262	\$ 73,180,681	\$ 68,589,992	\$ 42,065,247
State's Proportionate Share of the Net Pension Liability	171,242,619	159,552,728	178,021,300	105,907,984	123,386,140	119,628,598	95,803,997
Total	<u>\$ 266,290,688</u>	<u>\$ 261,915,549</u>	<u>\$ 284,460,599</u>	<u>\$ 166,276,246</u>	<u>\$ 196,566,821</u>	<u>\$ 188,218,590</u>	<u>\$ 137,869,244</u>
District's Covered Payroll (for measurement year)	\$ 236,422,904	\$ 225,541,831	\$ 220,359,124	\$ 212,964,732	\$ 205,501,392	\$ 196,390,208	\$ 190,412,115
District's Proportionate Share of the Net Pension Liability as a Percentage of its Covered Payroll	40.20%	45.39%	48.30%	28.35%	35.61%	34.93%	22.09%
Plan Fiduciary Net Position as a Percentage of the Total Pension Liability *	75.54%	75.24%	73.74%	82.17%	78.00%	78.43%	83.25%
Plan Fiduciary Net Position as a Percentage of covered payroll *	110.36%	114.93%	126.11%	75.93%	92.75%	91.94%	72.89%

* The amounts presented for each Plan year which ends the preceding August 31 of the District's fiscal year.

*Per Teacher Retirement System of Texas' comprehensive annual financial report

Ten years of data is not available. Additional years' information will be displayed as it becomes available.

**MANSFIELD INDEPENDENT SCHOOL DISTRICT
REQUIRED SUPPLEMENTAL INFORMATION
SCHEDULE OF THE DISTRICT'S CONTRIBUTION TO THE TEACHER RETIREMENT
SYSTEM OF TEXAS (TRS) – EXHIBIT G-3**

For the Last Seven Fiscal Years

	2021	2020	2019	2018	2017	2016	2015
TRS							
Contractually Required Contributions	\$ 7,302,716	\$ 7,290,935	\$ 6,831,790	\$ 6,456,847	\$ 6,178,909	\$ 5,152,264	\$ 5,732,519
Contributions in Relation to the Contractually Required Contributions	\$ 7,302,716	\$ 7,290,935	\$ 6,831,790	\$ 6,456,847	\$ 6,178,909	\$ 5,152,264	\$ 5,732,519
Contribution Deficiency (Excess)	\$ -	\$ -	\$ -	\$ -	\$ -	\$ -	\$ -
District's Covered Payroll	\$ 236,172,433	\$ 235,686,617	\$ 224,200,802	\$ 218,669,663	\$ 212,075,812	\$ 171,834,329	\$ 196,397,727
Contributions as a Percentage of Covered Payroll	3.09%	3.09%	3.05%	2.95%	2.91%	3.00%	2.92%

*The amounts presented for the fiscal year were determined as of the Plan's fiscal year end, August 31 of the prior year.

During the fiscal year 2015, the District adopted GASB Statement No. 68 and 71. Ten years of data is not available.

During the fiscal year 2016, the District changed its fiscal year to June 30. This year represents ten months of data.

During the fiscal year 2018, a change was made in the measurement date of the total pension liability for the current fiscal year. The actuarial valuation was performed as of August 31, 2017.

Update procedures were used to roll forward the total pension liability to August 31, 2018. This is first year using roll forward procedures.

Ten years of data is not available. Additional years' information will be displayed as it becomes available.

**MANSFIELD INDEPENDENT SCHOOL DISTRICT
REQUIRED SUPPLEMENTARY INFORMATION
SCHEDULE OF THE DISTRICT'S PROPORTIONATE SHARE OF
THE NET OPEB LIABILITY – EXHIBIT G-4**

**Teacher Retirement System of Texas
Last Four Measurement Years Ended August 31**

	<u>2020</u>	<u>2019</u>	<u>2018</u>	<u>2017</u>
District's proportion of the net OPEB liability	0.2508%	0.2562%	0.2573%	0.2416%
District's proportionate share of the net OPEB liability	\$ 95,338,243	\$ 121,183,321	\$ 128,466,438	\$ 105,072,137
State's proportionate share of the net OPEB liability associated with the District	128,111,746	161,025,525	191,668,330	170,565,490
Total	<u>\$ 223,449,989</u>	<u>\$ 282,208,846</u>	<u>\$ 320,134,768</u>	<u>\$ 275,637,627</u>
District's covered payroll (for Measurement Year)	\$ 236,422,904	\$ 225,541,831	\$ 220,359,124	\$ 212,964,732
District's proportionate share of the net OPEB liability as a percentage of it's covered payroll	40.3%	53.7%	58.3%	49.3%
Plan's fiduciary net position as a percentage of the total OPEB liability	4.99%	2.66%	1.57%	0.91%
Plan's net OPEB liability as a percentage of covered payroll	101.46%	135.21%	146.64%	132.55%

Note: Ten years of data is not available. Additional years' information will be displayed as it becomes available.
Net OPEB liability and related ratios will be presented prospectively as data becomes available.

**MANSFIELD INDEPENDENT SCHOOL DISTRICT
REQUIRED SUPPLEMENTARY INFORMATION
SCHEDULE OF THE DISTRICT'S PROPORTIONATE SHARE OF
OPEB CONTRIBUTIONS - EXHIBIT G-5**

Teachers Retirement System of Texas
Last Seven Fiscal Years Ended June 30

	<u>2021</u>	<u>2020</u>	<u>2019</u>	<u>2018</u>	<u>2017</u>	<u>2016</u>	<u>2015</u>
Contractually required contributions	\$ 1,874,878	\$ 1,902,289	\$ 1,808,307	\$ 1,247,627	\$ 1,254,084	\$ 1,034,302	\$ 1,162,647
Contributions in relation to the contractual required contributions	<u>1,874,878</u>	<u>1,902,289</u>	<u>1,808,307</u>	<u>1,247,627</u>	<u>1,254,084</u>	<u>1,034,302</u>	<u>1,162,647</u>
Contribution Deficiency (excess)	<u>\$ -</u>	<u>\$ -</u>	<u>\$ -</u>	<u>\$ -</u>	<u>\$ -</u>	<u>\$ -</u>	<u>\$ -</u>
District's covered payroll	\$ 236,172,433	\$ 235,686,617	\$ 224,200,802	\$ 218,669,663	\$ 212,075,812	\$ 171,834,329	\$ 196,397,727
Contributions as a percentage of covered payroll	0.79%	0.81%	0.81%	0.57%	0.59%	0.60%	0.59%

Ten years of data is not available. Additional years' information will be displayed as it becomes available.

MANSFIELD INDEPENDENT SCHOOL DISTRICT
NOTES TO THE REQUIRED SUPPLEMENTARY INFORMATION - EXHIBIT G-6

Stewardship, Compliance, and Accountability

Budgetary Information

The Board adopts an “appropriated budget” on a basis consistent with GAAP for the General Fund, Debt Service Fund, and National School Breakfast and Lunch Program Fund (which is included in special revenue funds). At a minimum, the District is required to present the original and the final amended budgets for revenues and expenditures compared to actual revenues and expenditures for these three funds.

The following procedures are followed in establishing the budgetary data reflected in the general purpose financial statements:

- Prior to June 19th for a fiscal year start date of July 1, the District prepares a budget based on the incremental budgeting concept for the next succeeding fiscal year. The operating budget includes proposed expenditures and the means of financing them.
- After one or more budget workshops with the Board, a meeting is called for the purpose of adopting the proposed budget. At least ten days but not more than 30 days public notice of the meeting is required.
- Prior to June 30th for a fiscal year start date of July 1, the Board legally adopts the budget for the general fund, debt service fund, and food service fund.
- After the budgets for the above listed funds are approved, any amendment that causes an increase or decrease in a fund or functional spending category or total revenue or other resources major object category requires Board approval prior to the fact. These amendments are presented to the Board at its regular monthly meeting and/or special board meetings and are reflected in the official minutes. Because the District has a policy of careful budgetary control, several budgetary amendments were necessary throughout the year.
- Expenditure budgets are controlled at the expenditure functional and object level by the appropriate budget manager (principal, department director, or divisional administrator). Budget managers may authorize transfers within functional and organizational categories that do not affect the total functional and organizational appropriation. All budget appropriations lapse at year end.

Encumbrance accounting, under which purchase orders, contracts, and other commitments are recorded in order to reserve that portion of the applicable appropriation, is used in all governmental funds. Encumbrances outstanding at year end are commitments that do not constitute expenditures or liabilities, but are reported as assignments, commitments, or restrictions of fund balance depending on the fund type. Since appropriations lapse at the end of each year, outstanding encumbrances are appropriately provided for in the subsequent fiscal year’s budget to provide for the liquidation of the prior commitments.

For the year ended June 30, 2021, expenditures exceeded appropriations in the following expenditure function (the legal level of budgetary control) within:

Child Nutrition Fund.

35-Food Services \$192,391

Steps have been taken to ensure necessary budget amendments are made for any anticipated expenditures.



Other Supplementary Information





NONMAJOR GOVERNMENTAL FUNDS

SPECIAL REVENUE FUNDS

The Special Revenue Funds are used to account for all federal, state and locally-funded grants and campus activity funds. These grants are awarded to the District with the purpose of accomplishing specific educational goals, described by the fund name:

- **ESSA, Title I, Part A – Basic:** supplemental service designed to accelerate the academic achievement of economically disadvantaged students, especially in the tested areas, to ensure that state standards are met on identified campuses.
- **IDEA, Part B – Formula:** salaries and supplies to aid children with disabilities with low reading achievement.
- **IDEA, Part B – Preschool:** aids preschool students with disabilities.
- **Child Nutrition Program:** federal reimbursement revenues originating from the United States Department of Agriculture and fees from child and adult meals.
- **Summer Feeding** – federal program for seamless school nutrition during the summer
- **Vocational Education – Basic:** funds are for the use of various vocationally-inclined students in regular, disadvantaged and disability classes.
- **ESSA, Title II, Part A – TPTR (Teacher and Principal Training and Recruiting):** supplements the professional development, retention and recruitment programs district-wide, specifically on high needs campuses.
- **ESSA, Title III, Part A – English Language Acquisition:** provides additional educational opportunities to supplemental programs for students of limited English proficiency and immigrant children by assisting the children to learn English and meet challenges.
- **Medicaid Administrative Claiming Program:** provides the district with the ability to receive reimbursement for outreach and case management.
- **Miscellaneous Federal Grants** – includes several federal grants designed to provide support for the development of the additional state assessments and standards and to support the administration of those assessments; grants included also provide funds for safety equipment.
- **Visually Impaired State Grant** – aids visually impaired students.
- **Advanced Placement Incentives** – enhancement of advanced placement programs on specific campuses based on student scores on advanced placement examinations.

- **Instructional Materials Allotment** – provides funds to purchase instructional materials technological equipment and technology-related services.
- **Read To Succeed** – provides funds generated through the sale of read to succeed license plates designed by a Texas student to purchase educational materials for public school libraries.
- **Campus Activity Funds** – proceeds from fundraising activities, vending sales, corporate and private donations benefiting students and staff of the campus.
- **Educational Foundation Awards** – provides innovative grant funds for district teachers.
- **Miscellaneous Grants** – various grants provide support as designated.
- **Miscellaneous Donations** – various donations provide support as designated.
- **Lockheed Martin Grant** – provides support to various programs, but primarily career and technology projects.
- **iPad Summit** – local fund accounting for professional development program.
- **CARES Act ESSER Funding**-- The Coronavirus Aid, Relief, and Economic Security (CARES) Act provides funding to LEAs through Section 18003 of the Elementary and Secondary School Emergency Relief (ESSER) Fund, to address the impact of COVID-19 on elementary and secondary schools.
- **Instructional Continuity Grant**—The purpose of this grant is to increase the capacity of a district to facilitate instructional continuity and distance, remote, and/or virtual learning for identified campuses that have been affected by campus closures due to COVID-19.
- **Coronavirus Relief Fund Operation Connectivity**--to connect all of Texas’s 5.5 million public school students with a device and reliable internet connection.

**MANSFIELD INDEPENDENT SCHOOL DISTRICT
COMBINING FUND STATEMENTS**

**COMBINING BALANCE SHEET
NONMAJOR GOVERNMENTAL FUNDS – EXHIBIT H-1
JUNE 30, 2021**

Data Control Codes		ESEA, Title I, PT A - Improving Basic Ed	IDEA B - Formula	IDEA B - Preschool
	Assets			
1110	Cash and cash equivalents	\$	\$	\$
1240	Receivables from other governments	912,720	2,483,846	19,304
1260	Due from other funds		119,272	
1290	Other receivables			
1300	Inventories			
1410	Prepaid items			
1000	Total Assets	<u>\$ 912,720</u>	<u>\$ 2,603,118</u>	<u>\$ 19,304</u>
	Liabilities and Fund Balances			
	Liabilities:			
	Current Liabilities:			
2110	Accounts payable	\$ 14,720	\$ 525	\$
2150	Payroll deductions and withholdings	18,733	25,264	254
2160	Accrued wages payable	388,227	404,227	4,982
2170	Due to other funds	491,040	2,173,102	14,068
2180	Due to other governments			
2190	Due to student groups			
2300	Unearned revenues			
2000	Total Liabilities	<u>912,720</u>	<u>2,603,118</u>	<u>19,304</u>
	Fund Balance:			
	Non-Spendable:			
3410	Inventories			
3430	Prepaid items			
	Restricted:			
3450	Grant funds			
	Committed:			
3545	Campus activity funds			
3600	Unassigned			
3000	Total Fund Balance			
4000	Total Liabilities and Fund Balances	<u>\$ 912,720</u>	<u>\$ 2,603,118</u>	<u>\$ 19,304</u>

Child Nutrition	Summer Feeding	Vocational Ed - Basic	ESEA Title II, Pt A - Improving Teacher Quality
\$ 568,914	\$	\$	\$
288,276	366,384 1,029,237	12,768	168,961
210,028			
<u>\$ 1,067,218</u>	<u>\$ 1,395,621</u>	<u>\$ 12,768</u>	<u>\$ 168,961</u>
\$ 27,556	\$ 514,624	\$	\$ 130
8,341	422		2,912
217,052	22,007		45,081
113,646	111,609	12,768	120,838
12			
457,614	2		
<u>824,221</u>	<u>648,664</u>	<u>12,768</u>	<u>168,961</u>
210,028			
32,969	746,957		
<u>242,997</u>	<u>746,957</u>		
<u>\$ 1,067,218</u>	<u>\$ 1,395,621</u>	<u>\$ 12,768</u>	<u>\$ 168,961</u>

**MANSFIELD INDEPENDENT SCHOOL DISTRICT
COMBINING FUND STATEMENTS**

**COMBINING BALANCE SHEET
NONMAJOR GOVERNMENTAL FUNDS
JUNE 30, 2021**

Data Control Codes		ESEA, Title III, Pt A - BIL/ESL	CARES ESSER I	Medicaid Admin Claiming Program
	Assets			
1110	Cash and cash equivalents	\$		
1240	Receivables from other governments	35,520	105,010	
1260	Due from other funds			
1290	Other receivables			
1300	Inventories			
1410	Prepaid items			
1000	Total Assets	<u>\$ 35,520</u>	<u>\$ 105,010</u>	<u>\$</u>
	Liabilities and Fund Balances			
	Liabilities:			
	Current Liabilities:			
2110	Accounts payable	\$	\$	\$
2150	Payroll deductions and withholdings	888		
2160	Accrued wages payable	14,453		
2170	Due to other funds	20,179	105,010	
2180	Due to other governments			
2190	Due to student groups			
2300	Unearned revenues			
2000	Total Liabilities	<u>35,520</u>	<u>105,010</u>	<u>\$</u>
	Fund Balance:			
	Non-Spendable:			
3410	Inventories			
3430	Prepaid items			
	Restricted:			
3450	Grant funds			
	Committed:			
3545	Campus activity funds			
3600	Unassigned			
	Total Fund Balance	<u></u>	<u></u>	<u></u>
4000	Total Liabilities and Fund Balances	<u>\$ 35,520</u>	<u>\$ 105,010</u>	<u>\$</u>

Instructional Continuity Grant	Coronavirus Relief Fund	Miscellaneous Federal Grants
\$ 550		\$ 5,024
		39,658
<u>\$ 550</u>	<u>\$</u>	<u>\$ 44,682</u>
\$	\$	\$
		1,957
		8,975
550		25,771
<u>550</u>	<u>\$</u>	<u>36,703</u>
		7,979
<u></u>	<u>\$</u>	<u>7,979</u>
<u>\$ 550</u>	<u>\$</u>	<u>\$ 44,682</u>

**MANSFIELD INDEPENDENT SCHOOL DISTRICT
COMBINING FUND STATEMENTS**

**COMBINING BALANCE SHEET
NONMAJOR GOVERNMENTAL FUNDS
JUNE 30, 2021**

Data Control Codes		<u>Visually Impaired Grant</u>	<u>Advanced Placement Incentive</u>	<u>Instructional Materials Allotment</u>
	Assets			
1110	Cash and cash equivalents		\$ 8,828	\$ 1,769,051
1240	Receivables from other governments			
1260	Due from other funds			
1290	Other receivables			
1300	Inventories			
1410	Prepaid items			
1000	Total Assets	<u>\$</u>	<u>\$ 8,828</u>	<u>\$ 1,769,051</u>
	Liabilities and Fund Balances			
	Liabilities:			
	Current Liabilities:			
2110	Accounts payable	\$	\$	\$ 1,786
2150	Payroll deductions and withholdings			
2160	Accrued wages payable			
2170	Due to other funds			
2180	Due to other governments			
2190	Due to student groups			
2300	Unearned revenues			
2000	Total Liabilities			<u>1,786</u>
	Fund Balance:			
	Non-Spendable:			
3410	Inventories			
3430	Prepaid items			
	Restricted:			
3450	Grant funds		8,828	1,767,265
	Committed:			
3545	Campus activity funds			
3600	Unassigned			
	Total Fund Balance		<u>8,828</u>	<u>1,767,265</u>
4000	Total Liabilities and Fund Balances	<u>\$</u>	<u>\$ 8,828</u>	<u>\$ 1,769,051</u>

Read to Succeed	Miscellaneous Grants	Campus Activity Funds	Education Foundation Awards
\$ 754	\$ 41,303	\$ 1,693,051	
		4,093	233,094
		1,100	
<u>\$ 754</u>	<u>\$ 41,303</u>	<u>\$ 1,698,244</u>	<u>\$ 233,094</u>
\$	\$ 155 12	\$ 1,380 26	\$ 95,612
	31,409		
	<u>31,576</u>	<u>1,406</u>	<u>95,612</u>
		1,100	
754	9,727	8,389	137,482
		1,687,349	
<u>754</u>	<u>9,727</u>	<u>1,696,838</u>	<u>137,482</u>
<u>\$ 754</u>	<u>\$ 41,303</u>	<u>\$ 1,698,244</u>	<u>\$ 233,094</u>

**MANSFIELD INDEPENDENT SCHOOL DISTRICT
COMBINING FUND STATEMENTS**

**EXHIBIT H-1
PAGE 4 OF 4**

**COMBINING BALANCE SHEET
NONMAJOR GOVERNMENTAL FUNDS
JUNE 30, 2021**

Data Control Codes		Lockheed Martin Grant	iPad Summit	Miscellaneous Donations	Total Nonmajor Governmental Funds
Assets					
1110	Cash and cash equivalents	\$ 110	\$ 1,940	\$ 8,504	\$ 4,098,029
1240	Receivables from other governments				4,144,171
1260	Due from other funds				1,436,785
1290	Other receivables				237,187
1300	Inventories				210,028
1410	Prepaid items				1,100
1000	Total Assets	<u>\$ 110</u>	<u>\$ 1,940</u>	<u>\$ 8,504</u>	<u>\$ 10,127,300</u>
Liabilities and Fund Balances					
Liabilities:					
Current Liabilities:					
2110	Accounts payable	\$	\$	\$	\$ 656,488
2150	Payroll deductions and withholdings				58,809
2160	Accrued wages payable				1,105,004
2170	Due to other funds				3,188,581
2180	Due to other governments				12
2190	Due to student groups		1,940	2,089	4,029
2300	Unearned revenues				489,025
2000	Total Liabilities		<u>1,940</u>	<u>2,089</u>	<u>5,501,948</u>
Fund Balance:					
Non-Spendable:					
3410	Inventories				210,028
3430	Prepaid items				1,100
Restricted:					
3450	Grant funds	110		6,415	2,726,875
Committed:					
3545	Campus activity funds				1,687,349
3600	Unassigned				
	Total Fund Balance	<u>110</u>		<u>6,415</u>	<u>4,625,352</u>
4000	Total Liabilities and Fund Balances	<u>\$ 110</u>	<u>\$ 1,940</u>	<u>\$ 8,504</u>	<u>\$ 10,127,300</u>



**MANSFIELD INDEPENDENT SCHOOL DISTRICT
COMBINING FUND STATEMENTS**

**COMBINING STATEMENT OF REVENUES, EXPENDITURES AND CHANGES
IN FUND BALANCE - NONMAJOR GOVERNMENTAL FUNDS – EXHIBIT H-2
FOR THE YEAR ENDING JUNE 30, 2021**

<u>Data Control Codes</u>		ESEA, TITLE I, PT A - Improving Basic Ed	IDEA B - Formula	IDEA B - Preschool
	Revenues			
5700	Local and Intermediate Sources	\$	\$	\$
5800	State Program Revenues			
5900	Federal Program Revenues	3,855,965	4,468,821	29,268
5020	Total Revenues	<u>3,855,965</u>	<u>4,468,821</u>	<u>29,268</u>
	Expenditures			
	Current:			
0011	Instruction	\$ 3,376,095	\$ 1,246,586	\$ 29,268
0012	Instructional Resources and Media Services	71,764		
0013	Curriculum and Instructional Staff Development	93,054	18,036	
0021	Instructional Leadership	21,380	3,760	
0023	School Leadership	14,848		
0031	Guidance, Counseling and Evaluation Services	898	3,032,110	
0032	Social work services	13,577		
0033	Health Services	2,389		
0035	Food Services			
0036	Cocurricular/Extracurricular Activities	99		
0041	General Administration	611		
0051	Facilities Maintenance and Operations			
0052	Security and Monitoring Services		4,353	
0061	Community Services	261,250		
0081	Facilities Acquisition and Construction			
0093	Payments related to shared services arrangements		163,976	
6030	Total Expenditures	<u>3,855,965</u>	<u>4,468,821</u>	<u>29,268</u>
1100	Excess (deficiency) of revenues over expenditures			
	Other Financing Sources (Uses)			
7912	Sale of real or personal property			
8911	Transfers out			
	Total Other Financing Sources (Uses)			
1200	Net change in fund balances			
0100	Fund Balance - July 1 (Beginning)			
3000	Fund Balance -June 30 (Ending)	<u>\$</u>	<u>\$</u>	<u>\$</u>

<u>Child Nutrition</u>	<u>Summer Feeding</u>	<u>Vocational Ed - Basic</u>	<u>ESEA Title II, Pt A - Improving Teacher Quality</u>	<u>ESEA, Title III, Pt A - BIL/ESL</u>
\$ 1,229,786	\$ 22	\$	\$	\$
122,960				
11,396,628	861,553	172,303	734,075	224,740
<u>12,749,374</u>	<u>861,575</u>	<u>172,303</u>	<u>734,075</u>	<u>224,740</u>
		\$ 172,303	\$ 2,608	\$ 91,773
			724,577	122,927
			3,740	5,693
12,255,985	623,773			
			3,150	
178,475				4,347
<u>12,434,460</u>	<u>623,773</u>	<u>172,303</u>	<u>734,075</u>	<u>224,740</u>
<u>314,914</u>	<u>237,802</u>			
301				
(77,206)				
<u>(76,905)</u>				
238,009	237,802			
4,988	509,155			
<u>\$ 242,997</u>	<u>\$ 746,957</u>	<u>\$</u>	<u>\$</u>	<u>\$</u>

**MANSFIELD INDEPENDENT SCHOOL DISTRICT
COMBINING FUND STATEMENTS**

**COMBINING STATEMENT OF REVENUES, EXPENDITURES AND CHANGES
IN FUND BALANCE - NONMAJOR GOVERNMENTAL FUNDS
FOR THE YEAR ENDING JUNE 30, 2021**

<u>Data Control Codes</u>		<u>CARES ESSER I</u>	<u>Medicaid Admin Claiming Program</u>	<u>Instructional Continuity Grant</u>
	Revenues			
5700	Local and Intermediate Sources	\$	\$	\$
5800	State Program Revenues			
5900	Federal Program Revenues	118,460	42,463	14,677
5020	Total Revenues	<u>118,460</u>	<u>42,463</u>	<u>14,677</u>
	Expenditures			
	Current:			
0011	Instruction	\$ 118,460		\$ 14,677
0012	Instructional Resources and Media Services			
0013	Curriculum and Instructional Staff Development			
0021	Instructional Leadership			
0023	School Leadership			
0031	Guidance, Counseling and Evaluation Services			
0032	Social work services			
0033	Health Services		42,463	
0035	Food Services			
0036	Cocurricular/Extracurricular Activities			
0041	General Administration			
0051	Facilities Maintenance and Operations			
0052	Security and Monitoring Services			
0061	Community Services			
0081	Facilities Acquisition and Construction			
0093	Payments related to shared services arrangements			
6030	Total Expenditures	<u>118,460</u>	<u>42,463</u>	<u>14,677</u>
1100	Excess (deficiency) of revenues over expenditures			
	Other Financing Sources (Uses)			
7912	Sale of real or personal property			
8911	Transfers out			
	Total Other Financing Sources (Uses)			
1200	Net change in fund balances			
0100	Fund Balance - July 1 (Beginning)			
3000	Fund Balance -June 30 (Ending)	<u>\$</u>	<u>\$</u>	<u>\$</u>

Coronavirus Relief Fund	Miscellaneous Federal Programs	Visually Impaired Grant	Advanced Placement Incentive
\$	\$	\$	\$
		17,400	41,950
<u>2,947,912</u>	<u>295,660</u>	<u>17,400</u>	<u>41,950</u>
<u>2,947,912</u>	<u>295,660</u>	<u>17,400</u>	<u>41,950</u>
\$ 2,947,912	\$ 50,077	\$ 17,400	
			47,236
	79,305		
	37,000		
	106,230		
	23,048		
<u>2,947,912</u>	<u>295,660</u>	<u>17,400</u>	<u>47,236</u>
			<u>(5,286)</u>
			(5,286)
	7,979		14,114
<u>\$</u>	<u>\$ 7,979</u>	<u>\$</u>	<u>\$ 8,828</u>

**MANSFIELD INDEPENDENT SCHOOL DISTRICT
COMBINING FUND STATEMENTS**

**COMBINING STATEMENT OF REVENUES, EXPENDITURES AND CHANGES
IN FUND BALANCE - NONMAJOR GOVERNMENTAL FUNDS
FOR THE YEAR ENDING JUNE 30, 2021**

Data Control Codes		Instructional Materials Allotment	Read to Succeed	Miscellaneous Grants
Revenues				
5700	Local and Intermediate Sources	\$	\$	\$
5800	State Program Revenues	2,406,630	246	613,280
5900	Federal Program Revenues			
5020	Total Revenues	<u>2,406,630</u>	<u>246</u>	<u>613,280</u>
Expenditures				
Current:				
0011	Instruction	\$ 2,136,942	\$	\$ 4,651
0012	Instructional Resources and Media Services		235	
0013	Curriculum and Instructional Staff Development			
0021	Instructional Leadership			
0023	School Leadership			
0031	Guidance, Counseling and Evaluation Services			36,322
0032	Social work services			
0033	Health Services			787
0035	Food Services			
0036	Cocurricular/Extracurricular Activities			
0041	General Administration			
0051	Facilities Maintenance and Operations			
0052	Security and Monitoring Services			573,033
0061	Community Services			
0081	Facilities Acquisition and Construction			
0093	Payments related to shared services arrangements			
6030	Total Expenditures	<u>2,136,942</u>	<u>235</u>	<u>614,793</u>
1100	Excess (deficiency) of revenues over expenditures	<u>269,688</u>	<u>11</u>	<u>(1,513)</u>
Other Financing Sources (Uses)				
7912	Sale of real or personal property			
8911	Transfers out			
Total Other Financing Sources (Uses)				
1200	Net change in fund balances	269,688	11	(1,513)
0100	Fund Balance - July 1 (Beginning)	<u>1,497,577</u>	<u>743</u>	<u>11,240</u>
3000	Fund Balance -June 30 (Ending)	<u>\$ 1,767,265</u>	<u>\$ 754</u>	<u>\$ 9,727</u>

Campus Activity Funds	Education Foundation Awards	Miscellaneous Donations	Lockheed Martin Grant	Total Nonmajor Governmental Funds
\$ 881,091	\$ 124,905	\$	\$	\$ 2,235,804
247	233,094			3,435,807
				25,162,525
<u>881,338</u>	<u>357,999</u>			<u>30,834,136</u>
\$ 417,288	\$ 122,364	\$	\$	\$ 10,748,404
42,802	3,164			117,965
30,427	1,659			1,037,916
	32,252			146,130
185,924				237,772
1,831				3,177,391
				13,577
1,021	24			46,684
				12,879,758
189,500				189,599
				3,761
4,403	236,094			418,972
2,777				603,211
316				265,913
				163,976
<u>876,289</u>	<u>395,557</u>			<u>30,051,029</u>
<u>5,049</u>	<u>(37,558)</u>			<u>783,107</u>
1,897	3,000			5,198
				(77,206)
<u>1,897</u>	<u>3,000</u>			<u>(72,008)</u>
6,946	(34,558)			711,099
<u>1,689,892</u>	<u>172,040</u>	<u>6,415</u>	<u>110</u>	<u>3,914,253</u>
<u>\$ 1,696,838</u>	<u>\$ 137,482</u>	<u>\$ 6,415</u>	<u>\$ 110</u>	<u>\$ 4,625,352</u>

**MANSFIELD INDEPENDENT SCHOOL DISTRICT
COMBINING FUND STATEMENTS**

**COMBINING STATEMENT OF NET POSITION
PROPRIETARY FUNDS NONMAJOR ENTERPRISE FUNDS - EXHIBIT H-3
JUNE 30, 2021**

	<u>Day Care Center</u>	<u>After School Care</u>	<u>Natatorium</u>	<u>Adult Education</u>	<u>Catering</u>	<u>Business- type Activities Total</u>
Assets						
Current assets:						
Cash and cash equivalents	\$ 170,173	\$ 451,632	\$ 447,395	\$ 3,769		\$ 1,072,969
Receivables:						
Due from other funds			54			54
Total current assets	<u>170,173</u>	<u>451,632</u>	<u>447,449</u>	<u>3,769</u>		<u>1,073,023</u>
Total Assets	<u>170,173</u>	<u>451,632</u>	<u>447,449</u>	<u>3,769</u>		<u>1,073,023</u>
Liabilities						
Current Liabilities:						
Accounts payable	606		26,612			27,218
Payroll taxes payable	4,911		420			5,331
Accrued wages payable	41,505	5,080				46,585
Due to other funds		13,815	205,271			219,086
Total current liabilities	<u>47,022</u>	<u>18,895</u>	<u>232,303</u>			<u>298,220</u>
Net Position						
Unrestricted net position	<u>123,151</u>	<u>432,737</u>	<u>215,146</u>	<u>3,769</u>		<u>774,803</u>
Total Net Position	<u>\$ 123,151</u>	<u>\$ 432,737</u>	<u>\$ 215,146</u>	<u>\$ 3,769</u>	<u>\$</u>	<u>\$ 774,803</u>

**MANSFIELD INDEPENDENT SCHOOL DISTRICT
COMBINING FUND STATEMENTS**

**COMBINING STATEMENT OF REVENUES, EXPENSES, AND CHANGES IN NET POSITION
PROPRIETARY FUNDS-NONMAJOR ENTERPRISE FUNDS - EXHIBIT H-4
FOR THE YEAR ENDED JUNE 30, 2021**

	Day Care Center	After School Care Program	Natatorium	Adult Education	Catering	Business- type Activities Total
Operating Revenues						
Local and Intermediate Sources	\$ 327,922	\$ 1,564,885	\$ 649,869		\$	\$ 2,542,676
Total Operating Revenues	<u>327,922</u>	<u>1,564,885</u>	<u>649,869</u>			<u>2,542,676</u>
Operating Expenses						
Payroll costs	311,659	1,379,893	357,794			2,049,346
Purchased and contracted services	1,040	3,080	266,701			270,821
Supplies and materials	28,493	77,730	74,172			180,395
Other operating costs	18,180	77,124	89,448			184,752
Total operating expenses	<u>359,372</u>	<u>1,537,827</u>	<u>788,115</u>			<u>2,685,314</u>
Operating income (loss)	<u>(31,450)</u>	<u>27,058</u>	<u>(138,246)</u>			<u>(142,638)</u>
Transfers						
Transfers in					77,206	77,206
Transfers out			(900,000)			(900,000)
Total Transfers			<u>(900,000)</u>		<u>77,206</u>	<u>(822,794)</u>
Change in Net Position	<u>(31,450)</u>	<u>27,058</u>	<u>(1,038,246)</u>		<u>77,206</u>	<u>(965,432)</u>
Net position - July 1 (beginning)	<u>154,601</u>	<u>405,679</u>	<u>1,253,392</u>	<u>3,769</u>	<u>(77,206)</u>	<u>1,740,235</u>
Net position - June 30 (ending)	<u>\$ 123,151</u>	<u>\$ 432,737</u>	<u>\$ 215,146</u>	<u>\$ 3,769</u>	<u>\$</u>	<u>\$ 774,803</u>

**MANSFIELD INDEPENDENT SCHOOL DISTRICT
COMBINING FUND STATEMENTS**

**COMBINING STATEMENT OF CASH FLOWS
PROPRIETARY FUNDS-NONMAJOR ENTERPRISE FUNDS - EXHIBIT H-5
FOR THE YEAR ENDED JUNE 30, 2021**

	Day Care Center	After School Care Program	Natatorium	Adult Education	Catering	Business- type Activities Total
Increase (Decrease) in Cash and Cash Equivalents						
Cash Flows from Operating Activities:						
Cash received from user charges	\$ 327,922	\$ 1,564,660	\$ 649,869	\$	\$	\$ 2,542,451
Cash payments to employees for services	(292,035)	(1,374,882)	(357,438)		(61,417)	(2,085,772)
Cash payments for contracted services	(1,040)	(3,080)	(266,701)			(270,821)
Cash payments for supplies	(27,956)	(63,846)	(227,190)		(135)	(319,127)
Cash payments for other expenses	(18,180)	(77,124)	293,224			197,920
Cash payments for capital outlay						
Net Cash Provided by (Used for) Operating Activities	(11,289)	45,728	91,764		(61,552)	64,651
Cash Flows from Non-Capital Financing Activities:						
Advances from other funds					77,206	77,206
Transfer to other funds			(900,000)			(900,000)
Net Cash Provided by (Used for) Non-Capital Financing Activities			(900,000)		77,206	(822,794)
Net Increase (Decrease) in Cash and Cash Equivalents	(11,289)	45,728	(808,236)		15,654	(758,143)
Cash and Cash Equivalents at Beginning of Year	181,462	405,904	1,255,631	3,769	(15,654)	1,831,112
Cash and Cash Equivalents at End of Year	\$ 170,173	\$ 451,632	\$ 447,395	\$ 3,769	\$	\$ 1,072,969
Reconciliation to Balance Sheet:						
Cash and Cash Equivalents Per Cash Flow	170,173	451,632	\$ 447,395	3,769		1,072,969
Cash and Cash Equivalents per Balance Sheet	\$ 170,173	\$ 451,632	\$ 447,395	\$ 3,769	\$	\$ 1,072,969
Reconciliation of Operating Income (Loss) to Net Cash Provided by Operating Activities:						
Operating Income (Loss)	\$ (31,450)	\$ 27,058	\$ (138,246)	\$	\$	\$ (142,638)
Change in Assets and Liabilities:						
Decrease (increase) in Due From Other Funds			177,401			177,401
Increase (decrease) in accounts payable	606		(153,018)		(135)	(152,547)
Increase (decrease) in payroll taxes payable	3,997		356		(42)	4,311
Increase (decrease) in accrued wages payable	15,627	5,011				20,638
Increase (decrease) in unearned revenue		(225)				(225)
Increase (decrease) in due to other funds	(69)	13,884	205,271		(61,375)	157,711
Net Cash Provided by (Used for) Operating Activities	\$ (11,289)	\$ 45,728	\$ 91,764	\$	\$ (61,552)	\$ 64,651

Required TEA Schedules



MANSFIELD INDEPENDENT SCHOOL DISTRICT
SCHEDULE OF DELINQUENT TAXES RECEIVABLE - EXHIBIT J-1
FOR THE YEAR ENDED JUNE 30, 2021

Last Ten Years	(1)	(2)	(3)
	Tax Rates		Assessed/Appraised Value for School Tax Purposes
	Maintenance	Debt Service	
2012 and prior years	Various	Various	Various
2013	1.040000	0.500000	\$ 9,354,124,064
2014	1.040000	0.487000	8,828,749,026
2015	1.040000	0.487100	9,072,174,412
2016	1.040000	0.470000	10,658,635,170
2017	1.040000	0.470000	11,444,353,095
2018	1.040000	0.500000	12,548,024,977
2019	1.040000	0.500000	13,939,141,882
2020	0.970000	0.490000	15,410,617,919
2021 (School year under audit)	0.956400	0.490000	15,567,029,316
1000 TOTALS			

Exhibit J-1

(10) Beginning Balance 7/1/2020	(20) Current Year's Total Levy	(31) Maintenance Collections	(32) Debt Service Collections	(40) Entire Year's Adjustments	(50) Ending Balance 6/30/2021
\$ 2,430,100	\$ -	\$ 30,146	\$ 14,493	\$ (69,192)	\$ 2,316,269
164,608	-	6,142	2,953	(57)	155,456
257,068	-	7,727	3,618	(238)	245,485
208,421	-	11,370	5,325	215	191,941
360,818	-	19,709	8,907	1,972	334,174
275,016	-	29,962	13,540	3,054	234,568
384,888	-	117,126	56,311	49,474	260,925
938,218	-	277,344	133,338	195,303	722,839
3,330,145	-	1,093,106	552,188	(906,158)	778,693
-	217,871,270	150,513,100	77,113,571	13,194,090	3,438,689
<u>\$ 8,349,282</u>	<u>\$ 217,871,270</u>	<u>\$ 152,105,732</u>	<u>\$ 77,904,244</u>	<u>\$ 12,468,463</u>	<u>\$ 8,679,039</u>

MANSFIELD INDEPENDENT SCHOOL DISTRICT
SCHEDULE OF REVENUES, EXPENDITURES, AND CHANGES IN
FUND BALANCE – ORIGINAL BUDGET, AMENDED FINAL AND
ACTUAL – CHILD NUTRITION FUND - EXHIBIT J-2
FOR THE YEAR ENDED JUNE 30, 2021

<u>Data Control Codes</u>		Child Nutrition			Variance with Final Budget - Positive (Negative)
		Original	Final	Actual Amounts, GAAP Basis	
	Revenues				
5700	Local and intermediate sources	\$ 7,048,575	\$ 1,221,825	\$ 1,229,785	\$ 7,960
5800	State program revenues	86,500	86,500	122,961	36,461
5900	Federal program revenues	10,706,860	11,250,136	11,396,628	146,492
5020	Total revenues	<u>17,841,935</u>	<u>12,558,461</u>	<u>12,749,374</u>	<u>190,913</u>
	Expenditures				
	Current:				
0035	Food services	17,373,237	12,063,594	12,255,985	(192,391)
0051	Facilities maintenance and operations	<u>277,903</u>	<u>297,903</u>	<u>178,475</u>	<u>119,428</u>
6030	Total Expenditures	<u>17,651,140</u>	<u>12,361,497</u>	<u>12,434,460</u>	<u>(72,963)</u>
1100	Excess (deficiency) of revenues over expenditure	190,795	196,964	314,914	117,950
	Other Financing Sources (Uses)				
7912	Sale of real or personal property	25,000	15,000	301	\$ (14,699)
8911	Transfers out			<u>(77,206)</u>	<u>(77,206)</u>
7080	Total other financing sources and uses	<u>25,000</u>	<u>15,000</u>	<u>(76,905)</u>	<u>(91,905)</u>
1200	Net change in fund balances	215,795	211,964	238,009	26,045
0100	Fund Balance - July 1 (Beginning)	<u>4,988</u>	<u>4,988</u>	<u>4,988</u>	<u>(334,492)</u>
3000	Fund Balance - June 30 (Ending)	<u>\$ 220,783</u>	<u>\$ 216,952</u>	<u>\$ 242,997</u>	<u>\$ 26,045</u>

MANSFIELD INDEPENDENT SCHOOL DISTRICT
SCHEDULE OF REVENUES, EXPENDITURES, AND CHANGES IN FUND
BALANCE – ORIGINAL BUDGET, AMENDED FINAL AND ACTUAL – DEBT
SERVICE FUND – EXHIBIT J-3
FOR THE YEAR ENDED JUNE 30, 2021

Data Control Codes		Debt Service			Variance with Final Budget - Positive (Negative)
		Original	Final	Actual Amounts, GAAP Basis	
	Revenues				
5700	Local and intermediate sources	\$ 70,798,347	\$ 76,816,706	\$ 78,329,351	\$ 1,512,645
5800	State program revenues	1,224,506	1,224,506	1,289,732	65,226
5020	Total revenues	<u>72,022,853</u>	<u>78,041,212</u>	<u>79,619,083</u>	<u>1,577,871</u>
	Expenditures				
	Current:				
	Debt service:				
0071	Principal on long-term debt	32,597,404	37,264,990	37,264,990	
0072	Interest on long-term debt	39,390,449	43,092,025	43,092,025	
0073	Bond issuance costs and fees	35,000	2,802,863	2,802,862	1
6030	Total Expenditures	<u>72,022,853</u>	<u>83,159,878</u>	<u>83,159,877</u>	<u>1</u>
1100	Excess (deficiency) of revenues over expenditures		(5,118,666)	(3,540,794)	1,577,872
	Other Financing Sources (Uses)				
7911	Refunding bonds issued		399,484,829	399,484,829	-
7916	Premium or discount on issuance of bonds		56,680,372	56,680,372	-
8940	Payment to Bond Refunding Escrow Agent		(453,389,630)	(453,389,630)	-
7080	Total other financing sources and uses		<u>2,775,571</u>	<u>2,775,571</u>	
1200	Net change in fund balances		(2,343,095)	(765,223)	1,577,872
0100	Fund Balance - July 1 (Beginning)	<u>58,248,365</u>	<u>58,248,365</u>	<u>58,248,365</u>	-
3000	Fund Balance - June 30 (Ending)	<u>\$ 58,248,365</u>	<u>\$ 55,905,270</u>	<u>\$ 57,483,142</u>	<u>\$ 1,577,872</u>





Statistical Section



STATISTICAL SECTION

The statistical section of the Mansfield Independent School District's Annual Comprehensive Financial Report presents detailed information (both of current and historical) as a context for understanding what the information in the financial statements, note disclosures, required supplementary information, and other supplementary information says about the District's economic condition and overall financial health. To assist financial statement users, this section is categorized as follows:

Financial Trends

These schedules contain trend information to assist in understanding how the District's financial performance and position have changed over time.

Revenue Capacity

These schedules contain information to help assess the factors affecting the District's most significant local revenue source, the property tax.

Debt Capacity

These schedules present information to assist in assessing the affordability of the District's current debt burden and its ability to issue additional debt in the future.

Demographic and Economic Information

These schedules offer demographic and economic indicators to aid in understanding the socioeconomic environment in which the District operates and to facilitate comparisons over time.

Operating Information

These schedules contain information about the District's operations and resources to assist in using the financial statement information to better understand and assess the District's economic condition.

MANSFIELD INDEPENDENT SCHOOL DISTRICT
NET POSITION BY COMPONENT – TABLE 1
LAST TEN FISCAL YEARS
(ACCRUAL BASIS OF ACCOUNTING)

	<u>2021</u>	<u>2020</u>	<u>2019</u>	<u>2018(3)</u>	<u>2017</u>
Governmental Activities:					
Net Investment in					
Capital Assets	\$ (50,106,163)	\$ (43,167,053)	\$ (39,945,692)	\$ (50,278,200)	\$ (26,334,536)
Restricted	49,645,293	48,099,211	39,539,476	42,870,496	17,514,139
Unrestricted	<u>(111,713,580)</u>	<u>(118,447,134)</u>	<u>(111,461,899)</u>	<u>(107,819,151)</u>	<u>34,893,251</u>
Total Governmental					
Activities Net Position	<u>(112,174,450)</u>	<u>(113,514,976)</u>	<u>(111,868,115)</u>	<u>(115,226,855)</u>	<u>26,072,854</u>
Business-Type Activities:					
Unrestricted	<u>774,803</u>	<u>1,740,235</u>	<u>1,676,787</u>	<u>1,507,088</u>	<u>1,514,588</u>
Total Business-Type					
Activities Net Position	<u>774,803</u>	<u>1,740,235</u>	<u>1,676,787</u>	<u>1,507,088</u>	<u>1,514,588</u>
Primary Government:					
Net Investment in					
Capital Assets	(50,106,163)	(43,167,053)	(39,945,692)	(50,278,200)	(26,334,536)
Restricted	49,645,293	48,099,211	39,539,476	42,870,496	17,514,139
Unrestricted	<u>(110,938,777)</u>	<u>(116,706,899)</u>	<u>(109,785,112)</u>	<u>(106,312,063)</u>	<u>36,407,839</u>
Total Primary Government					
Activities Net Position	<u>\$ (111,399,647)</u>	<u>\$ (111,774,741)</u>	<u>\$ (110,191,328)</u>	<u>\$ (113,719,767)</u>	<u>\$ 27,587,442</u>

- (1) Net position decreased after the effect of a prior period adjustment for bond issuance costs with the implementation of GASB 65 and an increase of current year activities primarily due to an increase in property tax collections.
- (2) District changed the fiscal year from August 31st to June 30th, causing FY16 to be a ten month transition year.
- (3) Net position decreased after the effect of a prior period adjustment of OPEB costs with the implementation of GASB 75

Table 1

<u>2016 (2)</u>	<u>2015</u>	<u>2014</u>	<u>2013</u>	<u>2012</u>
(39,531,821)	\$ (43,045,743)	\$ (24,672,550)	\$ (12,080,569)	\$ (6,755,499)
17,165,462	14,740,490	35,442,189	20,208,753	18,765,336
61,904,059	41,629,583	68,608,559	89,988,349	103,720,882
39,537,700 (1)	13,324,330	79,378,198	98,116,533	115,730,719
1,484,837	1,446,756	1,254,381	1,068,149	874,251
1,484,837	1,446,756	1,254,381	1,068,149	874,251
(39,531,821)	(43,045,743)	(24,672,550)	(12,080,569)	(6,755,499)
17,165,462	14,740,490	35,442,189	20,208,753	18,765,336
63,388,896	43,076,339	69,862,940	91,056,498	104,595,133
41,022,537	\$ 14,771,086	\$ 80,632,579	\$ 99,184,682	\$ 116,604,970

MANSFIELD INDEPENDENT SCHOOL DISTRICT
CHANGES IN NET POSITION – TABLE 2
LAST TEN FISCAL YEARS (ACCRUAL BASIS OF ACCOUNTING)

	2021	2020	2019	2018 (2)	2017
Expenses					
Governmental Activities:					
Instruction	\$ 235,378,448	242,437,210	\$ 229,107,658	\$ 150,430,954	\$ 209,606,195
Instructional Resources and Media Services	5,826,564	5,946,947	3,951,231	4,501,210	5,749,795
Curriculum and Instructional Staff Development	5,141,403	5,336,772	5,233,880	2,942,028	3,734,124
Instructional Leadership	4,316,292	4,519,751	4,198,627	2,283,692	3,337,935
School Leadership	21,813,673	22,562,942	19,824,910	14,399,260	17,723,656
Guidance, Counseling, and Evaluation Services	13,837,121	14,901,007	15,091,355	8,660,521	13,883,147
Social Work Services	13,577	41,252	14,067	18,711	11,847
Health Services	5,971,777	5,291,762	4,965,745	3,061,958	5,065,973
Student Transportation	15,260,507	15,625,678	13,067,784	9,404,927	9,877,060
Food Services	16,932,547	20,628,651	16,433,643	17,123,826	17,254,724
Extracurricular Activities	12,220,602	12,974,855	11,607,002	10,837,511	12,098,882
General Administration	7,283,261	7,453,245	7,484,602	5,219,762	8,774,962
Plant Maintenance and Operations	32,861,520	31,826,585	30,098,925	23,591,848	30,401,466
Security and Monitoring Services	7,738,138	7,584,278	7,267,997	3,231,200	4,702,763
Data Processing Services	5,494,185	5,178,959	12,027,956	3,599,415	5,337,701
Community Services	555,629	1,004,037	825,626	429,124	858,142
Interest on Long-term Debt	40,544,317	34,678,358	31,577,451	31,135,307	30,456,653
Bond Issuance Costs and Fees					
Facilities Acquisition and Construction			797,614		
Payments to Shared Services Arrangements	163,976	112,500	127,500	127,656	177,654
Payments to Juvenile Justice Alternative Ed. Program					129
Other Intergovernmental Charges	1,202,009	1,180,086	1,147,860	1,061,384	981,185
Total Governmental Activities Expenses	432,555,546	439,284,875	414,851,433	292,060,294	380,033,993
Business-Type Activities:					
Day Care	359,372	273,886	407,151	298,685	357,426
After-School Care Program	1,537,827	1,979,810	1,356,237	218,057	
Natorium	788,115	736,768	935,134	940,532	669,329
Adult Education			1,346	4,670	7,095
Catering		66,988	108,465	90,021	90,862
Total Business-Type Expenses	2,685,314	3,057,452	2,808,333	1,551,965	1,124,712
Total Primary Government Expenses	435,240,860	442,342,327	417,659,766	293,612,259	381,158,705
Program Revenues					
Governmental Activities:					
Charges for Services:					
Instruction	311,548	186,714	215,549	219,729	158,316
Food Services	1,217,555	4,787,765	6,724,708	6,736,680	6,681,100
Extracurricular Activities	437,007	574,512	574,051	739,993	831,400
Other Activities					
Operating Grants and Contributions	60,213,536	60,107,060	58,097,376	(11,782,229)	22,473,533
Total Governmental Activities Program Revenues	62,179,646	65,656,051	65,611,684	(4,085,827)	30,144,349
Business-Type Activities:					
Charges for Services:					
Day Care	327,922	357,454	359,047	285,417	303,576
After-School Care Program	1,564,885	2,440,433	1,613,357	303,752	
Natorium	649,869	671,604	922,473	879,679	769,042
Adult Education			1,784	2,539	8,573
Catering		51,409	81,371	73,078	73,272
Total Business-Type Activities Program Revenues	2,542,676	3,520,900	2,978,032	1,544,465	1,154,463
Total Primary Government Revenues	64,722,322	69,176,951	68,589,716	(2,541,362)	31,298,812
Net (Expense)/Revenue					
Governmental Activities	(370,375,900)	(373,628,824)	(349,239,749)	(296,146,121)	(349,889,644)
Business-Type Activities	(142,638)	463,448	169,699	(7,500)	29,751
Total Primary Government Net Expense	\$ (370,518,538)	(373,165,376)	\$ (349,070,050)	\$ (296,153,621)	\$ (349,859,893)
General Revenues and Other Changes in Net Position					
Governmental Activities:					
Property Taxes, Levied for General Purposes	\$ 153,000,643	148,433,000	\$ 141,595,995	\$ 133,332,004	\$ 119,269,358
Property Taxes, Levied for Debt Service	78,260,378	74,821,101	68,573,102	63,997,973	53,982,207
State-aid Formula Grants Not Restricted	134,815,669	144,253,373	126,809,071	133,619,697	155,691,235
Investment Earnings	736,430	4,401,700	4,582,414	2,612,472	1,131,607
Grants and Contributions Not Restricted to Specific Programs					
Miscellaneous	3,453,152	(327,211)	11,037,907	5,067,415	3,522,747
Extraordinary Item	350,000				
Gain on Sale of Capital Assets				257,948	2,431,288
Special Item - Oil and gas funds	277,360			382,030	396,356
Total Primary Government General Revenues	370,893,632	371,581,963	352,598,489	339,269,539	336,424,798
Prior Period Adjustment				(184,423,127)	
Change in Net Position - Total Primary Government	\$ 375,094	(1,583,413)	\$ 3,528,439	\$ (141,307,209)	\$ (13,435,095)

(1) District changed the fiscal year from August 31st to June 30th, causing FY16 to be a ten month transition year.

(2) The District implemented GASB 75, Accounting and Financial Reporting for Postemployment Benefits Other than Pensions requiring a prior period adjustment

TABLE 2

2016 (1)	2015	2014	2013	2012
189,208,988	\$ 196,877,689	\$ 184,350,106	\$ 168,551,277	\$ 170,101,863
4,784,056	5,148,254	5,006,141	4,909,866	4,487,952
2,981,156	3,009,627	3,018,380	2,730,568	2,537,353
2,824,063	3,218,190	4,775,035	2,654,455	2,514,569
17,080,137	18,597,772	16,402,242	17,405,398	15,834,356
11,093,643	11,310,609	10,648,255	10,150,159	9,581,037
176,479	8,984	6,680	70,136	65,867
5,821,137	4,681,032	4,398,982	4,103,746	3,700,939
11,154,026	11,497,836	10,858,804	10,704,464	9,720,955
15,478,401	16,105,884	16,202,321	16,038,738	13,888,854
8,234,188	9,789,023	9,647,359	9,428,187	8,250,483
6,069,681	6,577,006	6,334,806	5,494,170	4,818,303
25,089,753	28,269,616	29,335,643	24,887,716	23,972,101
3,448,765	3,880,820	3,481,481	3,238,120	2,555,072
3,749,626	3,623,084	4,375,949	3,598,745	2,983,474
373,064	380,162	304,351	228,789	155,257
20,022,826	35,612,988	31,118,938	29,316,634	31,399,229
				93,949
70,579	107,216	82,725	105,000	112,500
10,707		19,173	35,625	21,000
761,482	900,491	947,074	997,230	900,040
<u>328,432,757</u>	<u>359,596,283</u>	<u>341,314,445</u>	<u>314,649,023</u>	<u>307,695,153</u>
219,591	200,221	200,754	169,076	180,976
581,830	489,968	435,715	343,419	287,078
16,436	5,057			
<u>817,857</u>	<u>695,246</u>	<u>636,469</u>	<u>512,495</u>	<u>468,054</u>
<u>329,250,614</u>	<u>360,291,529</u>	<u>341,950,914</u>	<u>315,161,518</u>	<u>308,163,207</u>
240,549	195,506	247,111	3,964,368	306,423
6,371,846	6,458,270	6,047,179	5,873,890	5,921,093
973,848	870,908	758,176	1,001,593	785,728
		492,160	1,429,768	630,649
<u>21,478,526</u>	<u>19,628,903</u>	<u>24,085,575</u>	<u>36,894,601</u>	<u>51,973,150</u>
<u>29,064,769</u>	<u>27,153,587</u>	<u>31,630,201</u>	<u>49,164,220</u>	<u>59,617,043</u>
241,270	228,899	205,860	190,476	180,633
596,064	651,849	616,841	515,917	402,480
18,604	6,873			
<u>855,938</u>	<u>887,621</u>	<u>822,701</u>	<u>706,393</u>	<u>583,113</u>
<u>29,920,707</u>	<u>28,041,208</u>	<u>32,452,902</u>	<u>49,870,613</u>	<u>60,200,156</u>
(299,367,988)	(332,442,696)	(309,684,244)	(265,484,803)	(248,078,110)
38,081	192,375	186,232	193,898	115,059
<u>(299,329,907)</u>	<u>(332,250,321)</u>	<u>(309,498,012)</u>	<u>(265,290,905)</u>	<u>(247,963,051)</u>
110,937,613	\$ 106,539,695	\$ 102,097,705	97,232,201	97,735,195
49,528,953	49,592,042	46,597,824	46,889,675	42,678,614
159,053,982	148,589,830	134,382,711	107,413,121	105,197,068
	140,319	431,042	459,186	1,694,908
463,804			623,107	
4,839,409		2,966,262		23,179
185,346	8,978,765	4,324,631	995,376	384,920
572,251	208,276	145,734		
<u>325,581,358</u>	<u>314,048,927</u>	<u>290,945,909</u>	<u>253,612,666</u>	<u>247,713,884</u>
<u>26,251,451</u>	<u>(18,201,394)</u>	<u>(18,552,103)</u>	<u>(11,678,239)</u>	<u>(249,167)</u>

MANSFIELD INDEPENDENT SCHOOL DISTRICT
FUND BALANCES OF GOVERNMENTAL FUNDS – TABLE 3
LAST TEN FISCAL YEARS (MODIFIED ACCRUAL BASIS OF ACCOUNTING)

	<u>2021</u>	<u>2020</u>	<u>2019</u>	<u>2018</u>	<u>2017</u>
General Fund (2)					
Non-Spendable	\$ 269,303	\$ 3,834,042	\$ 925,049	\$ 866,909	\$ 1,286,060
Restricted					
Committed					
Assigned					
Unassigned	112,366,124	99,366,775	94,023,679	88,188,154	81,412,592
Total General Fund	\$ <u>112,635,427</u>	\$ <u>103,200,817</u>	\$ <u>94,948,728</u>	\$ <u>89,055,063</u>	\$ <u>82,698,652</u>
All Other Governmental Funds (2)					
Non-spendable	\$ 211,128	\$ 80,083	\$ 237,877	\$ 651,282	\$ 1,192,561
Restricted	80,735,299	133,146,552	74,311,140	86,316,281	57,760,295
Committed	1,687,349	1,678,336	1,531,089	1,561,107	1,427,137
Total All Other Governmental Funds	\$ <u>82,633,776</u>	\$ <u>134,904,971</u>	\$ <u>76,080,106</u>	\$ <u>88,528,670</u>	\$ <u>60,379,993</u>

- (2) The increases/decreases in fund balances are explained in the governmental funds section of the Management's Discussion and Analysis on page 18.
- (3) Budget deficits are expected to decrease.
- (4) The decrease is mostly due to ongoing construction renovation projects.
- (5) The fluctuations were primarily due to the outlay of bond proceeds for capital projects.
- (6) District changed the fiscal year from August 31st to June 30th, causing FY16 to be a ten month transition year.

<u>2016 (6)</u>		<u>2015</u>		<u>2014</u>		<u>2013</u>		<u>2012</u>
985,788	\$	1,441,526	\$	1,228,365	\$	1,634,056	\$	276,912
		2,256,713		2,680,838				
(3)		2,752,666		14,492,082		9,015,355		9,015,355
								15,760,810
106,142,308		78,726,760		70,952,391		85,164,360		75,273,604
<u>107,128,096</u>	\$	<u>85,177,665</u>	\$	<u>89,353,676</u>	\$	<u>95,813,771</u>	\$	<u>100,326,681</u>
68,065	\$	112,248	\$		\$	133,276	\$	153,184
62,734,926	(4)	86,752,970		30,633,371		58,227,625		100,139,764
1,481,507		1,704,735		1,550,746		1,547,303		1,557,317
<u>64,284,498</u>	\$	<u>88,569,953</u>	\$	<u>32,184,117</u>	\$	<u>59,908,204</u>	\$	<u>101,850,265</u>

**MANSFIELD INDEPENDENT SCHOOL DISTRICT
CHANGES IN FUND BALANCES OF GOVERNMENTAL FUNDS – TABLE 4
LAST TEN FISCAL YEARS (MODIFIED ACCRUAL BASIS OF ACCOUNTING)**

	<u>2021</u>	<u>2020</u>	<u>2019</u>	<u>2018</u>	<u>2017</u>
REVENUES					
Local, Intermediate, and Out-of-State	\$ 238,597,717	\$ 237,249,564	\$ 232,414,154	\$ 212,147,646	\$ 186,866,381
State Programs	156,516,790	167,290,927	147,844,065	152,394,419	153,100,200
Federal Programs	39,437,574	25,627,648	25,600,480	23,048,036	20,975,650
Total Revenues	<u>434,552,081</u>	<u>430,168,139</u>	<u>405,858,699</u>	<u>387,590,101</u>	<u>360,942,231</u>
EXPENDITURES					
Current:					
Instruction (1)	203,011,161	196,073,206	187,966,706	182,840,796	180,622,905
Instructional Resources and Media Services	3,743,684	3,641,790	3,706,232	3,719,364	3,907,855
Curriculum and Instructional Staff Development	5,046,227	4,843,773	4,924,678	3,713,561	3,666,124
Instructional Leadership	4,198,394	4,139,709	3,871,027	3,621,638	3,252,935
School Leadership	19,163,308	18,556,715	18,358,129	18,813,058	17,156,814
Guidance, Counseling, and Evaluation Services	13,047,985	13,023,193	12,331,172	12,426,386	11,531,030
Social Work Services	13,577	4,252	14,067	18,711	11,847
Health Services	5,639,797	4,544,031	4,262,507	4,580,198	4,553,125
Student Transportation	13,916,930	13,500,315	12,342,797	10,196,976	11,432,022
Food Services	13,083,599	16,753,604	16,622,003	15,455,514	15,182,981
Extracurricular Activities	9,896,130	10,186,556	10,757,143	10,438,840	8,649,462
General Administration	6,911,734	6,837,946	6,997,833	6,759,523	6,612,424
Plant Maintenance and Operations	32,708,135	30,019,952	29,710,632	29,543,650	30,718,077
Security and Monitoring Services	7,649,045	7,187,739	7,359,637	4,533,561	4,516,257
Data Processing Services	5,023,094	4,483,693	4,778,718	4,204,508	5,327,218
Community Services	513,535	703,036	661,627	589,119	475,726
Debt Service: (2)					
Principal on Long-term Debt	37,488,373	29,736,183	24,071,188	29,962,460	24,995,922
Interest on Long-term Debt	43,092,025	35,772,493	33,399,265	32,653,067	32,925,627
Bond Issuance Costs and Fees	2,802,862	1,795,646	511,015	995,417	370,107
Capital Outlay:					
Facilities Acquisition and Construction (3)	53,310,909	132,545,589	79,366,169	29,062,303	25,499,450
Intergovernmental:					
Payments to Shared Services Arrangements	163,976	112,500	127,500	127,656	177,654
Payments to Juvenile Justice Alternative Education Programs					129
Other Intergovernmental Charges (4)	1,202,009	1,180,086	1,147,860	1,061,384	981,185
Total Expenditures	<u>481,626,489</u>	<u>535,642,007</u>	<u>463,287,905</u>	<u>405,317,690</u>	<u>392,566,876</u>
Excess (Deficiency) of Revenues Over (Under) Expenditures	<u>(47,074,408)</u>	<u>(105,473,868)</u>	<u>(57,429,206)</u>	<u>(17,727,589)</u>	<u>(31,624,645)</u>
OTHER FINANCING SOURCES (USES)					
Issuance of Capital-Related Bonds	-	155,820,000	47,295,000	43,985,000	-
Issuance of Refunding Bonds	399,484,829	53,820,000	-	74,810,000	32,760,000
Premium/Discount from Issuance of Bonds	56,680,372	26,532,248	3,186,598	12,417,031	5,417,652
Sale of Real and Personal Property	87,193	72,495	78,572	257,948	2,523,883
Loan/Lease Proceeds			-	635,000	
Insurance Proceeds	350,000		-	-	
Special Item - oil and gas royalties	277,360	248,108	340,637	382,030	
Other Resources					
Transfers In	1,400,000	5,649,950	-		20,607,564
Transfers Out	(577,206)	(5,249,950)	-		(20,607,564)
Payment to Refunded Bond Escrow Agent	(453,389,630)	(59,405,624)	-	(80,226,775)	(37,821,253)
Other Uses	-	(5,011,500)	(26,500)	-	-
Total Other Financing Sources (Uses)	<u>4,312,918</u>	<u>172,475,727</u>	<u>50,874,307</u>	<u>52,260,234</u>	<u>2,880,282</u>
Net Change in Fund Balances	\$ <u>(42,761,490)</u>	\$ <u>67,001,859</u>	\$ <u>(6,554,899)</u>	\$ <u>34,532,645</u>	\$ <u>(28,744,363)</u>
Debt Service as a Percentage of Noncapital Expenditures (2)	18.71%	16.29%	15.12%	16.75%	15.95%

- (1) Expenditures for instruction have risen over the past ten years due to fast student growth.
- (2) Noncapital expenditures consist of total expenditures less capital outlays noted in the reconciliation of governmental funds to governmental activities. Debt service includes principal and interest only.
- (3) Fluctuations are due to changes in annual construction contracts.
- (4) Due to a change in Texas coding requirements, other intergovernmental charges includes Tarrant County tax appraisal fees which were recorded in general administration in prior years.
- (5) Increase is due to an increase in students resulting in additional state aid.
- (6) District changed the fiscal year from August 31st to June 30th, causing FY16 to be a ten month transition year.

	<u>2016 (6)</u>	<u>2015</u>	<u>2014</u>	<u>2013</u>	<u>2012</u>
\$	172,121,573	\$ 168,197,410	\$ 158,146,630	\$ 158,483,450	\$ 155,885,508
	150,383,369	152,278,641 (5)	144,170,156	126,637,360	123,391,236
	21,478,527	19,987,508	18,898,563	18,062,643	21,481,940
	<u>343,983,469</u>	<u>340,463,559</u>	<u>321,215,349</u>	<u>303,183,453</u>	<u>300,758,684</u>
	157,847,396	175,056,421	161,579,109	146,559,762	146,704,735
	3,252,398	3,435,626	3,438,158	3,354,269	3,256,185
	2,916,156	2,988,473	2,983,656	2,730,568	2,698,109
	2,716,648	3,082,949	2,958,950	2,620,334	2,539,799
	14,972,131	16,593,876	16,061,943	15,651,388	14,622,732
	10,443,775	10,943,605	10,648,255	9,831,715	9,121,194
	3,696	8,984	6,680	70,136	71,347
	4,116,121	4,451,099	4,207,998	3,917,708	3,699,367
	9,675,277	10,373,005	9,544,679	9,004,086	9,681,755
	13,942,822	14,429,272	14,643,714	13,900,246	11,863,085
	8,639,426	7,867,327	7,890,071	7,672,871	6,689,229
	5,614,690	6,342,689	6,177,914	5,260,278	4,671,210
	24,910,792	29,102,852	28,143,666	25,550,889	23,256,887
	3,530,297	3,798,142	3,778,148	3,268,530	2,685,817
	3,522,716	3,745,902	4,474,275	3,262,360	4,140,458
	369,064	399,782	304,351	228,789	119,593
	24,576,183	19,873,374	21,011,589	25,015,000	15,928,467
	16,651,273	34,665,959	33,306,740	29,541,743	33,722,505
	505,364	2,304,717	518,202	1,929,685	794,018
	39,221,694	43,890,091	74,478,173	41,268,635	53,921,623
	70,579	107,216	82,725	105,000	127,500
	10,707	-	19,173	35,625	53,500
	761,482	900,491	947,074	997,230	968,689
	<u>348,270,687</u>	<u>394,361,852</u>	<u>407,205,243</u>	<u>351,776,847</u>	<u>351,337,804</u>
	<u>(4,287,218)</u>	<u>(53,898,293)</u>	<u>(85,989,894)</u>	<u>(48,593,394)</u>	<u>(50,579,120)</u>
	-	90,435,000	49,355,000		
	45,275,000	137,800,000		201,740,000	
	6,582,414	24,394,918	1,157,050	31,429,056	11,134,466
	640,094	257,120	145,734	175,719	80,803
	642,440	5,434,140		-	50,000,000
				-	58,190,000
	185,346	928,327	1,143,109		
	-	-	4,819	18,726	
	(2,496)	53,150			584,500
	2,496	(53,150)			(584,500)
	(51,373,099)	(153,100,387)		(231,225,078)	(67,479,593)
	-	(41,000)	-	-	-
	<u>1,952,195</u>	<u>106,108,118</u>	<u>51,805,712</u>	<u>2,138,423</u>	<u>51,925,676</u>
\$	<u>(2,335,023)</u>	<u>\$ 52,209,825</u>	<u>\$ (34,184,182)</u>	<u>\$ (46,454,971)</u>	<u>\$ 1,346,556</u>
	13.48%	15.76%	16.43%	17.70%	20.06%

MANSFIELD INDEPENDENT SCHOOL DISTRICT
ASSESSED VALUE AND ACTUAL VALUE OF TAXABLE PROPERTY – TABLE 5
LAST TEN FISCAL YEARS

Fiscal Year Ended 6/30: (3)	Assessed and Actual Value			Total Assessed and Actual Value	Total Direct Rate (2)
	Real Property Value (1)	Personal Property Value (1)	Less: Exemptions		
2021	\$ 17,450,198,342	\$ 2,317,608,281	\$ (3,566,821,089)	\$ 16,200,985,534	\$ 1.4600
2020	16,074,296,281	2,225,836,259	(2,705,047,155)	15,595,085,385	1.4600
2019	15,320,893,118	1,878,070,304	(3,196,659,032)	14,002,304,390	1.5400
2018	14,128,065,388	1,601,852,002	(2,792,717,702)	12,937,199,688	1.5400
2017	12,767,556,171	1,324,854,487	(2,480,763,034)	11,611,647,624	1.5100
2016	11,839,933,616	1,018,867,807	(2,315,544,404)	10,543,257,019	1.5100
2015	11,072,058,335	1,160,847,343	(1,959,778,417)	10,273,127,261	1.5271
2014	10,670,634,595	98,237,212	(1,696,697,395)	9,072,174,412	1.5271
2013	9,280,227,979	93,492,044	(544,970,997)	8,828,749,026	1.5000
2012	9,338,974,160	932,382,648	(917,232,744)	9,354,124,064	1.4960

(1) The value is the appraised value at original certification and fluctuates due to property owner protests and preliminary appraisal values at the time of certification.

(2) Tax Rates are per \$100 of assessed value.

(3) District changed its fiscal year to June 30th during 2016

Source: Tarrant County (Texas) Appraisal District annually provides the District's tax office with appraised values for properties within the District's taxing authority. Appraised value equals actual value. Actual value less exemptions equals taxable value. Taxable value times the tax rate set by the District's Board of Trustees each fall equal the tax levy. The term "assessed value" means taxable value.



MANSFIELD INDEPENDENT SCHOOL DISTRICT
PROPERTY TAX RATES – DIRECT AND OVERLAPPING GOVERNMENTS – TABLE 6
LAST TEN FISCAL YEARS (PER \$100 OF ASSESSED VALUE)

<u>Taxing Authority</u>	<u>2021 (1)</u>	<u>2020 (1)</u>	<u>2019 (2)</u>	<u>2018</u>	<u>2017</u>
<u>Overlapping Rates:</u>					
City of Arlington	\$ 0.6198	\$ 0.6225	\$ 0.6348	\$ 0.6398	\$ 0.6448
City of Fort Worth	0.7325	0.7475	0.7805	0.8050	0.8350
City of Grand Prairie	0.6650	0.6700	0.6699	0.6700	0.6700
City of Mansfield	0.6900	0.6900	0.7100	0.7100	0.7100
Tarrant County (2)	0.6942	0.6992	0.6964	0.6085	0.7414
Johnson County	0.3797	0.3847	0.3847	0.4417	0.4417
Total Other Entities	<u>\$ 3.7812</u>	<u>\$ 3.8139</u>	<u>\$ 3.8763</u>	<u>\$ 3.8750</u>	<u>\$ 4.0429</u>
<u>District Direct Rates (1):</u>					
Maintenance & Operations	\$ 0.9564	\$ 0.9700	\$ 1.0400	\$ 1.0400	\$ 1.0400
Debt Service	0.4900	0.4900	0.5000	0.5000	0.4700
Total District Direct Rates	<u>\$ 1.4464</u>	<u>\$ 1.4600</u>	<u>\$ 1.5400</u>	<u>\$ 1.5400</u>	<u>\$ 1.5100</u>

- (1) The District voted its maintenance tax under Section 48.202(f) of the Texas Education Code and the Tax Code amended by the bill. For tax years beginning 2019-2020, school districts are required to reduce their tier one tax as defined under Section 45.0032, Education Code as well as any tax rate compression required to be applied to the enrichment tax rate under Section 48.202(f), Education Code.
- (2) The District voted its maintenance tax under former Article 2784e-1 which provided for a maximum maintenance tax rate of \$1.50 per \$100 assessed valuation. Effective with the 2006-07 fiscal year, State legislation limits the rate to the lesser of \$1.50 or the sum of the product of the "state compression percentage" multiplied by \$1.50 plus \$0.17 (contingent upon voter approval). Section 45.003(b)(1) of the Texas Education Code provides for an unlimited tax rate for debt service if the District has met the ability to pay standards as outlined in Chapter 45 of the Texas Education Code.

** Includes Tarrant County, Tarrant County College, Tarrant Regional Water District, JPS Health Network, & Tarrant County Emergency Services District

Source: Guide to Taxing Units - Tarrant County, Texas

	<u>2016</u>	<u>2015</u>	<u>2014</u>	<u>2013</u>	<u>2012</u>
\$	0.6480	\$ 0.6480	\$ 0.6480	\$ 0.6480	\$ 0.6480
	0.8550	0.8550	0.8550	0.8550	0.8550
	0.6700	0.6700	0.6700	0.6700	0.6700
	0.7100	0.7100	0.7100	0.7100	0.7500
	0.7414	0.7414	0.7414	0.7249	0.7249
	0.4227	0.4077	0.4054	0.3712	0.3332
\$	<u>4.0471</u>	<u>\$ 4.0321</u>	<u>\$ 4.0298</u>	<u>\$ 3.9790</u>	<u>\$ 3.9811</u>
	1.0400	1.0400	\$ 1.0400	\$ 1.0400	\$ 1.0400
	0.4700	0.4871	0.4871	0.5000	0.4560
\$	<u>1.5100</u>	<u>\$ 1.5271</u>	<u>\$ 1.5271</u>	<u>\$ 1.5400</u>	<u>\$ 1.4960</u>

MANSFIELD INDEPENDENT SCHOOL DISTRICT
PRINCIPAL PROPERTY TAXPAYERS – TABLE 7
CURRENT YEAR AND NINE YEARS AGO

Taxpayer	2021			2012		
	Assessed Value (1)	Rank	Percentage of Total Assessed Value (2)	Assessed Value (1)	Rank	Percentage of Total Assessed Value (3)
Mouser Electronics Inc.	\$ 175,287,843	1	1.08%	\$ 88,093,065	2	14.07%
WMCI Dallas V LLC/WMCI Dallas VIII LLC	161,200,000	2	1.00%			
Oncor Electric Delivery Company	123,282,364	3	0.76%	77,830,694	3	12.43%
Mid-America Apartments LP	73,500,000	4	0.45%			
BSP Cottonwood Heights LLC	64,505,000	5	0.40%			
WP MOTG - TXMF Owner LLC	52,500,000	6	0.32%			
EVOLV AL LP	51,170,000	7	0.32%			
Mansfield KDC III LP/Mansfield KDC II LP Etal	50,127,968	8	0.31%			
Regalia Mansfield Owner LLC	47,600,000	9	0.29%			
Walmart Real Estate Bus Trust/Wal-mart Stores Tex	46,911,857	10	0.29%	54,476,402	6	8.70%
XTO Energy, Inc.				138,498,816	1	22.12%
Carrizo Oil & Gas				71,333,120	4	11.40%
Chesapeake Land Dev Co LLC				65,680,080	5	10.49%
Mid-America Apartments LP				46,700,000	7	7.46%
DFW Midstream				30,170,190	8	4.82%
Kroger				28,329,265	9	4.53%
Mansfield KDC Iii LP				24,872,584	10	3.97%
TOTALS	\$ 846,085,032		5.22%	\$ 625,984,216		6.69%

(1) Assessed (taxable) value equals appraised value after exemptions.

(2) Total assessed value equals: \$ 16,200,985,534

(3) Total assessed value equals: \$ 9,354,124,064

Source: Tarrant Appraisal District (Texas)

**MANSFIELD INDEPENDENT SCHOOL DISTRICT
PROPERTY TAX LEVIES AND COLLECTIONS – TABLE 8
LAST TEN FISCAL YEARS**

Fiscal Year Ended 6/30:	Net Tax Levy For The Fiscal Year (1)	Collected within the Fiscal Year of the Levy		Collections in Subsequent Years	Total Collections to Date	
		Amount	Percentage of Net Tax Levy		Amount	Percent of Total Tax Collections to Net Tax Levy
2021	\$ 231,065,360	\$ 227,626,671	98.51%	\$ -	\$ 227,626,671	98.51%
2020	222,004,095	218,673,952	98.50%	2,551,450	\$ 218,673,952	98.50%
2019	208,184,317	206,350,268	99.12%	1,111,211	207,461,479	99.65%
2018	195,595,875	192,376,193	98.35%	2,958,757	195,334,950	99.87%
2017	172,845,186	170,069,597	98.39%	2,541,022	172,610,619	99.86%
2016	159,203,181	156,063,483	98.03%	2,805,522	158,869,005	99.79%
2015	154,744,727	153,201,374	99.00%	1,351,412	154,552,786	99.88%
2014	145,270,362	143,801,664	98.99%	1,223,214	145,024,878	99.83%
2013	143,585,117	142,201,209	99.04%	1,228,453	143,429,662	99.89%
2012	139,937,696	138,328,256	98.85%	1,434,449	139,762,705	99.87%

(1) Appraised value less exemptions equals taxable value. The beginning taxable value net of adjustments times the tax rate set each fall by the District's Board of Trustees equals the total net tax levy. The net tax levy for prior years reflects ongoing adjustments applied to that year's tax levy.

Source: Tarrant County (Texas) Appraisal District provides the District's tax office with appraised values for properties within the District's taxing authority.

MANSFIELD INDEPENDENT SCHOOL DISTRICT
OUTSTANDING DEBT BY TYPE – TABLE 9
LAST TEN FISCAL YEARS

Fiscal Year Ended 6/30:	Governmental Activities		Total Primary Government	Ratio of Debt to Assessed Value (2)	Debt Per Student (3)
	General Obligation Bonds (1)	Leases Payable (1)			
2021	\$ 953,323,260	\$ -	\$ 953,323,260	5.88%	\$ 28,010
2020	982,092,873	332,454	982,425,327	6.30%	29,445
2019	843,604,804	658,638	844,263,442	6.03%	25,277
2018	822,367,776	984,826	823,352,602	6.36%	24,860
2017	805,416,590	2,332,286	807,748,876	6.96%	24,753
2016	833,098,962	4,258,208	837,357,170	7.94%	26,018
2015	864,032,469	5,434,140	869,466,609	8.46%	27,397
2014	778,025,470		778,025,470	8.58%	24,895
2013	753,478,478		753,478,478	8.53%	24,145
2012	764,217,916		764,217,916	8.17%	24,704

(1) Details regarding the District's outstanding debt can be found in the Notes to the Financial Statements. Outstanding General Obligation Bonds includes the premium on bond issuance.

(2) See Table 5 for assessed value data.

(3) See Table 16 for student enrollment data.

MANSFIELD INDEPENDENT SCHOOL DISTRICT
RATIOS OF NET GENERAL OBLIGATION BONDED DEBT OUTSTANDING – TABLE 10
LAST TEN FISCAL YEARS

Fiscal Year Ended 6/30:	General Obligation Bonds (1)	Less Amounts Available in Debt Service Fund (4)	Net Bonded Debt	Ratio of Net Bonded Debt to Assessed Value (2)	Net Bonded Debt Per Student (3)
2021	\$ 953,323,260	\$ 46,917,318	\$ 906,405,942	5.59%	26,632
2020	982,092,873	45,774,839	936,318,034	6.00%	28,063
2019	843,604,804	46,467,986	797,136,818	5.69%	23,866
2018	822,367,776	33,244,467	789,123,309	6.10%	23,827
2017	805,416,590	27,198,818	778,217,772	6.70%	23,848
2016	833,098,962	25,268,777	807,830,185	7.66%	25,100
2015	864,032,469	9,806,721	854,225,748	8.32%	26,917
2014	778,025,470	7,534,195	770,491,275	8.49%	24,654
2013	753,478,478	8,431,807	745,046,671	8.44%	23,875
2012	764,217,916	8,870,666	755,347,250	8.08%	24,418

(1) Details regarding the District's outstanding debt can be found in the Notes to the Financial Statements.

Outstanding General Obligation Bonds includes the premium on bond issuance.

(2) See Table 5 for assessed value data.

(3) See Table 16 for student enrollment data.

(4) This is the amount restricted for debt service payments on general obligation bonds in the governmental fund financial statements.

MANSFIELD INDEPENDENT SCHOOL DISTRICT
DIRECT AND OVERLAPPING GOVERNMENTAL ACTIVITIES DEBT (1) – TABLE 11
JUNE 30, 2021

<u>Taxing Authority</u>	<u>Gross Debt Outstanding</u>	<u>Percent Overlapping</u>	<u>Amount Applicable to School District</u>
<i>Overlapping:</i>			
City of Arlington	\$ 657,335,000	12.87%	\$ 84,599,015
City of Fort Worth	972,335,000	0.00% (4)	-
City of Grand Prairie	383,540,000	12.62%	48,402,748
City of Kennedale	9,355,000	3.07%	287,199
City of Mansfield	142,035,000	99.12%	140,785,092
Johnson County	18,340,000	7.25%	1,329,650
Tarrant County (2)	519,115,000	7.03%	36,493,785
Total Overlapping Debt			<u>311,897,488</u>
<i>Direct:</i>			
Mansfield Independent School District (3)	961,397,210	100.0%	961,397,210
TOTAL OVERLAPPING AND DIRECT DEBT			\$ <u>1,273,294,698</u>

Ratio of Total Overlapping Debt and Direct Debt to Assessed Value for Fiscal Year Ended June 30, 2021 (2)

7.86%

(1) Overlapping governments are those that coincide, at least in part, with the geographic boundaries of the District. The percentage of overlapping debt is estimated using taxable assessed property values. Percentages were estimated by determining the portion of the overlapping taxing authority's taxable assessed value that is within the District's boundaries and dividing it by the overlapping taxing authority's total taxable assessed value.

\$ 16,200,985,534

(2) Tarrant County includes Tarrant County, Tarrant County College and JPS Health Network

(3) Details regarding the District's outstanding debt can be found in the Notes to the Financial Statements. Outstanding debt is presented the same as reported in the financial statements including premiums, discounts, and adjustments.

(4) Less than 0.01%



MANSFIELD INDEPENDENT SCHOOL DISTRICT
LEGAL DEBT MARGIN INFORMATION (1) – TABLE 12
LAST TEN FISCAL YEARS

	<u>2021</u>	<u>2020</u>	<u>2019</u>	<u>2018</u>	<u>2017</u>
Debt Limit	\$ 1,620,098,553	\$ 1,559,508,539	\$ 1,400,230,439	\$ 1,293,719,969	\$ 1,161,164,762
Total Net Debt Applicable to Limit	<u>903,914,068</u>	<u>923,844,508</u>	<u>727,257,014</u>	<u>716,930,533</u>	<u>778,217,771</u>
Legal Debt Margin	<u>\$ 716,184,485</u>	<u>\$ 635,664,030</u>	<u>\$ 672,973,425</u>	<u>\$ 576,789,436</u>	<u>\$ 382,946,991</u>
Total Net Debt Applicable to the Limit as a Percentage of Debt Limit	55.79%	59.24%	51.94%	55.42%	67.02%

Legal Debt Margin Calculation for Fiscal Year 2021:

Assessed Value (2)	\$ 16,200,985,534
Debt Limit Percentage of Assessed Value	<u>10%</u>
Debt Limitation	1,620,098,553
Debt Applicable to Debt Limitation:	
Total Bonded Debt	\$ 961,397,210
Less Restricted for Retirement of Bonded Debt (3)	<u>57,483,142</u>
Total Amount of Debt Applicable to Debt Limitation	<u>903,914,068</u> <u>\$ 716,184,485</u>

(1) The District voted its maintenance tax under former Article 2784e-1, which provided that the net bonded indebtedness of the District shall not exceed 10% of all assessed real and personal property in the District.

(2) See Table 5.

(3) See Restricted for long-term debt at the fund level.

	<u>2016</u>	<u>2015</u>	<u>2014</u>	<u>2013</u>	<u>2012</u>
\$	1,054,325,702	\$ 1,027,312,726	\$ 907,217,441	\$ 882,874,903	\$ 935,412,406
	<u>739,146,223</u>	<u>778,513,279</u>	<u>732,995,768</u>	<u>682,743,355</u>	<u>715,409,296</u>
\$	<u>315,179,479</u>	<u>248,799,447</u>	<u>174,221,673</u>	<u>200,131,548</u>	<u>220,003,110</u>
	70.11%	75.78%	80.80%	77.33%	76.48%

MANSFIELD INDEPENDENT SCHOOL DISTRICT
DEMOGRAPHIC AND ECONOMIC STATISTICS – TABLE 13
LAST TEN FISCAL YEARS

Fiscal Year Ended 6/30: (6)	Residential Units (1)	Total Assessed Value of Residential Units (1)	Average Assessed Value per Residential Unit	Personal Income (amounts expressed in thousands) (4)	Per Capita Personal Income	Average Daily Attendance (2)	Unemployment Rate (3)
2021	53,096	\$ 11,903,672,487	\$ 224,192	\$ 2,781,836	\$ 36,721	34,035	6.4%
2020	52,248	12,889,121,070	246,691	2,717,953	37,024	33,365	3.2%
2019	51,225	10,223,307,940	199,577	2,751,977	39,219	33,400	3.9%
2018	50,594	10,706,619,793	211,618	2,456,809	35,718	33,119	4.5%
2017	49,576	8,217,852,270	165,763	2,158,489	31,917	32,632	4.0%
2016	49,576	8,217,628,222	165,758	2,064,653	31,917	32,184	5.1%
2015	46,858	7,398,513,630	157,892	1,990,893	31,917	31,736	5.1%
2014	46,641	7,562,334,234	162,139	1,784,305	29,554	31,252	4.9%
2013	46,243	6,532,102,347	141,256	1,704,065	29,639	31,206	6.0%
2012	46,095	6,299,029,609	136,653	1,505,296	26,478	30,934	6.5%

- (1) Source: Tarrant County & Johnson County (Texas) Appraisal Districts Certified Values Report.
(2) Source: Texas Education Agency Summary of Finances Report.
(3) Source: TRACER of Texas Workforce Commission; Unemployment rate is for Tarrant County.
(4) Source: Mansfield Economic Development Corporation
(5) Amount not currently available
(6) District changed the fiscal year end from August 31st to June 30th for fiscal year 2016.

**MANSFIELD INDEPENDENT SCHOOL DISTRICT
 PRINCIPAL EMPLOYERS – TABLE 14
 CURRENT YEAR AND TEN YEARS AGO**

<u>Employer</u>	<u>2021</u>			<u>2012</u>		
	<u>Employees</u>	<u>Rank</u>	<u>Percentage of Total Employment (1)</u>	<u>Employees</u>	<u>Rank</u>	<u>Percentage of Total Employment (2)</u>
Mansfield Independent School District	4696	1	44.71%	3966	1	49.08%
Mouser Electronics	2067	2	19.68%	1050	2	12.99%
Methodist Mansfield	1428	3	13.60%	735	3	9.10%
Klein Tools	733	4	6.98%	585	4	7.24%
City of Mansfield, Texas	485	5	4.62%	505	5	6.25%
BCB Transport	435	6	4.14%			0.00%
R1	183	7	1.74%			0.00%
SJ Louis Construction Company	175	8	1.67%	200	8	2.48%
Conveyors, Inc	153	9	1.46%			0.00%
UAC	148	10	1.41%			0.00%
Walmart				400	6	4.95%
Target				250	7	3.09%
Lifetime Fitness				200	8	2.48%
Walnut Creek Country Club				190	10	2.35%
	<u>10,503</u>		<u>100.00%</u>	<u>8,081</u>		<u>100.00%</u>

(1) Total Employment for 2021: 10,503

(2) Total Employment for 2012: 8,081

Sources: Texas Workforce Commission(Tarrant County), Mansfield Economic Development, and City of Mansfield. Employment data is for the City of Mansfield, Texas and is not seasonally adjusted.

MANSFIELD INDEPENDENT SCHOOL DISTRICT
FULL-TIME EQUIVALENT DISTRICT EMPLOYEES BY POSITION – TABLE 15
LAST TEN FISCAL YEARS

POSITION:	2021	2020	2019	2018	2017
Administrator	60	56	60	56	59
Associate/Assistant Principal	86	82	79	79	78
Athletic Trainer	10	10	11	10	11
Auxiliary Staff	1341	1321	1467	1447	1442
Counselor	94	81	91	90	92
Educational Diagnostician	33	33	34	32	31
Librarian	41	39	41	41	41
Music Therapist	2	2	2	2	2
Nurse	53	48	49	49	51
Occupational Therapist	7	7	7	7	7
Other Campus Prof. Personel	2	7	0	0	-
Other Non-Campus Prof. Personel	100	82	89	87	87
Orientation/Mobility Instructor	2	2	2	2	2
Physical Therapist	2	2	2	2	2
Psychological Associate	0	0	0	0	0
Psychologist/LSSP	7	6	5	5	6
Principal	47	43	43	43	42
Social Worker	2	2	2	2	1
Speech Therapist/Speech Lang. Pathologist	32	30	31	31	31
Teacher	2391	2274	2247	2231	2215
Teacher Facilitator	-	-	-	-	-
Teacher - Special Duty	-	-	-	-	-
Educational Aide	384	389	422	409	382
Total Employees	4,696.0	4,516.0	4,684.0	4,625.0	4,582.0

Source: District records.

<u>2016</u>	<u>2015</u>	<u>2014</u>	<u>2013</u>	<u>2012</u>
57	53	49.3	46.0	33.2
77	75	74.0	74.0	72.0
12	11	11.0	11.5	3.0
1432	1479	1,426.2	1,437.6	1,233.8
90	89	89.0	83.0	78.8
31	30	30.0	29.0	26.9
40	40	40.0	40.0	29.2
2	3	3.0	2.0	1.0
50	44	44.0	41.0	43.3
7	7	7.0	7.0	5.9
-	-	-	-	5.8
86	72	64.0	66.0	28.8
2	2	2.0	2.0	3.0
2	2	2.0	3.0	2.0
0	0	-	-	-
6	6	5.5	6.5	4.5
41	41	41.0	41.0	38.2
1	1	1.0	1.0	1.0
31	31	30.5	30.5	27.5
2200	2171	2,138.0	2,116.7	1,992.1
-	-	-	-	15.0
-	-	-	-	-
381	376	382.5	354.5	320.8
<u>4,548.0</u>	<u>4,533.0</u>	<u>4,440.0</u>	<u>4,392.3</u>	<u>3,965.8</u>

MANSFIELD INDEPENDENT SCHOOL DISTRICT
OPERATING STATISTICS – TABLE 16
LAST TEN FISCAL YEARS

<u>Fiscal Year Ended 6/30: (3)</u>	<u>Average Daily Attendance</u>	<u>Operating Expenditures (1)</u>	<u>Cost Per Student</u>	<u>Percentage Change</u>
2021	34,035	\$ 350,184,059	\$ 10,289	6.51%
2020	33,365	336,601,779	10,088	7.37%
2019	33,400	322,644,421	9,660	3.29%
2018	33,119	311,173,505	9,396	-2.07%
2017	32,632	305,196,831	9,353	-2.52%
2016	32,184	264,514,284	9,594	3.70%
2015	31,736	289,280,628	9,115	3.11%
2014	31,252	276,289,334	8,841	8.77%
2013	31,206	253,647,143	8,128	1.81%
2012	30,934	246,971,191	7,984	-2.62%

(1) Operating expenditures are total expenditures less debt service and capital outlay (to the extent capitalized for the government-wide statement of net position) and expenditures for capitalized assets included within the functional expenditures categories.

(2) Technology plan replacements and upgrades implemented in 2014 for increase in operating expenditures and cost per student

(3) District changed the fiscal year end from August 31st to June 30th for fiscal year 2016.

Source: Non-financial data is from Texas Education Agency Summary of Finances Report, PEIMS reports, and District records.

(4) District implemented GASB 75 related recognition of OPEB related expenditures

<u>Government Wide Expenses</u>	<u>Cost Per Student (2)</u>	<u>Percentage Change</u>	<u>Teaching Staff</u>	<u>Student to Teacher Ratio</u>	<u>Percentage of Students in Free/Reduced Lunch Program</u>
\$ 432,555,546	\$ 12,709	2.32%	2,391	14.23	42.38%
439,284,875	13,166	49.30%	2,274	14.67	45.84%
414,851,433	12,421	6.65%	2,230	14.98	40.80%
292,060,294	8,819	-25.32%	2,231	14.84	42.51%
380,033,993	11,646	-1.37%	2,215	14.73	40.30%
328,432,757	11,808	4.21%	2,200	14.63	37.79%
359,596,283	11,331	3.75%	4,929	6.44	40.80%
341,314,445	10,921	8.32%	4,909	6.37	38.10%
314,649,023	10,083	3.20%	4,823	6.47	38.50%
302,234,138	9,770	-3.00%	4,747	6.52	37.20%

MANSFIELD INDEPENDENT SCHOOL DISTRICT
TEACHER BASE SALARIES – TABLE 17
LAST TEN FISCAL YEARS

Fiscal Year Ended 6/30: (3)	District		Region Average Salary (2)	Statewide Average Salary (2)
	Minimum Salary (1)	Maximum Salary (1)		
2021	\$ 56,019	\$ 71,835	\$ 60,175	\$ 57,706
2020	56,019	71,835	59,397	57,203
2019	56,019	71,835	57,066	54,209
2018	54,149	70,489	56,135	53,388
2017	54,149	70,489	55,110	52,548
2016	53,000	69,340	54,269	51,850
2015	51,000	68,735	53,298	50,734
2014	50,000	65,287	52,213	49,720
2013	48,500	65,425	51,130	48,840
2012	48,000	64,666	50,387	48,386

(1) Source: District records.

(2) Source: Forecast5 Data Analytics

(3) District changed the fiscal year end from August 31st to June 30th for fiscal year 2016.



**MANSFIELD INDEPENDENT SCHOOL DISTRICT
SCHOOL BUILDING INFORMATION - TABLE 18
LAST TEN FISCAL YEARS**

Building:	2021	2020	2019	2018
HIGH SCHOOLS				
Phoenix Academy (1952)				
Square Footage	64,021	64,021	64,021	64,021
Capacity	1,200	1,200	1,200	1,200
Enrollment	83	87	90	101
Summit High (1995)				
Square Footage	396,094	370,000	370,000	370,000
Capacity	2,500	2,500	2,500	2,500
Enrollment	1,999	2,029	2,127	2,182
Mansfield High (2002)				
Square Footage	410,000	390,000	390,000	390,000
Capacity	2,500	2,500	2,500	2,500
Enrollment	2,527	2,444	2,417	2,448
Timberview High (2004)				
Square Footage	420,000	416,000	416,000	416,000
Capacity	2,500	2,500	2,500	2,500
Enrollment	2,176	2,115	2,049	1,864
Ben Barber Career Tech Academy/Frontier High (2005)				
Square Footage	180,964	180,964	180,964	180,964
Capacity	1,200	1,200	1,200	1,200
Enrollment	163	146	128	165
Legacy High (2007)				
Square Footage	425,000	207,360	207,360	207,360
Capacity	2,500	2,500	2,500	2,500
Enrollment	2,378	2,180	2,173	2,006
Lake Ridge (2012)				
Square Footage	445,566	422,411	422,411	422,411
Capacity	2,500	2,500	2,500	2,500
Enrollment	2,622	2,728	2,632	2,383
MIDDLE SCHOOLS				
Brooks Wester (1974)				
Square Footage	270,066	251,151	251,151	251,151
Capacity	1,000	1,000	1,000	1,000
Enrollment	1,233	1,100	1,010	920
Rogene Worley (1986)				
Square Footage	144,321	126,689	126,689	126,689
Capacity	1,000	1,000	1,000	1,000
Enrollment	978	907	903	925
T.A. Howard (1994)				
Square Footage	140,359	130,000	130,000	130,000
Capacity	1,000	1,000	1,000	1,000
Enrollment	749	832	888	902
Danny Jones (2004)				
Square Footage	160,000	160,000	160,000	160,000
Capacity	1,000	1,000	1,000	1,000
Enrollment	1,030	1,162	1,106	1,089

Source: District records and Population and Survey Analysts.

Table 18
1 of 4

2017	2016	2015	2014	2013	2012
64,021	64,021	64,021	64,021	64,021	64,021
1,200	1,200	1,200	1,200	1,200	1,200
27	102	103	101	98	92
370,000	370,000	370,000	370,000	370,000	370,000
2,500	2,500	2,500	2,500	2,500	2,500
2,118	2,118	2,020	2,157	2,087	2,228
390,000	390,000	390,000	390,000	390,000	390,000
2,500	2,500	2,500	2,500	2,500	2,500
2,374	2,359	2,333	2,385	2,315	2,325
416,000	416,000	416,000	416,000	416,000	416,000
2,500	2,500	2,500	2,500	2,500	2,500
1,772	1,731	1,657	1,895	1,665	1,641
180,964	180,964	180,964	180,964	180,964	180,964
1,200	1,200	1,200	1,200	1,200	1,200
229	248	237	225	222	207
207,360	207,360	207,360	207,360	207,360	426,650
2,500	2,500	2,500	2,500	2,500	2,500
1,943	2,018	1,945	1,916	1,937	1,856
422,411	422,411	422,411	422,411	422,411	422,411
2,500	2,500	2,500	2,500	2,500	1,257
2,188	2,106	2,085	2,006	2,005	1,888
251,151	251,151	251,151	251,151	251,151	251,151
1,000	1,000	1,000	1,000	1,000	1,000
932	901	872	866	847	840
126,689	126,689	126,689	126,689	126,689	126,689
1,000	1,000	1,000	1,000	1,000	1,000
904	920	929	925	949	909
130,000	130,000	130,000	130,000	130,000	130,000
1,000	1,000	1,000	1,000	1,000	1,000
909	874	855	855	924	953
160,000	160,000	160,000	160,000	160,000	160,000
1,000	1,000	1,000	1,000	1,000	1,000
1,042	950	843	794	976	960

MANSFIELD INDEPENDENT SCHOOL DISTRICT
SCHOOL BUILDING INFORMATION
LAST TEN FISCAL YEARS

Building:	2021	2020	2019	2018
MIDDLE SCHOOLS (CONT.)				
James Coble (2006)				
Square Footage	164,719	164,719	164,719	164,719
Capacity	1,000	1,000	1,000	1,000
Enrollment	944	920	906	956
Linda Jobe (2008)				
Square Footage	168,656	165,350	165,350	165,350
Capacity	1,000	1,000	1,000	1,000
Enrollment	885	887	896	932
INTERMEDIATE SCHOOLS				
Cross Timbers (1994)				
Square Footage	112,000	108,000	108,000	108,000
Capacity	1,000	1,000	1,000	1,000
Enrollment	698	736	742	822
Mary Orr (1998)				
Square Footage	114,229	110,229	110,229	110,229
Capacity	1,000	1,000	1,000	1,000
Enrollment	901	930	920	851
Donna Shepard (2001)				
Square Footage	116,794	116,794	116,794	116,794
Capacity	1,000	1,000	1,000	1,000
Enrollment	944	944	891	855
Della Icenhower (2004)				
Square Footage	122,600	116,794	116,794	116,794
Capacity	1,000	1,000	1,000	1,000
Enrollment	861	916	861	915
Mary Lillard (2006)				
Square Footage	128,000	128,000	128,000	128,000
Capacity	1,000	1,000	1,000	1,000
Enrollment	1,009	1,085	1,048	1,035
Asa Low (2008)				
Square Footage	129,873	129,873	129,873	129,873
Capacity	1,000	1,000	1,000	1,000
Enrollment	746	741	811	784
ELEMENTARY SCHOOLS				
Alice Ponder (1967)				
Square Footage	84,455	77,641	77,641	77,641
Capacity	800	800	800	800
Enrollment	573	646	645	678
Tarver Rendon (1969)				
Square Footage	85,171	71,047	71,047	71,047
Capacity	800	800	800	800
Enrollment	556	621	661	677
J.L. Boren (1979)				
Square Footage	84,455	57,241	57,241	57,241
Capacity	800	800	800	800
Enrollment	545	554	538	565

Source: District records and Population and Survey Analysts.

<u>2017</u>	<u>2016</u>	<u>2015</u>	<u>2014</u>	<u>2013</u>	<u>2012</u>
164,719	164,719	164,719	164,719	164,719	164,719
1,000	1,000	1,000	1,000	1,000	1,000
908	858	884	934	699	682
165,350	165,350	165,350	165,350	165,350	165,350
1,000	1,000	1,000	1,000	1,000	1,000
889	803	809	813	833	740
108,000	108,000	108,000	108,000	108,000	108,000
1,000	1,000	1,000	1,000	1,000	1,000
856	835	842	855	822	866
110,229	110,229	110,229	110,229	110,229	110,229
1,000	1,000	1,000	1,000	1,000	1,000
879	878	845	879	952	952
116,794	116,794	116,794	116,794	116,794	116,794
1,000	1,000	1,000	1,000	1,000	1,000
898	898	877	793	713	756
116,794	116,794	116,794	116,794	116,794	122,600
1,000	1,000	1,000	1,000	1,000	1,000
847	866	862	925	635	691
128,000	128,000	128,000	128,000	128,000	128,000
1,000	1,000	1,000	1,000	1,000	1,000
992	933	945	905	995	896
129,873	129,873	129,873	129,873	129,873	129,873
1,000	1,000	1,000	1,000	1,000	1,000
801	809	864	869	874	879
77,641	77,641	77,641	77,641	77,641	77,641
800	800	800	800	800	800
652	545	494	470	473	516
71,047	71,047	71,047	71,047	71,047	71,047
800	800	800	800	800	800
637	597	597	641	610	583
57,241	57,241	57,241	57,241	57,241	57,241
800	800	800	800	800	800
558	566	567	556	567	642

MANSFIELD INDEPENDENT SCHOOL DISTRICT
SCHOOL BUILDING INFORMATION
LAST TEN FISCAL YEARS

Building:	2021	2020	2019	2018
ELEMENTARY SCHOOLS (CONT.)				
Charlotte Anderson (1986)				
Square Footage	85,000	69,947	69,947	69,947
Capacity	800	800	800	800
Enrollment	384	412	446	465
Glenn Harmon (1988)				
Square Footage	85,000	74,081	74,081	74,081
Capacity	800	800	800	800
Enrollment	444	468	560	594
Willie Brown (1998)				
Square Footage	65,885	65,885	65,885	65,885
Capacity	800	800	800	800
Enrollment	555	569	555	618
D.P. Morris (1998)				
Square Footage	65,885	65,885	65,885	65,885
Capacity	800	800	800	800
Enrollment	535	540	566	574
Kenneth Davis (2001)				
Square Footage	72,256	72,256	72,256	72,256
Capacity	800	800	800	800
Enrollment	359	381	468	489
Imogene Gideon (2001)				
Square Footage	72,256	72,256	72,256	72,256
Capacity	800	800	800	800
Enrollment	367	371	435	458
Thelma Jones (2003)				
Square Footage	77,038	77,038	77,038	77,038
Capacity	800	800	800	800
Enrollment	427	438	469	469
Roberta Tipps (2003)				
Square Footage	77,038	77,038	77,038	77,038
Capacity	800	800	800	800
Enrollment	516	569	598	619
Erma Nash (2003)				
Square Footage	80,584	80,584	80,584	80,584
Capacity	800	800	800	800
Enrollment	639	603	601	588
Elizabeth Smith (2004)				
Square Footage	77,038	77,038	77,038	77,038
Capacity	800	800	800	800
Enrollment	609	626	620	636
Martha Reid (2004)				
Square Footage	77,038	77,038	77,038	77,038
Capacity	800	800	800	800
Enrollment	511	550	572	635

Source: District records and Population and Survey Analysts.

<u>2017</u>	<u>2016</u>	<u>2015</u>	<u>2014</u>	<u>2013</u>	<u>2012</u>
69,947	69,947	69,947	69,947	69,947	69,947
800	800	800	800	800	800
385	490	497	498	491	550
74,081	74,081	74,081	74,081	74,081	74,081
800	800	800	800	800	800
612	516	541	593	627	676
65,885	65,885	65,885	65,885	65,885	65,885
800	800	800	800	800	800
621	576	602	566	552	540
65,885	65,885	65,885	65,885	65,885	65,885
800	800	800	800	800	800
514	533	534	549	533	610
72,256	72,256	72,256	72,256	72,256	72,256
800	800	800	800	800	800
568	580	616	587	607	654
72,256	72,256	72,256	72,256	72,256	72,256
800	800	800	800	800	800
524	514	520	527	525	555
77,038	77,038	77,038	77,038	77,038	77,038
800	800	800	800	800	800
506	533	551	573	568	558
77,038	77,038	77,038	77,038	77,038	77,038
800	800	800	800	800	800
657	660	666	663	699	737
80,584	80,584	80,584	80,584	80,584	80,584
800	800	800	800	800	800
616	606	622	515	495	508
77,038	77,038	77,038	77,038	77,038	77,038
800	800	800	800	800	800
716	702	706	730	717	653
77,038	77,038	77,038	77,038	77,038	77,038
800	800	800	800	800	800
647	636	667	653	686	687

MANSFIELD INDEPENDENT SCHOOL DISTRICT
SCHOOL BUILDING INFORMATION
LAST TEN FISCAL YEARS

Building:	2021	2020	2019	2018
ELEMENTARY SCHOOLS (CONT.)				
Mary Jo Sheppard (2005)				
Square Footage	79,070	79,070	79,070	79,070
Capacity	800	800	800	800
Enrollment	422	458	456	485
Janet Brockett (2005)				
Square Footage	79,070	79,070	79,070	79,070
Capacity	800	800	800	800
Enrollment	465	516	565	591
Anna May Daulton (2006)				
Square Footage	79,274	79,274	79,274	79,274
Capacity	800	800	800	800
Enrollment	708	749	743	713
Cora Spencer (2006)				
Square Footage	79,274	79,274	79,274	79,274
Capacity	800	800	800	800
Enrollment	687	695	668	739
Carol Holt (2007)				
Square Footage	81,540	79,274	79,274	79,274
Capacity	800	800	800	800
Enrollment	416	437	468	441
Louise Cabaniss (2008)				
Square Footage	74,300	74,275	74,275	74,275
Capacity	800	800	800	800
Enrollment	568	573	593	590
Annette Perry (2010)				
Square Footage	80,584	79,679	79,679	79,679
Capacity	800	800	800	800
Enrollment	571	526	472	392
Nancy Neal (2011)				
Square Footage	80,584	80,584	80,584	80,584
Capacity	800	800	800	800
Enrollment	421	444	474	453
Judy K. Miller (2015)				
Square Footage	83,834	80,584	80,584	80,584
Capacity	800	800	800	800
Enrollment	577	564	522	474
Sarah Jandrucko Early Learners Academy				
Square Footage	54,384	54,384	54,384	-
Capacity	526	526	526	-
Enrollment	346	467	460	-

Source: District records and Population and Survey Analysts.

<u>2017</u>	<u>2016</u>	<u>2015</u>	<u>2014</u>	<u>2013</u>	<u>2012</u>
79,070	79,070	79,070	79,070	79,070	79,070
800	800	800	800	800	800
535	548	543	519	559	537
79,070	79,070	79,070	79,070	79,070	79,070
800	800	800	800	800	800
583	614	649	661	649	657
79,274	79,274	79,274	79,274	79,274	79,274
800	800	800	800	800	800
714	693	665	676	680	770
79,274	79,274	79,274	79,274	79,274	79,274
800	800	800	800	800	800
822	763	739	733	607	532
79,274	79,274	79,274	79,274	79,274	79,274
800	800	800	800	800	800
453	471	476	454	509	517
74,275	74,275	74,275	74,275	74,275	74,275
800	800	800	800	800	800
557	574	588	627	650	532
79,679	79,679	79,679	79,679	79,679	79,679
800	800	800	800	800	800
365	364	342	398	392	411
80,584	80,584	80,584	80,584	80,584	80,584
800	800	800	800	800	800
430	429	432	421	410	424
80,584	80,584	-	-	-	-
800	800	-	-	-	-
205	88	-	-	-	-
-	-	-	-	-	-
-	-	-	-	-	-
-	-	-	-	-	-



Government Auditing Standards Report Section





**REPORT OF INDEPENDENT AUDITORS ON INTERNAL CONTROL OVER FINANCIAL
REPORTING AND ON COMPLIANCE AND OTHER MATTERS BASED ON AN
AUDIT OF FINANCIAL STATEMENTS PERFORMED IN ACCORDANCE
WITH GOVERNMENT AUDITING STANDARDS**

To the Board of Trustees
Mansfield Independent School District
Mansfield, Texas

We have audited, in accordance with the auditing standards generally accepted in the United States of America and the standards applicable to financial audits contained in *Government Auditing Standards* issued by the Comptroller General of the United States, the financial statements of the governmental activities, the business-type activities, each major fund, and the aggregate remaining fund information of Mansfield Independent School District (the "District") as of and for the year ended June 30, 2021, and the related notes to the financial statements, which collectively comprise the District's basic financial statements, and have issued our report thereon dated November 16, 2021.

Internal Control Over Financial Reporting

In planning and performing our audit of the financial statements, we considered the District's internal control over financial reporting (internal control) as a basis for designing audit procedures that are appropriate in the circumstances for the purpose of expressing our opinions on the financial statements, but not for the purpose of expressing an opinion on the effectiveness of the District's internal control. Accordingly, we do not express an opinion on the effectiveness of the District's internal control.

A deficiency in internal control exists when the design or operation of a control does not allow management or employees, in the normal course of performing their assigned functions, to prevent, or detect and correct, misstatements on a timely basis. *A material weakness* is a deficiency, or a combination of deficiencies, in internal control, such that there is a reasonable possibility that a material misstatement of the entity's financial statements will not be prevented, or detected and corrected on a timely basis. *A significant deficiency* is a deficiency, or a combination of deficiencies, in internal control that is less severe than a material weakness, yet important enough to merit attention by those charged with governance.

Our consideration of internal control was for the limited purpose described in the first paragraph of this section and was not designed to identify all deficiencies in internal control that might be material weaknesses or significant deficiencies. Given these limitations, during our audit we did not identify any deficiencies in internal control that we consider to be material weaknesses. However, material weaknesses may exist that have not been identified.

To the Board of Trustees
Mansfield Independent School District

Compliance and Other Matters

As part of obtaining reasonable assurance about whether the District's financial statements are free from material misstatement, we performed tests of its compliance with certain provisions of laws, regulations, contracts, and grant agreements, noncompliance with which could have a direct and material effect on the financial statements. However, providing an opinion on compliance with those provisions was not an objective of our audit, and accordingly, we do not express such an opinion. The results of our tests disclosed no instances of noncompliance or other matters that are required to be reported under *Government Auditing Standards*.

Purpose of this Report

The purpose of this report is solely to describe the scope of our testing of internal control and compliance and the result of that testing, and not to provide an opinion on the effectiveness of the entity's internal control or on compliance. This report is an integral part of an audit performed in accordance with *Government Auditing Standards* in considering the entity's internal control and compliance. Accordingly, this communication is not suitable for any other purpose.

A handwritten signature in black ink that reads "Whitley Penn LLP". The signature is written in a cursive, professional style.

Fort Worth, Texas
November 16, 2021

**REPORT OF INDEPENDENT AUDITORS ON COMPLIANCE FOR EACH MAJOR
PROGRAM AND ON INTERNAL CONTROL OVER COMPLIANCE
REQUIRED BY THE UNIFORM GUIDANCE**

To the Board of Trustees
Mansfield Independent School District
Mansfield, Texas

Report on Compliance for Each Major Federal Program

We have audited Mansfield Independent School District's (the "District") compliance with the types of compliance requirements described in the *Office of Management and Budget (OMB) Compliance Supplement* that could have a direct and material effect on each of the District's major federal programs for the year ended June 30, 2021. The District's major federal programs are identified in the summary of auditor's results section of the accompanying schedule of findings and questioned costs.

Management's Responsibility

Management is responsible for compliance with the requirements of laws, regulations, contracts, and grants applicable to its federal programs.

Auditor's Responsibility

Our responsibility is to express an opinion on compliance for each of the District's major federal programs based on our audit of the types of compliance requirements referred to above. We conducted our audit of compliance in accordance with auditing standards generally accepted in the United States of America; the standards applicable to financial audits contained in *Government Auditing Standards*, issued by the Comptroller General of the United States; and the audit requirements of Title 2 U.S. *Code of Federal Regulations* Part 200, *Uniform Administrative Requirements, Cost Principles, and Audit Requirements for Federal Awards* ("Uniform Guidance"). Those standards and the Uniform Guidance require that we plan and perform the audit to obtain reasonable assurance about whether noncompliance with the types of compliance requirements referred to above that could have a direct and material effect on a major federal program occurred. An audit includes examining, on a test basis, evidence about the District's compliance with those requirements and performing such other procedures as we considered necessary in the circumstances.

We believe that our audit provides a reasonable basis for our opinion on compliance for each major federal program. However, our audit does not provide a legal determination of the District's compliance.

To the Board of Trustees
Mansfield Independent School District

Opinion on Each Major Federal Program

In our opinion, the District complied, in all material respects, with the types of compliance requirements referred to above that could have a direct and material effect on each of its major federal programs for the year ended June 30, 2021.

Report on Internal Control Over Compliance

Management of the District is responsible for establishing and maintaining effective internal control over compliance with the types of compliance requirements referred to above. In planning and performing our audit of compliance, we considered the District's internal control over compliance with the types of requirements that could have a direct and material effect on each major federal program to determine the auditing procedures that are appropriate in the circumstances for the purpose of expressing an opinion on compliance for each major federal program and to test and report on internal control over compliance in accordance with the Uniform Guidance, but not for the purpose of expressing an opinion on the effectiveness of internal control over compliance. Accordingly, we do not express an opinion on the effectiveness of the District's internal control over compliance.

A deficiency in internal control over compliance exists when the design or operation of a control over compliance does not allow management or employees, in the normal course of performing their assigned functions, to prevent, or detect and correct, noncompliance with a type of compliance requirement of a federal program on a timely basis. A material weakness in internal control over compliance is a deficiency, or combination of deficiencies, in internal control over compliance, such that there is a reasonable possibility that material noncompliance with a type of compliance requirement of a federal program will not be prevented, or detected and corrected, on a timely basis. A significant deficiency in internal control over compliance is a deficiency, or a combination of deficiencies, in internal control over compliance with a type of compliance requirement of a federal program that is less severe than a material weakness in internal control over compliance, yet important enough to merit attention by those charged with governance.

Our consideration of internal control over compliance was for the limited purpose described in the first paragraph of this section and was not designed to identify all deficiencies in internal control over compliance that might be material weaknesses or significant deficiencies. We did not identify any deficiencies in internal control over compliance that we consider to be material weaknesses. However, material weaknesses may exist that have not been identified.

The purpose of this report on internal control over compliance is solely to describe the scope of our testing of internal control over compliance and the results of that testing based on the requirements of the Uniform Guidance. Accordingly, this report is not suitable for any other purpose.

Whitley Penn LLP

Fort Worth, Texas
November 16, 2021

Federal Awards Section



MANSFIELD INDEPENDENT SCHOOL DISTRICT
SCHEDULE OF FINDINGS AND QUESTIONED COSTS
For the Year Ended June 30, 2021

I. Summary of Auditor's Results

Financial Statements

Type of auditor's report issued:	Unmodified
Internal control over financial reporting: Material weakness(es) identified?	No
Significant deficiencies identified that are not considered to be material weaknesses?	None Reported.
Noncompliance material to financial statements noted?	No

Federal Awards

Internal control over major programs:	
Material weakness(es) identified?	No
Significant deficiencies identified that are not considered to be material weaknesses?	None Reported.
Type of auditor's report issued on compliance with major programs:	Unmodified
Any audit findings disclosed that are required to be reported in accordance with section 2 CFR 200.516(a)?	No

Identification of major programs:

Name of Federal Program or Cluster:	Assistance Listing Numbers
COVID-19 - Coronavirus Relief Fund	21.019
Special Education Cluster	84.027A, 84.173A
ESEA Title IV Part A, Subpart I	84.424A
COVID-19 Elementary and Secondary School Emergency Relief (ESSER) Fund	84.425D
Dollar Threshold Considered Between Type A and Type B Federal Programs	\$1,102,031
Auditee qualified as low risk auditee?	Yes

MANSFIELD INDEPENDENT SCHOOL DISTRICT
SCHEDULE OF FINDINGS AND QUESTIONED COSTS (CONTINUED)
For the Year Ended June 30, 2021

II. Financial Statements Findings

There were no current year findings

III. Federal Awards Findings and Questioned Costs

There were no current year findings.

Mansfield Independent School District
SCHEDULE OF EXPENDITURES OF FEDERAL AWARDS – EXHIBIT K-1
FOR THE YEAR ENDED JUNE 30, 2021

(1) Federal Grantor/ Pass-Through Grantor/ Program Title	(2) Federal CFDA Number	(2A) Pass-Through Entity Identifying Number	(3) Federal Expenditures
U.S. Department of Agriculture			
Passed Through Texas Education Agency:			
Cash Assistance:			
<i>School Breakfast Program (SBP)</i>	10.553	71402001	\$ 147,329
Passed Through Texas Department of Agriculture:			
Non-Cash Assistance (Commodities):			
<i>National School Lunch Program (NSLP)</i>	10.555	71302001	1,457,173
Passed Through Texas Department of Agriculture:			
Cash Assistance:			
<i>Summer Food Service Program (SFSP)</i>	10.559		10,666,734
Total Child Nutrition Cluster (10.553, 10.555, 10.559)			<u>12,758,182</u>
Total U.S. Department of Agriculture			<u>12,758,182</u>
U.S. Department of Defense			
Direct:			
<i>Federal ROTC</i>	12.000	None	306,168
<i>Air Force Jr ROTC</i>	12.000	None	62,913
Total 12.000			<u>369,081</u>
Total U.S. Department of Defense			<u>369,081</u>
U.S. Department of Justice			
Direct:			
<i>Bulletproof Vest Partnership Program</i>	16.607	None	3,105
Total U.S. Department of Justice			<u>3,105</u>
U.S. Department of Treasury			
Passed Through City of Mansfield, Texas:			
<i>COVID-19 Coronavirus Relief Fund - Local Match</i>	21.019	None	500,000
Passed Through Texas Education Agency:			
Cash Assistance:			
<i>COVID-19 Coronavirus Relief Fund - Local Match</i>	21.019		
<i>Reimbursement Program</i>		52202002	500,000
Passed Through Region IV Education Service Center:			
Non-Cash Assistance:			
<i>COVID-19 Coronavirus Relief Fund - Bulk Purchase</i>	21.019	None	1,947,912
Total 21.019			<u>2,947,912</u>
Total U.S. Department of Treasury			<u>2,947,912</u>
U.S. Department of Education			
Passed Through Texas Education Agency:			
<i>ESEA, Title I, Part A - Improving Basic Programs</i>	84.010A	20610101220908	390,043
<i>ESEA, Title I, Part A - Improving Basic Programs</i>	84.010A	21610101220908	3,612,675
Total 84.010			<u>4,002,718</u>
<i>IDEA - Part B, Formula</i>	84.027A	216600012209086600	4,071,331
<i>IDEA - Part B, Preschool</i>	84.173A	206610012209086610	1,334
<i>IDEA - Part B, Preschool</i>	84.173A	216610012209086610	29,049
Total Special Education Cluster (84.027, 84.173)			<u>4,660,391</u>
<i>Career and Technical - Basic Grant</i>	84.048A	21420006220908	178,413
<i>Title III, Part A - English Language Acquisition</i>	84.365A	20671001220908	44,872
<i>Title III, Part A - English Language Acquisition</i>	84.365A	21671001220908	179,868
Total 84.365			<u>224,740</u>
<i>ESEA, Title II, Part A - Supporting Effective Instruction</i>	84.367A	20694501220908	187,562
<i>ESEA, Title II, Part A - Supporting Effective Instruction</i>	84.367A	21694501220908	574,382
Total 84.367			<u>761,944</u>
<i>Summer School LEP</i>	84.369A	S369A200045	8,883
<i>Instructional Continuity</i>	84.377A	17610740220908	15,227
<i>ESEA, Title IV, Part A - Subpart 1</i>	84.424A	20680101220908	59,349
<i>ESEA, Title IV, Part A - Subpart 1</i>	84.424A	21680101220908	235,100
Total 84.424			<u>294,449</u>
<i>COVID-19 CARES Act ESSER Fund I</i>	84.425D	20521001220908	118,460
<i>COVID-19 CRSSA Act ESSER Fund II - Prior Purchase</i>			
<i>Reimbursement Program (PPRP)</i>	84.425D	52102135	3,027,106
<i>COVID-19 CRSSA Act ESSER Fund II - Hold Harmless</i>	84.425D	None	7,321,340
Total 84.425			<u>10,466,906</u>
Total U.S. Department of Education			<u>20,613,671</u>
U.S. Department of Health and Human Services			
Passed Through Texas Health and Human Services Commission:			
<i>Medicaid Administrative Claiming (MAC) Program</i>	93.778	220-908	42,463
Total Medicaid Cluster (93.778)			<u>42,463</u>
Total U.S. Department of Health and Human Services			<u>42,463</u>
Total Expenditures of Federal Awards			<u>\$ 36,734,414</u>

Dollar Threshold considered between Type A & Type B

\$1,102,032

**NOTES TO SCHEDULE OF EXPENDITURES OF FEDERAL AWARDS – EXHIBIT K-2
FOR THE TWELVE MONTHS ENDED JUNE 30, 2021**

NOTE 1 - BASIS OF PRESENTATION

The District accounts for all awards under federal programs in the General Fund and certain Special Revenue Funds in accordance with the Texas Education Agency’s *Financial Accountability System Resource Guide*. These programs are accounted for using a current financial resources measurement focus. With this measurement focus, only current assets and current liabilities generally are included on the balance sheet. Operating statements of these funds present increases (i.e. revenues and other financing sources) and decreases (i.e. expenditures and other financing uses) in net current assets.

The modified accrual basis of accounting is used for these funds. This basis of accounting recognizes revenues in the accounting period in which they become susceptible to accrual, i.e., both measurable and available, and expenditures in the accounting period in which the liability is incurred, if measurable, except for certain compensated absences and claims and judgments, which are recognized when the obligations are expected to be liquidated with expendable available financial resources. Expenditures are recognized following the cost principles contained in OMB Uniform Guidance, wherein certain types of expenditures are not allowable or are limited to reimbursement. Pass-through entity identifying numbers are presented where available.

Federal grant funds are considered to be earned to the extent of expenditures made under the provisions of the grant, and, accordingly, when such funds are received, they are recorded as unearned revenues until earned. Generally, unused balances are returned to the grantor at the close of specified project periods. The District has not elected to use the 10% *de minimis* indirect cost rate under the Uniform Guidance.

NOTE 2 - BASIS OF PRESENTATION

The accompanying schedule of expenditures of federal awards (the “Schedule”) includes the federal grant activity of the District under programs of the federal government for the year ended June 30, 2021. The information in this schedule is presented in accordance with the requirements of the Office of Management and Budget (OMB) Uniform Guidance (2 CFR 200). Because the schedule presents only a selected portion of the operations of the District, it is not intended to and does not present the financial position, changes in net position or cash flows of the District.

NOTE 3 - RECONCILIATION OF BASIC FINANCIAL STATEMENTS

The following is a reconciliation of expenditures of federal awards program per the Schedule of Expenditures of Federal Awards and expenditures reported on Exhibit C-3:

Total shown on Schedule of Expenditures of Federal Awards	\$36,734,414
Federal Revenue Accounted for in the General Fund:	
Flood Control	\$ 22,988
Coronavirus Relief Fund 2019: CRF LEA Reimbursement Program via TDEM	389,201
Medicaid SHARS	2,290,971
Reconciled balance	\$39,437,574

Mansfield Independent School District
NOTES TO SCHEDULE OF EXPENDITURES OF FEDERAL AWARDS (CONTINUED)
FOR THE TWELVE MONTHS ENDED JUNE 30, 2021

Exhibit K-2


NOTE 4 - GENERAL FUND EXPENDITURES

Federal awards reported in the general fund are summarized as follows:

Federal Awards reported in the general fund

Flood Control	\$ 22,988
Coronavirus Relief Fund 2019: CRF LEA Reimbursement Program via TDEM	389,201
Federal ROTC	369,081
Medicaid SHARS	2,290,971
Indirect Costs -	
ESEA Title I Part A - Improving Basic Programs	146,755
IDEA B Formula	161,187
IDEA B Preschool	1,115
Student Nutrition	500,000
Carl Perkins Basic Grant	6,110
Title II Part A, Teacher/Principal Training and Recruiting	27,869
ESEA, Title III, Part A English Language Acquisition	-
Instructional Continuity	550
Title IV Part A	10,778
ESSER II	-
	<u>\$ 3,926,605</u>





Mansfield ISD
605 East Broad Street
Mansfield, TX 76063
817-299-6300
<https://www.mansfieldisd.org>



Fiscal Year 2021 Audit Results

Financial Statement Audit and
Federal Single Audit

Engagement Team



Erin Angel, CPA
Manager



Lupe Garcia, CPA
Engagement Partner



Tom Pedersen, CPA
*Engagement Quality
Control Review Partner*



Ran Liu
Associate

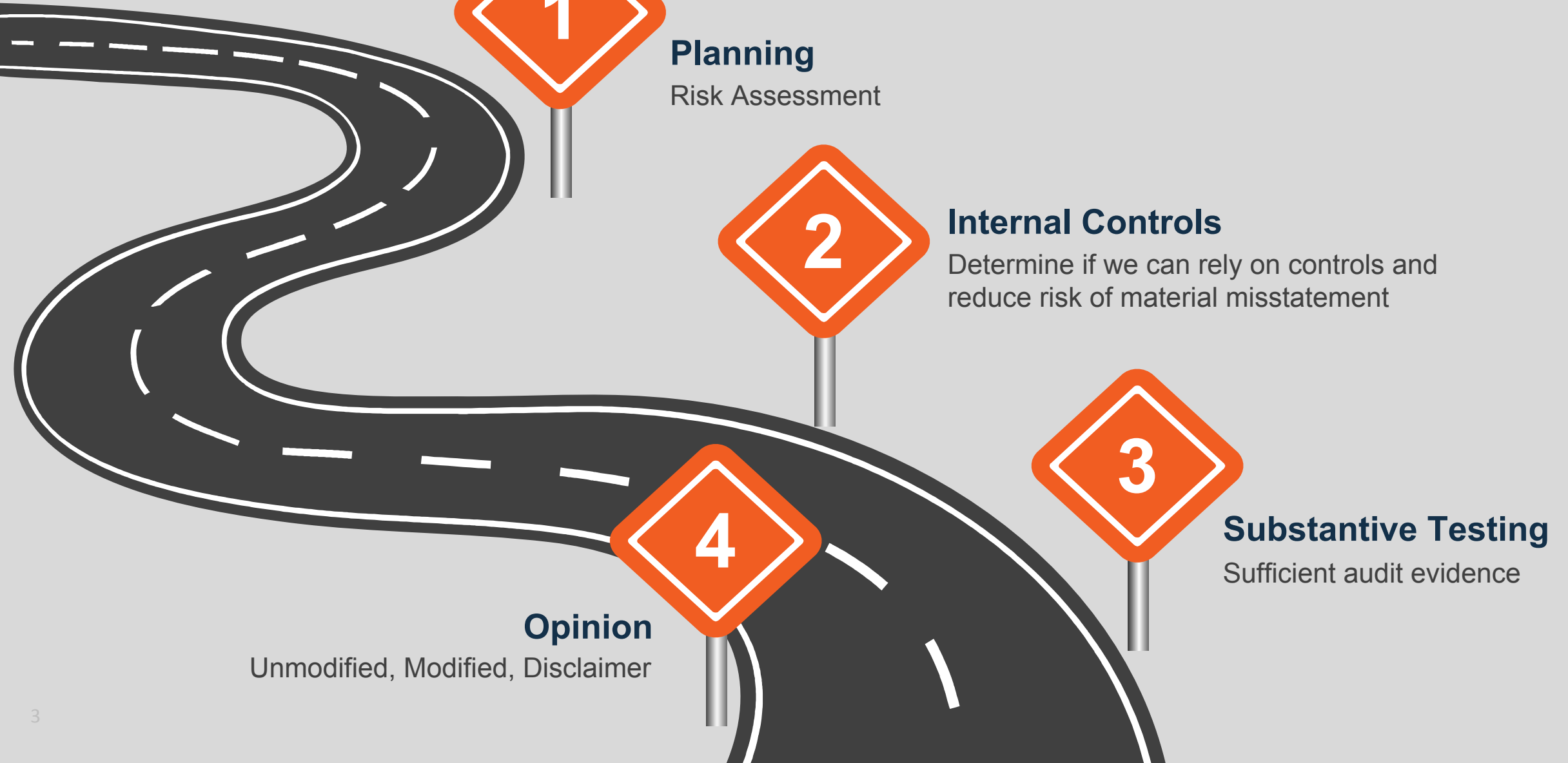


Bryce Richmond
Associate




Jade O'Martin
Senior Associate


The Audit Process




Purpose of the Audit – The Opinion on the Report



Disclaimer



Qualification
(modification due to scope
limitation or departure from
GAAP)



Unmodified
(Clean Opinion)

Auditor's Report on the Financial Statements

Clean Report



- Unmodified or “clean” opinion
- Our audit and opinion is the highest level of assurance that can be given on a set of financial statements
- Audit conducted in accordance with Generally Accepted Auditing Standards and *Government Auditing Standards*

Pages 23-25 of the ACFR

Auditor's Report on Internal Control and Compliance

Clean Report



- **Internal control over financial reporting**
 - **No material weakness identified**
 - **No significant deficiencies reported**
- **No instances of noncompliance material to the financial statements were noted**

Pages 169-170 of the ACFR

Federal Single Audit

Clean Report



- **Major Federal Programs**
 - Special Education Cluster - \$4.7M
 - Title IV, Part A - \$0.3M
 - Elementary and Secondary School Emergency Relief (ESSER) Fund, PPRP, and Hold Harmless - \$10.5M
 - Coronavirus Relief Fund - \$2.9M
- **No internal control findings related to each major program**
- **Unmodified opinion on compliance**
- **No instances of noncompliance or questioned costs were noted**

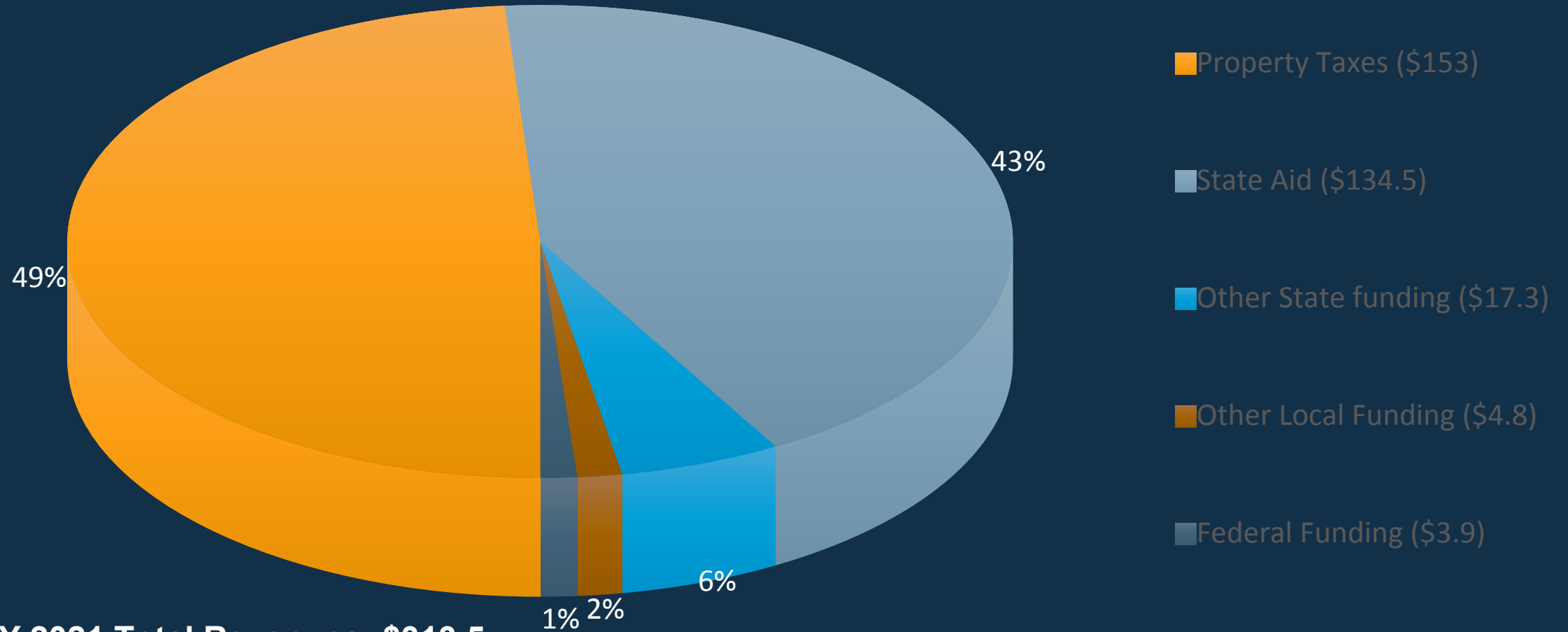
Pages 171-172 of the ACFR

Statement of Net Position (p. 43)

- **Total Assets and Deferred Outflows: \$1.2 billion**
 - Cash and cash equivalents: \$212.0 million
 - Capital assets, net of depreciation: \$852.0 million
- **Total Liabilities and Deferred Inflows: \$1.3 billion**
 - Bonds payable and unamortized premiums: \$953.3 million
 - Net pension liability: \$95.0 million*
 - Net other post-employment benefits (OPEB) liability: \$95.3 million*
- **Net Position: \$(103.3) million**
- **Net Position: \$127.6 million; removing the effects of pension and OPEB**

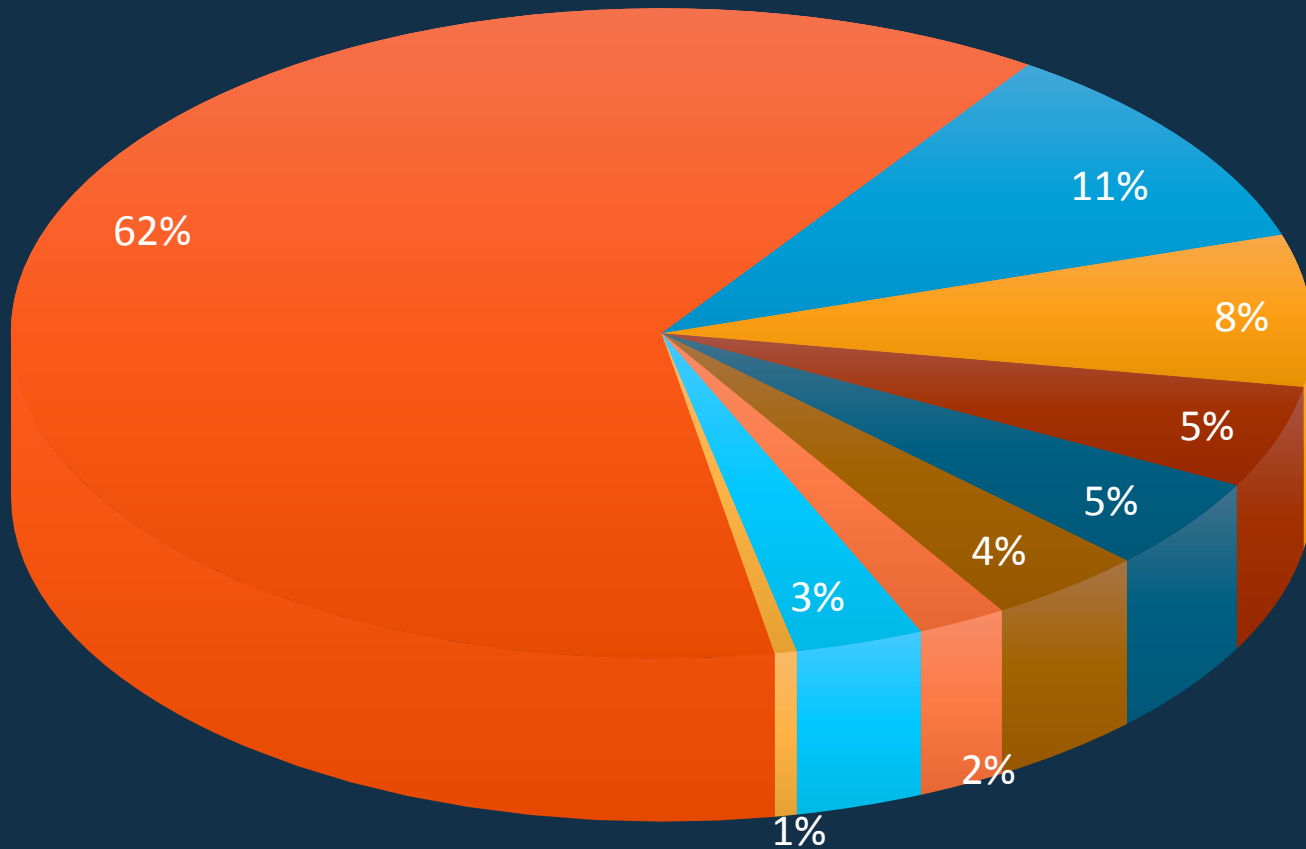
* Represents the District's proportionate share of these liabilities as determined by Teacher Retirement System of Texas

General Fund Revenue (in millions) (p. 48)



FY 2021 Total Revenues: \$313.5
FY 2020 Total Revenues: \$317.3

General Fund Expenditures (in millions) (p. 48)



- Instruction and Related Services (\$189.5)
- Facilities Maintenance and Operations (\$32.2)
- Instructional and School Leadership (\$23.0)
- Student support services (\$15.5)
- Student Transportation (\$13.9)
- Security, Monitoring and Data Processing Services (\$11.9)
- General Administration (\$6.8)
- Cocurricular & Extracurricular Activities (\$9.7)
- Other (\$1.7)

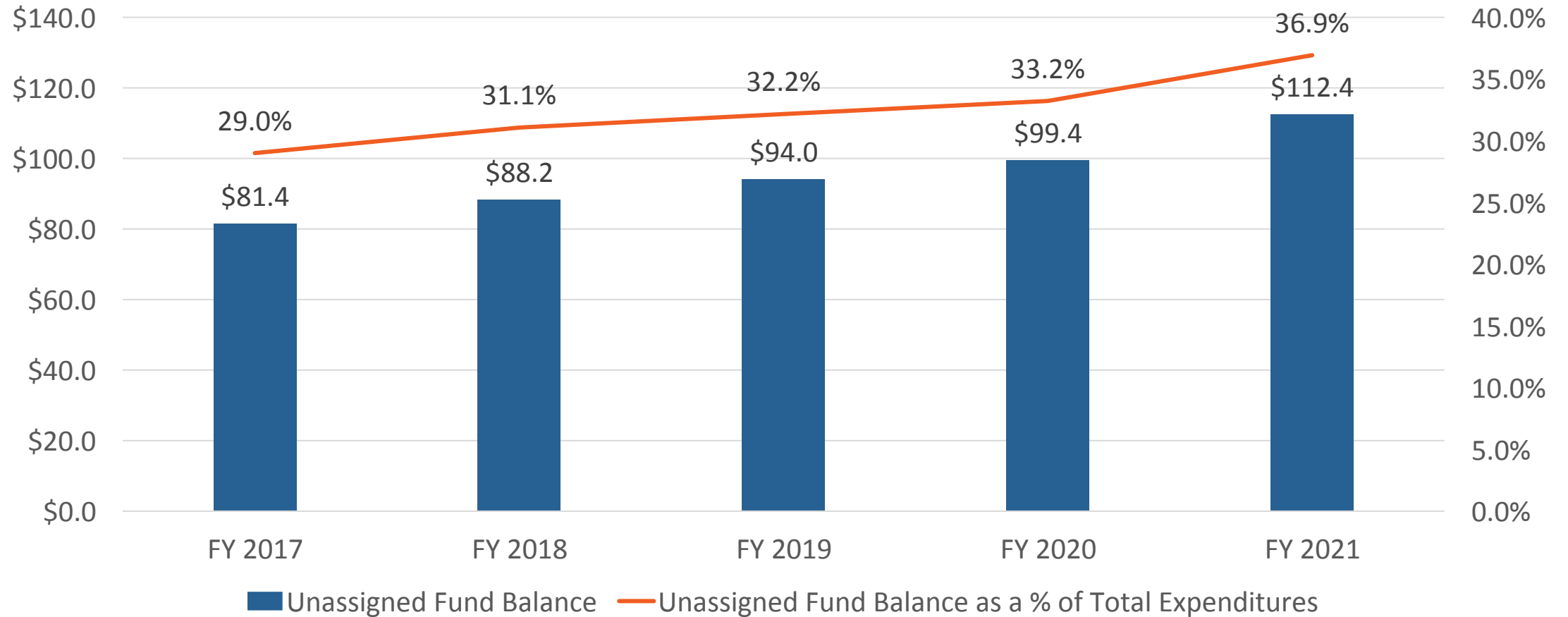
FY 2021 Total Expenditures: \$304.2

FY 2020 Total Expenditures: \$299.1

FY 2021 Budget to Actual – General Fund (p. 94)

- **Actual revenues of \$313.5M were less than budgeted amounts by \$3.7M**
- **Actual expenditures of \$304.2M were less than budgeted expenditures by \$23.4M**
- **Revenues and other sources exceeded expenditures and other uses by \$9.4M**
- **Ending fund balance for totaled \$112.6M**
 - Nonspendable fund balance totaled \$0.3M
 - Unassigned fund balance totaled \$112.4M

General Fund Unassigned Fund Balance (\$M)



CE(LOCAL): The District shall target an annual unassigned general fund balance of a minimum of between two months (17 percent) and three months (25 percent) of total operating expenditures.

Child Nutrition Fund and Debt Service Fund (pp. 124-125)

Child Nutrition Program

- Actual revenues of \$12.8M exceeded budgeted amounts by \$0.2M
- Actual expenditures of \$12.4M were over budget by \$0.07M
- Fund balance increased by \$0.2M
- Ending fund balance is \$0.2M

Debt Service Fund

- Actual revenues of \$79.6M exceeded budget amounts by \$1.6M
- Actual expenditures of \$83.2M were as budgeted
- Fund balance decreased by \$0.8M
- Ending fund balance was \$57.5M
- Debt service payment of \$15.9M was made in August 2021

Required Communications

Significant Accounting Policies

- The District's accounting policies and methods are appropriate and in accordance with industry standards. One pronouncement was implemented in FY 2021:
 - GASB Statement No. 98, *The Annual Comprehensive Financial Report*
- Future GASB Implementations:
 - FY 2022 - GASB Statement No. 87, *Leases*
 - FY 2023 - GASB Statement No. 96, *Subscription-Based Information Technology Arrangements*

Required Communications

Accounting Estimates

- The preparation of the financial statements requires that certain estimates and judgments be made by management. These judgments and estimates include:
 - State Aid
 - Allowances for uncollectable taxes receivable
 - Net pension and OPEB liabilities, deferred inflows and outflows of resources, and pension and OPEB expense
- We concluded that management has a reasonable basis for significant judgments and estimates that impact the financial statements.

Required Communications

Difficulties Encountered in Performing the Audit

- We encountered no difficulties in dealing with management in performing and completing our audit

Corrected or Uncorrected Misstatements

- There were no material misstatements that were identified by us that required management's correction

Disagreements with Management

- We had no disagreements with management over the application of accounting principles or management's judgments about accounting estimates.

Required Communications

Management Representations

- We have requested certain representations from management

Consultation with Other Accountants

- We are not aware of any situations in which management consulted with other accountants on accounting or financial reporting matters.

Major Issues Discussed with Management Prior to Retention

- We discussed the application of accounting principles and auditing standards, however, our responses were not a condition to our retention.





**Board of School Trustees
Mansfield Independent School District**

TITLE: Consideration of Transfer
of \$8 Million to Capital Projects
Fund

DATE: November 16, 2021

PRESENTATION

BACKGROUND:

The purpose of this presentation is to provide information regarding the transfer of \$8 million to Capital Projects Fund.

The presentation will be given by Michele Trongaard, Associate Superintendent of Business and Finance

CONSIDERATION:

None

**Transfer
\$8 Million to
Capital
Projects Fund**

November 16, 2021

RECOMMENDATION:

We recommend transferring \$8 million to Capital Projects Fund for big operational expenditures, such as buses and preventative maintenance.



**Board of School Trustees
Mansfield Independent School District**

TITLE: Public Hearing, Pursuant to Texas
Local Government Code § 180.007 in
Connection with a Proposed One-Time
Payment for District Employees.

DATE: November 16, 2021

INFORMATION

BACKGROUND:

A public hearing is conducted, pursuant to Texas Local Government Code § 180.007, in connection with a proposed Resolution to pay a one-time payment of \$1,000 for all full-time employees, \$500 for all eligible PT temporary employees.

CONSIDERATION:

Receive comments from the public after staff presentation.

RECOMMENDATION:

None.



ONE-TIME EMPLOYEE STIPEND

NOVEMBER 16, 2021



EMPLOYEE RECOGNITION

- MANSFIELD ISD EMPLOYEES HAVE GONE ABOVE AND BEYOND DURING THESE UNCERTAIN TIMES
- A ONE-TIME STIPEND TO BE RECEIVED BY ELIGIBLE EMPLOYEES FOR THEIR COMMITMENT AND DEDICATION

ELIGIBLE EMPLOYEES

- ELIGIBLE EMPLOYEES

- FULL-TIME - \$1,000.00, MINUS ANY REQUIRED STATE AND FEDERAL DEDUCTIONS;
 - TO BE INCLUDED IN DECEMBER 2021 PAYCHECK
- PART-TIME/TEMPORARY - \$500.00, MINUS ANY REQUIRED STATE AND FEDERAL DEDUCTIONS;
 - WORK A MINIMUM OF 20 DAYS;
 - TO BE INCLUDED IN JANUARY 2022 PAYCHECK DUE TO THE DELAY IN DETERMINING ELIGIBILITY BASED ON DAYS WORKED
- EMPLOYED AS OF OCTOBER 1, 2021 THROUGH NOVEMBER 30, 2021

QUESTIONS?



DATE: November 16, 2021
TO: Dr. Kimberley Cantu
Superintendent
FROM: Dr. Jennifer Stoecker
Assistant Superintendent of Human Resource Services
RE: OVER 20 YEARS

NAME: Bond, Andrea
ASSIGNMENT: 5th Grade Science/Social Studies Teacher/Asa Low IS
EXPERIENCE: 21 Years/21 with MISD
REASON: Resigning/Personal
EFFECTIVE DATE: October 29, 2021

NAME: Bruton, Bettye
ASSIGNMENT: SpEd Resource Teacher/James Coble MS
EXPERIENCE: 21 Years/2 with MISD
REASON: Resigning/Promotion in another district
EFFECTIVE DATE: November 5, 2021

DATE: November 16, 2021

INTRODUCTIONS:

NAME: Shaw, Kate
ASSIGNMENT: Coordinator – Threat Assessment/Student Services Dept.
EXPERIENCE: 6 Years
DEGREE: Master’s/University of Texas at Arlington
START DATE: November 10, 2021



**Board of School Trustees
Mansfield Independent School District**

TITLE: Approval of Comprehensive Annual
Financial Report

DATE: November 16, 2021

ACTION

BACKGROUND:

Texas Education Code Chapter 44, Subchapter A, Section 44.008 (d), states "A copy of the annual audit report, approved by the board of trustees, shall be filed by the district with the agency not later than the 150th day after the end of the fiscal year for which the audit was made. If the board of trustees declines or refuses to approve its auditor's report, it shall nevertheless file with the agency a copy of the audit report with its statement detailing reasons for failure to approve the report."

Staff from the audit firm of Whitley Penn will be present at the Board meeting should there be any questions concerning the 2020-2021 Comprehensive Annual Financial Report.

CONSIDERATION:

- Approve the 2020-2021 Comprehensive Annual Financial Report as presented.
- Disapprove the 2020-2021 Comprehensive Annual Financial Report and prepare statement detailing reasons for failure to approve.

RECOMMENDATION:

Superintendent recommends approval of the 2020-2021 Comprehensive Annual Financial Report as presented.

RECOMMENDED MOTION:

"Move to approve the 2020-2021 Comprehensive Annual Financial Report as presented."

Certificate of the Board

Mansfield Independent School District
Name of School District

Tarrant
County

220-908
Co-Dist. No.

We, the undersigned, certify that the annual financial reports for the above named school district were reviewed and approved for the year ended June 30, 2021 at a meeting of the Board of Trustees of such school district on the 16th day of November 2021.

Signature of Board Secretary

Signature of Board President



**Board of School Trustees
Mansfield Independent School District**

TITLE: Consideration and Approval
in Connection with a One-Time
Payment to District Employees

DATE: November 16, 2021

INFORMATION

BACKGROUND and CONSIDERATION:

Mansfield ISD employees have gone above and beyond to ensure the continuation of students learning both in-person and virtually as a result of the pandemic. A one-time stipend is proposed in the amount of \$1,000 for all full-time employees, \$500 for all eligible PT temporary employees. This payment is being made for the public purpose of supporting the District's educational programs, increasing employee retention and morale, and showing appreciation for the dedication of the District's employees. The funds for this increase will come from the District's ESSER Funds.

RECOMMENDATION:

The Superintendent recommends the approval of the one-time payment to all eligible District employees as contemplated by the Resolution, payable in December for eligible full-time employees and January for eligible PT temporary employees.

RECOMMENDED MOTION:

"I move that the Board approve the one-time payment to all eligible District employees as contemplated by the Resolution, payable in December for full time employees and January for PT temporary employees. This payment is being made for the public purpose of supporting the District's educational programs, increasing employee retention and morale, and showing appreciation for the dedication of the District's employees. The funds for this increase will come from the District's allotted Elementary and Secondary School Emergency Relief, Coronavirus Response and Relief Supplemental Appropriations Act, American Rescue Plan Funds and/or General Fund."

SCHEDULE A TO ONE-TIME PAYMENT RESOLUTION

This Schedule A is to be attached to the One-time Payment Resolution passed by the Board of Trustees at the properly called regular Board Meeting on November 16, 2021. Please note that this is a one-time payment only and nothing in this Schedule A entitles any employee to additional compensation beyond what is stated in the Resolution.

The One-Time Payment will be implemented as follows:

1. Employees employed by the Mansfield Independent School District (“District”) as of October 1, 2021 through November 30, 2021 shall be considered eligible for a one-time payment in accordance with the below stipulations.
2. Payments will be distributed by December 17, 2021 or as soon as is practical thereafter.
3. These one-time payments are not TRS-eligible.
4. All full-time employees, as defined below, who meet the first criteria will receive a one-time payment of \$1,000, minus any required state and federal deductions.
 - a. Full-time employees shall be those employees designated as full-time in accordance with administration regulations.
5. All part-time temporary employees, as defined below, who meet the first criteria will receive a one-time payment of \$500, minus any required state and federal deductions.
 - a. Part-time temporary employees shall be those employees designated as part-time temporary employees in accordance with administration regulations and who worked at least twenty (20) days from October 1, 2021, through November 30, 2021. Payments for those eligible will be paid by January 28, 2022, due to determining eligibility based on actual days worked.
6. Teacher Substitutes and Paraprofessional Substitutes are not eligible due to the substitute incentive bonus program.



**Board of School Trustees
Mansfield Independent School District**

TITLE: Consideration and Approval
of Resolution #22-11 to Pay a One-
Time Payment to District
Employees

DATE: November 16, 2021

INFORMATION

BACKGROUND and CONSIDERATION:

Mansfield ISD employees have gone above and beyond to ensure the continuation of students learning both in-person and virtually as a result of the pandemic. A one-time stipend is proposed in the amount of \$1,000 for all full-time employees, \$500 for all eligible PT temporary employees as defined in Schedule A of the Resolution. This payment is being made for the public purpose of supporting the District's educational programs, increasing employee retention and morale, and showing appreciation for the dedication of the District's employees. The funds for this increase will come from the District's ESSER Funds.

RECOMMENDATION:

The Superintendent recommends the approval of the one-time payment to all eligible District employees as contemplated by the Resolution, payable in December for full-time employees and January for eligible PT temporary employees.

RECOMMENDED MOTION:

"I move that the Board approve the Resolution to pay a one-time payment and authorize the Superintendent to cause this payment to be made in the amounts contemplated by the Resolution and attached Schedule for each employee."

**RESOLUTION OF THE BOARD OF TRUSTEES OF
MANSFIELD INDEPENDENT SCHOOL DISTRICT
RESOLUTION #22-11**

WHEREAS, the Board of Trustees (“Board”) of the Mansfield Independent School District (“District”) is authorized by Texas Education Code § 11.151 to govern and oversee the management of the public schools in the District; and

WHEREAS, the Board, through its employment policies, may specify the terms of District employment or delegate to the Superintendent the authority to determine the terms of employment with the District as authorized by Texas Education Code § 11.1513(c); and

WHEREAS, the Board is authorized by Texas Education Code § 45.105 to expend funds of the District for purposes necessary in the conduct of the public schools as determined by the Board; and

WHEREAS, the Board recognizes that the vast majority of District employees have been called upon to go above and beyond to ensure the success of District operations; and

WHEREAS, the vast majority of District employees have worked diligently in adverse conditions to continue to provide an education to the District’s students; and

WHEREAS, the Board finds it necessary to recognize and show appreciation for the ongoing courage and sacrifice of District employees and is doing so by providing a one-time payment for employees based on the attached schedule provided by the administration; and

WHEREAS, the public purpose for this one-time payment is to retain its employees, promote staff morale, show appreciation, and to properly reward employees for performing under the additional hardships caused by the pandemic.

NOW, THEREFORE, BE IT RESOLVED BY THE BOARD OF TRUSTEES OF THE MANSFIELD INDEPENDENT SCHOOL DISTRICT:

RESOLVED, the Board hereby recognizes and appreciates all District employees who have gone above and beyond to ensure the success of the District and its students;

RESOLVED, that the Board of Trustees of the Mansfield Independent School District authorizes a one-time wage payment based on the attached schedule for all employees.

RESOLVED, the Board authorizes and directs the Superintendent to provide a one-time wage payment based on the attached schedule for all employees.

RESOLVED, the Board of Trustees hereby (1) determines that these payments serve a public purpose, (2) retains sufficient control over the expenditures to ensure a public purpose is served, and (3) is confident the District will receive a return benefit.

RESOLVED, this resolution only applies to this one-time payment to employees. This resolution does not establish ongoing policy and the Mansfield Independent School District is under no obligation to provide any additional payments beyond those contemplated by this Resolution.

PASSED AND APPROVED this ____ day of November 2021 by the Board of Trustees for the Mansfield Independent School District.

By: _____
Desiree Thomas, Board Vice President

Attest: _____
Randall Canedy, Board Secretary

District Seal



**Board of School Trustees
Mansfield Independent School District**

TITLE: Consideration and Approval
of Transfer of \$8
Million to Capital Projects Fund

DATE: November 16, 2021

INFORMATION

BACKGROUND and CONSIDERATION:

We recommend transferring \$8 million to Capital Projects Fund for big operational expenditures, such as buses and preventative maintenance.

RECOMMENDATION:

The Superintendent recommends the approval of the transfer of \$8 million to Capital Projects Fund.

RECOMMENDED MOTION:

“I move that the Board approve the transfer of \$8 million to Capital Projects Fund.”



**Board of School Trustees
Mansfield Independent School District**

TITLE: Consideration and Approval
of the Purchase of Additional
Buses

DATE: November 16, 2021

INFORMATION

BACKGROUND and CONSIDERATION:

Currently 56 % of the Mansfield ISD bus fleet is 10 or more years of age or older Over 50% of the buses in the fleet have more than 150,000 miles, with 15% having over 200,000 miles. These buses have higher operating cost and are less dependable.

The district proposes the purchase of 20 new International school buses. This purchase is to consist of 12 large buses and 8 Special Needs buses. The purchase of 20 new buses will allow the district to remove from the fleet older and higher mileage buses.

The new buses are more efficient, have much lower emissions and have enhanced safety technology, such as active accident mitigation systems and rear camera systems.

Adding the new buses to the fleet will enhance the overall level of the fleet and provide a better and safer environment for our students and employees.

RECOMMENDATION:

The Superintendent recommends the approval of the purchase of 20 new buses.

RECOMMENDED MOTION:

“I move that the Board approve the purchase of 20 new buses.”



LONGHORN BUS SALES

9100 N Loop East
Houston, TX 77029
(713) 631-9306

Mansfield I.S.D.

Date: October 26, 2021

Body Manufacturer: IC Corp Model: C3411 Conventional 2022

Chassis Manufacturer: IC Corp Model: PB105 2022

Capacity: 77 Passengers

Price/Unit: \$111,527.00 Number of units: **12** **Total: \$1,338,324.00**

Standard Body Specifications

78" headroom standard
 13 rows of 39" seats 3pt (RT)
 12 rows of 39" and 1 row 26" seat 3pt (LT)
 National high back air suspension driver's seat
 Windshield wipers, cowl mounted
 Seat centers on 27" spacing
 First aid kit and body fluid clean-up kit, state spec
 Full insulation (roof & sides)
 Body undercoating, fire resistant
 Fire extinguisher
 Rubber flooring throughout (black)
 Triangle reflectors (3)
 Aluminum aisle strips
 90,000 BTU front heater/defrost system
 School bus yellow paint
 Two full rows interior dome lights
 Rear view mirror inside (6 x 30)
 Rosco cross over mirrors
 Rear view mirrors "Roscoe"
 Tail pipe, horizontal, exits left side through bumper
 Handle assist, entrance door, outside entrance
 Flasher system, 8 warning lights, red lights active with door open
 Transpec roof hatches (2)
 Warning light LED strobing type
 State spec LED light pkg.
 Monitor, post trip inspection
 Light, exterior, check, pre-trip

Chassis Specifications

Engine: Cummins ISB 6.7
 Horsepower: 240
 Steering: Power, Tilting
 Power Source - 12V
 Torque: 560 lb-ft
 Wheelbase: 276"
 Alternator: 325 amp
 Transmission: AT 2500 7 yr. warranty
 Brakes: Full air
 Front Axle: 10,000#
 Rear Axle: 21,000#
 Tires: 11R22.5 LRH AH37 Hank
 Fuel Tank: 100 Gallon with barrier
 Battery System (3) 12 volt 2850 CCA
 Air-Ride Suspension
 Warning Buzzers
 Auto. Slack Adjusters

Body Options Included

Interior paint - (white)
Reflective material
Entry door (air), outward opening
White roof
5/8" Sub floor, plywood over steel floor
Air stop arms
Four emergency E/E windows, vertical hinge
Collision Mitigation Bendix Advanced Wingman
84,500 BTU rear heater
Drivers area defrost fan (left)
Strobe light
AM/FM/USB Input/PA radio system
Speakers and wiring, flush mounted in light bar
PDI
DOT inspection
Lettering (MANSFIELD I.S.D.)
Defrost kit
Govern speed set at 65mph
Weigh bus
IC factory air conditioning 136K BTU (2 bulkheads,
1 mid-shift and drivers dash)
XPR 5550E 2-way radio – Aerowave
Back-up mirror
Pro-Vision 4 camera system
Driver alert sign

Chassis Options Included

Bendix 4-channel ABS brake system
Daytime running lights
Throttle (electric)
Cruise control
Seatbelt cutter
Warranty towing: 24 months/Unlimited miles to
nearest IC bus dealer

Estimated delivery time: 45-60 days F.O.B: Mansfield I.S.D.

Prices are good 60 days from date of this proposal.

Buy Board fee not included. If purchasing through Buy Board, and additional \$800.00 must be applied to purchase order (fee is per purchase order not per bus). Longhorn Buy Board number 630-20.

Both body and chassis specifications meet or exceed Texas School Bus Specification # 070-SB-16 for 2018.

Authorized Signature _____

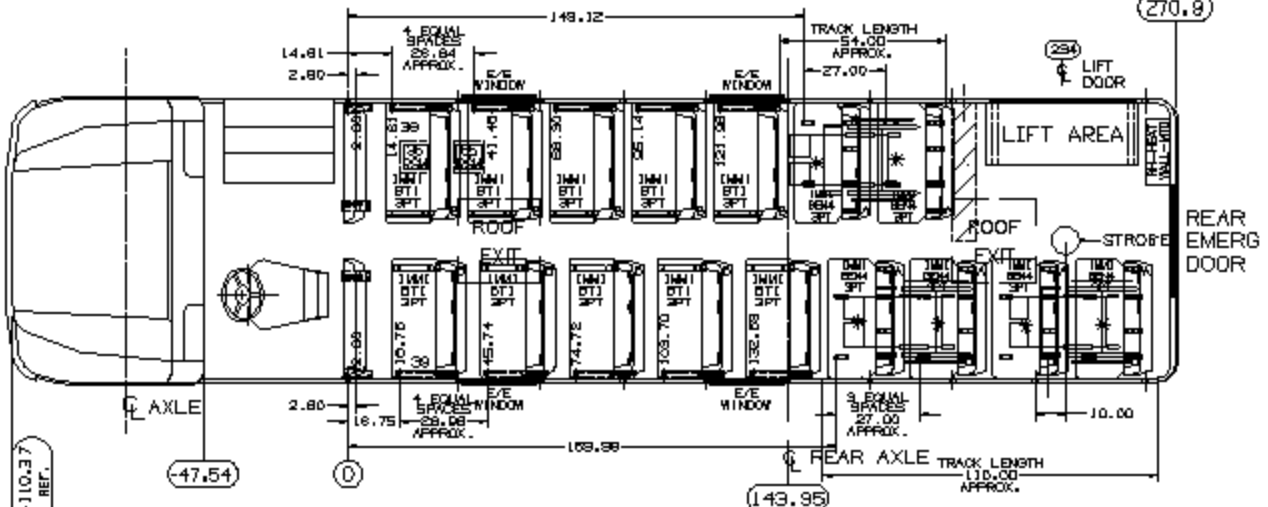
All stock buses are subject to prior sale.

BODY PLAN

WHEELBASE 218"

PB10500, 26 FT. 8 IN., CAP 48, SEAT SIZE 39/39, SEAT SPACING VARIES, LIFT-REAR

FLAT FLOOR



PURCHASED SEATS IN THIS UNIT ARE:
BT1 (3P)
GEN4 (3P)

* NOTE:
SEE SHEET 2 & 3 FOR
WC-TRACK INSTALLATION

* 164" : TOTAL TRACK
LENGTH (APPROXIMATELY)

* NOTE:
IT IS THE SELLING DEALER'S RESPONSIBILITY TO
ENSURE THAT ANY WHEELCHAIR TIE-DOWN SYSTEM
SPECIFIED AND DEPICTED ON THIS DRAWING MEETS
ALL DESTINATION STATE SPECIFICATIONS AND TO
ALSO ENSURE THAT THE WHEELCHAIRS CAN BE
PLACED AND REMOVED WITH RESPECT TO SEATS,
WHEELHOUSES, ETC.
POSSESSION OF THIS PRINT DOES NOT IN ANY WAY
OBLIGATE IC CORP. TO BUILD THE UNIT SHOWN.
WC TRACK SHOWN IS FOR REFERENCE ONLY.

THIS UNIT CONFORMS TO APPLICABLE FMVSS

50TKA/49001

INTERNATIONAL TRUCK AND ENGINE CORPORATION	
INTERNATIONAL TERRITORIAL PROPRIETARY	
EQUIPMENT: <input type="checkbox"/> LOCKN-TRUCK LICENSES: <input type="checkbox"/> FLD LICENSES: <input type="checkbox"/> ILL LICENSES: <input type="checkbox"/> IND LICENSES: <input type="checkbox"/> INJ LICENSES: <input type="checkbox"/> IOWA LICENSES: <input type="checkbox"/> KY LICENSES: <input type="checkbox"/> LA LICENSES: <input type="checkbox"/> ME LICENSES: <input type="checkbox"/> MI LICENSES: <input type="checkbox"/> MN LICENSES: <input type="checkbox"/> MO LICENSES: <input type="checkbox"/> NEB LICENSES: <input type="checkbox"/> NEV LICENSES: <input type="checkbox"/> NY LICENSES: <input type="checkbox"/> OH LICENSES: <input type="checkbox"/> OK LICENSES: <input type="checkbox"/> OR LICENSES: <input type="checkbox"/> PA LICENSES: <input type="checkbox"/> SD LICENSES: <input type="checkbox"/> TN LICENSES: <input type="checkbox"/> VA LICENSES: <input type="checkbox"/> WA LICENSES: <input type="checkbox"/> WI LICENSES: <input type="checkbox"/> WY	BODY PLAN PB10500 E-53 DX9082ADD1

			Bus Cost	Buyboard Fee		
Special Ed Buses	8	114,711	917,688	800	\$	918,488
Regular Ed Buses	12	111,527	1,338,324	800		1,339,124
						<u>2,257,612</u>
					\$	2,257,612



**Board of School Trustees
Mansfield Independent School District**

TITLE: Consider Resolution to Sell
Approximately 0.254-acre Parcel of Land
to Adjacent Developer

DATE: November 16, 2021

ACTION

BACKGROUND:

- The developers of a new Hoffbrau Steak and Grill House are requesting to purchase approximately .0254 acres of land at the Northeast corner of Vernon Newsom Stadium to accommodate additional of parking spaces.
- CDB(LLEGAL) The notice and bidding requirements set out above do not apply to the types of land and real property interests described below and owned by a district. The land and those interests described below may not be conveyed, sold, or exchanged for less than the fair market value of the land or interest unless the conveyance, sale, or exchange is with one or more abutting property owners who own the underlying fee simple. The fair market value is determined by an appraisal obtained by the district that owns the land or interest. The appraisal price is conclusive of the fair market value of the land or interest.
- An appraisal was performed on the parcel by an appraiser hired by the district.

CONSIDERATIONS:

- Without the additional parcel of land the developer will not be able to provide the required number of parking spaces for restaurant operation.

RECOMMENDATIONS:

The Superintendent recommends the sell of approximately .0254 acres of land located within and on the perimeter of Vernon Newsom Stadium in the amount of not less than \$106,000.00.

If the Board agrees, the motion would be:

“Move to approve resolution for the sell of .0254 acres of land within and on the perimeter of Vernon Newsom Stadium and grant the Superintendent the authority to execute all documents to cause the sell of such property.”

**MANSFIELD
INDEPENDENT SCHOOL DISTRICT**

RESOLUTION No. _____

**RESOLUTION OF THE BOARD OF TRUSTEES
OF MANSFIELD INDEPENDENT SCHOOL DISTRICT
AUTHORIZING THE SALE OF REAL PROPERTY**

WHEREAS, the Board of Trustees (the “Board”) of the Mansfield Independent School District (the “District”) is authorized by Texas Education Code §11.51 to govern and oversee the management of the public schools in the District; and

WHEREAS, under Texas Education Code §11.151(c) all rights and titles to the real property of the District are vested in the Board and their successors in office; and

WHEREAS, pursuant to Texas Education Code §§11.151(c) and 11.154(a), the Board may dispose of property that is no longer necessary for the operation of the District and may, by resolution, authorize the sale of such property; and

WHEREAS, the Board has determined that the Property is no longer needed for educational purposes and operation of the District; and

WHEREAS, pursuant to Texas Government Code §272.001 and Board Policy CDB (Legal), the District seeks to sell the Property; and

WHEREAS, the developer of adjacent property has offered to purchase the Property for not less than \$106,000.00; and

WHEREAS, the District seeks to sell the Property.

**NOW, THEREFORE, BE IT RESOLVED BY THE BOARD OF TRUSTEES OF THE
MANSFIELD INDEPENDENT SCHOOL DISTRICT THAT:**

RESOLVED, the Board fully authorizes the sale of the Property for the purchase price of not less than \$106,000.00, as the Property is no longer needed for the educational purposes and operation of the District; and

RESOLVED, the Board authorizes and directs the Superintendent or designee to execute all documents necessary to complete the sale and transfer the aforementioned Property to, pursuant to Texas Education Code §11.154 and Local Government Code §272.001.

PASSED AND APPROVED this _____ day of November, 2021, by the Board of Trustees for the Mansfield Independent School District.

By:

Michelle Newsom, Board President

Attest:

Randall Canedy, Board Secretary

Meeting: 10/26/2021 Regular Meeting 6:00 p.m.

Generated by: Julie Moye

1. Call to Order

The meeting was called to order at 6:00 p.m.

2. Roll Call

Board members present were: Michelle Newsom, Desiree Thomas, Randall Canedy, Keziah Farrar, Karen Marcucci, Warren Davis and Darrell Sneed.

3. Closed Session

1. Pursuant to Texas Government Code Section 551.074, to hear a complaint or charge against an officer or employee, or to deliberate the appointment, employment, evaluation, reassignment, duties, discipline or dismissal of a public officer or employee; 551.071, consultation with the Board's attorney; and 551.072, real property.

The Board of Trustees adjourned to closed session at 6:00 p.m. After a brief recess, closed session began at 6:05 p.m.

4. Reconvene

1. Reconvene to Public

The Board of Trustees reconvened to open session at 7:03 p.m.

5. Meeting Opening

1. Prayer

The prayer was led by Karen Marcucci.

2. Presentation of Colors by the Mansfield High School JROTC

The Presentation of Colors was presented by the Mansfield High School JROTC.

3. Pledges

The pledges were led by Keziah Farrar.

6. District Recognition

1. National Principals Month

The District honored school principals for their significant impact on the success and well-being of students.

2. Trusted Heroes Award

Leighann Spence, nurse at Thelma Jones Elementary School, and Victoria Webster, Director of STEM, were the Fall 2021 Texas Trust Hero Award winners for demonstrating excellence in supporting students and staff members.

7. Instructional Focus

1. Vision 2030 Student Scorecards -- Jennifer Powers
The Vision 2030 Student Scorecards presentation was given by Jennifer Powers, Executive Director of Guidance and Counseling.

8. Presentation

1. MISD COVID-19 Update -- Philip O'Neal
The MISD COVID-19 Update was presented by Philip O'Neal, Executive Director of Athletics.

9. Public Hearing -- FIRST Report

- The Public Hearing - FIRST Report was presented by Michele Trongaard, Associate Superintendent of Business and Finance. Board President, Michelle Newsom, opened the public hearing at 8:07 p.m. There were no public comments. The public hearing was closed at 8:08 p.m.**

10. Discussion

1. 2021 TASA/TASB Convention/Delegate Assembly
Karen Marcucci served as this year's TASB Delegate and led the 2021 TASA/TASB Convention/Delegate Assembly discussion.

11. Public Comments

1. The correct procedure for addressing the Board during Public Comments is as follows: Each speaker should address the Board from the podium microphone and state his or her name before speaking. All speakers will be limited to three minutes to make comments regarding items on the agenda. Copies of presentations should be made available to all trustees and the Superintendent. Board policy prohibits the discussion of complaints against district employees during an open forum.
Denise Lunski asked the Board not to approve Item 13.1 and recommended the use of clear backpacks by students. Mike Leyman asked the Board to support him as a candidate for the Tarrant Appraisal District Board of Directors.

12. Human Resources Report

1. Over 20 Years
Karen Marcucci recognized employees retiring or leaving the district with 20 or more years of service in public education.

2. Board Approved New Hires

Desiree Thomas made a motion to approve the Human Resources Report. Warren Davis seconded. The motion carried 7-0.

3. Introductions

Dr. Jennifer Stoecker, Assistant Superintendent of Human Resources, introduced the following new employees: Lari Barager, Director of Communications and Strategic Initiatives; Dr. Michelle Edwards-Scott, Executive Director of Special Populations; and Nikki Walls, ELAR 3-6 Instructional Coordinator.

13. Business Items Requiring Board Action

1. Consider and Approve Change in Policy FNF(LOCAL) on First Reading

Desiree Thomas made a motion to approve change in Policy FNF(LOCAL) on First Reading. Darrell Sneed seconded. The motion carried 7-0.

14. Consent Agenda

The Consent Agenda passed 7-0.

1. Consideration and Approval of Minutes from the 9/28/2021 Regular Board Meeting and 9/28/2021 Called Board Meeting

2. Consideration and Approval of Bid Proposals

3. Consideration and Approval of Budget Amendments

4. Consideration and Approval of Resolution 22-10 2021 Tax Roll

5. Consideration and Approval of LSG Quarterly Progress Tracker

6. Consideration and Approval of Student Health Advisory Committee Membership 2021-2022

7. Consideration and Approval of 2021-2022 T-TESS Appraisers

15. Superintendent's Report

There was no action taken on the items below.

1. Delinquent Tax Reports

2. Disbursement Reports

3. Financial Reports

4. Investment Reports

5. Property Tax Collection Report

6. EC Accountability

7. Enrollment Report

8. Attendance Percentage Report

9. Approved Student Trips

10. MISD Committees Report

Meeting: 10/26/2021 Regular Meeting 6:00 p.m.
Generated by: Julie Moye

11. Facility Rental Revenue Report
12. Resignations
13. Resignation Reasons
14. Superintendent New Hires
15. 2017 Bond Program Report

16. Adjourn

1. Adjourn

The meeting was adjourned at 8:55 p.m.



**Board of School Trustees
Mansfield Independent School District**

TITLE: Consideration and Approval of
Proposed Budget Amendments

DATE: November 16, 2021

ACTION

BACKGROUND:

The legal basis for budget development in Texas school districts is established in Sections 44.002 through 44.006 of the Texas Education Code. The Texas Education Code requires Board approval of the budget for the General Operating, Debt Service, and Food Service Funds. Board Resolution #22-03 permits the Superintendent or Associate Superintendent for Business and Finance to authorize routine budget revisions, adjustments and transfers necessary for the payment of District obligations throughout the fiscal year.

Any non-routine budget revisions, adjustments, and transfers which increase or decrease revenues and other financing sources and uses, along with the corresponding revisions in expenditures; or budget revisions, adjustments, and transfers which reduce or increase the fund balance of any related fund; or transfers between funds; or transactions exceeding \$500,000 must continue to be presented to the Board of Trustees for approval prior to processing.

A summary report of budget revisions, adjustments, and transfers approved and processed by the District in accordance with this resolution, listed by major function and funds, shall be submitted to the Board of Trustees for adoption/ratification on a monthly basis.

The attached amendments ensure compliance with state and local requirements.

Budget changes over \$500,000 for approval:

The beginning fund balance has been updated to actual now that the 2020-21 financials have been completed. A transfer out of \$8,000,000 from the General Fund balance to a Capital Projects Fund is proposed. This will designate the \$8,000,000 to be used for future capital projects throughout the district.

The proposed pay adjustments for clerical paraprofessionals will require an additional \$700,000 in the payroll budget. The \$700,000 has been split amongst the applicable functions.

Other budget changes:

Each year the maintenance department includes \$100,000 in their budget (function 51) to provide energy savings incentives to all campuses for energy conservation. The funds were transferred out of function 51 and transferred to the campus budgets (function 11 and 23) for the 2021-22 incentives.

Function 52 was increased by \$320,000 to fund the additional campus police officers contracted for the month of November.

The overall net effect on the budget is \$9,020,000.

CONSIDERATIONS:

General Fund amendments are primarily transfers between functions due to account code changes and department requirements.

RECOMMENDATION:

The Superintendent recommends that the Board approve and ratify the amendments to the 2021-2022 budgets as presented.

RECOMMENDED MOTION:

“Move to approve and ratify the budget amendments as presented.”

**Mansfield Independent School District
General Operating Budget
Amended Budget As of 11/16/21**

	Original Budget	Revised Budget	Amendments 11/16/2021	Proposed Amended Budget
REVENUES AND OTHER SOURCES:				
Local Revenues	\$ 181,932,142	\$ 181,932,142		\$ 181,932,142
State Program Revenues	157,601,332	157,884,939		157,884,939
Federal Program Revenues	2,700,000	3,550,600		3,550,600
Other Resources	-	15,000		15,000
Total Revenue and Other Resources	\$ 342,233,474	\$ 343,382,681	\$ -	\$ 343,382,681
EXPENDITURES:				
11 Instruction	\$ 203,086,399	\$ 204,778,002	\$ 396,474	\$ 205,174,476
12 Library & Media Services	3,961,965	4,112,349	7,086	4,119,435
Curriculum/Instructional Staff				
13 Development	4,873,732	4,929,000	10,688	4,939,688
21 Instructional Administration	4,639,454	4,640,474	27,636	4,668,110
23 School Leadership	20,234,031	20,439,908	206,098	20,646,006
31 Guidance & Counseling	10,449,446	10,554,073	11,472	10,565,545
33 Health Services	5,334,162	5,378,733	21,322	5,400,055
34 Student Transportation	16,640,833	16,702,914		16,702,914
35 Student Nutrition	12,000	12,000		12,000
Co-Curricular/Extra Curricular				
36 Activities	10,046,996	10,134,470	10,919	10,145,389
41 General Administration	7,965,366	8,013,111	39,899	8,053,010
51 Plant Maintenance & Operations	38,391,063	39,409,772	(100,000)	39,309,772
52 Security & Monitoring Services	6,628,656	6,816,680	386,011	7,202,691
53 Data Processing Services	8,157,822	9,659,103		9,659,103
61 Community Services	353,463	360,773	2,395	363,168
71 Debt Service/ Capital Lease	157,600	157,600		157,600
81 Facilities Acquisition and Construction	-	-		-
93 Shared Service Arrangement	-	-		-
95 Juvenile Justice Alternative Education	25,000	25,000		25,000
99 Other Intergovernmental Charges	1,275,486	1,275,486		1,275,486
00 Other Uses	-	-		-
Total Expenditures	\$ 342,233,474	\$ 347,399,448	\$ 1,020,000	\$ 348,419,448
Transfers In	\$ -	\$ -		-
Transfers Out	\$ -	\$ 15,000	\$ 8,000,000	8,015,000
NET OPERATING RESULTS	\$ -	\$ (4,031,767)	\$ (9,020,000)	\$ (13,051,767)
Beginning Fund Balance July 1, 2021	112,635,427	112,635,427		112,635,427
Projected Ending Fund Balance June 30, 2022	\$ 112,635,427	\$108,603,660		\$ 99,583,660

MANSFIELD INDEPENDENT SCHOOL DISTRICT
DEBT SERVICE
Amended Budget As of 11/16/21

	Original Budget	Amended Budget	Amendments 11/16/2021	Proposed Amended Budget
REVENUES AND OTHER SOURCES:				
Local Sources	\$ 62,386,011	\$ 62,386,011		\$ 62,386,011
State Sources	1,250,161	1,250,161		1,250,161
Federal Sources	-	-		-
	<hr/>	<hr/>	<hr/>	<hr/>
TOTAL REVENUES	\$ 63,636,172	\$ 63,636,172	\$ -	\$ 63,636,172
EXPENDITURES:				
71- Debt Administration-Principal	29,550,000	29,550,000		29,550,000
71- Debt Administration-Interest	34,036,172	33,715,172		33,715,172
71- Debt Administration-Fees	50,000	371,000		371,000
	<hr/>	<hr/>	<hr/>	<hr/>
TOTAL EXPENDITURES	\$ 63,636,172	\$ 63,636,172	\$ -	\$ 63,636,172
Other Resources	\$ -	\$ 48,736,729		\$ 48,736,729
Other Uses	-	(48,365,000)		\$ (48,365,000)
Transfers In/(Out)	-	-	-	-
	<hr/>	<hr/>	<hr/>	<hr/>
NET OPERATING RESULTS	\$ -	\$ 371,729	\$ -	\$ 371,729

MANSFIELD INDEPENDENT SCHOOL DISTRICT
SCHOOL NUTRITION OPERATING BUDGET
Amended Budget As of 11/16/21

	Original Budget	Amended Budget	Amendments 11/16/2021	Proposed Amended Budget
REVENUES AND OTHER SOURCES:				
Local Sources	\$ 6,985,000	\$ 6,985,000		\$ 6,985,000
State Sources	86,500	86,500		\$ 86,500
Federal Sources	10,598,650	17,538,487		17,538,487
	<u>10,598,650</u>	<u>17,538,487</u>		<u>17,538,487</u>
TOTAL REVENUES	\$ 17,670,150	\$ 24,609,987	\$ -	\$ 24,609,987
EXPENDITURES:				
Function 35 - Food Services	16,922,404	24,449,940		24,449,940
Function 51 - Plant Maintenance & Operations	304,867	304,867	-	304,867
	<u>304,867</u>	<u>304,867</u>	<u>-</u>	<u>304,867</u>
TOTAL EXPENDITURES	<u>\$ 17,227,271</u>	<u>\$ 24,754,807</u>	<u>\$ -</u>	<u>\$ 24,754,807</u>
Other Resources	\$ 25,000	\$ -	\$ -	-
Other Uses	-	-	-	-
Transfers In/(Out)	-	-	-	-
NET OPERATING RESULTS	<u>\$ 467,879</u>	<u>\$ (144,820)</u>	<u>\$ -</u>	<u>\$ (144,820)</u>



**Board of School Trustees
Mansfield Independent School District**

TITLE:
Consider Approval of Bids received in the
Month of October and November

DATE: November 16, 2021

ACTION

BACKGROUND:

Under Texas Education Code 44.031 "...all school district contracts, except contracts for the purchase of produce or vehicle fuel, valued at \$50,000 or more in the aggregate for each 12-month period shall be made by the method, of the following methods, that provides the best value for the district: (1) competitive bidding; (2) competitive sealed proposals; (3) a request for proposals, for services other than construction services; (4) an inter-local contract; (5) a design/build contract; (6) a contract to construct, rehabilitate, alter, or repair facilities that involves using a construction manager; or (7) a job order contract for the minor construction, repair, rehabilitation, or alteration of a facility; (8) the reverse auction procedure as defined by Section 2155.062(d), Government Code; or (9) the formation of a political subdivision corporation under Section 304.001, Local Government Code.

Compliance with Texas Education Code 44.031 is not required for purchases that are deemed sole source. Board approval is required if the expenditures exceeds \$50,000 per MISD Policy CH Local.

CONSIDERATION:

The following bids were received:

- 22-002 Miscellaneous Services and Equipment (Open-Ended)
- 22-004 Restaurant and Catering Services (Open-Ended)

RECOMMENDATION:

The Superintendent recommends that the Board approve bids received in the Month of October and November.

RECOMMENDED MOTION:

"Move to adopt the bids received during the Month of October and November."

Exhibit 1:

TITLE: Consider Approval of RFP 22-002 and RFP 22-004, Vendor Recommendation for Awarding Open-Ended Bids DATE: November 16, 2021

BACKGROUND:

We request that the MISD Board of Trustees approve the recommendations as made by the Purchasing Department. All documents related to:

- RFP 22-002 Miscellaneous Services and Equipment were received electronically through MISD e-Bid prior to the closing at 2:00 p.m. on June 30, 2022.
- RFP 22-004 Restaurants and Catering Services were received electronically through MISD e-Bid prior to the closing at 2:00 p.m. on June 21, 2022.

These proposals are open-ended with vendors approved and added throughout the proposal period.

RFPs:

The following bids were received for RFP's:

- 22-002 Miscellaneous Services and Equipment (Open-Ended)
 1. Horton Plumbing Inc.
 2. Student Conductor Inc.
- 22-004 Restaurant and Catering Services (Open-Ended)
 1. Babes Chicken Burleson



Board of School Trustees
Mansfield Independent School District

TITLE: 2021-2022 T-TESS Appraisers

DATE: November 16, 2021

ACTION

BACKGROUND:

At times throughout the school year, a T-TESS Appraiser List will be submitted for Board approval.

CONSIDERATIONS:

- Approve the 2021-2022 T-TESS appraisers.
- Do not approve the 2021-2022 T-TESS appraisers.

RECOMMENDATION:

The Superintendent recommends approval of the 2021-2022 T-TESS appraisers as presented.

If Board agrees the motion would be:

“Approve the 2021-2022 T-TESS appraisers.”



MISD 2021-2022 T-TESS APPRAISERS

NAME	TITLE	CAMPUS
Schwartz, Kimberly	Coordinator	Central Administration
Brooks, Rebecca	Coordinator	Central Administration



**Board of School Trustees
Mansfield Independent School District**

TITLE: Delinquent Tax Attorney Report

DATE: November 16, 2021

INFORMATION

BACKGROUND:

Delinquent tax attorneys, Linebarger, Goggan, Blair & Sampson, L.L.P., retained by Mansfield ISD generate an activity report every month through records received from Tarrant Appraisal District. The report for the month of October is presented to provide information on the 2020 tax roll.

The 2020 tax year percentage of collection through October 31, 2021 is 33.35% which represents four months of the tax collection year. The 2020 Adjusted Delinquent Tax Levy as of October 31, 2021, is \$2,018,400 (this includes (\$10,300) of recent adjustments for the month of October). The balance due as of October 31, 2021, is \$1,819,910.



LINEBARGER

ATTORNEYS AT LAW

Mansfield Independent School District

Report on Delinquent Tax Collections

Date:

November 12, 2021

Contact:

Charles E. Brady

Partner

100 Throckmorton, Suite #300

Fort Worth, TX 76102

817-877-4589

Direct 817-317-9506

Charles.Brady@lgbs.com

LINEBARGER GOGGAN BLAIR & SAMPSON, LLP

ATTORNEYS AT LAW

100 THROCKMORTON, SUITE #300
FORT WORTH, TEXAS 76102

817.877.4589
FAX 817.877.0601

November 12, 2021

Dr. Kimberley Cantu, Superintendent
Mansfield Independent School District
605 E. Broad Street.
Mansfield, TX 76063

Re: Activity Report on Delinquent Tax Collections for the month of October 2021

Dear Dr. Cantu:

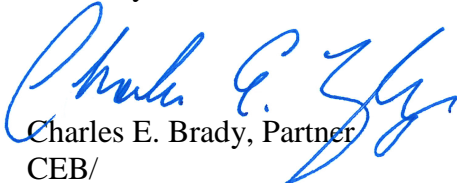
Linebarger Goggan Blair & Sampson, LLP, is pleased to provide the following information recapping our delinquent tax collection activity for the month of **October 2021** for our Mansfield Independent School District delinquent tax collection program. Please find the following items attached summarizing our efforts on your behalf.

- A) A report highlighting the **collection activities** we have undertaken on behalf of the Mansfield Independent School District.
- B) A report highlighting the **litigation activities** we have undertaken on behalf of the Mansfield Independent School District.
- C) An analysis of the Mansfield Independent School District combined delinquent tax roll by Property Types and Status of Accounts.

October's numbers were incredibly robust due to the annual certification of the tax roll and refunds issued being down considerably as a result. Net collections, minus over \$31,000 of refunds, was \$240,966. November and December are generally lower collection months due to the holidays and decreased sale activity for real estate; it is nice to get a good jump into this season with a very good month. Should you have any questions please contact Shannon Ortiz directly at (817) 317-9541 or myself at (817) 489-4062. We are always happy to explain our results and methodology.

Thank you for allowing us to be your partners! Happy Thanksgiving!!

Sincerely,


Charles E. Brady, Partner
CEB/

cc: Michele Trongaard, Associate Superintendent of Business & Finance
Mansfield Independent School District
605 E. Broad Street. #100
Mansfield, TX 76063

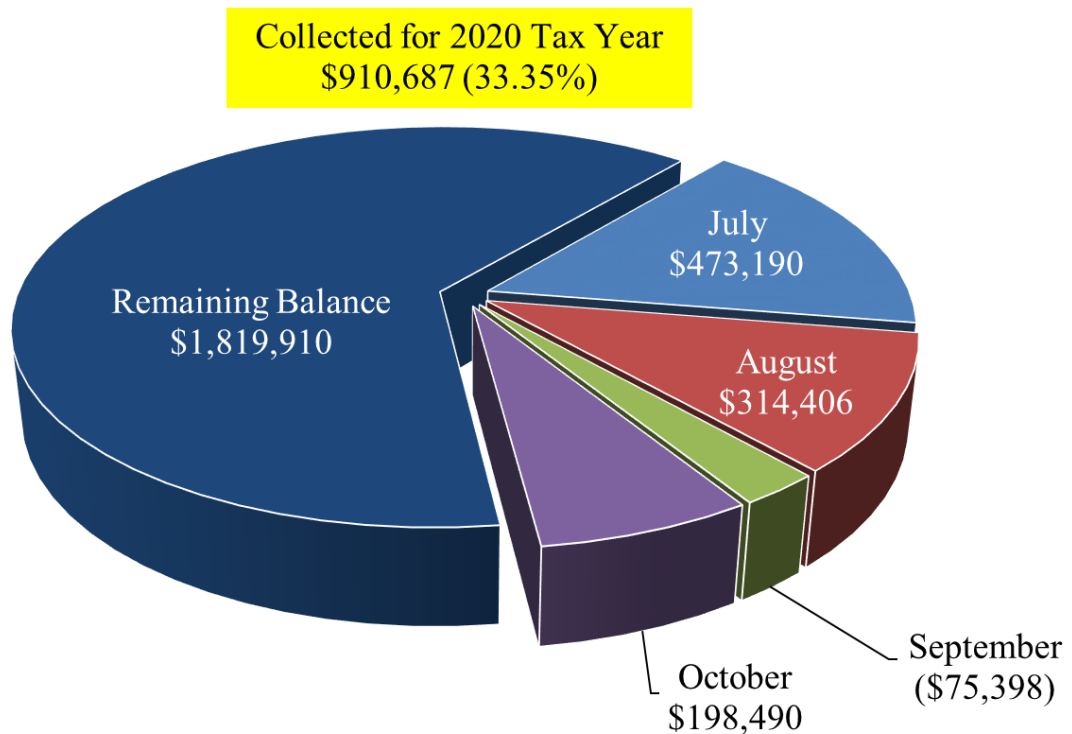
A. Collection Highlights

For the month of **October 2021**, our collection program resulted in **\$272,463 in delinquent taxes, penalty and interest** being collected for the District. The chart below breaks down the total collections and includes details about refunds. Refunds are irrespective of collection efforts and are used to illustrate the net impact of refunds on our collection results.

COLLECTIONS	
BASE TAX COLLECTIONS	\$223,615
BASE TAX REFUNDS	(\$31,018)
PENALTIES & INTEREST COLLECTIONS	\$48,848
PENALTIES & INTEREST REFUNDS	(\$480)
TOTAL NET COLLECTIONS	\$240,966

The 2020 Adjusted Delinquent Tax Levy as of October 31, 2021 for the Mansfield ISD is \$2,018,400 (this includes (\$10,300) of recent adjustments for the month of October). The amount collected for the month of October through October 31, 2021 is \$198,490. The 2020 tax year collection percentage through October 31, 2021 is 33.35%. The balance due as of October 31, 2021 is \$1,819,910.

MANSFIELD INDEPENDENT SCHOOL DISTRICT Collections from 7/1/21 - 10/31/21 (2020 Base Only)



Source: Information taken from data provided by the Tarrant County Tax Office to LGBS on November 5, 2021
Please note that remaining balance includes adjustments during the collection period.

B. Litigation Highlights

Aside from consistently supplementing our collection efforts with **telephone collection calls** to delinquent taxpayers to resolve their accounts, our activity this month includes:

LITIGATION	
# ACCOUNTS FILED	25
\$ ACCOUNTS FILED	\$619,713
# ACCOUNTS DISMISSED (PAID IN FULL)	1
\$ ACCOUNTS DISMISSED (PAID IN FULL)	\$414
# ACCOUNTS IN JUDGMENT	4
\$ ACCOUNTS IN JUDGMENT	\$15,275
# JUDGMENTS RELEASED	9
\$ JUDGMENTS RELEASED	\$24,358

Note - Due to trial setting scheduled at the end of each month, judgment figures reported are from previous month.

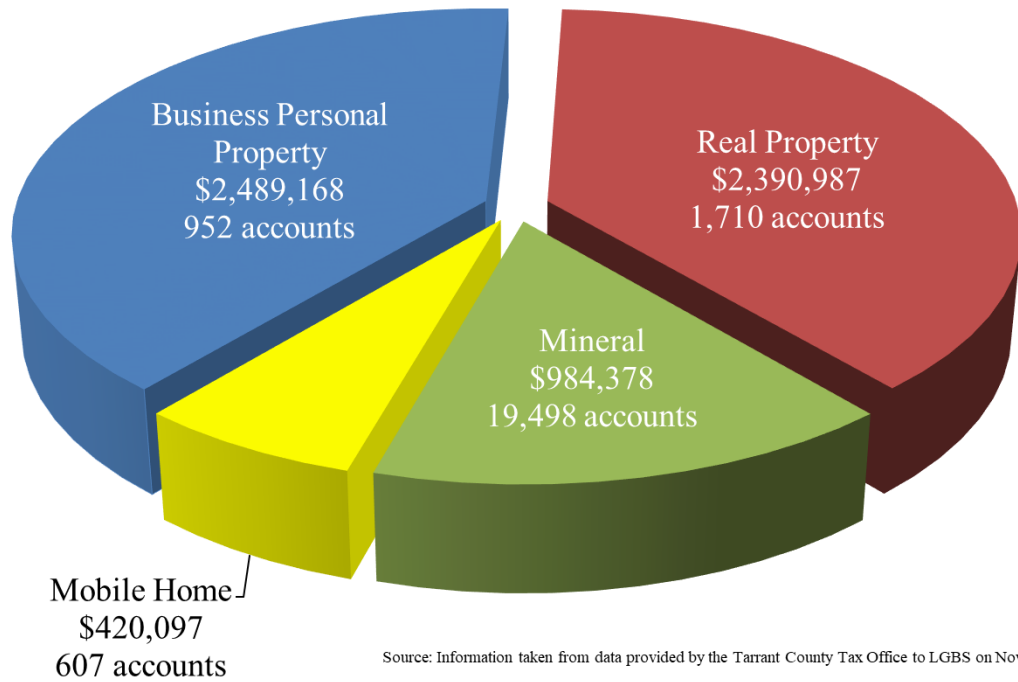
MAILINGS/BANKRUPTCY/SPECIAL EFFORTS	
# BNK PROOFS FILED	37
# CONSTABLE'S SALES SET	5
\$ CONSTABLE'S SALES SET	\$39,833

Note - Proof of Claims include total number of bankruptcy proof of claims filed on behalf of all LGB&S clients collected by the Tarrant County Tax Office.

C. Delinquent Tax Roll Analysis

As of October 2021, the Mansfield Independent School District combined delinquent tax roll by Property Types is as follows:

MANSFIELD INDEPENDENT SCHOOL DISTRICT Property Types (Base Only)



Source: Information taken from data provided by the Tarrant County Tax Office to LGBS on November 8, 2021



**Board of School Trustees
Mansfield Independent School District**

TITLE: Disbursement Reports

DATE: November 16, 2021

INFORMATION

BACKGROUND:

The District reports all checks written on a monthly basis. The disbursements are organized by fund and list the check date, payee, description of purchase, and amount.

CONSIDERATIONS:

The items listed in the Detail Disbursement Report include all payments for October 2021 with the exception of payroll, payroll liabilities, and manual wire payments. The payments listed on the Detail Disbursement Report are the result of payment generated documents such as purchase orders, check requests, etc.

An additional report of Disbursements Over \$25,000 is provided for items of interest with information on the expenditure.

The Summary Disbursement Report includes a summary by fund of the detail report and also includes manual wire payment detail for funds other than Payroll.

The Payroll Check Summary report provides summary information regarding net payroll for the month and payroll liability payments.

RECOMMENDATION:

None. For information only.

MANSFIELD INDEPENDENT SCHOOL DISTRICT

Fund Disbursement Report for 10/1/2021 through 10/31/2021

<u>DATE PAID</u>	<u>NAME</u>	<u>ITEM DESCRIPTION</u>	<u>AMOUNT</u>
181 - ATHLETIC FUND			
10/1/2021	ALVARADO, ARMANDO	MISCELLANEOUSCONTRACTED SERVIC	125.00
10/1/2021	ATCHISON, DON	MISCELLANEOUSCONTRACTED SERVIC	135.00
10/1/2021	BECK, DAVID	MISCELLANEOUSCONTRACTED SERVIC	95.00
10/1/2021	BEDFORD, CARTER	MISCELLANEOUSCONTRACTED SERVIC	115.00
10/1/2021	BETANCOURT, RAYMOND	MISCELLANEOUSCONTRACTED SERVIC	125.00
10/1/2021	BOEHNKE, KRISTINE	MISCELLANEOUSCONTRACTED SERVIC	40.00
10/1/2021	BREAUX, DANNY	MISCELLANEOUSCONTRACTED SERVIC	135.00
10/1/2021	BUFORD, BRIAN	MISCELLANEOUSCONTRACTED SERVIC	185.00
10/1/2021	BYRUM, CHRIS	MISCELLANEOUSCONTRACTED SERVIC	50.00
10/1/2021	COLWELL, SHAWN	MISCELLANEOUSCONTRACTED SERVIC	70.00
10/1/2021	CORONADO, PATRICIA	MISCELLANEOUSCONTRACTED SERVIC	110.00
10/1/2021	COX, CHARLES	MISCELLANEOUSCONTRACTED SERVIC	70.00
10/1/2021	CROWE, DRAFFORD	MISCELLANEOUSCONTRACTED SERVIC	95.00
10/1/2021	DAVIS, SCOTT	MISCELLANEOUSCONTRACTED SERVIC	135.00
10/1/2021	DAWSON, MARCUS	MISCELLANEOUSCONTRACTED SERVIC	125.00
10/1/2021	DIERKE, MICHAEL	MISCELLANEOUSCONTRACTED SERVIC	125.00
10/1/2021	GRIGGS, JERNARD	MISCELLANEOUSCONTRACTED SERVIC	125.00
10/1/2021	GROCE, DEJUAN	MISCELLANEOUSCONTRACTED SERVIC	115.00
10/1/2021	GUNTER, KAREN	MISCELLANEOUSCONTRACTED SERVIC	25.00
10/1/2021	HILL, DAVID	MISCELLANEOUSCONTRACTED SERVIC	115.00
10/1/2021	HOWELL, PATRICK	MISCELLANEOUSCONTRACTED SERVIC	115.00
10/1/2021	HOYLE, ADRIA	MISCELLANEOUSCONTRACTED SERVIC	50.00
10/1/2021	HUDGENS, NELVIN	MISCELLANEOUSCONTRACTED SERVIC	115.00
10/1/2021	JOHNSON, DAVID A	MISCELLANEOUSCONTRACTED SERVIC	115.00
10/1/2021	JOHNSON, GERALD	MISCELLANEOUSCONTRACTED SERVIC	125.00
10/1/2021	KAMP, THOMAS	MISCELLANEOUSCONTRACTED SERVIC	135.00
10/1/2021	LEE, LISA	MISCELLANEOUSCONTRACTED SERVIC	95.00
10/1/2021	MARTINEZ, INDIRA	MISCELLANEOUSCONTRACTED SERVIC	105.00
10/1/2021	MILLER, ALLIE	MISCELLANEOUSCONTRACTED SERVIC	95.00
10/1/2021	MOLINAR, MICHAEL	MISCELLANEOUSCONTRACTED SERVIC	115.00
10/1/2021	MOORE, THURMAN	MISCELLANEOUSCONTRACTED SERVIC	125.00
10/1/2021	MORGAN, ROCHELLE	MISCELLANEOUSCONTRACTED SERVIC	25.00
10/1/2021	PARKS, TOMMY	MISCELLANEOUSCONTRACTED SERVIC	125.00
10/1/2021	PATTERSON, DONNA	MISCELLANEOUSCONTRACTED SERVIC	95.00
10/1/2021	RODRIGUEZ, LORNA	MISCELLANEOUSCONTRACTED SERVIC	135.00
10/1/2021	STALLINS, DAVID	MISCELLANEOUSCONTRACTED SERVIC	95.00
10/1/2021	STANCE, MARK	MISCELLANEOUSCONTRACTED SERVIC	65.00
10/1/2021	SURSA, GAGE	MISCELLANEOUSCONTRACTED SERVIC	105.00
10/1/2021	VANDEBEREG, RANI	MISCELLANEOUSCONTRACTED SERVIC	135.00
10/1/2021	WALTON-STANLEY, CARL	MISCELLANEOUSCONTRACTED SERVIC	115.00
10/1/2021	WILLIAMS, SKOTT	MISCELLANEOUSCONTRACTED SERVIC	115.00
10/1/2021	WRIGHT, COREY	MISCELLANEOUSCONTRACTED SERVIC	110.00
10/5/2021	BSN SPORTS	GENERAL SUPPLIES	775.94
10/5/2021	CARDINAL'S SPORTS CENTER INC	GENERAL SUPPLIES	11,819.90
10/5/2021	COLDTUB	GENERAL SUPPLIES	242.65
10/5/2021	DESANTO, ROBERT	TRAVEL, TRAINING & SUBSISTENCE	165.00
10/5/2021	ENTERPRISE LEASING - TEXAS	TRAVEL AND SUBSISTENCE - STUDE	332.65
10/5/2021	GAIL'S FLAGS, INC	GENERAL SUPPLIES	373.00
10/5/2021	MANSFIELD ISD SUMMIT ATHLETIC BOOSTER	TRAVEL AND SUBSISTENCE - STUDE	-750.00
10/5/2021	MARTIN, JULIE	TRAVEL, TRAINING & SUBSISTENCE	473.52
10/5/2021	MEDCO SUPPLY, MASUNE & SURGICAL SUPP	GENERAL SUPPLIES	1,108.46
10/5/2021	PEREZ, SENEN	TRAVEL, TRAINING & SUBSISTENCE	272.00
10/5/2021	SAN ANGELO ISD - CENTRAL HS	TRAVEL AND SUBSISTENCE - STUDE	370.00
10/5/2021	SHERWIN-WILLIAMS 6732-3883-8-7528	GENERAL SUPPLIES	1,006.80
10/5/2021	STAPLES ADVANTAGE	GENERAL SUPPLIES	23.23

MANSFIELD INDEPENDENT SCHOOL DISTRICT

Fund Disbursement Report for 10/1/2021 through 10/31/2021

<u>DATE PAID</u>	<u>NAME</u>	<u>ITEM DESCRIPTION</u>	<u>AMOUNT</u>
181 - ATHLETIC FUND			
10/5/2021	WORKMAN, MATTHEW	TRAVEL, TRAINING & SUBSISTENCE	250.08
10/5/2021	YOUNG, JASON	TRAVEL, TRAINING & SUBSISTENCE	35.00
10/7/2021	ALERT SERVICES, INC	GENERAL SUPPLIES	5,537.95
10/7/2021	ALUMINUM ATHLETIC EQUIPMENT COMPANY	FURNITURE, EQUIPMENT & SOFTWARE	13,302.50
10/7/2021	ARLINGTON ISD - ARLINGTON HIGH SCHOOL	TRAVEL AND SUBSISTENCE - STUDENT	390.00
10/7/2021	CEDAR HILL ISD ATHLETICS	TRAVEL AND SUBSISTENCE - STUDENT	250.00
10/7/2021	COLDTUB	GENERAL SUPPLIES	199.50
10/7/2021	EAGLE MOUNTAIN-SAGINAW ISD ATHLETICS	TRAVEL AND SUBSISTENCE - STUDENT	525.00
10/7/2021	ENTERPRISE LEASING - TEXAS	TRAVEL AND SUBSISTENCE - STUDENT	723.00
10/7/2021	HEB ISD - TRINITY HIGH SCHOOL	TRAVEL AND SUBSISTENCE - STUDENT	440.00
10/7/2021	MAMA'S PIZZA	MISCELLANEOUS OPERATING COSTS	255.84
10/7/2021	MANSFIELD ISD SUMMIT ATHLETIC BOOSTER	TRAVEL AND SUBSISTENCE - STUDENT	245.00
10/7/2021	MANSFIELD ISD LAKE RIDGE ATHLETIC BOOSTER	TRAVEL AND SUBSISTENCE - STUDENT	100.00
10/7/2021	MEDCO SUPPLY, MASUNE & SURGICAL SUPPLY	GENERAL SUPPLIES	1,733.04
10/7/2021	MIDLOTHIAN ISD ATHLETICS	TRAVEL AND SUBSISTENCE - STUDENT	290.00
10/7/2021	NATIONAL INTERSCHOLASTIC ATHLETIC ADMINISTRATION	TRAVEL, TRAINING & SUBSISTENCE	680.00
10/7/2021	TRS	TEACHER RETIREMENT	10,151.09
10/8/2021	ACKER, MICHAEL	MISCELLANEOUS CONTRACTED SERVICE	120.00
10/8/2021	ANKNEY, ANDREW	MISCELLANEOUS CONTRACTED SERVICE	65.00
10/8/2021	ARRINGTON, BRIAN	MISCELLANEOUS CONTRACTED SERVICE	125.00
10/8/2021	BALDWIN, CARL	MISCELLANEOUS CONTRACTED SERVICE	55.00
10/8/2021	BANKS, ELIJAH	MISCELLANEOUS CONTRACTED SERVICE	65.00
10/8/2021	BARRETT, RAYMOND	MISCELLANEOUS CONTRACTED SERVICE	110.00
10/8/2021	BELL, KEVIN	MISCELLANEOUS CONTRACTED SERVICE	125.00
10/8/2021	BERLIN, KURT	MISCELLANEOUS CONTRACTED SERVICE	70.00
10/8/2021	BOYD, JEREMY	MISCELLANEOUS CONTRACTED SERVICE	120.00
10/8/2021	BRITTENUM, BRYSON	MISCELLANEOUS CONTRACTED SERVICE	125.00
10/8/2021	BRUCK, JASON	MISCELLANEOUS CONTRACTED SERVICE	125.00
10/8/2021	BURKE, RONALD	MISCELLANEOUS CONTRACTED SERVICE	100.00
10/8/2021	CARAWAY, CELSI	MISCELLANEOUS CONTRACTED SERVICE	90.00
10/8/2021	CHAMBERS, DONTAE	MISCELLANEOUS CONTRACTED SERVICE	50.00
10/8/2021	CLARK, DOMINIQUE	MISCELLANEOUS CONTRACTED SERVICE	110.00
10/8/2021	CLEGG, MONTY	MISCELLANEOUS CONTRACTED SERVICE	70.00
10/8/2021	COLWELL, SHAWN	MISCELLANEOUS CONTRACTED SERVICE	125.00
10/8/2021	CONRAD, ALEXANDER	MISCELLANEOUS CONTRACTED SERVICE	110.00
10/8/2021	COX, SAMMY	MISCELLANEOUS CONTRACTED SERVICE	350.00
10/8/2021	DAVENPORT, NED	MISCELLANEOUS CONTRACTED SERVICE	115.00
10/8/2021	DENBOW, RANDALL	MISCELLANEOUS CONTRACTED SERVICE	150.00
10/8/2021	FLOWERS, RYAN	MISCELLANEOUS CONTRACTED SERVICE	125.00
10/8/2021	GASSAWAY, WYATT	MISCELLANEOUS CONTRACTED SERVICE	175.00
10/8/2021	GLENN, RILEY	MISCELLANEOUS CONTRACTED SERVICE	125.00
10/8/2021	GUNTER, KAREN	MISCELLANEOUS CONTRACTED SERVICE	50.00
10/8/2021	HARGIS, CHERYL	MISCELLANEOUS CONTRACTED SERVICE	55.00
10/8/2021	HARGIS, LATOYA	MISCELLANEOUS CONTRACTED SERVICE	55.00
10/8/2021	HAWKINS, CHARLES	MISCELLANEOUS CONTRACTED SERVICE	125.00
10/8/2021	HOLMES, DEBRA	MISCELLANEOUS CONTRACTED SERVICE	55.00
10/8/2021	HOLMES, GREGORY	MISCELLANEOUS CONTRACTED SERVICE	65.00
10/8/2021	HOWELL, PATRICK	MISCELLANEOUS CONTRACTED SERVICE	65.00
10/8/2021	JACKSON, JAMIE	MISCELLANEOUS CONTRACTED SERVICE	110.00
10/8/2021	JACKSON, KEITH	MISCELLANEOUS CONTRACTED SERVICE	120.00
10/8/2021	JOHNSON, RODRICK	MISCELLANEOUS CONTRACTED SERVICE	170.00
10/8/2021	JOHNSON, TERRANCE	MISCELLANEOUS CONTRACTED SERVICE	50.00
10/8/2021	KINCHELOE, MICHAEL	MISCELLANEOUS CONTRACTED SERVICE	120.00
10/8/2021	KORNEGAY, JERMAINE	MISCELLANEOUS CONTRACTED SERVICE	115.00
10/8/2021	LANE, UNA	MISCELLANEOUS CONTRACTED SERVICE	90.00

MANSFIELD INDEPENDENT SCHOOL DISTRICT

Fund Disbursement Report for 10/1/2021 through 10/31/2021

<u>DATE PAID</u>	<u>NAME</u>	<u>ITEM DESCRIPTION</u>	<u>AMOUNT</u>
181 - ATHLETIC FUND			
10/8/2021	LAWS, BRANDON	MISCELLANEOUSCONTRACTED SERVIC	110.00
10/8/2021	LE, ALEX	MISCELLANEOUSCONTRACTED SERVIC	125.00
10/8/2021	LONG, IVAN	MISCELLANEOUSCONTRACTED SERVIC	125.00
10/8/2021	MAILLOUX, TREASURE	MISCELLANEOUSCONTRACTED SERVIC	35.00
10/8/2021	MAILLOUX, TREASURE	MISCELLANEOUSCONTRACTED SERVIC	115.00
10/8/2021	MARSHALL, SCOTT	MISCELLANEOUSCONTRACTED SERVIC	70.00
10/8/2021	MCGEE, MICHAEL	MISCELLANEOUSCONTRACTED SERVIC	120.00
10/8/2021	MILLER, DWIGHT	MISCELLANEOUSCONTRACTED SERVIC	125.00
10/8/2021	MIRALRIO, MARIA	MISCELLANEOUSCONTRACTED SERVIC	90.00
10/8/2021	MOLINAR, MICHAEL	MISCELLANEOUSCONTRACTED SERVIC	65.00
10/8/2021	OLIVARES, ART	MISCELLANEOUSCONTRACTED SERVIC	65.00
10/8/2021	PADILLA, KIERIN	MISCELLANEOUSCONTRACTED SERVIC	200.00
10/8/2021	PARKER, ROGER	MISCELLANEOUSCONTRACTED SERVIC	150.00
10/8/2021	PORTER, RYAN	MISCELLANEOUSCONTRACTED SERVIC	65.00
10/8/2021	REINWAND, SHANE	MISCELLANEOUSCONTRACTED SERVIC	65.00
10/8/2021	SCIFRES, RYAN	MISCELLANEOUSCONTRACTED SERVIC	125.00
10/8/2021	SEALS, RODNEY	MISCELLANEOUSCONTRACTED SERVIC	115.00
10/8/2021	SHAW, ERIC	MISCELLANEOUSCONTRACTED SERVIC	175.00
10/8/2021	SIEVERT, TYLER	MISCELLANEOUSCONTRACTED SERVIC	125.00
10/8/2021	SMITH, PAUL	MISCELLANEOUSCONTRACTED SERVIC	125.00
10/8/2021	SMITH, RODRICK	MISCELLANEOUSCONTRACTED SERVIC	250.00
10/8/2021	SMITH, RODNEY	MISCELLANEOUSCONTRACTED SERVIC	120.00
10/8/2021	STEELE, BARRY	MISCELLANEOUSCONTRACTED SERVIC	70.00
10/8/2021	STERNBERG, JOHN	MISCELLANEOUSCONTRACTED SERVIC	150.00
10/8/2021	STERNBERG, JOYCE	MISCELLANEOUSCONTRACTED SERVIC	150.00
10/8/2021	STEWART, SHANN	MISCELLANEOUSCONTRACTED SERVIC	200.00
10/8/2021	STRAUSE, LAURA	MISCELLANEOUSCONTRACTED SERVIC	55.00
10/8/2021	SUTHERLAND, NATHAN	MISCELLANEOUSCONTRACTED SERVIC	250.00
10/8/2021	TEAL, ROY	MISCELLANEOUSCONTRACTED SERVIC	125.00
10/8/2021	TRUESDALE, ROSE	MISCELLANEOUSCONTRACTED SERVIC	35.00
10/8/2021	WATKINS, DONNA	MISCELLANEOUSCONTRACTED SERVIC	40.00
10/8/2021	YATES, ROBERT	MISCELLANEOUSCONTRACTED SERVIC	120.00
10/8/2021	YOUNG, STEVEN	MISCELLANEOUSCONTRACTED SERVIC	120.00
10/8/2021	ZARAGOZA, BRYAN	MISCELLANEOUSCONTRACTED SERVIC	125.00
10/12/2021	AINSWORTH-KEEHN, KAY	MISCELLANEOUSCONTRACTED SERVIC	125.00
10/12/2021	ALLISON, MARK	MISCELLANEOUSCONTRACTED SERVIC	70.00
10/12/2021	ALVARADO, ARMANDO	MISCELLANEOUSCONTRACTED SERVIC	125.00
10/12/2021	ARLINGTON ISD - ARLINGTON HIGH SCHOOL	TRAVEL AND SUBSISTENCE - STUDE	390.00
10/12/2021	ATKINS, SUE	MISCELLANEOUSCONTRACTED SERVIC	120.00
10/12/2021	ATTRAVERSIAMO CASS	MISCELLANEOUSCONTRACTED SERVIC	110.00
10/12/2021	BALDWIN, CARL	MISCELLANEOUSCONTRACTED SERVIC	25.00
10/12/2021	BANKS, JAMES	MISCELLANEOUSCONTRACTED SERVIC	125.00
10/12/2021	BARBEE, DEWAYNE	MISCELLANEOUSCONTRACTED SERVIC	125.00
10/12/2021	BETANCOURT, RAYMOND	MISCELLANEOUSCONTRACTED SERVIC	135.00
10/12/2021	BOEHNKE, KRISTINE	MISCELLANEOUSCONTRACTED SERVIC	65.00
10/12/2021	BROWN, TIFFANY	MISCELLANEOUSCONTRACTED SERVIC	100.00
10/12/2021	BURKEEN, BRIAN	MISCELLANEOUSCONTRACTED SERVIC	115.00
10/12/2021	BYRUM, CHRIS	MISCELLANEOUSCONTRACTED SERVIC	85.00
10/12/2021	CARDINAL'S SPORTS CENTER INC	GENERAL SUPPLIES	8,037.21
10/12/2021	CASTILLO, SANTOS	MISCELLANEOUSCONTRACTED SERVIC	125.00
10/12/2021	CHAVEZ, KELLI	MISCELLANEOUSCONTRACTED SERVIC	125.00
10/12/2021	CLEAR, MICHAEL HALL	MISCELLANEOUSCONTRACTED SERVIC	70.00
10/12/2021	COLDTUB	GENERAL SUPPLIES	535.00
10/12/2021	COLWELL, SHAWN	MISCELLANEOUSCONTRACTED SERVIC	135.00
10/12/2021	DAVENPORT, NED	MISCELLANEOUSCONTRACTED SERVIC	70.00

MANSFIELD INDEPENDENT SCHOOL DISTRICT

Fund Disbursement Report for 10/1/2021 through 10/31/2021

<u>DATE PAID</u>	<u>NAME</u>	<u>ITEM DESCRIPTION</u>	<u>AMOUNT</u>
181 - ATHLETIC FUND			
10/12/2021	DAVIS, KEVIN	MISCELLANEOUSCONTRACTED SERVIC	125.00
10/12/2021	DIXON, GLEN	MISCELLANEOUSCONTRACTED SERVIC	250.00
10/12/2021	DUDLEY, UNDR	MISCELLANEOUSCONTRACTED SERVIC	115.00
10/12/2021	DUKE, KATRINA	MISCELLANEOUSCONTRACTED SERVIC	110.00
10/12/2021	ELLIS, RICHARD	MISCELLANEOUSCONTRACTED SERVIC	35.00
10/12/2021	FLOWERS, CYNTHIA	MISCELLANEOUSCONTRACTED SERVIC	65.00
10/12/2021	FORD, HOWARD	MISCELLANEOUSCONTRACTED SERVIC	75.00
10/12/2021	GARDNER, LORI	MISCELLANEOUSCONTRACTED SERVIC	125.00
10/12/2021	GARDNER, SHAMONICA	MISCELLANEOUSCONTRACTED SERVIC	105.00
10/12/2021	GEE, CALEIGH	MISCELLANEOUSCONTRACTED SERVIC	40.00
10/12/2021	GILLS, LAWANDA	MISCELLANEOUSCONTRACTED SERVIC	95.00
10/12/2021	GROCE, DEJUAN	MISCELLANEOUSCONTRACTED SERVIC	70.00
10/12/2021	HEB ISD - TRINITY HIGH SCHOOL	TRAVEL AND SUBSISTENCE - STUDE	245.00
10/12/2021	HENDRIX, TIMOTHY	MISCELLANEOUSCONTRACTED SERVIC	70.00
10/12/2021	HILL, DAVID	MISCELLANEOUSCONTRACTED SERVIC	65.00
10/12/2021	HOLMES, DEBRA	MISCELLANEOUSCONTRACTED SERVIC	25.00
10/12/2021	HOLMES, GREGORY	MISCELLANEOUSCONTRACTED SERVIC	185.00
10/12/2021	HOWELL, PATRICK	MISCELLANEOUSCONTRACTED SERVIC	125.00
10/12/2021	HOYLE, ADRIA	MISCELLANEOUSCONTRACTED SERVIC	25.00
10/12/2021	HUBBARD, KERA	MISCELLANEOUSCONTRACTED SERVIC	95.00
10/12/2021	HUDGENS, NELVIN	MISCELLANEOUSCONTRACTED SERVIC	115.00
10/12/2021	JASPER, ROBERT	MISCELLANEOUSCONTRACTED SERVIC	115.00
10/12/2021	JOHNSON, JEROME	MISCELLANEOUSCONTRACTED SERVIC	70.00
10/12/2021	JOHNSON, QUINCY	MISCELLANEOUSCONTRACTED SERVIC	115.00
10/12/2021	JONES, JASMINE	MISCELLANEOUSCONTRACTED SERVIC	25.00
10/12/2021	KAMP, THOMAS	MISCELLANEOUSCONTRACTED SERVIC	105.00
10/12/2021	KING, ERNEST	MISCELLANEOUSCONTRACTED SERVIC	125.00
10/12/2021	LACY, SHANETTE	MISCELLANEOUSCONTRACTED SERVIC	105.00
10/12/2021	LINSCOTT, JOHN	MISCELLANEOUSCONTRACTED SERVIC	135.00
10/12/2021	LOPEZ, PEDRO	MISCELLANEOUSCONTRACTED SERVIC	105.00
10/12/2021	MANSFIELD ISD SUMMIT ATHLETIC BOOSTER	TRAVEL AND SUBSISTENCE - STUDE	1,000.00
10/12/2021	MANSFIELD NATIONAL GOLF COURSE	TRAVEL AND SUBSISTENCE - STUDE	400.00
10/12/2021	MCCULLOUGH, CHARLIE	MISCELLANEOUSCONTRACTED SERVIC	35.00
10/12/2021	MCKINNEY, KENNETH	MISCELLANEOUSCONTRACTED SERVIC	220.00
10/12/2021	MOLINAR, MICHAEL	MISCELLANEOUSCONTRACTED SERVIC	125.00
10/12/2021	MUNDINE, WILLIE	MISCELLANEOUSCONTRACTED SERVIC	70.00
10/12/2021	NANNY, CLINTON	MISCELLANEOUSCONTRACTED SERVIC	125.00
10/12/2021	NEWMAN, DANA	MISCELLANEOUSCONTRACTED SERVIC	105.00
10/12/2021	NUGENT, DAVID	MISCELLANEOUSCONTRACTED SERVIC	115.00
10/12/2021	OLSON, TIMOTHY	MISCELLANEOUSCONTRACTED SERVIC	125.00
10/12/2021	PERRY, CARLA	MISCELLANEOUSCONTRACTED SERVIC	65.00
10/12/2021	PERRY, DERRICK	MISCELLANEOUSCONTRACTED SERVIC	65.00
10/12/2021	PORTER, RYAN	MISCELLANEOUSCONTRACTED SERVIC	115.00
10/12/2021	RANKIN, ASHLEY	MISCELLANEOUSCONTRACTED SERVIC	95.00
10/12/2021	REDDEHASE, STEVE	MISCELLANEOUSCONTRACTED SERVIC	110.00
10/12/2021	SOUTHERN OAKS COUNTRY CLUB	GENERAL SUPPLIES	1,275.00
10/12/2021	STALLINS, DAVID	MISCELLANEOUSCONTRACTED SERVIC	95.00
10/12/2021	STANCE, MARK	MISCELLANEOUSCONTRACTED SERVIC	115.00
10/12/2021	STERNBERG, JOHN	MISCELLANEOUSCONTRACTED SERVIC	40.00
10/12/2021	STERNBERG, JOYCE	MISCELLANEOUSCONTRACTED SERVIC	40.00
10/12/2021	SURSA, GAGE	MISCELLANEOUSCONTRACTED SERVIC	95.00
10/12/2021	THOMPSON, TREVOR	MISCELLANEOUSCONTRACTED SERVIC	110.00
10/12/2021	UNIVERSITY OF MARY HARDIN-BAYLOR, SCH	MISCELLANEOUS OPERATING COSTS	2,520.00
10/12/2021	WESLEY, MARK	MISCELLANEOUSCONTRACTED SERVIC	115.00
10/12/2021	WILLIAMS, KENNETH	MISCELLANEOUSCONTRACTED SERVIC	115.00

MANSFIELD INDEPENDENT SCHOOL DISTRICT

Fund Disbursement Report for 10/1/2021 through 10/31/2021

<u>DATE PAID</u>	<u>NAME</u>	<u>ITEM DESCRIPTION</u>	<u>AMOUNT</u>
181 - ATHLETIC FUND			
10/12/2021	WILLIAMS, SKOTT	MISCELLANEOUSCONTRACTED SERVIC	70.00
10/12/2021	WILLS, BETH	MISCELLANEOUSCONTRACTED SERVIC	135.00
10/12/2021	WOOLEY, ARCHIE	MISCELLANEOUSCONTRACTED SERVIC	135.00
10/12/2021	WORBINGTON, THOMAS	MISCELLANEOUSCONTRACTED SERVIC	105.00
10/15/2021	ALERT SERVICES, INC	GENERAL SUPPLIES	2,124.00
10/15/2021	ARLINGTON ISD - ARLINGTON HIGH SCHOOL	TRAVEL AND SUBSISTENCE - STUDE	195.00
10/15/2021	ARTA TRAVEL	TRAVEL, TRAINING & SUBSISTENCE	503.62
10/15/2021	CARDINAL'S SPORTS CENTER INC	GENERAL SUPPLIES	6,094.20
10/15/2021	CITIBANK	MISCELLANEOUS OPERATING COSTS	313.30
10/15/2021	CITIBANK	TRAVEL AND SUBSISTENCE - STUDE	200.00
10/15/2021	CITIBANK	TRAVEL, TRAINING & SUBSISTENCE	162.41
10/15/2021	COLDTUB	GENERAL SUPPLIES	99.75
10/15/2021	ENTERPRISE LEASING - TEXAS	TRAVEL AND SUBSISTENCE - STUDE	364.87
10/15/2021	GAIL'S FLAGS, INC	GENERAL SUPPLIES	1,798.00
10/15/2021	JASON'S DELI, MANSFIELD	MISCELLANEOUS OPERATING COSTS	315.00
10/15/2021	MANSFIELD ISD SUMMIT ATHLETIC BOOSTER	TRAVEL AND SUBSISTENCE - STUDE	535.00
10/15/2021	MANSFIELD ISD LAKE RIDGE ATHLETIC BOOS	TRAVEL AND SUBSISTENCE - STUDE	1,050.00
10/15/2021	OLD BRICKYARD GOLF COURSE	GENERAL SUPPLIES	1,250.00
10/15/2021	STAPLES ADVANTAGE	GENERAL SUPPLIES	118.17
10/15/2021	STAPLES ADVANTAGE	TECHNOLOGY EQUIPMENT<\$5000	52.98
10/19/2021	ARLINGTON ISD ATHLETICS	TRAVEL AND SUBSISTENCE - STUDE	250.00
10/19/2021	ARLINGTON ISD - SAM HOUSTON HIGH SCHO	TRAVEL AND SUBSISTENCE - STUDE	500.00
10/19/2021	BURLESON ISD ATHLETICS	TRAVEL AND SUBSISTENCE - STUDE	800.00
10/19/2021	CARDINAL'S SPORTS CENTER INC	GENERAL SUPPLIES	1,062.60
10/19/2021	CDW GOVERNMENT	COMPUTER SOFTWARE	324.74
10/19/2021	CDW GOVERNMENT	TECHNOLOGY EQUIPMENT<\$5000	1,326.58
10/19/2021	COLLEYVILLE HERITAGE HIGH SCHOOL	TRAVEL AND SUBSISTENCE - STUDE	650.00
10/19/2021	DALLAS MAVERICKS	TRAVEL AND SUBSISTENCE - STUDE	300.00
10/19/2021	ENTERPRISE LEASING - TEXAS	TRAVEL AND SUBSISTENCE - STUDE	104.00
10/19/2021	MANSFIELD ISD SUMMIT ATHLETIC BOOSTER	TRAVEL AND SUBSISTENCE - STUDE	300.00
10/19/2021	MANSFIELD ISD LEGACY HS BOOSTER CLUB	TRAVEL AND SUBSISTENCE - STUDE	900.00
10/19/2021	MANSFIELD OIL COMPANY	TRAVEL AND SUBSISTENCE - STUDE	416.67
10/21/2021	ALVARADO, ARMANDO	MISCELLANEOUSCONTRACTED SERVIC	70.00
10/21/2021	ANAYA, DOMINIC	MISCELLANEOUSCONTRACTED SERVIC	65.00
10/21/2021	ANTHONY, RETHA	MISCELLANEOUSCONTRACTED SERVIC	125.00
10/21/2021	ASKEY, TIWUANA	MISCELLANEOUSCONTRACTED SERVIC	220.00
10/21/2021	ATTRAVERSIAMO CASS	MISCELLANEOUSCONTRACTED SERVIC	135.00
10/21/2021	AWARDS 4 WINNERS	MISCELLANEOUS OPERATING COSTS	64.00
10/21/2021	BALDWIN, CARL	MISCELLANEOUSCONTRACTED SERVIC	25.00
10/21/2021	BANKS, JAMES	MISCELLANEOUSCONTRACTED SERVIC	140.00
10/21/2021	BARRETT, RAYMOND	MISCELLANEOUSCONTRACTED SERVIC	35.00
10/21/2021	BEDFORD, CARTER	MISCELLANEOUSCONTRACTED SERVIC	185.00
10/21/2021	BERLIN, KURT	MISCELLANEOUSCONTRACTED SERVIC	70.00
10/21/2021	BOEHNKE, KRISTINE	MISCELLANEOUSCONTRACTED SERVIC	65.00
10/21/2021	BROWN, TIFFANY	MISCELLANEOUSCONTRACTED SERVIC	110.00
10/21/2021	BUFORD, BRIAN	MISCELLANEOUSCONTRACTED SERVIC	300.00
10/21/2021	BYRUM, CHRIS	MISCELLANEOUSCONTRACTED SERVIC	120.00
10/21/2021	CAPPS RENT-A-CAR, INC	TRAVEL AND SUBSISTENCE - STUDE	134.45
10/21/2021	CARAWAY, CELSI	MISCELLANEOUSCONTRACTED SERVIC	35.00
10/21/2021	CARDINAL'S SPORTS CENTER INC	GENERAL SUPPLIES	8,717.50
10/21/2021	CARTER, BARRY	MISCELLANEOUSCONTRACTED SERVIC	125.00
10/21/2021	CARTER, JIMMY	MISCELLANEOUSCONTRACTED SERVIC	125.00
10/21/2021	CITIBANK	GENERAL SUPPLIES	574.91
10/21/2021	CLAY, MYRON	MISCELLANEOUSCONTRACTED SERVIC	65.00
10/21/2021	CLEGG, MONTY	MISCELLANEOUSCONTRACTED SERVIC	100.00

MANSFIELD INDEPENDENT SCHOOL DISTRICT

Fund Disbursement Report for 10/1/2021 through 10/31/2021

<u>DATE PAID</u>	<u>NAME</u>	<u>ITEM DESCRIPTION</u>	<u>AMOUNT</u>
181 - ATHLETIC FUND			
10/21/2021	COLDTUB	GENERAL SUPPLIES	1,391.75
10/21/2021	COLEMAN, CHRISTOPHER	MISCELLANEOUSCONTRACTED SERVIC	115.00
10/21/2021	COLEMAN, SAMUEL	MISCELLANEOUSCONTRACTED SERVIC	65.00
10/21/2021	COLWELL, SHAWN	MISCELLANEOUSCONTRACTED SERVIC	70.00
10/21/2021	CONRAD, ALEXANDER	MISCELLANEOUSCONTRACTED SERVIC	95.00
10/21/2021	CORONADO, PATRICIA	MISCELLANEOUSCONTRACTED SERVIC	160.00
10/21/2021	COX, CHARLES	MISCELLANEOUSCONTRACTED SERVIC	70.00
10/21/2021	CROWE, DRAFFORD	MISCELLANEOUSCONTRACTED SERVIC	135.00
10/21/2021	DAVENPORT, NED	MISCELLANEOUSCONTRACTED SERVIC	300.00
10/21/2021	DAVIS, SCOTT	MISCELLANEOUSCONTRACTED SERVIC	95.00
10/21/2021	DAWSON, MARCUS	MISCELLANEOUSCONTRACTED SERVIC	125.00
10/21/2021	DEAN, MARIAH	MISCELLANEOUSCONTRACTED SERVIC	125.00
10/21/2021	DELEON, JOSE	MISCELLANEOUSCONTRACTED SERVIC	115.00
10/21/2021	DENBOW, RANDALL	MISCELLANEOUSCONTRACTED SERVIC	95.00
10/21/2021	DUDLEY, UNDR	MISCELLANEOUSCONTRACTED SERVIC	70.00
10/21/2021	DUKE, KATRINA	MISCELLANEOUSCONTRACTED SERVIC	95.00
10/21/2021	ELLIS, RICHARD	MISCELLANEOUSCONTRACTED SERVIC	35.00
10/21/2021	ENTERPRISE LEASING - TEXAS	TRAVEL AND SUBSISTENCE - STUDE	402.81
10/21/2021	ENTERPRISE LEASING - TEXAS	TRAVEL, TRAINING & SUBSISTENCE	297.00
10/21/2021	FLOWERS, CYNTHIA	MISCELLANEOUSCONTRACTED SERVIC	65.00
10/21/2021	FORD, HOWARD	MISCELLANEOUSCONTRACTED SERVIC	50.00
10/21/2021	GASSAWAY, WYATT	MISCELLANEOUSCONTRACTED SERVIC	175.00
10/21/2021	GASTON, JAMES	MISCELLANEOUSCONTRACTED SERVIC	125.00
10/21/2021	GILLS, LAWANDA	MISCELLANEOUSCONTRACTED SERVIC	105.00
10/21/2021	GLENN, RILEY	MISCELLANEOUSCONTRACTED SERVIC	125.00
10/21/2021	GRIGGS, JERNARD	MISCELLANEOUSCONTRACTED SERVIC	115.00
10/21/2021	GROCE, DEJUAN	MISCELLANEOUSCONTRACTED SERVIC	140.00
10/21/2021	GUNTER, KAREN	MISCELLANEOUSCONTRACTED SERVIC	50.00
10/21/2021	HALL, LAMONT	MISCELLANEOUSCONTRACTED SERVIC	110.00
10/21/2021	HARGIS, CHERYL	MISCELLANEOUSCONTRACTED SERVIC	35.00
10/21/2021	HARGIS, LATOYA	MISCELLANEOUSCONTRACTED SERVIC	35.00
10/21/2021	HATTON, HANNAH	MISCELLANEOUSCONTRACTED SERVIC	220.00
10/21/2021	HAYES, DONALD	MISCELLANEOUSCONTRACTED SERVIC	95.00
10/21/2021	HELLAS CONSTRUCTION, INC.	CONTRACTED MAINTENANCE AND REP	715.00
10/21/2021	HILL, DAVID	MISCELLANEOUSCONTRACTED SERVIC	230.00
10/21/2021	HINTON, SUE	MISCELLANEOUSCONTRACTED SERVIC	125.00
10/21/2021	HOLLAND, DAVID	MISCELLANEOUSCONTRACTED SERVIC	175.00
10/21/2021	HOLMES, DEBRA	MISCELLANEOUSCONTRACTED SERVIC	90.00
10/21/2021	HOLMES, GREGORY	MISCELLANEOUSCONTRACTED SERVIC	185.00
10/21/2021	HUBBARD, KERA	MISCELLANEOUSCONTRACTED SERVIC	125.00
10/21/2021	HUNLEY, JAMES	MISCELLANEOUSCONTRACTED SERVIC	125.00
10/21/2021	JACKSON, DALTON	MISCELLANEOUSCONTRACTED SERVIC	115.00
10/21/2021	JACKSON, KEITH	MISCELLANEOUSCONTRACTED SERVIC	55.00
10/21/2021	JOHNSON, JEROME	MISCELLANEOUSCONTRACTED SERVIC	300.00
10/21/2021	JOHNSON, QUINCY	MISCELLANEOUSCONTRACTED SERVIC	240.00
10/21/2021	JOHNSON, RODRICK	MISCELLANEOUSCONTRACTED SERVIC	40.00
10/21/2021	JOHNSON, STEPHEN	MISCELLANEOUSCONTRACTED SERVIC	125.00
10/21/2021	JONES, ANTHONY	MISCELLANEOUSCONTRACTED SERVIC	105.00
10/21/2021	KINDRED, LIZA	MISCELLANEOUSCONTRACTED SERVIC	100.00
10/21/2021	KING, KATRINA	MISCELLANEOUSCONTRACTED SERVIC	40.00
10/21/2021	KORNEGAY, JERMAINE	MISCELLANEOUSCONTRACTED SERVIC	115.00
10/21/2021	LACY, SHANETTE	MISCELLANEOUSCONTRACTED SERVIC	75.00
10/21/2021	LANE, UNA	MISCELLANEOUSCONTRACTED SERVIC	55.00
10/21/2021	LAWS, BRANDON	MISCELLANEOUSCONTRACTED SERVIC	95.00
10/21/2021	LINSCOTT, JOHN	MISCELLANEOUSCONTRACTED SERVIC	135.00

MANSFIELD INDEPENDENT SCHOOL DISTRICT

Fund Disbursement Report for 10/1/2021 through 10/31/2021

<u>DATE PAID</u>	<u>NAME</u>	<u>ITEM DESCRIPTION</u>	<u>AMOUNT</u>
181 - ATHLETIC FUND			
10/21/2021	LUSINGER, TAMMY	TRAVEL, TRAINING & SUBSISTENCE	80.00
10/21/2021	MAILLOUX, TREASURE	MISCELLANEOUS CONTRACTED SERVIC	105.00
10/21/2021	MARTINEZ, INDIRA	MISCELLANEOUS CONTRACTED SERVIC	105.00
10/21/2021	MCCULLOUGH, CHARLIE	MISCELLANEOUS CONTRACTED SERVIC	35.00
10/21/2021	MCKINNEY, KENNETH	MISCELLANEOUS CONTRACTED SERVIC	110.00
10/21/2021	MEEKS, KENNETH	MISCELLANEOUS CONTRACTED SERVIC	65.00
10/21/2021	MIRALRIO, MARIA	MISCELLANEOUS CONTRACTED SERVIC	35.00
10/21/2021	MOLINAR, MICHAEL	MISCELLANEOUS CONTRACTED SERVIC	185.00
10/21/2021	MOORE, SID	MISCELLANEOUS CONTRACTED SERVIC	125.00
10/21/2021	MORGAN, DAVID	MISCELLANEOUS CONTRACTED SERVIC	260.00
10/21/2021	MUNDINE, WILLIE	MISCELLANEOUS CONTRACTED SERVIC	295.00
10/21/2021	NEWMAN, DANA	MISCELLANEOUS CONTRACTED SERVIC	115.00
10/21/2021	NUGENT, DAVID	MISCELLANEOUS CONTRACTED SERVIC	115.00
10/21/2021	OGUNBAMERY, COURAGE	MISCELLANEOUS CONTRACTED SERVIC	110.00
10/21/2021	OLSON, TIMOTHY	MISCELLANEOUS CONTRACTED SERVIC	95.00
10/21/2021	PADILLA, KIERIN	MISCELLANEOUS CONTRACTED SERVIC	75.00
10/21/2021	PARKER, ROGER	MISCELLANEOUS CONTRACTED SERVIC	135.00
10/21/2021	PATIENCE, KEVIN	MISCELLANEOUS CONTRACTED SERVIC	240.00
10/21/2021	RANKIN, ASHLEY	MISCELLANEOUS CONTRACTED SERVIC	55.00
10/21/2021	REBSTOCK, KENNETH	MISCELLANEOUS CONTRACTED SERVIC	110.00
10/21/2021	REYES, JASON	MISCELLANEOUS CONTRACTED SERVIC	245.00
10/21/2021	RHOADES, DEBRA	MISCELLANEOUS CONTRACTED SERVIC	125.00
10/21/2021	RICHARDSON, ERIC	MISCELLANEOUS CONTRACTED SERVIC	125.00
10/21/2021	RUSK, GREG	MISCELLANEOUS CONTRACTED SERVIC	125.00
10/21/2021	SAKER, CHARLES	MISCELLANEOUS CONTRACTED SERVIC	70.00
10/21/2021	SCHUSTER, MICHAEL	MISCELLANEOUS CONTRACTED SERVIC	70.00
10/21/2021	SEALS, RODNEY	MISCELLANEOUS CONTRACTED SERVIC	240.00
10/21/2021	SHORT, KENDTRELL	MISCELLANEOUS CONTRACTED SERVIC	40.00
10/21/2021	SMITH, RODRICK	MISCELLANEOUS CONTRACTED SERVIC	200.00
10/21/2021	SMITH, RODNEY	MISCELLANEOUS CONTRACTED SERVIC	70.00
10/21/2021	STARNES, DAVID	TRAVEL, TRAINING & SUBSISTENCE	97.21
10/21/2021	STATEN, JULES	MISCELLANEOUS CONTRACTED SERVIC	205.00
10/21/2021	STERNBERG, JOHN	MISCELLANEOUS CONTRACTED SERVIC	95.00
10/21/2021	STERNBERG, JOYCE	MISCELLANEOUS CONTRACTED SERVIC	95.00
10/21/2021	STEWART, SHANN	MISCELLANEOUS CONTRACTED SERVIC	100.00
10/21/2021	SURSA, GAGE	MISCELLANEOUS CONTRACTED SERVIC	105.00
10/21/2021	SUTHERLAND, NATHAN	MISCELLANEOUS CONTRACTED SERVIC	125.00
10/21/2021	TARVER, REECE	MISCELLANEOUS CONTRACTED SERVIC	125.00
10/21/2021	TOMME, MATTHEW	MISCELLANEOUS CONTRACTED SERVIC	135.00
10/21/2021	UMANZOR, JASON	MISCELLANEOUS CONTRACTED SERVIC	65.00
10/21/2021	VACCARO, PETER	MISCELLANEOUS CONTRACTED SERVIC	125.00
10/21/2021	VINES, MAURICE	MISCELLANEOUS CONTRACTED SERVIC	185.00
10/21/2021	WATKINS, DONNA	MISCELLANEOUS CONTRACTED SERVIC	55.00
10/21/2021	WEAVER, ALLYSON	MISCELLANEOUS CONTRACTED SERVIC	55.00
10/21/2021	WILLIAMS, KENNETH	MISCELLANEOUS CONTRACTED SERVIC	180.00
10/21/2021	WILLIAMS, SKOTT	MISCELLANEOUS CONTRACTED SERVIC	115.00
10/21/2021	WORBINGTON, THOMAS	MISCELLANEOUS CONTRACTED SERVIC	95.00
10/21/2021	WRIGHT, COREY	MISCELLANEOUS CONTRACTED SERVIC	125.00
10/21/2021	WYLIE, LAYNE	MISCELLANEOUS CONTRACTED SERVIC	50.00
10/26/2021	AGUILAR, STEVE	MISCELLANEOUS CONTRACTED SERVIC	135.00
10/26/2021	ALVORD, RICHARD	MISCELLANEOUS CONTRACTED SERVIC	155.00
10/26/2021	ARLINGTON ISD - SAM HOUSTON HIGH SCHO	TRAVEL AND SUBSISTENCE - STUDE	250.00
10/26/2021	ASKEY, TIWUANA	MISCELLANEOUS CONTRACTED SERVIC	135.00
10/26/2021	ATTRAVERSIAMO CASS	MISCELLANEOUS CONTRACTED SERVIC	95.00
10/26/2021	BAGG, PARKER	MISCELLANEOUS CONTRACTED SERVIC	115.00

MANSFIELD INDEPENDENT SCHOOL DISTRICT

Fund Disbursement Report for 10/1/2021 through 10/31/2021

<u>DATE PAID</u>	<u>NAME</u>	<u>ITEM DESCRIPTION</u>	<u>AMOUNT</u>
181 - ATHLETIC FUND			
10/26/2021	BALDWIN, CARL	MISCELLANEOUSCONTRACTED SERVIC	55.00
10/26/2021	BARRETT, RAYMOND	MISCELLANEOUSCONTRACTED SERVIC	35.00
10/26/2021	BEDFORD, CARTER	MISCELLANEOUSCONTRACTED SERVIC	225.00
10/26/2021	BETANCOURT, RAYMOND	MISCELLANEOUSCONTRACTED SERVIC	105.00
10/26/2021	BOEHNKE, KRISTINE	MISCELLANEOUSCONTRACTED SERVIC	40.00
10/26/2021	BOLD, MATTHEW	TRAVEL, TRAINING & SUBSISTENCE	436.29
10/26/2021	BRICE, BRANDON	MISCELLANEOUSCONTRACTED SERVIC	115.00
10/26/2021	BROCCOLI, JERRY	MISCELLANEOUSCONTRACTED SERVIC	115.00
10/26/2021	BUFORD, BRIAN	MISCELLANEOUSCONTRACTED SERVIC	155.00
10/26/2021	BURKE, RONALD	MISCELLANEOUSCONTRACTED SERVIC	100.00
10/26/2021	BYRUM, CHRIS	MISCELLANEOUSCONTRACTED SERVIC	50.00
10/26/2021	CALVERT, SHAY	MISCELLANEOUSCONTRACTED SERVIC	95.00
10/26/2021	CARAWAY, CELSI	MISCELLANEOUSCONTRACTED SERVIC	65.00
10/26/2021	CARDINAL'S SPORTS CENTER INC	GENERAL SUPPLIES	14,039.57
10/26/2021	CDW GOVERNMENT	COMPUTER SOFTWARE	96.00
10/26/2021	CLAYTON, JERRY	MISCELLANEOUSCONTRACTED SERVIC	125.00
10/26/2021	CLEGG, MONTY	MISCELLANEOUSCONTRACTED SERVIC	50.00
10/26/2021	CLOUGH, RICHARD	MISCELLANEOUSCONTRACTED SERVIC	125.00
10/26/2021	COLEMAN, SAMUEL	MISCELLANEOUSCONTRACTED SERVIC	70.00
10/26/2021	CONRAD, ALEXANDER	MISCELLANEOUSCONTRACTED SERVIC	55.00
10/26/2021	COOPER, JEFFERY	MISCELLANEOUSCONTRACTED SERVIC	155.00
10/26/2021	DAVENPORT, NED	MISCELLANEOUSCONTRACTED SERVIC	125.00
10/26/2021	DAVIS, MICHAEL	MISCELLANEOUSCONTRACTED SERVIC	115.00
10/26/2021	DELEON, JOSE	MISCELLANEOUSCONTRACTED SERVIC	70.00
10/26/2021	DENBOW, RANDALL	MISCELLANEOUSCONTRACTED SERVIC	55.00
10/26/2021	DUDLEY, UNRA	MISCELLANEOUSCONTRACTED SERVIC	70.00
10/26/2021	DUKE, KATRINA	MISCELLANEOUSCONTRACTED SERVIC	110.00
10/26/2021	EATMON, TRAVIS	TRAVEL, TRAINING & SUBSISTENCE	35.00
10/26/2021	ELLIS, RICHARD	MISCELLANEOUSCONTRACTED SERVIC	35.00
10/26/2021	FARMER, DUSTIN	MISCELLANEOUSCONTRACTED SERVIC	155.00
10/26/2021	FRANKLIN, PHILLIP	MISCELLANEOUSCONTRACTED SERVIC	110.00
10/26/2021	GEE, WILLIAM	MISCELLANEOUSCONTRACTED SERVIC	135.00
10/26/2021	GIVENS, ELMER RAY	MISCELLANEOUSCONTRACTED SERVIC	115.00
10/26/2021	GLENN, RILEY	MISCELLANEOUSCONTRACTED SERVIC	125.00
10/26/2021	GRIGGS, JERNARD	MISCELLANEOUSCONTRACTED SERVIC	125.00
10/26/2021	GUNTER, KAREN	MISCELLANEOUSCONTRACTED SERVIC	50.00
10/26/2021	HARGIS, CHERYL	MISCELLANEOUSCONTRACTED SERVIC	55.00
10/26/2021	HARGIS, LATOYA	MISCELLANEOUSCONTRACTED SERVIC	55.00
10/26/2021	HILL, DAVID	MISCELLANEOUSCONTRACTED SERVIC	65.00
10/26/2021	HOGUE, JOSHUA	TRAVEL, TRAINING & SUBSISTENCE	206.90
10/26/2021	HOLMES, DEBRA	MISCELLANEOUSCONTRACTED SERVIC	40.00
10/26/2021	HOLMES, GREGORY	MISCELLANEOUSCONTRACTED SERVIC	135.00
10/26/2021	HUNLEY, JAMES	MISCELLANEOUSCONTRACTED SERVIC	95.00
10/26/2021	IRVING ISD ATHLETICS	TRAVEL AND SUBSISTENCE - STUDE	250.00
10/26/2021	JACKSON, DUANE	MISCELLANEOUSCONTRACTED SERVIC	70.00
10/26/2021	JACKSON, JAMIE	MISCELLANEOUSCONTRACTED SERVIC	55.00
10/26/2021	JACKSON, KEITH	MISCELLANEOUSCONTRACTED SERVIC	55.00
10/26/2021	JENKINS, KENDALL	MISCELLANEOUSCONTRACTED SERVIC	70.00
10/26/2021	JOHNSON, JEROME	MISCELLANEOUSCONTRACTED SERVIC	125.00
10/26/2021	JOHNSON, NICHOLAS	TRAVEL, TRAINING & SUBSISTENCE	436.29
10/26/2021	JOHNSON, TERRANCE	MISCELLANEOUSCONTRACTED SERVIC	50.00
10/26/2021	JONES, ANTHONY	MISCELLANEOUSCONTRACTED SERVIC	105.00
10/26/2021	KAHLA, BLAKE	TRAVEL, TRAINING & SUBSISTENCE	113.71
10/26/2021	LANE, UNA	MISCELLANEOUSCONTRACTED SERVIC	35.00
10/26/2021	LANGLEY, ROBIN	MISCELLANEOUSCONTRACTED SERVIC	95.00

MANSFIELD INDEPENDENT SCHOOL DISTRICT

Fund Disbursement Report for 10/1/2021 through 10/31/2021

<u>DATE PAID</u>	<u>NAME</u>	<u>ITEM DESCRIPTION</u>	<u>AMOUNT</u>
181 - ATHLETIC FUND			
10/26/2021	LAWS, BRANDON	MISCELLANEOUSCONTRACTED SERVIC	55.00
10/26/2021	LONG, IVAN	MISCELLANEOUSCONTRACTED SERVIC	0.00
10/26/2021	MAGNOLIA ISD - MAGNOLIA HIGH SCHOOL	TRAVEL AND SUBSISTENCE - STUDE	350.00
10/26/2021	MAILLOUX, TREASURE	MISCELLANEOUSCONTRACTED SERVIC	55.00
10/26/2021	MAILLOUX, TREASURE	MISCELLANEOUSCONTRACTED SERVIC	60.00
10/26/2021	MARTINEZ, DANIEL	MISCELLANEOUSCONTRACTED SERVIC	175.00
10/26/2021	MCBRIDE, BENJAMIN	MISCELLANEOUSCONTRACTED SERVIC	175.00
10/26/2021	MCLAUGHLIN, DONALD	MISCELLANEOUSCONTRACTED SERVIC	175.00
10/26/2021	MEDCO SUPPLY, MASUNE & SURGICAL SUPP	GENERAL SUPPLIES	172.68
10/26/2021	MIRALRIO, MARIA	MISCELLANEOUSCONTRACTED SERVIC	65.00
10/26/2021	MOORE, THURMAN	MISCELLANEOUSCONTRACTED SERVIC	70.00
10/26/2021	MULINAX, ANDRE	MISCELLANEOUSCONTRACTED SERVIC	65.00
10/26/2021	OLSON, TIMOTHY	MISCELLANEOUSCONTRACTED SERVIC	125.00
10/26/2021	PADILLA, KIERIN	MISCELLANEOUSCONTRACTED SERVIC	125.00
10/26/2021	PARKER, ROGER	MISCELLANEOUSCONTRACTED SERVIC	55.00
10/26/2021	PIONEER MANUFACTURING COMPANY, PIONI	GENERAL SUPPLIES	1,795.30
10/26/2021	REDDEHASE, STEVE	MISCELLANEOUSCONTRACTED SERVIC	105.00
10/26/2021	RHOADES, DEBRA	MISCELLANEOUSCONTRACTED SERVIC	125.00
10/26/2021	RUSSELL, JAMES	MISCELLANEOUSCONTRACTED SERVIC	70.00
10/26/2021	SALAZAR, JUAN	TRAVEL, TRAINING & SUBSISTENCE	113.00
10/26/2021	SAWYER, RAMSEY	MISCELLANEOUSCONTRACTED SERVIC	50.00
10/26/2021	SCIFRES, RYAN	MISCELLANEOUSCONTRACTED SERVIC	125.00
10/26/2021	SERIE, ANDREW	TRAVEL, TRAINING & SUBSISTENCE	276.00
10/26/2021	SHAW, CARWIN	MISCELLANEOUSCONTRACTED SERVIC	155.00
10/26/2021	SHAW, ERIC	MISCELLANEOUSCONTRACTED SERVIC	175.00
10/26/2021	SHORT, KENDTRELL	MISCELLANEOUSCONTRACTED SERVIC	40.00
10/26/2021	SMITH, RODRICK	MISCELLANEOUSCONTRACTED SERVIC	125.00
10/26/2021	STERNBERG, JOHN	MISCELLANEOUSCONTRACTED SERVIC	55.00
10/26/2021	STEWART, SHANN	MISCELLANEOUSCONTRACTED SERVIC	100.00
10/26/2021	STRAUSE, LAURA	MISCELLANEOUSCONTRACTED SERVIC	55.00
10/26/2021	SUTHERLAND, NATHAN	MISCELLANEOUSCONTRACTED SERVIC	125.00
10/26/2021	TAYLOR, RICHARD	MISCELLANEOUSCONTRACTED SERVIC	115.00
10/26/2021	THOMPSON, TREVOR	MISCELLANEOUSCONTRACTED SERVIC	135.00
10/26/2021	TRUESDALE, ROSE	MISCELLANEOUSCONTRACTED SERVIC	35.00
10/26/2021	WACO ISD - ATHLETICS	MISCELLANEOUS OPERATING COSTS	2,416.15
10/26/2021	WAGNER, TOM	MISCELLANEOUSCONTRACTED SERVIC	95.00
10/26/2021	WATKINS, DONNA	MISCELLANEOUSCONTRACTED SERVIC	35.00
10/26/2021	WEAVER, ALLYSON	MISCELLANEOUSCONTRACTED SERVIC	55.00
10/26/2021	WESLEY, MARK	MISCELLANEOUSCONTRACTED SERVIC	105.00
10/26/2021	WILLIAMS, ARTHUR	MISCELLANEOUSCONTRACTED SERVIC	115.00
10/26/2021	WILLIAMS, MARCUS	MISCELLANEOUSCONTRACTED SERVIC	65.00
10/26/2021	WILLS, BETH	MISCELLANEOUSCONTRACTED SERVIC	95.00
10/26/2021	WOLBERS, ROBERT	MISCELLANEOUSCONTRACTED SERVIC	125.00
10/26/2021	WRIGHT, COREY	MISCELLANEOUSCONTRACTED SERVIC	260.00
10/26/2021	WROE, DAN	MISCELLANEOUSCONTRACTED SERVIC	155.00
10/28/2021	CARDINAL'S SPORTS CENTER INC	GENERAL SUPPLIES	8,432.70
10/28/2021	CHICK-FIL-A #01021, N WALNUT CREEK	MISCELLANEOUS OPERATING COSTS	675.00
10/28/2021	ENTERPRISE LEASING - TEXAS	TRAVEL AND SUBSISTENCE - STUDE	151.00
10/28/2021	MEDCO SUPPLY, MASUNE & SURGICAL SUPP	GENERAL SUPPLIES	24.54
10/28/2021	MOORE, SID	MISCELLANEOUSCONTRACTED SERVIC	0.00
10/29/2021	MIDLAND INDEPENDENT SCHOOL DISTRICT	GENERAL SUPPLIES	-185.00
10/29/2021	MIDLAND INDEPENDENT SCHOOL DISTRICT	TRAVEL AND SUBSISTENCE - STUDE	-190.00
181 - ATHLETIC FUND			172,334.01

191 - CAPITAL OUTLAY

MANSFIELD INDEPENDENT SCHOOL DISTRICT

Fund Disbursement Report for 10/1/2021 through 10/31/2021

<u>DATE PAID</u>	<u>NAME</u>	<u>ITEM DESCRIPTION</u>	<u>AMOUNT</u>
191 - CAPITAL OUTLAY			
10/5/2021	MUSIC AND ARTS CENTER - ATTN: ACCOUNTS	GENERAL SUPPLIES	7,010.15
10/5/2021	ROMEO MUSIC LLC	GENERAL SUPPLIES	7,596.00
10/7/2021	MUSIC AND ARTS CENTER - ATTN: ACCOUNTS	FURNITURE, EQUIPMENT & SOFTWARE	3,057.21
10/7/2021	MUSIC AND ARTS CENTER - ATTN: ACCOUNTS	GENERAL SUPPLIES	34,458.63
10/12/2021	WEST MUSIC COMPANY	DEFERRED EXPENDITURES/EXPENSES	69.05
10/12/2021	WEST MUSIC COMPANY	FURNITURE, EQUIPMENT & SOFTWARE	11,955.88
10/12/2021	WEST MUSIC COMPANY	GENERAL SUPPLIES	106.44
10/15/2021	KINETRIC INC., DBA POLYPRINTER	MISCELLANEOUS CONTRACTED SERVICE	275.00
10/21/2021	LONE STAR PERCUSSION	FURNITURE, EQUIPMENT & SOFTWARE	251.89
10/21/2021	LONE STAR PERCUSSION	GENERAL SUPPLIES	103.32
10/26/2021	EDUCATION LOGISTICS, INC	FURNITURE, EQUIPMENT & SOFTWARE	22,563.34
10/26/2021	LONE STAR PERCUSSION	FURNITURE, EQUIPMENT & SOFTWARE	12,417.68
10/26/2021	LONE STAR PERCUSSION	GENERAL SUPPLIES	5,093.36
10/28/2021	EDUCATION LOGISTICS, INC	FURNITURE, EQUIPMENT & SOFTWARE	28,291.97
		191 - CAPITAL OUTLAY	133,249.92
195 - ADVERTISING FUND			
10/5/2021	HOME DEPOT	OTHER SUPPLIES FOR M&O	1,536.78
10/5/2021	STAPLES ADVANTAGE	GENERAL SUPPLIES	41.03
10/5/2021	STAPLES ADVANTAGE	MISCELLANEOUS OPERATING COSTS	145.69
10/5/2021	UPSTAGE CENTER, INC	MISCELLANEOUS CONTRACTED SERVICE	10,528.65
10/7/2021	DOUBLE EAGLE ELECTRIC	CONTRACTED MAINTENANCE AND REPAIR	57,362.00
10/7/2021	HOBBY LOBBY STORES, INC.	GENERAL SUPPLIES	233.99
10/7/2021	HOME DEPOT	OTHER SUPPLIES FOR M&O	323.44
10/7/2021	JASON'S DELI, MANSFIELD	MISCELLANEOUS OPERATING COSTS	217.50
10/7/2021	THE SPARKS AGENCY	MISCELLANEOUS CONTRACTED SERVICE	820.00
10/12/2021	B&H PHOTO-VIDEO-PRO-AUDIO	OTHER EQUIPMENT <\$5000	99.88
10/12/2021	GRAINGER	OTHER SUPPLIES FOR M&O	549.32
10/12/2021	HOME DEPOT	OTHER SUPPLIES FOR M&O	497.26
10/12/2021	STAPLES ADVANTAGE	GENERAL SUPPLIES	74.99
10/12/2021	UPSTAGE CENTER, INC	MISCELLANEOUS CONTRACTED SERVICE	42,406.21
10/15/2021	CARROT TOP INDUSTRIES	GENERAL SUPPLIES	182.26
10/15/2021	CITIBANK	MISCELLANEOUS OPERATING COSTS	88.08
10/15/2021	GRAINGER	OTHER SUPPLIES FOR M&O	11.90
10/15/2021	HOME DEPOT	OTHER SUPPLIES FOR M&O	5,665.75
10/15/2021	MCALISTER'S DELI - THE SAXTON GROUP	MISCELLANEOUS OPERATING COSTS	314.04
10/15/2021	MOBILE COMMUNICATIONS OF AMERICA, CR	GENERAL SUPPLIES	1,125.00
10/15/2021	ORIENTAL TRADING COMPANY, INC	GENERAL SUPPLIES	79.78
10/15/2021	VOSS LIGHTING	OTHER SUPPLIES FOR M&O	9,145.10
10/19/2021	DEALERS ELECTRICAL SUPPLY	OTHER SUPPLIES FOR M&O	494.65
10/19/2021	HOME DEPOT	OTHER SUPPLIES FOR M&O	416.70
10/19/2021	MCALISTER'S DELI - THE SAXTON GROUP	MISCELLANEOUS OPERATING COSTS	340.95
10/21/2021	CITIBANK	GENERAL SUPPLIES	239.96
10/21/2021	CITIBANK	OTHER SUPPLIES FOR M&O	101.80
10/21/2021	COWBOY PARTY RENTALS	RENTALS-OPERATING LEASES	1,433.74
10/21/2021	FUZZY'S, TACO SHOP	MISCELLANEOUS OPERATING COSTS	554.50
10/21/2021	HOME DEPOT	OTHER SUPPLIES FOR M&O	82.19
10/21/2021	JASON'S DELI, MANSFIELD	MISCELLANEOUS OPERATING COSTS	362.50
10/21/2021	MOBILE COMMUNICATIONS OF AMERICA, CR	GENERAL SUPPLIES	150.00
10/21/2021	SCHOOL SPECIALTY, LLC	GENERAL SUPPLIES	118.37
10/21/2021	THE SPARKS AGENCY	MISCELLANEOUS CONTRACTED SERVICE	820.00
10/26/2021	AWARD CENTER	MISCELLANEOUS OPERATING COSTS	838.38
10/26/2021	HOME DEPOT	OTHER SUPPLIES FOR M&O	738.06
10/26/2021	STAPLES ADVANTAGE	GENERAL SUPPLIES	108.14
10/28/2021	AWARD CENTER	MISCELLANEOUS OPERATING COSTS	32.20

MANSFIELD INDEPENDENT SCHOOL DISTRICT

Fund Disbursement Report for 10/1/2021 through 10/31/2021

<u>DATE PAID</u>	<u>NAME</u>	<u>ITEM DESCRIPTION</u>	<u>AMOUNT</u>
195 - ADVERTISING FUND			
10/28/2021	CDW GOVERNMENT	TECHNOLOGY EQUIPMENT<\$5000	23.06
10/28/2021	CHICK-FIL-A #01021, N WALNUT CREEK	MISCELLANEOUS OPERATING COSTS	185.80
		195 - ADVERTISING FUND	138,489.65
196 - SPECIAL OPERATING FUND			
10/5/2021	B&H PHOTO-VIDEO-PRO-AUDIO	GENERAL SUPPLIES	542.28
10/5/2021	GLOBAL ASSET	TECHNOLOGY EQUIPMENT<\$5000	844.00
10/5/2021	GOPHER SPORT	GENERAL SUPPLIES	200.66
10/5/2021	LAKESHORE LEARNING MATERIALS	GENERAL SUPPLIES	61.73
10/5/2021	LONE STAR FURNISHINGS, LLC	FURNITURE	6,305.28
10/5/2021	SCHOOL SPECIALTY, LLC	GENERAL SUPPLIES	11,534.90
10/5/2021	SILSBEE FORD INC	VEHICLES	82,583.50
10/7/2021	CDW GOVERNMENT	TECHNOLOGY EQUIPMENT<\$5000	4,680.50
10/7/2021	FISHER SCIENCE EDUCATION	GENERAL SUPPLIES	312.50
10/7/2021	LEGO EDUCATION	GENERAL SUPPLIES	11,927.90
10/7/2021	SCHOOL OUTFITTERS LLC	GENERAL SUPPLIES	34.99
10/7/2021	SCHOOL SPECIALTY, LLC	GENERAL SUPPLIES	634.28
10/12/2021	COMPLETE SUPPLY, INC	OTHER SUPPLIES FOR M&O	340.00
10/12/2021	LAKESHORE LEARNING MATERIALS	GENERAL SUPPLIES	5,988.53
10/12/2021	LONE STAR FURNISHINGS, LLC	FURNITURE	22,419.72
10/12/2021	NASCO EDUCATION LLC	GENERAL SUPPLIES	109.75
10/12/2021	SCHOOL HEALTH CORPORATION	GENERAL SUPPLIES	118.74
10/12/2021	SCHOOL OUTFITTERS LLC	GENERAL SUPPLIES	139.96
10/12/2021	WEST MUSIC COMPANY	GENERAL SUPPLIES	377.18
10/15/2021	ACCO BRANDS USA LLC	GENERAL SUPPLIES	789.71
10/15/2021	HAND2MIND, INC.	GENERAL SUPPLIES	625.76
10/15/2021	HAND2MIND, INC.	READING/REF MATERIALS/DATABASE	284.42
10/15/2021	KAPLAN EARLY LEARNING COMPANY	GENERAL SUPPLIES	3,858.05
10/15/2021	KAPLAN EARLY LEARNING COMPANY	READING/REF MATERIALS/DATABASE	3,593.10
10/15/2021	KINETRIC INC., DBA POLYPRINTER	TECHNOLOGY EQUIPMENT<\$5000	18,120.00
10/15/2021	LOWE'S COMPANIES, INC	GENERAL SUPPLIES	74.96
10/15/2021	S&S WORLDWIDE, INC	GENERAL SUPPLIES	141.09
10/15/2021	WEST MUSIC COMPANY	GENERAL SUPPLIES	6,188.40
10/19/2021	CDW GOVERNMENT	TECHNOLOGY EQUIPMENT<\$5000	981.44
10/19/2021	DREAM RANCH OFFICE SUPPLIES	GENERAL SUPPLIES	435.00
10/19/2021	S&S WORLDWIDE, INC	GENERAL SUPPLIES	734.21
10/19/2021	SCHOOL SPECIALTY, LLC	GENERAL SUPPLIES	443.57
10/21/2021	ACCO BRANDS USA LLC	DEFERRED EXPENDITURES/EXPENSES	13.59
10/21/2021	ACCO BRANDS USA LLC	GENERAL SUPPLIES	1.32
10/21/2021	CITIBANK	GENERAL SUPPLIES	-2.57
10/21/2021	CITIBANK	READING/REF MATERIALS/DATABASE	128.15
10/21/2021	CITIBANK	TECHNOLOGY EQUIPMENT<\$5000	2,809.50
10/21/2021	COMPLETE SUPPLY, INC	OTHER SUPPLIES FOR M&O	720.00
10/21/2021	DEFENDER SUPPLY, DEFENDERSUPPLYLLC	OTHER EQUIPMENT<\$5000	1,014.26
10/21/2021	GOT YOU COVERED WORK WEAR & UNIFORM	GENERAL SUPPLIES	548.17
10/21/2021	SCHOLASTIC CLASSROOM MAGAZINES	READING/REF MATERIALS/DATABASE	329.47
10/21/2021	SCHOOL SPECIALTY, LLC	GENERAL SUPPLIES	7,451.77
10/21/2021	WESTERN - BRW PAPER CO, OVOL USA	GENERAL SUPPLIES	159.00
10/26/2021	B&H PHOTO-VIDEO-PRO-AUDIO	GENERAL SUPPLIES	1,772.59
10/26/2021	CDW GOVERNMENT	COMPUTER SOFTWARE	30.37
10/26/2021	COMPLETE SUPPLY, INC	OTHER SUPPLIES FOR M&O	221.76
10/26/2021	FOLLETT SCHOOL SOLUTIONS, INC	READING/REF MATERIALS/DATABASE	53,923.09
10/26/2021	HAND2MIND, INC.	GENERAL SUPPLIES	411.19
10/26/2021	HAND2MIND, INC.	READING/REF MATERIALS/DATABASE	186.89
10/26/2021	SCHOOL HEALTH CORPORATION	GENERAL SUPPLIES	11,753.56

MANSFIELD INDEPENDENT SCHOOL DISTRICT

Fund Disbursement Report for 10/1/2021 through 10/31/2021

<u>DATE PAID</u>	<u>NAME</u>	<u>ITEM DESCRIPTION</u>	<u>AMOUNT</u>
196 - SPECIAL OPERATING FUND			
10/26/2021	STAPLES ADVANTAGE	GENERAL SUPPLIES	66.78
10/28/2021	CORWIN PRESS, INC.	READING/REF MATERIALS/DATABASE	-307.45
10/28/2021	DEMCO INC	GENERAL SUPPLIES	506.22
10/28/2021	FLINN SCIENTIFIC, INC	GENERAL SUPPLIES	1,463.88
10/28/2021	GOPHER SPORT	GENERAL SUPPLIES	127.72
10/28/2021	REGION 11 ESC	EDUCATION SERVICE CENTER SERVI	114,766.66
		196 - SPECIAL OPERATING FUND	383,522.03
197 - TECHNOLOGY PROJECTS			
10/21/2021	GLOBAL ASSET	COMPUTER SOFTWARE	16,549.99
10/21/2021	GLOBAL ASSET	MISCELLANEOUSCONTRACTED SERVIC	6,000.01
10/21/2021	GLOBAL ASSET	TECHNOLOGY EQUIPMENT<\$5000	164,750.00
		197 - TECHNOLOGY PROJECTS	187,300.00
198 - HIGH SCHOOL ALLOTMENT			
10/7/2021	AVID CENTER	TRAVEL, TRAINING & SUBSISTENCE	1,300.00
10/7/2021	TRS	TEACHER RETIREMENT	2,363.91
10/12/2021	AVID CENTER	TRAVEL, TRAINING & SUBSISTENCE	650.00
10/26/2021	NEARPOD INC, FOCABULARY	COMPUTER SOFTWARE	5,200.00
		198 - HIGH SCHOOL ALLOTMENT	9,513.91
199 - GENERAL OPERATING			
10/5/2021	ABM INDUSTRIES GROUP LLC	MISCELLANEOUSCONTRACTED SERVIC	21,740.00
10/5/2021	ALARMAX DISTRIBUTORS, INC., CUSTOMER C	BUILDING SUPPLIES	253.25
10/5/2021	ALICIA WOODS AUDIOLOGY LLC	MISCELLANEOUSCONTRACTED SERVIC	1,085.00
10/5/2021	ALLEN, FRED	MISCELLANEOUSCONTRACTED SERVIC	2,410.00
10/5/2021	AMERICAN BEARING CO	OTHER SUPPLIES FOR M&O	553.09
10/5/2021	AMERICAN ASSOCIATION OF NOTARIES	MISCELLANEOUS OPERATING COSTS	96.90
10/5/2021	AMERICAN TRASH MANAGEMENT, INC	CONTRACTED MAINTENANCE AND REP	500.00
10/5/2021	AMERICAN SCHOOL COUNSELOR ASSOCIATI	MEMBERSHIPS	139.00
10/5/2021	AMY'S ALTERATIONS	MISCELLANEOUSCONTRACTED SERVIC	149.00
10/5/2021	AWARD CENTER	MISCELLANEOUSCONTRACTED SERVIC	40.72
10/5/2021	B&B COMMERCIAL PRINTING	GENERAL SUPPLIES	20.00
10/5/2021	B&B COMMERCIAL PRINTING	MISCELLANEOUSCONTRACTED SERVIC	2,303.02
10/5/2021	B&H PHOTO-VIDEO-PRO-AUDIO	OTHER EQUIPMENT<\$5000	143.78
10/5/2021	BROGDEN, JEFFREY	TRAVEL, TRAINING & SUBSISTENCE	40.00
10/5/2021	CDW GOVERNMENT	TECHNOLOGY EQUIPMENT<\$5000	75.66
10/5/2021	CENTURY HVAC DISTRIBUTING, L.P.	OTHER SUPPLIES FOR M&O	24.60
10/5/2021	CESCO INC	TECHNOLOGY EQUIPMENT<\$5000	174.00
10/5/2021	CITY OF MANSFIELD	UTILITIES - WATER	7,101.88
10/5/2021	CLASS A PRODUCTS, LLC	GENERAL SUPPLIES	267.33
10/5/2021	CLASSIC TURF EQUIPMENT	OTHER SUPPLIES FOR M&O	1,299.22
10/5/2021	COALITION OF READING AND ENGLISH SUPE	TRAVEL, TRAINING & SUBSISTENCE	-99.00
10/5/2021	COMPLETE SUPPLY, INC	GENERAL SUPPLIES	3,085.10
10/5/2021	CRISIS PREVENTION INSTITUTE, INC (CPI)	TRAVEL, TRAINING & SUBSISTENCE	1,199.00
10/5/2021	DALLAS ARBORETUM & BOTANICAL SOCIETY	TRAVEL, TRAINING & SUBSISTENCE	105.00
10/5/2021	DEALERS ELECTRICAL SUPPLY	OTHER SUPPLIES FOR M&O	349.80
10/5/2021	DEES, RANDY	MISCELLANEOUSCONTRACTED SERVIC	1,800.00
10/5/2021	DEMCO INC	GENERAL SUPPLIES	314.44
10/5/2021	DIDAX, INC	GENERAL SUPPLIES	52.47
10/5/2021	DISCOUNT TIRE/AMERICA'S TIRE, REINALT-T	CONTRACTED MAINTENANCE AND REP	140.00
10/5/2021	DOUBLE EAGLE ELECTRIC	CONTRACTED MAINTENANCE AND REP	14,967.00
10/5/2021	DREAM RANCH OFFICE SUPPLIES	GENERAL SUPPLIES	1,475.35
10/5/2021	EBSCO INFORMATION SERVICES	READING/REF MATERIALS/DATABASE	1,584.00

MANSFIELD INDEPENDENT SCHOOL DISTRICT

Fund Disbursement Report for 10/1/2021 through 10/31/2021

<u>DATE PAID</u>	<u>NAME</u>	<u>ITEM DESCRIPTION</u>	<u>AMOUNT</u>
199 - GENERAL OPERATING			
10/5/2021	ELLIOTT ELECTRIC SUPPLY INC	OTHER SUPPLIES FOR M&O	1,934.17
10/5/2021	ESCOVEDO, KRISTEN	MISCELLANEOUSCONTRACTED SERVIC	225.00
10/5/2021	EVANS-HOLLAND, TIRZAH	MISCELLANEOUSCONTRACTED SERVIC	550.00
10/5/2021	FLINN SCIENTIFIC, INC	GENERAL SUPPLIES	798.44
10/5/2021	FOLLETT SCHOOL SOLUTIONS, INC	READING/REF MATERIALS/DATABASE	181.32
10/5/2021	GARCIA, ROBERT	MISCELLANEOUSCONTRACTED SERVIC	100.00
10/5/2021	GENERATION GENIUS, INC.	COMPUTER SOFTWARE	175.00
10/5/2021	GENUINE PARTS COMPANY-NAPA	GASOLINE AND OTHER FUELS OR VE	72.70
10/5/2021	GENUINE PARTS COMPANY-NAPA	OTHER EQUIPMENT<\$5000	865.50
10/5/2021	GENUINE PARTS COMPANY-NAPA	OTHER SUPPLIES FOR M&O	144.77
10/5/2021	GENUINE PARTS COMPANY-NAPA	VEHICLE PARTS & SUPPLIES	5,504.47
10/5/2021	GLOBAL ASSET	COMPUTER SOFTWARE	530.17
10/5/2021	GLOBAL ASSET	GENERAL SUPPLIES	120.89
10/5/2021	GLOBAL ASSET	MISCELLANEOUSCONTRACTED SERVIC	192.20
10/5/2021	GLOBAL ASSET	TECHNOLOGY EQUIPMENT<\$5000	13,684.74
10/5/2021	GOINS, ANDREW	MISCELLANEOUSCONTRACTED SERVIC	800.00
10/5/2021	GOVCONNECTION INC	TECHNOLOGY EQUIPMENT<\$5000	21.69
10/5/2021	GRAINGER	OTHER SUPPLIES FOR M&O	31.36
10/5/2021	HARVEY, PATRICIA	MISCELLANEOUS OPERATING COSTS	39.05
10/5/2021	HEGGERTY PHONEMIC, LITERACY RESOUR	GENERAL SUPPLIES	194.37
10/5/2021	HINES, COLTON	MISCELLANEOUSCONTRACTED SERVIC	1,000.00
10/5/2021	HOBBY LOBBY STORES, INC.	GENERAL SUPPLIES	373.08
10/5/2021	HOME DEPOT	BUILDING SUPPLIES	10.86
10/5/2021	HOME DEPOT	GENERAL SUPPLIES	39.14
10/5/2021	HOME DEPOT	OTHER SUPPLIES FOR M&O	1,271.96
10/5/2021	HON COMPANY, THE	FURNITURE	1,091.76
10/5/2021	HUBBARD, LISA	MISCELLANEOUSCONTRACTED SERVIC	550.00
10/5/2021	HUNTER, JENNIFER	MISCELLANEOUSCONTRACTED SERVIC	440.00
10/5/2021	IDEAL FIRE & SECURITY LLC	MISCELLANEOUSCONTRACTED SERVIC	1,150.00
10/5/2021	INTEGRATED ACCESS SYSTEMS, WEIDENBEI	BUILDING SUPPLIES	1,428.40
10/5/2021	INTERSTATE ALL BATTERY CENTER	BUILDING SUPPLIES	833.38
10/5/2021	J W PEPPER & SON, INC	GENERAL SUPPLIES	735.73
10/5/2021	JACKSON, NATHAN	MISCELLANEOUSCONTRACTED SERVIC	670.00
10/5/2021	JASO, PAUL	MISCELLANEOUSCONTRACTED SERVIC	1,500.00
10/5/2021	JD PALATINE LLC	MISCELLANEOUSCONTRACTED SERVIC	1,545.60
10/5/2021	JUNIOR LIBRARY GUILD	READING/REF MATERIALS/DATABASE	1,616.50
10/5/2021	KIMBROUGH, ASHLEY SAGE	MISCELLANEOUSCONTRACTED SERVIC	350.00
10/5/2021	KING, TOMMIE	MISCELLANEOUS OPERATING COSTS	49.26
10/5/2021	KOETTER FIRE PROTECTION, LLC	CONTRACTED MAINTENANCE AND REP	1,564.70
10/5/2021	LEARNING A-Z LLC	COMPUTER SOFTWARE	239.16
10/5/2021	LEARNING WITHOUT TEARS	GENERAL SUPPLIES	266.20
10/5/2021	LONE STAR PERCUSSION	GENERAL SUPPLIES	1,032.87
10/5/2021	LONE STAR COACHES, INC	TRAVEL AND SUBSISTENCE - STUDE	3,320.00
10/5/2021	LONGHORN, INC.	OTHER SUPPLIES FOR M&O	509.35
10/5/2021	MANSFIELD GAS & EXHAUST	CONTRACTED MAINTENANCE AND REP	32.50
10/5/2021	MANSFIELD GAS & EXHAUST	JANITORIAL SUPPLIES	720.00
10/5/2021	MANSFIELD CHAMBER OF COMMERCE	TRAVEL AND SUBSISTENCE - NON-E	120.00
10/5/2021	MANSFIELD GLASS & WINDOW	CONTRACTED MAINTENANCE AND REP	981.89
10/5/2021	MARCUCCI, KAREN	TRAVEL AND SUBSISTENCE - NON-E	80.52
10/5/2021	MARSHALL BEST SECURITY CORPORTION	OTHER SUPPLIES FOR M&O	378.56
10/5/2021	MARSHALL MEMO LLC	READING/REF MATERIALS/DATABASE	50.00
10/5/2021	MATTHEWS OFFICE SUPPLY	GENERAL SUPPLIES	101.03
10/5/2021	MIND MAZE LLC	TRAVEL AND SUBSISTENCE - STUDE	312.00
10/5/2021	MOBILE COMMUNICATIONS OF AMERICA, CRI	GENERAL SUPPLIES	3,735.00
10/5/2021	MOLWAY, JAMES	MISCELLANEOUS OPERATING COSTS	49.26

MANSFIELD INDEPENDENT SCHOOL DISTRICT

Fund Disbursement Report for 10/1/2021 through 10/31/2021

<u>DATE PAID</u>	<u>NAME</u>	<u>ITEM DESCRIPTION</u>	<u>AMOUNT</u>
199 - GENERAL OPERATING			
10/5/2021	MOORE SUPPLY COMPANY	OTHER SUPPLIES FOR M&O	3,715.74
10/5/2021	MOUSER ELECTRONICS	OTHER SUPPLIES FOR M&O	6.46
10/5/2021	NATIONAL CENTER FOR YOUTH ISSUES	TRAVEL, TRAINING & SUBSISTENCE	650.00
10/5/2021	NEWBART PRODUCTS	GENERAL SUPPLIES	12.00
10/5/2021	NIMCO, INC	GENERAL SUPPLIES	335.50
10/5/2021	NORCOSTCO, INC	GENERAL SUPPLIES	198.57
10/5/2021	NORTH TEXAS TOLLWAY AUTHORITY	MISCELLANEOUS OPERATING COSTS	106.80
10/5/2021	OLEN WILLIAMS INC	CONTRACTED MAINTENANCE AND REP	2,590.00
10/5/2021	ORIENTAL TRADING COMPANY, INC	MISCELLANEOUS OPERATING COSTS	184.36
10/5/2021	PEPPER PSYCHOLOGICAL SERVICES, SARAH	PROFESSIONAL SERVICES	215.00
10/5/2021	PETROLEUM TRADERS CORPORATION	GASOLINE AND OTHER FUELS OR VE	16,470.38
10/5/2021	PIANOTEX, INC	CONTRACTED MAINTENANCE AND REP	165.00
10/5/2021	PIONEER DRAMA SERVICE, INC	READING/REF MATERIALS/DATABASE	171.35
10/5/2021	POSITIVE PROMOTIONS, INC	GENERAL SUPPLIES	255.55
10/5/2021	PRECISION BUSINESS MACHINES, INC	GENERAL SUPPLIES	1,234.68
10/5/2021	PRIME SOURCE	INVENTORY - WAREHOUSE SUPPLIES	1,140.00
10/5/2021	R&H PARTS AND SERVICE INC	CONTRACTED MAINTENANCE AND REP	252.08
10/5/2021	RAPTOR TECHNOLOGIES, INC	TECHNOLOGY EQUIPMENT<\$5000	139.00
10/5/2021	REALLY GOOD STUFF, LLC	GENERAL SUPPLIES	47.85
10/5/2021	RED CIRCLE SOLUTIONS LLC, POSTER STUD	GENERAL SUPPLIES	249.95
10/5/2021	REGION 11 ESC	EDUCATION SERVICE CENTER SERVI	425.00
10/5/2021	REGION 4 ESC	EDUCATION SERVICE CENTER SERVI	1,758.32
10/5/2021	REGION 4 ESC	READING/REF MATERIALS/DATABASE	51.00
10/5/2021	RELIABLE PARTS INC.	OTHER SUPPLIES FOR M&O	95.95
10/5/2021	ROBINSON, SIOBHAN	MISCELLANEOUS CONTRACTED SERVIC	720.00
10/5/2021	ROOD, NICHOLAS	MISCELLANEOUS CONTRACTED SERVIC	550.00
10/5/2021	SCHOLASTIC CLASSROOM MAGAZINES	READING/REF MATERIALS/DATABASE	538.45
10/5/2021	SCHOOL HEALTH CORPORATION	GENERAL SUPPLIES	94.23
10/5/2021	SCHOOL NURSE SUPPLY, INC	GENERAL SUPPLIES	233.70
10/5/2021	SCHOOL SPECIALTY, LLC	GENERAL SUPPLIES	1,942.86
10/5/2021	SCIENCE TEACHERS ASSOC OF TEXAS	TRAVEL, TRAINING & SUBSISTENCE	510.00
10/5/2021	SCRIPPS NATIONAL SPELLING BEE	MISCELLANEOUS OPERATING COSTS	365.00
10/5/2021	SHC SERVICES INC	PROFESSIONAL SERVICES	3,570.50
10/5/2021	SHERWIN-WILLIAMS 6732-3883-8-7528	OTHER SUPPLIES FOR M&O	179.75
10/5/2021	SITEONE LANDSCAPE SUPPLY, LLC	OTHER SUPPLIES FOR M&O	295.36
10/5/2021	SOLIANT HEALTH	PROFESSIONAL SERVICES	2,226.50
10/5/2021	STAPLES ADVANTAGE	GENERAL SUPPLIES	4,371.64
10/5/2021	STAPLES ADVANTAGE	TECHNOLOGY EQUIPMENT<\$5000	9.99
10/5/2021	SUNDANCE IRRIGATION TRAINING	TRAVEL, TRAINING & SUBSISTENCE	550.00
10/5/2021	SUPER DUPER PUBLICATIONS	GENERAL SUPPLIES	74.70
10/5/2021	SWAGIT PRODUCTIONS, LLC	COMPUTER SOFTWARE	19,200.00
10/5/2021	SYSCO NORTH TEXAS DIVISION OF SYSCO U	GENERAL SUPPLIES	851.52
10/5/2021	TARRANT COUNTY TAX OFFICE	MISCELLANEOUS OPERATING COSTS	-568.75
10/5/2021	TEXAS AIRSYSTEMS, LLC	OTHER SUPPLIES FOR M&O	577.11
10/5/2021	TEXAS ASSOCIATION OF SCHOOL BUSINESS	LOBBYING	4.05
10/5/2021	TEXAS ASSOCIATION OF SCHOOL BUSINESS	MEMBERSHIPS	130.95
10/5/2021	TEXAS ASSOCIATION OF SCHOOL BUSINESS	TRAVEL, TRAINING & SUBSISTENCE	325.00
10/5/2021	TEXAS ASSOCIATION FOR PUPIL TRANSPORT	TRAVEL, TRAINING & SUBSISTENCE	95.00
10/5/2021	TEXAS COMPUTER EDUCATION ASSOCIATION	TRAVEL, TRAINING & SUBSISTENCE	339.00
10/5/2021	TEXAS COUNSELING ASSOCIATION	MEMBERSHIPS	150.00
10/5/2021	TEXAS EDUCATIONAL THEATRE ASSOC, INC	MEMBERSHIPS	120.00
10/5/2021	TEXAS ELEM PRIN & SUPR ASSOC, TEP SA	MEMBERSHIPS	264.00
10/5/2021	TEXAS OVERHEAD DOOR COMPANY	CONTRACTED MAINTENANCE AND REP	388.00
10/5/2021	TEXAS SPEECH COMMUNICATION ASSOCIATI	TRAVEL, TRAINING & SUBSISTENCE	100.00
10/5/2021	TEXAS TECH ISD	TESTING MATERIALS	50.00

MANSFIELD INDEPENDENT SCHOOL DISTRICT

Fund Disbursement Report for 10/1/2021 through 10/31/2021

<u>DATE PAID</u>	<u>NAME</u>	<u>ITEM DESCRIPTION</u>	<u>AMOUNT</u>
199 - GENERAL OPERATING			
10/5/2021	THE UNIVERSITY OF TEXAS AT AUSTIN UT HIC	TESTING MATERIALS	100.00
10/5/2021	TOTAL MAINTENANCE SOLUTIONS, TMS SOU	OTHER SUPPLIES FOR M&O	1,251.74
10/5/2021	TXU ENERGY RETAIL COMPANY LLC, VISTRA	UTILITIES - ELECTRICITY	730,910.76
10/5/2021	UNIFIRST HOLDINGS, INC	RENTALS-OPERATING LEASES	161.05
10/5/2021	UNITED REFRIGERATION INC	OTHER SUPPLIES FOR M&O	1,161.11
10/5/2021	USA CLEAN, INC	GENERAL SUPPLIES	611.54
10/5/2021	VERITIV OPERATING CO.	GENERAL SUPPLIES	225.00
10/5/2021	VOSS LIGHTING	OTHER SUPPLIES FOR M&O	442.20
10/5/2021	WES-CARTWRIGHT, LLC	MISCELLANEOUSCONTRACTED SERVIC	1,000.00
10/5/2021	WEST MUSIC COMPANY	GENERAL SUPPLIES	395.79
10/5/2021	WESTERN - BRW PAPER CO, OVOL USA	GENERAL SUPPLIES	7,985.15
10/5/2021	WESTERN PSYCHOLOGICAL SERVICES	TESTING MATERIALS	492.50
10/5/2021	WHIZ-Q STONE	OTHER SUPPLIES FOR M&O	1,516.00
10/5/2021	WILLIAM V. MACGILL & CO.	GENERAL SUPPLIES	1,054.39
10/5/2021	WINSTON WATER COOLER OF FT WORTH	OTHER SUPPLIES FOR M&O	924.77
10/7/2021	ACCELERATE LEARNING INC.	COMPUTER SOFTWARE	1,848.00
10/7/2021	AMERICAN BEARING CO	OTHER SUPPLIES FOR M&O	169.82
10/7/2021	APPLE COMPUTERS, INC	TECHNOLOGY EQUIPMENT<\$5000	56.00
10/7/2021	AT&T MOBILITY	UTILITIES - TELEPHONE	25.18
10/7/2021	B&B COMMERCIAL PRINTING	MISCELLANEOUSCONTRACTED SERVIC	172.50
10/7/2021	B&H PHOTO-VIDEO-PRO-AUDIO	TECHNOLOGY EQUIPMENT<\$5000	669.20
10/7/2021	BEST BUY BUSINESS ADVANTAGE ACCT	TECHNOLOGY EQUIPMENT<\$5000	102.68
10/7/2021	BLICK ART MATERIALS,LLC	GENERAL SUPPLIES	680.49
10/7/2021	BROADBAND LEGAL STRATEGIES, LLC	LEGAL SERVICES	910.00
10/7/2021	BURGESS, BEN	MISCELLANEOUS OPERATING COSTS	200.00
10/7/2021	CAPERS, JOSEPH	MISCELLANEOUSCONTRACTED SERVIC	850.00
10/7/2021	CAROLINA BIOLOGICAL SPLY CO	GENERAL SUPPLIES	1,133.60
10/7/2021	CARROT TOP INDUSTRIES	GENERAL SUPPLIES	290.96
10/7/2021	CDW GOVERNMENT	COMPUTER SOFTWARE	911.86
10/7/2021	CITY OF MANSFIELD	UTILITIES - WATER	46,422.37
10/7/2021	CLASSIC TURF EQUIPMENT	OTHER SUPPLIES FOR M&O	1,263.81
10/7/2021	CLASSROOM DIRECT	GENERAL SUPPLIES	32.54
10/7/2021	COALITION OF READING AND ENGLISH SUPE	TRAVEL, TRAINING & SUBSISTENCE	104.06
10/7/2021	CONCORD THEATRICALS CORP	GENERAL SUPPLIES	76.94
10/7/2021	CONCORD THEATRICALS CORP	MISCELLANEOUS OPERATING COSTS	85.41
10/7/2021	CONTERRA ULTRA BROADBAND LLC	UTILITIES - TELEPHONE	28,861.67
10/7/2021	CORMORANT VISUALS, LLC, JASON BENTLEY	MISCELLANEOUSCONTRACTED SERVIC	2,000.00
10/7/2021	DANIELSON, LORI	MISCELLANEOUSCONTRACTED SERVIC	480.00
10/7/2021	DELCOM GROUP LP	CONTRACTED MAINTENANCE AND REP	1,560.00
10/7/2021	DREAM RANCH OFFICE SUPPLIES	GENERAL SUPPLIES	933.85
10/7/2021	ELLIOTT ELECTRIC SUPPLY INC	OTHER SUPPLIES FOR M&O	790.57
10/7/2021	FEDEX, 1577-9067-6	POSTAGE	18.40
10/7/2021	FLINN SCIENTIFIC, INC	GENERAL SUPPLIES	491.83
10/7/2021	FOLLETT SCHOOL SOLUTIONS, INC	READING/REF MATERIALS/DATABASE	99.75
10/7/2021	GARCIA, ROBERT	MISCELLANEOUSCONTRACTED SERVIC	680.00
10/7/2021	GENUINE PARTS COMPANY-NAPA	GASOLINE AND OTHER FUELS OR VE	22.36
10/7/2021	GENUINE PARTS COMPANY-NAPA	GENERAL SUPPLIES	2.68
10/7/2021	GENUINE PARTS COMPANY-NAPA	OTHER SUPPLIES FOR M&O	66.88
10/7/2021	GENUINE PARTS COMPANY-NAPA	VEHICLE PARTS & SUPPLIES	2,363.42
10/7/2021	GLOBAL ASSET	COMPUTER SOFTWARE	15,979.69
10/7/2021	GLOBAL ASSET	MISCELLANEOUSCONTRACTED SERVIC	5,845.35
10/7/2021	GLOBAL ASSET	TECHNOLOGY EQUIPMENT<\$5000	159,264.46
10/7/2021	GOPHER SPORT	GENERAL SUPPLIES	215.88
10/7/2021	GRAINGER	GENERAL SUPPLIES	306.71
10/7/2021	HOME DEPOT	GENERAL SUPPLIES	1,010.47

MANSFIELD INDEPENDENT SCHOOL DISTRICT

Fund Disbursement Report for 10/1/2021 through 10/31/2021

<u>DATE PAID</u>	<u>NAME</u>	<u>ITEM DESCRIPTION</u>	<u>AMOUNT</u>
199 - GENERAL OPERATING			
10/7/2021	HOME DEPOT	OTHER SUPPLIES FOR M&O	963.14
10/7/2021	HON COMPANY, THE	FURNITURE	995.87
10/7/2021	HUNTER, CAITLIN	MISCELLANEOUSCONTRACTED SERVIC	750.00
10/7/2021	J W PEPPER & SON, INC	GENERAL SUPPLIES	24.99
10/7/2021	KANER, ELLEN	MISCELLANEOUSCONTRACTED SERVIC	480.00
10/7/2021	KATASE, TAYLOR ANN	MISCELLANEOUSCONTRACTED SERVIC	1,000.00
10/7/2021	KIDD, ELIZABETH	MISCELLANEOUSCONTRACTED SERVIC	780.00
10/7/2021	KINETRIC INC., DBA POLYPRINTER	GENERAL SUPPLIES	837.86
10/7/2021	LAKESHORE LEARNING MATERIALS	GENERAL SUPPLIES	121.46
10/7/2021	LANDERS, STE'FON	MISCELLANEOUSCONTRACTED SERVIC	400.00
10/7/2021	LEARNING A-Z LLC	COMPUTER SOFTWARE	472.00
10/7/2021	LENDAN COMMUNICATIONS	MISCELLANEOUSCONTRACTED SERVIC	299.00
10/7/2021	LENNOX INDUSTRIES INC	OTHER SUPPLIES FOR M&O	1,069.87
10/7/2021	LONE STAR PERCUSSION	GENERAL SUPPLIES	632.00
10/7/2021	LONE STAR COACHES, INC	TRAVEL AND SUBSISTENCE - STUDE	650.00
10/7/2021	LONGHORN, INC.	OTHER SUPPLIES FOR M&O	765.46
10/7/2021	LOWE'S COMPANIES, INC	GENERAL SUPPLIES	92.80
10/7/2021	MASSEY SERVICES, INC.	CONTRACTED MAINTENANCE AND REP	3,553.00
10/7/2021	MATTHEWS OFFICE SUPPLY	GENERAL SUPPLIES	210.91
10/7/2021	MBM FINANCIAL INTERESTS, LP	RENTALS-OPERATING LEASES	975.85
10/7/2021	MCMAHAN, NICHOLAS	MISCELLANEOUSCONTRACTED SERVIC	1,750.00
10/7/2021	MIDLOTHIAN BAND BOOSTERS	TRAVEL AND SUBSISTENCE - STUDE	400.00
10/7/2021	MOORE SUPPLY COMPANY	OTHER SUPPLIES FOR M&O	428.95
10/7/2021	NEWBART PRODUCTS	GENERAL SUPPLIES	280.00
10/7/2021	NORTH TEXAS TOLLWAY AUTHORITY	MISCELLANEOUS OPERATING COSTS	22.44
10/7/2021	NORTON METALS	GENERAL SUPPLIES	1,745.18
10/7/2021	NUMERACY CONSULTANTS LLC	COMPUTER SOFTWARE	850.00
10/7/2021	OCEAN AVENUE AQUATICS LLC	CONTRACTED MAINTENANCE AND REP	400.00
10/7/2021	OLEN WILLIAMS INC	CONTRACTED MAINTENANCE AND REP	165.00
10/7/2021	O'REILLY AUTO PARTS, O'REILLY AUTO LLC	VEHICLE PARTS & SUPPLIES	400.89
10/7/2021	OSBOURN, JEFFERY	MISCELLANEOUSCONTRACTED SERVIC	400.00
10/7/2021	PARK CLEANERS	MISCELLANEOUSCONTRACTED SERVIC	514.47
10/7/2021	PEDROZA, NICHOLAS	MISCELLANEOUSCONTRACTED SERVIC	1,000.00
10/7/2021	PENDER'S MUSIC COMPANY	GENERAL SUPPLIES	1,069.54
10/7/2021	PETROLEUM TRADERS CORPORATION	GASOLINE AND OTHER FUELS OR VE	43,123.12
10/7/2021	PINNACLE MEDICAL MANAGEMENT	PROFESSIONAL SERVICES	555.00
10/7/2021	POCKET NURSE	GENERAL SUPPLIES	728.15
10/7/2021	PRIME SOURCE	GENERAL SUPPLIES	3,900.00
10/7/2021	QUALITY SOUND AND COMMUNICATIONS INC	CONTRACTED MAINTENANCE AND REP	1,054.04
10/7/2021	QUILL CORPORATION	MISCELLANEOUSCONTRACTED SERVIC	17.84
10/7/2021	R&H PARTS AND SERVICE INC	CONTRACTED MAINTENANCE AND REP	105.00
10/7/2021	REGION 11 ESC	EDUCATION SERVICE CENTER SERVI	140.00
10/7/2021	REGION 11 ESC	UTILITIES - TELEPHONE	6,600.00
10/7/2021	REGION 4 ESC	EDUCATION SERVICE CENTER SERVI	200.00
10/7/2021	SANCHEZ, RUDY	MISCELLANEOUSCONTRACTED SERVIC	600.00
10/7/2021	SCHOLASTIC CLASSROOM MAGAZINES	READING/REF MATERIALS/DATABASE	592.79
10/7/2021	SCHOOL HEALTH CORPORATION	GENERAL SUPPLIES	153.13
10/7/2021	SCHOOL SPECIALTY, LLC	GENERAL SUPPLIES	305.04
10/7/2021	STAPLES ADVANTAGE	GENERAL SUPPLIES	1,585.38
10/7/2021	STAPLES ADVANTAGE	READING/REF MATERIALS/DATABASE	50.79
10/7/2021	STONE, JON	MISCELLANEOUSCONTRACTED SERVIC	180.00
10/7/2021	SWANK MOVIE LICENSING USA	MISCELLANEOUS OPERATING COSTS	552.00
10/7/2021	TAYLOR, CHRISTINE	TRAVEL, TRAINING & SUBSISTENCE	86.84
10/7/2021	TEACHER SYNERGY LLC	GENERAL SUPPLIES	71.94
10/7/2021	TEXAS ASSOCIATION OF SCHOOL BUSINESS	TRAVEL, TRAINING & SUBSISTENCE	250.00

MANSFIELD INDEPENDENT SCHOOL DISTRICT

Fund Disbursement Report for 10/1/2021 through 10/31/2021

<u>DATE PAID</u>	<u>NAME</u>	<u>ITEM DESCRIPTION</u>	<u>AMOUNT</u>
199 - GENERAL OPERATING			
10/7/2021	TEXAS SCHOOL FOR THE BLIND & VISUALLY I	RECLASSIFIED TRANSPORTATION EX	963.00
10/7/2021	TRS	TEACHER RETIREMENT	623,519.55
10/7/2021	UNITED REFRIGERATION INC	OTHER SUPPLIES FOR M&O	30.96
10/7/2021	VERNIER SOFTWARE & TECHNOLOGY LLC	GENERAL SUPPLIES	566.04
10/7/2021	WESTERN - BRW PAPER CO, OVOL USA	GENERAL SUPPLIES	1,246.13
10/12/2021	ABC WRECKER SERVICE	MISCELLANEOUSCONTRACTED SERVIC	135.00
10/12/2021	ACCESS LIFT & SERVICE COMPANY, INC	CONTRACTED MAINTENANCE AND REP	11,140.00
10/12/2021	AMPLIFY, EXPANCO	MISCELLANEOUSCONTRACTED SERVIC	140.00
10/12/2021	ANIXTER INC	OTHER SUPPLIES FOR M&O	315.50
10/12/2021	APPLE COMPUTERS, INC	COMPUTER SOFTWARE	169.00
10/12/2021	APPLE COMPUTERS, INC	TECHNOLOGY EQUIPMENT<\$5000	2,023.00
10/12/2021	AWARD CENTER	MISCELLANEOUS OPERATING COSTS	18.90
10/12/2021	BLICK ART MATERIALS,LLC	GENERAL SUPPLIES	250.55
10/12/2021	BRACKETT & ELLIS, PC	LEGAL SERVICES	5,114.42
10/12/2021	BREAKOUT EDU	COMPUTER SOFTWARE	99.00
10/12/2021	CAMPBELL, KELLY	TRAVEL, TRAINING & SUBSISTENCE	562.06
10/12/2021	CAS-CLAIMS ADMINISTRATIVE SVCS	OTHER	30,873.91
10/12/2021	CENTURY HVAC DISTRIBUTING, L.P.	OTHER SUPPLIES FOR M&O	460.92
10/12/2021	CESCO INC	TECHNOLOGY EQUIPMENT<\$5000	584.00
10/12/2021	CHICK-FIL-A #03011, E BROAD STREET	MISCELLANEOUS OPERATING COSTS	1,236.45
10/12/2021	COALITION OF READING AND ENGLISH SUPE	TRAVEL, TRAINING & SUBSISTENCE	99.00
10/12/2021	COMMUNICATIONS PLUS, INC.	CONTRACTED MAINTENANCE AND REP	2,752.50
10/12/2021	CONCORD THEATRICALS CORP	GENERAL SUPPLIES	150.00
10/12/2021	CONCORD THEATRICALS CORP	MISCELLANEOUS OPERATING COSTS	1,080.00
10/12/2021	CONCORD THEATRICALS CORP	RENTALS-OPERATING LEASES	890.00
10/12/2021	DALLAS ISD GRAPHICS DEPARTMENT	MISCELLANEOUSCONTRACTED SERVIC	324.87
10/12/2021	DANIELSON, LORI	MISCELLANEOUSCONTRACTED SERVIC	180.00
10/12/2021	DEMCO INC	GENERAL SUPPLIES	350.47
10/12/2021	DISTRIBUTIVE EDUCATION CLUBS OF AMERIC	TRAVEL, TRAINING & SUBSISTENCE	75.00
10/12/2021	DOMINGUEZ, RUDY	TRAVEL, TRAINING & SUBSISTENCE	111.97
10/12/2021	DREAM RANCH OFFICE SUPPLIES	GENERAL SUPPLIES	2,278.10
10/12/2021	DUNCANVILLE HIGH SCHOOL BAND BOOSTER	TRAVEL AND SUBSISTENCE - STUDE	450.00
10/12/2021	ELLIOTT ELECTRIC SUPPLY INC	OTHER SUPPLIES FOR M&O	724.16
10/12/2021	EMPIRE PAPER CO	INVENTORY - WAREHOUSE SUPPLIES	10,790.00
10/12/2021	ESGI, LLC	COMPUTER SOFTWARE	639.00
10/12/2021	EVANS-HOLLAND, TIRZAH	MISCELLANEOUSCONTRACTED SERVIC	200.00
10/12/2021	FELDSER, KEVIN	TRAVEL, TRAINING & SUBSISTENCE	66.02
10/12/2021	FIREMANS PAVING CONTRACTORS	CONTRACTED MAINTENANCE AND REP	3,004.43
10/12/2021	GARZA, CHERISH	TRAVEL, TRAINING & SUBSISTENCE	62.88
10/12/2021	GENUINE PARTS COMPANY-NAPA	GASOLINE AND OTHER FUELS OR VE	1,337.94
10/12/2021	GENUINE PARTS COMPANY-NAPA	OTHER SUPPLIES FOR M&O	531.20
10/12/2021	GENUINE PARTS COMPANY-NAPA	VEHICLE PARTS & SUPPLIES	12,520.98
10/12/2021	GLOBAL ASSET	CONTRACTED MAINTENANCE AND REP	12,593.00
10/12/2021	GOINS, ANDREW	MISCELLANEOUSCONTRACTED SERVIC	945.00
10/12/2021	GOPHER SPORT	GENERAL SUPPLIES	115.04
10/12/2021	GOVCONNECTION INC	TECHNOLOGY EQUIPMENT<\$5000	316.19
10/12/2021	HAMPTON, JAZMINE	MISCELLANEOUSCONTRACTED SERVIC	700.00
10/12/2021	HAND2MIND, INC.	GENERAL SUPPLIES	84.08
10/12/2021	HOBBY LOBBY STORES, INC.	GENERAL SUPPLIES	618.62
10/12/2021	HOLLIMON, ROBYN	MISCELLANEOUSCONTRACTED SERVIC	250.00
10/12/2021	HOME DEPOT	GENERAL SUPPLIES	562.66
10/12/2021	HOME DEPOT	JANITORIAL SUPPLIES	34.63
10/12/2021	HOME DEPOT	OTHER SUPPLIES FOR M&O	1,352.96
10/12/2021	HON COMPANY, THE	FURNITURE	768.48
10/12/2021	HUNTER, JESSE	MISCELLANEOUSCONTRACTED SERVIC	1,000.00

MANSFIELD INDEPENDENT SCHOOL DISTRICT

Fund Disbursement Report for 10/1/2021 through 10/31/2021

<u>DATE PAID</u>	<u>NAME</u>	<u>ITEM DESCRIPTION</u>	<u>AMOUNT</u>
199 - GENERAL OPERATING			
10/12/2021	JASON'S DELI, MANSFIELD	MISCELLANEOUS OPERATING COSTS	866.00
10/12/2021	JIMENEZ, JOHN	TRAVEL, TRAINING & SUBSISTENCE	79.86
10/12/2021	KHAMHIRAN, PAIGE	TRAVEL, TRAINING & SUBSISTENCE	48.00
10/12/2021	KOETTER FIRE PROTECTION, LLC	CONTRACTED MAINTENANCE AND REP	656.00
10/12/2021	KURITA AMERICA, INC., US WATER SVCS	CONTRACTED MAINTENANCE AND REP	492.87
10/12/2021	LAKESHORE LEARNING MATERIALS	GENERAL SUPPLIES	639.29
10/12/2021	LANDERS, STE'FON	MISCELLANEOUS CONTRACTED SERVIC	480.00
10/12/2021	LEASOR CRASS, P.C.	LEGAL SERVICES	13,152.66
10/12/2021	LEE'S SCHOOL SUPPLIES, INC	GENERAL SUPPLIES	159.25
10/12/2021	LIVE365 BROADCASTER LLC	COMPUTER SOFTWARE	470.05
10/12/2021	LOWE'S COMPANIES, INC	OTHER SUPPLIES FOR M&O	938.60
10/12/2021	MAINSTAY FARM	TRAVEL AND SUBSISTENCE - STUDE	960.00
10/12/2021	MANSFIELD GAS & EXHAUST	JANITORIAL SUPPLIES	120.00
10/12/2021	MANSFIELD GLASS & WINDOW	CONTRACTED MAINTENANCE AND REP	200.42
10/12/2021	MCALISTER'S DELI - THE SAXTON GROUP	MISCELLANEOUS OPERATING COSTS	331.52
10/12/2021	MOORE SUPPLY COMPANY	OTHER SUPPLIES FOR M&O	85.33
10/12/2021	MUSIC AND ARTS CENTER - ATTN: ACCOUNTS	GENERAL SUPPLIES	403.46
10/12/2021	MUSIC TOOLS LADY, TAMI L. ROWLEY	GENERAL SUPPLIES	1,118.69
10/12/2021	NATIONAL SCHOOL PUBLIC RELATIONS ASSC	MEMBERSHIPS	575.00
10/12/2021	NORMAN, JEFFREY	MISCELLANEOUS CONTRACTED SERVIC	360.00
10/12/2021	NRH2O MUSIC FESTIVALS	TRAVEL AND SUBSISTENCE - STUDE	50.00
10/12/2021	OLEN WILLIAMS INC	CONTRACTED MAINTENANCE AND REP	4,095.00
10/12/2021	OLLIVANT, LINDSAY	MISCELLANEOUS CONTRACTED SERVIC	700.00
10/12/2021	O'REILLY AUTO PARTS, O'REILLY AUTO LLC	VEHICLE PARTS & SUPPLIES	102.73
10/12/2021	PENSKE TRUCK LEASING CO, LP	RENTALS-OPERATING LEASES	5,687.65
10/12/2021	PINNACLE MEDICAL MANAGEMENT	PROFESSIONAL SERVICES	2,105.00
10/12/2021	POSITIVE PROMOTIONS, INC	GENERAL SUPPLIES	279.42
10/12/2021	PRINCETON ISD	TRAVEL AND SUBSISTENCE - STUDE	294.00
10/12/2021	R&H PARTS AND SERVICE INC	CONTRACTED MAINTENANCE AND REP	105.00
10/12/2021	REJON, MICHAEL	TRAVEL, TRAINING & SUBSISTENCE	115.29
10/12/2021	RELIABLE PARTS INC.	OTHER SUPPLIES FOR M&O	49.43
10/12/2021	RHYTHM BAND INSTRUMENTS, LLC	GENERAL SUPPLIES	46.76
10/12/2021	ROBINSON, SIOBHAN	MISCELLANEOUS CONTRACTED SERVIC	900.00
10/12/2021	RYAN RAIDER BAND BOOSTERS, INC.	TRAVEL AND SUBSISTENCE - STUDE	350.00
10/12/2021	SCEARCE, BENJAMIN	TRAVEL, TRAINING & SUBSISTENCE	171.64
10/12/2021	SCHOLASTIC BOOK CLUBS	GENERAL SUPPLIES	603.00
10/12/2021	SCHOOL SPECIALTY, LLC	GENERAL SUPPLIES	381.08
10/12/2021	SCIENCE TEACHERS ASSOC OF TEXAS	TRAVEL, TRAINING & SUBSISTENCE	1,220.00
10/12/2021	SCRIPPS NATIONAL SPELLING BEE	MISCELLANEOUS OPERATING COSTS	547.50
10/12/2021	SHARP BUSINESS SYSTEMS	CONTRACTED MAINTENANCE AND REP	47.61
10/12/2021	SHC SERVICES INC	PROFESSIONAL SERVICES	2,550.00
10/12/2021	SHERWIN-WILLIAMS 6732-3883-8-7528	OTHER SUPPLIES FOR M&O	52.70
10/12/2021	SOLARWINDS WORLDWIDE, LLC	COMPUTER SOFTWARE	1,209.60
10/12/2021	SOLIANT HEALTH	PROFESSIONAL SERVICES	2,901.75
10/12/2021	SOLID PROFESSOR	COMPUTER SOFTWARE	825.00
10/12/2021	SPARKS PUMP SERVICES, INC	CONTRACTED MAINTENANCE AND REP	1,027.17
10/12/2021	STAPLES ADVANTAGE	GENERAL SUPPLIES	4,131.74
10/12/2021	STAPLES ADVANTAGE	OTHER EQUIPMENT <\$5000	1,780.87
10/12/2021	STEVE WEISS MUSIC INC	GENERAL SUPPLIES	577.63
10/12/2021	SUNBELT RENTALS INC	RENTALS-OPERATING LEASES	1,415.16
10/12/2021	SYSCO NORTH TEXAS DIVISION OF SYSCO U	GENERAL SUPPLIES	3,470.85
10/12/2021	TAHPERD	TRAVEL, TRAINING & SUBSISTENCE	220.00
10/12/2021	TARRANT COUNTY ELECTIONS	ELECTION COSTS	32,151.55
10/12/2021	TARRANT COUNTY ELECTIONS	ELECTION COSTS - LOCALLY DEFIN	29,438.78
10/12/2021	TAYLOR, ANITA	TRAVEL, TRAINING & SUBSISTENCE	22.88

MANSFIELD INDEPENDENT SCHOOL DISTRICT

Fund Disbursement Report for 10/1/2021 through 10/31/2021

<u>DATE PAID</u>	<u>NAME</u>	<u>ITEM DESCRIPTION</u>	<u>AMOUNT</u>
199 - GENERAL OPERATING			
10/12/2021	TEACHER SYNERGY LLC	GENERAL SUPPLIES	264.97
10/12/2021	TEX TECH ENVIRONMENTAL, INC	CONTRACTED MAINTENANCE AND REP	2,500.00
10/12/2021	TEXAS AIRSYSTEMS, LLC	OTHER SUPPLIES FOR M&O	425.39
10/12/2021	TEXAS ART EDUCATION ASSOCIATION (TAEA)	MEMBERSHIPS	165.00
10/12/2021	TEXAS ART EDUCATION ASSOCIATION (TAEA)	TRAVEL, TRAINING & SUBSISTENCE	1,560.00
10/12/2021	TEXAS ASSOCIATION OF SCHOOL BUSINESS	LOBBYING	154.05
10/12/2021	TEXAS ASSOCIATION OF SCHOOL BUSINESS	MEMBERSHIPS	130.95
10/12/2021	TEXAS ASSOCIATION OF SCHOOL BUSINESS	MISCELLANEOUS CONTRACTED SERVIC	4,850.00
10/12/2021	TEXAS ASSOCIATION OF SCHOOL BUSINESS	TRAVEL, TRAINING & SUBSISTENCE	325.00
10/12/2021	TEXAS ASSOCIATION FOR THE GIFTED & TAL	TRAVEL, TRAINING & SUBSISTENCE	1,800.00
10/12/2021	TEXAS ASSOC FOR HEALTH, PHYS ED, REC &	TRAVEL, TRAINING & SUBSISTENCE	220.00
10/12/2021	TEXAS ASSOCIATION OF SCHOOL ADMINISTR	MEMBERSHIPS	267.00
10/12/2021	TEXAS ASSOCIATION FOR LANGUAGE SUPEF	TRAVEL, TRAINING & SUBSISTENCE	100.00
10/12/2021	TEXAS ASSOCIATION FOR PUPIL TRANSPORT	TRAVEL, TRAINING & SUBSISTENCE	95.00
10/12/2021	TEXAS DEPT OF PUBLIC SAFETY	MISCELLANEOUS OPERATING COSTS	125.00
10/12/2021	TEXAS EDUCATION NEWS	READING/REF MATERIALS/DATABASE	215.00
10/12/2021	TEXAS EDUCATIONAL PAPERBACKS	GENERAL SUPPLIES	111.58
10/12/2021	TEXAS ELEM PRIN & SUPR ASSOC, TEP SA	MEMBERSHIPS	306.00
10/12/2021	TEXAS OVERHEAD DOOR COMPANY	CONTRACTED MAINTENANCE AND REP	1,275.00
10/12/2021	TEXAS SPEECH COMMUNICATION ASSOCIATI	MEMBERSHIPS	195.00
10/12/2021	TEXAS TRUCK A/C INC	CONTRACTED MAINTENANCE AND REP	2,937.13
10/12/2021	THE UNIVERSITY OF TEXAS AT AUSTIN UT HI	TESTING MATERIALS	250.00
10/12/2021	TOTAL MAINTENANCE SOLUTIONS, TMS SOU	OTHER SUPPLIES FOR M&O	59.72
10/12/2021	TRANSLATION & INTERPRETATION LLC	MISCELLANEOUS CONTRACTED SERVIC	401.11
10/12/2021	TUCKER, SHERRI	TRAVEL, TRAINING & SUBSISTENCE	24.54
10/12/2021	ULINE	GENERAL SUPPLIES	51.50
10/12/2021	UNIFIRST HOLDINGS, INC	RENTALS-OPERATING LEASES	280.62
10/12/2021	UNITED REFRIGERATION INC	OTHER SUPPLIES FOR M&O	3,183.34
10/12/2021	VERITIV OPERATING CO.	GENERAL SUPPLIES	837.44
10/12/2021	VERITIV OPERATING CO.	INVENTORY - WAREHOUSE SUPPLIES	11,682.76
10/12/2021	WEST MUSIC COMPANY	GENERAL SUPPLIES	559.63
10/12/2021	WESTERN - BRW PAPER CO, OVOL USA	GENERAL SUPPLIES	9,904.10
10/12/2021	WHITE, JUSTIN	TRAVEL, TRAINING & SUBSISTENCE	65.00
10/12/2021	WILLIAM V. MACGILL & CO.	GENERAL SUPPLIES	73.48
10/12/2021	WILLIAMS-TURNER, KENISHA	TRAVEL, TRAINING & SUBSISTENCE	108.96
10/12/2021	WINSTON WATER COOLER OF FT WORTH	OTHER SUPPLIES FOR M&O	721.29
10/12/2021	WOODARD BUILDERS SUPPLY	OTHER SUPPLIES FOR M&O	628.84
10/12/2021	WYLIE BAND BOOSTER CLUB	TRAVEL AND SUBSISTENCE - STUDE	375.00
10/15/2021	A-1 CLEANERS SHOE REPAIR&ALT, YOUNG J	MISCELLANEOUS CONTRACTED SERVIC	71.80
10/15/2021	ABC WRECKER SERVICE	MISCELLANEOUS CONTRACTED SERVIC	270.00
10/15/2021	ABECEDARIAN	GENERAL SUPPLIES	57.00
10/15/2021	AMERICAN TIRE DISTRIBUTORS	VEHICLE PARTS & SUPPLIES	303.00
10/15/2021	AMERICAN HEART ASSOCIATION, INC	GENERAL SUPPLIES	1,305.00
10/15/2021	ANATOMY WAREHOUSE, ANATOMICAL WORL	GENERAL SUPPLIES	1,468.33
10/15/2021	ARLINGTON UTILITIES	UTILITIES - WATER	95,592.38
10/15/2021	ARTA TRAVEL	TRAVEL, TRAINING & SUBSISTENCE	1,078.40
10/15/2021	B&H PHOTO-VIDEO-PRO-AUDIO	OTHER EQUIPMENT<\$5000	898.00
10/15/2021	B&H PHOTO-VIDEO-PRO-AUDIO	TECHNOLOGY EQUIPMENT<\$5000	24.30
10/15/2021	BACCHERINI, LUDOVIC	MISCELLANEOUS CONTRACTED SERVIC	225.00
10/15/2021	BARNES & NOBLE BOOKSELLERS INC	READING/REF MATERIALS/DATABASE	239.20
10/15/2021	BIRCHFIELD, LARRY	TRAVEL, TRAINING & SUBSISTENCE	81.82
10/15/2021	BLICK ART MATERIALS, LLC	GENERAL SUPPLIES	602.05
10/15/2021	BONEBRAKE, STEPHANIE	MISCELLANEOUS CONTRACTED SERVIC	1,000.00
10/15/2021	BOUND TREE MEDICAL LLC	GENERAL SUPPLIES	14,839.47
10/15/2021	BREAKOUT EDU	COMPUTER SOFTWARE	99.00

MANSFIELD INDEPENDENT SCHOOL DISTRICT

Fund Disbursement Report for 10/1/2021 through 10/31/2021

<u>DATE PAID</u>	<u>NAME</u>	<u>ITEM DESCRIPTION</u>	<u>AMOUNT</u>
199 - GENERAL OPERATING			
10/15/2021	BUCK, BRANDY	TRAVEL, TRAINING & SUBSISTENCE	142.56
10/15/2021	BUSOCKER, GINGER	TRAVEL, TRAINING & SUBSISTENCE	7.84
10/15/2021	CAROLINA BIOLOGICAL SPLY CO	GENERAL SUPPLIES	1,566.55
10/15/2021	CDW GOVERNMENT	COMPUTER SOFTWARE	303,125.52
10/15/2021	CDW GOVERNMENT	MISCELLANEOUS CONTRACTED SERVIC	1,608.75
10/15/2021	CDW GOVERNMENT	TECHNOLOGY EQUIPMENT <\$5000	1,173.01
10/15/2021	CENTERA, WILLIAM	MISCELLANEOUS CONTRACTED SERVIC	1,000.00
10/15/2021	CENTURY HVAC DISTRIBUTING, L.P.	OTHER SUPPLIES FOR M&O	31.78
10/15/2021	CITIBANK	COMPUTER SOFTWARE	2,121.40
10/15/2021	CITIBANK	CONTRACTED MAINTENANCE AND REP	99.00
10/15/2021	CITIBANK	GENERAL SUPPLIES	4,334.61
10/15/2021	CITIBANK	MEMBERSHIPS	60.00
10/15/2021	CITIBANK	MISCELLANEOUS OPERATING COSTS	3,456.61
10/15/2021	CITIBANK	OTHER SUPPLIES FOR M&O	333.96
10/15/2021	CITIBANK	TRAVEL AND SUBSISTENCE - NON-E	65.00
10/15/2021	CITIBANK	TRAVEL AND SUBSISTENCE - STUDE	3,550.09
10/15/2021	CITIBANK	TRAVEL, TRAINING & SUBSISTENCE	3,643.24
10/15/2021	CITY OF GRAND PRAIRIE, WATER UTILITIES	UTILITIES - WATER	7,097.96
10/15/2021	CLEAN GETAWAY CAR WASH, BROAD	CONTRACTED MAINTENANCE AND REP	148.00
10/15/2021	CLULEY, AMANDA	MISCELLANEOUS CONTRACTED SERVIC	500.00
10/15/2021	COMPLETE SUPPLY, INC	GENERAL SUPPLIES	484.65
10/15/2021	CONCORD THEATRICALS CORP	MISCELLANEOUS OPERATING COSTS	625.00
10/15/2021	COWBOY PARTY RENTALS	RENTALS-OPERATING LEASES	395.52
10/15/2021	CREATIVE RISK FUNDING INC, SCHOOL COMI	OTHER	18,714.22
10/15/2021	DALLAS ISD GRAPHICS DEPARTMENT	MISCELLANEOUS CONTRACTED SERVIC	5,749.29
10/15/2021	DANIEL WILES DESIGN, LLC, DANIEL R WILES	MISCELLANEOUS CONTRACTED SERVIC	1,500.00
10/15/2021	DELCOM GROUP LP	CONTRACTED MAINTENANCE AND REP	2,160.00
10/15/2021	DELCOM GROUP LP	MISCELLANEOUS CONTRACTED SERVIC	362.50
10/15/2021	DELCOM GROUP LP	TECHNOLOGY EQUIPMENT <\$5000	631.25
10/15/2021	DEMCO INC	GENERAL SUPPLIES	1,257.82
10/15/2021	DODGE, ANDREW	MISCELLANEOUS CONTRACTED SERVIC	550.00
10/15/2021	DRAMATIC PUBLISHING	GENERAL SUPPLIES	309.28
10/15/2021	DRAMATIC PUBLISHING	MISCELLANEOUS OPERATING COSTS	80.00
10/15/2021	DREAM RANCH OFFICE SUPPLIES	GENERAL SUPPLIES	3,643.43
10/15/2021	EAI EDUCATION INC	GENERAL SUPPLIES	249.50
10/15/2021	EARTHWORKS INC	CONTRACTED MAINTENANCE AND REP	49,774.00
10/15/2021	ELLIOTT ELECTRIC SUPPLY INC	OTHER SUPPLIES FOR M&O	302.55
10/15/2021	FLINN SCIENTIFIC, INC	GENERAL SUPPLIES	298.90
10/15/2021	FUSSELL, DEBRA	TRAVEL, TRAINING & SUBSISTENCE	90.55
10/15/2021	GAIL NELSON MUSIC	MISCELLANEOUS CONTRACTED SERVIC	495.00
10/15/2021	GALLS, LLC, RED THE UNIFORM	GENERAL SUPPLIES	127.86
10/15/2021	GARTIN, TESSA	MISCELLANEOUS CONTRACTED SERVIC	550.00
10/15/2021	GARY BELK EQUIPMENT INC	OTHER SUPPLIES FOR M&O	340.00
10/15/2021	GAS AND SUPPLY NORTH TEXAS LLC	GENERAL SUPPLIES	1,286.28
10/15/2021	GENUINE PARTS COMPANY-NAPA	GASOLINE AND OTHER FUELS OR VE	253.86
10/15/2021	GENUINE PARTS COMPANY-NAPA	OTHER SUPPLIES FOR M&O	89.47
10/15/2021	GENUINE PARTS COMPANY-NAPA	VEHICLE PARTS & SUPPLIES	9,990.33
10/15/2021	GLOBAL ASSET	CONTRACTED MAINTENANCE AND REP	14,357.00
10/15/2021	GOPHER SPORT	GENERAL SUPPLIES	100.52
10/15/2021	GOT SPIRIT?	MISCELLANEOUS CONTRACTED SERVIC	135.00
10/15/2021	GRAINGER	OTHER SUPPLIES FOR M&O	55.44
10/15/2021	HAND2MIND, INC.	READING/REF MATERIALS/DATABASE	127.47
10/15/2021	HARRIS, EBONY	TRAVEL, TRAINING & SUBSISTENCE	126.59
10/15/2021	HOME DEPOT	BUILDING SUPPLIES	30.46
10/15/2021	HOME DEPOT	GENERAL SUPPLIES	344.64

MANSFIELD INDEPENDENT SCHOOL DISTRICT

Fund Disbursement Report for 10/1/2021 through 10/31/2021

<u>DATE PAID</u>	<u>NAME</u>	<u>ITEM DESCRIPTION</u>	<u>AMOUNT</u>
199 - GENERAL OPERATING			
10/15/2021	HOME DEPOT	OTHER SUPPLIES FOR M&O	4,914.64
10/15/2021	HOME DEPOT PRO SUPPLY WORKS	GENERAL SUPPLIES	189.00
10/15/2021	HON COMPANY, THE	FURNITURE	596.37
10/15/2021	HON COMPANY, THE	OTHER SUPPLIES FOR M&O	5,153.86
10/15/2021	HOUSTON ISD	LEGAL SERVICES	597.15
10/15/2021	HOUSTON ISD	MISCELLANEOUSCONTRACTED SERVIC	0.00
10/15/2021	HYNDS, MATT	TRAVEL, TRAINING & SUBSISTENCE	121.73
10/15/2021	IDENTISYS, INC	GENERAL SUPPLIES	420.00
10/15/2021	ION WAVE TECHNOLOGIES, INC.	TRAVEL, TRAINING & SUBSISTENCE	1,725.00
10/15/2021	J W PEPPER & SON, INC	GENERAL SUPPLIES	343.29
10/15/2021	JASON'S DELI, MANSFIELD	MISCELLANEOUS OPERATING COSTS	1,223.36
10/15/2021	JASON'S DELI, MANSFIELD	TRAVEL AND SUBSISTENCE - STUDE	2,307.02
10/15/2021	JOSTENS, INC	GENERAL SUPPLIES	1,793.00
10/15/2021	J-ROBB DESIGNS	MISCELLANEOUSCONTRACTED SERVIC	2,500.00
10/15/2021	JROTC DOG TAGS, INC	MISCELLANEOUSCONTRACTED SERVIC	61.18
10/15/2021	JUNIOR LIBRARY GUILD	READING/REF MATERIALS/DATABASE	270.00
10/15/2021	KEITH G MATHIS VIDEO PRODUCTIONS	MISCELLANEOUSCONTRACTED SERVIC	500.00
10/15/2021	KINETRIC INC., DBA POLYPRINTER	GENERAL SUPPLIES	133.00
10/15/2021	KLEEN-AIR FILTER SERVICE & SALES	OTHER SUPPLIES FOR M&O	1,624.02
10/15/2021	KNOX COMPANY, KNOX ASSOCIATES	OTHER SUPPLIES FOR M&O	496.87
10/15/2021	LAKESHORE LEARNING MATERIALS	GENERAL SUPPLIES	935.60
10/15/2021	LAWN PATROL SERVICE, INC	CONTRACTED MAINTENANCE AND REP	49,400.00
10/15/2021	LEARN BY DOING, INC	COMPUTER SOFTWARE	2,763.00
10/15/2021	LEARNING A-Z LLC	COMPUTER SOFTWARE	472.00
10/15/2021	LEARNING WITHOUT TEARS	COMPUTER SOFTWARE	300.00
10/15/2021	LEASOR CRASS, P.C.	LEGAL SERVICES	10,076.00
10/15/2021	LEWISVILLE HIGH SCHOOL BAND BOOSTERS	TRAVEL AND SUBSISTENCE - STUDE	175.00
10/15/2021	LIQUID ENVIRONMENTAL SOLUTIONS OF TEX	CONTRACTED MAINTENANCE AND REP	6,544.00
10/15/2021	LONE STAR PERCUSSION	GENERAL SUPPLIES	1,150.03
10/15/2021	LONE STAR COACHES, INC	TRAVEL AND SUBSISTENCE - STUDE	3,635.00
10/15/2021	LONGHORN, INC.	OTHER SUPPLIES FOR M&O	1,005.08
10/15/2021	LOWE'S COMPANIES, INC	GENERAL SUPPLIES	283.98
10/15/2021	LOWE'S COMPANIES, INC	OTHER SUPPLIES FOR M&O	95.05
10/15/2021	MARTIN & SONS LOCKSMITH, INC.	OTHER SUPPLIES FOR M&O	79.50
10/15/2021	MATHEWSON, ERIN	MISCELLANEOUSCONTRACTED SERVIC	150.00
10/15/2021	MATTHEWS OFFICE SUPPLY	GENERAL SUPPLIES	164.64
10/15/2021	MEDSTAR MOBILE HEALTHCARE	MISCELLANEOUSCONTRACTED SERVIC	26,400.00
10/15/2021	MEDSTAR MOBILE HEALTHCARE	READING/REF MATERIALS/DATABASE	210.00
10/15/2021	MGM PRINTING SERVICES	MISCELLANEOUSCONTRACTED SERVIC	1,655.00
10/15/2021	MICA CRANE SERVICE, INC	CONTRACTED MAINTENANCE AND REP	692.00
10/15/2021	MILLER, III, GERARD	MISCELLANEOUSCONTRACTED SERVIC	1,000.00
10/15/2021	MOBILE COMMUNICATIONS OF AMERICA, CRI	CONTRACTED MAINTENANCE AND REP	129.00
10/15/2021	MUNOZ, CRESENCIO	TRAVEL, TRAINING & SUBSISTENCE	526.56
10/15/2021	MUSIC AND ARTS CENTER - ATTN: ACCOUNTS	GENERAL SUPPLIES	1,368.56
10/15/2021	MUSIC AND ARTS CENTER - ATTN: ACCOUNTS	OTHER EQUIPMENT<\$5000	4,227.86
10/15/2021	NASCO EDUCATION LLC	GENERAL SUPPLIES	192.53
10/15/2021	NATIONAL SPEECH AND DEBATE ASSOCIATIC	MEMBERSHIPS	169.00
10/15/2021	NATIVIDAD, ISELA	TRAVEL, TRAINING & SUBSISTENCE	28.39
10/15/2021	NEUGENT, NATHANIEL	MISCELLANEOUSCONTRACTED SERVIC	1,760.00
10/15/2021	NORTH TEXAS TOLLWAY AUTHORITY	MISCELLANEOUS OPERATING COSTS	37.14
10/15/2021	NORTH TEXAS COLORGUARD ASSOCIATION	TRAVEL AND SUBSISTENCE - STUDE	525.00
10/15/2021	NYE, JANET	MISCELLANEOUSCONTRACTED SERVIC	550.00
10/15/2021	ON THE BORDER	MISCELLANEOUS OPERATING COSTS	757.52
10/15/2021	PENDER'S MUSIC COMPANY	GENERAL SUPPLIES	864.64
10/15/2021	PETROLEUM TRADERS CORPORATION	GASOLINE AND OTHER FUELS OR VE	36,721.06

MANSFIELD INDEPENDENT SCHOOL DISTRICT

Fund Disbursement Report for 10/1/2021 through 10/31/2021

<u>DATE PAID</u>	<u>NAME</u>	<u>ITEM DESCRIPTION</u>	<u>AMOUNT</u>
199 - GENERAL OPERATING			
10/15/2021	PHILLIPS LAWN SPRINKLER CO INC	CONTRACTED MAINTENANCE AND REP	2,925.14
10/15/2021	PIXEL PRESS TECHNOLOGY LLC	COMPUTER SOFTWARE	200.00
10/15/2021	POCKET NURSE	GENERAL SUPPLIES	77.52
10/15/2021	POGGENSEE, REBECCA	TRAVEL, TRAINING & SUBSISTENCE	100.77
10/15/2021	PROMETRIC LLC	TESTING MATERIALS	3,875.00
10/15/2021	RELIABLE PARTS INC.	OTHER SUPPLIES FOR M&O	180.86
10/15/2021	ROADRUNNER CHARTERS, INC.	TRAVEL AND SUBSISTENCE - STUDE	5,600.00
10/15/2021	SHAW BROS WELDING	CONTRACTED MAINTENANCE AND REP	420.00
10/15/2021	SOLIS, JONATHAN	MISCELLANEOUS CONTRACTED SERVIC	1,000.00
10/15/2021	SOUTHEASTERN PERFORMANCE APPAREL	GENERAL SUPPLIES	684.80
10/15/2021	SPARKS PUMP SERVICES, INC	CONTRACTED MAINTENANCE AND REP	4,194.11
10/15/2021	STAPLES ADVANTAGE	GENERAL SUPPLIES	985.82
10/15/2021	STAPLES ADVANTAGE	TECHNOLOGY EQUIPMENT<\$5000	49.99
10/15/2021	STERICYCLE	CONTRACTED MAINTENANCE AND REP	1,363.80
10/15/2021	SYMBOLARTS, LLC	GENERAL SUPPLIES	605.75
10/15/2021	TARRANT COUNTY TAX OFFICE	MISCELLANEOUS OPERATING COSTS	24.75
10/15/2021	TARRANT COUNTY ELECTIONS	ELECTION COSTS - LOCALLY DEFIN	23,410.00
10/15/2021	TEACHER SYNERGY LLC	GENERAL SUPPLIES	25.00
10/15/2021	TEACHER'S DISCOVERY	READING/REF MATERIALS/DATABASE	55.94
10/15/2021	TEXAS COMPUTER EDUCATION ASSOCIATION	TRAVEL, TRAINING & SUBSISTENCE	678.00
10/15/2021	TEXAS COUNSELING ASSOCIATION	TRAVEL, TRAINING & SUBSISTENCE	215.00
10/15/2021	TEXAS IRRIGATION SUPPLY	OTHER SUPPLIES FOR M&O	1,184.11
10/15/2021	THE GAMES METHOD, LLC	MISCELLANEOUS CONTRACTED SERVIC	1,500.00
10/15/2021	TRINITY CERAMIC SUPPLY, INC	GENERAL SUPPLIES	80.00
10/15/2021	TRIPLE C FENCE	CONTRACTED MAINTENANCE AND REP	590.00
10/15/2021	UNITED REFRIGERATION INC	OTHER SUPPLIES FOR M&O	4,861.46
10/15/2021	USBANDS, BD PERFRMG ARTS	TRAVEL AND SUBSISTENCE - STUDE	500.00
10/15/2021	WALKER, ELIANA	MISCELLANEOUS CONTRACTED SERVIC	1,000.00
10/15/2021	WARMAN, ROBIN	TRAVEL, TRAINING & SUBSISTENCE	59.96
10/15/2021	WATKINS, JONATHAN	MISCELLANEOUS CONTRACTED SERVIC	250.00
10/15/2021	WESTERN - BRW PAPER CO, OVOL USA	GENERAL SUPPLIES	3,589.07
10/15/2021	WHITLEY PENN, LLP	AUDIT SERVICES	20,000.00
10/15/2021	WILLIAM V. MACGILL & CO.	GENERAL SUPPLIES	87.97
10/15/2021	WINSTON WATER COOLER OF FT WORTH	OTHER SUPPLIES FOR M&O	5,369.67
10/15/2021	ZEITENERGY, LLC	CONTRACTED MAINTENANCE AND REP	1,947.50
10/19/2021	AMERICAN BEARING CO	OTHER SUPPLIES FOR M&O	48.84
10/19/2021	AMPLIFY, EXPANCO	MISCELLANEOUS CONTRACTED SERVIC	105.00
10/19/2021	AREA F 5A MARCHING CONTEST	TRAVEL AND SUBSISTENCE - STUDE	450.00
10/19/2021	ATMOS ENERGY	UTILITIES - GAS	11,605.72
10/19/2021	AWARD CENTER	MISCELLANEOUS OPERATING COSTS	11.05
10/19/2021	AWARD CENTER	MISCELLANEOUS CONTRACTED SERVIC	106.24
10/19/2021	B&G SIGNS	MISCELLANEOUS CONTRACTED SERVIC	360.00
10/19/2021	BLICK ART MATERIALS, LLC	GENERAL SUPPLIES	1,303.40
10/19/2021	BOUND TO STAY BOUND BOOKS INC	READING/REF MATERIALS/DATABASE	439.45
10/19/2021	BOUND TREE MEDICAL LLC	GENERAL SUPPLIES	27,397.61
10/19/2021	CAPSTONE	EDUCATION SERVICE CENTER SERVI	103.45
10/19/2021	CAROLINA BIOLOGICAL SPLY CO	GENERAL SUPPLIES	714.81
10/19/2021	CDW GOVERNMENT	COMPUTER SOFTWARE	1,754.11
10/19/2021	CDW GOVERNMENT	TECHNOLOGY EQUIPMENT<\$5000	7,756.76
10/19/2021	CENTURY HVAC DISTRIBUTING, L.P.	OTHER SUPPLIES FOR M&O	16.75
10/19/2021	CEV MULTIMEDIA, LTD	COMPUTER SOFTWARE	3,150.00
10/19/2021	CHANCE TO SOAR	MISCELLANEOUS CONTRACTED SERVIC	750.00
10/19/2021	CITY OF MANSFIELD	UTILITIES - WATER	47,085.50
10/19/2021	CLASSIC TURF EQUIPMENT	OTHER SUPPLIES FOR M&O	1,296.35
10/19/2021	CONJUGUEMOS	COMPUTER SOFTWARE	474.00

MANSFIELD INDEPENDENT SCHOOL DISTRICT

Fund Disbursement Report for 10/1/2021 through 10/31/2021

<u>DATE PAID</u>	<u>NAME</u>	<u>ITEM DESCRIPTION</u>	<u>AMOUNT</u>
199 - GENERAL OPERATING			
10/19/2021	DALLAS ISD GRAPHICS DEPARTMENT	MISCELLANEOUSCONTRACTED SERVIC	25.50
10/19/2021	DELTAMATH SOLUTIONS INC	COMPUTER SOFTWARE	1,045.00
10/19/2021	DREAM RANCH OFFICE SUPPLIES	GENERAL SUPPLIES	815.75
10/19/2021	DUKE, JOHN	MISCELLANEOUSCONTRACTED SERVIC	1,000.00
10/19/2021	EAI EDUCATION INC	GENERAL SUPPLIES	702.17
10/19/2021	ELLIOTT ELECTRIC SUPPLY INC	OTHER SUPPLIES FOR M&O	40.35
10/19/2021	ENTERPRISE LEASING - TEXAS	RENTALS-OPERATING LEASES	7,684.14
10/19/2021	FIRST	TRAVEL AND SUBSISTENCE - STUDE	1,962.00
10/19/2021	FOLLETT SCHOOL SOLUTIONS, INC	READING/REF MATERIALS/DATABASE	1,578.05
10/19/2021	FRUHAUF UNIFORMS, INC	GENERAL SUPPLIES	168.31
10/19/2021	GENUINE PARTS COMPANY-NAPA	GASOLINE AND OTHER FUELS OR VE	261.55
10/19/2021	GENUINE PARTS COMPANY-NAPA	OTHER EQUIPMENT<\$5000	422.22
10/19/2021	GENUINE PARTS COMPANY-NAPA	OTHER SUPPLIES FOR M&O	122.31
10/19/2021	GENUINE PARTS COMPANY-NAPA	VEHICLE PARTS & SUPPLIES	17,152.98
10/19/2021	GLOBAL ASSET	CONTRACTED MAINTENANCE AND REP	11,195.00
10/19/2021	GOODSON SALES & LEASING	RENTALS-OPERATING LEASES	1,150.00
10/19/2021	GOT YOU COVERED WORK WEAR & UNIFORM	GENERAL SUPPLIES	3,721.40
10/19/2021	GOVCONNECTION INC	TECHNOLOGY EQUIPMENT<\$5000	1,100.80
10/19/2021	GRAINGER	OTHER SUPPLIES FOR M&O	491.56
10/19/2021	HAPPY CHEF, INC., THE	GENERAL SUPPLIES	471.95
10/19/2021	HEGGERTY PHONEMIC, LITERACY RESOUR	READING/REF MATERIALS/DATABASE	259.16
10/19/2021	HOME DEPOT	GENERAL SUPPLIES	193.74
10/19/2021	HOME DEPOT	OTHER SUPPLIES FOR M&O	446.62
10/19/2021	HOME DEPOT PRO SUPPLY WORKS	INVENTORY - WAREHOUSE SUPPLIES	5,234.00
10/19/2021	JASON'S DELI, MANSFIELD	MISCELLANEOUS OPERATING COSTS	64.12
10/19/2021	LAKESHORE LEARNING MATERIALS	GENERAL SUPPLIES	475.98
10/19/2021	LEARNING A-Z LLC	COMPUTER SOFTWARE	472.00
10/19/2021	LENNOX INDUSTRIES INC	OTHER SUPPLIES FOR M&O	34.55
10/19/2021	LONE STAR COACHES, INC	TRAVEL AND SUBSISTENCE - STUDE	2,100.00
10/19/2021	MANSFIELD OIL COMPANY	TRAVEL AND SUBSISTENCE - STUDE	373.46
10/19/2021	MATTHEWS OFFICE SUPPLY	GENERAL SUPPLIES	61.92
10/19/2021	MOBILE COMMUNICATIONS OF AMERICA, CR	GENERAL SUPPLIES	58.00
10/19/2021	MUSIC AND ARTS CENTER - ATTN: ACCOUNTS	GENERAL SUPPLIES	18.83
10/19/2021	NATIONAL SEATING & MOBILITY, INC.	CONTRACTED MAINTENANCE AND REP	225.00
10/19/2021	NORTH TEXAS TOLLWAY AUTHORITY	MISCELLANEOUS OPERATING COSTS	34.62
10/19/2021	PRIME SOURCE	INVENTORY - WAREHOUSE SUPPLIES	1,525.00
10/19/2021	RAIN PONCHOS PLUS, LLC	GENERAL SUPPLIES	86.40
10/19/2021	RAY, JUDITH	MISCELLANEOUSCONTRACTED SERVIC	175.00
10/19/2021	REALLY GOOD STUFF, LLC	GENERAL SUPPLIES	107.87
10/19/2021	REGION 11 ESC	EDUCATION SERVICE CENTER SERVI	850.00
10/19/2021	REGION 4 ESC	EDUCATION SERVICE CENTER SERVI	820.00
10/19/2021	RELIABLE PARTS INC.	OTHER SUPPLIES FOR M&O	180.09
10/19/2021	ROMEO MUSIC LLC	GENERAL SUPPLIES	4,830.00
10/19/2021	SCHOOL HEALTH CORPORATION	GENERAL SUPPLIES	667.63
10/19/2021	SCHOOL NURSE SUPPLY, INC	GENERAL SUPPLIES	272.70
10/19/2021	SCHOOL SPECIALTY, LLC	GENERAL SUPPLIES	2,107.63
10/19/2021	STAPLES ADVANTAGE	GENERAL SUPPLIES	1,684.36
10/19/2021	STAPLES ADVANTAGE	TECHNOLOGY EQUIPMENT<\$5000	16.49
10/19/2021	TEACHER SYNERGY LLC	GENERAL SUPPLIES	33.99
10/19/2021	TEXAS COUNSELING ASSOCIATION	TRAVEL, TRAINING & SUBSISTENCE	430.00
10/19/2021	TEXAS EDUCATIONAL PAPERBACKS	GENERAL SUPPLIES	186.69
10/19/2021	TEXAS LIBRARY ASSOCIATION	MEMBERSHIPS	175.00
10/19/2021	TEXAS MUSIC ADMINISTRATORS CONFERENC	TRAVEL, TRAINING & SUBSISTENCE	120.00
10/19/2021	TUXEDO CONNECT LLC	GENERAL SUPPLIES	578.76
10/19/2021	VERNIER SOFTWARE & TECHNOLOGY LLC	COMPUTER SOFTWARE	600.00

MANSFIELD INDEPENDENT SCHOOL DISTRICT

Fund Disbursement Report for 10/1/2021 through 10/31/2021

<u>DATE PAID</u>	<u>NAME</u>	<u>ITEM DESCRIPTION</u>	<u>AMOUNT</u>
199 - GENERAL OPERATING			
10/19/2021	WEST MUSIC COMPANY	GENERAL SUPPLIES	23.95
10/19/2021	WESTERN - BRW PAPER CO, OVOL USA	GENERAL SUPPLIES	31.75
10/19/2021	WILLIAM V. MACGILL & CO.	GENERAL SUPPLIES	221.96
10/19/2021	YORK, MEGAN	MISCELLANEOUSCONTRACTED SERVIC	2,000.00
10/21/2021	A SIGN OF QUALITY LLC	MISCELLANEOUSCONTRACTED SERVIC	2,447.00
10/21/2021	ABC WRECKER SERVICE	MISCELLANEOUSCONTRACTED SERVIC	395.00
10/21/2021	ACCURATE LEAK AND LINE	CONTRACTED MAINTENANCE AND REP	6,750.00
10/21/2021	AEROWAVE TECHNOLOGIES, INC	CONTRACTED MAINTENANCE AND REP	1,656.60
10/21/2021	ALL SEASON SPORTS	CONTRACTED MAINTENANCE AND REP	1,800.00
10/21/2021	B&H PHOTO-VIDEO-PRO-AUDIO	GENERAL SUPPLIES	3,451.15
10/21/2021	B&H PHOTO-VIDEO-PRO-AUDIO	TECHNOLOGY EQUIPMENT<\$5000	1,271.05
10/21/2021	BARNES & NOBLE BOOKSELLERS INC	READING/REF MATERIALS/DATABASE	335.90
10/21/2021	BOUND TO STAY BOUND BOOKS INC	READING/REF MATERIALS/DATABASE	1,824.71
10/21/2021	BOUND TREE MEDICAL LLC	GENERAL SUPPLIES	213.60
10/21/2021	BREAKOUT EDU	COMPUTER SOFTWARE	99.00
10/21/2021	BUCK'S WHEEL & EQUIPMENT CO	CONTRACTED MAINTENANCE AND REP	1,700.00
10/21/2021	CAPTURING KIDS HEARTS, FLIPPEN GROUP	MISCELLANEOUSCONTRACTED SERVIC	1,700.00
10/21/2021	CAROLINA BIOLOGICAL SPLY CO	GENERAL SUPPLIES	3,350.70
10/21/2021	CARROT TOP INDUSTRIES	GENERAL SUPPLIES	205.00
10/21/2021	CDW GOVERNMENT	COMPUTER SOFTWARE	4.15
10/21/2021	CDW GOVERNMENT	TECHNOLOGY EQUIPMENT<\$5000	100.13
10/21/2021	CENTURY HVAC DISTRIBUTING, L.P.	OTHER SUPPLIES FOR M&O	217.44
10/21/2021	CESCO INC	TECHNOLOGY EQUIPMENT<\$5000	292.00
10/21/2021	CITIBANK	EDUCATION SERVICE CENTER SERVI	569.70
10/21/2021	CITIBANK	FURNITURE	557.97
10/21/2021	CITIBANK	GENERAL SUPPLIES	12,115.47
10/21/2021	CITIBANK	MISCELLANEOUS OPERATING COSTS	329.36
10/21/2021	CITIBANK	OTHER SUPPLIES FOR M&O	38.83
10/21/2021	CITIBANK	READING/REF MATERIALS/DATABASE	2,707.23
10/21/2021	CITIBANK	TECHNOLOGY EQUIPMENT<\$5000	503.60
10/21/2021	CITIBANK	UTILITIES - WATER	231.02
10/21/2021	CLASSIC TURF EQUIPMENT	OTHER SUPPLIES FOR M&O	879.59
10/21/2021	CONTRACTORS BACKFLOW, INC	CONTRACTED MAINTENANCE AND REP	2,380.00
10/21/2021	COWTOWN BUS CHARTERS, INC	TRAVEL AND SUBSISTENCE - STUDE	1,755.00
10/21/2021	DANIELSON, LORI	MISCELLANEOUSCONTRACTED SERVIC	385.00
10/21/2021	DAVISON, ZENOBIA	TRAVEL, TRAINING & SUBSISTENCE	95.94
10/21/2021	DODGE, ANDREW	MISCELLANEOUSCONTRACTED SERVIC	750.00
10/21/2021	DREAM RANCH OFFICE SUPPLIES	GENERAL SUPPLIES	794.12
10/21/2021	ELLIOTT ELECTRIC SUPPLY INC	OTHER SUPPLIES FOR M&O	719.36
10/21/2021	EWELL EDUCATIONAL SERVICES	COMPUTER SOFTWARE	575.00
10/21/2021	FEDEX, 1577-9067-6	POSTAGE	93.05
10/21/2021	FLINN SCIENTIFIC, INC	GENERAL SUPPLIES	221.16
10/21/2021	FOLLETT SCHOOL SOLUTIONS, INC	READING/REF MATERIALS/DATABASE	186.50
10/21/2021	FORT WORTH ISD - COWTOWN CLASSIC, JRC	TRAVEL AND SUBSISTENCE - STUDE	360.00
10/21/2021	GENUINE PARTS COMPANY-NAPA	GENERAL SUPPLIES	192.02
10/21/2021	GENUINE PARTS COMPANY-NAPA	VEHICLE PARTS & SUPPLIES	15,874.85
10/21/2021	GIMKIT INC	COMPUTER SOFTWARE	1,000.00
10/21/2021	GLOBAL ASSET	TECHNOLOGY EQUIPMENT<\$5000	1,206.50
10/21/2021	GOPHER SPORT	GENERAL SUPPLIES	239.80
10/21/2021	GOT YOU COVERED WORK WEAR & UNIFORM	GENERAL SUPPLIES	548.17
10/21/2021	HOBBY LOBBY STORES, INC.	GENERAL SUPPLIES	284.83
10/21/2021	HOME DEPOT	GENERAL SUPPLIES	202.96
10/21/2021	HOME DEPOT	OTHER SUPPLIES FOR M&O	574.90
10/21/2021	IDEAL FIRE & SECURITY LLC	MISCELLANEOUSCONTRACTED SERVIC	2,700.00
10/21/2021	INTEGRATION EDUCATION LLC, MATT SCHUP	MISCELLANEOUSCONTRACTED SERVIC	6,210.00

MANSFIELD INDEPENDENT SCHOOL DISTRICT

Fund Disbursement Report for 10/1/2021 through 10/31/2021

<u>DATE PAID</u>	<u>NAME</u>	<u>ITEM DESCRIPTION</u>	<u>AMOUNT</u>
199 - GENERAL OPERATING			
10/21/2021	J W PEPPER & SON, INC	GENERAL SUPPLIES	353.73
10/21/2021	JASON'S DELI, MANSFIELD	MISCELLANEOUS OPERATING COSTS	94.50
10/21/2021	JONES, DEBORAH	TRAVEL, TRAINING & SUBSISTENCE	88.99
10/21/2021	KESLER SCIENCE	GENERAL SUPPLIES	897.00
10/21/2021	KLEEN-AIR FILTER SERVICE & SALES	OTHER SUPPLIES FOR M&O	648.00
10/21/2021	KROGER TEXAS LP R50064	GENERAL SUPPLIES	592.94
10/21/2021	LAWN PATROL SERVICE, INC	CONTRACTED MAINTENANCE AND REP	3,000.00
10/21/2021	LEARNING A-Z LLC	COMPUTER SOFTWARE	2,190.55
10/21/2021	LENNOX INDUSTRIES INC	OTHER SUPPLIES FOR M&O	78.78
10/21/2021	LEXISNEXIS RISK DATA MANAGEMENT INC	MISCELLANEOUS CONTRACTED SERVIC	205.75
10/21/2021	LOWE'S COMPANIES, INC	OTHER SUPPLIES FOR M&O	3.17
10/21/2021	MARTIN & SONS LOCKSMITH, INC.	OTHER SUPPLIES FOR M&O	109.95
10/21/2021	MASSEY SERVICES, INC.	CONTRACTED MAINTENANCE AND REP	18.00
10/21/2021	MATTHEWS OFFICE SUPPLY	GENERAL SUPPLIES	499.60
10/21/2021	MOBILE COMMUNICATIONS OF AMERICA, CR	CONTRACTED MAINTENANCE AND REP	-94.00
10/21/2021	MOORE SUPPLY COMPANY	OTHER SUPPLIES FOR M&O	1,163.47
10/21/2021	NORTH TEXAS TOLLWAY AUTHORITY	MISCELLANEOUS OPERATING COSTS	20.69
10/21/2021	OLEN WILLIAMS INC	CONTRACTED MAINTENANCE AND REP	2,735.00
10/21/2021	QUICK ROOFING LLC	CONTRACTED MAINTENANCE AND REP	795.00
10/21/2021	R&H PARTS AND SERVICE INC	CONTRACTED MAINTENANCE AND REP	728.77
10/21/2021	RAIN PONCHOS PLUS, LLC	GENERAL SUPPLIES	1,445.75
10/21/2021	REGION 11 ESC	EDUCATION SERVICE CENTER SERVI	850.00
10/21/2021	REPUBLIC SERVICES INC	UTILITIES - TRASH	55,756.22
10/21/2021	RHYTHM BAND INSTRUMENTS, LLC	GENERAL SUPPLIES	0.00
10/21/2021	RICE UNIVERSITY	TRAVEL, TRAINING & SUBSISTENCE	210.00
10/21/2021	ROADRUNNER CHARTERS, INC.	TRAVEL AND SUBSISTENCE - STUDE	1,100.00
10/21/2021	THE RODNEY GEORGE COMPANY	CONTRACTED MAINTENANCE AND REP	180.00
10/21/2021	S&S WORLDWIDE, INC	GENERAL SUPPLIES	30.39
10/21/2021	SAFETY KLEEN	CONTRACTED MAINTENANCE AND REP	435.00
10/21/2021	SCHOOL HEALTH CORPORATION	GENERAL SUPPLIES	527.80
10/21/2021	SCHOOL NURSE SUPPLY, INC	GENERAL SUPPLIES	33.97
10/21/2021	SCHOOL SPECIALTY, LLC	GENERAL SUPPLIES	850.78
10/21/2021	SCRIPPS NATIONAL SPELLING BEE	MISCELLANEOUS OPERATING COSTS	182.50
10/21/2021	SEAWINNS SECURITY INC	MISCELLANEOUS CONTRACTED SERVIC	3,901.92
10/21/2021	SHC SERVICES INC	PROFESSIONAL SERVICES	2,040.00
10/21/2021	SHERWIN-WILLIAMS 6732-3883-8-7528	OTHER SUPPLIES FOR M&O	70.15
10/21/2021	SITEONE LANDSCAPE SUPPLY, LLC	OTHER SUPPLIES FOR M&O	1,073.04
10/21/2021	SOLIAANT HEALTH	PROFESSIONAL SERVICES	2,409.00
10/21/2021	SOSA, CELESTINO	MISCELLANEOUS CONTRACTED SERVIC	2,100.00
10/21/2021	STEVE WEISS MUSIC INC	OTHER EQUIPMENT <\$5000	2,610.00
10/21/2021	SYN-TECH SYSTEMS, INC.	COMPUTER SOFTWARE	550.00
10/21/2021	SYSCO NORTH TEXAS DIVISION OF SYSCO U	GENERAL SUPPLIES	2,116.34
10/21/2021	TARRANT COUNTY TAX OFFICE	MISCELLANEOUS OPERATING COSTS	217.00
10/21/2021	TEXAS AIRSYSTEMS, LLC	OTHER SUPPLIES FOR M&O	978.67
10/21/2021	TEXAS ART EDUCATION ASSOCIATION (TAEA)	MEMBERSHIPS	165.00
10/21/2021	TEXAS COMPUTER EDUCATION ASSOCIATION	TRAVEL, TRAINING & SUBSISTENCE	1,314.00
10/21/2021	TEXAS OVERHEAD DOOR COMPANY	CONTRACTED MAINTENANCE AND REP	2,700.00
10/21/2021	TEXAS STATE ATHLETIC TRAINERS ASSOC	TRAVEL, TRAINING & SUBSISTENCE	425.00
10/21/2021	TEXAS TRUCK A/C INC	CONTRACTED MAINTENANCE AND REP	3,193.00
10/21/2021	UNIFIRST HOLDINGS, INC	RENTALS-OPERATING LEASES	197.56
10/21/2021	UNITED REFRIGERATION INC	OTHER SUPPLIES FOR M&O	4,465.86
10/21/2021	UNIVERSITY OF TEXAS AT AUSTIN, UIL	MISCELLANEOUS OPERATING COSTS	22,050.00
10/21/2021	UNIVERSITY INTERSCHOLASTIC LEAGUE	GENERAL SUPPLIES	48.00
10/21/2021	WESTERN - BRW PAPER CO, OVOL USA	GENERAL SUPPLIES	3,500.43
10/22/2021	BUSKE, EMILIE	EDUCATION SERVICE CENTER SERVI	200.00

MANSFIELD INDEPENDENT SCHOOL DISTRICT

Fund Disbursement Report for 10/1/2021 through 10/31/2021

<u>DATE PAID</u>	<u>NAME</u>	<u>ITEM DESCRIPTION</u>	<u>AMOUNT</u>
199 - GENERAL OPERATING			
10/26/2021	ALLEY, STEPHANIE	MISCELLANEOUSCONTRACTED SERVIC	200.00
10/26/2021	AMERICAN BEARING CO	OTHER SUPPLIES FOR M&O	27.10
10/26/2021	AMERICAN CERAMIC SUPPLY CO	GENERAL SUPPLIES	479.56
10/26/2021	AMERICAN TIRE DISTRIBUTORS	VEHICLE PARTS & SUPPLIES	287.30
10/26/2021	ANDERSON, KRISTEN	MISCELLANEOUS OPERATING COSTS	49.26
10/26/2021	AREVALO, RAQUEL	TRAVEL, TRAINING & SUBSISTENCE	35.00
10/26/2021	B&H PHOTO-VIDEO-PRO-AUDIO	GENERAL SUPPLIES	553.35
10/26/2021	B&H PHOTO-VIDEO-PRO-AUDIO	TECHNOLOGY EQUIPMENT<\$5000	425.00
10/26/2021	BENZER, JOHN	MISCELLANEOUSCONTRACTED SERVIC	918.86
10/26/2021	BEST BUY BUSINESS ADVANTAGE ACCT	GENERAL SUPPLIES	169.99
10/26/2021	BOSQUES-VELEZ, WILLIAM	TRAVEL, TRAINING & SUBSISTENCE	35.00
10/26/2021	CDW GOVERNMENT	COMPUTER SOFTWARE	3,735.36
10/26/2021	CDW GOVERNMENT	TECHNOLOGY EQUIPMENT<\$5000	30,374.61
10/26/2021	CHAPMAN-WERNER, GRETCHEN	TRAVEL, TRAINING & SUBSISTENCE	35.00
10/26/2021	CITY OF MANSFIELD	MISCELLANEOUSCONTRACTED SERVIC	7,167.02
10/26/2021	CITY OF MANSFIELD	UTILITIES - WATER	18,846.52
10/26/2021	CLASSIC TURF EQUIPMENT	OTHER SUPPLIES FOR M&O	125.00
10/26/2021	COMMUNICATIONS PLUS, INC.	CONTRACTED MAINTENANCE AND REP	1,350.00
10/26/2021	COMPLETE SUPPLY, INC	GENERAL SUPPLIES	346.50
10/26/2021	CONTRACTORS BACKFLOW, INC	CONTRACTED MAINTENANCE AND REP	10,607.73
10/26/2021	DEES, RANDY	MISCELLANEOUSCONTRACTED SERVIC	1,250.00
10/26/2021	DELCOM GROUP LP	CONTRACTED MAINTENANCE AND REP	33,462.72
10/26/2021	DEMCO INC	GENERAL SUPPLIES	205.63
10/26/2021	DRAMATIC PUBLISHING	GENERAL SUPPLIES	18.79
10/26/2021	DRAMATIC PUBLISHING	MISCELLANEOUS OPERATING COSTS	299.00
10/26/2021	DREAM RANCH OFFICE SUPPLIES	GENERAL SUPPLIES	2,077.02
10/26/2021	EDUCATION LOGISTICS, INC	COMPUTER SOFTWARE	55,058.53
10/26/2021	EDUCATION LOGISTICS, INC	MISCELLANEOUSCONTRACTED SERVIC	3,318.13
10/26/2021	EDUSPIRE SOLUTIONS LLC	COMPUTER SOFTWARE	1,250.00
10/26/2021	ELLIOTT ELECTRIC SUPPLY INC	OTHER SUPPLIES FOR M&O	552.00
10/26/2021	EMPOWERING WRITERS, LLC	TRAVEL, TRAINING & SUBSISTENCE	340.00
10/26/2021	ENNIS ISD - LION TENNIS CENTER	TRAVEL AND SUBSISTENCE - STUDE	300.00
10/26/2021	ESIX SPORTSWEAR INC	GENERAL SUPPLIES	677.40
10/26/2021	FAITH COLLISON	CONTRACTED MAINTENANCE AND REP	630.73
10/26/2021	FISHER SCIENCE EDUCATION	GENERAL SUPPLIES	510.08
10/26/2021	FLINN SCIENTIFIC, INC	GENERAL SUPPLIES	556.82
10/26/2021	GARTIN, TESSA	MISCELLANEOUSCONTRACTED SERVIC	400.00
10/26/2021	GENERATION GENIUS, INC.	COMPUTER SOFTWARE	125.00
10/26/2021	GENUINE PARTS COMPANY-NAPA	GASOLINE AND OTHER FUELS OR VE	536.33
10/26/2021	GENUINE PARTS COMPANY-NAPA	GENERAL SUPPLIES	347.44
10/26/2021	GENUINE PARTS COMPANY-NAPA	OTHER EQUIPMENT<\$5000	1,558.93
10/26/2021	GENUINE PARTS COMPANY-NAPA	OTHER SUPPLIES FOR M&O	34.25
10/26/2021	GENUINE PARTS COMPANY-NAPA	VEHICLE PARTS & SUPPLIES	12,575.27
10/26/2021	GLOBAL ASSET	CONTRACTED MAINTENANCE AND REP	13,244.00
10/26/2021	GOINS, ANDREW	MISCELLANEOUSCONTRACTED SERVIC	120.00
10/26/2021	GOPHER SPORT	GENERAL SUPPLIES	633.51
10/26/2021	GOVCONNECTION INC	TECHNOLOGY EQUIPMENT<\$5000	396.34
10/26/2021	GRANDVIEW ISD	TRAVEL AND SUBSISTENCE - STUDE	250.00
10/26/2021	HARPER, EDWARD	TRAVEL, TRAINING & SUBSISTENCE	151.03
10/26/2021	HEGGERTY PHONEMIC, LITERACY RESOUR	GENERAL SUPPLIES	524.73
10/26/2021	HOBBY LOBBY STORES, INC.	GENERAL SUPPLIES	204.73
10/26/2021	HOME DEPOT	GENERAL SUPPLIES	880.35
10/26/2021	HOME DEPOT	JANITORIAL SUPPLIES	85.73
10/26/2021	HOME DEPOT	OTHER SUPPLIES FOR M&O	1,520.72
10/26/2021	HOUGHTON MIFFLIN HARCOURT	MISCELLANEOUSCONTRACTED SERVIC	6,720.00

MANSFIELD INDEPENDENT SCHOOL DISTRICT

Fund Disbursement Report for 10/1/2021 through 10/31/2021

<u>DATE PAID</u>	<u>NAME</u>	<u>ITEM DESCRIPTION</u>	<u>AMOUNT</u>
199 - GENERAL OPERATING			
10/26/2021	HUNTER, JENNIFER	MISCELLANEOUSCONTRACTED SERVIC	385.00
10/26/2021	J W PEPPER & SON, INC	GENERAL SUPPLIES	35.74
10/26/2021	JOHNSON, MICHAEL	MISCELLANEOUS OPERATING COSTS	49.26
10/26/2021	JUNIOR LIBRARY GUILD	READING/REF MATERIALS/DATABASE	606.60
10/26/2021	KAGAN PUBLISHING	READING/REF MATERIALS/DATABASE	629.20
10/26/2021	KING RANCH TURFGRASS, LP	OTHER SUPPLIES FOR M&O	900.00
10/26/2021	LANGUAGE TESTING INTERNATIONAL	TESTING MATERIALS	80.00
10/26/2021	LAWSON, TARA	TRAVEL, TRAINING & SUBSISTENCE	35.00
10/26/2021	LENNOX INDUSTRIES INC	OTHER SUPPLIES FOR M&O	23.92
10/26/2021	LONGHORN, INC.	OTHER SUPPLIES FOR M&O	44.10
10/26/2021	MANSFIELD GAS & EXHAUST	JANITORIAL SUPPLIES	120.00
10/26/2021	MANSFIELD MEDICAL CLINIC	PROFESSIONAL SERVICES	590.00
10/26/2021	MATHEWSON, ERIN	MISCELLANEOUSCONTRACTED SERVIC	385.00
10/26/2021	MELISSA INDEPENDENT SCHOOL DISTRICT	TRAVEL AND SUBSISTENCE - STUDE	345.00
10/26/2021	MENTORING MINDS, LP	READING/REF MATERIALS/DATABASE	429.00
10/26/2021	MOORE SUPPLY COMPANY	OTHER SUPPLIES FOR M&O	1,938.98
10/26/2021	MULLER EDUCATIONAL DIAGNOSTICS	PROFESSIONAL SERVICES	4,922.50
10/26/2021	MUSIC AND ARTS CENTER - ATTN: ACCOUNTS	CONTRACTED MAINTENANCE AND REP	883.10
10/26/2021	MUSIC AND ARTS CENTER - ATTN: ACCOUNTS	GENERAL SUPPLIES	799.69
10/26/2021	MY WATER LLC	OTHER SUPPLIES FOR M&O	1,500.00
10/26/2021	N2Y INC.	COMPUTER SOFTWARE	399.36
10/26/2021	NATIONAL SCHOOL BOARDS ASSOCIATION	MEMBERSHIPS	8,620.00
10/26/2021	NATIONAL ASSOCIATION FOR BILINGUAL EDU	TRAVEL, TRAINING & SUBSISTENCE	1,590.00
10/26/2021	NEWBART PRODUCTS	GENERAL SUPPLIES	170.00
10/26/2021	NORTH TEXAS TOLLWAY AUTHORITY	MISCELLANEOUS OPERATING COSTS	13.10
10/26/2021	NORTH TEXAS POLYGRAPH SERVICES, STAC	PROFESSIONAL SERVICES	155.00
10/26/2021	NORTH TEXAS COLORGUARD ASSOCIATION	TRAVEL AND SUBSISTENCE - STUDE	1,950.00
10/26/2021	NRH2O MUSIC FESTIVALS	TRAVEL AND SUBSISTENCE - STUDE	50.00
10/26/2021	NUMERACY CONSULTANTS LLC	COMPUTER SOFTWARE	1,750.00
10/26/2021	OMMKA LLC	COMPUTER SOFTWARE	500.00
10/26/2021	ORIENTAL TRADING COMPANY, INC	GENERAL SUPPLIES	88.35
10/26/2021	OSBOURN, JEFFERY	MISCELLANEOUSCONTRACTED SERVIC	275.00
10/26/2021	PEARSON CLINICAL ASSESSMENT DIVISION	TESTING MATERIALS	5,683.80
10/26/2021	PENDER'S MUSIC COMPANY	GENERAL SUPPLIES	884.44
10/26/2021	PEPPER PSYCHOLOGICAL SERVICES, SARAH	PROFESSIONAL SERVICES	215.00
10/26/2021	PEPWEAR, LLC	MISCELLANEOUS OPERATING COSTS	3,103.80
10/26/2021	PETROLEUM TRADERS CORPORATION	GASOLINE AND OTHER FUELS OR VE	37,677.44
10/26/2021	PINNACLE MEDICAL MANAGEMENT	PROFESSIONAL SERVICES	45.00
10/26/2021	PIXEL PRESS TECHNOLOGY LLC	COMPUTER SOFTWARE	150.00
10/26/2021	POLLOCK ORORA, POLLOCK PAPER	INVENTORY - WAREHOUSE SUPPLIES	271.20
10/26/2021	POSITIVE PROMOTIONS, INC	GENERAL SUPPLIES	548.36
10/26/2021	POSITIVE PROMOTIONS, INC	MISCELLANEOUS OPERATING COSTS	223.08
10/26/2021	PRECISION BUSINESS MACHINES, INC	GENERAL SUPPLIES	1,262.01
10/26/2021	PRIME SOURCE	INVENTORY - WAREHOUSE SUPPLIES	460.25
10/26/2021	PRO-ED, INC	READING/REF MATERIALS/DATABASE	95.70
10/26/2021	PROJECT LEAD THE WAY	GENERAL SUPPLIES	715.00
10/26/2021	QUALITY SOUND AND COMMUNICATIONS INC	CONTRACTED MAINTENANCE AND REP	499.68
10/26/2021	QUARLES, CHARLES	TRAVEL, TRAINING & SUBSISTENCE	35.00
10/26/2021	RAY, PRINCE	TRAVEL, TRAINING & SUBSISTENCE	35.00
10/26/2021	REGION 4 ESC	EDUCATION SERVICE CENTER SERVI	132.60
10/26/2021	ROBINSON, SIOBHAN	MISCELLANEOUSCONTRACTED SERVIC	120.00
10/26/2021	ROOD, NICHOLAS	MISCELLANEOUSCONTRACTED SERVIC	2,000.00
10/26/2021	SA-SO	GENERAL SUPPLIES	164.75
10/26/2021	SCHOOL SPECIALTY, LLC	GENERAL SUPPLIES	1,212.52
10/26/2021	SCIENCE TEACHERS ASSOC OF TEXAS	TRAVEL, TRAINING & SUBSISTENCE	810.00

MANSFIELD INDEPENDENT SCHOOL DISTRICT

Fund Disbursement Report for 10/1/2021 through 10/31/2021

<u>DATE PAID</u>	<u>NAME</u>	<u>ITEM DESCRIPTION</u>	<u>AMOUNT</u>
199 - GENERAL OPERATING			
10/26/2021	SCREENCASTIFY, LLC	COMPUTER SOFTWARE	2,112.00
10/26/2021	SCRIPPS NATIONAL SPELLING BEE	MISCELLANEOUS OPERATING COSTS	182.50
10/26/2021	SEAWINNS SECURITY INC	MISCELLANEOUSCONTRACTED SERVIC	1,300.64
10/26/2021	SHAROS, ANDREW	MISCELLANEOUSCONTRACTED SERVIC	4,000.00
10/26/2021	SHAW BROS WELDING	CONTRACTED MAINTENANCE AND REP	125.00
10/26/2021	SHC SERVICES INC	PROFESSIONAL SERVICES	2,720.00
10/26/2021	SHERWIN-WILLIAMS 6732-3883-8-7528	OTHER SUPPLIES FOR M&O	229.64
10/26/2021	SITEONE LANDSCAPE SUPPLY, LLC	OTHER SUPPLIES FOR M&O	971.03
10/26/2021	SMOLOVIK, TYLER	MISCELLANEOUSCONTRACTED SERVIC	550.00
10/26/2021	SOLIANT HEALTH	PROFESSIONAL SERVICES	2,555.00
10/26/2021	SOULMAN'S BAR-B-QUE, LLC	MISCELLANEOUS OPERATING COSTS	264.85
10/26/2021	SOUTHERN TIRE MART	GENERAL SUPPLIES	129.76
10/26/2021	SPARKS PUMP SERVICES, INC	CONTRACTED MAINTENANCE AND REP	4,319.00
10/26/2021	SPECTRA CONTRACT FLOORING SERVICES II	CONTRACTED MAINTENANCE AND REP	2,270.91
10/26/2021	STAPLES ADVANTAGE	FURNITURE	269.99
10/26/2021	STAPLES ADVANTAGE	GENERAL SUPPLIES	4,681.68
10/26/2021	STAPLES ADVANTAGE	TECHNOLOGY EQUIPMENT<\$5000	59.37
10/26/2021	STAPLES ADVANTAGE	TRAVEL, TRAINING & SUBSISTENCE	13.23
10/26/2021	SUNBELT RENTALS INC	RENTALS-OPERATING LEASES	1,547.64
10/26/2021	SUPPLY ROOM, INC, THE	GENERAL SUPPLIES	534.30
10/26/2021	SWANK MOVIE LICENSING USA	MISCELLANEOUS OPERATING COSTS	549.00
10/26/2021	SYSCO NORTH TEXAS DIVISION OF SYSCO U	GENERAL SUPPLIES	1,863.77
10/26/2021	TARPLEY MUSIC CO. INC.	GENERAL SUPPLIES	225.00
10/26/2021	TARRANT COUNTY TAX OFFICE	MISCELLANEOUS OPERATING COSTS	30.00
10/26/2021	TEX TECH ENVIRONMENTAL, INC	CONTRACTED MAINTENANCE AND REP	2,500.00
10/26/2021	TEXAS AIRSYSTEMS, LLC	OTHER SUPPLIES FOR M&O	508.16
10/26/2021	TEXAS ASSOCIATION OF SCHOOL BUSINESS	MISCELLANEOUS OPERATING COSTS	475.00
10/26/2021	TEXAS ASSOCIATION OF SCHOOL BOARDS, II	PROFESSIONAL SERVICES	6,100.00
10/26/2021	TEXAS ASSOCIATION OF SCHOOL ADMINISTR	MEMBERSHIPS	420.00
10/26/2021	TEXAS ASSOCIATION FOR PUPIL TRANSPORT	TRAVEL, TRAINING & SUBSISTENCE	110.00
10/26/2021	TEXAS DEPT OF PUBLIC SAFETY	MISCELLANEOUS OPERATING COSTS	55.00
10/26/2021	TEXAS IRRIGATION SUPPLY	OTHER SUPPLIES FOR M&O	516.54
10/26/2021	TEXAS LIBRARY ASSOCIATION	MEMBERSHIPS	175.00
10/26/2021	TEXAS SCHOOL FOR THE BLIND & VISUALLY I	GENERAL SUPPLIES	184.00
10/26/2021	TEXAS SCHOOL FOR THE BLIND & VISUALLY I	READING/REF MATERIALS/DATABASE	92.00
10/26/2021	TEXAS TRUCK A/C INC	CONTRACTED MAINTENANCE AND REP	5,920.18
10/26/2021	TOP OF TEXAS PHOTOGRAPHY, INC	MISCELLANEOUSCONTRACTED SERVIC	16.00
10/26/2021	TOTAL MAINTENANCE SOLUTIONS, TMS SOU	OTHER SUPPLIES FOR M&O	119.09
10/26/2021	TRANE, ACCT #8162331	OTHER SUPPLIES FOR M&O	1,677.75
10/26/2021	TRANSLATION & INTERPRETATION LLC	MISCELLANEOUSCONTRACTED SERVIC	501.50
10/26/2021	UIL AREA B MARCHING BAND CONTEST	TRAVEL AND SUBSISTENCE - STUDE	600.00
10/26/2021	UNIFIRST HOLDINGS, INC	RENTALS-OPERATING LEASES	197.56
10/26/2021	UNITED REFRIGERATION INC	OTHER SUPPLIES FOR M&O	2,648.83
10/26/2021	UNIVERSITY OF TEXAS AT AUSTIN, UIL	MISCELLANEOUS OPERATING COSTS	-390.00
10/26/2021	VARSITY SPIRIT, VARSITY BRANDS	TRAVEL AND SUBSISTENCE - STUDE	1,150.00
10/26/2021	THE VIRTUAL MEET EXPERIENCE, LLC	TRAVEL AND SUBSISTENCE - STUDE	350.00
10/26/2021	WATKINS, JONATHAN	MISCELLANEOUSCONTRACTED SERVIC	550.00
10/26/2021	WAYSIDE PUBLISHING	READING/REF MATERIALS/DATABASE	2,748.82
10/26/2021	WEST COAST PUBLISHING, INC	GENERAL SUPPLIES	412.50
10/26/2021	WEST MUSIC COMPANY	GENERAL SUPPLIES	299.65
10/26/2021	WESTERN - BRW PAPER CO, OVOL USA	GENERAL SUPPLIES	7,639.95
10/26/2021	WHISENAND, ANDREW	TRAVEL, TRAINING & SUBSISTENCE	35.00
10/26/2021	WILKINS, MARVIN	MISCELLANEOUSCONTRACTED SERVIC	120.00
10/26/2021	WILLIAM V. MACGILL & CO.	GENERAL SUPPLIES	363.46
10/26/2021	WINSTON WATER COOLER OF FT WORTH	OTHER SUPPLIES FOR M&O	362.91

MANSFIELD INDEPENDENT SCHOOL DISTRICT

Fund Disbursement Report for 10/1/2021 through 10/31/2021

<u>DATE PAID</u>	<u>NAME</u>	<u>ITEM DESCRIPTION</u>	<u>AMOUNT</u>
199 - GENERAL OPERATING			
10/28/2021	ABC WRECKER SERVICE	MISCELLANEOUSCONTRACTED SERVIC	270.00
10/28/2021	ACCESS LIFT & SERVICE COMPANY, INC	CONTRACTED MAINTENANCE AND REP	3,175.00
10/28/2021	AGOSTO, JIMMY	TRAVEL, TRAINING & SUBSISTENCE	35.00
10/28/2021	ALARMAX DISTRIBUTORS, INC., CUSTOMER C	BUILDING SUPPLIES	764.00
10/28/2021	ALLEN, JULIE	MISCELLANEOUSCONTRACTED SERVIC	700.00
10/28/2021	AMERICAN BEARING CO	OTHER SUPPLIES FOR M&O	97.72
10/28/2021	AMERICAN SCHOOL COUNSELOR ASSOCIATI	MEMBERSHIPS	139.00
10/28/2021	AWARD CENTER	MISCELLANEOUS OPERATING COSTS	59.50
10/28/2021	B&G SIGNS	GENERAL SUPPLIES	60.00
10/28/2021	B&H PHOTO-VIDEO-PRO-AUDIO	TECHNOLOGY EQUIPMENT<\$5000	378.00
10/28/2021	BARKER, GEORGE	TRAVEL, TRAINING & SUBSISTENCE	292.04
10/28/2021	BARNES, ANN	TRAVEL, TRAINING & SUBSISTENCE	108.00
10/28/2021	BETHESDA WATER SUPPLY CORP	UTILITIES - WATER	4,071.08
10/28/2021	BOUND TO STAY BOUND BOOKS INC	READING/REF MATERIALS/DATABASE	296.50
10/28/2021	CDW GOVERNMENT	TECHNOLOGY EQUIPMENT<\$5000	2,251.16
10/28/2021	CESCO INC	TECHNOLOGY EQUIPMENT<\$5000	292.00
10/28/2021	CHICK-FIL-A #01021, N WALNUT CREEK	MISCELLANEOUS OPERATING COSTS	53.50
10/28/2021	CITY OF MANSFIELD	UTILITIES - WATER	28,923.80
10/28/2021	COMMERCIAL RECORDER	STATUTORILY REQ PUBLIC NOTICE	222.75
10/28/2021	CORWIN PRESS, INC.	EDUCATION SERVICE CENTER SERVI	300.55
10/28/2021	CORWIN PRESS, INC.	READING/REF MATERIALS/DATABASE	103.70
10/28/2021	CTN EDUCATIONAL SERVICES INC	TRAVEL, TRAINING & SUBSISTENCE	260.00
10/28/2021	DALLAS ISD GRAPHICS DEPARTMENT	MISCELLANEOUSCONTRACTED SERVIC	51.00
10/28/2021	DEALERS ELECTRICAL SUPPLY	OTHER SUPPLIES FOR M&O	81.40
10/28/2021	DREAM RANCH OFFICE SUPPLIES	GENERAL SUPPLIES	3,152.36
10/28/2021	EDUCATION LOGISTICS, INC	COMPUTER SOFTWARE	69,037.44
10/28/2021	EDUCATION LOGISTICS, INC	MISCELLANEOUSCONTRACTED SERVIC	4,160.59
10/28/2021	EICHELBAUM WARDELL HANSEN POWELL & I	TRAVEL, TRAINING & SUBSISTENCE	50.00
10/28/2021	FISHER SCIENCE EDUCATION	GENERAL SUPPLIES	23.95
10/28/2021	FOLLETT SCHOOL SOLUTIONS, INC	READING/REF MATERIALS/DATABASE	123.37
10/28/2021	FORECAST 5 ANALYTICS, INC.	COMPUTER SOFTWARE	14,427.00
10/28/2021	GENUINE PARTS COMPANY-NAPA	VEHICLE PARTS & SUPPLIES	403.04
10/28/2021	GLENDALE PARADE STORE LLC	GENERAL SUPPLIES	88.00
10/28/2021	GLOBAL ASSET	CONTRACTED MAINTENANCE AND REP	868.00
10/28/2021	GLOBAL ASSET	TECHNOLOGY EQUIPMENT<\$5000	77.00
10/28/2021	HOME DEPOT	OTHER SUPPLIES FOR M&O	119.03
10/28/2021	HUCKABEE AND ASSOCIATES, INC	MISCELLANEOUSCONTRACTED SERVIC	11,950.00
10/28/2021	IXL LEARNING, INC	COMPUTER SOFTWARE	1,000.00
10/28/2021	MEHLER, KEVIN	TRAVEL, TRAINING & SUBSISTENCE	76.94
10/28/2021	MOMENTOUS INSTITUTE	TRAVEL, TRAINING & SUBSISTENCE	360.00
10/28/2021	NELSON, DARHLEEN	TRAVEL, TRAINING & SUBSISTENCE	16.12
10/28/2021	ORIENTAL TRADING COMPANY, INC	GENERAL SUPPLIES	161.11
10/28/2021	PENTATHLON INSTITUTE	GENERAL SUPPLIES	439.08
10/28/2021	QUALITY SOUND AND COMMUNICATIONS INC	CONTRACTED MAINTENANCE AND REP	319.68
10/28/2021	REALLY GOOD STUFF, LLC	GENERAL SUPPLIES	24.24
10/28/2021	REGION 11 ESC	EDUCATION SERVICE CENTER SERVI	9,533.34
10/28/2021	RELIABLE PARTS INC.	OTHER SUPPLIES FOR M&O	229.28
10/28/2021	SCHOOL SPECIALTY, LLC	GENERAL SUPPLIES	441.75
10/28/2021	SHERWIN-WILLIAMS 6732-3883-8-7528	OTHER SUPPLIES FOR M&O	24.78
10/28/2021	SHI-GOVERNMENT SOLUTIONS, INC	COMPUTER SOFTWARE	404.40
10/28/2021	SMITH, SHERRY	TRAVEL, TRAINING & SUBSISTENCE	35.00
10/28/2021	STAPLES ADVANTAGE	GENERAL SUPPLIES	1,309.65
10/28/2021	STARNES, TISHERRIA	TRAVEL, TRAINING & SUBSISTENCE	70.39
10/28/2021	STUDENT CONDUCTOR, INC	COMPUTER SOFTWARE	2,000.00
10/28/2021	TEXAS AIRSYSTEMS, LLC	OTHER SUPPLIES FOR M&O	1,094.12

MANSFIELD INDEPENDENT SCHOOL DISTRICT

Fund Disbursement Report for 10/1/2021 through 10/31/2021

<u>DATE PAID</u>	<u>NAME</u>	<u>ITEM DESCRIPTION</u>	<u>AMOUNT</u>
199 - GENERAL OPERATING			
10/28/2021	TRANE, ACCT #8162331	OTHER SUPPLIES FOR M&O	4,534.34
10/28/2021	UNITED COOPERATIVE SERVICES, DBA	UTILITIES - ELECTRICITY	215.05
10/29/2021	EMPOWERING WRITERS, LLC	TRAVEL, TRAINING & SUBSISTENCE	0.00
10/29/2021	MCDANIEL, CRYSTAL	DUE TO STATE	0.00
199 - GENERAL OPERATING			3,978,809.62
211 - ESEA TITLE I; IMPROVING BASIC			
10/5/2021	MEMBEAN, INC.	COMPUTER SOFTWARE	5,763.00
10/5/2021	ORIENTAL TRADING COMPANY, INC	GENERAL SUPPLIES	180.40
10/5/2021	SCHOOL SPECIALTY, LLC	GENERAL SUPPLIES	110.00
10/5/2021	TRAIL OF BREADCRUMBS	TRAVEL, TRAINING & SUBSISTENCE	1,680.00
10/7/2021	CAPTURING KIDS HEARTS, FLIPPEN GROUP	COMPUTER SOFTWARE	3,000.00
10/7/2021	CAPTURING KIDS HEARTS, FLIPPEN GROUP	TRAVEL, TRAINING & SUBSISTENCE	3,300.00
10/7/2021	FLINN SCIENTIFIC, INC	GENERAL SUPPLIES	131.10
10/7/2021	HAND2MIND, INC.	GENERAL SUPPLIES	1,019.40
10/7/2021	HEINEMANN	READING/REF MATERIALS/DATABASE	5,395.50
10/7/2021	SWIVL, INC.	COMPUTER SOFTWARE	375.00
10/7/2021	TRS	TEACHER RETIREMENT	20,032.11
10/12/2021	BARNES & NOBLE BOOKSELLERS INC	READING/REF MATERIALS/DATABASE	2,058.54
10/12/2021	CAPSTONE	COMPUTER SOFTWARE	1,299.00
10/12/2021	REGION 11 ESC	COMPUTER SOFTWARE	2,895.00
10/12/2021	STAPLES ADVANTAGE	GENERAL SUPPLIES	515.90
10/12/2021	TRAIL OF BREADCRUMBS	TRAVEL, TRAINING & SUBSISTENCE	720.00
10/15/2021	B&H PHOTO-VIDEO-PRO-AUDIO	TECHNOLOGY EQUIPMENT<\$5000	382.08
10/15/2021	CITIBANK	MISCELLANEOUS OPERATING COSTS	488.86
10/15/2021	KAGAN PUBLISHING	GENERAL SUPPLIES	171.00
10/21/2021	CITIBANK	GENERAL SUPPLIES	1,465.42
10/21/2021	CITIBANK	TECHNOLOGY EQUIPMENT<\$5000	79.90
10/21/2021	DEMCO INC	MISCELLANEOUS OPERATING COSTS	372.50
10/21/2021	JUST SAY YES	MISCELLANEOUS CONTRACTED SERVIC	1,550.00
10/21/2021	SCHOOL SPECIALTY, LLC	GENERAL SUPPLIES	237.02
10/21/2021	UNFOLD THE SOUL, INC.	MISCELLANEOUS CONTRACTED SERVIC	7,500.00
10/26/2021	EDPUZZLE, INC.	COMPUTER SOFTWARE	2,808.00
10/26/2021	PESI INC	TRAVEL, TRAINING & SUBSISTENCE	219.99
10/26/2021	REGION 4 ESC	EDUCATION SERVICE CENTER SERVI	820.00
10/26/2021	STAPLES ADVANTAGE	GENERAL SUPPLIES	30.66
10/28/2021	BREAKOUT EDU	COMPUTER SOFTWARE	99.00
10/28/2021	CAPTURING KIDS HEARTS, FLIPPEN GROUP	MISCELLANEOUS CONTRACTED SERVIC	4,000.00
211 - ESEA TITLE I; IMPROVING BASIC			68,699.38
224 - IDEA-B FORMULA			
10/5/2021	ALICIA WOODS AUDIOLOGY LLC	PROFESSIONAL SERVICES	2,856.00
10/5/2021	AMERICAN THERMOFORM CORP	GENERAL SUPPLIES	714.95
10/5/2021	SCHOOL HEALTH CORPORATION	GENERAL SUPPLIES	135.94
10/5/2021	SHC SERVICES INC	PROFESSIONAL SERVICES	1,642.50
10/7/2021	CONNECT EMPLOYMENT SOLUTIONS	PROFESSIONAL SERVICES	601.25
10/7/2021	TRS	TEACHER RETIREMENT	25,903.25
10/12/2021	ARMSTRONG, LEVI	PROFESSIONAL SERVICES	3,500.00
10/12/2021	LAKESHORE LEARNING MATERIALS	GENERAL SUPPLIES	491.14
10/12/2021	SHC SERVICES INC	PROFESSIONAL SERVICES	1,914.50
10/12/2021	TRANSLATION & INTERPRETATION LLC	MISCELLANEOUS CONTRACTED SERVIC	1,603.50
10/15/2021	LAKESHORE LEARNING MATERIALS	GENERAL SUPPLIES	1,661.55
10/19/2021	B&H PHOTO-VIDEO-PRO-AUDIO	TECHNOLOGY EQUIPMENT<\$5000	811.80
10/19/2021	IXL LEARNING, INC	PROFESSIONAL SERVICES	5,940.00
10/21/2021	CITIBANK	GENERAL SUPPLIES	2,390.80

MANSFIELD INDEPENDENT SCHOOL DISTRICT

Fund Disbursement Report for 10/1/2021 through 10/31/2021

<u>DATE PAID</u>	<u>NAME</u>	<u>ITEM DESCRIPTION</u>	<u>AMOUNT</u>
224 - IDEA-B FORMULA			
10/21/2021	SHC SERVICES INC	PROFESSIONAL SERVICES	1,642.50
10/26/2021	MAXI AIDS INC	GENERAL SUPPLIES	1,177.41
10/26/2021	SHC SERVICES INC	PROFESSIONAL SERVICES	2,737.50
10/26/2021	SUPER DUPER PUBLICATIONS	TESTING MATERIALS	1,250.00
		224 - IDEA-B FORMULA	56,974.59
225 - IDEA-B PRE-SCHOOL			
10/7/2021	TRS	TEACHER RETIREMENT	475.17
		225 - IDEA-B PRE-SCHOOL	475.17
240 - CHILD NUTRITION FUND			
10/7/2021	ACE MART RESTAURANT SUPPLY COMPANY	INVENTORY - WAREHOUSE SUPPLIES	12,836.00
10/7/2021	CITY OF GRAND PRAIRIE, WATER UTILITIES	MISCELLANEOUS OPERATING COSTS	50.00
10/7/2021	FORTE FROZEN	INVENTORY - WAREHOUSE SUPPLIES	1,785.00
10/7/2021	GRAFF, JILL	DEFERRED REVENUE	70.25
10/7/2021	GRAINGER	NON-FOOD	44.09
10/7/2021	KLEMENT DISTRIBUTION, INC.	FOOD	4,598.09
10/7/2021	KURZ & CO	FOOD	2,207.78
10/7/2021	LABATT FOOD SERVICE	FOOD	87,965.39
10/7/2021	LABATT FOOD SERVICE	NON-FOOD	8,412.26
10/7/2021	LAWSON, JOANNE	TRAVEL, TRAINING & SUBSISTENCE	136.67
10/7/2021	MBM FINANCIAL INTERESTS, LP	RENTALS-OPERATING LEASES	463.35
10/7/2021	NEW DAIRY OPCO, LLC, BORDEN DAIRY	FOOD	42,378.15
10/7/2021	NGUYEN, KHANH	DEFERRED REVENUE	93.90
10/7/2021	PARTS TOWN, LLC	OTHER SUPPLIES FOR M&O	2,720.02
10/7/2021	PILGRIM'S PRIDE CORPORATION	INVENTORY - WAREHOUSE SUPPLIES	16,020.57
10/7/2021	PRIME SOURCE	INVENTORY - WAREHOUSE SUPPLIES	11,375.00
10/7/2021	SMART MOUTH FOODS	FOOD	2,455.94
10/7/2021	STAPLES ADVANTAGE	GENERAL SUPPLIES	125.52
10/7/2021	TRS	TEACHER RETIREMENT	13,132.44
10/7/2021	WALNUT CREEK FARM	FOOD	8,316.53
10/15/2021	CARRASCO, TORY	DEFERRED REVENUE	13.50
10/15/2021	CASTRO, DORA	TRAVEL, TRAINING & SUBSISTENCE	33.94
10/15/2021	CITIBANK	FOOD	199.98
10/15/2021	CITIBANK	GENERAL SUPPLIES	848.60
10/15/2021	CITIBANK	INVENTORY - WAREHOUSE SUPPLIES	119.85
10/15/2021	CITIBANK	NON-FOOD	7.96
10/15/2021	CITY OF ARLINGTON	MISCELLANEOUS OPERATING COSTS	150.00
10/15/2021	FLORES, MONICA	DEFERRED REVENUE	29.50
10/15/2021	GRAINGER	NON-FOOD	15.60
10/15/2021	KLEMENT DISTRIBUTION, INC.	FOOD	4,129.53
10/15/2021	KURZ & CO	FOOD	8,601.70
10/15/2021	LABATT FOOD SERVICE	FOOD	130,593.19
10/15/2021	LABATT FOOD SERVICE	NON-FOOD	13,817.82
10/15/2021	LAND O'LAKES INC	INVENTORY - WAREHOUSE SUPPLIES	4,551.58
10/15/2021	MEDINA, MARIA	TRAVEL, TRAINING & SUBSISTENCE	44.97
10/15/2021	NEW DAIRY OPCO, LLC, BORDEN DAIRY	FOOD	34,055.33
10/15/2021	NORMAN, AMY	TRAVEL, TRAINING & SUBSISTENCE	98.18
10/15/2021	PARTS TOWN, LLC	OTHER SUPPLIES FOR M&O	158.94
10/15/2021	PILGRIM'S PRIDE CORPORATION	INVENTORY - WAREHOUSE SUPPLIES	17,941.49
10/15/2021	SEDGWICK CLAIMS MANAGEMENT SERVICES	WORKERS' COMPENSATION	171.49
10/15/2021	SMART MOUTH FOODS	FOOD	4,848.23
10/15/2021	STAPLES ADVANTAGE	GENERAL SUPPLIES	34.74
10/15/2021	WALNUT CREEK FARM	FOOD	10,854.62
10/20/2021	HARLAND CLARKE CORP.	MISCELLANEOUS CONTRACTED SERVIC	3,347.65

MANSFIELD INDEPENDENT SCHOOL DISTRICT

Fund Disbursement Report for 10/1/2021 through 10/31/2021

<u>DATE PAID</u>	<u>NAME</u>	<u>ITEM DESCRIPTION</u>	<u>AMOUNT</u>
240 - CHILD NUTRITION FUND			
10/21/2021	B&H PHOTO-VIDEO-PRO-AUDIO	GENERAL SUPPLIES	771.12
10/21/2021	CITIBANK	GENERAL SUPPLIES	141.99
10/21/2021	CITIBANK	OTHER SUPPLIES FOR M&O	456.66
10/21/2021	GENUINE PARTS COMPANY-NAPA	OTHER SUPPLIES FOR M&O	11.43
10/21/2021	JEAN'S RESTAURANT SUPPLY, TARI INC	GENERAL SUPPLIES	1,000.50
10/21/2021	KLEMENT DISTRIBUTION, INC.	FOOD	2,731.20
10/21/2021	KURZ & CO	FOOD	5,313.60
10/21/2021	LABATT FOOD SERVICE	FOOD	92,477.66
10/21/2021	LABATT FOOD SERVICE	NON-FOOD	9,361.61
10/21/2021	LAWSON, JOANNE	TRAVEL, TRAINING & SUBSISTENCE	101.00
10/21/2021	NEW DAIRY OPCO, LLC, BORDEN DAIRY	FOOD	33,440.35
10/21/2021	PARHAM, JENNIFER	TRAVEL, TRAINING & SUBSISTENCE	139.05
10/21/2021	PARTS TOWN, LLC	OTHER SUPPLIES FOR M&O	635.13
10/21/2021	SCHMIDT, DEBORAH	TRAVEL, TRAINING & SUBSISTENCE	101.76
10/21/2021	SCHWAN'S FOOD SERVICE INC	INVENTORY - WAREHOUSE SUPPLIES	24,420.32
10/21/2021	SMART MOUTH FOODS	FOOD	4,860.89
10/21/2021	TEXAS ASSOCIATION OF SCHOOL BUSINESS	MEMBERSHIPS	270.00
10/21/2021	THOMAS, SONDRRA	TRAVEL, TRAINING & SUBSISTENCE	223.77
10/28/2021	BAGGETT, TAMMY	TRAVEL, TRAINING & SUBSISTENCE	97.70
10/28/2021	DELCOM GROUP LP	TECHNOLOGY EQUIPMENT<\$5000	22,849.20
10/28/2021	DREAM RANCH OFFICE SUPPLIES	GENERAL SUPPLIES	274.88
10/28/2021	GORDON, ASHLEY	DEFERRED REVENUE	159.15
10/28/2021	KINZER, CANTRECE	TRAVEL, TRAINING & SUBSISTENCE	179.71
10/28/2021	KLEMENT DISTRIBUTION, INC.	FOOD	5,452.41
10/28/2021	KURZ & CO	FOOD	572.23
10/28/2021	LABATT FOOD SERVICE	FOOD	147,509.47
10/28/2021	LABATT FOOD SERVICE	NON-FOOD	9,347.14
10/28/2021	NEW DAIRY OPCO, LLC, BORDEN DAIRY	FOOD	42,262.55
10/28/2021	PANNELL, CATHERINE	TRAVEL, TRAINING & SUBSISTENCE	176.47
10/28/2021	PARTS TOWN, LLC	OTHER SUPPLIES FOR M&O	711.72
10/28/2021	PEREIRA, SALAYNA	TRAVEL, TRAINING & SUBSISTENCE	159.49
10/28/2021	PILGRIM'S PRIDE CORPORATION	INVENTORY - WAREHOUSE SUPPLIES	19,679.75
10/28/2021	PRIME SOURCE	INVENTORY - WAREHOUSE SUPPLIES	6,500.00
10/28/2021	RED GOLD LLC	INVENTORY - WAREHOUSE SUPPLIES	18,396.46
10/28/2021	RENDON, MELISSA	DEFERRED REVENUE	36.75
10/28/2021	SMART MOUTH FOODS	FOOD	3,316.37
10/28/2021	THAT'S GREAT NEWS LLC	MISCELLANEOUS CONTRACTED SERVIC	199.90
10/28/2021	WALNUT CREEK FARM	FOOD	4,476.14
240 - CHILD NUTRITION FUND			908,670.87
242 - SUMMER FEEDING.			
10/7/2021	TRS	TEACHER RETIREMENT	57.79
242 - SUMMER FEEDING.			57.79
244 - CAREER & TECHNOLOGY BASIC GRAN			
10/7/2021	PLASMAMAC, INC.	COMPUTER SOFTWARE	2,936.00
10/7/2021	PLASMAMAC, INC.	FURNITURE, EQUIPMENT & SOFTWARE	14,482.00
10/7/2021	PLASMAMAC, INC.	GENERAL SUPPLIES	498.00
10/7/2021	PLASMAMAC, INC.	OTHER EQUIPMENT<\$5000	1,996.00
10/7/2021	PLASMAMAC, INC.	TECHNOLOGY EQUIPMENT<\$5000	2,904.32
10/21/2021	CITIBANK	FURNITURE	318.66
10/21/2021	CITIBANK	TECHNOLOGY EQUIPMENT<\$5000	239.98
10/21/2021	GOODHEART-WILLCOX PUBLISHER	READING/REF MATERIALS/DATABASE	1,974.00
244 - CAREER & TECHNOLOGY BASIC GRAN			25,348.96

MANSFIELD INDEPENDENT SCHOOL DISTRICT

Fund Disbursement Report for 10/1/2021 through 10/31/2021

<u>DATE PAID</u>	<u>NAME</u>	<u>ITEM DESCRIPTION</u>	<u>AMOUNT</u>
255 - TITLE II, PART A: TEA/PRIN TRA			
10/5/2021	STENHOUSE PUBLISHERS	READING/REF MATERIALS/DATABASE	449.00
10/7/2021	TRS	TEACHER RETIREMENT	3,020.03
10/12/2021	STENHOUSE PUBLISHERS	READING/REF MATERIALS/DATABASE	898.00
10/19/2021	REGION 4 ESC	GENERAL SUPPLIES	1,063.86
10/21/2021	INSTITUTE FOR EDUCATIONAL DEVELOPMEN	TRAVEL, TRAINING & SUBSISTENCE	279.00
10/21/2021	SCIENCE TEACHERS ASSOC OF TEXAS	TRAVEL, TRAINING & SUBSISTENCE	200.00
255 - TITLE II, PART A: TEA/PRIN TRA			5,909.89
263 - TITLE III, PART A, LIMITED ENG			
10/7/2021	TRS	TEACHER RETIREMENT	3,678.85
10/26/2021	LEARNING A-Z LLC	COMPUTER SOFTWARE	5,400.00
263 - TITLE III, PART A, LIMITED ENG			9,078.85
265 - 21ST CENTURY GRANT			
10/21/2021	PALOS SPORTS, SCHOOL HEALTH CRP	GENERAL SUPPLIES	419.11
265 - 21ST CENTURY GRANT			419.11
282 - ESSER III / AIR FORCE JR ROTC			
10/5/2021	FRONTLINE EDUCATION	COMPUTER SOFTWARE	28,902.88
10/5/2021	FRONTLINE EDUCATION	MISCELLANEOUS CONTRACTED SERVIC	1,188.00
10/5/2021	SUMMIT K12 HOLDINGS, INC.	COMPUTER SOFTWARE	29,390.00
10/5/2021	SUMMIT K12 HOLDINGS, INC.	MISCELLANEOUS CONTRACTED SERVIC	995.00
10/7/2021	TRS	TEACHER RETIREMENT	729.40
10/15/2021	CARE SOLACE, ADDICT TREAT TECH	MISCELLANEOUS CONTRACTED SERVIC	122,500.00
282 - ESSER III / AIR FORCE JR ROTC			183,705.28
289 - LEP PROGRAM			
10/5/2021	STAPLES ADVANTAGE	GENERAL SUPPLIES	5,222.68
10/7/2021	TRS	TEACHER RETIREMENT	5,520.48
10/21/2021	CITIBANK	GENERAL SUPPLIES	229.87
10/21/2021	GLOBAL ASSET	TECHNOLOGY EQUIPMENT <\$5000	12,925.00
289 - LEP PROGRAM			23,898.03
410 - STATE TEXTBOOK FUND			
10/5/2021	BARNES & NOBLE COLLEGE BOOKSELLERS I	TEXTBOOKS	465.20
10/19/2021	ACCELERATE LEARNING INC.	TEXTBOOKS	18,549.00
410 - STATE TEXTBOOK FUND			19,014.20
429 - LAW ENFORCEMENT STANDARDS EDUC			
10/5/2021	WALLACE EDUCATIONAL ASSESSMENT SERV	PROFESSIONAL SERVICES	1,320.00
10/7/2021	TRS	TEACHER RETIREMENT	456.46
10/15/2021	WALLACE EDUCATIONAL ASSESSMENT SERV	PROFESSIONAL SERVICES	880.00
10/21/2021	CENTER FOR PSYCHOLOGICAL SVCS	PROFESSIONAL SERVICES	5,100.00
10/26/2021	WALLACE EDUCATIONAL ASSESSMENT SERV	PROFESSIONAL SERVICES	1,265.00
429 - LAW ENFORCEMENT STANDARDS			9,021.46
461 - GOVERNMENT ACTIVITY FUND			
10/5/2021	BRAINPOP, LLC	COMPUTER SOFTWARE	1,995.00
10/5/2021	BULL MARKET PROMOTIONS LLC	MISCELLANEOUS OPERATING COSTS	8,339.59
10/5/2021	CASA MANANA, INC	TRAVEL AND SUBSISTENCE - NON-E	247.50
10/5/2021	CASA MANANA, INC	TRAVEL AND SUBSISTENCE - STUDE	592.50
10/5/2021	CESCO INC	TECHNOLOGY EQUIPMENT <\$5000	292.00
10/5/2021	CHANCE TO SOAR	MISCELLANEOUS CONTRACTED SERVIC	850.00

MANSFIELD INDEPENDENT SCHOOL DISTRICT

Fund Disbursement Report for 10/1/2021 through 10/31/2021

<u>DATE PAID</u>	<u>NAME</u>	<u>ITEM DESCRIPTION</u>	<u>AMOUNT</u>
461 - GOVERNMENT ACTIVITY FUND			
10/5/2021	CICI'S PIZZA #412 WALNUT CREEK	MISCELLANEOUS OPERATING COSTS	150.00
10/5/2021	COLLEGE BOARD, THE	TESTING MATERIALS	400.00
10/5/2021	FORT WORTH ZOOLOGICAL ASSOCIATION	TRAVEL AND SUBSISTENCE - STUDE	18.00
10/5/2021	GENUINE PARTS COMPANY-NAPA	GENERAL SUPPLIES	305.24
10/5/2021	GOPHER SPORT	GENERAL SUPPLIES	701.57
10/5/2021	HOME DEPOT	GENERAL SUPPLIES	37.08
10/5/2021	HOUGHTON MIFFLIN HARCOURT	READING/REF MATERIALS/DATABASE	241.99
10/5/2021	MARKET IMPACT	MISCELLANEOUS OPERATING COSTS	2,119.25
10/5/2021	NASSP	MISCELLANEOUS OPERATING COSTS	385.00
10/5/2021	ORIENTAL TRADING COMPANY, INC	MISCELLANEOUS OPERATING COSTS	874.53
10/5/2021	SCRIPPS NATIONAL SPELLING BEE	MISCELLANEOUS OPERATING COSTS	182.50
10/5/2021	SPRING CREEK BARBEQUE #2 LTD	MISCELLANEOUS OPERATING COSTS	787.50
10/5/2021	STAPLES ADVANTAGE	GENERAL SUPPLIES	85.98
10/5/2021	STAPLES ADVANTAGE	MISCELLANEOUS OPERATING COSTS	15.29
10/5/2021	WORKMAN, MATTHEW	TRAVEL, TRAINING & SUBSISTENCE	232.08
10/7/2021	B&B COMMERCIAL PRINTING	MISCELLANEOUS CONTRACTED SERVIC	280.00
10/7/2021	BLICK ART MATERIALS, LLC	GENERAL SUPPLIES	1,172.22
10/7/2021	COLLEGE BOARD, THE	MISCELLANEOUS OPERATING COSTS	400.00
10/7/2021	GOT SPIRIT?	GENERAL SUPPLIES	530.00
10/7/2021	HOBBY LOBBY STORES, INC.	GENERAL SUPPLIES	44.93
10/7/2021	JUNIOR LIBRARY GUILD	READING/REF MATERIALS/DATABASE	604.10
10/7/2021	LEGENDS HOSPITALITY, LLC.	TRAVEL AND SUBSISTENCE - STUDE	270.00
10/7/2021	PERMA-BOUND BOOKS	READING/REF MATERIALS/DATABASE	19.43
10/7/2021	SCARBOROUGH SPECIALTIES, INC	MISCELLANEOUS OPERATING COSTS	2,192.25
10/7/2021	STAPLES ADVANTAGE	GENERAL SUPPLIES	88.88
10/7/2021	TMEA REGION 5 ORCHESTRA	TRAVEL AND SUBSISTENCE - STUDE	166.00
10/7/2021	WHITE SETTLEMENT ISD	TRAVEL AND SUBSISTENCE - STUDE	175.00
10/12/2021	AIR JUMP, INC	RENTALS-OPERATING LEASES	400.00
10/12/2021	BABE'S CHICKEN DINNER HOUSE, ARLINGTO	GENERAL SUPPLIES	325.00
10/12/2021	BABE'S CHICKEN DINNER HOUSE, ARLINGTO	MISCELLANEOUS OPERATING COSTS	2,239.38
10/12/2021	BREAKOUT EDU	COMPUTER SOFTWARE	179.00
10/12/2021	COUNTRY CRITTERS	TRAVEL AND SUBSISTENCE - STUDE	536.00
10/12/2021	GENUINE PARTS COMPANY-NAPA	GENERAL SUPPLIES	7.65
10/12/2021	GOT SPIRIT?	GENERAL SUPPLIES	1,100.00
10/12/2021	JASON'S DELI, MANSFIELD	MISCELLANEOUS OPERATING COSTS	221.88
10/12/2021	MADEIRA WINDS, DANIEL RODRIGUES	CONTRACTED MAINTENANCE AND REP	250.00
10/12/2021	PEPWEAR, LLC	MISCELLANEOUS OPERATING COSTS	1,200.00
10/12/2021	STAPLES ADVANTAGE	GENERAL SUPPLIES	89.97
10/15/2021	AHA! PROCESS, INC	TRAVEL, TRAINING & SUBSISTENCE	199.00
10/15/2021	CITIBANK	COMPUTER SOFTWARE	79.00
10/15/2021	CITIBANK	GENERAL SUPPLIES	486.62
10/15/2021	CITIBANK	MISCELLANEOUS OPERATING COSTS	2,163.52
10/15/2021	CITIBANK	TRAVEL AND SUBSISTENCE - STUDE	4,562.87
10/15/2021	COUNTRY CRITTERS	TRAVEL AND SUBSISTENCE - STUDE	1,347.00
10/15/2021	EDUCATION GALAXY LLC	MISCELLANEOUS OPERATING COSTS	1,170.00
10/15/2021	ENTERPRISE LEASING - TEXAS	TRAVEL AND SUBSISTENCE - STUDE	396.00
10/15/2021	GOPHER SPORT	GENERAL SUPPLIES	64.95
10/15/2021	GOT SPIRIT?	MISCELLANEOUS OPERATING COSTS	510.00
10/15/2021	IFLY INDOOR SKYDIVING, SKYGROUP INVEST	TRAVEL AND SUBSISTENCE - STUDE	1,450.00
10/15/2021	JASON'S DELI, MANSFIELD	MISCELLANEOUS OPERATING COSTS	663.54
10/15/2021	LEE'S SCHOOL SUPPLIES, INC	MISCELLANEOUS OPERATING COSTS	192.00
10/15/2021	MAINSTAY FARM	TRAVEL AND SUBSISTENCE - NON-E	380.00
10/15/2021	MAINSTAY FARM	TRAVEL AND SUBSISTENCE - STUDE	1,030.00
10/15/2021	MATTHEWS OFFICE SUPPLY	GENERAL SUPPLIES	11.76
10/15/2021	MCALISTER'S DELI - THE SAXTON GROUP	MISCELLANEOUS OPERATING COSTS	852.86

MANSFIELD INDEPENDENT SCHOOL DISTRICT

Fund Disbursement Report for 10/1/2021 through 10/31/2021

<u>DATE PAID</u>	<u>NAME</u>	<u>ITEM DESCRIPTION</u>	<u>AMOUNT</u>
461 - GOVERNMENT ACTIVITY FUND			
10/15/2021	NEARPOD INC, FOCABULARY	COMPUTER SOFTWARE	2,600.00
10/15/2021	ORIENTAL TRADING COMPANY, INC	MISCELLANEOUS OPERATING COSTS	97.30
10/15/2021	PEROT MUSEUM OF NATURE AND SCIENCE	TRAVEL AND SUBSISTENCE - STUDE	100.00
10/15/2021	PRECISION BUSINESS MACHINES, INC	GENERAL SUPPLIES	437.50
10/15/2021	PRECISION BUSINESS MACHINES, INC	TECHNOLOGY EQUIPMENT<\$5000	3,995.00
10/15/2021	RANGERS BASEBALL LLC	MISCELLANEOUSCONTRACTED SERVIC	300.00
10/15/2021	SPIRIT WORX	MISCELLANEOUS OPERATING COSTS	810.27
10/19/2021	ARLINGTON ISD ATHLETICS	TRAVEL AND SUBSISTENCE - STUDE	250.00
10/19/2021	ARLINGTON ISD - SAM HOUSTON HIGH SCHO	TRAVEL AND SUBSISTENCE - STUDE	500.00
10/19/2021	BLICK ART MATERIALS,LLC	GENERAL SUPPLIES	13.92
10/19/2021	CAPPS RENT-A-CAR, INC	TRAVEL AND SUBSISTENCE - STUDE	474.15
10/19/2021	CHICK-FIL-A #01021, N WALNUT CREEK	MISCELLANEOUS OPERATING COSTS	473.22
10/19/2021	COLLEYVILLE HERITAGE HIGH SCHOOL	TRAVEL AND SUBSISTENCE - STUDE	300.00
10/19/2021	DALLAS HERITAGE VILLAGE	TRAVEL AND SUBSISTENCE - STUDE	425.00
10/19/2021	DALLAS MAVERICKS	TRAVEL AND SUBSISTENCE - STUDE	50.00
10/19/2021	JACKSON, ERIKA	TRAVEL, TRAINING & SUBSISTENCE	206.08
10/19/2021	K2 INC.	MISCELLANEOUS OPERATING COSTS	32,058.20
10/19/2021	MANSFIELD ISD SUMMIT ATHLETIC BOOSTER	TRAVEL AND SUBSISTENCE - STUDE	300.00
10/19/2021	MANSFIELD OIL COMPANY	TRAVEL AND SUBSISTENCE - STUDE	600.95
10/19/2021	MATTHEWS OFFICE SUPPLY	GENERAL SUPPLIES	350.55
10/19/2021	MUSIC AND ARTS CENTER - ATTN: ACCOUNTS	CONTRACTED MAINTENANCE AND REP	155.00
10/19/2021	NRH2O MUSIC FESTIVALS	TRAVEL AND SUBSISTENCE - STUDE	50.00
10/19/2021	ORIENTAL TRADING COMPANY, INC	MISCELLANEOUS OPERATING COSTS	83.55
10/19/2021	PASADENA ISD EDUCATION FOUNDATION	TRAVEL AND SUBSISTENCE - STUDE	150.00
10/19/2021	SCHOOL SPECIALTY, LLC	GENERAL SUPPLIES	182.36
10/21/2021	AMERICAN CONCEPTS, SW ATHLETICS, INC	MISCELLANEOUS OPERATING COSTS	21,261.00
10/21/2021	CHICK-FIL-A #01021, N WALNUT CREEK	MISCELLANEOUS OPERATING COSTS	466.05
10/21/2021	CITIBANK	GENERAL SUPPLIES	2,435.17
10/21/2021	CITIBANK	MISCELLANEOUS OPERATING COSTS	144.99
10/21/2021	COUNTRY CRITTERS	TRAVEL AND SUBSISTENCE - STUDE	672.00
10/21/2021	DREAM RANCH OFFICE SUPPLIES	GENERAL SUPPLIES	268.75
10/21/2021	DYNAMO TANK, LLC	MISCELLANEOUS OPERATING COSTS	650.00
10/21/2021	ELLIS COUNTY MUSIC CENTER, INC	CONTRACTED MAINTENANCE AND REP	175.00
10/21/2021	GENUINE PARTS COMPANY-NAPA	GENERAL SUPPLIES	150.36
10/21/2021	GRAPHICS STORE LLC	MISCELLANEOUS OPERATING COSTS	628.10
10/21/2021	HARLAND CLARKE CORP.	GENERAL SUPPLIES	163.30
10/21/2021	HOUGHTON MIFFLIN HARCOURT	READING/REF MATERIALS/DATABASE	91.50
10/21/2021	SCRIPPS NATIONAL SPELLING BEE	MISCELLANEOUS OPERATING COSTS	182.50
10/21/2021	SPIRIT WORX	MISCELLANEOUS OPERATING COSTS	728.10
10/21/2021	SWANK MOVIE LICENSING USA	MISCELLANEOUS OPERATING COSTS	590.00
10/21/2021	SYSCO NORTH TEXAS DIVISION OF SYSCO U	GENERAL SUPPLIES	188.63
10/21/2021	SYSCO NORTH TEXAS DIVISION OF SYSCO U	MISCELLANEOUS OPERATING COSTS	259.38
10/21/2021	VISUAL IMPACT SPECIALTIES	MISCELLANEOUS OPERATING COSTS	200.00
10/25/2021	MAINSTAY FARM	TRAVEL AND SUBSISTENCE - NON-E	510.00
10/25/2021	MAINSTAY FARM	TRAVEL AND SUBSISTENCE - STUDE	940.00
10/26/2021	ALLEGRO APPAREL AND PLAQUES, LLC.	MISCELLANEOUS OPERATING COSTS	1,540.00
10/26/2021	BEAR RIDGE GOLF CLUB, LLC	TRAVEL AND SUBSISTENCE - STUDE	650.00
10/26/2021	BOLD, MATTHEW	TRAVEL, TRAINING & SUBSISTENCE	162.29
10/26/2021	BRAGO, YAA	OTHER REVENUES FROM LOCAL SOUR	100.00
10/26/2021	COUNTRY CRITTERS	TRAVEL AND SUBSISTENCE - STUDE	1,056.00
10/26/2021	CREATURE TEACHER, THE	MISCELLANEOUSCONTRACTED SERVIC	315.00
10/26/2021	DALLAS HERITAGE VILLAGE	TRAVEL AND SUBSISTENCE - NON-E	385.00
10/26/2021	DALLAS HERITAGE VILLAGE	TRAVEL AND SUBSISTENCE - STUDE	560.00
10/26/2021	DALLAS ZOO MANAGEMENT, INC	TRAVEL AND SUBSISTENCE - NON-E	558.00
10/26/2021	ECHO EDUCATION SERVICES	TRAVEL AND SUBSISTENCE - NON-E	2,604.00

MANSFIELD INDEPENDENT SCHOOL DISTRICT

Fund Disbursement Report for 10/1/2021 through 10/31/2021

<u>DATE PAID</u>	<u>NAME</u>	<u>ITEM DESCRIPTION</u>	<u>AMOUNT</u>
461 - GOVERNMENT ACTIVITY FUND			
10/26/2021	ECHO EDUCATION SERVICES	TRAVEL AND SUBSISTENCE - STUDE	13,309.50
10/26/2021	EVERETT-DE LA CRUZ, MARNIE	OTHER REVENUES FROM LOCAL SOUR	14.00
10/26/2021	GENUINE PARTS COMPANY-NAPA	GENERAL SUPPLIES	247.24
10/26/2021	GOPHER SPORT	GENERAL SUPPLIES	201.48
10/26/2021	HOBBY LOBBY STORES, INC.	GENERAL SUPPLIES	116.07
10/26/2021	HOGUE, JOSHUA	TRAVEL, TRAINING & SUBSISTENCE	132.00
10/26/2021	JOHNSON, NICHOLAS	TRAVEL, TRAINING & SUBSISTENCE	162.29
10/26/2021	KAHLA, BLAKE	TRAVEL, TRAINING & SUBSISTENCE	162.29
10/26/2021	KIDZANIA USA, EDUCITY PARK FR	TRAVEL AND SUBSISTENCE - NON-E	49.89
10/26/2021	KIDZANIA USA, EDUCITY PARK FR	TRAVEL AND SUBSISTENCE - STUDE	1,702.61
10/26/2021	LIFETOUCH NSS ACCTS RECEIVABLE	MISCELLANEOUS OPERATING COSTS	1,608.00
10/26/2021	NEWBART PRODUCTS	GENERAL SUPPLIES	2,657.00
10/26/2021	RIVARD BROTHERS-BAND INSTR	CONTRACTED MAINTENANCE AND REP	553.00
10/26/2021	SALAZAR, JUAN	TRAVEL, TRAINING & SUBSISTENCE	163.00
10/26/2021	SCARBOROUGH SPECIALTIES, INC	MISCELLANEOUS OPERATING COSTS	6,295.00
10/26/2021	STAPLES ADVANTAGE	GENERAL SUPPLIES	171.72
10/26/2021	WESTERN - BRW PAPER CO, OVOL USA	GENERAL SUPPLIES	1,250.00
10/28/2021	AMERICAN CONCEPTS, SW ATHLETICS, INC	MISCELLANEOUS OPERATING COSTS	7,437.00
10/28/2021	CAPSTONE	COMPUTER SOFTWARE	1,698.00
10/28/2021	COUNTRY CRITTERS	TRAVEL AND SUBSISTENCE - STUDE	721.00
10/28/2021	ENTERPRISE LEASING - TEXAS	TRAVEL AND SUBSISTENCE - STUDE	423.00
10/28/2021	FIRST	GENERAL SUPPLIES	102.00
10/28/2021	FIRST	MISCELLANEOUS OPERATING COSTS	225.00
10/28/2021	FOLLETT SCHOOL SOLUTIONS, INC	READING/REF MATERIALS/DATABASE	368.75
10/28/2021	FORT WORTH ZOOLOGICAL ASSOCIATION	TRAVEL AND SUBSISTENCE - NON-E	270.00
10/28/2021	FORT WORTH ZOOLOGICAL ASSOCIATION	TRAVEL AND SUBSISTENCE - STUDE	474.00
461 - GOVERNMENT ACTIVITY FUND			171,015.42
492 - FALL 2011 EDUCATION FOUND GRAN			
10/19/2021	BARNES & NOBLE BOOKSELLERS INC	READING/REF MATERIALS/DATABASE	15,492.50
10/21/2021	CITIBANK	GENERAL SUPPLIES	267.92
492 - FALL 2011 EDUCATION FOUND GF			15,760.42
493 - SPRING 2012 EDUCATION FOUNDATI			
10/7/2021	PERMA-BOUND BOOKS	READING/REF MATERIALS/DATABASE	205.30
10/12/2021	ARTIST OUTREACH, INC. (THE)	MISCELLANEOUS CONTRACTED SERVIC	1,125.00
10/15/2021	ARTIST OUTREACH, INC. (THE)	MISCELLANEOUS CONTRACTED SERVIC	375.00
10/21/2021	CITIBANK	GENERAL SUPPLIES	627.20
10/21/2021	HOME DEPOT	GENERAL SUPPLIES	576.64
493 - SPRING 2012 EDUCATION FOUND			2,909.14
498 - MISCELLANEOUS GRANTS			
10/5/2021	PLANTATION GREENHOUSES & CARTS	GENERAL SUPPLIES	600.00
10/12/2021	LOWE'S COMPANIES, INC	GENERAL SUPPLIES	124.72
10/15/2021	CITIBANK	GENERAL SUPPLIES	88.52
498 - MISCELLANEOUS GRANTS			813.24
599 - DEBT SERVICE FUND			
10/21/2021	REGIONS BANK CORPORATE TRUST	OTHER DEBT SERVICE FEES	1,075.00
599 - DEBT SERVICE FUND			1,075.00
611 - 2011 BOND PROGRAM			
10/5/2021	AUI PARTNERS LLC	BUILDING PURCHASE, CONSTRUCTIO	31,414.62
10/19/2021	BANNISTER ENGINEERING LLC	BUILDING PURCHASE, CONSTRUCTIO	771.50

MANSFIELD INDEPENDENT SCHOOL DISTRICT

Fund Disbursement Report for 10/1/2021 through 10/31/2021

<u>DATE PAID</u>	<u>NAME</u>	<u>ITEM DESCRIPTION</u>	<u>AMOUNT</u>
611 - 2011 BOND PROGRAM			32,186.12
617 - 2017 BOND PROGRAM			
10/5/2021	CARDINAL'S SPORTS CENTER INC	FURNITURE	300.00
10/5/2021	DOUBLE EAGLE ELECTRIC	BUILDING PURCHASE, CONSTRUCTIO	1,545.00
10/5/2021	HUCKABEE AND ASSOCIATES, INC	BUILDING PURCHASE, CONSTRUCTIO	38,678.97
10/5/2021	HYPERSIGN LLC	BUILDING PURCHASE, CONSTRUCTIO	3,509.80
10/5/2021	JACOBS PROJECT MANAGEMENT CO.	CONSULTING SERVICES	28,000.00
10/5/2021	KOETTER FIRE PROTECTION, LLC	BUILDING PURCHASE, CONSTRUCTIO	360.00
10/5/2021	MARSHALL BEST SECURITY CORPORTION	FURNITURE	2,065.72
10/7/2021	ALUMINUM ATHLETIC EQUIPMENT COMPANY	FURNITURE, EQUIPMENT & SOFTWAR	13,302.50
10/7/2021	COMPLETE SUPPLY, INC	FURNITURE	4,629.62
10/7/2021	HUCKABEE AND ASSOCIATES, INC	BUILDING PURCHASE, CONSTRUCTIO	67,402.70
10/7/2021	MBM FINANCIAL INTERESTS, LP	RENTALS-OPERATING LEASES	290.55
10/7/2021	TRS	TEACHER RETIREMENT	418.37
10/19/2021	POGUE CONSTRUCTION CO., LP	BUILDING PURCHASE, CONSTRUCTIO	679,500.01
10/28/2021	CARDINAL'S SPORTS CENTER INC	FURNITURE	3,341.00
10/28/2021	HUCKABEE AND ASSOCIATES, INC	BUILDING PURCHASE, CONSTRUCTIO	5,903.47
10/28/2021	LONE STAR FURNISHINGS, LLC	FURNITURE	9,319.40
10/28/2021	PIONEER MANUFACTURING COMPANY, PIONI	FURNITURE	961.90
10/29/2021	CARDINAL'S SPORTS CENTER INC	FURNITURE	35,613.00
617 - 2017 BOND PROGRAM			895,142.01
711 - DAY CARE			
10/5/2021	GLOBAL ASSET	TECHNOLOGY EQUIPMENT<\$5000	739.00
10/5/2021	SPIRIT WORX	GENERAL SUPPLIES	662.40
10/5/2021	STAPLES ADVANTAGE	GENERAL SUPPLIES	78.06
10/7/2021	TRS	TEACHER RETIREMENT	3,969.49
10/12/2021	GTSOFT INC	COMPUTER SOFTWARE	3,000.00
10/12/2021	KAPLAN EARLY LEARNING COMPANY	FURNITURE	796.72
10/12/2021	ORIENTAL TRADING COMPANY, INC	GENERAL SUPPLIES	752.32
10/12/2021	STAPLES ADVANTAGE	GENERAL SUPPLIES	854.37
10/15/2021	CDW GOVERNMENT	GENERAL SUPPLIES	158.69
10/15/2021	JASON'S DELI, MANSFIELD	MISCELLANEOUS OPERATING COSTS	262.50
10/15/2021	LAKESHORE LEARNING MATERIALS	GENERAL SUPPLIES	107.87
10/15/2021	MATTHEWS OFFICE SUPPLY	GENERAL SUPPLIES	11.88
10/15/2021	NATIONAL AFTERSCHOOL ASSOCIATION	MEMBERSHIPS	99.00
10/19/2021	SCHOOL SPECIALTY, LLC	GENERAL SUPPLIES	108.11
10/21/2021	CITIBANK	GENERAL SUPPLIES	1,116.31
10/21/2021	CITIBANK	READING/REF MATERIALS/DATABASE	28.29
10/21/2021	SCHOOL SPECIALTY, LLC	GENERAL SUPPLIES	113.73
10/26/2021	ORIENTAL TRADING COMPANY, INC	GENERAL SUPPLIES	44.87
10/28/2021	KAPLAN EARLY LEARNING COMPANY	FURNITURE	3,180.24
711 - DAY CARE			16,083.85
712 - NATATORIUM			
10/5/2021	TXU ENERGY RETAIL COMPANY LLC, VISTRA	UTILITIES - ELECTRICITY	24,613.85
10/7/2021	CITY OF MANSFIELD	UTILITIES - WATER	4,332.52
10/7/2021	TRS	TEACHER RETIREMENT	311.85
10/15/2021	CITIBANK	MISCELLANEOUS OPERATING COSTS	1,357.00
10/15/2021	LESLIE'S SWIMMING POOL SUPPLIES	GENERAL SUPPLIES	92.48
10/15/2021	RELIANT METRO CARBONATION, LLC	GENERAL SUPPLIES	394.10
10/15/2021	WESTERN - BRW PAPER CO, OVOL USA	GENERAL SUPPLIES	127.00
10/19/2021	ATMOS ENERGY	UTILITIES - GAS	942.84
10/21/2021	REPUBLIC SERVICES INC	UTILITIES - TRASH	388.03
10/28/2021	D & J SPORTS	GENERAL SUPPLIES	815.95

MANSFIELD INDEPENDENT SCHOOL DISTRICT

Fund Disbursement Report for 10/1/2021 through 10/31/2021

<u>DATE PAID</u>	<u>NAME</u>	<u>ITEM DESCRIPTION</u>	<u>AMOUNT</u>
712 - NATATORIUM			
10/28/2021	FASTENAL COMPANY	GENERAL SUPPLIES	40.00
10/28/2021	FUZZY'S, TACO SHOP	MISCELLANEOUS OPERATING COSTS	234.20
10/28/2021	HOME DEPOT	GENERAL SUPPLIES	146.69
10/28/2021	LAKESIDE AQUATIC CLUB	MISCELLANEOUS OPERATING COSTS	1,707.00
10/28/2021	LESLIE'S SWIMMING POOL SUPPLIES	GENERAL SUPPLIES	276.36
10/28/2021	MATTHEWS OFFICE SUPPLY	GENERAL SUPPLIES	58.80
10/28/2021	RELIANT METRO CARBONATION, LLC	GENERAL SUPPLIES	391.00
10/28/2021	TRABONA, TRENT	TRAVEL, TRAINING & SUBSISTENCE	73.92
		712 - NATATORIUM	36,303.59
823 - SCHOLARSHIPS			
10/19/2021	U. S. TREASURY, USAF SCHOLARSHI	SCHOLARSHIPS	1,000.00
		823 - SCHOLARSHIPS	1,000.00
826 - UIL			
10/1/2021	SMITH, RODRICK	MISCELLANEOUS CONTRACTED SERVIC	187.50
10/7/2021	TRS	TEACHER RETIREMENT	45.06
10/19/2021	TEXAS TECH UNIVERSITY	OTHER RECEIVABLES	1,225.00
10/19/2021	UNIVERSITY OF TEXAS AT ARLINGTON ATHLE	OTHER RECEIVABLES	1,150.00
10/21/2021	AWARDS 4 WINNERS	OTHER RECEIVABLES	500.00
10/21/2021	COWTOWN SPORTS	OTHER RECEIVABLES	1,400.00
10/26/2021	OLIVE GARDEN	OTHER RECEIVABLES	222.44
		826 - UIL	4,730.00
865 - STUDENT ACTIVITY FUND			
10/5/2021	DEANAN GOURMET POPCORN, DEANAN PRO	MISCELLANEOUS OPERATING COSTS	500.00
10/5/2021	DOMINO'S PIZZA PARENT COMPANY	MISCELLANEOUS OPERATING COSTS	243.59
10/5/2021	HAMPTON, JAZMINE	MISCELLANEOUS CONTRACTED SERVIC	500.00
10/5/2021	HOFFMANN, CODY	MISCELLANEOUS CONTRACTED SERVIC	1,200.00
10/5/2021	HOME DEPOT	GENERAL SUPPLIES	85.90
10/5/2021	KELLER ISD - CENTRAL HIGH SCHOOL	MISCELLANEOUS OPERATING COSTS	200.00
10/5/2021	LONE STAR GRAPHICS, RICHARD HARTCRAF	GENERAL SUPPLIES	2,100.00
10/5/2021	PEPWEAR, LLC	MISCELLANEOUS OPERATING COSTS	1,470.50
10/5/2021	SPIRIT OF TEXAS CHEER AND GYMNASTICS	MISCELLANEOUS CONTRACTED SERVIC	9,780.00
10/5/2021	THE CLASSIC GOURMET	MISCELLANEOUS OPERATING COSTS	1,000.00
10/5/2021	TMEA REGION 5 VOCAL DIVISION C/O S. WINC	MISCELLANEOUS OPERATING COSTS	120.00
10/7/2021	ARTA TRAVEL	MISCELLANEOUS OPERATING COSTS	2,800.00
10/7/2021	BELTON MAGIC BELLE BOOSTERS	GENERAL SUPPLIES	200.00
10/7/2021	CASA MANANA, INC	MISCELLANEOUS OPERATING COSTS	350.00
10/7/2021	DALLAS SUMMER MUSICALS	MISCELLANEOUS OPERATING COSTS	250.00
10/7/2021	MONSTER SPIRIT	GENERAL SUPPLIES	148.99
10/7/2021	VISTAR	MISCELLANEOUS OPERATING COSTS	3,045.96
10/12/2021	FIRST UNITED METHODIST CHURCH OF MAN:	MISCELLANEOUS CONTRACTED SERVIC	300.00
10/12/2021	GOT SPIRIT?	GENERAL SUPPLIES	2,053.00
10/12/2021	HOME DEPOT	GENERAL SUPPLIES	321.42
10/12/2021	SIMMONS, DARIUS	MISCELLANEOUS CONTRACTED SERVIC	250.00
10/12/2021	TARRANT COUNTY COLLEGE SOUTHEAST, SI	MISCELLANEOUS OPERATING COSTS	1,000.00
10/12/2021	TEXAS ASSOCIATION OF FUTURE EDUCATOR	MISCELLANEOUS OPERATING COSTS	720.00
10/15/2021	B&H PHOTO-VIDEO-PRO-AUDIO	GENERAL SUPPLIES	2,120.71
10/15/2021	CITIBANK	GENERAL SUPPLIES	235.72
10/15/2021	CITIBANK	MISCELLANEOUS OPERATING COSTS	1,591.30
10/15/2021	GOT SPIRIT?	MISCELLANEOUS OPERATING COSTS	1,067.50
10/15/2021	GOURMET WOOD PRODUCTS, INC	GENERAL SUPPLIES	580.00
10/15/2021	GROUP DYNAMIX LLC	MISCELLANEOUS CONTRACTED SERVIC	1,190.00

MANSFIELD INDEPENDENT SCHOOL DISTRICT

Fund Disbursement Report for 10/1/2021 through 10/31/2021

<u>DATE PAID</u>	<u>NAME</u>	<u>ITEM DESCRIPTION</u>	<u>AMOUNT</u>
865 - STUDENT ACTIVITY FUND			
10/15/2021	HAPPY CHEF, INC., THE	GENERAL SUPPLIES	1,369.51
10/15/2021	LONE STAR COACHES, INC	MISCELLANEOUS OPERATING COSTS	670.00
10/15/2021	SIGNIFICANT EVENTS OF TEXAS, LLC	MISCELLANEOUSCONTRACTED SERVIC	2,160.00
10/15/2021	TMEA REGION 5 VOCAL DIVISION C/O S. WINC	MISCELLANEOUS OPERATING COSTS	285.00
10/15/2021	WHALEY, SUMMYR	MISCELLANEOUSCONTRACTED SERVIC	295.00
10/19/2021	ARLINGTON SKATIUM	MISCELLANEOUS OPERATING COSTS	150.00
10/19/2021	MANSFIELD CHAMBER OF COMMERCE	MISCELLANEOUS OPERATING COSTS	120.00
10/19/2021	SCHOOL SPECIALTY, LLC	MISCELLANEOUS OPERATING COSTS	73.57
10/19/2021	TEXAS HIGH SCHOOL BASS ASSOCIATION, TH	MISCELLANEOUS OPERATING COSTS	4,080.00
10/19/2021	WADE, SEDRIC	MISCELLANEOUS OPERATING COSTS	100.00
10/21/2021	ADVERTISING MATTERS LLC	MISCELLANEOUS OPERATING COSTS	1,093.35
10/21/2021	AREA V FFA ASSOCIATION	MISCELLANEOUS OPERATING COSTS	360.00
10/21/2021	ARLINGTON SKATIUM	MISCELLANEOUS OPERATING COSTS	0.00
10/21/2021	CHICK-FIL-A #03011, E BROAD STREET	MISCELLANEOUS OPERATING COSTS	94.00
10/21/2021	CITIBANK	GENERAL SUPPLIES	2,724.41
10/21/2021	CITIBANK	MISCELLANEOUS OPERATING COSTS	557.10
10/21/2021	DISTRIBUTIVE EDUCATION CLUBS OF AMERIC	MISCELLANEOUS OPERATING COSTS	1,536.00
10/21/2021	EWELL EDUCATIONAL SERVICES	MISCELLANEOUS OPERATING COSTS	340.00
10/21/2021	FLIPDOG SPORTSWEAR	GENERAL SUPPLIES	279.00
10/21/2021	G2 PERFORMANCE LLC	GENERAL SUPPLIES	1,817.42
10/21/2021	GRAPHICS STORE LLC	MISCELLANEOUS OPERATING COSTS	4,199.16
10/21/2021	HODGES, ALEXANDER	MISCELLANEOUSCONTRACTED SERVIC	3,375.00
10/21/2021	JASON'S DELI, MANSFIELD	MISCELLANEOUS OPERATING COSTS	194.63
10/21/2021	KING, MADISON	MISCELLANEOUSCONTRACTED SERVIC	200.00
10/21/2021	PTP ENTERTAINMENT LLC	MISCELLANEOUSCONTRACTED SERVIC	375.00
10/21/2021	RIPLEY'S ENTERTAINMENT, INC., GRAND PRA	MISCELLANEOUS OPERATING COSTS	699.30
10/21/2021	S & S ACTIVEWEAR, LLC	GENERAL SUPPLIES	963.23
10/21/2021	SPIRIT OF TEXAS CHEER AND GYMNASTICS	MISCELLANEOUSCONTRACTED SERVIC	3,375.00
10/21/2021	TEXAS ASSOCIATION OF FUTURE EDUCATOR	MISCELLANEOUS OPERATING COSTS	270.00
10/21/2021	TEXAS FFA ASSOCIATION	MISCELLANEOUS OPERATING COSTS	1,770.00
10/21/2021	TEXAS MUSIC EDUCATORS ASSOCIATION	MISCELLANEOUS OPERATING COSTS	165.00
10/21/2021	TMEA REGION 5 VOCAL DIVISION C/O S. WINC	MISCELLANEOUS OPERATING COSTS	255.00
10/26/2021	BLICK ART MATERIALS,LLC	GENERAL SUPPLIES	1,242.15
10/26/2021	CHICK-FIL-A #03011, E BROAD STREET	MISCELLANEOUS OPERATING COSTS	247.43
10/26/2021	DALLAS SUMMER MUSICALS	MISCELLANEOUS OPERATING COSTS	250.00
10/26/2021	DIRECTOR'S ASSISTANT	GENERAL SUPPLIES	3,695.73
10/26/2021	EDUCATIONAL THEATRE ASSOCIATION	MISCELLANEOUS OPERATING COSTS	129.00
10/26/2021	FLIPDOG SPORTSWEAR	MISCELLANEOUS OPERATING COSTS	2,654.50
10/26/2021	GOT SPIRIT?	MISCELLANEOUS OPERATING COSTS	2,706.00
10/26/2021	MARKIM GROUP, THE, J. MARK MATTHEWS	MISCELLANEOUS OPERATING COSTS	798.00
10/26/2021	MARTIN, MARIAH	MISCELLANEOUSCONTRACTED SERVIC	400.00
10/26/2021	MUSIC AND ARTS CENTER - ATTN: ACCOUNTS	GENERAL SUPPLIES	35.68
10/26/2021	PANTEGO CAMP THURMAN	MISCELLANEOUS OPERATING COSTS	825.00
10/26/2021	RICHLAND HIGH SCHOOL	MISCELLANEOUS OPERATING COSTS	400.00
10/26/2021	SKILLS USA, INC, NATIONAL EVENTS	MISCELLANEOUS OPERATING COSTS	232.00
10/26/2021	TEXAS RESTAURANT ASSOC	MISCELLANEOUS OPERATING COSTS	800.00
10/26/2021	TMEA REGION 5 VOCAL DIVISION C/O S. WINC	MISCELLANEOUS OPERATING COSTS	180.00
10/28/2021	ALLEGRO APPAREL AND PLAQUES, LLC.	MISCELLANEOUS OPERATING COSTS	1,593.00
10/28/2021	B&B COMMERCIAL PRINTING	MISCELLANEOUSCONTRACTED SERVIC	643.39
10/28/2021	CARDINAL'S SPORTS CENTER INC	MISCELLANEOUS OPERATING COSTS	1,856.00
10/28/2021	CASA MANANA, INC	MISCELLANEOUS OPERATING COSTS	350.00
10/28/2021	DANZGEAR	MISCELLANEOUS OPERATING COSTS	9,277.23
10/28/2021	GOT SPIRIT?	GENERAL SUPPLIES	104.00
10/28/2021	GOT SPIRIT?	MISCELLANEOUSCONTRACTED SERVIC	65.00
10/28/2021	MUSIC AND ARTS CENTER - ATTN: ACCOUNTS	GENERAL SUPPLIES	42.91

MANSFIELD INDEPENDENT SCHOOL DISTRICT

Fund Disbursement Report for 10/1/2021 through 10/31/2021

<u>DATE PAID</u>	<u>NAME</u>	<u>ITEM DESCRIPTION</u>	<u>AMOUNT</u>
865 - STUDENT ACTIVITY FUND			
10/28/2021	SUNRISE MUSIC PRODUCTIONS	MISCELLANEOUSCONTRACTED SERVIC	405.00
10/28/2021	TEXAS HIGH SCHOOL BBQ COOKERS ASSOC	MISCELLANEOUS OPERATING COSTS	400.00
10/28/2021	WHITE, NEOSHA	MISCELLANEOUSCONTRACTED SERVIC	175.00
10/28/2021	WORLD'S FINEST CHOCOLATE INC	MISCELLANEOUS OPERATING COSTS	2,504.00
10/29/2021	DIRECTOR'S ASSISTANT	GENERAL SUPPLIES	0.00
		865 - STUDENT ACTIVITY FUND	101,381.29
876 - CAMPUS SUNSHINE FUNDS			
10/7/2021	FLOWERS, ETC	DUE TO OTHER	130.86
10/7/2021	GOT SPIRIT?	DUE TO OTHER	26.50
10/12/2021	MAMA'S PIZZA	DUE TO OTHER	233.10
10/15/2021	CITIBANK	DUE TO OTHER	319.29
		876 - CAMPUS SUNSHINE FUNDS	709.75
			7,593,602.55

MANSFIELD INDEPENDENT SCHOOL DISTRICT

Fund Disbursement Report for 10/1/2021 through 10/31/2021

<u>FUND</u>	<u>TOTAL</u>
181 - ATHLETIC FUND	172,334.01
191 - CAPITAL OUTLAY	133,249.92
195 - ADVERTISING FUND	138,489.65
196 - SPECIAL OPERATING FUND	383,522.03
197 - TECHNOLOGY PROJECTS	187,300.00
198 - HIGH SCHOOL ALLOTMENT	9,513.91
199 - GENERAL OPERATING	3,978,809.62
211 - ESEA TITLE I; IMPROVING BASIC	68,699.38
224 - IDEA-B FORMULA	56,974.59
225 - IDEA-B PRE-SCHOOL	475.17
240 - CHILD NUTRITION FUND	908,670.87
242 - SUMMER FEEDING.	57.79
244 - CAREER & TECHNOLOGY BASIC GRAN	25,348.96
255 - TITLE II, PART A: TEA/PRIN TRA	5,909.89
263 - TITLE III, PART A, LIMITED ENG	9,078.85
265 - 21ST CENTURY GRANT	419.11
282 - ESSER III / AIR FORCE JR ROTC	183,705.28
289 - LEP PROGRAM	23,898.03
410 - STATE TEXTBOOK FUND	19,014.20
429 - LAW ENFORCEMENT STANDARDS EDUC	9,021.46
461 - GOVERNMENT ACTIVITY FUND	171,015.42
492 - FALL 2011 EDUCATION FOUND GRAN	15,760.42
493 - SPRING 2012 EDUCATION FOUNDATI	2,909.14
498 - MISCELLANEOUS GRANTS	813.24
599 - DEBT SERVICE FUND	1,075.00
611 - 2011 BOND PROGRAM	32,186.12
617 - 2017 BOND PROGRAM	895,142.01
711 - DAY CARE	16,083.85
712 - NATATORIUM	36,303.59
823 - SCHOLARSHIPS	1,000.00
826 - UIL	4,730.00
865 - STUDENT ACTIVITY FUND	101,381.29
876 - CAMPUS SUNSHINE FUNDS	709.75
	7,593,602.55

**Mansfield ISD
Payroll Check Summary Report
2021-2022**

		Check(s) Reported	Deposit(s) Reported	Contract Pay +	Other Pay +	Taxable Benefits +	Federal Tax Shelter Amt -	Gross Subject to Fed Tax =	Federal Tax -	State Tax -	Soc Sec Tax -	Other Deductions -	Reimbursed Deductions +	Taxable Benefits -	Net Pay =
Summary Totals	07/01-07/31/2021	56	6,293	17,527,816.30	2,619,161.03	0.00	2,971,282.61	17,175,694.72	1,377,307.55	0.00	274,950.69	627,858.90	0.00	0.00	14,895,577.58
Summary Totals	08/01-08/31/2021	84	5,130	17,689,760.99	1,737,473.16	0.00	2,887,591.31	16,539,642.84	1,394,133.72	0.00	265,028.78	580,256.25	0.00	0.00	14,300,224.09
Summary Totals	09/01-09/30/2021	136	5,696	18,630,176.57	2,523,626.16	0.00	3,238,538.07	17,915,264.66	1,461,641.65	0.00	287,935.23	617,563.42	0.00	0.00	15,548,124.36
Summary Totals	10/01-10/31/2021	133	6,069	18,653,967.96	3,055,529.87	0.00	3,295,300.43	18,414,197.40	1,496,828.24	0.00	295,752.02	664,437.54	0.00	0.00	15,957,179.60
Summary Totals	11/01-11/30/2021														
Summary Totals	12/01/12/31/2021														
Summary Totals	01/01-01/31/2022														
Summary Totals	02/01-02/28/2022														
Summary Totals	03/01-03/31/2022														
Summary Totals	04/01-04/30/2022														
Summary Totals	05/01-05/31/2022														
Summary Totals	06/01-06/30/2022														
Summary Totals	2021-2022	409	23,188	72,501,721.82	9,935,790.22	0.00	12,392,712.42	70,044,799.62	5,729,911.16	0.00	1,123,666.72	2,490,116.11	0.00	0.00	60,701,105.63

MANSFIELD INDEPENDENT SCHOOL DISTRICT
10/01/2021 through 10/31/2021

<u>DATE PAID</u>	<u>VENDOR NAME</u>	<u>AMOUNT</u>	<u>INVOICE DESCRIPTION</u>
10/7/2021	LABATT FOOD SERVICE	96,377.65	Food
10/7/2021	NEW DAIRY OPCO, LLC	42,378.15	Dairy
10/15/2021	LABATT FOOD SERVICE	144,411.01	Food
10/15/2021	NEW DAIRY OPCO, LLC	34,055.33	Dairy
10/21/2021	LABATT FOOD SERVICE	101,839.27	Food
10/21/2021	NEW DAIRY OPCO, LLC	33,440.35	Dairy
10/28/2021	LABATT FOOD SERVICE	156,856.61	Food
10/28/2021	NEW DAIRY OPCO, LLC	42,262.55	Dairy
10/5/2021	JACOBS PROJECT MANAGEMENT CO.	28,000.00	Consulting Services for 2017 Bond
10/5/2021	SUMMIT K12 HOLDINGS, INC.	30,385.00	Connect to Literacy English Language & ELPS Skills Mastery
10/7/2021	DOUBLE EAGLE ELECTRIC	57,362.00	Installation of electrical project at the Center
10/12/2021	CAS-CLAIMS ADMINISTRATIVE SVCS	30,873.91	September 2021 Claims Cost for MISD
10/12/2021	TARRANT COUNTY ELECTIONS	61,590.33	Remaining balance from the May 1, 2021 Runoff
10/15/2021	ARLINGTON UTILITIES	95,592.38	Utilities - Water
10/15/2021	MEDSTAR MOBILE HEALTHCARE	26,610.00	EMT
10/19/2021	BOUND TREE MEDICAL LLC	27,397.61	Replacement Batteries for AED's district wide
10/5/2021	AUI PARTNERS LLC	31,414.62	611 - Asa Low Driveway
10/5/2021	FRONTLINE EDUCATION	30,090.88	EL Program management system
10/5/2021	HUCKABEE AND ASSOCIATES, INC	38,678.97	Architect Eng Services-Coble, Jobe and Jones, Martinez
10/5/2021	SILSBEE FORD INC	82,583.50	Police Vehicles for new hires
10/5/2021	TXU ENERGY RETAIL COMPANY LLC	755,524.61	Utilities - Electrical
10/7/2021	ALUMINUM ATHLETIC EQUIPMENT COMPANY	26,605.00	FF&E McKinzey Athletic, Athletic Purchase to Wester
10/7/2021	CITY OF MANSFIELD	50,754.89	Utilities - Water
10/7/2021	CONTERRA ULTRA BROADBAND LLC	28,861.67	Utilities - Telephone
10/7/2021	GLOBAL ASSET	181,089.50	Chromebooks for students
10/7/2021	HUCKABEE AND ASSOCIATES, INC	67,402.70	PAC and Willie Pigg Auditorium Audio System upgrades
10/7/2021	MUSIC AND ARTS CENTER	37,515.84	McKinzey Band Instruments
10/7/2021	PETROLEUM TRADERS CORPORATION	43,123.12	Fuel
10/12/2021	UPSTAGE CENTER, INC	42,406.21	Multiple Invoices
10/15/2021	CARE SOLACE	122,500.00	Health wellness program for MISD
10/15/2021	CDW GOVERNMENT	306,065.97	Microsoft EES (365) renewal for district
10/15/2021	KROGER TEXAS LP R50064	30,976.79	District wide snacks, classroom supplies, books, travel
10/15/2021	EARTHWORKS INC	49,774.00	Fall lawn care
10/15/2021	LAWN PATROL SERVICE, INC	49,400.00	Fall lawn care
10/15/2021	PETROLEUM TRADERS CORPORATION	36,721.06	Fuel
10/19/2021	CITY OF MANSFIELD	47,085.50	Utilities - Water
10/19/2021	K2 INC.	32,058.20	K2 - Cookie Dough fundraiser
10/19/2021	POGUE CONSTRUCTION CO., LP	679,500.01	Police, Technology, Wester and Worley Phase 2 Renovation
10/21/2021	CITY OF MANSFIELD	34,129.60	Utilities - Water
10/21/2021	GLOBAL ASSET	201,431.50	21st Century ACE Site Supervisor laptops
10/21/2021	REPUBLIC SERVICES INC	56,144.25	Utilities - Trash
10/26/2021	CDW GOVERNMENT	34,236.34	Switches for MHS
10/26/2021	CITY OF MANSFIELD	26,013.54	Utilities - Water
10/26/2021	DELCOM GROUP LP	33,462.72	Open PO for Chromebook repairs
10/26/2021	EDUCATION LOGISTICS, INC	80,940.00	GPS Equipment for Busses and Parent App
10/26/2021	FOLLETT SCHOOL SOLUTIONS, INC	53,923.09	Follett library books for McKinzey
10/26/2021	PETROLEUM TRADERS CORPORATION	37,677.44	Fuel
10/28/2021	CITY OF MANSFIELD	28,923.80	Utilities - Water
10/28/2021	EDUCATION LOGISTICS, INC	101,490.00	GPS Equipment for Busses and Parent App
10/28/2021	REGION 11 ESC	124,300.00	21-22 Cohort/Reading Academy MOU
10/29/2021	CARDINAL'S SPORTS CENTER INC	35,613.00	McKinzey FF&E Football
	Total	<u><u>4,627,850.47</u></u>	



**Board of School Trustees
Mansfield Independent School District**

TITLE: Financial Reports

DATE: November 16, 2021

INFORMATION

BACKGROUND:

Each month, financial reports are prepared detailing the status of the District's budget as of the most recent accounting period. To increase financial transparency, the following additional reports are included:

- Balance Sheet – Governmental Funds
- Project Detail –Bond Programs
- Combining Statement of Net Position – Proprietary Funds

The fund balance and net position figures are the unaudited balances carrying forward from 2020-21.

The reports are as of October 31, 2021. The financial reports are separated into revenue and expenditures. Expenditures are reported by summary by function and by object series.

Year to date totals and percentages are calculated. Payroll costs should represent (4/12) of the 12-month budget for 33.33%. General Fund actual expenditures for salaries through October 2021 are 30.58%. Variance in the expenditures for the payroll object percentage will be due to vacancies, changes in personnel, demographics, stipend schedules, auxiliary weeks, and benefit elections.

The financial statement for the 2XX, 3XX, and 4XX special revenue funds (excluding Fund 240 & 242 School Nutrition) is presented in a single format for expenditures intended to provide specific information about funds received through federal, state, and local sources that are accounted for outside the General Operating fund.

Accounting code definitions for the function and object codes are included in addition to bond project descriptions.

MANSFIELD INDEPENDENT SCHOOL DISTRICT
GENERAL FUND 181-199
STATEMENT OF REVENUES, EXPENDITURES, AND CHANGES IN FUND BALANCE
FOR THE FOUR MONTHS ENDING OCTOBER 31, 2021

	CURRENT YEAR 2021-2022					PRIOR YEAR 2020-21				
	Original Budget	Amended Budget	October 2021	Actual Year to Date	Actual to Budget	Original Budget	Amended Budget	October 2020	Actual Year to Date	Actual to Budget
REVENUES:										
Local and Intermediate Sources	\$ 181,932,142	\$ 181,932,142	\$ 4,304,522	\$ 6,153,677	3.38%	\$ 145,444,659	\$ 155,668,077	\$ 6,105,521	\$ 7,519,200	4.83%
State Program Revenues	157,601,332	157,884,939	23,481,203	71,304,961	45.16%	165,245,615	158,788,979	26,612,070	99,648,478	62.76%
Federal Program Revenues	2,700,000	3,550,600	242,596	475,131	13.38%	2,700,000	2,700,000	150,991	292,565	10.84%
Other Financing Sources	-	15,000	70,546	186,979	0.00%	-	630,783	32,513	81,878	12.98%
Total revenues	\$ 342,233,474	\$ 343,382,681	\$ 28,098,867	\$ 78,120,748	22.75%	\$ 313,390,274	\$ 317,787,839	\$ 32,901,095	\$ 107,542,121	33.84%
EXPENDITURE SUMMARY BY FUNCTION:										
11 - Instructional	203,086,399	204,957,785	16,476,854	62,594,705	30.54%	\$ 191,566,033	\$ 194,741,802	\$ 14,283,625	\$ 64,474,666	33.11%
12 - Instructional Resources and Media Services	3,961,965	4,115,234	355,505	1,344,683	32.68%	3,630,869	3,702,768	367,235	1,202,193	32.47%
13 - Curriculum and Instructional Staff Development	4,873,732	4,939,098	430,773	1,481,920	30.00%	4,394,505	4,510,307	331,036	1,263,590	28.02%
21 - Instructional Leadership	4,639,454	4,645,289	439,381	1,725,635	37.15%	4,226,566	4,272,821	325,596	1,327,914	31.08%
23 - School Leadership	20,234,031	20,487,376	1,652,486	6,500,848	31.73%	19,035,796	19,331,252	1,566,903	6,317,397	32.68%
31 - Guidance, Counseling and Evaluation	10,449,446	10,555,823	825,999	3,372,250	31.95%	10,211,547	10,312,563	792,088	3,267,325	31.68%
32 - Social Work Services	-	-	-	-	0.00%	-	-	-	-	0.00%
33 - Health Services	5,334,162	5,381,733	435,551	1,622,230	30.14%	5,619,162	6,122,482	557,145	2,399,436	39.19%
34 - Student (Pupil) Transportation	16,640,833	16,702,914	1,500,320	6,543,303	39.17%	14,126,297	14,355,200	1,144,103	4,942,208	34.43%
35 - Food Services	12,000	12,000	-	-	0.00%	12,000	62,459	-	-	0.00%
36 - Cocurricular/Extra Curricular Activities	10,046,996	10,140,351	997,069	3,115,567	30.72%	9,777,096	10,098,355	878,219	2,859,437	28.32%
41 - General Administration	7,965,366	8,021,291	576,072	2,498,853	31.15%	8,392,843	7,645,628	483,622	2,335,913	30.55%
51 - Plant Maintenance and Facility Services	38,391,063	39,309,772	2,894,327	12,300,453	31.29%	34,120,668	36,197,029	2,457,410	10,890,085	30.09%
52 - Security and Monitoring Services	6,628,656	7,173,200	634,314	2,123,793	29.61%	6,729,693	7,400,699	580,229	2,132,443	28.81%
53 - Data Processing Services	8,157,822	9,559,103	562,464	1,985,295	20.77%	5,022,339	6,806,307	315,130	2,098,841	30.84%
61 - Community Services	353,463	360,393	15,307	126,779	35.18%	354,306	427,025	13,130	104,505	24.47%
71 - Debt Administration - Principal	157,600	157,600	-	-	0.00%	340,789	340,707	-	40,324	11.84%
81 - Facilities and Acquisition & Construction	-	-	-	-	0.00%	-	-	-	-	0.00%
93 - Shared Service Arrangement	-	-	-	-	0.00%	-	-	-	-	0.00%
95 - Payments to Juvenile Justice Alternative Program	25,000	25,000	-	-	0.00%	25,000	25,000	-	-	0.00%
99 - Other intergovernmental Charges	1,275,486	1,275,486	-	554,524	43.48%	1,258,388	1,265,647	-	599,233	47.35%
Other Financing Uses	-	15,000	-	15,000	100.00%	-	500,000	-	-	0.00%
Total expenditures	\$ 342,233,474	\$ 347,834,448	\$ 27,796,422	\$ 107,905,838	31.02%	\$ 318,843,897	\$ 328,118,051	\$ 24,095,471	\$ 106,255,510	32.38%
EXPENDITURE SUMMARY BY OBJECT:										
61XX - Payroll Costs	\$ 289,061,672	\$ 290,387,215	\$ 23,495,720	\$ 88,786,797	30.58%	\$ 269,442,823	\$ 270,480,704	\$ 22,084,422	\$ 85,872,242	31.75%
62XX - Professional and Contracted Services	21,928,188	23,744,537	2,009,189	6,190,209	26.07%	24,099,902	24,336,989	732,927	6,355,409	26.11%
63XX - Supplies and Materials	18,477,773	21,313,628	1,916,962	6,080,351	28.53%	16,490,357	24,389,766	1,194,887	9,537,478	39.10%
64XX - Other Operating Expenses	8,195,490	8,399,513	200,127	4,253,914	50.64%	6,988,275	6,324,592	76,235	3,348,621	52.95%
65XX - Debt Administration	157,600	157,600	-	-	0.00%	340,789	340,707	-	40,325	11.84%
66XX - Capital Outlay Expenses	4,412,751	3,816,955	174,424	2,579,567	67.58%	1,481,751	1,745,293	7,000	1,101,435	63.11%
89XX - Other Uses	-	15,000	-	15,000	100.00%	-	500,000	-	-	0.00%
Total expenditures	\$ 342,233,474	\$ 347,834,448	\$ 27,796,422	\$ 107,905,838	31.02%	\$ 318,843,897	\$ 328,118,051	\$ 24,095,471	\$ 106,255,510	32.38%
Excess (Deficiency) of Revenues Over Expenditures	\$ -	\$ (4,451,767)	\$ 302,445	\$ (29,785,090)		\$ (5,453,623)	\$ (10,330,212)	\$ 8,805,624	\$ 1,286,611	

Unaudited Fund Balance, July 1, beginning 112,635,425

Estimated Fund Balance, October 31, ending \$ 82,850,335

MANSFIELD INDEPENDENT SCHOOL DISTRICT
STUDENT NUTRITION - FUND 240-242
STATEMENT OF REVENUES, EXPENDITURES, AND CHANGES IN FUND BALANCE
FOR THE FOUR MONTHS ENDING OCTOBER 31, 2021

	CURRENT YEAR 2021-2022					PRIOR YEAR 2020-21				
	Original Budget	Amended Budget	October 2021	Actual Year to Date	Actual to Budget	Original Budget	Amended Budget	October 2020	Actual Year to Date	Actual to Budget
REVENUES:										
Local and Intermediate Sources	\$ 6,985,000	\$ 1,758,000	\$ 209,935	\$ 524,280	29.82%	\$ 7,048,575	\$ 1,221,825	\$ 124,320	\$ 445,214	36.44%
State Program Revenues	103,500	103,500	52,459	146,044	141.11%	86,500	103,500	38,198	83,402	80.58%
Federal Program Revenues	11,181,650	23,348,487	2,302,444	6,656,208	28.51%	10,706,860	12,233,136	1,293,323	2,422,768	19.80%
Less Indirect Costs Transferred to General Fund	-	-	-	-	0.00%	-	-	-	-	0.00%
Other Financing Sources	25,000	25,000	-	948	3.79%	25,000	15,000	-	-	0.00%
Total revenues	\$ 18,295,150	\$ 25,234,987	\$ 2,564,838	\$ 7,327,480	29.04%	\$ 17,866,935	\$ 13,573,461	\$ 1,455,841	\$ 2,951,384	21.74%
EXPENDITURES:										
35 - Food Services	\$ 17,522,404	\$ 24,412,688	\$ 1,762,885	\$ 4,971,619	20.36%	\$ 17,373,237	\$ 13,063,594	\$ 1,275,044	\$ 3,192,751	24.44%
51 - Plant Maintenance and Facility Services	304,867	304,867	23,479	94,872	31.12%	277,903	297,903	13,499	65,568	22.01%
Other Financing Uses	-	16,790	-	-	0.00%	-	-	-	-	0.00%
Total expenditure:	\$ 17,827,271	\$ 24,734,345	\$ 1,786,364	\$ 5,066,491	20.48%	\$ 17,651,140	\$ 13,361,497	\$ 1,288,543	\$ 3,258,319	24.39%
EXPENDITURE SUMMARY BY OBJECT CODE:										
61XX - Payroll Costs	\$ 7,644,180	\$ 8,247,039	\$ 770,767	\$ 2,145,363	26.01%	\$ 7,405,370	\$ 5,951,631	\$ 636,251	\$ 1,851,258	31.11%
62XX - Professional and Contracted Services	178,008	215,464	4,011	43,479	20.18%	209,509	89,526	197	27,173	30.35%
63XX - Supplies and Materials	9,891,642	15,909,931	1,009,760	2,851,709	17.92%	10,000,762	7,131,437	650,860	1,367,228	19.17%
64XX - Other Operating	38,441	66,241	1,826	20,940	31.61%	35,500	28,903	1,235	12,660	43.80%
65XX	-	5,000	-	5,000	100.00%	-	-	-	-	0.00%
66XX - Capital Outlay	75,000	290,670	-	-	0.00%	-	160,000	-	-	0.00%
Total expenditure:	\$ 17,827,271	\$ 24,734,345	\$ 1,786,364	\$ 5,066,491	20.48%	\$ 17,651,141	\$ 13,361,497	\$ 1,288,543	\$ 3,258,319	24.39%
Excess (Deficiency) of Revenues Over Expenditures	\$ 467,879	\$ 500,642	\$ 778,474	\$ 2,260,989		\$ 215,795	\$ 211,964	\$ 167,298	\$ (306,935)	

Unaudited Fund Balance, July 1, beginning 989,953

Estimated Fund Balance, October 31, ending \$ 3,250,942

MANSFIELD INDEPENDENT SCHOOL DISTRICT
DEBT SERVICE - FUND 599
STATEMENT OF REVENUES, EXPENDITURES, AND CHANGES IN FUND BALANCE
FOR THE FOUR MONTHS ENDING OCTOBER 31, 2021

	CURRENT YEAR 2021-2022					PRIOR YEAR 2020-21				
	Original Budget	Amended Budget	October 2021	Actual Year to Date	Actual to Budget	Original Budget	Amended Budget	October 2020	Actual Year to Date	Actual to Budget
REVENUES:										
Local and Intermediate Sources	\$ 62,386,011	\$ 62,386,011	\$ 1,384,063	\$ 1,923,778	3.08%	\$ 70,798,347	\$ 76,816,706	\$ 2,274,987	\$ 2,783,852	3.62%
State Program Revenues	1,250,161	1,250,161	-	68,837	5.51%	1,224,506	1,224,506	-	-	0.00%
Other Financing Sources		48,736,729	-	48,736,729	100.00%	-	456,165,201	456,165,201	456,165,201	100.00%
	\$ 63,636,172	\$ 112,372,901	\$ 1,384,063	\$ 50,729,344	45.14%	\$ 72,022,853	\$ 534,206,413	\$ 458,440,188	\$ 458,949,053	85.91%
EXPENDITURES:										
71 - Debt Services	\$ 63,636,172	\$ 63,636,172	\$ 1,075	\$ 16,862,094	26.50%	\$ 72,022,853	\$ 83,159,878	\$ 2,776,646	\$ 22,474,443	27.03%
Other Financing Uses	-	48,365,000	-	48,365,000	100.00%	-	453,389,630	453,389,630	453,389,630	100.00%
	\$ 63,636,172	\$ 112,001,172	\$ 1,075	\$ 65,227,094	58.24%	\$ 72,022,853	\$ 536,549,508	\$ 456,166,276	\$ 475,864,073	88.69%
EXPENDITURE SUMMARY BY OBJECT CODE:										
65XX - Debt Services	\$ 63,636,172	\$ 63,636,172	\$ 1,075	\$ 16,862,094	26.50%	\$ 72,022,853	\$ 83,159,878	\$ 2,776,646	\$ 22,474,443	27.03%
Other Financing Uses	-	48,365,000	-	48,365,000	100.00%	-	453,389,630	453,389,630	453,389,630	100.00%
	\$ 63,636,172	\$ 112,001,172	\$ 1,075	\$ 65,227,094	58.24%	\$ 72,022,853	\$ 536,549,508	\$ 456,166,276	\$ 475,864,073	88.69%
Excess (Deficiency) of Revenues Over Expenditures	\$ -	\$ 371,729	\$ 1,382,988	\$ (14,497,750)		\$ -	\$ (2,343,095)	\$ 2,273,912	\$ (16,915,020)	

Unaudited Fund Balance, July 1, beginning 57,483,140

Estimated Fund Balance, October 31, ending \$ 42,985,390

MANSFIELD INDEPENDENT SCHOOL DISTRICT
CAPITAL PROJECTS - FUND 698
STATEMENT OF REVENUES, EXPENDITURES, AND CHANGES IN FUND BALANCE
FOR THE FOUR MONTHS ENDING OCTOBER 31, 2021

	CURRENT YEAR 2021-2022					PRIOR YEAR 2020-21												
	Original Budget	Amended Budget	October 2021	Actual Year to Date	Actual to Budget	Original Budget	Amended Budget	October 2020	Actual Year to Date	Actual to Budget								
REVENUES:																		
Local and Intermediate Sources	\$	-	\$	-	\$	-	0.00%	\$	-	\$	-	0.00%						
State Program Revenues		-	-	-	-	0.00%		-	-	-	-	0.00%						
Federal Program Revenues		-	-	-	-	0.00%		-	-	-	-	0.00%						
Other Financing Sources		-	-	-	-	0.00%		-	-	-	-	0.00%						
	\$	-	\$	-	\$	-	0.00%	\$	-	\$	-	0.00%						
EXPENDITURES:																		
36 - Cocurricular/Extra Curricular Activities	\$	-	\$	-	\$	-	0.00%	\$	-	\$	-	0.00%						
41 - Audit Services		-	-	-	-	0.00%		-	-	-	-	0.00%						
51 - Plant Maintenance and Facility Services		-	-	-	-	0.00%		-	-	-	-	0.00%						
71 - Debt Service		-	-	-	-	0.00%		-	-	-	-	0.00%						
81 - Facilities and Acquisition & Construction	272,253	205,175	-	(27,169)	-13.24%	66,411	1,299,204	608,857	998,072	76.82%								
Other Financing Uses		-	-	-	0.00%		-	-	-	0.00%								
	\$	272,253	\$	205,175	\$	-	\$	(27,169)	-13.24%	\$	66,411	\$	1,299,204	\$	608,857	\$	998,072	76.82%
EXPENDITURE SUMMARY BY OBJECT CODE:																		
61XX - Payroll Costs	\$	-	\$	-	\$	-	0.00%	\$	-	\$	-	0.00%						
62XX - Professional and Contracted Services		-	-	-	-	0.00%		5,950	5,950	5,950	100.00%							
63XX - Supplies		-	-	-	-	0.00%		-	-	-	0.00%							
64XX - Other Operating Expenses		-	-	-	-	0.00%		-	-	-	0.00%							
65XX - Debt Services		-	-	-	-	0.00%		-	-	-	0.00%							
66XX - Capital Outlay Expenses	272,253	205,175	-	(27,169)	-13.24%	66,411	1,293,254	602,907	992,122	76.72%								
89XX - Other Uses		-	-	-	0.00%		-	-	-	0.00%								
	\$	272,253	\$	205,175	\$	-	\$	(27,169)	-13.24%	\$	66,411	\$	1,299,204	\$	608,857	\$	998,072	76.82%
Excess (Deficiency) of Revenues Over Expenditures	\$	(272,253)	\$	(205,175)	\$	-	\$	27,169		\$	(66,411)	\$	(1,299,204)	\$	(608,857)	\$	(998,072)	

*Negative expense is due to retainage

Unaudited Fund Balance, July 1, beginning	272,253
Estimated Fund Balance, October 31, ending	<u>\$ 299,422</u>

**MANSFIELD INDEPENDENT SCHOOL DISTRICT
CAPITAL PROJECTS - 611
FOR THE FOUR MONTHS ENDING OCTOBER 31, 2021**

Description	Budget	All Prior Years FYTD Activity	2020-2021 FYTD Activity	2021-2022 FYTD Activity	Total	Percent Complete	Encumbered Balance	Total Projected Project Cost
Bond Proceeds	\$ 198,530,000	\$ -	\$ -	\$ -	\$ 198,530,000			
Interest Income		2,870,476	459	41	2,870,976			
Total Revenue	\$ 198,530,000	\$ 2,870,476	\$ 459	\$ 41	\$ 201,400,976			
----- 000 Support Costs 000/493/494/958/999	\$ 10,101,156	\$ 10,101,156	\$ 466	\$ -	\$ 10,101,622	100.00%	\$ -	\$ 10,101,622
----- 911 Tarver Rendon ES - Replacement	16,513,591	16,513,591	-	-	16,513,591	100.00%	-	16,513,591 complete
----- 911 JL Boren ES - Replacement	15,377,594	15,377,594	-	-	15,377,594	100.00%	-	15,377,594 complete
----- 911 Alice Ponder ES - Replacement	15,375,144	15,375,144	-	-	15,375,144	100.00%	-	15,375,144 complete
----- 911 Glenn Harmon ES - Replacement	17,815,777	17,815,777	-	-	17,815,777	100.00%	-	17,815,777 complete
----- 911 Charlotte Anderson ES - Replacement	17,411,771	17,411,771	-	-	17,411,771	100.00%	-	17,411,771 complete
----- 911 Judy K Miller ES - FFE	245,953	245,953	-	-	245,953	100.00%	-	245,953 complete
----- 935 Playground Irrigation	715,770	715,770	-	-	715,770	100.00%	-	715,770 complete
----- 936 Wireless Systems (DW)	4,249,901	4,249,901	-	-	4,249,901	100.00%	-	4,249,901 complete
----- 937 Security System (DW)	7,777,629	7,777,629	-	-	7,777,629	100.00%	-	7,777,629 complete
----- 938 ADA Canopies	1,170,963	662,609	-	-	662,609	56.59%	-	662,609 complete
----- 939 Power Factor Correction	426,251	426,251	-	-	426,251	100.00%	-	426,251 complete
----- 940 Package 1 Renovations (4 schools)	27,859,756	27,859,756	-	-	27,859,756	100.00%	-	27,859,756 complete
----- 941 Package 2 Renovations (2 Schools)	19,344,129	19,344,129	-	-	19,344,129	100.00%	-	19,344,129 complete
----- 942 Package 3 Renovations (2 schools)	10,004,040	10,004,040	-	-	10,004,040	100.00%	-	10,004,040 complete
----- 943 Wave 1 Renovations (16 schools)	24,106,263	24,106,263	-	-	24,106,263	100.00%	-	24,106,263 complete
----- 944 Wave 2 Renovations (16 schools)	3,421,476	3,421,476	-	-	3,421,476	100.00%	-	3,421,476 complete
----- 945 Package 2B Addtl Irrigation/Landscape	626,521	626,521	-	-	626,521	100.00%	-	626,521 complete
----- 947 Dr. Sarah Jandrucko Academy for Early Learners	2,713,026	2,713,026	-	-	2,713,026	100.00%	-	2,713,026 complete
----- 948 Old Tarver Rendon Demolition	140,585	140,585	-	-	140,585	100.00%	-	140,585 complete
----- 951 BBCTA Renovations	2,125,956	2,125,956	-	-	2,125,956	100.00%	-	2,125,956 complete
----- 956 Asa Low Driveway	1,400,000	1,201,734	629,486	74,737	1,905,957	136.14%	8,966	1,914,923
----- 957 Lillard Lift Station	190,580	190,580	182,004	-	372,584	195.50%	-	372,584 complete
----- 958 Center	18,701	-	18,701	-	18,701	100.00%	-	18,701 complete
----- 959 Transportation	20,042	-	20,042	-	20,042	100.00%	-	20,042 complete
----- 963 Safety Window Film - New Schools	147,442	-	124,325	23,118	147,443	100.00%	-	147,443 complete
----- 964 Mansfield Track Repair	92,900	-	92,900	-	92,900	100.00%	-	92,900 complete
----- 982 Natatorium (705)	96,916	91,848	5,068	-	96,916	100.00%	-	96,916 complete
----- 985 Timberview BallField Restoration	164,990	164,990	-	-	164,990	100.00%	-	164,990 complete
----- 986 Maint Repair (campus cafeteria tables)	223,809	-	223,809	-	223,809	100.00%	-	223,809
----- 715 Mission Center	244,846	-	183,722	-	183,722	75.04%	61,124	244,846
----- 716 PAC Audio System Upgrade	514,427	-	-	317,342	317,342	61.69%	197,085	514,427
----- 450 Maintenance Vehicle/Equipment	103,610	-	82,286	14,358	96,644	93.28%	21,324	117,968
----- 455 Custodial Vehicle	50,214	-	49,914	-	49,914	99.40%	-	49,914 complete
----- 456 Energy Vehicle	23,343	-	-	23,343	23,343	100.00%	-	23,343 complete
Total	\$ 200,815,072	\$ 198,664,050	\$ 1,612,723	\$ 452,898	\$ 200,729,671	99.96%	\$ 288,499	\$ 201,018,170

**MANSFIELD INDEPENDENT SCHOOL DISTRICT
CAPITAL PROJECTS - 617
FOR THE FOUR MONTHS ENDING OCTOBER 31, 2021**

Description		All Prior Years FY Activity	2020-21 FY Activity	2021-22 FYTD Activity	Total Activity	Percent Complete	Encumbered Balance	Total Projected Project Cost
7900	Bond Issuance Proceeds	\$ 277,233,624	\$ -	\$ -	\$ 277,233,624			
5700	Interest Income	3,523,336	256,618	4,595	3,784,549			
5800	State Revenue	132,376	28,138	8,692	169,206			
	Total Revenue	\$ 280,889,336	\$ 284,756	\$ 13,287	\$ 281,187,379			
----	000 Support Costs 010/494/800/917/999	\$ 4,953,640	\$ 805,251	\$ 211,265	\$ 5,970,156	69.69%	\$ 151,794	\$ 6,121,950
----	700 Multiple Elementary Schools	11,995,087	305,349	(49,260)	12,251,176	76.61%	1,174,919	13,426,095
----	701 Multiple Intermediate Schools	5,736,920	2,643,412	(143,343)	8,236,989	92.81%	816,655	9,053,644
----	702 Multiple Middle School	19,086,123	1,801,761	384,977	21,272,861	81.76%	1,336,328	22,609,189
----	703 Multiple High Schools, BBIA, Phoniex Academy	65,426,634	6,489,938	(6,386,994)	65,529,578	92.96%	4,097,022	69,626,600
----	704 Griffin, Transportation, 6th Avenue	-	2,211	-	2,211	3.80%	772	2,983
----	705 Newsome Stadium & Natatorium	1,584,278	281,782	110,431	1,976,491	71.33%	390,785	2,367,276
----	706 Multiple Facilities	2,119,449	118,264	603,047	2,840,760	95.37%	895,238	3,735,998
----	707 Brenda Norwood ES - New	21,372,654	10,792,145	(1,302,933)	30,861,866	108.02%	1,868,589	32,730,455
----	708 Alma Martinez IS - New	30,826,104	15,190,518	(1,957,856)	44,058,766	88.83%	2,418,702	46,477,468
----	709 Charlene McKinzey MS - New	47,392,639	12,689,807	(2,329,709)	57,752,737	94.81%	3,714,035	61,466,772
----	716 PAC Audio System Upgrade	-	-	-	-	0.00%	160,166	160,166
Total		\$ 210,493,528	\$ 51,120,438	\$(10,860,375)	\$ 250,753,591	91.18%	\$ 17,025,005	\$ 267,778,596

*Negative expense is due to retainage

**MANSFIELD INDEPENDENT SCHOOL DISTRICT
SPECIAL REVENUE FUNDS, EXCLUDING FUND 240 SCHOOL NUTRITION
MONTHLY AND YEAR TO DATE BUDGET STATUS
FOR THE FOUR MONTHS ENDING OCTOBER 31, 2021**

FUND NUMBER	FUND DESCRIPTION	NOGA ID	Begin Date	End Date	Expenditures			
					GRANT AWARD/ROLL FORWARD AMOUNTS	MONTHLY ACTUAL	GRANT YEAR TO DATE ACTUAL	% EXPENDED
211	ESEA TITLE I-A	20610101220908	7/1/2019	9/30/2022	3,878,938	-	3,737,097	96.34%
211	ESEA TITLE I-A	21610101220908	7/1/2020	9/30/2022	3,933,824	-	3,759,732	100.00%
211	ESEA TITLE I-A	22610101220908	7/1/2021	9/30/2022	3,577,453	279,801	370,664	10.36%
224	IDEA-B FORMULA	206600012209086000	7/1/2019	9/30/2021	5,443,532	-	5,255,330	96.54%
224	IDEA-B FORMULA	216600012209086600	7/1/2020	9/30/2021	5,405,714	-	4,010,437	74.19%
224	IDEA-B FORMULA	226600012209086600	7/1/2021	9/30/2022	5,348,435	333,975	881,713	16.49%
225	IDEA -B PRESCHOOL	206610012209086000	7/1/2019	9/30/2021	86,454	-	73,022	84.46%
225	IDEA -B PRESCHOOL	216610012209086610	7/1/2020	9/30/2021	58,790	-	28,562	48.58%
225	IDEA -B PRESCHOOL	226610012209086610	7/1/2021	9/30/2022	58,006	5,772	11,293	19.47%
244	CARL PERKINS GRANT FOR CAREER	21420006220908	7/1/2020	9/30/2021	283,054	-	262,491	92.74%
244	CARL PERKINS GRANT FOR CAREER	22420006220908	7/1/2021	9/30/2022	236,021	25,349	33,137	14.04%
255	TITLE II-A, SUPPORTING EFFECTIVE INSTRUCTION	20694501220908	7/1/2019	9/30/2022	834,862	-	664,908	79.64%
255	TITLE II-A, SUPPORTING EFFECTIVE INSTRUCTION	21694501220908	7/1/2020	9/30/2022	732,426	-	677,501	92.50%
255	TITLE II-A, SUPPORTING EFFECTIVE INSTRUCTION	22694501220908	7/1/2021	9/30/2022	684,574	42,224	65,579	9.58%
263	TITLE III-A, ELA	20671001220908	7/1/2019	9/30/2022	362,883	1,246	361,264	99.55%
263	TITLE III-A, ELA **	21671001220908	7/1/2020	9/30/2022	350,437	-	229,233	65.41%
263	TITLE III-A, ELA **	22671001220908	7/1/2021	9/30/2022	387,952	42,083	49,334	12.72%
265	NITA M. LOWEY 21ST CCLC CYCLE 11 YEAR 1	226950307110028	7/1/2021	7/31/2022	1,700,000	125,169	170,511	10.03%
266	ESSER I-CARES ACT- ELEMENTARY&SECONDARY SCHOOL EMERGENCY RELIEF	20521001220908	8/3/2020	9/30/2021	3,079,081	-	3,079,081	100.00%
272	MAC-MEDICAID ADMIN CLAIMING	N/A	9/1/2021	6/30/2022	-	18,637	92,605	0.00%
276	INSTRUCTIONAL CONTINUITY	17610740220908	5/13/2020	7/31/2021	24,000	-	14,677	61.15%
*277	CORONAVIRUS RELIEF FUND 2020, TEXAS COVID-19 PANDEMIC	N/A	3/1/2020	12/30/2020	-	-	2,947,912	0.00%
281	PRIOR PURCHASE REIMBURSEMENT PROGRAM	N/A	3/13/2020	9/30/2020	3,027,106	-	3,027,106	100.00%
281	ESSER II	22694501220908	3/13/2020	9/30/2023	7,321,340	-	7,321,340	100.00%
282	APR ESSER III	21528001220908	3/13/2020	9/30/2024	19,680,216	223,269	835,397	4.24%
*288	DOJ POLICE VEST	N/A	9/1/2021	6/30/2022	-	-	3,105	0.00%
289	TITLE IV-A, SUBPART 1 STUDENT SUPPORT & ACADEMIC ENRICHMENT	19680101220908	7/1/2019	9/30/2022	320,708	-	306,180	95.47%
289	TITLE IV-A, SUBPART 1 STUDENT SUPPORT & ACADEMIC ENRICHMENT	21680101220908	7/1/2020	9/30/2022	280,014	-	238,169	85.06%
289	TITLE IV-A, SUBPART 1 STUDENT SUPPORT & ACADEMIC ENRICHMENT	22680101220908	7/1/2021	9/30/2022	284,382	3,668	53,020	18.64%
410	STATE TEXTBOOK FUND	25001601	4/21/2021	3/31/2022	2,166,902	19,014	1,325,912	61.19%
427	READ TO SUCCEED	N/A	7/1/2021	6/30/2022	-	20	31	0.00%
429	LAW ENFORCEMENT OFFICER STANDARDS & EDU	N/A	9/1/2013	6/30/2022	4,546	-	675	14.85%
429	TEACHER STIPEND	N/A	7/1/2021	9/30/2022	-	-	5,344	0.00%
429	SPED FISCAL SUPPORT	NA	9/1/2019	12/31/2021	32,291	8,066	31,409	100.00%
461	CAMPUS ACTIVITY	N/A	7/1/2021	6/30/2022	4,726,589	172,946	360,175	7.62%
492	FALL EDUCATION FOUNDATION GRANT	N/A	9/1/2021	12/31/2021	24,992	15,760	15,493	61.99%
492	ACADEMY FOR EARLY LEARNERS- JANDRUKO	N/A	7/1/2021	6/30/2022	67,689	-	5,850	8.64%
493	SPRING EDUCATION FOUNDATION GRANT	N/A	1/1/2021	12/31/2021	30,905	2,909	7,102	22.98%
*498	MISCELLANEOUS GRANTS	N/A	7/1/2021	9/30/2022	3,471	813	1,027	29.59%
TOTAL SPECIAL REVENUE FUNDS								
					74,437,587	1,321,640	40,313,418	54.16%

* No specific end date.

** This negative is due to reclass of a few employees payroll from 263 year 11 back to year 10. Per grant administrator, TEA instructed districts to spend down all 19-20 funds, as any unspent balances will not be rolled forward.

** The carry forward is used to requisition textbooks in the summer for the upcoming school year.

*** Department of Airforce reimbursed MISD for ROTC cadets meal.

*** Two grants utilize the same fund (Pre-Kindergarten grant and the LEOSE grant).

*** Vendor refunded MISD for overcharging for services it provided to MISD

**MANSFIELD INDEPENDENT SCHOOL DISTRICT
BALANCE SHEET - GOVERNMENTAL FUNDS
FOR THE FOUR MONTHS ENDING OCTOBER 31, 2021**

Data Control Codes	General Funds	Student Nutrition Fund	Debt Service Fund	Capital Projects Funds	Special Revenue Funds
Assets:					
1110 Cash and cash equivalents	\$ 107,880,184	\$ 130,201	\$ 39,199,705	\$ 30,552,983	5,355,439
1220 Delinquent property taxes receivables	6,217,377	-	2,461,663	-	-
1230 Allowance for uncollectible taxes (credit)	(1,515,103)	-	(599,879)	-	-
1240 Receivables from other governments	35,264	2,296,630	416,697	-	10,632,968
1250 Accrued interest/Unamortized Discount	48,640	-	-	85	-
1260 Due from other funds	8,896,624	1,353,906	3,368,988	397,257	-
1290 Other receivables	228,205	-	-	28,141	155,966
1300 Inventories, at cost	107,147	193,789	-	-	-
1410 Prepaid Items	83	-	-	-	-
1000 Total Assets	\$ 121,898,421	\$ 3,974,526	\$ 44,847,174	\$ 30,978,466	16,144,373
Liabilities, Deferred Inflows, and Fund Balance					
Current Liabilities:					
2110 Accounts payable	\$ 159,630	\$ -	\$ -	\$ 4,787	-
2150 Payroll deduction and withholdings	4,473,199	16,545	-	418	57,971
2160 Accrued wages payable	29,487,078	239,059	-	1	-
2170 Due to other funds	-	-	-	-	13,130,010
2180 Payable to other governments	89,317	12	-	-	-
2190 Due to other	104,081	-	-	-	4,028
2300 Deferred revenue	6,000	-	-	-	-
2400 iPad Deposits	26,507	-	-	-	-
2000 Total Liabilities	34,345,812	255,616	-	5,206	13,192,009
Deferred Inflows of Resources:					
2600 Unavailable revenue - student prepaid meals	4,702,274	467,968	-	-	-
2600 Unavailable revenue - property taxes	-	-	1,861,784	-	-
Total Deferred Inflows of Resources	4,702,274	467,968	1,861,784	-	-
Fund Balance					
Non-Spendable:					
3410 Inventories	107,147	193,789	-	-	-
3430 Prepaid items	83	-	-	-	-
Restricted:					
3450 Grant funds	-	3,057,153	-	-	782,834
3470 Capital acquisitions and contractual obligations	-	-	-	30,973,260	-
3480 Retirement of long-term debt	-	-	42,985,390	-	-
Committed:					
3510 Capital acquisitions projects	-	-	-	-	-
3545 Campus Activity	-	-	-	-	2,169,530
3600 Unassigned	82,743,105	-	-	-	-
3000 Fund Balance, ESTIMATED	82,850,335	3,250,942	42,985,390	30,973,260	2,952,364
4000 Total Liabilities, Deferred Inflows, and Fund Balance	\$ 121,898,421	\$ 3,974,526	\$ 44,847,174	\$ 30,978,466	16,144,373

**MANSFIELD INDEPENDENT SCHOOL DISTRICT
CHILDREN'S CENTER - FUND 711
STATEMENT OF REVENUES, EXPENSES, AND CHANGE IN NET POSITION
FOR THE FOUR MONTHS ENDING OCTOBER 31, 2021**

	CURRENT YEAR 2021-2022					PRIOR YEAR 2020-21				
	Original Budget	Amended Budget	October 2021	Actual Year to Date	Actual to Budget	Original Budget	Amended Budget	October 2020	Actual Year to Date	Actual to Budget
OPERATING REVENUES:										
Local and Intermediate Sources	\$ 470,000	\$ 470,000	\$ 46,388	\$ 117,953	25.10%	\$ 200,000	\$ 200,000	\$ 39,203	\$ 107,304	53.65%
State Program Revenues	56,883	56,883	10,186	40,021	70.36%	63,710	63,710	10,630	22,751	35.71%
Other Financing Sources	-	-	-	-	0.00%	-	-	-	-	0.00%
operating revenues	\$ 526,883	\$ 526,883	\$ 56,574	\$ 157,974	29.98%	\$ 263,710	\$ 263,710	\$ 49,833	\$ 130,055	49.32%
OPERATING EXPENSES:										
61 - Community Services	\$ 466,054	\$ 466,054	\$ 32,870	\$ 132,944	28.53%	\$ 324,915	\$ 324,915	\$ 25,447	\$ 104,309	32.10%
Other Financing Uses	-	-	-	-	0.00%	-	-	-	-	0.00%
operating expenses	\$ 466,054	\$ 466,054	\$ 32,870	\$ 132,944	28.53%	\$ 324,915	\$ 324,915	\$ 25,447	\$ 104,309	32.10%
EXPENSE SUMMARY BY OBJECT CODE:										
61XX - Payroll Costs	\$ 332,104	\$ 332,104	\$ 24,520	\$ 105,238	31.69%	\$ 225,715	\$ 225,715	\$ 21,800	\$ 83,283	36.90%
62XX - Professional and Contracted Services	3,200	3,200	-	2,200	68.75%	3,200	5,200	-	-	0.00%
63XX - Supplies and Materials	40,550	40,550	8,253	11,363	28.02%	51,800	52,300	3,645	14,704	28.11%
64XX - Other Operating Expenses	90,200	90,200	97	14,143	15.68%	44,200	41,700	2	6,322	15.16%
66XX - Capital Outlay Expenses	-	-	-	-	0.00%	-	-	-	-	0.00%
Other Financing Uses	-	-	-	-	0.00%	-	-	-	-	0.00%
operating expenses	\$ 466,054	\$ 466,054	\$ 32,870	\$ 132,944	28.53%	\$ 324,915	\$ 324,915	\$ 25,447	\$ 104,309	32.10%
Operating income (loss)	\$ 60,829	\$ 60,829	\$ 23,704	\$ 25,030		\$ (61,205)	\$ (61,205)	\$ 24,386	\$ 25,746	

Net Position, July 1, beginning 86,229

Estimated Fund Balance, October 31, ending \$ 111,259

**MANSFIELD INDEPENDENT SCHOOL DISTRICT
CHILDREN'S CENTER AFTERSCHOOL PROGRAM - FUND 711
STATEMENT OF REVENUES, EXPENSES, AND CHANGE IN NET POSITION
FOR THE FOUR MONTHS ENDING OCTOBER 31, 2021**

	CURRENT YEAR 2021-2022					PRIOR YEAR 2020-21				
	Original Budget	Amended Budget	October 2021	Actual Year to Date	Actual to Budget	Original Budget	Amended Budget	October 2020	Actual Year to Date	Actual to Budget
OPERATING REVENUES:										
Local and Intermediate Sources	\$ 3,125,130	\$ 3,125,130	\$ 255,817	\$ 799,021	25.57%	\$ 3,211,114	\$ 3,211,114	\$ 170,897	\$ 344,796	10.74%
State Program Revenues	-	-	-	-	0.00%	-	-	-	-	0.00%
Afterschool Revenues	-	-	-	-	0.00%	-	-	-	-	0.00%
Less Indirect Costs Transferred to General Fund	-	-	-	-	0.00%	-	-	-	-	0.00%
Total operating revenues	\$ 3,125,130	\$ 3,125,130	\$ 255,817	\$ 799,021	25.57%	\$ 3,211,114	\$ 3,211,114	\$ 170,897	\$ 344,796	10.74%
OPERATING EXPENSES:										
52 Security & Monitoring Services	\$ 1,000	\$ 1,000	\$ -	\$ -	0.00%	\$ 1,000	\$ 12,425	\$ -	\$ 12,425	100.00%
61 - Community Services	\$ 3,608,995	\$ 3,608,995	\$ 162,433	\$ 468,008	12.97%	\$ 4,022,722	\$ 4,011,297	\$ 152,435	\$ 272,299	6.79%
Other Financing Uses	-	-	-	-	0.00%	-	-	-	-	0.00%
Total operating expenses	\$ 3,609,995	\$ 3,609,995	\$ 162,433	\$ 468,008	12.96%	\$ 4,023,722	\$ 4,023,722	\$ 152,435	\$ 284,724	7.08%
EXPENSE SUMMARY BY OBJECT CODE:										
61XX - Payroll Costs	\$ 3,137,397	\$ 3,137,397	\$ 150,284	\$ 432,084	13.77%	\$ 3,543,072	\$ 3,543,072	\$ 146,038	\$ 254,402	7.18%
62XX - Professional and Contracted Services	33,000	34,647	-	1,228	3.54%	54,750	32,691	-	1,851	5.66%
63XX - Supplies and Materials	201,348	199,673	3,500	6,631	3.32%	191,700	213,952	899	17,708	8.28%
64XX - Other Operating Expenses	238,250	238,278	8,649	28,065	11.78%	234,200	234,007	5,498	10,763	4.60%
66XX - Capital Outlay Expenses	-	-	-	-	0.00%	-	-	-	-	0.00%
Other Financing Uses	-	-	-	-	0.00%	-	-	-	-	0.00%
Total operating expenses	\$ 3,609,995	\$ 3,609,995	\$ 162,433	\$ 468,008	12.96%	\$ 4,023,722	\$ 4,023,722	\$ 152,435	\$ 284,724	7.08%
Operating income (loss)	\$ (484,865)	\$ (484,865)	\$ 93,384	\$ 331,013		\$ (812,608)	\$ (812,608)	\$ 18,462	\$ 60,072	

Net Position, July 1, beginning 469,662

Estimated Fund Balance, October 31, ending \$ 800,675

MANSFIELD INDEPENDENT SCHOOL DISTRICT
NATATORIUM - FUND 712
STATEMENT OF REVENUES, EXPENSES, AND CHANGE IN NET POSITION
FOR THE FOUR MONTHS ENDING OCTOBER 31, 2021

	CURRENT YEAR 2021-2022					PRIOR YEAR 2020-21				
	Original Budget	Amended Budget	October 2021	Actual Year to Date	Actual to Budget	Original Budget	Amended Budget	October 2020	Actual Year to Date	Actual to Budget
OPERATING REVENUES:										
Local and Intermediate Sources	\$ 1,029,651	\$ 1,029,651	\$ 95,242	\$ 285,579	27.74%	\$ 1,103,614	\$ 1,103,614	\$ 83,860	\$ 114,243	10.35%
State Program Revenues	4,298	4,298	1,361	6,732	156.63%	5,480	5,480	1,280	2,847	51.95%
Other Financing Sources	-	-	-	-	0.00%	-	-	-	-	0.00%
operating revenues	\$ 1,033,949	\$ 1,033,949	\$ 96,603	\$ 292,311	28.27%	\$ 1,109,094	\$ 1,109,094	\$ 85,140	\$ 117,090	10.56%
OPERATING EXPENSES:										
11 - Instructional	\$ -	\$ -	\$ -	\$ -	0.00%	\$ -	\$ -	\$ -	\$ -	0.00%
13 - Curriculum and Instructional Staff Development	-	-	-	-	0.00%	-	-	-	-	0.00%
36 - Cocurricular/Extra Curricular Activities	773,568	932,047	37,349	163,699	17.56%	772,320	772,320	63,267	107,108	13.87%
51 - Plant Maintenance and Facility Services	260,381	384,106	31,618	107,758	28.05%	336,774	461,774	18,539	68,706	14.88%
81 - Facilities Acquisition & Const	-	-	-	-	0.00%	-	-	-	-	0.00%
Other Financing Uses	-	-	-	-	0.00%	-	-	-	-	0.00%
operating expenses	\$ 1,033,949	\$ 1,316,153	\$ 68,967	\$ 271,457	20.63%	\$ 1,109,094	\$ 1,234,094	\$ 81,806	\$ 175,814	14.25%
OPERATING EXPENSES SUMMARY BY OBJECT CODE:										
61XX - Payroll Costs	\$ 473,239	\$ 473,239	\$ 32,975	\$ 125,682	26.56%	\$ 466,020	\$ 466,020	\$ 35,421	\$ 64,975	13.94%
62XX - Professional and Contracted Services	296,410	357,288	30,277	43,658	12.22%	378,774	481,174	17,256	62,538	13.00%
63XX - Supplies and Materials	77,800	148,147	2,343	75,000	50.63%	77,800	100,400	7,001	21,665	21.58%
64XX - Other Operating Expenses	186,500	184,479	3,372	27,117	14.70%	186,500	186,500	22,128	26,636	14.28%
66XX - Capital Outlay Expenses	-	153,000	-	-	0.00%	-	-	-	-	0.00%
Other Financing Uses	-	-	-	-	0.00%	-	-	-	-	0.00%
operating expenses	\$ 1,033,949	\$ 1,316,153	\$ 68,967	\$ 271,457	20.63%	\$ 1,109,094	\$ 1,234,094	\$ 81,806	\$ 175,814	14.25%
Operating income (loss)	\$ -	\$ (282,204)	\$ 27,636	\$ 20,854		\$ -	\$ (125,000)	\$ 3,334	\$ (58,724)	

Net Position, July 1, beginning 215,146

Estimated Fund Balance, October 31, ending \$ 236,000

MANSFIELD INDEPENDENT SCHOOL DISTRICT
ADULT EDUCATION - FUND 714
STATEMENT OF REVENUES, EXPENSES, AND CHANGE IN NET POSITION
FOR THE FOUR MONTHS ENDING OCTOBER 31, 2021

	CURRENT YEAR 2021-2022					PRIOR YEAR 2020-21				
	Original Budget	Amended Budget	October 2021	Actual Year to Date	Actual to Budget	Original Budget	Amended Budget	October 2020	Actual Year to Date	Actual to Budget
OPERATING REVENUES:										
Local and Intermediate Sources	\$ 22,000	\$ 22,000	\$ -	\$ -	0.00%	\$ 22,000	\$ 22,000	\$ -	\$ -	0.00%
State Program Revenues	-	-	-	-	0.00%	-	-	-	-	0.00%
Other Financing Sources	-	-	-	-	0.00%	-	-	-	-	0.00%
perating revenues	\$ 22,000	\$ 22,000	\$ -	\$ -	0.00%	\$ 22,000	\$ 22,000	\$ -	\$ -	0.00%
OPERATING EXPENSES:										
61 - Community Services	\$ 22,000	\$ 22,000	\$ -	\$ -	0.00%	\$ 22,000	\$ 22,000	\$ -	\$ -	0.00%
Other Financing Uses	-	-	-	-	0.00%	-	-	-	-	0.00%
perating expenses	\$ 22,000	\$ 22,000	\$ -	\$ -	0.00%	\$ 22,000	\$ 22,000	\$ -	\$ -	0.00%
OPERATING EXPENSES SUMMARY BY OBJECT CODE:										
61XX - Payroll Costs	\$ 11,000	\$ 11,000	\$ -	\$ -	0.00%	\$ 11,000	\$ 11,000	\$ -	\$ -	0.00%
62XX - Professional and Contracted Services	-	-	-	-	0.00%	-	-	-	-	0.00%
63XX - Supplies and Materials	11,000	11,000	-	-	0.00%	11,000	11,000	-	-	0.00%
64XX - Other Operating Expenses	-	-	-	-	0.00%	-	-	-	-	0.00%
66XX - Capital Outlay Expenses	-	-	-	-	0.00%	-	-	-	-	0.00%
Other Financing Uses	-	-	-	-	0.00%	-	-	-	-	0.00%
perating expenses	\$ 22,000	\$ 22,000	\$ -	\$ -	0.00%	\$ 22,000	\$ 22,000	\$ -	\$ -	0.00%
Operating income (loss)	\$ -	\$ -	\$ -	\$ -		\$ -	\$ -	\$ -	\$ -	

Net Position, July 1, beginning 3,769

Estimated Fund Balance, October 31, ending \$ 3,769

MANSFIELD INDEPENDENT SCHOOL DISTRICT
CATERING - FUND 740
STATEMENT OF REVENUES, EXPENSES, AND CHANGE IN NET POSITION
FOR THE FOUR MONTHS ENDING OCTOBER 31, 2021

	CURRENT YEAR 2021-2022					PRIOR YEAR 2020-21				
	Original Budget	Amended Budget	October 2021	Actual Year to Date	Actual to Budget	Original Budget	Amended Budget	October 2020	Actual Year to Date	Actual to Budget
OPERATING REVENUES:										
Local and Intermediate Sources	\$ -	\$ -	\$ -	\$ -	- 0.00%	\$ -	\$ -	\$ 2	\$ 124	0.00%
State Program Revenues	-	-	-	-	0.00%	-	-	-	-	0.00%
Other Financing Sources	-	-	-	-	0.00%	-	-	-	-	0.00%
Operating revenues	\$ -	\$ -	\$ -	\$ -	- 0.00%	\$ -	\$ -	\$ 2	\$ 124	0.00%
OPERATING EXPENSES:										
35 - Food Services	\$ -	\$ -	\$ -	\$ -	- 0.00%	\$ -	\$ -	\$ (169)	\$ 1,992	0.00%
Other Financing Uses	-	-	-	-	0.00%	-	-	-	-	0.00%
Operating expenses	\$ -	\$ -	\$ -	\$ -	- 0.00%	\$ -	\$ -	\$ (169)	\$ 1,992	0.00%
OPERATING EXPENSES SUMMARY BY OBJECT CODE:										
61XX - Payroll Costs	\$ -	\$ -	\$ -	\$ -	- 0.00%	\$ -	\$ -	\$ 24	\$ 1,992	0.00%
62XX - Professional and Contracted Services	-	-	-	-	0.00%	-	-	-	-	0.00%
63XX - Supplies and Materials	-	-	-	-	0.00%	-	-	(193)	-	0.00%
64XX - Other Operating Expenses	-	-	-	-	0.00%	-	-	-	-	0.00%
66XX - Capital Outlay Expenses	-	-	-	-	0.00%	-	-	-	-	0.00%
Other Financing Uses	-	-	-	-	0.00%	-	-	-	-	0.00%
Operating expenses	\$ -	\$ -	\$ -	\$ -	- 0.00%	\$ -	\$ -	\$ (169)	\$ 1,992	0.00%
Operating income (loss)	\$ -	\$ -	\$ -	\$ -	-	\$ -	\$ -	\$ 171	\$ (1,868)	

Net Position, July 1, beginning -

Estimated Fund Balance, October 31, ending \$ -

**MANSFIELD INDEPENDENT SCHOOL DISTRICT
COMBINING STATEMENT OF NET POSITION - PROPRIETARY FUNDS
FOR THE FOUR MONTHS ENDING OCTOBER 31, 2021**

	<u>Children's Center</u>	<u>Natatorium</u>	<u>Adult Education</u>	<u>Business-type Activities Total</u>
Assets				
Current Assets:				
Cash and cash equivalents	\$ 1,514,764	\$ 560,596	\$ 3,769	\$ 2,079,129
Due from Other funds	-	-	-	-
Other Receivables	-	-	-	-
Total Assets	<u>1,514,764</u>	<u>560,596</u>	<u>3,769</u>	<u>2,079,129</u>
Liabilities				
Current Liabilities:				
Payroll deduction and withholdings	51,675	352	-	52,027
Due to other funds	551,155	324,244	-	875,399
Total Liabilities	<u>602,830</u>	<u>324,596</u>	<u>-</u>	<u>927,426</u>
Net Position				
Unrestricted net position	911,934	236,000	3,769	1,151,703
Total Net Position, ESTIMATED	<u>\$ 911,934</u>	<u>\$ 236,000</u>	<u>\$ 3,769</u>	<u>\$ 1,151,703</u>



**Board of School Trustees
Mansfield Independent School District**

TITLE: Monthly Investment Reports

DATE: November 16, 2021

INFORMATION

BACKGROUND:

The Public Funds Investment Act requires that, not less than quarterly, written internal management reports be prepared by the investment officer and submitted to the governing body.

Schedules are attached that show book and market values and portfolio allocations between funds and investment holdings as of the month ending October 31, 2021.

All of Mansfield Independent School District's pooled investments and securities are in compliance with the approved Investment Policy, CDA (Local). All investments meet the three basic objectives included in the District's investment policy – safety, liquidity, and yield. The following is a list of authorized broker / dealers approved by the Board on July 21, 2021:

- UBS Paine Webber
- Raymond James
- FHN Financial
- Hilltop Securities
- A J Capital
- Multi-Bank Securities
- Frost Bank
- Wells Fargo Securities, LLC

This report has been submitted in compliance with Government Code 2256.006 per Board policy on investment procedures. The information on this report is, to the best of our knowledge, true and correct, and documents are available to support this date.

/s/ Monica Irvin

Monica Irvin, C.P.A.

/s/ Marinda Bramlett

Marinda Bramlett

/s/ Michele Trongaard

Michele Trongaard, C.P.A.

/s/ Natasha Whetstone

Natasha Whetstone

MANSFIELD INDEPENDENT SCHOOL DISTRICT
MONTHLY INVESTMENT REPORT
10/31/2021
 Unaudited

Portfolio Summary by Investment Type

Investments	Par Value	Book Value	Market Value	% of Portfolio	Weighted Avg Maturity	Avg Yield to Maturity
Money Market Funds	\$ 12,408,797.12	\$ 12,408,797.12	\$ 12,408,797.12	6.90%	1	0.010
***Frost Bank	2,714,910.41	2,714,910.41	2,714,910.41	1.51%	1	
***461/865 Activity Accounts				0.00%	1	
Government Agency Securities	10,000,000.00	10,110,794.39	10,105,270.00	5.62%	9.24	0.035
Municipal Bonds	10,840,000.00	10,887,822.50	10,884,357.53	6.05%	11.13	0.367
Commercial Paper	5,000,000.00	4,994,149.04		0.00%	0.00	0.085
***LOGIC	86,927,172.00	86,927,172.00	86,927,172.00	48.34%	1	0.036
TexSTAR	55,299,242.61	55,299,242.61	55,299,242.61	30.75%	1	0.010
Texas Class	1,488,332.40	1,488,332.40	1,488,332.40	0.83%	1	0.044
	<u>\$ 184,678,454.54</u>	<u>\$ 184,831,220.47</u>	<u>\$ 179,828,082.07</u>	100.00%		<u>0.084</u>

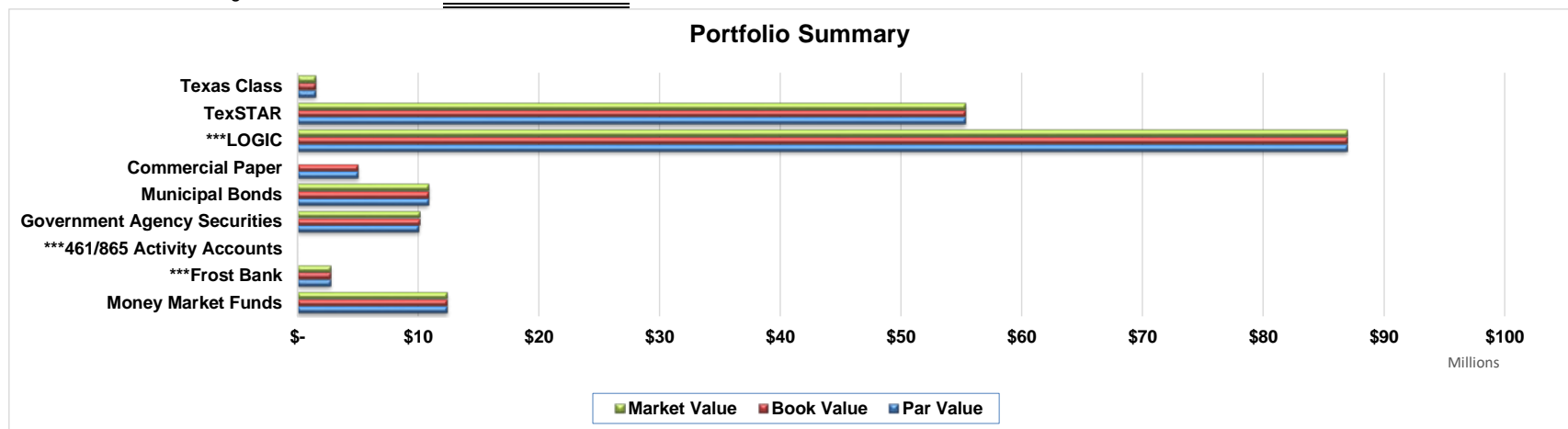
Accrued Interest

Accrued Interest at Purchase	\$	29,898	\$	29,898
Accrued Interest		20,568		20,568
Subtotal	<u>\$</u>	<u>50,466</u>	<u>\$</u>	<u>50,466</u>

Total Investment Value **\$ 184,678,455** **\$ 184,881,687** **\$ 179,878,548**

Total Current Year Earnings by Fund

	10/31/2021	Period Ending
General Fund	\$ 18,328	
Child Nutrition Funds	6	
Debt Service Fund	8,595	
Construction Funds	4,632	
Custodial Funds	10	
Total Interest Earnings	<u>\$ 31,571</u>	

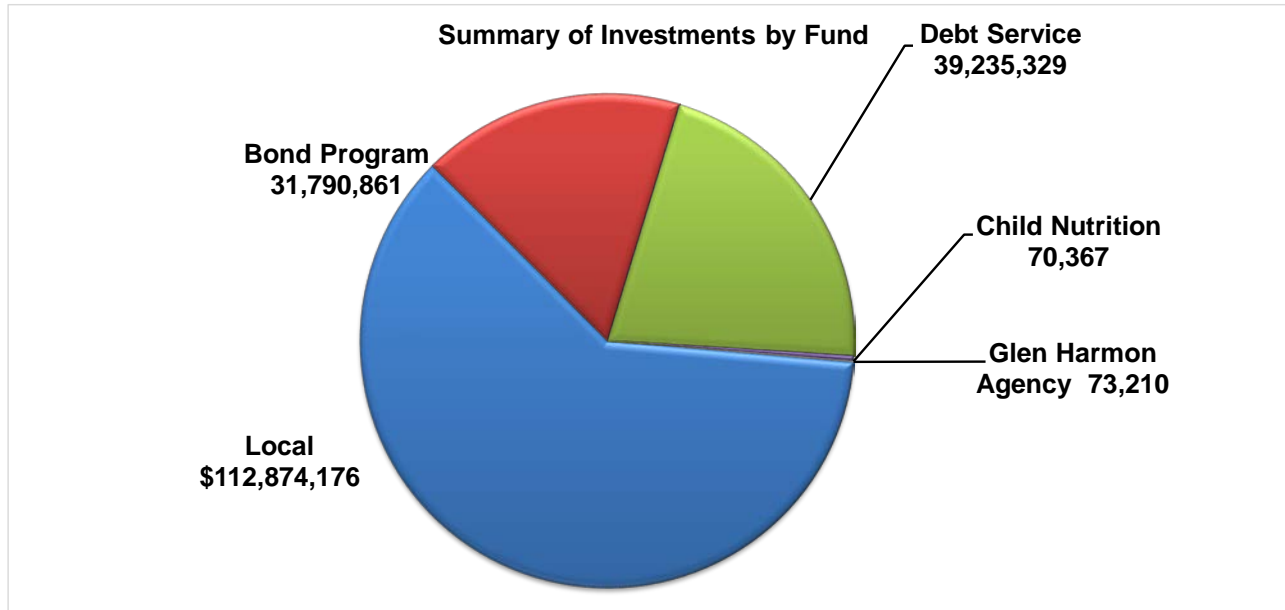


***The Book values reflected are based on statement balances.

**MANSFIELD INDEPENDENT SCHOOL DISTRICT
MONTHLY INVESTMENT REPORT
10/31/2021
Unaudited**

Portfolio Summary by Fund Par

Fund	Previous Month	Current Month	Change
Local	\$ 112,514,606	\$ 112,874,176	\$ 359,570
Bond Program	33,389,898	31,790,861	(1,599,037)
Debt Service	39,236,019	39,235,329	(690)
Natatorium	544,169	634,511	90,343
Child Nutrition	201,562	70,367	(131,195)
Glen Harmon Agency	73,208	73,210	2
Total Ending Balance for the Period Ending	\$ 185,959,463	\$ 184,678,455	\$ (1,281,008)



**MANSFIELD INDEPENDENT SCHOOL DISTRICT
INVESTMENT POSITION DETAIL BY FUND AND TYPE**

10/31/2021

Investment Type	Investment Asset	Trade Ticket #	Settlement Date	(Sorted by) Maturity Date	Callable Date	CUSIP	Yield to Maturity	Interest Paid on Pool Accounts for the Month	Days to Maturity	Par	Unamortized Discount	Unamortized Premium	Statement Balance (Book Balance on securities)	Market Value at 10/31/21	Weighted Average Maturity
General Fund Investment Portfolio															
Money Market	Bank of Oklahoma (Invesco Premier U.S. Government Money Portfolio)						0.010		1	45,841			45,841	45,841	
DDA Checking	Frost Bank						0.000		1	1,420,911			1,420,911	1,420,911	
DDA Checking	Frost Bank 461/865 Activity Fund Accounts						0.000		1	-			-	-	
	Subtotal								1	1,466,752	-	-	1,466,752	1,466,752	
Investment Pool	LOGIC						0.036	840.09	1	29,624,402			29,624,402	29,624,402	1.00
Investment Pool	Texas Class						0.044	54.99	1	1,488,332			1,488,332	1,488,332	1.00
Investment Pool	TexSTAR						0.010	313.10	1	43,319,740			43,319,740	43,319,740	1.00
	Subtotal						0.030	1,208.18	1	74,432,474	-	-	74,432,474	74,432,474	1
Brokerage Held Securities															
Government Agency Securities															
	Wells Fargo Brokerage														
	Fannie Mae	WF 21-04	10/08/21	09/06/22		3135G0W33	0.071		310	10,000,000		110,794.39	10,110,794	10,105,270	27.73
	Subtotal						0.071		310.000	10,000,000	-	110,794	10,110,794	10,105,270	27.731
Commercial Paper															
	Natixis NY	WF 21-06	10/13/2021	7/5/2022		63873KG50	\$ 0.17			\$ 5,000,000.00	\$ (5,850.96)		4,994,149	-	-
	Subtotal						0.170		-	5,000,000	(5,851)	-	4,994,149	-	-
Municipal Bond															
	City of Houston TX	WF 21-04	10/21/21	09/06/22	11/7/2021	4423315R1	0.100		310	8,695,000		47,823	8,742,823	8,743,153	23.98
	Lakeland FL Cap Improvement	WF 21-03	07/29/21	10/01/22		511662DX3	0.450		335	1,195,000			1,195,000	1,194,638	3.54
	Lakeland FL Cap Improvement	WF 21-02	07/29/21	10/01/23		511662DY1	0.550		700	950,000			950,000	946,567	5.88
	Subtotal						0.37	-	448	10,840,000	-	47,823	10,887,823	10,884,358	11.13
Money Market															
	Wells Fargo Brokerage									11,134,950			11,134,950	11,134,950	22.00
	Subtotal									11,134,950	-	-	11,134,950	11,134,950	22.00
	Total Brokerage Held Securities Wells Fargo Brokerage						0.20	514		36,974,950	(5,851)	158,617	37,127,716	32,124,577	15.22
	Grand Total Investment for Fund						0.0774	1,722		112,874,176	(5,851)	158,617	113,026,942	108,023,803	
Debt Service Fund Investment Position															
DDA Checking	Frost Bank						0.000		1	612,937			612,937	612,937	
Investment Pool	LOGIC						0.036	812.83	1	26,646,821			26,646,821	26,646,821	
Investment Pool	TexSTAR						0.010	101.69	1	11,975,571			11,975,571	11,975,571	
	Subtotal						0.023	914.52	1	38,622,392	-	-	38,622,392	38,622,392	
	Grand Total Investment for Fund						0.023	914.52	1	39,235,329	-	-	39,235,329	39,235,329	
2011 Bond Program #0612-611															
Money Market Treasury	Fidelity						0.010	10.10	1	1,228,006			1,228,006	1,228,006	
	Subtotal						0.010	10.10	1	1,228,006	-	-	1,228,006	1,228,006	
	Grand Total Investment for Fund						0.010	10.10	1	1,228,006	-	-	1,228,006	1,228,006	
2017 Bond Program															
Investment Pool	LOGIC						0.036	962.57	1	30,562,855			30,562,855	30,562,855	
	Subtotal						0.036	962.57	1	30,562,855	-	-	30,562,855	30,562,855	
	Grand Total Investment for Fund						0.018	963	1	30,562,855	-	-	30,562,855	30,562,855	

**MANSFIELD INDEPENDENT SCHOOL DISTRICT
INVESTMENT POSITION DETAIL BY FUND AND TYPE**

10/31/2021

Investment Type	Investment Asset	Trade Ticket #	Settlement Date	(Sorted by) Maturity Date	Callable Date	CUSIP	Yield to Maturity	Interest Paid on Pool Accounts for the Month	Days to Maturity	Par	Unamortized Discount	Unamortized Premium	Statement Balance (Book Balance on securities)	Market Value at 10/31/21	Weighted Average Maturity
Child Nutrition															
DDA Checking	Frost Bank						0.000		1	46,552			46,552	46,552	
Investment Pool	LOGIC						0.036	0.61	1	19,885			19,885	19,885	
Investment Pool	TexSTAR						0.010	0.51	1	3,931			3,931	3,931	
							Subtotal						23,816	23,816	
							0.023	1.12	1	23,816	-	-	23,816	23,816	
							Grand Total Investment for Fund						70,367	70,367	
							0.023	1.12	1	70,367	-	-	70,367	70,367	
Glenn Harmon Agency															
Investment Pool	LOGIC						0.036	2.24	1	73,210			73,210	73,210	
							Subtotal						73,210	73,210	
							0.036	2.24	1	73,210	-	-	73,210	73,210	
							Grand Total Investment for Fund						73,210	73,210	
							0.036	2.24	1	73,210	-	-	73,210	73,210	
Natorium															
DDA Checking	Frost Bank						0.000		1	634,511			634,511	634,511	
							Subtotal						634,511	634,511	
							0.000	-	1	634,511	-	-	634,511	634,511	
							Grand Total Investment for Fund						634,511	634,511	
							0.000	-	1	634,511	-	-	634,511	634,511	
							Grand Total Investments ALL Funds						184,831,220	179,828,082	
							0.023	3,613		184,678,455	(5,851)	158,617	184,831,220	179,828,082	



**Board of School Trustees
Mansfield Independent School District**

TITLE: Property Tax Collections

DATE: November 16, 2021

INFORMATION

BACKGROUND:

The Tarrant County Tax Office collects property taxes on behalf of the District for the general fund and the debt service fund. The attached Schedule of Delinquent Taxes Receivable includes tax collections for the current fiscal year as of October 31, 2021.

Total current and delinquent collections as of October 31, 2021 total \$6,629,119.

For comparison, current collections as of October 31, 2021 total \$4,937,186 compared to \$6,476,169 through October 31, 2020.

1.

MANSFIELD INDEPENDENT SCHOOL DISTRICT
SCHEDULE OF DELINQUENT TAXES RECEIVABLE
FISCAL YEAR ENDED JUNE 30, 2022

Last Ten Years	(1)		(2)	(3)	(10)	(20)	(31)	(32)	(40)	(50)
	Tax Rates		Assessed/Appraised Value for School Tax Purposes	Beginning Balance 7/1/2021	Current Year's Total Levy	Maintenance Collections	Debt Service Collections	Entire Year's Adjustments	Ending Balance 6/30/2022	
	Maintenance	Debt Service								
2013 and prior years	Various	Various	Various	2,471,727	-	\$ 11,154	\$ 5,223	\$ -	\$ 2,455,350	
2014	1.040000	0.487000	8,828,749,026	245,485	-	2,353	1,102	-	242,030	
2015	1.040000	0.470000	9,072,174,412	191,941	-	2,759	1,247	-	187,935	
2016	1.040000	0.470000	10,658,635,170	334,174	-	2,946	1,331	-	329,897	
2017	1.040000	0.470000	11,444,353,095	234,568	-	6,434	2,908	3,080	228,306	
2018	1.040000	0.500000	12,548,024,977	260,925	-	11,714	5,632	21,477	265,056	
2019	1.040000	0.500000	13,939,141,882	722,839	-	67,247	32,330	189,774	813,036	
2020	0.970000	0.490000	15,410,617,919	778,693	-	56,118	28,348	80,164	774,391	
2021	0.956400	0.490000	15,567,029,316	3,438,689	-	960,822	492,265	(165,692)	1,819,910	
2022 (School year under audit)				-	235,938,114	3,684,005	1,253,181	6,274,944	237,275,872	
1000	TOTALS			\$ 8,679,041	\$ 235,938,114	\$ 4,805,552	\$ 1,823,567	\$ 6,403,747	\$ 244,391,783	

November 2021 District Dashboard Summary Report

1. Vision 2020			
Dashboard Measure	Status	Mid-Course Correction	Report Page #
1.2.1 % of student mastering Algebra 2 (A,B,C)	Baseline		4-5
2. Curriculum and Instruction			
Dashboard Measure	Status	Mid-Course Correction	Report Page #
No Scheduled Reports	-		-
3. Student Services			
Dashboard Measure	Status	Mid-Course Correction	Report Page #
3.3.3 % Out of Placement (ISS/OSS/DAEP)			6-7
4. Technology			
Dashboard Measure	Status	Mid-Course Correction	Report Page #
4.1.1 Average scheduled uptime for critical systems			10
4.2.1 % of work orders completed in seven days			11
4.3.1 Cybersecurity: Uncompromised End-Points			12
5. Human Resources			
Dashboard Measure	Status	Mid-Course Correction	Report Page #
No Scheduled Reports	-		-
6. Communications and Marketing			
Dashboard Measure	Status	Mid-Course Correction	Report Page #
6.1 Track MISD Positive Publicity via Media Hits			14-15
6.3 Increase revenue generated through advertising, MISD Education Foundation and QUEST Program			16-20
7. Facilities and Operations			
Dashboard Measure	Status	Mid-Course Correction	Report Page #
7.1.1 Percentage of WOs Completed within 5 Business Days			22
7.1.2 % of Work Orders dedicated to preventative maintenance			23
7.2.2 Provide safety training			24-25
7.3.1 Student Nutrition meal participation			26
7.4.1 2017 Bond Program % under budget			27
7.5.1 Energy Management Cost Avoidance			28
7.7.1 % of overall events dedicated to the MISD Fine Arts Programs/Activities			29-30
7.8.1 Reduce the number of buses that are out of service daily			3-32
8. Business Services			
Dashboard Measure	Status	Mid-Course Correction	Report Page #
8.2 Clean Financial Audit			34
9. Safety and Security			
Dashboard Measure	Status	Mid-Course Correction	Report Page #
9.1% Police presentations per month			36

Above Goal
 At Goal
 Near Goal
 Below Goal

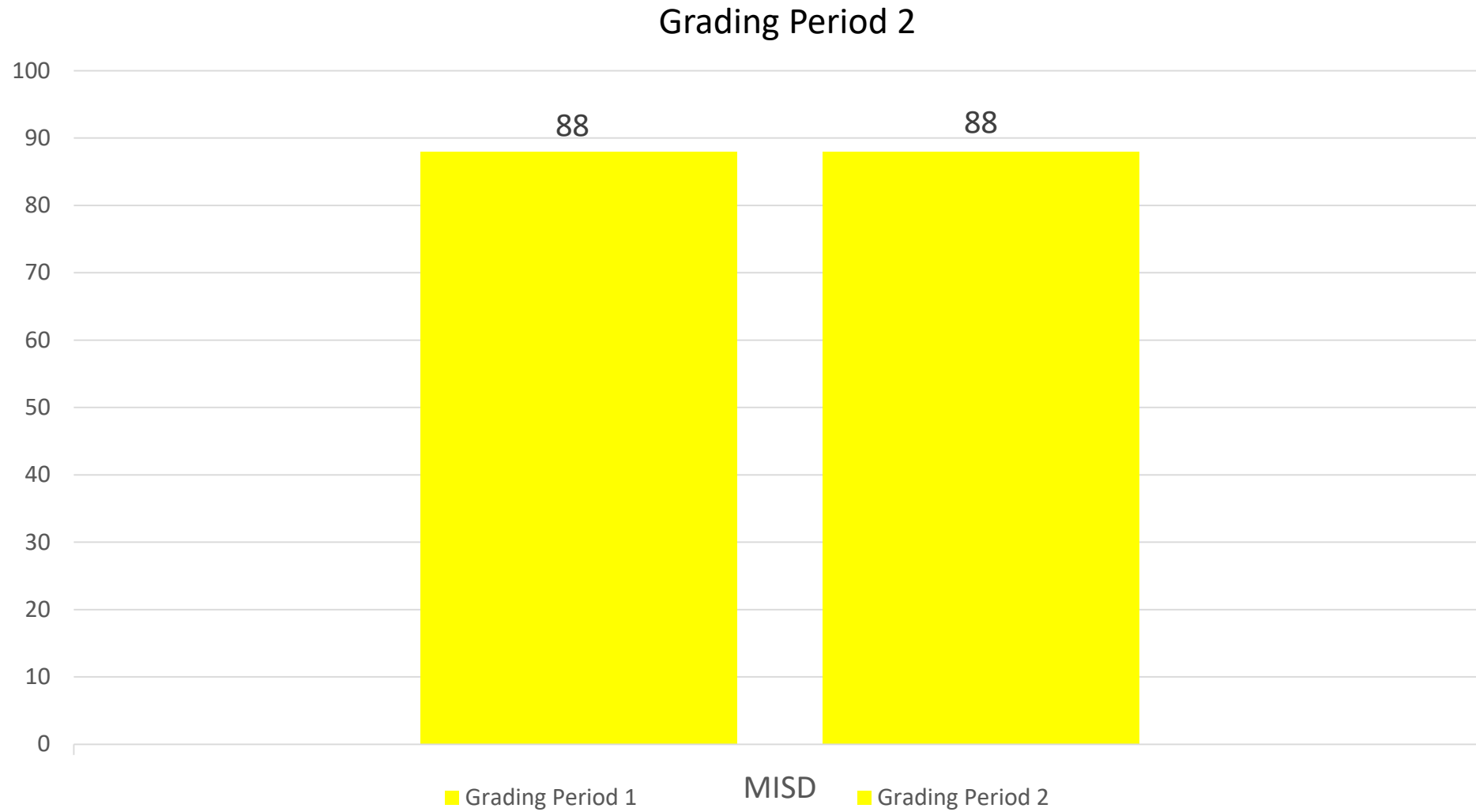
EC Accountability

November 2021

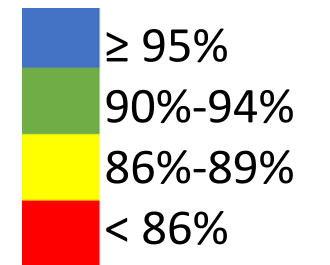
2021-2022 MISD Dashboard

Department	Key Strategic Measures											Data Collected, Managed, and Reported by	
Vision 2030 Guiding Statements	1.1 % Reading on level at the beginning of 3rd grade 1.2 % of students mastering Algebra 2 1.3 % of students graduating Life Ready 1.4 % of students graduating College and/or Career Ready											Jennifer Young Donna O’Brian Brandon Johnson Kristi Cobb Fernando Benavides Georgie Swize	
Leading Indicator Measure	Reported By	Sept.	Oct.	Nov.	Dec.	Jan.	Feb.	Mar.	Apr.	May	June	July	Aug.
1.1.1 2nd grade MCLASS	Cobb		X				X				X		
1.2.1 % of students mastering Algebra 2 (A,B,C)	O’Brian		X	X		X		X		X	X		
1.3.1 % of students graduating Life Ready	Swize					X					X		
1.4.1 % of students graduating College and/or Career Ready	Johnson					X							X

1.2.1 Algebra 2 Mastered

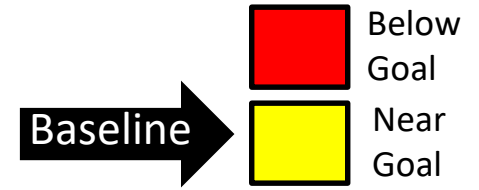


Final Measure



Mastered = Grade of A,B, C

Mastery of Algebra II – Six Weeks Passing Rate : Yellow



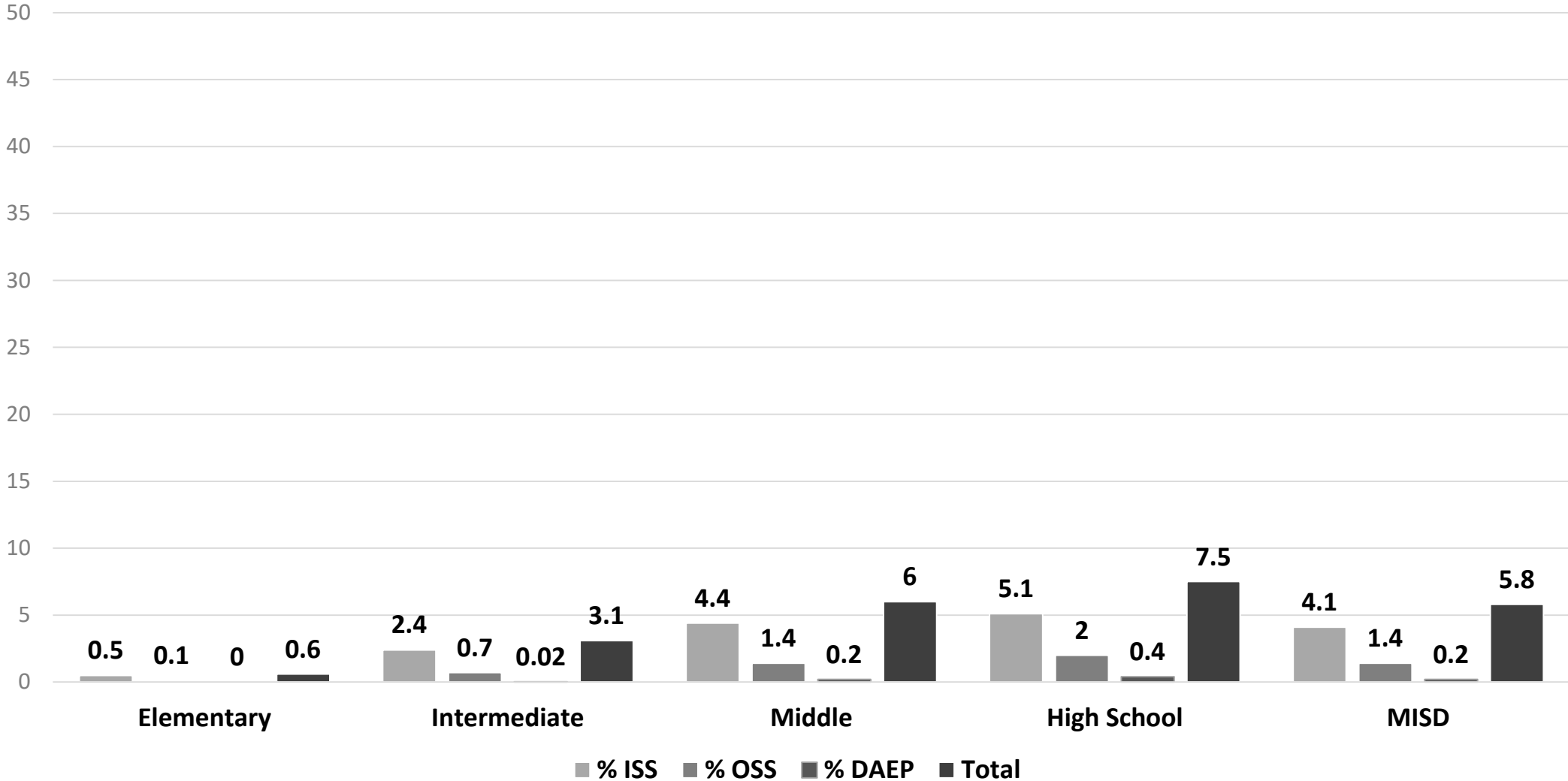
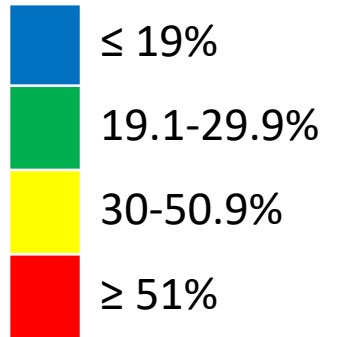
- The percentage of students passing Algebra II is near goal at 88% for the 2nd six weeks.
- No action recommended as this is a baseline year
- The next EC Accountability Update will come after the 3rd six weeks ends

Department		Key Strategic Measures											Data Collected, Managed, and Reported by	
Student Services – Focus on Student Success/Engagement		3.1 % Students in Extra/Co-Curricular Activities 3.2 Student Survey - % Satisfied 3.3 % Out of Placement (ISS/OSS/DAEP)											David Wright Gary Gates	
Leading Indicator Measure	Reported By	Sept.	Oct.	Nov.	Dec.	Jan.	Feb.	Mar.	Apr.	May	June	July	Aug.	
3.1 % Students in Extra/Co-Curricular Activities	G. Gates				X					X				
3.2 Student Survey - % Satisfied	D. Wright				X					X				
3.3 % Out of Placement (ISS/OSS/DAEP)	G. Gates		X	X		X		X	X		X			

3.3 % of Out of Placements



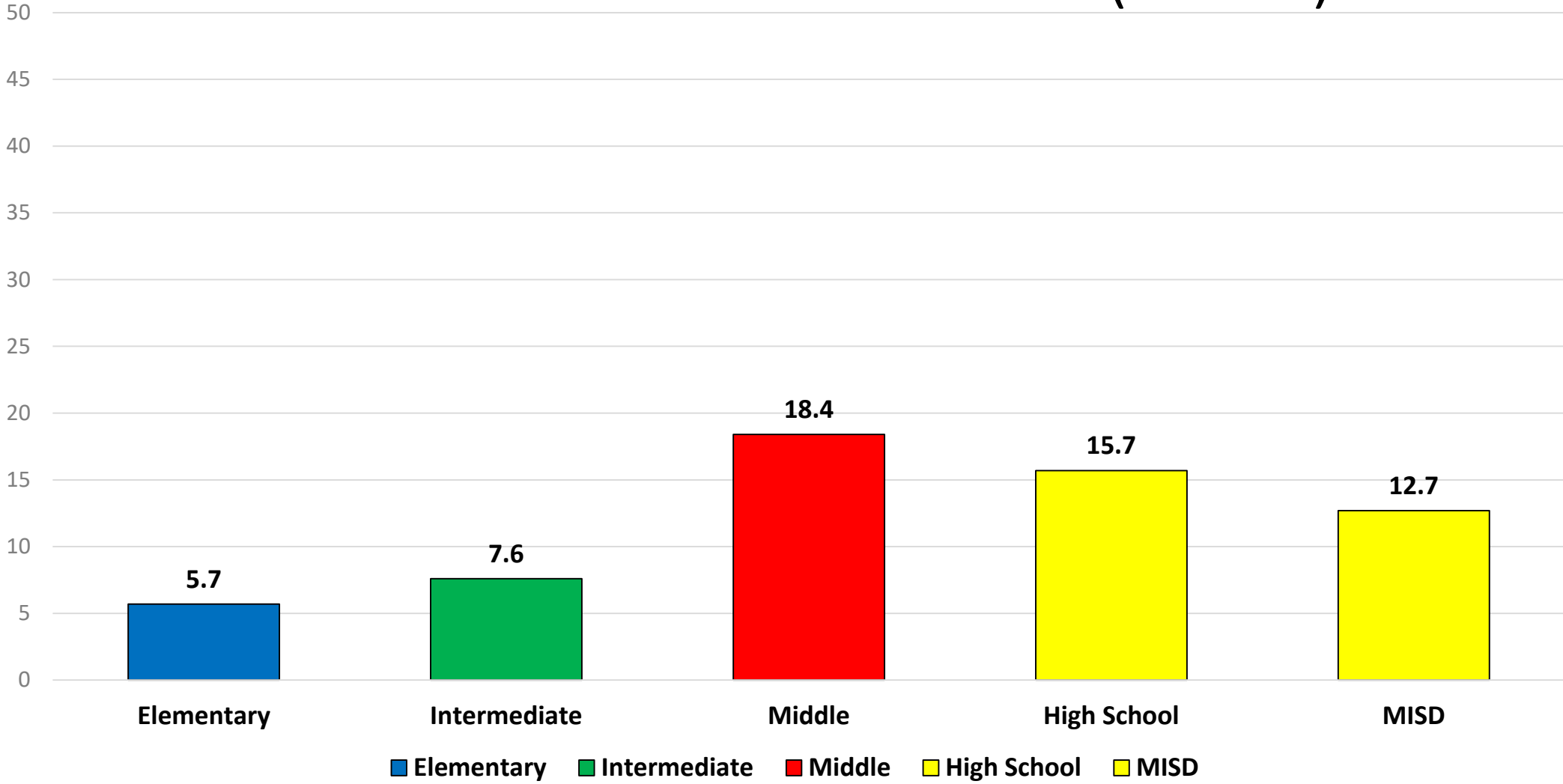
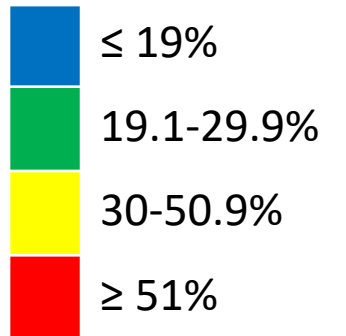
Status for this Measure



3.3 % of Out of Placements (SPED)

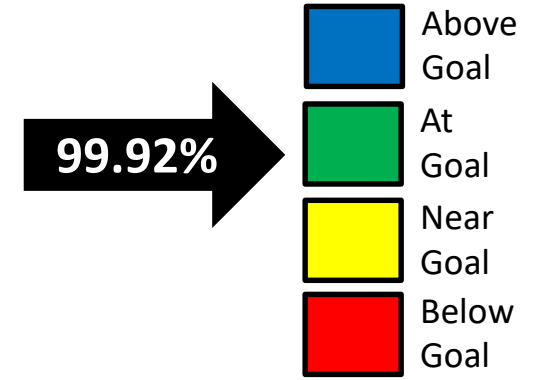
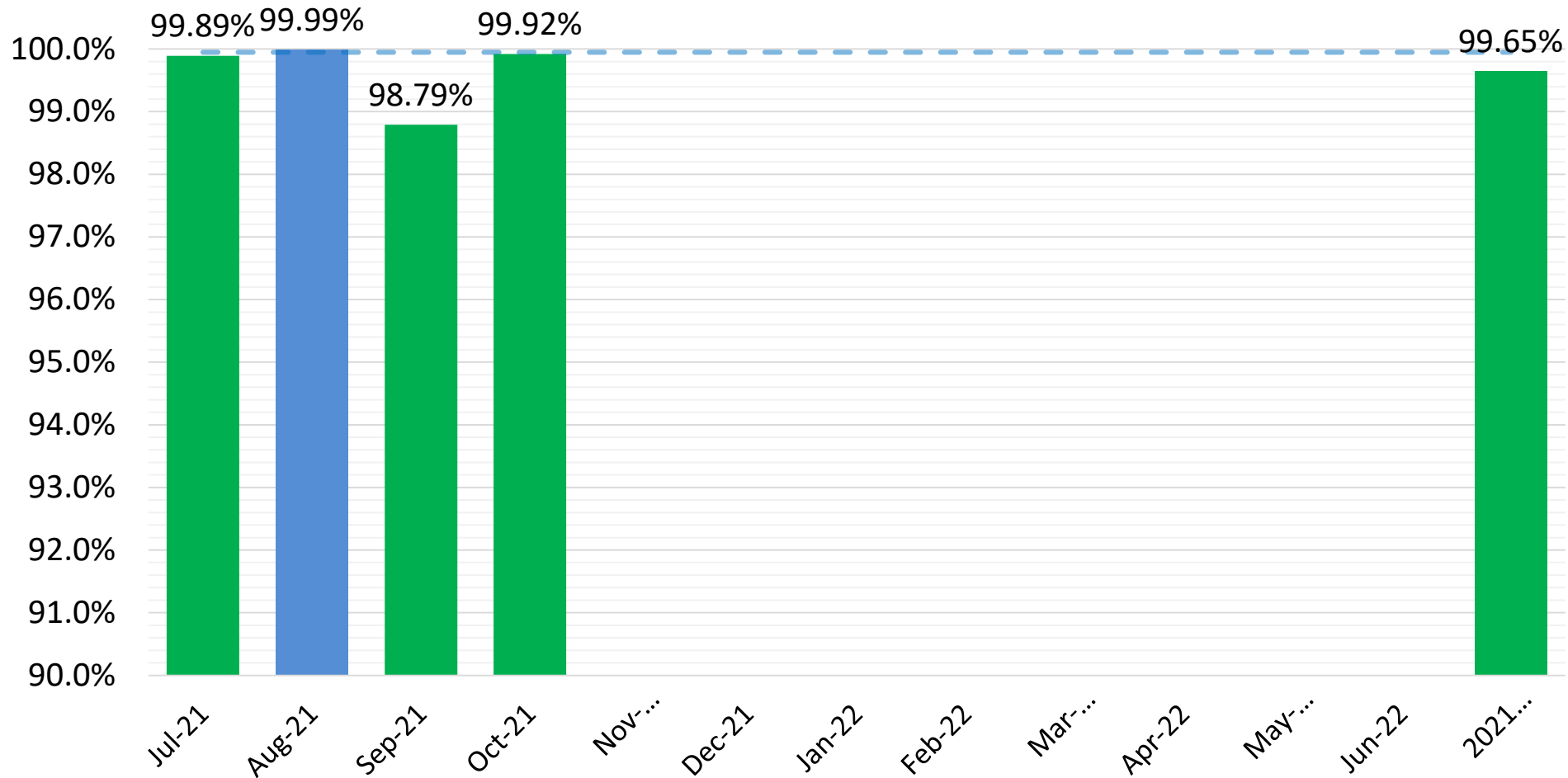


Status for this Measure



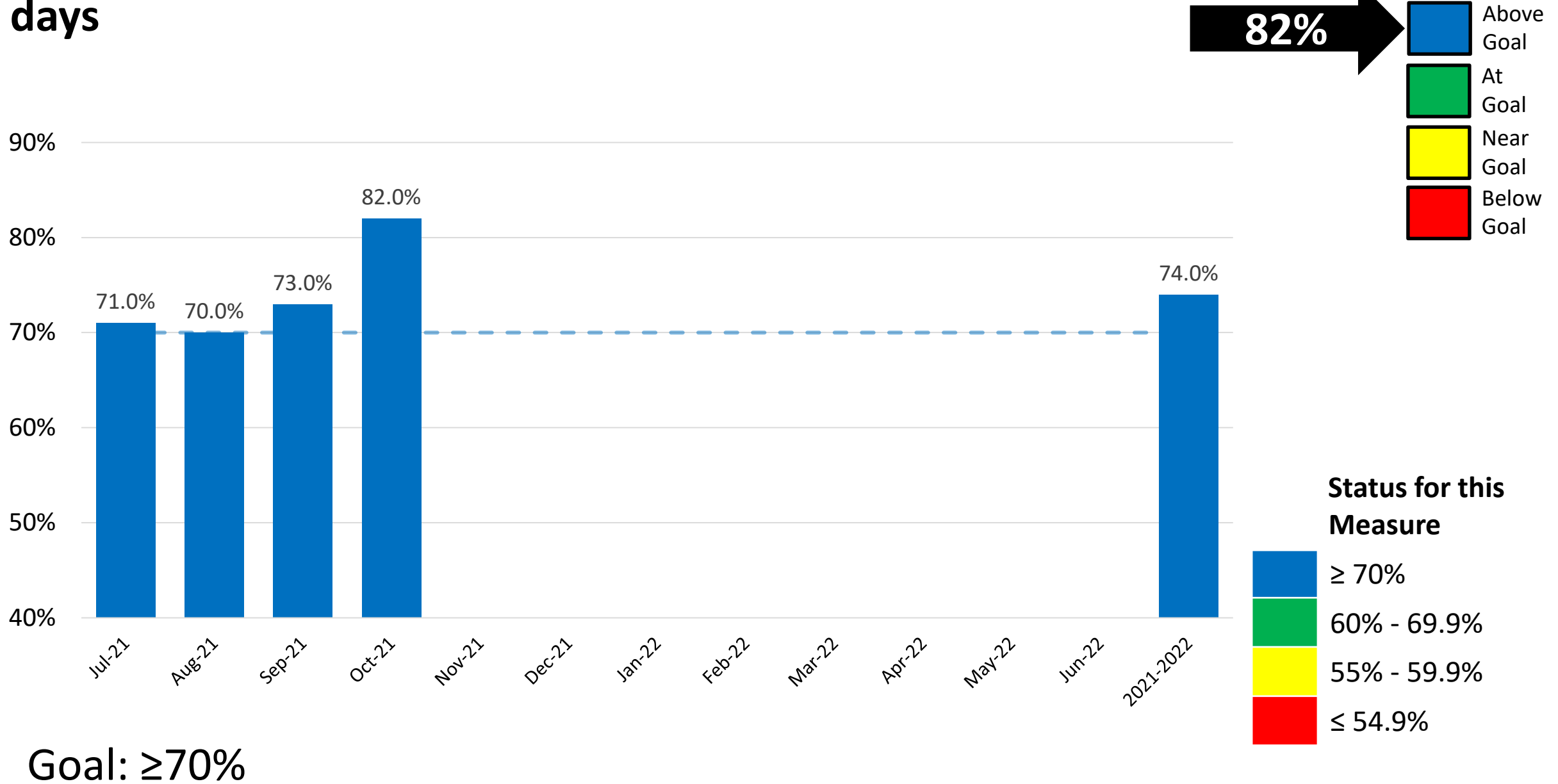
Department		Key Strategic Measures											Data Collected, Managed, and Reported by	
Technology – Focus on Excellence and Equity in Technology		4.1 % Critical Systems Scheduled Uptime 4.2 % Work Orders Completed within 7 Business Days 4.3 Cybersecurity: Uncompromised End-Points											Shawntee' Cowan	
Leading Indicator Measure		Reported By	Sept.	Oct.	Nov.	Dec.	Jan.	Feb.	Mar.	Apr.	May	June	July	Aug.
4.1.1 Average scheduled uptime for critical systems		Shawntee' Cowan	X	X	X	X	X	X	X	X	X	X	X	X
4.2.1 % of work orders completed in seven days		Shawntee' Cowan	X		X		X		X		X		X	X
4.3 Cybersecurity: Uncompromised End-Points		Shawntee' Cowan	X		X		X		X		X		X	X

4.1.1 Technology - Average scheduled uptime of critical systems


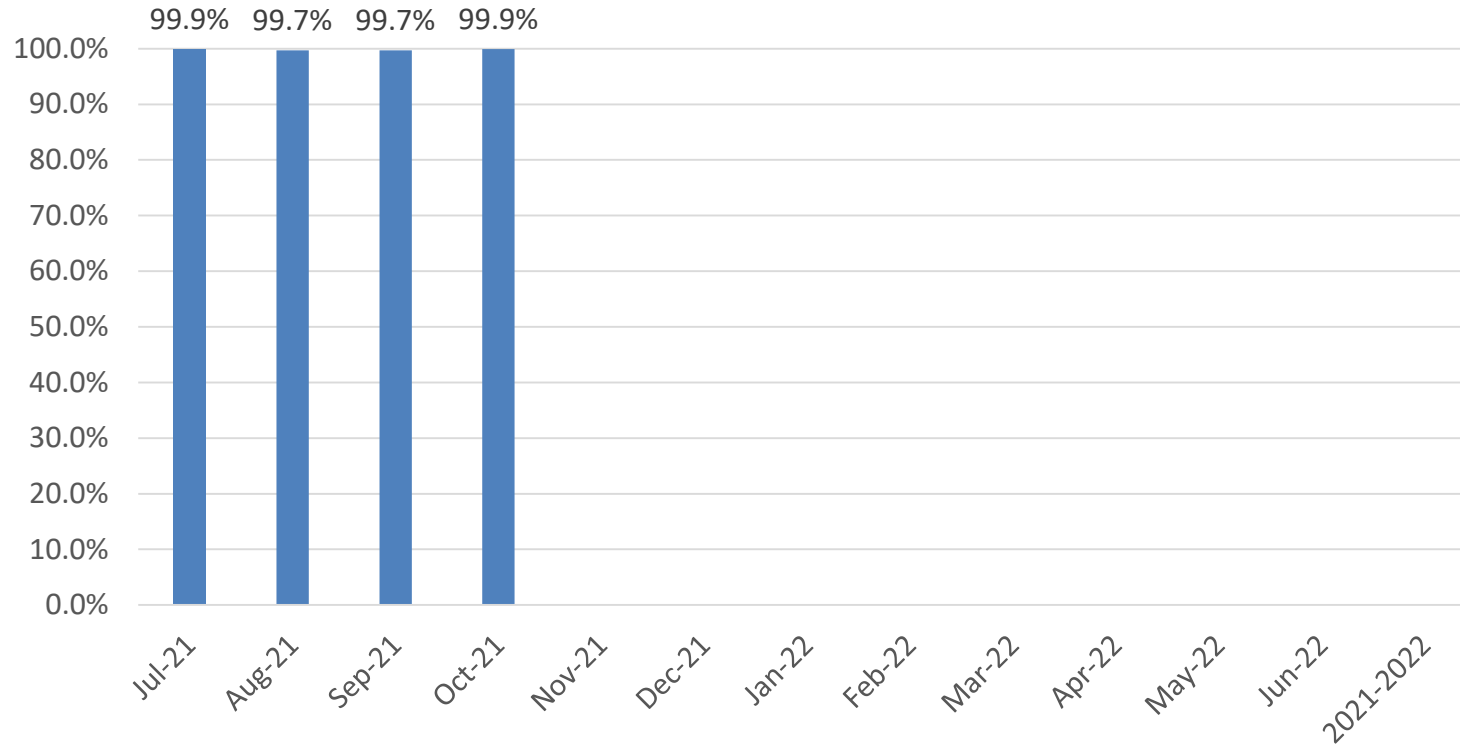


Goal: $\geq 99.95\%$

4.2.1 Technology - Total work orders completed within 7 business days



4.3.1 Cyber-Security: Uncompromised End-Points



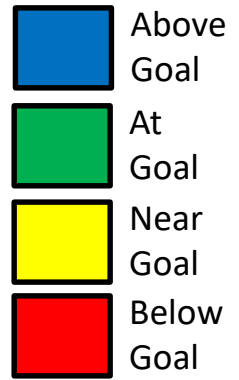
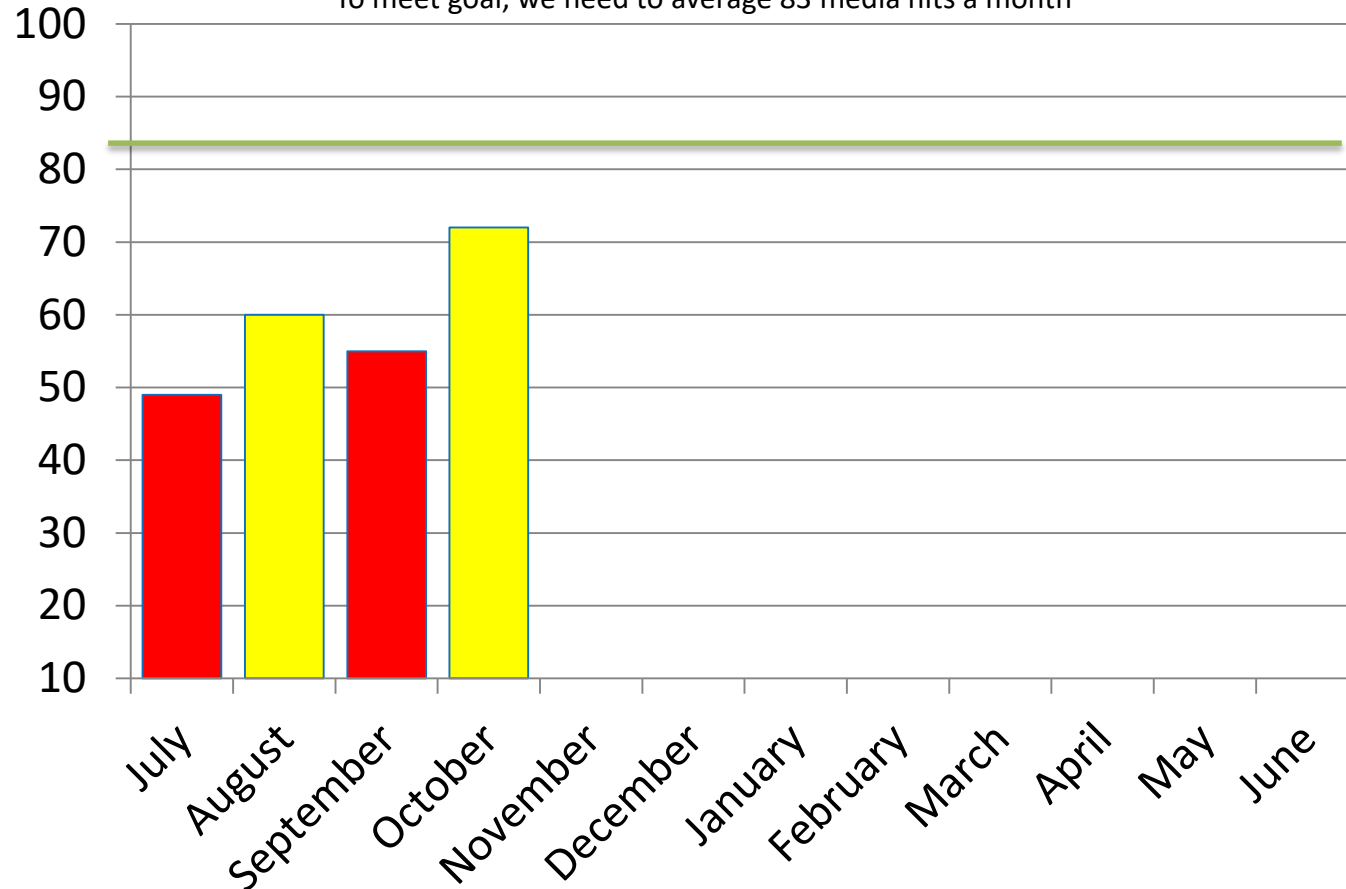
2021-2022
99.99%

Department		Key Strategic Measures										Data Collected, Managed, and Reported by	
Communications and Marketing – Focus on Customer Engagement		6.1 # MISD Positive Publicity Media Hits 6.2 % MISD staff trained in Diversity, Equity & Inclusion 6.3 Revenue Generated										Donald Williams	
Leading Indicator Measure	Reported By	Sept.	Oct.	Nov.	Dec.	Jan.	Feb.	Mar.	Apr.	May	June	July	Aug.
6.1 Track MISD Positive Publicity via Media Hits	Donald Williams			X			X		X		X		
6.2 % MISD Staff trained in Diversity, Equity & Inclusion	Donald Williams						X		X		X		
6.3 Increase revenue generated through advertising, MISD Education Foundation and QUEST Program	Donald Williams			X			X		X		X		

6.1 Track MISD Positive Publicity via Media Hits

Media Hits Per Month

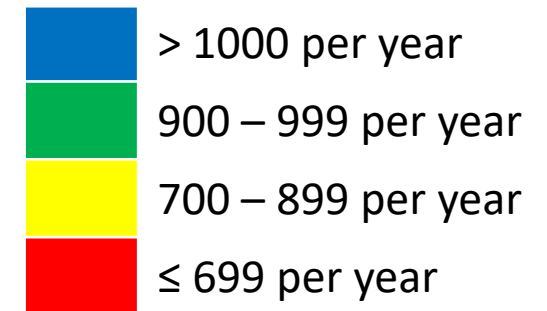
**To meet goal, we need to average 83 media hits a month



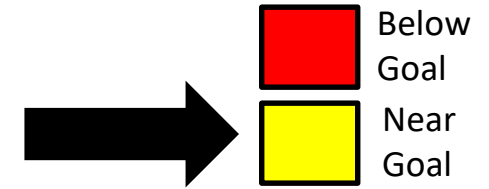
GOAL: 1,000 PER YEAR
(an average of 83 per month)

236 Positive Hits YTD

Final Status for this Measure



6.1 Track MISD Positive Publicity via Media Hits



What is the problem?

- Positive news hits are below their monthly average.

Impact Statement:

- The return to learning in a traditional setting, covid-19 impacts and delta variant were covered but not considered positive publicity. July is typically the slowest news month with positive news stories picking up in October. MISD's Oct. 6 incident drew extensive media coverage but was not considered as positive publicity.

Action to be taken:

- As our department capacity has increased, along with an increased focus on positive and proactive communication, we will continue pushing our positive news stories and focus on the unique things going on that make Mansfield ISD a great place to live, learn and teach.

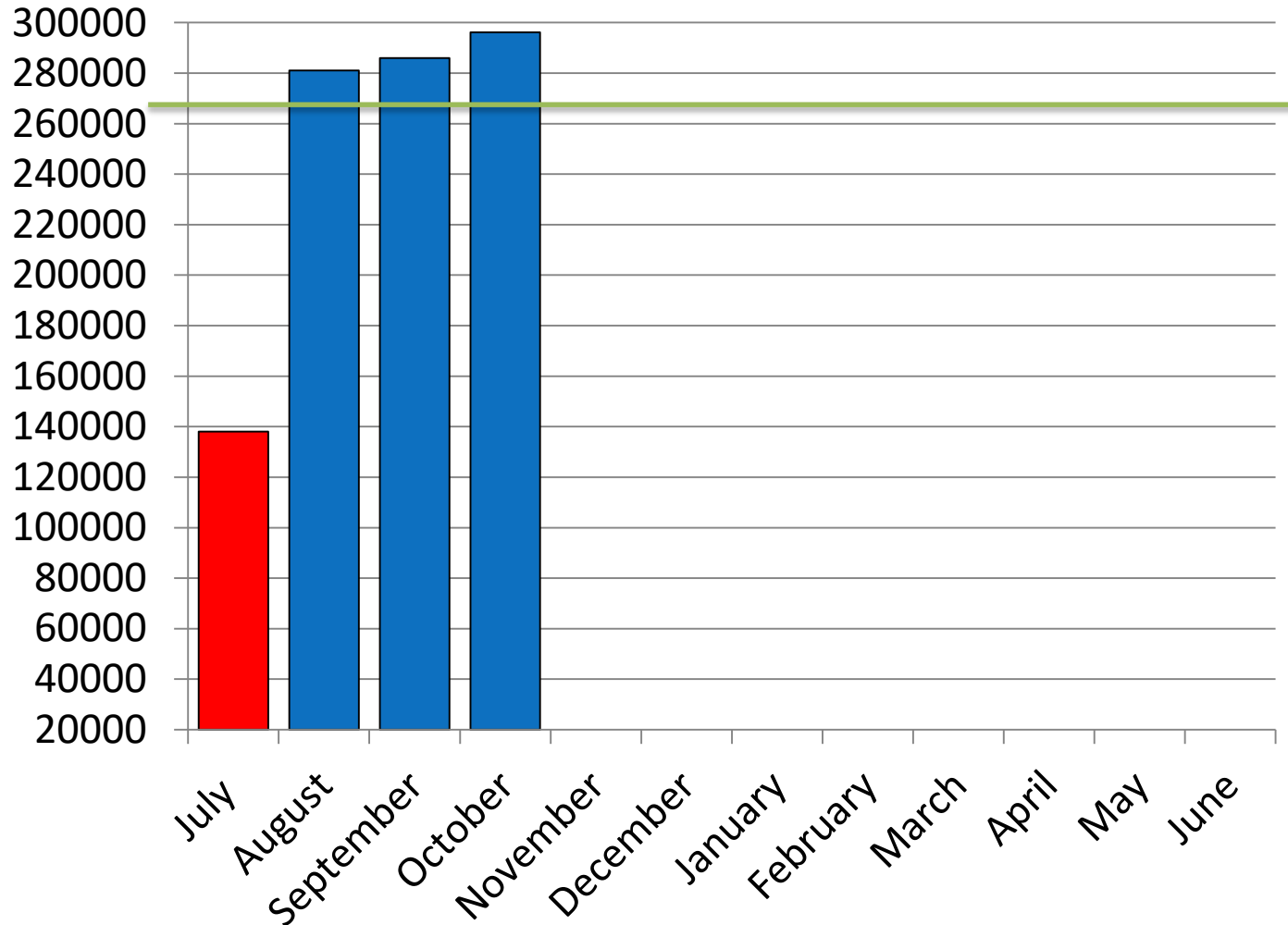
Next Update:

Updates will be provided in February 2022

6.3. Increase Advertising, Education Foundation and QUEST Program Revenues

Total Revenue

**To achieve yearly goal, we need to average \$267,0130 a month in revenue



- Above Goal
- At Goal
- Near Goal
- Below Goal

GOAL: \$3,204,160 per year
(an average of \$267,013 per month)

\$1,001,362 Collected YTD

Final Status for this Measure

- > \$3,204,160 per year
- \$2.88million – \$3,204,159 per year
- \$2.243million – \$2,879,000 per year
- ≤ \$2,242,999 per year

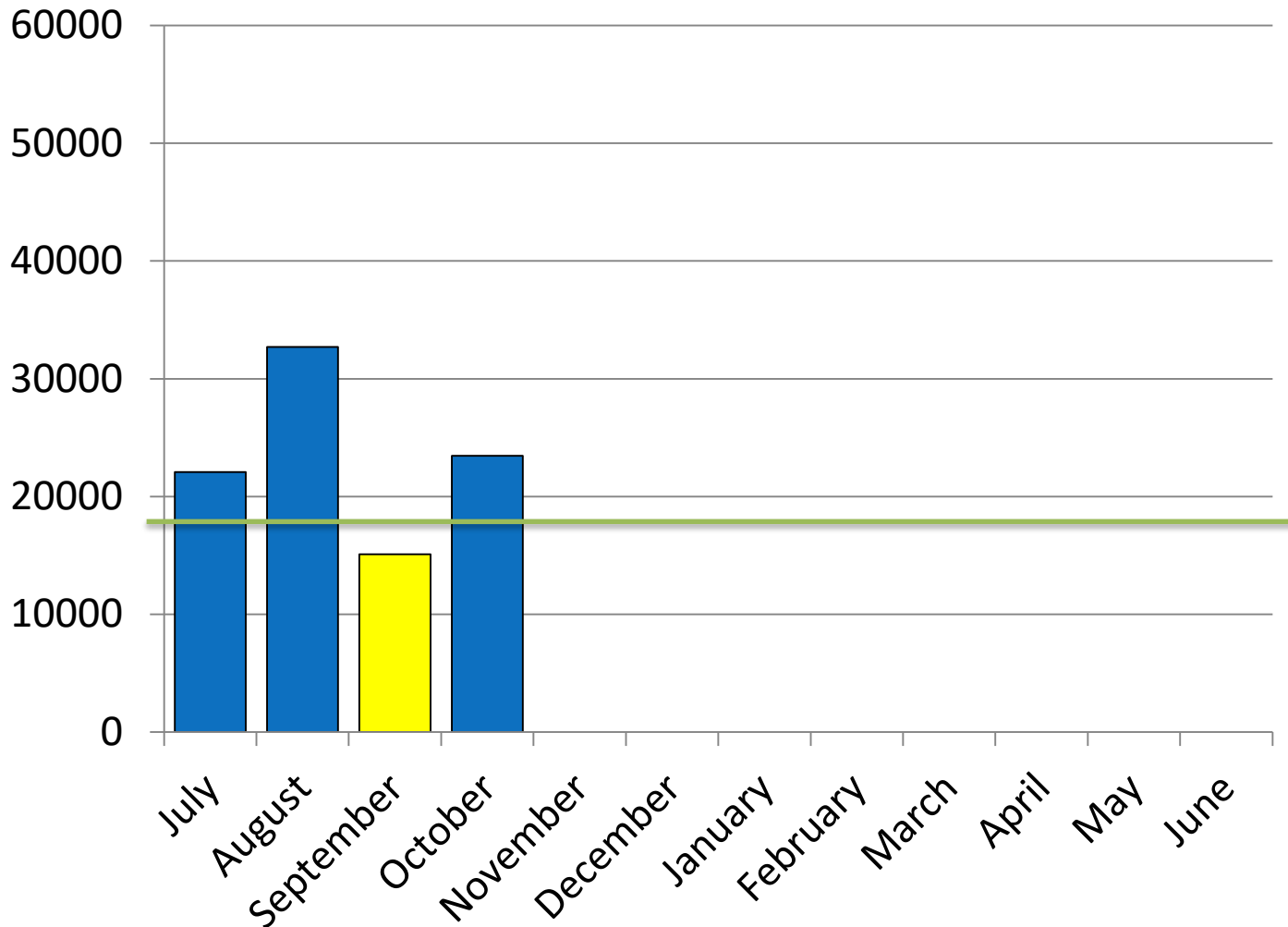
6.3.1 Increase Advertising & Sponsorship Revenue



- Above Goal
- At Goal
- Near Goal
- Below Goal

Advertising Revenue

**To achieve yearly goal, we need to average \$17,000 a month in revenue



ADVERTISING REVENUE		
2018-19	2019-20	2020-21
\$203,700	\$194,439	\$190,246

GOAL: \$204,160 per year
(an average of \$17,000 per month)

\$93,309 Collected YTD

Final Status for this Measure

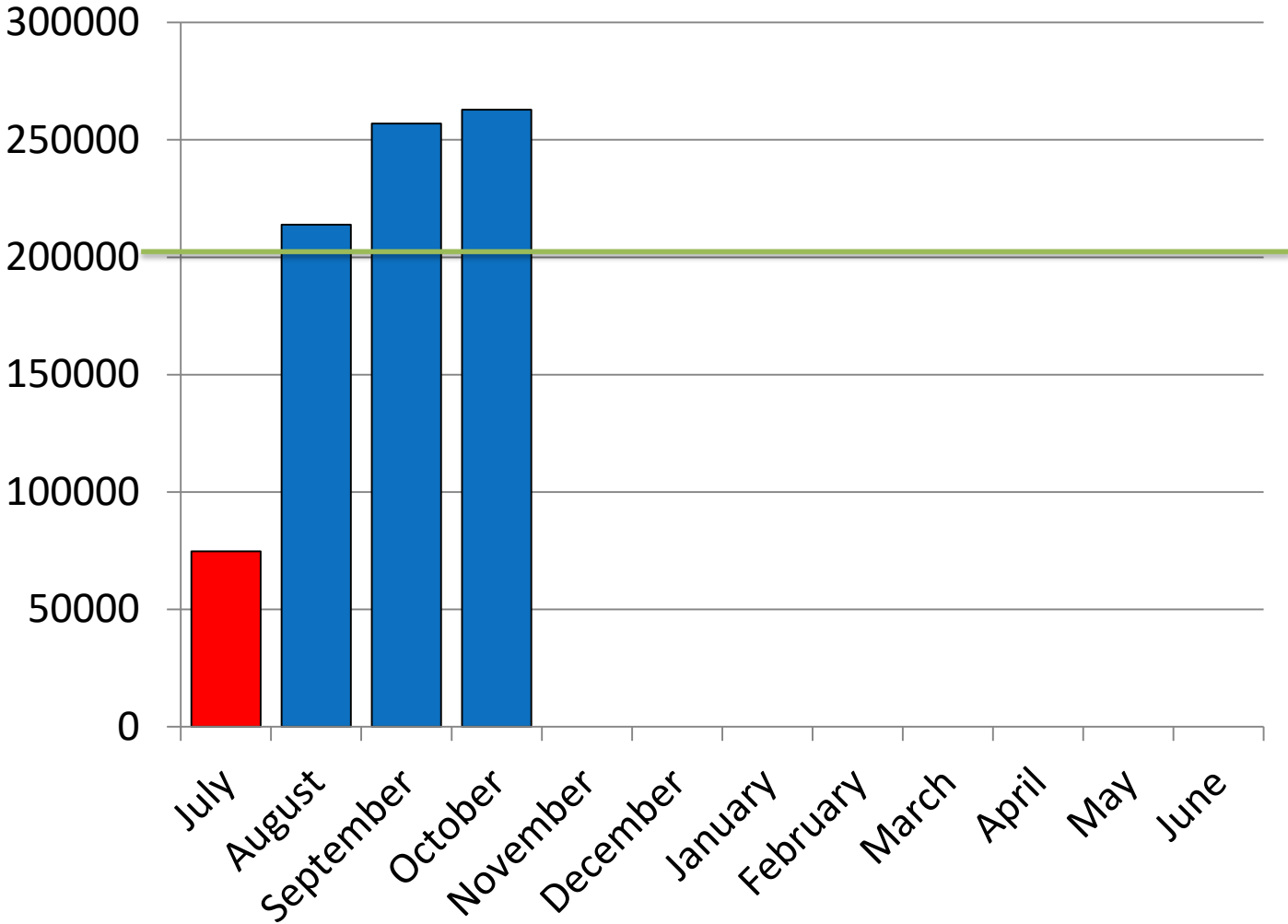
- > \$204,160 per year
- \$183,744 – \$204,159 per year
- \$142,912 – \$183,743 per year
- ≤ \$142,911 per year

6.3.2 Revenue Generated Through QUEST

- Above Goal
- At Goal
- Near Goal
- Below Goal

QUEST Revenue

**To achieve yearly goal, we need to average \$200,000 a month in revenue



GOAL: \$2.4 million for 20-21
(an average of \$200,000 per month)

\$808,410 Collected YTD

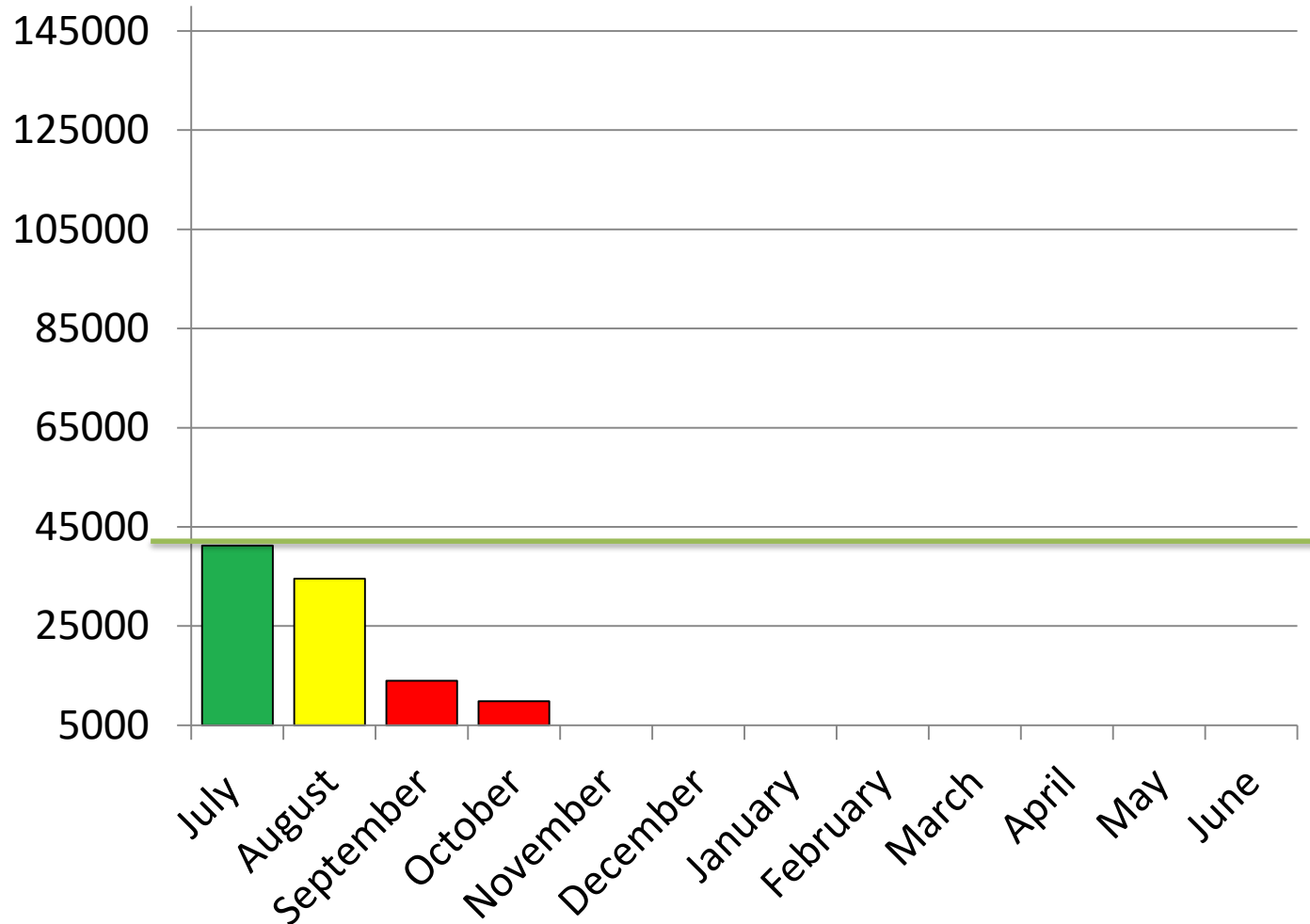
Final Status for this Measure

- > \$2.4 million per year
- \$2.16 million – \$2,399,999 per year
- \$1.68 million – \$2,159,999 per year
- ≤ \$1,679,999 per year

6.3.3 Increase Education Foundation Revenue Collected

Foundation Revenue

**To achieve yearly goal, we need to average \$44,048 a month in revenue



- Above Goal
- At Goal
- Near Goal
- Below Goal



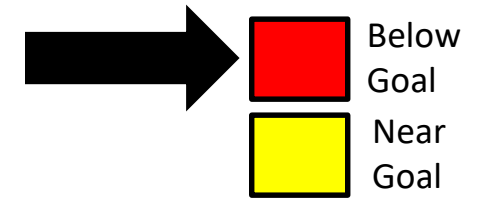
GOAL: \$528,580 for 20-21
(an average \$44,048 per month)

\$99,643 YTD

Final Status for this Measure

- ≥ \$600,000
- \$540,000– \$599,999
- \$420,000– \$539,999
- < \$419,000

6.3.3 Increase Education Foundation Revenue Collected: Red



What is the problem?

- The MISD Education Foundation is below the ramp up target for collected revenue.

Impact Statement:

- Because of the low morale and overall financial impact due to the pandemic, the foundation has delayed kicking off the Employee Giving Campaign.
- Fall is the foundation's grant preparation time; while funding commitments are made in the fall, the majority of revenue is received in the second semester, through sponsorships and fundraisers.
- Due to the COVID-19 impacts, the Foundation fundraising is slower than pre-pandemic.

Actions to be taken:

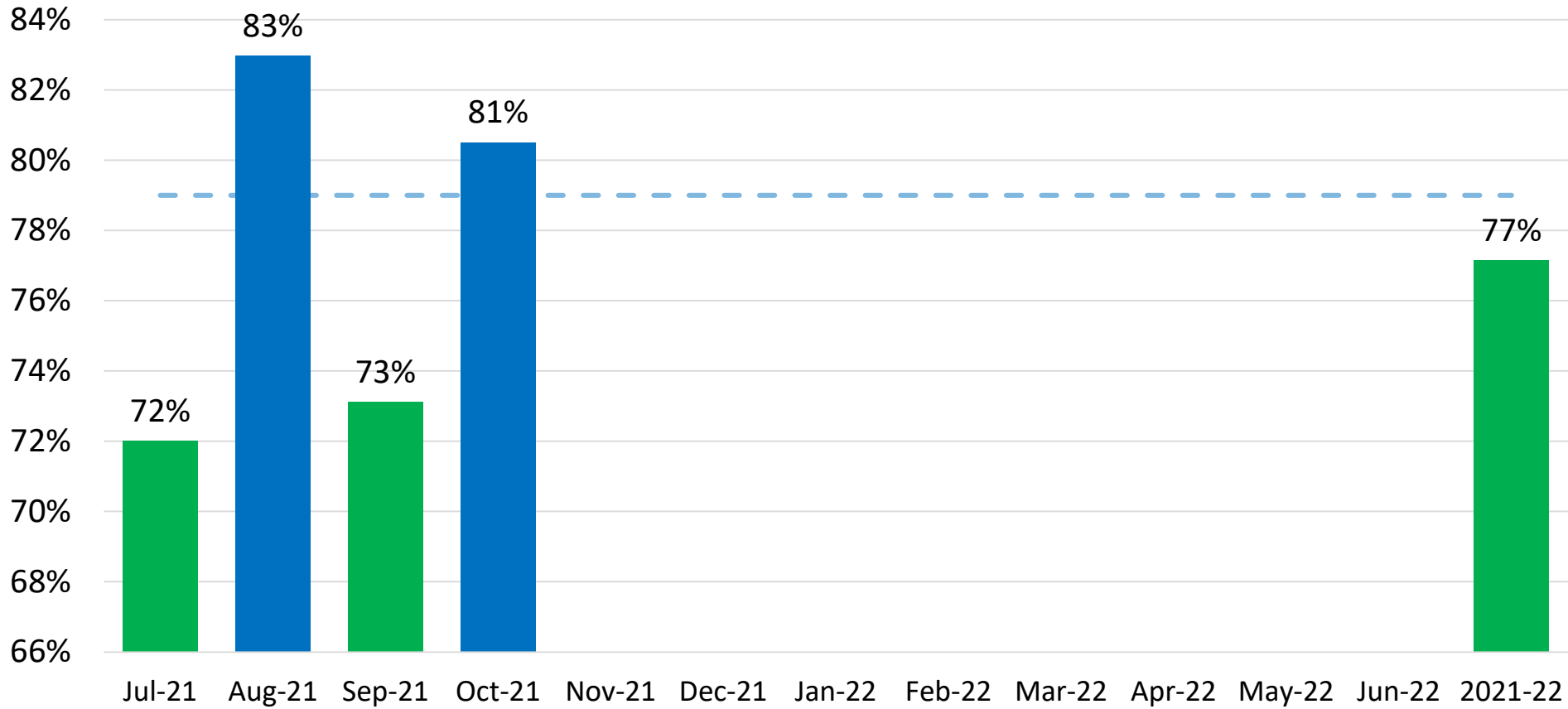
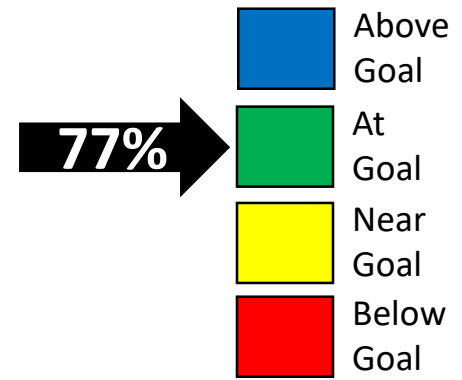
- Director will actively brainstorm with other foundations and non-profits to find creative ways to raise funds and pivot
- Director has launched a 'Thank You' campaign to appreciate organizations in the community that support MISD through the Education Foundation to create more of a 'partnership' instead of the 'one-sided ask' relationship.

Next Update:

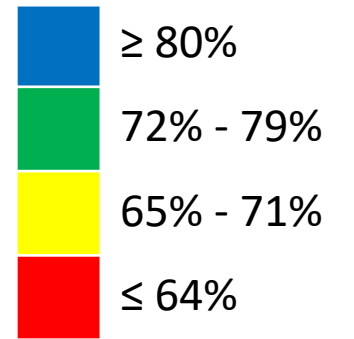
Updates will be provided in February 2022

Department	Key Strategic Measures											Data Collected, Managed, and Reported by		
Facilities and Operations – Focus on Operational Excellence	7.1 % of Work Orders Completed within 5 Business Days 7.2 % of Workers Compensation Claims Filed 7.3 % of Student Meal Participation											Jeff Brogden		
Leading Indicator Measure	Reported By	Sept.	Oct.	Nov.	Dec.	Jan.	Feb.	Mar.	Apr.	May	June	July	Aug.	
7.1.1 % of Work Orders Completed within 5 Business Days	Jeff Brogden	X		X		X		X		X		X	X	
7.1.2 % of Work Orders dedicated to preventative maintenance	Jeff Brogden	X		X		X		X		X		X	X	
7.2.1 Worker's Compensation Claims	Jeff Brogden	X				X				X			X	
7.2.2 Provide safety training	Jeff Brogden	X		X		X		X		X		X	X	
7.3.1 Student Nutrition meal participation	Jeff Brogden	X		X		X		X		X		X	X	
7.3.2 Decrease food cost margin	Jeff Brogden	X				X				X			X	
7.4.1 2017 Bond Program % Under Budget	Jeff Brogden	X		X		X		X		X		X	X	
7.5.1 Energy Management Cost Avoidance	Jeff Brogden	X		X		X		X		X		X	X	
7.6.1 Total Paid Worker's Comp Claims	Jeff Brogden	X				X				X			X	
7.7.1 % of overall events dedicated to the MISD Fine Arts Programs and Activities	Jeff Brogden	X		X		X		X		X		X	X	
7.8.1 Reduce the number of buses that are out of service daily	Jeff Brogden	X		X		X		X		X		X	X	

7.1.1 Maintenance – Percentage of Total Work Orders Completed within 5 Business Days

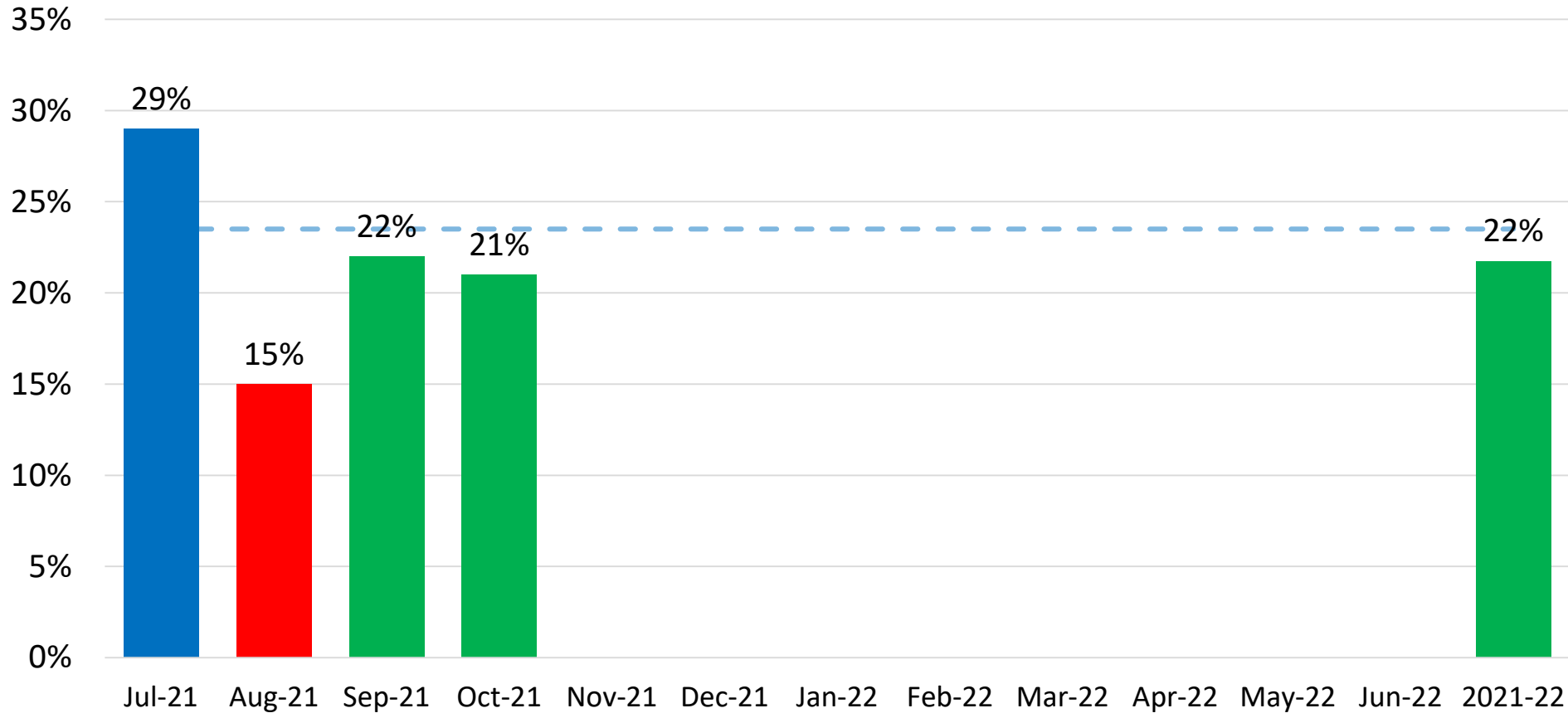
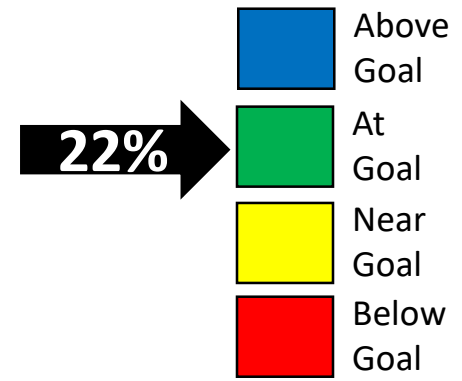


Status for this Measure

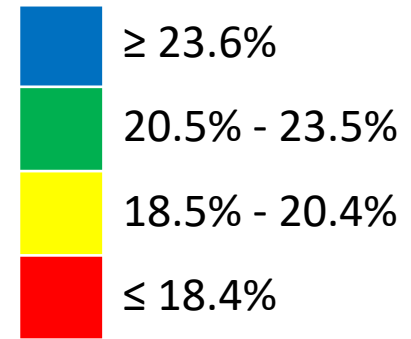


Goal: 79% annually

7.1.2 Maintenance – Percentage of Labor Hours Dedicated to Preventative Maintenance

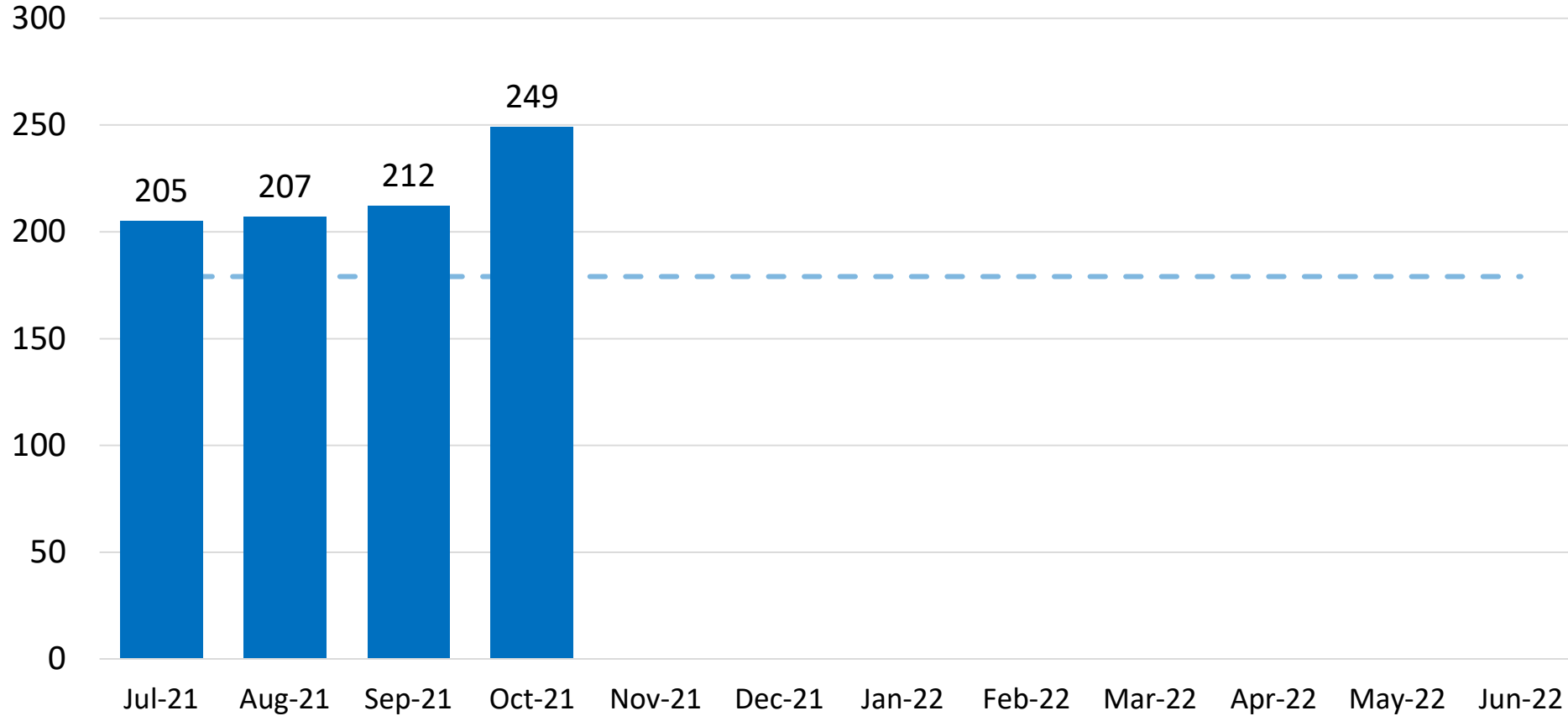
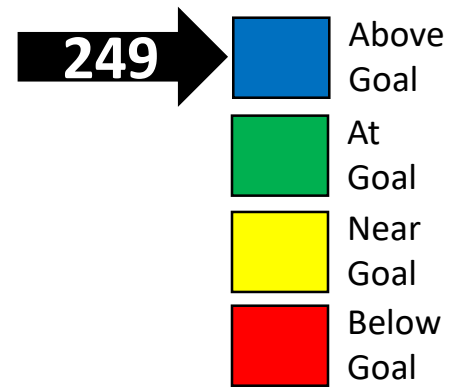


Status for this Measure

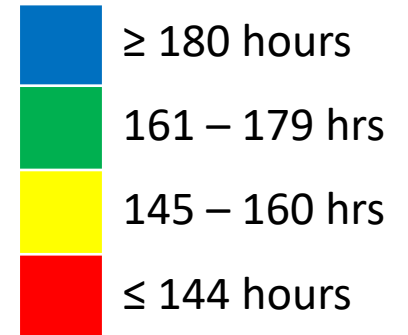


Goal: 23.5% annually

7.2.2 Custodial – Provide Safety Training

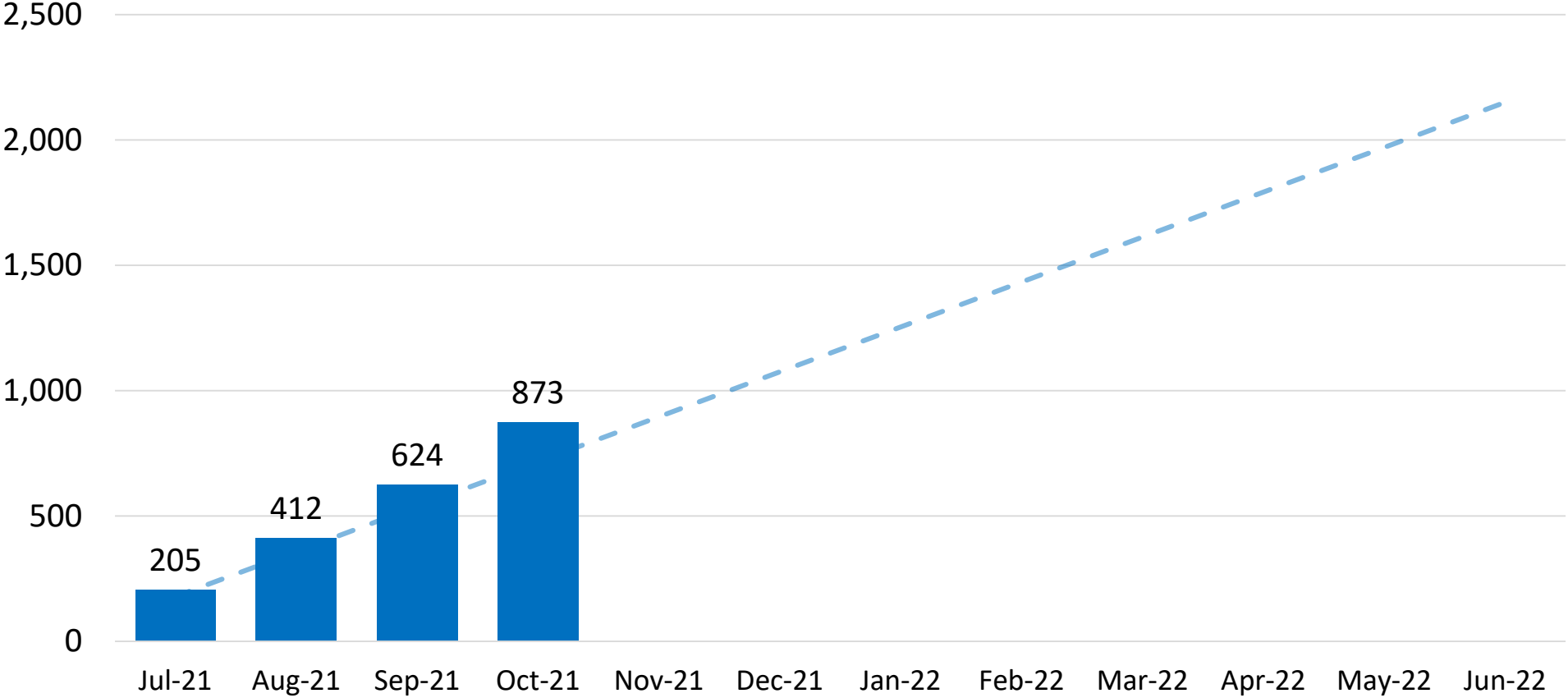
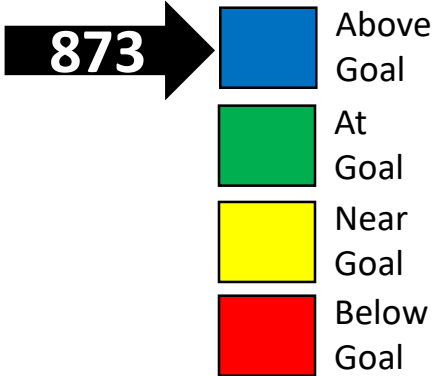


Status for this Measure

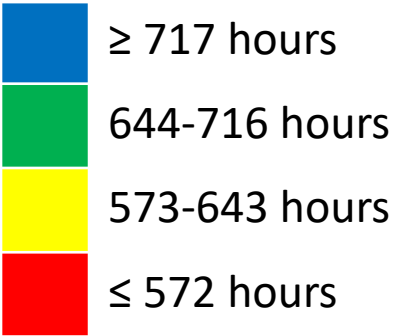


Goal: 179 hours per month

7.2.2 Custodial – Provide Safety Training

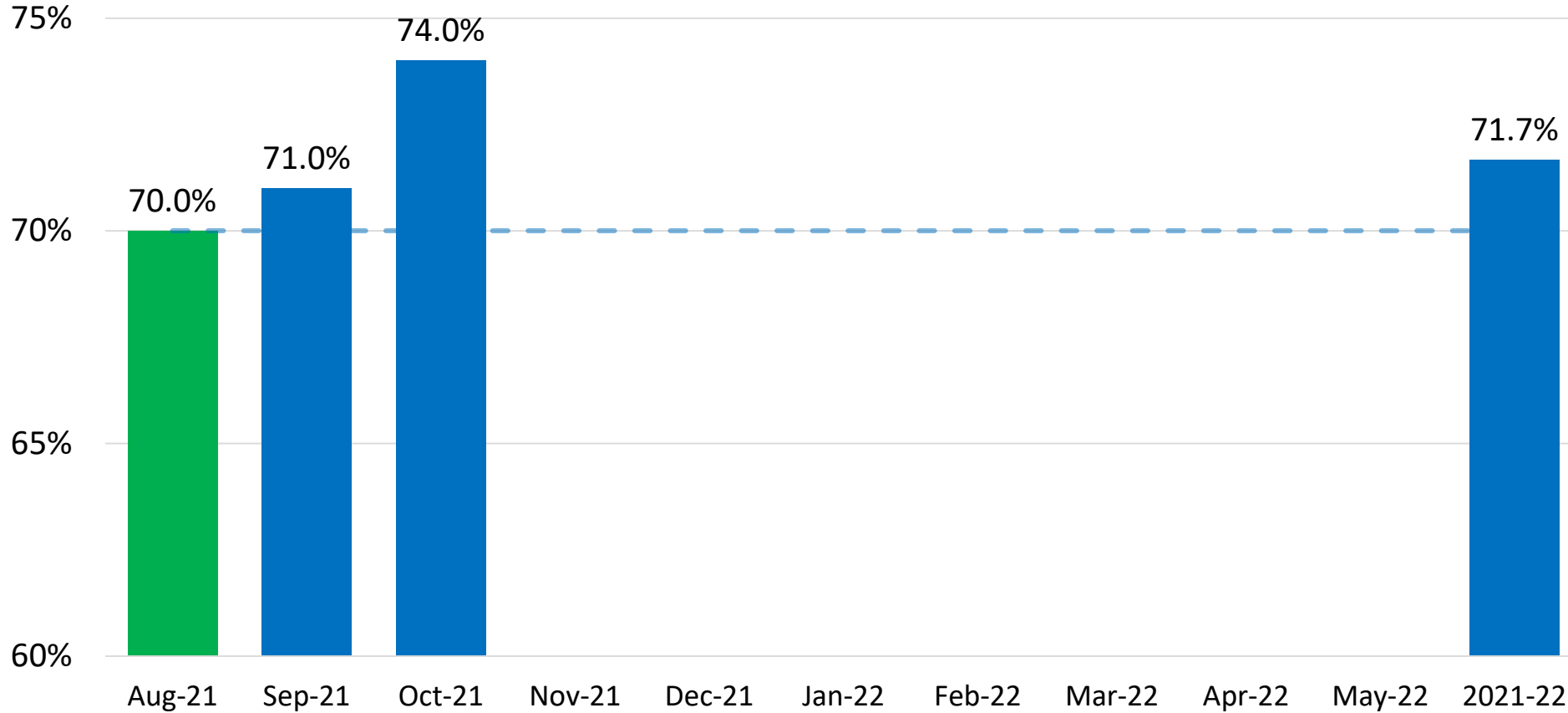
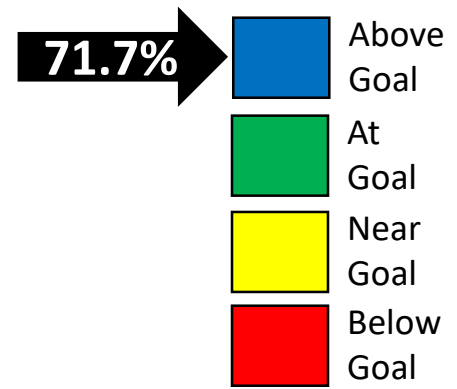


Status for this Measure

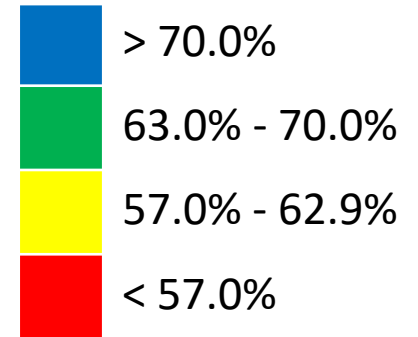


Goal: 2,150 hours annually

7.3.1 Student Nutrition – Meal Participation

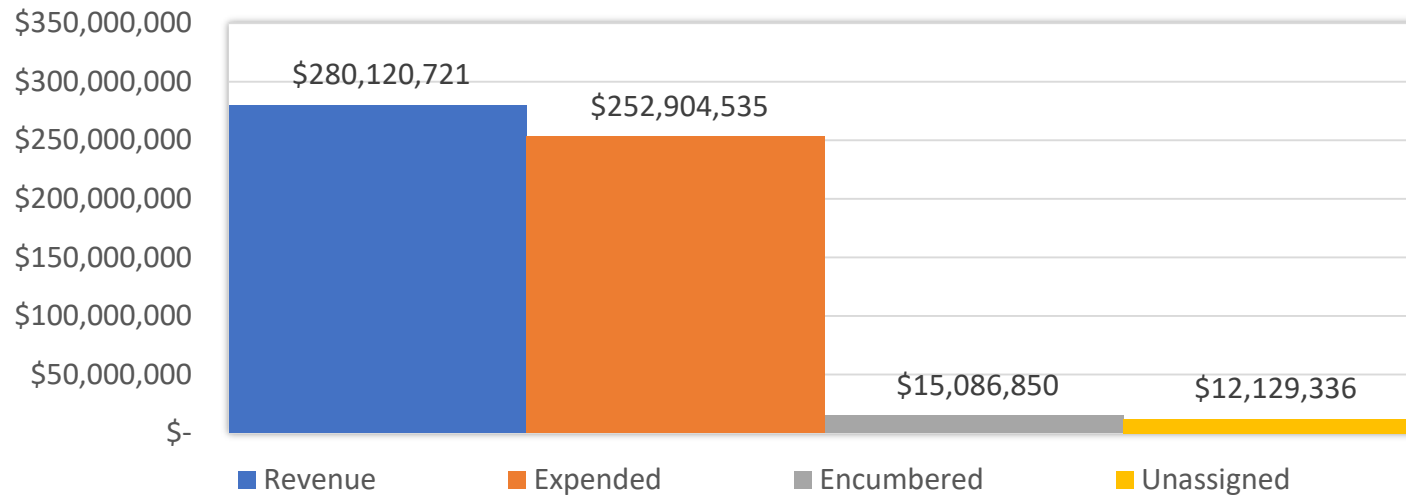
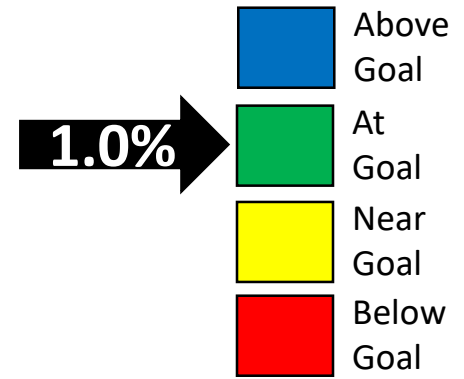
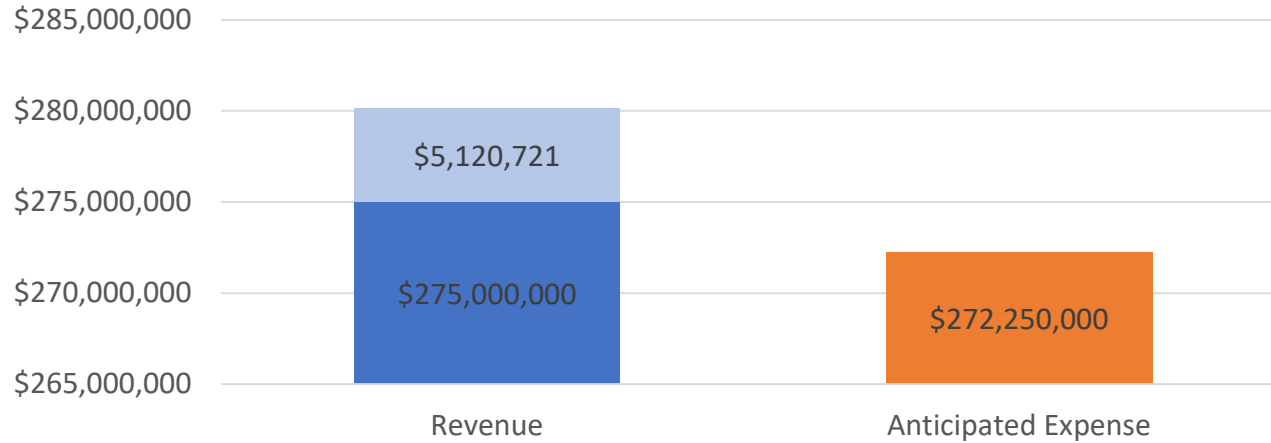


Status for this Measure

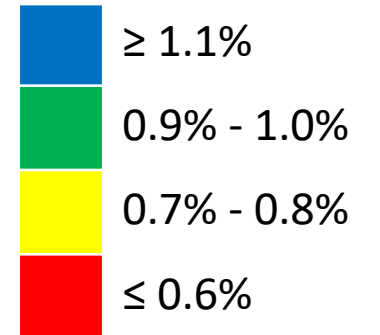


Goal: 70% annually

7.4.1 Bond 2017 Program

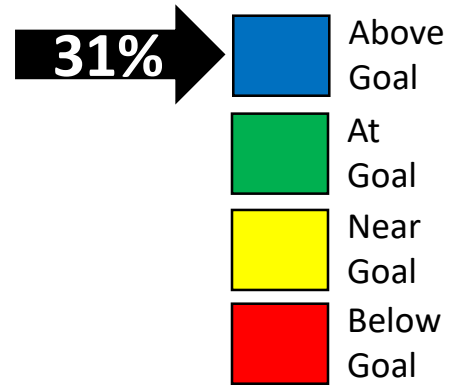


Status for this Measure

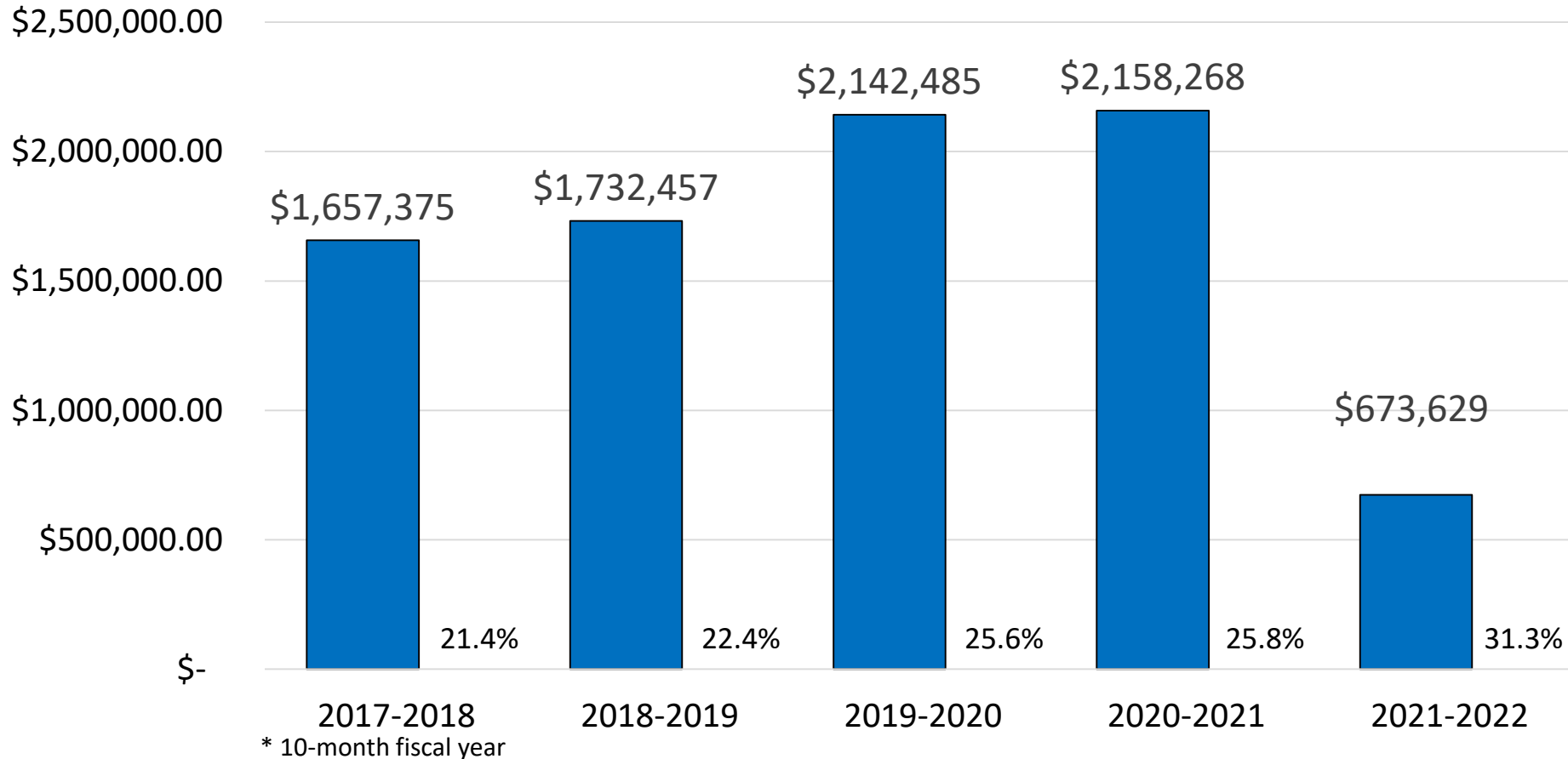


Goal: Under Budget ≤ 1.0% or \$2.75 million

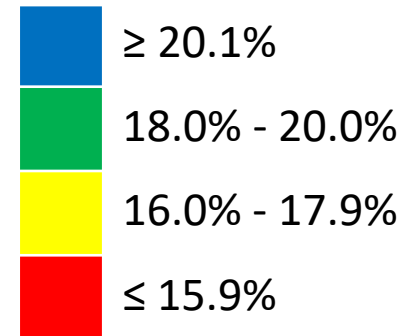
7.5.1 Energy Management: Utility Cost Avoidance



Overall Program Savings

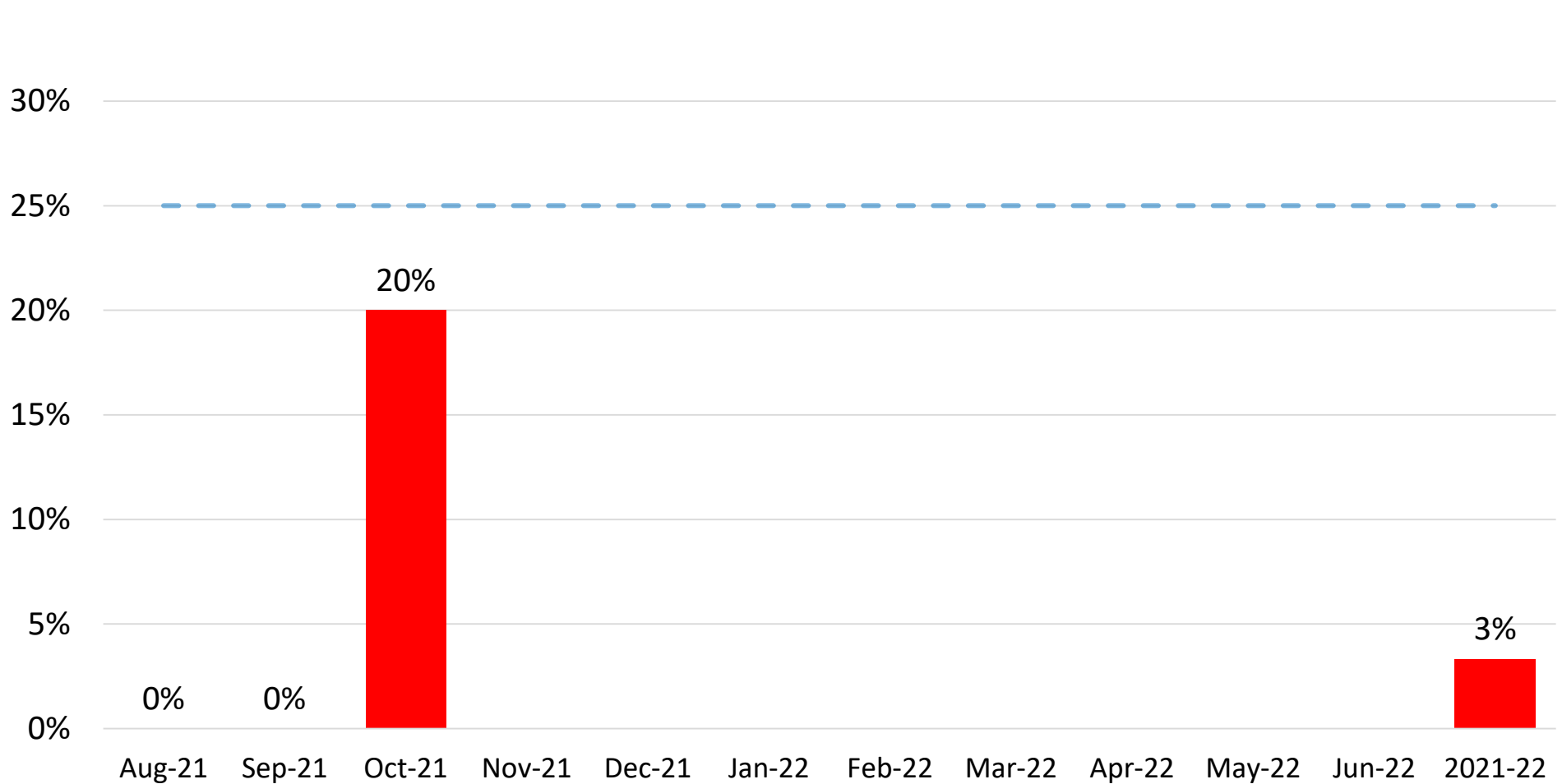


Status for this Measure



Goal: Reduce Energy Consumption Districtwide \geq 20% (Total Savings \$15,977,984)

7.7.1 The Center for the Performing Arts – Percentage of Events Dedicated to MISD Fine Arts



20% →

- Above Goal
- At Goal
- Near Goal
- Below Goal

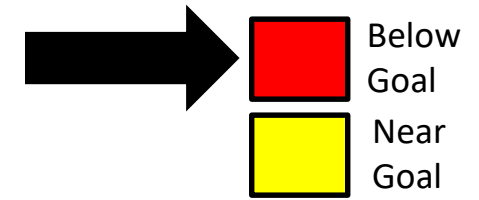
Status for this Measure

- > 25%
- 24% - 25%
- 22% - 23.99%
- < 22%

Goal: 25%

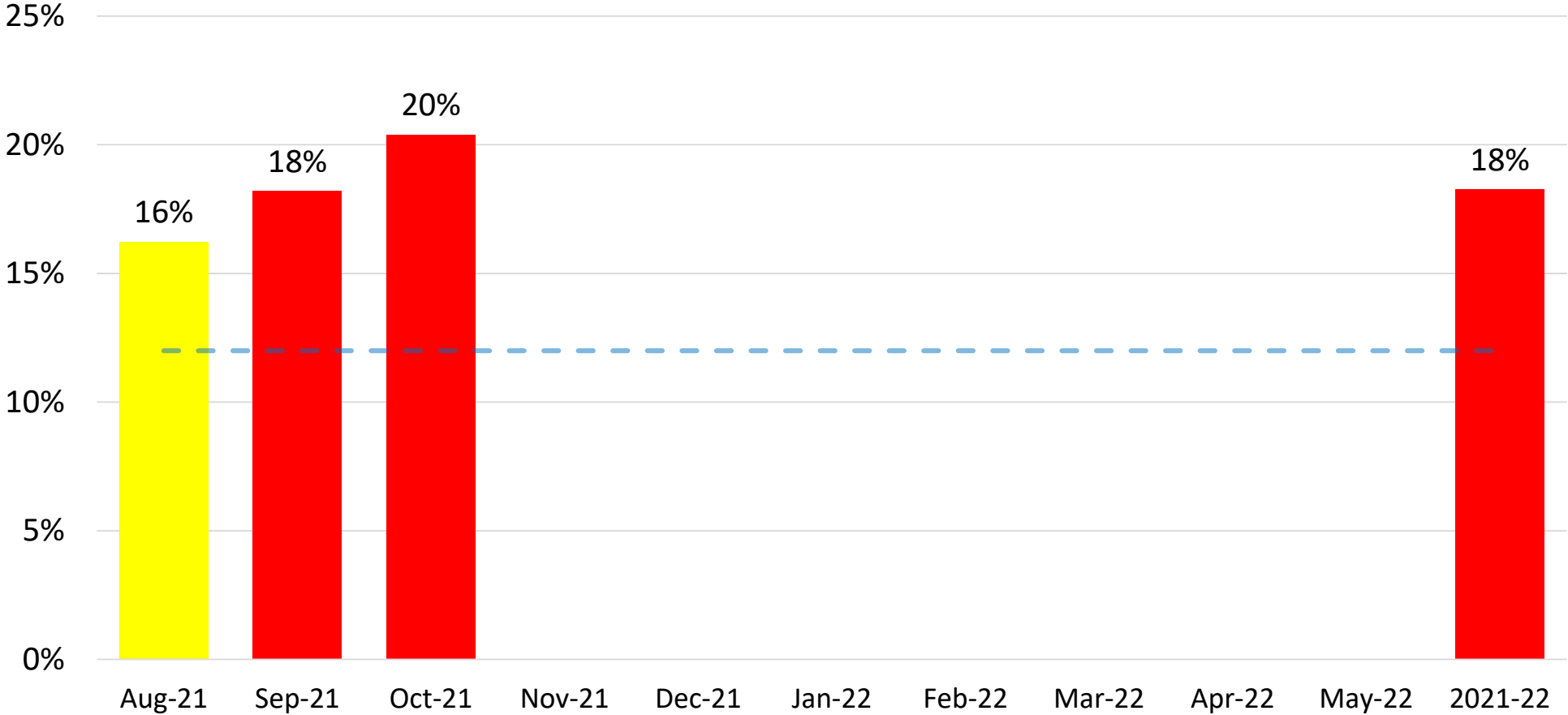
Action Plan 7.7.1 The Center:

% of Events Dedicated to MISD Fine Arts



- **What is the problem?** The percentage of events dedicated to the Fine Arts program was not 25% in October.
- **Impact statement of the problem** October is traditionally a low month for events for the Fine Arts program.
- **Action to be taken** No action – collecting base line data to adjust targets for next year.
- **When will you give your team and executive council an update?**
Next month.

7.8.1 Transportation— Number of Buses that are Out of Service Daily



18%

- Above Goal
- At Goal
- Near Goal
- Below Goal

Status for this Measure

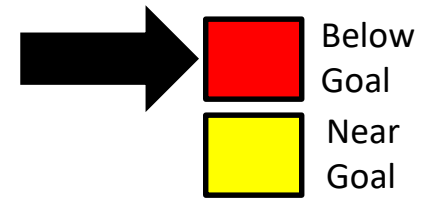
- < 12%
- 12% - 14%
- 14% - 17%
- > 17%

Good



Goal: < 12%


Action Plan 7.8.1 Transportation: Number of Buses that are Out of Service Daily



- **What is the problem?** The transportation department had more than 12% of the buses out daily in October.
- **Impact statement of the problem** The transportation department has an unusually high number of buses that require work that does not allow the bus to be operated. The transportation department is short 2 mechanics at this time and due to the driver shortage, many mechanics are driving routes daily.
- **Action to be taken** Continue to advertise and promote the mechanic openings in order to fill the 2 vacant positions.
- **When will you give your team and executive council an update?**
Next month.

Department	Key Strategic Measures											Data Collected, Managed, and Reported by	
Business Services – Focus on Economy and Efficiency with Financial Transparency	8.1 Highest rating on FIRST 8.2 Clean Financial Audit 8.3 % of Payroll Issued Accurately & On Time											Michele Trongaard	
Leading Indicator Measure	Reported By	Sept.	Oct.	Nov.	Dec.	Jan.	Feb.	Mar.	Apr.	May	June	July	Aug.
8.1 Highest Rating on FIRST	Michele Trongaard		X										
8.2 Clean Financial Audit	Michele Trongaard			X									
8.3 % of Payroll Issued Accurately & On Time	Michele Trongaard												X

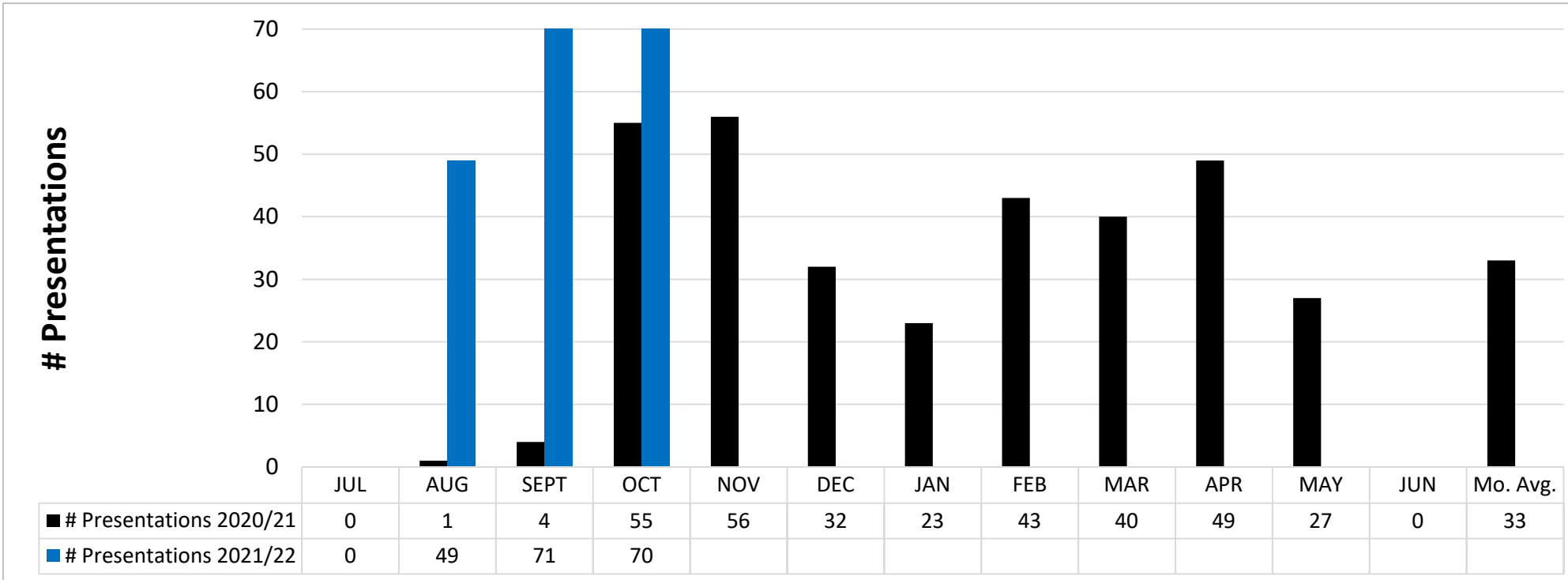
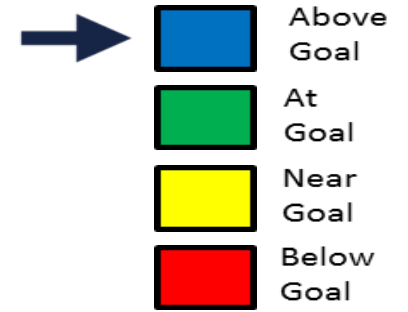
8.2 Clean Financial Audit (Unqualified Opinion)



- The Annual Comprehensive Financial Report of the Mansfield Independent School District provides an overview of the District’s governmental activities. The District is required to undergo an annual single audit in conformity with the provisions of the Single Audit Act of 1996 and the United States Office of Management and Budget Uniform Guidance. The ACF Report is scheduled to be presented at the November 16,2021 Board Meeting.
- Mansfield ISD received the Certificate of Excellence in Financial Reporting.
- The Business Services and Finance Department will continue to follow and implement financial management procedures within the department and continue to provide ongoing training to other departments and campus personnel in efforts to maintain the highest rating possible.

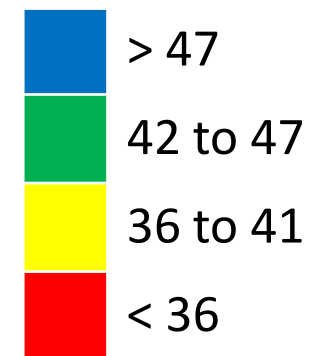
Department		Key Strategic Measures											Data Collected, Managed, and Reported by	
Safety and Security		9.1 % Police Presentations Per Month 9.2 % Students that Feel Safe at School 9.3 % Police Force Meeting TCOLE Standards											Chief Minter	
Leading Indicator Measure		Reported By	Sept.	Oct.	Nov.	Dec.	Jan.	Feb.	Mar.	Apr.	May	June	July	Aug.
9.1 % Police Presentations Per Month		Greg Minter	X	X	X	X	X	X	X	X	X	X	X	X
9.2 % of Students that Feel Safe at school		Bruno Dias				X						X		
9.3 % Police Force Meeting TCOLE Standards		Greg Minter						X						X

Measure 9.1 Police Presentations 2021/2022



- The Police Department currently has MISD officers covering all of the 47 campuses. Our goal is that each campus based officer conduct at least 1 presentation per month.
- Police presentations consist of student, staff, or community presentations.

Status for this Measure





TITLE: Enrollment Report

DATE: November 16, 2021

INFORMATION

BACKGROUND:

Mansfield Independent School District student enrollment was 35,531 on November 4, 2021. The attached exhibit presents the grade-by-grade enrollment for each campus as of that date.

Enrollment as of November 4, 2021 was 381 students higher than the same week in 2020.

CONSIDERATIONS:

- Total District enrollment is 381 students higher than the same week in 2020. This represents a 1.1% increase in enrollment.
- Grades PK-4 enrollment increased by 363 students.
- Grades 5-6 enrollment decreased by 235 students.
- Grades 7-8 enrollment increased by 175 students.
- Grades 9-12 enrollment increased by 78 students.
- The enrollments reported here are based on information from Skyward Student Data Systems.

RECOMMENDATION:

None. For information only.

Mansfield ISD Enrollment Report

as of 11/4/2021

Campus Name	EE	PK	KG	1	2	3	4	5	6	7	8	9	10	11	12	Total Count of Students
Mansfield Summit HS												557	461	446	447	1,911
Mansfield HS												730	613	626	613	2,582
Mansfield Timberview HS												573	453	452	499	1,977
Mansfield Legacy HS												710	618	588	533	2,449
The Phoenix Academy													1	38	29	68
Mansfield Lake Ridge HS												674	657	640	622	2,593
Mansfield Frontier HS												93	63			156
Early College High School												57	80	54	76	267
Tarrant Co JJAEP															2	2
Total High Schools												3,394	2,946	2,844	2,821	12,005
Rogene Worley Middle										323	362					685
T A Howard Middle										340	365					705
Brooks Wester Middle										331	443					774
Danny Jones Middle										432	458					890
James Coble Middle										456	465					921
Linda Jobe Middle										453	453					906
Charlene McKinzey Middle										413	339					752
STEM Academy									99	85	92					276
Total Middle Schools									99	2,833	2,977					5,909
Mary Orr Int								299	357							656
Cross Timbers Int								263	326							589
Donna Shepard Int								417	445							862
Della Icenhower Int								380	378							758
Mary Lillard IS								391	413							804
Asa E Low Jr Int								296	282							578
Alma Martinez Int								439	335							774
Total Intermediate Schools								2,485	2,536							5,021
Alice Ponder ES	16	41	102	97	118	98	120									592
Tarver-Rendon ES	4	35	104	106	106	96	119									570
J L Boren ES	17	41	107	100	115	120	112									612
Charlotte Anderson ES	2		66	62	79	70	86									365
Glenn Harmon ES	1		82	91	79	81	78									412
D P Morris ES			110	125	114	116	100									565
Willie Brown ES	5		110	110	102	120	127									574
Kenneth Davis ES	1		60	66	59	66	67									319
Imogene Gideon ES	1		62	71	71	77	67									349
Erma Nash ES		43	95	118	125	119	117									617
Elizabeth Smith ES	12	26	98	109	110	107	130									592
Roberta Tipps ES	12	44	88	90	95	95	108									532
Martha Reid ES	2		93	111	92	88	107									493
Thelma Jones ES	2		61	75	85	80	88									391
Mary Jo Sheppard ES	1	38	70	77	92	73	90									441
Janet Brockett ES	2		86	79	83	87	97									434
Anna May Daulton ES	1		119	103	139	160	149									671
Cora Spencer ES	4	22	110	122	148	120	146									672
Louise Cabaniss ES	2		92	101	112	106	144									557
Carol Holt ES	13	30	73	81	66	86	64									413
Annette Perry ES		44	85	63	82	85	91									450
Judy Miller ES	12	37	94	120	106	84	122									575
Nancy Neal ES	18	25	78	65	65	90	68									409
Academy for Early Learners	27	370														397
Brenda Norwood ES	2		104	95	82	149	162									594
Total Elementary Schools	157	796	2,149	2,237	2,325	2,373	2,559									12,596
Total Count of Students	157	796	2,149	2,237	2,325	2,373	2,559	2,485	2,635	2,833	2,977	3,394	2,946	2,844	2,821	35,531



**Board of School Trustees
Mansfield Independent School District**

TITLE: Attendance Percentage Report

DATE: November 16, 2021

INFORMATION

BACKGROUND:

Mansfield Independent School District Attendance Percentage Report is a campus-by-campus report from August 18, 2021 through November 9, 2021.

The attendance percentages reported here are based on the attached information from Skyward Data Services.

RECOMMENDATION:

No Board action required.

Entity	Name	Cal	Operational Days	Grade Level	Total Days Membership	Total Ineligible Days Present	Total Eligible Days Present	Refined ADA	Percentage Of Attendance
002	Mansfield Summit HS	002	55	ALL	105477.5	0.0	96509.0	1754.71	91.50
003	Mansfield HS	003	55	ALL	141735.5	0.0	133551.0	2428.20	94.23
004	Mansfield Timberview	004	53	ALL	104656.0	0.0	96669.0	1823.94	92.37
005	Mansfield Legacy HS	005	55	ALL	135507.0	0.0	124339.0	2260.71	91.76
006	The Phoenix Academy	006	55	ALL	3871.0	0.0	3150.0	57.27	81.37
007	Mansfield Lake Ridge	007	55	ALL	142684.0	0.0	136291.0	2478.02	95.52
008	Mansfield Frontier H	008	55	ALL	8607.0	0.0	8398.0	152.69	97.57
009	Early College High S	009	53	ALL	7217.0	0.0	7006.0	132.19	97.08
		TCC	45	ALL	5895.0	0.0	5804.0	128.98	98.46
041	Rogene Worley Middle	041	55	ALL	37487.0	0.0	35782.0	650.58	95.45
042	T A Howard Middle	042	55	ALL	38350.0	0.0	35760.0	650.18	93.25
043	Brooks Wester Middle	043	55	ALL	42426.5	0.0	40144.5	729.90	94.62
044	Danny Jones Middle	044	55	ALL	48788.0	0.0	47231.0	858.75	96.81
045	James Coble Middle	045	55	ALL	50344.0	0.0	47289.0	859.80	93.93
046	Linda Jobe Middle	046	55	ALL	49575.0	0.0	46463.5	844.79	93.72
047	Charlene McKinzey Mi	047	55	ALL	41219.0	0.0	39346.0	715.38	95.46
101	Alice Ponder ES	101	55	ALL	30223.5	36.5	28313.0	514.78	93.80
103	Tarver-Rendon ES	103	55	ALL	29566.5	130.5	27541.5	500.75	93.59
105	J L Boren ES	105	55	ALL	31630.0	999.5	28971.0	526.75	94.75
106	Charlotte Anderson E	106	55	ALL	19349.0	0.0	18084.0	328.80	93.46
107	Glenn Harmon ES	107	55	ALL	22314.0	0.0	20778.0	377.78	93.12
109	D P Morris ES	109	55	ALL	30815.0	0.0	28916.0	525.75	93.84
110	Willie Brown ES	110	55	ALL	30985.0	0.0	29744.0	540.80	95.99
111	Kenneth Davis ES	111	55	ALL	17013.0	0.0	16024.0	291.35	94.19
112	Imogene Gideon ES	112	55	ALL	18897.5	0.0	17866.0	324.84	94.54
113	Erma Nash ES	113	55	ALL	32392.5	0.0	30428.5	553.25	93.94
114	Elizabeth Smith ES	114	55	ALL	30768.5	0.0	29467.0	535.76	95.77
115	Robertta Tipps ES	115	55	ALL	27449.5	0.0	25969.5	472.17	94.61
116	Martha Reid ES	116	55	ALL	26171.0	0.0	25047.0	455.40	95.71
117	Thelma Jones ES	117	55	ALL	20908.0	1.0	19621.0	356.75	93.85
118	Mary Jo Sheppard ES	118	55	ALL	22779.0	0.0	21376.5	388.66	93.84
119	Janet Brockett ES	119	55	ALL	22812.0	0.0	21566.0	392.11	94.54
120	Anna May Daulton ES	120	55	ALL	36089.0	0.0	34803.0	632.78	96.44
121	Cora Spencer ES	121	55	ALL	35680.0	0.0	34106.5	620.12	95.59
122	Louise Cabaniss ES	122	55	ALL	29736.0	0.0	28262.0	513.85	95.04
123	Carol Holt ES	123	55	ALL	21165.5	91.5	19762.5	359.32	93.80
124	Annette Perry ES	124	55	ALL	22603.0	25.0	21297.0	387.22	94.33
125	Judy Miller ES	125	55	ALL	29729.5	0.0	28417.5	516.68	95.59
126	Nancy Neal ES	126	55	ALL	21220.0	26.5	20087.5	365.23	94.79
127	Academy for Early Le	127	55	ALL	10622.5	1089.0	8408.5	152.88	89.41
128	Brenda Norwood ES	128	55	ALL	32063.0	0.0	30237.0	549.76	94.30
201	Mary Orr Int	201	55	ALL	35031.0	0.0	33170.0	603.09	94.69
202	Cross Timbers Int	202	55	ALL	31183.0	0.0	29317.0	533.04	94.02
204	Donna Shepard Int	204	55	ALL	46194.0	0.0	43404.0	789.16	93.96
205	Della Icenhower Int	205	55	ALL	39678.0	0.0	37380.0	679.64	94.21
206	Mary Lillard IS	206	55	ALL	42429.0	0.0	40942.0	744.40	96.50
207	Asa E Low Jr Int	207	55	ALL	30773.0	0.0	29158.0	530.15	94.75
208	Alma Martinez Int	208	55	ALL	41191.0	0.0	39221.0	713.11	95.22
304	Tarrant Co JJAEP	304	57	ALL	114.0	108.0	0.0	0.00	94.74
944 (043)	STEM Academy	944	55	ALL	15132.0	0.0	14860.0	270.18	98.20
REPORT TOTALS:					1898547.0	2507.5	1786279.5	32572.40	94.22

***** End of report *****

ADA Template Parameters
ADA Report

Calendar	Calendar	Grad Yr	Grad Yr	Race	Race	Student	Student	Totals						
Low	High	Low	High	Low	High	Type	Low	High	Date	Low	Date	High	By	Report Type

Processed By

ZZZ	0000	9999	ZZZ	ZZZ	08/18/2021	11/09/2021	Entity	Summary	Only
-----	------	------	-----	-----	------------	------------	--------	---------	------

Student Range

Processed Entities: 002,003,004,005,006,007,008,009,041,042,043,044,045,046,047,101,103,105,106,107,109,110,111,112,113
114,115,116,117,118,119,120,121,122,123,124,125,126,127,128,201,202,204,205,206,207,208,304,907,944

Excluded Entities: 030,038



**Board of School Trustees
Mansfield Independent School District**

TITLE: Approved Student Trips

DATE: November 16, 2021

INFORMATION

BACKGROUND:

Board Policy FMG (Local) allows students to participate in school-sponsored trips. This policy designates the Superintendent to approve such trips upon recommendation of the Principal and Assistant Superintendent.

The attached student trips have been approved.

RECOMMENDATION:

No Board action required.

STUDENT TRAVEL - DAY TRIPS

School	Trip Coordinator	Group	Destination	Date	Days Out	# of Students	Admin. Attending	Ratio	Transportation	Purpose
Timberview	Kenneth Fudge	Theatre Arts	Mansfield, TX- Willie MISD Pigg Auditorium	Oct. 19, 2021	0.5	8	No	1:08	School Bus	One-on One Session w/ Professional Children's Theatre Group
Spencer	Renee Simpkins	Kindergarten	Alvaredo, TX-Country Critters Farm	Oct. 20, 2021	1	110	No	4:20	School Bus	Science
Timberview	Kimberly Pena	Seniors	Denton, TX- Texas Women's University	Oct. 26, 2021	1	50	No	1:25	School Bus	Guided Tour
Timberview	Kimberly Pena	Seniors	Arlington, TX-University of Texas	Oct. 26, 2021	1	50	No	1:25	School Bus	Guided Tour
Neal	Lesley Norris	GT	Arlington, TX-AT&T Stadium	Oct. 28, 2021	1	27	No	1:05	School Bus	Seeking Things From Different Points of View
Mansfield	Chrissy Boydston	Student Council	Mansfield ISD The Center for the Performing Arts	Oct. 30, 2021	0	11	No	1:11	Suburbans	Fall Leadership Conference-TASC District 3
Spencer	Genese Rodriguez	1st Grade	Dallas, TX-Heritage Village	Nov. 5, 2021	1	115	No	1:03	School Bus	What Life Was Like 100 years Ago
Spencer	Jennifer Clements	ECHO Education	Waco & Georgetown, TX	Nov. 5, 2021	1	150	Yes		School Bus	Charter Bus Provide by ECHO
Summit	Maria Bhatti	UIL Academics	Arlington, TX-University of Texas	Nov. 6, 2021	1	15	No	1:05	School Bus	Knowledge & Understanding of Competitions
Jobe	Blaine Elliott	Career Pathways	Mansfield, TX-Ben Barber Innovation Academy	Nov. 9, 2021	1	213	No	1:12	School Bus	Gaining Interest in Ben Barber Courses
Tarver-Rendon	Nicole Maye	3rd Grade	Fort Worth, TX Fort Worth Stockyards	Nov. 10, 2021	1	98	Yes	3:20	School Bus	Social Studies History
Ben Barber	Tracy Daniel	Health Sciences	Fort Worth, TX- MedStar Mobile Healthcare	Nov. 10, 2021	1	22	No	1:22	School Bus	MedStar EMT Orientation
Wester	Lianne Lindsey	6th Grade STEM	McKinney, TX- Heard Nature Museum	Nov. 12, 2021	1	99	Yes	1:15	School Bus	PBL Launch
Ben Barber	David L. Robinson	Culinary Arts Club	Graham, TX-Graham HS	Nov. 12-13, 2021	0	5	No	1:02	School Bus	Team Building & BBQ Techniques
Spencer	Lori Potter	2nd Grade	Fort Worth, TX- Fort Worth Zoo	Nov. 15, 2021	1	150	No	1:05	School Bus	Science
Wester	Stephanie Cooley	AP Spanish	Dallas, TX-SMU Meadows Art Museum	Nov. 17, 2021	1	7	No	1:07	School Bus	Artworks by Spanish artists
Jobe	Lilian Alvarado Fernandez	AP Spanish IV	Dallas, TX- TSMU Meadows Museum of Art	Nov. 17, 2021	1	9	No	1:07	School Bus	Curriculum Related Exhibitions
Timberview	Danielle Fores	Fashion Design	Dallas, TX-Wade College	Nov. 18, 2021	1	5	No	1:05	SUV	Workshops and "College days"
Boren	Kelly Binz	4th Grade	Dallas, TX-Heritage Village	Nov. 19, 2021	1	107	No	1:02	School Bus	Social Studies Curriculum
Ben Barber	Jocqui Baker-Robinson	Culinary Arts Club	Irving, Tx- Emma Rose Room	Nov. 19, 2021	0	8	No	1:04	Suburban and Ag Truck w/ Trailer	Catering Event
Frontier	Laura Christopher & Larita Nunez	GT Students	Mansfield, TX-Mind Maze Escape Room	Dec. 2, 2021	1	64	No	1:16	School Bus	Field Experience
Boren	Tracy Johnson	3rd Grade	Waco, TX- Mammoth Nathinal and Inner Spae Caverns	Dec. 5, 2021	1	121	No	2:10	School Bus	TEKS Based Science Program
Gideon	Tamara Dunn	4th Grade	Mansfield, TX- Rick Hermann Orthodontics	Dec. 9, 2021	1	60	No	1:10	School Bus	Science
Jobe	Jennifer Portele	Advanced Choir & Show Choir	Mansfield ISD Feeder Shools	Dec. 9, 2021	1	45	No	1:15	School Bus	Recruitment and Performances
Icenhower	Kelly Marino	GT	Dallas, TX-Spark! Creativity	Dec. 10, 2021	1	110	No	1:10	School Bus	Force & Motion

STUDENT TRAVEL - DAY TRIPS

Timberview	Kenneth Fudge	Theatre Arts II	Dallas, TX- Dallas Theatre Center	Dec. 16, 2021	I	18	No	2:08	School Bus	Professional Production
Shepard	Jessica Valentine	6th Grade	Van, TX- Sky Ran	Feb. 7, 2022	I	500	Yes	1:10	School Bus	Leadership Program
Perry	Monica Manzano	3rd Grade	Mansfield, TX- Oliver Nature Center	Feb. 25, 2022	I	84	No	1:04	School Bus	Plants and Animals and Their Ecosystems
Tipps	Kristi Paul	4th Grade	Waco, TX- Water Works, Mammoth National Monument, Cameron Park Zoo; Georgetown, TX- Inner Space Cavern	Mar. 9, 2022	I	97	Yes	1:07	Charter Bus	Hands-on Science

OVERNIGHT OUT OF STATE TRAVEL

School	Trip Coordinator	Group	Location	Dates of Trip	School Days Missed	Number of Students	Is an Admin. Attending	Adult to Student Ratio	Mode of Transportation	Purpose of Trip
Legacy	Cornelius Mitchell	Boys Basketball	Frisco, TX- The Star	Nov. 22-23, 2021	0	18	No	3:06	School Bus	Dallas Maverick Sponsored Event
Summit	Emund Prichett	Boys Basketball	Cypress TX- Berry Center	Dec. 9-11, 2021	2	15	No	1:07	Passenger Van	Tournament
Summit	Emund Prichett	Boys Basketball	Waco, TX-	Dec. 27-29, 2021	0	15	No	1:05	School Bus	Tournament
Legacy	Michael Keel	Soccer	Wichita Falls, TX- Midestern State University	Jan. 13-15, 2022	2	20	No	1:10	School Bus	Soccer Tournament
Jobe	Lauren Barron	Student Council	Van, TX- Sky Ranch	Jan. 27-28, 2022	1.5	24	No	2:12	School Bus	Leadership Program
Shepard	Jessica Valentine	6th Grade	Van, TX- Sky Ranch	Feb. 7-9, 2022	2	500	Yes	1:10	School Bus	Leadership Program
Legacy	Chad Redwine	Tennis	Tyler, TX-	Feb. 10-12, 2022	1	16	No	1:08	Enterprise Rentals	Tournament
Mansfield	Trent Sellers	Varsity Tennis	Tyler, TX-	Feb. 10-12, 2022	1	20	No	1:10	Rental	Tournament
Mansfield	Will Ludlow	Band	Branson, MO-	Mar. 30-April 3, 2022	3	150	Yes	1:09	Charter Bus	Professional Venue Performances



**Board of School Trustees
Mansfield Independent School District**

TITLE: MISD Committees Report

DATE: November 16, 2021

INFORMATION

BACKGROUND:

District committees formed will each report to the Board and the charter will be posted on the District website as well. Each report to the Board will depict the purpose, responsibilities, timeline, and membership. The charters for committees are attached.

CONSIDERATION:

Ad hoc Committees

2022-2023 Calendar Committee

2021-2022 Safety Procedure Plan Committee

Ongoing Committees

Advanced Placement Council

District-wide Educational Improvement Council (DEIC)

District's School Safety and Security Committee

Diversity, Equity, & Inclusion – District Advisory Council

Long Range Technology Plan 2021-2025

School Health Advisory Council 2021-2022

Superintendent's Advisory Council

Superintendent's Student Advisory Council (SAC)

RECOMMENDATION:

No Board action required.

**Charter
2022-2023 Calendar Committee
October 2021**

Purpose

To formulate and present the Mansfield ISD Academic Calendar for 2022-2023.

Responsibilities of the Committee

This is an Ad hoc committee with David L. Wright, Assistant Superintendent of Student Services and Support as the Chair. No secretary was appointed. The committee is created to use information and feedback from across the district in order to formulate the district academic calendar.

The process will involve at least five options of the 2022-2023 calendar to be vetted and amended by the Superintendents Student Advisory Committee, Curriculum Department, District Wide Education Improvement Council (DEIC), Calendar Committee, and Executive Council. After studying the options and input, a survey will be carried out to vote on the top two options. The survey will go to the community of Mansfield ISD.

Duration of Committee and/or Timeline

The committee will meet in planning and hearing input gathered from various departments. After the online survey is completed, Executive Council will take the survey results and Calendar Committee recommendations and make recommendations to the Board.

Meeting Date

October 20, 2021

Committee Membership

The committee is made up of teachers, parents, department heads, administrators and representatives of educational organizations (UEA, DEIC).

Jessica Patino	Charlotte Anderson ES Teacher	Cheryl Ferrell	Martha Reid ES Counselor
Rachel Johnson	Kenneth Davis ES Teacher	Tisha Acoste	Cross Timber IS Counselor
Stephanie Crisafulli	Nancy Neal ES Teacher	Daphne Riles	T. A Howard MS Teacher
Merri Meriwether	Asa Low IS Teacher	Kevin Dodge	D.P. Morris ES Counselor
Savana Hughey	Charlene McKinzey MS Teacher	Jennifer Roberts	Legacy HS Counselor
Ebony Gaskin	Timberview HS Teacher	Tracey Johnson	J.L. Boren ES Principal
Lisa Eubanks	Willie Brown ES Counselor	Sheryl Suchsland	Brenda Norwood ES Principal
Patricia Robinson	Carol Holt ES Counselor	Kourtney Gates	Brooks Wester Ms Principal
Angela Proctor	C. Anderson ES Receptionist		

T. J. Planas	Lake Ridge HS Assistant Principal	Charlie Brooks	Tarver Rendon ES Parent
Dr. Darwert Johnson	Fine Arts Director	Rosie Garnica	Janet Brockett ES Parent
Tammy Lusinger	Athletics	Denae Greenly	Cora Spencer ES Parent
Gary Gates	Student Services Director	Raelyna Ford	Donna Shepard IS Parent
Sondra Thomas	Facilities Assist. Director (Child Nutrition)	Misty Bergman	Della Icenhower IS Parent
Marcella Rodriguez	Health Services Administrative Assistant	Heather Keating	Linda Jobe MS Parent
Donna O'Brian	Admin. / Area Superintendent Curriculum & Instruction	Kerri Wells	Rogene Worley Parent
Marcella Rodriguez	Health Services Secretary	Sharon Melton	Mansfield HS Parent
Sondra Thomas	Student Nutrition Assistant Director	Jo Anna Cardoza	Summit HS Parent
Nicole Canoe	ATPE Educational Organization	Sakina Omar	Glenn Harmon ES Parent
Jennifer Castrillo	Post-Secondary Coordinator	Jennifer Castrillo	Post-Secondary Coordinator
Shane Skinner	UEA Educational Organization	Teresa Francis	Advanced Academics Director

Final Report

The final option is presented at the regular board meeting in January by the Assistant Superintendent of Student Services and Support.

**Charter
Advanced Placement Council
Dec 18, 2017**

Purpose

The purpose of the AP Council is to advocate for and represent AP teachers and students within the Mansfield ISD.

Responsibilities of the Committee

This committee represents individual campus AP teachers. They bring campus concerns forward and make suggestions to improve the AP program within MISD. Teresa Francis is the non-voting chair of the committee, Melanie Beckett is the non-voting secretary of the committee. Campus GT Specialists, if not one of the campus representatives, also attend as non-voting members. This standing committee should produce, at least once annually, a recommendation for improvement of the AP program.

Duration of Committee and/or Timeline

We will meet at least three times annually, once during the fall semester and twice during the spring and an optional meeting once during the summer. We will also organize and host an annual AP Conference for all AP teachers in grades 7-12.

Committee Membership

(See page 2 for current membership)

Final Report submitted to Whom and by When

Final Annual report is submitted by Teresa Francis to Donna O'Brian in May each year.



AP Council 2021-2022

Summit High School	002	Amy Johnson	AP Science	2021
		Emily McCollister	APUSH	2021
		Jason Mutterer	Academic Associate Principal	
Mansfield High School	003	Joseph Kelly	AP Science	2023
		Mandy Gent	AP US History	2023
		Dr. Kristy Miller	Academic Associate Principal	
Timberview High School	004			
		David Towns	AP Government	2021
		Miguel Garza	Academic Associate Principal	
Legacy High School	005	Sara Kamphaus	AP Calculus	2023
		Danielle Panzarella	AP World History	2023
		Ketura Madison	Academic Associate Principal	
Lake Ridge High School	007	Leigh Ann Smith	AP US History	2023
		Linn Thatcher	AP Chemistry	2023
		Katrina Mabry-Smith	Academic Associate Principal	
		Ashley Alloway	Principal	2022
Frontier High School	008	Laura Christopher	English	2023
		Michael Fore	Academic Associate Principal	

Rotation of Campus Principal Representative When – August

LRHS 2021

FHS 2022

SHS 2023

MHS 2024

LHS 2025

THS 2026

**Charter
District-wide Educational Improvement Council (DEIC)
2021-2022**

Purpose

MISD Board policy directs the establishment of a district-level planning and decision-making process that involves the professional staff of a district, parents of students enrolled in a district, business representatives, and community members in establishing and reviewing the District's educational plans, goals, performance objectives, and major instructional programs.

Responsibilities of the Committee

The Superintendent or Superintendent's Designee shall serve as the chairperson of DEIC.

- Chairperson: Fernando Benavides, Executive Director of High Schools
- DEIC Scribe: Secretary to the Executive Director
- Type of Committee: Standing
- Decision Making Authority: Advisory

The District-wide Educational Improvement Council shall assist the Superintendent with the annual development, evaluation, and revision of the District Improvement Plan.

Duration of Committee and/or Timeline

The chairperson of the committee shall set its agenda and shall schedule at least four meetings per year; additional meetings may be held at the call of the chairperson.

Meeting Dates*

October 6, 2021 – 4:30pm-6:00pm, *MISD Center PDC Rooms-CANCELED*

October 14, 2021 – 4:30pm-6:00pm, *MISD Center PDC Rooms, First Meeting*

November 4, 2021 – 4:30pm-6:00pm, *MISD Center PDC Rooms, DIP / Plan on a Page*

December 9, 2021 – 4:30pm-6:00pm, *MISD Center PDC Rooms*

January 13, 2022 – 4:30pm-6:00pm, *MISD Center PDC Rooms*

February 24, 2022 – 4:30pm-6:00pm, *MISD Center PDC Rooms*

March 24, 2022 – 4:30pm-6:00pm, *MISD Center PDC Rooms*

April 21, 2022 – 4:30pm-6:00pm, *Administration Building 100 Great Room*

*Meetings are tentatively scheduled and confirmed monthly based on agenda items to be addressed.

Committee Membership

The District-wide Educational Improvement Council shall include representative, professional staff, parents of students enrolled in the district, business representatives, and community members.

2021-2022 DEIC Membership:

CAMPUS	REPRESENTATIVE	TYPE OF REP	CAMPUS ROLE	TERM
EARLY CHILDHOOD				
Sarah K. Jandrucko	Ashton Oliver	Non-Teaching	Dean of Instruction	2021-2023
ELEMENTARY SCHOOLS				
Charlotte Anderson	Sheira Petty	Non-Teaching	Principal	2020-2022
J. L. Boren	Amy Carlisle	Non-Teaching	Assistant Principal	2020-2022
Janet Brockett	Kimetra Hall	Non-Teaching	Counselor	2020-2022
Willie Brown	Carolyn Marks	Teaching	Art Teacher	2020-2022
Louise Cabaniss	Tamara Nti Mensah	Teaching	Resource Teacher	2021-2023
Anna Mae Daulton	Andrea Hutchins	Non-Teaching	ESL Lead	2021-2023
Kenneth Davis	Chandler Gentry	Teaching	Kindergarten Teacher	2020-2022
Imogene Gideon	Ashley Rodriguez	Teaching	2nd Grade Teacher	2020-2022
Glenn Harmon	Dembraski Moore	Teaching	3rd Grade Teacher	2020-2022
Carol Holt	Gretchen Voronin	Teaching	Art Teacher	2020-2022
Thelma Jones	Whitney Riordan	Teaching	Kindergarten Teacher	2021-2023
Judy K. Miller	Leslie Olguin	Teaching	Pre-K Teacher	2020-2022
D. P. Morris	Melissa Williams	Teaching	Sped Co-Teacher	2020-2022
Erma Nash	Glenda Reyes	Teaching	Sped Resource Teacher	2021-2023
Nancy Neal	Casey Siegel	Teaching	ESL Teacher	2021-2023
Brenda Norwood	Megan Richardson	Non-Teaching	Counselor	2021-2023
Annette Perry	Crystal Constante	Non-Teaching	Counselor	2021-2023
Alice Ponder	Stacy Moore-Helms	Teaching	SPED EC-4 Teacher	2021-2023
Martha Reid	Cheryl Ferrell	Non-Teaching	Counselor	2021-2023
Mary Jo Sheppard	Candy Graham	Teaching	Pre-K Teacher	2021-2023
Elizabeth Smith	Trenell Scott	Non-Teaching	Principal	2021-2023
Cora Spencer	Donna Wright	Teaching	3rd Grade Teacher	2021-2023
Tarver Rendon	Mindy McBroom	Teaching	Math Specialist	2021-2023
Roberta Tipps	Kristen Bradford	Teaching	4th Grade Teacher	2021-2023
INTERMEDIATE SCHOOLS				
Cross Timbers	Patrice Cross-Lewis	Teaching	SPED Teacher	2021-2023
Della Icenhower	Jeanne Clayton	Non-Teaching	Librarian	2020-2022
Mary Lillard	Jaemee Homb	Teaching	5th Grade ELA Teacher	2020-2022
Asa Low	Michelle Elliot	Teaching	6th Grade Social Studies Teacher	2021-2023
Alma Martinez	Stephanie Friedrich	Teaching	STEM Art Teacher	2021-2023
Mary Orr	Aaron Resendez	Teaching	5th Grade Math	2021-2023

Donna Shepard	Edrica Mullins	Teaching	Special Education Teacher	2020-2022
MIDDLE SCHOOLS				
James Coble	Angela Byrd	Teaching	Social Studies Teacher	2020-2022
T. A. Howard	Lakeita Richardson	Teaching	Career Pathways Teacher	2021-2023
Linda Jobe	Carrie Garcia	Non-Teaching	Counselor	2021-2023
Danny Jones	Melissa Silerio	Non-Teaching	Librarian	2020-2022
Charlene McKinzey	Jordan Rucker	Teaching	8 th Grade ELA Teacher	2021-2023
Brooks Wester	Sara Corley	Teaching	Theatre Arts Teacher	2020-2022
Rogene Worley	Samiyyah Middleton	Non-Teaching	Counselor	2021-2023
HIGH SCHOOLS				
Ben Barber/Frontier	Daniel Mele	Teaching	Vocational Animation	2020-2022
Early College	LaToya Beale	Non-Teaching	Counselor	2021-2023
Phoenix Academy	Kimberly Helixon	Teaching	Math Teacher	2020-2022
Lake Ridge	Brandon Austin	Teaching	Social Studies Teacher	2020-2022
Lake Ridge	Katrina Covington	Teaching	Science Teacher	2021-2023
Legacy	Michael Pope	Teaching	English Teacher	2020-2022
Legacy	Pam Pinkerton	Non-Teaching	Librarian	2021-2023
Mansfield	Corey Dashner	Teaching	Science Teacher	2020-2022
Mansfield	Michael Yeary	Non-Teaching	Assistant Principal	2021-2023
Summit	Roderick Pouncy	Non-Teaching	Assistant Principal	2020-2022
Summit	Garrett Ramos	Teaching	Science Teacher	2021-2023
Timberview	Lindsay Daniel	Teaching	Social Studies Teacher	2020-2022
Timberview	David Towns	Teaching	Social Studies Teacher	2021-2023
PARENTS				
Ana Gann		Parent Rep		2021-2023
Angie Thor		Parent Rep		2020-2022
Tai Mays		Parent Rep		2021-2023
COMMUNITY				
Loraine Morazzano		Community Rep		2021-2023
Lauren Brown		Community Rep		2021-2023
BUSINESS				
Todd Simmons		Business Rep		2020-2022
Brad Golden		Business Rep		2021-2023

District School Safety and Security Committee

2021-2022 School Year

Charter

Committee Purpose:

Participate in the development and implementation of emergency plans consistent with the district multi-hazard emergency operations plan. Addressing mitigation, preparedness, response, and recovery as defined by the commissioner of education or commissioner of higher education in conjunction with the governor's office of homeland security.

Responsibilities of the Committee:

1. Approve plans that reflect specific campus, facility, or support service's needs.
2. Recommend, develop and implement emergency plans consistent with the district multi-hazard emergency operations plan required in accordance with best practices identified by the agency, the Texas School Safety Center.
3. Review the adequacy of district infrastructure for time of emergency.
4. Review each report required to be submitted by the district to the Texas School Safety Center to ensure that the report contains accurate and complete information regarding each campus, facility, or support service in accordance with criteria established by the center.
5. Consult and make recommendations with local law enforcement agencies on methods to increase law enforcement presence near district campuses.
6. Periodically provide recommendations to the district's board of trustees and district administrators regarding updating the district multi-hazard emergency operations plan;
7. The committee shall meet at least once during each academic semester and at least once during the summer.

Chair of the Committee: Bruno Dias, Director of Safety and Security
This Charter is posted on our website.

Duration of Committee and/or Timeline:

09/16/21- Quarter 1 4:00-5:00 PM
11/18/21- Quarter 2 4:00-5:00 PM
02/17/22- Quarter 3 4:00-5:00 PM
05/12/22- Quarter 4 4:00-5:00 PM

Location: Second floor east lobby

NOTE: The committee is subject to Chapter 551, Government Code, and may meet in executive session as provided by that chapter. Notice of a committee meeting must be posted in the same manner as notice of a meeting of the district's board of trustees.

Charter Members:

Dr. Kimberly Cantu, Superintendent

Dr. Sean Scott, Deputy Superintendent

David Wright, Assistant Superintendent

Donald Williams, Associate Superintendent

Paul Cash, Executive Director of Facilities

Michelle Newsom, Mansfield ISD Board of Trustees President

Desiree Thomas, Mansfield ISD Board of Trustees Vice-President

Brooke Britain, Mansfield High School Coach

Jeff Hood, Rogene Worley MS Band Director

Kelsey Smith, Mansfield ISD Louise Cabaniss ES

Warren Davis, Mansfield ISD Parent and MISD Board of Trustee, Place 6

Ashley Gordon, Mansfield ISD Parent

Greg Minter, Mansfield ISD Chief of Police

Greg Cutler, City of Mansfield Emergency Management

Johnny Spruiel, Mansfield ISD Emergency Management

Mike Midkiff, City of Mansfield Police Captain

Charter

Diversity, Equity, & Inclusion – District Advisory Council

June 23, 2020

Purpose

The purpose of this council is to provide support, feedback, and guidance to the Board of Trustees about issues related to diversity, equity, and inclusion throughout Mansfield ISD. Working together to fulfill the District's Vision 2020 Values of students first, continuous improvement, integrity, communication, positive relationships, and resiliency, the council will make recommendations to the Board regarding changes to policy, procedures, and practice within Mansfield ISD.

Responsibilities of the Committee

The Diversity, Equity, & Inclusion Advisory Council will work with staff to analyze the inclusion, equity, and access needs of the district. The Council will make recommendations to the Board on opportunities to insure that Mansfield ISD is a safe learning community in which all voices are valued, students and staff have a sense of belonging and feel connected to each other, their school, and the MISD community.

Mr. Donald Williams, Associate Superintendent of Communications & Marketing will chair the council. The new Director of Diversity, Equity, & Inclusion will serve as secretary.

This Charter, all presentations, and approved minutes for all meetings are posted on the MISD website.

All meetings are open to the public.

Committee Composition & Selection

Council members will be selected in three ways and represent a broad cross-section of the Mansfield ISD Stakeholders. The district will seek to involve students, staff, families, and community members that reflect district demographics to inform decisions regarding equity and inclusion. To the degree possible, the council will include geographic representation (schools and level of schools) and demographics in relation to (but not limited to): race, color, religion, gender, sexual orientation, gender identity, national or ethnic origin, marital status, age, mental or physical disability, pregnancy, familial status, economic status, and veteran's status. Students, Parents, Community Leaders, Teachers, Campus Administration and District Administration will be included.

1. MISD Board of Trustee Nominations
2. Campus Principal Nominations
3. Student, Parent, Staff, Community Volunteers

Duration of Council and/or Timeline – Diversity, Equity, & Inclusion

Meeting Dates	Time	Place
Monthly Meetings Beginning in September 2020, details TBD.		

Council Outcomes

Council recommendations will be presented to the Board of Trustees.

Council Membership

Neta Alexander
Bianca Avery
Lari Barager
Emily Camarena
Luis Castillo
Kendall Fields
Kim Jackson
Carmin MacMillian
Travis Moore
Marquettia Stafford

Karrye Aquino
Ramonía Bacon
Fernando Benavides
Jo Anna Cardoza
Regenia Crane
Erica Gorruso
Samone Jones
VanDella Meniffee
LaShanda Reed-Larry
Willie Sublet III

Marisela Aramino
Chelsea Baldwin
Traci Browder
Tashiba Carter
Jamie Fanner
Julian Hobdy
Kim Lovelace
Greg Minter
Nichole Shelburn
Tara Taylor

Charter
Long Range Technology Plan 2021-2025
February 5, 2021

Purpose

Technology has dramatically shaped our society and recent events in our society has reshaped the way we use technology. With the onset of the pandemic in 2020, technology has played a significant role in keeping education moving forward despite illnesses, quarantines, and mandated shutdowns. Each year billions of dollars are provided school districts through various Federal, state, and local governments to buy technology equipment and provide internet access for school districts. Additional funds have been allocated this year to buy equipment and provide services necessary to move classrooms to a virtual environment. It is important that all funds are spent in a manner consistent with the goals of the district without creating equity gaps or significant future financial burdens. A long-range plan is a tool best used to establish the goals of the district while providing the framework to keep technology up to date, readily available, safe, secure, and reliable.

To begin the process of developing the district's long range technology plan, a committee consisting of stakeholders from the students, staff, and community will be convened to study the current state of technology and the anticipated future needs of technology to support education.

Responsibilities of Committee

Jeffrey Brogden, Chief Technology Officer and Shawntee' Cowan, Director of Technology will chair the committee.

Long Range Technology Plan

1. Develop a Long-Range Technology Plan that addresses the six strategic goals of the TEA's "Long-Range Plan for Technology 2018-2023"
 - a. Personalized, Flexible, Empowered Learning Environment
 - b. Equitable Access
 - c. Digital Citizenship
 - d. Safety and Security
 - e. Collaborative Leadership
 - f. Reliable Infrastructure
2. Develop a plan that addresses the constantly changing environment of technology while addressing the future knowns and building contingencies for the unknowns
3. Develop a plan that defines technology equipment for all learning spaces to create equity and consistency district-wide

Committee Membership & Selection

The committee will consist of no more than 30 members, including committee chairs, secretary, and Board Trustee -Technology (Karen Marcucci). Committee members will be selected by the following ways:

1. Board of Trustee Recommendation
2. Campus Principal Recommendation
3. Administration Recommendation
4. Volunteers

Information regarding the progress of the committee, meeting minutes, presentations, and attendance will be made available to Dr. Sean Scott, Associate Superintendent Curriculum & Instruction, for appropriate distribution.

Meetings will be closed to the public.



Approved:

2 - 8 - 21

Date:

Charter
2021 – 2022 Safety Procedure Plan Committee
October 2021

Purpose

The purpose of the Safety Procedure Plan Committee is to review and update Mansfield ISD’s Safety Procedure Plan using input from students, parents, staff, and community members. The goal is to propose updates to the 2018 Safety Procedure Plan to the Safety and Security Committee to ensure safer MISD schools and facilities. The Safety and Security Committee will make recommendations to the School Board.

Responsibilities of Committee

To access and evaluate current MISD Safety Procedures and create an updated comprehensive Safety Procedure Plan.

- Dr. Deborah Cron – Facilitator
- Dr. Kimberley Cantu – Superintendent of School

Duration of Committee

The committee will meet a minimum of three times from 6:00 p.m. – 9:00 p.m. at the following location:

- Thursday, November 4 Mansfield ISD Center for Performing Arts
- Wednesday, November 17 Mansfield ISD Center for Performing Arts
- Thursday, December 2 Mansfield ISD Center for Performing Arts
- Thursday, December 16 Mansfield ISD Center for Performing Arts (if necessary)

Committee Membership & Selection

The committee will consist of no more than 90 members, including committee chairs. Committee members will be selected by the following methods:

1. Board of Trustee Recommendation
2. Campus Principal Recommendation
3. Administration Recommendation
4. Volunteers (Community and parents)

Careful consideration will be given to ensure that all attendance zones are represented by volunteers and staff.

Information regarding the progress of the committee, meeting minutes, presentations, and attendance will be made available to Dr. Kimberley Cantu, Superintendent, for appropriate distribution.

Meeting attendance will be limited to committee members.

Charter

School Health Advisory Council 2021-2022

Purpose and Responsibilities

The School Health Advisory Council (SHAC) is a group of individuals representative of segments of the community. They provide advice on coordinated school health programming and its impact on student health and learning that impact the entire school district.

In addition to its other duties, the SHAC shall submit to the Board, at least annually, a written report that includes recommendations, modifications to previous recommendations, and an explanation of SHAC activities since the last written report.

Duration of Committee and/or Timeline

The SHAC is a standing committee. The chairperson of the committee shall set its agenda and shall schedule at least four meetings per year. Additional meetings may be held at the call of the chairperson.

Meeting Dates

Meetings are tentatively scheduled and confirmed quarterly based on agenda items to be addressed. The dates for the 21-22 school year are:

- October 14 12:00 -1:00 pm (Training only –not an official meeting)
- November 11 12:00 -1:00 pm
- January 27 12:00-1:00 pm*
- February 24 12:00- 1:00 pm*
- March 10 12:00-1:00 pm

Committee Membership

The School Health Advisory Committee members shall include representative professional staff, parents of students enrolled in the District, business representatives, and community members.

MISD Governing Board Policy

- FFA (Legal)
- FFA (Local)
- EHAA (Legal)

Committee Membership

Texas law requires that every public school district establish a School Health Advisory Council. Membership is comprised of students, parents, district staff, community agency representatives and professionals. By law, the majority of council members must be parents who are not employees of the district. SHACs are required to meet at least 4 times per school year.

1. Members approved to serve on the MISD School Health Advisory Council shall be selected from appropriate sources as outlined in TEC, Title I, Chapter 28, § 28.004.

Charter

Title: Superintendent's Advisory Council

Purpose: The Superintendent's Advisory Council is a representative body that will provide two-way communications between the Superintendent and community on a variety of important topics raised by the Superintendent and Superintendent's Advisory Council members. The Superintendent's Advisory Council will advise the Superintendent on policy matters as they pertain to topics discussed at the Superintendent's Advisory Council meetings.

Objectives:

- Act as a focus group for the Superintendent regarding district issues.
- Bring questions and concerns from parents, students, staff, and the community to the attention of the Superintendent
- Review and make recommendations to the Superintendent on a variety of topics

Members: The Superintendent or designee will approve and appoint Superintendent Advisory Council members. Consideration will be given to parents and community members who represent the diversity of the district's student body and overall community.

Last Name	First Name	Role
Alexander	David	Community
Baba	Truston	Parent/Community
Baird	Stephanie	Community
Baldwin	Chelsea	Community
Beck	Allan	Parent/Community
Cardoza	Jo Anna	Parent/Community
Collier	Marty	Community
Davis	Eboni	Parent
Fiagome	Corinne	Parent
Fresquez	Juan	Community
Huq	Washima	Community/Alumni
Jones	Matt	Community
Klein	David	Community
Lee	Samantha	Parent
Levens	Brad	Community
Luttrell	Susan	Grandparent/Community
Mainer	Michael	Parent/Community
Menifee	Vandella	Parent/Community
Minor	Dr. Jacquelyn	Parent/Community
Rose	Kenneth	Community
Sneed	Venetia	Community
Trook	Lindsey	Parent/Community
Van Cleave	Debbie	Parent/Community
Vincent	Kyle	Parent

Authority: The committee will serve in an advisory role to the Superintendent and have no decision-making authority.

Meetings: Meetings will be held on the third Tuesday of October, February, April and June from 6 – 8 p.m. Meetings will be called by the Superintendent and facilitated with a district administrator or outside consultant. Superintendent's Cabinet members will be available to answer questions or assist with discussions.

Length of the committee will be at the Superintendent's discretion.

2. All official members to the SHAC are generally approved by the MISD School Board.
3. A minimum of 5 persons shall serve on the SHAC with the majority of members being District parents.
4. Students, parents, community members, teachers, and parents may not serve on the SHAC more than two consecutive years.
5. Parents whose son/daughter is on the SHAC cannot serve on the SHAC at the same time.

2021-2022 SHAC Membership:

School Health Advisory Council Member List 2021-2022

Rita Denton	Director of Student Nutrition
Amy Senato	Elementary Science and Physical Education Coordinator
Michelle Hurst	Secondary Science and Health Coordinator
Elisa Watkins	LVN Supervisor/Resource Nurse Health Services
Dorian Watson	Health Teacher at Legacy High School
Jennifer Powers	Director of Guidance and Counseling
Mendy Gregory	Director of Social Emotional Learning
Bruno Dias	Director of Safety and Security
Amy Taylor	Milwood Hospital
Laura Sweatt	Magnet Director for Methodist Mansfield Medical Center
Kristen Sutton	Director of Community Engagement Texas Health
Debbie Van Cleave	parent at THS (feeder THS)
Gina Williams	parent at Ponder Elementary (feeder LHS)
Jae Hill	parent Howard Middle (feeder SHS)
Joseph Jenkins	parent at Tarver-Rendon Elementary and Donna Shepard Intermediate (feeder LHS)
Karen Tecklenburg	parent at MHS (feeder MHS)
LaToya Savoie	parent at Danny Jones Middle (feeder LRHS)
Marisela Aramino	parent at Nash Elementary and MHS (feeder MHS)
Mike McCown	parent at Lillard Intermediate (feeder LRHS)
Nicole Flores	parent at Nash Elementary and Asa Lowe Intermediate (feeder MHS)
Nicole Lujan	parent at DP Morris Elementary (feeder SHS)
Scherron Richard	parent at Nash Elementary and Worley Middle (feeder MHS)

Shelley Jones	parent at MHS (feeder MHS)
Sheryl Taylor Fingers	parent at Brockett Elementary and THS (feeder THS)
Steffanie Steelhammer	parent at Jobe Middle (feeder at LHS)
Tiffany Mylett	parent at Smith Elementary (feeder at LRHS)
VanDella Meniffee	parent at THS (feeder THS)
Wendy Thacker	parent at Howard Middle (feeder SHS)

Student Ambassadors from each traditional high school campus will provide student voice.

Charter

Title: Superintendent's Advisory Council

Purpose: The Superintendent's Advisory Council is a representative body that will provide two-way communications between the Superintendent and community on a variety of important topics raised by the Superintendent and Superintendent's Advisory Council members. The Superintendent's Advisory Council will advise the Superintendent on policy matters as they pertain to topics discussed at the Superintendent's Advisory Council meetings.

Objectives:

- Act as a focus group for the Superintendent regarding district issues.
- Bring questions and concerns from parents, students, staff, and the community to the attention of the Superintendent
- Review and make recommendations to the Superintendent on a variety of topics

Members: The Superintendent or designee will approve and appoint Superintendent Advisory Council members. Consideration will be given to parents and community members who represent the diversity of the district's student body and overall community.

Last Name	First Name	Role
Alexander	David	Community
Baba	Truston	Parent/Community
Baird	Stephanie	Community
Baldwin	Chelsea	Community
Beck	Allan	Parent/Community
Cardoza	Jo Anna	Parent/Community
Collier	Marty	Community
Davis	Eboni	Parent
Fiagome	Corinne	Parent
Fresquez	Juan	Community
Huq	Washima	Community/Alumni
Jones	Matt	Community
Klein	David	Community
Lee	Samantha	Parent
Levens	Brad	Community
Luttrell	Susan	Grandparent/Community
Mainer	Michael	Parent/Community
Menifee	Vandella	Parent/Community
Minor	Dr. Jacquelyn	Parent/Community
Rose	Kenneth	Community
Sneed	Venetia	Community
Trook	Lindsey	Parent/Community
Van Cleave	Debbie	Parent/Community
Vincent	Kyle	Parent

Authority: The committee will serve in an advisory role to the Superintendent and have no decision-making authority.

Meetings: Meetings will be held on the third Tuesday of October, February, April and June from 6 – 8 p.m. Meetings will be called by the Superintendent and facilitated with a district administrator or outside consultant. Superintendent's Cabinet members will be available to answer questions or assist with discussions.

Length of the committee will be at the Superintendent's discretion.

Mansfield ISD

Superintendent's Student Advisory Council (SAC)

Purpose of SAC

The Superintendent's Student Advisory Council is composed of student representatives from each of the MISD secondary campuses. These students will meet with the Superintendent and other district staff during the school year. The focus of these meetings will be to discuss how decisions made at the district level are affecting students throughout MISD. In addition, students will gain knowledge of a variety of topics, have the opportunity to share information, and provide feedback on the secondary school experience in the district.

SAC Membership

- Superintendent Representatives
 - Executive Council
 - Principals from each High School & Middle School
 - Other Directors as agenda requires
 - MISD Board of Trustees
- Student Representatives
 - Two 8th grade students from each middle school
 - One student from each grade level (9-12) from each high school

SAC Meeting Information

Location and Time:

- All meetings are held at the Center for Performing Arts
- All meetings will be from 10:00 AM – 12:00 PM (lunch is provided)

SAC Meeting Dates:

- Friday, November 5, 2021
- Friday, January 28, 2022
- Wednesday, April 13, 2022

SAC Field Trip:

- No Field Trip for the 2021-2022 school year

Additional Information

- Super SAC should reflect the diversity of the campus
- During Super SAC meetings, students will work in collaborative teams and not always in school teams
- District Personnel will be available at each meeting
- Principals at each school will make sure students are present for each meeting
- MISD District Transportation will not be used
- Super SAC Student Representatives will complete a Parent Permission Slip
- **Each campus principal is responsible for creating a student advisor group or avenue on their campus for the purpose of the Super SAC students to report back to the school**

DATE: November 16, 2021
TO: Dr. Kimberley Cantu
Superintendent
FROM: Dr. Jennifer Stoecker
Assistant Superintendent/HR
RE: **RESIGNATIONS**

RESIGNATIONS:

NAME: Arredondo Rojas, Adriana
ASSIGNMENT: 6th Grade Math Teacher/Alma Martinez IS
EXPERIENCE: 1 Year/1 with MISD
REASON: Resigning/Personal
EFFECTIVE DATE: October 8, 2021

NAME: Bond, Andrea
ASSIGNMENT: 5th Grade Science/Social Studies Teacher/Asa Low IS
EXPERIENCE: 21 Years/21 with MISD
REASON: Resigning/Personal
EFFECTIVE DATE: October 29, 2021

NAME: Bruton, Bettye
ASSIGNMENT: SpEd Resource Teacher/James Coble MS
EXPERIENCE: 21 Years/2 with MISD
REASON: Resigning/Promotion in another district
EFFECTIVE DATE: November 5, 2021

NAME: Deweerd, Pamela
ASSIGNMENT: Health Occupations Teacher/Ben Barber Innovation Academy
EXPERIENCE: 17 Years
REASON: Resigning/Health or family circumstances
EFFECTIVE DATE: October 22, 2021

NAME: Dixon, Lauren
ASSIGNMENT: English Teacher/Timberview HS
EXPERIENCE: 3 Years/3 with MISD
REASON: Resigning/Health or family circumstances
EFFECTIVE DATE: October 29, 2021

NAME: Duffus, Debbie
ASSIGNMENT: SpEd Success Teacher/Summit HS
EXPERIENCE: 3 Years/1 with MISD
REASON: Resigning/Health or family circumstances
EFFECTIVE DATE: October 20, 2021

NAME: Frick, Andrea
ASSIGNMENT: 4th Grade Math & Science Teacher/Brenda Norwood ES
EXPERIENCE: 7 Years/4 with MISD
REASON: Resigning/Relocating
EFFECTIVE DATE: November 12, 2021

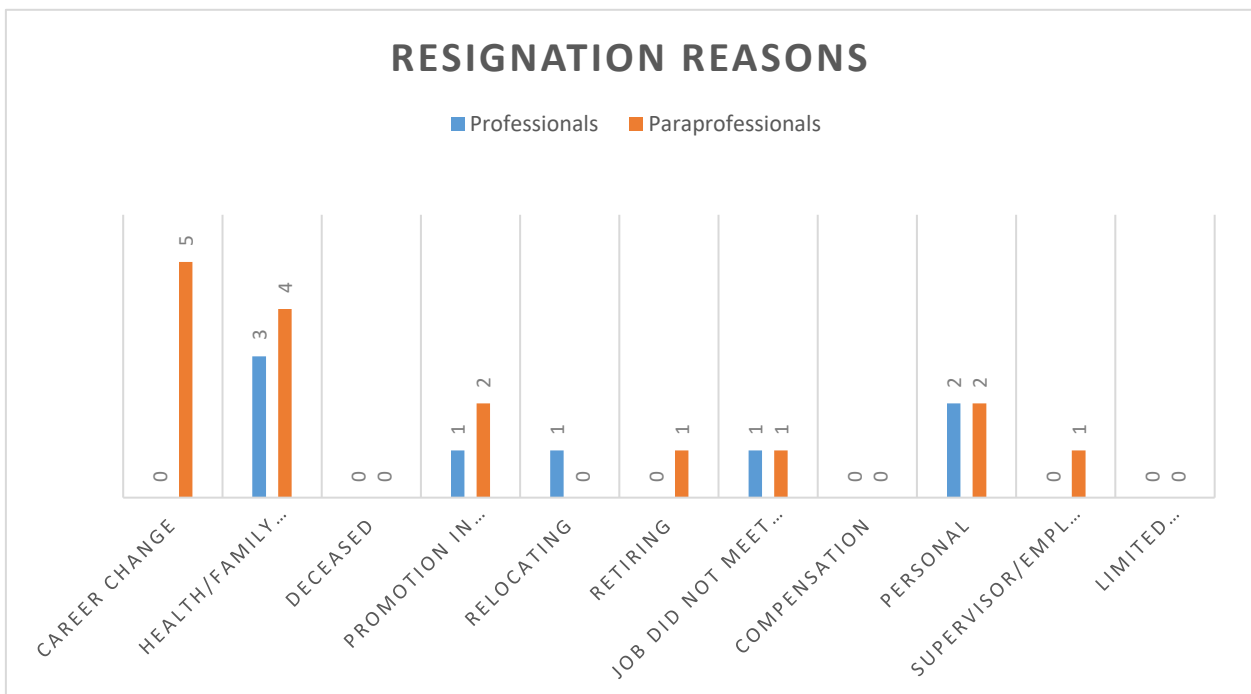
NAME: Roark, Christiana
ASSIGNMENT: 6th Grade ELAR Teacher/Alma Martinez IS
EXPERIENCE: 2 Years/1 with MISD
REASON: Resigning/Job did not meet expectations
EFFECTIVE DATE: October 29, 2021



Resignation Reason Summary - 11/16/2021

Reason	Professionals	Para-professionals	Totals
Career Change	0	5	5
Health/Family Circumstances	3	4	7
Deceased	0	0	0
Promotion in another district	1	2	3
Relocating	1	0	1
Retiring	0	1	1
Job did not meet expectations	1	1	2
Compensation	0	0	0
Personal	2	2	4
Supervisor/Employee Relations	0	1	1
Limited Promotion Opportunity	0	0	0
Totals	8	16	24

* Reasons given on their exit forms



DATE: November 15, 2021
TO: Dr. Kimberley Cantu
Superintendent
FROM: Dr. Jennifer Stoecker
Assistant Superintendent of Human Resource Services
RE: **NEW HIRES/TRANSFERS**

**NEW-HIRES/
TRANSFERS:**

NAME:	Simmons-Mathis, Roxanne
ASSIGNMENT:	Counselor/Cora Spencer ES
EXPERIENCE:	6 Years
DEGREE:	Master's/Lamar University
START DATE:	November 18, 2021



Dr. Kimberley Cantu
Superintendent

11.15.21
Date

* Years of experience are self-reported and verified upon receipt of service records.

DATE: November 12, 2021
TO: Dr. Kimberley Cantu
Superintendent
FROM: Dr. Jennifer Stoecker
Assistant Superintendent of Human Resource Services
RE: NEW HIRES/TRANSFERS

**NEW-HIRES/
TRANSFERS:**

NAME:	Berger, Meagan
ASSIGNMENT:	Counselor/Timberview HS
EXPERIENCE:	16 Years
DEGREE:	Bachelor's/University of Texas at Arlington
START DATE:	November 15, 2021

Kimberley Cantu 11.12.21
Dr. Kimberley Cantu Date
Superintendent

DATE: November 9, 2021
TO: Dr. Kimberley Cantu
Superintendent
FROM: Dr. Jennifer Stoecker
Assistant Superintendent of Human Resource Services
RE: NEW HIRES/TRANSFERS

**NEW-HIRES/
TRANSFERS:**

NAME: Dimanche, Traebiyana
ASSIGNMENT: SpEd Resource Teacher/Timberview HS
EXPERIENCE: 2 Years
DEGREE: Master's/University of Arkansas at Pine Bluff
START DATE: November 11, 2021

NAME: Molden, Kimberly
ASSIGNMENT: Diagnostician/Special Services Dept.
EXPERIENCE: 14 Years
DEGREE: Master's/Lamar University-Beaumont
START DATE: November 11, 2021



Dr. Kimberley Cantu
Superintendent




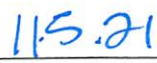
Date

* Years of experience are self-reported and verified upon receipt of service records.

DATE: November 5, 2021
TO: Dr. Kimberley Cantu
Superintendent
FROM: Dr. Jennifer Stoecker
Assistant Superintendent of Human Resource Services
RE: NEW HIRES/TRANSFERS

**NEW-HIRES/
TRANSFERS:**


NAME:	Sunmola, Tawakalitu
ASSIGNMENT:	SpEd Resource Teacher/James Coble MS
EXPERIENCE:	0 Years
DEGREE:	Master's/Texas Woman's University
START DATE:	November 9, 2021

 _____ Dr. Kimberley Cantu Superintendent	 _____ Date
-------------------------------------------------------------------------------------------------------------------------------------	----------------------------------------------------------------------------------------------------

DATE: November 3, 2021
TO: Dr. Kimberley Cantu
Superintendent
FROM: Dr. Jennifer Stoecker
Assistant Superintendent of Human Resource Services
RE: NEW HIRES/TRANSFERS

**NEW-HIRES/
TRANSFERS:**

NAME:	Nguyen, Mytrinh
ASSIGNMENT:	Registered Nurse
EXPERIENCE:	11 Years
DEGREE:	Bachelor's/Regis College
START DATE:	November 5, 2021

 _____ Dr. Kimberley Cantu Superintendent	<u>11.4.21</u> _____ Date
-------------------------------------------------------------------------------------------------------------------------------------	---------------------------------

* Years of experience are self-reported and verified upon receipt of service records.

DATE: October 27, 2021
TO: Dr. Kimberley Cantu
Superintendent
FROM: Dr. Jennifer Stoecker
Assistant Superintendent of Human Resource Services
RE: NEW HIRES/TRANSFERS

**NEW-HIRES/
TRANSFERS:**

NAME:	Harrell, Miranda
ASSIGNMENT:	4 th Grade Teacher/Alice Ponder ES
EXPERIENCE:	0 Years
DEGREE:	Bachelor's/University of Texas at Arlington
START DATE:	October 29, 2021



Dr. Kimberley Cantu
Superintendent

10.27.21

Date

* Years of experience are self-reported and verified upon receipt of service records.



**Board of School Trustees
Mansfield Independent School District**

TITLE: Facility Rental Revenue

DATE: November 16, 2021

INFORMATION

BACKGROUND:

Each month, a report is prepared for informational purposes detailing the revenue generated from the rental of the District's facilities for educational, recreational, civic, or social activities in accordance with Board Policy GKD (LOCAL).

CONSIDERATIONS:

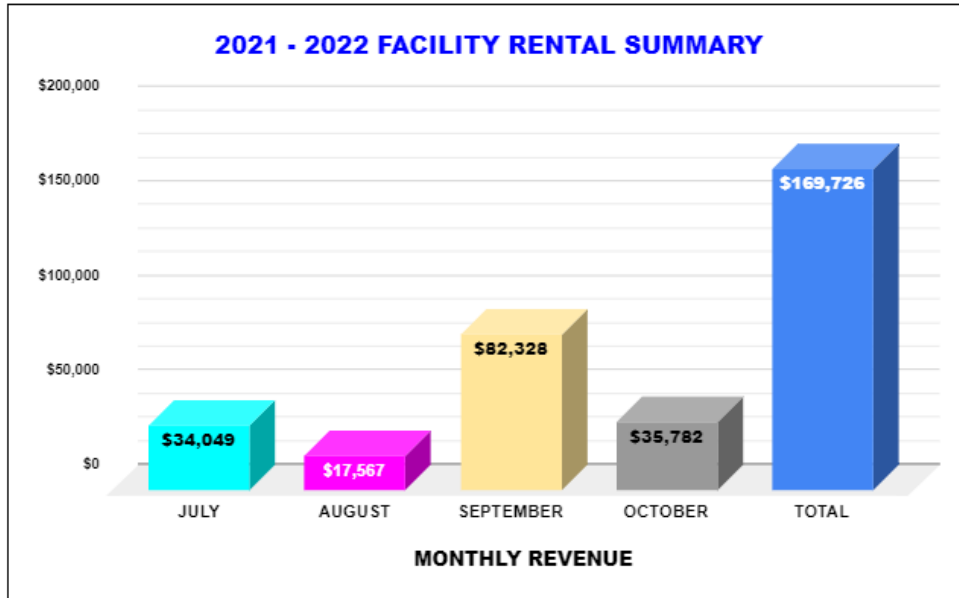
The report is for the month of October, 2021. The report includes the total monthly rental fees (not including the Center for Performing Arts), and year to date totals.

RECOMMENDATION:

None. For informational purposes only.

FACILITY RENTAL SUMMARY REPORT

OCTOBER, 2021





Executive Program Summary November 2021

This report outlines, at an executive review level, the progress planned by the Construction Program Supervisor through November 2021 and key activities planned for December 2021.

OVERVIEW

Alma Martinez IS and Brenda Norwood ES are substantially complete as of April 14, 2021 with approximately 99% of the work complete. Charlene McKinzey MS was substantially complete on March 22, 2021 and is also 99% finished. Furniture has been delivered and installed on all three campuses, and the general contractors have completed the final clean and punchlist work. Closeout documents are in process and information is with the auditors for review.

All five (5) High Schools renovations and multi-purpose athletic complex (MAC) facilities are complete. The Summit High School Renovations and MAC had additional scope that was completed December 2020. Closeout documents are in process and information is with the auditors for review.

The Phase 2 Project with Lee Lewis Construction at TA Howard Middle School is complete. Mansfield ISD is currently reviewing closeout documents, and the final deductive change order was approved at the September 2021 Board meeting.

The remaining Phase 2 project, Donna Shepard Intermediate School is complete. The contractor completed the punch list items and is handling any warranty items as they occur. Closeout documents are in process, and the final deductive change order was approved at the August 2021 Board meeting.

The Phase 2 Natatorium Project is complete, Closeout documentation is complete, and the final deductive change order was approved at the December 2020 Board meeting.

The second Phase 3 project that included the five (5) PBK Designed Elementary Schools, Jones, Nash, Reid, Smith, and Tipps, is complete. Mansfield ISD is currently reviewing closeout documents, and the final deductive change order was approved at the September 2021 Board meeting.

The third Phase 3 project that included the five (5) SHW Designed Elementary Schools, Brockett, Cabaniss, Daulton, Sheppard, and Spencer is complete. Mansfield ISD is currently reviewing closeout documents, and the final deductive change order was approved at the September 2021 Board meeting.

The Ben Barber / Frontier and Performing Arts Center Projects were reviewed and the GMP contract was approved at the March 2021 board meeting. Construction began the end of May and the work is complete.

The next phase of projects included six Elementary Schools, four Intermediate Schools and three Middle Schools. The projects were reviewed and the GMP contract was approved at the April 2021 board meeting. The remaining scope for these projects began the end of May. The six Elementary Schools are complete, and the four Intermediate Schools are complete with the exception of door hardware. Finally, the three Middle Schools are still in progress but should be complete by December 2021.

The Newsom Stadium Project was reviewed and the GMP contract was approved at the June 2021 board meeting. Construction began the beginning of July and is almost complete with DDC work remaining.

SCHEDULE:

The Report for each project is attached herewith.

BUDGET:

The Program Report Summary of expenditures is attached herewith.



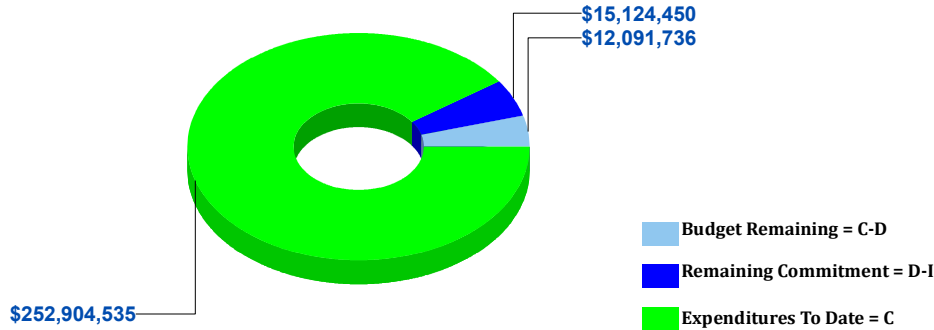
Purchase Order	ORG	SCHOOL NAME	GMP				Final Closeout - General Contractor				Audit	
			Budget	Total Billed To Date	Balance	Retainage	Sub. Comp. Date	General Contractor	Closeout Date	Closeout Documents Needed	Status	Documents Requested
NEW SCHOOLS												
9581900105	128	Brenda Norwood ES	\$29,078,027.00	\$27,506,094.59	\$1,571,932.41	\$1,447,689.19	4/14/2021	Lee Lewis Construction	Dec-21	LLC: Flash Drive & As-builts, documentation returned w/comments from HA; 10/19/21 - HA & MISD met with LLC to discuss as-builts and documentation requirements	Pay Apps reviewed thru 08/2021; 09/14/21: requested add'l documents	LLC: Ongoing documentation
9581900105	208	Alma Martinez IS	\$40,801,973.00	\$38,756,274.01	\$2,045,698.99	\$2,039,803.90	4/14/2021	Lee Lewis Construction	Dec-21	LLC: Flash Drive & As-builts, documentation returned w/comments from HA; 10/19/21 - HA & MISD met with LLC to discuss as-builts and documentation requirements	Pay Apps reviewed thru 08/2021; 09/14/21: requested add'l documents	LLC: Ongoing documentation
9581900079	047	Charlene McKinzey MS	\$54,401,019.00	\$51,178,557.52	\$3,222,461.48	\$2,693,608.29	3/22/2021	Pogue Construction	Dec-21	Pogue: Flash Drive & As-builts (basically all documentation); 07/15 HA emailed for status; 09/28/21: HA, MISD & Pogue reviewed as-builts	09/14/21: requested add'l documents (job cost detail, pay apps 29-31)	Pogue: Job Cost detail & Ongoing documentation
MACs & Building Renovations												
9581900072	007	Lake Ridge HS	\$7,594,982.00	\$7,132,269.34	\$462,712.66	\$462,712.66	Mac & Reno 6/12/20	Pogue Construction	Nov-21	HA & Pogue: Flash Drive & As-builts, AIA G706, AIA G706A, AIA G707; 10/13/21: HA sent back as-builts and files for corrections	09/01/21: Final Report issued 09/28/21: MISD, HA & Pogue discussion	Complete
	005	Legacy HS	\$8,776,222.00	\$8,057,037.37	\$719,184.63	\$719,184.63	Mac & Reno 6/12/20	Pogue Construction	Nov-21	HA & Pogue: Flash Drive & As-builts, AIA G706, AIA G706A, AIA G707; 10/13/21: HA sent back as-builts and files for corrections	09/01/21: Final Report issued 09/28/21: MISD, HA & Pogue discussion	Complete
	003	Mansfield HS	\$10,224,091.00	\$9,939,085.99	\$285,005.01	\$285,005.01	Mac & Reno 6/12/20	Pogue Construction	Nov-21	HA & Pogue: Flash Drive & As-builts, AIA G706, AIA G706A, AIA G707; 10/13/21: HA sent back as-builts and files for corrections	09/01/21: Final Report issued 09/28/21: MISD, HA & Pogue discussion	Complete
	004	Timberview HS	\$8,569,205.00	\$8,289,969.34	\$279,235.66	\$279,235.66	Mac & Reno 6/12/20	Pogue Construction	Nov-21	HA & Pogue: Flash Drive & As-builts, AIA G706, AIA G706A, AIA G707; 10/13/21: HA sent back as-builts and files for corrections	09/01/21: Final Report issued 09/28/21: MISD, HA & Pogue discussion	Complete
			\$35,164,500.00	\$33,418,362.04	\$1,746,137.96	\$1,746,137.96						
9581900073	002	Summit HS MAC & Renovation	\$24,277,513.00	\$22,432,658.13	\$1,844,854.87	\$1,180,666.22	Mac 6/12/20 Reno 8/12/20	Lee Lewis Construction	Nov-21	HA & LLC: AIA G707 & AIA G701, subcontractor Releases, Flash Drives & As-builts; 06/17 HA emailed LLC asking for status; 10/21/21: MISD, HA & LLC reviewed as-builts	Auditors are working on AQ log; 11/01/21: MISD requested update.	Auditors: Draft Rpt. 1
Phase 2 Howard/Timbers/Phoenix Renovations												
9582000015	042	T.A. Howard MS	\$4,755,083.72	\$4,447,345.64	\$307,738.08	\$234,070.82	8/3/2020	Lee Lewis Construction	Oct-21	Closeouts delivered to MISD on 10/14/21; MISD currently reviewing	Audit Draft Report issued to LLC & MISD; 11/01/21: MISD requested update	Auditors: Draft Rpt. 2 based on LLC responses
9581900182	202	Cross Timbers IS	\$1,077,919.17	\$1,037,426.22	\$40,492.95	\$40,492.95	1/3/2020	Lee Lewis Construction	Oct-21	COMPLETE	Audit Draft Report issued to LLC & MISD; 11/01/21: MISD requested update	Auditors: Draft Rpt. 2 based on LLC responses
9581900182	006	The Phoenix Academy	\$1,910,073.06	\$1,801,172.09	\$108,900.97	\$108,900.97	1/6/2020	Lee Lewis Construction	Oct-21	COMPLETE	Audit Draft Report issued to LLC & MISD; 11/01/21: MISD requested update	Auditors: Draft Rpt. 2 based on LLC responses
			\$7,743,081.95	\$7,285,943.95	\$457,138.00							
Phase 2 Worley/Wester/Police & Tech Renovations												
9581900156	041	Rogene Worley MS	\$4,870,825.00	\$4,870,825.00	\$0.00	Paid	6/18/2020	Pogue Construction	Sep-21	COMPLETE	COMPLETE	COMPLETE
	043	Brooks Wester MS	\$7,207,197.00	\$7,207,197.00	\$0.00	Paid	6/18/2020	Pogue Construction	Sep-21	COMPLETE	COMPLETE	COMPLETE
	952	Police & Technology	\$1,511,978.00	\$1,511,978.00	\$0.00	Paid	12/18/2019	Pogue Construction	Sep-21	COMPLETE	COMPLETE	COMPLETE
			\$13,590,000.00	\$13,590,000.00	\$0.00	\$679,500.01						
Middle Schools Athletic Lights												
	042	T.A. Howard MS	\$384,889.00	\$384,889.00	\$0.00	Paid	5/15/2020	Groves Electrical	Dec-20	COMPLETE	N/A	N/A
	044	Danny Jones MS	\$374,328.00	\$374,328.00	\$0.00	Paid	5/15/2020	Groves Electrical	Dec-20	COMPLETE	N/A	N/A
	045	James Coble MS	\$372,044.00	\$372,044.00	\$0.00	Paid	5/15/2020	Groves Electrical	Dec-20	COMPLETE	N/A	N/A
	046	Linda Jobe MS	\$370,917.00	\$370,917.00	\$0.00	Paid	5/15/2020	Groves Electrical	Dec-20	COMPLETE	N/A	N/A
			\$1,502,178.00	\$1,502,178.00	\$0.00	\$75,108.90						
SHW Schools PKG 2 Renovations												
9582000057	119	Janet Brockett ES	\$220,754.07	\$214,915.05	\$5,839.02	\$5,839.02	08/24/2020	Lee Lewis Construction	Oct-21	Closeouts delivered to MISD on 10/14/21; MISD currently reviewing	Audit Draft Report issued to LLC & MISD; 11/01/21: MISD requested update	Auditors: Draft Rpt. 2
	122	Louise Cabaniss ES	\$213,091.30	\$207,188.54	\$5,902.76	\$5,902.76	08/24/2020	Lee Lewis Construction	Oct-21	Closeouts delivered to MISD on 10/14/21; MISD currently reviewing	Audit Draft Report issued to LLC & MISD; 11/01/21: MISD requested update	Auditors: Draft Rpt. 2
	120	Anna May Daulton ES	\$378,640.85	\$342,517.70	\$36,123.15	\$36,123.15	08/24/2020	Lee Lewis Construction	Oct-21	Closeouts delivered to MISD on 10/14/21; MISD currently reviewing	Audit Draft Report issued to LLC & MISD; 11/01/21: MISD requested update	Auditors: Draft Rpt. 2
	118	Mary Jo Sheppard ES	\$223,453.07	\$216,117.27	\$7,335.80	\$7,335.80	08/24/2020	Lee Lewis Construction	Oct-21	Closeouts delivered to MISD on 10/14/21; MISD currently reviewing	Audit Draft Report issued to LLC & MISD; 11/01/21: MISD requested update	Auditors: Draft Rpt. 2
	121	Cora Spencer ES	\$223,453.07	\$216,487.29	\$6,965.78	\$6,965.78	08/24/2020	Lee Lewis Construction	Oct-21	Closeouts delivered to MISD on 10/14/21; MISD currently reviewing	Audit Draft Report issued to LLC & MISD; 11/01/21: MISD requested update	Auditors: Draft Rpt. 2
			\$1,259,392.36	\$1,197,225.85	\$62,166.51	\$62,166.51						
Donna Shepard Intermediate Renovations												
9582000040	204	Donna Shepard IS	\$3,929,723.76	\$3,733,237.57	\$196,486.19	\$196,486.19	8/13/2020	Lee Lewis Construction	Nov-21	HA & LLC: AIA G707, Flash Drives, As-Builts, Subcontractor Releases & Final CO;	Audit questions issued to LLC & MISD; 11/01/21: MISD requested update	Auditors: Draft Rpt. 1
9582000063	981	Newsom Stadium Roof Overlay	\$237,114.00	\$225,258.30	\$11,855.70	\$11,855.70	8/13/2020	Lee Lewis Construction	Nov-21	10/08/21 waiting on status of audit; MISD, HS & LLC reviewed as-builts		
			\$4,166,837.76	\$3,958,495.87	\$208,341.89	\$208,341.89						
Newsom Stadium & Weems Natatorium												
9582100183	981	Vernon Newsom Stadium	\$ 256,865.00	\$ 109,944.20	\$ 146,920.80	\$5,786.54	8/1/2021	Lee Lewis Construction	Oct-21	LLC: Working on Closeouts	N/A	N/A
9582000060	982	Debbie Weems Natatorium	\$ 1,496,616.00	\$ 1,274,492.10	\$ 222,123.90	\$67,078.53	8/14/2020	Lee Lewis Construction	Oct-21	COMPLETE	N/A	N/A
9581800334		Natatorium HVAC Replacement	\$ 1,411,145.00	\$ 1,411,145.00	\$ -	PAID	10/31/2018	Infinity Contractors	Feb. 19	COMPLETE	N/A	N/A
PBK Schools PKG 1 Renovations												
9582000046	117	Thelma Jones ES	\$ 483,142.40	\$ 462,096.16	\$ 21,046.24	\$24,328.33	8/6/2020	Lee Lewis Construction	Oct-21	Closeouts delivered to MISD on 10/14/21; MISD currently reviewing	Audit Draft Report issued to LLC & MISD; 11/01/21: MISD requested update	Auditors: Draft Rpt. 2
	113	Erma Nash ES	\$ 524,877.52	\$ 499,582.01	\$ 25,295.51	\$26,308.79	8/6/2020	Lee Lewis Construction	Oct-21	Closeouts delivered to MISD on 10/14/21; MISD currently reviewing	Audit Draft Report issued to LLC & MISD; 11/01/21: MISD requested update	Auditors: Draft Rpt. 2
	116	Martha Reid ES	\$ 210,012.80	\$ 197,646.22	\$ 12,366.58	\$10,402.45	8/6/2020	Lee Lewis Construction	Oct-21	Closeouts delivered to MISD on 10/14/21; MISD currently reviewing	Audit Draft Report issued to LLC & MISD; 11/01/21: MISD requested update	Auditors: Draft Rpt. 2
	115	Roberta Tipps ES	\$ 497,145.08	\$ 469,817.24	\$ 27,327.84	\$24,704.72	8/6/2020	Lee Lewis Construction	Oct-21	Closeouts delivered to MISD on 10/14/21; MISD currently reviewing	Audit Draft Report issued to LLC & MISD; 11/01/21: MISD requested update	Auditors: Draft Rpt. 2
	114	Elizabeth Smith ES	\$ 240,308.31	\$ 224,404.16	\$ 15,904.15	\$11,810.75	8/6/2020	Lee Lewis Construction	Oct-21	Closeouts delivered to MISD on 10/14/21; MISD currently reviewing	Audit Draft Report issued to LLC & MISD; 11/01/21: MISD requested update	Auditors: Draft Rpt. 2
			\$ 1,955,486.11	\$ 1,853,545.79	\$ 101,940.32	\$97,555.04						
Phase 3 Renovations												
9582100150	038	Frontier HS @ BBIA	\$ 512,755.00	\$ 416,019.84	\$ 96,735.16	\$21,895.78	10/15/2021	Lee Lewis Construction	Dec-21	LLC: Working on Closeouts	N/A	N/A
	987	Center for Performing Arts	\$ 523,374.00	\$ 471,993.88	\$ 51,380.12	\$24,841.78	7/31/2021	Lee Lewis Construction	Dec-21	LLC: Working on Closeouts	N/A	N/A
			\$ 1,036,129.00	\$ 888,013.72	\$ 148,115.28							
Huckabee Schools Renovations												
9582100172	123	Carol Holt	\$22,894.65	\$17,319.96	\$5,574.69	\$911.57	8/15/2021	Lee Lewis Construction	Dec-21	LLC: Working on Closeouts	N/A	N/A
	103	Tarver Rendon	\$22,894.65	\$17,319.96	\$5,574.69	\$911.57	8/15/2021	Lee Lewis Construction	Dec-21	LLC: Working on Closeouts	N/A	N/A
	101	Alice Ponder	\$22,894.65	\$18,810.03	\$4,084.62	\$990.00	8/15/2021	Lee Lewis Construction	Dec-21	LLC: Working on Closeouts	N/A	N/A
	105	J.L. Boren	\$22,894.65	\$17,319.96	\$5,574.69	\$911.57	8/15/2021	Lee Lewis Construction	Dec-21	LLC: Working on Closeouts	N/A	N/A
SHW Schools Renovations												
9582100172	126	Nancy Neal ES	\$22,894.65	\$13,757.45	\$9,137.20	\$724.08	8/15/2021	Lee Lewis Construction	Dec-21	LLC: Working on Closeouts	N/A	N/A
	125	Judy K. Miller ES	\$22,894.65	\$13,757.45	\$9,137.20	\$724.08	8/15/2021	Lee Lewis Construction	Dec-21	LLC: Working on Closeouts	N/A	N/A
Middle Schools Renovations												
9582100172	045	James Coble MS	\$680,648.09	\$163,882.74	\$516,765.35	\$8,625.41	12/31/2021	Lee Lewis Construction	Jan-22	LLC: Working on Closeouts	N/A	N/A
	046	Linda Jobe MS	\$118,584.45	\$17,695.26	\$100,889.19	\$931.33	12/31/2021	Lee Lewis Construction	Jan-22	LLC: Working on Closeouts	N/A	N/A
	044	Danny Jones MS	\$340,530.03	\$119,548.13	\$220,981.90	\$6,292.01	12/31/2021	Lee Lewis Construction	Jan-22	LLC: Working on Closeouts	N/A	N/A
Intermediate Schools Renovations												
9582100172	205	Della Icenhower IS	\$203,827.79	\$27,833.61	\$175,994.18	\$1,464.93	12/31/2021	Lee Lewis Construction	Jan-22	LLC: Working on Closeouts	N/A	N/A
	206	Mary Lillard IS	\$26,699.43	\$9,836.57	\$16,862.86	\$517.71	12/31/2021	Lee Lewis Construction	Jan-22	LLC: Working on Closeouts	N/A	N/A
	201	Mary Orr IS	\$388,206.52	\$110,593.21	\$277,613.31	\$5,820.70	12/31/2021	Lee Lewis Construction	Jan-22	LLC: Working on Closeouts	N/A	N/A
Future Projects -												
	935	Danny Griffin Operations			\$0.00							
	934	Danny Griffin Transportation			\$0.00							
9582200011	970	Administration Complex	\$779,617.00		\$779,617.00		2/1/2022	Lee Lewis Construction	Mar-21			
9582200021	981	Newsom Stadium DDC	\$215,110.00		\$215,110.00		2/1/2022	Lee Lewis Construction	Mar-21			
		Facilities & Maintenance			\$0.00							
		Reed-Stewart Ag Science Center			\$0.00							
		Transportation Center			\$0.00							

2017 Bond Program Program Report By Schools

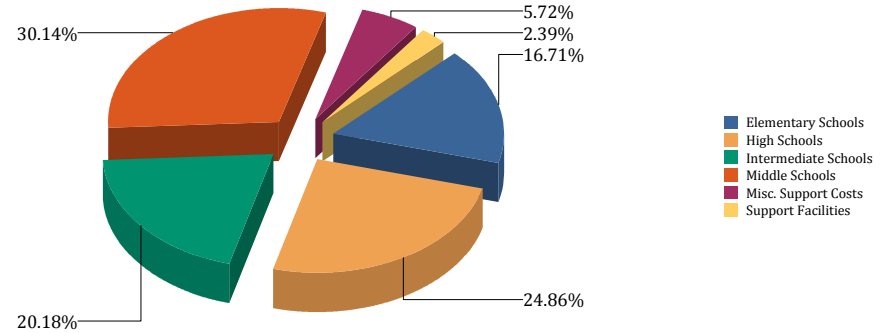
Report Date: 11/4/21



Program Budget/Cost Status



Value of Projects by Type



BUDGET			COST COMMITMENTS				EXPENDITURES	
A	B	C=A+B	D	E	G=D+E	H=C-G	I	J=I/C

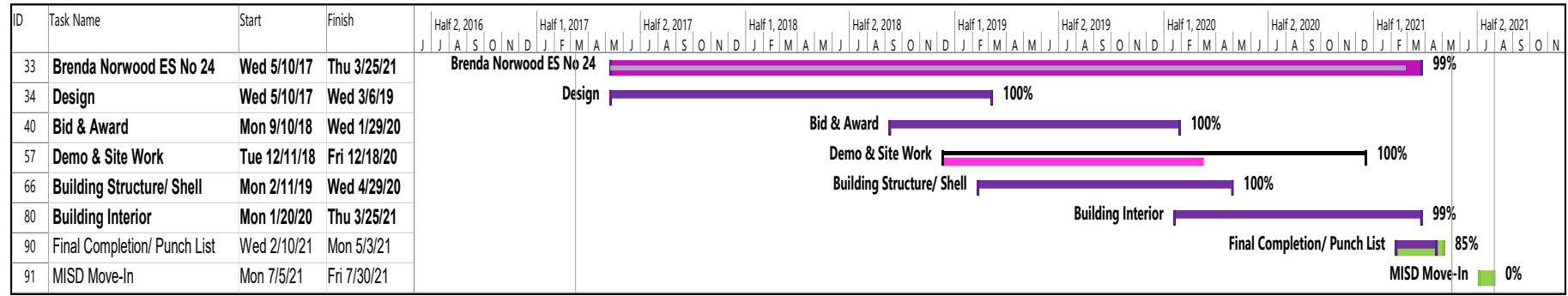
Description	Original Budget	Budget Changes	Current Budget	Committed Cost	Forecasted Additional Commitments	Projected Commitments	Projected (Over) / Under	Expenditures To Date	% Expended
Elementary Schools									
Alice Ponder ES	\$ 356,242	(\$ 118,045)	\$ 238,197	\$ 237,880	\$ 1,561	\$ 239,441	(\$ 1,244)	\$ 233,777	98.14%
Tarver Rendon ES	\$ 356,242	(\$ 101,040)	\$ 255,202	\$ 244,419	\$ 10,783	\$ 255,202	\$ 0	\$ 238,747	93.55%
J.L. Boren ES	\$ 356,242	(\$ 119,527)	\$ 236,715	\$ 236,715	\$ 1,244	\$ 237,958	(\$ 1,244)	\$ 231,043	97.60%
Charlotte Anderson ES	\$ 0	\$ 5,624	\$ 5,624	\$ 5,624	\$ 0	\$ 5,624	\$ 0	\$ 5,624	100.00%
Glenn Harmon ES	\$ 149,211	\$ 57,636	\$ 206,847	\$ 206,847	\$ 0	\$ 206,847	\$ 0	\$ 206,847	100.00%
D.P. Morris ES	\$ 839,120	(\$ 122,255)	\$ 716,865	\$ 716,865	\$ 0	\$ 716,865	\$ 0	\$ 716,865	100.00%
Willie Brown ES	\$ 873,350	(\$ 152,746)	\$ 720,604	\$ 720,604	\$ 0	\$ 720,604	\$ 0	\$ 720,604	100.00%
Kenneth Davis ES	\$ 664,060	\$ 108,603	\$ 772,663	\$ 769,654	\$ 5,177	\$ 774,831	(\$ 2,168)	\$ 534,321	69.15%
Imogene Gideon ES	\$ 664,060	\$ 117,202	\$ 781,262	\$ 778,252	\$ 5,005	\$ 783,258	(\$ 1,996)	\$ 561,475	71.87%
Erma Nash ES	\$ 1,231,296	(\$ 62,634)	\$ 1,168,662	\$ 916,182	\$ 252,480	\$ 1,168,662	\$ 0	\$ 887,183	75.91%
Elizabeth Smith ES	\$ 711,004	(\$ 80,545)	\$ 630,459	\$ 619,634	\$ 10,825	\$ 630,459	\$ 0	\$ 602,400	95.55%
Roberta Tipps ES	\$ 1,078,730	(\$ 103,809)	\$ 974,921	\$ 911,843	\$ 63,078	\$ 974,921	\$ 0	\$ 881,495	90.42%
Martha Reid ES	\$ 711,004	(\$ 150,068)	\$ 560,936	\$ 553,289	\$ 7,647	\$ 560,936	\$ 0	\$ 538,528	96.01%
Thelma Jones ES	\$ 1,122,740	(\$ 189,239)	\$ 933,501	\$ 870,554	\$ 62,947	\$ 933,501	\$ 0	\$ 847,591	90.80%
Mary Jo Sheppard ES	\$ 736,430	(\$ 145,949)	\$ 590,481	\$ 576,826	\$ 13,655	\$ 590,481	\$ 0	\$ 566,973	96.02%
Janet Brockett ES	\$ 743,276	(\$ 162,118)	\$ 581,158	\$ 554,845	\$ 26,314	\$ 581,158	\$ 0	\$ 546,619	94.06%
Anna May Daulton ES	\$ 947,678	(\$ 171,638)	\$ 776,040	\$ 752,902	\$ 23,138	\$ 776,040	\$ 0	\$ 713,294	91.91%
Cora Spencer ES	\$ 711,004	(\$ 115,859)	\$ 595,145	\$ 581,490	\$ 13,655	\$ 595,145	\$ 0	\$ 572,129	96.13%
Louise Cabaniss ES	\$ 742,298	(\$ 167,979)	\$ 574,319	\$ 561,298	\$ 13,022	\$ 574,319	\$ 0	\$ 552,904	96.27%
Carol Holt ES	\$ 711,004	(\$ 77,514)	\$ 633,490	\$ 620,587	\$ 13,828	\$ 634,415	(\$ 924)	\$ 378,424	59.74%
Annette Perry ES	\$ 1,603,914	(\$ 381,919)	\$ 1,221,995	\$ 1,221,995	\$ 0	\$ 1,221,995	\$ 0	\$ 1,221,995	100.00%
Judy K. Miller ES	\$ 526,162	(\$ 240,008)	\$ 286,154	\$ 260,619	\$ 25,535	\$ 286,154	\$ 0	\$ 251,114	87.75%
Nancy Neal ES	\$ 553,546	(\$ 42,986)	\$ 510,560	\$ 507,170	\$ 4,408	\$ 511,579	(\$ 1,018)	\$ 252,028	49.36%
Brenda Norwood Elementary School	\$ 28,569,496	\$ 4,268,750	\$ 32,838,246	\$ 32,798,475	\$ 72,515	\$ 32,870,990	(\$ 32,743)	\$ 30,864,890	93.99%
Elementary Schools \$	44,958,109	\$ 1,851,939	\$ 46,810,048	\$ 46,224,570	\$ 626,816	\$ 46,851,386	(\$ 41,338)	\$ 43,126,871	92.13%

Description	BUDGET			COST COMMITMENTS			EXPENDITURES			
	A	B	C=A+B	D	E	G=D+E	H=C-G	I	J=I/C	
Original Budget	Budget Changes	Current Budget	Committed Cost	Forecasted Additional Commitments	Projected Commitments	Projected (Over) / Under	Expenditures To Date	% Expended		
High Schools										
Summit High School	\$ 28,299,132	(\$ 1,128,108)	\$ 27,171,024	\$ 27,204,572	\$ 8,410	\$ 27,212,981	(\$ 41,957)	\$ 25,201,765	92.75%	
Mansfield High School	\$ 13,671,435	(\$ 2,007,359)	\$ 11,664,076	\$ 11,664,076	\$ 18,928	\$ 11,683,004	(\$ 18,928)	\$ 11,619,753	99.62%	
Timberview High School	\$ 8,774,910	\$ 879,492	\$ 9,654,402	\$ 9,656,588	\$ 14,735	\$ 9,671,323	(\$ 16,921)	\$ 9,616,620	99.61%	
Legacy High School	\$ 9,121,120	\$ 765,357	\$ 9,886,477	\$ 9,886,477	\$ 14,735	\$ 9,901,213	(\$ 14,735)	\$ 9,847,382	99.60%	
Phoenix Academy	\$ 1,944,476	\$ 127,463	\$ 2,071,939	\$ 2,071,939	\$ 0	\$ 2,071,939	\$ 0	\$ 1,954,577	94.34%	
Lake Ridge High School	\$ 8,112,806	\$ 491,822	\$ 8,604,628	\$ 8,604,627	\$ 17,597	\$ 8,622,224	(\$ 17,597)	\$ 8,563,934	99.53%	
Frontier High School - BBIA	\$ 572,128	\$ 5,979	\$ 578,107	\$ 578,107	\$ 0	\$ 578,107	\$ 0	\$ 500,008	86.49%	
High Schools \$	70,496,007	(\$ 865,354)	\$ 69,630,653	\$ 69,666,386	\$ 74,406	\$ 69,740,792	(\$ 110,139)	\$ 67,304,040	96.66%	
Intermediate Schools										
Mary Orr Intermediate School	\$ 635,698	\$ 8,741	\$ 644,439	\$ 616,693	\$ 29,421	\$ 646,114	(\$ 1,675)	\$ 340,459	52.83%	
Cross Timbers Intermediate	\$ 2,942,032	(\$ 639,355)	\$ 2,302,677	\$ 2,248,371	\$ 54,306	\$ 2,302,677	\$ 0	\$ 2,206,633	95.83%	
Donna Shepard Intermediate School	\$ 3,395,866	\$ 1,056,821	\$ 4,452,687	\$ 4,375,476	\$ 77,211	\$ 4,452,687	\$ 0	\$ 4,359,753	97.91%	
Della Icenhower Intermediate School	\$ 761,858	\$ 2,444	\$ 764,302	\$ 716,220	\$ 48,082	\$ 764,302	\$ 0	\$ 523,144	68.45%	
Mary Lillard Intermediate School	\$ 575,062	\$ 2,444	\$ 577,506	\$ 532,833	\$ 44,674	\$ 577,506	\$ 0	\$ 498,553	86.33%	
Asa Low Intermediate School	\$ 564,304	(\$ 20,106)	\$ 544,198	\$ 534,018	\$ 10,180	\$ 544,198	\$ 0	\$ 516,126	94.84%	
Alma Martinez Intermediate School	\$ 49,597,757	(\$ 2,356,828)	\$ 47,240,929	\$ 46,602,522	\$ 638,407	\$ 47,240,929	\$ 0	\$ 44,050,194	93.25%	
Intermediate Schools \$	58,472,577	(\$ 1,945,839)	\$ 56,526,738	\$ 55,626,133	\$ 902,280	\$ 56,528,413	(\$ 1,675)	\$ 52,494,862	92.87%	
Middle Schools										
Rogene Worley Middle School	\$ 5,603,158	(\$ 933,800)	\$ 4,669,358	\$ 5,382,946	\$ 115,514	\$ 5,498,461	(\$ 829,103)	\$ 5,363,429	114.86%	
T. A. Howard Middle School	\$ 5,050,592	\$ 777,419	\$ 5,828,011	\$ 5,676,830	\$ 151,181	\$ 5,828,011	\$ 0	\$ 5,345,711	91.72%	
Brooks Wester Middle School	\$ 11,361,378	(\$ 3,935,357)	\$ 7,426,021	\$ 8,061,947	\$ 12,800	\$ 8,074,747	(\$ 648,726)	\$ 8,050,577	108.41%	
Danny Jones Middle School	\$ 1,341,810	\$ 161,444	\$ 1,503,254	\$ 1,085,330	\$ 417,924	\$ 1,503,254	\$ 0	\$ 867,328	57.70%	
James Coble Middle School	\$ 1,387,776	\$ 172,444	\$ 1,560,220	\$ 1,469,137	\$ 93,851	\$ 1,562,988	(\$ 2,768)	\$ 924,011	59.22%	
Linda Jobe Middle School	\$ 1,275,306	\$ 163,544	\$ 1,438,850	\$ 885,060	\$ 553,790	\$ 1,438,850	\$ 0	\$ 754,411	52.43%	
Charlene McKinzey Middle School	\$ 60,915,754	\$ 1,098,013	\$ 62,013,767	\$ 61,597,891	\$ 483,310	\$ 62,081,201	(\$ 67,434)	\$ 57,833,864	93.26%	
Middle Schools \$	86,935,774	(\$ 2,496,293)	\$ 84,439,481	\$ 84,159,140	\$ 1,828,371	\$ 85,987,511	(\$ 1,548,030)	\$ 79,139,332	93.72%	
Misc. Support Costs										
General/Construction Supervision	\$ 0	\$ 2,031,688	\$ 2,031,688	\$ 1,422,427	\$ 609,261	\$ 2,031,688	\$ 0	\$ 1,307,227	64.34%	
Salaries	\$ 0	\$ 2,904,900	\$ 2,904,900	\$ 2,436,478	\$ 468,421	\$ 2,904,900	\$ 0	\$ 2,436,478	83.87%	
Land Acquisition	\$ 0	\$ 0	\$ 0	\$ 0	\$ 0	\$ 0	\$ 0	\$ 0	0.00%	
MISD Controlled Contingency Int.	\$ 0	\$ 3,782,976	\$ 3,782,976	\$ 0	\$ 3,782,976	\$ 3,782,976	\$ 0	\$ 0	0.00%	
Bond Sale Costs	\$ 500,000	\$ 1,727,428	\$ 2,227,428	\$ 2,227,428	\$ 0	\$ 2,227,428	\$ 0	\$ 2,227,428	100.00%	
MISD Leftover Project Funds	\$ 0	\$ 2,314,693	\$ 2,314,693	\$ 0	\$ 2,314,693	\$ 2,314,693	\$ 0	\$ 0	0.00%	
MISD Controlled Contingency (1%)	\$ 2,500,000	\$ 250,000	\$ 2,750,000	\$ 0	\$ 2,750,000	\$ 2,750,000	\$ 0	\$ 0	0.00%	
Misc. Support Costs	\$ 3,000,000	\$ 13,011,685	\$ 16,011,685	\$ 6,086,334	\$ 9,925,351	\$ 16,011,685	\$ 0	\$ 5,971,134	37.29%	
Misc. Support Costs \$	3,000,000	\$ 13,011,685	\$ 16,011,685	\$ 6,086,334	\$ 9,925,351	\$ 16,011,685	\$ 0	\$ 5,971,134	37.29%	
Support Facilities										
Danny Griffin Operations	\$ 14,180	\$ 0	\$ 14,180	\$ 992	\$ 13,188	\$ 14,180	\$ 0	\$ 751	5.30%	
Transportation	\$ 31,296	\$ 0	\$ 31,296	\$ 1,991	\$ 29,305	\$ 31,296	\$ 0	\$ 1,460	4.66%	
Student Services Facility	\$ 32,329	\$ 47,414	\$ 79,743	\$ 11,732	\$ 69,010	\$ 80,743	(\$ 1,000)	\$ 11,732	14.71%	
Facilities - Maintenance Complex	\$ 74,328	(\$ 1,286)	\$ 73,042	\$ 10,613	\$ 62,429	\$ 73,042	\$ 0	\$ 10,253	14.04%	
Police & Technology	\$ 898,778	\$ 489,235	\$ 1,388,013	\$ 1,588,388	\$ 1,000	\$ 1,589,388	(\$ 201,375)	\$ 1,584,002	114.12%	
Support Costs	\$ 4,075,000	(\$ 4,075,000)	\$ 0	\$ 0	\$ 0	\$ 0	\$ 0	\$ 0	0.00%	
Administration Complex	\$ 831,296	\$ 28,261	\$ 859,557	\$ 844,832	\$ 14,725	\$ 859,557	\$ 0	\$ 49,249	5.73%	

Description	BUDGET			COST COMMITMENTS			EXPENDITURES		
	A	B	C=A+B	D	E	G=D+E	H=C-G	I	J=I/C
	Original Budget	Budget Changes	Current Budget	Committed Cost	Forecasted Additional Commitments	Projected Commitments	Projected (Over) / Under	Expenditures To Date	% Expended
Vernon Newsom Stadium	\$ 972,128	(\$ 16,825)	\$ 955,303	\$ 770,919	\$ 184,384	\$ 955,303	\$ 0	\$ 403,577	42.25%
Debbie Weems Natatorium	\$ 2,853,674	(\$ 1,054,896)	\$ 1,798,778	\$ 1,596,356	\$ 202,422	\$ 1,798,778	\$ 0	\$ 1,591,319	88.47%
Willie Pigg Auditorium	\$ 777,506	(\$ 224,940)	\$ 552,566	\$ 552,566	\$ 0	\$ 552,566	\$ 0	\$ 535,241	96.86%
Sixth Avenue Bus Transportation Facility	\$ 12,714	\$ 0	\$ 12,714	\$ 0	\$ 12,714	\$ 12,714	\$ 0	\$ 0	0.00%
Center for The Performing Arts	\$ 541,810	\$ 373,009	\$ 914,819	\$ 882,446	\$ 32,373	\$ 914,819	\$ 0	\$ 675,235	73.81%
Ron Whitson Agricultural Science Facility	\$ 22,494	(\$ 389)	\$ 22,105	\$ 5,586	\$ 16,519	\$ 22,105	\$ 0	\$ 5,477	24.78%
Support Facilities	\$ 11,137,533	(\$ 4,435,417)	\$ 6,702,117	\$ 6,266,422	\$ 638,069	\$ 6,904,492	(\$ 202,375)	\$ 4,868,297	72.64%
Grand Totals:	\$ 275,000,000	\$ 5,120,721	\$ 280,120,721	\$ 268,028,985	\$ 13,995,292	\$ 282,024,278	(\$ 1,903,556)	\$ 252,904,535	90.28%

Brenda Norwood Elementary School (Org. Code 128)

Schedule Summary



Cost Summary

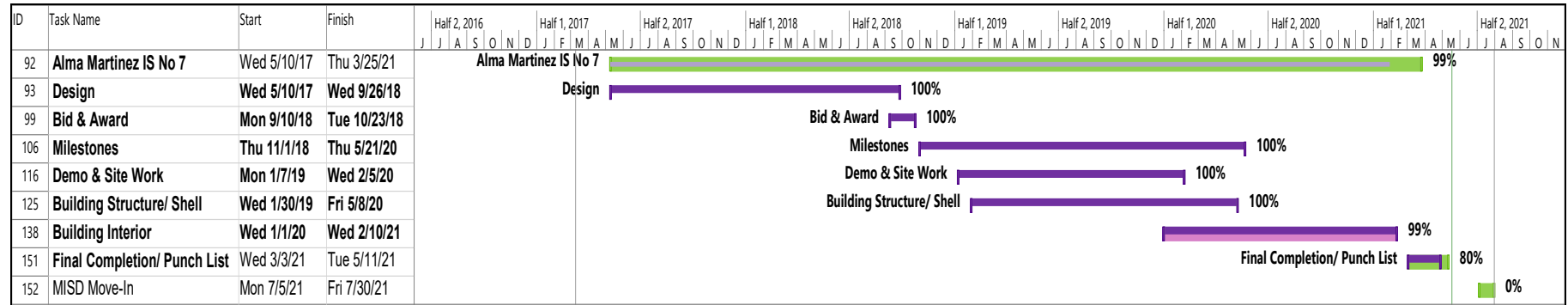
Contract Award Amount: \$29,078,027.00

Status Summary

1. All of the kitchen equipment is installed, and the health inspection was complete March 2021. The student nutrition department hosted trainings in May 2021.
2. The playground equipment and play surface are complete.
3. Elevator install is complete and is scheduled for final inspection.
4. Fiber optics and gas service are complete.
5. STEM Academy section is complete; hand rails and accent painting in classroom wings are complete.
6. There were sections in the flooring that had blemishes that the general contractor repaired and re-polished.
7. Exterior canopies and sidewalks are complete, and the irrigation, landscaping and grading are in progress.
8. Administration areas are complete and office furniture has been delivered.
9. Substantial Completion was issued April 14, 2021, and the City of Mansfield issued the Certificate of Occupancy 06/29/2021.
10. Contractor has completed the architect and MISD punch list items.
11. The contractor is currently gathering all the closeout documentation and Mansfield ISD has requested these items by December 2021.
12. The audit is on-going, and the Auditors and Contractor will finalize details once the project is complete.

Alma Martinez Intermediate School (Org. Code 208)

Schedule Summary



Cost Summary

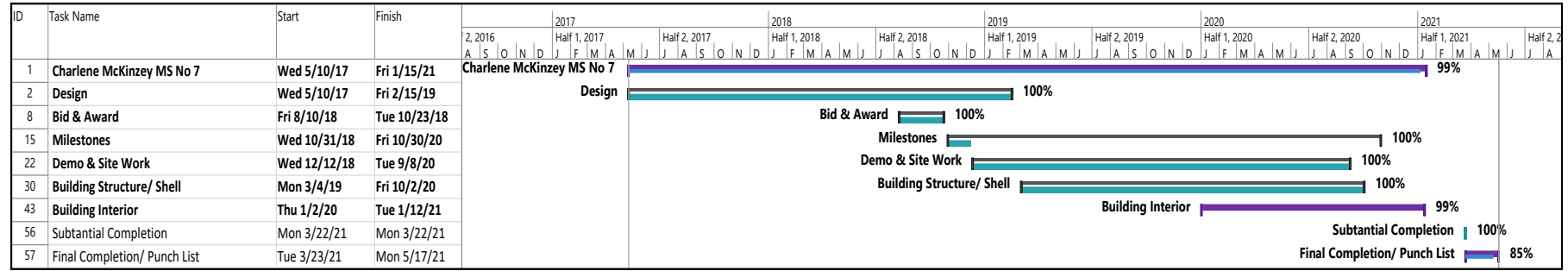
Contract Award Amount: \$40,801,973.00

Status Summary

1. Developer completed the concrete paving at Connerton Road and the construction on the bridge at Julian Field, The road from the development to the North of the campus is also complete.
2. Fire lane around the building is 100% complete, and the main building's permanent power is established.
3. Playground areas are complete, and the sidewalks have been installed. Landscaping, grading and irrigation are now complete.
4. Room finishes in multiple sections are complete, and the wood ceilings are complete in the common areas.
5. The concrete flooring was repaired and re-polished. Lee Lewis Construction installed the new wall base.
6. The kitchen area passed the health inspection, and the Student Nutrition department hosted trainings on the equipment in May 2021.
7. Administration areas are complete. The furniture was delivered and installed.
8. Substantial Completion was issued April 14, 2021, and the City of Mansfield issued the Certificate of Occupancy 06/29/2021.
9. General Contractor has completed the punch list items from the walk with Huckabee and Mansfield ISD on July 1, 2021.
10. The contractor is currently assembling all closeout documentation and Mansfield ISD has requested these items by December 2021.
11. The audit is on-going, and the Auditors and Contractor will finalize details once the project is complete.

Charlene McKinzey Middle School (Org. Code 047)

Schedule Summary



Cost Summary

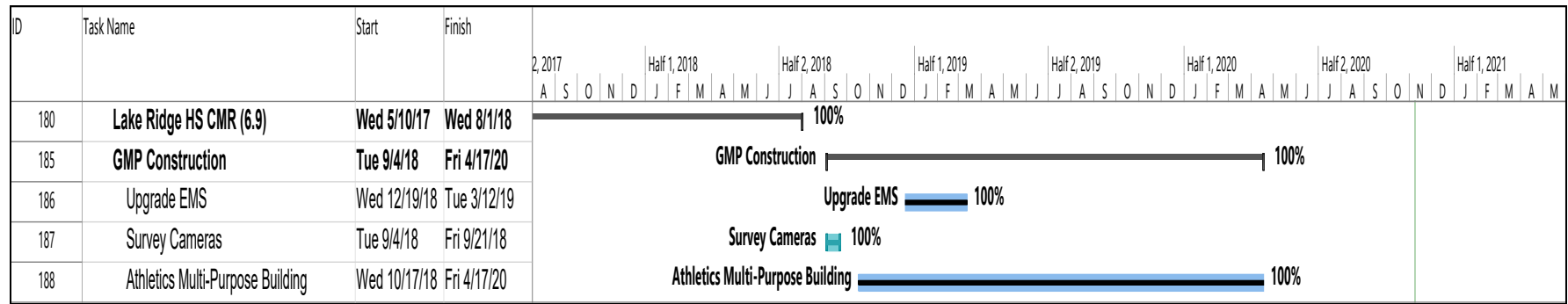
Contract Award Amount: \$54,401,019.00

Status Summary

1. Developer installed waterline at River Birch Drive is complete, and Matlock Road paving was installed from the site to Lonestar.
2. Site paving is complete and has been tied-in to the developer installed roads of Matlock & Mathis.
3. All roofing, flashings and copings are complete; and the MEP overhead and in wall rough are both complete, and the hollow metal frames installation is also complete.
4. All tiling in the kitchen, restrooms, commons, and corridors is complete.
5. All sections and areas of the campus have received the final touches, and the track and athletic fields are complete.
6. Furniture has been delivered, and technology equipment installation is also complete. .
7. General Contractor has completed the punch list items from the walk with Huckabee and Mansfield ISD on June 30, 2021.
8. Substantial Completion was issued March 22, 2021, and the City of Mansfield issued the Certificate of Occupancy 05/17/2021.
9. The contractor is currently assembling the closeout documentation and Mansfield ISD has requested these items by December 2021.
10. The audit is on-going, and the Auditors and Contractor will finalize details once the project is complete.

Lake Ridge High School and MAC (Org. Code 007)

Schedule Summary



Cost Summary

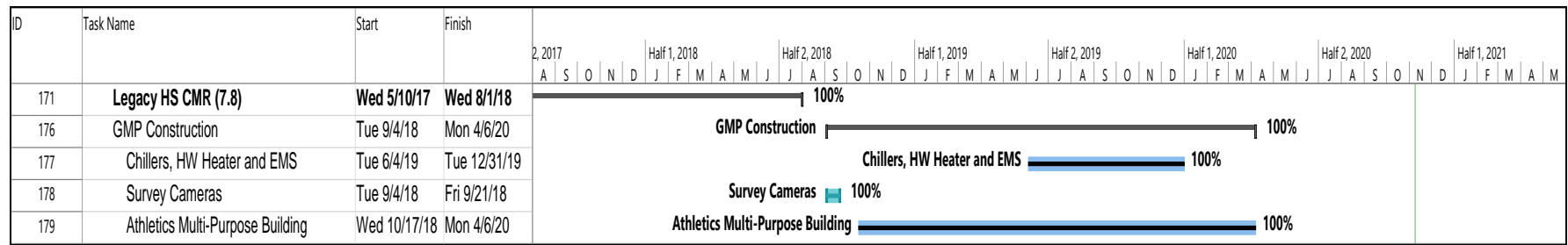
Contract Award Amount: \$7,594,982.00

Status Summary

1. Contractor, architect, and owner completed final punch list walk in February 2020.
2. Eleven month walk was completed in February 2021, and the contractor has addressed the additional repairs.
3. The audit is in progress, and Mansfield ISD is reviewing the final draft report.
4. Mansfield ISD and the Architect met with the Contractor to review close out documents and the necessary requirements. Contractor is working on the documents and will re-submit to the Architect.

Legacy High School and MAC (Org. Code 005)

Schedule Summary



Cost Summary

Contract Award Amount: \$ 8,776,222.00

Status Summary

1. The A/E, CPS and Contractor prepared the final punch list items on February 14, 2020.
2. Certificate of Occupancy was issued in February 2020.
3. Eleven month walk was completed in February 2021, and the contractor repaired all items.
4. The audit is in progress, and Mansfield ISD is reviewing the final draft report.
5. Mansfield ISD and the Architect met with the Contractor to review close out documents and the necessary requirements. Contractor is working on the documents and will re-submit to the Architect.

Mansfield High School and MAC (Org. Code 003)

Schedule Summary

ID	Task Name	Start	Finish	Timeline																											
				Half 1, 2019							Half 2, 2019							Half 1, 2020							Half 2, 2020						
				O	N	D	J	F	M	A	M	J	J	A	S	O	N	D	J	F	M	A	M	J	J	J	J	J	J		
150	Mansfield HS CMR (11.7)	Wed 5/10/17	Wed 8/1/18	[Gantt bar for Mansfield HS CMR (11.7) from 5/10/17 to 8/1/18]																											
155	GMP Construction	Tue 9/4/18	Fri 2/14/20	[Gantt bar for GMP Construction from 9/4/18 to 2/14/20]																											
156	Cafeteria/ Kitchen	Mon 5/6/19	Wed 9/25/19	[Gantt bar for Cafeteria/ Kitchen from 5/6/19 to 9/25/19, 100% complete]																											
157	Survey Cameras	Tue 9/4/18	Fri 9/28/18	[Gantt bar for Survey Cameras from 9/4/18 to 9/28/18, 100% complete]																											
158	Replace Chillers and EMS	Tue 6/4/19	Mon 1/6/20	[Gantt bar for Replace Chillers and EMS from 6/4/19 to 1/6/20, 100% complete]																											
159	Tennis Courts	Mon 6/10/19	Fri 8/9/19	[Gantt bar for Tennis Courts from 6/10/19 to 8/9/19, 100% complete]																											
160	Athletics Multi-Purpose Building	Wed 10/17/18	Fri 2/14/20	[Gantt bar for Athletics Multi-Purpose Building from 10/17/18 to 2/14/20, 100% complete]																											

Cost Summary

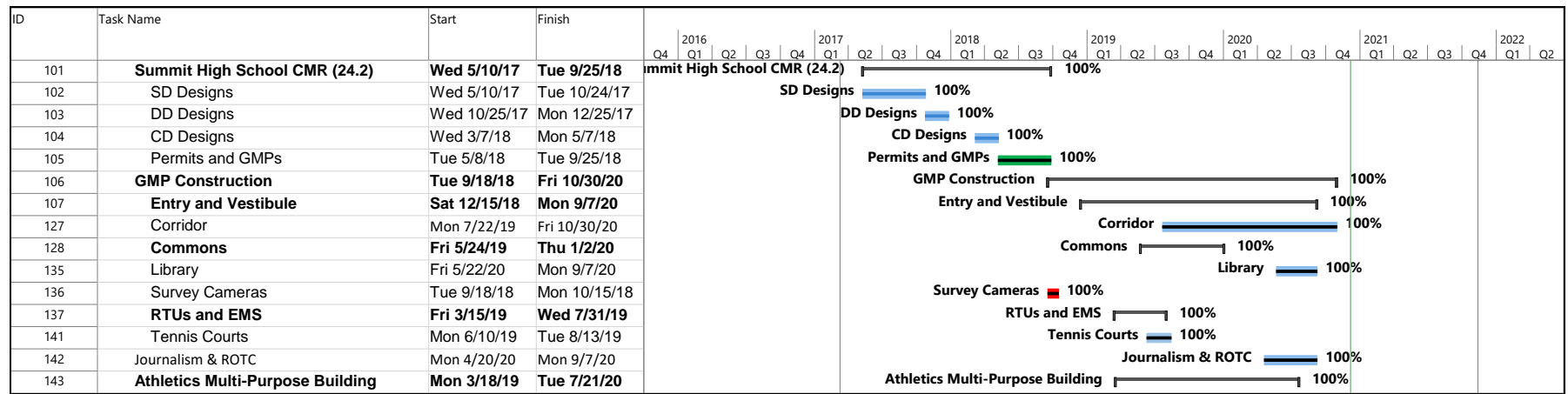
Contract Award Amount: \$ 10,224,091.00

Status Summary

1. Punch list was completed with occupancy on February 14, 2020.
2. Eleven-month walk was completed for the kitchen and all issues have been resolved.
3. Eleven-month walk was completed for the MAC on February 1, 2021 and the contractor has addressed the additional repairs found.
4. The audit is in progress, and Mansfield ISD is reviewing the final draft report.
5. Mansfield ISD and the Architect met with the Contractor to review close out documents and the necessary requirements. Contractor is working on the documents and will re-submit to the Architect.

Summit High School and MAC (Org. Code 002)

Schedule Summary



Cost Summary

Contract Award Amount: \$23,927,928.00

Change Orders \$349,585.00

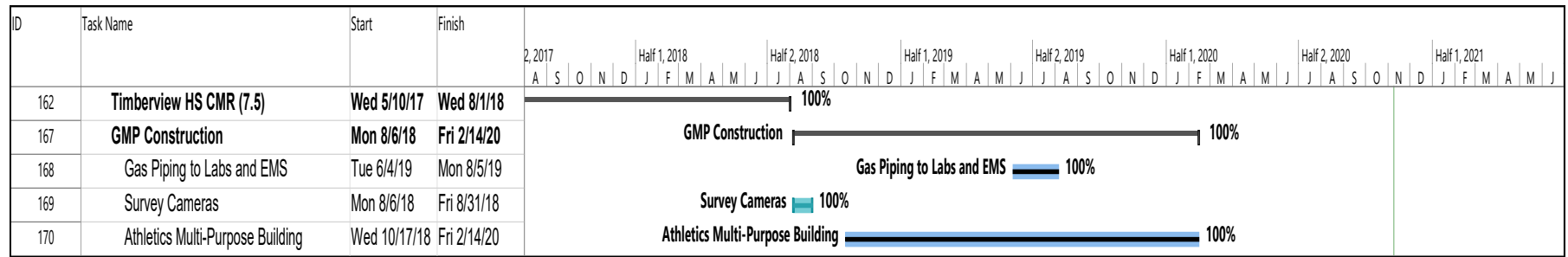
Contract Award Amount: \$24,277,513.00

Status Summary

1. Construction on the MAC commenced in November 2018 and completed in June 2020.
2. The building renovations were complete in August 2020.
3. Press Boxes for the softball and baseball field are complete with the sliding glass windows installed. We also handled all the repairs for the netting.
4. Tennis courts are complete.
5. The requested site drainage work was complete in January 2021 and Mansfield ISD will continue to review as needed.
6. Mansfield ISD and Huckabee Architects are currently reviewing closeout documents.
7. Final audit is currently in process, and we will prepare the final Deductive Change Order for Board approval once the final audit is complete.

Mansfield Timberview High School and MAC (Org. Code 004)

Schedule Summary



Cost Summary

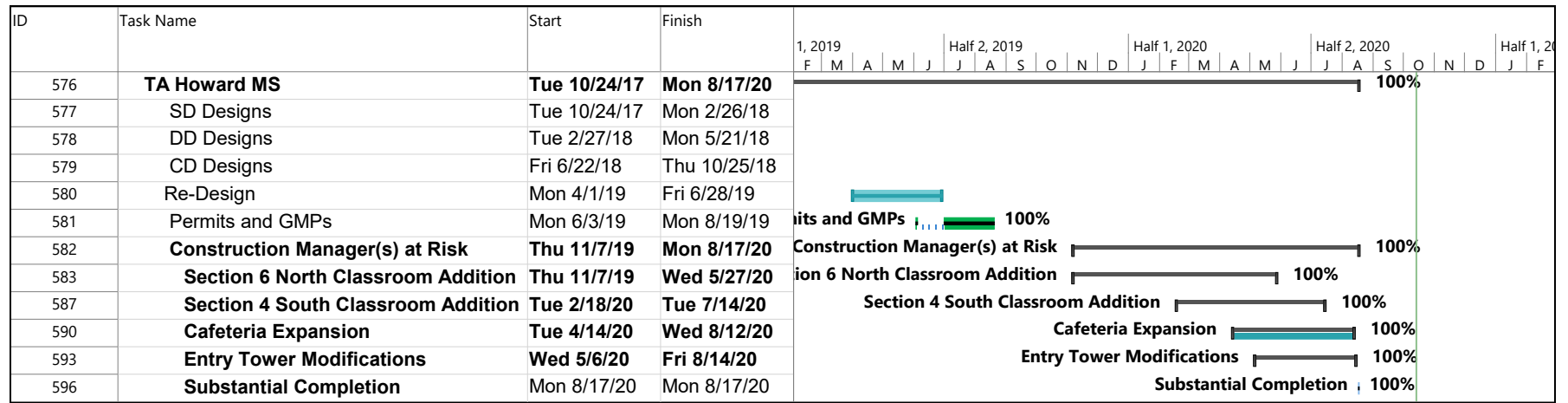
Contract Award Amount: \$8,569,205.00

Status Summary

1. The CM-R commenced construction in October 17, 2018 for completion in August 2019 for gas and EMS.
2. The MAC was substantially complete on February 14, 2020.
3. Fire lane repairs at baseball & softball were completed in March 2020.
4. Eleven-month walk was completed for the MAC on February 1, 2021 and the contractor has addressed the additional repairs found.
5. The audit is in progress, and Mansfield ISD is reviewing the final draft report.
6. Mansfield ISD and the Architect met with the Contractor to review close out documents and the necessary requirements. Contractor is working on the documents and will re-submit to the Architect.

T. A. Howard Middle School (Org. Code 042)

Schedule Summary



Cost Summary

Contract Award Amount: \$4,906,265.00

Change Order: \$151,181.28

New Contract Amount \$ 4,755,083.72

Status Summary

1. The GMP Contract was executed on August 13, 2019 and completed on August 5, 2020.
2. The project included the addition of eight (8) classrooms and an expansion of the cafeteria.
3. The athletic field lighting was installed. The irrigation pump was repaired and the practice field received new grass.
4. Front entry renovations were complete and the additional door replacements were completed January 3, 2021.
5. Mansfield ISD is currently reviewing the closeout documents.
6. The Deductive Change Order for the SHW Elementary School Renovations was approved at the September Board Meeting.

Donna Shepard Intermediate School (Org. Code 204)

Schedule Summary

ID	Task Name	Start	Finish	
598	Shepard IS	Mon 2/4/19	Thu 8/13/20	
599	SD Designs	Mon 2/4/19	Tue 10/22/19	SD Designs 100%
603	Construction Manager(s) at Risk	Tue 12/17/19	Thu 8/13/20	Construction Manager(s) at Risk 100%
604	Cafeteria 2nd floor corridor flooring	Tue 12/17/19	Fri 1/3/20	Cafeteria 2nd floor corridor flooring 100%
605	Summer 2020 Work	Mon 5/11/20	Mon 7/20/20	
626	MEP Ceiling Inspections	Fri 7/10/20	Fri 7/10/20	MEP Ceiling Inspections 100%
627	New Ceiling Grid	Mon 7/13/20	Tue 7/28/20	New Ceiling Grid 100%
628	New wall finishes	Thu 7/9/20	Wed 7/29/20	New wall finishes 100%
629	finsh flooring 2nd Floor	Fri 7/24/20	Mon 7/27/20	finsh flooring 2nd Floor 100%
630	finish flooring 1st Floor	Tue 7/28/20	Thu 8/13/20	finish flooring 1st Floor 100%

Cost Summary

Contract Award Amount: \$ 4,006,935.00

Change Order: \$237,114.00


New Contract Amount \$ 4,244,049.00

Status Summary

1. The roof top units at Newsom Stadium were replaced in July 2020 after the change order #1 was approved at the April 2020 board meeting. In addition, the contractor replaced the gas lines on the roof and added additional roof overlay.
2. The DSIS roof top units were replaced, chases installed, and classrooms completed in August 2020.
3. Punch list is complete and warranty items are being worked on as they are identified.
4. Donna Shepard Intermediate School project is substantially complete, and Mansfield ISD and Huckabee Architects are reviewing the closeout documentation, and the final audit is currently in process.
5. The final Deductive Change Order was approved at the August 2021 Board Meeting.

Debbie Weems Natatorium Phase 2 (Org. Code 982)

Schedule Summary



Cost Summary

Contract GMP Amount: \$1,496,916.00

Change Order \$ (155,345.37)

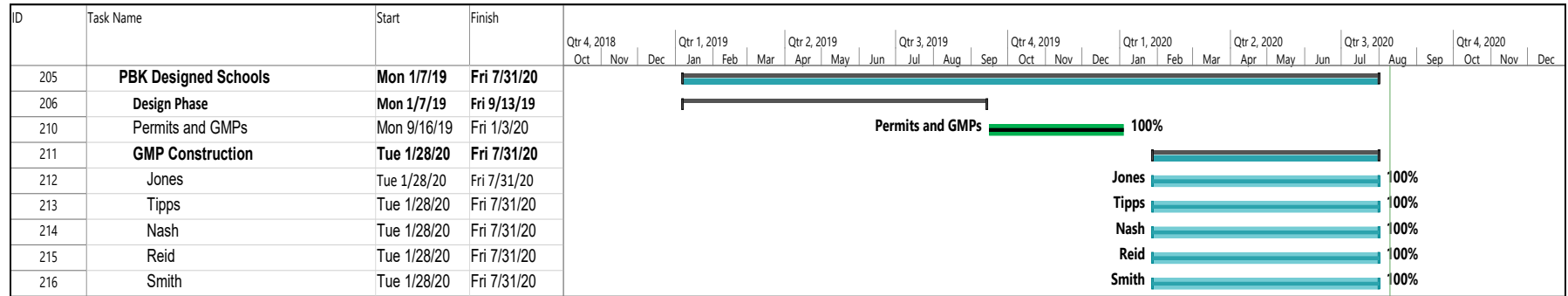
New Contract Amount \$ 1,341,570.63

Status Summary

1. The Natatorium Work was separated into two phases with the HVAC and Duct Hanger Repairs being contracted in March 2018. The second phase of refinishing the plaster coatings and replacing the bulkheads commenced June 8, 2020.
2. The pool HVAC work was limited to August 6 through August 31, 2018, but late delivery of the dehumidifier extended into September 2018.
3. WJE Engineers provided construction drawings for demolition and restoration of the 3 Meter Diving Structure needing repairs. Lee Lewis developed a price proposal under the GMP Allowance for the work.
4. New diving boards were installed on the 3 meter diving platform.
5. Additional mirrors in the restrooms were installed in November 2020.
6. Lee Lewis Construction completed the Phase 2 plaster, bulkheads, and controls on August 17, 2020.
7. Board approved the deductive change order at the December 2020 Board meeting.
8. Closeout documents are complete.

**PBK Designed Elementary Schools (Org. Code 117, 115, 113, 116, 114)
 JONES, TIPPS, NASH, REID and SMITH ESs**

Schedule Summary



Cost Summary


Contract Award Amount: \$2,291,766.00 (All 5 Schools) Change Order: \$336,279.89 New Contract Amount \$ 1,955,486.11

Status Summary

1. Design development with the CM Contractor for Bid Development and resolution of the GMP Agreement is complete.
2. These five (5) Elementary Schools were grouped together due to similar work scopes and facility designs, as built using prototypes.
3. Construction Documents Contract Award was January 2020.
4. Initial work started January 20, 2020 with DDC controls installations at all 5 schools.
5. DDC work was completed by May 2020, and the major interior school renovations commenced May 19, 2020.
6. Removal of wall sisal along the corridors of Jones, Tipps, and Nash was complete, and all five campuses received classroom sink installations for a science lab.
7. The projects were complete on July 24, 2020, and Mansfield ISD is currently reviewing the closeout documentation.
8. The final deductive change order was approved at the September 2021 Board meeting.

**SHW Designed Elementary Schools (Org. Code 119, 122, 120, 118, 121)
 BROCKETT, CABANISS, DAULTON, SHEPPARD and SPENCER ESs**

Schedule Summary



Cost Summary

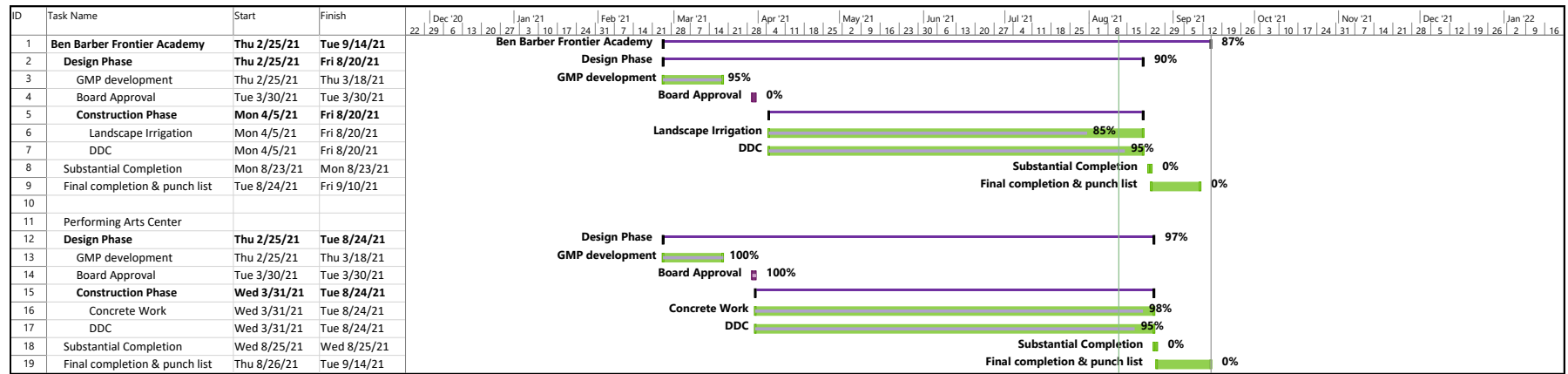
Contract Award Amount: \$1,339,217.00 (All 5 Schools) Change Order: \$77,124.64 New Contract Amount \$ 1,262,092.36

Status Summary

1. These five (5) Elementary Schools were grouped to reflect similar work scopes and facility designs, as built using prototypes.
2. Construction Documents Contract Award was January 2020, and the projects completed July 31, 2020.
3. The DDC work and controller installation at the five schools is complete.
4. Daulton exterior lighting is complete.
5. Mansfield ISD is currently reviewing the closeout documentation.
6. The Deductive Change Order for the SHW Elementary School Renovations was approved at the September Board Meeting.

Ben Barber / Frontier High School & Performing Arts Center (Org. Code 038 & 987)

Schedule Summary



Cost Summary

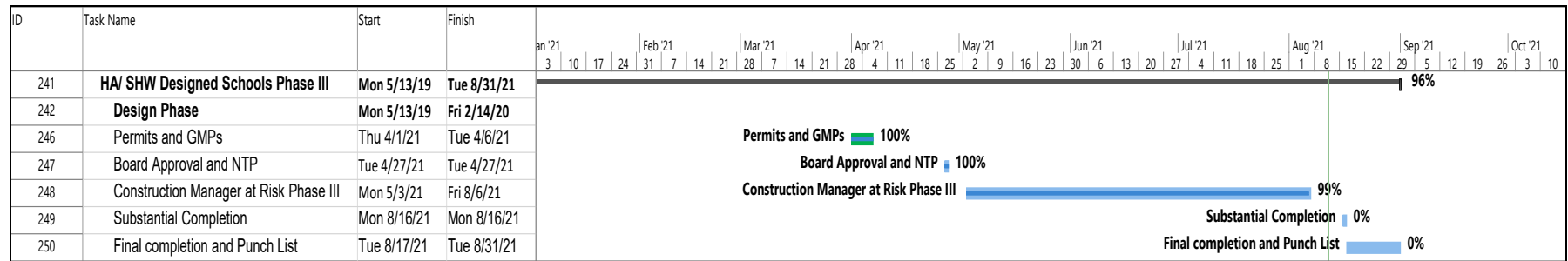
Contract Award Amount: \$1, 036,129.00

Status Summary

1. Architect & Design team completed drawings, and they were reviewed by Mansfield ISD & Lee Lewis Construction.
2. Lee Lewis Construction developed the bid proposals from their advertised bids, and the GMP was presented to Mansfield ISD and Huckabee for review.
3. The GMP Contract was approved at the March 2021 Board of Trustees meeting, and the final contract documents were signed by all parties and the bonds and insurance have been verified.
4. The concrete work and DDC upgrades at the PAC are complete.
5. The irrigation renovations and exterior improvements at BBIA / Frontier HS are complete.
6. The contractor is currently assembling all closeout documentation and Mansfield ISD has requested these items by December 2021.

**SHW & Huckabee Designed Elementary Schools (Org. Code 126, 125, 123, 103, 101 and 105)
 NEAL, MILLER, HOLT, RENDON, PONDER and BOREN ES**

Schedule Summary



Cost Summary

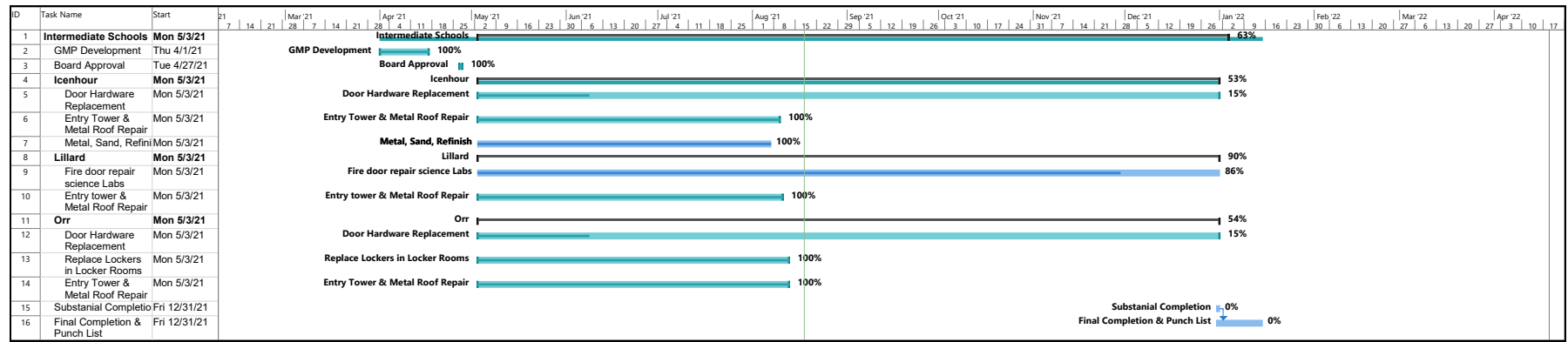
Contract Award Amount: \$137,368.00

Status Summary

1. Architect & Design team completed drawings, and they were reviewed by Mansfield ISD & Lee Lewis Construction.
2. The GMP Contract was approved at the April 2021 Board of Trustees meeting, and the final contract documents were signed by all parties and the bonds and insurance have been verified.
3. Pre-construction meeting was held Monday, May 3. Construction began on May 28, 2021.
4. All electrical, plumbing, tile, painting and millwork is complete with all six campuses receiving a classroom sink installation for a science lab.
5. The Huckabee punch list was provided to contractor and the work completed.
6. The contractor is currently assembling all closeout documentation and Mansfield ISD has requested these items by December 2021.

**Intermediate Schools (Org. Code 205, 206 and 201)
 ICENHOWER, LILLARD and MARY ORR ISs**

Schedule Summary



Cost Summary

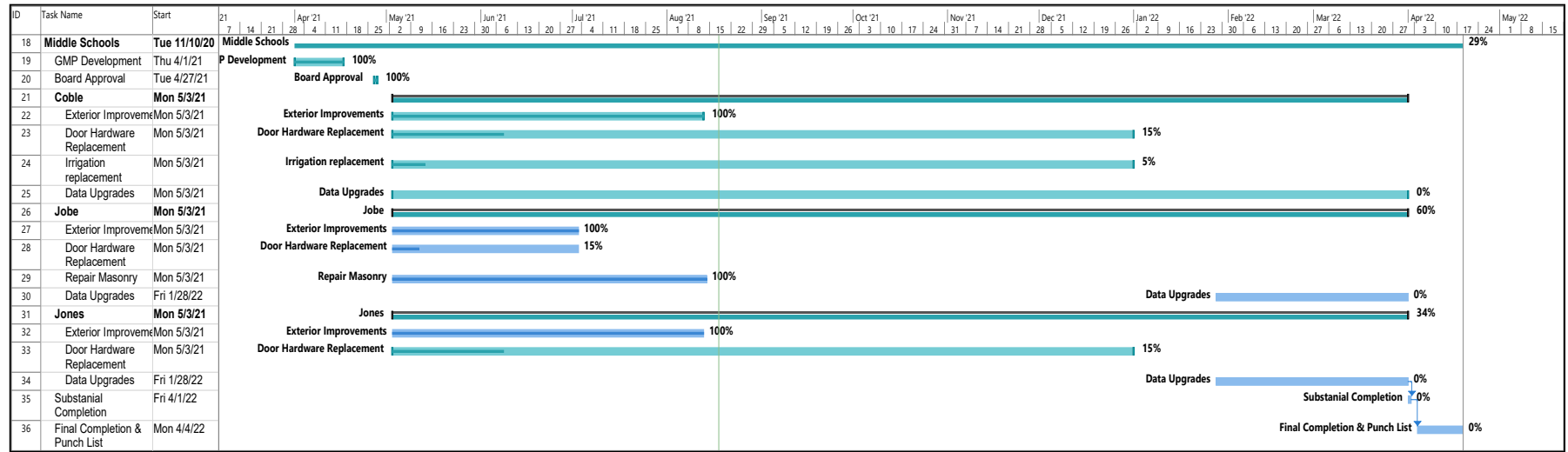
Contract Award Amount: \$ 618,734.00

Status Summary

1. Architect & Design team completed drawings, and they were reviewed by Mansfield ISD & Lee Lewis Construction. Lee Lewis Construction developed the bid proposals from their advertised bids, and the GMP was presented to Mansfield ISD and Huckabee for review.
2. The GMP Contract was approved at the April 2021 Board of Trustees meeting, and the final contract documents were signed by all parties and the bonds and insurance have been verified.
3. Pre-construction meeting was held Monday, May 3. Construction began on May 28, 2021.
4. The interior painting is complete. The entry towers and metal roofs have been repaired and painted for all three campuses.
5. The lockers at Mary Orr Intermediate School were installed August 2021.
6. Door hardware replacement will be done during the Thanksgiving and Holiday breaks.
7. The contractor is currently assembling all closeout documentation and Mansfield ISD has requested these items by January 2022.

**Middle Schools (Org. Code 045, 046 and 044)
 COBLE, JOBE and JONES MSs**

Schedule Summary



Cost Summary

Contract Award Amount: \$1,139,763.00

Change Order: \$14,148.00

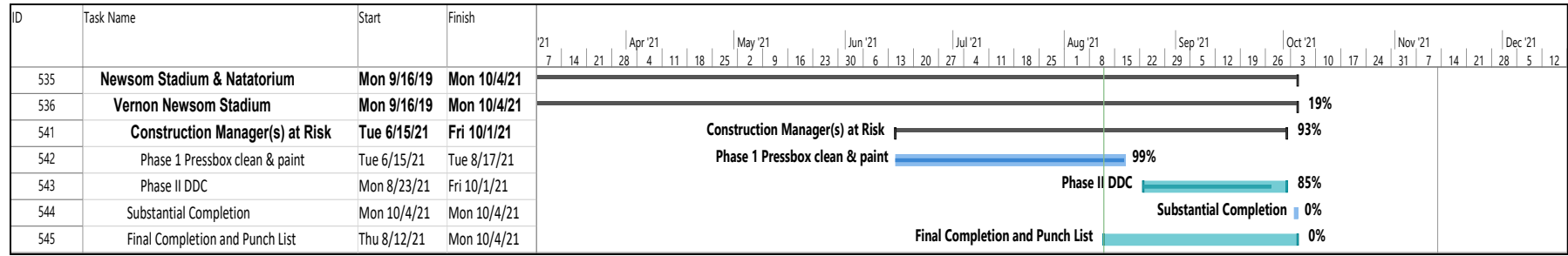
New Contract Amount \$ 1,125,615.00

Status Summary

1. Architect & Design team completed drawings, and they were reviewed by Mansfield ISD & Lee Lewis Construction.
2. Lee Lewis Construction developed the bid proposals from their advertised bids, and the GMP was presented to Mansfield ISD and Huckabee for review. The GMP Contract was approved at the April 2021 Board of Trustees meeting, and the final contract documents were signed by all parties and the bonds and insurance have been verified.
3. Data upgrades are complete.
4. Exterior improvements are complete at Coble MS and Jones MS. The exterior improvements at Jobe MS are in progress.
5. Irrigation replacement at Coble MS began in August 2021 and will be complete November 2021.
6. The door hardware has been ordered and will be installed over the holiday breaks.
7. The contractor is currently assembling all closeout documentation and Mansfield ISD has requested these items by January 2022.
8. A Deductive Change Order for the pressure wash station was approved at the September Board Meeting.

Newsom Stadium Phase 3 (Org. Code 981)

Schedule Summary



Cost Summary

Contract Award Amount: \$ 256,865.00 Painting Press box
 Contract Award Amount: \$ 215,110.00 DDC

Total Cost


\$ 472,730.00

Status Summary

1. Architect & Design team completed drawings, and they were reviewed by Mansfield ISD & Lee Lewis Construction. Lee Lewis Construction developed the bid proposals from their advertised bids, and the GMP was presented to Mansfield ISD and Huckabee for review.
2. The GMP Contract was approved at the June 8, 2021 Board of Trustees meeting, and the final contract documents were signed by all parties and the bonds and insurance have been verified.
3. Construction began on July 12, 2021, with the scaffolding erection.
4. Plaster was prepped and repaired where needed. Then, the exterior was painted, and the scaffolding was taken down.
5. The contractor is currently working on the punch list items.
6. DDC is currently in process and will be complete in December 2021.
7. The contractor is currently assembling all closeout documentation and Mansfield ISD has requested these items by January 2022.

The Phoenix Academy (Org. Code 006)

Schedule Summary



Cost Summary

Contract Award Amount: \$1,975,625

Change Order: (\$79,654)


New Contract Amount: \$1,895,971

Status Summary

1. The substantial completion was January 6, 2020, and the final Deductive Change Order was approved at the August 2020 Board meeting.
2. The closeout documentation is complete.

Cross Timbers Intermediate School (Org. Code 202)

Schedule Summary



Cost Summary

Contract Award Amount: \$1,170,794

Change Order: (\$78,766)


New Contract Amount: \$1,092,028

Status Summary

1. The substantial completion was January 6, 2020, and the final Deductive Change Orders was approved at the August 2020 Board meeting.
2. Closeout documentation is complete.

Brooks Wester Middle School (Org. Code 043)

Schedule Summary



Cost Summary

Contract GMP Amount: \$8,600,000.00

Change Order \$ (959,899.00)

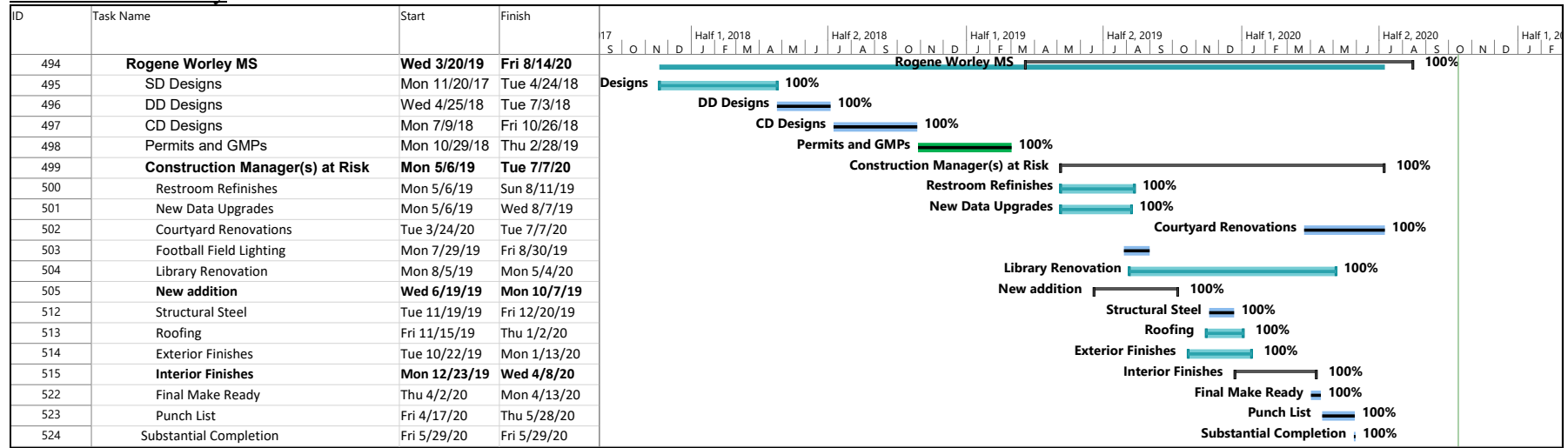
New Contract Amount \$ 7,640,101.00

Status Summary

1. Contractor site mobilization occurred the week of May 6, 2019, and the project was completed on August 14, 2020.
2. The roof and trim installation for the main building is complete, and the locker rooms and restroom were renovated.
3. The data and new DDC controls are also complete.
4. The 11 month warranty walk was done with the Architect and Owner in June 2021; and the contractor is currently addressing findings.
5. Final audit is complete, and the final Deductive Change Order was approved at the June 2021 Board meeting.
6. Mansfield ISD and the Architect reviewed the closeout documentation, and it is complete.

Rogene Worley Middle School (Org. Code 041)

Schedule Summary



Cost Summary

Contract GMP Amount: \$5,500,000.00

Change Order \$ (648,726.00)

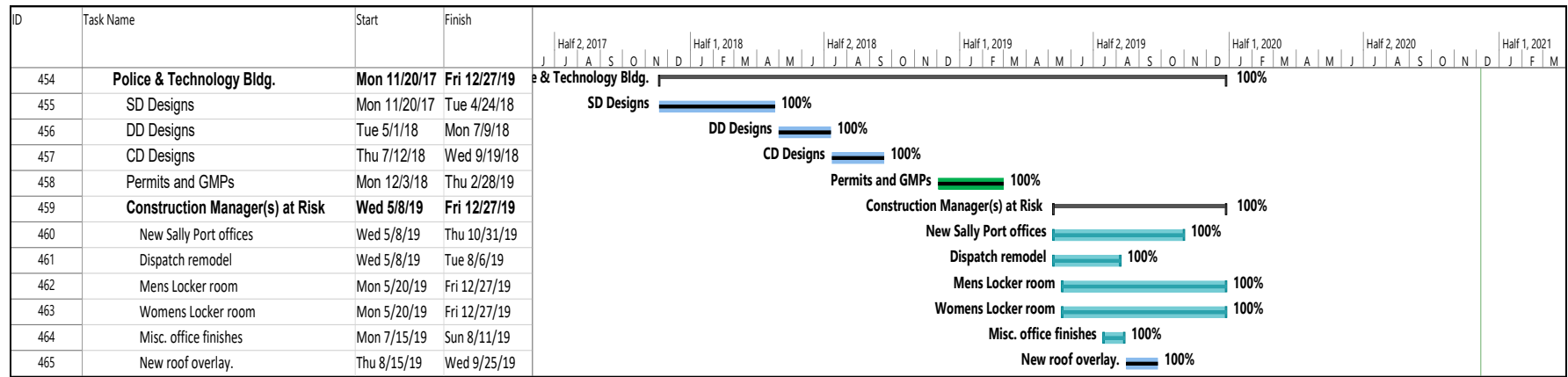
New Contract Amount \$ 4,851,274.00

Status Summary

1. Contractor site mobilization occurred the week of May 6, 2019, and the project was complete on August 14, 2020.
2. The project included the addition of eight (8) classrooms which were complete on March 2020.
3. The Library renovations were completed April 2020.
4. The football field lighting was installed, and the tennis court was repainted and striped April 2020.
5. The civil and landscape scope was completed May 2020, and the courtyard installation was complete on July 24, 2020.
6. The 11 month warranty walk was done with the Architect and Owner in June 2021, and the contractor is currently addressing findings.
7. Final audit is complete, and the final Deductive Change Order was approved at the June 2021 Board meeting.
8. Mansfield ISD and the Architect reviewed the closeout documentation, and it is complete.

Police and Technology (Org. Code 952)

Schedule Summary



Cost Summary

Contract GMP Amount: \$1,300,000.00

Change Order \$ (201,375.00)

New Contract Amount \$ 1,098,625.00

Status Summary

1. Police and Technology renovations were complete November 2019.
2. Final audit is complete, and the final Deductive Change Order was approved at the June 2021 Board meeting.
3. Mansfield ISD and the Architect reviewed the closeout documentation, and it is complete.