



**January 19, 2021
Regular Meeting
6:00 PM**

1. **Call to Order**
2. **Roll Call**
3. **Closed Session**
 1. Adjourn to closed session pursuant to Texas Government Code Section 551.074, Personnel, to deliberate regarding the appointment, employment, evaluation, reassignment, duties, discipline, or dismissal of a public officer or employee; or to hear a complaint or charge against an officer or employee, specifically to include the Superintendent's evaluation and contract; 551.071, Consultation with the Board's attorney; and 551.072, Real Property.
4. **Reconvene**
 1. Reconvene to Public
5. **Meeting Opening**
 1. Prayer
 2. Presentation of Colors by the Legacy High School JROTC
 3. Pledges
6. **Special Presentation**
 1. School Board Recognition Month
7. **Instructional Focus**
 1. Lone Star Governance Update – Kristi Cobb and Elise Buchhorn 3
 2. Vision 2030 Preview – Jennifer Young and Jennifer Powers 14
 3. Branded/Choice Schools Update – Jennifer Young 24
8. **Presentation**
 1. Budget Calendar and Update – Michele Trongaard 33
 2. 2021-2022 District Calendar – David L. Wright 40
 3. MISD Demographic Report – Dr. Paul Cash 48
 4. MISD January COVID-19 Update – Philip O'Neal 64
9. **Public Comments**
 1. The correct procedure for addressing the Board during Public Comments is as follows: Each speaker should address the Board from the podium microphone and state his or her name before speaking. All speakers will be limited to three minutes to make comments regarding items on the agenda. Copies of presentations should be made available to all trustees and the Superintendent. Board policy prohibits the discussion of complaints against district employees during an open forum.
10. **Human Resources Report**
 1. Over 20 Years 71
 2. Board Approved New Hires 73
 3. Introductions 76
11. **Business Items Requiring Board Action**¹

1.	Consider Approval of 2021-2022 District Calendar	77
2.	Consideration and Approval of Class Size Waivers for the 2020-2021 School Year	78
12.	Consent Agenda	
1.	Consider Approval of the 1/12/2021 Called Board Meeting and the 12/15/2020 Regular Board Meeting	79
2.	Consideration and Approval of Extension of Resolution #21-10 for Temporary Revision of Policy DH (LOCAL)	84
3.	Consideration and Approval of Proposed Budget Amendments	86
4.	Consideration and Approval of Proposed Bid Proposals	91
13.	Superintendent's Report	
1.	Delinquent Tax Reports	96
2.	Disbursement Reports	103
3.	Financial Reports	139
4.	Investment Reports	153
5.	Property Tax Collection Report	158
6.	EC Accountability	160
7.	Enrollment Report	193
8.	Attendance Percentage Report	195
9.	MISD Committees Report	198
10.	Facility Rental Revenue Report	210
11.	Resignations	212
12.	Resignation Reasons	214
13.	Superintendent New Hires	216
14.	2017 Bond Program Report	222
14.	Adjourn	
1.	Adjourn	



**Board of School Trustees
Mansfield Independent School District**

TITLE: Lone Star Governance Update DATE: January 19, 2021

PRESENTATION

Kristi Cobb, Executive Director of Elementary, and Elise Buchhorn, Secondary Mathematics Coordinator, will present Quarter 2 data for Lone Star Governance GPM 1.1/2.1/2.2/2.3 and for the Board's review.

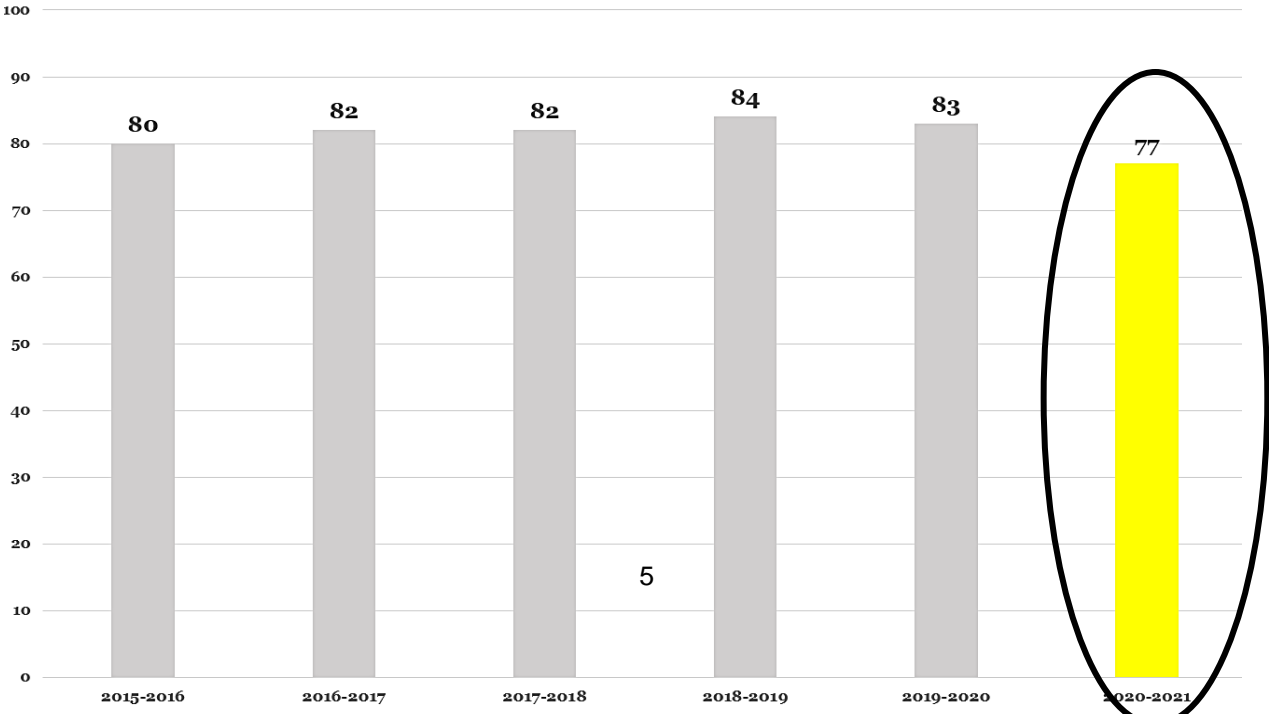
VISION
2020



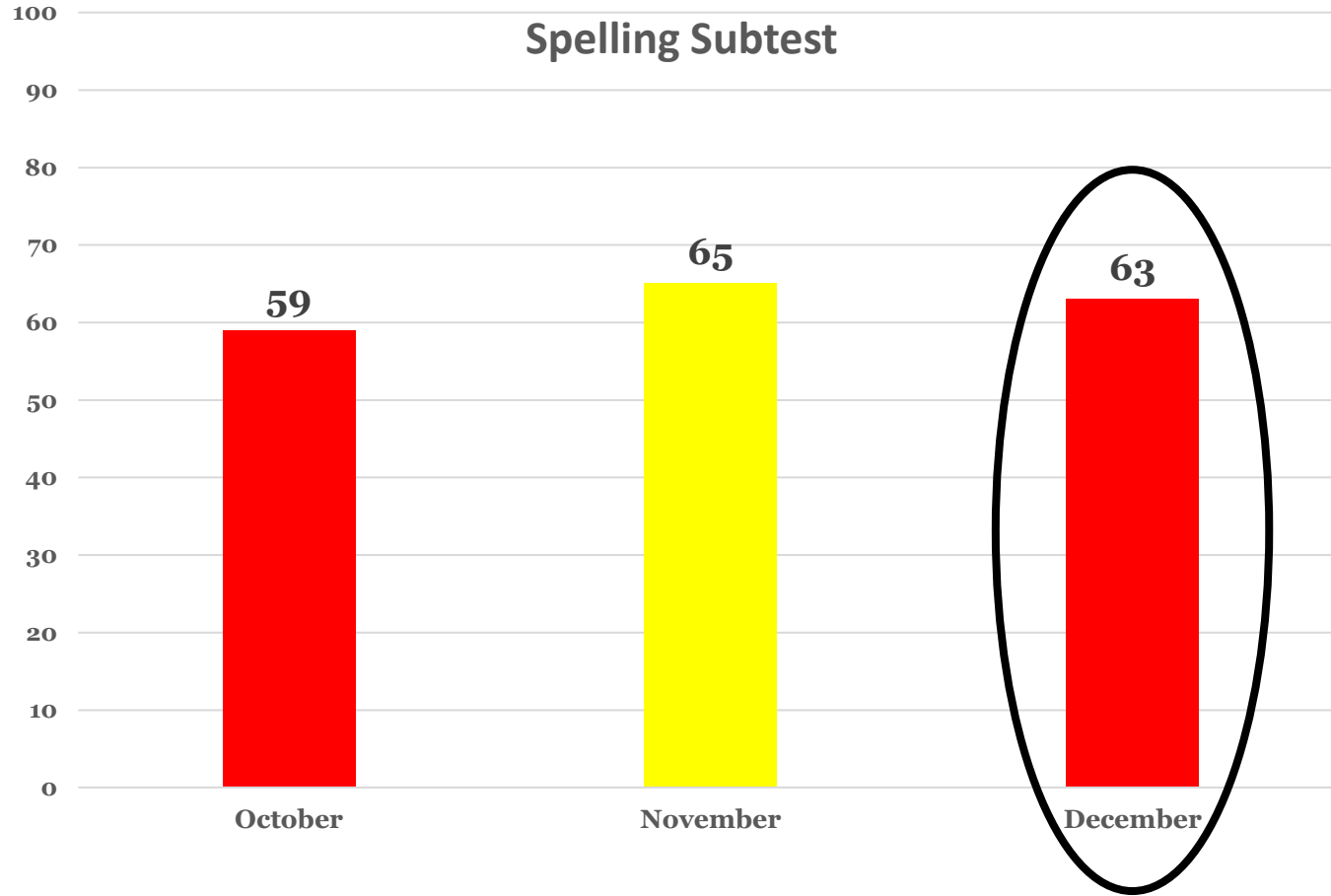
GPM 1.1 Monitoring Report

SOG #1	Percentage of students reading on or above grade level by the beginning of 3rd grade will increase form 88% to 92% by June of 2021.		
	SY18-19 (88%)	SY19-20 (90%)	SY20-21 (92%)
GPM 1.1	Percentage of students on or above grade level on the ISIP Spelling Subtest (Letter Knowledge, Phonemic Awareness, & Alphabetic Decoding) by the end of 2nd grade will increase from 69% to 72% by 2020.		

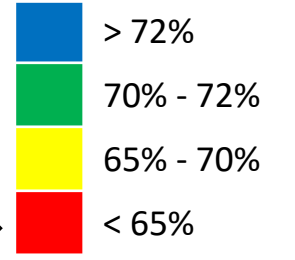
2nd Grade Students Reading On Level or Higher – ISIP
December Trend Data



GPM 1.1 – Quarter 2



Final Status



Trend Data	GPM 1.1
EOY 2018-19	69%
EOY 2019-20	70%
Qtr. 2 (19-20)	71%
<i>Qtr. 2 (20-21)</i>	<i>63%</i>

Evaluation: GPM Status – **Below Goal**

Significant gaps continue to present in our data. Although we made some gains in November, our data in December dropped to 63%...as we continue to evaluate early literacy instruction, while also taking note of COVID challenges, we have made additional adjustments in the phonics curriculum and have deployed additional coaching support. It is also important to note that although we are “below goal”, our data shows that students are making growth.

GPM 1.1 - 2nd Grade – ISIP SPELLING

2020-2021 (Quarter 2)

Next Steps: Each elementary campus has developed a targeted plan to address gaps in K-2 foundational skills – broken down by adjustments in their instructional schedule, small group pullouts, tutoring, and summer programming (both for in-person students and virtual students).

Beginning February 1st, their plans will be fully deployed. We continue to monitor the curriculum and instruction in K-2, provide support, and ask for continued support and to see the fruits of the explicit foundational skills that are being taught daily in our classrooms.

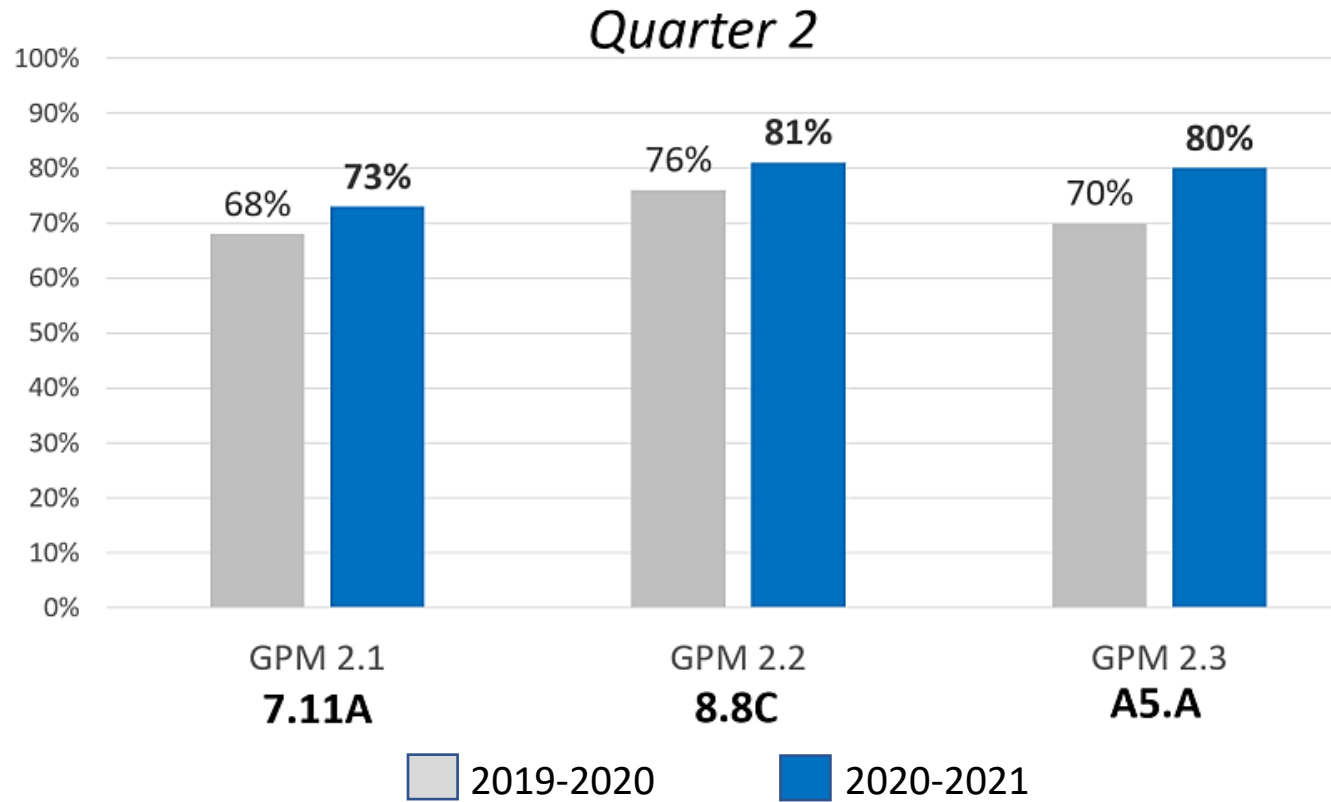



GPM 2.1, 2.2., 2.3 Monitoring Report

SOG #2	Percentage of 8th/9th grade students scoring Meets on Algebra 1 End of Course will increase from 66% to 85% by June of 2021.		
	SY 18-19 (72%)	SY 19-20 (78%)	SY 20-21 (85%)
GPM 2.1	Percent of students demonstrating mastery of solving equations (Student Expectation 7.11A) in Grade 7 will increase from 69% to 72% by 2021.		
GPM 2.2	Percent of students demonstrating mastery of solving equations (Student Expectation 8.8C) in Grade 8 will increase from 60% to 70% by 2021.		
GPM 2.3	Percent of students demonstrating mastery of solving equations (Student Expectation A.5A) in Algebra I will increase from 73% to 78% by 2021.		

Time	GPM 2.1	GPM 2.2	GPM 2.3
EOY 2019	69%	60%	73%
EOY 2020	n/a	n/a	n/a
After Q2 2019-2020	68%	76%	70%
After Q3 2019-2020	65%	67%	71%

GPM 2 – Quarter 2



Time	GPM 2.1	GPM 2.2	GPM 2.3
EOY 2019	69%	60%	73%
EOY 2020	n/a	n/a	n/a
After Q2 2019-2020	68%	76%	70%
After Q2 2020-2021	73%	81%	80%

Evaluation: GPM Status – **On Track**

Based on the data, progress towards more students mastering the skill of solving equations is trending upward and above the goal for all grade levels. Algebra I making the largest gain.

Lone Star Governance GPM 2.1, 2.2, 2.3 – Solving Equations

2020-2021 (Quarter 2)

Next Steps: Math instructional coaches are working with campus PLCs to increase the implementation of numeracy routines to support spiral review of solving equations and other key concepts from the first semester. Numeracy Routines provide students opportunities to develop flexible thinking.


Math Coordinators are providing campus leadership with focused professional development for principals and assistant principals on numeracy routines, how to support teacher implementation, and coaching teachers to grow in their craft.

Focal Points to Support Learning

- **Rich tier 1 instruction with multiple entry points**
- **Interventions that are flexible and just in time**
- **A focus on the most essential content**
- **Building positive math identities**

Component	What it is	What it is not
<p>Numeracy Routines</p> <p>this is the same for Whole Group & Small Group lesson structures</p>	<ul style="list-style-type: none"> ● An opener that gets students' brains ready for mathematical thinking. 	<ul style="list-style-type: none"> ● Only a worksheet.
	<ul style="list-style-type: none"> ● A great place for spiral review or computational fluency activities. 	<ul style="list-style-type: none"> ● Focused on timed fluency.
	<ul style="list-style-type: none"> ● Focused on numeracy and creating flexible thinkers. 	<ul style="list-style-type: none"> ● Focused on note taking.
	<ul style="list-style-type: none"> ● Students are doing most of the talking and the thinking. 	<ul style="list-style-type: none"> ● The teacher is doing most of the talking.
	<ul style="list-style-type: none"> ● Great examples can be found in Canvas under Numeracy Routines. 	

VISION
2020





**Board of School Trustees
Mansfield Independent School
District**

TITLE: Vision 2030

DATE: January 19, 2021

PRESENTATION

BACKGROUND:

The presentation will provide a review of Vision 2030 and an update on the work of the Guidance and Counseling department.

The presentation will be made by Jennifer Young, Chief Innovation Officer and Jennifer Powers, Director of Guidance and Counseling.

CONSIDERATIONS:

None. This is for information only.

RECOMMENDATION:

None. This is for information only.

MANSFIELD INDEPENDENT SCHOOL DISTRICT

VISION
2020



VISION
2030

The Journey to Future Ready



Mission To inspire and educate students to be productive citizens.

A destination district committed to excellence. **Vision**

Values

- Students First
- Continuous Improvement
- Integrity
- Communication
- Positive Relationships
- Resiliency

Motto MISD: A great place to live, learn, and teach.

Guiding Statements

1. Students will read on level or higher by the beginning of third grade and will remain on level or higher as a MISD student.
2. Students will demonstrate mastery of Algebra I by the end of ninth grade.
3. Students will graduate college, career, and/or military ready (CCMR).
4. Students will participate in an extra or co-curricular activity.
5. Our parents and students will have choices with educational opportunities.



Mission To inspire and educate students to be productive citizens.

A destination district committed to excellence. **Vision**

Values

- Students First
- Continuous Improvement
- Integrity
- Communication
- Positive Relationships
- Resiliency



Motto MISD: A great place to live, learn, and teach.

Guiding Statements

1. Students will read on level or higher by the beginning of third grade and will remain on level or higher as a MISD student.
2. Students will demonstrate mastery of Algebra I by the end of ninth grade.
3. Students will graduate college, career, and/or military ready (CCMR).
4. Students will participate in an extra or co-curricular activity.
5. Our parents and students will have choices with educational opportunities.







Cadence of Accountability Timberview High School

October 2020



Mansfield ISD District Scorecard 2016-2021

1. Vision 2020 Guiding Statements									
#	Key Strategic Measure	5 Year Goal	Base Line 15-16	16-17	17-18	18-19	19-20	20-21	Status
1.1	% Reading on level by start of 3 rd gr.	92%	82%	87%	86%	88%			
1.2	% of 8 th /9 th graders mastering algebra	85%	51%	60%	66%	75%			
1.3	% graduating CCMR	70%			61%	65%			
1.4	% participating in extra or co-curricular	100%		65%	76%	85%			
1.5	# of new Choice options - cumulative	15		6	8	10			
2. Curriculum and Instruction -									
#	Key Strategic Measure	5 Year Goal	Base Line 15-16	16-17	17-18	18-19	19-20	20-21	Status
2.1	Campuses earning at least one distinction	100%	66%	76%	76%	69%			
2.2	% Campuses Accountability Rating - Met Standard	100%	100%	100%	100%	100%			
2.3	Student Progress % -Gr. 3-8 Reading/Math	80%/80%	62%/64%	61%/67%	65%/68%	66%/70%			
3. Student Services - Focus on Student Success									
#	Key Strategic Measure	5 Year Goal	Base Line 15-16	16-17	17-18	18-19	19-20	20-21	Status
3.1	Attendance Rate	97%	96.3%	96.54%	96.17%	96.37%			
3.2	Graduation Rate - 4 yr. All MISD students	95%	94.5%	96.9%	96.86%	95.7%			
3.3	Student survey - % satisfied	80%	61%	55%	74%	70%			
4. Technology - Focus on Excellence and Equity in Technology									
#	Key Strategic Measure	5 Year Goal	Base Line 15-16	16-17	17-18	18-19	19-20	20-21	Status
4.1	Average scheduled uptime for critical systems	99.95%	98.6%	99.95%	99.27%	99.96%			
4.2	% of work orders in seven days	70%	61.89%	68.42%	67%	69%			
4.3	Teachers using 4Cs	Exemplary	Beginning	Beginning	Emerging	Emerging			
5. Human Resources - Focus on Employee Retention, Customer Service and Top Ranking Salaries									
#	Key Strategic Measure	5 Year Goal	Base Line 15-16	16-17	17-18	18-19	19-20	20-21	Status



Mansfield ISD Student Scorecard 2019-2025					
		Fresh	Soph	Junior	Senior
1. LIFE READY - (Three or More)					
1.1	Attendance (90%)				
1.2	7 or more Volunteer/Community Service Hours Per Year				
1.3	Digital Citizenship Module				
1.4	Life Plan				
1.5	Registered to Vote				
1.2 Leadership (One or More)					
a	Leadership Course and/or Position				
b	Extra or Co-Curricular Activity/UIL Participation				
c	Mentorship				
1.3 Personal Finance (One or More)					
a	Personal Finance Course				
b	Financial Literacy Online Course				
c	Financial Literacy Module				
2. CAREER READY					
2.1 Foundation (One or More)					
a	Identify a Career Interest/Aptitude				
b	Earn Industry Certification				
c	Complete a CTE coherent sequence of courses				
d	Enlist in the United States Armed Forces				
e	Committee Determined Workforce Readiness				
2.2 Communication (Two or More)					
a	Professional Communications Course				
b	Written - Pass English I and II EOC				
c	Multi-Cultural Fluency (2+ LOTE Credits)				
2.3 Preparation (Two or More)					
a	Identified Endorsement on Individual Graduation Plan				
b	Goal Setting Module				
c	Work Experience				
d	Internship				
3. COLLEGE READY					
3.1 Academics (Two or More)					
a	GPA (≥ 80%)				
b	Advanced Placement (Earn a 3+ on one or more AP exams)				
c	Advanced Placement (2 or more credits earned)				
d	Dual Credit: Earn (3) college credit hours in ELA/Math or (6) other				
e	Algebra II (credit earned)				
3.2 Standardized Exams (One or More)					
a	TSI Exam: Math (50), Reading (51), Writing (340), Essay (4+)				
b	PSAT: Grade 11: Reading (460), Math (510)				
c	SAT Exam: Math (530), Reading & Writing (480)				
d	ACT Exam: Math (22), Reading (22), English (18), Science (23)				
3.3 Additional College Criteria (Two or More)					
a	Post Algebra II Math Courses				
b	Go Center (Annual Visit)				
c	College Visit and/or College Fair				
d	College Application Submittal				
e	FAFSA or TAFSA Submittal				
f	AVID Elective				
g	Early College High School and/or Associate's Degree				




xello



CAREER
Pathways






CAREER Pathways




Latest Edition of The Advisor Filled with Course Registration Information... [The Advisor](#)


MISD Guidance and Counsel... [Home](#) [Vision 2030 Ready](#) [Guidance & Counseling](#) [Student Support](#) [Social & Emotional Resources](#)



GUIDANCE & COUNSELING



STUDENT SUPPORT



SEL INSTRUCTION

[Life, College, Career](#)

[24/7 Support](#)


[Dual Credit](#)

[COVID-19 UPDATES](#)

[The Advisor](#)

Check out MISD Guidance and Counseling quarterly publication, "The Advisor".

- [Virtual College Visits from Area Admissions Counselors Network!](#)
- Compare your task list with the recommended [College Checklist](#).
- Check out the [College Admissions Message](#)



The Advisor

MISD Counseling Updates for Secondary Students

Action Items

All Things UTA

Shannon Lough, the UTA GoCenter Rep at ECHS, LRHS, MHS, SHS, and THS is hosting a virtual application drive for students at the schools she serves. If you would like to attend, you MUST complete the form linked below. She will send out information on how to access the meeting.



VISION 2030

“All stakeholders must own the vision and if they don’t have a voice in its development, they will never completely honor it.”

-Timothy D. Kanold



Scorecards

K-12



Mansfield ISD Student Scorecard
2019-2025

	Fresh	Soph	Junior	Senior
1. LIFE READY				
1.1 Life Indicators (Three or More)				
a Attendance (>96%)				
b 7 or more Volunteer/Community Service Hours Per Year				
c Digital Citizenship Module				
d Life Plan				
e Registered to Vote				
1.2 Personal Finance (One or More)				
a Leadership Course and/or Position				
b Extra or Co-Curricular Activity/UIL Participation				
c Mentorship				
1.3 Personal Finance (One or More)				
a Personal Finance Course				
b Financial Literacy Online Course				
c Financial CDE Module				
2. CAREER READY				
2.1 Foundations (One or More)				
a Identify a Career Interest/Aptitude				
b Earn Industry Certification				
c Complete a CTE coherent sequence of courses				
d Enlist in the United States Armed Forces				
e Committee Determined Workforce Readiness				
2.2 Communication (Two or More)				
a Professional Communications Course				
b Written Pass English I and II EOC				
c Multicultural Fluency (2+ LOE Credits)				
2.3 Preparation (Two or More)				
a Identified Endorsement on Individual Graduation Plan				
b Goal-Setting Module				
c Work Experience				
d Internship				
3. COLLEGE READY				
3.1 Academics (Two or More)				
a GPA (> 80%)				
b Advanced Placement (Earn a 3+ on one or more AP exams)				
c Advanced Placement (2 or more credits earned)				
d Dual Credit- Earn (3) college credit hours in ELA/Math or (6) other				
e Algebra II credit earned				
3.2 Standardized Test Scores (One or More)				
a TSI Exam- Math (350), Reading (351), Writing (340), Essay (4+)				
b PSAT- Grade 11- Reading (460), Math (510)				
c SAT Exam- Math (530), Reading & Writing (480)				
d ACT Exam- Math (22), Reading (22), English (18), Science (23)				
3.3 Additional College Criteria (Two or More)				
a Post Algebra II Math Courses				
b Go Center (Annual Visit)				
c College Visit and/or College Fair				
d College Application Submittal				
e FAFSA or TAFSA Submittal				
f AVID Elective				
g Early College High School and/or Associate's Degree				



★ Student Score Card

Kojouharov, Velin
(161382)
Mansfield H S / Grade 12

- My Dashboard
- My Assessments
- Schedule
- Attendance
- Discipline
- Dist Asmt
- State Asmt
- Other Asmt
- College Readiness
- RTI
- Scorecard

Overall Ready	Life Ready
Career Ready	College Ready

LIFE READY CAREER READY COLLEGE READY

1.1 Life (Three or more)

1.1.a Attendance (>= 96%) Yes

1.1.b 7 or more Volunteer / Community Service Hour per Year



VISION 2030



**Board of School Trustees
Mansfield Independent School
District**

TITLE: Branded-Choice Schools Update

DATE: January 19, 2021

PRESENTATION

BACKGROUND:

The presentation will provide an update of current campuses considering rebranding and/or becoming a school of choice.

The presentation will be made by Jennifer Young, Chief Innovation Officer.

CONSIDERATIONS:

None. This is for information only.

RECOMMENDATION:

None. This is for information only.



BRANDED/CHOICE SCHOOLS UPDATE

January 19, 2021




Guiding Statement #5

- Our parents and students will have choices with educational opportunities.

BRANDED VS. CHOICE

BRANDED





PROPOSED NEW BRANDED SCHOOL



Board
Presentation
in February

CHOICE



SUMMIT FEEDER PATTERN COMMITTEE UPDATE

Listening & Planning Meeting

February 4, 2021

6:00 – 8:00 PM

R.L. Anderson Training Room #3/Virtual

WHY?
WHAT?
WHO?
WHERE?
HOW?
WHEN?
WHICH?

HOW?
WHAT?
HOW?
WHY?
WHO?
WHERE?
WHAT?
HOW?
WHY?
WHO?
WHOSE?
WHERE?
WHAT?
HOW?
WHO?

WHERE?
HOW?
WHO?
WHAT?
HOW?
WHY?
HOW?





**Board of School Trustees
Mansfield Independent School District**

TITLE: Budget Calendar

DATE: January 19, 2021

PRESENTATION

BACKGROUND:

The purpose of the budget calendar update is to provide an overall picture of the district's progress and status for the 2021-2022 budget. The presentation includes a timeline of completed processes, those that are ongoing, and future items on the calendar.




The presentation will be given by Michele Trongaard, Associate Superintendent of Business and Finance.

CONSIDERATIONS:

None

Budget Calendar and Update 2021–2022

Processes Completed

TARGET DATE		ACTIVITY/PROCESS	RESPONSIBILITY
January 2021		Projected enrollments	Principals/ Human Resources
January 12, 2021		Budget training	Business and Finance/Budget
January 19, 2021		Demographic report presented	Templeton Demographics

Ongoing Processes

TARGET DATE	ACTIVITY/PROCESS	RESPONSIBILITY
January 22, 2021	Open House for campuses and departments to receive additional support to complete budget entry	Business and Finance/Budget
January 29, 2021	Requests for additional staff due to human resources	Cabinet
January 29, 2021	Requests for additional budget items due to business office	Cabinet

Future Processes

TARGET DATE	ACTIVITY PROCESS	RESPONSIBILITY
February 12, 2021	Campus and departmental budgets due to budget department	Principals, Assistant Superintendent, Directors
February – March 2021	Work Sessions with Cabinet – review growth positions and additional requests	Cabinet
March – April 2021	Board update – work session	Business and Finance/Budget

Future Processes

TARGET DATE	ACTIVITY/PROCESS	RESPONSIBILITY
April 30, 2021	Certified estimated tax values from the appraisal districts	Tarrant County and Johnson County Appraisal Districts
April – May 2021	Work session with Cabinet – refining of budget requests by Superintendent, Executive Council, budget staff	Central Office Administration
May 2021	Work session with Board	Business and Finance/Budget

Budget Adoption

TARGET DATE	ACTIVITY/PROCESS	RESPONSIBILITY
June 7–10, 2021	Publish “Notice of Public Meeting to Discuss Budget and Proposed Tax Rate”	Business and Finance/Budget
June 22, 2021	Public meeting on 2021–2022 budget and proposed tax rate; final amendment to 2020–2021 budget, adopt the 2021–2022 budget	Board of Trustees
July 25, 2021	Certified tax values from appraisal districts	Tarrant County & Johnson County Appraisal Districts
August 24, 2021	Adopt the 2021 tax rate	Board of Trustees



**Board of School Trustees
Mansfield Independent School District**


TITLE: 2021-2022 District Calendar

DATE: January 19, 2021


PRESENTATION

David L. Wright, Assistant Superintendent of Student Services and Support, will give a presentation on the proposed 2021-2022 District Calendar.

Calendar Creation Process



Creation Of Committee



Elementary Intermediate Middle High School

Fine Arts

Athletics

Career Tech

Curriculum

Advanced Placement

Counselor

Parents

Students

Teachers

UEA

Administration

ATPE

Establish Priorities




- Student Start Date
- Student End Date
- Teacher Professional Development
 - Teacher Work Days
 - Full Week of Thanksgiving

Establish Priorities



- Parent /Teacher Conference
 - 4 Day Weekends
- Similar # of days in both semesters (as possible)
 - Semester Ending

Priorities: Results



Student Start Date

“A”

“Aug 17”

“B”

“Aug 18”

Student End Date

“A”

“May 25”

“B”

“May 26”

Teacher Workdays
/PD Days


“A”

“5/7 days”

“B”

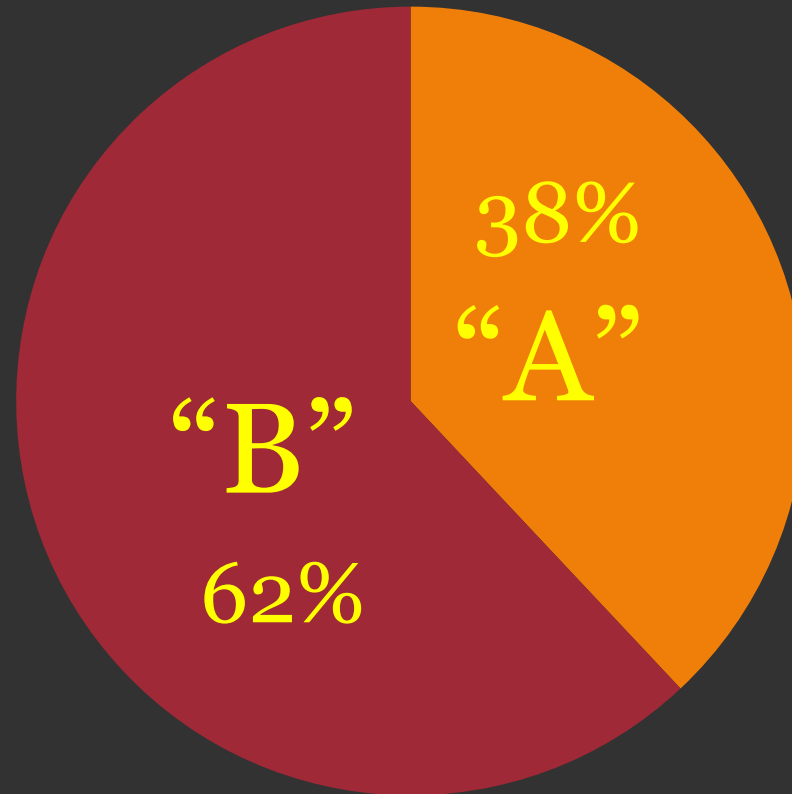
“6/7 days”

Survey




Cumulative Responses

18th Start
Date



17th Start
Date



Recommend the Approval ...

**Calendar “B” with a Student
Start Date of August 18th
2021-22**



**Board of School Trustees
Mansfield Independent School District**

TITLE: District Demographic Report **DATE:** January 19, 2021

PRESENTATION

BACKGROUND:

Dr. Paul Cash, Executive Director of Facilities and Operations, will introduce the presenter of the MISD Demographic Report. The presentation for the district's demographic report will be given by Michelle Box of Templeton Demographics.



Mansfield
Independent
School
District

Quarterly Report 3Q 2020



TEMPLETON
DEMOGRAPHICS

hanleywood | metrostudy



Annual Enrollment Change

Year (Oct.)	EE	PK	K	1st	2nd	3rd	4th	5th	6th	7th	8th	9th	10th	11th	12th	Total	Total Growth	Percent
2016/17	192	789	2,085	2,203	2,389	2,496	2,522	2,596	2,608	2,777	2,758	3,060	2,795	2,666	2,373	34,309		
2017/18	185	771	2,171	2,259	2,320	2,464	2,638	2,578	2,653	2,729	2,890	3,164	2,907	2,737	2,513	34,979	670	2.0%
2018/19	231	628	2,215	2,270	2,314	2,399	2,566	2,698	2,575	2,880	2,797	3,236	3,022	2,826	2,536	35,193	214	0.6%
2019/20	201	755	2,219	2,319	2,358	2,408	2,514	2,622	2,737	2,836	2,876	3,163	3,052	2,929	2,602	35,591	398	1.1%
2020/21	177	584	2,027	2,288	2,289	2,422	2,421	2,544	2,710	2,863	2,867	3,169	2,970	3,024	2,808	35,163	-428	-1.2%

Yellow Box = largest grade per year
Green Box = second largest grade per year

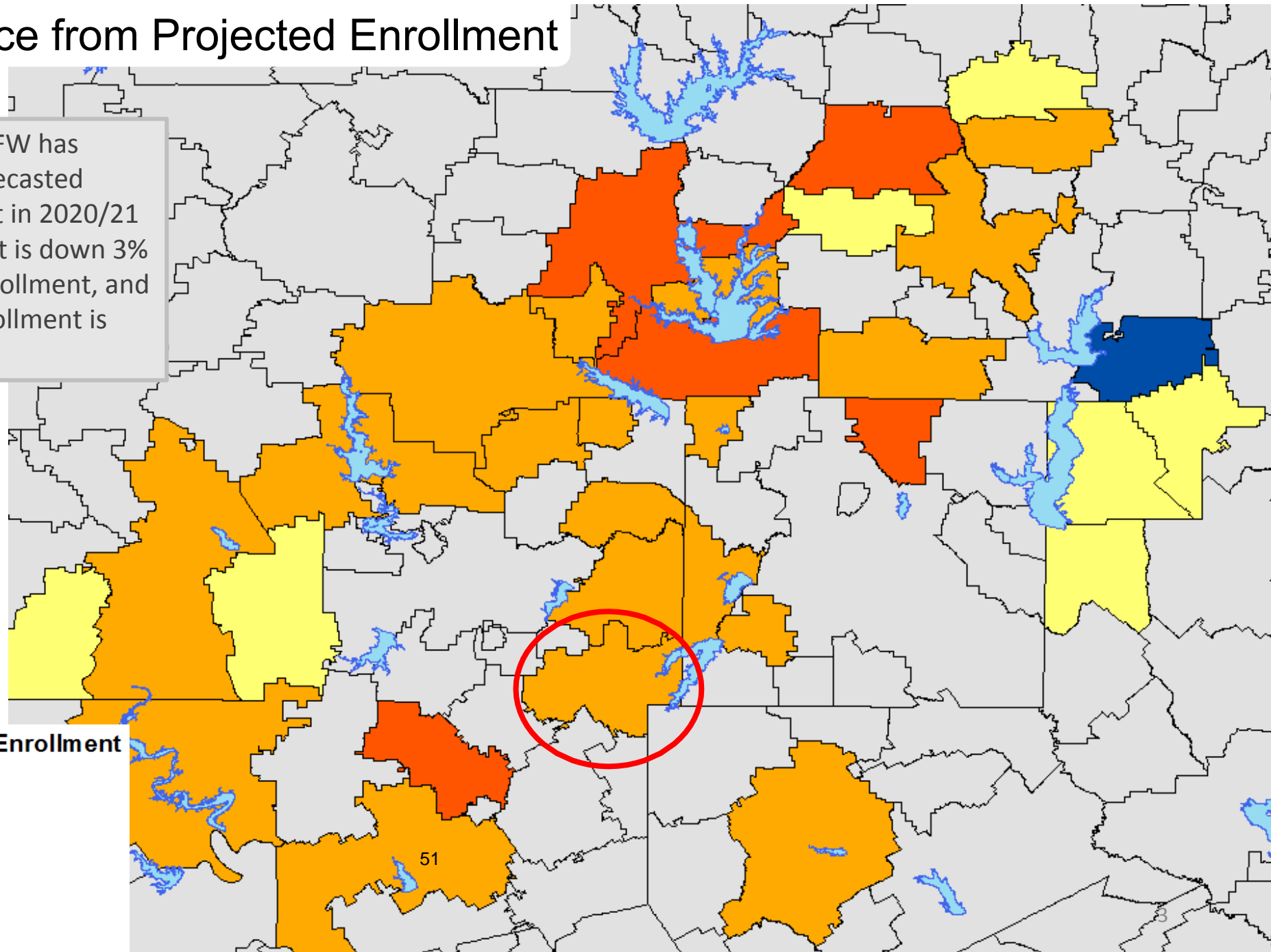
	EE	PK	K	1st	2nd	3rd	4th	5th	6th	7th	8th	9th	10th	11th	12th	ELEM	INT	MS	HS
3 year avg	1.027	0.998	1.021	1.059	1.039	1.035	1.049	1.022	1.012	1.078	1.021	1.133	0.949	0.974	0.930	1.041	1.017	1.050	0.996
2017/18	0.964	0.977	1.041	1.083	1.053	1.031	1.057	1.022	1.022	1.046	1.041	1.147	0.950	0.979	0.943	1.053	1.022	1.044	1.005
2018/19	1.249	0.815	1.020	1.046	1.024	1.034	1.041	1.023	0.999	1.086	1.025	1.120	0.955	0.972	0.927	1.033	1.011	1.055	0.993
2019/20	0.870	1.202	1.002	1.047	1.039	1.041	1.048	1.022	1.014	1.101	0.999	1.131	0.943	0.969	0.921	1.035	1.018	1.050	0.991
2020/21	0.881	0.774	0.913	1.031	0.987	1.027	1.005	1.012	1.034	1.046	1.011	1.102	0.939	0.991	0.959	0.993	1.023	1.028	0.998

- Mansfield ISD declined 428 students this fall for a -1.2% annual change
- MISD saw the largest declines in early elementary enrollment due to COVID-19 impact
- Most districts in DFW have seen a 4%-5% student enrollment decline from expected enrollment



Percent Difference from Projected Enrollment

- Only 1 district in DFW has exceeded their forecasted student enrollment in 2020/21
- The average district is down 3% from projected enrollment, and year over year enrollment is roughly flat



Difference from Forecasted Enrollment

- < -7%
- 7% to -5%
- 5% to -2% ←
- 2% to 0%
- > 0%





DFW New Home Ranking Report

ISD Ranked by Annual Closings – 3Q20

Rank	District Name	Annual Starts	Annual Closings	Inventory	VDL	Future
1	Prosper ISD	2,558	2,857	1,290	3,763	19,487
2	Denton ISD	2,705	2,809	1,240	4,401	19,052
3	Frisco ISD	2,187	2,552	1,251	2,823	9,008
4	Northwest ISD	2,362	2,399	1,027	3,414	21,946
5	Eagle Mt.-Saginaw ISD	2,030	2,012	807	1,718	18,548
6	Dallas ISD	1,583	1,807	1,756	2,370	5,830
7	Forney ISD	1,592	1,490	857	3,082	27,142
8	Crowley ISD	1,069	1,267	334	1,017	16,508
9	Lewisville ISD	1,066	1,247	636	1,543	2,937
10	Little Elm ISD	894	1,027	388	850	1,823
11	Rockwall ISD	1,022	959	631	2,124	8,371
12	McKinney ISD	849	923	421	1,872	8,019
13	Mansfield ISD**	978	906	542	1,184	7,445*
14	Waxahachie ISD	766	828	385	1,016	19,223
15	Royse City ISD	960	780	497	1,767	11,688
16	Princeton ISD	1,147	746	571	1,095	7,934
17	Melissa ISD	761	727	382	756	4,778
18	Wylie ISD	754	710	421	960	3,191
19	Allen ISD	634	651	415	1,003	724
20	Plano ISD	395	618	197	627	1,153

*Adjusted based on additional research by Templeton Demographics staff

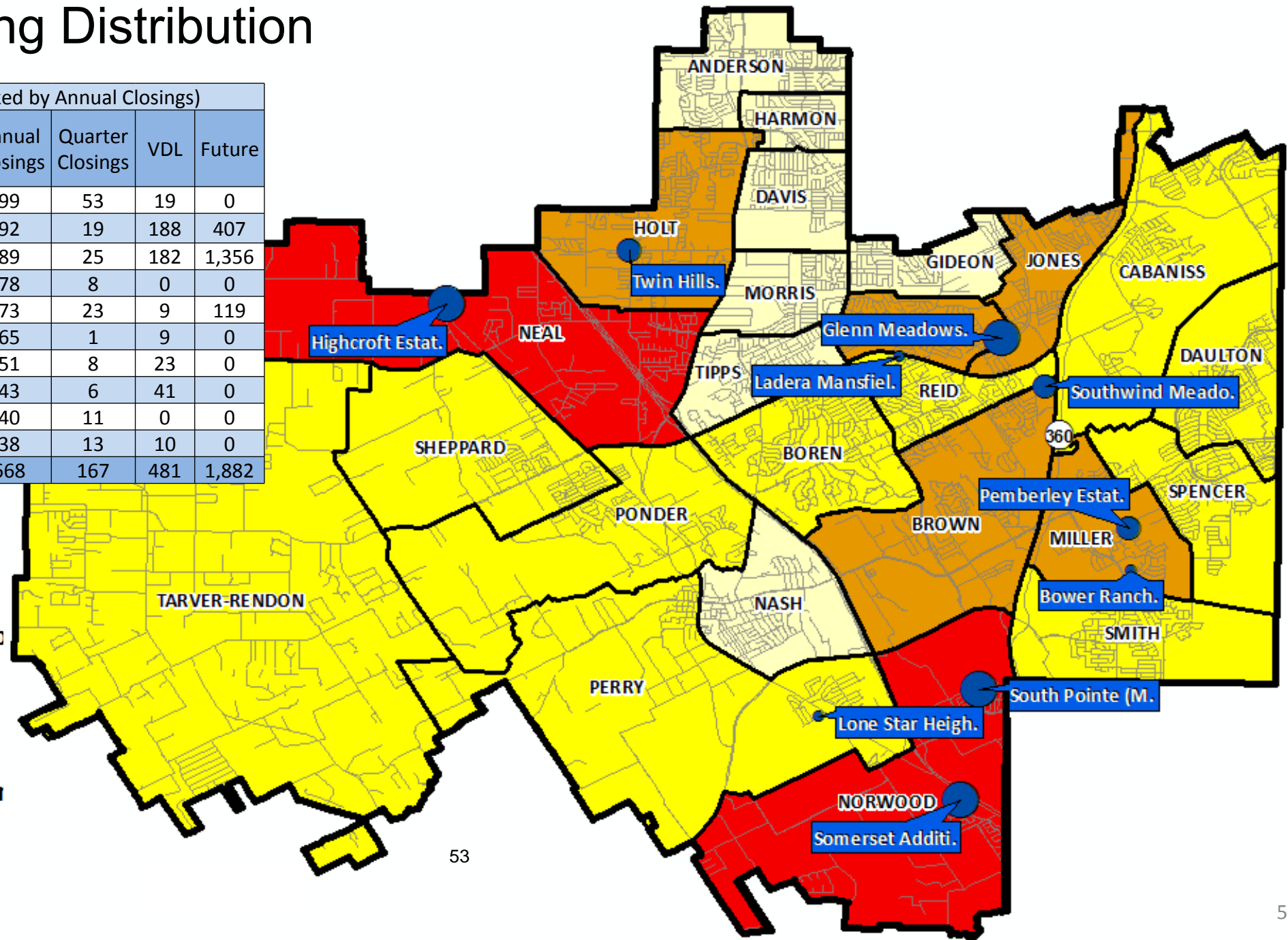
**Includes Age-Restricted communities in Mansfield ISD





Annual Closing Distribution

Top 10 Subdivisions - 3Q20 (Ranked by Annual Closings)					
Rank	Subdivision	Annual Closings	Quarter Closings	VDL	Future
1	Highcroft Estates	99	53	19	0
2	Somerset Addition (Mansfield)	92	19	188	407
3	South Pointe (Mansfield)	89	25	182	1,356
4	Glenn Meadows	78	8	0	0
5	Twin Hills	73	23	9	119
6	Southwind Meadows	65	1	9	0
7	Pemberley Estates	51	8	23	0
8	Bower Ranch	43	6	41	0
9	Ladera Mansfield	40	11	0	0
10	Lone Star Heights	38	13	10	0
	TOTALS	668	167	481	1,882



Annual Closings by Sub

- < 50
- 50 - 75
- > 75

Annual Closings by Eler

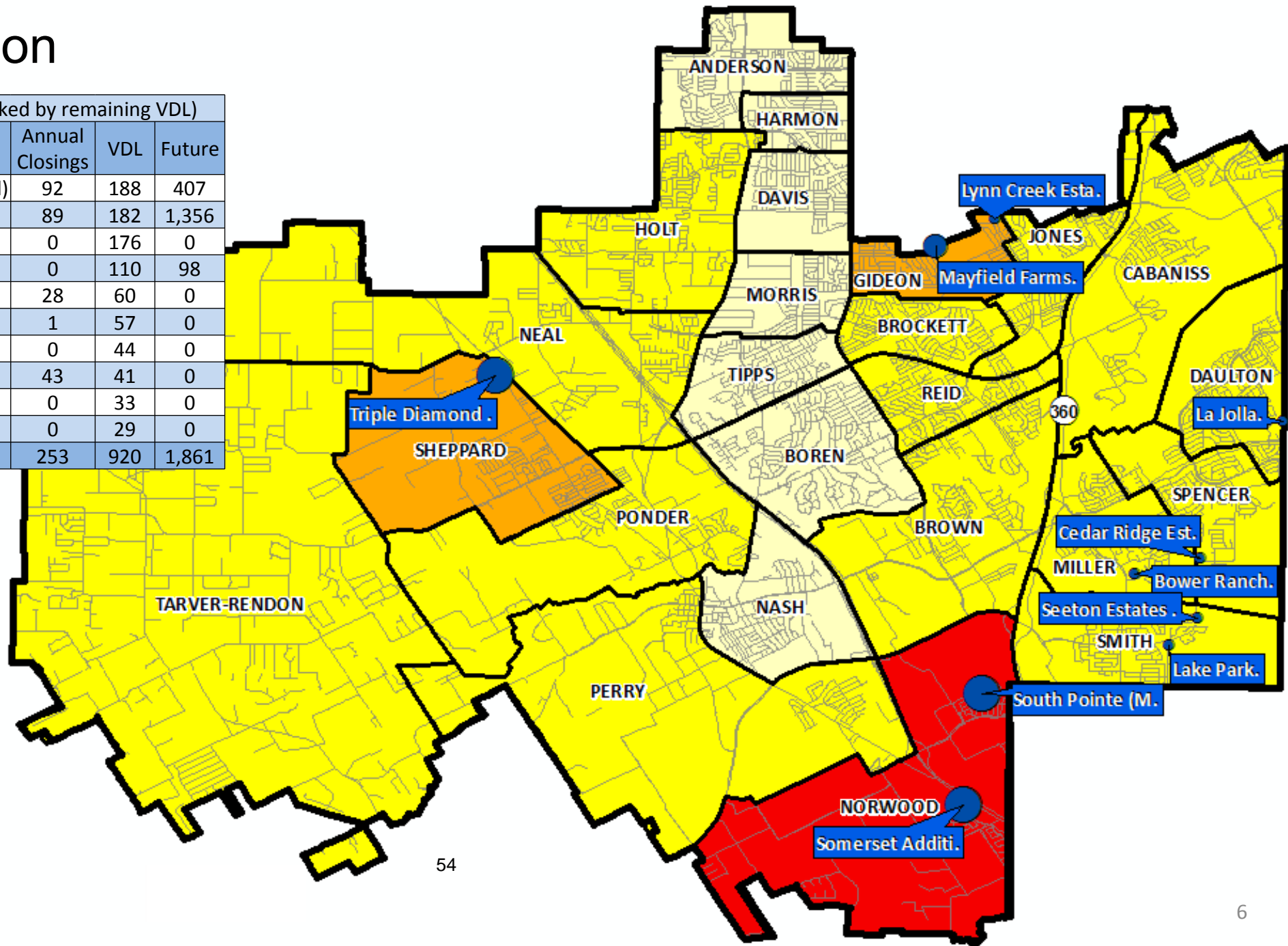
- 0
- 1 - 50
- 51 - 100
- > 100





VDL Distribution

Top 10 Subdivisions - 3Q20 (Ranked by remaining VDL)				
Rank	Subdivision	Annual Closings	VDL	Future
1	Somerset Addition (Mansfield)	92	188	407
2	South Pointe (Mansfield)	89	182	1,356
3	Triple Diamond Ranch	0	176	0
4	Mayfield Farms	0	110	98
5	La Jolla	28	60	0
6	Seeton Estates Addition	1	57	0
7	Cedar Ridge Estates	0	44	0
8	Bower Ranch	43	41	0
9	Lake Park	0	33	0
10	Lynn Creek Estates	0	29	0
TOTALS		253	920	1,861



VDL by Sub

- < 75
- 75 - 150
- > 150

VDL by Elem Zone

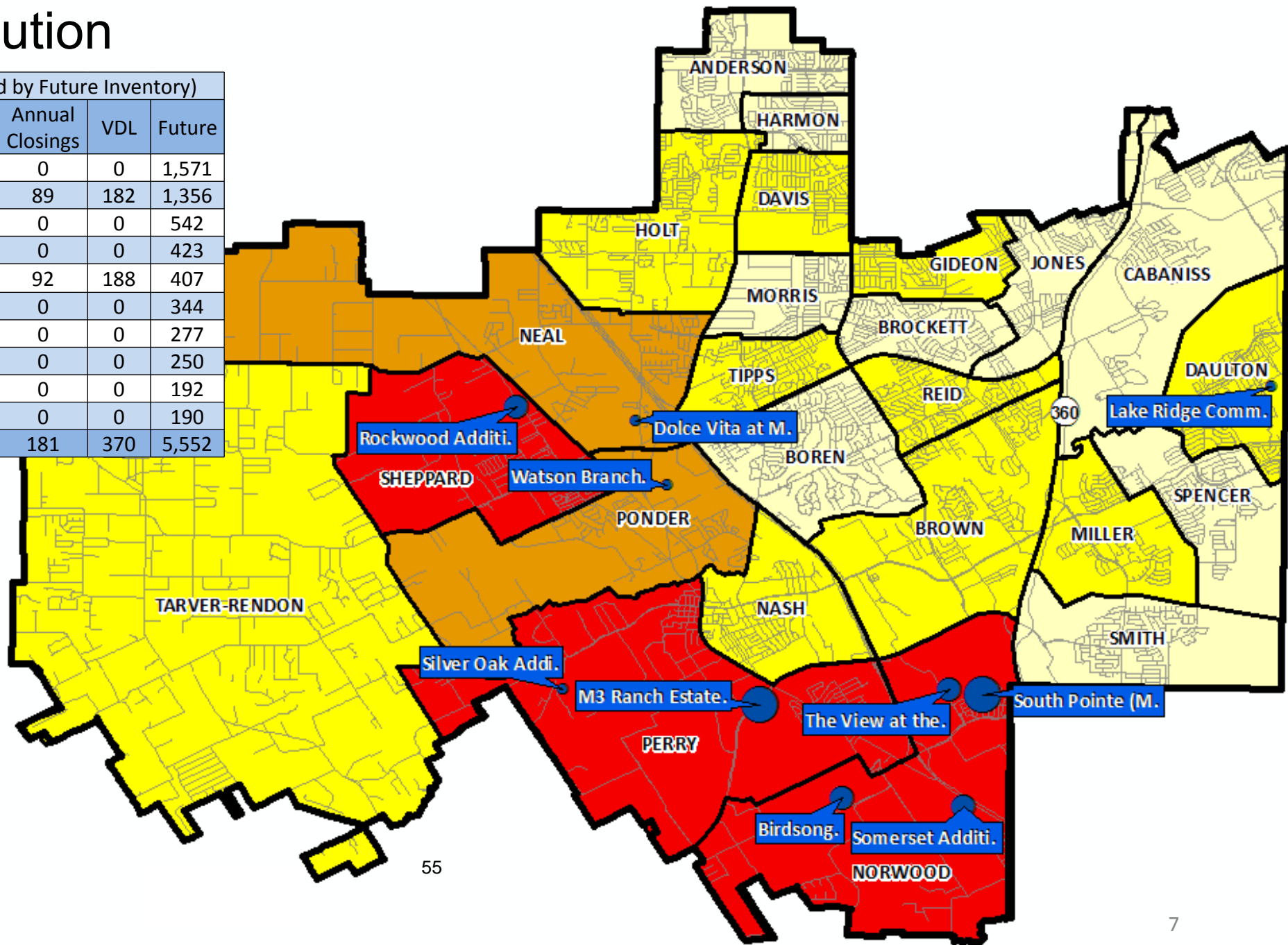
- 0
- 1 - 100
- 101 - 200
- > 200





Futures Distribution

Top 10 Subdivisions - 3Q20 (Ranked by Future Inventory)				
Rank	Subdivision	Annual Closings	VDL	Future
1	M3 Ranch Estates	0	0	1,571
2	South Pointe (Mansfield)	89	182	1,356
3	Birdsong	0	0	542
4	Rockwood Addition	0	0	423
5	Somerset Addition (Mansfield)	92	188	407
6	The View at the Reserve	0	0	344
7	Dolce Vita at Mansfield	0	0	277
8	Watson Branch	0	0	250
9	Silver Oak Addition	0	0	192
10	Lake Ridge Commons	0	0	190
TOTALS		181	370	5,552



Future by Sub

- < 300
- 300 - 600
- > 600

Future by Elem Zone

- 0
- 1 - 250
- 251 - 500
- > 500





New Housing Activity by Elementary Zone

ELEMENTARY ATTENDANCE ZONE	Annual Starts	Quarter Starts	Annual Closings	Quarter Closings	Under Const.	Inventory	VDL	Futures
ANDERSON	0	0	0	0	0	0	0	0
BOREN	0	0	1	1	0	0	0	0
BROCKETT	14	0	84	8	0	0	19	0
BROWN	34	0	66	1	0	3	13	25
CABANISS	7	0	10	1	4	15	4	0
DAULTON	56	47	28	2	52	54	60	237
DAVIS	0	0	0	0	0	0	0	125
GIDEON	4	4	0	0	4	4	139	98
HARMON	0	0	0	0	0	0	0	0
HOLT	82	14	100	32	19	40	61	145
JONES	35	3	54	7	15	18	25	0
MILLER	63	18	94	14	21	37	64	105
MORRIS	0	0	0	0	0	0	0	0
NASH	0	0	0	0	0	0	0	77
NEAL	116	7	103	56	6	14	26	350
NORWOOD	383	154	181	44	220	274	370	2,922
PERRY	44	0	43	13	4	6	20	2,300
PONDER	33	6	22	5	5	11	5	325
REID	22	9	20	3	8	14	14	52
SHEPPARD	0	0	1	0	0	0	176	505
SMITH	9	2	7	1	6	8	90	0
SPENCER	47	12	49	10	22	28	77	0
TARVER-RENDON	9	0	3	0	9	10	21	110
TIPPS	0	0	0	0	0	0	0	69
TOTALS*	958	276	866	198	395	536	1,184	7,445

- Highest activity in the category
- Second highest activity in the category
- Third highest activity in the category

*Does **NOT** include Age-Restricted communities in Mansfield ISD






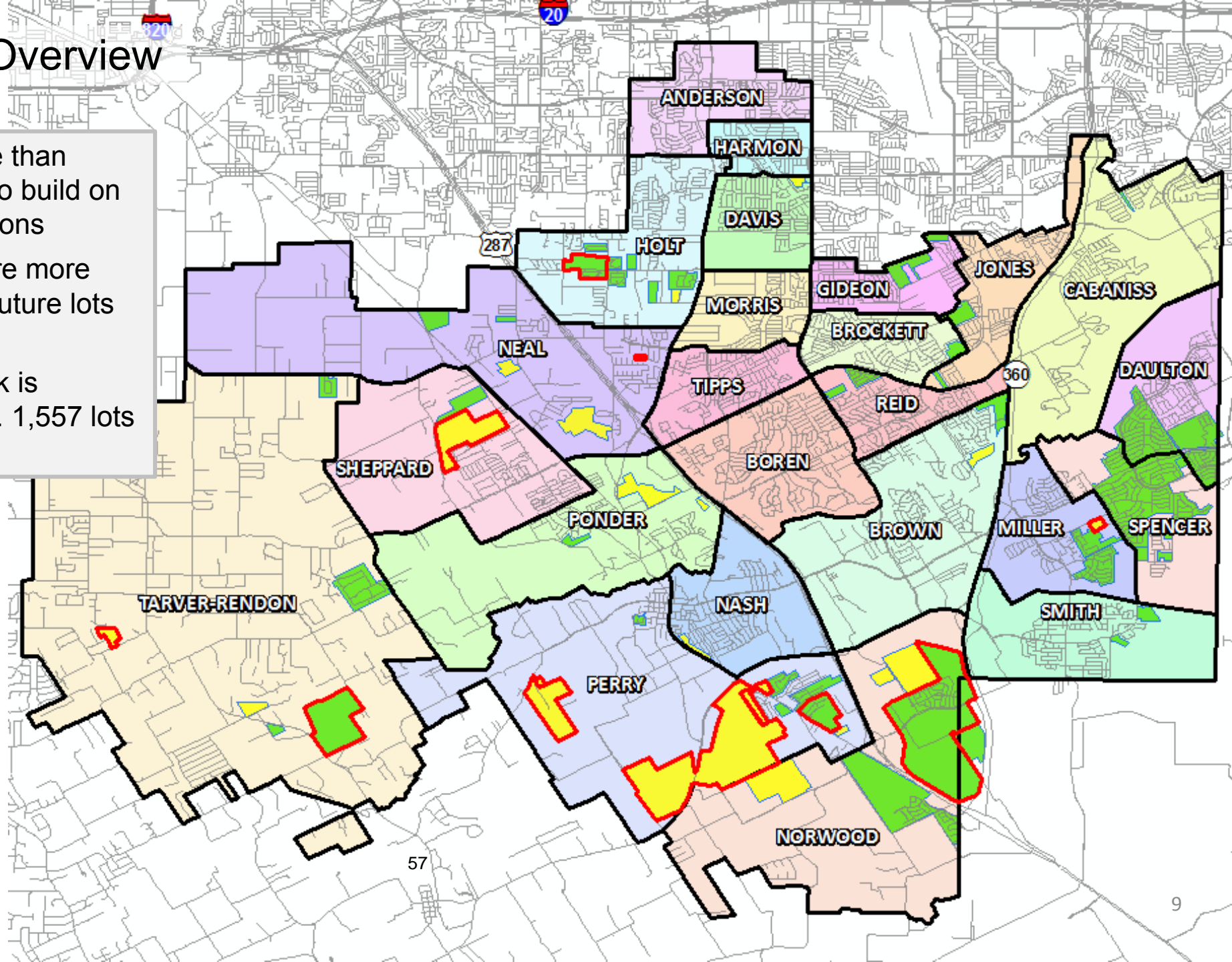


District Housing Overview

- The district has more than 1,180 lots available to build on in 42 active subdivisions
- Within MISD there are more than 7,440 planned future lots in 23 subdivisions
- Of those, groundwork is underway on approx. 1,557 lots within Mansfield ISD

Subdivisions

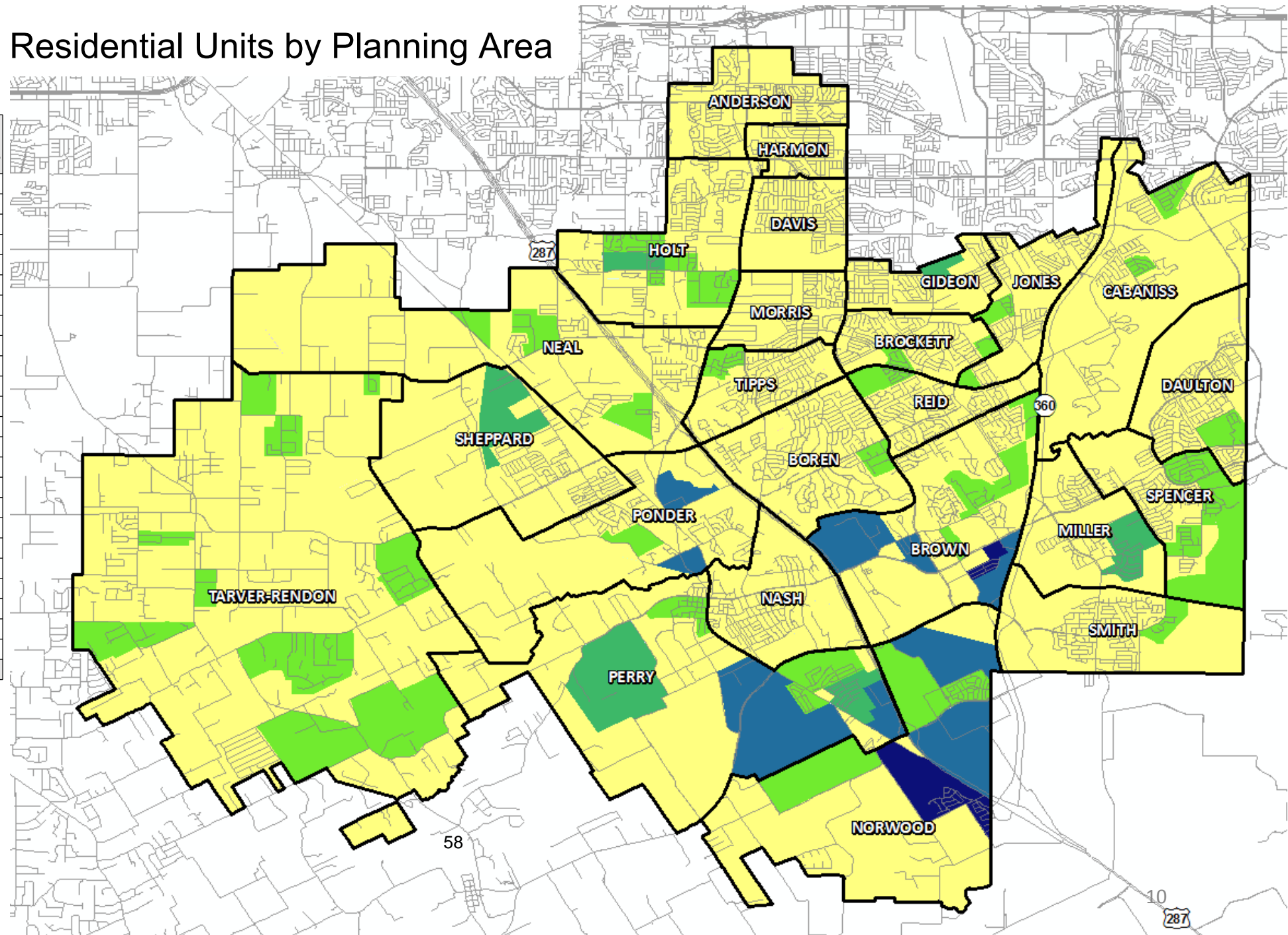
-  ACTIVE
-  FUTURE
-  Groundwork Underway



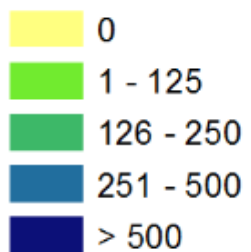


5 Year Change in Residential Units by Planning Area

Elementary Zone	5 Year Change in Residential Units
NORWOOD	2,031
PERRY	1,597
BROWN	1,399
PONDER	635
SHEPPARD	360
HOLT	267
MILLER	197
GIDEON	190
SPENCER	121
DAULTON	116
NEAL	116
TARVER-RENDON	102
SMITH	99
TIPPS	60
JONES	50
REID	31
BROCKETT	27
CABANISS	20
BOREN	1
ANDERSON	0
DAVIS	0
HARMON	0
MORRIS	0
NASH	0
TOTAL	7,419

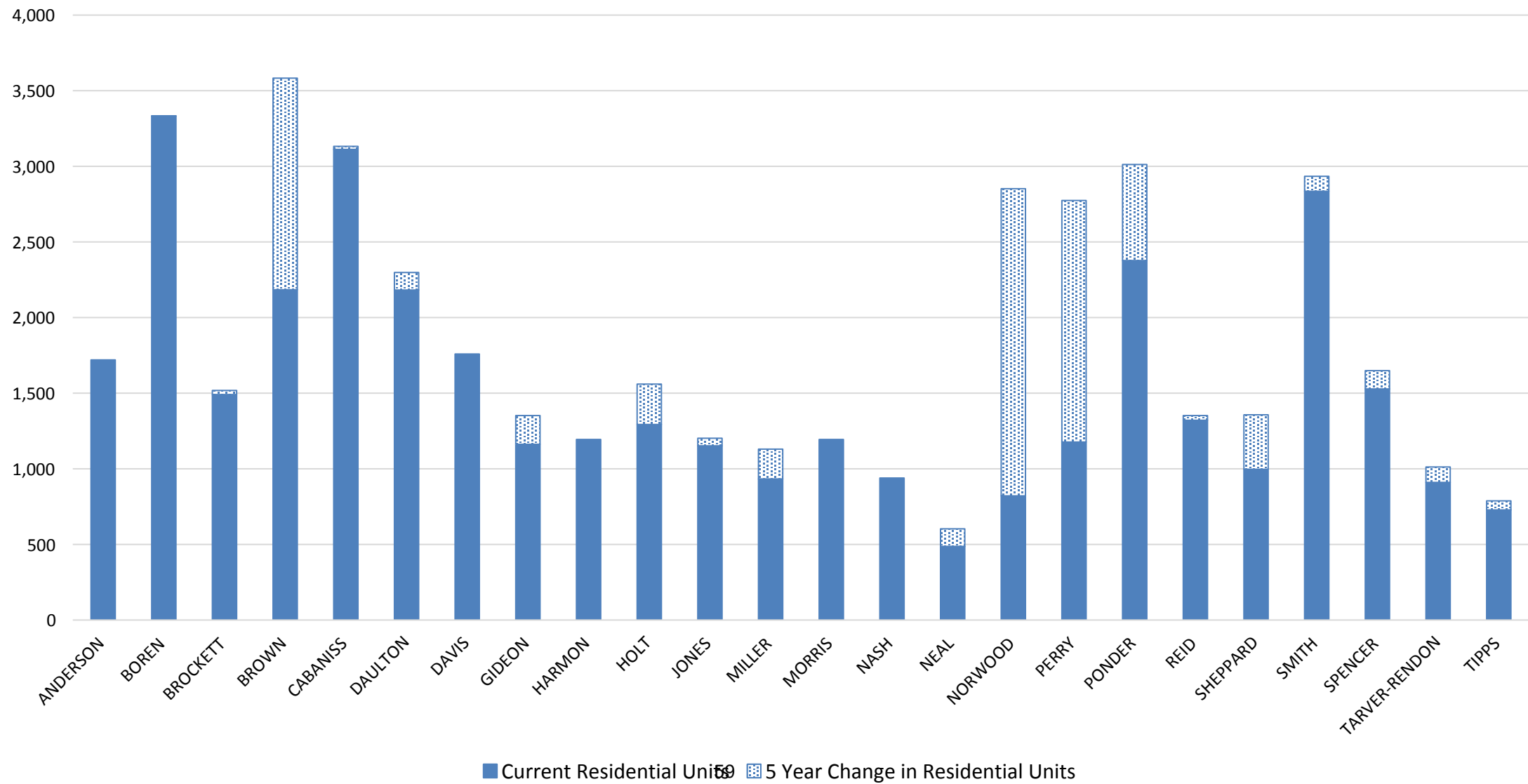


5 Year Change in Units





Total Residential Units by Elementary Zone, 2020/21-2025/26





Ten Year Forecast by Grade Level

Year (Oct.)	EE	PK	K	1st	2nd	3rd	4th	5th	6th	7th	8th	9th	10th	11th	12th	Total	Total Growth	Percent
2016/17	192	789	2,085	2,203	2,389	2,496	2,522	2,596	2,608	2,777	2,758	3,060	2,795	2,666	2,373	34,309		
2017/18	185	771	2,171	2,259	2,320	2,464	2,638	2,578	2,653	2,729	2,890	3,164	2,907	2,737	2,513	34,979	670	2.0%
2018/19	231	628	2,215	2,270	2,314	2,399	2,566	2,698	2,575	2,880	2,797	3,236	3,022	2,826	2,536	35,193	214	0.6%
2019/20	201	755	2,219	2,319	2,358	2,408	2,514	2,622	2,737	2,836	2,876	3,163	3,052	2,929	2,602	35,591	398	1.1%
2020/21	177	584	2,027	2,288	2,289	2,422	2,421	2,544	2,710	2,863	2,867	3,169	2,970	3,024	2,808	35,163	-428	-1.2%
2021/22	177	702	2,257	2,299	2,390	2,430	2,561	2,568	2,768	3,091	3,005	3,285	2,945	2,771	2,959	36,206	1,043	3.0%
2022/23	177	739	2,283	2,428	2,388	2,483	2,537	2,634	2,692	2,854	3,150	3,479	3,006	2,753	2,715	36,318	112	0.3%
2023/24	177	739	2,341	2,452	2,517	2,488	2,575	2,607	2,701	2,813	2,906	3,624	3,162	2,817	2,661	36,578	261	0.7%
2024/25	177	739	2,368	2,501	2,527	2,616	2,577	2,641	2,678	2,827	2,828	3,308	3,310	2,945	2,724	36,765	187	0.5%
2025/26	177	739	2,396	2,542	2,601	2,661	2,701	2,671	2,704	2,801	2,843	3,311	3,003	3,106	2,851	37,105	340	0.9%
2026/27	177	739	2,437	2,558	2,625	2,704	2,734	2,786	2,688	2,807	2,815	3,405	3,002	2,824	3,018	37,318	213	0.6%
2027/28	177	739	2,485	2,608	2,638	2,710	2,782	2,795	2,851	2,785	2,843	3,322	3,111	2,786	2,724	37,355	37	0.1%
2028/29	177	739	2,524	2,623	2,683	2,738	2,800	2,825	2,868	2,909	2,797	3,335	3,031	2,879	2,687	37,614	259	0.7%
2029/30	177	739	2,538	2,630	2,683	2,771	2,798	2,850	2,887	2,921	2,933	3,307	3,020	2,809	2,762	37,825	211	0.6%
2030/31	177	739	2,564	2,650	2,693	2,777	2,833	2,855	2,915	2,941	2,946	3,466	2,995	2,802	2,697	38,048	224	0.6%

Yellow box = largest grade per year
 Green box = second largest grade per year





Ten Year Forecast by Elementary

Campus Name	Capacity	HISTORY		ENROLLMENT PROJECTIONS									
		2019/20	Fall 2020/21	2021/22	2022/23	2023/24	2024/25	2025/26	2026/27	2027/28	2027/29	2029/30	2030/31
Academy of Early Learners		461	348	441	476	476	476	476	476	476	476	476	476
Anderson Elementary	800	408	384	413	410	416	411	414	415	426	430	429	420
Boren Elementary	800	554	545	540	519	506	492	493	491	493	493	489	493
Brockett Elementary	800	513	468	476	467	448	442	448	453	456	453	452	448
Brown Elementary	800	569	554	575	604	648	662	675	667	670	673	661	654
Cabaniss Elementary	800	575	568	587	553	545	535	531	540	543	545	549	550
Daulton Elementary	800	750	707	711	710	679	665	689	707	711	719	712	715
Davis Elementary	800	380	359	359	359	364	374	385	394	397	392	386	376
Gideon Elementary	800	371	367	351	363	365	358	368	376	376	366	363	358
Harmon Elementary	800	474	449	480	504	517	513	504	504	508	502	492	495
Holt Elementary	800	437	414	456	469	474	498	503	506	497	486	476	461
Jones Elementary	800	434	429	445	440	441	440	431	413	411	409	408	414
Miller Elementary	800	563	578	578	588	607	605	599	596	597	598	600	600
Morris Elementary	800	541	537	568	567	562	551	539	537	542	537	532	531
Nash Elementary	800	602	640	644	638	644	641	631	619	601	586	565	540
Neal Elementary	800	445	421	421	429	408	421	425	429	445	463	470	477
Norwood Elementary	700(200)	0	0	294	408	516	607	770	850	938	1,052	1,145	1,217
Perry Elementary	800	525	573	442	495	576	696	828	916	943	980	1,020	1,092
Ponder Elementary	800	644	572	630	627	660	664	663	651	652	645	639	637
Reid Elementary	800	549	509	535	535	538	552	558	557	563	563	561	556
Sheppard Elementary	800	459	421	450	460	477	480	487	485	496	505	512	524
Smith Elementary	800	624	607	617	621	616	624	611	613	613	619	616	621
Spencer Elementary	800	694	689	693	686	693	683	701	696	705	706	698	693
Tarver-Rendon Elementary	800	625	556	597	597	606	602	586	588	586	586	586	585
Tipps Elementary	800	569	513	513	510	507	513	502	495	494	500	499	500
ELEMENTARY SCHOOL TOTALS	19,200	12,766	12,208	12,816	13,035	13,289	13,505	13,817	13,974	14,139	14,284	14,336	14,433
Elementary Absolute Change		143	-558	608	61	219	254	216	312	157	165	145	97
Elementary Percent Change		1.13%	-4.37%	4.98%	1.71%	1.95%	1.63%	2.31%	1.14%	1.18%	1.03%	0.36%	0.68%

Yellow box = over capacity
Green box = within 5% of capacity





Ten Year Forecast by Secondary Campus (Martinez and McKinzey Opening Fall 2021)

Campus	Capacity	PEIMS		ENROLLMENT PROJECTIONS									
		2019/20	2020/21	2021/22	2022/23	2023/24	2024/25	2025/26	2026/27	2027/28	2028/29	2029/30	2030/31
Cross Timbers Intermediate	1,000	743	700	673	668	662	666	685	701	691	688	698	703
Icenhower Intermediate	1,000	913	861	781	817	802	774	754	728	731	742	726	705
Lillard Intermediate	1,000	1,083	1,009	847	851	835	858	817	787	826	824	825	821
Low Intermediate	1,000	739	746	705	687	691	680	664	648	633	633	641	630
Martinez Intermediate	800(400)	0	0	541	619	659	695	757	858	933	956	1,009	1,082
Orr Intermediate	1,000	932	900	851	802	806	790	823	879	955	961	966	964
Shepard Intermediate	1,000	948	944	841	793	763	769	786	784	786	800	783	776
INTERMEDIATE SCHOOL TOTALS	7,000	5,358	5,160	5,239	5,237	5,217	5,232	5,286	5,385	5,554	5,603	5,646	5,679
Intermed. Absolute Change		85	-198	79	-2	-19	14	54	99	169	48	44	33
Intermed. Percent Change		1.61%	-3.70%	1.52%	-0.04%	-0.37%	0.27%	1.04%	1.88%	3.14%	0.87%	0.78%	0.59%
Coble Middle School	1,000	913	944	959	908	854	875	861	833	810	776	780	788
Howard Middle School	1,000	832	747	752	740	723	690	705	700	709	722	702	695
Jobe Middle School	1,000	889	886	934	916	836	767	743	730	715	726	751	747
Jones Middle School	1,000	1,161	1,030	1,014	1,065	934	898	872	907	886	805	840	855
McKinzey Middle School	900(300)	0	0	539	588	661	726	786	806	851	965	1,027	1,047
Wester Middle School	1,000	845	957	844	759	733	704	712	699	682	665	641	638
Worley Middle School	1,000	909	979	867	835	788	813	786	769	796	867	933	938
MIDDLE SCHOOL TOTALS	6,000	5,549	5,543	5,909	5,812	5,529	5,473	5,464	5,443	5,449	5,526	5,674	5,708
Middle School Absolute Change		-53	-6	366	-98	-283	-56	-9	-21	6	77	149	34
Middle School Percent Change		-0.95%	-0.11%	6.61%	-1.65%	-4.86%	-1.02%	-0.17%	-0.38%	0.11%	1.41%	2.69%	0.60%
Mansfield High School	2,500	2,449	2,531	2,547	2,589	2,643	2,641	2,572	2,531	2,471	2,478	2,496	2,537
Lake Ridge High School	2,500	2,726	2,626	2,435	2,425	2,597	2,670	2,815	2,840	2,769	2,860	2,854	2,923
Legacy High School	2,500	2,180	2,383	2,417	2,425	2,497	2,502	2,557	2,614	2,559	2,511	2,533	2,577
Summit High School	2,500	2,033	2,006	2,045	2,023	1,950	1,905	1,822	1,769	1,742	1,701	1,701	1,689
Timberview High School	2,500	1,896	1,888	1,932	1,893	1,945	1,932	1,881	1,882	1,804	1,787	1,724	1,645
HIGH SCHOOL TOTALS	12,500	11,284	11,434	11,376	11,356	11,632	11,651	11,647	11,635	11,345	11,337	11,308	11,371
High School Absolute Change		56	150	-58	-21	277	19	-4	-12	-290	-8	-29	62
High School Percent Change		0.50%	1.33%	-0.51%	-0.18%	2.44%	0.16%	-0.03%	-0.10%	-2.49%	-0.07%	-0.25%	0.55%
Early College High School		220	287	331	345	379	384	371	362	345	342	338	336
Frontier High School	400	146	163	163	163	163	163	163	163	163	163	163	163
Phoenix Academy	200	90	87	87	87	87	87	87	87	87	87	87	87
Jerry Knight STEM Academy		256	280	283	282	280	269	269	267	271	270	270	269
Tarrant County J J A E P		7	1	2	2	2	2	2	2	2	2	2	2
ALTERNATIVE SCHOOL TOTALS	600	719	818	866	879	911	905	892	881	868	864	860	857
DISTRICT TOTALS	45,300	35,676	35,163	36,206	36,318	36,578	36,765	37,105	37,318	37,355	37,614	37,825	38,048
District Absolute Change		383	-513	1,043	112	261	187	339	213	37	259	211	224
District Percent Change		1.08%	-1.44%	2.97%	0.31%	0.72%	0.51%	0.92%	0.57%	0.10%	0.69%	0.56%	0.59%

Yellow box = over capacity
Green box = within 5% of capacity

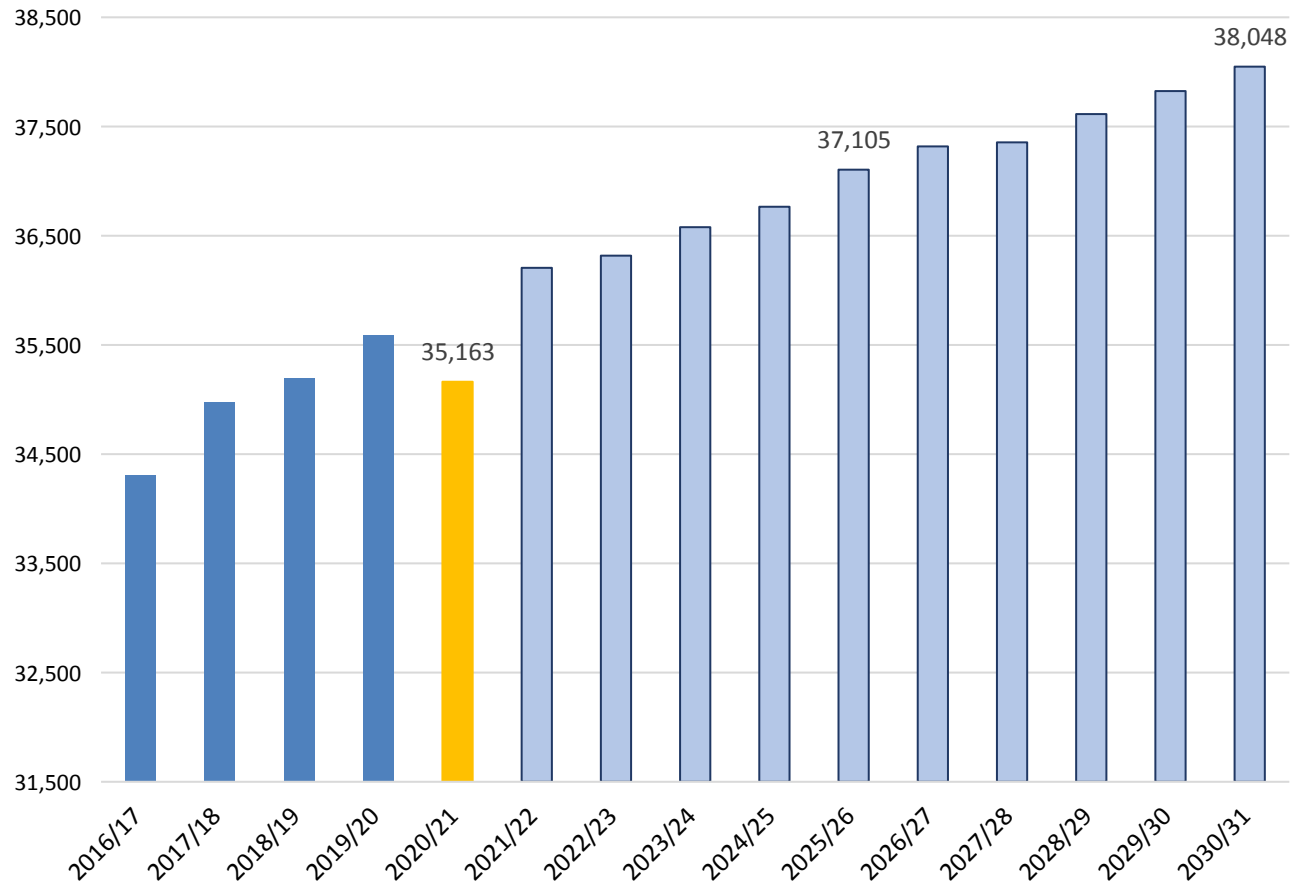




Key Takeaways



Enrollment Projection



- Mansfield ISD will continue to experience enrollment growth due to a strong local economy and housing market
- Norwood Elementary zone could see more than 2,000 additional residential units in the next 5 years
- The district is forecasted to add 750 to 900 single family homes a year for the next 5 years
- Most new home development will be centered around the Norwood and Perry Elementary zones
- Mansfield ISD is expected to enroll approx. 37,100 students by 2025/26 and more than 38,000 by 2030/31



**Board of School Trustees
Mansfield Independent School District**

TITLE: MISD January COVID-19 Update DATE: January 19, 2021

PRESENTATION

BACKGROUND:

Philip O'Neal, Executive Director of Athletics, will present the MISD January COVID-19 Update.



COVID-19 Board Update

January 19, 2021



Tarrant County COVID-19

Statistics

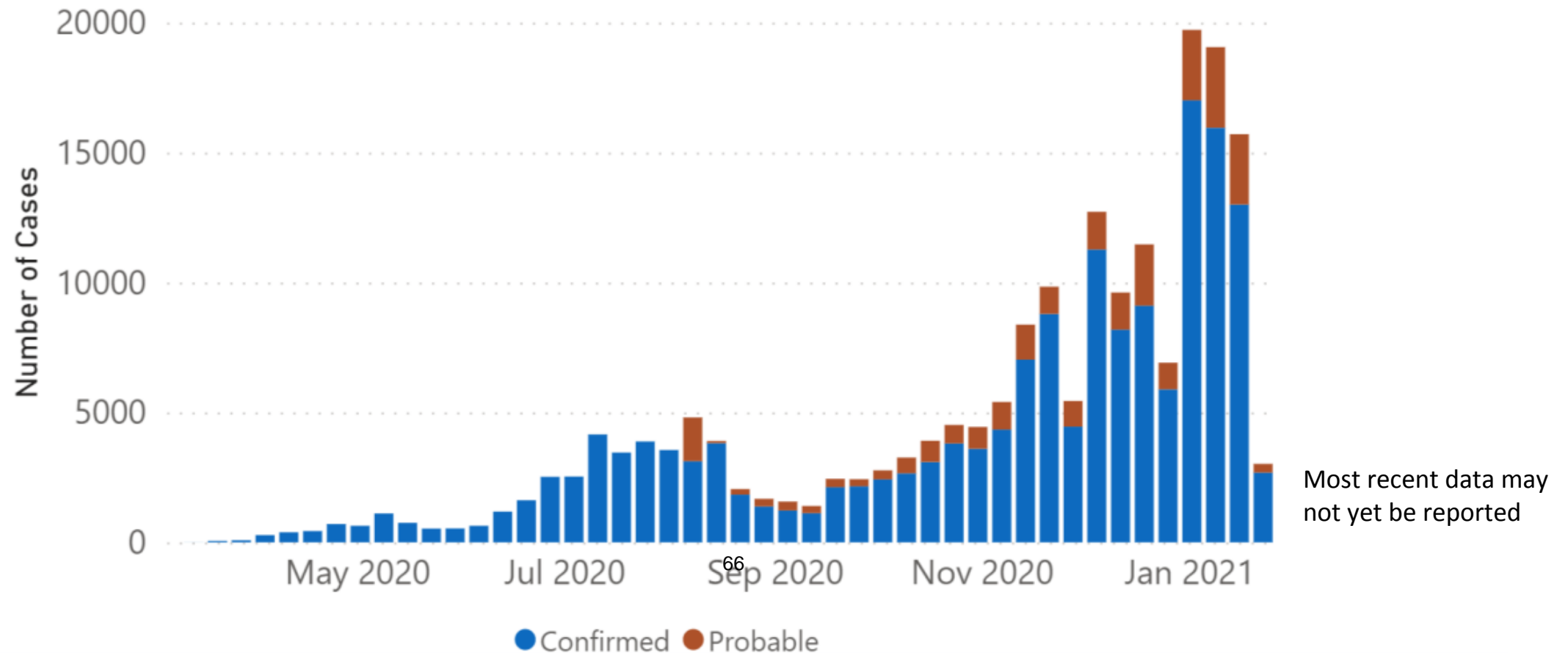
Date Updated:

Monday, January 18, 2021


Total Cases

195518

COVID-19 Newly Reported Cases by Week



Mansfield ISD COVID-19 Cases Dashboard




TOTAL ACTIVE
STUDENT CASES

208



TOTAL RECOVERED
STUDENT CASES

809



TOTAL ACTIVE
STAFF CASES

89



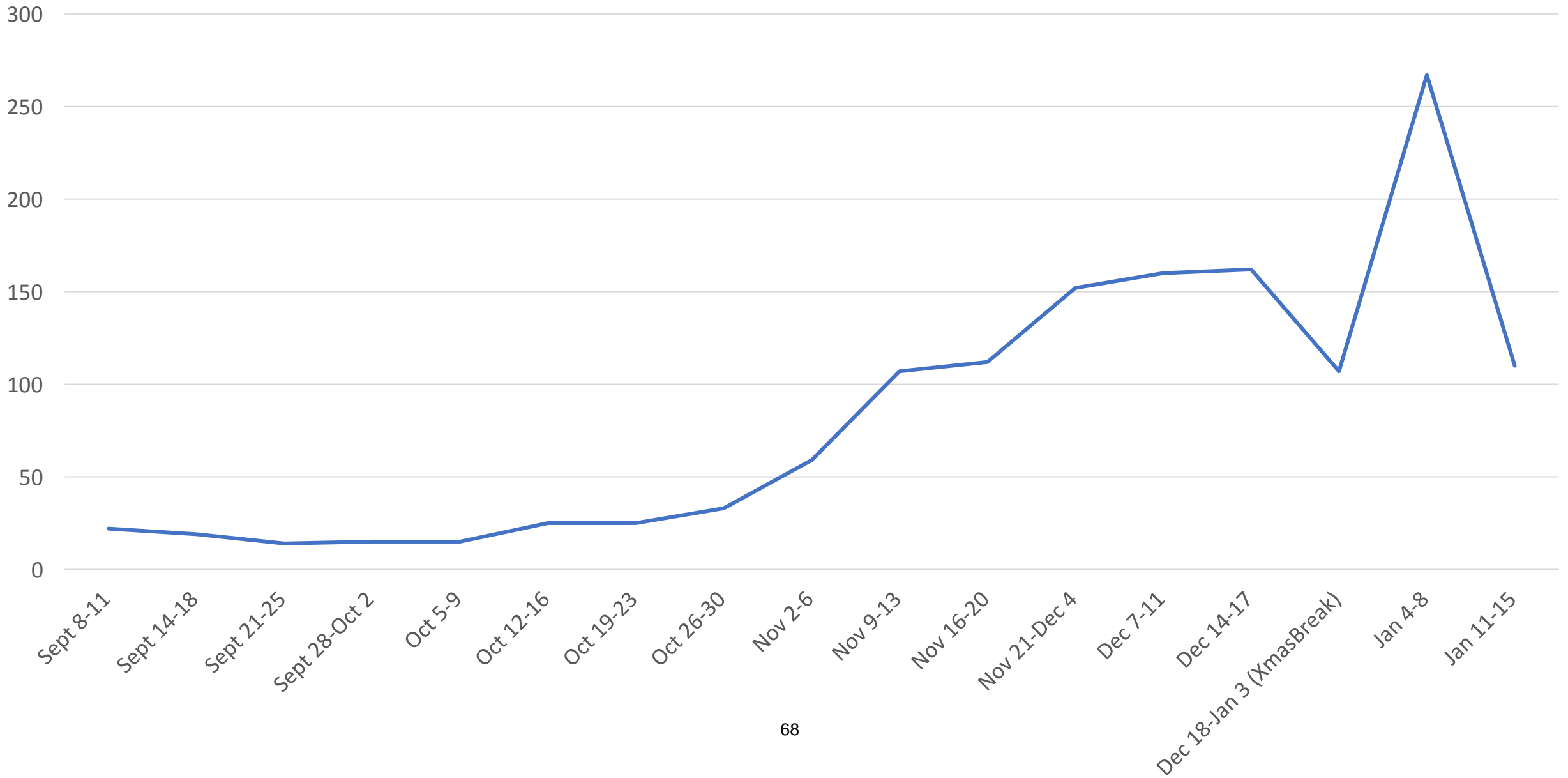
TOTAL RECOVERED
STAFF CASES

411

- **Student cases** are being tracked for students attending in-person learning and those participating in MISD extracurricular activities.
- **Active cases** are individuals who have tested positive for COVID-19 and are currently in home isolation.
- **Recovered cases** are individuals who were previously diagnosed, are now past the infectious period and require no further quarantine or isolation.



Mansfield ISD COVID-19 Newly Reported Cases by Week



1A



1B

- No specific occupation has been identified
- Teachers over the age of 65 and or with underlying conditions



- Pre-Register for the COVID-19 Vaccine:
www.TarrantCounty.com/COVIDshot⁶⁹



COVID-19 Board Update

Questions/Comments

DATE: January 19, 2021
TO: Dr. Kimberley Cantu
Superintendent
FROM: Dr. Jennifer Stoecker
Assistant Superintendent of Human Resource Services
RE: OVER 20 YEARS

NAME: Hodgson, David
ASSIGNMENT: Assistant Principal/Danny Jones MS
EXPERIENCE: 37 Years
REASON: Retiring
EFFECTIVE DATE: January 20, 2021



TITLE: Human Resources Report

DATE: January 19, 2021

ACTION

BACKGROUND:

Human Resource Report contains certified/contractual new hires and promotions for the current school year as required by Board Policy DC (local).

CONSIDERATIONS:

- Approve the hiring of new contractual personnel, approve promotions of current certified/contractual personnel.
- Do not approve the hiring of new contractual personnel, do not approve promotions of current certified/contractual personnel.

RECOMMENDATION:

The Superintendent recommends approval of selected certified/contractual personnel and promotions.

If Board agrees, the motion would be:

“Approve new contractual personnel and approve promotions, as presented.”

DATE: January 19, 2021
TO: Dr. Kimberley Cantu
Superintendent
FROM: Dr. Jennifer Stoecker
Assistant Superintendent for Human Resource Services
RE: **NEW HIRES/TRANSFERS FOR BOARD APPROVAL**

**NEW-HIRES/
TRANSFERS:**

NAME:	Johnson. Darwert
ASSIGNMENT:	Director of Fine Arts
EXPERIENCE:	20 Years
DEGREE:	Doctorate/Tarleton State University
START DATE:	TBD

DATE: January 19, 2021

INTRODUCTIONS:

NAME: Benavides, Fernando
ASSIGNMENT: Executive Director of Middle Grades/C & I Dept.
EXPERIENCE: 26 Years
DEGREE: Master's/University of North Texas
START DATE: TBD

NAME: Johnson, Darwert
ASSIGNMENT: Director of Fine Arts
EXPERIENCE: 20 Years
DEGREE: Doctorate/Tarleton State University
START DATE: TBD

NAME: Stillings, Melanie
ASSIGNMENT: Coordinator of Counseling/C & I Dept.
EXPERIENCE: 14 Years
DEGREE: Master's/Lamar State College
START DATE: January 4, 2021

NAME: Teubner, Christopher
ASSIGNMENT: Assistant Principal/Roberta Tipps ES
EXPERIENCE: 10 Years
DEGREE: Master's/University of North Texas
START DATE: TBD



**Board of School Trustees
Mansfield Independent School District**

**TITLE: Approval of 2021-2022 District
Calendar**

DATE: January 19, 2021

ACTION

BACKGROUND:

Establishing a District calendar is an important first step in planning for the upcoming school year. The calendar influences many areas of District operation. Just as in 2020-2021, the calendar was implemented earlier this year to allow MISD families to plan.

RECOMMENDATION:

The Superintendent recommends approval of the 2021-2022 District Calendar Option B.

RECOMMENDED MOTION:

"I move that we approve the 2021-2022 District Calendar Option B."



**Board of School Trustees
Mansfield Independent School District**

TITLE: Class Size Exemption Waiver
Request

DATE: January 19, 2021

ACTION

BACKGROUND:

In accordance with TEC §25.112, Texas school districts must submit to TEA a request for an exception to the student-to-teacher ratio of 22:1 in Grades K-4 when that ratio is exceeded for a period of more than 30 days or by October 1, with the exception of during the last twelve weeks of the school year.

At this time, MISD has 5 additional virtual classes in Grades K-4 that exceed the student-to-teacher ratio of 22:1.

CONSIDERATIONS:

Districts that are in compliance at the beginning of the school year but that subsequently exceed class size limitations must apply for an exception no later than the 30th day after the district exceeds the 22:1 limit. Therefore, MISD could need to submit subsequent waivers throughout the year should additional classes exceed the 22:1 ratio.

RECOMMENDATION:

The Superintendent recommends The Board approve the class size exemption waiver request as presented.

Meeting: 12/15/2020 Regular Meeting 6:00 p.m.
Generated by: Julie Moye

1. Call to Order

The meeting was called to order at 6:00 p.m.

2. Roll Call

Board members present were: Karen Marcucci, Courtney Lackey Wilson, Michelle Newsom, Desiree Thomas, Randall Canedy and Warren Davis.

3. Canvass the Votes of the December 8, 2020, Board of Trustee Runoff Election for Place 7

Board President, Karen Marcucci, declared the canvass of the December 8, 2020, runoff election for Place 7. For Place 7, Yolanda E. McPherson received 4,662 of the votes or 47.06 percent. Courtney Lackey Wilson received 5,244 of the votes or 52.94 percent. The winner for Place 7 is Courtney Lackey Wilson.

4. Cermony for Administering the Oath of Office to Newly Elected Board Member

Newly re-elected Board member, Courtney Lackey Wilson, was administered the Oath of Office for Mansfield ISD Board of Trustees, Place 7, by Amy Rejcek, Administrative Assistant to Superintendent, Dr. Kimberley Cantu.

5. Closed Session

1. Adjourn to closed session pursuant to Texas Government Code Section 551.074, Personnel, to deliberate regarding the appointment, employment, evaluation, reassignment, duties, discipline, or dismissal of a public officer or employee; or to hear a complaint or charge against an officer or employee, specifically to include the Superintendent's evaluation; 551.071, Consultation with the Board's attorney; and 551.072, Real Property.

The Board of Trustees adjourned to closed session at 6:04 p.m. After a brief recess, closed session began at 6:09 p.m.

6. Reconvene

1. Reconvene to Public

The Board of Trustees reconvened to open session at 7:03 p.m.

7. Meeting Opening

1. Prayer

The prayer was led by Desiree Thomas.

2. Presentation of Colors -- Timberview High School JROTC

The Presentation of Colors was presented by the Timberview High School JROTC.

3. Pledges

The pledges were led by Warren Davis.

8. Virtual Holiday Performances by MISD Students
Virtual Holiday Performances were given by Mansfield ISD students.
9. District Recognition
 1. MISD Named a StormReady District
The Mansfield ISD was recognized for being one of only five school districts in Texas to be named a StormReady district. David Wright, Assistant Superintendent of Student Services, specifically recognized Bruno Dias, Director of Safety and Security, for his contributions.
 2. Education Foundation Staff Recognition
The Education Foundation donated \$120,000 to the Mansfield ISD for initiatives focused on boosting staff morale. Dr. Rebecca Putman, Education Foundation President, presented a check to Lynn Wilkie, Director of the Education Foundation. Donald Williams, Associate Superintendent of Communications and Marketing, recognized the Education Foundation for its tremendous support of Mansfield ISD throughout the years.
10. Special Recognition
 1. Recognition of Retiring School Board Trustee, Raul Gonzalez
The district recognized retiring School Board Trustee, Raul Gonzalez, for his 10 years of service on the Mansfield ISD Board of Trustees.
11. Instructional Focus
 1. Advanced Academics Update --Teresa Francis, Jennifer Castrillo, Bridgette Cardenas & Melanie Beckett
The Advanced Academics Update was presented by Teresa Frances, Director of Advanced Academics; Jennifer Castrillo, Post-Secondary Coordinator; Melanie Beckett, Advanced Academics Instructional Coach; and Bridgette Cardonas, Advanced Academics Instructional Coach.
 2. New Schools Update -- Jennifer Young
The New Schools Update was presented by Jennifer Young, Chief Innovation Officer.
12. Presentation
 1. District Improvement Plan 2020-2021 -- Dr. Joshua Garcia
The District Improvement Plan 2020-2021 was presented by Dr. Joshua Garcia, Executive Director of Instructional Support.
 2. District of Innovation Update -- Jennifer Young
The District of Innovation Update was presented by Jennifer Young, Chief Innovation Officer.
 3. MISD December COVID-19 Update -- Cathy Marsh
The MISD December COVID-19 Update was presented by Cathy Marsh, Director of Health Services.

13. Public Hearing, Pursuant to Texas Local Government Code § 180.007, in Connection with a Proposed One-Time Payment for District Employees
Board President, Karen Marcucci, opened the public hearing, pursuant to Texas Local Government Code § 180.007 in connection with a proposed one-time payment for district employees at 8:51 p.m. There were no public comments. The hearing was closed at 8:52 p.m.
14. Public Comments
 1. The correct procedure for addressing the Board during Public Comments is as follows: Each speaker should address the Board from the podium microphone and state his or her name before speaking. All speakers will be limited to three minutes to make comments regarding items on the agenda. Copies of presentations should be made available to all trustees and the Superintendent. Board policy prohibits the discussion of complaints against district employees during an open forum.
Chetema Frances expressed concerns over the district's virtual learning program.
15. Reorganization of the Board
 1. Election of Officers
Randall Canedy nominated the following Board members for office: Courtney Lackey Wilson for Board President, Michelle Newsom for Board Vice President and Desiree Thomas for Board Secretary. The Board of Trustees elected the new officers by a vote of 6-0.
16. Human Resources Report
 1. Over 20 Years
Karen Marcucci recognized those employees retiring or leaving the district with 20 or more years in public education.
 2. Board Approved New Hires
Desiree Thomas made a motion to approve the Human Resources Report as presented. Karen Marcucci seconded. The motion carried 6-0.
 3. Introductions
Dr. Jennifer Stoecker, Assistant Superintendent of Human Resource Services, introduced the following newly hired and promoted employees: Lea Boiles, Principal, Alma Martinez Elementary School; Jeff Brogden, Chief Technology Officer; Melissa Bruce, Coordinator, Center for Performing Arts; Chris Gibson, Principal, Mary Lillard Intermediate School; and Evans Onsongo, Director of Research, Assessment and Accountability.
17. Business Items Requiring Board Action
 1. Consider and Take Possible Action in Connection with a One-Time Payment for District Employees
Karen Marcucci made a motion to approve a one-time payment to all eligible district employees as contemplated by the resolution, payable in January. This payment is being made for

the public purpose of supporting the district's educational programs, increasing employee retention and morale, and showing appreciation for the dedication of the district's employees. The funds for this increase will come from the district's general fund. Desiree Thomas seconded. The motion carried 6-0.

2. Consider and Take Possible Action on Resolution #21-14 to Pay a One-Time Payment to Employees.

Karen Marcucci made a motion to approve the resolution to pay a one-time payment and authorize the Superintendent to cause this payment to be made in the amounts contemplated by the resolution and attached schedule for each employee. Randall Canedy seconded. The motion carried 6-0.

3. Consideration and Approval of Class Size Waivers for 2020-2021 School Year

There was no action taken on this item.

4. Consideration and Approval of 2020-21 MISD Calendar Change

Karen Marcucci made a motion to approve the 2020-2021 calendar change. Desiree Thomas seconded. The motion carried 6-0.

18. Consent Agenda

The Consent Agenda passed 6-0.

1. Consideration and Approval of Proposed Budget Amendments
2. Consider Approval of Minutes from the 11/17/2020 Regular Board Meeting and the 11/16/2020 Called Board Meeting
3. Consideration and Approval of Extension of Resolution #21-10 for Temporary Revision of Policy DH (LOCAL)
4. Consideration of Approval for 2020-21 Campus Improvement Plans
5. Consideration of Approval for the 2020-2021 District Improvement Plan
6. Consideration and Approval of Change Order No. 1 to Lee Lewis Construction, Inc. for Natatorium Phase 2

19. Superintendent's Report

There was no action taken on the items below.

1. Delinquent Tax Reports
2. Disbursement Reports
3. Financial Reports
4. Investment Reports
5. Property Tax Collection Report
6. EC Accountability
7. Enrollment Report
8. Attendance Percentage Report
9. MISD Committees Report
10. Facility Rental Revenue Report
11. Resignations
12. Resignation Reasons
13. Superintendent New Hires
14. 2017 Bond Program Report

20. Adjourn

1. Adjourn

The meeting was adjourned at 9:24 p.m.



**Board of School Trustees
Mansfield Independent School District**

TITLE: Consideration and Approval of
Extension of Resolution #21-10 for
Temporary Revision of Policy DH
(LOCAL)

DATE: January 19, 2021

ACTION

BACKGROUND:

MISD is a member of the Texas Association of School Boards, and as part of our service agreement, we either receive their policy recommendations or send our policy recommendations for our Legal and Local policies. The TASB policy service periodically provides Legal and Local policy updates, which reflect changes in education law and rule.

At the August 25, 2020, Regular Board meeting, the Board of Trustees approved Resolution #21-10 for the temporary revision of Policy DH (LOCAL). The waiver granted by this resolution is effective for a maximum duration of 30 business and/or school days unless the Board takes action to authorize the waiver for a longer duration.

Intent is to bring it to the Board each month until the Resolution is no longer needed.

CONSIDERATION:

DH (LOCAL) currently states that “Each employee shall keep his or her classroom door locked at all times during class time and shall report unsafe conditions or practices to the appropriate supervisor.” The temporary revision, in response to COVID19, would require employees to keep their doors locked but allow them to keep their doors open.

Both the CDC and EPA recommend precautions to reduce the potential for airborne transmission of the virus. These precautions include increasing ventilation with outdoor air and air filtration as part of a larger strategy that includes social distancing, wearing cloth face coverings or masks, surface cleaning and disinfecting.

RECOMMENDATION:

The Superintendent recommends that the Board approve Resolution #21-10 for temporary revision of Policy DH (LOCAL)

RECOMMENDED MOTION:

“Move to approve Resolution #21-20 for temporary revision of Policy DH (LOCAL) as presented.”

**RESOLUTION OF THE BOARD OF TRUSTEES OF
MANSFIELD INDEPENDENT SCHOOL DISTRICT
RESOLUTION # 21-10**

WHEREAS, the Board of Trustees (“Board”) of the Mansfield Independent School District (“District”) is authorized by Texas Education Code § 11.151 to govern and oversee the management of the public schools in the District; and

WHEREAS, the Board, through its employment policies may specify the terms of District employment or delegate to the Superintendent the authority to determine the terms of employment with the district as authorized by Texas Education Code § 11.1513(c); and

WHEREAS, the Board acknowledges COVID-19 is a global pandemic and may affect the day-to-day operations of the District and staff; and

WHEREAS, the Center for Disease Control (“CDC”) has recommended increased airflow throughout buildings as a way to mitigate possible COVID-19 exposure; and

WHEREAS, the Board passed Board Policy DH (LOCAL) on or about November 6, 2019 regarding employee standards of conduct; and

WHEREAS, Board Policy DH (LOCAL) states that each employee shall keep his or her classroom door locked, and presumably closed, at all times during class time and shall report unsafe conditions or practices to the appropriate supervisor.

NOW, THEREFORE, BE IT RESOLVED BY THE BOARD OF TRUSTEES OF THE MANSFIELD INDEPENDENT SCHOOL DISTRICT:

RESOLVED, that the Board of Trustees of the Mansfield Independent School District has determined that based on CDC guidelines regarding air flow during the current pandemic, teachers should be allowed to open classroom doors in an effort to increase air flow and decrease possible COVID-19 exposure.

RESOLVED, that Board has determined that this specific provision in Board Policy DH (LOCAL) should be waived and that employees will be allowed to open doors to increase air flow without disciplinary repercussions.

RESOLVED, the waiver granted by this resolution is effective for a maximum duration of 30 business and/or school days unless the Board takes action to authorize waiver for a longer duration.

PASSED AND APPROVED this ____ day of _____ 2021 by the Board of Trustees for the Mansfield Independent School District.

By: _____
Courtney Lackey Wilson, Board President

Attest: _____
Desiree Thomas, Board Secretary



**Board of School Trustees
Mansfield Independent School District**

TITLE: Consideration and Approval of
Proposed Budget Amendments

DATE: January 19, 2021

ACTION

BACKGROUND:

The legal basis for budget development in Texas school districts is established in Sections 44.002 through 44.006 of the Texas Education Code. The Texas Education Code requires Board approval of the budget for the General Operating, Debt Service, and Food Service Funds. Board Resolution #20-04 permits the Superintendent or Associate Superintendent for Business and Finance to authorize routine budget revisions, adjustments and transfers necessary for the payment of District obligations throughout the fiscal year.

Any non-routine budget revisions, adjustments, and transfers which increase or decrease revenues and other financing sources and uses, along with the corresponding revisions in expenditures; or budget revisions, adjustments, and transfers which reduce or increase the fund balance of any related fund; or transfers between funds; or transactions exceeding \$500,000 must continue to be presented to the Board of Trustees for approval prior to processing.

A summary report of budget revisions, adjustments, and transfers approved and processed by the District in accordance with this resolution, listed by major function and funds, shall be submitted to the Board of Trustees for adoption/ratification on a monthly basis.

The attached amendments ensure compliance with state and local requirements.

Budget changes over \$500,000 for approval:

Function 53 was increased by \$1,549,195 to cover the District's portion of ERATE.

Budget changes over \$25,000 for informational purposes:

Function 11 was increased by \$135,000 to cover the rental of Globe Life Stadium for graduation ceremonies.

The net effect of these transfers on the overall budget is an increase of \$1,684,195.

CONSIDERATIONS:

General Fund amendments are primarily transfers between functions due to account code changes and department requirements.

RECOMMENDATION:

The Superintendent recommends that the Board approve and ratify the amendments to the 2020-2021 budgets as presented.

RECOMMENDED MOTION:

“Move to approve and ratify the budget amendments as presented.”

**Mansfield Independent School District
General Operating Budget
Amended Budget As of 1/19/21**

	Original Budget	Revised Budget	Amendments 1/19/2021	Proposed Amended Budget
REVENUES AND OTHER SOURCES:				
Local Revenues	\$ 145,444,659	\$ 147,470,659		\$ 147,470,659
State Program Revenues	165,245,615	168,245,615		168,245,615
Federal Program Revenues	2,700,000	2,700,000		2,700,000
Other Resources	-	-		-
Total Revenue and Other Resources	\$ 313,390,274	\$ 318,416,274	\$ -	\$ 318,416,274
EXPENDITURES:				
11 Instruction	\$ 191,566,033	\$ 195,749,647	\$ 98,920	\$ 195,848,567
12 Library & Media Services	3,630,869	3,652,918	(1,592)	3,651,326
Curriculum/Instructional Staff				
13 Development	4,394,505	4,397,005	(5,081)	4,391,924
21 Instructional Administration	4,226,566	4,266,122	(493)	4,265,629
23 School Leadership	19,035,796	19,279,032	(4,535)	19,274,497
31 Guidance & Counseling	10,211,547	10,290,361	15,045	10,305,406
33 Health Services	5,619,162	6,169,156	(965)	6,168,191
34 Student Transportation	14,126,297	14,185,083	(3,883)	14,181,200
35 Student Nutrition	12,000	12,000	50,459	62,459
Co-Curricular/Extra Curricular				
36 Activities	9,777,096	9,951,963	(1,612)	9,950,351
41 General Administration	8,392,843	7,600,763	(1,620)	7,599,143
51 Plant Maintenance & Operations	34,120,668	35,904,207	(6,162)	35,898,045
52 Security & Monitoring Services	6,729,693	6,781,362	(604)	6,780,758
53 Data Processing Services	5,022,339	4,967,667	1,549,204	6,516,871
61 Community Services	354,306	356,613	(2,886)	353,727
71 Debt Service/ Capital Lease	340,789	340,789		340,789
81 Facilities Acquisition and Construction	-	-		-
93 Shared Service Arrangement	-	-		-
95 Juvenile Justice Alternative Education	25,000	25,000		25,000
99 Other Intergovernmental Charges	1,258,388	1,258,388		1,258,388
00 Other Uses	-	-		-
Total Expenditures	\$ 318,843,897	\$ 325,188,076	\$ 1,684,195	\$ 326,872,271
Transfers In				
Transfers Out		\$ 500,000		500,000
NET OPERATING RESULTS	\$ (5,453,623)	\$ (7,271,802)	\$ (1,684,195)	\$ (8,955,997)
Beginning Fund Balance July 1, 2020	95,532,643	95,532,643		95,532,643
Projected Ending Fund Balance June 30, 2021	\$ 90,079,020	\$ 88,260,841		\$ 86,576,646

MANSFIELD INDEPENDENT SCHOOL DISTRICT
DEBT SERVICE
Amended Budget As of 1/19/21

	Original Budget	Amended Budget	Amendments 1/19/2021	Proposed Amended Budget
REVENUES AND OTHER SOURCES:				
Local Sources	\$ 70,798,347	\$ 70,798,347		\$ 70,798,347
State Sources	1,224,506	1,224,506		1,224,506
Federal Sources	-	-		-
	<hr/>	<hr/>	<hr/>	<hr/>
TOTAL REVENUES	\$ 72,022,853	\$ 72,022,853	\$ -	\$ 72,022,853
EXPENDITURES:				
71- Debt Administration-Principal	32,597,404	32,597,404	-	32,597,404
71- Debt Administration-Interest	39,390,449	39,390,449	-	39,390,449
71- Debt Administration-Fees	35,000	2,779,219	-	2,779,219
	<hr/>	<hr/>	<hr/>	<hr/>
TOTAL EXPENDITURES	\$ 72,022,853	\$ 74,767,072	\$ -	\$ 74,767,072
Other Resources	\$ -	\$ 456,165,201	\$ -	\$ 456,165,201
Other Uses	-	(453,389,630)	-	\$ (453,389,630)
Transfers In/(Out)	-	-	-	-
	<hr/>	<hr/>	<hr/>	<hr/>
NET OPERATING RESULTS	\$ -	\$ 31,352	\$ -	\$ 31,352

MANSFIELD INDEPENDENT SCHOOL DISTRICT
STUDENT NUTRITION OPERATING BUDGET
Amended Budget As of 1/19/21

	Original Budget	Amended Budget	Amendments 1/19/2021	Proposed Amended Budget
REVENUES AND OTHER SOURCES:				
Local Sources	\$ 7,048,575	\$ 1,181,825		\$ 1,181,825
State Sources	86,500	86,500		\$ 86,500
Federal Sources	10,706,860	9,855,136		9,855,136
	<u>10,706,860</u>	<u>9,855,136</u>		<u>9,855,136</u>
TOTAL REVENUES	\$ 17,841,935	\$ 11,123,461	\$ -	\$ 11,123,461
EXPENDITURES:				
Function 35 - Food Services	17,373,237	10,633,594		10,633,594
Function 51 - Plant Maintenance & Operations	277,903	277,903		277,903
	<u>277,903</u>	<u>277,903</u>		<u>277,903</u>
TOTAL EXPENDITURES	<u>\$ 17,651,140</u>	<u>\$ 10,911,497</u>	<u>\$ -</u>	<u>\$ 10,911,497</u>
Other Resources	\$ 25,000	\$ 15,000		15,000
Other Uses	-	-		-
Transfers In/(Out)	-	-		-
NET OPERATING RESULTS	<u>\$ 215,795</u>	<u>\$ 226,964</u>	<u>\$ -</u>	<u>\$ 226,964</u>



**Board of School Trustees
Mansfield Independent School District**

TITLE: Consider Approval of Bids received in the
Month of January

DATE: January 19, 2021

ACTION

BACKGROUND:

Under Texas Education Code 44.031 "...all school district contracts, except contracts for the purchase of produce or vehicle fuel, valued at \$50,000 or more in the aggregate for each 12-month period shall be made by the method, of the following methods, that provides the best value for the district: (1) competitive bidding; (2) competitive sealed proposals; (3) a request for proposals, for services other than construction services; (4) an inter-local contract; (5) a design/build contract; (6) a contract to construct, rehabilitate, alter, or repair facilities that involves using a construction manager; or (7) a job order contract for the minor construction, repair, rehabilitation, or alteration of a facility; (8) the reverse auction procedure as defined by Section 2155.062(d), Government Code; or (9) the formation of a political subdivision corporation under Section 304.001, Local Government Code.

Compliance with Texas Education Code 44.031 is not required for purchases that are deemed sole source. Board approval is required if the expenditures exceeds \$50,000 per MISD Policy CH Local.

CONSIDERATION:

The following bids were received:

- 21-004 Contracted Professional Services (Open-Ended)

RECOMMENDATION:

The Superintendent recommends that the Board approve bids received in the Month of January.

RECOMMENDED MOTION:

"Move to adopt the bids received during the Month of January."

Exhibit 1:

TITLE: Consider Approval of RFP 21-004, Vendor Recommendation for Awarding Open-Ended Bids DATE: January 19, 2021

BACKGROUND:

We request that the MISD Board of Trustees approve the recommendations as made by the Purchasing Department. All documents related to:

- RFP 21-004 Contracted Professional Services were received electronically through MISD e-Bid prior to the closing at 2:00 p.m. on June 30, 2021.

These proposals are open-ended with vendors approved and added throughout the proposal period.

RFPs:

The following bids were received for RFP's:

- 21-004 Contracted Professional Services (Open-Ended)
 1. Alicia Woods Audiology LLC
 2. Braille Aid (Jiin Hwa Chang)
 3. Fischer Educational Resources
 4. Making the Connection in Math
 5. Specialized Assessment & Consulting
 6. The Stepping Stones Group
 7. We Will Win



**Board of School Trustees
Mansfield Independent School District**

TITLE: Approve Resolution to
Designate 3 Miscellaneous
Vehicles as Surplus Property

DATE: January 19, 2021

ACTION

BACKGROUND:

Under Texas Education Code 11.151 “The trustees may, in any appropriate manner, dispose of property that is no longer necessary for the operation of the school district.” The District seeks the Board of Trustees to declare the presented list of surplus vehicles as surplus and authorize sale, demolition and removal.

CONSIDERATIONS:

The administration requests approval to dispose of 3 box trucks from the Distribution Center. The vehicles will be scrapped according to the Texas Volkswagen Environmental Mitigation Program Grant “TxVEMP” program.

RECOMMENDATION:

The Superintendent recommends approval to disposal of the 3 vehicles declared surplus property. If the Board agrees the motion will read:

“Move to approve attached Resolution #21-15 to dispose of 3 miscellaneous box trucks.”

**RESOLUTION OF THE BOARD OF TRUSTEES OF
MANSFIELD INDEPENDENT SCHOOL DISTRICT
RESOLUTION #21-15
FOR DISPOSAL OF SURPLUS PROPERTY**

WHEREAS, pursuant to Texas Education Code section 11.151(c) , the Board of Trustees of the Mansfield Independent School District (“the Board”) may, in an appropriate manner, dispose of property that is no longer necessary for District operations; and

WHEREAS, pursuant to District Board Policy CI (Local), the Board has authorized the Superintendent or designee to declare District materials, equipment, and supplies to be unnecessary and to dispose of such materials, equipment, and supplies for fair market value; and

WHEREAS, the Superintendent or the designee has conducted an inspection and determined the use of the personal property described in the attached list of property **Exhibit “A”**; and

WHEREAS, the Superintendent has determined that such property has become unnecessary; and

WHEREAS, the Superintendent recommends the disposal of such property in accordance with Board Policy CI (Local);

NOW, THEREFORE, BE IT RESOLVED that the personal property be, and is hereby, declared surplus and no longer necessary for District operations; and the Superintendent is hereby authorized to dispose of the listed property; and

BE IT FURTHER RESOLVED that any personal property listed in the attached list shall be determined to have no value and shall be disposed of by the Superintendent or designee according to administrative discretion.

PASSED AND APPROVED this 19th day of January 2021 by the Board of Trustees for the Mansfield Independent School District.

By: _____
Courtney Lackey Wilson, Board President

Attest: _____
Desiree Thomas, Board Secretary

Exhibit "A"

Equipment That Needs To Go To Surplus

Fleet#	Year	Make and Model	Tag ###	VIN Number	Mileage
1	1995	Mac	1292884	VG6BA078XSB501596	121024
17	2001	International	1227761	1HTSCAAL11H389414	038456
45	2003	International	1080475	1HTMLAFM43H572531	89893



**Board of School Trustees
Mansfield Independent School District**

TITLE: Delinquent Tax Attorney Report

DATE: January 19, 2021

INFORMATION

BACKGROUND:

Delinquent tax attorneys, Linebarger, Goggan, Blair & Sampson, L.L.P., retained by Mansfield ISD generate an activity report every month through records received from Tarrant Appraisal District. The report for the month of December is presented to provide information on the 2019 tax roll.

The 2019 tax year percentage of collection through December 31, 2020 is 44.07% which represents six months of the tax collection year. The 2019 Adjusted Delinquent Tax Levy as of December 31, 2020, is \$1,489,897 (this includes (\$16,190) of recent adjustments for the month of December). The balance due as of December 31, 2020, is \$1,346,204.



LINEBARGER

ATTORNEYS AT LAW

Mansfield Independent School District

Report on Delinquent Tax Collections

Date:

January 8, 2021

Contact:

Charles E. Brady

Partner

100 Throckmorton, Suite #300

Fort Worth, TX 76102

817-877-4589

Direct 817-317-9506

Charles.Brady@lgbs.com

LINEBARGER GOGGAN BLAIR & SAMPSON, LLP

ATTORNEYS AT LAW

100 THROCKMORTON, SUITE #300
FORT WORTH, TEXAS 76102

817.877.4589
FAX 817.877.0601

January 8, 2021

Dr. Kimberley Cantu, Superintendent
Mansfield Independent School District
605 E. Broad Street.
Mansfield, TX 76063

Re: Activity Report on Delinquent Tax Collections for the month of December 2020

Dear Dr. Cantu:

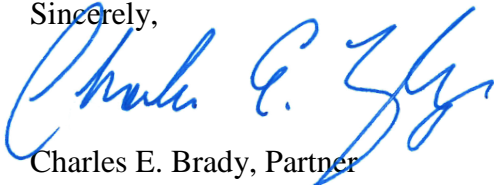
Linebarger Goggan Blair & Sampson, LLP, is pleased to provide the following information recapping our delinquent tax collection activity for the month of **December 2020** for our Mansfield Independent School District delinquent tax collection program. Please find the following items attached summarizing our efforts on your behalf.

- A) A report highlighting the **collection activities** we have undertaken on behalf of the Mansfield Independent School District.
- B) A report highlighting the **litigation activities** we have undertaken on behalf of the Mansfield Independent School District.
- C) An analysis of the Mansfield Independent School District combined delinquent tax roll by Property Types and Status of Accounts.

December was a very good month for collections. The District received over \$219,000 of net collections for the entire month, and that is with over \$58,000 of base tax refunds due to taxpayers resulting from successful valuation appeals. January is the first month that homesteaded accounts with only one year of tax due and owing will be subject to litigation due to non-payment. We anticipate our first batch of lawsuits for these accounts to number at least 50 accounts. Bankruptcy filings decreased from 54 to 52 last month. There were no mailings in December due to the holidays. We will continue to work with taxpayers to resolve their tax problems and, as always, please direct any inquiries received from taxpayers to me or Mrs. Ortiz at the office. My cell number is (817) 489-4062.

Thank you very much for your business and for the opportunity to be of service to the amazing community of Mansfield ISD.

Sincerely,



Charles E. Brady, Partner
CEB/dc

cc: Michele Trongaard, Associate Superintendent of Business & Finance
Mansfield Independent School District
605 E. Broad Street. #100
Mansfield, TX 76063

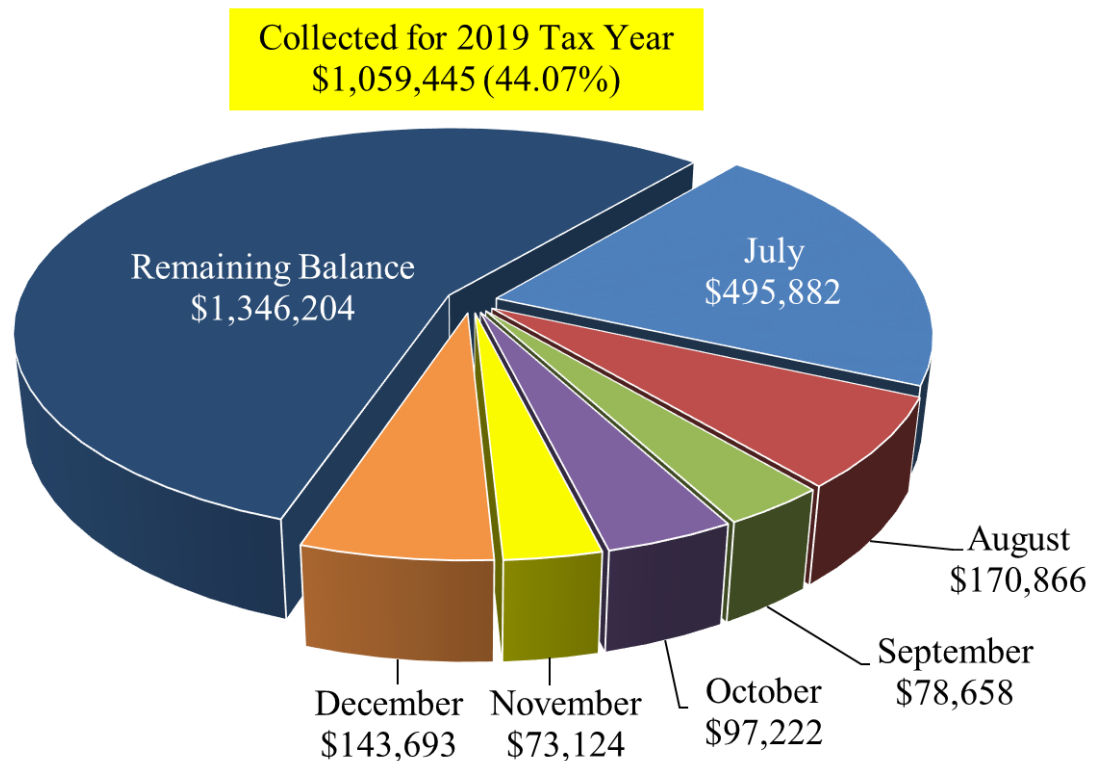
A. Collection Highlights

For the month of **December 2020**, our collection program resulted in **\$278,055 in delinquent taxes, penalty and interest** being collected for the District. The chart below breaks down the total collections and includes details about refunds. Refunds are irrespective of collection efforts and are used to illustrate the net impact of refunds on our collection results.

COLLECTIONS	
BASE TAX COLLECTIONS	\$222,504
BASE TAX REFUNDS	(\$58,749)
PENALTIES & INTEREST COLLECTIONS	\$55,551
PENALTIES & INTEREST REFUNDS	(\$289)
TOTAL NET COLLECTIONS	\$219,018

The 2019 Adjusted Delinquent Tax Levy as of December 31, 2020 for the Mansfield ISD is \$1,489,897 (this includes (\$16,190) of recent adjustments for the month of December). The amount collected for the month of December through December 31, 2020 is \$143,693. The 2019 tax year collection percentage through December 31, 2020 is 44.07%. The balance due as of December 31, 2020 is \$1,346,204.

MANSFIELD INDEPENDENT SCHOOL DISTRICT Collections from 7/1/20 - 12/31/20 (2019 Base Only)



Source: Information taken from data provided by the Tarrant County Tax Office to LGBS on January 8, 2021
Please note that remaining balance includes adjustments during the collection period.

B. Litigation Highlights

Aside from consistently supplementing our collection efforts with **telephone collection calls** to delinquent taxpayers to resolve their accounts, our activity this month includes:

LITIGATION	
# ACCOUNTS FILED	7
\$ ACCOUNTS FILED	\$48,832
# ACCOUNTS DISMISSED (PAID IN FULL)	2
\$ ACCOUNTS DISMISSED (PAID IN FULL)	\$8,926
# ACCOUNTS IN JUDGMENT	11
\$ ACCOUNTS IN JUDGMENT	\$36,742
# ACCOUNTS FOR NONSUIT	2
\$ ACCOUNTS FOR NONSUIT	\$5,558

Note - Due to trial setting scheduled at the end of each month, judgment figures reported are from previous month.

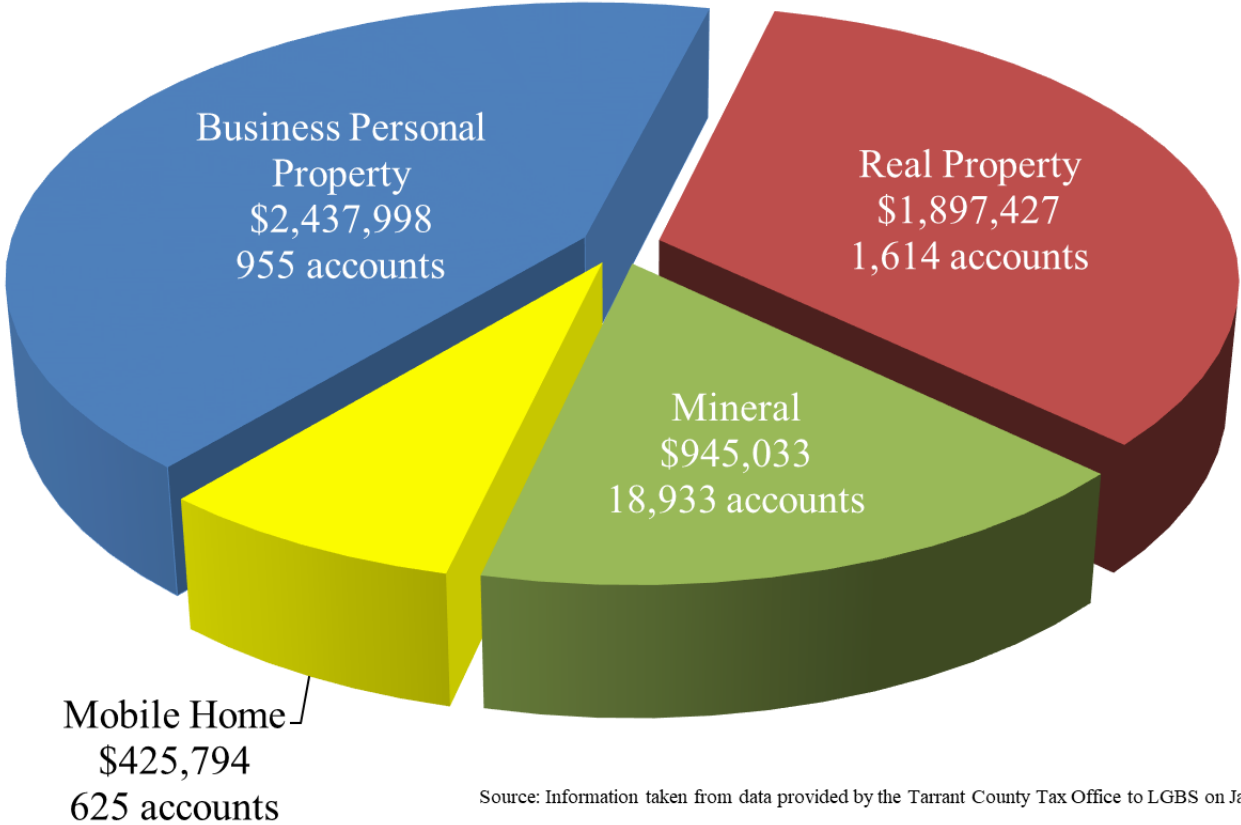
MAILINGS/BANKRUPTCY/SPECIAL EFFORTS	
# BNK PROOFS FILED	52
# CONSTABLE'S SALES SET	3
\$ CONSTABLE'S SALES SET	\$21,821

Note - Proof of Claims include total number of bankruptcy proof of claims filed on behalf of all LGB&S clients collected by the Tarrant County Tax Office.

C. Delinquent Tax Roll Analysis

As of December 2020, the Mansfield Independent School District combined delinquent tax roll by Property Types is as follows:

MANSFIELD INDEPENDENT SCHOOL DISTRICT Property Types (Base Only)



Source: Information taken from data provided by the Tarrant County Tax Office to LGBS on January 8, 2021



**Board of School Trustees
Mansfield Independent School District**

TITLE: Disbursement Reports

DATE: January 19, 2021

INFORMATION

BACKGROUND:

The District reports all checks written on a monthly basis. The disbursements are organized by fund and list the check date, payee, description of purchase, and amount.

CONSIDERATIONS:

The items listed in the Detail Disbursement Report include all payments for December 2020 with the exception of payroll, payroll liabilities, and manual wire payments. The payments listed on the Detail Disbursement Report are the result of payment generated documents such as purchase orders, check requests, etc.

An additional report of Disbursements Over \$25,000 is provided for items of interest with information on the expenditure.

The Summary Disbursement Report includes a summary by fund of the detail report and also includes manual wire payment detail for funds other than Payroll.

The Payroll Check Summary report provides summary information regarding net payroll for the month and payroll liability payments.

RECOMMENDATION:

None. For information only.

MANSFIELD INDEPENDENT SCHOOL DISTRICT

Fund Disbursement Report for 12/1/2020 through 12/31/2020

<u>DATE PAID</u>	<u>NAME</u>	<u>ITEM DESCRIPTION</u>	<u>AMOUNT</u>
181 - ATHLETIC FUND			
12/1/2020	AGOR, ANNETTE	MISCELLANEOUSCONTRACTED SERVIC	40.00
12/1/2020	AGOR, JEREMY	MISCELLANEOUSCONTRACTED SERVIC	40.00
12/1/2020	ALERT SERVICES, INC	GENERAL SUPPLIES	922.05
12/1/2020	ALLISON, MARGARET	MISCELLANEOUSCONTRACTED SERVIC	95.00
12/1/2020	ALVARADO, ARMANDO	MISCELLANEOUSCONTRACTED SERVIC	105.00
12/1/2020	ALVORD, RICHARD	MISCELLANEOUSCONTRACTED SERVIC	120.00
12/1/2020	B&H PHOTO-VIDEO-PRO-AUDIO	OTHER EQUIPMENT<\$5000	848.00
12/1/2020	BALDWIN, CARL	MISCELLANEOUSCONTRACTED SERVIC	160.00
12/1/2020	BANKS, JAMES	MISCELLANEOUSCONTRACTED SERVIC	195.00
12/1/2020	BARRETT, RAYMOND	MISCELLANEOUSCONTRACTED SERVIC	110.00
12/1/2020	BEDFORD, CARTER	MISCELLANEOUSCONTRACTED SERVIC	120.00
12/1/2020	BERLIN, KURT	MISCELLANEOUSCONTRACTED SERVIC	125.00
12/1/2020	BETANCOURT, RAYMOND	MISCELLANEOUSCONTRACTED SERVIC	110.00
12/1/2020	BOEHNKE, KRISTINE	MISCELLANEOUSCONTRACTED SERVIC	40.00
12/1/2020	BORNE, KYLE	MISCELLANEOUSCONTRACTED SERVIC	95.00
12/1/2020	BOSS, STEVEN	MISCELLANEOUSCONTRACTED SERVIC	175.00
12/1/2020	BROWN, DERON	MISCELLANEOUSCONTRACTED SERVIC	70.00
12/1/2020	BROWN, TIFFANY	MISCELLANEOUSCONTRACTED SERVIC	95.00
12/1/2020	BUFORD, BRIAN	MISCELLANEOUSCONTRACTED SERVIC	120.00
12/1/2020	BURNETT, JALEN	MISCELLANEOUSCONTRACTED SERVIC	65.00
12/1/2020	BYRUM, CHRISTOPHER	MISCELLANEOUSCONTRACTED SERVIC	35.00
12/1/2020	CAPPS RENT-A-CAR, INC	TRAVEL AND SUBSISTENCE - STUDE	248.80
12/1/2020	CARAWAY, CELSI	MISCELLANEOUSCONTRACTED SERVIC	90.00
12/1/2020	CARDINAL'S SPORTS CENTER INC	GENERAL SUPPLIES	2,522.00
12/1/2020	CLARK, DOMINIQUE	MISCELLANEOUSCONTRACTED SERVIC	40.00
12/1/2020	CLAYBORN, BRENT	MISCELLANEOUSCONTRACTED SERVIC	115.00
12/1/2020	CLEGG, MONTY	MISCELLANEOUSCONTRACTED SERVIC	210.00
12/1/2020	CLIFT, JAMES	MISCELLANEOUSCONTRACTED SERVIC	120.00
12/1/2020	CLOUGH, RICHARD	MISCELLANEOUSCONTRACTED SERVIC	125.00
12/1/2020	COLWELL, SHAWN	MISCELLANEOUSCONTRACTED SERVIC	140.00
12/1/2020	CONRAD, ALEXANDER	MISCELLANEOUSCONTRACTED SERVIC	165.00
12/1/2020	CORONADO, PATRICIA	MISCELLANEOUSCONTRACTED SERVIC	220.00
12/1/2020	DAVENPORT, NED	MISCELLANEOUSCONTRACTED SERVIC	300.00
12/1/2020	DAVIS, SCOTT	MISCELLANEOUSCONTRACTED SERVIC	245.00
12/1/2020	DENBOW, RANDALL	MISCELLANEOUSCONTRACTED SERVIC	165.00
12/1/2020	DIERKE, MICHAEL	MISCELLANEOUSCONTRACTED SERVIC	320.00
12/1/2020	DIERKE, REBECCA	MISCELLANEOUSCONTRACTED SERVIC	300.00
12/1/2020	DIXON, GLEN	MISCELLANEOUSCONTRACTED SERVIC	215.00
12/1/2020	DONALDSON, WILLIAM	MISCELLANEOUSCONTRACTED SERVIC	160.00
12/1/2020	DUDLEY, UNDRA	MISCELLANEOUSCONTRACTED SERVIC	240.00
12/1/2020	EATON, TOREY	MISCELLANEOUSCONTRACTED SERVIC	55.00
12/1/2020	EDDINGS, JEROME	MISCELLANEOUSCONTRACTED SERVIC	70.00
12/1/2020	ELLIS, RICHARD	MISCELLANEOUSCONTRACTED SERVIC	35.00
12/1/2020	ENTERPRISE LEASING - TEXAS	TRAVEL AND SUBSISTENCE - STUDE	500.62
12/1/2020	EZMERLIAN, GARY	MISCELLANEOUSCONTRACTED SERVIC	90.00
12/1/2020	FARMER, DUSTIN	MISCELLANEOUSCONTRACTED SERVIC	120.00
12/1/2020	FERNANDEZ, FRANCISCO	MISCELLANEOUSCONTRACTED SERVIC	190.00
12/1/2020	FLORES, ARABELLA	MISCELLANEOUSCONTRACTED SERVIC	95.00
12/1/2020	FLOWERS, CYNTHIA	MISCELLANEOUSCONTRACTED SERVIC	40.00
12/1/2020	FOREMAN, JACE	MISCELLANEOUSCONTRACTED SERVIC	90.00
12/1/2020	GARDNER, LORI	MISCELLANEOUSCONTRACTED SERVIC	125.00
12/1/2020	GLENN, RILEY	MISCELLANEOUSCONTRACTED SERVIC	125.00
12/1/2020	GRANGER, DARRIAN	MISCELLANEOUSCONTRACTED SERVIC	115.00
12/1/2020	GRAY, BERNARD	MISCELLANEOUSCONTRACTED SERVIC	110.00
12/1/2020	GRAY, PAUL	MISCELLANEOUSCONTRACTED SERVIC	55.00

MANSFIELD INDEPENDENT SCHOOL DISTRICT

Fund Disbursement Report for 12/1/2020 through 12/31/2020

<u>DATE PAID</u>	<u>NAME</u>	<u>ITEM DESCRIPTION</u>	<u>AMOUNT</u>
181 - ATHLETIC FUND			
12/1/2020	GROCE, DEJUAN	MISCELLANEOUSCONTRACTED SERVIC	250.00
12/1/2020	GUNN, LEE	MISCELLANEOUSCONTRACTED SERVIC	125.00
12/1/2020	GUNTER, KAREN	MISCELLANEOUSCONTRACTED SERVIC	55.00
12/1/2020	HALL, HAROLD	MISCELLANEOUSCONTRACTED SERVIC	40.00
12/1/2020	HARGIS, CHERYL	MISCELLANEOUSCONTRACTED SERVIC	55.00
12/1/2020	HARGIS, LATOYA	MISCELLANEOUSCONTRACTED SERVIC	55.00
12/1/2020	HARGROVE, ANTHONY	MISCELLANEOUSCONTRACTED SERVIC	250.00
12/1/2020	HASKINS, JHANE	MISCELLANEOUSCONTRACTED SERVIC	50.00
12/1/2020	HENRIQUEZ, BRYAN	MISCELLANEOUSCONTRACTED SERVIC	175.00
12/1/2020	HILL, ROGER	MISCELLANEOUSCONTRACTED SERVIC	260.00
12/1/2020	HOLMES, DEBRA	MISCELLANEOUSCONTRACTED SERVIC	165.00
12/1/2020	HORTON, ERIC	MISCELLANEOUSCONTRACTED SERVIC	110.00
12/1/2020	HOWARD, TRACY	MISCELLANEOUSCONTRACTED SERVIC	110.00
12/1/2020	HUDGENS, NELVIN	MISCELLANEOUSCONTRACTED SERVIC	105.00
12/1/2020	JACKSON, BRITTANY	MISCELLANEOUSCONTRACTED SERVIC	50.00
12/1/2020	JACKSON, DUANE	MISCELLANEOUSCONTRACTED SERVIC	65.00
12/1/2020	JACKSON, JAMIE	MISCELLANEOUSCONTRACTED SERVIC	110.00
12/1/2020	JACKSON, KEITH	MISCELLANEOUSCONTRACTED SERVIC	110.00
12/1/2020	JENKINS, KENDALL	MISCELLANEOUSCONTRACTED SERVIC	185.00
12/1/2020	JOHNSON, JEFFREY	MISCELLANEOUSCONTRACTED SERVIC	125.00
12/1/2020	JOHNSON, RODNEY	MISCELLANEOUSCONTRACTED SERVIC	110.00
12/1/2020	JOHNSON, RODRICK	MISCELLANEOUSCONTRACTED SERVIC	110.00
12/1/2020	JOHNSON, TERRANCE	MISCELLANEOUSCONTRACTED SERVIC	100.00
12/1/2020	KORNEGAY, JERMAINE	MISCELLANEOUSCONTRACTED SERVIC	70.00
12/1/2020	LAMERS, NICHOLAS	MISCELLANEOUSCONTRACTED SERVIC	90.00
12/1/2020	LANKFORD, TRAVIS	MISCELLANEOUSCONTRACTED SERVIC	125.00
12/1/2020	LAWS, BRANDON	MISCELLANEOUSCONTRACTED SERVIC	250.00
12/1/2020	LEWIS, ADRON	MISCELLANEOUSCONTRACTED SERVIC	75.00
12/1/2020	LEWIS, AMY	MISCELLANEOUSCONTRACTED SERVIC	75.00
12/1/2020	LOVELESS, ANNA	MISCELLANEOUSCONTRACTED SERVIC	90.00
12/1/2020	LOVELAND, RYLEE	MISCELLANEOUSCONTRACTED SERVIC	55.00
12/1/2020	MAILLOUX, TREASURE	MISCELLANEOUSCONTRACTED SERVIC	55.00
12/1/2020	MALLARD, JOEL	MISCELLANEOUSCONTRACTED SERVIC	115.00
12/1/2020	MANLEY, DURWOOD	MISCELLANEOUSCONTRACTED SERVIC	120.00
12/1/2020	MARTINEZ, KELLY	MISCELLANEOUSCONTRACTED SERVIC	115.00
12/1/2020	MATHIS, LONNIE	MISCELLANEOUSCONTRACTED SERVIC	65.00
12/1/2020	MCCOWAN, LATESE	MISCELLANEOUSCONTRACTED SERVIC	55.00
12/1/2020	MCFADDEN, MIKE	MISCELLANEOUSCONTRACTED SERVIC	95.00
12/1/2020	MCKINNEY, KENNETH	MISCELLANEOUSCONTRACTED SERVIC	110.00
12/1/2020	MCLAUGHLIN, DONALD	MISCELLANEOUSCONTRACTED SERVIC	175.00
12/1/2020	MEDCO SUPPLY, MASUNE & SURGICAL SUPPLY SE	GENERAL SUPPLIES	11.37
12/1/2020	MFAC, LLC, M-F ATHLETIC	GENERAL SUPPLIES	160.00
12/1/2020	MINUTEMAN PRESS, DMC PRINTING, LLC	GENERAL SUPPLIES	45.84
12/1/2020	MOLINAR, MICHAEL	MISCELLANEOUSCONTRACTED SERVIC	170.00
12/1/2020	MOORE, THURMAN	MISCELLANEOUSCONTRACTED SERVIC	115.00
12/1/2020	MOSELY, DAN	MISCELLANEOUSCONTRACTED SERVIC	70.00
12/1/2020	MUNDINE, WILLIE	MISCELLANEOUSCONTRACTED SERVIC	70.00
12/1/2020	NEWHOUSE, NOAH	MISCELLANEOUSCONTRACTED SERVIC	40.00
12/1/2020	NGUYEN, ANTHONY	MISCELLANEOUSCONTRACTED SERVIC	350.00
12/1/2020	NIEMELA, JASON	MISCELLANEOUSCONTRACTED SERVIC	110.00
12/1/2020	NOLL, CASSIE	MISCELLANEOUSCONTRACTED SERVIC	110.00
12/1/2020	NUGENT, DAVID	MISCELLANEOUSCONTRACTED SERVIC	115.00
12/1/2020	OLSON, TIMOTHY	MISCELLANEOUSCONTRACTED SERVIC	125.00
12/1/2020	PANTER, SHERRIE	MISCELLANEOUSCONTRACTED SERVIC	110.00
12/1/2020	POTTER, ROBERT	MISCELLANEOUSCONTRACTED SERVIC	35.00

MANSFIELD INDEPENDENT SCHOOL DISTRICT

Fund Disbursement Report for 12/1/2020 through 12/31/2020

<u>DATE PAID</u>	<u>NAME</u>	<u>ITEM DESCRIPTION</u>	<u>AMOUNT</u>
181 - ATHLETIC FUND			
12/1/2020	POTTS, CORBETT	MISCELLANEOUSCONTRACTED SERVIC	65.00
12/1/2020	RANFT, MEAGAN	MISCELLANEOUSCONTRACTED SERVIC	25.00
12/1/2020	ROBAINA, RICARDO	MISCELLANEOUSCONTRACTED SERVIC	160.00
12/1/2020	ROBINSON, DE'QUAVIUS	MISCELLANEOUSCONTRACTED SERVIC	115.00
12/1/2020	SAUVAGE, JAMES	MISCELLANEOUSCONTRACTED SERVIC	115.00
12/1/2020	SCHOOL HEALTH CORPORATION	GENERAL SUPPLIES	249.27
12/1/2020	SCHUSTER, MICHAEL	MISCELLANEOUSCONTRACTED SERVIC	115.00
12/1/2020	SHAW, CARWIN	MISCELLANEOUSCONTRACTED SERVIC	120.00
12/1/2020	SHAW, MARK	MISCELLANEOUSCONTRACTED SERVIC	65.00
12/1/2020	SIDELINE POWER, LLC	GENERAL SUPPLIES	510.00
12/1/2020	SIMANK, DAVID	MISCELLANEOUSCONTRACTED SERVIC	110.00
12/1/2020	SMITH, JEFFREY	MISCELLANEOUSCONTRACTED SERVIC	100.00
12/1/2020	SMITH, RODRICK	MISCELLANEOUSCONTRACTED SERVIC	375.00
12/1/2020	SMITH, RODNEY	MISCELLANEOUSCONTRACTED SERVIC	70.00
12/1/2020	SPENCE, BRANDON	MISCELLANEOUSCONTRACTED SERVIC	150.00
12/1/2020	STALLINS, DAVID	MISCELLANEOUSCONTRACTED SERVIC	105.00
12/1/2020	STAPLES ADVANTAGE	GENERAL SUPPLIES	56.05
12/1/2020	STERNBERG, JOHN	MISCELLANEOUSCONTRACTED SERVIC	165.00
12/1/2020	STERNBERG, JOYCE	MISCELLANEOUSCONTRACTED SERVIC	165.00
12/1/2020	STEWART, SHANN	MISCELLANEOUSCONTRACTED SERVIC	100.00
12/1/2020	SULLIVAN, DONNA	MISCELLANEOUSCONTRACTED SERVIC	95.00
12/1/2020	SUTHERLAND, NATHAN	MISCELLANEOUSCONTRACTED SERVIC	125.00
12/1/2020	TEETERS, DEVIN	MISCELLANEOUSCONTRACTED SERVIC	65.00
12/1/2020	TOMLINSON, JEFFREY	MISCELLANEOUSCONTRACTED SERVIC	120.00
12/1/2020	TURLEY, PAUL	MISCELLANEOUSCONTRACTED SERVIC	65.00
12/1/2020	WALKER, COURTNEY	MISCELLANEOUSCONTRACTED SERVIC	25.00
12/1/2020	WAY, TERRY	MISCELLANEOUSCONTRACTED SERVIC	90.00
12/1/2020	WEAVER, ALLYSON	MISCELLANEOUSCONTRACTED SERVIC	165.00
12/1/2020	WESTON, MALCOLM	MISCELLANEOUSCONTRACTED SERVIC	125.00
12/1/2020	WHITE, NIA	MISCELLANEOUSCONTRACTED SERVIC	25.00
12/1/2020	WILSON, MIKE	MISCELLANEOUSCONTRACTED SERVIC	110.00
12/1/2020	WOLBERS, ROBERT	MISCELLANEOUSCONTRACTED SERVIC	250.00
12/1/2020	WOOD, BRIAN	MISCELLANEOUSCONTRACTED SERVIC	175.00
12/1/2020	WOOTEN, THOMAS	MISCELLANEOUSCONTRACTED SERVIC	110.00
12/1/2020	WROE, DAN	MISCELLANEOUSCONTRACTED SERVIC	120.00
12/3/2020	CARDINAL'S SPORTS CENTER INC	GENERAL SUPPLIES	19,508.83
12/3/2020	CHICK-FIL-A #01021, N WALNUT CREEK	MISCELLANEOUS OPERATING COSTS	140.00
12/3/2020	ENTERPRISE LEASING - TEXAS	TRAVEL AND SUBSISTENCE - STUDE	401.00
12/3/2020	GAIL'S FLAGS, INC	GENERAL SUPPLIES	372.00
12/3/2020	MEDCO SUPPLY, MASUNE & SURGICAL SUPPLY SE	GENERAL SUPPLIES	357.00
12/3/2020	SCHOOL HEALTH CORPORATION	GENERAL SUPPLIES	-602.00
12/7/2020	TRS	TEACHER RETIREMENT	10,059.38
12/9/2020	ALERT SERVICES, INC	GENERAL SUPPLIES	1,618.55
12/9/2020	ALLISON, MARGARET	MISCELLANEOUSCONTRACTED SERVIC	110.00
12/9/2020	ALVARADO, ARMANDO	MISCELLANEOUSCONTRACTED SERVIC	125.00
12/9/2020	ANDERSON, ROBERT	MISCELLANEOUSCONTRACTED SERVIC	90.00
12/9/2020	BARRETT, RAYMOND	MISCELLANEOUSCONTRACTED SERVIC	55.00
12/9/2020	BEDFORD, CARTER	MISCELLANEOUSCONTRACTED SERVIC	70.00
12/9/2020	BEENE, THOMAS	MISCELLANEOUSCONTRACTED SERVIC	90.00
12/9/2020	BENJAMIN, PHELP	MISCELLANEOUSCONTRACTED SERVIC	70.00
12/9/2020	BOEHNKE, KRISTINE	MISCELLANEOUSCONTRACTED SERVIC	220.00
12/9/2020	BROWN, DERON	MISCELLANEOUSCONTRACTED SERVIC	125.00
12/9/2020	BROWN, TIFFANY	MISCELLANEOUSCONTRACTED SERVIC	110.00
12/9/2020	BSN SPORTS	GENERAL SUPPLIES	719.57
12/9/2020	BUFORD, BRIAN	MISCELLANEOUSCONTRACTED SERVIC	125.00

MANSFIELD INDEPENDENT SCHOOL DISTRICT

Fund Disbursement Report for 12/1/2020 through 12/31/2020

<u>DATE PAID</u>	<u>NAME</u>	<u>ITEM DESCRIPTION</u>	<u>AMOUNT</u>
181 - ATHLETIC FUND			
12/9/2020	BURLESON ISD - CENTENNIAL HIGH SCHOOL	TRAVEL AND SUBSISTENCE - STUDE	-245.00
12/9/2020	BURNETT, JALEN	MISCELLANEOUSCONTRACTED SERVIC	120.00
12/9/2020	BYRUM, CHRISTOPHER	MISCELLANEOUSCONTRACTED SERVIC	190.00
12/9/2020	CARAWAY, CELSI	MISCELLANEOUSCONTRACTED SERVIC	110.00
12/9/2020	CARDINAL'S SPORTS CENTER INC	GENERAL SUPPLIES	13,273.09
12/9/2020	CHANDLER, ROSCOE	MISCELLANEOUSCONTRACTED SERVIC	260.00
12/9/2020	CLARK, DOMINIQUE	MISCELLANEOUSCONTRACTED SERVIC	160.00
12/9/2020	CLAYTON, JERRY	MISCELLANEOUSCONTRACTED SERVIC	70.00
12/9/2020	CLEGG, MONTY	MISCELLANEOUSCONTRACTED SERVIC	70.00
12/9/2020	CLOUGH, RICHARD	MISCELLANEOUSCONTRACTED SERVIC	125.00
12/9/2020	CONRAD, ALEXANDER	MISCELLANEOUSCONTRACTED SERVIC	110.00
12/9/2020	CORONADO, PATRICIA	MISCELLANEOUSCONTRACTED SERVIC	105.00
12/9/2020	DALLAS, DANNY	MISCELLANEOUSCONTRACTED SERVIC	125.00
12/9/2020	DAVIS, SCOTT	MISCELLANEOUSCONTRACTED SERVIC	95.00
12/9/2020	DENBOW, RANDALL	MISCELLANEOUSCONTRACTED SERVIC	110.00
12/9/2020	DIERKE, MICHAEL	MISCELLANEOUSCONTRACTED SERVIC	80.00
12/9/2020	DIERKE, REBECCA	MISCELLANEOUSCONTRACTED SERVIC	110.00
12/9/2020	DUCKSWORTH, WILLIAM	MISCELLANEOUSCONTRACTED SERVIC	125.00
12/9/2020	DUDLEY, UNDRA	MISCELLANEOUSCONTRACTED SERVIC	310.00
12/9/2020	DUERSON, MIKE	MISCELLANEOUSCONTRACTED SERVIC	125.00
12/9/2020	DUKE, KATRINA	MISCELLANEOUSCONTRACTED SERVIC	135.00
12/9/2020	EASLEY, SABRINA	MISCELLANEOUSCONTRACTED SERVIC	125.00
12/9/2020	EATON, TOREY	MISCELLANEOUSCONTRACTED SERVIC	55.00
12/9/2020	ELKINS, PAUL	MISCELLANEOUSCONTRACTED SERVIC	90.00
12/9/2020	ELLIS, RICHARD	MISCELLANEOUSCONTRACTED SERVIC	35.00
12/9/2020	EZMERLIAN, GARY	MISCELLANEOUSCONTRACTED SERVIC	90.00
12/9/2020	FLORES, ARABELLA	MISCELLANEOUSCONTRACTED SERVIC	175.00
12/9/2020	FLOWERS, RYAN	MISCELLANEOUSCONTRACTED SERVIC	120.00
12/9/2020	FORD, HOWARD	MISCELLANEOUSCONTRACTED SERVIC	50.00
12/9/2020	FORDER, ASIANEA	MISCELLANEOUSCONTRACTED SERVIC	25.00
12/9/2020	GARDNER, LORI	MISCELLANEOUSCONTRACTED SERVIC	125.00
12/9/2020	GRIFFIN, RICKY	MISCELLANEOUSCONTRACTED SERVIC	90.00
12/9/2020	GROCE, DEJUAN	MISCELLANEOUSCONTRACTED SERVIC	115.00
12/9/2020	GUNTER, KAREN	MISCELLANEOUSCONTRACTED SERVIC	100.00
12/9/2020	HAMILTON, KILLEION	MISCELLANEOUSCONTRACTED SERVIC	115.00
12/9/2020	HARGROVE, ANTHONY	MISCELLANEOUSCONTRACTED SERVIC	245.00
12/9/2020	HENRIQUEZ, BRYAN	MISCELLANEOUSCONTRACTED SERVIC	175.00
12/9/2020	HILL, ROGER	MISCELLANEOUSCONTRACTED SERVIC	205.00
12/9/2020	HINTON, SUE	MISCELLANEOUSCONTRACTED SERVIC	205.00
12/9/2020	HOLLIS, PHILLIP	MISCELLANEOUSCONTRACTED SERVIC	125.00
12/9/2020	HOLMES, DEBRA	MISCELLANEOUSCONTRACTED SERVIC	90.00
12/9/2020	HOME DEPOT	GENERAL SUPPLIES	69.46
12/9/2020	HOWELL, PATRICK	MISCELLANEOUSCONTRACTED SERVIC	370.00
12/9/2020	HUBBARD, KERA	MISCELLANEOUSCONTRACTED SERVIC	125.00
12/9/2020	HUDGENS, NELVIN	MISCELLANEOUSCONTRACTED SERVIC	250.00
12/9/2020	HUNLEY, JAMES	MISCELLANEOUSCONTRACTED SERVIC	135.00
12/9/2020	JACKSON, DALTON	MISCELLANEOUSCONTRACTED SERVIC	70.00
12/9/2020	JACKSON, DUANE	MISCELLANEOUSCONTRACTED SERVIC	115.00
12/9/2020	JACKSON, JAMIE	MISCELLANEOUSCONTRACTED SERVIC	55.00
12/9/2020	JACKSON, KEITH	MISCELLANEOUSCONTRACTED SERVIC	55.00
12/9/2020	JENKINS, KENDALL	MISCELLANEOUSCONTRACTED SERVIC	235.00
12/9/2020	JIMMINK, BRIELLE	MISCELLANEOUSCONTRACTED SERVIC	95.00
12/9/2020	JOHNSON, EISHA	MISCELLANEOUSCONTRACTED SERVIC	95.00
12/9/2020	JOHNSON, GERALD	MISCELLANEOUSCONTRACTED SERVIC	205.00
12/9/2020	JOHNSON, JEROME	MISCELLANEOUSCONTRACTED SERVIC	250.00

MANSFIELD INDEPENDENT SCHOOL DISTRICT

Fund Disbursement Report for 12/1/2020 through 12/31/2020

<u>DATE PAID</u>	<u>NAME</u>	<u>ITEM DESCRIPTION</u>	<u>AMOUNT</u>
181 - ATHLETIC FUND			
12/9/2020	JOHNSON, RODRICK	MISCELLANEOUSCONTRACTED SERVIC	55.00
12/9/2020	JOHNSON, TERRANCE	MISCELLANEOUSCONTRACTED SERVIC	50.00
12/9/2020	KINCHELOE, CYNTHIA	MISCELLANEOUSCONTRACTED SERVIC	200.00
12/9/2020	KING, ERNEST	MISCELLANEOUSCONTRACTED SERVIC	145.00
12/9/2020	LAWRENCE, KEVINA	MISCELLANEOUSCONTRACTED SERVIC	50.00
12/9/2020	LAWS, BRANDON	MISCELLANEOUSCONTRACTED SERVIC	125.00
12/9/2020	LEVELS, MARCUS	MISCELLANEOUSCONTRACTED SERVIC	145.00
12/9/2020	LOVEJOY, BENNIE	MISCELLANEOUSCONTRACTED SERVIC	145.00
12/9/2020	LOVELAND, RYLEE	MISCELLANEOUSCONTRACTED SERVIC	55.00
12/9/2020	MAMA'S PIZZA	MISCELLANEOUS OPERATING COSTS	440.00
12/9/2020	MANGUM, JOSEPH	MISCELLANEOUSCONTRACTED SERVIC	65.00
12/9/2020	MARTIN, RICHARD	MISCELLANEOUSCONTRACTED SERVIC	145.00
12/9/2020	MATTHEWS OFFICE SUPPLY	GENERAL SUPPLIES	34.75
12/9/2020	MBM FINANCIAL INTERESTS, LP	RENTALS-OPERATING LEASES	330.00
12/9/2020	MCCOWAN, LATESE	MISCELLANEOUSCONTRACTED SERVIC	55.00
12/9/2020	MCCULLOUGH, CHARLIE	MISCELLANEOUSCONTRACTED SERVIC	175.00
12/9/2020	MEDCO SUPPLY, MASUNE & SURGICAL SUPPLY SE	GENERAL SUPPLIES	98.62
12/9/2020	MINUTEMAN PRESS, DMC PRINTING, LLC	GENERAL SUPPLIES	50.00
12/9/2020	MIRALRIO, MARIA	MISCELLANEOUSCONTRACTED SERVIC	55.00
12/9/2020	MITCHELL, JEANNETTE	MISCELLANEOUSCONTRACTED SERVIC	35.00
12/9/2020	MOLINAR, MICHAEL	MISCELLANEOUSCONTRACTED SERVIC	365.00
12/9/2020	MONTGOMERY, MICHAEL	MISCELLANEOUSCONTRACTED SERVIC	125.00
12/9/2020	MOORE, SID	MISCELLANEOUSCONTRACTED SERVIC	95.00
12/9/2020	MOSELY, DAN	MISCELLANEOUSCONTRACTED SERVIC	70.00
12/9/2020	NEWHOUSE, NOAH	MISCELLANEOUSCONTRACTED SERVIC	40.00
12/9/2020	NWAKAMMA, PHILLIP	MISCELLANEOUSCONTRACTED SERVIC	90.00
12/9/2020	OGUNBAMERY, COURAGE	MISCELLANEOUSCONTRACTED SERVIC	165.00
12/9/2020	PADILLA, KIERIN	MISCELLANEOUSCONTRACTED SERVIC	75.00
12/9/2020	PANTER, SHERRIE	MISCELLANEOUSCONTRACTED SERVIC	175.00
12/9/2020	PARENTEAU, JOHN	MISCELLANEOUSCONTRACTED SERVIC	175.00
12/9/2020	PASTUSEK, JONATHAN	MISCELLANEOUSCONTRACTED SERVIC	90.00
12/9/2020	PETERSON, DAVID	MISCELLANEOUSCONTRACTED SERVIC	80.00
12/9/2020	POTTER, ROBERT	MISCELLANEOUSCONTRACTED SERVIC	35.00
12/9/2020	POWERS, KIRK	MISCELLANEOUSCONTRACTED SERVIC	90.00
12/9/2020	RANKIN, ASHLEY	MISCELLANEOUSCONTRACTED SERVIC	25.00
12/9/2020	RAY, DUSTIN	MISCELLANEOUSCONTRACTED SERVIC	235.00
12/9/2020	REAVES, JAMES	MISCELLANEOUSCONTRACTED SERVIC	95.00
12/9/2020	REDDEHASE, STEVE	MISCELLANEOUSCONTRACTED SERVIC	65.00
12/9/2020	RHOADES, DEBRA	MISCELLANEOUSCONTRACTED SERVIC	190.00
12/9/2020	ROMBACH, KELSEY	MISCELLANEOUSCONTRACTED SERVIC	75.00
12/9/2020	SANCHEZ, OSCAR	MISCELLANEOUSCONTRACTED SERVIC	95.00
12/9/2020	SARAP, MICHAEL	MISCELLANEOUSCONTRACTED SERVIC	95.00
12/9/2020	SCHOOL HEALTH CORPORATION	GENERAL SUPPLIES	608.02
12/9/2020	SCHUSTER, MICHAEL	MISCELLANEOUSCONTRACTED SERVIC	235.00
12/9/2020	SCIFRES, RYAN	MISCELLANEOUSCONTRACTED SERVIC	125.00
12/9/2020	SEALS, RODNEY	MISCELLANEOUSCONTRACTED SERVIC	115.00
12/9/2020	SENGMANY, TONY	MISCELLANEOUSCONTRACTED SERVIC	90.00
12/9/2020	SHANTZ, RANDY	MISCELLANEOUSCONTRACTED SERVIC	80.00
12/9/2020	SHERWIN-WILLIAMS 6732-3883-8-7528	GENERAL SUPPLIES	603.20
12/9/2020	SMITH, ERIC	MISCELLANEOUSCONTRACTED SERVIC	145.00
12/9/2020	SMITH, JEFFREY	MISCELLANEOUSCONTRACTED SERVIC	100.00
12/9/2020	SMITH, RODRICK	MISCELLANEOUSCONTRACTED SERVIC	250.00
12/9/2020	SMITH, RODNEY	MISCELLANEOUSCONTRACTED SERVIC	115.00
12/9/2020	STALLINS, DAVID	MISCELLANEOUSCONTRACTED SERVIC	110.00
12/9/2020	STARNES, DAVID	TRAVEL AND SUBSISTENCE - EMPLO	467.26

MANSFIELD INDEPENDENT SCHOOL DISTRICT

Fund Disbursement Report for 12/1/2020 through 12/31/2020

<u>DATE PAID</u>	<u>NAME</u>	<u>ITEM DESCRIPTION</u>	<u>AMOUNT</u>
181 - ATHLETIC FUND			
12/9/2020	STEPHENSON, ZACKARY	MISCELLANEOUSCONTRACTED SERVIC	50.00
12/9/2020	STERNBERG, JOHN	MISCELLANEOUSCONTRACTED SERVIC	110.00
12/9/2020	STERNBERG, JOYCE	MISCELLANEOUSCONTRACTED SERVIC	110.00
12/9/2020	STIGARLL, ALEEAH	MISCELLANEOUSCONTRACTED SERVIC	40.00
12/9/2020	SURSA, GAGE	MISCELLANEOUSCONTRACTED SERVIC	125.00
12/9/2020	SUTHERLAND, NATHAN	MISCELLANEOUSCONTRACTED SERVIC	125.00
12/9/2020	TENNIS SHOP, INC, THE	GENERAL SUPPLIES	2,500.00
12/9/2020	THOMAS, ANTHONY	MISCELLANEOUSCONTRACTED SERVIC	360.00
12/9/2020	TURNER, HARMONI	MISCELLANEOUSCONTRACTED SERVIC	50.00
12/9/2020	TYRA, DEREK	MISCELLANEOUSCONTRACTED SERVIC	95.00
12/9/2020	VANDEBERG, RANI	MISCELLANEOUSCONTRACTED SERVIC	95.00
12/9/2020	VINSON, TREVOR	MISCELLANEOUSCONTRACTED SERVIC	90.00
12/9/2020	WAKEFIELD, CHAD	MISCELLANEOUSCONTRACTED SERVIC	120.00
12/9/2020	WALTON-STANLEY, CARL	MISCELLANEOUSCONTRACTED SERVIC	120.00
12/9/2020	WEAVER, ALLYSON	MISCELLANEOUSCONTRACTED SERVIC	110.00
12/9/2020	WESLEY, MARK	MISCELLANEOUSCONTRACTED SERVIC	65.00
12/9/2020	WESSON, SAMUEL	MISCELLANEOUSCONTRACTED SERVIC	90.00
12/9/2020	WHITE, NIA	MISCELLANEOUSCONTRACTED SERVIC	80.00
12/9/2020	WOODS, BRIAN	MISCELLANEOUSCONTRACTED SERVIC	90.00
12/10/2020	CITIBANK	MISCELLANEOUS OPERATING COSTS	133.78
12/10/2020	CITIBANK	TRAVEL AND SUBSISTENCE - STUDE	160.00
12/10/2020	MANSFIELD OIL COMPANY	TRAVEL AND SUBSISTENCE - STUDE	85.49
12/15/2020	ALERT SERVICES, INC	GENERAL SUPPLIES	621.75
12/15/2020	ALTOM, COREY	MISCELLANEOUSCONTRACTED SERVIC	90.00
12/15/2020	ALVARADO, ARMANDO	MISCELLANEOUSCONTRACTED SERVIC	195.00
12/15/2020	ATKINS, JASON	MISCELLANEOUSCONTRACTED SERVIC	40.00
12/15/2020	BALDWIN, CARL	MISCELLANEOUSCONTRACTED SERVIC	140.00
12/15/2020	BALTHROP, RICKY	MISCELLANEOUSCONTRACTED SERVIC	95.00
12/15/2020	BANKS, JAMES	MISCELLANEOUSCONTRACTED SERVIC	70.00
12/15/2020	BARNSHAW, DAVID	MISCELLANEOUSCONTRACTED SERVIC	145.00
12/15/2020	BARRETT, RAYMOND	MISCELLANEOUSCONTRACTED SERVIC	110.00
12/15/2020	BEENE, THOMAS	MISCELLANEOUSCONTRACTED SERVIC	90.00
12/15/2020	BELL, DANIEL	MISCELLANEOUSCONTRACTED SERVIC	175.00
12/15/2020	BELL, KEVIN	MISCELLANEOUSCONTRACTED SERVIC	90.00
12/15/2020	BENNETT, CHRISTIAN	MISCELLANEOUSCONTRACTED SERVIC	70.00
12/15/2020	BERLIN, KURT	MISCELLANEOUSCONTRACTED SERVIC	65.00
12/15/2020	BOEHNKE, KRISTINE	MISCELLANEOUSCONTRACTED SERVIC	75.00
12/15/2020	BOSS, STEVEN	MISCELLANEOUSCONTRACTED SERVIC	175.00
12/15/2020	BROCCOLI, JERRY	MISCELLANEOUSCONTRACTED SERVIC	115.00
12/15/2020	BROCK, DREW	MISCELLANEOUSCONTRACTED SERVIC	110.00
12/15/2020	BRUMLEY, BRANDON	MISCELLANEOUSCONTRACTED SERVIC	290.00
12/15/2020	BURNETT, JALEN	MISCELLANEOUSCONTRACTED SERVIC	115.00
12/15/2020	BURTON, DESTINY	MISCELLANEOUSCONTRACTED SERVIC	25.00
12/15/2020	BYRUM, CHRISTOPHER	MISCELLANEOUSCONTRACTED SERVIC	70.00
12/15/2020	CARAWAY, CELSI	MISCELLANEOUSCONTRACTED SERVIC	110.00
12/15/2020	CARDINAL'S SPORTS CENTER INC	GENERAL SUPPLIES	37,141.71
12/15/2020	CHANDLER, ROSCOE	MISCELLANEOUSCONTRACTED SERVIC	70.00
12/15/2020	CHAVEZ, ORLANDO	MISCELLANEOUSCONTRACTED SERVIC	145.00
12/15/2020	CHICK-FIL-A #01021, N WALNUT CREEK	MISCELLANEOUS OPERATING COSTS	130.00
12/15/2020	CLARK, DOMINIQUE	MISCELLANEOUSCONTRACTED SERVIC	170.00
12/15/2020	CLAYBORN, BRENT	MISCELLANEOUSCONTRACTED SERVIC	70.00
12/15/2020	CLEGG, MONTY	MISCELLANEOUSCONTRACTED SERVIC	210.00
12/15/2020	COHEN, MARK	MISCELLANEOUSCONTRACTED SERVIC	120.00
12/15/2020	COLDTUB	GENERAL SUPPLIES	277.40
12/15/2020	COLE, SCOTT	MISCELLANEOUSCONTRACTED SERVIC	110.00

MANSFIELD INDEPENDENT SCHOOL DISTRICT

Fund Disbursement Report for 12/1/2020 through 12/31/2020

<u>DATE PAID</u>	<u>NAME</u>	<u>ITEM DESCRIPTION</u>	<u>AMOUNT</u>
181 - ATHLETIC FUND			
12/15/2020	CONRAD, ALEXANDER	MISCELLANEOUSCONTRACTED SERVIC	165.00
12/15/2020	COOPER, JEFFERY	MISCELLANEOUSCONTRACTED SERVIC	70.00
12/15/2020	COPE, JAMES	MISCELLANEOUSCONTRACTED SERVIC	90.00
12/15/2020	CORNER KICK SOCCER BOOSTER	TRAVEL AND SUBSISTENCE - STUDE	475.00
12/15/2020	CORONADO, PATRICIA	MISCELLANEOUSCONTRACTED SERVIC	65.00
12/15/2020	DALLAS, DANNY	MISCELLANEOUSCONTRACTED SERVIC	250.00
12/15/2020	DAVENPORT, NED	MISCELLANEOUSCONTRACTED SERVIC	110.00
12/15/2020	DAWSON, MARCUS	MISCELLANEOUSCONTRACTED SERVIC	270.00
12/15/2020	DEAN, MARIAH	MISCELLANEOUSCONTRACTED SERVIC	65.00
12/15/2020	DENBOW, RANDALL	MISCELLANEOUSCONTRACTED SERVIC	165.00
12/15/2020	DICKERSON, EDDIE	MISCELLANEOUSCONTRACTED SERVIC	110.00
12/15/2020	DIERKE, MICHAEL	MISCELLANEOUSCONTRACTED SERVIC	90.00
12/15/2020	DONALDSON, WILLIAM	MISCELLANEOUSCONTRACTED SERVIC	80.00
12/15/2020	DUCKSWORTH, WILLIAM	MISCELLANEOUSCONTRACTED SERVIC	70.00
12/15/2020	DUERSON, KYLER	MISCELLANEOUSCONTRACTED SERVIC	70.00
12/15/2020	DUNCANVILLE ISD ATHLETICS	TRAVEL AND SUBSISTENCE - STUDE	300.00
12/15/2020	EATON, TOREY	MISCELLANEOUSCONTRACTED SERVIC	55.00
12/15/2020	ELKINS, PAUL	MISCELLANEOUSCONTRACTED SERVIC	270.00
12/15/2020	ENTERPRISE LEASING - TEXAS	TRAVEL AND SUBSISTENCE - STUDE	193.00
12/15/2020	EVERMAN ISD ATHLETICS	TRAVEL AND SUBSISTENCE - STUDE	350.00
12/15/2020	EZMERLIAN, GARY	MISCELLANEOUSCONTRACTED SERVIC	180.00
12/15/2020	FARMER, THOMAS	MISCELLANEOUSCONTRACTED SERVIC	70.00
12/15/2020	FERNANDEZ, FRANCISCO	MISCELLANEOUSCONTRACTED SERVIC	65.00
12/15/2020	FLOWERS, CYNTHIA	MISCELLANEOUSCONTRACTED SERVIC	123.34
12/15/2020	FLOWERS, MCKENZIE	MISCELLANEOUSCONTRACTED SERVIC	105.00
12/15/2020	FORD, HOWARD	MISCELLANEOUSCONTRACTED SERVIC	50.00
12/15/2020	GASSAWAY, WYATT	MISCELLANEOUSCONTRACTED SERVIC	175.00
12/15/2020	GIL, JAMES	MISCELLANEOUSCONTRACTED SERVIC	70.00
12/15/2020	GLENN, RILEY	MISCELLANEOUSCONTRACTED SERVIC	125.00
12/15/2020	GOMEZ, AARON	MISCELLANEOUSCONTRACTED SERVIC	90.00
12/15/2020	GRANGER, DARRIAN	MISCELLANEOUSCONTRACTED SERVIC	65.00
12/15/2020	GRAPEVINE HIGH SCHOOL	TRAVEL AND SUBSISTENCE - STUDE	300.00
12/15/2020	GRIFFIN, RICKY	MISCELLANEOUSCONTRACTED SERVIC	325.00
12/15/2020	GRISSOM, MICHAEL	MISCELLANEOUSCONTRACTED SERVIC	120.00
12/15/2020	GUNN, LEE	MISCELLANEOUSCONTRACTED SERVIC	70.00
12/15/2020	GUNTER, KAREN	MISCELLANEOUSCONTRACTED SERVIC	175.00
12/15/2020	HARGIS, CHERYL	MISCELLANEOUSCONTRACTED SERVIC	145.00
12/15/2020	HARGIS, LATOYA	MISCELLANEOUSCONTRACTED SERVIC	145.00
12/15/2020	HARGROVE, ANTHONY	MISCELLANEOUSCONTRACTED SERVIC	70.00
12/15/2020	HARRISON, DAVID	MISCELLANEOUSCONTRACTED SERVIC	90.00
12/15/2020	HARRISON, RICHARD	MISCELLANEOUSCONTRACTED SERVIC	115.00
12/15/2020	HARTMAN, ERIK	MISCELLANEOUSCONTRACTED SERVIC	115.00
12/15/2020	HAUPERT, CHAD	MISCELLANEOUSCONTRACTED SERVIC	110.00
12/15/2020	HAWKINS, CHARLES	MISCELLANEOUSCONTRACTED SERVIC	90.00
12/15/2020	HEASLET, MICHAEL	MISCELLANEOUSCONTRACTED SERVIC	115.00
12/15/2020	HEB ISD - L.D.BELL HS	TRAVEL AND SUBSISTENCE - STUDE	200.00
12/15/2020	HEB ISD - TRINITY HIGH SCHOOL	TRAVEL AND SUBSISTENCE - STUDE	200.00
12/15/2020	HENDRIX, TIMOTHY	MISCELLANEOUSCONTRACTED SERVIC	120.00
12/15/2020	HENRIQUEZ, BRYAN	MISCELLANEOUSCONTRACTED SERVIC	175.00
12/15/2020	HIGHLAND PARK ATHLETICS	TRAVEL AND SUBSISTENCE - STUDE	500.00
12/15/2020	HOLCOMB, PATTI	MISCELLANEOUSCONTRACTED SERVIC	25.00
12/15/2020	HOLMES, DEBRA	MISCELLANEOUSCONTRACTED SERVIC	55.00
12/15/2020	HOWELL, PATRICK	MISCELLANEOUSCONTRACTED SERVIC	200.00
12/15/2020	HUBBARD, KERA	MISCELLANEOUSCONTRACTED SERVIC	80.00
12/15/2020	HUDGENS, NELVIN	MISCELLANEOUSCONTRACTED SERVIC	70.00

MANSFIELD INDEPENDENT SCHOOL DISTRICT

Fund Disbursement Report for 12/1/2020 through 12/31/2020

<u>DATE PAID</u>	<u>NAME</u>	<u>ITEM DESCRIPTION</u>	<u>AMOUNT</u>
181 - ATHLETIC FUND			
12/15/2020	JACKSON, BARRY	MISCELLANEOUSCONTRACTED SERVIC	210.00
12/15/2020	JACKSON, DUANE	MISCELLANEOUSCONTRACTED SERVIC	130.00
12/15/2020	JACKSON, GERALD	MISCELLANEOUSCONTRACTED SERVIC	145.00
12/15/2020	JIMENEZ, CHRIS	MISCELLANEOUSCONTRACTED SERVIC	90.00
12/15/2020	JOHNSON, DAVID A	MISCELLANEOUSCONTRACTED SERVIC	70.00
12/15/2020	JOHNSON, GERALD	MISCELLANEOUSCONTRACTED SERVIC	80.00
12/15/2020	JOHNSON, JEROME	MISCELLANEOUSCONTRACTED SERVIC	190.00
12/15/2020	JOHNSON, RODRICK	MISCELLANEOUSCONTRACTED SERVIC	110.00
12/15/2020	JOHNSON, SHANNON	MISCELLANEOUSCONTRACTED SERVIC	55.00
12/15/2020	JOHNSON, TERRANCE	MISCELLANEOUSCONTRACTED SERVIC	100.00
12/15/2020	JOHNSON, VERNON	MISCELLANEOUSCONTRACTED SERVIC	90.00
12/15/2020	JOSHUA ISD ATHLETICS	TRAVEL AND SUBSISTENCE - STUDE	350.00
12/15/2020	KARPEL, MARK	MISCELLANEOUSCONTRACTED SERVIC	145.00
12/15/2020	KELLER ISD - TIMBER CREEK HIGH SCHOOL	TRAVEL AND SUBSISTENCE - STUDE	175.00
12/15/2020	KENNEDY, KELVIN	MISCELLANEOUSCONTRACTED SERVIC	110.00
12/15/2020	KINCHELOE, MICHAEL	MISCELLANEOUSCONTRACTED SERVIC	70.00
12/15/2020	KNIGHT, BENJAMIN	MISCELLANEOUSCONTRACTED SERVIC	200.00
12/15/2020	KORNEGAY, JERMAINE	MISCELLANEOUSCONTRACTED SERVIC	65.00
12/15/2020	LAWRENCE, KEVINA	MISCELLANEOUSCONTRACTED SERVIC	175.00
12/15/2020	LAWS, BRANDON	MISCELLANEOUSCONTRACTED SERVIC	170.00
12/15/2020	LE, TAM	MISCELLANEOUSCONTRACTED SERVIC	120.00
12/15/2020	LEMMONS, MARLON	MISCELLANEOUSCONTRACTED SERVIC	70.00
12/15/2020	LEVELS, MARCUS	MISCELLANEOUSCONTRACTED SERVIC	90.00
12/15/2020	LEWIS, ADRON	MISCELLANEOUSCONTRACTED SERVIC	50.00
12/15/2020	LEWIS, AMY	MISCELLANEOUSCONTRACTED SERVIC	25.00
12/15/2020	LEWIS, DELANDO	MISCELLANEOUSCONTRACTED SERVIC	70.00
12/15/2020	LOVELAND, RYLEE	MISCELLANEOUSCONTRACTED SERVIC	165.00
12/15/2020	MAILLOUX, TREASURE	MISCELLANEOUSCONTRACTED SERVIC	55.00
12/15/2020	MAILLOUX, TREASURE	MISCELLANEOUSCONTRACTED SERVIC	55.00
12/15/2020	MALONE, DION	MISCELLANEOUSCONTRACTED SERVIC	90.00
12/15/2020	MARTIN, JASON	MISCELLANEOUSCONTRACTED SERVIC	115.00
12/15/2020	MARTIN, RICHARD	MISCELLANEOUSCONTRACTED SERVIC	145.00
12/15/2020	MCCOWAN, LATESE	MISCELLANEOUSCONTRACTED SERVIC	90.00
12/15/2020	MCCULLOUGH, CHARLIE	MISCELLANEOUSCONTRACTED SERVIC	70.00
12/15/2020	MCDUGAL, ALAN	MISCELLANEOUSCONTRACTED SERVIC	90.00
12/15/2020	MCDOWELL, WILLIAM	MISCELLANEOUSCONTRACTED SERVIC	90.00
12/15/2020	MCKINNEY, KENNETH	MISCELLANEOUSCONTRACTED SERVIC	95.00
12/15/2020	MCNEAL, ZELISE	MISCELLANEOUSCONTRACTED SERVIC	65.00
12/15/2020	MIDLOTHIAN ISD ATHLETICS	TRAVEL AND SUBSISTENCE - STUDE	575.00
12/15/2020	MIDWESTERN STATE UNIVERSITY	TRAVEL AND SUBSISTENCE - STUDE	200.00
12/15/2020	MILLETT, CURTIS	MISCELLANEOUSCONTRACTED SERVIC	120.00
12/15/2020	MIRALRIO, MARIA	MISCELLANEOUSCONTRACTED SERVIC	55.00
12/15/2020	MOBLY, ANTHONY	MISCELLANEOUSCONTRACTED SERVIC	115.00
12/15/2020	MOBLY, DYLAN	MISCELLANEOUSCONTRACTED SERVIC	115.00
12/15/2020	MOLINAR, MICHAEL	MISCELLANEOUSCONTRACTED SERVIC	315.00
12/15/2020	MORRIS, CHRISTOPHER	MISCELLANEOUSCONTRACTED SERVIC	195.00
12/15/2020	MUNDINE, WILLIE	MISCELLANEOUSCONTRACTED SERVIC	115.00
12/15/2020	NIEVES, MIGUEL	MISCELLANEOUSCONTRACTED SERVIC	175.00
12/15/2020	NUGENT, DAVID	MISCELLANEOUSCONTRACTED SERVIC	115.00
12/15/2020	PADILLA, KIERIN	MISCELLANEOUSCONTRACTED SERVIC	75.00
12/15/2020	PALMER, DEJUAN	MISCELLANEOUSCONTRACTED SERVIC	125.00
12/15/2020	PATIENCE, KEVIN	MISCELLANEOUSCONTRACTED SERVIC	185.00
12/15/2020	POMRENKE, GARY	MISCELLANEOUSCONTRACTED SERVIC	110.00
12/15/2020	POTTER, ROBERT	MISCELLANEOUSCONTRACTED SERVIC	105.00
12/15/2020	POWELL, MICHAEL L	MISCELLANEOUSCONTRACTED SERVIC	110.00

MANSFIELD INDEPENDENT SCHOOL DISTRICT

Fund Disbursement Report for 12/1/2020 through 12/31/2020

<u>DATE PAID</u>	<u>NAME</u>	<u>ITEM DESCRIPTION</u>	<u>AMOUNT</u>
181 - ATHLETIC FUND			
12/15/2020	POWERS, KIRK	MISCELLANEOUSCONTRACTED SERVIC	90.00
12/15/2020	PROPPS, GABRIELLE	MISCELLANEOUSCONTRACTED SERVIC	55.00
12/15/2020	RICHARDSON, DARYL	MISCELLANEOUSCONTRACTED SERVIC	90.00
12/15/2020	RICHARDSON ISD ATHLETICS	TRAVEL AND SUBSISTENCE - STUDE	750.00
12/15/2020	RICHEY, MIKE	MISCELLANEOUSCONTRACTED SERVIC	120.00
12/15/2020	RITZEL, ROB	MISCELLANEOUSCONTRACTED SERVIC	120.00
12/15/2020	ROARK, JOSHUA	MISCELLANEOUSCONTRACTED SERVIC	90.00
12/15/2020	ROBAINA, RICARDO	MISCELLANEOUSCONTRACTED SERVIC	120.00
12/15/2020	ROBINSON, DE'QUAVIUS	MISCELLANEOUSCONTRACTED SERVIC	65.00
12/15/2020	ROSSMANN, DANIELA	MISCELLANEOUSCONTRACTED SERVIC	50.00
12/15/2020	RUSSELL, JAMES	MISCELLANEOUSCONTRACTED SERVIC	115.00
12/15/2020	SANSOM, DERRICK	MISCELLANEOUSCONTRACTED SERVIC	90.00
12/15/2020	SCHOOL HEALTH CORPORATION	GENERAL SUPPLIES	3,154.88
12/15/2020	SCIFRES, RYAN	MISCELLANEOUSCONTRACTED SERVIC	250.00
12/15/2020	SCOTT, KEINDRA	MISCELLANEOUSCONTRACTED SERVIC	90.00
12/15/2020	SEALS, RODNEY	MISCELLANEOUSCONTRACTED SERVIC	70.00
12/15/2020	SHAFER, DANIEL	MISCELLANEOUSCONTRACTED SERVIC	145.00
12/15/2020	SHEPARD, RILEY	MISCELLANEOUSCONTRACTED SERVIC	145.00
12/15/2020	SIEVERS, CHRISTOPHER	MISCELLANEOUSCONTRACTED SERVIC	115.00
12/15/2020	SMITH, JEFFREY	MISCELLANEOUSCONTRACTED SERVIC	100.00
12/15/2020	SMITH, RODRICK	MISCELLANEOUSCONTRACTED SERVIC	375.00
12/15/2020	SMOTHERMAN, KEVIN	MISCELLANEOUSCONTRACTED SERVIC	90.00
12/15/2020	STAPLES ADVANTAGE	TECHNOLOGY EQUIPMENT<\$5000	49.99
12/15/2020	STEPHENSON, ZACKARY	MISCELLANEOUSCONTRACTED SERVIC	100.00
12/15/2020	STERNBERG, JOHN	MISCELLANEOUSCONTRACTED SERVIC	165.00
12/15/2020	STERNBERG, JOYCE	MISCELLANEOUSCONTRACTED SERVIC	165.00
12/15/2020	STEWART, SHANN	MISCELLANEOUSCONTRACTED SERVIC	200.00
12/15/2020	STIGARLL, APRIL	MISCELLANEOUSCONTRACTED SERVIC	40.00
12/15/2020	SWIRCZYNSKI, RODNEY	MISCELLANEOUSCONTRACTED SERVIC	110.00
12/15/2020	TAYLOR, PRESTON	MISCELLANEOUSCONTRACTED SERVIC	70.00
12/15/2020	TAYLOR, RICHARD	MISCELLANEOUSCONTRACTED SERVIC	115.00
12/15/2020	TAYLOR, RONNIE	MISCELLANEOUSCONTRACTED SERVIC	140.00
12/15/2020	TAYLOR, VICTORIA	MISCELLANEOUSCONTRACTED SERVIC	125.00
12/15/2020	TEAL, ROY	MISCELLANEOUSCONTRACTED SERVIC	65.00
12/15/2020	TENNYSON, TREVIAN	MISCELLANEOUSCONTRACTED SERVIC	75.00
12/15/2020	THOMAS, ANTHONY	MISCELLANEOUSCONTRACTED SERVIC	90.00
12/15/2020	TIMBERVIEW HIGH SCHOOL ATHLETIC BOOSTER C	TRAVEL AND SUBSISTENCE - STUDE	3,375.00
12/15/2020	TINNER, JADE	MISCELLANEOUSCONTRACTED SERVIC	125.00
12/15/2020	TISBY, CEDRIC	MISCELLANEOUSCONTRACTED SERVIC	70.00
12/15/2020	TOMLINSON, JEFFREY	MISCELLANEOUSCONTRACTED SERVIC	40.00
12/15/2020	TUCKER, TORI	MISCELLANEOUSCONTRACTED SERVIC	125.00
12/15/2020	WALDEN, STEPHEN	MISCELLANEOUSCONTRACTED SERVIC	90.00
12/15/2020	WALKER, COURTNEY	MISCELLANEOUSCONTRACTED SERVIC	50.00
12/15/2020	WALKER, JON	MISCELLANEOUSCONTRACTED SERVIC	25.00
12/15/2020	WALTON-STANLEY, CARL	MISCELLANEOUSCONTRACTED SERVIC	70.00
12/15/2020	WAXAHACHIE HIGH SCHOOL	TRAVEL AND SUBSISTENCE - STUDE	550.00
12/15/2020	WAY, TERRY	MISCELLANEOUSCONTRACTED SERVIC	180.00
12/15/2020	WEATHERS, DEMONTH	MISCELLANEOUSCONTRACTED SERVIC	70.00
12/15/2020	WEAVER, ALLYSON	MISCELLANEOUSCONTRACTED SERVIC	165.00
12/15/2020	WEBB, GARY	MISCELLANEOUSCONTRACTED SERVIC	90.00
12/15/2020	WEST, TIM	MISCELLANEOUSCONTRACTED SERVIC	220.00
12/15/2020	WESTERN - BRW PAPER CO, OVOL USA	GENERAL SUPPLIES	12.54
12/15/2020	WIGGINS, BRIAN	MISCELLANEOUSCONTRACTED SERVIC	110.00
12/15/2020	WILLIAMS, ARTHUR	MISCELLANEOUSCONTRACTED SERVIC	70.00
12/15/2020	WILSON, WILLIAM	MISCELLANEOUSCONTRACTED SERVIC	110.00

MANSFIELD INDEPENDENT SCHOOL DISTRICT

Fund Disbursement Report for 12/1/2020 through 12/31/2020

<u>DATE PAID</u>	<u>NAME</u>	<u>ITEM DESCRIPTION</u>	<u>AMOUNT</u>
181 - ATHLETIC FUND			
12/15/2020	WOODARD, MICHAEL	MISCELLANEOUSCONTRACTED SERVIC	90.00
12/16/2020	BORNE, KYLE	MISCELLANEOUSCONTRACTED SERVIC	270.00
12/16/2020	CARDINAL'S SPORTS CENTER INC	GENERAL SUPPLIES	3,870.80
12/16/2020	CITIBANK	TECHNOLOGY EQUIPMENT<\$5000	49.25
12/16/2020	DIERKE, REBECCA	MISCELLANEOUSCONTRACTED SERVIC	105.00
12/16/2020	ELLIS, RICHARD	MISCELLANEOUSCONTRACTED SERVIC	35.00
12/16/2020	ENTERPRISE LEASING - TEXAS	TRAVEL AND SUBSISTENCE - STUDE	311.48
12/16/2020	HINTON, SUE	MISCELLANEOUSCONTRACTED SERVIC	125.00
12/16/2020	HOWARD, TRACY	MISCELLANEOUSCONTRACTED SERVIC	110.00
12/16/2020	LEWALLEN, PATRICK	TRAVEL AND SUBSISTENCE - EMPLO	240.00
12/16/2020	METROPLEX TENNIS OFFICIALS ASSOCIATION	MISCELLANEOUSCONTRACTED SERVIC	107.50
12/16/2020	MORRIS, JODIE	TRAVEL AND SUBSISTENCE - EMPLO	100.00
12/16/2020	NANNY, CLINTON	MISCELLANEOUSCONTRACTED SERVIC	125.00
12/16/2020	PERALTA, EDWARD	TRAVEL AND SUBSISTENCE - EMPLO	150.00
181 - ATHLETIC FUND			164,525.64
195 - ADVERTISING FUND			
12/1/2020	FASTENAL COMPANY	OTHER SUPPLIES FOR M&O	314.16
12/1/2020	HOBBY LOBBY STORES, INC.	GENERAL SUPPLIES	21.56
12/1/2020	HOME DEPOT	OTHER SUPPLIES FOR M&O	2,207.89
12/1/2020	MATTHEWS OFFICE SUPPLY	OTHER SUPPLIES FOR M&O	117.60
12/1/2020	STAPLES ADVANTAGE	MISCELLANEOUS OPERATING COSTS	119.50
12/3/2020	B&B COMMERCIAL PRINTING	MISCELLANEOUSCONTRACTED SERVIC	155.00
12/3/2020	D&L ENTERTAINMENT SERVICES, INC	MISCELLANEOUSCONTRACTED SERVIC	290.00
12/3/2020	DREAM RANCH OFFICE SUPPLIES	GENERAL SUPPLIES	335.00
12/3/2020	HOBBY LOBBY STORES, INC.	GENERAL SUPPLIES	48.51
12/3/2020	MCALISTER'S DELI - THE SAXTON GROUP	MISCELLANEOUS OPERATING COSTS	277.03
12/3/2020	ONSTAGE SYSTEMS	MISCELLANEOUSCONTRACTED SERVIC	1,560.00
12/3/2020	ONSTAGE SYSTEMS	RENTALS-OPERATING LEASES	6,435.00
12/3/2020	THESHIRTPRINTER.COM	GENERAL SUPPLIES	342.69
12/9/2020	ADKINS, CHRISTOPHER	MISCELLANEOUSCONTRACTED SERVIC	700.00
12/9/2020	HOME DEPOT	OTHER SUPPLIES FOR M&O	134.59
12/9/2020	THE LAMAR COMPANIES	MISCELLANEOUSCONTRACTED SERVIC	1,650.00
12/9/2020	MCALISTER'S DELI - THE SAXTON GROUP	MISCELLANEOUS OPERATING COSTS	119.85
12/9/2020	ONSTAGE SYSTEMS	MISCELLANEOUSCONTRACTED SERVIC	2,240.00
12/9/2020	ONSTAGE SYSTEMS	RENTALS-OPERATING LEASES	10,150.00
12/9/2020	POST GUARD, ENCORE COMMERCIAL	OTHER SUPPLIES FOR M&O	172.09
12/9/2020	SHELLEY STAUTZENBERGER/JOLLY OL' SAINT NICH	MISCELLANEOUSCONTRACTED SERVIC	-375.00
12/9/2020	SUNBELT RENTALS INC	RENTALS-OPERATING LEASES	485.85
12/9/2020	THESHIRTPRINTER.COM	GENERAL SUPPLIES	292.69
12/9/2020	UPSTAGE CENTER, INC	CONTRACTED MAINTENANCE AND REP	502.32
12/9/2020	UPSTAGE CENTER, INC	MISCELLANEOUSCONTRACTED SERVIC	10,062.90
12/9/2020	VLF MEDIA & PROMOTIONS, VIV FULLERLOVE	MISCELLANEOUSCONTRACTED SERVIC	650.00
12/10/2020	CITIBANK	MISCELLANEOUS OPERATING COSTS	677.08
12/15/2020	APPLE COMPUTERS, INC	OTHER EQUIPMENT<\$5000	26.00
12/15/2020	B&H PHOTO-VIDEO-PRO-AUDIO	OTHER EQUIPMENT<\$5000	58.40
12/15/2020	D&L ENTERTAINMENT SERVICES, INC	MISCELLANEOUSCONTRACTED SERVIC	857.50
12/15/2020	FLEXPRESS & EXPRESS EDUCATION RESOURCES	MISCELLANEOUSCONTRACTED SERVIC	12.00
12/15/2020	GATES, ROGER	MISCELLANEOUSCONTRACTED SERVIC	143.00
12/15/2020	HOME DEPOT	OTHER SUPPLIES FOR M&O	255.52
12/15/2020	MCALISTER'S DELI - THE SAXTON GROUP	MISCELLANEOUS OPERATING COSTS	119.85
12/15/2020	RSR EVENT SERVICES, INC	MISCELLANEOUSCONTRACTED SERVIC	2,321.64
12/15/2020	STAPLES ADVANTAGE	GENERAL SUPPLIES	36.75
12/15/2020	STAPLES ADVANTAGE	TECHNOLOGY EQUIPMENT<\$5000	6.83
12/15/2020	SUNBELT RENTALS INC	RENTALS-OPERATING LEASES	1,464.15

MANSFIELD INDEPENDENT SCHOOL DISTRICT

Fund Disbursement Report for 12/1/2020 through 12/31/2020

<u>DATE PAID</u>	<u>NAME</u>	<u>ITEM DESCRIPTION</u>	<u>AMOUNT</u>
195 - ADVERTISING FUND			
12/15/2020	SWEETWATER MUSIC EDUCATION TECHNOLOGY	OTHER EQUIPMENT<\$5000	199.98
12/15/2020	THESHIRTPRINTER.COM	GENERAL SUPPLIES	309.33
12/15/2020	UPSTAGE CENTER, INC	MISCELLANEOUSCONTRACTED SERVIC	8,286.30
12/16/2020	CITIBANK	GENERAL SUPPLIES	443.70
12/16/2020	CITIBANK	OTHER SUPPLIES FOR M&O	838.43
12/16/2020	HOBBY LOBBY STORES, INC.	GENERAL SUPPLIES	281.34
12/16/2020	HOME DEPOT	OTHER SUPPLIES FOR M&O	23.03
195 - ADVERTISING FUND			55,370.06
196 - SPECIAL OPERATING FUND			
12/1/2020	ADAMS, DENISE	OTHER	50.00
12/1/2020	KOURI, JASMINE	OTHER	50.00
12/1/2020	NGUYEN, KHANH	OTHER	10.00
12/1/2020	PIXEL PRESS TECHNOLOGY LLC	COMPUTER SOFTWARE	272.50
12/1/2020	SCHOOL SPECIALTY	GENERAL SUPPLIES	27.10
12/1/2020	WARN, JENNIFER	OTHER	50.00
12/3/2020	CALDWELL, TRECEDA	OTHER	50.00
12/3/2020	HUDDLESTON, DANA	OTHER	50.00
12/3/2020	JOHNSON, LEILA	OTHER	100.00
12/3/2020	LEWIS, VIKI	OTHER	50.00
12/3/2020	OCAMPO, DENISE	OTHER	50.00
12/3/2020	ORIENTAL TRADING COMPANY, INC	GENERAL SUPPLIES	87.04
12/3/2020	REDMON, MONIQUE	OTHER	50.00
12/3/2020	SCHOOL SPECIALTY	GENERAL SUPPLIES	176.86
12/9/2020	DELCOM GROUP LP	MISCELLANEOUSCONTRACTED SERVIC	755.09
12/9/2020	DELCOM GROUP LP	TECHNOLOGY EQUIPMENT<\$5000	1,505.91
12/9/2020	EDUCATION GALAXY LLC	COMPUTER SOFTWARE	1,734.58
12/9/2020	ELECTRA LINK, INC	COMPUTER SOFTWARE	1,621.08
12/9/2020	ELECTRA LINK, INC	MISCELLANEOUSCONTRACTED SERVIC	3,671.59
12/9/2020	ELECTRA LINK, INC	TECHNOLOGY EQUIPMENT<\$5000	3,482.70
12/9/2020	GIMKIT INC	COMPUTER SOFTWARE	650.00
12/9/2020	JASON'S DELI, MANSFIELD	TRAVEL AND SUBSISTENCE - STUDE	901.60
12/9/2020	LONE STAR COACHES, INC	TRAVEL AND SUBSISTENCE - STUDE	2,397.50
12/9/2020	STAPLES ADVANTAGE	GENERAL SUPPLIES	131.68
12/9/2020	WILLIAM V. MACGILL & CO.	GENERAL SUPPLIES	396.00
12/10/2020	CITIBANK	GENERAL SUPPLIES	389.65
12/10/2020	CITIBANK	MISCELLANEOUS OPERATING COSTS	443.70
12/10/2020	LATRON, HUDSON	OTHER	-10.00
12/15/2020	CDW GOVERNMENT	TECHNOLOGY EQUIPMENT<\$5000	533.20
12/15/2020	LEARNING A-Z LLC	COMPUTER SOFTWARE	115.45
12/15/2020	ORIENTAL TRADING COMPANY, INC	GENERAL SUPPLIES	109.89
12/15/2020	STAPLES ADVANTAGE	GENERAL SUPPLIES	234.19
12/15/2020	THOMAS, CHENOA	OTHER	10.00
12/16/2020	CHAVEZ, MARIA	OTHER	10.00
12/16/2020	CITIBANK	MISCELLANEOUS OPERATING COSTS	133.93
12/16/2020	DUKES, ANDREA	OTHER	50.00
12/16/2020	FIELDS, LISA	OTHER	50.00
12/16/2020	LODATTO, CHAUNTEL	OTHER	50.00
12/16/2020	MORALES, ANGELA	OTHER	20.00
12/16/2020	NGUYEN, KHANH	OTHER	-10.00
12/16/2020	REINKE, WENDY	OTHER	50.00
12/16/2020	STAFFORD, KAMARIA	OTHER	30.00
12/16/2020	TAYLOR, LISA	OTHER	50.00
12/16/2020	WYATT, JOHNATHAN	OTHER	100.00

MANSFIELD INDEPENDENT SCHOOL DISTRICT

Fund Disbursement Report for 12/1/2020 through 12/31/2020

<u>DATE PAID</u>	<u>NAME</u>	<u>ITEM DESCRIPTION</u>	<u>AMOUNT</u>
196 - SPECIAL OPERATING FUND			20,681.24
197 - TECHNOLOGY PROJECTS			
12/9/2020	DELCOM GROUP LP	COMPUTER SOFTWARE	108,876.60
12/9/2020	DELCOM GROUP LP	MISCELLANEOUSCONTRACTED SERVIC	38,190.89
12/9/2020	DELCOM GROUP LP	TECHNOLOGY EQUIPMENT<\$5000	49,491.16
12/10/2020	CITIBANK	DEFERRED EXPENDITURES/EXPENSES	260.00
197 - TECHNOLOGY PROJECTS			196,818.65
198 - HIGH SCHOOL ALLOTMENT			
12/7/2020	TRS	TEACHER RETIREMENT	2,309.16
198 - HIGH SCHOOL ALLOTMENT			2,309.16
199 - GENERAL OPERATING			
12/1/2020	A SIGN OF QUALITY LLC	CONTRACTED MAINTENANCE AND REP	2,981.00
12/1/2020	APPLE COMPUTERS, INC	COMPUTER SOFTWARE	1,580.00
12/1/2020	APPLE COMPUTERS, INC	TECHNOLOGY EQUIPMENT<\$5000	7,896.56
12/1/2020	AWARD CENTER	MISCELLANEOUS OPERATING COSTS	101.16
12/1/2020	BLICK ART MATERIALS,LLC	GENERAL SUPPLIES	248.64
12/1/2020	BREAKOUT EDU	COMPUTER SOFTWARE	75.00
12/1/2020	BUCK'S WHEEL & EQUIPMENT CO	OTHER SUPPLIES FOR M&O	320.64
12/1/2020	CAPERS, JOSEPH	MISCELLANEOUSCONTRACTED SERVIC	216.00
12/1/2020	CARRIER ENTERPRISE, LLC	OTHER SUPPLIES FOR M&O	307.74
12/1/2020	CDW GOVERNMENT	COMPUTER SOFTWARE	1.42
12/1/2020	CDW GOVERNMENT	TECHNOLOGY EQUIPMENT<\$5000	546.36
12/1/2020	CITY OF MANSFIELD	MISCELLANEOUSCONTRACTED SERVIC	12,548.31
12/1/2020	CLASSIC TURF EQUIPMENT	OTHER SUPPLIES FOR M&O	1,556.88
12/1/2020	COMMERCIAL RECORDER	PAYMENTS TO DISTRICTS FROM CED	379.60
12/1/2020	CONTERRA ULTRA BROADBAND LLC	UTILITIES - TELEPHONE	21,491.18
12/1/2020	DEALERS ELECTRICAL SUPPLY	OTHER SUPPLIES FOR M&O	498.10
12/1/2020	DELCOM GROUP LP	TECHNOLOGY EQUIPMENT<\$5000	54,739.00
12/1/2020	DREAM RANCH OFFICE SUPPLIES	GENERAL SUPPLIES	1,854.85
12/1/2020	EARTHWORKS INC	CONTRACTED MAINTENANCE AND REP	40,114.00
12/1/2020	ED SVC CENTER - REGION XI	EDUCATION SERVICE CENTER SERVI	70.00
12/1/2020	ELLIOTT ELECTRIC SUPPLY INC	OTHER SUPPLIES FOR M&O	426.09
12/1/2020	EMPIRE PAPER CO	INVENTORY - WAREHOUSE SUPPLIES	12,633.00
12/1/2020	EVANS, KATHRYN	MISCELLANEOUSCONTRACTED SERVIC	200.00
12/1/2020	FERGUSON FACILITIES SUPPLY	GENERAL SUPPLIES	812.88
12/1/2020	FISHER SCIENCE EDUCATION	GENERAL SUPPLIES	163.30
12/1/2020	FLEXPRESS & EXPRESS EDUCATION RESOURCES	MISCELLANEOUSCONTRACTED SERVIC	94.50
12/1/2020	FOLLETT SCHOOL SOLUTIONS, INC	READING/REF MATERIALS/DATABASE	47.82
12/1/2020	FORT WORTH ZOOLOGICAL ASSOCIATION	TRAVEL AND SUBSISTENCE - STUDE	235.00
12/1/2020	GALBRAITH, KRIS	MISCELLANEOUSCONTRACTED SERVIC	1,200.00
12/1/2020	GALLS, LLC, RED THE UNIFORM	GENERAL SUPPLIES	1,484.15
12/1/2020	GARCIA, ROBERT	MISCELLANEOUSCONTRACTED SERVIC	330.00
12/1/2020	GENUINE PARTS COMPANY-NAPA	CONTRACTED MAINTENANCE AND REP	1,227.95
12/1/2020	GENUINE PARTS COMPANY-NAPA	GASOLINE AND OTHER FUELS OR VE	420.01
12/1/2020	GENUINE PARTS COMPANY-NAPA	OTHER SUPPLIES FOR M&O	289.53
12/1/2020	GENUINE PARTS COMPANY-NAPA	VEHICLE PARTS & SUPPLIES	9,063.65
12/1/2020	GOPHER SPORT	GENERAL SUPPLIES	1,079.10
12/1/2020	GOT SPIRIT?	MISCELLANEOUSCONTRACTED SERVIC	330.00
12/1/2020	GRADECAM LLC	COMPUTER SOFTWARE	356.00
12/1/2020	GRAINGER	GENERAL SUPPLIES	309.76
12/1/2020	GRAINGER	OTHER SUPPLIES FOR M&O	338.10
12/1/2020	HOBBY LOBBY STORES, INC.	GENERAL SUPPLIES	121.98
12/1/2020	HOFFMANN, CODY	MISCELLANEOUSCONTRACTED SERVIC	2,000.00

MANSFIELD INDEPENDENT SCHOOL DISTRICT

Fund Disbursement Report for 12/1/2020 through 12/31/2020

<u>DATE PAID</u>	<u>NAME</u>	<u>ITEM DESCRIPTION</u>	<u>AMOUNT</u>
199 - GENERAL OPERATING			
12/1/2020	HOLLIMON, ROBYN	MISCELLANEOUSCONTRACTED SERVIC	350.00
12/1/2020	HOME DEPOT	GENERAL SUPPLIES	79.70
12/1/2020	HOME DEPOT	OTHER SUPPLIES FOR M&O	2,602.86
12/1/2020	HUNTER KNEPSHIELD OF TEXAS, INC	CONTRACTED MAINTENANCE AND REP	1,080.00
12/1/2020	INSTRUCTURE, INC.	MISCELLANEOUS OPERATING COSTS	7,000.00
12/1/2020	J W PEPPER & SON, INC	GENERAL SUPPLIES	717.40
12/1/2020	JASON'S DELI, MANSFIELD	MISCELLANEOUS OPERATING COSTS	237.66
12/1/2020	KENNEDY, ANTHONY	MISCELLANEOUSCONTRACTED SERVIC	1,550.00
12/1/2020	KIMBROUGH, ASHLEY SAGE	MISCELLANEOUSCONTRACTED SERVIC	380.00
12/1/2020	KING RANCH TURFGRASS, LP	OTHER SUPPLIES FOR M&O	510.00
12/1/2020	KUTA SOFTWARE LLC, MICHAEL J KUTA	COMPUTER SOFTWARE	620.00
12/1/2020	LAKESHORE LEARNING MATERIALS	GENERAL SUPPLIES	841.98
12/1/2020	LONE STAR COMMUNICATIONS INC	CONTRACTED MAINTENANCE AND REP	589.50
12/1/2020	LONE STAR COACHES, INC	TRAVEL AND SUBSISTENCE - STUDE	2,100.00
12/1/2020	LOWE'S COMPANIES, INC	GENERAL SUPPLIES	13.26
12/1/2020	LOWE'S COMPANIES, INC	OTHER SUPPLIES FOR M&O	19.94
12/1/2020	MARENEM INC.	GENERAL SUPPLIES	68.75
12/1/2020	MASSEY SERVICES, INC.	CONTRACTED MAINTENANCE AND REP	1,300.00
12/1/2020	MATTHEWS OFFICE SUPPLY	GENERAL SUPPLIES	146.04
12/1/2020	MOORE SUPPLY COMPANY	OTHER SUPPLIES FOR M&O	141.06
12/1/2020	N2Y INC.	COMPUTER SOFTWARE	328.68
12/1/2020	NASCO	GENERAL SUPPLIES	120.02
12/1/2020	NATIONAL CENTER FOR YOUTH ISSUES	TRAVEL AND SUBSISTENCE - EMPLO	238.00
12/1/2020	NORTH TEXAS TOLLWAY AUTHORITY	MISCELLANEOUS OPERATING COSTS	8.80
12/1/2020	OMMKA LLC	COMPUTER SOFTWARE	450.00
12/1/2020	O'REILLY AUTO PARTS	CONTRACTED MAINTENANCE AND REP	236.68
12/1/2020	PONCE, PETER	MISCELLANEOUSCONTRACTED SERVIC	150.00
12/1/2020	PROFESSIONAL TURF PRODUCTS, LP	CONTRACTED MAINTENANCE AND REP	1,589.96
12/1/2020	PROQUEST, LLC	READING/REF MATERIALS/DATABASE	726.27
12/1/2020	REGION 4 ESC	EDUCATION SERVICE CENTER SERVI	50.00
12/1/2020	REGION 4 ESC	READING/REF MATERIALS/DATABASE	45.90
12/1/2020	ROBERTSON, TROY	MISCELLANEOUSCONTRACTED SERVIC	250.00
12/1/2020	ROMEO MUSIC LLC	OTHER EQUIPMENT<\$5000	385.00
12/1/2020	SARGENT WELCH	GENERAL SUPPLIES	209.64
12/1/2020	SCHOOL SPECIALTY	GENERAL SUPPLIES	1,373.24
12/1/2020	SCRIPPS NATIONAL SPELLING BEE	MISCELLANEOUS OPERATING COSTS	182.50
12/1/2020	SILVER CREEK MATERIALS, INC	OTHER SUPPLIES FOR M&O	245.00
12/1/2020	SOUTHERN TIRE MART	VEHICLE PARTS & SUPPLIES	144.71
12/1/2020	STAPLES ADVANTAGE	FURNITURE	1,919.84
12/1/2020	STAPLES ADVANTAGE	GENERAL SUPPLIES	6,615.31
12/1/2020	STONE, JON	MISCELLANEOUSCONTRACTED SERVIC	216.00
12/1/2020	SUNSHINE COTTAGE SCHOOL FOR THE DEAF	TESTING MATERIALS	479.60
12/1/2020	SWANK MOVIE LICENSING USA	MISCELLANEOUS OPERATING COSTS	619.00
12/1/2020	SYSCO NORTH TEXAS DIVISION OF SYSCO USA INC	GENERAL SUPPLIES	5,190.07
12/1/2020	TARRANT COUNTY TAX OFFICE	CONTRACTED MAINTENANCE AND REP	57.75
12/1/2020	TARRANT COUNTY TAX OFFICE	MISCELLANEOUS OPERATING COSTS	44.50
12/1/2020	TEACHER SYNERGY LLC	GENERAL SUPPLIES	51.39
12/1/2020	TEXAS AIRSYSTEMS, LLC	OTHER SUPPLIES FOR M&O	982.00
12/1/2020	TEXAS ASSOCIATION OF SCHOOL ADMINISTRATOR	AUDIT SERVICES	4,820.39
12/1/2020	TEXAS ASSOC OF SECONDARY SCHOOL PRINCIPAL	MEMBERSHIPS	205.00
12/1/2020	TOOLS4EVER, ADVANCED TOOLWA	COMPUTER SOFTWARE	8,580.00
12/1/2020	TOTAL MAINTENANCE SOLUTIONS, TMS SOUTH	OTHER SUPPLIES FOR M&O	114.39
12/1/2020	TRANE, ACCT #8162331	OTHER SUPPLIES FOR M&O	6,097.76
12/1/2020	UNIFIRST HOLDINGS, INC	RENTALS-OPERATING LEASES	199.72
12/1/2020	UNITED REFRIGERATION INC	OTHER SUPPLIES FOR M&O	210.81

MANSFIELD INDEPENDENT SCHOOL DISTRICT

Fund Disbursement Report for 12/1/2020 through 12/31/2020

<u>DATE PAID</u>	<u>NAME</u>	<u>ITEM DESCRIPTION</u>	<u>AMOUNT</u>
199 - GENERAL OPERATING			
12/1/2020	VOSS LIGHTING	OTHER SUPPLIES FOR M&O	822.05
12/1/2020	WESTERN - BRW PAPER CO, OVOL USA	GENERAL SUPPLIES	3,546.44
12/1/2020	WILLIAM V. MACGILL & CO.	GENERAL SUPPLIES	101.41
12/1/2020	WINSTON WATER COOLER OF FT WORTH	OTHER SUPPLIES FOR M&O	227.49
12/3/2020	ABC WRECKER SERVICE	MISCELLANEOUSCONTRACTED SERVIC	270.00
12/3/2020	ALICIA WOODS AUDIOLOGY LLC	MISCELLANEOUSCONTRACTED SERVIC	644.00
12/3/2020	ALPHAGRAPHICS, SORITA ENTERPRISE	MISCELLANEOUSCONTRACTED SERVIC	64.00
12/3/2020	APPLE COMPUTERS, INC	COMPUTER SOFTWARE	986.00
12/3/2020	APPLE COMPUTERS, INC	TECHNOLOGY EQUIPMENT<\$5000	5,197.50
12/3/2020	B&B COMMERCIAL PRINTING	MISCELLANEOUSCONTRACTED SERVIC	2.42
12/3/2020	BARNES & NOBLE BOOKSELLERS INC	READING/REF MATERIALS/DATABASE	271.80
12/3/2020	BLICK ART MATERIALS,LLC	GENERAL SUPPLIES	870.00
12/3/2020	BOUND TO STAY BOUND BOOKS INC	READING/REF MATERIALS/DATABASE	400.52
12/3/2020	CAPSTONE	COMPUTER SOFTWARE	2,398.00
12/3/2020	CAS - CLAIMS ADMINISTRATIVE SERVIVES, INC	OTHER	21,857.42
12/3/2020	CDW GOVERNMENT	COMPUTER SOFTWARE	379.45
12/3/2020	CDW GOVERNMENT	GENERAL SUPPLIES	83.04
12/3/2020	CDW GOVERNMENT	TECHNOLOGY EQUIPMENT<\$5000	6,092.79
12/3/2020	CENGAGE LEARNING	READING/REF MATERIALS/DATABASE	30.78
12/3/2020	COLLEGE BOARD, THE	TRAVEL AND SUBSISTENCE - EMPLO	150.00
12/3/2020	COMMERCIAL RECORDER	PAYMENTS TO DISTRICTS FROM CED	148.50
12/3/2020	COMPLETE SUPPLY, INC	GENERAL SUPPLIES	1,191.52
12/3/2020	CREATIVE RISK FUNDING INC, SCHOOL COMP	OTHER	25,918.18
12/3/2020	CROSSPOINT COMMUNICATIONS	CONTRACTED MAINTENANCE AND REP	387.00
12/3/2020	CROSSPOINT COMMUNICATIONS	GENERAL SUPPLIES	1,005.00
12/3/2020	DRAMATISTS PLAY SERVICE INC	GENERAL SUPPLIES	58.82
12/3/2020	DRAMATISTS PLAY SERVICE INC	MISCELLANEOUS OPERATING COSTS	141.18
12/3/2020	DREAM RANCH OFFICE SUPPLIES	GENERAL SUPPLIES	501.22
12/3/2020	ELLIOTT ELECTRIC SUPPLY INC	OTHER SUPPLIES FOR M&O	42.82
12/3/2020	ENTERPRISE LEASING - TEXAS	TRAVEL AND SUBSISTENCE - STUDE	618.54
12/3/2020	FASTENAL COMPANY	OTHER SUPPLIES FOR M&O	71.04
12/3/2020	FOLLETT SCHOOL SOLUTIONS, INC	GENERAL SUPPLIES	2,238.17
12/3/2020	FOLLETT SCHOOL SOLUTIONS, INC	READING/REF MATERIALS/DATABASE	873.73
12/3/2020	GENUINE PARTS COMPANY-NAPA	CONTRACTED MAINTENANCE AND REP	221.11
12/3/2020	GENUINE PARTS COMPANY-NAPA	GASOLINE AND OTHER FUELS OR VE	140.18
12/3/2020	GENUINE PARTS COMPANY-NAPA	OTHER SUPPLIES FOR M&O	165.01
12/3/2020	GENUINE PARTS COMPANY-NAPA	VEHICLE PARTS & SUPPLIES	2,403.19
12/3/2020	GOT SPIRIT?	GENERAL SUPPLIES	2,051.00
12/3/2020	HOLSTON, EARLE	MISCELLANEOUS OPERATING COSTS	49.26
12/3/2020	HOME DEPOT	OTHER SUPPLIES FOR M&O	511.30
12/3/2020	HOME DEPOT	VEHICLE REPAIRS	538.80
12/3/2020	HOME DEPOT PRO SUPPLY WORKS	GENERAL SUPPLIES	2,244.00
12/3/2020	HON COMPANY, THE	FURNITURE	2,108.93
12/3/2020	HOUGHTON MIFFLIN HARCOURT	READING/REF MATERIALS/DATABASE	321.89
12/3/2020	HOUSTON ISD	MISCELLANEOUSCONTRACTED SERVIC	4,935.12
12/3/2020	J W PEPPER & SON, INC	GENERAL SUPPLIES	506.70
12/3/2020	JACKSON, NATHAN	MISCELLANEOUSCONTRACTED SERVIC	625.00
12/3/2020	JD PALATINE LLC	MISCELLANEOUSCONTRACTED SERVIC	50.40
12/3/2020	JOSTENS, INC	MISCELLANEOUS OPERATING COSTS	2,622.13
12/3/2020	JUNIOR LIBRARY GUILD	READING/REF MATERIALS/DATABASE	1,461.00
12/3/2020	KOETTER FIRE PROTECTION, LLC	CONTRACTED MAINTENANCE AND REP	700.90
12/3/2020	LEXISNEXIS RISK DATA MANAGEMENT INC	CONTRACTED MAINTENANCE AND REP	50.00
12/3/2020	MACKIN EDUCATIONAL RESOURCES	READING/REF MATERIALS/DATABASE	226.57
12/3/2020	MANSFIELD GAS & EXHAUST	CONTRACTED MAINTENANCE AND REP	109.00
12/3/2020	MANSFIELD GLASS & MIRROR	CONTRACTED MAINTENANCE AND REP	2,683.20

MANSFIELD INDEPENDENT SCHOOL DISTRICT

Fund Disbursement Report for 12/1/2020 through 12/31/2020

<u>DATE PAID</u>	<u>NAME</u>	<u>ITEM DESCRIPTION</u>	<u>AMOUNT</u>
199 - GENERAL OPERATING			
12/3/2020	MARTIN & SONS LOCKSMITH, INC.	OTHER SUPPLIES FOR M&O	303.00
12/3/2020	MATERA PAPER COMPANY	INVENTORY - WAREHOUSE SUPPLIES	1,009.20
12/3/2020	MEDHEALTH	MISCELLANEOUSCONTRACTED SERVIC	84,233.22
12/3/2020	MENTORING MINDS, LP	READING/REF MATERIALS/DATABASE	65.89
12/3/2020	MOORE SUPPLY COMPANY	OTHER SUPPLIES FOR M&O	155.41
12/3/2020	NEMA 3 ELECTRIC, INC	CONTRACTED MAINTENANCE AND REP	1,117.00
12/3/2020	NORTH TEXAS TOLLWAY AUTHORITY	MISCELLANEOUS OPERATING COSTS	8.66
12/3/2020	OLEN WILLIAMS INC	CONTRACTED MAINTENANCE AND REP	90.00
12/3/2020	OVERLAND SERVICES, INC.	CONTRACTED MAINTENANCE AND REP	4,657.82
12/3/2020	PACCAR LEASING COMPANY	RENTALS-OPERATING LEASES	1,851.01
12/3/2020	PARTSXPRESS/WHALEY FOODSERVICE	OTHER SUPPLIES FOR M&O	826.74
12/3/2020	PEARSON CLINICAL ASSESSMENT DIVISION	GENERAL SUPPLIES	75.54
12/3/2020	PEPWEAR, LLC	MISCELLANEOUS OPERATING COSTS	1,312.80
12/3/2020	PETROLEUM TRADERS CORPORATION	GASOLINE AND OTHER FUELS OR VE	18,982.62
12/3/2020	PINNACLE MEDICAL MANAGEMENT	PROFESSIONAL SERVICES	2,305.00
12/3/2020	PIONEER MANUFACTURING COMPANY, PIONEER A	OTHER SUPPLIES FOR M&O	282.50
12/3/2020	POCKET NURSE	GENERAL SUPPLIES	44.94
12/3/2020	PRIME SOURCE	INVENTORY - WAREHOUSE SUPPLIES	865.50
12/3/2020	R&H PARTS AND SERVICE INC	CONTRACTED MAINTENANCE AND REP	286.97
12/3/2020	ROADRUNNER CHARTERS, INC.	TRAVEL AND SUBSISTENCE - STUDE	8,000.00
12/3/2020	ROUND ROCK ISD	MISCELLANEOUS OPERATING COSTS	150.00
12/3/2020	SARGENT WELCH	GENERAL SUPPLIES	175.00
12/3/2020	SCHOOL HEALTH CORPORATION	GENERAL SUPPLIES	710.24
12/3/2020	SCHOOL SPECIALTY	GENERAL SUPPLIES	502.91
12/3/2020	SEAWINNS SECURITY INC	MISCELLANEOUSCONTRACTED SERVIC	1,300.64
12/3/2020	SHERWIN-WILLIAMS 6732-3883-8-7528	OTHER SUPPLIES FOR M&O	224.39
12/3/2020	SKYWARD INC	COMPUTER SOFTWARE	3,923.59
12/3/2020	STAPLES ADVANTAGE	GENERAL SUPPLIES	243.46
12/3/2020	TEXAS ELEM PRIN & SUPR ASSOC, TEPSA	MEMBERSHIPS	300.00
12/3/2020	UNITED REFRIGERATION INC	OTHER SUPPLIES FOR M&O	187.72
12/3/2020	WEST MUSIC COMPANY	GENERAL SUPPLIES	209.71
12/3/2020	WEST MUSIC COMPANY	READING/REF MATERIALS/DATABASE	3.46
12/3/2020	WILLIAM V. MACGILL & CO.	GENERAL SUPPLIES	163.77
12/7/2020	TRS	TEACHER RETIREMENT	545,472.65
12/9/2020	ALARMAX DISTRIBUTORS, INC., CUSTOMER 017062	BUILDING SUPPLIES	415.00
12/9/2020	AMERICAN TIRE DISTRIBUTORS	CONTRACTED MAINTENANCE AND REP	1,273.94
12/9/2020	AMERICAN TRASH MANAGEMENT, INC	CONTRACTED MAINTENANCE AND REP	500.00
12/9/2020	AMERICOVER INC.	GENERAL SUPPLIES	564.09
12/9/2020	ARLINGTON UTILITIES	UTILITIES - WATER	48,948.07
12/9/2020	ASE EDUCATION FOUNDATION	TESTING MATERIALS	1,215.00
12/9/2020	AT&T INTERNET SERVICE	UTILITIES - TELEPHONE	18.62
12/9/2020	AT&T MOBILITY	UTILITIES - TELEPHONE	24.95
12/9/2020	AT&T PHONE SERVICE	UTILITIES - TELEPHONE	51.41
12/9/2020	BETHESDA WATER SUPPLY CORP	UTILITIES - WATER	2,863.32
12/9/2020	BUREAU OF EDUCATION & RESEARCH, INC.	TRAVEL AND SUBSISTENCE - EMPLO	279.00
12/9/2020	CDW GOVERNMENT	COMPUTER SOFTWARE	207.97
12/9/2020	CDW GOVERNMENT	MISCELLANEOUSCONTRACTED SERVIC	66.32
12/9/2020	CDW GOVERNMENT	OTHER EQUIPMENT<\$5000	193.49
12/9/2020	CDW GOVERNMENT	TECHNOLOGY EQUIPMENT<\$5000	1,294.38
12/9/2020	CENTERLINE SUPPLY, LTD	OTHER SUPPLIES FOR M&O	775.65
12/9/2020	CITY OF MANSFIELD	MISCELLANEOUSCONTRACTED SERVIC	3,629.68
12/9/2020	CITY OF MANSFIELD	UTILITIES - WATER	60,252.04
12/9/2020	CITY OF GRAND PRAIRIE, WATER UTILITIES	UTILITIES - WATER	4,607.58
12/9/2020	CLASSIC TURF EQUIPMENT	CONTRACTED MAINTENANCE AND REP	190.32
12/9/2020	CLASSKICK	COMPUTER SOFTWARE	997.00

MANSFIELD INDEPENDENT SCHOOL DISTRICT

Fund Disbursement Report for 12/1/2020 through 12/31/2020

<u>DATE PAID</u>	<u>NAME</u>	<u>ITEM DESCRIPTION</u>	<u>AMOUNT</u>
199 - GENERAL OPERATING			
12/9/2020	CLEAN AYR, AYR DATA, INC.	GASOLINE AND OTHER FUELS OR VE	598.00
12/9/2020	COMMUNICATIONS PLUS, INC.	CONTRACTED MAINTENANCE AND REP	210.62
12/9/2020	D&H UNITED FUELING SOLUTIONS, INC.	CONTRACTED MAINTENANCE AND REP	411.00
12/9/2020	DANIELSON, LORI	MISCELLANEOUSCONTRACTED SERVIC	550.00
12/9/2020	DAVIS, JOSH	MISCELLANEOUSCONTRACTED SERVIC	605.00
12/9/2020	DEAN, MICHAEL	MISCELLANEOUSCONTRACTED SERVIC	1,320.00
12/9/2020	DEES, RANDY	MISCELLANEOUSCONTRACTED SERVIC	1,525.00
12/9/2020	DIR TELECOMMUNICATIONS SERVICES DIVISION, A	UTILITIES - TELEPHONE	9.39
12/9/2020	DOWN PATT	GENERAL SUPPLIES	2,888.00
12/9/2020	DREAM RANCH OFFICE SUPPLIES	GENERAL SUPPLIES	3,214.95
12/9/2020	EDUCATION GALAXY LLC	COMPUTER SOFTWARE	586.27
12/9/2020	ELLIOTT ELECTRIC SUPPLY INC	OTHER SUPPLIES FOR M&O	245.17
12/9/2020	FINLEY, MARK	MISCELLANEOUSCONTRACTED SERVIC	660.00
12/9/2020	FLEXPRESS & EXPRESS EDUCATION RESOURCES	MISCELLANEOUSCONTRACTED SERVIC	20.74
12/9/2020	FLINN SCIENTIFIC, INC	GENERAL SUPPLIES	55.53
12/9/2020	FOLLETT SCHOOL SOLUTIONS, INC	READING/REF MATERIALS/DATABASE	1,252.50
12/9/2020	FORT WORTH ZOOLOGICAL ASSOCIATION	TRAVEL AND SUBSISTENCE - STUDE	175.00
12/9/2020	FORTE INSTRUMENT REPAIR LLC	CONTRACTED MAINTENANCE AND REP	130.00
12/9/2020	GARCIA, ROBERT	MISCELLANEOUSCONTRACTED SERVIC	605.00
12/9/2020	GARTIN, TESSA	MISCELLANEOUSCONTRACTED SERVIC	1,100.00
12/9/2020	GENERATION GENIUS, INC.	COMPUTER SOFTWARE	125.00
12/9/2020	GENUINE PARTS COMPANY-NAPA	CONTRACTED MAINTENANCE AND REP	3,498.26
12/9/2020	GENUINE PARTS COMPANY-NAPA	GASOLINE AND OTHER FUELS OR VE	397.09
12/9/2020	GENUINE PARTS COMPANY-NAPA	OTHER SUPPLIES FOR M&O	78.04
12/9/2020	GENUINE PARTS COMPANY-NAPA	VEHICLE PARTS & SUPPLIES	9,056.49
12/9/2020	GIFTED GUILD	COMPUTER SOFTWARE	3,000.00
12/9/2020	GOINS, ANDREW	MISCELLANEOUSCONTRACTED SERVIC	1,790.00
12/9/2020	GOPHER SPORT	GENERAL SUPPLIES	816.95
12/9/2020	GREAT BOOKS FOUNDATION, THE	READING/REF MATERIALS/DATABASE	705.19
12/9/2020	HARRIS, FINLEY & BOGLE, PC	LEGAL SERVICES	3,066.00
12/9/2020	HEGGERTY PHONEMIC, LITERACY RESOUR	GENERAL SUPPLIES	87.99
12/9/2020	HOBBY LOBBY STORES, INC.	GENERAL SUPPLIES	171.76
12/9/2020	HOLLIMON, ROBYN	MISCELLANEOUSCONTRACTED SERVIC	150.00
12/9/2020	HOME DEPOT	GENERAL SUPPLIES	1,401.36
12/9/2020	HOME DEPOT	OTHER SUPPLIES FOR M&O	1,662.78
12/9/2020	HOME DEPOT	VEHICLE REPAIRS	103.09
12/9/2020	HUNTER, CAITLIN	MISCELLANEOUSCONTRACTED SERVIC	750.00
12/9/2020	HUNTER, JENNIFER	MISCELLANEOUSCONTRACTED SERVIC	1,045.00
12/9/2020	HUNTER, JESSE	MISCELLANEOUSCONTRACTED SERVIC	750.00
12/9/2020	IDEAL FIRE & SECURITY LLC	MISCELLANEOUSCONTRACTED SERVIC	1,200.00
12/9/2020	IMPRINT RESOURCES	MISCELLANEOUSCONTRACTED SERVIC	1,120.00
12/9/2020	J W PEPPER & SON, INC	GENERAL SUPPLIES	1,004.13
12/9/2020	JASO, PAUL	MISCELLANEOUSCONTRACTED SERVIC	1,700.00
12/9/2020	JUNIOR LIBRARY GUILD	READING/REF MATERIALS/DATABASE	476.10
12/9/2020	KAGAN PROFESSIONAL DEVELOPMENT	TRAVEL AND SUBSISTENCE - EMPLO	149.00
12/9/2020	KATASE, TAYLOR	MISCELLANEOUSCONTRACTED SERVIC	500.00
12/9/2020	KIDD, ELIZABETH	MISCELLANEOUSCONTRACTED SERVIC	270.00
12/9/2020	KROGER TEXAS LP R50064	OTHER REVENUES FROM LOCAL SOUR	115.07
12/9/2020	LAKESHORE LEARNING MATERIALS	GENERAL SUPPLIES	805.40
12/9/2020	LAWN PATROL SERVICE, INC	CONTRACTED MAINTENANCE AND REP	14,510.00
12/9/2020	LEARNING A-Z LLC	COMPUTER SOFTWARE	423.28
12/9/2020	LEGO EDUCATION	GENERAL SUPPLIES	417.90
12/9/2020	LENDAN COMMUNICATIONS	MISCELLANEOUSCONTRACTED SERVIC	74.00
12/9/2020	LEWIS, DANIEL	MISCELLANEOUSCONTRACTED SERVIC	1,155.00
12/9/2020	LOWE'S COMPANIES, INC	GENERAL SUPPLIES	84.22

MANSFIELD INDEPENDENT SCHOOL DISTRICT

Fund Disbursement Report for 12/1/2020 through 12/31/2020

<u>DATE PAID</u>	<u>NAME</u>	<u>ITEM DESCRIPTION</u>	<u>AMOUNT</u>
199 - GENERAL OPERATING			
12/9/2020	LUSINGER, TAMMY	TRAVEL AND SUBSISTENCE - EMPLO	115.36
12/9/2020	LUTHER, ROBERT	MISCELLANEOUSCONTRACTED SERVIC	385.00
12/9/2020	LYLE, RANDAL	MISCELLANEOUSCONTRACTED SERVIC	1,950.00
12/9/2020	MAILLOUX-SMITH, DAWN	TRAVEL AND SUBSISTENCE - EMPLO	152.95
12/9/2020	MANSFIELD FEED	OTHER SUPPLIES FOR M&O	85.50
12/9/2020	MANSFIELD GAS & EXHAUST	CONTRACTED MAINTENANCE AND REP	25.50
12/9/2020	MANSFIELD GAS & EXHAUST	VEHICLE REPAIRS	126.00
12/9/2020	MARTIN & SONS LOCKSMITH, INC.	OTHER SUPPLIES FOR M&O	20.00
12/9/2020	MASSEY SERVICES, INC.	CONTRACTED MAINTENANCE AND REP	3,006.00
12/9/2020	MATHEWSON, ERIN	MISCELLANEOUSCONTRACTED SERVIC	550.00
12/9/2020	MATTHEWS OFFICE SUPPLY	GENERAL SUPPLIES	316.82
12/9/2020	MBM FINANCIAL INTERESTS, LP	RENTALS-OPERATING LEASES	181,131.00
12/9/2020	MCMAHAN, NICHOLAS	MISCELLANEOUSCONTRACTED SERVIC	1,750.00
12/9/2020	MIGHTY MUSIC PUBLISHING, MOLLIE TOWER	GENERAL SUPPLIES	159.99
12/9/2020	MOORE SUPPLY COMPANY	OTHER SUPPLIES FOR M&O	365.95
12/9/2020	NATIONAL COUNCIL FOR THE SOCIAL STU	TRAVEL AND SUBSISTENCE - EMPLO	25.00
12/9/2020	NORMAN, JEFFREY	MISCELLANEOUSCONTRACTED SERVIC	660.00
12/9/2020	NORTH TEXAS TOLLWAY AUTHORITY	MISCELLANEOUS OPERATING COSTS	6.91
12/9/2020	NORTH TEXAS POLYGRAPH SERVICES, LLC	PROFESSIONAL SERVICES	125.00
12/9/2020	NORTH TEXAS COLORGUARD ASSOCIATION	TRAVEL AND SUBSISTENCE - STUDE	1,050.00
12/9/2020	NORTON METALS	GENERAL SUPPLIES	1,000.40
12/9/2020	OLEN WILLIAMS INC	CONTRACTED MAINTENANCE AND REP	195.00
12/9/2020	ON THE BORDER	MISCELLANEOUS OPERATING COSTS	392.98
12/9/2020	O'REILLY AUTO PARTS	CONTRACTED MAINTENANCE AND REP	283.23
12/9/2020	PARTSPRESS/WHALEY FOODSERVICE	OTHER SUPPLIES FOR M&O	266.97
12/9/2020	PENDER'S MUSIC COMPANY	GENERAL SUPPLIES	221.16
12/9/2020	PEPPER PSYCHOLOGICAL SERVICES, PLLC	PROFESSIONAL SERVICES	200.00
12/9/2020	PITNEY BOWES, INC, 20848793	RENTALS-OPERATING LEASES	1,418.22
12/9/2020	PONDMEDICS, INC	OTHER SUPPLIES FOR M&O	133.90
12/9/2020	POSITIVE PROMOTIONS, INC	GENERAL SUPPLIES	139.45
12/9/2020	PRECISION BUSINESS MACHINES, INC	GENERAL SUPPLIES	481.33
12/9/2020	PRIME SOURCE CONSTRUCTION	CONTRACTED MAINTENANCE AND REP	175.00
12/9/2020	QUALITY SOUND AND COMMUNICATIONS INC	CONTRACTED MAINTENANCE AND REP	1,293.68
12/9/2020	REGION 11 ESC	UTILITIES - TELEPHONE	6,600.00
12/9/2020	REPUBLIC SERVICES INC	UTILITIES - TRASH	44,423.59
12/9/2020	ROBINSON, SIOBHAN	MISCELLANEOUSCONTRACTED SERVIC	2,300.00
12/9/2020	SCHOOL HEALTH CORPORATION	GENERAL SUPPLIES	292.05
12/9/2020	SCHOOL SPECIALTY	GENERAL SUPPLIES	916.91
12/9/2020	SCIENCE PENGUIN INCORPORATED, THE	COMPUTER SOFTWARE	147.00
12/9/2020	SHERWIN-WILLIAMS 6732-3883-8-7528	OTHER SUPPLIES FOR M&O	76.31
12/9/2020	SMOLOVIK, TYLER	MISCELLANEOUSCONTRACTED SERVIC	495.00
12/9/2020	SORENSEN, SAMANTHA	MISCELLANEOUSCONTRACTED SERVIC	1,000.00
12/9/2020	SOUTHERN TIRE MART	VEHICLE PARTS & SUPPLIES	620.08
12/9/2020	SPRINT SOLUTIONS, INC.	UTILITIES - TELEPHONE	3,428.77
12/9/2020	STAPLES ADVANTAGE	GENERAL SUPPLIES	6,440.45
12/9/2020	STAPLES ADVANTAGE	TECHNOLOGY EQUIPMENT<\$5000	129.99
12/9/2020	STEWART, TYLER	MISCELLANEOUSCONTRACTED SERVIC	750.00
12/9/2020	STOVALL CORPORATION	CONTRACTED MAINTENANCE AND REP	368.00
12/9/2020	SURVEYMONKEY.COM	COMPUTER SOFTWARE	891.00
12/9/2020	SWANK MOVIE LICENSING USA	MISCELLANEOUS OPERATING COSTS	549.00
12/9/2020	SYMBOLARTS, LLC	GENERAL SUPPLIES	60.00
12/9/2020	SYSCO NORTH TEXAS DIVISION OF SYSCO USA INC	GENERAL SUPPLIES	2,358.82
12/9/2020	TEXAS AIRSYSTEMS, LLC	OTHER SUPPLIES FOR M&O	678.00
12/9/2020	TEXAS ASSOCIATION OF SCHOOL BUSINESS OFFIC	LOBBYING	4.05
12/9/2020	TEXAS ASSOCIATION OF SCHOOL BUSINESS OFFIC	MEMBERSHIPS	130.95

MANSFIELD INDEPENDENT SCHOOL DISTRICT

Fund Disbursement Report for 12/1/2020 through 12/31/2020

<u>DATE PAID</u>	<u>NAME</u>	<u>ITEM DESCRIPTION</u>	<u>AMOUNT</u>
199 - GENERAL OPERATING			
12/9/2020	TEXAS ASSOCIATION OF SCHOOL BOARDS, INC (T	MEMBERSHIPS	11,500.00
12/9/2020	TEXAS ASSOC OF SECONDARY SCHOOL PRINCIPAI	MEMBERSHIPS	205.00
12/9/2020	TEXAS DEPT OF PUBLIC SAFETY	MISCELLANEOUSCONTRACTED SERVIC	130.00
12/9/2020	TEXAS ELEM PRIN & SUPR ASSOC, TEPSA	MEMBERSHIPS	251.00
12/9/2020	TEXAS GENERAL LAND OFFICE	GASOLINE AND OTHER FUELS OR VE	2,825.10
12/9/2020	TEXAS INSTRUMENTS INCORPORATED	GENERAL SUPPLIES	105.50
12/9/2020	TEXAS IRRIGATION SUPPLY	CONTRACTED MAINTENANCE AND REP	1,697.61
12/9/2020	TEXAS LIBRARY ASSOCIATION	MEMBERSHIPS	156.00
12/9/2020	TEXAS LIBRARY ASSOCIATION	TRAVEL AND SUBSISTENCE - EMPLO	69.00
12/9/2020	TEXAS MUNICIPAL EQUIPMENT, LLC	CONTRACTED MAINTENANCE AND REP	5,064.90
12/9/2020	TEXAS TRUCK A/C INC	CONTRACTED MAINTENANCE AND REP	1,974.44
12/9/2020	TEXAS WATER PRODUCTS, INC	OTHER SUPPLIES FOR M&O	119.00
12/9/2020	THORNTON, SARAH	MISCELLANEOUSCONTRACTED SERVIC	700.00
12/9/2020	TRACTOR SUPPLY CO	OTHER SUPPLIES FOR M&O	252.78
12/9/2020	TRANE, ACCT #8162331	OTHER SUPPLIES FOR M&O	10,499.50
12/9/2020	TUMBLEWEED PRESS INC	READING/REF MATERIALS/DATABASE	3,200.00
12/9/2020	UNIFIRST HOLDINGS, INC	RENTALS-OPERATING LEASES	552.68
12/9/2020	UNITED COOPERATIVE SERVICES, DBA	UTILITIES - ELECTRICITY	4,279.15
12/9/2020	UNITED REFRIGERATION INC	OTHER SUPPLIES FOR M&O	2,724.49
12/9/2020	VERA, CLAUDIA	MISCELLANEOUSCONTRACTED SERVIC	275.00
12/9/2020	VERITIV OPERATING CO.	GENERAL SUPPLIES	702.25
12/9/2020	VERITIV OPERATING CO.	INVENTORY - WAREHOUSE SUPPLIES	11,577.60
12/9/2020	VOSS LIGHTING	OTHER SUPPLIES FOR M&O	281.52
12/9/2020	WESTERN - BRW PAPER CO, OVOL USA	GENERAL SUPPLIES	3,387.25
12/9/2020	WILLIAM V. MACGILL & CO.	GENERAL SUPPLIES	3,605.74
12/9/2020	WINSTON WATER COOLER OF FT WORTH	OTHER SUPPLIES FOR M&O	360.82
12/9/2020	WOODARD BUILDERS SUPPLY	CONTRACTED MAINTENANCE AND REP	1,496.35
12/9/2020	YANG, QIYAO	MISCELLANEOUSCONTRACTED SERVIC	1,710.00
12/9/2020	YORK, MEGAN	MISCELLANEOUSCONTRACTED SERVIC	1,750.00
12/9/2020	ZABORAC, PAUL	MISCELLANEOUSCONTRACTED SERVIC	385.00
12/9/2020	ZEITENERGY, LLC	CONTRACTED MAINTENANCE AND REP	4,538.40
12/9/2020	ZIMMERER KUBOTA & EQUIPMENT INC	CONTRACTED MAINTENANCE AND REP	254.99
12/10/2020	CITIBANK	COMPUTER SOFTWARE	427.99
12/10/2020	CITIBANK	GENERAL SUPPLIES	4,382.75
12/10/2020	CITIBANK	MISCELLANEOUS OPERATING COSTS	2,175.90
12/10/2020	CITIBANK	TRAVEL AND SUBSISTENCE - EMPLO	345.00
12/10/2020	CITIBANK	TRAVEL AND SUBSISTENCE - NON-E	323.73
12/10/2020	CITIBANK	TRAVEL AND SUBSISTENCE - STUDE	10,806.93
12/10/2020	MANSFIELD OIL COMPANY	TRAVEL AND SUBSISTENCE - STUDE	313.08
12/10/2020	TRANE, ACCT #8162331	OTHER SUPPLIES FOR M&O	0.00
12/15/2020	ABC WRECKER SERVICE	MISCELLANEOUSCONTRACTED SERVIC	135.00
12/15/2020	ABECEDARIAN	GENERAL SUPPLIES	364.05
12/15/2020	ACCESS LIFT & SERVICE COMPANY, INC	CONTRACTED MAINTENANCE AND REP	7,695.00
12/15/2020	ACDC LEADERSHIP AND CONSULTING	COMPUTER SOFTWARE	250.00
12/15/2020	ADLER, MAXWELL	MISCELLANEOUSCONTRACTED SERVIC	560.00
12/15/2020	AEROWAVE TECHNOLOGIES, INC	CONTRACTED MAINTENANCE AND REP	250.00
12/15/2020	ALVARADO VET CLINIC	GENERAL SUPPLIES	68.69
12/15/2020	AMERICAN DANCE/DRILL TEAM	TRAVEL AND SUBSISTENCE - STUDE	1,800.00
12/15/2020	AMERICAN TIRE DISTRIBUTORS	CONTRACTED MAINTENANCE AND REP	546.25
12/15/2020	AMPLIFY, EXPANCO	MISCELLANEOUSCONTRACTED SERVIC	200.00
12/15/2020	ANIXTER INC	OTHER SUPPLIES FOR M&O	119.40
12/15/2020	ARNOLD & FREEMAN, P.C.	LEGAL SERVICES	437.50
12/15/2020	AWARD CENTER	MISCELLANEOUS OPERATING COSTS	74.91
12/15/2020	AWARDS 4 WINNERS	MISCELLANEOUSCONTRACTED SERVIC	24.00
12/15/2020	B&H PHOTO-VIDEO-PRO-AUDIO	TECHNOLOGY EQUIPMENT<\$5000	217.16

MANSFIELD INDEPENDENT SCHOOL DISTRICT

Fund Disbursement Report for 12/1/2020 through 12/31/2020

<u>DATE PAID</u>	<u>NAME</u>	<u>ITEM DESCRIPTION</u>	<u>AMOUNT</u>
199 - GENERAL OPERATING			
12/15/2020	BALLARD & TIGHE, PUBLISHERS	GENERAL SUPPLIES	589.12
12/15/2020	BELL, DEBORAH	TRAVEL AND SUBSISTENCE - EMPLO	3.26
12/15/2020	BERKNER HIGH SCHOOL BOOSTER CLUB, INC.	TRAVEL AND SUBSISTENCE - STUDE	600.00
12/15/2020	BEST OF TEXAS CONTEST & APPS	COMPUTER SOFTWARE	239.97
12/15/2020	BIG RED AUTOMOTIVE LLC	CONTRACTED MAINTENANCE AND REP	147.40
12/15/2020	BIO RAD LABORATORIES INC	GENERAL SUPPLIES	215.26
12/15/2020	BLICK ART MATERIALS,LLC	GENERAL SUPPLIES	1,837.78
12/15/2020	BOUND TO STAY BOUND BOOKS INC	READING/REF MATERIALS/DATABASE	500.73
12/15/2020	BOUND TREE MEDICAL LLC	GENERAL SUPPLIES	1,370.15
12/15/2020	BRACKETT & ELLIS, PC	LEGAL SERVICES	7,815.50
12/15/2020	BRAINPOP, LLC	COMPUTER SOFTWARE	2,195.00
12/15/2020	BUSINESS INTERIORS	FURNITURE	2,188.92
12/15/2020	CANTWELL POWER SOLUTIONS, LLC	CONTRACTED MAINTENANCE AND REP	392.00
12/15/2020	CAPSTONE	COMPUTER SOFTWARE	2,018.14
12/15/2020	CATFISH AQUATICS, LLC	CONTRACTED MAINTENANCE AND REP	200.00
12/15/2020	CDW GOVERNMENT	COMPUTER SOFTWARE	756.44
12/15/2020	CDW GOVERNMENT	GENERAL SUPPLIES	10.41
12/15/2020	CDW GOVERNMENT	MISCELLANEOUSCONTRACTED SERVIC	16.09
12/15/2020	CDW GOVERNMENT	TECHNOLOGY EQUIPMENT<\$5000	6,571.28
12/15/2020	CENTRAL APPRAISAL DISTRICT OF JOHNSON COUI	TAX APPRAISAL AND COLLECTION	48,252.31
12/15/2020	CERTIPORT, INC	TESTING MATERIALS	4,174.00
12/15/2020	CLASSIC TURF EQUIPMENT	CONTRACTED MAINTENANCE AND REP	417.80
12/15/2020	CLEAN AYR, AYR DATA, INC.	GASOLINE AND OTHER FUELS OR VE	917.93
12/15/2020	COMMERCIAL RECORDER	PAYMENTS TO DISTRICTS FROM CED	280.80
12/15/2020	COMPLETE SUPPLY, INC	GENERAL SUPPLIES	66.91
12/15/2020	CROSSPOINT COMMUNICATIONS	GENERAL SUPPLIES	12.00
12/15/2020	DANIELSON, LORI	MISCELLANEOUSCONTRACTED SERVIC	480.00
12/15/2020	DAVIS, JOSH	MISCELLANEOUSCONTRACTED SERVIC	480.00
12/15/2020	DEALERS ELECTRICAL SUPPLY	OTHER SUPPLIES FOR M&O	955.18
12/15/2020	DECKER EQUIPMENT	GENERAL SUPPLIES	102.95
12/15/2020	DELCOM GROUP LP	TECHNOLOGY EQUIPMENT<\$5000	565.89
12/15/2020	DEMCO INC	GENERAL SUPPLIES	1,138.88
12/15/2020	DIRECTOR'S ASSISTANT	GENERAL SUPPLIES	811.03
12/15/2020	DRAMATISTS PLAY SERVICE INC	GENERAL SUPPLIES	272.10
12/15/2020	DRAMATISTS PLAY SERVICE INC	MISCELLANEOUS OPERATING COSTS	272.10
12/15/2020	DREAM RANCH OFFICE SUPPLIES	GENERAL SUPPLIES	2,622.55
12/15/2020	EICHELBAUM WARDELL HANSEN POWELL & MEHL,	TRAVEL AND SUBSISTENCE - EMPLO	150.00
12/15/2020	ELECTRA LINK, INC	BUILDING SUPPLIES	2,182.27
12/15/2020	ELECTRA LINK, INC	CONTRACTED MAINTENANCE AND REP	718.57
12/15/2020	ELLIOTT ELECTRIC SUPPLY INC	OTHER SUPPLIES FOR M&O	970.31
12/15/2020	EVANS-HOLLAND, TIRZAH	MISCELLANEOUSCONTRACTED SERVIC	440.00
12/15/2020	EXCHANGE PRESS	READING/REF MATERIALS/DATABASE	31.95
12/15/2020	FEDEX, 1577-9067-6	POSTAGE	34.07
12/15/2020	FISHER SCIENCE EDUCATION	GENERAL SUPPLIES	326.60
12/15/2020	FLINN SCIENTIFIC, INC	GENERAL SUPPLIES	68.29
12/15/2020	FLIPPEN GROUP, LLC, THE	MISCELLANEOUSCONTRACTED SERVIC	12,000.00
12/15/2020	FLIPPEN GROUP, LLC, THE	TRAVEL AND SUBSISTENCE - EMPLO	400.00
12/15/2020	FOLLETT SCHOOL SOLUTIONS, INC	READING/REF MATERIALS/DATABASE	2,627.09
12/15/2020	GALLS, LLC, RED THE UNIFORM	GENERAL SUPPLIES	1,631.50
12/15/2020	GARCIA, ROBERT	MISCELLANEOUSCONTRACTED SERVIC	810.00
12/15/2020	GENUINE PARTS COMPANY-NAPA	CONTRACTED MAINTENANCE AND REP	201.16
12/15/2020	GENUINE PARTS COMPANY-NAPA	GASOLINE AND OTHER FUELS OR VE	442.33
12/15/2020	GENUINE PARTS COMPANY-NAPA	OTHER SUPPLIES FOR M&O	342.15
12/15/2020	GENUINE PARTS COMPANY-NAPA	VEHICLE PARTS & SUPPLIES	32,421.35
12/15/2020	GLOBAL SIGNS, INC	CONTRACTED MAINTENANCE AND REP	120.00

MANSFIELD INDEPENDENT SCHOOL DISTRICT

Fund Disbursement Report for 12/1/2020 through 12/31/2020

<u>DATE PAID</u>	<u>NAME</u>	<u>ITEM DESCRIPTION</u>	<u>AMOUNT</u>
199 - GENERAL OPERATING			
12/15/2020	GOINS, ANDREW	MISCELLANEOUSCONTRACTED SERVIC	1,235.00
12/15/2020	GOURMET WOOD PRODUCTS, INC	GENERAL SUPPLIES	520.00
12/15/2020	GOVCONNECTION INC	TECHNOLOGY EQUIPMENT<\$5000	303.07
12/15/2020	GRAINGER	OTHER SUPPLIES FOR M&O	159.98
12/15/2020	HARRIS, FINLEY & BOGLE, PC	LEGAL SERVICES	450.00
12/15/2020	HATLER, JAMES	MISCELLANEOUSCONTRACTED SERVIC	550.00
12/15/2020	HEGGERTY PHONEMIC, LITERACY RESOUR	READING/REF MATERIALS/DATABASE	87.99
12/15/2020	HILL-ROM COMPANY INC.	CONTRACTED MAINTENANCE AND REP	360.00
12/15/2020	HOBBY LOBBY STORES, INC.	GENERAL SUPPLIES	86.66
12/15/2020	HOME DEPOT	GENERAL SUPPLIES	659.89
12/15/2020	HOME DEPOT	OTHER SUPPLIES FOR M&O	974.47
12/15/2020	HOME DEPOT	VEHICLE REPAIRS	190.10
12/15/2020	HUMAN RELATIONS MEDIA CENTER, INC	GENERAL SUPPLIES	164.95
12/15/2020	HUNTER, JENNIFER	MISCELLANEOUSCONTRACTED SERVIC	770.00
12/15/2020	IDEAL FIRE & SECURITY LLC	MISCELLANEOUSCONTRACTED SERVIC	3,750.00
12/15/2020	INSTRUMENTALIST AWARDS LLC	MISCELLANEOUS OPERATING COSTS	355.00
12/15/2020	INTEGRATED SYSTEMS CORPORATION, ISCORP	CONTRACTED MAINTENANCE AND REP	48,000.00
12/15/2020	J W PEPPER & SON, INC	GENERAL SUPPLIES	146.95
12/15/2020	JACKSON, NATHAN	MISCELLANEOUSCONTRACTED SERVIC	455.00
12/15/2020	JASON'S DELI, MANSFIELD	MISCELLANEOUS OPERATING COSTS	6,778.33
12/15/2020	JROTC DOG TAGS, INC	MISCELLANEOUSCONTRACTED SERVIC	93.99
12/15/2020	JUNIOR LIBRARY GUILD	READING/REF MATERIALS/DATABASE	1,237.00
12/15/2020	KADUCEUS HOLDINGS INC	COMPUTER SOFTWARE	2,975.00
12/15/2020	KAGAN PROFESSIONAL DEVELOPMENT	TRAVEL AND SUBSISTENCE - EMPLO	129.00
12/15/2020	KAGAN PUBLISHING	READING/REF MATERIALS/DATABASE	89.00
12/15/2020	KAMI, NOTABLE INC	COMPUTER SOFTWARE	1,683.00
12/15/2020	KANER, ELLEN	MISCELLANEOUSCONTRACTED SERVIC	480.00
12/15/2020	KAPCO	GENERAL SUPPLIES	103.44
12/15/2020	KELLY HARMON & ASSOCIATES	TRAVEL AND SUBSISTENCE - EMPLO	200.00
12/15/2020	KROGER TEXAS LP R50064	GENERAL SUPPLIES	155.91
12/15/2020	LA VERNIA INDEPENDENT SCHOOL DISTRICT	TRAVEL AND SUBSISTENCE - STUDE	198.00
12/15/2020	LAKESHORE LEARNING MATERIALS	GENERAL SUPPLIES	2,531.57
12/15/2020	LAKESHORE LEARNING MATERIALS	TECHNOLOGY EQUIPMENT<\$5000	31.32
12/15/2020	LAWN PATROL SERVICE, INC	CONTRACTED MAINTENANCE AND REP	8,100.00
12/15/2020	LEARNING ALLY, INC (RECORDING FOR, THE BLIND	TRAVEL AND SUBSISTENCE - EMPLO	79.00
12/15/2020	LIBRARY STORE INC, THE	GENERAL SUPPLIES	212.15
12/15/2020	LONE STAR STATE SCHOOL COUNSELOR ASSOC	MEMBERSHIPS	60.00
12/15/2020	LOWE'S COMPANIES, INC	GENERAL SUPPLIES	1,073.11
12/15/2020	LRP PUBLICATIONS INC	COMPUTER SOFTWARE	260.00
12/15/2020	LUTHER, ROBERT	MISCELLANEOUSCONTRACTED SERVIC	275.00
12/15/2020	LYLE, RANDAL	MISCELLANEOUSCONTRACTED SERVIC	2,740.00
12/15/2020	MACKIN EDUCATIONAL RESOURCES	READING/REF MATERIALS/DATABASE	178.90
12/15/2020	MAGICAL REWARDS	MISCELLANEOUS OPERATING COSTS	500.00
12/15/2020	MANEUVERING THE MIDDLE LLC	COMPUTER SOFTWARE	218.00
12/15/2020	MANEUVERING THE MIDDLE LLC	GENERAL SUPPLIES	898.00
12/15/2020	MANSFIELD GAS & EXHAUST	CONTRACTED MAINTENANCE AND REP	25.00
12/15/2020	MARDEL, INC, #9113415	GENERAL SUPPLIES	109.48
12/15/2020	MATTHEWS OFFICE SUPPLY	GENERAL SUPPLIES	149.36
12/15/2020	MCALISTER'S DELI - THE SAXTON GROUP	MISCELLANEOUS OPERATING COSTS	5,380.40
12/15/2020	MONSTER GOVERNMENT SOLUTIONS, LLC	MISCELLANEOUS OPERATING COSTS	225.00
12/15/2020	MOORE SUPPLY COMPANY	OTHER SUPPLIES FOR M&O	816.50
12/15/2020	NATIONAL HEALTHCAREER ASSOCIATION	TESTING MATERIALS	3,510.00
12/15/2020	NORMAN, JEFFREY	MISCELLANEOUSCONTRACTED SERVIC	480.00
12/15/2020	NORTH TEXAS TOLLWAY AUTHORITY	MISCELLANEOUS OPERATING COSTS	7.71
12/15/2020	NYE, JANET	MISCELLANEOUSCONTRACTED SERVIC	550.00

MANSFIELD INDEPENDENT SCHOOL DISTRICT

Fund Disbursement Report for 12/1/2020 through 12/31/2020

<u>DATE PAID</u>	<u>NAME</u>	<u>ITEM DESCRIPTION</u>	<u>AMOUNT</u>
199 - GENERAL OPERATING			
12/15/2020	NYSTROM EDUCATION	READING/REF MATERIALS/DATABASE	1,503.56
12/15/2020	OLEN WILLIAMS INC	CONTRACTED MAINTENANCE AND REP	1,626.00
12/15/2020	O'REILLY AUTO PARTS	CONTRACTED MAINTENANCE AND REP	74.64
12/15/2020	ORIENTAL TRADING COMPANY, INC	GENERAL SUPPLIES	210.42
12/15/2020	PACCAR LEASING COMPANY	RENTALS-OPERATING LEASES	1,588.14
12/15/2020	PANERA BREAD MANSFIELD	MISCELLANEOUS OPERATING COSTS	320.95
12/15/2020	PEARSON CLINICAL ASSESSMENT DIVISION	TESTING MATERIALS	589.68
12/15/2020	PETROLEUM TRADERS CORPORATION	GASOLINE AND OTHER FUELS OR VE	19,928.24
12/15/2020	PINNACLE MEDICAL MANAGEMENT	PROFESSIONAL SERVICES	45.00
12/15/2020	POCKET NURSE	GENERAL SUPPLIES	49.96
12/15/2020	PRECISION BUSINESS MACHINES, INC	CONTRACTED MAINTENANCE AND REP	440.00
12/15/2020	PRECISION BUSINESS MACHINES, INC	GENERAL SUPPLIES	1,154.91
12/15/2020	R&H PARTS AND SERVICE INC	CONTRACTED MAINTENANCE AND REP	582.00
12/15/2020	REALLY GOOD STUFF, LLC	GENERAL SUPPLIES	11.15
12/15/2020	REGION 4 ESC	EDUCATION SERVICE CENTER SERVI	800.00
12/15/2020	ROBINSON, SIOBHAN	MISCELLANEOUSCONTRACTED SERVIC	1,450.00
12/15/2020	ROMEO MUSIC LLC	COMPUTER SOFTWARE	329.00
12/15/2020	ROMEO MUSIC LLC	OTHER EQUIPMENT<\$5000	299.99
12/15/2020	SCHLOTZSKY'S, MANSFIELD #1754	MISCELLANEOUS OPERATING COSTS	5,095.22
12/15/2020	SCHOLASTIC BOOK FAIRS	GENERAL SUPPLIES	146.79
12/15/2020	SCHOOL SPECIALTY	GENERAL SUPPLIES	664.51
12/15/2020	SHAW BROS WELDING	CONTRACTED MAINTENANCE AND REP	75.00
12/15/2020	SHELLEY STAUTZENBERGER/JOLLY OL' SAINT NICH	MISCELLANEOUSCONTRACTED SERVIC	75.00
12/15/2020	SHERWIN-WILLIAMS 6732-3883-8-7528	OTHER SUPPLIES FOR M&O	239.49
12/15/2020	SHOWTIME INTERNATIONAL	TRAVEL AND SUBSISTENCE - STUDE	1,810.00
12/15/2020	SILVER CREEK MATERIALS, INC	OTHER SUPPLIES FOR M&O	245.00
12/15/2020	SOLUTION TREE	TRAVEL AND SUBSISTENCE - EMPLO	1,378.00
12/15/2020	STAPLES ADVANTAGE	FURNITURE	119.99
12/15/2020	STAPLES ADVANTAGE	GENERAL SUPPLIES	4,716.03
12/15/2020	STAPLES ADVANTAGE	MISCELLANEOUS OPERATING COSTS	0.00
12/15/2020	STAPLES ADVANTAGE	TECHNOLOGY EQUIPMENT<\$5000	150.32
12/15/2020	STEWART, TYLER	MISCELLANEOUSCONTRACTED SERVIC	750.00
12/15/2020	SUNBELT RENTALS INC	RENTALS-OPERATING LEASES	152.40
12/15/2020	SWANK MOVIE LICENSING USA	MISCELLANEOUS OPERATING COSTS	467.00
12/15/2020	SYSCO NORTH TEXAS DIVISION OF SYSCO USA INC	GENERAL SUPPLIES	6,184.67
12/15/2020	TARRANT COUNTY TAX OFFICE	CONTRACTED MAINTENANCE AND REP	16.50
12/15/2020	TARRANT COUNTY TAX OFFICE	MISCELLANEOUS OPERATING COSTS	64.50
12/15/2020	TAYLOR, ANITA	TRAVEL AND SUBSISTENCE - EMPLO	36.53
12/15/2020	TEACHER SYNERGY LLC	COMPUTER SOFTWARE	32.99
12/15/2020	TEACHER SYNERGY LLC	GENERAL SUPPLIES	521.91
12/15/2020	TEMPLETON DEMOGRAPHICS	PROFESSIONAL SERVICES	11,250.00
12/15/2020	TEX TECH ENVIRONMENTAL, INC	CONTRACTED MAINTENANCE AND REP	3,000.00
12/15/2020	TEXAS ASSOCIATION OF SCHOOL BUSINESS OFFIC	LOBBYING	8.10
12/15/2020	TEXAS ASSOCIATION OF SCHOOL BUSINESS OFFIC	MEMBERSHIPS	261.90
12/15/2020	TEXAS ASSOCIATION OF SCHOOL BUSINESS OFFIC	MISCELLANEOUS OPERATING COSTS	450.00
12/15/2020	TEXAS ASSOCIATION FOR THE GIFTED & TALENTEI	MEMBERSHIPS	350.00
12/15/2020	TEXAS ASSOCIATION OF SCHOOL BOARDS, INC (T#	MEMBERSHIPS	5,825.00
12/15/2020	TEXAS ASSOCIATION FOR BILINGUAL EDUCATION	MEMBERSHIPS	40.00
12/15/2020	TEXAS ASSOCIATION FOR PUPIL TRANSPORTATION	MEMBERSHIPS	100.00
12/15/2020	TEXAS COMPUTER EDUCATION ASSOCIATION (TCE	TRAVEL AND SUBSISTENCE - EMPLO	199.00
12/15/2020	TEXAS DANCE EDUCATORS ASSOCIATION, T.D.E.A	TRAVEL AND SUBSISTENCE - EMPLO	450.00
12/15/2020	TEXAS EDUCATION NEWS	READING/REF MATERIALS/DATABASE	215.00
12/15/2020	TEXAS ELEM PRIN & SUPR ASSOC, TEPSA	MEMBERSHIPS 24	301.00
12/15/2020	TEXAS IRRIGATION SUPPLY	CONTRACTED MAINTENANCE AND REP	126.93
12/15/2020	TEXAS LIBRARY ASSOCIATION	COMPUTER SOFTWARE	15.00

MANSFIELD INDEPENDENT SCHOOL DISTRICT

Fund Disbursement Report for 12/1/2020 through 12/31/2020

<u>DATE PAID</u>	<u>NAME</u>	<u>ITEM DESCRIPTION</u>	<u>AMOUNT</u>
199 - GENERAL OPERATING			
12/15/2020	TEXAS LIBRARY ASSOCIATION	MEMBERSHIPS	167.00
12/15/2020	TEXAS SCHOOL FOR THE BLIND & VISUALLY IMPAIF	TESTING MATERIALS	460.00
12/15/2020	TEXAS SCHOOL PUB RELASSOC	TRAVEL AND SUBSISTENCE - EMPLO	495.00
12/15/2020	TEXAS TECH UNIVERSITY, CURRICULUM CENTER	TESTING MATERIALS	25.00
12/15/2020	TIER 1 INVESTIGATION & PROTECTION	MISCELLANEOUSCONTRACTED SERVIC	55,286.40
12/15/2020	TOTAL MAINTENANCE SOLUTIONS, TMS SOUTH	OTHER SUPPLIES FOR M&O	99.11
12/15/2020	TRANE, ACCT #8162331	OTHER SUPPLIES FOR M&O	973.23
12/15/2020	TRUGREEN LIMITED PARTNERSHIP	CONTRACTED MAINTENANCE AND REP	39,379.10
12/15/2020	U, INC. S/P2	COMPUTER SOFTWARE	299.00
12/15/2020	UNIFIED CONNEXIONS	CONTRACTED MAINTENANCE AND REP	2,700.00
12/15/2020	UNIFIRST HOLDINGS, INC	RENTALS-OPERATING LEASES	191.63
12/15/2020	UNITED REFRIGERATION INC	OTHER SUPPLIES FOR M&O	7,415.03
12/15/2020	UNIVERSITY OF TEXAS AT ARLINGTON	DUE TO STATE	0.00
12/15/2020	VALICOR ENVIRONMENTAL SERVICES LLC	CONTRACTED MAINTENANCE AND REP	238.77
12/15/2020	VARSITY SPIRIT FASHION	GENERAL SUPPLIES	180.40
12/15/2020	VERNIER SOFTWARE & TECHNOLOGY LLC	COMPUTER SOFTWARE	200.00
12/15/2020	VOSS LIGHTING	OTHER SUPPLIES FOR M&O	1,321.52
12/15/2020	WARD'S SCIENCE, VWR FUNDING INC	GENERAL SUPPLIES	392.62
12/15/2020	WESTERN - BRW PAPER CO, OVOL USA	GENERAL SUPPLIES	9,288.48
12/15/2020	WHITLEY PENN, LLP	AUDIT SERVICES	8,130.00
12/15/2020	WHIZ-Q STONE	OTHER SUPPLIES FOR M&O	220.87
12/15/2020	WILLIAM V. MACGILL & CO.	GENERAL SUPPLIES	712.14
12/15/2020	WILLIAMS, JASON	MISCELLANEOUSCONTRACTED SERVIC	1,700.00
12/15/2020	YANG, QIYAO	MISCELLANEOUSCONTRACTED SERVIC	670.00
12/15/2020	ZABORAC, PAUL	MISCELLANEOUSCONTRACTED SERVIC	690.00
12/15/2020	ZEITENERGY, LLC	CONTRACTED MAINTENANCE AND REP	6,578.20
12/16/2020	ABC WRECKER SERVICE	MISCELLANEOUSCONTRACTED SERVIC	135.00
12/16/2020	ADAMS, JONATHAN	MISCELLANEOUSCONTRACTED SERVIC	1,430.00
12/16/2020	AEROWAVE TECHNOLOGIES, INC	CONTRACTED MAINTENANCE AND REP	1,904.50
12/16/2020	AMERICAN CERAMIC SUPPLY CO	GENERAL SUPPLIES	577.67
12/16/2020	APPLE COMPUTERS, INC	TECHNOLOGY EQUIPMENT<\$5000	17.00
12/16/2020	ARLINGTON UTILITIES	UTILITIES - WATER	1,771.89
12/16/2020	AT&T GIGA MAN	UTILITIES - TELEPHONE	15,672.52
12/16/2020	ATMOS ENERGY	UTILITIES - GAS	23,782.54
12/16/2020	AZLE ISD ATHLETICS	OTHER REVENUES FROM LOCAL SOUR	-200.00
12/16/2020	B&H PHOTO-VIDEO-PRO-AUDIO	TECHNOLOGY EQUIPMENT<\$5000	88.56
12/16/2020	BARNES & NOBLE BOOKSELLERS INC	READING/REF MATERIALS/DATABASE	127.68
12/16/2020	BLICK ART MATERIALS,LLC	GENERAL SUPPLIES	283.20
12/16/2020	BOUND TO STAY BOUND BOOKS INC	READING/REF MATERIALS/DATABASE	460.81
12/16/2020	BOYD-LONG, MARY	TRAVEL AND SUBSISTENCE - EMPLO	99.00
12/16/2020	CAPERS, JOSEPH	MISCELLANEOUSCONTRACTED SERVIC	324.00
12/16/2020	CAVALLO ENERGY TEXAS, LLC	UTILITIES - ELECTRICITY	358,089.14
12/16/2020	CDW GOVERNMENT	TECHNOLOGY EQUIPMENT<\$5000	446.96
12/16/2020	CITIBANK	FURNITURE	10.15
12/16/2020	CITIBANK	GENERAL SUPPLIES	18,497.66
12/16/2020	CITIBANK	MISCELLANEOUS OPERATING COSTS	671.36
12/16/2020	CITIBANK	OTHER EQUIPMENT<\$5000	28.99
12/16/2020	CITIBANK	OTHER SUPPLIES FOR M&O	778.37
12/16/2020	CITIBANK	READING/REF MATERIALS/DATABASE	3,663.38
12/16/2020	CITIBANK	TECHNOLOGY EQUIPMENT<\$5000	988.76
12/16/2020	CITY OF MANSFIELD	UTILITIES - WATER	5,830.93
12/16/2020	CLEAN GETAWAY CAR WASH, BROAD	CONTRACTED MAINTENANCE AND REP	43.00
12/16/2020	COLLEYVILLE HERITAGE HIGH SCHOOL	OTHER REVENUES FROM LOCAL SOUR	-150.00
12/16/2020	CONTERRA ULTRA BROADBAND LLC	UTILITIES - TELEPHONE	21,491.18
12/16/2020	CONTRACTORS BACKFLOW, INC	CONTRACTED MAINTENANCE AND REP	571.00

MANSFIELD INDEPENDENT SCHOOL DISTRICT

Fund Disbursement Report for 12/1/2020 through 12/31/2020

<u>DATE PAID</u>	<u>NAME</u>	<u>ITEM DESCRIPTION</u>	<u>AMOUNT</u>
199 - GENERAL OPERATING			
12/16/2020	CROSSPOINT COMMUNICATIONS	CONTRACTED MAINTENANCE AND REP	129.00
12/16/2020	CROSSPOINT COMMUNICATIONS	GENERAL SUPPLIES	300.00
12/16/2020	CROWLEY ISD ATHLETICS	OTHER REVENUES FROM LOCAL SOUR	-300.00
12/16/2020	DEMCO INC	GENERAL SUPPLIES	108.13
12/16/2020	DESTINATION IMAGINATION, INC	GENERAL SUPPLIES	170.00
12/16/2020	DESTINATION IMAGINATION, INC	MISCELLANEOUS OPERATING COSTS	80.00
12/16/2020	DIRECTOR'S ASSISTANT	GENERAL SUPPLIES	1,767.32
12/16/2020	DREAM RANCH OFFICE SUPPLIES	GENERAL SUPPLIES	1,484.15
12/16/2020	EAI EDUCATION INC	GENERAL SUPPLIES	57.76
12/16/2020	EARTHWORKS INC	CONTRACTED MAINTENANCE AND REP	18,689.00
12/16/2020	ELECTRA LINK, INC	BUILDING SUPPLIES	648.01
12/16/2020	ESGI, LLC	COMPUTER SOFTWARE	426.00
12/16/2020	FIRETROL PROTECTION SYSTEMS INC	BUILDING SUPPLIES	780.00
12/16/2020	FLYING SQUIRREL COFFEE COMPANY	MISCELLANEOUS OPERATING COSTS	500.00
12/16/2020	GAS AND SUPPLY NORTH TEXAS LLC	GENERAL SUPPLIES	918.95
12/16/2020	GENUINE PARTS COMPANY-NAPA	COMPUTER SOFTWARE	1,111.11
12/16/2020	GENUINE PARTS COMPANY-NAPA	GASOLINE AND OTHER FUELS OR VE	533.81
12/16/2020	GENUINE PARTS COMPANY-NAPA	OTHER SUPPLIES FOR M&O	333.24
12/16/2020	GENUINE PARTS COMPANY-NAPA	VEHICLE PARTS & SUPPLIES	5,306.63
12/16/2020	GIFTED GUILD	COMPUTER SOFTWARE	-3,000.00
12/16/2020	GOPHER PERFORMANCE	GENERAL SUPPLIES	16.10
12/16/2020	GOPHER SPORT	GENERAL SUPPLIES	143.10
12/16/2020	GOVCONNECTION INC	TECHNOLOGY EQUIPMENT<\$5000	452.83
12/16/2020	GRAPEVINE COLLEYVILLE ISD ATHLETICS	MISCELLANEOUS OPERATING COSTS	390.50
12/16/2020	HERNANDEZ, GEORGE	TRAVEL AND SUBSISTENCE - EMPLO	39.58
12/16/2020	HERVEY, CHAMILLIA	TRAVEL AND SUBSISTENCE - EMPLO	99.00
12/16/2020	HOME DEPOT	GENERAL SUPPLIES	95.18
12/16/2020	HOME DEPOT	OTHER SUPPLIES FOR M&O	381.86
12/16/2020	HON COMPANY, THE	FURNITURE	381.72
12/16/2020	IDEAL FIRE & SECURITY LLC	MISCELLANEOUSCONTRACTED SERVIC	1,000.00
12/16/2020	INSIGHT PUBLIC SECTOR INC	CONTRACTED MAINTENANCE AND REP	57.50
12/16/2020	KENNEDY, ANTHONY	MISCELLANEOUSCONTRACTED SERVIC	1,550.00
12/16/2020	KIMBROUGH, ASHLEY SAGE	MISCELLANEOUSCONTRACTED SERVIC	400.00
12/16/2020	KOETTER FIRE PROTECTION, LLC	CONTRACTED MAINTENANCE AND REP	1,159.25
12/16/2020	KURITA AMERICA, INC., US WATER SVCS	CONTRACTED MAINTENANCE AND REP	492.87
12/16/2020	LAKESHORE LEARNING MATERIALS	GENERAL SUPPLIES	453.14
12/16/2020	LEE-HARRIS, TONI	MISCELLANEOUS OPERATING COSTS	49.26
12/16/2020	LEXIA LEARNING SYSTEMS LLC	COMPUTER SOFTWARE	320.00
12/16/2020	LUSINGER, TAMMY	TRAVEL AND SUBSISTENCE - EMPLO	412.65
12/16/2020	MACKIN EDUCATIONAL RESOURCES	READING/REF MATERIALS/DATABASE	123.96
12/16/2020	MAILLOUX-SMITH, DAWN	TRAVEL AND SUBSISTENCE - EMPLO	193.20
12/16/2020	MANSFIELD GAS & EXHAUST	VEHICLE REPAIRS	126.00
12/16/2020	MANSFIELD GLASS & WINDOW	CONTRACTED MAINTENANCE AND REP	2,614.96
12/16/2020	MATHEWSON, ERIN	MISCELLANEOUSCONTRACTED SERVIC	275.00
12/16/2020	MCKNIGHT, REBEKAH	TRAVEL AND SUBSISTENCE - EMPLO	99.00
12/16/2020	METAL SUPERMARKETS, LLC, FT WORTH	OTHER SUPPLIES FOR M&O	283.42
12/16/2020	MOORE SUPPLY COMPANY	OTHER SUPPLIES FOR M&O	225.01
12/16/2020	MUSIC AND ARTS CENTER - ATTN: ACCOUNTS, REC	CONTRACTED MAINTENANCE AND REP	951.10
12/16/2020	NATIONAL HEALTHCAREER ASSOCIATION	TESTING MATERIALS	5,265.00
12/16/2020	NEWTON, KASSEY	TRAVEL AND SUBSISTENCE - EMPLO	120.18
12/16/2020	NORCOSTCO, INC	GENERAL SUPPLIES	939.88
12/16/2020	NORTH TEXAS TOLLWAY AUTHORITY	MISCELLANEOUS OPERATING COSTS	34.85
12/16/2020	NORTHWEST ISD ATHLETICS	OTHER REVENUES FROM LOCAL SOUR	-425.00
12/16/2020	OLEN WILLIAMS INC	CONTRACTED MAINTENANCE AND REP	300.00
12/16/2020	PARK CLEANERS	MISCELLANEOUSCONTRACTED SERVIC	547.27

MANSFIELD INDEPENDENT SCHOOL DISTRICT

Fund Disbursement Report for 12/1/2020 through 12/31/2020

<u>DATE PAID</u>	<u>NAME</u>	<u>ITEM DESCRIPTION</u>	<u>AMOUNT</u>
199 - GENERAL OPERATING			
12/16/2020	PENDER'S MUSIC COMPANY	GENERAL SUPPLIES	216.30
12/16/2020	PEPWEAR, LLC	MISCELLANEOUS OPERATING COSTS	1,705.05
12/16/2020	PITSCO EDUCATION	GENERAL SUPPLIES	148.46
12/16/2020	PRIME SOURCE	INVENTORY - WAREHOUSE SUPPLIES	3,367.50
12/16/2020	PRUFROCK PRESS INC	READING/REF MATERIALS/DATABASE	200.86
12/16/2020	QUALITY SOUND AND COMMUNICATIONS INC	CONTRACTED MAINTENANCE AND REP	1,091.13
12/16/2020	REGION 11 ESC	UTILITIES - TELEPHONE	6,600.00
12/16/2020	ROCKWALL ISD - ROCKWALL HS JACKET BACKER E	MISCELLANEOUS OPERATING COSTS	175.00
12/16/2020	SCHLOTZSKY'S, MANSFIELD #1754	MISCELLANEOUS OPERATING COSTS	845.06
12/16/2020	SCHOOL SPECIALTY	GENERAL SUPPLIES	105.44
12/16/2020	SCREENCASTIFY, LLC	COMPUTER SOFTWARE	2,030.00
12/16/2020	SHERWIN-WILLIAMS 6732-3883-8-7528	OTHER SUPPLIES FOR M&O	44.68
12/16/2020	SITONE LANDSCAPE SUPPLY, LLC	OTHER SUPPLIES FOR M&O	392.72
12/16/2020	SOUTHERN TIRE MART	VEHICLE PARTS & SUPPLIES	6,840.00
12/16/2020	STAPLES ADVANTAGE	GENERAL SUPPLIES	1,294.02
12/16/2020	SWANK MOVIE LICENSING USA	MISCELLANEOUS OPERATING COSTS	552.00
12/16/2020	SYSCO NORTH TEXAS DIVISION OF SYSCO USA INC	GENERAL SUPPLIES	681.66
12/16/2020	TARRANT COUNTY TAX OFFICE	MISCELLANEOUS OPERATING COSTS	83.00
12/16/2020	TEEX PUBLIC SAFETY & SECURITY SERV	TRAVEL AND SUBSISTENCE - EMPLO	175.00
12/16/2020	TEXAS ASSOCIATION FOR THE GIFTED & TALENTEI	TRAVEL AND SUBSISTENCE - EMPLO	837.00
12/16/2020	TEXAS ASSOCIATION OF SCHOOL BOARDS, INC (TA	CONTRACTED MAINTENANCE AND REP	1,250.00
12/16/2020	TEXAS ASSOCIATION OF SCHOOL BOARDS, INC (TA	TRAVEL AND SUBSISTENCE - NON-E	850.00
12/16/2020	TEXAS STATE FLORISTS ASSOCIATION	TESTING MATERIALS	810.00
12/16/2020	TRANE, ACCT #8162331	OTHER SUPPLIES FOR M&O	3,305.76
12/16/2020	UNIFIRST HOLDINGS, INC	RENTALS-OPERATING LEASES	189.04
12/16/2020	UNITED REFRIGERATION INC	OTHER SUPPLIES FOR M&O	2,707.32
12/16/2020	VALICOR ENVIRONMENTAL SERVICES LLC	CONTRACTED MAINTENANCE AND REP	177.50
12/16/2020	VALLEY SPEECH LANGUAGE & LEARNING	GENERAL SUPPLIES	511.50
12/16/2020	VOSS LIGHTING	OTHER SUPPLIES FOR M&O	390.00
12/16/2020	WHITNEY ISD ATHLETICS	MISCELLANEOUS OPERATING COSTS	799.50
12/16/2020	WHIZ-Q STONE	OTHER SUPPLIES FOR M&O	210.93
12/16/2020	WILLIAMS, DALLAS	TRAVEL AND SUBSISTENCE - EMPLO	99.00
12/16/2020	WILSON, NATALIE	TRAVEL AND SUBSISTENCE - EMPLO	69.80
12/17/2020	AT&T LONG DISTANCE	UTILITIES - TELEPHONE	3,489.49
12/17/2020	TARRANT COUNTY TAX OFFICE	MISCELLANEOUS OPERATING COSTS	0.25
12/21/2020	LEXIA LEARNING SYSTEMS LLC	COMPUTER SOFTWARE	0.00
199 - GENERAL OPERATING			2,613,540.37
211 - ESEA TITLE I; IMPROVING BASIC			
12/1/2020	BLUE RIBBON SCHOOLS OF EXCELLENCE, INC.	TRAVEL AND SUBSISTENCE - EMPLO	597.00
12/1/2020	CAPSTONE	READING/REF MATERIALS/DATABASE	9,997.50
12/1/2020	FIREPLACE, INC, SMORE	COMPUTER SOFTWARE	699.00
12/1/2020	THE JUICE PLUS + COMPANY, LLC	GENERAL SUPPLIES	1,030.00
12/1/2020	KAGAN PROFESSIONAL DEVELOPMENT	TRAVEL AND SUBSISTENCE - EMPLO	1,301.00
12/1/2020	MEMBEAN, INC.	COMPUTER SOFTWARE	8,250.00
12/1/2020	SCHOOL SPECIALTY	TECHNOLOGY EQUIPMENT<\$5000	411.84
12/3/2020	CDW GOVERNMENT	COMPUTER SOFTWARE	79.53
12/3/2020	CDW GOVERNMENT	TECHNOLOGY EQUIPMENT<\$5000	4,679.20
12/3/2020	FOLLETT SCHOOL SOLUTIONS, INC	READING/REF MATERIALS/DATABASE	10,863.78
12/3/2020	HAND2MIND, INC.	GENERAL SUPPLIES	47.58
12/3/2020	MACKIN EDUCATIONAL RESOURCES	READING/REF MATERIALS/DATABASE	1,480.57
12/3/2020	REGION XIII	EDUCATION SERVICE CENTER SERVI	450.00
12/3/2020	RENAISSANCE LEARNING, INC	COMPUTER SOFTWARE	2,630.50
12/3/2020	SCHOLASTIC BOOK CLUBS	READING/REF MATERIALS/DATABASE	400.00
12/7/2020	TRS	TEACHER RETIREMENT	19,144.70

MANSFIELD INDEPENDENT SCHOOL DISTRICT

Fund Disbursement Report for 12/1/2020 through 12/31/2020

<u>DATE PAID</u>	<u>NAME</u>	<u>ITEM DESCRIPTION</u>	<u>AMOUNT</u>
211 - ESEA TITLE I; IMPROVING BASIC			
12/9/2020	APPLE COMPUTERS, INC	COMPUTER SOFTWARE	790.00
12/9/2020	APPLE COMPUTERS, INC	TECHNOLOGY EQUIPMENT<\$5000	3,940.00
12/9/2020	CDW GOVERNMENT	COMPUTER SOFTWARE	206.48
12/9/2020	CDW GOVERNMENT	MISCELLANEOUSCONTRACTED SERVIC	65.60
12/9/2020	CDW GOVERNMENT	TECHNOLOGY EQUIPMENT<\$5000	567.92
12/9/2020	EDPUZZLE, INC.	COMPUTER SOFTWARE	1,600.00
12/9/2020	NOREDINK CORP.	COMPUTER SOFTWARE	6,667.00
12/9/2020	REALLY GOOD STUFF, LLC	GENERAL SUPPLIES	1,446.92
12/9/2020	TURNITIN LLC	COMPUTER SOFTWARE	5,947.00
12/10/2020	CITIBANK	GENERAL SUPPLIES	358.03
12/10/2020	CITIBANK	MISCELLANEOUS OPERATING COSTS	182.05
12/15/2020	CAPSTONE	READING/REF MATERIALS/DATABASE	3,129.45
12/15/2020	CDW GOVERNMENT	COMPUTER SOFTWARE	848.17
12/15/2020	CDW GOVERNMENT	MISCELLANEOUSCONTRACTED SERVIC	318.01
12/15/2020	CDW GOVERNMENT	TECHNOLOGY EQUIPMENT<\$5000	3,089.13
12/15/2020	FARMBOT, INC	GENERAL SUPPLIES	1,750.00
12/15/2020	FOLLETT SCHOOL SOLUTIONS, INC	GENERAL SUPPLIES	1,211.86
12/15/2020	FOLLETT SCHOOL SOLUTIONS, INC	READING/REF MATERIALS/DATABASE	2,443.08
12/15/2020	JUNIOR LIBRARY GUILD	READING/REF MATERIALS/DATABASE	2,544.60
12/15/2020	KAGAN PROFESSIONAL DEVELOPMENT	TRAVEL AND SUBSISTENCE - EMPLO	258.00
12/15/2020	MACKIN EDUCATIONAL RESOURCES	READING/REF MATERIALS/DATABASE	1,914.42
12/15/2020	PEAR DECK INC	COMPUTER SOFTWARE	2,600.00
12/15/2020	REALLY GOOD STUFF, LLC	GENERAL SUPPLIES	12,876.10
12/16/2020	BARNES & NOBLE BOOKSELLERS INC	READING/REF MATERIALS/DATABASE	4,178.88
12/16/2020	CDW GOVERNMENT	TECHNOLOGY EQUIPMENT<\$5000	1,479.14
12/16/2020	CITIBANK	GENERAL SUPPLIES	1,194.44
12/16/2020	CITIBANK	READING/REF MATERIALS/DATABASE	1,318.09
12/16/2020	CITIBANK	TECHNOLOGY EQUIPMENT<\$5000	2,266.00
12/16/2020	EDUCATION GALAXY LLC	COMPUTER SOFTWARE	1,051.00
12/16/2020	GALE	READING/REF MATERIALS/DATABASE	2,104.40
12/16/2020	PERMA-BOUND BOOKS	READING/REF MATERIALS/DATABASE	276.09
12/16/2020	SCHOOL LIFE, IMAGESTUFF.COM	MISCELLANEOUSCONTRACTED SERVIC	273.27
211 - ESEA TITLE I; IMPROVING BASIC			130,957.33
224 - IDEA-B FORMULA			
12/1/2020	PHONAK (SONOVA)	GENERAL SUPPLIES	244.99
12/1/2020	SHC SERVICES INC	PROFESSIONAL SERVICES	2,843.75
12/3/2020	APPLE COMPUTERS, INC	COMPUTER SOFTWARE	183.00
12/3/2020	APPLE COMPUTERS, INC	TECHNOLOGY EQUIPMENT<\$5000	799.00
12/3/2020	SCHULTZ, EDWARD	PROFESSIONAL SERVICES	920.00
12/7/2020	TRS	TEACHER RETIREMENT	26,015.08
12/9/2020	ALICIA WOODS AUDIOLOGY LLC	PROFESSIONAL SERVICES	2,114.00
12/9/2020	OTICON INC	OTHER EQUIPMENT<\$5000	538.00
12/9/2020	SHC SERVICES INC	PROFESSIONAL SERVICES	10,627.50
12/9/2020	WALLACE EDUCATIONAL ASSESSMENT SERVICES	PROFESSIONAL SERVICES	330.00
12/15/2020	PEARSON CLINICAL ASSESSMENT DIVISION	TESTING MATERIALS	25,820.46
12/15/2020	RESOUND	CONTRACTED MAINTENANCE AND REP	104.95
12/15/2020	SOLIANT HEALTH	PROFESSIONAL SERVICES	5,100.00
12/15/2020	TRANSLATION & INTERPRETATION	MISCELLANEOUSCONTRACTED SERVIC	874.44
12/16/2020	CITIBANK	GENERAL SUPPLIES	138.18
12/16/2020	CITIBANK	TECHNOLOGY EQUIPMENT<\$5000	990.00
12/16/2020	SCHOOL HEALTH CORPORATION	GENERAL SUPPLIES	241.10
224 - IDEA-B FORMULA			77,884.45
225 - IDEA-B PRE-SCHOOL			

MANSFIELD INDEPENDENT SCHOOL DISTRICT

Fund Disbursement Report for 12/1/2020 through 12/31/2020

<u>DATE PAID</u>	<u>NAME</u>	<u>ITEM DESCRIPTION</u>	<u>AMOUNT</u>
225 - IDEA-B PRE-SCHOOL			
12/7/2020	TRS	TEACHER RETIREMENT	158.74
		225 - IDEA-B PRE-SCHOOL	158.74
240 - CHILD NUTRITION FUND			
12/3/2020	BERGLUND, DEBORAH	DEFERRED REVENUE	143.95
12/3/2020	DREAM RANCH OFFICE SUPPLIES	GENERAL SUPPLIES	46.00
12/3/2020	GENUINE PARTS COMPANY-NAPA	OTHER SUPPLIES FOR M&O	33.88
12/3/2020	KLEMENT DISTRIBUTION, INC.	FOOD	1,066.40
12/3/2020	KURZ & CO	FOOD	3,246.31
12/3/2020	LABATT FOOD SERVICE	FOOD	62,326.36
12/3/2020	LABATT FOOD SERVICE	INVENTORY - WAREHOUSE SUPPLIES	3,130.37
12/3/2020	LABATT FOOD SERVICE	NON-FOOD	12,681.82
12/3/2020	LE ARELLANO, ALYSSA	DEFERRED REVENUE	58.00
12/3/2020	NEW DAIRY OPCO, LLC, BORDEN DAIRY	FOOD	24,873.35
12/3/2020	ROOS, KIM	DEFERRED REVENUE	10.80
12/3/2020	SCHWAN'S FOOD SERVICE INC	INVENTORY - WAREHOUSE SUPPLIES	20,860.80
12/3/2020	SMART MOUTH FOODS	FOOD	3,372.86
12/3/2020	TYSON FOODS, INC	INVENTORY - WAREHOUSE SUPPLIES	13,276.50
12/7/2020	TRS	TEACHER RETIREMENT	8,299.61
12/9/2020	MBM FINANCIAL INTERESTS, LP	RENTALS-OPERATING LEASES	561.00
12/10/2020	ACE MART RESTAURANT SUPPLY COMPANY	GENERAL SUPPLIES	2,987.81
12/10/2020	CITIBANK	FOOD	143.29
12/10/2020	ESSARY, REBECCA	DEFERRED REVENUE	40.00
12/10/2020	HESTER, ROBERT	DEFERRED REVENUE	37.65
12/10/2020	KLEMENT DISTRIBUTION, INC.	FOOD	2,509.69
12/10/2020	KURZ & CO	FOOD	3,822.58
12/10/2020	LABATT FOOD SERVICE	FOOD	74,210.44
12/10/2020	LABATT FOOD SERVICE	NON-FOOD	14,773.33
12/10/2020	MARSHALL BEST SECURITY CORPORTION	OTHER SUPPLIES FOR M&O	520.06
12/10/2020	MCCARTIN, JAY	DEFERRED REVENUE	13.98
12/10/2020	NEW DAIRY OPCO, LLC, BORDEN DAIRY	FOOD	30,215.34
12/10/2020	PARTS TOWN, LLC	OTHER SUPPLIES FOR M&O	1,230.96
12/10/2020	RASOR, TAMI	DEFERRED REVENUE	83.85
12/10/2020	SYSCO NORTH TEXAS DIVISION OF SYSCO USA INC	INVENTORY - WAREHOUSE SUPPLIES	7,685.00
12/10/2020	WALNUT CREEK FARM	FOOD	12,678.06
12/10/2020	WESTERN - BRW PAPER CO, OVOL USA	NON-FOOD	28.45
12/16/2020	CITIBANK	FOOD	45.00
12/16/2020	CITIBANK	GENERAL SUPPLIES	12.99
12/16/2020	CITIBANK	OTHER SUPPLIES FOR M&O	320.54
12/17/2020	ACE MART RESTAURANT SUPPLY COMPANY	GENERAL SUPPLIES	330.60
12/17/2020	ACE MART RESTAURANT SUPPLY COMPANY	NON-FOOD	9.00
12/17/2020	BAGGETT, TAMMY	TRAVEL AND SUBSISTENCE - EMPLO	68.56
12/17/2020	CANNON, ISABELLA	TRAVEL AND SUBSISTENCE - EMPLO	67.41
12/17/2020	CASTRO, DORA	TRAVEL AND SUBSISTENCE - EMPLO	19.32
12/17/2020	KINZER, CANTRECE	TRAVEL AND SUBSISTENCE - EMPLO	67.29
12/17/2020	KLEMENT DISTRIBUTION, INC.	FOOD	2,544.73
12/17/2020	KURZ & CO	FOOD	2,712.92
12/17/2020	LABATT FOOD SERVICE	FOOD	39,197.02
12/17/2020	LABATT FOOD SERVICE	NON-FOOD	11,542.40
12/17/2020	LAWSON, JOANNE	TRAVEL AND SUBSISTENCE - EMPLO	117.65
12/17/2020	MEDINA, MARIA	TRAVEL AND SUBSISTENCE - EMPLO	27.52
12/17/2020	NEW DAIRY OPCO, LLC, BORDEN DAIRY	FOOD	26,509.09
12/17/2020	OBRIEN, KINDALL	TRAVEL AND SUBSISTENCE - EMPLO	11.66
12/17/2020	PARTS TOWN, LLC	OTHER SUPPLIES FOR M&O	353.73
12/17/2020	PETERSON FARMS FRESH, INC.	INVENTORY - WAREHOUSE SUPPLIES	7,674.88

MANSFIELD INDEPENDENT SCHOOL DISTRICT

Fund Disbursement Report for 12/1/2020 through 12/31/2020

<u>DATE PAID</u>	<u>NAME</u>	<u>ITEM DESCRIPTION</u>	<u>AMOUNT</u>
240 - CHILD NUTRITION FUND			
12/17/2020	RED GOLD LLC	INVENTORY - WAREHOUSE SUPPLIES	45,027.84
12/17/2020	SCHMIDT, DEBORAH	TRAVEL AND SUBSISTENCE - EMPLO	116.14
12/17/2020	SMART MOUTH FOODS	FOOD	1,207.70
12/17/2020	WALNUT CREEK FARM	FOOD	4,819.15
12/17/2020	YORK RISK SERVICES	OTHER	989.55
240 - CHILD NUTRITION FUND			448,761.19
244 - CAREER & TECHNOLOGY BASIC GRAN			
12/15/2020	EAST TEXAS SMOKER COMPANY	OTHER EQUIPMENT<\$5000	4,000.00
12/15/2020	SYSCO NORTH TEXAS DIVISION OF SYSCO USA INC	OTHER EQUIPMENT<\$5000	8,830.10
244 - CAREER & TECHNOLOGY BASIC GRAN			12,830.10
255 - TITLE II, PART A: TEA/PRIN TRA			
12/7/2020	TRS	TEACHER RETIREMENT	3,430.85
12/15/2020	INFOSOURCE, INC, SIMPLE K12	TRAVEL AND SUBSISTENCE - EMPLO	4,797.75
12/15/2020	SCHOLASTIC INC	READING/REF MATERIALS/DATABASE	617.43
12/16/2020	CITIBANK	GENERAL SUPPLIES	4,378.38
12/16/2020	HAND2MIND, INC.	READING/REF MATERIALS/DATABASE	8,924.65
255 - TITLE II, PART A: TEA/PRIN TRA			22,149.06
263 - TITLE III, PART A, LIMITED ENG			
12/7/2020	TRS	TEACHER RETIREMENT	578.45
12/9/2020	TRANSLATION & INTERPRETATION	MISCELLANEOUSCONTRACTED SERVIC	116.48
263 - TITLE III, PART A, LIMITED ENG			694.93
289 - LEP PROGRAM			
12/7/2020	TRS	TEACHER RETIREMENT	1,625.78
289 - LEP PROGRAM			1,625.78
410 - STATE TEXTBOOK FUND			
12/1/2020	BARNES & NOBLE COLLEGE BOOKSELLERS LLC	TEXTBOOKS	1,059.69
12/1/2020	FOLLETT SCHOOL SOLUTIONS, INC	TEXTBOOKS	760,699.26
12/3/2020	HAND2MIND, INC.	TEXTBOOKS	24,543.75
12/9/2020	NWEA	TEXTBOOKS	12,000.00
12/9/2020	TOP HAT	TEXTBOOKS	2,795.40
12/15/2020	CDW GOVERNMENT	COMPUTER SOFTWARE	-24.40
12/15/2020	CDW GOVERNMENT	MISCELLANEOUSCONTRACTED SERVIC	-32.57
12/15/2020	CDW GOVERNMENT	TECHNOLOGY EQUIPMENT<\$5000	-772.53
12/16/2020	BARNES & NOBLE COLLEGE BOOKSELLERS LLC	TEXTBOOKS	1,456.60
12/16/2020	SAVVAS LEARNING COMPANY LLC	TEXTBOOKS	7,588.68
12/17/2020	CDW GOVERNMENT	COMPUTER SOFTWARE	24.40
12/17/2020	CDW GOVERNMENT	MISCELLANEOUSCONTRACTED SERVIC	32.57
12/17/2020	CDW GOVERNMENT	TECHNOLOGY EQUIPMENT<\$5000	772.53
410 - STATE TEXTBOOK FUND			810,143.38
461 - GOVERNMENT ACTIVITY FUND			
12/1/2020	ARLINGTON-MANSFIELD AREA YMCA	TRAVEL AND SUBSISTENCE - STUDE	390.00
12/1/2020	AWARD CENTER	MISCELLANEOUS OPERATING COSTS	71.02
12/1/2020	BREAKOUT EDU	COMPUTER SOFTWARE	50.00
12/1/2020	DICKEY'S BARBECUE PIT, GARLAND	MISCELLANEOUS OPERATING COSTS	455.43
12/1/2020	DREAM RANCH OFFICE SUPPLIES	GENERAL SUPPLIES	948.40
12/1/2020	ECHO TRANSPORTATION	MISCELLANEOUSCONTRACTED SERVIC	85.00
12/1/2020	GENUINE PARTS COMPANY-NAPA	GENERAL SUPPLIES	525.34
12/1/2020	GOPHER SPORT	GENERAL SUPPLIES	179.80

MANSFIELD INDEPENDENT SCHOOL DISTRICT

Fund Disbursement Report for 12/1/2020 through 12/31/2020

<u>DATE PAID</u>	<u>NAME</u>	<u>ITEM DESCRIPTION</u>	<u>AMOUNT</u>
461 - GOVERNMENT ACTIVITY FUND			
12/1/2020	GOT SPIRIT?	MISCELLANEOUSCONTRACTED SERVIC	375.25
12/1/2020	HOBBY LOBBY STORES, INC.	GENERAL SUPPLIES	32.24
12/1/2020	HOUSTON LIVESTOCK SHOW AND RODEO	TRAVEL AND SUBSISTENCE - STUDE	295.00
12/1/2020	RILEY, LESLIE	OTHER REVENUES FROM LOCAL SOUR	50.00
12/1/2020	RODEO AUSTIN	TRAVEL AND SUBSISTENCE - STUDE	1,200.00
12/1/2020	SAN ANGELO STOCK SHOW & RODEO ASSOCIATIO	TRAVEL AND SUBSISTENCE - STUDE	296.00
12/1/2020	SAN ANTONIO LIVESTOCK EXPOSITION, INC	TRAVEL AND SUBSISTENCE - STUDE	1,050.00
12/1/2020	SKILLS USA, INC	MISCELLANEOUS OPERATING COSTS	168.00
12/1/2020	STAPLES ADVANTAGE	MISCELLANEOUS OPERATING COSTS	34.65
12/1/2020	SYSCO NORTH TEXAS DIVISION OF SYSCO USA INC	MISCELLANEOUS OPERATING COSTS	498.60
12/1/2020	WESTERN - BRW PAPER CO, OVOL USA	GENERAL SUPPLIES	7.23
12/3/2020	B&B COMMERCIAL PRINTING	MISCELLANEOUSCONTRACTED SERVIC	28.83
12/3/2020	B&H PHOTO-VIDEO-PRO-AUDIO	GENERAL SUPPLIES	35.94
12/3/2020	BLICK ART MATERIALS,LLC	GENERAL SUPPLIES	309.64
12/3/2020	BOUND TO STAY BOUND BOOKS INC	READING/REF MATERIALS/DATABASE	1,130.01
12/3/2020	CAPSTONE	COMPUTER SOFTWARE	1,019.15
12/3/2020	CDW GOVERNMENT	TECHNOLOGY EQUIPMENT<\$5000	781.01
12/3/2020	DIRECTOR'S ASSISTANT	GENERAL SUPPLIES	436.36
12/3/2020	EDUCATION GALAXY LLC	MISCELLANEOUS OPERATING COSTS	720.00
12/3/2020	JONES SCHOOL SUPPLY	MISCELLANEOUS OPERATING COSTS	336.00
12/3/2020	SCHOOL SPECIALTY	GENERAL SUPPLIES	671.19
12/3/2020	WEST MUSIC COMPANY	GENERAL SUPPLIES	25.26
12/7/2020	TRS	TEACHER RETIREMENT	28.75
12/9/2020	B&H PHOTO-VIDEO-PRO-AUDIO	GENERAL SUPPLIES	128.97
12/9/2020	BIG RED FERN, THE	MISCELLANEOUS OPERATING COSTS	883.25
12/9/2020	CDW GOVERNMENT	COMPUTER SOFTWARE	187.25
12/9/2020	CDW GOVERNMENT	MISCELLANEOUSCONTRACTED SERVIC	51.19
12/9/2020	CDW GOVERNMENT	TECHNOLOGY EQUIPMENT<\$5000	594.06
12/9/2020	DEERE & COMPANY - AG & TURF CBD & GOV'T SALI	VEHICLES	7,349.16
12/9/2020	FOLLETT SCHOOL SOLUTIONS, INC	READING/REF MATERIALS/DATABASE	489.66
12/9/2020	GENUINE PARTS COMPANY-NAPA	GENERAL SUPPLIES	233.96
12/9/2020	GOPHER SPORT	GENERAL SUPPLIES	587.55
12/9/2020	GOT SPIRIT?	GENERAL SUPPLIES	4,877.60
12/9/2020	ORIENTAL TRADING COMPANY, INC	MISCELLANEOUS OPERATING COSTS	555.30
12/9/2020	SPIRIT WORX	MISCELLANEOUS OPERATING COSTS	390.06
12/9/2020	STAPLES ADVANTAGE	GENERAL SUPPLIES	25.56
12/10/2020	CITIBANK	GENERAL SUPPLIES	334.38
12/10/2020	CITIBANK	MISCELLANEOUS OPERATING COSTS	3,507.71
12/10/2020	CITIBANK	TRAVEL AND SUBSISTENCE - STUDE	70.25
12/10/2020	MANSFIELD OIL COMPANY	TRAVEL AND SUBSISTENCE - STUDE	50.01
12/15/2020	BOADU, OTENG	OTHER REVENUES FROM LOCAL SOUR	127.00
12/15/2020	CDW GOVERNMENT	COMPUTER SOFTWARE	2.27
12/15/2020	CDW GOVERNMENT	TECHNOLOGY EQUIPMENT<\$5000	8.23
12/15/2020	CORNER KICK SOCCER BOOSTER	TRAVEL AND SUBSISTENCE - STUDE	350.00
12/15/2020	DEANAN GOURMET POPCORN, DEANAN PRODUCT	MISCELLANEOUS OPERATING COSTS	100.00
12/15/2020	FOLLETT SCHOOL SOLUTIONS, INC	READING/REF MATERIALS/DATABASE	9.98
12/15/2020	FORTE INSTRUMENT REPAIR LLC	CONTRACTED MAINTENANCE AND REP	95.00
12/15/2020	GANDY INK	MISCELLANEOUS OPERATING COSTS	418.00
12/15/2020	GENUINE PARTS COMPANY-NAPA	GENERAL SUPPLIES	102.03
12/15/2020	HEB ISD - L.D.BELL HS	TRAVEL AND SUBSISTENCE - STUDE	600.00
12/15/2020	HEB ISD - TRINITY HIGH SCHOOL	TRAVEL AND SUBSISTENCE - STUDE	300.00
12/15/2020	KELLER ISD - TIMBER CREEK HIGH SCHOOL	TRAVEL AND SUBSISTENCE - STUDE	325.00
12/15/2020	KELLER ISD - CENTRAL HIGH SCHOOL	TRAVEL AND SUBSISTENCE - STUDE	300.00
12/15/2020	MANSFIELD ISD LAKE RIDGE ATHLETIC BOOSTER C	TRAVEL AND SUBSISTENCE - STUDE	95.00
12/15/2020	MIDWESTERN STATE UNIVERSITY	TRAVEL AND SUBSISTENCE - STUDE	150.00

MANSFIELD INDEPENDENT SCHOOL DISTRICT

Fund Disbursement Report for 12/1/2020 through 12/31/2020

<u>DATE PAID</u>	<u>NAME</u>	<u>ITEM DESCRIPTION</u>	<u>AMOUNT</u>
461 - GOVERNMENT ACTIVITY FUND			
12/15/2020	MUSIC AND ARTS CENTER - ATTN: ACCOUNTS, REC	CONTRACTED MAINTENANCE AND REP	332.10
12/15/2020	NORTH TEXAS KONA ICE	MISCELLANEOUS OPERATING COSTS	28.80
12/15/2020	ORIENTAL TRADING COMPANY, INC	MISCELLANEOUS OPERATING COSTS	632.60
12/15/2020	PEPWEAR, LLC	MISCELLANEOUS OPERATING COSTS	860.00
12/15/2020	PRECISION BUSINESS MACHINES, INC	GENERAL SUPPLIES	197.95
12/15/2020	SCHOOL SPECIALTY	GENERAL SUPPLIES	857.00
12/15/2020	SOULMAN'S BAR-B-QUE, LLC	MISCELLANEOUS OPERATING COSTS	870.00
12/15/2020	TEXAS PORK PRODUCERS ASSOCIATION	TRAVEL AND SUBSISTENCE - STUDE	40.00
12/15/2020	WATERBOY GRAPHICS LLC	MISCELLANEOUSCONTRACTED SERVIC	971.31
12/15/2020	WESTERN - BRW PAPER CO, OVOL USA	GENERAL SUPPLIES	578.55
12/16/2020	CICI'S PIZZA #412 WALNUT CREEK	MISCELLANEOUS OPERATING COSTS	105.00
12/16/2020	CITIBANK	GENERAL SUPPLIES	2,386.35
12/16/2020	CITIBANK	MISCELLANEOUS OPERATING COSTS	687.38
12/16/2020	CITIBANK	READING/REF MATERIALS/DATABASE	259.65
12/16/2020	CITIBANK	TECHNOLOGY EQUIPMENT<\$5000	219.94
12/16/2020	DELCOM GROUP LP	COMPUTER SOFTWARE	630.00
12/16/2020	DELCOM GROUP LP	MISCELLANEOUSCONTRACTED SERVIC	705.76
12/16/2020	DELCOM GROUP LP	TECHNOLOGY EQUIPMENT<\$5000	2,652.08
12/16/2020	FUZZY'S, TACO SHOP	MISCELLANEOUS OPERATING COSTS	379.64
12/16/2020	GANDY INK	MISCELLANEOUS OPERATING COSTS	291.60
12/16/2020	GENUINE PARTS COMPANY-NAPA	GENERAL SUPPLIES	39.52
12/16/2020	INSPIRED IMAGING	MISCELLANEOUSCONTRACTED SERVIC	500.00
12/16/2020	MORRIS, JODIE	TRAVEL AND SUBSISTENCE - EMPLO	37.50
12/16/2020	MUSIC AND ARTS CENTER - ATTN: ACCOUNTS, REC	CONTRACTED MAINTENANCE AND REP	1,299.20
12/16/2020	ORIENTAL TRADING COMPANY, INC	GENERAL SUPPLIES	105.96
12/16/2020	STAPLES ADVANTAGE	GENERAL SUPPLIES	112.91
12/16/2020	SWANK MOVIE LICENSING USA	MISCELLANEOUS OPERATING COSTS	468.00
461 - GOVERNMENT ACTIVITY FUND			51,781.33
492 - FALL 2011 EDUCATION FOUND GRAN			
12/16/2020	CITIBANK	GENERAL SUPPLIES	280.11
492 - FALL 2011 EDUCATION FOUND GRAN			280.11
498 - MISCELLANEOUS GRANTS			
12/10/2020	CITIBANK	GENERAL SUPPLIES	39.99
498 - MISCELLANEOUS GRANTS			39.99
599 - DEBT SERVICE FUND			
12/9/2020	HILLTOP SECURITIES ASSET MANAGEMENT LLC	OTHER DEBT SERVICE FEES	16,960.00
12/17/2020	REGIONS BANK, CORPORATE TRUST OPERATIONS	OTHER DEBT SERVICE FEES	591.25
12/17/2020	UMB BANK, N.A.	OTHER DEBT SERVICE FEES	530.00
599 - DEBT SERVICE FUND			18,081.25
611 - 2011 BOND PROGRAM			
12/9/2020	SUNSET CROSSING SF LTD	MISCELLANEOUSCONTRACTED SERVIC	27,634.00
12/15/2020	LONE STAR FURNISHINGS, LLC	FURNITURE	34,454.00
12/16/2020	AUI PARTNERS LLC	BUILDING PURCHASE, CONSTRUCTIO	2,363.72
12/16/2020	HUCKABEE AND ASSOCIATES, INC	BUILDING PURCHASE, CONSTRUCTIO	183,634.50
611 - 2011 BOND PROGRAM			248,086.22
617 - 2017 BOND PROGRAM			
12/7/2020	TRS	TEACHER RETIREMENT	447.24
12/9/2020	ALPHA TESTING INC	BUILDING PURCHASE, CONSTRUCTIO	7,317.50
12/9/2020	MBM FINANCIAL INTERESTS, LP	RENTALS-OPERATING LEASES	573.00

MANSFIELD INDEPENDENT SCHOOL DISTRICT

Fund Disbursement Report for 12/1/2020 through 12/31/2020

<u>DATE PAID</u>	<u>NAME</u>	<u>ITEM DESCRIPTION</u>	<u>AMOUNT</u>
617 - 2017 BOND PROGRAM			
12/15/2020	HERBERT S BEASLEY LAND SURVEYORS LP	LAND PURCHASE AND IMPROVEMENT	825.00
12/15/2020	HUCKABEE AND ASSOCIATES, INC	BUILDING PURCHASE, CONSTRUCTIO	37,560.65
12/15/2020	LEE LEWIS CONSTRUCTION, INC	BUILDING PURCHASE, CONSTRUCTIO	108,248.56
12/15/2020	POGUE CONSTRUCTION CO., LP	BUILDING PURCHASE, CONSTRUCTIO	1,158,128.41
12/16/2020	ALPHA TESTING INC	BUILDING PURCHASE, CONSTRUCTIO	5,055.00
12/16/2020	HYPERSIGN LLC	COMPUTER SOFTWARE	1,193.00
12/16/2020	HYPERSIGN LLC	TECHNOLOGY EQUIPMENT<\$5000	3,164.25
617 - 2017 BOND PROGRAM			1,322,512.61
711 - DAY CARE			
12/1/2020	BREAKOUT EDU	COMPUTER SOFTWARE	50.00
12/1/2020	STAPLES ADVANTAGE	GENERAL SUPPLIES	63.23
12/3/2020	SCHOOL SPECIALTY	GENERAL SUPPLIES	582.06
12/7/2020	TRS	TEACHER RETIREMENT	3,473.17
12/9/2020	MBM FINANCIAL INTERESTS, LP	RENTALS-OPERATING LEASES	330.00
12/9/2020	SCHOOL SPECIALTY	GENERAL SUPPLIES	10.18
12/9/2020	STAPLES ADVANTAGE	GENERAL SUPPLIES	85.84
12/10/2020	CITIBANK	GENERAL SUPPLIES	245.68
12/10/2020	CITIBANK	MISCELLANEOUS OPERATING COSTS	335.77
12/15/2020	LIFEQUEST	TRAVEL AND SUBSISTENCE - EMPLO	180.00
12/15/2020	SCHOOL HEALTH CORPORATION	GENERAL SUPPLIES	165.00
12/15/2020	STAPLES ADVANTAGE	GENERAL SUPPLIES	1,789.67
12/15/2020	TEXAS CHILD CARE TRAINING	TRAVEL AND SUBSISTENCE - EMPLO	60.00
12/16/2020	CITIBANK	GENERAL SUPPLIES	1,918.71
12/16/2020	CITIBANK	MISCELLANEOUS OPERATING COSTS	11.24
12/16/2020	CITIBANK	READING/REF MATERIALS/DATABASE	17.26
711 - DAY CARE			9,317.81
712 - NATATORIUM			
12/3/2020	APPLE COMPUTERS, INC	TECHNOLOGY EQUIPMENT<\$5000	207.00
12/3/2020	CHICK-FIL-A #03011, E BROAD STREET	MISCELLANEOUS OPERATING COSTS	77.45
12/3/2020	CITY OF RICHARDSON SWIM TEAM (COR)	MISCELLANEOUS OPERATING COSTS	1,274.00
12/3/2020	D & J SPORTS	GENERAL SUPPLIES	3,622.25
12/3/2020	HOME DEPOT	GENERAL SUPPLIES	14.52
12/3/2020	LAKESIDE AQUATIC CLUB	MISCELLANEOUS OPERATING COSTS	900.00
12/3/2020	MCALISTER'S DELI - THE SAXTON GROUP	MISCELLANEOUS OPERATING COSTS	210.25
12/3/2020	RELIANT METRO CARBONATION, LLC	CONTRACTED MAINTENANCE AND REP	557.05
12/3/2020	SLIM CHICKENS MANSFIELD	MISCELLANEOUS OPERATING COSTS	106.27
12/3/2020	STAPLES ADVANTAGE	GENERAL SUPPLIES	36.57
12/7/2020	TRS	TEACHER RETIREMENT	378.17
12/9/2020	CITY OF MANSFIELD	UTILITIES - WATER	2,712.39
12/9/2020	MBM FINANCIAL INTERESTS, LP	RENTALS-OPERATING LEASES	360.00
12/9/2020	REPUBLIC SERVICES INC	UTILITIES - TRASH	388.03
12/10/2020	CITIBANK	MISCELLANEOUS OPERATING COSTS	175.61
12/15/2020	LESLIE'S SWIMMING POOL SUPPLIES	GENERAL SUPPLIES	295.13
12/16/2020	ATMOS ENERGY	UTILITIES - GAS	1,408.62
12/16/2020	CAVALLO ENERGY TEXAS, LLC	UTILITIES - ELECTRICITY	9,760.04
12/16/2020	MOUNTJOY POOL AQUATIC SOLUTIONS LLC	CONTRACTED MAINTENANCE AND REP	3,448.68
12/17/2020	CHICK-FIL-A #03011, E BROAD STREET	MISCELLANEOUS OPERATING COSTS	146.50
12/17/2020	CITY OF RICHARDSON SWIM TEAM (COR)	MISCELLANEOUS OPERATING COSTS	40.00
12/17/2020	FIRETROL PROTECTION SYSTEMS INC	CONTRACTED MAINTENANCE AND REP	920.00
12/17/2020	FUZZY'S, TACO SHOP	MISCELLANEOUS OPERATING COSTS	179.90
12/17/2020	MAMA'S PIZZA	MISCELLANEOUS OPERATING COSTS	224.24
12/17/2020	MCALISTER'S DELI - THE SAXTON GROUP	MISCELLANEOUS OPERATING COSTS	390.50
12/17/2020	MID-CITIES ARLINGTON SWIMMING	MISCELLANEOUS CONTRACTED SERVIC	275.00

MANSFIELD INDEPENDENT SCHOOL DISTRICT

Fund Disbursement Report for 12/1/2020 through 12/31/2020

<u>DATE PAID</u>	<u>NAME</u>	<u>ITEM DESCRIPTION</u>	<u>AMOUNT</u>
712 - NATATORIUM			
12/17/2020	RELIANT METRO CARBONATION, LLC	CONTRACTED MAINTENANCE AND REP	743.25
		712 - NATATORIUM	28,851.42
823 - SCHOLARSHIPS			
12/1/2020	TARRANT COUNTY COLLEGE-ARLINGTON	SCHOLARSHIPS	500.00
12/10/2020	UNIVERSITY OF TEXAS AT AUSTIN	SCHOLARSHIPS	0.00
12/10/2020	UNIVERSITY OF TEXAS AT ARLINGTON	SCHOLARSHIPS	0.00
12/15/2020	STERLING COLLEGE	SCHOLARSHIPS	1,000.00
		823 - SCHOLARSHIPS	1,500.00
826 - UIL			
12/7/2020	TRS	TEACHER RETIREMENT	164.24
12/15/2020	FLOWERS, CYNTHIA	MISCELLANEOUSCONTRACTED SERVIC	61.66
12/15/2020	HOWARD, TRACY	MISCELLANEOUSCONTRACTED SERVIC	70.00
12/15/2020	JOHNSON, JEFFREY	MISCELLANEOUSCONTRACTED SERVIC	90.00
12/15/2020	MCCULLOUGH, CHARLIE	MISCELLANEOUSCONTRACTED SERVIC	40.00
12/15/2020	RHOADES, DEBRA	MISCELLANEOUSCONTRACTED SERVIC	90.00
12/15/2020	WILLS, BETH	MISCELLANEOUSCONTRACTED SERVIC	70.00
12/16/2020	COLES PORTABLE SANITATION	OTHER RECEIVABLES	500.00
12/16/2020	UNIVERSITY OF TEXAS AT AUSTIN, UIL	MISCELLANEOUS OPERATING COSTS	643.36
		826 - UIL	1,729.26
865 - STUDENT ACTIVITY FUND			
12/1/2020	BROOK MAYS MUSIC AND H&H MUSIC	GENERAL SUPPLIES	154.00
12/1/2020	BSN SPORTS	GENERAL SUPPLIES	1,387.50
12/1/2020	CANON SOLUTIONS AMERICA INC	GENERAL SUPPLIES	220.91
12/1/2020	CANON SOLUTIONS AMERICA INC	MISCELLANEOUSCONTRACTED SERVIC	220.91
12/1/2020	CASTELLANOS, NANCY	OTHER REVENUES FROM LOCAL SOUR	293.14
12/1/2020	CHICK-FIL-A #03011, E BROAD STREET	MISCELLANEOUS OPERATING COSTS	129.60
12/1/2020	DALLAS BAR ASSOCIATION COMMUNITY SERVICE I	MISCELLANEOUS OPERATING COSTS	175.00
12/1/2020	EWELL EDUCATIONAL SERVICES	MISCELLANEOUS OPERATING COSTS	40.00
12/1/2020	GOT SPIRIT?	GENERAL SUPPLIES	1,519.00
12/1/2020	GOT SPIRIT?	MISCELLANEOUS OPERATING COSTS	1,171.50
12/1/2020	HOFFMANN, CODY	MISCELLANEOUSCONTRACTED SERVIC	750.00
12/1/2020	MR JIMS PIZZA	MISCELLANEOUS OPERATING COSTS	93.88
12/1/2020	PARLIN, BROOKE	GENERAL SUPPLIES	75.83
12/1/2020	SCHOOL SPECIALTY	MISCELLANEOUS OPERATING COSTS	55.54
12/1/2020	TEXAS MOTION SPORTS	GENERAL SUPPLIES	1,175.00
12/1/2020	TEXAS MUSIC EDUCATORS ASSOCIATION	MISCELLANEOUS OPERATING COSTS	140.00
12/1/2020	TMEA REGION 5 VOCAL DIVISION, C/O S. WINCKLE	MISCELLANEOUS OPERATING COSTS	160.00
12/1/2020	TMEA REGION 5 MS/JH BAND	MISCELLANEOUS OPERATING COSTS	390.00
12/3/2020	A-1 CLEANERS SHOE REPAIR & ALTERATIONS	MISCELLANEOUSCONTRACTED SERVIC	104.81
12/3/2020	GOT SPIRIT?	MISCELLANEOUS OPERATING COSTS	3,154.00
12/3/2020	KIWANIS INTERNATIONAL FOUNDATION	MISCELLANEOUS OPERATING COSTS	221.00
12/3/2020	MURRAY, CINDY	OTHER REVENUES FROM LOCAL SOUR	293.14
12/3/2020	SKILLS USA, INC	MISCELLANEOUS OPERATING COSTS	200.00
12/3/2020	SPIRIT WORX	GENERAL SUPPLIES	2,054.24
12/9/2020	GARTIN, TESSA	MISCELLANEOUSCONTRACTED SERVIC	400.00
12/9/2020	HAWKEYE PRINTING & GRAPHICS, INC.	MISCELLANEOUSCONTRACTED SERVIC	173.00
12/9/2020	HOBBY LOBBY STORES, INC.	MISCELLANEOUS OPERATING COSTS	48.47
12/9/2020	JASON'S DELI, MANSFIELD	MISCELLANEOUS OPERATING COSTS	139.80
12/9/2020	KIDD, ELIZABETH	MISCELLANEOUSCONTRACTED SERVIC	400.00
12/9/2020	MUSIC AND ARTS CENTER - ATTN: ACCOUNTS, REC	GENERAL SUPPLIES	371.48
12/9/2020	S & S ACTIVEWEAR, LLC	GENERAL SUPPLIES	147.91

MANSFIELD INDEPENDENT SCHOOL DISTRICT

Fund Disbursement Report for 12/1/2020 through 12/31/2020

<u>DATE PAID</u>	<u>NAME</u>	<u>ITEM DESCRIPTION</u>	<u>AMOUNT</u>
865 - STUDENT ACTIVITY FUND			
12/9/2020	SCHROCK, REVELLE	MISCELLANEOUS OPERATING COSTS	50.00
12/9/2020	TEAGUE, CHASE	MISCELLANEOUSCONTRACTED SERVIC	400.00
12/9/2020	TYPINGCLUB, EDCLUB INC	GENERAL SUPPLIES	229.45
12/10/2020	CITIBANK	GENERAL SUPPLIES	92.54
12/10/2020	CITIBANK	MISCELLANEOUS OPERATING COSTS	1,101.43
12/15/2020	BLICK ART MATERIALS,LLC	GENERAL SUPPLIES	1,236.08
12/15/2020	CARDINAL'S SPORTS CENTER INC	GENERAL SUPPLIES	3,904.37
12/15/2020	CARDINAL'S SPORTS CENTER INC	MISCELLANEOUS OPERATING COSTS	2,339.65
12/15/2020	CHICK-FIL-A #01021, N WALNUT CREEK	MISCELLANEOUS OPERATING COSTS	316.16
12/15/2020	CHICK-FIL-A #03011, E BROAD STREET	MISCELLANEOUS OPERATING COSTS	129.60
12/15/2020	CLEVELAND, ANGELA	OTHER REVENUES FROM LOCAL SOUR	20.00
12/15/2020	CYR, PAUL	OTHER REVENUES FROM LOCAL SOUR	293.14
12/15/2020	DILLON, MADELINE	OTHER REVENUES FROM LOCAL SOUR	293.14
12/15/2020	DISTRIBUTIVE EDUC CLUBS OF AMERICA, TX ASSO	MISCELLANEOUS OPERATING COSTS	475.00
12/15/2020	FLAGHOUSE INC	GENERAL SUPPLIES	470.70
12/15/2020	GAY, AMANDA	MISCELLANEOUSCONTRACTED SERVIC	225.00
12/15/2020	HOBBY LOBBY STORES, INC.	GENERAL SUPPLIES	91.86
12/15/2020	MARKIM GROUP, THE, J. MARK MATTHEWS	MISCELLANEOUS OPERATING COSTS	715.00
12/15/2020	MATHEWSON, ERIN	MISCELLANEOUSCONTRACTED SERVIC	200.00
12/15/2020	MONCRIEF, RHONDA	OTHER REVENUES FROM LOCAL SOUR	293.14
12/15/2020	PEPWEAR, LLC	MISCELLANEOUS OPERATING COSTS	3,181.55
12/15/2020	PHILLIPS, SONYA	OTHER REVENUES FROM LOCAL SOUR	220.31
12/15/2020	ROLLINS, CASSANDRA	OTHER REVENUES FROM LOCAL SOUR	293.14
12/15/2020	ROSENBERGER, AMELIA	MISCELLANEOUSCONTRACTED SERVIC	300.00
12/15/2020	SANCHEZ, RUDY	MISCELLANEOUSCONTRACTED SERVIC	400.00
12/15/2020	STORM, AUSTIN	MISCELLANEOUSCONTRACTED SERVIC	200.00
12/15/2020	TAFE REGION XI, C/O H. KELLEY	MISCELLANEOUS OPERATING COSTS	50.00
12/15/2020	TMEA REGION 5 MS/JH BAND	MISCELLANEOUS OPERATING COSTS	310.00
12/15/2020	TMEA REGION 5 BAND	MISCELLANEOUS OPERATING COSTS	2,004.00
12/15/2020	VISTAPRINT NETHERLANDS BV	MISCELLANEOUSCONTRACTED SERVIC	132.09
12/15/2020	WATKINS, JONATHAN	MISCELLANEOUSCONTRACTED SERVIC	400.00
12/15/2020	WESTERN - BRW PAPER CO, OVOL USA	GENERAL SUPPLIES	84.75
12/16/2020	ARI RAE DESIGNS	GENERAL SUPPLIES	221.79
12/16/2020	ARI RAE DESIGNS	MISCELLANEOUSCONTRACTED SERVIC	318.21
12/16/2020	CITIBANK	GENERAL SUPPLIES	821.40
12/16/2020	CITIBANK	MISCELLANEOUS OPERATING COSTS	294.75
12/16/2020	DAVIS, JOSH	MISCELLANEOUSCONTRACTED SERVIC	800.00
12/16/2020	FAMILY, CAREER & COMMUNITY LEADERS OF AMEI	MISCELLANEOUS OPERATING COSTS	510.00
12/16/2020	FINLEY, MARK	MISCELLANEOUSCONTRACTED SERVIC	800.00
12/16/2020	HOBBY LOBBY STORES, INC.	MISCELLANEOUS OPERATING COSTS	22.74
12/16/2020	JASON'S DELI, MANSFIELD	MISCELLANEOUS OPERATING COSTS	104.85
12/16/2020	KEY CLUB INTERNATIONAL	MISCELLANEOUS OPERATING COSTS	390.00
12/16/2020	LANDERS, STE'FON	MISCELLANEOUSCONTRACTED SERVIC	550.00
12/16/2020	TEXAS MUSIC EDUCATORS ASSOCIATION	MISCELLANEOUS OPERATING COSTS	-140.00
12/16/2020	TMEA REGION 5 MS/JH BAND	MISCELLANEOUS OPERATING COSTS	140.00
865 - STUDENT ACTIVITY FUND			41,145.50
876 - CAMPUS SUNSHINE FUNDS			
12/9/2020	FLOWERS, ETC	DUE TO OTHER	145.47
12/10/2020	CITIBANK	DUE TO OTHER	638.33
876 - CAMPUS SUNSHINE FUNDS			783.80
135			6,282,559.38

MANSFIELD INDEPENDENT SCHOOL DISTRICT
Fund Disbursement Report for 12/1/2020 through 12/31/2020

<u>FUND</u>	<u>TOTAL</u>
181 - ATHLETIC FUND	164,525.64
195 - ADVERTISING FUND	55,370.06
196 - SPECIAL OPERATING FUND	20,681.24
197 - TECHNOLOGY PROJECTS	196,818.65
198 - HIGH SCHOOL ALLOTMENT	2,309.16
199 - GENERAL OPERATING	2,613,540.37
211 - ESEA TITLE I; IMPROVING BASIC	130,957.33
224 - IDEA-B FORMULA	77,884.45
225 - IDEA-B PRE-SCHOOL	158.74
240 - CHILD NUTRITION FUND	448,761.19
244 - CAREER & TECHNOLOGY BASIC GRAN	12,830.10
255 - TITLE II, PART A: TEA/PRIN TRA	22,149.06
263 - TITLE III, PART A, LIMITED ENG	694.93
289 - LEP PROGRAM	1,625.78
410 - STATE TEXTBOOK FUND	810,143.38
461 - GOVERNMENT ACTIVITY FUND	51,781.33
492 - FALL 2011 EDUCATION FOUND GRAN	280.11
498 - MISCELLANEOUS GRANTS	39.99
599 - DEBT SERVICE FUND	18,081.25
611 - 2011 BOND PROGRAM	248,086.22
617 - 2017 BOND PROGRAM	1,322,512.61
711 - DAY CARE	9,317.81
712 - NATATORIUM	28,851.42
823 - SCHOLARSHIPS	1,500.00
826 - UIL	1,729.26
865 - STUDENT ACTIVITY FUND	41,145.50
876 - CAMPUS SUNSHINE FUNDS	783.80
	<hr/> 6,282,559.38 <hr/> <hr/>

**Mansfield ISD
Payroll Check Summary Report
2020-2021**

	Check(s) Reported	Deposit(s) Reported	Contract Pay +	Other Pay +	Taxable Benefits +	Federal Tax Shelter Amt -	Gross Subject to Fed Tax =	Federal Tax -	State Tax -	Soc Sec Tax -	Other Deductions -	Reimbursed Deductions +	Taxable Benefits -	Net Pay =	
Summary Totals	07/01-07/31/2020	74	5,450	17,467,852.92	1,830,690.03	0.00	2,822,603.68	16,475,939.27	1,419,613.52	0.00	264,066.66	617,635.75	0.00	0.00	14,174,623.34
Summary Totals	08/01-08/31/2020	88	4,997	17,511,712.85	1,658,370.89	0.00	2,896,548.74	16,273,535.00	1,407,634.72	0.00	261,019.00	574,136.30	0.00	0.00	14,030,744.98
Summary Totals	09/01-09/30/2020	110	5,487	17,610,949.56	2,270,743.85	0.00	2,975,393.41	16,906,300.00	1,425,877.55	0.00	270,847.74	614,812.34	0.00	0.00	14,594,762.37
Summary Totals	10/01-10/31/2020	100	6,067	17,707,560.49	2,552,025.04	0.00	3,011,067.70	17,248,517.83	1,440,535.33	0.00	276,243.29	653,859.68	0.00	0.00	14,877,879.53
Summary Totals	11/01-11/30/2020	82	5,691	17,664,728.80	2,328,651.81	0.00	3,002,433.68	16,990,946.93	1,419,037.78	0.00	272,402.16	653,846.60	0.00	0.00	14,645,660.39
Summary Totals	12/01/12/31/2020	124	7,100	17,700,608.60	3,532,557.66	0.00	3,120,940.41	18,112,225.85	1,498,398.75	0.00	290,011.64	675,934.14	0.00	0.00	15,647,881.32
Summary Totals	01/01-01/31/2021														
Summary Totals	02/01-02/28/2021														
Summary Totals	03/01-03/31/2021														
Summary Totals	04/01-04/30/2021														
Summary Totals	05/01-05/31/2021														
Summary Totals	06/01-06/30/2021														
Summary Totals	2020-2021	578	34,792	105,663,413.22	14,173,039.28	0.00	17,828,987.62	102,007,464.88	8,611,097.65	0.00	1,634,590.49	3,790,224.81	0.00	0.00	87,971,551.93

MANSFIELD INDEPENDENT SCHOOL DISTRICT
12/01/2020 through 12/31/2020

<u>DATE PAID</u>	<u>VENDOR NAME</u>	<u>AMOUNT</u>	<u>INVOICE DESCRIPTION</u>
12/17/2020	RED GOLD LLC	45,027.84	Food
12/3/2020	LABATT FOOD SERVICE	78,138.55	Food
12/10/2020	LABATT FOOD SERVICE	88,983.77	Food
12/10/2020	NEW DAIRY OPCO, LLC	30,215.34	Milk
12/17/2020	LABATT FOOD SERVICE	50,739.42	Food
12/17/2020	NEW DAIRY OPCO, LLC	26,509.09	Food
12/9/2020	ARLINGTON UTILITIES	48,948.07	Utilities - Water
12/15/2020	PEARSON CLINICAL ASSESSMENT DIVISION	26,410.14	Testing Materials
12/1/2020	DELCOM GROUP LP	54,739.00	Technology Equipment
12/1/2020	EARTHWORKS INC	40,114.00	Fall Lawn Care
12/1/2020	FOLLETT SCHOOL SOLUTIONS, INC	760,747.08	District wide library books, textbooks
12/3/2020	CREATIVE RISK FUNDING INC	25,918.18	October 2020 Claims Cost for MISD
12/3/2020	MEDHEALTH	84,233.22	20-21 Renewal of MISD District Clinic
12/9/2020	CITY OF MANSFIELD	62,964.43	Utilities - Water
12/9/2020	DELCOM GROUP LP	198,819.65	Chromebook Services - MISD
12/9/2020	REPUBLIC SERVICES INC	44,811.62	Utilities - Trash
12/9/2020	SUNSET CROSSING SF LTD	27,634.00	611 - 206 Lillard Lift Station Abandonment
12/9/2020	MBM FINANCIAL INTERESTS, LP	183,285.00	Yearly Marimon Contract 2020-2021
12/10/2020	KROGER TEXAS LP R50064	27,751.57	District wide snacks, supplies
12/15/2020	CARDINAL'S SPORTS CENTER INC	43,385.73	Supplies track and basketball
12/15/2020	CENTRAL APPRAISAL DISTRICT OF JOHNSON COUNTY	48,252.31	Property Tax Appraisal Services
12/15/2020	GENUINE PARTS COMPANY-NAPA	33,509.02	Shop supplies district vehicles, Auto tech
12/15/2020	HUCKABEE AND ASSOCIATES, INC	37,560.65	New Intermediate, New Elementary
12/15/2020	INTEGRATED SYSTEMS CORPORATION	48,000.00	Service Bureau Subscription Fee
12/15/2020	LEE LEWIS CONSTRUCTION, INC	108,248.56	Newsom Stadium rooftop units, Donna Shepard Construction
12/15/2020	LONE STAR FURNISHINGS, LLC	34,454.00	611 - Furniture for Donna Shepard Cafe - 2nd order
12/15/2020	POGUE CONSTRUCTION CO., LP	1,158,128.41	617 - McKinzey Middle School
12/15/2020	TIER 1 INVESTIGATION & PROTECTION	55,286.40	Police Services 2019-2020
12/15/2020	TRUGREEN LIMITED PARTNERSHIP	39,379.10	Fall Pre & Post
12/16/2020	ATMOS ENERGY	25,191.16	Utilities - Gas
12/16/2020	CAVALLO ENERGY TEXAS, LLC	367,849.18	Utilities - Electricity
12/16/2020	AMAZON CAPITAL SERVICES INC	43,664.39	District wide supplies
12/16/2020	HUCKABEE AND ASSOCIATES, INC	183,634.50	611 - Mission Center - Design
	Total	<u>4,132,533.38</u>	

**MANSFIELD INDEPENDENT SCHOOL DISTRICT
GENERAL FUND 181-199
STATEMENT OF REVENUES, EXPENDITURES, AND CHANGES IN FUND BALANCE
FOR THE SIX MONTHS ENDING DECEMBER 31, 2020**

	CURRENT YEAR 2020-2021					PRIOR YEAR 2019-2020				
	Original Budget	Amended Budget	December 2020	Actual Year to Date	Actual to Budget	Original Budget	Amended Budget	December 2019	Actual Year to Date	Actual to Budget
REVENUES:										
Local and Intermediate Sources	\$ 145,444,659	\$ 147,470,659	\$ 80,759,736	\$ 96,756,680	65.61%	\$ 147,143,871	\$ 154,333,192	\$ 78,124,489	\$ 93,240,298	60.41%
State Program Revenues	165,245,615	168,245,615	3,799,638	118,901,161	70.67%	155,574,161	156,786,602	2,314,878	109,753,867	70.00%
Federal Program Revenues	2,700,000	2,700,000	153,776	604,832	22.40%	4,682,000	4,682,000	340,672	1,009,258	21.56%
Other Financing Sources	-	-	66,593	154,596	0.00%	550,000	550,000	55,697	158,087	28.74%
Total revenues	\$ 313,390,274	\$ 318,416,274	\$ 84,779,743	\$ 216,417,269	67.97%	\$ 307,950,032	\$ 316,351,794	\$ 80,835,736	\$ 204,161,510	64.54%
EXPENDITURE SUMMARY BY FUNCTION:										
11 - Instructional	191,566,033	195,842,740	15,365,936	94,703,407	48.36%	\$ 188,278,316	\$ 181,958,678	\$ 16,898,129	\$ 92,070,747	50.60%
12 - Instructional Resources and Media Services	3,630,869	3,651,326	295,359	1,789,834	49.02%	3,697,272	3,663,960	312,440	1,804,564	49.25%
13 - Curriculum and Instructional Staff Development	4,394,505	4,392,724	335,286	1,885,441	42.92%	3,923,649	4,200,864	354,595	2,017,416	48.02%
21 - Instructional Leadership	4,226,566	4,265,628	330,537	1,970,259	46.19%	3,659,198	4,130,214	334,007	2,049,670	49.63%
23 - School Leadership	19,035,796	19,276,924	1,551,941	9,426,589	48.90%	18,813,219	18,657,906	1,554,165	9,129,984	48.93%
31 - Guidance, Counseling and Evaluation	10,211,547	10,305,106	763,916	4,791,123	46.49%	10,005,860	10,032,684	782,711	4,866,215	48.50%
32 - Social Work Services	-	-	-	-	0.00%	-	-	-	-	0.00%
33 - Health Services	5,619,162	6,168,191	388,016	3,166,772	51.34%	4,528,610	4,526,134	378,076	2,148,856	47.48%
34 - Student (Pupil) Transportation	14,126,297	14,181,200	1,368,043	7,333,989	51.72%	12,590,691	13,903,659	1,016,749	7,079,312	50.92%
35 - Food Services	12,000	62,459	-	-	0.00%	-	37,000	-	9,299	25.13%
36 - Cocurricular/Extra Curricular Activities	9,777,096	9,950,351	867,442	4,478,894	45.01%	8,918,605	10,156,286	967,070	5,029,244	49.52%
41 - General Administration	8,392,843	7,599,143	536,937	3,331,003	43.83%	7,456,194	7,384,808	488,400	3,434,998	46.51%
51 - Plant Maintenance and Facility Services	34,120,668	35,898,045	2,737,434	15,838,192	44.12%	32,378,650	31,932,359	2,315,197	14,392,958	45.07%
52 - Security and Monitoring Services	6,729,693	6,784,558	634,635	3,276,886	48.30%	6,494,366	7,314,230	693,233	3,310,691	45.26%
53 - Data Processing Services	5,022,339	4,967,676	275,456	2,626,780	52.88%	4,932,226	4,927,012	363,954	2,619,441	53.16%
61 - Community Services	354,306	352,827	13,712	132,166	37.46%	328,872	585,398	16,097	235,531	40.23%
71 - Debt Administration - Principal	340,789	340,789	-	40,324	11.83%	348,136	348,231	-	157,503	45.23%
81 - Facilities and Acquisition & Construction	-	-	-	-	0.00%	-	-	-	453	0.00%
93 - Shared Service Arrangement	-	-	-	-	0.00%	-	-	-	-	0.00%
95 - Payments to Juvenile Justice Alternative Program	25,000	25,000	-	-	0.00%	25,000	25,000	-	-	0.00%
99 - Other intergovernmental Charges	1,258,388	1,258,388	48,252	647,485	51.45%	1,212,824	1,222,005	40,566	621,419	50.85%
Other Financing Uses	-	500,000	-	-	0.00%	-	10,761,450	5,000,000	5,011,500	46.57%
Total expenditures	\$ 318,843,897	\$ 325,823,075	\$ 25,512,902	\$ 155,439,144	47.71%	\$ 307,591,688	\$ 315,767,878	\$ 31,515,389	\$ 155,989,801	49.40%
EXPENDITURE SUMMARY BY OBJECT:										
61XX - Payroll Costs	\$ 269,442,823	\$ 271,305,354	\$ 23,075,457	\$ 130,824,718	48.22%	\$ 261,511,154	\$ 258,941,954	\$ 21,773,266	\$ 127,733,431	49.33%
62XX - Professional and Contracted Services	24,099,902	24,885,838	1,536,196	8,980,404	36.09%	22,726,522	24,677,380	1,975,156	11,044,143	44.75%
63XX - Supplies and Materials	16,490,357	20,505,332	783,845	10,950,368	53.40%	16,274,536	14,204,548	2,329,248	7,647,132	53.84%
64XX - Other Operating Expenses	6,988,275	6,869,140	117,404	3,499,170	50.94%	5,325,878	5,258,839	426,387	3,180,412	60.48%
65XX - Debt Administration	340,789	340,789	-	40,324	11.83%	348,136	348,231	-	157,503	45.23%
66XX - Capital Outlay Expenses	1,481,751	1,416,622	-	1,144,160	80.77%	1,405,462	1,575,476	11,332	1,215,680	77.16%
89XX - Other Uses	-	500,000	-	-	0.00%	-	10,761,450	5,000,000	5,011,500	46.57%
Total expenditures	\$ 318,843,897	\$ 325,823,075	\$ 25,512,902	\$ 155,439,144	47.71%	\$ 307,591,688	\$ 315,767,878	\$ 31,515,389	\$ 155,989,801	49.40%
Excess (Deficiency) of Revenues Over Expenditures	\$ (5,453,623)	\$ (7,406,801)	\$ 59,266,841	\$ 60,978,125		\$ 358,344	\$ 583,916	\$ 49,320,347	\$ 48,171,709	

Audited Fund Balance, July 1, beginning 103,200,817

Estimated Fund Balance, December 31, ending \$ 139,164,178,942

MANSFIELD INDEPENDENT SCHOOL DISTRICT
STUDENT NUTRITION - FUND 240-242
STATEMENT OF REVENUES, EXPENDITURES, AND CHANGES IN FUND BALANCE
FOR THE SIX MONTHS ENDING DECEMBER 31, 2020

	CURRENT YEAR 2020-2021					PRIOR YEAR 2019-2020				
	Original Budget	Amended Budget	December 2020	Actual Year to Date	Actual to Budget	Original Budget	Amended Budget	December 2019	Actual Year to Date	Actual to Budget
REVENUES:										
Local and Intermediate Sources	\$ 7,048,575	\$ 12,915,325	\$ 85,595	\$ 630,691	4.88%	\$ 7,066,933	\$ 3,066,933	\$ 513,552	\$ 3,162,290	0.00%
State Program Revenues	86,500	94,500	50,280	175,525	0.00%	86,500	86,500	-	3,896	4.50%
Federal Program Revenues	10,706,860	11,850,584	898,732	4,288,244	36.19%	10,573,798	10,850,673	736,079	4,548,092	41.92%
Less Indirect Costs Transferred to General Fund	-	-	-	-	0.00%	-	-	-	-	0.00%
Other Financing Sources	25,000	25,000	-	-	0.00%	75,000	1,300,300	-	12,054	0.93%
Total revenues	\$ 17,866,935	\$ 24,885,409	\$ 1,034,607	\$ 5,094,460	20.47%	\$ 17,802,231	\$ 15,304,406	\$ 1,249,631	\$ 7,726,332	50.48%
EXPENDITURES:										
35 - Food Services	\$ 17,373,237	\$ 10,933,594	\$ 1,114,029	\$ 5,345,531	48.89%	\$ 18,061,977	\$ 16,326,977	\$ 1,044,752	\$ 8,288,630	50.77%
51 - Plant Maintenance and Facility Services	277,903	277,903	19,164	98,383	35.40%	262,299	297,299	24,578	138,172	46.48%
Other Financing Uses	-	-	-	-	0.00%	-	-	-	-	0.00%
Total expenditures	\$ 17,651,140	\$ 11,211,497	\$ 1,133,193	\$ 5,443,914	48.56%	\$ 18,324,276	\$ 16,624,276	\$ 1,069,330	\$ 8,426,802	50.69%
EXPENDITURE SUMMARY BY OBJECT CODE:										
61XX - Payroll Costs	\$ 7,405,370	\$ 5,057,370	\$ 709,559	\$ 3,153,220	62.35%	\$ 6,719,973	\$ 6,754,973	\$ 576,384	\$ 3,322,419	49.18%
62XX - Professional and Contracted Services	209,508	101,483	1,038	29,096	28.67%	182,851	240,730	1,447	130,447	54.19%
63XX - Supplies and Materials	10,000,762	6,012,314	422,100	2,247,445	37.38%	10,574,574	8,843,668	487,755	4,237,652	47.92%
64XX - Other Operating	35,500	40,330	496	14,153	35.09%	72,525	55,291	3,744	33,880	61.28%
66XX - Capital Outlay	-	-	-	-	0.00%	774,353	729,614	-	702,404	96.27%
Total expenditures	\$ 17,651,140	\$ 11,211,497	\$ 1,133,193	\$ 5,443,914	48.56%	\$ 18,324,276	\$ 16,624,276	\$ 1,069,330	\$ 8,426,802	50.69%
Excess (Deficiency) of Revenues Over Expenditures	\$ 215,795	\$ 13,673,912	\$ (98,586)	\$ (349,454)		\$ (522,045)	\$ (1,319,870)	\$ 180,301	\$ (700,470)	

Audited Fund Balance, July 1, beginning 514,143

Estimated Fund Balance, December 31, ending \$ 164,689

MANSFIELD INDEPENDENT SCHOOL DISTRICT
DEBT SERVICE - FUND 599
STATEMENT OF REVENUES, EXPENDITURES, AND CHANGES IN FUND BALANCE
FOR THE SIX MONTHS ENDING DECEMBER 31, 2020

	CURRENT YEAR 2020-2021					PRIOR YEAR 2019-2020				
	Original Budget	Amended Budget	December 2020	Actual Year to Date	Actual to Budget	Original Budget	Amended Budget	December 2019	Actual Year to Date	Actual to Budget
REVENUES:										
Local and Intermediate Sources	\$ 70,798,347	\$ 70,798,347	\$ 41,198,584	\$ 48,183,459	68.06%	\$ 72,865,846	\$ 74,057,446	\$ 39,285,029	\$ 46,250,896	62.45%
State Program Revenues	1,224,506	1,224,506	1,289,732	1,289,732	0.00%	-	1,434,160	-	1,386,055	96.65%
Other Financing Sources		456,165,201	-	456,165,201	100.00%	-	-	59,833,519	59,833,519	0.00%
Total revenues	\$ 72,022,853	\$ 528,188,054	\$ 42,488,316	\$ 505,638,392	95.73%	\$ 72,865,846	\$ 75,491,606	\$ 99,118,548	\$ 107,470,470	142.36%
EXPENDITURES:										
71 - Debt Services	\$ 72,022,853	\$ 74,767,072	\$ 18,081	\$ 22,494,767	30.09%	\$ 58,300,809	\$ 65,197,921	\$ 428,955	\$ 18,629,258	28.57%
Other Financing Uses		453,389,630	-	453,389,630	100.00%	-	-	59,405,624	59,405,624	0.00%
Total expenditures	\$ 72,022,853	\$ 528,156,702	\$ 18,081	\$ 475,884,397	90.10%	\$ 58,300,809	\$ 65,197,921	\$ 59,834,579	\$ 78,034,882	119.69%
EXPENDITURE SUMMARY BY OBJECT CODE:										
65XX - Debt Services	\$ 72,022,853	\$ 74,767,072	\$ 18,081	\$ 22,494,767	30.09%	\$ 58,300,809	\$ 65,197,921	\$ 428,955	\$ 18,629,258	28.57%
Other Financing Uses		453,389,630	-	453,389,630	100.00%	-	-	59,405,624	59,405,624	0.00%
Total expenditures	\$ 72,022,853	\$ 528,156,702	\$ 18,081	\$ 475,884,397	90.10%	\$ 58,300,809	\$ 65,197,921	\$ 59,834,579	\$ 78,034,882	119.69%
Excess (Deficiency) of Revenues Over Expenditures	\$ -	\$ 31,352	\$ 42,470,235	\$ 29,753,995		\$ 14,565,037	\$ 10,293,685	\$ 39,283,969	\$ 29,435,588	

Audited Fund Balance, July 1, beginning 58,248,365

Estimated Fund Balance, December 31, ending \$ 88,002,360

**MANSFIELD INDEPENDENT SCHOOL DISTRICT
CAPITAL PROJECTS - FUND 698
STATEMENT OF REVENUES, EXPENDITURES, AND CHANGES IN FUND BALANCE
FOR THE SIX MONTHS ENDING DECEMBER 31, 2020**

	CURRENT YEAR 2020-2021					PRIOR YEAR 2019-2020												
	Original Budget	Amended Budget	December 2020	Actual Year to Date	Actual to Budget	Original Budget	Amended Budget	December 2019	Actual Year to Date	Actual to Budget								
REVENUES:																		
Local and Intermediate Sources	\$	-	\$	-	\$	-	\$	-	\$	-	0.00%							
State Program Revenues		-		-		-		-		-	0.00%							
Federal Program Revenues		-		-		-		-		-	0.00%							
Other Financing Sources		-		-		-	4,339,402		-		0.00%							
Total revenues	\$	-	\$	-	\$	-	\$	4,339,402	\$	-	0.00%							
EXPENDITURES:																		
36 - Cocurricular/Extra Curricular Activities	\$	-	\$	-	\$	-	\$	-	\$	-	0.00%							
41 - Audit Services		-		-		-		-		-	0.00%							
51 - Plant Maintenance and Facility Services		-		-		-		-		-	0.00%							
71 - Debt Service		-		-		-		-		-	0.00%							
81 - Facilities and Acquisition & Construction	66,411	1,299,204		649,316	49.98%	310,454	5,869,682	34,560	(145,610)	-2.48%								
Other Financing Uses		-		-		-		-		-	0.00%							
Total expenditures	\$	66,411	\$	1,299,204	\$	-	\$	649,316	49.98%	\$	310,454	\$	5,869,682	\$	34,560	\$	(145,610)	-2.48%
EXPENDITURE SUMMARY BY OBJECT CODE:																		
61XX - Payroll Costs	\$	-	\$	-	\$	-	\$	-	\$	-	0.00%							
62XX - Professional and Contracted Services		-	5,950		5,950	100.00%	2,022		-		0.00%							
63XX - Supplies		-		-		-	58,301	34,560	34,560	59.28%								
64XX - Other Operating Expenses		-		-		-		-		0.00%								
65XX - Debt Services		-		-		-		-		0.00%								
66XX - Capital Outlay Expenses	66,411	1,293,254		643,366	49.75%	308,432	5,811,381		(180,170)	-3.10%								
89XX - Other Uses		-		-		-		-		0.00%								
Total expenditures	\$	66,411	\$	1,299,204	\$	-	\$	649,316	49.98%	\$	310,454	\$	5,869,682	\$	34,560	\$	(145,610)	-2.48%
Excess (Deficiency) of Revenues Over Expenditures	\$	(66,411)	\$	(1,299,204)	\$	-	\$	(649,316)	\$	(310,454)	\$	(1,530,280)	\$	(34,560)	\$	145,610		

Audited Fund Balance, July 1, beginning	76,659
Estimated Fund Balance, December 31, ending	<u>\$ (572,657)</u>

**MANSFIELD INDEPENDENT SCHOOL DISTRICT
CAPITAL PROJECTS - 611
FOR THE SIX MONTHS ENDING DECEMBER 31, 2020**

Description	2011-12 Budget	2011-12 FYTD Activity	Adjustments Budget	All Prior Years FYTD Activity	2019-2020 FYTD Activity	2020-2021 FYTD Activity	Total	Percent Complete	Encumbered Balance	Total Projected Project Cost
Bond Proceeds	\$ 198,530,000		\$ 198,530,000	\$ -	\$ -	\$ -	\$ 198,530,000			
Interest Income				1,000,986	42,768	374	1,044,128			
Total Revenue	\$ 198,530,000		\$ 198,530,000	\$ 1,000,986	\$ 42,768	\$ 374	\$ 199,574,128			

----- 000	Support Costs 000/493/494/999	\$ 12,754,723		\$ 1,989,214	\$ 13,433,620	\$ 10,098,864	\$ 2,292	\$ -	\$ 10,101,156	75.19%	\$ 135	\$ 10,101,291	
----- 911	Tarver Rendon ES - Replacement			15,926	16,519,083	16,513,591	-	-	16,513,591	99.97%	-	16,513,591	complete
----- 911	JL Boren ES - Replacement	83,902,594		(434,014)	15,669,359	15,377,594	-	-	15,377,594	98.14%	-	15,377,594	complete
----- 911	Alice Ponder ES - Replacement	83,902,594		(434,014)	15,375,418	15,375,144	-	-	15,375,144	100.00%	-	15,375,144	complete
----- 911	Glenn Harmon ES - Replacement	83,902,594		(434,014)	18,084,856	17,815,777	-	-	17,815,777	98.51%	-	17,815,777	complete
----- 911	Charlotte Anderson ES - Replacement	83,902,594		(434,014)	18,215,538	17,411,771	-	-	17,411,771	95.59%	-	17,411,771	complete
----- 911	Judy K Miller ES - FFE				329,390	245,953	-	-	245,953	74.67%	-	245,953	complete
----- 935	Playground Irrigation	708,863		6,913	715,776	715,770	-	-	715,770	100.00%	-	715,770	complete
----- 936	Wireless Systems (DW)	4,650,776		(366,092)	4,262,583	4,249,901	-	-	4,249,901	99.70%	-	4,249,901	complete
----- 937	Security System (DW)	7,457,713		593,409	7,984,290	7,777,629	-	-	7,777,629	97.41%	-	7,777,629	complete
----- 938	ADA Canopies	916,786		(254,177)	662,609	662,609	-	-	662,609	100.00%	-	662,609	complete
----- 939	Power Factor Correction	423,916		16,655	427,563	426,251	-	-	426,251	99.69%	-	426,251	complete
----- 940	Package 1 Renovations (4 schools)	30,563,512		(2,594,750)	27,976,118	27,859,756	-	-	27,859,756	99.58%	-	27,859,756	complete
----- 941	Package 2 Renovations (2 Schools)	22,049,724		(1,693,084)	20,084,832	19,344,129	-	-	19,344,129	96.31%	-	19,344,129	complete
----- 942	Package 3 Renovations (2 schools)	9,511,746		600,000	10,097,746	10,004,040	-	-	10,004,040	99.07%	-	10,004,040	complete
----- 943	Wave 1 Renovations (16 schools)	22,018,260		2,120,000	24,279,164	24,106,263	-	-	24,106,263	99.29%	-	24,106,263	complete
----- 944	Wave 2 Renovations (16 schools)	3,571,387		-	3,775,665	3,421,476	-	-	3,421,476	90.62%	-	3,421,476	complete
----- 945	Package 2B Addtl Irrigation/Landscape				800,790	626,521	-	-	626,521	78.24%	-	626,521	complete
----- 947	Dr. Sarah Jandrucko Academy for Early Learners				2,465,985	2,712,073	953	-	2,713,026	100.00%	-	2,713,026	complete
----- 948	Old Tarver Rendon Demolition				200,000	140,585	-	-	140,585	70.29%	-	140,585	complete
----- 951	BBCTA Renovations				2,200,000	2,121,840	4,116	-	2,125,956	96.63%	-	2,125,956	complete
----- 956	Asa Low Driveway				1,400,000	-	695,371	23,934	719,305	51.38%	675,868	1,395,173	
----- 957	Lillard Lift Station				190,580	-	8,576	182,004	190,580	100.00%	-	190,580	complete
----- 958	Center				18,700	-	-	18,700	18,700	100.00%	-	18,700	complete
----- 959	Transportation				20,042	-	-	20,042	20,042	100.00%	-	20,042	complete
----- 982	Natorium (705)				96,916	-	91,848	5,068	96,916	100.00%	-	96,916	complete
----- 985	Timberview BallField Restoration				164,990	164,990	-	-	164,990	100.00%	-	164,990	complete
----- 986	Donna Shepard IS - FF&E				68,908	-	-	68,908	68,908	100.00%	-	68,908	complete
----- 999	Mission Center				244,846	-	-	183,635	183,635	75.00%	61,212	244,846	
----- 450	Maintenance Vehicle/Equipment				9,800	-	-	9,800	9,800	100.00%	93,810	103,610	
----- 455	Custodial Vehicle				50,214	-	-	49,914	49,914	99.40%	-	49,914	complete
Total		\$ 450,237,782	0	-1,302,042	\$ 205,825,381	\$ 197,172,527	\$ 803,156	\$ 562,005	\$ 198,537,688	96.46%	\$ 831,025	\$ 199,368,712	

Excess of Revenues over Expenditures \$ (251,707,782)

Beginning Fund Balance

Ending Fund Balance

Skyward

Huckabee

2011 Bond Proceeds	\$ 198,530,000
- Expenditures	198,537,688
- Encumbrances	831,025
Sub Total	\$ (838,712)
Interest	1,044,128
Available Funds	\$ 205,416

**MANSFIELD INDEPENDENT SCHOOL DISTRICT
CAPITAL PROJECTS - 617
FOR THE SIX MONTHS ENDING DECEMBER 31, 2020**

Description		Budget	All Prior Years FY Activity	2019-2020 FY Activity	2020-21 FYTD Activity	Total Activity	Percent Complete	Encumbered Balance	Total Projected Project Cost
7900	Bond Issuance Proceeds	\$ 275,000,000	\$ 100,894,894	\$ 176,338,730	\$ -	\$ 277,233,624			
5700	Interest Income	-	1,756,039	1,770,319	233,487	3,759,845			
5800	State Revenue	-	89,606	49,517	16,169	155,292			
	Total Revenue	\$ 275,000,000	\$ 102,740,539	\$ 178,158,566	\$ 249,656	\$ 281,148,761			
-- ----	--- 000 Support Costs 010/494/800/917/999	\$ 8,726,716	\$ 2,911,749	\$ 2,041,892	\$ 252,748	\$ 5,206,389	59.66%	\$ 648,205	\$ 5,854,594
-- ----	--- 700 Multiple Elementary Schools	15,991,793	7,892,401	4,102,686	70,801	12,065,888	75.45%	704,724	12,770,612
-- ----	--- 701 Multiple Intermediate Schools	8,874,820	1,970,662	3,766,258	1,408,442	7,145,362	80.51%	1,366,759	8,512,121
-- ----	--- 702 Multiple Middle School	26,020,020	2,375,967	16,710,156	(121,205)	18,964,918	72.89%	4,284,513	23,249,431
-- ----	--- 703 Multiple High Schools, BBIA, Phonix Academ	70,496,007	39,172,935	26,253,699	(1,321,118)	64,105,516	90.93%	4,944,997	69,050,513
-- ----	--- 704 Griffin, Transportation, 6th Avenue	58,190	-	-	-	-	0.00%	2,893	2,893
-- ----	--- 705 Newsome Stadium & Natatorium	2,770,906	1,484,450	99,828	235,080	1,819,358	65.66%	75,943	1,895,301
-- ----	--- 706 Multiple Facilities	2,978,541	779,084	1,340,365	(73,203)	2,046,246	68.70%	345,648	2,391,894
-- ----	--- 707 Brenda Norwood ES - New	28,569,496	5,131,165	16,241,489	3,721,443	25,094,097	87.84%	7,097,959	32,192,056
-- ----	--- 708 Alma Martinez IS - New	49,597,757	7,508,320	23,317,784	5,590,520	36,416,624	73.42%	9,654,056	46,070,680
-- ----	--- 709 Charlene McKinzey MS - New	60,915,754	12,740,607	34,652,032	4,394,664	51,787,303	85.01%	8,613,009	60,400,312
	Total	\$ 275,000,000	\$ 81,967,340	\$ 128,526,189	\$ 14,158,172	\$ 224,651,701	81.69%	\$ 37,738,706	\$ 262,390,407

*Negative expense is due to retainage

Excess of Revenues over Expenditures

Beginning Fund Balance

Ending Fund Balance

2017 Bond Proceeds	\$ 275,000,000
- Expenditures	224,651,701
- Encumbrances	37,738,706
Sub Total	\$ 12,609,593
Interest Income	3,759,845
Available Funds	\$ 16,369,438

**MANSFIELD INDEPENDENT SCHOOL DISTRICT
SPECIAL REVENUE FUNDS, EXCLUDING FUND 240 SCHOOL NUTRITION
MONTHLY AND YEAR TO DATE BUDGET STATUS**

FOR THE SIX MONTHS ENDING DECEMBER 31, 2020

FUND NUMBER	FUND DESCRIPTION	CFDA #	NOGA ID	Begin Date	End Date	Expenditures			
						GRANT AWARD/ROLL FORWARD AMOUNTS	MONTHLY ACTUAL	GRANT YEAR TO DATE ACTUAL	% EXPENDED
211	ESEA TITLE I-A	84.010A	20610101220908	7/1/2019	9/30/2020	3,878,938	27,684	3,484,568	89.83%
211	ESEA TITLE I-A	84.010A	21610101220908	7/1/2020	9/30/2021	3,823,493	333,158	1,217,264	31.84%
224	IDEA-B FORMULA	84.027A	206600012209086000	7/1/2019	9/30/2020	5,443,532	32,105	4,874,513	89.55%
224	IDEA-B FORMULA	84.027A	216600012209086600	7/1/2020	9/30/2021	5,245,519	335,924	1,556,408	29.67%
225	IDEA -B PRESCHOOL	84.173A	206610012209086000	7/1/2019	9/30/2020	86,454	-	73,013	84.45%
225	IDEA -B PRESCHOOL	84.173A	216610012209086610	7/1/2020	9/30/2021	57,030	1,737	7,553	13.24%
244	CARL PERKINS GRANT FOR CAREER	84.048A	20420006220908	7/1/2019	9/30/2020	289,243	-	262,491	90.75%
244	CARL PERKINS GRANT FOR CAREER	84.048A	21420006220908	7/1/2020	9/30/2021	235,778	14,053	51,727	21.94%
255	TITLE II-A, SUPPORTING EFFECTIVE INSTRUCTION	84.367A	20694501220908	7/1/2019	9/30/2020	834,862	15,545	512,930	61.44%
255	TITLE II-A, SUPPORTING EFFECTIVE INSTRUCTION	84.367A	21694501220908	7/1/2020	9/30/2021	709,719	69,727	210,287	29.63%
263	TITLE III-A, ELA	84.365A	20671001220908	7/1/2019	9/30/2020	362,883	103	332,933	91.75%
263	TITLE III-A, ELA	84.365A	21671001220908	7/1/2020	9/30/2021	333,338	16,944	53,130	15.94%
266	CARES ACT- ELEMENTARY&SECONDARY SCHOOL EMERGENCY RELIEF		20521001220908	8/3/2020	9/30/2021	2,988,307	-	2,974,071	99.52%
272	MAC-MEDICAID ADMIN CLAIMING	93.767	N/A	9/1/2020	6/30/2021	-	-	22,210	0.00%
276	INSTRUCTIONAL CONTINUITY	84.377A	17610740220908	5/13/2020	7/30/2021	24,000	-	-	0.00%
*277	CORONAVIRUS RELIEF FUND			7/1/2020	6/30/2021	1,000,000	-	1,000,000	100.00%
*282	AIR FORCE JR ROTC	N/A	N/A	9/1/2019		-	-	-	0.00%
*288	DOJ POLICE VEST	N/A	N/A	9/1/2019		-	-	-	0.00%
289	TITLE IV-A, SUBPART 1 STUDENT SUPPORT & ACADEMIC ENRICHMENT	84.424A	21680101220908	7/1/2020	9/30/2021	271,586	18,034	107,313	39.51%
385	ESC STATE SUPPLEMENT VISUALLY IMPAIRED	N/A	N/A	9/1/2020	6/30/2021	-	-	-	0.00%
397	ADVANCED PLACEMENT INCENTIVE	N/A	2501503	9/1/2019	6/30/2020	5,290	-	-	0.00%
410	STATE TEXTBOOK FUND	N/A	25001601	4/21/2019	3/31/2020	2,546,441	807,692	1,577,652	61.96%
427	READ TO SUCCEED	N/A	N/A	7/1/2019	9/30/2020	-	-	27	0.00%
429	TEACHER STIPEND	N/A	N/A	7/1/2019	9/30/2020	-	-	-	0.00%
429	LSG EXEMPLAR COHORT PILOT	N/A	N/A	9/1/2019	8/31/2020	-	-	-	0.00%
429	SPED FISCAL SUPPORT	N/A	NA	9/1/2019	5/31/2021	70,000	167	17,932	25.62%
429	SCHOOL SAFETY AND SECURITY GRANT	N/A	19055301220908	1/15/2020	5/31/2021	571,076	-	563,778	98.72%
461	CAMPUS ACTIVITY	N/A	N/A	7/1/2020	6/30/2021	4,328,809	52,569	306,596	7.08%
483	M-FUND	N/A	N/A	7/1/2020	6/30/2021	-	3,044	3,044	0.00%
492	FALL EDUCATION FOUNDATION GRANT	N/A	N/A	9/1/2020	12/31/2020	56,365	280	39,576	70.21%
492	ACADEMY FOR EARLY LEARNERS- JANDRUKO	N/A	N/A	7/1/2020	6/30/2021	114,779	-	11,796	10.28%
493	SPRING EDUCATION FOUNDATION GRANT	N/A	N/A	1/1/2020	12/31/2020	-	-	-	0.00%
*494	LOCKHEAD MARTIN GRANT	N/A	N/A	7/1/2020	9/30/2021	-	-	-	0.00%
*496	ALTERNATIVE PE	N/A	N/A			-	-	-	0.00%
497	TEXAS VOLKSWAGEN ENVIROMENTAL MITIGATION PROGRAM	N/A	N/A	5/19/2020	5/19/2022	236,094	-	-	0.00%
*498	MISCELLANEOUS GRANTS	N/A	N/A	7/1/2020	9/30/2021	6,640	40	1,908	28.73%
TOTAL SPECIAL REVENUE FUNDS						33,844,073	1,730,299	19,518,769	57.67%

* No specific end date.

** This negative is due to reclass of a few employees payroll from 211 year 10 to year 11. The net balance of the Payroll correction and AP is a -\$53.

** The carry forward is used to requisition textbooks in the summer for the upcoming school year.

*** Department of Airforce reimbursed MISD for ROTC cadets meal.

*** Two grants utilize the same fund (Pre-Kindergarten grant and the LEOSE grant).

*** Vendor refunded MISD for overcharging for services it provided to MISD

**MANSFIELD INDEPENDENT SCHOOL DISTRICT
BALANCE SHEET - GOVERNMENTAL FUNDS
FOR THE SIX MONTHS ENDING DECEMBER 31, 2020**

Data Control Codes	General Funds	Student Nutrition Fund	Debt Service Fund	Capital Projects Funds	Special Revenue Funds
Assets:					
1110 Cash and cash equivalents	\$ 196,233,961	\$ 230,299	\$ 36,532,833	\$ 57,837,622	\$ 7,696,608
1220 Delinquent property taxes receivables	5,600,135	-	2,749,144	-	-
1230 Allowance for uncollectible taxes (credit)	(1,364,688)	-	(669,935)	-	-
1240 Receivables from other governments	39,808,486	897,019	696,619	-	4,322,793
1250 Accrued interest/Unamortized Discount	69,769	-	-	11,500	-
1260 Due from other funds	-	-	50,772,908	-	-
1290 Other receivables	313,000	13,021	-	-	4,426
1300 Inventories, at cost	158,214	188,742	-	-	-
1410 Prepaid Items	330,890	-	-	-	-
1000 Total Assets	\$ 241,149,767	\$ 1,329,081	\$ 90,081,569	\$ 57,849,122	\$ 12,023,827
Liabilities, Deferred Inflows, and Fund Balance					
Current Liabilities:					
2110 Accounts payable	\$ 233,226	\$ -	\$ -	\$ 4,787	\$ -
2150 Payroll deduction and withholdings	2,550,788	-	-	438	54,972
2160 Accrued wages payable	28,723,638	201,100	-	2	-
2170 Due to other funds	40,022,967	434,225	-	296,100	9,443,973
2180 Payable to other governments	64,956	12	-	-	4,028
2190 Due to other	104,081	-	-	-	-
2300 Deferred revenue	6,000	-	-	-	95,060
2400 iPad Deposits	1,029,722	-	-	-	-
2000 Total Liabilities	72,735,378	635,337	-	301,327	9,598,033
Deferred Inflows of Resources:					
2600 Unavailable revenue - student prepaid meals	4,235,447	529,053	-	-	-
2600 Unavailable revenue - property taxes	-	-	2,079,209	-	-
Total Deferred Inflows of Resources	4,235,447	529,053	2,079,209	-	-
Fund Balance					
Non-Spendable:					
3410 Inventories	158,214	188,742	-	-	-
3430 Prepaid items	330,890	-	-	-	-
Restricted:					
3450 Grant funds	-	(24,053)	-	-	768,724
3470 Capital acquisitions and contractual obligations	-	-	-	57,547,795	-
3480 Retirement of long-term debt	-	-	88,002,360	-	-
Committed:					
3510 Capital acquisitions projects	-	-	-	-	-
3545 Campus Activity	-	-	-	-	1,657,070
3600 Unassigned	163,689,838	-	-	-	-
3000 Fund Balance, ESTIMATED	164,178,942	164,689	88,002,360	57,547,795	2,425,794
4000 Total Liabilities, Deferred Inflows, and Fund Balance	\$ 241,149,767	\$ 1,329,079	\$ 90,081,569	\$ 57,849,122	\$ 12,023,827

**MANSFIELD INDEPENDENT SCHOOL DISTRICT
CHILDREN'S CENTER - FUND 711
STATEMENT OF REVENUES, EXPENSES, AND CHANGE IN NET POSITION
FOR THE SIX MONTHS ENDING DECEMBER 31, 2020**

	CURRENT YEAR 2020-2021					PRIOR YEAR 2019-2020				
	Original Budget	Amended Budget	December 2020	Actual Year to Date	Actual to Budget	Original Budget	Amended Budget	December 2019	Actual Year to Date	Actual to Budget
OPERATING REVENUES:										
Local and Intermediate Sources	\$ 200,000	\$ 200,000	\$ 39,224	\$ 163,035	81.52%	\$ -	\$ 103,400	\$ 44,531	\$ 234,695	0.00%
State Program Revenues	63,710	63,710	11,681	44,420	69.72%	36,014	36,014	13,298	63,606	0.00%
Other Financing Sources	-	-	-	-	0.00%	-	-	-	-	0.00%
Total operating revenues	\$ 263,710	\$ 263,710	\$ 50,905	\$ 207,455	78.67%	\$ 36,014	\$ 139,414	\$ 57,829	\$ 298,301	0.00%
OPERATING EXPENSES:										
61 - Community Services	\$ 324,915	\$ 324,915	\$ 35,866	\$ 161,985	49.85%	\$ 266,233	\$ 369,633	\$ 34,215	\$ 220,842	59.75%
Other Financing Uses	-	-	-	-	0.00%	-	-	-	-	0.00%
Total operating expenses	\$ 324,915	\$ 324,915	\$ 35,866	\$ 161,985	49.85%	\$ 266,233	\$ 369,633	\$ 34,215	\$ 220,842	59.75%
EXPENSE SUMMARY BY OBJECT CODE:										
61XX - Payroll Costs	\$ 225,715	\$ 225,715	\$ 33,050	\$ 134,802	59.72%	\$ 266,233	\$ 270,233	\$ 33,021	\$ 170,852	63.22%
62XX - Professional and Contracted Services	3,200	3,200	-	-	0.00%	-	3,200	254	1,323	41.34%
63XX - Supplies and Materials	51,800	52,300	2,321	19,973	38.19%	-	52,000	-	39,031	75.06%
64XX - Other Operating Expenses	44,200	43,700	495	7,210	16.50%	-	44,200	940	9,636	21.80%
66XX - Capital Outlay Expenses	-	-	-	-	0.00%	-	-	-	-	0.00%
Other Financing Uses	-	-	-	-	0.00%	-	-	-	-	0.00%
Total operating expenses	\$ 324,915	\$ 324,915	\$ 35,866	\$ 161,985	49.85%	\$ 266,233	\$ 369,633	\$ 34,215	\$ 220,842	59.75%
Operating income (loss)	\$ (61,205)	\$ (61,205)	\$ 15,039	\$ 45,470		\$ (230,219)	\$ (230,219)	\$ 23,614	\$ 77,459	
Net Position, July 1, beginning				87,131						
Estimated Fund Balance, December 31, ending				\$ 132,601						

**MANSFIELD INDEPENDENT SCHOOL DISTRICT
CHILDREN'S CENTER AFTERSCHOOL PROGRAM - FUND 711
STATEMENT OF REVENUES, EXPENSES, AND CHANGE IN NET POSITION
FOR THE SIX MONTHS ENDING DECEMBER 31, 2020**

	CURRENT YEAR 2020-2021					PRIOR YEAR 2019-2020				
	Original Budget	Amended Budget	December 2020	Actual Year to Date	Actual to Budget	Original Budget	Amended Budget	December 2019	Actual Year to Date	Actual to Budget
OPERATING REVENUES:										
Local and Intermediate Sources	\$ 3,211,114	\$ 3,211,114	\$ 114,443	\$ 592,131	18.44%	\$ 3,413,387	\$ 3,413,387	\$ 255,852	\$ 1,640,281	48.05%
State Program Revenues	-	-	-	-	0.00%	-	-	-	-	0.00%
Afterschool Revenues	-	-	-	-	0.00%	-	-	-	-	0.00%
Less Indirect Costs Transferred to General Fund	-	-	-	-	0.00%	-	-	-	-	0.00%
Total operating revenues	\$ 3,211,114	\$ 3,211,114	\$ 114,443	\$ 592,131	18.44%	\$ 3,413,387	\$ 3,413,387	\$ 255,852	\$ 1,640,281	48.05%
OPERATING EXPENSES:										
52 Security & Monitoring Services	\$ 1,000	\$ 12,425	\$ -	\$ 12,425	100.00%	\$ -	\$ 4,225	\$ 4,225	\$ 4,225	100.00%
61 - Community Services	\$ 4,022,722	\$ 4,011,297	\$ 158,977	\$ 576,374	14.37%	\$ 2,935,539	\$ 2,936,334	\$ 220,662	\$ 1,094,171	37.26%
Other Financing Uses	-	-	-	-	0.00%	-	400,000	-	-	0.00%
Total operating expenses	\$ 4,023,722	\$ 4,023,722	\$ 158,977	\$ 588,799	14.63%	\$ 2,935,539	\$ 3,340,559	\$ 224,887	\$ 1,098,396	32.88%
EXPENSE SUMMARY BY OBJECT CODE:										
61XX - Payroll Costs	\$ 3,543,072	\$ 3,543,072	\$ 152,971	\$ 544,580	15.37%	\$ 2,480,489	\$ 2,470,056	\$ 195,892	\$ 906,004	36.68%
62XX - Professional and Contracted Services	54,750	55,941	330	2,181	3.90%	64,850	65,228	974	2,689	4.12%
63XX - Supplies and Materials	191,700	190,702	2,607	22,084	11.58%	209,950	207,577	16,835	97,892	47.16%
64XX - Other Operating Expenses	234,200	234,007	3,069	19,954	8.53%	180,250	197,698	11,186	91,811	46.44%
66XX - Capital Outlay Expenses	-	-	-	-	0.00%	-	-	-	-	0.00%
Other Financing Uses	-	-	-	-	0.00%	-	400,000	-	-	0.00%
Total operating expenses	\$ 4,023,722	\$ 4,023,722	\$ 158,977	\$ 588,799	14.63%	\$ 2,935,539	\$ 3,340,559	\$ 224,887	\$ 1,098,396	32.88%
Operating income (loss)	\$ (812,608)	\$ (812,608)	\$ (44,534)	\$ 3,332		\$ 477,848	\$ 72,828	\$ 30,965	\$ 541,885	

Net Position, July 1, beginning 473,150

Estimated Fund Balance, December 31, ending \$ 476,482

**MANSFIELD INDEPENDENT SCHOOL DISTRICT
NATATORIUM - FUND 712
STATEMENT OF REVENUES, EXPENSES, AND CHANGE IN NET POSITION
FOR THE SIX MONTHS ENDING DECEMBER 31, 2020**

	CURRENT YEAR 2020-2021					PRIOR YEAR 2019-2020				
	Original Budget	Amended Budget	December 2020	Actual Year to Date	Actual to Budget	Original Budget	Amended Budget	December 2019	Actual Year to Date	Actual to Budget
OPERATING REVENUES:										
Local and Intermediate Sources	\$ 1,103,614	\$ 1,103,614	\$ 27,558	\$ 172,653	15.64%	\$ 1,032,000	\$ 1,032,000	\$ 87,919	\$ 485,802	47.07%
State Program Revenues	5,480	5,480	1,389	5,713	0.00%	4,991	4,991	1,191	7,626	0.00%
Other Financing Sources	-	-	-	-	0.00%	-	-	-	-	0.00%
Total operating revenues	\$ 1,109,094	\$ 1,109,094	\$ 28,947	\$ 178,366	16.08%	\$ 1,036,991	\$ 1,036,991	\$ 89,110	\$ 493,428	47.58%
OPERATING EXPENSES:										
11 - Instructional	\$ -	\$ -	\$ -	\$ -	0.00%	\$ -	\$ -	\$ -	\$ -	0.00%
13 - Curriculum and Instructional Staff Development	-	-	-	-	0.00%	-	-	-	-	0.00%
36 - Cocurricular/Extra Curricular Activities	772,320	772,320	41,746	176,056	22.80%	794,423	794,423	43,976	301,491	37.95%
51 - Plant Maintenance and Facility Services	336,774	428,774	19,837	104,475	24.37%	237,210	351,144	25,234	112,770	32.12%
81 - Facilities Acquisition & Const	-	-	-	377,636	0.00%	-	-	-	-	0.00%
Other Financing Uses	-	-	-	-	0.00%	-	-	-	-	0.00%
Total operating expenses	\$ 1,109,094	\$ 1,201,094	\$ 61,583	\$ 658,167	54.80%	\$ 1,031,633	\$ 1,145,567	\$ 69,210	\$ 414,261	36.16%
OPERATING EXPENSES SUMMARY BY OBJECT CODE:										
61XX - Payroll Costs	\$ 466,020	\$ 466,020	\$ 33,519	\$ 123,617	26.53%	\$ 469,373	\$ 470,373	\$ 28,147	\$ 211,520	44.97%
62XX - Professional and Contracted Services	378,774	446,174	20,177	98,647	22.11%	276,210	365,144	25,248	108,516	29.72%
63XX - Supplies and Materials	77,800	102,400	4,162	25,888	25.28%	69,050	93,050	3,531	21,875	23.51%
64XX - Other Operating Expenses	186,500	186,500	3,725	32,379	17.36%	217,000	217,000	12,284	72,350	33.34%
66XX - Capital Outlay Expenses	-	-	-	377,636	0.00%	-	-	-	-	0.00%
Other Financing Uses	-	-	-	-	0.00%	-	-	-	-	0.00%
Total operating expenses	\$ 1,109,094	\$ 1,201,094	\$ 61,583	\$ 658,167	54.80%	\$ 1,031,633	\$ 1,145,567	\$ 69,210	\$ 414,261	36.16%
Operating income (loss)	\$ -	\$ (92,000)	\$ (32,636)	\$ (479,801)		\$ 5,358	\$ (108,576)	\$ 19,900	\$ 79,167	

Net Position, July 1, beginning	1,253,391
Estimated Fund Balance, December 31, ending	<u>\$ 773,590</u>

MANSFIELD INDEPENDENT SCHOOL DISTRICT
ADULT EDUCATION - FUND 714
STATEMENT OF REVENUES, EXPENSES, AND CHANGE IN NET POSITION
FOR THE SIX MONTHS ENDING DECEMBER 31, 2020

	CURRENT YEAR 2020-2021					PRIOR YEAR 2019-2020				
	Original Budget	Amended Budget	December 2020	Actual Year to Date	Actual to Budget	Original Budget	Amended Budget	December 2019	Actual Year to Date	Actual to Budget
OPERATING REVENUES:										
Local and Intermediate Sources	\$ 22,000	\$ 22,000	\$ -	\$ -	0.00%	\$ 22,000	\$ 22,000	\$ -	\$ -	0.00%
State Program Revenues	-	-	-	-	0.00%	-	-	-	-	0.00%
Other Financing Sources	-	-	-	-	0.00%	-	-	-	-	0.00%
Total operating revenues	\$ 22,000	\$ 22,000	\$ -	\$ -	0.00%	\$ 22,000	\$ 22,000	\$ -	\$ -	0.00%
OPERATING EXPENSES:										
61 - Community Services	\$ 22,000	\$ 22,000	\$ -	\$ -	0.00%	\$ 22,000	\$ 22,000	\$ -	\$ -	0.00%
Other Financing Uses	-	-	-	-	0.00%	-	-	-	-	0.00%
Total operating expenses	\$ 22,000	\$ 22,000	\$ -	\$ -	0.00%	\$ 22,000	\$ 22,000	\$ -	\$ -	0.00%
OPERATING EXPENSES SUMMARY BY OBJECT CODE:										
61XX - Payroll Costs	\$ 11,000	\$ 11,000	\$ -	\$ -	0.00%	\$ 11,000	\$ 11,000	\$ -	\$ -	0.00%
62XX - Professional and Contracted Services	-	-	-	-	0.00%	-	-	-	-	0.00%
63XX - Supplies and Materials	11,000	11,000	-	-	0.00%	11,000	11,000	-	-	0.00%
64XX - Other Operating Expenses	-	-	-	-	0.00%	-	-	-	-	0.00%
66XX - Capital Outlay Expenses	-	-	-	-	0.00%	-	-	-	-	0.00%
Other Financing Uses	-	-	-	-	0.00%	-	-	-	-	0.00%
Total operating expenses	\$ 22,000	\$ 22,000	\$ -	\$ -	0.00%	\$ 22,000	\$ 22,000	\$ -	\$ -	0.00%
Operating income (loss)	\$ -	\$ -	\$ -	\$ -		\$ -	\$ -	\$ -	\$ -	

Net Position, July 1, beginning 3,769

Estimated Fund Balance, December 31, ending \$ 3,769

MANSFIELD INDEPENDENT SCHOOL DISTRICT
CATERING - FUND 740
STATEMENT OF REVENUES, EXPENSES, AND CHANGE IN NET POSITION
FOR THE SIX MONTHS ENDING DECEMBER 31, 2020

	CURRENT YEAR 2020-2021					PRIOR YEAR 2019-2020				
	Original Budget	Amended Budget	December 2020	Actual Year to Date	Actual to Budget	Original Budget	Amended Budget	December 2019	Actual Year to Date	Actual to Budget
OPERATING REVENUES:										
Local and Intermediate Sources	\$ -	\$ -	\$ -	\$ -	0.00%	\$ -	\$ 100,000	\$ 6,319	\$ 32,109	32.11%
State Program Revenues	-	-	3	127	0.00%	-	2,500	284	1,526	61.04%
Other Financing Sources	-	-	-	-	0.00%	-	-	-	-	0.00%
Total operating revenues	\$ -	\$ -	\$ 3	\$ 127	0.00%	\$ -	\$ 102,500	\$ 6,603	\$ 33,635	32.81%
OPERATING EXPENSES:										
35 - Food Services	\$ -	\$ -	\$ 41	\$ 187	0.00%	\$ -	\$ 102,500	\$ 5,310	\$ 36,442	35.55%
Other Financing Uses	-	-	-	-	0.00%	-	-	-	-	0.00%
Total operating expenses	\$ -	\$ -	\$ 41	\$ 187	0.00%	\$ -	\$ 102,500	\$ 5,310	\$ 36,442	35.55%
OPERATING EXPENSES SUMMARY BY OBJECT CODE:										
61XX - Payroll Costs	\$ -	\$ -	\$ 41	\$ 187	0.00%	\$ -	\$ 43,485	\$ 3,923	\$ 21,676	49.85%
62XX - Professional and Contracted Services	-	-	-	-	0.00%	-	500	-	-	0.00%
63XX - Supplies and Materials	-	-	-	-	0.00%	-	57,455	1,387	14,766	25.70%
64XX - Other Operating Expenses	-	-	-	-	0.00%	-	1,060	-	-	0.00%
66XX - Capital Outlay Expenses	-	-	-	-	0.00%	-	-	-	-	0.00%
Other Financing Uses	-	-	-	-	0.00%	-	-	-	-	0.00%
Total operating expenses	\$ -	\$ -	\$ 41	\$ 187	0.00%	\$ -	\$ 102,500	\$ 5,310	\$ 36,442	35.55%
Operating income (loss)	\$ -	\$ -	\$ (38)	\$ (60)		\$ -	\$ -	\$ 1,293	\$ (2,807)	

Net Position, July 1, beginning (77,205)
Estimated Fund Balance, December 31, ending \$ (77,265)

**MANSFIELD INDEPENDENT SCHOOL DISTRICT
COMBINING STATEMENT OF NET POSITION - PROPRIETARY FUNDS
FOR THE SIX MONTHS ENDING DECEMBER 31, 2020**

	<u>Children's Center</u>	<u>Natatorium</u>	<u>Adult Education</u>	<u>Catering</u>	<u>Business-type Activities Total</u>
Assets					
Current Assets:					
Cash and cash equivalents	\$ 1,207,652	\$ 703,046	\$ 3,769	(15,789)	\$ 1,898,678
Due from Other funds	-	70,893	-	-	70,893
Other Receivables	-	-	-	-	-
Total Assets	<u>1,207,652</u>	<u>773,939</u>	<u>3,769</u>	<u>(15,789)</u>	<u>1,969,571</u>
Liabilities					
Current Liabilities:					
Payroll deduction and withholdings	29,871	349	-	-	30,220
Due to other funds	568,698	-	-	61,476	630,174
Total Liabilities	<u>598,569</u>	<u>349</u>	<u>-</u>	<u>61,476</u>	<u>660,394</u>
Net Position					
Unrestricted net position	609,083	773,590	3,769	(77,265)	1,309,177
Total Net Position, ESTIMATED	<u>\$ 609,083</u>	<u>\$ 773,590</u>	<u>\$ 3,769</u>	<u>\$ (77,265)</u>	<u>\$ 1,309,177</u>



**Board of School Trustees
Mansfield Independent School District**

TITLE: Monthly Investment Reports

DATE: January 19, 2021

INFORMATION

BACKGROUND:

The Public Funds Investment Act requires that, not less than quarterly, written internal management reports be prepared by the investment officer and submitted to the governing body.

Schedules are attached that show book and market values and portfolio allocations between funds and investment holdings as of the month ending December 31, 2020.

All of Mansfield Independent School District's pooled investments and securities are in compliance with the approved Investment Policy, CDA (Local). All investments meet the three basic objectives included in the District's investment policy – safety, liquidity, and yield. The following is a list of authorized broker / dealers approved by the Board on August 27, 2020:

- UBS Paine Webber
- Raymond James
- FHN Financial
- Hilltop Securities
- A J Capital
- Multi-Bank Securities
- Frost Bank
- Wells Fargo Securities, LLC

This report has been submitted in compliance with Government Code 2256.006 per Board policy on investment procedures. The information on this report is, to the best of our knowledge, true and correct, and documents are available to support this date.

/s/ Monica Irvin

Monica Irvin, C.P.A.

/s/ Marinda Bramlett

Marinda Bramlett

/s/ Michele Trongaard

Michele Trongaard, C.P.A.

/s/ Natasha Whetstone

Natasha Whetstone

MANSFIELD INDEPENDENT SCHOOL DISTRICT
MONTHLY INVESTMENT REPORT
12/31/2020
 Unaudited

Portfolio Summary by Investment Type

Investments	Par Value	Book Value	Market Value	% of Portfolio	Weighted Avg Maturity	Avg Yield to Maturity
Money Market Funds	\$ 2,031,556.45	\$ 2,031,556.45	\$ 2,031,556.45	0.89%	1	0.020
***Frost Bank	3,617,768.54	3,617,768.54	3,617,768.54	1.59%	1	
***461/865 Activity Accounts	4,413.19	4,413.19	4,413.19	0.00%	1	
Government Agency Securities	18,950,000.00	18,954,768.90	19,021,109.15	8.34%	1.02	1.733
Municipal Bonds				0.00%	0.00	0.000
Commercial Paper	15,000,000.00	14,966,411.83	14,987,820.00	6.57%	2.75	0.000
***LOGIC	144,351,420.62	144,351,420.62	144,351,420.62	63.29%	1	0.150
TexSTAR	42,879,337.81	42,879,337.81	42,879,337.81	18.80%	1	0.068
Texas Class	1,174,568.71	1,174,568.71	1,174,568.71	0.52%	1	0.140
	<u>\$ 228,009,065.32</u>	<u>\$ 227,980,246.05</u>	<u>\$ 228,067,994.47</u>	100.00%		<u>0.302</u>

Accrued Interest

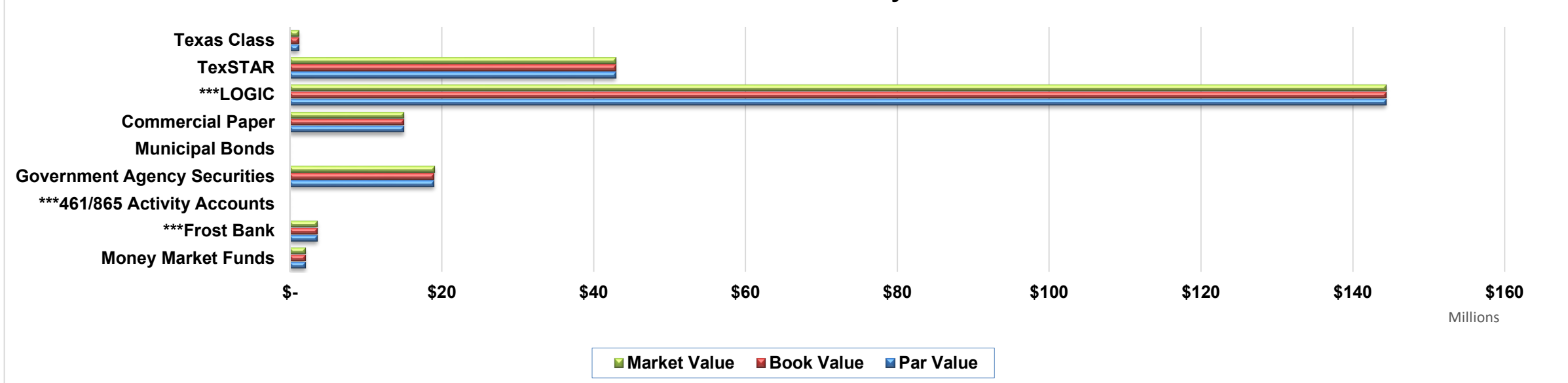
Accrued Interest at Purchase		\$ 99,549	\$ 99,549
Accrued Interest		702,010	702,010
Subtotal		<u>\$ 801,559</u>	<u>\$ 801,559</u>

Total Investment Value \$ **228,009,065** \$ **228,781,805** \$ **228,869,553**

Total Current Year Earnings by Fund

	12/31/2020	Period Ending
General Fund	\$ 257,371	
Child Nutrition Funds	48	
Debt Service Fund	47,138	
Construction Funds	233,861	
Custodial Funds	92	
Total Interest Earnings	<u>\$ 538,509</u>	

Portfolio Summary

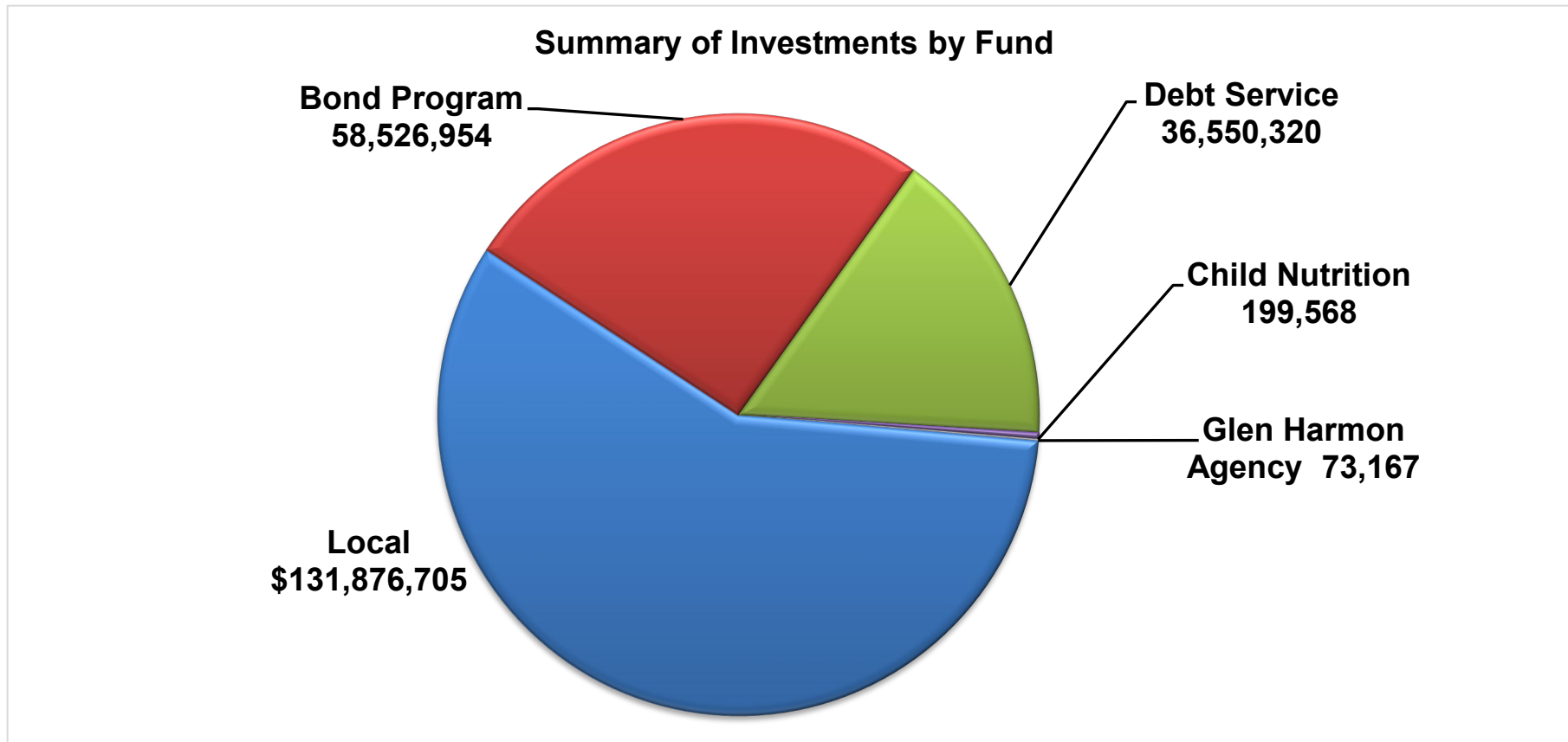


***The Book values reflected are based on statement balances.

MANSFIELD INDEPENDENT SCHOOL DISTRICT
MONTHLY INVESTMENT REPORT
12/31/2020
 Unaudited

Portfolio Summary by Fund Par

Fund	Previous Month	Current Month	Change
Local	\$ 95,404,927	\$ 131,876,705	\$ 36,471,777
Bond Program	64,966,860	58,526,954	(6,439,906)
Debt Service	36,548,344	36,550,320	1,975
Natatorium	770,096	782,352	12,256
Child Nutrition	75,759	199,568	123,809
Glen Harmon Agency	73,158	73,167	9
Total Ending Balance for the Period Ending	\$ 197,839,144	\$ 228,009,065	\$ 30,169,921



**MANSFIELD INDEPENDENT SCHOOL DISTRICT
INVESTMENT POSITION DETAIL BY FUND AND TYPE**

12/31/2020

Investment Type	Investment Asset	Trade Ticket #	Settlement Date	(Sorted by) Maturity Date	Callable Date	CUSIP	Yield to Maturity	Interest Paid on Pool Accounts for the Month	Days to Maturity	Par	Unamortized Discount	Unamortized Premium	Statement Balance (Book Balance on securities)	Market Value at 12/31/20	Weighted Average Maturity
General Fund Investment Portfolio															
Money Market	Bank of Oklahoma (Invesco Premier U.S. Government Money Portfolio)						0.010		1	41,536			41,536	41,536	10/1/2020
DDA Checking	Frost Bank						0.000		1	2,052,420			2,052,420	2,052,420	
DDA Checking	Frost Bank 461/865 Activity Fund Accounts						0.000		1	4,413			4,413	4,413	
										Subtotal			2,098,370	2,098,370	
Investment Pool	LOGIC						0.150	4,205.59	1	65,679,278			65,679,278	65,679,278	1.00
Investment Pool	Texas Class						0.140	139.06	1	1,174,569			1,174,569	1,174,569	1.00
Investment Pool	TexSTAR						0.068	2,014.02	1	30,912,341			30,912,341	30,912,341	1.00
							0.119	6,358.67	1	97,766,189			97,766,189	97,766,189	1
Brokerage Held Securities															
Wells Fargo Brokerage															
Gov't Agencies	FHLB	WF 20-14	02/24/20	02/24/21		3130AJ7B9	1.501		55	11,000,000	(1,986)		10,998,014	11,019,932	4.59
Gov't Agencies	FFCB	WF 19-08	06/14/19	05/17/21		3133EKLQ7	2.250		137	5,950,000		7,116.39	5,957,116	5,999,367	6.19
							1.876		96	16,950,000	(1,986)	7,116	16,955,130	17,019,299	2.69
Commercial Paper	Natixis	WF-20-18	05/29/20	05/22/21		63873JPN4	1.155		142	5,000,000	(3,176)		4,996,824	4,998,800	5.38
Commercial Paper	Banco Del Estado	WF-20-17	05/29/20	05/27/21		05972NST0	0.740		147	10,000,000	(30,412)		9,969,588	9,989,020	11.12
									-				-	-	
							0.94		96	15,000,000	(33,588)	-	14,966,412	14,987,820	5.50
Money Market	Wells Fargo Brokerage									311			62,147	62,147	22.00
										311			62,147	62,147	22.00
										0.94		311	32,012,147	(35,574)	7,116
													31,983,689	32,069,266	7.55
													131,848,247	131,933,824	
							0.3524	6,670		131,876,705	(35,574)	7,116	131,848,247	131,933,824	
Debt Service Fund Investment Position															
DDA Checking	Frost Bank						0.000		1	603,548			603,548	603,548	
Investment Pool	LOGIC						0.150	3,062.04	1	23,980,022			23,980,022	23,980,022	
Investment Pool	TexSTAR						0.068	687.16	1	11,966,749			11,966,749	11,966,749	
							0.109	3,749.20	1	35,946,771			35,946,771	35,946,771	
													-	-	
							0.109	3,749.20	1	36,550,320	-	-	36,550,320	36,550,320	
2011 Bond Program #0612-611															
Money Market Treasury	Fidelity						0.030	41.87	1	1,927,873			1,927,873	1,927,873	
							0.030	41.87	1	1,927,873			1,927,873	1,927,873	
													-	-	
							0.030	41.87	1	1,927,873	-	-	1,927,873	1,927,873	
2017 Bond Program															
Investment Pool	LOGIC						0.150	6,656.55	1	54,599,080			54,599,080	54,599,080	
							0.150	6,656.55	1	54,599,080			54,599,080	54,599,080	
													-	-	
													1,999,639	2,001,810	1.10
							1.591	-	31	2,000,000	(361)	-	1,999,639	2,001,810	0.37
													-	-	
							0.00	-	0.00	-	-	-	-	-	-

**MANSFIELD INDEPENDENT SCHOOL DISTRICT
INVESTMENT POSITION DETAIL BY FUND AND TYPE**

12/31/2020

Investment Type	Investment Asset	Trade Ticket #	Settlement Date	(Sorted by) Maturity Date	Callable Date	CUSIP	Yield to Maturity	Interest Paid on Pool Accounts for the Month	Days to Maturity	Par	Unamortized Discount	Unamortized Premium	Statement Balance (Book Balance on securities)	Market Value at 12/31/20	Weighted Average Maturity
Total Brokerage Held Securities Wells Fargo Brokerage							0.796	-	16	2,000,000	(361)	-	1,999,639	2,001,810	0.37
Grand Total Investment for Fund							0.473	6,657	8	56,599,080	(361)	-	56,598,719	56,600,890	
Child Nutrition															
DDA Checking	Frost Bank						0.000		1	179,448			179,448	179,448	
Investment Pool	LOGIC						0.150	2.56	1	19,873			19,873	19,873	
Investment Pool	TexSTAR						0.068	-	1	247			247	247	
						Subtotal	0.109	2.56	1	20,120	-	-	20,120	20,120	
Grand Total Investment for Fund							0.109	2.56	1	199,568	-	-	199,568	199,568	
Glenn Harmon Agency															
Investment Pool	LOGIC						0.150	9.34	1	73,167			73,167	73,167	
						Subtotal	0.150	9.34	1	73,167	-	-	73,167	73,167	
Grand Total Investment for Fund							0.150	9.34	1	73,167	-	-	73,167	73,167	
Natorium															
DDA Checking	Frost Bank						0.000		1	782,352			782,352	782,352	
						Subtotal	0.000	-	1	782,352	-	-	782,352	782,352	
Grand Total Investment for Fund							0.000	-	1	782,352	-	-	782,352	782,352	
Grand Total Investments ALL Funds							0.153	17,129		228,009,065	(35,936)	7,116	227,980,246	228,067,994	



**Board of School Trustees
Mansfield Independent School District**

TITLE: Property Tax Collections

DATE: January 19, 2021

INFORMATION

BACKGROUND:

The Tarrant County Tax Office collects property taxes on behalf of the District for the general fund and the debt service fund. The attached Schedule of Delinquent Taxes Receivable includes tax collections for the current fiscal year as of December 31, 2020.

Total current and delinquent collections as of December 31, 2020 total \$141,775,899.

For comparison, current collections as of December 31, 2020 total \$139,977,005 compared to \$133,858,734 through December 31, 2019.

MANSFIELD INDEPENDENT SCHOOL DISTRICT
SCHEDULE OF DELINQUENT TAXES RECEIVABLE
FISCAL YEAR ENDED JUNE 30, 2021

Last Ten Years		(1)		(2)	(3)	(10)	(20)	(31)	(32)	(40)	(50)
		Tax Rates		Assessed/Appraised Value for School Tax Purposes	Beginning Balance 7/1/2020	Current Year's Total Levy	Maintenance Collections	Debt Service Collections	Entire Year's Adjustments	Ending Balance 6/30/2021	
		Maintenance	Debt Service								
2012	and prior years	Various	Various	Various	\$ 2,430,100	-	\$ 26,833	\$ 12,901	\$ (34,357)	\$ 2,356,009	
2013		1.040000	0.487100	9,354,124,064	164,608	-	4,531	2,178	-	157,899	
2014		1.040000	0.487000	8,828,749,026	257,068	-	5,247	2,457	-	249,364	
2015		1.040000	0.470000	9,072,174,412	208,421	-	7,965	3,730	215	196,941	
2016		1.040000	0.470000	10,658,635,170	360,818	-	9,105	4,115	1,548	349,146	
2017		1.040000	0.470000	11,444,353,095	275,016	-	15,837	7,157	1,856	253,878	
2018		1.040000	0.500000	12,548,024,977	384,888	-	60,767	29,215	44,037	338,943	
2019		1.040000	0.500000	13,939,141,882	938,218	-	99,555	47,863	(2,786)	788,014	
2020		0.970000	0.490000	15,410,617,919	3,330,145	-	969,626	489,811	(524,505)	1,346,203	
2021	(School year under audit)	0.956400	0.490000	15,567,029,316	-	217,871,270	92,977,985	46,999,021	11,725,049	89,619,313	
1000	TOTALS				<u>\$ 8,349,282</u>	<u>\$ 217,871,270</u>	<u>\$ 94,177,451</u>	<u>\$ 47,598,448</u>	<u>\$ 11,211,057</u>	<u>\$ 95,655,710</u>	

January 2021 District Dashboard Summary Report

1. Vision 2020			
Dashboard Measure	Status	Mid-Course Correction	Report Page #
1.1.1 2 nd grade ISIP			4-5
1.1.2 5 th grade – Reading MAP			6
1.2.1 8 th grade – Math MAP			7-8
1.4.1 Extra and Co-curricular participation			9-10
1.5.1 # of Educational Choices			11
2. Curriculum and Instruction			
Dashboard Measure	Status	Mid-Course Correction	Report Page #
No Scheduled reports	-		-
3. Student Services			
Dashboard Measure	Status	Mid-Course Correction	Report Page #
3.1.1 Attendance Rate % by 6 Weeks			13-14
3.2.2 Leavers (% of 98s by student group)	-		15
3.4.1 Emergency Management Drill Compliance			16
3.4.2 Behavioral Threat Assessment			17
4. Technology			
Dashboard Measure	Status	Mid-Course Correction	Report Page #
4.1.1 Average scheduled uptime for critical systems			19
4.2.1 % of work orders completed in seven days			20-21
5. Human Resources			
Dashboard Measure	Status	Mid-Course Correction	Report Page #
No Scheduled Reports	-		-
6. Communications and Marketing			
Dashboard Measure	Status	Mid-Course Correction	Report Page #
No Scheduled Reports	-		-
7. Facilities and Operations			
Dashboard Measure	Status	Mid-Course Correction	Report Page #
7.1.1 Percentage of WOs Completed within 5 Business Days			23
7.2.1 Workers Compensation Paid Claims			24-25
7.3.1 Percentage Food Cost to Revenue			26
7.7.1 % of overall events dedicated to MISD Fine Arts Programs & Events			27-28
8. Business Services			
Dashboard Measure	Status	Mid-Course Correction	Report Page #
8.2.1 3 months operating expenditures in fund balance			30
9. Safety and Security			
Dashboard Measure	Status	Mid-Course Correction	Report Page #
9.1.1 Officer Presentations			32
9.2.1 Response Times			33

Above Goal
 At Goal
 Near Goal
 Below Goal

EC Accountability

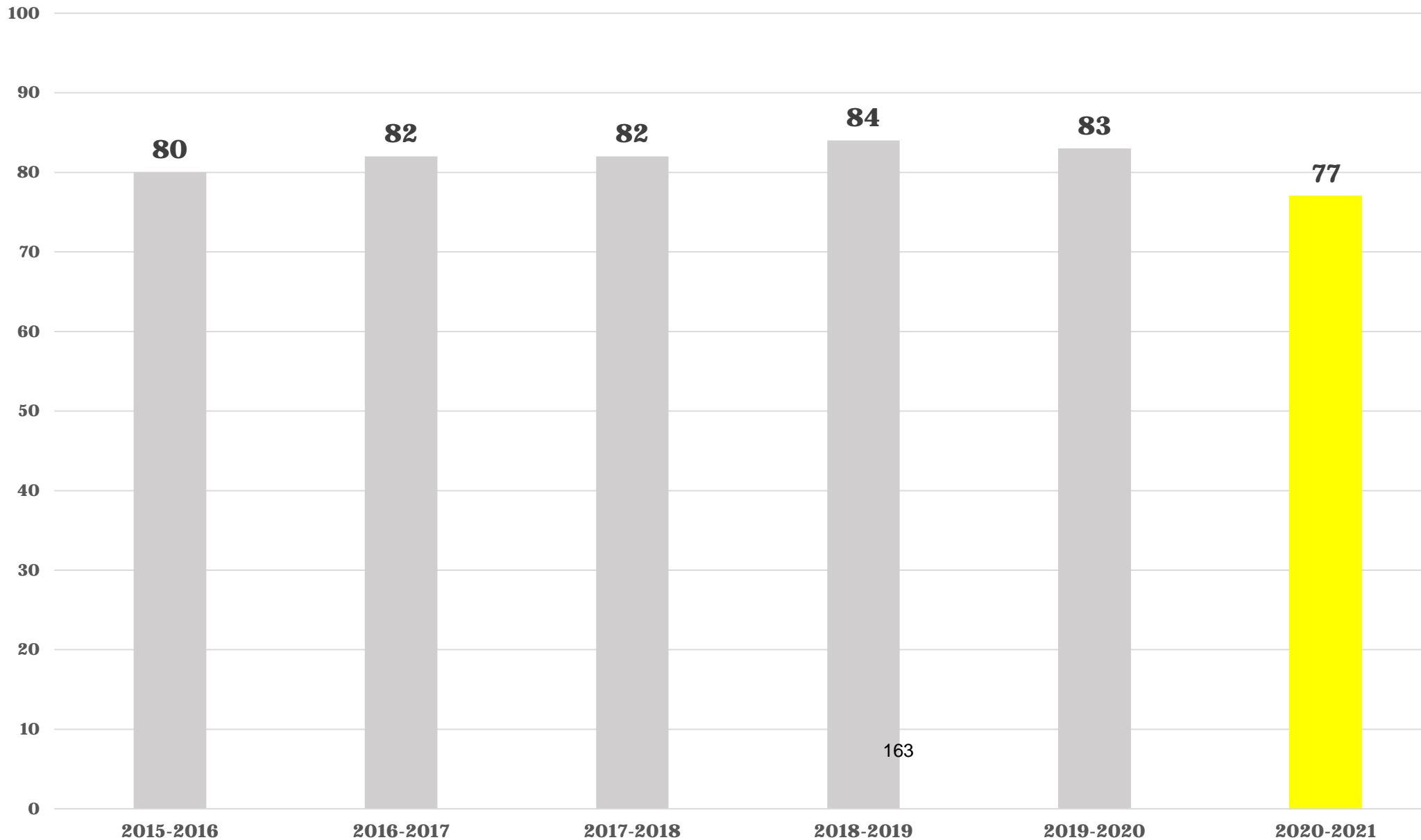
January 2021

2020-2021 MISD Dashboard

Department	Key Strategic Measures											Data Collected, Managed, and Reported by	
Vision 2020 Guiding Statements	1.1 % Reading on level at the beginning of 3rd grade 1.2 % Mastering Algebra standards by the end of 9th grade 1.3 % Graduating CCMR 1.4 % participating in extra or co-curricular activity 1.5 # of educational choices											Sean Scott David Wright Jennifer Young Donna O’Brian Brandon Johnson Kristi Cobb	
Leading Indicator Measure	Reported By	Sept.	Oct.	Nov.	Dec.	Jan.	Feb.	Mar.	Apr.	May	June	July	Aug.
1.1.1 2nd grade ISIP	Cobb		X	X	X	X	X	X	X	X	X		
1.1.2 5th grade – Reading MAP	O’Brian		X			X				X			
1.2.1 8th grade – Math MAP	O’Brian		X			X				X			
1.3.1 Percentage Graduating College, Career, and Military Ready	Garcia						X						X
1.4.1 Extra and Co-curricular participation	Wright					X					X		
1.5.1 Report on Status of 1.5 measure	Cantu Young Scott					X							

1.1.1 2nd Grade Students Reading On Level or Higher – ISIP

December Trend Data



- Above Goal
- At Goal
- Near Goal
- Below Goal

Ramp Up Targets

Qtr. 2 – 82%

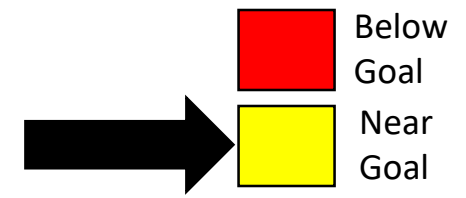
- > 90%
- 82% - 90%
- 73% - 81%
- < 73%

Qtr. 3 – 86%

Final Status

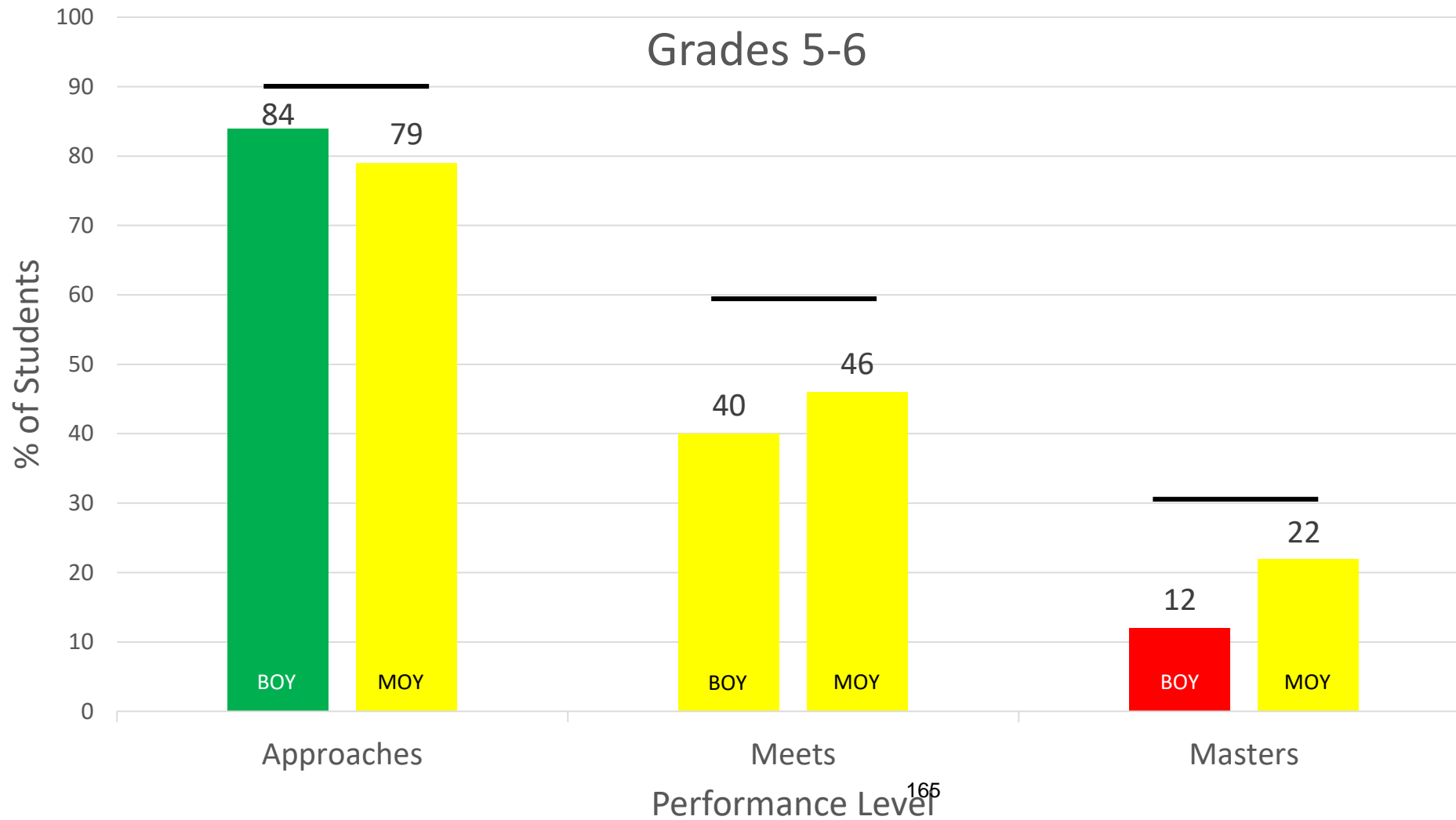
- > 90%
- 88% - 90%
- 80% - 87%
- < 80%

2nd Grade Reading On Level or Higher – December 2020



- What is the problem?
 - *December literacy rates are below Quarter 2 ramp-up target, but near goal at 77%.*
- Impact Statement
 - *Spelling Subtest (Alphabetic Decoding/Phonics) – decreased to 63% from November 65%*
 - *Fluency (Automaticity) – decreased to 60% from November 68%*
- Actions
 - *Increase DOI Supports – PD Planned for January 5th (Engagement Strategies for Phonics)*
 - Continue with [Scaffolded Phonics; Daily Fluency Supports](#)
 - *Restructured Curriculum to provide additional time for Explicit Phonics Instruction (30-40 Minutes Every Wednesday, K-2)*
 - *Continue with Instructional Coaches providing weekly Campus Support*
- When will you give your team and executive council an update?
 - *Beginning February 2021*

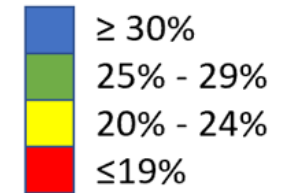
1.1.2 Intermediate Reading – Projected Proficiency on STAAR



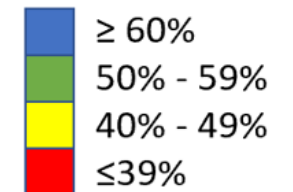
Meets →



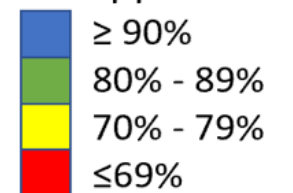
Masters





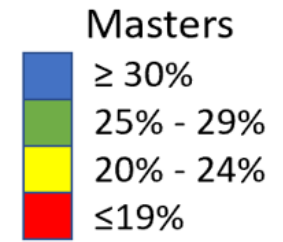
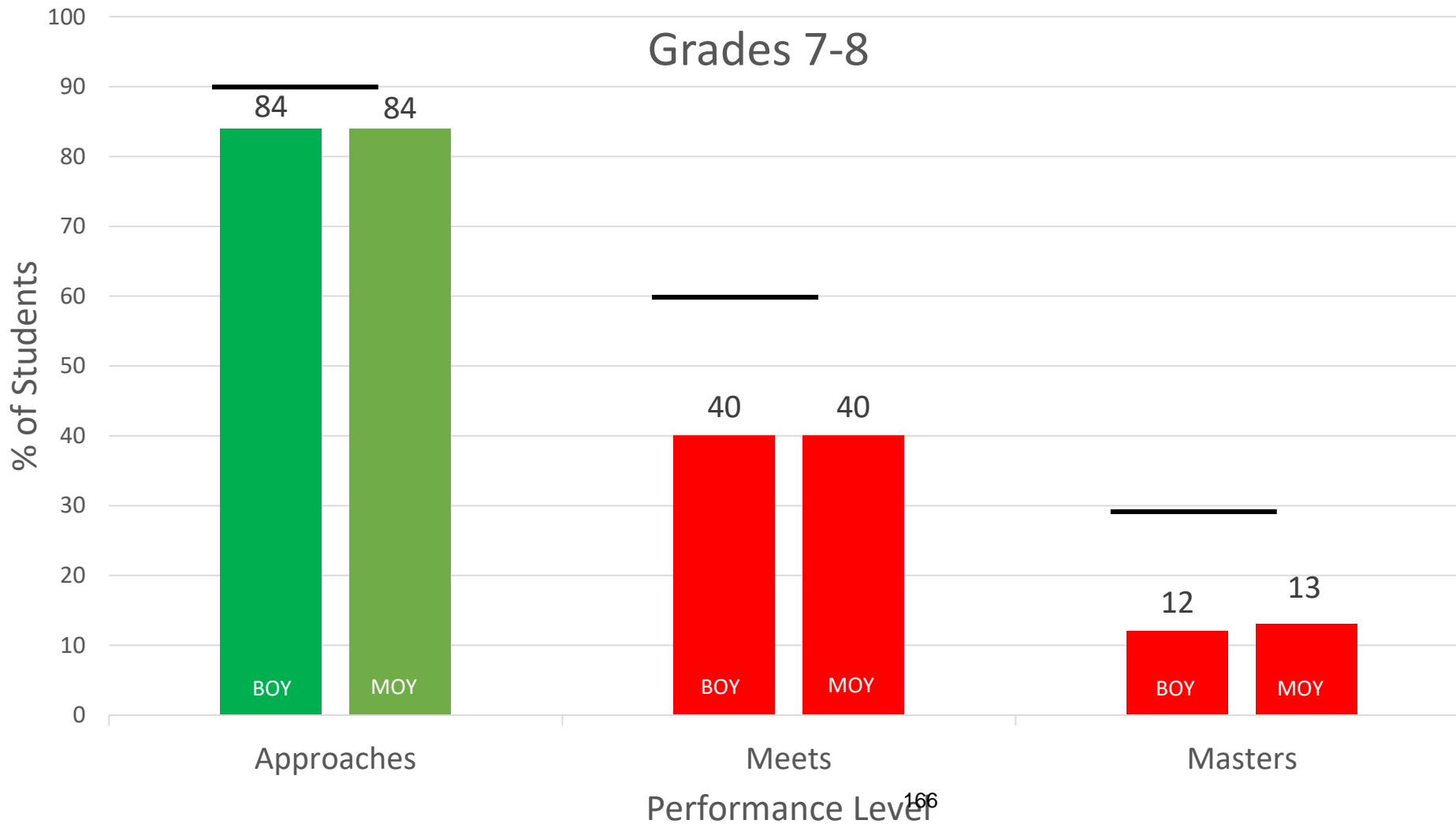
Meets & Above



Approaches & Above



1.2.1 Middle Mathematics – Projected Proficiency on STAAR



Middle School Mathematics

What is the problem?

- Performance data is static.
- The Meets Standard and Masters performance levels are Below Goal. The Approaches performance level is At Goal.

Impact statement of the problem

- Special Circumstance: COVID Slide from the Spring shutdown and Summer Break has resulted in regression.
- 7th Grade
 - MISD Mean RIT Score = 227.5 / MAP National RIT Norm = 224.04
 - MISD Mean Growth = 3.9 / MAP Projected Growth = 3.5
- 8th Grade (Does Not Include 8th Grade Algebra 1 Students)
 - MISD Mean RIT Score = 225.7 - / MAP National RIT Norm = 228.12
 - MISD Mean Growth = 3.7 / MAP Projected Growth = 2.8

District Action to be taken

- Continue current plan for deploying numeracy routines and curriculum scaffolding with fidelity.
- DOI is embedding training on how to use MAP data through District professional development and PLC meetings
- 8th Grade: Curriculum coordinator is analyzing high need standards within MAP with scope and sequence to identify what has and hasn't been taught prior to MOY assessment.

When will you give your team an update?

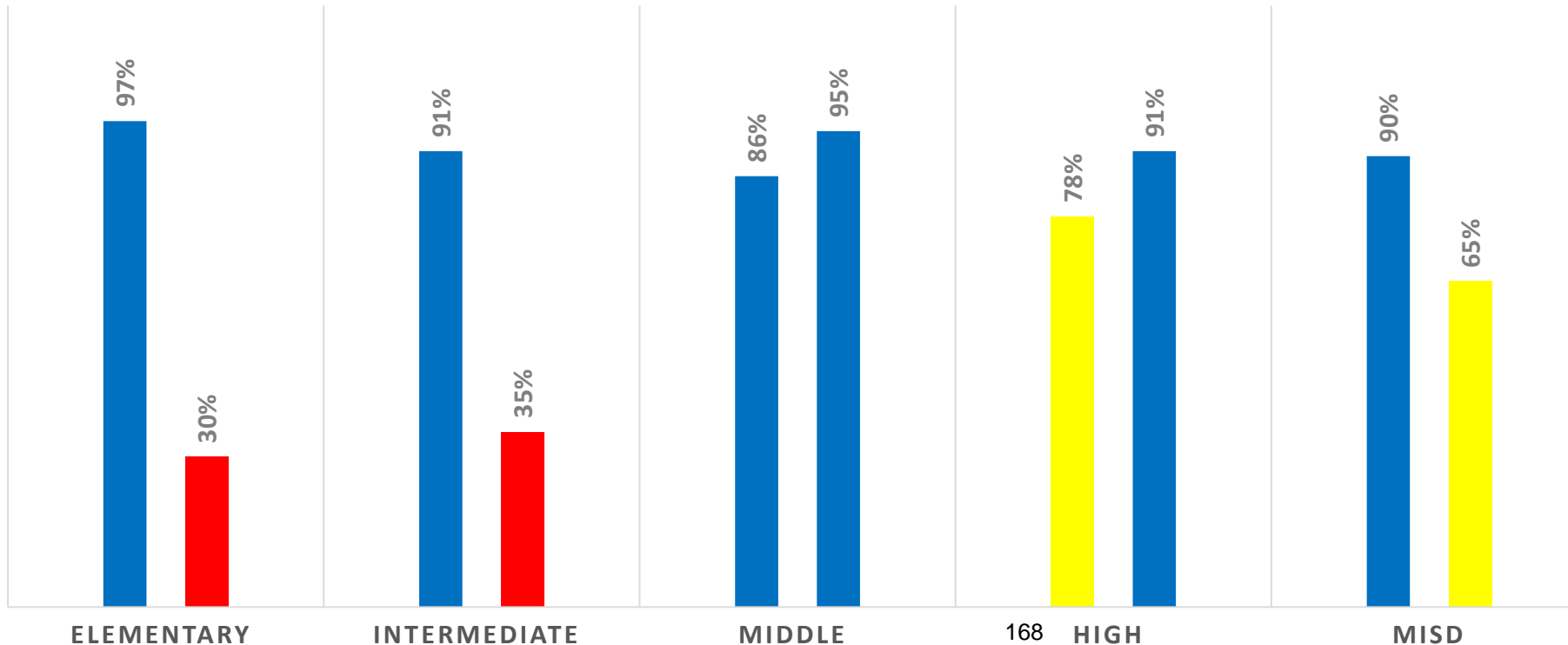
- June

1.4.1 Vision 20/20

Guiding Statement #4

% OF STUDENTS' IN ONE OR MORE CO- OR EXTRA-CURRICULAR ACTIVITY

■ 2019-20 ■ Leading 20-21

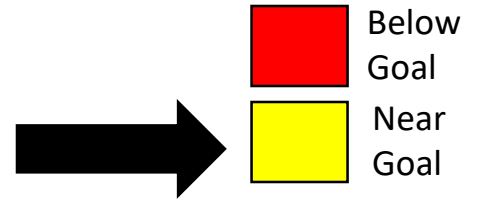


	ABOVE GOAL
	AT GOAL
	NEAR GOAL
	BELOW GOAL

	> 85.0%
	75.0-84.0%
	65.0 – 74.0%
	< 64.0%

1.4.1 Vision 20/20

Guiding Statement #4



- What is the problem?

% of Students' in One or More Co- or Extra-Curricular Activity is currently at 65%.

- Impact Statement

65% rate is below the district goal of 96.25%. Legacy HS is near the goal.

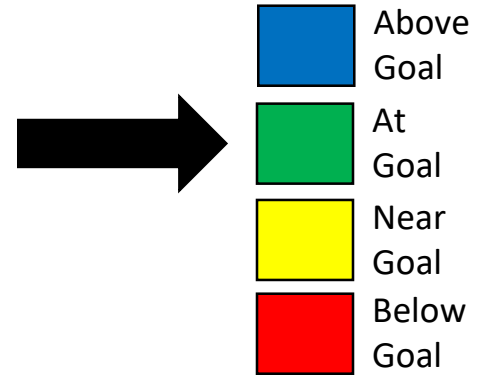
- Actions

This is a COVID-19 impact; Social Distancing, Fear, and Virtual Teaching.

- When will you give your team and executive council an update?

April –May 2021

1.5.1 Number of Choice Options

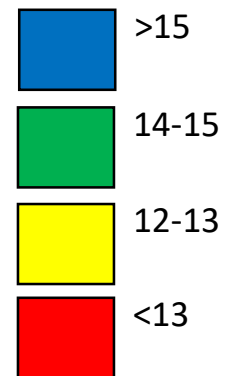


✓ Current number of choice options – 14

- ECHS, JKSA STEM Academy, Nash Two-Way Dual Language, DP Morris Two-Way Dual Language, Martha Reid Leadership Academy, Tarver-Rendon School of Agricultural Leadership, Orchestra, Dr. Sara K. Jandrucko Academy for Early Learners, Willie Brown Academy of Young Scholars, Louise Cabaniss Academy of Young Scholars, Innovative Leadership Academy at Elizabeth Smith Elementary, Donna Shepard Leadership Academy, FHS STEM Academy, Roberta Tipps STEAM Academy

✓ Choice options beginning 2021-22 – 5

- STEM Academy and Fine Arts Academy at Brenda Norwood Elementary and Alma Martinez Intermediate, STEM Academy at Charlene McKinzey Middle School.

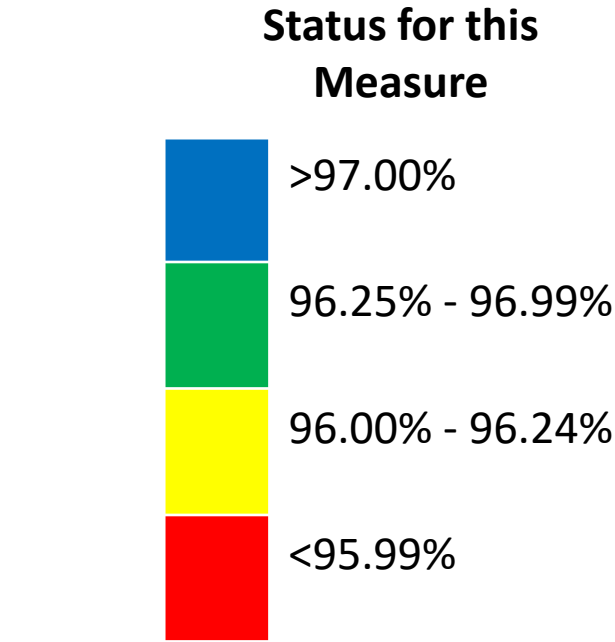
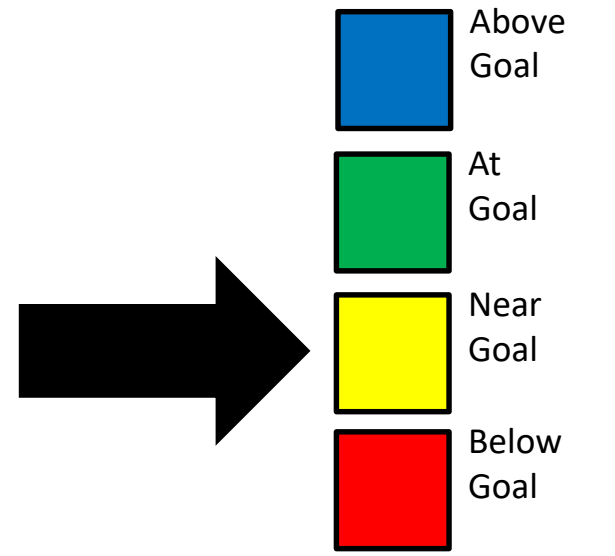
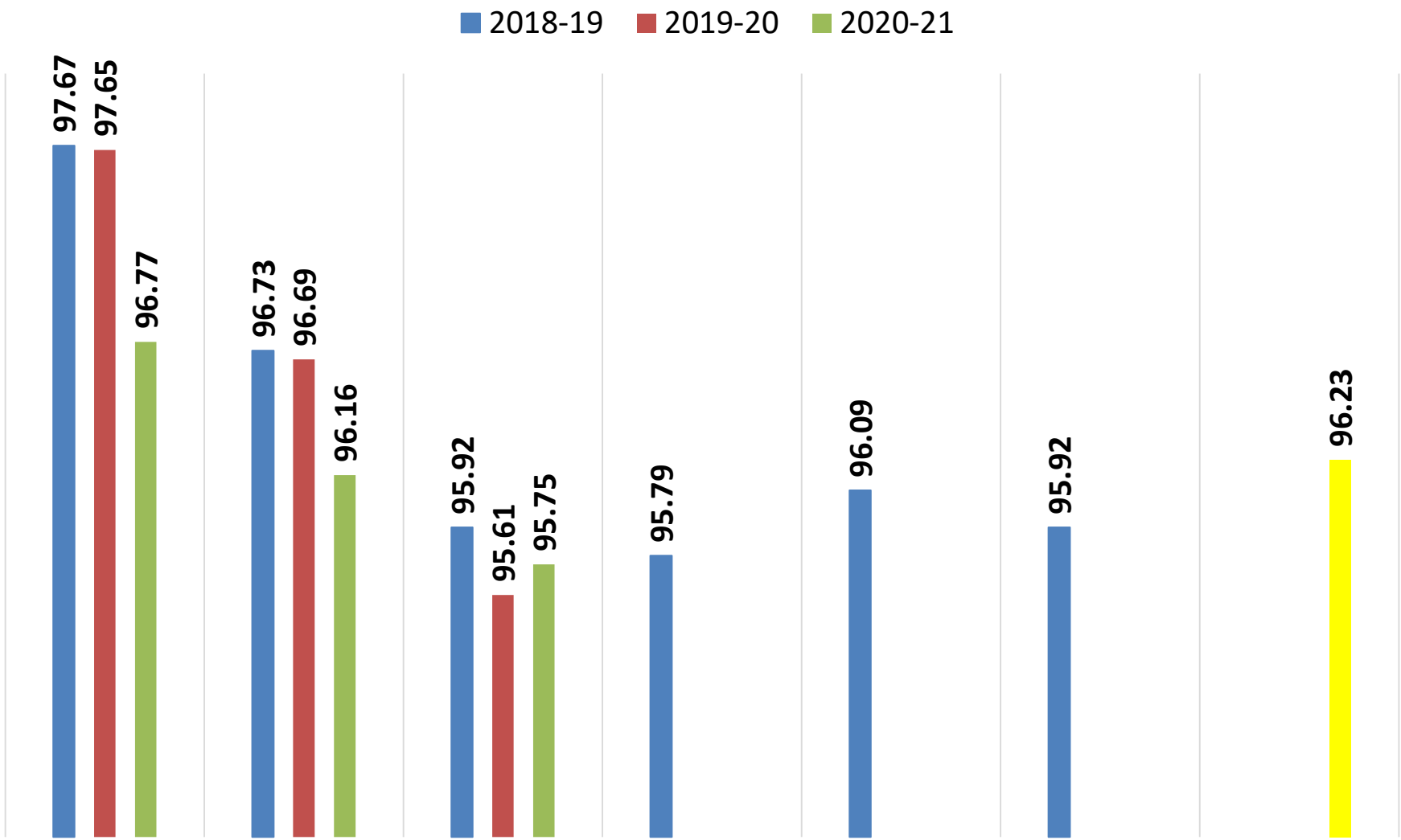


✓ Choice options being prepared to be deployed or explored in 2021-2022 – 2

- Carol Holt ES GT Program and Charlotte Anderson AVID ES

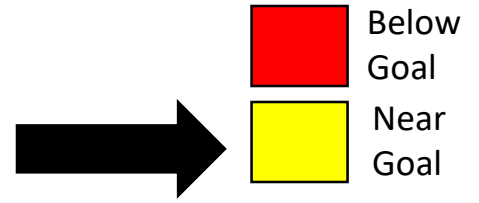
Department		Key Strategic Measures											Data Collected, Managed, and Reported by	
Student Services – Focus on Student Success/Engagement		3.1 Attendance Rate 3.2 Graduation Rate – 4 yr. for all MISD students 3.3 Student Survey - % satisfied 3.4 Emergency Management Drill Compliance											David Wright	
Leading Indicator Measure	Reported By	Sept.	Oct.	Nov.	Dec.	Jan.	Feb.	Mar.	Apr.	May	June	July	Aug.	
3.1.1 Attendance Rate	D. Wright		X		X	X		X		X	X			
3.2.1 Graduation Rate – 4 yr. for all MISD students	D. Wright						X				X			
3.2.2 Leavers (% of 98s by student group)	D. Wright					X							X	
3.3.1 Student Survey - % satisfied	D. Wright						X				X			
3.4.1 Emergency Management Drill Compliance	D. Wright	X	X	X	X	X	X	X	X	X	X			
3.4.2 Behavioral Threat Assessment	D. Wright					X								

3.1.1 Attendance Rate % by 6 Weeks



172

3.1.1 Attendance Rate %— Month/ Year



- What is the problem?

MISD has a 96.23% attendance rate for the 1st semester of the 2020-21 school year.

- Impact Statement

The attendance rate is below the district At Goal of 96.25% and is near the goal by 0.02%.

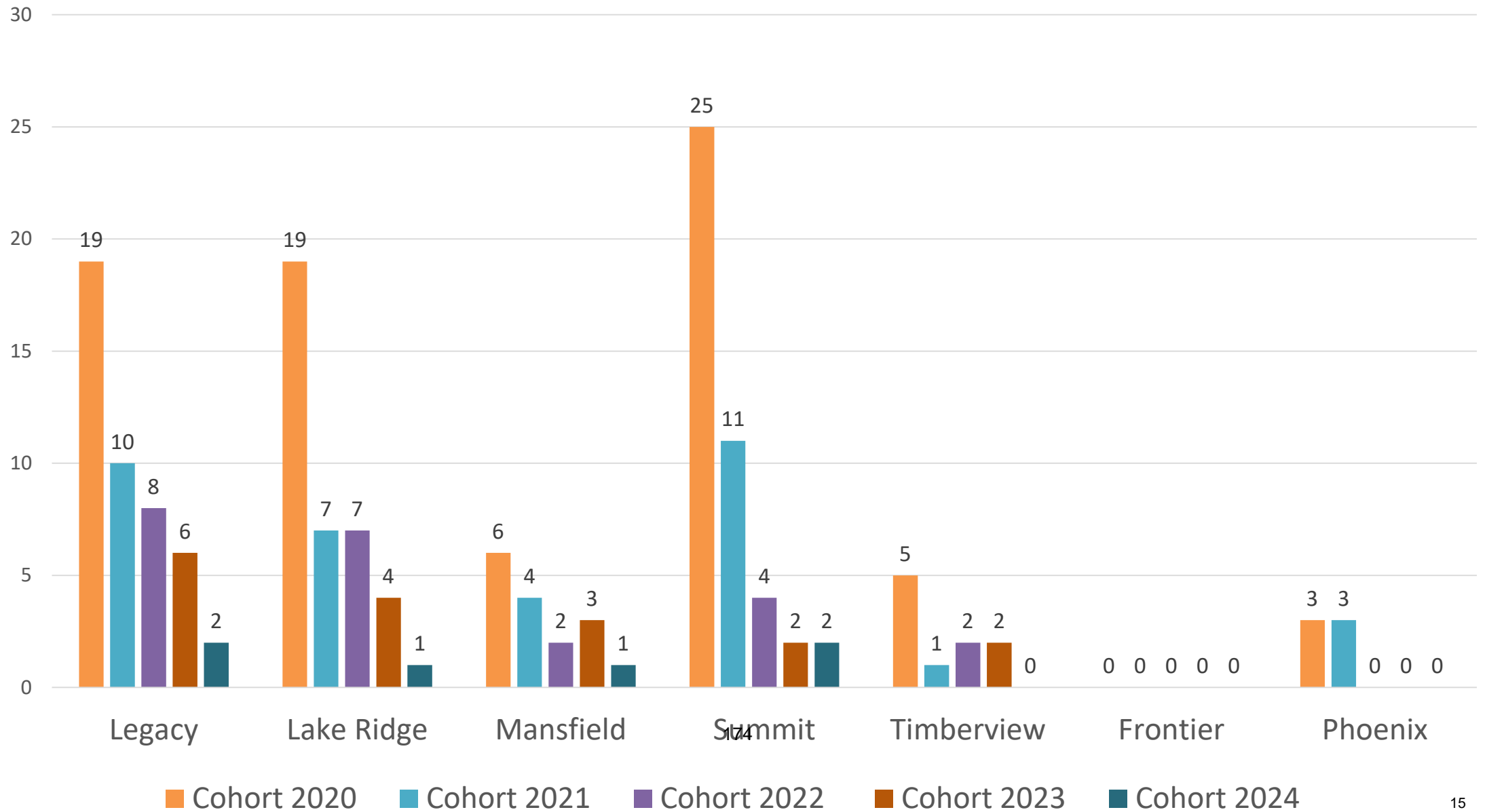
- Actions

This is due to the 1st six week attendance rate which was almost a full percentage point below normal. COVID-19 and SKYWARD impacts.

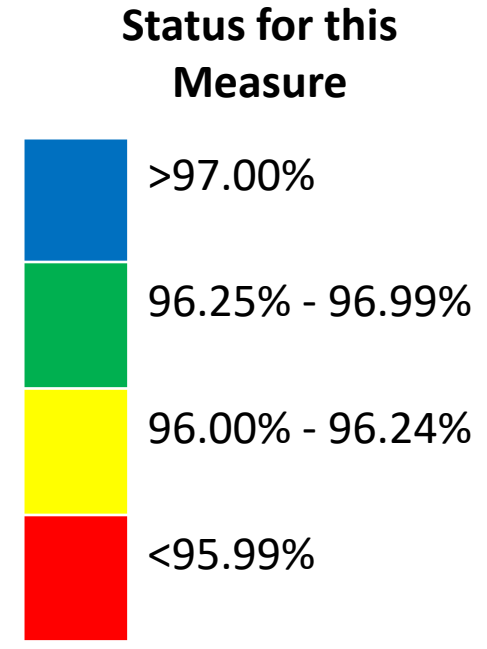
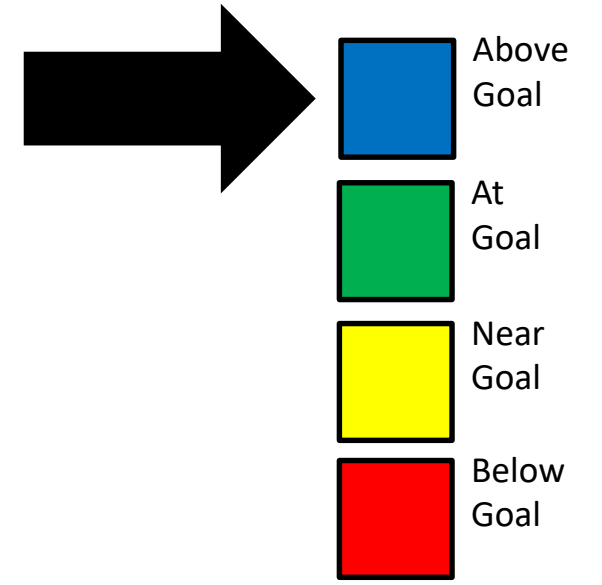
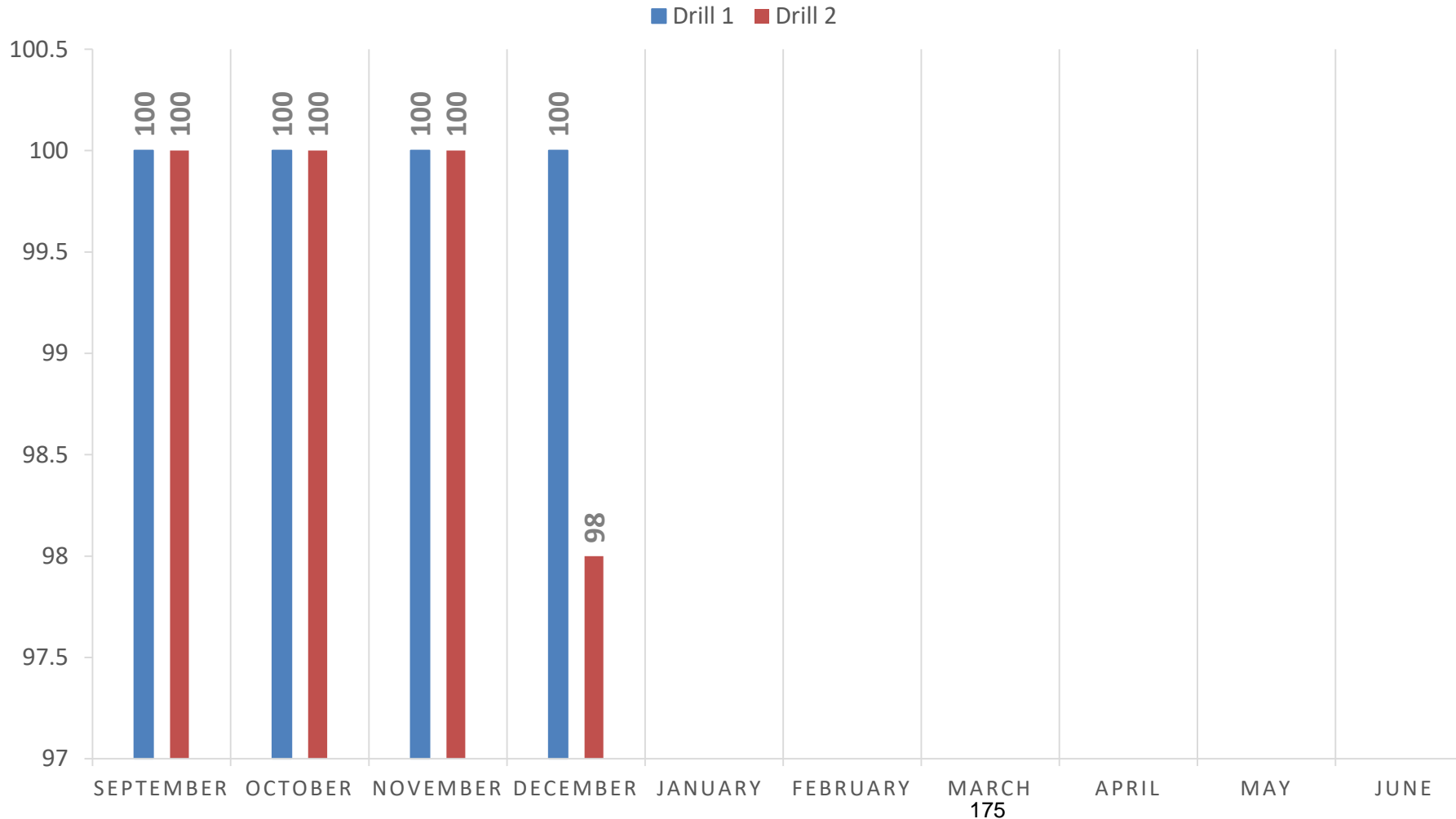
- When will you give your team and executive council an update?

4th sixth weeks report

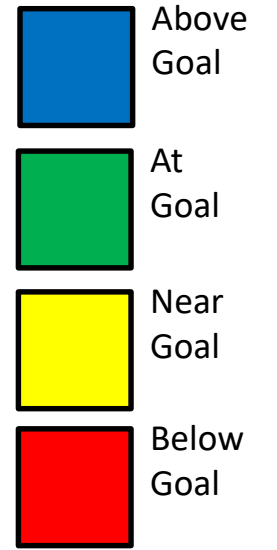

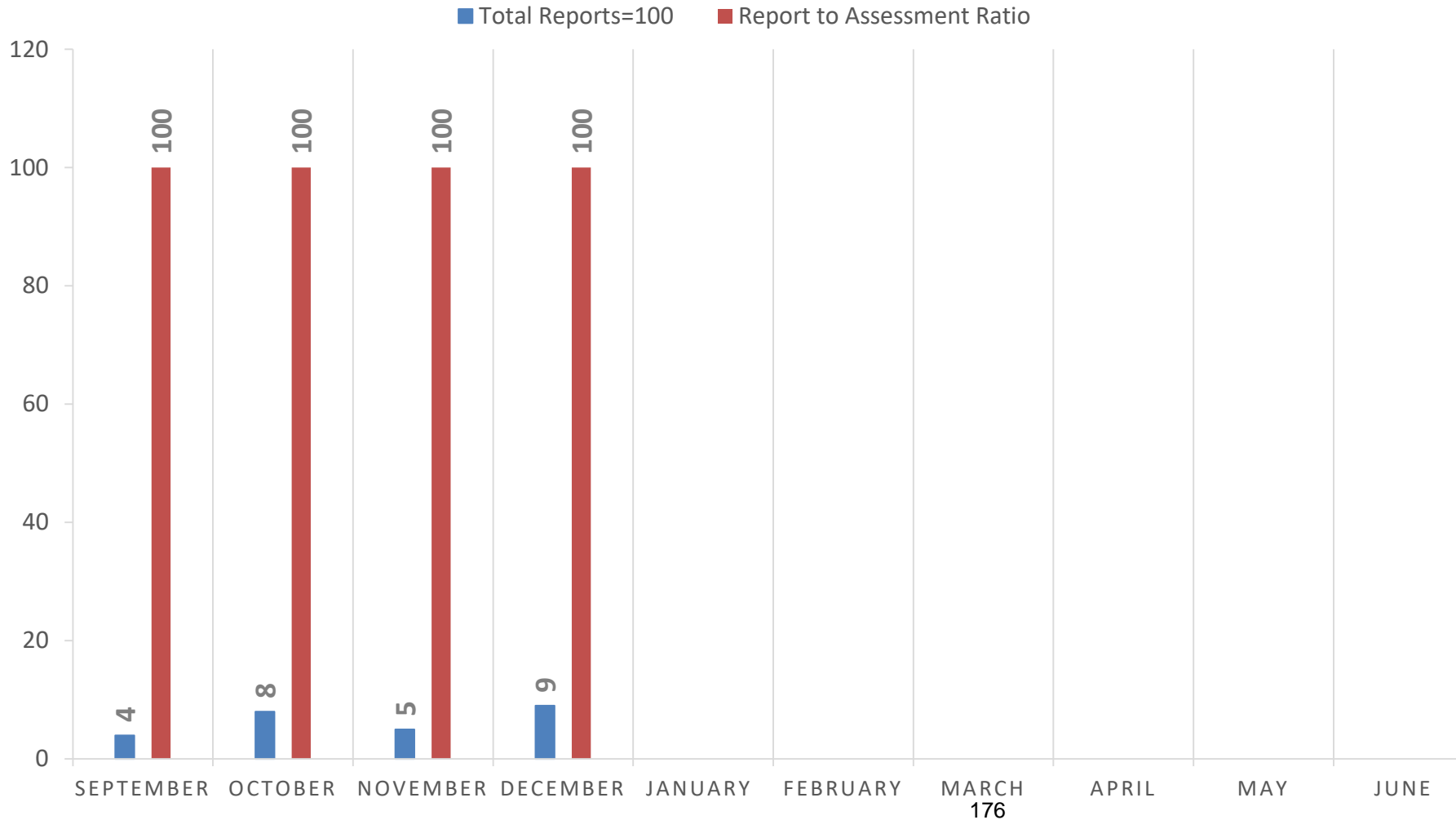
3.2.2 Leavers (# of 98s total)



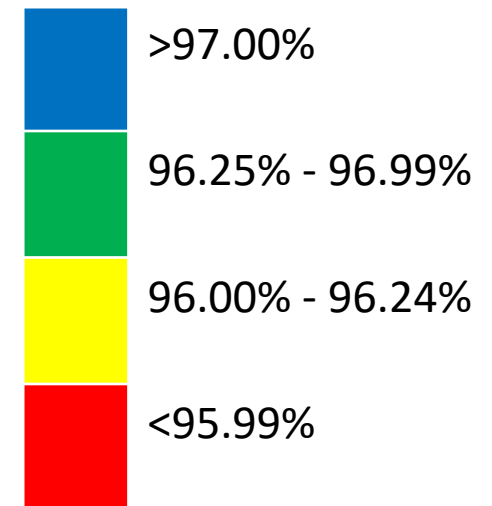
3.4.1 Monthly Emergency Management Drill Compliance – Two Monthly Drills



3.4.2 Behavioral Threat Assessment - Reports Matched by Assessments


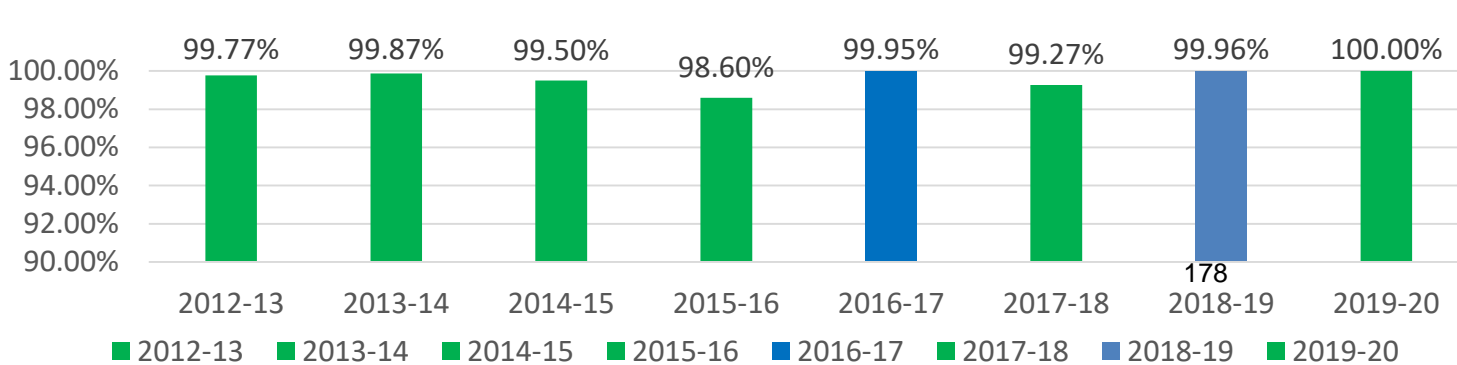
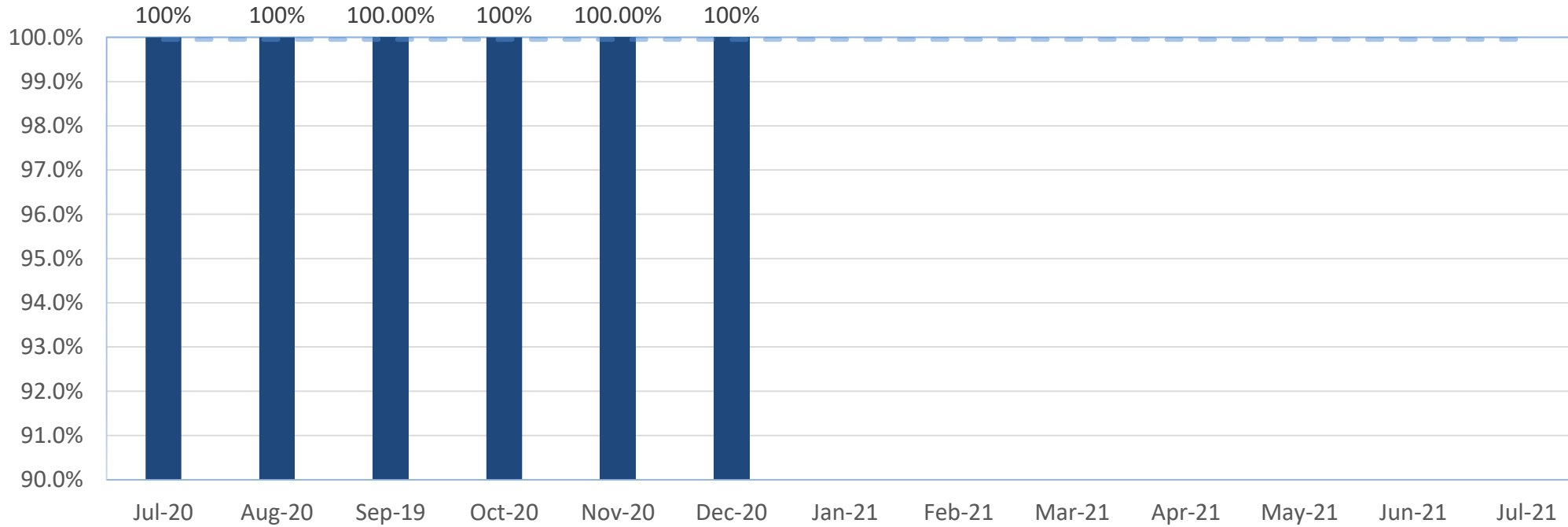
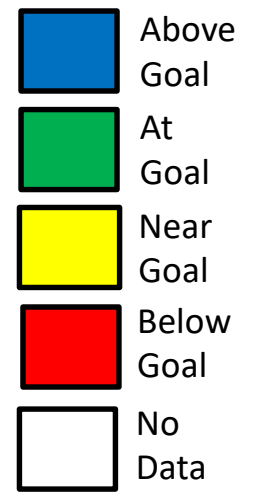


Status for this Measure




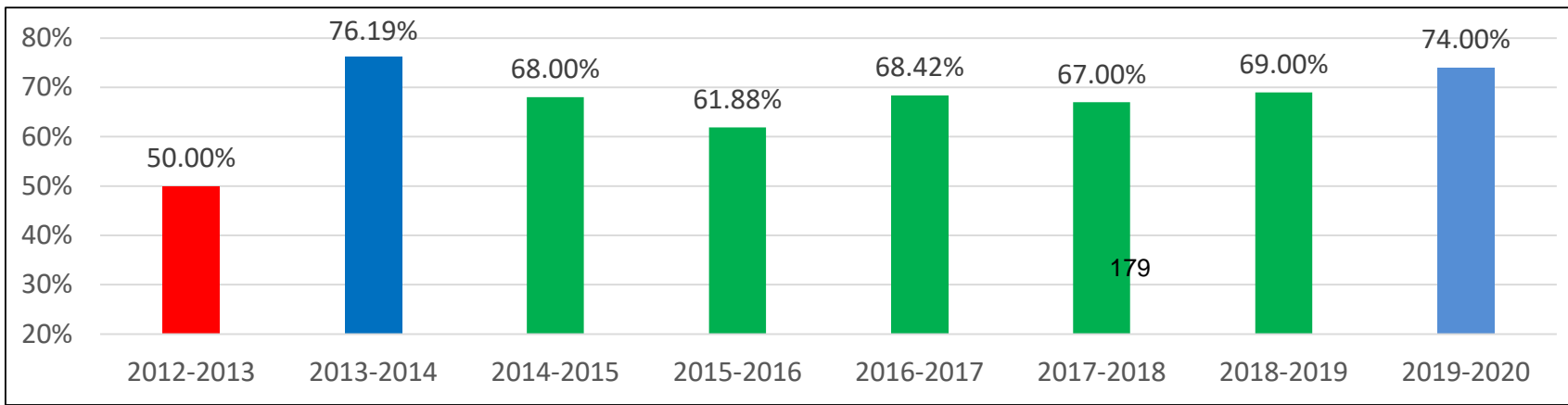
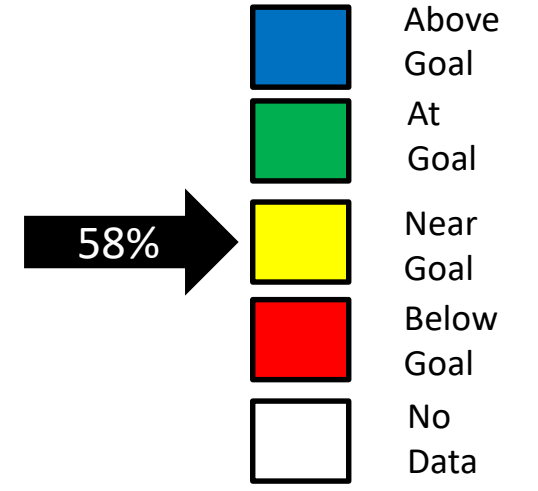
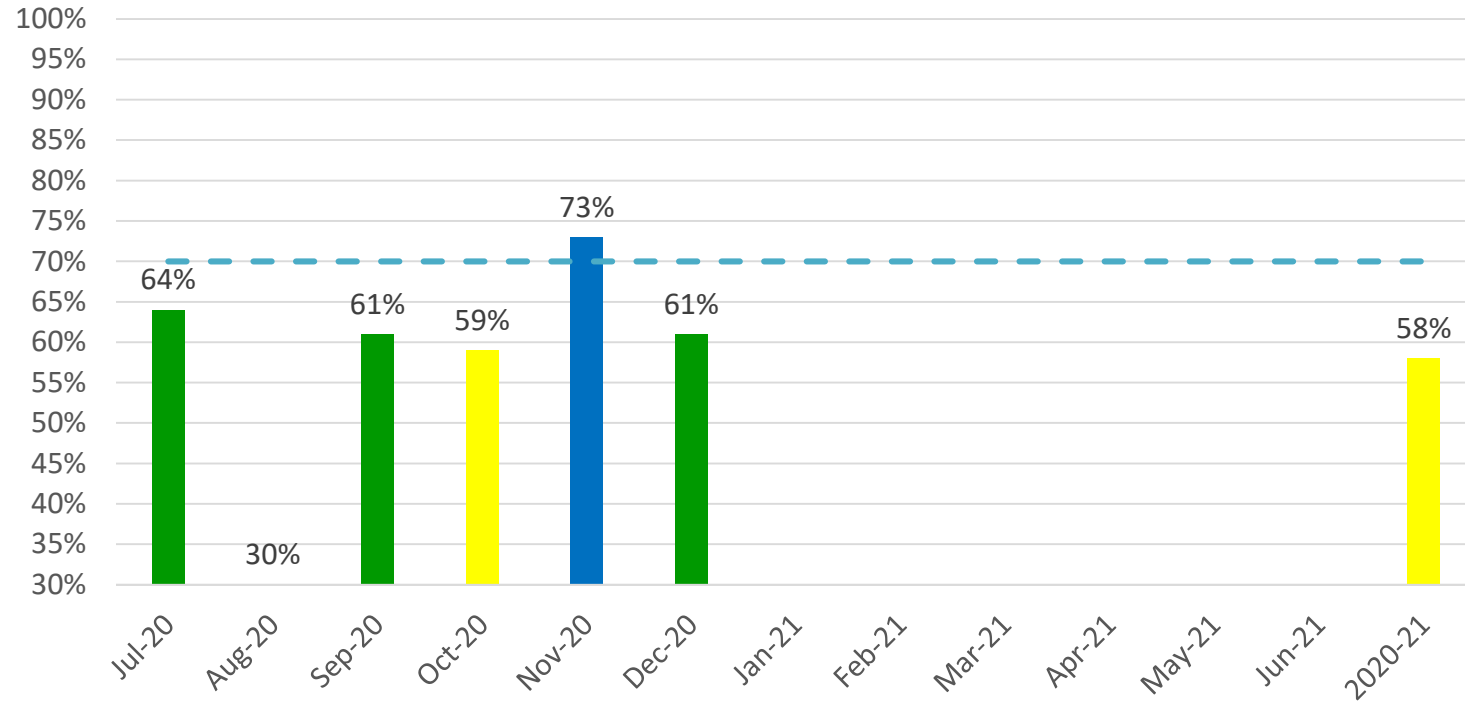
Department		Key Strategic Measures											Data Collected, Managed, and Reported by	
Technology – Focus on Excellence and Equity in Technology		4.1 Average scheduled uptime for critical systems 4.2 % of work orders in seven days 4.3.4 Teacher & Student Use of Collaboration											Jeff Brogden Donna O’Brian	
Leading Indicator Measure		Reported By	Sept.	Oct.	Nov.	Dec.	Jan.	Feb.	Mar.	Apr.	May	June	July	Aug.
4.1.1 Average scheduled uptime for critical systems		Jeff Brogden	X			X	X		X		X		X	
4.2.1 % of work orders completed in seven days		Jeff Brogden	X			X	X		X		X		X	
4.3.1 Teacher use of digital learning platforms with students (pre & post surveys)		O’Brian/North									X			
4.3.2 Teacher use of 4Cs per Bright Bytes		O’Brian/North										X		

4.1 Average Scheduled Uptime of Critical Systems

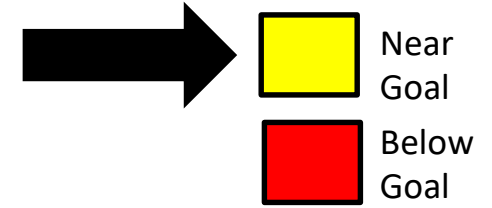


178

4.2 Total Work Orders Within 7 Business Days



December: Number of Open Tickets



- **What is the problem?**

In order to ensure that our students are provided with instructional tools for learning, student device distributions has become a priority. In addition to losing a Campus Support Technician position, various team members have been out of the office due to illness. The department has been significantly impacted by absences.

- **Impact statement of the problem**

End users have experienced longer turnaround times than usual for their requests.

- **Action to be taken (only include new actions you will be taking to make a mid-course correction or nothing at all if it is a special cause)**

The current deployment schedule for all grade levels will be completed by the end of February.

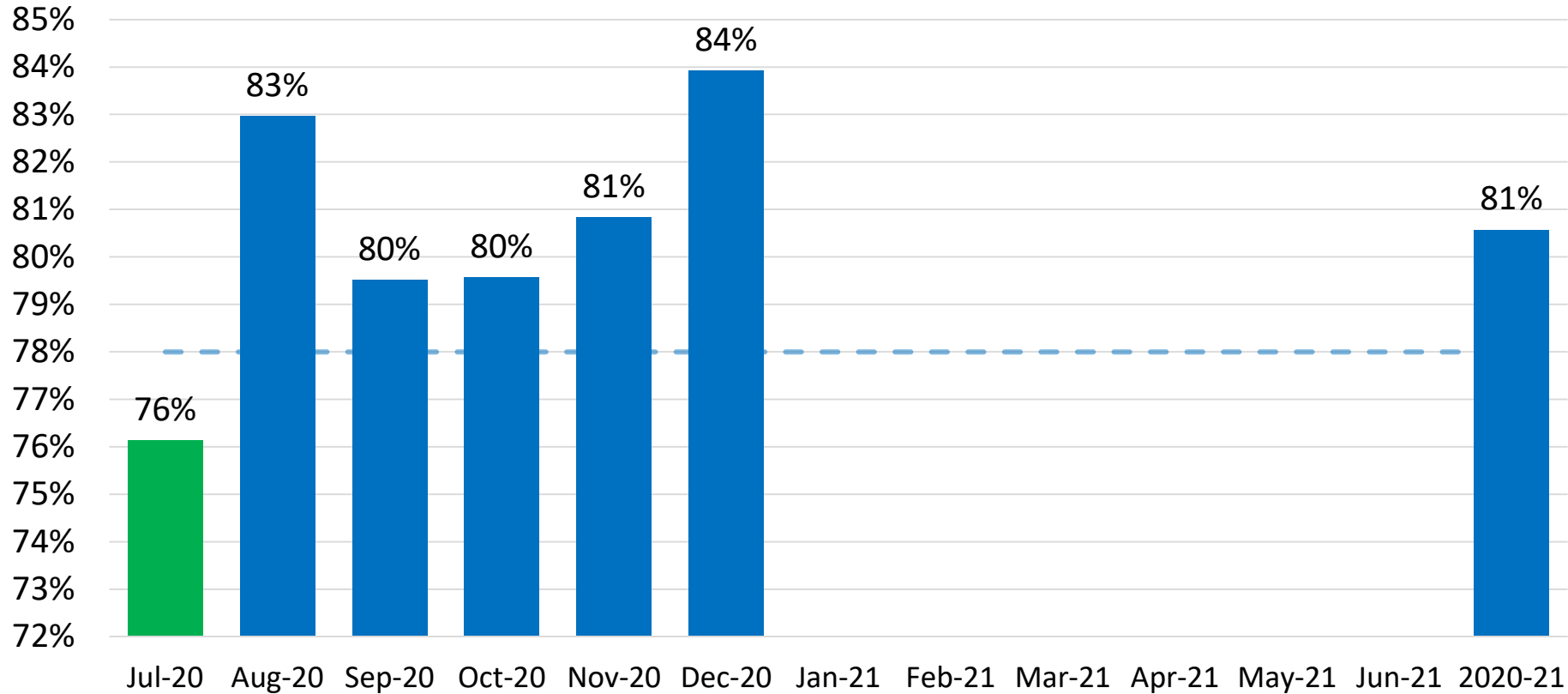
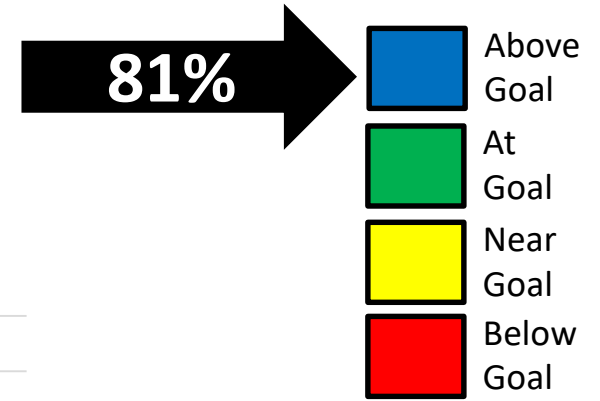
Long Term: Technology leadership will work to secure a staffing audit, taking into consideration the number of new devices that have been deployed this year and last year.

- **When will you give your team and executive council an update?**

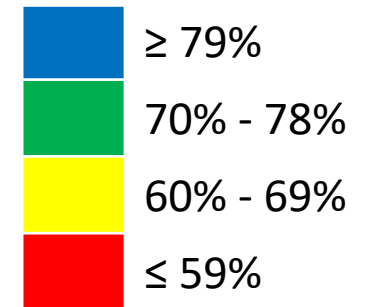
An update will be given next month.

Department	Key Strategic Measures											Data Collected, Managed, and Reported by	
Facilities and Operations – Focus on Operational Excellence	7.1 Work Orders and Preventative Maintenance 7.2 Worker’s Compensation Claims and Safety Training 7.3 Food Cost to Revenue and Worker’s Compensation Claims 7.4 Bond Program Management Under Budget 7.5 Energy Management Program Cost Avoidance 7.6 Risk Management Workers Compensation Cost 7.7 Mansfield ISD Center for Performing Arts Usage											Joel Falcon	
Leading Indicator Measure	Reported By	Sept.	Oct.	Nov.	Dec.	Jan.	Feb.	Mar.	Apr.	May	June	July	Aug.
7.1.1 Percentage of Work Orders Completed within 5 Business Days	Joel Falcon	X	X	X	X	X	X	X	X	X	X	X	X
7.1.2 Percentage of Work Orders Dedicated to Preventative Maintenance	Joel Falcon			X				X		X			X
7.2.1 Worker’s Compensation Claims	Joel Falcon	X	X	X	X	X	X	X	X	X	X	X	X
7.2.2 Provide Safety Training	Joel Falcon	X			X				X				X
7.3.1 Percentage Food Cost to Revenue	Joel Falcon	X	X	X	X	X	X	X	X	X	X	X	X
7.3.2 Worker’s Compensation Claims	Joel Falcon		X		X		X		X		X		X
7.4.1 2011 Bond Program % Under Budget	Joel Falcon	X			X			X			X		
7.5.1 Energy Management Cost Avoidance	Joel Falcon	X			X			X			X		
7.6.1 Total Paid Worker’s Comp Claims	Joel Falcon	X			X			X			X		X
7.7.1 % of overall events dedicated to the MISD Fine Arts Programs and Activities	Joel Falcon	X				X		X			X		X

7.1.1 Maintenance - Percentage of Total Work Orders Completed within 5 Business Days


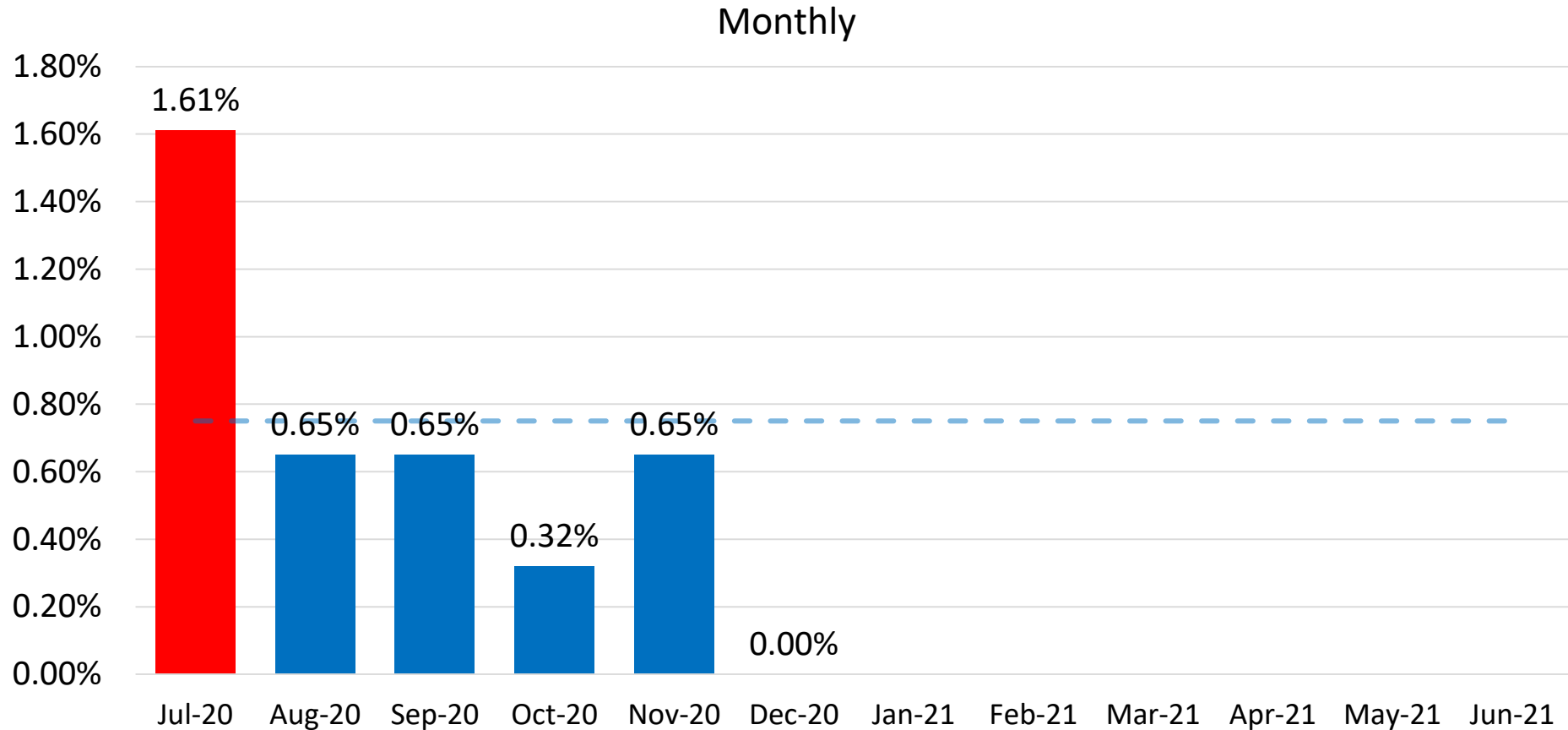
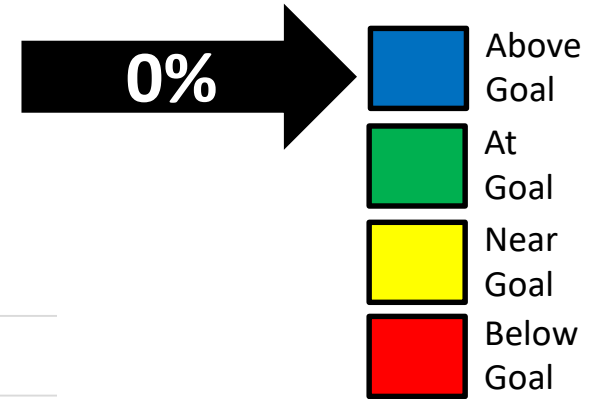


Status for this Measure



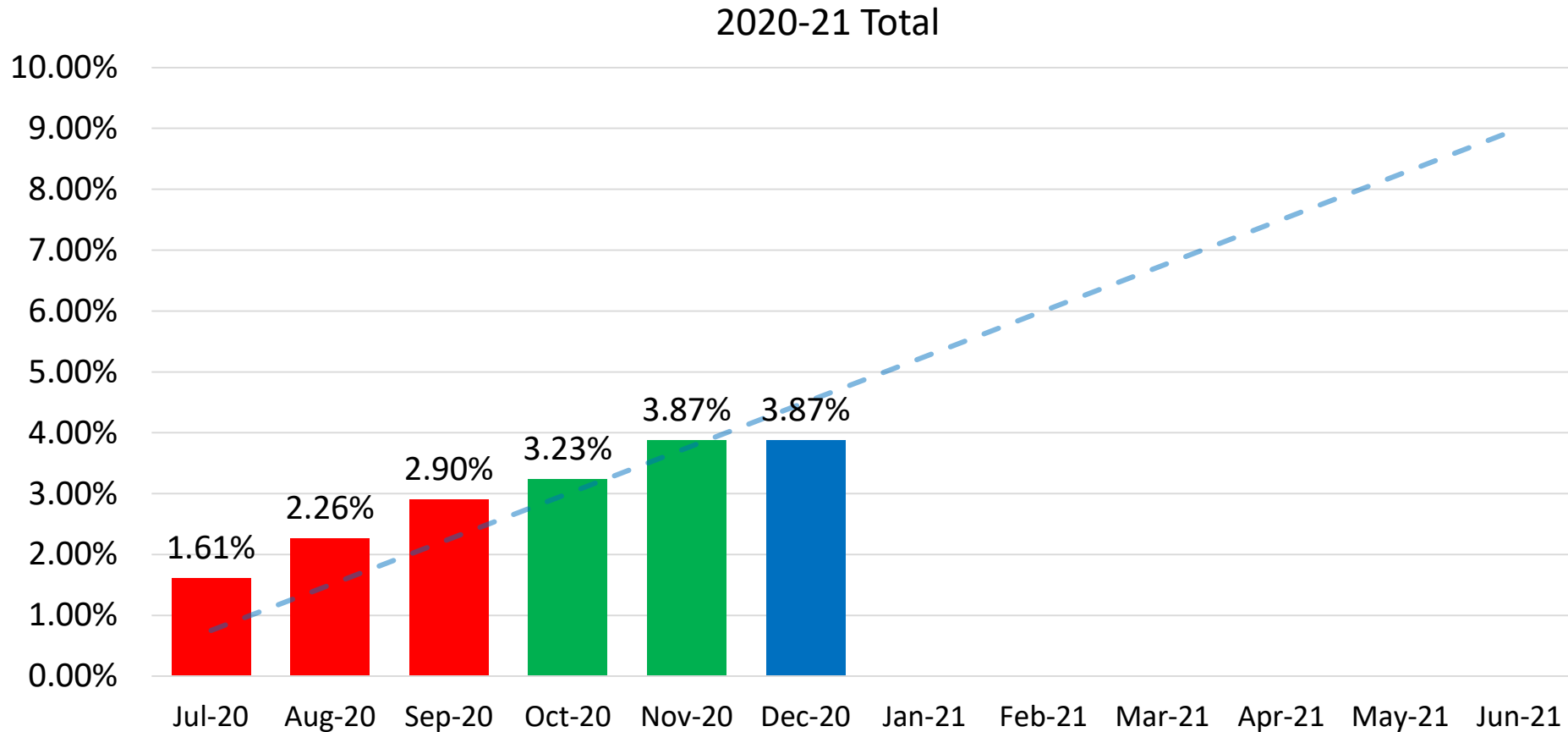
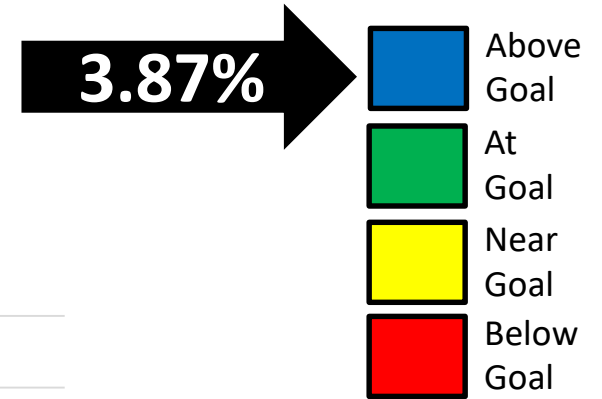
Goal: 78% annually

7.2.1 Custodial – Percentage of Worker’s Compensation Claims per Total Employees




Goal: ≤ 0.75% Monthly

7.2.1 Custodial – Percentage of Worker’s Compensation Claims per Total Employees

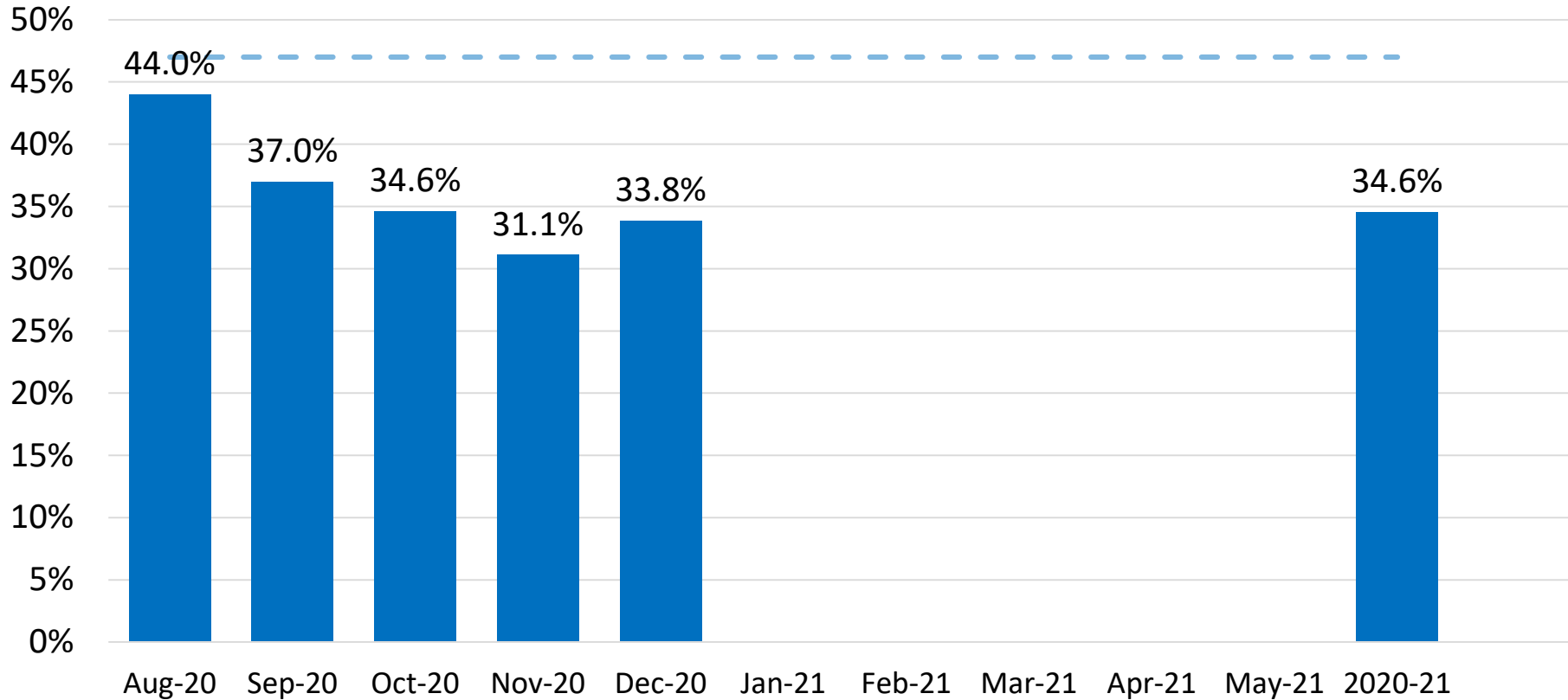


Good
↓



Goal: ≤ 9% Annually

7.3.1 Student Nutrition – Operational Food Cost



34.6% →

- Exceeds Goal
- At Goal
- Near Goal
- Below Goal

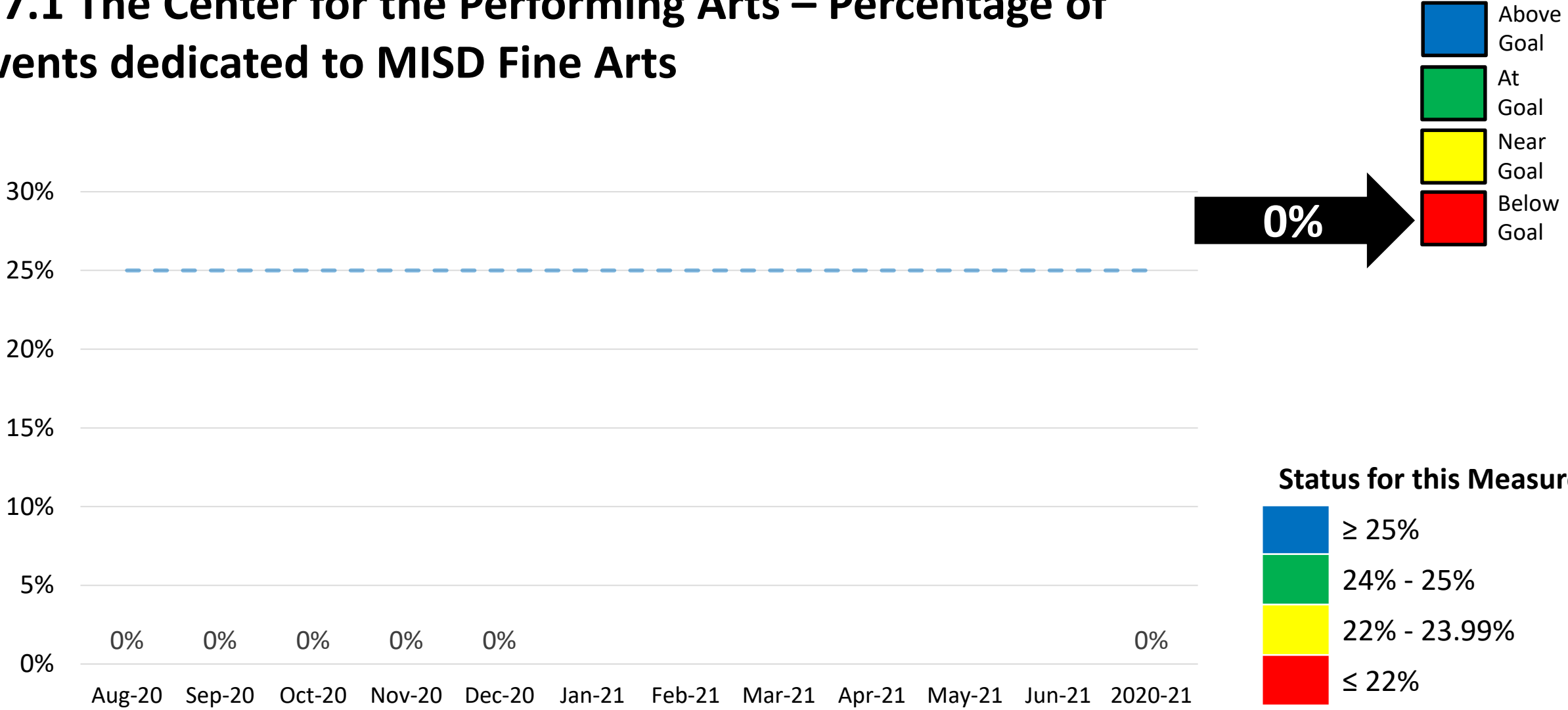
Good
↓

Status for this Measure

- ≤ 46.9%
- 49.0% - 47.0%
- 50.0% - 49.1%
- ≥ 50.1%

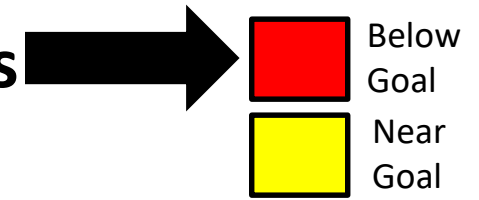
Goal: ≤ 47% Annually

7.7.1 The Center for the Performing Arts – Percentage of events dedicated to MISD Fine Arts



Goal: 25%

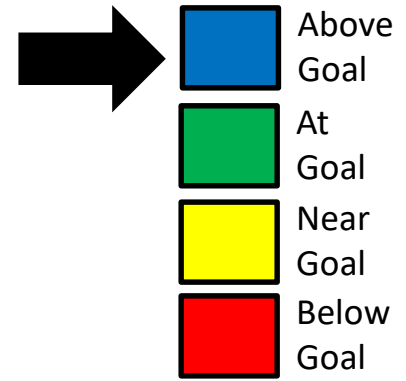
7.7.1 The Center for the Performing Arts – Percentage of events dedicated to MISD Fine Arts



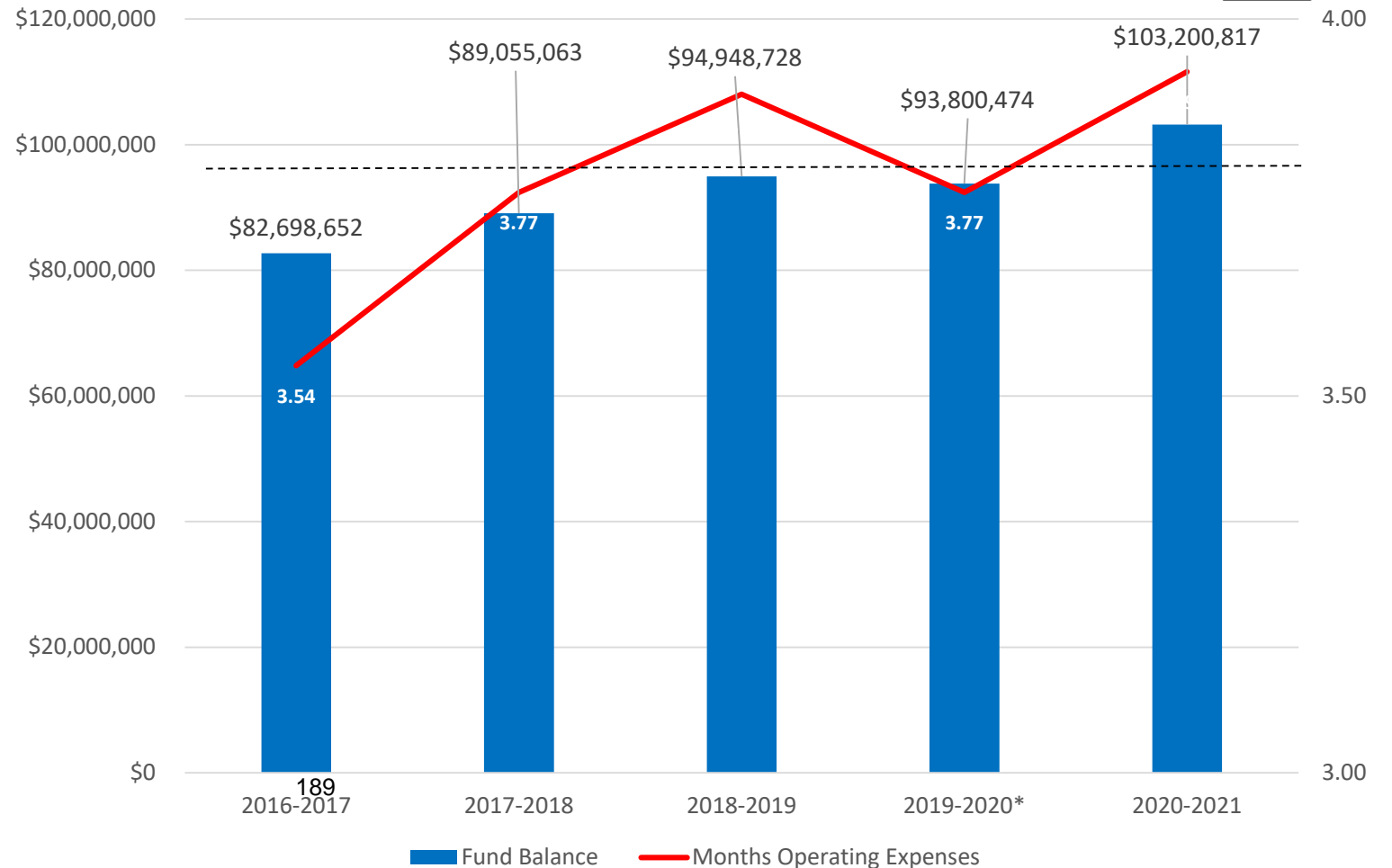
- What is the problem?
 - The Center for the Performing Arts department did not meet the monthly goal of 25% of events dedicated to MISD Fine Arts.
- Impact statement of the problem (include root cause)
 - No Fine Arts events were scheduled due to Covid-19.
- Action to be taken (only include new actions you will be taking to make a mid-course correction or nothing at all if it is a special cause)
 - No Action needed at this time
- When will you give your team and executive council an update?
 - Next month

Department	Key Strategic Measures											Data Collected, Managed, and Reported by	
Business Services – Focus on Economy and Efficiency with Financial Transparency	8.1 Highest rating on FIRST 8.2 Three months operating expenditures in fund balance 8.3 Financial Transparency											Michele Trongaard	
Leading Indicator Measure	Reported By	Sept.	Oct.	Nov.	Dec.	Jan.	Feb.	Mar.	Apr.	May	June	July	Aug.
8.1.1 Highest Rating on FIRST	Michele Trongaard		X										
8.2.1 3 months operating expenditures in fund balance	Michele Trongaard					X			X				X
8.3.1 Financial Transparency State Comptroller Stars	Michele Trongaard								X				X

8.2.1 Three months of operating expenditures in FUND balance

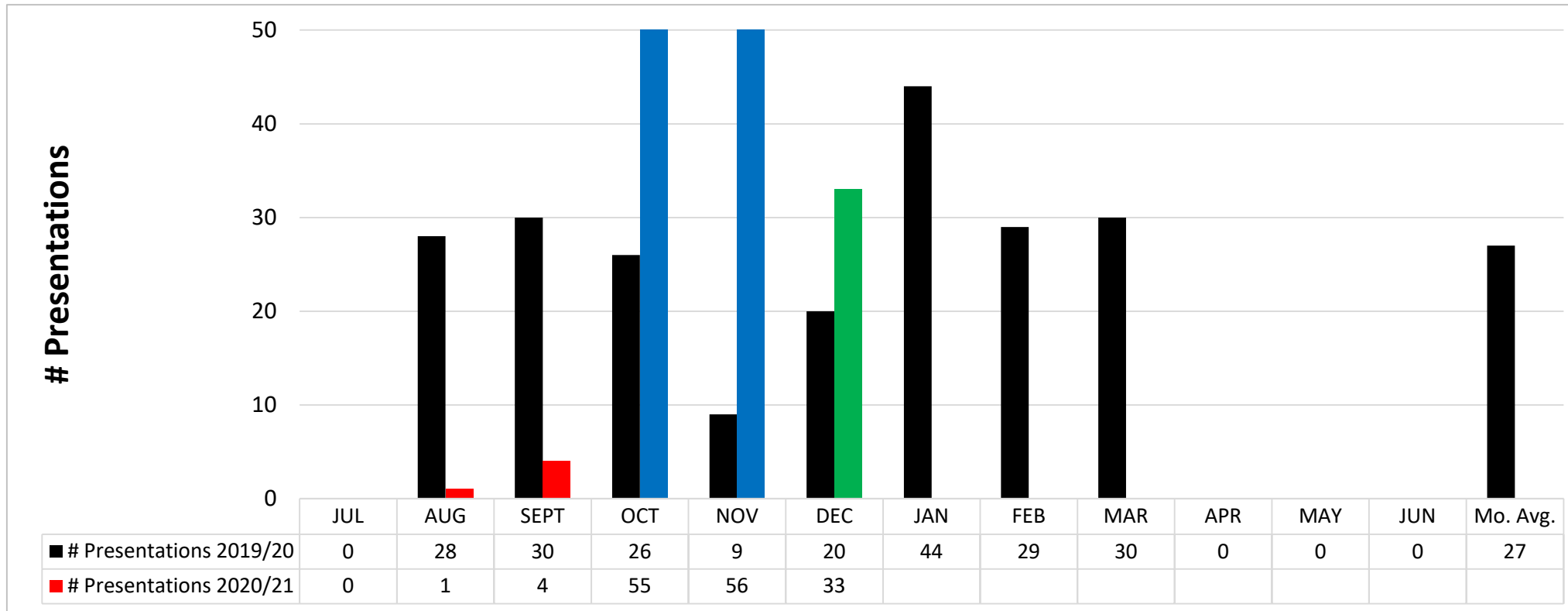
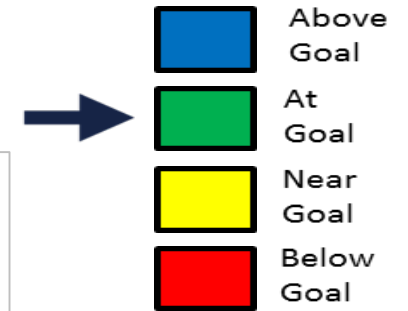


- Total expenditures 2019-2020 \$299,059,800
- Fund Balance at 6/30/2020 \$103,200,817 representing 3.93 months operating expenses

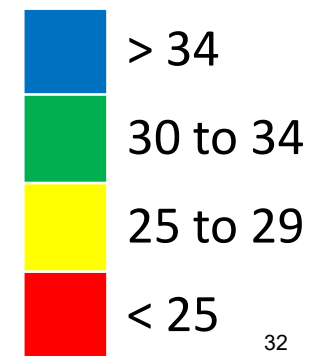


Department		Key Strategic Measures											Data Collected, Managed, and Reported by	
Safety and Security		9.1 Officer Presentations 9.2 Response Times (in minutes) 9.3 Staff Benchmark Question - % feels safe											Chief Minter	
Leading Indicator Measure	Reported By	Sept.	Oct.	Nov.	Dec.	Jan.	Feb.	Mar.	Apr.	May	June	July	Aug.	
9.1.1 Officer Presentations	Sergeant Robertson	X	X	X	X	X	X	X	X	X	X			
9.2.1 Response Times	Sergeant Robertson	X	X	X	X	X	X	X	X	X	X			
9.3.1 Staff Benchmark Question - % Feels Safe	Chief Minter						X				X			

9.1.1 Police Presentations 2020/2021

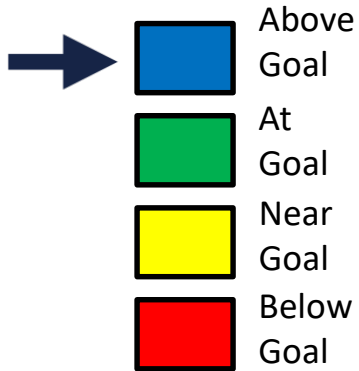


Status for this Measure



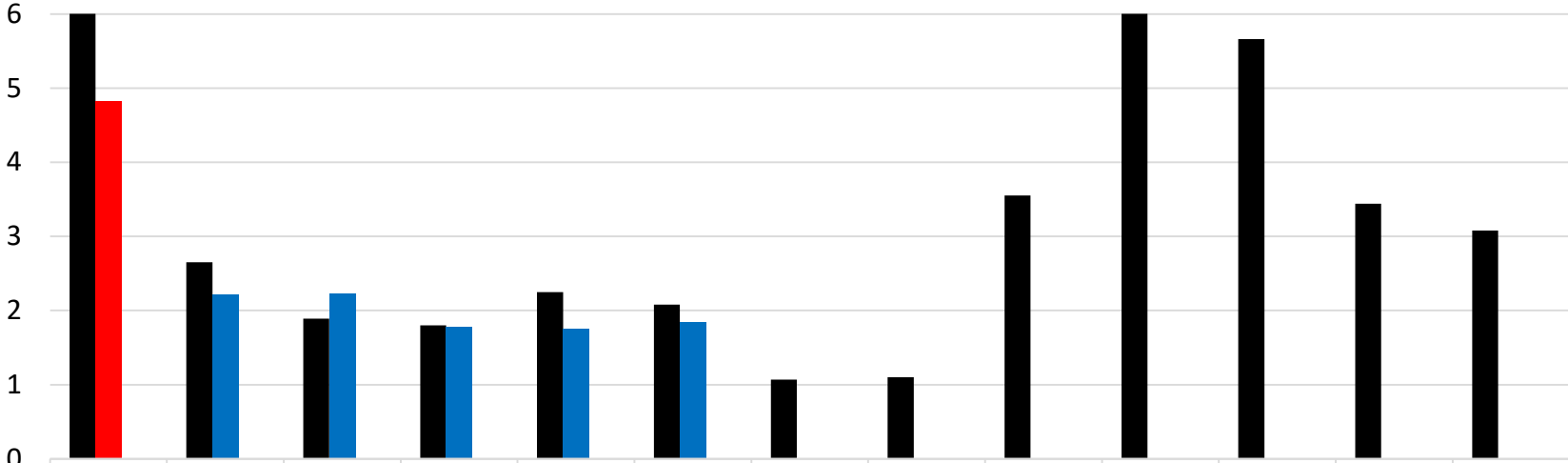
- The Police Department currently has MISD officers in 38 of the 44 campuses. Our goal is to conduct a minimum of 1 presentation per campus each month.
- Police presentations consist of student, staff, or community presentations.

9.2.1 Police Response to Calls for Service 2020/2021



Police Response Time Average

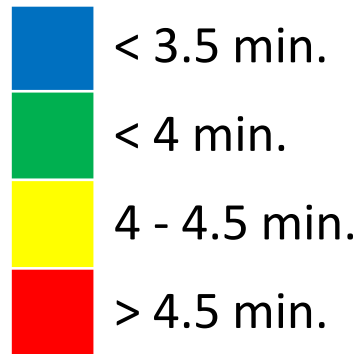
MINUTES



■ Avg Response Time 2019/20	6.95	2.65	1.89	1.8	2.25	2.08	1.07	1.1	3.55	7.48	5.66	3.44	3.08
■ Avg Response Time 2020/21	4.82	2.21	2.23	1.78	1.75	1.85							
# Assigned Calls 2020/21	87	177	131	216	175	149							

GOOD

Status for this Measure



- According to a 2019 ASecureLife research report of Texas Metropolitan Police Departments, the avg. response time to “Priority One” emergency calls is 7.49 minutes
- Baseline data for MISD Police Department Avg. Response times for all assigned calls for service for school year 2019/2020 is 3.08 minutes



TITLE: Enrollment Report

DATE: January 19, 2021

INFORMATION

BACKGROUND:

Mansfield Independent School District student enrollment was 35,215 on 2021. The attached exhibit presents the grade-by-grade enrollment for each campus as of that date.

Enrollment in the second week of January 2021 was 588 students lower than the same week in 2020.

CONSIDERATIONS:

- Total District enrollment is 588 students lesser than the same week in 2020. This represents a 1.6% decrease in enrollment.
- Grades PK-4 enrollment decreased by 614 students.
- Grades 5-6 enrollment decreased by 204 students.
- Grades 7-8 enrollment increased by 35 students.
- Grades 9-12 enrollment increased by 195 students.
- The enrollments reported here are based on information from Skyward Student Data Systems.

RECOMMENDATION:

None. For information only.

MISD Monthly Enrollment Report - January 2021

Campus Name	EE	PK	KG	1	2	3	4	5	6	7	8	9	10	11	12	Total Count of Students
Mansfield Summit HS												511	525	489	449	1,974
Mansfield HS												648	647	619	615	2,529
Mansfield Timberview HS												483	473	530	399	1,885
Mansfield Legacy HS												662	604	611	485	2,362
The Phoenix Academy													1	14	49	64
Mansfield Lake Ridge HS												682	642	645	624	2,593
Mansfield Frontler HS												87			65	152
Early College High School												83	65	80	55	283
Total High Schools												3,156	2,957	2,988	2,741	11,842
Rogene Worley Middle										486	499					985
T A Howard Middle										369	394					763
Brooks Wester Middle										508	460					968
Danny Jones Middle										491	525					1,016
James Coble Middle										470	485					955
Linda Jobe Middle										465	434					899
STEM Academy									91	93	93					277
Total Middle Schools									91	2,882	2,890					5,863
Mary Orr Int								464	451							915
Cross Timbers Int								344	352							696
Donna Shepard Int								470	487							957
Deila Icenhower Int								390	467							857
Mary Lillard IS								498	502							1,000
Asa E Low Jr Int								393	365							758
Total Intermediate Schools								2,559	2,624							5,183
Alice Ponder ES	14	30	91	117	96	123	111									582
Tarver-Rendon ES	1	23	105	111	91	120	110									561
J L Boren ES	23	14	85	110	110	112	110									564
Charlotte Anderson ES	7		67	87	77	88	68									394
Glenn Harmon ES	3		92	97	89	77	99									457
D P Morris ES	1		119	114	112	105	92									543
Willie Brown ES	5		101	101	116	122	113									558
Kenneth Davis ES			67	63	75	74	78									357
Imogene Gideon ES	2		61	75	77	66	89									370
Erma Nash ES	1	54	119	120	121	121	108									644
Elizabeth Smith ES	25	17	97	115	115	118	129									616
Roberta Tipps ES	7	18	88	86	93	100	119									511
Martha Reld ES	5		99	106	99	108	101									518
Thelma Jones ES			80	79	85	94	83									421
Mary Jo Sheppard ES		13	78	92	82	87	88									440
Janet Brockett ES	4		78	89	97	94	104									466
Anna May Daulton ES	4		95	144	159	138	169									709
Cora Spencer ES	5		109	147	126	155	153									695
Louise Cabaniss ES	3		97	107	103	145	111									566
Carol Holt ES	23	16	73	62	85	77	76									412
Annette Perry ES	4	25	96	104	113	116	120									578
Judy Miller ES	18	50	101	106	93	108	112									588
Nancy Neal ES	18	17	54	63	91	74	107									424
Academy for Early Learners	26	327														353
Total Elementary Schools	199	604	2,052	2,295	2,305	2,422	2,450									12,327
Total Count of Students	199	604	2,052	2,295	2,305	2,422	2,450	2,559	2,715	2,882	2,890	3,156	2,957	2,988	2,741	35,215



**Board of School Trustees
Mansfield Independent School District**

TITLE: Attendance Percentage Report

DATE: January 19, 2021

INFORMATION

BACKGROUND:

Mansfield Independent School District Attendance Percentage Report is a campus by campus report from August 12, 2020 through January 12, 2021.

The attendance percentages reported here are based on the attached information from Skyward Data Services.

RECOMMENDATION:

None. For information only.

Entity	Name	Operational		Grade Level	Total Days Membership	Total Ineligible Days Present	Total Eligible Days Present	Refined ADA	Percentage Of Attendance
		Cal	Days						
002	Mansfield Summit HS	002	86	ALL	164765.5	0.0	153672.5	1786.89	93.27
		3FP	86	ALL	6244.0	0.0	6105.0	70.99	97.77
003	Mansfield HS	003	86	ALL	203474.5	0.0	196627.5	2286.37	96.63
		3FP	86	ALL	14077.0	0.0	13912.0	161.77	98.83
004	Mansfield Timberview	004	86	ALL	153855.5	0.0	145951.5	1697.11	94.86
		3FP	86	ALL	7811.5	0.0	7667.5	89.16	98.16
005	Mansfield Legacy HS	005	86	ALL	196156.0	0.0	182285.0	2119.59	92.93
		3FP	86	ALL	8265.0	0.0	8151.0	94.78	98.62
006	The Phoenix Academy	006	86	ALL	6347.0	0.0	4811.0	55.94	75.80
007	Mansfield Lake Ridge	007	86	ALL	213648.0	0.0	207818.5	2416.49	97.27
		3FP	86	ALL	11929.0	0.0	11754.0	136.67	98.53
008	Mansfield Frontier H	008	86	ALL	13854.0	0.0	13642.0	158.63	98.47
		3FP	86	ALL	80.0	0.0	66.0	0.77	82.50
009	Early College High S	009	97	ALL	14551.0	0.0	14488.0	149.36	99.57
		TCC	66	ALL	8972.0	0.0	8878.0	134.52	98.95
041	Rogene Worley Middle	041	86	ALL	83778.0	0.0	82237.0	956.24	98.16
042	T A Howard Middle	042	86	ALL	64015.0	0.0	60980.0	709.07	95.26
043	Brooks Wester Middle	043	86	ALL	81563.0	0.0	79175.0	920.64	97.07
044	Danny Jones Middle	044	86	ALL	88694.0	0.0	87781.0	1020.71	98.97
045	James Coble Middle	045	86	ALL	81063.0	0.0	78549.0	913.36	96.90
046	Linda Jobe Middle	046	86	ALL	76071.0	0.0	73087.0	849.85	96.08
101	Alice Ponder ES	101	86	ALL	47272.0	0.0	45308.5	526.84	95.85
103	Tarver-Rendon ES	103	86	ALL	46785.0	0.0	44438.0	516.72	94.98
105	J L Boren ES	105	86	ALL	45700.0	494.5	43950.0	511.05	97.25
106	Charlotte Anderson E	106	86	ALL	32569.0	0.0	31043.0	360.97	95.31
107	Glenn Harmon ES	107	86	ALL	37721.0	0.0	34942.0	406.30	92.63
109	D P Morris ES	109	86	ALL	46235.0	0.0	44386.0	516.12	96.00
110	Willie Brown ES	110	86	ALL	46957.0	0.0	45915.0	533.90	97.78
111	Kenneth Davis ES	111	86	ALL	30407.0	0.0	28465.0	330.99	93.61
112	Imogene Gideon ES	112	86	ALL	31076.5	0.0	29440.5	342.33	94.74
113	Erma Nash ES	113	86	ALL	52385.0	0.0	49809.0	579.17	95.08
114	Elizabeth Smith ES	114	86	ALL	50352.0	0.0	48820.5	567.68	96.96
115	Roberta Tipps ES	115	86	ALL	43158.5	0.0	41766.5	485.66	96.77
116	Martha Reid ES	116	86	ALL	42585.0	0.0	41553.0	483.17	97.58
117	Thelma Jones ES	117	86	ALL	36413.0	0.0	34762.0	404.21	95.47
118	Mary Jo Sheppard ES	118	86	ALL	35629.5	0.0	34237.0	398.10	96.09
119	Janet Brockett ES	119	86	ALL	39292.0	0.0	36989.0	430.10	94.14
120	Anna May Daulton ES	120	86	ALL	60215.0	0.0	59124.0	687.49	98.19
121	Cora Spencer ES	121	86	ALL	58722.0	0.0	57476.0	668.33	97.88
122	Louise Cabaniss ES	122	86	ALL	48122.0	0.0	46477.0	540.43	96.58
123	Carol Holt ES	123	86	ALL	33328.5	0.0	31619.5	367.67	94.87
124	Annette Perry ES	124	86	ALL	47238.5	0.0	45431.0	528.27	96.17
125	Judy Miller ES	125	86	ALL	46824.5	0.0	45707.0	531.48	97.61
126	Nancy Neal ES	126	86	ALL	34971.0	0.0	33848.5	393.59	96.79
127	Academy for Early Le	127	86	ALL	14345.5	774.0	12495.0	145.29	92.50
201	Mary Orr Int	201	86	ALL	77174.0	0.0	75520.0	878.14	97.86
202	Cross Timbers Int	202	86	ALL	59732.0	0.0	57895.0	673.20	96.92
204	Donna Shepard Int	204	86	ALL	80805.0	0.0	77568.0	901.95	95.99
205	Della Icenhower Int	205	86	ALL	73670.0	0.0	71079.0	826.50	96.48
206	Mary Lillard IS	206	86	ALL	86873.0	0.0	85793.0	997.59	98.76
207	Asa E Low Jr Int	207	86	ALL	63841.0	0.0	62233.0	723.64	97.48
304	Tarrant Co JJAEP	304	88	ALL	59.0	58.0	0.0	0.00	98.31

<u>Entity</u>	<u>Name</u>	<u>Cal</u>	<u>Operational</u> <u>Days</u>	<u>Grade</u> <u>Level</u>	<u>Total Days</u> <u>Membership</u>	<u>Total Ineligible</u> <u>Days Present</u>	<u>Total Eligible</u> <u>Days Present</u>	<u>Refined</u> <u>ADA</u>	<u>Percentage Of</u> <u>Attendance</u>
944 (043)	STEM Academy	944	86	ALL	24057.0	0.0	23817.0	276.94	99.00
REPORT TOTALS:					2973729.5	1326.5	2859546.5	33262.73	96.20

***** End of report *****



**Board of School Trustees
Mansfield Independent School District**

TITLE: MISD Committees Report

DATE: January 19, 2021

INFORMATION

BACKGROUND:

District committees formed will each report to the Board and will be posted on the District website as well. Each report to the Board will depict the purpose, responsibilities, timeline and membership. The charters for new committees are attached.

CONSIDERATION:

Ad hoc Committees

2021-2022 MISD Calendar Committee

Superintendent's COVID -19 Advisory Task Force

Ongoing Committees

District-wide Educational Improvement Council (DEIC)

District's School Safety and Security Committee

MISD Emergency Operation Planning Team

School Health Advisory Council 2020-2021

RECOMMENDATION:

None-for information only.

Charter

District-wide Educational Improvement Council (DEIC)

2020-2021

Purpose

MISD Board policy directs the establishment of a district-level planning and decision-making process that involves the professional staff of a district, parents of students enrolled in a district, business representatives, and community members in establishing and reviewing the District's educational plans, goals, performance objectives, and major instructional programs.

Responsibilities of the Committee

The Superintendent or Superintendent's Designee shall serve as the chairperson of DEIC.

- Chairperson: Dr. Joshua Garcia, Executive Director, Instructional Support
- DEIC Scribe: Secretary to the Executive Director
- Type of Committee: Standing
- Decision Making Authority: Advisory

The District-wide Educational Improvement Council shall assist the Superintendent with the annual development, evaluation, and revision of the District Improvement Plan.

Duration of Committee and/or Timeline

The chairperson of the committee shall set its agenda and shall schedule at least four meetings per year; additional meetings may be held at the call of the chairperson.

Meeting Dates*

September 10, 2020 – 4:00pm-5:00pm, *Virtual TEAMS meeting*

September 24, 2020 – DIP Workshop - 8:00am-4:30pm, *MISD Center Rooms 1-4*

October 15, 2020 – 4:30pm-6:00pm, *MISD Center Rooms 1&2*

November 5, 2020 – 4:30pm-6:00pm, *MISD Center Rooms 5&6*

December 10, 2020 – 4:30pm-6:00pm, *MISD Center Rooms 5&6*

January 14, 2021 – 4:30pm-6:00pm, *MISD Center Rooms 5&6*

February 25, 2021 – 4:30pm-6:00pm, MISD Center Rooms TBA

March 25, 2021 – 4:30pm-6:00pm, MISD Center Rooms TBA

April 22, 2021 – 4:30pm-6:00pm, Administration Building 100 Great Room

*Meetings are tentatively scheduled and confirmed monthly based on agenda items to be addressed.

Committee Membership

The District-wide Educational Improvement Council shall include representative professional staff, parents of students enrolled in the District, business representatives, and community members.

2020-2021 DEIC Membership:

CAMPUS	REPRESENTATIVE	TYPE OF REP	CAMPUS ROLE	TERM
EARLY CHILDHOOD				
Sarah K. Jandrucko	Liz Farias	Non-Teaching	Campus-Based Social Worker	2019-2021
ELEMENTARY SCHOOLS				
Charlotte Anderson	Sheira Petty	Non-Teaching	Principal	2020-2022
J. L. Boren	Amy Carlisle	Non-Teaching	Assistant Principal	2020-2022
Janet Brockett	Christi Allen	Non-Teaching	Assistant Principal	2020-2022
Willie Brown	Carolyn Marks	Teaching	Art Teacher	2020-2022
Louise Cabaniss	Josey Stoker	Teaching	4th Grade Teacher	2019-2021
Anna Mae Daulton	Derek Gammon	Non-Teaching	Assistant Principal	2019-2021
Kenneth Davis	Shannon Jones	Teaching	1st Grade Teacher	2020-2022
Imogene Gideon	Ashley Rodriguez	Teaching	2nd Grade Teacher	2020-2022
Glenn Harmon	Bradley Hinton	Teaching	4th Grade Teacher	2020-2022
Carol Holt	Gretchen Voronin	Teaching	Art Teacher	2020-2022
Thelma Jones	Whitney Riordan	Teaching	Kindergarten Teacher	2019-2021
Judy K. Miller	Jamie Kuykendall	Teaching	Reading Specialist	2020-2022
D. P. Morris	Melissa Williams	Teaching	Sped Co-Teacher	2020-2022
Erma Nash	Angelica Johnson	Teaching	4th Grade Dual Language Teacher	2019-2021
Nancy Neal	Tori Ketcher	Teaching	3rd Grade Teacher	2019-2021
Annette Perry	Jennifer Nguyen	Non-Teaching	Assistant Principal	2019-2021
Alice Ponder	Adelina Castillo	Teaching	3rd Grade Bilingual Teacher	2019-2021
Martha Reid	Maryann Morales	Non-Teaching	Assistant Principal	2019-2021
Mary Jo Sheppard	Hattie Hilburn	Teaching	4th Grade Teacher	2019-2021
Elizabeth Smith	Christy Eppenauer	Non-Teaching	Assistant Principal	2019-2021
Cora Spencer	Lindsey Snyder	Teaching	Kindergarten Teacher	2019-2021
Tarver Rendon	Tara Wright	Teaching	Kindergarten Teacher	2019-2021
Roberta Tipps	Kristi Paul	Teaching	4th Grade Teacher	2019-2021
INTERMEDIATE SCHOOLS				
Cross Timbers	Olivia Staats	Teaching	6th Grade ELA Teacher	2019-2021
Della Icenhower	Jeanne Clayton	Non-Teaching	Librarian	2020-2022

Mary Lillard	Jaemee Homb	Teaching	5th Grade ELA Teacher	2020-2022
Asa Low	Amanda Smith	Teaching	5th Grade Social Studies	2019-2021
Mary Orr	Jennifer Webb	Teaching	6th Grade Math Teacher	2019-2021
Donna Shepard	Patrick Holladay	Non-Teaching	Assistant Principal	2020-2022
MIDDLE SCHOOLS				
James Coble	Daisha Jenerson	Teaching	7th Grade ELA Teacher	2020-2022
T. A. Howard	Christina Erve	Teaching	Reading Specialist	2019-2021
Linda Jobe	Autumn Riley	Non-Teaching	Assistant Principal	2019-2021
Danny Jones	Melissa Silerio	Non-Teaching	Librarian	2020-2022
Brooks Wester	Sara Corley	Teaching	Theatre Arts Teacher	2020-2022
Rogene Worley	Marcus Brannon	Non-Teaching	Principal	2019-2021
HIGH SCHOOLS				
Ben Barber/Frontier	Daniel Mele	Teaching	Vocational Animation	2020-2022
Early College	Erica Bennett	Non-Teaching	ECHS Principal	2019-2021
Phoenix Academy	Kimberly Helixon	Teaching	Math Teacher	2020-2022
Lake Ridge	Brandon Austin	Teaching	Social Studies Teacher	2020-2022
Lake Ridge	Kandice San Miguel	Teaching	English Teacher	2020-2021
Legacy	Michael Pope	Teaching	English Teacher	2020-2022
Legacy	Jeremy Ferman	Teaching	Theatre Arts Teacher	2020-2021
Mansfield	Michele Hamilton	Teaching	Statistics Teacher	2020-2022
Mansfield	Nicole Townsend Woodridge	Non-Teaching	Receptionist	2020-2021
Summit	Roderick Pouncy	Non-Teaching	Assistant Principal	2020-2022
Summit	Jeremy Schrodtt	Teaching	Science Teacher	2020-2021
Timberview	Lindsay Daniel	Teaching	Social Studies Teacher	2020-2022
Timberview	Telia Crockett	Teaching	English Teacher	2019-2021
PARENTS				
Ana Gann		Parent Rep		2019-2021
Angie Thor		Parent Rep		2020-2022
Carol Daulton		Parent Rep		2019-2021
COMMUNITY				
Loraine Morazzano		Community Rep		2019-2021
Lauren Brown		Community Rep		2019-2021
BUSINESS				
Todd Simmons		Business Rep		2020-2022
Brad Golden		Business Rep		2019-2021

Charter
DISTRICT'S SCHOOL SAFETY AND SECURITY COMMITTEE

Purpose

Participate in the development and implementation of emergency plans consistent with the district multihazard emergency operations plan. Addressing mitigation, preparedness, response, and recovery as defined by the commissioner of education or commissioner of higher education in conjunction with the governor's office of homeland security.

Responsibilities of the Committee

1. Approve plans that reflect specific campus, facility, or support service's needs.
2. Recommend, develop, and implement emergency plans consistent with the district multihazard emergency operations plan required in accordance with best practices identified by the agency, the Texas School Safety Center.
3. Review the adequacy of district infrastructure for a time of emergency.
4. Review each report required to be submitted by the district to the Texas School Safety Center to ensure that the report contains accurate and complete information regarding each campus, facility, or support service in accordance with criteria established by the center.
5. Consult and make recommendations with local law enforcement agencies on methods to increase law enforcement presence near district campuses.
6. Periodically provide recommendations to the district's board of trustees and district administrators regarding updating the district multihazard emergency operations plan;
7. The committee shall meet at least once during each academic semester and at least once during the summer.

Chair of the Committee: Bruno Dias, Director of Safety and Security

This Charter is posted on the MISD website.

Duration of Committee and/or Timeline

Meeting Dates: 6/30/20, 10/15/20, 01/14/21 (TBC) and 04/15/21 (TBC), Location: The Center and Time: 400 P.M.

NOTE: The committee is subject to Chapter 551, Government Code, and may meet in executive session as provided by that chapter. Notice of a committee meeting must be posted in the same manner as notice of a meeting of the district's board of trustees.

Committee Membership (Updated as Indicated or Needed)

Local Emerg. Mgmt.	Greg Cutler	Superintendent	Dr. Kimberley Cantu
City Police	Mike Midkiff	MISD Communication	Donald Williams
Police Chief	Greg Minter	MISD Maint/Facilities	Dr. Paul Cash
School Board President	Karen Marcucci	MISD Parent	Warren Davis
School Board Trustee	Desiree Thomas	MISD Parent	Ashley Gordon
MISD Teacher	Jeff Hood	MISD Teacher	Stephanie Bonebrake
MISD Student Services	David Wright	MISD Technology	TBD

Committee Outcomes

The committee will review, make recommendations, and approve the district multihazard emergency operations plan and review each report required to be submitted for Mansfield ISD.

Approved by Administrative Council Member, David L. Wright: August 19, 2019.

Updated 10/15/20-BD

Charter-MISD EMERGENCY OPERATION PLANNING TEAM

Purpose

Development emergency plans consistent with the district multihazard emergency operations plan. Address mitigation, preparedness, response, and recovery as defined by the commissioner of education or commissioner of higher education in conjunction with the Governor's Office of Homeland Security.

Responsibilities of the Committee

1. Develop plans that reflect the needs of specific campus, facility, or support service.
2. Recommend updates to the district multihazard emergency operations plan required in accordance with best practices identified by the Texas School Safety Center.
3. Review each report required to be submitted by the district to the Texas School Safety Center to ensure that the report contains accurate and complete information regarding each campus, facility, or support service in accordance with criteria established by the Center.
4. Consult and make recommendations with local law enforcement agencies on methods to increase law enforcement presence near district campuses.
5. Meet at least once during most months and at least once during the summer.

Chair of the Committee: Bruno Dias, Director of Safety and Security

This Charter is posted on the MISD website.

Duration of Committee and/or Timeline

The committee will meet at MISD Center for the Performing Arts (meeting rooms 1 & 2) @ 3:30 P.M. on the following dates:

September Cancelled		
October 16, 2020		
Meeting Frequency TBD		

NOTE: The committee is subject to Chapter 551, Government Code, and may meet in executive session as provided by that chapter. Notice of a committee meeting must be posted in the same manner as notice of a meeting of the district's board of trustees.

Committee Membership (Updated as Indicated)

Darrell LeJeune	Campus Administrator	Shelley Taylor	Administration Personnel
Joseph Harmonson	Campus Administrator	Jennifer Powers	Counselor
Gina Rietfors	Campus Administrator	Hope Boyd	Communications
Shelly Butler	Campus Administrator	Margaret Couldron	Health Services
Christian Garippa	Transportation	Dr. Paul Cash	Facilities
Gary Gates	Student Services	Natasha Whetstone	Business / Finance
Fernando Benavides	Human Resources	Chief Minter	MISD Chief of Police
Scott Shafer	Facilities	David Wright	Student Services
Rita Denton	Child Nutrition		
Donald Williams	Communications		

Committee Outcomes

The committee will make recommendations to be considered for the Emergency Operations of Mansfield ISD.

Approved by Executive Council Member David L. Wright: August 19, 2019

Charter

School Health Advisory Council 2020-2021

Purpose and Responsibilities

The School Health Advisory Council (SHAC) is a group of individuals representative of segments of the community. They provide advice on coordinated school health programming and its impact on student health and learning that impact the entire school district.

In addition to its other duties, the SHAC shall submit to the Board, at least annually, a written report that includes recommendations, modifications to previous recommendations, and an explanation of SHAC activities since the last written report.

Duration of Committee and/or Timeline

The SHAC is a standing committee. The chairperson of the committee shall set its agenda and shall schedule at least four meetings per year. Additional meetings may be held at the call of the chairperson.

Meeting Dates

Meetings are tentatively scheduled and confirmed quarterly based on agenda items to be addressed. The dates for the 2020-2021 school year are:

- Sept 24, 2020 (Zoom) 12:15 -1:00 pm
- Nov 5, 2020 (Zoom) 12:15-1:00 pm
- Feb 4, 2021 - TBD
- March 11, 2021 - TBD

Committee Membership

The School Health Advisory Committee members shall include representative professional staff, parents of students enrolled in the District, business representatives, and community members.

MISD Governing Board Policy

- FFA (Legal)
- FFA (Local)
- EHAA (Legal)

Committee Membership

Texas law requires that every public school district establish a School Health Advisory Council. Membership is comprised of students, parents, district staff, community agency representatives and professionals. By law, the majority of council members must be parents who are not employees of the district. SHACs are required to meet at least 4 times per school year.

1. Members approved to serve on the MISD School Health Advisory Council shall be selected from appropriate sources as outlined in TEC, Title I, Chapter 28, § 28.004.
2. All official members to the SHAC are generally approved by the MISD School Board.

3. A minimum of 5 persons shall serve on the SHAC with the majority of members being District parents.
4. Students, parents, community members, teachers, and parents may not serve on the SHAC more than two consecutive years.
5. Parents whose son/daughter is on the SHAC cannot serve on the SHAC at the same time.

2020-2021 SHAC Membership:

Rita Denton	Director of Student Nutrition
Amy Senato	Elementary Science and Physical Education Coordinator
Michelle Hurst	Secondary Science and Health Coordinator
Elisa Watkins	LVN Supervisor/Resource Nurse Health Services
Amanda Shingleton	Health Teacher at Legacy High School
Jennifer Powers	Director of Guidance and Counseling
Mendy Gregory	Director of Social Emotional Learning
Karrye Aquino	Social Emotional Learning Facilitator
Bruno Dias	Director of Safety and Security
Technoia McDow	Milwood Hospital
Laura Sweatt	Magnet Director for Methodist Mansfield Medical Center
Kristen Sutton	Director of Community Engagement Texas Health
Christy Miller	Assistant Principal at Coble Middle
Allison Lawson	MISD Parent at Brockett Elementary
Alyssa Le	MISD Parent at Wester Middle and Morris Elementary
Amanda Silva	MISD Parent at Reid Elementary
Anthony and Anna Bingham	MISD Parent at Icenhower Elementary
Candice Hilton	MISD Parent at Lake Ridge High School
Cantrice Simonton-Thompson	MISD Parent at Howard Middle
Deasha Ballard	MISD Parent at Sheppard Elementary
Debbie Van Cleave	MISD Parent at Timberview High School
Dian Wyatt	MISD Parent at Daulton Elementary
Evelyn Doherty	MISD Parent at Morris Elementary
Jasmine Ward	MISD Parent and Morris Elementary and Cross Timbers Intermediate

Joseph Jenkins	MISD Parent at Rendon Elementary and Shepard Intermediate
Joey Larson	MISD Parent at Wester Middle and Lowe Intermediate
Julie Hamilton	MISD Parent at JKSA and Shepard Intermediate
Karen Tecklenburg	MISD Parent at Mansfield High School
Kristi Ferguson	MISD Parent at Lillard Intermediate
Logan Feaster	MISD Parent at Anderson Elementary
Marisela "Sela" Aramino	MISD Parent at Nash Elementary and JKSA
Nicole Flores	MISD Parent at Nash Elementary
Nicole Lujan	MISD Parent at Morris Elementary
Nicole McCulloch	MISD Parent at Boren Elementary
Shanna Smith	MISD Parent at Smith Elementary
Sharon Sullivan	MISD Parent at Lake Ridge High School
Shelley Jones	MISD Parent at Mansfield High School
Sherron Richard	MISD Parent at Nash Elementary and Worley Middle
Sheryl Fingers	MISD Parent at Brockett Elementary and Timberview High School
Stacey Walk	MISD Parent at Lillard Intermediate
Steffanie Steelhammer	MISD Parent at Jobe Middle and JKSA
Tammy Cooper	MISD Parent at Lake Ridge High School
Tara Harris	MISD Parent at Wester Middle and Boren Elementary
Taryn Fuentes	MISD Parent at Smith Elementary
Tiffany Mylett	MISD Parent at Smith Elementary
Tonia Sosa	MISD Parent at Cabiness Elementary
VanDella Menifee	MISD Parent at Timberview High School
Vilmaris Montalvo-Torres	MISD Parent at Jandrucko Academy
Anne Tran	Summit High School Student
Josh Pitts	Frontier High School Student
Keaton O'Brian	Mansfield High School Student
Mason Remillard	Lake Ridge High School Student
Tara Movaghar	Lake Ridge High School Student
Tamia Stockett	Timberview High School Student
Madison Gonzales	Legacy High School Student
Olivia Tarkington	Phoenix Academy Student

Charter

Title: Superintendent's COVID-19 Advisory Task Force

Purpose: Act on behalf of stakeholders in an effort to assist the Superintendent in providing as safe as possible learning environment during a time of a national pandemic.

Objectives:

- Review district plans for school opening
- Provide feedback and suggestions/recommendations regarding COVID-19 to Mansfield ISD leadership.
- Bring questions and concerns from parents, students, staff, and the community to the attention of district leadership
- Review and make recommendations regarding threshold protocol for campus/building closure

Members:

4	Principals	
5	Teachers	
4	Dir/Coord ELA, Math, SPED, SEL	
1	HR Rep	
1	Custodial Rep	
1	Communications Rep	
1	District RN	
17	Total Internal	
4	Parents	
7	Board Appointees	
3	Health Care Professionals	
14	Total External	
4	High School Students	

Authority: The task force will serve in an advisory role to the Superintendent and have no decision-making authority.

Meetings: Meetings will be called by the Superintendent and facilitated by a district administrator or outside consultant. Superintendent's Cabinet members will be available to answer questions or assist with table discussions. After the initial meeting(s) in August, there will be at least one meeting per month for the fall semester.

Length of the task force will be at the Superintendent's discretion.

**Charter
2021-2022 Calendar Committee
November 2020**

Purpose

To formulate and present the Mansfield ISD Academic Calendar for 2021-2022.

Responsibilities of the Committee

This is an Ad hoc committee with David L. Wright, Assistant Superintendent of Student Services and Support as the Chair. No secretary was appointed. The committee is created to use information and feedback from across the district in order to formulate the district academic calendar.

The process will involve at least five options of the 2021-2022 calendar to be vetted and amended by the Superintendents Student Advisory Committee, Curriculum Department, District Wide Education Improvement Council (DEIC), Calendar Committee, and Executive Council. After studying the options and input, a survey will be carried out to vote on the top two options. The survey will go to the community of Mansfield ISD.

Duration of Committee and/or Timeline

The committee will meet in planning and hearing input gathered from various departments. After the online survey is completed, Executive Council will take the survey results and Calendar Committee recommendations and make recommendations to the Board.

Meeting Dates

November 19, 2020 December 14, 2020 January 5, 2021

Committee Membership

The committee is made up of teachers, parents, department heads, administrators and representatives of educational organizations (UEA, DEIC).

Katherine Levenson	Early College HS Teacher	Candy Graham	M. J. Sheppard ES Teacher
Robbie Kitlarich Bush	Kenneth Davis ES Teacher	Jason Markulin	Danny Jones MS Teacher
Kristin Thornell	Mary Orr IS Teacher	Charles Martin	Lake Ridge HS Teacher
Rebecca McCain	Tarver-Rendon ES Teacher	Kevin Dodge	D.P. Morris ES Teacher
Janie Schuette	Annette Perry ES Teacher	Tiffany Majors	Linda Jobe MS Assistant Principal
Mary Ann Knight	Mansfield HS Teacher	Christy Gilliland	Asa Low IS Assistant Principal
Stephanie Bonebrake	James Coble MS Teacher	Derek Gammon	Anna M. Daulton ES Assistant Principal
Doris Singleton	Willie Brown ES Teacher	Jannell Tanner	Timberview HS Assistant Principal
Angela Proctor	C. Anderson ES Receptionist	Catherine McGuinness	Martha Reid Academy Principal

Angela Julius	Legacy HS Counselor	Kathy Stevenson	Mary Lillard IS Parent
Lisa Williams	Judy K. Miller ES Counselor	Meghan Menefee	Elizabeth Smith ES Parent
Whitnee Willrich	Janet Brockett ES Counselor	Jennifer Medina	Roberta Tipps ES Parent
Samiyyah Middleton	Rogene Worley MS Counselor	Alicia Bugger	Thelma Jones ES Parent
Shavell Patterson	Cross Timbers IS Counselor	Jennifer Davis	J.L. Boren ES Parent
Tammy Lusinger	Athletics Assistant Director	Darlene Lozada	T.A. Howard MS Parent
Denise Miller	Payroll	Lacreshia Walker	Imogene Gideon ES Parent
Marcella Rodriguez	Health Services Secretary	Andrea Allsman	Summit HS Parent
Sondra Thomas	Student Nutrition Director	LeeNora Mintz	Cabaniss Academy Parent
Bradley Berry	QUEST Coordinator	Alyssa Le Arellano	Brooks Wester MS Parent
Julie Wachsmann	Special Programs Coordinator	Jennifer Castrillo	Post-Secondary Coordinator
Gary Gates	Student Services Director	Teresa Francis	Advanced Academics Coordinator
Chuck Roe	Fine Arts Assistant Director	Kelle Gressett	ATEP Representative
Christian Garippa	Operations Assistant Director	Tara Taylor	UEA Regional Manager

Final Report

The final option is presented at the regular board meeting in January by the Assistant Superintendent of Student Services and Support.



**Board of School Trustees
Mansfield Independent School District**

TITLE: Facility Rental Revenue

DATE: 01/19/2021

PRESENTATION

BACKGROUND:

Each month, a report is prepared for informational purposes detailing the revenue generated from the rental of the District's facilities for educational, recreational, civic, or social activities in accordance with Board Policy GKD (LOCAL).

CONSIDERATIONS:

The report is for the month of December, 2020. The report includes the total monthly rental fees (not including the Center for Performing Arts), and year to date totals.

RECOMMENDATION:

None. For informational purposes only.

Facility Rental Summary Report-December 2020

October Rental Revenue- \$47,689

Fiscal Year to Date Total Revenue- \$194,652

DATE: January 19, 2021
TO: Dr. Kimberley Cantu
Superintendent
FROM: Dr. Jennifer Stoecker
Assistant Superintendent/HR
RE: **RESIGNATIONS**

RESIGNATIONS:

NAME: Bruce, Chelsea
ASSIGNMENT: PE Teacher/Glenn Harmon ES
EXPERIENCE: 6 Years/3 with MISD
REASON: Resigning/Health or family circumstances
EFFECTIVE DATE: January 15, 2021

NAME: Carr, Laura
ASSIGNMENT: Educational Tech Trainer/Technology Dept.
EXPERIENCE: 10 Years/4 with MISD
REASON: Resigning/Health or family circumstances
EFFECTIVE DATE: December 4, 2020

NAME: Hodgson, David
ASSIGNMENT: Assistant Principal/Danny Jones MS
EXPERIENCE: 37 Years
REASON: Retiring
EFFECTIVE DATE: January 20, 2021

NAME: Jackson, Loretta
ASSIGNMENT: 7th Grade Language Arts Teacher/Danny Jones MS
EXPERIENCE: 17 Years/3 with MISD
REASON: Resigning/Health or family circumstances
EFFECTIVE DATE: December 17, 2020

NAME: Schanzer, Skye
ASSIGNMENT: English Teacher/Legacy HS
EXPERIENCE: 3 Years/2 with MISD
REASON: Resigning/Relocating
EFFECTIVE DATE: December 17, 2020

NAME: Smith, Lashun
ASSIGNMENT: 6th Grade Math Teacher/Mary Orr IS
EXPERIENCE: 17 Years/10 with MISD
REASON: Resigning/Promotion in another district
EFFECTIVE DATE: January 19, 2021

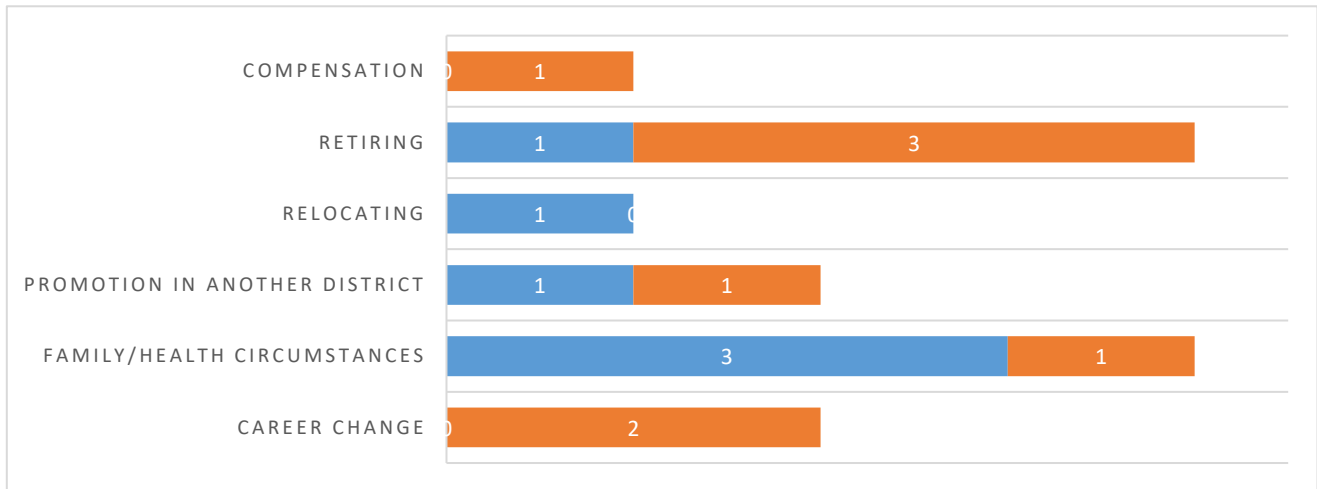
:



Resignation Reason Summary - 1.19.2021

Reason	Professionals	Para-professionals	Totals
Career Change	0	2	2
Family/Health Circumstances	3	1	4
Promotion in another district	1	1	2
Relocating	1	0	1
Retiring	1	3	4
Compensation	0	1	1
Totals	6	8	14


* Reasons given on their exit forms



DATE: January 19, 2021
TO: Dr. Kimberley Cantu
Superintendent
FROM: Dr. Jennifer Stoecker
Assistant Superintendent of Human Resource Services
RE: NEW HIRES/TRANSFERS

**NEW-HIRES/
TRANSFERS:**

NAME:	Teubner, Christopher
ASSIGNMENT:	Assistant Principal/Roberta Tipps ES
EXPERIENCE:	10 Years
DEGREE:	Master's/University of North Texas
START DATE:	January 20, 2021

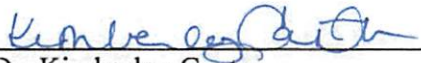
 Dr. Kimberley Cantu Superintendent	<u>1.19.21</u> Date
---	------------------------

DATE: January 15, 2021
TO: Dr. Kimberley Cantu
Superintendent
FROM: Dr. Jennifer Stoecker
Assistant Superintendent of Human Resource Services
RE: NEW HIRES/TRANSFERS

**NEW-HIRES/
TRANSFERS:**

NAME: Garcia, Katelynn
ASSIGNMENT: 6th Grade Math Teacher/Donna Shepard IS
EXPERIENCE: 0 Years
DEGREE: Bachelor's/Texas State University
START DATE: January 20, 2021

NAME: Yoon, Jeff
ASSIGNMENT: SpEd Success Teacher/Special Services
EXPERIENCE: 0 Years
DEGREE: Bachelor's/University of California
START DATE: January 20, 2021




Dr. Kimberley Cantu
Superintendent

1.15.21
Date

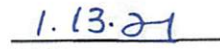
DATE: January 13, 2021
TO: Dr. Kimberley Cantu
Superintendent
FROM: Dr. Jennifer Stoecker
Assistant Superintendent of Human Resource Services
RE: NEW HIRES/TRANSFERS

**NEW-HIRES/
TRANSFERS:**

NAME:	Riall, Lauren
ASSIGNMENT:	Art Teacher/Stem Academy
EXPERIENCE:	12 Years
DEGREE:	Bachelor's/Texas A&M-Commerce
START DATE:	January 15, 2021



Dr. Kimberley Cantu
Superintendent



Date

DATE: January 8, 2021
TO: Dr. Kimberley Cantu
Superintendent
FROM: Dr. Jennifer Stoecker
Assistant Superintendent of Human Resource Services
RE: NEW HIRES/TRANSFERS

**NEW-HIRES/
TRANSFERS:**

NAME: Espinosa, Beatriz
ASSIGNMENT: Art Teacher/Mary Orr IS
EXPERIENCE: 0 Years
DEGREE: Bachelor's/University of Texas at Arlington
START DATE: January 11, 2021

NAME: Musick, Taylor
ASSIGNMENT: Speech Language Pathologist/Special Services
EXPERIENCE: 4 Years
DEGREE: Master's/Texas State University
START DATE: January 11, 2021



Dr. Kimberley Cantu
Superintendent



Date

DATE: January 5, 2021
TO: Dr. Kimberley Cantu
Superintendent
FROM: Dr. Jennifer Stoecker
Assistant Superintendent of Human Resource Services
RE: NEW HIRES/TRANSFERS

**NEW-HIRES/
TRANSFERS:**

NAME: Jamerson, Kari
ASSIGNMENT: Registered Nurse/Health Services Dept.
EXPERIENCE: 4 Years
DEGREE: Bachelor's/Union College
START DATE: January 7, 2021

NAME: Watson, Dorian
ASSIGNMENT: Family Consumer Science Teacher/Legacy HS
EXPERIENCE: 4 Years
DEGREE: Master's/College of Biblical Studies
START DATE: January 7, 2021

Kimberley Cantu
Dr. Kimberley Cantu
Superintendent

1.4.21
Date

DATE: January 4, 2021
TO: Dr. Kimberley Cantu
Superintendent
FROM: Dr. Jennifer Stoecker
Assistant Superintendent of Human Resource Services
RE: **NEW HIRES/TRANSFERS**

**NEW-HIRES/
TRANSFERS:**

NAME:	Carson, Abigale
ASSIGNMENT:	SpEd Resource Teacher/Judy Miller ES
EXPERIENCE:	0 Years
DEGREE:	Bachelor's/Texas A&M – College Station
START DATE:	January 6, 2021
NAME:	Gilbert, Kaylee
ASSIGNMENT:	5 th Grade Social Studies Teacher/Asa Low IS
EXPERIENCE:	0 Years
DEGREE:	Bachelor's/Texas State University
START DATE:	January 6, 2021
NAME:	Huggins, Laci
ASSIGNMENT:	7 th Grade Social Studies Teacher/Brooks Wester MS
EXPERIENCE:	13 Years
DEGREE:	Master's/University of Texas in Arlington
START DATE:	January 6, 2021
NAME:	Mulenga, Kathleen
ASSIGNMENT:	SpEd Resource Teacher/Nancy Neal ES
EXPERIENCE:	4 Years
DEGREE:	Bachelor's/Liberty University
START DATE:	January 6, 2021
NAME:	Phillip, Curtis
ASSIGNMENT:	Criminal Justice Teacher/BBIA
EXPERIENCE:	21 Years
DEGREE:	Master Police Officer
START DATE:	January 6, 2021

Kimberley Cantu 1.4.21
Dr. Kimberley Cantu Date
Superintendent

* Years of experience are self-reported and verified upon receipt of service records.



Executive Program Summary January 2021

This report outlines, at an executive review level, the progress planned by the Construction Program Supervisor through January 2021 and key activities planned for February 2021.

OVERVIEW

The New Alma Martinez IS and Norwood ES Buildings are about 96% and 92% complete respectively. The Charlene McKinzey MS is about 96% complete. The attached Project Reports provide discrete details.

All five (5) High Schools renovations and multipurpose athletic complex (MAC) facilities are complete. The Summit High School Renovations and MAC have additional scope that was completed December 2020.

The Phase 2 Projects with Pogue Construction of Brooks Wester MS, Police and Technology, and Rogene Worley MS are finished with on-site construction. Close out documents are being processed for examination by auditors.

The Phase 2 Projects with Lee Lewis Construction, TA Howard MS has both classroom additions and cafeteria are completed. Closeout documents are in process and information is with the auditors for review.

The remaining Phase 2 project, Donna Shepard IS, major HVAC replacements commenced early on May 11, 2020. The contractor has completed the punch list items and is handling any warranty items as they occur. Closeout documents are in process and information is with the auditors for review

The second Phase 3 group of five (5) PBK Designed Elementary Schools, Jones, Nash, Reid, Smith, and Tipps, projects are complete. Contractor is completing their close out documents are being processed for examination by auditors.

The third Phase 3 group of five (5) SHW Designed Elementary Schools, Brockett, Cabaniss, Daulton, Sheppard, and Spencer. Contractor is completing their close out documents are being processed for examination by auditors.

The Phase 2 Natatorium Project is completed, the new diving boards were delivered and installed. Contractor is completing their close out documents and the final deductive change order was approved at the December Board meeting.

The next phase of projects are the DDC controls for the Middle Schools and Intermediate Schools. They are scheduled for completion in January 2021.

The Ben Barber/ Frontier & Performing Arts Center Projects are in final review and will be out for bidding in January 2021.

SCHEDULE:

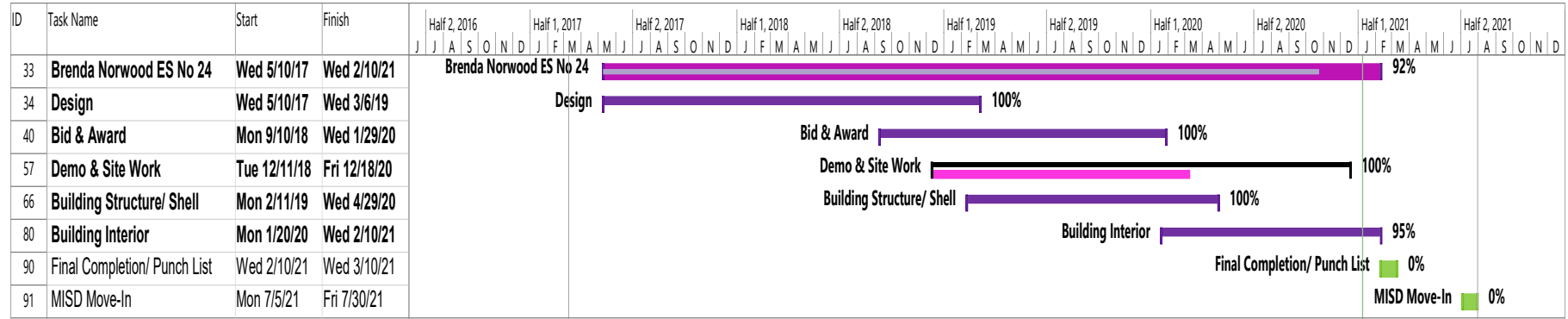
The Report for each project is attached herewith.

BUDGET:

The Program Report Summary of expenditures is attached herewith.

Brenda Norwood Elementary School (Org. Code 128)

Schedule Summary



Cost Summary

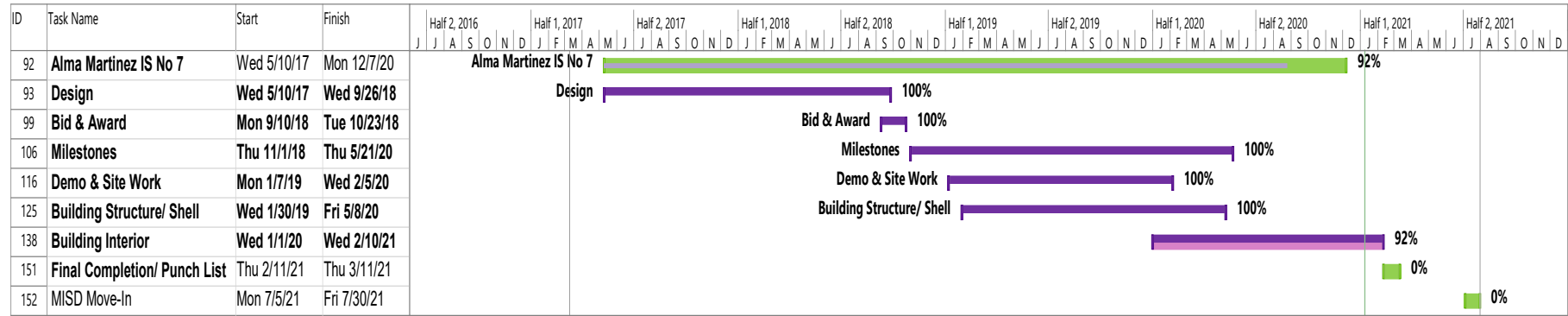
Contract Award GMP: \$29,078,027.00

Status Summary

1. ICF walls are near completion with the contractor working on the last section.
2. All of the kitchen equipment is installed.
3. Playground equipment and the play surface is complete
4. Elevator install is almost complete.
5. Fiber optics and gas service are complete.
6. Hand rails and accent painting in classroom wings are almost complete.
7. STEM Academy section is almost complete
8. Multiple sections have flooring and room finishes installed.
9. Exterior canopies are being completed.
10. Administration areas are being completed and prepared for delivery of office furniture scheduled to begin on 1/18/21.
11. Site work is on-going with more emphasis on irrigation and grading.
12. Currently, meetings are being scheduled with the City of Mansfield to prepare for final inspection.
13. The contractor is currently working on all the closeout documentation and preparing for the audit in February 2021.
14. Substantial Completion is scheduled for February 10, 2021.

Alma Martinez Intermediate School (Org. Code 208)

Schedule Summary



Cost Summary

Contract Award GMP: \$40,801,973.00

Status Summary

1. Developer has installed most of the sections of concrete paving at Connerton Road.
2. Fire lane around the building is 100% complete.
3. Permanent Power has been established to the main building.
4. The land developer has started on the construction on the bridge at Julian Fields and the road to the development to the North of the site.
5. Playground areas are complete, and final grading is in process, filling in islands and backs of curbs.
6. Sidewalks are being installed and will be complete by the end of January 2021.
7. Room finishes in multiple sections are almost complete, and the wood ceilings are being installed in the common areas.
8. Landscaping and irrigation have started.
9. Administration areas are complete and being prepared for delivery of office furniture scheduled to begin on 1/18/21.
10. Currently, meetings are being scheduled with the City of Mansfield to prepare for final inspection.
11. Substantial Completion is scheduled for February 10, 2021.
12. The contractor is currently working on all the closeout documentation and preparing for the audit in March 2021
13. Closeout documents should be submitted to MISD in April 2021

Charlene McKinzey Middle School (Org. Code 047)

Schedule Summary

ID	Task Name	Start	Finish	Schedule																																																											
				2017												2018												2019												2020												2021											
				A	S	O	N	D	J	F	M	A	M	J	J	A	S	O	N	D	J	F	M	A	M	J	J	A	S	O	N	D	J	F	M	A	M	J	J	A	S	O	N	D	J	F	M	A	M	J	J	A	S	O	N	D							
1	Charlene McKinzey MS No 7	Wed 5/10/17	Fri 1/15/21																																																												
2	Design	Wed 5/10/17	Fri 2/15/19																																																												
8	Bid & Award	Fri 8/10/18	Tue 10/23/18																																																												
15	Milestones	Wed 10/31/18	Fri 10/30/20																																																												
24	Demo & Site Work	Wed 12/12/18	Tue 9/8/20																																																												
32	Building Structure/ Shell	Mon 3/4/19	Fri 10/2/20																																																												
45	Building Interior	Thu 1/2/20	Tue 1/12/21																																																												
58	Substantial Completion	Mon 12/14/20	Fri 1/15/21																																																												

Cost Summary

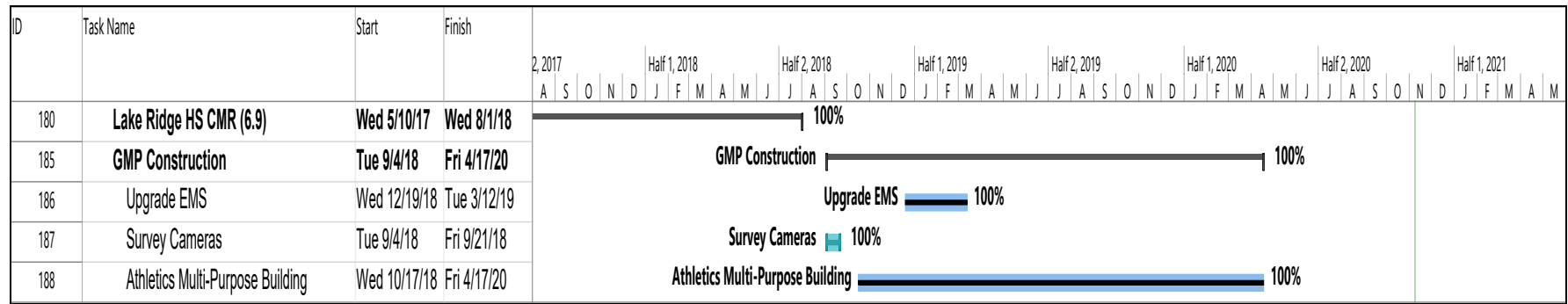
Contract Award GMP: \$54,401,019.00

Status Summary

- Developer installed waterline at River Birch Drive is complete. Matlock Road paving has been installed from site to Lonestar.
- Site paving is complete and has been tied-in to the developer installed roads of Matlock & Mathis.
- All roofing, flashings and copings are complete.
- The MEP overhead and in wall rough are both complete, and the hollow metal frames installation is also complete.
- The wall tile in the kitchen, restrooms, commons, and corridors is complete.
- All sections and areas of the campus are receiving the final touches and equipment to complete the project.
- The track and field is currently in process.
- The wood learning steps are installed, and the ceiling finishes are nearly done.
- The outer canopies are complete as well as the sidewalks.
- Administration areas are complete and prepared for delivery of office furniture scheduled to begin on 1/18/21.
- Currently, meetings are being scheduled with the City of Mansfield to prepare for final inspection.
- The contractor is currently working on all the closeout documentation and preparing for the audit in February 2021.

Lake Ridge High School and MAC (Org. Code 007)

Schedule Summary



Cost Summary

Budget Amount: \$7,007,450.00

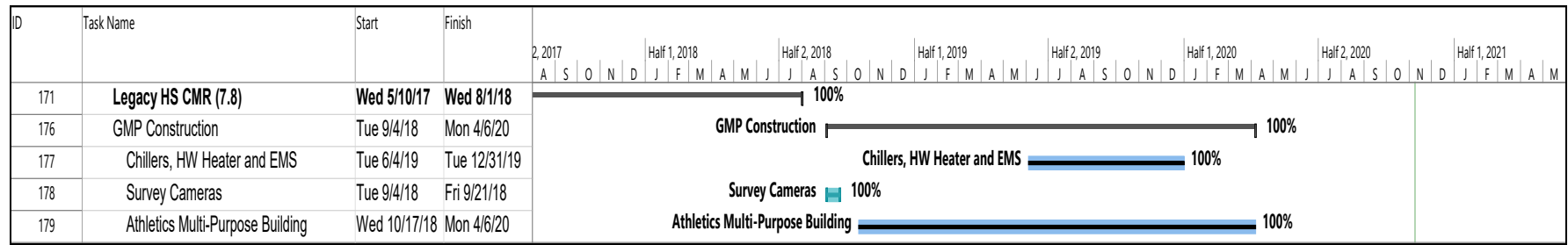
Contract Award Amount: \$7,594,982.00

Status Summary

1. Contractor, architect, owner completed final punch list walk in February 2020.
2. Close out documents have been sent back to the contractor with comments for them to complete and re-submit to the Architect.
3. Audit is in progress, pending the Contractor provision of documentation required by the Auditor for GMP Resolution and Self-Performed work. Auditors are reviewing time and materials charges that are not documented so the architect can address for cost resolution.

Legacy High School and MAC (Org. Code 005)

Schedule Summary



Cost Summary

Budget Amount: \$7,879,993.00

Contract Award Amount: \$ 8,776,222.00

Status Summary

1. The A/E, CPS and Contractor prepared the final punch list items on February 14, 2020.
2. Certificate of Occupancy was issued in February 2020.
3. Close out documents have been sent back to the contractor with comments for them to complete and re-submit to the Architect.
4. Audit is in progress, pending the Contractor provision of documentation required by the Auditor for GMP Resolution and Self-Performed work. Auditors are reviewing time and materials charges that are not documented so the architect can address for cost resolution.

Mansfield High School and MAC (Org. Code 003)

Schedule Summary

ID	Task Name	Start	Finish	Timeline																											
				Half 1, 2019							Half 2, 2019							Half 1, 2020							Half 2, 2020						
				O	N	D	J	F	M	A	M	J	J	A	S	O	N	D	J	F	M	A	M	J	J	J	J	J	J		
150	Mansfield HS CMR (11.7)	Wed 5/10/17	Wed 8/1/18	[Gantt bar for Mansfield HS CMR (11.7) from 5/10/17 to 8/1/18]																											
155	GMP Construction	Tue 9/4/18	Fri 2/14/20	[Gantt bar for GMP Construction from 9/4/18 to 2/14/20]																											
156	Cafeteria/ Kitchen	Mon 5/6/19	Wed 9/25/19	[Gantt bar for Cafeteria/ Kitchen from 5/6/19 to 9/25/19]																											
157	Survey Cameras	Tue 9/4/18	Fri 9/28/18	[Gantt bar for Survey Cameras from 9/4/18 to 9/28/18]																											
158	Replace Chillers and EMS	Tue 6/4/19	Mon 1/6/20	[Gantt bar for Replace Chillers and EMS from 6/4/19 to 1/6/20]																											
159	Tennis Courts	Mon 6/10/19	Fri 8/9/19	[Gantt bar for Tennis Courts from 6/10/19 to 8/9/19]																											
160	Athletics Multi-Purpose Building	Wed 10/17/18	Fri 2/14/20	[Gantt bar for Athletics Multi-Purpose Building from 10/17/18 to 2/14/20]																											

Cost Summary

Budget Amount: \$11,817,615.00

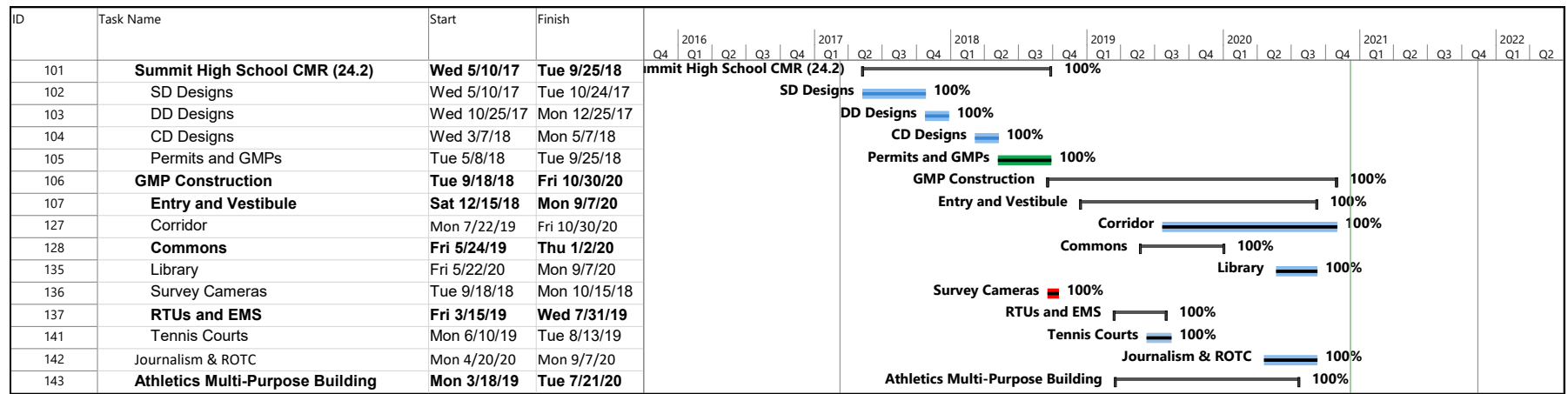
Contract Award Amount: \$ 10,224,091.00

Status Summary

1. Punch list was completed with occupancy on February 14, 2020.
2. Eleven (11) month walk was completed, and the Architect is working with the kitchen design consultant on the issues brought up during the 11 month walk.
3. Close out documents have been sent back to the contractor with comments for them to complete and re-submit to the Architect.
4. Audit is in progress, pending the Contractor provision of documentation required by the Auditor for GMP Resolution and Self-Performed work. Auditors are reviewing time and materials charges that are not documented so the architect can address for cost resolution.

Summit High School and MAC (Org. Code 002)

Schedule Summary



Cost Summary

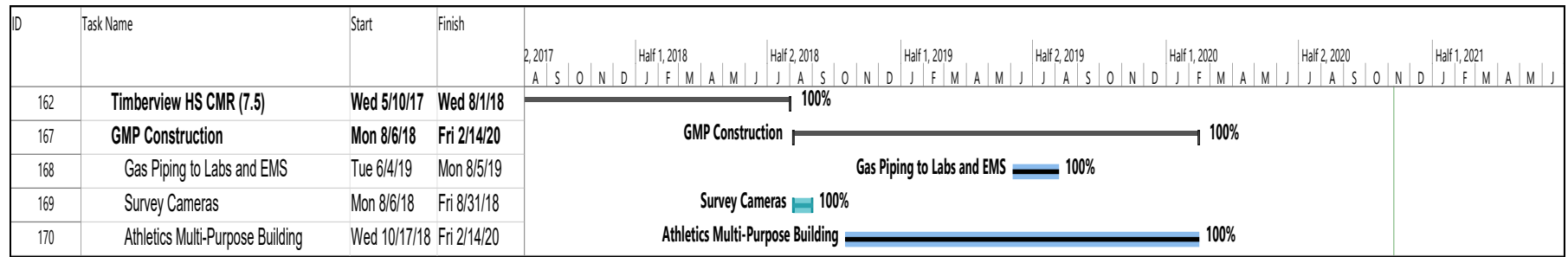
Budget Amount: \$24,475,044.00 Change Orders \$349,585.00 Contract Award Amount: \$24,277,513.00

Status Summary

1. Construction on the MAC commenced in November 2018 and completed in June 2020.
2. Summit High School Renovations were completed on August 20, 2020.
3. The MAC PEMB is complete.
4. The fire finals for the MAC and building were approved.
5. Press Boxes and the punch list completed. The sliding windows were installed, and the additional netting repairs are complete.
6. Tennis courts are complete.
7. Corridor to PAC is complete.
8. Some site drainage work needs to be modified at the MAC, and this request was sent to sub-contractor for pricing.
9. Final Audit and deductive change order will be presented in the March 2021 MISD Board meeting.
10. Contractor is currently working on closeout documents and the architect will review once they are received.

Mansfield Timberview High School and MAC (Org. Code 004)

Schedule Summary



Cost Summary

Budget Amount: \$7,580,402.00

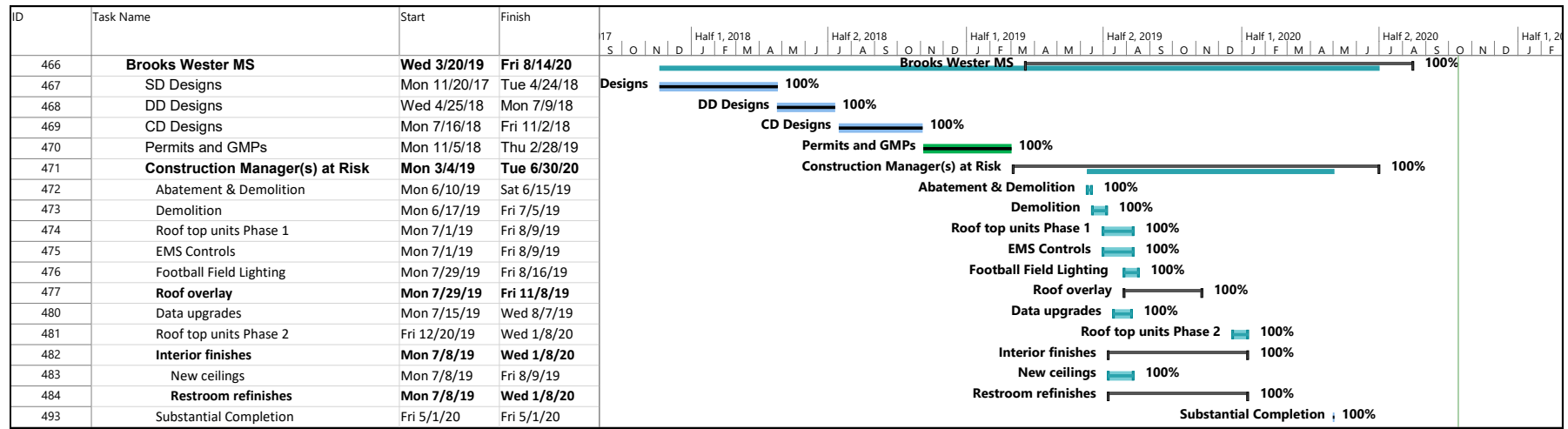
Contract Award Amount: \$8,569,205.00

Status Summary

1. The CM-R commenced construction in October 17, 2018 for completion in August 2019 for gas and EMS.
2. MAC punch-list and substantial completion week of February 14, 2020.
3. Fire lane repairs at baseball & softball are complete.
4. Close out documents have been sent back to the contractor with comments for them to complete and re-submit to the Architect.
5. Audit is in progress, pending the Contractor provision of documentation required by the Auditor for GMP Resolution and Self-Performed work. Auditors are reviewing time and materials charges that are not documented so the architect can address for cost resolution.

Brooks Wester Middle School (Org. Code 043)

Schedule Summary



Cost Summary

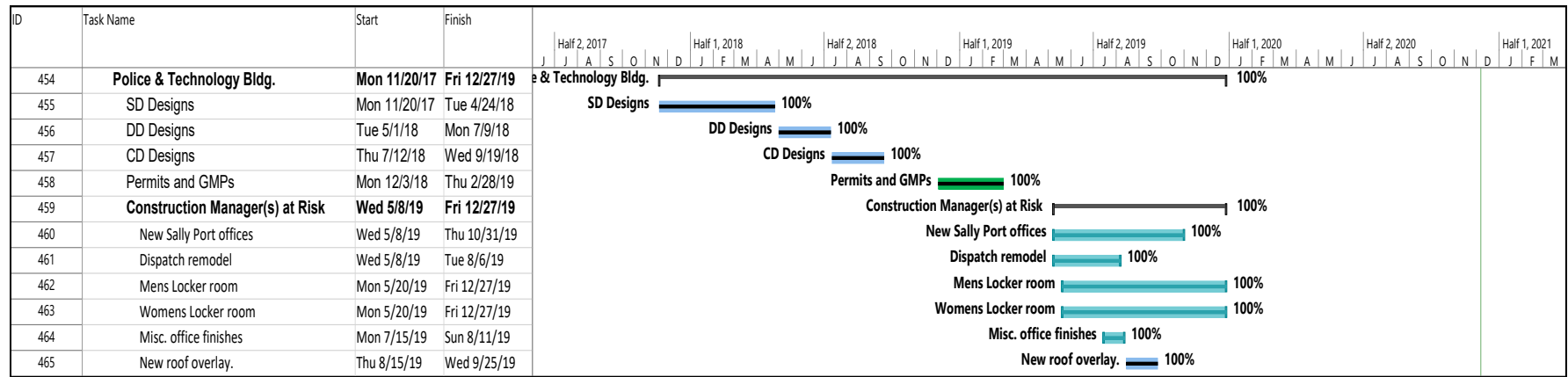
GMP Contract Amount: \$8,167,096.00

Status Summary

1. Contractor site mobilization occurred the week of May 6, 2019.
2. Roofing on the main building with trims installed is complete.
3. Locker rooms, restrooms, data and new DDC controls are complete.
4. The punch list walk was done with the Architect and Owner, and the contractor is currently addressing findings.
5. Final audit will be scheduled in January 2021, and we will prepare the final Deductive Change Order to the Board for approval once the final audit is completed.
6. Closeouts are currently in progress, and the architect will review in February 2021.

Police and Technology (Org. Code 952)

Schedule Summary



Cost Summary

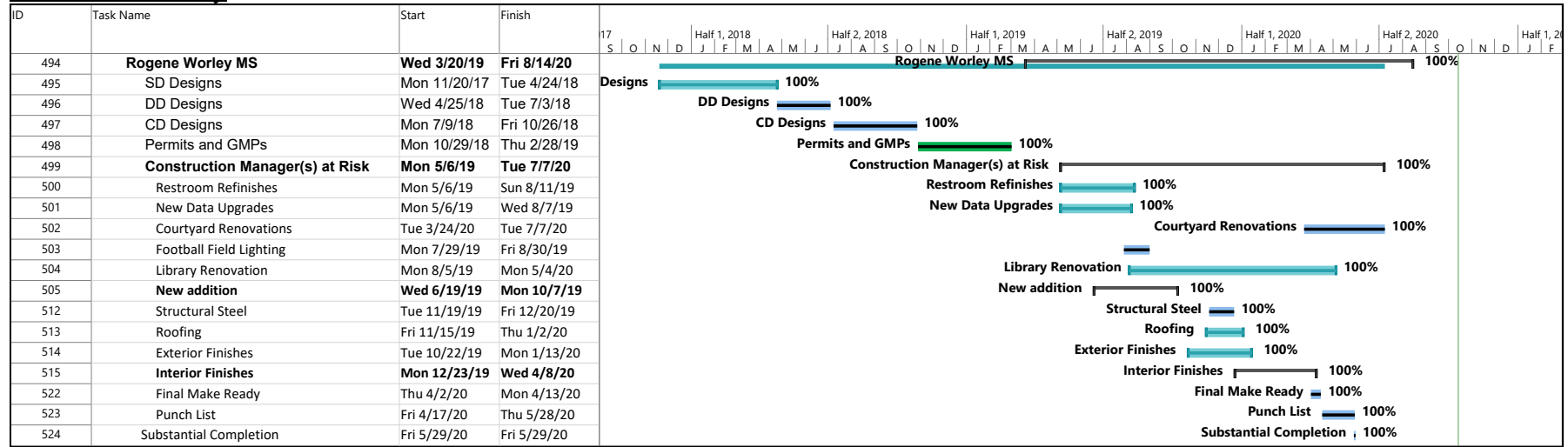
GMP Contract Amount: \$1,713,353.00

Status Summary

1. Police and Technology renovations were complete November 2019.
2. Final audit will be scheduled in January 2021, and we will prepare the final Deductive Change Order to the Board for approval once the final audit is completed.
3. Closeouts are currently in progress, and the architect will review in February 2021.

Rogene Worley Middle School (Org. Code 041)

Schedule Summary



Cost Summary

GMP Contract Amount: \$5,519,551.00

Status Summary

1. Contractor site mobilization occurred the week of May 6, 2019.
2. The project included an addition of eight (8) classrooms.
3. The new addition was completed March 2020. The civil and landscape were completed May 2020.
4. The Library renovations were completed April 2020.
5. Football field lighting was completed, and the tennis courts were finished April 2020.
6. Courtyard installs were done July 24, 2020.
7. Final audit will be scheduled in January 2021, and we will prepare the final Deductive Change Order to the Board for approval once the final audit is completed.
8. Closeouts are currently in progress, and the architect will review in February 2021.

T. A. Howard Middle School (Org. Code 042)

Schedule Summary

ID	Task Name	Start	Finish	Timeline																											
				Half 1, 2019							Half 2, 2019							Half 1, 2020							Half 2, 2020						
576	TA Howard MS	Tue 10/24/17	Mon 8/17/20	100%																											
577	SD Designs	Tue 10/24/17	Mon 2/26/18	[Progress Bar]																											
578	DD Designs	Tue 2/27/18	Mon 5/21/18	[Progress Bar]																											
579	CD Designs	Fri 6/22/18	Thu 10/25/18	[Progress Bar]																											
580	Re-Design	Mon 4/1/19	Fri 6/28/19	[Progress Bar]																											
581	Permits and GMPs	Mon 6/3/19	Mon 8/19/19	100%																											
582	Construction Manager(s) at Risk	Thu 11/7/19	Mon 8/17/20	100%																											
583	Section 6 North Classroom Addition	Thu 11/7/19	Wed 5/27/20	100%																											
587	Section 4 South Classroom Addition	Tue 2/18/20	Tue 7/14/20	100%																											
590	Cafeteria Expansion	Tue 4/14/20	Wed 8/12/20	100%																											
593	Entry Tower Modifications	Wed 5/6/20	Fri 8/14/20	100%																											
596	Substantial Completion	Mon 8/17/20	Mon 8/17/20	100%																											

Cost Summary

GMP Contract Amount: \$4,906,265.00

Status Summary

1. The project included an eight (8) classroom addition and expansion of the cafeteria.
2. The GMP Contract was executed on August 13, 2019 and completed on August 5, 2020.
3. The athletic field lighting was installed. The irrigation pump has been repaired and the practice received new grass.
4. Front entry renovations are complete and the additional door replacements were completed January 3, 2021.
5. The architect is currently reviewing the closeout documents and the contractor has been in contact with the auditors.

Donna Shepard Intermediate School (Org. Code 204)

Schedule Summary

ID	Task Name	Start	Finish	
598	Shepard IS	Mon 2/4/19	Thu 8/13/20	
599	SD Designs	Mon 2/4/19	Tue 10/22/19	SD Designs 100%
603	Construction Manager(s) at Risk	Tue 12/17/19	Thu 8/13/20	Construction Manager(s) at Risk 100%
604	Cafeteria 2nd floor corridor flooring	Tue 12/17/19	Fri 1/3/20	Cafeteria 2nd floor corridor flooring 100%
605	Summer 2020 Work	Mon 5/11/20	Mon 7/20/20	
626	MEP Ceiling Inspections	Fri 7/10/20	Fri 7/10/20	MEP Ceiling Inspections 100%
627	New Ceiling Grid	Mon 7/13/20	Tue 7/28/20	New Ceiling Grid 100%
628	New wall finishes	Thu 7/9/20	Wed 7/29/20	New wall finishes 100%
629	finsh flooring 2nd Floor	Fri 7/24/20	Mon 7/27/20	finsh flooring 2nd Floor 100%
630	finish flooring 1st Floor	Tue 7/28/20	Thu 8/13/20	finish flooring 1st Floor 100%

Cost Summary

GMP Budget Amount: \$ 4,006,935.00

Change Order \$237,114.00

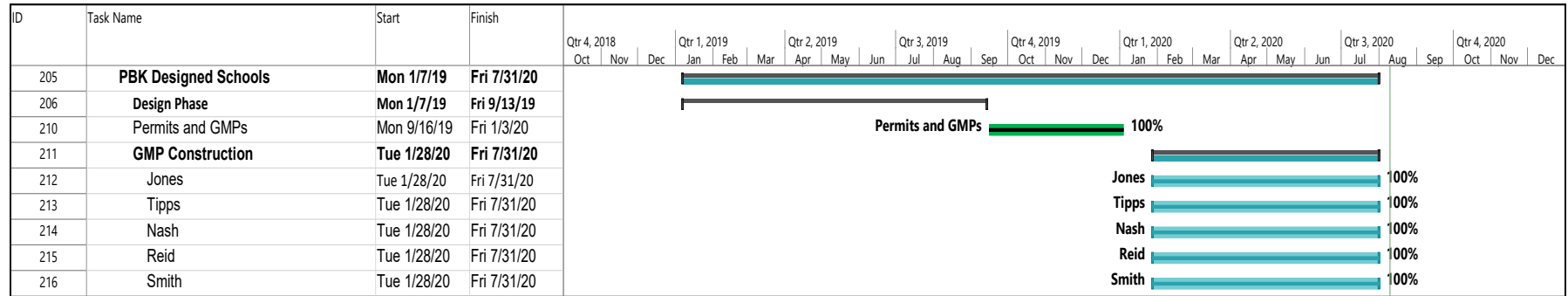
GMP Contract Amount \$ 4,244,049.00

Status Summary

1. Project included extensive HVAC work with a number of roof mounted RTUs, structural joist modifications, demolition, and new distribution ductwork.
2. The roof top units at Newsom Stadium were replaced in July 2020 after the change order #1 was approved at the April 2020 board meeting. In addition, the contractor replaced the gas lines on the roof and added additional roof overlay.
3. The DSIS roof top units were replaced, chases installed, and the classrooms finished in August 2020.
4. Punch list is complete and warranty items are being worked on as they are identified.
5. Closeout documents are currently in progress, and the contractor should send to architect for review in February 2021.
6. Final audit will be scheduled in January 2021.

**PBK Designed Elementary Schools (Org. Code 117, 115, 113, 116, 114)
 JONES, TIPPS, NASH, REID and SMITH ESs**

Schedule Summary



Cost Summary


Budget GMP Amount: \$1,915,000.00 (All 5 Schools)

Status Summary

1. Design development with the CM Contractor for Bid Development and resolution of the GMP Agreement is complete.
2. These five (5) Elementary Schools are grouped to reflect similar work scopes and facility designs, as built using prototypes.
3. Construction Documents Contract Award was January 2020.
4. Initial work started January 20, 2020 with DDC controls installations at all 5 schools.
5. DDC work was completed by May 2020, and the major interior school renovations commenced May 19, 2020.
6. Removal of wall sisal along the corridors of Jones, Tipps, and Nash began on May 19 and has been completed.
7. Classroom sink installations commenced July 15, 2020 and was completed on July 24, 2020.
8. These projects are substantially complete and Close-Out documentation is currently in progress.
9. Final deductive change order will be presented in the March 2021 MISD Board meeting.

**SHW Designed Elementary Schools (Org. Code 119, 122, 120, 118, 121)
 BROCKETT, CABANISS, DAULTON, SHEPPARD and SPENCER ESs**

Schedule Summary



Cost Summary


Budget GMP Amount: \$1,085,000.00 (All 5 Schools)

Status Summary

1. Design development with the CM Contractor for Bid Development and resolution of the GMP Agreement is complete.
2. These five (5) Elementary Schools are grouped to reflect similar work scopes and facility designs, as built using prototypes.
3. Construction Documents Contract Award is January 2020.
4. Initial work started January 20, 2020 with DDC Controllers installations and is completed.
5. DDC work at the five schools extended through April 2020 and is completed.
6. Daulton exterior lighting is completed.
7. The projects are substantially complete and the contractor is working on close out documentation.
8. Final deductive change order will be presented in the March 2021 MISD board meeting.

Debbie Weems Natatorium Phase 2 (Org. Code 982)

Schedule Summary



Cost Summary

Contract GMP Amount: \$1,496,916.00

Change Order \$ (155,345.37)

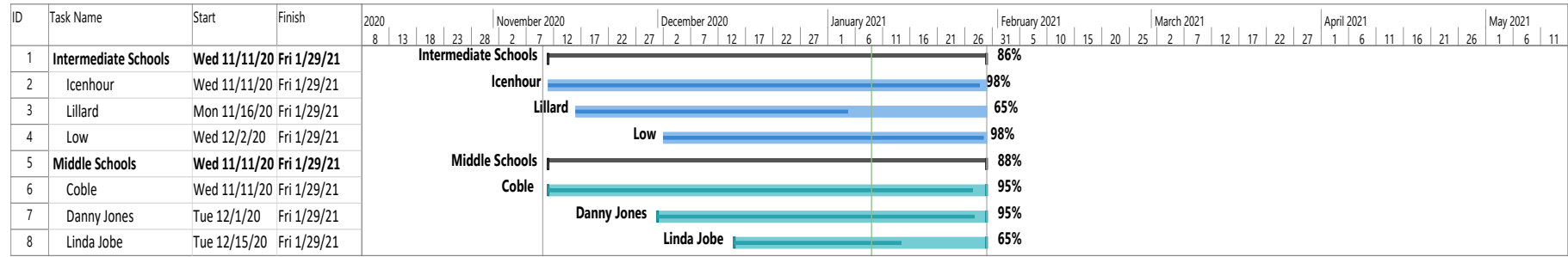
New Contract Amount \$ 1,341,570.63

Status Summary

1. The Natatorium Work is separated into two phases with the HVAC and Duct Hanger Repairs being contracted in March 2018. The second phase of refinishing the plaster coatings and replacing the bulkheads commenced June 8, 2020.
2. The pool HVAC work was limited to August 6 through August 31, 2018, but late delivery of the dehumidifier extended into September 2018.
3. Lee Lewis Construction completed the Phase 2 plaster, bulkheads, and controls on August 17, 2020.
4. WJE Engineers provided construction drawings for demolition and restoration of the 3 Meter Diving Structure needing repairs. Lee Lewis developed a price proposal under the GMP Allowance for the work.
5. New diving boards were installed on the 3 meter diving platform.
6. Additional mirrors in the restrooms were installed in November 2020.
7. Board approved the deductive change order at the December Board meeting.
8. Closeout documents have been sent to architect for review.

Phase 3 Multi-Campus DDC Upgrades MS & IS

Schedule Summary



Cost Summary

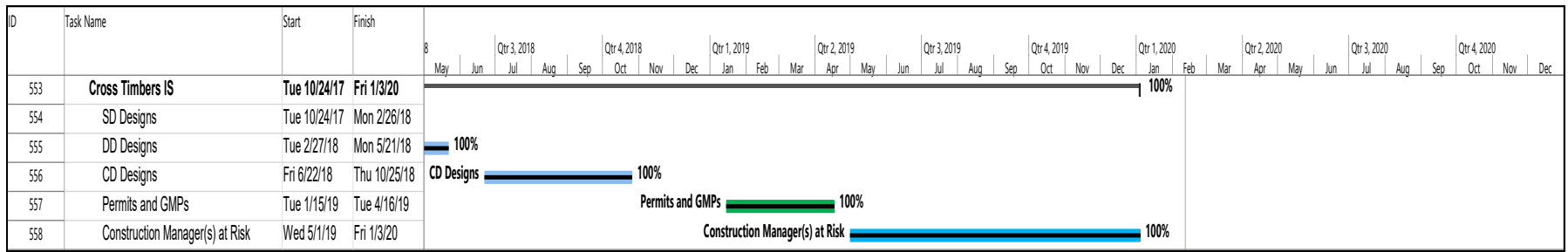
Contract Award GMP: \$ 1,730,665.00

Status Summary

1. Design development with the CM Contractor for Bid Development and resolution of the GMP Agreement is complete.
2. The 3 Intermediate Schools & 3 Middle Schools all have similar scopes of work and facility designs, using as built prototypes.
3. The GMP Contract was awarded October 2020.
4. Initial work commenced November 11, 2020 with DDC controllers installations.
5. The DDC work for the six campuses will be completed January 2021.
6. Cabling is complete on a campuses
7. Jobe & Lillard need to complete the hardware changeover. The other schools are complete.

Cross Timbers Intermediate School (Org. Code 202)

Schedule Summary



Cost Summary

Budget Amount: \$1,851,901

Change Order #1 Credit of \$ 82,918


Contract GMP Amount: \$1,087,876

Status Summary

1. Substantial Completion site review was done on January 6, 2020 with completion verified.
2. Final Deductive Change Orders was approved at the August Board.
3. Contractor has completed closeout documents and Mansfield ISD should receive in February 2021.

The Phoenix Academy (Org. Code 006)

Schedule Summary



Cost Summary

Budget Amount: \$1,674,005

Change Order #1 Credit of \$75,503

Contract GMP Amount: \$1,900,122

Status Summary

1. Substantial Completion site review was done on January 6, 2020 with completion verified.
2. Final Deductive Change Orders was approved at the August 2020 Board meeting.
3. Contractor is working on closeout documents and architect will review in February 2021.

