



Agenda of Regular Meeting

The Board of Trustees McAllen Independent School District

VISION	The McAllen Independent School District is a multicultural community in which students are enthusiastically and actively engaged in the learning process. Students demonstrate academic excellence in a safe, nurturing and challenging environment enhanced by technology and the contributions of the total community.
MISSION	The mission of the McAllen Independent School District is to educate all students to become lifelong learners and productive citizens in a global society through a program of educational excellence utilizing technology and actively involving parents and the community.
GOALS	<ol style="list-style-type: none">1. Student Achievement/Student Focus2. People Development3. Facility Priorities4. Financial Priorities
STRATEGIES	<ol style="list-style-type: none">1. Branding2. Attract/Retain High Quality Staff3. Engaging Learning Environment4. Rigorous/World Class Standards to Customize for Every Learner5. Partnerships with Business/Civic/Education/Organizations6. Future Ready Students7. Financial Priorities

A Regular Meeting of the Board of Trustees of the McAllen Independent School District will be held Tuesday, February 9, 2021, beginning at 5:00 PM by Video-conference or by Telephone call, www.mcallenisd.org or 956 618-6094, McAllen, TX 78501.

Due to health and safety concerns related to COVID 19 Coronavirus this meeting will be conducted by Videoconference or telephone call in accordance to Section 551.125 of the Texas Government Code.

Members of the public may access this meeting by videoconference at www.mcallenisd.org or by telephone call at 956 618-6094.

Items listed on this agenda may be taken in an order other than as shown on this agenda. Unless removed from the consent agenda, items identified within the consent agenda will be acted on at one time.

At this meeting there may be discussion and action by the Board on the item(s) and subject(s) listed as follows:

1. CALL MEETING TO ORDER

2. PUBLIC COMMENT(S)

3. RECESS TO CLOSED SESSION: Board of Trustees may go into Closed Session pursuant to Section(s) 551.071, 551.072, and 551.074 Texas Government Code, to discuss the following:

- A) Human Resources Recommendation¹(s) for School Year 2020-2021

- B) Human Resources Employee Resignation(s) for School Year 2020-2021
- C) Pending and/or Potential Litigation
- D) Possible Real Estate Acquisition
- 4. **RECONVENE IN OPEN SESSION**
- 5. **INVOCATION**
- 6. **PLEDGE OF ALLEGIANCE**
- 7. **SUPERINTENDENT'S REPORT(S)** COVID-19 vaccine distribution
Presenter: Dr. J. A. Gonzalez, Superintendent
- 8. **RECOGNITION(S)**
 - A) Recognition of 10 State Honor Roll Schools 6
Item Submitted: Bridgette Vieh, Associate Superintendent Instructional Leadership
Presenter: Dr. J. A. Gonzalez, Superintendent
 - B) Recognition of Dr. J.A. Gonzalez awarded Texas Superintendent of the Year ring 7
Item Submitted: Norma Zamora-Guerra, Director Community Information
Presenter: Conrado Alvarado, Board President
- 9. **PROCLAMATION(S)**
 - A) Approval of Proclamation Regarding Career Technical Education Month (February 2021) 8
Item Submitted: Dr. Silvia Ibarra, Assistant Superintendent Instructional Services
Presenter: Dr. J. A. Gonzalez, Superintendent
- 10. **DONATION(S)**
- 11. **BOARD MEMBER(S), BOARD COMMITTEE(S) AND DISTRICT REPORT(S)**
 - A) Board Committee Reports
 - 1. Instructional Services Briefing - Chair - Sam Saldivar, Jr.
 - 2. Human Resources Briefing - Chair - Tony Forina
 - 3. District Operations Briefing - Chair - Debbie Crane Aliseda
 - 4. Business Operations Briefing - Chair - Danny Vela
 - B) District Reports
 - 1. Report Regarding the Delinquent Tax Collections for the Period of October 1, 2020 to December 31, 2020 10
Item Submitted: Cynthia Medrano Richards, Assistant Superintendent Business Operations
Presenter: Dr. J. A. Gonzalez, Superintendent
 - 2. Report Regarding College, Career, Counseling Department 17
Item Submitted: Dr. Silvia Ibarra, Assistant Superintendent Instructional Services
Presenter: Dr. J. A. Gonzalez, Superintendent

3. Report Regarding District Telemedicine Options Item Submitted: Todd Miller, Assistant Superintendent Human Resources	31
Presenter: Dr. J. A. Gonzalez, Superintendent	
4. Report Regarding the Monthly Financial and Quarterly Investment Report for December 2020 Item Submitted: Cynthia Medrano Richards, Assistant Superintendent Business Operations	35
Presenter: Dr. J. A. Gonzalez, Superintendent	
5. Report Regarding Taxes Collected for December 2020 Item Submitted: Cynthia Medrano Richards, Assistant Superintendent Business Operations	95
Presenter: Dr. J. A. Gonzalez, Superintendent	
6. Report Regarding Board Room at Achieve Early College High School Item Submitted: Norma Zamora-Guerra, Director Community Information	97
Presenter: Dr. J. A. Gonzalez, Superintendent	
12. ACTION ON ITEM(S) IN CLOSED SESSION	
A) Approval of Human Resources Recommendation(s) for School Year 2020-2021 Item Submitted: Todd Miller, Assistant Superintendent Human Resources	98
Presenter: Dr. J. A. Gonzalez, Superintendent	
B) Human Resources Employee Resignation(s) for School Year 2020-2021 Item Submitted: Todd Miller, Assistant Superintendent Human Resources	99
Presenter: Dr. J. A. Gonzalez, Superintendent	
C) Pending and/or Potential Litigation	
D) Possible Real Estate Acquisition	
13. CONSENT AGENDA ITEMS	
A) Approval of Request for Proposal No. 2021-1000R Library Books, eBooks, Textbooks, Audiovisual Materials and Instructional Reading Materials Discount-from-List Item Submitted: Dr. Silvia Ibarra, Assistant Superintendent Instructional Services	100
Presenter: Dr. J. A. Gonzalez, Superintendent	
B) Approval of Revised and Restated Memorandum of Understanding No. 2021-195 402 Hidalgo County Head Start Program – School Readiness Partnership Model (SRPM) Item Submitted: Dr. Silvia Ibarra, Assistant Superintendent Instructional Services	
Presenter: Dr. J. A. Gonzalez, Superintendent	
C) Approval of Bid No. 2021-1001 Fencing Materials, Installation, and Repair Services Item Submitted: Arely Benavides, Assistant Superintendent District Operations	110
Presenter: Dr. J. A. Gonzalez, Superintendent	

D) Approval of Request for Proposal No. 2021-1009 Office Supplies and Equipment Catalog Bid 132
Item Submitted: Cynthia Medrano Richards, Assistant Superintendent
Business Operations

Presenter: Dr. J. A. Gonzalez, Superintendent

14. INSTRUCTIONAL SERVICES, INSTRUCTIONAL LEADERSHIP, HUMAN RESOURCES, DISTRICT OPERATIONS, BUSINESS OPERATIONS, AND BOARD OF TRUSTEES ITEMS

A) Instructional Services Item(s) (Dr. Silvia Ibarra) Instructional Leadership Item(s) (Bridgette Vieh)

1. Approval of Request for Maximum Class Size Waiver Application for 2020-2021 135

Item Submitted: Dr. Silvia Ibarra, Assistant Superintendent
Instructional Services

Presenter: Dr. J. A. Gonzalez, Superintendent

B) Human Resources Item(s) (Todd Miller)

C) District Operations Item(s) (Arely Benavides)

1. Approval of Amendment to Memorandum of Understanding 2021-005 with Hidalgo County, Capable Kids Foundation, the City of McAllen, and the District 136

Item Submitted: Arely Benavides, Assistant Superintendent District Operations

Presenter: Dr. J. A. Gonzalez, Superintendent

2. Approval of Agreement No. 2021-154 Lone Star National Bank for Anchor Sponsorship and Advertising for the McAllen Veterans Memorial Stadium Scoreboard 171

Item Submitted: Norma Zamora-Guerra, Director Community Information

Presenter: Dr. J. A. Gonzalez, Superintendent

D) Business Operations Item(s) (Cynthia Medrano Richards)

1. Approval of the McAllen Independent School District January Budget Amendment for Fiscal Year Beginning July 1, 2020 and Ending June 30, 2021 181

Item Submitted: Cynthia Medrano Richards, Assistant Superintendent
Business Operations

Presenter: Dr. J. A. Gonzalez, Superintendent

E) Board of Trustees Item(s)

1. Approval of Board of Education Meeting Minutes 185

a) Regular Board Meeting - January 18, 2021 - 5:00 P.M.

15. SCHEDULE OF FUTURE MEETINGS

A) Board Workshop- February 15, 2021 - 5:30 P.M. - Virtual

B) Regular Board Meeting - February 22, 2021 - 5:00 P.M. - Virtual

C) Board Workshop- March 1, 2021 - 5:30 P.M. - Virtual

D) Regular Board Meeting - March 8, 2021 - 5:00 P.M. - Virtual

E) Special Board Meeting - March 22, 2021 - 5:30 P.M. - Virtual

16. CLOSED SESSION: The Board of Trustees may reconvene in Closed Session for further discussion regarding the agenda item(s) listed.

17. OPEN SESSION: The Board of Trustees may reconvene into Open Session for discussion regarding the agenda item(s) listed.

18. ADJOURNMENT

If, during the course of the meeting, discussion of any item on the agenda should be held in a closed meeting, the Board will conduct a closed meeting in accordance with the Texas Open Meetings Act, Government Code, Chapter 551, Subchapters D and E. Before any closed meeting is convened, the presiding officer will publicly identify the section or sections of the Act authorizing the closed meeting. All final votes, actions, or decisions will be taken in open meeting.

The notice for this meeting was posted in compliance with the Texas Open Meeting Act on February 5, 2021 at 4:45 P.M.

Natalia Goza

For the Board of Trustees

**BOARD RECOGNITION FORM
McALLEN INDEPENDENT SCHOOL DISTRICT**

Meeting Date (Recommended): February 9, 2021

Title of Recognition: Recognition of McAllen ISD 10 State Honor Roll schools

Person(s) Being Recognized (include names & description i.e student at X High School):

The McAllen ISD 10 State Honor Roll schools: Achieve Early College High, Cathey Middle School, Fossum Middle School, Morris Middle School, Castaneda Elementary, Hendricks Elementary, Sam Houston Elementary, Milam Elementary, Rayburn Elementary, and Sanchez Elementary

Reason for Recognition:

Ten McAllen Independent School District campuses have been recognized statewide after being named to the Educational Results Partnership (ERP) Honor Roll for 2019-20. This represents a 20 percent increase from the previous year.

The ERP Honor Roll program is part of a national effort to identify higher-performing schools and school districts that are improving student outcomes.

The McAllen ISD schools include: Achieve Early College High, Cathey Middle School, Fossum Middle School, Morris Middle School, Castaneda Elementary, Hendricks Elementary, Sam Houston Elementary, Milam Elementary, Rayburn Elementary, and Sanchez Elementary

The Honor Roll recognizes public elementary, middle and high schools that demonstrate high levels of student academic achievement, improvement in achievement over time, and reduction in achievement gaps. For high schools, Honor Roll recognition includes measures of college readiness in students. This year, the Texas Honor Roll recognized 943 higher-performing schools in the state that are distinguished for their academic achievement and closing achievement gaps.

Please note any items that will be presented: None

Photographer Requested: Yes

AV needs: None

Name of Presenter: Bridgette Vieh
Phone: (956)618-6053
Email: bridgette.vieh@mcallenisd.net

Approved for Recognition: _____



Superintendent

Feb 2, 2021

PROCEDURE FOR BOARD RECOGNITION

1. Fill out "Board Recognition Form" in its entirety at least 12 working days before the recommended date for presentation.
2. Submit completed form to Community Information Office with a cc to immediate supervisor and the Secretary to the Board of Trustees

Following the superintendent's executive team approval, confirmation of recognitions (year-at-a-glance) will be done via e-mail each week. Honorees are instructed to report to the Community Information office at 5:15 p.m. on their designated Board Meeting date.

**BOARD RECOGNITION FORM
McALLEN INDEPENDENT SCHOOL DISTRICT**

Meeting Date (Recommended): February 9, 2021

Title of Recognition: Recognition of Dr. J.A. Gonzalez awarded Superintendent of the Year ring

Person(s) Being Recognized (include names & description i.e student at X High School):
Dr. J.A. Gonzalez

Reason for Recognition:

The Balfour Company presented McAllen ISD Superintendent Dr. J.A. Gonzalez with a special commemorative ring in honor of his Texas Superintendent of the Year award on February 1, 2021. During this recognition, Dr. Gonzalez will be recognized for this statewide honor.

Please note any items that will be presented: None

Photographer Requested: Yes

AV needs: None

Name of Presenter: Norma Zamora-Guerra
Phone: (956)618-6023
EMail: norma.z.guerra@mcallenisd.net

Approved for Recognition: _____



Superintendent

Feb 2, 2021

PROCEDURE FOR BOARD RECOGNITION

1. Fill out "Board Recognition Form" in its entirety at least 12 working days before the recommended date for presentation.
2. Submit completed form to Community Information Office with a cc to immediate supervisor and the Secretary to the Board of Trustees

Following the superintendent's executive team approval, confirmation of recognitions (year-at-a-glance) will be done via e-mail each week. Honorees are instructed to report to the Community Information office at 5:15 p.m. on their designated Board Meeting date.

**BOARD AGENDA REPORT
MCALLEN INDEPENDENT SCHOOL DISTRICT**

MEETING DATE: February 09, 2021

SUBJECT: Approval of Proclamation Regarding Career Technical Education Month (February 2021)

REFERENCE: Goal 2: People Development

BACKGROUND INFORMATION/REASON FOR BOARD CONSIDERATION:

The month of February is designated as Career Technical Education Month by the National Association of Career and Technical Education (ACTE) and the McAllen Independent School Board of Trustees. CTE Month® is a public awareness campaign ACTE holds each February to celebrate Career and Technical Education and the achievements and accomplishments of CTE programs across the country. CTE month is designed to provide opportunities to inform the public of the innovation and excellence that exists within your local CTE programs and raise awareness of the crucial role that CTE plays in readying our students for careers and our nation for economic success.

ADMINISTRATIVE CONSIDERATIONS/FACTS AND ANALYSIS:N/A

LEGAL REVIEW: None required.

BUDGETARY CONSIDERATIONS: None required.

RECOMMENDED BOARD ACTION:

That the Board of Trustees Approve the Proclamation Regarding Career Technical Education Month (February 2021).

SUBMITTED BY: *Lilia Sandoval Silva*

For further information contact:
Name: Lilia Sandoval-Silva
Office: (956) 632-5181
eMail: lilia.sandovalsilva@mcallenisd.net

SUPERVISOR: *Silvia Ibarra*
Silvia Ibarra (Feb 3, 2021 08:13 CST)

Approved for presentation to the Board of Education:

J. Adansby



Proclamation

State of Texas
County of Hidalgo
McAllen Independent School District

Whereas, February 2021, has been designated Career Technical Education Month® by the Association for Career and Technical Education; and the McAllen Independent School District; and

Whereas, students in career technical education programs participate in authentic, meaningful experiences that improve the quality of their education and increase student engagement and achievement while gaining the academic, technical and employability skills necessary for true career readiness; and

Whereas, ensuring that employers have access to a qualified workforce which is a crucial step in ensuring continued economic growth and global competitiveness;

Now Therefore, I, Conrado Alvarado, President, Board of Trustees of the McAllen Independent School District, do hereby proclaim that the month of February 2021 be observed as

“Career and Technical Education Month”

McAllen ISD encourages all students, staff and community members to become familiar with the services and benefits offered by the career technical education programs at McAllen ISD and to support and participate in these programs to enhance their individual skills and productivity.

IN WITNESS WHERE OF, I have hereunto set my hand and caused the seal of the McAllen Independent School District to be affixed on this 9th day of February 2021.

Conrado Alvarado, President, Board of Trustees
McAllen Independent School District

Attest:

Tony Forina, Secretary, Board of Trustees
McAllen Independent School District

**BOARD AGENDA REPORT
MCALLEN INDEPENDENT SCHOOL DISTRICT**

MEETING DATE: February 9, 2021

SUBMITTED BY: 

SUPERVISOR: 

Approved for presentation to the Board of Education:



10 _____
Superintendent of Schools

**McALLEN
INDEPENDENT SCHOOL DISTRICT**



**DELINQUENT TAX COLLECTION REPORT
FEBRUARY 09, 2021**



LAW OFFICES
OF
LINEBARGER GOGGAN BLAIR & SAMPSON, LLP
ATTORNEYS AT LAW
1512 S. Lone Star Way
EDINBURG, TEXAS 78539

Telephone: (956) 383-4500
Facsimile: (956) 383-7820

February 9, 2021

Mr. Conrado Alvarado, President
Mr. Sam Saldivar, Jr., Vice-President
Mr. Tony Forina, Secretary
Ms. Debbie Crane Aliseda, Trustee
Mr. Larry Esparza, Trustee
Mr. Marco Suarez, Trustee
Mr. Daniel D. Vela, Trustee
Dr. José A. Gonzalez Ed. D, Superintendent
McAllen Independent School District
2000 North 23rd Street
McAllen, Texas 78501

RE: Delinquent Tax Collection for October 1, 2020 through December 31, 2020

Dear Dr. Gonzalez and Board of Trustees:

The Linebarger Goggan Blair & Sampson, LLP Report highlights our delinquent ad valorem tax collection program on behalf of McAllen Independent School District. Our collection results, as noted herein, indicate our efforts continue to be successful for the McAllen Independent School District.

Please know that we truly appreciate the opportunity to represent McAllen Independent School District on all delinquent ad valorem tax matters. As always, we will continue to provide McAllen Independent School District with quality representation, consistent results, and an ample experienced staff of attorneys, legal assistants and a certified tax assessor collector dedicated to servicing your account. We are available to address any questions you may have or to discuss any concerns that interest you at your convenience.

Sincerely,



Kelly R. Salazar
Partner



LINEBARGER GOGGAN BLAIR & SAMPSON APPROACH

We listen and continually adapt to your changing needs to ensure that we are providing the best possible customer service and deliver customized collection programs that yield the best possible results. The delinquent tax collection program for McAllen Independent School District continues to emphasize two basic premises: to work with individual taxpayers to collect taxes owed to the District and to use the tool of litigation as a final option. The following information is an overview of our collections efforts during this reporting period.

MAILINGS

DEMAND MAILINGS

Our extensive mailing program is designed to advise people who have not paid their McAllen Independent School District taxes of their delinquency. During the course of the fiscal year, we send delinquent notices, with varying degrees of intensity to the delinquent taxpayer. The intensity of the notice varies on factors such as: time of year, type of property and the particular needs of the jurisdiction.

2 Demand Mailings – 2,590 Statements Mailed

CONTACTS

TAXPAYER COMMUNICATION

Our comprehensive collection services provide a wide scope of exceptional assistance to McAllen Independent School District and its residents. Equipped with multi-skilled representatives, we create and manage flexible payment plans for taxpayers experiencing any financial hardship.

2,552 PHONE CALLS	23 PAYMENT AGREEMENTS
102 ACCOUNTS PAID IN FULL	78 ON-SITE VISITS





LITIGATION

LITIGATION SUMMARY

Filing a lawsuit to collect delinquent taxes is used as a final resort; after diligent efforts to contact and work with taxpayers are fully exhausted. Once the decision to file suit has been made, a complete property title search is conducted, the taxable property is further identified and all interested parties, including all lien holders, are identified and served with notice of the lawsuit.

Litigation Activity	Cases	Base, Penalty and Interest
• Filed Lawsuits	29	\$301,488
• Lawsuits Disposed	10	\$44,878
• Judgments Taken	38	\$209,197
• Pending Litigation as of Jan. 2021	324	\$1,915,246



TAX SALES

CONSTABLE FORECLOSURES

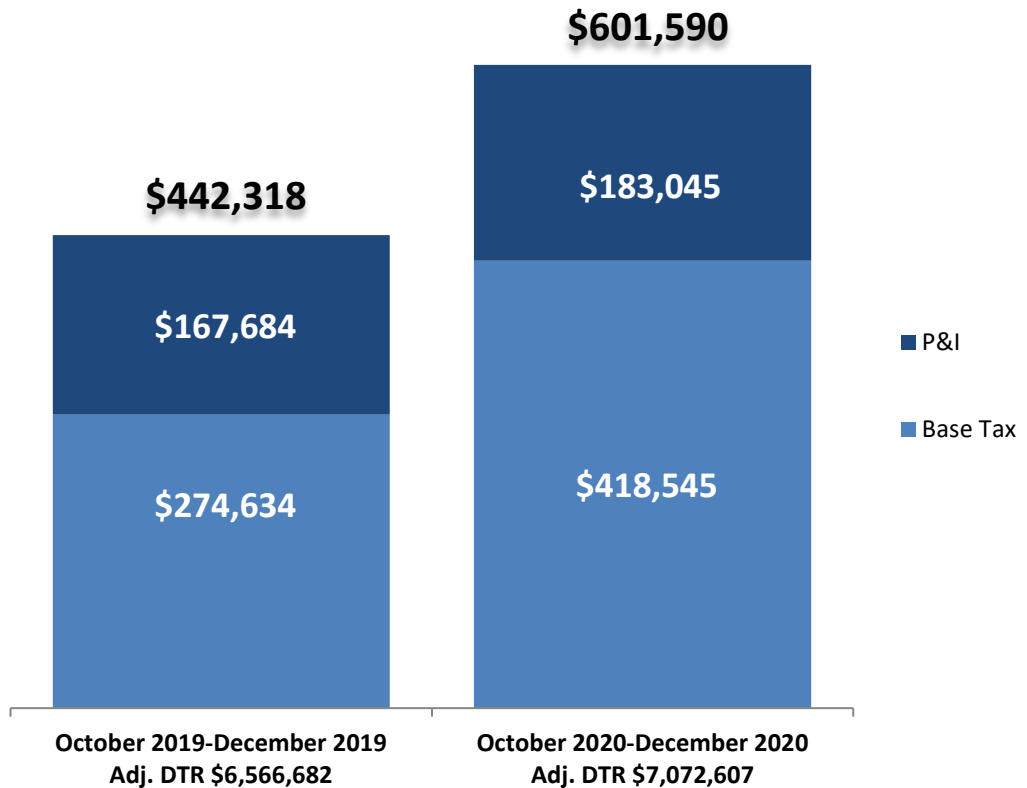
Our Office regularly monitors all judgments we take on behalf of McAllen Independent School District. During this quarter, two (2) tax sales were conducted, placing five (5) properties for sale.

Tax Sale Result	Number of Properties	Base, Penalty and Interest
Sold	4	\$52,638
Other-TRO	1	\$8,175



COLLECTIONS

OCTOBER-DECEMBER COLLECTION COMPARISON



Source: Hidalgo County Tax Office Reports



FUTURE OVERVIEW

In light of the COVID19 pandemic, our office is committed to making necessary adjustments to our collection procedures and methods to best advocate for the McAllen Independent School District. We will continue to offer firm yet flexible payment options for taxpayers who are financially impacted by the effects of COVID19.

Review of Pending Judgments and the Filing of Additional Lawsuits

During the next quarter we will continue to work pending lawsuits for full payment or payment agreements. We will also continue researching the delinquent tax roll for possible new lawsuits; both real and personal property accounts.

Continued Monitoring of Bankruptcy Accounts

As a continuation of our standard operating practice, we will actively monitor and verify accounts in bankruptcy for the payment of taxes, penalties, and interest owed to the School District.

Mailing Program

We have completed our scheduled mailing on behalf of the School District for the upcoming quarter. In addition to our scheduled mailing, we have implemented a compassionate letter program directed to taxpayers who are otherwise non-responsive to phone calls. These compassionate letters inform the delinquent taxpayer of options available for payment during this difficult period.

Scheduling of Property Sales

As properties are taken to judgment, they will be reviewed and checked for payment. Those judgments with no taxpayer response will be further reviewed and scheduled for possible tax sale.

Execution of the work plan established for the McAllen Independent School District will include the constant monitoring of collection figures in order to adjust resources and enforce the collection of delinquent taxes. Our collection efforts will also include prosecuting pending suits to conclusion, mailing monthly letters, and filing new suits in order to maximize the collection of taxes. We will continue to work closely with you and your administrative staff to provide assistance and advice on all property tax matters, including changes in the law brought about by amendments to the Texas Property Tax Code.

**BOARD AGENDA REPORT
MCALLEN INDEPENDENT SCHOOL DISTRICT**

MEETING DATE: February 9, 2021

SUBJECT: Report Regarding College, Career, Counseling Department

REFERENCE: Goal 1: Student Achievement/Student Focus

BACKGROUND INFORMATION/REASON FOR BOARD CONSIDERATION:

The McAllen ISD College Career and Counseling Department provides guidance and support to all students in order to promote academic success, post-secondary, career preparation and emotional intelligence.

ADMINISTRATIVE CONSIDERATIONS/FACTS AND ANALYSIS:

This Annual Report will outline the department's efforts and highlight the 20-21 Counselor of the Year recipients.

LEGAL REVIEW: None required.

BUDGETARY CONSIDERATIONS:

None

RECOMMENDED BOARD ACTION: No action required. This item is for information purposes.

SUBMITTED BY: *Rosalba De Hoyos*

SUPERVISOR: *Silvia Ibarra*
Silvia Ibarra (Feb 3, 2021 14:27 CST)

For further information contact:
Name: Dr. Rosalba De Hoyos
Office: 956-618-6098
eMail: Rosalba.DeHoyos@mcallenisd.net

Approved for presentation to the Board of Education:

J. X. Douglas

17

Superintendent of Schools Feb 3, 2021

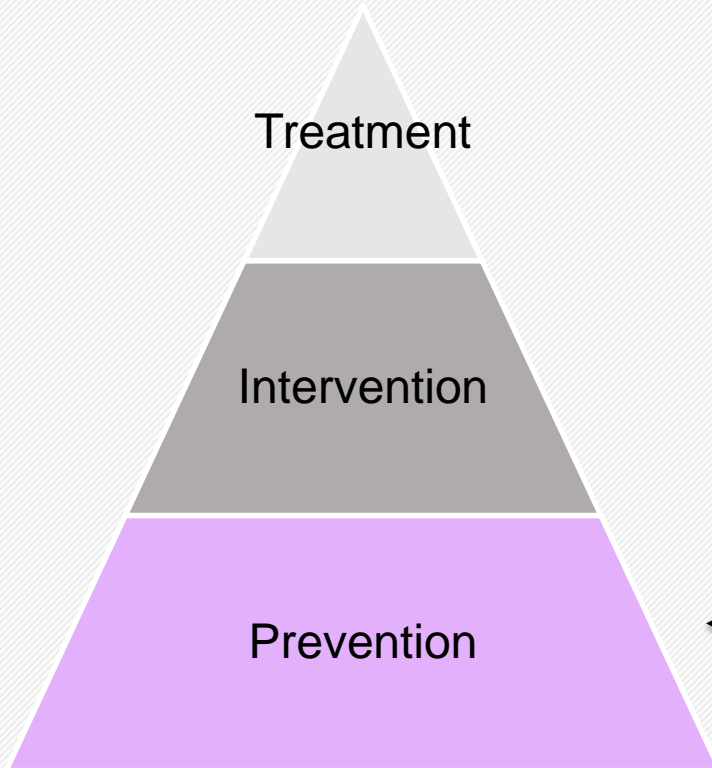
Counseling Department Board Report

February 9, 2021



Comprehensive Counseling Department

2



- School Counselor – Emotional Intelligence Guidance lessons,**
- Academic planning
 - Career awareness presentations
 - Emotional Intelligence School-wide contribution project
 - Safety and wellness student presentations
 - School wide motivation and awareness events
 - Career/endorsement fair
 - School-wide Character Education – Project wisdom

- Other prevention efforts by Campus Administration and Teachers**
- Project wisdom (school-wide)
 - Incorporating Emotional Intelligence in the classroom
 - Student code of conduct, and positive school culture.

Comprehensive Counseling Department

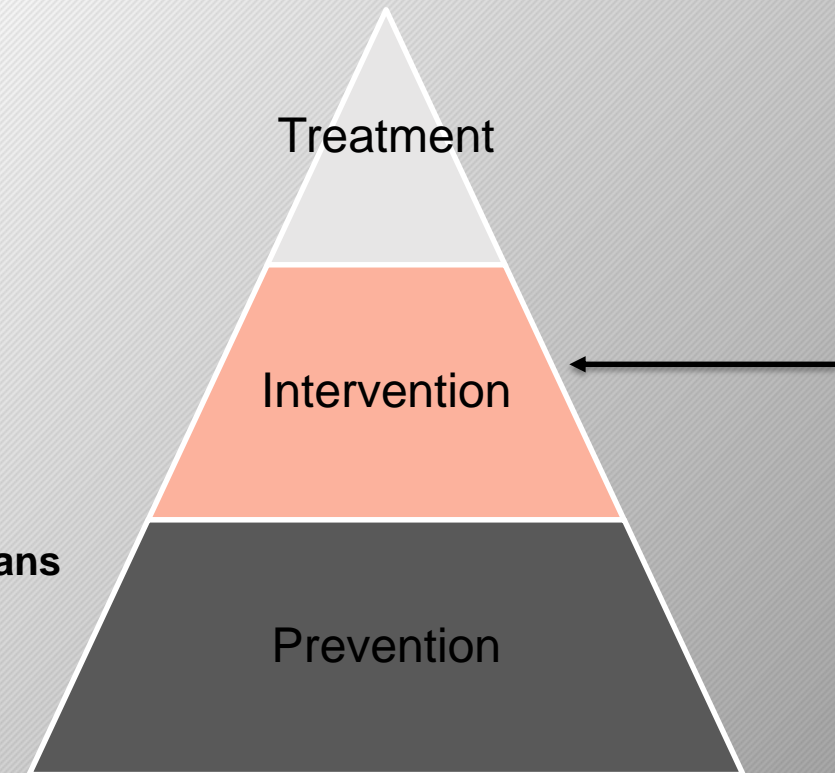
3

- Guidance Counselor - Group counseling**
- Individual counseling
 - Crisis screening
 - Counseling assessments
 - Counseling referrals
 - Special Programs referrals
 - Feedback on Student progress

Other intervention efforts by Administration and campus staff
– Academic and Behavior RTI interventions plans & Section 504 accommodations plans

Federal Programs - Communities in schools & Social worker services

Special Education Program- ARD/IEPs & Related Services



Comprehensive Counseling Department

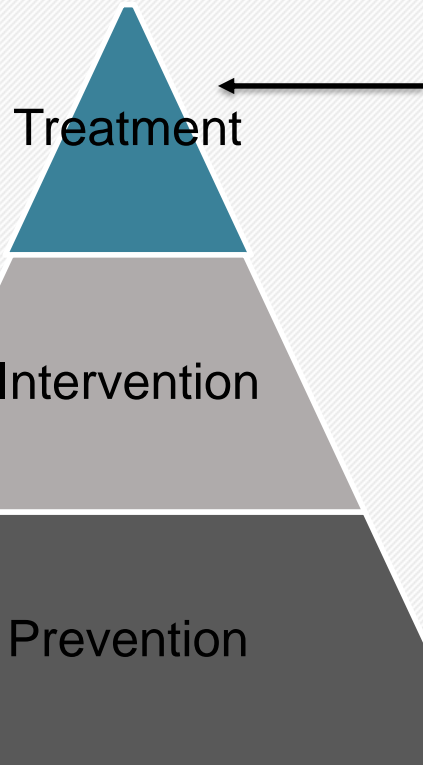
4

Current

- Texas Child Health Access Through Telemedicine (TCHAT) partnership
 - School of Medicine trainings and interventions
- Wellness/Mental Health COVID Workshops for: students, parents, and staff
 - FTP Prevention Interventionist and mental health partnership workshops via Zoom and Teams
- DHR and STHS-B mental health counseling partnerships
 - For insured families
 - Pro-bono services
- STOP Grant trainings through Licensed Professional Counselor
 - Suicide Prevention Trainings
 - Comprehensive School Threat Assessment Guidelines (CSTAG)
 - Insured and non-insured counseling services
- Electronic consents and virtual intervention services for parents and students
- Tropical Texas Behavioral Health collaboration and referral to Family Treatment Program tier 3 therapy

Upcoming

- Continued mental health grant applications
 - Substance Abuse and Mental Health Services Administration (SAMHSA)
 - Department of Justice/Office of Justice Programs
- Wellness and Mental Health 8 Dimension implementation



20-21 Mental Health and AS+K Trainings by FTP

Date	School	Participants
August 10th, 2020	Hendrick Elementary	45
	Achieve Early College	38
August 11th, 2020	Early Childhood Center	10
	State & Federal Programs	13
	Thigpen Zavala Elementary	38
August 12th, 2020	Counselors-All schools	61
August 13th, 2020	Social Services	11
	Garza Elementary	7
August 14th, 2020	Bonham Elementary	15
	Fossum Middle School	48
August 17th, 2020	LAMAR ACADEMY	28
	Houston Elementary	43
	Fields Elementary	53
August 18th, 2020	McAuliffe Elementary	36
	Travis Middle School	60
	Wilson Elementary	32
	Perez Elementary	44
	Alvarez Elementary	40
August 19th, 2020	Cathey Middle School	76
	Jackson Elementary	67
	Brown Middle School	68
August 20th, 2020	Roosevelt Elementary	48
	Instruction & Guidance Center	18
	Castaneda Elementary	49
	TOTAL	948

Date	School	Participants
September 24th, 2020	Sanchez Elementary	57
October 1st, 2020	Rayburn Elementary	50
October 8th, 2020	McAllen High School	181
October 15th, 2020	Escandon Elementary	68
October 15 th , 2020	Morris Middle School (Parent meeting - Program Overview)	4
October 20 th , 21 st , & 26 th 2020	Nikki Rowe High School	180
October 28th, 2020	Bonham Elementary (Parent Training on Mental Health)	8
October 29 th , 2020	Cathey Middle School (Parent meeting - Program Overview)	8
November 20th, 2020	McAllen High School (Metal Health Training)	181
December 2nd, 2020	MISD Staff Training (Meditation & Stress Management during Covid-19 Training)	16
December 9th, 2020	MISD Staff Training (Meditation & Stress Management during Covid-19 Training)	28
January 4th, 2021	Milan Elementary	48
23 January 28 th , 2021	Parent Training (Meditation & Stress Management during Covid-19 Training)	34
January 29 th , 2021	Parent Training (Mental Health – Grief and Loss Training)	6
	Total	869

20-21 School Counselor Appreciation State Theme: "School Counselors- **All** In For All Students"

6



The **All** in school counseling is to provide students with counseling services

Guidance Curriculum

- Inter/intra personal effectiveness
- Post-Secondary Education
- Personal Health and Safety

Responsive Services

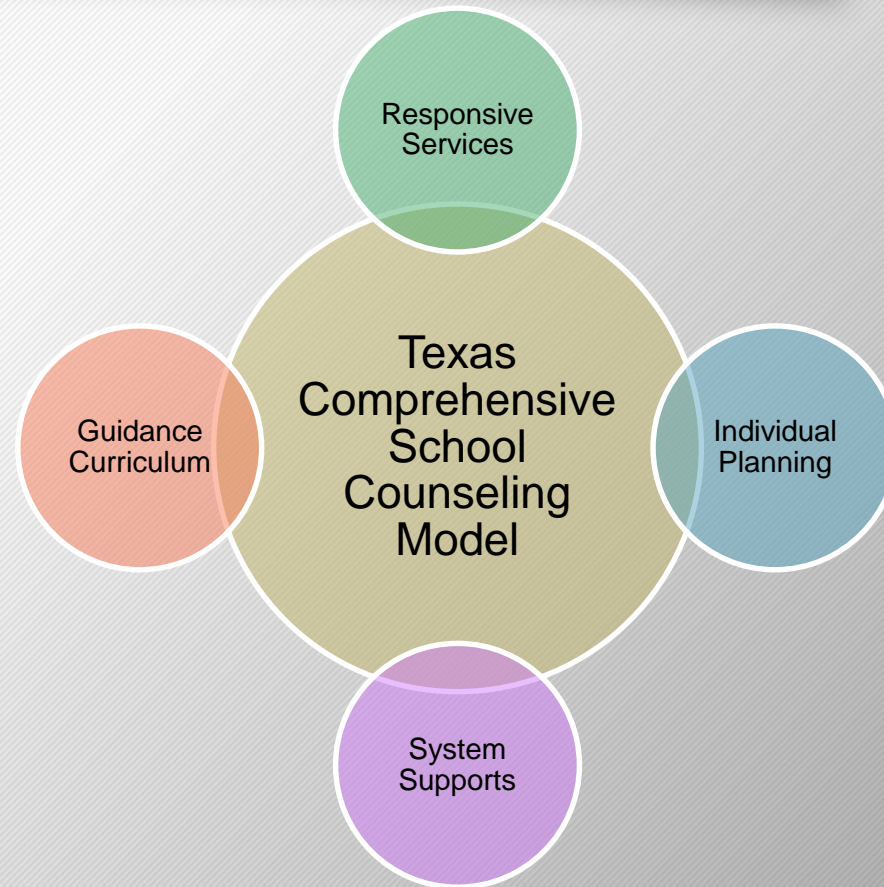
- Preventive Services
- Remediation/ Intervention Services
- Crisis Services

Individual Planning

- Educational Planning
- Career Planning
- Social Planning

System Supports


- Program Management
- Student Support Services
- Program Accountability



The **All** support for our school counselors are in our manuals and electronic resource files


HS Electronic File & Manual

https://drive.google.com/drive/folders/1iDhoK_27_P8Ys-




MS Electronic File & Manual

https://drive.google.com/drive/folders/1cfarK5XJcQhN5k642ZzXnZrjv_dGFDcM



Elem. Electronic File & Manual

<https://drive.google.com/drive/folders/13N0w3Y8i6T9hfOGDUDBXj-yZ6HKNzD5I>



All is in the evidence of the counseling services.

9

2020-2021 High School Guidance and Counseling Verification Form

Your email address will be recorded when you submit this form.

Not [rosalba.dehoyos@mcallenisd.net?](#) [Switch account](#)

* Required

Campus *

Choose

Enter your full name: *

<https://docs.google.com/forms/d/e/1FAIpQLSiM2aPepD0e-nYYShpJEh4Rk08wpnEBN-3mHJcnp8ypelqg/viewform>

2020-2021 Middle School Guidance and Counseling Verification Form

Your email address will be recorded when you submit this form.

Not [rosalba.dehoyos@mcallenisd.net?](#) [Switch account](#)

* Required

Campus *

Choose

Enter your full name: *

https://docs.google.com/forms/d/e/1FAIpQLSdltk18QmAtw-Q428GL_y4N2h2x06xmYn-5u3T1n73eMeIF-Q/viewform

2020-2021 Elementary Guidance and Counseling Verification Form

* Required

Campus *

Choose

Enter your full name: *

Your answer

<https://docs.google.com/forms/d/e/1FAIpQLSdMClF-BAqWxSwD66bIFxZCvwwDzkaKafUvSQLev7AAg7jw/viewform>

2nd Annual Counselor of The Year Award

10

Elementary Counselor of the Year

Jessica Guerrero

V. Fields Elementary Counselor



Secondary Counselor of the Year

Michelle Alanis

A. De Leon Middle School Counselor




1st Annual Virtual Counselor of The Year Award

11

**Virtual Counselor of the Year for
Elementary**

Veronica Gonzalez

A. Jackson Elementary Counselor



**Virtual Counselors of the Year for
Secondary**

Sylvia Perez & Terry Liguez-Garza

H.J. Morris Middle School Counselors



20-21

School Counselor Appreciation State Theme:

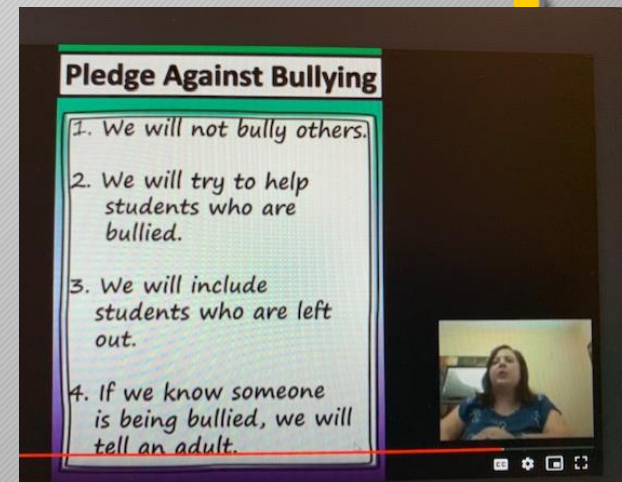
12

“School Counselors: All In For All Students”



<https://youtu.be/AQWpGxbLS70>

29






Thank you for your time,
are there any questions?



**BOARD AGENDA REPORT
MCALLEN INDEPENDENT SCHOOL DISTRICT**

MEETING DATE: February 9, 2021

SUBMITTED BY: _____

SUPERVISOR: 

Approved for presentation to the Board of Education:



31 _____
Superintendent of Schools Feb 2, 2021

Report Regarding

District Telemedicine Options

(Students and Employees)

Report Regarding District Telemedicine Options - Students

- Administration is distributing a RFQ to implement telemedicine service for students on campus (via the school health clinic) or at home
- With the support of the school nurse, students will be able to access physicians, nurse practitioners, and physician assistants for the diagnosis and treatment of illnesses and injuries
- Saves time, reduces risks for families, and students receive the healthcare they need
- Partnership does not have a fee. Families would be billed as they are for a traditional office visit. For families with CHIP or Children's Medicaid, the visit has no co-payment

Report Regarding District Telemedicine Options - Employees

- **Blue Cross Blue Shield:**
 - Zero co-pay Telehealth Expansion Benefit expired 12-31-20
 - New modified Telehealth Benefit through our Health Plan effective 1-1-21
 - Consultations rendered to covered members is subject to all standard plan benefits, including plan co-pays and in/out of network provider benefits
- **MDLive:** Since 1-1-19
 - Zero cost benefit for our employees (covered by our health plan), their dependents, and any non-covered household members
 - Telemedicine consultations are rendered by MDLive's network of providers
 - Prescriptions are subject to standard prescription co-pays

**BOARD AGENDA REPORT
MCALLEN INDEPENDENT SCHOOL DISTRICT**

MEETING DATE: February 9, 2021

SUBMITTED BY: *Adel Felio*

SUPERVISOR: *Cynthia Medrano-Richards*

Approved for presentation to the Board of Education:

J. Alexander

35 _____
Superintendent of Schools

**COMPARISON OF BUDGET TO REVENUES, EXPENDITURES AND ENCUMBRANCES
FOR THE MONTH OF DECEMBER 31, 2020**

	A APPROVED BUDGET 2019-20 12/31/19	B YTD ACTUAL 07/01/19 TO 12/31/19	C APPROVED BUDGET 2020-21 12/31/20	D YTD ACTUAL 07/01/20 TO 12/31/20	E DIFFERENCE C - D	F OUTSTANDING ENCUMBRANCES 01/01/21 TO 06/30/21	G YTD REVENUES, EXPENSES AND ENCUMBRANCES D + F	H BUDGET LESS EXPENSES AND ENCUMBRANCES C - G
REVENUES:								
LOCAL AND INTERMEDIATE SOURCES	\$5,170,297	\$2,603,642	\$4,438,089	\$1,084,508	\$3,353,581		\$1,084,508	\$3,353,581
PROPERTY TAXES	80,312,155	34,491,694	79,823,682	33,298,054	46,525,628		33,298,054	46,525,628
STATE PROGRAM REVENUES	141,082,125	74,057,495	137,774,797	72,385,885	65,388,912		72,385,885	65,388,912
FEDERAL PROGRAM REVENUES	20,310,258	9,361,284	21,364,409	6,721,798	14,642,611		6,721,798	14,642,611
OTHER RESOURCES/NON-OPERATING REVENUES	5,873,624	4,959,940	4,296,271	4,256,615	39,656		4,256,615	39,656
SUB TOTAL	\$252,748,459	\$125,474,055	\$247,697,248	\$117,746,861	\$129,950,387		\$117,746,861	\$129,950,387
EXPENDITURES:								
11 INSTRUCTION	\$139,501,700	\$61,634,820	\$131,160,376	\$59,832,131	\$71,328,245	\$2,285,521	\$62,117,652	\$69,042,724
12 INST. RES. & MEDIA SERVICES	3,674,049	1,749,351	3,614,609	1,772,639	1,841,970	132,307	1,904,946	1,709,663
13 CURRICULUM DEV. & INST. STAFF DEV.	4,650,540	1,694,555	5,087,241	2,066,101	3,021,140	340,676	2,406,777	2,680,464
21 INST. LEADERSHIP	3,198,583	1,244,680	3,244,670	1,283,063	1,961,607	135,710	1,418,773	1,825,897
23 SCHOOL LEADERSHIP	13,495,217	6,432,049	13,802,602	6,714,722	7,087,881	202,923	6,917,645	6,884,957
31 GUID., COUNSELING & EVAL. SER.	10,295,953	4,348,750	9,970,379	4,441,372	5,529,007	199,242	4,640,613	5,329,766
32 SOCIAL WORK SERVICES	1,880,610	738,235	1,943,243	907,598	1,035,645	17,303	924,901	1,018,342
33 HEALTH SERVICES	3,108,879	1,362,962	3,113,748	1,393,625	1,720,123	18,119	1,411,744	1,702,004
34 STUDENT (PUPIL) TRANS.	5,021,596	2,346,377	4,813,124	1,855,615	2,957,509	42,999	1,898,614	2,914,510
35 FOOD SERVICES	17,652,335	7,275,649	19,374,472	9,960,917	9,413,555	2,014,027	11,974,944	7,399,528
36 CURRICULAR/EXTRACURRICULAR ACT.	10,052,464	4,308,549	10,014,073	3,435,474	6,578,599	445,017	3,880,491	6,133,582
41 GENERAL ADMINISTRATION	7,986,047	3,889,169	8,690,663	3,964,377	4,726,286	276,006	4,240,383	4,450,280
51 PLANT MAINT. & OPERATIONS	21,496,374	10,175,712	22,223,463	9,883,046	12,340,417	1,026,073	10,909,119	11,314,344
52 SECURITY AND MONITORING SERV.	5,120,302	2,190,510	5,046,505	1,987,709	3,058,796	218,522	2,206,231	2,840,274
53 DATA PROCESSING SERVICES	5,967,302	2,598,641	6,892,453	2,796,907	4,095,546	828,823	3,625,730	3,266,723
61 COMMUNITY SERVICES	42,931	16,726	42,286	16,037	26,249	6,221	22,258	20,028
71 DEBT SERVICE	4,727,335	2,125,217	7,078,589	2,310,574	4,768,015	0	2,310,574	4,768,015
81 FAC. ACQUISITION & CONST.	7,429,375	3,940,215	938,018	332,552	605,466	199,542	532,093	405,925
95 PMT. TO JUV. JUSTICE ALT. ED. PRG.	40,000	30,000	40,000	40,000	0	0	40,000	0
99 OTHER INTERGOVERNMENTAL CHARGES	839,000	410,113	891,975	440,836	451,139	445,634	886,470	5,505
00 OTHER USES/NON-OPERATING EXPENSES	3,086,532	3,086,532	2,285,330	\$500,000	1,785,330	0	500,000	1,785,330
SUB TOTAL	\$269,267,124	\$121,598,812	\$260,267,819	\$115,935,296	\$144,332,523	\$8,834,664	\$124,769,959	\$135,497,860
REVENUES OVER (UNDER) EXPENDITURES		\$3,875,243		\$1,811,565				
BEGINNING FUND BALANCE		98,070,422		97,700,231				
PRELIMINARY ENDING FUND BALANCE		<u>\$101,945,665</u>		<u>\$99,511,796</u>				
OPTIMUM FUND BALANCE FOR UNFORESEEN EVENTS		\$83,408,833		\$103,042,102				



Quarterly Investment Report
December 31, 2020

PATTERSON & ASSOCIATES



INVESTMENT PROFESSIONALS

It's Over But... It Left a Bumpy Road Ahead

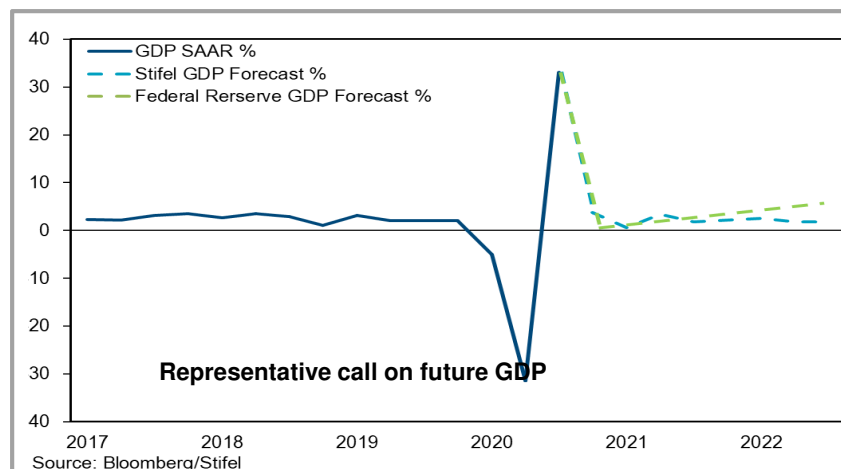

Whew..2020 is finally over!

By any measure, the impact of the pandemic has been devastating for the US and the entire globe, wreaking havoc on every aspect of our traditional life – how we work, learn, shop, even interact with each other – and has forced the US economy into recession after more than ten years of expansion, the longest in history. After the initial lockdown and a record decline in every part of the economy, a partial reopening of the economy ushered in a welcomed revival of activity, highlighting both the importance and resiliency of the private sector. But that improvement appears to be short-lived. Re-opening brought resurgence – and even more public frustration which has affected our very core.

This is a health crisis after all, meaning there is no policy solution as consumers will face lingering hesitancy to reenter the market (local or investment!) or interact as before with others or crowds. So businesses will take time to reconnect with employees or supply chains. Outstanding issues like trade will also resurface.

The road to sustainable positive growth could be more difficult and more complex to attain than previously anticipated, with the reduced level of control that policy makers have to spur the economy back to prosperity. In all likelihood, the road ahead will be long, bumpy and uncertain with the virus itself determining the path to recovery. Beyond an initial snap-back recovery of some sectors like housing, a sizable segment of the economy may take much longer to return. The Democratic sweep brings the prospect of sizable and controversial legislation increases, including further stimulus as well as sizable support to states is increasingly possible. Anticipated stimulus checks again drive investors into risk assets.

Tax hikes are also more likely, slowing growth, but not a sure thing as some Democratic senators with at-risk seats are likely to push against policies that stray too far from the center. Low interest rates will continue to stir whatever little hope there is.



Doubt and Dichotomy

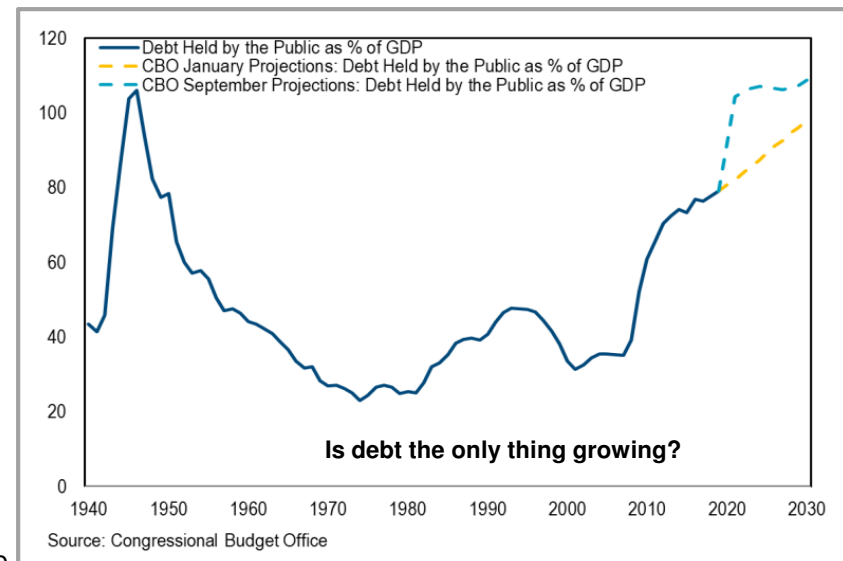
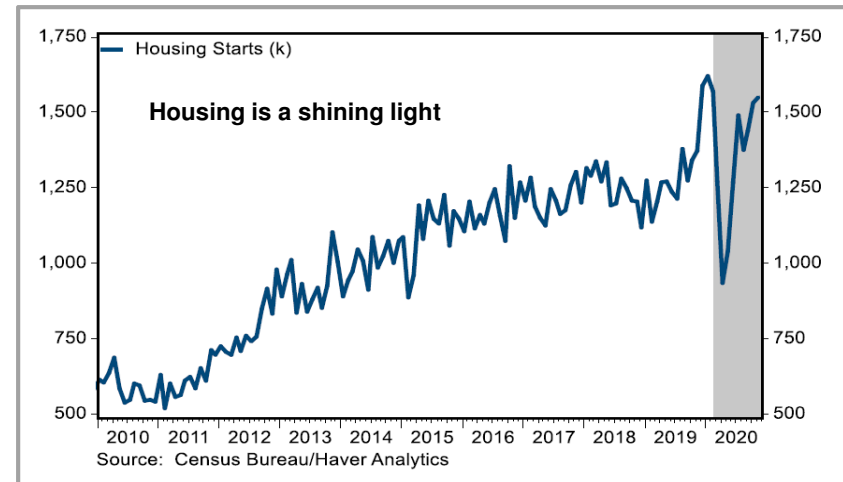
There is a dichotomy in the economy which has been operating throughout the year. A rise in jobless claims and lower payrolls illustrate fragility, but the housing boom brought on largely by low rates and a migration away from city cores, has shown continuing strength. Inventories have increased, but prices paid declined and shipments and new orders are down, however the LEI (leading indicators) is up. All of this points to a slower spending rate among consumers and also a lower savings rate. The stimulus debacle slowed check distribution but a now promised \$2,000 should fill a void for many families and businesses – and governments.

Such a situation anticipates little inflation and Inflation fears will expectedly accelerate and rise with more robust fiscal policy action in 2021. Clearly with the injection of trillions of dollars into the economy by the federal government and the expectation of trillions more, inflation risks should follow. However, inflationary implications also depend on the consumer's ability or willingness to spend those available funds.

In fact, an ongoing lower level of consumption globally, resulting from a tepid recovery along with persistently elevated joblessness well into 2021, will more likely lead to a stagnant deterioration in price pressures over the near to medium term. Presumed weakness in the velocity of money will expectedly trump the increase in money supply for the time being.

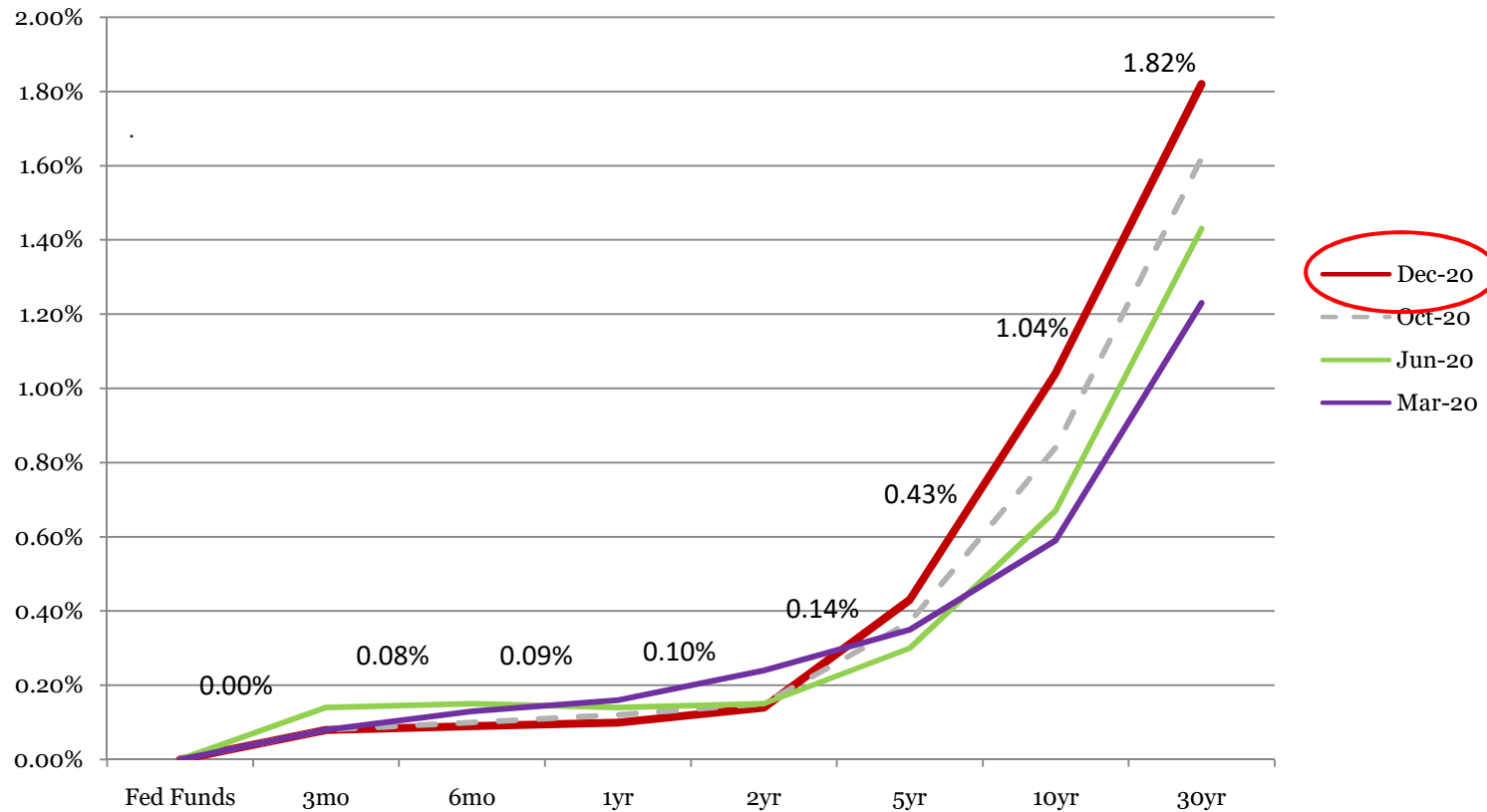
The Fed and the new Treasury secretary – Janet Yellen – will continue to support the economy and the markets through asset purchases, lending and liquidity programs and low rates. The Fed has already grown its balance sheet by \$7+ trillion and says it is willing to keep going.

Yellen has been known for a weak dollar position, but she will face pressure to move to a stronger dollar. That fuels the fears of our trading partners because of the US advantage it engenders. We can expect continuing trade tensions as Yellen has already named 2 countries as manipulators and has a list of 10 more using *artificial interference*. 2021 will clearly be another interesting year.



A Breakout of Sorts ?

- The curve continues to fight the virus and though the long end has moved up slightly in yield on potential recovery fears, the short end remains almost stationary.
- The various covid vaccines have been a major boost to confidence, but until it is disseminated and recovery begins, the impact is more of a confidence builder than a reality. That appears to require several more months.
- The Fed has stated its intention to stay at 0.0% Fed Funds through 2023.
- A final governmental *peaceful* transition should more closely identify upcoming changes and give the markets a boost for risk assets.



40

End of Month Rates - Full Yield Curve - Fed Funds to 30yr

McAllen Independent School District
 Quarterly Investment Report
 October 1, 2020 – December 31, 2020

Portfolio Summary Management Report

This report and investment portfolio of the District is in compliance with the District's investment strategy as expressed in the District's investment policy and relevant provisions of the Government Code, Chapter 2256, the Public Funds Investment Act.

<p><u>Portfolio as of 09/30/20:</u></p> <p>Beginning Book Value \$ 130,384,897</p> <p>Beginning Market Value \$ 130,432,240</p> <p>WAM at Beginning Period Date¹ 38 days</p> <p><i>(Increase in market value is due to seasonal cash inflows)</i></p> <p style="text-align: center;">Average Yield to Maturity for period 0.249%</p> <p style="text-align: center;">Average Yield 180-Day Treasury Bill for period 0.100%</p>	<p><u>Portfolio as of 12/31/20:</u></p> <p>Ending Book Value \$ 150,335.867</p> <p>Ending Market Value \$ 150,360.827</p> <p>Investment Income for quarter \$ 84,602</p> <p>Unrealized Gain/Loss \$ 24,960</p> <p>WAM at Ending Period Date¹ 46 days</p> <p>Change in Market Value² \$ 19,928,587</p>
--	---

Cynthia Medrano-Richards

 Cynthia Medrano-Richards, Asst. Superintendent for Bus. Operations
 McAllen ISD

Dyanira Diaz

 Dyanira Diaz, Coordinator for Accounting
 McAllen ISD

Linda T. Patterson

 Linda T. Patterson, President
 Patterson & Associates as Investment Advisor, McAllen ISD

Iris Luna

 Iris Luna, Director of Accounting
 McAllen ISD

Adelita Felix

 Adelita Felix, CFO
 McAllen ISD

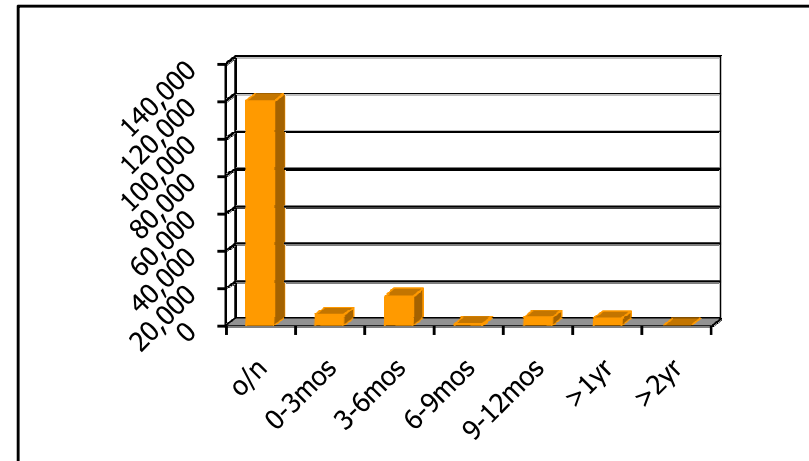
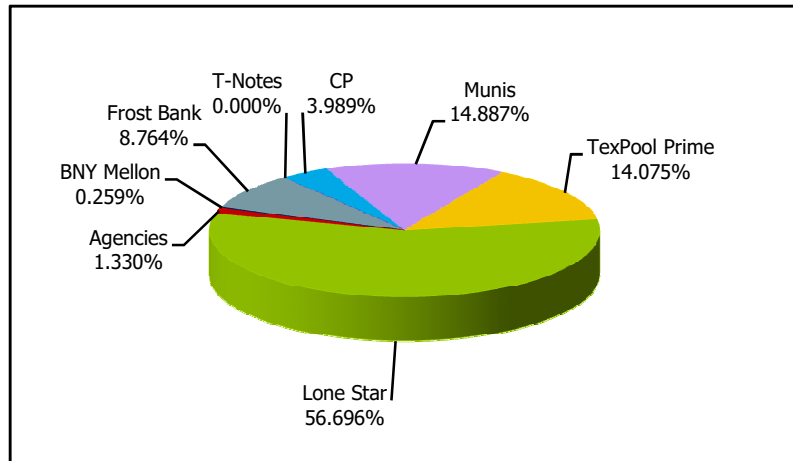
¹ WAM – weighted average maturity

² “Change in Market Value” is required data, but will primarily reflect the receipt and expenditure of the District’s funds from month to month. *Patterson & Associates* has assisted in the preparation of this consolidated investment report, with additional input provided by McAllen ISD.

Your Portfolio

As of December 31, 2020

- P&A constantly reviews your portfolio for optimal asset allocation and a controlled average maturity because a diversified portfolio can better adjust to volatile market conditions. These are unusual times and where extensions can be made it is important to make them for any value in the markets.
- The graphs below show asset allocations by market sector and by maturity in your portfolio. Liquidity will not be attractive but as the curve flattens it also is sometimes the only sector available as year end expenditures loom. Our expectation is of continuing low rates but we will attempt to find value in all authorized sectors to capture yield available.
- Hopefully Fed actions will return us to some normalcy soon. This is what we are watching for and acting on.
- The non-cash portion of your portfolio is yielding 0.72%.





**McAllen ISD
Portfolio Management
Portfolio Summary
December 31, 2020**


Patterson & Associates
901 S. MoPac
Suite 195
Austin, TX 78746

Investments	Par Value	Market Value	Book Value	% of Portfolio	Term	Days to Maturity	YTM 365 Equiv.
BNY Mellon	389,953.71	389,953.71	389,953.71	0.26	1	1	0.000
Frost Bank	13,176,183.88	13,176,183.88	13,176,183.88	8.76	1	1	0.010
Commercial Paper Disc. -Amortizing	6,000,000.00	5,996,872.50	5,996,872.50	3.99	180	54	0.442
Federal Agency Coupon Securities	2,000,000.00	2,000,434.18	1,999,159.66	1.33	727	566	0.258
Municipal Bonds	22,143,000.00	22,403,246.70	22,379,561.62	14.89	419	237	0.837
Texpool/Texpool Prime	21,159,940.97	21,159,940.97	21,159,940.97	14.08	1	1	0.117
Lone Star	85,234,195.00	85,234,195.00	85,234,195.00	56.70	1	1	0.115
Investments	150,103,273.56	150,360,826.94	150,335,867.34	100.00%	80	46	0.228

Cash and Accrued Interest						
Accrued Interest at Purchase		6,003.06	6,003.06			
Subtotal		6,003.06	6,003.06			
Total Cash and Investments	150,103,273.56	150,366,830.00	150,341,870.40		80	46

Total Earnings	December 31 Month Ending	Fiscal Year To Date
Current Year	27,647.87	216,121.22

The following reports are submitted in accordance with the Public Funds Investment Act (Texas Gov't Code 2256). The reports also offer supplemental information not required by the Act in order to fully inform the governing body of McAllen ISD of the position and activity within the District's portfolio of investment. The reports include a management summary overview, a detailed inventory report for the end of the period, a transaction report, as well as graphic representations of the portfolio to provide full disclosure to the governing body.



 Feb 1, 2021
 Adelita Felix, Chief Financial Officer



**McAllen ISD
Summary by Type
December 31, 2020
Grouped by Fund**

Patterson & Associates
901 S. MoPac
Suite 195
Austin, TX 78746
-

Security Type	Number of Investments	Par Value	Book Value	% of Portfolio	Average YTM 365	Average Days to Maturity
Fund: Activity Fund						
Frost Bank	1	1,551,079.79	1,551,079.79	1.03	0.010	1
Subtotal	1	1,551,079.79	1,551,079.79	1.03	0.010	1
Fund: Clearing Fund						
Frost Bank	1	3,976,550.59	3,976,550.59	2.65	0.010	1
Subtotal	1	3,976,550.59	3,976,550.59	2.65	0.010	1
Fund: Capital Projects Fund						
Frost Bank	2	845,660.03	845,660.03	0.56	0.010	1
Lone Star	4	21,173,796.78	21,173,796.78	14.08	0.100	1
Municipal Bonds	2	5,728,000.00	5,775,093.58	3.84	1.157	138
Subtotal	8	27,747,456.81	27,794,550.39	18.48	0.317	29
Fund: Debt Service Fund						
Frost Bank	1	3,828.24	3,828.24	0.00	0.010	1
Lone Star	2	3,628,139.01	3,628,139.01	2.41	0.123	1
Subtotal	3	3,631,967.25	3,631,967.25	2.41	0.123	1
Fund: General Fund						
Commercial Paper Disc. -Amortizing	2	3,500,000.00	3,497,505.83	2.33	0.409	79
Frost Bank	1	6,091,770.17	6,091,770.17	4.05	0.010	1
Lone Star	3	52,685,351.86	52,685,351.86	35.05	0.122	1
Texpool/Texpool Prime	2	21,159,940.97	21,159,940.97	14.08	0.117	1
Municipal Bonds	6	11,045,000.00	11,180,008.00	7.44	0.477	254
Subtotal	14	94,482,063.00	94,614,576.83	62.95	0.166	34
Fund: Plan 457 Fund						
Frost Bank	1	20,335.35	20,335.35	0.01	0.010	1
Subtotal	1	20,335.35	20,335.35	0.01	0.010	1
Fund: Proprietary Fund						

**McAllen ISD
Summary by Type
December 31, 2020
Grouped by Fund**

Security Type	Number of Investments	Par Value	Book Value	% of Portfolio	Average YTM 365	Average Days to Maturity
Fund: Proprietary Fund						
Frost Bank	1	686,959.71	686,959.71	0.46	0.010	1
Lone Star	2	7,746,907.35	7,746,907.35	5.15	0.102	1
Subtotal	3	8,433,867.06	8,433,867.06	5.61	0.094	1
Fund: QSCB - Reserve Fund						
Commercial Paper Disc. -Amortizing	1	2,500,000.00	2,499,366.67	1.66	0.488	19
BNY Mellon	1	389,953.71	389,953.71	0.26	0.000	1
Federal Agency Coupon Securities	1	2,000,000.00	1,999,159.66	1.33	0.258	566
Municipal Bonds	3	5,370,000.00	5,424,460.04	3.61	1.238	308
Subtotal	6	10,259,953.71	10,312,940.08	6.86	0.819	277
Fund: QSCB - Debt Service						
BNY Mellon	1	0.00	0.00	0.00	0.000	0
Subtotal	1	0.00	0.00	0.00	0.000	0
Total and Average	38	150,103,273.56	150,335,867.34	100.00	0.228	46



**McAllen ISD
Fund ACT - Activity Fund
Investments by Fund
December 31, 2020**

Patterson & Associates
901 S. MoPac
Suite 195
Austin, TX 78746
-

CUSIP	Investment #	Issuer	Purchase Date	Book Value	Par Value	Market Value	Current Rate	YTM 360	YTM 365	Maturity Days To Date Maturity
Frost Bank										
999915	10020	Frost Bank Public Checking	07/01/2020	1,551,079.79	1,551,079.79	1,551,079.79	0.010	0.009	0.010	1
		Subtotal and Average		1,551,079.79	1,551,079.79	1,551,079.79		0.010	0.010	1
		Total Investments and Average		1,551,079.79	1,551,079.79	1,551,079.79		0.010	0.010	1

**Fund CLEAR - Clearing Fund
Investments by Fund
December 31, 2020**

CUSIP	Investment #	Issuer	Purchase Date	Book Value	Par Value	Market Value	Current Rate	YTM 360	YTM 365	Maturity Days To Date Maturity
Frost Bank										
999914	10019	Frost Bank Public Checking	07/01/2020	3,976,550.59	3,976,550.59	3,976,550.59	0.010	0.009	0.010	1
Subtotal and Average				3,976,550.59	3,976,550.59	3,976,550.59		0.010	0.010	1
Total Investments and Average				3,976,550.59	3,976,550.59	3,976,550.59		0.010	0.010	1

**Fund CP - Capital Projects Fund
Investments by Fund
December 31, 2020**

CUSIP	Investment #	Issuer	Purchase Date	Book Value	Par Value	Market Value	Current Rate	YTM 360	YTM 365	Maturity Date	Days To Maturity
Frost Bank											
999922	10103	Frost Bank Public Checking	07/01/2020	549,560.51	549,560.51	549,560.51	0.010	0.009	0.010		1
SYS10109	10109	Frost Bank Public Checking	07/01/2020	296,099.52	296,099.52	296,099.52	0.010	0.009	0.010		1
Subtotal and Average				845,660.03	845,660.03	845,660.03		0.010	0.010		1
Municipal Bonds											
114727VW7	10118	Broome County NY	04/30/2020	3,423,570.11	3,418,000.00	3,426,545.00	1.750	1.233	1.250	04/30/2021	119
95639PBF9	10116	West Virginia State Eco Dev	04/28/2020	2,351,523.47	2,310,000.00	2,356,407.90	5.000	1.006	1.020	06/15/2021	165
Subtotal and Average				5,775,093.58	5,728,000.00	5,782,952.90		1.141	1.157		137
Lone Star											
108906G	10101	Lone Star Corporate Overnight	12/18/2019	2,251,776.99	2,251,776.99	2,251,776.99	0.130	0.128	0.130		1
108906I	10108	Lone Star Corporate Overnight	02/21/2020	8,186,469.69	8,186,469.69	8,186,469.69	0.130	0.128	0.130		1
108906H	10102	Lone Star Government ON	12/18/2019	2,251,226.67	2,251,226.67	2,251,226.67	0.070	0.069	0.070		1
108906J	10113	Lone Star Government ON	03/12/2020	8,484,323.43	8,484,323.43	8,484,323.43	0.070	0.069	0.070		1
Subtotal and Average				21,173,796.78	21,173,796.78	21,173,796.78		0.098	0.100		1
Total Investments and Average				27,794,550.39	27,747,456.81	27,802,409.71		0.312	0.317		29

**Fund DS - Debt Service Fund
Investments by Fund
December 31, 2020**

CUSIP	Investment #	Issuer	Purchase Date	Book Value	Par Value	Market Value	Current Rate	YTM 360	YTM 365	Maturity Days To Date Maturity
Frost Bank										
999918	10023	Frost Bank Public Checking	07/01/2020	3,828.24	3,828.24	3,828.24	0.010	0.009	0.010	1
Subtotal and Average				3,828.24	3,828.24	3,828.24		0.010	0.010	1
Lone Star										
108906B	10032	Lone Star Corporate Overnight	10/22/2015	3,205,648.62	3,205,648.62	3,205,648.62	0.130	0.128	0.130	1
108906C	10089	Lone Star Government ON	08/05/2019	422,490.39	422,490.39	422,490.39	0.070	0.069	0.070	1
Subtotal and Average				3,628,139.01	3,628,139.01	3,628,139.01		0.121	0.123	1
Total Investments and Average				3,631,967.25	3,631,967.25	3,631,967.25		0.121	0.123	1

**Fund GEN - General Fund
Investments by Fund
December 31, 2020**

CUSIP	Investment #	Issuer	Purchase Date	Book Value	Par Value	Market Value	Current Rate	YTM 360	YTM 365	Maturity Date	Days To Maturity
Frost Bank											
999917	10022	Frost Bank Public Checking	07/01/2020	6,091,770.17	6,091,770.17	6,091,770.17	0.010	0.009	0.010		1
Subtotal and Average				6,091,770.17	6,091,770.17	6,091,770.17		0.010	0.010		1
Commercial Paper Disc. -Amortizing											
06742VR94	10129	Barclays Bank CP	12/11/2020	1,498,012.50	1,500,000.00	1,498,012.50		0.300	0.304	06/09/2021	159
05990CNL4	10120	Banco Credito MIA CP	07/24/2020	1,999,493.33	2,000,000.00	1,999,493.33		0.481	0.487	01/20/2021	19
Subtotal and Average				3,497,505.83	3,500,000.00	3,497,505.83		0.404	0.409		78
Municipal Bonds											
010609FV2	10127	Alabama St Public Sch&Clg Auth	11/04/2020	1,000,000.00	1,000,000.00	1,000,300.00	0.253	0.249	0.253	09/01/2021	243
096575KZ7	10125	Boces NY Sole Supervisory	10/29/2020	4,011,860.55	4,000,000.00	4,013,000.00	1.250	0.346	0.351	04/30/2021	119
186523DZ6	10128	Cleveland TN	11/10/2020	1,219,615.37	1,170,000.00	1,219,689.90	5.000	0.356	0.361	12/01/2021	334
64971WJ35	10123	NYC Trans Finance Auth	10/13/2020	2,539,827.96	2,500,000.00	2,538,500.00	1.650	0.443	0.449	05/01/2022	485
720424D31	10126	Pierce County WA SD	11/02/2020	500,000.00	500,000.00	500,045.00	0.279	0.275	0.278	12/01/2021	334
95639PBF9	10117	West Virginia State Eco Dev	04/28/2020	1,908,704.12	1,875,000.00	1,912,668.75	5.000	1.006	1.020	06/15/2021	165
Subtotal and Average				11,180,008.00	11,045,000.00	11,184,203.65		0.470	0.477		254
Texpool/Texpool Prime											
999921	10092	Texpool	08/05/2019	10,558,635.74	10,558,635.74	10,558,635.74	0.091	0.089	0.090		1
999920	10034	Texpool Prime	11/03/2015	10,601,305.23	10,601,305.23	10,601,305.23	0.143	0.141	0.143		1
Subtotal and Average				21,159,940.97	21,159,940.97	21,159,940.97		0.115	0.117		1
Lone Star											
108906F	10099	Lone Star Corporate Overnight+	11/18/2019	0.00	0.00	0.00					1
108906	10003	Lone Star Corporate Overnight	11/01/2014	45,851,798.20	45,851,798.20	45,851,798.20	0.130	0.128	0.130		1
108906D	10090	Lone Star Government ON	08/05/2019	6,833,553.66	6,833,553.66	6,833,553.66	0.070	0.069	0.070		1
Subtotal and Average				52,685,351.86	52,685,351.86	52,685,351.86		0.121	0.122		1
Total Investments and Average				94,614,576.83	94,482,063.00	94,618,772.48		0.164	0.166		33

**Fund PLAN457 - Plan 457 Fund
Investments by Fund
December 31, 2020**

CUSIP	Investment #	Issuer	Purchase Date	Book Value	Par Value	Market Value	Current Rate	YTM 360	YTM 365	Maturity Days To Date Maturity
Frost Bank										
999916	10021	Frost Bank Public Checking	07/01/2020	20,335.35	20,335.35	20,335.35	0.010	0.009	0.010	1
Subtotal and Average				20,335.35	20,335.35	20,335.35		0.010	0.010	1
Total Investments and Average				20,335.35	20,335.35	20,335.35		0.010	0.010	1

**Fund PROP - Proprietary Fund
Investments by Fund
December 31, 2020**

CUSIP	Investment #	Issuer	Purchase Date	Book Value	Par Value	Market Value	Current Rate	YTM 360	YTM 365	Maturity Days To Date Maturity
Frost Bank										
999919	10024	Frost Bank Public Checking	07/01/2020	686,959.71	686,959.71	686,959.71	0.010	0.009	0.010	1
Subtotal and Average				686,959.71	686,959.71	686,959.71		0.010	0.010	1
Lone Star										
108906A	10025	Lone Star Corporate Overnight	08/05/2015	4,095,450.47	4,095,450.47	4,095,450.47	0.130	0.128	0.130	1
108906E	10091	Lone Star Government ON	08/05/2019	3,651,456.88	3,651,456.88	3,651,456.88	0.070	0.069	0.070	1
Subtotal and Average				7,746,907.35	7,746,907.35	7,746,907.35		0.100	0.102	1
Total Investments and Average				8,433,867.06	8,433,867.06	8,433,867.06		0.093	0.094	1

**Fund QSCB - QSCB - Reserve Fund
Investments by Fund
December 31, 2020**

CUSIP	Investment #	Issuer	Purchase Date	Book Value	Par Value	Market Value	Current Rate	YTM 360	YTM 365	Maturity Date	Days To Maturity
BNY Mellon											
882521	10014	BNY Mellon - Cash	07/01/2020	389,953.71	389,953.71	389,953.71					1
Subtotal and Average				389,953.71	389,953.71	389,953.71		0.000	0.000		1
Commercial Paper Disc. -Amortizing											
05990CNL4	10121	Banco Credito MIA CP	07/24/2020	2,499,366.67	2,500,000.00	2,499,366.67	0.480	0.481	0.487	01/20/2021	19
Subtotal and Average				2,499,366.67	2,500,000.00	2,499,366.67		0.481	0.488		19
Federal Agency Coupon Securities											
3133ELW67	10122	FFCB Call Note	07/24/2020	1,999,159.66	2,000,000.00	2,000,434.18	0.220	0.254	0.257	07/21/2022	566
Subtotal and Average				1,999,159.66	2,000,000.00	2,000,434.18		0.254	0.258		566
Municipal Bonds											
64971WP38	10124	NYC Trans Finance Auth	10/13/2020	1,609,413.75	1,575,000.00	1,608,925.50	1.850	0.456	0.462	08/01/2022	577
796815ZF8	10119	San Bernardino County CA	05/27/2020	2,509,043.87	2,490,000.00	2,518,236.60	2.030	0.986	1.000	10/01/2021	273
9143013U8	10083	University of Houston	02/27/2019	1,306,002.42	1,305,000.00	1,308,928.05	3.300	2.614	2.650	02/15/2021	45
Subtotal and Average				5,424,460.04	5,370,000.00	5,436,090.15		1.221	1.238		308
Total Investments and Average				10,312,940.08	10,259,953.71	10,325,844.71		0.808	0.819		276

**Fund QSCBDS - QSCB - Debt Service
Investments by Fund
December 31, 2020**

CUSIP	Investment #	Issuer	Purchase Date	Book Value	Par Value	Market Value	Current Rate	YTM 360	YTM 365	Maturity Days To Date Maturity
BNY Mellon										
882520	10040	BNY Mellon - Cash	07/01/2020	0.00	0.00	0.00				1
Subtotal and Average				0.00	0.00	0.00		0.000	0.000	0
Total Investments and Average				0.00	0.00	0.00		0.000	0.000	0



McAllen ISD
Cash Reconciliation Report
For the Period October 1, 2020 - December 31, 2020
Grouped by Fund

Patterson & Associates
 901 S. MoPac
 Suite 195
 Austin, TX 78746
 -

Trans. Date	Investment #	Fund	Trans. Type	Security ID	Par Value	Security Description	Maturity Date	Purchases	Interest	Redemptions	Cash
Capital Projects Fund											
12/15/2020	10116	CP	Interest	95639PBF9	2,310,000.00	WVAEDA 2.3M 5.00% Mat.	06/15/2021	0.00	57,750.00	0.00	57,750.00
Subtotal								0.00	57,750.00	0.00	57,750.00
General Fund											
10/13/2020	10123	GEN	Purchase	64971WJ35	2,500,000.00	NYTRAN 2.5M 1.65% Mat.	05/01/2022	-2,546,300.00	-18,562.50	0.00	-2,564,862.50
10/29/2020	10125	GEN	Purchase	096575KZ7	4,000,000.00	BOCES 4.0M 1.25% Mat. 04/30/2021	04/30/2021	-4,018,040.00	-138.89	0.00	-4,018,178.89
11/01/2020	10114	GEN	Interest	235036YT1	2,795,000.00	DFWAIR 2.8M 5.00% Mat.	11/01/2020	0.00	69,875.00	0.00	69,875.00
11/01/2020	10123	GEN	Interest	64971WJ35	2,500,000.00	NYTRAN 2.5M 1.65% Mat.	05/01/2022	0.00	20,625.00	0.00	20,625.00
11/01/2020	10114	GEN	Maturity	235036YT1	2,795,000.00	DFWAIR 2.8M 5.00% Mat.	11/01/2020	0.00	0.00	2,795,000.00	2,795,000.00
11/02/2020	10126	GEN	Purchase	720424D31	500,000.00	PIERCO 0.5M 0.28% Mat.	12/01/2021	-500,000.00	0.00	0.00	-500,000.00
11/04/2020	10127	GEN	Purchase	010609FV2	1,000,000.00	ALABST 1.0M 0.25% Mat.	09/01/2021	-1,000,000.00	0.00	0.00	-1,000,000.00
11/10/2020	10128	GEN	Purchase	186523DZ6	1,170,000.00	CLEVTN 1.2M 5.00% Mat.	12/01/2021	-1,227,283.20	0.00	0.00	-1,227,283.20
12/01/2020	10128	GEN	Interest	186523DZ6	1,170,000.00	CLEVTN 1.2M 5.00% Mat.	12/01/2021	0.00	3,412.50	0.00	3,412.50
12/11/2020	10129	GEN	Purchase	06742VR94	1,500,000.00	BARCBK 1.5M 0.00% Mat.	06/09/2021	-1,497,750.00	0.00	0.00	-1,497,750.00
12/15/2020	10117	GEN	Interest	95639PBF9	1,875,000.00	WVAEDA 1.9M 5.00% Mat.	06/15/2021	0.00	46,875.00	0.00	46,875.00
Subtotal								-10,789,373.20	122,086.11	2,795,000.00	-7,872,287.09
QSCB - Reserve Fund											
10/01/2020	10119	QSCB	Interest	796815ZF8	2,490,000.00	SANBER 2.5M 2.03% Mat.	10/01/2021	0.00	25,273.50	0.00	25,273.50
10/13/2020	10124	QSCB	Purchase	64971WP38	1,575,000.00	NYTRAN 1.6M 1.85% Mat.	08/01/2022	-1,614,123.00	-5,827.50	0.00	-1,619,950.50
Subtotal								-1,614,123.00	19,446.00	0.00	-1,594,677.00
Total								-12,403,496.20	199,282.11	2,795,000.00	-9,409,214.09



**McAllen ISD
Purchases Report
Sorted by Fund - Fund
October 1, 2020 - December 31, 2020**

Patterson & Associates
901 S. MoPac
Suite 195
Austin, TX 78746
-

CUSIP	Investment #	Fund	Sec. Type	Issuer	Original Par Value	Purchase Date	Payment Periods	Principal Purchased	Accrued Interest at Purchase	Rate at Purchase	Maturity Date	YTM	Ending Book Value
General Fund													
64971WJ35	10123	GEN	MC2	NYTRAN	2,500,000.00	10/13/2020	11/01 - 05/01	2,546,300.00	Received	1.650	05/01/2022	0.450	2,539,827.96
096575KZ7	10125	GEN	MC2	BOCES	4,000,000.00	10/29/2020	04/30 - Final Pmt.	4,018,040.00	138.89	1.250	04/30/2021	0.351	4,011,860.55
720424D31	10126	GEN	MC2	PIERCO	500,000.00	11/02/2020	06/01 - 12/01	500,000.00		0.279	12/01/2021	0.279	500,000.00
010609FV2	10127	GEN	MC2	ALABST	1,000,000.00	11/04/2020	03/01 - 09/01	1,000,000.00		0.253	09/01/2021	0.253	1,000,000.00
186523DZ6	10128	GEN	MC2	CLEVTVN	1,170,000.00	11/10/2020	12/01 - 06/01	1,227,283.20		5.000	12/01/2021	0.361	1,219,615.37
06742VR94	10129	GEN	ACP	BARCBK	1,500,000.00	12/11/2020	06/09 - At Maturity	1,497,750.00			06/09/2021	0.300	1,498,012.50
				Subtotal	10,670,000.00			10,789,373.20	138.89				10,769,316.38
QSCB - Reserve Fund													
64971WP38	10124	QSCB	MC2	NYTRAN	1,575,000.00	10/13/2020	02/01 - 08/01	1,614,123.00	5,827.50	1.850	08/01/2022	0.463	1,609,413.75
				Subtotal	1,575,000.00			1,614,123.00	5,827.50				1,609,413.75
				Total Purchases	12,245,000.00			12,403,496.20	5,966.39				12,378,730.13

Received = Accrued Interest at Purchase was received by report ending date.



McAllen ISD
Maturity Report
Sorted by Maturity Date
 Receipts during October 1, 2020 - December 31, 2020

Patterson & Associates
 901 S. MoPac
 Suite 195
 Austin, TX 78746
 -

CUSIP	Investment #	Fund	Sec. Type	Issuer	Par Value	Maturity Date	Purchase Date	Rate at Maturity	Book Value at Maturity	Interest	Maturity Proceeds	Net Income
235036YT1	10114	GEN	MC2	DFWAIR	2,795,000.00	11/01/2020	04/07/2020	5.000	2,795,000.00	69,875.00	2,864,875.00	69,875.00
Total Maturities					2,795,000.00				2,795,000.00	69,875.00	2,864,875.00	69,875.00



McAllen ISD
Interest Earnings
Sorted by Fund - Fund
October 1, 2020 - December 31, 2020
Yield on Average Book Value

CUSIP	Investment #	Fund	Security Type	Ending Par Value	Beginning Book Value	Average Book Value	Maturity Date	Current Rate	Adjusted Interest Earnings			
									Annualized Yield	Interest Earned	Amortization/ Accretion	Adjusted Interest Earnings
Fund: Activity Fund												
999915	10020	ACT	LA2	1,551,079.79	1,582,957.37	1,572,802.64		0.010	0.009	35.32	0.00	35.32
			Subtotal	1,551,079.79	1,582,957.37	1,572,802.64			0.009	35.32	0.00	35.32
Fund: Clearing Fund												
999914	10019	CLEAR	LA2	3,976,550.59	6,119,432.28	4,744,423.41		0.010	0.007	83.50	0.00	83.50
			Subtotal	3,976,550.59	6,119,432.28	4,744,423.41			0.007	83.50	0.00	83.50
Fund: Capital Projects Fund												
108906I	10108	CP	RR2	8,186,469.69	8,683,466.43	8,494,370.26		0.130	0.140	3,003.26	0.00	3,003.26
108906G	10101	CP	RR2	2,251,776.99	2,250,982.11	2,251,275.46		0.130	0.140	794.88	0.00	794.88
999922	10103	CP	LA2	549,560.51	800,008.58	720,988.54		0.010	0.009	16.28	0.00	16.28
SYS10109	10109	CP	LA2	296,099.52	341,191.10	283,850.95		0.010	0.009	6.42	0.00	6.42
108906H	10102	CP	RR2	2,251,226.67	2,250,800.30	2,250,958.32		0.070	0.075	426.37	0.00	426.37
108906J	10113	CP	RR2	8,484,323.43	8,582,710.55	8,512,658.05		0.070	0.075	1,612.88	0.00	1,612.88
95639PBF9	10116	CP	MC2	2,310,000.00	2,374,310.74	2,362,710.70	06/15/2021	5.000	1.022	28,875.00	-22,787.27	6,087.73
114727VW7	10118	CP	MC2	3,418,000.00	3,427,782.79	3,425,638.29	04/30/2021	1.750	1.244	14,953.75	-4,212.68	10,741.07
			Subtotal	27,747,456.81	28,711,252.60	28,302,450.57			0.318	49,688.84	-26,999.95	22,688.89
Fund: Debt Service Fund												
108906B	10032	DS	RR2	3,205,648.62	427,458.96	1,018,265.60		0.130	0.133	341.86	0.00	341.86
999918	10023	DS	LA2	3,828.24	698.72	2,638.52		0.010	0.009	0.06	0.00	0.06
108906C	10089	DS	RR2	422,490.39	423,910.31	422,733.49		0.070	0.075	80.08	0.00	80.08
			Subtotal	3,631,967.25	852,067.99	1,443,637.60			0.116	422.00	0.00	422.00
Fund: General Fund												
999921	10092	GEN	RRP	10,558,635.74	10,555,556.13	10,556,755.79		0.091	0.116	3,079.61	0.00	3,079.61
108906	10003	GEN	RR2	45,851,798.20	35,586,648.10	33,179,269.15		0.130	0.139	11,650.80	0.00	11,650.80
999917	10022	GEN	LA2	6,091,770.17	4,745,545.67	5,954,878.43		0.010	0.010	147.35	0.00	147.35
999920	10034	GEN	RRP	10,601,305.23	10,596,548.53	10,598,460.77		0.143	0.178	4,756.70	0.00	4,756.70
108906D	10090	GEN	RR2	6,833,553.66	6,832,259.45	6,832,739.11		0.070	0.075	1,294.21	0.00	1,294.21
05990CNL4	10120	GEN	ACP	2,000,000.00	1,997,040.00	1,998,280.00	01/20/2021		0.487	0.00	2,453.33	2,453.33

McAllen ISD
Interest Earnings
October 1, 2020 - December 31, 2020

CUSIP	Investment #	Fund	Security Type	Ending Par Value	Beginning Book Value	Average Book Value	Maturity Date	Current Rate	Annualized Yield	Adjusted Interest Earnings		
										Interest Earned	Amortization/ Accretion	Adjusted Interest Earnings
Fund: General Fund												
06742VR94	10129	GEN	ACP	1,500,000.00	0.00	341,909.10	06/09/2021		0.305	0.00	262.50	262.50
235036YT1	10114	GEN	MC2	0.00	2,803,315.12	943,104.01	11/01/2020	5.000	1.401	11,645.83	-8,315.12	3,330.71
95639PBF9	10117	GEN	MC2	1,875,000.00	1,927,200.28	1,917,784.66	06/15/2021	5.000	1.022	23,437.50	-18,496.16	4,941.34
64971WJ35	10123	GEN	MC2	2,500,000.00	0.00	2,211,308.57	05/01/2022	1.650	0.442	8,937.50	-6,472.04	2,465.46
096575KZ7	10125	GEN	MC2	4,000,000.00	0.00	2,792,973.14	04/30/2021	1.250	0.345	8,611.11	-6,179.45	2,431.66
720424D31	10126	GEN	MC2	500,000.00	0.00	326,086.96	12/01/2021	0.279	0.278	228.63	0.00	228.63
010609FV2	10127	GEN	MC2	1,000,000.00	0.00	630,434.78	09/01/2021	0.253	0.252	400.58	0.00	400.58
186523DZ6	10128	GEN	MC2	1,170,000.00	0.00	691,431.47	12/01/2021	5.000	0.356	8,287.50	-7,667.83	619.67
Subtotal				94,482,063.00	75,044,113.28	78,975,415.95			0.191	82,477.32	-44,414.77	38,062.55
Fund: Plan 457 Fund												
999916	10021	PLAN457	LA2	20,335.35	23,707.70	20,765.55		0.010	0.009	0.46	0.00	0.46
Subtotal				20,335.35	23,707.70	20,765.55			0.009	0.46	0.00	0.46
Fund: Proprietary Fund												
108906A	10025	PROP	RR2	4,095,450.47	3,651,006.16	4,101,916.29		0.130	0.140	1,444.31	0.00	1,444.31
999919	10024	PROP	LA2	686,959.71	810,373.02	1,071,003.25		0.010	0.008	20.44	0.00	20.44
108906E	10091	PROP	RR2	3,651,456.88	3,650,765.33	3,651,021.64		0.070	0.075	691.55	0.00	691.55
Subtotal				8,433,867.06	8,112,144.51	8,823,941.17			0.097	2,156.30	0.00	2,156.30
Fund: QSCB - Reserve Fund												
882521	10014	QSCB	LA1	389,953.71	1,620,695.06	569,605.02				0.00	0.00	0.00
3133ELW67	10122	QSCB	FAC	2,000,000.00	1,998,781.51	1,998,974.01	07/21/2022	0.220	0.293	1,100.00	378.15	1,478.15
9143013U8	10083	QSCB	MC2	1,305,000.00	1,308,052.82	1,307,009.04	02/15/2021	3.300	2.646	10,766.25	-2,050.40	8,715.85
05990CNL4	10121	QSCB	ACP	2,500,000.00	2,496,300.00	2,497,850.00	01/20/2021	0.480	0.487	0.00	3,066.67	3,066.67
796815ZF8	10119	QSCB	MC2	2,490,000.00	2,515,391.83	2,512,160.35	10/01/2021	2.030	0.993	12,636.75	-6,347.96	6,288.79
64971WP38	10124	QSCB	MC2	1,575,000.00	0.00	1,401,500.31	08/01/2022	1.850	0.454	6,313.13	-4,709.25	1,603.88
Subtotal				10,259,953.71	9,939,221.22	10,287,098.74			0.816	30,816.13	-9,662.79	21,153.34
Total				150,103,273.56	130,384,896.95	134,170,535.64			0.250	165,679.87	-81,077.51	84,602.36



McAllen ISD
Amortization Schedule
October 1, 2020 - December 31, 2020
Sorted By Fund - Fund

Patterson & Associates
 901 S. MoPac
 Suite 195
 Austin, TX 78746
 -

Investment #	Maturity Date	Beginning Par Value			Amounts Amortized					
Issuer	Fund	Amort. Date	Current Rate	Purchase Principal	Original Premium or Discount	Ending Book Value	And Unamortized As of 10/01/2020	Amount Amortized This Period	Amt Amortized Through 12/31/2020	Amount Unamortized Through 12/31/2020
Capital Projects Fund										
10118	CP	04/30/2021	3,418,000.00	3,434,850.74	16,850.74	3,423,570.11	-7,067.95	-4,212.68	-11,280.63	5,570.11
			1.750				9,782.79			
10116	CP	06/15/2021	2,310,000.00	2,413,049.10	103,049.10	2,351,523.47	-38,738.36	-22,787.27	-61,525.63	41,523.47
			5.000				64,310.74			
Subtotal				5,847,899.84	119,899.84	5,775,093.58	-45,806.31	-26,999.95	-72,806.26	47,093.58
							74,093.53			
General Fund										
10129	GEN	06/09/2021	1,500,000.00	1,497,750.00	-2,250.00	1,498,012.50	0.00	262.50	262.50	-1,987.50
							-2,250.00			
10120	GEN	01/20/2021	2,000,000.00	1,995,200.00	-4,800.00	1,999,493.33	1,840.00	2,453.33	4,293.33	-506.67
							-2,960.00			
10125	GEN	04/30/2021	4,000,000.00	4,018,040.00	18,040.00	4,011,860.55	0.00	-6,179.45	-6,179.45	11,860.55
			1.250				18,040.00			
10128	GEN	12/01/2021	1,170,000.00	1,227,283.20	57,283.20	1,219,615.37	0.00	-7,667.83	-7,667.83	49,615.37
			5.000				57,283.20			
10114	GEN	11/01/2020	2,795,000.00	2,851,542.85	56,542.85	0.00	-48,227.73	-8,315.12	-56,542.85	0.00
			5.000				8,315.12			
10123	GEN	05/01/2022	2,500,000.00	2,546,300.00	46,300.00	2,539,827.96	0.00	-6,472.04	-6,472.04	39,827.96
			1.650				46,300.00			
10117	GEN	06/15/2021	1,875,000.00	1,958,643.75	83,643.75	1,908,704.12	-31,443.47	-18,496.16	-49,939.63	33,704.12
			5.000				52,200.28			
Subtotal				16,094,759.80	254,759.80	13,177,513.83	-77,831.20	-44,414.77	-122,245.97	132,513.83
							176,928.60			
QSCB - Reserve Fund										
10121	QSCB	01/20/2021	2,500,000.00	2,494,000.00	-6,000.00	2,499,366.67	2,300.00	3,066.67	5,366.67	-633.33
			0.480				-3,700.00			
10122	QSCB	07/21/2022	2,000,000.00	1,998,500.00	-1,500.00	1,999,159.66	281.51	378.15	659.66	-840.34
			0.220				-1,218.49			
10124	QSCB	08/01/2022	1,575,000.00	1,614,123.00	39,123.00	1,609,413.75	0.00	-4,709.25	-4,709.25	34,413.75
			1.850				39,123.00			
10119	QSCB	10/01/2021	2,490,000.00	2,524,137.90	34,137.90	2,509,043.87	-8,746.07	-6,347.96	-15,094.03	19,043.87
			2.030				25,391.83			
10083	QSCB	02/15/2021	1,305,000.00	1,321,129.80	16,129.80	1,306,002.42	-13,076.98	-2,050.40	-15,127.38	1,002.42
			3.300				3,052.82			

McAllen ISD
Amortization Schedule
October 1, 2020 - December 31, 2020

<u>Investment #</u>	<u>Maturity Date</u>	<u>Beginning Par Value</u>				<u>Amounts Amortized</u>				
<u>Issuer</u>	<u>Fund</u>	<u>Amort. Date</u>	<u>Current Rate</u>	<u>Purchase Principal</u>	<u>Original Premium or Discount</u>	<u>Ending Book Value</u>	<u>And Unamortized As of 10/01/2020</u>	<u>Amount Amortized This Period</u>	<u>Amt Amortized Through 12/31/2020</u>	<u>Amount Unamortized Through 12/31/2020</u>
			Subtotal	9,951,890.70	81,890.70	9,922,986.37	-19,241.54 62,649.16	-9,662.79	-28,904.33	52,986.37
			Total	31,894,550.34	456,550.34	28,875,593.78	-142,879.05 313,671.29	-81,077.51	-223,956.56	232,593.78



McAllen ISD
Projected Cashflow Report
Sorted by Monthly
For the Period January 1, 2021 - July 31, 2021

Patterson & Associates
 901 S. MoPac
 Suite 195
 Austin, TX 78746
 -

Projected Trans. Date	Investment #	Fund	Security ID	Transaction Type	Issuer	Par Value	Original Cost	Principal	Interest	Total
January 2021										
01/20/2021	10120	GEN	05990CNL4	Maturity	Banco Credito MIA CP	2,000,000.00	1,995,200.00	2,000,000.00	0.00	2,000,000.00
01/20/2021	10121	QSCB	05990CNL4	Maturity	Banco Credito MIA CP	2,500,000.00	2,494,000.00	2,500,000.00	0.00	2,500,000.00
01/21/2021	10122	QSCB	3133ELW67	Interest	FFCB Call Note	0.00	0.00	0.00	2,200.00	2,200.00
Total for January 2021						4,500,000.00	4,489,200.00	4,500,000.00	2,200.00	4,502,200.00
February 2021										
02/01/2021	10124	QSCB	64971WP38	Interest	NYC Trans Finance Auth	0.00	0.00	0.00	14,568.75	14,568.75
02/15/2021	10083	QSCB	9143013U8	Maturity	University of Houston	1,305,000.00	1,321,129.80	1,305,000.00	21,532.50	1,326,532.50
Total for February 2021						1,305,000.00	1,321,129.80	1,305,000.00	36,101.25	1,341,101.25
March 2021										
03/01/2021	10127	GEN	010609FV2	Interest	Alabama St Public Sch&Clg Auth	0.00	0.00	0.00	822.25	822.25
Total for March 2021						0.00	0.00	0.00	822.25	822.25
April 2021										
04/01/2021	10119	QSCB	796815ZF8	Interest	San Bernardino County CA	0.00	0.00	0.00	25,273.50	25,273.50
04/30/2021	10118	CP	114727VW7	Maturity	Broome County NY	3,418,000.00	3,434,850.74	3,418,000.00	59,815.00	3,477,815.00
04/30/2021	10125	GEN	096575KZ7	Maturity	Boces NY Sole Supervisory	4,000,000.00	4,018,040.00	4,000,000.00	25,277.78	4,025,277.78
Total for April 2021						7,418,000.00	7,452,890.74	7,418,000.00	110,366.28	7,528,366.28
May 2021										
05/01/2021	10123	GEN	64971WJ35	Interest	NYC Trans Finance Auth	0.00	0.00	0.00	20,625.00	20,625.00
Total for May 2021						0.00	0.00	0.00	20,625.00	20,625.00
June 2021										
06/01/2021	10126	GEN	720424D31	Interest	Pierce County WA SD	0.00	0.00	0.00	809.88	809.88
06/01/2021	10128	GEN	186523DZ6	Interest	Cleveland TN	0.00	0.00	0.00	29,250.00	29,250.00
06/09/2021	10129	GEN	06742VR94	Maturity	Barclays Bank CP	1,500,000.00	1,497,750.00	1,500,000.00	0.00	1,500,000.00
06/15/2021	10116	CP	95639PBF9	Maturity	West Virginia State Eco Dev	2,310,000.00	2,413,049.10	2,310,000.00	57,750.00	2,367,750.00
06/15/2021	10117	GEN	95639PBF9	Maturity	West Virginia State Eco Dev	1,875,000.00	1,958,643.75	1,875,000.00	46,875.00	1,921,875.00
Total for June 2021						5,685,000.00	5,869,442.85	5,685,000.00	134,684.88	5,819,684.88
July 2021										
07/21/2021	10122	QSCB	3133ELW67	Interest	FFCB Call Note	0.00	0.00	0.00	2,200.00	2,200.00
07/21/2021	10122	QSCB	3133ELW67	Call	FFCB Call Note	2,000,000.00	1,998,500.00	2,000,000.00	0.00	2,000,000.00

McAllen ISD
Projected Cashflow Report
For the Period January 1, 2021 - July 31, 2021

Projected Trans. Date	Investment #	Fund	Security ID	Transaction Type	Issuer	Par Value	Original Cost	Principal	Interest	Total
Total for July 2021						2,000,000.00	1,998,500.00	2,000,000.00	2,200.00	2,002,200.00
GRAND TOTALS:						20,908,000.00	21,131,163.39	20,908,000.00	306,999.66	21,214,999.66



McAllen ISD
Texas Compliance Change in Val Report
Sorted by Fund
October 1, 2020 - December 31, 2020

Patterson & Associates
 901 S. MoPac
 Suite 195
 Austin, TX 78746
 -

Inv #	Issuer	Fund	Purch Date	Interest Accrual	Beginning Book Value	Purchases/ Additions	Redemptions	Change in Value	Ending Book Value
Cusip	Par Value	YTM	Mat Date	Interest Received	Beginning Market Value				Ending Market Value
Fund: Activity Fund									
10020	FBPC	ACT	07/01/2020	35.32	1,582,957.37	65,784.29	97,661.87	-31,877.58	1,551,079.79
999915	1,551,079.79	0.010	/ /	35.32	1,582,957.37	65,784.29	97,661.87	-31,877.58	1,551,079.79
Sub Totals For: Fund: Activity Fund				35.32	1,582,957.37	65,784.29	97,661.87	-31,877.58	1,551,079.79
				35.32	1,582,957.37	65,784.29	97,661.87	-31,877.58	1,551,079.79
Fund: Clearing Fund									
10019	FBPC	CLEAR	07/01/2020	83.50	6,119,432.28	59,691,358.41	61,834,240.10	-2,142,881.69	3,976,550.59
999914	3,976,550.59	0.010	/ /	79.94	6,119,432.28	59,691,358.41	61,834,240.10	-2,142,881.69	3,976,550.59
Sub Totals For: Fund: Clearing Fund				83.50	6,119,432.28	59,691,358.41	61,834,240.10	-2,142,881.69	3,976,550.59
				79.94	6,119,432.28	59,691,358.41	61,834,240.10	-2,142,881.69	3,976,550.59
Fund: Capital Projects Fun									
10101	LSCORP	CP	12/18/2019	794.88	2,250,982.11	794.88	0.00	794.88	2,251,776.99
108906G	2,251,776.99	0.130	/ /	794.88	2,250,982.11	794.88	0.00	794.88	2,251,776.99
10102	LSGOVT	CP	12/18/2019	426.37	2,250,800.30	426.37	0.00	426.37	2,251,226.67
108906H	2,251,226.67	0.070	/ /	426.37	2,250,800.30	426.37	0.00	426.37	2,251,226.67
10103	FBPC	CP	07/01/2020	16.28	800,008.58	36.10	250,484.17	-250,448.07	549,560.51
999922	549,560.51	0.010	/ /	19.82	800,008.58	36.10	250,484.17	-250,448.07	549,560.51
10108	LSCORP	CP	02/21/2020	3,003.26	8,683,466.43	3,003.26	500,000.00	-496,996.74	8,186,469.69
108906I	8,186,469.69	0.130	/ /	3,003.26	8,683,466.43	3,003.26	500,000.00	-496,996.74	8,186,469.69
10109	FBPC	CP	07/01/2020	6.42	341,191.10	607,522.80	652,608.00	-45,091.58	296,099.52
SYS10109	296,099.52	0.010	/ /	6.38	341,191.10	607,522.80	652,608.00	-45,091.58	296,099.52
10113	LSGOVT	CP	03/12/2020	1,612.88	8,582,710.55	1,612.88	100,000.00	-98,387.12	8,484,323.43
108906J	8,484,323.43	0.070	/ /	1,612.88	8,582,710.55	1,612.88	100,000.00	-98,387.12	8,484,323.43

McAllen ISD
Texas Compliance Change in Val Report
October 1, 2020 - December 31, 2020

Inv #	Issuer	Fund	Purch Date	Interest Accrual	Beginning Book Value				Ending Book Value
Cusip	Par Value	YTM	Mat Date	Interest Received	Beginning Market Value	Purchases/ Additions	Redemptions	Change in Value	Ending Market Value
10116	WVAEDA	CP	04/28/2020	28,875.00	2,374,310.74	0.00	0.00	-22,787.27	2,351,523.47
95639PBF9	2,310,000.00	1.020	06/15/2021	57,750.00	2,383,319.40	0.00	0.00	-26,911.50	2,356,407.90
10118	BROOME	CP	04/30/2020	14,953.75	3,427,782.79	0.00	0.00	-4,212.68	3,423,570.11
114727VW7	3,418,000.00	1.250	04/30/2021	0.00	3,432,902.48	0.00	0.00	-6,357.48	3,426,545.00
Sub Totals For: Fund: Capital Projects Fun				49,688.84	28,711,252.60	613,396.29	1,503,092.17	-916,702.21	27,794,550.39
				63,613.59	28,725,380.95	613,396.29	1,503,092.17	-922,971.24	27,802,409.71
Fund: Debt Service Fund									
10023	FBPC	DS	07/01/2020	0.06	698.72	4,629.55	1,500.03	3,129.52	3,828.24
999918	3,828.24	0.010	/ /	0.03	698.72	4,629.55	1,500.03	3,129.52	3,828.24
10032	LSCORP	DS	10/22/2015	341.86	427,458.96	4,657,876.90	1,879,687.24	2,778,189.66	3,205,648.62
108906B	3,205,648.62	0.130	/ /	341.86	427,458.96	4,657,876.90	1,879,687.24	2,778,189.66	3,205,648.62
10089	LSGOVT	DS	08/05/2019	80.08	423,910.31	80.08	1,500.00	-1,419.92	422,490.39
108906C	422,490.39	0.070	/ /	80.08	423,910.31	80.08	1,500.00	-1,419.92	422,490.39
Sub Totals For: Fund: Debt Service Fund				422.00	852,067.99	4,662,586.53	1,882,687.27	2,779,899.26	3,631,967.25
				421.97	852,067.99	4,662,586.53	1,882,687.27	2,779,899.26	3,631,967.25
Fund: General Fund									
10003	LSCORP	GEN	11/01/2014	11,650.80	35,586,648.10	80,075,378.01	69,810,227.91	10,265,150.10	45,851,798.20
108906	45,851,798.20	0.130	/ /	11,650.80	35,586,648.10	80,075,378.01	69,810,227.91	10,265,150.10	45,851,798.20
10022	FBPC	GEN	07/01/2020	147.35	4,745,545.67	89,877,528.44	88,531,303.94	1,346,224.50	6,091,770.17
999917	6,091,770.17	0.010	/ /	147.97	4,745,545.67	89,877,528.44	88,531,303.94	1,346,224.50	6,091,770.17
10034	TXPPRM	GEN	11/03/2015	4,756.70	10,596,548.53	4,756.70	0.00	4,756.70	10,601,305.23
999920	10,601,305.23	0.143	/ /	4,756.70	10,596,548.53	4,756.70	0.00	4,756.70	10,601,305.23
10090	LSGOVT	GEN	08/05/2019	1,294.21	6,832,259.45	1,294.21	0.00	1,294.21	6,833,553.66
108906D	6,833,553.66	0.070	/ /	1,294.21	6,832,259.45	1,294.21	0.00	1,294.21	6,833,553.66
10092	TXPOOL	GEN	08/05/2019	3,079.61	10,555,556.13	3,079.61	0.00	3,079.61	10,558,635.74
999921	10,558,635.74	0.090	/ /	3,079.61	10,555,556.13	3,079.61	0.00	3,079.61	10,558,635.74

McAllen ISD
Texas Compliance Change in Val Report
October 1, 2020 - December 31, 2020

Inv #	Issuer	Fund	Purch Date	Interest Accrual	Beginning Book Value	Purchases/ Additions	Redemptions	Change in Value	Ending Book Value
Cusip	Par Value	YTM	Mat Date	Interest Received	Beginning Market Value				Ending Market Value
10099	LSCO+	GEN	11/18/2019	0.00	0.00	0.00	0.00	0.00	0.00
108906F	0.00	0.000	/ /	0.00	0.00	0.00	0.00	0.00	0.00
10114	DFWAIR	GEN	04/07/2020	11,645.83	2,803,315.12	0.00	2,795,000.00	-2,803,315.12	0.00
235036YT1	0.00	0.000	11/01/2020	69,875.00	2,805,704.85	0.00	2,795,000.00	-2,805,704.85	0.00
10117	WVAEDA	GEN	04/28/2020	23,437.50	1,927,200.28	0.00	0.00	-18,496.16	1,908,704.12
95639PBF9	1,875,000.00	1.020	06/15/2021	46,875.00	1,934,512.50	0.00	0.00	-21,843.75	1,912,668.75
10120	BCIMIA	GEN	07/24/2020	0.00	1,997,040.00	0.00	0.00	2,453.33	1,999,493.33
05990CNL4	2,000,000.00	0.481	01/20/2021	0.00	1,997,040.00	0.00	0.00	2,453.33	1,999,493.33
10123	NYTRAN	GEN	10/13/2020	8,937.50	0.00	2,546,300.00	0.00	2,539,827.96	2,539,827.96
64971WJ35	2,500,000.00	0.449	05/01/2022	2,062.50	0.00	2,546,300.00	0.00	2,538,500.00	2,538,500.00
10125	BOCES	GEN	10/29/2020	8,611.11	0.00	4,018,040.00	0.00	4,011,860.55	4,011,860.55
096575KZ7	4,000,000.00	0.351	04/30/2021	0.00	0.00	4,018,040.00	0.00	4,013,000.00	4,013,000.00
10126	PIERCO	GEN	11/02/2020	228.63	0.00	500,000.00	0.00	500,000.00	500,000.00
720424D31	500,000.00	0.278	12/01/2021	0.00	0.00	500,000.00	0.00	500,045.00	500,045.00
10127	ALABST	GEN	11/04/2020	400.58	0.00	1,000,000.00	0.00	1,000,000.00	1,000,000.00
010609FV2	1,000,000.00	0.253	09/01/2021	0.00	0.00	1,000,000.00	0.00	1,000,300.00	1,000,300.00
10128	CLEVTN	GEN	11/10/2020	8,287.50	0.00	1,227,283.20	0.00	1,219,615.37	1,219,615.37
186523DZ6	1,170,000.00	0.361	12/01/2021	3,412.50	0.00	1,227,283.20	0.00	1,219,689.90	1,219,689.90
10129	BARCBK	GEN	12/11/2020	0.00	0.00	1,497,750.00	0.00	1,498,012.50	1,498,012.50
06742VR94	1,500,000.00	0.300	06/09/2021	0.00	0.00	1,497,750.00	0.00	1,498,012.50	1,498,012.50
Sub Totals For: Fund: General Fund				82,477.32	75,044,113.28	180,751,410.17	161,136,531.85	19,570,463.55	94,614,576.83
				143,154.29	75,053,815.23	180,751,410.17	161,136,531.85	19,564,957.25	94,618,772.48
Fund: Plan 457 Fund									
10021	FBPC	PLAN457	07/01/2020	0.46	23,707.70	14.94	3,387.29	-3,372.35	20,335.35
999916	20,335.35	0.010	/ /	0.48	23,707.70	14.94	3,387.29	-3,372.35	20,335.35
Sub Totals For: Fund: Plan 457 Fund				0.46	23,707.70	14.94	3,387.29	-3,372.35	20,335.35
				0.48	23,707.70	14.94	3,387.29	-3,372.35	20,335.35

McAllen ISD
Texas Compliance Change in Val Report
October 1, 2020 - December 31, 2020

Inv #	Issuer	Fund	Purch Date	Interest Accrual	Beginning Book Value				Ending Book Value
Cusip	Par Value	YTM	Mat Date	Interest Received	Beginning Market Value	Purchases/ Additions	Redemptions	Change in Value	Ending Market Value
Fund: Proprietary Fund									
10024	FBPC	PROP	07/01/2020	20.44	810,373.02	8,321,310.35	8,444,723.66	-123,413.31	686,959.71
999919	686,959.71	0.010	/ /	24.71	810,373.02	8,321,310.35	8,444,723.66	-123,413.31	686,959.71
10025	LSCORP	PROP	08/05/2015	1,444.31	3,651,006.16	2,001,444.31	1,557,000.00	444,444.31	4,095,450.47
108906A	4,095,450.47	0.130	/ /	1,444.31	3,651,006.16	2,001,444.31	1,557,000.00	444,444.31	4,095,450.47
10091	LSGOVT	PROP	08/05/2019	691.55	3,650,765.33	691.55	0.00	691.55	3,651,456.88
108906E	3,651,456.88	0.070	/ /	691.55	3,650,765.33	691.55	0.00	691.55	3,651,456.88
Sub Totals For: Fund: Proprietary Fund				2,156.30	8,112,144.51	10,323,446.21	10,001,723.66	321,722.55	8,433,867.06
				2,160.57	8,112,144.51	10,323,446.21	10,001,723.66	321,722.55	8,433,867.06
Fund: QSCB - Reserve Fund									
10014	BNYC	QSCB	07/01/2020	0.00	1,620,695.06	389,209.15	1,619,950.50	-1,230,741.35	389,953.71
882521	389,953.71	0.000	/ /	0.00	1,620,695.06	389,209.15	1,619,950.50	-1,230,741.35	389,953.71
10083	UNIVHS	QSCB	02/27/2019	10,766.25	1,308,052.82	0.00	0.00	-2,050.40	1,306,002.42
9143013U8	1,305,000.00	2.650	02/15/2021	0.00	1,317,958.65	0.00	0.00	-9,030.60	1,308,928.05
10119	SANBER	QSCB	05/27/2020	12,636.75	2,515,391.83	0.00	0.00	-6,347.96	2,509,043.87
796815ZF8	2,490,000.00	1.000	10/01/2021	17,410.63	2,527,748.40	0.00	0.00	-9,511.80	2,518,236.60
10121	BCIMIA	QSCB	07/24/2020	0.00	2,496,300.00	0.00	0.00	3,066.67	2,499,366.67
05990CNL4	2,500,000.00	0.481	01/20/2021	0.00	2,496,300.00	0.00	0.00	3,066.67	2,499,366.67
10122	FFCBC	QSCB	07/24/2020	1,100.00	1,998,781.51	0.00	0.00	378.15	1,999,159.66
3133ELW67	2,000,000.00	0.257	07/21/2022	0.00	2,000,031.58	0.00	0.00	402.60	2,000,434.18
10124	NYTRAN	QSCB	10/13/2020	6,313.13	0.00	1,614,123.00	0.00	1,609,413.75	1,609,413.75
64971WP38	1,575,000.00	0.462	08/01/2022	0.00	0.00	1,614,123.00	0.00	1,608,925.50	1,608,925.50
Sub Totals For: Fund: QSCB - Reserve Fund				30,816.13	9,939,221.22	2,003,332.15	1,619,950.50	373,718.86	10,312,940.08
				17,410.63	9,962,733.69	2,003,332.15	1,619,950.50	363,111.02	10,325,844.71
Fund: QSCB - Debt Service									
10040	BNYC	QSCBDS	07/01/2020	0.00	0.00	0.00	0.00	0.00	0.00
882520	0.00	0.000	/ /	0.00	0.00	0.00	0.00	0.00	0.00

McAllen ISD
Texas Compliance Change in Val Report
October 1, 2020 - December 31, 2020

Inv #	Issuer	Fund	Purch Date	Interest Accrual	Beginning Book Value				Ending Book Value
Cusip	Par Value	YTM	Mat Date	Interest Received	Beginning Market Value	Purchases/ Additions	Redemptions	Change in Value	Ending Market Value
Sub Totals For: Fund: QSCB - Debt Service				0.00	0.00	0.00	0.00	0.00	0.00
				0.00	0.00	0.00	0.00	0.00	0.00
Report Grand Totals:				165,679.87	130,384,896.95	258,111,328.99	238,079,274.71	19,950,970.39	150,335,867.34
				226,876.79	130,432,239.72	258,111,328.99	238,079,274.71	19,928,587.22	150,360,826.94



Monthly Investment Report
December 31, 2020

PATTERSON & ASSOCIATES



INVESTMENT PROFESSIONALS

It's Over But... It Left a Bumpy Road Ahead

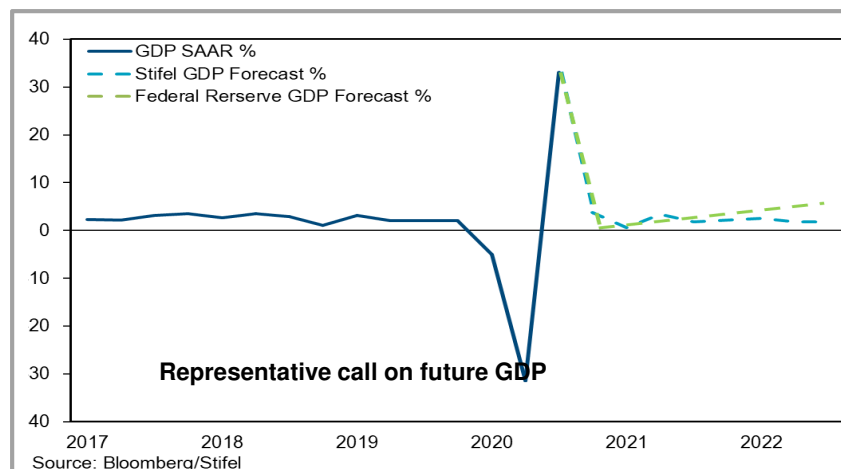

Whew..2020 is finally over!

By any measure, the impact of the pandemic has been devastating for the US and the entire globe, wreaking havoc on every aspect of our traditional life – how we work, learn, shop, even interact with each other – and has forced the US economy into recession after more than ten years of expansion, the longest in history. After the initial lockdown and a record decline in every part of the economy, a partial reopening of the economy ushered in a welcomed revival of activity, highlighting both the importance and resiliency of the private sector. But that improvement appears to be short-lived. Re-opening brought resurgence – and even more public frustration which has affected our very core.

This is a health crisis after all, meaning there is no policy solution as consumers will face lingering hesitancy to reenter the market (local or investment!) or interact as before with others or crowds. So businesses will take time to reconnect with employees or supply chains. Outstanding issues like trade will also resurface.

The road to sustainable positive growth could be more difficult and more complex to attain than previously anticipated, with the reduced level of control that policy makers have to spur the economy back to prosperity. In all likelihood, the road ahead will be long, bumpy and uncertain with the virus itself determining the path to recovery. Beyond an initial snap-back recovery of some sectors like housing, a sizable segment of the economy may take much longer to return. The Democratic sweep brings the prospect of sizable and controversial legislation increases, including further stimulus as well as sizable support to states is increasingly possible. Anticipated stimulus checks again drive investors into risk assets.

Tax hikes are also more likely, slowing growth, but not a sure thing as some Democratic senators with at-risk seats are likely to push against policies that stray too far from the center. Low interest rates will continue to stir whatever little hope there is.



Doubt and Dichotomy

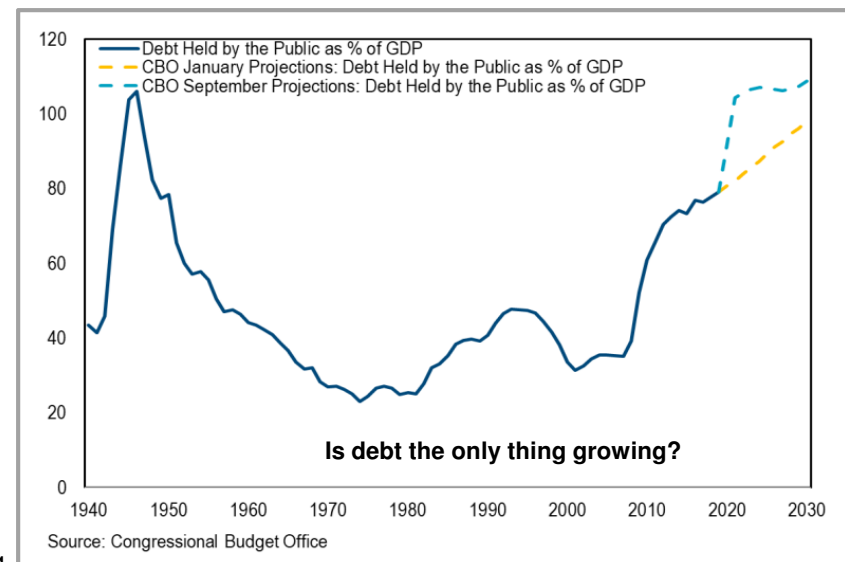
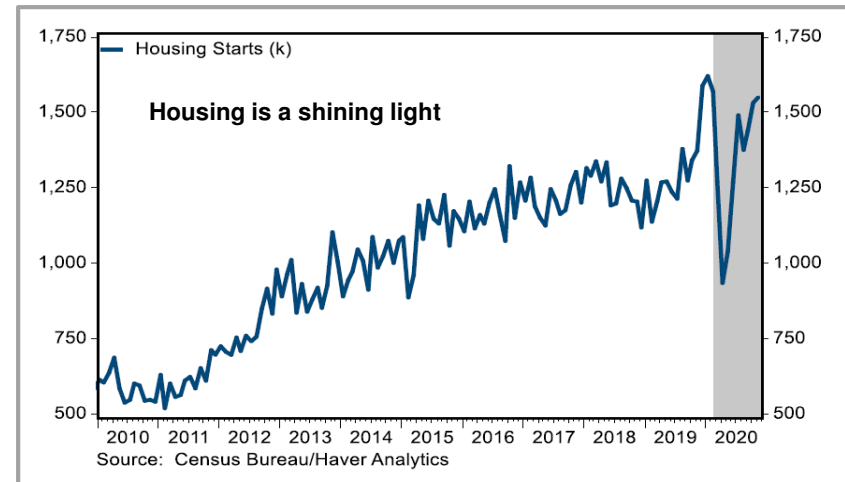
There is a dichotomy in the economy which has been operating throughout the year. A rise in jobless claims and lower payrolls illustrate fragility, but the housing boom brought on largely by low rates and a migration away from city cores, has shown continuing strength. Inventories have increased, but prices paid declined and shipments and new orders are down, however the LEI (leading indicators) is up. All of this points to a slower spending rate among consumers and also a lower savings rate. The stimulus debacle slowed check distribution but a now promised \$2,000 should fill a void for many families and businesses – and governments.

Such a situation anticipates little inflation and Inflation fears will expectedly accelerate and rise with more robust fiscal policy action in 2021. Clearly with the injection of trillions of dollars into the economy by the federal government and the expectation of trillions more, inflation risks should follow. However, inflationary implications also depend on the consumer's ability or willingness to spend those available funds.

In fact, an ongoing lower level of consumption globally, resulting from a tepid recovery along with persistently elevated joblessness well into 2021, will more likely lead to a stagnant deterioration in price pressures over the near to medium term. Presumed weakness in the velocity of money will expectedly trump the increase in money supply for the time being.

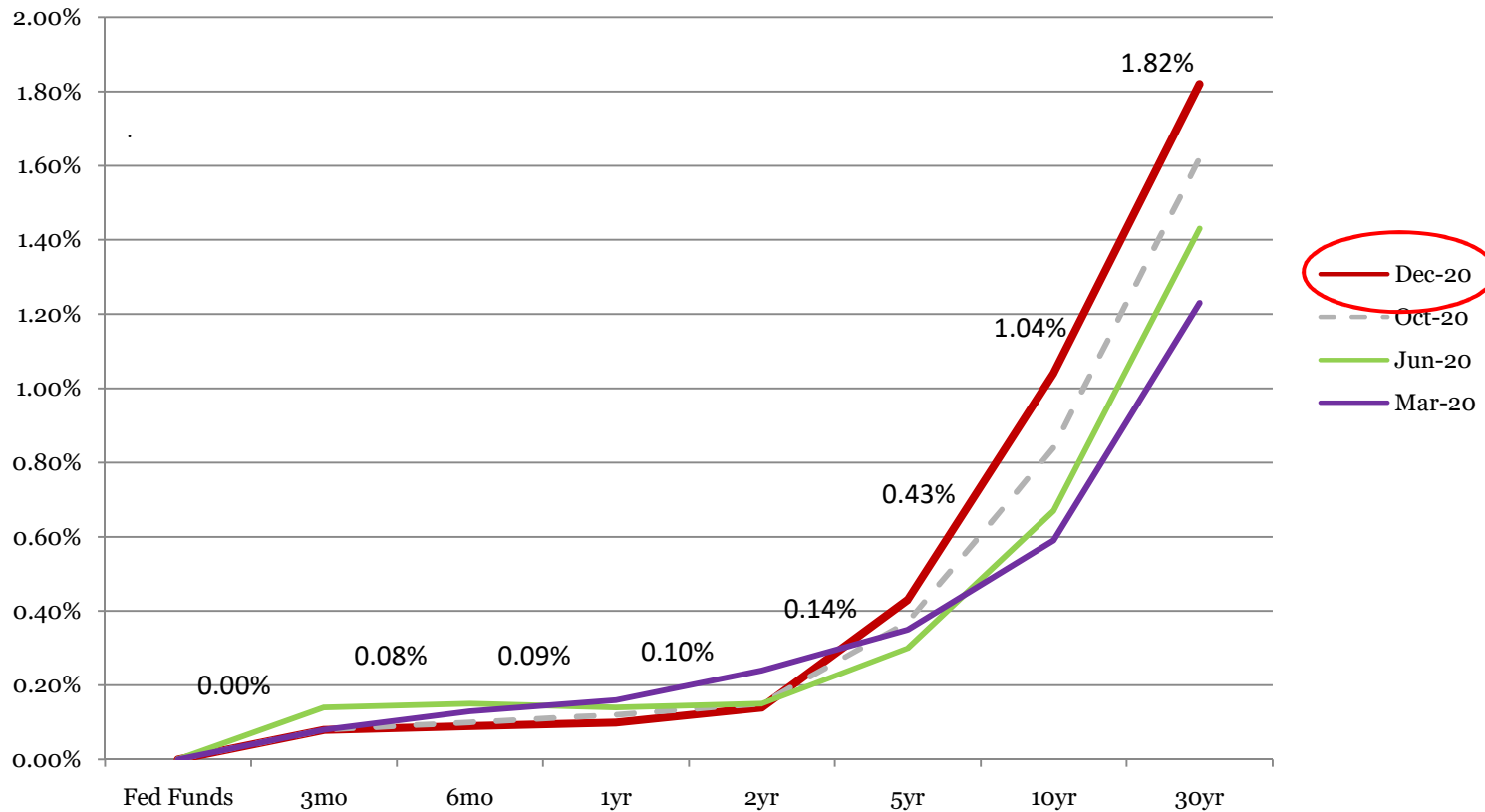
The Fed and the new Treasury secretary – Janet Yellen – will continue to support the economy and the markets through asset purchases, lending and liquidity programs and low rates. The Fed has already grown its balance sheet by \$7+ trillion and says it is willing to keep going.

Yellen has been known for a weak dollar position, but she will face pressure to move to a stronger dollar. That fuels the fears of our trading partners because of the US advantage it engenders. We can expect continuing trade tensions as Yellen has already named 2 countries as manipulators and has a list of 10 more using *artificial interference*. 2021 will clearly be another interesting year.



A Breakout of Sorts ?

- The curve continues to fight the virus and though the long end has moved up slightly in yield on potential recovery fears, the short end remains almost stationary.
- The various covid vaccines have been a major boost to confidence, but until it is disseminated and recovery begins, the impact is more of a confidence builder than a reality. That appears to require several more months.
- The Fed has stated its intention to stay at 0.0% Fed Funds through 2023.
- A final governmental *peaceful* transition should more closely identify upcoming changes and give the markets a boost for risk assets.



72
 End of Month Rates - Full Yield Curve – Fed Funds to 30yr

McAllen Independent School District
 Monthly Investment Report
 December 1, 2020 –December 31, 2020

Portfolio Summary Management Report

This report and investment portfolio of the District is in compliance with the District investment strategy as expressed in the District's investment policy and relevant provisions of the Government Code, Chapter 2256, the Public Funds Investment Act.

Portfolio as of 11/30/20:		Portfolio as of 12/31/20:	
Beginning Book Value	\$ 141,468,386	Ending Book Value	\$ 150,335,867
Beginning Market Value	\$ 141,490,435	Ending Market Value	\$ 150,360,827
		Unrealized Gain/Loss	\$ 24,960
WAM at Beginning Period Date ¹	53 days	WAM at Ending Period Date ¹	46 days
<i>(Increase in market value is due to seasonal cash inflows)</i>		Change in Market Value ²	\$ 8,870,392
Average Yield to Maturity for period		0.228%	
Average Yield 180-Day Treasury Bill for period		0.090%	

Cynthia Medrano-Richards

 Cynthia Medrano-Richards, Asst. Superintendent for Bus. Operations
 McAllen ISD

Iris Luna

 Iris Luna, Director of Accounting
 McAllen ISD

Dyanira Diaz

 Dyanira Diaz, Coordinator for Accounting
 McAllen ISD

Adelita Felix

 Adelita Felix, CFO
 McAllen ISD

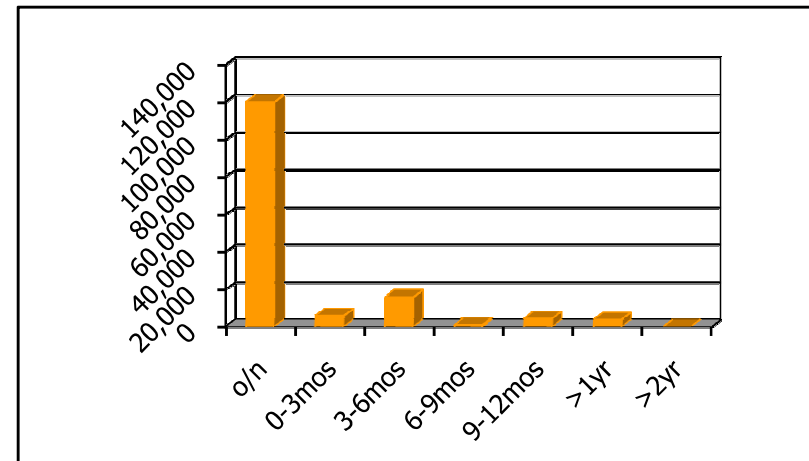
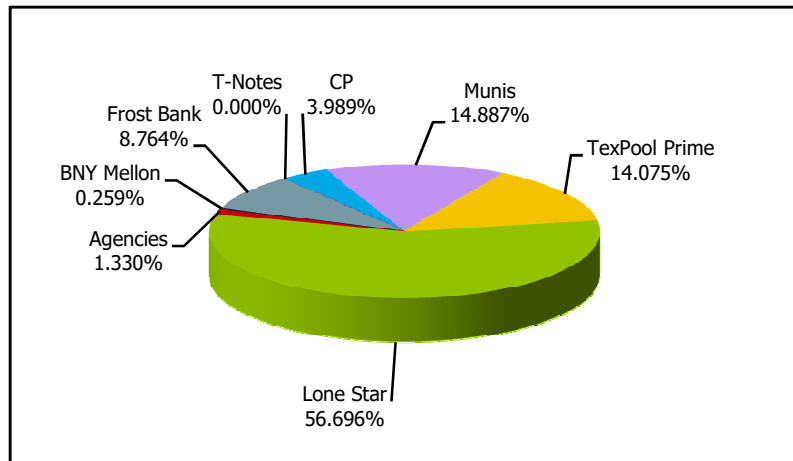
 1 WAM – weighted average maturity

2 “Change in Market Value” is required data, but will primarily reflect the receipt and expenditure of the District’s funds from month to month. *Patterson & Associates* has assisted in the preparation of this consolidated investment report, with additional input provided by McAllen ISD.

Your Portfolio

As of December 31, 2020

- P&A constantly reviews your portfolio for optimal asset allocation and a controlled average maturity because a diversified portfolio can better adjust to volatile market conditions. These are unusual times and where extensions can be made it is important to make them for any value in the markets.
- The graphs below show asset allocations by market sector and by maturity in your portfolio. Liquidity will not be attractive but as the curve flattens it also is sometimes the only sector available as year end expenditures loom. Our expectation is of continuing low rates but we will attempt to find value in all authorized sectors to capture yield available.
- Hopefully Fed actions will return us to some normalcy soon. This is what we are watching for and acting on.
- The non-cash portion of your portfolio is yielding 0.72%.





**McAllen ISD
Portfolio Management
Portfolio Summary
December 31, 2020**

Patterson & Associates
901 S. MoPac
Suite 195
Austin, TX 78746

Investments	Par Value	Market Value	Book Value	% of Portfolio	Term	Days to Maturity	YTM 365 Equiv.
BNY Mellon	389,953.71	389,953.71	389,953.71	0.26	1	1	0.000
Frost Bank	13,176,183.88	13,176,183.88	13,176,183.88	8.76	1	1	0.010
Commercial Paper Disc. -Amortizing	6,000,000.00	5,996,872.50	5,996,872.50	3.99	180	54	0.442
Federal Agency Coupon Securities	2,000,000.00	2,000,434.18	1,999,159.66	1.33	727	566	0.258
Municipal Bonds	22,143,000.00	22,403,246.70	22,379,561.62	14.89	419	237	0.837
Texpool/Texpool Prime	21,159,940.97	21,159,940.97	21,159,940.97	14.08	1	1	0.117
Lone Star	85,234,195.00	85,234,195.00	85,234,195.00	56.70	1	1	0.115
Investments	150,103,273.56	150,360,826.94	150,335,867.34	100.00%	80	46	0.228
Cash and Accrued Interest							
Accrued Interest at Purchase		6,003.06	6,003.06				
Subtotal		6,003.06	6,003.06				
Total Cash and Investments	150,103,273.56	150,366,830.00	150,341,870.40		80	46	0.228

Total Earnings	December 31 Month Ending	Fiscal Year To Date
Current Year	27,647.87	216,121.22

The following reports are submitted in accordance with the Public Funds Investment Act (Texas Gov't Code 2256). The reports also offer supplemental information not required by the Act in order to fully inform the governing body of McAllen ISD of the position and activity within the District's portfolio of investment. The reports include a management summary overview, a detailed inventory report for the end of the period, a transaction report, as well as graphic representations of the portfolio to provide full disclosure to the governing body.

Feb 1, 2021

Adelita Felix, Chief Financial Officer



McAllen ISD
Summary by Type
December 31, 2020
Grouped by Fund

Patterson & Associates
 901 S. MoPac
 Suite 195
 Austin, TX 78746
 -

Security Type	Number of Investments	Par Value	Book Value	% of Portfolio	Average YTM 365	Average Days to Maturity
Fund: Activity Fund						
Frost Bank	1	1,551,079.79	1,551,079.79	1.03	0.010	1
Subtotal	1	1,551,079.79	1,551,079.79	1.03	0.010	1
Fund: Clearing Fund						
Frost Bank	1	3,976,550.59	3,976,550.59	2.65	0.010	1
Subtotal	1	3,976,550.59	3,976,550.59	2.65	0.010	1
Fund: Capital Projects Fund						
Frost Bank	2	845,660.03	845,660.03	0.56	0.010	1
Lone Star	4	21,173,796.78	21,173,796.78	14.08	0.100	1
Municipal Bonds	2	5,728,000.00	5,775,093.58	3.84	1.157	138
Subtotal	8	27,747,456.81	27,794,550.39	18.48	0.317	29
Fund: Debt Service Fund						
Frost Bank	1	3,828.24	3,828.24	0.00	0.010	1
Lone Star	2	3,628,139.01	3,628,139.01	2.41	0.123	1
Subtotal	3	3,631,967.25	3,631,967.25	2.41	0.123	1
Fund: General Fund						
Commercial Paper Disc. -Amortizing	2	3,500,000.00	3,497,505.83	2.33	0.409	79
Frost Bank	1	6,091,770.17	6,091,770.17	4.05	0.010	1
Lone Star	3	52,685,351.86	52,685,351.86	35.05	0.122	1
Texpool/Texpool Prime	2	21,159,940.97	21,159,940.97	14.08	0.117	1
Municipal Bonds	6	11,045,000.00	11,180,008.00	7.44	0.477	254
Subtotal	14	94,482,063.00	94,614,576.83	62.95	0.166	34
Fund: Plan 457 Fund						
Frost Bank	1	20,335.35	20,335.35	0.01	0.010	1
Subtotal	1	20,335.35	20,335.35	0.01	0.010	1
Fund: Proprietary Fund						

**McAllen ISD
Summary by Type
December 31, 2020
Grouped by Fund**

Security Type	Number of Investments	Par Value	Book Value	% of Portfolio	Average YTM 365	Average Days to Maturity
Fund: Proprietary Fund						
Frost Bank	1	686,959.71	686,959.71	0.46	0.010	1
Lone Star	2	7,746,907.35	7,746,907.35	5.15	0.102	1
Subtotal	3	8,433,867.06	8,433,867.06	5.61	0.094	1
Fund: QSCB - Reserve Fund						
Commercial Paper Disc. -Amortizing	1	2,500,000.00	2,499,366.67	1.66	0.488	19
BNY Mellon	1	389,953.71	389,953.71	0.26	0.000	1
Federal Agency Coupon Securities	1	2,000,000.00	1,999,159.66	1.33	0.258	566
Municipal Bonds	3	5,370,000.00	5,424,460.04	3.61	1.238	308
Subtotal	6	10,259,953.71	10,312,940.08	6.86	0.819	277
Fund: QSCB - Debt Service						
BNY Mellon	1	0.00	0.00	0.00	0.000	0
Subtotal	1	0.00	0.00	0.00	0.000	0
Total and Average	38	150,103,273.56	150,335,867.34	100.00	0.228	46



**McAllen ISD
Fund ACT - Activity Fund
Investments by Fund
December 31, 2020**

Patterson & Associates
901 S. MoPac
Suite 195
Austin, TX 78746
-

CUSIP	Investment #	Issuer	Purchase Date	Book Value	Par Value	Market Value	Current Rate	YTM 360	YTM 365	Maturity Days To Date Maturity
Frost Bank										
999915	10020	Frost Bank Public Checking	07/01/2020	1,551,079.79	1,551,079.79	1,551,079.79	0.010	0.009	0.010	1
		Subtotal and Average		1,551,079.79	1,551,079.79	1,551,079.79		0.010	0.010	1
		Total Investments and Average		1,551,079.79	1,551,079.79	1,551,079.79		0.010	0.010	1

**Fund CLEAR - Clearing Fund
Investments by Fund
December 31, 2020**

CUSIP	Investment #	Issuer	Purchase Date	Book Value	Par Value	Market Value	Current Rate	YTM 360	YTM 365	Maturity Days To Date Maturity
Frost Bank										
999914	10019	Frost Bank Public Checking	07/01/2020	3,976,550.59	3,976,550.59	3,976,550.59	0.010	0.009	0.010	1
Subtotal and Average				3,976,550.59	3,976,550.59	3,976,550.59		0.010	0.010	1
Total Investments and Average				3,976,550.59	3,976,550.59	3,976,550.59		0.010	0.010	1

**Fund CP - Capital Projects Fund
Investments by Fund
December 31, 2020**

CUSIP	Investment #	Issuer	Purchase Date	Book Value	Par Value	Market Value	Current Rate	YTM 360	YTM 365	Maturity Date	Days To Maturity
Frost Bank											
999922	10103	Frost Bank Public Checking	07/01/2020	549,560.51	549,560.51	549,560.51	0.010	0.009	0.010		1
SYS10109	10109	Frost Bank Public Checking	07/01/2020	296,099.52	296,099.52	296,099.52	0.010	0.009	0.010		1
Subtotal and Average				845,660.03	845,660.03	845,660.03		0.010	0.010		1
Municipal Bonds											
114727VW7	10118	Broome County NY	04/30/2020	3,423,570.11	3,418,000.00	3,426,545.00	1.750	1.233	1.250	04/30/2021	119
95639PBF9	10116	West Virginia State Eco Dev	04/28/2020	2,351,523.47	2,310,000.00	2,356,407.90	5.000	1.006	1.020	06/15/2021	165
Subtotal and Average				5,775,093.58	5,728,000.00	5,782,952.90		1.141	1.157		137
Lone Star											
108906G	10101	Lone Star Corporate Overnight	12/18/2019	2,251,776.99	2,251,776.99	2,251,776.99	0.130	0.128	0.130		1
108906I	10108	Lone Star Corporate Overnight	02/21/2020	8,186,469.69	8,186,469.69	8,186,469.69	0.130	0.128	0.130		1
108906H	10102	Lone Star Government ON	12/18/2019	2,251,226.67	2,251,226.67	2,251,226.67	0.070	0.069	0.070		1
108906J	10113	Lone Star Government ON	03/12/2020	8,484,323.43	8,484,323.43	8,484,323.43	0.070	0.069	0.070		1
Subtotal and Average				21,173,796.78	21,173,796.78	21,173,796.78		0.098	0.100		1
Total Investments and Average				27,794,550.39	27,747,456.81	27,802,409.71		0.312	0.317		29

**Fund DS - Debt Service Fund
Investments by Fund
December 31, 2020**

CUSIP	Investment #	Issuer	Purchase Date	Book Value	Par Value	Market Value	Current Rate	YTM 360	YTM 365	Maturity Days To Date Maturity
Frost Bank										
999918	10023	Frost Bank Public Checking	07/01/2020	3,828.24	3,828.24	3,828.24	0.010	0.009	0.010	1
Subtotal and Average				3,828.24	3,828.24	3,828.24		0.010	0.010	1
Lone Star										
108906B	10032	Lone Star Corporate Overnight	10/22/2015	3,205,648.62	3,205,648.62	3,205,648.62	0.130	0.128	0.130	1
108906C	10089	Lone Star Government ON	08/05/2019	422,490.39	422,490.39	422,490.39	0.070	0.069	0.070	1
Subtotal and Average				3,628,139.01	3,628,139.01	3,628,139.01		0.121	0.123	1
Total Investments and Average				3,631,967.25	3,631,967.25	3,631,967.25		0.121	0.123	1

**Fund GEN - General Fund
Investments by Fund
December 31, 2020**

CUSIP	Investment #	Issuer	Purchase Date	Book Value	Par Value	Market Value	Current Rate	YTM 360	YTM 365	Maturity Date	Days To Maturity
Frost Bank											
999917	10022	Frost Bank Public Checking	07/01/2020	6,091,770.17	6,091,770.17	6,091,770.17	0.010	0.009	0.010		1
Subtotal and Average				6,091,770.17	6,091,770.17	6,091,770.17		0.010	0.010		1
Commercial Paper Disc. -Amortizing											
06742VR94	10129	Barclays Bank CP	12/11/2020	1,498,012.50	1,500,000.00	1,498,012.50		0.300	0.304	06/09/2021	159
05990CNL4	10120	Banco Credito MIA CP	07/24/2020	1,999,493.33	2,000,000.00	1,999,493.33		0.481	0.487	01/20/2021	19
Subtotal and Average				3,497,505.83	3,500,000.00	3,497,505.83		0.404	0.409		78
Municipal Bonds											
010609FV2	10127	Alabama St Public Sch&Clg Auth	11/04/2020	1,000,000.00	1,000,000.00	1,000,300.00	0.253	0.249	0.253	09/01/2021	243
096575KZ7	10125	Boces NY Sole Supervisory	10/29/2020	4,011,860.55	4,000,000.00	4,013,000.00	1.250	0.346	0.351	04/30/2021	119
186523DZ6	10128	Cleveland TN	11/10/2020	1,219,615.37	1,170,000.00	1,219,689.90	5.000	0.356	0.361	12/01/2021	334
64971WJ35	10123	NYC Trans Finance Auth	10/13/2020	2,539,827.96	2,500,000.00	2,538,500.00	1.650	0.443	0.449	05/01/2022	485
720424D31	10126	Pierce County WA SD	11/02/2020	500,000.00	500,000.00	500,045.00	0.279	0.275	0.278	12/01/2021	334
95639PBF9	10117	West Virginia State Eco Dev	04/28/2020	1,908,704.12	1,875,000.00	1,912,668.75	5.000	1.006	1.020	06/15/2021	165
Subtotal and Average				11,180,008.00	11,045,000.00	11,184,203.65		0.470	0.477		254
Texpool/Texpool Prime											
999921	10092	Texpool	08/05/2019	10,558,635.74	10,558,635.74	10,558,635.74	0.091	0.089	0.090		1
999920	10034	Texpool Prime	11/03/2015	10,601,305.23	10,601,305.23	10,601,305.23	0.143	0.141	0.143		1
Subtotal and Average				21,159,940.97	21,159,940.97	21,159,940.97		0.115	0.117		1
Lone Star											
108906F	10099	Lone Star Corporate Overnight+	11/18/2019	0.00	0.00	0.00					1
108906	10003	Lone Star Corporate Overnight	11/01/2014	45,851,798.20	45,851,798.20	45,851,798.20	0.130	0.128	0.130		1
108906D	10090	Lone Star Government ON	08/05/2019	6,833,553.66	6,833,553.66	6,833,553.66	0.070	0.069	0.070		1
Subtotal and Average				52,685,351.86	52,685,351.86	52,685,351.86		0.121	0.122		1
Total Investments and Average				94,614,576.83	94,482,063.00	94,618,772.48		0.164	0.166		33

**Fund PLAN457 - Plan 457 Fund
Investments by Fund
December 31, 2020**

CUSIP	Investment #	Issuer	Purchase Date	Book Value	Par Value	Market Value	Current Rate	YTM 360	YTM 365	Maturity Days To Date Maturity
Frost Bank										
999916	10021	Frost Bank Public Checking	07/01/2020	20,335.35	20,335.35	20,335.35	0.010	0.009	0.010	1
Subtotal and Average				20,335.35	20,335.35	20,335.35	0.010	0.010		1
Total Investments and Average				20,335.35	20,335.35	20,335.35	0.010	0.010		1

**Fund PROP - Proprietary Fund
Investments by Fund
December 31, 2020**

CUSIP	Investment #	Issuer	Purchase Date	Book Value	Par Value	Market Value	Current Rate	YTM 360	YTM 365	Maturity Days To Date Maturity
Frost Bank										
999919	10024	Frost Bank Public Checking	07/01/2020	686,959.71	686,959.71	686,959.71	0.010	0.009	0.010	1
Subtotal and Average				686,959.71	686,959.71	686,959.71		0.010	0.010	1
Lone Star										
108906A	10025	Lone Star Corporate Overnight	08/05/2015	4,095,450.47	4,095,450.47	4,095,450.47	0.130	0.128	0.130	1
108906E	10091	Lone Star Government ON	08/05/2019	3,651,456.88	3,651,456.88	3,651,456.88	0.070	0.069	0.070	1
Subtotal and Average				7,746,907.35	7,746,907.35	7,746,907.35		0.100	0.102	1
Total Investments and Average				8,433,867.06	8,433,867.06	8,433,867.06		0.093	0.094	1

**Fund QSCB - QSCB - Reserve Fund
Investments by Fund
December 31, 2020**

CUSIP	Investment #	Issuer	Purchase Date	Book Value	Par Value	Market Value	Current Rate	YTM 360	YTM 365	Maturity Date	Days To Maturity
BNY Mellon											
882521	10014	BNY Mellon - Cash	07/01/2020	389,953.71	389,953.71	389,953.71					1
Subtotal and Average				389,953.71	389,953.71	389,953.71		0.000	0.000		1
Commercial Paper Disc. -Amortizing											
05990CNL4	10121	Banco Credito MIA CP	07/24/2020	2,499,366.67	2,500,000.00	2,499,366.67	0.480	0.481	0.487	01/20/2021	19
Subtotal and Average				2,499,366.67	2,500,000.00	2,499,366.67		0.481	0.488		19
Federal Agency Coupon Securities											
3133ELW67	10122	FFCB Call Note	07/24/2020	1,999,159.66	2,000,000.00	2,000,434.18	0.220	0.254	0.257	07/21/2022	566
Subtotal and Average				1,999,159.66	2,000,000.00	2,000,434.18		0.254	0.258		566
Municipal Bonds											
64971WP38	10124	NYC Trans Finance Auth	10/13/2020	1,609,413.75	1,575,000.00	1,608,925.50	1.850	0.456	0.462	08/01/2022	577
796815ZF8	10119	San Bernardino County CA	05/27/2020	2,509,043.87	2,490,000.00	2,518,236.60	2.030	0.986	1.000	10/01/2021	273
9143013U8	10083	University of Houston	02/27/2019	1,306,002.42	1,305,000.00	1,308,928.05	3.300	2.614	2.650	02/15/2021	45
Subtotal and Average				5,424,460.04	5,370,000.00	5,436,090.15		1.221	1.238		308
Total Investments and Average				10,312,940.08	10,259,953.71	10,325,844.71		0.808	0.819		276

**Fund QSCBDS - QSCB - Debt Service
Investments by Fund
December 31, 2020**

CUSIP	Investment #	Issuer	Purchase Date	Book Value	Par Value	Market Value	Current Rate	YTM 360	YTM 365	Maturity Days To Date Maturity
BNY Mellon										
882520	10040	BNY Mellon - Cash	07/01/2020	0.00	0.00	0.00				1
Subtotal and Average				0.00	0.00	0.00		0.000	0.000	0
Total Investments and Average				0.00	0.00	0.00		0.000	0.000	0



McAllen ISD
Cash Reconciliation Report
For the Period December 1, 2020 - December 31, 2020
Grouped by Fund

Patterson & Associates
 901 S. MoPac
 Suite 195
 Austin, TX 78746
 -

Trans. Date	Investment #	Fund	Trans. Type	Security ID	Par Value	Security Description	Maturity Date	Purchases	Interest	Redemptions	Cash
Capital Projects Fund											
12/15/2020	10116	CP	Interest	95639PBF9	2,310,000.00	WVAEDA 2.3M 5.00% Mat.	06/15/2021	0.00	57,750.00	0.00	57,750.00
Subtotal								0.00	57,750.00	0.00	57,750.00
General Fund											
12/01/2020	10128	GEN	Interest	186523DZ6	1,170,000.00	CLEVTN 1.2M 5.00% Mat.	12/01/2021	0.00	3,412.50	0.00	3,412.50
12/11/2020	10129	GEN	Purchase	06742VR94	1,500,000.00	BARCBK 1.5M 0.00% Mat.	06/09/2021	-1,497,750.00	0.00	0.00	-1,497,750.00
12/15/2020	10117	GEN	Interest	95639PBF9	1,875,000.00	WVAEDA 1.9M 5.00% Mat.	06/15/2021	0.00	46,875.00	0.00	46,875.00
Subtotal								-1,497,750.00	50,287.50	0.00	-1,447,462.50
Total								-1,497,750.00	108,037.50	0.00	-1,389,712.50



**McAllen ISD
Purchases Report
Sorted by Fund - Fund
December 1, 2020 - December 31, 2020**

Patterson & Associates
901 S. MoPac
Suite 195
Austin, TX 78746
-

CUSIP	Investment #	Fund	Sec. Type	Issuer	Original Par Value	Purchase Date	Payment Periods	Principal Purchased	Accrued Interest at Purchase	Rate at Purchase	Maturity Date	YTM	Ending Book Value
General Fund													
06742VR94	10129	GEN	ACP	BARCBK	1,500,000.00	12/11/2020	06/09 - At Maturity	1,497,750.00			06/09/2021	0.300	1,498,012.50
				Subtotal	1,500,000.00			1,497,750.00	0.00				1,498,012.50
				Total Purchases	1,500,000.00			1,497,750.00	0.00				1,498,012.50



McAllen ISD
Interest Earnings
Sorted by Fund - Fund
December 1, 2020 - December 31, 2020
Yield on Average Book Value

CUSIP	Investment #	Fund	Security Type	Ending Par Value	Beginning Book Value	Average Book Value	Maturity Date	Current Rate	Adjusted Interest Earnings			
									Annualized Yield	Interest Earned	Amortization/ Accretion	Adjusted Interest Earnings
Fund: Activity Fund												
999915	10020	ACT	LA2	1,551,079.79	1,567,552.72	1,567,021.71		0.010	0.009	11.77	0.00	11.77
			Subtotal	1,551,079.79	1,567,552.72	1,567,021.71			0.009	11.77	0.00	11.77
Fund: Clearing Fund												
999914	10019	CLEAR	LA2	3,976,550.59	3,751,844.44	3,759,093.94		0.010	0.010	30.93	0.00	30.93
			Subtotal	3,976,550.59	3,751,844.44	3,759,093.94			0.010	30.93	0.00	30.93
Fund: Capital Projects Fund												
108906I	10108	CP	RR2	8,186,469.69	8,485,561.61	8,340,429.61		0.130	0.128	908.08	0.00	908.08
108906G	10101	CP	RR2	2,251,776.99	2,251,531.91	2,251,539.82		0.130	0.128	245.08	0.00	245.08
999922	10103	CP	LA2	549,560.51	737,056.15	591,895.10		0.010	0.009	4.48	0.00	4.48
SYS10109	10109	CP	LA2	296,099.52	224,053.90	240,967.13		0.010	0.009	1.83	0.00	1.83
108906H	10102	CP	RR2	2,251,226.67	2,251,099.68	2,251,103.78		0.070	0.066	126.99	0.00	126.99
108906J	10113	CP	RR2	8,484,323.43	8,483,844.85	8,483,860.29		0.070	0.066	478.58	0.00	478.58
95639PBF9	10116	CP	MC2	2,310,000.00	2,359,119.23	2,355,076.32	06/15/2021	5.000	1.015	9,625.00	-7,595.76	2,029.24
114727VW7	10118	CP	MC2	3,418,000.00	3,424,974.33	3,424,226.92	04/30/2021	1.750	1.231	4,984.58	-1,404.22	3,580.36
			Subtotal	27,747,456.81	28,217,241.66	27,939,098.97			0.311	16,374.62	-8,999.98	7,374.64
Fund: Debt Service Fund												
108906B	10032	DS	RR2	3,205,648.62	1,008,352.28	1,869,812.49		0.130	0.127	201.97	0.00	201.97
999918	10023	DS	LA2	3,828.24	3,616.91	3,780.50		0.010	0.009	0.03	0.00	0.03
108906C	10089	DS	RR2	422,490.39	422,466.56	422,467.33		0.070	0.066	23.83	0.00	23.83
			Subtotal	3,631,967.25	1,434,435.75	2,296,060.32			0.116	225.83	0.00	225.83
Fund: General Fund												
999921	10092	GEN	RRP	10,558,635.74	10,557,820.63	10,557,846.92		0.091	0.091	815.11	0.00	815.11
108906	10003	GEN	RR2	45,851,798.20	38,706,061.87	37,863,646.25		0.130	0.128	4,111.75	0.00	4,111.75
999917	10022	GEN	LA2	6,091,770.17	6,821,098.69	6,797,573.53		0.010	0.008	48.25	0.00	48.25
999920	10034	GEN	RRP	10,601,305.23	10,600,017.27	10,600,058.82		0.143	0.143	1,287.96	0.00	1,287.96
108906D	10090	GEN	RR2	6,833,553.66	6,833,168.19	6,833,180.62		0.070	0.066	385.47	0.00	385.47
05990CNL4	10120	GEN	ACP	2,000,000.00	1,998,666.67	1,999,093.33	01/20/2021		0.487	0.00	826.66	826.66

McAllen ISD
Interest Earnings
December 1, 2020 - December 31, 2020

CUSIP	Investment #	Fund	Security Type	Ending Par Value	Beginning Book Value	Average Book Value	Maturity Date	Current Rate	Annualized Yield	Adjusted Interest Earnings		
										Interest Earned	Amortization/ Accretion	Adjusted Interest Earnings
Fund: General Fund												
06742VR94	10129	GEN	ACP	1,500,000.00	0.00	1,014,697.98	06/09/2021		0.305	0.00	262.50	262.50
95639PBF9	10117	GEN	MC2	1,875,000.00	1,914,869.50	1,911,587.93	06/15/2021	5.000	1.015	7,812.50	-6,165.38	1,647.12
64971WJ35	10123	GEN	MC2	2,500,000.00	2,542,317.20	2,540,992.28	05/01/2022	1.650	0.439	3,437.50	-2,489.24	948.26
096575KZ7	10125	GEN	MC2	4,000,000.00	4,014,850.61	4,013,259.13	04/30/2021	1.250	0.345	4,166.67	-2,990.06	1,176.61
720424D31	10126	GEN	MC2	500,000.00	500,000.00	500,000.00	12/01/2021	0.279	0.274	116.25	0.00	116.25
010609FV2	10127	GEN	MC2	1,000,000.00	1,000,000.00	1,000,000.00	09/01/2021	0.253	0.248	210.83	0.00	210.83
186523DZ6	10128	GEN	MC2	1,170,000.00	1,224,125.86	1,221,725.11	12/01/2021	5.000	0.351	4,875.00	-4,510.49	364.51
Subtotal				94,482,063.00	86,712,996.49	86,853,661.92			0.165	27,267.29	-15,066.01	12,201.28
Fund: Plan 457 Fund												
999916	10021	PLAN457	LA2	20,335.35	20,321.20	20,329.34		0.010	0.009	0.15	0.00	0.15
Subtotal				20,335.35	20,321.20	20,329.34			0.009	0.15	0.00	0.15
Fund: Proprietary Fund												
108906A	10025	PROP	RR2	4,095,450.47	4,095,004.73	4,095,019.11		0.130	0.128	445.74	0.00	445.74
999919	10024	PROP	LA2	686,959.71	1,701,346.68	1,668,624.72		0.010	0.005	7.07	0.00	7.07
108906E	10091	PROP	RR2	3,651,456.88	3,651,250.91	3,651,257.55		0.070	0.066	205.97	0.00	205.97
Subtotal				8,433,867.06	9,447,602.32	9,414,901.39			0.082	658.78	0.00	658.78
Fund: QSCB - Reserve Fund												
882521	10014	QSCB	LA1	389,953.71	389,953.71	389,953.71				0.00	0.00	0.00
3133ELW67	10122	QSCB	FAC	2,000,000.00	1,999,033.61	1,999,100.71	07/21/2022	0.220	0.290	366.67	126.05	492.72
9143013U8	10083	QSCB	MC2	1,305,000.00	1,306,685.88	1,306,322.10	02/15/2021	3.300	2.619	3,588.75	-683.46	2,905.29
05990CNL4	10121	QSCB	ACP	2,500,000.00	2,498,333.33	2,498,866.67	01/20/2021	0.480	0.487	0.00	1,033.34	1,033.34
796815ZF8	10119	QSCB	MC2	2,490,000.00	2,511,159.86	2,510,033.61	10/01/2021	2.030	0.983	4,212.25	-2,115.99	2,096.26
64971WP38	10124	QSCB	MC2	1,575,000.00	1,611,225.00	1,610,260.95	08/01/2022	1.850	0.451	2,428.13	-1,811.25	616.88
Subtotal				10,259,953.71	10,316,391.39	10,314,537.74			0.816	10,595.80	-3,451.31	7,144.49
Total				150,103,273.56	141,468,385.97	142,164,705.30			0.229	55,165.17	-27,517.30	27,647.87



McAllen ISD
Amortization Schedule
December 1, 2020 - December 31, 2020
Sorted By Fund - Fund

Patterson & Associates
 901 S. MoPac
 Suite 195
 Austin, TX 78746
 -

Investment #	Maturity Date	Beginning Par Value			Amounts Amortized					
Issuer	Fund	Amort. Date	Current Rate	Purchase Principal	Original Premium or Discount	Ending Book Value	And Unamortized As of 12/01/2020	Amount Amortized This Period	Amt Amortized Through 12/31/2020	Amount Unamortized Through 12/31/2020
Capital Projects Fund										
10118	CP	04/30/2021	3,418,000.00	3,434,850.74	16,850.74	3,423,570.11	-9,876.41	-1,404.22	-11,280.63	5,570.11
	Broome County NY		1.750				6,974.33			
10116	CP	06/15/2021	2,310,000.00	2,413,049.10	103,049.10	2,351,523.47	-53,929.87	-7,595.76	-61,525.63	41,523.47
	West Virginia State Eco Dev		5.000				49,119.23			
	Subtotal			5,847,899.84	119,899.84	5,775,093.58	-63,806.28	-8,999.98	-72,806.26	47,093.58
							56,093.56			
General Fund										
10129	GEN	06/09/2021	1,500,000.00	1,497,750.00	-2,250.00	1,498,012.50	0.00	262.50	262.50	-1,987.50
	Barclays Bank CP						-2,250.00			
10120	GEN	01/20/2021	2,000,000.00	1,995,200.00	-4,800.00	1,999,493.33	3,466.67	826.66	4,293.33	-506.67
	Banco Credito MIA CP						-1,333.33			
10125	GEN	04/30/2021	4,000,000.00	4,018,040.00	18,040.00	4,011,860.55	-3,189.39	-2,990.06	-6,179.45	11,860.55
	Boces NY Sole Supervisory		1.250				14,850.61			
10128	GEN	12/01/2021	1,170,000.00	1,227,283.20	57,283.20	1,219,615.37	-3,157.34	-4,510.49	-7,667.83	49,615.37
	Cleveland TN		5.000				54,125.86			
10123	GEN	05/01/2022	2,500,000.00	2,546,300.00	46,300.00	2,539,827.96	-3,982.80	-2,489.24	-6,472.04	39,827.96
	NYC Trans Finance Auth		1.650				42,317.20			
10117	GEN	06/15/2021	1,875,000.00	1,958,643.75	83,643.75	1,908,704.12	-43,774.25	-6,165.38	-49,939.63	33,704.12
	West Virginia State Eco Dev		5.000				39,869.50			
	Subtotal			13,243,216.95	198,216.95	13,177,513.83	-50,637.11	-15,066.01	-65,703.12	132,513.83
							147,579.84			
QSCB - Reserve Fund										
10121	QSCB	01/20/2021	2,500,000.00	2,494,000.00	-6,000.00	2,499,366.67	4,333.33	1,033.34	5,366.67	-633.33
	Banco Credito MIA CP		0.480				-1,666.67			
10122	QSCB	07/21/2022	2,000,000.00	1,998,500.00	-1,500.00	1,999,159.66	533.61	126.05	659.66	-840.34
	FFCB Call Note	07/21/2021	0.220				-966.39			
10124	QSCB	08/01/2022	1,575,000.00	1,614,123.00	39,123.00	1,609,413.75	-2,898.00	-1,811.25	-4,709.25	34,413.75
	NYC Trans Finance Auth		1.850				36,225.00			
10119	QSCB	10/01/2021	2,490,000.00	2,524,137.90	34,137.90	2,509,043.87	-12,978.04	-2,115.99	-15,094.03	19,043.87
	San Bernardino County CA		2.030				21,159.86			
10083	QSCB	02/15/2021	1,305,000.00	1,321,129.80	16,129.80	1,306,002.42	-14,443.92	-683.46	-15,127.38	1,002.42
	University of Houston		3.300				1,685.88			
	Subtotal			9,951,890.70	81,890.70	9,922,986.37	-25,453.02	-3,451.31	-28,904.33	52,986.37
							56,437.68			

McAllen ISD
Amortization Schedule
December 1, 2020 - December 31, 2020

<u>Investment #</u>	<u>Maturity Date</u>	<u>Beginning Par Value</u>				<u>Amounts Amortized</u>				
<u>Issuer</u>	<u>Fund</u>	<u>Amort. Date</u>	<u>Current Rate</u>	<u>Purchase Principal</u>	<u>Original Premium or Discount</u>	<u>Ending Book Value</u>	<u>And Unamortized As of 12/01/2020</u>	<u>Amount Amortized This Period</u>	<u>Amt Amortized Through 12/31/2020</u>	<u>Amount Unamortized Through 12/31/2020</u>
			Total	29,043,007.49	400,007.49	28,875,593.78	-139,896.41 260,111.08	-27,517.30	-167,413.71	232,593.78



McAllen ISD
Projected Cashflow Report
Sorted by Monthly
For the Period January 1, 2021 - July 31, 2021

Patterson & Associates
 901 S. MoPac
 Suite 195
 Austin, TX 78746
 -

Projected Trans. Date	Investment #	Fund	Security ID	Transaction Type	Issuer	Par Value	Original Cost	Principal	Interest	Total
January 2021										
01/20/2021	10120	GEN	05990CNL4	Maturity	Banco Credito MIA CP	2,000,000.00	1,995,200.00	2,000,000.00	0.00	2,000,000.00
01/20/2021	10121	QSCB	05990CNL4	Maturity	Banco Credito MIA CP	2,500,000.00	2,494,000.00	2,500,000.00	0.00	2,500,000.00
01/21/2021	10122	QSCB	3133ELW67	Interest	FFCB Call Note	0.00	0.00	0.00	2,200.00	2,200.00
Total for January 2021						4,500,000.00	4,489,200.00	4,500,000.00	2,200.00	4,502,200.00
February 2021										
02/01/2021	10124	QSCB	64971WP38	Interest	NYC Trans Finance Auth	0.00	0.00	0.00	14,568.75	14,568.75
02/15/2021	10083	QSCB	9143013U8	Maturity	University of Houston	1,305,000.00	1,321,129.80	1,305,000.00	21,532.50	1,326,532.50
Total for February 2021						1,305,000.00	1,321,129.80	1,305,000.00	36,101.25	1,341,101.25
March 2021										
03/01/2021	10127	GEN	010609FV2	Interest	Alabama St Public Sch&Clg Auth	0.00	0.00	0.00	822.25	822.25
Total for March 2021						0.00	0.00	0.00	822.25	822.25
April 2021										
04/01/2021	10119	QSCB	796815ZF8	Interest	San Bernardino County CA	0.00	0.00	0.00	25,273.50	25,273.50
04/30/2021	10118	CP	114727VW7	Maturity	Broome County NY	3,418,000.00	3,434,850.74	3,418,000.00	59,815.00	3,477,815.00
04/30/2021	10125	GEN	096575KZ7	Maturity	Boces NY Sole Supervisory	4,000,000.00	4,018,040.00	4,000,000.00	25,277.78	4,025,277.78
Total for April 2021						7,418,000.00	7,452,890.74	7,418,000.00	110,366.28	7,528,366.28
May 2021										
05/01/2021	10123	GEN	64971WJ35	Interest	NYC Trans Finance Auth	0.00	0.00	0.00	20,625.00	20,625.00
Total for May 2021						0.00	0.00	0.00	20,625.00	20,625.00
June 2021										
06/01/2021	10126	GEN	720424D31	Interest	Pierce County WA SD	0.00	0.00	0.00	809.88	809.88
06/01/2021	10128	GEN	186523DZ6	Interest	Cleveland TN	0.00	0.00	0.00	29,250.00	29,250.00
06/09/2021	10129	GEN	06742VR94	Maturity	Barclays Bank CP	1,500,000.00	1,497,750.00	1,500,000.00	0.00	1,500,000.00
06/15/2021	10116	CP	95639PBF9	Maturity	West Virginia State Eco Dev	2,310,000.00	2,413,049.10	2,310,000.00	57,750.00	2,367,750.00
06/15/2021	10117	GEN	95639PBF9	Maturity	West Virginia State Eco Dev	1,875,000.00	1,958,643.75	1,875,000.00	46,875.00	1,921,875.00
Total for June 2021						5,685,000.00	5,869,442.85	5,685,000.00	134,684.88	5,819,684.88
July 2021										
07/21/2021	10122	QSCB	3133ELW67	Interest	FFCB Call Note	0.00	0.00	0.00	2,200.00	2,200.00
07/21/2021	10122	QSCB	3133ELW67	Call	FFCB Call Note	2,000,000.00	1,998,500.00	2,000,000.00	0.00	2,000,000.00


McAllen ISD
Projected Cashflow Report
For the Period January 1, 2021 - July 31, 2021

Projected Trans. Date	Investment #	Fund	Security ID	Transaction Type	Issuer	Par Value	Original Cost	Principal	Interest	Total
Total for July 2021						2,000,000.00	1,998,500.00	2,000,000.00	2,200.00	2,002,200.00
GRAND TOTALS:						20,908,000.00	21,131,163.39	20,908,000.00	306,999.66	21,214,999.66

**BOARD AGENDA REPORT
MCALLEN INDEPENDENT SCHOOL DISTRICT**

MEETING DATE: February 9, 2021

SUBMITTED BY: 

SUPERVISOR: 

Approved for presentation to the Board of Education:



95 _____
Superintendent of Schools

PABLO "PAUL" VILLARREAL JR., ASSESSOR & COLLECTOR
MCALLEN I.S.D. TAXES COLLECTED FOR:
DECEMBER 2020

COMPARATIVE RATE OF COLLECTIONS

MCALLEN I.S.D. SML - 47	ORIGINAL TAX LEVY	COLLECTED TO DATE	DROPPED YRS AFTER PURGE	MODIF. TO DATE	TAXES OUTSTANDING	PERCENT 2020/2021	COLLECTED 2019/2020
2020 TAX ROLL	88,388,374.05	36,880,503.24		872,484.89	52,380,355.70	41.32%	41.35%
2019 & PRIOR YRS ROLLBACK	7,532,806.64	1,550,473.91	(182,936.50)	(277,262.54)	5,522,133.69	21.92%	17.92%
	54,273.83	22,272.60		25,737.99	57,739.22	27.84%	52.19%
TOTALS	95,975,454.52	38,453,249.75	(182,936.50)	620,960.34	57,960,228.61		

BREAKDOWN OF TAX COLLECTIONS AND FEES FOR THE MONTH OF DECEMBER 2020

	MCALLEN ISD	MONTHLY MODIFICATIONS
CURRENT YEAR-BASE TAX	29,011,235.48	(40,031.61) CURRENT
CURRENT YEAR-P&I	-	
PRIOR YEARS-BASE TAX	186,088.31	(16,312.59) PRIOR
PRIOR YEARS-P&I	64,407.25	
ROLLBACK	-	- ROLLBACK
ROLLBACK P&I	-	
ATTORNEY FEES	37,049.91	- PURGED
TOTAL COLLECTIONS	29,298,780.95	(56,344.20)
LESS TRANSFERRED	25,129,234.80	
LESS IN TRANSIT	4,155,528.89	
LESS DUE TO HCAD COMM FEES	822.26	
LESS DUE TO CO TREASURER	13,195.00	
BALANCE	(0.00)	

*****AFFIDAVIT*****

I, PABLO "PAUL" VILLARREAL JR., ASSESSOR-COLLECTOR OF TAXES FOR THE MCALLEN I.S.D., DO SOLEMNLY SWEAR THAT THE ABOVE STATEMENT OF TAXES COLLECTED BY ME FOR THE MONTH OF DECEMBER IS CORRECT.


Pablo (Paul) Villarreal

ASSESSOR-COLLECTOR OF TAXES FOR MCALLEN I.S.D., TEXAS

SWORN AND SUBSCRIBED BEFORE ME THIS 8TH DAY OF JANUARY 2021 A.D.

Melinda Mendoza

NOTARY PUBLIC, HIDALGO COUNTY, TEXAS



**BOARD AGENDA REPORT
MCALLEN INDEPENDENT SCHOOL DISTRICT**

MEETING DATE: February 9, 2021

SUBJECT: Report Regarding Board Room at Achieve Early College High School

REFERENCE: Goal 3 - Facility Priorities; Strategy 7: Financial Priorities

BACKGROUND INFORMATION/REASON FOR BOARD CONSIDERATION: McAllen ISD explores options for creating a new or improved venue to hold School Board Meetings.

McAllen ISD will present a report.

ADMINISTRATIVE CONSIDERATIONS/FACTS AND ANALYSIS: N/A

LEGAL REVIEW: None Required

BUDGETARY CONSIDERATIONS: None

RECOMMENDED BOARD ACTION:

SUBMITTED BY: _____

For further information contact:
Name: Norma Zamora-Guerra
Office: (956)618-6023
EMail: norma.z.guerra@mcallenisd.net


SUPERVISOR: Norma Zamora-Guerra (Comm Info) (Feb 4, 2021 08:44 CST)

Approved for presentation to the Board of Education:



97


Superintendent of Schools

Feb 4, 2021

**BOARD AGENDA REPORT
MCALLEN INDEPENDENT SCHOOL DISTRICT**

MEETING DATE: February 9, 2021

SUBMITTED BY: _____

SUPERVISOR: 

Approved for presentation to the Board of Education:




98 _____
Superintendent of Schools Jan 29, 2021

**BOARD AGENDA REPORT
MCALLEN INDEPENDENT SCHOOL DISTRICT**

MEETING DATE: February 9, 2021

SUBMITTED BY: _____

SUPERVISOR: 

Approved for presentation to the Board of Education:



99 _____
Superintendent of Schools Jan 29, 2021

**BOARD AGENDA REPORT
MCALLEN INDEPENDENT SCHOOL DISTRICT**

MEETING DATE: February 9, 2021

SUBMITTED BY: *Jenny Ann Vega*

SUPERVISOR: *Silvia Ibarra*
Silvia Ibarra (Jan 27, 2021 16:34 CST)

Approved for presentation to the Board of Education:

J. X. O'Sullivan

100 _____
Superintendent of Schools

2021-1000R

RFP - Library Books, e-Books, Textbooks, Audiovisual Materials and Instructional Reading Materials
Discount-from-List

No.	Responding Supplier	City	State
1	ABDO Publishing Company	Minneapolis	MN
2	ACP Direct (Affordable Computer Products, Inc.)	Dallas	TX
3	Barnes & Noble Booksellers, Inc. (Barnes & Noble, Inc.)	New York	NY
4	Bibliotheca, LLC	Norcross	GA
5	Cengage Learning, Inc	Mason	OH
6	CEV Multimedia, Ltd.	Lubbock	TX
7	Children's Plus, Inc.	Beecher	IL
8	Corwin Press Inc	Thousand Oaks	CA
9	Davis Publications, Inc.	WORCESTER	MA
10	Delaney Educational Enterprises	Beecher	IL
11	Encore Data Products, Inc.	Lafayette	CO
12	Follett School Solutions, Inc.	McHenry	IL
13	Garrett Book Company (Garrett Book Company LLC dba Garrett Book Company)	Ada	OK
14	Great Books Foundation	Chicago	IL
15	Hexagramm Books (Hexagramm US LLC)	Decatur	GA
16	Junior Library Guild (MT Library Services Inc.)	Plain City	OH
17	Keystone Books and Media	Beecher	IL
18	Mastery Education (Peoples Education Inc.)	Montvale	NJ
19	Mentoring Minds, L.P.	Tyler	TX
20	Mrs. Nelson's Book Company, LLC	POMONA	CA
21	National Educational Systems	San Antonio	TX
22	Perfection Learning Corporation	Logan	IA
23	Pioneer School of Real Estate (Pioneer School of Real Estate, LLC)	Katy	TX
24	QEP, Inc. Professional Books	Plano	TX
25	Rainbow Book Company	Beecher	IL
26	RALLY! EDUCATION	Glen Head	NY
27	Richard C. Owen Publishers, Inc.	Katonah	NY
28	Textbook Warehouse (Textbook Warehouse, LLC)	Alpharetta	GA
29	The Master Teacher	Manhattan	KS
30	William H. Sadlier, Inc	New York	NY

**BOARD AGENDA REPORT
MCALLEN INDEPENDENT SCHOOL DISTRICT**

MEETING DATE: February 9, 2021

SUBMITTED BY: *Silvia Ibarra*
Silvia Ibarra (Jan 26, 2021 14:15 CST)

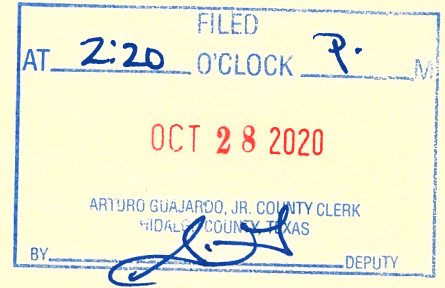
SUPERVISOR: *Silvia Ibarra*
Silvia Ibarra (Jan 26, 2021 14:15 CST)

Approved for presentation to the Board of Education:



102 _____
Superintendent of Schools

Revised and Restated
**Memorandum of Understanding between
Hidalgo County Head Start Program**
And
**McAllen Independent School District
2020-2021**



Purpose:

This collaborative partnership, the **School Readiness Partnership Model (SRPM)**, establishes an agreement between **Hidalgo County Head Start Program (HCHSP)** and the **McAllen Independent School District (McAllen ISD)** to provide Head Start services to age and income eligible pre-K children as per the guidelines established by the Department of Health and Human Services (DHHS) and Texas Education Agency (TEA). The intentions are to collaboratively develop and foster a cohesive partnership to provide a high quality early childhood program for children and their families; to ensure that each Agency assumes the responsibility to communicate with the other and share leadership responsibilities to maximize resources; and to ensure that these collaboration arrangements between **McAllen ISD** and **HCHSP** are developed, implemented, and reviewed annually to improve quality of services.

HCHSP is a component of Hidalgo County, Texas, a governmental entity. **McAllen ISD** is a public education institution of the state of Texas. **HCHSP** and **McAllen ISD** each have Boards of Directors (Hidalgo County Head Start Policy Council, Hidalgo County Commissioners' Court and **McAllen ISD** Board of Trustees) established per applicable statutes and local ordinances and/or procedures, which operate within the scope of their defined duties. Each Board has received information regarding the nature and scope of the proposed partnership and have, approved the partnership and granted signatory authority to the individual designated as authorized to bind their respective organizations. Signatory authorities are listed on the end of this agreement. Each designee shall ensure that their respective Board of Directors is informed of the various aspects and elements of this partnership agreement signature page.

The terms and conditions set forth in the following document shall constitute the entire Agreement between **McAllen ISD** and **HCHSP** and may not be amended except by a written document signed by both entities.

Days and Hours of Operation:

Days of operation shall be agreed upon by both parties during the months of August through June. The daily operations will be from 7:45 am to 5:15 pm.

(Note: District Calendar will be developed and approved by both entities.)

Center Sites:

The names and addresses of the **Partnership** sites:

Navarro Head Start Center 2100 W. Hackberry Ave. McAllen, TX 78501	Bonham Head Start Center 2400 Jordan Road McAllen, TX 78503
---	--

Term:

The Term of this Memorandum of Understanding is for two years and eleven months commencing **August 1, 2020** and ending **June 30, 2021**.

McAllen ISD Responsibilities:

McAllen ISD will provide appropriate educational and supportive services to ensure children and families are school ready. **McAllen ISD** shall comply with and provide services in a satisfactory manner as outlined in the Head Start Performance Standards, the Head Start Act of 2007, guidance from the Office of Head Start (OHS), OMB circulars and as applicable to the Texas Education Agency (TEA), United States Department of Agriculture (USDA), or the Texas Department of Family and Protective Services (TDFPS) Childcare Licensing Regulations.

Program Description:

Eligible children are 3 or 4 year olds as of September 1st of each school year will be dual-enrolled and served by **McAllen ISD** and **HCHSP**. Collaboratively, the **HCHSP** children will receive 3 hours of instruction in cognitive development by a certified **McAllen ISD** funded **School Readiness Partnership Model (SRPM) teacher** in each classroom, and full day services by a Head Start teacher and an assistant teacher with credentials required by **HCHSP** in a designated facility meeting Head Start, Child Care Licensing and school district requirements. In addition, the Children's Learning Institute, hereinafter referred to as CLI, at The University of Texas Health Science Center at Houston will provide opportunities for both organizations to collaborate and share student-level information through the online platform, CLI Engage. The purpose is to provide a framework for CLI to establish student-level permissions in CLI Engage shared between both parties.

Partnership Responsibilities:**A. McAllen ISD will:**

- a. Assign a **McAllen ISD** principal, instructional coach and/or other district liaison to the Hidalgo Head Start facility to provide supervision, oversight, support and evaluation of the **McAllen ISD** teachers.
- b. Provide certified early childhood teachers to deliver 3 hours of instruction in cognitive, physical, and social development to participating **HCHSP** children in each classroom.
- c. Coordinate efforts with **HCHSP** to identify at least 10% of funded enrollment of Head Start children with special needs and follow the referral process for identification and provision of services.
- d. Permit **HCHSP** representatives to attend ARDs conducted by **McAllen ISD** involving **HCHSP** children.
- e. Supplement health services, educational services, parental training and other services as required by the children and their families.
- f. Assign special education teachers to provide services to children who are identified in need of special services through the **McAllen ISD** Special Education Program.
- g. Provide supplemental instructional resources essential to implement a high quality comprehensive early childhood education program.
- h. Meet monthly or on a regular basis with **HCHSP** designated personnel to facilitate the instructional process and other services.
- i. Provide an overview of the collaboration to the participating Administrators.
- j. Finance the **McAllen ISD** personnel and other resources as appropriate.
- k. Purchase and maintain a certificate of insurance for commercial general liability, i) Bodily Injury and Property Damage \$300,000 ea. Occurrence, and ii) General Aggregate \$600,000 **HCHSP** must be named as an additional insured.

B. The McAllen ISD Teacher/Staff will:

- a. Provide 3 hours of daily instruction in cognitive development, physical, or social to the **HCHSP** children.
- b. Participate and/or assist in delivery of collaborative Professional Development for **McAllen ISD** and **HCHSP** as deemed appropriate and to include development of proficiency in the use of the interactions defined in the Classroom Assessment Scoring System (CLASS).
- c. Participate with the **HCHSP** staff in the recruitment of children.
- d. Implement a curriculum which is research based designed to support the child's social, emotional, cognitive, and physical development aligned with the Head Start Early Learning Outcomes Framework and the Texas Pre-Kindergarten Guidelines (Updated 2015).
- e. Attend **HCHSP** collaboration meetings as appropriate during the school year.
- f. Complete and fulfill the staff requirements for delivery of services by both the **McAllen ISD** and **HCHSP** staffs with the assistance of both Human Resource Departments.
- g. Collaborate and plan with the **HCHSP** teacher to provide high quality early childhood instruction and prevent a duplication of efforts.
- h. Inform the Center Manager and **HCHSP** teacher when she/he is going to be absent.
- i. Provide assistance with daily attendance reporting to the school district.
- j. Follow collaboration protocol with any issues/concerns which may arise.
- k. Follow **McAllen ISD** requirements, policies and procedures as well as the Head Start Performance Standards and the Texas Child Care Licensing Minimum Standards.
- l. Comply with any other responsibilities assigned by the immediate supervisor.
- m. Coordinate efforts with the **HCHSP** staff to enroll the children in the district.

C. HCHSP will:

- a. Assign a teacher and an assistant to the collaborative classrooms.
- b. Assign a Center Manager and Support Service personnel to monitor and oversee the Head Start Program at the designated **McAllen ISD** campuses.
- c. Provide classroom space in a state child care licensed facility which meets Head Start and school districts requirements, is appropriately staffed and furnished to deliver Head Start services based on the Head Start Standards, the Head Start Act, Child Care Licensing and district/state requirements.
- d. Coordinate efforts with **McAllen ISD** to identify children with special needs and follow the **McAllen ISD** referral process for identification and services.
- e. Identify personnel who will attend the ARDs conducted by **McAllen ISD**.
- f. Assist with the distribution, completion, and submission of the required **McAllen ISD** student enrollment documents within the first week of a child's enrollment.
- g. Coordinate with district staff to transition children to the **MCALLEN ISD** public schools or the district where the child resides at the end of each school year.
- h. Provide assistance with daily attendance reporting.
- i. Meet monthly or as needed with the designated **McAllen ISD** personnel.
- j. Schedule a time for the **HCHSP** teacher and **McAllen ISD** teacher plan weekly to implement a high quality early childhood instruction and prevent a duplication of effort.
- k. Ensure that the classroom meets the adult/child ratio as required by state and federal standards.
- l. Finance program operations based on the **HCHSP** grant.
- m. Upload student-level data into CLI Engage.
- n. Meet and maintain Texas Child Care Licensing requirements and produce a copy of current license and promptly inform **McAllen ISD** of any changes in license status.

D. Collaboratively McAllen ISD and HCHSP will:

- a. Implement an early childhood program utilizing best early childhood teaching practices.
- b. Coordinate and collaborate to plan for instruction, share resources and intensify services to meet the needs of eligible four year old (Pre-K children) and three year old children.
- c. Schedule a weekly planning time for lesson planning and preparation.
- d. Share information on upcoming workshops and conferences on Early Childhood and Head Start.
- e. Review program operations to avoid duplication of efforts.
- f. Meet on a regular basis to discuss the progress of the collaboration.
- g. Perform children's assessment and evaluation, and collaborative program evaluation, to meet **McAllen ISD** and **HCHSP** requirements.
- h. Analyze and share data for program planning and improvement.
- i. Work together to meet attendance goal.
- j. Inform all stakeholders of the collaboration and Memorandum of Understanding (MOU).
- k. Provide family services, and participate in parent engagement activities and home visits.
- l. Support all events which promote the partnership.
- m. Organize and plan to sustain the partnership and promote a collaborative culture.
- n. Collaborate to establish sharing and viewing student-level data in CLI Engage AFTER this MOU has been approved by both parties.

CLI Requirements for Collaboration Classrooms:

- a. CLI will establish student-level data viewing and editing permissions for collaboration classrooms after a copy of the signed document and specific classroom collaboration details are received by CLI.
- b. Specific collaboration details of classes, teachers, and students will be provided to CLI before collaborations are established in the CLI Engage database:
 1. Each party will designate a primary contact for all collaborations and inform CLI of the contacts.
 2. Collaboration information must be submitted to CLI in the approved format that includes the names of both parties, schools, and teacher(s) assigned to the shared classrooms.
 3. Primary contacts from both parties will approve collaboration details in writing via email.
- c. Only dually-enrolled students in collaboration classrooms will be shared by both parties.
- d. Both parties will be able to view and edit data for only those classes approved by both parties.
- e. Users with CLI Engage accounts will have the following level of access to view student-level data:
 1. HCHSP/District Users and Specialists to view and edit student-level data for classes at schools that they are assigned to view.
 2. Principal/HCHSP staff will only have access to view and edit student-level data for classes at schools that they are assigned to view.
 3. School/HCHSP Specialists will only have access to view and edit student-level data for classes at schools that they are assigned to view.
 4. Teachers will only have access to view and edit student-level data for classes that they are assigned to view.
- f. The parties will establish which party will upload student-level data into CLI Engage.
- g. This MOU will be renewed when additional classes are added as a part of the collaboration.
- h. Either party can request that access to view and edit student-level information can be removed from the other party at any time.
- i. CLI will require written consent from both parties before any changes are made to student-level permission for users who have access to view and edit student-level data.

Primary Contacts:

Both partners must provide the name and contact information for the person who will approve collaboration details for classrooms on CLI Engage. Staff at the Children's Learning Institute will direct all communication regarding collaboration classrooms to the primary contacts.

Transportation Services:

Assigned **McAllen ISD School Readiness Partnership Model** teachers will travel to **HCHSP** sites and provide instruction to students at such locations.

General Conditions:

- a. This Agreement shall not serve to create a principal agent relationship, partnership or joint venture between the parties hereto, nor does it authorize either party to serve as the legal representative or agent of the other. Neither party shall have any right or authority to assume, create, or incur any liability or any obligation of any kind, expressed or implied or in the name of or on behalf of the other party, except as agreed in this MOU.
- b. It is expressly understood and agreed that, in the execution of the Agreement, **McAllen ISD** and any other governmental entities named herein do not waive, nor shall be deemed hereby to waive, any immunity or defense that would otherwise be available to it against claims arising in the exercise of governmental powers and functions.
- c. Each party, at their own expense, shall provide and maintain, during the term of this Agreement, insurance, with or without retention, or self-insurance program, which shall provide general liability coverage for liability, property damage, and bodily injury.
- d. This Agreement is made in Hidalgo County, Texas and shall constitute the complete understanding of **McAllen ISD** and **HCHSP**, and may not be modified in any manner without the express written consent of all parties.
- e. Notwithstanding those rules and regulations or standards set by both laws and regulatory agencies, the parties agree that if a dispute arises related to this MOU, the parties will not be required to submit the dispute to arbitration, but to non-binding mediation in Hidalgo County, Texas.
- f. This Memorandum of understanding is performable in Hidalgo County, Texas.
- g. Each party shall, to the extent allowed by law, hold harmless and indemnify the other party on claims or losses sustained by individuals directly or indirectly involved with performance of services in connection with this Agreement.

Termination:

Either party may terminate the Agreement, with or without cause, by giving a ninety (90) days written notice to the other.

Governing Law:

This Memorandum of Understanding will be construed in accordance with the Laws of the State of Texas and is performable in Hidalgo County, Texas.

Insurance:

At all times during the term of this Memorandum of Understanding (MOU), **HCHSP** and **McAllen ISD** shall maintain in place a commercial general liability insurance policy insuring its property against bodily injury and property damage claims brought in connection with this MOU. **HCHSP** and **McAllen ISD** agree to carry insurance in the amounts shown below:

Workers Compensation Insurance with statutory limits, and Employer's Liability Insurance with limits of not less than \$1,000,000:

Employers Liability – Each Accident	\$1,000,000
Employers Liability – Each Employee	\$1,000,000
Employers Liability – Policy Limit	\$1,000,000
Commercial General Liability Insurance with limits of not less than:	
Each Occurrence Limit	\$1,000,000
Damage to Rented Premises	\$1,000,000
Personal & Advertising Injury	\$1,000,000

Business Auto Liability Insurance covering all owned, non-owned or hired automobiles, with limits of not less than \$1,000,000 Combined Single Limit Bodily Injury and Personal Damage.

Indemnification:

To the extent allowed by law, **HCHSP** will and does hereby agree to indemnify, protect, defend with counsel approved by Grantee Board, and hold harmless **McAllen ISD** and their respective elected officials, employees, representatives and agents (collectively "**McAllen ISD Indemnitees**") from and against all damages, losses, liens, causes of action, suits, judgments, expenses, and other claims of any nature, kind, or description, including reasonable attorneys' fees incurred in investigating, defending or settling any of the foregoing (collectively "**McAllen ISD Claims**") by any person or entity, arising out of, caused by, or resulting from **HCHSP's** performance under or breach of this Agreement and that are caused in whole or in part by any negligent act, negligent omission or willful misconduct of **HCHSP**, anyone directly employed by **HCHSP** or anyone for whose acts **HCHSP** may be liable. The provisions of this section will not be construed to eliminate or reduce any other indemnification or right which any **McAllen ISD** Indemnitee has by law or equity. All parties will be entitled to be represented by counsel at their own expense.

To the extent allowed by law, **McAllen ISD** will and does hereby agree to indemnify, protect, defend with counsel approved by **HCHSP** and **Hidalgo County**, and hold harmless **HCHSP** and **Hidalgo County**, and their respective elected officials, officers, directors, attorneys, employees, representatives and agents (collectively "**HCHSP Indemnitees**") from and against all damages, losses, liens, causes of action, suits, judgments, expenses, and other claims of any nature, kind, or description, including reasonable attorneys' fees incurred in investigating, defending or settling any of the foregoing (collectively "**HCHSP Claims**") by any person or entity, arising out of, caused by, or resulting from **McAllen ISD's** performance under or breach of this Agreement and that are caused in whole or in part by any negligent act, negligent omission or willful misconduct of **McAllen ISD** employees, anyone directly employed by the **McAllen ISD** or anyone for whose acts the **McAllen ISD** may be liable. The provisions of this Section will not be construed to eliminate or reduce any other indemnification or right which any **HCHSP** Indemnitee has by law or equity. All parties will be entitled to be represented by counsel at their own expense.

The below signed authorities agree to the statements in this document in order to develop a strong collaboration and an open communication system at all levels which will enable both **McAllen ISD** and **HCHSP** to provide the children the best services available.

This Agreement supersedes any and all prior agreements between the parties with respect to the subject matter herein.

McAllen Independent School District

Conrado Alvarado, Board President

Date

Approved as to form:
Atlas, Hall & Rodriguez LLC
by: Stephen L. Crain
Stephen L. Crain

Hidalgo County Head Start Program

Richard Cortez

Honorable Richard Cortez
Hidalgo County Judge

Teresa Flores

Teresa Flores, Executive Director
Hidalgo County Head Start Program

10/21/20

Date


10-20-2020

Date

ATT EST:

Arturo Guajardo, Jr.

Arturo Guajardo, Jr.
Hidalgo County Clerk



APPROVED BY
COMMISSIONERS COURT
ON: 1/22/2020

Approved As To Form:
Oxford & González, P.C.

By: Ricardo González


Ricardo González

Date Approved by Policy Council: 09-16-2020
Date Approved by Commissioner's Court: 09-22-2020
HCCC: AI-77347

**BOARD AGENDA REPORT
MCALLEN INDEPENDENT SCHOOL DISTRICT**

MEETING DATE: February 9, 2021

SUBMITTED BY: 

SUPERVISOR: 
Arely Benavides (Feb 5, 2021 13:54 CST)

Approved for presentation to the Board of Education:



110 _____
Superintendent of Schools

**Bid No. 2021-1001- Fencing Materials, Installation, and Repair Services
Vendor List - Awarded Vendors**

Expiration Date: 02/09/2022

New Exp Date (if extended or renewed):

ID#	Vendor	Contact Information	E-mail	Freight Terms	Award
1 0000396	Central Fence & Supply LTD A&E Sandoval, LLC 504 East Ferguson Pharr, TX 78577	Phone: (956) 783-7959 Fax: (956) 787-4311	celia@centralfenceltd.com Celia S. Gregory		See Tabulation
2 1003286	Hurricane Fence Company Hurfco Industries, Inc. 3440 Spur 54 Harlingen, TX 78552	Phone: (956) 423-8364 Fax: (956) 425-1306 Roy Garrison III	roy3@hurricanefencetx.com silvia@hurricanefencetx.com		See Tabulation

Event Number: 2021 -1001
Event Title: Fencing Materials, Installation, and Repair Services
Close Date: 1/20/2021 03:00:00 PM (CT)

LINE ITEM	DESCRIPTION	AWARD				
Category A: Fencing Materials (Refer to the Specifications and Scope of Work, Section 11 for Material Specifications)						
1	Pressed Steel Loop Cap - 2 inches x 1-3/8 inches pressed steel loop caps made of heavy duty galvanized steel					
	Supplier	QTY	UOM	Price	Supplier Notes	Award Info.
	Central Fence & Supply, Ltd. (A & E Sandoval, LLC)	1	EACH	\$0.90		Primary
	Hurricane Fence Company (HurfcO Industries, Inc.)	1	EACH	\$1.26		Secondary
2	Pressed Steel Loop Cap - 2 inches x 1-5/8 inches pressed steel loop caps made of heavy duty galvanized steel					
	Supplier	QTY	UOM	Price	Supplier Notes	Award Info.
	Hurricane Fence Company (HurfcO Industries, Inc.)	1	EACH	\$1.22		Primary
	Central Fence & Supply, Ltd. (A & E Sandoval, LLC)	1	EACH	\$1.80		Secondary
3	Pressed Steel Loop Cap - 2-3/8 inches x 1-5/8 inches pressed steel loop caps made of heavy duty galvanized steel					
	Supplier	QTY	UOM	Price	Supplier Notes	Award Info.
	Hurricane Fence Company (HurfcO Industries, Inc.)	1	EACH	\$1.40		Primary
	Central Fence & Supply, Ltd. (A & E Sandoval, LLC)	1	EACH	\$1.51		Secondary
4	Pressed Steel Acorn Post Cap - 2-3/8 inches made of heavy duty galvanized steel					
	Supplier	QTY	UOM	Price	Supplier Notes	Award Info.
	Hurricane Fence Company (HurfcO Industries, Inc.)	1	EACH	\$0.90		Primary
	Central Fence & Supply, Ltd. (A & E Sandoval, LLC)	1	EACH	\$1.30		Secondary
5	Standard Rolling and Sliding Gate Latch - Fits 1-5/8 inches or 2 inches upright; rust resistant galvanized finish					
	Supplier	QTY	UOM	Price	Supplier Notes	Award Info.
	Hurricane Fence Company (HurfcO Industries, Inc.)	1	EACH	\$5.10		Primary
	Central Fence & Supply, Ltd. (A & E Sandoval, LLC)	1	EACH	\$10.21		Secondary
6	Chain Link Sliding Gate -residential double wheel carriers that fit 1-5/8 inches or 2 inches chain link gate frames; galvanized wheel carrier includes u-bolt(s), 6 inches wheels (steel hub with bearings) and are weldable					
	Supplier	QTY	UOM	Price	Supplier Notes	Award Info.
	Central Fence & Supply, Ltd. (A & E Sandoval, LLC)	1	EACH	\$23.50		Primary
	Hurricane Fence Company (HurfcO Industries, Inc.)	1	EACH	\$30.59		Secondary
7	Chain Link Sliding Gate - industrial double wheel carriers that fit 1-5/8 inches or 2 inches chain link gate frames; galvanized wheel carrier includes u-bolt(s), 8 inches wheels 6 inches wheels (steel hub with bearings) and are weldable					
	Supplier	QTY	UOM	Price	Supplier Notes	Award Info.
	Hurricane Fence Company (HurfcO Industries, Inc.)	1	EACH	\$31.44		Primary
	Central Fence & Supply, Ltd. (A & E Sandoval, LLC)	1	EACH	\$33.58		Secondary

Event Number: 2021 -1001
Event Title: Fencing Materials, Installation, and Repair Services
Close Date: 1/20/2021 03:00:00 PM (CT)

LINE ITEM	DESCRIPTION	AWARD				
8	Chain Link Sliding Gate - 6 inches wide replacement, galvanized wheel carrier					
	Supplier	QTY	UOM	Price	Supplier Notes	Award Info.
	Hurricane Fence Company (Hurfc0 Industries, Inc.)	1	EACH	\$7.32		Primary
	Central Fence & Supply, Ltd. (A & E Sandoval, LLC)	1	EACH	\$11.39		Secondary
9	Chain Link Sliding Gate - 12 inches wide replacement, galvanized wheel carrier					
	Supplier	QTY	UOM	Price	Supplier Notes	Award Info.
	Hurricane Fence Company (Hurfc0 Industries, Inc.)	1	EACH	\$9.37		Primary
	Central Fence & Supply, Ltd. (A & E Sandoval, LLC)	1	EACH	\$32.13		Secondary
10	Chain Link Sliding Gate - 6 inches replacement wheels (steel hub with bearings)					
	Supplier	QTY	UOM	Price	Supplier Notes	Award Info.
	Hurricane Fence Company (Hurfc0 Industries, Inc.)	1	EACH	\$5.48		Primary
	Central Fence & Supply, Ltd. (A & E Sandoval, LLC)	1	EACH	\$10.08		Secondary
11	Chain Link Sliding Gate - 8 inches replacement wheels (steel hub with bearings)					
	Supplier	QTY	UOM	Price	Supplier Notes	Award Info.
	Hurricane Fence Company (Hurfc0 Industries, Inc.)	1	EACH	\$6.86		Primary
	Central Fence & Supply, Ltd. (A & E Sandoval, LLC)	1	EACH	\$11.04		Secondary
12	Gate Holdbacks Galvanized - duckbill malleable steel 1-5/8 inches or 2 inches					
	Supplier	QTY	UOM	Price	Supplier Notes	Award Info.
	Hurricane Fence Company (Hurfc0 Industries, Inc.)	1	EACH	\$5.36		Primary
	Central Fence & Supply, Ltd. (A & E Sandoval, LLC)	1	EACH	\$8.10		Secondary
13	Swing Gate Wheel Galvanized - fits 1-5/8 inches and 2 inches O.D. pipe wheel hub = 3-7/8 inches diameter, wheel = 5-7/8 inches diameter x 1-1/2 inches wide					
	Supplier	QTY	UOM	Price	Supplier Notes	Award Info.
	Hurricane Fence Company (Hurfc0 Industries, Inc.)	1	EACH	\$13.89		Primary
	Central Fence & Supply, Ltd. (A & E Sandoval, LLC)	1	EACH	\$17.37		Secondary
14	Bulldog Gate Hinges - for chain link gates 2-1/2 inches post x 1-5/8 inches or 2 inches gate (must fit 2-3/8 inches OD)					
	Supplier	QTY	UOM	Price	Supplier Notes	Award Info.
	Central Fence & Supply, Ltd. (A & E Sandoval, LLC)	1	EACH	\$7.87		Primary
	Hurricane Fence Company (Hurfc0 Industries, Inc.)	1	EACH	\$8.89		Secondary
15	Chain Link Post Caps - Aluminum dome post caps to fit post 2-3/8 inches					
	Supplier	QTY	UOM	Price	Supplier Notes	Award Info.
	Hurricane Fence Company (Hurfc0 Industries, Inc.)	1	EACH	\$0.90		Primary
	Central Fence & Supply, Ltd. (A & E Sandoval, LLC)	1	EACH	\$0.99		Secondary

Event Number: 2021 -1001
Event Title: Fencing Materials, Installation, and Repair Services
Close Date: 1/20/2021 03:00:00 PM (CT)

LINE ITEM	DESCRIPTION	AWARD				
16	Tension Wire Ties - high quality pre-formed steel; 1.2 oz galvanized 9 gauge for 2-1/2 inches (2-3/8 inches) O.D. post case quantity of 1000					
	Supplier	QTY	UOM	Price	Supplier Notes	Award Info.
	Central Fence & Supply, Ltd. (A & E Sandoval, LLC)	1	EACH	\$80.10		Primary
	Hurricane Fence Company (HurfcO Industries, Inc.)	1	EACH	\$100.00	\$0.10/each X 1,000 = \$100.00/case	Secondary
17	Chain Link Tie Wires - Aluminum pigtails 6-gauge for post size - 2-1/2 inches (8-1/4 inches long) bag quantity of 100					
	Supplier	QTY	UOM	Price	Supplier Notes	Award Info.
	Hurricane Fence Company (HurfcO Industries, Inc.)	1	EACH	\$0.11	\$0.11 Xs 100 = \$11.00/bag	Primary
	Central Fence & Supply, Ltd. (A & E Sandoval, LLC)	1	EACH	No Bid		No Bid
18	Track Brackets- Galvanize; for use with rolling gates 1-5/8 inches and 2 inches post					
	Supplier	QTY	UOM	Price	Supplier Notes	Award Info.
	Hurricane Fence Company (HurfcO Industries, Inc.)	1	EACH	\$4.67		Primary
	Central Fence & Supply, Ltd. (A & E Sandoval, LLC)	1	EACH	\$5.78		Secondary
19	Galvanized Wood Adapter Clamp - Adjustable pressed steel; to mount wood fence 2 inches x 4 inches rails to 2-1/2 inches (2-3/8 inches) O.D. posts.					
	Supplier	QTY	UOM	Price	Supplier Notes	Award Info.
	Hurricane Fence Company (HurfcO Industries, Inc.)	1	EACH	\$2.04		Primary
	Central Fence & Supply, Ltd. (A & E Sandoval, LLC)	1	EACH	\$2.14		Secondary
20	Galvanized Top Rail Sleeves Tube O.D. x Length 1-3/8 inches x 6 inches					
	Supplier	QTY	UOM	Price	Supplier Notes	Award Info.
	Central Fence & Supply, Ltd. (A & E Sandoval, LLC)	1	EACH	\$0.93		Primary
	Hurricane Fence Company (HurfcO Industries, Inc.)	1	EACH	\$1.00		Secondary
21	Chain Link Fence Framework - HF40 galvanized; industrial full length tubing O.D. x length x wall 1-5/8 inches x 21 feet x .111					
	Supplier	QTY	UOM	Price	Supplier Notes	Award Info.
	Central Fence & Supply, Ltd. (A & E Sandoval, LLC)	1	EACH	\$37.17		Primary
	Hurricane Fence Company (HurfcO Industries, Inc.)	1	EACH	\$49.35	\$2.35/ft Xs 21 = \$49.35/joint	Secondary
22	Gate Clip Tool					
	Supplier	QTY	UOM	Price	Supplier Notes	Award Info.
	Hurricane Fence Company (HurfcO Industries, Inc.)	1	EACH	\$24.30		Primary
	Central Fence & Supply, Ltd. (A & E Sandoval, LLC)	1	EACH	\$25.99		Secondary

Event Number: 2021 -1001
Event Title: Fencing Materials, Installation, and Repair Services
Close Date: 1/20/2021 03:00:00 PM (CT)

LINE ITEM	DESCRIPTION						AWARD
23	Galvanized Pipe and Welded Residential Stretch Bar (20 inchesx10 inchesx2 inches)						
	Supplier	QTY	UOM	Price	Supplier Notes	Award Info.	
	Hurricane Fence Company (HurfcO Industries, Inc.)	1	EACH	\$24.30		Primary	
	Central Fence & Supply, Ltd. (A & E Sandoval, LLC)	1	EACH	\$40.26		Secondary	
24	Chain Link Fence Fabric - 9 Gauge x 2 inches; 4 feet x 50 linear feet, galvanized KxK (Knuckle x Knuckle / chainlink top and bottom are bent over)						
	Supplier	QTY	UOM	Price	Supplier Notes	Award Info.	
	Central Fence & Supply, Ltd. (A & E Sandoval, LLC)	1	EACH	\$129.68		Primary	
	Hurricane Fence Company (HurfcO Industries, Inc.)	1	EACH	\$137.50		Secondary	
25	Chain Link Fence Fabric - 9 Gauge x 2 inches; 5 feet x 50 linear feet, galvanized KxK (Knuckle x Knuckle / chainlink top and bottom are bent over)						
	Supplier	QTY	UOM	Price	Supplier Notes	Award Info.	
	Central Fence & Supply, Ltd. (A & E Sandoval, LLC)	1	EACH	\$162.33		Primary	
	Hurricane Fence Company (HurfcO Industries, Inc.)	1	EACH	\$172.00		Secondary	
26	Chain Link Fence Fabric - 9 Gauge x 2 inches; 6 feet x 50 linear feet, galvanized KxK (Knuckle x Knuckle / chainlink top and bottom are bent over)						
	Supplier	QTY	UOM	Price	Supplier Notes	Award Info.	
	Central Fence & Supply, Ltd. (A & E Sandoval, LLC)	1	EACH	\$196.35		Primary	
	Hurricane Fence Company (HurfcO Industries, Inc.)	1	EACH	\$206.50		Secondary	
27	Chain Link Fence Fabric 9 Gauge x 2 inches; 8 feet x 50 linear feet, galvanized KxK (Knuckle x Knuckle / chainlink top and bottom are bent over)						
	Supplier	QTY	UOM	Price	Supplier Notes	Award Info.	
	Central Fence & Supply, Ltd. (A & E Sandoval, LLC)	1	EACH	\$247.28		Primary	
	Hurricane Fence Company (HurfcO Industries, Inc.)	1	EACH	\$275.00		Secondary	
28	Chain Link Fence Fabric - 9 Gauge x 2 inches; 10 feet x 50 linear feet, galvanized KxK (Knuckle x Knuckle / chainlink top and bottom are bent over)						
	Supplier	QTY	UOM	Price	Supplier Notes	Award Info.	
	Central Fence & Supply, Ltd. (A & E Sandoval, LLC)	1	EACH	\$308.70		Primary	
	Hurricane Fence Company (HurfcO Industries, Inc.)	1	EACH	\$344.00		Secondary	
29	Galvanized Bands - Flat tension; 2-3/8 inches post size						
	Supplier	QTY	UOM	Price	Supplier Notes	Award Info.	
	Hurricane Fence Company (HurfcO Industries, Inc.)	1	EACH	\$0.49		Primary	
	Central Fence & Supply, Ltd. (A & E Sandoval, LLC)	1	EACH	\$0.51		Secondary	

Event Number: 2021 -1001
Event Title: Fencing Materials, Installation, and Repair Services
Close Date: 1/20/2021 03:00:00 PM (CT)

LINE ITEM	DESCRIPTION	AWARD				
30	Chain Link Flat Brace Band - 2-3/8 inches post size; galvanized					
	Supplier	QTY	UOM	Price	Supplier Notes	Award Info.
	Hurricane Fence Company (Hurfc0 Industries, Inc.)	1	EACH	\$0.49		Primary
	Central Fence & Supply, Ltd. (A & E Sandoval, LLC)	1	EACH	\$0.50		Secondary
31	Chain Link Rail End Cups, Aluminum Rail Size 1-5/8 inches					
	Supplier	QTY	UOM	Price	Supplier Notes	Award Info.
	Central Fence & Supply, Ltd. (A & E Sandoval, LLC)	1	EACH	\$0.83		Primary
	Hurricane Fence Company (Hurfc0 Industries, Inc.)	1	EACH	\$0.94		Secondary
32	Chain Link Butt/Box Hinges - Malleable 2-3/8 inches post size					
	Supplier	QTY	UOM	Price	Supplier Notes	Award Info.
	Central Fence & Supply, Ltd. (A & E Sandoval, LLC)	1	EACH	\$7.84		Primary
	Hurricane Fence Company (Hurfc0 Industries, Inc.)	1	EACH	\$8.79		Secondary
33	Flat Tension Bands 1-5/8 inches Post Size; galvanized					
	Supplier	QTY	UOM	Price	Supplier Notes	Award Info.
	Central Fence & Supply, Ltd. (A & E Sandoval, LLC)	1	EACH	\$0.43		Primary
	Hurricane Fence Company (Hurfc0 Industries, Inc.)	1	EACH	\$0.43		Primary
34	Chain Link Tension Bars - 3/4 inches wide by 4 feet long; galvanized					
	Supplier	QTY	UOM	Price	Supplier Notes	Award Info.
	Central Fence & Supply, Ltd. (A & E Sandoval, LLC)	1	EACH	\$1.32		Primary
	Hurricane Fence Company (Hurfc0 Industries, Inc.)	1	EACH	\$2.35		Secondary
35	Chain Link Tension Bars - 3/4 inches wide by 5 feet long; galvanized					
	Supplier	QTY	UOM	Price	Supplier Notes	Award Info.
	Central Fence & Supply, Ltd. (A & E Sandoval, LLC)	1	EACH	\$1.61		Primary
	Hurricane Fence Company (Hurfc0 Industries, Inc.)	1	EACH	\$2.93		Secondary
36	Chain Link Tension Bars - 3/4 inches wide by 6 feet long; galvanized					
	Supplier	QTY	UOM	Price	Supplier Notes	Award Info.
	Central Fence & Supply, Ltd. (A & E Sandoval, LLC)	1	EACH	\$3.17		Primary
	Hurricane Fence Company (Hurfc0 Industries, Inc.)	1	EACH	\$3.51		Secondary
37	Chain Link Tension Bars - 3/4 inches wide by 8 feet long; galvanized					
	Supplier	QTY	UOM	Price	Supplier Notes	Award Info.
	Central Fence & Supply, Ltd. (A & E Sandoval, LLC)	1	EACH	\$4.45		Primary
	Hurricane Fence Company (Hurfc0 Industries, Inc.)	1	EACH	\$4.68		Secondary

Event Number: 2021 -1001
Event Title: Fencing Materials, Installation, and Repair Services
Close Date: 1/20/2021 03:00:00 PM (CT)

LINE ITEM	DESCRIPTION	AWARD				
38	Chain Link Tension Bars - 3/4 inches wide by 10 feet long; galvanized					
	Supplier	QTY	UOM	Price	Supplier Notes	Award Info.
	Central Fence & Supply, Ltd. (A & E Sandoval, LLC)	1	EACH	\$5.51		Primary
	Hurricane Fence Company (HurfcO Industries, Inc.)	1	EACH	\$5.86		Secondary
39	Round Chain Link Posts and Pipes - Terminal post 2-3/8 inchesx6 feet SS20; galvanized					
	Supplier	QTY	UOM	Price	Supplier Notes	Award Info.
	Central Fence & Supply, Ltd. (A & E Sandoval, LLC)	1	EACH	\$11.65		Primary
	Hurricane Fence Company (HurfcO Industries, Inc.)	1	EACH	\$16.09		Secondary
40	Round Chain Link Posts and Pipes - Terminal post 2-3/8 inchesx8 feet SS20; galvanized					
	Supplier	QTY	UOM	Price	Supplier Notes	Award Info.
	Central Fence & Supply, Ltd. (A & E Sandoval, LLC)	1	EACH	\$15.54		Primary
	Hurricane Fence Company (HurfcO Industries, Inc.)	1	EACH	\$21.01		Secondary
41	Round Chain Link Posts and Pipes - Terminal Post 2-3/8 inchesx10 feet SS20; galvanized					
	Supplier	QTY	UOM	Price	Supplier Notes	Award Info.
	Central Fence & Supply, Ltd. (A & E Sandoval, LLC)	1	EACH	\$19.45		Primary
	Hurricane Fence Company (HurfcO Industries, Inc.)	1	EACH	\$25.92		Secondary
42	Round Chain Link Posts and Pipes - Line post 2 inchesx6 feet SS20; galvanized					
	Supplier	QTY	UOM	Price	Supplier Notes	Award Info.
	Central Fence & Supply, Ltd. (A & E Sandoval, LLC)	1	EACH	\$10.18		Primary
	Hurricane Fence Company (HurfcO Industries, Inc.)	1	EACH	\$12.19		Secondary
43	Round Chain Link Posts and Pipes - Line post 2 inchesx8 feet SS20; galvanized					
	Supplier	QTY	UOM	Price	Supplier Notes	Award Info.
	Central Fence & Supply, Ltd. (A & E Sandoval, LLC)	1	EACH	\$13.58		Primary
	Hurricane Fence Company (HurfcO Industries, Inc.)	1	EACH	\$15.92		Secondary
44	Round Chain Link Posts and Pipes - Line post 2 inchesx10 feet SS20; galvanized					
	Supplier	QTY	UOM	Price	Supplier Notes	Award Info.
	Central Fence & Supply, Ltd. (A & E Sandoval, LLC)	1	EACH	\$16.96		Primary
	Hurricane Fence Company (HurfcO Industries, Inc.)	1	EACH	\$19.64		Secondary
45	Round Chain Link Posts and Pipes - Top Rail Fence Post 1-5/8 inchesx21 feet SS20; galvanized					
	Supplier	QTY	UOM	Price	Supplier Notes	Award Info.
	Central Fence & Supply, Ltd. (A & E Sandoval, LLC)	1	EACH	\$24.34		Primary
	Hurricane Fence Company (HurfcO Industries, Inc.)	1	EACH	\$33.33		Secondary

Event Number: 2021 -1001
Event Title: Fencing Materials, Installation, and Repair Services
Close Date: 1/20/2021 03:00:00 PM (CT)

LINE ITEM	DESCRIPTION					AWARD
46	Round Chain Link Posts and Pipes - Terminal Post 2-3/8 inchesx6 feet6 inches SS40 Galvanized					
	Supplier	QTY	UOM	Price	Supplier Notes	Award Info.
	Central Fence & Supply, Ltd. (A & E Sandoval, LLC)	1	EACH	\$21.44		Primary
	Hurricane Fence Company (HurfcO Industries, Inc.)	1	EACH	\$24.14		Secondary
47	Round Chain Link Posts and Pipes - Terminal Post 2-3/8 inchesx8 feet6 inches SS40 Galvanized					
	Supplier	QTY	UOM	Price	Supplier Notes	Award Info.
	Central Fence & Supply, Ltd. (A & E Sandoval, LLC)	1	EACH	\$27.95		Primary
	Hurricane Fence Company (HurfcO Industries, Inc.)	1	EACH	\$30.94		Secondary
48	Round Chain Link Posts and Pipes - Terminal Post 2-3/8 inchesx10 feet SS40 Galvanized					
	Supplier	QTY	UOM	Price	Supplier Notes	Award Info.
	Central Fence & Supply, Ltd. (A & E Sandoval, LLC)	1	EACH	\$32.66		Primary
	Hurricane Fence Company (HurfcO Industries, Inc.)	1	EACH	\$36.05		Secondary
49	Round Chain Link Posts and Pipes - Line Post 2 inchesx6 feet SS40 Galvanized					
	Supplier	QTY	UOM	Price	Supplier Notes	Award Info.
	Central Fence & Supply, Ltd. (A & E Sandoval, LLC)	1	EACH	\$13.26	Price given for SCH40	Primary
	Hurricane Fence Company (HurfcO Industries, Inc.)	1	EACH	\$14.82		Secondary
50	Round Chain Link Posts and Pipes - Line Post 2 inchesx8 feet SS40 Galvanized					
	Supplier	QTY	UOM	Price	Supplier Notes	Award Info.
	Central Fence & Supply, Ltd. (A & E Sandoval, LLC)	1	EACH	\$17.68		Primary
	Hurricane Fence Company (HurfcO Industries, Inc.)	1	EACH	\$19.76		Secondary
51	Round Chain Link Posts and Pipes - Line Post 2 inchesx10 feet SS40 Galvanized					
	Supplier	QTY	UOM	Price	Supplier Notes	Award Info.
	Central Fence & Supply, Ltd. (A & E Sandoval, LLC)	1	EACH	\$22.10		Primary
	Hurricane Fence Company (HurfcO Industries, Inc.)	1	EACH	\$24.71		Secondary
52	Round Chain Link Posts and Pipes - Top Rail Fence Post 1-5/8 inchesx21 feet SS40 Galvanized					
	Supplier	QTY	UOM	Price	Supplier Notes	Award Info.
	Central Fence & Supply, Ltd. (A & E Sandoval, LLC)	1	EACH	\$34.50		Primary
	Hurricane Fence Company (HurfcO Industries, Inc.)	1	EACH	\$49.35		Secondary
53	BLANKET DISCOUNT - For similar items not listed on bid sheets.					
	Supplier	QTY	UOM	Price	Supplier Notes	Award Info.
	Hurricane Fence Company (HurfcO Industries, Inc.)	1	PERCENT	8%	Discount	Primary
	Central Fence & Supply, Ltd. (A & E Sandoval, LLC)	1	PERCENT	5%	Discount	Secondary

Event Number: 2021 -1001
Event Title: Fencing Materials, Installation, and Repair Services
Close Date: 1/20/2021 03:00:00 PM (CT)

LINE ITEM	DESCRIPTION	AWARD
-----------	-------------	-------

Category B: Chain Link Fencing - Material and Installation (Refer to the Specifications and Scope of Work, Section 11 for Material Specifications)

MATERIALS AND INSTALLATION - Cost per linear foot for 4 ft high chain link fence. *To include all material and accessories as needed to meet manufacturer specifications:

54	1-100 linear feet
-----------	--------------------------

Supplier	QTY	UOM	Price	Supplier Notes	Award Info.
Central Fence & Supply, Ltd. (A & E Sandoval, LLC)	1	LF	\$9.15	SS20 tubing, \$24.61 each corner	Primary
Hurricane Fence Company (HurfcO Industries, Inc.)	1	LF	\$20.16		Secondary

55	101-500 linear feet
-----------	----------------------------

Supplier	QTY	UOM	Price	Supplier Notes	Award Info.
Central Fence & Supply, Ltd. (A & E Sandoval, LLC)	1	LF	\$9.15	SS20 tubing, \$24.61 each corner	Primary
Hurricane Fence Company (HurfcO Industries, Inc.)	1	LF	\$20.16		Secondary

56	501-1,500 linear feet
-----------	------------------------------

Supplier	QTY	UOM	Price	Supplier Notes	Award Info.
Central Fence & Supply, Ltd. (A & E Sandoval, LLC)	1	LF	\$9.00	SS20 tubing, \$24.61 each corner	Primary
Hurricane Fence Company (HurfcO Industries, Inc.)	1	LF	\$20.16		Secondary

57	Over 1,500 linear feet
-----------	-------------------------------

Supplier	QTY	UOM	Price	Supplier Notes	Award Info.
Central Fence & Supply, Ltd. (A & E Sandoval, LLC)	1	LF	\$9.00	SS20 tubing, \$24.61 each corner	Primary
Hurricane Fence Company (HurfcO Industries, Inc.)	1	LF	\$20.16		Secondary

MATERIALS AND INSTALLATION - Cost per linear foot for 6 ft high chain link fence. *To include all material and accessories as needed to meet manufacturer specifications:

58	1-100 linear feet
-----------	--------------------------

Supplier	QTY	UOM	Price	Supplier Notes	Award Info.
Central Fence & Supply, Ltd. (A & E Sandoval, LLC)	1	LF	\$11.05	SS20 tubing, \$31.45 each corner	Primary
Hurricane Fence Company (HurfcO Industries, Inc.)	1	LF	\$23.39		Secondary

59	101-500 linear feet
-----------	----------------------------

Supplier	QTY	UOM	Price	Supplier Notes	Award Info.
Central Fence & Supply, Ltd. (A & E Sandoval, LLC)	1	LF	\$11.05	SS20 tubing, \$31.45 each corner	Primary
Hurricane Fence Company (HurfcO Industries, Inc.)	1	LF	\$23.39		Secondary

60	501-1,500 linear feet
-----------	------------------------------

Supplier	QTY	UOM	Price	Supplier Notes	Award Info.
Central Fence & Supply, Ltd. (A & E Sandoval, LLC)	1	LF	\$10.90	SS20 tubing, \$31.45 each corner	Primary
Hurricane Fence Company (HurfcO Industries, Inc.)	1	LF	\$23.39		Secondary

Event Number: 2021 -1001
Event Title: Fencing Materials, Installation, and Repair Services
Close Date: 1/20/2021 03:00:00 PM (CT)

LINE ITEM	DESCRIPTION	AWARD
61	Over 1,500 linear feet	

Supplier	QTY	UOM	Price	Supplier Notes	Award Info.
Central Fence & Supply, Ltd. (A & E Sandoval, LLC)	1	LF	\$10.90	SS20 tubing, \$31.45 each corner	Primary
Hurricane Fence Company (Hurfc0 Industries, Inc.)	1	LF	\$23.39		Secondary

MATERIALS AND INSTALLATION - Cost per linear foot for 8 ft high chain link fence. *To include all material and accessories as needed to meet manufacturer specifications:

62	1-100 linear feet	
----	-------------------	--

Supplier	QTY	UOM	Price	Supplier Notes	Award Info.
Central Fence & Supply, Ltd. (A & E Sandoval, LLC)	1	LF	\$14.63	SS20 tubing, \$52.22 each corner	Primary
Hurricane Fence Company (Hurfc0 Industries, Inc.)	1	LF	\$28.08		Secondary

63	101-500 linear feet	
----	---------------------	--

Supplier	QTY	UOM	Price	Supplier Notes	Award Info.
Central Fence & Supply, Ltd. (A & E Sandoval, LLC)	1	LF	\$14.00	SS20 tubing, \$52.22 each corner	Primary
Hurricane Fence Company (Hurfc0 Industries, Inc.)	1	LF	\$28.08		Secondary

64	501-1,500 linear feet	
----	-----------------------	--

Supplier	QTY	UOM	Price	Supplier Notes	Award Info.
Central Fence & Supply, Ltd. (A & E Sandoval, LLC)	1	LF	\$13.75	SS20 tubing, \$52.23 each corner	Primary
Hurricane Fence Company (Hurfc0 Industries, Inc.)	1	LF	\$28.08		Secondary

65	Over 1,500 linear feet	
----	------------------------	--

Supplier	QTY	UOM	Price	Supplier Notes	Award Info.
Central Fence & Supply, Ltd. (A & E Sandoval, LLC)	1	LF	\$13.25	SS20 tubing, \$52.23 each corner	Primary
Hurricane Fence Company (Hurfc0 Industries, Inc.)	1	LF	\$28.08		Secondary

MATERIALS AND INSTALLATION - Cost for 4 ft high chain link walk gate. *To include all material and accessories as needed to meet manufacturer specifications:

66	3 ft wide	
----	-----------	--

Supplier	QTY	UOM	Price	Supplier Notes	Award Info.
Central Fence & Supply, Ltd. (A & E Sandoval, LLC)	1	EACH	\$225.00	Gate/Hardware/2 Posts	Primary
Hurricane Fence Company (Hurfc0 Industries, Inc.)	1	EACH	\$282.00		Secondary

67	4 ft wide	
----	-----------	--

Supplier	QTY	UOM	Price	Supplier Notes	Award Info.
Central Fence & Supply, Ltd. (A & E Sandoval, LLC)	1	EACH	\$235.00	Gate/Hardware/2 Posts	Primary
Hurricane Fence Company (Hurfc0 Industries, Inc.)	1	EACH	\$304.00		Secondary

68	5 ft wide	
----	-----------	--

Supplier	QTY	UOM	Price	Supplier Notes	Award Info.
Central Fence & Supply, Ltd. (A & E Sandoval, LLC)	1	EACH	\$255.00	Gate/Hardware/2 Posts	Primary
Hurricane Fence Company (Hurfc0 Industries, Inc.)	1	EACH	\$335.00		Secondary

Event Number: 2021 -1001
Event Title: Fencing Materials, Installation, and Repair Services
Close Date: 1/20/2021 03:00:00 PM (CT)

LINE ITEM	DESCRIPTION	AWARD
69	6 ft wide	

Supplier	QTY	UOM	Price	Supplier Notes	Award Info.
Central Fence & Supply, Ltd. (A & E Sandoval, LLC)	1	EACH	\$270.00	Gate/Hardware/2 Posts	Primary
Hurricane Fence Company (Hurfc0 Industries, Inc.)	1	EACH	\$367.00		Secondary

MATERIALS AND INSTALLATION - Cost for 6 ft high chain link walk gate. *To include all material and accessories as needed to meet manufacturer specifications:

70	3 ft wide	
----	-----------	--

Supplier	QTY	UOM	Price	Supplier Notes	Award Info.
Hurricane Fence Company (Hurfc0 Industries, Inc.)	1	EACH	\$282.00	Gate/Hardware/2 Posts	Primary
Central Fence & Supply, Ltd. (A & E Sandoval, LLC)	1	EACH	\$386.00	SS20	Secondary

71	4 ft wide	
----	-----------	--

Supplier	QTY	UOM	Price	Supplier Notes	Award Info.
Hurricane Fence Company (Hurfc0 Industries, Inc.)	1	EACH	\$304.00	Gate/Hardware/2 Posts	Primary
Central Fence & Supply, Ltd. (A & E Sandoval, LLC)	1	EACH	\$411.00	SS20	Secondary

72	5 ft wide	
----	-----------	--

Supplier	QTY	UOM	Price	Supplier Notes	Award Info.
Hurricane Fence Company (Hurfc0 Industries, Inc.)	1	EACH	\$335.00	Gate/Hardware/2 Posts	Primary
Central Fence & Supply, Ltd. (A & E Sandoval, LLC)	1	EACH	\$436.00	SS20	Secondary

73	6 ft wide	
----	-----------	--

Supplier	QTY	UOM	Price	Supplier Notes	Award Info.
Hurricane Fence Company (Hurfc0 Industries, Inc.)	1	EACH	\$367.00	Gate/Hardware/2 Posts	Primary
Central Fence & Supply, Ltd. (A & E Sandoval, LLC)	1	EACH	\$461.00	SS20	Secondary

MATERIALS AND INSTALLATION - Cost for 8 ft high chain link walk gate. *To include all material and accessories as needed to meet manufacturer specifications:

74	3 ft wide	
----	-----------	--

Supplier	QTY	UOM	Price	Supplier Notes	Award Info.
Hurricane Fence Company (Hurfc0 Industries, Inc.)	1	EACH	\$417.00	Gate/Hardware/2 Posts	Primary
Central Fence & Supply, Ltd. (A & E Sandoval, LLC)	1	EACH	\$515.00	SCH40	Secondary

75	4 ft wide	
----	-----------	--

Supplier	QTY	UOM	Price	Supplier Notes	Award Info.
Hurricane Fence Company (Hurfc0 Industries, Inc.)	1	EACH	\$467.00	Gate/Hardware/2 Posts	Primary
Central Fence & Supply, Ltd. (A & E Sandoval, LLC)	1	EACH	\$540.00	SCH40	Secondary

76	5 ft wide	
----	-----------	--

Supplier	QTY	UOM	Price	Supplier Notes	Award Info.
Hurricane Fence Company (Hurfc0 Industries, Inc.)	1	EACH	\$516.00	Gate/Hardware/2 Posts	Primary
Central Fence & Supply, Ltd. (A & E Sandoval, LLC)	1	EACH	\$565.00	SCH40	Secondary

Event Number: 2021 -1001
Event Title: Fencing Materials, Installation, and Repair Services
Close Date: 1/20/2021 03:00:00 PM (CT)

LINE ITEM	DESCRIPTION	AWARD
77	6 ft wide	

Supplier	QTY	UOM	Price	Supplier Notes	Award Info.
Hurricane Fence Company (Hurfc0 Industries, Inc.)	1	EACH	\$564.00	Gate/Hardware/2 Posts SCH40	Primary
Central Fence & Supply, Ltd. (A & E Sandoval, LLC)	1	EACH	\$590.00		Secondary

MATERIALS AND INSTALLATION - Cost for 4 feet high chain link drive gate.

78	8 ft	
----	------	--

Supplier	QTY	UOM	Price	Supplier Notes	Award Info.
Central Fence & Supply, Ltd. (A & E Sandoval, LLC)	1	EACH	\$465.00		Primary
Hurricane Fence Company (Hurfc0 Industries, Inc.)	1	EACH	\$800.00		Secondary

79	10 ft	
----	-------	--

Supplier	QTY	UOM	Price	Supplier Notes	Award Info.
Central Fence & Supply, Ltd. (A & E Sandoval, LLC)	1	EACH	\$485.00		Primary
Hurricane Fence Company (Hurfc0 Industries, Inc.)	1	EACH	\$871.00		Secondary

80	12 ft	
----	-------	--

Supplier	QTY	UOM	Price	Supplier Notes	Award Info.
Central Fence & Supply, Ltd. (A & E Sandoval, LLC)	1	EACH	\$510.00		Primary
Hurricane Fence Company (Hurfc0 Industries, Inc.)	1	EACH	\$933.00		Secondary

MATERIALS AND INSTALLATION - Cost for 6 feet high chain link drive gate.

81	8 ft	
----	------	--

Supplier	QTY	UOM	Price	Supplier Notes	Award Info.
Central Fence & Supply, Ltd. (A & E Sandoval, LLC)	1	EACH	\$560.00		Primary
Hurricane Fence Company (Hurfc0 Industries, Inc.)	1	EACH	\$830.00		Secondary

82	10 ft	
----	-------	--

Supplier	QTY	UOM	Price	Supplier Notes	Award Info.
Central Fence & Supply, Ltd. (A & E Sandoval, LLC)	1	EACH	\$580.00		Primary
Hurricane Fence Company (Hurfc0 Industries, Inc.)	1	EACH	\$891.00		Secondary

83	12 ft	
----	-------	--

Supplier	QTY	UOM	Price	Supplier Notes	Award Info.
Central Fence & Supply, Ltd. (A & E Sandoval, LLC)	1	EACH	\$605.00		Primary
Hurricane Fence Company (Hurfc0 Industries, Inc.)	1	EACH	\$953.00		Secondary

MATERIALS AND INSTALLATION - Cost for 8 feet high chain link drive gate.

84	8 ft	
----	------	--

Supplier	QTY	UOM	Price	Supplier Notes	Award Info.
Central Fence & Supply, Ltd. (A & E Sandoval, LLC)	1	EACH	\$562.00		Primary
Hurricane Fence Company (Hurfc0 Industries, Inc.)	1	EACH	\$880.00		Secondary

Event Number: 2021 -1001
Event Title: Fencing Materials, Installation, and Repair Services
Close Date: 1/20/2021 03:00:00 PM (CT)

LINE ITEM	DESCRIPTION	AWARD
85	10 ft	

Supplier	QTY	UOM	Price	Supplier Notes	Award Info.
Central Fence & Supply, Ltd. (A & E Sandoval, LLC)	1	EACH	\$582.00		Primary
Hurricane Fence Company (HurfcO Industries, Inc.)	1	EACH	\$950.00		Secondary

86	12 ft	
----	-------	--

Supplier	QTY	UOM	Price	Supplier Notes	Award Info.
Central Fence & Supply, Ltd. (A & E Sandoval, LLC)	1	EACH	\$607.00		Primary
Hurricane Fence Company (HurfcO Industries, Inc.)	1	EACH	\$1,000.00		Secondary

MATERIALS AND INSTALLATION- Cost for 6 feet high chain link cantilever slide gate.

87	15 ft	
----	-------	--

Supplier	QTY	UOM	Price	Supplier Notes	Award Info.
Central Fence & Supply, Ltd. (A & E Sandoval, LLC)	1	EACH	\$2,125.00		Primary
Hurricane Fence Company (HurfcO Industries, Inc.)	1	EACH	\$3,096.00		Secondary

88	20 ft	
----	-------	--

Supplier	QTY	UOM	Price	Supplier Notes	Award Info.
Central Fence & Supply, Ltd. (A & E Sandoval, LLC)	1	EACH	\$2,658.00		Primary
Hurricane Fence Company (HurfcO Industries, Inc.)	1	EACH	\$3,576.00		Secondary

89	25 ft	
----	-------	--

Supplier	QTY	UOM	Price	Supplier Notes	Award Info.
Central Fence & Supply, Ltd. (A & E Sandoval, LLC)	1	EACH	\$3,440.00		Primary
Hurricane Fence Company (HurfcO Industries, Inc.)	1	EACH	No Bid		No Bid

90	30 ft	
----	-------	--

Supplier	QTY	UOM	Price	Supplier Notes	No Bid
Central Fence & Supply, Ltd. (A & E Sandoval, LLC)	1	EACH	No Bid		No Bid
Hurricane Fence Company (HurfcO Industries, Inc.)	1	EACH	No Bid		No Bid

MATERIALS AND INSTALLATION - Cost for 8 feet high chain link cantilever slide gate.

91	15 ft	
----	-------	--

Supplier	QTY	UOM	Price	Supplier Notes	Award Info.
Central Fence & Supply, Ltd. (A & E Sandoval, LLC)	1	EACH	\$2,973.00		Primary
Hurricane Fence Company (HurfcO Industries, Inc.)	1	EACH	\$4,128.00		Secondary

92	20 ft	
----	-------	--

Supplier	QTY	UOM	Price	Supplier Notes	Award Info.
Central Fence & Supply, Ltd. (A & E Sandoval, LLC)	1	EACH	\$3,560.00		Primary
Hurricane Fence Company (HurfcO Industries, Inc.)	1	EACH	\$4,768.00		Secondary

Event Number: 2021 -1001
Event Title: Fencing Materials, Installation, and Repair Services
Close Date: 1/20/2021 03:00:00 PM (CT)

LINE ITEM	DESCRIPTION	AWARD
93	25 ft	

Supplier	QTY	UOM	Price	Supplier Notes	Award Info.
Central Fence & Supply, Ltd. (A & E Sandoval, LLC)	1	EACH	\$3,964.00		Primary
Hurricane Fence Company (HurfcO Industries, Inc.)	1	EACH	No Bid		No Bid

94	30 ft	
----	-------	--

Supplier	QTY	UOM	Price	Supplier Notes	No Bid
Central Fence & Supply, Ltd. (A & E Sandoval, LLC)	1	EACH	No Bid		No Bid
Hurricane Fence Company (HurfcO Industries, Inc.)	1	EACH	No Bid		No Bid

95	BLANKET DISCOUNT - For similar items on Chain Link Fencing not listed on bid sheets.				
----	---	--	--	--	--

Supplier	QTY	UOM	Price	Supplier Notes	Award Info.
Hurricane Fence Company (HurfcO Industries, Inc.)	1	PERCENT	8%	Discount	Primary
Central Fence & Supply, Ltd. (A & E Sandoval, LLC)	1	PERCENT	No Bid		No Bid

96	BLANKET DISCOUNT - For similar services on Chain Link Fencing not listed on bid sheets.				
----	--	--	--	--	--

Supplier	QTY	UOM	Price	Supplier Notes	Award Info.
Hurricane Fence Company (HurfcO Industries, Inc.)	1	PERCENT	8%	Discount	Primary
Central Fence & Supply, Ltd. (A & E Sandoval, LLC)	1	PERCENT	No Bid		No Bid

Category C: Vinyl Coated Fencing - Materials and Installation (Refer to the Specifications and Scope of Work, Section 11 for Material Specifications)

MATERIALS AND INSTALLATION- Cost per linear foot for 6 feet high vinyl coated chain link fence. *To include all material and accessories as needed to meet manufacturer specifications:

97	1-100 linear feet	
----	-------------------	--

Supplier	QTY	UOM	Price	Supplier Notes	Award Info.
Hurricane Fence Company (HurfcO Industries, Inc.)	1	LF	\$35.00		Primary
Central Fence & Supply, Ltd. (A & E Sandoval, LLC)	1	LF	No Bid		No Bid

98	101-500 linear feet	
----	---------------------	--

Supplier	QTY	UOM	Price	Supplier Notes	Award Info.
Hurricane Fence Company (HurfcO Industries, Inc.)	1	LF	\$35.00		Primary
Central Fence & Supply, Ltd. (A & E Sandoval, LLC)	1	LF	No Bid		No Bid

99	501-1,500 linear feet	
----	-----------------------	--

Supplier	QTY	UOM	Price	Supplier Notes	Award Info.
Hurricane Fence Company (HurfcO Industries, Inc.)	1	LF	\$35.00		Primary
Central Fence & Supply, Ltd. (A & E Sandoval, LLC)	1	LF	No Bid		No Bid

100	Over 1,500 linear feet	
-----	------------------------	--

Supplier	QTY	UOM	Price	Supplier Notes	Award Info.
Hurricane Fence Company (HurfcO Industries, Inc.)	1	LF	\$35.00		Primary
Central Fence & Supply, Ltd. (A & E Sandoval, LLC)	1	LF	No Bid		No Bid

Event Number: 2021 -1001
Event Title: Fencing Materials, Installation, and Repair Services
Close Date: 1/20/2021 03:00:00 PM (CT)

LINE ITEM	DESCRIPTION	AWARD
-----------	-------------	-------

MATERIALS AND INSTALLATION - Cost for a 6 feet high vinyl coated chain link walk gate. *To include all material and accessories as needed to meet manufacturer specifications:

101	3 ft wide	Supplier	QTY	UOM	Price	Supplier Notes	Award Info.
		Hurricane Fence Company (Hurfc0 Industries, Inc.)	1	EACH	\$423.00		Primary
		Central Fence & Supply, Ltd. (A & E Sandoval, LLC)	1	EACH	No Bid		No Bid

102	4 ft wide	Supplier	QTY	UOM	Price	Supplier Notes	Award Info.
		Hurricane Fence Company (Hurfc0 Industries, Inc.)	1	EACH	\$456.00		Primary
		Central Fence & Supply, Ltd. (A & E Sandoval, LLC)	1	EACH	No Bid		No Bid

103	5 ft wide	Supplier	QTY	UOM	Price	Supplier Notes	Award Info.
		Hurricane Fence Company (Hurfc0 Industries, Inc.)	1	EACH	\$503.00		Primary
		Central Fence & Supply, Ltd. (A & E Sandoval, LLC)	1	EACH	No Bid		No Bid

104	6 ft wide	Supplier	QTY	UOM	Price	Supplier Notes	Award Info.
		Hurricane Fence Company (Hurfc0 Industries, Inc.)	1	EACH	\$551.00		Primary
		Central Fence & Supply, Ltd. (A & E Sandoval, LLC)	1	EACH	No Bid		No Bid

MATERIALS AND INSTALLATION - Cost for 6 feet high vinyl coated chain link drive gate.

105	8 ft	Supplier	QTY	UOM	Price	Supplier Notes	Award Info.
		Hurricane Fence Company (Hurfc0 Industries, Inc.)	1	EACH	\$1,411.00		Primary
		Central Fence & Supply, Ltd. (A & E Sandoval, LLC)	1	EACH	No Bid		No Bid

106	10 ft	Supplier	QTY	UOM	Price	Supplier Notes	Award Info.
		Hurricane Fence Company (Hurfc0 Industries, Inc.)	1	EACH	\$1,514.00		Primary
		Central Fence & Supply, Ltd. (A & E Sandoval, LLC)	1	EACH	No Bid		No Bid

107	12 ft	Supplier	QTY	UOM	Price	Supplier Notes	Award Info.
		Hurricane Fence Company (Hurfc0 Industries, Inc.)	1	EACH	\$1,620.00		Primary
		Central Fence & Supply, Ltd. (A & E Sandoval, LLC)	1	EACH	No Bid		No Bid

MATERIALS AND INSTALLATION - Cost for 6 feet high vinyl coated chain link cantilever slide gate.

108	15 ft	Supplier	QTY	UOM	Price	Supplier Notes	Award Info.
		Hurricane Fence Company (Hurfc0 Industries, Inc.)	1	EACH	\$4,644.00		Primary
		Central Fence & Supply, Ltd. (A & E Sandoval, LLC)	1	EACH	No Bid		No Bid

Event Number: 2021 -1001
Event Title: Fencing Materials, Installation, and Repair Services
Close Date: 1/20/2021 03:00:00 PM (CT)

LINE ITEM	DESCRIPTION	AWARD
109	20 ft	

Supplier	QTY	UOM	Price	Supplier Notes	Award Info.
Hurricane Fence Company (Hurfc0 Industries, Inc.)	1	EACH	\$5,364.00		Primary
Central Fence & Supply, Ltd. (A & E Sandoval, LLC)	1	EACH	No Bid		No Bid

110	25 ft	
-----	-------	--

Supplier	QTY	UOM	Price	Supplier Notes	No Bid
Central Fence & Supply, Ltd. (A & E Sandoval, LLC)	1	EACH	No Bid		No Bid
Hurricane Fence Company (Hurfc0 Industries, Inc.)	1	EACH	No Bid		No Bid

111	30 ft	
-----	-------	--

Supplier	QTY	UOM	Price	Supplier Notes	No Bid
Central Fence & Supply, Ltd. (A & E Sandoval, LLC)	1	EACH	No Bid		No Bid
Hurricane Fence Company (Hurfc0 Industries, Inc.)	1	EACH	No Bid		No Bid

112	BLANKET DISCOUNT - For similar items on Vinyl Coated Fencing not listed on bid sheets.				
-----	---	--	--	--	--

Supplier	QTY	UOM	Price	Supplier Notes	Award Info.
Hurricane Fence Company (Hurfc0 Industries, Inc.)	1	PERCENT	8%	Discount	Primary
Central Fence & Supply, Ltd. (A & E Sandoval, LLC)	1	PERCENT	No Bid		No Bid

113	BLANKET DISCOUNT - For similar services Vinyl Coated Fencing not listed on bid sheets.				
-----	---	--	--	--	--

Supplier	QTY	UOM	Price	Supplier Notes	Award Info.
Hurricane Fence Company (Hurfc0 Industries, Inc.)	1	PERCENT	8%	Discount	Primary
Central Fence & Supply, Ltd. (A & E Sandoval, LLC)	1	PERCENT	No Bid		No Bid

Category D: Ornamental Fencing - Material and Installation (Refer to the Specifications and Scope of Work, Section 11 for Material Specifications)

114	CANTILEVER GATE - Provide price per unit; 15 feet Width				
-----	--	--	--	--	--

Supplier	QTY	UOM	Price	Supplier Notes	Award Info.
Hurricane Fence Company (Hurfc0 Industries, Inc.)	1	EACH	\$6,889.00		Primary
Central Fence & Supply, Ltd. (A & E Sandoval, LLC)	1	EACH	No Bid		No Bid

115	CANTILEVER GATE - Provide price per unit; 20 feet Width				
-----	--	--	--	--	--

Supplier	QTY	UOM	Price	Supplier Notes	Award Info.
Hurricane Fence Company (Hurfc0 Industries, Inc.)	1	EACH	\$8,922.00		Primary
Central Fence & Supply, Ltd. (A & E Sandoval, LLC)	1	EACH	No Bid		No Bid

116	CANTILEVER GATE - Provide price per unit; 25 feet Width				
-----	--	--	--	--	--

Supplier	QTY	UOM	Price	Supplier Notes	Award Info.
Hurricane Fence Company (Hurfc0 Industries, Inc.)	1	EACH	\$12,728.00		Primary
Central Fence & Supply, Ltd. (A & E Sandoval, LLC)	1	EACH	No Bid		No Bid

Event Number: 2021 -1001
Event Title: Fencing Materials, Installation, and Repair Services
Close Date: 1/20/2021 03:00:00 PM (CT)

LINE ITEM	DESCRIPTION	AWARD
117	CANTILEVER GATE - Provide price per unit; 30 feet Width	

Supplier	QTY	UOM	Price	Supplier Notes	Award Info.
Hurricane Fence Company (Hurfc0 Industries, Inc.)	1	EACH	\$13,501.00		Primary
Central Fence & Supply, Ltd. (A & E Sandoval, LLC)	1	EACH	No Bid		No Bid

MATERIALS AND INSTALLATION - Cost per linear foot for 3-Rail exterior 6 ft panel. *To include all material and accessories as needed to meet manufacturer specifications (see Exhibit "A"):

118	1-100 linear feet
-----	--------------------------

Supplier	QTY	UOM	Price	Supplier Notes	Award Info.
Hurricane Fence Company (Hurfc0 Industries, Inc.)	1	LF	\$48.00		Primary
Central Fence & Supply, Ltd. (A & E Sandoval, LLC)	1	LF	No Bid		No Bid

119	101-500 linear feet
-----	----------------------------

Supplier	QTY	UOM	Price	Supplier Notes	Award Info.
Hurricane Fence Company (Hurfc0 Industries, Inc.)	1	LF	\$48.00		Primary
Central Fence & Supply, Ltd. (A & E Sandoval, LLC)	1	LF	No Bid		No Bid

120	501-1,500 linear feet
-----	------------------------------

Supplier	QTY	UOM	Price	Supplier Notes	Award Info.
Hurricane Fence Company (Hurfc0 Industries, Inc.)	1	LF	\$48.00		Primary
Central Fence & Supply, Ltd. (A & E Sandoval, LLC)	1	LF	No Bid		No Bid

121	Over 1,500 linear feet
-----	-------------------------------

Supplier	QTY	UOM	Price	Supplier Notes	Award Info.
Hurricane Fence Company (Hurfc0 Industries, Inc.)	1	LF	\$48.00		Primary
Central Fence & Supply, Ltd. (A & E Sandoval, LLC)	1	LF	No Bid		No Bid

122	WALK GATE - Price per unit; 6 feet H x 4 feet W
-----	--

Supplier	QTY	UOM	Price	Supplier Notes	Award Info.
Hurricane Fence Company (Hurfc0 Industries, Inc.)	1	EACH	\$1,000.00		Primary
Central Fence & Supply, Ltd. (A & E Sandoval, LLC)	1	EACH	No Bid		No Bid

123	WALK GATE - Price per unit; 6 feet H x 5 feet W
-----	--

Supplier	QTY	UOM	Price	Supplier Notes	Award Info.
Hurricane Fence Company (Hurfc0 Industries, Inc.)	1	EACH	\$1,241.00		Primary
Central Fence & Supply, Ltd. (A & E Sandoval, LLC)	1	EACH	No Bid		No Bid

124	WALK GATE - Price per unit; 6 feet H x 6 feet W
-----	--

Supplier	QTY	UOM	Price	Supplier Notes	Award Info.
Hurricane Fence Company (Hurfc0 Industries, Inc.)	1	EACH	\$1,241.00		Primary
Central Fence & Supply, Ltd. (A & E Sandoval, LLC)	1	EACH	No Bid		No Bid

Event Number: 2021 -1001
Event Title: Fencing Materials, Installation, and Repair Services
Close Date: 1/20/2021 03:00:00 PM (CT)

LINE ITEM	DESCRIPTION	AWARD				
125	DOUBLE DRIVE GATES - Price per unit; 6 feet H x 20 feet W					
	Supplier	QTY	UOM	Price	Supplier Notes	Award Info.
	Hurricane Fence Company (HurfcO Industries, Inc.)	1	EACH	\$5,150.00		Primary
	Central Fence & Supply, Ltd. (A & E Sandoval, LLC)	1	EACH	No Bid		No Bid
126	DOUBLE DRIVE GATES - Price per unit; 6 feet H x 30 feet W					
	Supplier	QTY	UOM	Price	Supplier Notes	Award Info.
	Hurricane Fence Company (HurfcO Industries, Inc.)	1	EACH	\$9,582.00		Primary
127	DOUBLE DRIVE GATES - Price per unit; 6 feet H x 40 feet W					
	Supplier	QTY	UOM	Price	Supplier Notes	No Bid
	Central Fence & Supply, Ltd. (A & E Sandoval, LLC)	1	EACH	No Bid		No Bid
	Hurricane Fence Company (HurfcO Industries, Inc.)	1	EACH	No Bid		No Bid
128	DRIVE GATES - Price per unit; 6 feet H x 8 feet W					
	Supplier	QTY	UOM	Price	Supplier Notes	Award Info.
	Hurricane Fence Company (HurfcO Industries, Inc.)	1	EACH	\$1,634.00		Primary
	Central Fence & Supply, Ltd. (A & E Sandoval, LLC)	1	EACH	No Bid		No Bid
129	DRIVE GATES - Price per unit; 6 feet H x 10 feet W					
	Supplier	QTY	UOM	Price	Supplier Notes	Award Info.
	Hurricane Fence Company (HurfcO Industries, Inc.)	1	EACH	\$2,103.00		Primary
	Central Fence & Supply, Ltd. (A & E Sandoval, LLC)	1	EACH	No Bid		No Bid
130	DRIVE GATES - Price per unit; 6 feet H x 12 feet W					
	Supplier	QTY	UOM	Price	Supplier Notes	Award Info.
	Hurricane Fence Company (HurfcO Industries, Inc.)	1	EACH	\$2,103.00		Primary
	Central Fence & Supply, Ltd. (A & E Sandoval, LLC)	1	EACH	No Bid		No Bid
131	CONCRETE FOOTING - For column; 3 ft x 3 ft x 3ft; masonry column approximately 7 ft-4 inches tall and 24 inches x 24 inches Wide with 8 inches x					
	Supplier	QTY	UOM	Price	Supplier Notes	Award Info.
	Hurricane Fence Company (HurfcO Industries, Inc.)	1	EACH	\$1,000.00		Primary
	Central Fence & Supply, Ltd. (A & E Sandoval, LLC)	1	EACH	No Bid		No Bid
132	BLANKET DISCOUNT - For similar items on Ornamental Fencing not listed on bid sheets.					
	Supplier	QTY	UOM	Price	Supplier Notes	Award Info.
	Hurricane Fence Company (HurfcO Industries, Inc.)	1	PERCENT	8%	Discount	Primary
	Central Fence & Supply, Ltd. (A & E Sandoval, LLC)	1	EACH	No Bid		No Bid
133	BLANKET DISCOUNT - For similar services on Ornamental Fencing not listed on bid sheets.					
	Supplier	QTY	UOM	Price	Supplier Notes	Award Info.
	Hurricane Fence Company (HurfcO Industries, Inc.)	1	PERCENT	8%	Discount	Primary
	Central Fence & Supply, Ltd. (A & E Sandoval, LLC)	1	EACH	No Bid		No Bid

Event Number: 2021 -1001
Event Title: Fencing Materials, Installation, and Repair Services
Close Date: 1/20/2021 03:00:00 PM (CT)

LINE ITEM	DESCRIPTION	AWARD
-----------	-------------	-------

Category E: Treated Picket Fencing - Material and Installation (Refer to the Specifications and Scope of Work, Section 11 for Material Specifications)

MATERIALS AND INSTALLATION - Cost per linear foot for 8 ft H - 1 inch X 6 inches of treated picket fence with 3 inch OC Galvanized SCH 40 posts spaced at 7 feet OC and placed in a 12 inches OC x 48 inches Deep concrete footing with 3 horizontal rows of 2 inch X 6 inch treated rails. *To include all material and accessories as needed to meet specifications:

134	1-100 linear feet					
------------	--------------------------	--	--	--	--	--

Supplier	QTY	UOM	Price	Supplier Notes	No Bid
Hurricane Fence Company (HurfcO Industries, Inc.)	1	LF	No Bid		No Bid
Central Fence & Supply, Ltd. (A & E Sandoval, LLC)	1	EACH	No Bid		No Bid

135	101-500 linear feet					
------------	----------------------------	--	--	--	--	--

Supplier	QTY	UOM	Price	Supplier Notes	No Bid
Hurricane Fence Company (HurfcO Industries, Inc.)	1	LF	No Bid		No Bid
Central Fence & Supply, Ltd. (A & E Sandoval, LLC)	1	EACH	No Bid		No Bid

136	501-1,500 linear feet					
------------	------------------------------	--	--	--	--	--

Supplier	QTY	UOM	Price	Supplier Notes	No Bid
Hurricane Fence Company (HurfcO Industries, Inc.)	1	LF	No Bid		No Bid
Central Fence & Supply, Ltd. (A & E Sandoval, LLC)	1	EACH	No Bid		No Bid

137	Over 1,500 linear feet					
------------	-------------------------------	--	--	--	--	--

Supplier	QTY	UOM	Price	Supplier Notes	No Bid
Hurricane Fence Company (HurfcO Industries, Inc.)	1	LF	No Bid		No Bid
Central Fence & Supply, Ltd. (A & E Sandoval, LLC)	1	EACH	No Bid		No Bid

MATERIALS AND INSTALLATION - Cost per linear foot for 10 ft H - 1 inch X 6 inches of treated picket fence with 3 inch OC Galvanized SCH 40 posts spaced at 7 feet OC and placed in a 12 inches OC x 48 inches Deep concrete footing with 3 horizontal rows of 2 inch X 6 inch treated rails. *To include all material and accessories as needed to meet specifications:

138	1-100 linear feet					
------------	--------------------------	--	--	--	--	--

Supplier	QTY	UOM	Price	Supplier Notes	No Bid
Hurricane Fence Company (HurfcO Industries, Inc.)	1	LF	No Bid		No Bid
Central Fence & Supply, Ltd. (A & E Sandoval, LLC)	1	EACH	No Bid		No Bid

139	101-500 linear feet					
------------	----------------------------	--	--	--	--	--

Supplier	QTY	UOM	Price	Supplier Notes	No Bid
Hurricane Fence Company (HurfcO Industries, Inc.)	1	LF	No Bid		No Bid
Central Fence & Supply, Ltd. (A & E Sandoval, LLC)	1	EACH	No Bid		No Bid

140	501-1,500 linear feet					
------------	------------------------------	--	--	--	--	--

Supplier	QTY	UOM	Price	Supplier Notes	No Bid
Hurricane Fence Company (HurfcO Industries, Inc.)	1	LF	No Bid		No Bid
Central Fence & Supply, Ltd. (A & E Sandoval, LLC)	1	EACH	129	No Bid	No Bid

Event Number: 2021 -1001
Event Title: Fencing Materials, Installation, and Repair Services
Close Date: 1/20/2021 03:00:00 PM (CT)

LINE ITEM	DESCRIPTION	AWARD				
141	Over 1,500 linear feet					
	Supplier	QTY	UOM	Price	Supplier Notes	No Bid
	Hurricane Fence Company (Hurfc0 Industries, Inc.)	1	LF	No Bid		No Bid
	Central Fence & Supply, Ltd. (A & E Sandoval, LLC)	1	EACH	No Bid		No Bid
142	BLANKET DISCOUNT - For similar Treated Picket Fence items not listed on bid sheets.					
	Supplier	QTY	UOM	Price	Supplier Notes	No Bid
	Hurricane Fence Company (Hurfc0 Industries, Inc.)	1	PERCENT	No Bid		No Bid
	Central Fence & Supply, Ltd. (A & E Sandoval, LLC)	1	EACH	No Bid		No Bid
143	BLANKET DISCOUNT - For similar services on Treated Picket Fencing not listed on bid sheets.					
	Supplier	QTY	UOM	Price	Supplier Notes	No Bid
	Hurricane Fence Company (Hurfc0 Industries, Inc.)	1	PERCENT	No Bid		No Bid
	Central Fence & Supply, Ltd. (A & E Sandoval, LLC)	1	EACH	No Bid		No Bid
Miscellaneous Item(s)						
144	HOURLY RATE - to install fencing, other than chain link or vinyl.					
	Supplier	QTY	UOM	Price	Supplier Notes	Award Info.
	Hurricane Fence Company (Hurfc0 Industries, Inc.)	1	HR	\$75.00		Primary
	Central Fence & Supply, Ltd. (A & E Sandoval, LLC)	1	EACH	No Bid		No Bid
145	DEMOLITION - Cost per linear foot for demolition of existing fence.					
	Supplier	QTY	UOM	Price	Supplier Notes	Award Info.
	Hurricane Fence Company (Hurfc0 Industries, Inc.)			Varies	Depends on Job	Qualified
	Central Fence & Supply, Ltd. (A & E Sandoval, LLC)			No Bid		No Bid
146	PERCENTAGE MARK UP - Over Cost for Other Fencing and Materials.					
	Supplier	QTY	UOM	Price	Supplier Notes	Award Info.
	Hurricane Fence Company (Hurfc0 Industries, Inc.)	1	PERCENT	35%	Mark-up	Primary
	Central Fence & Supply, Ltd. (A & E Sandoval, LLC)	1	EACH	No Bid		No Bid
147	BLANKET DISCOUNT - For similar services on Installation/Demolition not listed on bid sheets.					
	Supplier	QTY	UOM	Price	Supplier Notes	Award Info.
	Hurricane Fence Company (Hurfc0 Industries, Inc.)	1	PERCENT	8%	Discount	Primary
	Central Fence & Supply, Ltd. (A & E Sandoval, LLC)	1	EACH	No Bid		No Bid
148	Specify percentage rate for providing a Payment Bond (only). (for projects in excess of \$25,000 and less than \$100,000)					
	Supplier	QTY	UOM	Price	Supplier Notes	Award Info.
	Hurricane Fence Company (Hurfc0 Industries, Inc.)	1	PERCENT	3%	Mark-up	Primary
	Central Fence & Supply, Ltd. (A & E Sandoval, LLC)	1	EACH	No Bid		No Bid
149	Specify percentage rate for providing a Performance and a Payment Bond. (for projects over \$100,000)					
	Supplier	QTY	UOM	Price	Supplier Notes	Award Info.
	Hurricane Fence Company (Hurfc0 Industries, Inc.)	1	PERCENT	3%	Mark-up	Primary
	Central Fence & Supply, Ltd. (A & E Sandoval, LLC)	1	EACH	No Bid		No Bid

Event Number: 2021 -1001
Event Title: Fencing Materials, Installation, and Repair Services
Close Date: 1/20/2021 03:00:00 PM (CT)

LINE ITEM	DESCRIPTION	AWARD
-----------	-------------	-------

150	Other Service:Please provide information on other products and/or services your company offers for similar items not already listed in this bid event, including any discounts.	
-----	---	--

	Rate Discount	Minimum Charge	After Hours Hourly Rate	Emergency Response Time	Typical Response Time	Shipping Time Frame	Shipping Delivery Terms	Payment Terms Offered	Award Info.
Hurricane Fence Company (Hurfco Industries, Inc.)	8%	0		1-2 Days	1-2 Weeks	1-2 Weeks	\$0 over \$500.00	Net 30	Primary
Central Fence & Supply, Ltd. (A & E Sandoval, LLC)					No Bid				

*Renumbered for ease of use.

**BOARD AGENDA REPORT
MCALLEN INDEPENDENT SCHOOL DISTRICT**

MEETING DATE: February 9, 2021

SUBMITTED BY: *Alejandra Gonzalez (Purchasing)*
Alejandra Gonzalez (Purchasing) (Feb 3, 2021 14:24 CST)

SUPERVISOR: *Cynthia Medrano-Richards*

Approved for presentation to the Board of Education:

J. X. O'Connell

132

Superintendent of Schools

EVALUATION MATRIX

No	Criteria	Max. Pts. 100	Cascade School Supplies	Cielo Office Products	Copy Plus	Discount School Supply	DreamRanch Office Supplies	Gateway Printing & Office Supply, Inc.	Indoff, Inc	Office Depot	School Specialty, Inc.	Southern Computer Warehouse, Inc.
	Total Points	100	36	100	54	25	31	70	7	76	8	8
	Ranking		5	1	4	7	6	3	10	2	8	8
1	Price	70	29	70	25	0	4	41	0	49	0	0
	<i>Lowest bid out of 50 commonly used products</i>		<i>7</i>	<i>17</i>	<i>6</i>	<i>0</i>	<i>1</i>	<i>10</i>	<i>0</i>	<i>12</i>	<i>0</i>	<i>0</i>
2	Reputation of the vendor and of the vendor's goods or services;	5	5	5	5	5	5	5	5	5	5	5
3	The quality of the vendor's goods or services	7	1	7	7	3	5	7	1	5	1	3
	<i>Same day delivery = 7 pts; 1-3 business days = 5 pts; 3-5 business days = 3 pts; 5+ business days = 1 pt</i>		<i>14-21 days</i>	<i>yes</i>	<i>yes</i>	<i>3-5 days</i>	<i>1-2 days</i>	<i>yes</i>	<i>1-7 days</i>	<i>1-3 days</i>	<i>7-30 days</i>	<i>3-5 days</i>
4	The extent to which the goods or services meet District's needs	15	0	15	15	15	15	15	0	15	0	0
	<i>Web Store Front for integration to Skyward (Yes=15 pts, No=0 pts)</i>		<i>no response</i>	<i>yes</i>	<i>yes</i>	<i>yes</i>	<i>yes</i>	<i>yes</i>	<i>no response</i>	<i>yes</i>	<i>no response</i>	<i>no</i>
5	Past Relationship with District	1	0	1	1	0	0	1	0	1	1	0
6	HUB	1	0	1	0	1	1	0	0	0	0	0
	<i>Yes = 1 pts. No = 0 pts.</i>		<i>no</i>	<i>yes</i>	<i>no</i>	<i>yes</i>	<i>yes</i>	<i>no</i>	<i>no</i>	<i>no</i>	<i>no</i>	<i>no</i>
7	Total long-term cost to the district to acquire the vendor's goods or services	0	0	0	0	0	0	0	0	0	0	0
8	Vendor or the vendor's ultimate parent company or majority owner has its principal place of business in this state or employs at least 500 persons in this state	1	1	1	1	1	1	1	1	1	1	0
	<i>in Texas = 1 pts; Out of State Vendor = 0 pts</i>		<i>employs 500</i>	<i>Texas</i>	<i>Texas</i>	<i>employs 500</i>	<i>Texas</i>	<i>Texas</i>	<i>employs 500</i>	<i>employs 500</i>	<i>employs 500</i>	<i>Marietta, GA</i>
9	Any other relevant factor specifically listed in the request for bids or proposals.	0	0	0	0	0	0	0	0	0	0	0

REQUEST FOR PROPOSAL No. 2021-1009 - OFFICE SUPPLIES AND OFFICE EQUIPMENT CATALOG BID

	VENDOR	CONTACT INFORMATION	RECOMMENDED
1	Cascade School Supplies 1 Brown Street North Adams, MA 01247	Phone: (413) 663-3716 Todd E.Shafer, Vice President Todd@cascadeschoolsupplies.com	Qualified
2	Cielo Office Products 1408 E. Jasmine Ave. Ste. A McAllen, TX 78501	Phone: (956) 688-6001 Eloy Olivarez, Manager cielo@cielloffice.com	Primary
3	Copy Plus 4500 N 10th Street, Ste 240 McAllen, TX 78504	Phone: (956) 688-7587 Lorissa Pena, Purchasing Manager lorissa@copyplusonline.net	Qualified
4	Discount School Supply Early Childhood LLC 20 Ryan Ranch Rd. Suite 200 Monterey, CA 93940	Phone: 1(800) 836-9515 Jennifer Sabado-Rios, Bid Officer bids@discountschoolsupply.com	Qualified
5	Dream Ranch Office Supplies 11614 Jim Christal Rd Krum, TX 76249	Phone: (940) 591-6565 Sheri De Wet, Representative sheri@dreamranctx.com	Qualified
6	Gateway Printing & Office Supply, Inc. 315 South Closner Edinburg, TX 78539	Phone: (956) 451-9165 Chris Diaz, Sales Manager, RGV cdiaz@gatewayp.com	Qualified
7	Indoff, Inc. 11816 Lackland Road St. Louis, MO 63146	Phone: (956) 279-8956 Joe Saldana, Sales Partner joe.saldana@indoff.com	Qualified
8	Office Depot 6600 N. Military Trail Boca Raton, FL 33496	Phone: (956)279-5240 Leslie Garza, Account Executive Manager leslie.garza@officedepot.com	Secondary
9	School Specialty W6316 Design Drive Greenville, WI 54942-8404	Phone: 1(888) 388-3224 Heather Riley, Representatvie orders@schoolspecialty.com	Qualified
10	Southern Computer Warehouse 1395 S Marietta Parkway Building 300, Suite 106 Marietta, GA 30067-8109	Phone: (770) 579-8927 x299 Julia Stewart, Vice President of Sales scwbids@scw.com	Qualified

**BOARD AGENDA REPORT
MCALLEN INDEPENDENT SCHOOL DISTRICT**

MEETING DATE: February 9, 2021

SUBJECT: Approval of Request for Maximum Class Size Waiver Application for 2020-2021

REFERENCE: Goal 1: Student Achievement/Student Focus

BACKGROUND INFORMATION/REASON FOR BOARD CONSIDERATION:

Texas Education Code (TEC) 25.112 requires that enrollment in Grades K-4 not exceed the 22:1 ratio. School districts in Texas are required to conduct a class size enrollment survey for Kindergarten through Grade 4 no later than the 30th day of school. As of Thursday, January 28, the district had 17 campuses that were exceeding the 22:1 ratio in one grade level or more in Grades K-4. If we do not apply for the waiver, students who exceed the ratio in any classroom would need to be bussed to campuses out of their neighborhood.

ADMINISTRATIVE CONSIDERATIONS/FACTS AND ANALYSIS:

In considering whether to grant an exception under TEC 25.112(d), the commissioner will consider such things as: availability of teachers, availability of facilities, unanticipated growth, or financial hardship.

LEGAL REVIEW: None required.

BUDGETARY CONSIDERATIONS:

Busing students to other campuses would incur additional transportation costs to the district.

RECOMMENDED BOARD ACTION:

That the Board of Trustees approve the Request for Maximum Class Size Waiver Application for 2020-2021.

SUBMITTED BY: _____

SUPERVISOR: 

Silvia Ibarra (Feb 3, 2021 09:43 CST)

For further information contact:

Name: Dr. Silvia Ibarra

Office: 956.618.6048

eMail: silvia.ibarra@mcallenisd.net

Approved for presentation to the Board of Education:




135

Superintendent of Schools Feb 3, 2021

**BOARD AGENDA REPORT
MCALLEN INDEPENDENT SCHOOL DISTRICT**

MEETING DATE: February 9, 2021

SUBMITTED BY: 
Arely Benavides (Feb 4, 2021 18:47 CST)

SUPERVISOR: 
Arely Benavides (Feb 4, 2021 18:47 CST)

Approved for presentation to the Board of Education:



136 _____
Superintendent of Schools

MEMORANDUM OF UNDERSTANDING

This Memorandum of Understanding (“MOU”) is made effective as of the date of the last to execute this Memorandum of Understanding by the parties hereto being the McAllen Independent School District (“MISD”), the City of McAllen (“City”), Hidalgo County acting by and through its Precinct 4 (“County”) and Capable Kids Foundation Inc., a 501(c)(3) non-profit organization, (“Kids”) collectively the “Parties”.

Whereas MISD is an independent school district and desires to make available certain excess land at one of its elementary school sites being Sanchez Elementary School with a physical address of 2901 Incarnate Word, McAllen, TX 78504 on which MISD desires to construct an all-inclusive park (the “Park”) subject to the execution of a mutually agreeable interlocal cooperation agreement by and between MISD and City;

Whereas City and MISD have entered into various joint City MISD park interlocal agreements for various school sites of MISD;

Whereas County has participated in construction of various parks with at least one all-inclusive park in another school district;

Whereas Kids has participated in construction and/or funding of various all-inclusive parks; and

Whereas MISD, City, County and Kids desire to proceed with the construction of an all-inclusive park at MISD’s Sanchez Elementary School (the “Project”).

NOW THEREFORE, the following Agreement shall supersede all previous Agreements made by MISD, City, County, and Kids. The Parties, in consideration of the mutual covenants expressed hereinafter, agree as follows:

1. MISD

1.1 MISD will act as fiscal agent for the construction and maintenance of the Project as well as providing a project rendering of the Park.

1.2 MISD will bear responsibility for all its internal staff administrative costs of the Project.

2. City

2.1 City will construct and provide bathrooms on City property adjacent to the Park and construct a vehicular parking lot on City property adjacent to the Park in accordance with the terms of an interlocal cooperation agreement by and between District and City to be executed subsequent to the date of this Agreement.

3. County

3.1 County shall contribute the sum total of Three Hundred Fifty Thousand and no one hundredths Dollars (\$350,000.00) to MISD on or before 60 days after the signing of this MOU towards the construction of the Park, or in lieu thereof, in cooperation with Kids, properly procure, in compliance with all applicable laws, purchase of a playscape (a description and model number or other identifying description which shall be approved by MISD and City, the "Playscape") and provide a copy of such Playscape order to the manufacturer of such Playscape to MISD by 120 days after the signing of this MOU with the Playscape to be delivered to MISD by 180 days after the signing of this MOU together with any and all applicable manufacturer warranties in the name of MISD.

4. Kids

4.1 Kids shall contribute the sum One Hundred and Twenty Five Thousand and no one hundredths Dollars (\$125,000.00) to MISD on or before 60 days after the signing of this MOU, towards the construction of the Park (phase I), and an additional Three Hundred Seventy Five Thousand and no one hundredths Dollars (\$375,000.00) to MISD on or before December 31, 2021, towards the construction of the Park (phase II), or in lieu thereof, in cooperation with County, properly procure, in compliance with all applicable laws, purchase of a Playscape (a description and model number or other identifying description of which shall be approved by MISD and City, the "Playscape") and provide a copy of such Playscape order to the manufacturer of such Playscape to MISD by 120 days after the signing of this MOU with the Playscape to be delivered to MISD by 180 or before December 31, 2021 after the signing of this MOU together with any and all applicable manufacturer warranties in the name of MISD.

5. Term

This MOU shall commence on _____, 2021 and shall terminate if either County or Kids fail to either contribute their respective monetary contributions by the dates stated in numbered 3.1 and 4.1 as applicable, or in lieu thereof, fails to provide the Playscape by the dates stated in numbered 3.1 and 4.1 respectively.

If Kids contributes its respective monetary contributions as stated by the date(s) specified in numbered paragraph 4.1 as applicable for phase 1, and the other fails to contribute any remaining sum of money as specified in numbered paragraph 4.1 for phase II, the money contributed by the County and Kids to MISD towards the construction of the Park (phase 1) shall be utilized by MISD for said purpose and this agreement shall terminate upon the completion of the installation and construction of phase I of the Playscape.

If both County and Kids contribute their respective specified amounts of money by the dates specified in numbered paragraphs 3.1 and 4.1 respectively then this Agreement shall remain in effect until the completion of the installation and construction of the Playscape.

6. Binding Effect

This MOU is binding on the parties in accordance with its terms. The parties signing below represent and warrant that they have the legal authority to bind the party for whom they are signing.

7. Governing Law

This MOU shall be governed by the laws of the State of Texas and is performable in Hidalgo County, Texas.

8. Notices

All notices permitted or required under this MOU shall be in writing, and shall be deemed made when delivered to the applicable party at the following addresses either by first class mail postage prepaid, facsimile, or personal delivery:

If to MISD:

McAllen Independent School District
Attention: Jose A. Gonzalez, Ed.D., Superintendent
2000 North 23rd Street
McAllen, Texas 78501

If to City:

City of McAllen
Attention: City Manager
1300 Houston
McAllen, Texas 78501

If to County:

Hidalgo County Judge's Office
Attn: County Judge
100 E. Cano St. 2nd Floor
Edinburg, Texas 78539

If to Kids:

Capable Kids Foundation Inc.
Attn: Sofia Pena, Executive Director
1223 E Hackberry Ave
McAllen, Texas 78501

9. Entire Agreement

This MOU represents the entire agreement between the parties pertaining to the subject matter hereof and supersedes all prior negotiations, representations or agreements, whether written or oral, regarding the matters described herein. This MOU may be amended only by a written agreement signed by all of the Parties.

10. Authority to Bind

The undersigned represent and warrant that they are authorized to sign on behalf of and bind to the terms of this MOU the party each represents.

[SIGNATURE PAGE TO FOLLOW]

IN WITNESS WHEREOF, the Parties hereto have executed this Agreement effective as of the date of the last party to execute this Agreement.

City of McAllen

McAllen Independent School District

By:
Its:
Date:

By:
Its:
Date:

ATTEST:

Hidalgo County

City Manager

By:
Its: County Judge
Date:

Capable Kids Foundation Inc.

ATTEST:

By:
Its:
Date:

County Clerk

Approved as to form:
Atlas, Hall, & Rodriguez LLP

By: _____
Stephen Crain

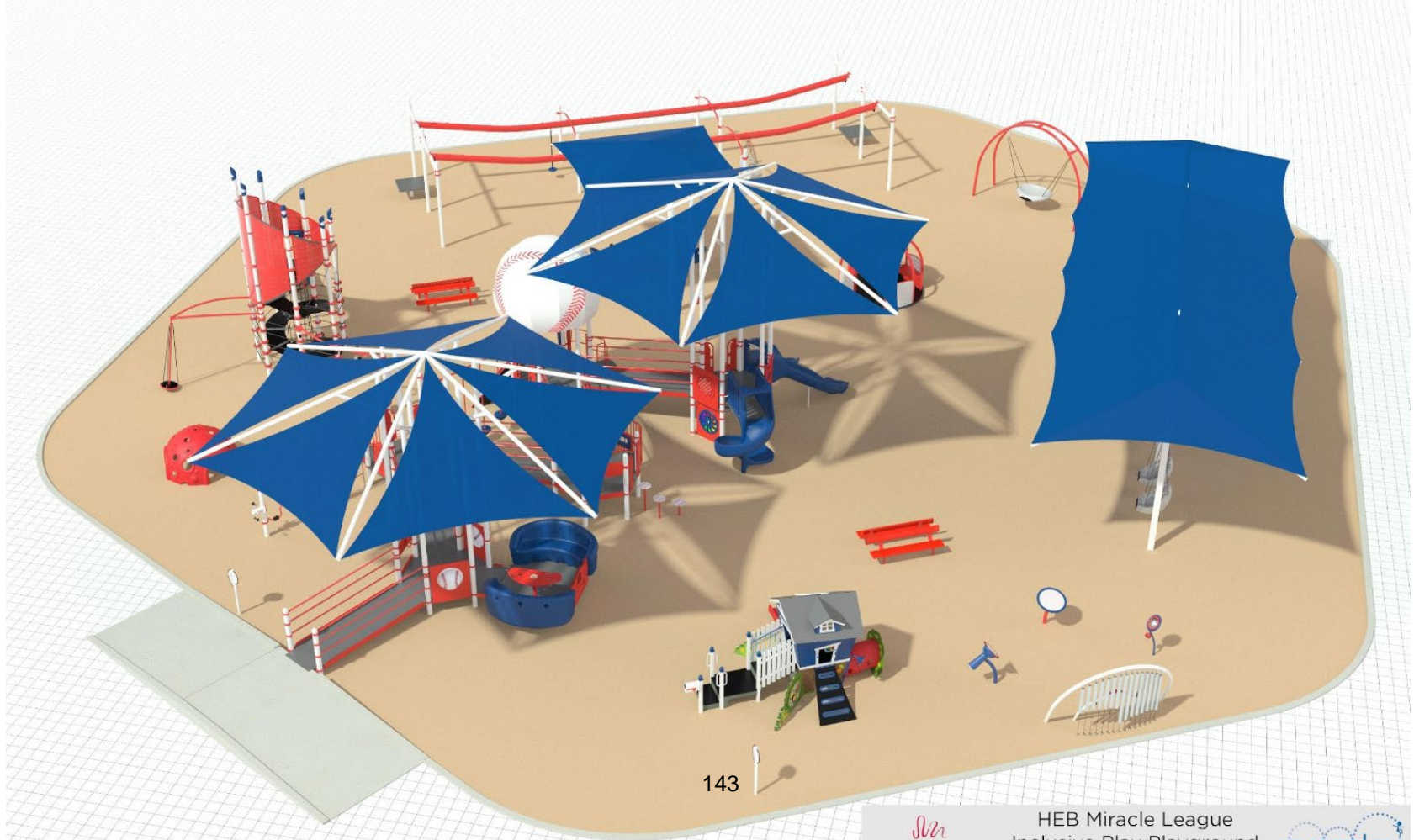


“Our ability to reach civilization.”



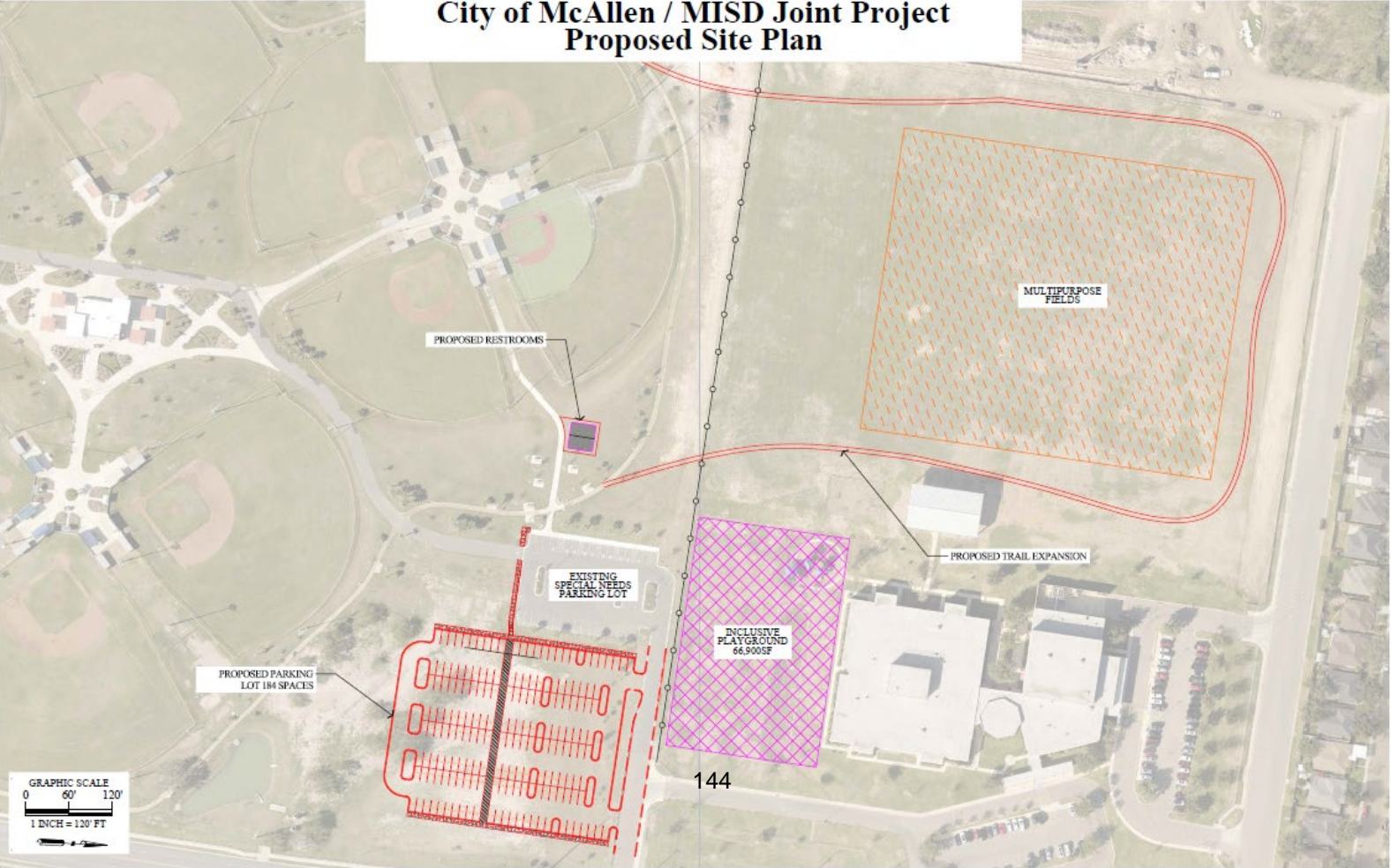
- - Mahatma Gandhi

McAllen Inclusive Playscape



143

City of McAllen / MISD Joint Project Proposed Site Plan



Design 1143270-01-06



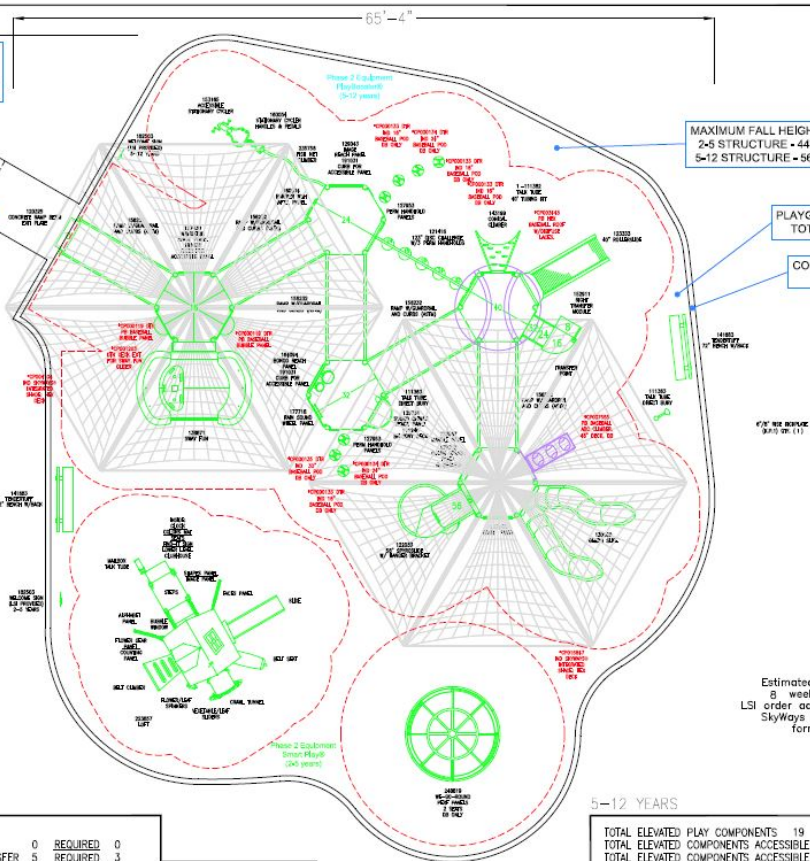
NEW CONNECTING SIDEWALK DIMENSIONS TBD AFTER FINAL APPROVAL OF SITE & PLAYGROUND DESIGN

NEW CONCRETE RAMP TO TRANSITION FROM SIDEWALK TO 8" HIGH PLAYGROUND ADA RAMP 8" X 6" X 8" RISE

MAXIMUM FALL HEIGHT
2-5 STRUCTURE = 44"
5-12 STRUCTURE = 56"

PLAYGROUND SURFACING
TOTAL AREA 3,667 SF

CONCRETE CURBING
225 LF



Estimated manufacturing time:
8 weeks from the time of
order acceptance, or receipt of
SkyWays release of fabrication
form if applicable.


2-5 YEARS

TOTAL ELEVATED PLAY COMPONENTS	5	REQUIRED	0
TOTAL ELEVATED COMPONENTS ACCESSIBLE BY RAMP	0	REQUIRED	0
TOTAL ELEVATED COMPONENTS ACCESSIBLE BY TRANSFER	5	REQUIRED	3
TOTAL ACCESSIBLE GROUND LEVEL COMPONENTS SHOWN	7	REQUIRED	2
TOTAL DIFFERENT TYPES OF GROUND LEVEL COMPONENTS	5	REQUIRED	5

5-12 YEARS

TOTAL ELEVATED PLAY COMPONENTS	19	REQUIRED	10
TOTAL ELEVATED COMPONENTS ACCESSIBLE BY RAMP	15	REQUIRED	10
TOTAL ELEVATED COMPONENTS ACCESSIBLE BY TRANSFER	19	REQUIRED	0
TOTAL ACCESSIBLE GROUND LEVEL COMPONENTS SHOWN	3	REQUIRED	0
TOTAL DIFFERENT TYPES OF GROUND LEVEL COMPONENTS	3	REQUIRED	3

SCALE IN FEET:



147

HEB Miracle League
Inclusive Play Playground - Phase 2
McAllen TX

ExerPlay, Inc.
Marlssa Pedra

SYSTEM TYPE:
PB/FS
DRAWING #:
1143270-01-06 JDC



2/20/20	1143270-01-01	GBA
3/12/20	1143270-01-02	GBA
5/18/20	1143270-01-03	GBA
5/20/20	1143270-01-04	GBA
12/09/20	1143270-01-05	JDC
12/14/20	1143270-01-06	JDC



The play components identified on this plan are IPEMA certified. Certified means that the manufacturer has been audited by the American Institute of Recreational Equipment (AIRE) and found to meet the requirements of ASTM F1487.

THIS PLAY AREA & EQUIPMENT IS DESIGNED FOR AGES 2-12 YEARS UNLESS OTHERWISE NOTED ON PLAN.

IT IS THE MANUFACTURER'S OPINION THAT THIS PLAY AREA DOES CONFORM TO THE ADA ACCESSIBILITY REQUIREMENTS, ASSUMING AN ACCESSIBLE SURFACING IS PROVIDED, AS INDICATED, OR WITHIN THE ENTIRE USE ZONE.

THIS CONCEPTUAL PLAN WAS BASED ON INFORMATION AVAILABLE TO US PRIOR TO CONSTRUCTION. DETAILED SITE INFORMATION INCLUDING SITE DIMENSIONS, TOPOGRAPHY, EXISTING UTILITIES, SOIL CONDITIONS, AND DRAINAGE SOLUTIONS SHOULD BE OBTAINED, EVALUATED, & UTILIZED IN THE FINAL DESIGN. PLEASE VERIFY ALL DIMENSIONS OF PLAY AREA, SITE, UTILITIES, EQUIPMENT AND THE SURFACING PRIOR TO CONSTRUCTION. UTILS SHOULD NOT FACE THE HOT SPRING SIDEWALK.

CHOOSE A PROTECTIVE SURFACING MATERIAL THAT MEETS A CRITICAL HEIGHT VALUE TO MEET THE MAXIMUM FALL HEIGHT FOR THE EQUIPMENT (SEE ASTM F1487 STANDARD CONSUMER SHEET PERFORMANCE SPECIFICATION FOR PROTECTIVE SURFACING MATERIALS, USE SECTION 8 CURRENT REVISION).

AREA OF ACCESSIBLE/PROTECTIVE SURFACING (POURED-IN-PLACE SUGGESTED)

DESIGNED BY:
JDC

COMPILED 15 DEC 2020
EXERPLAY, INC.
3222 N HWY 14 SUITE 11
DALLAS, TEXAS 75243
PH 1-800-255-2444 FAX 972-981-0100

12/09/20 1143270-01-06 JDC
Date Previous Edition # (initials)




148


slr
landscape
structures

HEB Miracle League
Inclusive Play Playground
1143270-01-04-08 • 05.20.2020

exerplay
INC.

©2020 Landscape Structures. All Rights Reserved.





PO Box 1160
 Cedar Crest NM 87008-1160
 Fax 505.281.0155
 Toll Free 800.457.5444
 www.exerplay.com



DATE NUMBER
 1/22/2021 JC012221-4
 TERMS: Net 30

QUOTATION prepared for:

City of McAllen
 HEB Miracle League
 Baseball Complex

Please Issue Purchase Order to:

Exerplay, Inc
 PO Box 1160, Cedar Crest, NM 87008
 fax to 505-281-0155 or
 email to: jeri@exerplay.com

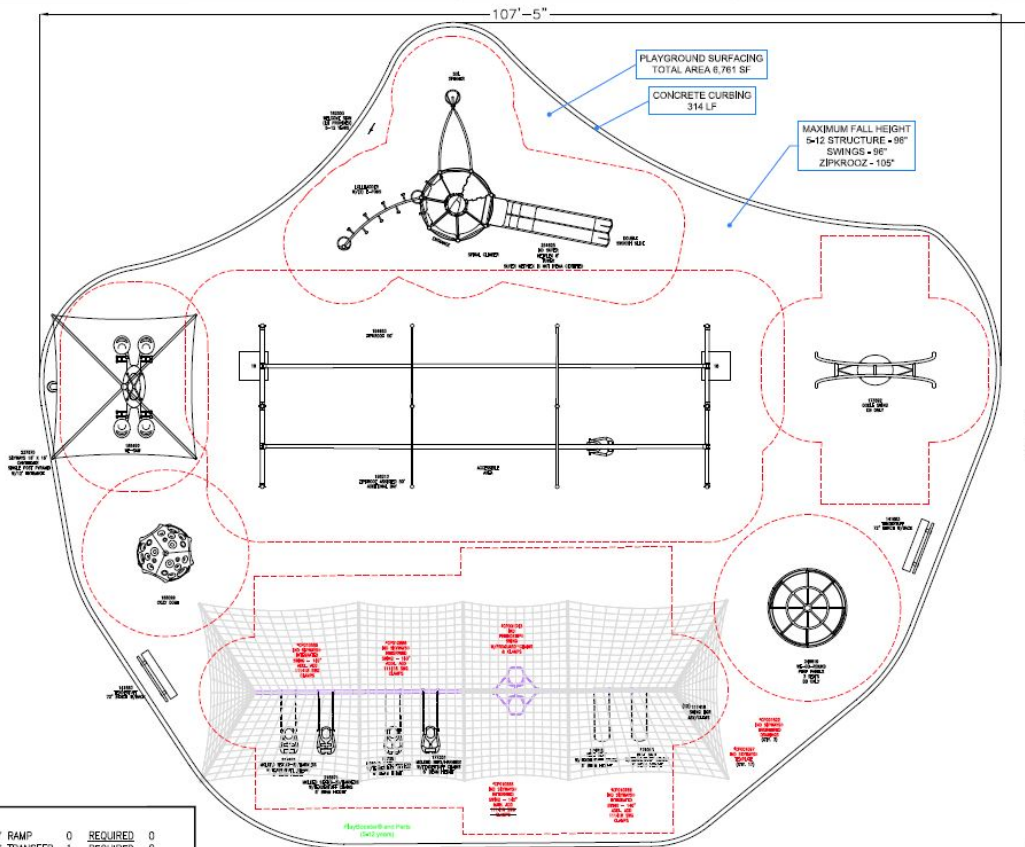
ITEM	DESCRIPTION	QTY	COST	TOTAL
Project	OPTION 2- PLAYGROUNDS EQUIPMENT, SAFETY SURFACING, INSTALLATION			
	LANDSCAPE STRUCTURES, INC.			
LSI	PHASE 2- PlayBooster (5-12 years) Per Design 1143270-01-06	1	232,415.00	232,415.00
BuyBoard	Contract #592-19		-5.00%	-11,620.75
Freight	Freight/shipping charges for Playground (150-20-1133)	1	11,700.00	11,700.00
Freight	Freight/shipping charges for Shade (150-20-1120)	1	1,105.00	1,105.00
Install	Installation of Playground Equipment (121120)	1	100,250.00	100,250.00
Install	Installation of Shade (121420)	1	47,985.00	47,985.00
	SAFETY SURFACING			
Concrete Curbing	Concrete Curbing, priced per LF (GE)	225	19.50	4,387.50
Concrete	Concrete Slab, priced per SF (GE)	3,687	5.20	19,172.40
Concrete	additional sidewalk, priced per SF	347	6.25	2,168.75
Concrete	Handicap Ramp (GE)	1	1,063.00	1,063.00
Poured-in-Place	Installation and Material for 2" thickness of Poured In Place 50% Color, 50% Black, Aliphatic Binder, priced per SF (130934)	3,687	15.70	57,885.90
BuyBoard	Contract #592-19		-5.00%	-2,894.30
Bond	Performance/Payment Bond	1	16,226.61	16,226.61
Msg 1	Pricing is for the above listed equipment and installation only and does not include offloading, storage, security, site preparation, security fencing, or any applicable taxes or bonds. To obtain a performance/payment bond, please add 3.5%, plus appropriate tax, of the total to this quote. - NOTE - Any changes requested by the customer must be requested, and may result in a price change and/or a delay in the completion date of the project. Any necessary permits or special inspections are the responsibility of the General Contractor or End Owner. There will be a 3.5% fee added to your invoice if you choose to pay by credit card.			
MP	For more information please contact Marissa Pecina at 956-358-3972, or marissa@exerplay.com - PRICING IS GOOD FOR 30 DAYS -			



Design 1143270-01-05



2/20/20 1143270-01-01 CBA
 3/12/20 1143270-01-02 CBA
 5/18/20 1143270-01-03 CBA
 5/20/20 1143270-01-04 CBA
 12/09/20 1143270-01-05 JDC



Estimated manufacturing time:
 6 weeks from the time of
 LSI order acceptance, or receipt of
 Skyways release of fabrication
 form if applicable.

TOTAL ELEVATED PLAY COMPONENTS	1		
TOTAL ELEVATED COMPONENTS ACCESSIBLE BY RAMP	0	REQUIRED	0
TOTAL ELEVATED COMPONENTS ACCESSIBLE BY TRANSFER	1	REQUIRED	0
TOTAL ACCESSIBLE GROUND LEVEL COMPONENTS SHOWN	14	REQUIRED	0
TOTAL DIFFERENT TYPES OF GROUND LEVEL COMPONENTS	11	REQUIRED	11



153

HEB Miracle League
 Inclusive Play Playground - Phase 1
 McAllen TX

ExerPlay, Inc.
 Marissa Pecha

SYSTEM TYPE:
 PB/FS
 DRAWING #:
 1143270-01-05 JDC



The play components identified
 in this plan are IPEMA certified.
 (Unless noted otherwise, all items
 on this site and layout of these
 components conform to the
 requirements of ASTM F1487.

THIS PLAY AREA & EQUIPMENT IS
 DESIGNED FOR AGES 3-12 YEARS
 UNLESS OTHERWISE NOTED ON PLAN.

IT IS THE MANUFACTURER'S OPINION THAT
 THIS PLAY AREA DOES CONFORM TO
 THE ADA ACCESSIBILITY STANDARDS.
 ASSUMING AN ACCESSIBLE PROTECTIVE
 SURFACING IS PROVIDED AS INDICATED, OR
 WITHIN THE ENTIRE USE ZONE.

THIS CONCEPTUAL PLAN WAS BASED ON
 INFORMATION AVAILABLE TO US PRIOR TO
 CONSTRUCTION. DETAILED SITE INFORMATION
 INCLUDING SITE EMBODIMENTS, TOPOGRAPHY,
 EXISTING UTILITIES, SOIL CONDITIONS, AND
 DRAINAGE SOLUTIONS SHOULD BE OBTAINED,
 EVALUATED, & UTILIZED IN THE FINAL DESIGN.
 PLEASE VERIFY ALL DIMENSIONS OF PLAY
 AREA, SITE, UTILITIES, AND LOCATION OF
 ALL EXISTING UTILITIES, EQUIPMENT AND
 THE SURROUNDING PROPERTY TO PREVENT
 COLLISIONS. UTILITIES SHOULD NOT
 FACE THE PLAY AREA OR SWIRL.

CHOOSE A PROTECTIVE SURFACING MATERIAL
 THAT HAS A MINIMAL FIBER RAIN TO MEET
 THE MAXIMUM FALL HEIGHT FOR THE
 EQUIPMENT HEIGHT AS PER ASTM F1292
 CONFORMED SWEEP PERFORMANCE SPECIFICATION
 FOR PROTECTIVE EQUIPMENT FOR PUBLIC
 USE, SECTION 8 CURRENT EDITION.

AREA OF
 ACCESSIBLE PROTECTIVE
 SURFACING
 (POURED-IN-PLACE SUGGESTED)

DESIGNED BY:
 JDC

COPYRIGHT © 20 DEC 2020
 EXERPLAY, INC.
 12020 N HWY 14 SUITE 1
 DALLAS, TEXAS 75244
 TEL: 972-981-0100

Date Previous Drawing # Issues



154



HEB Miracle League
Inclusive Play Playground
1143270-01-04-04 • 05.20.2020



©2020 Landscape Structures. All Rights Reserved.




155

slr
landscape
structures

HEB Miracle League
Inclusive Play Playground
1143270-01-04-05 • 05.20.2020

exerplay
INC.

©2020 Landscape Structures. All Rights Reserved.



PO Box 1160
Cedar Crest NM 87008-1160
Fax 505.281.0155
Toll Free 800.457.5444
www.exerplay.com



DATE NUMBER
1/22/2021 JC012221-3
TERMS: Net 30

QUOTATION prepared for:

City of McAllen
HEB Miracle League
Baseball Complex

Please Issue Purchase Order to:

Exerplay, Inc
PO Box 1160, Cedar Crest, NM 87008
fax to 505-281-0155 or
email to: jeri@exerplay.com

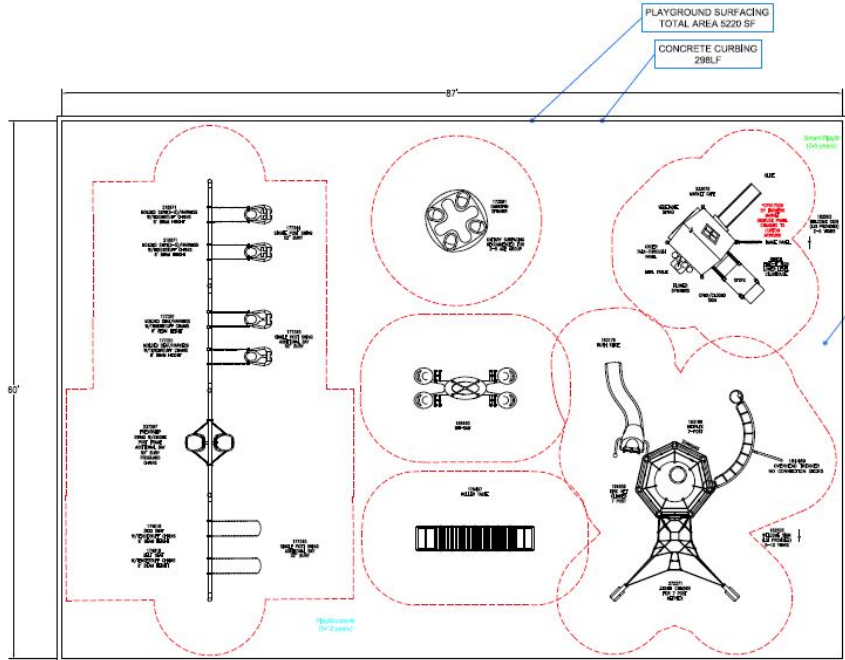
ITEM	DESCRIPTION	QTY	COST	TOTAL
Project	OPTION 1- PLAYGROUNDS EQUIPMENT, SAFETY SURFACING, INSTALLATION			
	LANDSCAPE STRUCTURES, INC.			
LSI	PHASE 1- PlayBooster (5-12 years) Per Design 1143270-01-05	1	174,241.00	174,241.00
BuyBoard	Contract #592-19		-5.00%	-8,712.05
Freight	Freight/shipping charges for Playground (150-20-1117)	1	9,620.00	9,620.00
Freight	Freight/shipping charges for Shade (150-20-1121)	1	1,105.00	1,105.00
Install	Installation of Playground Equipment (121120)	1	58,115.00	58,115.00
Install	Installation of Shade (121420)	1	26,875.00	26,875.00
	SAFETY SURFACING			
Concrete Curbing	Concrete Curbing, priced per LF (GE)	314	19.50	6,123.00
Concrete	Concrete Slab, priced per SF (GE)	6,761	5.20	35,157.20
Concrete	Additional sidewalk, priced per SF (GE)	347	6.25	2,168.75
Concrete	Handicap Ramp (GE)	1	1,063.00	1,063.00
Poured-in-Place	Installation and Material for 3.5" thickness of Poured in Place 50% Color, 50% Black, Aliphatic Binder, priced per SF (130934)	6,761	16.25	109,866.25
BuyBoard	Contract #592-19		-5.00%	-5,493.31
Bond	Performance/Payment Bond	1	14,857.98	14,857.98
Msg 1	Pricing is for the above listed equipment and installation only and does not include offloading, storage, security, site preparation, security fencing, or any applicable taxes or bonds. To obtain a performance/payment bond, please add 3.5%, plus appropriate tax, of the total to this quote. - NOTE - Any changes requested by the customer must be requested, and may result in a price change and/or a delay in the completion date of the project. Any necessary permits or special inspections are the responsibility of the General Contractor or End Owner. There will be a 3.5% fee added to your invoice if you choose to pay by credit card.			
MP	For more information please contact Marissa Pecina at 956-358-3972, or marissa@exerplay.com - PRICING IS GOOD FOR 30 DAYS -			



Design 173757B



2/20/20 1143270-01-01 CBA
 3/12/20 1143270-01-02 CBA
 5/18/20 1143270-01-03 CBA
 5/20/20 1143270-01-04 CBA
 12/09/20 1143270-01-05 JDC



MAXIMUM FALL HEIGHT
 5-12 STRUCTURE - 66"
 SWINGS - 60"
 2-5 STRUCTURE - 44"



The play components manufactured on this plan are IPEMA certified. (Please refer to the IPEMA website for the full and latest of these comprehensive safety requirements of ASTM F1487.

THIS PLAY AREA & EQUIPMENT IS DESIGNED FOR AGES 2-12 YEARS UNLESS OTHERWISE NOTED ON PLAN.

IT IS THE MANUFACTURER'S OPINION THAT THIS PLAY AREA DOES CONFORM TO THE ADA ACCESSIBILITY STANDARDS, ASSUMING AN ACCESSIBLE PROTECTIVE SURFACING IS PROVIDED AS INDICATED, OR WITHIN THE DIVINE USE ZONE.

THIS CONCEPTUAL PLAN WAS BASED ON INFORMATION AVAILABLE TO US. PRIOR TO CONSTRUCTION, OBTAIN DETAILED SITE INFORMATION INCLUDING SITE DIMENSIONS, TOPOGRAPHY, EXISTING UTILITIES, SOA, CONTROLS, AND DRAINAGE SOLUTIONS SHOULD BE OBTAINED. DISPLAYED & UTILIZED IN THE FINAL DESIGN. PLEASE VERIFY ALL DIMENSIONS OF PLAY AREA, SIZE, ORIENTATION AND LOCATION OF ALL EXISTING UTILITIES, EQUIPMENT AND SITE DIMENSIONS PRIOR TO CONSTRUCTION. SURFACES SHOULD NOT FACE THE HOT AFTERNOON SUN.

CHOOSE A PROTECTIVE SURFACING MATERIAL THAT MEETS A MINIMUM HEIGHT OF 2" TO MEET THE MAXIMUM FALL HEIGHT FOR THE EQUIPMENT (SEE ASTM F1487 STANDARD CONCERNING SAFETY PERFORMANCE SPECIFICATION FOR PLAYGROUND EQUIPMENT FOR PUBLIC USE, SECTION 8 CURRENT EDITION).

AREA OF ACCESSIBLE PROTECTIVE SURFACING (POURED-IN-PLACE SUGGESTED)

DESIGNED BY:
 SLA

EXERPLAY, INC.
 1205 N HWY 14, Suite 1
 DALLAS, TEXAS 75243
 PH 1-800-451-4441 FAX 1-202-281-0190

Estimated manufacturing time:
 4 weeks from the time of LSI order acceptance, or receipt of SkyWay's release of fabrication form if applicable.

1/5/21	173757A	SLA
12/9/20	1143270-01-05	JDC
Date	Revision/ Drawing #	IP2504

2-5 AGES

TOTAL ELEVATED PLAY COMPONENTS	3			
TOTAL ELEVATED COMPONENTS ACCESSIBLE BY RAMP	0	REQUIRED	0	
TOTAL ELEVATED COMPONENTS ACCESSIBLE BY TRANSFER	2	REQUIRED	2	
TOTAL ACCESSIBLE GROUND LEVEL COMPONENTS SHOWN	9	REQUIRED	1	
TOTAL DIFFERENT TYPES OF GROUND LEVEL COMPONENTS	6	REQUIRED	6	

5-12 AGES

TOTAL ELEVATED PLAY COMPONENTS	0			
TOTAL ELEVATED COMPONENTS ACCESSIBLE BY RAMP	0	REQUIRED	0	
TOTAL ELEVATED COMPONENTS ACCESSIBLE BY TRANSFER	0	REQUIRED	0	
TOTAL ACCESSIBLE GROUND LEVEL COMPONENTS SHOWN	12	REQUIRED	0	
TOTAL DIFFERENT TYPES OF GROUND LEVEL COMPONENTS	9	REQUIRED	9	



HEB Miracle League
 Inclusive Play Playground - Phase 1
 McAllen TX

ExerPlay, Inc.
 Marissa Pedna

SYSTEM TYPE
 PB/FS
 DRAWING #:
 173757B





160 *SLR*
landscape
structures™

HEB Miracle League
Inclusive Play Playground
173757B • 01.26.2021



Design 173757A Quote

PO Box 1160
Cedar Crest NM 87008-1160
Fax 505.281.0155
Toll Free 800.457.5444
www.exerplay.com



DATE NUMBER
1/26/2021 JC012621-5
TERMS: Net 30

QUOTATION prepared for:

City of McAllen
HEB Miracle League
Baseball Complex

Please Issue Purchase Order to:

Exerplay, Inc
PO Box 1160, Cedar Crest, NM 87008
fax to 505-281-0155 or
email to: jeri@exerplay.com

ITEM	DESCRIPTION	QTY	COST	TOTAL
Project	OPTION 4- PLAYGROUND EQUIPMENT, SAFETY SURFACING, INSTALLATION			
	LANDSCAPE STRUCTURES, INC.			
LSI	Smart Play (2-5 years) Design 173757B	1	16,970.00	16,970.00
LSI	PlayBooster (5-12 years) Design 6460	1	28,950.00	28,950.00
LSI	Freestanding Play- Swings Design 173757B	1	38,925.00	38,925.00
	Sub-Total			84,845.00
BuyBoard	Contract #592-19		-5.00%	-4,242.25
Freight	Freight/shipping charges (150-21-68)	1	7,800.00	7,800.00
Install	Installation of Playground Equipment (SF-012721)	1	47,430.00	47,430.00
	SAFETY SURFACING			
Site Prep	Site Preparation	1	4,525.00	4,525.00
Site Prep	Aggregate	1	12,285.00	12,285.00
Site Prep	Spread and Compact Aggregate	1	8,810.00	8,810.00
Concrete Curbing	Concrete Curbing, priced per LF	298	19.50	5,811.00
PIP	Installation and Material for 3.5" thickness of Poured in Place 50% Color, 50% Black, Aliphatic Binder, priced per SF (130953)	5,220	16.50	86,130.00
BuyBoard	Contract #592-19		-5.00%	-4,306.50
Bond	Performance/Payment Bond	1	8,718.05	8,718.05
Msg 1	Pricing is for the above listed material and installation only and does not include storage, security, site preparation, security fencing, prevailing wages, TERO wages, permitting, or any applicable taxes or bonds. Any necessary permits or special inspections are the responsibility of the General Contractor or End Owner. To obtain a performance/payment bond, please add 3.5%, plus appropriate tax, of the total to this quote. - NOTE - ExerPlay reserves the right to revise pricing if any portion of this quote is changed or removed and may result in a delay in ordering materials for this project. There will be a 3.5% fee added to your invoice if you choose to pay by credit card.			
MP	For more information please contact Marissa Pecina at 956-358-3972, or marissa@exerplay.com - PRICING IS GOOD FOR 30 DAYS -			



Design 173757C

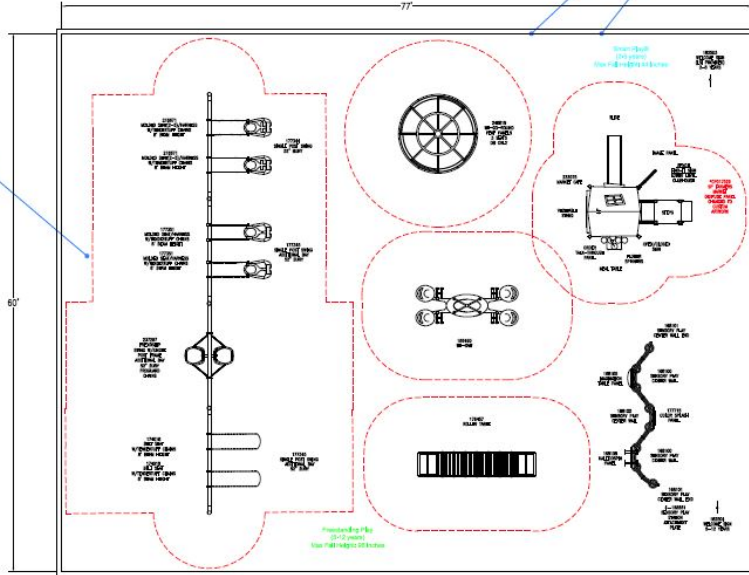


2/20/20 1143270-01-01 CBA
 3/12/20 1143270-01-02 CBA
 5/18/20 1143270-01-03 CBA
 5/20/20 1143270-01-04 CBA
 12/09/20 1143270-01-05 JDC

PLAYGROUND SURFACING
 TOTAL AREA 4620 SF

CONCRETE CURBING
 278 LF

MAXIMUM FALL HEIGHT
 SWINGS = 96"
 2-S STRUCTURE = 44"



2-5 AGES

TOTAL ELEVATED PLAY COMPONENTS	3			
TOTAL ELEVATED COMPONENTS ACCESSIBLE BY RAMP	0	REQUIRED	0	
TOTAL ELEVATED COMPONENTS ACCESSIBLE BY TRANSFER	2	REQUIRED	0	
TOTAL ACCESSIBLE GROUND LEVEL COMPONENTS SHOWN	7	REQUIRED	1	
TOTAL DIFFERENT TYPES OF GROUND LEVEL COMPONENTS	5	REQUIRED	5	

5-12 AGES

TOTAL ELEVATED PLAY COMPONENTS	0			
TOTAL ELEVATED COMPONENTS ACCESSIBLE BY RAMP	0	REQUIRED	0	
TOTAL ELEVATED COMPONENTS ACCESSIBLE BY TRANSFER	0	REQUIRED	0	
TOTAL ACCESSIBLE GROUND LEVEL COMPONENTS SHOWN	11	REQUIRED	0	
TOTAL DIFFERENT TYPES OF GROUND LEVEL COMPONENTS	8	REQUIRED	8	

Estimated manufacturing time:
 4 weeks from the time of
 LSI order acceptance, or receipt of
 SkyWays release of fabrication
 form # applicable.

DESIGNED BY:
 SLA
 COPYRIGHT: 1/26/2021
 EXERPLAY, INC.
 1225 N HWY 14 SAN I
 LEON TEX 75602 AM 0330
 PH: 1-800-80-4444 FAX: 1-281-891-0155

1/25/21	173757A	SLA
12/9/20	1143270-01-05	JDC
Date	Previous Drawing #	173757B

SCALE IN FEET:



HEB Miracle League
 Inclusive Play Playground - Phase 1
 McAllen TX

ExerPlay, Inc.
 Marissa Pedra

SYSTEM TYPE
 SP/FS
 DRAWING #:
 173757C



The play components identified on this plan are IPEMA certified. The use and layout of these components conforms to the requirements of ASTM F1487.

THIS PLAY AREA & EQUIPMENT IS DESIGNED FOR AGES 2-12 YEARS UNLESS OTHERWISE NOTED ON PLAN.

IT IS THE MANUFACTURER'S OPINION THAT THIS PLAY AREA DOES CONFORM TO THE ADA ACCESSIBILITY REQUIREMENTS, ASSUMING AN ACCESSIBLE PROTECTIVE SURFACING IS PROVIDED AS INDICATED, OR NEAR THE ENTIRE USE ZONE.

THIS CONCEPTUAL PLAN WAS BASED ON INFORMATION AVAILABLE TO US PRIOR TO CONSTRUCTION. SETBACKS, SITE INFORMATION INCLUDING SITE DIMENSIONS, TOPOGRAPHY, EXISTING UTILITIES, SOIL CONDITIONS, AND OBSTACLE SOLUTIONS SHOULD BE OBTAINED, EVALUATED & INCORPORATED IN THE FINAL DESIGN. PLEASE VERIFY ALL DIMENSIONS OF PLAY AREA, SIZE, LOCATION AND LOCATION OF ALL EXISTING UTILITIES, EQUIPMENT AND SITE CONDITIONS PRIOR TO CONSTRUCTION.

SWEEPERS SHOULD NOT FACE THE PLAY AFTERNOON SUN.
 CHOOSE A PROTECTIVE SURFACING MATERIAL THAT HAS A CRITICAL HEIGHT VALUE TO MEET THE MAXIMUM FALL HEIGHT FOR THE EQUIPMENT. (SEE ASTM F1487 STANDARD CONCERNING SAFETY PERFORMANCE SPECIFICATION FOR PLAYGROUND EQUIPMENT FOR PUBLIC USE, SECTION 8 CURRENT REVISION).
 AREA OF ACCESSIBLE/PROTECTIVE SURFACING (POURED-IN-PLACE SUGGESTED)



164 *SLR*
landscape
structures™

HEB Miracle League
Inclusive Play Playground
173757C • 01.26.2021

exerplay
INC

Design 173757C Quote

PO Box 1160
Cedar Crest NM 87008-1160
Fax 505.281.0155
Toll Free 800.457.5444
www.exerplay.com



DATE NUMBER
1/26/2021 JC012621-6
TERMS: Net 30

QUOTATION prepared for:

City of McAllen
HEB Miracle League
Baseball Complex

Please Issue Purchase Order to:

Exerplay, Inc
PO Box 1160, Cedar Crest, NM 87008
fax to 505-281-0155 or
email to: jeri@exerplay.com

ITEM	DESCRIPTION	QTY	COST	TOTAL
Project	OPTION 5- PLAYGROUND EQUIPMENT, SAFETY SURFACING, INSTALLATION			
	LANDSCAPE STRUCTURES, INC.			
LSI	Smart Play (2-5 years) Design 173757C	1	16,970.00	16,970.00
LSI	Freestanding Play- Swings Design 173757C	1	70,700.00	70,700.00
	Sub-Total			87,670.00
BuyBoard	Contract #592-19		-5.00%	-4,383.50
Freight	Freight/shipping charges (150-21-69)	1	6,500.00	6,500.00
Install	Installation of Playground Equipment (SF-012721)	1	42,100.00	42,100.00
	SAFETY SURFACING			
Site Prep	Site Preparation	1	3,780.00	3,780.00
Site Prep	Aggregate	1	11,950.00	11,950.00
Site Prep	Spread and Compact Aggregate	1	7,800.00	7,800.00
Concrete Curbing	Concrete Curbing, priced per LF	278	19.50	5,421.00
PIP	Installation and Material for 3.5" thickness of Poured In Place 50% Color, 50% Black, Aliphatic Binder, priced per SF (130954)	4,620	16.50	76,230.00
BuyBoard	Contract #592-19		-5.00%	-3,811.50
Bond	Performance/Payment Bond	1	8,163.96	8,163.96
Msg 1	Pricing is for the above listed material and installation only and does not include storage, security, site preparation, security fencing, prevailing wages, TERO wages, permitting, or any applicable taxes or bonds. Any necessary permits or special inspections are the responsibility of the General Contractor or End Owner. To obtain a performance/payment bond, please add 3.5%, plus appropriate tax, of the total to this quote. - NOTE - ExerPlay reserves the right to revise pricing if any portion of this quote is changed or removed and may result in a delay in ordering materials for this project. There will be a 3.5% fee added to your invoice if you choose to pay by credit card.			
MP	For more information please contact Marissa Pecina at 956-358-3972, or marissa@exerplay.com - PRICING IS GOOD FOR 30 DAYS -			





166
landscape
structures

McAllen H-E-B Miracle
League Playscape Market Cafe
1145735-01-01-01 • 06.12.2020

exerplay
INC.

©2020 Landscape Structures. All Rights Reserved.



ART APPROVAL



PLEASE REVIEW
AND APPROVE
THE FOLLOWING:

Color, Verbiage, Layout/size, and Overall Graphic.
I verify that I own or otherwise possess all necessary rights with respect to the user-submitted images, and that the user-submitted images do not infringe, misappropriate, use without authorization, disclose without authorization, or otherwise violate any copyright, trademark, trade secret, other intellectual property right, or a property right of any third party.

This approval confirms all major design work has been completed and accurately reflects the direction specified. This rendering remains a conceptual approximation as custom products are subject to final engineering including, but not limited to, hardware placement and minor changes related to standards and manufacturing capabilities. Each change following this approval will require a change order and impact the delivery date.

--	--

SIGNATURE

DATE



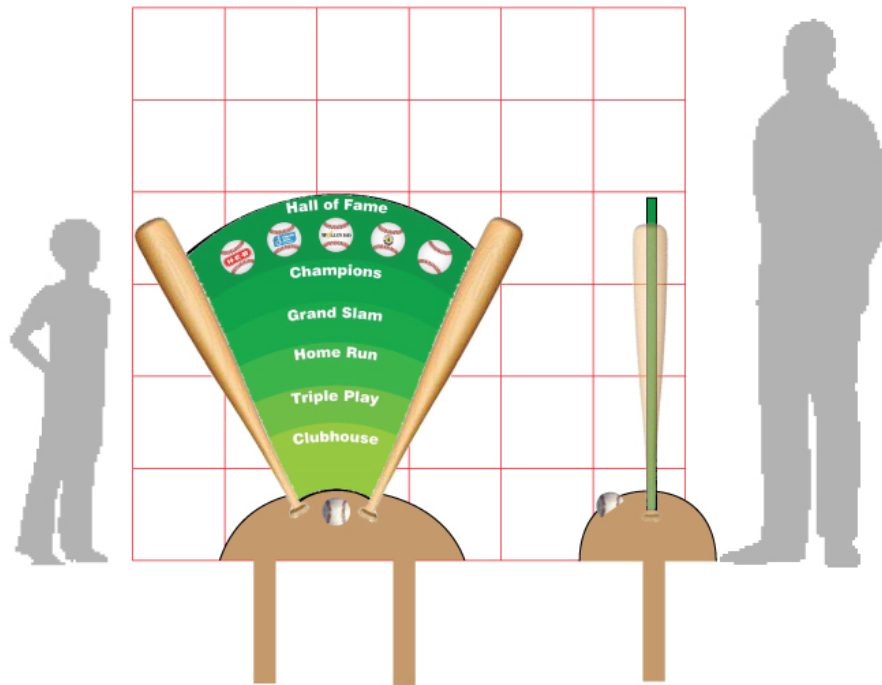
GFRC Baseball Donor sign

Design Details #1145928-01-01

Custom GFRC Baseball bats, mound and ball
Digifuse Sign
Approximately 52" W x 16" D x 48" H

Construction Details

Built with welded internal steel tubing and rebar skeleton
18 Gauge expanded metal is welded to the entire exterior
Coated with 1" sprayed (GFRC) sculptural concrete
Painted with concrete paint / stain
2 Direct bury footers



Conceptual design only and is subject to possible changes

Sway Fun® Glider



Sensory Systems Engaged	Motor Skills	Cognitive Skills	Social Skills
Vestibular + Tactile Proprioception	Agility, Balance, Coordination, Flexibility, Motor Planning, Core, Upper & Lower Body Strength	Problem Solving	Cooperation Social Skill Development Imaginative Play

The Sway Fun provides a social gathering point where children can rest and still play. Together children can make the Sway Fun move providing them with swaying vestibular input. The placement of the table is a key component of its design, this creates an opportunity for children using wheelchairs to actively participate in creating movement of the Sway Fun. There is plenty of room for children of all ages to play together and enjoy the ride.

**BOARD AGENDA REPORT
MCALLEN INDEPENDENT SCHOOL DISTRICT**

MEETING DATE: February 9, 2021

SUBMITTED BY: 
Norma Guerra (Comm Info) (Feb 2, 2021 19:21 CST)

SUPERVISOR: 
Norma Guerra (Comm Info) (Feb 2, 2021 19:21 CST)

Approved for presentation to the Board of Education:



174
Superintendent of Schools

**McALLEN INDEPENDENT SCHOOL DISTRICT SCOREBOARD SIGN
ADVERTISING AGREEMENT**

This Scoreboard Sign Advertising Agreement (the "Agreement") is made and entered in to as of the 1st day of January, 2022 (hereinafter referred to as the "Effective Date"), by and between the **McAllen Independent School District** (hereinafter referred to as "District"), at 2000 North 23rd Street McAllen, TX 78501, and **Lone Star National Bank** (hereinafter referred to as "Sponsor").

WHEREAS, District has the exclusive right to market, sell, and control all advertising displayed at McAllen Veterans Memorial Stadium (hereinafter referred to as "Stadium") located at 2001 Bicentennial Boulevard, McAllen, TX 78501;

WHEREAS, District has the exclusive right to grant licenses to parties, including Sponsor, to use scoreboard, marquees and venues or display materials at or on District property including the Stadium and to grant licenses to parties, including Sponsor, to permit use of District intellectual property and promotional materials;

WHEREAS, Sponsor desires to purchase from District the right to display certain advertising and to conduct or participate in certain promotions on the electronic scoreboard (the "Scoreboard") at the Stadium for the purposes of promoting Sponsor, the attendance at District events, and the Sponsor's products and service lines.

NOW THEREFORE, in consideration of the foregoing, incorporated herein by reference as provisions of this Agreement, the mutual promises set out below, and other good and valuable consideration, the parties agree as follows:

1. **Grant of Advertising and Promotional Rights.** Subject to the terms and conditions of this Agreement, the Board Policies of District, state and federal law, all as may be from time to time amended, District hereby grants and sells to Sponsor, and Sponsor hereby purchases and accepts from District, the advertising and promotional rights described on Exhibit A attached hereto (collectively, the "Rights").
2. **Term of Agreement.** The term of this Agreement ("Term") is stated on Exhibit A attached hereto. If the Sponsor desires to renew this Agreement for an additional term, Sponsor shall provide written notice to District of such desire no later than one hundred eighty (180) days prior to the expiration of the term of this Agreement.

3. **Rights Fees.** In consideration of the Rights granted to Sponsor under Paragraph I of this Agreement, Sponsor shall pay to District the sum stated on Exhibit A attached hereto (collectively, the "Rights Fee").

4. **Partial Non-Exclusivity.** Nothing in this Agreement may be construed to imply that Sponsor has the exclusive right to provide District goods and services or sponsor District or any District event. During the term of this Agreement, District reserves the right to use all available resources to procure other goods, services, and/or advertisers/sponsors as deemed in the best interest of District in District's sole discretion and doing so will not violate any rights of Sponsor.

5. Notwithstanding anything to the contrary in this Agreement Sponsor agrees, acknowledges and understands the following:

a. District makes no guarantees of the visibility of the Scoreboard or other advertising Rights from outside the Stadium. District makes no guarantees of the visibility of the Scoreboard or other advertising rights from within the Stadium when the Stadium lights are off.

b. Content of all Rights are subject to approval by both Sponsor and District. All advertising content shall be provided at the sole cost of Sponsor.

c. Any costs associated with changes to advertising content, artwork, or formatting once District has accepted the submitted content, artwork or formatting of same, shall be the responsibility of the Sponsor.

6. Notwithstanding anything to the contrary herein Sponsor agrees that in the event District is unable to perform for any reason the granting of the Rights granted to Sponsor, there shall be no refund, prorata or otherwise, of any Rights Fee.

7. **Termination:**

a. **Termination for the Best Interest of District.** District reserves the right to terminate this Agreement, in the sole discretion of District if District determines it is in the Best Interest of District to terminate this Agreement for any reason and without cause at any time during the Term and without penalty by providing thirty (30) days written notice to the Sponsor. Best Interest, as used in this numbered paragraph 7, includes, but is not limited to, Sponsor prior to or during the term of this Agreement, engaging in any immoral or financially irresponsible conduct, or any other conduct that in the sole opinion of District, might tend to bring Sponsor into public disrepute, contempt, scandal, or which might otherwise tend to reflect unfavorably upon Sponsor, its employees, subsidiaries, or affiliated companies; or if Sponsor files for

protection under any chapter of the United States Bankruptcy Code, 11 U.S.C. § 101 et seq., or commits any felonious act under federal, state, or local law. If the Agreement is terminated for Best Interest, District will have the right to seek appropriate remedies at law or equity. District reserves all legal rights and remedies not otherwise specified in this clause. Upon termination under this numbered paragraph 7, District shall have no obligation to pay or refund to Sponsor any amount paid to District under this Agreement. In the event that District determines, in its sole discretion, that the 30-day notice required by this Paragraph 7(a) would pose a hardship or that immediate termination of this Agreement would be in the Best Interest of District, District may provide notice of immediate termination and this Agreement shall terminate upon notice. Upon termination under this numbered paragraph 7, District shall have no obligation to pay or refund to Sponsor any amounts paid to District under this Agreement.

b. **Termination for Cause.** Either party may terminate this Agreement for cause at any time that the other party breaches any of its obligations under this Agreement. Notwithstanding the foregoing, a breach shall not be deemed to have occurred if either party is delayed or interrupted in fulfillment of its obligations as a result of a Force Majeure as defined in Paragraph 10(a). In the event of breach, the non-breaching party shall have the option to immediately cease all performance under this Agreement. If such breach results from the failure by Sponsor to pay the Rights Fees or any other monetary obligations of Sponsor hereunder by the dates when due under this Agreement, District may exercise its right to terminate this Agreement, retain all Rights Fees or other payments previously made by Sponsor, and pursue any and all remedies available in equity or at law. In the case of a breach of this Agreement for any reason other than non-payment, the non-breaching party shall provide the breaching party with written notice of the alleged breach and the breaching party shall have five (5) business days in which to commence curing the breach, and thirty (30) days within which to cure the breach to the reasonable satisfaction of the non-breaching party. If the breaching party fails to cure to the reasonable satisfaction of the non-breaching party within thirty (30) days after the date such written notice is given, the non-breaching party may, in addition to any other remedies which may be available to it under the circumstances, terminate this Agreement effective immediately by providing written notice of such termination to the breaching party. Upon termination, District shall no obligation to refund to Sponsor any amounts paid to District under this Agreement.

c. **Default.** If Sponsor fails to pay, when due, any amount owing under this Agreement, and such failure continues for a period of thirty (30) days after Sponsor receives written notice of the default from District, or if either party to this Agreement fails to perform any of its covenants and obligations under this Agreement, and such failure continues for a period of thirty (30) days after the non-performing party receives written notice of the default from the other party, and such non-performance remains uncured after such thirty (30) day period, then such aggrieved party may terminate this Agreement by giving notice of termination. All parties' rights under this Section are in addition to, and are not a limitation on or in substitution for, any other rights which either party has by reason of any non- performance, including, without limitation, any claim for damages under law or equity. All rights are cumulative. Upon termination, all rights and obligations of the parties under this Agreement shall cease. Time is of the essence in the performance of all duties and obligations imposed by this Agreement. Each party's course of dealing, or forbearance from, or delay in, the exercise of any of their rights, remedies, privileges or right to insist upon strict performance of any provisions contained in this Agreement, shall not be construed as a waiver by either party, unless any such waiver is in writing and is signed by the party. Upon termination, District shall have no obligation to refund to Sponsor any amount of any Rights Fees paid.

8. **Provisions Regarding Advertising Copy.** Provisions regarding advertising, sideline signs, static digital impressions, PA announcements, etc. (hereinafter referred to as "Advertising Copy"), approval of Advertising Copy, and standards of approval are set forth in District Board Policy and applicable Regulations which may from time to time be amended which are incorporated herein as if set forth in full and state and federal law.

9. **Retained Rights to Intellectual Property.** Sponsor's logo, trademark, service mark, composite mark, design work, and other creative content prepared by or for Sponsor that is displayed on or in the Advertising Copy, and all trademark rights or copyrights in such Advertising Copy (collectively, "Sponsor Intellectual Property"), shall be and remain the sole and exclusive property of Sponsor. Throughout the Term of this Agreement, Sponsor grants with written consent to District a non-exclusive limited license to publish, distribute and display Sponsor Intellectual Property on and/or in the Advertising Copy or on any other items or materials consistent with the terms and purposes of this Agreement. District's name, logo, service marks, composite marks, creative content, trademark rights, copyrighted material and related materials and work, including without limitation any such property

that is displayed on or in Advertising Copy with the written consent of District (collectively, "District Intellectual Property") shall be and remain the sole and exclusive property of District. Any and all advertising or promotional materials displayed or distributed by Sponsor pursuant to this Agreement in conjunction with any District Intellectual Property shall be subject to the prior written approval of District, and, if approved, shall be subject to the grant of non-exclusive limited license that automatically expires upon the expiration or termination of this Agreement. Neither party shall have the right to use in any way or reproduce for any purpose the corporate or trade names, trademarks, service marks, logos, or other proprietary symbols of the other party without that party's prior written consent.

10. Force Majeure.

a. **Definition of "Force Majeure".** For purposes of this Agreement, "Force Majeure" shall mean and include, any event beyond District's reasonable control (including, but not limited to fire; flood; explosions; weather events; damage by third parties, whether negligently or intentionally caused; work stoppages; picketing; lockouts and/or any other concerted action by any employees; acts of God or other casualties; the laws or actions of any governmental authority; or any other event or cause that is beyond the reasonable control of District), as a result of which, at any time and from time to time during the Term, (1) the display of the Advertising Copy is suspended or prevented; or (2) any event, including a District athletic event, is not held, is interrupted, or is suspended, at the Stadium. Notwithstanding the above, Force Majeure will not be extended beyond six (6) months.

b. **Options in Event of Force Majeure.** If a Force Majeure occurs during any contract year during the Term, District may, upon written notice to Sponsor and approved by Sponsor, (i) extend the Term of this Agreement beyond its expiration to make up for lost exposure by the Sponsor; (ii) terminate this Agreement, or (iii) provide to Sponsor advertising and/or promotional rights of substantially equivalent value, as reasonably determined by District.

11. Indemnification. To the extent allowed or allowable by law, each party agrees to and hereby defends, indemnifies, and holds the other party and its present and future board members/trustees, officers, administrators, employees, stakeholders, other representatives, successors and assigns, and their respective subsidiaries, affiliates, partners, officers, directors, employees, stakeholders, shareholders, agents, other representatives, successors and assigns (collectively the "indemnitees") harmless from and against any and all losses, liabilities, damages, claims, demands, suits, and

judgments (collectively, "claims"), including, without limitation, attorneys' fees, and the costs of any legal action, arising out of: (i) the use of any trademark, service mark, logo, design, and other intellectual property right materials provided by Sponsor; (ii) the character, content, and subject matter of any advertising copy displayed by District; (iii) any act or omission of the other party related to or in connection with the rights, privileges, or obligations under this Agreement; and (iv) any breach of this Agreement. The indemnification obligations under this Agreement shall survive expiration or earlier termination of this Agreement.

12. **Assignment.** Sponsor shall not have the right or power to assign any of its rights or obligations under this Agreement to any other party without the prior written consent of District in its sole discretion. District shall not assign any of its rights or obligations under this Agreement to any other party without the prior written consent of Sponsor. Subject to the foregoing, this Agreement shall be binding upon and shall inure to the benefit of the parties and their permitted successors and assigns.

13. **Immunity.** The execution of this Agreement and/or the performance by District of its obligations hereunder does not, and is not intended to waive or relinquish, and District shall not waive or relinquish, any governmental, sovereign immunity or defense from liability or prosecution available to District, its trustees, officers, employees, or agents under federal or Texas laws.

14. **Governing Law.** The validity, interpretation, and performance of this Agreement shall be governed by and construed in accordance with the laws of the state of Texas, without regard to its choice or law or conflict of law provisions. Exclusive venue for any proceeding that may be instituted in connection with this Agreement and the parties' rights and liabilities hereunder shall be in a court of competent jurisdiction located in Hidalgo County, Texas.

15. **Notices.** All notices or other communications, which are required or contemplated by this Agreement ("Notices"), shall be in writing. All other may be sent by any delivery method which provides a tracking number and delivery receipt. Notices shall be addressed as provided below (unless a party changes its addresses or addresses through a written notice to the other party that complies with this Paragraph 15):

If to the District:

McAllen Independent School District
Attention: Superintendent
2000 North 23rd Street
McAllen, Texas 78501
Telephone: (956) 618-6000

If to Sponsor:

Lone Star National Bank
520 E. Nolana Ave.
McAllen, TX 78504

16. **Counterparts.** This Agreement may be executed in any number of counterparts, each of which shall be an original, and all of which shall be deemed to be the same instrument.

17. **Relationship of Parties.** This Agreement does not create, and shall not be construed by the parties or any third person as creating, any agency, partnership, joint venture, or employment relationship between the parties. The relationship of the parties under this Agreement shall be solely that of independent contractors. Each party shall be solely responsible for the conduct of its respective agents and employees in connection with that party's performance of this Agreement.

18. **Merger Clause.** This Agreement (including the attached Exhibit) is the final, complete, and exclusive statement and expression of the Agreement among the parties hereto with relation to the subject matter of this Agreement, and supersedes all prior communications with respect to the subject matter contained herein. It is understood that there are no oral representations, understandings, or agreements covering the same subject matter as this Agreement.

19. **Entire Agreement.** This Agreement contains the entire agreement between District and Sponsor, and there are no other terms, conditions, promises, undertakings, statements or representations, express or implied, concerning this Agreement.

20. **Incorporation of Exhibits.** Any and all Exhibits referenced in this Agreement shall be attached to the Agreement, made a part of the Agreement, and incorporated into the Agreement by reference for all purposes including without limitation the following Exhibit:

Exhibit A – Advertising, Promotional Rights, and Fees

21. **Severability.** In case any provision of this Agreement shall be invalid, illegal, or unenforceable, such provision shall be severed from this Agreement. The validity, legality, and enforceability of the remaining provisions of this Agreement shall not in any way be affected or impaired thereby.

22. **Nondiscrimination.** It is mutually agreed that there shall be no discrimination on the basis of a person's race, color, creed, religion, national origin, ancestry, citizenship, gender, sexual orientation, age, or disability.

(Signature Page Follows)

IN WITNESS WHEREOF, the parties have caused this Agreement to be duly executed by an authorized representative as of the Effective Date.

Sponsor:
Lone Star National Bank

S. David Deanda, Jr., President

Date: _____

District:

Conrado Alvarado, Board of Trustees President

Date: _____

Approved as to form:
Atlas, Hall & Rodriguez, LLP

By: Stephen L. Crain
Stephen L. Crain (F45-2, 2011-10-13 CST)
Stephen Crain

EXHIBIT A

Advertising, Promotional Rights, and Fees

Term: The Term of this Agreement is for five (5) years commencing January 1, 2022 through December 31, 2026.

"RIGHTS"

1. **Terms and Conditions.** Under the terms and conditions as set forth herein District grants the advertising rights to the Sponsor, as follows:

Anchor Sponsor

"Anchor Sponsor" receives the following advertising rights:

- Prime Anchor Spot Estimated at approximately 5' x 19' size;
- Backlit illuminated display face;
- Fifteen (15) second video commercial played on scoreboard at all home games for a minimum of two times (at least once per half);
- Scorebug on televised games displayed through one (1) quarter of the game;
- Minimum 3 public address mentions in each game;
- Eight (8) reserved home season tickets for the District high school of your choice; and
- Two (2) VIP parking passes.

2. **Rights Fee.** The right fee is One Hundred Thousand and no one hundred dollars (\$100,000.00) payable as follows:

- Payment 1 : \$20,000.00 payment due on or before the last Monday of May, 2021.
- Payment 2: \$20,000.00 payment due on or before the last Monday of May, 2022.
- Payment 3: \$20,000.00 payment due on or before the last Monday of May, 2023.
- Payment 4: \$20,000.00 payment due on or before the last Monday of May, 2024.
- Payment 5: \$20,000.00 payment due on or before the last Monday of May, 2025.

**BOARD AGENDA REPORT
McALLEN INDEPENDENT SCHOOL DISTRICT**

MEETING DATE: February 9, 2021

**BOARD AGENDA REPORT
McALLEN INDEPENDENT SCHOOL DISTRICT**

MEETING DATE: February 9, 2021

SUBMITTED BY: *Adelfino*

SUPERVISOR: *Cynthia Medrano-Richards*

Approved for presentation to the Board of Education:

J. Adams

Description	A	B	C		D	E	
	Original Budget	Revised Budget 12/17/2020	Budget Amendments Under Consideration		Revisions	Transfers	Revised Budget 01/31/2021
Audited Fund Balance	97,700,231	97,700,231					97,700,231
Revenues:							
Local:							
Property Taxes	79,823,682	79,823,682					79,823,682
Interest Income	1,559,000	1,559,000					1,559,000
Other Local Income	2,827,299	2,879,089					2,879,089
State:	137,774,797	137,774,797					137,774,797
Federal:	21,131,995	21,364,409					21,364,409
Other Sources:	0	4,296,271					4,296,271
Total Revenues	243,116,773	247,697,248	0	0	0	0	247,697,248
Expenditures:							
11 Instruction	125,902,178	131,160,376			70,128		131,230,504
12 Inst. Res. & Media Services	3,591,042	3,614,609			1,303		3,615,912
13 Curriculum Dev. & Inst. Staff Dev.	4,566,016	5,087,241			113,167		5,200,408
21 Inst. Leadership	3,424,579	3,244,670			(27,005)		3,217,665
23 School Leadership	13,398,767	13,802,602			(2,618)		13,799,984
31 Guid., Counseling & Eval. Ser.	10,033,333	9,970,379			(32,341)		9,938,038
32 Social Work Services	1,864,993	1,943,243			1,000		1,944,243
33 Health Services	3,031,453	3,113,748					3,113,748
34 Student (Pupil) Trans.	4,007,329	4,813,124					4,813,124
35 Food Services	17,566,135	19,374,472					19,374,472
36 Curricular/Extracurricular Act.	9,996,499	10,014,073			(70,216)		9,943,857
41 General Administration	7,895,268	8,690,663			42,000		8,732,663
51 Plant Maint. & Operations	19,817,409	22,223,463			(103,737)		22,119,726
52 Security and Monitoring Serv.	4,387,069	5,046,505			(500)		5,046,005
53 Data Processing Services	4,703,026	6,892,453			(5,160)		6,887,293
61 Community Services	35,975	42,286			(125)		42,161
71 Debt Service	7,073,589	7,078,589					7,078,589
81 Fac. Acquisition & Const.	5,000	938,018					938,018
95 Pmt. to Juv. Justice Alt. Ed. Prg.	40,000	40,000					40,000
99 Other Intergovernmental Charges	891,975	891,975			14,104		906,079
Other Uses	85,330	2,285,330					2,285,330
Total Expenditures	242,316,965	260,267,819	0	0	0	0	260,267,819
Preliminary Ending Fund Balance	98,500,039	85,129,660	0	0	0	0	85,129,660

GENERAL FUND
Revisions

REVENUES:

None for January 2021

EXPENDITURES:

None for January 2021

**BOARD AGENDA REPORT
MCALLEN INDEPENDENT SCHOOL DISTRICT**

MEETING DATE: January 18, 2021

SUBMITTED BY: *Natalia Goza*
Natalia Goza (Jan 13, 2021 11:39 CST)

SUPERVISOR: _____

Approved for presentation to the Board of Education:



185 _____
Superintendent of Schools