



NOTICE is hereby given that the Collin County Community College District Board of Trustees will hold its Regularly Scheduled Meeting on Friday, January 26, 2024, at the Collin Higher Education Center, 3452 Spur 399, McKinney, TX 75069 ("CHEC").

Locations

Celina Campus

Collin Higher Education Center
McKinney, Texas

Courtyard Center
Plano, Texas

Farmersville Campus

Frisco Campus

McKinney Campus

Plano Campus

Public Safety Training Center
McKinney, Texas

Rockwall Center

Technical Campus
Allen, Texas

Wylie Campus

iCollin
www.collin.edu

Board of Trustees
Andrew Hardin, *Chair*
Jay Saad, *Vice Chair*
Jim Orr, *Secretary*
Raj Menon, Ph.D., *Treasurer*
Cathie Alexander
Stacy Anne Arias
J. Robert Collins, Ph.D.
Greg Gomel
Megan Wallace

District President
H. Neil Matkin, Ed.D.
3452 Spur 399
P.O. Box 8021
McKinney, Texas 75070
P | 972.758.3800
F | 972.758.3807
nmatkin@collin.edu
www.collin.edu

CALL TO ORDER: 9:00 a.m., Board Room 139, CHEC.

ADJOURNMENT TO CLOSED OR EXECUTIVE SESSION

Adjournment to Board Conference Room 135, CHEC, for closed or executive session pursuant to the Texas Government Code Chapter 551.001 et seq., to wit:

Section 551.074 Personnel Matters

a. Discuss appointment, employment, evaluation, reassignment, duties, discipline, or responsibilities of college employees and police officers, including the annual evaluation of the District President

Section 551.071 Consultations with Attorney

a. Consultation with the college’s General Counsel regarding federal Civil Action No. 4:22-CV-184; Cause No. DC-21-14315 and Cause No. 416-04944-2014 pending in state courts; and anticipated litigation
b. Consultation with the college’s General Counsel on a matter in which the attorney has an ethical duty of confidentiality

Sections 551.076 and 551.089 - Deliberations Regarding Security Devices or Security Audits

a. Discuss deployment or specific occasions for implementation of security devices or security personnel across the District

Section 551.072 Deliberations Regarding Real Property

a. Discuss the purchase, exchange, lease, or value of property available around college campuses, the Collin Higher Education Center, and potential campus projects

RECONVENE REGULAR MONTHLY MEETING: 10:00 a.m., Board Room 139, CHEC.

Reconvene into regular session and take any action necessary as a result of the closed or executive session.

1. Pledges of Allegiance

WELCOME STUDENT VISITORS

PRESENTATIONS

1. Recognition of Employees on the Occasion of their Retirement - Dr. Neil Matkin, District President

PUBLIC COMMENT

Public comment cards are available and accepted on-site for one hour prior to the start of the meeting. Comment cards are not transferable to other speakers. All comments related to non-agenda items will be heard at the end of the Board Meeting. Comments addressing agenda items will be heard at the beginning of the meeting, in order of the corresponding agenda item, for the allotted thirty minutes or until all agenda-related comments have been heard. Speakers who submit public comment cards may have up to three minutes to address the Board. No presentation shall exceed three minutes, unless a translator is required, in which case up to six minutes can be used. The Board encourages but does not require delegations of more than five individuals to appoint one person to present the delegation's views before the Board.

CONSIDERATION OF CONSENT AGENDA

The purpose of the consent agenda is to allow the Board to identify and approve action items which require no additional information or discussion and for which there is unanimous approval to be enacted in one motion. Trustees receive agenda materials four days in advance of the meeting to prepare for the business to be conducted.

Approval of January 26, 2024 Consent Agenda Items

2024-01-C1

Approval of the Minutes of the December 5, 2023 Regular Meeting

CONSIDERATION OF ACTION ON AGENDA ITEMS

2024-01-1

Consideration of Approval of the New Bachelor of Applied Technology Degree Program with a Major in Software Development

2024-01-2

Consideration of Approval of the Collin College Academic Alliance and Moving of the Multi-Institutional Teaching Center from the Collin Higher Education Center to the Technical Campus

2024-01-3

Consideration of Approval of Partial Tuition Waiver for Out-of-District and Out-of-State Dual Credit Students

2024-01-4

Consideration of Approval of Adding Co-Educational Esports, Men's and Women's Golf, and Women's Volleyball to Collin College's Athletic Programs

2024-01-5

Consideration of Approval for the Expansion of the Motorola Solutions Avigilon Video Security Platform Across All Campuses

2024-01-6

Consideration of Approval of the Selection of IN2 Architecture for the Architectural Design Contracts for the Renovation of the Plano Campus, Courtyard Center, and Collin Higher Education Center

2024-01-7

Consideration of Approval of the Designated Delivery Method for Construction Services at the Plano, Wylie, McKinney Campuses and the Courtyard Center and Collin Higher Education Center

2024-01-8

Consideration of Approval of the Bid Report for January 26, 2024

PUBLIC COMMENTS ON NON-AGENDA ITEMS *(If required in accordance with HB 2840)*

INFORMATION REPORTS

Workday Student Status Report for January 2024

Personnel Report for January 2024

Revenues and Expenses as of November 30, 2023

Revenues and Expenses as of December 31, 2023

Statement of Net Position as of November 30, 2023

Statement of Net Position as of December 31, 2023

Quarterly Grant Budget - September - November 2023

Annual Investment Report FY 2023

Monthly Investment Report as of November 30, 2023

Monthly Investment Report as of December 31, 2023

Quarterly Investment Report as of November 30, 2023

PRESIDENT'S AND BOARD ANNOUNCEMENTS

Comments on: Workshops, Seminars, and Conferences taking place at the College; Awards Received; Accomplishments, Appointments at the Local, State, and National Level; Published Articles and Newspaper Reports; and Upcoming Events.

ADJOURNMENT

*Andrew P. Hardin
Chairman, Board of Trustees*

AS REQUIRED BY STATE LAW, this meeting is open to the public, but please exercise public health precautions when considering whether to attend. The District may utilize social distancing efforts within the boardroom to reduce physical proximity of attendees. Therefore, members of the public who wish to view the Board Meeting in real time via live stream may do so by going to the "Live Stream & Videos" tab at the following link: https://www.collin.edu/leadership/board_of_trustees.html.

I certify that the notice for this meeting was posted on January 22, 2024 at 12:00 p.m., in compliance with the Texas Open Meetings Act.



For the Board of Trustees

CONSENT AGENDA ITEM TO BE CONSIDERED

2024-01-C1

Approval of the Minutes of the December 5, 2023
Regular Meeting

pg. 6

January 26, 2024

SUBJECT

Approval of the Minutes of the December 5, 2023 Regular Meeting

RECOMMENDATION

The District President recommends approval of the minutes of the December 5, 2023 Regular Meeting.

RESOURCE PERSONNEL

Donna Ludwig, Secretary to the Board of Trustees

ATTACHMENTS

A) December 5, 2023 Regular Meeting Minutes

Respectfully Submitted By:

A handwritten signature in cursive script that reads "Donna Ludwig".

Donna Ludwig, Secretary to the Board of Trustees

**Minutes of Regular Meeting
December 5, 2023**

**Board of Trustees
Collin County Community College District**

Collin County Community College District conducted its Regular Monthly Board of Trustees meeting on Tuesday, December 5, 2023, at the Collin Higher Education Center, 3452 Spur 399, McKinney, TX 75069 ("CHEC"), with Chair Andrew Hardin presiding. Trustees in attendance were Ms. Cathie Alexander, Ms. Stacy Arias, Dr. Robert Collins, Mr. Greg Gomel, Mr. Andrew Hardin, Dr. Raj Menon, Mr. Jim Orr, Mr. Jay Saad, and Ms. Megan Wallace.

WORK SESSION

With a quorum of the Board of Trustees present, Chair Hardin called the Work Session to order at 5:32 p.m. in Board Conference Room 135 at CHEC.

DISCUSSION ITEMS

1. Graduation Update - Dr. Jay Corwin, Chief Student Success Officer
2. Athletics Presentation - Dr. Bill King, Executive Vice President

CONVENE REGULAR MONTHLY MEETING: 6:35 p.m., Board Room 139, CHEC.

ADJOURNMENT TO CLOSED OR EXECUTIVE SESSION

Chair Hardin adjourned the regular meeting to Board Conference Room 135, CHEC, for closed or executive session pursuant to the Texas Government Code Chapter 551.001 *et seq.*, to wit at 6:37 p.m.

Section 551.074 Personnel Matters

- a. Discuss appointment, employment, evaluation, reassignment, duties, or responsibilities of the District President and college employees

Section 551.071 Consultations with Attorney

- a. Consultation with the college's General Counsel on a matter in which the attorney has an ethical duty of confidentiality
- b. Consultation with the college's General Counsel regarding federal Civil Action No. 4:22-CV-184; Cause No. DC-21-14315 and Cause No. 416-04944-2014 pending in state courts; and anticipated litigation

Sections 551.076 and 551.089 - Deliberations Regarding Security Devices or Security Audits

- a. Discuss deployment or specific occasions for implementation of security devices or security personnel

Section 551.072 Deliberations Regarding Real Property

- a. Discuss the purchase, exchange, lease, or value of property available around college campuses, the Collin Higher Education Center, and potential campus projects

RECONVENE REGULAR MEETING: 7:22 p.m., Board Room 139, CHEC.

1. Pledges of Allegiance

WELCOME STUDENT VISITORS

PRESENTATIONS

1. Recognition of Employees on the Occasion of Their Retirement - Dr. Neil Matkin, District President
2. 2023 Veterans Education Excellence Recognition Award - Michelle Bishop, District Director for Congressman Keith Self
3. Plano Balloon Festival Check Presentation - Jo Via, Plano Balloon Festival Executive Director

PUBLIC COMMENT

There was no public comment.

Approval of the December 5, 2023 Consent Agenda Item

2023-12-C1 Approval of the Minutes of the October 27, 2023 Regular Meeting

On motion of Trustee Collins, and second of Trustee Gomel, the December 5, 2023 Consent Agenda was approved by a vote of 9-0.

CONSIDERATION OF ACTION ON AGENDA ITEMS

2023-12-1 Consideration of Approval of the Annual Comprehensive Financial Report (ACFR) Audited by the Independent Auditor Whitley Penn, LLP for the 2022-2023 Fiscal Year

On motion of Trustee Menon, and second of Trustee Saad, this item was approved by a vote of 9-0. Presentation is attached.

2023-12-2 Report Out of the Organization, Education, and Policy Committee, First Reading of Local Board Policy: *CLA (Local) Facilities Planning – Facilities Standards*

Discussion: Trustee Collins, Chair of the Organization, Education, and Policy Committee brought forth a first reading of Local Board Policy.

No action was required.

2023-12-3 Report Out of the Organization, Education, and Policy Committee, Second Reading and Consideration of Approval of Local Board Policies: DC (Local) Employment Practices; DD (Local) Personnel Positions; DEA (Local) Compensation and Benefits – Compensation Plan; DEAA (Local) Compensation Plan – Incentives and Stipends – ADD; DEAB (Local) Compensation Plan – Wage and Hour Laws – ADD; DMAA (Local) Term Contracts – Termination Mid-Contract; FFDB (Local) Freedom from Discrimination, Harassment, and Retaliation – Other Protected Characteristics

Discussion: Trustee Collins, Chair of the Organization, Education, and Policy Committee, brought forth, in the form of a motion and second, the Committee’s recommendation for approval of the second reading and approval of Local Board Policy.

The motion was approved 9-0.

2023-12-4 Consideration of Approval of a One-Year Financial Agreement to Initiate the Texas A&M University Engineering Academy at Collin College in Fall 2024

On motion of Trustee Orr, and second of Trustee Menon, this item was approved by a vote of 9-0.

2023-12-5 Consideration of Approval of a Resolution and Official Ballot Casting Votes for Candidates for the Collin Central Appraisal District Board of Directors

The Board of Trustees engaged in a discussion on casting their votes for the Collin Central Appraisal District Board of Director’s candidates. After considering the options, a motion was made to allocate 219 votes equally to the four eligible incumbents with Richard “Rick” Grady receiving the three odd votes: Dan Bollner (54), David Gensler (54), Richard “Rick” Grady (54 + 3 additional), and Ronald L. Kelly (54).

On motion of Trustee Menon, and second of Trustee Gomel, this item was approved by a vote of 8-1. Trustee Alexander voted against.

2023-12-6 Consideration of Approval of the Bid Report for December 5, 2023

Discussion: Melissa Irby, Chief Financial Officer, presented the Bid Report for December 5, 2023, which included two new solicitations and one emergency ratification:

New Solicitations	
Purchase Request #1	\$ 47,000
Custodial Services at Farmersville Campus	
Purchase Request #2	300,000
Custodial Services at Plano Campus	
Total New Solicitations	<u>347,000</u>
Emergency Ratification	
Purchase Request #3	575,104
Disaster Recovery Services	
Total Emergency Ratification	<u>575,104</u>
Grand Total	<u>\$ 922,104</u>

On motion of Trustee Gomel, and second of Trustee Collins, this item was approved by a vote of 9-0.

PUBLIC COMMENT

There was no additional public comment.

INFORMATION REPORTS

Follow Up to Trustee Question: Great Colleges to Work For Past Survey Results
Follow Up to Trustees' Question: Great Colleges to Work For Survey Questions
Summary and Impact Report of the Quality Enhancement Plan (QEP) 2015-2020
Workday Student Status Report for November/December 2023
Personnel Report for December 2023
CARES (Coronavirus Aid, Relief, and Economic Security) Act Funding Final Report
Revenues and Expenses as of October 31, 2023
Statement of Net Position as of October 31, 2023
Monthly Investment Report as of October 31, 2023

PRESIDENT'S AND BOARD ANNOUNCEMENTS

Comments on: workshops, seminars, and conferences taking place at the College; awards received; accomplishments and appointments at the local, state, and national level; published articles and newspaper reports; upcoming events; and recent news.

ADJOURNMENT

Chair Hardin adjourned the meeting of the Board of Trustees of Collin County Community College District at 8:35 p.m.

BOARD TRAINING REPORT

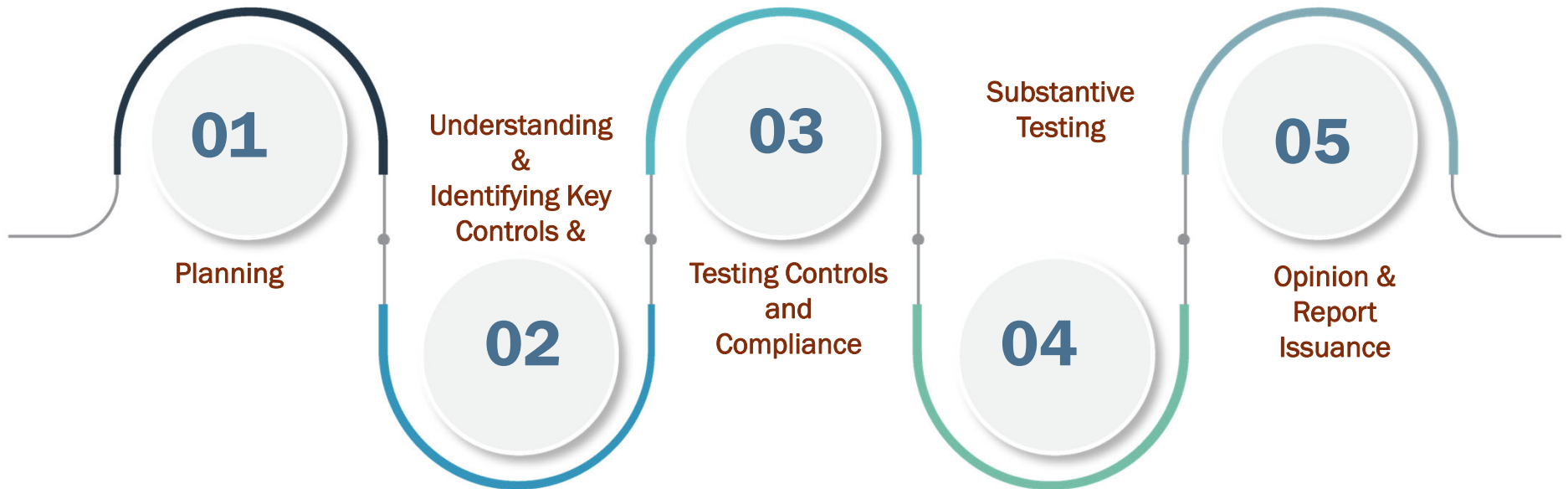
Section 61.084 (f) of the Education Code requires that the minutes of the last regular meeting of the Board of Trustees of the regular calendar year reflect whether members of the governing board have completed any training required under the section.
In calendar year 2023, Trustee Cathie Alexander completed the required orientation training for new board members through the Texas Higher Education Coordinating Board.

COLLIN COUNTY COMMUNITY COLLEGE DISTRICT

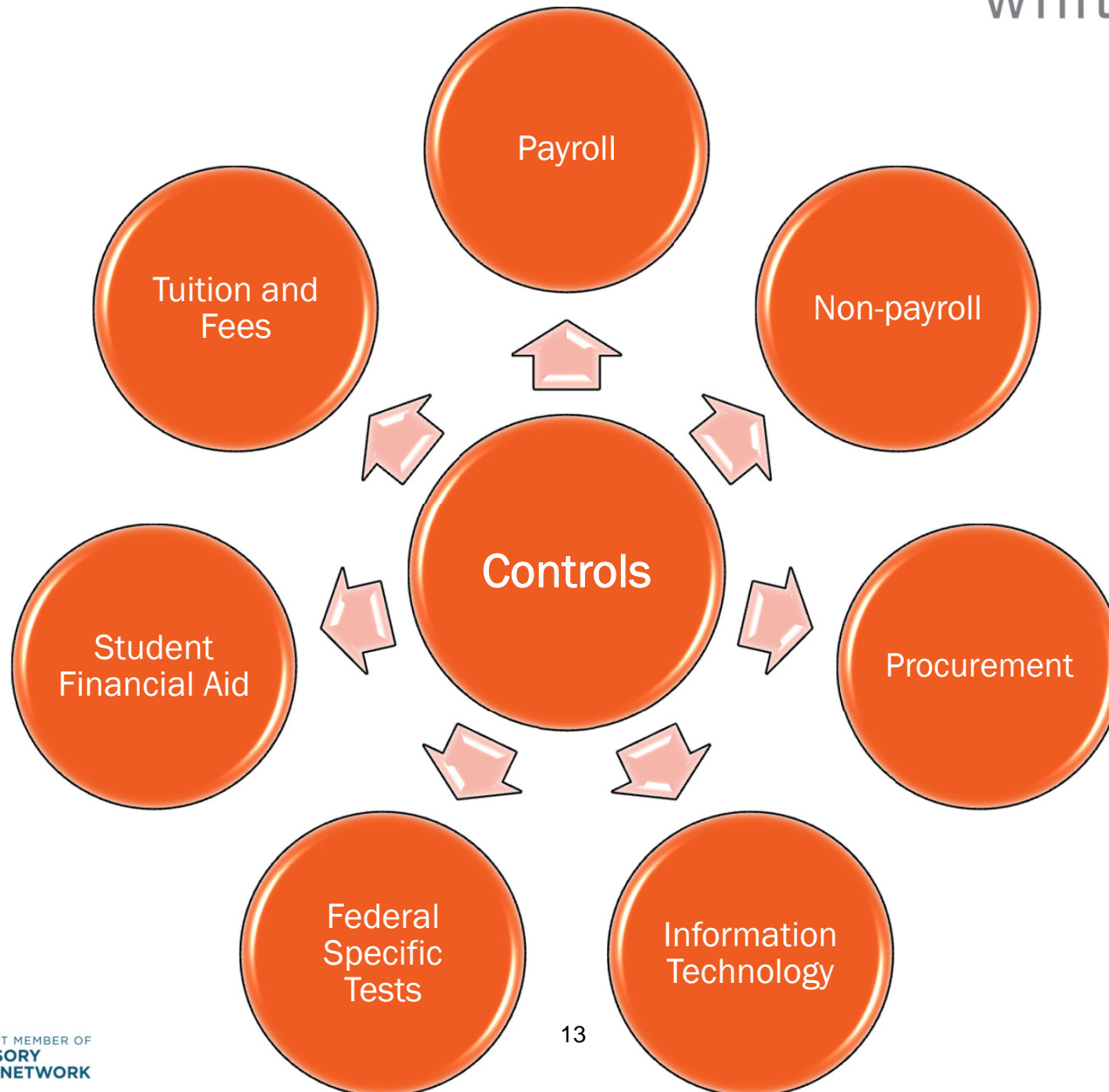
FISCAL YEAR 2023 FINANCIAL STATEMENT AND SINGLE AUDITS



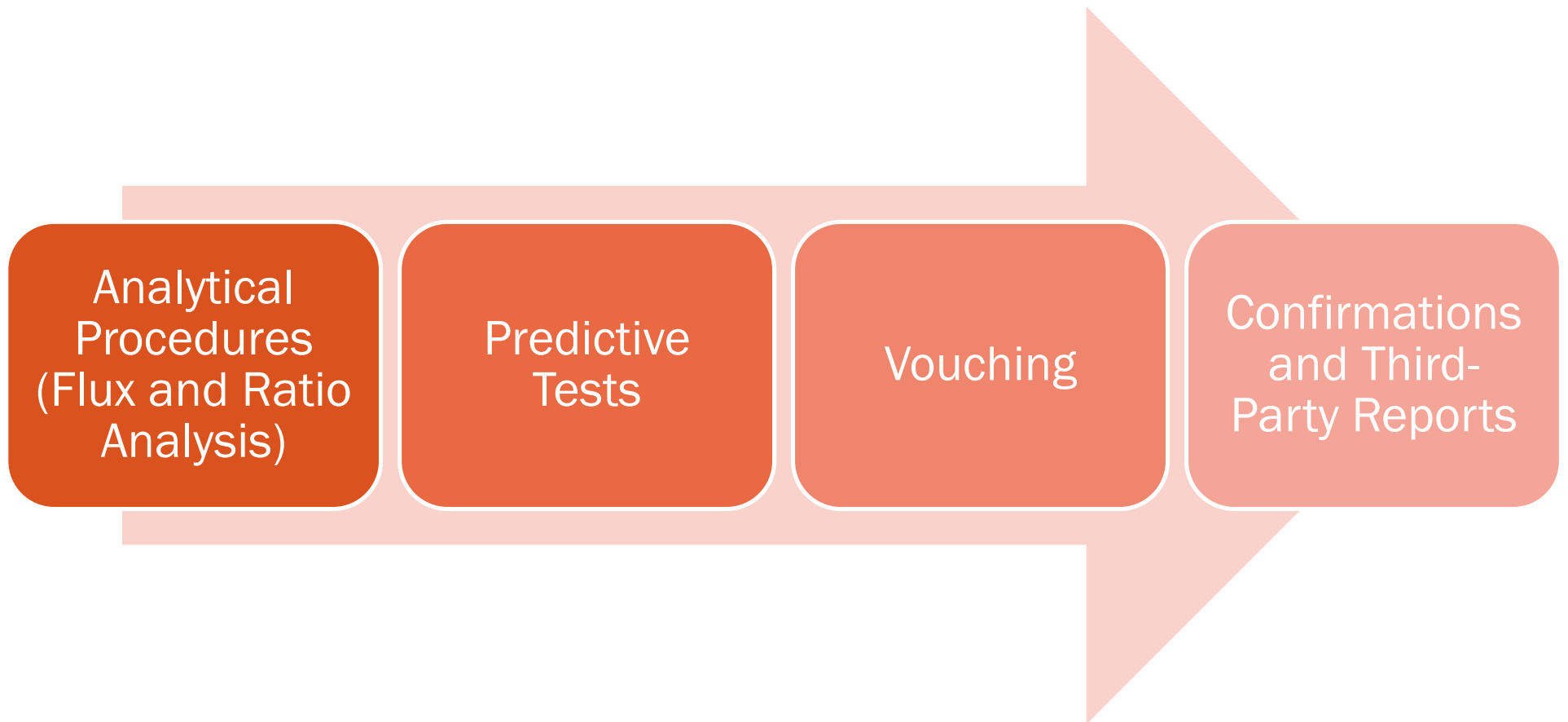
THE AUDIT PROCESS



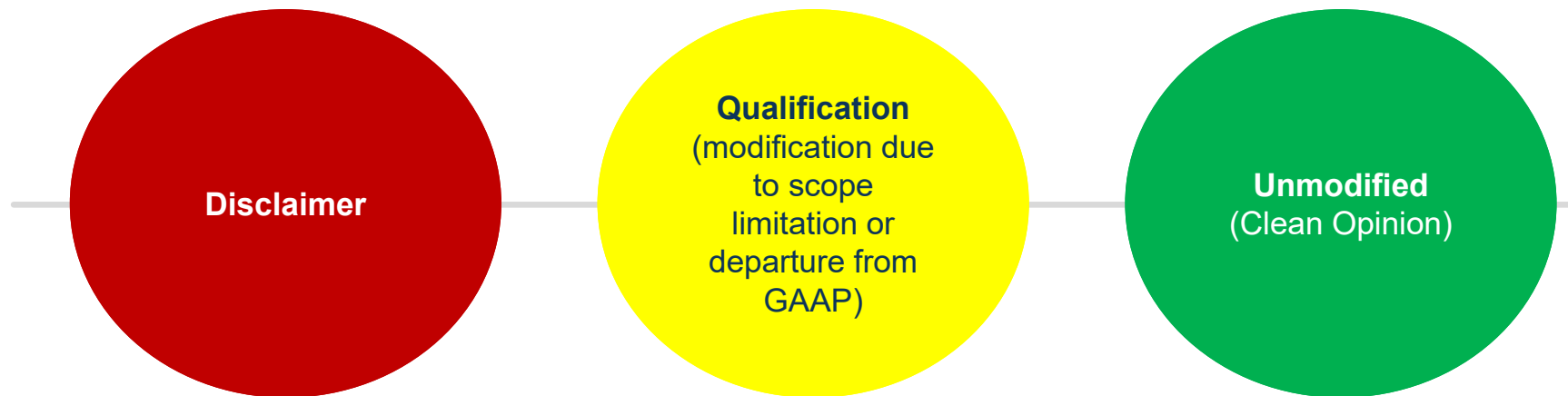
INTERNAL CONTROLS



SUBSTANTIVE PROCEDURES



PURPOSE OF THE AUDIT – THE OPINION ON THE REPORT



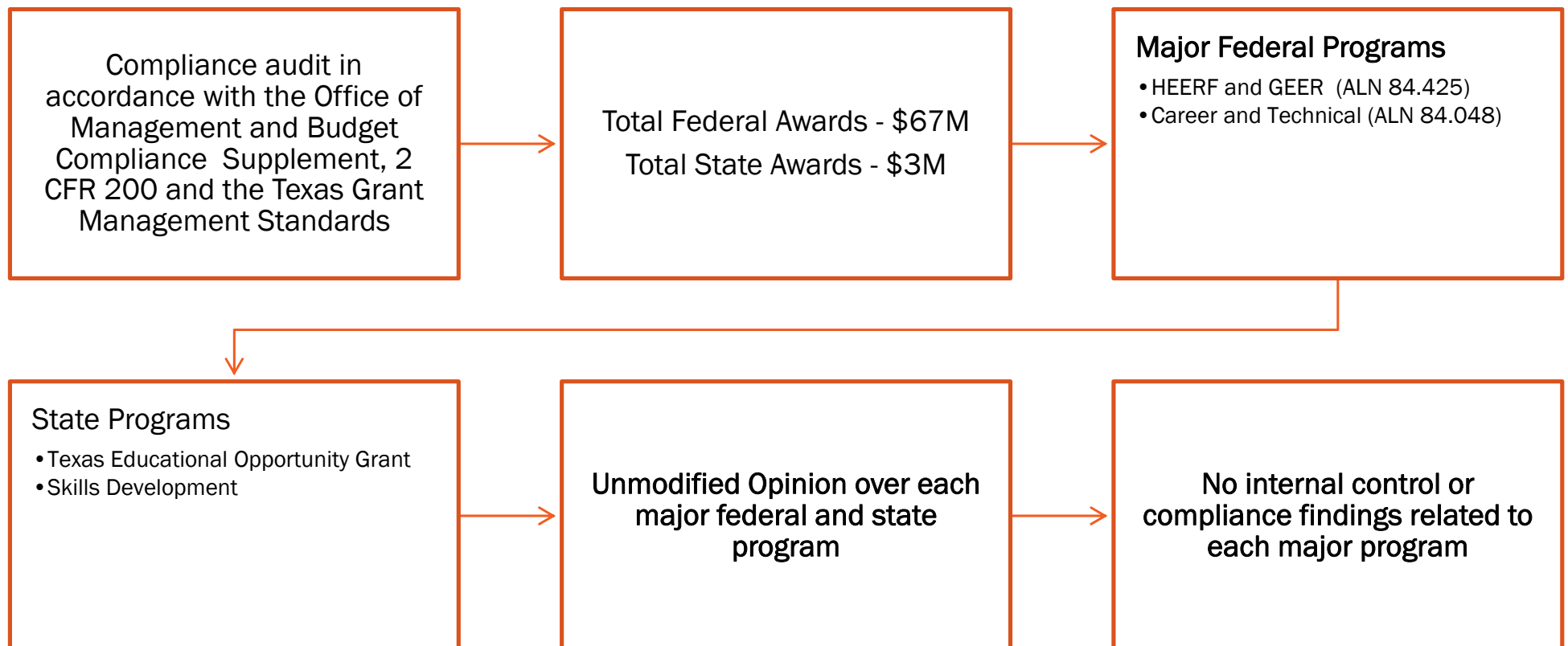
RESULTS

- Audit in accordance with GAAS and GAGAS (Yellow Book)
- Unmodified Opinion over financial statements
- No internal control findings related to financial reporting
- No findings related to compliance



audit report

OPINION ON FEDERAL AND STATE PROGRAMS



**GOVERNMENT-WIDE
FINANCIAL
STATEMENTS
FOR FISCAL YEAR
2023**

***Do not represent a cash liability; it is the College's proportionate share of the TRS cost-sharing pension and ERS OPEB liabilities and are required for financial reporting purposes.*



- Total Assets: \$1.3 billion
- Capital assets: \$839 million
- Cash and investments: \$401 million
- Total Deferred Outflows: \$66 million
- Total Liabilities: \$750 million
 - Bonds: \$535 million
 - Net Pension Liability: \$58 million**
 - Net OPEB Liability: \$95 million**
- Total Deferred Inflows: \$37 million
- Total Net Position: \$539 million
- Net Position decreased by \$400k (\$22 million in FY 2022)

TEACHER RETIREMENT SYSTEM OF TEXAS (\$MM)

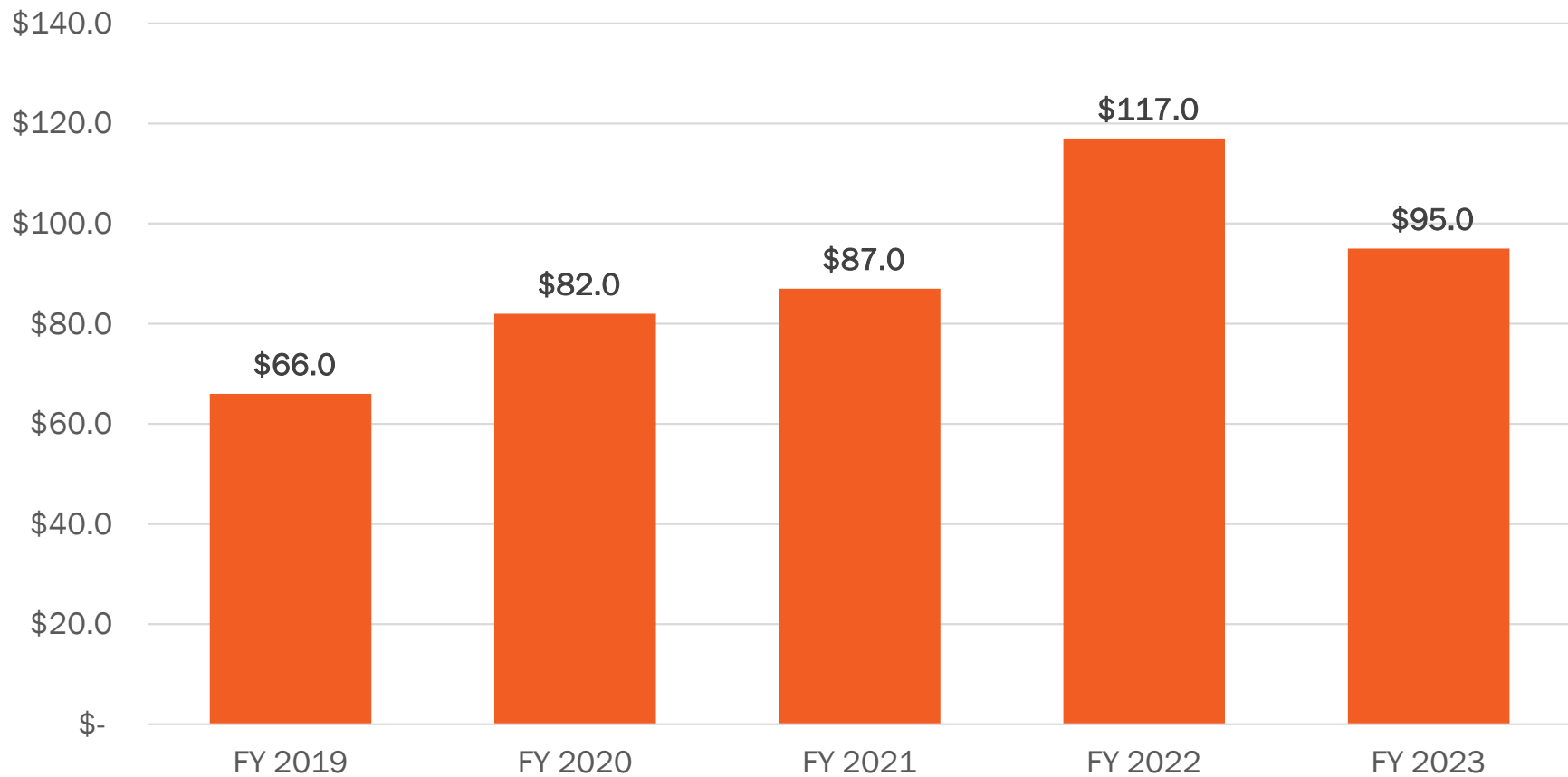
Proportionate Share of the Net Pension Liability (NPL)



EMPLOYEES RETIREMENT SYSTEM OF TEXAS (\$MM)



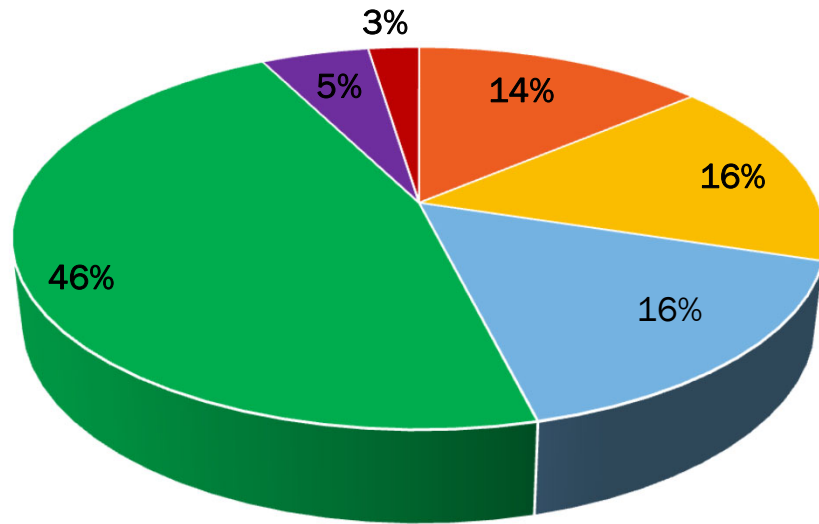
Proportionate Share of the Net OPEB Liability (NOL)



CURRENT AND PRIOR YEAR REVENUE

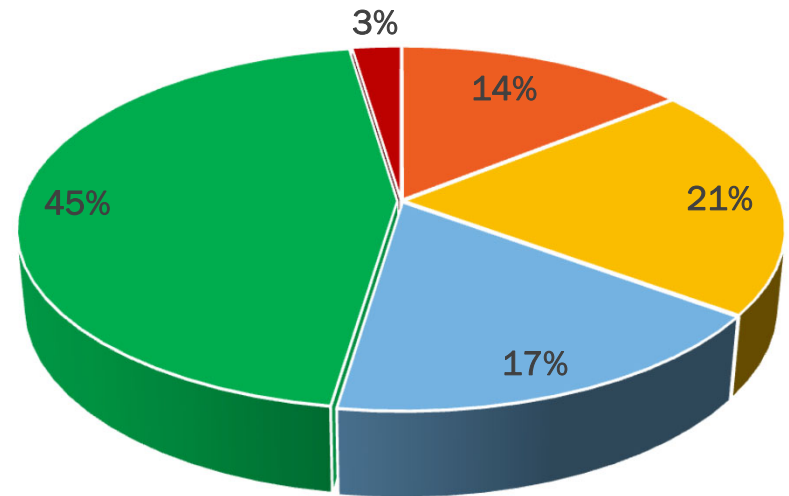


2023 - \$332M



- Student Tuition and Fees \$45M
- Federal Revenue \$53M
- State Appropriations \$54M
- Property Taxes \$154M
- Investment earnings \$17M
- Other \$9M

2022 - \$294M

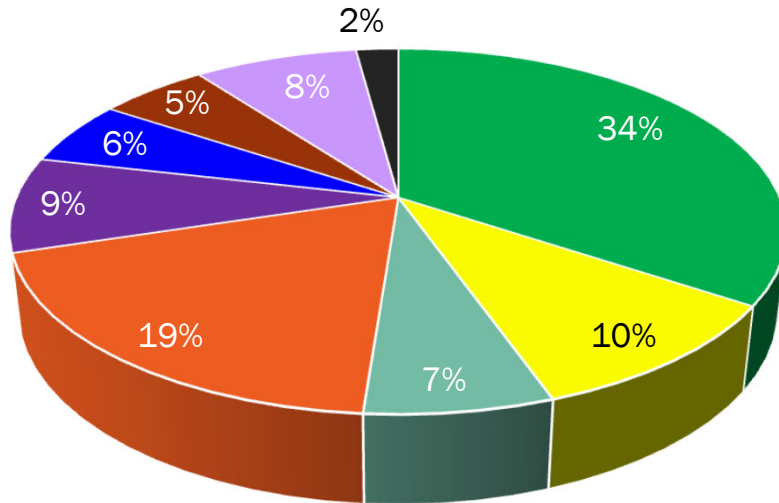


- Student Tuition and Fees \$42M
- Federal Revenue \$61M
- State Appropriations \$51M
- Property Taxes \$133M
- Other \$7M

CURRENT AND PRIOR YEAR EXPENSES

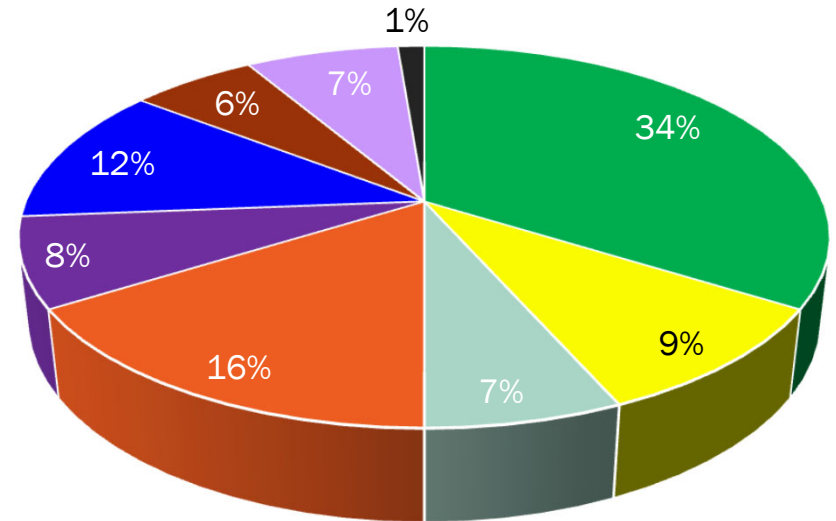


2023 - \$332M



- Instruction - \$114M
- Academic Support - \$34M
- Student Services - \$22M
- Institutional support - \$63M
- Oper and Maint. of Plant - \$28M
- Scholarships and fellowships - \$19M
- Interest - \$18M
- Deprecation - \$27M
- Other \$3M

2022 - \$316M



- Instruction - \$107M
- Academic Support - \$30M
- Student Services - \$21M
- Institutional support - \$51M
- Oper and Maint. of Plant - \$24M
- Scholarships and fellowships - \$37M
- Interest - \$19M
- Deprecation - \$23M
- Other \$4M

REQUIRED COMMUNICATIONS



Engagement Letter – May 24, 2023



Audit Risks (applies to all audited entities) Management Override
Revenue Recognition



The District's accounting policies and methods are appropriate and in accordance with industry standards.



GASB No. 96 Subscription-Based Technology Arrangements Implementation



No disagreements or difficulties

REQUIRED COMMUNICATIONS



Management Representation Letter



Consultations with Other Accountants - We are not aware of any situations in which management consulted with other accountants on accounting or financial reporting matters.



Major Issues Discussed with Management Prior to Retention - We discussed the application of accounting principles and auditing standards; however, our responses were not a condition to our retention.



Estimates

OPEB and Pension liabilities and related items

Allowance for Doubtful Accounts

QUESTIONS?

THANK YOU!

Collin County Community College District Board of Trustees

2024-01-1

January 26, 2024

Resource: Dr. Jon H. Hardesty
VP Academic Affairs

AGENDA ITEM: Consideration of Approval of the New Bachelor of Applied Technology Degree Program with a Major in Software Development

DISCUSSION: The 2023-2030 Collin College Master Plan identifies a priority to expand college programs and facilities to accommodate growth and employment needs throughout the service area, and the 2023-2030 Strategic Plan has identified a goal to expand baccalaureate degree options. Labor market analysis has indicated an increasing demand for software developers and software quality assurance analysts/testers. This new degree program has been researched and developed in accordance with the criteria required by the Texas Higher Education Coordinating Board and the Southern Association of Colleges and Schools Commission on Colleges. These criteria include job market analysis, employment projections, enrollment projections, integration of the general education core with career and technical skills, faculty recruitment planning, and industry advisory committee input. Collin College's Curriculum Advisory Board and Academic Leadership also reviewed the degree plan and recommend approval. The upper division coursework in this program will be offered both on-campus and online.

The proposed BAT degree in Software Development includes 42-semester credit hours of core curriculum courses, up to 45-semester credit hours of lower division technical coursework in computer science and programming courses, and 33-semester credit hours of upper division coursework in software development. The BAT degree with a major in Software Development is designed to build on Collin College's existing AAS degree in Software Development/Web Development and associated certificates. As required by Texas law, the BAT degree requires students to complete a total of 120 semester credit hours.

**DISTRICT PRESIDENT'S
RECOMMENDATION:**

The District President recommends approval of the new Bachelor of Applied Technology degree with a major in Software Development.

SUGGESTED MOTION:

“Mr. Chairman, I make a motion that the Board of Trustees of Collin County Community College District approves the new Bachelor of Applied Technology degree with a major in Software Development.”

AAS - Software Development**CIP: 11.0201**60 credit hours Duration: 80 weeks

FIRST YEAR					<u>Lec</u>	<u>Lab</u>	<u>Ext</u>	<u>Cont</u>	<u>Credit</u>
First Semester									
ITSE	1311	Beginning Web Programming			2	2	0	64	3
ITSE	1346	Database Theory and Design			2	2	0	64	3
ITSE	1359	Introduction to Scripting Languages - Python ¹			2	2	0	64	3
PHIL	2303	Introduction to Formal Logic (See Humanities options)			3	0	0	48	3
Total Hours					9	6	0	240	12
Second Semester									
COSC	1436	Programming Fundamentals I			4	0	0	64	4
IMED	1341	Interface Design	ITSE1311 or consent of Associate Dean/Director		2	2	0	64	3
ITSC	1315	IT Project Management			2	2	0	64	3
ITSE	2309	Database Programming - SQL			2	2	0	64	3
Total Hours					10	6	0	256	13
Third Semester (Summer)									
ENGL	1301	Composition I			3	1	0	64	3
MATH	1342	Elementary Statistical Methods (See Mathematics options)			3	1	0	64	3
Total Hours					6	2	0	128	6
SECOND YEAR									
First Semester									
COSC	1437	Programming Fundamentals II	COSC 1420, COSC 1436, or consent of Associate Dean/Director		4	0	0	64	4
ECON	2302	Principles of Microeconomics (See Social / Behavioral Sciences options)			3	0	0	48	3
ITSE	1350	Systems Analysis & Design	COSC 1436, ITSE 1330, or ITSE 1359		2	2	0	64	3
SPCH	1321	Business & Professional Communication (See Speech options)			3	0	0	48	3
Select One Focus Option:									
Option 1: Web Development Option									
ITSE	2302	Intermediate Web Programming ²	ITSE 1311 or consent of Associate Dean/Director		2	2	0	64	3
Option 2: General Option									
ITSE	2375	Introduction to Data Science and Artificial Intelligence ³	ITSE 1359		2	2	0	64	3
Total Hours					14	4	0	288	16
Second Semester									
COSC	2436	Programming Fundamentals III	COSC 1437 or consent of Associate Dean/Director		4	0	0	64	4
ITSE	2374	Software Development Project (Capstone) ⁴	COSC 1437, IMED 1341 & ITSE 2309		2	2	0	64	3
Select One Focus Option (must be same focus option chosen above):									

Option 1: Web Development Option									
INEW	2334	Advanced Web Programming ²		ITSE 2302 or consent of Associate Dean/Director	2	2	0	64	3
ITSE	2371	Front End Web Frameworks ²		ITSE 2302 or consent of Associate Dean/Director	2	2	0	64	3
Option 2: General Option									
ITSE	2376	Secure Software Development ³		COSC 1437	2	2	0	64	3
		ELECTIVE *			2	2	0	64	3
Total Hours					10	6	0	256	13
GRAND TOTAL					49	24	0	1168	60

1. May substitute ITSC 1342

2. Web Development Option - students must take ITSE 2302, INEW 2334 and ITSE 2371

3. General Option - students must choose ITSE 2375, ITSE 2376, and an elective.

4. May substitute ITSE 2380

*Elective (3 credit hours): ARTC 1325, ARTC 2371, BMGT 2303, COSC 2325, MATH 1342 (if not taken previously), MATH (any 2000-level), or any ITSE course not already in award

Bachelor of Applied Technology (BAT) in Software Development
CIP: 11.0201

120 Credit Hours (first 60 hours is AAS in Software Development)

Duration: 160 weeks

THIRD YEAR
First Semester

			<u>Prerequisite(s)</u>	<u>Lec</u>	<u>Lab</u>	<u>Ext</u>	<u>Cont</u>	<u>Credit</u>
<u>ENGL</u>	<u>2311</u>	<u>Technical and Business Writing</u> (See <u>Communication</u> options)	ENGL 1301	3	0	0	48	3
SDEV	3310	API Development	COSC 2436 & ITSE 1350	2	2	0	64	3
SDEV	3320	Automation in Testing and Deployment	COSC 2436 & ITSE 1350	2	2	0	64	3
SDEV	3330	Development Processes & Methodologies	COSC 2436 & ITSE 1350	2	2	0	64	3
<u>GEN ED</u>		<u>Creative Arts</u> course		3	0	0	48	3
Total Hours				12	6	0	288	15

Second Semester

				<u>Lec</u>	<u>Lab</u>	<u>Ext</u>	<u>Cont</u>	<u>Credit</u>
PHYS	1415	<u>Physical Science I</u> (See <u>Life & Physical Sciences</u> options)		3	3	0	96	4
SDEV	3340	Advanced Data Structures and Algorithm Analysis	COSC 2436	2	2	0	64	3
SDEV	3350	Coding Best Practices	COSC 2436 & ITSE 1350	3	1	0	64	3
SDEV	3360	Cloud-Enabled Software Development	ITSE 1311, ITSE 1359 & ITSE 1346	2	2	0	64	3
Total Hours				10	8	0	288	13

Third Semester (Summer)

				<u>Lec</u>	<u>Lab</u>	<u>Ext</u>	<u>Cont</u>	<u>Credit</u>
ENVR	1401	<u>Environmental Science I</u> (See <u>Life & Physical Sciences</u> options)		3	3	0	96	4
GOVT	2305	<u>Federal Government</u> (<u>Federal constitution and topics</u>)		3	0	0	48	3
Total Hours				6	3	0	144	7

FOURTH YEAR
First Semester

				<u>Lec</u>	<u>Lab</u>	<u>Ext</u>	<u>Cont</u>	<u>Credit</u>
HIST	1301	<u>United States History I</u> (See <u>American History</u> options)		3	0	0	48	3
SDEV	4310	Connected Software	SDEV 3310	2	2	0	64	3
SDEV	4320	Current Trends in Software Development	SDEV 3310	2	2	0	64	3
SDEV	4330	Senior Team Project: Planning and Design	SDEV 3330, SDEV 3340 & SDEV 3350	1	3	0	64	3
Total Hours				8	7	0	240	12

Second Semester

				<u>Lec</u>	<u>Lab</u>	<u>Ext</u>	<u>Cont</u>	<u>Credit</u>
GOVT	2306	<u>Texas Government</u> (<u>Texas constitution and topics</u>)		3	0	0	48	3
HIST	1302	<u>United States History II</u> (See <u>American History</u> options)		3	0	0	48	3
KINE	1164	<u>Introduction to Physical Fitness and Wellness</u> (See <u>Collin</u> options)		0	3	0	48	1
SDEV	4340	Senior Team Project: Coding, Testing, and Implementation	SDEV 4330	1	3	0	64	3
		ELECTIVE *		2	2	0	64	3
Total Hours				9	8	0	272	13

AAS Totals 0 0 0 0 0

BAT Total 45 32 0 1232 60

* Elective (3 credit hours): SDEV 4350 or SDEV 4360

Exhibit C

Proposed Budget - Software Development BAT

COSTS		2025-26	2026-27	2027-28	2028-29	2029-30	5 Years Cumulative Total
		1 st Year	2 nd Year	3 rd Year	4 th Year	5 th Year	
PERSONNEL							
		3%	3%	3%	3%	3%	
Workforce Program Coach	\$56,880 Base Salary in 2023-24 @32%	\$0.00	\$0.00	\$0.00	\$0.00	\$0.00	\$0.00
		\$0.00	\$0.00	\$0.00	\$0.00	\$0.00	\$0.00
	Subtotal	\$0.00	\$0.00	\$0.00	\$0.00	\$0.00	\$0.00
FT Faculty #1	\$59,259 Base Salary in 2023-24	\$62,867.87	\$64,753.91	\$66,696.53	\$68,697.42	\$70,758.35	\$333,774.08
Benefits	@32%	\$20,117.72	\$20,721.25	\$21,342.89	\$21,983.18	\$22,642.67	\$106,807.70
	Subtotal	\$82,985.59	\$85,475.16	\$88,039.42	\$90,680.60	\$93,401.02	\$440,581.78
FT Faculty #2	\$59,259 Base Salary in 2023-24	\$0.00	\$0.00	\$66,696.53	\$68,697.42	\$70,758.35	\$206,152.29
Benefits	@32%	\$0.00	\$0.00	\$21,342.89	\$21,983.18	\$22,642.67	\$65,968.73
	Subtotal	\$0.00	\$0.00	\$88,039.42	\$90,680.60	\$93,401.02	\$272,121.03
Adjunct Faculty -Workforce	\$1,088 per Instructional Unit for 2023-24 as base rate.	\$0.00	\$14,266.64	\$4,898.21	\$30,270.96	\$62,358.19	\$111,794.01
Benefits	@20%	\$0.00	\$2,853.33	\$979.64	\$6,054.19	\$12,471.64	\$22,358.80
	Subtotal	\$0.00	\$17,119.97	\$5,877.86	\$36,325.16	\$74,829.82	\$134,152.81
	Subtotal	\$82,985.59	\$102,595.13	\$181,956.69	\$217,686.35	\$261,631.86	\$846,855.62
Personnel Subtotal							\$846,855.62
EQUIPMENT / FACILITIES							
Equipment Acquisition		\$0.00	\$0.00	\$0.00	\$0.00	\$0.00	\$0.00
Facilities	Existing classroom and lab are adequate; no additional classroom/lab are needed.	\$0.00	\$0.00	\$0.00	\$0.00	\$0.00	\$0.00
Equipment Operation, Maintenance & Replacement		\$1,500.00	\$1,500.00	\$1,500.00	\$1,500.00	\$1,500.00	\$7,500.00
	Sub-Total						\$7,500.00
SUPPLIES/MISCELLANEOUS (Classroom Supplies, Software, Materials, etc.)							
Books/Supplies		\$250.00	\$250.00	\$500.00	\$500.00	\$500.00	\$2,000.00
Library/Online Resources		\$250.00	\$250.00	\$500.00	\$500.00	\$500.00	\$2,000.00
Software		\$500.00	\$500.00	\$1,000.00	\$1,000.00	\$1,000.00	\$4,000.00
Lab Supplies		\$2,000.00	\$2,000.00	\$2,000.00	\$2,000.00	\$2,000.00	\$10,000.00
	Sub-Total						\$18,000.00
OTHERS (Travel, Professional Development, Marketing, Meeting Expenses, Accreditations, etc.)							
Professional Travel/ Dev.		\$2,000.00	\$2,000.00	\$2,000.00	\$2,000.00	\$2,000.00	\$10,000.00
Promotional/Marketing Activities		\$3,000.00	\$1,000.00	\$1,000.00	\$1,000.00	\$1,000.00	\$7,000.00

Exhibit C

Accreditation & Site Visit	\$0.00	\$0.00	\$0.00	\$0.00	\$0.00	\$0.00
Discipline Lead Expense per Yr	\$3,500.00	\$3,500.00	\$3,500.00	\$3,500.00	\$3,500.00	\$17,500.00
Meeting Expenses - Adv Committee	\$850.00	\$850.00	\$850.00	\$850.00	\$850.00	\$4,250.00
Professional Membership	\$1,500.00	\$1,500.00	\$1,500.00	\$1,500.00	\$1,500.00	\$7,500.00
Sub-Total						\$46,250.00
TOTAL COSTS	\$98,335.59	\$115,945.13	\$196,306.69	\$232,036.35	\$275,981.86	\$918,605.62

FUNDING & REVENUES

Credit Hours per award from revenue projection sheet						
30 SCH -- BAT (Junior & Senior Year) Tuition	\$15,660.00	\$37,260.00	\$70,380.00	\$88,920.00	\$115,920.00	\$328,140.00
BAT Award funding	\$0.00	\$54,000.00	\$90,000.00	\$180,000.00	\$180,000.00	\$504,000.00
TOTAL ANTICIPATED REVENUES	\$15,660.00	\$91,260.00	\$160,380.00	\$268,920.00	\$295,920.00	\$832,140.00
	-\$82,675.59	-\$24,685.13	-\$35,926.69	\$36,883.65	\$19,938.14	-\$86,465.62

Descriptions/Explanations of Calculations:

Adjunct salary based current cost per instructional unit

Masters Full time salary based on the following credentials - Master's degree + 5 years directly related experience

Benefit for full time personnel is 32% and 20% for part-time.

Collin County Community College District Board of Trustees

2024-01-2

January 26, 2024

Resource: Dr. Bill King
Executive Vice President

AGENDA ITEM: Consideration of Approval of the Collin College Academic Alliance and Moving of the Multi-Institutional Teaching Center from the Collin Higher Education Center to the Technical Campus

DISCUSSION: Approval of the Collin College Academic Alliance will create multiple new baccalaureate and graduate-level degree opportunities by university partners within Collin County.

Selected university partners were chosen by a faculty and staff committee who reviewed submissions to a prospectus sent out on June 1, 2023 to more than 25 in-state and out-of-state schools. Chosen partners include Texas A&M – Commerce, Texas State University, and The University of Texas at Dallas.

With approval, an official request will be submitted to the Texas Higher Education Coordinating Board to move the Multi-Institutional Teaching Center from the Collin Higher Education Center to the Technical Campus to begin initial program offerings in Fall 2024.

DISTRICT PRESIDENT’S RECOMMENDATION: The District President recommends approval of the Collin College Academic Alliance and seeking a modification through the Coordinating Board to move its existing Multi-Institutional Teaching Center from the Collin Higher Education Center to the Technical Campus.

SUGGESTED MOTION: “Mr. Chairman, I make a motion that the Board of Trustees of Collin County Community College District approves the Collin College Academic Alliance and seeking a modification through the Coordinating Board to move its existing Multi-Institutional Teaching Center from the Collin Higher Education Center to the Technical Campus.

Collin County Community College District Board of Trustees

2024-01-3

January 26, 2024

Resource: Dr. Abe Johnson
SVP Campus Operations

AGENDA ITEM: Consideration of Approval of Partial Tuition Waiver for Out-of-District and Out-of-State Dual Credit Students

DISCUSSION: Texas Education Code Section 54.216 authorizes the governing board of an institution of higher education to waive all or part of the tuition and fees charged for a student enrolled in a dual credit high school course.

Many families are moving to Collin College's service area but not inside the taxing boundaries of the College. The Board adopted this waiver in 2019 as a pilot. During the 2023-2024 academic year, over 3,000 dual credit students with out-of-district or out-of-state residency status enrolled in classes, more than triple the number before the pilot. The return on investment since the adoption of the pilot is over \$7,000,000.

With the implementation of House Bill 8, the waiver becomes even more important. To promote a college-going culture in collaboration with our local independent school districts and maintain an equal tuition rate for dual credit students, a waiver equal to the difference between in-district and out-of-district or out-of-state tuition is recommended. Once students graduate from high school, they will no longer be eligible to receive the waiver. Only students who live in the College's service area are eligible for the waiver.

DISTRICT PRESIDENT'S RECOMMENDATION: The District President recommends approval of a partial waiver of tuition for out-of-district and out-of-state dual credit students living in the College's service area that will result in a tuition rate equal to in-district tuition for dual credit students effective Fall 2024.

SUGGESTED MOTION: "Mr. Chairman, I make a motion that the Board of Trustees of Collin County Community College District approves a partial waiver of tuition for out-of-district and out-of-state dual credit students living in the College's service area that will result in a tuition rate equal to in-district tuition for dual credit students effective Fall 2024."

Collin County Community College District Board of Trustees

2024-01-4

January 26, 2024

Resource: Dr. Bill King
Executive Vice President

AGENDA ITEM: Consideration of Approval of Adding Co-Educational Esports, Men’s and Women’s Golf, and Women’s Volleyball to Collin College’s Athletic Programs

DISCUSSION: Since Collin College athletics began in 1988, teams have successfully competed in multiple National Junior College Athletic Association (NJCAA) events. Current offerings include men’s and women’s basketball and tennis.

This proposal would allow for application submission to the NJCAA for participation in co-educational Esports beginning Fall 2024, men’s and women’s golf beginning Fall 2024, and women’s volleyball beginning in Fall 2025.

These programs will follow the existing funding models used in our basketball and tennis programs by utilizing auxiliary funds for student scholarships and Student Activity Fee Advisory Committee (SAFAC) funds for equipment, recruitment, and travel.

Projected expenses for men’s golf, beginning in Fall 2024, are \$75,008 in auxiliary funds for six full scholarships and SAFAC funds of \$12,000 for equipment.

Projected expenses for women’s golf, beginning in Fall 2024, are \$75,008 in auxiliary funds for six full scholarships and SAFAC funds of \$12,000 for equipment.

Men’s and women’s golf programs will share an allotment of \$2,500 for recruitment and \$25,000 for travel out of SAFAC funds.

Projected expenses for ESports, beginning in Fall 2024, are \$12,000 in auxiliary funds for three full scholarships and SAFAC funds of \$5,000 for equipment, \$1,000 for recruitment, and \$3,000 for travel.

Projected expenses for women's volleyball, beginning in Fall 2025, are \$131,264 in auxiliary funds for eleven full scholarships and SAFAC funds of \$14,000 for equipment, \$4,000 for recruitment, and \$40,000 for travel.

**DISTRICT PRESIDENT'S
RECOMMENDATION:**

The District President recommends approval of adding NJCAA Esports and golf in Fall 2024 and women's volleyball in Fall 2025.

SUGGESTED MOTION:

"Mr. Chairman, I make a motion that the Board of Trustees of Collin County Community College District approves adding NJCAA Esports and golf in Fall 2024 and women's volleyball in Fall 2025.

Collin County Community College District Board of Trustees

2024-01-5

January 26, 2024

Resource: Dr. Bill King
Executive Vice President

AGENDA ITEM: Consideration of Approval for the Expansion of the Motorola Solutions Avigilon Video Security Platform Across All Campuses

DISCUSSION: The Avigilon video security platform was beta-tested at the Wylie Campus and, subsequently, installed at the Celina Campus in October 2023. Based on in-depth testing and simulations, it was found that the system would be beneficial to all campuses throughout the District.

The installation will utilize the existing investment Collin College has made in security infrastructure, cabling, and networking. It will also utilize the existing investment the College has made in newer generation camera and sensor technology, in addition to adding advanced analytics to these devices through the platform, as necessary, and replacing older, out-of-date, out-of-warranty technology where needed.

The project involves an initial capital investment in year one of \$3,334,110, which includes all system infrastructure of materials, software, labor, warranty, and a \$250,000 contingency. Recurring costs are \$123,573 per year in years two through five for a total recurring cost investment of \$427,090 over the next four years. The total project cost is expected to be \$3,761,200 with \$38,800 for contingency for a total of \$3,800,000.

DISTRICT PRESIDENT'S RECOMMENDATION: The District President recommends approval of expanding the Motorola Solutions Avigilon video security platform across all campuses and also recommends approval of a budget amendment of \$3,800,000 from the building fund net position to affect the purchase.

SUGGESTED MOTION: "Mr. Chairman, I make a motion that the Board of Trustees of Collin County Community College District approves the expansion of the Motorola Solutions Avigilon video security platform across all campuses and also recommends approval of a budget amendment of \$3,800,000 from the building fund net position to affect the purchase."

Collin County Community College District Board of Trustees

2024-01-6

January 26, 2024

Resource: Dr. Bill King
Executive Vice President

AGENDA ITEM: Consideration of Approval for the Selection of IN2 Architecture for the Architectural Design Contracts for the Renovation of the Plano Campus, Courtyard Center, and Collin Higher Education Center

DISCUSSION: Over the past year, IN2 Architecture, working in conjunction with Collin College’s Executive Leadership Team, has developed an updated, long-range Master Plan for the College. The Master Plan is divided into three phases. The first phase of the Master Plan, presented to the Board in November 2023, includes renovations at the Plano Campus main building, Courtyard Center, and Collin Higher Education Center.

All of the renovations will require the design firm to have extensive knowledge of the existing facilities. IN2 Architecture’s facility knowledge gained while developing the latest Master Plan and previous performance and experience on the College’s 2017 bond program makes them the most qualified firm for the renovations. Based upon these facts and Texas Government Code, Section 2254, which allows for selection of architectural firms based upon demonstrated competence, Collin staff recommends the selection of IN2 Architecture for architectural design services for the projects noted above. Collin staff have received a cost proposal from IN2 Architecture for these design services for 7% of the total projects’ construction cost and found this proposed percentage to be fair and reasonable for renovation work. The estimated design cost would be \$4,703,280 with a contingency of \$296,720, for a total not to exceed \$5,000,000.

DISTRICT PRESIDENT’S RECOMMENDATION: The District President recommends approval of the Selection of IN2 Architecture for the architectural design contracts for the renovation of the Plano Campus, Courtyard Center, and Collin Higher Education Center and also recommends approval of a budget amendment not to exceed \$5,000,000 from the building fund net position to affect the purchase.

SUGGESTED MOTION:

“Mr. Chairman, I make a motion that the Board of Trustees of Collin County Community College District approves the Selection of IN2 Architecture for the architectural design contracts for the renovation of the Plano Campus, Courtyard Center, and Collin Higher Education Center and authorizes the District President or designee to negotiate and execute contracts with IN2 Architecture in an amount not to exceed \$5,000,000 as well as approval of a budget amendment not to exceed \$5,000,000 from the building fund net position to affect the purchase.”

Collin County Community College District Board of Trustees

2024-01-7

January 26, 2024

Resource: Dr. Bill King
Executive Vice President

AGENDA ITEM: Consideration of Approval of the Designated Delivery Method for Construction Services at the Plano, Wylie, McKinney Campuses and the Courtyard Center and Collin Higher Education Center

DISCUSSION: This item is for all construction projects related to the 2023-2030 Master Plan. Inasmuch as Collin College is a public junior college authorized under Chapter 130 of the Texas Education Code, the College is required by Government Code Section 2269.056 to determine, before solicitations for services are issued, which construction delivery method provides the best value for the College.

The Government Code authorizes six construction delivery methods: competitive bidding (combines design, bid and build); competitive sealed proposals; construction manager-agent; construction manager-at-risk (CMAR); design-build; and job order contracting.

Of the six authorized methods, Collin staff believes the CMAR method will provide the best value to the College. Under the CMAR methodology, the services of the general contractor are divided into two distinct areas:

- (1) Preconstruction - during which the CMAR acts as a consultant to the project team during the design development stage and works closely with the College, Program Manager, and the Architect/Engineer to advise on constructability, materials choices, and to offer expert cost estimation services to assure that the project stays in budget; and
- (2) Construction - where the CMAR provides project administration services and supervises and/or performs the actual construction through subcontractors and/or its own forces while keeping the project costs within the guaranteed maximum amount approved by the Board of Trustees.

Selection of the CMAR to provide the above services is recommended using the two-step process as outlined in Government Code Sec. 2269.253. Using this process, Collin College would identify finalists based solely on Step 1 qualifications then, in Step 2, evaluate additional information from those finalists, including the CMAR's proposed fee and prices for fulfilling the general conditions. Then, on that basis, the CMAR that provides best value to the College would be recommended to the Board for each project.

Beyond approval of the construction delivery method, the Board will approve selection of the CMARs and architects when the administration brings agenda items for:

- (1) Consideration of Approval of Project Assignments (Negotiate and Execute)
- (2) Consideration of Acceptance of CMAR GMP

Additionally, Board involvement will occur on a regular basis via detailed monthly reports to the Campus Facilities and Construction Committee, Board information reports to be included in the monthly Board agenda, and information available to the Board and public via a web portal.

**DISTRICT PRESIDENT'S
RECOMMENDATION:**

The District President recommends approval of the construction manager-at-risk (CMAR) construction delivery method as presented.

SUGGESTED MOTION:

"Mr. Chairman, I make a motion that the Board of Trustees of Collin County Community College District approves the construction manager-at-risk (CMAR) construction delivery method as presented."

Collin County Community College District Board of Trustees

2024-01-8

January 26, 2024

Resource: Melissa Irby
Chief Financial Officer

AGENDA ITEM: Consideration of Approval of the Bid Report for
January 26, 2024

DISCUSSION: The Bid Report for January:

6 New Solicitations

DISTRICT PRESIDENT'S RECOMMENDATION: The District President recommends approval of the Bid Report for January 26, 2024, as presented.

SUGGESTED MOTION: "Mr. Chairman, I make a motion that the Board of Trustees of Collin County Community College District approves the Bid Report for January 26, 2024, as presented."

New Solicitations

Purchase Request #1 – pg. 43 Furniture	\$ 5,000,000
Purchase Request #2 – pg. 44 Building Maintenance, Repair, & Operations Supplies & Equipment	300,000
Purchase Request #3 – pg. 45 Cellular Services Improvement	220,500
Purchase Request #4 – pg. 46 Professional Engineering Services	850,000
Purchase Request #5 – pg. 47 All College Day Venue	345,000
Purchase Request #6 – pg. 48 Commencement Venue	240,000
Total of New Solicitations	<u>6,955,500</u>
Grand Total	<u><u>\$ 6,955,500</u></u>

ADMINISTRATION RECOMMENDATION/REPORT

The District President recommends the Board of Trustees approves a contract for furniture from Facilitatech dba Business Interiors, GL Seaman & Company, Wilson Bauhaus Interiors, Plano Office Supply, Indeco Sales, Blue Box LLC, Library Interiors of Texas LLC, and Lakeshore Learning Materials, LLC on behalf of the District and members of the Collin County Governmental Purchaser's Forum.

BACKGROUND

The Collin College Purchasing Department issued a Request for Proposal Number FY2024-RFP-003 to procure furniture items and services on behalf of the District and Collin County Governmental Purchaser's Forum members.

Eight responses were received and evaluated by the District's Purchasing Department staff and representative members of the Collin County Governmental Purchaser's Forum. The proposals submitted by Facilitatech dba Business Interiors, GL Seaman & Company, Wilson Bauhaus Interiors, Plano Office Supply, Indeco Sales, Blue Box LLC, Library Interiors of Texas LLC, and Lakeshore Learning Materials, LLC were determined to be responsible and responsive to all solicitation requirements while providing the best value.

IMPACT OF THIS ACTION

The contract provides substantial cost savings for participating members. It fulfills the District's furniture and installation requirements with products from suppliers with proven backgrounds providing quality and reliable goods and services. This contract procures furniture items and services for annual operational needs and furnishes new campuses and buildings.

BUDGET INFORMATION (INCLUDING ANY STAFFING IMPLICATIONS)

This purchase request is for spend authorization of \$5,000,000 for five years and is budgeted in various departments' FY24 operating and subsequent years' budgets, subject to Board approval. The previous five-year contract spend was approximately \$5,000,000. The Producer Price Index for commercial furniture has seen a 33% increase since the last contract awarded in 2019.

MONITORING AND REPORTING TIMELINE

The contract term is February 1, 2024 through January 31, 2029.

RESOURCE PERSONNEL

Melissa Irby, Chief Financial Officer
972-758-3831

ADMINISTRATION RECOMMENDATION/REPORT

The District President recommends that the Board of Trustees approves a contract for building maintenance, repair, and operations supplies and equipment from Ace Door and Hardware, LLC, and Mark's Plumbing Parts for the District.

BACKGROUND

Ace Door and Hardware LLC provides doors, frames, and hardware. Mark's Plumbing Parts provides plumbing parts and accessories to maintain and repair various campus locations.

Ace Door and Hardware, LLC and Mark's Plumbing Parts have a BuyBoard cooperative purchasing program contract to provide building maintenance, repair, and operations supplies and equipment, Contract Number 657-21. The contract complies with the competitive procurement requirements outlined in Section 44.031 of the Texas Education Code, as permitted through Section 791.011 of the Texas Government Code.

IMPACT OF THIS ACTION

The Technology Department is installing access controls on all the Independent Distribution Frame closets that do not currently have them as part of the security initiative. Ace Door and Hardware, LLC will provide the hardware and labor to install these controls. The estimate for this project is \$248,505. Mark's Plumbing Parts is under the same BuyBoard contract used by facilities operations for plumbing parts and accessories.

BUDGET INFORMATION

This purchasing request is for spend authorization of \$300,000, which is budgeted in the various departments' FY24 operating budgets, subject to board approval. FY23 annual spend amount was \$31,537.

MONITORING AND REPORTING TIMELINE

The contract term is September 1, 2023 through August 31, 2024.

RESOURCE PERSONNEL

Dr. Bill King, Executive Vice President
972-758-3880

ADMINISTRATION RECOMMENDATION/REPORT

The District President recommends that the Board of Trustees approves a contract for cellular services improvement to conduct site survey services for improving cellular services at all campuses from Anixter, Inc. for the Technology Department.

BACKGROUND

This contract will allow Anixter, Inc. to evaluate all Collin College campuses and then propose improvements for cellular services for in-building coverage.

IMPACT OF THIS ACTION

Cellular services within our campuses are vital components of the security of our students, faculty, and staff. Collin College has identified areas where cellular coverage is unstable within some of our campuses. Anixter, Inc. was selected to remedy the lack of adequate cellular coverage within the Technical Campus in 2022 using HEERF funding. This contract will allow Anixter, Inc. to perform site surveys at all the campuses to determine the cellular coverage needs within each campus.

Anixter, Inc., as a wholly owned subsidiary of Wesco International, Inc., has a contract through the Omnia Partners cooperative purchasing program to provide maintenance, repair, and operations supplies and equipment, Contract Number R192008. The contract complies with the competitive procurement requirements outlined in Section 44.031 of the Texas Education Code, as permitted through Section 791.011 of the Texas Government Code.

BUDGET INFORMATION (INCLUDING ANY STAFFING IMPLICATIONS)

This purchasing request is for spend authorization of \$220,500 which is in the Technology Department's FY24 operating budget.

MONITORING AND REPORTING TIMELINE

The contract term is September 1, 2023 through August 31, 2024.

RESOURCE PERSONNEL

Dr. Abe Johnson, SVP Campus Operations
972-985-3760

ADMINISTRATION RECOMMENDATION/REPORT

The District President recommends the Board of Trustees approves the contract for professional engineering services from Reed Wells Benson & Company for the District.

BACKGROUND

Reed Wells Benson & Company has provided professional engineering services to the District for several years for projects such as the design of the welding lab electrical revisions at the Technical Campus, review of the existing gun range control and pressurization issues at the Public Safety Training Center.

Professional engineering services are classified as professional services pursuant to Section 2254 of the Texas Government Code and are exempt from competitive bidding per Section 44.031(f) of the Texas Education Code. Contract number SCON-100838 was issued to track contract spending for professional engineering and mechanical services for the District.

IMPACT OF THIS ACTION

Approval of this contract is needed to provide professional construction engineering services for the air handler and electrical, mechanical, and structural upgrades at the McKinney Campus and Courtyard Center, as well as any projects that come up during the remainder of the fiscal year.

BUDGET INFORMATION (INCLUDING ANY STAFFING IMPLICATIONS)

This purchasing request is for spend authorization of \$850,000 which is budgeted in the Facilities Department's FY24 and FY25 operating budget, subject to Board approval. FY23 annual spend amount was \$84,000.

MONITORING AND REPORTING TIMELINE

The contract term is September 1, 2023 through August 31, 2025.

RESOURCE PERSONNEL

Dr. Bill King, Executive Vice President
972-758-3880

ADMINISTRATION RECOMMENDATION/REPORT

The District President recommends the Board of Trustees approves a three-year contract with The Credit Union of Texas Event Center for the All College Day venue for August 2024, 2025, and 2026.

BACKGROUND

Collin College conducts an annual meeting wherein all full-time college employees participate in person. The College has outgrown the capacity to use any College owned facilities, and there are very few venues in Collin County that can meet our needs. In prior years, we met at the Plano Center and The Star in Frisco, neither of which are possible for the 2024, 2025, and 2026 events due to capacity and availability. This venue has the capacity and is available on the planned dates in 2024, 2025, and 2026.

The Credit Union of Texas Event Center will provide sufficient space and parking to accommodate:

- Meeting space for all full-time employees
- Display space for the silent auction that raises funds for student scholarships
- Space for vendors that provide current information for employees about College benefits and community discounts available to them

IMPACT OF THIS ACTION

The ability to utilize this space will allow the College to continue hosting the All College Day event in person. This event provides an opportunity to celebrate College-wide awards, including the ROSE Awards and Faculty of the Year Awards, and to update the entire College community about activities and plans for the upcoming year.

BUDGET INFORMATION (INCLUDING ANY STAFFING IMPLICATIONS)

This purchasing request is for a three-year spend authorization of \$345,000 (variable cost due to food and beverage minimums in contract), which is budgeted in the District President's FY24 operating budget and subsequent years' budgets, subject to Board approval. FY23 annual spend amount was \$138,122.

MONITORING AND REPORTING TIMELINE

The contract term will commence upon the last date the contract is executed by all parties and will continue through August 14, 2026.

RESOURCE PERSONNEL

Melissa Irby, Chief Financial Officer
972-758-3831

ADMINISTRATION RECOMMENDATION/REPORT

The District President recommends the Board of Trustees approves a three-year contract with The Credit Union of Texas Event Center for the December 2024, May and December 2025, May and December 2026, and May 2027 commencement venue.

BACKGROUND

Collin College hosts a commencement ceremony at the conclusion of each Fall and Spring semester to recognize our recent graduates and candidates for graduation. We have utilized the Credit Union of Texas Event Center in Allen (fka Allen Event Center) since May 2011, adding the second ceremony beginning December 2018. In prior years, we utilized the Plano Convention Center but outgrew the venue as the College expanded its number of graduates. Additionally, we have outgrown the capacity to use any College facilities and most other venues in Collin County. The Star in Frisco is the only other viable venue but is not a top choice due to its size, location, and cost. The Credit Union of Texas Event Center has the necessary capacity and is available on the planned dates in 2024, 2025, and 2026.

The Credit Union of Texas Event Center will provide sufficient space and parking to accommodate:

- Seating for graduates and faculty on the arena floor
- Seating for guests including general seating and specialized areas for those needing accommodations
- Meeting rooms for regalia distribution and returns
- Suites for stage platform party and storage of belongings and regalia
- Lounge space for catering of faculty and volunteers

IMPACT OF THIS ACTION

Without this space, the College will be unable to find a sufficiently-sized replacement venue to host the twice annual commencement ceremonies.

BUDGET INFORMATION (INCLUDING ANY STAFFING IMPLICATIONS)

This purchasing request is for a three-year total spend authorization of up to \$240,000, up to \$40,000 for each commencement ceremony, which will be budgeted in the VP Student and Enrollment Services, and will be budgeted for in the VP Student and Enrollment Services FY25, FY26, and FY27 operating budgets, subject to Board approval.

MONITORING AND REPORTING TIMELINE

We anticipate the term of contract as the date of the signed contract through May 14, 2027.

RESOURCE PERSONNEL

Melissa Irby, Chief Financial Officer
972-758-3831

INFORMATION REPORTS

- Workday Student Status Report for January 2024 pg. 50
- Personnel Report for January 2024 pg. 51
- Revenues and Expenses as of November 30, 2023 pg. 55
- Revenues and Expenses as of December 31, 2023 pg. 56
- Statement of Net Position as of November 30, 2023 pg. 57
- Statement of Net Position as of December 31, 2023 pg. 58
- Quarterly Grant Budget - September - November 2023 pg. 59
- Annual Investment Report FY 2023 pg. 60
- Monthly Investment Report as of November 30, 2023 pg. 63
- Monthly Investment Report as of December 31, 2023 pg. 88
- Quarterly Investment Report as of November 30, 2023 pg. 111

INFORMATION ITEM

Workday Student Status Report January 2024

Description of the Project: This is the second phase of the Workday project, supporting the strategic initiative of streamlining administrative data systems to improve business processes and accommodate growth.

Project Status: The project is on budget and in yellow status due to schedule risks.

Objectives of the Project:

- Improve the student experience through enhanced stakeholder-facing tools using data-driven seamless engagement of students, faculty, staff, and administrators
- Modernize student systems and other supporting enterprise systems
- Offer configurable, streamlined processes providing an agile response to institutional and environmental changes

Status Summary: Key Accomplishments

- Professional and Continuing Education (PACE) registration targeted for summer 2024
- Workday to Ad Astra integration in production – 12/1/23
- Efforts continue on data migration and business process configurations

Key Events and Milestones

January, 2024 – February, 2024

- TSI part 3 of 4 testing (late) - 1/16/24
- Staff training - 2/9/24
- In-person Communication: Student Gov't Association meeting – 2/13/24
- Mock Semester Exercise – 2/16/24
- Faculty end-user training – 2/23/24
- Complete load of configuration and data in production – 2/23/24
- Deployment of registration processes – 2/26/24

Resource:

Dr. Abe Johnson, SVP Campus Operations
972-985-3760
ajohnson@collin.edu

Collin County Community College District Board of Trustees

Personnel Report for January 26, 2024

Administrative Appointments

Name	Start Date	Title	Department	Reason
Brian Lenhart	11/01/23	N: Associate Dean, iCollin Virtual Campus O: Director, Weekend College	N: Weekend College O: Weekend College	Reorganization

Faculty Appointments

Name	Start Date	Title	Department	Reason
Krystal Jordan	01/03/24	Professor, Database Development	Academic Affairs	Replacement Velda James
Patrick Greenough	01/03/24	Professor, Marketing	Academic Affairs	Replacement Gloria Cockerell
Christopher Melendez	01/03/24	Professor, Biology	Collegiate Academies	New position

Staff Appointments

Name	Start Date	Title	Department	Reason
Amy Allison	01/08/24	Food Service Worker	Food Services	Replacement Edgar Brown
Michelle Benvie	01/29/24	Assistant Director HR/Benefits and Compensation	Human Resources	Reorganization
Kellye Culberth	01/08/24	Application Developer	Technology Services Software Support	New position
Mason Darien	01/08/24	CAD Manager	Construction	New position
Devon Davis	12/04/23	Testing Center Assistant	Testing and Assessment	Replacement Alexandra Alrawi
Ibilola Fabunmi	01/08/24	Food Service Worker	Food Services	New position
Leroy Giles	01/08/24	Student Conduct Officer	Dean of Students	New position
Lillian Gonzales	01/22/24	Financial Aid and Veteran Affairs Specialist	Financial Aid	Replacement Rochelle Krizek
Karen Hinson	12/04/23	Graduation Specialist	Registration and Records	Replacement Olivia Polk
Mariah Jeffers	11/20/23	Testing Center Assistant	Testing and Assessment	Replacement Gary Johnson
Amanda Johnson	01/08/24	Clinical Coordinator, Veterinary Technology	Veterinary Technology Administration	Replacement Pedro Perez
Bassem Mourice	12/04/23	Help Desk Technician	Campus Technology Services	New position
Thomas Pelczar	01/16/24	Project Manager, Telecommunications	Chief Information Security Officer	Replacement Emery McArtor

Briana Rochell	12/04/23	Compensation Specialist	Human Resources	Replacement Stephanie LaMura
Elizabeth Rodriguez	11/20/23	Administrative Assistant, Technical Programs	Electrical Engineering Technology	New position
David Smith	12/04/23	Help Desk Technician	Campus Technology Services	New position
Melinda Tingle-Williams	01/02/24	Director, Dual Credit	Collegiate Academies	Replacement Tonya Cooper
Eduardo Torres	12/04/23	Electrician Journeyman	Facilities Preventative Maintenance	New position
Azalea Walton	01/02/24	Administrative Assistant	Workforce Dean	Replacement Tina Butterfield
Jason Woodruff	01/08/24	Electrician Journeyman	Facilities Preventative Maintenance	New position
Charles Zachary	01/08/24	Electrician Journeyman	Facilities Preventative Maintenance	New position

Promotions and Changes

Name	Start Date	Title	Department	Reason
Brenda Bond	01/01/24	N: Administrative Assistant O: Graduation Specialist	N: Workforce Dean O: Registration and Records	Replacement Melissa Carmody
Leslie Decker	01/01/24	N: Human Resources Consultant O: Coordinator, HR/ Employment	N: Human Resources O: Human Resources	Replacement Christy Phoenix
Gail Fyock	01/08/24	N: Coordinator, Account Receivable O: Accounts Receivable Associate	N: Finance and Budgeting O: Finance and Budgeting	Replacement Stephanie Ramirez
Jimmy Garcia	01/02/24	N: HVAC Automation Controls Technician O: Operator/Maintenance HVAC Technician	N: Facilities Support Services O: Physical Plant Support Services	Replacement Mark Jerls
Jeanine Jones	12/01/23	N: Senior Accountant O: Accountant	N: Finance and Budgeting O: Finance & Budget.	New position
Christy Phoenix	12/01/23	N: Senior Human Resources Generalist O: Human Resources Generalist II	N: Human Resources O: Human Resources	Reorganization
John Polito	01/02/24	N: Irrigation Supervisor O: Irrigation Specialist	N: Grounds Maintenance O: Grounds Maintenance	New position
Stephanie Ramirez	12/01/23	N: Accountant O: Coordinator, Accounts Receivable	N: Finance and Budgeting O: Finance and Budgeting	Replacement Jeanine Jones

Joshua Snyder	01/02/24	N: Program Director, Clinical Operations Management O: Program Coordinator, Health Professions	N: Clinical Operations Management, BAS O: Health Professions	New position
Mark Summers	01/02/24	N: Manager, Student Housing, Residential Life O: Coordinator, Residential Life	N: Student Housing Operations O: Student Housing Operations	New position
Steven Vance	01/02/24	N: Telecommunications Specialist O: Technology Specialist	N: Chief Information Security Officer O: Campus Technology Services	Replacement Sara Saucedo Chacon
Timothy Vangeloff	01/02/24	N: Applications Administrator O: Technology Specialist	N: Technology Services Software Support O: Campus Technology Services	Replacement Lisa Serafin
Adrienne Wittmayer	01/08/24	N: Coordinator, Accounts Receivable O: Accounts Receivable Associate	N: Finance and Budgeting O: Finance and Budgeting	Replacement Tonya Schweitzer Smith

Resignations and Separations

Name	Last Day	Service	Title	Department	Reason
Jacob Banner	01/24/24	19	Supervisor, Facilities Maintenance	Physical Plant Support Services	Retirement
Sharon Barnes-Gonzales	01/03/24	<1	Information Center Assistant	Provost Office	Resignation
Monica Barron	01/03/24	19	Manager, Compensation and Classification	Human Resources	Retirement
Terry Blevins	01/31/24	25	Administrative Assistant	Law Enforcement	Retirement
Allison Boye	01/02/24	3	Director, Center for Teaching and Learning	Center for Teaching and Learning	Separation
Michael Broyles	01/24/24	37	Professor, Physical Science/Physics	Academic Affairs	Retirement
Michael Dana	12/01/23	2	Collin Police Officer	Police	Resignation
Emily Davis	01/05/24	2	Reference Associate	Library	Resignation
Tara DeAndrea	01/04/24	1	Professor, Health Information Technology	Academic Affairs	Resignation
Missi Douglas	01/02/24	2	Accounts Receivable Associate	Finance and Budgeting	Separation

Elizabeth Felker	01/02/24	17	Lab Instructor, Biology	Academic Affairs	Resignation
Modesto Flores	01/31/24	34	Mail Clerk and Courier	Physical Plant Support Services	Retirement
Stanley Gardner	01/31/24	15	Operator/Maintenance HVAC Technician	Physical Plant Support Services	Retirement
Michael Graff	01/12/24	2	Electrician Journeyman	Physical Plant Support Services	Resignation
Jerry Hanley	01/24/24	10	Facility Operations Assistant	Physical Plant Support Services	Retirement
Jocelyn Isais	01/02/24	2	Technology Specialist	Campus Tech. Services	Resignation
Jomar Isip	11/16/23	9	Professor, English	Academic Affairs	Resignation
Trina Masar	12/08/23	10	Professor, Nursing	Academic Affairs	Resignation
Dennis McFadden	01/31/24	16	Lab Assistant, Chemistry	Academic Affairs	Retirement
Thomas Moses	01/24/24	18	Manager, Facility Plant Operations	Physical Plant Support Services	Retirement
Rocky Newman	01/24/24	15	Facility Operations Assistant	Physical Plan Support Services	Retirement
Christy Phoenix	01/05/24	4	Senior Human Resources Generalist	Human Resources	Resignation
Emily Plagens	01/12/24	1	Reference Librarian	Library	Resignation
James Purdom	01/31/24	19	Manager, District Grounds	Grounds Maintenance	Retirement
Taylor Rhoades	01/10/24	<1	Veterans Services Specialist	Financial Aide	Resignation
Alfredo Rundell	11/30/23	2	Collin Police Officer	Police	Resignation
Tonya Schweitzer Smith	01/31/24	17	Coordinator, Accounts Receivable	Finance and Budgeting	Retirement
Stephen Silvers	01/02/24	22	Technology Specialist	Campus Technology Services	Retirement
Gregory Stewart	01/31/24	13	Collin Police Sergeant	Police	Retirement
Thomas Turci	01/02/24	3	Manager, Business Development	Corporate College Administration	Separation
Joshua Vasquez	12/11/23	<1	Financial Aid and Veteran Affairs Specialist	Financial Aid	Resignation
Tami Vu	11/29/23	2	Academic Advisor	Admissions and Advising	Resignation
Yussef Willoughby	12/31/23	2	Collin Police Officer	Police	Resignation

Collin College
 GASB Statement of Revenues, Expenses, Changes in Net Position
 For the Period Ending
 November 30, 2023

	Year-To-Date Actuals (25% Elapsed)										
	Budget All Funds	FD100-FD125 Unrestricted (Includes Innovation, SAFAC)	FD130 Debt Stabilization	FD200-FD215 Restricted (Includes Cost Share and Other Restricted)	FD300 Auxiliary	FD500 Building	FD600 Bond Fund	FD700 Debt Service	FD900 Investment in Plant	Total All Funds	% Actual to Budget
Revenues											
Tuition & Fees (Net of Scholarship Allowances)	\$ 50,229,313	\$ 31,953,277	\$ -	\$ 901,148	\$ -	\$ -	\$ -	\$ -	\$ -	\$ 32,854,425	65%
Federal grants and contracts (Indirect Cost)	2,073,610	64,607	-	740,311	-	-	-	-	-	804,918	39%
State grants and contracts	126,250	-	-	448,212	-	-	-	-	-	448,212	355%
Non-governmental grants and contracts	-	-	-	488	-	-	-	-	-	488	0%
Sales and services of educational enterprises	650,000	139,558	-	-	-	-	-	-	-	139,558	21%
Auxiliary enterprises	5,433,403	-	-	-	2,410,628	-	-	-	-	2,410,628	44%
Other Operating Revenue	600,000	46,302	-	150	1,969	-	-	-	-	48,421	8%
Total operating revenues	\$ 59,112,576	\$ 32,203,744	\$ -	\$ 2,090,309	\$ 2,412,597	\$ -	\$ -	\$ -	\$ -	\$ 36,706,649	62%
Expenses											
Operating expenses:											
Instruction	\$ 115,168,843	28,431,941	\$ -	\$ 1,705,483	\$ -	\$ -	\$ -	\$ -	\$ -	\$ 30,137,424	26%
Public service	582,487	19,741	-	113,622	-	-	-	-	-	133,363	23%
Academic support	32,984,577	7,301,523	-	764,138	-	-	-	-	-	8,065,661	24%
Student services	23,808,417	5,101,396	-	518,502	-	-	-	-	-	5,619,898	24%
Institutional support	56,877,288	12,851,176	-	893,733	-	-	-	-	-	13,744,909	24%
Operation and maintenance of plant	26,245,418	6,224,695	-	-	-	-	-	-	-	6,224,695	24%
Scholarship Allowances/Scholarships (TPEG)	16,101,110	(3,200,000)	-	17,961,851	-	-	-	-	-	14,761,851	92%
Auxiliary enterprises	6,562,491	-	-	-	1,670,227	-	-	-	-	1,670,227	25%
Depreciation	23,235,605	-	-	-	-	-	-	5,927,227	-	5,927,227	26%
Total operating expenses	\$ 301,566,236	\$ 56,730,471	\$ -	\$ 21,957,329	\$ 1,670,227	\$ -	\$ -	\$ -	\$ 5,927,227	\$ 86,285,254	29%
Operating income (loss)	\$ (242,453,660)	\$ (24,526,728)	\$ -	\$ (19,867,020)	\$ 742,369	\$ -	\$ -	\$ -	\$ (5,927,227)	\$ (49,578,605)	20%
Non-operating revenues (expenses):											
State appropriations	\$ 62,411,364	\$ 25,770,069	\$ -	\$ 3,224,796	\$ -	\$ -	\$ -	\$ -	\$ -	\$ 28,994,865	46%
Ad Valorem Taxes	162,254,622	5,879,108	-	-	-	-	-	487,722	-	6,366,830	4%
Federal grants & contracts	26,830,000	37,109	-	15,378,780	-	-	-	-	-	15,415,889	57%
State grants & contracts	1,475,000	-	-	1,434,679	-	-	-	-	-	1,434,679	97%
Gifts	-	35,110	-	1,100	-	-	-	-	-	36,210	0%
Investment income	9,500,000	2,628,941	910,456	26,252	-	1,429,583	-	667,061	-	5,662,292	60%
Interest on capital related debt	(20,363,156)	-	-	-	-	-	-	(4,261,139)	-	(4,261,139)	21%
Other non-operating revenues	100,000	-	-	-	-	-	-	-	-	-	0%
Other non-operating expenses	(3,500)	(3,500)	-	-	-	-	-	-	-	(3,500)	0%
Net non-operating revenues (expenses)	\$ 242,204,330	\$ 34,346,837	\$ 910,456	\$ 20,065,607	\$ -	\$ 1,429,583	\$ -	\$ (3,106,357)	\$ -	\$ 53,646,126	22%
Other Changes											
Transfers In (Out)	\$ (20,485,000)	\$ (6,899,948)	\$ -	\$ -	\$ 87,932	\$ -	\$ -	\$ 6,812,015	\$ -	\$ -	0%
Reserves	11,056,164	-	-	-	-	-	-	-	-	-	0%
Total Other Changes	\$ (9,428,836)	\$ (6,899,948)	\$ -	\$ -	\$ 87,932	\$ -	\$ -	\$ 6,812,015	\$ -	\$ -	0%
Increase (decrease) in net position	\$ (9,678,166)	\$ 2,920,161	\$ 910,456	\$ 198,587	\$ 830,302	\$ 1,429,583	\$ -	\$ 3,705,659	\$ (5,927,227)	\$ 4,067,521	-42%
Net Position beginning of year		32,017,493	81,760,257	6,731,131	1,594,011	123,604,341	6,397,450	52,202,180	234,496,544	538,803,406	
Net Position for period ended Nov 2023		\$ 34,937,654	\$ 82,670,713	\$ 6,929,718	\$ 2,424,313	\$ 125,033,924	\$ 6,397,450	\$ 55,907,839	\$ 228,569,317	\$ 542,870,927	

Collin College
 GASB Statement of Revenues, Expenses, Changes in Net Position
 For the Period Ending
 December 31, 2023

	Year-To-Date Actuals (33% Elapsed)										
	Budget All Funds	FD100-FD125 Unrestricted (Includes Innovation, SAFAC)	FD130 Debt Stabilization	FD200-FD215 Restricted (Includes Cost Share and Other Restricted)	FD300 Auxiliary	FD500 Building	FD600 Bond Fund	FD700 Debt Service	FD900 Investment in Plant	Total All Funds	% Actual to Budget
Revenues											
Tuition & Fees (Net of Scholarship Allowances)	\$ 50,229,313	\$ 42,702,533	\$ -	\$ 901,148	\$ -	\$ -	\$ -	\$ -	\$ -	\$ 43,603,681	87%
Federal grants and contracts (Indirect Cost)	2,073,610	84,444	-	933,988	-	-	-	-	-	1,018,432	49%
State grants and contracts	126,250	-	-	559,308	-	-	-	-	-	559,308	443%
Non-governmental grants and contracts	-	-	-	1,163	-	-	-	-	-	1,163	0%
Sales and services of educational enterprises	650,000	194,758	-	-	-	-	-	-	-	194,758	30%
Auxiliary enterprises	5,433,403	-	-	-	2,542,682	-	-	-	-	2,542,682	47%
Other Operating Revenue	600,000	65,924	-	150	2,342	-	-	-	-	68,416	11%
Total operating revenues	\$ 59,112,576	\$ 43,047,659	\$ -	\$ 2,395,756	\$ 2,545,024	\$ -	\$ -	\$ -	\$ -	\$ 47,988,440	81%
Expenses											
Operating expenses:											
Instruction	\$ 115,444,963	38,569,239	\$ -	\$ 2,280,588	\$ -	\$ -	\$ -	\$ -	\$ -	\$ 40,849,827	35%
Public service	582,487	25,313	-	156,299	-	-	-	-	-	181,612	31%
Academic support	32,958,917	9,585,876	-	1,001,141	-	-	-	-	-	10,587,017	32%
Student services	23,810,555	6,643,168	-	690,855	-	-	-	-	-	7,334,024	31%
Institutional support	59,621,341	17,394,611	-	1,231,999	-	-	-	-	-	18,626,610	31%
Operation and maintenance of plant	26,433,771	7,838,388	-	-	-	-	-	-	-	7,838,388	30%
Scholarship Allowances/Scholarships (TPEG)	16,101,110	(4,266,667)	-	18,367,349	-	-	-	-	-	14,100,683	88%
Auxiliary enterprises	6,562,491	-	-	-	2,028,221	-	-	-	-	2,028,221	31%
Depreciation	23,235,605	-	-	-	-	-	-	7,887,382	-	7,887,382	34%
Total operating expenses	\$ 304,751,240	\$ 75,789,929	\$ -	\$ 23,728,232	\$ 2,028,221	\$ -	\$ -	\$ -	\$ 7,887,382	\$ 109,433,764	36%
Operating income (loss)	\$ (245,638,664)	\$ (32,742,270)	\$ -	\$ (21,332,475)	\$ 516,803	\$ -	\$ -	\$ -	\$ (7,887,382)	\$ (61,445,325)	25%
Non-operating revenues (expenses):											
State appropriations	\$ 62,411,364	\$ 25,770,069	\$ -	\$ 4,308,897	\$ -	\$ -	\$ -	\$ -	\$ -	\$ 30,078,966	48%
Ad Valorem Taxes	162,254,622	55,121,170	-	-	-	-	-	4,622,153	-	59,743,323	37%
Federal grants & contracts	26,830,000	39,274	-	15,583,191	-	-	-	-	-	15,622,465	58%
State grants & contracts	1,475,000	-	-	1,599,009	-	-	-	-	-	1,599,009	108%
Gifts	35,110	35,110	-	1,100	-	-	-	-	-	36,210	0%
Investment income	9,500,000	3,892,817	1,433,596	35,294	-	2,168,689	-	923,516	-	8,453,912	89%
Interest on capital related debt	(20,363,156)	-	-	-	-	-	-	(5,681,519)	-	(5,681,519)	28%
Other non-operating revenues	100,000	-	-	-	-	-	-	-	-	-	0%
Other non-operating expenses	(3,500)	(3,500)	-	-	-	-	-	-	-	(3,500)	0%
Net non-operating revenues (expenses)	\$ 242,239,440	\$ 84,854,940	\$ 1,433,596	\$ 21,527,491	\$ -	\$ 2,168,689	\$ -	\$ (135,849)	\$ -	\$ 109,848,867	45%
Other Changes											
Transfers In (Out)	\$ (20,485,000)	\$ (9,185,109)	\$ -	\$ -	\$ 102,421	\$ -	\$ -	\$ 9,082,687	\$ -	\$ -	0%
Reserves	10,728,073	-	-	-	-	-	-	-	-	-	0%
Total Other Changes	\$ (9,756,927)	\$ (9,185,109)	\$ -	\$ -	\$ 102,421	\$ -	\$ -	\$ 9,082,687	\$ -	\$ -	0%
Increase (decrease) in net position	\$ (13,156,151)	\$ 42,927,562	\$ 1,433,596	\$ 195,016	\$ 619,224	\$ 2,168,689	\$ -	\$ 8,946,838	\$ (7,887,382)	\$ 48,403,542	-368%
Net Position beginning of year		32,017,493	81,760,257	6,731,131	1,594,011	123,604,341	6,397,450	52,202,180	234,496,544	538,803,406	
Net Position for period ended Dec 2023		\$ 74,945,055	\$ 83,193,853	\$ 6,926,147	\$ 2,213,235	\$ 125,773,030	\$ 6,397,450	\$ 61,149,018	\$ 226,609,161	\$ 587,206,949	

Collin College
Statement of Net Position
November 2023

Statement of Net Position	November 30, 2023	November 30, 2022
Assets		
Current Assets		
Accounts Receivable	18,592,687	30,727,919
Cash & Cash Equivalents	125,165,341	213,983,146
Prepaid Expenses	25,000	249,955
Restricted Short-term Investments	4,817	-
Unrestricted Short-term Investments	132,320,755	97,479,963
Noncurrent Assets		
Right of Use Asset	15,523,483	15,573,150
Long-term Investments	124,221,793	62,960,111
Lease Receivable	740,392	807,160
Plant & Equipment	819,407,841	829,141,043
Total Assets	\$ 1,236,002,109	\$ 1,250,922,446
Deferred Outflows		
Deferred Outflows - OPEB	34,968,451	51,701,661
Deferred Outflows - Pension	31,383,950	22,644,701
Total Deferred Outflows	\$ 66,352,401	\$ 74,346,362
Liabilities		
Current Liabilities		
Operating Lease Liabilities - Current	3,868,940	3,353,629
Accounts Payable	1,649,296	5,051,051
Accrued Interest	6,257,275	6,564,319
Accrued Vacation - Current	419,404	479,260
Bonds Payable - Current	20,485,000	18,215,000
Clearing Payables	364,702	(240,410)
Deferred Income	8,980,652	31,696,680
Funds Held for Others	458,005	461,572
OPEB Liability - Current	2,486,437	2,398,482
Other Accrued Liabilities - Current	-	(623)
Other Liabilities - Current	(1,815)	10,252
Noncurrent Liabilities		
Operating Lease Liabilities - Noncurrent	10,876,600	11,563,061
Accrued Vacation - Noncurrent	1,865,657	1,582,934
Bonds Payable - Noncurrent	513,675,332	538,308,582
OPEB Liability - Noncurrent	93,153,606	114,306,618
Pension Liability	57,614,710	23,461,964
Total Liabilities	\$ 722,153,799	\$ 757,212,372
Deferred Inflows		
Deferred Inflows - Lease Receivable	817,287	906,775
Deferred Inflows - OPEB	32,580,802	15,860,983
Deferred Inflows - Pension	3,931,695	25,156,088
Total Deferred Inflows	\$ 37,329,784	\$ 41,923,846
Total Net Assets	\$ 542,870,927	\$ 526,132,590

Collin College
Statement of Net Position
December 2023

Statement of Net Position	December 30, 2023	December 30, 2022
Assets		
Current Assets		
Accounts Receivable	14,079,586	15,185,398
Cash & Cash Equivalents	169,645,948	206,270,587
Prepaid Expenses	25,000	249,955
Restricted Short-term Investments	9,795	0
Unrestricted Short-term Investments	147,742,778	97,709,701
Noncurrent Assets		
Right of Use Asset	15,523,483	15,573,150
Long-term Investments	110,465,003	63,246,747
Lease Receivable	740,392	807,160
Plant & Equipment	818,350,951	828,660,983
Total Assets	\$ 1,276,582,936	\$ 1,227,703,680
Deferred Outflows		
Deferred Outflows - OPEB	34,968,451	51,701,661
Deferred Outflows - Pension	31,383,950	22,644,701
Total Deferred Outflows	\$ 66,352,401	\$ 74,346,362
Liabilities		
Current Liabilities		
Operating Lease Liabilities - Current	3,868,940	3,353,629
Accounts Payable	4,128,927	7,706,026
Accrued Interest	7,954,205	8,337,145
Accrued Vacation - Current	419,404	479,260
Bonds Payable - Current	20,485,000	18,215,000
Clearing Payables	118,463	(423,397)
Deferred Income	1,572,533	19,971,441
Funds Held for Others	455,205	457,363
OPEB Liability - Current	2,486,437	2,398,482
Other Accrued Liabilities - Current	1,125	(180)
Other Liabilities - Current	(990)	12,265
Noncurrent Liabilities		
Operating Lease Liabilities - Noncurrent	10,876,600	11,563,061
Accrued Vacation - Noncurrent	1,865,657	1,582,934
Deferred Compensation Liability	0	0
Bonds Payable - Noncurrent	513,398,781	538,308,582
OPEB Liability - Noncurrent	93,153,606	114,306,618
Pension Liability	57,614,710	23,461,964
Total Liabilities	\$ 718,398,604	\$ 749,730,194
Deferred Inflows		
Deferred Inflows - Lease Receivable	817,287	906,775
Deferred Inflows - OPEB	32,580,802	15,860,983
Deferred Inflows - Pension	3,931,695	25,156,088
Total Deferred Inflows	\$ 37,329,784	\$ 41,923,846
Total Net Assets	\$ 587,206,949	\$ 510,396,001

**Collin College
Grant Budget
Quarter Ending November 30, 2023**

Federal (F), State (S), Private (P)	New (N), Renewal (R), Modification (M), Carryforward (C)	Agency	Effective Date	Length of New Award	Grant Name	Amount	Purpose of Grant
F	N	DOL	Nov-23	1 year	TWC - Upskill Grant - Blount Fine Foods	313,768.00	Provides funding for incumbent workers to help cover the costs of training needed to retain a competitive workforce.
F	N	DOE	Sep-23	2 year	THECB - Perkins State Leadership	171,764.00	The THECB intends to award Perkins State Leadership Grants to selected public postsecondary institutions that have submitted successful applications. Selection of projects is competitive 7 and will be based on review and evaluation by THECB staff. Selected projects must adhere to the provisions set forth in this RFA; clearly support the criteria, goals and objectives presented in Section 10 of this RFA; and use funds received to improve career and technical education programs as described in Title I, Section 124 of the Perkins Act. (See Appendix B: Required and Permissible Uses of Funds).
F	R	DOE	Sep-23	1 year	THECB - Carl Perkins Basic 23/24	1,224,268.00	Support awardee in educating students who enroll in CTE Courses and programs in preparation for high-skill, high-wage, or high demand occupations
F	R	DOE	Sep-23	1 years	Federal PELL 23/24	26,000,000.00	Financial Aid
F	R	DOE	Sep-23	1 year	Federal Supplemental Educational Opportunity Grant Program (FSEOG) 23/24	450,000.00	Financial Aid
F	N	NSF	Sep-23	1 years	NSF - Advanced Technology Education (ATE) - National IT Innovation Center (NITIC) Grant	14,997.00	The funds will support Collin College's work managing NITIC's grant goals, including serving as the grant lead for "Industry and Education Partnership Models" and "Professional Development Model."
S	N	OOG	Sep-23	1 year	OOG - Rifle-Resistant Body Armor Grant	43,880.00	To equip law enforcement officers at risk of shootings with rifle-resistant body armor.
S	R	THECB	Sep-23	1 years	Texas Educational Opportunity Grant (TEOG) Program - Renewal 23/24	1,737,814.00	Financial Aid
S	R	THECB	Sep-23	1 year	Texas Educational Opportunity Grant (TEOG) Program - Initial 23/24	1,737,813.00	Financial Aid
S	R	THECB	Sep-23	1 years	College Access Loans 23/24	30,000.00	Financial Aid
P	R	Ray H Marr Foundation	Oct-23	1 years	Ray H Marr Foundation FY24	50,000.00	To purchase welding equipment
					59		
Total						\$ 31,774,304.00	

**Collin County Community College District
Annual Investment Report (Including Deposits)**

**August 31, 2023
Market Value**

Investment or Deposit Type

Publicly Traded Equity and Similar Investments

Common Stock (U.S. and foreign stocks held in separately managed accounts or internally managed by institution investment staff; exclude mutual or commingled funds)

Equity/Stock Mutual Funds

Balanced Mutual Funds (where target allocation is > 50% equities)

"Commonfund" Equity Commingled Funds

Other Equity Commingled Funds (if primarily invested in publicly traded equities)

Preferred Stock

Other - list by type

Total Publicly Traded Equity and Similar Investments

\$ -

"Other" Investments - Other than Publicly Traded Equity and Debt Investments

Real Estate (include direct ownership & investments in real estate limited partnerships, private REITs, or similar vehicles; include a portfolio of publicly traded REITs if managed as a separate asset allocation category rather than comprising part of a broadly diversified stock portfolio)

Other Real Asset Investments (e.g. investments in infrastructure funds)

Private Equity

Hedge Funds

"Commonfund" Alternative Asset Commingled Funds (Real Estate, Private Equity, Hedge Funds, Commodities, etc.)

Annuities

Commodities

Collectibles

Other - list by type

Total "Other" Investments - Other than Publicly Traded Equity & Debt Investments

-

Publicly Traded Debt & Similar Investments >1 year maturity

U.S. Government Securities ("Treasuries")

9,407,033

U.S. Government Agency Securities ("Agencies")

87,480,417

Mortgage Pass-Throughs - "Agency"

Mortgage Pass-Throughs - "Private Label"

Asset-Backed Securities (ABS) (other than mortgage-backed securities)

Sovereign Debt (non-U.S.)

Municipal Obligations

Collateralized Mortgage Obligations (CMOs) - list below by category

Interest Only Strips (IOs)

Principal Only Strips (POs)

Inverse Floaters

Stated Final Maturity longer than 10 years

Other CMOs - "Agency"

Other CMOs - "Private Label"

Corporate Obligations (U.S. or foreign companies) - list below by rating

Highly Rated (AAA/AA or equivalent)

Other Investment Grade (A/BBB or equivalent)

High Yield Bonds (<BBB or equivalent)

Not Rated (NR)

Fixed Income/Bond Mutual Funds (longer term; registered with the SEC)

Balanced Mutual Funds (where target allocation is > 50% bonds or other debt securities)

"Commonfund" Fixed Income/Bond Commingled Funds

Other Fixed Income/Bond Commingled Funds (primarily invested in publicly traded debt securities; not registered with the SEC)

GICs (Guaranteed Investment Contracts)

Other - list by type

Total Publicly Traded Debt & Similar Investments >1 year

96,887,450

**Collin County Community College District
Annual Investment Report (Including Deposits)**

**August 31, 2023
Market Value**

Investment or Deposit Type

Investment or Deposit Type	Market Value
Short-Term Investments & Deposits	
U.S. Government Securities ("Treasuries")	11,877,563
U.S. Government Agency Securities ("Agencies")	34,999,895
Bankers' Acceptances	
Commercial Paper - A1/P1 (or equivalent)	68,415,444
Other Commercial Paper - lower rated	
Repurchase Agreements (Repos)	
Money Market Mutual Funds (registered with the SEC)	
Short-Term Mutual Funds Other than Money Market Mutual Funds (registered with the SEC)	104,963
Public Funds Investment Pool Created to Function as a Money Market Mutual Fund (not registered w/ SEC but "2a7-like")	
TexPool (and TexPool Prime)	142,132,346
Other Public Funds Investment Pools Functioning as Money Market Mutual Funds	46,882,239
Other Investment Pools - Short-Term (not created to function as a money market mutual fund)	
Certificates of Deposit (CD) - Nonnegotiable	
Certificates of Deposit (CD) - Negotiable	
Bank Deposits	154,837
Cash Held at State Treasury	
Securities Lending Collateral Reinvestments (direct investments or share of pooled collateral)	
Municipal Obligations	
Cash On Hand	38,275
Total Short-Term Investments & Deposits	304,605,562
TOTAL INVESTMENTS and DEPOSITS	<u>\$ 401,493,012</u>

The following is additional information as required by State of Texas regulations for the Collin County Community College District.

1. Does Collin County Community College employ outside investment advisors or managers and, if so, who are they (provide individual or firm name and address)? Do the outside investment advisors or managers have the authority to make investment decisions without obtaining prior approval?

NOTE: Institutions should include all consultants and “separately managed account” portfolio managers (in which the underlying investments are wholly owned by the institution) in this disclosure.

Collin College contracts Meeder Public Funds as investment advisors located at 901 South MoPac, Suite 300, Austin, TX 78746. Meeder Public Funds does not have authority to make investment decisions without prior approval.

2. Does Collin County Community College use soft dollar, directed brokerage or directed commission, commission recapture, or similar arrangements (these arrangements typically involve using brokerage commissions as a means of paying for other related investment services through credits of a portion of brokerage commissions paid rather than through direct payments, or using selected brokers who will rebate a portion of commissions they receive on trades for the investor)? If the answer to this question is yes, the institution must summarize briefly the guidelines that govern the use of such arrangements.

No

3. Is Collin County Community College associated with an independent endowment or foundation? If the answer to this question is yes, the institution must provide contact information (name and address) for the individual(s) who manage the independent endowment or foundation. The institution must also provide, if available, the market value of the endowment’s or foundation’s investments.

Yes

For information about the Foundation contact Lisa Vasquez, V.P. Advancement, Collin County Community College Foundation, 3452 Spur 399, Suite 429, McKinney, TX 75069. At 8/31/23 the permanently restricted endowment corpus was \$10,625,919 and the fair value of the Foundation’s investments was \$19,664,556.



MONTHLY INVESTMENT REPORT

Collin County College

NOVEMBER 30, 2023



MEEDER
63
PUBLIC FUNDS

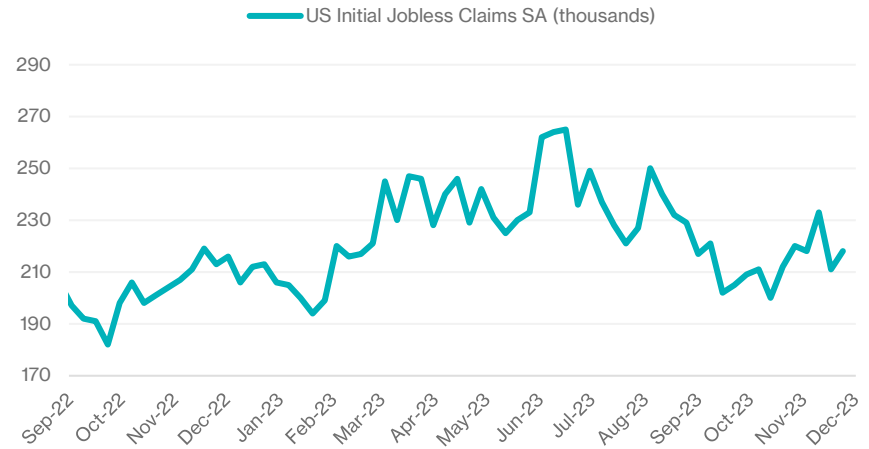
A Fed Pause Turn Into a Fed Pivot?

In November, the Federal Open Market Committee unanimously voted to leave rates unchanged for the second consecutive meeting, leaving the target range for the federal funds rate at 5.25% - 5.50%. Chairman Jerome Powell messaged throughout the month that it is too early to declare an end to rate hikes, much less to speculate when rate cuts will happen. Powell cautioned that “It would be premature to conclude with confidence that we have achieved a sufficiently restrictive stance, or to speculate on when policy might ease”. However, markets still expect rate cuts in 2024 as yields moved lower during the month.

The labor market continues to soften, leading markets to believe we are at the end of the rate hiking cycle. The October US Employment report was softer than expected, showing that the US economy added 150,000 jobs during the month compared to 336,000 in the prior month. Year-over-year wage increases continue to slow, now down to 4.1%, the lowest reading since July 2021. Even though the labor force continues to grow, average hours worked have stalled and are back to pre-pandemic levels. Jobless claims continue to grind higher, and the unemployment rate ticked up to 3.9% from 3.8% previously.

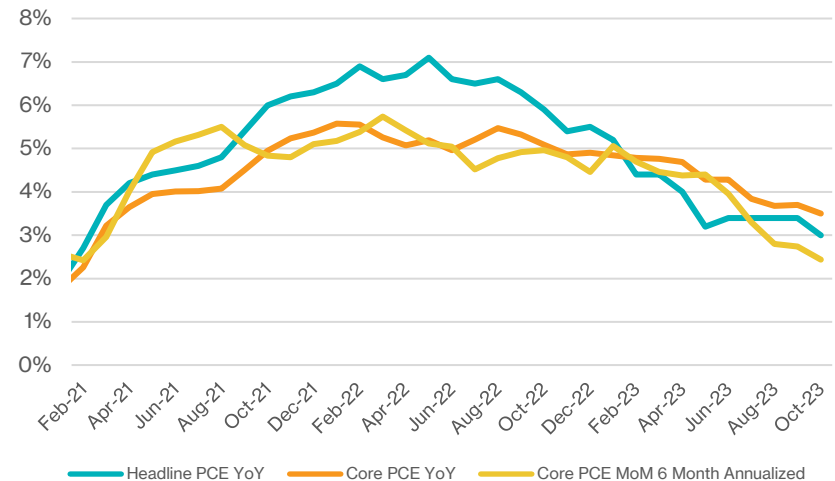
Inflation data continues to weaken as well. The core Personal Consumption Expenditures (PCE) Index, the Federal Reserve’s preferred measure of price inflation, continues to moderate. Data from October showed that inflation slowed to an annual pace of 3.5%, the lowest level since August 2021. Month-over-month, the index increased by just 0.16%, and annualizing the last 6 monthly increases shows consumer prices are increasing at a rate of 2.44%, within striking distance of the Federal Reserve’s target.

Jobless Claims Increasing



SOURCE: BLOOMBERG

Inflation Trending Lower



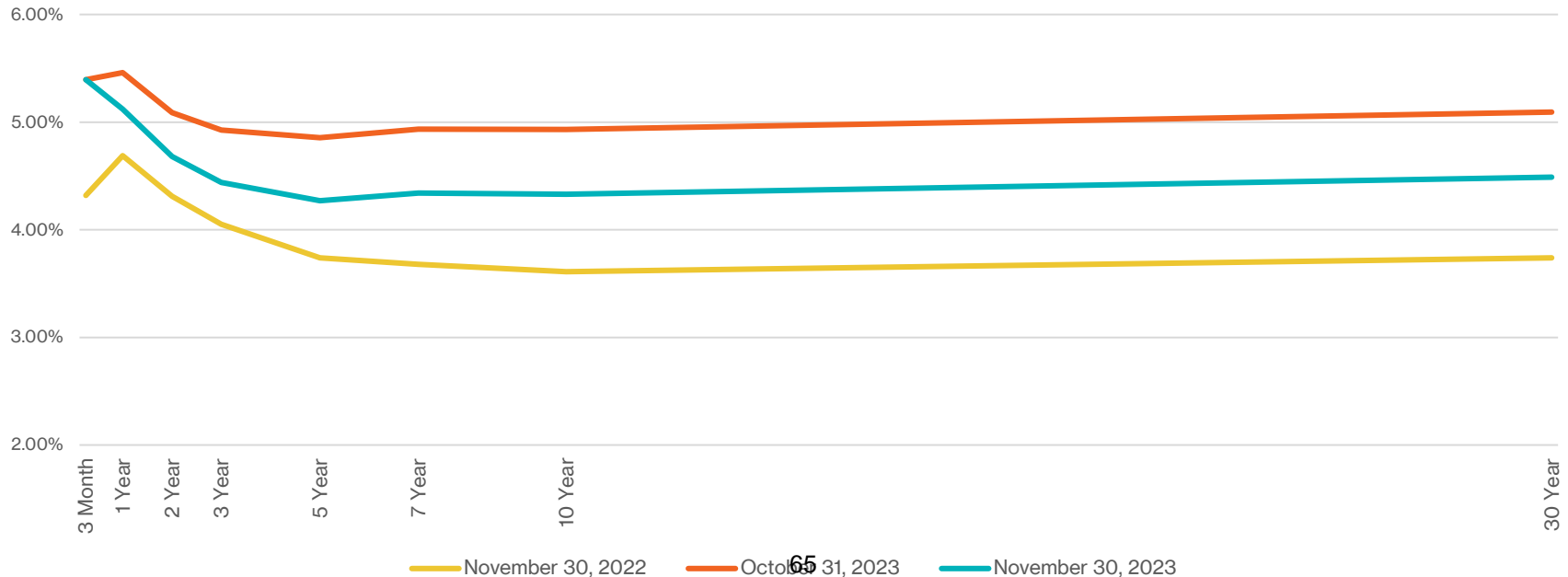
SOURCE: BLOOMBERG

Rates Retreat from October Highs

We are getting closer to the end of the Federal Reserve’s historic rate hiking cycle, and markets continue to price in a more aggressive pace of rate cuts. At the end of October, markets were pricing in nearly three rate cuts in 2024. By the end of November, markets had priced in another two rate cuts for a total of five by the end of 2024. This shift in market expectations for monetary policy prompted the 2-year treasury yield to decline by 0.41% to 4.68%. Likewise, long-term bond yields also decreased, as the 10-year treasury declined by 0.60% to 4.33%. The spread between the 2-year and 10-year treasury yield decreased by 0.20% to -0.36%, keeping the curve inverted and signaling lower policy rates ahead.

We will continue to look to add value by picking up incremental yield on high-quality bonds. Rates are still near historic levels not seen since 2007, making this a very attractive time to buy longer maturities and lock in yields.


US Treasury Yield Curve




Collin County Community College District
 Monthly Investment Report
 November 1, 2023 – November 30, 2023

Portfolio Summary Management Report


<u>Portfolio as of 10/31/23:</u>		<u>Portfolio as of 11/30/23:</u>	
Beginning Book Value	\$ 396,279,884	Ending Book Value	\$ 385,710,632
Beginning Market Value	\$ 393,316,645	Ending Market Value	\$ 383,910,131
		Unrealized Gain/Loss	\$ (1,800,501)
WAM at Beginning Period Date ¹	253 days	WAM at Ending Period Date ¹	295 days
<i>(Decrease in market value is due to seasonal cash outflows)</i>		Change in Market Value ²	\$ (9,406,514)
Average Yield to Maturity for period		4.658%	
Average Yield 3 Month Treasury Bill for period		5.520%	



 Melissa Irby, Chief Financial Officer
 Collin County Community College District



 Julie Bradley, Associate V.P. - Controller
 Collin County Community College District



 Barbara Johnston, Associate V.P.
 Collin County Community College District

¹ WAM – weighted average maturity

² “Change in Market Value” is required data, but will primarily reflect the receipt and expenditure of the District’s funds from month to month. Meeder Public Funds has assisted in the preparation of this consolidated investment report, with additional input provided by CCCC.

Your Portfolio

As of November 30, 2023



Your Portfolio Statistics

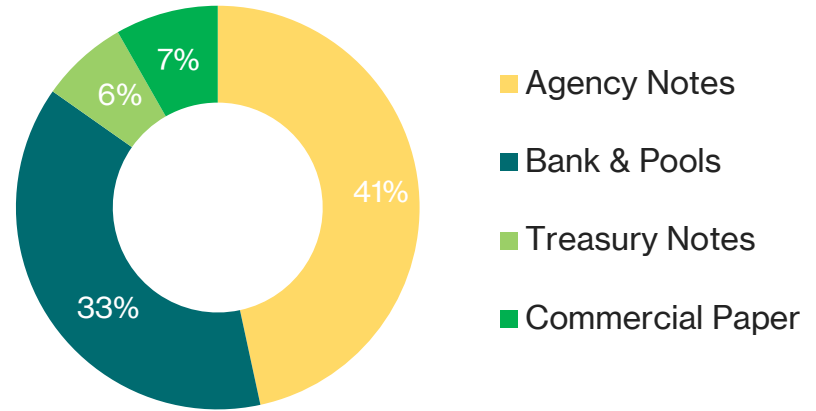
Weighted Average Maturity

0.81 years

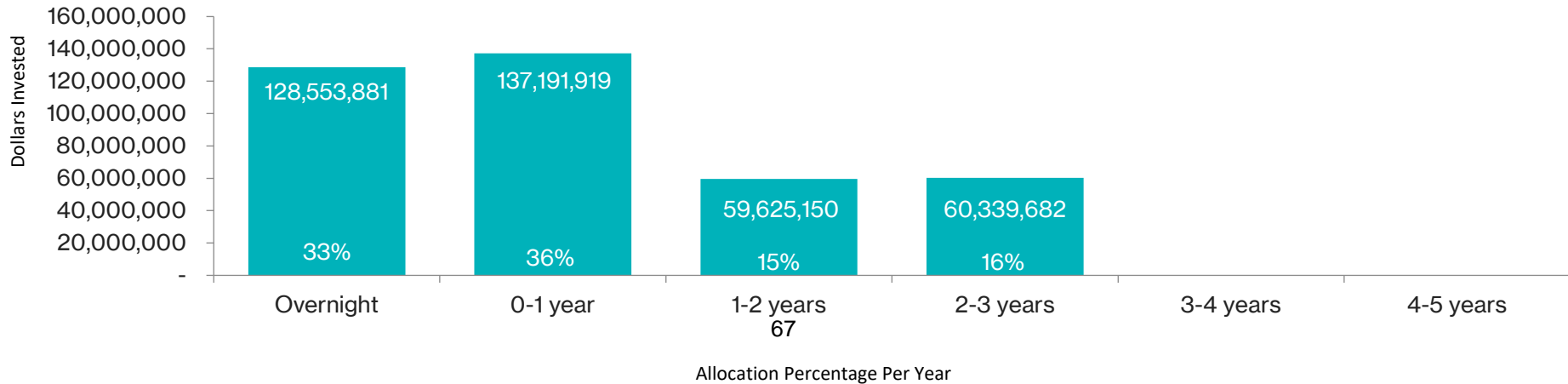
Weighted Average Yield (All Funds)

4.66%

Your Asset Allocation



Your Maturity Distribution





**Collin Co Comm College Dist.
Portfolio Management
Portfolio Summary
November 30, 2023**

Meeder Public Funds
901 S. MoPac
Suite 300
Austin, TX 78746
-

Investments	Par Value	Market Value	Book Value	% of Portfolio	Term	Days to Maturity	YTM 365 Equiv.
Commercial Paper Disc. -Amortizing	78,000,000.00	76,540,768.00	76,519,642.79	19.84	237	122	5.868
Federal Agency Coupon Securities	158,000,000.00	155,506,966.13	157,060,292.62	40.72	942	598	3.671
Treasury Coupon Securities	24,000,000.00	23,308,515.55	23,576,815.48	6.11	817	440	3.514
TexStar	42,050,963.40	42,050,963.40	42,050,963.40	10.90	1	1	5.331
Texpool	80,947,955.85	80,947,955.85	80,947,955.85	20.99	1	1	5.372
JPMorgan Chase	98,485.86	98,485.86	98,485.86	0.03	1	1	0.000
Texas Range	5,456,476.25	5,456,476.25	5,456,476.25	1.41	1	1	5.370
	388,553,881.36	383,910,131.04	385,710,632.25	100.00%	481	295	4.658

Cash and Accrued Interest						
Accrued Interest at Purchase		216,429.02	216,429.02			
Subtotal		216,429.02	216,429.02			
Total Cash and Investments	388,553,881.36	384,126,560.06	385,927,061.27		481	295

Total Earnings	November 30 Month Ending	Fiscal Year To Date
Current Year	1,508,233.57	4,474,072.88

..

Collin Co Comm College Dist.
Summary by Type
November 30, 2023
Grouped by Fund

Security Type	Number of Investments	Par Value	Book Value	% of Portfolio	Average YTM 365	Average Days to Maturity
Fund: Building						
Federal Agency Coupon Securities	7	50,000,000.00	49,845,210.72	12.92	2.518	368
Commercial Paper Disc. -Amortizing	2	20,000,000.00	19,845,344.44	5.15	5.602	53
Treasury Coupon Securities	1	5,000,000.00	4,956,001.01	1.28	2.467	274
Texpool	1	13,875,380.76	13,875,380.76	3.60	5.372	1
TexStar	1	30,025,750.13	30,025,750.13	7.78	5.331	1
Subtotal	12	118,901,130.89	118,547,687.06	30.73	4.078	176
Fund: 2020 Bond Series						
Commercial Paper Disc. -Amortizing	3	20,000,000.00	19,431,777.78	5.04	5.976	182
Texpool	1	12,606,887.47	12,606,887.47	3.27	5.372	1
Subtotal	4	32,606,887.47	32,038,665.25	8.31	5.739	111
Fund: Debt Service						
Commercial Paper Disc. -Amortizing	1	8,000,000.00	7,873,862.22	2.04	5.852	101
Texas Range	1	0.00	0.00	0.00	0.000	0
Texpool	1	12,120,999.39	12,120,999.39	3.14	5.372	1
Subtotal	3	20,120,999.39	19,994,861.61	5.18	5.561	40
Fund: Operating						
Federal Agency Coupon Securities	9	78,000,000.00	77,208,656.63	20.02	4.096	715
JPMorgan Chase	1	98,485.86	98,485.86	0.03	0.000	1
Commercial Paper Disc. -Amortizing	2	15,000,000.00	14,675,272.22	3.80	5.989	139
Treasury Coupon Securities	3	19,000,000.00	18,620,814.47	4.83	3.792	484
Texas Range	1	5,456,476.25	5,456,476.25	1.41	5.370	1
Texpool	1	24,584,521.55	24,584,521.55	6.37	5.372	1
TexStar	1	12,025,213.27	12,025,213.27	3.12	5.331	1
Subtotal	18	154,164,696.93	152,669,440.25	39.58	4.587	434
Fund: Stabilization						
Commercial Paper Disc. -Amortizing	2	15,000,000.00	14,693,386.13	3.81	5.975	131

Collin Co Comm College Dist.
 Summary by Type
 November 30, 2023
 Grouped by Fund

Security Type	Number of Investments	Par Value	Book Value	% of Portfolio	Average YTM 365	Average Days to Maturity
Fund: Stabilization						
Federal Agency Coupon Securities	4	30,000,000.00	30,006,425.27	7.78	4.494	680
Texpool	1	17,760,166.68	17,760,166.68	4.60	5.372	1
Subtotal	7	62,760,166.68	62,459,978.08	16.19	5.092	358
Total and Average	44	388,553,881.36	385,710,632.25	100.00	4.658	295



**Collin Co Comm College Dist.
Fund BLDG - Building
Investments by Fund
November 30, 2023**

Meeder Public Funds
901 S. MoPac
Suite 300
Austin, TX 78746
-

CUSIP	Investment #	Issuer	Purchase Date	Book Value	Par Value	Market Value	Current Rate	YTM 360	YTM 365	Maturity Date	Days To Maturity
Commercial Paper Disc. -Amortizing											
40060WAA0	10209	GTA Funding CP	07/18/2023	9,938,111.11	10,000,000.00	9,938,500.00		5.725	5.805	01/10/2024	40
78009AB52	10205	Royal Bank of Canada CP	05/15/2023	9,907,233.33	10,000,000.00	9,899,220.00		5.323	5.397	02/05/2024	66
Subtotal and Average				19,845,344.44	20,000,000.00	19,837,720.00		5.525	5.602		52
Federal Agency Coupon Securities											
3133EN5Q9	10197	FFCB Note	01/11/2023	5,007,602.64	5,000,000.00	4,965,350.70	4.500	4.295	4.355	01/10/2025	406
3130ATUC9	10196	FHLB Note	01/10/2023	10,075,393.06	10,000,000.00	9,947,013.80	4.500	4.041	4.098	12/12/2025	742
3130ALJ70	10172	FHLB Call Note	03/12/2021	5,000,000.00	5,000,000.00	4,931,282.40	0.400	0.394	0.400	03/12/2024	102
3130AMT85	10175	FHLB Call Note	06/28/2021	10,000,000.00	10,000,000.00	9,723,939.80	0.400	0.394	0.400	06/28/2024	210
3130ANNS5	10176	FHLB Call Note	08/30/2021	5,000,000.00	5,000,000.00	4,825,015.80	0.500	0.493	0.500	08/28/2024	271
3130AQCM3	10178	FHLB Call Note	12/20/2021	5,000,000.00	5,000,000.00	4,780,784.05	1.000	0.986	1.000	12/20/2024	385
3130ARD24	10206	FHLB Call Note	05/24/2023	9,762,215.02	10,000,000.00	9,729,917.50	2.010	4.940	5.008	09/30/2024	304
Subtotal and Average				49,845,210.72	50,000,000.00	48,903,304.05		2.483	2.518		368
Treasury Coupon Securities											
912828YE4	10179	T Note	04/18/2022	4,956,001.01	5,000,000.00	4,852,539.05	1.250	2.432	2.466	08/31/2024	274
Subtotal and Average				4,956,001.01	5,000,000.00	4,852,539.05		2.433	2.467		274
TexStar											
2450	10007	TexStar	02/01/2016	30,025,750.13	30,025,750.13	30,025,750.13	5.331	5.257	5.330		1
Subtotal and Average				30,025,750.13	30,025,750.13	30,025,750.13		5.258	5.331		1
Texpool											
700001	10009	Texpool	02/01/2016	13,875,380.76	13,875,380.76	13,875,380.76	5.372	5.298	5.372		1
Subtotal and Average				13,875,380.76	13,875,380.76	13,875,380.76		5.299	5.372		1
Total Investments and Average				118,547,687.06	118,901,130.89	117,494,693.99		4.023	4.078		175

**Fund BOND20 - 2020 Bond Series
Investments by Fund
November 30, 2023**

CUSIP	Investment #	Issuer	Purchase Date	Book Value	Par Value	Market Value	Current Rate	YTM 360	YTM 365	Maturity Date	Days To Maturity
Commercial Paper Disc. -Amortizing											
21687ADF7	10214	Cooperatieve Rabobank CP	09/25/2023	4,894,411.11	5,000,000.00	4,897,315.00		5.833	5.914	04/15/2024	136
22533TFJ0	10218	Credit Agricole CP	09/26/2023	4,843,888.89	5,000,000.00	4,850,130.00		5.909	5.991	06/18/2024	200
4497W0FE3	10217	ING Funding CP	09/26/2023	9,693,477.78	10,000,000.00	9,703,220.00		5.917	5.999	06/14/2024	196
Subtotal and Average				19,431,777.78	20,000,000.00	19,450,665.00		5.894	5.976		181
Texpool											
700006A	10164	Texpool	04/29/2020	12,606,887.47	12,606,887.47	12,606,887.47	5.372	5.298	5.372		1
Subtotal and Average				12,606,887.47	12,606,887.47	12,606,887.47		5.299	5.372		1
Total Investments and Average				32,038,665.25	32,606,887.47	32,057,552.47		5.660	5.739		110

**Fund DS - Debt Service
Investments by Fund
November 30, 2023**

CUSIP	Investment #	Issuer	Purchase Date	Book Value	Par Value	Market Value	Current Rate	YTM 360	YTM 365	Maturity Date	Days To Maturity
Commercial Paper Disc. -Amortizing											
53948ACB5	10213	Lloyds Bank CP	09/25/2023	7,873,862.22	8,000,000.00	7,876,408.00		5.771	5.851	03/11/2024	101
Subtotal and Average				7,873,862.22	8,000,000.00	7,876,408.00		5.771	5.852		101
Texpool											
700004	10010	Texpool	02/01/2016	12,120,999.39	12,120,999.39	12,120,999.39	5.372	5.298	5.372		1
Subtotal and Average				12,120,999.39	12,120,999.39	12,120,999.39		5.299	5.372		1
Texas Range											
1291-01	10141	TexasDAILY	02/04/2019	0.00	0.00	0.00					1
Subtotal and Average				0.00	0.00	0.00		0.000	0.000		0
Total Investments and Average				19,994,861.61	20,120,999.39	19,997,407.39		5.485	5.561		40

**Fund OPER - Operating
Investments by Fund
November 30, 2023**

CUSIP	Investment #	Issuer	Purchase Date	Book Value	Par Value	Market Value	Current Rate	YTM 360	YTM 365	Maturity Date	Days To Maturity
Commercial Paper Disc. -Amortizing											
78015CDJ8	10211	Royal Bank of Canada CP	07/18/2023	9,784,550.00	10,000,000.00	9,784,550.00		5.893	5.975	04/18/2024	139
89233GDK9	10212	Toyota Motor Credit Corp CP	07/24/2023	4,890,722.22	5,000,000.00	4,893,800.00		5.935	6.017	04/19/2024	140
Subtotal and Average				14,675,272.22	15,000,000.00	14,678,350.00		5.907	5.989		139
Federal Agency Coupon Securities											
31422XMV1	10177	FRMAC Call Note	10/04/2021	5,000,000.00	5,000,000.00	4,801,623.90	0.500	0.493	0.500	10/04/2024	308
3133ENYX2	10193	FFCB Note	07/25/2022	4,999,928.15	5,000,000.00	4,953,580.95	3.250	3.207	3.251	06/17/2024	199
3133ENZ94	10199	FFCB Note	01/19/2023	10,016,329.22	10,000,000.00	9,933,505.30	4.500	4.259	4.318	11/18/2024	353
3133EN7J3	10201	FFCB Note	02/02/2023	7,480,149.58	7,500,000.00	7,373,320.88	3.875	3.950	4.005	02/02/2026	794
3130AWTQ3	10216	FHLB Note	09/25/2023	24,774,361.40	25,000,000.00	25,072,029.75	4.625	4.905	4.973	09/11/2026	1,015
3130AXU63	10221	FHLB Note	11/22/2023	7,987,045.37	8,000,000.00	8,010,810.00	4.625	4.619	4.683	11/17/2026	1,082
3134GXZT4	10183	FHLMC Call Note	07/14/2022	5,000,000.00	5,000,000.00	4,909,894.15	4.000	3.945	4.000	07/14/2025	591
3135G03U5	10194	FNMA Note	08/05/2022	4,832,803.33	5,000,000.00	4,711,083.00	0.625	3.107	3.150	04/22/2025	508
3135G04Z3	10200	FNMA Note	01/23/2023	7,118,039.58	7,500,000.00	7,012,560.15	0.500	3.935	3.990	06/17/2025	564
Subtotal and Average				77,208,656.63	78,000,000.00	76,778,408.08		4.040	4.096		715
Treasury Coupon Securities											
91282CCC3	10181	T Note	05/16/2022	5,937,803.30	6,000,000.00	5,863,593.72	0.250	2.571	2.607	05/15/2024	166
912828ZT0	10182	T Note	06/15/2022	4,775,852.08	5,000,000.00	4,665,820.30	0.250	3.376	3.423	05/31/2025	547
91282CFP1	10219	T Note	11/22/2023	7,907,159.09	8,000,000.00	7,926,562.48	4.250	4.837	4.904	10/15/2025	684
Subtotal and Average				18,620,814.47	19,000,000.00	18,455,976.50		3.740	3.792		483
TexStar											
5450	10008	TexStar	02/01/2016	12,025,213.27	12,025,213.27	12,025,213.27	5.331	5.257	5.330		1
Subtotal and Average				12,025,213.27	12,025,213.27	12,025,213.27		5.258	5.331		1
Texpool											
700003	10011	Texpool	02/01/2016	24,584,521.55	24,584,521.55	24,584,521.55	5.372	5.298	5.372		1
Subtotal and Average				24,584,521.55	24,584,521.55	24,584,521.55		5.299	5.372		1
JPMorgan Chase											
7828	10012	JPMorgan Chase Commercial Chkg	02/01/2016	98,485.86	98,485.86	98,485.86					1
Subtotal and Average				98,485.86	98,485.86	98,485.86		0.000	0.000		1
Texas Range											

**Fund OPER - Operating
Investments by Fund
November 30, 2023**

CUSIP	Investment #	Issuer	Purchase Date	Book Value	Par Value	Market Value	Current Rate	YTM 360	YTM 365	Maturity Days To Date Maturity
Texas Range										
1291-00	10142	TexasDAILY	02/06/2019	5,456,476.25	5,456,476.25	5,456,476.25	5.370	5.296	5.370	1
Subtotal and Average				5,456,476.25	5,456,476.25	5,456,476.25		5.296	5.370	1
Total Investments and Average				152,669,440.25	154,164,696.93	152,077,431.51		4.524	4.587	434

**Fund STABL - Stabilization
Investments by Fund
November 30, 2023**

CUSIP	Investment #	Issuer	Purchase Date	Book Value	Par Value	Market Value	Current Rate	YTM 360	YTM 365	Maturity Date	Days To Maturity
Commercial Paper Disc. -Amortizing											
21687ADF7	10215	Cooperatieve Rabobank CP	09/25/2023	4,894,411.11	5,000,000.00	4,897,315.00	5.590	5.833	5.914	04/15/2024	136
62479LD85	10210	MUFG Bank CP	07/18/2023	9,798,975.02	10,000,000.00	9,800,310.00		5.922	6.005	04/08/2024	129
Subtotal and Average				14,693,386.13	15,000,000.00	14,697,625.00		5.893	5.975		131
Federal Agency Coupon Securities											
3133EN6A3	10198	FFCB Note	01/17/2023	10,022,732.53	10,000,000.00	9,853,631.10	4.000	3.831	3.885	01/13/2026	774
3133EPC37	10220	FFCB Note	11/22/2023	9,990,037.72	10,000,000.00	10,011,018.00	4.875	4.860	4.928	11/13/2025	713
3130AWER7	10207	FHLB Note	06/12/2023	1,998,723.37	2,000,000.00	1,992,120.98	4.625	4.606	4.670	06/06/2025	553
3130AWER7	10208	FHLB Note	06/12/2023	7,994,931.65	8,000,000.00	7,968,483.92	4.625	4.605	4.669	06/06/2025	553
Subtotal and Average				30,006,425.27	30,000,000.00	29,825,254.00		4.432	4.494		680
Texpool											
700005	10050	Texpool	01/24/2018	17,760,166.68	17,760,166.68	17,760,166.68	5.372	5.298	5.372		1
Subtotal and Average				17,760,166.68	17,760,166.68	17,760,166.68		5.299	5.372		1
Total Investments and Average				62,459,978.08	62,760,166.68	62,283,045.68		5.022	5.092		357



**Collin Co Comm College Dist.
Cash Reconciliation Report
For the Period November 1, 2023 - November 30, 2023**

Meeder Public Funds
901 S. MoPac
Suite 300
Austin, TX 78746
-

Trans. Date	Investment #	Fund	Trans. Type	Security ID	Par Value	Security Description	Maturity Date	Purchases	Interest	Redemptions	Cash
11/15/2023	10180	OPER	Interest	91282CAW1	6,000,000.00	TNOTE 6.0M 0.25% Mat. 11/15/2023	11/15/2023	0.00	7,500.00	0.00	7,500.00
11/15/2023	10181	OPER	Interest	91282CCC3	6,000,000.00	TNOTE 6.0M 0.25% Mat. 05/15/2024	05/15/2024	0.00	7,500.00	0.00	7,500.00
11/15/2023	10180	OPER	Maturity	91282CAW1	6,000,000.00	TNOTE 6.0M 0.25% Mat. 11/15/2023	11/15/2023	0.00	0.00	6,000,000.00	6,000,000.00
11/18/2023	10199	OPER	Interest	3133ENZ94	10,000,000.00	FFCB 10.0M 4.50% Mat. 11/18/2024	11/18/2024	0.00	225,000.00	0.00	225,000.00
11/22/2023	10219	OPER	Purchase	91282CFP1	8,000,000.00	TNOTE 8.0M 4.25% Mat. 10/15/2025	10/15/2025	-7,905,937.50	-35,300.55	0.00	-7,941,238.05
11/22/2023	10220	STABL	Purchase	3133EPC37	10,000,000.00	FFCB 10.0M 4.88% Mat. 11/13/2025	11/13/2025	-9,989,910.00	-12,187.50	0.00	-10,002,097.50
11/22/2023	10221	OPER	Purchase	3130AXU63	8,000,000.00	FHLB 8.0M 4.63% Mat. 11/17/2026	11/17/2026	-7,986,936.00	-5,138.89	0.00	-7,992,074.89
11/24/2023	10203	OPER	Maturity	87019SYQ1	10,000,000.00	SWEDBK 10.0M 0.00% Mat.	11/24/2023	0.00	0.00	10,000,000.00	10,000,000.00
11/24/2023	10204	STABL	Maturity	62479MYQ0	10,000,000.00	MUFGBK 10.0M 0.00% Mat.	11/24/2023	0.00	0.00	10,000,000.00	10,000,000.00
11/30/2023	10182	OPER	Interest	912828ZT0	5,000,000.00	TNOTE 5.0M 0.25% Mat. 05/31/2025	05/31/2025	0.00	6,250.00	0.00	6,250.00
Subtotal								-25,882,783.50	193,623.06	26,000,000.00	310,839.56
Total								-25,882,783.50	193,623.06	26,000,000.00	310,839.56



Collin Co Comm College Dist.
Purchases Report
Sorted by Fund - Issuer
November 1, 2023 - November 30, 2023

Meeder Public Funds
 901 S. MoPac
 Suite 300
 Austin, TX 78746
 -

CUSIP	Investment #	Fund	Sec. Type	Issuer	Original Par Value	Purchase Date	Payment Periods	Principal Purchased	Accrued Interest at Purchase	Rate at Purchase	Maturity Date	YTM	Ending Book Value
Operating													
3130AXU63	10221	OPER	FAC	FHLB	8,000,000.00	11/22/2023	05/17 - 11/17	7,986,936.00	5,138.89	4.625	11/17/2026	4.684	7,987,045.37
91282CFP1	10219	OPER	TRC	TNOTE	8,000,000.00	11/22/2023	04/15 - 10/15	7,905,937.50	35,300.55	4.250	10/15/2025	4.905	7,907,159.09
				Subtotal	16,000,000.00			15,892,873.50	40,439.44				15,894,204.46
Stabilization													
3133EPC37	10220	STABL	FAC	FFCB	10,000,000.00	11/22/2023	05/13 - 11/13	9,989,910.00	12,187.50	4.875	11/13/2025	4.928	9,990,037.72
				Subtotal	10,000,000.00			9,989,910.00	12,187.50				9,990,037.72
				Total Purchases	26,000,000.00			25,882,783.50	52,626.94				25,884,242.18



**Collin Co Comm College Dist.
Maturity Report
Sorted by Maturity Date**

Meeder Public Funds
901 S. MoPac
Suite 300
Austin, TX 78746
-

Amounts due during November 1, 2023 - November 30, 2023

CUSIP	Investment #	Fund	Sec. Type	Issuer	Par Value	Maturity Date	Purchase Date	Rate at Maturity	Book Value at Maturity	Interest	Maturity Proceeds	Net Income
91282CAW1	10180	OPER	TRC	TNOTE	6,000,000.00	11/15/2023	05/16/2022	0.250	6,000,000.00	7,500.00	6,007,500.00	7,500.00
62479MYQ0	10204	STABL	ACP	MUFGBK	10,000,000.00	11/24/2023	03/02/2023		10,000,000.00	0.00	10,000,000.00	0.00
87019SYQ1	10203	OPER	ACP	SWEDBK	10,000,000.00	11/24/2023	03/02/2023		10,000,000.00	0.00	10,000,000.00	0.00
Total Maturities					26,000,000.00				26,000,000.00	7,500.00	26,007,500.00	7,500.00



Collin Co Comm College Dist.
Interest Earnings
Sorted by Fund - Fund
November 1, 2023 - November 30, 2023
Yield on Beginning Book Value

Meeder Public Funds
 901 S. MoPac
 Suite 300
 Austin, TX 78746
 -

CUSIP	Investment #	Fund	Security Type	Ending Par Value	Beginning Book Value	Ending Book Value	Maturity Date	Current Rate	Annualized Yield	Adjusted Interest Earnings		
										Interest Earned	Amortization/ Accretion	Adjusted Interest Earnings
Fund: Building												
3133EN5Q9	10197	BLDG	FAC	5,000,000.00	5,008,174.27	5,007,602.64	01/10/2025	4.500	4.416	18,750.00	-571.63	18,178.37
3130ATUC9	10196	BLDG	FAC	10,000,000.00	10,078,487.17	10,075,393.06	12/12/2025	4.500	4.153	37,500.00	-3,094.11	34,405.89
912828YE4	10179	BLDG	TRC	5,000,000.00	4,951,183.60	4,956,001.01	08/31/2024	1.250	2.450	5,151.10	4,817.41	9,968.51
2450	10007	BLDG	RRP	30,025,750.13	29,894,770.36	30,025,750.13		5.331	5.331	130,979.77	0.00	130,979.77
700001	10009	BLDG	RR2	13,875,380.76	13,818,662.76	13,875,380.76		5.372	5.372	61,018.00	0.00	61,018.00
3130ARD24	10206	BLDG	FAC	10,000,000.00	9,738,357.00	9,762,215.02	09/30/2024	2.010	5.073	16,750.00	23,858.02	40,608.02
3130AMT85	10175	BLDG	FAC	10,000,000.00	10,000,000.00	10,000,000.00	06/28/2024	0.400	0.406	3,333.33	0.00	3,333.33
3130ALJ70	10172	BLDG	FAC	5,000,000.00	5,000,000.00	5,000,000.00	03/12/2024	0.400	0.406	1,666.67	0.00	1,666.67
3130AQC3	10178	BLDG	FAC	5,000,000.00	5,000,000.00	5,000,000.00	12/20/2024	1.000	1.014	4,166.67	0.00	4,166.67
3130ANNS5	10176	BLDG	FAC	5,000,000.00	5,000,000.00	5,000,000.00	08/28/2024	0.500	0.507	2,083.33	0.00	2,083.33
78009AB52	10205	BLDG	ACP	10,000,000.00	9,865,066.67	9,907,233.33	02/05/2024		5.200	0.00	42,166.66	42,166.66
40060WAA0	10209	BLDG	ACP	10,000,000.00	9,891,694.44	9,938,111.11	01/10/2024		5.709	0.00	46,416.67	46,416.67
			Subtotal	118,901,130.89	118,246,396.27	118,547,687.06			4.064	281,398.87	113,593.02	394,991.89
Fund: 2020 Bond Series												
700006A	10164	BOND20	RR2	12,606,887.47	12,609,090.34	12,606,887.47		5.372	5.349	55,431.56	0.00	55,431.56
22533TFJ0	10218	BOND20	ACP	5,000,000.00	4,820,472.22	4,843,888.89	06/18/2024		5.910	0.00	23,416.67	23,416.67
21687ADF7	10214	BOND20	ACP	5,000,000.00	4,871,119.45	4,894,411.11	04/15/2024		5.818	0.00	23,291.66	23,291.66
4497W0FE3	10217	BOND20	ACP	10,000,000.00	9,646,561.11	9,693,477.78	06/14/2024		5.917	0.00	46,916.67	46,916.67
			Subtotal	32,606,887.47	31,947,243.12	32,038,665.25			5.677	55,431.56	93,625.00	149,056.56
Fund: Debt Service												
700004	10010	DS	RR2	12,120,999.39	9,709,208.21	12,120,999.39		5.372	6.338	50,581.86	0.00	50,581.86
53948ACB5	10213	DS	ACP	8,000,000.00	7,836,395.56	7,873,862.22	03/11/2024		5.817	0.00	37,466.66	37,466.66
			Subtotal	20,120,999.39	17,545,603.77	19,994,861.61			6.106	50,581.86	37,466.66	88,048.52
Fund: Operating												
3135G04Z3	10200	OPER	FAC	7,500,000.00	7,097,430.21	7,118,039.58	06/17/2025	0.500	4.069	3,125.00	20,609.37	23,734.37
3135G03U5	10194	OPER	FAC	5,000,000.00	4,822,791.55	4,832,803.33	04/22/2025	0.625	3.183	2,604.17	10,011.78	12,615.95
3133ENYX2	10193	OPER	FAC	5,000,000.00	4,999,917.16	4,999,928.15	06/17/2024	3.250	3.298	13,541.67	10.99	13,552.66
3133EN7J3	10201	OPER	FAC	7,500,000.00	7,479,387.08	7,480,149.58	02/02/2026	3.875	4.064	24,218.75	762.50	24,981.25

Collin Co Comm College Dist.
Interest Earnings
November 1, 2023 - November 30, 2023

CUSIP	Investment #	Fund	Security Type	Ending Par Value	Beginning Book Value	Ending Book Value	Maturity Date	Current Rate	Annualized Yield	Adjusted Interest Earnings		
										Interest Earned	Amortization/ Accretion	Adjusted Interest Earnings
Fund: Operating												
3133ENZ94	10199	OPER	FAC	10,000,000.00	10,017,740.97	10,016,329.22	11/18/2024	4.500	4.383	37,500.00	-1,411.75	36,088.25
3130AXU63	10221	OPER	FAC	8,000,000.00	0.00	7,987,045.37	11/17/2026	4.625	4.752	9,250.00	109.37	9,359.37
3130AWTQ3	10216	OPER	FAC	25,000,000.00	24,767,592.24	24,774,361.40	09/11/2026	4.625	5.066	96,354.17	6,769.16	103,123.33
91282CCC3	10181	OPER	TRC	6,000,000.00	5,926,562.93	5,937,803.30	05/15/2024	0.250	2.560	1,229.99	11,240.37	12,470.36
91282ZT0	10182	OPER	TRC	5,000,000.00	4,763,558.77	4,775,852.08	05/31/2025	0.250	3.402	1,024.59	12,293.31	13,317.90
91282CAW1	10180	OPER	TRC	0.00	5,995,120.04	0.00	11/15/2023	0.250	2.370	570.65	4,879.96	5,450.61
91282CFP1	10219	OPER	TRC	8,000,000.00	0.00	7,907,159.09	10/15/2025	4.250	4.915	8,360.65	1,221.59	9,582.24
5450	10008	OPER	RRP	12,025,213.27	11,972,756.29	12,025,213.27		5.331	5.331	52,456.98	0.00	52,456.98
700003	10011	OPER	RR2	24,584,521.55	18,323,022.20	24,584,521.55		5.372	4.969	74,835.73	0.00	74,835.73
7828	10012	OPER	RR3	98,485.86	152,602.68	98,485.86				0.00	0.00	0.00
3134GXZT4	10183	OPER	FAC	5,000,000.00	5,000,000.00	5,000,000.00	07/14/2025	4.000	4.056	16,666.67	0.00	16,666.67
31422XMV1	10177	OPER	FAC	5,000,000.00	5,000,000.00	5,000,000.00	10/04/2024	0.500	0.507	2,083.33	0.00	2,083.33
1291-00	10142	OPER	RR5	5,456,476.25	5,432,509.53	5,456,476.25		5.370	5.368	23,966.72	0.00	23,966.72
78015CDJ8	10211	OPER	ACP	10,000,000.00	9,738,050.00	9,784,550.00	04/18/2024		5.810	0.00	46,500.00	46,500.00
87019SYQ1	10203	OPER	ACP	0.00	9,966,905.56	0.00	11/24/2023		5.269	0.00	33,094.44	33,094.44
89233GDK9	10212	OPER	ACP	5,000,000.00	4,867,305.56	4,890,722.22	04/19/2024		5.853	0.00	23,416.66	23,416.66
Subtotal				154,164,696.93	146,323,252.77	152,669,440.25			4.491	367,789.07	169,507.75	537,296.82
Fund: Stabilization												
3133EPC37	10220	STABL	FAC	10,000,000.00	0.00	9,990,037.72	11/13/2025	4.875	5.000	12,187.50	127.72	12,315.22
3133EN6A3	10198	STABL	FAC	10,000,000.00	10,023,627.51	10,022,732.53	01/13/2026	4.000	3.937	33,333.33	-894.98	32,438.35
3130AWER7	10207	STABL	FAC	2,000,000.00	1,998,653.10	1,998,723.37	06/06/2025	4.625	4.735	7,708.33	70.27	7,778.60
3130AWER7	10208	STABL	FAC	8,000,000.00	7,994,652.66	7,994,931.65	06/06/2025	4.625	4.735	30,833.33	278.99	31,112.32
700005	10050	STABL	RR2	17,760,166.68	37,610,204.99	17,760,166.68		5.372	4.919	152,059.19	0.00	152,059.19
62479LD85	10210	STABL	ACP	10,000,000.00	9,752,225.02	9,798,975.02	04/08/2024		5.832	0.00	46,750.00	46,750.00
62479MYQ0	10204	STABL	ACP	0.00	9,966,905.56	0.00	11/24/2023		5.269	0.00	33,094.44	33,094.44
21687ADF7	10215	STABL	ACP	5,000,000.00	4,871,119.45	4,894,411.11	04/15/2024	5.590	5.818	0.00	23,291.66	23,291.66
Subtotal				62,760,166.68	82,217,388.29	62,459,978.08			4.974	236,121.68	102,718.10	338,839.78
Total				388,553,881.36	396,279,884.22	385,710,632.25			4.632	991,323.04	516,910.53	1,508,233.57



Collin Co Comm College Dist.
Amortization Schedule
November 1, 2023 - November 30, 2023
Sorted By Fund - Fund

Meeder Public Funds
 901 S. MoPac
 Suite 300
 Austin, TX 78746
 -

Investment #	Maturity Date	Beginning Par Value				Amounts Amortized				
Issuer	Fund	Amort. Date	Current Rate	Purchase Principal	Original Premium or Discount	Ending Book Value	And Unamortized As of 11/01/2023	Amount Amortized This Period	Amt Amortized Through 11/30/2023	Amount Unamortized Through 11/30/2023
Building										
10197 FFCB Note	BLDG	01/10/2025	5,000,000.00 4.500	5,013,700.00	13,700.00	5,007,602.64	-5,525.73 8,174.27	-571.63	-6,097.36	7,602.64
10196 FHLB Note	BLDG	12/12/2025	10,000,000.00 4.500	10,108,500.00	108,500.00	10,075,393.06	-30,012.83 78,487.17	-3,094.11	-33,106.94	75,393.06
10206 FHLB Call Note	BLDG	09/30/2024	10,000,000.00 2.010	9,613,500.00	-386,500.00	9,762,215.02	124,857.00 -261,643.00	23,858.02	148,715.02	-237,784.98
10209 GTA Funding CP	BLDG	01/10/2024	10,000,000.00	9,727,688.89	-272,311.11	9,938,111.11	164,005.55 -108,305.56	46,416.67	210,422.22	-61,888.89
10205 Royal Bank of Canada CP	BLDG	02/05/2024	10,000,000.00	9,626,122.22	-373,877.78	9,907,233.33	238,944.45 -134,933.33	42,166.66	281,111.11	-92,766.67
10179 T Note	BLDG	08/31/2024	5,000,000.00 1.250	4,860,937.50	-139,062.50	4,956,001.01	90,246.10 -48,816.40	4,817.41	95,063.51	-43,998.99
			Subtotal	48,950,448.61	-1,049,551.39	49,646,556.17	582,514.54 -467,036.85	113,593.02	696,107.56	-353,443.83
2020 Bond Series										
10214 Cooperatieve Rabobank CP	BOND20	04/15/2024	5,000,000.00	4,842,393.06	-157,606.94	4,894,411.11	28,726.39 -128,880.55	23,291.66	52,018.05	-105,588.89
10218 Credit Agricole CP	BOND20	06/18/2024	5,000,000.00	4,792,372.22	-207,627.78	4,843,888.89	28,100.00 -179,527.78	23,416.67	51,516.67	-156,111.11
10217 ING Funding CP	BOND20	06/14/2024	10,000,000.00	9,590,261.11	-409,738.89	9,693,477.78	56,300.00 -353,438.89	46,916.67	103,216.67	-306,522.22
			Subtotal	19,225,026.39	-774,973.61	19,431,777.78	113,126.39 -661,847.22	93,625.00	206,751.39	-568,222.22
Debt Service										
10213 Lloyds Bank CP	DS	03/11/2024	8,000,000.00	7,790,186.67	-209,813.33	7,873,862.22	46,208.89 -163,604.44	37,466.66	83,675.55	-126,137.78
			Subtotal	7,790,186.67	-209,813.33	7,873,862.22	46,208.89 -163,604.44	37,466.66	83,675.55	-126,137.78
Operating										
10193 FFCB Note	OPER	06/17/2024	5,000,000.00 3.250	4,999,750.00	-250.00	4,999,928.15	167.16 -82.84	10.99	178.15	-71.85
10199 FFCB Note	OPER	11/18/2024	10,000,000.00 4.500	10,031,011.40	31,011.40	10,016,329.22	-13,270.43 17,740.97	-1,411.75	-14,682.18	16,329.22

Collin Co Comm College Dist.
Amortization Schedule
November 1, 2023 - November 30, 2023

Investment #	Maturity Date	Beginning Par Value				Amounts Amortized				
Issuer	Fund	Amort. Date	Current Rate	Purchase Principal	Original Premium or Discount	Ending Book Value	And Unamortized As of 11/01/2023	Amount Amortized This Period	Amt Amortized Through 11/30/2023	Amount Unamortized Through 11/30/2023
Operating										
10201 FFCB Note	OPER	02/02/2026	7,500,000.00 3.875	7,472,550.00	-27,450.00	7,480,149.58	6,837.08 -20,612.92	762.50	7,599.58	-19,850.42
10216 FHLB Note	OPER	09/11/2026	25,000,000.00 4.625	24,759,469.25	-240,530.75	24,774,361.40	8,122.99 -232,407.76	6,769.16	14,892.15	-225,638.60
10221 FHLB Note	OPER	11/17/2026	8,000,000.00 4.625	7,986,936.00	-13,064.00	7,987,045.37	0.00 -13,064.00	109.37	109.37	-12,954.63
10194 FNMA Note	OPER	04/22/2025	5,000,000.00 0.625	4,673,949.80	-326,050.20	4,832,803.33	148,841.75 -177,208.45	10,011.78	158,853.53	-167,196.67
10200 FNMA Note	OPER	06/17/2025	7,500,000.00 0.500	6,906,450.00	-593,550.00	7,118,039.58	190,980.21 -402,569.79	20,609.37	211,589.58	-381,960.42
10211 Royal Bank of Canada CP	OPER	04/18/2024	10,000,000.00	9,573,750.00	-426,250.00	9,784,550.00	164,300.00 -261,950.00	46,500.00	210,800.00	-215,450.00
10203 Swedbank CP	OPER	11/24/2023	10,000,000.00	9,615,816.67	-384,183.33	0.00	351,088.89 -33,094.44	33,094.44	384,183.33	0.00
10180 T Note	OPER	11/15/2023	6,000,000.00 0.250	5,808,984.38	-191,015.62	0.00	186,135.66 -4,879.96	4,879.96	191,015.62	0.00
10181 T Note	OPER	05/15/2024	6,000,000.00 0.250	5,726,484.38	-273,515.62	5,937,803.30	200,078.55 -73,437.07	11,240.37	211,318.92	-62,196.70
10182 T Note	OPER	05/31/2025	5,000,000.00 0.250	4,557,031.25	-442,968.75	4,775,852.08	206,527.52 -236,441.23	12,293.31	218,820.83	-224,147.92
10219 T Note	OPER	10/15/2025	8,000,000.00 4.250	7,905,937.50	-94,062.50	7,907,159.09	0.00 -94,062.50	1,221.59	1,221.59	-92,840.91
10212 Toyota Motor Credit Corp CP	OPER	04/19/2024	5,000,000.00	4,789,250.00	-210,750.00	4,890,722.22	78,055.56 -132,694.44	23,416.66	101,472.22	-109,277.78
Subtotal				114,807,370.63	-3,192,629.37	100,504,743.32	1,527,864.94 -1,664,764.43	169,507.75	1,697,372.69	-1,495,256.68
Stabilization										
10215 Cooperatieve Rabobank CP	STABL	04/15/2024	5,000,000.00 5.590	4,842,393.06	-157,606.94	4,894,411.11	28,726.39 -128,880.55	23,291.66	52,018.05	-105,588.89
10198 FFCB Note	STABL	01/13/2026	10,000,000.00 4.000	10,032,100.00	32,100.00	10,022,732.53	-8,472.49 23,627.51	-894.98	-9,367.47	22,732.53
10220 FFCB Note	STABL	11/13/2025	10,000,000.00 4.875	9,989,910.00	-10,090.00	9,990,037.72	0.00 -10,090.00	127.72	127.72	-9,962.28
10207 FHLB Note	STABL	06/06/2025	2,000,000.00 4.625	1,998,327.50	-1,672.50	1,998,723.37	325.60 -1,346.90	70.27	395.87	-1,276.63
10208 FHLB Note	STABL	06/06/2025	8,000,000.00 4.625	7,993,360.00	-6,640.00	7,994,931.65	1,292.66 -5,347.34	278.99	1,571.65	-5,068.35
10204 MUFU Bank CP	STABL	11/24/2023	10,000,000.00	9,615,816.67	-384,183.33	0.00	351,088.89 -33,094.44	33,094.44	384,183.33	0.00
10210 MUFU Bank CP	STABL	04/08/2024	10,000,000.00	9,587,041.70	-412,958.30	9,798,975.02	165,183.32 -247,774.98	46,750.00	211,933.32	-201,024.98

Collin Co Comm College Dist.
 Amortization Schedule
 November 1, 2023 - November 30, 2023

Investment #	Maturity Date	Beginning Par Value				Amounts Amortized				
Issuer	Fund	Amort. Date	Current Rate	Purchase Principal	Original Premium or Discount	Ending Book Value	And Unamortized As of 11/01/2023	Amount Amortized This Period	Amt Amortized Through 11/30/2023	Amount Unamortized Through 11/30/2023
			Subtotal	54,058,948.93	-941,051.07	44,699,811.40	538,144.37 -402,906.70	102,718.10	640,862.47	-300,188.60
			Total	244,831,981.23	-6,168,018.77	222,156,750.89	2,807,859.13 -3,360,159.64	516,910.53	3,324,769.66	-2,843,249.11



Collin Co Comm College Dist.
Projected Cashflow Report
Sorted by Monthly
For the Period December 1, 2023 - June 30, 2024

Meeder Public Funds
 901 S. MoPac
 Suite 300
 Austin, TX 78746
 -

Projected Trans. Date	Investment #	Fund	Security ID	Transaction Type	Issuer	Par Value	Original Cost	Principal	Interest	Total
December 2023										
12/06/2023	10207	STABL	3130AWER7	Interest	FHLB Note	0.00	0.00	0.00	44,708.33	44,708.33
12/06/2023	10208	STABL	3130AWER7	Interest	FHLB Note	0.00	0.00	0.00	178,833.33	178,833.33
12/12/2023	10172	BLDG	3130ALJ70	Call	FHLB Call Note	5,000,000.00	5,000,000.00	5,000,000.00	0.00	5,000,000.00
12/12/2023	10196	BLDG	3130ATUC9	Interest	FHLB Note	0.00	0.00	0.00	225,000.00	225,000.00
12/17/2023	10193	OPER	3133ENYX2	Interest	FFCB Note	0.00	0.00	0.00	81,250.00	81,250.00
12/17/2023	10200	OPER	3135G04Z3	Interest	FNMA Note	0.00	0.00	0.00	18,750.00	18,750.00
12/20/2023	10178	BLDG	3130AQCM3	Interest	FHLB Call Note	0.00	0.00	0.00	25,000.00	25,000.00
12/20/2023	10178	BLDG	3130AQCM3	Call	FHLB Call Note	5,000,000.00	5,000,000.00	5,000,000.00	0.00	5,000,000.00
12/28/2023	10175	BLDG	3130AMT85	Interest	FHLB Call Note	0.00	0.00	0.00	20,000.00	20,000.00
12/28/2023	10175	BLDG	3130AMT85	Call	FHLB Call Note	10,000,000.00	10,000,000.00	10,000,000.00	0.00	10,000,000.00
12/30/2023	10206	BLDG	3130ARD24	Call	FHLB Call Note	10,000,000.00	9,613,500.00	10,000,000.00	0.00	10,000,000.00
Total for December 2023						30,000,000.00	29,613,500.00	30,000,000.00	593,541.66	30,593,541.66
January 2024										
01/04/2024	10177	OPER	31422XMV1	Call	FRMAC Call Note	5,000,000.00	5,000,000.00	5,000,000.00	0.00	5,000,000.00
01/10/2024	10197	BLDG	3133EN5Q9	Interest	FFCB Note	0.00	0.00	0.00	112,500.00	112,500.00
01/10/2024	10209	BLDG	40060WAA0	Maturity	GTA Funding CP	10,000,000.00	9,727,688.89	10,000,000.00	0.00	10,000,000.00
01/13/2024	10198	STABL	3133EN6A3	Interest	FFCB Note	0.00	0.00	0.00	200,000.00	200,000.00
01/14/2024	10183	OPER	3134GXZT4	Interest	FHLMC Call Note	0.00	0.00	0.00	100,000.00	100,000.00
01/14/2024	10183	OPER	3134GXZT4	Call	FHLMC Call Note	5,000,000.00	5,000,000.00	5,000,000.00	0.00	5,000,000.00
Total for January 2024						20,000,000.00	19,727,688.89	20,000,000.00	412,500.00	20,412,500.00
February 2024										
02/02/2024	10201	OPER	3133EN7J3	Interest	FFCB Note	0.00	0.00	0.00	145,312.50	145,312.50
02/05/2024	10205	BLDG	78009AB52	Maturity	Royal Bank of Canada CP	10,000,000.00	9,626,122.22	10,000,000.00	0.00	10,000,000.00
02/28/2024	10176	BLDG	3130ANNS5	Interest	FHLB Call Note	0.00	0.00	0.00	12,500.00	12,500.00
02/28/2024	10176	BLDG	3130ANNS5	Call	FHLB Call Note	5,000,000.00	5,000,000.00	5,000,000.00	0.00	5,000,000.00
02/29/2024	10179	BLDG	912828YE4	Interest	T Note	0.00	0.00	0.00	31,250.00	31,250.00
Total for February 2024						15,000,000.00	14,626,122.22	15,000,000.00	189,062.50	15,189,062.50
March 2024										
03/11/2024	10213	DS	53948ACB5	Maturity	Lloyds Bank CP	8,000,000.00	7,790,186.67	8,000,000.00	0.00	8,000,000.00
03/11/2024	10216	OPER	3130AWTQ3	Interest	FHLB Note	0.00	0.00	0.00	696,961.81	696,961.81
03/12/2024	10172	BLDG	3130ALJ70	Maturity	FHLB Call Note	5,000,000.00	5,000,000.00	5,000,000.00	10,000.00	5,010,000.00
03/31/2024	10206	BLDG	3130ARD24	Interest	FHLB Call Note	0.00	0.00	0.00	101,058.33	101,058.33

Collin Co Comm College Dist.
Projected Cashflow Report
For the Period December 1, 2023 - June 30, 2024

Projected Trans. Date	Investment #	Fund	Security ID	Transaction Type	Issuer	Par Value	Original Cost	Principal	Interest	Total
Total for March 2024						13,000,000.00	12,790,186.67	13,000,000.00	808,020.14	13,808,020.14
April 2024										
04/04/2024	10177	OPER	31422XMV1	Interest	FRMAC Call Note	0.00	0.00	0.00	12,500.00	12,500.00
04/08/2024	10210	STABL	62479LD85	Maturity	MUFG Bank CP	10,000,000.00	9,587,041.70	10,000,000.00	0.00	10,000,000.00
04/15/2024	10214	BOND20	21687ADF7	Maturity	Cooperatieve Rabobank CP	5,000,000.00	4,842,393.06	5,000,000.00	0.00	5,000,000.00
04/15/2024	10215	STABL	21687ADF7	Maturity	Cooperatieve Rabobank CP	5,000,000.00	4,842,393.06	5,000,000.00	0.00	5,000,000.00
04/15/2024	10219	OPER	91282CFP1	Interest	T Note	0.00	0.00	0.00	170,000.00	170,000.00
04/18/2024	10211	OPER	78015CDJ8	Maturity	Royal Bank of Canada CP	10,000,000.00	9,573,750.00	10,000,000.00	0.00	10,000,000.00
04/19/2024	10212	OPER	89233GDK9	Maturity	Toyota Motor Credit Corp CP	5,000,000.00	4,789,250.00	5,000,000.00	0.00	5,000,000.00
04/22/2024	10194	OPER	3135G03U5	Interest	FNMA Note	0.00	0.00	0.00	15,625.00	15,625.00
Total for April 2024						35,000,000.00	33,634,827.82	35,000,000.00	198,125.00	35,198,125.00
May 2024										
05/13/2024	10220	STABL	3133EPC37	Interest	FFCB Note	0.00	0.00	0.00	243,750.00	243,750.00
05/15/2024	10181	OPER	91282CCC3	Maturity	T Note	6,000,000.00	5,726,484.38	6,000,000.00	7,500.00	6,007,500.00
05/17/2024	10221	OPER	3130AXU63	Interest	FHLB Note	0.00	0.00	0.00	185,000.00	185,000.00
05/18/2024	10199	OPER	3133ENZ94	Interest	FFCB Note	0.00	0.00	0.00	225,000.00	225,000.00
05/31/2024	10182	OPER	912828ZT0	Interest	T Note	0.00	0.00	0.00	6,250.00	6,250.00
Total for May 2024						6,000,000.00	5,726,484.38	6,000,000.00	667,500.00	6,667,500.00
June 2024										
06/06/2024	10207	STABL	3130AWER7	Interest	FHLB Note	0.00	0.00	0.00	46,250.00	46,250.00
06/06/2024	10208	STABL	3130AWER7	Interest	FHLB Note	0.00	0.00	0.00	185,000.00	185,000.00
06/12/2024	10196	BLDG	3130ATUC9	Interest	FHLB Note	0.00	0.00	0.00	225,000.00	225,000.00
06/14/2024	10217	BOND20	4497W0FE3	Maturity	ING Funding CP	10,000,000.00	9,590,261.11	10,000,000.00	0.00	10,000,000.00
06/17/2024	10193	OPER	3133ENYX2	Maturity	FFCB Note	5,000,000.00	4,999,750.00	5,000,000.00	81,250.00	5,081,250.00
06/17/2024	10200	OPER	3135G04Z3	Interest	FNMA Note	0.00	0.00	0.00	18,750.00	18,750.00
06/18/2024	10218	BOND20	22533TFJ0	Maturity	Credit Agricole CP	5,000,000.00	4,792,372.22	5,000,000.00	0.00	5,000,000.00
06/20/2024	10178	BLDG	3130AOCM3	Interest	FHLB Call Note	0.00	0.00	0.00	25,000.00	25,000.00
06/28/2024	10175	BLDG	3130AMT85	Maturity	FHLB Call Note	10,000,000.00	10,000,000.00	10,000,000.00	20,000.00	10,020,000.00
Total for June 2024						30,000,000.00	29,382,383.33	30,000,000.00	601,250.00	30,601,250.00
GRAND TOTALS:						149,000,000.00	145,501,193.31	149,000,000.00	3,469,999.30	152,469,999.30

Meeder Public Funds, Inc., is a registered investment adviser with the Securities and Exchange Commission (SEC) under the Investment Advisers Act of 1940. Registration with the SEC does not imply a certain level of skill or training. The opinions expressed in this presentation are those of Meeder Public Funds, Inc. The material presented has been derived from sources considered to be reliable, but the accuracy and completeness cannot be guaranteed.

Meeder provides monthly statements for its investment management clients to provide information about the investment portfolio. The information should not be used for audit or confirmation purposes. Please review your custodial statements and report any inaccuracies or discrepancies.

Certain information and data have been supplied by unaffiliated third parties. Although Meeder believes the information is reliable, it cannot warrant the accuracy of information offered by third parties. Market value may reflect prices received from pricing vendors when current market quotations are not available. Prices may not reflect firm bids or offers and may differ from the value at which the security can be sold.

Statements may include positions from unmanaged accounts provided for reporting purposes. Unmanaged accounts are managed directly by the client and are not included in the accounts managed by the investment adviser. This information is provided as a client convenience and the investment adviser assumes no responsibility for performance of these accounts or the accuracy of the data reported.

Investing involves risk. Past performance is no guarantee of future results. Debt and fixed income securities are subject to credit and interest rate risk. The investment return and principal value of an investment will fluctuate so that an investors shares, when redeemed, may be worth more or less than their original cost. Current performance may be lower or higher than the performance data quoted.

Investment advisory services are provided through Meeder Public Funds, Inc. Please contact us if you would like to receive a copy of our current ADV disclosure brochure or privacy policy.

Meeder Public Funds

Barton Oaks Plaza I
901 S. MoPac Expy
Suite 300
Austin, Texas
78746

866.633.3371



MONTHLY INVESTMENT REPORT

Collin County College

DECEMBER 31, 2023



MEEDER
88
PUBLIC FUNDS

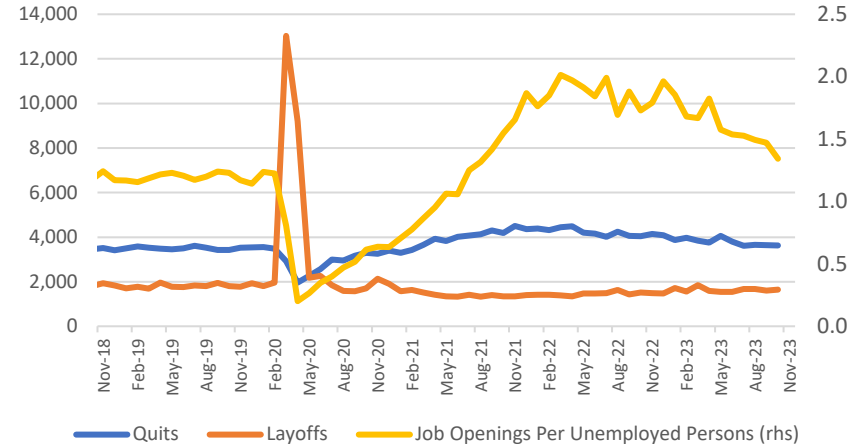
Labor Market and Inflation Continue Moderating

The last month of the year saw the bond market continue to rally as the Federal Reserve made its most dovish statement to date. For the third meeting in a row, the FOMC unanimously voted to leave rates unchanged. More importantly, the median dot from the updated Summary of Economic Projections showed the Federal Reserve was expecting more rate cuts in 2024. The median dot now reflects three 0.25% cuts compared to two 0.25% cuts reflected at the September meeting. After Jerome Powell’s press conference, where he confirmed the committee discussed the timing of rate cuts, market participants priced in a more aggressive path for rate cuts. By the end of December, market participants were expecting six 0.25% cuts in 2024. With both the Federal Reserve and markets expecting some level of policy easing in 2024, the actual path will be determined by the next several months of economic data.

The labor market’s resilience in the face of a historic rate hiking cycle has surprised many investors and has kept a soft landing in play. The labor market has softened substantially since 2022 and is now expanding at a more manageable pace. The labor force has been adding on average 185,000 employees in the last six months, down from 400,000 in 2022 and in line with historic averages. Today, there are 1.3 job openings for each unemployed person, down from a peak of 2 in March 2022. Workers are quitting at a lower rate as well, as they are less optimistic about the opportunity to switch jobs. Fewer job openings and job switching should keep a lid on wage growth.

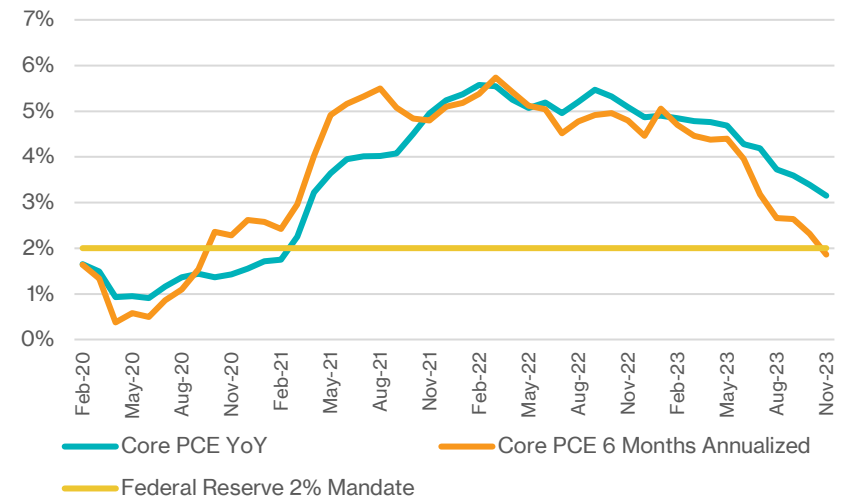
The most recent inflation data showed that peak inflation is likely behind us and that inflation is tracking much closer to 2 percent. Over the last six months, the Personal Consumption Expenditures (PCE) index increased at a rate of 2.0%. Likewise, core PCE has increased at a rate of 1.9%. This is the first time since the fall of 2020 that inflation readings have been at or below the Federal Reserve’s mandate of 2%. Shelter inflation has proven to be sticky, but recent trends in rent inflation and housing prices show that those are also returning to more normal levels.

Job Openings Decreasing



SOURCE: BLOOMBERG

Inflation Moderating



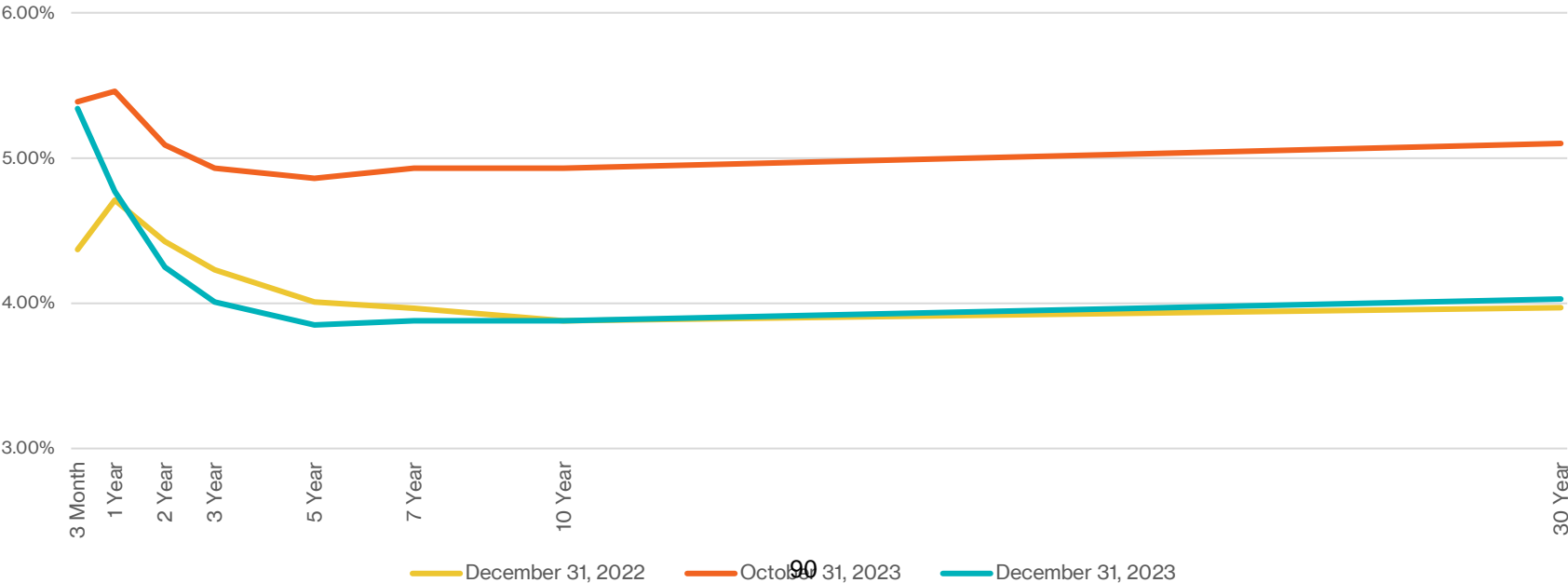
SOURCE: BLOOMBERG

Interest Rates Continue Moving Lower

Although a handful of Federal Reserve voters tried to walk back some of the rate cuts that have been priced in, market participants did not change their stance. Yields moved lower across the curve during the month, reflecting their expectations for lower rates in the future. The 2-year Treasury yield declined by 0.43% to 4.25%, and the 5-year Treasury yield declined by 0.42% to 3.85%. The yield curve remained inverted at the end of the year and has now been inverted for 18 months.

Even with the recent decline in interest rates, bond yields remain attractive and above long-term averages. If market participants and the Federal Reserve are correct, locking in yields at these levels will be beneficial to portfolio yields.


US Treasury Yield Curve



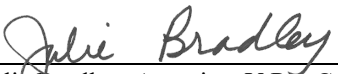
Collin County Community College District
 Monthly Investment Report
 December 1, 2023 – December 31, 2023

Portfolio Summary Management Report


<u>Portfolio as of 11/30/23:</u>		<u>Portfolio as of 12/31/23:</u>	
Beginning Book Value	\$ 385,710,632	Ending Book Value	\$ 429,484,103
Beginning Market Value	\$ 383,910,131	Ending Market Value	\$ 428,932,863
		Unrealized Gain/Loss	\$ (551,240)
WAM at Beginning Period Date ¹	295 days	WAM at Ending Period Date ¹	247 days
<i>(Increase in market value is due to seasonal cash inflows)</i>		Change in Market Value ²	\$ 45,022,732
Average Yield to Maturity for period		4.732%	
Average Yield 3 Month Treasury Bill for period		5.440%	



 Melissa Irby, Chief Financial Officer
 Collin County Community College District



 Julie Bradley, Associate V.P. - Controller
 Collin County Community College District



 Barbara Johnston, Associate V.P.
 Collin County Community College District

¹ WAM – weighted average maturity

² “Change in Market Value” is required data, but will primarily reflect the receipt and expenditure of the District’s funds from month to month. Meeder Public Funds has assisted in the preparation of this consolidated investment report, with additional input provided by CCCC.

Your Portfolio

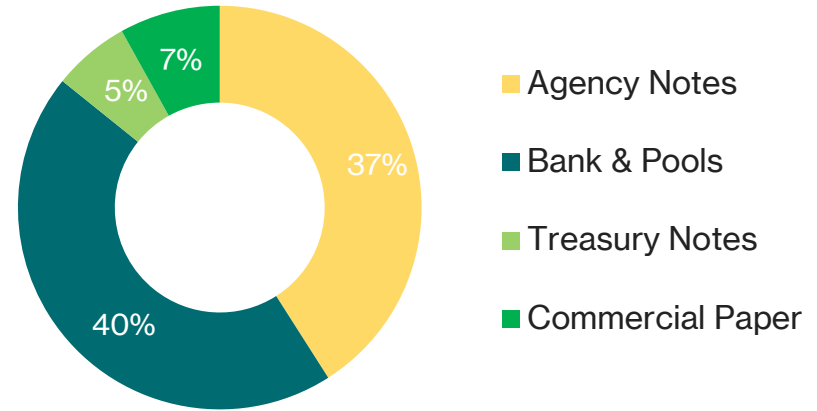
As of December 31, 2023

Your Portfolio Statistics

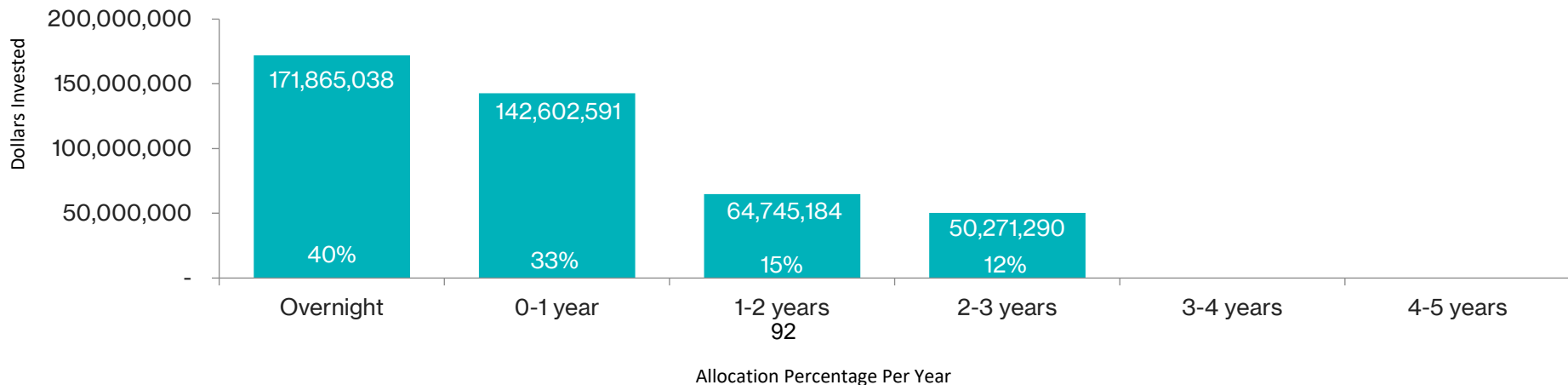
Weighted Average Maturity 0.68 years

Weighted Average Yield (All Funds) 4.73%

Your Asset Allocation



Your Maturity Distribution





**Collin Co Comm College Dist.
Portfolio Management
Portfolio Summary
December 31, 2023**

Meeder Public Funds
901 S. MoPac
Suite 300
Austin, TX 78746
-

Investments	Par Value	Market Value	Book Value	% of Portfolio	Term	Days to Maturity	YTM 365 Equiv.
Commercial Paper Disc. -Amortizing	78,000,000.00	76,908,581.00	76,891,263.91	17.90	237	91	5.869
Federal Agency Coupon Securities	158,000,000.00	156,693,385.22	157,117,481.58	36.58	942	567	3.671
Treasury Coupon Securities	24,000,000.00	23,465,859.33	23,610,319.29	5.50	817	409	3.513
TexStar	42,241,599.47	42,241,599.47	42,241,599.47	9.84	1	1	5.338
Texpool	124,074,031.05	124,074,031.05	124,074,031.05	28.89	1	1	5.369
JPMorgan Chase	68,007.16	68,007.16	68,007.16	0.02	1	1	0.000
Texas Range	5,481,400.04	5,481,400.04	5,481,400.04	1.28	1	1	5.380
	431,865,037.72	428,932,863.27	429,484,102.50	100.00%	432	247	4.732
Investments							
Cash and Accrued Interest							
Accrued Interest at Purchase		216,429.02	216,429.02				
Subtotal		216,429.02	216,429.02				
Total Cash and Investments	431,865,037.72	429,149,292.29	429,700,531.52		432	247	4.732

Total Earnings	December 31 Month Ending	Fiscal Year To Date
Current Year	1,583,723.14	6,057,796.02

..



**Collin Co Comm College Dist.
Summary by Type
December 31, 2023
Grouped by Fund**

Meeder Public Funds
901 S. MoPac
Suite 300
Austin, TX 78746
-

Security Type	Number of Investments	Par Value	Book Value	% of Portfolio	Average YTM 365	Average Days to Maturity
Fund: Building						
Federal Agency Coupon Securities	7	50,000,000.00	49,865,403.02	11.61	2.519	337
Commercial Paper Disc. -Amortizing	2	20,000,000.00	19,936,880.56	4.64	5.602	22
Treasury Coupon Securities	1	5,000,000.00	4,960,979.00	1.16	2.467	243
Texpool	1	14,209,375.26	14,209,375.26	3.31	5.369	1
TexStar	1	30,161,870.47	30,161,870.47	7.02	5.338	1
Subtotal	12	119,371,245.73	119,134,508.31	27.74	4.086	155
Fund: 2020 Bond Series						
Commercial Paper Disc. -Amortizing	3	20,000,000.00	19,528,523.61	4.55	5.976	151
Texpool	1	12,608,792.87	12,608,792.87	2.94	5.369	1
Subtotal	4	32,608,792.87	32,137,316.48	7.49	5.738	92
Fund: Debt Service						
Commercial Paper Disc. -Amortizing	1	8,000,000.00	7,912,577.78	1.84	5.852	70
Texas Range	1	0.00	0.00	0.00	0.000	0
Texpool	1	14,967,182.81	14,967,182.81	3.48	5.369	1
Subtotal	3	22,967,182.81	22,879,760.59	5.32	5.536	25
Fund: Operating						
Federal Agency Coupon Securities	9	78,000,000.00	77,245,773.27	17.99	4.096	684
JPMorgan Chase	1	68,007.16	68,007.16	0.02	0.000	1
Commercial Paper Disc. -Amortizing	2	15,000,000.00	14,747,519.44	3.43	5.989	108
Treasury Coupon Securities	3	19,000,000.00	18,649,340.29	4.34	3.791	453
Texas Range	1	5,481,400.04	5,481,400.04	1.28	5.380	1
Texpool	1	64,154,252.80	64,154,252.80	14.94	5.369	1
TexStar	1	12,079,729.00	12,079,729.00	2.81	5.338	1
Subtotal	18	193,783,389.00	192,426,022.00	44.81	4.749	327

Collin Co Comm College Dist.
 Summary by Type
 December 31, 2023
 Grouped by Fund

Security Type	Number of Investments	Par Value	Book Value	% of Portfolio	Average YTM 365	Average Days to Maturity
Fund: Stabilization						
Commercial Paper Disc. -Amortizing	2	15,000,000.00	14,765,762.52	3.44	5.975	100
Federal Agency Coupon Securities	4	30,000,000.00	30,006,305.29	6.99	4.494	649
Texpool	1	18,134,427.31	18,134,427.31	4.22	5.369	1
Subtotal	7	63,134,427.31	62,906,495.12	14.65	5.094	333
Total and Average	44	431,865,037.72	429,484,102.50	100.00	4.732	247



**Collin Co Comm College Dist.
Fund BLDG - Building
Investments by Fund
December 31, 2023**

Meeder Public Funds
901 S. MoPac
Suite 300
Austin, TX 78746
-

CUSIP	Investment #	Issuer	Purchase Date	Book Value	Par Value	Market Value	Current Rate	YTM 360	YTM 365	Maturity Date	Days To Maturity
Commercial Paper Disc. -Amortizing											
40060WAA0	10209	GTA Funding CP	07/18/2023	9,986,075.00	10,000,000.00	9,982,170.00		5.725	5.805	01/10/2024	9
78009AB52	10205	Royal Bank of Canada CP	05/15/2023	9,950,805.56	10,000,000.00	9,943,590.00		5.323	5.397	02/05/2024	35
Subtotal and Average				19,936,880.56	20,000,000.00	19,925,760.00		5.525	5.602		21
Federal Agency Coupon Securities											
3133EN5Q9	10197	FFCB Note	01/11/2023	5,007,031.02	5,000,000.00	4,997,213.60	4.500	4.295	4.355	01/10/2025	375
3130ATUC9	10196	FHLB Note	01/10/2023	10,072,298.95	10,000,000.00	10,024,981.50	4.500	4.041	4.098	12/12/2025	711
3130ALJ70	10172	FHLB Call Note	03/12/2021	5,000,000.00	5,000,000.00	4,950,758.20	0.400	0.394	0.400	03/12/2024	71
3130AMT85	10175	FHLB Call Note	06/28/2021	10,000,000.00	10,000,000.00	9,771,189.70	0.400	0.394	0.400	06/28/2024	179
3130ANNS5	10176	FHLB Call Note	08/30/2021	5,000,000.00	5,000,000.00	4,852,579.15	0.500	0.493	0.500	08/28/2024	240
3130AQCM3	10178	FHLB Call Note	12/20/2021	5,000,000.00	5,000,000.00	4,815,238.10	1.000	0.986	1.000	12/20/2024	354
3130ARD24	10206	FHLB Call Note	05/24/2023	9,786,073.05	10,000,000.00	9,778,741.80	2.010	4.940	5.008	09/30/2024	273
Subtotal and Average				49,865,403.02	50,000,000.00	49,190,702.05		2.484	2.519		337
Treasury Coupon Securities											
912828YE4	10179	T Note	04/18/2022	4,960,979.00	5,000,000.00	4,877,539.05	1.250	2.432	2.466	08/31/2024	243
Subtotal and Average				4,960,979.00	5,000,000.00	4,877,539.05		2.433	2.467		243
TexStar											
2450	10007	TexStar	02/01/2016	30,161,870.47	30,161,870.47	30,161,870.47	5.338	5.264	5.337		1
Subtotal and Average				30,161,870.47	30,161,870.47	30,161,870.47		5.265	5.338		1
Texpool											
700001	10009	Texpool	02/01/2016	14,209,375.26	14,209,375.26	14,209,375.26	5.369	5.295	5.369		1
Subtotal and Average				14,209,375.26	14,209,375.26	14,209,375.26		5.296	5.369		1
Total Investments and Average				119,134,508.31	119,371,245.73	118,365,246.83		4.030	4.086		155

**Fund BOND20 - 2020 Bond Series
Investments by Fund
December 31, 2023**

CUSIP	Investment #	Issuer	Purchase Date	Book Value	Par Value	Market Value	Current Rate	YTM 360	YTM 365	Maturity Date	Days To Maturity
Commercial Paper Disc. -Amortizing											
21687ADF7	10214	Cooperatieve Rabobank CP	09/25/2023	4,918,479.17	5,000,000.00	4,920,185.00		5.833	5.914	04/15/2024	105
22533TFJ0	10218	Credit Agricole CP	09/26/2023	4,868,086.11	5,000,000.00	4,875,285.00		5.909	5.991	06/18/2024	169
4497W0FE3	10217	ING Funding CP	09/26/2023	9,741,958.33	10,000,000.00	9,755,050.00		5.917	5.999	06/14/2024	165
Subtotal and Average				19,528,523.61	20,000,000.00	19,550,520.00		5.894	5.976		150
Texpool											
700006A	10164	Texpool	04/29/2020	12,608,792.87	12,608,792.87	12,608,792.87	5.369	5.295	5.369		1
Subtotal and Average				12,608,792.87	12,608,792.87	12,608,792.87		5.296	5.369		1
Total Investments and Average				32,137,316.48	32,608,792.87	32,159,312.87		5.659	5.738		92

**Fund DS - Debt Service
Investments by Fund
December 31, 2023**

CUSIP	Investment #	Issuer	Purchase Date	Book Value	Par Value	Market Value	Current Rate	YTM 360	YTM 365	Maturity Date	Days To Maturity
Commercial Paper Disc. -Amortizing											
53948ACB5	10213	Lloyds Bank CP	09/25/2023	7,912,577.78	8,000,000.00	7,912,416.00		5.771	5.851	03/11/2024	70
Subtotal and Average				7,912,577.78	8,000,000.00	7,912,416.00		5.771	5.852		70
Texpool											
700004	10010	Texpool	02/01/2016	14,967,182.81	14,967,182.81	14,967,182.81	5.369	5.295	5.369		1
Subtotal and Average				14,967,182.81	14,967,182.81	14,967,182.81		5.296	5.369		1
Texas Range											
1291-01	10141	TexasDAILY	02/04/2019	0.00	0.00	0.00					1
Subtotal and Average				0.00	0.00	0.00		0.000	0.000		0
Total Investments and Average				22,879,760.59	22,967,182.81	22,879,598.81		5.460	5.536		24

**Fund OPER - Operating
Investments by Fund
December 31, 2023**

CUSIP	Investment #	Issuer	Purchase Date	Book Value	Par Value	Market Value	Current Rate	YTM 360	YTM 365	Maturity Date	Days To Maturity
Commercial Paper Disc. -Amortizing											
78015CDJ8	10211	Royal Bank of Canada CP	07/18/2023	9,832,600.00	10,000,000.00	9,834,150.00		5.893	5.975	04/18/2024	108
89233GDK9	10212	Toyota Motor Credit Corp CP	07/24/2023	4,914,919.44	5,000,000.00	4,917,230.00		5.935	6.017	04/19/2024	109
Subtotal and Average				14,747,519.44	15,000,000.00	14,751,380.00		5.907	5.989		108
Federal Agency Coupon Securities											
31422XMV1	10177	FRMAC Call Note	10/04/2021	5,000,000.00	5,000,000.00	4,832,363.85	0.500	0.493	0.500	10/04/2024	277
3133ENYX2	10193	FFCB Note	07/25/2022	4,999,939.15	5,000,000.00	4,965,172.20	3.250	3.207	3.251	06/17/2024	168
3133ENZ94	10199	FFCB Note	01/19/2023	10,014,917.47	10,000,000.00	9,963,452.40	4.500	4.259	4.318	11/18/2024	322
3133EN7J3	10201	FFCB Note	02/02/2023	7,480,912.08	7,500,000.00	7,443,510.98	3.875	3.950	4.005	02/02/2026	763
3130AWTQ3	10216	FHLB Note	09/25/2023	24,781,130.56	25,000,000.00	25,330,523.50	4.625	4.905	4.973	09/11/2026	984
3130AXU63	10221	FHLB Note	11/22/2023	7,987,409.95	8,000,000.00	8,116,616.56	4.625	4.619	4.683	11/17/2026	1,051
3134GXZT4	10183	FHLMC Call Note	07/14/2022	5,000,000.00	5,000,000.00	4,936,334.35	4.000	3.945	4.000	07/14/2025	560
3135G03U5	10194	FNMA Note	08/05/2022	4,842,815.10	5,000,000.00	4,754,648.60	0.625	3.107	3.150	04/22/2025	477
3135G04Z3	10200	FNMA Note	01/23/2023	7,138,648.96	7,500,000.00	7,078,512.23	0.500	3.935	3.990	06/17/2025	533
Subtotal and Average				77,245,773.27	78,000,000.00	77,421,134.67		4.040	4.096		684
Treasury Coupon Securities											
91282CCC3	10181	T Note	05/16/2022	5,949,418.34	6,000,000.00	5,892,187.50	0.250	2.571	2.607	05/15/2024	135
912828ZT0	10182	T Note	06/15/2022	4,788,555.16	5,000,000.00	4,709,570.30	0.250	3.376	3.423	05/31/2025	516
91282CFP1	10219	T Note	11/22/2023	7,911,366.79	8,000,000.00	7,986,562.48	4.250	4.837	4.904	10/15/2025	653
Subtotal and Average				18,649,340.29	19,000,000.00	18,588,320.28		3.740	3.791		452
TexStar											
5450	10008	TexStar	02/01/2016	12,079,729.00	12,079,729.00	12,079,729.00	5.338	5.264	5.337		1
Subtotal and Average				12,079,729.00	12,079,729.00	12,079,729.00		5.265	5.338		1
Texpool											
700003	10011	Texpool	02/01/2016	64,154,252.80	64,154,252.80	64,154,252.80	5.369	5.295	5.369		1
Subtotal and Average				64,154,252.80	64,154,252.80	64,154,252.80		5.296	5.369		1
JPMorgan Chase											
7828	10012	JPMorgan Chase Commercial Chkg	02/01/2016	68,007.16	68,007.16	68,007.16					1
Subtotal and Average				68,007.16	68,007.16	68,007.16		0.000	0.000		1

**Fund OPER - Operating
Investments by Fund
December 31, 2023**

CUSIP	Investment #	Issuer	Purchase Date	Book Value	Par Value	Market Value	Current Rate	YTM 360	YTM 365	Maturity Days To Date Maturity
Texas Range										
1291-00	10142	TexasDAILY	02/06/2019	5,481,400.04	5,481,400.04	5,481,400.04	5.380	5.306	5.380	1
Subtotal and Average				5,481,400.04	5,481,400.04	5,481,400.04		5.306	5.380	1
Total Investments and Average				192,426,022.00	193,783,389.00	192,544,223.95		4.684	4.749	327

**Fund STABL - Stabilization
Investments by Fund
December 31, 2023**

CUSIP	Investment #	Issuer	Purchase Date	Book Value	Par Value	Market Value	Current Rate	YTM 360	YTM 365	Maturity Date	Days To Maturity
Commercial Paper Disc. -Amortizing											
21687ADF7	10215	Cooperatieve Rabobank CP	09/25/2023	4,918,479.17	5,000,000.00	4,920,185.00	5.590	5.833	5.914	04/15/2024	105
62479LD85	10210	MUFG Bank CP	07/18/2023	9,847,283.35	10,000,000.00	9,848,320.00		5.922	6.005	04/08/2024	98
Subtotal and Average				14,765,762.52	15,000,000.00	14,768,505.00		5.893	5.975		100
Federal Agency Coupon Securities											
3133EN6A3	10198	FFCB Note	01/17/2023	10,021,837.55	10,000,000.00	9,929,199.20	4.000	3.831	3.885	01/13/2026	743
3133EPC37	10220	FFCB Note	11/22/2023	9,990,463.46	10,000,000.00	10,094,843.80	4.875	4.860	4.928	11/13/2025	682
3130AWER7	10207	FHLB Note	06/12/2023	1,998,793.64	2,000,000.00	2,011,501.10	4.625	4.606	4.670	06/06/2025	522
3130AWER7	10208	FHLB Note	06/12/2023	7,995,210.64	8,000,000.00	8,046,004.40	4.625	4.605	4.669	06/06/2025	522
Subtotal and Average				30,006,305.29	30,000,000.00	30,081,548.50		4.432	4.494		649
Texpool											
700005	10050	Texpool	01/24/2018	18,134,427.31	18,134,427.31	18,134,427.31	5.369	5.295	5.369		1
Subtotal and Average				18,134,427.31	18,134,427.31	18,134,427.31		5.296	5.369		1
Total Investments and Average				62,906,495.12	63,134,427.31	62,984,480.81		5.024	5.094		333



Collin Co Comm College Dist.
Cash Reconciliation Report
For the Period December 1, 2023 - December 31, 2023
Grouped by Fund

Meeder Public Funds
 901 S. MoPac
 Suite 300
 Austin, TX 78746
 -

Trans. Date	Investment #	Fund	Trans. Type	Security ID	Par Value	Security Description	Maturity Date	Purchases	Interest	Redemptions	Cash
Building											
12/12/2023	10196	BLDG	Interest	3130ATUC9	10,000,000.00	FHLB 10.0M 4.50% Mat. 12/12/2025	12/12/2025	0.00	225,000.00	0.00	225,000.00
12/20/2023	10178	BLDG	Interest	3130AQCM3	5,000,000.00	FHLBC 5.0M 1.00% Mat. 12/20/2024	12/20/2024	0.00	25,000.00	0.00	25,000.00
12/28/2023	10175	BLDG	Interest	3130AMT85	10,000,000.00	FHLBC 10.0M 0.40% Mat.	06/28/2024	0.00	20,000.00	0.00	20,000.00
Subtotal								0.00	270,000.00	0.00	270,000.00
Operating											
12/17/2023	10193	OPER	Interest	3133ENYX2	5,000,000.00	FFCB 5.0M 3.25% Mat. 06/17/2024	06/17/2024	0.00	81,250.00	0.00	81,250.00
12/17/2023	10200	OPER	Interest	3135G04Z3	7,500,000.00	FNMA 7.5M 0.50% Mat. 06/17/2025	06/17/2025	0.00	18,750.00	0.00	18,750.00
Subtotal								0.00	100,000.00	0.00	100,000.00
Stabilization											
12/06/2023	10207	STABL	Interest	3130AWER7	2,000,000.00	FHLB 2.0M 4.63% Mat. 06/06/2025	06/06/2025	0.00	44,708.33	0.00	44,708.33
12/06/2023	10208	STABL	Interest	3130AWER7	8,000,000.00	FHLB 8.0M 4.63% Mat. 06/06/2025	06/06/2025	0.00	178,833.33	0.00	178,833.33
Subtotal								0.00	223,541.66	0.00	223,541.66
Total								0.00	593,541.66	0.00	593,541.66



Collin Co Comm College Dist.
Interest Earnings
Sorted by Fund - Fund
December 1, 2023 - December 31, 2023
Yield on Beginning Book Value

Meeder Public Funds
 901 S. MoPac
 Suite 300
 Austin, TX 78746
 -

CUSIP	Investment #	Fund	Security Type	Ending Par Value	Beginning Book Value	Ending Book Value	Maturity Date	Current Rate	Annualized Yield	Adjusted Interest Earnings		
										Interest Earned	Amortization/ Accretion	Adjusted Interest Earnings
Fund: Building												
3133EN5Q9	10197	BLDG	FAC	5,000,000.00	5,007,602.64	5,007,031.02	01/10/2025	4.500	4.274	18,750.00	-571.62	18,178.38
3130ATUC9	10196	BLDG	FAC	10,000,000.00	10,075,393.06	10,072,298.95	12/12/2025	4.500	4.021	37,500.00	-3,094.11	34,405.89
912828YE4	10179	BLDG	TRC	5,000,000.00	4,956,001.01	4,960,979.00	08/31/2024	1.250	2.447	5,322.81	4,977.99	10,300.80
2450	10007	BLDG	RRP	30,161,870.47	30,025,750.13	30,161,870.47		5.338	5.338	136,120.34	0.00	136,120.34
700001	10009	BLDG	RR2	14,209,375.26	13,875,380.76	14,209,375.26		5.369	5.430	63,994.50	0.00	63,994.50
3130ARD24	10206	BLDG	FAC	10,000,000.00	9,762,215.02	9,786,073.05	09/30/2024	2.010	4.898	16,750.00	23,858.03	40,608.03
3130AMT85	10175	BLDG	FAC	10,000,000.00	10,000,000.00	10,000,000.00	06/28/2024	0.400	0.392	3,333.33	0.00	3,333.33
3130ALJ70	10172	BLDG	FAC	5,000,000.00	5,000,000.00	5,000,000.00	03/12/2024	0.400	0.392	1,666.67	0.00	1,666.67
3130AOCM3	10178	BLDG	FAC	5,000,000.00	5,000,000.00	5,000,000.00	12/20/2024	1.000	0.981	4,166.67	0.00	4,166.67
3130ANNS5	10176	BLDG	FAC	5,000,000.00	5,000,000.00	5,000,000.00	08/28/2024	0.500	0.491	2,083.34	0.00	2,083.34
78009AB52	10205	BLDG	ACP	10,000,000.00	9,907,233.33	9,950,805.56	02/05/2024		5.178	0.00	43,572.23	43,572.23
40060WAA0	10209	BLDG	ACP	10,000,000.00	9,938,111.11	9,986,075.00	01/10/2024		5.683	0.00	47,963.89	47,963.89
			Subtotal	119,371,245.73	118,547,687.06	119,134,508.31			4.036	289,687.66	116,706.41	406,394.07
Fund: 2020 Bond Series												
700006A	10164	BOND20	RR2	12,608,792.87	12,606,887.47	12,608,792.87		5.369	5.355	57,336.96	0.00	57,336.96
22533TFJ0	10218	BOND20	ACP	5,000,000.00	4,843,888.89	4,868,086.11	06/18/2024		5.882	0.00	24,197.22	24,197.22
21687ADF7	10214	BOND20	ACP	5,000,000.00	4,894,411.11	4,918,479.17	04/15/2024		5.790	0.00	24,068.06	24,068.06
4497W0FE3	10217	BOND20	ACP	10,000,000.00	9,693,477.78	9,741,958.33	06/14/2024		5.889	0.00	48,480.55	48,480.55
			Subtotal	32,608,792.87	32,038,665.25	32,137,316.48			5.663	57,336.96	96,745.83	154,082.79
Fund: Debt Service												
700004	10010	DS	RR2	14,967,182.81	12,120,999.39	14,967,182.81		5.369	6.184	63,657.07	0.00	63,657.07
53948ACB5	10213	DS	ACP	8,000,000.00	7,873,862.22	7,912,577.78	03/11/2024		5.789	0.00	38,715.56	38,715.56
			Subtotal	22,967,182.81	19,994,861.61	22,879,760.59			6.028	63,657.07	38,715.56	102,372.63
Fund: Operating												
3135G04Z3	10200	OPER	FAC	7,500,000.00	7,118,039.58	7,138,648.96	06/17/2025	0.500	3.926	3,125.00	20,609.38	23,734.38
3135G03U5	10194	OPER	FAC	5,000,000.00	4,832,803.33	4,842,815.10	04/22/2025	0.625	3.074	2,604.16	10,011.77	12,615.93

Collin Co Comm College Dist.
Interest Earnings
December 1, 2023 - December 31, 2023

CUSIP	Investment #	Fund	Security Type	Ending Par Value	Beginning Book Value	Ending Book Value	Maturity Date	Current Rate	Annualized Yield	Adjusted Interest Earnings		
										Interest Earned	Amortization/ Accretion	Adjusted Interest Earnings
Fund: Operating												
3133ENYX2	10193	OPER	FAC	5,000,000.00	4,999,928.15	4,999,939.15	06/17/2024	3.250	3.191	13,541.66	11.00	13,552.66
3133EN7J3	10201	OPER	FAC	7,500,000.00	7,480,149.58	7,480,912.08	02/02/2026	3.875	3.932	24,218.75	762.50	24,981.25
3133ENZ94	10199	OPER	FAC	10,000,000.00	10,016,329.22	10,014,917.47	11/18/2024	4.500	4.242	37,500.00	-1,411.75	36,088.25
3130AXU63	10221	OPER	FAC	8,000,000.00	7,987,045.37	7,987,409.95	11/17/2026	4.625	4.599	30,833.33	364.58	31,197.91
3130AWTQ3	10216	OPER	FAC	25,000,000.00	24,774,361.40	24,781,130.56	09/11/2026	4.625	4.901	96,354.17	6,769.16	103,123.33
91282CCC3	10181	OPER	TRC	6,000,000.00	5,937,803.30	5,949,418.34	05/15/2024	0.250	2.556	1,277.47	11,615.04	12,892.51
912828ZT0	10182	OPER	TRC	5,000,000.00	4,775,852.08	4,788,555.16	05/31/2025	0.250	3.393	1,058.75	12,703.08	13,761.83
91282CFP1	10219	OPER	TRC	8,000,000.00	7,907,159.09	7,911,366.79	10/15/2025	4.250	4.915	28,797.82	4,207.70	33,005.52
5450	10008	OPER	RRP	12,079,729.00	12,025,213.27	12,079,729.00		5.338	5.338	54,515.73	0.00	54,515.73
700003	10011	OPER	RR2	64,154,252.80	24,584,521.55	64,154,252.80		5.369	8.561	178,757.95	0.00	178,757.95
7828	10012	OPER	RR3	68,007.16	98,485.86	68,007.16				0.00	0.00	0.00
3134GXZT4	10183	OPER	FAC	5,000,000.00	5,000,000.00	5,000,000.00	07/14/2025	4.000	3.925	16,666.67	0.00	16,666.67
31422XMV1	10177	OPER	FAC	5,000,000.00	5,000,000.00	5,000,000.00	10/04/2024	0.500	0.491	2,083.34	0.00	2,083.34
1291-00	10142	OPER	RR5	5,481,400.04	5,456,476.25	5,481,400.04		5.380	5.378	24,923.79	0.00	24,923.79
78015CDJ8	10211	OPER	ACP	10,000,000.00	9,784,550.00	9,832,600.00	04/18/2024		5.782	0.00	48,050.00	48,050.00
89233GDK9	10212	OPER	ACP	5,000,000.00	4,890,722.22	4,914,919.44	04/19/2024		5.825	0.00	24,197.22	24,197.22
			Subtotal	193,783,389.00	152,669,440.25	192,426,022.00			5.045	516,258.59	137,889.68	654,148.27
Fund: Stabilization												
3133EPC37	10220	STABL	FAC	10,000,000.00	9,990,037.72	9,990,463.46	11/13/2025	4.875	4.838	40,625.00	425.74	41,050.74
3133EN6A3	10198	STABL	FAC	10,000,000.00	10,022,732.53	10,021,837.55	01/13/2026	4.000	3.811	33,333.34	-894.98	32,438.36
3130AWER7	10207	STABL	FAC	2,000,000.00	1,998,723.37	1,998,793.64	06/06/2025	4.625	4.582	7,708.33	70.27	7,778.60
3130AWER7	10208	STABL	FAC	8,000,000.00	7,994,931.65	7,995,210.64	06/06/2025	4.625	4.582	30,833.33	278.99	31,112.32
700005	10050	STABL	RR2	18,134,427.31	17,760,166.68	18,134,427.31		5.369	5.434	81,968.97	0.00	81,968.97
62479LD85	10210	STABL	ACP	10,000,000.00	9,798,975.02	9,847,283.35	04/08/2024		5.805	0.00	48,308.33	48,308.33
21687ADF7	10215	STABL	ACP	5,000,000.00	4,894,411.11	4,918,479.17	04/15/2024	5.590	5.790	0.00	24,068.06	24,068.06
			Subtotal	63,134,427.31	62,459,978.08	62,906,495.12			5.028	194,468.97	72,256.41	266,725.38
			Total	431,865,037.72	385,710,632.25	429,484,102.50			4.834	1,121,409.25	462,313.89	1,583,723.14



Collin Co Comm College Dist.
Amortization Schedule
December 1, 2023 - December 31, 2023
Sorted By Fund - Fund

Meeder Public Funds
 901 S. MoPac
 Suite 300
 Austin, TX 78746
 -

Investment #	Maturity Date	Beginning Par Value				Amounts Amortized				
Issuer	Fund	Amort. Date	Current Rate	Purchase Principal	Original Premium or Discount	Ending Book Value	And Unamortized As of 12/01/2023	Amount Amortized This Period	Amt Amortized Through 12/31/2023	Amount Unamortized Through 12/31/2023
Building										
10197 FFCB Note	BLDG	01/10/2025	5,000,000.00 4.500	5,013,700.00	13,700.00	5,007,031.02	-6,097.36 7,602.64	-571.62	-6,668.98	7,031.02
10196 FHLB Note	BLDG	12/12/2025	10,000,000.00 4.500	10,108,500.00	108,500.00	10,072,298.95	-33,106.94 75,393.06	-3,094.11	-36,201.05	72,298.95
10206 FHLB Call Note	BLDG	09/30/2024	10,000,000.00 2.010	9,613,500.00	-386,500.00	9,786,073.05	148,715.02 -237,784.98	23,858.03	172,573.05	-213,926.95
10209 GTA Funding CP	BLDG	01/10/2024	10,000,000.00	9,727,688.89	-272,311.11	9,986,075.00	210,422.22 -61,888.89	47,963.89	258,386.11	-13,925.00
10205 Royal Bank of Canada CP	BLDG	02/05/2024	10,000,000.00	9,626,122.22	-373,877.78	9,950,805.56	281,111.11 -92,766.67	43,572.23	324,683.34	-49,194.44
10179 T Note	BLDG	08/31/2024	5,000,000.00 1.250	4,860,937.50	-139,062.50	4,960,979.00	95,063.51 -43,998.99	4,977.99	100,041.50	-39,021.00
			Subtotal	48,950,448.61	-1,049,551.39	49,763,262.58	696,107.56 -353,443.83	116,706.41	812,813.97	-236,737.42
2020 Bond Series										
10214 Cooperatieve Rabobank CP	BOND20	04/15/2024	5,000,000.00	4,842,393.06	-157,606.94	4,918,479.17	52,018.05 -105,588.89	24,068.06	76,086.11	-81,520.83
10218 Credit Agricole CP	BOND20	06/18/2024	5,000,000.00	4,792,372.22	-207,627.78	4,868,086.11	51,516.67 -156,111.11	24,197.22	75,713.89	-131,913.89
10217 ING Funding CP	BOND20	06/14/2024	10,000,000.00	9,590,261.11	-409,738.89	9,741,958.33	103,216.67 -306,522.22	48,480.55	151,697.22	-258,041.67
			Subtotal	19,225,026.39	-774,973.61	19,528,523.61	206,751.39 -568,222.22	96,745.83	303,497.22	-471,476.39
Debt Service										
10213 Lloyds Bank CP	DS	03/11/2024	8,000,000.00	7,790,186.67	-209,813.33	7,912,577.78	83,675.55 -126,137.78	38,715.56	122,391.11	-87,422.22
			Subtotal	7,790,186.67	-209,813.33	7,912,577.78	83,675.55 -126,137.78	38,715.56	122,391.11	-87,422.22
Operating										
10193 FFCB Note	OPER	06/17/2024	5,000,000.00 3.250	4,999,750.00	-250.00	4,999,939.15	178.15 -71.85	11.00	189.15	-60.85

Collin Co Comm College Dist.
Amortization Schedule
December 1, 2023 - December 31, 2023

Investment #	Maturity Date	Beginning Par Value				Amounts Amortized	Amount Amortized	Amt Amortized	Amount Unamortized	
Issuer	Fund	Amort. Date	Current Rate	Purchase Principal	Original Premium or Discount	Ending Book Value	And Unamortized As of 12/01/2023	This Period Through 12/31/2023	Through 12/31/2023	
Operating										
10199 FFCB Note	OPER	11/18/2024	10,000,000.00 4.500	10,031,011.40	31,011.40	10,014,917.47	-14,682.18 16,329.22	-1,411.75	-16,093.93	14,917.47
10201 FFCB Note	OPER	02/02/2026	7,500,000.00 3.875	7,472,550.00	-27,450.00	7,480,912.08	7,599.58 -19,850.42	762.50	8,362.08	-19,087.92
10216 FHLB Note	OPER	09/11/2026	25,000,000.00 4.625	24,759,469.25	-240,530.75	24,781,130.56	14,892.15 -225,638.60	6,769.16	21,661.31	-218,869.44
10221 FHLB Note	OPER	11/17/2026	8,000,000.00 4.625	7,986,936.00	-13,064.00	7,987,409.95	109.37 -12,954.63	364.58	473.95	-12,590.05
10194 FNMA Note	OPER	04/22/2025	5,000,000.00 0.625	4,673,949.80	-326,050.20	4,842,815.10	158,853.53 -167,196.67	10,011.77	168,865.30	-157,184.90
10200 FNMA Note	OPER	06/17/2025	7,500,000.00 0.500	6,906,450.00	-593,550.00	7,138,648.96	211,589.58 -381,960.42	20,609.38	232,198.96	-361,351.04
10211 Royal Bank of Canada CP	OPER	04/18/2024	10,000,000.00	9,573,750.00	-426,250.00	9,832,600.00	210,800.00 -215,450.00	48,050.00	258,850.00	-167,400.00
10181 T Note	OPER	05/15/2024	6,000,000.00 0.250	5,726,484.38	-273,515.62	5,949,418.34	211,318.92 -62,196.70	11,615.04	222,933.96	-50,581.66
10182 T Note	OPER	05/31/2025	5,000,000.00 0.250	4,557,031.25	-442,968.75	4,788,555.16	218,820.83 -224,147.92	12,703.08	231,523.91	-211,444.84
10219 T Note	OPER	10/15/2025	8,000,000.00 4.250	7,905,937.50	-94,062.50	7,911,366.79	1,221.59 -92,840.91	4,207.70	5,429.29	-88,633.21
10212 Toyota Motor Credit Corp CP	OPER	04/19/2024	5,000,000.00	4,789,250.00	-210,750.00	4,914,919.44	101,472.22 -109,277.78	24,197.22	125,669.44	-85,080.56
Subtotal				99,382,569.58	-2,617,430.42	100,642,633.00	1,122,173.74 -1,495,256.68	137,889.68	1,260,063.42	-1,357,367.00
Stabilization										
10215 Cooperatieve Rabobank CP	STABL	04/15/2024	5,000,000.00 5.590	4,842,393.06	-157,606.94	4,918,479.17	52,018.05 -105,588.89	24,068.06	76,086.11	-81,520.83
10198 FFCB Note	STABL	01/13/2026	10,000,000.00 4.000	10,032,100.00	32,100.00	10,021,837.55	-9,367.47 22,732.53	-894.98	-10,262.45	21,837.55
10220 FFCB Note	STABL	11/13/2025	10,000,000.00 4.875	9,989,910.00	-10,090.00	9,990,463.46	127.72 -9,962.28	425.74	553.46	-9,536.54
10207 FHLB Note	STABL	06/06/2025	2,000,000.00 4.625	1,998,327.50	-1,672.50	1,998,793.64	395.87 -1,276.63	70.27	466.14	-1,206.36
10208 FHLB Note	STABL	06/06/2025	8,000,000.00 4.625	7,993,360.00	-6,640.00	7,995,210.64	1,571.65 -5,068.35	278.99	1,850.64	-4,789.36
10210 MUFJ Bank CP	STABL	04/08/2024	10,000,000.00	9,587,041.70	-412,958.30	9,847,283.35	211,933.32 -201,024.98	48,308.33	260,241.65	-152,716.65

Collin Co Comm College Dist.
 Amortization Schedule
 December 1, 2023 - December 31, 2023

Investment #	Maturity Date	Beginning Par Value				Amounts Amortized				
Issuer	Fund	Amort. Date	Current Rate	Purchase Principal	Original Premium or Discount	Ending Book Value	And Unamortized As of 12/01/2023	Amount Amortized This Period	Amt Amortized Through 12/31/2023	Amount Unamortized Through 12/31/2023
			Subtotal	44,443,132.26	-556,867.74	44,772,067.81	256,679.14 -300,188.60	72,256.41	328,935.55	-227,932.19
			Total	219,791,363.51	-5,208,636.49	222,619,064.78	2,365,387.38 -2,843,249.11	462,313.89	2,827,701.27	-2,380,935.22



Collin Co Comm College Dist.
Projected Cashflow Report
Sorted by Monthly
For the Period January 1, 2024 - July 31, 2024

Meeder Public Funds
 901 S. MoPac
 Suite 300
 Austin, TX 78746
 -

Projected Trans. Date	Investment #	Fund	Security ID	Transaction Type	Issuer	Par Value	Original Cost	Principal	Interest	Total
January 2024										
01/04/2024	10177	OPER	31422XMV1	Call	FRMAC Call Note	5,000,000.00	5,000,000.00	5,000,000.00	0.00	5,000,000.00
01/10/2024	10197	BLDG	3133EN5Q9	Interest	FFCB Note	0.00	0.00	0.00	112,500.00	112,500.00
01/10/2024	10209	BLDG	40060WAA0	Maturity	GTA Funding CP	10,000,000.00	9,727,688.89	10,000,000.00	0.00	10,000,000.00
01/12/2024	10172	BLDG	3130ALJ70	Call	FHLB Call Note	5,000,000.00	5,000,000.00	5,000,000.00	0.00	5,000,000.00
01/13/2024	10198	STABL	3133EN6A3	Interest	FFCB Note	0.00	0.00	0.00	200,000.00	200,000.00
01/14/2024	10183	OPER	3134GXZT4	Interest	FHLMC Call Note	0.00	0.00	0.00	100,000.00	100,000.00
01/14/2024	10183	OPER	3134GXZT4	Call	FHLMC Call Note	5,000,000.00	5,000,000.00	5,000,000.00	0.00	5,000,000.00
Total for January 2024						25,000,000.00	24,727,688.89	25,000,000.00	412,500.00	25,412,500.00
February 2024										
02/02/2024	10201	OPER	3133EN7J3	Interest	FFCB Note	0.00	0.00	0.00	145,312.50	145,312.50
02/05/2024	10205	BLDG	78009AB52	Maturity	Royal Bank of Canada CP	10,000,000.00	9,626,122.22	10,000,000.00	0.00	10,000,000.00
02/28/2024	10176	BLDG	3130ANNS5	Interest	FHLB Call Note	0.00	0.00	0.00	12,500.00	12,500.00
02/28/2024	10176	BLDG	3130ANNS5	Call	FHLB Call Note	5,000,000.00	5,000,000.00	5,000,000.00	0.00	5,000,000.00
02/29/2024	10179	BLDG	912828YE4	Interest	T Note	0.00	0.00	0.00	31,250.00	31,250.00
Total for February 2024						15,000,000.00	14,626,122.22	15,000,000.00	189,062.50	15,189,062.50
March 2024										
03/11/2024	10213	DS	53948ACB5	Maturity	Lloyds Bank CP	8,000,000.00	7,790,186.67	8,000,000.00	0.00	8,000,000.00
03/11/2024	10216	OPER	3130AWTQ3	Interest	FHLB Note	0.00	0.00	0.00	696,961.81	696,961.81
03/12/2024	10172	BLDG	3130ALJ70	Maturity	FHLB Call Note	5,000,000.00	5,000,000.00	5,000,000.00	10,000.00	5,010,000.00
03/20/2024	10178	BLDG	3130AQCM3	Call	FHLB Call Note	5,000,000.00	5,000,000.00	5,000,000.00	0.00	5,000,000.00
03/28/2024	10175	BLDG	3130AMT85	Call	FHLB Call Note	10,000,000.00	10,000,000.00	10,000,000.00	0.00	10,000,000.00
03/30/2024	10206	BLDG	3130ARD24	Call	FHLB Call Note	10,000,000.00	9,613,500.00	10,000,000.00	0.00	10,000,000.00
03/31/2024	10206	BLDG	3130ARD24	Interest	FHLB Call Note	0.00	0.00	0.00	101,058.33	101,058.33
Total for March 2024						38,000,000.00	37,403,686.67	38,000,000.00	808,020.14	38,808,020.14
April 2024										
04/04/2024	10177	OPER	31422XMV1	Interest	FRMAC Call Note	0.00	0.00	0.00	12,500.00	12,500.00
04/08/2024	10210	STABL	62479LD85	Maturity	MUFG Bank CP	10,000,000.00	9,587,041.70	10,000,000.00	0.00	10,000,000.00
04/15/2024	10214	BOND20	21687ADF7	Maturity	Cooperatieve Rabobank CP	5,000,000.00	4,842,393.06	5,000,000.00	0.00	5,000,000.00
04/15/2024	10215	STABL	21687ADF7	Maturity	Cooperatieve Rabobank CP	5,000,000.00	4,842,393.06	5,000,000.00	0.00	5,000,000.00
04/15/2024	10219	OPER	91282CFP1	Interest	T Note	0.00	0.00	0.00	170,000.00	170,000.00

Collin Co Comm College Dist.
Projected Cashflow Report
For the Period January 1, 2024 - July 31, 2024

Projected Trans. Date	Investment #	Fund	Security ID	Transaction Type	Issuer	Par Value	Original Cost	Principal	Interest	Total
April 2024										
04/18/2024	10211	OPER	78015CDJ8	Maturity	Royal Bank of Canada CP	10,000,000.00	9,573,750.00	10,000,000.00	0.00	10,000,000.00
04/19/2024	10212	OPER	89233GDK9	Maturity	Toyota Motor Credit Corp CP	5,000,000.00	4,789,250.00	5,000,000.00	0.00	5,000,000.00
04/22/2024	10194	OPER	3135G03U5	Interest	FNMA Note	0.00	0.00	0.00	15,625.00	15,625.00
Total for April 2024						35,000,000.00	33,634,827.82	35,000,000.00	198,125.00	35,198,125.00
May 2024										
05/13/2024	10220	STABL	3133EPC37	Interest	FFCB Note	0.00	0.00	0.00	243,750.00	243,750.00
05/15/2024	10181	OPER	91282CCC3	Maturity	T Note	6,000,000.00	5,726,484.38	6,000,000.00	7,500.00	6,007,500.00
05/17/2024	10221	OPER	3130AXU63	Interest	FHLB Note	0.00	0.00	0.00	185,000.00	185,000.00
05/18/2024	10199	OPER	3133ENZ94	Interest	FFCB Note	0.00	0.00	0.00	225,000.00	225,000.00
05/31/2024	10182	OPER	912828ZT0	Interest	T Note	0.00	0.00	0.00	6,250.00	6,250.00
Total for May 2024						6,000,000.00	5,726,484.38	6,000,000.00	667,500.00	6,667,500.00
June 2024										
06/06/2024	10207	STABL	3130AWER7	Interest	FHLB Note	0.00	0.00	0.00	46,250.00	46,250.00
06/06/2024	10208	STABL	3130AWER7	Interest	FHLB Note	0.00	0.00	0.00	185,000.00	185,000.00
06/12/2024	10196	BLDG	3130ATUC9	Interest	FHLB Note	0.00	0.00	0.00	225,000.00	225,000.00
06/14/2024	10217	BOND20	4497W0FE3	Maturity	ING Funding CP	10,000,000.00	9,590,261.11	10,000,000.00	0.00	10,000,000.00
06/17/2024	10193	OPER	3133ENYX2	Maturity	FFCB Note	5,000,000.00	4,999,750.00	5,000,000.00	81,250.00	5,081,250.00
06/17/2024	10200	OPER	3135G04Z3	Interest	FNMA Note	0.00	0.00	0.00	18,750.00	18,750.00
06/18/2024	10218	BOND20	22533TFJ0	Maturity	Credit Agricole CP	5,000,000.00	4,792,372.22	5,000,000.00	0.00	5,000,000.00
06/20/2024	10178	BLDG	3130AQCM3	Interest	FHLB Call Note	0.00	0.00	0.00	25,000.00	25,000.00
06/28/2024	10175	BLDG	3130AMT85	Maturity	FHLB Call Note	10,000,000.00	10,000,000.00	10,000,000.00	20,000.00	10,020,000.00
Total for June 2024						30,000,000.00	29,382,383.33	30,000,000.00	601,250.00	30,601,250.00
July 2024										
07/10/2024	10197	BLDG	3133EN5Q9	Interest	FFCB Note	0.00	0.00	0.00	112,500.00	112,500.00
07/13/2024	10198	STABL	3133EN6A3	Interest	FFCB Note	0.00	0.00	0.00	200,000.00	200,000.00
07/14/2024	10183	OPER	3134GXZT4	Interest	FHLMC Call Note	0.00	0.00	0.00	100,000.00	100,000.00
Total for July 2024						0.00	0.00	0.00	412,500.00	412,500.00
GRAND TOTALS:						149,000,000.00	145,501,193.31	149,000,000.00	3,288,957.64	152,288,957.64

Meeder Public Funds, Inc., is a registered investment adviser with the Securities and Exchange Commission (SEC) under the Investment Advisers Act of 1940. Registration with the SEC does not imply a certain level of skill or training. The opinions expressed in this presentation are those of Meeder Public Funds, Inc. The material presented has been derived from sources considered to be reliable, but the accuracy and completeness cannot be guaranteed.

Meeder provides monthly statements for its investment management clients to provide information about the investment portfolio. The information should not be used for audit or confirmation purposes. Please review your custodial statements and report any inaccuracies or discrepancies.

Certain information and data have been supplied by unaffiliated third parties. Although Meeder believes the information is reliable, it cannot warrant the accuracy of information offered by third parties. Market value may reflect prices received from pricing vendors when current market quotations are not available. Prices may not reflect firm bids or offers and may differ from the value at which the security can be sold.

Statements may include positions from unmanaged accounts provided for reporting purposes. Unmanaged accounts are managed directly by the client and are not included in the accounts managed by the investment adviser. This information is provided as a client convenience and the investment adviser assumes no responsibility for performance of these accounts or the accuracy of the data reported.

Investing involves risk. Past performance is no guarantee of future results. Debt and fixed income securities are subject to credit and interest rate risk. The investment return and principal value of an investment will fluctuate so that an investors shares, when redeemed, may be worth more or less than their original cost. Current performance may be lower or higher than the performance data quoted.

Investment advisory services are provided through Meeder Public Funds, Inc. Please contact us if you would like to receive a copy of our current ADV disclosure brochure or privacy policy.

Meeder Public Funds

Barton Oaks Plaza I
901 S. MoPac Expy
Suite 300
Austin, Texas
78746

866.633.3371



QUARTERLY INVESTMENT REPORT

Collin County College

NOVEMBER 30, 2023



MEEDER

PUBLIC FUNDS
111

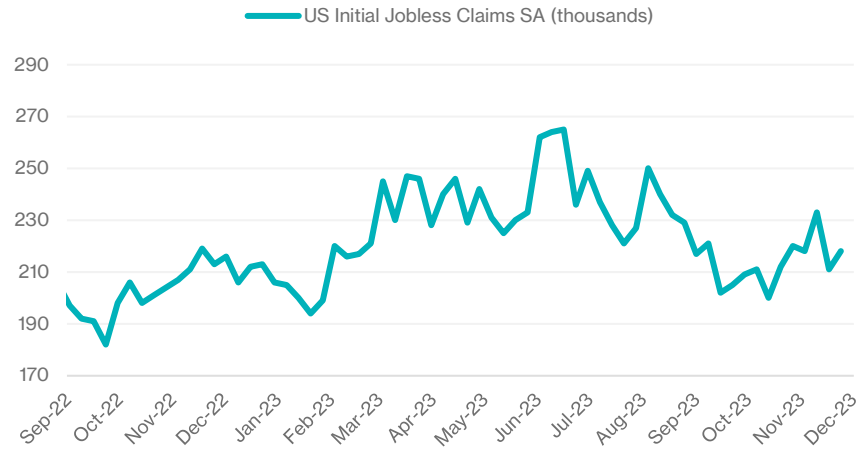
A Fed Pause Turn Into a Fed Pivot?

In November, the Federal Open Market Committee unanimously voted to leave rates unchanged for the second consecutive meeting, leaving the target range for the federal funds rate at 5.25% - 5.50%. Chairman Jerome Powell messaged throughout the month that it is too early to declare an end to rate hikes, much less to speculate when rate cuts will happen. Powell cautioned that “It would be premature to conclude with confidence that we have achieved a sufficiently restrictive stance, or to speculate on when policy might ease”. However, markets still expect rate cuts in 2024 as yields moved lower during the month.

The labor market continues to soften, leading markets to believe we are at the end of the rate hiking cycle. The October US Employment report was softer than expected, showing that the US economy added 150,000 jobs during the month compared to 336,000 in the prior month. Year-over-year wage increases continue to slow, now down to 4.1%, the lowest reading since July 2021. Even though the labor force continues to grow, average hours worked have stalled and are back to pre-pandemic levels. Jobless claims continue to grind higher, and the unemployment rate ticked up to 3.9% from 3.8% previously.

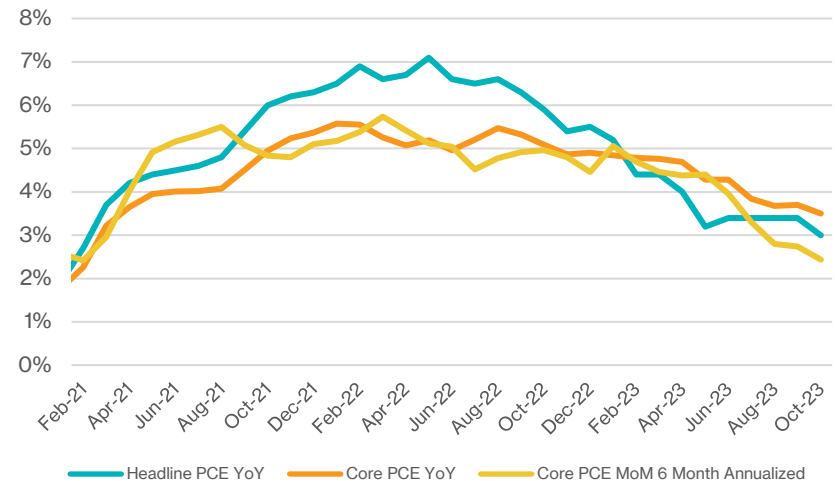
Inflation data continues to weaken as well. The core Personal Consumption Expenditures (PCE) Index, the Federal Reserve’s preferred measure of price inflation, continues to moderate. Data from October showed that inflation slowed to an annual pace of 3.5%, the lowest level since August 2021. Month-over-month, the index increased by just 0.16%, and annualizing the last 6 monthly increases shows consumer prices are increasing at a rate of 2.44%, within striking distance of the Federal Reserve’s target.

Jobless Claims Increasing



SOURCE: BLOOMBERG

Inflation Trending Lower



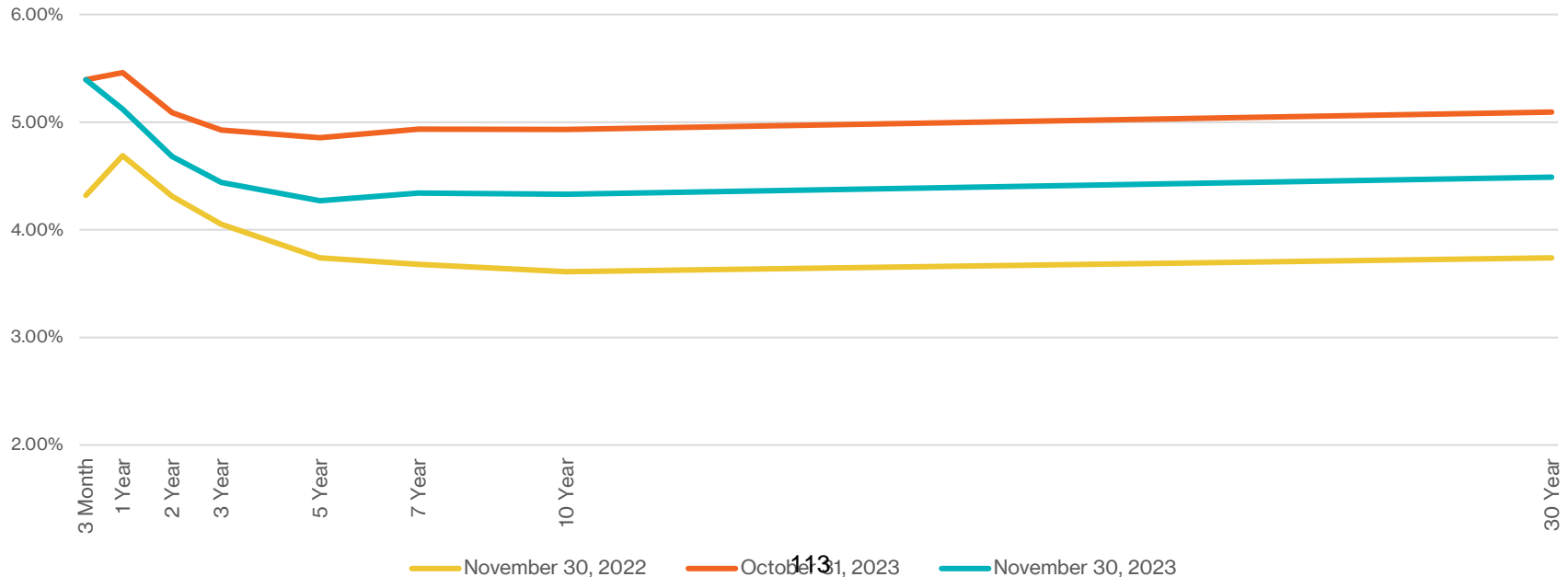
SOURCE: BLOOMBERG

Rates Retreat from October Highs

We are getting closer to the end of the Federal Reserve’s historic rate hiking cycle, and markets continue to price in a more aggressive pace of rate cuts. At the end of October, markets were pricing in nearly three rate cuts in 2024. By the end of November, markets had priced in another two rate cuts for a total of five by the end of 2024. This shift in market expectations for monetary policy prompted the 2-year treasury yield to decline by 0.41% to 4.68%. Likewise, long-term bond yields also decreased, as the 10-year treasury declined by 0.60% to 4.33%. The spread between the 2-year and 10-year treasury yield decreased by 0.20% to -0.36%, keeping the curve inverted and signaling lower policy rates ahead.

We will continue to look to add value by picking up incremental yield on high-quality bonds. Rates are still near historic levels not seen since 2007, making this a very attractive time to buy longer maturities and lock in yields.

US Treasury Yield Curve




Collin County Community College District
 Quarterly Investment Report
 September 1, 2023 – November 31, 2023


Portfolio Summary Management Report

This quarterly report is prepared in compliance with the Investment Policy and Strategy of the District and the Public Funds Investment Act (Chapter 2256., Texas Government Code).


<u>Portfolio as of 08/31/23:</u>		<u>Portfolio as of 11/30/23:</u>	
Beginning Book Value	\$ 403,260,032	Ending Book Value	\$ 385,710,632
Beginning Market Value	\$ 400,240,182	Ending Market Value	\$ 383,910,131
		Investment Income for the period	\$ 4,474,073
		Unrealized Gain/Loss	\$ (1,800,501)
WAM at Beginning Period Date ¹	200 days	WAM at Ending Period Date ¹	295 days
<i>(Decrease in market value is due to seasonal cash outflows)</i>		Change in Market Value ²	\$ (16,330,051)
Average Yield to Maturity for period		4.648%	
Average Yield 3 Month Treasury Bill for period		5.560%	




 Melissa Irby, Chief Financial Officer
 Collin County Community College District



 Julie Bradley, Associate V.P. - Controller
 Collin County Community College District



 Barbara Johnston, Associate V.P.
 Collin County Community College District



 Jason Headings, Senior Vice President
 Meeder Public Funds

¹ WAM – weighted average maturity

² “Change in Market Value” is required data, but will primarily reflect the receipt and expenditure of the District’s funds from quarter to quarter. Meeder Public Funds has assisted in the preparation of this consolidated investment report, with additional input provided by CCCC.

Your Portfolio

As of November 30, 2023

Your Portfolio Statistics

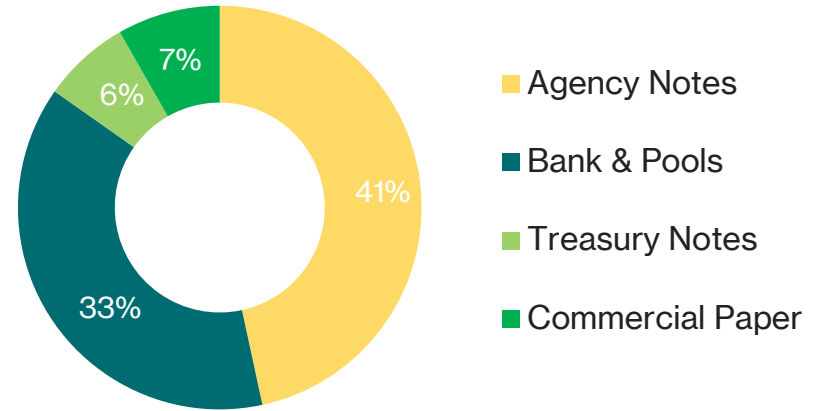
Weighted Average Maturity

0.81 years

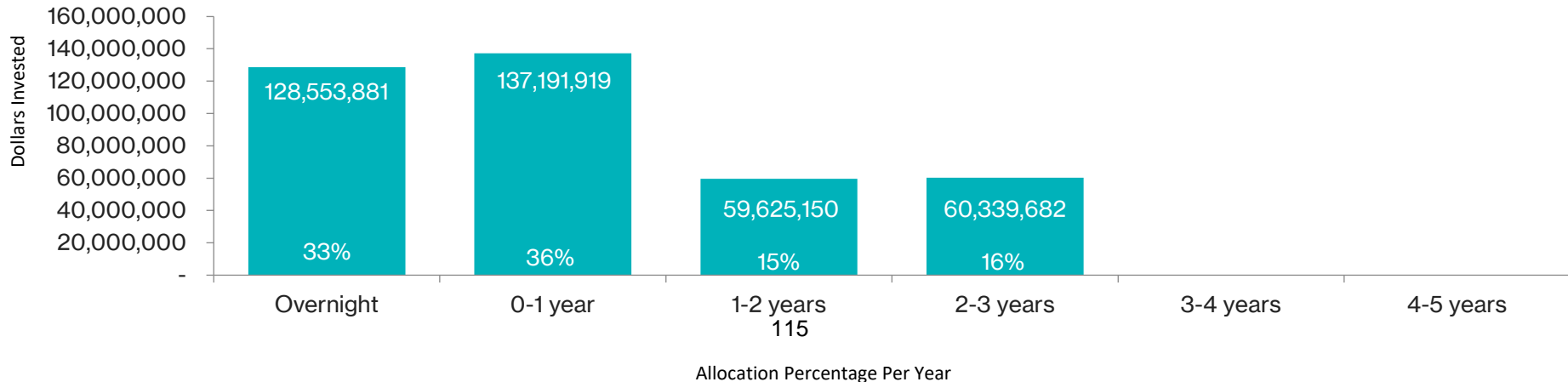
Weighted Average Yield (All Funds)

4.66%

Your Asset Allocation



Your Maturity Distribution





**Collin Co Comm College Dist.
Portfolio Management
Portfolio Summary
November 30, 2023**

Meeder Public Funds
901 S. MoPac
Suite 300
Austin, TX 78746
-

Investments	Par Value	Market Value	Book Value	% of Portfolio	Term	Days to Maturity	YTM 365 Equiv.
Commercial Paper Disc. -Amortizing	78,000,000.00	76,540,768.00	76,519,642.79	19.84	237	122	5.868
Federal Agency Coupon Securities	158,000,000.00	155,506,966.13	157,060,292.62	40.72	942	598	3.671
Treasury Coupon Securities	24,000,000.00	23,308,515.55	23,576,815.48	6.11	817	440	3.514
TexStar	42,050,963.40	42,050,963.40	42,050,963.40	10.90	1	1	5.331
Texpool	80,947,955.85	80,947,955.85	80,947,955.85	20.99	1	1	5.372
JPMorgan Chase	98,485.86	98,485.86	98,485.86	0.03	1	1	0.000
Texas Range	5,456,476.25	5,456,476.25	5,456,476.25	1.41	1	1	5.370
Investments	388,553,881.36	383,910,131.04	385,710,632.25	100.00%	481	295	4.658

Cash and Accrued Interest						
Accrued Interest at Purchase		216,429.02	216,429.02			
Subtotal		216,429.02	216,429.02			
Total Cash and Investments	388,553,881.36	384,126,560.06	385,927,061.27		481	295

Total Earnings	November 30 Month Ending	Fiscal Year To Date
Current Year	1,508,233.57	4,474,072.88

..

Collin Co Comm College Dist.
Summary by Type
November 30, 2023
Grouped by Fund

Security Type	Number of Investments	Par Value	Book Value	% of Portfolio	Average YTM 365	Average Days to Maturity
Fund: Building						
Federal Agency Coupon Securities	7	50,000,000.00	49,845,210.72	12.92	2.518	368
Commercial Paper Disc. -Amortizing	2	20,000,000.00	19,845,344.44	5.15	5.602	53
Treasury Coupon Securities	1	5,000,000.00	4,956,001.01	1.28	2.467	274
Texpool	1	13,875,380.76	13,875,380.76	3.60	5.372	1
TexStar	1	30,025,750.13	30,025,750.13	7.78	5.331	1
Subtotal	12	118,901,130.89	118,547,687.06	30.73	4.078	176
Fund: 2020 Bond Series						
Commercial Paper Disc. -Amortizing	3	20,000,000.00	19,431,777.78	5.04	5.976	182
Texpool	1	12,606,887.47	12,606,887.47	3.27	5.372	1
Subtotal	4	32,606,887.47	32,038,665.25	8.31	5.739	111
Fund: Debt Service						
Commercial Paper Disc. -Amortizing	1	8,000,000.00	7,873,862.22	2.04	5.852	101
Texas Range	1	0.00	0.00	0.00	0.000	0
Texpool	1	12,120,999.39	12,120,999.39	3.14	5.372	1
Subtotal	3	20,120,999.39	19,994,861.61	5.18	5.561	40
Fund: Operating						
Federal Agency Coupon Securities	9	78,000,000.00	77,208,656.63	20.02	4.096	715
JPMorgan Chase	1	98,485.86	98,485.86	0.03	0.000	1
Commercial Paper Disc. -Amortizing	2	15,000,000.00	14,675,272.22	3.80	5.989	139
Treasury Coupon Securities	3	19,000,000.00	18,620,814.47	4.83	3.792	484
Texas Range	1	5,456,476.25	5,456,476.25	1.41	5.370	1
Texpool	1	24,584,521.55	24,584,521.55	6.37	5.372	1
TexStar	1	12,025,213.27	12,025,213.27	3.12	5.331	1
Subtotal	18	154,164,696.93	152,669,440.25	39.58	4.587	434
Fund: Stabilization						
Commercial Paper Disc. -Amortizing	2	15,000,000.00	14,693,386.13	3.81	5.975	131

Collin Co Comm College Dist.
 Summary by Type
 November 30, 2023
 Grouped by Fund

Security Type	Number of Investments	Par Value	Book Value	% of Portfolio	Average YTM 365	Average Days to Maturity
Fund: Stabilization						
Federal Agency Coupon Securities	4	30,000,000.00	30,006,425.27	7.78	4.494	680
Texpool	1	17,760,166.68	17,760,166.68	4.60	5.372	1
Subtotal	7	62,760,166.68	62,459,978.08	16.19	5.092	358
Total and Average	44	388,553,881.36	385,710,632.25	100.00	4.658	295



**Collin Co Comm College Dist.
Fund BLDG - Building
Investments by Fund
November 30, 2023**

Meeder Public Funds
901 S. MoPac
Suite 300
Austin, TX 78746
-

CUSIP	Investment #	Issuer	Purchase Date	Book Value	Par Value	Market Value	Current Rate	YTM 360	YTM 365	Maturity Date	Days To Maturity
Commercial Paper Disc. -Amortizing											
40060WAA0	10209	GTA Funding CP	07/18/2023	9,938,111.11	10,000,000.00	9,938,500.00		5.725	5.805	01/10/2024	40
78009AB52	10205	Royal Bank of Canada CP	05/15/2023	9,907,233.33	10,000,000.00	9,899,220.00		5.323	5.397	02/05/2024	66
Subtotal and Average				19,845,344.44	20,000,000.00	19,837,720.00		5.525	5.602		52
Federal Agency Coupon Securities											
3133EN5Q9	10197	FFCB Note	01/11/2023	5,007,602.64	5,000,000.00	4,965,350.70	4.500	4.295	4.355	01/10/2025	406
3130ATUC9	10196	FHLB Note	01/10/2023	10,075,393.06	10,000,000.00	9,947,013.80	4.500	4.041	4.098	12/12/2025	742
3130ALJ70	10172	FHLB Call Note	03/12/2021	5,000,000.00	5,000,000.00	4,931,282.40	0.400	0.394	0.400	03/12/2024	102
3130AMT85	10175	FHLB Call Note	06/28/2021	10,000,000.00	10,000,000.00	9,723,939.80	0.400	0.394	0.400	06/28/2024	210
3130ANNS5	10176	FHLB Call Note	08/30/2021	5,000,000.00	5,000,000.00	4,825,015.80	0.500	0.493	0.500	08/28/2024	271
3130AQCM3	10178	FHLB Call Note	12/20/2021	5,000,000.00	5,000,000.00	4,780,784.05	1.000	0.986	1.000	12/20/2024	385
3130ARD24	10206	FHLB Call Note	05/24/2023	9,762,215.02	10,000,000.00	9,729,917.50	2.010	4.940	5.008	09/30/2024	304
Subtotal and Average				49,845,210.72	50,000,000.00	48,903,304.05		2.483	2.518		368
Treasury Coupon Securities											
912828YE4	10179	T Note	04/18/2022	4,956,001.01	5,000,000.00	4,852,539.05	1.250	2.432	2.466	08/31/2024	274
Subtotal and Average				4,956,001.01	5,000,000.00	4,852,539.05		2.433	2.467		274
TexStar											
2450	10007	TexStar	02/01/2016	30,025,750.13	30,025,750.13	30,025,750.13	5.331	5.257	5.330		1
Subtotal and Average				30,025,750.13	30,025,750.13	30,025,750.13		5.258	5.331		1
Texpool											
700001	10009	Texpool	02/01/2016	13,875,380.76	13,875,380.76	13,875,380.76	5.372	5.298	5.372		1
Subtotal and Average				13,875,380.76	13,875,380.76	13,875,380.76		5.299	5.372		1
Total Investments and Average				118,547,687.06	118,901,130.89	117,494,693.99		4.023	4.078		175

**Fund BOND20 - 2020 Bond Series
Investments by Fund
November 30, 2023**

CUSIP	Investment #	Issuer	Purchase Date	Book Value	Par Value	Market Value	Current Rate	YTM 360	YTM 365	Maturity Date	Days To Maturity
Commercial Paper Disc. -Amortizing											
21687ADF7	10214	Cooperatieve Rabobank CP	09/25/2023	4,894,411.11	5,000,000.00	4,897,315.00		5.833	5.914	04/15/2024	136
22533TFJ0	10218	Credit Agricole CP	09/26/2023	4,843,888.89	5,000,000.00	4,850,130.00		5.909	5.991	06/18/2024	200
4497W0FE3	10217	ING Funding CP	09/26/2023	9,693,477.78	10,000,000.00	9,703,220.00		5.917	5.999	06/14/2024	196
Subtotal and Average				19,431,777.78	20,000,000.00	19,450,665.00		5.894	5.976		181
Texpool											
700006A	10164	Texpool	04/29/2020	12,606,887.47	12,606,887.47	12,606,887.47	5.372	5.298	5.372		1
Subtotal and Average				12,606,887.47	12,606,887.47	12,606,887.47		5.299	5.372		1
Total Investments and Average				32,038,665.25	32,606,887.47	32,057,552.47		5.660	5.739		110

**Fund DS - Debt Service
Investments by Fund
November 30, 2023**

CUSIP	Investment #	Issuer	Purchase Date	Book Value	Par Value	Market Value	Current Rate	YTM 360	YTM 365	Maturity Date	Days To Maturity
Commercial Paper Disc. -Amortizing											
53948ACB5	10213	Lloyds Bank CP	09/25/2023	7,873,862.22	8,000,000.00	7,876,408.00		5.771	5.851	03/11/2024	101
Subtotal and Average				7,873,862.22	8,000,000.00	7,876,408.00		5.771	5.852		101
Texpool											
700004	10010	Texpool	02/01/2016	12,120,999.39	12,120,999.39	12,120,999.39	5.372	5.298	5.372		1
Subtotal and Average				12,120,999.39	12,120,999.39	12,120,999.39		5.299	5.372		1
Texas Range											
1291-01	10141	TexasDAILY	02/04/2019	0.00	0.00	0.00					1
Subtotal and Average				0.00	0.00	0.00		0.000	0.000		0
Total Investments and Average				19,994,861.61	20,120,999.39	19,997,407.39		5.485	5.561		40

**Fund OPER - Operating
Investments by Fund
November 30, 2023**

CUSIP	Investment #	Issuer	Purchase Date	Book Value	Par Value	Market Value	Current Rate	YTM 360	YTM 365	Maturity Date	Days To Maturity
Commercial Paper Disc. -Amortizing											
78015CDJ8	10211	Royal Bank of Canada CP	07/18/2023	9,784,550.00	10,000,000.00	9,784,550.00		5.893	5.975	04/18/2024	139
89233GDK9	10212	Toyota Motor Credit Corp CP	07/24/2023	4,890,722.22	5,000,000.00	4,893,800.00		5.935	6.017	04/19/2024	140
Subtotal and Average				14,675,272.22	15,000,000.00	14,678,350.00		5.907	5.989		139
Federal Agency Coupon Securities											
31422XMV1	10177	FRMAC Call Note	10/04/2021	5,000,000.00	5,000,000.00	4,801,623.90	0.500	0.493	0.500	10/04/2024	308
3133ENYX2	10193	FFCB Note	07/25/2022	4,999,928.15	5,000,000.00	4,953,580.95	3.250	3.207	3.251	06/17/2024	199
3133ENZ94	10199	FFCB Note	01/19/2023	10,016,329.22	10,000,000.00	9,933,505.30	4.500	4.259	4.318	11/18/2024	353
3133EN7J3	10201	FFCB Note	02/02/2023	7,480,149.58	7,500,000.00	7,373,320.88	3.875	3.950	4.005	02/02/2026	794
3130AWTQ3	10216	FHLB Note	09/25/2023	24,774,361.40	25,000,000.00	25,072,029.75	4.625	4.905	4.973	09/11/2026	1,015
3130AXU63	10221	FHLB Note	11/22/2023	7,987,045.37	8,000,000.00	8,010,810.00	4.625	4.619	4.683	11/17/2026	1,082
3134GXZT4	10183	FHLMC Call Note	07/14/2022	5,000,000.00	5,000,000.00	4,909,894.15	4.000	3.945	4.000	07/14/2025	591
3135G03U5	10194	FNMA Note	08/05/2022	4,832,803.33	5,000,000.00	4,711,083.00	0.625	3.107	3.150	04/22/2025	508
3135G04Z3	10200	FNMA Note	01/23/2023	7,118,039.58	7,500,000.00	7,012,560.15	0.500	3.935	3.990	06/17/2025	564
Subtotal and Average				77,208,656.63	78,000,000.00	76,778,408.08		4.040	4.096		715
Treasury Coupon Securities											
91282CCC3	10181	T Note	05/16/2022	5,937,803.30	6,000,000.00	5,863,593.72	0.250	2.571	2.607	05/15/2024	166
912828ZT0	10182	T Note	06/15/2022	4,775,852.08	5,000,000.00	4,665,820.30	0.250	3.376	3.423	05/31/2025	547
91282CFP1	10219	T Note	11/22/2023	7,907,159.09	8,000,000.00	7,926,562.48	4.250	4.837	4.904	10/15/2025	684
Subtotal and Average				18,620,814.47	19,000,000.00	18,455,976.50		3.740	3.792		483
TexStar											
5450	10008	TexStar	02/01/2016	12,025,213.27	12,025,213.27	12,025,213.27	5.331	5.257	5.330		1
Subtotal and Average				12,025,213.27	12,025,213.27	12,025,213.27		5.258	5.331		1
Texpool											
700003	10011	Texpool	02/01/2016	24,584,521.55	24,584,521.55	24,584,521.55	5.372	5.298	5.372		1
Subtotal and Average				24,584,521.55	24,584,521.55	24,584,521.55		5.299	5.372		1
JPMorgan Chase											
7828	10012	JPMorgan Chase Commercial Chkg	02/01/2016	98,485.86	98,485.86	98,485.86					1
Subtotal and Average				98,485.86	98,485.86	98,485.86		0.000	0.000		1
Texas Range											

**Fund OPER - Operating
Investments by Fund
November 30, 2023**

CUSIP	Investment #	Issuer	Purchase Date	Book Value	Par Value	Market Value	Current Rate	YTM 360	YTM 365	Maturity Days To Date Maturity
Texas Range										
1291-00	10142	TexasDAILY	02/06/2019	5,456,476.25	5,456,476.25	5,456,476.25	5.370	5.296	5.370	1
Subtotal and Average				5,456,476.25	5,456,476.25	5,456,476.25		5.296	5.370	1
Total Investments and Average				152,669,440.25	154,164,696.93	152,077,431.51		4.524	4.587	434

**Fund STABL - Stabilization
Investments by Fund
November 30, 2023**

CUSIP	Investment #	Issuer	Purchase Date	Book Value	Par Value	Market Value	Current Rate	YTM 360	YTM 365	Maturity Date	Days To Maturity
Commercial Paper Disc. -Amortizing											
21687ADF7	10215	Cooperatieve Rabobank CP	09/25/2023	4,894,411.11	5,000,000.00	4,897,315.00	5.590	5.833	5.914	04/15/2024	136
62479LD85	10210	MUFG Bank CP	07/18/2023	9,798,975.02	10,000,000.00	9,800,310.00		5.922	6.005	04/08/2024	129
Subtotal and Average				14,693,386.13	15,000,000.00	14,697,625.00		5.893	5.975		131
Federal Agency Coupon Securities											
3133EN6A3	10198	FFCB Note	01/17/2023	10,022,732.53	10,000,000.00	9,853,631.10	4.000	3.831	3.885	01/13/2026	774
3133EPC37	10220	FFCB Note	11/22/2023	9,990,037.72	10,000,000.00	10,011,018.00	4.875	4.860	4.928	11/13/2025	713
3130AWER7	10207	FHLB Note	06/12/2023	1,998,723.37	2,000,000.00	1,992,120.98	4.625	4.606	4.670	06/06/2025	553
3130AWER7	10208	FHLB Note	06/12/2023	7,994,931.65	8,000,000.00	7,968,483.92	4.625	4.605	4.669	06/06/2025	553
Subtotal and Average				30,006,425.27	30,000,000.00	29,825,254.00		4.432	4.494		680
Texpool											
700005	10050	Texpool	01/24/2018	17,760,166.68	17,760,166.68	17,760,166.68	5.372	5.298	5.372		1
Subtotal and Average				17,760,166.68	17,760,166.68	17,760,166.68		5.299	5.372		1
Total Investments and Average				62,459,978.08	62,760,166.68	62,283,045.68		5.022	5.092		357



Collin Co Comm College Dist.
Cash Reconciliation Report
For the Period September 1, 2023 - November 30, 2023
Grouped by Fund

Meeder Public Funds
 901 S. MoPac
 Suite 300
 Austin, TX 78746
 -

Trans. Date	Investment #	Fund	Trans. Type	Security ID	Par Value	Security Description	Maturity Date	Purchases	Interest	Redemptions	Cash
Building											
09/12/2023	10172	BLDG	Interest	3130ALJ70	5,000,000.00	FHLBC 5.0M 0.40% Mat. 03/12/2024	03/12/2024	0.00	10,000.00	0.00	10,000.00
09/30/2023	10206	BLDG	Interest	3130ARD24	10,000,000.00	FHLBC 10.0M 2.01% Mat.	09/30/2024	0.00	100,500.00	0.00	100,500.00
10/27/2023	10202	BLDG	Maturity	22533UXT5	5,000,000.00	CREDAG 5.0M 0.00% Mat.	10/27/2023	0.00	0.00	5,000,000.00	5,000,000.00
Subtotal								0.00	110,500.00	5,000,000.00	5,110,500.00
2020 Bond Series											
09/25/2023	10214	BOND20	Purchase	21687ADF7	5,000,000.00	CCOPBK 5.0M 0.00% Mat.	04/15/2024	-4,842,393.06	0.00	0.00	-4,842,393.06
09/26/2023	10217	BOND20	Purchase	4497W0FE3	10,000,000.00	INGFD 10.0M 0.00% Mat.	06/14/2024	-9,590,261.11	0.00	0.00	-9,590,261.11
09/26/2023	10218	BOND20	Purchase	22533TFJ0	5,000,000.00	CREDAG 5.0M 0.00% Mat.	06/18/2024	-4,792,372.22	0.00	0.00	-4,792,372.22
Subtotal								-19,225,026.39	0.00	0.00	-19,225,026.39
Debt Service											
09/25/2023	10213	DS	Purchase	53948ACB5	8,000,000.00	LLOYDS 8.0M 0.00% Mat.	03/11/2024	-7,790,186.67	0.00	0.00	-7,790,186.67
Subtotal								-7,790,186.67	0.00	0.00	-7,790,186.67
Operating											
09/01/2023	10167	OPER	Interest	3133EL5J9	5,000,000.00	FFCBC 5.0M 0.30% Mat. 09/01/2023	09/01/2023	0.00	7,500.00	0.00	7,500.00
09/01/2023	10167	OPER	Maturity	3133EL5J9	5,000,000.00	FFCBC 5.0M 0.30% Mat. 09/01/2023	09/01/2023	0.00	0.00	5,000,000.00	5,000,000.00
09/14/2023	10169	OPER	Interest	3133EL6U3	5,000,000.00	FFCBC 5.0M 0.28% Mat. 09/14/2023	09/14/2023	0.00	7,000.00	0.00	7,000.00
09/14/2023	10169	OPER	Maturity	3133EL6U3	5,000,000.00	FFCBC 5.0M 0.28% Mat. 09/14/2023	09/14/2023	0.00	0.00	5,000,000.00	5,000,000.00
09/25/2023	10216	OPER	Purchase	3130AWTQ3	25,000,000.00	FHLB 25.0M 4.63% Mat. 09/11/2026	09/11/2026	-24,759,469.25	-163,802.08	0.00	-24,923,271.33
10/04/2023	10177	OPER	Interest	31422XMV1	5,000,000.00	FAMCAC 5.0M 0.50% Mat.	10/04/2024	0.00	12,500.00	0.00	12,500.00
10/22/2023	10194	OPER	Interest	3135G03U5	5,000,000.00	FNMA 5.0M 0.63% Mat. 04/22/2025	04/22/2025	0.00	15,625.00	0.00	15,625.00
11/15/2023	10180	OPER	Interest	91282CAW1	6,000,000.00	TNOTE 6.0M 0.25% Mat. 11/15/2023	11/15/2023	0.00	7,500.00	0.00	7,500.00
11/15/2023	10181	OPER	Interest	91282CCC3	6,000,000.00	TNOTE 6.0M 0.25% Mat. 05/15/2024	05/15/2024	0.00	7,500.00	0.00	7,500.00
11/15/2023	10180	OPER	Maturity	91282CAW1	6,000,000.00	TNOTE 6.0M 0.25% Mat. 11/15/2023	11/15/2023	0.00	0.00	6,000,000.00	6,000,000.00
11/18/2023	10199	OPER	Interest	3133ENZ94	10,000,000.00	FFCB 10.0M 4.50% Mat. 11/18/2024	11/18/2024	0.00	225,000.00	0.00	225,000.00
11/22/2023	10219	OPER	Purchase	91282CFP1	8,000,000.00	TNOTE 8.0M 4.25% Mat. 10/15/2025	10/15/2025	-7,905,937.50	-35,300.55	0.00	-7,941,238.05
11/22/2023	10221	OPER	Purchase	3130AXU63	8,000,000.00	FHLB 8.0M 4.63% Mat. 11/17/2026	11/17/2026	-7,986,936.00	-5,138.89	0.00	-7,992,074.89
11/24/2023	10203	OPER	Maturity	87019SYQ1	10,000,000.00	SWEDBK 10.0M 0.00% Mat.	11/24/2023	0.00	0.00	10,000,000.00	10,000,000.00
11/30/2023	10182	OPER	Interest	912828ZT0	5,000,000.00	TNOTE 5.0M 0.25% Mat. 05/31/2025	05/31/2025	0.00	6,250.00	0.00	6,250.00
Subtotal								-40,652,342.75	84,633.48	26,000,000.00	-14,567,709.27
Stabilization											
09/25/2023	10215	STABL	Purchase	21687ADF7	5,000,000.00	CCOPBK 5.0M 5.59% Mat.	04/15/2024	-4,842,393.06	0.00	0.00	-4,842,393.06
11/22/2023	10220	STABL	Purchase	3133EPC37	10,000,000.00	FFCB 10.0M 4.88% Mat. 11/13/2025	11/13/2025	-9,989,910.00	-12,187.50	0.00	-10,002,097.50
11/24/2023	10204	STABL	Maturity	62479MYQ0	10,000,000.00	MUFGBK 10.0M 0.00% Mat.	11/24/2023	0.00	0.00	10,000,000.00	10,000,000.00

Collin Co Comm College Dist.

Cash Reconciliation Report

For the Period September 1, 2023 - November 30, 2023

Trans. Date	Investment #	Fund	Trans. Type	Security ID	Par Value	Security Description	Maturity Date	Purchases	Interest	Redemptions	Cash
							Subtotal	-14,832,303.06	-12,187.50	10,000,000.00	-4,844,490.56
							Total	-82,499,858.87	182,945.98	41,000,000.00	-41,316,912.89



Collin Co Comm College Dist.
Purchases Report
Sorted by Fund - Issuer
September 1, 2023 - November 30, 2023

Meeder Public Funds
 901 S. MoPac
 Suite 300
 Austin, TX 78746
 -

CUSIP	Investment #	Fund	Sec. Type	Issuer	Original Par Value	Purchase Date	Payment Periods	Principal Purchased	Accrued Interest at Purchase	Rate at Purchase	Maturity Date	YTM	Ending Book Value
2020 Bond Series													
21687ADF7	10214	BOND20	ACP	CCOPBK	5,000,000.00	09/25/2023	04/15 - At Maturity	4,842,393.06			04/15/2024	5.833	4,894,411.11
22533TFJ0	10218	BOND20	ACP	CREDAG	5,000,000.00	09/26/2023	06/18 - At Maturity	4,792,372.22			06/18/2024	5.909	4,843,888.89
4497W0FE3	10217	BOND20	ACP	INGFD	10,000,000.00	09/26/2023	06/14 - At Maturity	9,590,261.11			06/14/2024	5.918	9,693,477.78
				Subtotal	20,000,000.00			19,225,026.39	0.00				19,431,777.78
Debt Service													
53948ACB5	10213	DS	ACP	LLOYDS	8,000,000.00	09/25/2023	03/11 - At Maturity	7,790,186.67			03/11/2024	5.771	7,873,862.22
				Subtotal	8,000,000.00			7,790,186.67	0.00				7,873,862.22
Operating													
3130AWTQ3	10216	OPER	FAC	FHLB	25,000,000.00	09/25/2023	03/11 - 09/11	24,759,469.25	163,802.08	4.625	09/11/2026	4.974	24,774,361.40
3130AXU63	10221	OPER	FAC	FHLB	8,000,000.00	11/22/2023	05/17 - 11/17	7,986,936.00	5,138.89	4.625	11/17/2026	4.684	7,987,045.37
91282CFP1	10219	OPER	TRC	TNOTE	8,000,000.00	11/22/2023	04/15 - 10/15	7,905,937.50	35,300.55	4.250	10/15/2025	4.905	7,907,159.09
				Subtotal	41,000,000.00			40,652,342.75	204,241.52				40,668,565.86
Stabilization													
21687ADF7	10215	STABL	ACP	CCOPBK	5,000,000.00	09/25/2023	04/15 - At Maturity	4,842,393.06		5.590	04/15/2024	5.833	4,894,411.11
3133EPC37	10220	STABL	FAC	FFCB	10,000,000.00	11/22/2023	05/13 - 11/13	9,989,910.00	12,187.50	4.875	11/13/2025	4.928	9,990,037.72
				Subtotal	15,000,000.00			14,832,303.06	12,187.50				14,884,448.83
				Total Purchases	84,000,000.00			82,499,858.87	216,429.02				82,858,654.69



Collin Co Comm College Dist.
Maturity Report
Sorted by Maturity Date
Amounts due during September 1, 2023 - November 30, 2023

Meeder Public Funds
 901 S. MoPac
 Suite 300
 Austin, TX 78746
 -

CUSIP	Investment #	Fund	Sec. Type	Issuer	Par Value	Maturity Date	Purchase Date	Rate at Maturity	Book Value at Maturity	Interest	Maturity Proceeds	Net Income
3133EL5J9	10167	OPER	FAC	FFCBC	5,000,000.00	09/01/2023	09/16/2020	0.300	5,000,000.00	7,500.00	5,007,500.00	7,500.00
3133EL6U3	10169	OPER	FAC	FFCBC	5,000,000.00	09/14/2023	09/16/2020	0.280	5,000,000.00	7,000.00	5,007,000.00	7,000.00
22533UXT5	10202	BLDG	ACP	CREDAG	5,000,000.00	10/27/2023	03/02/2023		5,000,000.00	0.00	5,000,000.00	0.00
91282CAW1	10180	OPER	TRC	TNOTE	6,000,000.00	11/15/2023	05/16/2022	0.250	6,000,000.00	7,500.00	6,007,500.00	7,500.00
62479MYQ0	10204	STABL	ACP	MUFGBK	10,000,000.00	11/24/2023	03/02/2023		10,000,000.00	0.00	10,000,000.00	0.00
87019SYQ1	10203	OPER	ACP	SWEDBK	10,000,000.00	11/24/2023	03/02/2023		10,000,000.00	0.00	10,000,000.00	0.00
Total Maturities					41,000,000.00				41,000,000.00	22,000.00	41,022,000.00	22,000.00



Collin Co Comm College Dist.
Interest Earnings
Sorted by Fund - Fund
September 1, 2023 - November 30, 2023
Yield on Beginning Book Value

Meeder Public Funds
 901 S. MoPac
 Suite 300
 Austin, TX 78746
 -

CUSIP	Investment #	Fund	Security Type	Ending Par Value	Beginning Book Value	Ending Book Value	Maturity Date	Current Rate	Annualized Yield	Adjusted Interest Earnings		
										Interest Earned	Amortization/ Accretion	Adjusted Interest Earnings
Fund: Building												
3133EN5Q9	10197	BLDG	FAC	5,000,000.00	5,009,317.52	5,007,602.64	01/10/2025	4.500	4.367	56,250.00	-1,714.88	54,535.12
3130ATUC9	10196	BLDG	FAC	10,000,000.00	10,084,675.38	10,075,393.06	12/12/2025	4.500	4.105	112,500.00	-9,282.32	103,217.68
912828YE4	10179	BLDG	TRC	5,000,000.00	4,941,388.21	4,956,001.01	08/31/2024	1.250	2.454	15,625.00	14,612.80	30,237.80
2450	10007	BLDG	RRP	30,025,750.13	29,630,911.94	30,025,750.13		5.331	5.345	394,838.19	0.00	394,838.19
700001	10009	BLDG	RR2	13,875,380.76	5,705,361.60	13,875,380.76		5.372	8.203	116,677.32	0.00	116,677.32
3130ARD24	10206	BLDG	FAC	10,000,000.00	9,690,640.95	9,762,215.02	09/30/2024	2.010	5.042	50,250.00	71,574.07	121,824.07
3130AMT85	10175	BLDG	FAC	10,000,000.00	10,000,000.00	10,000,000.00	06/28/2024	0.400	0.401	10,000.00	0.00	10,000.00
3130ALJ70	10172	BLDG	FAC	5,000,000.00	5,000,000.00	5,000,000.00	03/12/2024	0.400	0.401	5,000.00	0.00	5,000.00
3130AOCM3	10178	BLDG	FAC	5,000,000.00	5,000,000.00	5,000,000.00	12/20/2024	1.000	1.003	12,500.00	0.00	12,500.00
3130ANNS5	10176	BLDG	FAC	5,000,000.00	5,000,000.00	5,000,000.00	08/28/2024	0.500	0.501	6,250.00	0.00	6,250.00
22533UXT5	10202	BLDG	ACP	0.00	4,960,177.78	0.00	10/27/2023		5.233	0.00	39,822.22	39,822.22
78009AB52	10205	BLDG	ACP	10,000,000.00	9,779,327.78	9,907,233.33	02/05/2024		5.246	0.00	127,905.55	127,905.55
40060WAA0	10209	BLDG	ACP	10,000,000.00	9,797,313.89	9,938,111.11	01/10/2024		5.764	0.00	140,797.22	140,797.22
Subtotal				118,901,130.89	114,599,115.05	118,547,687.06			4.142	779,890.51	383,714.66	1,163,605.17
Fund: 2020 Bond Series												
700006A	10164	BOND20	RR2	12,606,887.47	31,969,000.03	12,606,887.47		5.372	2.981	237,613.51	0.00	237,613.51
22533TFJ0	10218	BOND20	ACP	5,000,000.00	0.00	4,843,888.89	06/18/2024		5.945	0.00	51,516.67	51,516.67
21687ADF7	10214	BOND20	ACP	5,000,000.00	0.00	4,894,411.11	04/15/2024		5.852	0.00	52,018.05	52,018.05
4497W0FE3	10217	BOND20	ACP	10,000,000.00	0.00	9,693,477.78	06/14/2024		5.952	0.00	103,216.67	103,216.67
Subtotal				32,606,887.47	31,969,000.03	32,038,665.25			3.878	237,613.51	206,751.39	444,364.90
Fund: Debt Service												
700004	10010	DS	RR2	12,120,999.39	12,595,820.36	12,120,999.39		5.372	4.427	139,020.11	0.00	139,020.11
53948ACB5	10213	DS	ACP	8,000,000.00	0.00	7,873,862.22	03/11/2024		5.852	0.00	83,675.55	83,675.55
Subtotal				20,120,999.39	12,595,820.36	19,994,861.61			4.873	139,020.11	83,675.55	222,695.66
Fund: Operating												
3135G04Z3	10200	OPER	FAC	7,500,000.00	7,056,211.46	7,118,039.58	06/17/2025	0.500	4.047	9,375.00	61,828.12	71,203.12

Collin Co Comm College Dist.
Interest Earnings
September 1, 2023 - November 30, 2023

CUSIP	Investment #	Fund	Security Type	Ending Par Value	Beginning Book Value	Ending Book Value	Maturity Date	Current Rate	Annualized Yield	Adjusted Interest Earnings		
										Interest Earned	Amortization/ Accretion	Adjusted Interest Earnings
Fund: Operating												
3135G03U5	10194	OPER	FAC	5,000,000.00	4,802,768.00	4,832,803.33	04/22/2025	0.625	3.161	7,812.50	30,035.33	37,847.83
3133ENYX2	10193	OPER	FAC	5,000,000.00	4,999,895.16	4,999,928.15	06/17/2024	3.250	3.262	40,625.00	32.99	40,657.99
3133EN7J3	10201	OPER	FAC	7,500,000.00	7,477,862.08	7,480,149.58	02/02/2026	3.875	4.020	72,656.25	2,287.50	74,943.75
3133ENZ94	10199	OPER	FAC	10,000,000.00	10,020,564.46	10,016,329.22	11/18/2024	4.500	4.334	112,500.00	-4,235.24	108,264.76
3130AXU63	10221	OPER	FAC	8,000,000.00	0.00	7,987,045.37	11/17/2026	4.625	4.752	9,250.00	109.37	9,359.37
3130AWTQ3	10216	OPER	FAC	25,000,000.00	0.00	24,774,361.40	09/11/2026	4.625	4.992	211,979.17	14,892.15	226,871.32
91282CCC3	10181	OPER	TRC	6,000,000.00	5,903,707.51	5,937,803.30	05/15/2024	0.250	2.569	3,716.41	34,095.79	37,812.20
912828ZT0	10182	OPER	TRC	5,000,000.00	4,738,562.38	4,775,852.08	05/31/2025	0.250	3.419	3,107.92	37,289.70	40,397.62
91282CAW1	10180	OPER	TRC	0.00	5,973,857.35	0.00	11/15/2023	0.250	2.379	3,057.07	26,142.65	29,199.72
91282CFP1	10219	OPER	TRC	8,000,000.00	0.00	7,907,159.09	10/15/2025	4.250	4.915	8,360.65	1,221.59	9,582.24
5450	10008	OPER	RRP	12,025,213.27	11,867,081.86	12,025,213.27		5.331	5.345	158,131.41	0.00	158,131.41
700003	10011	OPER	RR2	24,584,521.55	74,678,164.88	24,584,521.55		5.372	2.756	513,048.72	0.00	513,048.72
7828	10012	OPER	RR3	98,485.86	112,526.07	98,485.86				0.00	0.00	0.00
3134GXZT4	10183	OPER	FAC	5,000,000.00	5,000,000.00	5,000,000.00	07/14/2025	4.000	4.011	50,000.00	0.00	50,000.00
31422XMV1	10177	OPER	FAC	5,000,000.00	5,000,000.00	5,000,000.00	10/04/2024	0.500	0.501	6,250.00	0.00	6,250.00
3133EL6U3	10169	OPER	FAC	0.00	5,000,000.00	0.00	09/14/2023	0.280	0.284	505.56	0.00	505.56
3133EL5J9	10167	OPER	FAC	0.00	5,000,000.00	0.00	09/01/2023	0.300		0.00	0.00	0.00
1291-00	10142	OPER	RR5	5,456,476.25	5,384,246.51	5,456,476.25		5.370	5.381	72,229.74	0.00	72,229.74
78015CDJ8	10211	OPER	ACP	10,000,000.00	9,643,500.00	9,784,550.00	04/18/2024		5.867	0.00	141,050.00	141,050.00
87019SYQ1	10203	OPER	ACP	0.00	9,879,133.33	0.00	11/24/2023		5.316	0.00	120,866.67	120,866.67
89233GDK9	10212	OPER	ACP	5,000,000.00	4,819,691.67	4,890,722.22	04/19/2024		5.911	0.00	71,030.55	71,030.55
Subtotal				154,164,696.93	187,357,772.72	152,669,440.25			3.721	1,282,605.40	536,647.17	1,819,252.57
Fund: Stabilization												
3133EPC37	10220	STABL	FAC	10,000,000.00	0.00	9,990,037.72	11/13/2025	4.875	5.000	12,187.50	127.72	12,315.22
3133EN6A3	10198	STABL	FAC	10,000,000.00	10,025,417.47	10,022,732.53	01/13/2026	4.000	3.893	100,000.00	-2,684.94	97,315.06
3130AWER7	10207	STABL	FAC	2,000,000.00	1,998,512.55	1,998,723.37	06/06/2025	4.625	4.683	23,125.00	210.82	23,335.82
3130AWER7	10208	STABL	FAC	8,000,000.00	7,994,094.68	7,994,931.65	06/06/2025	4.625	4.683	92,500.00	836.97	93,336.97
700005	10050	STABL	RR2	17,760,166.68	17,183,998.78	17,760,166.68		5.372	6.609	283,158.46	0.00	283,158.46
62479LD85	10210	STABL	ACP	10,000,000.00	9,657,166.69	9,798,975.02	04/08/2024		5.890	0.00	141,808.33	141,808.33
62479MYQ0	10204	STABL	ACP	0.00	9,879,133.33	0.00	11/24/2023		5.316	0.00	120,866.67	120,866.67
21687ADF7	10215	STABL	ACP	5,000,000.00	0.00	4,894,411.11	04/15/2024	5.590	5.852	0.00	52,018.05	52,018.05
Subtotal				62,760,166.68	56,738,323.50	62,459,978.08			5.461	510,970.96	313,183.62	824,154.58
Total				388,553,881.36	403,260,031.66	385,710,632.25			4.138	2,950,100.49	1,523,972.39	4,474,072.88



Collin Co Comm College Dist.
Amortization Schedule
September 1, 2023 - November 30, 2023
Sorted By Fund - Fund

Meeder Public Funds
 901 S. MoPac
 Suite 300
 Austin, TX 78746
 -

Investment #	Maturity Date	Beginning Par Value				Amounts Amortized	Amount Amortized	Amt Amortized	Amount Unamortized	
Issuer	Fund	Amort. Date	Current Rate	Purchase Principal	Original Premium or Discount	Ending Book Value	And Unamortized As of 09/01/2023	This Period Through 11/30/2023	Through 11/30/2023	
Building										
10202	BLDG	10/27/2023	5,000,000.00	4,830,044.44	-169,955.56	0.00	130,133.34	39,822.22	169,955.56	0.00
Credit Agricole CP							-39,822.22			
10197	BLDG	01/10/2025	5,000,000.00	5,013,700.00	13,700.00	5,007,602.64	-4,382.48	-1,714.88	-6,097.36	7,602.64
FFCB Note			4.500				9,317.52			
10196	BLDG	12/12/2025	10,000,000.00	10,108,500.00	108,500.00	10,075,393.06	-23,824.62	-9,282.32	-33,106.94	75,393.06
FHLB Note			4.500				84,675.38			
10206	BLDG	09/30/2024	10,000,000.00	9,613,500.00	-386,500.00	9,762,215.02	77,140.95	71,574.07	148,715.02	-237,784.98
FHLB Call Note			2.010				-309,359.05			
10209	BLDG	01/10/2024	10,000,000.00	9,727,688.89	-272,311.11	9,938,111.11	69,625.00	140,797.22	210,422.22	-61,888.89
GTA Funding CP							-202,686.11			
10205	BLDG	02/05/2024	10,000,000.00	9,626,122.22	-373,877.78	9,907,233.33	153,205.56	127,905.55	281,111.11	-92,766.67
Royal Bank of Canada CP							-220,672.22			
10179	BLDG	08/31/2024	5,000,000.00	4,860,937.50	-139,062.50	4,956,001.01	80,450.71	14,612.80	95,063.51	-43,998.99
T Note			1.250				-58,611.79			
			Subtotal	53,780,493.05	-1,219,506.95	49,646,556.17	482,348.46	383,714.66	866,063.12	-353,443.83
							-737,158.49			
2020 Bond Series										
10214	BOND20	04/15/2024	5,000,000.00	4,842,393.06	-157,606.94	4,894,411.11	0.00	52,018.05	52,018.05	-105,588.89
Cooperatieve Rabobank CP							-157,606.94			
10218	BOND20	06/18/2024	5,000,000.00	4,792,372.22	-207,627.78	4,843,888.89	0.00	51,516.67	51,516.67	-156,111.11
Credit Agricole CP							-207,627.78			
10217	BOND20	06/14/2024	10,000,000.00	9,590,261.11	-409,738.89	9,693,477.78	0.00	103,216.67	103,216.67	-306,522.22
ING Funding CP							-409,738.89			
			Subtotal	19,225,026.39	-774,973.61	19,431,777.78	0.00	206,751.39	206,751.39	-568,222.22
							-774,973.61			
Debt Service										
10213	DS	03/11/2024	8,000,000.00	7,790,186.67	-209,813.33	7,873,862.22	0.00	83,675.55	83,675.55	-126,137.78
Lloyds Bank CP							-209,813.33			
			Subtotal	7,790,186.67	-209,813.33	7,873,862.22	0.00	83,675.55	83,675.55	-126,137.78
							-209,813.33			

Collin Co Comm College Dist.
Amortization Schedule
September 1, 2023 - November 30, 2023

Investment #	Maturity Date	Beginning Par Value				Amounts Amortized				
Issuer	Fund	Amort. Date	Current Rate	Purchase Principal	Original Premium or Discount	Ending Book Value	And Unamortized As of 09/01/2023	Amount Amortized This Period	Amt Amortized Through 11/30/2023	Amount Unamortized Through 11/30/2023
Operating										
10193 FFCB Note	OPER	06/17/2024	5,000,000.00 3.250	4,999,750.00	-250.00	4,999,928.15	145.16 -104.84	32.99	178.15	-71.85
10199 FFCB Note	OPER	11/18/2024	10,000,000.00 4.500	10,031,011.40	31,011.40	10,016,329.22	-10,446.94 20,564.46	-4,235.24	-14,682.18	16,329.22
10201 FFCB Note	OPER	02/02/2026	7,500,000.00 3.875	7,472,550.00	-27,450.00	7,480,149.58	5,312.08 -22,137.92	2,287.50	7,599.58	-19,850.42
10169 FFCB Call Note	OPER	09/14/2023 09/14/2021	5,000,000.00 0.280	4,995,000.00	-5,000.00	0.00	5,000.00 0.00	0.00	5,000.00	0.00
10216 FHLB Note	OPER	09/11/2026	25,000,000.00 4.625	24,759,469.25	-240,530.75	24,774,361.40	0.00 -240,530.75	14,892.15	14,892.15	-225,638.60
10221 FHLB Note	OPER	11/17/2026	8,000,000.00 4.625	7,986,936.00	-13,064.00	7,987,045.37	0.00 -13,064.00	109.37	109.37	-12,954.63
10194 FNMA Note	OPER	04/22/2025	5,000,000.00 0.625	4,673,949.80	-326,050.20	4,832,803.33	128,818.20 -197,232.00	30,035.33	158,853.53	-167,196.67
10200 FNMA Note	OPER	06/17/2025	7,500,000.00 0.500	6,906,450.00	-593,550.00	7,118,039.58	149,761.46 -443,788.54	61,828.12	211,589.58	-381,960.42
10211 Royal Bank of Canada CP	OPER	04/18/2024	10,000,000.00	9,573,750.00	-426,250.00	9,784,550.00	69,750.00 -356,500.00	141,050.00	210,800.00	-215,450.00
10203 Swedbank CP	OPER	11/24/2023	10,000,000.00	9,615,816.67	-384,183.33	0.00	263,316.66 -120,866.67	120,866.67	384,183.33	0.00
10180 T Note	OPER	11/15/2023	6,000,000.00 0.250	5,808,984.38	-191,015.62	0.00	164,872.97 -26,142.65	26,142.65	191,015.62	0.00
10181 T Note	OPER	05/15/2024	6,000,000.00 0.250	5,726,484.38	-273,515.62	5,937,803.30	177,223.13 -96,292.49	34,095.79	211,318.92	-62,196.70
10182 T Note	OPER	05/31/2025	5,000,000.00 0.250	4,557,031.25	-442,968.75	4,775,852.08	181,531.13 -261,437.62	37,289.70	218,820.83	-224,147.92
10219 T Note	OPER	10/15/2025	8,000,000.00 4.250	7,905,937.50	-94,062.50	7,907,159.09	0.00 -94,062.50	1,221.59	1,221.59	-92,840.91
10212 Toyota Motor Credit Corp CP	OPER	04/19/2024	5,000,000.00	4,789,250.00	-210,750.00	4,890,722.22	30,441.67 -180,308.33	71,030.55	101,472.22	-109,277.78
Subtotal				119,802,370.63	-3,197,629.37	100,504,743.32	1,165,725.52 -2,031,903.85	536,647.17	1,702,372.69	-1,495,256.68
Stabilization										
10215 Cooperatieve Rabobank CP	STABL	04/15/2024	5,000,000.00 5.590	4,842,393.06	-157,606.94	4,894,411.11	0.00 -157,606.94	52,018.05	52,018.05	-105,588.89
10198 FFCB Note	STABL	01/13/2026	10,000,000.00 4.000	10,032,100.00	32,100.00	10,022,732.53	-6,682.53 25,417.47	-2,684.94	-9,367.47	22,732.53

Collin Co Comm College Dist.
Amortization Schedule
September 1, 2023 - November 30, 2023

Investment #	Maturity Date	Beginning Par Value				Amounts Amortized				
Issuer	Fund	Amort. Date	Current Rate	Purchase Principal	Original Premium or Discount	Ending Book Value	And Unamortized As of 09/01/2023	Amount Amortized This Period	Amt Amortized Through 11/30/2023	Amount Unamortized Through 11/30/2023
Stabilization										
10220 FFCB Note	STABL	11/13/2025	10,000,000.00 4.875	9,989,910.00	-10,090.00	9,990,037.72	0.00 -10,090.00	127.72	127.72	-9,962.28
10207 FHLB Note	STABL	06/06/2025	2,000,000.00 4.625	1,998,327.50	-1,672.50	1,998,723.37	185.05 -1,487.45	210.82	395.87	-1,276.63
10208 FHLB Note	STABL	06/06/2025	8,000,000.00 4.625	7,993,360.00	-6,640.00	7,994,931.65	734.68 -5,905.32	836.97	1,571.65	-5,068.35
10204 MUFG Bank CP	STABL	11/24/2023	10,000,000.00	9,615,816.67	-384,183.33	0.00	263,316.66 -120,866.67	120,866.67	384,183.33	0.00
10210 MUFG Bank CP	STABL	04/08/2024	10,000,000.00	9,587,041.70	-412,958.30	9,798,975.02	70,124.99 -342,833.31	141,808.33	211,933.32	-201,024.98
			Subtotal	54,058,948.93	-941,051.07	44,699,811.40	327,678.85 -613,372.22	313,183.62	640,862.47	-300,188.60
			Total	254,657,025.67	-6,342,974.33	222,156,750.89	1,975,752.83 -4,367,221.50	1,523,972.39	3,499,725.22	-2,843,249.11



Collin Co Comm College Dist.
Projected Cashflow Report
Sorted by Monthly
For the Period December 1, 2023 - June 30, 2024

Meeder Public Funds
 901 S. MoPac
 Suite 300
 Austin, TX 78746
 -

Projected Trans. Date	Investment #	Fund	Security ID	Transaction Type	Issuer	Par Value	Original Cost	Principal	Interest	Total
December 2023										
12/06/2023	10207	STABL	3130AWER7	Interest	FHLB Note	0.00	0.00	0.00	44,708.33	44,708.33
12/06/2023	10208	STABL	3130AWER7	Interest	FHLB Note	0.00	0.00	0.00	178,833.33	178,833.33
12/12/2023	10172	BLDG	3130ALJ70	Call	FHLB Call Note	5,000,000.00	5,000,000.00	5,000,000.00	0.00	5,000,000.00
12/12/2023	10196	BLDG	3130ATUC9	Interest	FHLB Note	0.00	0.00	0.00	225,000.00	225,000.00
12/17/2023	10193	OPER	3133ENYX2	Interest	FFCB Note	0.00	0.00	0.00	81,250.00	81,250.00
12/17/2023	10200	OPER	3135G04Z3	Interest	FNMA Note	0.00	0.00	0.00	18,750.00	18,750.00
12/20/2023	10178	BLDG	3130AQCM3	Interest	FHLB Call Note	0.00	0.00	0.00	25,000.00	25,000.00
12/20/2023	10178	BLDG	3130AQCM3	Call	FHLB Call Note	5,000,000.00	5,000,000.00	5,000,000.00	0.00	5,000,000.00
12/28/2023	10175	BLDG	3130AMT85	Interest	FHLB Call Note	0.00	0.00	0.00	20,000.00	20,000.00
12/28/2023	10175	BLDG	3130AMT85	Call	FHLB Call Note	10,000,000.00	10,000,000.00	10,000,000.00	0.00	10,000,000.00
12/30/2023	10206	BLDG	3130ARD24	Call	FHLB Call Note	10,000,000.00	9,613,500.00	10,000,000.00	0.00	10,000,000.00
Total for December 2023						30,000,000.00	29,613,500.00	30,000,000.00	593,541.66	30,593,541.66
January 2024										
01/04/2024	10177	OPER	31422XMV1	Call	FRMAC Call Note	5,000,000.00	5,000,000.00	5,000,000.00	0.00	5,000,000.00
01/10/2024	10197	BLDG	3133EN5Q9	Interest	FFCB Note	0.00	0.00	0.00	112,500.00	112,500.00
01/10/2024	10209	BLDG	40060WAA0	Maturity	GTA Funding CP	10,000,000.00	9,727,688.89	10,000,000.00	0.00	10,000,000.00
01/13/2024	10198	STABL	3133EN6A3	Interest	FFCB Note	0.00	0.00	0.00	200,000.00	200,000.00
01/14/2024	10183	OPER	3134GXZT4	Interest	FHLMC Call Note	0.00	0.00	0.00	100,000.00	100,000.00
01/14/2024	10183	OPER	3134GXZT4	Call	FHLMC Call Note	5,000,000.00	5,000,000.00	5,000,000.00	0.00	5,000,000.00
Total for January 2024						20,000,000.00	19,727,688.89	20,000,000.00	412,500.00	20,412,500.00
February 2024										
02/02/2024	10201	OPER	3133EN7J3	Interest	FFCB Note	0.00	0.00	0.00	145,312.50	145,312.50
02/05/2024	10205	BLDG	78009AB52	Maturity	Royal Bank of Canada CP	10,000,000.00	9,626,122.22	10,000,000.00	0.00	10,000,000.00
02/28/2024	10176	BLDG	3130ANNS5	Interest	FHLB Call Note	0.00	0.00	0.00	12,500.00	12,500.00
02/28/2024	10176	BLDG	3130ANNS5	Call	FHLB Call Note	5,000,000.00	5,000,000.00	5,000,000.00	0.00	5,000,000.00
02/29/2024	10179	BLDG	912828YE4	Interest	T Note	0.00	0.00	0.00	31,250.00	31,250.00
Total for February 2024						15,000,000.00	14,626,122.22	15,000,000.00	189,062.50	15,189,062.50
March 2024										
03/11/2024	10213	DS	53948ACB5	Maturity	Lloyds Bank CP	8,000,000.00	7,790,186.67	8,000,000.00	0.00	8,000,000.00
03/11/2024	10216	OPER	3130AWTQ3	Interest	FHLB Note	0.00	0.00	0.00	696,961.81	696,961.81

Collin Co Comm College Dist.
Projected Cashflow Report
For the Period December 1, 2023 - June 30, 2024

Projected Trans. Date	Investment #	Fund	Security ID	Transaction Type	Issuer	Par Value	Original Cost	Principal	Interest	Total
March 2024										
03/12/2024	10172	BLDG	3130ALJ70	Maturity	FHLB Call Note	5,000,000.00	5,000,000.00	5,000,000.00	10,000.00	5,010,000.00
03/31/2024	10206	BLDG	3130ARD24	Interest	FHLB Call Note	0.00	0.00	0.00	101,058.33	101,058.33
Total for March 2024						13,000,000.00	12,790,186.67	13,000,000.00	808,020.14	13,808,020.14
April 2024										
04/04/2024	10177	OPER	31422XMV1	Interest	FRMAC Call Note	0.00	0.00	0.00	12,500.00	12,500.00
04/08/2024	10210	STABL	62479LD85	Maturity	MUFG Bank CP	10,000,000.00	9,587,041.70	10,000,000.00	0.00	10,000,000.00
04/15/2024	10214	BOND20	21687ADF7	Maturity	Cooperatieve Rabobank CP	5,000,000.00	4,842,393.06	5,000,000.00	0.00	5,000,000.00
04/15/2024	10215	STABL	21687ADF7	Maturity	Cooperatieve Rabobank CP	5,000,000.00	4,842,393.06	5,000,000.00	0.00	5,000,000.00
04/15/2024	10219	OPER	91282CFP1	Interest	T Note	0.00	0.00	0.00	170,000.00	170,000.00
04/18/2024	10211	OPER	78015CDJ8	Maturity	Royal Bank of Canada CP	10,000,000.00	9,573,750.00	10,000,000.00	0.00	10,000,000.00
04/19/2024	10212	OPER	89233GDK9	Maturity	Toyota Motor Credit Corp CP	5,000,000.00	4,789,250.00	5,000,000.00	0.00	5,000,000.00
04/22/2024	10194	OPER	3135G03U5	Interest	FNMA Note	0.00	0.00	0.00	15,625.00	15,625.00
Total for April 2024						35,000,000.00	33,634,827.82	35,000,000.00	198,125.00	35,198,125.00
May 2024										
05/13/2024	10220	STABL	3133EPC37	Interest	FFCB Note	0.00	0.00	0.00	243,750.00	243,750.00
05/15/2024	10181	OPER	91282CCC3	Maturity	T Note	6,000,000.00	5,726,484.38	6,000,000.00	7,500.00	6,007,500.00
05/17/2024	10221	OPER	3130AXU63	Interest	FHLB Note	0.00	0.00	0.00	185,000.00	185,000.00
05/18/2024	10199	OPER	3133ENZ94	Interest	FFCB Note	0.00	0.00	0.00	225,000.00	225,000.00
05/31/2024	10182	OPER	912828ZT0	Interest	T Note	0.00	0.00	0.00	6,250.00	6,250.00
Total for May 2024						6,000,000.00	5,726,484.38	6,000,000.00	667,500.00	6,667,500.00
June 2024										
06/06/2024	10207	STABL	3130AWER7	Interest	FHLB Note	0.00	0.00	0.00	46,250.00	46,250.00
06/06/2024	10208	STABL	3130AWER7	Interest	FHLB Note	0.00	0.00	0.00	185,000.00	185,000.00
06/12/2024	10196	BLDG	3130ATUC9	Interest	FHLB Note	0.00	0.00	0.00	225,000.00	225,000.00
06/14/2024	10217	BOND20	4497W0FE3	Maturity	ING Funding CP	10,000,000.00	9,590,261.11	10,000,000.00	0.00	10,000,000.00
06/17/2024	10193	OPER	3133ENYX2	Maturity	FFCB Note	5,000,000.00	4,999,750.00	5,000,000.00	81,250.00	5,081,250.00
06/17/2024	10200	OPER	3135G04Z3	Interest	FNMA Note	0.00	0.00	0.00	18,750.00	18,750.00
06/18/2024	10218	BOND20	22533TFJ0	Maturity	Credit Agricole CP	5,000,000.00	4,792,372.22	5,000,000.00	0.00	5,000,000.00
06/20/2024	10178	BLDG	3130AQCM3	Interest	FHLB Call Note	0.00	0.00	0.00	25,000.00	25,000.00
06/28/2024	10175	BLDG	3130AMT85	Maturity	FHLB Call Note	10,000,000.00	10,000,000.00	10,000,000.00	20,000.00	10,020,000.00
Total for June 2024						30,000,000.00	29,382,383.33	30,000,000.00	601,250.00	30,601,250.00
GRAND TOTALS:						149,000,000.00	145,501,193.31	149,000,000.00	3,469,999.30	152,469,999.30



Collin Co Comm College Dist.
Texas Compliance Change in Val Report
Sorted by Fund
September 1, 2023 - November 30, 2023

Meeder Public Funds
 901 S. MoPac
 Suite 300
 Austin, TX 78746
 -

Inv #	Issuer	Fund	Purch Date	Interest Accrual	Beginning Book Value	Purchases/ Additions	Redemptions	Change in Value	Ending Book Value
Cusip	Par Value	YTM	Mat Date	Interest Received	Beginning Market Value				Ending Market Value
Fund: Building									
10007	TXSTAR	BLDG	02/01/2016	394,838.19	29,630,911.94	394,838.19	0.00	394,838.19	30,025,750.13
2450	30,025,750.13	5.330	/ /	394,838.19	29,630,911.94	394,838.19	0.00	394,838.19	30,025,750.13
10009	TXPOOL	BLDG	02/01/2016	116,677.32	5,705,361.60	8,322,362.32	152,343.16	8,170,019.16	13,875,380.76
700001	13,875,380.76	5.372	/ /	116,677.32	5,705,361.60	8,322,362.32	152,343.16	8,170,019.16	13,875,380.76
10172	FHLBC	BLDG	03/12/2021	5,000.00	5,000,000.00	0.00	0.00	0.00	5,000,000.00
3130ALJ70	5,000,000.00	0.400	03/12/2024	10,000.00	4,866,913.15	0.00	0.00	64,369.25	4,931,282.40
10175	FHLBC	BLDG	06/28/2021	10,000.00	10,000,000.00	0.00	0.00	0.00	10,000,000.00
3130AMT85	10,000,000.00	0.400	06/28/2024	0.00	9,589,164.70	0.00	0.00	134,775.10	9,723,939.80
10176	FHLBC	BLDG	08/30/2021	6,250.00	5,000,000.00	0.00	0.00	0.00	5,000,000.00
3130ANNS5	5,000,000.00	0.500	08/28/2024	0.00	4,761,314.10	0.00	0.00	63,701.70	4,825,015.80
10178	FHLBC	BLDG	12/20/2021	12,500.00	5,000,000.00	0.00	0.00	0.00	5,000,000.00
3130AQCM3	5,000,000.00	1.000	12/20/2024	0.00	4,725,146.45	0.00	0.00	55,637.60	4,780,784.05
10179	TNOTE	BLDG	04/18/2022	15,625.00	4,941,388.21	0.00	0.00	14,612.80	4,956,001.01
912828YE4	5,000,000.00	2.466	08/31/2024	0.00	4,800,585.95	0.00	0.00	51,953.10	4,852,539.05
10196	FHLB	BLDG	01/10/2023	112,500.00	10,084,675.38	0.00	0.00	-9,282.32	10,075,393.06
3130ATUC9	10,000,000.00	4.098	12/12/2025	0.00	9,952,641.80	0.00	0.00	-5,628.00	9,947,013.80
10197	FFCB	BLDG	01/11/2023	56,250.00	5,009,317.52	0.00	0.00	-1,714.88	5,007,602.64
3133EN5Q9	5,000,000.00	4.355	01/10/2025	0.00	4,950,270.30	0.00	0.00	15,080.40	4,965,350.70
10202	CREDAG	BLDG	03/02/2023	0.00	4,960,177.78	0.00	5,000,000.00	-4,960,177.78	0.00
22533UXT5	0.00	0.000	10/27/2023	0.00	4,957,945.00	0.00	5,000,000.00	-4,957,945.00	0.00
10205	RBCCP	BLDG	05/15/2023	0.00	9,779,327.78	0.00	0.00	127,905.55	9,907,233.33
78009AB52	10,000,000.00	5.323	02/05/2024	0.00	9,757,510.00	0.00	0.00	141,710.00	9,899,220.00

Collin Co Comm College Dist.
Texas Compliance Change in Val Report
September 1, 2023 - November 30, 2023

Inv #	Issuer	Fund	Purch Date	Interest Accrual	Beginning Book Value	Purchases/ Additions	Redemptions	Change in Value	Ending Book Value
Cusip	Par Value	YTM	Mat Date	Interest Received	Beginning Market Value				Ending Market Value
10206	FHLBC	BLDG	05/24/2023	50,250.00	9,690,640.95	0.00	0.00	71,574.07	9,762,215.02
3130ARD24	10,000,000.00	5.008	09/30/2024	70,350.00	9,641,552.80	0.00	0.00	88,364.70	9,729,917.50
10209	GTAFD	BLDG	07/18/2023	0.00	9,797,313.89	0.00	0.00	140,797.22	9,938,111.11
40060WAA0	10,000,000.00	5.725	01/10/2024	0.00	9,795,540.00	0.00	0.00	142,960.00	9,938,500.00
Sub Totals For: Fund: Building				779,890.51	114,599,115.05	8,717,200.51	5,152,343.16	3,948,572.01	118,547,687.06
				591,865.51	113,134,857.79	8,717,200.51	5,152,343.16	4,359,836.20	117,494,693.99
Fund: 2020 Bond Series									
10164	TXPOOL	BOND20	04/29/2020	237,613.51	31,969,000.03	237,613.51	19,599,726.07	-19,362,112.56	12,606,887.47
700006A	12,606,887.47	5.372	/ /	237,613.51	31,969,000.03	237,613.51	19,599,726.07	-19,362,112.56	12,606,887.47
10214	CCOPBK	BOND20	09/25/2023	0.00	0.00	4,842,393.06	0.00	4,894,411.11	4,894,411.11
21687ADF7	5,000,000.00	5.833	04/15/2024	0.00	0.00	4,842,393.06	0.00	4,897,315.00	4,897,315.00
10217	INGFD	BOND20	09/26/2023	0.00	0.00	9,590,261.11	0.00	9,693,477.78	9,693,477.78
4497W0FE3	10,000,000.00	5.917	06/14/2024	0.00	0.00	9,590,261.11	0.00	9,703,220.00	9,703,220.00
10218	CREDAG	BOND20	09/26/2023	0.00	0.00	4,792,372.22	0.00	4,843,888.89	4,843,888.89
22533TFJ0	5,000,000.00	5.909	06/18/2024	0.00	0.00	4,792,372.22	0.00	4,850,130.00	4,850,130.00
Sub Totals For: Fund: 2020 Bond Series				237,613.51	31,969,000.03	19,462,639.90	19,599,726.07	69,665.22	32,038,665.25
				237,613.51	31,969,000.03	19,462,639.90	19,599,726.07	88,552.44	32,057,552.47
Fund: Debt Service									
10010	TXPOOL	DS	02/01/2016	139,020.11	12,595,820.36	7,315,365.70	7,790,186.67	-474,820.97	12,120,999.39
700004	12,120,999.39	5.372	/ /	139,020.11	12,595,820.36	7,315,365.70	7,790,186.67	-474,820.97	12,120,999.39
10141	TXDAIL	DS	02/04/2019	0.00	0.00	0.00	0.00	0.00	0.00
1291-01	0.00	0.000	/ /	0.00	0.00	0.00	0.00	0.00	0.00
10213	LLOYDS	DS	09/25/2023	0.00	0.00	7,790,186.67	0.00	7,873,862.22	7,873,862.22
53948ACB5	8,000,000.00	5.771	03/11/2024	0.00	0.00	7,790,186.67	0.00	7,876,408.00	7,876,408.00

Collin Co Comm College Dist.
Texas Compliance Change in Val Report
September 1, 2023 - November 30, 2023

Inv #	Issuer	Fund	Purch Date	Interest Accrual	Beginning Book Value	Purchases/ Additions	Redemptions	Change in Value	Ending Book Value
Cusip	Par Value	YTM	Mat Date	Interest Received	Beginning Market Value				Ending Market Value
Sub Totals For: Fund: Debt Service				139,020.11	12,595,820.36	15,105,552.37	7,790,186.67	7,399,041.25	19,994,861.61
				139,020.11	12,595,820.36	15,105,552.37	7,790,186.67	7,401,587.03	19,997,407.39
Fund: Operating									
10008	TXSTAR	OPER	02/01/2016	158,131.41	11,867,081.86	158,131.41	0.00	158,131.41	12,025,213.27
5450	12,025,213.27	5.330	/ /	158,131.41	11,867,081.86	158,131.41	0.00	158,131.41	12,025,213.27
10011	TXPOOL	OPER	02/01/2016	513,048.72	74,678,164.88	104,829,070.64	154,922,713.97	-50,093,643.33	24,584,521.55
700003	24,584,521.55	5.372	/ /	513,048.72	74,678,164.88	104,829,070.64	154,922,713.97	-50,093,643.33	24,584,521.55
10012	JPMCC	OPER	02/01/2016	0.00	112,526.07	64,116,449.54	64,130,489.75	-14,040.21	98,485.86
7828	98,485.86	0.000	/ /	0.00	112,526.07	64,116,449.54	64,130,489.75	-14,040.21	98,485.86
10142	TXDAIL	OPER	02/06/2019	72,229.74	5,384,246.51	72,229.74	0.00	72,229.74	5,456,476.25
1291-00	5,456,476.25	5.370	/ /	72,229.74	5,384,246.51	72,229.74	0.00	72,229.74	5,456,476.25
10167	FFCBC	OPER	09/16/2020	0.00	5,000,000.00	0.00	5,000,000.00	-5,000,000.00	0.00
3133EL5J9	0.00	0.000	09/01/2023	7,500.00	5,000,000.00	0.00	5,000,000.00	-5,000,000.00	0.00
10169	FFCBC	OPER	09/16/2020	505.56	5,000,000.00	0.00	5,000,000.00	-5,000,000.00	0.00
3133EL6U3	0.00	0.000	09/14/2023	7,000.00	4,989,325.80	0.00	5,000,000.00	-4,989,325.80	0.00
10177	FAMCAC	OPER	10/04/2021	6,250.00	5,000,000.00	0.00	0.00	0.00	5,000,000.00
31422XMV1	5,000,000.00	0.500	10/04/2024	12,500.00	4,740,145.85	0.00	0.00	61,478.05	4,801,623.90
10180	TNOTE	OPER	05/16/2022	3,057.07	5,973,857.35	0.00	6,000,000.00	-5,973,857.35	0.00
91282CAW1	0.00	0.000	11/15/2023	7,500.00	5,936,718.72	0.00	6,000,000.00	-5,936,718.72	0.00
10181	TNOTE	OPER	05/16/2022	3,716.41	5,903,707.51	0.00	0.00	34,095.79	5,937,803.30
91282CCC3	6,000,000.00	2.607	05/15/2024	7,500.00	5,786,718.72	0.00	0.00	76,875.00	5,863,593.72
10182	TNOTE	OPER	06/15/2022	3,107.92	4,738,562.38	0.00	0.00	37,289.70	4,775,852.08
912828ZT0	5,000,000.00	3.423	05/31/2025	6,250.00	4,606,445.30	0.00	0.00	59,375.00	4,665,820.30
10183	FHLMCC	OPER	07/14/2022	50,000.00	5,000,000.00	0.00	0.00	0.00	5,000,000.00
3134GXZT4	5,000,000.00	4.000	07/14/2025	0.00	4,878,209.50	0.00	0.00	31,684.65	4,909,894.15

Collin Co Comm College Dist.
Texas Compliance Change in Val Report
September 1, 2023 - November 30, 2023

Inv #	Issuer	Fund	Purch Date	Interest Accrual	Beginning Book Value				Ending Book Value
Cusip	Par Value	YTM	Mat Date	Interest Received	Beginning Market Value	Purchases/ Additions	Redemptions	Change in Value	Ending Market Value
10193	FFCB	OPER	07/25/2022	40,625.00	4,999,895.16	0.00	0.00	32.99	4,999,928.15
3133ENYX2	5,000,000.00	3.251	06/17/2024	0.00	4,916,582.05	0.00	0.00	36,998.90	4,953,580.95
10194	FNMA	OPER	08/05/2022	7,812.50	4,802,768.00	0.00	0.00	30,035.33	4,832,803.33
3135G03U5	5,000,000.00	3.150	04/22/2025	15,625.00	4,656,323.65	0.00	0.00	54,759.35	4,711,083.00
10199	FFCB	OPER	01/19/2023	112,500.00	10,020,564.46	0.00	0.00	-4,235.24	10,016,329.22
3133ENZ94	10,000,000.00	4.318	11/18/2024	225,000.00	9,919,608.30	0.00	0.00	13,897.00	9,933,505.30
10200	FNMA	OPER	01/23/2023	9,375.00	7,056,211.46	0.00	0.00	61,828.12	7,118,039.58
3135G04Z3	7,500,000.00	3.990	06/17/2025	0.00	6,929,733.83	0.00	0.00	82,826.32	7,012,560.15
10201	FFCB	OPER	02/02/2023	72,656.25	7,477,862.08	0.00	0.00	2,287.50	7,480,149.58
3133EN7J3	7,500,000.00	4.005	02/02/2026	0.00	7,336,231.80	0.00	0.00	37,089.08	7,373,320.88
10203	SWEDBK	OPER	03/02/2023	0.00	9,879,133.33	0.00	10,000,000.00	-9,879,133.33	0.00
87019SYQ1	0.00	0.000	11/24/2023	0.00	9,872,750.00	0.00	10,000,000.00	-9,872,750.00	0.00
10211	RBCCP	OPER	07/18/2023	0.00	9,643,500.00	0.00	0.00	141,050.00	9,784,550.00
78015CDJ8	10,000,000.00	5.893	04/18/2024	0.00	9,643,500.00	0.00	0.00	141,050.00	9,784,550.00
10212	TYMTCP	OPER	07/24/2023	0.00	4,819,691.67	0.00	0.00	71,030.55	4,890,722.22
89233GDK9	5,000,000.00	5.935	04/19/2024	0.00	4,823,130.00	0.00	0.00	70,670.00	4,893,800.00
10216	FHLB	OPER	09/25/2023	211,979.17	0.00	24,759,469.25	0.00	24,774,361.40	24,774,361.40
3130AWTQ3	25,000,000.00	4.973	09/11/2026	0.00	0.00	24,759,469.25	0.00	25,072,029.75	25,072,029.75
10219	TNOTE	OPER	11/22/2023	8,360.65	0.00	7,905,937.50	0.00	7,907,159.09	7,907,159.09
91282CFP1	8,000,000.00	4.904	10/15/2025	0.00	0.00	7,905,937.50	0.00	7,926,562.48	7,926,562.48
10221	FHLB	OPER	11/22/2023	9,250.00	0.00	7,986,936.00	0.00	7,987,045.37	7,987,045.37
3130AXU63	8,000,000.00	4.683	11/17/2026	0.00	0.00	7,986,936.00	0.00	8,010,810.00	8,010,810.00
Sub Totals For: Fund: Operating				1,282,605.40	187,357,772.72	209,828,224.08	245,053,203.72	-34,688,332.47	152,669,440.25
				1,032,284.87	186,077,442.84	209,828,224.08	245,053,203.72	-34,000,011.33	152,077,431.51

Fund: Stabilization

Collin Co Comm College Dist.
Texas Compliance Change in Val Report
September 1, 2023 - November 30, 2023

Inv #	Issuer	Fund	Purch Date	Interest Accrual	Beginning Book Value	Purchases/ Additions	Redemptions	Change in Value	Ending Book Value
Cusip	Par Value	YTM	Mat Date	Interest Received	Beginning Market Value				Ending Market Value
10050	TXPOOL	STABL	01/24/2018	283,158.46	17,183,998.78	35,420,658.46	34,844,490.56	576,167.90	17,760,166.68
700005	17,760,166.68	5.372	/ /	283,158.46	17,183,998.78	35,420,658.46	34,844,490.56	576,167.90	17,760,166.68
10198	FFCB	STABL	01/17/2023	100,000.00	10,025,417.47	0.00	0.00	-2,684.94	10,022,732.53
3133EN6A3	10,000,000.00	3.885	01/13/2026	0.00	9,826,892.50	0.00	0.00	26,738.60	9,853,631.10
10204	MUFGBK	STABL	03/02/2023	0.00	9,879,133.33	0.00	10,000,000.00	-9,879,133.33	0.00
62479MYQ0	0.00	0.000	11/24/2023	0.00	9,871,310.00	0.00	10,000,000.00	-9,871,310.00	0.00
10207	FHLB	STABL	06/12/2023	23,125.00	1,998,512.55	0.00	0.00	210.82	1,998,723.37
3130AWER7	2,000,000.00	4.670	06/06/2025	0.00	1,984,731.92	0.00	0.00	7,389.06	1,992,120.98
10208	FHLB	STABL	06/12/2023	92,500.00	7,994,094.68	0.00	0.00	836.97	7,994,931.65
3130AWER7	8,000,000.00	4.669	06/06/2025	0.00	7,938,927.68	0.00	0.00	29,556.24	7,968,483.92
10210	MUFGBK	STABL	07/18/2023	0.00	9,657,166.69	0.00	0.00	141,808.33	9,798,975.02
62479LD85	10,000,000.00	5.922	04/08/2024	0.00	9,657,200.00	0.00	0.00	143,110.00	9,800,310.00
10215	CCOPBK	STABL	09/25/2023	0.00	0.00	4,842,393.06	0.00	4,894,411.11	4,894,411.11
21687ADF7	5,000,000.00	5.833	04/15/2024	0.00	0.00	4,842,393.06	0.00	4,897,315.00	4,897,315.00
10220	FFCB	STABL	11/22/2023	12,187.50	0.00	9,989,910.00	0.00	9,990,037.72	9,990,037.72
3133EPC37	10,000,000.00	4.928	11/13/2025	0.00	0.00	9,989,910.00	0.00	10,011,018.00	10,011,018.00
Sub Totals For: Fund: Stabilization				510,970.96	56,738,323.50	50,252,961.52	44,844,490.56	5,721,654.58	62,459,978.08
				283,158.46	56,463,060.88	50,252,961.52	44,844,490.56	5,819,984.80	62,283,045.68
Report Grand Totals:				2,950,100.49	403,260,031.66	303,366,578.38	322,439,950.18	-17,549,399.41	385,710,632.25
				2,283,942.46	400,240,181.90	303,366,578.38	322,439,950.18	-16,330,050.86	383,910,131.04

Meeder Public Funds, Inc., is a registered investment adviser with the Securities and Exchange Commission (SEC) under the Investment Advisers Act of 1940. Registration with the SEC does not imply a certain level of skill or training. The opinions expressed in this presentation are those of Meeder Public Funds, Inc. The material presented has been derived from sources considered to be reliable, but the accuracy and completeness cannot be guaranteed.

Meeder provides monthly statements for its investment management clients to provide information about the investment portfolio. The information should not be used for audit or confirmation purposes. Please review your custodial statements and report any inaccuracies or discrepancies.

Certain information and data have been supplied by unaffiliated third parties. Although Meeder believes the information is reliable, it cannot warrant the accuracy of information offered by third parties. Market value may reflect prices received from pricing vendors when current market quotations are not available. Prices may not reflect firm bids or offers and may differ from the value at which the security can be sold.

Statements may include positions from unmanaged accounts provided for reporting purposes. Unmanaged accounts are managed directly by the client and are not included in the accounts managed by the investment adviser. This information is provided as a client convenience and the investment adviser assumes no responsibility for performance of these accounts or the accuracy of the data reported.

Investing involves risk. Past performance is no guarantee of future results. Debt and fixed income securities are subject to credit and interest rate risk. The investment return and principal value of an investment will fluctuate so that an investors shares, when redeemed, may be worth more or less than their original cost. Current performance may be lower or higher than the performance data quoted.

Investment advisory services are provided through Meeder Public Funds, Inc. Please contact us if you would like to receive a copy of our current ADV disclosure brochure or privacy policy.

Meeder Public Funds

Barton Oaks Plaza I
901 S. MoPac Expy
Suite 300
Austin, Texas
78746

866.633.3371