



# FARIBAULT PUBLIC SCHOOLS

## FY 2026-2027 PROPOSED BUDGET

JUNE 15, 2025



**Faribault Public Schools**  
**School Board and District Administration**  
**School Board**

	<u>Position on Board</u>	<u>Term Expires on December 31</u>
John Bellingham	Chair	2026
Chad Wolff	Vice Chair	2026
Lynda Boudreau	Treasurer	2026
Casie Steeves	Clerk	2028
Linda Moore	Director	2026
Jerry Robicheau	Director	2028
Candace Knudson	Director	2028

**District Administration**

Jamie Bente	Superintendent
Barbie Roessler	Director of Finance and Operations
Cassie Riopelle	Director of Community Education
Julie Hull	Director of Teaching and Learning
Nicole Yochum	Director of Human Resources
Robert Dehnert	Director of Special Services

# Faribault Public Schools

## School Administration

### Faribault High School

Nathan Molitor  
Joel Timmer

Principal  
Assistant Principal

### Faribault Middle School

Stacy Fox  
Jesse Armbruster  
Jake Staloch

Principal  
Assistant Principal  
Dean of Students

### Jefferson Elementary

Nick Jurrens  
Scott Morrissey

Principal  
Dean of Students

### Lincoln Elementary

Allison Sweeney

Principal

### Roosevelt Elementary Learning Center

Amy Bouma  
Olivia Sage

Principal  
Coordinator

### Faribault Area Learning Center

Jacob Hager

Coordinator

### Faribault Education Center

Dawne Buttera

Coordinator

# Budget Highlights:

## General Fund

### Revenues


❖ ADM projection using 2,970	
❖ 2.7% on the Basic General Ed Funding Formula	\$ 1,296,801
❖ Decrease Compensatory Revenue	(\$ 278,457)
❖ Increase English Learner	\$ 577,890

### Expenditures

❖ Board approved budget reductions	(\$ 1,023,500)
❖ Board approved enhancements	\$ 55,000
❖ Proposed and Negotiated Contract Settlements	\$ 1,959,788
❖ Transportation Increase	\$ 680,866
❖ Other Purchased Services	\$ 566,836

### Other

- ❖ Unassigned Fund balance projected to be \$55,068,520 or **10.57%** of budgeted expenditures.



## Food Service Fund

- ❖ Providing summer meal services at High School, Lincoln Elementary, and Kids World
- ❖ Use five meal programs (CACFP, SFSP, NSLP, NSBP, CEP)
- ❖ Vended Meal Contracts with Discovery Public School, Three Rivers Head Start, Little Scholars, and Surad Academy
- ❖ Purposefully spending down reserve to adhere to MDE requirements

## Community Education Fund

- ❖ Early Childhood Family Education
- ❖ Preschool
- ❖ Adult Basic Education
- ❖ Youth and Adult Enrichment and Recreation
- ❖ Kids World
- ❖ Continued Relationships with Community Partners

## Building/Construction Fund

- ❖ End of Construction Fund

## Debt Service Fund

- ❖ Bond principal and interest payments scheduled for FY27

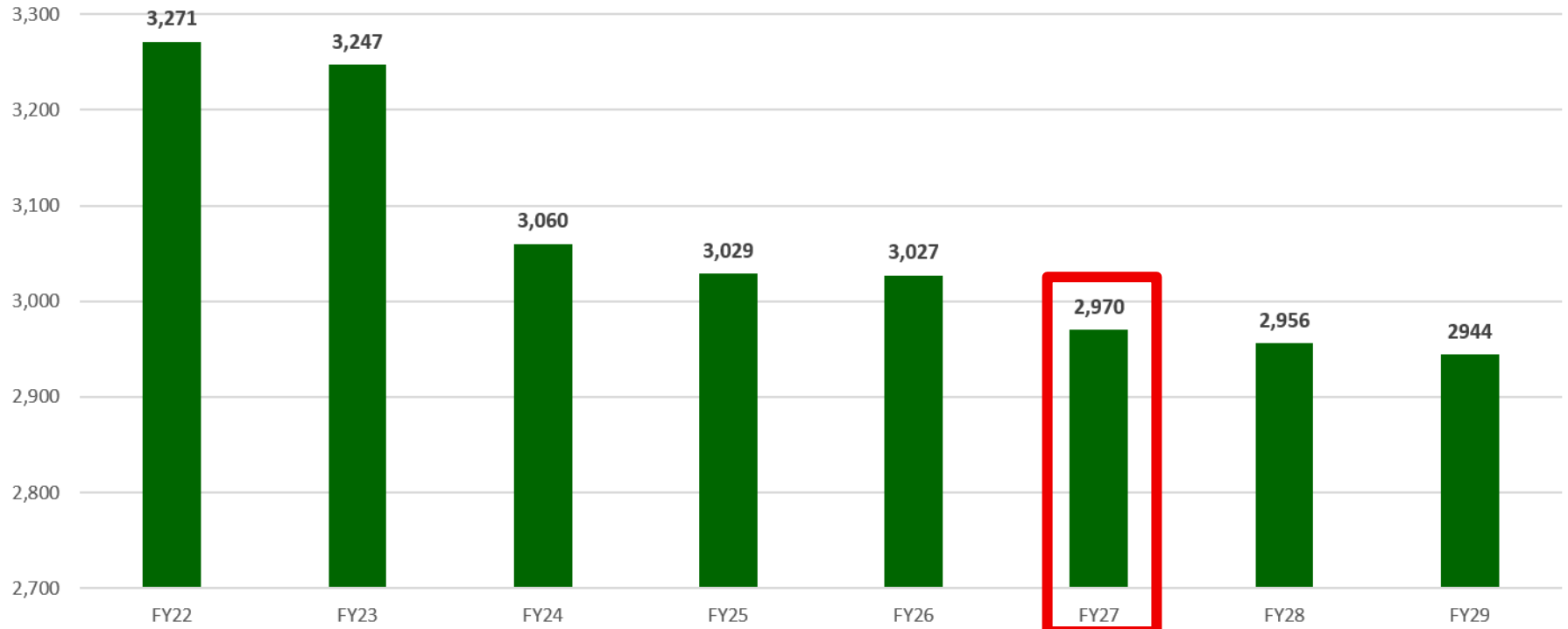
## Internal Service Fund

- ❖ Collection of insurance premiums and related payments of claims
- ❖ 8% premium increase

## Irrevocable Trust Fund

- ❖ District share of retiree insurance payments
- ❖ Implicit Rate Subsidy per actuarial study

### Enrollment Trends & Projections



**Faribault Public Schools**  
**Budget / Fund Balance Overview**  
**2026-2027 Proposed Budget**

	Beginning Fund Balance	Revenues	Expenditures	Transfers	End of Year Proj. Balance	Net Increase or Decrease
<b>General Fund - 01</b>						
<b>422 Unassigned Fund Balance</b>	8,679,765 12.50%	53,867,016	55,068,520	-	7,478,261 10.57%	(1,201,504) -1.93%
<b>Restricted</b>						
401 Student Activities	117,101	100,000	100,000	-	117,101	-
403 Staff Development	35,653	502,192	502,192	-	35,653	-
412 Literacy Incentive Aid	-	88,629	88,629	-	-	-
420 American Indian Aid	1,275	48,500	48,500	-	1,275	-
424 Operating Capital	460,685	765,605	1,015,830	-	210,460	(250,225)
428 Learning and Development	-	581,447	581,447	-	-	-
434 Area Learning Center	539,437	1,391,653	1,289,376	-	641,714	102,277
434 Targeted Services	428,978	565,950	669,339	-	325,589	(103,389)
438 Gifted and Talented	-	42,487	42,487	-	-	-
439 EL Support Aid	-	1,875,900	1,875,900	-	-	-
441 Basic Skills Programs	-	7,764,894	7,764,894	-	-	-
443 School Library Aid	-	34,249	34,249	-	-	-
448 Achievement and Integration Revenue	-	690,992	690,992	-	-	-
449 Safe Schools Levy	-	120,076	120,076	-	-	-
456 Literacy Incentive Aid	124,094	-	124,094	-	-	(124,094)
457 Teacher Comp for Read Act	112,038	-	-	-	112,038	-
467 Long-Term Facilities Maint	-	1,217,001	1,377,851	-	(160,850)	(160,850)
471 Student Support Personnel School	-	99,939	99,939	-	-	-
472 Medical Assistance	-	700,000	700,000	-	-	-
<b>Subtotal Restricted</b>	1,819,261	16,589,514	17,125,795	-	1,282,980	(536,281)
<b>460 Nonspendable</b>	713,033	-	-	-	713,033	-
<b>Total General Fund</b>	11,212,059	70,456,530	72,194,315	-	9,474,274	(1,737,785)

**Faribault Public Schools**  
**Budget / Fund Balance Overview**  
**2026-2027 Proposed Budget**

**Food Service Fund - 02**

<b>464 Restricted</b>	<b>1,419,719</b>	<b>2,552,553</b>	<b>2,931,884</b>	<b>-</b>	<b>1,040,388</b>	<b>(379,331)</b>
-----------------------	------------------	------------------	------------------	----------	------------------	------------------

**Community Services - 04**

<b>464 Restricted</b>	55,285	220,243	222,177	-	53,351	(1,934)
<b>Restricted / Reserved</b>						
431 Community Education	678,608	3,888,535	3,824,867	-	742,276	63,668
432 Early Childhood	115,936	286,333	281,809	-	120,460	4,524
444 School Readiness	259	1,055,954	1,322,019	-	(265,806)	(266,065)
447 Adult Basic Education	148,513	654,114	788,267	-	14,360	(134,153)
<b>Restricted/Reserved - Subtotal</b>	943,316	5,884,936	6,216,962	-	611,290	(332,026)
<b>Total Community Education</b>	<b>998,601</b>	<b>6,105,179</b>	<b>6,439,139</b>	<b>-</b>	<b>664,641</b>	<b>(333,960)</b>

**Construction - 06**

<b>464 Restricted</b>	<b>-</b>	<b>160,850</b>	<b>160,850</b>	<b>-</b>	<b>-</b>	<b>-</b>
-----------------------	----------	----------------	----------------	----------	----------	----------

**Debt Service - 07**

<b>464 Restricted</b>	<b>793,477</b>	<b>2,649,709</b>	<b>2,354,500</b>	<b>-</b>	<b>1,088,686</b>	<b>295,209</b>
-----------------------	----------------	------------------	------------------	----------	------------------	----------------

**Internal Service Fund - 20**

	<b>896,544</b>	<b>3,580,041</b>	<b>3,510,676</b>	<b>-</b>	<b>965,909</b>	<b>69,365</b>
--	----------------	------------------	------------------	----------	----------------	---------------

**OPEB Irrevocable Trust - 45**

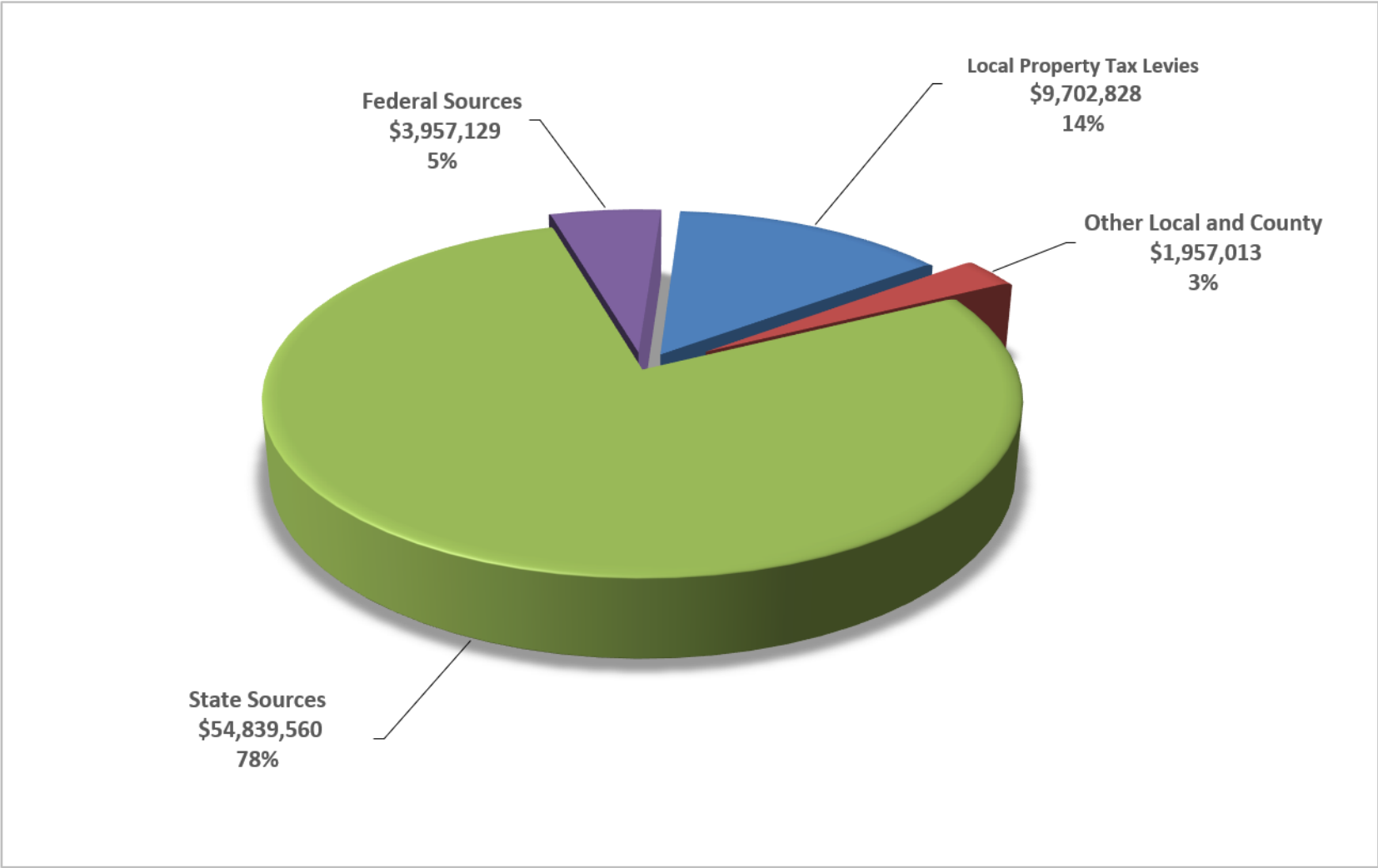
	<b>2,527,050</b>	<b>168,000</b>	<b>158,000</b>	<b>-</b>	<b>2,537,050</b>	<b>10,000</b>
--	------------------	----------------	----------------	----------	------------------	---------------

<b><u>Total All Funds:</u></b>	<b>17,847,450</b>	<b>85,672,862</b>	<b>87,749,364</b>	<b>-</b>	<b>15,770,948</b>	<b>(2,076,502)</b>
--------------------------------	-------------------	-------------------	-------------------	----------	-------------------	--------------------

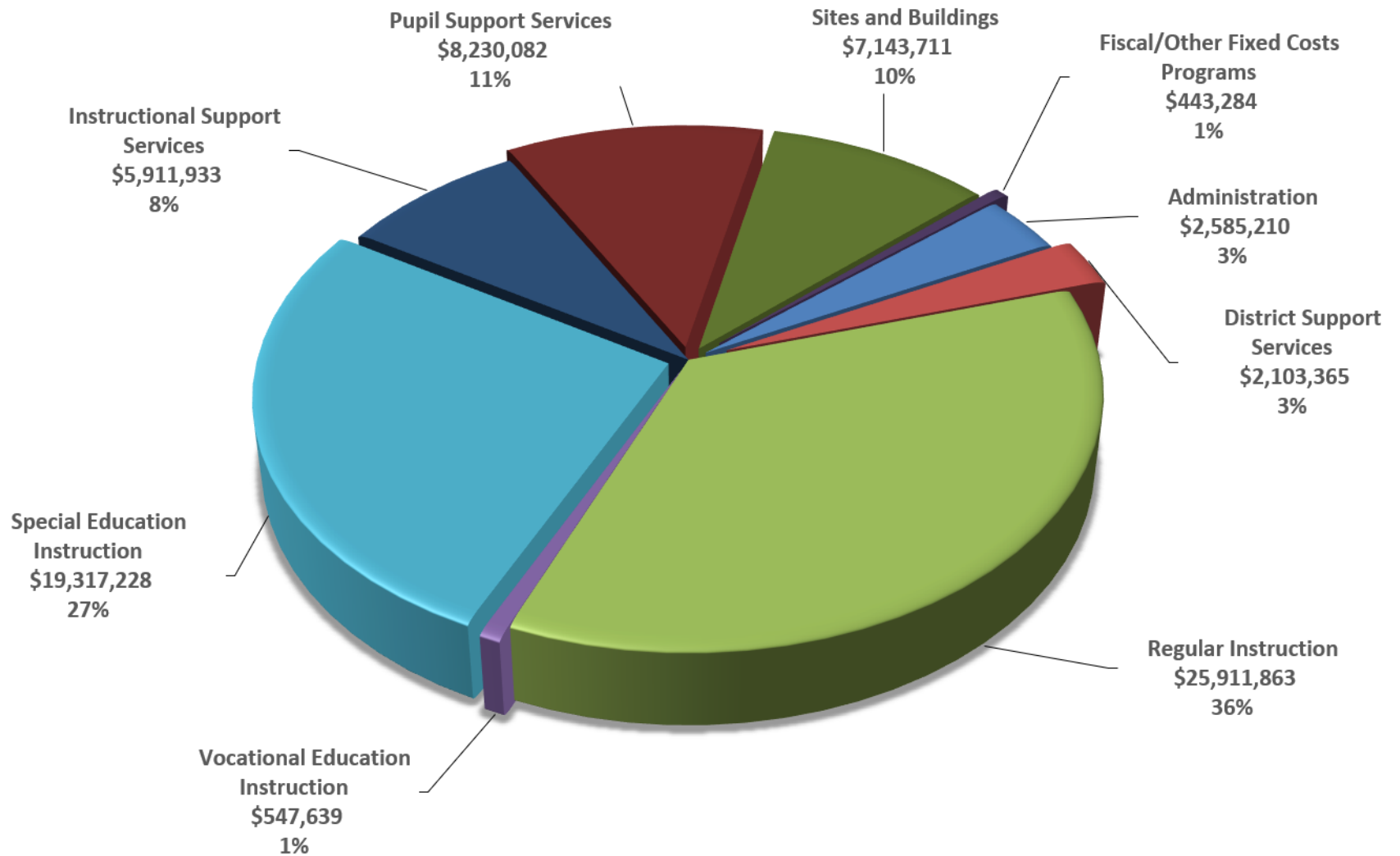
**Faribault Public Schools  
Budget Summary of Governmental Funds  
FY 2026-2027 Proposed Budget Revision**

	Total All Governmental Funds	General Fund	Food Service Fund	Community Service Fund	Building Fund	Debt Service Fund	Internal Service Fund	Irrevocable Trust Fund
<b>REVENUES</b>								
Local Property Tax Levies	\$ 12,350,635	\$ 9,702,828		\$ 482,181		\$ 2,165,626		
Other Local and County	\$ 9,021,735	\$ 1,957,013	\$ 211,375	\$ 2,924,456	\$ 160,850	\$ 20,000	\$ 3,580,041	\$ 168,000
State Sources	\$ 57,341,787	\$ 54,839,560	\$ 211,500	\$ 1,826,644		\$ 464,083		
Federal Sources	\$ 6,958,705	\$ 3,957,129	\$ 2,129,678	\$ 871,898				
<b>Total Revenues</b>	<b>\$ 85,672,862</b>	<b>\$ 70,456,530</b>	<b>\$ 2,552,553</b>	<b>\$ 6,105,179</b>	<b>\$ 160,850</b>	<b>\$ 2,649,709</b>	<b>\$ 3,580,041</b>	<b>\$ 168,000</b>
<b>EXPENDITURES</b>								
Administration	\$ 2,585,210	\$ 2,585,210						
District Support Services	\$ 2,103,365	\$ 2,103,365						
Regular Instruction	\$ 25,911,863	\$ 25,911,863						
Vocational Education Instruction	\$ 547,639	\$ 547,639						
Special Education Instruction	\$ 19,317,228	\$ 19,317,228						
Community Education and Services	\$ 6,296,894			\$ 6,296,894				
Instructional Support Services	\$ 5,911,933	\$ 5,911,933						
Pupil Support Services	\$ 11,304,211	\$ 8,230,082	\$ 2,931,884	\$ 142,245				
Sites and Buildings	\$ 7,304,561	\$ 7,143,711			\$ 160,850			
Fiscal/Other Fixed Costs Programs	\$ 6,466,460	\$ 443,284				\$ 2,354,500	\$ 3,510,676	\$ 158,000
<b>Total Expenditures</b>	<b>\$ 87,749,364</b>	<b>\$ 72,194,315</b>	<b>\$ 2,931,884</b>	<b>\$ 6,439,139</b>	<b>\$ 160,850</b>	<b>\$ 2,354,500</b>	<b>\$ 3,510,676</b>	<b>\$ 158,000</b>
Excess (Deficiency) of Revenues								
Over (Under) Expenditures	\$ (2,076,502)	\$ (1,737,785)	\$ (379,331)	\$ (333,960)	\$ -	\$ 295,209	\$ 69,365	\$ 10,000
Fund Balance July 1	\$ 17,847,450	\$ 11,212,059	\$ 1,419,719	\$ 998,601	\$ -	\$ 793,477	\$ 896,544	\$ 2,527,050
Projected Fund Balance June 30	\$ 15,770,948	\$ 9,474,274	\$ 1,040,388	\$ 664,641	\$ -	\$ 1,088,686	\$ 965,909	\$ 2,537,050

FY27 Proposed General Fund Revenues  
**\$70,456,530**



# FY27 Proposed General Fund Expenditures \$72,194,315



## General Fund Three - Year Projection

	<b>Actual 2025</b>	<b>Budgeted 2026</b>	<b>Projected 2027</b>	<b>Projected 2028</b>	<b>Projected 2029</b>
<i>Revenue</i>	65,259,390	69,851,665	70,456,530	71,161,095	71,730,384
<i>Expense</i>	64,034,961	71,061,780	72,194,315	73,344,900	74,811,798
	1,224,429	(1,210,115)	(1,737,785)	(2,183,805)	(3,081,414)
<i>Unassigned Fd Balance</i>	14.00%	12.50%	10.57%	9.10%	4.80%
<i>Minimum FB</i>	9.50%	9.50%	9.50%	9.50%	9.50%
<i>Diff Over (Under)</i>	4.50%	3.00%	1.07%	-0.40%	-4.70%
<p>Notes:  FY27, 28, 29 - Projected decrease in student counts  FY27 - 2.69% increase to Gen Ed Formula  FY 28 &amp; 29 - Increase of 2% to Gen Ed Formula  FY27 - Decrease in Compensatory  FY28 &amp; 29 - No change in Compensatory</p>					

