

Nicollet Enrollment	Projected 25-26	9/1/2025
Pre3		8
Pre4		13
ECSE	2	4
K	14	13
1	16	15
2	28	27
3	16	14
4	24	26
5	31	29
6	15	15
K-6 Total	144	139
7	24	21
8	16	19
9	26	25
10	20	19
11	29	32
12	25	29
7-12 Total	140	145
K-12 Total	284	284
ECSE - 12 Total	286	288
<i>updated</i>	6.15.25	
Pre-School	0.00	21.00
ECSE	2.00	4.00
K	14.00	13.00
Gr. 1-3	60.00	56.00
Gr. 4-6	70.00	70.00
Gr.7-12	140.00	145.00
Total K-12	284.00	284.00
Total ECSE-12	286.00	288.00
Total Pre/ECSE-12	286.00	309.00
ELL		
Total Adj ADMs (ECSE-12)	314.00	317.00

507 Cash and Investment Balance

Account	EOM	EOM	EOM	EOM	EOM	EOM	EOM	EOM
	7.1.25	7.31.25	8.31.25	9.30.25	10.31.25	11.30.25	12.31.25	1.31.26
MSDLAF	1,064,766.69	961,482.35	1,138,254.54	1,297,517.18	1,384,131.95	1,353,676.52	1,128,012.20	639,381.12
MSDLAF 2026A Bond								
ProGrowth Check	368,120.49	187,122.98	163,320.33	164,660.47	129,600.44	85,112.55	263,359.88	187,108.03
ProGrowth Scholarship	1,552.38	1,552.38	1,552.38	630.99	630.99	630.99	631.09	631.09
US Savings Bonds	33,983.00	33,983.00	33,983.00	33,983.00	33,983.00	33,535.00	33,535.00	33,535.00
Activity Cash Bags	650.00	650.00	650.00	650.00	650.00	650.00	650.00	650.00

Total	1,469,072.56	1,184,790.71	1,337,760.25	1,497,441.64	1,548,996.38	1,473,605.06	1,426,188.17	861,305.24
Increase/Decrease		(284,281.85)	152,969.54	159,681.39	51,554.74	(75,391.32)	(47,416.89)	(564,882.93)
Balance Minus 2026A Bonds								

Short Term Debt		2025B Bonds	981,927.87	981,927.87	981,927.87	981,927.87	981,927.87	981,927.87
-----------------	--	-------------	------------	------------	------------	------------	------------	------------

Actual Cash	CASH Not Part of AAC Bond Sale			515,513.77	567,068.51	491,677.19	444,260.30	(120,622.63)
Actual Cash Minus 2026A Bonds								
Upcoming Large Expenditure			625,000.00	625,000.00	625,000.00	644,761.25		0.00

Bond Payments Due End of January 2026 - Debt Srvc

MSDLAF 2026A Bond	Liquid Cla Beg	Purch/Div	Redemption	Liquid Cla End	Max Cla Beg	Purch/Div	Redemption	Max Cla End
February 2026	0.00	8,203,274.39	0.00	8,203,274.39	0.00	8,614,670.33	(8,200,000.00)	414,670.33
March 2026	414,670.33	5,390,039.80	(5,804,670.33)	39.80	8,203,274.39	9,601.81	(5,479,503.30)	2,733,372.90
April 2026	39.80	0.11	0.00	39.91	2,733,372.90	7,424.77	(483,596.97)	2,257,200.70

Beg Balance	Dividends	MAX Class	Liquid Class	Short Term Inv	Ending Bal
-------------	-----------	-----------	--------------	----------------	------------

February 2026	8,609,479.81	8,464.91	8,203,274.39	414,670.33	8,617,944.72
---------------	--------------	----------	--------------	------------	--------------

March 2026

8,617,944.72

11,408.43

3,430,536.42

18,924.42

5,390,000.00

8,839,460.84

EOM	EOM	EOM
2.28.26	3.31.26	4.30.26
608,831.28	716,048.14	635,785.16
8,617,944.72	8,123,412.70	8,130,837.58
129,285.77	201,585.22	201,295.37
631.09	631.19	631.19
33,535.00	33,535.00	33,535.00
650.00	650.00	650.00

9,390,877.86	9,075,862.25	9,002,734.30
8,529,572.62	(315,015.61)	(73,127.95)
772,933.14	952,449.55	871,896.72

981,927.87	981,927.87	981,927.87
------------	------------	------------

8,408,949.99	8,093,934.38	8,020,806.43
(208,994.73)	(29,478.32)	(110,031.15)
0.00	0.00	0.00

483,596.97 Transfer Total Pulled Back in to MSDLAF
 (483,596.97) Transfer Total Pulled Back out of ProGr

ck
 8,438,428.31 8,203,965.53

ck
 (29,478.32) (110,031.15)

Short Term Inv	Total
0.00	8,617,944.72
5,390,000.00	8,123,412.70
5,390,000.00	7,647,240.61

July 2025

August 2025

September 2025

6.30.25 thru 8.1.25	F34	F44	F34/44	F34/44
Total Hours	1,243	1,168	2,411	2,411
Personnel Expenses	22,564	20,887	43,451	43,451
Other Benefits	1,842	5,526	7,368	7,368
Other Expenses	2,788	1,538	4,327	4,327
Total Expenses	27,195	27,951	55,146	55,146
Total Revenue	27,400	43,625	71,025	71,025
Surplus/Deficit	205	15,674	15,879	15,879

8.4.25 thru 8.29.25	F34	F44	F34/44	F34/44
Total Hours	1,003	836	1,839	1,839
Personnel Expenses	18,281	14,857	33,138	33,138
Other Benefits	1,474	4,421	5,894	5,894
Other Expenses	2,231	1,231	3,462	3,462
Total Expenses	21,986	20,508	42,494	42,494
Total Revenue	21,295	29,435	50,730	50,730
Surplus/Deficit	(691)	8,927	8,236	8,236

9.1.25 thru 9.30.25	F34	F44	F34/44	F34/44
Total Hours	985	585	1,571	1,571
Personnel Expenses	18,159	10,506	28,665	28,665
Other Benefits	1,842	5,526	7,368	7,368
Other Expenses	2,788	1,538	4,327	4,327
Total Expenses	22,790	17,570	40,360	40,360
Total Revenue	23,302	19,585	42,887	42,887
Surplus/Deficit	512	2,015	2,527	2,527

Anticipated Expenses	55,146
Anticipated Revenue	71,025

Anticipated Expenses	42,494
Anticipated Revenue	50,730

Anticipated Expenses	40,360
Anticipated Revenue	42,887

Deficit/Surplus 15,879

Deficit/Surplus 8,236

Deficit/Surplus 2,527

F34 NECC	F44 Latchkey
Posted Expenses	3,436
Posted Revenue	17,763
Def/Sur	14,327
F34/44 Posted Expenses	12,803
F34/44 Posted Revenues	48,480

F34 NECC	F44 Latchkey
Posted Expenses	24,341
Posted Revenue	20,079
Def/Sur	(4,262)
F34/44 Posted Expenses	55,900
F34/44 Posted Revenues	59,355

F34 NECC	F44 Latchkey
Posted Expenses	27,377
Posted Revenue	30,060
Def/Sur	2,683
F34/44 Posted Expenses	53,671
F34/44 Posted Revenues	62,223

Deficit/Surplus 35,677

Deficit/Surplus 3,455

Deficit/Surplus 8,552

October 2025

10.1.25 thru 10.31.25	F34	F44	F34/44	F34/44
Total Hours	1,116	521	1,637	1,637
Personnel Expenses	20,432	9,658	30,090	30,090
Other Benefits	1,842	5,526	7,368	7,368
Other Expenses	2,788	1,538	4,327	4,327
Total Expenses	25,063	16,722	41,785	41,785
Total Revenue	23,297	22,638	45,935	45,935
Surplus/Deficit	(1,766)	5,916	4,150	4,150

Check

Anticipated Expenses	41,785
Anticipated Revenue	45,935

Deficit/Surplus 4,150

F34 NECC		F44 Latchkey	
Posted Expenses	24,132	Posted Expenses	20,227
Posted Revenue	24,423	Posted Revenue	24,559
Def/Sur	291	Def/Sur	4,332
F34/44 Posted Expenses	44,359		
F34/44 Posted Revenues	48,982		

Deficit/Surplus 4,623

November 2025

11.1.25 thru 11.30.25	F34	F44	F34/44	F34/44
Total Hours	898	505	1,404	1,404
Personnel Expenses	16,479	9,220	25,700	25,700
Other Benefits	1,474	4,421	5,894	5,894
Other Expenses	2,231	1,231	3,462	3,462
Total Expenses	20,184	14,872	35,056	35,056
Total Revenue	18,408	21,319	39,727	39,727
Surplus/Deficit	(1,776)	6,447	4,671	4,671

Check

Anticipated Expenses	35,056
Anticipated Revenue	39,727

Deficit/Surplus 4,671

F34 NECC		F44 Latchkey	
Posted Expenses	31,466	Posted Expenses	18,510
Posted Revenue	22,780	Posted Revenue	19,393
Def/Sur	(8,686)	Def/Sur	883
F34/44 Posted Expenses	49,976		
F34/44 Posted Revenues	42,173		

Deficit/Surplus (7,803)

December 2025

12.1.25 thru 12.31.25	F34	F44	F34/44
Total Hours	884	432	1,315
Personnel Expenses	16,157	7,977	24,134
Other Benefits	1,842	5,526	7,368
Other Expenses	2,788	1,538	4,327
Total Expenses	20,788	15,041	35,829
Total Revenue	20,243	25,170	45,413
Surplus/Deficit	(545)	10,129	9,584

Anticipated Expenses	
Anticipated Revenue	

Deficit/Surplus 9,584

F34 NECC		F44 Latchkey	
Posted Expenses	24,364	Posted Expenses	
Posted Revenue	27,373	Posted Revenue	
Def/Sur	3,009	Def/Sur	
F34/44 Posted Expenses	42,518		
F34/44 Posted Revenues	52,867		

Deficit/Surplus 10,369

January 2026

February 2026

Mar

F34/44	1.1.26 thru 1.31.26	F34	F44	F34/44	F34/44
1,315	Total Hours	859	537	1,396	1,396
24,134	Personnel Expenses	15,570	10,147	25,717	25,717
7,368	Other Benefits	1,474	4,421	5,894	5,894
4,327	Other Expenses	2,231	1,231	3,462	3,462
35,829	Total Expenses	19,274	15,799	35,073	35,073
45,413	Total Revenue	19,384	22,083	41,467	41,467
9,584	Surplus/Deficit	110	6,284	6,394	6,394

2.1.26 thru 1.28.26	F34	F44	F34/44	F34/44
Total Hours	909	500	1,409	1,409
Personnel Expenses	16,846	9,685	26,531	26,531
Other Benefits	564	1,692	2,256	2,256
Other Expenses	2,231	1,231	3,462	3,462
Total Expenses	19,641	12,608	32,249	32,249
Total Revenue	18,264	22,843	41,107	41,107
Surplus/Deficit	(1,377)	10,234	8,858	13,146

3.1.26 thru 3.31.26	F34
Total Hours	1,123
Personnel Expenses	20,900
Other Benefits	863
Other Expenses	2,788
Total Expenses	24,551
Total Revenue	18,111
Surplus/Deficit	(6,440)

35,829	Anticipated Expenses	35,073
45,413	Anticipated Revenue	41,467

32,249	Anticipated Expenses	32,249
41,107	Anticipated Revenue	41,107

84	Deficit/Surplus	6,394
----	-----------------	-------

	Deficit/Surplus	8,858
--	-----------------	-------

	De
--	----

	F34 NECC	F44 Latchkey
18,154	Posted Expenses 23,274	Posted Expenses 15,373
25,494	Posted Revenue 21,200	Posted Revenue 21,137
7,340	Def/Sur (2,074)	Def/Sur 5,764
	F34/44 Posted Expenses 38,647	
	F34/44 Posted Revenues 42,337	

	F34 NECC	F44 Latchkey
	Posted Expenses 18,953	Posted Expenses 15,382
	Posted Revenue 28,018	Posted Revenue 24,819
	Def/Sur 9,065	Def/Sur 9,437
	F34/44 Posted Expenses 34,335	
	F34/44 Posted Revenues 52,837	

	F34 NECC
	Posted Expenses 24,818
	Posted Revenue 24,945
	Def/Sur 127
	F34/44 Posted
	F34/44 Posted

349	Deficit/Surplus	3,690
-----	-----------------	-------

	Deficit/Surplus	18,502
--	-----------------	--------

	De
--	----

March 2026

April 2026

July thru April 2026

F44	F34/44	F34/44
557	1,680	1,680
10,500	31,400	31,400
2,588	3,451	3,451
1,538	4,327	4,327
14,627	39,178	39,178
25,496	43,607	43,607
10,869	4,429	4,429
Check		

Anticipated Expenses	39,178
Anticipated Revenue	43,607

Deficit/Surplus 4,429

F44 Latchkey	
Posted Expenses	16,454
Posted Revenue	29,131
Def/Sur	12,676

Total Expenses	41,272
Total Revenues	54,076

Deficit/Surplus 12,804

3.1.26 thru 3.31.26	F34	F44	F34/44	F34/44
Total Hours	1,034	542	1,576	1,576
Personnel Expenses	18,911	10,506	29,417	29,417
Other Benefits	980	2,941	3,921	3,921
Other Expenses	2,788	1,538	4,327	4,327
Total Expenses	22,679	14,985	37,665	37,665
Total Revenue	16,319	26,532	42,851	42,851
Surplus/Deficit	(6,360)	11,546	5,186	5,186
Check				

Anticipated Expenses	37,665
Anticipated Revenue	42,851

Deficit/Surplus 5,186

F34 NECC	F44 Latchkey
Posted Expenses	17,189
Posted Revenue	27,041
Def/Sur	9,852

F34/44 Posted Expenses	46,055
F34/44 Posted Revenues	48,414

Deficit/Surplus 2,359

6.30.25 thru 3.31.26	F34	F44	F34/44	F34/44
Total Hours	7,897	5,085	12,982	12,982
Personnel Expenses	144,489	92,937	237,426	210,895
Other Benefits	12,353	37,059	49,411	47,155
Other Expenses	20,077	11,077	31,154	27,692
Total Expenses	176,919	141,072	317,991	394,834
Total Revenue	171,593	206,697	378,290	464,747
Surplus/Deficit	(5,326)	65,625	60,299	64,587
Check				

Anticipated Expenses	394,834
Anticipated Revenue	464,747

Deficit/Surplus 69,913
ck 69,913

F34 NECC	F44 Latchkey
Posted Expenses	188,509
Posted Revenue	273,729
Def/Sur	85,220

F34/44 Posted Expenses	419,536
F34/44 Posted Revenues	511,744

Deficit/Surplus 92,208
ck 92,208

All Funds

**Nicollet ISD 507
Monthly Budget Report
4/30/2026 - Fiscal Year 2026**

	<u>Revenue</u>	<u>Expense</u>	<u>Deficit/Surplus</u>
Total YTD	13,438,265	6,383,858	7,054,407
Revised Budget	15,145,379	9,367,844	5,777,535

	<u>Revenue</u>	<u>% of Total</u>	<u>Expense</u>	<u>% of Total</u>
Revised Budget	15,145,379		9,367,844	
YTD	13,438,265	88.73%	6,383,858	68.15%
Remaining Balance	1,707,113	11.27%	2,983,986	31.85%

Month Ending:

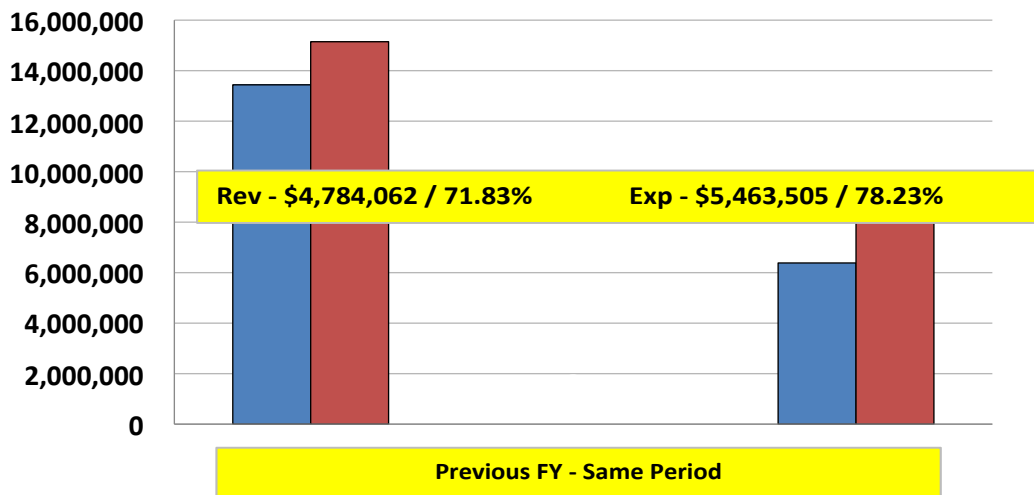
7/31/2025	101,753	0.67%	266,754	2.85%
8/31/2025	649,255	4.29%	233,580	2.49%
9/30/2025	637,476	4.21%	520,589	5.56%
10/31/2025	317,718	2.10%	540,886	5.77%
11/30/2025	394,847	2.61%	568,585	6.07%
12/31/2025	608,165	4.02%	531,003	5.67%
1/31/2026	548,749	3.62%	1,207,862	12.89%
2/28/2026	9,089,358	60.01%	467,617	4.99%
3/31/2026	575,076	3.80%	1,016,161	10.85%
4/30/2026	515,870	3.41%	1,030,822	11.00%
5/31/2026	0	0.00%	0	0.00%
6/30/2026	0	0.00%	0	0.00%
Total YTD	13,438,265	88.73%	6,383,858	68.15%

Without Bond Proceeds	4,803,254	31.71%
------------------------------	-----------	--------

Total Budget and YTD 4/30/26

13,438,265

6,383,858



Nicollet ISD 507

Monthly Budget Report

4/30/2026 - Fiscal Year 2026

Fund 1 - General

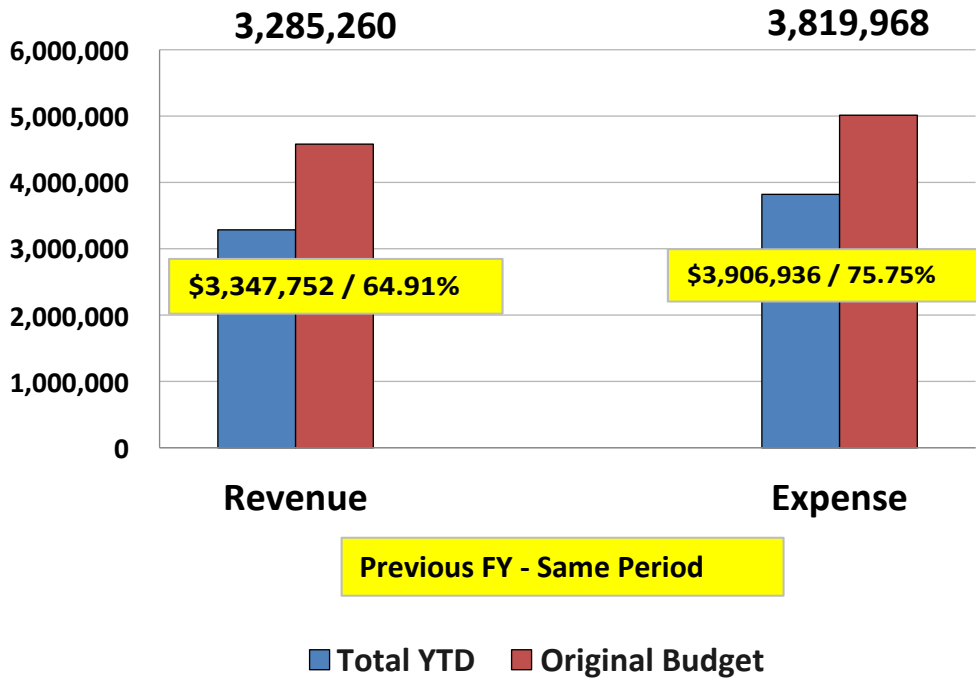
	<u>Revenue</u>	<u>Expense</u>	<u>Deficit/Surplus</u>
Total YTD	3,285,260	3,819,968	(534,708)
Revised Budget	4,577,079	5,013,151	(436,072)

	<u>Revenue</u>	<u>% of Total</u>	<u>Expense</u>	<u>% of Total</u>
Adopted Budget	4,577,079		4,776,073	
YTD	3,285,260	71.78%	3,819,968	79.98%
Remaining Balance	1,291,819	28.22%	956,105	20.02%

Month Ending:

7/31/2025	(474)	-0.01%	228,438	4.78%
8/31/2025	487,547	10.65%	158,653	3.32%
9/30/2025	498,311	10.89%	408,025	8.54%
10/31/2025	88,784	1.94%	432,449	9.05%
11/30/2025	134,727	2.94%	464,303	9.72%
12/31/2025	409,810	8.95%	425,331	8.91%
1/31/2026	438,569	9.58%	482,114	10.09%
2/28/2026	349,930	7.65%	384,127	8.04%
3/31/2026	456,350	9.97%	411,460	8.62%
4/30/2025	421,707	9.21%	425,069	8.90%
5/31/2026		0.00%		0.00%
6/30/2026		0.00%		0.00%
Total YTD	<u>3,285,260</u>	<u>71.78%</u>	<u>3,819,968</u>	<u>79.98%</u>

Total Budget and and YTD 4/30/26



Nicollet ISD 507

Monthly Budget Report

4/30/2026 - Fiscal Year 2026

Fund 2 - Food Service

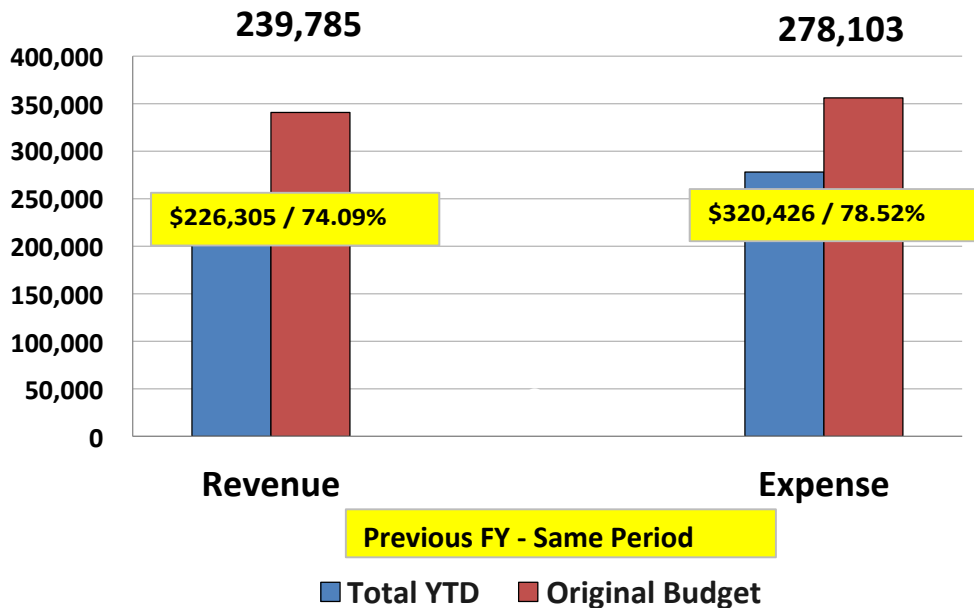
	<u>Revenue</u>	<u>Expense</u>	<u>Deficit/Surplus</u>
Total YTD	239,785	278,103	(38,319)
Revised Budget	340,805	356,139	(15,334)

	<u>Revenue</u>	<u>% of Total</u>	<u>Expense</u>	<u>% of Total</u>
Revised Budget	340,805		356,139	
YTD	239,785	70.36%	278,103	78.09%
Remaining Balance	101,020	29.64%	78,036	21.91%

Month Ending:

7/31/2025	1,974	0.58%	148	0.04%
8/31/2025	1,930	0.57%	7,522	2.11%
9/30/2025	11,185	3.28%	36,877	10.35%
10/31/2025	31,480	9.24%	37,700	10.59%
11/30/2025	46,379	13.61%	37,590	10.55%
12/31/2025	23,916	7.02%	27,565	7.74%
1/31/2026	32,471	9.53%	30,323	8.51%
2/28/2026	34,007	9.98%	31,227	8.77%
3/31/2026	32,504	9.54%	35,449	9.95%
4/30/2026	23,939	7.02%	33,702	9.46%
5/31/2026		0.00%		0.00%
6/30/2026		0.00%		0.00%
Total YTD	<u>239,785</u>	<u>70.36%</u>	<u>278,103</u>	<u>78.09%</u>

Total Budget and and YTD 4/30/26



Nicollet ISD 507

Monthly Budget Report

4/30/2026 - Fiscal Year 2026

Fund 4 - Community Srvc.

	<u>Revenue</u>	<u>Expense</u>	<u>Deficit/Surplus</u>
Total YTD	150,249	112,733	37,516
Revised Budget	197,124	163,934	33,190

	<u>Revenue</u>	<u>% of Total</u>	<u>Expense</u>	<u>% of Total</u>
Revised Budget	197,124		163,934	
YTD	150,249	76.22%	112,733	68.77%
Remaining Balance	46,875	23.78%	51,201	31.23%

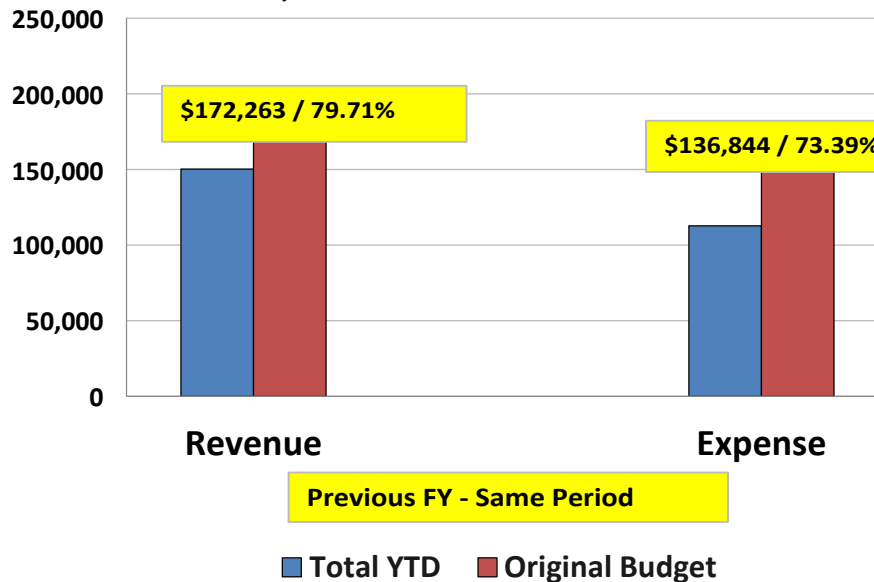
Month Ending:

7/31/2025	459	0.23%	5,066	3.09%
8/31/2025	14,703	7.46%	9,508	5.80%
9/30/2025	12,478	6.33%	10,394	6.34%
10/31/2025	27,059	13.73%	23,345	14.24%
11/30/2025	22,721	11.53%	9,420	5.75%
12/31/2025	37,609	19.08%	11,322	6.91%
1/31/2026	-3,231	-1.64%	9,109	5.56%
2/28/2026	15,988	8.11%	12,932	7.89%
3/31/2026	16,626	8.43%	10,570	6.45%
4/30/2026	5,837	2.96%	11,068	6.75%
5/31/2026		0.00%		0.00%
6/30/2026		0.00%		0.00%
Total YTD	150,249	76.22%	112,733	68.77%

Total Budget and YTD 4/30/26

150,249

112,733



Nicollet ISD 507

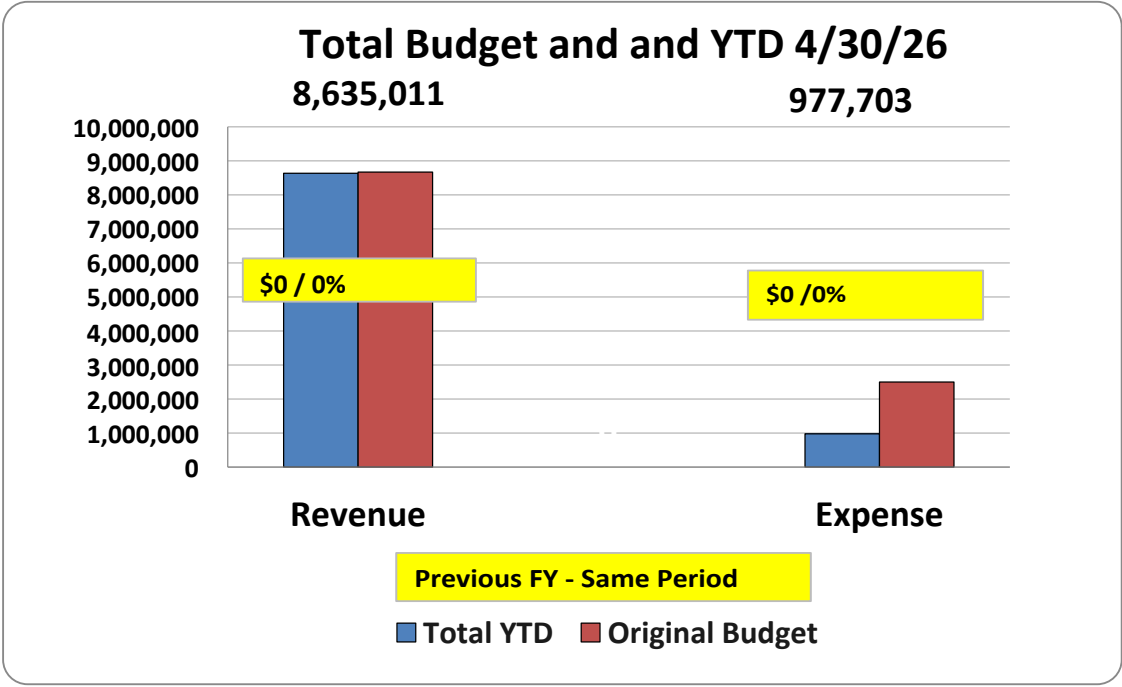
Monthly Budget Report

4/30/2026 - Fiscal Year 2026

Fund 6 - 2026A Bond

	<u>Revenue</u>	<u>Expense</u>	<u>Deficit/Surplus</u>
Total YTD	8,635,011	977,703	7,657,308
Revised Budget	8,669,480	2,500,000	6,169,480

	<u>Revenue</u>	<u>% of Total</u>	<u>Expense</u>	<u>% of Total</u>
Revised Budget	8,669,480		2,500,000	
YTD	8,635,011	99.60%	977,703	39.11%
Remaining Balance	34,469	0.40%	1,522,297	60.89%
Month Ending:				
7/31/2025	0	0.00%	0	0.00%
8/31/2025	0	0.00%	0	0.00%
9/30/2025	0	0.00%	0	0.00%
10/31/2025	0	0.00%	0	0.00%
11/30/2025	0	0.00%	0	0.00%
12/31/2025	0	0.00%	0	0.00%
1/31/2026	0	0.00%	0	0.00%
2/28/2026	8,617,945	99.41%	0	0.00%
3/31/2026	9,642	0.11%	492,371	19.69%
4/30/2026	7,425	0.09%	485,332	19.41%
5/31/2026		0.00%		0.00%
6/30/2026		0.00%		0.00%
Total YTD	8,635,011	99.60%	977,703	39.11%



Nicollet ISD 507

Monthly Budget Report

4/30/2026 - Fiscal Year 2026

Fund 7 - Debt Service

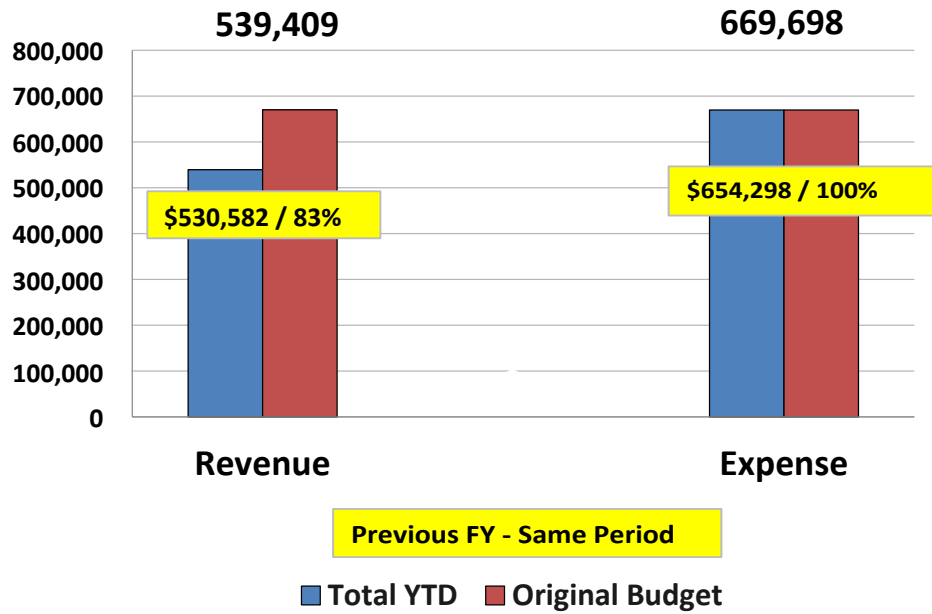
	<u>Revenue</u>	<u>Expense</u>	<u>Deficit/Surplus</u>
Total YTD	539,409	669,698	(130,289)
Adopted Budget	670,034	669,698	336

	<u>Revenue</u>	<u>% of Total</u>	<u>Expense</u>	<u>% of Total</u>
Adopted Budget	670,034		669,698	
YTD	539,409	80.50%	669,698	100.00%
Remaining Balance	130,625	19.50%	1	0.00%

Month Ending:

7/31/2025	48,802	7.28%	20,236	3.02%
8/31/2025	81,469	12.16%	1,850	0.28%
9/30/2025	50,905	7.60%	0	0.00%
10/31/2025	106,831	15.94%	0	0.00%
11/30/2025	138,329	20.65%	0	0.00%
12/31/2025	81,308	12.13%	0	0.00%
1/31/2026	31,579	4.71%	644,761	96.28%
2/28/2026	187	0.03%	0	0.00%
3/31/2026	0	0.00%	0	0.00%
4/30/2026	0	0.00%	2,850	0.43%
5/31/2026		0.00%		0.00%
6/30/2026		0.00%		0.00%
Total YTD	<u>539,409</u>	<u>80.50%</u>	<u>669,698</u>	<u>100.00%</u>

Total Budget and and YTD 4/30/26



Nicollet ISD 507

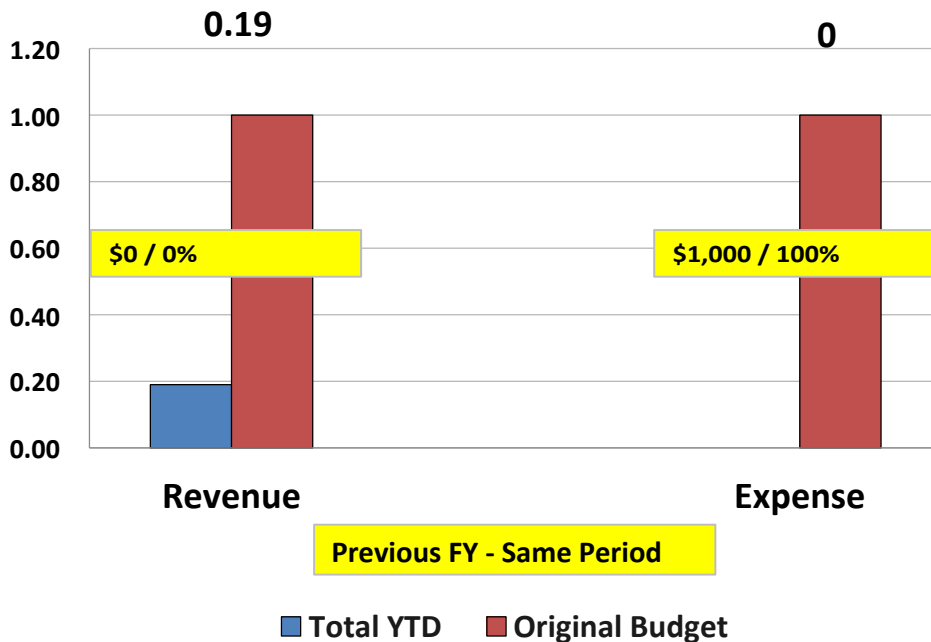
Fund 18 - Scholarships

Monthly Budget Report
4/30/2026 - Fiscal Year 2026

	<u>Revenue</u>	<u>Expense</u>	<u>Deficit/Surplus</u>
Total YTD	0.19	0	0
Revised Budget	1	1	0

	<u>Revenue</u>	<u>% of Total</u>	<u>Expense</u>	<u>% of Total</u>
Revised Budget	1.00		0	
YTD	0.19	19.00%	0	#DIV/0!
Remaining Balance	0.81	81.00%	0	#DIV/0!
Month Ending:				
7/31/2025	0	0.00%	0	#DIV/0!
8/31/2025	0	0.00%	0	#DIV/0!
9/30/2025	0	0.00%	0	#DIV/0!
10/31/2025	0	0.00%	0	#DIV/0!
11/30/2025	0	0.00%	0	#DIV/0!
12/31/2025	0.10	10.00%	0	#DIV/0!
1/31/2026	0	0.00%	0	#DIV/0!
2/28/2026	0	0.00%	0	#DIV/0!
3/31/2026	0.09	9.00%	0	#DIV/0!
4/30/2026	0	0.00%	0	#DIV/0!
5/31/2026		0.00%		#DIV/0!
6/30/2026		0.00%		#DIV/0!
Total YTD	0	19.00%	0	#DIV/0!

Total Budget and YTD 4/30/26



Nicollet ISD 507
Monthly Budget Report
4/30/2026 - Fiscal Year 2026

Fund 24 - Fitness Ctr

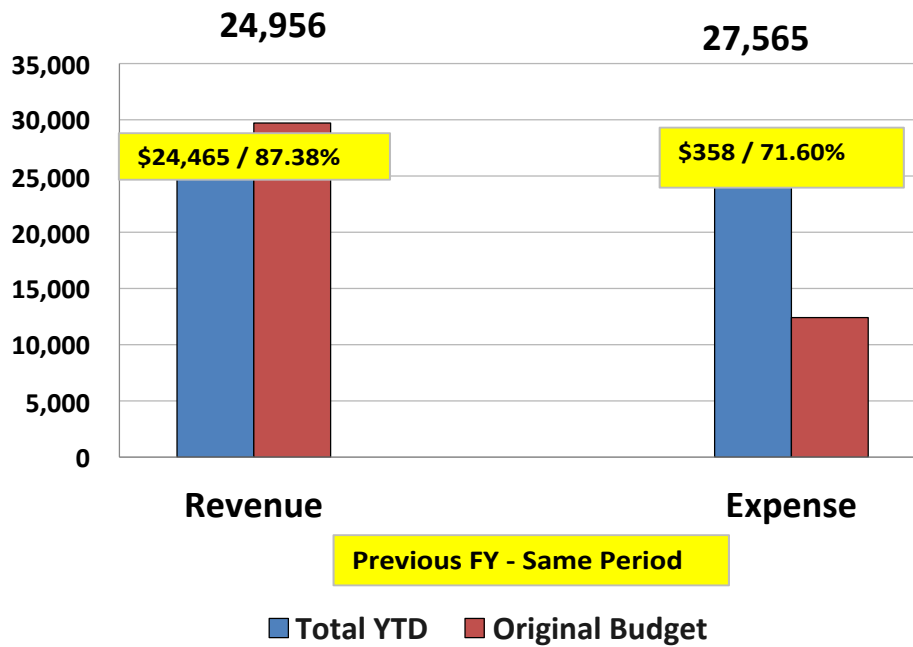
	<u>Revenue</u>	<u>Expense</u>	<u>Deficit/Surplus</u>
Total YTD	24,956	27,565	(2,609)
Revised Budget	29,711	12,411	17,300

	<u>Revenue</u>	<u>% of Total</u>	<u>Expense</u>	<u>% of Total</u>
Revised Budget	29,711		12,411	
YTD	24,956	84.00%	27,565	222.10%
Remaining Balance	4,755	16.00%	(15,154)	-122.10%

Month Ending:

7/31/2025	2,513	8.46%	64	0.52%
8/31/2025	2,151	7.24%	148	1.19%
9/30/2025	2,318	7.80%	10,100	81.38%
10/31/2025	2,720	9.16%	833	6.71%
11/30/2025	2,248	7.57%	634	5.11%
12/31/2025	2,645	8.90%	268	2.16%
1/31/2026	3,195	10.75%	202	1.63%
2/28/2026	1,998	6.73%	18	0.15%
3/31/2026	2,449	8.24%	24	0.19%
4/30/2026	2,720	9.15%	15,275	123.08%
5/31/2026		0.00%		0.00%
6/30/2026		0.00%		0.00%
Total YTD	<u>24,956</u>	<u>84.00%</u>	<u>27,565</u>	<u>222.10%</u>

Total Budget and YTD 4/30/26



Fund 25 - Student Activities

**Nicollet ISD 507
Monthly Budget Report
4/30/2026 - Fiscal Year 2026**

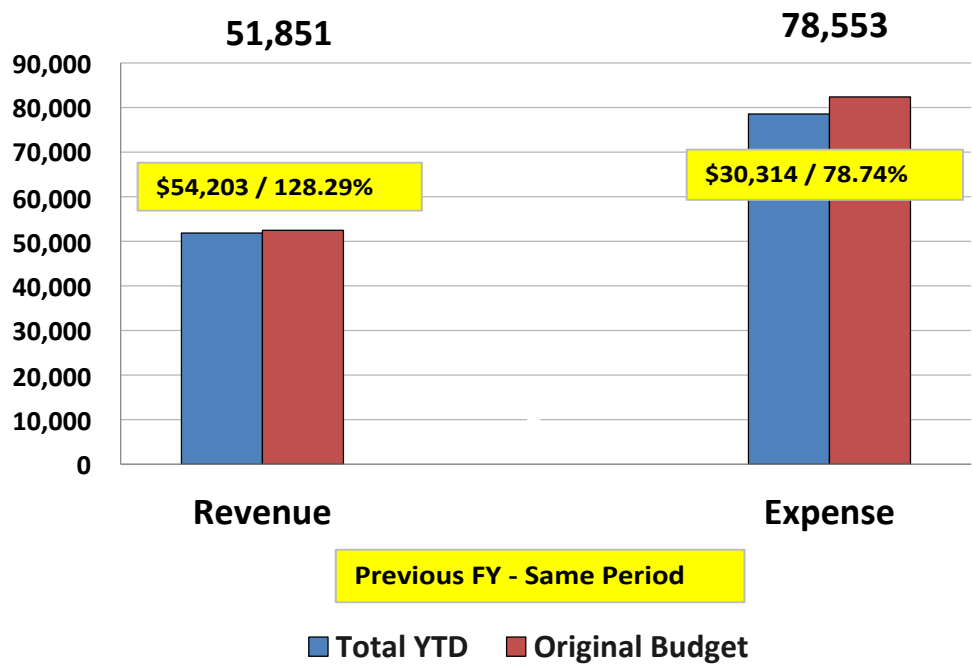
	<u>Revenue</u>	<u>Expense</u>	<u>Deficit/Surplus</u>
Total YTD	51,851	78,553	(26,702)
Revised Budget	52,466	82,384	(29,918)

	<u>Revenue</u>	<u>% of Total</u>	<u>Expense</u>	<u>% of Total</u>
Revised Budget	52,466		82,384	
YTD	51,851	98.83%	78,553	95.35%
Remaining Balance	615	1.17%	3,831	4.65%

Month Ending:

7/31/2025	0	0.00%	0	0.00%
8/31/2025	2,100	4.00%	0	0.00%
9/30/2025	56	0.11%	1,523	1.85%
10/31/2025	11,862	22.61%	2,200	2.67%
11/30/2025	8,269	15.76%	6,662	8.09%
12/31/2025	10	0.02%	24,000	29.13%
1/31/2026	3,829	7.30%	2,705	3.28%
2/28/2026	16,467	31.39%	4,978	6.04%
3/31/2026	3,430	6.54%	25,015	30.36%
4/30/2026	5,828	11.11%	11,470	13.92%
5/31/2026		0.00%		0.00%
6/30/2026		0.00%		0.00%
Total YTD	<u>51,851</u>	<u>98.83%</u>	<u>78,553</u>	<u>95.35%</u>

Total Budget and YTD 4/30/26



Fund 34 - NECC (DC)

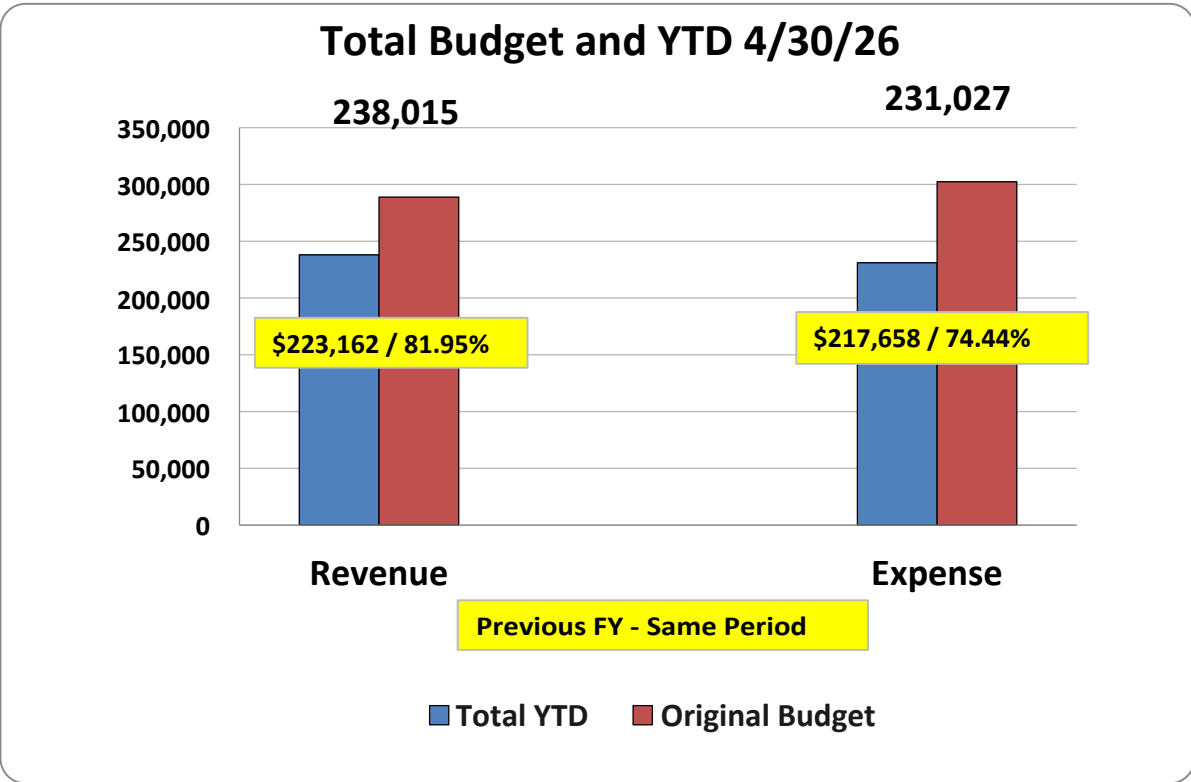
**Nicollet ISD 507
Monthly Budget Report
4/30/2026 - Fiscal Year 2026**

	<u>Revenue</u>	<u>Expense</u>	<u>Deficit/Surplus</u>
Total YTD	238,015	231,027	6,989
Revised Budget	288,894	302,387	(13,493)

	<u>Revenue</u>	<u>% of Total</u>	<u>Expense</u>	<u>% of Total</u>
Revised Budget	288,894		302,387	
YTD	238,015	82.39%	231,027	76.40%
Remaining Balance	50,879	17.61%	71,360	23.60%

Month Ending:

7/31/2025	17,763	6.15%	3,436	1.14%
8/31/2025	20,079	6.95%	24,341	8.05%
9/30/2025	30,060	10.41%	27,377	9.05%
10/31/2025	24,423	8.45%	24,132	7.98%
11/30/2025	22,780	7.89%	31,466	10.41%
12/31/2025	27,373	9.48%	24,364	8.06%
1/31/2026	21,200	7.34%	23,274	7.70%
2/28/2026	28,018	9.70%	18,953	6.27%
3/31/2026	24,945	8.63%	24,818	8.21%
4/30/2026	21,374	7.40%	28,867	9.55%
5/31/2026		0.00%		0.00%
6/30/2026		0.00%		0.00%
Total YTD	<u>238,015</u>	<u>82.39%</u>	<u>231,027</u>	<u>76.40%</u>



Numbers inside the box do NOT reflect any playground project activity.

Fund 44 - Latchkey

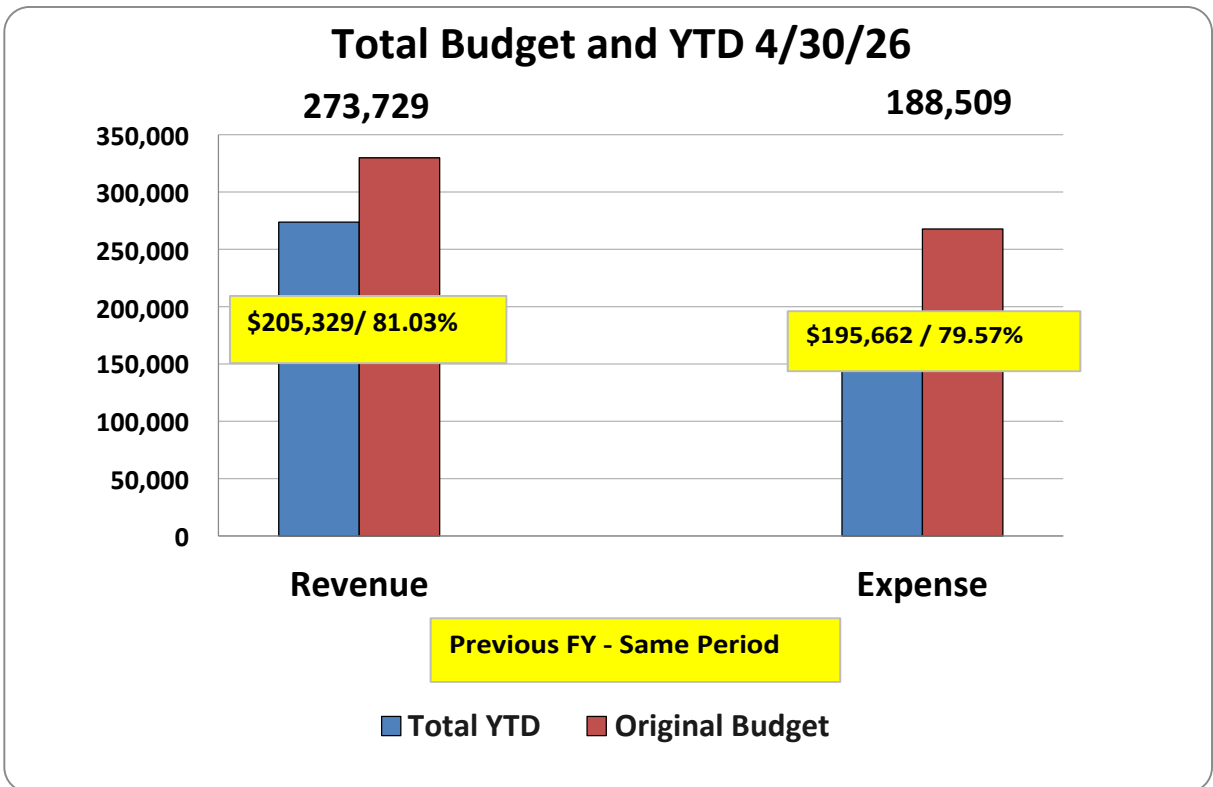
Nicollet ISD 507
Monthly Budget Report
4/30/2026 - Fiscal Year 2026

	Revenue	Expense	Deficit/Surplus
Total YTD	273,729	188,509	85,220
Revised Budget	329,785	267,739	62,046

	Revenue	% of Total	Expense	% of Total
Revised Budget	329,785		267,739	
YTD	273,729	83.00%	188,509	70.41%
Remaining Balance	56,056	17.00%	79,230	29.59%

Month Ending:

7/31/2025	30,717	9.31%	9,367	3.50%
8/31/2025	39,276	11.91%	31,559	11.79%
9/30/2025	32,163	9.75%	26,294	9.82%
10/31/2025	24,559	7.45%	20,227	7.55%
11/30/2025	19,393	5.88%	18,510	6.91%
12/31/2025	25,494	7.73%	18,154	6.78%
1/31/2026	21,137	6.41%	15,373	5.74%
2/28/2026	24,819	7.53%	15,382	5.75%
3/31/2026	29,131	8.83%	16,454	6.15%
4/30/2026	27,041	8.20%	17,189	6.42%
5/31/2026		0.00%		0.00%
6/30/2026		0.00%		0.00%
Total YTD	273,729	83.00%	188,509	70.41%



**Fund 4 - Community
Srvc.
ALL**

**Nicollet ISD 507
Monthly Budget Report
4/30/2026 - Fiscal Year 2026**

	<u>Revenue</u>	<u>Expense</u>	<u>Deficit/Surplus</u>
Total YTD	686,950	559,833	127,116
Revised Budget	845,514	746,471	99,043

	<u>Revenue</u>	<u>% of Total</u>	<u>Expense</u>	<u>% of Total</u>
Revised Budget	845,514		746,471	
YTD	686,950	81.25%	559,833	75.00%
Remaining Balance	158,564	18.75%	186,638	25.00%

Month Ending:

7/31/2025	51,451	6.09%	17,933	2.40%
8/31/2025	76,210	9.01%	65,556	8.78%
9/30/2025	77,018	9.11%	74,164	9.94%
10/31/2025	78,762	9.32%	68,537	9.18%
11/30/2025	67,143	7.94%	60,030	8.04%
12/31/2025	93,121	11.01%	54,107	7.25%
1/31/2026	42,300	5.00%	47,958	6.42%
2/28/2026	70,823	8.38%	47,284	6.33%
3/31/2026	73,151	8.65%	51,866	6.95%
4/30/2026	56,971	6.74%	72,398	9.70%
5/31/2026	0	0.00%	0	0.00%
6/30/2026	0	0.00%	0	0.00%
Total YTD	686,950	81.25%	559,833	75.00%

