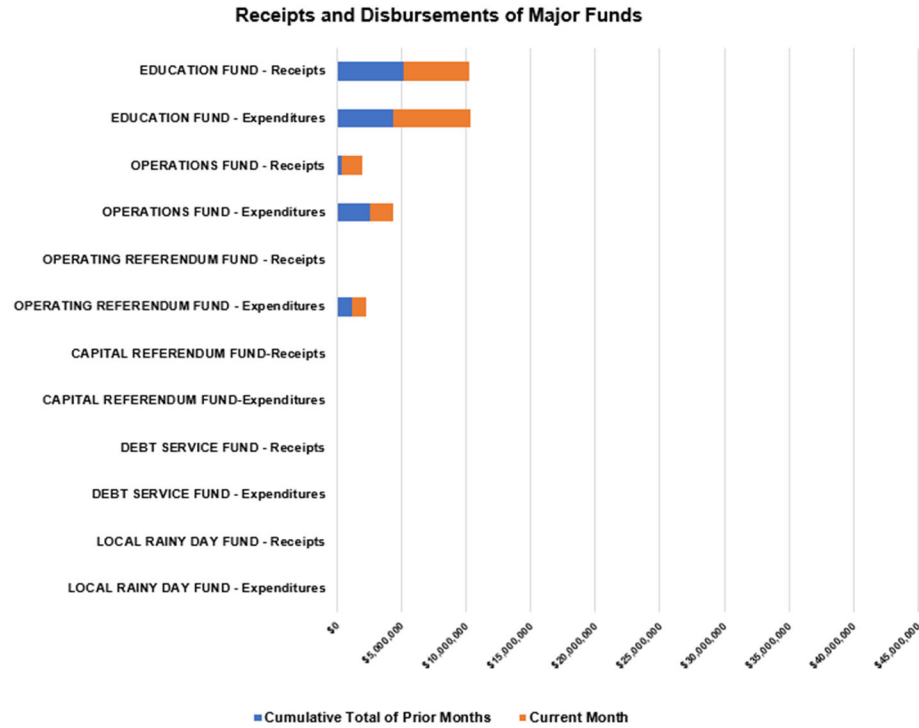
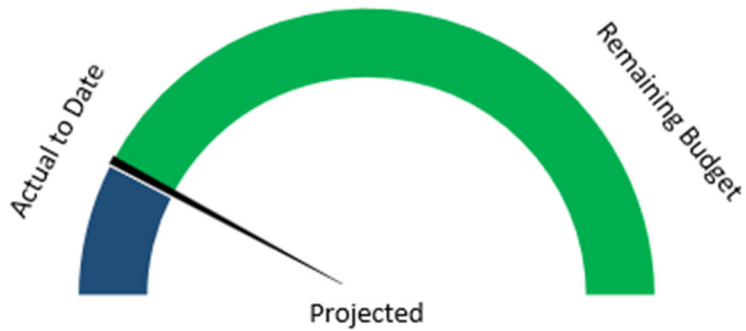


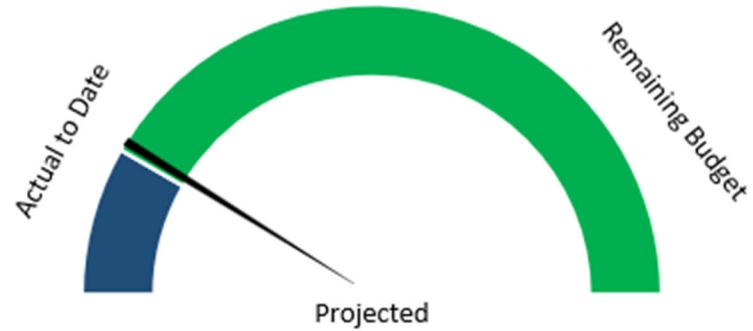
Financial Overview- February 2026



Education Fund
Comparison of Actual to Date with Budget



Operations Fund
Comparison of Actual to Date with Budget



Zionsville Community Schools
Monthly Financial Summary
Report of Revenues, Expenditures, Transfers and Balances
For the Month Ending February 28, 2026

Fund	Description	Beginning Balance January 1, 2026	Previous YTD Receipts	Previous YTD Expenditures	Ending Balance January 31, 2026	Monthly Receipts	Monthly Expenditures	Ending Balance February 28, 2026
101	EDUCATION FUND	13,317,119.60	5,159,593.98	4,331,857.79	14,144,855.79	5,132,268.44	6,010,815.96	13,266,308.27
160	OPERATING REFERENDUM FUND	8,020,540.12	-	1,137,350.18	6,883,189.94	-	1,123,523.43	5,759,666.51
200	DEBT SERVICE FUND	8,882,156.33	-	-	8,882,156.33	-	-	8,882,156.33
292	CAPITAL REFERENDUM FUND	1,309,584.77	-	-	1,309,584.77	-	-	1,309,584.77
300	OPERATIONS FUND	8,163,706.56	333,922.14	2,516,842.02	5,980,786.68	1,654,156.22	1,830,014.10	5,804,928.80
610	LOCAL RAINY DAY FUND	8,801,926.16	-	-	8,801,926.16	-	-	8,801,926.16
706	2021 CONSTRUCTION FUND	664,314.15	88.97	-	664,403.12	78.09	-	664,481.21
707	2022 A CONSTRUCTION FUND	263,059.29	1,200.77	-	264,260.06	1,053.84	-	265,313.90
708	2022 B CONSTRUCTION FUND	116,754.74	480.22	3,795.00	113,439.96	417.88	-	113,857.84
709	2023 A CONSTRUCTION FUND	233,790.05	7,212.95	-	241,003.00	6,330.39	-	247,333.39
710	2023 B CONSTRUCTION FUND	92,336.86	8,402.05	350.00	100,388.91	7,373.25	-	107,762.16
712/714	2024 CONSTRUCTION FUNDS	8,173.82	501.48	-	8,675.30	371.34	2,070.00	6,976.64
713	2025 CONSTRUCTION FUND	69,299,184.64	440,422.58	2,710,736.81	67,028,870.41	257,316.81	2,141,162.16	65,145,025.66
3028	FORMATIVE ASSESSMENT GRANT	41,352.82	-	6,681.18	34,671.64	-	-	34,671.64
3029	SPECIAL ED EXCESS COST GRANTS	26,846.00	22,929.00	44,706.70	5,068.30	61,930.15	43,078.15	23,920.30
3140	EARLY LITERACY GRANT	(0.00)	-	-	(0.00)	-	-	(0.00)
3270	SECURED SCHOOLS SAFETY GRANT *	-	-	92,500.00	(92,500.00)	-	-	(92,500.00)
3272	ROBOTICS GRANT *	(31,148.86)	-	-	(31,148.86)	-	-	(31,148.86)
3275/3276	ROBOTICS GRANTS *	(32,268.87)	-	1,925.00	(34,193.87)	100.00	9,971.01	(44,064.88)
3300	ALTERNATIVE EDUCATION FUND	76,262.95	-	-	76,262.95	-	8,999.44	67,263.51
3400	EARLY INTERVENTION GRANT	0.00	-	-	0.00	-	-	0.00
3749	CTE PERFORMANCE GRANT	10,741.76	-	-	10,741.76	-	8,635.00	2,106.76
3750	PERFORMANCE BASED AWARDS FUND	-	-	-	-	-	-	-
3769	HIGH ABILITY GRANT	640.59	-	12,466.75	(11,826.16)	-	-	(11,826.16)
3780	CONNECTIVITY GRANT	89,243.17	-	-	89,243.17	-	-	89,243.17
5200	SPEC ED GRANT FUND *	(459,353.41)	-	125,401.44	(584,754.85)	232,800.23	124,191.49	(476,146.11)
5400	SPEC ED PRE-SCHOOL GRANT *	(42,166.76)	-	7,279.00	(49,445.76)	23,250.03	6,785.35	(32,981.08)
6840-6842	TITLE II PART A GRANT FUNDS *	(24,220.60)	-	8,795.00	(33,015.60)	15,815.00	3,752.19	(20,952.79)
7908	3E GRANT *	(1,753.67)	-	-	(1,753.67)	-	-	(1,753.67)
	ALL OTHER FUNDS	12,459,568.74	722,351.35	1,554,005.28	11,627,914.81	2,481,463.66	2,004,777.92	12,104,600.55
	Total All Funds	131,286,390.94	6,697,105.49	12,554,692.15	125,428,804.28	9,874,725.33	13,317,776.20	121,985,753.41

* denotes Grant Funds. Negative balances are awaiting reimbursement from other entities.

**Zionsville Community Schools
Cash and Investment Balances
For the Month Ending February 28, 2026**

Bank #	Bank Name	Cash Balance
5	BMO Harris Bank	7,928,644.62
15	ONB- Self Insurance	8,629,321.16
20	Key Bank	13,848,875.71
22	STAR Bank	15,080,174.60
25	STAR Bank	29,625.17
26	STAR Bank	399,813.90
27	STAR Bank	156,098.19
33	STAR Bank	2,401,664.81
34	STAR Bank	2,797,309.91
FFBT	First Farmers Bank and Trust	5,469,307.85
Star 24A	STAR Bank	131,059.78
Star 24B	STAR Bank	9,009.09
Star 25	STAR Bank	9,113,461.84
		65,994,366.63

Investments

	Amount
All Fund Investment	
Cash & Equiv (Hoosier Fund)	278,553.20
2025 Bond	
Star Financial Investments	59,348,012.44
Total Cash and Investments	125,620,932.27
Outstanding checks and reconciliation items:	(3,635,178.86)
Total Available Cash and Investments	121,985,753.41
Total All Funds	121,985,753.41

Zionsville Community Schools
Monthly Financial Summary
Actual Revenues and Expenditures Compared to Year-To-Date Projections
For the Month Ending February 28, 2026

	Actual Month	Actual YTD	Projection YTD	% Variance YTD	Actual Prior Yr YTD	% Variance Actual YTD to Prior Yr YTD	Comparison: State Approved 2026 Annual Budget	YTD Percent of State Approved Budget
REVENUES:								
Education Fund								
State Aid	5,081,099.67	10,175,881.50	9,907,996.00	2.70%	9,791,022.32	3.93%	61,206,798.00	16.63%
Curricular Materials	50,904.06	115,462.79	-	0.00%	1,894.24			
Interest and Other	264.71	518.13	200.00	159.07%	860.00	-39.75%		
Subtotal - Education Fund	5,132,268.44	10,291,862.42	9,908,196.00	161.77%	9,793,776.56	5.09%	61,206,798.00	16.81%
Debt Service Fund- Prop./Excise Tax	-	-	-	0.00%	-	n/a	36,661,771.00	0.00%
Operations Fund								
Rental and Earned Income	169,573.54	329,395.44	300,000.00	9.80%	534,797.53	-38.41%	2,115,000.00	15.57%
Property and Excise Taxes	-	-	-	0.00%	-	n/a	13,869,871.00	0.00%
Transfers In from Education Fund	1,484,000.00	1,484,000.00	1,484,000.00	0.00%	1,468,653.00	0.00%	9,500,000.00	15.62%
Other	582.68	174,682.92	171,000.00	2.15%	392,973.40	-55.55%	550,000.00	31.76%
Subtotal - Operations Fund	1,654,156.22	1,988,078.36	1,955,000.00	11.95%	2,396,423.93	-17.04%	26,034,871.00	7.64%
Operating Referendum Fund	-	-	-	0.00%	-	n/a	14,656,347.00	0.00%
Capital Referendum Fund	-	-	-	0.00%	-	n/a	5,930,903.00	0.00%
Rainy Day Fund	-	-	-	0.00%	2,000,000.00	n/a	-	0.00%
2021 Bond Fund	78.09	167.06	100.00	67.06%	8,474.91	n/a		
2022A Bonds - Construction Fund	1,053.84	2,254.61	2,000.00	12.73%	2,716.30	n/a		
2022B Bonds - Construction Fund	417.88	898.10	750.00	19.75%	16,246.47	n/a		
2023A Bonds - Construction Fund	6,330.39	13,543.34	12,500.00	8.35%	16,311.80	n/a		
2023B Bonds - Construction Fund	7,373.25	15,775.30	15,000.00	5.17%	19,028.31	n/a		
2024A Bonds - Construction Fund	345.45	739.09	600.00	23.18%	2,724.88	n/a		
2024B Bonds - Construction Fund	25.89	133.73	100.00	33.73%	37,482.90	n/a		
2025 Bonds - Construction Fund	257,316.81	697,739.39	665,000.00	4.92%	-	n/a		
All Other Funds	2,815,359.07	3,560,639.42			4,196,097.40			
TOTAL REVENUES	9,874,725.33	16,571,830.82	12,559,246.00	31.95%	18,489,283.46	-10.37%	144,490,690.00	
EXPENDITURES:								
Education Fund								
Personnel Salaries and Benefits	3,882,854.65	7,877,276.24	7,858,768.19	0.24%	7,392,050.81	6.56%	51,068,641.00	15.42%
Contracted & Professional Services	103,824.63	383,053.22	410,000.00	-6.57%	427,815.27	-10.46%	2,640,000.00	14.51%
Supplies and Equipment	540,136.68	598,344.29	597,000.00	0.23%	737,142.38	-18.83%	4,129,630.00	14.49%
Transfers Out to Operations Fund	1,484,000.00	1,484,000.00	1,484,000.00	0.00%	1,468,653.00	0.00%	9,500,000.00	15.62%
Other/misc. items	-	-	200.00	-100.00%	-	n/a	95,000.00	0.00%
Subtotal - Education Fund	6,010,815.96	10,342,673.75	10,349,968.19	-0.07%	10,025,661.46	3.16%	67,433,271.00	15.34%
Debt Service Fund	-	-	-	0.00%	-		38,599,375.00	0.00%
Operations Fund								
Personnel Salaries and Benefits	781,437.16	1,366,420.89	1,315,357.00	3.88%	1,339,301.18	2.02%	9,245,695.00	14.78%
Contracted & Professional Services	417,527.51	1,088,979.81	1,185,000.00	-8.10%	867,268.58	25.56%	7,037,772.00	15.47%
Supplies, Equip. and Utilities	631,049.43	1,891,455.42	2,000,000.00	-5.43%	2,432,637.59	-22.25%	8,092,900.00	23.37%
Transfer Out to Rainy Day Fund	-	-	-	0.00%	2,000,000.00		-	0.00%
Other/misc. items	-	-	1,100.00	-100.00%	1,706.00	-100.00%	22,000.00	0.00%
Subtotal - Operations Fund	1,830,014.10	4,346,856.12	4,501,457.00	-3.43%	6,640,913.35	-34.54%	24,398,367.00	17.82%
Operating Referendum Fund								
Personnel Salaries and Benefits	1,123,523.43	2,260,873.61	2,325,000.00	-2.76%	2,408,578.71	-6.13%	15,569,085.00	14.52%
Capital Referendum Fund	-	-	-	0.00%	-	n/a	6,137,000.00	0.00%
Rainy Day Fund ¹	-	-			90,500.00		5,100,000.00	0.00%
2021 Bond Fund ¹	-	-			121,603.45			
2022A Bonds - Construction Fund ¹	-	-			-			
2022B Bonds - Construction Fund ¹	-	3,795.00			-			
2023A Bonds - Construction Fund ¹	-	-			-			
2023B Bonds - Construction Fund ¹	-	350.00			5,883.00			
2024 A & B Bonds - Construction Fund ¹	2,070.00	2,070.00			2,075,633.47			
2025 Bonds - Construction Fund ¹	2,141,162.16	4,851,898.97			796,874.32			
All other Funds								
Personnel Salaries and Benefits ¹	657,424.63	1,198,746.61			1,239,316.80			
Contracted & Professional Services ¹	1,010,416.74	6,381,579.41			791,628.89			
Supplies, Equip. and Utilities ¹	530,013.26	740,847.61			934,399.72			
Other/misc. items ¹	12,335.92	22,911.25			8,350.53			
Subtotal- All Other Funds	2,210,190.55	8,344,084.88			2,973,695.94			
TOTAL EXPENDITURES & TRANSFERS	13,317,776.20	30,152,602.33			25,139,343.70		157,237,098.00	
COMBINED SURPLUS (DEFICIT) FOR THE PERIOD ²	(3,443,050.87)	(13,580,771.51)			(6,650,060.24)			

Zionsville Community Schools
Monthly Financial Summary
Notes on Variances and Other Comments
February 28, 2026

Notes

- 1 Monthly revenue and expenditure projections are not maintained as part of this report for the funds not included in the state budgetary process. Revenue is posted as earned and expenditures are processed as items are received and/or projects reach completion in compliance with regulatory basis accounting principals.

- 2 In a typical month, we expend more than we receipt given the nature of our funding cycle. The exceptions to this generality are the months when we receive the property tax distributions - June and December.