

Child Nutrition

Grace George
Director of Child Nutrition

Child Nutrition Team

The Office



Nathan Williams, Supervisor; Polly Dillon, OAA Purchasing; Angie Yarbrough, OAA Finances; Martha McEntire, Coordinator; Sharon Thomas, OAA Admin; Melanie St. John, OAA Eligibility Clerk



Child Nutrition Team Maintenance/Warehouse



Phillip Blankenship, Maintenance; Michael Douglas, WH Manager; Richard Ehlen, Milk Delivery; Trevon Richardson, WH Delivery; Mark Wilson, WH Delivery; Jeremy Henry (not pictured)




Child Nutrition Team Everyone Else



03

24 Managers


136 Cafeteria Staff



Child Nutrition


Areas of Responsibility

| Budget | Eligibility | Nutrition & Meal Service | Everything Else |
|--------------------------------------|--|---------------------------------|--|
| Where Does the Money Come From? | What Are the Eligibility Classes? | What, There are Requirements? | What is Involved with Food Distribution? |
| Where Does the Money Go? | What are Eligibility Guidelines? | What Do Parents Need to Know? | What, it is Already April? |
| What Improvements have been tracked? | What is the F/R %, Why does it matter? | What are the Important Numbers? | What are Employee Expectations? |



Budget

- Where Does the Money Come From?
 - Federal Reimbursements
 - March reimbursements = \$713,989.97
 - State Reimbursements
 - Student/Adult Payment for Meals
- Where Does the Money Go?
 - Food
 - Labor
 - Supplies
- What Improvements have been made?
 - Overall budget
 - Labor Cost




Budget

| | | | | | | | | | |
|--|----------------|---------------|-----------------|-----------------|----------|--|-----------------|-----------------|-------------------|
| Current Salaries & Benefits | | \$ 464,928.77 | 48.700% | | | | | | |
| Purchased & Donated Foods | | 441,630.14 | 46.300% | | | | 2026 YTD Income | FEB 2024-2025 | |
| Current Other Expenditures | | 47,884.54 | 5.000% | | | | | YTD Income | Trfr Operating |
| | | \$ 954,443.45 | 100.000% | | | | | \$ 6,899,763.87 | YTD Total |
| | | | | | | | | | Expenses |
| YTD Salaries & Benefits | | | | \$ 3,196,335.64 | 46.500% | | | | Loss w/o Trfr |
| Purchased & Donated Foods | | | | 3,298,655.73 | 48.000% | | | | |
| YTD Other Expenditures | | | | 377,839.40 | 5.500% | | 6,709,106.27 | YTD Income | |
| | Current Income | \$ 951,308.01 | | \$ 6,872,830.77 | 100.000% | | (6,872,830.79) | YTD Expenses | |
| Excess (Deficiency) of Rev over Exp for Fund | | \$ (3,135.44) | Current Mo Loss | | | | \$ (163,724.52) | YTD Loss | Incr 2026 vs 2025 |
| | | | | | | | | | \$ 261,191.87 |



Eligibility

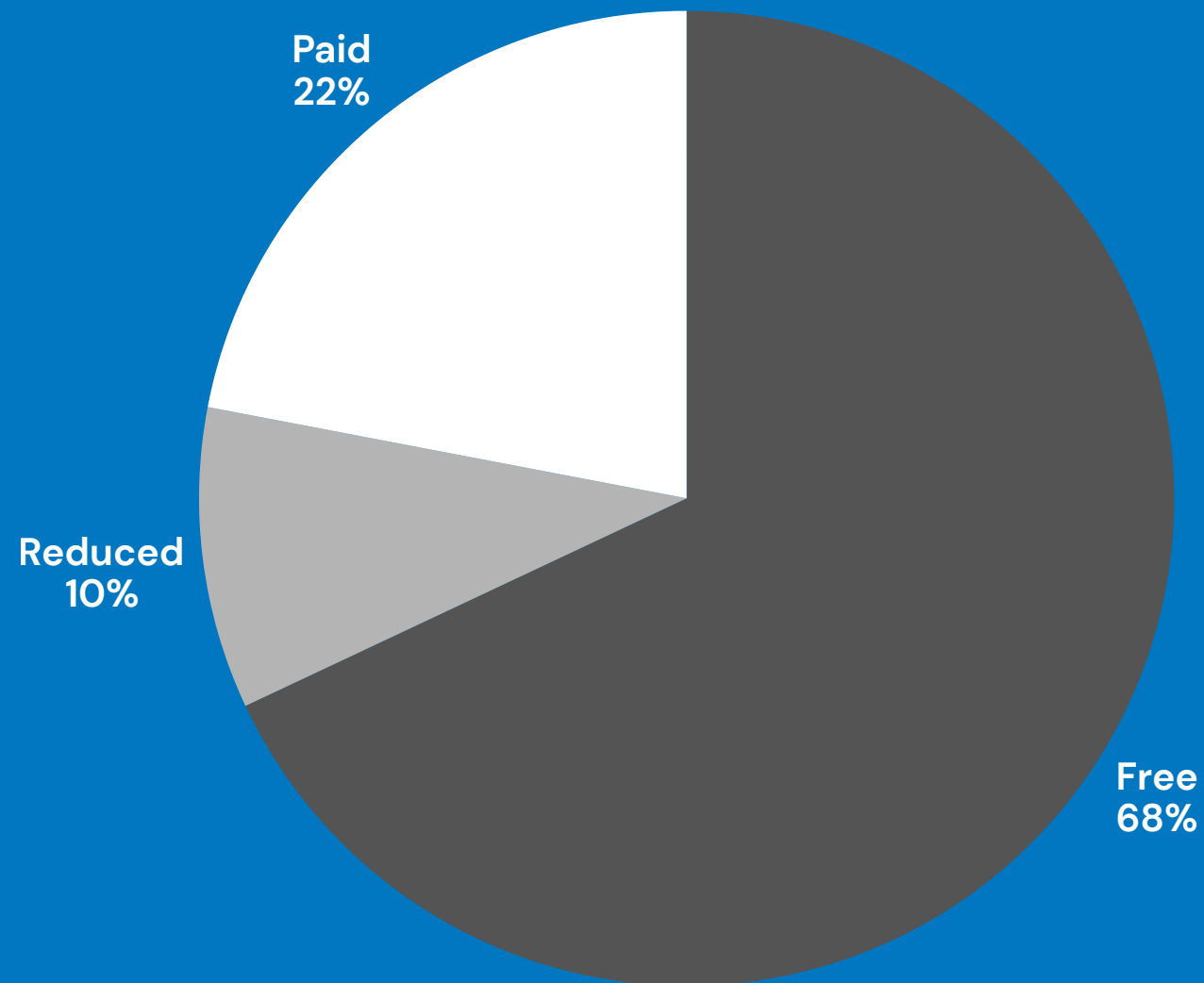
- What are the eligibility determinations?
 - Free
 - Reduced
 - Full Paid
- What are the eligibility guidelines?
 - Income guidelines change every school year
 - Applications begin July 1 of each year
 - Eligibility continues from previous year for the first 30 days of the new school year
 - Applications can be updated during the school year
- What are the Free & Reduced Percentages, Why does it matter?
 - As Wednesday, April 1, FSPS was at 77.9%
 - FSPS receives funds based on the numbers for other programs



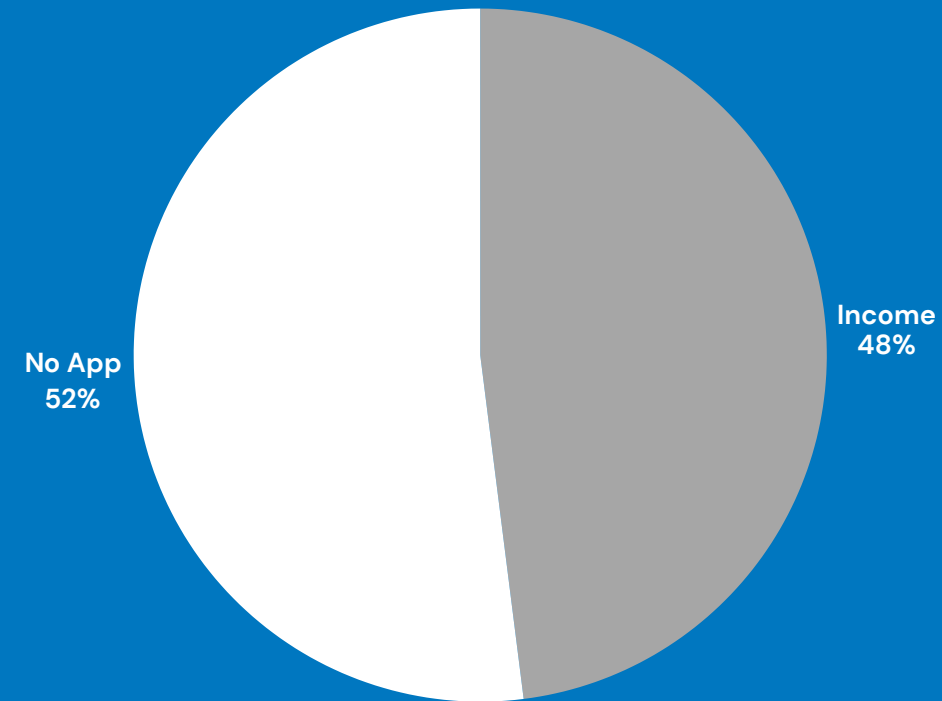
Eligibility Breakdown

based on 13,255 enrolled

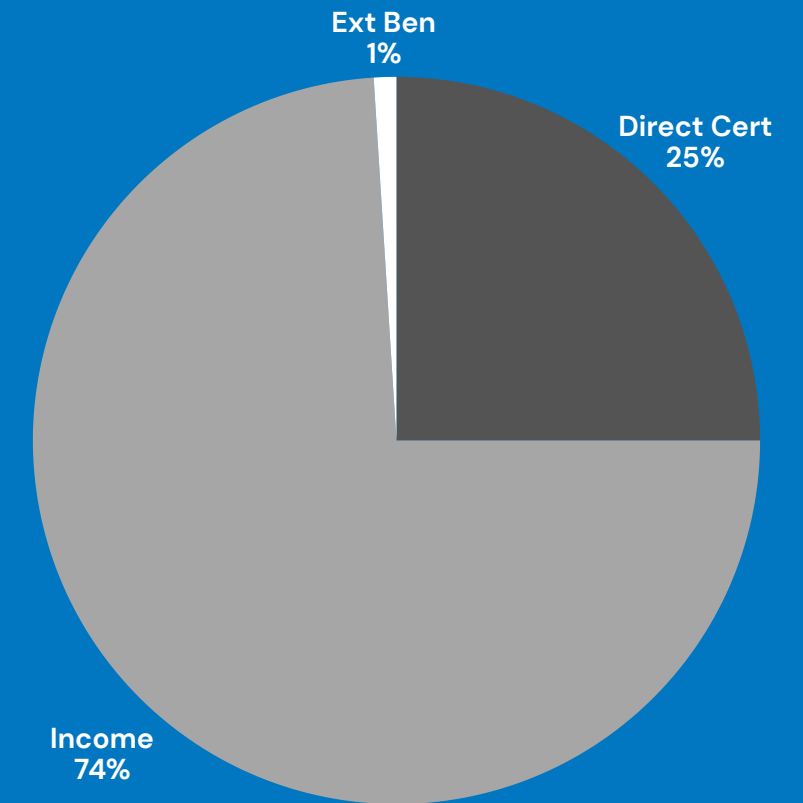
Overall




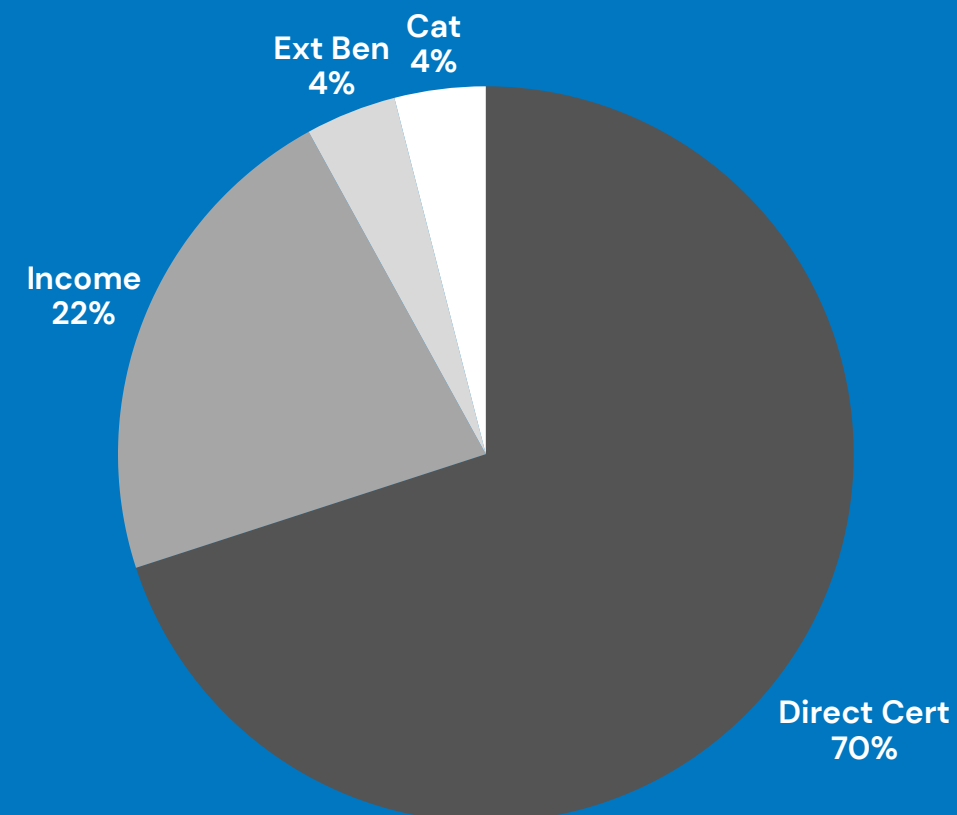
Paid



Reduced




Free




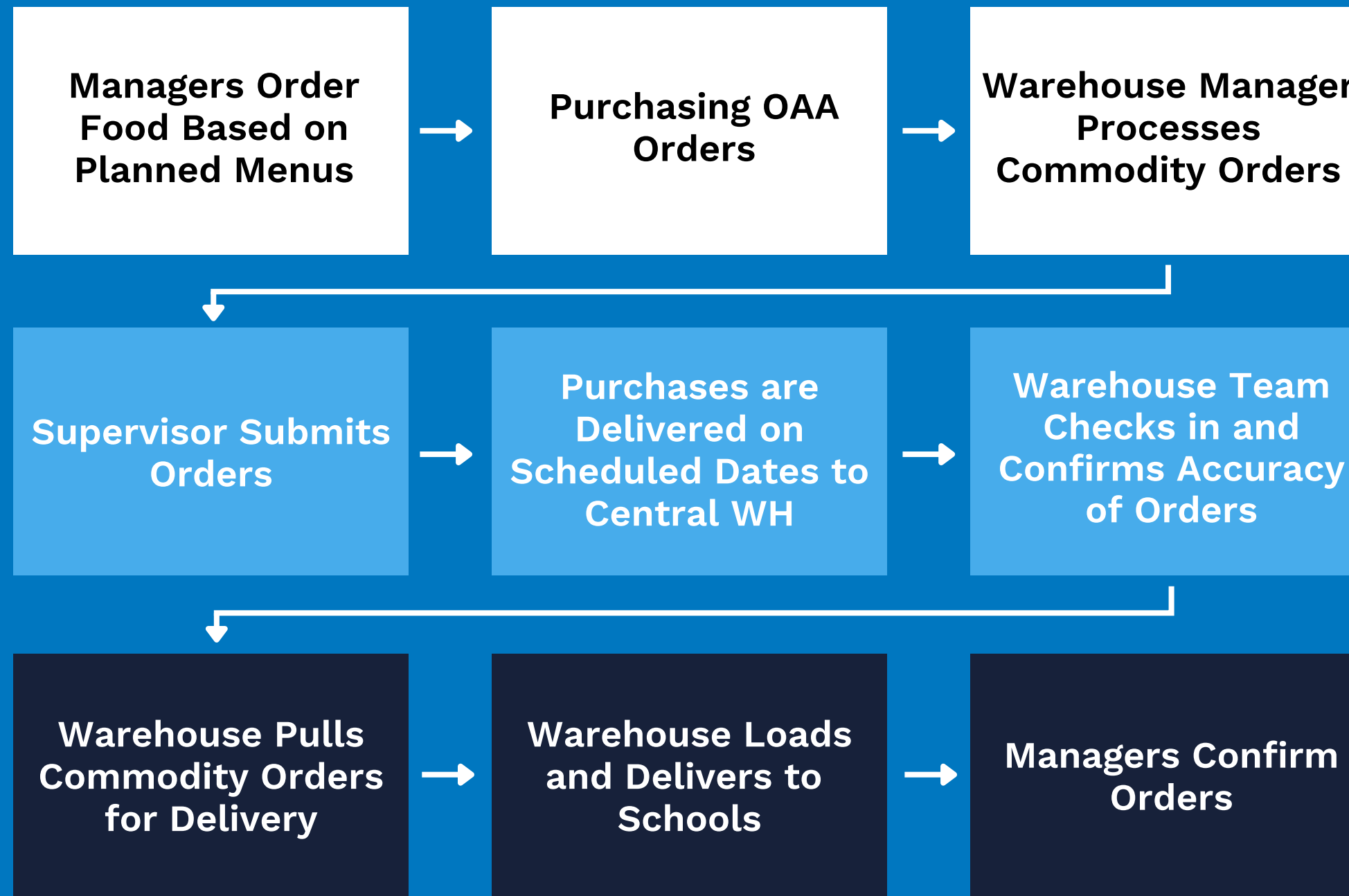
Nutrition & Meal Service

- What??!! There are requirements? YES
 - Fat, Sodium, Calories for 3 grade groups (K-5; 6-8; 9-12)
 - Groups/Components & Subgroups
 - Menu & Meal Compliant Software
- What do parents need to know?
 - Online Menus –
<https://menus.healthepro.com/organizations/3280>
 - Medical Modifications
 - Students have choices
- What are the important numbers?
 - FSPS cafeterias fed in March
 - Breakfast – 70,386 students (33% daily participation)
 - Lunch – 130,113 students (61% daily participation)
 - Average of 12,531 meal per day (16 service days in March)




Everything Else & So Much More

- What is involved with food distribution?




Everything Else & So Much More

- What? It is already April?
 - July 1st – Meal Applications
 - August – Direct Certification Drop
 - September – Child & Adult Care Food Program Financial Review
 - September – Direct Certification Drop
 - October 1st – Lock in F/R Percentages
 - November 15th – Verification Due
 - January – Direct Certification Drop
 - February – Admin Review*
 - February – Comm/Processing Orders Due for the next SY
 - March – Severe Need Application Due
 - April – Direct Certification Drop
 - CACFP Compliance Review*
 - April 15th – Identified Student Population Report Due
 - May – Policy Agreement Due
 - June – Managers Training
 - July – START OVER



Everything Else & So Much More

- What are the employee expectations?
 - Training
 - State and Federal Requirements
 - 10–12 hours
 - All managers must maintain a ServSafe Certificate
 - All managers must hold a Manager's Certification
 - 1st Year – 1 week during the summer
 - 2nd Year – 1 week during the summer
 - 3rd Year – Internship
 - All Directors must hold a Director's Certification
 - FSPS Director is required to hold a college degree in an approved program of study
 - Warehouse Team
 - OSHA training
 - Forklift training
 - Maintain a CDL
 - Maintenance
 - Refrigerant training & certification



What Makes Child Nutrition Special?


Meet Basic Needs of Children

Work with All Departments

Care About Our Students

Go the Extra Mile

We are FUN



Q & A

