



*Wharton County
Junior College*



Monthly Financial Reports

March 2026



**Wharton County
Junior College**



Revenue & Expenditure Summary

	FISCAL 2026				FISCAL 2025				% OF PRIOR YR ACTUAL
	Current Month	Y-T-D ACTUAL	Budget	% of Budget	Y-T-D ACTUAL	Budget	% of Budget		
Fund 1000									
Revenues:									
State appropriations	\$ 90,142	\$ 8,158,640	\$ 9,305,255	87.68%	\$ 8,596,615	\$ 9,305,255	92.38%	95%	
Tuition and Fees	(102,611)	18,302,231	22,435,934	81.58%	18,782,352	22,613,331	83.06%	97%	
Advalorem Taxes	193,259	13,918,266	14,174,976	98.19%	12,109,140	12,147,842	99.68%	115%	
Mandatory Transfers	-	-	422,369	0.00%	-	1,201,254	0.00%	0%	
Non-mandatory Transfers	-	-	3,102,069	0.00%	-	3,319,066	0.00%	0%	
Other Revenues	99,633	888,476	663,684	133.87%	1,007,357	704,500	142.99%	88%	
Total Revenues	280,423	41,267,614	50,104,287	82.36%	40,495,463	49,291,248	82.16%	102%	
Expenditures:									
Salaries	1,893,569	13,026,389	25,411,116	51.26%	12,525,209	24,162,793	51.84%	104%	
Employee Benefits	466,547	3,040,848	6,324,533	48.08%	2,802,612	6,243,456	44.89%	109%	
Capital Expenditures	19,649	294,013	2,899,831	10.14%	524,162	4,551,273	11.52%	56%	
Mandatory Transfers	-	-	-	-	-	-	-	0%	
Non-mandatory Transfers	-	-	-	-	-	-	-	0%	
Other Expenditures	1,148,190	7,429,498	15,468,807	48.03%	7,376,471	14,333,726	51.46%	101%	
Total expenditures	3,527,955	23,790,748	50,104,287	47.48%	23,228,455	49,291,248	47.12%	102%	
Net increase/ (decrease) in net assets	\$ (3,247,532)	\$ 17,476,866			\$ 17,267,008				
Less Outstanding encumbrances		(4,178,548)			(3,844,418)				
Net increase less encumbrances		\$ 13,298,318			\$ 13,422,590				

* Note: Net student receivables in the amount of \$684,393.09 are currently outstanding. Tuition and fees are subject to collection in future periods.

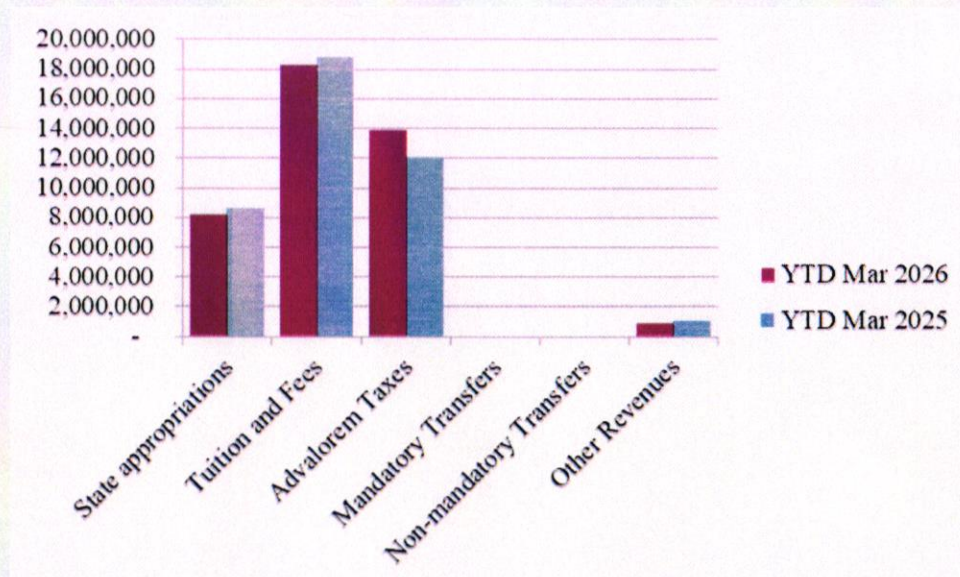


*Wharton County
Junior College*



Year to Date Revenues

- Received State Appropriation for Hazlewood, \$90k

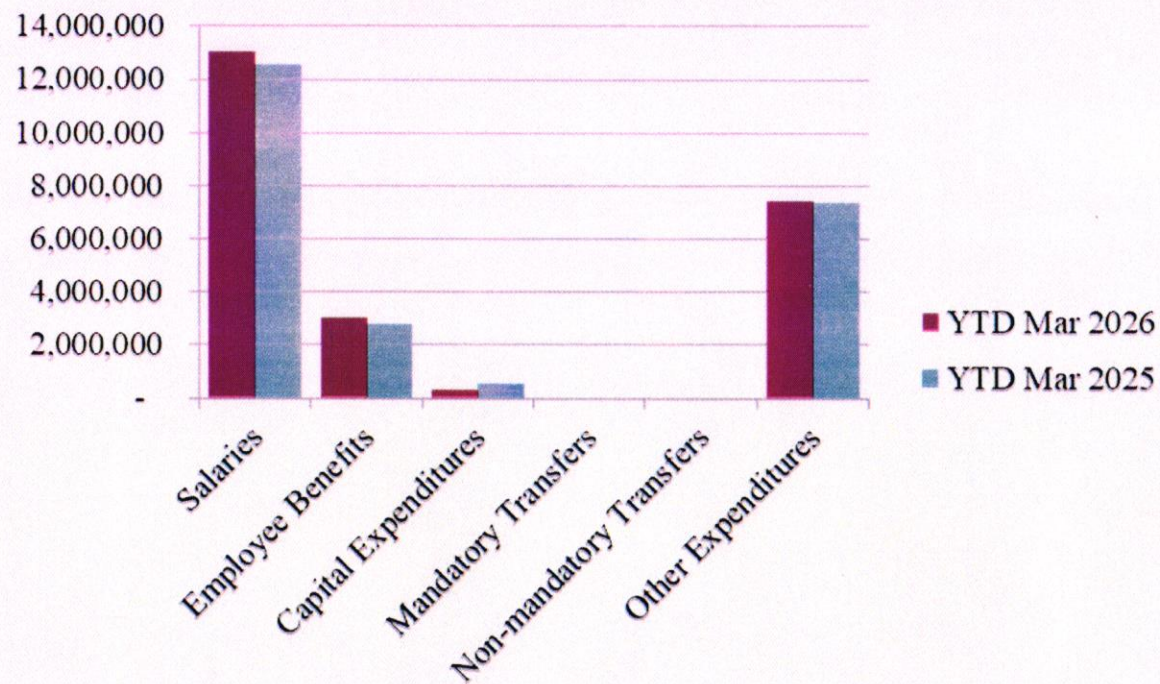





Wharton County
Junior College

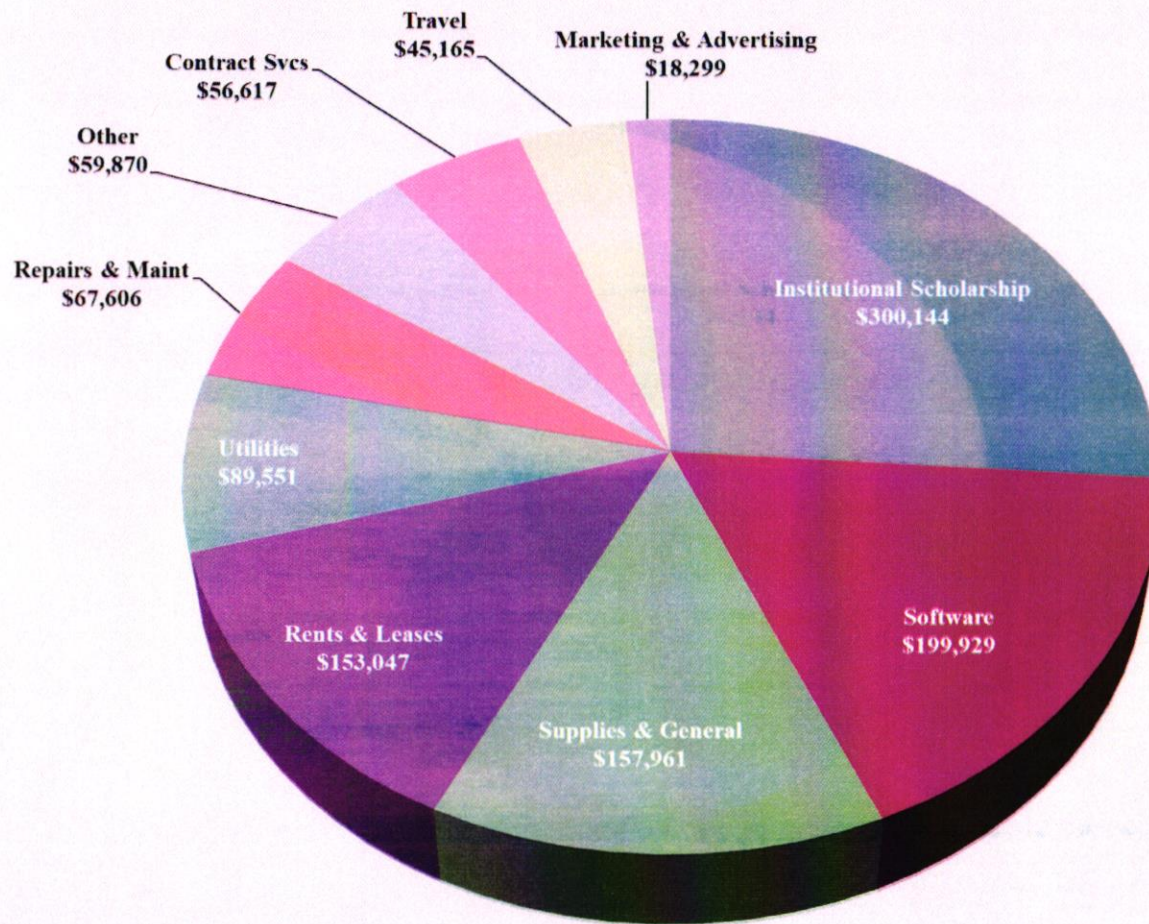


Year to Date Expenses





Other Expenses for March



- Institutional Scholarships is the initial funding of the WCJC Institutional Scholarships
- Software includes:
 - Touchnet payment gateway \$89
 - Health Professions assessment software – Assessment Technologies \$72k



**Wharton County
Junior College**



Analysis of Student Receivable Outstanding As of March 31, 2026

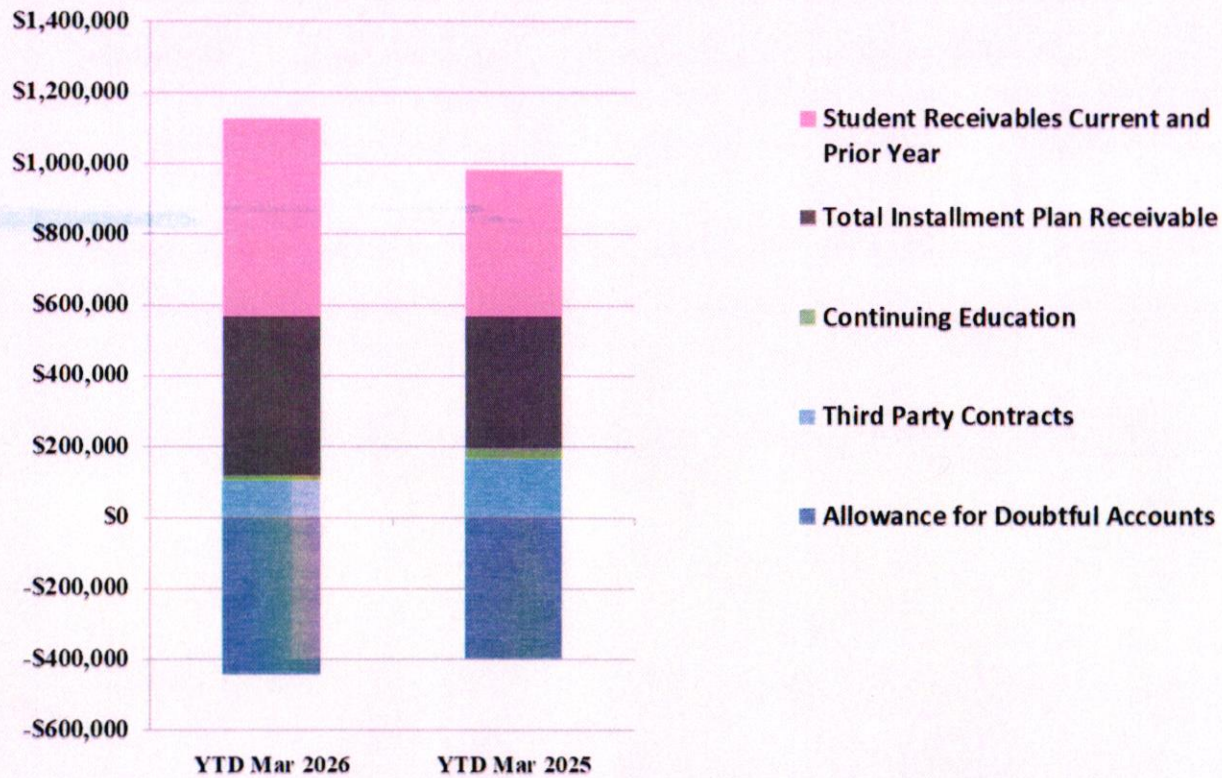
	2026	2025
Student Receivables Current and Prior Yr.	\$ 561,884.89	\$ 417,679.83
Installment Plan Receivable Due Fall Semester	\$ 119,006.73	\$ 87,610.57
Installment Plan Receivable Due Spring Semester	229,001.74	182,387.14
Installment Plan Receivable Summer I & II	0.00	0.00
Installment Plan Receivable Prior Years	101,905.53	103,265.55
Total Installment Plan Receivable	<u>\$ 449,914.00</u>	<u>\$ 373,263.26</u>
Third Party Contracts Receivable	\$ 101,975.00	\$ 162,175.36
Continuing Education Receivable	12,387.56	29,247.00
Allowance for Doubtful Accounts	(441,768.36)	(397,345.97)
Net Accounts Receivable	<u>\$ 684,393.09</u>	<u>\$ 585,019.48</u>



Wharton County
Junior College



AR by Category



COMBINED BALANCE SHEET

(Funds included: GOVERNMENTAL FUND TYPES)

Governmental Fund Types

	Current Unrestricted	Restricted Funds	Auxiliary Enterprise	Current Year 2026	Prior Year 2025
ASSETS and OTHER DEBITS:					
ASSETS:					
Cash	2,890,639	-755,871	166,264	2,301,032	3,837,905
Cash Investments	35,961,749	1,618,621	718,243	38,298,613	35,590,887
Accounts Receivable	756,624	5,681	39,163	801,468	782,449
Taxes Receivable	641,709	--	--	641,709	641,709
Local, St & Fed Agency Receivable	--	533,402	--	533,402	1,072,531
Deposits	--	--	--	--	--
Due From Other Funds	--	2,000	500	2,500	1,377,312
Prepaid Expense	--	--	--	--	2,306
Property, Plant & Equipment	--	--	--	--	--
Deferred Outflows	6,616,062	--	--	6,616,062	8,084,296
TOTAL ASSETS AND OTHER DEBITS:	46,866,783	1,403,833	924,170	49,194,785	51,389,395
Liabilities, equity and other credits					
LIABILITIES:					
Accounts Payable	238,137	--	1,500	239,637	475,719
Employee Benefits Payable	278,177	--	615	278,792	316,946
Payroll Taxes Payable	-6,146	--	--	-6,146	-5,226
Accrued Liabilities	--	--	--	--	--
Deferred Revenue	736,168	791,914	--	1,528,082	1,512,212
Long Term Debt	--	--	--	--	--
Net Pension Liability	8,366,637	--	--	8,366,637	9,751,478
Net OPEB Liability	26,537,906	--	--	26,537,906	26,537,906
Lease/SBITA Liab - Long Term	--	--	--	--	--
Deposits Payable	12,128	--	72,917	85,045	80,795
Due To Other Funds	2,500	--	--	2,500	2,349,174
Scholarships-Designated Donations	--	-939,930	--	-939,930	-165,522
Scholarships-Non-designated	-155	360,659	--	360,504	423,292
Donatio	--	--	--	--	--
Deferred Inflows	9,399,438	--	--	9,399,438	9,307,236
TOTAL LIABILITIES:	45,564,791	212,643	75,032	45,852,465	50,584,010
EQUITY AND OTHER CREDITS:					
Control Accounts	--	--	--	--	--
Fund Balances	--	--	--	--	--
Prior Year Fund Balance	-18,853,512	--	--	-18,853,512	-18,853,512
Endowment Fund-Original	--	--	--	--	--
Endowment Fund-Income	--	--	--	--	--
FB Professional Development	--	--	--	--	--
FB Salary Equity	--	--	--	--	--
FB Capital Equipment	--	--	--	--	--
FB Investment Gain And Loss	--	--	--	--	--
Fund Balance Receivables	--	--	--	--	--
Reserved-Undesignated	--	--	--	--	--
FBTC Operating Fund Balance	--	--	--	--	--
Plant Fund Balance	--	--	--	--	--
Bond Fund Balance	--	--	--	--	--
Scholarship	--	--	--	--	--
Fund Balance-Rounding Diff	--	--	--	--	--
Fund Balances:	--	--	--	--	--
Reserve for Encumbrance	4,178,548	129,916	52,908	4,361,371	4,420,294
Fund Balance	15,976,957	1,061,275	796,230	17,834,461	15,238,604
Reserve For Operations	--	--	--	--	--
TOTAL EQUITY AND OTHER CREDITS:	1,301,992	1,191,190	849,138	3,342,320	805,386
TOTAL LIABILITIES, EQUITY AND OTHER CREDITS:	46,866,783	1,403,833	924,170	49,194,785	51,389,395

=====

Wharton County Junior College
 Combined Balance Sheet--All Fund Types and Account Groups
 31-MAR-2026
 (With comparative totals for 31-AUG-2025)
 (amounts expressed in dollars)

Proprietary Fund Types

	Agency Funds	Current Year 2026	Prior Year 2025
ASSETS and OTHER DEBITS:			
ASSETS:			
Cash	18,088	18,088	63,514
Cash Investments	152,913	152,913	180,764
Accounts Receivable	-	-	-
Taxes Receivable			
Local, St & Fed Agency Receivable			
Deposits			
Due From Other Funds			
Prepaid Expense			
Property, Plant & Equipment			
Deferred Outflows			
TOTAL ASSETS AND OTHER DEBITS:	171,001	171,001	244,277
Liabilities, equity and other credits			
LIABILITIES:			
Accounts Payable			1,774
Employee Benefits Payable	-	-	-
Payroll Taxes Payable			
Accrued Liabilities			
Deferred Revenue			
Long Term Debt			
Net Pension Liability			
Net OPEB Liability			
Lease/SBITA Liab - Long Term			
Deposits Payable	166,285	166,285	237,521
Due To Other Funds			
Scholarships-Designated Donations			
Scholarships-Non-designated			
Donatio			
Deferred Inflows			
TOTAL LIABILITIES:	166,285	166,285	239,295
EQUITY AND OTHER CREDITS:			
Control Accounts	4,716	4,716	4,982
Fund Balances			
Prior Year Fund Balance			
Endowment Fund-Original			
Endowment Fund-Income			
FB Professional Development			
FB Salary Equity			
FB Capital Equipment			
FB Investment Gain And Loss			
Fund Balance Receivables			
Reserved-Undesignated			
FBTC Operating Fund Balance			
Plant Fund Balance			
Bond Fund Balance			
Scholarship			
Fund Balance-Rounding Diff			
Fund Balances:			
Reserve for Encumbrance			
Fund Balance			
Reserve For Operations			
TOTAL EQUITY AND OTHER CREDITS:	4,716	4,716	4,982
TOTAL LIABILITIES, EQUITY AND OTHER CREDITS:	171,001	171,001	244,277

=====

Wharton County Junior College
 Combined Balance Sheet--All Fund Types and Account Groups
 31-MAR-2026
 (With comparative totals for 31-AUG-2025)
 (amounts expressed in dollars)

Fiduciary Fund Types

	Quasi Endowment Fund	Endowment Funds	Current Year 2026	Prior Year 2025
ASSETS and OTHER DEBITS:				
ASSETS:				
Cash		79,212	79,212	339,872
Cash Investments		15,608,870	15,608,870	14,114,985
Accounts Receivable		24,074	24,074	33,407
Taxes Receivable		--	--	--
Local, St & Fed Agency Receivable		--	--	--
Deposits		--	--	--
Due From Other Funds		--	--	--
Prepaid Expense		--	--	--
Property, Plant & Equipment		--	--	--
Deferred Outflows		--	--	--
TOTAL ASSETS AND OTHER DEBITS:		15,712,156	15,712,156	14,488,264
Liabilities, equity and other credits				
LIABILITIES:				
Accounts Payable		--	--	--
Employee Benefits Payable		--	--	--
Payroll Taxes Payable		--	--	--
Accrued Liabilities		--	--	--
Deferred Revenue		--	--	--
Long Term Debt		--	--	--
Net Pension Liability		--	--	--
Net OPEB Liability		--	--	--
Lease/SBITA Liab - Long Term		--	--	--
Deposits Payable		--	--	--
Due To Other Funds		--	--	165,408
Scholarships-Designated Donations		--	--	--
Scholarships-Non-designated		--	--	--
Donatio		--	--	--
Deferred Inflows		--	--	--
TOTAL LIABILITIES:				165,408
EQUITY AND OTHER CREDITS:				
Control Accounts		--	--	--
Fund Balances		--	--	--
Prior Year Fund Balance		--	--	--
Endowment Fund-Original		--	--	--
Endowment Fund-Income		--	--	--
FB Professional Development		--	--	--
FB Salary Equity		--	--	--
FB Capital Equipment		--	--	--
FB Investment Gain And Loss		--	--	--
Fund Balance Receivables		--	--	--
Reserved-Undesignated		--	--	--
FBTC Operating Fund Balance		--	--	--
Plant Fund Balance		--	--	--
Bond Fund Balance		--	--	--
Scholarship		--	--	--
Fund Balance-Rounding Diff		--	--	--
Fund Balances:		--	--	--
Reserve for Encumbrance		--	--	--
Fund Balance		15,712,156	15,712,156	14,322,856
Reserve For Operations		--	--	--
TOTAL EQUITY AND OTHER CREDITS:		15,712,156	15,712,156	14,322,856
TOTAL LIABILITIES, EQUITY AND OTHER CREDITS:		15,712,156	15,712,156	14,488,264

=====

	Account Groups					
	Unexpended Plant Fund	Repair and Replacement	Debt Retirement Bond Fund	Investment in Plant Fund	Current Year 2026	Prior Year 2025
ASSETS and OTHER DEBITS:						
ASSETS:						
Cash	-7,950,338	8,100,119	241	6,000	156,022	177,271
Cash Investments	17,908,047	--	455,490	--	18,363,537	10,960,729
Accounts Receivable	39,655	--	--	--	39,655	26,434
Taxes Receivable	--	--	--	--	--	--
Local, St & Fed Agency Receivable	--	--	--	--	--	--
Deposits	--	--	--	--	--	--
Due From Other Funds	--	--	--	--	--	2,000,000
Prepaid Expense	--	--	--	--	--	--
Property, Plant & Equipment	--	--	--	48,857,773	48,857,773	47,153,656
Deferred Outflows	--	--	--	--	--	--
TOTAL ASSETS AND OTHER DEBITS:	9,997,364	8,100,119	455,731	48,863,773	67,416,987	60,318,091
Liabilities, equity and other credits						
LIABILITIES:						
Accounts Payable	--	--	--	--	--	--
Employee Benefits Payable	--	--	--	--	--	--
Payroll Taxes Payable	--	--	--	--	--	--
Accrued Liabilities	--	--	--	2,448,921	2,448,921	2,448,921
Deferred Revenue	--	--	--	--	--	--
Long Term Debt	--	--	--	--	--	--
Net Pension Liability	--	--	--	--	--	--
Net OPEB Liability	--	--	--	--	--	--
Lease/SBITA Liab - Long Term	--	--	--	5,357,450	5,357,450	5,357,450
Deposits Payable	--	--	--	--	--	--
Due To Other Funds	--	--	--	--	--	862,730
Scholarships-Designated Donations	--	--	--	--	--	--
Scholarships-Non-designated	--	--	--	--	--	--
Donatio	--	--	--	--	--	--
Deferred Inflows	--	--	--	--	--	--
TOTAL LIABILITIES:				7,806,371	7,806,371	8,669,101
EQUITY AND OTHER CREDITS:						
Control Accounts	--	--	--	--	--	--
Fund Balances	--	--	--	--	--	--
Prior Year Fund Balance	--	--	--	--	--	--
Endowment Fund-Original	--	--	--	--	--	--
Endowment Fund-Income	--	--	--	--	--	--
FB Professional Development	--	--	--	--	--	--
FB Salary Equity	--	--	--	--	--	--
FB Capital Equipment	--	--	--	48,093,373	48,093,373	44,010,751
FB Investment Gain And Loss	--	--	--	--	--	--
Fund Balance Receivables	--	--	--	--	--	--
Reserved-Undesignated	--	--	--	--	--	--
FBTC Operating Fund Balance	--	--	--	--	--	--
Plant Fund Balance	--	--	--	--	--	--
Bond Fund Balance	--	--	--	--	--	--
Scholarship	--	--	--	--	--	--
Fund Balance-Rounding Diff	--	--	--	--	--	--
Fund Balances:						
Reserve for Encumbrance	--	--	--	--	--	--
Fund Balance	8,934,111	7,415,901	455,731	-5,288,500	11,517,243	7,638,238
Reserve For Operations	--	--	--	--	--	--
TOTAL EQUITY AND OTHER CREDITS:	8,934,111	7,415,901	455,731	42,804,872	59,610,616	51,648,989
TOTAL LIABILITIES, EQUITY AND OTHER CREDITS:	8,934,111	7,415,901	455,731	50,611,244	67,416,987	60,318,091

=====

Memorandum Only

	Current Year 2026	Prior Year 2025
ASSETS and OTHER DEBITS:		
ASSETS:		
Cash	2,554,354	4,418,562
Cash Investments	72,423,933	60,847,365
Accounts Receivable	865,197	842,290
Taxes Receivable	641,709	641,709
Local, St & Fed Agency Receivable	533,402	1,072,532
Deposits		
Due From Other Funds	2,500	3,377,312
Prepaid Expense		2,306
Property, Plant & Equipment	48,857,773	47,153,656
Deferred Outflows	6,616,062	8,084,296
TOTAL ASSETS AND OTHER DEBITS:	132,494,930	126,440,027
Liabilities, equity and other credits		
LIABILITIES:		
Accounts Payable	239,637	477,493
Employee Benefits Payable	278,792	316,946
Payroll Taxes Payable	-6,146	-5,226
Accrued Liabilities	2,448,921	2,448,921
Deferred Revenue	1,528,082	1,512,212
Long Term Debt		
Net Pension Liability	8,366,637	9,751,478
Net OPEB Liability	26,537,906	26,537,906
Lease/SBITA Liab - Long Term	5,357,450	5,357,450
Deposits Payable	251,330	318,316
Due To Other Funds	2,500	3,377,312
Scholarships-Designated Donations	-939,930	-165,522
Scholarships-Non-designated	360,504	423,292
Donatio		
Deferred Inflows	9,399,438	9,307,236
TOTAL LIABILITIES:	53,825,122	59,657,815
EQUITY AND OTHER CREDITS:		
Control Accounts	4,716	4,982
Fund Balances		
Prior Year Fund Balance	-18,853,512	-18,853,512
Endowment Fund-Original		
Endowment Fund-Income		
FB Professional Development		
FB Salary Equity		
FB Capital Equipment	48,093,373	44,010,751
FB Investment Gain And Loss		
Fund Balance Receivables	-	-
Reserved-Undesignated		
FBTC Operating Fund Balance		
Plant Fund Balance		
Bond Fund Balance		
Scholarship		
Fund Balance-Rounding Diff	-	-
Fund Balances:		
Reserve for Encumbrance	4,361,371	4,420,294
Fund Balance	45,063,860	37,199,698
Reserve For Operations		
TOTAL EQUITY AND OTHER CREDITS:	78,669,808	66,782,213
TOTAL LIABILITIES, EQUITY AND OTHER CREDITS:	132,494,930	126,440,027

=====