

Investment Report

KILLEEN INDEPENDENT SCHOOL DISTRICT

12/1/2025 - 2/28/2026

This report summarizes the investment position of KILLEEN INDEPENDENT SCHOOL DISTRICT for the period 12/1/2025 to 2/28/2026

	12/1/2025	2/28/2026
Book Value	\$315,151,917	\$343,752,635
Market Value	\$315,108,890	\$367,096,299
Par Value	\$315,160,535	\$367,115,346
JPMorgan Chase Depository Bank *	\$44,969,085	\$45,358,700
Change in Market Value **	\$43,051	\$37,398
Weighted Average Maturity (in Days)	124	279
Weighted Average Yield-to-Maturity of Portfolio	3.86%	3.76%
Yield-to-Maturity of 180 Day T-Bill	3.66%	3.51%
Interest Received/Accrued	\$3,008,147	\$3,421,492

This report is presented in accordance with the Texas Government Code Title 10 Section 2256.023. The below signed hereby certify that, to the best of their knowledge on the date this report was created, KILLEEN INDEPENDENT SCHOOL DISTRICT is in compliance with the provisions of Government Code 2256 and with the stated policies and strategies of KILLEEN INDEPENDENT SCHOOL DISTRICT.

* Not included in other areas of this investment report
 ** Investment securities only

SAFETY, LIQUIDITY AND YIELD



Sheila Ham
 Director of Financial Services



Kallen Vaden
 Chief Financial Officer

Portfolio Position
KILLEEN INDEPENDENT SCHOOL DIST
Effective Interest - Actual Life
Receipts in Period
12/1/2025 - 2/28/2026

	CUSIP	Invest Number	Security Description	Purchase Date	Call Date	Par Value On 12/1/25	Par Value On 2/28/26	Market Val On 12/1/25	Market Val On 2/28/26	Book Value On 12/1/25	Book Value On 2/28/26
General Fund	3133ET4D6	26-0011	FFCB 3.80 12/15/27	12/15/25	Open	0.00	5,000,000.00	0.00	4,996,550.00	0.00	5,000,000.00
	3133ET6U6	26-0012	FFCB 3.57 01/12/28	01/16/26	Open	0.00	5,000,000.00	0.00	4,994,750.00	0.00	4,996,248.05
	3133ETL62	26-0004	FFCB 3.56058 10/27/26	10/27/25	Open	5,000,000.00	5,000,000.00	4,993,850.00	4,995,350.00	4,997,326.11	4,998,056.99
	3133ETR74	26-0008	FFCB 3.72 11/10/27	11/10/25	Open	5,000,000.00	5,000,000.00	4,996,150.00	4,999,000.00	5,000,000.00	5,000,000.00
	3133ETW52	26-0009	FFCB 3.631836 11/19/26	12/11/25	Open	0.00	5,000,000.00	0.00	4,999,717.63	0.00	4,999,717.63
	FFCB Total					10,000,000.00	25,000,000.00	9,990,000.00	24,985,367.63	9,997,326.11	24,994,022.67
	3130B43J8	25-0008-01	FHLB 4.28 12/11/26	12/17/24	Open	5,000,000.00	0.00	5,000,550.00	0.00	5,000,000.00	0.00
	3130B7D68	25-0016	FHLB 4.08 08/05/27	08/05/25	Open	5,000,000.00	5,000,000.00	5,000,400.00	5,004,450.00	5,000,000.00	5,000,000.00
	3130B7VD3	26-0007	FHLB 3.875 09/23/27	09/24/25	Open	5,000,000.00	5,000,000.00	4,995,450.00	4,997,600.00	5,000,000.00	5,000,000.00
	FHLB Total					15,000,000.00	10,000,000.00	14,996,400.00	10,002,050.00	15,000,000.00	10,000,000.00
	3130B4RL7	25-0011-01	FHLB Callable 4.40 01/29/27	01/29/25	Open	5,000,000.00	0.00	4,993,800.00	0.00	5,000,000.00	0.00
	FHLB Callable Total					5,000,000.00	0.00	4,993,800.00	0.00	5,000,000.00	0.00
	FC929 - GF- Frost Invesco	AR-0007	Money Market	03/23/15	Open	10,463,616.33	837,013.45	10,463,616.33	837,013.45	10,463,616.33	837,013.45
	Money Market Total					10,463,616.33	837,013.45	10,463,616.33	837,013.45	10,463,616.33	837,013.45
	Lonestar	AR-0002	Lonestar	07/31/07	Open	76,395,957.65	123,528,385.89	76,395,957.65	123,528,385.89	76,395,957.65	123,528,385.89
	TexasCLASS	AR-0003	MBIA	07/31/07	Open	1,663,836.70	6,688,669.96	1,663,836.70	6,688,669.96	1,663,836.70	6,688,669.96
	Texstar	AR-0001	Texstar	07/31/07	Open	70,278,687.66	67,465,470.88	70,278,687.66	67,465,470.88	70,278,687.66	67,465,470.88
	State Pool Total					148,338,482.01	197,682,526.73	148,338,482.01	197,682,526.73	148,338,482.01	197,682,526.73
	General Fund Total					188,802,098.34	233,519,540.18	188,782,298.34	233,506,957.81	188,799,424.45	233,513,562.85
Building Projects Fund	3133ETW52	26-0010	FFCB 3.631836 11/19/26	12/11/25	Open	0.00	5,000,000.00	0.00	4,999,717.63	0.00	4,999,717.63
	FFCB Total					0.00	5,000,000.00	0.00	4,999,717.63	0.00	4,999,717.63
	3130B43J8	25-0007-01	FHLB 4.28 12/11/26	12/09/24	Open	5,000,000.00	0.00	5,000,550.00	0.00	5,000,000.00	0.00
	3130B64M5	25-0012-01	FHLB 4.10 04/30/27	04/30/25	Open	5,000,000.00	0.00	4,999,650.00	0.00	5,000,000.00	0.00
	3130B7D68	25-0015	FHLB 4.08 08/05/27	08/05/25	Open	5,000,000.00	5,000,000.00	5,000,400.00	5,004,450.00	5,000,000.00	5,000,000.00
	3130B7D76	25-0014-01	FHLB 4.30 08/05/27	08/05/25	Open	5,000,000.00	0.00	5,002,100.00	0.00	5,000,000.00	5,000,000.00
	3130B7VD3	26-0001	FHLB 3.875 09/23/27	09/24/25	Open	5,000,000.00	5,000,000.00	4,995,450.00	4,997,600.00	5,000,000.00	5,000,000.00
	3130B8CH3	26-0003-01	FHLB 3.798797 04/22/27	10/27/25	Open	5,000,000.00	0.00	4,995,700.00	0.00	5,000,000.00	5,000,000.00
	3130B8DD1	26-0002	FHLB 3.77 10/15/27	10/27/25	Open	5,000,000.00	5,000,000.00	4,992,650.00	4,996,900.00	5,000,000.00	5,000,000.00
	3130B9F70	26-0013	FHLB 3.699856 02/03/28	02/10/26	Open	0.00	3,000,000.00	0.00	2,999,010.00	0.00	5,000,000.00
	FHLB Total					35,000,000.00	18,000,000.00	34,986,500.00	17,997,960.00	35,000,000.00	30,000,000.00
	3130B4RL7	25-0010-01	FHLB Callable 4.40 01/29/27	01/29/25	Open	10,000,000.00	0.00	9,987,600.00	0.00	10,000,000.00	10,000,000.00
	FHLB Callable Total					10,000,000.00	0.00	9,987,600.00	0.00	10,000,000.00	10,000,000.00
	FC929-01 - B- Frost Invesco	AR-0006	Money Market	04/24/15	Open	5,772,894.65	450,851.22	5,772,894.65	450,851.22	5,772,894.65	4,994,055.35
	Money Market Total					5,772,894.65	450,851.22	5,772,894.65	450,851.22	5,772,894.65	4,994,055.35
	Lonestar	AR-0002	Lonestar	07/31/07	Open	346,348.40	349,666.92	346,348.40	349,666.92	346,348.40	5,772,894.65
	TexasCLASS	AR-0003	MBIA	07/31/07	Open	28,082,211.48	56,401,521.89	28,082,211.48	56,401,521.89	28,082,211.48	5,772,894.65
	Texstar	AR-0001	Texstar	07/31/07	Open	4,391,715.93	4,432,320.89	4,391,715.93	4,432,320.89	4,391,715.93	346,348.40
	State Pool Total					32,820,275.81	61,183,509.70	32,820,275.81	61,183,509.70	32,820,275.81	11,892,137.70
	91282CLP4	26-0005	Treasury Note 3.50 09/30/26	11/06/25	Open	5,000,000.00	5,000,000.00	4,994,055.35	4,995,857.72	4,994,055.35	4,391,715.93
	Treasury Note Total					5,000,000.00	5,000,000.00	4,994,055.35	4,995,857.72	4,994,055.35	4,391,715.93
	Building Fund Total					88,593,170.46	89,634,360.92	88,561,325.81	89,627,896.27	88,587,225.81	66,277,626.61
Debt Service	Lonestar	AR-0002	Lonestar	07/31/07	Open	7,799,066.62	4,438,351.17	7,799,066.62	4,438,351.17	7,799,066.62	4,438,351.17
	Texstar	AR-0001	Texstar	07/31/07	Open	1,603.89	6,683,079.13	1,603.89	6,683,079.13	1,603.89	6,683,079.13
	State Pool Total					7,800,670.51	11,121,430.30	7,800,670.51	11,121,430.30	7,800,670.51	11,121,430.30
	Debt Service Total					7,800,670.51	11,121,430.30	7,800,670.51	11,121,430.30	7,800,670.51	11,121,430.30
Flexible Benefits	Texstar	AR-0001	Texstar	07/31/07	Open	48,490.37	48,938.69	48,490.37	48,938.69	48,490.37	48,938.69
	State Pool Total					48,490.37	48,938.69	48,490.37	48,938.69	48,490.37	48,938.69
	Flexible Benefits Total					48,490.37	48,938.69	48,490.37	48,938.69	48,490.37	48,938.69
School Nutrition	Texstar	AR-0001	Texstar	07/31/07	Open	7,815,744.54	10,512,532.68	7,815,744.54	10,512,532.68	7,815,744.54	10,512,532.68
	State Pool Total					7,815,744.54	10,512,532.68	7,815,744.54	10,512,532.68	7,815,744.54	10,512,532.68
	School Nutrition Total					7,815,744.54	10,512,532.68	7,815,744.54	10,512,532.68	7,815,744.54	10,512,532.68

Portfolio Position
KILLEEN INDEPENDENT SCHOOL DIST

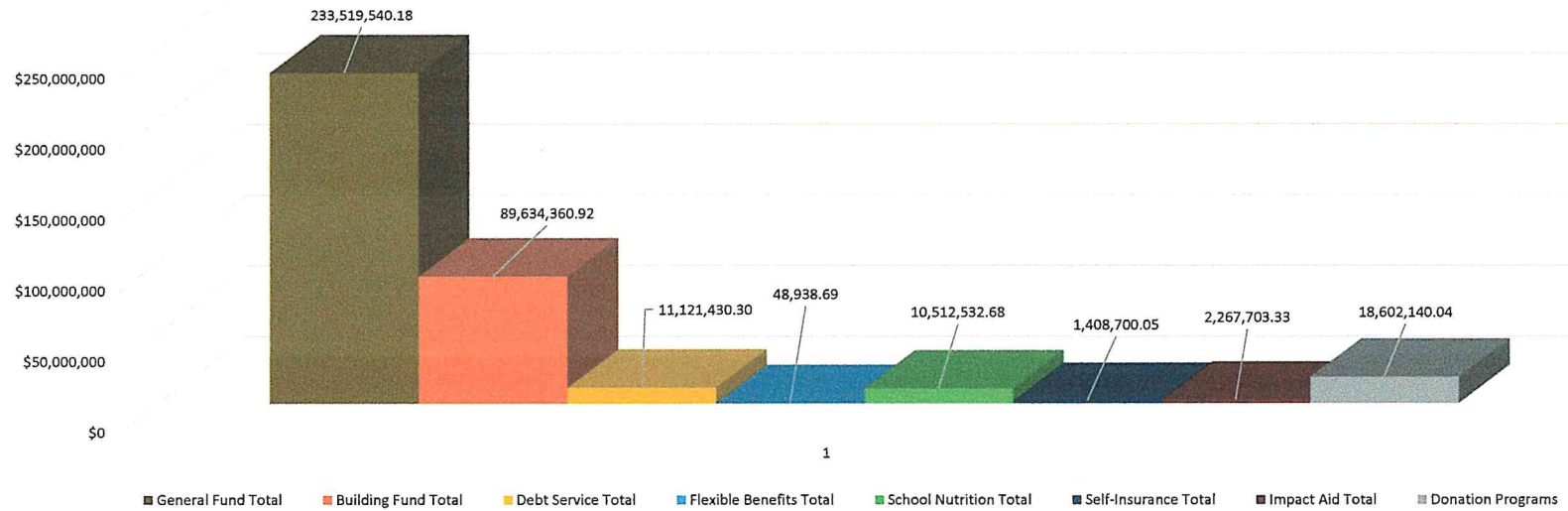
Effective Interest - Actual Life

Receipts in Period

12/1/2025 - 2/28/2026

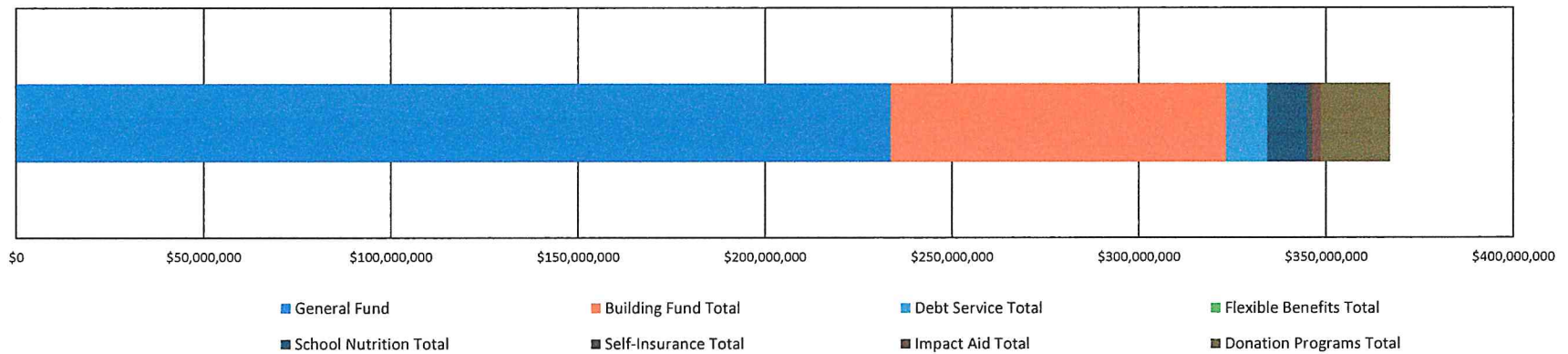
	<i>CUSIP</i>	<i>Invest Number</i>	<i>Security Description</i>	<i>Purchase Date</i>	<i>Call Date</i>	<i>Par Value On 12/1/25</i>	<i>Par Value On 2/28/26</i>	<i>Market Val On 12/1/25</i>	<i>Market Val On 2/28/26</i>	<i>Book Value On 12/1/25</i>	<i>Book Value On 2/28/26</i>
Self-Insurance	Texstar	AR-0001	Texstar	07/31/07	Open	1,389,648.67	1,408,700.05	1,389,648.67	1,408,700.05	1,389,648.67	1,408,700.05
	State Pool Total					1,389,648.67	1,408,700.05	1,389,648.67	1,408,700.05	1,389,648.67	1,408,700.05
	Self-Insurance Total					1,389,648.67	1,408,700.05	1,389,648.67	1,408,700.05	1,389,648.67	1,408,700.05
Impact Aid	Texstar	AR-0001	Texstar	07/31/07	Open	2,246,928.67	2,267,703.33	2,246,928.67	2,267,703.33	2,246,928.67	2,267,703.33
	State Pool Total					2,246,928.67	2,267,703.33	2,246,928.67	2,267,703.33	2,246,928.67	2,267,703.33
	Impact Aid Total					2,246,928.67	2,267,703.33	2,246,928.67	2,267,703.33	2,246,928.67	2,267,703.33
Donation Programs	Lonestar	AR-0002	Lonestar	07/31/07	Open	18,463,783.52	18,602,140.04	18,463,783.52	18,602,140.04	18,463,783.52	18,602,140.04
	State Pool Total					18,463,783.52	18,602,140.04	18,463,783.52	18,602,140.04	18,463,783.52	18,602,140.04
	Donation Programs Total					18,463,783.52	18,602,140.04	18,463,783.52	18,602,140.04	18,463,783.52	18,602,140.04
	Combined Port Total					315,160,535.08	367,115,346.19	315,108,890.43	367,096,299.17	315,151,916.54	343,752,634.55

Par Value by Fund as of February 28, 2026



Note: Balances held at the depository bank are not included in this chart

Par Value of KISD Portfolio as of February 28, 2026



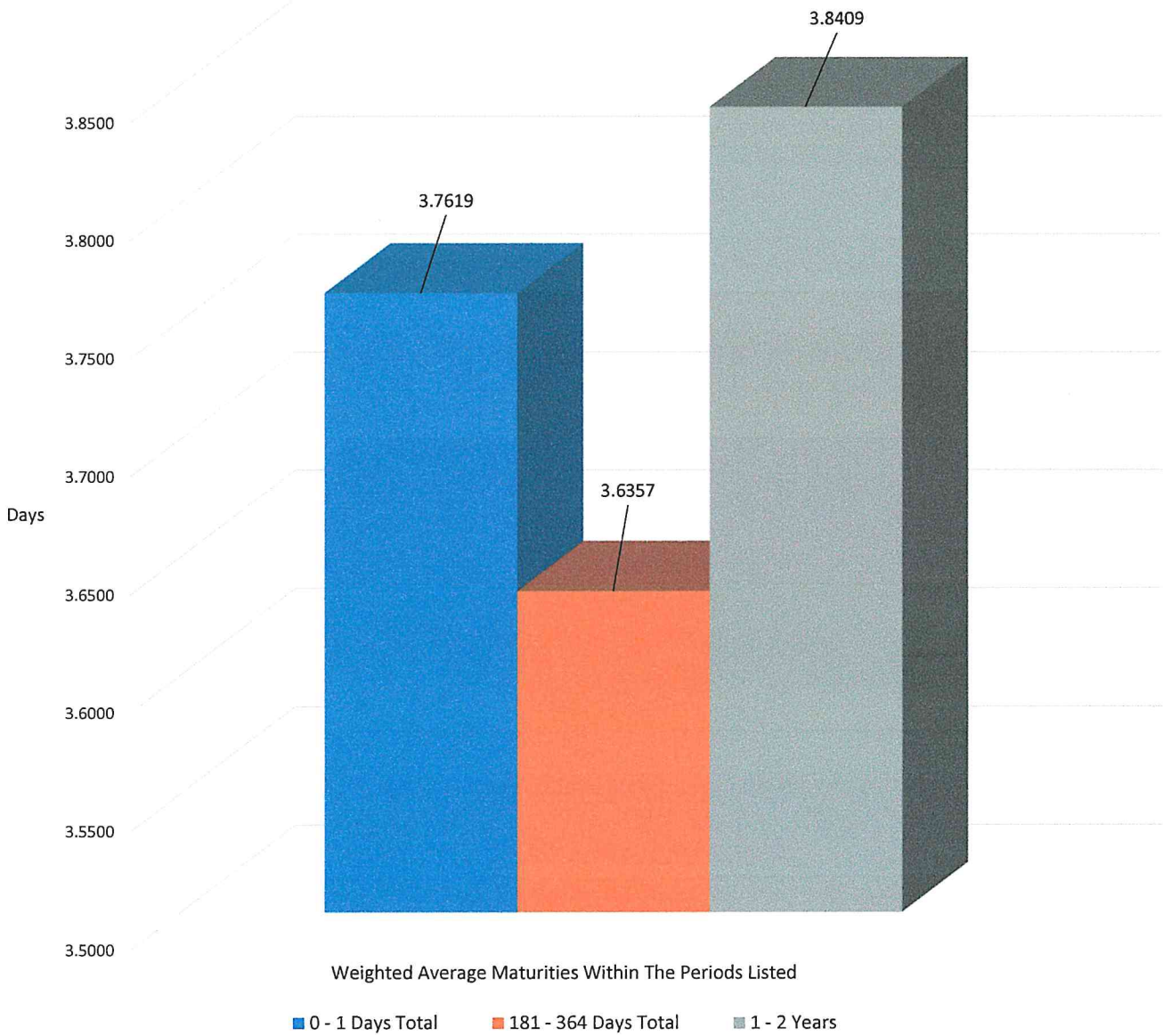
GASB 31 Compliance
KILLEEN INDEPENDENT SCHOOL DIST
Effective Interest - Actual Life
Receipts in Period
12/1/2025 - 2/28/2026

<i>CUSIP</i>	<i>Invest Number</i>	<i>Security Description</i>	<i>Par Value On 12/01/25</i>	<i>Par Value On 02/28/26</i>	<i>Market Value 12/1/2025</i>	<i>Market Value 2/28/2026</i>	<i>Change in Market Value</i>	<i>Interest</i>	<i>Net Investment Income</i>
3130B7D68	25-0015	FHLB 4.08 08/05/27	5,000,000.00	5,000,000.00	5,000,400.00	5,004,450.00	4,050.00	51,000.00	55,050.00
3130B7D68	25-0016	FHLB 4.08 08/05/27	5,000,000.00	5,000,000.00	5,000,400.00	5,004,450.00	4,050.00	51,000.00	55,050.00
3130B7VD3	26-0001	FHLB 3.875 09/23/27	5,000,000.00	5,000,000.00	4,995,450.00	4,997,600.00	2,150.00	48,708.10	50,858.10
3130B8DD1	26-0002	FHLB 3.77 10/15/27	5,000,000.00	5,000,000.00	4,992,650.00	4,996,900.00	4,250.00	50,491.07	54,741.07
3133ETL62	26-0004	FFCB 3.56058 10/27/26	5,000,000.00	5,000,000.00	4,993,850.00	4,995,350.00	1,500.00	44,507.25	46,007.25
91282CLP4	26-0005	Treasury Note 3.50 09/30/26	5,000,000.00	5,000,000.00	4,994,055.35	4,995,857.72	1,802.37	43,269.23	45,071.60
3130B7VD3	26-0007	FHLB 3.875 09/23/27	5,000,000.00	5,000,000.00	4,995,450.00	4,997,600.00	2,150.00	48,708.10	50,858.10
3133ETR74	26-0008	FFCB 3.72 11/10/27	5,000,000.00	5,000,000.00	4,996,150.00	4,999,000.00	2,850.00	46,500.00	49,350.00
3133ETW52	26-0009	FFCB 3.631836 11/19/26	0.00	5,000,000.00	0.00	4,999,717.63	117.63	40,353.73	40,471.36
3133ETW52	26-0010	FFCB 3.631836 11/19/26	0.00	5,000,000.00	0.00	4,999,717.63	117.63	40,353.73	40,471.36
3133ET4D6	26-0011	FFCB 3.80 12/15/27	0.00	5,000,000.00	0.00	4,996,550.00	-3,450.00	40,111.11	36,661.11
3133ET6U6	26-0012	FFCB 3.57 01/12/28	0.00	5,000,000.00	0.00	4,994,750.00	-1,250.00	22,312.50	21,062.50
3130B9F70	26-0013	FHLB 3.699856 02/03/28	0.00	3,000,000.00	0.00	2,999,010.00	-990.00	6,474.75	5,484.75
3130B43J8	25-0008-01	FHLB 4.28 12/11/26	5,000,000.00	0.00	5,000,550.00	0.00	-550.00	5,944.44	5,394.44
3130B43J8	25-0007-01	FHLB 4.28 12/11/26	5,000,000.00	0.00	5,000,550.00	0.00	-550.00	5,944.44	5,394.44
3130B8CH3	26-0003-01	FHLB 3.798797 04/22/27	5,000,000.00	0.00	4,995,700.00	0.00	4,300.00	26,318.52	30,618.52
3130B4RL7	25-0010-01	FHLB Callable 4.40 01/29/27	10,000,000.00	0.00	9,987,600.00	0.00	12,400.00	70,888.89	83,288.89
3130B4RL7	25-0011-01	FHLB Callable 4.40 01/29/27	5,000,000.00	0.00	4,993,800.00	0.00	6,200.00	35,444.44	41,644.44
3130B64M5	25-0012-01	FHLB 4.10 04/30/27	5,000,000.00	0.00	4,999,650.00	0.00	350.00	33,597.22	33,947.22
3130B7D76	25-0014-01	FHLB 4.30 08/05/27	5,000,000.00	0.00	5,002,100.00	0.00	-2,100.00	38,222.22	36,122.22
Texstar	AR-0001	Texstar	86,172,819.73	92,818,745.65	86,172,819.73	92,818,745.65	0.00	759,984.58	759,984.58
Lonestar	AR-0002	Lonestar	103,005,156.19	146,918,544.02	103,005,156.19	146,918,544.02	0.00	1,440,947.00	1,440,947.00
TexasCLASS	AR-0003	MBIA	29,746,048.18	63,090,191.85	29,746,048.18	63,090,191.85	0.00	344,146.67	344,146.67
FC929-01 - B- Frost Invesco	AR-0006	Money Market	5,772,894.65	450,851.22	5,772,894.65	450,851.22	0.00	60,167.22	60,167.22
FC929 - GF- Frost Invesco	AR-0007	Money Market	10,463,616.33	837,013.45	10,463,616.33	837,013.45	0.00	66,096.31	66,096.31
Investment Total			315,160,535.08	367,115,346.19	315,108,890.43	367,096,299.17	37,397.63	3,421,491.52	3,458,889.15

Maturity Aging
KILLEEN INDEPENDENT SCHOOL DIST
Effective Interest - Actual Life
Receipts in Period
2/28/2026

	<i>CUSIP</i>	<i>Invest Number</i>	<i>Security Description</i>	<i>Purchase Date</i>	<i>Days to Maturity</i>	<i>Yield Maturity</i>
0 - 1 Days	FC929 - GF- Frost Invesco	AR-0007	Money Market	03/23/15	0	3.5700
	FC929-01 - B- Frost Invesco	AR-0006	Money Market	04/24/15	0	3.5700
	Lonestar	AR-0002	Lonestar	07/31/07	0	3.8000
	TexasCLASS	AR-0003	MBIA	07/31/07	0	3.8020
	Texstar	AR-0001	Texstar	07/31/07	0	3.6770
	0 - 1 Days Total					0
181 - 364 Days	3133ETL62	26-0004	FFCB 3.56058 10/27/26	10/27/25	239	3.6212
	3133ETW52	26-0010	FFCB 3.631836 11/19/26	12/11/25	261	3.6387
	3133ETW52	26-0009	FFCB 3.631836 11/19/26	12/11/25	261	3.6387
	91282CLP4	26-0005	Treasury Note 3.50 09/30/26	11/06/25	214	3.6442
	181 - 364 Days Total				244	3.6357
1 - 2 Years	3130B7D68	25-0016	FHLB 4.08 08/05/27	08/05/25	517	4.0800
	3130B7D68	25-0015	FHLB 4.08 08/05/27	08/05/25	517	4.0800
	3130B7VD3	26-0001	FHLB 3.875 09/23/27	09/24/25	565	3.8750
	3130B7VD3	26-0007	FHLB 3.875 09/23/27	09/24/25	565	3.8750
	3130B8DD1	26-0002	FHLB 3.77 10/15/27	10/27/25	587	3.7700
	3130B9F70	26-0013	FHLB 3.699856 02/03/28	02/10/26	695	3.6999
	3133ET4D6	26-0011	FFCB 3.80 12/15/27	12/15/25	647	3.8000
	3133ET6U6	26-0012	FFCB 3.57 01/12/28	01/16/26	674	3.6119
	3133ETR74	26-0008	FFCB 3.72 11/10/27	11/10/25	612	3.7200
	1 - 4 Years Total				593	3.8409
Investment Total					279	3.7643

KISD Portfolio Maturity Aging by Number of Days (Weighted Average)



Portfolio Position
KILLEEN INDEPENDENT SCHOOL DIST
 Effective Interest - Actual Life

Receipts in Period

12/1/2025 - 2/28/2026

	<i>CUSIP</i>	<i>Invest Number</i>	<i>Security Description</i>	<i>Purchase Date</i>	<i>Call Date</i>	<i>Par Value On 12/1/25</i>	<i>Par Value On 2/28/26</i>
General Fund	3133ET4D6	26-0011	FFCB 3.80 12/15/27	12/15/25	Open	0.00	5,000,000.00
	3133ET6U6	26-0012	FFCB 3.57 01/12/28	01/16/26	Open	0.00	5,000,000.00
	3133ETL62	26-0004	FFCB 3.56058 10/27/26	10/27/25	Open	5,000,000.00	5,000,000.00
	3133ETR74	26-0008	FFCB 3.72 11/10/27	11/10/25	Open	5,000,000.00	5,000,000.00
	3133ETW52	26-0009	FFCB 3.631836 11/19/26	12/11/25	Open	0.00	5,000,000.00
	FFCB Total					10,000,000.00	25,000,000.00
	3130B43J8	25-0008-01	FHLB 4.28 12/11/26	12/17/24	Open	5,000,000.00	0.00
	3130B7D68	25-0016	FHLB 4.08 08/05/27	08/05/25	Open	5,000,000.00	5,000,000.00
	3130B7VD3	26-0007	FHLB 3.875 09/23/27	09/24/25	Open	5,000,000.00	5,000,000.00
	FHLB Total					15,000,000.00	10,000,000.00
	3130B4RL7	25-0011-01	FHLB Callable 4.40 01/29/27	01/29/25	Open	5,000,000.00	0.00
	FHLB Callable Total					5,000,000.00	0.00
	FC929 - GF- Frost Invesco	AR-0007	Money Market	03/23/15	Open	10,463,616.33	837,013.45
	Money Market Total					10,463,616.33	837,013.45
	Lonestar	AR-0002	Lonestar	07/31/07	Open	76,395,957.65	123,528,385.89
	TexasCLASS	AR-0003	MBIA	07/31/07	Open	1,663,836.70	6,688,669.96
	Texstar	AR-0001	Texstar	07/31/07	Open	70,278,687.66	67,465,470.88
	State Pool Total					148,338,482.01	197,682,526.73
	General Fund Total					188,802,098.34	233,519,540.18
Building Projects Fund	3133ETW52	26-0010	FFCB 3.631836 11/19/26	12/11/25	Open	0.00	5,000,000.00
	FFCB Total					0.00	5,000,000.00
	3130B43J8	25-0007-01	FHLB 4.28 12/11/26	12/09/24	Open	5,000,000.00	0.00
	3130B64M5	25-0012-01	FHLB 4.10 04/30/27	04/30/25	Open	5,000,000.00	0.00
	3130B7D68	25-0015	FHLB 4.08 08/05/27	08/05/25	Open	5,000,000.00	5,000,000.00
	3130B7D76	25-0014-01	FHLB 4.30 08/05/27	08/05/25	Open	5,000,000.00	0.00
	3130B7VD3	26-0001	FHLB 3.875 09/23/27	09/24/25	Open	5,000,000.00	5,000,000.00
	3130B8CH3	26-0003-01	FHLB 3.798797 04/22/27	10/27/25	Open	5,000,000.00	0.00
	3130B8DD1	26-0002	FHLB 3.77 10/15/27	10/27/25	Open	5,000,000.00	5,000,000.00
	3130B9F70	26-0013	FHLB 3.699856 02/03/28	02/10/26	Open	0.00	3,000,000.00
	FHLB Total					35,000,000.00	18,000,000.00
	3130B4RL7	25-0010-01	FHLB Callable 4.40 01/29/27	01/29/25	Open	10,000,000.00	0.00
	FHLB Callable Total					10,000,000.00	0.00
	FC929-01 - B- Frost Invesco	AR-0006	Money Market	04/24/15	Open	5,772,894.65	450,851.22
	Money Market Total					5,772,894.65	450,851.22
	Lonestar	AR-0002	Lonestar	07/31/07	Open	346,348.40	349,666.92
	TexasCLASS	AR-0003	MBIA	07/31/07	Open	28,082,211.48	56,401,521.89
	Texstar	AR-0001	Texstar	07/31/07	Open	4,391,715.93	4,432,320.89
	State Pool Total					32,820,275.81	61,183,509.70
	91282CLP4	26-0005	Treasury Note 3.50 09/30/26	11/06/25	Open	5,000,000.00	5,000,000.00
	Treasury Note Total					5,000,000.00	5,000,000.00
	Building Fund Total					88,593,170.46	89,634,360.92
Debt Service	Lonestar	AR-0002	Lonestar	07/31/07	Open	7,799,066.62	4,438,351.17
	Texstar	AR-0001	Texstar	07/31/07	Open	1,603.89	6,683,079.13
	State Pool Total					7,800,670.51	11,121,430.30
	Debt Service Total					7,800,670.51	11,121,430.30
Flexible Benefits	Texstar	AR-0001	Texstar	07/31/07	Open	48,490.37	48,938.69
	State Pool Total					48,490.37	48,938.69
	Flexible Benefits Total					48,490.37	48,938.69
School Nutrition	Texstar	AR-0001	Texstar	07/31/07	Open	7,815,744.54	10,512,532.68
	State Pool Total					7,815,744.54	10,512,532.68
	School Nutrition Total					7,815,744.54	10,512,532.68
Self-Insurance	Texstar	AR-0001	Texstar	07/31/07	Open	1,389,648.67	1,408,700.05
	State Pool Total					1,389,648.67	1,408,700.05
	Self-Insurance Total					1,389,648.67	1,408,700.05
Impact Aid	Texstar	AR-0001	Texstar	07/31/07	Open	2,246,928.67	2,267,703.33
	State Pool Total					2,246,928.67	2,267,703.33
	Impact Aid Total					2,246,928.67	2,267,703.33
Donation Programs	Lonestar	AR-0002	Lonestar	07/31/07	Open	18,463,783.52	18,602,140.04
	State Pool Total					18,463,783.52	18,602,140.04
	Donation Programs Total					18,463,783.52	18,602,140.04
	Combined Port Total					315,160,535.08	367,115,346.19

Comparative Portfolio Yields February 2023 - February 2026

- KISD Portfolio
- 180 Day T-Bill
- 90 Day T-Bill

