
Future Projects

No Change - Continue to build on the District's Data Protection Policy by implementing many of the information security processes covered in the virtual Chief Information Security Officer course I am now certified in. I am identifying many policies that either need added or updated to ensure compliance with industry standards.

Replacement of all CAT II equipment district wide and conversion of Internet Service Providers.

Network diagramming for our entire network infrastructure in support of District Data Protection Policy. Division of our large layer two network into multiple Virtual Local Area Network segments to improve speed and security of our connected devices and network as a whole.

Assisting SPED Department with possible conversion to Embrace program for IEP creation / tracking that is paid for by the State of Alaska.

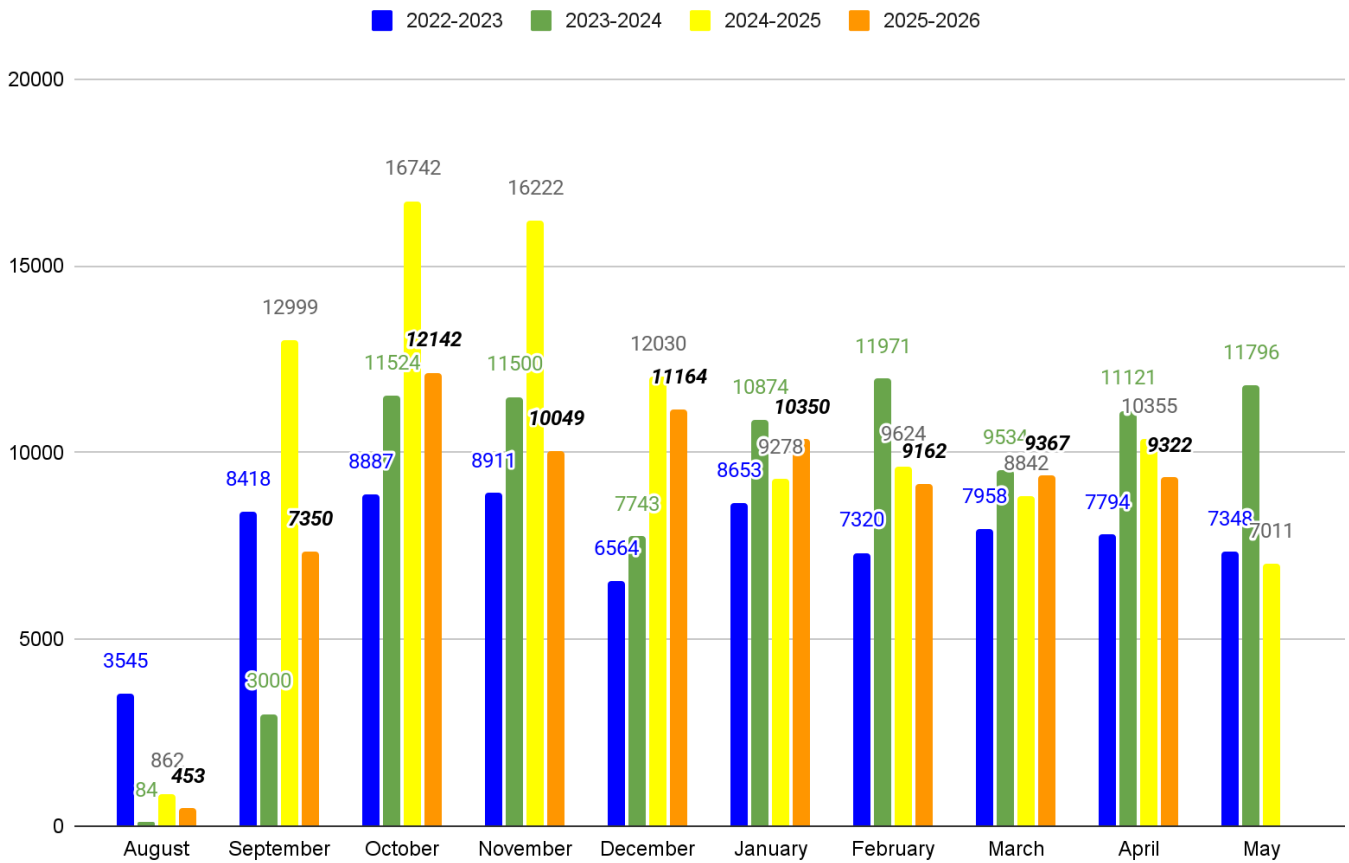
PowerSchool Online Enrollment

As of 05MAY26 the SY25-26 New Student Enrollments forms completed are at 167 (52 for Kindergarten) and the SY25-26 Returning Student Enrollment forms (launched on 31JUL25 - Closed 30NOV25) completed are 482 of 556 (86.7% complete) for a total of 649 of 664 K-12 Student records (97.7%) submitted through online enrollment. The creation / modification of the SY26-27 New and Returning Student forms continues.

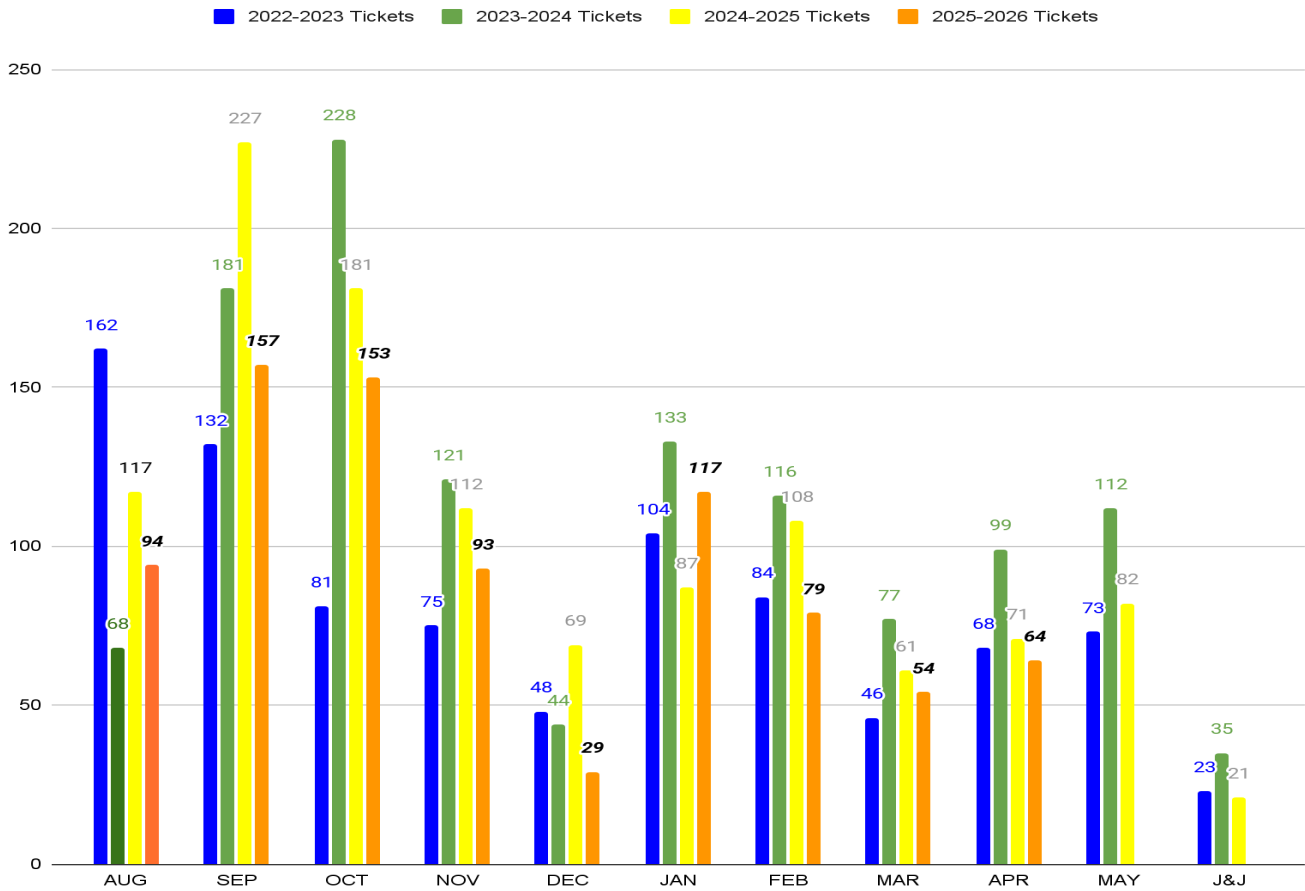
PowerSchool Student Information System Access Data. Percentage of access by Parents or Students for last month



Total Parent and Student PS Access Sessions

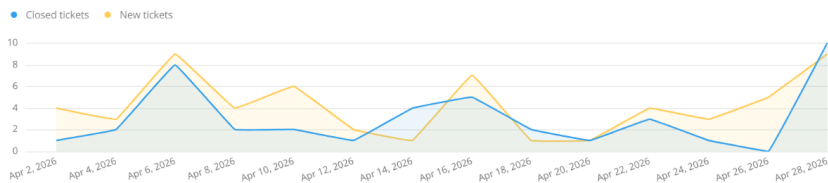


Part of the Technology Department's role is to maintain the Technology Web Help Desk for staff to request repairs, training, and troubleshooting. Last month we closed / resolved 51 out of 64 (79.7%) tech requests submitted through the system. Our average response time was 1.3 hours and average resolution time was 14.7 hours.



Explore ticket analytics filtered only by your permission level

Ticket Resolution Over Time (closed tickets vs. newly submitted)



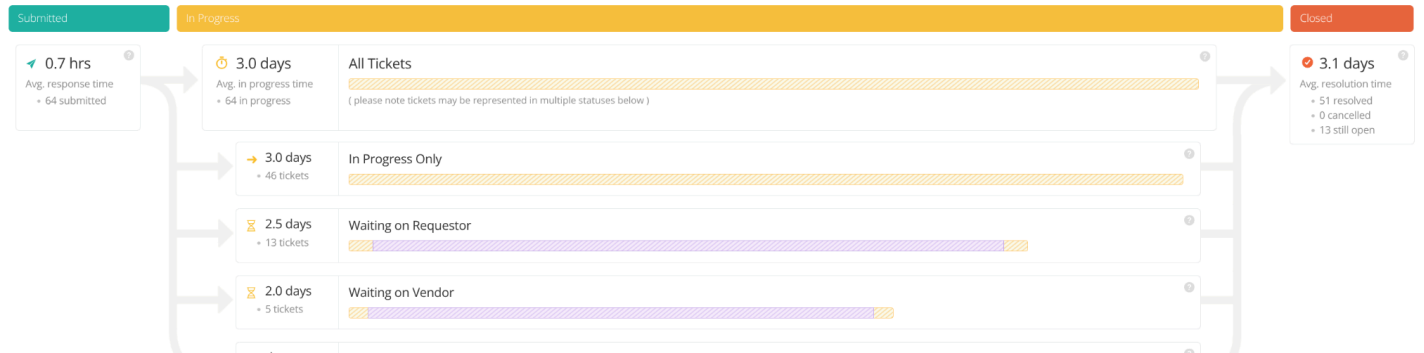
1.3 hours
Response time (avg)
for all ticket statuses

51
Tickets now closed
out of 64 submitted

14.7 hours
Resolution time (avg)


13
Tickets still open
1 waiting on requestor

Ticket Pipeline Analysis (shows time spent in each status, along with ticket routing for all workflows)



Schools/Groups: All | Date Range: 04/01/2026 - 04/30/2026 | Block Action: All | Domain: All

Allowed/Blocked Sites



Top 18 Active Users

Click on a user to view more details

user	Visits
	12,096
	2,498
	2,317
	2,181
	2,055
	1,997
	1,984
	1,946
	1,905
	1,857

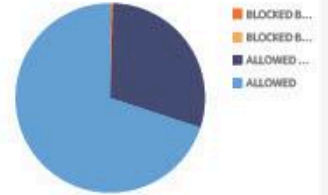
Total Allowed

219,714

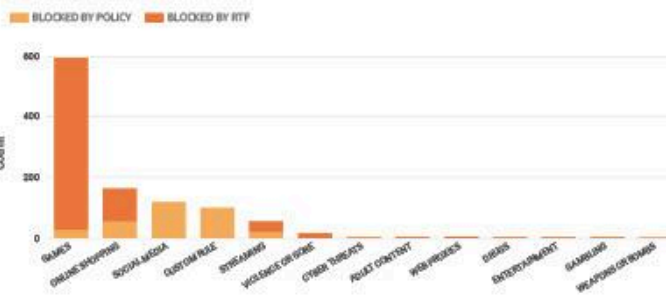
Total Blocked

1,058

Allowed vs. Blocked Sites



Blocked Sites by Category

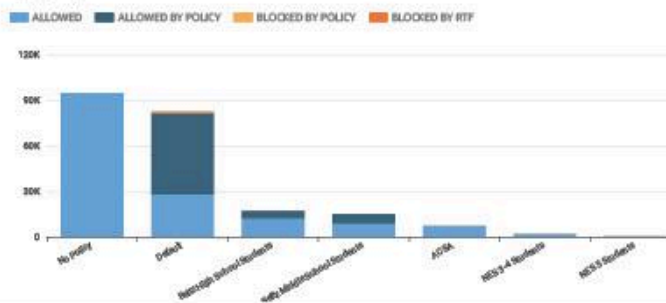


Top 25 Domains Visited from 2026-04-16 - 2026-04-30

Click on the Full Domain to view specific activity.

Full Domain	Allowed	Blocked	Total
www.lexiacore5.com	64,758	0	64,758
docs.google.com	19,622	0	19,622
www.google.com	17,741	0	17,741
accounts.google.com	10,632	2	10,634
mail.google.com	9,982	0	9,982
nomeschools.powerschool.com	8,371	0	8,371
launchpad.classlink.com	6,408	0	6,408
classroom.google.com	5,686	0	5,686
login.classlink.com	4,842	0	4,842
access.workspace.google.com	4,335	0	4,335
google.com	4,142	3	4,145
www.ixl.com	3,875	0	3,875
www.nomeschools.org	3,718	0	3,718
www.brainpop.com	2,865	0	2,865
myapps.classlink.com	2,839	0	2,839
search.makemusic.com	2,392	0	2,392
www.hmhco.com	2,223	0	2,223
www.alltherighttype.com	1,983	0	1,983
www.getepic.com	1,924	0	1,924
play.blooket.com	1,748	0	1,748
goldquest.blooket.com	1,724	0	1,724
kahoot.it	1,703	0	1,703
cryptohack.blooket.com	1,632	0	1,632
www.zeam.org	1,502	0	1,502
authapi.classlink.com	1,451	0	1,451

Activity by Policy



Allowed/Block by School (Top 25 Schools)

