



***EAST AURORA***  
*SCHOOL DISTRICT 131*

# FY2026 Amended Budget

**5/4/2026**

# FY26 Tentative Amended Budget Timeline

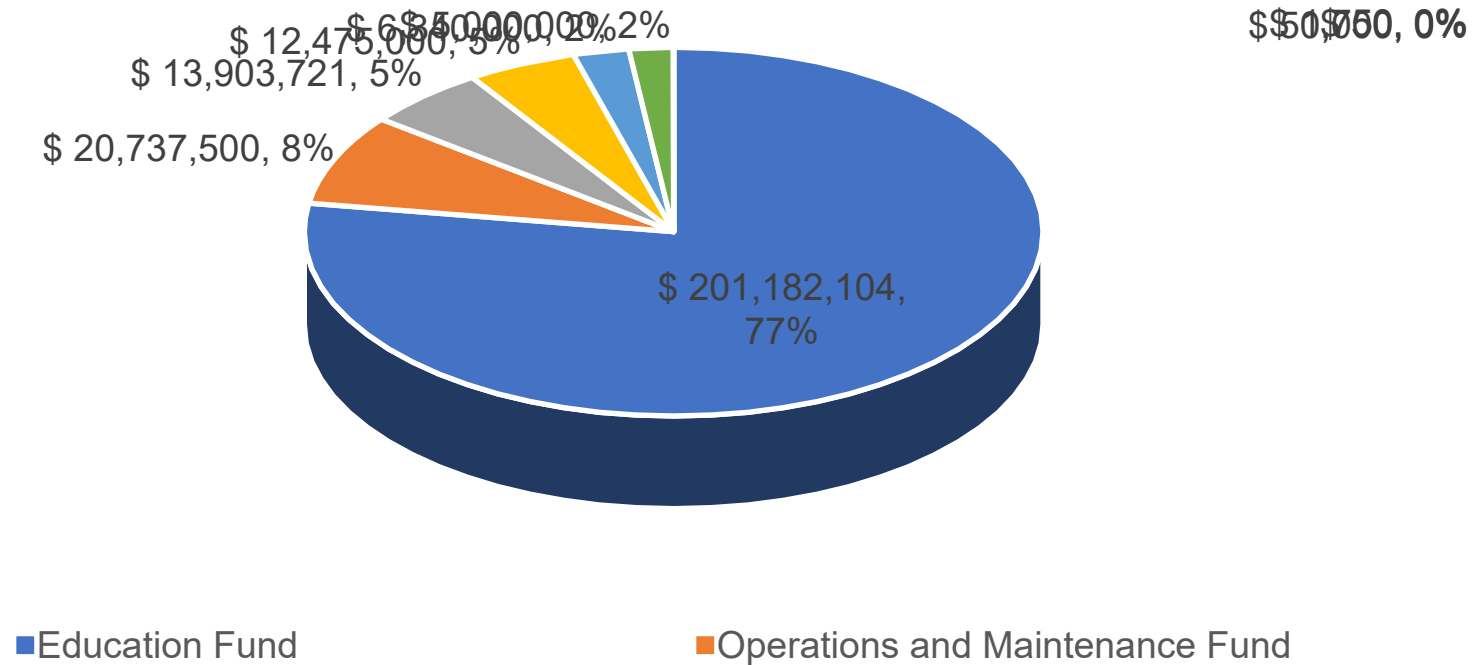
- 5/4/2026 F&P Committee Meeting (FY26 Amended Budget Presentation)
- 5/4/2026 BOE Meeting Presentation of FY26 Amended Budget (50-36) ISBE Budget
- 5/4/2026 Resolution to adopt the FY2026 Amended Budget (50-36) ISBE Budget  
Budget on Public Display (30 days)
- 6/15/2026 BOE Meeting Public Hearing for Budget
- 6/15/2026 BOE Meeting Board Approval of Budget

# FY26 Amended Revenue Summary By Fund

All Funds	Revenues Budgeted	Percentage
Education Fund	\$ 201,182,104	77.5%
Operations and Maintenance Fund	\$ 20,737,500	8.0%
Debt Service	\$ 13,903,721	5.4%
Transportation	\$ 12,475,000	4.8%
IMRF / SS	\$ 6,340,000	2.4%
Capital Projects	\$ 5,000,000	1.9%
Working Cash	\$ 50,000	0.0%
Tort	\$ 50	0.0%
Fire Prevention & Safety	\$ 1,750	0.0%
<b>All Funds</b>	<b>\$ <u>259,690,125</u></b>	

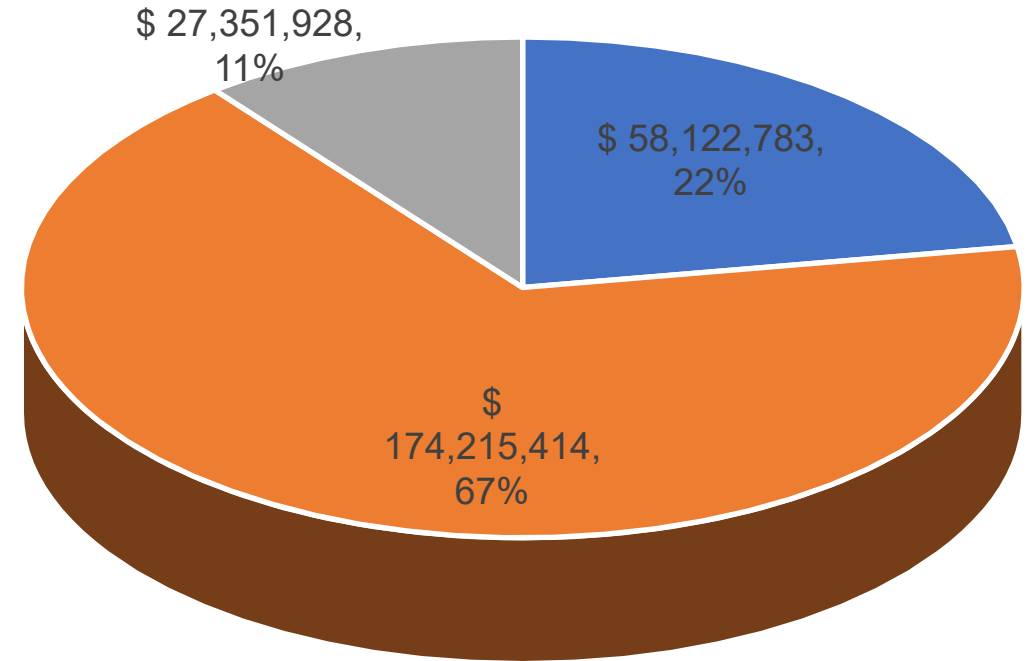


# FY26 Amended Revenue By Fund



# FY26 Amended Budget Revenue By Source

Source	Total	Percentage
Local	\$ 58,122,783	22.4%
State	\$ 174,215,414	67.1%
Federal	\$ 27,351,928	10.5%
<b>Total</b>	<b>\$ 259,690,125</b>	



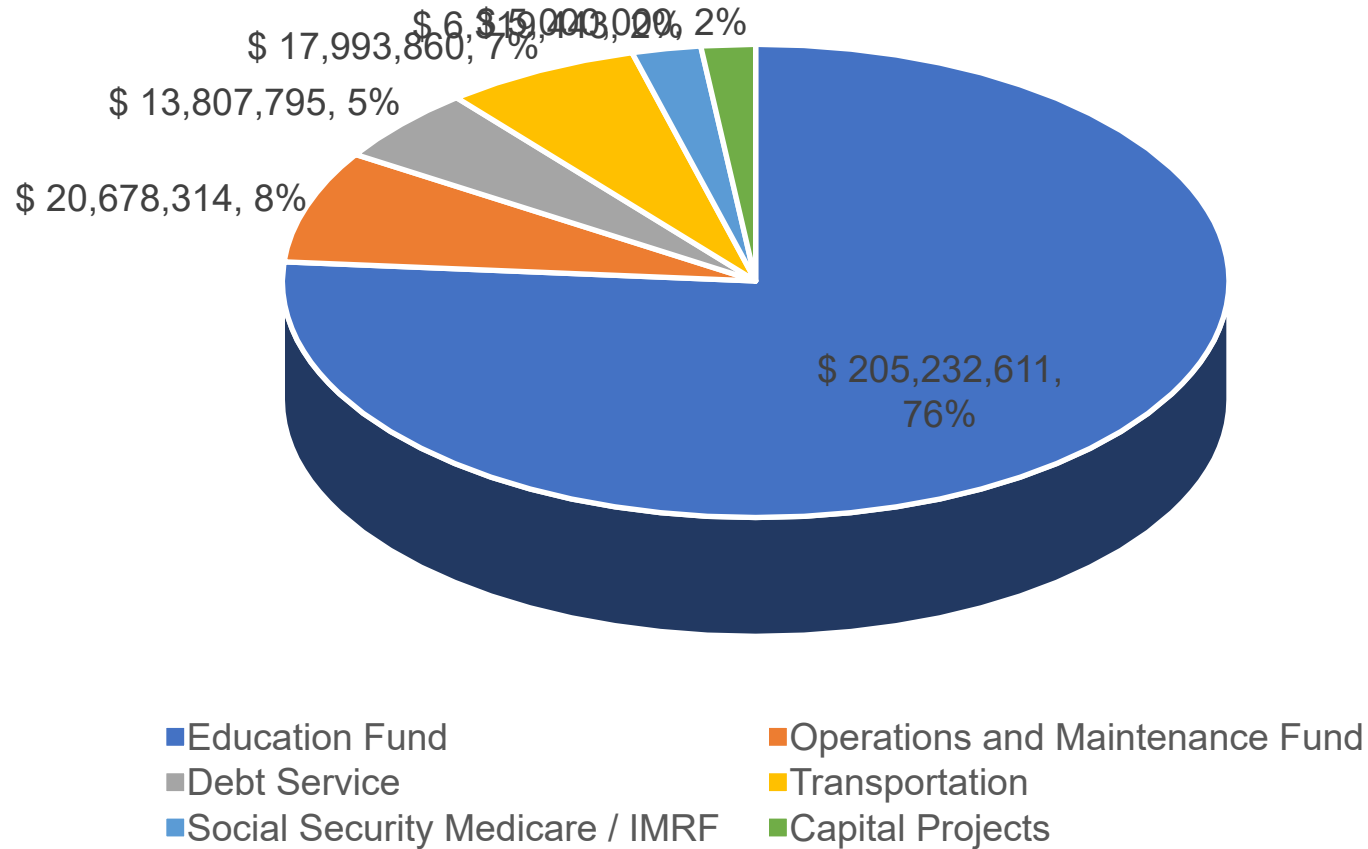
■ Local ■ State ■ Federal

# FY26 Expense Summary by Fund

All Funds	Expenses	Percentage
Education Fund	\$ 205,232,611	76.3%
Operations and Maintenance Fund	\$ 20,678,314	7.7%
Debt Service	\$ 13,807,795	5.1%
Transportation	\$ 17,993,860	6.7%
Social Security Medicare / IMRF	\$ 6,319,443	2.3%
Capital Projects	\$ 5,000,000	1.9%
Working Cash	\$ -	0.0%
Tort	\$ -	0.0%
Fire Prevention & Safety	\$ -	0.0%
<b>Total</b>	<b>\$ <u>269,032,023</u></b>	



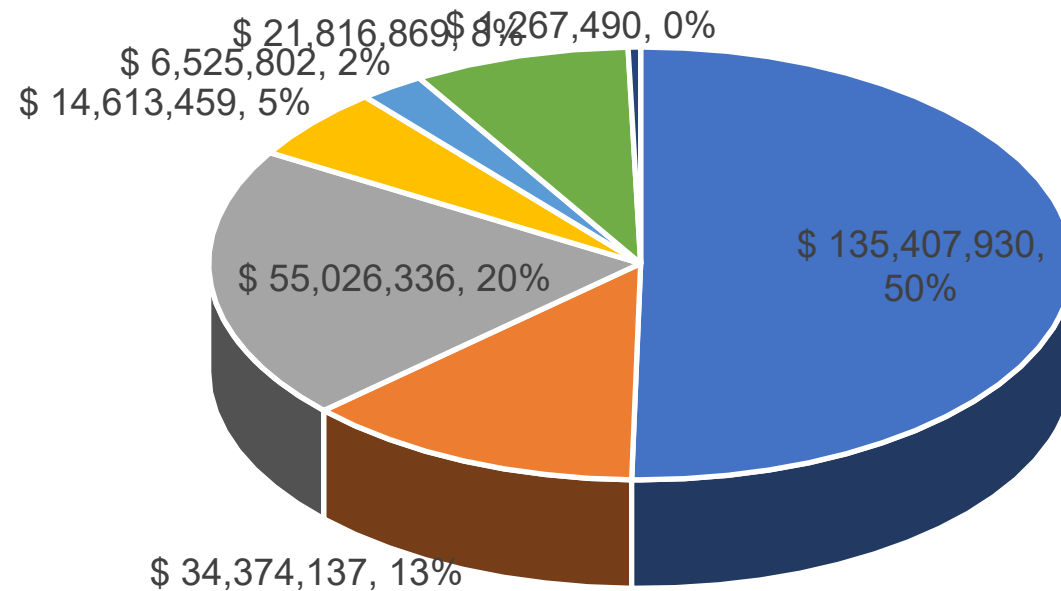
# FY26 Expense By Fund



# FY26 Expense Summary by Object

All Funds	Expenses	Percentage
Salaries	\$ 135,407,930	50.3%
Benefits	\$ 34,374,137	12.8%
Purchased Services	\$ 55,026,336	20.5%
Supplies & Materials	\$ 14,613,459	5.4%
Capital Outlay	\$ 6,525,802	2.4%
Other Objects	\$ 21,816,869	8.1%
Non Capital Outlay	\$ 1,267,490	0.5%
<b>Total</b>	<b>\$ <u>269,032,023</u></b>	

# FY26 Expense By Object



- Salaries
- Capital Outlay
- Benefits
- Other Objects
- Purchased Services
- Non Capital Outlay
- Supplies & Materials

# In Summary

Revenues (+)      \$259,690,125

Expenses (-)      \$269,032,023

+/-                    **\$(9,341,898)**

# Questions?



\*Non Audited