



Manor Independent School District



# Regular Board Meeting

April 20, 2026

# College, Career & Military Readiness (CCMR) - Class of 2024

College...

Texas Success Initiative - RLA	#	%	Texas Success Initiative - Math	#	%	Criteria	#	%
Met TSI assessment criteria	125 213	17% 29.1%	Met TSI assessment criteria	186 262	15% 35.7%	AP/IB exam	6 38	1% 5.2%
Met ACT criteria	0 7	0% 1%	Met ACT criteria	0 2	0 0.03%	Dual course credits	170 173	24% 23.6%
Met SAT criteria	229 235	32% 32.1%	Met SAT criteria	66 68	9% 9.3%	Associate's degree	79 79	11% 10.8%
College Prep Course Credit	127 128	18% 17.5%	College Prep Course Credit	230 232	32% 31.7%	OnRamps dual enrollment	0 1	0 0.1%

Career...

Criteria	#	%
Earned IBC	31 84	4% 11.5%
Earned level I/ II certificate	0 11	0% 1.5%
Grad w/IEP and Workforce Readiness	18 18	2% 2.5%
SPED w/advanced diploma	46 46	6% 6.3%
Met Both TSI Criteria	283 316	35% 43.1%

<b>Total Graduates</b>	<b>716</b> <b>733</b>	
<b>Total CCMR Credit</b>	420 <b>454</b>	<b>59%</b> <b>62%</b>

Military...

Criteria	#	%
Enlisted in US Armed Forces	0 3	0% 0.4%

Source: 2024 -2025 TEA Accountability Data Tables  
CCMR = "lagging indicators"  
Green = data captured as of April 2025

# College, Career & Military Readiness (CCMR) - Class of 2025

College...

Texas Success Initiative - RLA	#	%	Texas Success Initiative - Math	#	%	Criteria	#	%
Met TSI assessment criteria	304 302	40% 38%	Met TSI assessment criteria	244 396	32% 50%	AP/IB exam	60 36	8% 5%
Met ACT criteria	0 0	0% 0%	Met ACT criteria	0 0	0% 0%	Dual course credits	160 180	21% 23%
Met SAT criteria	206 239	27% 30%	Met SAT criteria	72 83	10% 10%	Associate's degree	79 64	11% 8%
College Prep Course Credit	0 234	0% 30%	College Prep Course Credit	7 206	1% 26%	OnRamps dual enrollment	6 0	1% 0%

Career...

Criteria	#	%	UNOFFICIAL								
Earned IBC	13 14	2% 2%	<table border="1"> <tr> <td><b>Total Graduates</b></td> <td><b>758</b> <b>791</b></td> <td></td> </tr> <tr> <td><b>Total CCMR Credit</b></td> <td>280 562</td> <td><b>37%</b> <b>71%*</b></td> </tr> </table>			<b>Total Graduates</b>	<b>758</b> <b>791</b>		<b>Total CCMR Credit</b>	280 562	<b>37%</b> <b>71%*</b>
<b>Total Graduates</b>	<b>758</b> <b>791</b>										
<b>Total CCMR Credit</b>	280 562	<b>37%</b> <b>71%*</b>									
Earned level I/ II certificate	0 0	0% 0%									
Grad w/IEP and Workforce Readiness	0 51	0% 6%									
SPED w/advanced diploma	0 51	0% 6%	Met Both TSI Criteria			179 465	24% 59%				

Military...

Criteria	#	%
Enlisted in US Armed Forces	5 0	1% 0%

Source: On Data Suite CCMR 'Early Warning System' as of October 31, 2025

CCMR = "lagging indicators"

Green = data captured as of October 31, 2025



**Where We Are**

**Class of 2026**

*as of April 7, 2026*

# College, Career & Military Readiness (CCMR) - Class of 2026

College...

Texas Success Initiative - RLA	#	%
Met TSI assessment criteria	221 120	30% 15%
Met ACT criteria	0	0%
Met SAT criteria	217 201	29% 25%
College prep course credit	1 35	0.1% 4%

Career...

Criteria	#	%
Earned IBC	11 0	1% 0%
Earned level I/ II certificate	0	0%
Grad w/IEP and Workforce Readiness	0	0%

Military...

Criteria	#	%
Enlisted in US Armed Forces	0	0%

Texas Success Initiative - Math	#	%
Met TSI assessment criteria	266 123	36% 15.3%
Met ACT criteria	0	0%
Met SAT criteria	95 80	13% 10%
College prep course credit	2 20	0.3% 3%

**CURRENT**

<b>Total Graduates</b>	<b>741 800</b>	
------------------------	--------------------	--

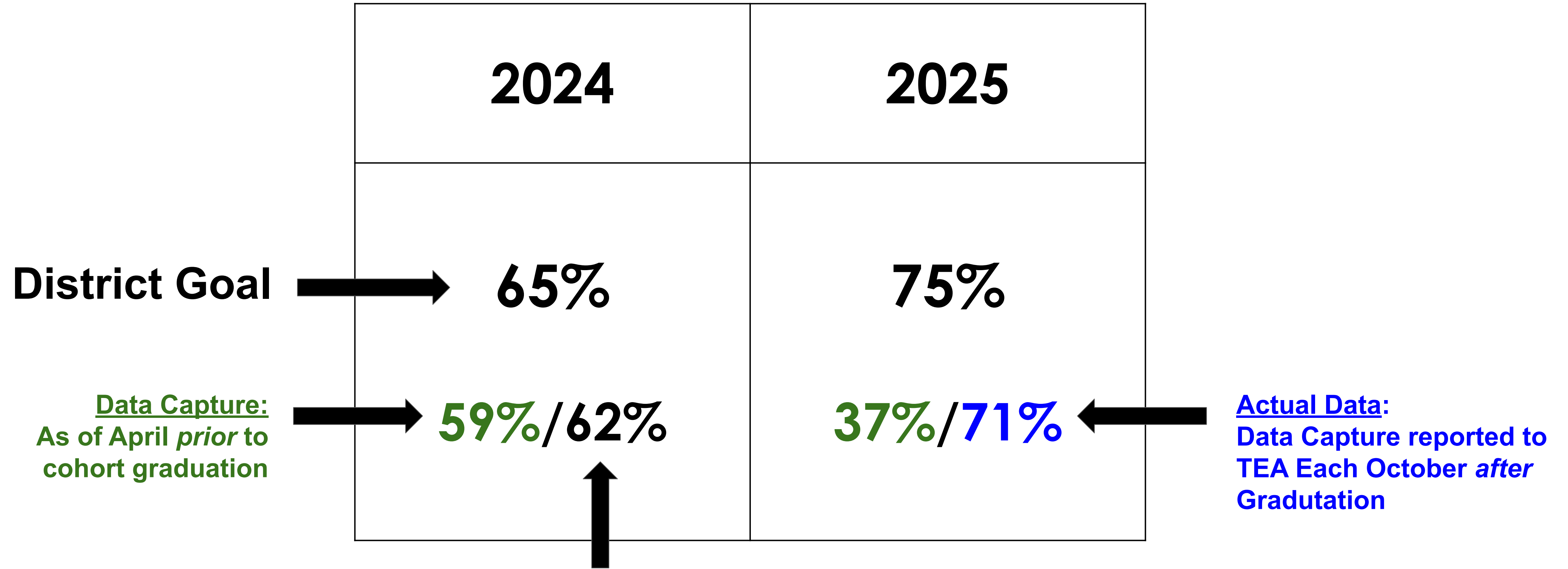
<b>Total CCMR Credit</b>	<b>342 245</b>	<b>46% 31%</b>
--------------------------	--------------------	--------------------

Criteria	#	%
AP/IB exam	48 39	6% 5%
Dual course credits	198 165	27% 21%
Associate's degree	0	0%
OnRamps dual enrollment	26	3%
SPED w/advanced diploma	0	0%
Met Both TSI Criteria	282 154	38% 19%

Source: On Data Suite CCMR 'Early Warning System'  
CCMR = "lagging indicators"

**Black = Data captured as of October 31, 2025**  
**Green = Data captured as of April 8, 2026**

# Explaining CCMR Targets & Data



**Final CCMR Percentage**  
2024 is the most recent cohort with *final* percentages reported, Final Numbers lag one year from cohort graduation



# HB3 Goal #3 CCMR & Targets

**HB3:** The percentage of graduates that meet the criteria for CCMR will increase from 48% to 90% by the class of 2028

<b>Class of:</b>	<b>2024</b>	<b>2025</b>	<b>2026</b>	<b>2027</b>	<b>2028</b>
	<b>65%</b> <b>59%/62%</b>	<b>75%</b> <b>37%/71%</b>	<b>80%</b> <b>46%/__%</b>	<b>85%</b>	<b>90%</b>

**2024 Source:** TEA Accountability Data Tables **2025 & 2026 Source:** On Data Suite  
**Green** = Data captured as of April 2024, April 2025, April 2026  
**Blue** = Actual Accountability Data  
**Black** = Final CCMR Percentage

# HB3 - Goal Progress Measure 3.1 & Targets



**GPM 3.1:** The percentage of graduates that meet **TSI** compliance in English and Math through the TSIA, SAT, ACT, or the English and Math College Prep Course will increase from 32% to 60% by the class of 2028.

<b>Class of:</b>	<b>2024</b>	<b>2025</b>	<b>2026</b>	<b>2027</b>	<b>2028</b>
	<b>40%</b> 36%/43.1%	<b>45%</b> 24%/59%	<b>50%</b> 38%/__%	<b>55%</b>	<b>60%</b>

**2024 Source:** TEA Accountability Data Tables **2025 & 2026 Source:** On Data Suite

**Green** = Data captured as of April 2024, April 2025, April 2026

**Blue** = Actual Accountability Data

**Black** = Final CCMR Percentage

# HB3 - Goal Progress Measure 3.2 & Targets



**GPM 3.2:** The percentage of graduates that meet the **dual credit course indicator** will increase from 34% to 55% by the class of 2028.

Class of:	2024	2025	2026	2027	2028
	<b>35%</b> <i>22%/23.6%</i>	<b>35%</b> <i>22%/23%</i>	<b>40%</b> <i>27%/__%</i>	<b>45%</b>	<b>55%</b>

**2024 Source:** TEA Accountability Data Tables **2025 & 2026 Source:** On Data Suite  
*Green = Data captured as of April 2024, April 2025, April 2026*  
*Blue = Actual Accountability Data*  
*Black = Final CCMR Percentage*

# HB3 - Goal Progress Measure 3.3 & Targets



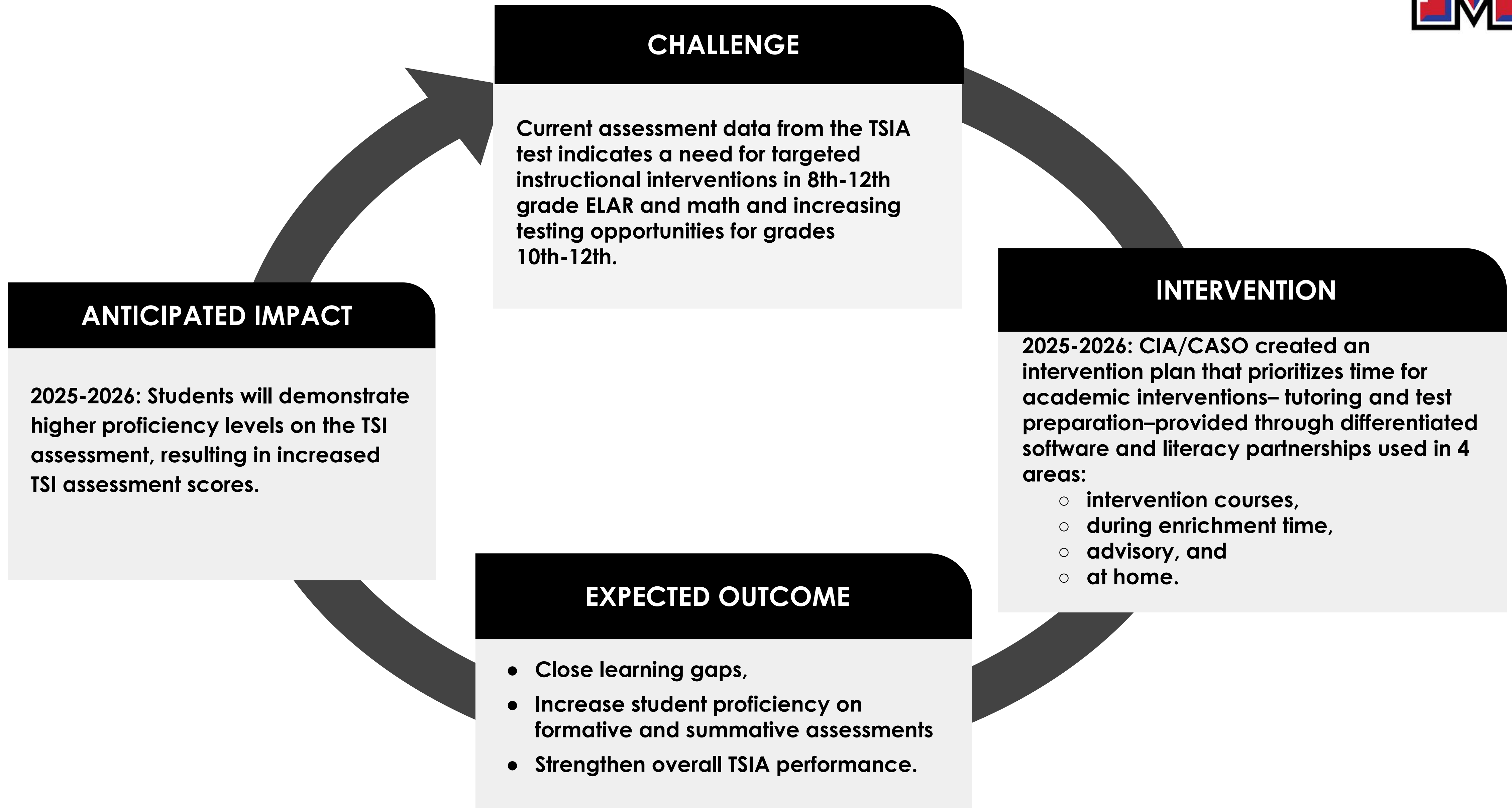
**GPM 3.3:** The percentage of graduates that receive an **Industry Based Certificate** will increase from 9% to 30% by the class of 2028.

Class of:	2024	2025	2026	2027	2028
	<b>35%</b> 9%/11.5%	<b>15%</b> 4%/6.57%	<b>20%</b> 1%/___%	<b>25%</b>	<b>30%</b>

**2024 Source:** TEA Accountability Data Tables **2025 & 2026 Source:** On Data Suite  
**Green** = Data captured as of April 2024, April 2025, April 2026  
**Blue** = Actual Accountability Data  
**Black** = Final CCMR Percentage

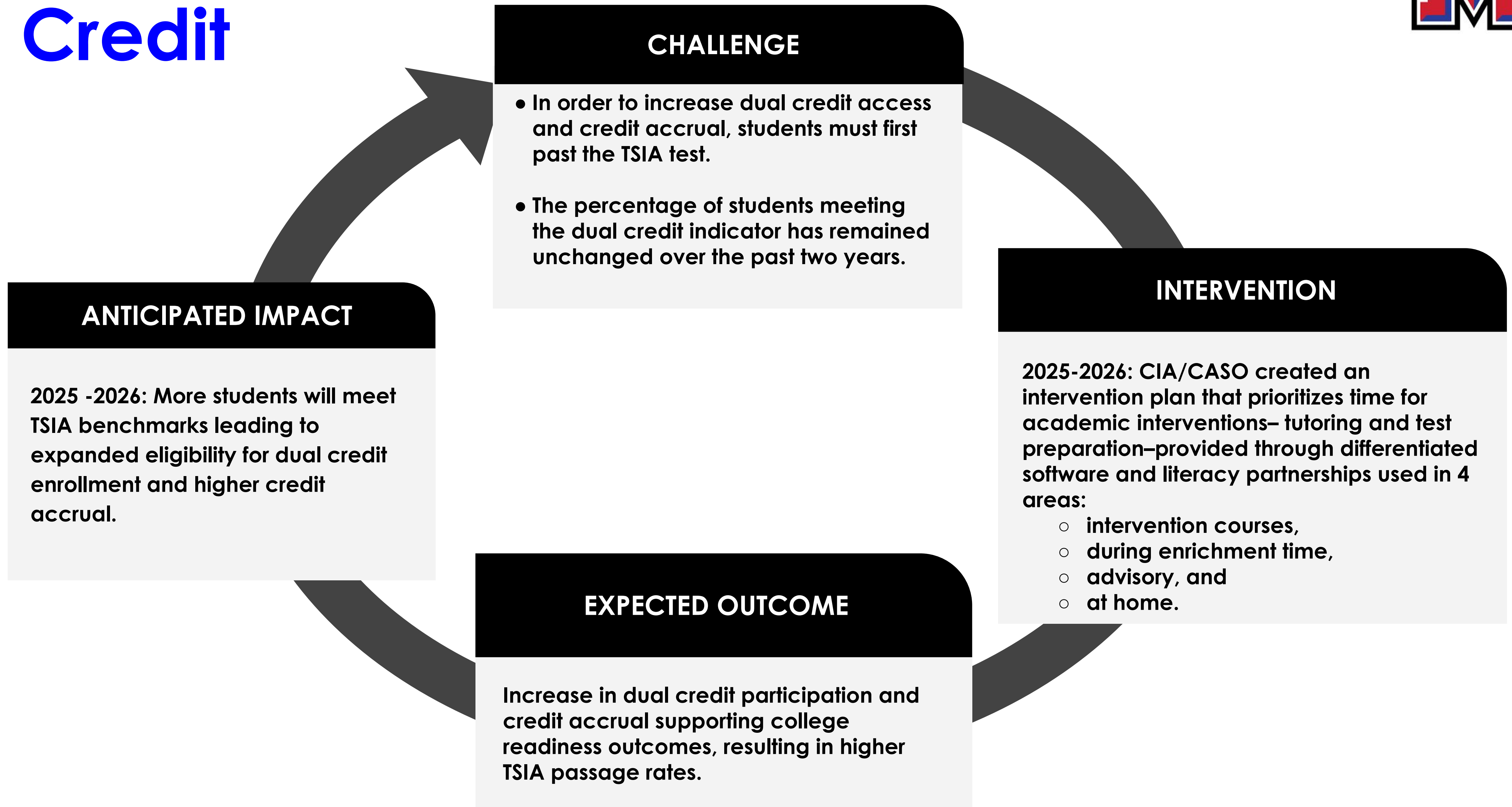
# GPM 3.1

## TSIA



# GPM 3.2

## Dual Credit



# GPM 3.3

## Industry Based Certifications



### CHALLENGE

- Manor ISD did not adapt to 2019-2022 TEA changes to IBCs effective the 2025 SY
- CTE offerings and course sequences need to adapt to new IBC course sequences.

### ANTICIPATED IMPACT

2025 -2026: Students will gain skill sets and increased preparedness for workforce competencies at a 20% increase in Industry Based Certificates.

### INTERVENTION

- 2025-2026: School Counselors conduct strategic student advising to increase and maintain enrollment in CTE pathways aligned with workforce requirements.
- 2025-2026: CTE Teachers will promote programs and Industry Based Certification opportunities for students.

### EXPECTED OUTCOME

As a result, campus personnel are better positioned to guide students into CTE pathways that reflect current labor market trends, promote postsecondary and career readiness, and adjust to TEA sunseting timelines.



# CCMR Goals Alignment Updates

## CCMR Resources

## Professional Development

## Keeping Parents & Students Connected

- CTE pathway document alignment established by collaboration of Campus Administrators, School Counselors, and District CCMR Team
- Utilized the SchoolLinks Post-Secondary platform to support data tracking, data integrity, CCMR projections and planning
- Intervention Tools & Methods Implemented
  - Software: Eduphoria & IXL
  - Virtual Partnership: Papaya Tutoring

- CTE Pathways Professional Development provided for Teachers, Administrators, and School Counselors on endorsements, pathway opportunities, program alignment and sequencing
- Ongoing interdepartmental collaboration through CCMR District Team to ensure technical and instructional components are aligned to meet CCMR goals

- Ongoing parent and student awareness and understanding of pathways through clear and concise publications, increased communication and CCMR engagement events
- Student engagement with pathway exploration through campus tours, career exploration courses and CTE presentations
- Parent engagement with pathway offerings through campus parent nights



# To Meet HB3 Goal of 80%...

- 350 of the enrolled students need to pass College Prep English
- 337 of the enrolled students need to pass College Prep Math
- 262 of the enrolled CTE students need to test and earn an IBC
- 150 of the enrolled students working towards 9 credits hours need to pass their current Dual Credit course(s)
- 134 of the enrolled students need to pass ELA Dual Credit Course
- 136 of the enrolled students need to pass Math Dual Credit Course



# CCMR Performance Trajectory for Class of 2026

- Current Goal: 80%
- CCMR Current Trend: 72%
- Target Difference: 8%
  - TSI Interventions - TSI Bootcamp Sessions are ongoing to increase TSI CCMR Score
  - Supporting College Prep Math courses to ensure passing grade