



# ADOPTED BUDGET

2026 - 2027





2025-2027

# STRATEGIC PLAN

Board Approved: 06/25/25

## VISION: What We Intend to Create

Hastings Public Schools is a safe, welcoming, student-centered home for families. We are focused on academics, growth, engagement, and excellence to develop lifelong learners who are college and career-ready.

### MISSION

*Our Core Purpose*

**We Care**

**We Empower**

**We Achieve**

*Students are the heart of all we do*

## Our Core Values: Drivers of Words & Actions

### Compassion and Respect

We treat one another with kindness, dignity, and empathy in all interactions.

### Innovation

We continuously seek improvement and creative solutions to embrace challenges, opportunities, and evolving needs.

### Voice and Choice

We empower individuals to express their experiences as they discover, develop, and pursue their passions.

### Partnership

We collaborate with students, families, businesses, and the community to support learning and strengthen our shared impact.

### Equity

We provide each and every student and staff member with the resources and supports they need to achieve their personal best.

## Core Pillars & Strategic Anchors



### ACADEMIC EXCELLENCE

- Deliver rigorous, engaging, and evidence-based instruction that supports and challenges each and every student to thrive and succeed.
- Provide targeted support for academic growth for all students.
- Build and foster community partnerships for student experiences.
- Build and sustain robust secondary pathways.



### EQUITY AND BELONGING

- Empower each and every student and staff member to experience success.
- Ensure each and every student and staff member feels seen, valued and supported.
- Establish authentic partnerships with families and community members through clear communication, shared responsibility, and mutual respect.
- Provide instruction that respects and reflects diverse student experiences and backgrounds.



### SAFE, SUPPORTIVE AND ENGAGING ENVIRONMENTS

- Create a culture of emotional and physical safety where students can learn through high engagement, supported by clear expectations, social-emotional resources, and strong relationships.
- Promote responsibility and accountability for all.



### STAFF EMPOWERMENT AND RETENTION

- Value, support and invest in a talented and skilled workforce through collaboration, professional development and growth to empower staff to create an environment that cultivates excellence for all.
- Foster a culture that honors teacher and staff expertise and leadership.
- Provide Competitive Compensation & Benefits Aligned to Area Standards.



### EFFECTIVE AND RESPONSIVE OPERATIONS

- Ensure resources are allocated in alignment with strategic plan priorities.
- Maintain strong leadership and transparent student-centered decision making that supports district-wide success.
- Establish transparent and timely communication systems that foster meaningful engagement with families and the broader community.



## **TABLE OF CONTENTS**

<b>Budget Timeline</b>	<b>1</b>
<b>Assumptions, Variables &amp; Changes</b>	<b>2</b>
<b>26-27 Adopted Summary of Revenues, Expenditures &amp; Fund Balances</b>	<b>3-4</b>
<b>Revenues by Source General Fund</b>	<b>5</b>
<b>Expenditures by Object General Fund</b>	<b>6</b>
<b>Revenues by Source Other Funds</b>	<b>7</b>
<b>Expenditures by Object Other Funds</b>	<b>8</b>
<b>Expenditures by Program all Funds</b>	<b>9</b>
<b>Teacher Staffing Summary</b>	<b>10</b>
<b>Operating Referendum and Capital Project Levy</b>	<b>11</b>
<b>Outstanding Debt</b>	<b>12</b>
<b>Enrollment Projection</b>	<b>13</b>
<b>Capital-LTFM Budgets</b>	<b>14</b>
<b>Capital Projects Detail</b>	<b>15</b>
<b>LTFM Projects Detail</b>	<b>16</b>
<b>Staff Development Detail</b>	<b>17</b>
<b>Technology Levy Detail</b>	<b>18</b>
<b>School Property Tax Levy</b>	<b>19</b>

# BUDGET TIMELINE HASTINGS ISD 200

## January

- ❖ Capital requests for next fiscal year from Principals, Directors, Technology, Maintenance
- ❖ Capital and LTFM project planning for next fiscal year started
- ❖ Budget adjustment process for next fiscal year
- ❖ Technology preliminary budget for next fiscal year
- ❖ Staff Dev/Testing preliminary budgets

## February

- ❖ Start negotiations on contracts/bids for next year (Transportation Provider, Copiers, Health/Dental/Life/LTD, Student Photographer, Transportation Routing/Oversight, Environmental Health & Safety Services, School Resource Officer/Traffic Control)
- ❖ Revenue budget for next fiscal year
- ❖ Review current Food Service budget and budget for next fiscal year
- ❖ Finalize Technology budget for next fiscal year
- ❖ Review any changes for Operations & Maintenance budget for next fiscal year
- ❖ Budget adjustment process for next fiscal year
- ❖ Staffing model completed based on enrollment projection and class size ratios

## March

- ❖ Budget review/planning meetings
- ❖ Community Education budget for next fiscal year
- ❖ Finalize Capital budget for next fiscal year
- ❖ Finalize LTFM budget for next fiscal year
- ❖ Finalize Operations & Maintenance budget for next fiscal year

## April

- ❖ Title program budgets for next fiscal year
- ❖ Special Services programs finance budgets for next fiscal year
- ❖ All district wide office budgets for next fiscal year
- ❖ Any redistribution of next year's budget \$'s for buildings and athletics to Business Office
- ❖ Every department should review budgets and make final purchases for current year

## May

- ❖ Payroll Calculation for next fiscal year
- ❖ Send invoices to Business Office for payment of final purchases for current year
- ❖ Clean up any outstanding PO's on the system for current year
- ❖ Start OPEB Study (every other year)

## June

- ❖ Application and board approval of Aid Anticipation Certificates of Indebtness for next fiscal year
- ❖ Update APU projections according to first MARSS run for current year
- ❖ Adopted budget for next fiscal year approved by the board
- ❖ Submit 10 Year LTFM Plan to MDE

## July-September

- ❖ Audit completed
- ❖ Preliminary local property tax levy information for next fiscal year submitted to Mn. Dept. of Ed. and approved by the school board

## October

- ❖ Preliminary audit numbers for prior year available
- ❖ Revise current year budget based on audit information, other contract updates, and updated APU projections based on Oct. 1 count
- ❖ Update supply budgets based on Oct. 1 enrollment
- ❖ Budget review/planning meetings

## November-December

- ❖ Auditor presentation to the board
- ❖ Truth in Taxation hearing
- ❖ Board certifies final property tax levy for next fiscal year
- ❖ Revised Budget for current year is approved by the board
- ❖ Update 5 Year Forecast
- ❖ Budget Publication in official newspaper

**REVENUE/EXPENDITURE/FUND BALANCE CHANGES-ADOPTED BUDGET 26-27**

**Pupil Units**

**APU-** For 26-27 adopted budget is 4,218  
100 less than 25-26

This number is based on prior year October 1 MARSS data and projected forward based on prior year trend.  
On October 1, 2026 new projections will be done for 26-27 and future years.

<b><u>Revenue General Fund Unassigned</u></b>	<b><u>Amount</u></b>
State Spec Ed Aid (\$12,300,000)	300,000
Native Language Revitalization Grant (Revenues = Expenditures)	249,490
Gen Ed Formula 2.69% (\$7,683)	155,823
Special Ed Federal (Revenues = Expenditures)	104,344
English Language Cross Subsidy (Based on 24-25 Expenditures)	102,058
Interest	100,000
Pay-Per-View and Sponsorship Revenue (HUDL)	13,750
All Other	1,507
Local Collaborative Time Study (LCTS)	(51,811)
Unemployment Between Terms	(125,000)
MTSS Grant (Revenue = Expenditures)	(157,841)
Title Programs (Revenues = Expenditures)	(183,807)
Levy/Taxes	(276,470)
<b>Total Change to Revenue Budget</b>	<b>232,044</b>

<b><u>Expenditures General Fund Unassigned</u></b>	<b><u>Amount</u></b>
<b><u>Payroll Expenditures</u></b>	
Salary and Benefit Increases	1,578,969
Teacher FTE 282.71	
All groups are estimates with the exception of teachers and paraprofessionals	
<b><u>Other Expenditures</u></b>	
Audit Entry - Subsequent Year's Expenditures	908,589
Native Language Revitalization Grant (Revenues = Expenditures)	249,490
Special Ed Federal (Revenues = Expenditures)	104,344
Alternative Learning Program	46,386
Utilities	31,957
Early Childhood Screening Chargeback	24,011
Building Supply Budgets	6,163
All Other Misc. Programs	(13,522)
District Wide Budgets	(17,324)
Election Budget	(19,242)
Transportation	(42,630)
Purchased Services	(45,506)
Property & Liability Insurance	(52,078)
MTSS Grant (Revenue = Expenditures)	(157,841)
Title Programs (Revenues = Expenditures)	(183,807)
<b>Total Change to Expenditure Budget</b>	<b>2,417,959</b>
	Net Change (2,185,915)

<b><u>Fund Balance Changes-Unassigned General Fund</u></b>		
Actual: Ending Fund Balance 24-25	18,559,740	
Projected: Ending Fund Balance 25-26	19,328,557	768,817
Projected: Ending Fund Balance 26-27	17,911,459	(1,417,098)

<b><u>Revised Budget will be updated for the following:</u></b>
Staffing due to student numbers
Employee Contract Settlements
Liability Study - OPEB Payment to Trust
Actual hire vs estimated salaries for open positions
Legislative changes to revenue & expenditure calculations
Adjustments based on audit for 25-26

Hastings ISD # 200		2026-2027 Adopted				
		Unaudited				
		Balance 6/30/26	Revenues	Expenditures	Net Budget	Balance 6/30/27
1/10/11/12	<b>GENERAL FUND</b>					
460-131	Prepaid Expenditures	716,904.99	0.00	0.00	0.00	716,904.99
	<b>NONSPENDABLE</b>	<b>716,904.99</b>	<b>0.00</b>	<b>0.00</b>	<b>0.00</b>	<b>716,904.99</b>
403	Staff Development	0.00	648,088.71	648,088.71	0.00	0.00
412	Literacy Incentive Aid	349,780.71	187,419.42	217,512.00	(30,092.58)	319,688.13
467	LTFM (old def maint and H&S)	5,116,435.37	1,613,920.69	1,600,000.00	13,920.69	5,130,356.06
424	Operating Capital	4,063,086.98	965,845.54	1,018,537.00	(52,691.46)	4,010,395.52
428	Learning & Development	0.00	840,660.20	840,660.20	0.00	0.00
434	Area Learning Center	0.00	375,000.00	375,000.00	0.00	0.00
438	Gifted & Talented	69,325.20	54,829.84	123,593.00	(68,763.16)	562.04
439	English Learners	0.00	131,306.00	131,306.00	0.00	0.00
441/459	Basic Skills	1,496,332.58	1,577,878.74	1,943,990.68	(366,111.94)	1,130,220.64
443	School Library Aid	0.00	43,315.57	43,315.57	0.00	0.00
449	Safe Schools-Crime Levy	0.00	152,468.43	152,468.43	0.00	0.00
448	Achievement & Integration	0.00	336,378.38	336,378.38	0.00	0.00
420	American Indian Education	0.00	83,500.00	83,500.00	0.00	0.00
471	Student Support Personnel	0.00	126,741.00	126,741.00	0.00	0.00
472	MA/3rd Party	497,352.26	320,000.00	416,873.00	(96,873.00)	400,479.26
407	Tech Levy	0.00	2,184,044.50	2,184,044.50	0.00	0.00
401	Student Activities (Fund 10 - tied to fund 1)	187,955.22	350,000.00	350,000.00	0.00	187,955.22
464	Donations & Grants (Fund 11 - tied to fund 1)	511,959.08	775,000.00	775,000.00	0.00	511,959.08
402	Scholarships (Fund 12 - tied to fund 1)	299,612.74	160,000.00	160,000.00	0.00	299,612.74
	<b>RESTRICTED</b>	<b>12,591,840.14</b>	<b>10,926,397.02</b>	<b>11,527,008.47</b>	<b>(600,611.45)</b>	<b>11,991,228.69</b>
418	Pension and ASL (trnsf from 422)	156,754.92	92,444.00	27,578.63	64,865.37	221,620.29
461-392	Technology (trnsf from 422)	638,500.40	0.00	300,000.00	(300,000.00)	338,500.40
	<b>COMMITTED</b>	<b>795,255.32</b>	<b>92,444.00</b>	<b>327,578.63</b>	<b>(235,134.63)</b>	<b>560,120.69</b>
462-001	Subsequent Year's Expenditures	0.00	0.00	0.00	0.00	0.00
462-003	Site Improvements	0.00	0.00	0.00	0.00	0.00
462-004	Safety & Security	24,313.45	0.00	24,313.45	(24,313.45)	0.00
462-005	Curriculum	263,367.00	0.00	17,400.00	(17,400.00)	245,967.00
462-006	STEM - Elementary	124,983.19	0.00	124,983.19	(124,983.19)	0.00
462-007	Future Funding Changes	1,300,000.00	0.00	0.00	0.00	1,300,000.00
	<b>ASSIGNED</b>	<b>1,712,663.64</b>	<b>0.00</b>	<b>166,696.64</b>	<b>(166,696.64)</b>	<b>1,545,967.00</b>
397,891 CO	GASB 68 TRA/State contribution	0.00	180,000.00	180,000.00	0.00	0.00
	Fed. Title-Spec Ed, AI Aid, LCTS R=E	0.00	1,659,498.38	1,659,498.38	0.00	0.00
	Technology/Pension, ASL	0.00	(92,444.00)	0.00	(92,444.00)	(92,444.00)
	Area Learning Center	0.00	0.00	262,048.00	(262,048.00)	(262,048.00)
	Safe Schools/Crime Levy	0.00	0.00	249,655.57	(249,655.57)	(249,655.57)
	Unassigned	19,328,557.17	58,486,808.91	59,299,759.56	(812,950.65)	18,515,606.52
	<small>Includes pmt to OPEB Trust (\$558,049) 24-25 &amp; 25-26</small>					
422	<b>UNASSIGNED</b>	<b>19,328,557.17</b>	<b>60,233,863.29</b>	<b>61,650,961.51</b>	<b>(1,417,098.22)</b>	<b>17,911,458.95</b>
1/10/11/12	<b>TOTAL GENERAL FUND</b>	<b>35,145,221.26</b>	<b>71,252,704.31</b>	<b>73,672,245.25</b>	<b>(2,419,540.94)</b>	<b>32,725,680.32</b>
			<b>71,252,704.31</b>	<b>73,672,245.25</b>	<b>768,816.98</b>	
			0.00	0.00	2,185,915.20	
						25-26 Rev (SpEd Aid-12,300,000)

<b>Hastings ISD # 200</b>	<b>2026-2027 Adopted</b>
---------------------------	--------------------------

Unaudited					
	Balance 6/30/26	Revenues	Expenditures	Net Budget	Balance 6/30/27

<b>2</b>	<b>FOOD SERVICE FUND</b>					
464-418	Pension and ASL (trnsf from 464)	41,535.33	4,622.00	1,137.14	3,484.86	45,020.19
464	Food Service Program	391,248.15	3,265,844.00	3,339,067.00	(73,223.00)	318,025.15
	Includes pmt to OPEB Trust (\$11,720) 24-25 & 25-26					
	<b>RESTRICTED</b>	<b>432,783.48</b>	<b>3,270,466.00</b>	<b>3,340,204.14</b>	<b>(69,738.14)</b>	<b>363,045.34</b>
	<b>TOTAL FOOD SERVICE FUND</b>	<b>432,783.48</b>	<b>3,270,466.00</b>	<b>3,340,204.14</b>	<b>(69,738.14)</b>	<b>363,045.34</b>

<b>4</b>	<b>COMMUNITY SERVICE FUND</b>					
431	Community Education General	428,213.69	1,866,974.40	1,748,022.79	118,951.61	547,165.30
432	ECFE	(129,473.34)	312,721.04	462,491.06	(149,770.02)	(279,243.36)
444	School Readiness	(105,318.21)	517,831.97	520,457.16	(2,625.19)	(107,943.40)
447	ABE	(473.05)	15,622.45	17,943.10	(2,320.65)	(2,793.70)
464-418	Pension and ASL (trnsf from trust 18 & above GL)	18,835.31	0.00	1,525.33	(1,525.33)	17,309.98
464-599	Screening	(9,027.85)	36,010.85	36,010.85	0.00	(9,027.85)
464	Non Public	20,836.67	115,461.59	116,092.12	(630.53)	20,206.14
	Includes pmt to OPEB Trust (\$18,605) 24-25 & 25-26					
	<b>RESTRICTED</b>	<b>223,593.22</b>	<b>2,864,622.30</b>	<b>2,902,542.41</b>	<b>(37,920.11)</b>	<b>185,673.11</b>
	<b>TOTAL COMMUNITY SERVICE FUND</b>	<b>223,593.22</b>	<b>2,864,622.30</b>	<b>2,902,542.41</b>	<b>(37,920.11)</b>	<b>185,673.11</b>

<b>6</b>	<b>BUILDING CONSTRUCTION FUND</b>					
464	Building Construction	0.00	2,000.00	200,000.00	(198,000.00)	(198,000.00)
	<b>RESTRICTED</b>	<b>0.00</b>	<b>2,000.00</b>	<b>200,000.00</b>	<b>(198,000.00)</b>	<b>(198,000.00)</b>
	<b>TOTAL BLDG CONSTRUCTION FUND</b>	<b>0.00</b>	<b>2,000.00</b>	<b>200,000.00</b>	<b>(198,000.00)</b>	<b>(198,000.00)</b>

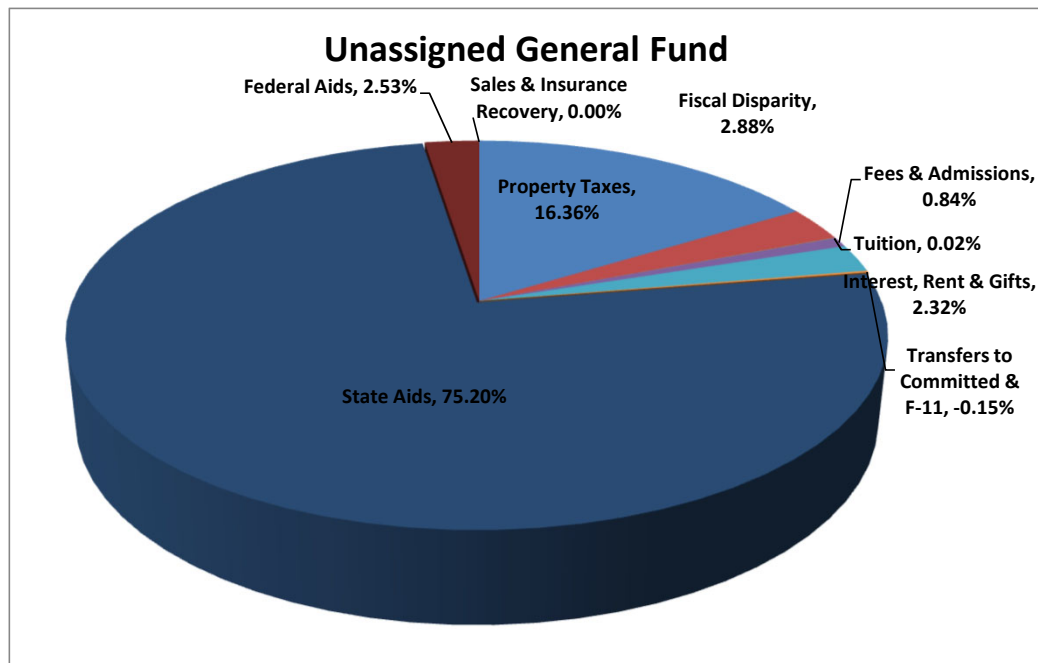
<b>7</b>	<b>DEBT SERVICE FUND</b>					
464	Debt Service	1,448,125.32	4,593,226.00	4,683,100.00	(89,874.00)	1,358,251.32
	<b>RESTRICTED</b>	<b>1,448,125.32</b>	<b>4,593,226.00</b>	<b>4,683,100.00</b>	<b>(89,874.00)</b>	<b>1,358,251.32</b>
	<b>TOTAL DEBT SERVICE FUND</b>	<b>1,448,125.32</b>	<b>4,593,226.00</b>	<b>4,683,100.00</b>	<b>(89,874.00)</b>	<b>1,358,251.32</b>

<b>TRUST FUNDS</b>						
20	Dental Self-Funded	1,485,639.79	745,640.00	692,046.00	53,594.00	1,539,233.79
21	Health Self-Funded	4,453,607.17	10,576,782.00	10,651,315.00	(74,533.00)	4,379,074.17
45---000	IRR-OPEB- PERA	7,444,219.09	863,374.00	1,183,977.34	(320,603.34)	7,123,615.75
	<b>TOTAL TRUST FUNDS</b>	<b>13,383,466.05</b>	<b>12,185,796.00</b>	<b>12,527,338.34</b>	<b>(341,542.34)</b>	<b>13,041,923.71</b>

	<b>TOTAL ALL FUNDS</b>	<b>50,633,189.33</b>	<b>94,168,814.61</b>	<b>97,325,430.14</b>	<b>(3,156,615.53)</b>	<b>47,476,573.80</b>
			<u>94,168,814.61</u>	<u>97,325,430.14</u>		
			0.00	0.00		

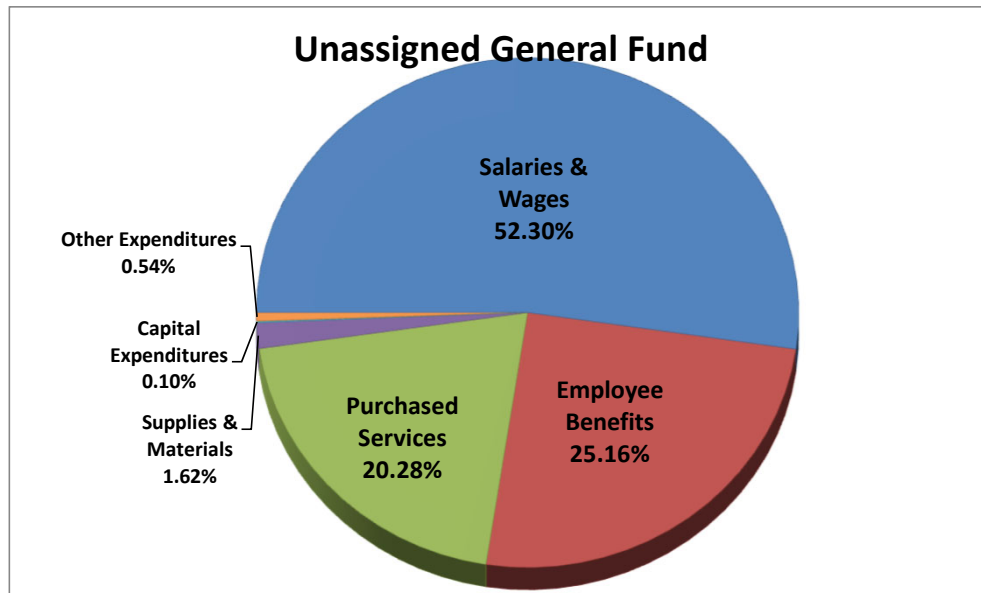
**HASTINGS ISD # 200 REVENUES BY SOURCE**

<b>General Fund (1)</b>		<b>Final</b>	<b>Final</b>	<b>Revised</b>	<b>Adopted</b>
		<b>23-24</b>	<b>24-25</b>	<b>25-26</b>	<b>26-27</b>
<b>Restricted</b>					
001-020	Property Taxes	2,431,865	4,198,492	4,365,399	4,330,803
050-069	Fees/Admissions	106,735	107,168	0	0
070-079	3rd Party Medical Asst.	226,623	304,646	225,000	320,000
090-099	Interest, Rent & Gifts	30,000	30,000	30,000	2,500
200-399	State Aids	4,636,644	5,378,152	4,950,412	4,988,094
600-630	Sales & Insurance Recovery	338,719	415,724	0	0
		<b>7,770,587</b>	<b>10,434,182</b>	<b>9,570,811</b>	<b>9,641,397</b>
<b>Committed</b>					
090-099	Interest	0	0	0	0
090-099	E-Rate	0	0	0	0
090-099	Transfer from Unassigned	134,665	92,444	92,444	92,444
		<b>134,665</b>	<b>92,444</b>	<b>92,444</b>	<b>92,444</b>
<b>Unassigned/Assigned</b>					
001-020	Property Taxes	10,361,324	10,457,054	10,116,138	9,853,408
001-020	Fiscal Disparity	1,490,284	1,575,673	1,749,984	1,733,744
021-049	Tuition	7,782	12,796	12,796	12,796
050-069	Fees & Admissions	462,519	474,507	505,304	505,304
090-099	Interest, Rent & Gifts	1,918,231	1,841,605	1,349,239	1,400,378
090-099	Transfers to Committed & F-11	(135,120)	(93,135)	(92,444)	(92,444)
200-399	State Aids	41,716,595	44,726,486	44,755,470	45,294,807
400-599	Federal Aids	3,200,553	1,718,352	1,605,333	1,525,870
600-630	Sales & Insurance Recovery	7,160	4,207	0	0
		<b>59,029,328</b>	<b>60,717,546</b>	<b>60,001,820</b>	<b>60,233,863</b>
<b>Student Activities Fund (10)</b>					
050-069	Fees/Admissions	150,739	175,477	156,000	195,000
090-099	Interest/Rent/Gifts/Grant	66,126	44,109	22,500	48,500
600-630	Sales	51,426	53,993	96,500	106,500
		<b>268,291</b>	<b>273,579</b>	<b>275,000</b>	<b>350,000</b>
<b>Deferred Accounts-Donations/Misc (11)</b>					
050-069	Fees/Admissions	97,420	114,315	125,000	125,000
090-099	Deferred Donations	(55,291)	(42,845)	0	0
090-099	Transfer from Unassigned	455	691	0	0
090-099	Interest/Rent/Gifts/Grant	415,217	547,298	385,619	520,000
600-630	Sales	47,740	47,144	130,000	130,000
		<b>505,540</b>	<b>666,602</b>	<b>640,619</b>	<b>775,000</b>
<b>Scholarships Fund (12)</b>					
090-099	Interest/Rent/Gifts/Grant	132,363	152,664	140,000	160,000
600-630	Sales	0	500	0	0
		<b>132,363</b>	<b>153,164</b>	<b>140,000</b>	<b>160,000</b>
<b>General Fund (01/10/11/12) Total</b>		<b>67,840,775</b>	<b>72,337,516</b>	<b>70,720,694</b>	<b>71,252,704</b>



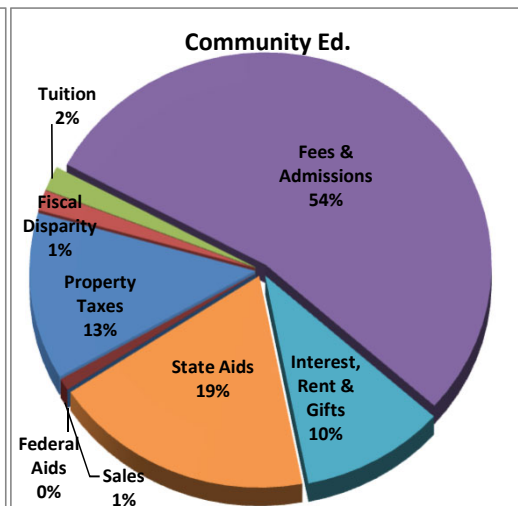
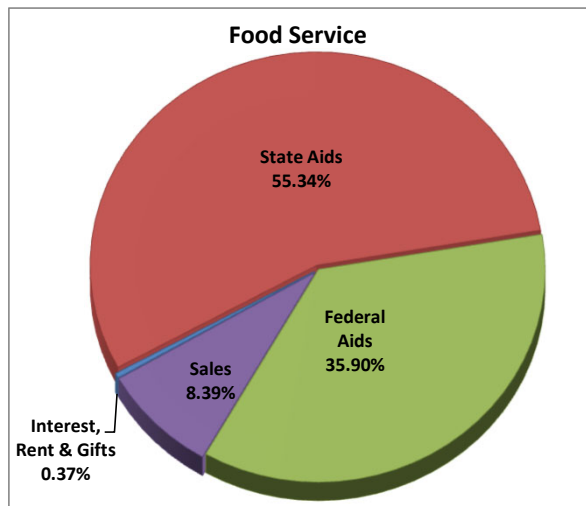
**HASTINGS ISD # 200 EXPENDITURES BY OBJECT**

<u>General Fund (1)</u>	<u>Final</u>	<u>Final</u>	<u>Revised</u>	<u>Adopted</u>
	<u>23-24</u>	<u>24-25</u>	<u>25-26</u>	<u>26-27</u>
<b>Restricted</b>				
100-199 Salaries & Wages	2,578,800	3,811,426	3,871,311	4,133,912
200-299 Employee Benefits	750,362	1,292,888	1,410,835	1,630,629
300-399 Purchased Services	1,159,960	989,990	1,047,876	1,132,274
400-499 Supplies & Materials	454,444	2,028,367	1,532,830	1,602,293
500-599 Capital Expenditures	3,175,281	2,409,551	2,140,248	1,736,125
800-899 Other Expenditures	8,239	16,348	700	6,775
	<u>8,127,086</u>	<u>10,548,570</u>	<u>10,003,799</u>	<u>10,242,008</u>
<b>Committed</b>				
100-199 Salaries & Wages	0	24,977	14,977	0
200-299 Employee Benefits	106,799	57,894	39,296	27,579
300-399 Purchased Services	9,265	0	0	300,000
400-499 Supplies & Materials	23,125	0	0	0
500-599 Capital Expenditures	13,653	0	0	0
	<u>152,842</u>	<u>82,870</u>	<u>54,272</u>	<u>327,579</u>
<b>Unassigned/Assigned</b>				
100-199 Salaries & Wages	29,740,720	29,868,053	31,432,190	32,327,759
200-299 Employee Benefits	13,647,399	13,271,345	14,506,796	15,554,264
300-399 Purchased Services	9,950,363	11,281,544	12,936,725	12,537,364
400-499 Supplies & Materials	1,247,244	938,901	1,059,899	1,003,166
500-599 Capital Expenditures	105,591	651,208	497,926	60,539
800-900 Other Expenditures	678,663	768,299	322,122	334,567
	<u>55,369,979</u>	<u>56,779,350</u>	<u>60,755,658</u>	<u>61,817,658</u>
<b>Student Activities Fund (10)</b>				
300-399 Purchased Services	74,500	144,047	106,500	181,500
400-599 Supplies & Capital	120,071	120,531	163,500	163,500
800-899 Other Expenditures	19,111	15,775	5,000	5,000
	<u>213,682</u>	<u>280,354</u>	<u>275,000</u>	<u>350,000</u>
<b>Deferred Accounts-Donations/Misc (11)</b>				
100-199 Salaries & Wages	90,429	127,219	111,899	101,246
200-299 Employee Benefits	10,535	15,123	21,470	35,950
300-399 Purchased Services	166,534	175,088	167,695	250,557
400-499 Supplies & Materials	163,349	192,738	246,245	231,876
500-599 Capital Expenditures	129,960	232,941	91,500	148,771
800-899 Other Expenditures	1,369	4,831	1,810	6,600
	<u>562,176</u>	<u>747,940</u>	<u>640,619</u>	<u>775,000</u>
<b>Scholarships Fund (12)</b>				
800-899 Other Expenditures	121,810	127,140	140,000	160,000
	<u>121,810</u>	<u>127,140</u>	<u>140,000</u>	<u>160,000</u>
<b>General Fund (01/10/11/12) Total</b>	<b>64,547,575</b>	<b>68,566,224</b>	<b>71,869,349</b>	<b>73,672,245</b>



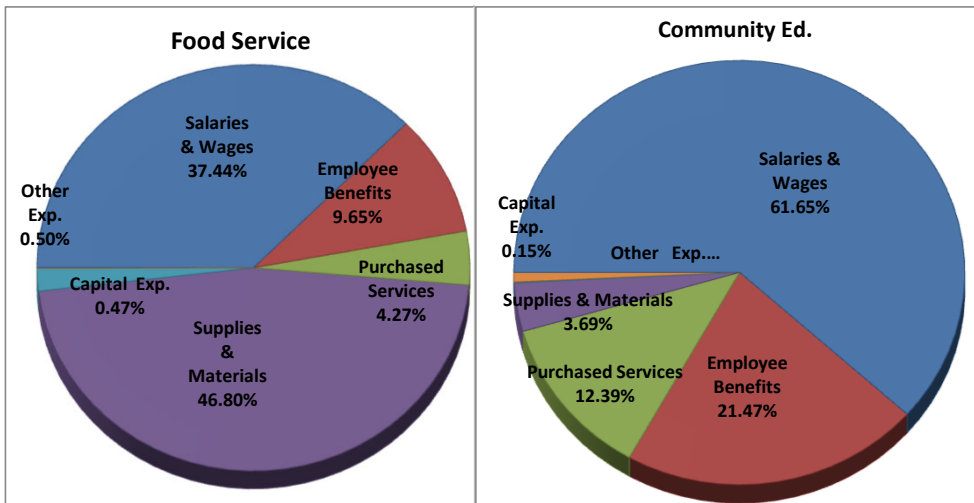
## HASTINGS ISD # 200 REVENUES BY SOURCE

	Final <u>23-24</u>	Final <u>24-25</u>	Revised <u>25-26</u>	Adopted <u>26-27</u>
<b>Food Service (2)</b>				
090-099 Interest, Rent & Gifts	43,854	27,806	24,000	12,000
200-399 State Aids	1,526,870	1,649,423	1,738,276	1,809,807
400-599 Federal Aids	1,312,276	1,216,963	1,166,391	1,174,159
600-630 Sales	<u>343,222</u>	<u>322,140</u>	<u>348,200</u>	<u>274,500</u>
<b>Food Service Fund (2) Total</b>	<b>3,226,223</b>	<b>3,216,331</b>	<b>3,276,867</b>	<b>3,270,466</b>
<b>Community Service Fund (4)</b>				
001-020 Property Taxes	410,299	406,826	393,522	364,902
001-020 Fiscal Disparity	53,714	38,027	48,300	44,496
021-049 Tuition	53,449	59,449	53,449	53,449
050-069 Fees & Admissions	1,610,712	1,539,232	1,642,170	1,540,000
090-099 Interest, Rent & Gifts	235,646	290,953	204,044	296,480
200-399 State Aids	430,286	484,396	509,924	539,084
400-599 Federal Aids	9,258	0	0	0
600-630 Sales	<u>6,773</u>	<u>13,608</u>	<u>0</u>	<u>26,211</u>
<b>Community Service Fund (4) Total</b>	<b>2,810,138</b>	<b>2,832,491</b>	<b>2,851,410</b>	<b>2,864,622</b>
<b>Building Construction Fund (6)</b>				
090-099 Interest/Misc Rev	187,707	58,384	15,000	2,000
631-640 Sale of Bonds & Loans	<u>0</u>	<u>0</u>	<u>0</u>	<u>0</u>
<b>Building Construction Fund (6) Total</b>	<b>187,707</b>	<b>58,384</b>	<b>15,000</b>	<b>2,000</b>
<b>Debt Service Fund (7)</b>				
001-020 Property Taxes	3,706,565	3,961,553	3,796,863	3,805,430
001-020 Fiscal Disparity	516,495	396,181	492,297	489,496
090-099 Interest/Misc Rev	803,063	857,808	120,000	48,000
200-399 State Aids/Credits	323,820	299,615	250,300	250,300
400-599 Federal Aids	0	0	0	0
631-640 Sale of Bonds & Loans	<u>0</u>	<u>0</u>	<u>0</u>	<u>0</u>
<b>Debt Service Fund (7) Total</b>	<b>5,349,943</b>	<b>5,515,156</b>	<b>4,659,460</b>	<b>4,593,226</b>
<b>Trust Fund (18)</b>				
090-099 Interest/Scholarship Receipts	938	67	0	0
600-630 Sales	<u>0</u>	<u>0</u>	<u>0</u>	<u>0</u>
<b>Trust Fund (18) Total</b>	<b>938</b>	<b>67</b>	<b>0</b>	<b>0</b>
<b>Self-Funded Insurance (20-21)</b>				
080-099 Interest/Premiums/Prescription Rebates	<u>10,085,745</u>	<u>10,728,906</u>	<u>10,970,440</u>	<u>11,322,422</u>
<b>Self-Funded Insurance (20-21) Total</b>	<b>10,085,745</b>	<b>10,728,906</b>	<b>10,970,440</b>	<b>11,322,422</b>
<b>OPEB Irrevocable Trust Fund (45)</b>				
092 Interest	350,128	320,176	275,000	275,000
614 Contribution for Post Employment Benefit	<u>76,445</u>	<u>278,398</u>	<u>588,374</u>	<u>588,374</u>
<b>OPEB Irrevocable Trust Fund (45) Total</b>	<b>426,573</b>	<b>598,574</b>	<b>863,374</b>	<b>863,374</b>
<b>TOTAL ALL FUNDS</b>	<b>89,928,042</b>	<b>95,287,427</b>	<b>93,357,245</b>	<b>94,168,815</b>



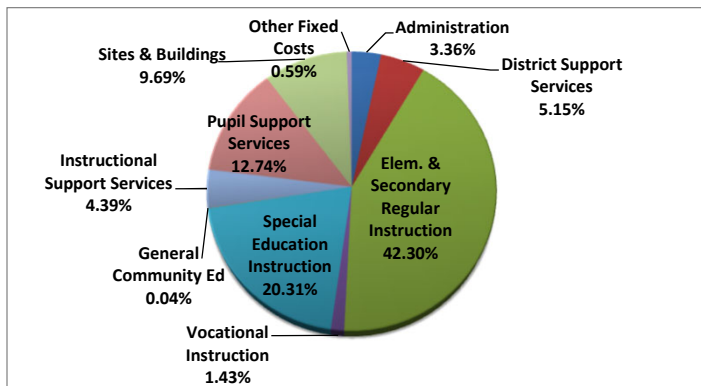
## HASTINGS ISD # 200 EXPENDITURES BY OBJECT

	<u>Final</u> <u>23-24</u>	<u>Final</u> <u>24-25</u>	<u>Revised</u> <u>25-26</u>	<u>Adopted</u> <u>26-27</u>
<b><u>Food Service (2)</u></b>				
100-199 Salaries & Wages	997,975	1,129,135	1,175,673	1,250,728
200-299 Employee Benefits	283,846	283,604	311,270	322,260
300-399 Purchased Services	272,869	236,103	267,850	142,550
400-499 Supplies & Materials	1,598,212	1,629,175	1,641,044	1,563,066
500-599 Capital Expenditures	135,497	195,862	120,000	60,000
800-899 Other Expenditures	<u>14,846</u>	<u>14,063</u>	<u>2,000</u>	<u>1,600</u>
<b>Food Service Fund (2) Total</b>	<b>3,303,245</b>	<b>3,487,942</b>	<b>3,517,837</b>	<b>3,340,204</b>
<b><u>Community Service Fund (4)</u></b>				
100-199 Salaries & Wages	1,775,081	1,773,618	1,713,178	1,789,315
200-299 Employee Benefits	599,054	632,360	632,676	623,263
300-399 Purchased Services	325,274	370,076	374,401	359,510
400-499 Supplies & Materials	98,283	97,351	101,391	107,206
500-599 Capital Expenditures	1,917	4,103	4,506	2,101
800-899 Other Expenditures	<u>66,768</u>	<u>67,063</u>	<u>21,521</u>	<u>21,148</u>
<b>Community Service Fund (4) Total</b>	<b>2,866,378</b>	<b>2,944,570</b>	<b>2,847,673</b>	<b>2,902,542</b>
<b><u>Building Construction Fund (6)</u></b>				
300-399 Purchased Services	320,275	37,721	0	0
400-499 Supplies & Materials	428,225	327,998	0	0
500-599 Capital Expenditures	1,658,852	1,793,504	413,602	80,000
800-899 Other Expenditures	<u>0</u>	<u>0</u>	<u>150,000</u>	<u>120,000</u>
<b>Building Construction Fund (6) Total</b>	<b>2,407,352</b>	<b>2,159,223</b>	<b>563,602</b>	<b>200,000</b>
<b><u>Debt Service Fund (7)</u></b>				
500-599 Capital Expenditures	0	0	0	0
700-799 Debt Service	3,871,750	20,620,450	4,686,350	4,683,100
900-999 Other Financing Uses	<u>0</u>	<u>0</u>	<u>0</u>	<u>0</u>
<b>Debt Service Fund (7) Total</b>	<b>3,871,750</b>	<b>20,620,450</b>	<b>4,686,350</b>	<b>4,683,100</b>
<b><u>Trust Fund (18)</u></b>				
400-499 CE Retirement Payments	0	62,616	0	0
<b>Trust Fund (18) Total</b>	<b>0</b>	<b>62,616</b>	<b>0</b>	<b>0</b>
<b><u>Self-Funded Insurance Fund (20&amp;21)</u></b>				
200-499 Purchased Services/Supplies	<u>10,150,822</u>	<u>9,986,259</u>	<u>11,312,737</u>	<u>11,343,361</u>
<b>Self-Funded Insurance Fund (20&amp;21) Total</b>	<b>10,150,822</b>	<b>9,986,259</b>	<b>11,312,737</b>	<b>11,343,361</b>
<b><u>OPEB Irrevocable Trust Fund (45)</u></b>				
200-299 Employee Benefits	<u>0</u>	<u>0</u>	<u>375,764</u>	<u>1,183,977</u>
<b>OPEB Irrevocable Trust Fund (45) Total</b>	<b>0</b>	<b>0</b>	<b>375,764</b>	<b>1,183,977</b>
<b>TOTAL ALL FUNDS</b>	<b>87,147,123</b>	<b>107,827,283</b>	<b>95,173,312</b>	<b>97,325,430</b>



**HASTINGS ISD # 200 EXPENDITURES BY PROGRAM**

		<b>Final 23-24</b>	<b>Final 24-25</b>	<b>Revised 25-26</b>	<b>Adopted 26-27</b>
<b>General Fund (1)</b>					
000-099	Administration	2,125,692	2,200,195	2,375,540	2,430,229
100-199	District Support Services	2,528,787	3,159,398	3,498,810	3,726,556
200-299	Elem. & Secondary Regular Instruction	26,897,952	28,298,454	29,804,020	30,618,777
300-399	Vocational Instruction	883,162	914,579	968,743	1,036,180
400-499	Special Education Instruction	11,735,978	12,412,034	13,759,422	14,704,842
500-599	General Community Ed	15,310	32,188	27,000	29,000
600-699	Instructional Support Services	2,872,219	3,390,433	3,158,737	3,180,367
700-799	Pupil Support Services	8,298,170	8,677,202	9,146,929	9,223,534
800-899	Sites & Buildings	7,891,013	7,887,057	7,621,688	7,012,985
900-999	Other Fixed Costs	<u>401,625</u>	<u>439,249</u>	<u>452,842</u>	<u>424,775</u>
	<b>General Fund (1) Total</b>	<b>63,649,908</b>	<b>67,410,790</b>	<b>70,813,730</b>	<b>72,387,245</b>
<b>Student Activities Fund (10)</b>					
200-299	Elem. & Secondary Regular Instruction	<u>213,682</u>	<u>280,354</u>	<u>275,000</u>	<u>350,000</u>
	<b>Student Activities Fund (10) Total</b>	<b>213,682</b>	<b>280,354</b>	<b>275,000</b>	<b>350,000</b>
<b>Donations Fund (11)</b>					
100-199	District Support Services	398	2,993	0	0
200-299	Elem. & Secondary Regular Instruction	424,382	543,783	552,669	599,445
300-399	Vocational Instruction	10,726	10,505	9,000	9,500
400-499	Special Education Instruction	10,787	13,144	15,050	16,000
600-699	Instructional Support Services	12,108	46,447	13,300	20,000
700-799	Pupil Support Services	103,775	108,408	50,600	130,055
800-899	Sites & Buildings	<u>0</u>	<u>22,660</u>	<u>0</u>	<u>0</u>
	<b>Donations Fund (11) Total</b>	<b>562,176</b>	<b>747,940</b>	<b>640,619</b>	<b>775,000</b>
<b>Scholarships Fund (12)</b>					
960	Other Non-Recurring	<u>121,810</u>	<u>127,140</u>	<u>140,000</u>	<u>160,000</u>
	<b>Scholarships Fund (12) Total</b>	<b>121,810</b>	<b>127,140</b>	<b>140,000</b>	<b>160,000</b>
<b>Food Service Fund (2)</b>					
700-799	Pupil Support Services	<u>3,303,245</u>	<u>3,487,942</u>	<u>3,517,837</u>	<u>3,340,204</u>
	<b>Food Service Fund (2) Total</b>	<b>3,303,245</b>	<b>3,487,942</b>	<b>3,517,837</b>	<b>3,340,204</b>
<b>Community Service Fund (4)</b>					
500-599	Community Education & Services	2,813,135	2,875,313	2,791,077	2,845,946
600-699	Instructional Support Services	0	1,189	1,189	1,189
700-799	Pupil Support Services	<u>53,243</u>	<u>68,068</u>	<u>55,407</u>	<u>55,407</u>
	<b>Community Service Fund (4) Total</b>	<b>2,866,378</b>	<b>2,944,570</b>	<b>2,847,673</b>	<b>2,902,542</b>
<b>Building Construction Fund (6)</b>					
800-899	Sites & Buildings	<u>2,407,352</u>	<u>2,159,223</u>	<u>563,602</u>	<u>200,000</u>
	<b>Building Construction Fund (6) Total</b>	<b>2,407,352</b>	<b>2,159,223</b>	<b>563,602</b>	<b>200,000</b>
<b>Debt Service Fund (7)</b>					
900-999	Other Fixed Costs	<u>3,871,750</u>	<u>20,620,450</u>	<u>4,686,350</u>	<u>4,683,100</u>
	<b>Building Construction Fund (6) Total</b>	<b>3,871,750</b>	<b>20,620,450</b>	<b>4,686,350</b>	<b>4,683,100</b>
<b>Trust Fund (18)</b>					
960	Other Non-Recurring	<u>0</u>	<u>62,616</u>	<u>0</u>	<u>0</u>
	<b>Trust Fund (18) Total</b>	<b>0</b>	<b>62,616</b>	<b>0</b>	<b>0</b>
<b>Self-Funded Insurance (20 &amp; 21)</b>					
105	District Support Services	<u>10,150,822</u>	<u>9,986,259</u>	<u>11,312,737</u>	<u>11,343,361</u>
	<b>Self-Funded Insurance (20 &amp; 21) Total</b>	<b>10,150,822</b>	<b>9,986,259</b>	<b>11,312,737</b>	<b>11,343,361</b>
<b>OPEB Irrevocable Trust Fund (45)</b>					
935	Post Employment Benefits	<u>0</u>	<u>0</u>	<u>375,764</u>	<u>1,183,977</u>
	<b>Trust Fund (45) Total</b>	<b>0</b>	<b>0</b>	<b>375,764</b>	<b>1,183,977</b>
<b>TOTAL ALL FUNDS</b>		<b>87,147,123</b>	<b>107,827,283</b>	<b>95,173,312</b>	<b>97,325,430</b>



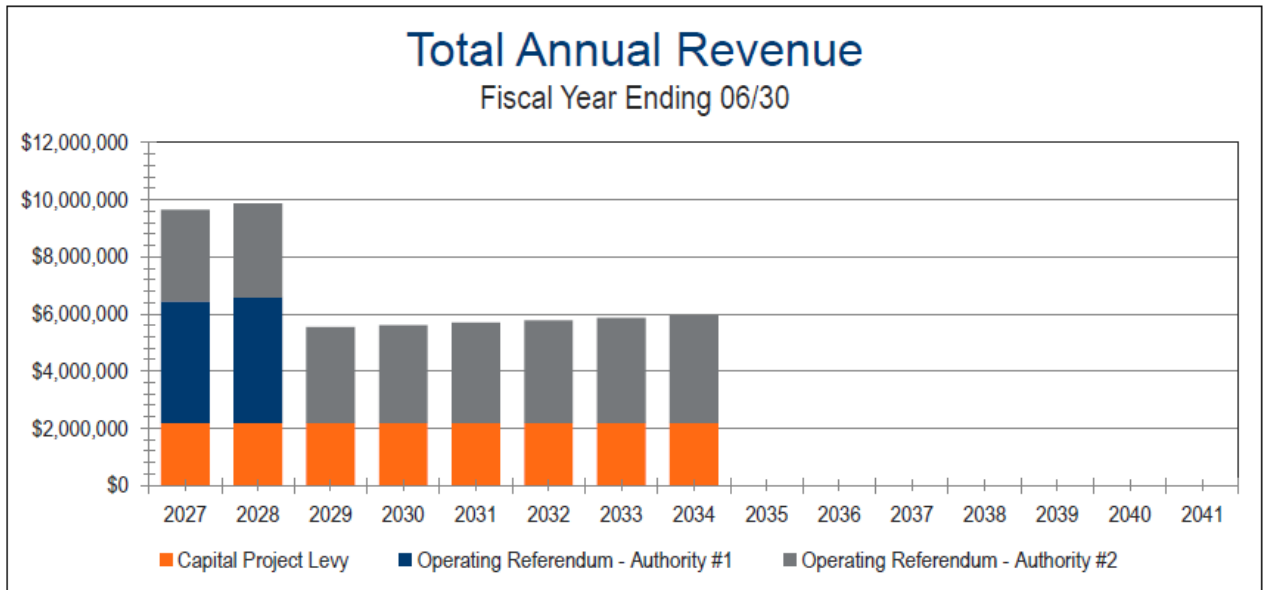
## TEACHER STAFFING SUMMARY

	<b>2023-2024</b>	<b>2024-2025</b>	<b>2025-2026</b>	<b>2026-2027</b>	<b>INCR/DECOR</b>
	<b>FTE</b>	<b>FTE</b>	<b>FTE</b>	<b>FTE</b>	<b>FROM PRIOR</b>
					<b>YR FTE</b>
Early Childhood	6.10	5.10	4.12	4.12	-
Elementary Classroom	64.00	64.00	64.00	63.00	(1.00)
Elementary Specialists	19.59	18.19	17.60	18.60	1.00
Secondary Classroom	118.19	115.76	108.71	109.59	0.88
Counselors	8.00	8.00	8.00	8.00	-
ALC	3.20	3.29	4.00	4.00	-
Special Education	70.30	69.00	66.10	68.30	2.20
District-wide Staff	7.01	8.01	7.60	7.10	(0.50)
Contracted Staff			4.00	-	(4.00)
Floating Subs*	6.80	-	-	-	-
<b>TOTAL DISTRICT-WIDE</b>					
<b>FTE</b>	<b>303.19</b>	<b>291.35</b>	<b>284.13</b>	<b>282.71</b>	<b>(1.42)</b>

# Hastings Public Schools, ISD #200

## Operating Referendum and Capital Project Levy (As of 07/01/2026)

Levy Authority	Approved by Voters	Date Renewed by School Board	Board Renewal Window	Voter Renewal Window
Capital Project Levy (10 years)	Nov 2023	Not Allowed	Not Allowed	2029 - 2033
Operating Referendum - Authority #1 (10 years)	Nov 2017	-	7/1/25 - 6/15/27	Nov 2026 & Nov 2027
Operating Referendum - Authority #2 (10 years)	Nov 2013	June 2023	Already Used	Nov 2032 & Nov 2033



**Notes:**

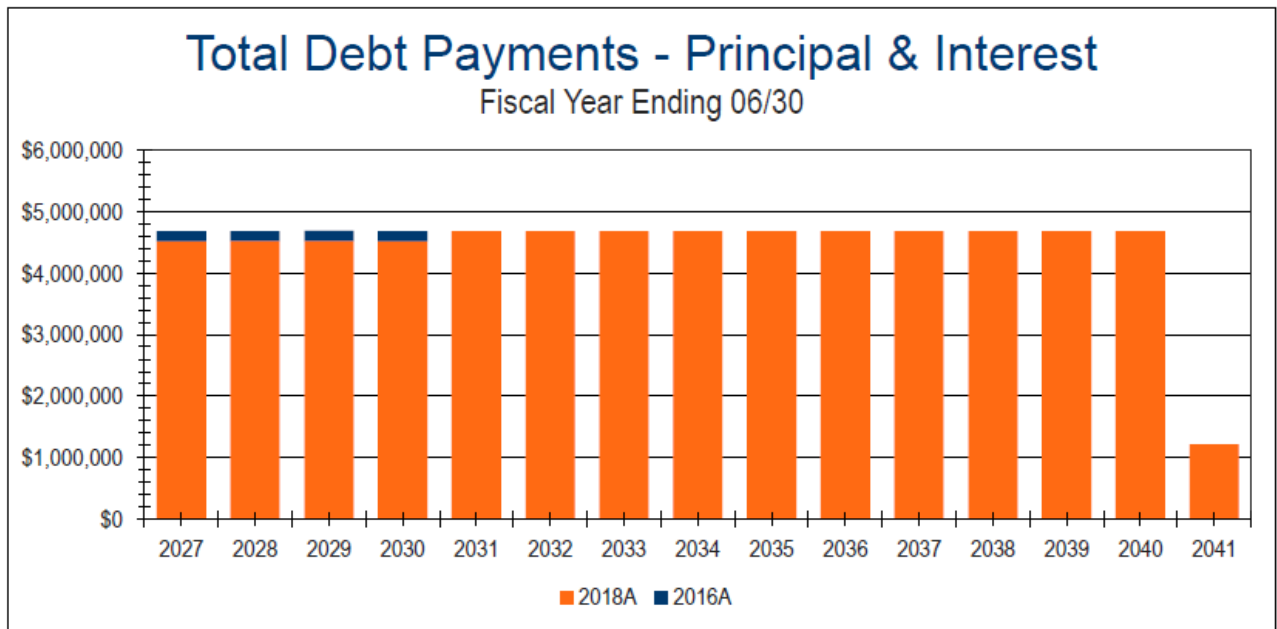
Assume annual revenue generated by the Capital Project Levy stays consistent at Fiscal Year 2027 levels

Assume enrollment continues at Fiscal Year 2027 levels for Operating Referendum Revenue; inflation based on MDE December 2025 CPI estimates

# Hastings Public Schools, ISD #200

## Outstanding Debt (As of 07/01/2026)

	Original Par Amount	Current Outstanding	Final Maturity	Optional Redemption
G.O. School Building Refunding Bonds, Series 2016A	\$ 1,965,000	\$ 760,000	02/01/2030	02/01/2025
G.O. School Building Bonds (CABs), Series 2018A	\$ 49,922,524	\$ 41,826,288	02/01/2041	02/01/2028
<b>Total Outstanding</b>		<b>\$ 42,586,288</b>		



# Hastings Public School District

## Total Enrollment Projection

	Enrollment History			Enrollment Projections					
	2023-24	2024-25	2025-26	2026-27	2027-28	2028-29	2029-30	2030-31	2031-32
<b>ECSE</b>	49.7	51.5	35.1	33.7	33.5	33.2	32.3	31.9	31.4
<b>Pre K</b>	0.0	11.3	12.4	11.9	11.9	11.8	11.5	11.3	11.1
<b>HK</b>	0.0	0.0	0.0	0.0	0.0	0.0	0.0	0.0	0.0
<b>K</b>	258.4	258.6	263.9	253.3	252.3	249.8	243.0	240.0	236.4
<b>1</b>	284.9	256.8	260.2	266.1	255.5	254.5	251.9	245.1	242.0
<b>2</b>	275.1	283.1	259.0	261.7	267.7	256.9	255.9	253.4	246.5
<b>3</b>	289.0	282.5	275.2	258.5	261.3	267.2	256.5	255.5	253.0
<b>4</b>	277.4	290.1	289.1	278.7	261.8	264.6	270.6	259.8	258.7
<b>5</b>	289.2	285.0	299.9	299.5	288.7	271.2	274.1	280.4	269.1
<b>6</b>	310.1	298.6	281.5	302.0	301.5	290.6	273.1	276.0	282.3
<b>7</b>	295.4	308.1	308.7	285.1	305.8	305.3	294.3	276.5	279.5
<b>8</b>	290.5	296.1	312.0	311.5	287.6	308.5	308.1	296.9	279.0
<b>9</b>	368.3	306.4	319.4	336.5	336.0	310.3	332.8	332.3	320.3
<b>10</b>	359.5	337.9	304.9	304.3	320.6	320.1	295.6	317.1	316.6
<b>11</b>	338.8	364.0	329.5	299.8	299.1	315.2	314.7	290.6	311.7
<b>12</b>	352.5	356.3	377.2	339.7	309.0	308.4	324.9	324.4	299.6
<b>K-12</b>	<b>3,989.2</b>	<b>3,923.5</b>	<b>3,880.5</b>	<b>3,796.7</b>	<b>3,747.0</b>	<b>3,722.7</b>	<b>3,695.6</b>	<b>3,647.9</b>	<b>3,594.7</b>
<b>ECSE-12</b>	<b>4,038.9</b>	<b>3,986.3</b>	<b>3,928.0</b>	<b>3,842.3</b>	<b>3,792.4</b>	<b>3,767.7</b>	<b>3,739.3</b>	<b>3,691.1</b>	<b>3,637.3</b>
<b>Adjusted Pupil Units</b>	<b>4,439.9</b>	<b>4,380.1</b>	<b>4,318.4</b>	<b>4,217.6</b>	<b>4,164.0</b>	<b>4,141.3</b>	<b>4,113.4</b>	<b>4,058.7</b>	<b>3,998.6</b>
<b>% Change K-12</b>	<b>-0.89%</b>	<b>-1.65%</b>	<b>-1.09%</b>	<b>-2.16%</b>	<b>-1.31%</b>	<b>-0.65%</b>	<b>-0.73%</b>	<b>-1.29%</b>	<b>-1.46%</b>
<b>Change K-12</b>	<b>(35.9)</b>	<b>(65.7)</b>	<b>(43.0)</b>	<b>(83.9)</b>	<b>(49.7)</b>	<b>(24.2)</b>	<b>(27.2)</b>	<b>(47.7)</b>	<b>(53.2)</b>

**ISD #200 CAPITAL 2026-2027 ADOPTED**

\*\*\*\*\*

**EQUIPMENT/BOOKS PLAN**

**Fixed Costs**

01-005-850-302-896-000	Txs/Assessments	6,075	
01-005-107-302-560-000	Copier Lease	24,648	
01-005-110-302-316-000	Region V	10,960	
01-005-720-302-401-000	Menstrual & Opiate Antagonists	8,435	
01-005-850-302-335-000	Todd Field Parking Lot Lease (MN DOT)	8,919	
	<b>Total Fixed</b>		<b>59,037</b>

**Other Costs**

01-005-203/211-302-xxx-341	Textbooks (Additional \$85,000 for Social Studies)	570,000	
----------------------------	--	---------	--

**Site Allocations**

01-005-810-302-529/530-035	Maintenance	10,000	
01-129-211-302-460/520/530-026	High School	50,000	
01-130-211-302-460/520/530-027	Middle School	35,000	
01-609-203-302-460/520-530-028	Kennedy	10,000	
01-610-203-302-460/520-530-029	Pincrest	10,000	
01-612-203-302-460/520-530-030	McAuliffe	10,000	
01-100-420-302-305/530/555-031	Spec Services	2,000	
01-136-211-302-305/530/555-032	ALP-HS	1,000	
01-129-292-302-530-033	Athletics HS	7,000	
01-130-292-302-530-034	Athletics MS	2,500	
01-005-770-302-530-036	Food Service	2,000	
	<b>Total Other</b>		<b>709,500</b>

\*\*\*\*\*

**FACILITIES PLAN**

**Fixed Costs**

01-xxx-xxx-302-xxx-280	DW Projects/Equipment	250,000	
	<b>Total Fixed</b>		<b>250,000</b>

\*\*\*\*\*

<b>Total Expenses</b>	<b>1,018,537.00</b>	
Aid	332,403.15	
Levy	630,942.39	
Sr Ctr Constr. Contribution	2,500.00	
<b>Total Revenue</b>	<b>965,845.54</b>	-52,691
<b>Beginning Fund Balance</b>	<b>4,063,086.98</b>	
<b>Projected Ending Fund Balance</b>	<b>4,010,395.52</b>	-52,691

**ISD #200 LTFM 2026-2027 ADOPTED**

\*\*\*\*\*

**LTFM**

	<b>Beginning Fund Balance</b>	<b>5,116,435.37</b>
R 01-xxx-865/866-xxx-xxx-xxx	<b>Revenue</b>	1,613,920.69
E 01-xxx-865/866-xxx-xxx-xxx	<b>Expenditures</b>	1,600,000.00
	<b>Ending Fund Balance</b>	<b>5,130,356.06</b>

<b>HASTINGS CAPITAL 2026-27 for Adopted</b>		
<b>Available Funds</b>		<b>\$250,000</b>
<b>SITE</b>	<b>DESCRIPTION</b>	<b>BUDGET</b>
DW	Custodial Equipment	\$50,000.00
DW	Grounds Truck	\$45,000.00
DW	Grounds Box Truck	\$75,000.00
TF	Safety Netting	\$26,300.00
KE	Fence Removal/Landscaping	\$16,500.00
<b>District Wide to be determined</b>		<b>\$37,200.00</b>
<b>Total Budgeted 26-27</b>		<b>\$250,000.00</b>

<b>HASTINGS LTFM 2026-27 for Adopted</b>		
<b>Available Funds</b>		<b>\$1,600,000.00</b>
<b>SITE</b>	<b>DESCRIPTION</b>	<b>BUDGET</b>
917	Annual-H&S Costs	\$9,495.00
DW	Annual-H&S Costs	\$203,234.00
DW	Annual-Staffing	\$203,463.29
DW	ICS Annual Fee	\$6,000.00
DW	Dock freezer replacement (non Food Service costs)	\$4,000.00
DW	Landscaping	\$5,000.00
DW	Panic button upgrades	\$20,000.00
DW	Plumbing fixtures	\$5,000.00
DW	Sidewalk repair	\$10,000.00
DW	Todd Field turf maintenance	\$10,000.00
HS	Air handler 12 & 27	\$51,000.00
HS	Commons windows replacement	\$29,000.00
HS	Elevator modernization	\$77,951.48
HS	Interior storefront hardware	\$40,000.00
HS	Parking lot crack fill and seal coat	\$128,000.00
HS	Plumbing fixtures	\$15,000.00
HS	Wall paint	\$6,000.00
HS	Windows (N. side shop windows)	\$35,000.00
KE	Automation controls	\$74,625.00
KE	Curriculum Center EIFS/stucco	\$2,400.00
KE	Curriculum Center trim & paint	\$2,000.00
KE	Plumbing fixtures	\$25,000.00
KE	Repair and paint tile walls	\$37,000.00
KE	RTU's and automation	\$181,015.00
KE	Sand and refinish wood soffit and beams	\$1,800.00
MC	Door hardware replacement	\$50,000.00
MC	Wall paint	\$500.00
MS	Door hardware replacement	\$5,100.00
MS	PA System	\$20,000.00
MS	Plumbing fixtures	\$50,000.00
MS	Repair and paint tile walls	\$55,500.00
PI	Automation controls	\$74,625.00
TI	Plumbing fixtures	\$20,000.00
TI	Wall paint	\$500.00
HS	Weight Room mirrors	\$2,750.00
KE	Exterior sealants	\$9,502.00
<b>District Wide - Contingency</b>		<b>\$129,539.23</b>
<b>Total Budgeted 26-27</b>		<b>\$1,600,000.00</b>

**STAFF DEVELOPMENT DETAIL**

**26-27  
Adopted Budget**

Estimated APU	4,217.68
Formula Allowance	\$7,683.00
Basic Revenue	\$32,404,435.44
MN State Academies Adj	\$0.00
<b>Revenue</b> 2% Set-Aside	<b>\$648,088.71</b>

Designated Budget	\$239,092.00 <i>See below</i>
<b>Chbk Staff Budget</b>	<b>\$408,996.71</b>
Designated Carryover - Obj 367	\$0.00 <i>See below</i>
<b>Expenditures</b>	<b>\$648,088.71</b>

		<b>26-27</b>	<b>Prior Yr Carry Over</b>	<b>Total 26-27 Adopted Budget</b>
Leadership Stipends (Mentoring, TSN, TDE)	307/000	20,180	0	20,180
Superintendent/District Office/Principal	308/303	29,000	0	29,000
High School	306/000	15,000	0	15,000
Middle School	306/000	12,500	0	12,500
Kennedy	306/000	6,666	0	6,666
Pinecrest	306/000	6,667	0	6,667
McAuliffe	306/000	6,667	0	6,667
District Wide Staff Development	308/000	15,000	0	15,000
Staff Development Committee	308/299	7,500	0	7,500
Curriculum Writing & Review	308/302	52,000	0	52,000
Staff Development Other	307/299	60,412	0	60,412
CPI Training	308/300	7,500	0	7,500
		<b>239,092</b>	<b>0</b>	<b>239,092</b>

Carryover budgets are not available until the Revised Budget



**Leading Expenditures Breakdown by Category**

Staff and Student Devices and Reliable Access	Innovational Opportunities	Physical and Cyber Security
Student Devices: \$296,000	Educational Systems: \$110,000	Arctic Wolf SIEM: \$81,000
Staff Devices: \$96,000	Student Data Warehouse: \$80,000	SentinelOne: \$43,000
Wireless Internet: \$40,000	Student Wellness Software: \$25,000	Security Cameras: \$35,000

**PROPOSED SCHOOL PROPERTY TAX LEVY  
Hastings Public School # 200**

	<b>2024 Pay 2025 for 25-26 <u>Levy</u></b>	<b>2025 Pay 2026 for 26-27 <u>Levy</u></b>	<u>Change</u>
<b>PROPERTY TAXES DETERMINED BY STATE LEGISLATION</b>			
General Fund (Excludes Referendum)	6,429,376	6,132,457	(296,919)
Community Education & Services	<u>442,428</u>	<u>410,449</u>	<u>(31,979)</u>
<b>Total Based Upon State Legislation</b>	<b>6,871,804</b>	<b>6,542,906</b>	<b>(328,898)</b>
	-1.69%	-4.79%	
<b>PROPERTY TAX AUTHORITY PROVIDED BY LOCAL VOTERS</b>			
Referendum Levy	<b>9,607,649</b>	<b>9,530,948</b>	<b>(76,701)</b>
<b>Total Based on Voter Authority</b>	26.02%	-0.80%	
<b>DEBT REDEMPTION LEVY</b>			
Voter Approved Building Bonds	4,509,460	4,515,226	5,766
Alternative Facility H & S	<u>0</u>	<u>0</u>	<u>0</u>
<b>Total Debt Redemption Levy</b>	<b>4,509,460</b>	<b>4,515,226</b>	<b>5,766</b>
	0.44%	0.13%	
<b>TOTAL PROPERTY TAXES</b>	<b>20,988,913</b>	<b>20,589,080</b>	<b>(399,834)</b>
<b>Percent Increase in Tax Levy</b>	<b>9.87%</b>	<b>-1.90%</b>	
TAX BASE (Adjusted Net Tax Capacity for District)	63,326,246	64,345,795	1,019,549
	24.69%	1.61%	
Referendum Market Value	4,744,614,964	4,847,413,650	102,798,686
	25.89%	2.17%	

Blank