



April 20, 2026

# Campus Spotlight: Plummer Elementary School

Dr. Trevena Nelson,  
Principal

# Demographics

	American Indian	0.28%
Scholars 359	Asian	0.56%
	Black/African-American	73%
	Hispanic-Latino	20%
	White	%1
	Two-or-More	4%
	Economically Disadvantaged	80%
	EB - Emergent Bilingual	4%
	Gifted and Talented	1%
	Section 504	2%
	Special Education	13%

# Plummer Elementary School Goals

2025–2026

## Campus Improvement Plan Goals

Goals
<b>Goal 1:</b> Increase the percentage of 3rd Grade scholars scoring Meets or Higher in Reading on STAAR from 31% to 35% by June 2026
<b>Goal 2:</b> Increase the percentage of 3rd Grade scholars scoring Meets or Higher in STAAR Math 26% to 31% by June 2026
<b>Goal 3:</b> Increase the percentage of scholars graduating CCMR- ready from 13% to 20% based on SAT NWEA projections.
<b>Goal 4:</b> Increase the percentage of 5th graders achieving Meets+ on Science STAAR from 18% to 25% by June 2026
<b>Goal 5:</b> Increase average daily rate of attendance from 92% to 95% by the end of the 2025-2026 School Year.



# Campus Progress and Challenges

## Celebrate our campus progress:

- Progress in 2nd Grade Reading (MOY mCLASS) - 35% to 41% At or Above
- Growth in 4th Grade Reading and Math and 5th Grade ELAR (Interim assessments)
- Attendance - 1% to 2% higher this year compared to last year.
- Discipline - 60% less referrals compared to last year.



## Current challenges:

- K-2 new and uncertified Staff
- Student Attendance
- Implementation of Bluebonnet and Amplify for new and self-contained teachers
- Math proficiency



# Campus Celebrations and Success

**READY, TECH ▶ GO!**

A Collaboration Between:  National PTA everychild.onevoice™ |  AT&T

**girls  
inc.**

- Partnered with iThrive for the Operation Honor Project
- Best In Southwest Implementation Campus
- Completion of Holdsworth
- Donated 86 cases of water to the Sandbranch community



**Family & Student  
Engagement Impact Award**

**Plummer STRONG**

# Parent and Student Engagement



**Monthly Parent  
Engagement Activities:**

**Paint with the Principal**

**STEM Night**

**Math Night**

**Literacy Night**

**All Pro Dads Breakfast**



**Club Friday**

**Longhorn Turnup**

**Birthday Recognitions**

**Vocabulary Parade**

**Campus Wide Holiday Sing  
Along**


**Campus Wide Competitions**

**Attendance Incentives**

**National Elementary Honor  
Society**

**Ambassadors**

**Partnership with Girls Inc.**



# Staff Effectiveness and Culture



Plummer STRONG

# Academic Achievement: MOY MAP - READING

Grade	Student Count	Did Not Meet		Approaches		Meets		Masters	
		Count	Percent	Count	Percent	Count	Percent	Count	Percent
2	59	23	39.0%	19	32.2%	14	23.7%	3	5.1%
3	48	18	37.5%	9	18.8%	18	37.5%	3	6.2%
4	56	16	28.6%	23	41.1%	12	21.4%	5	8.9%
5	45	17	37.8%	12	26.7%	11	24.4%	5	11.1%
<b>Total</b>	208	74	35.6%	63	30.3%	55	26.4%	16	7.7%

**Plummer STRONG**

# Academic Achievement: MOY MAP - MATH

Grade	Student Count	Did Not Meet		Approaches		Meets		Masters	
		Count	Percent	Count	Percent	Count	Percent	Count	Percent
2	58	22	37.9%	27	46.6%	9	15.5%	0	0.0%
3	48	22	45.8%	16	33.3%	10	20.8%	0	0.0%
4	55	29	52.7%	17	30.9%	7	12.7%	2	3.6%
5	44	18	40.9%	17	38.6%	5	11.4%	4	9.1%
<b>Total</b>	205	91	44.4%	77	37.6%	31	15.1%	6	2.9%

**Plummer STRONG**

# Looking Ahead

## Campus Focus Areas

- Tier 1 Instruction - Math
- PreK-2
- Differentiated Instruction

## Action Items

- Skill-based groups using quintile reports
- Targeted intervention for Math
- Targeted intervention for Reading
- Conduct conferences with teachers (attendance, behavior, STAAR goals)
- Data cycles: reassess, regroup, and adjust placement

Questions

