



Finance & Operations Dashboard

April 23, 2026






March Financials

March - Revenues YTD

Combined and All Funds	FY26 Budget	FY26 Actuals	Over / (Under)	%
Local Property Taxes	\$ 18,171,196	\$ 18,130,658	\$ (40,538)	99.8%
CPPRT	\$ 50,000	\$ 27,583	\$ (22,417)	55.2%
Interest Income	\$ 1,022,798	\$ 794,068	\$ (228,730)	77.6%
Other Local Revenues	\$ 349,500	\$ 323,528	\$ (25,972)	92.6%
State Revenues	\$ 4,084,150	\$ 2,918,581	\$ (1,165,569)	71.5%
Federal Revenues	\$ 1,973,500	\$ 1,574,586	\$ (398,914)	79.8%
Combined Operating Total	\$ 25,651,144	\$ 23,769,004	\$ (1,882,140)	92.7%
Fund 30 Debt Service Fund	\$ 1,122,698	\$ 1,128,113	\$ 5,415	100.5%
Fund 50: SS/Medicare	\$ 444,326	\$ 445,471	\$ 1,145	100.3%
Fund 55: IMRF	\$ 214,501	\$ 216,671	\$ 2,170	101.0%
Fund 60: Capital Outlay	\$ 1,150,000	\$ 900,000	\$ (250,000)	78.3%
Fund 70: Working Cash	\$ 26,101	\$ 16,864	\$ (9,237)	64.6%
Fund 80: Tort/Judgement Fund	\$ 293,441	\$ 293,298	\$ (143)	100.0%
Fund 90: Health/Life Safety	\$ 100	\$ 87	\$ (13)	87.0%
*TOTAL ALL Funds	\$ 28,902,311	\$ 26,769,507	\$ (2,132,804)	92.6%



March – Expenditures YTD

Combined and All Funds	FY26 Budget	FY26 Actuals	Over / (Under)	%
Salaries	\$ 16,105,023	\$ 10,241,363	\$ (5,863,660)	64%
Benefits	\$ 3,239,130	\$ 2,106,978	\$ (1,132,152)	65%
Purchased Services	\$ 4,509,950	\$ 3,199,141	\$ (1,310,809)	71%
Supplies	\$ 1,696,300	\$ 1,233,314	\$ (462,986)	73%
Capital Outlay	\$ 108,500	\$ 36,755	\$ (71,745)	34%
Other Objects	\$ 2,551,450	\$ 2,541,789	\$ (9,661)	100%
Non-Capital Outlay	\$ 199,500	\$ 67,375	\$ (132,125)	34%
Combined Operating Total	\$ 28,409,853	\$ 19,426,715	\$ (8,983,138)	68%
Fund 30: Debt Service Fund	\$ 1,105,000	\$ 1,106,520	\$ 1,520	100%
Fund 50: Social Security/Medicare	\$ 394,950	\$ 257,499	\$ (137,451)	65%
Fund 55: IMRF	\$ 141,000	\$ 101,568	\$ (39,432)	72%
Fund 60: Capital Outlay	\$ 1,850,000	\$ 1,829,134	\$ (20,866)	99%
Fund 70: Working Cash	\$ 450,000	\$ 450,000	\$ -	100%
Fund 80: Tort/Judgement Fund	\$ 196,650	\$ 184,298	\$ (12,352)	94%
Fund 90: Health/Life Safety	\$ -	\$ -	\$ -	
*TOTAL ALL Funds	\$ 32,547,453	\$ 23,355,733	\$ (9,191,720)	72%


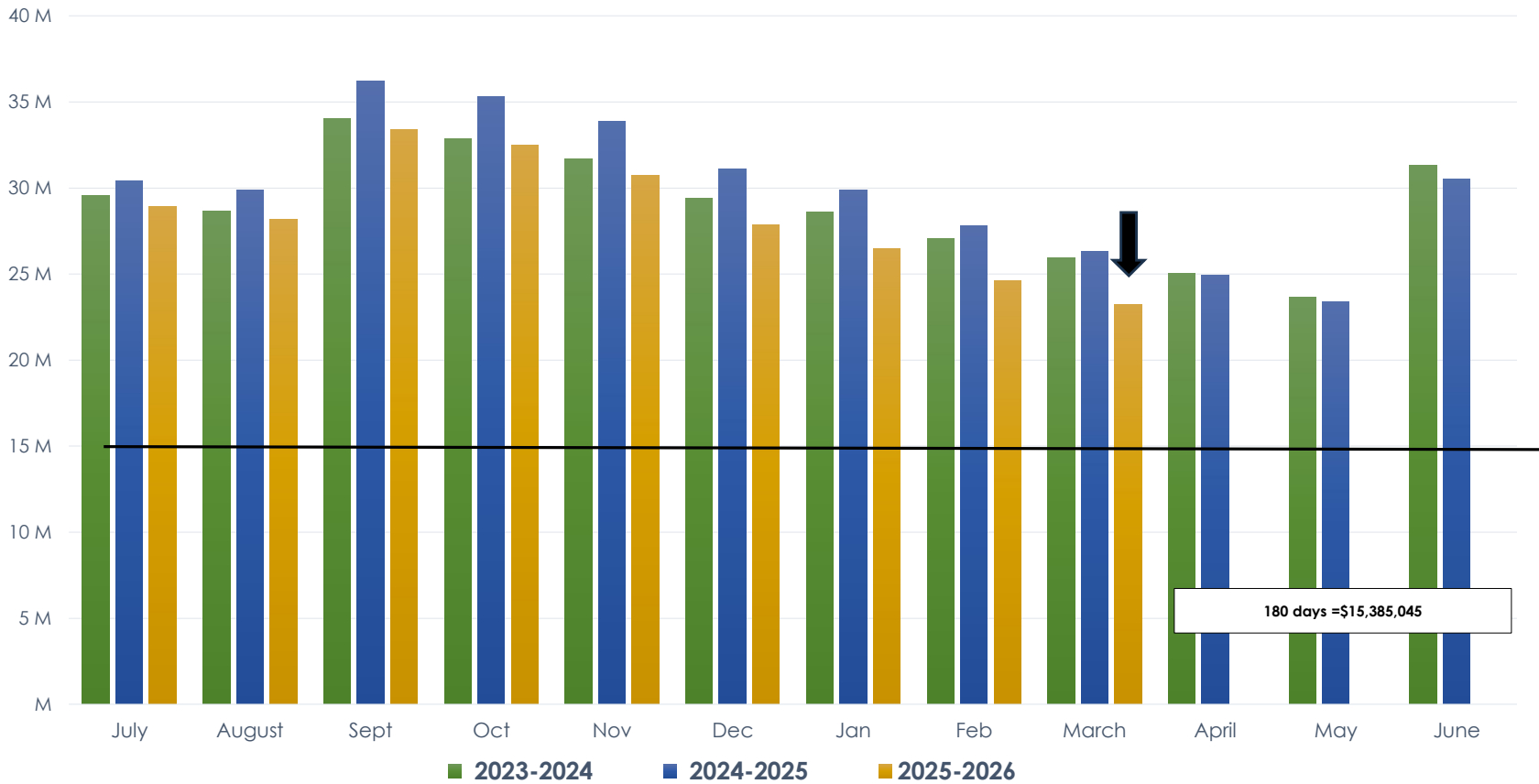
March – Fund Balance

Fund	Beginning Fund Balance 7/1/2025	FY26 YTD Revenues	FY26 YTD Expenditures	Transfers	Ending Fund Balance
10 - Education Fund	\$ 13,251,125	\$ 19,471,483	\$ (15,875,705)	\$ -	\$ 16,846,903
20 - O & M Fund	\$ 1,520,874	\$ 2,473,988	\$ (1,548,828)	\$ (450,000)	\$ 1,996,034
30 - Debt Service Fund	\$ 97,818	\$ 1,128,113	\$ (1,106,520)	\$ -	\$ 119,412
40 - Transportation Fund	\$ 1,919,235	\$ 1,373,533	\$ (1,102,181)	\$ -	\$ 2,190,587
50 - Social Security/Medicare	\$ 339,305	\$ 445,471	\$ (257,499)	\$ -	\$ 527,277
55 - IMRF	\$ 283,710	\$ 216,671	\$ (101,568)	\$ -	\$ 398,813
60 - Capital Projects Fund	\$ 1,235,187	\$ -	\$ (1,829,134)	\$ 900,000	\$ 306,054
70 - Working Cash Fund	\$ 1,049,232	\$ 16,864	\$ -	\$ (450,000)	\$ 616,096
80 - Tort Fund	\$ 132,647	\$ 293,298	\$ (184,298)	\$ -	\$ 241,647
90 - Health Life Safety Fund	\$ 4,193	\$ 87	\$ -	\$ -	\$ 4,280
Totals	\$ 19,833,329	\$ 25,419,507	\$ (22,005,733)	\$ -	\$ 23,247,103

Operating Funds - Fund Balance	
Expenditure Budget:	\$ 28,242,453
Fund Balance:	\$ 22,817,357
Percentage:	80.8%
Days on Hand:	295

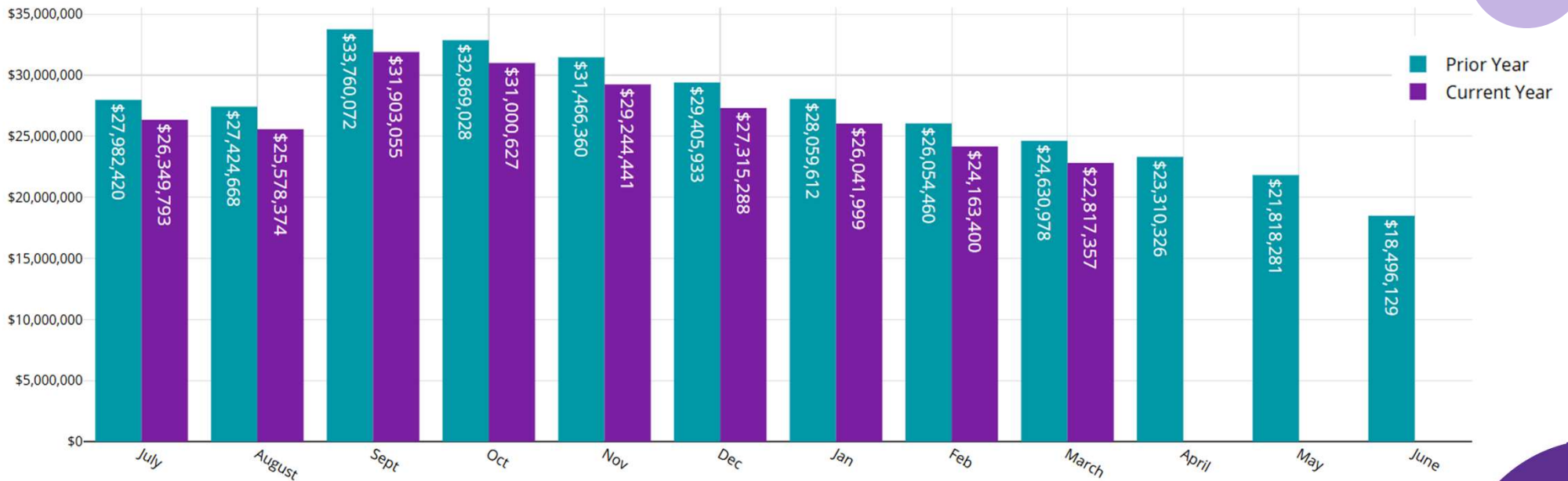


March – Treasury Balance (All Funds)


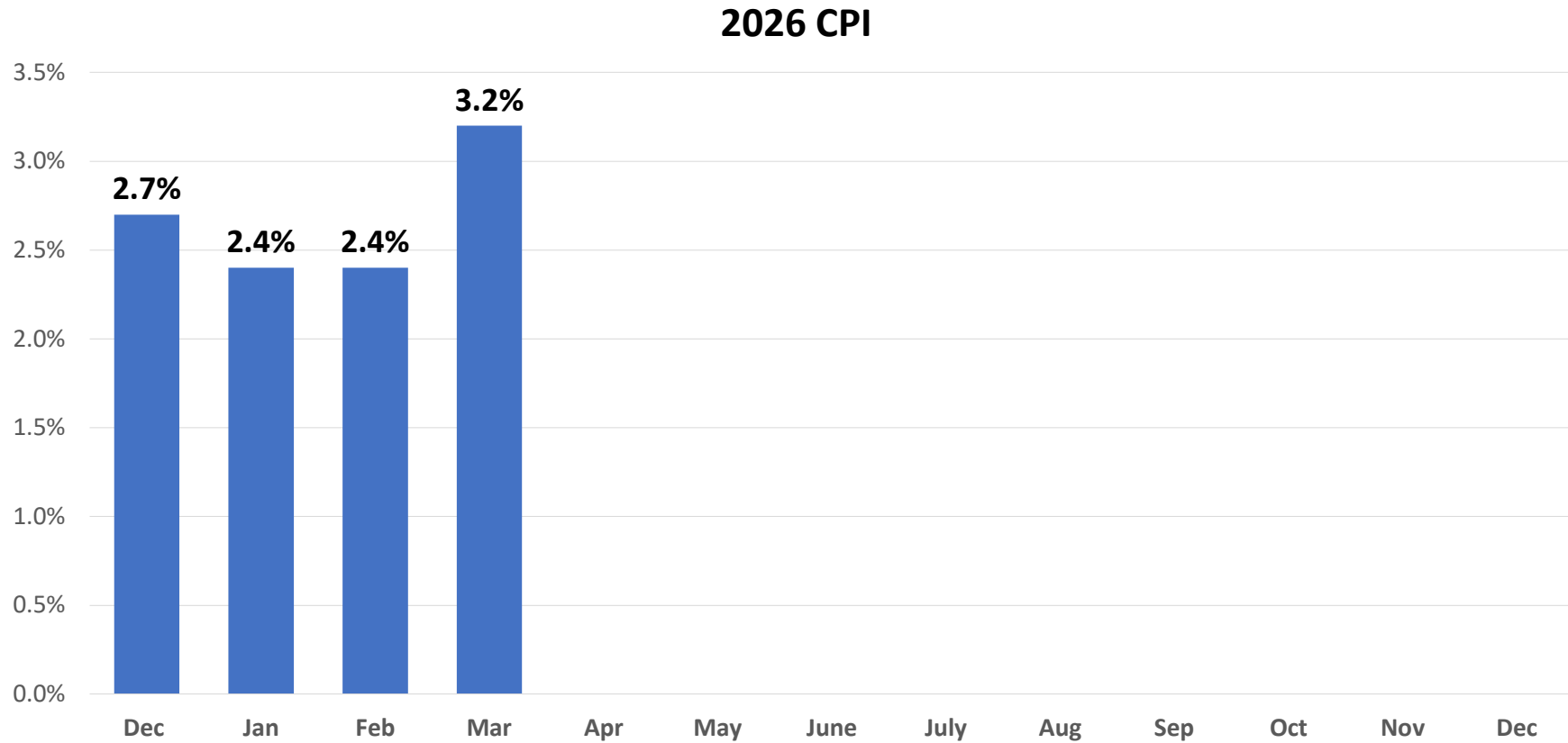


March – Operating Funds

Month-End Balances - Operating Funds



March – CPI



FY27 Health Insurance Renewal Rates – EBC

Educational Benefit Cooperative (EBC) 2026-27 Health Insurance Renewal Rates

- PPO Medical: Increase of 12.2%
- HMO Medical: Increase of 14.4%
- PPO Dental: Increase 3.9%
- HMO Dental & Life: No Increase

Board Paid Cost for Insurance	
FY27 Estimated Board Cost	\$2,964,054
FY26 Board Cost	\$2,623,055
Increase in Dollars	\$340,999
Increase in Percentage	13%

Keeneville School District 20

2025



This summary is designed to give you an outline of the health benefit programs offered through Keeneville School District 20. Contained in the summary are tips for you on using the plans.

Your 2025 Benefit Summary provides information on your district's benefit plans, including:

- BCBS Member Resources
- Medical Options—PPO and HMO
- Medical Plans Comparison
- Dental
- Vision
- Voluntary Group Life and AD&D
- Dependent Eligibility Audit

BCBS Member Resources

Blue Access for Members

To access the many resources available to Blue Cross and Blue Shield members, register to participate in Blue Access for Members at beball.com. To register, click on "Log In" tab located on the right side of the homepage and click on "Register Now" for new users. Be sure to have your BCBS ID card handy.

Blue Access is available 24 hours a day, 7 days a week, 365 days a year.

Blue Access Features

- Cost Estimator
- Claim status
- View your personal information
- Locate a provider
- Access to health and wellness information
- Compare hospitals and physicians
- Receive email alerts
- Print a temporary ID card or order a replacement card
- View and print Explanation of Benefits (EOB)

Teladoc Diabetes and Hypertension Management (PPO only)

The Teladoc for Diabetes and Hypertension management programs provide 24/7 personalized coaching, connected blood glucose meter, connected blood pressure monitor and app to help manage chronic conditions. Services are covered as preventative care with no out-of-pocket cost to members. The program is provided to all PPO members as well as covered family members with diabetes or hypertension. Join today at teladochealth.com/smile/ebc or call (800) 835.2362. Use registration code: EBC.

Benefits Value Advisor (PPO only)

Call a Benefits Value Advisor to help you compare costs for your next procedure!

The BVA is a personal concierge service that will help you choose doctors, providers, and facilities while helping you to maximize your benefits.

A Benefits Value Advisor can:

- Help you compare costs at different providers near you
- Help you schedule appointments
- Share online educational tools
- Call 800.458.6024 before your next procedure!

BCBS Member Rewards (PPO only)

Earn **CASH REWARDS** when you choose a high-caliber, low-cost provider for certain services and procedures. The program uses **Provider Finder**—a database of independently contracted providers, which can help members:

Hinge Health (PPO only)

Hinge Health's Virtual Physical Therapy Program Hinge Health offers a comprehensive Digital MSK Clinic with dedicated programs across the MSK continuum of care. If you suffer from back, knee, neck, shoulder, or hip pain, Hinge Health may be able to help. You'll complete an online screening questionnaire to determine which program best fits your needs, whether preventive, acute, chronic or post-surgery. Through education, exercise therapy, and digital coaching, you can discover health alternatives to help manage your pain. You can participate in Hinge Health at no cost. It includes:

- Physical therapy through digital delivery with motion sensors, online education, and cognitive behavioral therapy to address the causes of chronic pain over time.
- 12-week, coach-led, digital platform for chronic back and knee pain
- Exercise therapy—Wearable sensors and tablet for real-time movement feedback.

Sign up by visiting hinge.health/ebc.

Wondr

Digital Weight Loss Program

If you are enrolled in one of the district's medical plans, you and your covered dependents over the age of 18 will have access to Wondr, an online behavioral weight loss program (no dieting) to promote long-term weight loss with no out-of-pocket cost to you as services are covered as preventive. You can earn points along your wellness journey to be redeemed for items in the Wondr Store. Sign up by visiting wondrhealth.com/ebc.

Teladoc

Your district offers virtual care, through Teladoc, to you and your dependents enrolled in medical coverage through the district. With Teladoc, members can connect with a doctor in minutes. Plus, you can get care from anywhere in the US: at home, the office, or on the road!

Teladoc does not replace your primary care physician. It is a convenient and affordable option for quality care:

- If you're considering the ER or urgent care center for a non-emergency issue
- On a vacation, a business trip, or away from home
- For short-term prescription refills when medically necessary

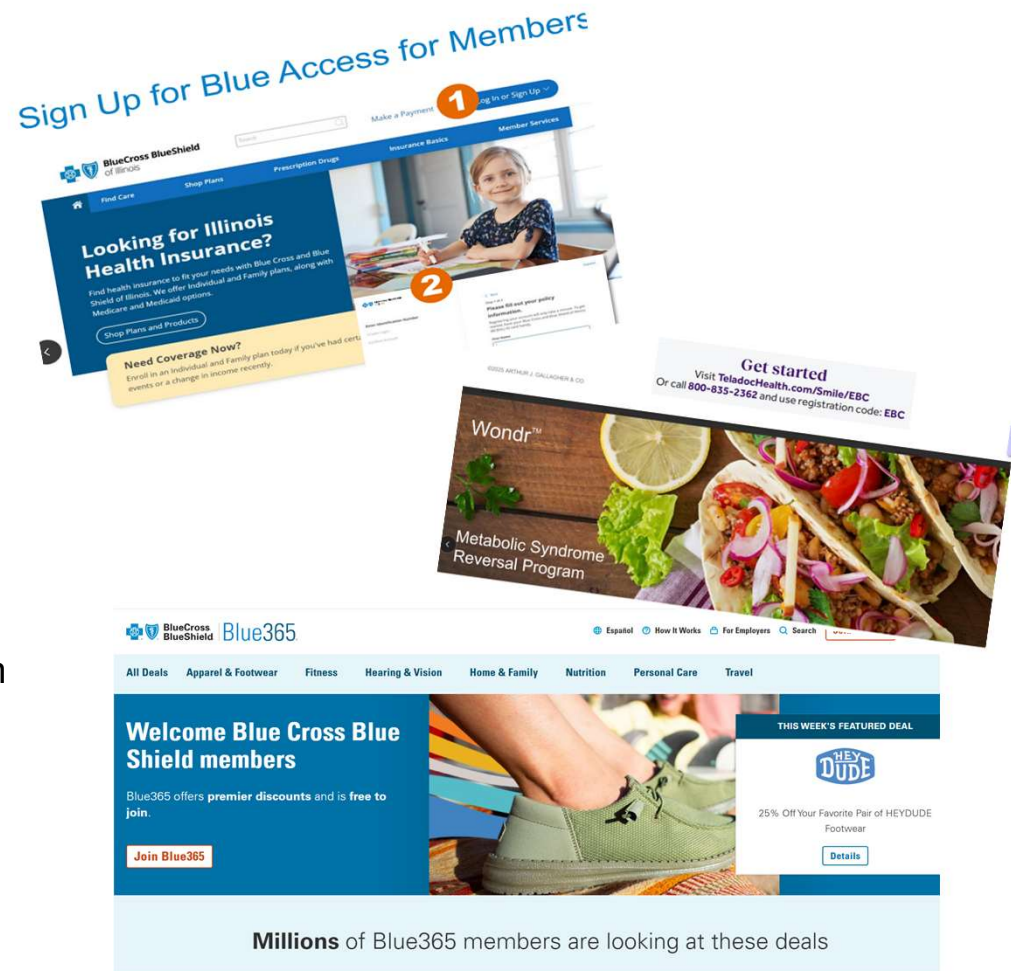
FY27 Health Insurance Renewal Rates – EBC

Through EBC, we offer a variety of BCBS plans and many health and wellness services.

- PPO Single & Family
- HMO Single Family
- Dental PPO & HMO
- Vision, Life, & Voluntary Supplemental
- Accidental Death & Dismemberment

Other Benefits

- Blue Access: Health & Wellness management
- Blue 365: Exclusive health & wellness deals on gym memberships, fitness gear, and healthy living
- Teladoc Health
- Employee Assistance Management (EAP)
- Well Being Portal: Fitness challenges, healthy recipes, and health/wellness resources





Questions

