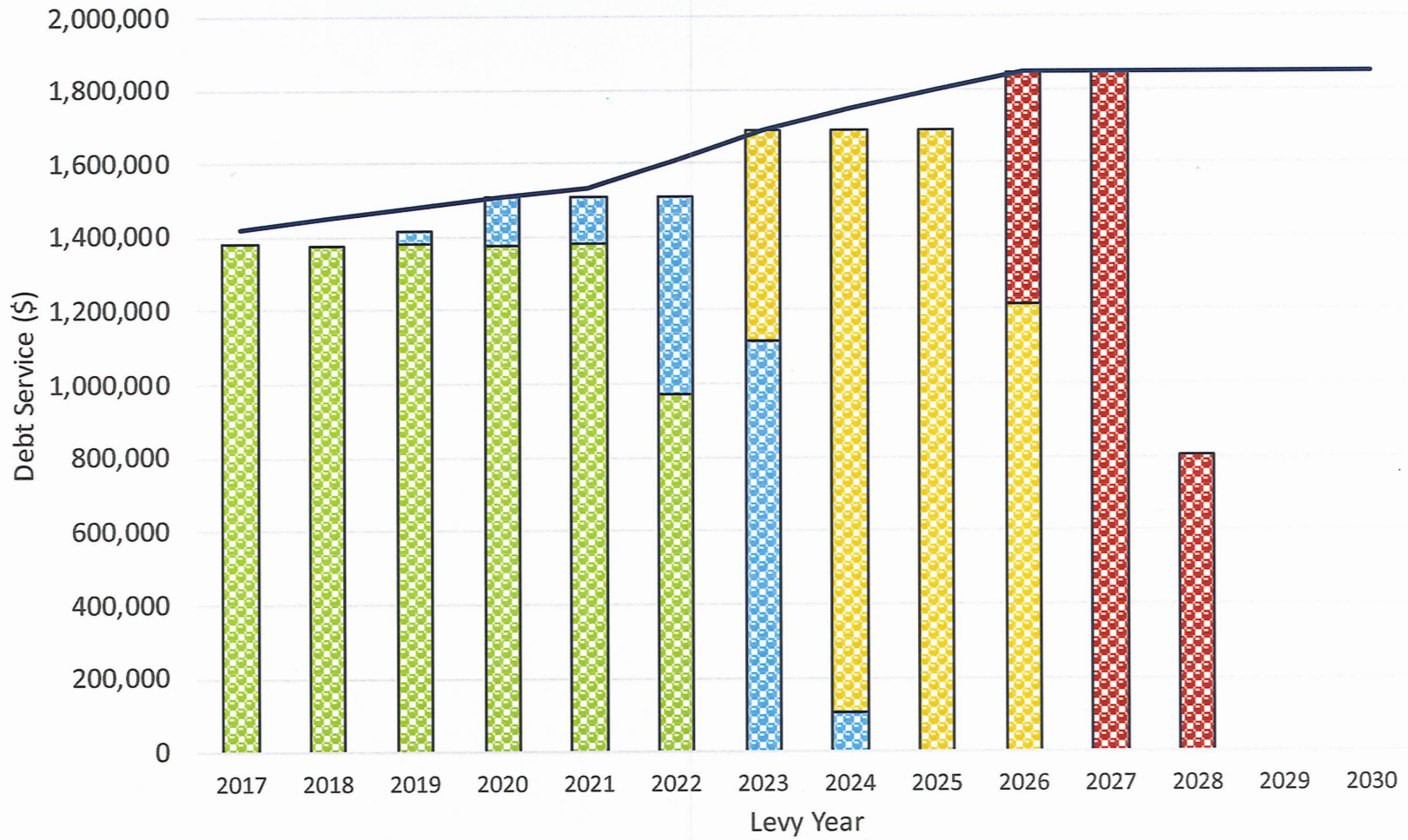


**School District Number 90 (River Forest)**  
**\$3,000,000**  
**Taxable Gen'l Ob. Limited Tax School Bonds, Series 2026**

Date	Principal	Interest Rate	Interest	Net Total	Fiscal Year		Levy
7/15/26							
12/1/26			50,133.94	50,133.94			2025 0.00
6/1/27			66,353.75	66,353.75	2027	116,487.69	
12/1/27	495,000	4.36%	66,353.75	561,353.75			2026 627,707.50
6/1/28			55,562.75	55,562.75	2028	616,916.50	
12/1/28	1,735,000	4.43%	55,562.75	1,790,562.75			2027 1,846,125.50
6/1/29			17,132.50	17,132.50	2029	1,807,695.25	
12/1/29	770,000	4.45%	17,132.50	787,132.50			2028 804,265.00
6/1/30					2030	787,132.50	
12/1/30		4.55%					2029
<b>Total</b>	<b>3,000,000</b>		<b>328,231.94</b>	<b>3,328,231.94</b>		<b>3,328,231.94</b>	<b>3,278,098.00</b>

\$3,000,000

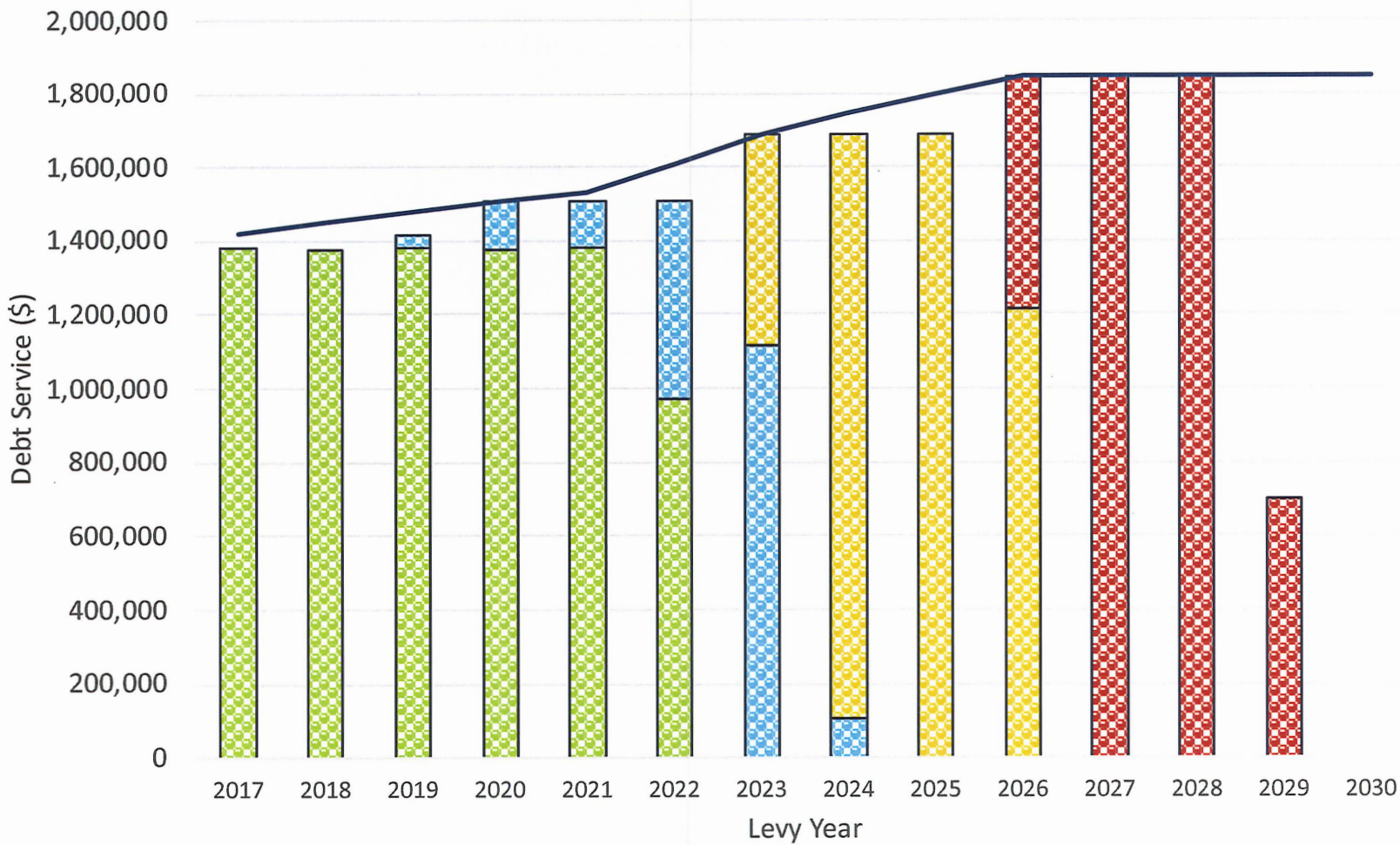


Series 2015 Series 2020 Series 2023 Series 2026 DSEB

**School District Number 90 (River Forest)**  
**\$4,500,000**  
**Taxable Gen'l Ob. Limited Tax School Bonds, Series 2026**

Date	Principal	Interest Rate	Interest	Net Total	Fiscal Year	Levy	
7/15/26							
12/1/26			75,631.11	75,631.11		0.00	
6/1/27			100,100.00	100,100.00	2027	175,731.11	
12/1/27	430,000	4.36%	100,100.00	530,100.00		2026	630,200.00
6/1/28			90,726.00	90,726.00	2028	620,826.00	
12/1/28	1,665,000	4.43%	90,726.00	1,755,726.00		2027	1,846,452.00
6/1/29			53,846.25	53,846.25	2029	1,809,572.25	
12/1/29	1,735,000	4.45%	53,846.25	1,788,846.25		2028	1,842,692.50
6/1/30			15,242.50	15,242.50	2030	1,804,088.75	
12/1/30	670,000	4.55%	15,242.50	685,242.50		2029	700,485.00
<b>Total</b>	<b>4,500,000</b>		<b>595,460.61</b>	<b>5,095,460.61</b>		<b>5,095,460.61</b>	<b>5,019,829.50</b>

\$4,500,000

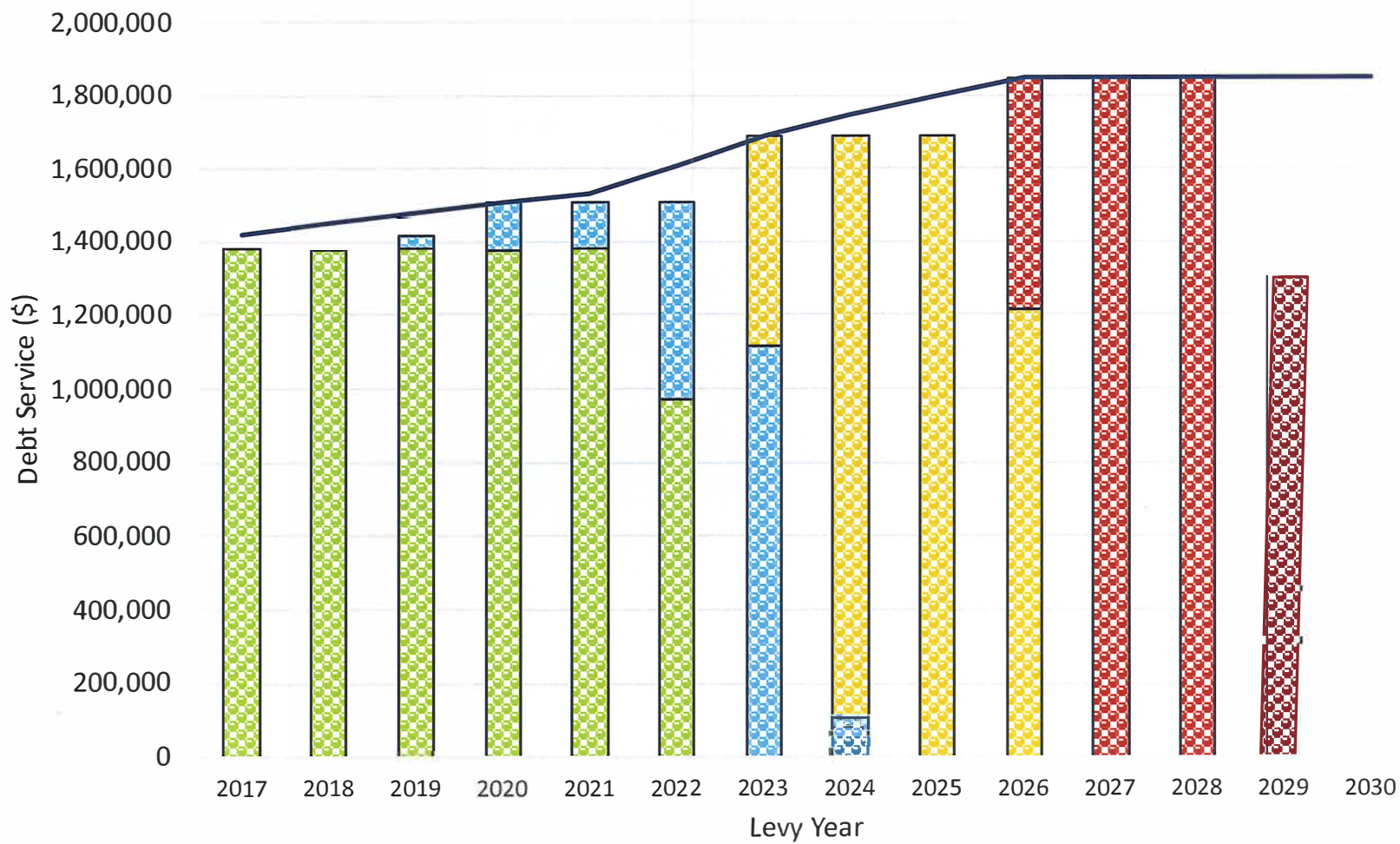


Series 2015 Series 2020 Series 2023 Series 2026 DSEB

**School District Number 90 (River Forest)**  
**\$5,000,000**  
**Taxable Gen'l Ob. Limited Tax School Bonds, Series 2026**

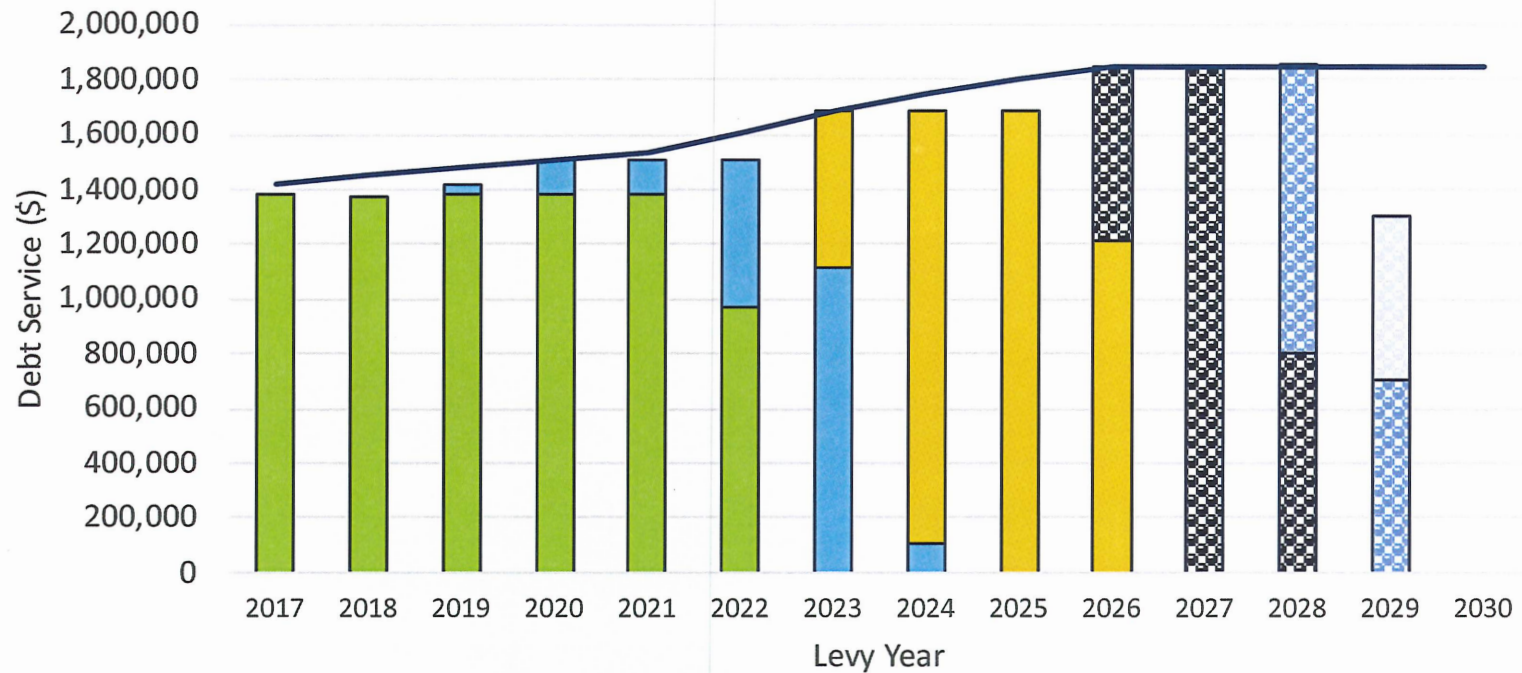
Date	Principal	Interest Rate	Interest	Net Total	Fiscal Year		Levy
7/15/26							
12/1/26			84,264.28	84,264.28			0.00
6/1/27			111,526.25	111,526.25	2027	195,790.53	
12/1/27	405,000	4.36%	111,526.25	516,526.25			2026
6/1/28			102,697.25	102,697.25	2028	619,223.50	628,052.50
12/1/28	1,640,000	4.43%	102,697.25	1,742,697.25			2027
6/1/29			66,371.25	66,371.25	2029	1,809,068.50	1,845,394.50
12/1/29	1,710,000	4.45%	66,371.25	1,776,371.25			2028
6/1/30			28,323.75	28,323.75	2030	1,804,695.00	1,842,742.50
12/1/30	1,245,000	4.55%	28,323.75	1,273,323.75			2029
<b>Total</b>	<b>5,000,000</b>		<b>702,101.28</b>	<b>5,702,101.28</b>		<b>5,702,101.28</b>	<b>5,617,837.00</b>

\$5,000,000



Series 2015 Series 2020 Series 2023 Series 2026 DSEB

### Debt Service for 2026 Borrowings from \$3.0-5.0 million



- Series 2015
- Series 2020
- Series 2023
- \$3.0 million Series 2026
- Incremental to \$4.5 million
- Incremental to \$5.0 million
- DSEB