

# President's Report


April 2026





# Prioritizing Persistence

This month's report centers on how WCJC is strengthening student momentum and the ability to persist to completion. We will review findings from the Trellis Financial Wellness Survey, share progress from the 8-Week Working Group, and highlight upcoming events that support student engagement. Together, these efforts reflect our continued focus on removing barriers and helping students stay on track from enrollment to completion.



Trellis Student Financial Wellness Survey



APP2CAP: 8-Week Working Group



Upcoming Events





# Trellis Student Financial Wellness Survey

The **Trellis Financial Wellness Survey** provides valuable insight into the financial realities our students navigate while pursuing their education. These findings help us better understand the relationship between **financial stability, persistence, and completion.**

The results help inform how we:

- Strengthen targeted supports such as emergency aid and wrap-around services
- Align institutional strategies with student need
- Enhance our ability to provide holistic support to students



# WHARTON COUNTY JUNIOR COLLEGE

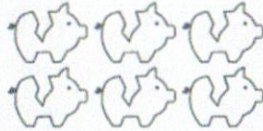
## STUDENT FINANCIAL WELLNESS SURVEY RESULTS

FALL 2025

Understanding the connection between student finances and student success is essential to supporting the modern learner.

**49%**

of students **WORRY ABOUT HAVING ENOUGH MONEY** to pay monthly expenses.



**19%**

of students **RAN OUT OF MONEY 8 OR MORE TIMES** in the past year.


**24%**

of students **REPORTED USING BUY NOW, PAY LATER SERVICES DURING 2025.**



**20%**

**DISAGREED THAT THEIR TOTAL DEBT IS MANAGEABLE.**





**40%**

of students indicated  
**EXPERIENCING GENERALIZED  
ANXIETY DISORDER.**



**32%**

of students consider themselves to be  
**WORKERS ATTENDING SCHOOL,**  
rather than **STUDENTS WHO WORK.**



**35%**

of students  
**REPORTED BEING  
HOUSING INSECURE.**




**35%**

of students were  
**FOOD INSECURE.**




**55%**

of students reported  
**FEELING LONELY  
SOMETIMES OR ALWAYS.**



**15%**

of students  
**IDENTIFIED  
AS PARENTS.**



**60%**

of students would have  
**TROUBLE GETTING  
\$500 IN CASH OR CREDIT**  
in an emergency.




**83%**

of students believe  
**THE COST OF COLLEGE IS  
A GOOD INVESTMENT FOR  
THEIR FINANCIAL FUTURE.**



**90%**

of students say  
**A COLLEGE DEGREE WILL  
PROVIDE THEM WITH A  
HIGHER QUALITY OF LIFE.**





# APP2CAP Update

This Spring, WCJC has laid the groundwork for a new Student Success Framework: **APP2CAP**

APP2CAP represents WCJC's commitment to guiding students from application to graduation...and beyond.

APP2CAP provides a shared institutional framework for aligning the entire college community around a single goal: student completion with purpose and value.





## APP2CAP in Action

To move from vision to action, WCJC launched a series of **cross-functional working groups** that bring faculty, staff, and administrators together to improve key points in the student journey. These teams are examining areas such as:

- Early student momentum and first-term success
- Advising and pathway clarity
- Institutional data and decision-making
- Student engagement and persistence

The work from these groups will also serve as a key, grassroots method through which to identify student success strategies that will ultimately fuel our next institutional Strategic Plan.





8W

*Innovative Scheduling*

**8-Week Working Group**

Evaluate and design scalable 8-week instructional models that improve student momentum, learning outcomes, and overall completion.

**Chair:**

**Lindsey McPherson**

*Associate VP of Academic Affairs*

**Members:**

Stephanie Kolacny

Jill Oglesbee

TK Krpec

Priscilla Salas

Jennifer Mahlmann

Amanda Shelton

Jennifer Mauch

Emily Voulgaris

*Dr. David Byrd, Executive Sponsor*

## 8-Week Working Group

---

Purpose: Evaluate and design scalable 8-week instructional models that improve student momentum, learning outcomes and overall completion.

Charge:

- Review national research and evidence-based practices
- Study peer-institution models
- Evaluate opportunities and challenges specific to WCJC
- Develop recommendations that reflect our mission and students' needs
- Identify next-steps for implementation, including a timeline for offering the model at-scale



# 8-Week Working Group Progress Report

---

## **Charge 1: Review national research and evidence-based practices**

- Reviewed a number of “playbooks” and “guides” discussing best practices, considerations and implementation of an 8-week model.
- Created a list of “need to know” questions from all areas of campus.

## **Charge 2: Study peer-institution models**

- Determined 8 colleges to “interview” about their experience with 8-week courses.
- Creating a rubric to guide “interviews”.
- Interviews will take place in April and May.
- Plan to visit Kilgore College and maybe others this summer for more intentional research

## **Charge 3: Evaluate opportunities and challenges specific to WCJC**

- Data Review
- Started discussion of opportunities and challenges unique to WCJC
  - Opportunity – reach students who need short term education
  - Challenge – space is limited



## 8-Week Working Group

---


Goal – by September 1, the group will develop recommendations that reflect our mission and students' needs and will submit a report to President Allen and the Cabinet with recommendations and next-steps for implementation (if applicable).

Feedback, Comments, Questions –  
McPhersonL@wcjc.edu





# Upcoming Events



## Board Election Dates:

- Election Day: May 2
- Canvass Election: No later than May 13
  - Only two members needed for “quorum”



## Commencement:

- AAS, Allied Health: May 8 @2pm
- AA/AS: May 9 @10am
- AAS, Busi/Vocs: May 9 @2pm



## Pinnings/Ceremonies

- Dental Hygiene: May 5 @6pm
- Nursing: May 6 @6pm
- EMS: May 9 @6pm


# STUDENT FINANCIAL WELLNESS SURVEY RESULTS

FALL 2025

Understanding the connection between student finances and student success is essential to supporting the modern learner.

**49%**

of students **WORRY ABOUT HAVING ENOUGH MONEY** to pay monthly expenses.

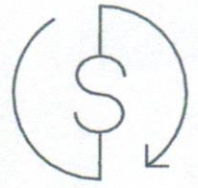


**19%**

of students **RAN OUT OF MONEY 8 OR MORE TIMES** in the past year.

**24%**

of students **REPORTED USING BUY NOW, PAY LATER SERVICES DURING 2025.**



**20%**

**DISAGREED THAT THEIR TOTAL DEBT IS MANAGEABLE.**



**40%**

of students indicated **EXPERIENCING GENERALIZED ANXIETY DISORDER.**



**32%**

of students consider themselves to be **WORKERS ATTENDING SCHOOL**, rather than **STUDENTS WHO WORK.**

**35%**

of students **REPORTED BEING HOUSING INSECURE.**



**35%**

of students were **FOOD INSECURE.**



**55%**

of students reported **FEELING LONELY SOMETIMES OR ALWAYS.**



**15%**

of students **IDENTIFIED AS PARENTS.**



**60%**

of students would have **TROUBLE GETTING \$500 IN CASH OR CREDIT** in an emergency.



**83%**

of students believe **THE COST OF COLLEGE IS A GOOD INVESTMENT FOR THEIR FINANCIAL FUTURE.**



**90%**

of students say **A COLLEGE DEGREE WILL PROVIDE THEM WITH A HIGHER QUALITY OF LIFE.**

