



# *Progress Monitoring*


# March 2026





# MISSION

To ensure all students, without exception, learn and grow at their highest levels.





# VISION

To inspire curiosity and consciousness, develop character, build courage, and nurture compassion.

# Lone Star Governance Focus Overview

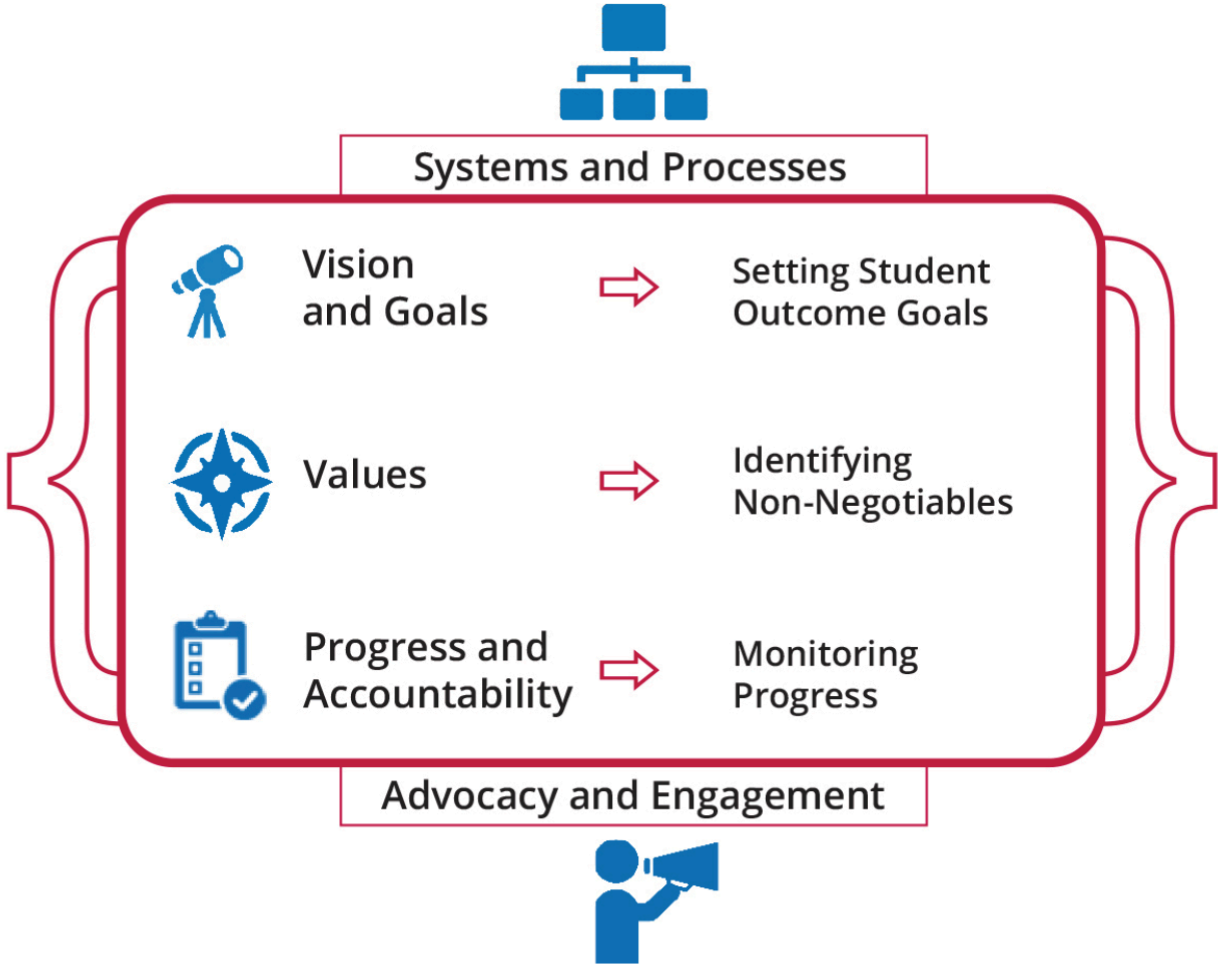
The framework is built around six research-informed competencies that describe school board behaviors and the degree to which they create the conditions for improvements in student outcomes:

- **Vision & Goals**
- **Values & Guardrails**
- **Monitoring & Accountability**
- **Communication & Collaboration**
- **Unity, Trust & Continuous Improvement**

## School Board Behaviors That Improve Student Outcomes



Synergy and Teamwork  
  
Board and Superintendent Collaboration



**Student Outcomes  
Don't Change Until  
Adult Behaviors  
Change**



# Board Goals

**Goal 1:** The percentage of DeSoto ISD students who graduate college, career, and military ready will increase from 88% in May 2024 to 96% by May 2030.

**Goal 2:** The percentage of DeSoto ISD students who perform at the meets level or above on the 3rd Grade STAAR Reading assessment, will increase from 33% in May 2025 to 48% by May 2030.

**Goal 3:** The percentage of DeSoto ISD students who perform at the meets level or above in mathematics on the 3rd Grade STAAR Math assessment, will increase from 29% in May 2025 to 42% by May 2030.

**Goal 4:** The percentage of 8th grade students achieving meets or higher on STAAR/EOC math assessments will increase from 35% in May 2025 to 43% by Spring 2030.

**Goal 5:** The percentage of 8th grade students achieving meets or higher on the STAAR reading assessment will increase from 45% in May 2025 to 56% by Spring 2030.



# Superintendent Constraints

**In attaining the Board's student outcome goals, the Superintendent shall not allow:**

**Constraint 1:** The Superintendent shall not allow ineffective teaching, coaching, or instructional supports that do not directly contribute to improved classroom effectiveness and student outcomes.

**Constraint 2:** The Superintendent shall not manage district finances in a manner that is inconsistent with the law or compromises long-term fiscal health, transparency, or alignment with student-centered priorities.

**Constraint 3:** The Superintendent shall not make major decisions affecting district programming or restructuring without presenting a draft proposal to the Board prior to implementation.

**Constraint 4:** The Superintendent shall not enforce or tolerate practices that undermine a positive school culture; ensuring all policies and actions promote inclusivity, respect, and a supportive environment for students and staff.

**Constraint 5:** The Superintendent shall not pursue talent strategies that fail to prioritize the recruitment, retention, and support of highly qualified and diverse educators.

# Goal Progress Monitoring

## March 2026





**Goal 2:** The percentage of DeSoto ISD students who perform at the meets level or above on the 3rd Grade STAAR Reading assessment, will increase from 33% in May 2025 to 48% by May 2030.



# PROGRESS MONITORING

MARCH 2026



## BOY TO MOY GRADE LEVELS

Grade		Overall Grade-Level Placement						Students Assessed/Total
Grade K	Diagnostic 2		28%	37%	35%	0%	0%	271/316
	Diagnostic 1		6%	25%	69%	0%	0%	
Grade 1	Diagnostic 2		30%	11%	54%	5%	0%	296/334
	Diagnostic 1		11%	8%	75%	6%	0%	
Grade 2	Diagnostic 2		19%	17%	42%	21%	0%	269/312
	Diagnostic 1		7%	13%	42%	38%	0%	
Grade 3	Diagnostic 2		18%	23%	25%	17%	18%	285/330
	Diagnostic 1		9%	21%	24%	23%	23%	

# PROGRESS MONITORING

MARCH 2026



## Desoto ISD Reading i-Ready 2025-26 Overall Placement by Grade Level **BOY**

Grade	Overall Grade-Level Placement	Mid or Above	One Below	Two Below	Three or More Below	Students Assessed/Total
Grade K		6%	24%	70%	0%	293/308
Grade 1		11%	7%	76%	6%	323/336
Grade 2		7%	14%	41%	39%	296/308
Grade 3		8%	21%	23%	22%	309/321

- % Students Mid or Above Grade Level
- % Students One Grade Level Below
- % Students Three or More Grade Levels Below

## Desoto ISD Reading i-Ready 2025-26 Overall Placement by Grade Level **MOY**

Grade	Overall Grade-Level Placement	Early On	Mid or Above	One Below	Two Below	Three or More Below	Students Assessed/Total
Grade K		28%	36%	37%	0%	0%	293/316
Grade 1		29%	11%	54%	5%	0%	313/334
Grade 2		19%	18%	41%	22%	0%	289/312
Grade 3		17%	22%	24%	17%	19%	308/330

- % Students Early On Grade Level
- % Students Two Grade Levels Below



# PROGRESS MONITORING

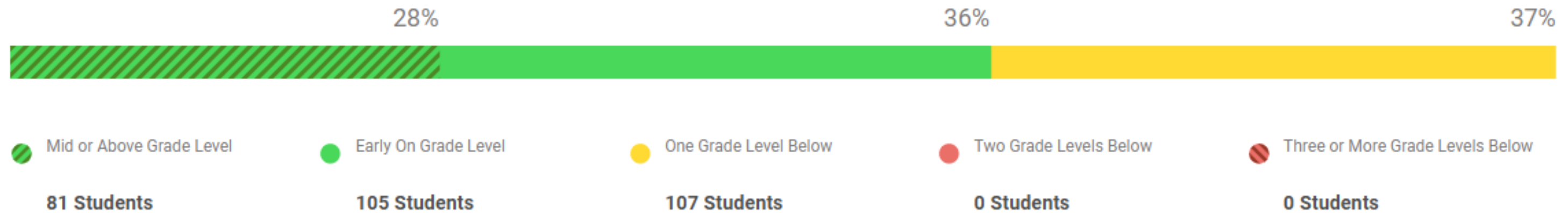
MARCH 2026

**GPM 2.1:** The percentage of kindergarten students that are meeting mid-on grade level on the i-Ready EOY Reading diagnostic assessment will increase from 56.2% in May 2025 to 65% by May 2030.



## KINDERGARTEN

### Desoto ISD Reading i-Ready 2025-26 Overall Placement **MOY**



# PROGRESS MONITORING

MARCH 2026

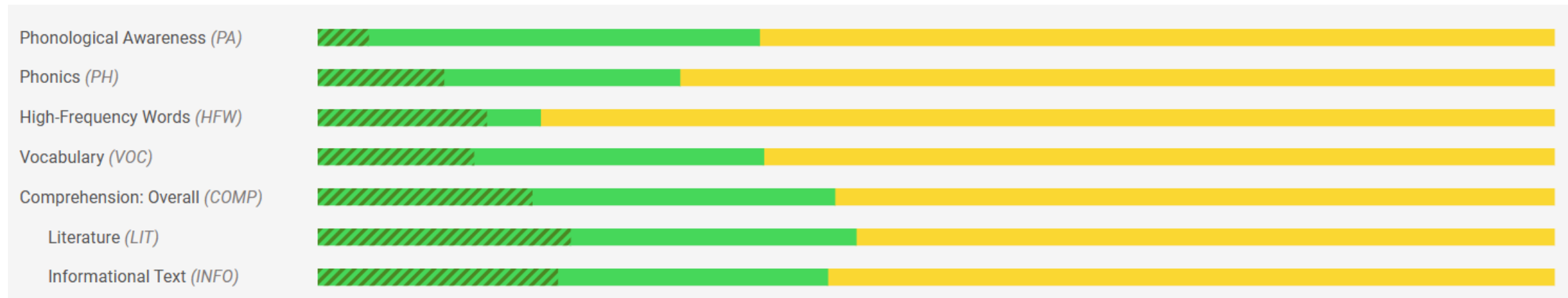
**GPM 2.1:** The percentage of kindergarten students that are meeting mid-on grade level on the i-Ready EOY Reading diagnostic assessment will increase from 56.2% in May 2025 to 65% by May 2030.



## KINDERGARTEN

Desoto ISD Reading i-Ready 2025-26

Placement by Domain **BOY to MOY**



% Students Mid or Above Grade Level

% Students Early On Grade Level

% Students One Grade Level Below

% Students Two Grade Levels Below

% Students Three or More Grade Levels Below

# PROGRESS MONITORING

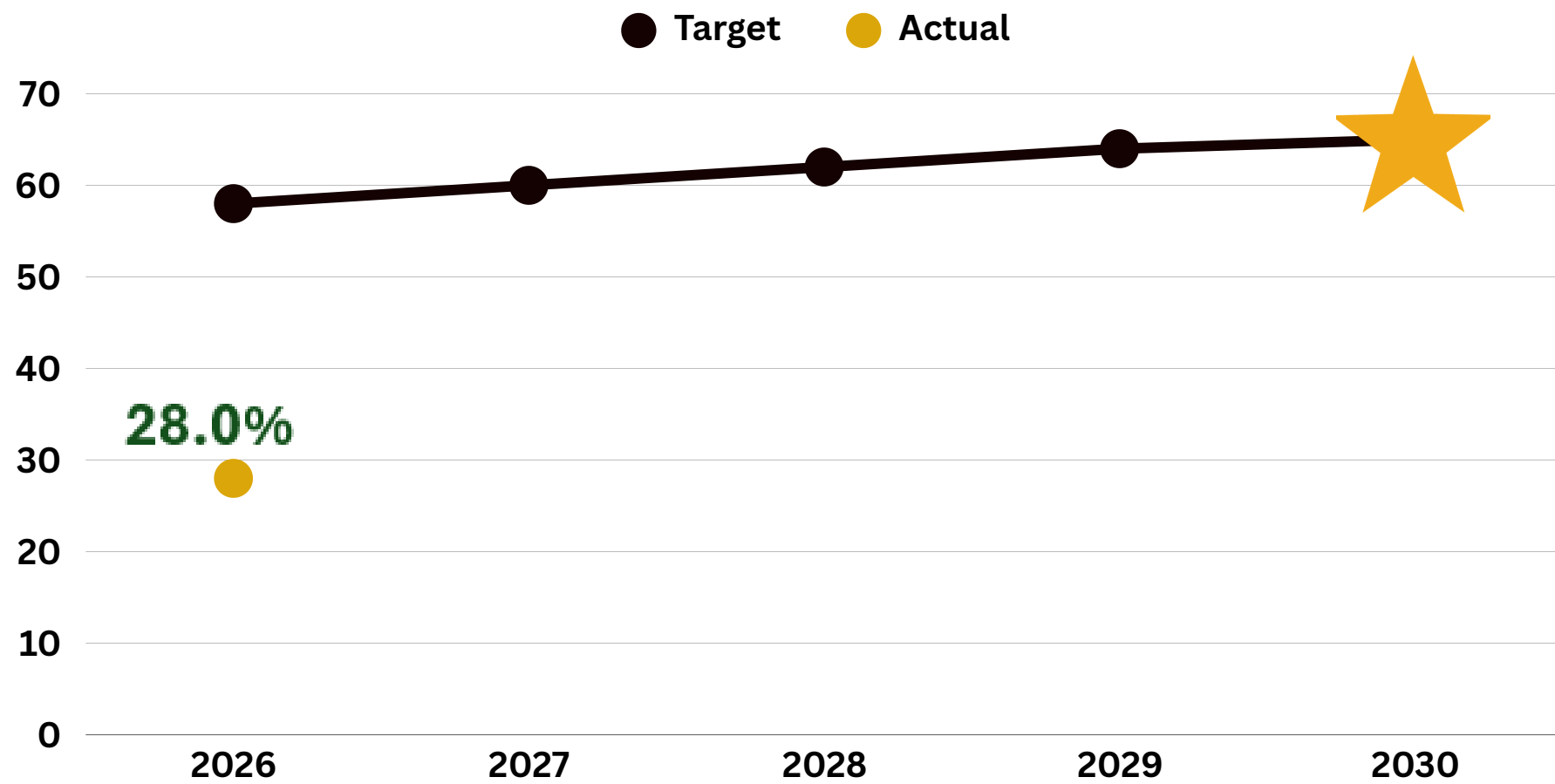
MARCH 2026



**GPM 2.1:** The percentage of kindergarten students that are meeting mid-on grade level on the i-Ready EOY Reading diagnostic assessment will increase from 56.2% in May 2025 to 65% by May 2030.

**Goal 2:** The percentage of DeSoto ISD students who perform at the meets level or above on the 3rd Grade STAAR Reading assessment, will increase from 33% in May 2025 to 48% by May 2030.

## GPM 2.1



Progress			
25-26 BOY	25-26 MOY	24-25 EOY	25-26 Annual Target
6.3%	28.0%	56.2%	58.0%

	25-26 MOY Total # of TESTED	25-26 MOY % of Students On Track	25-26 BOY % of Student On Track	Diff MOY 2025 to BOY 2025	25-26 Annual Target %	% Distance from Target	Students needed to meet Target
ALL	271	28.0%	6.3%	21.8%	58%	-30.0%	81
BLACK	192	31.3%	7.3%	23.9%	58%	-26.8%	51
HISPANIC	55	16.4%	3.6%	12.7%	58%	-41.6%	23
TOM	11	18.2%	7.7%	10.5%	58%	-39.8%	4
WHITE	10	20.0%	0.0%	20.0%	58%	-38.0%	4
SPED	17	11.8%	0.0%	11.8%	58%	-46.2%	8
ECODIS	126	23.0%	6.7%	16.3%	58%	-35.0%	44
EB	29	17.2%	3.4%	13.8%	58%	-40.8%	12

Key
At or Above EOY Target
Less than or equal to 5% below EOY Target
More than 5% below EOY Target
* Board Target not set 10 students or less

# PROGRESS MONITORING

MARCH 2026

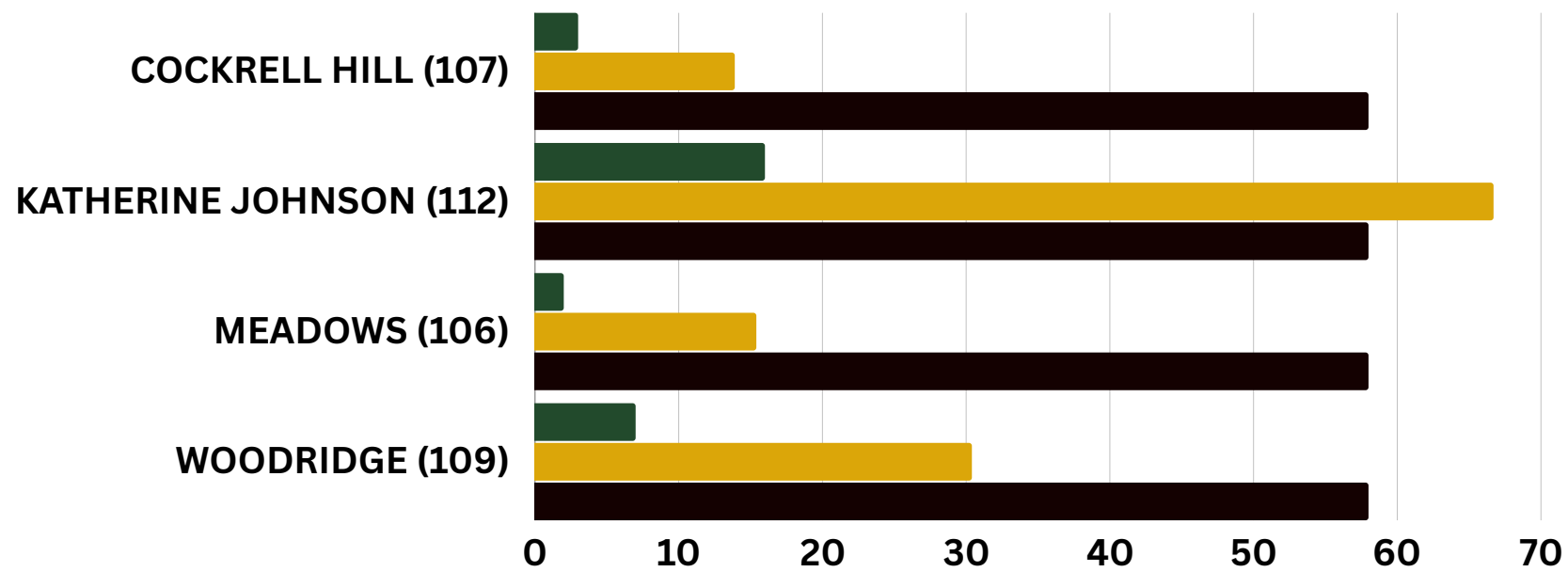


**GPM 2.1:** The percentage of kindergarten students that are meeting mid-on grade level on the i-Ready EOY Reading diagnostic assessment will increase from 56.2% in May 2025 to 65% by May 2030.

**Goal 2:** The percentage of DeSoto ISD students who perform at the meets level or above on the 3rd Grade STAAR Reading assessment, will increase from 33% in May 2025 to 48% by May 2030.

## GPM 2.1

● % Met BOY SY 25-26    ● % Met MOY SY 25-26  
● Target



Campus	25-26 MOY Total # of TESTED	25-26 MOY % of Student On Track	25-26 BOY % of Student On Track	Diff MOY 2025 to BOY 2025	25-26 Board Target %	% Distance from Board Target	Students Needed to meet Target
CHE	122	13.9%	3.1%	10.8%	58%	-44.1%	54
KJTMA	54	66.7%	15.8%	50.9%	58%	8.7%	-5
TME	39	15.4%	2.3%	13.1%	58%	-42.6%	17
WRE	56	30.4%	7.0%	23.3%	58%	-27.6%	15

Key
At or Above EOY Target
Less than or equal to 5% below EOY Target
More than 5% below EOY Target
* Board Target not set 10 students or less

# PROGRESS MONITORING

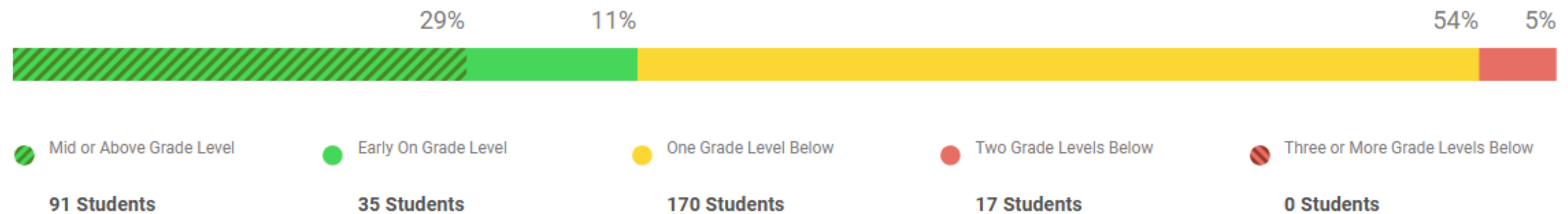
MARCH 2026

**GPM 2.2:** The percentage of first grade students that are meeting mid-on grade level on the i-Ready EOY Reading diagnostic assessment will increase from 44.1% in May 2025 to 54% by May 2030.



## FIRST GRADE

### Desoto ISD Reading i-Ready 2025–26 Overall Placement **MOY**



# PROGRESS MONITORING

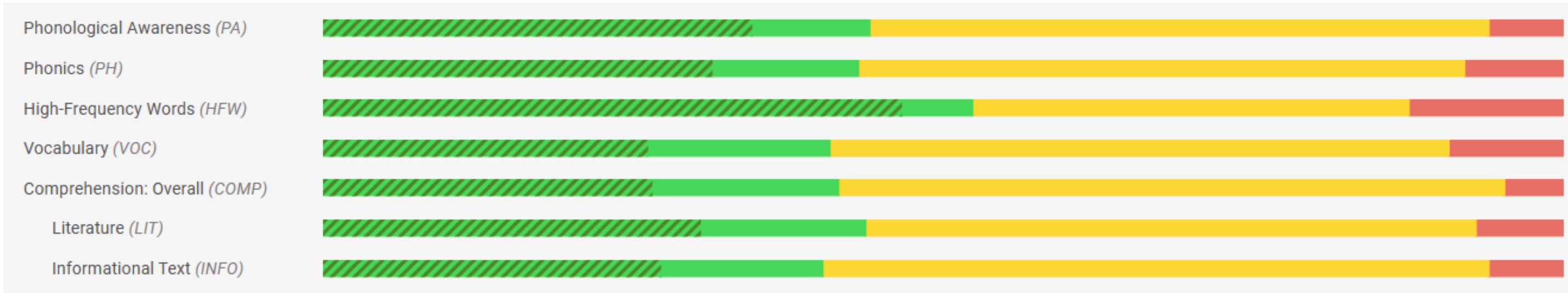
MARCH 2026

**GPM 2.2:** The percentage of first grade students that are meeting mid-on grade level on the i-Ready EOY Reading diagnostic assessment will increase from 44.1% in May 2025 to 54% by May 2030.



## FIRST GRADE

### Desoto ISD Reading i-Ready 2025-26 Placement by Domain **MOY**



■ % Students Mid or Above Grade Level

■ % Students Early On Grade Level

■ % Students One Grade Level Below

■ % Students Two Grade Levels Below

■ % Students Three or More Grade Levels Below

# PROGRESS MONITORING

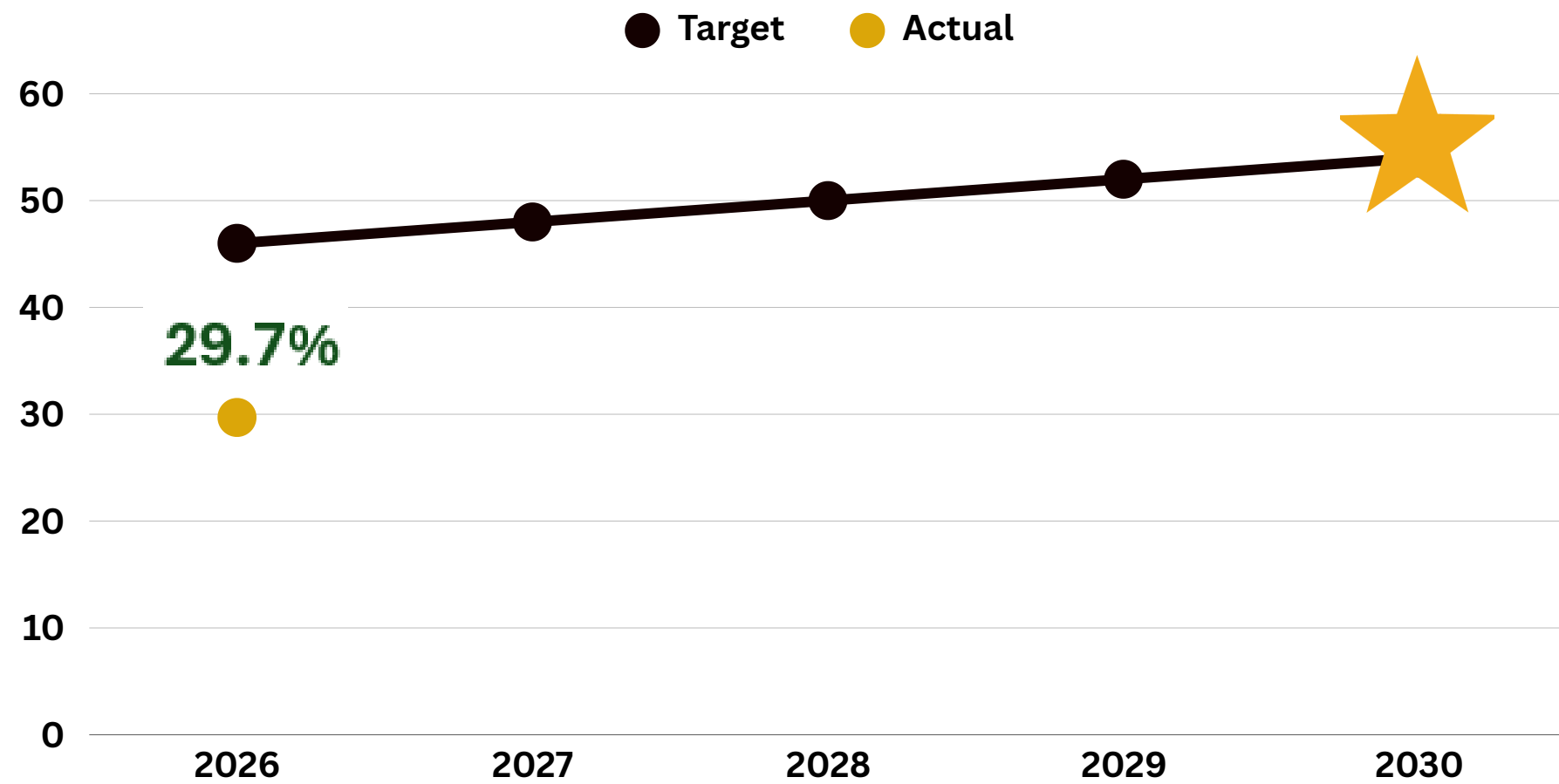
MARCH 2026



**GPM 2.2:** The percentage of first grade students that are meeting mid-on grade level on the i-Ready EOY Reading diagnostic assessment will increase from 44.1% in May 2025 to 54% by May 2030.

**Goal 2:** The percentage of DeSoto ISD students who perform at the meets level or above on the 3rd Grade STAAR Reading assessment, will increase from 33% in May 2025 to 48% by May 2030.

## GPM 2.2



	25-26 MOY Total # of TESTED	25-26 MOY % of Students On Track	25-26 BOY % of Student On Track	Diff MOY 2025 to BOY 2025	25-26 Annual Target %	% Distance from Target	Students needed to meet Target
ALL	306	29.7%	10.8%	18.9%	46%	-16.3%	50
BLACK	230	32.2%	11.9%	20.3%	46%	-13.8%	32
HISPANIC	59	16.9%	3.3%	13.7%	46%	-29.1%	17
TOM	12	33.3%	21.4%	11.9%	46%	-12.7%	2
WHITE	*	*	*	*	*	*	*
SPED	18	11.1%	5.0%	6.1%	46%	-34.9%	6
ECODIS	146	19.9%	7.9%	12.0%	46%	-26.1%	38
EB	34	11.8%	5.7%	6.1%	46%	-34.2%	12

Progress			
25-26 BOY	25-26 MOY	24-25 EOY	25-26 Annual Target
10.8%	29.7%	44.1%	46.0%

Key
At or Above EOY Target
Less than or equal to 5% below EOY Target
More than 5% below EOY Target
* Board Target not set 10 students or less

# PROGRESS MONITORING

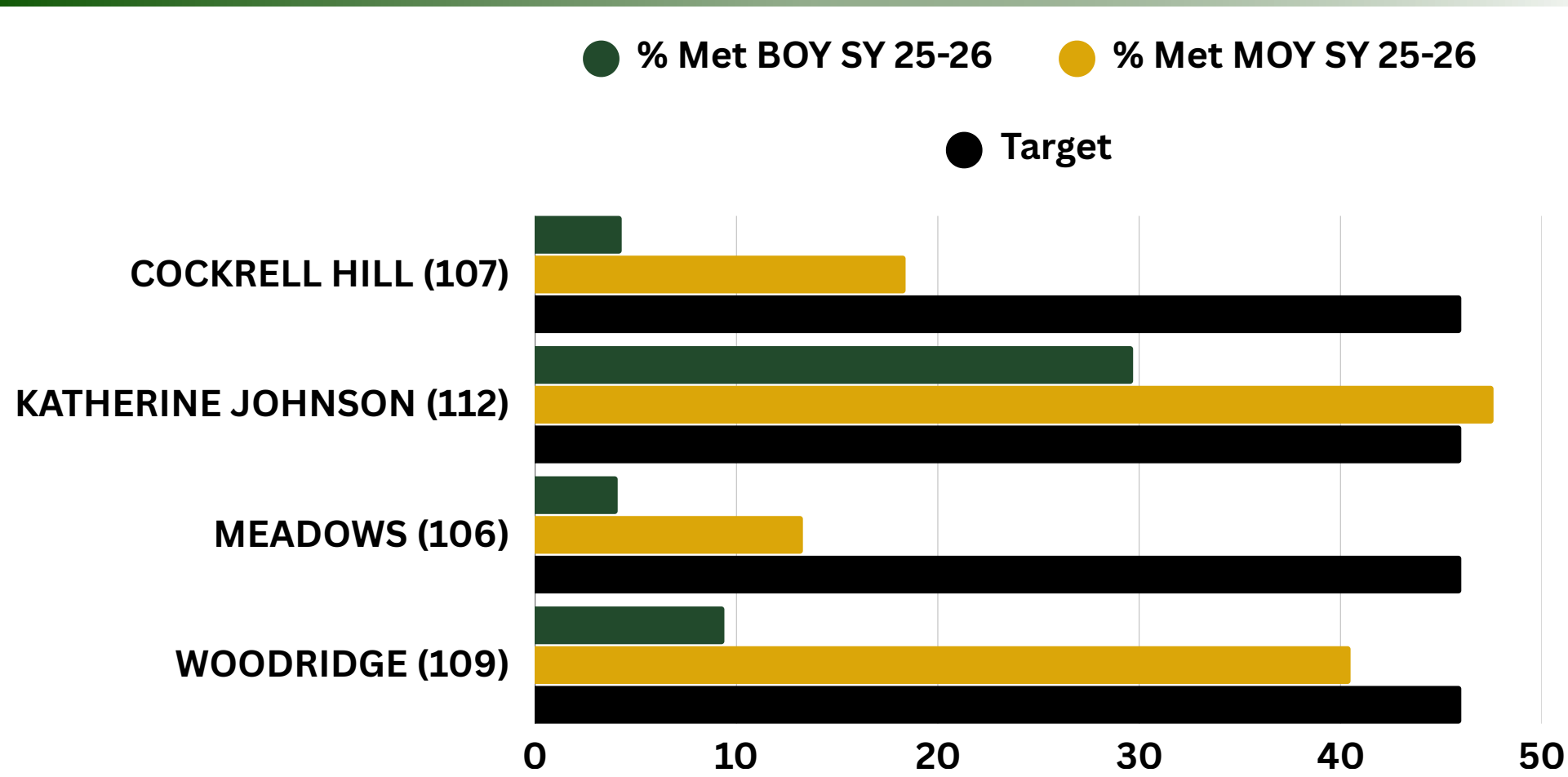
MARCH 2026



**GPM 2.2:** The percentage of first grade students that are meeting mid-on grade level on the i-Ready EOY Reading diagnostic assessment will increase from 44.1% in May 2025 to 54% by May 2030.

**Goal 2:** The percentage of DeSoto ISD students who perform at the meets level or above on the 3rd Grade STAAR Reading assessment, will increase from 33% in May 2025 to 48% by May 2030.

## GPM 2.2



Campus	25-26 MOY Total # of TESTED	25-26 MOY % of Student On Track	25-26 BOY % of Student On Track	Diff MOY 2025 to BOY 2025	25-26 Board Target %	% Distance from Board Target	Students Needed to meet Target
CHE	114	18.4%	4.3%	14.1%	46%	-27.6%	31
KJTMA	63	47.6%	29.7%	17.9%	46%	1.6%	-1
TME	45	13.3%	4.1%	9.3%	46%	-32.7%	15
WRE	84	40.5%	9.4%	31.1%	46%	-5.5%	5

Key
At or Above EOY Target
Less than or equal to 5% below EOY Target
More than 5% below EOY Target
* Board Target not set 10 students or less

# PROGRESS MONITORING

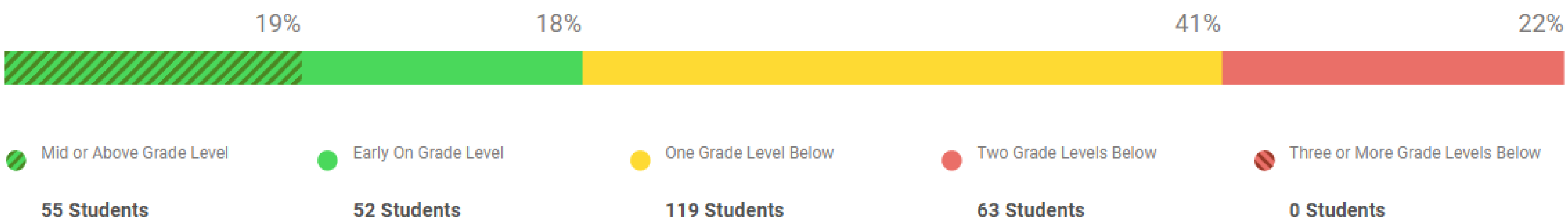
MARCH 2026

**GPM 2.3:**The percentage of second grade students that are meeting mid-on grade level on the i-Ready EOY Reading diagnostic assessment will increase from 31.7% in May 2025 to 50% by May 2030.



## SECOND GRADE

### Desoto ISD Reading i-Ready 2025-26 Overall Placement **MOY**



# PROGRESS MONITORING

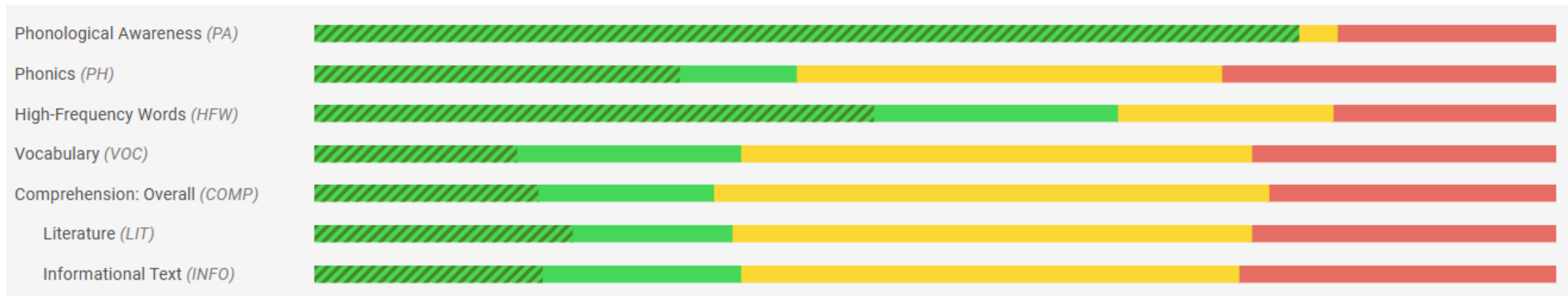
MARCH 2026

**GPM 2.3:**The percentage of second grade students that are meeting mid-on grade level on the i-Ready EOY Reading diagnostic assessment will increase from 31.7% in May 2025 to 50% by May 2030.



## SECOND GRADE

### Desoto ISD Reading i-Ready 2025-26 Placement by Domain **MOY**



■ % Students Mid or Above Grade Level

■ % Students Early On Grade Level

■ % Students One Grade Level Below

■ % Students Two Grade Levels Below

■ % Students Three or More Grade Levels Below

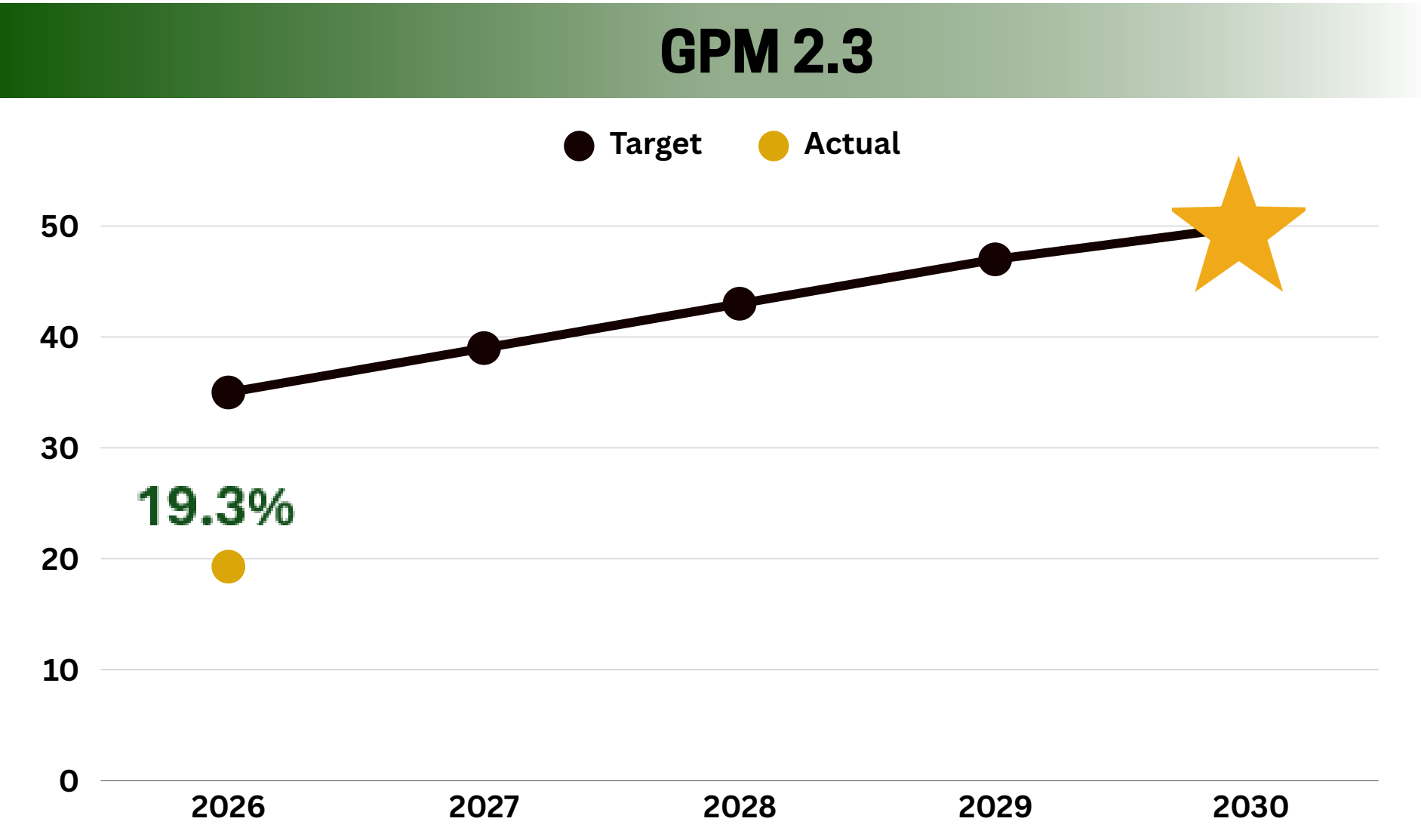
# PROGRESS MONITORING

MARCH 2026



**GPM 2.3:** The percentage of second grade students that are meeting mid-on grade level on the i-Ready EOY Reading diagnostic assessment will increase from 31.7% in May 2025 to 50% by May 2030.

**Goal 2:** The percentage of DeSoto ISD students who perform at the meets level or above on the 3rd Grade STAAR Reading assessment, will increase from 33% in May 2025 to 48% by May 2030.



	25-26 MOY Total # of TESTED	25-26 MOY % of Students On Track	25-26 BOY % of Student On Track	Diff MOY 2025 to BOY 2025	25-26 Annual Target %	% Distance from Target	Students needed to meet Target
ALL	280	19.3%	6.5%	12.8%	35%	-15.7%	44
BLACK	197	19.3%	7.4%	11.9%	35%	-15.7%	31
HISPANIC	68	19.1%	4.2%	14.9%	35%	-15.9%	11
TOM	*	*	*	*	*	*	*
WHITE	*	*	*	*	*	*	*
SPED	30	6.7%	3.2%	3.4%	35%	-28.3%	9
ECODIS	133	20.3%	4.3%	16.0%	35%	-14.7%	20
EB	32	12.5%	0.0%	12.5%	35%	-22.5%	7

Progress			
25-26 BOY	25-26 MOY	24-25 EOY	25-26 Annual Target
6.5%	19.3%	31.7%	35.0%

Key
At or Above EOY Target
Less than or equal to 5% below EOY Target
More than 5% below EOY Target
* Board Target not set 10 students or less

# PROGRESS MONITORING

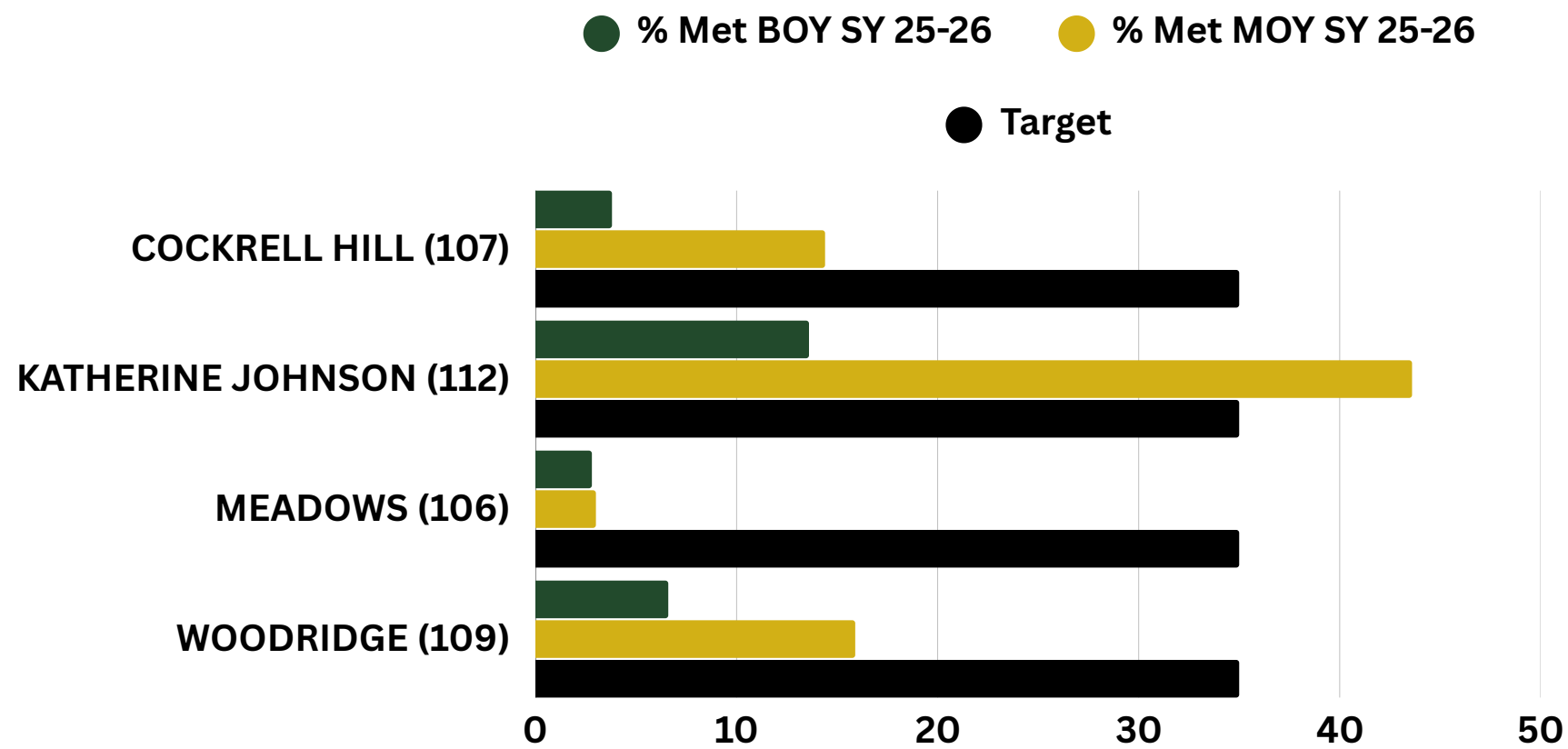
MARCH 2026

**GPM 2.3:** The percentage of second grade students that are meeting mid-on grade level on the i-Ready EOY Reading diagnostic assessment will increase from 31.7% in May 2025 to 50% by May 2030.



**Goal 2:** The percentage of DeSoto ISD students who perform at the meets level or above on the 3rd Grade STAAR Reading assessment, will increase from 33% in May 2025 to 48% by May 2030.

## GPM 2.3



Campus	25-26 MOY Total # of TESTED	25-26 MOY % of Student On Track	25-26 BOY % of Student On Track	Diff MOY 2025 to BOY 2025	25-26 Board Target %	% Distance from Target	Students Needed to meet Target
CHE	104	14.4%	3.8%	10.6%	35%	-20.6%	21
KJTMA	55	43.6%	13.6%	30.1%	35%	8.6%	-5
TME	33	3.0%	2.8%	0.3%	35%	-32.0%	11
WRE	88	15.9%	6.6%	9.3%	35%	-19.1%	17

Key
At or Above EOY Target
Less than or equal to 5% below EOY Target
More than 5% below EOY Target
* Board Target not set 10 students or less



***Thank You!***

