



**CRETE PUBLIC SCHOOLS
MAY 2026 FINANCE DASHBOARD**

FUND CASH BALANCE REPORT

	GENERAL	DEPRECIATION	EMPLOYEE BENEFITS	ACTIVITY	NUTRITION	BOND	BUILDING	QCFU	TOTAL
BEGINNING BALANCE	\$ 3,245,822	\$ 264,339	\$ 85,178	\$ 131,325	\$ 143,546	\$ 438,626	\$ 1,240,766	2	\$ 5,549,603
REVENUE *	\$ 6,787,818	\$ -	\$ -	\$ 51,492	\$ 180,328	\$ 590,125	\$ 453,212	-	\$ 8,062,975
EXPENDITURES*	\$ (2,923,508)	\$ -	\$ 885	\$ (107,657)	\$ (189,096)	\$ -	\$ (226,026)	-	\$ (3,445,402)
OUTSTANDING LIABILITIES	\$ 15,431	\$ -	\$ -	\$ -	\$ 952	\$ -	\$ -	-	\$ 16,382
ENDING BALANCE	\$ 7,125,562	\$ 264,339	\$ 86,063	\$ 75,160	\$ 135,730	\$ 1,028,750	\$ 1,467,952	2	\$ 10,183,559

*. Not including loan proceeds/payments

% of Year Completed: 75.00%

GENERAL FUND REVENUE COMPARISON TO DATE			GENERAL FUND EXPENSE COMPARISON TO DATE		
	To date	% of Budget		To date	% of Budget
2023 - 2024	\$ 26,461,464	83.20%	2023 - 2024	\$ 23,973,679	72.05%
2024 - 2025	\$ 30,521,323	85.05%	2024 - 2025	\$ 25,461,526	73.57%
2025 - 2026*	\$ 32,466,555	96.39%	2025 - 2026*	\$ 28,248,915	77.70%

* Not including loan proceeds/payments

PROPERTY TAX LEVY

2024 - 2025: General-\$0.8455, Bond-\$0.1050, Building Fund-\$0.0746 = \$1.0252
 2025 - 2026: General-\$0.9026, Bond-\$0.1025, Building Fund-\$0.0807 = \$1.0858

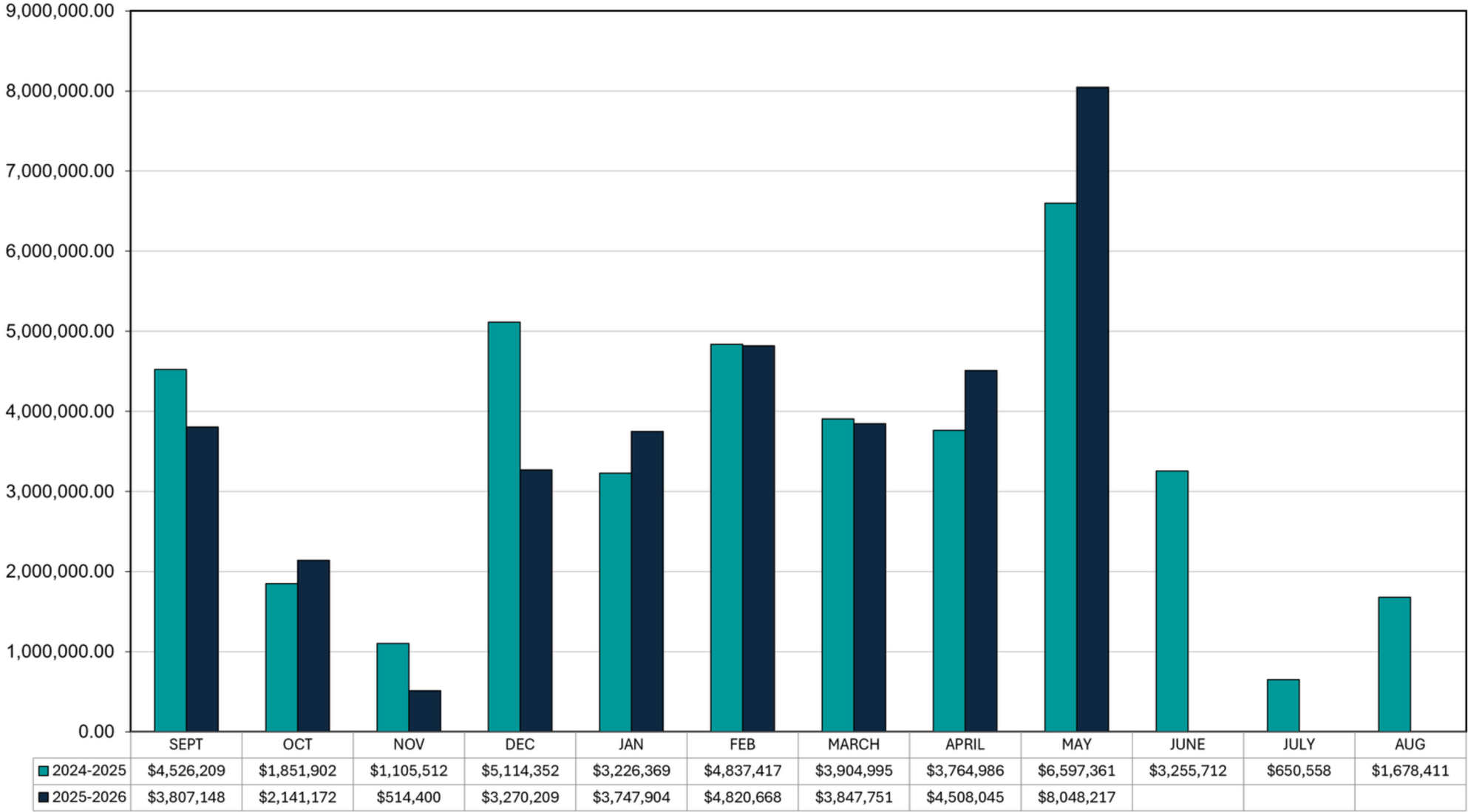
CASH FUND BALANCES			GEN. FUND BUDGET TO ACTUAL COMPARISON		
	MAY 2026	% OF Total	FY 2023 - 2024	FY 2024 - 2025	FY 2025 - 2026
General	\$7,125,562	70.00%	\$ 31,803,575	\$ 35,887,140	\$ 33,683,201
Activity	\$75,160	0.70%	\$ 33,274,958	\$ 34,609,380	\$ 36,358,604
Building	\$1,467,952	14.40%			
Bond	\$1,028,750	10.10%			
QCFU	\$2	0.00%			
Empl. Benefits	\$86,063	0.80%			
Depreciation	\$264,339	2.60%			
Lunch	\$135,730	1.30%			
TOTAL	\$10,183,559	100%			

	*To Date-Prior Year		*To Date
Budget			
Revenue	\$ 31,803,575	\$ 35,887,140	\$ 33,683,201
Expense	\$ 33,274,958	\$ 34,609,380	\$ 36,358,604
Actual			
Revenue	\$ 26,461,464	\$ 30,521,323	\$ 32,466,555
Expense	\$ 23,973,679	\$ 25,461,526	\$ 28,248,915
Difference			
Revenue	\$ (5,342,111)	\$ (5,365,817)	\$ (1,216,646)
Expense	\$ (9,301,279)	\$ (9,147,854)	\$ (8,109,689)



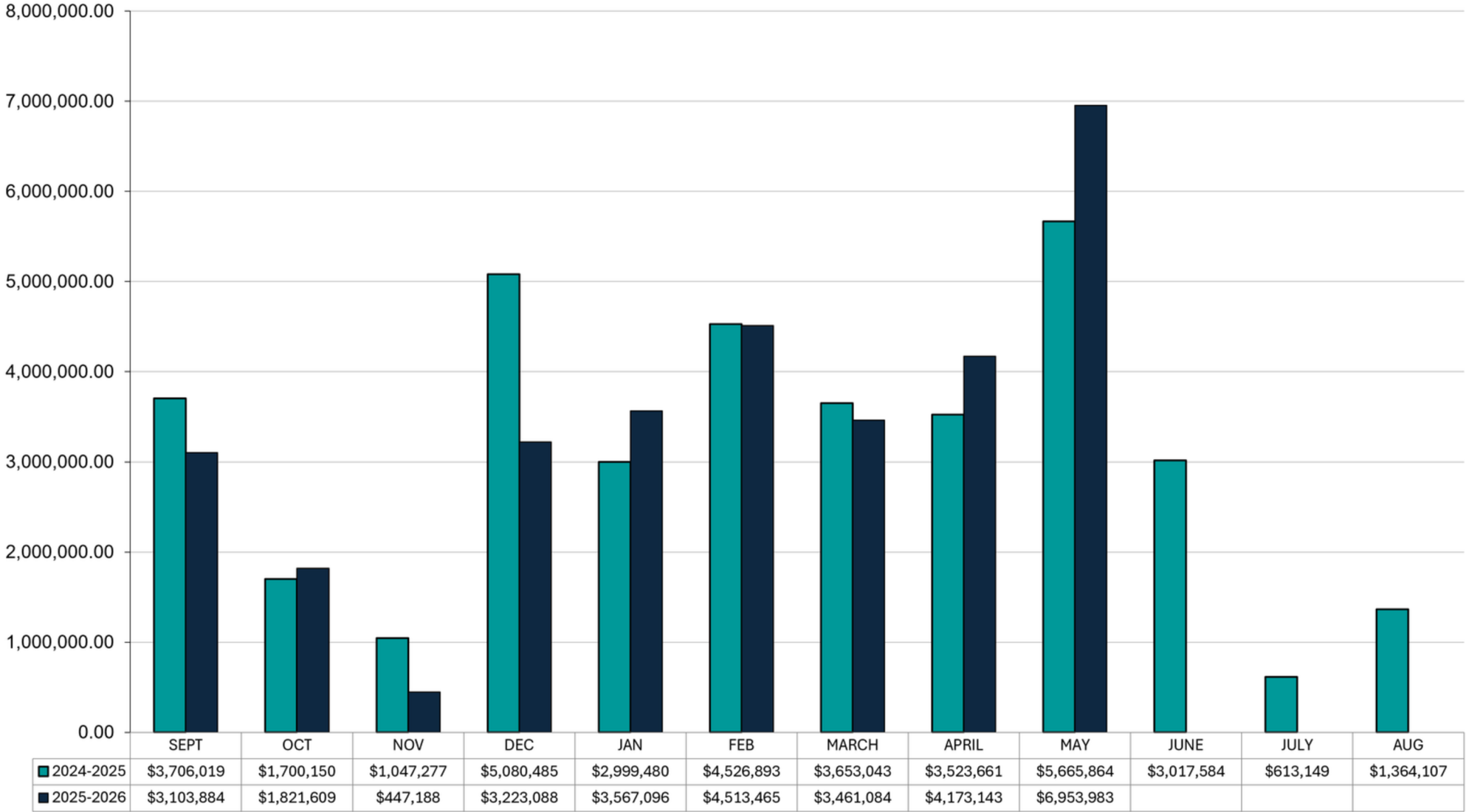
Monthly Revenue - All Funds

2025-26 & 2024-25





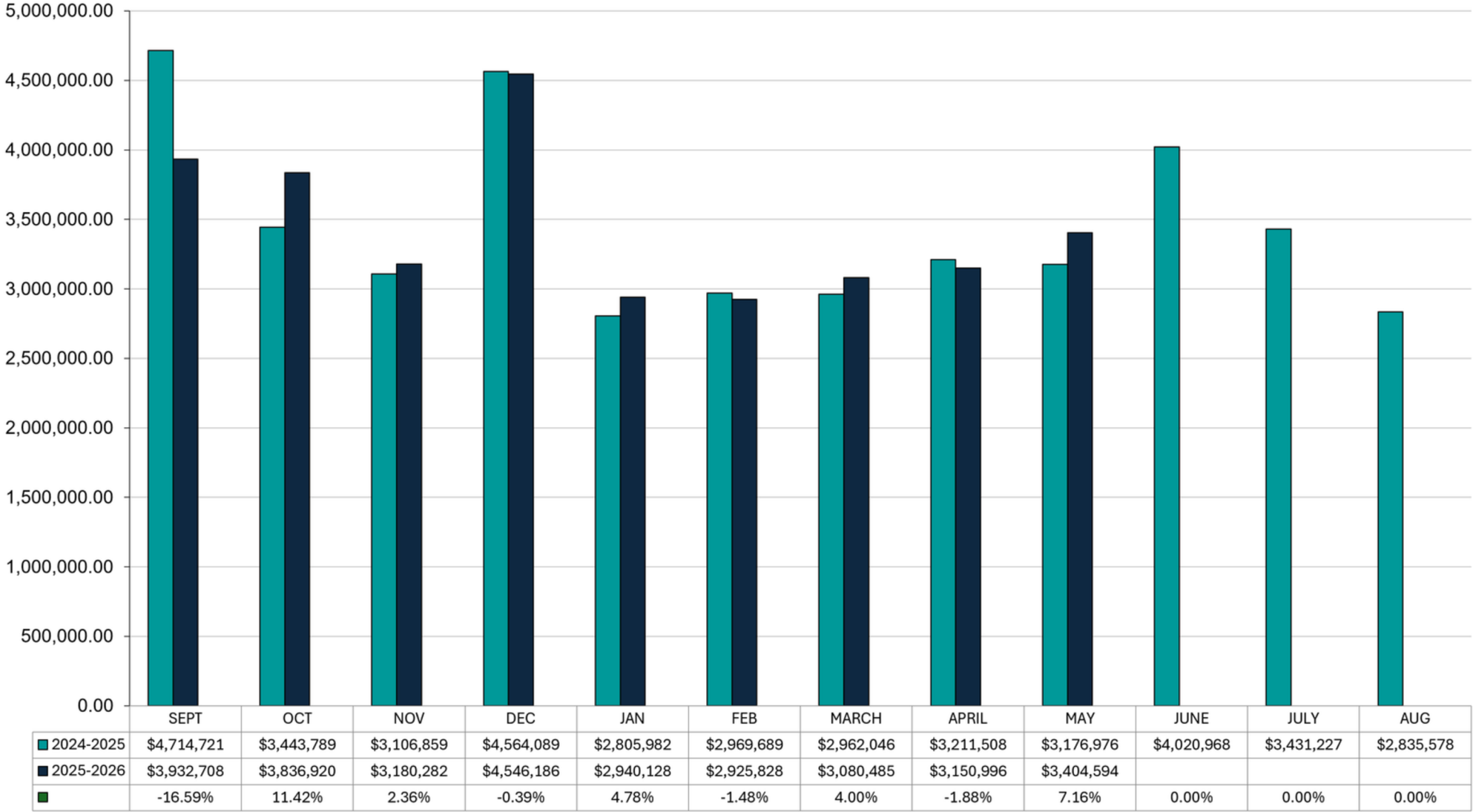
Monthly Revenue - General Funds 2025-26 & 2024-25





Monthly Expenditures - All Funds

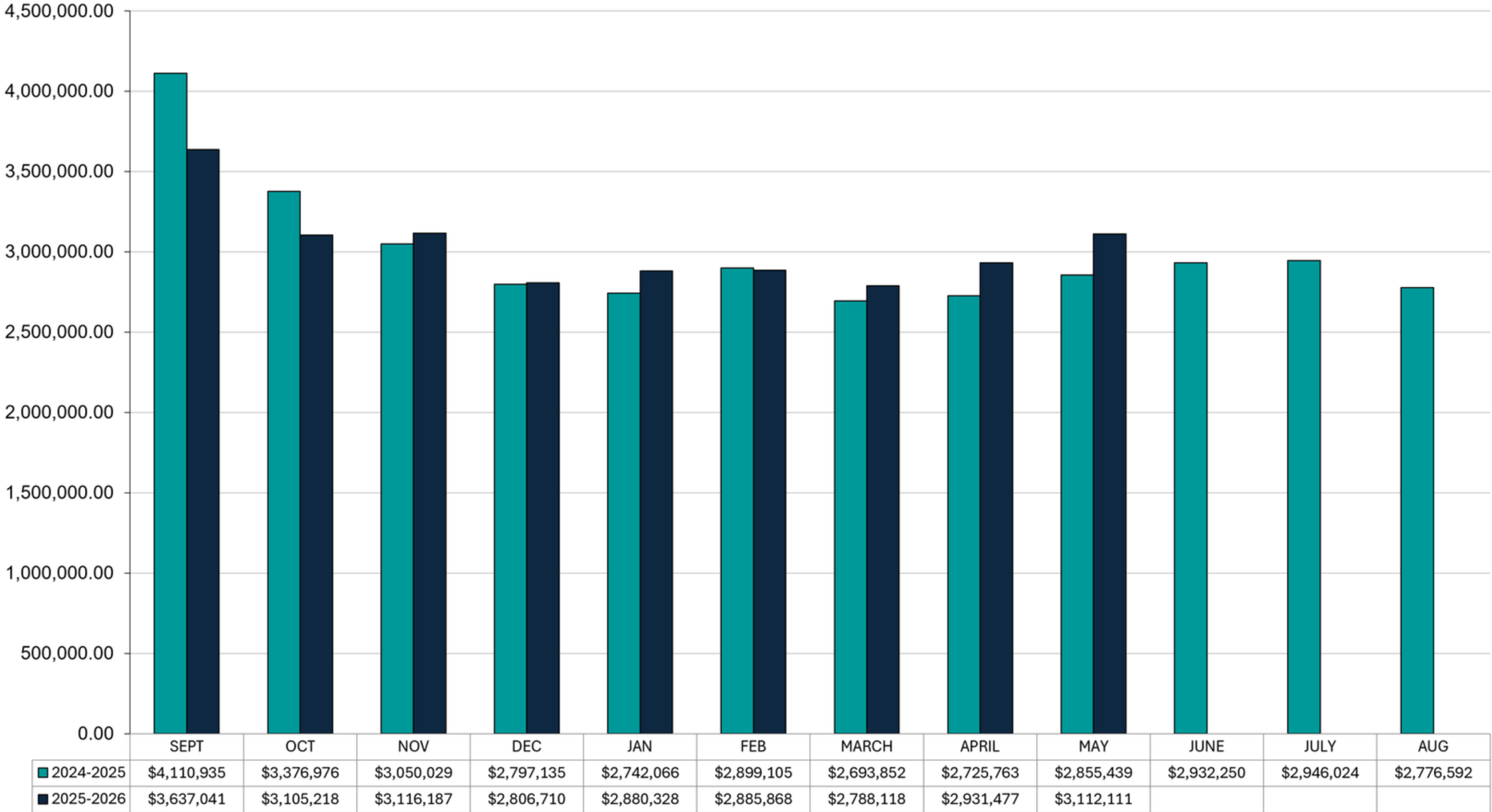
2025-26 & 2024-25





Monthly Expenditures - General Funds

2025-26 & 2024-25



Monthly Expenditures by Department May 2026

