

	A	B	C	D	E	F	G	H	I
1	MINEOLA INDEPENDENT SCHOOL DISTRICT								
2	2013-2014 BUDGET								
3	AS OF 6/30/14								
4	GENERAL FUND								
5	FUND 199					BUDGETED	EXPENDED	ENCUMBERED/ ACCRUED	BALANCE
6									
7	11-INSTRUCTION								
8									
9									
10									
11									
12	SUBSTITUTES					122,400.00	87,035.20	0.00	35,364.80
13	SALARIES					5,798,824.00	4,420,274.28	876,640.61	501,909.11
14	FIMM					80,634.00	57,099.07	0.00	23,534.93
15	HEALTH INSURANCE					410,875.00	319,472.99	0.00	91,402.01
16	WORKER'S COMPENSATION					29,456.00	0.00	0.00	29,456.00
17	TRS ON-BEHALF					579,675.00	0.00	0.00	579,675.00
18	UNEMPLOYMENT					5,155.00	4,658.80	0.00	496.20
19	TEACHER RETIREMENT/TRS CARE					87,758.00	75,760.57	0.00	11,997.43
20	PERSONAL DAYS					47,732.00	35,712.50	0.00	12,019.50
21	TOTAL					7,162,509.00	5,000,013.41	876,640.61	1,285,854.98
22									
23	FINGERPRINTING-HS					0.00	0.00	0.00	0.00
24	FINGERPRINTING-MS					0.00	0.00	0.00	0.00
25	FINGERPRINTING-PS					0.00	0.00	0.00	0.00
26	FINGERPRINTING-ES					0.00	0.00	0.00	0.00
27	CONT SERV-CIS-HS					0.00	0.00	0.00	0.00
28	STUDENT TUTION-HS					0.00	0.00	0.00	0.00
29	COMPUTER AND COPIER REPAIR/MAINT-HS					5,500.00	5,034.89	0.00	465.11
30	COMPUTER AND COPIER REPAIR/MAINT-MS					5,500.00	4,159.98	0.00	1,340.02
31	COMPUTER AND COPIER REPAIR/MAINT-PS					5,500.00	4,344.93	0.00	1,155.07
32	COMPUTER AND COPIER REPAIR/MAINT-ES					5,500.00	4,680.93	600.00	219.07
33	GENERAL REPAIR-HS					900.00	0.00	0.00	900.00
34	CONTRACTED SERVICE-DRAMA					0.00	0.00	0.00	0.00
35	BAND INSTRUMENT REPAIR-HS					4,500.00	3,098.20	2,114.70	(712.90)
36	BAND INSTRUMENT REPAIR-MS					3,500.00	1,656.00	1,844.00	0.00
37	REPAIR-HS-SCIENCE					0.00	0.00	0.00	0.00
38	REPAIR-MS-SCIENCE					0.00	0.00	0.00	0.00
39	PHOTOGRAPHY REPAIR/MAINT-HS					0.00	0.00	0.00	0.00
40	REPAIR-CAREER & TECH-HS					0.00	0.00	0.00	0.00
41	VO AG-MAINT-HS					1,000.00	0.00	0.00	1,000.00
42	HOMEMAKING MAINT-HS					750.00	0.00	0.00	750.00
43	AUTO MECH MAINT-HS					1,000.00	979.18	0.00	20.82
44	REPAIR-HS-DE					0.00	0.00	0.00	0.00
45	REPAIR-HS-SP ED					350.00	0.00	0.00	350.00
46	REPAIR-MS-SP ED					0.00	0.00	0.00	0.00
47	RENTAL DRIVER'S ED-HS					0.00	0.00	0.00	0.00
48	CONT-SERV-COMPUTERS-HS					5,680.00	3,592.72	0.00	2,087.28
49	CONT SERV-COMPUTERS-HS C/T					0.00	0.00	0.00	0.00
50	CONT SERV-COMPUTERS-HS ALLOTMENT					34,000.00	33,733.00	0.00	267.00

	A	B	C	D	E	F	G	H	I
51	CONT-SERV-COMPUTERS-HS-ESL					320.00	320.00	0.00	0.00
52	CONT SERV-COMPUTERS-MS					11,405.00	11,407.24	0.00	(2.24)
53	CONT SERV-COMPUTERS-MS-ST COMP					2,950.00	2,950.00	0.00	0.00
54	CONT SERV-COMPUTERS-MS-ESL					320.00	320.00	0.00	0.00
55	CONT SERV-COMPUTERS-PS					3,925.00	3,927.27	0.00	(2.27)
56	CONT SERV-COMPUTERS-PS ESL					9,000.00	9,000.00	0.00	0.00
57	CONT SERV-COMPUTERS-PS-ST COMP					0.00	0.00	0.00	0.00
58	CONT SERV-COMPUTERS- ES					12,000.00	12,053.16	0.00	(53.16)
59	CONT SERV-COMPUTERS-ES-ESL					3,000.00	3,000.00	0.00	0.00
60	CONT SERV-COMPUTERS-ES-ST COMP					0.00	0.00	0.00	0.00
61	CONT SERV-TECHNOLOGY-HS					5,000.00	0.00	0.00	5,000.00
62	CONT SERV-TECHNOLOGY-MS					5,000.00	119.99	0.00	4,880.01
63	CONT SERV-TECHNOLOGY-PS					5,000.00	279.97	225.00	4,495.03
64	CONT SERV-TECHNOLOGY-ES					5,000.00	0.00	0.00	5,000.00
65	TOTAL					136,600.00	104,657.46	4,783.70	27,158.84
66									
67	INST SUPPLIES-HS					14,000.00	6,534.85	517.08	6,948.07
68	INST SUPPLIES-HS-G/T					100.00	53.97	0.00	46.03
69	INST SUPPLIES-HS-ESL					300.00	0.00	0.00	300.00
70	INST SUPPLIES-HS-ST COMP					5,855.00	925.12	4,928.97	0.91
71	INST SUPPLIES-HS-ENTENDED DAY					1,500.00	0.00	0.00	1,500.00
72	INST SUPPLIES-HS ALLOTMENT					6,645.00	0.00	0.00	6,645.00
73	INST SUPPLIES-MS					12,500.00	4,792.26	703.80	7,003.94
74	INST SUPPLIES-MS-G/T					1,608.97	1,607.03	0.00	1.94
75	INST SUPPLIES-MS-ESL					300.00	246.23	0.00	53.77
76	INST SUPPLIES-MS-ST COMP					2,000.00	1,322.49	160.00	517.51
77	INST SUPPLIES-MS-EXTENDED DAY					1,500.00	414.56	0.00	1,085.44
78	INST SUPPLIES-PS					18,000.00	6,335.44	0.00	11,664.56
79	INST SUPPLIES-PS-G/T					500.00	0.00	0.00	500.00
80	INST SUPPLIES-PS-ESL					500.00	296.06	0.00	203.94
81	INST SUPPLIES-PS-ST COMP					1,000.00	0.00	0.00	1,000.00
82	INST SUPPLIES-PS-AFTER SCHOOL					1,500.00	0.00	0.00	1,500.00
83	INST SUPPLIES-ES					18,000.00	7,940.02	334.24	9,725.74
84	INST SUPPLIES-ES-G/T					500.00	338.29	0.00	161.71
85	INST SUPPLIES-ES-ESL					300.00	0.00	0.00	300.00
86	INST SUPPLIES-ES-ST COMP					2,000.00	624.14	0.00	1,375.86
87	INST SUPPLIES-ES-AFTER SCHOOL					1,500.00	186.12	0.00	1,313.88
88	IST SUPPLIES-CURRICULUM-ES					600.00	0.00	0.00	600.00
89	SUPPLIES-DISTRICT					0.00	0.00	0.00	0.00
90	GENERAL SUPPLIES-HS					7,040.04	0.00	0.00	7,040.04
91	GENERAL SUPPLIES-MS					1,014.06	0.00	0.00	1,014.06
92	GENERAL SUPPLIES-PS					4,735.00	0.00	0.00	4,735.00
93	GENERAL SUPPLIES-ES					5,000.00	0.00	0.00	5,000.00
94	ENGLISH-HS					600.00	151.80	0.00	448.20
95	ENGLISH-MS					850.00	314.87	530.56	4.57
96	SPEECH-HS					50.00	0.00	0.00	50.00
97	SPEECH-MS					200.00	0.00	0.00	200.00
98	JOURNALISM-HS					300.00	300.00	0.00	0.00
99	JOURNALISM-MS					0.00	0.00	0.00	0.00

	A	B	C	D	E	F	G	H	I
100	DRAMA-HS					4,100.00	1,101.31	0.00	2,998.69
101	DRAMA-MS					250.00	0.00	0.00	250.00
102	READING-MS					1,087.86	857.64	224.75	5.47
103	SPANISH-HS					200.00	0.00	0.00	200.00
104	BAND-HS					14,682.25	13,955.00	64.50	662.75
105	CHOIR-HS					1,000.00	447.95	0.00	552.05
106	BAND-MS					5,000.00	4,536.71	0.00	463.29
107	CHOIR-MS					1,000.00	248.26	0.00	751.74
108	HISTORY-HS					250.00	0.00	0.00	250.00
109	HISTORY-MS					1,884.00	1,883.12	0.00	0.88
110	MATH-HS					5,516.13	5,516.13	0.00	0.00
111	MATH-MS					1,600.00	1,581.05	0.00	18.95
112	ART-HS					1,234.00	942.63	0.00	291.37
113	ART-MS					1,000.00	620.45	0.00	379.55
114	ART-PS					2,400.00	2,265.64	0.00	134.36
115	ART-ES					600.00	453.78	0.00	146.22
116	SCIENCE-HS					18,436.00	17,805.70	233.68	396.62
117	SCIENCE-MS					2,320.00	2,172.09	0.00	147.91
118	SCIENCE-ES					2,500.00	375.89	240.00	1,884.11
119	MUSIC-PS					500.00	0.00	0.00	500.00
120	MUSIC-ES					500.00	83.06	0.00	416.94
121	PE-HS					739.95	690.57	0.00	49.38
122	PE-MS					750.00	702.70	0.00	47.30
123	PE-PS					950.00	766.56	0.00	183.44
124	PE-ES					700.00	687.28	0.00	12.72
125	INST HEALTH-HS					0.00	0.00	0.00	0.00
126	BUSINESS DEPT-HS					1,000.00	181.11	100.00	718.89
127	KEYBOARDING-MS					500.00	332.56	0.00	167.44
128	HEALTH-HS					0.00	0.00	0.00	0.00
129	SIXTH GRADE-MS					0.00	0.00	0.00	0.00
130	KINDERGARTEN-PS					3,015.00	2,807.73	234.00	(26.73)
131	FIRST GRADE-PS					3,500.00	2,828.27	130.62	541.11
132	SECOND GRADE-PS					3,000.00	2,251.73	524.00	224.27
133	PRE-K/HEAD START-PS					1,150.00	997.29	150.00	2.71
134	THIRD GRADE-ES					3,500.00	3,099.41	222.31	178.28
135	FOURTH GRADE-ES					3,000.00	1,083.33	691.10	1,225.57
136	FIFTH GRADE-ES					3,000.00	1,882.77	0.00	1,117.23
137	COMPUTER LAB-MS					2,314.08	2,232.00	0.00	82.08
138	COMPUTER LAB-PS					900.00	576.36	0.00	323.64
139	COMPUTER LAB-ES					2,000.00	0.00	0.00	2,000.00
140	CAREER & TECH-HS					0.00	0.00	0.00	0.00
141	VO AGRICULTURE-HS					2,564.91	2,537.79	0.00	27.12
142	HOMEMAKING-HS					2,500.00	1,978.89	0.00	521.11
143	AUTO MECH-HS					2,500.00	2,481.23	0.00	18.77
144	D E -HS					1,000.00	915.23	0.00	84.77
145	SPEECH THERAPY-PS					0.00	0.00	0.00	0.00
146	SPEECH THERAPY-ES					0.00	0.00	0.00	0.00
147	CONTENT MASTERY-HS					0.00	0.00	0.00	0.00
148	SPECIAL ED-HS					2,000.00	1,466.29	0.00	533.71
149	SPECIAL ED-MS					2,000.00	1,340.48	138.43	521.09
150	SPECIAL ED-PS					750.00	655.81	0.00	94.19

	A	B	C	D	E	F	G	H	I
151	SPECIAL ED-ES					2,000.00	1,933.44	0.00	66.56
152	SUPPLIES-HS-SCIENCE-RENOVATIONS					0.00	0.00	0.00	0.00
153	SUPPLIES-TECHNOLOGY-HS**					10,000.00	9,440.13	0.00	559.87
154	SUPPLEIS-TECHNOLOGY-HS C/T					0.00	0.00	0.00	0.00
155	SUPPLIES-TECHNOLOGY-MS**					10,000.00	9,906.69	0.00	93.31
156	SUPPLIES-TECHNOLOGY-PS**					10,000.00	9,906.68	0.00	93.32
157	SUPPLIES-TECHNOLOGY-ES**					10,000.00	9,592.90	0.00	407.10
158	TOTAL					261,892.25	160,504.89	10,128.04	91,259.32
159									
160	GENERAL TRAVEL-HS					2,325.00	0.00	0.00	2,325.00
161	TRAVEL-BUSINESS-HS					175.00	156.90	0.00	18.10
162	TRAVEL-DRAFTING-HS					0.00	0.00	0.00	0.00
163	TRAVEL-VO AG-HS					5,000.00	4,804.96	0.00	195.04
164	TRAVEL-HOMEMAKING-HS					2,000.00	1,327.21	0.00	672.79
165	TRAVEL-AUTO MECH-HS					0.00	0.00	0.00	0.00
166	TRAVEL-DE-HS					1,000.00	528.17	0.00	471.83
167	TRAVEL-SP ED-NON EMPLOYEE					2,500.00	604.00	0.00	1,896.00
168	FEE/DUES-ES					0.00	0.00	0.00	0.00
169	GRADUATION EXPENSE					2,500.00	1,906.94	649.00	(55.94)
170	TOTAL					15,500.00	9,328.18	649.00	5,522.82
171									
172	VECHILE-VO AG					0.00	0.00	0.00	0.00
173	EQUIP/FURN>5,000-VO AG					0.00	0.00	0.00	0.00
174	FURN/EQUIP-HS					9,651.00	4,426.69	0.00	5,224.31
175	FURN/EQUIP-C/T					18,500.00	18,468.24	0.00	31.76
176	FURN/EQUIP-HS ALLOTMENT					0.00	0.00	0.00	0.00
177	FURN/EQUIP-MS					8,489.90	6,305.49	0.00	2,184.41
178	FURN/EQUIP-MS-ST COMP					599.99	599.99	0.00	0.00
179	FURN/EQUIP-PS					10,000.00	973.63	0.00	9,026.37
180	FURN/EQUIP-ES					8,550.00	4,559.05	0.00	3,990.95
181	FURN/EQUIP-DISTRICT WIDE					25,000.00	0.00	0.00	25,000.00
182	FURN/EQUIP-HS-ENGLISH					0.00	0.00	0.00	0.00
183	FURN/EQUIP-DRAMA					0.00	0.00	0.00	0.00
184	FURN/EQUIP-MS-READING					0.00	0.00	0.00	0.00
185	FURN/EQUIP-SPANISH					0.00	0.00	0.00	0.00
186	BAND INSTRUMENTS-HS					91,087.75	54,346.00	0.00	36,741.75
187	FURN/EQUIP-HS CHOIR					0.00	0.00	0.00	0.00
188	BAND INSTRUMENTS-MS					8,230.00	8,230.00	0.00	0.00
189	FURN/EQUIP-HS HISTORY					0.00	0.00	0.00	0.00
190	FURN/EQUIP-MS-HISTORY					0.00	0.00	0.00	0.00
191	FURN/EQUIP-HS-MATH					0.00	0.00	0.00	0.00
192	FURN/EQUIP-HS-ART					0.00	0.00	0.00	0.00
193	FURN/EQUIP-HS-SCIENCE					32,650.00	0.00	119.00	32,531.00
194	FURN/EQUIP-MS-SCIENCE					0.00	0.00	0.00	0.00
195	FURN/EQUIP-PS-MUSIC					0.00	0.00	0.00	0.00
196	FURN/EQUIP-ES-MUSIC					0.00	0.00	0.00	0.00
197	FURN/EQUIP-PS-PE					0.00	0.00	0.00	0.00
198	FURN/EQUIP-ES-PE					0.00	0.00	0.00	0.00
199	FURN/EQUIP-KEYBOARDING-MS					399.00	399.00	0.00	0.00
200	FURN/EQUIP-PS-PRE-K					0.00	0.00	0.00	0.00
201	FURN/EQUIP-PS-KINDERGARTEN					0.00	0.00	0.00	0.00

	A	B	C	D	E	F	G	H	I
202	FURN/EQUIP-PS-FIRST GRADE					0.00	0.00	0.00	0.00
203	FURN/EQUIP-PS-SECOND GRADE					0.00	0.00	0.00	0.00
204	FURN/EQUIP-HEAD START					0.00	0.00	0.00	0.00
205	FURN/EQUIP-ES-THIRD GRADE					0.00	0.00	0.00	0.00
206	FURN/EQUIP-ES-FOURTH GRADE					0.00	0.00	0.00	0.00
207	FURN/EQUIP-ES-FIFTH GRADE					0.00	0.00	0.00	0.00
208	FURN/EQUIP-HS-CAREER/TECH					0.00	0.00	0.00	0.00
209	FURN/EQUIP-VO AG					0.00	0.00	0.00	0.00
210	FURN/EQUIP-DE					0.00	0.00	0.00	0.00
211	FURN-EQUIP-HS-AUTO MECH					0.00	0.00	0.00	0.00
212	FURN/EQUIP-PS-SPEECH					0.00	0.00	0.00	0.00
213	FURN/EQUIP-HS-SP ED					349.00	349.00	0.00	0.00
214	FURN/EQUIP-MS-SP ED					511.11	511.11	0.00	0.00
215	FURN/EQUIP-PS-SP ED					0.00	0.00	0.00	0.00
216	FURN/EQUIP-ES-SP ED					0.00	0.00	0.00	0.00
217	FURN/EQUIP-HS-SCIENCE-RENOVATIONS					0.00	0.00	0.00	0.00
218	FURN/EQUIP-HS TECHNOLOGY**					76,500.00	5,319.00	45,480.00	25,701.00
219	FURN/EQUIP-HS-C/T					0.00	0.00	0.00	0.00
220	FURN/EQUIP-HS-ST COMP					0.00	0.00	0.00	0.00
221	FURN/EQUIP-MS TECHNOLOGY**					0.00	0.00	0.00	0.00
222	FURN/EQUIP-PS TECHNOLOGY**					0.00	0.00	0.00	0.00
223	FURN/EQUIP-ES TECHNOLOGY**					18,950.00	0.00	18,950.00	0.00
224	FURN/EQUIP-ES-ST COMP					0.00	0.00	0.00	0.00
225	TOTAL					309,467.75	104,487.20	64,549.00	140,431.55
226									
227	TOTAL INSTRUCTION					7,885,969.00	5,378,991.14	956,750.35	1,550,227.51
228									
229									
230									
231	SUBSTITUTES					1,000.00	820.00	0.00	180.00
232	SALARIES					145,221.00	114,475.18	24,203.23	6,542.59
233	FIMM					2,145.00	1,533.12	0.00	611.88
234	HEALTH INSURANCE					11,736.00	9,290.98	0.00	2,445.02
235	WORKER'S COMPENSATION					696.00	0.00	0.00	696.00
236	TRS ON BEHALF					0.00	0.00	0.00	0.00
237	UNEMPLOYMENT					122.00	107.31	0.00	14.69
238	TEACHER RETIREMENT/TRS CARE					2,119.00	1,815.35	0.00	303.65
239	PERSONAL DAYS					1,672.00	150.00	0.00	1,522.00
240	TOTAL					164,711.00	128,191.94	24,203.23	12,315.83
241									
242	REGION VII SERVICES-HS					0.00	0.00	0.00	0.00
243	REGION VII SERVICES-MS					0.00	0.00	0.00	0.00
244	REGION VII SERVICES-PS					0.00	0.00	0.00	0.00
245	REGION VII SERVICES-ES					0.00	0.00	0.00	0.00
246	AUDIO VISUAL/REPAIR-HS					0.00	0.00	0.00	0.00
247	AUDIO VISUAL/REPAIR-MS					0.00	0.00	0.00	0.00
248	AUDIO VISUAL/REPAIR-PS					0.00	0.00	0.00	0.00
249	AUDIO VISUAL/REPAIR-ES					0.00	0.00	0.00	0.00
250	CONTRACTED SERVICES-HS					2,219.00	1,501.92	0.00	717.08
251	CONTRACTED SERVICES-MS					1,000.00	0.00	0.00	1,000.00

12-LIBRARY

	A	B	C	D	E	F	G	H	I
252	CONTRACTED SERVICES-PS					1,000.00	250.00	0.00	750.00
253	CONTRACTED SERVICES-ES					1,000.00	0.00	0.00	1,000.00
254	TOTAL					5,219.00	1,751.92	0.00	3,467.08
255									
256	MAGAZINES/BOOKS-HS					9,000.00	8,694.91	0.00	305.09
257	MAGAZINES/BOOKS-MS					6,750.00	6,697.14	0.00	52.86
258	MAGAZINES/BOOKS-PS					7,100.00	7,030.22	0.00	69.78
259	MAGAZINES/BOOKS-ES					6,325.00	6,291.27	0.00	33.73
260	AUDIO VISUAL & OTHER INST SUPPLY-HS					500.00	315.47	0.00	184.53
261	AUDIO VISUAL & OTHER INST SUPPLY-MS					791.00	627.49	0.00	163.51
262	AUDIO VISUAL & OTHER INST SUPPLY-PS					2,941.00	0.00	2,787.43	153.57
263	AUDIO VISUAL & OTHER INST SUPPLY-ES					475.00	463.14	0.00	11.86
264	TOTAL					33,882.00	30,119.64	2,787.43	974.93
265									
266	TRAVEL-HS					1,000.00	1,097.45	0.00	(97.45)
267	TRAVEL-MS					50.00	99.00	0.00	(49.00)
268	TRAVEL-PS					50.00	99.00	0.00	(49.00)
269	TRAVEL-ES					700.00	1,261.79	0.00	(561.79)
270	FEES/DUES-HS					500.00	500.00	0.00	0.00
271	TOTAL					2,300.00	3,057.24	0.00	(757.24)
272									
273	FURN/EQUIP-HS					490.00	449.00	0.00	41.00
274	FURN/EQUIP-MS					464.00	460.15	0.00	3.85
275	FURN/EQUIP-PS					464.00	460.15	0.00	3.85
276	FURN/EQUIP-ES					500.00	460.15	0.00	39.85
277	TOTAL					1,918.00	1,829.45	0.00	88.55
278									
279	TOTAL LIBRARY					208,030.00	164,950.19	26,990.66	16,089.15
280									
281	<i>13-STAFF DEVELOPMENT</i>								
282									
283	DEPARTMENT HEAD/JUDGE TRUST					11,050.00	8,726.26	1,760.07	563.67
284	FIMM					142.00	105.26	0.00	36.74
285	HEALTH INSURANCE					744.00	594.19	0.00	149.81
286	WORKER'S COMPENSATION					0.00	0.00	0.00	0.00
287	TRS ON-BEHALF					0.00	0.00	0.00	0.00
288	UNEMPLOYMENT					0.00	7.66	0.00	(7.66)
289	TEACHER RETIREMENT/TRS CARE					251.00	210.21	0.00	40.79
290	TOTAL					12,187.00	9,643.58	1,760.07	783.35
291									
292	CONTRACTED STAFF DEVELOPMENT-HS ALLO					500.00	0.00	0.00	500.00
293	CONTRACTED STAFF-DEVELOPMENT					20,500.00	12,500.00	0.00	8,000.00
294	STAFF DEVELOPMENT-REGION VII					7,990.00	7,598.00	0.00	392.00
295	STAFF DEVELOPMENT-G/T-REGION VII					11,000.00	11,000.00	0.00	0.00
296	STAFF DEVELOPMENT-CT-REGION VII					3,810.00	3,806.00	0.00	4.00
297	TOTAL					43,800.00	34,904.00	0.00	8,896.00
298									
299	SUPPLIES-IN SERVICE					2,000.00	1,893.63	0.00	106.37
300	TOTAL					2,000.00	1,893.63	0.00	106.37
301									

	A	B	C	D	E	F	G	H	I
402	TRAVEL-ALL SCHOOLS					0.00	0.00	0.00	0.00
403	DUES-HS					390.00	390.00	0.00	0.00
404	DUES-MS					195.00	195.00	0.00	0.00
405	DUES-PS					410.00	410.00	0.00	0.00
406	DUES-ES					0.00	0.00	0.00	0.00
407	TOTAL					11,540.00	8,103.93	0.00	3,436.07
408									
409	FURN/EQUIP-HS					336.59	336.59	0.00	0.00
410	FURN/EQUIP-MS					324.16	324.16	0.00	0.00
411	FURN/EQUIP-PS					0.00	0.00	0.00	0.00
412	FURN/EQUIP-ES					312.58	312.58	0.00	0.00
413	TOTAL					973.33	973.33	0.00	0.00
414									
415	TOTAL SCHOOL ADMINISTRATION					742,507.00	577,341.67	25,308.81	139,856.52
416									
417	<i>31-COUNSELING</i>								
418									
419	SALARIES					277,400.00	212,803.13	35,680.06	28,916.81
420	FIMM					4,088.00	2,840.63	0.00	1,247.37
421	HEALTH INSURANCE					15,654.00	9,440.26	0.00	6,213.74
422	WORKER'S COMPENSATION					1,136.00	0.00	0.00	1,136.00
423	TRS ON-BEHALF					0.00	0.00	0.00	0.00
424	UNEMPLOYMENT					199.00	199.98	0.00	(0.98)
425	TEACHER RETIREMENT/TRS CARE					4,314.00	3,453.92	0.00	860.08
426	PERSONAL DAYS					4,400.00	3,000.00	0.00	1,400.00
427	TOTAL					307,191.00	231,737.92	35,680.06	39,773.02
428									
429	REGION VII ESC					1,500.00	1,500.00	0.00	0.00
430	TEST SCORING-HS					250.00	0.00	0.00	250.00
431	TEST SCORING-MS					200.00	0.00	0.00	200.00
432	TEST SCORING-PS					200.00	0.00	0.00	200.00
433	TEST SCORING-ES					250.00	0.00	0.00	250.00
434	TOTAL					2,400.00	1,500.00	0.00	900.00
435									
436	TEST MATERIALS-HS					500.00	0.00	0.00	500.00
437	TEST MATERIALS-MS					500.00	0.00	0.00	500.00
438	TEST MATERIALS-PS					700.00	278.29	0.00	421.71
439	TEST MATERIALS-ES					700.00	0.00	0.00	700.00
440	SUPPLIES-HS					1,250.00	224.76	0.00	1,025.24
441	SUPPLIES-MS					700.00	289.56	0.00	410.44
442	SUPPLIES-PS					1,000.00	333.17	0.00	666.83
443	SUPPLIES-ES					750.00	282.13	0.00	467.87
444	POSTAGE-HS					250.00	250.00	0.00	0.00
445	POSTAGE-MS					250.00	250.00	0.00	0.00
446	TOTAL					6,600.00	1,907.91	0.00	4,692.09
447									
448	TRAVEL-HS					1,825.00	1,339.39	0.00	485.61
449	TRAVEL-MS					1,350.00	356.00	0.00	994.00
450	TRAVEL-PS					1,425.00	418.82	470.64	535.54
451	TRAVEL-ES					1,425.00	1,034.47	0.00	390.53

	A	B	C	D	E	F	G	H	I
452	TRAVEL-ES-TSII					0.00	0.00	0.00	0.00
453	MEMBERSHIP/DUES-HS					125.00	125.00	0.00	0.00
454	MEMBERSHIP/DUES-MS					0.00	0.00	0.00	0.00
455	MEMBERSHIP/DUES-PS					125.00	125.00	0.00	0.00
456	MEMBERSHIP/DUES-ES					125.00	125.00	0.00	0.00
457	FEES & DUES-COLLEGE FAIR-HS					0.00	0.00	0.00	0.00
458	FEES-PS-STUDENTS					0.00	0.00	0.00	0.00
459	TOTAL					6,400.00	3,523.68	470.64	2,405.68
460									
461	FURNITURE-HS					450.00	0.00	0.00	450.00
462	FURNITURE-MS					0.00	0.00	0.00	0.00
463	FURNITURE-PS					0.00	0.00	0.00	0.00
464	TOTAL					450.00	0.00	0.00	450.00
465									
466	TOTAL COUNSELING					323,041.00	238,669.51	36,150.70	48,220.79
467									
468									
469									
470	SALARIES					104,352.00	80,782.30	18,579.74	4,989.96
471	FIMM					1,532.00	1,119.99	0.00	412.01
472	HEALTH INSURANCE					7,818.00	6,189.24	0.00	1,628.76
473	WORKER'S COMPENSATION					560.00	0.00	0.00	560.00
474	TRS ON-BEHALF					0.00	0.00	0.00	0.00
475	UNEMPLOYMENT					98.00	85.71	0.00	12.29
476	TEACHER RETIREMENT/TRS CARE					16,420.00	13,923.47	0.00	2,496.53
477	PERSONAL DAYS					1,400.00	0.00	0.00	1,400.00
478	TOTAL					132,180.00	102,100.71	18,579.74	11,499.55
479									
480	CONT SERVICES-FINGERPRINTING					0.00	0.00	0.00	0.00
481	CONT SERVICES-NURSING-HS					0.00	0.00	0.00	0.00
482	CONT SERVICES-NURSING-MS					0.00	0.00	0.00	0.00
483	CONT SERVICES-NURSING-PS					0.00	0.00	0.00	0.00
484	CONT SERVICES-NURSING-ES					0.00	0.00	0.00	0.00
485	CONT SERVICES-HS					80.00	50.00	0.00	30.00
486	CONT SERVICES-MS					80.00	50.00	0.00	30.00
487	CONT SERVICES-PS					80.00	50.00	0.00	30.00
488	CONT SERVICES-ES					80.00	50.00	0.00	30.00
489	TOTAL					320.00	200.00	0.00	120.00
490									
491	SUPPLIES-HS					909.88	638.15	0.00	271.73
492	SUPPLIES-MS					645.38	638.18	0.00	7.20
493	SUPPLIES-PS					909.90	638.18	0.00	271.72
494	SUPPLIES-ES					701.38	638.20	0.00	63.18
495	TOTAL					3,166.54	2,552.71	0.00	613.83
496									
497	TRAVEL-HS					270.12	295.47	0.00	(25.35)
498	TRAVEL-MS					294.62	320.54	0.00	(25.92)
499	TRAVEL-PS					270.11	296.03	0.00	(25.92)
500	TRAVEL-ES					338.62	342.03	0.00	(3.41)
501	TOTAL					1,173.47	1,254.07	0.00	(80.60)

33-HEALTH SERVICES

	A	B	C	D	E	F	G	H	I
552									
553	36-COCURRICULAR/EXTRACURRICULAR								
554									
555	SALARIES/STIPENDS					279,976.00	224,363.11	25,149.52	30,463.37
556	FIMM					4,065.00	3,091.92	0.00	973.08
557	HEALTH INSURANCE					13,619.00	10,756.27	0.00	2,862.73
558	WORKER'S COMPENSATION					932.00	0.00	0.00	932.00
559	TRS ON-BEHALF					0.00	0.00	0.00	0.00
560	UNEMPLOYMENT					163.00	199.98	0.00	(36.98)
561	TEACHER RETIREMENT/TRS CARE					8,254.00	5,041.46	0.00	3,212.54
562	TOTAL					307,009.00	243,452.74	25,149.52	38,406.74
563									
564	DRUG TESTING-HS					2,250.00	2,422.00	0.00	(172.00)
565	DRUG TESTING-MS					1,022.00	1,022.00	0.00	0.00
566	DRUG DOGS-HS					670.00	562.50	107.50	0.00
567	DRUG DOGS-MS					230.00	112.50	117.50	0.00
568	CONTRACTED ATHLETIC TRAINER					9,000.00	8,876.00	0.00	124.00
569	REPAIR ATHLETICS-HS					4,840.00	1,800.00	0.00	3,040.00
570	REPAIR-ATHLETICS-MS					2,500.00	2,500.00	0.00	0.00
571	RENTAL-DRAMA-HS					0.00	0.00	0.00	0.00
572	RENTAL-ATHLETICS					272.25	272.25	0.00	0.00
573	RENTAL-STADIUM/GYM					1,000.00	389.77	0.00	610.23
574	GAME OFFICIALS-HS					20,000.00	17,400.34	0.00	2,599.66
575	GAME OFFICIALS-MS					7,000.00	5,781.34	0.00	1,218.66
576	GAME WORKERS-HS					9,000.00	845.00	0.00	8,155.00
577	GAME WORKERS-MS					3,000.00	1,067.50	0.00	1,932.50
578	GAME CONTRACTS					0.00	0.00	0.00	0.00
579	CONTRACTED SERVICE-HS DRAMA					1,500.00	45.00	0.00	1,455.00
580	CONTRACTED SERVICE-MS-DRAMA					35.00	35.00	0.00	0.00
581	CONTRACTED SERVICE-HS-BAND					15,300.00	12,870.50	4,900.00	(2,470.50)
582	CONTRACTED SERVICE-MS-BAND					0.00	0.00	0.00	0.00
583	CONTRACTED SERVICE-HS-ATHLETICS					2,055.00	2,055.00	0.00	0.00
584	PRINTING					550.00	0.00	565.90	(15.90)
585	TOTAL					80,224.25	58,056.70	5,690.90	16,476.65
586									
587	ATHLETIC NEWSLETTER					500.00	198.00	0.00	302.00
588	UNIFORMS-FOOTBALL/BOYS BASKETBALL					10,000.00	5,209.00	4,791.80	(0.80)
589	DRAMA COSTUMES					1,000.00	0.00	0.00	1,000.00
590	BAND UNIFORMS					9,300.00	3,264.20	445.00	5,590.80
591	CHOIR UNIFORMS-HS					0.00	0.00	0.00	0.00
592	UIL SUPPLIES-HS					985.65	933.73	59.00	(7.08)
593	UIL SUPPLIES-MS					500.00	256.93	0.00	243.07
594	UIL SUPPLIES-PS					0.00	0.00	0.00	0.00
595	UIL SUPPLIES-ES					1,000.00	759.75	221.50	18.75
596	CHEERLEADERS-HS					1,000.00	0.00	0.00	1,000.00
597	CHEERLEADERS-MS					500.00	0.00	0.00	500.00
598	ALL ATHLETICS-HS					4,000.00	566.51	0.00	3,433.49
599	ALL ATHLETICS-MS					2,000.00	1,362.20	0.00	637.80
600	FOOTBALL-HS					13,000.00	4,103.45	8,914.72	(18.17)

	A	B	C	D	E	F	G	H	I
601	FOOTBALL-MS					4,000.00	1,937.04	1,389.00	673.96
602	BASKETBALL-HS					4,000.00	3,744.85	0.00	255.15
603	BASKETBALL-MS					1,500.00	1,205.25	0.00	294.75
604	TRACK-HS					4,000.00	3,920.68	0.00	79.32
605	TRACK-MS					1,500.00	204.68	0.00	1,295.32
606	BASEBALL-HS					4,000.00	3,924.69	0.00	75.31
607	VOLLEYBALL-HS					4,000.00	585.00	3,330.42	84.58
608	VOLLEYBALL-MS					1,500.00	0.00	1,426.27	73.73
609	GIRLS BASKETBALL-HS					4,000.00	3,998.91	0.00	1.09
610	GIRLS BASKETBALL-MS					1,500.00	1,500.00	0.00	0.00
611	GIRLS TRACK-HS					4,000.00	0.00	2,420.77	1,579.23
612	GIRLS TRACK-MS					1,500.00	1,100.24	0.00	399.76
613	TENNIS-HS					1,500.00	206.00	0.00	1,294.00
614	GOLF-HS					1,500.00	337.66	0.00	1,162.34
615	WEIGHT TRAINING-HS					1,500.00	0.00	988.31	511.69
616	SOFTBALL-HS					4,000.00	3,948.99	0.00	51.01
617	OFF SEASON-HS					5,000.00	2,118.25	2,447.20	434.55
618	OFF SEASON-MS					0.00	0.00	0.00	0.00
619	TRAINER SUPPLIES-HS					5,000.00	3,844.75	401.26	753.99
620	CROSS COUNTRY-HS					1,500.00	394.70	1,082.30	23.00
621	TOTAL					99,285.65	49,625.46	27,917.55	21,742.64
622									
623	EMPLOYEE TRAVEL-DRAMA-HS					769.30	769.30	0.00	0.00
624	EMPLOYEE TRAVEL-BAND-HS					537.82	621.82	0.00	(84.00)
625	EMPLOYEE TRAVEL-CHOIR-HS					0.00	0.00	0.00	0.00
626	EMPLOYEE TRAVEL-BAND-MS					955.86	955.86	0.00	0.00
627	EMPLOYEE TRAVEL-MUSIC-ES					0.00	0.00	0.00	0.00
628	EMPLOYEE TRAVEL-ES-UIL					0.00	0.00	0.00	0.00
629	EMPLOYEE TRAVEL-ATHELTICS-HS					5,725.00	14,149.18	305.97	(8,730.15)
630	STUDENT MEALS/FEES-HS					120.00	120.00	0.00	0.00
631	STUDENT MEALS/FEES-MS					2,299.00	0.00	0.00	2,299.00
632	STUDENT MEALS/FEES-PS					0.00	0.00	0.00	0.00
633	STUDENT MEALS/FEES-ES					525.00	0.00	0.00	525.00
634	STUDENTS/REP DISTRICT-HS					0.00	612.00	0.00	(612.00)
635	STUDENTS/REP DISTRICT-MS					0.00	0.00	0.00	0.00
636	STUDENT TRAVEL-DRAMA-HS					0.00	0.00	0.00	0.00
637	STUDENT TRAVEL-DRAMA-MS					0.00	0.00	0.00	0.00
638	STUDENT TRAVEL-BAND-HS					4,266.32	6,668.68	0.00	(2,402.36)
639	STUDENT TRAVEL-BAND-MS					300.00	1,167.36	0.00	(867.36)
640	STUDENT TRAVEL-CHOIR-HS					40.00	795.00	0.00	(755.00)
641	STUDENT TRAVEL-BUS CLUB-HS					1,089.02	1,089.02	0.00	0.00
642	STUDENT TRAVEL-VO AG					890.00	3,267.76	0.00	(2,377.76)
643	STUDENT TRAVEL-HOME ECO					3,473.30	6,297.17	0.00	(2,823.87)
644	STUDENT TRAVEL-DECA-HS					2,101.48	2,101.48	0.00	0.00
645	STUDENT TRAVEL-UIL-HS					0.00	160.00	0.00	(160.00)
646	STUDENT TRAVEL-UIL-MS					590.00	0.00	590.00	0.00
647	STUDENT TRAVEL-UIL-PS					0.00	0.00	0.00	0.00
648	STUDENT TRAVEL-UIL-ES					375.00	375.00	0.00	0.00

	A	B	C	D	E	F	G	H	I
649	STUDENT TRAVEL-ACADEMICS-HS					0.00	0.00	0.00	0.00
650	STUDENT TRAVEL-ROPE TRICK-ES					0.00	0.00	0.00	0.00
651	STUDENT TRAVEL-ATHLETICS-HS					0.00	0.00	0.00	0.00
652	STUDENT TRAVEL-ATHLETICS-MS					0.00	0.00	0.00	0.00
653	STUDENT TRAVEL-HS-FOOTBALL					2,450.00	1,805.93	0.00	644.07
654	STUDENT TRAVEL-MS-FOOTBALL					2,000.00	1,210.00	0.00	790.00
655	STUDENT TRAVEL-HS BASKETBALL					2,000.00	1,937.13	0.00	62.87
656	STUDENT TRAVEL-MS BASKETBALL					1,225.00	615.91	0.00	609.09
657	STUDENT TRAVEL-HS TRACK					2,800.00	646.24	0.00	2,153.76
658	STUDENT TRAVEL-MS TRACK					1,800.00	561.50	0.00	1,238.50
659	STUDENT TRAVEL-HS BASEBALL					2,000.00	1,101.19	0.00	898.81
660	STUDENT TRAVEL-HS VOLLEYBALL					2,000.00	1,192.93	0.00	807.07
661	STUDENT TRAVEL-MS VOLLEYBALL					1,000.00	1,370.00	0.00	(370.00)
662	STUDENT TRAVEL-HS GIRLS BASKETBALL					2,000.00	2,260.68	0.00	(260.68)
663	STUDENT TRAVEL-MS GIRLS BASKETBALL					1,000.00	1,094.00	0.00	(94.00)
664	STUDENT TRAVEL-HS FIRLS TRACK					1,500.00	322.50	0.00	1,177.50
665	STUDENT TRAVEL-MS GIRLS TRACK					1,250.00	561.50	0.00	688.50
666	STUDENT TRAVEL-HS TENNIS					750.00	492.67	0.00	257.33
667	STUDENT TRAVEL-HS GOLF					750.00	915.97	0.00	(165.97)
668	STUDENT TRAVEL-HS WEIGHT LIFTING					1,000.00	223.00	0.00	777.00
669	STUDENT TRAVEL-HS SOFTBALL					2,000.00	1,034.28	0.00	965.72
670	STUDENT TRAVEL-HS CROSS COUNTRY					900.00	566.02	0.00	333.98
671	TRAVEL-NON EMPLOYEE-HS-BAND					0.00	0.00	0.00	0.00
672	STUDENT INSURANCE-HS					25,000.00	0.00	0.00	25,000.00
673	STUDENT INSURANCE-MS					25,000.00	0.00	0.00	25,000.00
674	DUES-BAND-HS					85.00	85.00	0.00	0.00
675	DUES-CHOIR-HS					50.00	50.00	0.00	0.00
676	DUES-BAND-MS					170.00	170.00	0.00	0.00
677	DUES-MUSIC-ES					0.00	0.00	0.00	0.00
678	DUES-ATHLETICS-HS					0.00	1,170.00	0.00	(1,170.00)
679	STUDENT ACTIVITY-HS					530.00	570.00	0.00	(40.00)
680	STUDENT ACTIVITY-MS					25.00	25.00	0.00	0.00
681	FEES & DUES-DRAMA-HS					275.00	275.00	0.00	0.00
682	FEES & DUES-DRAMA-MS					0.00	0.00	0.00	0.00
683	FEES & DUES-BAND-HS					2,475.00	2,475.00	0.00	0.00
684	FEES & DUES-CHOIR-HS					100.00	100.00	0.00	0.00
685	FEES & DUES-BAND-MS					1,437.00	1,437.00	0.00	0.00
686	FEES & DUES-CHOIR-MS					0.00	0.00	0.00	0.00
687	FEES-MUSIC-ES					0.00	0.00	0.00	0.00
688	FEES & DUES-BUS DEPT-HS					440.00	440.00	0.00	0.00
689	FEES & DUES-VO AG					356.00	827.00	0.00	(471.00)
690	FEES & DUES-HOME ECO					798.00	1,282.00	0.00	(484.00)
691	FEES & DUES-DE					545.00	545.00	0.00	0.00
692	UIL FEES-HS					232.00	232.00	0.00	0.00
693	UIL FEES-MS					0.00	0.00	0.00	0.00
694	UIL FEES-PS					225.00	0.00	0.00	225.00
695	UIL FEES-ES					300.00	0.00	0.00	300.00
696	ACADEMIC AWARDS-HS					0.00	244.00	0.00	(244.00)

	A	B	C	D	E	F	G	H	I
697	ACADEMIC AWARDS-MS					0.00	150.00	0.00	(150.00)
698	ACADEMIC AWARDS-ES					0.00	0.00	0.00	0.00
699	JUMP ROPE FEES-ES					0.00	0.00	0.00	0.00
700	CHEERLEADER FEES-HS					0.00	0.00	0.00	0.00
701	CHEERLEADER FEES-MS					0.00	0.00	0.00	0.00
702	DRUM MAJOR/FLAGS FEES-HS					0.00	0.00	0.00	0.00
703	DEBATE FEES-HS					0.00	0.00	0.00	0.00
704	DRAMA AWARDS/JACKETS-HS					0.00	0.00	0.00	0.00
705	BAND AWARD/JACKETS-HS					1,190.00	1,462.84	350.00	(622.84)
706	CHOIR AWARDS/JACKETS-HS					0.00	41.00	0.00	(41.00)
707	BAND AWARDS-MS					0.00	45.00	0.00	(45.00)
708	FEES & DUES-ATHLETICS-HS					19,500.00	14,381.01	0.00	5,118.99
709	FEES & DUES-ATHLETICS-MS					2,000.00	3,450.00	0.00	(1,450.00)
710	TROPHIES,MEDALS,RIBBONS-HS					2,750.00	1,842.00	0.00	908.00
711	TROPHIES,MEDALS,RIBBONS-MS					1,200.00	1,200.00	0.00	0.00
712	ATHLETICS AWARDS/JACKETS-HS					2,500.00	1,470.00	1,120.00	(90.00)
713	TOTAL					139,665.10	91,029.93	2,365.97	46,269.20
714									
715	EQUIPMENT-HS-FOOTBALL					0.00	0.00	0.00	0.00
716	EQUIPMENT-ALL ATHLETICS					4,140.00	4,100.00	0.00	40.00
717	EQUIPMENT-BASKETBALL					0.00	5,312.00	0.00	(5,312.00)
718	EQUIPMENT-TRACK					19,773.00	17,795.00	0.00	1,978.00
719	TOTAL					23,913.00	27,207.00	0.00	(3,294.00)
720									
721	TOTAL COCURRICULAR/EXTRACURRICULAR					650,097.00	469,371.83	61,123.94	119,601.23
722									
723	<i>41-GENERAL ADMINISTRATION</i>								
724									
725	SALARIES					324,444.00	273,259.30	0.00	51,184.70
726	FIMM					4,281.00	3,844.49	0.00	436.51
727	HEALTH INSURANCE					7,851.00	6,535.80	0.00	1,315.20
728	WORKER'S COMPENSATION					1,300.00	0.00	0.00	1,300.00
729	TRS ON-BEHALF					0.00	0.00	0.00	0.00
730	UNEMPLOYMENT					228.00	240.40	0.00	(12.40)
731	TEACHER RETIREMENT/TRS CARE					28,337.00	21,392.03	0.00	6,944.97
732	PERSONAL DAYS					3,200.00	3,200.00	0.00	0.00
733	TOTAL					369,641.00	308,472.02	0.00	61,168.98
734									
735	ATTORNEY FEES-SPEC ED					0.00	1,224.00	0.00	(1,224.00)
736	ATTORNEY FEES					5,000.00	2,613.60	0.00	2,386.40
737	AUDIT EXP					18,500.00	18,695.00	0.00	(195.00)
738	CONT-SERVICE-FINGERPRINTING					0.00	0.00	0.00	0.00
739	REGION VII ESC					4,200.00	4,176.00	0.00	24.00
740	COPIER REPAIR/MAINT					1,250.00	725.00	0.00	525.00
741	LEASE-EQUIP					2,868.00	2,868.00	0.00	0.00
742	PRINTING-SUPERINTENDENT					0.00	0.00	0.00	0.00
743	POLICY REVIEW-SCHOOL BOARD					1,300.00	1,331.68	0.00	(31.68)
744	PRINTING-TAX OFFICE					1,600.00	466.00	0.00	1,134.00
745	PRINTING-ADM					2,000.00	697.50	0.00	1,302.50

	A	B	C	D	E	F	G	H	I
746	CONT SERVICE-TASB PAY PLAN					1,500.00	0.00	1,430.00	70.00
747	TOTAL					38,218.00	32,796.78	1,430.00	3,991.22
748									
749	MAGAZINES					100.00	0.00	0.00	100.00
750	SUPPLIES-SUPERINTENDENT					1,000.00	230.46	100.00	669.54
751	SUPPLIES-SCHOOL BOARD					1,500.00	236.72	100.00	1,163.28
752	SUPPLIES-TAX OFFICE					2,500.00	2,291.82	150.00	58.18
753	SUPPLIES-ADMINISTRATION					3,250.00	1,876.52	100.00	1,273.48
754	SERVICE PINS					1,150.00	691.50	0.00	458.50
755	POSTAGE-TAX					1,500.00	1,500.00	0.00	0.00
756	POSTAGE-ADM					1,500.00	1,366.37	0.00	133.63
757	SUPPLIES-TECHNOLOGY**					0.00	0.00	0.00	0.00
758	TOTAL					12,500.00	8,193.39	450.00	3,856.61
759									
760	TRAVEL-SUPERINTENDENT					2,500.00	1,924.42	0.00	575.58
761	TRAVEL-TAX					750.00	250.00	0.00	500.00
762	TRAVEL-BUS OFF					3,000.00	2,911.59	325.00	(236.59)
763	TRAVEL-SCHOOL BOARD					7,500.00	4,229.13	3,965.00	(694.13)
764	INSUR-SCHOOL BOARD					4,410.00	4,410.00	0.00	0.00
765	BONDING-TAX					250.00	250.00	0.00	0.00
766	BONDING-ADM					0.00	0.00	0.00	0.00
767	ELECTIONS					2,225.00	1,583.84	0.00	641.16
768	DUES-SUPERINTENDENT					500.00	350.00	0.00	150.00
769	DUES-SCHOOL BOARD					4,500.00	2,974.87	0.00	1,525.13
770	DUES-TAX COLLECTOR					250.00	180.00	0.00	70.00
771	DUES-SCHOOL WIDE					5,000.00	2,125.00	0.00	2,875.00
772	DUES-ADMIN OFFICE					4,625.00	0.00	0.00	4,625.00
773	MISC OPERATING-SUPERINTENDENT					750.00	350.00	0.00	400.00
774	MISC OPERATING-SCHOOL BOARD					2,500.00	2,715.23	0.00	(215.23)
775	MISC OPERATING-TAX OFFICE					500.00	84.00	0.00	416.00
776	MISC OPERATING-SCHOOL WIDE					4,000.00	0.00	0.00	4,000.00
777	MISC OPERATING-ADMIN					2,500.00	1,421.02	0.00	1,078.98
778	OTHER OPERATING COSTS-TAX REFUNDS					0.00	0.00	0.00	0.00
779	ADVER-TAX					500.00	0.00	0.00	500.00
780	ADVER-ADM					2,000.00	1,316.20	0.00	683.80
781	TECS FEES					0.00	0.00	0.00	0.00
782	TOTAL					48,260.00	27,075.30	4,290.00	16,894.70
783									
784	FURN/EQUIP-SUPERINTENDENT					0.00	799.00	0.00	(799.00)
785	FURN/EQUIP-SCHOOL BOARD					0.00	0.00	0.00	0.00
786	FURN/EQUIP-TECHNOLOGY**					0.00	0.00	0.00	0.00
787	TOTAL					0.00	799.00	0.00	(799.00)
788									
789	TOTAL GENERAL ADMINISTRATION					468,619.00	377,336.49	6,170.00	85,112.51
790									
791	<i>51-PLANT MAINTENANCE</i>								
792									
793	SUBSTITUTES					10,000.00	3,729.04	0.00	6,270.96
794	SALARIES					441,508.00	360,505.47	0.00	81,002.53

	A	B	C	D	E	F	G	H	I
795	FIMM					6,211.00	4,636.40	0.00	1,574.60
796	HEALTH INSURANCE					54,354.00	50,504.00	0.00	3,850.00
797	WORKER'S COMPENSATION					2,148.00	0.00	0.00	2,148.00
798	TRS ON-BEHALF					0.00	0.00	0.00	0.00
799	UNEMPLOYMENT					375.00	338.64	0.00	36.36
800	TEACHER RETIREMENT/TRS CARE					3,340.00	3,637.26	0.00	(297.26)
801	PERSONAL DAYS					2,400.00	1,200.00	0.00	1,200.00
802	TOTAL					520,336.00	424,550.81	0.00	95,785.19
803									
804	BUILDING APPRAISAL					0.00	0.00	0.00	0.00
805	PRINTING					0.00	0.00	0.00	0.00
806	CONTRACTED SERVICES-PHYSICALS/DRUG					1,000.00	867.15	0.00	132.85
807	CONTRACTED SERVICES-ELECTRICAL					13,300.00	12,300.00	1,000.00	0.00
808	CONTRACTED SERVICES-EXTERMINATING					7,500.00	6,649.60	0.00	850.40
809	CONTRACTED SERVICES-GARBAGE					12,000.00	7,645.79	0.00	4,354.21
810	CONTRACTED SERVICES-HEAT/AIR					125,000.00	104,472.19	12,046.00	8,481.81
811	CONTRACTED SERVICES-GENERAL					67,234.00	50,500.03	16,595.00	138.97
812	CONTRACTED SERVICES-FOOTBALL/BASEBAL					15,000.00	4,620.00	0.00	10,380.00
813	CONTRACTED SERVICES-GYM FLOORS					8,500.00	0.00	0.00	8,500.00
814	CONTRACTED SERVICES-SOUND SYS					12,000.00	2,861.58	9,069.31	69.11
815	CONTRACTED SERVICES-ROAD REPAIR					2,500.00	0.00	0.00	2,500.00
816	CONTRACTED SERVICES-FIRE EXT					7,500.00	969.00	3,000.00	3,531.00
817	CONTRACTED SERVICES-PLUMBING					10,000.00	8,612.74	0.00	1,387.26
818	CONTRACTED SERVICES-DST WIDE					60,600.00	0.00	0.00	60,600.00
819	CONTRACTED SERVICES-ROOFING					9,000.00	0.00	0.00	9,000.00
820	CONTRACTED SERVICES-TECHNOLOGY**					0.00	0.00	0.00	0.00
821	PHONE-HS					3,000.00	1,094.34	0.00	1,905.66
822	PHONE-MS					1,500.00	474.60	0.00	1,025.40
823	PHONE-PS					1,000.00	474.60	0.00	525.40
824	PHONE-ES					1,000.00	474.60	0.00	525.40
825	PHONE-ADM					1,500.00	626.17	0.00	873.83
826	PHONE-CAFETERIA					500.00	323.67	0.00	176.33
827	PHONE-BUS/MAINTENANCE					2,800.00	1,267.18	0.00	1,532.82
828	PHONE-HS MEREDITH STADIUM					2,000.00	1,365.88	0.00	634.12
829	WATER					35,000.00	30,981.03	0.00	4,018.97
830	ELECTRICITY					243,500.00	205,443.88	0.00	38,056.12
831	GAS					34,000.00	26,602.18	0.00	7,397.82
832	CABLE INTERNET					4,000.00	3,400.00	0.00	600.00
833	TOTAL					680,934.00	472,026.21	41,710.31	167,197.48
834									
835	VEHICLE SUPPLIES					0.00	0.00	0.00	0.00
836	CUSTODIAL SUPPLIES					60,000.00	56,424.44	4,250.00	(674.44)
837	MAINT/GROUNDS SUPPLIES					60,000.00	48,695.74	9,137.95	2,166.31
838	SUPPLIES-TECHNOLOGY**					0.00	0.00	0.00	0.00
839	TOTAL					120,000.00	105,120.18	13,387.95	1,491.87
840									
841	TRAVEL-MAIT					0.00	0.00	0.00	0.00
842	PROPERTY INSUR					58,628.00	58,557.00	0.00	71.00

	A	B	C	D	E	F	G	H	I
843	FEES-MAINT DEPT					0.00	0.00	0.00	0.00
844	TOTAL					58,628.00	58,557.00	0.00	71.00
845									
846	CAPITAL OUTLAY					6,350.00	6,111.54	0.00	238.46
847									
848	TOTAL PLANT MAINTENANCE					1,386,248.00	1,066,365.74	55,098.26	264,784.00
849									
850	<i>52-SECURITY & MONITORING SERVICES</i>								
851									
852	CONT SERV-SECURITY-HS					3,000.00	2,400.00	0.00	600.00
853	CONT SERV-SECURITY-MS					0.00	0.00	0.00	0.00
854	CONT SERV-HS					675.00	242.48	680.00	(247.48)
855	CONT SERV-MS					675.00	490.51	680.00	(495.51)
856	CONT SERV-PS					675.00	496.51	1,160.00	(981.51)
857	CONT SERV-ES					675.00	484.47	200.00	(9.47)
858	MISC CONT SERV-HS					1,000.00	1,377.50	0.00	(377.50)
859	MISC CONT SERV-MS					500.00	302.50	0.00	197.50
860	MISC CONT SERV-PS					400.00	302.50	0.00	97.50
861	MISC CONT SERV-ES					300.00	192.50	0.00	107.50
862	MISC CONT SERV-ADM					2,300.00	2,282.50	0.00	17.50
863	TOTAL					10,200.00	8,571.47	2,720.00	(1,091.47)
864									
865	SUPPLIES-HS					1,000.00	528.75	987.50	(516.25)
866	SUPPLIES-MS					1,000.00	443.75	987.50	(431.25)
867	SUPPLIES-PS					1,000.00	443.75	987.50	(431.25)
868	SUPPLIES-ES					1,000.00	443.75	987.50	(431.25)
869	SUPPLIES-ADM					600.00	626.70	0.00	(26.70)
870	TOTAL					4,600.00	2,486.70	3950.00	(1,836.70)
871									
872	EQUIP-HS					14,432.28	15,309.20	0.00	(876.92)
873	EQUIP-MS					3,932.27	4,481.52	0.00	(549.25)
874	EQUIP-PS					3,582.28	4,481.53	0.00	(899.25)
875	EQUIP-ES					2,682.27	3,458.90	0.00	(776.63)
876	EQUIP-ADM					7,500.00	7,087.20	0.00	412.80
877	TOTAL					32,129.10	34,818.35	0.00	(2,689.25)
878									
879	TOTAL SECURITY & MONITORING					46,929.10	45,876.52	6,670.00	(5,617.42)
880									
881	<i>53-DATA PROCESSING</i>								
882									
883	SALARY/STIPEND					0.00	0.00	0.00	0.00
884	FIMM					0.00	0.00	0.00	0.00
885	HEALTH INSURANCE					0.00	0.00	0.00	0.00
886	WORKER'S COMPENSATION					0.00	0.00	0.00	0.00
887	TRS ON-BEHALF					0.00	0.00	0.00	0.00
888	UNEMPLOYMENT					0.00	0.00	0.00	0.00
889	TEACHER RETIREMENT/TRS CARE					0.00	0.00	0.00	0.00
890	PERSONAL DAYS					0.00	1,400.00	0.00	(1,400.00)
891	TOTAL					0.00	1,400.00	0.00	(1,400.00)

	A	B	C	D	E	F	G	H	I
892									
893	CONTRACTED SERVICES-DISTRICT					20,000.00	25,000.00	0.00	(5,000.00)
894	CONT SERVICE-FINGERPRINTING					0.00	0.00	0.00	0.00
895	HARDWARE & SOFTWARE MAINT-HS					7,250.00	6,366.32	0.00	883.68
896	HARDWARE & SOFTWARE MAINT-MS					7,250.00	6,638.29	0.00	611.71
897	HARDWARE & SOFTWARE MAINT-PS					7,250.00	6,638.29	0.00	611.71
898	HARDWARE & SOFTWARE MAINT-ES					7,250.00	6,638.27	0.00	611.73
899	HARDWARE & SODTWARE MAINT-TAX					6,000.00	1,600.00	0.00	4,400.00
900	HARDWARE & SOFTWARE MAINT-ADM					14,000.00	13,279.00	0.00	721.00
901	MISC CONT SERVICES-HS					18,400.00	19,793.56	0.00	(1,393.56)
902	MISC CONT SERVICES-MS					18,400.00	19,281.70	0.00	(881.70)
903	MISC CONT SERVICES-PS					18,400.00	19,281.70	0.00	(881.70)
904	MISC CONT SERVICES-ES					18,400.00	19,281.70	0.00	(881.70)
905	TOTAL					142,600.00	143,798.83	0.00	(1,198.83)
906									
907	COMPUTER SUPPLIES-HS					1,131.25	1,115.78	0.00	15.47
908	COMPUTER SUPPLIES-MS					1,131.25	2,296.72	0.00	(1,165.47)
909	COMPUTER SUPPLIES-PS					1,131.25	2,296.72	0.00	(1,165.47)
910	COMPUTER SUPPLIES-ES					1,131.25	2,296.73	0.00	(1,165.48)
911	COMPUTER SUPPLIES-ADM					500.00	164.80	0.00	335.20
912	TOTAL					5,025.00	8,170.75	0.00	(3,145.75)
913									
914	TRAVEL					1,000.00	0.00	0.00	1,000.00
915	FEES/DUES					0.00	0.00	0.00	0.00
916	TOTAL					1,000.00	0.00	0.00	1,000.00
917									
918	COMPUTERS-HS					7,621.58	8,337.32	0.00	(715.74)
919	COMPUTERS-MS					7,621.59	7,411.72	0.00	209.87
920	COMPUTERS-PS					7,621.59	7,411.72	0.00	209.87
921	COMPUTERS-ES					7,621.59	7,411.72	0.00	209.87
922	COMPUTERS-ADM					0.00	0.00	0.00	0.00
923	TOTAL					30,486.35	30,572.48	0.00	(86.13)
924									
925	TOTAL DATA PROCESSING					179,111.35	183,942.06	0.00	(4,830.71)
926									
927									
928									
929	CONTRACTED SERVICE-HS					2,482.00	0.00	1,825.00	657.00
930	CONTRACTED SERVICE-MS					2,482.00	0.00	1,825.00	657.00
931	CONTRACTED SERVICE-PS					2,482.00	0.00	1,825.00	657.00
932	CONTRACTED SERVICE-ES					2,482.00	0.00	1,825.00	657.00
933	TOTAL					9,928.00	0.00	7,300.00	2,628.00
934									
935	TOTAL COMMUNITY SERVICE					9,928.00	0.00	7,300.00	2,628.00
936									
937									
938									
939	FITNESS EQUIP-PRINCIPAL					0.00	0.00	0.00	0.00
940	FITNESS EQUIP-INTEREST					0.00	0.00	0.00	0.00

61-COMMUNITY SERVICE

71-DEBT SERVICE

	A	B	C	D	E	F	G	H	I
941	TOTAL					0.00	0.00	0.00	0.00
942									
943	TOTAL DEBT SERVICE					0.00	0.00	0.00	0.00
944									
945	<i>81-FACILITIES ACQUISITION & CONSTRUCTION</i>								
946									
947	FACILITY PLANNING					0.00	0.00	0.00	0.00
948	CONT SERVICES-TECHNOLOGY-MS**					0.00	0.00	0.00	0.00
949	CONT SERVICES-TECHNOLOGY-PS**					0.00	0.00	0.00	0.00
950	CONT SERVICES-TECHNOLOGY-ES**					0.00	0.00	0.00	0.00
951	CONT SERVICES-TECHNOLOGY-ADM**					0.00	0.00	0.00	0.00
952	CONT SERVICES-STADIUM					0.00	0.00	0.00	0.00
953	TOTAL					0.00	0.00	0.00	0.00
954									
955	SUPPLIES-STADIUM/TRACK					0.00	0.00	0.00	0.00
956	TOTAL					0.00	0.00	0.00	0.00
957									
958	LAND PURCHASE					0.00	0.00	0.00	0.00
959	FEES-LAND PURCHASE					0.00	0.00	0.00	0.00
960	BUILDING CONSTRUCTION-MS/PS ROOF					0.00	0.00	0.00	0.00
961	BUILDING CONSTRUCTION-HS/ES RENNOV					1,446,322.00	176,778.49	0.00	1,269,543.51
962	PARKING/ROADS-ALL SCHOOLS					110,000.00	119,997.68	0.00	(9,997.68)
963	BUILDING CONSTRUCTION-HS/ES RENNOV					0.00	0.00	45,790.00	(45,790.00)
964	BUILDING CONSTRUCTION-STADIUM TRACK					0.00	0.00	0.00	0.00
965	BUILDING CONSTRUCTION-FIELDHOUSE					0.00	0.00	0.00	0.00
966	FURN/EQUIP-TECHNOLOGY-DST**					0.00	0.00	0.00	0.00
967	TOTAL					1,556,322.00	296,776.17	45,790.00	1,213,755.83
968									
969	TOTAL FACILITIES & CONSTRUCTION					1,556,322.00	296,776.17	45,790.00	1,213,755.83
970									
971	<i>93-PAYMENTS TO MEMBER DISTRICTS/FISCAL AGENTS</i>								
972									
973	SSA-SUPERNET II					9,471.00	8,402.35	0.00	1,068.65
974	SSA-SPECIAL EDUCATION					359,979.00	359,979.06	0.00	(0.06)
975	SSA-RUS-DLT GRANT					0.00	0.00	0.00	0.00
976									
977	TOTAL PAYMENTS TO MEMBER DISTRICTS					369,450.00	368,381.41	0.00	1,068.59
978									
979	<i>99-OTHER INTERGOVERNMENTAL CHARGES</i>								
980									
981	APPRAISAL DISTRICT					118,688.00	77,312.75	0.00	41,375.25
982									
983	TOTAL OTHER INTERGOVERNMENTAL					118,688.00	77,312.75	0.00	41,375.25
984									
985									
986	TOTAL OPERATING BUDGET					14,723,958.45	9,772,540.70	1,373,684.74	3,577,733.01
987									
988									
989	DEBT SERVICE FUND								

	A	B	C	D	E	F	G	H	I
990	599								
991									
992	BONDS					0.00	0.00	0.00	0.00
993	INTEREST					0.00	0.00	0.00	0.00
994	FEES					0.00	0.00	0.00	0.00
995						0.00	0.00	0.00	0.00
996	TOTAL								
997	TOTAL DEBT SERVICE								
998									
999									
1000	TOTAL OPERATING FUND								
1001	AND DEBT SERVICE								
1002									
1003									
1004	***TECHNOLOGY EXPENSES TO BE								
1005	FUNDED					135,450.00	44,165.40	64,430.00	26,854.60
1006									
1007									
1008	REFERENCE GUIDE								
1009									
1010	HS					ST COMP	STATE COMPENSATORY		
1011	MS	HIGH SCHOOL				ESL	ENGLISH/SPANISH LANGUAGE		
1012	PS	MIDDLE SCHOOL				VOC	VOCATIONAL EDUCATION		
1013	ES	PRIMARY SCHOOL				G/T	GIFTED/TALENTED EDUCATION		
1014	ADM	ELEMENTARY SCHOOL				SP ED	SPECIAL EDUCATION		
1015		ADMINISTRATION							
1016									
1017	MINEOLA INDEPENDENT SCHOOL DISTRICT								
1018									
1019	2013-2014 REVENUE								
1020	199-GENERAL FUND								
1021						BUDGETED	RECEIVED		BALANCE
1022	TAXES-CURRENT YEAR					6,209,681.00	6,152,432.50		57,248.50
1023	TAXES-PRIOR YEAR					111,500.00	119,753.36		-8,253.36
1024	TAXES-PENALTIES					100,000.00	79,956.22		20,043.78
1025	TAXES-INTEREST					0.00	0.00		0.00
1026	DRIVER EDUCATION TUITION					0.00	0.00		0.00
1027	TUITION-SUMMER SCHOOL					0.00	695.00		-695.00
1028	EARNING FROM PERMANENT INVESTMENTS					3,200.00	0.00		3,200.00
1029	EARNING FROM TEMPORARY INVESTMENTS					30,250.00	35,463.98		-5,213.98
1030	RENTAL OF FACILITIES					3,250.00	11,677.24		-8,427.24
1031	GIFTS/BEQUESTS-MEREDITH-					314,550.00	188,000.00		126,550.00
1032	GIFTS/BEQUESTS-MEREDITH-HS BAND					0.00	0.00		0.00
1033	GIFTS/BEQUESTS-HS WEIGHT ROOM					0.00	0.00		0.00
1034	GIFTS/BEQUESTS-MEREDITH-ES PLAYG					0.00	0.00		0.00
1035	GIFTS/BEQUESTS					0.00	0.00		0.00
1036	INSURANCE RECOVERY					0.00	0.00		0.00
1037	ATHLETIC ACTIVITY					65,500.00	60,036.10		5,463.90
1038	MISC REVENUE-FISCAL AGENT FEE					52,000.00	12,000.00		40,000.00
1039	TAXES-CED					0.00	0.00		0.00

	A	B	C	D	E	F	G	H	I
1040	MISC REVENUE-LOCAL SOURCES					25,000.00	42,471.13		-17,471.13
1041	CITY OF MINEOLA					6,500.00	3,250.00		3,250.00
1042	HEAD START REIMBURSEMENT					100,000.00	91,935.14		8,064.86
1043						7,021,431.00	6,797,670.67		223,760.33
1044	TOTAL								
1045	PER CAPITA					417,352.00	284,661.00		132,691.00
1046	STATE FOUNDATION					5,266,000.00	3,949,426.00		1,316,574.00
1047	SAFE SCHOOL-RIDER 59					0.00	4,655.96		-4,655.96
1048	TRS ON BEHALF					579,675.00	0.00		579,675.00
1049						6,263,027.00	4,238,742.96		2,024,284.04
1050	TOTAL								
1051	SCHOOL HEALTH & REALTED SERVICES					0.00	24,798.08		-24,798.08
1052									
1053	SALE OF PROPERTY					0.00	0.00		0.00
1054									
1055	TOTAL OPERATING REVENUE					13,284,458.00	11,061,211.71		2,223,246.29
1056									
1057	599-DEBT SERVICE								
1058									
1059	TAXES-CURRENT					0.00	0.00		0.00
1060	TAXES-PRIOR YEARS					0.00	0.00		0.00
1061	TAXES-PENALTIES					0.00	0.00		0.00
1062	TAXES-INTEREST					0.00	0.00		0.00
1063	EARNINGS FROM TEMPORARY INVESTMENTS					0.00	0.00		0.00
1064						0.00	0.00		0.00
1065	TOTAL								
1066	STATE REVENUE-TEA					0.00	0.00		0.00
1067									
1068	TOTAL DEBT SERVICE REVENUE					0.00	0.00		0.00
1069									
1070	TOTAL OPERATING AND DEBT								
1071	<u>SERVICE REVENUE</u>					13,284,458.00	11,061,211.71	0.00	2,223,246.29
1072									

MISD District Improvement Fund	81,172.26	
Head Start	444.50	
District Lost Book Account	18,979.53	
TOTAL		100,596.29

Mineola Primary School

Advisory Council	9,036.98	
Yearbooks	3,814.09	
Box Tops	8,656.74	
Flower Fund	257.02	
Library Fund	1,298.20	
T-Shirts	0.00	
Teacher Gifts	12,369.92	
Title I Book Acct	375.00	
School Vending	2,183.09	
Benevolent Fund	12,489.82	
Lounge Vending	3,352.68	
TOTAL		53,833.54

Mineola Elementary School

Teacher Gifts	3,222.19	
School Annual	1,578.80	
Benevolent Fund	1,398.09	
Advisory Council	5,835.01	
Flower Fund	57.39	
Library Fund	3,454.01	
Lounge Vending	70.07	
Jump Rope	803.91	
School Vending	13,351.74	
P. E.	5.00	
Kiwanis Kids	403.75	
Super Dads	278.74	
TOTAL		30,458.70

Mineola Middle School

AVID	270.08	
Band Fund	0.00	
PE-MS	1,195.01	
Volleyball	287.00	
Flower Fund	55.83	
Jacket Jazz	176.67	
Advisory Council	1,364.80	
Choir	151.44	
MS Cheerleaders	6,442.41	
MS Yearbook	1,821.51	
Crime Stoppers	485.00	
Junior Honor Society	211.06	
Communities in Schools	775.98	
Athletic Boosters	614.90	
Library Fund	710.65	
Lounge Vending	789.24	
FCA-MS	3,196.46	
Builder's Club	1,852.42	
School Vending	6,787.32	
Benevolent Fund	8,487.70	
Science Club	1,456.80	
Student Council	434.69	

TOTAL

37,566.97

Mineola High School

Art	852.39
Auto Mechanics	1,172.55
Anchor Club	513.15
Crime Stoppers	224.62
Annual Staff	7,675.69
Athletic Vending	15,678.78
Athletic Equipment Donations	1,357.28
Band Fund	2,442.20
Band Boosters	8,463.67
Business Club	379.82
D. E. C. A.	814.51
Fellowship of Christian Athletes	1,701.77
Future Farmers of America	31.14
Future Homemakers of America	254.39
Class of 2016	1,537.00
Benevolent Fund	2,961.58
Testing/Tuition	1,139.45
Lounge Vending	895.68
Student Technoloty Assoc	1,210.74
I-Pad fees	24,311.75
Choir	1,126.00
Class of 2014	0.00
Key Club	487.88
Library Fund	865.68
CIS-Go Center	499.57
Junior Historians	738.71
National Honor Society	314.66
Nature Trail	1,137.10
PAL'S	159.43
Project Graduation	2,762.16
H. S. Players/Drama	1,947.83
Flower Fund	1,113.05
Student Council	371.99
Scholarship Fund	25,163.00
Class of 2015	10,476.61
Spanish Club	252.58
Class of 2017	405.00
Slot Car Racing	2,081.65
Girl's Athletic Scholarship	95.99
Varsity Cheerleaders	4,458.47
AVID	217.17
School Vending	8,364.04

TOTAL

136,656.73

WOOD COUNTY SPECIAL EDUCATION SSA

Activity Fund	407.03
---------------	--------

TOTAL


407.03

**TEXPOOL
PORTFOLIO SUMMARY
ACTIVITY FOR MONTH ENDING
June 30, 2014**

LOCAL MAINTENANCE

<i>Investments</i>	<i>Cost</i>	<i>Market</i>	<i>Ratio</i>	<i>Interest Rate</i>
Beginning of period	27,232.18	27,232.18	100.00%	0.03%
Deposits	0.00			0
Withdrawals	0.00			
Interest accrued	0.60			
End of Period	27,232.78	27,232.78	100.00%	0.03%

This report is in compliance with the investment strategies as approved by the Public Funds Investment Act


Investment Officer

**TEXPOOL
PORTFOLIO SUMMARY
ACTIVITY FOR MONTH ENDING
June 30, 2014**

FOOD SERVICE

<i>Investments</i>	<i>Cost</i>	<i>Market</i>	<i>Ratio</i>	<i>Interest Rate</i>
Beginning of period	48,552.93	48,552.93	100.00%	0.03%
Deposits	0.00			
Withdrawals	0.00			
Interest accrued	1.13			
End of Period	48,554.06	48,554.06	100.00%	0.03%

This report is in compliance with the investment strategies as approved by the Public Funds Investment Act




Investment Officer

**TEXPOOL
PORTFOLIO SUMMARY
ACTIVITY FOR MONTH ENDING
June 30, 2014**

INTEREST & SINKING

<i>Investments</i>	<i>Cost</i>	<i>Market</i>	<i>Ratio</i>	<i>Interest Rate</i>
Beginning of period	107,127.04	107,127.04	100.00%	0.03%
Deposits	0.00			
Withdrawals	0.00			
Interest accrued	2.55			
End of Period	107,129.59	107,129.59	100.00%	0.03%

This report is in compliance with the investment strategies as approved by the Public Funds Investment Act



Investment Officer

**TEXPOOL
PORTFOLIO SUMMARY
ACTIVITY FOR MONTH ENDING
June 30, 2014**

WORKERS COMPENSATION

<i>Investments</i>	<i>Cost</i>	<i>Market</i>	<i>Ratio</i>	<i>Interest Rate</i>
Beginning of period	459,859.26	459,859.26	100.00%	0.03%
Deposits	0.00			
Withdrawals	1,668.26			
Interest accrued	10.74			
End of Period	458,201.74	458,201.74	100.00%	0.03%

This report is in compliance with the investment strategies as approved by the Public Funds Investment Act



Investment Officer

**EDWARD JONES
PORTFOLIO SUMMARY
ACTIVITY FOR MONTH ENDING
*June 30, 2014***

DAN PEACOCK TRUST

<i>Investments</i>	<i>Cost</i>	<i>Market</i>	<i>Ratio</i>	<i>Combined Interest Rate</i>
Beginning of period	15,947.46	15,947.46	100.00%	0.65%
Deposits	0.00			
Charges	0.00			
Change in Value	103.79			
End of Period	16,051.25	16,051.25	100.00%	0.65%

This report is in compliance with the investment strategies as approved by the Public Funds Investment Act



Investment Officer

**EDWARD JONES
PORTFOLIO SUMMARY
ACTIVITY FOR MONTH ENDING
June 30, 2014**

MARILYN MERRITT WILSON TRUST

<i>Investments</i>	<i>Cost</i>	<i>Market</i>	<i>Ratio</i>	<i>Combined Interest Rate</i>
Beginning of period	431,600.53	431,600.53	100.00%	0.54%
Deposits	0.00			
Charges	0.00			
Change in Value	2,329.62			
End of Period	433,930.15	433,930.15	100.00%	0.54%

This report is in compliance with the investment strategies as approved by the Public Funds Investment Act


Investment Officer

**EDWARD JONES
PORTFOLIO SUMMARY
ACTIVITY FOR MONTH ENDING
June 30, 2014**

G. W. ENGLISH TRUST

<i>Investments</i>	<i>Cost</i>	<i>Market</i>	<i>Ratio</i>	<i>Combined Interest Rate</i>
Beginning of period	233,382.28	233,382.28	100.00%	0.71%
Deposits	0.00			
Charges	0.00			
Change in Value	1,666.10			
End of Period	235,048.38	235,048.38	100.00%	0.71%

This report is in compliance with the investment strategies as approved by the Public Funds Investment Act



Investment Officer

**MINEOLA COMMUNITY BANK
PORTFOLIO SUMMARY
ACTIVITY FOR MONTH ENDING
June 30, 2014**

JUDGE TRUST

<i>Investments</i>	<i>Cost</i>	<i>Market</i>	<i>Ratio</i>	<i>Interest Rate</i>
Beginning of period				
CD	18,000.00	18,000.00	100.00%	0.60%
CD	24,329.52	24,329.52	100.00%	0.60%
CD	26,814.59	26,814.59	100.00%	0.60%
SAVINGS ACCT	3,715.28	3,715.28	100.00%	0.25%
Deposits	352.86			
Withdrawals	0.00			
Quarterly Interest	2.32			
End of Period	4,070.46	4,070.46		
CD	18,000.00	18,000.00	100.00%	0.60%
CD	24,329.52	24,329.52	100.00%	0.60%
CD	26,814.59	26,814.59	100.00%	0.60%
SAVINGS ACCT	4,070.46	4,070.46	100.00%	0.25%

This report is in compliance with the investment strategies as approved by the Public Funds Investment Act



Investment Officer

PORTFOLIO SUMMARY
ACTIVITY FOR MONTH ENDING
June 30, 2014

CERTIFICATE OF DEPOSIT/SAVINGS

<i>Investments</i>	<i>Cost</i>	<i>Market</i>	<i>Ratio</i>	<i>Interest Rate</i>
Beginning of period	8,640,703.41	8,640,703.41	100.00%	
Deposits	3,111.80			
Withdrawals	550,000.00			
End of period	8,093,815.21	8,093,815.21		
Interest Accrued	5,765.19			
End of Period				
Bank Texas				
CD # 8025567	263,773.03	263,773.03	100.00%	0.60%
Bank Texas				
CD # 8025872	1,053,882.20	1,053,882.20	100.00%	1.00%
First National Bank-Gilmer in Mineola				
CD # 1005229	240,322.57	240,322.57	100.00%	0.60%
Mineola Community				
CD # 01-00542339-9	160,180.07	160,180.07	100.00%	0.60%
Capital One				
Savings #3830656862	6,173,000.20	6,173,000.20	100.00%	0.40%
City National Bank				
CD #10305497	203,020.04	203,020.04	100.00%	0.60%

This report is in compliance with the investment strategies as approved by the Public Funds Investment Act




 Investment Officer

**CAPITAL ONE BANK
PORTFOLIO SUMMARY
ACTIVITY FOR MONTH ENDING
June 30, 2014**

WOOD COUNTY SPECIAL EDUCATION SHARED SERVICES ARRANGEMENT

<i>Investments</i>	<i>Cost</i>	<i>Market</i>	<i>Ratio</i>	<i>Interest Rate</i>
Beginning of period	657,541.99	657,541.99	100.00%	0.30%
Deposits	0.00			
Withdrawals	205,000.00			
Interest accrued	133.96			
End of Period	452,675.95	452,675.95	100.00%	0.30%

This report is in compliance with the investment strategies as approved by the Public Funds Investment Act



Investment Officer

**TEXPOOL
PORTFOLIO SUMMARY
ACTIVITY FOR MONTH ENDING
June 30, 2014**

**WOOD COUNTY SPECIAL EDUCATION SHARED SERVICES ARRANGEMENT
WORKER'S COMPENSATION**

<i>Investments</i>	<i>Cost</i>	<i>Market</i>	<i>Ratio</i>	<i>Interest Rate</i>
Beginning of period	14,501.98	14,501.98	100.00%	0.03%
Deposits	0.00			
Withdrawals	1,007.42			
Interest accrued	0.30			
End of Period	13,494.86	13,494.86	100.00%	0.03%

This report is in compliance with the investment strategies as approved by the Public Funds Investment Act



Investment Officer

**TEXPOOL
PORTFOLIO SUMMARY
ACTIVITY FOR MONTH ENDING
June 30, 2014**

WOOD COUNTY SPECIAL EDUCATION SHARED SERVICES ARRANGEMENT

<i>Investments</i>	<i>Cost</i>	<i>Market</i>	<i>Ratio</i>	<i>Interest Rate</i>
Beginning of period	15,392.22	15,392.22	100.00%	0.03%
Deposits	0.00			
Withdrawals	0.00			
Interest accrued	0.30			
End of Period	15,392.52	15,392.52	100.00%	0.03%

This report is in compliance with the investment strategies as approved by the Public Funds Investment Act


Investment Officer

BANK: 01 LOCAL MAINTENANCE

TYPE	CHECK NUMBER	CHECK DATE	CHECK AMOUNT	REMITTED TO
OFFC	63252	6-10-2014	269.60	9151 QUALITY INN & SUITES -Vo Ag
OFFC	63253	6-10-2014	334.00	7110 TEP SA - Johnson
SYST	63254	6-16-2014	689.67	6085 ACE HARDWARE - MAINTENANCE
SYST	63255	6-16-2014	777.00	5370 ALLIED WASTE SERVICES - TRASH PICK-UP
SYST	63256	6-16-2014	146.00	1130 APPLE, INC. - ES GIT
SYST	63257	6-16-2014	95.00	9902 ART INSTITUTE OF DALLAS - HAWKINS
SYST	63258	6-16-2014	206.10	3549 AT&T - PHONE LINES
SYST	63259	6-16-2014	11.21	3533 AT&T LONG DISTANCE - LONG DISTANCE
SYST	63260	6-16-2014	745.93	9394 AUSTIN MAC REPAIR - Ed, Pl, Md REPAIR
SYST	63261	6-16-2014	86.96	8439 AUSTIN TURF & TRACTOR - MAINTENANCE
SYST	63262	6-16-2014	234.93	1033 CADE'S BUILDING MATERIALS, INC. - MAINTENANCE
SYST	63263	6-16-2014	804.26	7810 CAPSTONE PRESS, INC - Hd LIBRARY
SYST	63264	6-16-2014	702.45	571 CENTERPOINT ENERGY RESOURCES CORP. - GAS
SYST	63265	6-16-2014	90.00	3239 CHARLES BITTNER - GRADUATION
SYST	63266	6-16-2014	50.00	3935 CHERYL'S LAKE COUNTRY FLORIST - TEACHER OF YEAR
SYST	63267	6-16-2014	84.00	9674 CHRIS BRANNAN - REIMBURSE
SYST	63268	6-16-2014	212.00	9753 CKL SOLUTIONS - REPAIR Md MACHINE
SYST	63269	6-16-2014	40.00	7834 CLAY EWELL EDUCATIONAL SERVICES - Vo Ag
SYST	63270	6-16-2014	232.14	3341 COBURN SUPPLY COMPANY, INC - MAINTENANCE
SYST	63271	6-16-2014	120.87	9854 COUNSELING RESOURCES - Ed COUNSELOR
SYST	63272	6-16-2014	1,053.86	4447 CYNERGY TECHNOLOGY BY COMPUTERLAND - Ed FAX, Fieldhouse/PRELL BOX ANTENNA
SYST	63273	6-16-2014	200.00	7121 DAC MEDICAL, INC. - NURSE
SYST	63274	6-16-2014	1,032.00	557 DEALERS ELECTRICAL SUPPLY CO. - MAINTENANCE
SYST	63275	6-16-2014	18,468.24	6806 DELL COMPUTERS - Md Computer Lab
SYST	63276	6-16-2014	334.00	1642 DIXIE PAPER COMPANY - CUSTODIAL
SYST	63277	6-16-2014	6,941.18	8444 DUKO OIL CO, INC - TRANSPORTATION
SYST	63278	6-16-2014	90.00	7468 DUSTY W COOK - GRADUATION
SYST	63279	6-16-2014	44.00	563 EAST TEXAS ALARM, INC. - MAINTENANCE
VOID	63280	6-16-2014	139,238.99	1916 EUBANKS-HARRIS-ROBERTS-CRAIG - VOID
SYST	63281	6-16-2014	2.40	9366 FASTENAL COMPANY - TRANSPORTATION
SYST	63282	6-16-2014	919.98	2170 FLATT STATIONERS, INC. - MS PRINCIPAL, EdL DESK
SYST	63283	6-16-2014	88.97	5291 FOLLETT SCHOOL SOLUTIONS - PS LIBRARY
SYST	63284	6-16-2014	396.92	7703 G&K SERVICES - MAINTENANCE, CUSTODIAL, TRANSPORTATION
SYST	63285	6-16-2014	90.00	9905 GERARDO RODRIGUEZ - GRADUATION
SYST	63286	6-16-2014	25.00	581 GOGGANS TIRE SERVICE - MAINTENANCE
SYST	63287	6-16-2014	702.70	883 GOPHER SPORT - Md PE
SYST	63288	6-16-2014	187.52	4548 GRAINGER - MAINTENANCE
SYST	63289	6-16-2014	1,005.00	9636 HEATHER PARKS - BAND
SYST	63290	6-16-2014	511.11	7153 HEWLETT-PACKARD COMPANY - Ed PRINTER
SYST	63291	6-16-2014	602.00	4267 HOMETOWN TROPHY & AWARD, INC. - PS AWARDS, RETIREMENT PIAFAC
SYST	63292	6-16-2014	97.90	598 HUGHES APPLIANCE, INC. - MAINTENANCE
SYST	63293	6-16-2014	221.01	9579 INSIGHT PUBLIC SECTOR, INC - SUPERNET II
SYST	63294	6-16-2014	317.79	9903 LA QUINTA INN AND SUITES - HOME Eco
SYST	63295	6-16-2014	547.04	2686 LOWE'S - MAINTENANCE Hd SCIENCE
SYST	63296	6-16-2014	598.42	631 MARK'S PLUMBING PARTS - MAINTENANCE
SYST	63297	6-16-2014	504.57	1457 MINEOLA AUTO SUPPLY - Auto MECH
SYST	63298	6-16-2014	12,000.00	8510 MINEOLA ISD - SUPERNET II
SYST	63299	6-16-2014	2,832.93	8076 MINEOLA ISD TAX COLLECTOR - AUTO TAX Pymt

BANK: 01 LOCAL MAINTENANCE

CHECK TYPE	CHECK NUMBER	CHECK DATE	CHECK AMOUNT	REMITTED TO
SYST	63300	6-16-2014	84.00	649 MINEOLA MONITOR - <i>ADMIN</i>
SYST	63301	6-16-2014	4,126.00	1815 MINEOLA SUPPLY COMPANY, INC. - <i>Custodial</i>
SYST	63302	6-16-2014	29.00	3529 MR D'S 10 MINUTE OIL CHANGE - <i>TRANSPORTATION</i>
SYST	63303	6-16-2014	16.48	8155 MUNICIPAL SERVICES BUREAU - <i>TOOL CHAS</i>
SYST	63304	6-16-2014	578.96	8110 O'REILLY AUTO PARTS - <i>TRANSPORTATION</i>
SYST	63305	6-16-2014	135.38	9907 PATRICIA DERUSSY - <i>TAX REFUND</i>
SYST	63306	6-16-2014	1,058.05	5531 PERDUE, BRANDON, FIELDER, COLLINS & - <i>Del TAX AMY - MAY</i>
SYST	63307	6-16-2014	717.00	6204 PITNEY BOWES GLOBAL FINANCIAL SERVI - <i>METER RENT</i>
SYST	63308	6-16-2014	84.00	798 POSTMASTER - <i>BOX RENT</i>
SYST	63309	6-16-2014	97.79	685 PRICE INTERNATIONAL, INC - <i>TRANSPORTATION</i>
SYST	63310	6-16-2014	2,770.00	5503 RAMIREZ SERVICES, LLC - <i>MO GYM UNIT</i>
SYST	63311	6-16-2014	274.60	7548 REALLY GOOD STUFF, INC - <i>ATH G</i>
SYST	63312	6-16-2014	336.15	9906 RHEAGAN PENN - <i>REIMBURSE</i>
SYST	63313	6-16-2014	2,364.01	8442 RUSH BUS CENTERS - <i>TRANSPORTATION</i>
SYST	63314	6-16-2014	104.85	3785 SAFETY-KLEEN SYSTEMS, INC - <i>TRANSPORTATION</i>
SYST	63315	6-16-2014	525.05	5356 SAM'S CLUB DIRECT - <i>Ed PARENT ROOM</i>
SYST	63316	6-16-2014	52.00	6633 SCHOLASTIC BOOK FAIRS - <i>Ed LIBRARY</i>
SYST	63317	6-16-2014	1,290.31	4555 SCHOLASTIC INC - <i>3RD, 4TH, 5TH</i>
SYST	63318	6-16-2014	224.66	724 SCHOOL SPECIALTY, INC. - <i>1ST, 4TH</i>
SYST	63319	6-16-2014	90.00	8744 SCOTT GALLIMORE - <i>GRADUATION</i>
SYST	63320	6-16-2014	547.55	1486 SHERWIN-WILLIAMS - <i>MAINTENANCE</i>
SYST	63321	6-16-2014	359.70	2013 STORY-WRIGHT INC. - <i>MS OFFICE</i>
SYST	63322	6-16-2014	35.00	6883 SUBWAY - <i>School Board</i>
SYST	63323	6-16-2014	1,772.80	5160 SWORD COMPANY - <i>MAINTENANCE</i>
SYST	63324	6-16-2014	56.48	763 TASB, INC - <i>LOCAL UPDATE</i>
SYST	63325	6-16-2014	125.00	6746 TASO-EAST TEXAS CHAPTER - <i>Football</i>
SYST	63326	6-16-2014	314.94	5035 TATUM MUSIC CO, INC - <i>MS BAND</i>
SYST	63327	6-16-2014	31.00	774 TEXAS DEPT OF PUBLIC SAFETY - <i>CRIMINAL History - MAY</i>
SYST	63328	6-16-2014	218.69	7149 TRACTOR SUPPLY CREDIT PLAN - <i>MAINTENANCE</i>
SYST	63329	6-16-2014	190.00	7465 TREASURE REWARDS - <i>KINDERGARTEN, 2ND G</i>
SYST	63330	6-16-2014	992.10	2 TYLER TECHNOLOGIES, INC - <i>TRAINING</i>
SYST	63331	6-16-2014	66.75	800 UNIVERSITY INTERSCHOLASTIC LEAGUE - <i>Playoff game</i>
SYST	63332	6-16-2014	6,516.44	9887 VERNIER - <i>MS SCIENCE</i>
SYST	63333	6-16-2014	670.00	807 VISUAL TECHNIQUES, INC. - <i>MS Math, Ad IT</i>
SYST	63334	6-16-2014	946.47	822 WAL-MART STORES TEXAS, LLC - <i>MS Computer Lab, HEAD Start, KINDERGARTEN, MAINTENANCE</i>
SYST	63335	6-16-2014	18,626.25	825 WOOD COUNTY APPRAISAL DISTRICT - <i>3RD Quarter</i>
OFFC	63336	6-17-2014	215.44	4861 OSCAR STRAIN - <i>GAME OFFICIAL</i>
OFFC	63337	6-17-2014	206.98	8556 RICK ROGERS - <i>GAME OFFICIAL</i>
OFFC	63338	6-17-2014	222.24	8706 JOE TEMPLE - <i>GAME OFFICIAL</i>
OFFC	63339	6-19-2014	134,900.00	9864 RENEAU ROOFING & SHEET METAL - <i>MS Roof</i>
SYST	63340	6-30-2014	23,260.47	745 AEP SOUTHWESTERN ELECTRIC POWER - <i>Electric</i>
SYST	63341	6-30-2014	47.37	8417 ANGELIA EVERETT - <i>REIMBURSE</i>
SYST	63342	6-30-2014	73.00	1130 APPLE, INC. - <i>KINDERGARTEN</i>
SYST	63343	6-30-2014	585.00	6791 ATHLETIC SUPPLY - <i>Volleyball</i>
SYST	63344	6-30-2014	3,000.00	7176 BAYLOR UNIVERSITY - <i>Meredith Scholarship</i>
SYST	63345	6-30-2014	39.21	9918 BRANDI CARTER - <i>REIMBURSE</i>
SYST	63346	6-30-2014	899.00	3149 BUDGET BUSINESS SYSTEMS - <i>Ed Printer</i>
SYST	63347	6-30-2014	679.53	1329 CHEVRON - <i>Vo Ag, 5TH BAND, TERESA</i>

BANK: 01 LOCAL MAINTENANCE

CHECK TYPE	CHECK NUMBER	CHECK DATE	CHECK AMOUNT	REMITTED TO
SYST	63348	6-30-2014	30.68	8212 CHRISTINE SPOFFORD <i>REIMBURSE</i>
SYST	63349	6-30-2014	2,927.95	549 CITY OF MINEOLA <i>- WATER</i>
SYST	63350	6-30-2014	182.80	5938 CLASSROOMDIRECT <i>- 3RD G</i>
SYST	63351	6-30-2014	872.00	9912 COMFORT SUITES UNIVERSITY <i>- Vo Ag</i>
SYST	63352	6-30-2014	1,678.60	9913 COMFORT SUITES <i>- Vo Ag</i>
SYST	63353	6-30-2014	38,671.69	4447 CYNERGY TECHNOLOGY BY COMPUTERLAND <i>- Tech 14/15, Microsoft 14/15</i>
SYST	63354	6-30-2014	47.46	9919 DAVID JOHNSON <i>- REIMBURSE</i>
SYST	63355	6-30-2014	332.93	6956 DAVID SAUER <i>- REIMBURSE</i>
SYST	63356	6-30-2014	152.95	7914 DEATON'S COMMUNICATIONS LLC <i>- TRANSPORTATION</i>
SYST	63357	6-30-2014	50.71	7312 DEBRA K PHILLIPS <i>- REIMBURSE</i>
SYST	63358	6-30-2014	259.25	1139 DEMCO, INC. <i>- Ed</i>
SYST	63359	6-30-2014	4,824.33	908 EAST TEXAS SPORTS CENTER <i>- Football, Softball</i>
SYST	63360	6-30-2014	1,570.00	2934 EQUITY CENTER <i>- 14/15 DUES</i>
SYST	63361	6-30-2014	4,338.99	1916 EUBANKS-HARRIS-ROBERTS-CRAIG <i>- 85% complete</i>
SYST	63362	6-30-2014	7,078.00	9886 EV MASTER <i>- Hd SCIENCE</i>
SYST	63363	6-30-2014	6,941.25	5291 FOLLETT SCHOOL SOLUTIONS <i>- PS LIBRARY</i>
SYST	63364	6-30-2014	650.00	920 GLEN DOSSETT <i>- STUDENT MEALS</i>
SYST	63365	6-30-2014	205.50	9899 GREAT EDUCATORS <i>- MS ENGLISH</i>
SYST	63366	6-30-2014	1,591.92	3078 HERFF JONES, INC <i>- MS HISTORY</i>
SYST	63367	6-30-2014	288.84	4267 HOMETOWN TROPHY & AWARD, INC. <i>- Hd CHOIR, BAND</i>
SYST	63368	6-30-2014	52.25	6313 JENI MASSEY <i>REIMBURSE</i>
SYST	63369	6-30-2014	16,900.00	6691 JOHNNY NEIDHOLT <i>- Hd GYM DRAINAGE</i>
SYST	63370	6-30-2014	33.97	5790 KENDALL GOULD <i>- REIMBURSE</i>
SYST	63371	6-30-2014	37.48	8141 LORI WHITE <i>- REIMBURSE</i>
SYST	63372	6-30-2014	25.47	2686 LOWE'S <i>- Hd SCIENCE</i>
SYST	63373	6-30-2014	38.14	5808 MARTHA HOLMES <i>- REIMBURSE</i>
SYST	63374	6-30-2014	35.00	8433 MIKE SORENSON <i>- REIMBURSE</i>
SYST	63375	6-30-2014	311.26	8076 MINEOLA ISD TAX COLLECTOR <i>- AUTO TAX DAY</i>
SYST	63376	6-30-2014	892.65	9867 POWERKIDS PRESS <i>- Ed LIBRARY</i>
SYST	63377	6-30-2014	38.42	7918 RAQUEL PALMA <i>- REIMBURSE</i>
SYST	63378	6-30-2014	50.00	9900 ROBERT C ELIAS <i>- GAME WORKER</i>
SYST	63379	6-30-2014	344.32	4555 SCHOLASTIC INC <i>- Hd Sp Ed</i>
SYST	63380	6-30-2014	151.53	2013 STORY-WRIGHT INC. <i>- Hd COUNSELOR ADMIN, MS OFFICE</i>
SYST	63381	6-30-2014	822.57	7168 SUDDENLINK COMMUNICATIONS <i>- SUPERNET II, Hd LINED</i>
SYST	63382	6-30-2014	2,647.50	7154 SUPERNET II <i>- July, Aug</i>
SYST	63383	6-30-2014	291.20	1785 TEACHER'S DISCOVERY <i>- MS HISTORY</i>
SYST	63384	6-30-2014	51.84	9920 TENNETTE ILEY <i>- REIMBURSE</i>
SYST	63385	6-30-2014	255.00	2473 TEXAS ASSOCIATION OF SCHOOL ADM. <i>- WANTS</i>
SYST	63386	6-30-2014	450.00	9909 TEXAS STATE FLORIST'S ASSOCIATION <i>- SHIRT</i>
SYST	63387	6-30-2014	103.92	7945 THE WOODWIND & BRASSWIND <i>- Hd BAND</i>
SYST	63388	6-30-2014	6,000.00	5654 U S POSTAL SERVICE <i>- POSTAGE ALL</i>
SYST	63389	6-30-2014	3,000.00	2793 UNIVERSITY OF TEXAS AT AUSTIN
SYST	63390	6-30-2014	3,000.00	5604 UNIVERSITY OF TEXAS AT TYLER <i>- MEREDITH SCHOLARSHIP</i>
SYST	63391	6-30-2014	41.78	8425 VERIZON <i>- CELL PHONE</i>
SYST	63392	6-30-2014	61.00	9887 VERNIER <i>- Hd SCIENCE</i>
SYST	63393	6-30-2014	147.00	807 VISUAL TECHNIQUES, INC. <i>- Tech Supply</i>
SYST	63394	6-30-2014	122.38	822 WAL-MART STORES TEXAS, LLC <i>- ADMIN, Ed COUNSELOR</i>
SYST	63395	6-30-2014	37.82	6343 WENDI GOWAN <i>- REIMBURSE</i>

BANK 01 TOTALS	SYSTEM CHECKS	NO CHECKS	CHECK AMOUNTS
	SYSTEM CHECKS	137	238,792.45
	OFFICE CHECKS	6	136,148.26
	VOID CHECKS	1	139,238.99
		144	514,179.70