

SOUTHWEST INDEPENDENT SCHOOL DISTRICT

Interest for May 2026

CHECKING ACCT. INTEREST-PNC BANK 1110.00

POST TO 5-31-2026

| | | | | | |
|--------------------------------|------------|--------------------------|------|----|------------------|
| GENERAL FUND | XXXXXX2965 | 161-00-5742.00-998-99000 | 2026 | \$ | 2,148.23 |
| TAX ACCOUNT | XXXXXX3696 | 861-00-2171.00-000-00000 | 2026 | \$ | 696.31 |
| INTEREST & SINKING FUND | XXXXXX3602 | 599-00-5742.00-998-99000 | 2026 | \$ | 512.26 |
| LOCAL BUILDING FUND-BONDS 2023 | XXXXXX3776 | 694-00-5742.00-998-99000 | 2026 | \$ | 5,705.03 |
| CAFETERIA FUND | XXXXXX3477 | 240-00-5742.00-998-99000 | 2026 | \$ | 3,054.54 |
| SWISD SCHOLARSHIP FUND | XXXXXX3899 | 167-00-5742.00-998-99000 | 2026 | \$ | 521.42 |
| STUDENT ACTIVITY FUND | XXXXXX3821 | 865-00-2171.00-000-00000 | 2026 | \$ | 1,004.82 |
| PAYROLL FUND | XXXXXX4007 | 863-00-2171.00-000-00000 | 2026 | \$ | 1,937.19 |
| TOTAL CHECKING INTEREST | | | | \$ | 15,579.80 |

Lone Star Monthly Average 1110.04

POST TO 5-31-2026

LONE STAR INVESTMENT POOL

ENDING BALANCE

| | | | | | |
|---------------------------------|-----------------|--------------------------|------|----|------------------|
| GENERAL FUND | \$ 7,122,527.05 | 161-00-5742.00-998-99000 | 2026 | \$ | 24,261.16 |
| TOTAL LONE STAR INTEREST | \$ 7,122,527.05 | | | \$ | 24,261.16 |

PNC Bank Monthly Average 1110.00

POST TO 5-31-2026

PNC Bank INVESTMENTS

| | | | | | |
|---|------------------|--------------------------|------|----|------------------|
| GENERAL FUND CD'S and NOTES (xxxx6744) | \$ 21,895,000.00 | 161-00-5742.00-998-99000 | 2026 | \$ | 60,000.00 |
| INTEREST & SINKING CD'S and NOTES | | 599-00-5742.00-998-99000 | 2026 | | |
| SCHOLARSHIP FUND CD'S | \$ 1,500,000.00 | 167-00-5742.00-998-99000 | 2026 | \$ | - |
| CAFETERIA FUND CD'S (xxxx5678) | \$ 500,000.00 | 240-00-5742.00-998-99000 | 2026 | \$ | 11,250.00 |
| Local Building 2023 (xxxx5676) | \$ 25,000,000.00 | 694-00-5742.00-998-99000 | 2026 | \$ | - |
| TOTALPNC Safekeeping INVESTMENT INTEREST | \$ 48,895,000.00 | | | \$ | 71,250.00 |

Texpool Monthly Average 1110.02

POST TO 5-31-2026

TEXPOOL INTEREST

ENDING BALANCE

| | | | | | |
|-------------------------------|-----------------|--------------------------|------|----|-------------------|
| GENERAL FUND | \$18,325,483.20 | 161-00-5742.00-998-99000 | 2026 | \$ | 60,608.00 |
| SWISD SCHOLARSHIP FUND | \$455,294.05 | 167-00-5742.00-998-99000 | 2026 | \$ | 1,397.11 |
| INTEREST & SINKING FUND | \$18,633,507.59 | 599-00-5742.00-998-99000 | 2026 | \$ | 57,177.55 |
| CAFETERIA FUND | \$1,029,107.66 | 240-00-5742.00-998-99000 | 2026 | \$ | 3,157.86 |
| LOCAL BUILDING FUND 2023 | \$50,327,754.45 | 694-00-5742.00-998-99000 | 2026 | \$ | 163,059.14 |
| TOTAL TEXPOOL INTEREST | \$88,771,146.95 | | | \$ | 285,399.66 |

TOTAL INTEREST

\$ 396,490.62

Scott Stephens
Chief Financial Officer
Investment Officer

**Southwest Independent School District
Scholarship Fund
May 2026**

ACCOUNT ACTIVITY

Beginning Balance **\$512,790.35**

EXPENSES:

North Park Toyota for Taxes \$2,002.75
North Park Toyota for Taxes \$2,034.34

Total Expenses **\$4,037.09**

REVENUES:

Donation from Somerset Historical Society \$2,000.00
Donation from Joseph E. Van Hecke Enterprises, INC \$2,000.00
Interest \$521.42
Acct Trns from GF \$1,000.00

Total Revenue **\$5,521.42**

Ending Balance **\$514,274.68**

Beginning Texpool Balance **\$453,896.94**

TexPool Interest \$1,397.11

Ending Texpool Balance **\$455,294.05**

PNC BROKERAGE

Beginning Balance **\$1,500,000.00**

Ending Balance **\$1,500,000.00**

TOTAL Southwest ISD Scholarship Fund Assets **\$2,469,568.73**

Southwest ISD

Investment Report

As of May 31, 2026



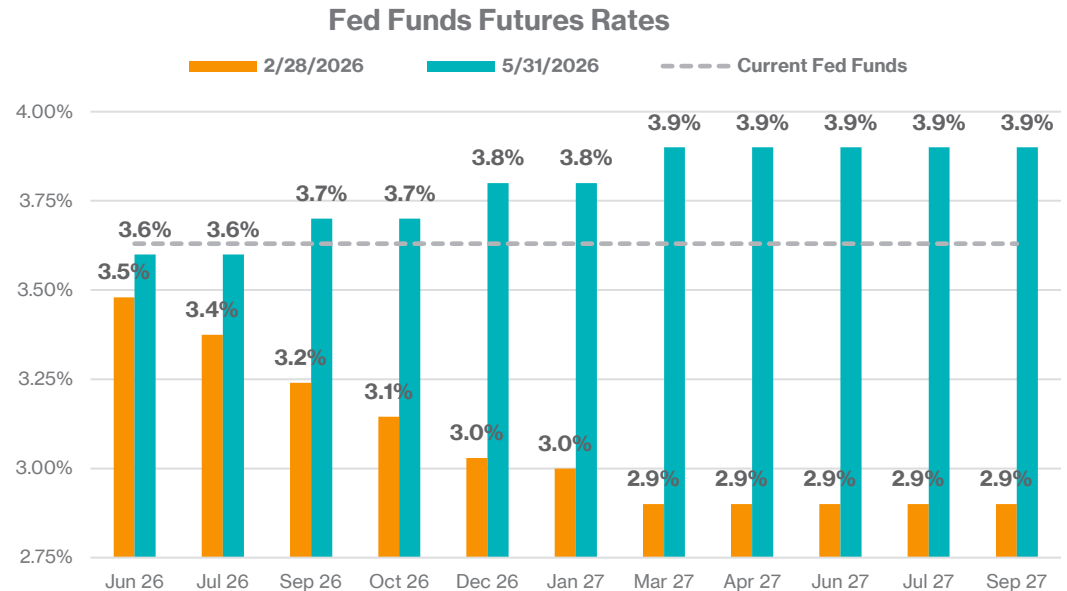
M E E D E R

PUBLIC FUNDS

OBSERVATIONS AND EXPECTATIONS

- Intermediate-term and long-term interest rates jumped higher in May
- Inflation also moved up with increased fuel prices due to the Iran conflict
- The Fed Funds futures market is looking for the Fed to possibly hike in 2026
- The labor market is in a holding pattern with its “no hire, no fire” job posture
- Kevin Warsh took over as Fed Chair; former Fed Chair Powell stayed on as a governor

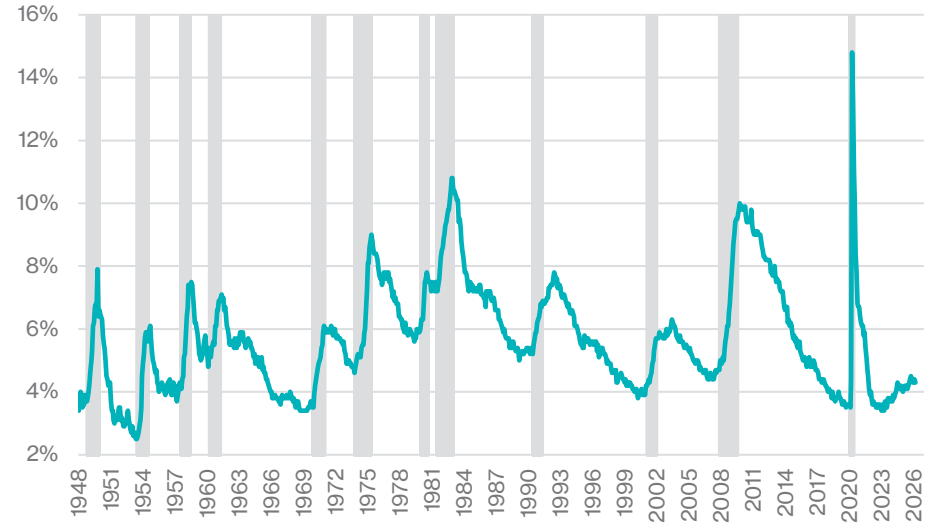
- At the end of February (prior to the Iran conflict), the futures market was pricing in approximately 2.5 quarter point cuts by December 2026.
- At the end of May, futures market data were projecting the Fed to hike next year.



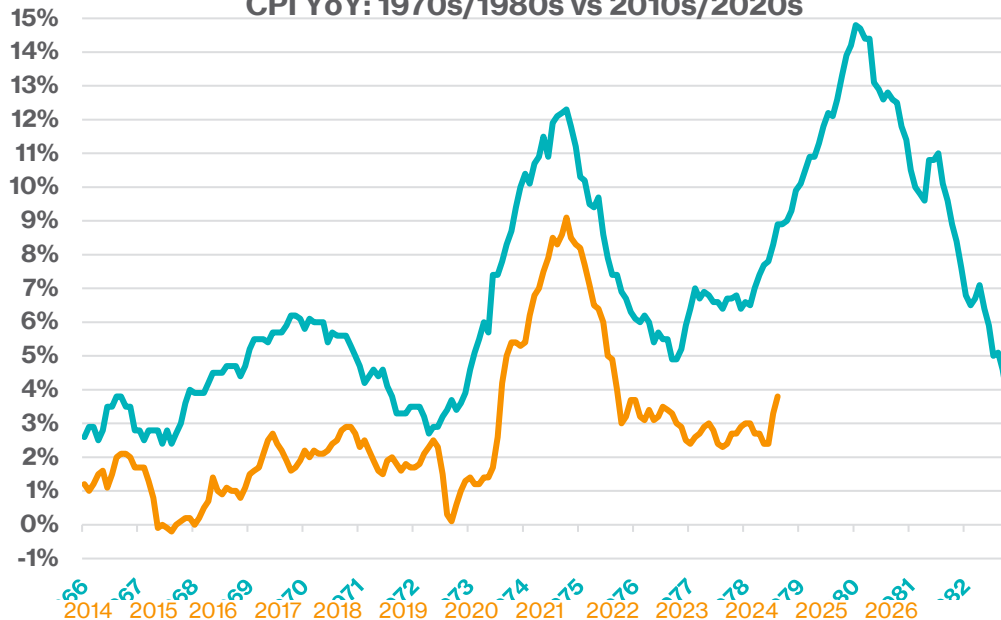
- Job openings are back to the range before COVID era.
- This labor market metric skyrocketed during the COVID pandemic due to a rapid economic rebound, massive shifts in consumer spending, and permanent structural changes to the workforce.
- The labor market currently is more at an equilibrium between job seekers and the unemployed.

SOURCE: BLOOMBERG, FEDERAL RESERVE, SHADED AREAS ARE RECESSIONS

U.S. Unemployment Rate



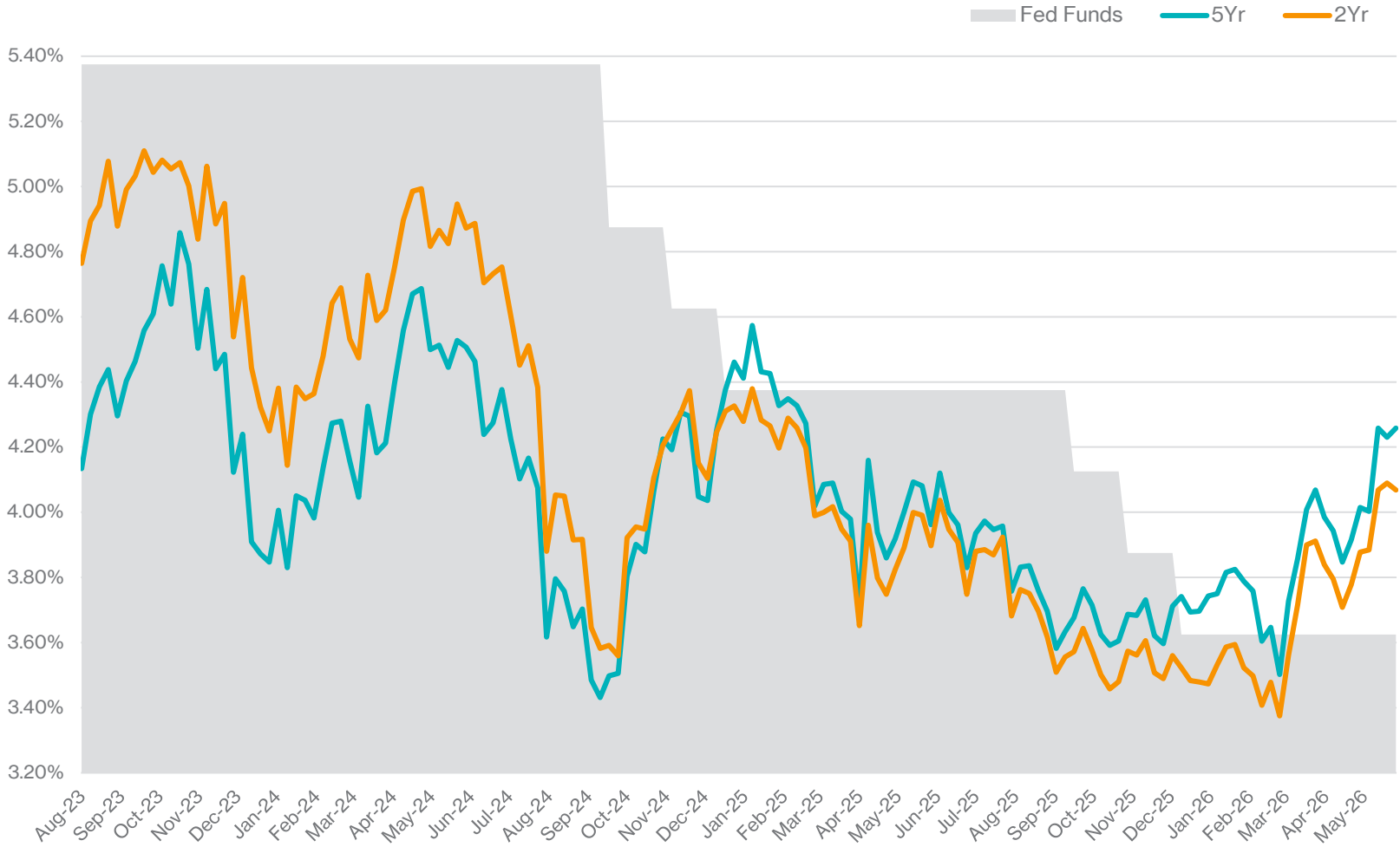
CPI YoY: 1970s/1980s vs 2010s/2020s



- Some market pundits believe inflation will follow a similar pattern as it did in the 1970s/80s and have a resurgence to much higher levels.
- We don't expect that to happen due to the significantly different factors occurring now versus the 1970s/80s, such as demographics and technology.
- However, the recent inflation jump increases the chances of somewhat repeating the 1970s/80s.

SOURCE: BLOOMBERG

Fed Funds, 2Yr, 5Yr Treasury Rates



Contents

| | |
|----------------------------|----|
| Portfolio Summary | 6 |
| Portfolio Overview | 7 |
| Summary by Type | 8 |
| Position Statement | 10 |
| Cash Reconciliation Report | 15 |
| Transaction Statement | 16 |
| Amortization Schedule | 17 |
| Accrued Interest Schedule | 18 |
| Earnings by Fund | 20 |



Portfolio Summary

3.61

Weighted Average Yield to Maturity

0.12

Weighted Average Maturity (Years)

0.12

Portfolio Effective Duration (Years)

0.12

Weighted Average Life (Years)

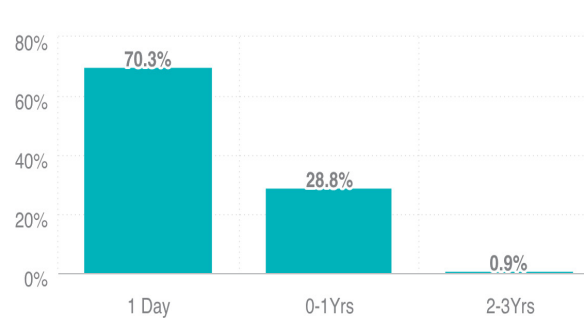
AA+

Average Credit Rating

Portfolio Position

| | |
|----------------------|---------------|
| Par Value | \$164,127,954 |
| Principal Cost | \$163,262,253 |
| Book Value | \$163,907,419 |
| Market Value | \$163,932,868 |
| Unrealized Gain/Loss | \$25,449 |
| Accrued Interest | \$235,272 |

Maturity Distribution



Sector Allocation



| | |
|----------------------|--------|
| ● LGIP | 58.50% |
| ● Commercial Paper | 17.56% |
| ● Money Market Funds | 11.80% |
| ● U.S. Agencies | 6.73% |
| ● U.S. Treasuries | 5.42% |



Portfolio Overview

| SECURITY TYPE | PAR VALUE | MARKET VALUE | BOOK VALUE | % OF PORTFOLIO | DAYS TO MATURITY | YIELD |
|-----------------------------------|-----------------------|----------------------------|-----------------------|----------------|------------------|-------------|
| LGIP | 95,893,674.00 | 95,893,674.00 | 95,893,674.00 | 58.50% | 1 | 3.66 |
| Money Market Funds | 19,339,280.02 | 19,339,280.02 | 19,339,280.02 | 11.80% | 1 | 2.10 |
| Commercial Paper | 29,000,000.00 | 28,783,007.06 | 28,783,007.06 | 17.56% | 69 | 3.97 |
| U.S. Treasuries | 8,895,000.00 | 8,883,321.67 | 8,897,580.31 | 5.42% | 361 | 3.68 |
| U.S. Agencies | 11,000,000.00 | 11,033,585.00 | 10,993,877.37 | 6.73% | 163 | 4.82 |
| TOTAL | 164,127,954.02 | 163,932,867.75 | 163,907,418.76 | 100.00% | 43 | 3.61 |
| CASH AND ACCRUED INTEREST | | | | | | |
| Purchased Accrued Interest | | 3,138.59 | 3,138.59 | | | |
| TOTAL CASH AND INVESTMENTS | 164,127,954.02 | 163,936,006.34 | 163,910,557.35 | | 43 | 3.61 |
| TOTAL EARNINGS | | | | | | |
| | CURRENT MONTH | FISCAL YEAR TO DATE | | | | |
| | 502,165.59 | 5,412,472.16 | | | | |

Summary by Type

| SECURITY TYPE | # OF SECURITIES | PAR VALUE | BOOK VALUE | % OF PORTFOLIO | YIELD | DAYS TO FINAL MATURITY |
|-------------------------------------|-----------------|----------------------|----------------------|----------------|-------------|------------------------|
| 29 TAX ACCOUNT | | | | | | |
| Money Market Funds | 1 | 322,286.50 | 322,286.50 | 0.20 | 3.00 | 1 |
| TOTAL | 1 | 322,286.50 | 322,286.50 | 0.20 | 3.00 | 1 |
| CAFETERIA FUND | | | | | | |
| LGIP | 1 | 1,029,107.66 | 1,029,107.66 | 0.63 | 3.65 | 1 |
| Money Market Funds | 1 | 4,832,227.45 | 4,832,227.45 | 2.94 | 3.00 | 1 |
| U.S. Agencies | 1 | 500,000.00 | 499,193.33 | 0.31 | 4.68 | 354 |
| TOTAL | 3 | 6,361,335.11 | 6,360,528.44 | 3.88 | 3.24 | 29 |
| GENERAL FUND | | | | | | |
| LGIP | 2 | 25,448,010.25 | 25,448,010.25 | 15.50 | 3.69 | 1 |
| Money Market Funds | 1 | 5,775,706.47 | 5,775,706.47 | 3.52 | 0.00 | 1 |
| Commercial Paper | 1 | 4,000,000.00 | 3,869,650.00 | 2.36 | 4.10 | 298 |
| U.S. Treasuries | 1 | 7,395,000.00 | 7,410,243.10 | 4.58 | 3.66 | 229 |
| U.S. Agencies | 2 | 10,500,000.00 | 10,494,684.04 | 6.48 | 4.83 | 154 |
| TOTAL | 7 | 53,118,716.72 | 52,998,293.87 | 32.35 | 3.54 | 85 |
| HIGH SCHOOL STUDENT ACTIVITY | | | | | | |
| Money Market Funds | 1 | 1,590,648.01 | 1,590,648.01 | 0.97 | 3.00 | 1 |
| TOTAL | 1 | 1,590,648.01 | 1,590,648.01 | 0.97 | 3.00 | 1 |
| INTEREST & SINKING | | | | | | |
| LGIP | 1 | 18,633,507.59 | 18,633,507.59 | 11.35 | 3.65 | 1 |
| Money Market Funds | 1 | 1,080,640.13 | 1,080,640.13 | 0.66 | 3.00 | 1 |
| TOTAL | 2 | 19,714,147.72 | 19,714,147.72 | 12.03 | 3.61 | 1 |

Summary by Type

| SECURITY TYPE | # OF SECURITIES | PAR VALUE | BOOK VALUE | % OF PORTFOLIO | YIELD | DAYS TO FINAL MATURITY |
|---------------------------------|-----------------|-----------------------|-----------------------|----------------|-------------|------------------------|
| LOCAL BUILDING BOND 2023 | | | | | | |
| LGIP | 1 | 50,327,754.45 | 50,327,754.45 | 30.66 | 3.65 | 1 |
| Money Market Funds | 1 | 3,579,390.00 | 3,579,390.00 | 2.18 | 3.00 | 1 |
| Commercial Paper | 4 | 25,000,000.00 | 24,913,357.06 | 15.18 | 3.95 | 33 |
| TOTAL | 6 | 78,907,144.45 | 78,820,501.51 | 48.08 | 3.72 | 11 |
| PAYROLL ACCOUNT | | | | | | |
| Money Market Funds | 1 | 1,644,106.78 | 1,644,106.78 | 1.00 | 3.00 | 1 |
| TOTAL | 1 | 1,644,106.78 | 1,644,106.78 | 1.00 | 3.00 | 1 |
| SCHOLARSHIP FUND | | | | | | |
| LGIP | 1 | 455,294.05 | 455,294.05 | 0.28 | 3.65 | 1 |
| Money Market Funds | 1 | 514,274.68 | 514,274.68 | 0.31 | 3.00 | 1 |
| U.S. Treasuries | 1 | 1,500,000.00 | 1,487,337.21 | 0.91 | 3.82 | 1,019 |
| TOTAL | 3 | 2,469,568.73 | 2,456,905.94 | 1.49 | 3.62 | 616 |
| GRAND TOTAL | 24 | 164,127,954.02 | 163,907,418.76 | 100.00 | 3.61 | 43 |



Position Statement

| CUSIP | DESCRIPTION | TRADE DATE SETTLE DATE | PAR VALUE | PRINCIPAL COST PURCHASED INTEREST | TOTAL COST | YIELD TO MATURITY | MATURITY DATE | DAYS TO MATURITY | MARKET PRICE MARKET VALUE | UNREALIZED GAIN/LOSS BOOK VALUE | % OF MV | MOODY'S S&P RATING |
|---------------------------------|--|---------------------------|-------------------|---|-------------------|----------------------|------------------|---------------------|------------------------------|--|-------------|--------------------------|
| 29 TAX ACCOUNT | | | | | | | | | | | | |
| MONEY MARKET FUNDS | | | | | | | | | | | | |
| 49-4929-3696 | BBVA-PNC Business Checking with Interest Account | 05/31/2026 05/31/2026 | 322,286.50 | 322,286.50 0.00 | 322,286.50 | 3.00 | | 1 | 1.00 322,286.50 | 0.00 322,286.50 | 0.20 | NA NA |
| MONEY MARKET FUNDS TOTAL | | | 322,286.50 | 322,286.50 0.00 | 322,286.50 | 3.00 | | 1 | 1.00 322,286.50 | 0.00 322,286.50 | 0.20 | NA |
| 29 TAX ACCOUNT TOTAL | | | 322,286.50 | 322,286.50 0.00 | 322,286.50 | 3.00 | | 1 | 1.00 322,286.50 | 0.00 322,286.50 | 0.20 | NA |

| | | | | | | | | | | | | |
|---------------------------------|--|--------------------------|---------------------|------------------------------|---------------------|-------------|------------|------------|------------------------------|----------------------------------|-------------|------------|
| CAFETERIA FUND | | | | | | | | | | | | |
| LGIP | | | | | | | | | | | | |
| TEXPOOL | TexPool | 05/31/2026 05/31/2026 | 1,029,107.66 | 1,029,107.66 0.00 | 1,029,107.66 | 3.65 | | 1 | 1.00 1,029,107.66 | 0.00 1,029,107.66 | 0.63 | AAA |
| LGIP TOTAL | | | 1,029,107.66 | 1,029,107.66 0.00 | 1,029,107.66 | 3.65 | | 1 | 1.00 1,029,107.66 | 0.00 1,029,107.66 | 0.63 | AAA |
| MONEY MARKET FUNDS | | | | | | | | | | | | |
| 49-4929-3477 | BBVA-PNC Business Checking with Interest Account | 05/31/2026 05/31/2026 | 4,832,227.45 | 4,832,227.45 0.00 | 4,832,227.45 | 3.00 | | 1 | 1.00 4,832,227.45 | 0.00 4,832,227.45 | 2.95 | NA NA |
| MONEY MARKET FUNDS TOTAL | | | 4,832,227.45 | 4,832,227.45 0.00 | 4,832,227.45 | 3.00 | | 1 | 1.00 4,832,227.45 | 0.00 4,832,227.45 | 2.95 | NA |
| U.S. AGENCIES | | | | | | | | | | | | |
| 3133ERFJ5 | FED FARM CR BNKS 4.500 05/20/27 | 05/21/2024 05/21/2024 | 500,000.00 | 497,500.00 0.00 | 497,500.00 | 4.68 | 05/20/2027 | 354 | 100.58 502,880.00 | 3,686.67 499,193.33 | 0.31 | Aa1 AA+ |
| U.S. AGENCIES TOTAL | | | 500,000.00 | 497,500.00 0.00 | 497,500.00 | 4.68 | | 354 | 100.58 502,880.00 | 3,686.67 499,193.33 | 0.31 | AA+ |
| CAFETERIA FUND TOTAL | | | 6,361,335.11 | 6,358,835.11 0.00 | 6,358,835.11 | 3.24 | | 29 | 1.00 6,364,215.11 | 3,686.67 6,360,528.44 | 3.88 | AAA |

| | | | | | | | | | | | | |
|---------------------|---------|--------------------------|---------------|-----------------------|---------------|------|--|---|-----------------------|-----------------------|-------|-----|
| GENERAL FUND | | | | | | | | | | | | |
| LGIP | | | | | | | | | | | | |
| TEXPOOL | TexPool | 05/31/2026 05/31/2026 | 18,325,483.20 | 18,325,483.20 0.00 | 18,325,483.20 | 3.65 | | 1 | 1.00 18,325,483.20 | 0.00 18,325,483.20 | 11.18 | AAA |



Position Statement

| CUSIP | DESCRIPTION | TRADE DATE SETTLE DATE | PAR VALUE | PRINCIPAL COST PURCHASED INTEREST | TOTAL COST | YIELD TO MATURITY | MATURITY DATE | DAYS TO MATURITY | MARKET PRICE MARKET VALUE | UNREALIZED GAIN/LOSS BOOK VALUE | % OF MV | MOODY'S S&P RATING |
|---------------------------------|--|---------------------------|----------------------|---|----------------------|----------------------|------------------|---------------------|---------------------------------------|--|--------------|--------------------------|
| LSCO | Lone Star Invest Pool - Corporate Overnight Fund | 05/31/2026 05/31/2026 | 7,122,527.05 | 7,122,527.05 0.00 | 7,122,527.05 | 3.78 | | 1 | 1.00 7,122,527.05 | 0.00 7,122,527.05 | 4.34 | AAA |
| LGIP TOTAL | | | 25,448,010.25 | 25,448,010.25 0.00 | 25,448,010.25 | 3.69 | | 1 | 1.00 25,448,010.25 | 0.00 25,448,010.25 | 15.52 | AAA |
| MONEY MARKET FUNDS | | | | | | | | | | | | |
| 49-4923-2965 | BBVA-PNC Corporate Business Account | 05/31/2026 05/31/2026 | 5,775,706.47 | 5,775,706.47 0.00 | 5,775,706.47 | 0.00 | | 1 | 1.00 5,775,706.47 | 0.00 5,775,706.47 | 3.52 | NA NA |
| MONEY MARKET FUNDS TOTAL | | | 5,775,706.47 | 5,775,706.47 0.00 | 5,775,706.47 | 0.00 | | 1 | 1.00 5,775,706.47 | 0.00 5,775,706.47 | 3.52 | NA |
| COMMERCIAL PAPER | | | | | | | | | | | | |
| 05970UQR2 | BANCO SANTAND- ER, 03/25/27 | 04/16/2026 04/16/2026 | 4,000,000.00 | 3,849,461.11 0.00 | 3,849,461.11 | 4.10 | 03/25/2027 | 298 | 96.74 3,869,650.00 | 0.00 3,869,650.00 | 2.36 | P-1 A-1 |
| COMMERCIAL PAPER TOTAL | | | 4,000,000.00 | 3,849,461.11 0.00 | 3,849,461.11 | 4.10 | | 298 | 96.74 3,869,650.00 | 0.00 3,869,650.00 | 2.36 | A-1 |
| U.S. TREASURIES | | | | | | | | | | | | |
| 91282CJT9 | US TREASURY 4.000 01/15/27 | 10/14/2025 10/14/2025 | 7,395,000.00 | 7,425,619.92 0.00 | 7,425,619.92 | 3.66 | 01/15/2027 | 229 | 100.13 7,404,532.60 | (5,710.51) 7,410,243.10 | 4.52 | Aa1 AA+ |
| U.S. TREASURIES TOTAL | | | 7,395,000.00 | 7,425,619.92 0.00 | 7,425,619.92 | 3.66 | | 229 | 100.13 7,404,532.60 | (5,710.51) 7,410,243.10 | 4.52 | AA+ |
| U.S. AGENCIES | | | | | | | | | | | | |
| 3130AXCP1 | FHLBANKS 4.875 09/11/26 | 10/13/2023 10/16/2023 | 7,500,000.00 | 7,487,547.45 0.00 | 7,487,547.45 | 4.94 | 09/11/2026 | 103 | 100.28 7,520,925.00 | 22,123.17 7,498,801.83 | 4.59 | Aa1 AA+ |
| 3133EP4U6 | FED FARM CR BNKS 4.375 03/08/27 | 03/20/2024 03/20/2024 | 3,000,000.00 | 2,984,073.00 0.00 | 2,984,073.00 | 4.57 | 03/08/2027 | 281 | 100.33 3,009,780.00 | 13,897.78 2,995,882.22 | 1.84 | Aa1 AA+ |
| U.S. AGENCIES TOTAL | | | 10,500,000.00 | 10,471,620.45 0.00 | 10,471,620.45 | 4.83 | | 154 | 100.29 10,530,705.00 | 36,020.96 10,494,684.04 | 6.42 | AA+ |
| GENERAL FUND TOTAL | | | 53,118,716.72 | 52,970,418.20 0.00 | 52,970,418.20 | 3.54 | | 85 | 53,028,604.32 | 30,310.45 52,998,293.87 | 32.35 | AA+ |

HIGH SCHOOL STUDENT ACTIVITY

MONEY MARKET FUNDS

| | | | | | | | | | | | | |
|---------------------------------|--|--------------------------|---------------------|------------------------------------|---------------------|-------------|--|----------|------------------------------------|------------------------------------|-------------|-----------|
| 49-4929-3821 | BBVA-PNC Business Checking with Interest Account | 05/31/2026 05/31/2026 | 1,590,648.01 | 1,590,648.01 0.00 | 1,590,648.01 | 3.00 | | 1 | 1.00 1,590,648.01 | 0.00 1,590,648.01 | 0.97 | NA NA |
| MONEY MARKET FUNDS TOTAL | | | 1,590,648.01 | 1,590,648.01 0.00 | 1,590,648.01 | 3.00 | | 1 | 1.00 1,590,648.01 | 0.00 1,590,648.01 | 0.97 | NA |



Position Statement

| CUSIP | DESCRIPTION | TRADE DATE SETTLE DATE | PAR VALUE | PRINCIPAL COST PURCHASED INTEREST | TOTAL COST | YIELD TO MATURITY | MATURITY DATE | DAYS TO MATURITY | MARKET PRICE MARKET VALUE | UNREALIZED GAIN/LOSS BOOK VALUE | % OF MV | MOODY'S S&P RATING |
|--|-------------|---------------------------|--------------|---|--------------|----------------------|------------------|---------------------|------------------------------|--|------------|--------------------------|
| HIGH SCHOOL STUDENT ACTIVITY TOTAL | | | 1,590,648.01 | 1,590,648.01 0.00 | 1,590,648.01 | 3.00 | | 1 | 1,590,648.01 | 0.00 1,590,648.01 | 0.97 | NA |

INTEREST & SINKING

| LGIP | | | | | | | | | | | | |
|---|--|--------------------------|----------------------|-------------------------------------|----------------------|-------------|--|----------|-------------------------------------|-------------------------------------|--------------|------------|
| TEXPOOL | TexPool | 05/31/2026 05/31/2026 | 18,633,507.59 | 18,633,507.59 0.00 | 18,633,507.59 | 3.65 | | 1 | 1.00 18,633,507.59 | 0.00 18,633,507.59 | 11.37 | AAA |
| LGIP TOTAL | | | 18,633,507.59 | 18,633,507.59 0.00 | 18,633,507.59 | 3.65 | | 1 | 1.00 18,633,507.59 | 0.00 18,633,507.59 | 11.37 | AAA |
| MONEY MARKET FUNDS | | | | | | | | | | | | |
| 49-4929-3602 | BBVA-PNC Business Checking with Interest Account | 05/31/2026 05/31/2026 | 1,080,640.13 | 1,080,640.13 0.00 | 1,080,640.13 | 3.00 | | 1 | 1.00 1,080,640.13 | 0.00 1,080,640.13 | 0.66 | NA NA |
| MONEY MARKET FUNDS TOTAL | | | 1,080,640.13 | 1,080,640.13 0.00 | 1,080,640.13 | 3.00 | | 1 | 1.00 1,080,640.13 | 0.00 1,080,640.13 | 0.66 | NA |
| INTEREST & SINKING TOTAL | | | 19,714,147.72 | 19,714,147.72 0.00 | 19,714,147.72 | 3.61 | | 1 | 19,714,147.72 | 0.00 19,714,147.72 | 12.03 | AAA |

LOCAL BUILDING BOND 2023

| LGIP | | | | | | | | | | | | |
|-------------------------------------|--|--------------------------|----------------------|-------------------------------------|----------------------|-------------|------------|----------|-------------------------------------|-------------------------------------|--------------|------------|
| TEXPOOL | TexPool | 05/31/2026 05/31/2026 | 50,327,754.45 | 50,327,754.45 0.00 | 50,327,754.45 | 3.65 | | 1 | 1.00 50,327,754.45 | 0.00 50,327,754.45 | 30.70 | AAA |
| LGIP TOTAL | | | 50,327,754.45 | 50,327,754.45 0.00 | 50,327,754.45 | 3.65 | | 1 | 1.00 50,327,754.45 | 0.00 50,327,754.45 | 30.70 | AAA |
| MONEY MARKET FUNDS | | | | | | | | | | | | |
| 49-4929-3776 | BBVA-PNC Business Checking with Interest Account | 05/31/2026 05/31/2026 | 3,579,390.00 | 3,579,390.00 0.00 | 3,579,390.00 | 3.00 | | 1 | 1.00 3,579,390.00 | 0.00 3,579,390.00 | 2.18 | NA NA |
| MONEY MARKET FUNDS TOTAL | | | 3,579,390.00 | 3,579,390.00 0.00 | 3,579,390.00 | 3.00 | | 1 | 1.00 3,579,390.00 | 0.00 3,579,390.00 | 2.18 | NA |
| COMMERCIAL PAPER | | | | | | | | | | | | |
| 62479MF81 | MUFG BANK NY 06/08/26 | 09/12/2025 09/12/2025 | 6,250,000.00 | 6,069,732.64 0.00 | 6,069,732.64 | 3.97 | 06/08/2026 | 8 | 99.92 6,245,309.03 | 0.00 6,245,309.03 | 3.81 | P-1 A-1 |
| 22533UFV0 | CREDIT AGRI NY 06/29/26 | 10/06/2025 10/06/2025 | 6,250,000.00 | 6,074,052.08 0.00 | 6,074,052.08 | 3.92 | 06/29/2026 | 29 | 99.70 6,231,479.17 | 0.00 6,231,479.17 | 3.80 | P-1 A-1 |



Position Statement

| CUSIP | DESCRIPTION | TRADE DATE SETTLE DATE | PAR VALUE | PRINCIPAL COST PURCHASED INTEREST | TOTAL COST | YIELD TO MATURITY | MATURITY DATE | DAYS TO MATURITY | MARKET PRICE MARKET VALUE | UNREALIZED GAIN/LOSS BOOK VALUE | % OF MV | MOODY'S S&P RATING |
|---|------------------------------|---------------------------|----------------------|---|----------------------|----------------------|------------------|---------------------|--------------------------------|--|--------------|--------------------------|
| 63873KGA9 | NATIXIS NY 07/10/26 | 10/16/2025 10/16/2025 | 6,250,000.00 | 6,075,244.79 0.00 | 6,075,244.79 | 3.88 | 07/10/2026 | 40 | 99.59 6,224,473.96 | 0.00 6,224,473.96 | 3.80 | P-1 A-1 |
| 8923A1GT2 | TOYO CRD PUE RIC 07/27/26 | 11/17/2025 11/17/2025 | 6,250,000.00 | 6,079,427.08 0.00 | 6,079,427.08 | 4.04 | 07/27/2026 | 57 | 99.39 6,212,094.91 | 0.00 6,212,094.91 | 3.79 | P-1 A-1+ |
| COMMERCIAL PAPER TOTAL | | | 25,000,000.00 | 24,298,456.59 0.00 | 24,298,456.59 | 3.95 | | 33 | 99.65 24,913,357.06 | 0.00 24,913,357.06 | 15.20 | AA- |
| LOCAL BUILDING BOND 2023 TOTAL | | | 78,907,144.45 | 78,205,601.04 0.00 | 78,205,601.04 | 3.72 | | 11 | 78,820,501.51 | 0.00 78,820,501.51 | 48.08 | AA |

| PAYROLL ACCOUNT | | | | | | | | | | | | |
|-------------------------------------|--|--------------------------|---------------------|------------------------------|---------------------|-------------|--|----------|------------------------------|------------------------------|-------------|-----------|
| MONEY MARKET FUNDS | | | | | | | | | | | | |
| 49-4929-4007 | BBVA-PNC Business Checking with Interest Account | 05/31/2026 05/31/2026 | 1,644,106.78 | 1,644,106.78 0.00 | 1,644,106.78 | 3.00 | | 1 | 1.00 1,644,106.78 | 0.00 1,644,106.78 | 1.00 | NA NA |
| MONEY MARKET FUNDS TOTAL | | | 1,644,106.78 | 1,644,106.78 0.00 | 1,644,106.78 | 3.00 | | 1 | 1.00 1,644,106.78 | 0.00 1,644,106.78 | 1.00 | NA |
| PAYROLL ACCOUNT TOTAL | | | 1,644,106.78 | 1,644,106.78 0.00 | 1,644,106.78 | 3.00 | | 1 | 1,644,106.78 | 0.00 1,644,106.78 | 1.00 | NA |

| SCHOLARSHIP FUND | | | | | | | | | | | | |
|-------------------------------------|--|--------------------------|---------------------|----------------------------------|---------------------|-------------|------------|--------------|-------------------------------|------------------------------------|-------------|------------|
| LGIP | | | | | | | | | | | | |
| TEXPOOL | TexPool | 05/31/2026 05/31/2026 | 455,294.05 | 455,294.05 0.00 | 455,294.05 | 3.65 | | 1 | 1.00 455,294.05 | 0.00 455,294.05 | 0.28 | AAA |
| LGIP TOTAL | | | 455,294.05 | 455,294.05 0.00 | 455,294.05 | 3.65 | | 1 | 1.00 455,294.05 | 0.00 455,294.05 | 0.28 | AAA |
| MONEY MARKET FUNDS | | | | | | | | | | | | |
| 49-4929-3899 | BBVA-PNC Business Checking with Interest Account | 05/31/2026 05/31/2026 | 514,274.68 | 514,274.68 0.00 | 514,274.68 | 3.00 | | 1 | 1.00 514,274.68 | 0.00 514,274.68 | 0.31 | NA NA |
| MONEY MARKET FUNDS TOTAL | | | 514,274.68 | 514,274.68 0.00 | 514,274.68 | 3.00 | | 1 | 1.00 514,274.68 | 0.00 514,274.68 | 0.31 | NA |
| U.S. TREASURIES | | | | | | | | | | | | |
| 91282CQE4 | US TREASURY 3.500 03/15/29 | 04/06/2026 04/06/2026 | 1,500,000.00 | 1,486,640.63 3,138.59 | 1,489,779.22 | 3.82 | 03/15/2029 | 1,019 | 98.59 1,478,789.07 | (8,548.14) 1,487,337.21 | 0.90 | Aa1 AA+ |
| U.S. TREASURIES TOTAL | | | 1,500,000.00 | 1,486,640.63 3,138.59 | 1,489,779.22 | 3.82 | | 1,019 | 98.59 1,478,789.07 | (8,548.14) 1,487,337.21 | 0.90 | AA+ |
| SCHOLARSHIP FUND TOTAL | | | 2,469,568.73 | 2,456,209.36 3,138.59 | 2,459,347.95 | 3.62 | | 616 | 2,448,357.80 | (8,548.14) 2,456,905.94 | 1.49 | AA+ |



Position Statement

| CUSIP | DESCRIPTION | TRADE DATE SETTLE DATE | PAR VALUE | PRINCIPAL COST PURCHASED INTEREST | TOTAL COST | YIELD TO MATURITY | MATURITY DATE | DAYS TO MATURITY | MARKET PRICE MARKET VALUE | UNREALIZED GAIN/LOSS BOOK VALUE | % OF MV | MOODY'S S&P RATING |
|--------------------|-------------|---------------------------|----------------|---|----------------|----------------------|------------------|---------------------|------------------------------|--|------------|--------------------------|
| GRAND TOTAL | | | 164,127,954.02 | 163,262,252.72 3,138.59 | 163,265,391.31 | 3.61 | | 43 | 163,932,867.75 | 25,448.98 163,907,418.76 | 100.00 | AA+ |

Cash Reconciliation Report

| CAFETERIA FUND | | | | | | |
|-----------------------|------------|---|----------------------|----------------|----------------------|---------------------|
| POST DATE | IDENTIFIER | DESCRIPTION | PAR VALUE | FINAL MATURITY | PRINCIPAL | AMOUNT |
| COUPON | | | | | | |
| 05/20/2026 | 3133ERFJ5 | FED FARM CR BNKS 4.500 05/20/27 | 0.00 | 05/20/2027 | 0.00 | 11,250.00 |
| COUPON TOTAL | | | 0.00 | | 0.00 | 11,250.00 |
| GENERAL FUND | | | | | | |
| POST DATE | IDENTIFIER | DESCRIPTION | PAR VALUE | FINAL MATURITY | PRINCIPAL | AMOUNT |
| COUPON | | | | | | |
| 05/26/2026 | 3133EPKX2 | FEDERAL FARM CREDIT BANKS FUNDING CORP 4.0 05/26/2026 | 0.00 | 05/26/2026 | 0.00 | 60,000.00 |
| COUPON TOTAL | | | 0.00 | | 0.00 | 60,000.00 |
| POST DATE | IDENTIFIER | DESCRIPTION | PAR VALUE | FINAL MATURITY | PRINCIPAL | AMOUNT |
| MATURITY | | | | | | |
| 05/26/2026 | 3133EPKX2 | FEDERAL FARM CREDIT BANKS FUNDING CORP 4.0 05/26/2026 | -3,000,000.00 | 05/26/2026 | -3,000,000.00 | 3,000,000.00 |
| MATURITY TOTAL | | | -3,000,000.00 | | -3,000,000.00 | 3,000,000.00 |



Transaction Statement

| GENERAL FUND | | | | | | | |
|-----------------------|------------|-------------|-----------|--|-----------------------|---------------------|------------------------------------|
| | TRADE DATE | SETTLE DATE | CUSIP | DESCRIPTION | PAR VALUE | BOOK VALUE | NET REALIZED TOTAL GAIN/LOSS |
| MATURITY | | | | | | | |
| | 05/26/2026 | 05/26/2026 | 3133EPKX2 | FEDERAL FARM CREDIT BANKS FUNDING CORP 4.0 05/26/2026 | (3,000,000.00) | 3,000,000.00 | 3,000,000.00 0.00 |
| MATURITY TOTAL | | | | | (3,000,000.00) | 3,000,000.00 | 3,000,000.00 0.00 |

Amortization Schedule

| CUSIP | DESCRIPTION | PAR VALUE | PRINCIPAL COST | ORIGINAL PREMIUM OR DISCOUNT | BEGINNING BOOK VALUE | CURRENT PERIOD AMORT | ENDING BOOK VALUE | TOTAL AMORTIZATION | UNAMORTIZED BALANCE |
|---------------------------------|---|----------------------|----------------------|------------------------------|----------------------|----------------------|----------------------|--------------------|---------------------|
| CAFETERIA FUND | | | | | | | | | |
| 3133ERFJ5 | FED FARM CR BNKS 4.500 05/20/27 | 500,000.00 | 497,500.00 | (2,500.00) | 499,122.49 | 70.84 | 499,193.33 | 1,693.33 | (806.67) |
| TOTAL | | 500,000.00 | 497,500.00 | (2,500.00) | 499,122.49 | 70.84 | 499,193.33 | 1,693.33 | (806.67) |
| GENERAL FUND | | | | | | | | | |
| 05970UQR2 | BANCO SANTANDER, 03/25/27 | 4,000,000.00 | 3,849,461.11 | (150,538.89) | 3,856,044.44 | 13,605.56 | 3,869,650.00 | 20,188.89 | (130,350.00) |
| 3133EP4U6 | FED FARM CR BNKS 4.375 03/08/27 | 3,000,000.00 | 2,984,073.00 | (15,927.00) | 2,995,426.32 | 455.90 | 2,995,882.22 | 11,809.22 | (4,117.78) |
| 3133EPKX2 | FEDERAL FARM CREDIT BANKS FUNDING CORP 4.0 05/26/2026 | 3,000,000.00 | 2,991,480.00 | (8,520.00) | 2,999,805.25 | 194.75 | 0.00 | 8,520.00 | 0.00 |
| 3130AXCP1 | FHLBANKS 4.875 09/11/26 | 7,500,000.00 | 7,487,547.45 | (12,452.55) | 7,498,437.68 | 364.15 | 7,498,801.83 | 11,254.38 | (1,198.17) |
| 91282CJT9 | US TREASURY 4.000 01/15/27 | 7,395,000.00 | 7,425,619.92 | 30,619.92 | 7,412,315.63 | (2,072.53) | 7,410,243.10 | (15,376.82) | 15,243.10 |
| TOTAL | | 24,895,000.00 | 24,738,181.48 | (156,818.52) | 24,762,029.33 | 12,547.82 | 21,774,577.15 | 36,395.67 | (120,422.85) |
| LOCAL BUILDING BOND 2023 | | | | | | | | | |
| 22533UJFV0 | CREDIT AGRICULTURE NY 06/29/26 | 6,250,000.00 | 6,074,052.08 | (175,947.92) | 6,210,973.96 | 20,505.21 | 6,231,479.17 | 157,427.09 | (18,520.83) |
| 62479MF81 | MUFG BANK NY 06/08/26 | 6,250,000.00 | 6,069,732.64 | (180,267.36) | 6,224,534.72 | 20,774.31 | 6,245,309.03 | 175,576.39 | (4,690.97) |
| 63873KGA9 | NATIXIS NY 07/10/26 | 6,250,000.00 | 6,075,244.79 | (174,755.21) | 6,204,184.03 | 20,289.93 | 6,224,473.96 | 149,229.17 | (25,526.04) |
| 8923A1GT2 | TOYO CRD PUE RIC 07/27/26 | 6,250,000.00 | 6,079,427.08 | (170,572.92) | 6,191,111.73 | 20,983.18 | 6,212,094.91 | 132,667.83 | (37,905.09) |
| TOTAL | | 25,000,000.00 | 24,298,456.59 | (701,543.41) | 24,830,804.44 | 82,552.62 | 24,913,357.06 | 614,900.47 | (86,642.94) |
| SCHOLARSHIP FUND | | | | | | | | | |
| 91282CQE4 | US TREASURY 3.500 03/15/29 | 1,500,000.00 | 1,486,640.63 | (13,359.37) | 1,486,951.60 | 385.61 | 1,487,337.21 | 696.58 | (12,662.79) |
| TOTAL | | 1,500,000.00 | 1,486,640.63 | (13,359.37) | 1,486,951.60 | 385.61 | 1,487,337.21 | 696.58 | (12,662.79) |
| GRAND TOTAL | | 51,895,000.00 | 51,020,778.70 | (874,221.30) | 51,578,907.85 | 95,556.89 | 48,674,464.74 | 653,686.04 | (220,535.26) |



Accrued Interest Schedule

| IDENTIFIER | DESCRIPTION | SETTLE DATE | PAR VALUE | PRINCIPAL COST | BEGINNING ACCRUED INTEREST | PURCHASED INTEREST | CURRENT PERIOD ACCRUAL | INTEREST RECEIVED | ENDING ACCRUED INTEREST |
|-------------------------------------|--|-------------|----------------------|----------------------|----------------------------|--------------------|------------------------|-------------------|-------------------------|
| 29 TAX ACCOUNT | | | | | | | | | |
| 49-4929-3696 | BBVA-PNC Business Checking with Interest Account | 2026-05-31 | 322,286.50 | 322,286.50 | 0.00 | 0.00 | 696.31 | 696.31 | 0.00 |
| TOTAL | | | 322,286.50 | 322,286.50 | 0.00 | 0.00 | 696.31 | 696.31 | 0.00 |
| CAFETERIA FUND | | | | | | | | | |
| 49-4929-3477 | BBVA-PNC Business Checking with Interest Account | 2026-05-31 | 4,832,227.45 | 4,832,227.45 | 0.00 | 0.00 | 3,054.54 | 3,054.54 | 0.00 |
| 3133ERFJ5 | FED FARM CR BNKS 4.500 05/20/27 | 2024-05-21 | 500,000.00 | 497,500.00 | 10,062.50 | 0.00 | 1,875.00 | 11,250.00 | 687.50 |
| TEXPOOL | TexPool | 2026-05-31 | 1,029,107.66 | 1,029,107.66 | 0.00 | 0.00 | 3,157.86 | 3,157.86 | 0.00 |
| TOTAL | | | 6,361,335.11 | 6,358,835.11 | 10,062.50 | 0.00 | 8,087.40 | 17,462.40 | 687.50 |
| GENERAL FUND | | | | | | | | | |
| 05970UQR2 | BANCO SANTANDER, 03/25/27 | 2026-04-16 | 4,000,000.00 | 3,849,461.11 | 0.00 | 0.00 | 0.00 | 0.00 | 0.00 |
| 49-4923-2965 | BBVA-PNC Corporate Business Account | 2026-05-31 | 5,775,706.47 | 5,775,706.47 | 0.00 | 0.00 | 2,148.23 | 2,148.23 | 0.00 |
| 3133EP4U6 | FED FARM CR BNKS 4.375 03/08/27 | 2024-03-20 | 3,000,000.00 | 2,984,073.00 | 19,322.92 | 0.00 | 10,937.50 | 0.00 | 30,260.42 |
| 3133EPKX2 | FEDERAL FARM CREDIT BANKS FUND-ING CORP 4.0 05/26/2026 | 2023-05-26 | 0.00 | 0.00 | 51,666.67 | 0.00 | 8,333.33 | 60,000.00 | 0.00 |
| 3130AXCP1 | FHLBANKS 4.875 09/11/26 | 2023-10-16 | 7,500,000.00 | 7,487,547.45 | 50,781.25 | 0.00 | 30,468.75 | 0.00 | 81,250.00 |
| LSCO | Lone Star Invest Pool - Corporate Overnight Fund | 2026-05-31 | 7,122,527.05 | 7,122,527.05 | 0.00 | 0.00 | 24,261.16 | 24,261.16 | 0.00 |
| TEXPOOL | TexPool | 2026-05-31 | 18,325,483.20 | 18,325,483.20 | 0.00 | 0.00 | 60,608.00 | 60,608.00 | 0.00 |
| 91282CJT9 | US TREASURY 4.000 01/15/27 | 2025-10-14 | 7,395,000.00 | 7,425,619.92 | 86,615.47 | 0.00 | 25,330.94 | 0.00 | 111,946.41 |
| TOTAL | | | 53,118,716.72 | 52,970,418.20 | 208,386.30 | 0.00 | 162,087.91 | 147,017.39 | 223,456.83 |
| HIGH SCHOOL STUDENT ACTIVITY | | | | | | | | | |
| 49-4929-3821 | BBVA-PNC Business Checking with Interest Account | 2026-05-31 | 1,590,648.01 | 1,590,648.01 | 0.00 | 0.00 | 1,004.82 | 1,004.82 | 0.00 |
| TOTAL | | | 1,590,648.01 | 1,590,648.01 | 0.00 | 0.00 | 1,004.82 | 1,004.82 | 0.00 |
| INTEREST & SINKING | | | | | | | | | |
| 49-4929-3602 | BBVA-PNC Business Checking with Interest Account | 2026-05-31 | 1,080,640.13 | 1,080,640.13 | 0.00 | 0.00 | 512.26 | 512.26 | 0.00 |



Accrued Interest Schedule

| IDENTIFIER | DESCRIPTION | SETTLE DATE | PAR VALUE | PRINCIPAL COST | BEGINNING ACCRUED INTEREST | PURCHASED INTEREST | CURRENT PERIOD ACCRUAL | INTEREST RECEIVED | ENDING ACCRUED INTEREST |
|--------------|-------------|-------------|----------------------|----------------------|----------------------------|--------------------|------------------------|-------------------|-------------------------|
| TEXPOOL | TexPool | 2026-05-31 | 18,633,507.59 | 18,633,507.59 | 0.00 | 0.00 | 57,177.55 | 57,177.55 | 0.00 |
| TOTAL | | | 19,714,147.72 | 19,714,147.72 | 0.00 | 0.00 | 57,689.81 | 57,689.81 | 0.00 |

LOCAL BUILDING BOND 2023

| | | | | | | | | | |
|--------------|--|------------|----------------------|----------------------|-------------|-------------|-------------------|-------------------|-------------|
| 49-4929-3776 | BBVA-PNC Business Checking with Interest Account | 2026-05-31 | 3,579,390.00 | 3,579,390.00 | 0.00 | 0.00 | 5,705.03 | 5,705.03 | 0.00 |
| 22533UFV0 | CREDIT AGR NY 06/29/26 | 2025-10-06 | 6,250,000.00 | 6,074,052.08 | 0.00 | 0.00 | 0.00 | 0.00 | 0.00 |
| 62479MF81 | MUFG BANK NY 06/08/26 | 2025-09-12 | 6,250,000.00 | 6,069,732.64 | 0.00 | 0.00 | 0.00 | 0.00 | 0.00 |
| 63873KGA9 | NATIXIS NY 07/10/26 | 2025-10-16 | 6,250,000.00 | 6,075,244.79 | 0.00 | 0.00 | 0.00 | 0.00 | 0.00 |
| 8923A1GT2 | TOYO CRD PUE RIC 07/27/26 | 2025-11-17 | 6,250,000.00 | 6,079,427.08 | 0.00 | 0.00 | 0.00 | 0.00 | 0.00 |
| TEXPOOL | TexPool | 2026-05-31 | 50,327,754.45 | 50,327,754.45 | 0.00 | 0.00 | 163,059.14 | 163,059.14 | 0.00 |
| TOTAL | | | 78,907,144.45 | 78,205,601.04 | 0.00 | 0.00 | 168,764.17 | 168,764.17 | 0.00 |

PAYROLL ACCOUNT

| | | | | | | | | | |
|--------------|--|------------|---------------------|---------------------|-------------|-------------|-----------------|-----------------|-------------|
| 49-4929-4007 | BBVA-PNC Business Checking with Interest Account | 2026-05-31 | 1,644,106.78 | 1,644,106.78 | 0.00 | 0.00 | 1,937.19 | 1,937.19 | 0.00 |
| TOTAL | | | 1,644,106.78 | 1,644,106.78 | 0.00 | 0.00 | 1,937.19 | 1,937.19 | 0.00 |

SCHOLARSHIP FUND

| | | | | | | | | | |
|--------------|--|------------|---------------------|---------------------|-----------------|-------------|-----------------|-----------------|------------------|
| 49-4929-3899 | BBVA-PNC Business Checking with Interest Account | 2026-05-31 | 514,274.68 | 514,274.68 | 0.00 | 0.00 | 521.42 | 521.42 | 0.00 |
| TEXPOOL | TexPool | 2026-05-31 | 455,294.05 | 455,294.05 | 0.00 | 0.00 | 1,397.11 | 1,397.11 | 0.00 |
| 91282CQE4 | US TREASURY 3.500 03/15/29 | 2026-04-06 | 1,500,000.00 | 1,486,640.63 | 6,705.16 | 0.00 | 4,422.55 | 0.00 | 11,127.72 |
| TOTAL | | | 2,469,568.73 | 2,456,209.36 | 6,705.16 | 0.00 | 6,341.08 | 1,918.53 | 11,127.72 |

| | | | | | | | | | |
|--------------------|--|--|-----------------------|-----------------------|-------------------|-------------|-------------------|-------------------|-------------------|
| GRAND TOTAL | | | 164,127,954.02 | 163,262,252.72 | 225,153.97 | 0.00 | 406,608.70 | 396,490.62 | 235,272.04 |
|--------------------|--|--|-----------------------|-----------------------|-------------------|-------------|-------------------|-------------------|-------------------|



Earnings by Fund

| CUSIP | DESCRIPTION | ENDING PAR VALUE | BEGINNING BOOK VALUE | ENDING BOOK VALUE | FINAL MATURITY | COUPON RATE | YIELD | INTEREST EARNED | NET AMORTIZATION/ ACCRETION INCOME | NET REALIZED GAIN/LOSS | ADJUSTED INTEREST EARNINGS |
|-----------------------|--|-------------------|----------------------|-------------------|----------------|-------------|-------------|-----------------|------------------------------------|------------------------|----------------------------|
| 29 TAX ACCOUNT | | | | | | | | | | | |
| 49-4929-3696 | BBVA-PNC Business Checking with Interest Account | 322,286.50 | 234,464.86 | 322,286.50 | 05/31/2026 | 2.59 | 3.00 | 696.31 | 0.00 | 0.00 | 696.31 |
| TOTAL | | 322,286.50 | 234,464.86 | 322,286.50 | | 2.59 | 3.00 | 696.31 | 0.00 | 0.00 | 696.31 |

| CAFETERIA FUND | | | | | | | | | | | |
|-----------------------|--|---------------------|---------------------|---------------------|------------|-------------|-------------|-----------------|--------------|-------------|-----------------|
| 3133ERFJ5 | FED FARM CR BNKS 4.500 05/20/27 | 500,000.00 | 499,122.49 | 499,193.33 | 05/20/2027 | 4.50 | 4.68 | 1,875.00 | 70.84 | 0.00 | 1,945.84 |
| 49-4929-3477 | BBVA-PNC Business Checking with Interest Account | 4,832,227.45 | 4,075,288.82 | 4,832,227.45 | 05/31/2026 | 2.75 | 3.00 | 3,054.54 | 0.00 | 0.00 | 3,054.54 |
| TEXPOOL | TexPool | 1,029,107.66 | 1,025,949.80 | 1,029,107.66 | 05/31/2026 | 5.34 | 3.65 | 3,157.86 | 0.00 | 0.00 | 3,157.86 |
| TOTAL | | 6,361,335.11 | 5,600,361.11 | 6,360,528.44 | | 3.31 | 3.24 | 8,087.40 | 70.84 | 0.00 | 8,158.24 |

| GENERAL FUND | | | | | | | | | | | |
|---------------------|---|----------------------|----------------------|----------------------|------------|-------------|-------------|-------------------|------------------|-------------|-------------------|
| 05970UQR2 | BANCO SANTANDER, 03/25/27 | 4,000,000.00 | 3,856,044.44 | 3,869,650.00 | 03/25/2027 | 0.00 | 4.10 | 0.00 | 13,605.56 | 0.00 | 13,605.56 |
| 3130AXCP1 | FHLBANKS 4.875 09/11/26 | 7,500,000.00 | 7,498,437.68 | 7,498,801.83 | 09/11/2026 | 4.88 | 4.94 | 30,468.75 | 364.15 | 0.00 | 30,832.90 |
| 3133EP4U6 | FED FARM CR BNKS 4.375 03/08/27 | 3,000,000.00 | 2,995,426.32 | 2,995,882.22 | 03/08/2027 | 4.38 | 4.57 | 10,937.50 | 455.90 | 0.00 | 11,393.40 |
| 3133EPKX2 | FEDERAL FARM CREDIT BANKS FUNDING CORP 4.0 05/26/2026 | 0.00 | 2,999,805.25 | 0.00 | 05/26/2026 | 4.00 | 4.10 | 8,333.33 | 194.75 | 0.00 | 8,528.08 |
| 49-4923-2965 | BBVA-PNC Corporate Business Account | 5,775,706.47 | 4,043,305.43 | 5,775,706.47 | 05/31/2026 | 0.00 | 0.00 | 2,148.23 | 0.00 | 0.00 | 2,148.23 |
| 91282CJT9 | US TREASURY 4.000 01/15/27 | 7,395,000.00 | 7,412,315.63 | 7,410,243.10 | 01/15/2027 | 4.00 | 3.66 | 25,330.94 | (2,072.53) | 0.00 | 23,258.41 |
| LSCO | Lone Star Invest Pool - Corporate Overnight Fund | 7,122,527.05 | 11,358,728.20 | 7,122,527.05 | 05/31/2026 | 0.00 | 3.78 | 24,261.16 | 0.00 | 0.00 | 24,261.16 |
| TEXPOOL | TexPool | 18,325,483.20 | 22,264,875.20 | 18,325,483.20 | 05/31/2026 | 5.34 | 3.65 | 60,608.00 | 0.00 | 0.00 | 60,608.00 |
| TOTAL | | 53,118,716.72 | 62,428,938.16 | 52,998,293.87 | | 3.35 | 3.54 | 162,087.91 | 12,547.82 | 0.00 | 174,635.73 |

| HIGH SCHOOL STUDENT ACTIVITY | | | | | | | | | | | |
|-------------------------------------|--|---------------------|---------------------|---------------------|------------|-------------|-------------|-----------------|-------------|-------------|-----------------|
| 49-4929-3821 | BBVA-PNC Business Checking with Interest Account | 1,590,648.01 | 1,668,227.72 | 1,590,648.01 | 05/31/2026 | 2.59 | 3.00 | 1,004.82 | 0.00 | 0.00 | 1,004.82 |
| TOTAL | | 1,590,648.01 | 1,668,227.72 | 1,590,648.01 | | 2.59 | 3.00 | 1,004.82 | 0.00 | 0.00 | 1,004.82 |

INTEREST & SINKING



Earnings by Fund

| CUSIP | DESCRIPTION | ENDING PAR VALUE | BEGINNING BOOK VALUE | ENDING BOOK VALUE | FINAL MATURITY | COUPON RATE | YIELD | INTEREST EARNED | NET AMORTIZATION/ ACCRETION INCOME | NET REALIZED GAIN/LOSS | ADJUSTED INTEREST EARNINGS |
|--------------|--|----------------------|----------------------|----------------------|----------------|-------------|-------------|------------------|------------------------------------|------------------------|----------------------------|
| 49-4929-3602 | BBVA-PNC Business Checking with Interest Account | 1,080,640.13 | 969,188.25 | 1,080,640.13 | 05/31/2026 | 2.57 | 3.00 | 512.26 | 0.00 | 0.00 | 512.26 |
| TEXPOOL | TexPool | 18,633,507.59 | 18,576,330.04 | 18,633,507.59 | 05/31/2026 | 5.34 | 3.65 | 57,177.55 | 0.00 | 0.00 | 57,177.55 |
| TOTAL | | 19,714,147.72 | 19,545,518.29 | 19,714,147.72 | | 5.18 | 3.61 | 57,689.81 | 0.00 | 0.00 | 57,689.81 |

LOCAL BUILDING BOND 2023

| | | | | | | | | | | | |
|--------------|--|----------------------|----------------------|----------------------|------------|-------------|-------------|-------------------|------------------|-------------|-------------------|
| 22533UFV0 | CREDIT AGR NY 06/29/26 | 6,250,000.00 | 6,210,973.96 | 6,231,479.17 | 06/29/2026 | 0.00 | 3.92 | 0.00 | 20,505.21 | 0.00 | 20,505.21 |
| 49-4929-3776 | BBVA-PNC Business Checking with Interest Account | 3,579,390.00 | 3,569,010.64 | 3,579,390.00 | 05/31/2026 | 2.77 | 3.00 | 5,705.03 | 0.00 | 0.00 | 5,705.03 |
| 62479MF81 | MUFG BANK NY 06/08/26 | 6,250,000.00 | 6,224,534.72 | 6,245,309.03 | 06/08/2026 | 0.00 | 3.97 | 0.00 | 20,774.31 | 0.00 | 20,774.31 |
| 63873KGA9 | NATIXIS NY 07/10/26 | 6,250,000.00 | 6,204,184.03 | 6,224,473.96 | 07/10/2026 | 0.00 | 3.88 | 0.00 | 20,289.93 | 0.00 | 20,289.93 |
| 8923A1GT2 | TOYO CRD PUE RIC 07/27/26 | 6,250,000.00 | 6,191,111.73 | 6,212,094.91 | 07/27/2026 | 0.00 | 4.04 | 0.00 | 20,983.18 | 0.00 | 20,983.18 |
| TEXPOOL | TexPool | 50,327,754.45 | 55,946,382.32 | 50,327,754.45 | 05/31/2026 | 5.34 | 3.65 | 163,059.14 | 0.00 | 0.00 | 163,059.14 |
| TOTAL | | 78,907,144.45 | 84,346,197.40 | 78,820,501.51 | | 3.53 | 3.72 | 168,764.17 | 82,552.62 | 0.00 | 251,316.79 |

PAYROLL ACCOUNT

| | | | | | | | | | | | |
|--------------|--|---------------------|---------------------|---------------------|------------|-------------|-------------|-----------------|-------------|-------------|-----------------|
| 49-4929-4007 | BBVA-PNC Business Checking with Interest Account | 1,644,106.78 | 3,659,763.54 | 1,644,106.78 | 05/31/2026 | 2.71 | 3.00 | 1,937.19 | 0.00 | 0.00 | 1,937.19 |
| TOTAL | | 1,644,106.78 | 3,659,763.54 | 1,644,106.78 | | 2.71 | 3.00 | 1,937.19 | 0.00 | 0.00 | 1,937.19 |

SCHOLARSHIP FUND

| | | | | | | | | | | | |
|--------------|--|---------------------|---------------------|---------------------|------------|-------------|-------------|-----------------|---------------|-------------|-----------------|
| 49-4929-3899 | BBVA-PNC Business Checking with Interest Account | 514,274.68 | 512,790.35 | 514,274.68 | 05/31/2026 | 2.60 | 3.00 | 521.42 | 0.00 | 0.00 | 521.42 |
| 91282CQE4 | US TREASURY 3.500 03/15/29 | 1,500,000.00 | 1,486,951.60 | 1,487,337.21 | 03/15/2029 | 3.50 | 3.82 | 4,422.55 | 385.61 | 0.00 | 4,808.16 |
| TEXPOOL | TexPool | 455,294.05 | 453,896.94 | 455,294.05 | 05/31/2026 | 5.34 | 3.65 | 1,397.11 | 0.00 | 0.00 | 1,397.11 |
| TOTAL | | 2,469,568.73 | 2,453,638.89 | 2,456,905.94 | | 3.65 | 3.62 | 6,341.08 | 385.61 | 0.00 | 6,726.69 |

| | | | | | | | | | | | |
|--------------------|--|-----------------------|-----------------------|-----------------------|--|-------------|-------------|-------------------|------------------|-------------|-------------------|
| GRAND TOTAL | | 164,127,954.02 | 179,937,109.96 | 163,907,418.76 | | 3.64 | 3.61 | 406,608.70 | 95,556.89 | 0.00 | 502,165.59 |
|--------------------|--|-----------------------|-----------------------|-----------------------|--|-------------|-------------|-------------------|------------------|-------------|-------------------|

Disclosure

Meeder provides monthly statements for its investment management clients to provide information about the investment portfolio. The information should not be used for audit or confirmation purposes. Please review your custodial statements and report any inaccuracies or discrepancies.

Certain information and data has been supplied by unaffiliated third parties. Although Meeder believes the information is reliable, it cannot warrant the accuracy of information offered by third parties. Market value may reflect prices received from pricing vendors when current market quotations are not available. Prices may not reflect firm bids or offers and may differ from the value at which the security can be sold.

Statements may include positions from unmanaged accounts provided for reporting purposes. Unmanaged accounts are managed directly by the client and are not included in the accounts managed by Meeder. This information is provided as a client convenience and Meeder assumes no responsibility for performance of these accounts or the accuracy of the data reported.

Investing involves risk. Past performance is no guarantee of future results. Debt and fixed income securities are subject to credit and interest rate risk. The investment return and principal value of an investment will fluctuate so that an investors shares, when redeemed, may be worth more or less than their original cost. Current performance may be lower or higher than the performance data quoted.

Meeder Public Funds, Inc. is a registered investment adviser and affiliate of Meeder Investment Management, Inc. Investment advisory services are provided through Meeder Public Funds, Inc. Please contact us if you would like to receive a copy of our current ADV disclosure brochure or privacy policy.

© 2026 Meeder Investment Management

meederpublicfunds.com | 866.633.3371

