

Alternative Program for Class-size Reduction Part B2 - KINDERGARTEN FY17

Grades 1-6: Fill in below (row

4/1/2017-6/30/2017

Quarter Date Range

4

Quarter for report

First Quarter: July 1 – September 30 Due: **November 1, 2016**

Second Quarter: October 1 – December 31 Due: **February 1, 2017**

Third Quarter: January 1 – March 31 Due: **May 1, 2017**

Fourth Quarter: April 1 – June 30 Due: **August 1, 2017**

Return to:

Grades K - 6 Alternative

775-687-9108

bdharwood@doe.nv.gov

Nye County School District

School District

Evangelyn Visser

Contact Person

775-727-7743

Phone Number

School Name	Percent Low Income	Average Daily Attendance for Quarter	Full Day Enrollment Last Day of Quarter	1/2 Day Enrollment Last Day of Quarter	Total Enrollment Last Day of Quarter	Number of General Fund Teachers*			Number of CSR-Funded Teachers**			Pupil-Teacher Ratio	Classroom Configuration (Number of Classrooms)		
						Full Day Program	Half Day Program	Total	Full Day Program	Half Day Program	Total		Self-Contained	Team Teaching	Other
Amargosa Elementary	70.75%	95.97%	13		13				1		1	13:1	1		
Beatty Elementary	71.43%	91.24%	9		9				0.5		0.5	9:0.5			1 K-1 Combo
Duckwater Elementary	0.00%	95.55%	2		2	0.16		0.16				2:0.16			1 K-8 Combo
Floyd Elementary	66.22%	94.89%	73		73				3		3	24.33:1	3		
Gabbs Elementary	27.27%	80.00%	2		2	0.16		0.16				2:0.16			1 K-8 Combo
Hafen Elementary	68.18%	92.79%	58		58				3		3	19.33:1	3		
JG Johnson Elementary	72.11%	93.18%	78		78				4		4	19.5:1	4		
Manse Elementary	60.65%	92.69%	68		68				4		4	17:1	4		
Round Mountain Elementary	17.86%	94.79%	22		22				1		1	22:1	1		
Tonopah Elementary	41.92%	92.89%	36		36				2		2	18:1	2		
TOTALS															

* Revision: The number of Kindergarten teachers reported by full-time equivalent, who teach in full day Kindergarten programs separated from the number of teachers who teach half day Kindergarten programs.

Alternative Program for Class-size Reduction Part B2 - GRADE ONE FY17

4/1/2017-6/30/2017

Quarter: 4

Return to: 775-687-9108

bdharwood@doe.nv.gov


Nye County School District
School District

Evangelyn Visser
Contact Person

775-727-7743
Phone Number

School Name	Percent Low Income	Average Daily Attendance for Quarter	Enrollment Last Day of Quarter	Number of General Fund Teachers			Number of CSR-Funded Teachers			Pupil-Teacher Ratio	Classroom Configuration (Number of Classrooms)		
				Classroom		Total	Classroom		Total		Self-Contained	Team Teaching	Other
Amargosa Elementary	70.75%	95.97%	23	1		1				23:1	1		
Beatty Elementary	71.43%	91.24%	9	0.5		0.5				9:0.5			1
Duckwater Elementary	0.00%	95.55%	1	0.16		0.16				1:0.16			1
Floyd Elementary	66.22%	94.89%	80	2		2	1		1	26.66:1	3		
Gabbs Elementary	27.27%	80.00%	1	0.16		0.16				1:0.16			1
Hafen Elementary	68.18%	92.79%	67	1		1	2		2	22.33:1	3		
JG Johnson Elementary	72.11%	93.18%	61	3		3				20.33:1	3		
Manse Elementary	60.65%	92.69%	60	2		2	1		1	20:1	3		
Round Mountain Elementary	17.86%	94.79%	25	1		1				25:1	1		
Tonopah Elementary	41.92%	92.89%	21	2		2				10.5:1	2		
TOTALS													

K-1 Combo
K-8 Combo
K-8 Combo



4/1/2017-6/30/2017

Alternative Program for Class-size Reduction Part B2 - GRADE TWO FY17

Quarter: 4

Return to: 775-687-9108

bdharwood@doe.nv.gov

Nye County School District

Evangelyn Visser


775-727-7743

School District

Contact Person

Phone Number

School Name	Percent Low Income	Average Daily Attendance for Quarter	Enrollment Last Day of Quarter	Number of General Fund Teachers		Number of CSR-Funded Teachers			Pupil-Teacher Ratio	Classroom Configuration (Number of Classrooms)		
				Classroom	Total	Classroom	Total	Self-Contained		Team Teaching	Other	
Amargosa Elementary	70.75%	95.97%	18	1	1				18:1	1		
Beatty Elementary	71.43%	91.24%	11	0.5	0.5				11:0.5			1 2-3 Combo
Duckwater Elementary	0.00%	95.55%	2	0.17	0.17				2:0.17			1 K-8 Combo
Floyd Elementary	66.22%	94.89%	76	1	1	2		2	25.33:1	3		
Gabbs Elementary	27.27%	80.00%	1	0.17	0.17				1:0.17			1 K-8 Combo
Hafen Elementary	68.18%	92.79%	66	1	1	2		2	22:1	3		
JG Johnson Elementary	72.11%	93.18%	83	2.75	2.75	1.25		1.25	20.75:1	4		
Manse Elementary	60.65%	92.69%	77	2	2	2		2	19.25:1	4		
Round Mountain Elementary	17.86%	94.79%	19	1	1				19:1	1		
Tonopah Elementary	41.92%	92.89%	31	2	2				15.5:1	2		
Warm Springs Elementary	0.00%	100.00%	2	0.5	0.5				2:0.5			1 2-3 Combo
TOTALS												



4/1/2017-6/30/2017

Alternative Program for Class-size Reduction Part B2 - GRADE THREE FY17

Quarter: 4

Return to: 775-687-9108

bdharwood@doe.nv.gov

Nye County School District

Evangelyn Visser


775-727-7743

School District

Contact Person

Phone Number

School Name	Percent Low Income	Average Daily Attendance for Quarter	Enrollment Last Day of Quarter	Number of General Fund Teachers		Number of CSR-Funded Teachers		Pupil-Teacher Ratio	Classroom Configuration (Number of Classrooms)		
				Classroom	Total	Classroom	Total		Self-Contained	Team Teaching	Other
Amargosa Elementary	70.75%	95.97%	14	1	1			14:1	1		
Beatty Elementary	71.43%	91.24%	9	0.5	0.5			9:0.5			1 2-3 Combo
Duckwater Elementary	0.00%	95.55%	4	0.17	0.17			4:0.17			1 K-8 Combo
Floyd Elementary	66.22%	94.89%	72	3	3			24:1	3		
Gabbs Elementary	27.27%	80.00%	4	0.17	0.17			4:0.17			1 K-8 Combo
Hafen Elementary	68.18%	92.79%	63	2	2	1	1	21:1	3		
JG Johnson Elementary	72.11%	93.18%	71	2	2	1	1	23.66:1	3		
Manse Elementary	60.65%	92.69%	85	2.75	2.75	1.25	1.25	21.25:1	4		
Pathways Elementary	0.00%	100.00%	1	0.11	0.11			1:0.11			1 3 & 5-12 Combo
Round Mountain Elementary	17.86%	94.79%	24	2	2			12:1	2		
Tonopah Elementary	41.92%	92.89%	18	1	1			18:1	1		
Warm Springs Elementary	0.00%	100.00%	1	0.5	0.5			1:0.5			1 2-3 Combo
TOTALS											



4/1/2017-6/30/2017

Alternative Program for Class-size Reduction Part B2 - GRADE FOUR FY17

Quarter: 4

Return to: 775-687-9108

bdharwood@doe.nv.gov

Nye County School District

Evangelyn Visser


775-727-7743

School District

Contact Person

Phone Number

School Name	Percent Low Income	Average Daily Attendance for Quarter	Enrollment Last Day of Quarter	Number of General Fund Teachers		Number of CSR-Funded Teachers		Pupil-Teacher Ratio	Classroom Configuration (Number of Classrooms)		
				Classroom	Total	Classroom	Total		Self-Contained	Team Teaching	Other
Amargosa Elementary	70.75%	95.97%	15	1	1			15:1	1		
Beatty Elementary	71.43%	91.24%	9	0.5	0.5			9:0.5			1 4-5 Combo
Duckwater Elementary	0.00%	95.55%	1	0.17	0.17			1:0.17			1 K-8 Combo
Floyd Elementary	66.22%	94.89%	75	3	3			25:1	3		
Gabbs Elementary	27.27%	80.00%	2	0.17	0.17			2:0.17			1 K-8 Combo
Hafen Elementary	68.18%	92.79%	60	2	2			30:1	2		
JG Johnson Elementary	72.11%	93.18%	83	3	3			27.66:1	3		
Manse Elementary	60.65%	92.69%	85	4	4			21.25:1	4		
Round Mountain Elementary	17.86%	94.79%	23	1	1			23:1	1		
Tonopah Elementary	41.92%	92.89%	33	1	1			33:1	1		
TOTALS											



4/1/2017-6/30/2017

Alternative Program for Class-size Reduction Part B2 - GRADE FIVE FY17

Quarter: 4

Return to: 775-687-9108

bdharwood@doe.nv.gov

Nye County School District

Evangelyn Visser

775-727-7743

School District

Contact Person

Phone Number

School Name	Percent Low Income	Average Daily Attendance for Quarter	Enrollment Last Day of Quarter	Number of General Fund Teachers		Number of CSR-Funded Teachers		Pupil-Teacher Ratio	Classroom Configuration (Number of Classrooms)		
				Classroom	Total	Classroom	Total		Self-Contained	Team Teaching	Other
Amargosa Elementary	70.75%	95.97%	23	1	1			23:1	1		
Beatty Elementary	71.43%	91.24%	9	0.5	0.5			9:0.5			1 4-5 Combo
Duckwater Elementary	0.00%	95.55%	2	0.17	0.17			2:0.17			1 K-8 Combo
Floyd Elementary	66.22%	94.89%	71	3	3			23.66:1	3		
Gabbs Elementary	27.27%	80.00%	1	0.17	0.17			1:0.17			1 K-8 Combo
Hafen Elementary	68.18%	92.79%	82	3	3			27.33:1	3		
JG Johnson Elementary	72.11%	93.18%	65	3	3			21.66:1	3		
Manse Elementary	60.65%	92.69%	85	3	3			28.33:1	3		
Pathways Elementary	0.00%	100.00%	1	0.11	0.11			1:0.11			1 3 & 5-12 Combo
Round Mountain Elementary	17.86%	94.79%	27	1	1	1	1	13.5:1	2		
Tonopah Elementary	41.92%	92.89%	28	1	1	1	1	14:1	2		
TOTALS											

