

# Carrier Safety Update



# Principal Advisory Committee (PAC)

## Currier PAC Highlights

1. Composed of 4th and 5th grade students
2. Meets 1x a month
3. Tasked this year with improving student safety
4. Looked at data and created an action plan to improve safety in the hallways, bathrooms, and playgrounds
5. Worked with Mr. Cadena to get additional fencing and signs made for the playground
6. Members of the hallway patrol



# How did we improve student safety?

## Step 1

Administer safety survey to grades K-5.

## Step 2

Analyze data at PAC and make an action plan to improve student safety.

## Step 3

Share plan with students and staff and implement changes to improve student safety.

## Step 4

Give safety survey again to see the effectiveness of our plan!

# How did we make the hallways more safe?



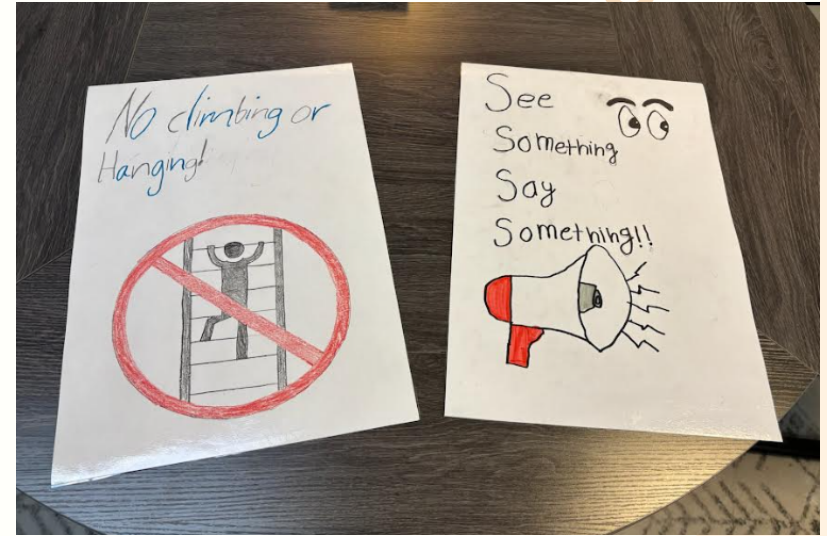
## Hallway Patrol

1. Walk up and down the hallways to ensure students are staying safe, using the bathroom appropriately, and attending class.
2. Report any suspicious behavior to Ms. Spoerl (5th Grade) or Mrs. Klich (2nd Grade). They will radio the office.
3. Help out any younger students who may be lost or struggling.

# How did we make the bathrooms more safe?

## Safety Posters

1. No climbing or hanging
2. Volume 0-1 while using the bathroom
3. Give people privacy
4. See something, say something



**The hallway patrol also reports any bathroom incidents to the office!**

# What is our plan to make the playgrounds more safe?

## SAFETY CHECKPOINT


*No students beyond this point*



**Safety Signs** ○



**Additional fencing around the school**



**More adults to help supervise lunch/recess**

# Planning Session w/ Mr. Cadena!



# Safety Data

Grades K-2



# K-2

## How safe do you feel in the hallways?

	Fall 2025	Spring 2026
Very Safe	44.6%	59.1% (+14.5)
Mostly Safe	32.2%	26.5%
Somewhat Safe	15.7%	10.6%
Not Safe	7.4%	3.8%

# K-2

## How safe do you feel in the bathroom?

	Fall 2025	Spring 2026
Very Safe	38.5%	43.2% (+4.7)
Mostly Safe	23.8%	31.1% (+7.3)
Somewhat Safe	27.9%	15.2%
Not Safe	9.8%	10.6%

# K-2

## How safe do you feel outside around the school?

	Fall 2025	Spring 2026
Very Safe	56.6%	65.9% (+9.3)
Mostly Safe	27%	21.6%
Somewhat Safe	8.2%	9.5%
Not Safe	8.2%	4.3%

# Safety Data

Grades 3-5



3-5

### How safe do you feel in the hallways?

	Fall 2025	Spring 2026
Very Safe	35%	55.4% (+21.2)
Mostly Safe	48.6%	31.2%
Somewhat Safe	15%	11.5%
Not Safe	1.4%	1.9%

# 3-5

## How safe do you feel in the bathroom?

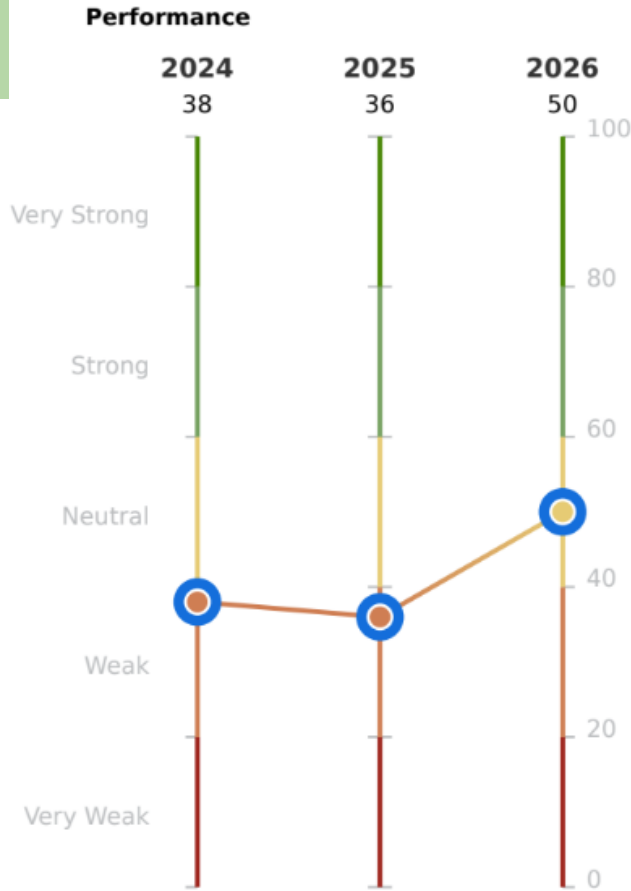
	Fall 2025	Spring 2026
Very Safe	28.6%	28.7%
Mostly Safe	41.4%	51% (+9.6)
Somewhat Safe	26.4%	10.8%
Not Safe	3.6%	9.6%

3-5

How safe do you feel outside on the playground?

	Fall 2025	Spring 2026
Very Safe	36.4%	59.9% (+23.5)
Mostly Safe	40%	28%
Somewhat Safe	18.6%	9.6%
Not Safe	5%	2.5%

# Safety



We increased our safety score by 14 points on the 5 Essentials Survey. This is the highest score in this area to date!

Supportive Environment increased from a 49 to 54 overall!

**Thank You!**

**Any questions?**

