

SOUTHWEST INDEPENDENT SCHOOL DISTRICT

Interest for April 2026

CHECKING ACCT. INTEREST-PNC BANK 1110.00				POST TO 4-30-2026
GENERAL FUND	XXXXXX2965	161-00-5742.00-998-99000	2026	\$ 8,075.08
TAX ACCOUNT	XXXXXX3696	861-00-2171.00-000-00000	2026	\$ 2,328.17
INTEREST & SINKING FUND	XXXXXX3602	599-00-5742.00-998-99000	2026	\$ 1,494.25
LOCAL BUILDING FUND-BONDS 2023	XXXXXX3776	694-00-5742.00-998-99000	2026	\$ 13,573.25
CAFETERIA FUND	XXXXXX3477	240-00-5742.00-998-99000	2026	\$ 2,885.93
SWISD SCHOLARSHIP FUND	XXXXXX3899	167-00-5742.00-998-99000	2026	\$ 1,741.96
STUDENT ACTIVITY FUND	XXXXXX3821	865-00-2171.00-000-00000	2026	\$ 1,086.68
PAYROLL FUND	XXXXXX4007	863-00-2171.00-000-00000	2026	\$ 1,523.28
TOTAL CHECKING INTEREST				\$ 32,708.60

Lone Star Monthly Average 1110.04				POST TO 4-30-2026
LONE STAR INVESTMENT POOL				
	ENDING BALANCE			
GENERAL FUND	\$ 11,358,728.20	161-00-5742.00-998-99000	2026	\$ 17,702.63
TOTAL LONE STAR INTEREST	\$ 11,358,728.20			\$ 17,702.63

PNC Bank Monthly Average 1110.00				POST TO 4-30-2026
PNC Bank INVESTMENTS				
GENERAL FUND CD'S and NOTES (xxxx6744)	\$ 24,895,000.00	161-00-5742.00-998-99000	2026	\$ 97,500.00
INTEREST & SINKING CD'S and NOTES		599-00-5742.00-998-99000	2026	
SCHOLARSHIP FUND CD'S	\$ 1,500,000.00	167-00-5742.00-998-99000	2026	\$ -
CAFETERIA FUND CD'S (xxxx5678)	\$ 500,000.00	240-00-5742.00-998-99000	2026	\$ -
Local Building 2023 (xxxx5676)	\$ 25,000,000.00	694-00-5742.00-998-99000	2026	\$ -
TOTALPNC Safekeeping INVESTMENT INTEREST	\$ 51,895,000.00			\$ 97,500.00

Texpool Monthly Average 1110.02				POST TO 4-30-2026
TEXPOOL INTEREST				
	ENDING BALANCE			
GENERAL FUND	\$22,264,875.20	161-00-5742.00-998-99000	2026	\$ 79,702.40
SWISD SCHOLARSHIP FUND	\$453,896.94	167-00-5742.00-998-99000	2026	\$ 1,360.81
INTEREST & SINKING FUND	\$18,576,330.04	599-00-5742.00-998-99000	2026	\$ 55,692.54
CAFETERIA FUND	\$1,025,949.80	240-00-5742.00-998-99000	2026	\$ 3,075.82
LOCAL BUILDING FUND 2023	\$55,946,382.32	694-00-5742.00-998-99000	2026	\$ 172,013.29
TOTAL TEXPOOL INTEREST	\$98,267,434.30			\$ 311,844.86
TOTAL INTEREST				\$ 459,756.09

Scott Stephens
 Chief Financial Officer
 Investment Officer

**Southwest Independent School District
Scholarship Fund
April 2026**

ACCOUNT ACTIVITY

Beginning Balance **\$1,943,526.40**

EXPENSES:

Palo Alto, St. Phillips	\$2,410.00
Dean College	\$1,015.00
Texas Tech	\$1,160.00
Purchased Security 91282CQE4	\$1,489,779.22

Total Expenses **\$1,494,364.22**

REVENUES:

Donation from Barath	\$12,000.00
Interest	\$1,741.96
Waste Management	\$15,198.71
Acct Trns from GF	\$34,687.50

Total Revenue **\$63,628.17**

Ending Balance **\$512,790.35**

Beginning Texpool Balance **\$452,536.13**

TexPool Interest	\$1,360.81
------------------	------------

Ending Texpool Balance **\$453,896.94**

PNC BROKERAGE

Beginning Balance **\$1,500,000.00**

Ending Balance **\$1,500,000.00**

TOTAL Southwest ISD Scholarship Fund Assets **\$2,466,687.29**

Southwest ISD

Investment Report

As of April 30, 2026



M E E D E R

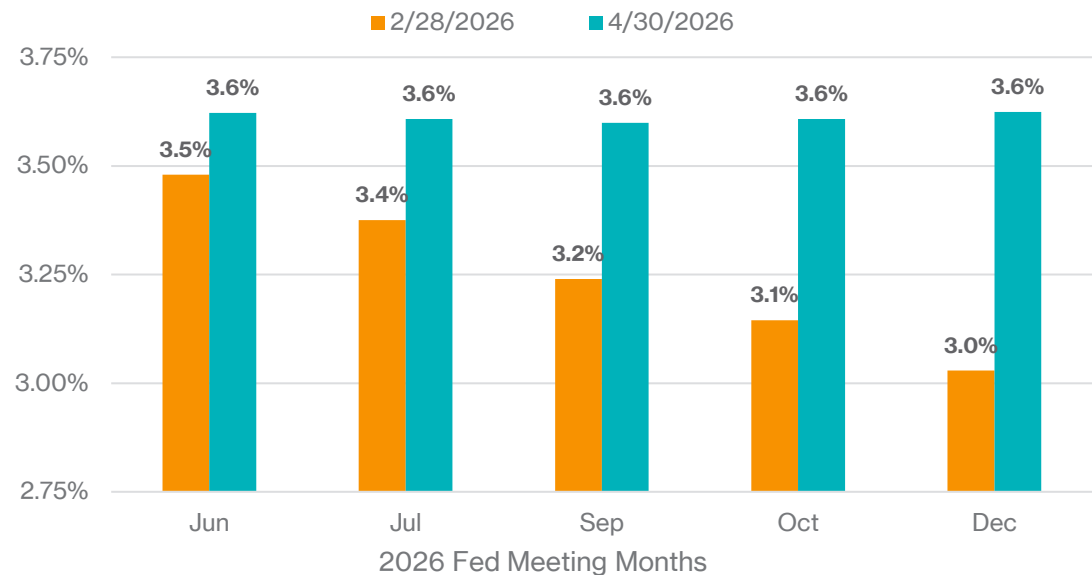
PUBLIC FUNDS

OBSERVATIONS AND EXPECTATIONS

- Interest rates were generally higher for April, primarily due to increases of inflation
- The Fed Funds futures market is looking for the Fed to hold rates steady during 2026
- Economic growth for the first quarter of 2026 was 2.0%, much better than Q425's 0.5%
- Fed Chair Powell recently said the labor market is a "zero employment growth equilibrium"

- At the end of February (prior to the Iran conflict), the futures market was pricing in approximately 2.5 quarter point cuts by December 2026.
- At the end of April, futures market data are projecting the Fed to be on hold this year.

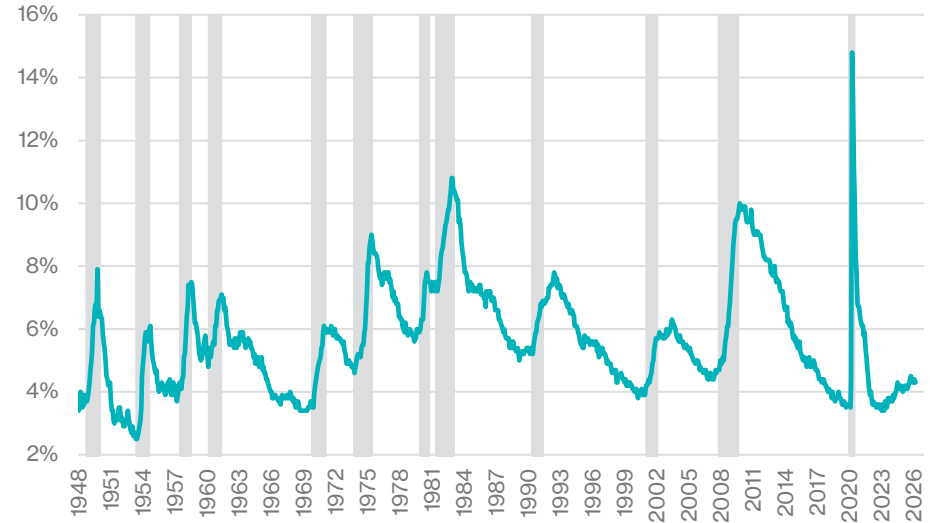
Fed Funds Futures Rates



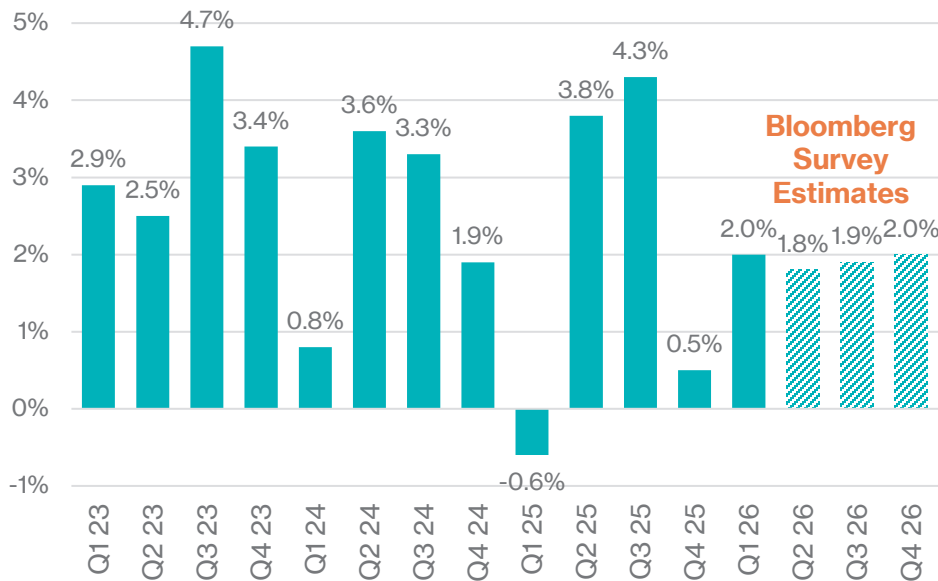
- The current unemployment rate of 4.3% has declined slightly from last year and remains low by historical standards.
- The Federal Reserve's NAIRU (Non-Accelerating Inflation Rate of Unemployment) is a theoretical, estimated unemployment rate of 4.2%, at which inflation remains stable. Thus, a primary reason the market is expecting no Fed moves this year.

SOURCE: BLOOMBERG, FEDERAL RESERVE, SHADED AREAS ARE RECESSIONS

U.S. Unemployment Rate



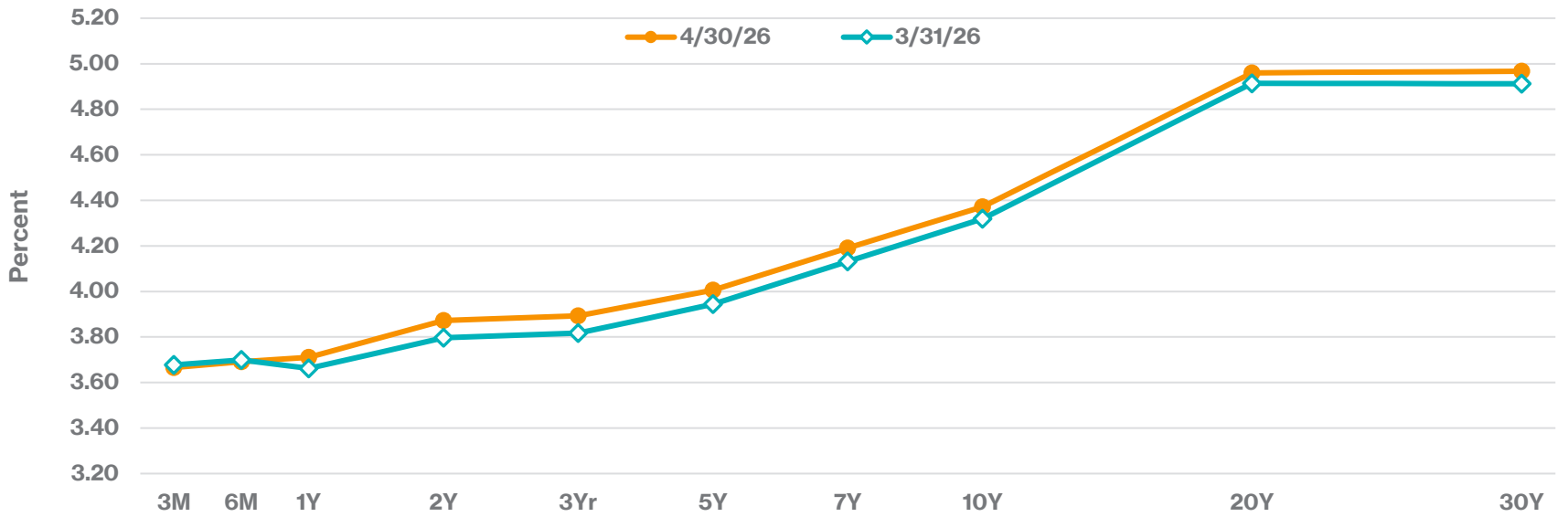
Real GDP QoQ



- Economists surveyed by Bloomberg are expecting positive economic growth for 2026.
- The Iran conflict has pushed energy and other prices higher, which may crimp consumer spending this year.
- Bloomberg's forecast model has a 30% chance of recession this year

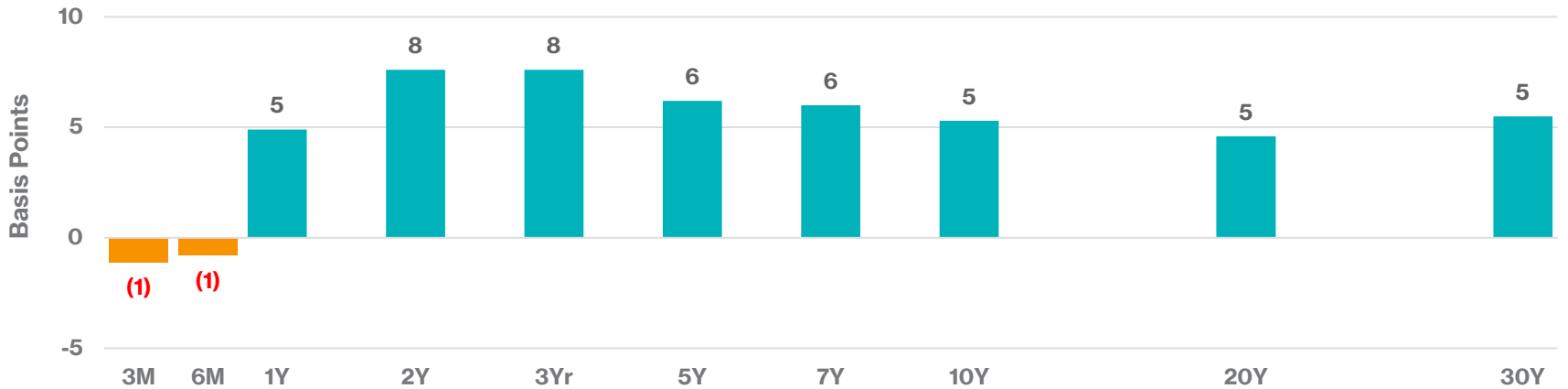
SOURCE: BLOOMBERG

U.S. Treasury Yield Curve Change



SOURCES: BLOOMBERG

Basis Point Change



SOURCES: BLOOMBERG

Contents

Portfolio Summary	6
Portfolio Overview	7
Summary by Type	8
Position Statement	10
Cash Reconciliation Report	15
Transaction Statement	16
Amortization Schedule	17
Accrued Interest Schedule	18
Earnings by Fund	20



Portfolio Summary

3.67

Weighted Average Yield to Maturity

0.13

Weighted Average Maturity (Years)

0.13

Portfolio Effective Duration (Years)

0.13

Weighted Average Life (Years)

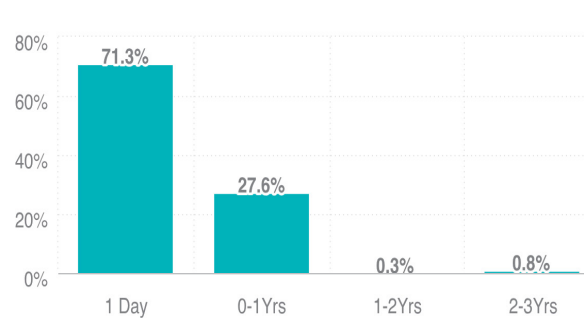
AA+

Average Credit Rating

Portfolio Position

Par Value	\$180,253,202
Principal Cost	\$179,378,981
Book Value	\$179,937,110
Market Value	\$179,983,849
Unrealized Gain/Loss	\$46,739
Accrued Interest	\$225,154

Maturity Distribution



Sector Allocation



● LGIP	60.91%
● Commercial Paper	15.94%
● Money Market Funds	10.41%
● U.S. Agencies	7.80%
● U.S. Treasuries	4.94%



Portfolio Overview

SECURITY TYPE	PAR VALUE	MARKET VALUE	BOOK VALUE	% OF PORTFOLIO	DAYS TO MATURITY	YIELD
LGIP	109,626,162.50	109,626,162.50	109,626,162.50	60.91%	1	3.68
Money Market Funds	18,732,039.61	18,732,039.61	18,732,039.61	10.41%	1	2.35
Commercial Paper	29,000,000.00	28,686,848.88	28,686,848.88	15.94%	100	3.97
U.S. Treasuries	8,895,000.00	8,892,748.22	8,899,267.23	4.94%	392	3.68
U.S. Agencies	14,000,000.00	14,046,050.00	13,992,791.74	7.80%	158	4.67
TOTAL	180,253,202.11	179,983,849.21	179,937,109.96	100.00%	48	3.67

CASH AND ACCRUED INTEREST

Purchased Accrued Interest		3,138.59	3,138.59			
TOTAL CASH AND INVESTMENTS	180,253,202.11	179,986,987.80	179,940,248.55		48	3.67

TOTAL EARNINGS

	CURRENT MONTH	FISCAL YEAR TO DATE
	537,205.77	4,910,306.58

Summary by Type

SECURITY TYPE	# OF SECURITIES	PAR VALUE	BOOK VALUE	% OF PORTFOLIO	YIELD	DAYS TO FINAL MATURITY
29 TAX ACCOUNT						
Money Market Funds	1	234,464.86	234,464.86	0.13	3.00	1
TOTAL	1	234,464.86	234,464.86	0.13	3.00	1
CAFETERIA FUND						
LGIP	1	1,025,949.80	1,025,949.80	0.57	3.67	1
Money Market Funds	1	4,075,288.82	4,075,288.82	2.26	3.00	1
U.S. Agencies	1	500,000.00	499,122.49	0.28	4.68	385
TOTAL	3	5,601,238.62	5,600,361.11	3.11	3.27	35
GENERAL FUND						
LGIP	2	33,623,603.40	33,623,603.40	18.66	3.71	1
Money Market Funds	1	4,043,305.43	4,043,305.43	2.24	0.00	1
Commercial Paper	1	4,000,000.00	3,856,044.44	2.14	4.10	329
U.S. Treasuries	1	7,395,000.00	7,412,315.63	4.16	3.66	260
U.S. Agencies	3	13,500,000.00	13,493,669.25	7.58	4.67	149
TOTAL	8	62,561,908.83	62,428,938.16	34.71	3.69	84
HIGH SCHOOL STUDENT ACTIVITY						
Money Market Funds	1	1,668,227.72	1,668,227.72	0.93	3.00	1
TOTAL	1	1,668,227.72	1,668,227.72	0.93	3.00	1
INTEREST & SINKING						
LGIP	1	18,576,330.04	18,576,330.04	10.31	3.67	1
Money Market Funds	1	969,188.25	969,188.25	0.54	3.00	1
TOTAL	2	19,545,518.29	19,545,518.29	10.86	3.64	1

Summary by Type

SECURITY TYPE	# OF SECURITIES	PAR VALUE	BOOK VALUE	% OF PORTFOLIO	YIELD	DAYS TO FINAL MATURITY
LOCAL BUILDING BOND 2023						
LGIP	1	55,946,382.32	55,946,382.32	31.05	3.67	1
Money Market Funds	1	3,569,010.64	3,569,010.64	1.98	3.00	1
Commercial Paper	4	25,000,000.00	24,830,804.44	13.78	3.95	64
TOTAL	6	84,515,392.96	84,346,197.40	46.86	3.73	20
PAYROLL ACCOUNT						
Money Market Funds	1	3,659,763.54	3,659,763.54	2.03	3.00	1
TOTAL	1	3,659,763.54	3,659,763.54	2.03	3.00	1
SCHOLARSHIP FUND						
LGIP	1	453,896.94	453,896.94	0.25	3.67	1
Money Market Funds	1	512,790.35	512,790.35	0.28	3.00	1
U.S. Treasuries	1	1,500,000.00	1,486,951.60	0.83	3.82	1,050
TOTAL	3	2,466,687.29	2,453,638.89	1.36	3.62	636
GRAND TOTAL	25	180,253,202.11	179,937,109.96	100.00	3.67	48



Position Statement

CUSIP	DESCRIPTION	TRADE DATE SETTLE DATE	PAR VALUE	PRINCIPAL COST PURCHASED INTEREST	TOTAL COST	YIELD TO MATURITY	MATURITY DATE	DAYS TO MATURITY	MARKET PRICE MARKET VALUE	UNREALIZED GAIN/LOSS BOOK VALUE	% OF MV	MOODY'S S&P RATING
29 TAX ACCOUNT												
MONEY MARKET FUNDS												
49-4929-3696	BBVA-PNC Business Checking with Interest Account	04/30/2026 04/30/2026	234,464.86	234,464.86 0.00	234,464.86	3.00		1	1.00 234,464.86	0.00 234,464.86	0.13	NA NA
MONEY MARKET FUNDS TOTAL			234,464.86	234,464.86 0.00	234,464.86	3.00		1	1.00 234,464.86	0.00 234,464.86	0.13	NA
29 TAX ACCOUNT TOTAL			234,464.86	234,464.86 0.00	234,464.86	3.00		1	1.00 234,464.86	0.00 234,464.86	0.13	NA

CAFETERIA FUND												
LGIP												
TEXPOOL	TexPool	04/30/2026 04/30/2026	1,025,949.80	1,025,949.80 0.00	1,025,949.80	3.67		1	1.00 1,025,949.80	0.00 1,025,949.80	0.57	AAA
LGIP TOTAL			1,025,949.80	1,025,949.80 0.00	1,025,949.80	3.67		1	1.00 1,025,949.80	0.00 1,025,949.80	0.57	AAA
MONEY MARKET FUNDS												
49-4929-3477	BBVA-PNC Business Checking with Interest Account	04/30/2026 04/30/2026	4,075,288.82	4,075,288.82 0.00	4,075,288.82	3.00		1	1.00 4,075,288.82	0.00 4,075,288.82	2.26	NA NA
MONEY MARKET FUNDS TOTAL			4,075,288.82	4,075,288.82 0.00	4,075,288.82	3.00		1	1.00 4,075,288.82	0.00 4,075,288.82	2.26	NA
U.S. AGENCIES												
3133ERFJ5	FED FARM CR BNKS 4.500 05/20/27	05/21/2024 05/21/2024	500,000.00	497,500.00 0.00	497,500.00	4.68	05/20/2027	385	100.65 503,225.00	4,102.51 499,122.49	0.28	Aa1 AA+
U.S. AGENCIES TOTAL			500,000.00	497,500.00 0.00	497,500.00	4.68		385	100.65 503,225.00	4,102.51 499,122.49	0.28	AA+
CAFETERIA FUND TOTAL			5,601,238.62	5,598,738.62 0.00	5,598,738.62	3.27		35	1.00 5,604,463.62	4,102.51 5,600,361.11	3.11	AAA

GENERAL FUND												
LGIP												
LSCO	Lone Star Invest Pool - Corporate Overnight Fund	04/30/2026 04/30/2026	11,358,728.20	11,358,728.20 0.00	11,358,728.20	3.78		1	1.00 11,358,728.20	0.00 11,358,728.20	6.31	AAA



Position Statement

CUSIP	DESCRIPTION	TRADE DATE SETTLE DATE	PAR VALUE	PRINCIPAL COST PURCHASED INTEREST	TOTAL COST	YIELD TO MATURITY	MATURITY DATE	DAYS TO MATURITY	MARKET PRICE MARKET VALUE	UNREALIZED GAIN/LOSS BOOK VALUE	% OF MV	MOODY'S S&P RATING
TEXPOOL	TexPool	04/30/2026 04/30/2026	22,264,875.20	22,264,875.20 0.00	22,264,875.20	3.67		1	1.00 22,264,875.20	0.00 22,264,875.20	12.37	AAA
LGIP TOTAL			33,623,603.40	33,623,603.40 0.00	33,623,603.40	3.71		1	1.00 33,623,603.40	0.00 33,623,603.40	18.68	AAA
MONEY MARKET FUNDS												
49-4923-2965	BBVA-PNC Corporate Business Account	04/30/2026 04/30/2026	4,043,305.43	4,043,305.43 0.00	4,043,305.43	0.00		1	1.00 4,043,305.43	0.00 4,043,305.43	2.25	NA NA
MONEY MARKET FUNDS TOTAL			4,043,305.43	4,043,305.43 0.00	4,043,305.43	0.00		1	1.00 4,043,305.43	0.00 4,043,305.43	2.25	NA
COMMERCIAL PAPER												
05970UQR2	BANCO SANTANDE 03/25/27	04/16/2026 04/16/2026	4,000,000.00	3,849,461.11 0.00	3,849,461.11	4.10	03/25/2027	329	96.40 3,856,044.44	0.00 3,856,044.44	2.14	P-1 A-1
COMMERCIAL PAPER TOTAL			4,000,000.00	3,849,461.11 0.00	3,849,461.11	4.10		329	96.40 3,856,044.44	0.00 3,856,044.44	2.14	A-1
U.S. TREASURIES												
91282CJT9	US TREASURY 4.000 01/15/27	10/14/2025 10/14/2025	7,395,000.00	7,425,619.92 0.00	7,425,619.92	3.66	01/15/2027	260	100.19 7,409,154.47	(3,161.16) 7,412,315.63	4.12	Aa1 AA+
U.S. TREASURIES TOTAL			7,395,000.00	7,425,619.92 0.00	7,425,619.92	3.66		260	100.19 7,409,154.47	(3,161.16) 7,412,315.63	4.12	AA+
U.S. AGENCIES												
3133EPKX2	FED FARM CR BNKS 4.000 05/26/26	05/24/2023 05/26/2023	3,000,000.00	2,991,480.00 0.00	2,991,480.00	4.10	05/26/2026	26	100.02 3,000,450.00	644.75 2,999,805.25	1.67	Aa1 AA+
3130AXCP1	FHLBANKS 4.875 09/11/26	10/13/2023 10/16/2023	7,500,000.00	7,487,547.45 0.00	7,487,547.45	4.94	09/11/2026	134	100.38 7,528,425.00	29,987.32 7,498,437.68	4.18	Aa1 AA+
3133EP4U6	FED FARM CR BNKS 4.375 03/08/27	03/20/2024 03/20/2024	3,000,000.00	2,984,073.00 0.00	2,984,073.00	4.57	03/08/2027	312	100.47 3,013,950.00	18,523.68 2,995,426.32	1.67	Aa1 AA+
U.S. AGENCIES TOTAL			13,500,000.00	13,463,100.45 0.00	13,463,100.45	4.67		150	100.32 13,542,825.00	49,155.75 13,493,669.25	7.52	AA+
GENERAL FUND TOTAL			62,561,908.83	62,405,090.31 0.00	62,405,090.31	3.69		84	62,474,932.75	45,994.59 62,428,938.16	34.71	AA+

HIGH SCHOOL STUDENT ACTIVITY

MONEY MARKET FUNDS

49-4929-3821	BBVA-PNC Business Checking with Interest Account	04/30/2026 04/30/2026	1,668,227.72	1,668,227.72 0.00	1,668,227.72	3.00		1	1.00 1,668,227.72	0.00 1,668,227.72	0.93	NA NA
MONEY MARKET FUNDS TOTAL			1,668,227.72	1,668,227.72 0.00	1,668,227.72	3.00		1	1.00 1,668,227.72	0.00 1,668,227.72	0.93	NA



Position Statement

CUSIP	DESCRIPTION	TRADE DATE SETTLE DATE	PAR VALUE	PRINCIPAL COST PURCHASED INTEREST	TOTAL COST	YIELD TO MATURITY	MATURITY DATE	DAYS TO MATURITY	MARKET PRICE MARKET VALUE	UNREALIZED GAIN/LOSS BOOK VALUE	% OF MV	MOODY'S S&P RATING
HIGH SCHOOL STUDENT ACTIVITY TOTAL			1,668,227.72	1,668,227.72 0.00	1,668,227.72	3.00		1	1,668,227.72	0.00 1,668,227.72	0.93	NA

INTEREST & SINKING

LGIP												
TEXPOOL	TexPool	04/30/2026 04/30/2026	18,576,330.04	18,576,330.04 0.00	18,576,330.04	3.67		1	1.00 18,576,330.04	0.00 18,576,330.04	10.32	AAA
LGIP TOTAL			18,576,330.04	18,576,330.04 0.00	18,576,330.04	3.67		1	1.00 18,576,330.04	0.00 18,576,330.04	10.32	AAA
MONEY MARKET FUNDS												
49-4929-3602	BBVA-PNC Business Checking with Interest Account	04/30/2026 04/30/2026	969,188.25	969,188.25 0.00	969,188.25	3.00		1	1.00 969,188.25	0.00 969,188.25	0.54	NA NA
MONEY MARKET FUNDS TOTAL			969,188.25	969,188.25 0.00	969,188.25	3.00		1	1.00 969,188.25	0.00 969,188.25	0.54	NA
INTEREST & SINKING TOTAL			19,545,518.29	19,545,518.29 0.00	19,545,518.29	3.64		1	19,545,518.29	0.00 19,545,518.29	10.86	AAA

LOCAL BUILDING BOND 2023

LGIP												
TEXPOOL	TexPool	04/30/2026 04/30/2026	55,946,382.32	55,946,382.32 0.00	55,946,382.32	3.67		1	1.00 55,946,382.32	0.00 55,946,382.32	31.08	AAA
LGIP TOTAL			55,946,382.32	55,946,382.32 0.00	55,946,382.32	3.67		1	1.00 55,946,382.32	0.00 55,946,382.32	31.08	AAA
MONEY MARKET FUNDS												
49-4929-3776	BBVA-PNC Business Checking with Interest Account	04/30/2026 04/30/2026	3,569,010.64	3,569,010.64 0.00	3,569,010.64	3.00		1	1.00 3,569,010.64	0.00 3,569,010.64	1.98	NA NA
MONEY MARKET FUNDS TOTAL			3,569,010.64	3,569,010.64 0.00	3,569,010.64	3.00		1	1.00 3,569,010.64	0.00 3,569,010.64	1.98	NA
COMMERCIAL PAPER												
62479MF81	MUFG BANK NY 06/08/26	09/12/2025 09/12/2025	6,250,000.00	6,069,732.64 0.00	6,069,732.64	3.97	06/08/2026	39	99.59 6,224,534.72	0.00 6,224,534.72	3.46	P-1 A-1
22533UFV0	CREDIT AGRICULTURE 06/29/26	10/06/2025 10/06/2025	6,250,000.00	6,074,052.08 0.00	6,074,052.08	3.92	06/29/2026	60	99.38 6,210,973.96	0.00 6,210,973.96	3.45	P-1 A-1



Position Statement

CUSIP	DESCRIPTION	TRADE DATE SETTLE DATE	PAR VALUE	PRINCIPAL COST PURCHASED INTEREST	TOTAL COST	YIELD TO MATURITY	MATURITY DATE	DAYS TO MATURITY	MARKET PRICE MARKET VALUE	UNREALIZED GAIN/LOSS BOOK VALUE	% OF MV	MOODY'S S&P RATING
63873KGA9	NATIXIS NY 07/10/26	10/16/2025 10/16/2025	6,250,000.00	6,075,244.79 0.00	6,075,244.79	3.88	07/10/2026	71	99.27 6,204,184.03	0.00 6,204,184.03	3.45	P-1 A-1
8923A1GT2	TOYO CRD PUE RIC 07/27/26	11/17/2025 11/17/2025	6,250,000.00	6,079,427.08 0.00	6,079,427.08	4.04	07/27/2026	88	99.06 6,191,111.73	0.00 6,191,111.73	3.44	P-1 A-1+
COMMERCIAL PAPER TOTAL			25,000,000.00	24,298,456.59 0.00	24,298,456.59	3.95		64	99.32 24,830,804.44	0.00 24,830,804.44	13.80	AA-
LOCAL BUILDING BOND 2023 TOTAL			84,515,392.96	83,813,849.55 0.00	83,813,849.55	3.73		20	84,346,197.40	0.00 84,346,197.40	46.86	AA

PAYROLL ACCOUNT

MONEY MARKET FUNDS

49-4929-4007	BBVA-PNC Business Checking with Interest Account	04/30/2026 04/30/2026	3,659,763.54	3,659,763.54 0.00	3,659,763.54	3.00		1	1.00 3,659,763.54	0.00 3,659,763.54	2.03	NA NA
MONEY MARKET FUNDS TOTAL			3,659,763.54	3,659,763.54 0.00	3,659,763.54	3.00		1	1.00 3,659,763.54	0.00 3,659,763.54	2.03	NA
PAYROLL ACCOUNT TOTAL			3,659,763.54	3,659,763.54 0.00	3,659,763.54	3.00		1	3,659,763.54	0.00 3,659,763.54	2.03	NA

SCHOLARSHIP FUND

LGIP

TEXPOOL	TexPool	04/30/2026 04/30/2026	453,896.94	453,896.94 0.00	453,896.94	3.67		1	1.00 453,896.94	0.00 453,896.94	0.25	AAA
LGIP TOTAL			453,896.94	453,896.94 0.00	453,896.94	3.67		1	1.00 453,896.94	0.00 453,896.94	0.25	AAA

MONEY MARKET FUNDS

49-4929-3899	BBVA-PNC Business Checking with Interest Account	04/30/2026 04/30/2026	512,790.35	512,790.35 0.00	512,790.35	3.00		1	1.00 512,790.35	0.00 512,790.35	0.28	NA NA
MONEY MARKET FUNDS TOTAL			512,790.35	512,790.35 0.00	512,790.35	3.00		1	1.00 512,790.35	0.00 512,790.35	0.28	NA

U.S. TREASURIES

91282CQE4	US TREASURY 3.500 03/15/29	04/06/2026 04/06/2026	1,500,000.00	1,486,640.63 3,138.59	1,489,779.22	3.82	03/15/2029	1,050	98.91 1,483,593.75	(3,357.85) 1,486,951.60	0.82	Aa1 AA+
U.S. TREASURIES TOTAL			1,500,000.00	1,486,640.63 3,138.59	1,489,779.22	3.82		1,050	98.91 1,483,593.75	(3,357.85) 1,486,951.60	0.82	AA+
SCHOLARSHIP FUND TOTAL			2,466,687.29	2,453,327.92 3,138.59	2,456,466.51	3.62		636	2,450,281.04	(3,357.85) 2,453,638.89	1.36	AA+



Position Statement

CUSIP	DESCRIPTION	TRADE DATE SETTLE DATE	PAR VALUE	PRINCIPAL COST PURCHASED INTEREST	TOTAL COST	YIELD TO MATURITY	MATURITY DATE	DAYS TO MATURITY	MARKET PRICE MARKET VALUE	UNREALIZED GAIN/LOSS BOOK VALUE	% OF MV	MOODY'S S&P RATING
GRAND TOTAL			180,253,202.11	179,378,980.81 3,138.59	179,382,119.40	3.67		48	179,983,849.21	46,739.25 179,937,109.96	100.00	AA+

Cash Reconciliation Report

GENERAL FUND						
POST DATE	IDENTIFIER	DESCRIPTION	PAR VALUE	FINAL MATURITY	PRINCIPAL	AMOUNT
BUY						
04/16/2026	05970UQR2	BANCO SANTANDE 03/25/27	4,000,000.00	03/25/2027	3,849,461.11	-3,849,461.11
BUY TOTAL			4,000,000.00		3,849,461.11	-3,849,461.11
POST DATE	IDENTIFIER	DESCRIPTION	PAR VALUE	FINAL MATURITY	PRINCIPAL	AMOUNT
COUPON						
04/15/2026	3133ERBJ9	FEDERAL FARM CREDIT BANKS FUNDING CORP 4.875 04/15/2026	0.00	04/15/2026	0.00	97,500.00
COUPON TOTAL			0.00		0.00	97,500.00
POST DATE	IDENTIFIER	DESCRIPTION	PAR VALUE	FINAL MATURITY	PRINCIPAL	AMOUNT
MATURITY						
04/15/2026	3133ERBJ9	FEDERAL FARM CREDIT BANKS FUNDING CORP 4.875 04/15/2026	-4,000,000.00	04/15/2026	-4,000,000.00	4,000,000.00
MATURITY TOTAL			-4,000,000.00		-4,000,000.00	4,000,000.00
SCHOLARSHIP FUND						
POST DATE	IDENTIFIER	DESCRIPTION	PAR VALUE	FINAL MATURITY	PRINCIPAL	AMOUNT
BUY						
04/06/2026	91282CQE4	US TREASURY 3.500 03/15/29	1,500,000.00	03/15/2029	1,486,640.63	-1,489,779.22
BUY TOTAL			1,500,000.00		1,486,640.63	-1,489,779.22

Transaction Statement

GENERAL FUND									
	TRADE DATE	SETTLE DATE	CUSIP	DESCRIPTION	PAR VALUE	PRINCIPAL COST	PURCHASED INTEREST	TOTAL	PURCHASE YIELD
BUY									
	04/16/2026	04/16/2026	05970UQR2	BANCO SANTANDE 03/25/27	4,000,000.00	3,849,461.11	0.00	(3,849,461.11)	4.10
BUY TOTAL					4,000,000.00	3,849,461.11	0.00	(3,849,461.11)	4.10
	TRADE DATE	SETTLE DATE	CUSIP	DESCRIPTION	PAR VALUE	BOOK VALUE		TOTAL	NET REALIZED GAIN/LOSS
MATURITY									
	04/15/2026	04/15/2026	3133ERBJ9	FEDERAL FARM CREDIT BANKS FUNDING CORP 4.875 04/15/2026	(4,000,000.00)	4,000,000.00		4,000,000.00	0.00
MATURITY TOTAL					(4,000,000.00)	4,000,000.00		4,000,000.00	0.00
SCHOLARSHIP FUND									
	TRADE DATE	SETTLE DATE	CUSIP	DESCRIPTION	PAR VALUE	PRINCIPAL COST	PURCHASED INTEREST	TOTAL	PURCHASE YIELD
BUY									
	04/06/2026	04/06/2026	91282CQE4	US TREASURY 3.500 03/15/29	1,500,000.00	1,486,640.63	3,138.59	(1,489,779.22)	3.82
BUY TOTAL					1,500,000.00	1,486,640.63	3,138.59	(1,489,779.22)	3.82

Amortization Schedule

CUSIP	DESCRIPTION	PAR VALUE	PRINCIPAL COST	ORIGINAL PREMIUM OR DISCOUNT	BEGINNING BOOK VALUE	CURRENT PERIOD AMORT	ENDING BOOK VALUE	TOTAL AMORTIZATION	UNAMORTIZED BALANCE
CAFETERIA FUND									
3133ERFJ5	FED FARM CR BNKS 4.500 05/20/27	500,000.00	497,500.00	(2,500.00)	499,053.93	68.56	499,122.49	1,622.49	(877.51)
TOTAL		500,000.00	497,500.00	(2,500.00)	499,053.93	68.56	499,122.49	1,622.49	(877.51)
GENERAL FUND									
05970UQR2	BANCO SANTANDE 03/25/27	4,000,000.00	3,849,461.11	(150,538.89)	0.00	6,583.33	3,856,044.44	6,583.33	(143,955.56)
3133EPKX2	FED FARM CR BNKS 4.000 05/26/26	3,000,000.00	2,991,480.00	(8,520.00)	2,999,571.56	233.69	2,999,805.25	8,325.25	(194.75)
3133EP4U6	FED FARM CR BNKS 4.375 03/08/27	3,000,000.00	2,984,073.00	(15,927.00)	2,994,985.13	441.19	2,995,426.32	11,353.32	(4,573.68)
3133ERBJ9	FEDERAL FARM CREDIT BANKS FUNDING CORP 4.875 04/15/2026	4,000,000.00	3,993,199.52	(6,800.48)	3,999,869.40	130.60	0.00	6,800.48	0.00
3130AXCP1	FHLBANKS 4.875 09/11/26	7,500,000.00	7,487,547.45	(12,452.55)	7,498,085.28	352.40	7,498,437.68	10,890.23	(1,562.32)
91282CJT9	US TREASURY 4.000 01/15/27	7,395,000.00	7,425,619.92	30,619.92	7,414,321.30	(2,005.67)	7,412,315.63	(13,304.29)	17,315.63
TOTAL		28,895,000.00	28,731,381.00	(163,619.00)	24,906,832.67	5,735.55	24,762,029.33	30,648.33	(132,970.67)
LOCAL BUILDING BOND 2023									
22533UFV0	CREDIT AGR NY 06/29/26	6,250,000.00	6,074,052.08	(175,947.92)	6,191,130.21	19,843.75	6,210,973.96	136,921.88	(39,026.04)
62479MF81	MUFG BANK NY 06/08/26	6,250,000.00	6,069,732.64	(180,267.36)	6,204,430.56	20,104.17	6,224,534.72	154,802.08	(25,465.28)
63873KGA9	NATIXIS NY 07/10/26	6,250,000.00	6,075,244.79	(174,755.21)	6,184,548.61	19,635.42	6,204,184.03	128,939.24	(45,815.97)
8923A1GT2	TOYO CRD PUE RIC 07/27/26	6,250,000.00	6,079,427.08	(170,572.92)	6,170,805.43	20,306.30	6,191,111.73	111,684.65	(58,888.27)
TOTAL		25,000,000.00	24,298,456.59	(701,543.41)	24,750,914.80	79,889.63	24,830,804.44	532,347.85	(169,195.56)
SCHOLARSHIP FUND									
91282CQE4	US TREASURY 3.500 03/15/29	1,500,000.00	1,486,640.63	(13,359.37)	0.00	310.97	1,486,951.60	310.97	(13,048.40)
TOTAL		1,500,000.00	1,486,640.63	(13,359.37)	0.00	310.97	1,486,951.60	310.97	(13,048.40)
GRAND TOTAL		55,895,000.00	55,013,978.22	(881,021.78)	50,156,801.40	86,004.71	51,578,907.85	564,929.63	(316,092.15)



Accrued Interest Schedule

IDENTIFIER	DESCRIPTION	SETTLE DATE	PAR VALUE	PRINCIPAL COST	BEGINNING ACCRUED INTEREST	PURCHASED INTEREST	CURRENT PERIOD ACCRUAL	INTEREST RECEIVED	ENDING ACCRUED INTEREST
29 TAX ACCOUNT									
49-4929-3696	BBVA-PNC Business Checking with Interest Account	2026-04-30	234,464.86	234,464.86	0.00	0.00	2,328.17	2,328.17	0.00
TOTAL			234,464.86	234,464.86	0.00	0.00	2,328.17	2,328.17	0.00
CAFETERIA FUND									
49-4929-3477	BBVA-PNC Business Checking with Interest Account	2026-04-30	4,075,288.82	4,075,288.82	0.00	0.00	2,885.93	2,885.93	0.00
3133ERFJ5	FED FARM CR BNKS 4.500 05/20/27	2024-05-21	500,000.00	497,500.00	8,187.50	0.00	1,875.00	0.00	10,062.50
TEXPOOL	TexPool	2026-04-30	1,025,949.80	1,025,949.80	0.00	0.00	3,075.82	3,075.82	0.00
TOTAL			5,601,238.62	5,598,738.62	8,187.50	0.00	7,836.75	5,961.75	10,062.50
GENERAL FUND									
05970UQR2	BANCO SANTANDE 03/25/27	2026-04-16	4,000,000.00	3,849,461.11	0.00	0.00	0.00	0.00	0.00
49-4923-2965	BBVA-PNC Corporate Business Account	2026-04-30	4,043,305.43	4,043,305.43	0.00	0.00	8,075.08	8,075.08	0.00
3133EPKX2	FED FARM CR BNKS 4.000 05/26/26	2023-05-26	3,000,000.00	2,991,480.00	41,666.67	0.00	10,000.00	0.00	51,666.67
3133EP4U6	FED FARM CR BNKS 4.375 03/08/27	2024-03-20	3,000,000.00	2,984,073.00	8,385.42	0.00	10,937.50	0.00	19,322.92
3133ERBJ9	FEDERAL FARM CREDIT BANKS FUND-ING CORP 4.875 04/15/2026	2024-04-16	0.00	0.00	89,916.67	0.00	7,583.33	97,500.00	0.00
3130AXCP1	FHLBANKS 4.875 09/11/26	2023-10-16	7,500,000.00	7,487,547.45	20,312.50	0.00	30,468.75	0.00	50,781.25
LSCO	Lone Star Invest Pool - Corporate Overnight Fund	2026-04-30	11,358,728.20	11,358,728.20	0.00	0.00	17,702.63	17,702.63	0.00
TEXPOOL	TexPool	2026-04-30	22,264,875.20	22,264,875.20	0.00	0.00	79,702.40	79,702.40	0.00
91282CJT9	US TREASURY 4.000 01/15/27	2025-10-14	7,395,000.00	7,425,619.92	62,101.66	0.00	24,513.81	0.00	86,615.47
TOTAL			62,561,908.83	62,405,090.31	222,382.91	0.00	188,983.51	202,980.11	208,386.30
HIGH SCHOOL STUDENT ACTIVITY									
49-4929-3821	BBVA-PNC Business Checking with Interest Account	2026-04-30	1,668,227.72	1,668,227.72	0.00	0.00	1,086.68	1,086.68	0.00
TOTAL			1,668,227.72	1,668,227.72	0.00	0.00	1,086.68	1,086.68	0.00
INTEREST & SINKING									



Accrued Interest Schedule

IDENTIFIER	DESCRIPTION	SETTLE DATE	PAR VALUE	PRINCIPAL COST	BEGINNING ACCRUED INTEREST	PURCHASED INTEREST	CURRENT PERIOD ACCRUAL	INTEREST RECEIVED	ENDING ACCRUED INTEREST
49-4929-3602	BBVA-PNC Business Checking with Interest Account	2026-04-30	969,188.25	969,188.25	0.00	0.00	1,494.25	1,494.25	0.00
TEXPOOL	TexPool	2026-04-30	18,576,330.04	18,576,330.04	0.00	0.00	55,692.54	55,692.54	0.00
TOTAL			19,545,518.29	19,545,518.29	0.00	0.00	57,186.79	57,186.79	0.00

LOCAL BUILDING BOND 2023

49-4929-3776	BBVA-PNC Business Checking with Interest Account	2026-04-30	3,569,010.64	3,569,010.64	0.00	0.00	13,573.25	13,573.25	0.00
22533UFV0	CREDIT AGRI NY 06/29/26	2025-10-06	6,250,000.00	6,074,052.08	0.00	0.00	0.00	0.00	0.00
62479MF81	MUFG BANK NY 06/08/26	2025-09-12	6,250,000.00	6,069,732.64	0.00	0.00	0.00	0.00	0.00
63873KGA9	NATIXIS NY 07/10/26	2025-10-16	6,250,000.00	6,075,244.79	0.00	0.00	0.00	0.00	0.00
8923A1GT2	TOYO CRD PUE RIC 07/27/26	2025-11-17	6,250,000.00	6,079,427.08	0.00	0.00	0.00	0.00	0.00
TEXPOOL	TexPool	2026-04-30	55,946,382.32	55,946,382.32	0.00	0.00	172,013.29	172,013.29	0.00
TOTAL			84,515,392.96	83,813,849.55	0.00	0.00	185,586.54	185,586.54	0.00

PAYROLL ACCOUNT

49-4929-4007	BBVA-PNC Business Checking with Interest Account	2026-04-30	3,659,763.54	3,659,763.54	0.00	0.00	1,523.28	1,523.28	0.00
TOTAL			3,659,763.54	3,659,763.54	0.00	0.00	1,523.28	1,523.28	0.00

SCHOLARSHIP FUND

49-4929-3899	BBVA-PNC Business Checking with Interest Account	2026-04-30	512,790.35	512,790.35	0.00	0.00	1,741.96	1,741.96	0.00
TEXPOOL	TexPool	2026-04-30	453,896.94	453,896.94	0.00	0.00	1,360.81	1,360.81	0.00
91282CQE4	US TREASURY 3.500 03/15/29	2026-04-06	1,500,000.00	1,486,640.63	0.00	(3,138.59)	3,566.57	0.00	6,705.16
TOTAL			2,466,687.29	2,453,327.92	0.00	(3,138.59)	6,669.34	3,102.77	6,705.16

GRAND TOTAL			180,253,202.11	179,378,980.81	230,570.41	(3,138.59)	451,201.06	459,756.09	225,153.97
--------------------	--	--	-----------------------	-----------------------	-------------------	-------------------	-------------------	-------------------	-------------------



Earnings by Fund

CUSIP	DESCRIPTION	ENDING PAR VALUE	BEGINNING BOOK VALUE	ENDING BOOK VALUE	FINAL MATURITY	COUPON RATE	YIELD	INTEREST EARNED	NET AMORTIZATION/ACCRETION INCOME	NET REALIZED GAIN/LOSS	ADJUSTED INTEREST EARNINGS
29 TAX ACCOUNT											
49-4929-3696	BBVA-PNC Business Checking with Interest Account	234,464.86	1,153,660.67	234,464.86	04/30/2026	2.59	3.00	2,328.17	0.00	0.00	2,328.17
TOTAL		234,464.86	1,153,660.67	234,464.86		2.59	3.00	2,328.17	0.00	0.00	2,328.17
CAFETERIA FUND											
3133ERFJ5	FED FARM CR BNKS 4.500 05/20/27	500,000.00	499,053.93	499,122.49	05/20/2027	4.50	4.68	1,875.00	68.56	0.00	1,943.56
49-4929-3477	BBVA-PNC Business Checking with Interest Account	4,075,288.82	3,945,895.18	4,075,288.82	04/30/2026	2.75	3.00	2,885.93	0.00	0.00	2,885.93
TEXPOOL	TexPool	1,025,949.80	1,022,873.98	1,025,949.80	04/30/2026	5.34	3.67	3,075.82	0.00	0.00	3,075.82
TOTAL		5,601,238.62	5,467,823.09	5,600,361.11		3.38	3.28	7,836.75	68.56	0.00	7,905.31
GENERAL FUND											
05970UQR2	BANCO SANTANDE 03/25/27	4,000,000.00	0.00	3,856,044.44	03/25/2027	0.00	4.10	0.00	6,583.33	0.00	6,583.33
3130AXCP1	FHLBANKS 4.875 09/11/26	7,500,000.00	7,498,085.28	7,498,437.68	09/11/2026	4.88	4.94	30,468.75	352.40	0.00	30,821.15
3133EP4U6	FED FARM CR BNKS 4.375 03/08/27	3,000,000.00	2,994,985.13	2,995,426.32	03/08/2027	4.38	4.57	10,937.50	441.19	0.00	11,378.69
3133EPKX2	FED FARM CR BNKS 4.000 05/26/26	3,000,000.00	2,999,571.56	2,999,805.25	05/26/2026	4.00	4.10	10,000.00	233.69	0.00	10,233.69
3133ERBJ9	FEDERAL FARM CREDIT BANKS FUNDING CORP 4.875 04/15/2026	0.00	3,999,869.40	0.00	04/15/2026	4.88	4.97	7,583.33	130.60	0.00	7,713.93
49-4923-2965	BBVA-PNC Corporate Business Account	4,043,305.43	3,544,301.69	4,043,305.43	04/30/2026	0.00	0.00	8,075.08	0.00	0.00	8,075.08
91282CJT9	US TREASURY 4.000 01/15/27	7,395,000.00	7,414,321.30	7,412,315.63	01/15/2027	4.00	3.66	24,513.81	(2,005.67)	0.00	22,508.14
LSCO	Lone Star Invest Pool - Corporate Overnight Fund	11,358,728.20	5,228,295.97	11,358,728.20	04/30/2026	0.00	3.78	17,702.63	0.00	0.00	17,702.63
TEXPOOL	TexPool	22,264,875.20	32,185,172.80	22,264,875.20	04/30/2026	5.34	3.67	79,702.40	0.00	0.00	79,702.40
TOTAL		62,561,908.83	65,864,603.13	62,428,938.16		3.37	3.70	188,983.51	5,735.55	0.00	194,719.06
HIGH SCHOOL STUDENT ACTIVITY											
49-4929-3821	BBVA-PNC Business Checking with Interest Account	1,668,227.72	1,630,192.58	1,668,227.72	04/30/2026	2.59	3.00	1,086.68	0.00	0.00	1,086.68
TOTAL		1,668,227.72	1,630,192.58	1,668,227.72		2.59	3.00	1,086.68	0.00	0.00	1,086.68



Earnings by Fund

CUSIP	DESCRIPTION	ENDING PAR VALUE	BEGINNING BOOK VALUE	ENDING BOOK VALUE	FINAL MATURITY	COUPON RATE	YIELD	INTEREST EARNED	NET AMORTIZATION/ACCRETION INCOME	NET REALIZED GAIN/LOSS	ADJUSTED INTEREST EARNINGS
INTEREST & SINKING											
49-4929-3602	BBVA-PNC Business Checking with Interest Account	969,188.25	504,744.96	969,188.25	04/30/2026	2.57	3.00	1,494.25	0.00	0.00	1,494.25
TEXPOOL	TexPool	18,576,330.04	18,520,637.50	18,576,330.04	04/30/2026	5.34	3.67	55,692.54	0.00	0.00	55,692.54
TOTAL		19,545,518.29	19,025,382.46	19,545,518.29		5.20	3.64	57,186.79	0.00	0.00	57,186.79
LOCAL BUILDING BOND 2023											
22533UFV0	CREDIT AGRY NY 06/29/26	6,250,000.00	6,191,130.21	6,210,973.96	06/29/2026	0.00	3.92	0.00	19,843.75	0.00	19,843.75
49-4929-3776	BBVA-PNC Business Checking with Interest Account	3,569,010.64	10,598,778.32	3,569,010.64	04/30/2026	2.77	3.00	13,573.25	0.00	0.00	13,573.25
62479MF81	MUFG BANK NY 06/08/26	6,250,000.00	6,204,430.56	6,224,534.72	06/08/2026	0.00	3.97	0.00	20,104.17	0.00	20,104.17
63873KGA9	NATIXIS NY 07/10/26	6,250,000.00	6,184,548.61	6,204,184.03	07/10/2026	0.00	3.88	0.00	19,635.42	0.00	19,635.42
8923A1GT2	TOYO CRD PUE RIC 07/27/26	6,250,000.00	6,170,805.43	6,191,111.73	07/27/2026	0.00	4.04	0.00	20,306.30	0.00	20,306.30
TEXPOOL	TexPool	55,946,382.32	58,267,985.56	55,946,382.32	04/30/2026	5.34	3.67	172,013.29	0.00	0.00	172,013.29
TOTAL		84,515,392.96	93,617,678.68	84,346,197.40		3.66	3.73	185,586.54	79,889.63	0.00	265,476.17
PAYROLL ACCOUNT											
49-4929-4007	BBVA-PNC Business Checking with Interest Account	3,659,763.54	1,642,656.30	3,659,763.54	04/30/2026	2.71	3.00	1,523.28	0.00	0.00	1,523.28
TOTAL		3,659,763.54	1,642,656.30	3,659,763.54		2.71	3.00	1,523.28	0.00	0.00	1,523.28
SCHOLARSHIP FUND											
49-4929-3899	BBVA-PNC Business Checking with Interest Account	512,790.35	1,943,526.40	512,790.35	04/30/2026	2.60	3.00	1,741.96	0.00	0.00	1,741.96
91282CQE4	US TREASURY 3.500 03/15/29	1,500,000.00	0.00	1,486,951.60	03/15/2029	3.50	3.82	3,566.57	310.97	0.00	3,877.55
TEXPOOL	TexPool	453,896.94	452,536.13	453,896.94	04/30/2026	5.34	3.67	1,360.81	0.00	0.00	1,360.81
TOTAL		2,466,687.29	2,396,062.53	2,453,638.89		3.65	3.62	6,669.34	310.97	0.00	6,980.32



Earnings by Fund

CUSIP	DESCRIPTION	ENDING PAR VALUE	BEGINNING BOOK VALUE	ENDING BOOK VALUE	FINAL MATURITY	COUPON RATE	YIELD	INTEREST EARNED	NET AMORTIZATION/ ACCRETION INCOME	NET REALIZED GAIN/LOSS	ADJUSTED INTEREST EARNINGS
GRAND TOTAL		180,253,202.11	190,798,059.44	179,937,109.96		3.68	3.67	451,201.06	86,004.71	0.00	537,205.77

Disclosure

Meeder provides monthly statements for its investment management clients to provide information about the investment portfolio. The information should not be used for audit or confirmation purposes. Please review your custodial statements and report any inaccuracies or discrepancies.

Certain information and data has been supplied by unaffiliated third parties. Although Meeder believes the information is reliable, it cannot warrant the accuracy of information offered by third parties. Market value may reflect prices received from pricing vendors when current market quotations are not available. Prices may not reflect firm bids or offers and may differ from the value at which the security can be sold.

Statements may include positions from unmanaged accounts provided for reporting purposes. Unmanaged accounts are managed directly by the client and are not included in the accounts managed by Meeder. This information is provided as a client convenience and Meeder assumes no responsibility for performance of these accounts or the accuracy of the data reported.

Investing involves risk. Past performance is no guarantee of future results. Debt and fixed income securities are subject to credit and interest rate risk. The investment return and principal value of an investment will fluctuate so that an investors shares, when redeemed, may be worth more or less than their original cost. Current performance may be lower or higher than the performance data quoted.

Meeder Public Funds, Inc. is a registered investment adviser and affiliate of Meeder Investment Management, Inc. Investment advisory services are provided through Meeder Public Funds, Inc. Please contact us if you would like to receive a copy of our current ADV disclosure brochure or privacy policy.

© 2026 Meeder Investment Management

meederpublicfunds.com | 866.633.3371

