



# 2021-22 School Start and End Times



**EDEN PRAIRIE SCHOOLS**  
Inspiring each student every day

# Background

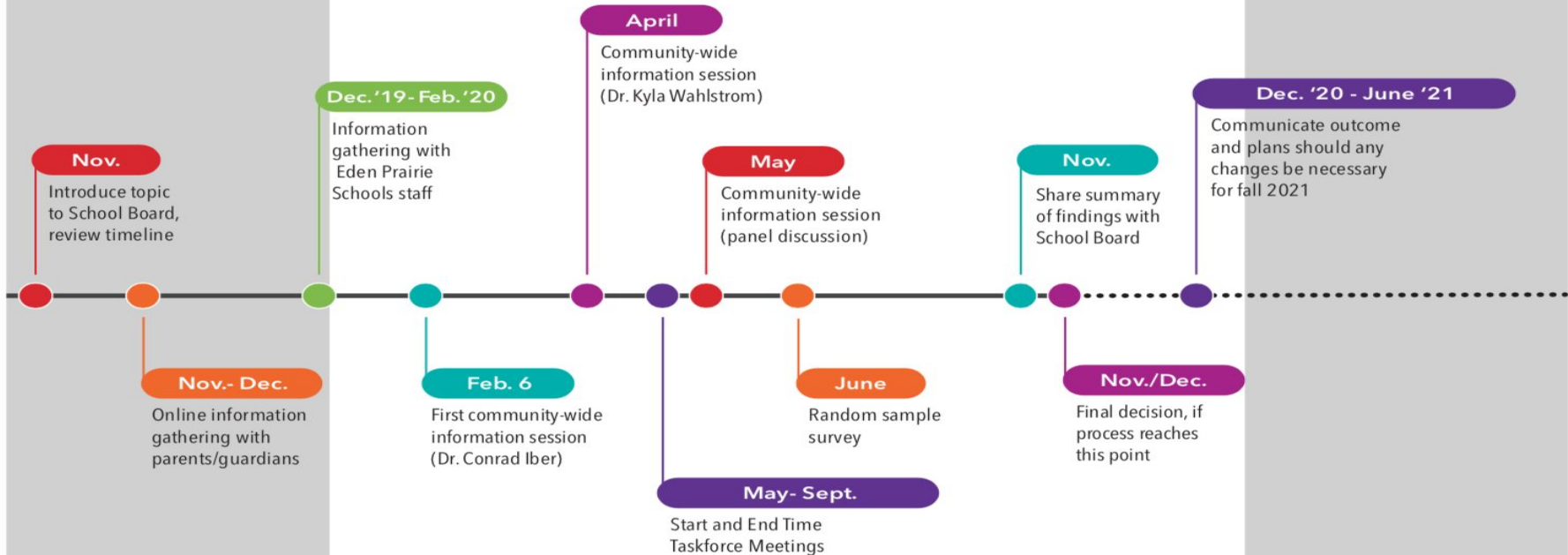
- Requests from the community in 2015-16 and During Designing Pathways
- 2019 Referendum
  - Neighborhood preschool
  - CMS addition
- After referendum: Right time to study school times
- Started Nov. 2019
  - Staff input sessions, family surveys
- Not end-determined

# SCHOOL SCHEDULES TIMELINE

## 2019

## 2020

## 2021



# Summer 2020 Start & End Time Task Force

- 18 members: staff, parents, community
- Presentations in Eden Prairie
  - Dr. Conrad Iber
  - Dr. Kyla Wahlstrom
  - Activities Director panel
- Reviewed scientific literature
- Heard from district experts
  - Child care
  - Transportation
  - Considered Feedback from Interested Parties

# Research

- Teens' biological sleep clocks change, they go to bed later
- Sleep deprivation = risk-taking, impaired judgment, poor mental health
- Increased sleep = improved attendance, alertness, better mental health, improved grades and graduation rates



# Task Force Recommendation



Change school start-end times to ensure the school day for Eden Prairie High School students begins later in the morning.

# Working with recommendation

- Our 3-tier transportation system
- Move school day length away from state minimums
- Must be financially responsible
- Must be operationally and logistically viable
- Must align with the research and task force recommendation
- Over 100 configurations reviewed



# Start/End Times



<b>Oak Point</b>	<b>7:45-2:15</b>
<b>Eagle Heights</b>	<b>7:45-2:15</b>
Cedar Ridge	8:00-2:30
Forest Hills	8:00-2:30
<b>EPHS</b>	<b>8:35-3:20</b>
Prairie View	8:40-3:10
Eden Lake	8:40-3:10
<b>CMS</b>	<b>9:25-4:07</b>



# Benefits

---

- Instructional day
  - Elementary: +10 minutes
  - Middle School: +15 minutes
- Supports Elementary lunch & recess
- New CMS schedule & student choice
- All times align with research
- All times consistent within Lake Conference

# Looking across Lake Conference

	Eden Prairie (2021-22)	Edina	Mtka.	Wayzata	Hopkins	Buffalo	STMA
<b>Elem</b>	7:45-2:15 8:00-2:30 8:40-3:10	7:50-2:25 8:40-3:15	8:00-2:40 8:40-3:20	7:45-2:25 8:30-3:10	8:58-3:30 9:33-4:05	7:45-2:25	7:45-2:15
<b>Middle</b>	9:25-4:07	9:20-4:05	9:15-3:55	9:10-4:00	7:47-2:35	8:50-3:25	9:00-3:05
<b>High</b>	8:35-3:20	8:30-3:15	8:00-2:40	8:20-3:10	7:52-2:35	8:50-3:25	8:30-3:20



# Additional Engagement

---

- Review and Comment
- Over 400 Comments: Themed
- 3 Additional Community Meetings
- Listening Session with Staff Representatives

# Themes and Questions

- Limit early pick-ups to the extent possible (commitment from transportation)
- Examine Schedules and Design for Enrichment and Activities at CMS
- Ensuring Increased Choice for CMS Students Embedded in the School Day
- Support for Updated Start Times
- Flip/Flopping Schedules
- Rotation of Elementary Schedules
- Distance of Start Times for EPHS and CMS

# Follow Up & Future Work

- For each question or scenario the team relooked at options based on the parameters I had set
- Task force to work on logistics for CMS activities and athletics: This is very doable (Nate, Staff, Russ)
- Transportation to scrutinize early routing to limit to the extent possible the earliest morning pickups
- Designing Pathways Increasing choice



# Start/End Times



<b>Oak Point</b>	<b>7:45-2:15</b>
<b>Eagle Heights</b>	<b>7:45-2:15</b>
Cedar Ridge	8:00-2:30
Forest Hills	8:00-2:30
<b>EPHS</b>	<b>8:35-3:20</b>
Prairie View	8:40-3:10
Eden Lake	8:40-3:10
<b>CMS</b>	<b>9:25-4:07</b>

# Communication

- Tomorrow Communication Will Go Out to Families and Staff
- Information Circulated from Now Till the Start of the 2021 School Year
- This is a Change; Every District that Has Gone Through This Has Experienced This.
- The Benefits Outweigh the Required Change and the Research would Indicate and I Believe It Will Help Us Achieve the ENDS Over Time.



# Instructional Model Update

January 25, 2021



# Models Being Implemented

---

- K-2 Returned on January 6, 2021
- 3-5 Returned In-Person on January 20, 2021
- 6th Grade will Return In-Person on February 3, 2021
- 7-12 Staff will Engage in Planning, Training, and Preparation February 4th and 5th
- 7-8 will Return to Hybrid on February 8, 2021
- 9-12 will Return to Hybrid on February 8, 2021

# Current Strategies and Experience

---

- Training for All Staff
- Staff Provided with Multiple Face Masks and a Face Shield
- Increased Handwashing and Hand Sanitizer
- Use of Plexiglass Barriers
- Daily Temperature Checks at Entry
- Daily Self Screening by Staff (RAVE System)
- Building Substitutes: Training and Coverage
- Great Compliance for Face Coverings, Social Distancing, Podding
- Curb to Curb Teaching and Mitigation (Drivers Supplied and Checking)
- Vocal and Instrumental Lessons are Being Held Virtually
- Cleaning and Sanitizing of High Touch Items and Spaces

# Reduction of Mixing

---

Our Secondary Hybrid Models were designed with:

- Reduction in Movement and Social Distancing
- Reduction in mixing students across classes
- Hand Scheduling and Attention to Class Size and Space
- Space and Separation during passing times and in Common Areas
- Masks and hand washing routines
- Masks were used at all times except when eating
- Classes Like Music Adjusted Classes According to Guidance
- Intentional Instructional Design Strategies to Reduce Mixing



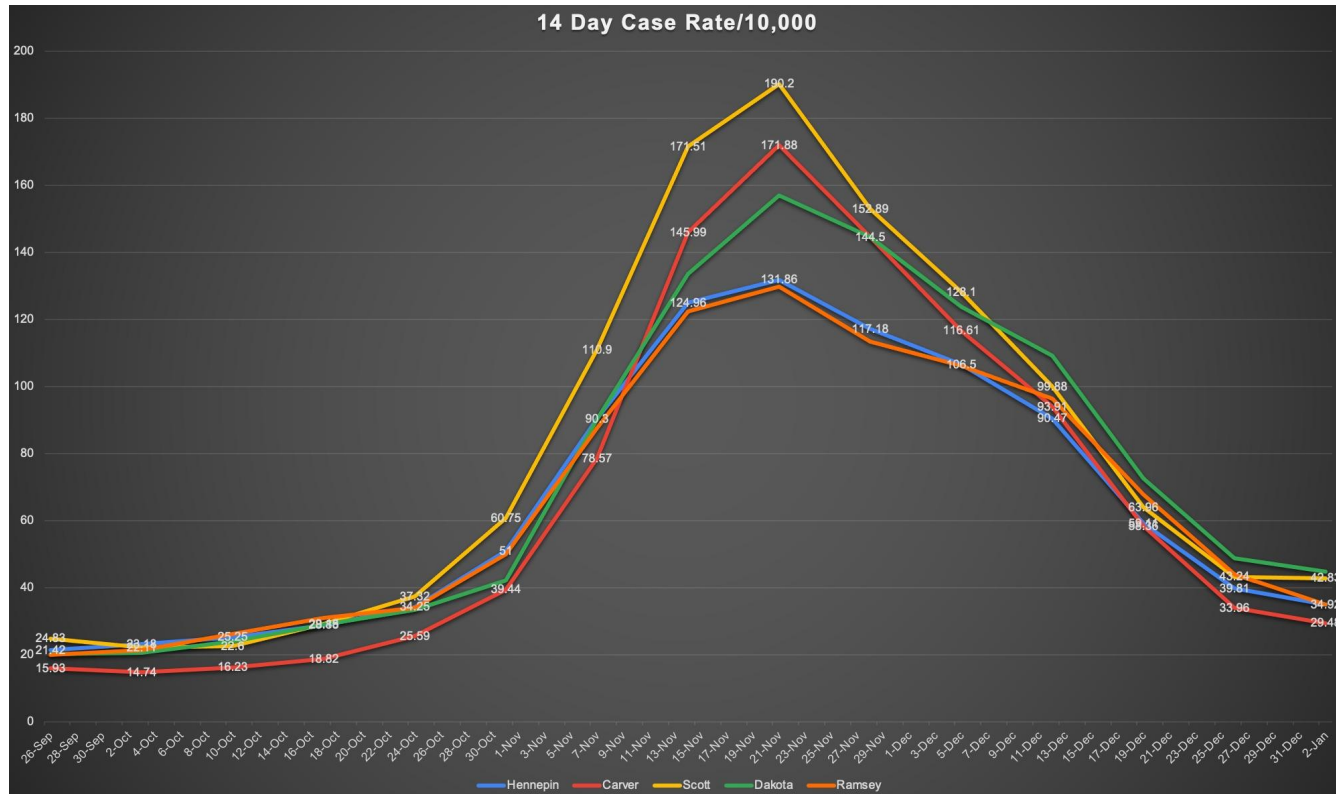
# Increased Mitigation:

---

- Hand Scheduled All Classes
- Analysis on “Supersizing Spaces” When Necessary
- Lunch Models - Our Lunch Models Prior Exceed Requirements
- Staff have already been provided multiple masks and face shields
- Face Shields (Over 300 Additional On Hand)
- Face Masks (Over 6 Extra Cloth Masks/staff member on Hand and 1000’s of Disposable)
- Gloves on Hand for When Appropriate
- Plenty of Cleaning Supplies and Employees are Trained on Employee Right to Know (enhanced cleaning)
- Retraining and Reteaching Designed for Staff and Students
- Because of Our Layered Mitigation and Structure, Being in HS and MS is One of the Safest Places Our Kids and Keeps Them from More Risky Behaviors: Better for Kids, Families, and the Community to have them IN School



# Data Before/Data Now





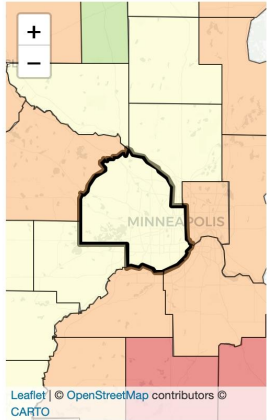
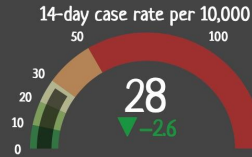
# Projections

## Hennepin County

Population (2019 estimated): 1,265,843

Data as of January 24, 2021

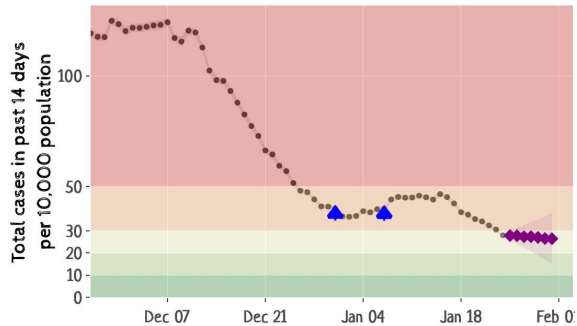
- Display MDH rates     Display one-week forecast



**Black squares** show official rates provided by the Minnesota Department of Health.  
**Blue triangles** are projections of what MDH will report in upcoming data releases, based on daily new case numbers.  
**Purple diamonds** show forecasted rates for the next 7 days.

Start plot on:

2020-11-26

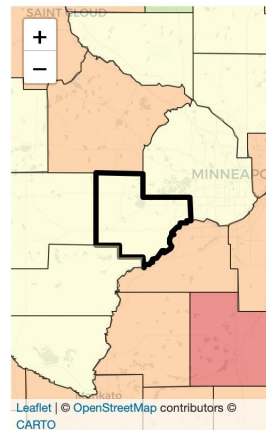
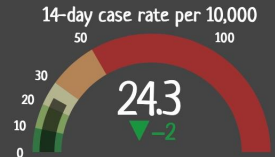


## Carver County

Population (2019 estimated): 105,089

Data as of January 24, 2021

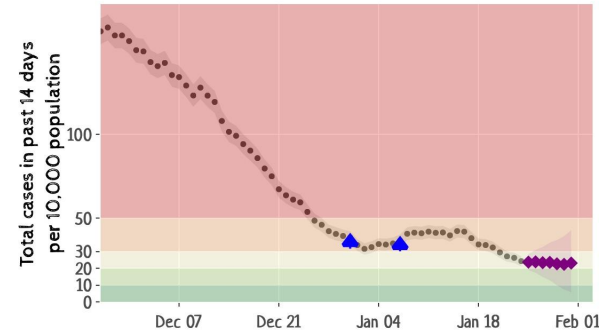
- Display MDH rates     Display one-week forecast



**Black squares** show official rates provided by the Minnesota Department of Health.  
**Blue triangles** are projections of what MDH will report in upcoming data releases, based on daily new case numbers.  
**Purple diamonds** show forecasted rates for the next 7 days.

Start plot on:

2020-11-26



# Projections

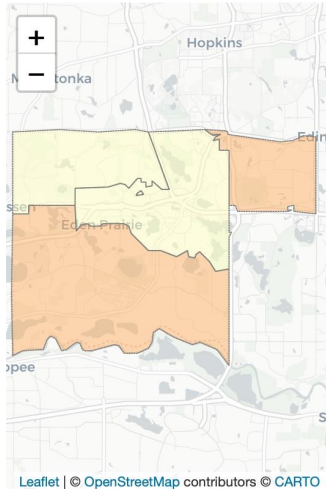
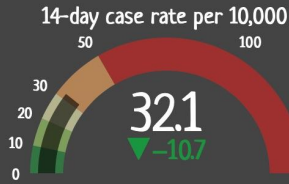
## Eden Prairie Public School District

ZIP codes: 55344, 55346, 55347, 55439

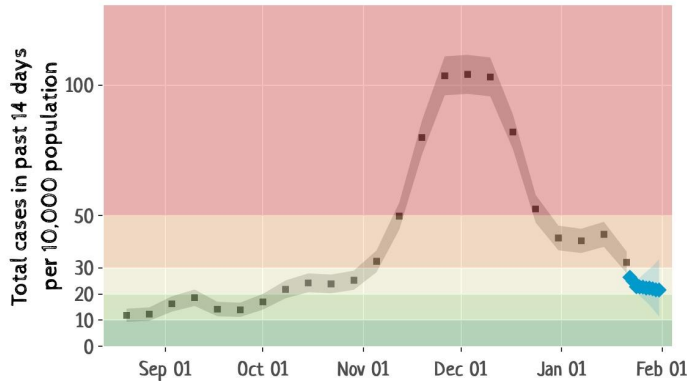
(excludes ZIP codes where less than 0.25 square miles of land area is within district boundaries)

Data as of January 21, 2021

Show forecast



Forecasts (blue diamonds) are based on a population-weighted average of 14-day rates for counties overlapping this district: Hennepin (100%)



**EDEN PRAIRIE SCHOOLS**  
Inspiring each student every day

**COVID-19  
PAST DATA**

Date of report	Total Staff No. of Cases Past 14 days	Students No. of Cases Past 14 days
Jan. 15	5	13
Jan. 8	4	10
Jan. 1, 2021	3	3
Dec. 25	6	6
Dec. 18	9	18
Dec. 11	13	13
Dec. 4	4	16
Nov. 27	6	21
Nov. 20	6	40
Nov. 13	7	34
Nov. 6	10	6
Oct. 30	10	16
Oct. 23, 2020	5	18



# Saliva Testing

---

- We have proven our Saliva Testing Model works and we can easily staff and run our sites.
- We have more than adequate staff, space, and resources to conduct bi-weekly testing
- Well prepared to continue testing
- District Coordinators leading the work with school sites implementing efforts through our health services
- Today was our 2nd District Testing Day
- Vaccinations are being Ramped Up



# Evidence and Practice

---

- Case Rates at October Levels
- Running at 25% Capacity While Implementing this Model
- Aligned Space with Classes
- Highly Successful Track Record in this Model with Higher Case Rates
- Increasing Mitigation Factors Beyond Our Previous Model
- Success Bringing Back Learners with Unique Needs
- Success with Return of Activities and Athletics
- Bringing Kids Back will Reduce At Risk Health Behaviors in the Community
- High Level of Confidence In Ability to Be Successful





**EDEN PRAIRIE SCHOOLS**

Inspiring each student every day