





Office of
TEACHING & LEARNING
MIDWAY INDEPENDENT SCHOOL DISTRICT

Gifted and Talented Program Annual Update 2026

Tiffany Brummett, Elementary Math, Science, and GT Coordinator



Celebrations



Tested 600 students for the GT program this school year

- **21% of referred students qualified**
- **39 pending appeals**



14% of Midway population grades K-12 are identified as GT

- **State GT identification average is 9%**



Progress in meeting the requirements for the Texas State Plan is being made each year

Current GT Numbers for Elementary

2025-2026

Campus	Grade 1	Grade 2	Grade 3	Grade 4	Grade 5
CCE	3	3	4	9	16
CPE	4	6	7	13	12
HWE	4	13	3	9	11
PHE	6	11	13	13	17
SBE	3	13	16	32	19
SPE	2	2	3	2	6
SVE	3	2	11	11	10
WWE	4	7	12	23	23
Total	29	57	69	112	114
Grand Total					381

Projected GT Numbers for Elementary

2026-2027

Campus	Grade 1	Grade 2	Grade 3	Grade 4	Grade 5
CCE	2	3	7	6	10
CPE	2	10	14	10	17
HWE	2	6	13	5	9
PHE	3	10	18	14	15
SBE	9	10	20	18	37
SPE	1	3	2	3	2
SVE	3	3	7	11	12
WWE	5	4	9	12	24
Total	27	49	90	79	126
Grand Total					371

Current GT Numbers for Middle School

2025-2026

Campus	Grade 6	Grade 7	Grade 8
RVMS	83	76	89
MMS	69	51	62
Total	152	127	151
Grand Total			430

Projected GT Numbers for Middle School


2026-2027

Campus	Grade 6	Grade 7	Grade 8
RVMS	84	85	76
MMS	79	71	51
Total	163	156	127
Grand Total			446

Campus Percentage Comparisons for 2025-2026 and 2026-2027

Campus	Percent of Identified GT Students 2025-2026	Percent of Identified GT Students 2026-2027	Difference in Comparison to Campus Percentages
CCE	6.35%	5.09%	-1.26%
CPE	8.47%	10.30%	1.83%
HWE	8.51%	7.40%	-1.11%
PHE	8.47%	8.47%	0.00%
SBE	15.54%	17.00%	1.46%
SPE	6.88%	5.05%	-1.83%
SVE	7.63%	7.42%	-0.21%
WWE	12.95%	10.20%	-2.75%
RVMS	26.70%	26.37%	-0.33%
MMS	16.39%	18.30%	1.91%
MHS	14.91%	14.00%	-0.91%
District (K-12)	13.86%	11.78%	-2.08%

Talent Development Program




Strive to increase the number of GT-identified students from underrepresented populations to ensure the gifted program reflects the diversity of Midway ISD



Provide learning opportunities in high-order thinking skills, decision-making, problem-solving, and reasoning



Address the social-emotional needs of identified students



Assist classroom teachers in the process of differentiation for identified students

GT Advisory Committee



Member Representation:

- A staff member and parent from all campuses
- GT specialists and GT coordinator



Committee Responsibilities:

- Use the Texas State Plan and the Midway ISD GT handbook for ongoing evaluation
- Help identify areas of growth and provide input
- Advocate for all students across the district



Accomplishments:

- Evaluated current services
- Created a plan of action for all areas in need of improvement

GT Advisory Committee...Next Steps



Implement plan of action for all areas in need of improvement



Conduct surveys for an annual evaluation of services by parents and students



Synthesize results from parent and student evaluation and make final recommendations for program needs

Spring Events

Elementary Showcases

CCE- 3/24 8:30 am
CPE- 3/24 8:30 am
HWE- 3/25 8:30 am
PHE- 3/23 8:30 am
SBE- 3/24 1:30 pm
SPE- 3/25 1:00 pm
SVE- 3/26 8:30 am
WWE- 3/27 1:30 pm

GATE Showcases

MMS- April 30th 6:00 pm
RVMS- April 28th 6:00 pm

GATE Shark Tank Finale

February 27th