



# *DeSoto ISD Pre-Kindergarten*

## 2026





# MISSION

To ensure all students, without exception, learn and grow at their highest levels.



# VISION

To inspire curiosity and consciousness, develop character, build courage, and nurture compassion.



# Pre-K: The Investment That Pays It Forward



# DeSoto ISD District Goals

**Goal 1:** The percentage of DeSoto ISD students who graduate college, career, and military ready will increase from 88% in May 2024 to 96% by May 2030.

**Goal 2:** The percentage of DeSoto ISD students who perform at the meets level or above on the 3rd Grade STAAR Reading assessment, will increase from 33% in May 2025 to 48% by May 2030.

**Goal 3:** The percentage of DeSoto ISD students who perform at the meets level or above in mathematics on the 3rd Grade STAAR Math assessment, will increase from 29% in May 2025 to 42% by May 2030.

**Goal 4:** The percentage of 8th grade students achieving meets or higher on STAAR/EOC math assessments will increase from 35% in May 2025 to 43% by Spring 2030.

**Goal 5:** The percentage of 8th grade students achieving meets or higher on the STAAR reading assessment will increase from 45% in May 2025 to 56% by Spring 2030.



# Superintendent Constraints

**In attaining the Board's student outcome goals, the Superintendent shall not allow:**

**Constraint 1:** The Superintendent shall not allow ineffective teaching, coaching, or instructional supports that do not directly contribute to improved classroom effectiveness and student outcomes.

**Constraint 2:** The Superintendent shall not manage district finances in a manner that is inconsistent with the law or compromises long-term fiscal health, transparency, or alignment with student-centered priorities.

**Constraint 3:** The Superintendent shall not make major decisions affecting district programming or restructuring without presenting a draft proposal to the Board prior to implementation.

**Constraint 4:** The Superintendent shall not enforce or tolerate practices that undermine a positive school culture; ensuring all policies and actions promote inclusivity, respect, and a supportive environment for students and staff.

**Constraint 5:** The Superintendent shall not pursue talent strategies that fail to prioritize the recruitment, retention, and support of highly qualified and diverse educators.

# Amber Terrace E.C.L.C. Goal Progress Monitoring

## March 2026

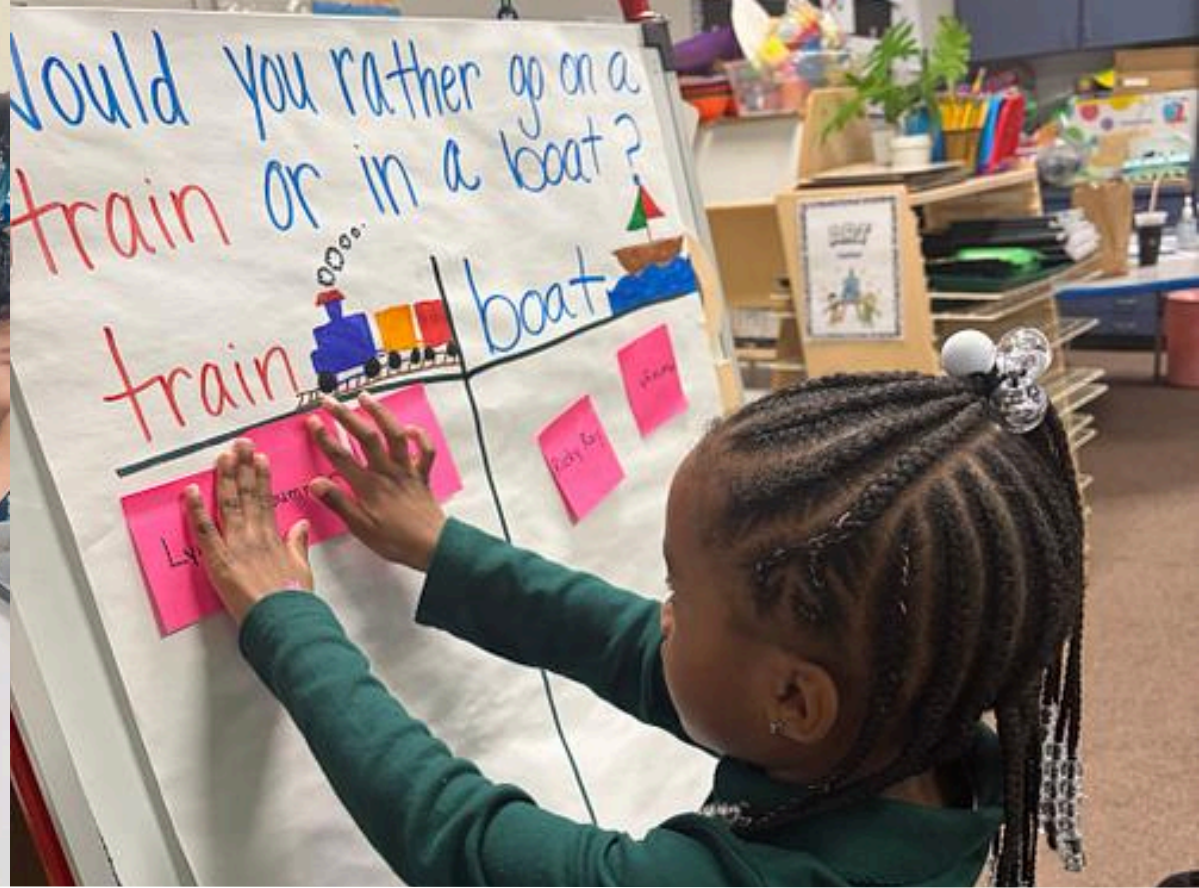


# Amber Terrace 2025 - 2026 Campus Goals

**Goal 1:** By May 2026, 96% of Pre-K students will score "on track" in the area Overall Math as measured by Circle Assessment.

**Goal 2:** By May 2026, 90% of Pre-K students will score "on track" in the area Literacy as measured by Circle Assessment.





# Ready, Set, Learn! Student Readiness at Amber Terrace



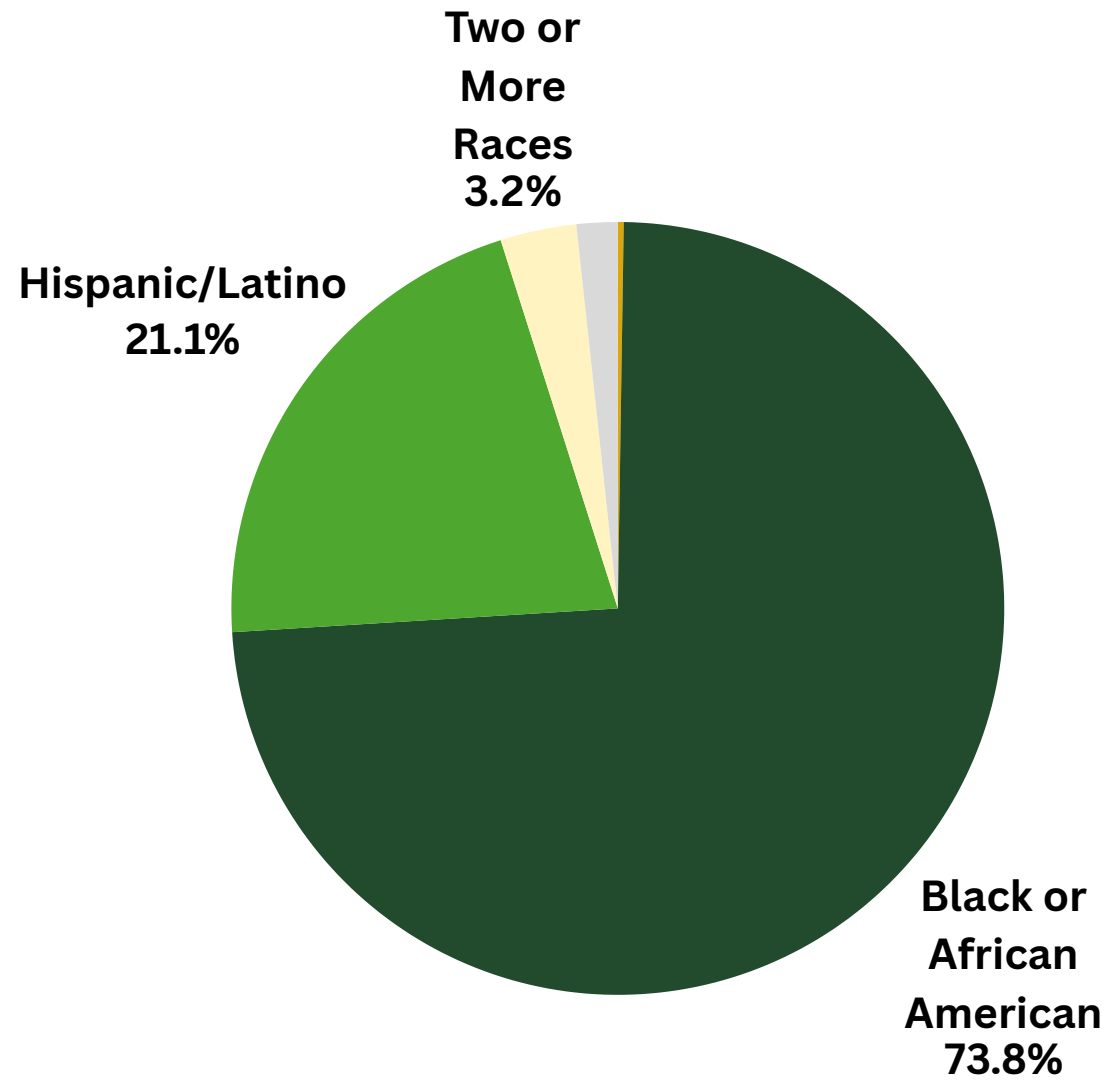
# PROGRESS MONITORING

MARCH 2026



## PRE-KINDERGARTEN

### 25-26 Demographics BOY



| AMBER TERRACE EARLY CHILDHOOD LEARNING CENTER | All Students | PreK-3 | PrK- 4 |
|---|--------------|--------|--------|
| Total Students                                | 410          | 145    | 265    |
| American Indian or Alaska Native              | 2            | 0      | 2      |
| Asian   | 1            | 0      | 1      |
| Black or African American                     | 301          | 119    | 182    |
| Hispanic/Latino                               | 86           | 19     | 67     |
| Two or More Races                             | 13           | 4      | 9      |
| White   | 7            | 3      | 4      |
| Emergent Biligual                             | 45           | 11     | 34     |
| Special Education                             | 37           | 14     | 23     |
| Economically Disadvantaged                    | 350          | 122    | 228    |

# PROGRESS MONITORING

MARCH 2026

**GPM 2.1:** The percentage of kindergarten students that are meeting mid-on grade level on the i-Ready EOY Reading diagnostic assessment will increase from 56.2% in May 2025 to 65% by May 2030.



## PRE-KINDERGARTEN

**Desoto ISD CLI 2025-26**

**Rapid Letter Naming**

**BOY**

|          | 25-26 BOY<br>Total# Tested | 25-26 BOY# of<br>Students On<br>Track | 25-26 BOY %<br>of Students<br>On Track |
|----------|----------------------------|---------------------------------------|--|
| ALL      | 410                        | 205                                   | 50.00%                                 |
| BLACK    | 301                        | 167                                   | 55.48%                                 |
| HISPANIC | 86                         | 23                                    | 26.74%                                 |
| TOM      | 13                         | 9                                     | 69.23%                                 |
| SPED     | 37                         | 13                                    | 35.14%                                 |
| ECO DIS  | 350                        | 159                                   | 45.43%                                 |
| EB       | 45                         | 11                                    | 24.44%                                 |

# PROGRESS MONITORING

MARCH 2026

**GPM 2.1:** The percentage of kindergarten students that are meeting mid-on grade level on the i-Ready EOY Reading diagnostic assessment will increase from 56.2% in May 2025 to 65% by May 2030.



## PRE-KINDERGARTEN

**Desoto ISD CLI 2025-26**

**Rapid Vocabulary**

**BOY**

|          | 25-26 BOY<br>Total# Tested | 25-26 BOY# of<br>Students On<br>Track | 25-26 BOY %<br>of Students<br>On Track |
|----------|----------------------------|---------------------------------------|--|
| ALL      | 410                        | 244                                   | 59.51%                                 |
| BLACK    | 301                        | 193                                   | 64.12%                                 |
| HISPANIC | 86                         | 34                                    | 39.53%                                 |
| TOM      | 13                         | 10                                    | 76.92%                                 |
| SPED     | 37                         | 8                                     | 21.62%                                 |
| ECO DIS  | 350                        | 201                                   | 57.43%                                 |
| EB       | 45                         | 16                                    | 35.56%                                 |

# PROGRESS MONITORING

MARCH 2026

**GPM 2.1:** The percentage of kindergarten students that are meeting mid-on grade level on the i-Ready EOY Reading diagnostic assessment will increase from 56.2% in May 2025 to 65% by May 2030.



## PRE-KINDERGARTEN

**Desoto ISD CLI 2025-26**

**Phonological Awareness**

**BOY**

|          | 25-26 BOY<br>Total# Tested | 25-26 BOY# of<br>Students On<br>Track | 25-26 BOY %<br>of Students<br>On Track |
|----------|----------------------------|---------------------------------------|--|
| ALL      | 410                        | 236                                   | 57.56%                                 |
| BLACK    | 301                        | 176                                   | 58.47%                                 |
| HISPANIC | 86                         | 44                                    | 51.16%                                 |
| TOM      | 13                         | 8                                     | 61.54%                                 |
| SPED     | 37                         | 6                                     | 16.22%                                 |
| ECO DIS  | 350                        | 190                                   | 54.29%                                 |
| EB       | 45                         | 29                                    | 64.44%                                 |

# PROGRESS MONITORING

MARCH 2026

**GPM 3.1:** The percentage of Kindergarten students that are meeting mid-on grade level on the iReady EOY Math diagnostic assessment will increase from 51.4% in May, 2025 to 60% by May, 2030.



## PRE-KINDERGARTEN

Desoto ISD CLI 2025-26

Overall Math

**BOY**

|          | 25-26 BOY<br>Total# Tested | 25-26 BOY# of<br>Students On<br>Track | 25-26 BOY %<br>of Students<br>On Track |
|----------|----------------------------|---------------------------------------|--|
| ALL      | 410                        | 314                                   | 76.59%                                 |
| BLACK    | 301                        | 247                                   | 82.06%                                 |
| HISPANIC | 86                         | 48                                    | 55.81%                                 |
| TOM      | 13                         | 10                                    | 76.92%                                 |
| SPED     | 37                         | 16                                    | 43.24%                                 |
| ECO DIS  | 350                        | 260                                   | 74.29%                                 |
| EB       | 45                         | 26                                    | 57.78%                                 |



# Early Learning Matters: Kindergarten Success



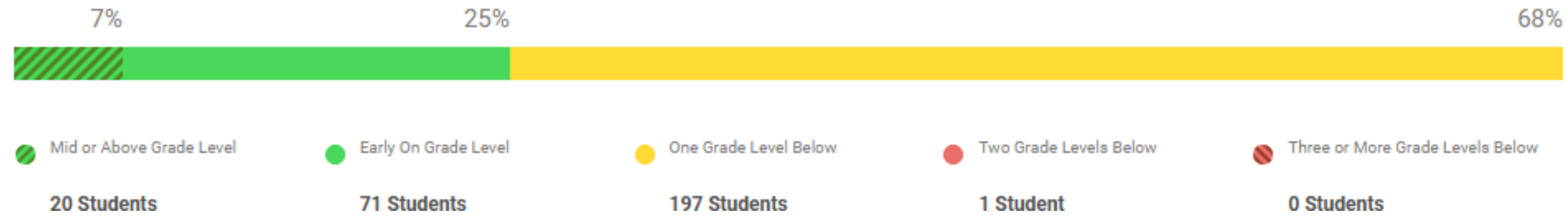
# PROGRESS MONITORING

MARCH 2026


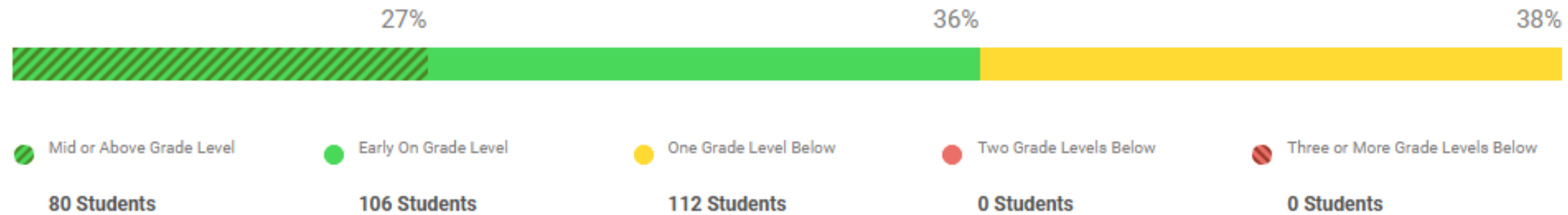


## KINDERGARTEN

### Desoto ISD Reading i-Ready 2024-25 Overall Placement **BOY**



### Desoto ISD Reading i-Ready 2025-26 Overall Placement **BOY**



■ % Students Mid or Above Grade Level

■ % Students Early On Grade Level

■ % Students One Grade Level Below

■ % Students Two Grade Levels Below

■ % Students Three or More Grade Levels Below

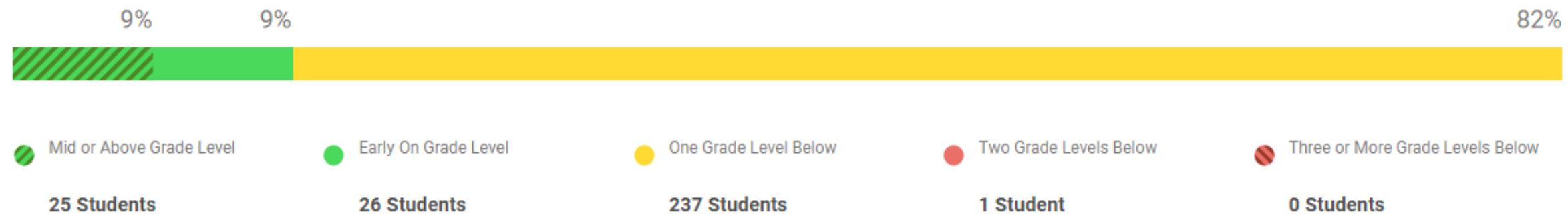
# PROGRESS MONITORING

MARCH 2026


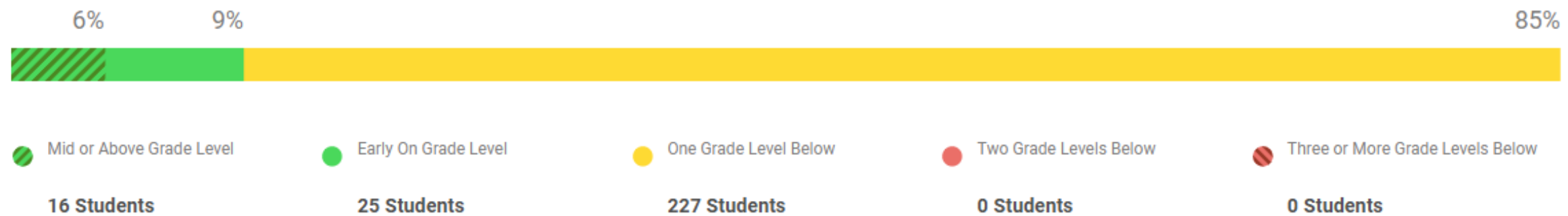


## KINDERGARTEN

### Desoto ISD Math i-Ready 2024-25 Overall Placement **BOY**



### Desoto ISD Math i-Ready 2025-26 Overall Placement **BOY**



# PROGRESS MONITORING

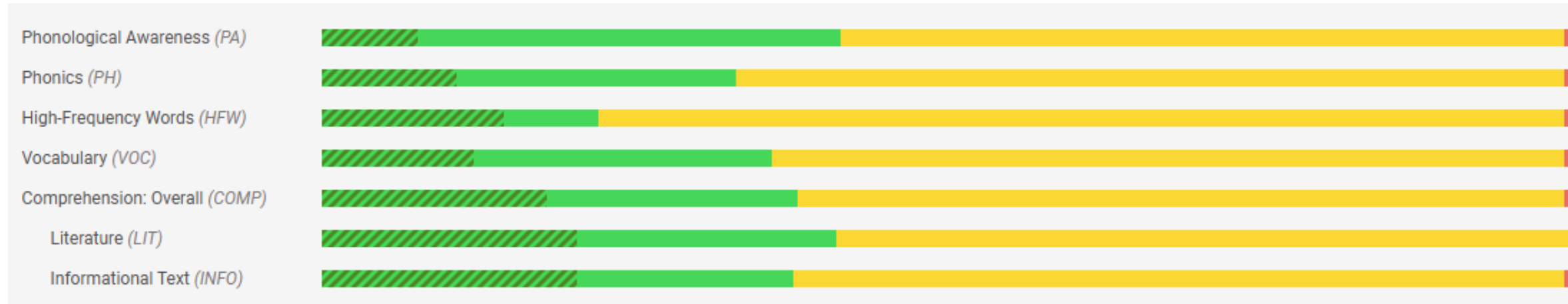
MARCH 2026



## KINDERGARTEN

Desoto ISD Reading i-Ready 2024-25

Placement by Domain **BOY**



Desoto ISD Reading i-Ready 2025-26

Placement by Domain **BOY**



■ % Students Mid or Above Grade Level

■ % Students Early On Grade Level

■ % Students One Grade Level Below

■ % Students Two Grade Levels Below

■ % Students Three or More Grade Levels Below

# PROGRESS MONITORING

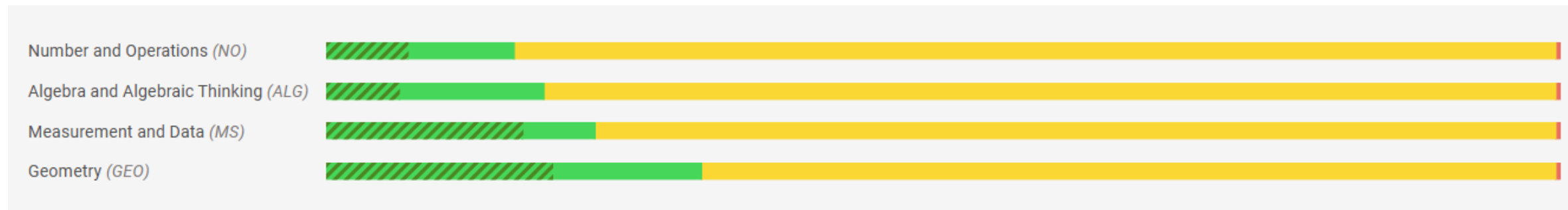
MARCH 2026



## KINDERGARTEN


Desoto ISD Mathi-Ready 2024-25

Placement by Domain **BOY**



Desoto ISD Math i-Ready 2025-26 Placement

by Domain **BOY**



▨ % Students Mid or Above Grade Level

■ % Students Early On Grade Level

■ % Students One Grade Level Below

■ % Students Two Grade Levels Below

■ % Students Three or More Grade Levels Below



# Soaring from the Start: Building Strong Foundations at Amber Terrace



# DeSoto Pre-K/Kinder Enrollment Impact on iReady Performance

## First Grade 2025-2026

| 1st graders - Reading         |       |              |            |                            |            |  |
|-------------------------------|-------|--------------|------------|----------------------------|------------|--|
| Enrollment                    | Total | Mid or Above | Percentage | Early On and Mid and Above | Percentage |  |
| DeSoto ISD Pre-K and Kinder   | 144   | 47           | 32.60%     | 65                         | 45.10%     |  |
| Non-DeSoto ISD Pre-K & Kinder | 49    | 11           | 22.40%     | 18                         | 36.70%     |  |
| Total                         | 311   | 91           | 29.30%     | 131                        | 42.10%     |  |
| 1st graders - Math            |       |              |            |                            |            |  |
| Enrollment                    | Total | Mid or Above | Percentage | Early On and Mid and Above | Percentage |  |
| DeSoto ISD Pre-K and Kinder   | 143   | 30           | 21.00%     | 45                         | 31.50%     |  |
| Non-DeSoto ISD Pre-K & Kinder | 62    | 6            | 9.70%      | 13                         | 21.00%     |  |
| Total                         | 308   | 61           | 19.80%     | 95                         | 30.80%     |  |

# First Grade

## 1st Grade Results

### Reading:

- **Students who attended DeSoto for Pre-K AND Kinder scored 32.6% at Mid or Above grade level vs. 22.4% for those who did not — a 10-point advantage**
- **When including Early On benchmark, that gap holds: 45.1% vs. 36.7%**

### Math:

- **Even more dramatic gap — DeSoto-enrolled students scored 21.0% vs. only 9.7% for non-enrolled — more than double the rate**
- **Early On and above: 31.5% vs. 21.0%**

# DeSoto Pre-K/Kinder Enrollment Impact on iReady Performance

## Kindergarten 2025-2026

| Kindergarten - Reading |       |              |            |                            |            |  |
|------------------------|-------|--------------|------------|----------------------------|------------|--|
| Enrollment             | Total | Mid or Above | Percentage | Early On and Mid and Above | Percentage |  |
| DeSoto ISD Pre-K       | 182   | 49           | 26.90%     | 121                        | 66.50%     |  |
| Non-DeSoto ISD Pre-K   | 102   | 29           | 28.40%     | 61                         | 59.80%     |  |
| Total                  | 284   | 78           | 27.50%     | 184                        | 64.80%     |  |
| Kindergarten - Math    |       |              |            |                            |            |  |
| Enrollment             | Total | Mid or Above | Percentage | Early On and Mid and Above | Percentage |  |
| DeSoto ISD Pre-K       | 181   | 58           | 32.00%     | 97                         | 53.60%     |  |
| Non-DeSoto ISD Pre-K   | 99    | 31           | 31.30%     | 54                         | 54.50%     |  |
| Total                  | 280   | 89           | 31.80%     | 151                        | 53.90%     |  |

# Kindergarten

## Kindergarten Results

### Reading:

- Interestingly, students not enrolled at DeSoto Pre-K scored slightly higher at Mid or Above (28.4% vs. 26.9%), though DeSoto Pre-K students led significantly in the broader Early On benchmark (66.5% vs. 59.8%)

### Math:

- Results were nearly identical — 32.0% vs. 31.3%, essentially no difference at the Mid or Above level, and close at the broader benchmark (53.6% vs. 54.5%)

## Takeaways

- **The DeSoto enrollment advantage becomes more pronounced by 1st grade, suggesting cumulative exposure to DeSoto's instruction compounds over time**
- **Kindergarten differences are minimal, which makes sense as those students are earlier in their DeSoto experience**
- **Math shows the strongest long-term benefit of prior DeSoto enrollment – the gap more than doubles from Kinder to 1st grade**
- **Overall, the data supports the value of early and continuous enrollment in DeSoto schools**



***Thank You!***

