

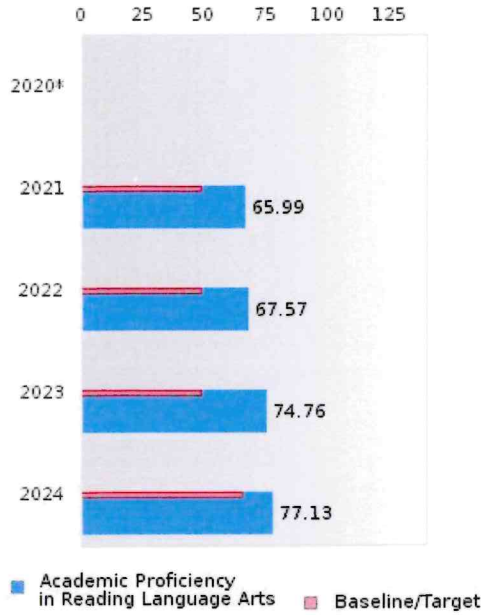
Map prepared by the Bureau of Legislative Research, Policy Analysis & Research Section
 School District Boundaries from the Ark. Geographical Informational Office (GEOSTOR)
 Data Source: Arkansas Department of Career Education

10 5 0 10 20 30 40
 Miles

2024 CTE DISTRICT REPORT ON PERFORMANCE MEASURES FOR CONCENTRATORS

SEARCY COUNTY SCHOOL DISTRICT

ACADEMIC PROFICIENCY SCORE IN READING LANGUAGE ARTS

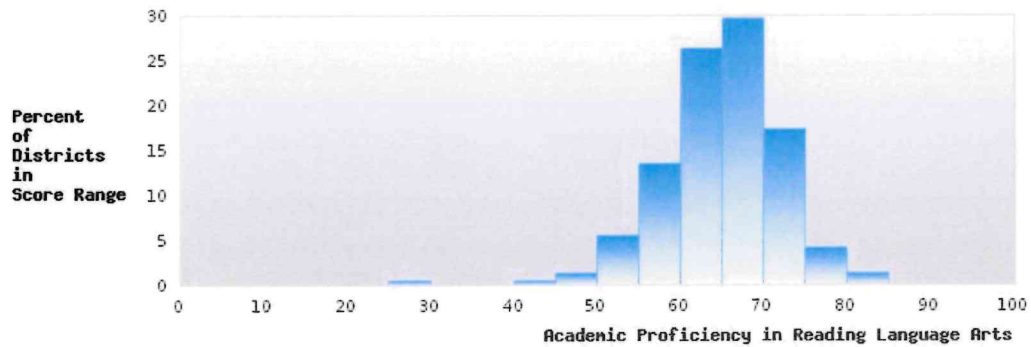


YEAR	SCORE	BASELINE/ TARGET	N
2020*		53.03	
2021	65.99	48.45	112
2022	67.57	48.7	120
2023	74.76	48.95	91
2024	77.13	65.39	82

N: Number of Concentrators with Test Scores Included in the Score

*State-required academic achievement tests were waived in 2020 due to COVID19.

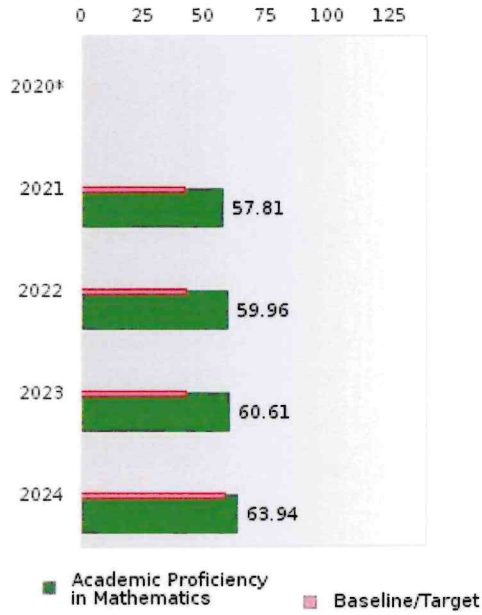
DISTRIBUTION OF DISTRICT SCORES FOR ACADEMIC PROFICIENCY IN READING LANGUAGE ARTS



2024 CTE DISTRICT REPORT ON PERFORMANCE MEASURES FOR CONCENTRATORS

SEARCY COUNTY SCHOOL DISTRICT

ACADEMIC PROFICIENCY SCORE IN MATHEMATICS

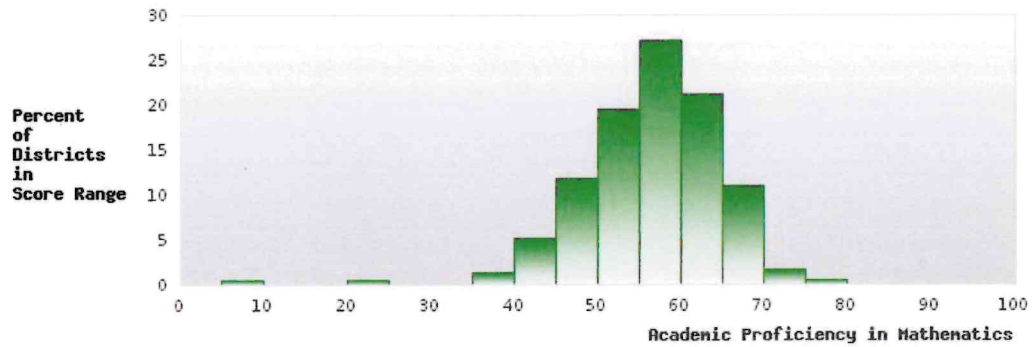


YEAR	SCORE	BASELINE/TARGET	N
2020*		46.7	
2021	57.81	42.27	112
2022	59.96	42.52	120
2023	60.61	42.77	91
2024	63.94	58.59	82

N: Number of Concentrators with Test Scores Included in the Score

*State-required academic achievement tests were waived in 2020 due to COVID19.

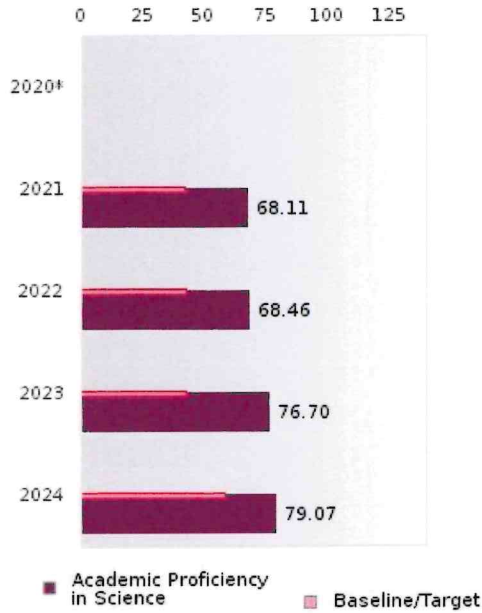
DISTRIBUTION OF DISTRICT SCORES FOR ACADEMIC PROFICIENCY IN MATHEMATICS



2024 CTE DISTRICT REPORT ON PERFORMANCE MEASURES FOR CONCENTRATORS

SEARCY COUNTY SCHOOL DISTRICT

ACADEMIC PROFICIENCY SCORE IN SCIENCE



YEAR	SCORE	BASELINE/ TARGET	N
2020*		53.51	
2021	68.11	48.4	112
2022	68.46	48.65	120
2023	76.70	48.9	91
2024	79.07	66.31	82

N: Number of Concentrators with Test Scores Included in the Score

*State-required academic achievement tests were waived in 2020 due to COVID19.

DISTRIBUTION OF DISTRICT SCORES FOR ACADEMIC PROFICIENCY IN SCIENCE

