



Intermediate School District 917

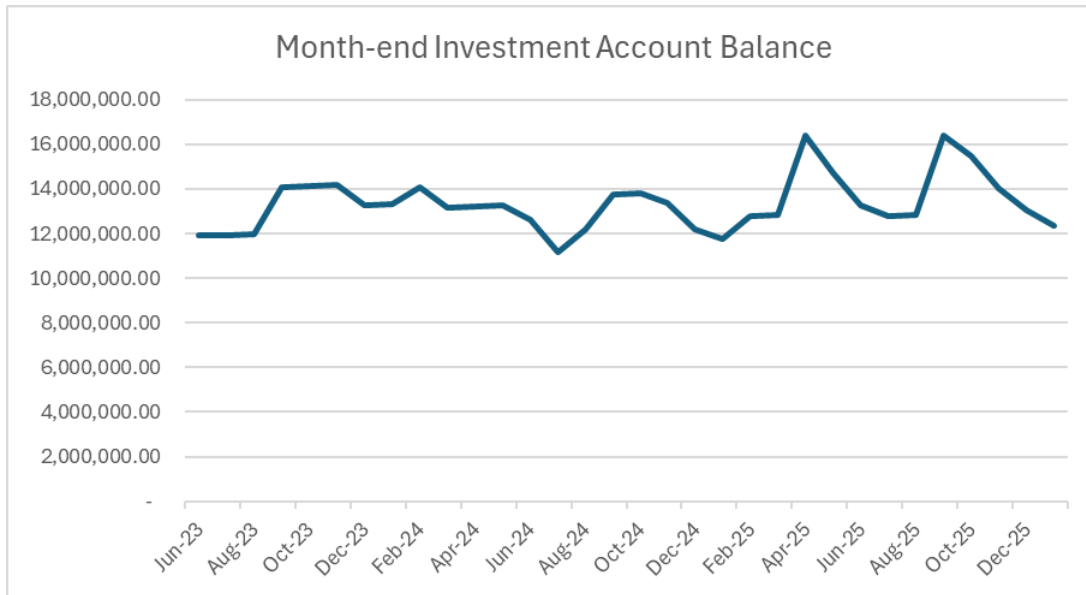
Investment Account Analysis

April 3, 2026

Trended Investment Fund Balance

Stewardship

Managing financial and human resources carefully and responsibly



Investment Policy: Safety, Liquidity, Yield

- 30-month trend of the dollars in 917's investment account at month-end. Assets held at MSDLAF (MN School District Liquid Asset Fund). U.S. Bank is the custodian
- Ranges from a low of \$11.1M in Jul 2024 to a high of \$16.4M in Apr 2025 and again in Sep 2025
- Could potentially classify \$5M - \$7M as a "long-term" investment

Investment Fund Policy Section X:

All funds shall normally be considered short-term except those reserved for building construction projects or specific future projects **and any unreserved funds used to provide financial-related managerial flexibility for future fiscal years.**

Long-term Investment Option

Stewardship

Managing financial and human resources carefully and responsibly

Investment Date	Maturity Date	Investment Amount
Jun 2026	May 2028	\$1,000,000
Dec 2026	Nov 2028	\$1,000,000
Jun 2027	May 2029	\$1,000,000
Dec 2027	Nov 2029	\$1,000,000
Jun 2028		



Investment Policy: Safety, Liquidity, Yield

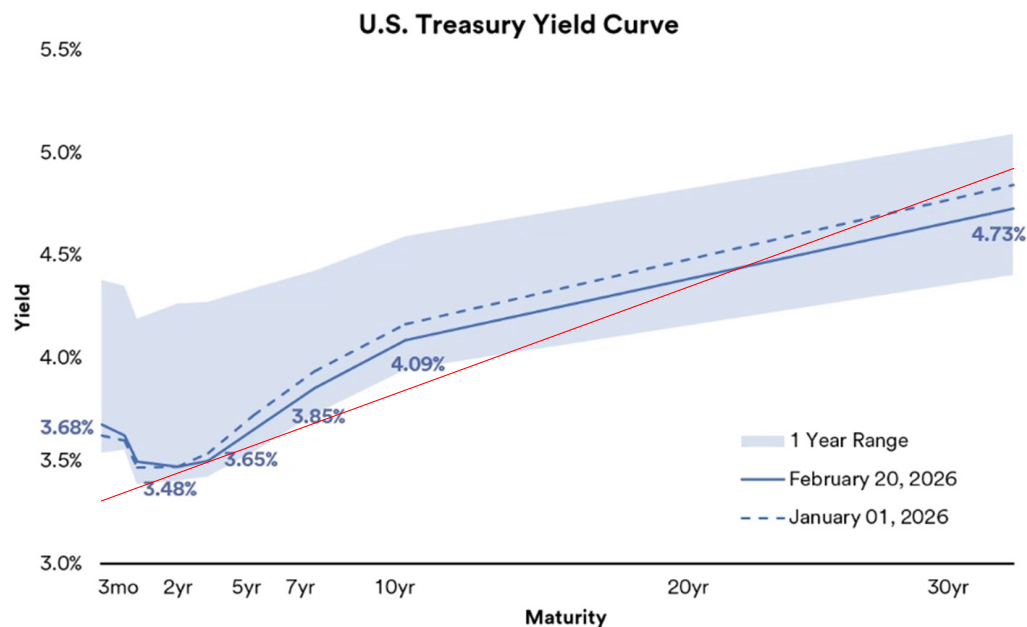
- Could potentially classify \$5M - \$7M as a “long-term” investment
- A viable use of long-term funds would be to establish a CD ladder with 2-year maturities with investments maturing every 3 or 6 months

Yield Curve

Stewardship

Managing financial and human resources carefully and responsibly

U.S. Treasury Yield Curve



Source: Bloomberg Finance L.P., as of February 20, 2026.

8

Investment Policy: Safety, Liquidity, Yield

- Typical Yield curve provides higher yield for longer maturity (red line)
- Current Yield is approximately 3.68%
- Investment vehicles with 2-year life (duration) or less will result in lower yields
- Need to have maturities of 7 to 10 years in order to obtain a material difference in yield

Historical Yields

Stewardship

Managing financial and human resources carefully and responsibly

Treasury Yields Remain Above Historical Averages



Source: Bloomberg Finance L.P., as of February 20, 2026.

10

Investment Policy: Safety, Liquidity, Yield

- Current yield is approximately 3.68% is still significantly above historical norms
- The 10-year average yield is 2.31% and the 20-year average is 1.90%
- One of the benefactors of higher interest rates been the Self-funded medical/dental plan. 40% of the interest income has been allocated to these funds



Thank You!
Questions?





Appendix

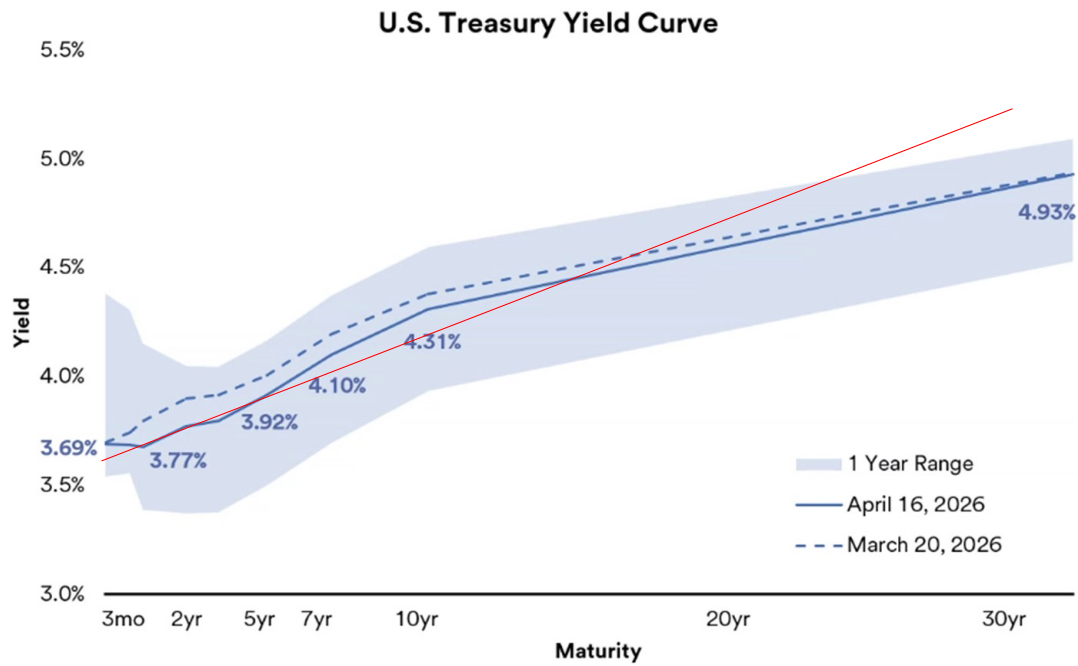


Yield Curve

Stewardship

Managing financial and human resources carefully and responsibly

U.S. Treasury Yield Curve



Source: Bloomberg Finance L.P., as of April 16, 2026.

Investment Policy: Safety, Liquidity, Yield