

Nueces County Hospital District
 Quarterly Investment Report
 July 1, 2015 - September 30, 2015

Summary Holdings Statistics:

Portfolio as of June 30, 2015		Portfolio as of September 30, 2015	
Beginning Book Value	\$76,099,199	Ending Book Value	\$60,069,681
Beginning Market Value	\$76,118,352	Ending Market Value	\$60,088,185
Unrealized Gain/Loss	\$19,153	Unrealized Gain/Loss	\$18,504
Beginning WAM	111 Days	Ending WAM	151 Days
Change in Market Value	(\$16,030,167) ¹		
Investment Income for Period	\$42,458		
Quarter Average Yield - NCHD	0.303%		
Quarter Average Yield - 6 Mth T-Bill	0.170%		

This report reflects Nueces County Hospital District's investment policy and strategies in accordance with the Public Funds Investment Act.

INVESTMENT OFFICERS:


 JONNY F. HIPPI, ADMINISTRATOR


 DENA BRUNI, ASSISTANT ADMINISTRATOR


 DONNA LITTLEFIELD, DIRECTOR OF ACCOUNTING & FINANCE

Notes

1. On a quarterly basis, the value of the portfolio declined by \$16,030,167. However, of that decline, \$16,029,518 represents net expenditures by the District for operations. There was a net unrealized loss of \$649, but the District does not sell securities prior to maturity. Therefore, the loss is for notation purposes only.

Nueces County Hospital District
Inventory Report - Holdings by Fund
As of: 09/30/2015

Settle Date	Maturity Date	Fund Name	Location	Security	CUSIP	Avg Yield/ Coupon	Purchase Price	PAR	Beginning Book Value 06/30/2015	Beginning Market Value 06/30/2015	Ending Book Value 09/30/2015	Ending Market Value 09/30/2015	Gain/Loss	Accrued Interest	Yield	D-T-M
Indigent Care Fund																
09/30/2015	10/01/2015	Indigent Care Fund	TeaPool	Investment Pool	#0002	0.085%	6,636,625	6,636,625	9,634,230	9,634,230	6,636,625	6,636,625	0	0	0.085%	1
09/30/2015	10/01/2015	Indigent Care Fund	LOGIC	Investment Pool		0.135%	17,332	17,332	17,327	17,327	17,332	17,332	0	0	0.135%	1
09/30/2015	10/01/2015	Indigent Care Fund	TexSTAR	Investment Pool		0.095%	16,735,008	16,735,008	10,697,465	10,697,465	16,735,008	16,735,008	0	0	0.095%	1
06/16/2014	06/16/2017	Indigent Care Fund	Safetkeeping	FHLMC - Callable	3134G56A8	1.000%	0	0	3,000,000	3,004,185	0	0	0	0	1.000%	625
02/26/2015	02/26/2018	Indigent Care Fund	Safetkeeping	FHLMC - City Call	3134G6CC5	1.125%	3,000,000	3,000,000	3,000,000	3,010,119	3,000,000	3,009,087	9,087	3,188	1.125%	880
06/29/2015	06/29/2018	Indigent Care Fund	Safetkeeping	FHLMC - City Call	3134G63J5	1.430%	0	0	2,998,961	3,003,810	0	0	0	0	1.430%	1,003
07/30/2015	07/30/2018	Indigent Care Fund	Safetkeeping	FHLMC - City Call	3134G7DM0	1.375%	3,000,000	3,000,000	0	0	3,000,000	3,002,853	2,853	6,875	1.375%	1,034
09/28/2015	09/28/2018	Indigent Care Fund	Safetkeeping	FHLMC - City Call	3134G7ZJ3	1.250%	1,999,000	2,000,000	0	0	1,999,022	2,002,474	3,452	139	1.267%	1,094
09/28/2015	09/28/2018	Indigent Care Fund	Safetkeeping	FHMA - City Call	3136G2L54	1.300%	1,000,000	1,000,000	0	0	1,000,000	1,003,112	3,112	72	1.300%	1,094
		Subtotal					32,387,965	32,396,965	29,348,003	29,367,156	32,387,987	32,406,491	18,504	10,274	0.419%	279
Tobacco Settlement Fund																
09/30/2015	10/01/2015	Tobacco Settlement	TeaPool	Investment Pool	#00007	0.085%	545	545	632,530	632,530	545	545	0	0	0.085%	1
		Subtotal					545	545	632,530	632,530	545	545	0	0	0.085%	1
Employee Health Benefits Trust Fund																
09/30/2015	10/01/2015	Emp Health Benefits Trust	Frost Trust	Short Term Treasury	AIM	0.020%	280,281	280,281	280,618	280,618	280,281	280,281	0	5	0.020%	1
		Subtotal					280,281	280,281	280,618	280,618	280,281	280,281	0	5	0.020%	1
General Fund																
10/01/1996	10/15/2016	General Fund	Safetkeeping	GNMA Pool # 155679	3621562L4	9.000%	71	74	92	92	74	74	0	1	9.350%	381
09/30/2015	10/01/2015	General Fund	TeaPool	Investment Pool	#00004	0.085%	13,812,327	13,812,327	35,081,876	35,081,876	13,812,327	13,812,327	0	0	0.085%	1
09/30/2015	10/01/2015	GF - Membership Revenue	TeaPool	Investment Pool	#00009	0.085%	12,874,226	12,874,226	7,902,592	7,902,592	12,874,226	12,874,226	0	0	0.085%	1
09/30/2015	10/01/2015	GF - Operating	Frost Bank	Commercial Checking	664025879	0.010%	713,237	713,237	991,193	991,193	713,237	713,237	0	0	0.010%	1
09/30/2015	10/01/2015	GF - Payroll	Frost Bank	Commercial Checking	664027221	0.010%	1,004	1,004	7,227	7,227	1,004	1,004	0	0	0.010%	1
		Subtotal					27,400,865	27,400,868	43,982,980	43,982,981	27,400,868	27,400,868	0	1	0.083%	1
Debt Service Fund																
09/30/2015	10/01/2015	Debt Svc Fund	TeaPool	Investment Pool	#00003	0.085%	0	0	1,855,067	1,855,067	0	0	0	0	0.085%	0
		Subtotal					0	0	1,855,067	1,855,067	0	0	0	0	0.000%	0
TOTAL PORTFOLIO																
							60,069,656	60,070,659	76,099,199	76,118,352	60,069,681	60,068,165	18,504	10,279	0.284%	151
															WAY	WAM

Nueces County Hospital District
Investment Transaction Activity
July 1, 2015 - September 30, 2015

Settle Date	Maturity	Call Date	Fund	Type	CUSIP	Coupon	Price	Par	Principal	Acc'd Interest	Total Settlement	Yield to Mat/Call	Broker	
Purchases														
07/30/2015	07/30/2018	10/30/2015	Indigent Care Fund	FHLMC - Qtrly Call	3134G7DM0	1.375%	100.0000	3,000,000.00	3,000,000.00	0.00	3,000,000.00	1.375%	Mizuho	
09/28/2015	09/28/2018	12/28/2015	Indigent Care Fund	FHLMC - Qtrly Call	3134G7ZJ3	1.250%	99.9500	2,000,000.00	1,999,000.00	0.00	1,999,000.00	1.267145%	Wells Fargo	
09/28/2015	09/28/2018	03/28/2016	Indigent Care Fund	FNMA - Qtrly Call	3136G2LS4	1.300%	100.0000	1,000,000.00	1,000,000.00	0.00	1,000,000.00	1.300%	Morgan Stanley	
									Total Purchases:	6,000,000.00	5,999,000.00	0.00	5,999,000.00	
Maturities/Calls														
06/16/2014	06/16/2017	09/16/2015	Indigent Care Fund	FHLMC - Qtrly Call	3134G56A8	1.000%	100.0000	3,000,000.00	3,000,000.00	7,500.00	3,007,500.00	1.000%	Siftel Nicolaus	
06/29/2015	06/29/2018	09/29/2015	Indigent Care Fund	FHLMC - Qtrly Call	3134G53U5	1.430%	99.9650	3,000,000.00	2,998,950.00	10,725.00	3,010,725.00	1.44157%	Mizuho	
									Total Maturities/Calls:	6,000,000.00	5,998,950.00	18,225.00	6,018,225.00	

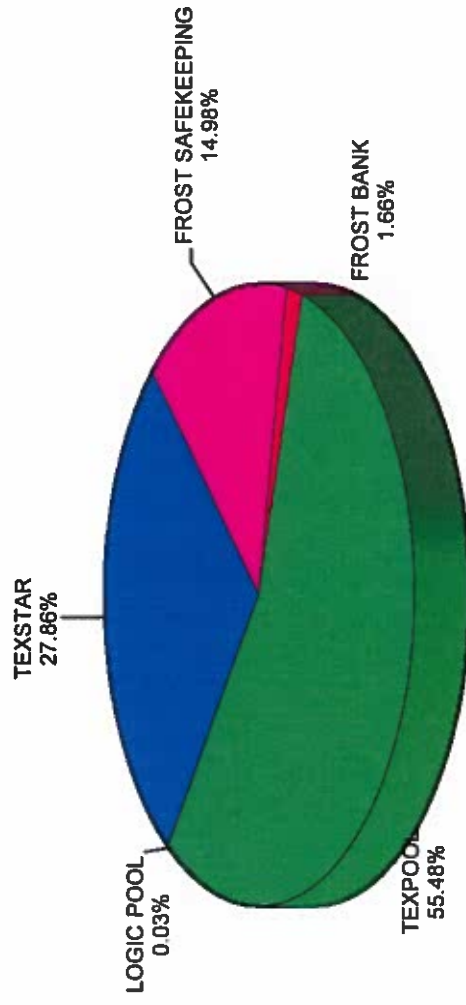
**NUECES COUNTY HOSPITAL DISTRICT
 INVESTMENTS SUMMARY BY TYPE & LOCATION
 FY 2015 4TH QUARTER (JULY 1 - SEPTEMBER 30, 2015)**

	<u>FROST BANK</u>	<u>TEXPOOL</u>	<u>LOGIC</u>	<u>TEXSTAR</u>	<u>FROST SAFEKEEPING</u>	<u>TOTAL</u>	<u>PERCENT BY TYPE OF INVESTMENT</u>
CASH - INTEREST BEARING	\$714,241	\$0	\$0	\$0	\$0	\$714,241	1.2%
MONEY MKT MUTUAL FUNDS	\$280,281	\$0	\$0	\$0	\$0	\$280,281	0.5%
GOVT INVESTMENT POOLS	\$0	\$33,323,723	\$17,332	\$16,735,008	\$0	\$50,076,063	83.4%
CERTIFICATES OF DEPOSIT	\$0	\$0	\$0	\$0	\$0	\$0	0.0%
TREASURY NOTES AND BONDS	\$0	\$0	\$0	\$0	\$0	\$0	0.0%
AGENCIES	\$0	\$0	\$0	\$0	\$8,999,096	\$8,999,096	15.0%
TOTAL INVESTMENTS	\$994,522	\$33,323,723	\$17,332	\$16,735,008	\$8,999,096	\$60,069,681	100.0%


PERCENT BY HOLDER OF INVESTMENTS	1.66%	55.48%	0.03%	27.86%	14.98%	100.00%
---	--------------	---------------	--------------	---------------	---------------	----------------

NOTE: THE ABOVE INVESTMENTS INCLUDE ALL TRUST FUNDS.

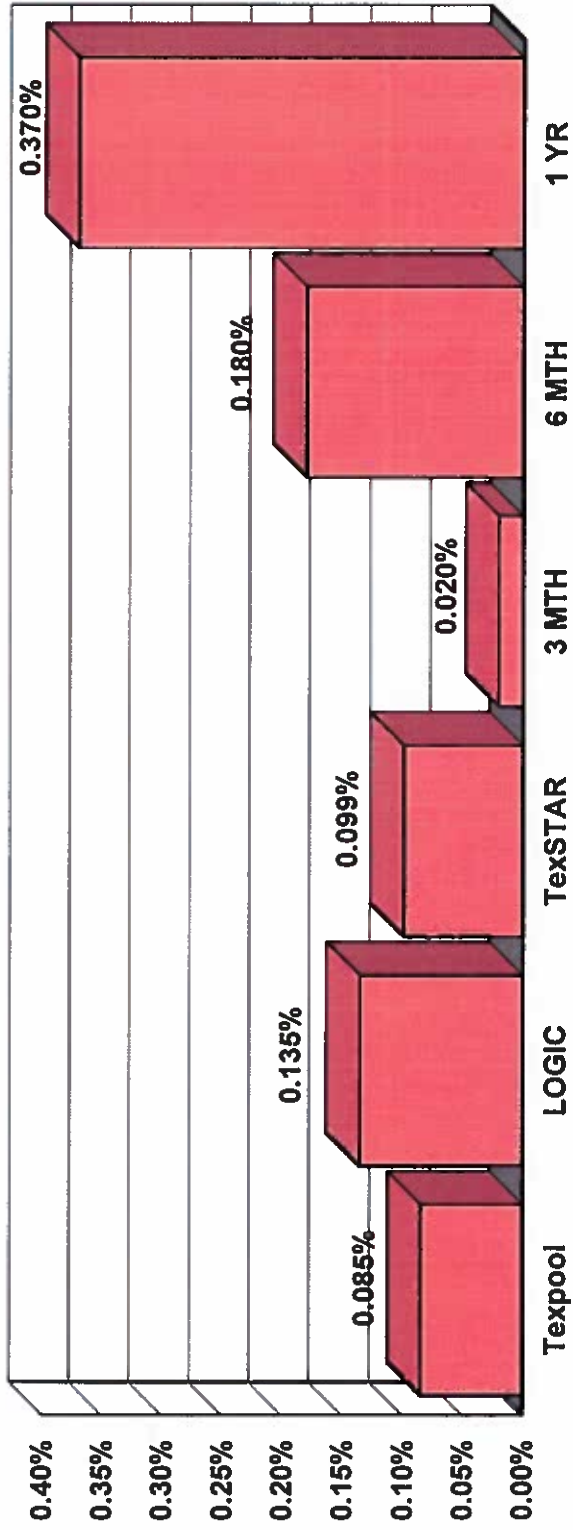
NUECES COUNTY HOSPITAL DISTRICT INVESTMENT BY LOCATION SEPTEMBER 30, 2015



NUECES COUNTY HOSPITAL DISTRICT INVESTMENTS BY TYPE SEPTEMBER 30, 2015




**NUECES COUNTY HOSPITAL DISTRICT
POOL RATES V. TREASURIES
SEPTEMBER 30, 2015**

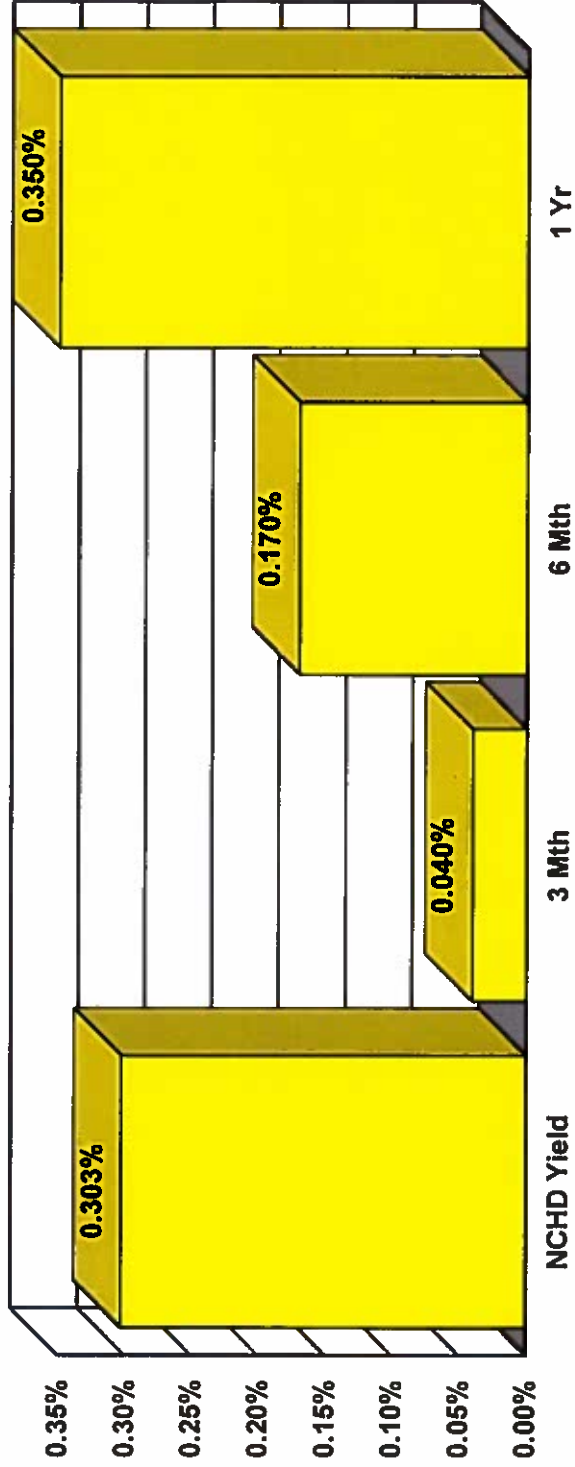


**NUECES COUNTY HOSPITAL DISTRICT
 INVESTMENT SUMMARY BY LIQUIDITY
 FY 2015 4TH QUARTER (JULY 1 - SEPTEMBER 30, 2015)**

<u>INVESTMENT-YRS TO MATURITY</u>	<u>AMOUNT</u>	
CASH & CASH EQUIVALENTS	\$51,070,585	85.0%
MATURES IN 0-6 MONTHS	\$0	0.0%
MATURES IN 6-12 MONTHS	\$0	0.0%
MATURES IN 12-18 MONTHS	\$74	0.0%
MATURES IN 18-24 MONTHS	\$0	0.0%
MATURES IN OVER 2 YEARS	\$8,999,022	15.0%
TOTAL	\$60,069,681	100.0%



NUECES COUNTY HOSPITAL DISTRICT QUARTERLY BENCHMARK COMPARISON SEPTEMBER 30, 2015



**Nueces County Hospital District
Investment Policy Compliance
For the Quarter Ended September 30, 2015**

These are the major compliance issues regarding our Investment policy. Any negative responses are explained below.

	Yes	No
1.) Are at least 33% of the District's investments backed by U.S. Government securities to assure return of principal?	<u>X</u>	_____
2.) Are all investments maturing 3 years or less from the date of purchase?	<u>X</u>	_____
3.) Are at least 10% of the investments short-term maturing within 60-90 days?	<u>X</u>	_____
4.) Is the weighted average maturity of the District's portfolio 18 months or less?	<u>X</u>	_____
5.) With the exception of U.S. Treasury Bills, U.S. Treasury Notes and Bonds, are less than 20% of the District's portfolio invested with a common maturity date, a specific issue or a specific type or class.	<u>X</u>	_____
6.) Does the District's weighted average yield exceed the U.S. Treasury Bill benchmark compared to the District's maximum weighted average maturity for each class of security?		
	District	U.S. Treasury
6 Month Treasury	<u>0.303%</u>	<u>0.17%</u>
	<u>X</u>	_____