# CRETE PUBLIC SCHOOLS
# AUGUST 2026 FINANCE DASHBOARD

## FUND CASH BALANCE REPORT

| | GENERAL | DEPRECIATION | EMPLOYEE BENEFITS | ACTIVITY | NUTRITION | BOND | BUILDING | QCPUF | TOTAL |
|---|---|---|---|---|---|---|---|---|---|
| BEGINNING BALANCE | $ 3,576,156 | $ 264,339 | $ 83,449 | $ 113,845 | $ 131,648 | $ 925,387 | $ 1,061,937 | $ 2 | $ 6,156,762 |
| REVENUE * | $ 1,990,811 | $ - | $ - | $ 296,391 | $ 52,323 | $ 32,115 | $ 129,883 | $ - | $ 2,501,523 |
| EXPENDITURES* | $ (2,635,367) | $ - | $ (10,773) | $ (39,203) | $ (24,614) | $ - | $ (5,949) | $ - | $ (2,715,906) |
| OUTSTANDING LIABILITIES | $ (1,390) | | | | $ (68) | | | | $ (1,458) |
| **ENDING BALANCE** | **$ 2,930,209** | **$ 264,339** | **$ 72,676** | **$ 371,033** | **$ 159,288** | **$ 957,502** | **$ 1,185,871** | **$ 2** | **$ 5,940,921** |

*- Not including loan proceeds/payments

**% of Year Completed: 100.00%**

### GENERAL FUND
### REVENUE COMPARISON TO DATE

| | To date | % of Budget |
|---|---|---|
| 2023 - 2024 | $ 30,708,686 | 90.31% |
| | | |
| 2024 - 2025 | $ 33,905,560 | 94.48% |
| | | |
| 2025 - 2026* | $ 34,282,774 | 101.78% |

*- Not including loan proceeds/payments

### GENERAL FUND
### EXPENSE COMPARISON TO DATE

| | To date | % of Budget |
|---|---|---|
| 2023 - 2024 | $ 31,774,625 | 95.49% |
| | | |
| 2024 - 2025 | $ 33,901,999 | 97.96% |
| | | |
| 2025 - 2026* | $ 33,933,247 | 93.33% |

*- Not including loan proceeds/payments

**PROPERTY TAX LEVY**

**2024 - 2025: General-$0.8455, Bond-$0.1050, Building Fund-$0.0746 = $1.0252**
**2025 - 2026: General-$0.9026, Bond-$0.1025, Building Fund-$0.0807 = $1.0858**

### CASH FUND BALANCES

| | AUGUST 2026 | % OF Total |
|---|---|---|
| General | $2,930,209 | 49.30% |
| Activity | $371,033 | 6.20% |
| Building | $1,185,871 | 20.00% |
| Bond | $957,502 | 16.10% |
| QCFU | $2 | 0.00% |
| Empl. Benefits | $72,676 | 1.20% |
| Depreciation | $264,339 | 4.40% |
| Lunch | $159,288 | 2.70% |
| TOTAL | $5,940,921 | |

### GEN. FUND BUDGET TO ACTUAL COMPARISON

| | FY 2023 - 2024 | FY 2024 - 2025 | FY 2025 - 2026 |
|---|---|---|---|
| **Budget** | | | |
| Revenue | $ 31,803,575 | $ 35,887,140 | **$ 33,683,201** |
| Expense | $ 33,274,958 | $ 34,609,380 | **$ 36,358,604** |
| **Actual** | *To Date-Prior Year | | ***To Date** |
| Revenue | $ 30,708,686 | $ 33,905,560 | ***$ 34,282,774*** |
| Expense | $ 31,774,625 | $ 33,901,999 | ***$ 33,933,247*** |
| **Difference** | *To Date-Prior Year | | ***To Date** |
| Revenue | *$ (1,094,889)* | *$ (1,981,580)* | **$ 599,573** |
| Expense | *$ (1,500,333)* | *$ (707,381)* | **$ (2,425,357)** |

# Monthly Revenue - All Funds
# 2025-26 & 2024-25

| | SEPT | OCT | NOV | DEC | JAN | FEB | MARCH | APRIL | MAY | JUNE | JULY | AUG | TOTAL |
|---|---|---|---|---|---|---|---|---|---|---|---|---|---|
| **2024-2025** | $ 4,526,209 | $ 1,851,902 | $ 1,105,512 | $ 5,114,352 | $ 3,226,369 | $ 4,837,417 | $ 3,904,995 | $ 3,764,986 | $ 6,597,361 | $ 3,255,712 | $ 650,558 | $ 1,678,411 | **$ 40,513,784** |
| **2025-2026** | $ 3,807,148 | $ 2,141,172 | $ 514,400 | $ 3,270,209 | $ 3,747,904 | $ 4,820,668 | $ 3,847,751 | $ 4,508,045 | $ 8,048,217 | $ 2,353,620 | $ 439,279 | $ 2,501,523 | **$ 39,999,934** |
| | -15.89% | 15.62% | -53.47% | -36.06% | 16.16% | -0.35% | -1.47% | 19.74% | 21.99% | -27.71% | -32.48% | 49.04% | **-1.27%** |
| **Difference** | $ (719,061) | $ 289,270 | $ (591,112) | $ (1,844,143) | $ 521,535 | $ (16,749) | $ (57,244) | $ 743,059 | $ 1,450,856 | $ (902,092) | $ (211,279) | $ 823,112 | **$ (513,849.53)** |

***- Totals to not reflect any short-term financing proceeds or payments**

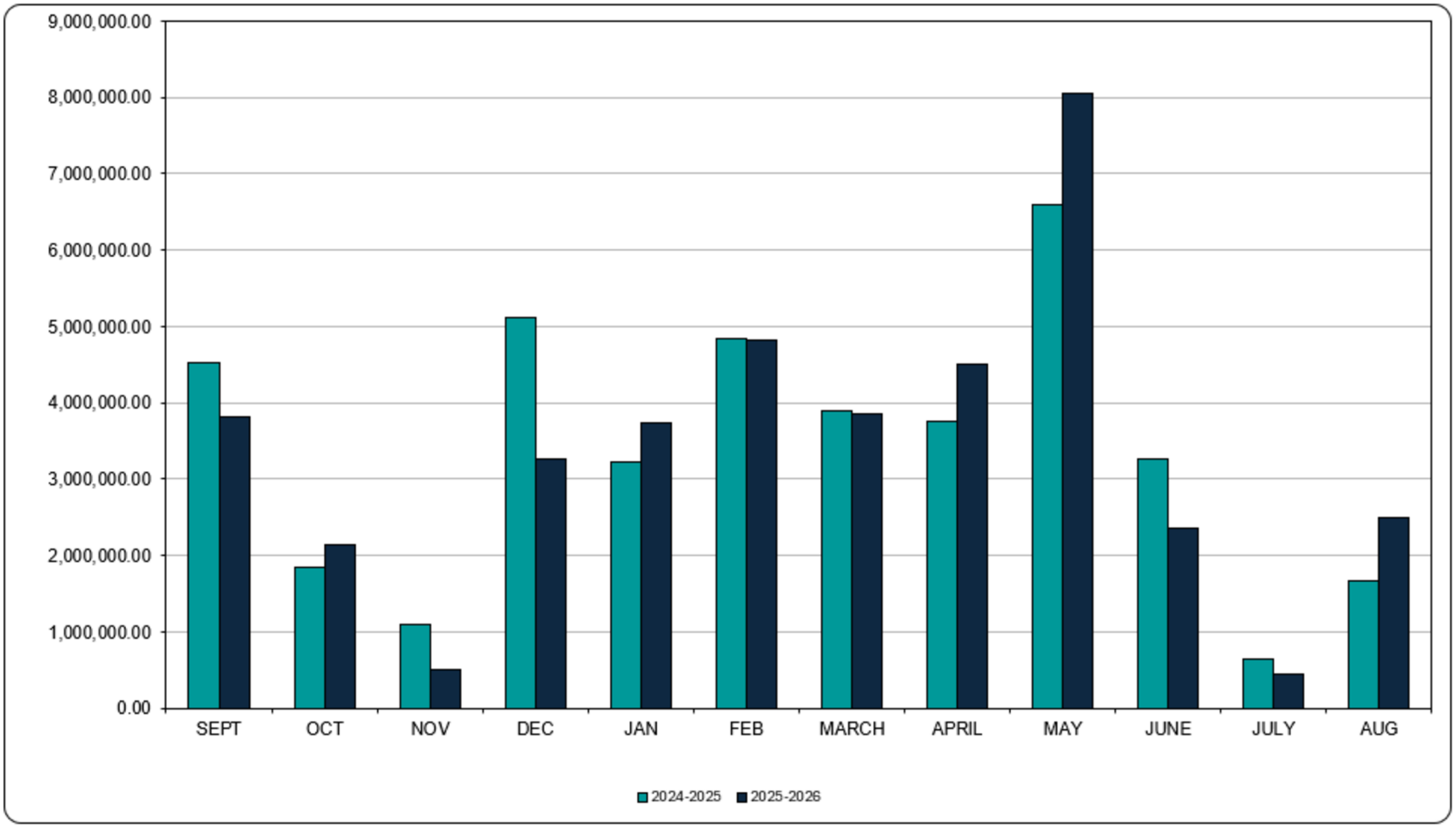

# Monthly Revenue - General Funds
# 2025-26 & 2024-25

| | SEPT | OCT | NOV | DEC | JAN | FEB | MARCH | APRIL | MAY | JUNE | JULY | AUG | TOTAL |
|---|---|---|---|---|---|---|---|---|---|---|---|---|---|
| **2024-2025** | $ 3,706,019 | $ 1,700,150 | $ 1,047,277 | $ 5,080,485 | $ 2,999,480 | $ 4,526,893 | $ 3,653,043 | $ 3,523,661 | $ 5,665,864 | $ 3,017,584 | $ 613,149 | $ 1,364,107 | **$ 36,897,713** |
| **2025-2026** | $ 3,103,884 | $ 1,821,609 | $ 447,188 | $ 3,223,088 | $ 3,567,096 | $ 4,513,465 | $ 3,461,084 | $ 4,173,143 | $ 6,953,983 | $ 2,118,805 | $ 391,314 | $ 2,043,134 | **$ 35,817,792** |
| | -16.25% | 7.14% | -57.30% | -36.56% | 18.92% | -0.30% | -5.25% | 18.43% | 22.73% | -29.78% | -36.18% | 49.78% | **-2.93%** |
| **Difference** | $ (602,135) | $ 121,458 | $ (600,089) | $ (1,857,398) | $ 567,616 | $ (13,428) | $ (191,959) | $ 649,482 | $ 1,288,119 | $ (898,779) | $(221,835) | $ 679,027 | **$ (1,079,921.01)** |

***- Totals to not reflect any short-term financing proceeds or payments**

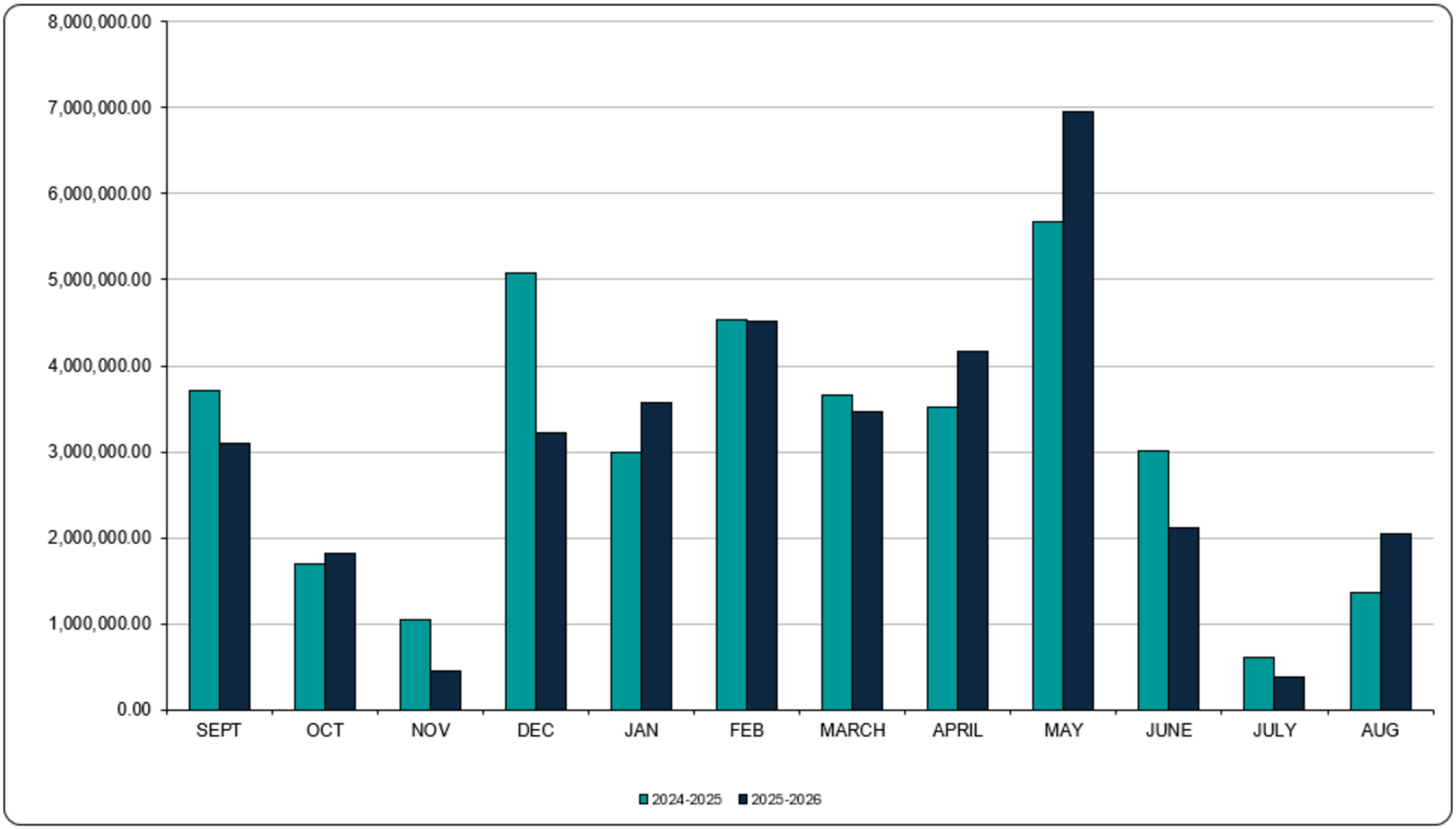

# Monthly Expenditures - All Funds
# 2025-26 & 2024-25

| | SEPT | OCT | NOV | DEC | JAN | FEB | MARCH | APRIL | MAY | JUNE | JULY | AUG | TOTAL |
|---|---|---|---|---|---|---|---|---|---|---|---|---|---|
| **2024-2025** | $ 4,714,721 | $ 3,443,789 | $ 3,106,859 | $ 4,564,089 | $ 2,805,982 | $ 2,969,689 | $ 2,962,046 | $ 3,211,508 | $ 3,176,976 | $ 4,020,968 | $ 3,431,227 | $ 2,835,578 | **$ 41,243,431** |
| **2025-2026** | $ 3,932,708 | $ 3,836,920 | $ 3,180,282 | $ 4,546,186 | $ 2,940,128 | $ 2,925,828 | $ 3,080,485 | $ 3,150,996 | $ 3,404,594 | $ 3,324,951 | $ 3,235,029 | $ 2,715,906 | **$ 40,274,013** |
| | -16.59% | 11.42% | 2.36% | -0.39% | 4.78% | -1.48% | 4.00% | -1.88% | 7.16% | -17.31% | -5.72% | -4.22% | **-2.35%** |
| **Difference** | $ (782,013) | $ 393,131 | $ 73,423 | $ (17,903) | $ 134,146 | $ (43,861) | $ 118,439 | $ (60,511) | $ 227,618 | $ (696,017) | $ (196,198) | $ (119,672) | **$ (969,418.43)** |

***- Totals to not reflect any short-term financing proceeds or payments**

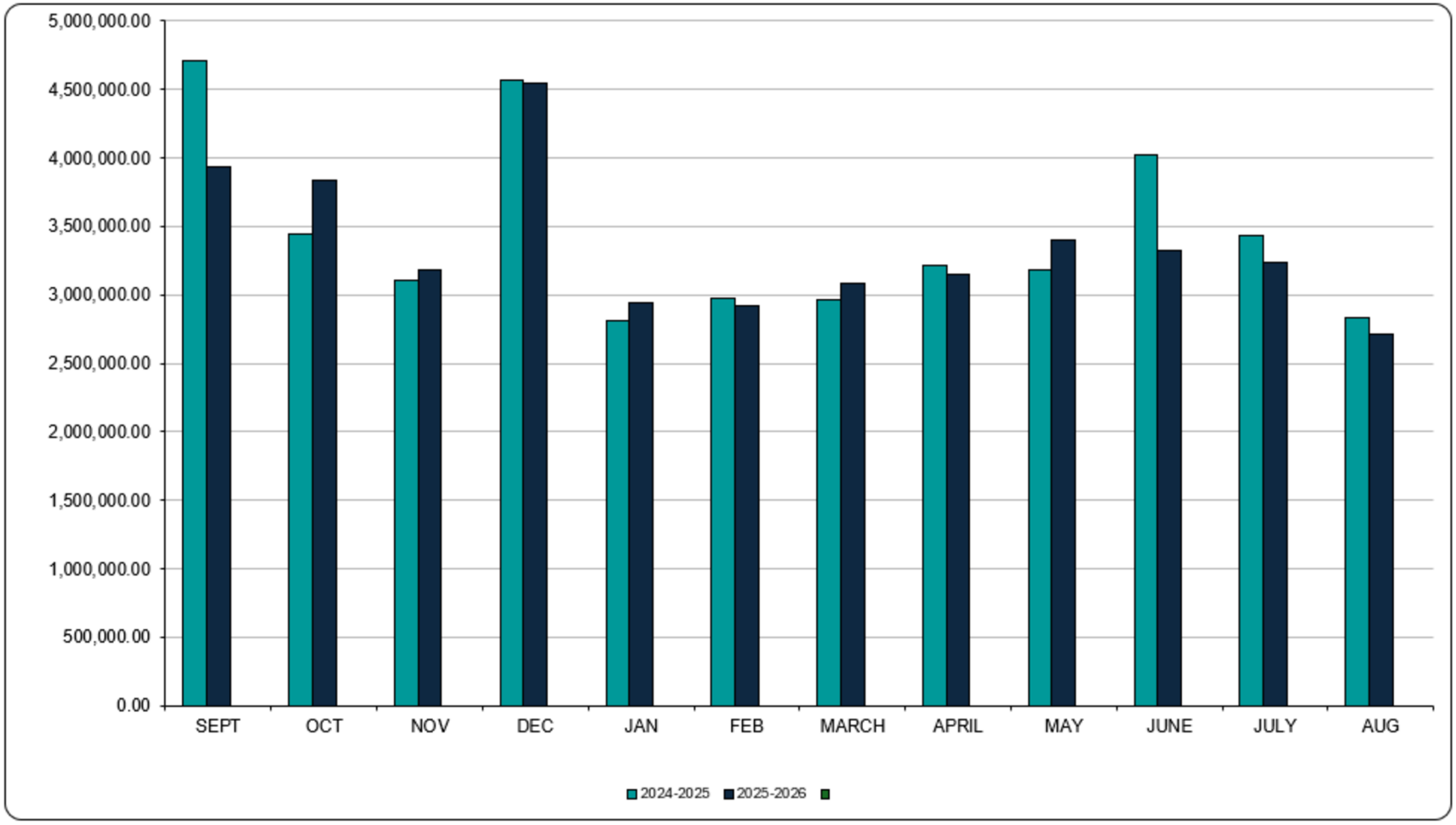

# Monthly Expenditures - General Funds
# 2025-26 & 2024-25

| | SEPT | OCT | NOV | DEC | JAN | FEB | MARCH | APRIL | MAY | JUNE | JULY | AUG | TOTAL |
|---|---|---|---|---|---|---|---|---|---|---|---|---|---|
| **2024-2025** | $ 4,110,935 | $ 3,376,976 | $ 3,050,029 | $ 2,797,135 | $ 2,742,066 | $ 2,899,105 | $ 2,693,852 | $ 2,725,763 | $ 2,855,439 | $ 2,932,250 | $ 2,946,024 | $ 2,776,592 | **$ 35,906,167** |
| **2025-2026** | $ 3,637,041 | $ 3,105,218 | $ 3,116,187 | $ 2,806,710 | $ 2,880,328 | $ 2,885,868 | $ 2,788,118 | $ 2,931,477 | $ 3,112,111 | $ 2,918,670 | $ 2,886,613 | $ 2,670,754 | **$ 35,739,093** |
| | -11.53% | -8.05% | 2.17% | 0.34% | 5.04% | -0.46% | 3.50% | 7.55% | 8.99% | -0.46% | -2.02% | -3.81% | **-0.47%** |
| **Difference** | $ (473,895) | $ (271,759) | $ 66,158 | $ 9,575 | $ 138,262 | $ (13,237) | $ 94,265 | $ 205,714 | $ 256,671 | $ (13,580) | $ (59,411) | $ (105,838) | **$ (167,073.66)** |

***- Totals to not reflect any short-term financing proceeds or payments**

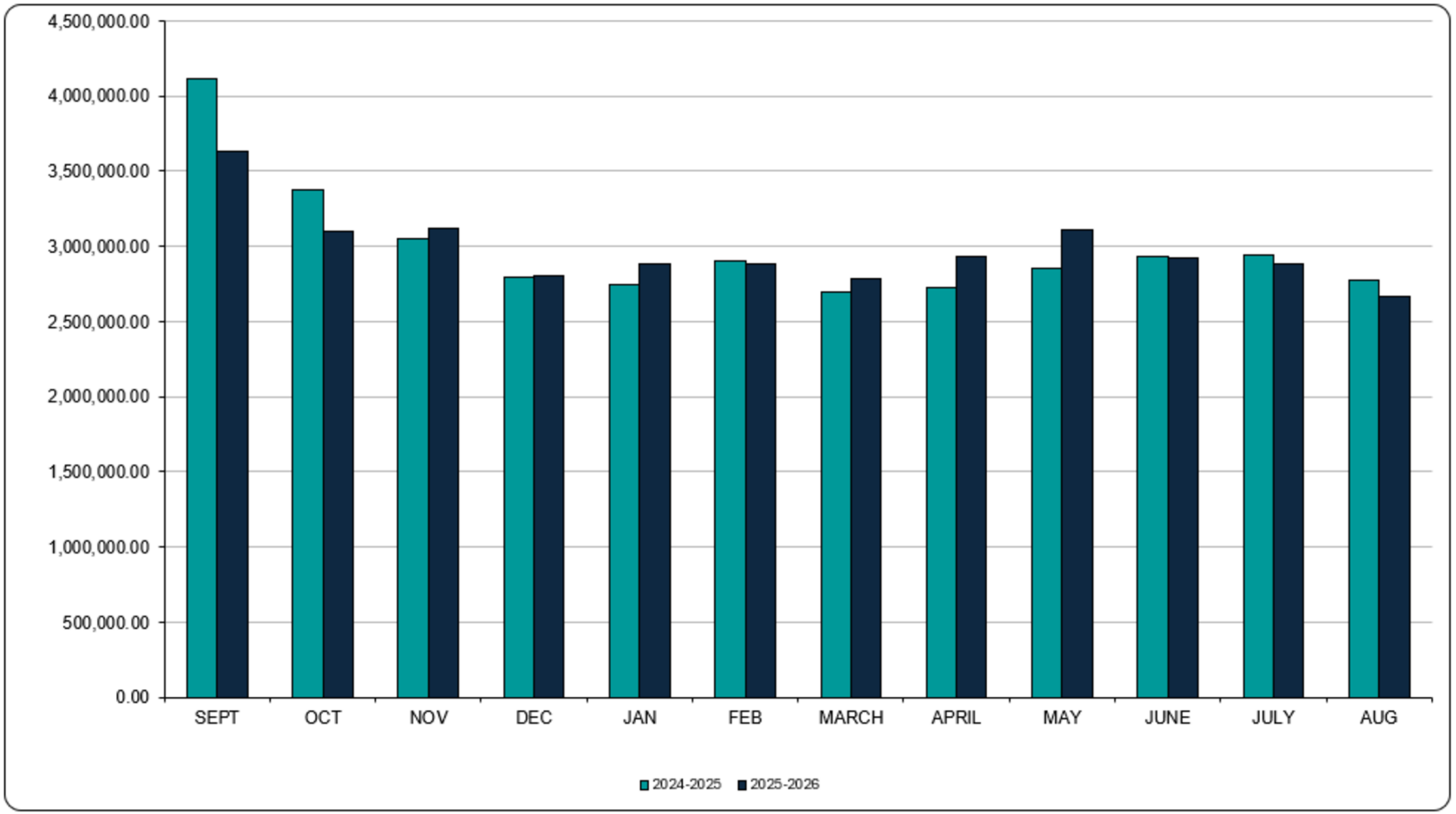

# Monthly Expenditures by Department
## August 2026

