

**Effingham Unit 40 Schools**  
**Mar/Apr FY26**

---

# **Financial Report Notes and Recommendations:**

---

## **Fund Balances:**

**%11.95 INCREASE OVER LAST YEAR, NET FUND BALANCE: \$27,829,860.49**

**OPERATING FUNDS: %9.11 INCREASE OVER LAST YEAR. NET TOTAL:  
\$23,573,252.11**

---

## **Revenues:**

**OPERATING FUNDS, Local: \$863,919, State: \$809,378, Federal: \$618,904, Other: \$0**

---

## **Expenses:**

Those expenses over \$5,000 are listed on a separate page in this report.

---

## **Recommendations:**

**Reimburse imprest account in the amount of: \$2,360.77**

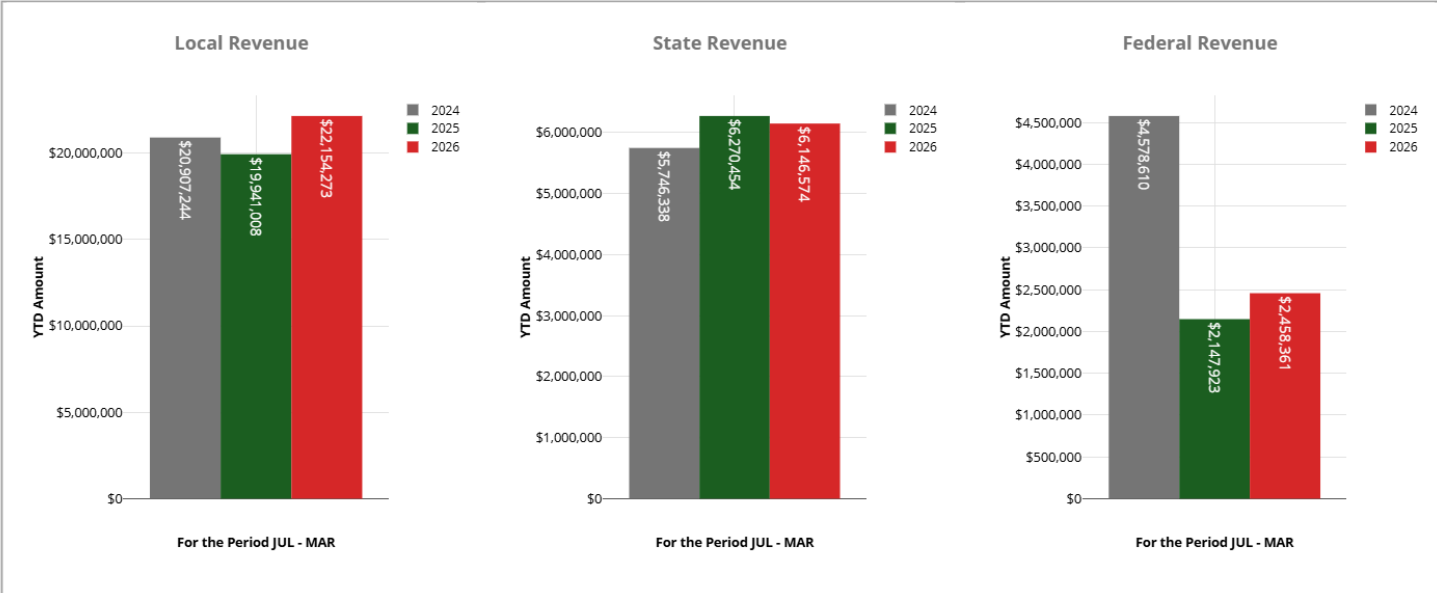
**Payment of bills: \$445,494.59**

---

Effingham CUSD 40  
Year to Date Revenue Overview - Operating Funds\*  
March 2026



<p>Local Revenue</p> <p><b>\$22,154,273</b></p> <p>97.86% of Budget</p>	<p>State Revenue</p> <p><b>\$6,146,574</b></p> <p>70.87% of Budget</p>	<p>Federal Revenue</p> <p><b>\$2,458,361</b></p> <p>68.79% of Budget</p>
---	--	--



	FY 2024 YTD Amount	FY 2025 YTD Amount	FY 2026 YTD Amount	FY 2026 Annual Budget	FY 2026 % YTD Budget
<b>LOCAL REVENUE</b>					
1100 Ad Valorem Taxes	\$15,540,208	\$16,531,422	\$18,257,952	\$18,291,352	99.82%
1200 Payments in Lieu of Taxes	\$1,035,710	\$617,109	\$628,916	\$898,564	69.99%
1500 Earnings on Investments	\$703,705	\$792,289	\$683,036	\$211,000	323.71%
1600 Food Service	\$298,445	\$288,259	\$614,985	\$355,500	172.99%
1900 Other Revenue from Local Sources	\$2,652,472	\$937,555	\$1,312,570	\$1,982,997	66.19%
ALL OTHER LOCAL REVENUE	\$676,704	\$774,373	\$656,814	\$899,845	72.99%
<b>TOTAL LOCAL REVENUE</b>	<b>\$20,907,244</b>	<b>\$19,941,008</b>	<b>\$22,154,273</b>	<b>\$22,639,258</b>	<b>97.86%</b>
<b>STATE REVENUE</b>					
3000 Unrestricted Grants-in-Aid	\$4,683,805	\$4,706,640	\$4,708,176	\$6,476,632	72.69%
3100 Special Education	\$184,385	\$186,988	\$141,577	\$215,000	65.85%
3300 Bilingual Education	\$33,139	\$32,218	\$30,068	\$40,500	74.24%
3500 State Transportation Reimbursement	\$502,543	\$403,878	\$402,694	\$975,000	41.30%
ALL OTHER STATE REVENUE	\$342,467	\$940,730	\$864,059	\$966,000	89.45%
<b>TOTAL STATE REVENUE</b>	<b>\$5,746,338</b>	<b>\$6,270,454</b>	<b>\$6,146,574</b>	<b>\$8,673,132</b>	<b>70.87%</b>
<b>TOTAL FEDERAL REVENUE</b>	<b>\$4,578,610</b>	<b>\$2,147,923</b>	<b>\$2,458,361</b>	<b>\$3,573,900</b>	<b>68.79%</b>
<b>TOTAL REVENUE</b>	<b>\$31,232,192</b>	<b>\$28,359,385</b>	<b>\$30,759,208</b>	<b>\$34,886,290</b>	<b>88.17%</b>
<b>OTHER FINANCING SOURCES</b>	<b>\$260,395</b>	<b>\$239,758</b>	<b>\$1,730,109</b>	<b>\$1,394,109</b>	<b>124.10%</b>
<b>TOTAL REVENUE &amp; OTHER FINANCING SOURCES</b>	<b>\$31,492,587</b>	<b>\$28,599,143</b>	<b>\$32,489,317</b>	<b>\$36,280,399</b>	<b>89.55%</b>

**Revenue Insight:**

Operating Funds (excluding transfers) YTD revenues totaled \$35,548,084 through March 2026, which is \$3,528,170 or 9.9% more than the amount received last year for this period. The YTD difference is driven by an increase in 1000 Local Sources of \$3,337,371, an increase in 4000 Federal Sources of \$316,179, and a decrease in 3000 State Sources of -\$125,380.

\*Operating Funds = Educational, Operations & Maintenance, Transportation, & Working Cash



Effingham CUSD 40  
Year To Date Expense Overview - Operating Funds\*  
March 2026



Salaries and Benefits

**\$18,753,767**

78.51% of Budget

Purchased Services

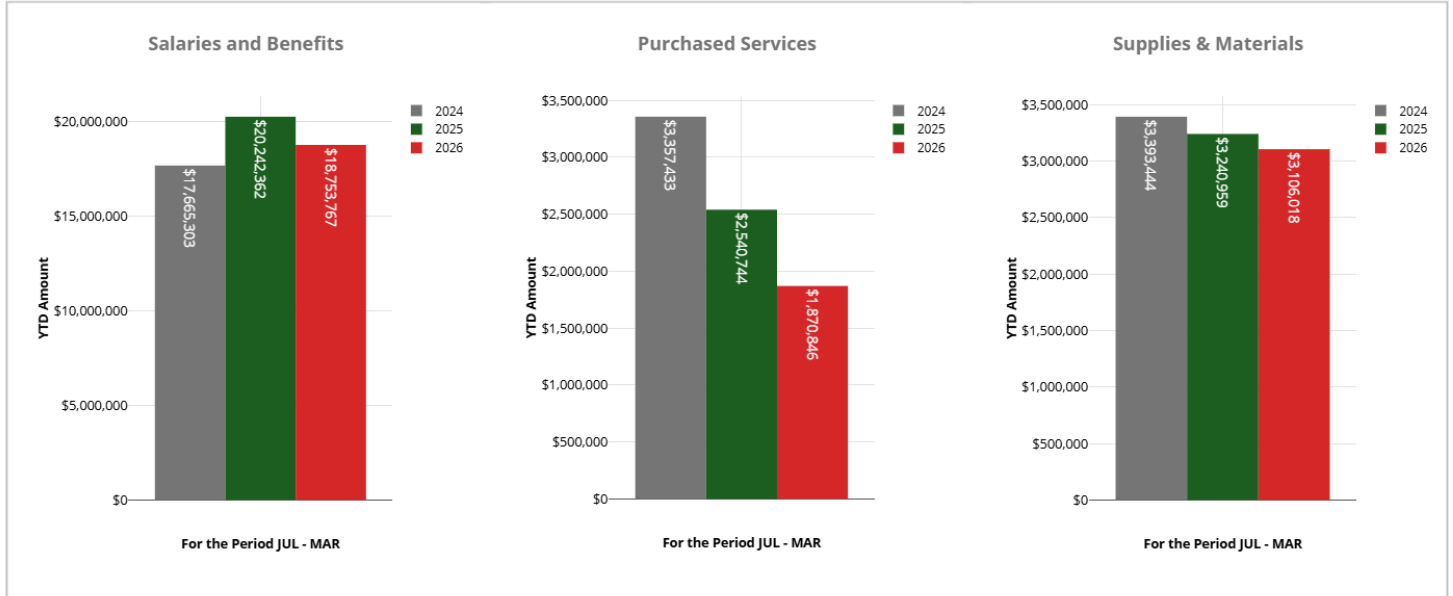
**\$1,870,846**

49.91% of Budget

Supplies & Materials

**\$3,106,018**

72.71% of Budget



	FY 2024 YTD Amount	FY 2025 YTD Amount	FY 2026 YTD Amount	FY 2026 Annual Budget	FY 2026 % YTD Budget
<b>SALARIES AND BENEFITS</b>					
100 Salaries	\$14,841,175	\$15,866,305	\$16,414,344	\$20,232,602	81.13%
200 Benefits	\$2,824,128	\$4,376,057	\$2,339,423	\$3,654,178	64.02%
<b>TOTAL SALARIES AND BENEFITS</b>	<b>\$17,665,303</b>	<b>\$20,242,362</b>	<b>\$18,753,767</b>	<b>\$23,886,780</b>	<b>78.51%</b>
<b>OTHER EXPENSES</b>					
300 Purchased Services	\$3,357,433	\$2,540,744	\$1,870,846	\$3,748,505	49.91%
400 Supplies & Materials	\$3,393,444	\$3,240,959	\$3,106,018	\$4,272,031	72.71%
500 Capital Outlay	\$1,436,444	\$758,049	\$1,746,924	\$1,962,909	89.00%
600 Other Objects	\$1,420,533	\$1,411,383	\$1,466,967	\$1,920,687	76.38%
700 Non-Capitalized Equipment	\$0	\$0	\$0	\$0	0.00%
800 Termination Benefits	\$0	\$0	\$0	\$0	0.00%
<b>TOTAL OTHER EXPENSES</b>	<b>\$9,607,854</b>	<b>\$7,951,135</b>	<b>\$8,190,755</b>	<b>\$11,904,132</b>	<b>68.81%</b>
<b>TOTAL EXPENSES</b>	<b>\$27,273,157</b>	<b>\$28,193,497</b>	<b>\$26,944,522</b>	<b>\$35,790,912</b>	<b>75.28%</b>
<b>OTHER FINANCING USES</b>	<b>\$59,997</b>	<b>\$138,763</b>	<b>\$185,199</b>	<b>\$83,139</b>	<b>222.76%</b>
<b>TOTAL EXPENSES &amp; OTHER FINANCING USES</b>	<b>\$27,333,154</b>	<b>\$28,332,260</b>	<b>\$27,129,721</b>	<b>\$35,874,051</b>	<b>75.62%</b>

**Expense Insights:**

Operating Funds (excluding transfers) YTD expenses totaled \$29,939,314 through March 2026, which is -\$1,073,158 or -3.6% less than the amount spent last year for this period. The YTD difference is driven by a decrease in 200 Employee Benefits of -\$2,035,088, an increase in 500 Capital Outlay of \$946,639, and an increase in 100 Salaries of \$562,051.

\*Operating Funds = Educational, Operations & Maintenance, Transportation, & Working Cash



Effingham CUSD 40  
 Month to Date Revenue Overview - Operating Funds\*  
 March 2026



Local Revenue

**\$863,919**

3.82% of Budget

State Revenue

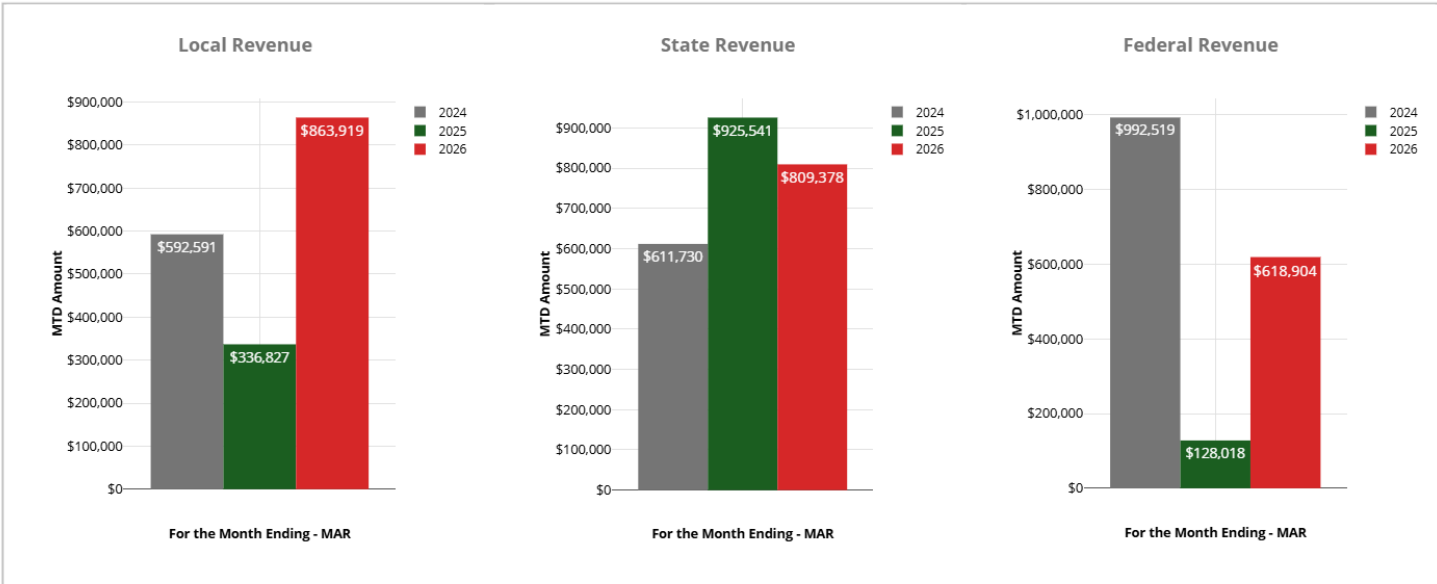
**\$809,378**

9.33% of Budget

Federal Revenue

**\$618,904**

17.32% of Budget



	FY 2024 MTD Amount	FY 2025 MTD Amount	FY 2026 MTD Amount	FY 2026 Annual Budget	FY 2026 % MTD Budget
<b>LOCAL REVENUE</b>					
1100 Ad Valorem Taxes	\$0	\$0	\$0	\$18,291,352	0.00%
1200 Payments in Lieu of Taxes	\$117,875	\$59,343	\$48,719	\$898,564	5.42%
1500 Earnings on Investments	\$64,759	\$79,310	\$73,141	\$211,000	34.66%
1600 Food Service	\$42,979	\$37,645	\$90,060	\$355,500	25.33%
1900 Other Revenue from Local Sources	\$299,726	\$73,124	\$641,883	\$1,982,997	32.37%
ALL OTHER LOCAL REVENUE	\$67,251	\$87,406	\$10,116	\$899,845	1.12%
<b>TOTAL LOCAL REVENUE</b>	<b>\$592,591</b>	<b>\$336,827</b>	<b>\$863,919</b>	<b>\$22,639,258</b>	<b>3.82%</b>
<b>STATE REVENUE</b>					
3000 Unrestricted Grants-in-Aid	\$591,997	\$588,330	\$588,522	\$6,476,632	9.09%
3100 Special Education	\$0	\$0	\$0	\$215,000	0.00%
3300 Bilingual Education	\$2,009	\$6,902	\$8,707	\$40,500	21.50%
3500 State Transportation Reimbursement	\$0	\$0	\$0	\$975,000	0.00%
ALL OTHER STATE REVENUE	\$17,724	\$330,309	\$212,149	\$966,000	21.96%
<b>TOTAL STATE REVENUE</b>	<b>\$611,730</b>	<b>\$925,541</b>	<b>\$809,378</b>	<b>\$8,673,132</b>	<b>9.33%</b>
<b>TOTAL FEDERAL REVENUE</b>	<b>\$992,519</b>	<b>\$128,018</b>	<b>\$618,904</b>	<b>\$3,573,900</b>	<b>17.32%</b>
<b>TOTAL REVENUE</b>	<b>\$2,196,840</b>	<b>\$1,390,386</b>	<b>\$2,292,201</b>	<b>\$34,886,290</b>	<b>6.57%</b>
<b>OTHER FINANCING SOURCES</b>	<b>\$0</b>	<b>\$12,500</b>	<b>\$0</b>	<b>\$1,394,109</b>	<b>0.00%</b>
<b>TOTAL REVENUE &amp; OTHER FINANCING SOURCES</b>	<b>\$2,196,840</b>	<b>\$1,402,886</b>	<b>\$2,292,201</b>	<b>\$36,280,399</b>	<b>6.32%</b>

**Revenue Insight:**

Operating Funds (excluding transfers) revenues totaled \$2,302,256 in March 2026, which is \$904,535 or 64.7% more than the amount received last year for this month. The year over year difference is driven by an increase in 1000 Local Sources of \$529,164, an increase in 4000 Federal Sources of \$491,691, and a decrease in 3000 State Sources of -\$116,319.

\*Operating Funds = Educational, Operations & Maintenance, Transportation, & Working Cash



Effingham CUSD 40  
 Month to Date Expense Overview - Operating Funds\*  
 March 2026



Salaries and Benefits

**\$2,168,755**

9.08% of Budget

Purchased Services

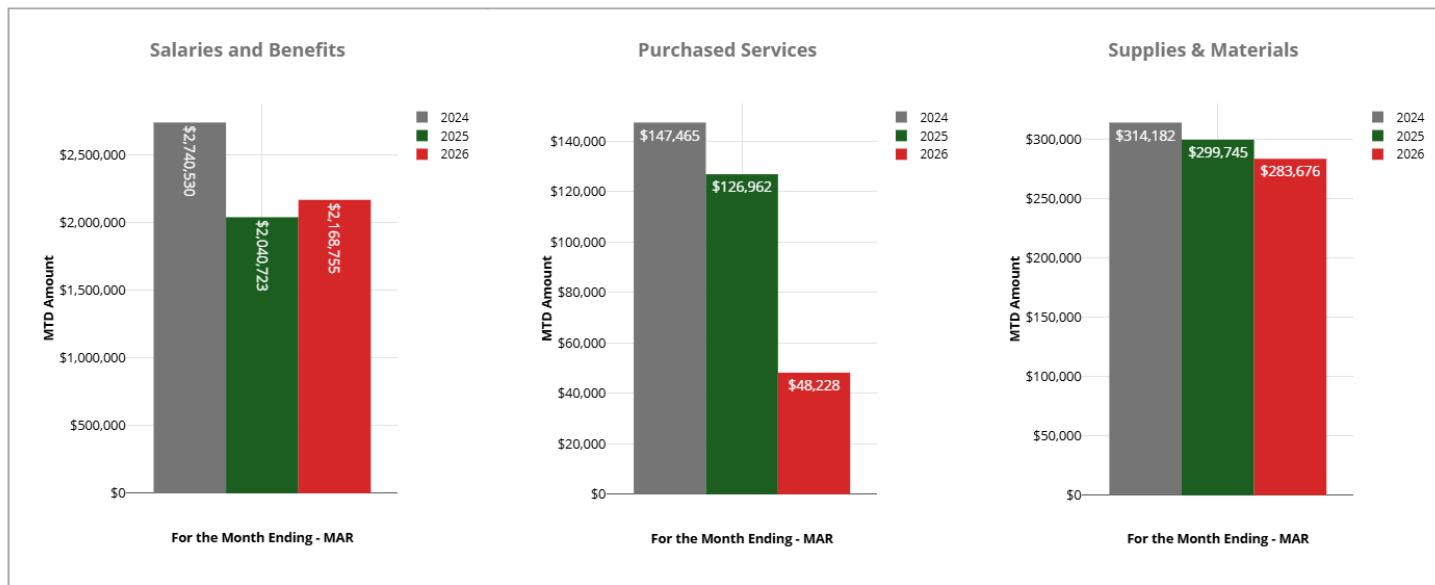
**\$48,228**

1.29% of Budget

Supplies & Materials

**\$283,676**

6.64% of Budget



	FY 2024 MTD Amount	FY 2025 MTD Amount	FY 2026 MTD Amount	FY 2026 Annual Budget	FY 2026 % MTD Budget
<b>SALARIES AND BENEFITS</b>					
100 Salaries	\$2,473,646	\$1,716,761	\$1,804,732	\$20,232,602	8.92%
200 Benefits	\$266,883	\$323,962	\$364,023	\$3,654,178	9.96%
<b>TOTAL SALARIES AND BENEFITS</b>	<b>\$2,740,529</b>	<b>\$2,040,723</b>	<b>\$2,168,755</b>	<b>\$23,886,780</b>	<b>9.08%</b>
<b>OTHER EXPENSES</b>					
300 Purchased Services	\$147,465	\$126,962	\$48,228	\$3,748,505	1.29%
400 Supplies & Materials	\$314,182	\$299,745	\$283,676	\$4,272,031	6.64%
500 Capital Outlay	\$9,005	\$38,305	\$47,542	\$1,962,909	2.42%
600 Other Objects	\$52,530	\$63,405	\$24,902	\$1,920,687	1.30%
700 Non-Capitalized Equipment	\$0	\$0	\$0	\$0	0.00%
800 Termination Benefits	\$0	\$0	\$0	\$0	0.00%
<b>TOTAL OTHER EXPENSES</b>	<b>\$523,182</b>	<b>\$528,417</b>	<b>\$404,348</b>	<b>\$11,904,132</b>	<b>3.4%</b>
<b>TOTAL EXPENSES</b>	<b>\$3,263,711</b>	<b>\$2,569,140</b>	<b>\$2,573,103</b>	<b>\$35,790,912</b>	<b>7.19%</b>
<b>OTHER FINANCING USES</b>	<b>\$0</b>	<b>\$0</b>	<b>\$0</b>	<b>\$83,139</b>	<b>0.00%</b>
<b>TOTAL EXPENSES &amp; OTHER FINANCING USES</b>	<b>\$3,263,711</b>	<b>\$2,569,140</b>	<b>\$2,573,103</b>	<b>\$35,874,051</b>	<b>7.17%</b>

**Expense Insights:**

Operating Funds (excluding transfers) expenses totaled \$2,867,074 in March 2026, which is \$35,566 or 1.3% more than the amount spent last year for this month. The year over year difference is driven by an increase in 100 Salaries of \$83,321, a decrease in 300 Purchased Services of -\$49,143, and an increase in 200 Employee Benefits of \$46,714.

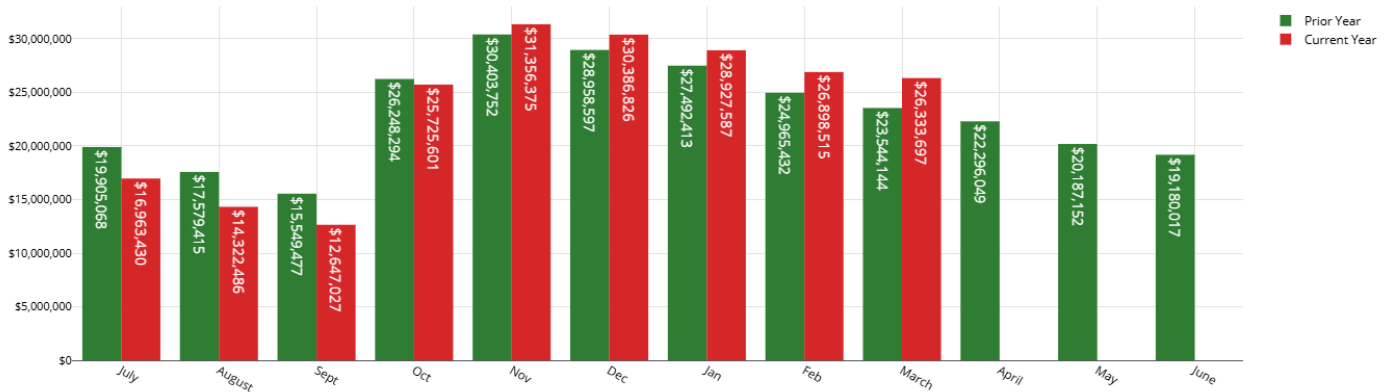
\*Operating Funds = Educational, Operations & Maintenance, Transportation, & Working Cash



Effingham CUSD 40  
Fund Balance Overview  
March 2026



Month-End Balances - Operating Funds



	Fund Balance July 1, 2025	Revenues	Expenses	Other Sources	Other Uses	Fund Balance Mar 2026
<b>Operating Funds:</b>						
Educational	\$9,915,129	\$24,502,148	\$21,016,965	\$0	\$72,139	\$13,328,173
Operations and Maintenance	\$1,023,207	\$3,838,205	\$3,166,516	\$0	\$113,060	\$1,581,836
Transportation	\$4,146,284	\$1,952,113	\$2,761,041	\$1,730,109	\$0	\$5,067,465
Working Cash	\$2,997,897	\$466,742	\$0	\$0	\$0	\$3,464,639
<b>Total Operating Funds</b>	<b>\$18,082,517</b>	<b>\$30,759,208</b>	<b>\$26,944,522</b>	<b>\$1,730,109</b>	<b>\$185,199</b>	<b>\$23,442,113</b>
<b>Non-Operating Funds:</b>						
Debt Service	\$170,607	\$1,630,857	\$37,870,056	\$36,458,379	\$0	\$389,787
IMRF	\$566,027	\$1,154,081	\$898,708	\$0	\$0	\$821,400
Capital Projects	\$36,273,180	\$0	\$0	\$0	\$36,273,180	\$0
Tort	\$531,473	\$3,634,796	\$2,096,083	\$0	\$0	\$2,070,186
Fire Prevention and Safety	\$816,786	\$366,426	\$208,018	\$0	\$0	\$975,194
<b>Total Non-Operating Funds</b>	<b>\$38,358,072</b>	<b>\$6,786,159</b>	<b>\$41,072,865</b>	<b>\$36,458,379</b>	<b>\$36,273,180</b>	<b>\$4,256,565</b>
<b>Total All Funds</b>	<b>\$56,440,589</b>	<b>\$37,545,367</b>	<b>\$68,017,388</b>	<b>\$38,188,488</b>	<b>\$36,458,379</b>	<b>\$27,698,677</b>

**Balances Insight:**

Operating Fund balances at the end of the March 2026 totaled \$26,333,697, which is \$2,789,553 more than the balances at the end of the same month in prior year. The balances for all funds through the current period of the fiscal year increased by \$2,840,363 for a grand total of \$27,698,677.

**Imprest Account Monthly Income and Expenses**

March 1 thru March 31, 2026

<b>Beginning balance</b>		\$ 9,890.41
<b>Income</b>		
Interest (DR10A001-1010 / CR10A001-1050)	\$ 2.51	
Monthly transfer	\$ 2,109.59	
<b>Total Income</b>		\$ 2,112.10
<b>Revenue balance</b>		\$ 12,002.51
<b>Expenses</b>		
<b>Athletics</b>		
10E002-1500-3190 Officials EHS		
10E002-1500-3320 Travel EHS		
10E002-1500-4100 Supplies EHS		
10E002-1500-6400 Dues/Fees EHS	\$ 1,815.00	
10E008-1500-3190 Officials E.JHS		
10E008-1500-3320 Travel E.JHS		
10E008-1500-4100 Supplies E.JHS		
10E008-1500-6400 Dues/Fees E.JHS		
<b>Total Athletics</b>		\$ 1,815.00
<b>Dues</b>		
10E001-1200-6400 Special Ed Dues/Fees		
10E001-2310-6400 Board Dues/Fees		
10E001-2320-6400 Superintendent Dues/Fees		
10E001-2410-6400 Administrative Dues/Fees		
10E001-2510-6400 Assistant Superintendent Dues/Fees		
10E001-2560-6400 Cafeteria Dues/Fees		
11E001-3500-6400 Little Hearts Dues/Fees		
<b>Total Dues</b>		\$ -
<b>Other</b>		
10E001-2320-6900		
10E001-2900-6900 Interest Transfer	\$ 2.28	
10E001-2900-6900 Interest Transfer (July)		
10E001-2900-6900 Other		
10R001-1999 Void Checks		
<b>Total Other</b>		\$ 2.28
<b>Purchased Service</b>		
10E001-1200-3100 (Special Ed Registrations)		
10E002-2210-3100-199900 (EHS Staff Development)		
10E001-2320-3100 Executive Admin Purchased Service		
10E001-2320-3320 Executive Admn. Travel		
10E001-2320-3400 Communication		
<b>Total Purchased Service</b>		\$ -
<b>Supplies</b>		
10E001-1110-4100 District Supplies		
10E003-1110-4100 Central Supplies		
10E006-1110-4100 South Side Supplies		
10E010-1110-4100 ELC Supplies		
10E002-1130-4100-03 EHS Music		
10E008-1120-4100-03 E.JHS Music		
10E002-1400-4100-14 EHS FFA		
10E010-1110-4100 ELC Supplies		
10E003-1110-4200-01 CS Textbook Refund		
10E006-1110-4200-01 SS Textbook Refund		
10E010-1110-4200-01 ELC Textbook Refund		
10E004-1125-4200-01 PreK Textbook Refund		
10E008-1120-4100-05 E.JHS PE		
10E008-1120-4200-01 E.JHS Textbook Refund		
10E002-1130-4200-01 EHS Textbook Refund	\$ 546.00	
11E007-3500-4100 Little Hearts Supplies		
11E007-3500-4200-01 Little Hearts Tuition Refund		
10E001-2320-4100 Executive Admn. Supplies		
10E001-2510-4100 Business Svcs Supplies		
10E001-2560-4120 Cafeteria Supplies		
<b>Total Supplies</b>		\$ 546.00
<b>Operations</b>		
20E012-2540-4110 Maintenance supplies		
20E001-2540-5400 Maintenance equipment		
<b>Total Operations</b>		\$ -
<b>Tort</b>		
80E001-2130-4100		
<b>Total Tort</b>		\$ -
<b>Total expenses</b>		\$ 2,363.28
<b>Income less expenses</b>		\$ 9,639.23
<b>Amount to be reimbursed to Imprest account from General account</b>		\$ 2,360.77

## Midland States Bank - Imprest Account

3/31/2026

Check Date	Check No.	Account #:	To:	For:	Amount
3/10/2026	14101	10E002-1130-4200-01	David Soltwedel	Refund curriculum surplus-Sydney	\$27.50
3/10/2026	14102	10E002-1130-4200-01	Amy McWhorter	Refund curriculum surplus-Rowdie	\$15.00
3/10/2026	14103	10E002-1130-4200-01	Janelle Cain	Refund curriculum surplus-Landon	\$27.50
3/10/2026	14104	10E002-1130-4200-01	Mandi Bushur	Refund activity fee-Wade	\$30.00
3/12/2026	14105	10E002-1500-6400	EIU Track and Field	Entry fee EHS Girls Track	\$180.00
3/12/2026	14106	10E002-1500-6400	EIU Track and Field	Entry fee EHS Boys Track	\$180.00
3/12/2026	14107	10E002-1500-6400	Triad High School	Entry fee EHS Girls Track	\$250.00
3/12/2026	14108	10E002-1500-6400	Paris High School	Entry fee EHS Boys Track	\$75.00
3/12/2026	14109	10E002-1500-6400	Paris High School	Entry fee EHS Girls Track	\$75.00
3/12/2026	14110	10E002-1500-6400	Mattoon High School	Entry fee EHS Boys Track	\$150.00
3/12/2026	14111	10E002-1500-6400	Mattoon High School	Entry fee EHS Girls Track	\$150.00
3/23/2026	14112	10E002-1500-6400	Paris High School	Entry fee EHS Boys Tennis	\$25.00
3/23/2026	14113	10E002-1500-6400	Carlville High School	Entry fee EHS Girls Track	\$150.00
3/24/2026	14114	10E002-1500-6400	Illinois Top Times	Entry fee EHS Boys Track	\$140.00
3/24/2026	14115	10E002-1500-6400	Illinois Top Times	Entry fee EHS Girls Track	\$140.00
3/25/2026	14116	10E002-1130-4200-01	Neil Holmes	Refund school fees-Caleb	\$146.00
3/25/2026	14117	10E002-1130-4200-01	Jean Schuette	Refund Driver's Ed fee-Brett	\$150.00
3/25/2026	14118	10E002-1130-4200-01	Pascual Perez	Refund Driver's Ed fee	\$150.00
3/25/2026	14119	10E002-1500-6400	Casey-Westfield High School	Entry fee EHS Softball	\$100.00
3/25/2026	14120	10E002-1500-6400	Mt Zion High School	Entry fee EHS Track & Field	\$400.00
3/31/2026	14054	10E002-1500-6400	Carterville High School	VOID	(\$200.00)
		10E001-2900-6900		Interest transfer on bank statement (previous month)	\$2.28
				(Interest Eamed)	(\$2.51)
					<b>\$2,360.77</b>

**EFFINGHAM COMMUNITY UNIT SCHOOL DISTRICT #40****Bill Listing by Fund****4/13/2026**

<b>FUND #</b>	<b>FUND</b>	<b>Board Total Expense</b>
<b>10</b>	<i>Education</i>	\$ 176,283.38
<b>11</b>	<i>Little Hearts Daycare</i>	\$ 11,624.70
<b>20</b>	<i>Operations, Building &amp; Maintenance</i>	\$ 166,760.05
<b>30</b>	<i>Bonds &amp; Interest</i>	\$ 13,675.73
<b>40</b>	<i>Transportation</i>	\$ 60,064.30
<b>50</b>	<i>Municipal Retirement/Social Security</i>	
<b>60</b>	<i>Site and Construction</i>	
<b>70</b>	<i>Working Cash</i>	
<b>80</b>	<i>Tort</i>	\$ 16,535.43
<b>90</b>	<i>Capital Improvements</i>	\$ 551.00
	<b>TOTAL CHECKS</b>	<b>\$ 445,494.59</b>

Check Nbr	Vendor Name	Check Date	Check Amount
63787	BUSCHER, JOSEPH A	04/07/2026	33.93
63788	ESKER, KELLEY L	04/07/2026	17.81
63789	JAMISON, KEVIN E	04/07/2026	11.00
63790	KINKELAAR, GERALD L	04/07/2026	22.00
63791	LAVENGOOD, ALLEN G	04/07/2026	22.00
63792	MARSHALL, VIOLET A	04/07/2026	30.95
63793	MCCLELLAND, NANCY M	04/07/2026	22.00
63794	PETTY CASH-EHS	04/07/2026	77.10
63795	PETTY CASH-PRESCHOOL	04/07/2026	14.21
63796	ROHR, VINCENT E	04/07/2026	911.66
63797	RUMPKE OF ILLINOIS, INC	04/07/2026	1,585.36
63798	THOMPSON, MACK	04/07/2026	54.00
63799	TRI-BAR INVESTMENTS	04/07/2026	3,125.00
63800	VARSITY SPIRIT LLC	04/07/2026	1,400.00
63801	WILL, VICKI	04/07/2026	125.40
15	Computer	Check(s) For a Total of	7,452.42

Check Nbr	Vendor Name	Check Date	Check Amount
202502133	AMEREN ILLINOIS	04/07/2026	22,990.16
202502176	CONSTELLATION NEWENERGY INC	04/07/2026	18,378.66
202502212	CONSTELLATION NEWENERGY-GAS	04/07/2026	17,489.73
202502268	EFFINGHAM WATER DEP	04/07/2026	5,227.26
202502300	ARBITER SPORTS	04/07/2026	3,000.00
202502301	CONSOLIDATED COMMUNICATIONS OF	04/07/2026	8,263.84
202502303	UNITED PARCEL SERVICE	04/07/2026	83.87
202502324	PITNEY BOWES INC	04/07/2026	750.00
8	Wire Transfer Check(s) For a Total of		76,183.52

	0	Manual	Checks For a Total of	0.00
	8	Wire Transfer	Checks For a Total of	76,183.52
	0	ACH	Checks For a Total of	0.00
	15	Computer	Checks For a Total of	7,452.42
Total For	23	Manual, Wire Tran, ACH & Computer	Checks	83,635.94
Less	0	Voided	Checks For a Total of	0.00
			Net Amount	83,635.94

F U N D S U M M A R Y

Fund	Description	Balance Sheet	Revenue	Expense	Total
10	EDUCATIONAL FUND	0.00	0.00	6,416.24	6,416.24
11	LITTLE HEARTS DA	0.00	0.00	4,529.81	4,529.81
20	OPERATIONS AND M	0.00	0.00	72,530.20	72,530.20
40	TRANSPORTATION F	0.00	0.00	159.69	159.69

Check Nbr	Vendor Name	Check Date	Check Amount
63805	AMAZON BUSINESS	04/13/2026	2,460.12
63806	REG OFFICE OF EDUCATION #3	04/13/2026	100.00
63807	TROPHY FITNESS MANAGEMENT, LLC	04/13/2026	1,900.00
3	Computer	Check(s) For a Total of	4,460.12

	0	Manual	Checks For a Total of	0.00
	0	Wire Transfer	Checks For a Total of	0.00
	0	ACH	Checks For a Total of	0.00
	3	Computer	Checks For a Total of	4,460.12
Total For	3	Manual, Wire Tran, ACH & Computer	Checks	4,460.12
Less	0	Voided	Checks For a Total of	0.00
			Net Amount	4,460.12

F U N D S U M M A R Y

Fund	Description	Balance Sheet	Revenue	Expense	Total
10	EDUCATIONAL FUND	0.00	0.00	4,460.12	4,460.12

Check Nbr	Vendor Name	Check Date	Check Amount
63808	N KOHL GROCER COMPANY INC	04/13/2026	4,552.83
63809	PRAIRIE FARMS DAIRY INC	04/13/2026	740.63
63810	SAVE-A-LOT	04/13/2026	14.36
3	Computer	Check(s) For a Total of	5,307.82

	0	Manual	Checks For a Total of	0.00
	0	Wire Transfer	Checks For a Total of	0.00
	0	ACH	Checks For a Total of	0.00
	3	Computer	Checks For a Total of	5,307.82
Total For	3	Manual, Wire Tran, ACH & Computer	Checks	5,307.82
Less	0	Voided	Checks For a Total of	0.00
			Net Amount	5,307.82

F U N D S U M M A R Y

Fund	Description	Balance Sheet	Revenue	Expense	Total
11	LITTLE HEARTS DA	0.00	0.00	5,307.82	5,307.82

Check Nbr	Vendor Name	Check Date	Check Amount
63811	ALPHA BAKING INC	04/13/2026	2,462.06
63812	CAMPBELL, LAURA	04/13/2026	31.90
63813	CREATION GARDENS INC	04/13/2026	506.40
63814	IL STATE BOARD OF EDUCATION	04/13/2026	5,156.00
63815	KIRBY FOODS IGA IN EFFINGHAM	04/13/2026	115.92
63816	LANTER DISTRIBUTING LLC	04/13/2026	589.60
63817	MBR MANAGEMENT CORP	04/13/2026	1,137.60
63818	N KOHL GROCER COMPANY INC	04/13/2026	72,716.63
63819	NORTH STAR DISTRIBUTING	04/13/2026	354.24
63820	PEPSI MIDAMERICA	04/13/2026	5,369.06
63821	PRAIRIE FARMS DAIRY INC	04/13/2026	16,365.70
11	Computer	Check(s) For a Total of	104,805.11

Check Nbr	Vendor Name	Check Date	Check Amount
202502236	ECOLAB INC	04/13/2026	124.29
1	Wire Transfer Check(s) For a Total of		124.29

	0	Manual	Checks For a Total of	0.00
	1	Wire Transfer	Checks For a Total of	124.29
	0	ACH	Checks For a Total of	0.00
	11	Computer	Checks For a Total of	104,805.11
Total For	12	Manual, Wire Tran, ACH & Computer	Checks	104,929.40
Less	0	Voided	Checks For a Total of	0.00
			Net Amount	104,929.40

F U N D S U M M A R Y

Fund	Description	Balance Sheet	Revenue	Expense	Total
10	EDUCATIONAL FUND	0.00	0.00	104,929.40	104,929.40

Check Nbr	Vendor Name	Check Date	Check Amount
252600031	ALTHOFF, LACY K	04/13/2026	42.05
252600032	ELSASSER, RYAN P	04/13/2026	22.77
2	ACH	Check(s) For a Total of	64.82

Check Nbr	Vendor Name	Check Date	Check Amount
63822	ACCURATE TRANSLATION BUREAU, I	04/13/2026	8.91
63823	AMAZON BUSINESS	04/13/2026	18,333.84
63824	AUTO-JET MUFFLER CORP	04/13/2026	267.84
63825	BAHRNS EQUIPMENT INC	04/13/2026	43.03
63826	BARLOW LOCK AND SECURITY	04/13/2026	721.00
63827	NILLES, ELVA JUNE	04/13/2026	2,500.00
63828	BIERMAN WELDING INC	04/13/2026	452.60
63829	BUSHUE BACKGROUND SCREENING	04/13/2026	242.00
63830	BUSHUE HR INC	04/13/2026	1,060.00
63831	CONTRACT PAPER GROUP INC	04/13/2026	6,650.00
63832	DE LAGE LANDEN PUBLIC FINANCE	04/13/2026	5,170.73
63833	DUST AND SON	04/13/2026	133.38
63834	EASTERN IL EDUC FOR EMPLOYMENT	04/13/2026	15.00
63835	EFFINGHAM EQUITY	04/13/2026	282.53
63836	EFFINGHAM HIGH SCHOOL	04/13/2026	550.00
63837	EFFINGHAM NOON ROTARY	04/13/2026	130.00
63838	EFFINGHAM PARK DISTRICT	04/13/2026	3,500.00
63839	EFFINGHAM UNIT 40 FOUNDATION	04/13/2026	50.00
63840	ENTEC SERVICES INC	04/13/2026	58,701.16
63841	FULK, LILIANA	04/13/2026	1,250.00
63842	GLOBAL WATER TECHNOLOGY, INC	04/13/2026	1,889.10
63843	GOECKNER BROS	04/13/2026	41.81
63844	GOLDSTEIN, BRITTANY T	04/13/2026	22.04
63845	HARPER, JOHN	04/13/2026	80.00
63846	HEART TECHNOLOGIES INC	04/13/2026	135.00
63847	HD SUPPLY INC	04/13/2026	4,202.90
63848	INLINE PHYSICAL THERAPY	04/13/2026	400.00
63849	JOSTENS INC	04/13/2026	34.94
63850	JUST-RITE CLEANING EQUIPMENT,	04/13/2026	274.91
63851	K & W AUTO ELECTRIC	04/13/2026	371.50
63852	KIRBY FOODS IGA IN EFFINGHAM	04/13/2026	56.68
63853	KOESTER, ANDREW	04/13/2026	75.00
63854	KOESTER, LUKE	04/13/2026	1,624.50
63855	LAKE LAND COLLEGE	04/13/2026	237.25
63856	LAMBTON, MICHAEL	04/13/2026	239.26
63857	LOTZ, EMILY S	04/13/2026	23.20
63858	MACON RESOURCES, INC	04/13/2026	35.00
63859	MASON, D TRENT	04/13/2026	116.00
63860	MENARD INC	04/13/2026	4,274.65
63861	MIDWEST BUS SALES INC	04/13/2026	156.20
63862	MCGRATH RENTCORP	04/13/2026	8,505.00
63863	MULTI-HEALTH SYSTEMS INC	04/13/2026	300.00
63864	N KOHL GROCER COMPANY INC	04/13/2026	24.77
63865	NAPA AUTO OF EFFINGHAM	04/13/2026	361.33
63866	PEPSI MIDAMERICA	04/13/2026	140.80
63867	PERRY PROTECH INC	04/13/2026	40.80
63868	PETTY CASH-SS	04/13/2026	15.08
63869	QUILL CORP	04/13/2026	355.58
63870	REG OFFICE OF EDUCATION #3	04/13/2026	1,786.10
63871	REGIONAL OFFICE OF ED #11	04/13/2026	35.00

Check Nbr	Vendor Name	Check Date	Check Amount
63872	REGIONAL OFFICE OF ED #20	04/13/2026	10.00
63873	RURAL KING SUPPLY	04/13/2026	336.51
63874	SAVE-A-LOT	04/13/2026	466.99
63875	SITE WORKS LLC	04/13/2026	2,475.00
63876	SOUTH CENTRAL FS	04/13/2026	28,161.84
63877	SPRAYING SYSTEMS CO	04/13/2026	7,144.08
63878	SUBSCRIPTION SERVICES OF AMERI	04/13/2026	395.92
63879	TROPHIES UNLIMITED	04/13/2026	406.30
63880	TROPHY FITNESS MANAGEMENT, LLC	04/13/2026	4,520.00
63881	TRUCK CENTERS INC - MT VERNON	04/13/2026	871.73
63882	VANDALIA ELECTRIC MOTOR SERVIC	04/13/2026	2,425.96
63883	WARD, BRETT	04/13/2026	15.04
63884	WETHERELL, KATHERINE E	04/13/2026	86.28
63	Computer	Check(s) For a Total of	173,232.07

Check Nbr	Vendor Name	Check Date	Check Amount
202502115	CINTAS CORPORATION NO. 2	04/13/2026	3,114.06
202502121	CNHI, LLC	04/13/2026	41.08
202502122	GRAINGER	04/13/2026	400.09
202502123	LAKESHORE	04/13/2026	164.37
202502124	LORENZ SUPPLY CO	04/13/2026	7,557.90
202502128	SARAH BUSH LINCOLN HEALTH CENT	04/13/2026	288.00
202502131	STAPLES BUSINESS ADVANTAGE	04/13/2026	1,551.38
202502160	HILLYARD	04/13/2026	279.41
202502162	KIRBY RISK CORPORATION	04/13/2026	184.90
202502193	FOLLETT SOFTWARE, LLC	04/13/2026	304.16
202502194	IL PRINCIPAL ASSOC	04/13/2026	5,581.85
202502232	DAN'S GLASS INC	04/13/2026	149.00
202502237	LINCOLN PRAIRIE BHC	04/13/2026	900.00
202502289	INTERSTATE 70 TOWING & RECOVER	04/13/2026	303.00
202502290	SHERWIN WILLIAMS	04/13/2026	534.43
202502312	EVENTLINK SERVICES LLC	04/13/2026	2,000.00
202502315	ILMO PRODUCTS COMPANY	04/13/2026	49.08
202502320	WATTS COPY SYSTEMS INC	04/13/2026	5,746.86
202502322	WRIGHT'S FURNITURE & FLOORING	04/13/2026	6,970.00
202502351	MISSOURI EMPLOYERS MUTUAL INSU	04/13/2026	11,587.09
202502354	FIRST TO THE FINISH SPORTS INC	04/13/2026	53.06
202502366	EFFINGHAM BUILDERS SUPPLY	04/13/2026	75.00
202502367	MIDLAND STATES BANK BUS LEASE	04/13/2026	26,029.70
23	Wire Transfer Check(s) For a Total of		73,864.42

	0	Manual	Checks For a Total of	0.00
	23	Wire Transfer	Checks For a Total of	73,864.42
	2	ACH	Checks For a Total of	64.82
	63	Computer	Checks For a Total of	173,232.07
Total For	88	Manual, Wire Tran, ACH & Computer	Checks	247,161.31
Less	0	Voided	Checks For a Total of	0.00
			Net Amount	247,161.31

F U N D S U M M A R Y

Fund	Description	Balance Sheet	Revenue	Expense	Total
10	EDUCATIONAL FUND	0.00	0.00	60,477.62	60,477.62
11	LITTLE HEARTS DA	0.00	0.00	1,787.07	1,787.07
20	OPERATIONS AND M	0.00	0.00	94,229.85	94,229.85
30	BOND AND INTERES	0.00	0.00	13,675.73	13,675.73
40	TRANSPORTATION F	0.00	0.00	59,904.61	59,904.61
80	TORT FUND	0.00	0.00	16,535.43	16,535.43
90	FIRE PREVENTION	0.00	0.00	551.00	551.00