



# CCMR Goal Progress Measure 3 Board Monitoring Report



# Ways to Earn CCMR Credit

## CCMR Indicators for Accountability

**College Ready**

- TSI Criteria in RLA and Mathematics**  
TSIA1/TSIA2, SAT, ACT, college prep / bridge courses
- Dual Course Credits**  
3+ credit hr. in RLA or math, 9+ credit hr. any subject
- OnRamps Dual Enrollment Course**  
Complete an OnRamps course and qualify for at least 3 hours of college credit in any subject area
- Adv. Placement / Int. Baccalaureate**  
3+ on an AP exam or 4+ on an IB exam
- Associate Degree**  
Earn an associate degree by August 31 immediately following high school graduation
- Advanced Diploma Plan**  
When identified as current special education student

**Career Ready**

- Industry-Based Certification**  
Earn an IBC meeting TEA phase-in schedule for CTE Program of Study course completion
- Level I / Level II Certificates**  
Earn a level I or level II certificate in any workforce education area
- IEP + Workforce Readiness**  
Graduate with graduation code of 04, 05, 54, 55

**Military**

- Military Enlistment**  
Enlist in U.S. Armed Forces or Texas National Guard

# College, Career & Military Readiness (CCMR) - Class of 2024

## College...

Texas Success Initiative - RLA	#	%	Texas Success Initiative - Math	#	%	Criteria	#	%
Met TSI assessment criteria	213	29.1%	Met TSI assessment criteria	262	35.7%	AP/IB exam	38	5.2%
Met ACT criteria	7	1%	Met ACT criteria	2	0.03%	Dual course credits	173	23.6%
Met SAT criteria	235	32.1%	Met SAT criteria	68	9.3%	Associate's degree	79	10.8%
College Prep Course Credit	128	17.5%	College Prep Course Credit	232	31.7%	OnRamps dual enrollment	1	0.1%
						SPED w/advanced diploma	46	6.3%
						Met Both TSI Criteria	316	43.1%

## Career...

Criteria	#	%
Earned IBC	84	11.5%
Earned level I/ II certificate	11	1.5%
Grad w/IEP and Workforce Readiness	18	2.5%

<b>Total Graduates</b>	<b>733</b>	
<b>Total CCMR Credit</b>	<b>454</b>	<b>62%</b>

## Military...

Criteria	#	%
Enlisted in US Armed Forces	3	0.4%

Source: 2024 -2025 TEA Accountability Data Tables  
CCMR = "lagging indicators"

# College, Career & Military Readiness (CCMR) - Class of 2025

## College...

Texas Success Initiative - RLA	#	%	Texas Success Initiative - Math	#	%	Criteria	#	%
Met TSI assessment criteria	302	38%	Met TSI assessment criteria	396	50%	AP/IB exam	36	5%
Met ACT criteria	0	0%	Met ACT criteria	0	0%	Dual course credits	180	23%
Met SAT criteria	239	30%	Met SAT criteria	83	10%	Associate's degree	64	8%
College Prep Course Credit	234	30%	College Prep Course Credit	206	26%	OnRamps dual enrollment	6	1%

## Career...

Criteria	#	%	UNOFFICIAL								
Earned IBC	14	2%	<table border="1"> <tr> <td><b>Total Graduates</b></td> <td><b>791</b></td> <td></td> </tr> <tr> <td><b>Total CCMR Credit</b></td> <td>562</td> <td><b>71%*</b></td> </tr> </table>			<b>Total Graduates</b>	<b>791</b>		<b>Total CCMR Credit</b>	562	<b>71%*</b>
<b>Total Graduates</b>	<b>791</b>										
<b>Total CCMR Credit</b>	562	<b>71%*</b>									
Earned level I/ II certificate	0	0%									
Grad w/IEP and Workforce Readiness	51	6%									
			SPED w/advanced diploma	51	6%						
			Met Both TSI Criteria	465	59%						

## Military...

Criteria	#	%
Enlisted in US Armed Forces	0	0%

Source: On Data Suite CCMR 'Early Warning System' as of October 31, 2025  
 CCMR = "lagging indicators"  
 \* Final percentage will be released Summer 2026



**Where We Are**

**Class of 2026**

*as of April 8, 2026*

# College, Career & Military Readiness (CCMR) - Class of 2026

College...

Texas Success Initiative - RLA	#	%
Met TSI assessment criteria	221 120	30% 15%
Met ACT criteria	0	0%
Met SAT criteria	217 201	29% 25%
College prep course credit	1 35	0.1% 4%

Career...

Criteria	#	%
Earned IBC	11 0	1% 0%
Earned level I/ II certificate	0	0%
Grad w/IEP and Workforce Readiness	0	0%

Military...

Criteria	#	%
Enlisted in US Armed Forces	0	0%

Texas Success Initiative - Math	#	%
Met TSI assessment criteria	266 123	36% 15.3%
Met ACT criteria	0	0%
Met SAT criteria	95 80	13% 10%
College prep course credit	2 20	0.3% 3%

**CURRENT**

<b>Total Graduates</b>	<b>741 800</b>	
------------------------	--------------------	--

<b>Total CCMR Credit</b>	<b>342 245</b>	<b>46% 31%</b>
--------------------------	--------------------	--------------------

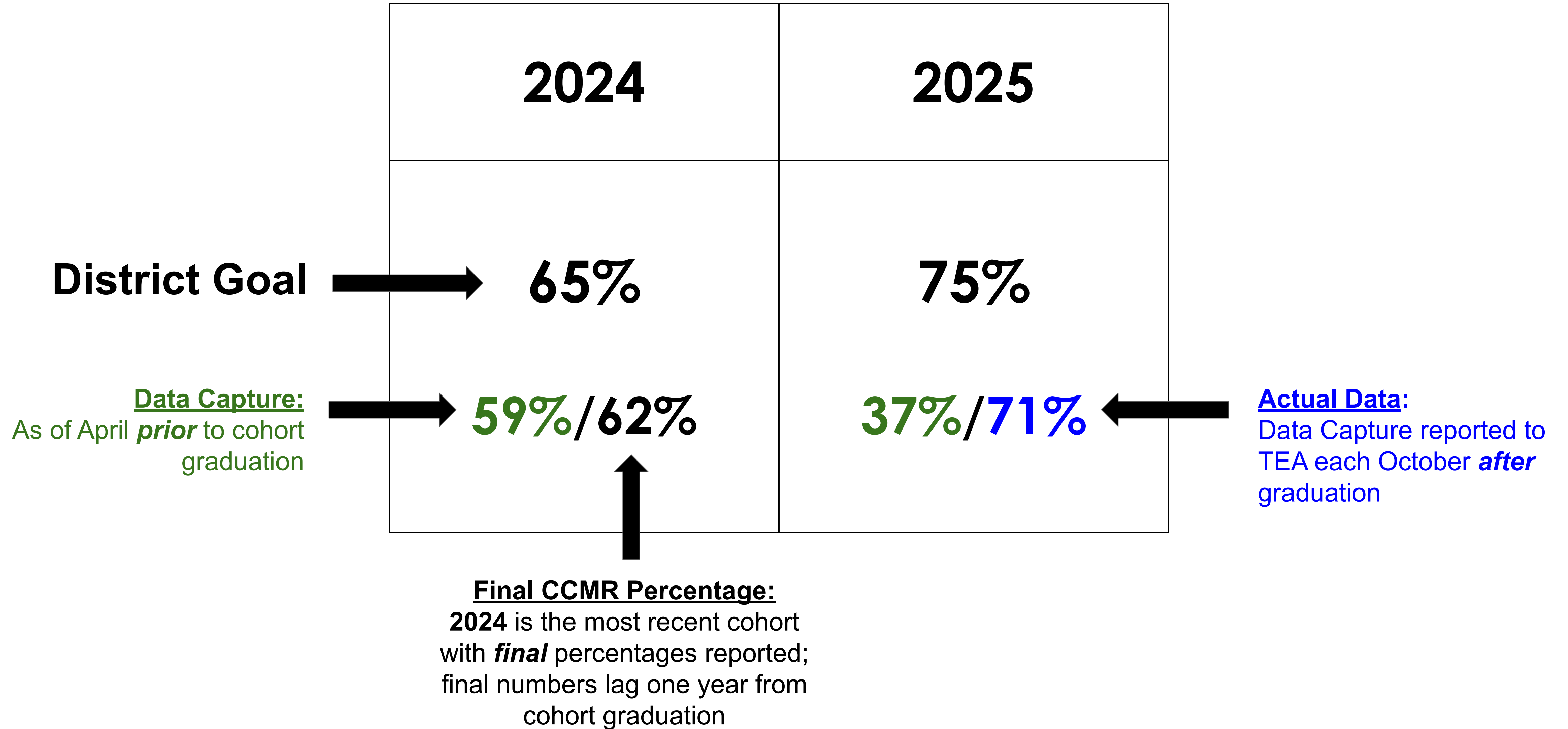
Criteria	#	%
AP/IB exam	48 39	6% 5%
Dual course credits	198 165	27% 21%
Associate's degree	0	0%
OnRamps dual enrollment	26	3%
SPED w/advanced diploma	0	0%
Met Both TSI Criteria	282 154	38% 19%

Source: On Data Suite CCMR 'Early Warning System'  
CCMR = "lagging indicators"

**Black = Data captured as of October 31, 2025**

**Green = Data captured as of April 8, 2026**

# Explaining CCMR Targets & Data





# HB3 Goal #3 CCMR & Targets

**HB3:** The percentage of graduates that meet the criteria for CCMR will increase from 48% to 90% by the class of 2028

<b>Class of:</b>	<b>2024</b>	<b>2025</b>	<b>2026</b>	<b>2027</b>	<b>2028</b>
	<b>65%</b> <b>59%/62%</b>	<b>75%</b> <b>37%/71%</b>	<b>80%</b> <b>46%/__%</b>	<b>85%</b>	<b>90%</b>

**2024 Source:** TEA Accountability Data Tables **2025 & 2026 Source:** On Data Suite

**Green** = Data captured as of April 2024, April 2025, April 2026

**Blue** = Anticipated TAPR Data

**Black** = Final CCMR Percentage

# HB3 - Goal Progress Measure 3.1 & Targets



**GPM 3.1:** The percentage of graduates that meet **TSI** compliance in English and Math through the TSIA, SAT, ACT, or the English and Math College Prep Course will increase from 32% to 60% by the class of 2028.

<b>Class of:</b>	<b>2024</b>	<b>2025</b>	<b>2026</b>	<b>2027</b>	<b>2028</b>
	<b>40%</b> 36%/43.1%	<b>45%</b> 24%/59%	<b>50%</b> 38%/__%	<b>55%</b>	<b>60%</b>

**2024 Source:** TEA Accountability Data Tables **2025 & 2026 Source:** On Data Suite

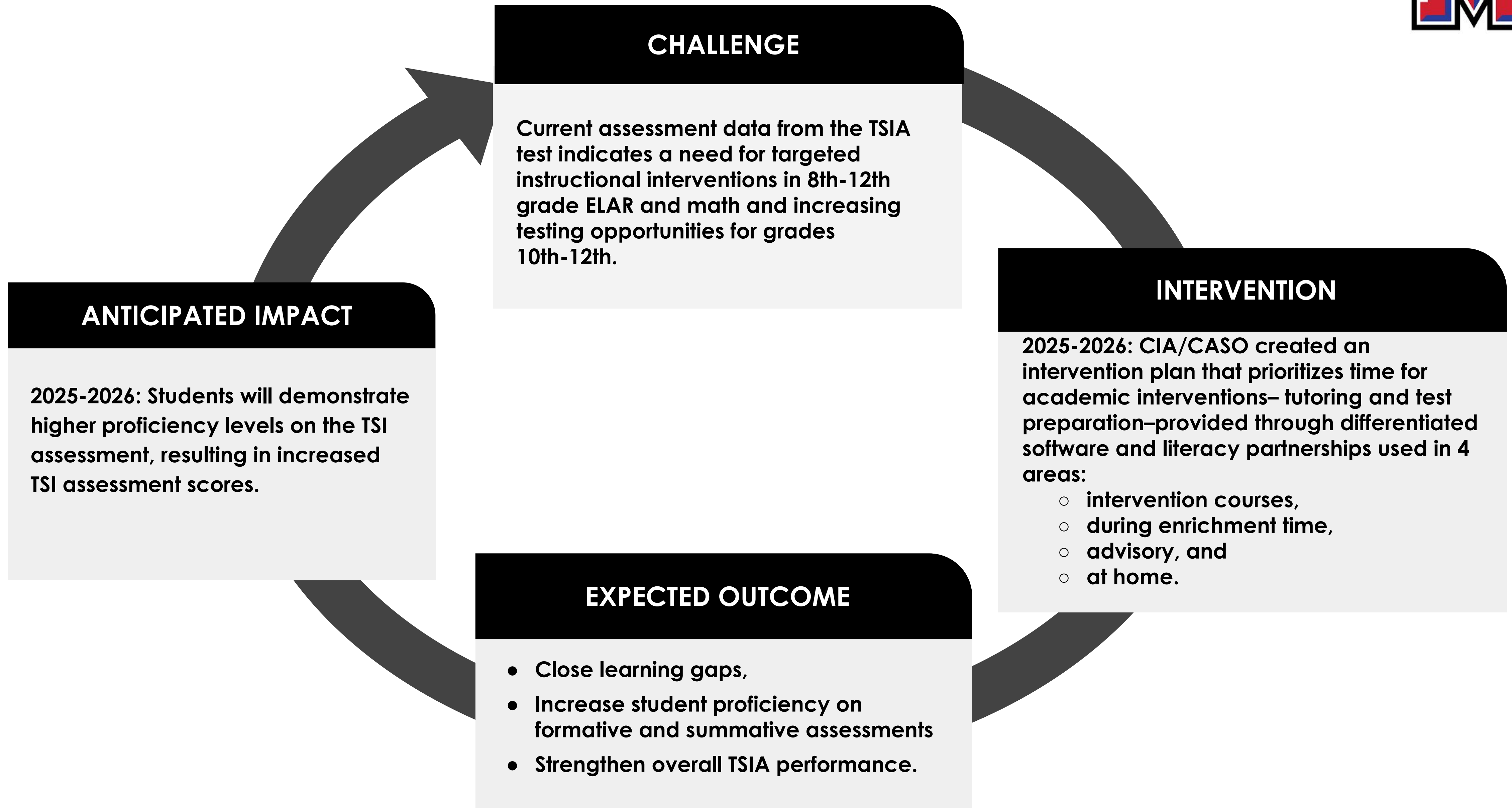
**Green** = Data captured as of April 2024, April 2025, April 2026

**Blue** = Anticipated TAPR Data

**Black** = Final CCMR Percentage

# GPM 3.1

## TSIA



# HB3 - Goal Progress Measure 3.2 & Targets



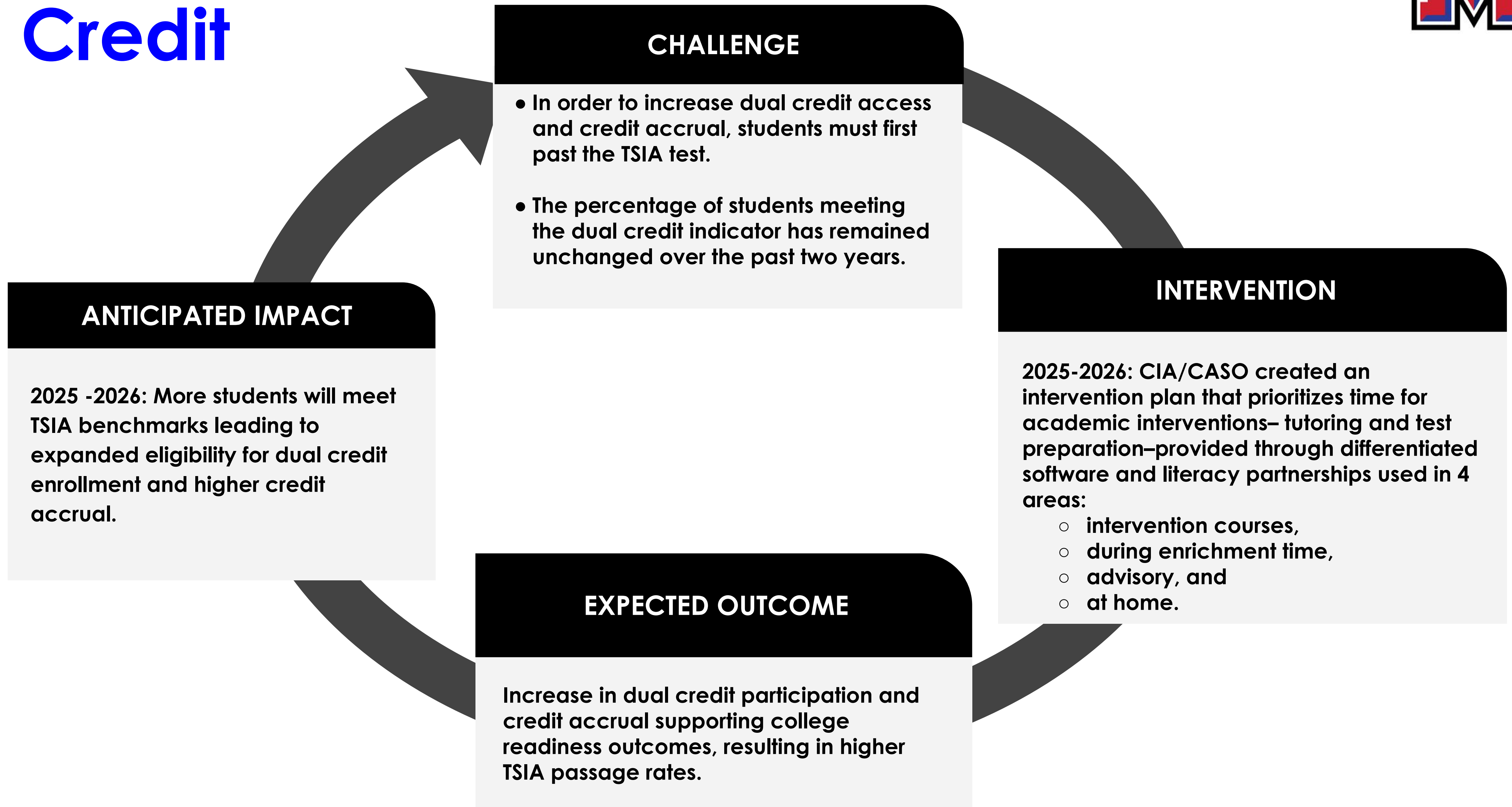
**GPM 3.2:** The percentage of graduates that meet the **dual credit course indicator** will increase from 34% to 55% by the class of 2028.

Class of:	2024	2025	2026	2027	2028
	<p><b>35%</b></p> <p>22%/23.6%</p>	<p><b>35%</b></p> <p>22%/23%</p>	<p><b>40%</b></p> <p>27%/__%</p>	<p><b>45%</b></p>	<p><b>55%</b></p>

2024 Source: TEA Accountability Data Tables 2025 & 2026 Source: On Data Suite  
 Green = Data captured as of April 2024, April 2025, April 2026  
 Blue = Anticipated TAPR Data  
 Black = Final CCMR Percentage

# GPM 3.2

## Dual Credit



# HB3 - Goal Progress Measure 3.3 & Targets



**GPM 3.3:** The percentage of graduates that receive an **Industry Based Certificate** will increase from 9% to 30% by the class of 2028.

Class of:	2024	2025	2026	2027	2028
	<p><b>35%</b></p> <p>9%/11.5%</p>	<p><b>15%</b></p> <p>4%/6.57%</p>	<p><b>20%</b></p> <p>1%/___%</p>	<p><b>25%</b></p>	<p><b>30%</b></p>

2024 Source: TEA Accountability Data Tables 2025 & 2026 Source: On Data Suite  
 Green = Data captured as of April 2024, April 2025, April 2026  
 Blue = Anticipated TAPR Data  
 Black = Final CCMR Percentage

# GPM 3.3

## Industry Based Certifications



### CHALLENGE

- Manor ISD did not adapt to 2019-2022 TEA changes to IBCs effective the 2025 SY
- CTE offerings and course sequences need to adapt to new IBC course sequences.

### ANTICIPATED IMPACT

2025 -2026: Students will gain skill sets and increased preparedness for workforce competencies at a 20% increase in Industry Based Certificates.

### INTERVENTION

- 2025-2026: School Counselors conduct strategic student advising to increase and maintain enrollment in CTE pathways aligned with workforce requirements.
- 2025-2026: CTE Teachers will promote programs and Industry Based Certification opportunities for students.

### EXPECTED OUTCOME

As a result, campus personnel are better positioned to guide students into CTE pathways that reflect current labor market trends, promote postsecondary and career readiness, and adjust to TEA sunseting timelines.



# CCMR Goals Alignment Updates

## CCMR Resources

## Professional Development

## Keeping Parents & Students Connected

- **Programming:** CTE pathway document alignment established by collaboration of Campus Administrators, School Counselors, and District CCMR Team
- **Technical:** Utilized the SchoolLinks Post-Secondary platform to support data tracking, data integrity, CCMR projections and planning
- **Instructional:** Intervention Tools & Methods Implemented
  - Software: Eduphoria & IXL
  - Virtual Partnership: Papaya Tutoring

- **Programming:** CTE Pathways Professional Development provided for Teachers, Administrators, and School Counselors on endorsements, pathway opportunities, program alignment and sequencing
- **Technical/Instructional:** Ongoing interdepartmental collaboration through CCMR District Team to ensure technical and instructional components are aligned to meet CCMR goals

- **Programming:** Ongoing parent and student awareness and understanding of pathways through clear and concise publications, increased communication and CCMR engagement events
- **Programming/Instructional:** Student engagement with pathway exploration through campus tours, career exploration courses and CTE presentations
- **Programming:** Parent engagement with pathway offerings through campus parent nights

# CCMR Performance Trajectory for Class of 2026



- Current Goal: 80%
- CCMR Current Trend: 72%
- Target Difference: 8%
  - TSI Interventions - TSI Boot Camp Sessions are ongoing to increase TSI CCMR Score
  - Supporting College Prep Math courses to ensure passing grade



# To Meet HB3 Goal of 80%...

- 350 of the enrolled students need to pass College Prep English
- 337 of the enrolled students need to pass College Prep Math
- 262 of the enrolled CTE students need to test and earn an IBC
- 150 of the enrolled students working towards 9 credits hours need to pass their current Dual Credit course(s)
- 134 of the enrolled students need to pass ELA Dual Credit Course
- 136 of the enrolled students need to pass Math Dual Credit Course